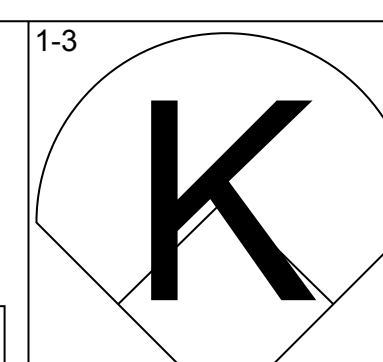
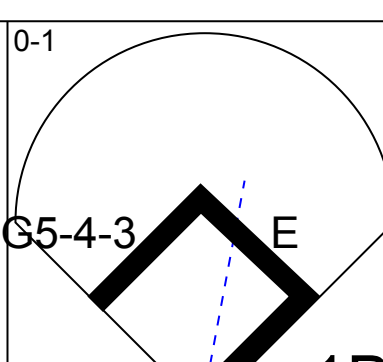
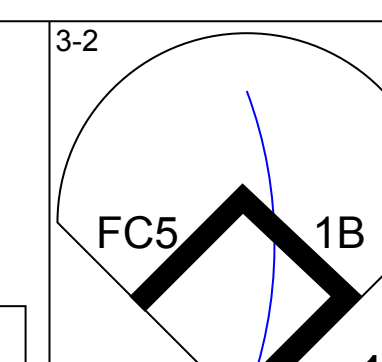
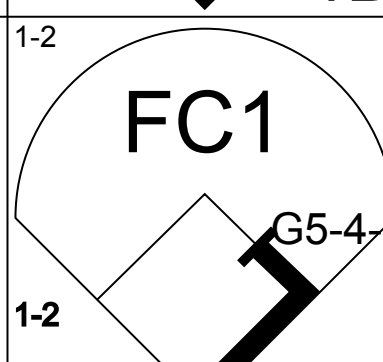
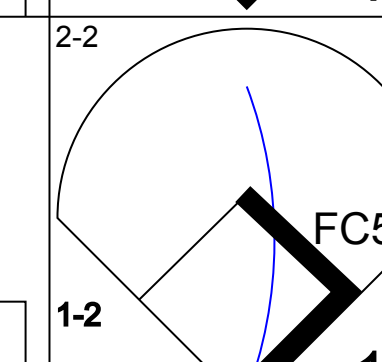
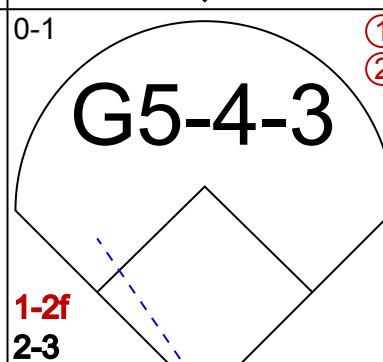
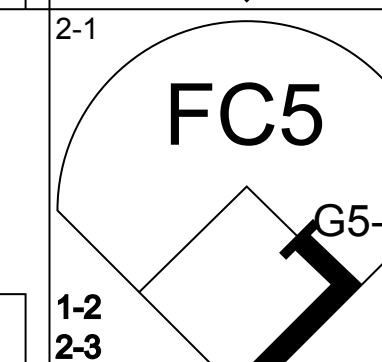
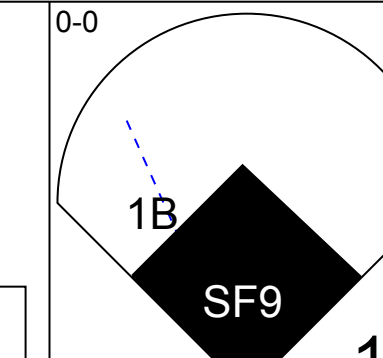
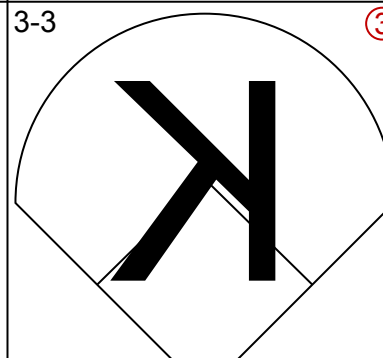
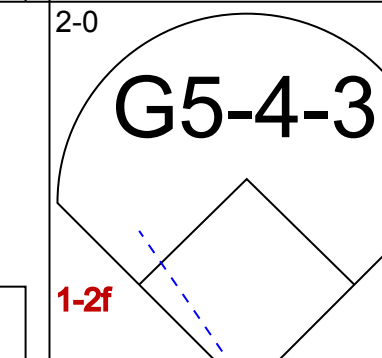
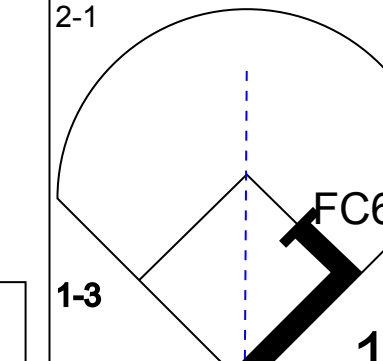

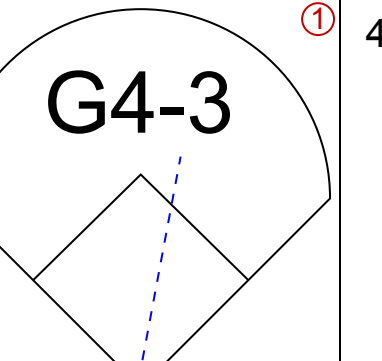
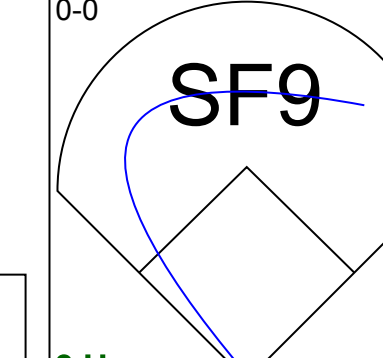

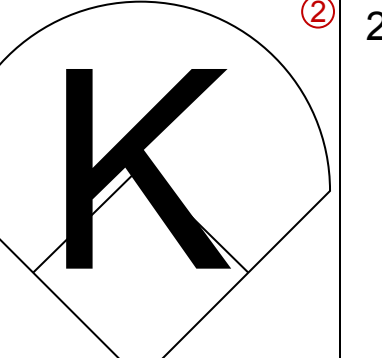
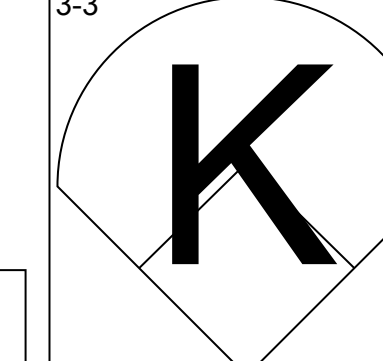

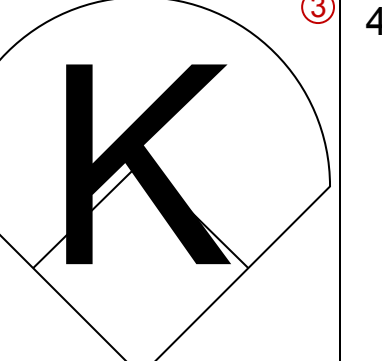

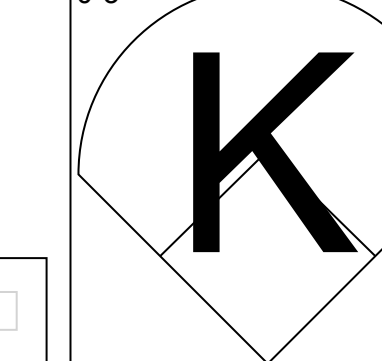


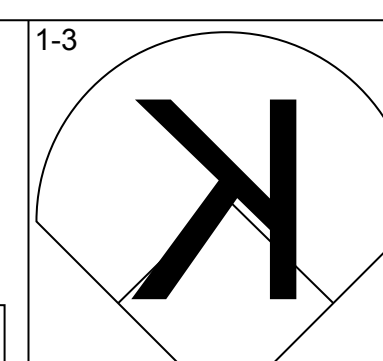
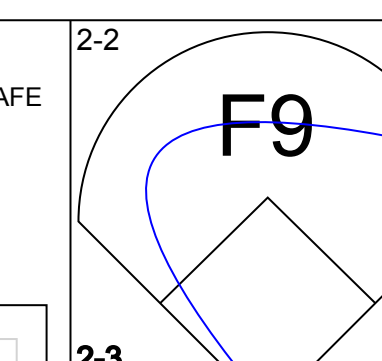


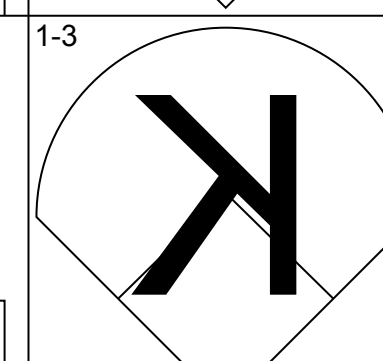
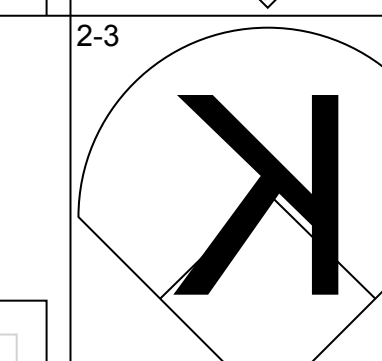


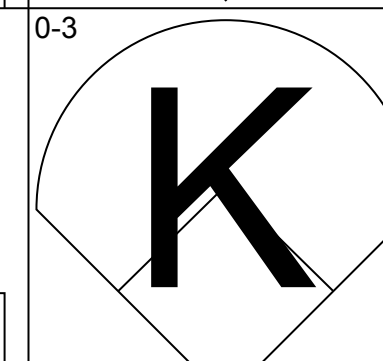
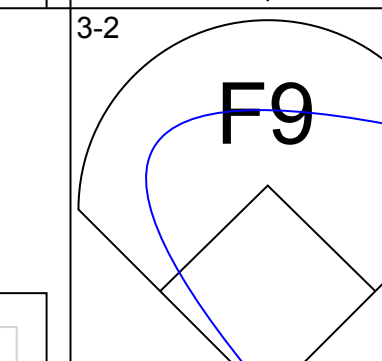


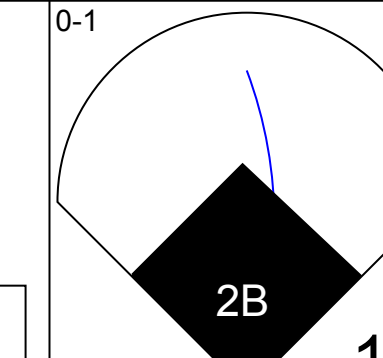
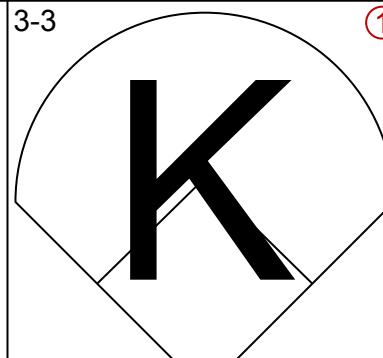

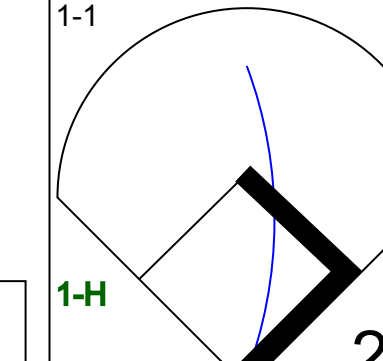
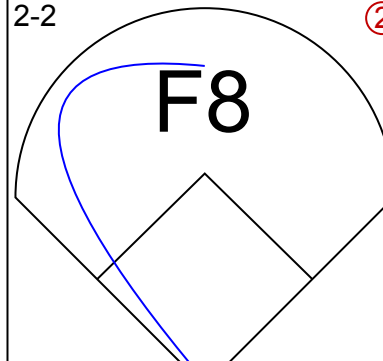

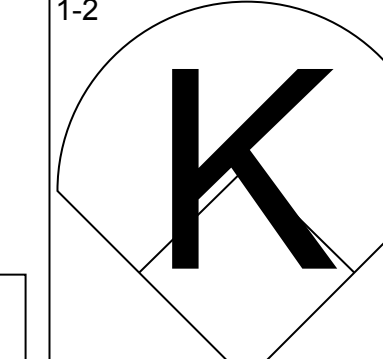
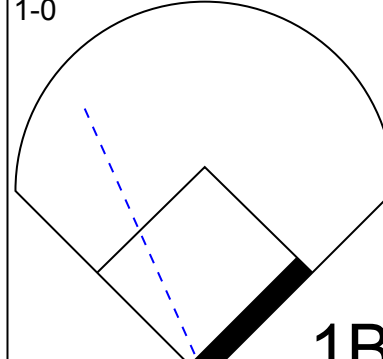

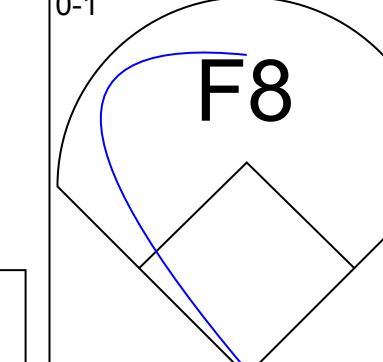
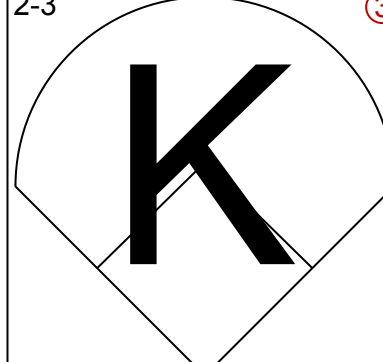
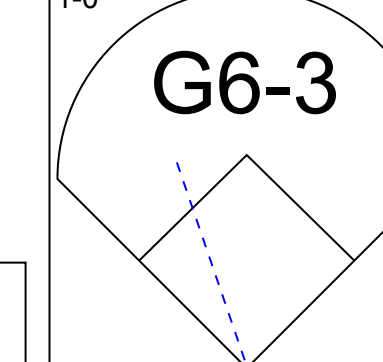




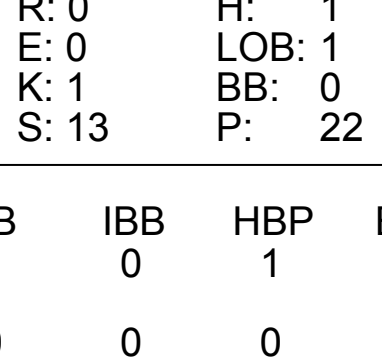
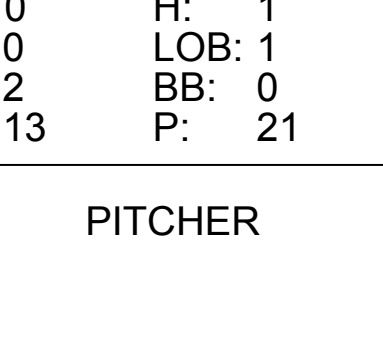
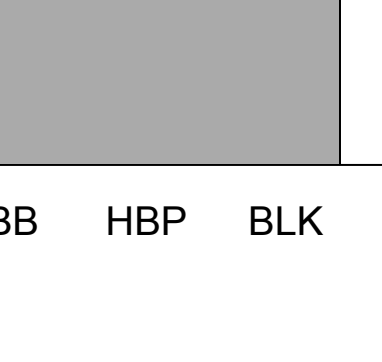


Chicago White Sox - 1997


Batter	1	2	3	4	5	6	7	8	9	AB	R	H	RBI	BB	SO	LOB	TOP					
Tony Phillips, S OBP: 0.667, SLG: 0.750			G1-3							4	0	2	0	0	1	0	Chicago White Sox @ Toronto Blue Jays SkyDome, Toronto, ON Wed Apr 02 1997, 7:05 PM EST Att: 31,310 - Dome					
Dave Martinez, L OBP: 0.111, SLG: 0.111	G3		P2							4	0	1	0	0	0	1						
Frank Thomas, R OBP: 0.333, SLG: 0.250	G3									4	0	0	0	0	0	4						
Albert Belle, R OBP: 0.444, SLG: 1.000										4	1	2	0	0	1	4						
Harold Baines, L OBP: 0.375, SLG: 0.375										4	0	1	0	0	1	1						
Chris Snopce, R OBP: 0.111, SLG: 0.111										2	0	0	1	1	2	1						
Ray Durham, S OBP: 0.111, SLG: 0.111										4	0	0	0	0	2	2						
Ron Karkovics, R OBP: 0.200, SLG: 0.200										2	0	0	0	0	0	1						
Lyle Mouton, R OBP: 0.111, SLG: 0.111										1	0	0	0	0	1	1						
Tony Peña, R OBP: 1.000, SLG: 1.000										0	0	0	0	0	0	0						
Ozzie Guillen, L OBP: 0.111, SLG: 0.111										3	0	0	0	0	1	0						
Inning Stats	R: 0 E: 0 K: 1 S: 8	H: 0 LOB: 0 BB: 0 P: 12	R: 1 E: 0 K: 1 S: 10	H: 2 LOB: 1 BB: 0 P: 15	R: 0 E: 0 K: 1 S: 7	H: 0 LOB: 0 BB: 0 P: 9	R: 0 E: 0 K: 1 S: 7	H: 1 LOB: 1 BB: 0 P: 13	R: 0 E: 0 K: 0 S: 5	H: 0 LOB: 0 BB: 0 P: 7	R: 0 E: 1 K: 1 S: 11	H: 1 LOB: 1 BB: 0 P: 15	R: 0 E: 0 K: 2 S: 11	H: 0 LOB: 1 BB: 1 P: 17	R: 0 E: 0 K: 0 S: 11	H: 2 LOB: 2 BB: 0 P: 20	R: 0 E: 0 K: 2 S: 10	H: 0 LOB: 0 BB: 0 P: 14	1B: 5 2B: 1 3B: 0 HR: 0	SF: 1 SAC: 0 DP: 2 HBP: 0	WP: 0 PB: 0 CS: 0	PA: 34
PITCHER Rogier Clemens, R ERA: 1.0	IP: 9.0 WLS: W BF: 34	H: 6 R: 1 ER: 1 SO: 9	BB: 1 IBB: 0 HBP: 0 BLK: 0	WP: 0 HR: 0 S: 80 P: 122	ERA: 1.00 WHIP: 0.778	PITCHER										IP: 9.0 WLS: W BF: 34	H: 6 R: 1 ER: 1 SO: 9	BB: 1 IBB: 0 HBP: 0 BLK: 0	WP: 0 HR: 0 S: 80 P: 122	ERA: 1.00 WHIP: 0.778		

Batter	1	2	3	4	5	6	7	8	9	AB	R	H	RBI	BB	SO	LOB	BOTTOM			
Otis Nixon, S OBP: 0.333, SLG: 0.143										4	1	0	0	0	1	4	Chicago White Sox @ Toronto Blue Jays SkyDome, Toronto, ON Wed Apr 02 1997, 7:05 PM EST Att: 31,310 - Dome			
Carlos Garcia, R OBP: 0.111, SLG: 0.111										4	1	0	0	0	2	4				
Orlando Merced, S OBP: 0.444, SLG: 0.429										4	0	1	3	0	1	2				
Joe Carter, R OBP: 0.111, SLG: 0.111										4	1	1	0	0	2	1				
Ed Sprague, R OBP: 0.111, SLG: 0.222										4	0	1	1	0	1	1				
Juan Samuel, R OBP: 0.667, SLG: 0.500										2	1	1	0	1	1	1				
Carlos Delgado, L OBP: 0.667, SLG: 1.200										1	0	0	0	0	1	0				
Benito Santiago, R OBP: 0.111, SLG: 0.444										4	1	1	2	0	1	2				
Robert Perez, R OBP: 0.333, SLG: 0.333										3	0	1	0	0	0	1				
Shawn Green, L OBP: 0.667, SLG: 0.333										0	0	0	0	1	0	0				
Alex Gonzalez, R OBP: 0.571, SLG: 1.167										3	1	2	0	0	0	1				
Inning Stats	R: 0 E: 0 K: 3 S: 13	H: 0 LOB: 0 BB: 0 P: 15	R: 1 E: 0 K: 1 S: 10	H: 2 LOB: 1 BB: 0 P: 13	R: 0 E: 0 K: 1 S: 13	H: 1 LOB: 1 BB: 0 P: 22	R: 2 E: 0 K: 1 S: 18	H: 1 LOB: 0 BB: 1 P: 25	R: 0 E: 0 K: 0 S: 7	H: 0 LOB: 1 BB: 0 P: 10	R: 0 E: 0 K: 2 S: 13	H: 1 LOB: 1 BB: 0 P: 21	R: 3 E: 1 K: 1 S: 17	H: 3 LOB: 1 BB: 0 P: 22	R: 0 E: 0 K: 1 S: 10	H: 0 LOB: 1 BB: 1 P: 18	1B: 4 2B: 3 3B: 0 HR: 1	SF: 0 SAC: 0 DP: 0 HBP: 1	WP: 1 PB: 0 SB: 2 CS: 0	PA: 36
PITCHER Wilson Alvarez, L ERA: 7.11	IP: 6.1 WLS: L BF: 29	H: 7 R: 6 ER: 5 SO: 8	BB: 1 IBB: 0 HBP: 1 BLK: 0	WP: 0 HR: 1 S: 82 P: 116	ERA: 7.11 WHIP: 1.263	PITCHER										IP: 6.1 WLS: L BF: 29	H: 7 R: 6 ER: 5 SO: 8	BB: 1 IBB: 0 HBP: 1 BLK: 0	WP: 0 HR: 1 S: 82 P: 116	ERA: 7.11 WHIP: 1.263
Mike Bertotti, L ERA:	0.0	1	1	0	0	0	0	0	0	0	1	2	∞	∞						
41 Bill Simas, R ERA:	0.2	2	0	0	0	1	0	0	8	10	0.00	0.000								
Carlos Castillo, R ERA:	1.0	4	0	0	0	1	1	0	0	10	0.00	1.000								

Batter	1	2	3	4	5	6	7	8	9	AB	R	H	RBI	BB	SO	LOB	TOP					
Brian Hunter, R OBP: 0.304, SLG: 0.238 (1, 8)	1-2 G3 1B	2-1 G5-3		1-2 HR 1B		3-1 S 1B	2-2 E1 E 1B		4-1 E S BB	5	3	4	3	1	0	0						
Damion Easley, R OBP: 0.384, SLG: 0.474 (1, 4)	1-2 G3		2-2 K	1-1 HR		0-1 F8	0-1 E5 CS 1B		4-2 BB	5	1	1	3	1	1	3						
Travis Fryman, R OBP: 0.400, SLG: 0.500 (1, 5)	1-2 HR 1B		2-1 G1-3 1B	1-1 F8		1-3 K	1-3 K		0-2 F9	6	1	2	1	0	2	5						
Tony Clark, S OBP: 0.542, SLG: 0.955 (1, 3)	3-2 HR 1B		2-1 G1-3		1-1 HR		0-1 FC6-4 1B		2-1 HR	6	3	4	2	0	1	3						
Bobby Higginson, L OBP: 0.364, SLG: 0.714 (1, 7)		2-0 HR	0-0 G4-3		1-0 F8		0-0 FC6-4 FC4 1B		2-2 G4-3	5	1	1	3	0	0	2						
Melvin Nieves, S OBP: 0.394, SLG: 0.636 (1, 9)	1-2 G3-1			3-2 F8 BB 1B	2-2 G5-4-3 1B		0-2 FC4 BB 1B		3-2 2B	5	2	3	0	0	0	1						
Bubba Trammell, R OBP: 0.400, SLG: 0.250 (1, 10)				4-2 HR BB 1B	1-2 G5-4-3		4-0 2B BB		0-3 K	3	2	1	0	2	1	2						
Brian Johnson, R OBP: 0.308, SLG: 0.385 (1, 2)	1-2 PO 1B		0-0 P3	3-1 F8		1-2 G4-3	1-1 2B E 1B		1-0 G1-3	5	1	1	1	0	0	3						
Deivi Cruz, R OBP: 0.438, SLG: 0.563 (1, 6)			1-0 F8	1-3 K		0-0 F8 2B	1-3 E 2B		0-1 G6-3	5	1	2	1	0	1	2						
Inning Stats	R: 4 E: 0 K: 0 S: 20	H: 5 LOB: 0 BB: 0 P: 29	R: 0 E: 0 K: 0 S: 5	H: 0 LOB: 0 BB: 0 P: 9	R: 0 E: 0 K: 1 S: 8	H: 1 LOB: 1 BB: 0 P: 14	R: 4 E: 0 K: 1 S: 19	H: 3 LOB: 0 BB: 1 P: 33	R: 1 E: 0 K: 0 S: 11	H: 2 LOB: 0 BB: 0 P: 16	R: 0 E: 0 K: 1 S: 12	H: 2 LOB: 2 BB: 0 P: 17	R: 5 E: 2 K: 1 S: 19	H: 4 LOB: 1 BB: 1 P: 27	R: 1 E: 0 K: 1 S: 14	H: 2 LOB: 1 BB: 0 P: 22	R: 0 E: 0 K: 1 S: 14	H: 0 LOB: 2 BB: 2 P: 21	1B: 12 2B: 3 3B: 0 HR: 4	SF: 0 SAC: 0 DP: 1 HBP: 0	WP: 0 PB: 0 CS: 2	PA: 50
PITCHER	IP	WLS	BF	H	R	ER	SO	BB	IBB	HBP	BLK	WP	HR	S	P	ERA	WHIP					
Doug Drabek, R ERA: 20.25 (1, 1)	4.0		22	10	9	9	2	1	0	0	0	0	3	54	88	20.25	2.750					
Mike Bertotti, L ERA: (5, 1)	0.1		2	1	0	0	0	0	0	0	0	0	0	6	9	0.00	3.000					
Danny Darwin, R ERA: (5, 1)	1.2		6	2	0	0	1	0	0	0	0	0	0	15	21	0.00	1.200					
Tony Castillo, L ERA: 18.0 (7, 1)	1.1	L	12	6	6	5	1	1	0	0	0	0	1	29	44	33.75	5.250					
41 Bill Simas, R ERA: (8, 1)	1.2		7	0	0	0	2	2	0	0	0	0	0	18	26	0.00	1.200					
Batter	1	2	3	4	5	6	7	8	9	AB	R	H	RBI	BB	SO	LOB	BOTTOM					
Tony Phillips, S OBP: 0.619, SLG: 0.600 (1, 9)	0-1 G4-3	4-2 BB		4-2 HBP BB 1B	0-1 P3		2-2 FC4-6 1B		1-3 K	4	1	1	0	2	1	0						
Dave Martinez, L OBP: 0.250, SLG: 0.250 (1, 8)	2-2 G6-3 1B	2-3 K		0-1 BB HBP 2B 1B	3-2 F9		0-0 FC4-6 2B		2-1 1B	6	2	3	0	0	1	4						
Frank Thomas, R OBP: 0.300, SLG: 0.278 (1, 3)	3-2 G6-3	3-3 K		1-1 F4		3-2 BB WP 1B	2-0 F8 2B		3-2 G6-3	6	0	2	2	0	1	6						
Albert Belle, R OBP: 0.316, SLG: 0.556 (1, 7)	3-3 K		0-1 G4-3	2-0 2B HBP		3-2 P3	1-1 F8		2-2 F7	4	1	0	0	0	1	3						
Harold Baines, L OBP: 0.389, SLG: 0.267 (1, 10)		4-0 HR BB 1B	2-3 K	4-0 2B BB		4-1 BB	2-2 F7			2	2	0	1	3	1	1						
Chris Snopce, R OBP: 0.389, SLG: 0.357 (1, 5)	0-1 HR 1B		3-3 K	3-2 3B 2B		4-1 FC5-4 BB	3-1 G6-4-3 1B			4	2	3	3	1	1	0						
Ray Durham, S OBP: 0.368, SLG: 0.533 (1, 4)		2-3 K		HR BB		3-3 K			1-0 G6-4-3	4	1	1	1	1	2	6						
Ron Karkovics, R OBP: 0.385, SLG: 0.833 Chad Kreuter, S (8, PH) (9, 2)		3-2 HR		K		0-0 FC5-4	1-0 L7			4	1	1	3	0	2	5						
Ozzie Guillen, L OBP: 0.278, SLG: 0.400 (1, 6)	0-0 E3 BB		0-0 G4-3	1-0 HR		0-2 G4-3	4-1 FC4-6 1B BB		0-1 G1-3	4	2	1	2	1	0	0						
Inning Stats	R: 0 E: 0 K: 1 S: 13	H: 1 LOB: 1 BB: 0 P: 21	R: 3 E: 1 K: 3 S: 18	H: 2 LOB: 2 BB: 2 P: 36	R: 0 E: 0 K: 2 S: 9	H: 0 LOB: 0 BB: 0 P: 14	R: 7 E: 0 K: 2 S: 21	H: 4 LOB: 1 BB: 3 P: 46	R: 0 E: 0 K: 0 S: 9	H: 0 LOB: 0 BB: 0 P: 12	R: 0 E: 0 K: 1 S: 16	H: 1 LOB: 3 BB: 2 P: 33	R: 2 E: 0 K: 0 S: 11	H: 2 LOB: 1 BB: 1 P: 22	R: 0 E: 0 K: 0 S: 4	H: 1 LOB: 0 BB: 0 P: 9	R: 0 E: 0 K: 1 S: 11	H: 1 LOB: 1 BB: 0 P: 17	1B: 7 2B: 2 3B: 1 HR: 2	SF: 0 SAC: 0 DP: 1 HBP: 1	WP: 1 PB: 0 CS: 0	PA: 48
PITCHER	IP	WLS	BF	H	R	ER	SO	BB	IBB	HBP	BLK	WP	HR	S	P	ERA	WHIP					
Omar Olivares, R ERA: 16.2 (1, 1)	3.1		19	4	0	0	7	4	0	0	0	0	2	47	88	16.20	2.400					
Fernando Hernandez, R ERA: 40.5 (4, 1)	0.1		6	3	4	4	0	1	0	1	0	0	0	10	22	108.00	12.000					
Willie Blair, R ERA: 15.75 (4, 1)	2.1	W	10	1	0	0	2	2	0	0	0	1	0	29	52	0.00	1.286					
A.J. Sager, R ERA: 2.84 (7, 1)	2.0		9	3	2	2	0	1	0	0	0	0	0	15	31	9.00	2.000					
Todd Jones, R ERA: 3.0 (9, 1)	1.0	S	4	1	0	0	1	0	0	0	0	0	0	11	17	0.00	1.000					


Detroit Tigers @ Chicago White Sox
Comiskey Park, Chicago, IL
Sat Apr 05 1997, 4:33 AM EST
Att: 21,956 - Overcast - 61 F


AB 45
R 15
H 19
RBI 14
BB 4
SO 6
LOB 21



Detroit Tigers @ Chicago White Sox
Comiskey Park, Chicago, IL
Sat Apr 05 1997, 4:33 AM EST
Att: 21,956 - Overcast - 61 F

AB 39
R 12
H 12
RBI 12
BB 8
SO 10
LOB 25



Batter	1	2	3	4	5	6	7	8	9	AB	R	H	RBI	BB	SO	LOB	TOP											
Brian Hunter, R OBP: 0.321, SLG: 0.240 (1, 8)	G4-3		G6-3		K		WP S 1B		DI SF9 BB	4	1	1	0	1	1	0	Detroit Tigers @ Chicago White Sox Comiskey Park, Chicago, IL Sun Apr 06 1997, 4:33 AM EDT Att: 19,259 - Overcast - 60 F											
Damion Easley, R OBP: 0.370, SLG: 0.478 (1, 4)	S 1B		BB 1B		K		K	1-H SF9	4	0	2	1	0	2	1													
Travis Fryman, R OBP: 0.367, SLG: 0.444 (1, 5)	K 1-2		P2			E6 1B		G5-3	DI 1B	5	0	1	0	0	1	2												
Tony Clark, S OBP: 0.483, SLG: 0.808 (1, 3)	K		BB			K		K	K	4	0	0	0	1	4	3												
Bobby Higginson, L OBP: 0.385, SLG: 0.667 (1, 7)			F8							3	1	1	0	1	1	2												
Melvin Nieves, S OBP: 0.346, SLG: 0.692 (1, 10)					K					4	1	1	2	0	3	2												
Bubba Trammell, R OBP: 0.421, SLG: 0.313 (1, 9)					G4-6-3 1B				HR BB	4	0	2	0	0	1	3												
Matt Walbeck, S OBP: 0.231, SLG: 0.400 (1, 2)			G4-6-3						HR BB	3	0	0	0	1	1	2												
Deivi Cruz, R OBP: 0.368, SLG: 0.474 Curtis Pride, L OBP: 0.444, SLG: 0.625 (9, PH)	G4-3				G6-3				G4-3	3	0	0	0	0	0	2												
Inning Stats	R: 0 E: 0 K: 2 S: 12	H: 1 LOB: 1 BB: 0 P: 19	R: 0 E: 0 K: 3 S: 12	H: 0 LOB: 2 BB: 1 P: 23	R: 0 E: 0 K: 0 S: 11	H: 1 LOB: 2 BB: 1 P: 24	R: 0 E: 0 K: 1 S: 10	H: 1 LOB: 0 BB: 0 P: 15	R: 0 E: 0 K: 2 S: 11	H: 0 LOB: 0 BB: 0 P: 14	R: 0 E: 0 K: 2 S: 15	H: 1 LOB: 1 BB: 0 P: 23	R: 0 E: 0 K: 1 S: 9	H: 1 LOB: 1 BB: 0 P: 17	R: 2 E: 0 K: 2 S: 17	H: 2 LOB: 1 BB: 1 P: 31		R: 1 E: 0 K: 1 S: 14	H: 1 LOB: 1 BB: 1 P: 26	1B: 7 2B: 0 3B: 0 HR: 1	SF: 1 SAC: 0 DP: 1 HBP: 0	WP: 1 PB: 1 SB: 2 CS: 0	PA: 40					
PITCHER	IP	WLS	BF	H	R	ER	SO	BB	IBB	HBP	BLK	WP	HR	S	P	ERA	WHIP											
Jaime Navarro, R ERA: 2.08 Al Levine, R ERA: 6.23 Roberto Hernandez, R ERA: 4.5	(1, 1)	7.0	W	29	5	0	0	11	2	0	0	0	1	0	80	135	0.00	1.000										
	(8, 1)	1.0		6	2	2	2	2	1	0	0	0	0	1	17	31	18.00	3.000										
	(9, 1)	1.0	S	5	1	1	1	1	1	0	0	0	0	0	14	26	9.00	2.000										

Batter	1	2	3	4	5	6	7	8	9	AB	R	H	RBI	BB	SO	LOB	BOTTOM											
Tony Phillips, S OBP: 0.654, SLG: 0.778 (1, 9)	HR	BB BB		FC4-6 1B	K					3	1	2	1	2	1	1	Detroit Tigers @ Chicago White Sox Comiskey Park, Chicago, IL Sun Apr 06 1997, 4:33 AM EDT Att: 19,259 - Overcast - 60 F											
Dave Martinez, L OBP: 0.200, SLG: 0.200 (1, 8)	B5-3	F9		FC4-6 CS		F9		F7		5	0	0	0	0	4													
Frank Thomas, R OBP: 0.375, SLG: 0.300 (1, 3)	1B BB	FC6-4 BB		1B 1B		G5-3				2	1	1	0	2	0													
Albert Belle, R OBP: 0.348, SLG: 0.545 (1, 7)	1B 1B	FC6-4		1B 1B		G6-3				4	1	2	0	0	3													
Harold Baines, L OBP: 0.409, SLG: 0.278 (1, 10)	1B 1B			FC4-6 1B		P2		K		3	1	1	1	1	1	2												
Chris Snopce, R OBP: 0.409, SLG: 0.556 (1, 5)	F8			FC4-6 1B		HR		P4		4	1	2	1	0	2													
Ray Durham, S OBP: 0.348, SLG: 0.474 (1, 4)	1B			FC4-6 SF9		G3		K		4	0	1	1	0	1	2												
Tony Peña, R OBP: 0.333, SLG: 0.250 (1, 2)		WP SH4-3 BB		SF9		P2		K		2	0	0	1	1	1	0												
Ozzie Guillen, L OBP: 0.286, SLG: 0.389 (1, 6)		SH4-3		P6		1B		G3		3	0	1	0	0	1													
Inning Stats	R: 3 E: 0 K: 0 S: 12	H: 4 LOB: 1 BB: 1 P: 22	R: 0 E: 0 K: 0 S: 11	H: 0 LOB: 3 BB: 3 P: 25	R: 1 E: 0 K: 0 S: 7	H: 1 LOB: 1 BB: 1 P: 14	R: 0 E: 0 K: 0 S: 12	H: 3 LOB: 2 BB: 0 P: 17	R: 1 E: 0 K: 1 S: 14	H: 2 LOB: 1 BB: 0 P: 21	R: 0 E: 0 K: 0 S: 6	H: 0 LOB: 0 BB: 0 P: 9	R: 0 E: 0 K: 2 S: 10	H: 0 LOB: 0 BB: 0 P: 14	R: 0 E: 0 K: 1 S: 12	H: 0 LOB: 1 BB: 1 P: 19	1B: 8 2B: 0 3B: 0 HR: 2	SF: 1 SAC: 1 DP: 0 HBP: 0	WP: 1 PB: 0 SB: 1 CS: 1	PA: 38								
PITCHER	IP	WLS	BF	H	R	ER	SO	BB	IBB	HBP	BLK	WP	HR	S	P	ERA	WHIP											
Doug Brocail, R ERA: 7.2 Dan Miceli, R ERA: 21.6	(1, 1)	6.0	L	31	10	5	5	1	0	0	0	0	0	22	33	0.00	0.500											
	(7, 1)	2.0		7	0	0	0	3	1	0	0	0	0	0	22	33	0.00	0.500										

Batter	1	2	3	4	5	6	7	8	9	AB	R	H	RBI	BB	SO	LOB	TOP										
Otis Nixon, S OBP: 0.423, SLG: 0.318 (1, 8)	G4-3 S 1B BB		SF8 BB 1B				1B		FC6	4	2	3	0	1	0	1	Toronto Blue Jays @ Chicago White Sox Comiskey Park, Chicago, IL Wed Apr 09 1997, 4:33 AM EDT Att: 746 - Sunny - 34 F livebaseballscorecards.com										
Carlos Garcia, R OBP: 0.167, SLG: 0.091 (1, 4)	K		1B BB			P3	FC4-6 1B			3	1	0	0	1	1	3											
Orlando Merced, S OBP: 0.240, SLG: 0.227 (1, 9)	G4-3		SF8			K				3	0	0	1	0	2	3											
Joe Carter, R OBP: 0.400, SLG: 0.455 (1, 3)	1B		2B 1B			1B			P6	4	1	3	2	0	0	0											
Ed Sprague, R OBP: 0.240, SLG: 0.375 (1, 5)	K		2B			K			L7	4	0	1	2	0	2	3											
Juan Samuel, R OBP: 0.500, SLG: 0.333 (1, 10)			K						K	3	0	1	0	0	2	0											
Carlos Delgado, L OBP: 0.353, SLG: 0.500 (8, PH)			K						K	1	0	0	0	0	1	0											
Benito Santiago, R OBP: 0.143, SLG: 0.333 (1, 2)	G6-3					F8			FC5-4 1B	4	0	1	0	0	1	1											
Robert Perez, R OBP: 0.125, SLG: 0.125 (9, PH)	K					F7			K	3	0	0	0	0	2	1											
Shawn Green, L OBP: 0.412, SLG: 0.462 (9, 7)	K									1	0	0	0	0	1	1											
Alex Gonzalez, R OBP: 0.409, SLG: 0.650 (1, 6)			BB SF8 1B			K			FC5-4 FC6	4	1	1	0	0	2	1											
Inning Stats	R: 1 E: 0 K: 2 S: 13	H: 1 LOB: 1 BB: 1 P: 21	R: 0 E: 0 K: 2 S: 9	H: 0 LOB: 0 BB: 0 P: 14	R: 4 E: 0 K: 1 S: 14	H: 4 LOB: 0 BB: 1 P: 20	R: 0 E: 0 K: 2 S: 8	H: 0 LOB: 0 BB: 0 P: 10	R: 0 E: 0 K: 2 S: 13	H: 2 LOB: 2 BB: 0 P: 19	R: 0 E: 0 K: 1 S: 9	H: 1 LOB: 1 BB: 0 P: 17	R: 0 E: 0 K: 2 S: 10	H: 1 LOB: 1 BB: 0 P: 16	R: 0 E: 0 K: 1 S: 6	H: 0 LOB: 0 BB: 0 P: 10	R: 0 E: 0 K: 1 S: 10	H: 1 LOB: 1 BB: 0 P: 15	1B: 9 2B: 1 3B: 0 HR: 0	SF: 1 SAC: 0 DP: 0 HBP: 0	WP: 0 PB: 0 SB: 1 CS: 1	PA: 38					
PITCHER	IP	WLS	BF	H	R	ER	SO	BB	IBB	HBP	BLK	WP	HR	S	P	ERA	WHIP										
Wilson Alvarez, L ERA: 6.75 (1, 1)	7.0	L	30	9	5	5	12	2	0	0	0	0	0	76	117	6.43	1.571										
41 Bill Simas, R ERA (8, 1)	1.0		3	0	0	0	1	0	0	0	0	0	0	6	10	0.00	0.000										
Carlos Castillo, R ERA (9, 1)	1.0		4	1	0	0	1	0	0	0	0	0	0	10	15	0.00	1.000										

Batter	1	2	3	4	5	6	7	8	9	AB	R	H	RBI	BB	SO	LOB	BOTTOM										
Tony Phillips, S OBP: 0.600, SLG: 0.667 (1, 9)	K		BB			K			K	3	0	0	0	1	3	0	Toronto Blue Jays @ Chicago White Sox Comiskey Park, Chicago, IL Wed Apr 09 1997, 4:33 AM EDT Att: 746 - Sunny - 34 F livebaseballscorecards.com										
Dave Martinez, L OBP: 0.207, SLG: 0.207 (1, 8)	BB 1B		F8			K			F8	4	0	1	0	0	1	1											
Frank Thomas, R OBP: 0.393, SLG: 0.304 (1, 3)	G4-6-3 BB		F7			G6-3			G6-4-3 1B	3	0	1	0	1	0	1											
Albert Belle, R OBP: 0.296, SLG: 0.462 (1, 7)	G4-6-3		F8			G5-3			G6-4-3	4	0	0	0	0	0	3											
Harold Baines, L OBP: 0.385, SLG: 0.238 (1, 10)			G5-3			G4-1			G4-3	3	0	0	0	1	0	0											
Chris Snopce, R OBP: 0.360, SLG: 0.476 (1, 5)			G6-3			K				3	0	0	0	0	2	1											
Ray Durham, S OBP: 0.385, SLG: 0.476 (1, 4)			1B			K				2	0	1	0	1	1	0											
Ron Karkovics, R OBP: 0.313, SLG: 0.667 (1, 2)			K			K			P4	3	0	0	0	0	2	3											
Ozzie Guillen, L OBP: 0.250, SLG: 0.333 (1, 6)			G5-3			G1-3			F9	3	0	0	0	0	0	0											
Inning Stats	R: 0 E: 0 K: 1 S: 9	H: 1 LOB: 1 BB: 1 P: 16	R: 0 E: 0 K: 1 S: 8	H: 1 LOB: 0 BB: 0 P: 10	R: 0 E: 0 K: 0 S: 8	H: 0 LOB: 1 BB: 1 P: 17	R: 0 E: 0 K: 1 S: 12	H: 0 LOB: 0 BB: 0 P: 20	R: 0 E: 0 K: 2 S: 10	H: 0 LOB: 0 BB: 0 P: 14	R: 0 E: 0 K: 2 S: 9	H: 0 LOB: 0 BB: 0 P: 14	R: 0 E: 0 K: 1 S: 14	H: 0 LOB: 2 BB: 2 P: 25	R: 0 E: 0 K: 1 S: 9	H: 0 LOB: 0 BB: 0 P: 13		R: 0 E: 0 K: 0 S: 10	H: 1 LOB: 0 BB: 0 P: 15	1B: 3 2B: 0 3B: 0 HR: 0	SF: 0 SAC: 0 DP: 2 HBP: 0	WP: 0 PB: 0 SB: 1 CS: 0	PA: 32				
PITCHER	IP	WLS	BF	H	R	ER	SO	BB	IBB	HBP	BLK	WP	HR	S	P	ERA	WHIP										
Roger Clemens, R ERA: 0.61 (1, 1)	5.2	W	20	2	0	0	7	2	0	0	0	0	0	53	87	0.00	0.706										
Luis Andujar, R ERA (6, 1)	1.1		6	0	0	0	1	2	0	0	0	0	0	17	29	0.00	1.500										
Dan Plesac, L ERA: 2.45 (8, 1)	1.0		3	0	0	0	1	0	0	0	0	0	0	9	13	0.00	0.000										
Tim Crabtree, R ERA (9, 1)	1.0		3	1	0	0	0	0	0	0	0	0	0	10	15	0.00	1.000										

Batter	1	2	3	4	5	6	7	8	9	AB	R	H	RBI	BB	SO	LOB	TOP
Otis Nixon, S <small>OBP: 0.397, SLG: 0.269</small> (1, 8)	F7	K			B2			G4-3	L3 BB	4	0	0	1	1	1	2	Toronto Blue Jays @ Chicago White Sox Comiskey Park, Chicago, IL Thu Apr 10 1997, 4:33 AM EDT Att: 14,180 - Cloudy - 39 F
Carlos Garcia, R <small>OBP: 0.138, SLG: 0.074</small> (1, 4)	F9		G1-3		F9			K	L3	5	0	0	0	0	1	3	
Orlando Merced, S <small>OBP: 0.241, SLG: 0.269</small> (1, 9)	G4-3		F7		G1-4-3				2B	4	0	1	0	0	0	0	
Joe Carter, R <small>OBP: 0.345, SLG: 0.385</small> (1, 3)		P5	G6-3		F9			F7		4	0	0	0	0	0	1	
Ed Sprague, R <small>OBP: 0.276, SLG: 0.407</small> (1, 5)		BB 1B BB			F8			F8	2B	3	2	1	0	1	0	0	
Carlos Delgado, L <small>OBP: 0.400, SLG: 0.500</small> Juan Samuel, R <small>OBP: 0.444, SLG: 0.286</small> (9, PH)		BB BB WP			1B BB			F6	P5	2	1	1	0	1	0	0	
Benito Santiago, R <small>OBP: 0.200, SLG: 0.333</small> (1, 2)		WP BB BB			1B			G6-3	E5 2B BB	3	1	1	0	1	0	1	
Shawn Green, L <small>OBP: 0.400, SLG: 0.400</small> Robert Perez, R <small>OBP: 0.222, SLG: 0.333</small> (9, PH)		WP BB			F7			P6	2B	2	0	0	1	1	0	2	
Alex Gonzalez, R <small>OBP: 0.385, SLG: 0.565</small> (1, 6)		1-2 2-3 3-H			K			F8	2B IBB	3	0	0	0	1	2	4	
Inning Stats	R: 0 H: 0 E: 0 K: 0 S: 7	H: 1 LOB: 2 BB: 3 P: 35	R: 0 H: 0 E: 0 K: 0 S: 11	H: 0 LOB: 0 BB: 1 P: 14	R: 0 H: 1 E: 0 K: 1 S: 10	H: 0 LOB: 2 BB: 1 P: 18	R: 0 H: 0 E: 0 K: 0 S: 5	H: 0 LOB: 0 BB: 0 P: 10	R: 0 H: 0 E: 0 K: 1 S: 4	H: 1 LOB: 1 BB: 0 P: 17	R: 2 H: 2 E: 1 K: 0 S: 10	H: 2 LOB: 2 BB: 2 P: 22	1B: 2 2B: 4 3B: 0 HR: 0	SF: 0 SAC: 0 DP: 1 HBP: 0	WP: 1 PB: 0 SB: 0 CS: 0	PA: 38	
PITCHER	IP WLS BF H R ER SO BB IBB HBP BLK WP HR S P ERA WHIP	IP WLS BF H R ER SO BB IBB HBP BLK WP HR S P ERA WHIP	IP WLS BF H R ER SO BB IBB HBP BLK WP HR S P ERA WHIP	IP WLS BF H R ER SO BB IBB HBP BLK WP HR S P ERA WHIP	IP WLS BF H R ER SO BB IBB HBP BLK WP HR S P ERA WHIP	IP WLS BF H R ER SO BB IBB HBP BLK WP HR S P ERA WHIP	IP WLS BF H R ER SO BB IBB HBP BLK WP HR S P ERA WHIP	IP WLS BF H R ER SO BB IBB HBP BLK WP HR S P ERA WHIP	IP WLS BF H R ER SO BB IBB HBP BLK WP HR S P ERA WHIP	IP WLS BF H R ER SO BB IBB HBP BLK WP HR S P ERA WHIP	IP WLS BF H R ER SO BB IBB HBP BLK WP HR S P ERA WHIP	IP WLS BF H R ER SO BB IBB HBP BLK WP HR S P ERA WHIP	IP WLS BF H R ER SO BB IBB HBP BLK WP HR S P ERA WHIP	IP WLS BF H R ER SO BB IBB HBP BLK WP HR S P ERA WHIP	IP WLS BF H R ER SO BB IBB HBP BLK WP HR S P ERA WHIP	IP WLS BF H R ER SO BB IBB HBP BLK WP HR S P ERA WHIP	
James Baldwin, R <small>ERA: 2.93</small> Tony Castillo, L <small>ERA: 15.75</small> (9, 1)	8.0 L 31 3 2 2 4 4 0 0 0 1 0 74 118 2.25 0.875	1.0 7 2 2 1 0 1 1 0 0 0 0 0 10 22 9.00 3.000															

Batter	1	2	3	4	5	6	7	8	9	AB	R	H	RBI	BB	SO	LOB	BOTTOM	
Tony Phillips, S <small>OBP: 0.559, SLG: 0.600</small> (1, 9)	BB 1B		F7		G6-3			F8		4	0	1	0	0	0	2	Toronto Blue Jays @ Chicago White Sox Comiskey Park, Chicago, IL Thu Apr 10 1997, 4:33 AM EDT Att: 14,180 - Cloudy - 39 F	
Norberto Martin, R <small>OBP: 0.333, SLG: 0.800</small> (1, 4)	F9		K				G4-3	G5-3		4	0	0	0	0	1	1		
Frank Thomas, R <small>OBP: 0.375, SLG: 0.269</small> (1, 3)	G6-4-3 BB				E6		P2	F9		3	0	0	0	1	0	0		
Albert Belle, R <small>OBP: 0.258, SLG: 0.400</small> (1, 7)	G6-4-3		L8				P3		K	4	0	0	0	0	1	3		
Harold Baines, L <small>OBP: 0.333, SLG: 0.200</small> (1, 10)		P5			K		P6	G6-3		4	0	0	0	0	1	1		
Chris Snopce, R <small>OBP: 0.378, SLG: 0.520</small> (1, 5)	P5		G4-3				2B	BB	1B	4	0	2	0	0	0	1		
Darren Lewis, R Ray Durham, S <small>OBP: 0.407, SLG: 0.476</small> (9, PH)					K		G1-3		BB	2	0	0	0	1	1	1		
Ron Karkovics, R <small>OBP: 0.333, SLG: 0.625</small> Dave Martinez, L <small>OBP: 0.233, SLG: 0.207</small> Tony Peña, R <small>OBP: 0.333, SLG: 0.250</small> Chad Kreuter, S (9, PH)		P3			1B BB				F7	1	0	0	0	1	0	1		
Ozzie Guillen, L <small>OBP: 0.259, SLG: 0.333</small> (1, 6)			F9		G6-3		P5			3	0	1	0	0	0	2		
Inning Stats	R: 0 H: 1 E: 0 K: 0 S: 7	H: 0 LOB: 1 BB: 1 P: 13	R: 0 H: 0 E: 0 K: 1 S: 11	H: 0 LOB: 0 BB: 0 P: 16	R: 0 H: 0 E: 1 K: 1 S: 10	H: 0 LOB: 1 BB: 0 P: 16	R: 0 H: 0 E: 0 K: 0 S: 7	H: 0 LOB: 0 BB: 0 P: 10	R: 0 H: 1 E: 0 K: 0 S: 14	H: 0 LOB: 2 BB: 1 P: 22	R: 0 H: 0 E: 0 K: 0 S: 10	H: 0 LOB: 0 BB: 0 P: 14	R: 0 H: 1 E: 0 K: 1 S: 12	H: 1 LOB: 2 BB: 1 P: 17	1B: 3 2B: 1 3B: 0 HR: 0	SF: 0 SAC: 0 DP: 2 HBP: 0		WP: 0 PB: 0 SB: 2 CS: 0
PITCHER	IP WLS BF H R ER SO BB IBB HBP BLK WP HR S P ERA WHIP	IP WLS BF H R ER SO BB IBB HBP BLK WP HR S P ERA WHIP	IP WLS BF H R ER SO BB IBB HBP BLK WP HR S P ERA WHIP	IP WLS BF H R ER SO BB IBB HBP BLK WP HR S P ERA WHIP	IP WLS BF H R ER SO BB IBB HBP BLK WP HR S P ERA WHIP	IP WLS BF H R ER SO BB IBB HBP BLK WP HR S P ERA WHIP	IP WLS BF H R ER SO BB IBB HBP BLK WP HR S P ERA WHIP	IP WLS BF H R ER SO BB IBB HBP BLK WP HR S P ERA WHIP	IP WLS BF H R ER SO BB IBB HBP BLK WP HR S P ERA WHIP	IP WLS BF H R ER SO BB IBB HBP BLK WP HR S P ERA WHIP	IP WLS BF H R ER SO BB IBB HBP BLK WP HR S P ERA WHIP	IP WLS BF H R ER SO BB IBB HBP BLK WP HR S P ERA WHIP	IP WLS BF H R ER SO BB IBB HBP BLK WP HR S P ERA WHIP	IP WLS BF H R ER SO BB IBB HBP BLK WP HR S P ERA WHIP	IP WLS BF H R ER SO BB IBB HBP BLK WP HR S P ERA WHIP	IP WLS BF H R ER SO BB IBB HBP BLK WP HR S P ERA WHIP		
Juan Guzman, R <small>ERA: 0.64</small> Dan Plesac, L <small>ERA: 2.08</small> Tim Crabtree, R <small>ERA:</small> Mike Timlin, R <small>ERA: 3.0</small> (9, 1)	7.0 W 27 3 0 0 0 0 0 0 0 0 0 6 7 0.00 0.000	0.2 2 0 0 0 0 0 0 0 0 0 0 0 4 7 0.00 0.000	0.1 1 0 0 0 0 0 0 0 0 0 0 0 4 7 0.00 0.000	1.0 5 1 0 0 1 1 0 0 0 0 0 0 12 17 0.00 2.000														



Batter	1	2	3	4	5	6	7	8	9	AB	R	H	RBI	BB	SO	LOB	TOP					
Tony Phillips, S OBP: 0.578, SLG: 0.577 (1, 9)										1	1	0	0	3	1	0	Chicago White Sox @ Detroit Tigers Tiger Stadium, Detroit, MI Fri Apr 11 1997, 3:33 AM EDT Att: 7,598 - Cloudy - 41 F					
Ray Durham, S OBP: 0.415, SLG: 0.480 (1, 4)										4	1	2	0	0	0	2						
Frank Thomas, R OBP: 0.361, SLG: 0.267 (1, 3)										4	0	1	0	0	0	3						
Albert Belle, R OBP: 0.286, SLG: 0.406 (1, 7)										2	1	1	2	1	0	1						
Harold Baines, L OBP: 0.333, SLG: 0.214 (8, PH)										3	0	1	0	0	0	2						
Lyle Mouton, R OBP: 0.333, SLG: 0.333 (8, PR)										1	0	1	0	0	0	0						
Darren Lewis, R (8, PR)										0	0	0	0	0	0	0						
Chris Snopce, R OBP: 0.333, SLG: 0.448 (1, 5)										4	0	0	1	0	0	3						
Dave Martinez, L OBP: 0.235, SLG: 0.273 (1, 8)										4	1	1	0	0	0	1						
Ron Karkovics, R OBP: 0.286, SLG: 0.556 (9, PH)										2	0	0	1	0	0	1						
Norberto Martin, R OBP: 0.269, SLG: 0.667 (9, PH)										1	0	0	0	0	0	0						
Ozzie Guillen, L OBP: 0.226, SLG: 0.286 (1, 6)										4	0	0	0	0	0	0						
Inning Stats	R: 1 E: 0 K: 0 S: 15	H: 1 LOB: 1 BB: 1 P: 27	R: 0 E: 0 K: 0 S: 7	H: 0 LOB: 0 BB: 0 P: 11	R: 0 E: 0 K: 0 S: 9	H: 1 LOB: 1 BB: 1 P: 17	R: 1 E: 0 K: 0 S: 11	H: 1 LOB: 1 BB: 1 P: 21	R: 0 E: 0 K: 0 S: 5	H: 0 LOB: 0 BB: 1 P: 10	R: 0 E: 0 K: 0 S: 8	H: 1 LOB: 1 BB: 1 P: 11	R: 1 E: 0 K: 1 S: 11	H: 1 LOB: 0 BB: 0 P: 19	R: 1 E: 1 K: 0 S: 10	H: 2 LOB: 1 BB: 0 P: 16	R: 0 E: 0 K: 0 S: 4	H: 0 LOB: 0 BB: 0 P: 7	1B: 6 2B: 0 3B: 1 HR: 0	SF: 2 SAC: 0 DP: 2 HBP: 0	WP: 0 PB: 0 SB: 0 CS: 0	PA: 36
PITCHER	IP	WLS	BF	H	R	ER	SO	BB	IBB	HBP	BLK	WP	HR	S	P	ERA	WHIP					
Omar Olivares, R ERA: 7.71 (1, 1)	6.0	W	24	4	2	2	0	4	0	0	0	0	0	55	97	3.00	1.333					
A.J. Sager, R ERA: 2.89 (7, 1)	1.2		7	2	2	1	1	0	0	0	0	0	0	17	31	5.40	1.200					
Mike Myers, L ERA: (8, 1)	0.0		1	1	0	0	0	0	0	0	0	0	0	3	3	∞	∞					
Todd Jones, R ERA: 1.42 (8, 1)	1.1	S	4	0	0	0	0	0	0	0	0	0	0	5	8	0.00	0.000					

Batter	1	2	3	4	5	6	7	8	9	AB	R	H	RBI	BB	SO	LOB	BOTTOM				
Brian Hunter, R OBP: 0.283, SLG: 0.214 (1, 8)										4	0	0	0	0	0	3	Chicago White Sox @ Detroit Tigers Tiger Stadium, Detroit, MI Fri Apr 11 1997, 3:33 AM EDT Att: 7,598 - Cloudy - 41 F				
Damion Easley, R OBP: 0.415, SLG: 0.484 (1, 4)										3	1	2	0	1	1	2					
Travis Fryman, R OBP: 0.426, SLG: 0.500 (1, 5)										3	0	0	1	1	0	2					
Tony Clark, S OBP: 0.348, SLG: 0.524 (1, 3)										4	0	0	0	0	1	2					
Bobby Higginson, L OBP: 0.365, SLG: 0.667 (1, 7)										2	2	1	0	2	0	0					
Curtis Pride, L OBP: 0.450, SLG: 0.471 (1, 10)										2	1	1	1	2	1	0					
Bubba Trammell, R OBP: 0.500, SLG: 0.481 (1, 9)										3	0	0	0	1	1	3					
Matt Walbeck, S OBP: 0.238, SLG: 0.353 (1, 2)										3	1	2	1	0	0	0					
Deivi Cruz, R OBP: 0.324, SLG: 0.394 (1, 6)										4	0	1	1	0	1	2					
Inning Stats	R: 0 E: 0 K: 0 S: 9	H: 1 LOB: 1 BB: 0 P: 15	R: 1 E: 0 K: 2 S: 15	H: 2 LOB: 1 BB: 1 P: 27	R: 1 E: 0 K: 0 S: 7	H: 1 LOB: 0 BB: 0 P: 10	R: 2 E: 0 K: 1 S: 12	H: 1 LOB: 2 BB: 3 P: 29	R: 0 E: 0 K: 0 S: 15	H: 1 LOB: 2 BB: 2 P: 27	R: 1 E: 0 K: 0 S: 9	H: 1 LOB: 1 BB: 1 P: 15	R: 0 E: 0 K: 2 S: 13	H: 0 LOB: 0 BB: 0 P: 19	R: 0 E: 0 K: 0 S: 5	H: 0 LOB: 0 BB: 0 P: 7		1B: 5 2B: 2 3B: 0 HR: 0	SF: 1 SAC: 0 DP: 0 HBP: 0	WP: 1 PB: 0 SB: 0 CS: 1	PA: 36
PITCHER	IP	WLS	BF	H	R	ER	SO	BB	IBB	HBP	BLK	WP	HR	S	P	ERA	WHIP				
Doug Drabek, R ERA: 15.95 (1, 1)	3.1	L	18	5	4	4	2	4	0	0	1	1	0	39	76	10.80	2.700				
Carlos Castillo, R ERA: 1.93 (4, 1)	2.2		12	2	1	1	1	3	0	0	0	0	0	28	47	3.38	1.875				
Tony Castillo, L ERA: 12.6 (7, 1)	1.0		3	0	0	0	2	0	0	0	0	0	0	13	19	0.00	0.000				
Al Levine, R ERA: 5.06 (8, 1)	1.0		3	0	0	0	0	0	0	0	0	0	0	5	7	0.00	0.000				

Batter	1	2	3	4	5	6	7	8	9	10	11	12	AB	R	H	RBI	BB	SO	LOB	TOP						
Tony Phillips, S OBP: 0.556, SLG: 0.531 (1, 9)													6	1	2	1	1	3	4							
Ray Durham, S OBP: 0.378, SLG: 0.419 (1, 4)													6	1	1	1	0	3	4							
Frank Thomas, R OBP: 0.381, SLG: 0.314 (1, 3)													5	0	2	2	1	0	1							
Albert Belle, R OBP: 0.266, SLG: 0.351 (1, 7)													5	1	0	0	1	0	4							
Harold Baines, L OBP: 0.351, SLG: 0.226 Darren Lewis, R (9, PR)													3	0	1	0	1	1	1							
Chris Snopce, R OBP: 0.363, SLG: 0.531 (1, 5)													3	4	1	1	3	0	1							
Dave Martinez, L OBP: 0.250, SLG: 0.289 (1, 8)													5	2	1	1	1	0	2							
Tony Peña, R OBP: 0.222, SLG: 0.143 Chad Kreuter, S OBP: 0.400, SLG: 0.250 (9, PH)													3	0	0	0	0	0	0							
Ozzie Guillen, L OBP: 0.233, SLG: 0.290 Lyle Mouton, R OBP: 0.250, SLG: 0.250 Norberto Martin, R OBP: 0.444, SLG: 0.750 (9, PH)													3	1	1	0	0	0	0							
Inning Stats	R: 0 E: 0 K: 2 S: 13	H: 0 LOB: 1 BB: 1 P: 25	R: 0 E: 0 K: 0 S: 6	H: 0 LOB: 0 BB: 1 P: 12	R: 0 E: 0 K: 1 S: 9	H: 0 LOB: 0 BB: 0 P: 11	R: 0 E: 0 K: 1 S: 7	H: 0 LOB: 0 BB: 0 P: 11	R: 3 E: 0 K: 0 S: 16	H: 4 LOB: 1 BB: 0 P: 27	R: 1 E: 0 K: 0 S: 9	H: 1 LOB: 0 BB: 1 P: 13	R: 0 E: 0 K: 1 S: 12	H: 0 LOB: 1 BB: 1 P: 19	R: 3 E: 0 K: 1 S: 14	H: 3 LOB: 1 BB: 1 P: 23	R: 0 E: 0 K: 0 S: 5	H: 1 LOB: 0 BB: 0 P: 9	R: 1 E: 0 K: 1 S: 17	H: 2 LOB: 2 BB: 1 P: 28	R: 3 E: 0 K: 0 S: 24	H: 1 LOB: 2 BB: 4 P: 48	1B: 9 2B: 3 3B: 0 HR: 1	SF: 0 SAC: 0 DP: 2 HBP: 0	WP: 4 PB: 0 SB: 0 CS: 0	PA: 55
PITCHER	IP WLS BF H R ER SO BB IBB HBP BLK WP HR S P ERA WHIP	IP WLS BF H R ER SO BB IBB HBP BLK WP HR S P ERA WHIP	PITCHER John Cummings, L ERA: 5.06 (12, 1)												IP WLS BF H R ER SO BB IBB HBP BLK WP HR S P ERA WHIP	IP WLS BF H R ER SO BB IBB HBP BLK WP HR S P ERA WHIP										
Doug Brocail, R ERA: 4.46 Jose Bautista, R ERA: 2.84 Todd Jones, R ERA: 5.4 Mike Myers, L ERA: Felipe Lira, R ERA: 9.95	5.1 2.2 0.1 0.2 2.2	21 10 2 3 13	4 1 2 1 3	3 1 3 0 3	4 1 3 0 3	4 0 0 0 0	0 1 0 0 2	0 25 5 9 37	88 39 11 12 64	1.125 0.750 9.000 1.500 2.250	0.1 4 1 1 0	0.1 4 1 1 0	27.00 9.000													

Chicago White Sox @ Detroit Tigers
Tiger Stadium, Detroit, MI
Sun Apr 13 1997, 3:33 AM EDT
Sunny - 37 F

AB 46
R 11
H 12
RBI 10
BB 9
SO 7
LOB 23



Batter	1	2	3	4	5	6	7	8	9	10	11	12	AB	R	H	RBI	BB	SO	LOB	BOTTOM						
Brian Hunter, R OBP: 0.269, SLG: 0.208 (1, 8)													6	0	1	1	0	1	2							
Vince Coleman, S OBP: 0.154, SLG: 0.083 (1, 7)													6	0	1	0	0	2	2							
Travis Fryman, R OBP: 0.434, SLG: 0.556 (1, 5)													5	2	2	1	1	0	2							
Tony Clark, S OBP: 0.327, SLG: 0.468 (1, 3)													5	1	0	0	1	0	2							
Bobby Higginson, L OBP: 0.349, SLG: 0.610 (1, 9)													5	1	1	0	0	2	2							
Damon Easley, R OBP: 0.381, SLG: 0.444 (1, 4)													5	0	1	1	0	0	1							
Curtis Pride, L OBP: 0.458, SLG: 0.524 Melvin Nieves, S OBP: 0.379, SLG: 0.667 (10, PH)													4	2	2	2	0	1	1							
Matt Walbeck, S OBP: 0.269, SLG: 0.333 (1, 2)													4	2	1	1	1	0	3							
Deivi Cruz, R OBP: 0.396, SLG: 0.395 (1, 6)													5	0	1	2	0	0	3							
Inning Stats	R: 0 E: 0 K: 0 S: 11	H: 1 LOB: 1 BB: 0 P: 19	R: 2 E: 0 K: 0 S: 8	H: 2 LOB: 1 BB: 1 P: 13	R: 0 E: 0 K: 1 S: 7	H: 0 LOB: 0 BB: 0 P: 11	R: 3 E: 1 K: 1 S: 17	H: 2 LOB: 1 BB: 0 P: 30	R: 2 E: 0 K: 1 S: 13	H: 2 LOB: 1 BB: 0 P: 21	R: 0 E: 0 K: 1 S: 10	H: 0 LOB: 0 BB: 0 P: 11	R: 0 E: 0 K: 1 S: 10	H: 0 LOB: 0 BB: 0 P: 14	R: 0 E: 0 K: 1 S: 7	H: 0 LOB: 0 BB: 0 P: 11	R: 0 E: 0 K: 0 S: 5	H: 1 LOB: 2 BB: 1 P: 14	R: 1 E: 0 K: 1 S: 12	H: 2 LOB: 0 BB: 0 P: 17	R: 0 E: 0 K: 0 S: 11	H: 0 LOB: 0 BB: 0 P: 14	1B: 7 2B: 2 3B: 0 HR: 1	SF: 0 SAC: 1 DP: 0 HBP: 1	WP: 2 PB: 0 SB: 3 CS: 0	PA: 52
PITCHER	IP WLS BF H R ER SO BB IBB HBP BLK WP HR S P ERA WHIP	IP WLS BF H R ER SO BB IBB HBP BLK WP HR S P ERA WHIP	PITCHER Jaime Navarro, R ERA: 3.96 41 Bill Simas, R ERA: Tony Castillo, L ERA: 10.5 Roberto Hernandez, R ERA: 4.2												IP WLS BF H R ER SO BB IBB HBP BLK WP HR S P ERA WHIP	IP WLS BF H R ER SO BB IBB HBP BLK WP HR S P ERA WHIP										
Jaime Navarro, R ERA: 3.96 41 Bill Simas, R ERA: Tony Castillo, L ERA: 10.5 Roberto Hernandez, R ERA: 4.2	8.0 1.0 1.0 2.0	36 4 5 7	7 0 1 2	6 0 0 1	5 1 0 1	5 0 0 0	2 0 0 0	0 0 6 23	83 10 14 31	6.75 0.00 0.00 4.50	1.125 1.000 1.000 1.000	0.00 0.00 0.00 0.00														

Chicago White Sox @ Detroit Tigers
Tiger Stadium, Detroit, MI
Sun Apr 13 1997, 3:33 AM EDT
Sunny - 37 F

AB 46
R 8
H 10
RBI 8
BB 4
SO 7
LOB 18



Batter	1	2	3	4	5	6	7	8	9	AB	R	H	RBI	BB	SO	LOB	TOP					
Tony Phillips, S OBP: 0.540, SLG: 0.500 (1, 9)										4	1	1	0	1	2	0	Chicago White Sox @ Detroit Tigers Tiger Stadium, Detroit, MI Sun Apr 13 1997, 7:05 PM EDT Att: 10,818 - Unknown - 43 F					
Ray Durham, S OBP: 0.390, SLG: 0.457 (1, 4)										4	0	2	0	0	0	1						
Frank Thomas, R OBP: 0.413, SLG: 0.324 (1, 3)										2	0	1	1	2	0	0						
Albert Belle, R OBP: 0.244, SLG: 0.317 (1, 10)										4	0	0	0	0	1	5						
Chris Snopce, R OBP: 0.372, SLG: 0.500 (1, 5)										4	0	1	0	0	1	2						
Lyle Mouton, R OBP: 0.143, SLG: 0.143 (8, PH)										3	0	0	0	0	0	1						
Dave Martinez, L OBP: 0.244, SLG: 0.282 (8, 7)										1	0	0	0	0	0	0						
Norberto Martin, R OBP: 0.462, SLG: 0.750 (1, 6)										4	1	2	0	0	0	0						
Ron Karkovice, R OBP: 0.333, SLG: 0.600 (1, 2)										2	0	1	0	1	0	0						
Darren Lewis, R (1, 8)										3	0	0	1	0	0	4						
Inning Stats	R: 0 E: 0 K: 1 S: 14	H: 1 LOB: 2 BB: 1 P: 28	R: 0 E: 0 K: 0 S: 9	H: 1 LOB: 1 BB: 0 P: 12	R: 0 E: 0 K: 0 S: 9	H: 1 LOB: 1 BB: 1 P: 16	R: 0 E: 0 K: 0 S: 7	H: 0 LOB: 0 BB: 0 P: 8	R: 1 E: 0 K: 0 S: 9	H: 2 LOB: 2 BB: 1 P: 16	R: 0 E: 0 K: 0 S: 11	H: 2 LOB: 2 BB: 1 P: 15	R: 0 E: 0 K: 2 S: 14	H: 0 LOB: 0 BB: 0 P: 13	R: 0 E: 0 K: 2 S: 14	H: 0 LOB: 0 BB: 0 P: 20	R: 1 E: 0 K: 1 S: 8	H: 1 LOB: 0 BB: 0 P: 13	1B: 5 2B: 3 3B: 0 HR: 0	SF: 0 SAC: 2 DP: 2 HBP: 0	WP: 0 PB: 0 CS: 0	PA: 37
PITCHER	IP	WLS	BF	H	R	ER	SO	BB	IBB	HBP	BLK	WP	HR	S	P	ERA	WHIP					
Justin Thompson, L ERA: 4.12	(1, 1)	7.0	30	7	1	1	1	4	0	0	0	0	0	66	108	1.29	1.571					
A.J. Sager, R ERA: 3.18	(8, 1)	2.0	W 7	1	1	1	3	0	0	0	0	0	0	22	33	4.50	0.500					


Batter	1	2	3	4	5	6	7	8	9	AB	R	H	RBI	BB	SO	LOB	BOTTOM					
Brian Hunter, R OBP: 0.281, SLG: 0.212 (1, 8)										4	2	1	0	1	1	0	Chicago White Sox @ Detroit Tigers Tiger Stadium, Detroit, MI Sun Apr 13 1997, 7:05 PM EDT Att: 10,818 - Unknown - 43 F					
Jody Reed, R OBP: 0.412, SLG: 0.333 (1, 4)										3	0	1	0	1	0	2						
Travis Fryman, R OBP: 0.448, SLG: 0.612 (1, 5)										4	1	2	3	1	1	2						
Tony Clark, S OBP: 0.375, SLG: 0.520 (1, 3)										3	0	3	1	1	0	0						
Bobby Higginson, L OBP: 0.334, SLG: 0.568 (1, 7)										3	0	0	0	1	2	6						
Bubba Trammell, R OBP: 0.459, SLG: 0.433 (1, 9)										3	0	0	0	0	0	2						
Vince Coleman, S OBP: 0.143, SLG: 0.077 (8, PH)										1	0	0	0	0	0	2						
Curtis Pride, L OBP: 0.429, SLG: 0.458 (1, 10)										3	0	0	0	1	0	2						
Brian Johnson, R OBP: 0.200, SLG: 0.360 (1, 2)										4	0	0	0	0	1	5						
Deivi Cruz, R OBP: 0.286, SLG: 0.366 (1, 6)										3	0	0	0	0	0	0						
Damon Easley, R OBP: 0.404, SLG: 0.459 (8, PH)										1	1	1	0	0	0	0						
Inning Stats	R: 1 E: 0 K: 1 S: 13	H: 2 LOB: 1 BB: 0 P: 19	R: 0 E: 0 K: 0 S: 7	H: 0 LOB: 0 BB: 0 P: 11	R: 0 E: 0 K: 1 S: 12	H: 0 LOB: 3 BB: 3 P: 27	R: 0 E: 0 K: 0 S: 4	H: 0 LOB: 0 BB: 0 P: 6	R: 0 E: 0 K: 0 S: 7	H: 0 LOB: 0 BB: 0 P: 9	R: 0 E: 0 K: 2 S: 12	H: 2 LOB: 3 BB: 1 P: 25	R: 0 E: 0 K: 1 S: 11	H: 1 LOB: 1 BB: 0 P: 22	R: 0 E: 0 K: 0 S: 7	H: 1 LOB: 2 BB: 1 P: 12	R: 3 E: 0 K: 0 S: 4	H: 2 LOB: 0 BB: 1 P: 11	1B: 6 2B: 1 3B: 0 HR: 1	SF: 0 SAC: 1 DP: 0 HBP: 0	WP: 0 PB: 0 CS: 0	PA: 39
PITCHER	IP	WLS	BF	H	R	ER	SO	BB	IBB	HBP	BLK	WP	HR	S	P	ERA	WHIP					
Danny Darwin, R ERA: 1.17	(1, 1)	6.0	26	4	1	1	4	4	0	0	0	0	0	55	97	1.50	1.333					
Al Levine, R ERA: 3.68	(7, 1)	2.0	9	2	0	0	1	1	0	0	0	0	0	18	34	0.00	1.500					
Roberto Hernandez, R ERA: 10.38	(8, 1)	0.1	L 4	2	3	3	0	1	0	0	0	0	1	4	11	81.00	9.000					

Batter	1	2	3	4	5	6	7	8	9	AB	R	H	RBI	BB	SO	LOB	TOP										
Tony Phillips, S OBP: 0.537, SLG: 0.513 (1, 9)	F8		WP 1B 2B					G4-3		3	1	1	0	1	0	0											
Ray Durham, S OBP: 0.378, SLG: 0.436 (1, 4)	G4-3		2H 1B				G3	K		4	0	1	1	0	1	1											
Frank Thomas, R OBP: 0.420, SLG: 0.325 (1, 3)	G4-3		F8					FC4 1B		3	0	1	0	1	0	1											
Albert Belle, R OBP: 0.224, SLG: 0.289 (1, 7)		G6-3		K				FC4		4	0	0	0	0	2	2											
Harold Baines, L OBP: 0.366, SLG: 0.212 (1, 10)		K		FC6-4 BB				FC4		2	0	0	0	2	1	1											
Darren Lewis, R (9, PR)								G4-6-3		0	0	0	0	0	0	0											
Chris Snopce, R OBP: 0.362, SLG: 0.462 (1, 5)		FC4-6 BB		FC6-4 S				F9		3	0	0	0	1	0	2											
Dave Martinez, L OBP: 0.244, SLG: 0.279 (1, 8)		FC4-6		G4-3				F8		4	0	1	0	0	0	3											
Ron Karkovics, R OBP: 0.296, SLG: 0.522 (1, 2)			P3					G6-3		3	0	0	0	0	0	1											
Norberto Martin, R OBP: 0.229, SLG: 0.692 (9, PH)			L8					F8		1	0	0	0	0	0	1											
Ozzie Guillen, L OBP: 0.216, SLG: 0.265 (1, 6)			L8					G6-3		3	0	0	0	0	0	1											
								L8		3	0	0	0	0	0	1											
Inning Stats	R: 0 E: 0 K: 0 S: 6	H: 0 LOB: 0 BB: 0 P: 13	R: 0 E: 0 K: 1 S: 11	H: 0 LOB: 1 BB: 1 P: 19	R: 1 E: 0 K: 0 S: 11	H: 2 LOB: 1 BB: 0 P: 18	R: 0 E: 0 K: 1 S: 9	H: 0 LOB: 1 BB: 1 P: 14	R: 0 E: 0 K: 1 S: 5	H: 0 LOB: 1 BB: 1 P: 11	R: 0 E: 0 K: 0 S: 8	H: 1 LOB: 1 BB: 0 P: 12	R: 0 E: 0 K: 1 S: 10	H: 1 LOB: 1 BB: 0 P: 16	R: 0 E: 0 K: 0 S: 7	H: 0 LOB: 1 BB: 1 P: 16	1B: 3 2B: 1 3B: 0 HR: 0	SF: 0 SAC: 0 DP: 1 HBP: 0	WP: 2 PB: 0 SB: 1 CS: 0	PA: 35							
PITCHER	IP	WLS	BF	H	R	ER	SO	BB	IBB	HBP	BLK	WP	HR	S	P	ERA	WHIP										
Ken Hill, R ERA: 3.0 (1, 1)	7.0		27	3	1	1	3	4	0	0	0	2	0	59	101	1.29	1.000										
Danny Patterson, R ERA: 2.09 (8, 1)	1.0	W	4	1	0	0	1	0	0	0	0	0	0	10	16	0.00	1.000										
John Wetteland, R ERA: (9, 1)	1.0	S	4	0	0	0	0	1	0	0	0	0	0	7	16	0.00	1.000										

Chicago White Sox @ Texas Rangers
The Ballpark at Arlington, Arlington, TX
Mon Apr 14 1997, 8:05 PM EDT
Att: 27,891 - Unknown - 63 F

livebaseballscores.com

AB 30
R 1
H 4
RBI 1
BB 5
SO 4
LOB 13




Batter	1	2	3	4	5	6	7	8	9	AB	R	H	RBI	BB	SO	LOB	BOTTOM										
Mark McLemore, S OBP: 0.275, SLG: 0.206 (1, 4)	L9		SF8					L7		3	0	0	1	0	0	1											
Billy Ripken, R OBP: 0.273, SLG: 0.364 (1, 6)	K2-3		L8					29 HR		4	1	1	0	0	1	1											
29 Rusty Greer, L OBP: 0.405, SLG: 0.484 (1, 7)	K		F9					HR		4	1	1	2	0	1	1											
Ivan Rodriguez, R OBP: 0.316, SLG: 0.368 (1, 2)		F9		G3				G4-3		4	0	1	0	0	0	0											
Dean Palmer, R OBP: 0.324, SLG: 0.250 (1, 5)		1B		2B				K		4	0	2	0	0	1	1											
Mickey Tettleton, S OBP: 0.171, SLG: 0.375 (1, 10)		F9		G6-3				G1-3		3	0	0	0	0	0	2											
Mike Devereaux, R OBP: 0.233, SLG: 0.222 (1, 9)		G3		P3				P6		3	0	0	0	0	0	2											
Lee Stevens, L OBP: 0.375, SLG: 0.519 (1, 3)			E6 2B SF8					BB		2	1	1	0	1	0	0											
Damon Buford, R OBP: 0.273, SLG: 0.345 (1, 8)			2B					P3		3	0	1	0	0	1	2											
Inning Stats	R: 0 E: 0 K: 2 S: 8	H: 0 LOB: 0 BB: 0 P: 16	R: 0 E: 0 K: 0 S: 11	H: 1 LOB: 1 BB: 0 P: 18	R: 1 E: 1 K: 0 S: 9	H: 1 LOB: 1 BB: 0 P: 14	R: 0 E: 0 K: 0 S: 10	H: 1 LOB: 0 BB: 0 P: 14	R: 0 E: 0 K: 1 S: 6	H: 1 LOB: 0 BB: 0 P: 10	R: 0 E: 0 K: 0 S: 12	H: 1 LOB: 1 BB: 1 P: 18	R: 0 E: 0 K: 0 S: 8	H: 0 LOB: 1 BB: 1 P: 17	R: 2 E: 0 K: 1 S: 14	H: 2 LOB: 0 BB: 0 P: 23	1B: 2 2B: 4 3B: 0 HR: 1	SF: 1 SAC: 0 DP: 0 HBP: 0	WP: 1 PB: 0 SB: 0 CS: 1	PA: 33							
PITCHER	IP	WLS	BF	H	R	ER	SO	BB	IBB	HBP	BLK	WP	HR	S	P	ERA	WHIP										
Wilson Alvarez, L ERA: 5.06 (1, 1)	8.0	L	32	7	3	2	4	1	0	0	0	1	1	78	130	2.25	1.000										

Chicago White Sox @ Texas Rangers
The Ballpark at Arlington, Arlington, TX
Mon Apr 14 1997, 8:05 PM EDT
Att: 27,891 - Unknown - 63 F

livebaseballscores.com

AB 30
R 3
H 7
RBI 3
BB 1
SO 4
LOB 10



Batter	1	2	3	4	5	6	7	8	9	AB	R	H	RBI	BB	SO	LOB	TOP			
Tony Phillips, S OBP: 0.534, SLG: 0.512 (1, 9)										4	0	2	0	0	1	2	<p>Chicago White Sox @ Texas Rangers The Ballpark at Arlington, Arlington, TX Tue Apr 15 1997, 8:05 PM EDT Att: 27,990 - Unknown - 64 F</p> <p>livebaseballscorecards.com</p>			
Ray Durham, S OBP: 0.408, SLG: 0.535 (1, 4)										4	1	3	1	0	0	1				
Frank Thomas, R OBP: 0.407, SLG: 0.318 (1, 3)										4	0	1	0	0	0	3				
Albert Belle, R OBP: 0.208, SLG: 0.265 (1, 7)										4	0	0	0	0	1	3				
Harold Baines, L OBP: 0.400, SLG: 0.351 (1, 10)										4	1	3	1	0	0	2				
Chris Snopce, R OBP: 0.333, SLG: 0.419 (1, 5)										4	0	0	0	0	0	4				
Dave Martinez, L OBP: 0.224, SLG: 0.255 (1, 8)										4	0	0	0	0	0	1				
Tony Peña, R OBP: 0.167, SLG: 0.100 Chad Kreuter, S OBP: 0.333, SLG: 0.200 (9, PH)										3	0	0	0	0	0	1				
Ozzie Guillen, L OBP: 0.244, SLG: 0.289 (1, 6)										4	0	2	0	0	0	0				
Inning Stats	R: 0 E: 0 K: 0 S: 10	H: 2 LOB: 1 BB: 0 P: 12	R: 0 E: 0 K: 0 S: 12	H: 1 LOB: 1 BB: 0 P: 16	R: 0 E: 0 K: 0 S: 7	H: 1 LOB: 0 BB: 0 P: 10	R: 0 E: 0 K: 0 S: 5	H: 1 LOB: 0 BB: 0 P: 8	R: 0 E: 0 K: 1 S: 16	H: 2 LOB: 2 BB: 0 P: 23	R: 0 E: 0 K: 1 S: 7	H: 1 LOB: 1 BB: 0 P: 10	R: 2 E: 0 K: 0 S: 8	H: 2 LOB: 0 BB: 0 P: 11	R: 0 E: 0 K: 0 S: 6	H: 0 LOB: 0 BB: 0 P: 8		1B: 9 2B: 1 3B: 0 HR: 2	SF: 0 SAC: 0 DP: 1 HBP: 0	WP: 0 PB: 0 SB: 0 CS: 1
PITCHER	IP WLS BF H R ER SO BB IBB HBP BLK WP HR S P ERA WHIP																			
Bobby Witt, R ERA: 1.08 Xavier Hernandez, R ERA: 5.06 John Wetteland, R ERA:	(1, 1) (8, 1) (9, 1)	7.2 0.1 1.0	W 1 S	32 1 3	H 0 0	R 2 0	ER 2 0	SO 2 0	BB 0 0	IBB 0 0	HBP 0 0	BLK 0 0	WP 0 0	HR 2 0	S 73 2 6	P 104 3 8	ERA 2.35 0.00 0.00	WHIP 1.435 0.000 0.000		

Batter	1	2	3	4	5	6	7	8	9	AB	R	H	RBI	BB	SO	LOB	BOTTOM			
Mark McLemore, S OBP: 0.273, SLG: 0.189 (1, 4)										3	1	0	0	1	0	0	<p>Chicago White Sox @ Texas Rangers The Ballpark at Arlington, Arlington, TX Tue Apr 15 1997, 8:05 PM EDT Att: 27,990 - Unknown - 64 F</p> <p>livebaseballscorecards.com</p>			
Ivan Rodriguez, R OBP: 0.310, SLG: 0.357 (1, 2)										4	1	1	0	0	0	1				
29 Rusty Greer, L OBP: 0.463, SLG: 0.559 (1, 7)										3	1	3	0	1	0	0				
Lee Stevens, L OBP: 0.417, SLG: 0.633 (1, 3)										3	2	2	2	1	0	1				
Dean Palmer, R OBP: 0.293, SLG: 0.229 (1, 5)										3	0	0	1	0	0	3				
Mickey Tettleton, S OBP: 0.158, SLG: 0.343 Mike Simms, R (6, PR)										3	0	0	0	0	1	5				
Marc Sagmoen, L (1, 9)										3	0	0	1	1	2	0				
Damon Buford, R OBP: 0.270, SLG: 0.333 (1, 8)										4	0	1	0	0	2	3				
Benji Gil, R OBP: 0.214, SLG: 0.286 (1, 6)										4	0	0	0	0	2	4				
Inning Stats	R: 1 E: 0 K: 1 S: 14	H: 1 LOB: 2 BB: 2 P: 26	R: 0 E: 0 K: 2 S: 10	H: 0 LOB: 0 BB: 0 P: 15	R: 1 E: 0 K: 0 S: 8	H: 1 LOB: 1 BB: 1 P: 16	R: 0 E: 0 K: 1 S: 5	H: 0 LOB: 0 BB: 0 P: 9	R: 0 E: 0 K: 1 S: 7	H: 0 LOB: 0 BB: 0 P: 9	R: 1 E: 1 K: 0 S: 14	H: 2 LOB: 3 BB: 1 P: 30	R: 2 E: 0 K: 0 S: 9	H: 2 LOB: 0 BB: 0 P: 16	R: 0 E: 0 K: 2 S: 12	H: 1 LOB: 1 BB: 0 P: 17		1B: 5 2B: 1 3B: 0 HR: 1	SF: 1 SAC: 0 DP: 0 HBP: 0	WP: 2 PB: 0 SB: 4 CS: 0
PITCHER	IP WLS BF H R ER SO BB IBB HBP BLK WP HR S P ERA WHIP																			
James Baldwin, R ERA: 3.63 41 Bill Simas, R ERA:	(1, 1) (8, 1)	7.0 1.0	L 4	32 1	H 6 0	R 5 0	ER 4 0	SO 4 2	BB 4 0	IBB 0 0	HBP 0 0	BLK 0 0	WP 0 0	HR 1 12	S 67 17	P 121 17	ERA 5.14 0.00	WHIP 1.429 1.000		

Chicago White Sox @ Texas Rangers
The Ballpark at Arlington, Arlington, TX
Tue Apr 15 1997, 8:05 PM EDT
Att: 27,990 - Unknown - 64 F

AB 36
R 2
H 11
RBI 2
BB 0
SO 2
LOB 17



Chicago White Sox @ Texas Rangers
The Ballpark at Arlington, Arlington, TX
Tue Apr 15 1997, 8:05 PM EDT
Att: 27,990 - Unknown - 64 F

AB 31
R 5
H 7
RBI 4
BB 4
SO 7
LOB 17



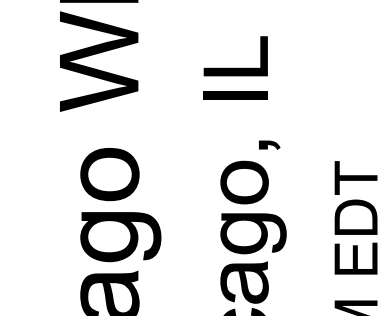
Batter	1	2	3	4	5	6	7	8	9	AB	R	H	RBI	BB	SO	LOB	TOP										
Brady Anderson, L (1, 10) OBP: 0.614, SLG: 0.659	4-0 SH1-3 BB		0-0 P5		0-0 P6			0-0 G3		3	0	0	0	1	0	1	Baltimore Orioles @ Chicago White Sox Comiskey Park, Chicago, IL Wed Apr 16, 1997, 8:05 PM EDT Att: 14,061 - Unknown - 39 F										
Jeff Reboulet, R (1, 4) OBP: 0.426, SLG: 0.458	0-0 SH1-3		4-0 BB			0-0 G6-4-3 1B		0-0 P4		2	0	1	0	1	0	1											
Rafael Palmeiro, L (1, 3) OBP: 0.309, SLG: 0.521	0-3 K		0-3 K			0-0 F8			0-3 K	4	0	0	0	0	3	3											
Cal Ripken Jr., R (1, 5) OBP: 0.404, SLG: 0.700	0-0 F5		0-0 P6			0-0 G6-4-3			0-0 2B 1B	4	1	1	0	0	0	3											
B.J. Surhoff, L (1, 7) OBP: 0.310, SLG: 0.250		0-0 F8		0-0 P4				0-0 G3		4	1	1	0	0	0	0											
Pete Incaviglia, R (1, 9) OBP: 0.375, SLG: 0.286		0-3 K		4-0 G5-4-3 BB				0-0 G6-3		3	0	1	1	1	1	0											
Jerome Walton, R (1, 8) OBP: 0.313, SLG: 0.214		4-0 WP 1B BB		0-0 G5-4-3				0-0 F7		3	1	0	0	1	1	3											
Chris Hoiles, R (1, 2) OBP: 0.415, SLG: 0.514		0-0 1B				0-0 G5-3		0-0 G3 2B		4	0	3	2	0	0	0											
Mike Bordick, R (1, 6) OBP: 0.213, SLG: 0.163		0-0 F9				0-0 L5		0-0 F7		4	0	0	0	0	0	4											
Inning Stats	R: 0 E: 0 K: 1 S: 5	H: 0 LOB: 1 BB: 1 P: 9	R: 1 E: 0 K: 1 S: 6	H: 1 LOB: 1 BB: 1 P: 10	R: 0 E: 0 K: 1 S: 5	H: 0 LOB: 1 BB: 1 P: 9	R: 0 E: 0 K: 0 S: 2	H: 0 LOB: 0 BB: 0 P: 6	R: 0 E: 0 K: 0 S: 3	H: 1 LOB: 0 BB: 0 P: 3	R: 0 E: 0 K: 0 S: 3	H: 0 LOB: 0 BB: 0 P: 3	R: 0 E: 0 K: 0 S: 4	H: 1 LOB: 1 BB: 0 P: 4	R: 2 E: 0 K: 2 S: 11	H: 4 LOB: 2 BB: 0 P: 11		1B: 5 2B: 2 3B: 0 HR: 0	SF: 0 SAC: 1 DP: 2 HBP: 0	WP: 1 PB: 0 CS: 0	PA: 36						
PITCHER	IP	WLS	BF	H	R	ER	SO	BB	IBB	HBP	BLK	WP	HR	S	P	ERA	WHIP										
Doug Drabek, R (1, 1) ERA: 8.22	8.0	W	29	3	1	1	3	4	0	0	0	1	0	31	47	1.12	0.875										
Mike Bertotti, L (9, 1) ERA: 13.5	1.0		7	4	2	2	2	0	0	0	0	0	0	11	11	18.00	4.000										

Batter	1	2	3	4	5	6	7	8	9	AB	R	H	RBI	BB	SO	LOB	BOTTOM										
Tony Phillips, S (1, 9) OBP: 0.516, SLG: 0.489	0-0 G4-3			0-0 F9		0-0 G4-3		0-0 1B		4	1	1	0	0	0	1	Baltimore Orioles @ Chicago White Sox Comiskey Park, Chicago, IL Wed Apr 16, 1997, 8:05 PM EDT Att: 14,061 - Unknown - 39 F										
Darren Lewis, R (8, 8) OBP: 0.222, SLG: 0.125		E 1B		2-3		0-0 F8		0-0 L6		4	1	0	0	1	0	2											
Ray Durham, S (1, 4) OBP: 0.389, SLG: 0.489	0-0 G6-3		4-0 S HR BB			0-0 F8		0-0 L6		3	1	1	0	1	1	2											
Frank Thomas, R (1, 3) OBP: 0.414, SLG: 0.319	4-0 2B BB		0-3 K		0-0 G1			0-0 G3		4	2	2	3	0	0	2											
Albert Belle, R (1, 7) OBP: 0.228, SLG: 0.358	0-0 BB 3B 2B		0-0 F2		0-0 HR			0-0 G3		0	0	0	0	0	0	0											
Lyle Mouton, R (9, 7) OBP: 0.145, SLG: 0.143	1-3 3B 2B		2-3 3-H		0-0 HR			0-0 G3		3	2	1	1	1	0	0											
Harold Baines, L (1, 10) OBP: 0.408, SLG: 0.425	4-0 BB 3B IBB		0-0 HR		0-0 F7			0-0 G4-3		3	1	1	1	1	0	0											
Chris Snopce, R (1, 5) OBP: 0.327, SLG: 0.391	4-0 3B BB		0-0 G1		0-0 F9			0-3 K		3	1	0	1	1	1	0											
Dave Martinez, L (1, 8) OBP: 0.245, SLG: 0.314	1-2 2-3 3-H		0-0 P6		0-0 G4-3 1B			0-0 G1-3		4	0	2	3	0	0	0											
Ron Karkovice, R (1, 2) OBP: 0.258, SLG: 0.444	0-0 G6-3		0-3 K		0-0 G4-3			0-0 F8		4	0	0	0	0	1	2											
Ozzie Guillen, L (1, 6) OBP: 0.244, SLG: 0.310		0-0 F8		0-0 F9 HR 2B		0-0 G4-3		0-0 G5-3		4	1	1	0	0	0	1											
Inning Stats	R: 4 E: 0 K: 0 S: 5	H: 2 LOB: 3 BB: 3 P: 17	R: 1 E: 1 K: 0 S: 5	H: 1 LOB: 0 BB: 0 P: 5	R: 1 E: 0 K: 1 S: 6	H: 1 LOB: 0 BB: 0 P: 6	R: 3 E: 0 K: 1 S: 7	H: 2 LOB: 1 BB: 1 P: 11	R: 0 E: 0 K: 0 S: 4	H: 1 LOB: 1 BB: 0 P: 4	R: 0 E: 0 K: 1 S: 5	H: 0 LOB: 0 BB: 0 P: 5	R: 0 E: 0 K: 0 S: 4	H: 1 LOB: 1 BB: 0 P: 4	R: 0 E: 0 K: 0 S: 4	H: 1 LOB: 1 BB: 0 P: 4	1B: 4 2B: 2 3B: 1 HR: 2	SF: 0 SAC: 0 DP: 0 HBP: 0	WP: 0 PB: 0 SB: 1 CS: 0	PA: 38							
PITCHER	IP	WLS	BF	H	R	ER	SO	BB	IBB	HBP	BLK	WP	HR	S	P	ERA	WHIP										
Shawn Boskie, R (1, 1) ERA: 13.5	4.0	L	23	6	9	8	2	6	9	8	2	0	0	0	0	18.00	2.250										
Rocky Coppinger, R (5, 1) ERA:	4.0		15	3	0	0	1	0	0	0	0	0	0	17	17	0.00	0.750										

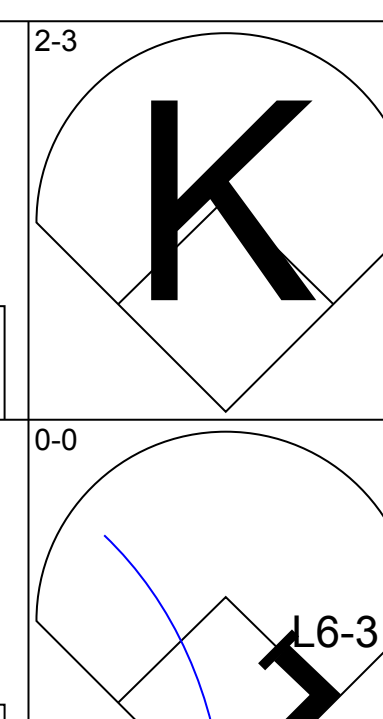
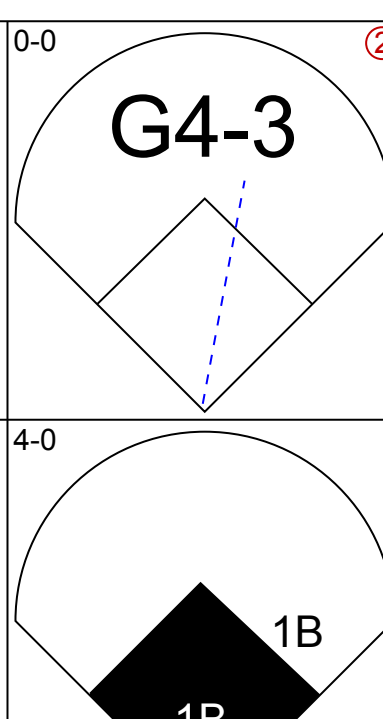
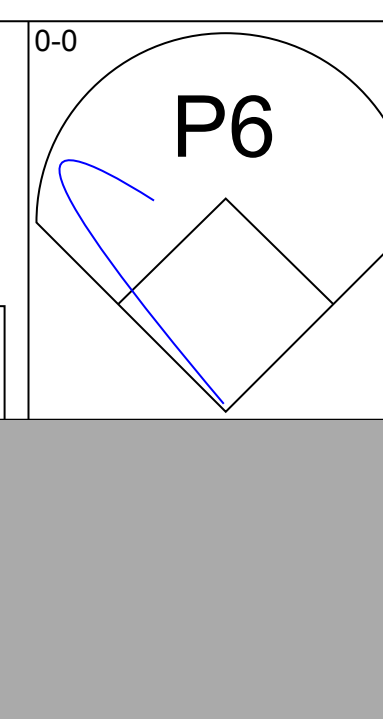
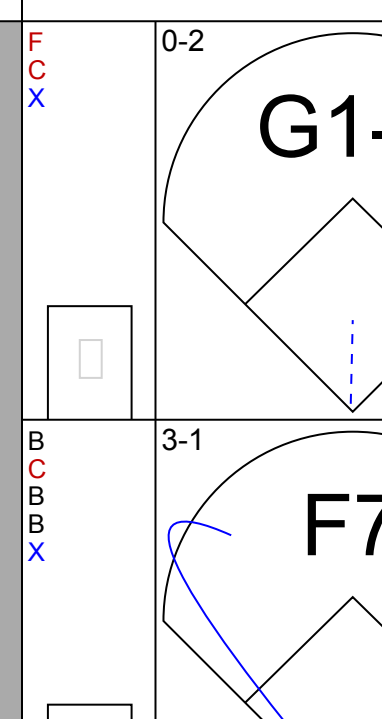
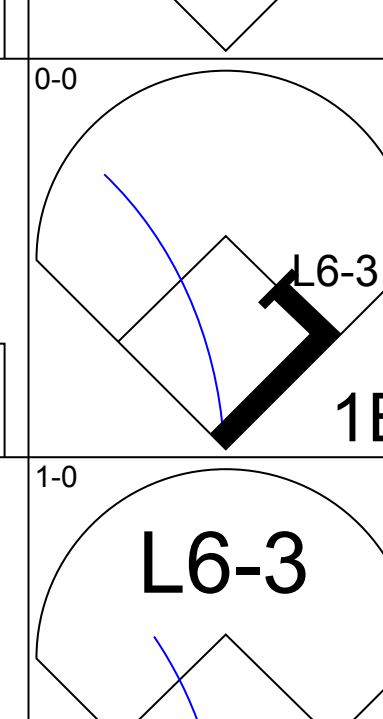
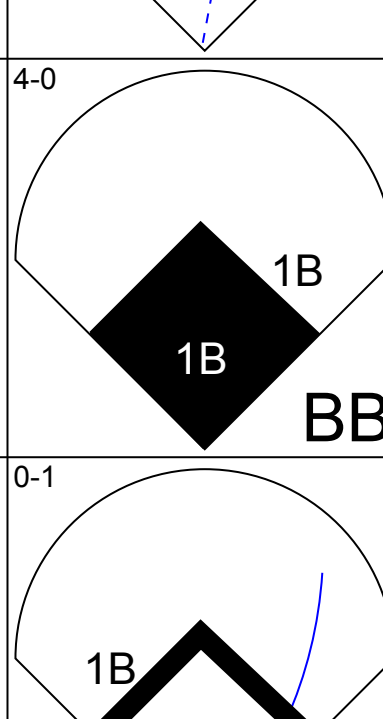

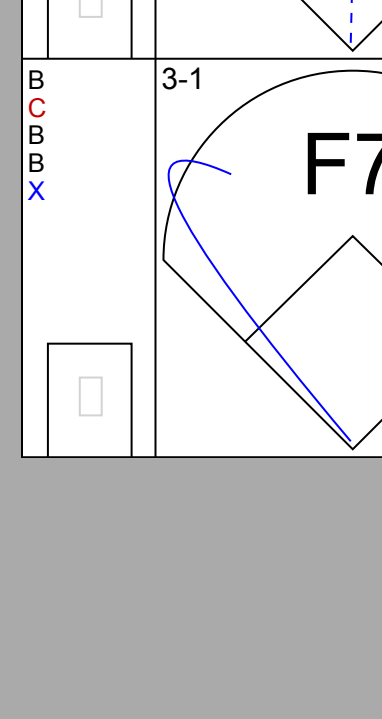
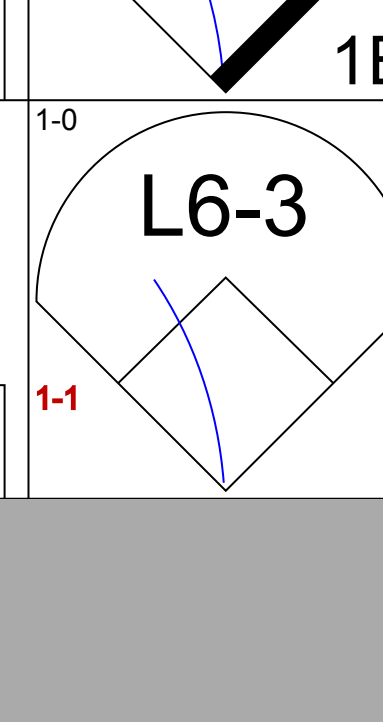
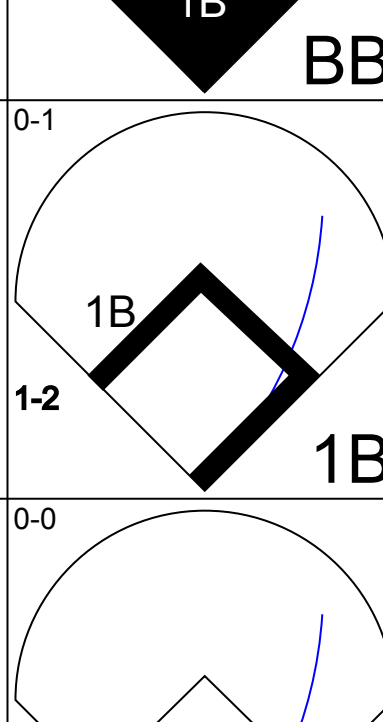

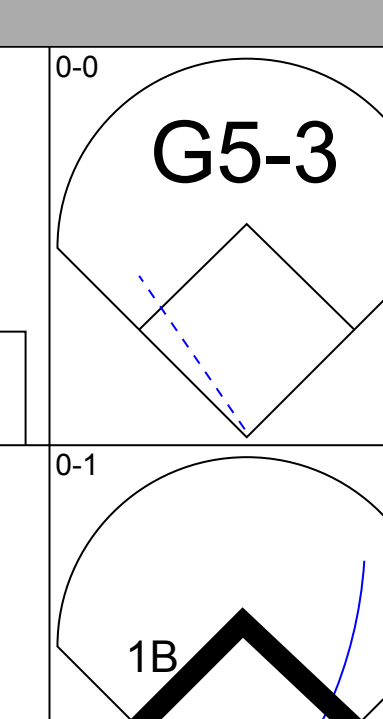
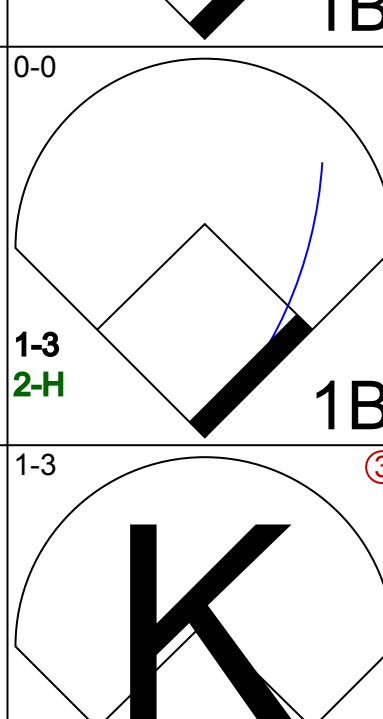
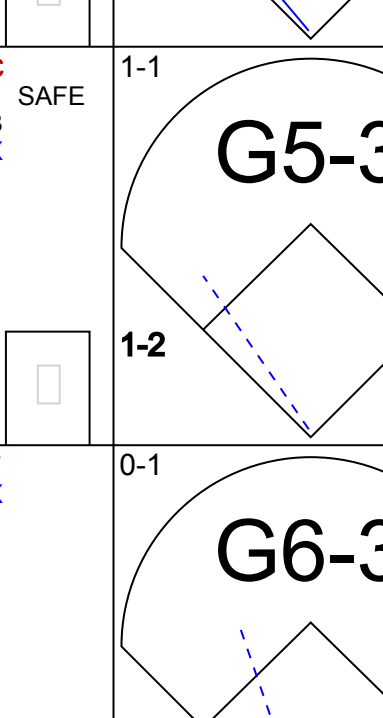

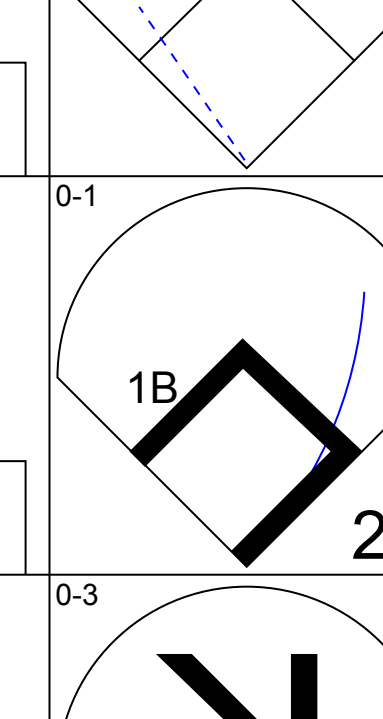
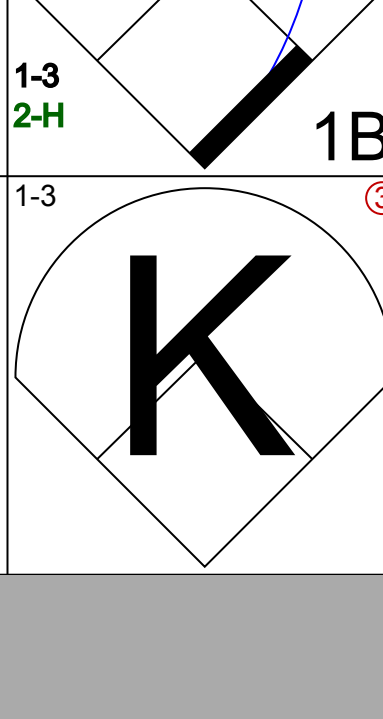


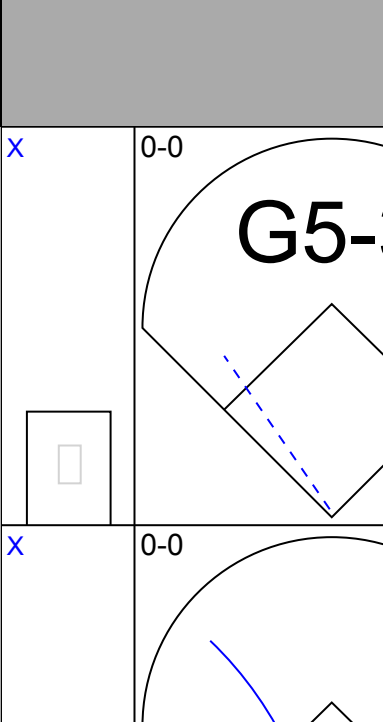
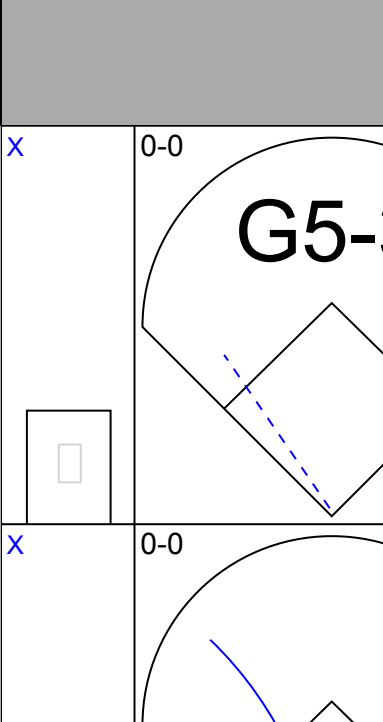
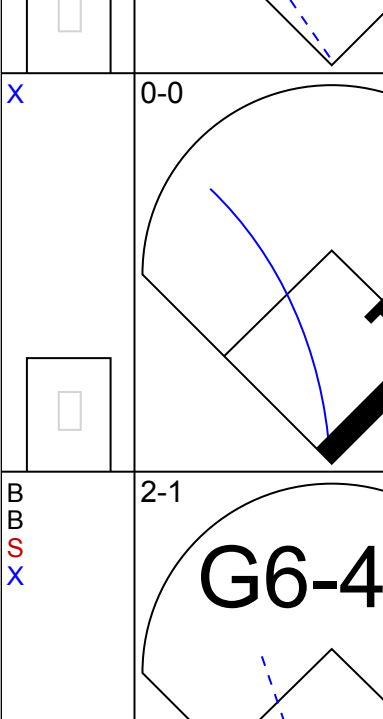
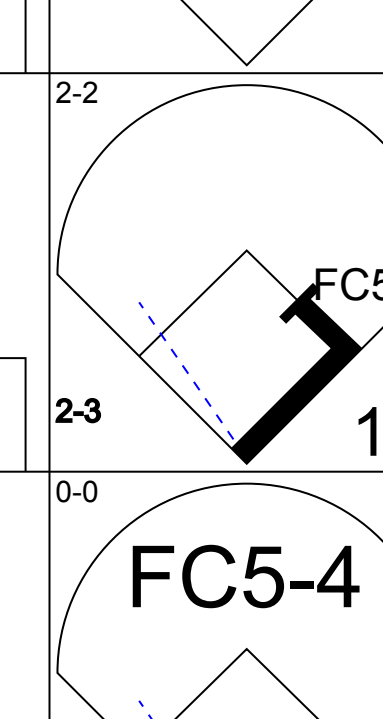

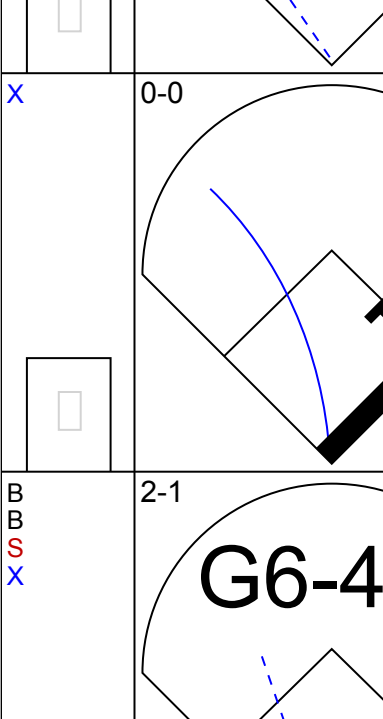
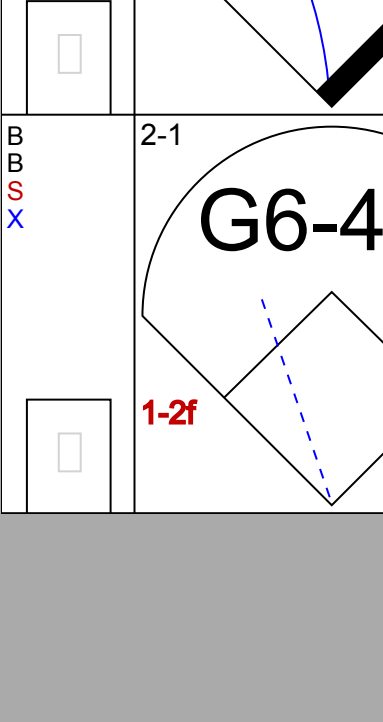
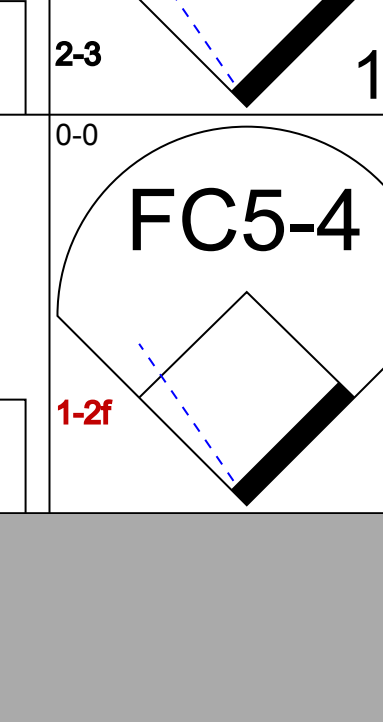
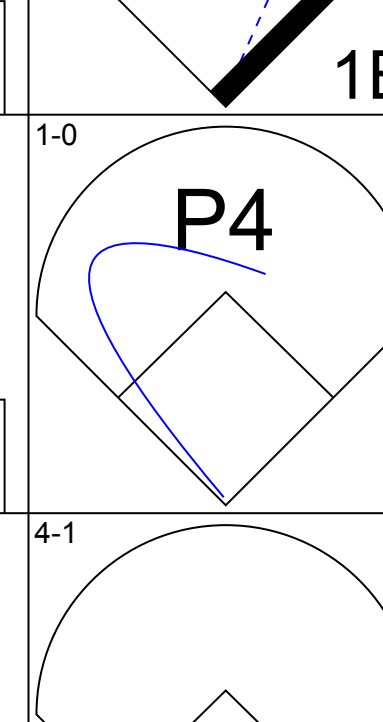
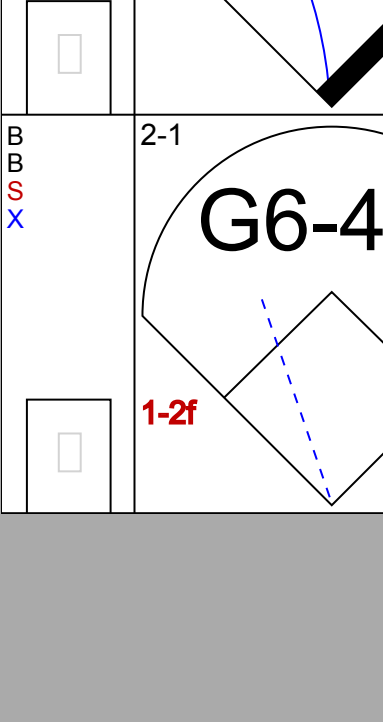
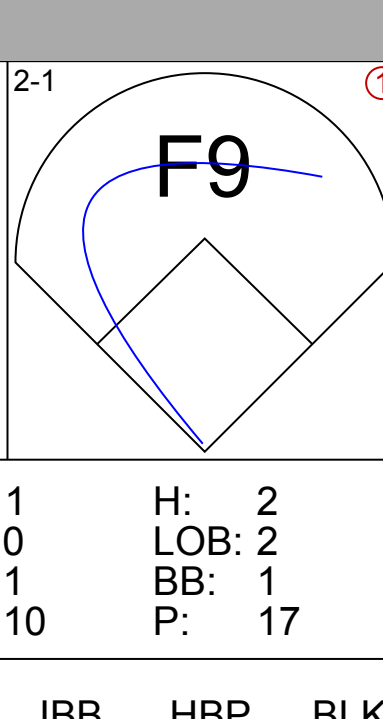
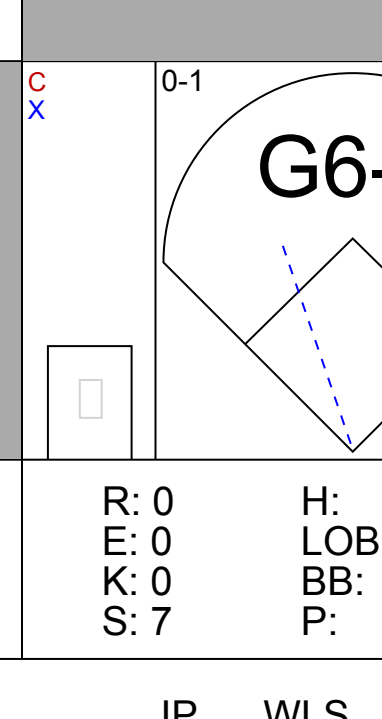
AB 31
R 3
H 7
RBI 3
BB 4
SO 5
LOB 15



AB 34
R 9
H 9
RBI 8
BB 4
SO 3
LOB 10



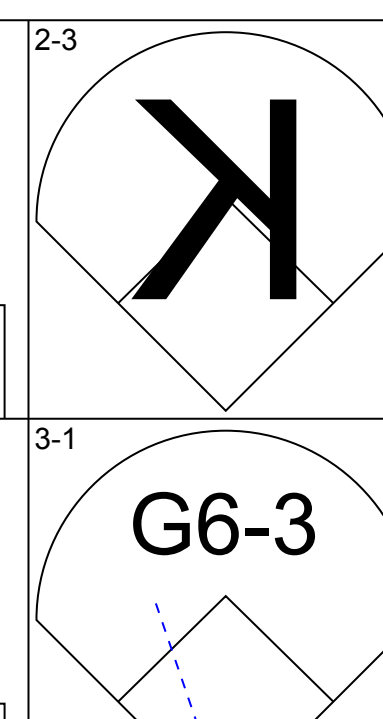
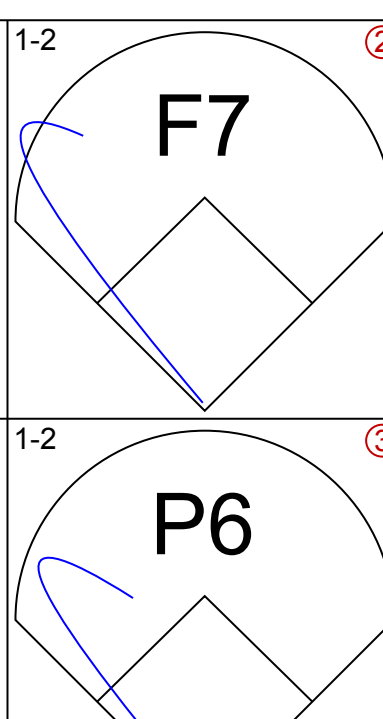
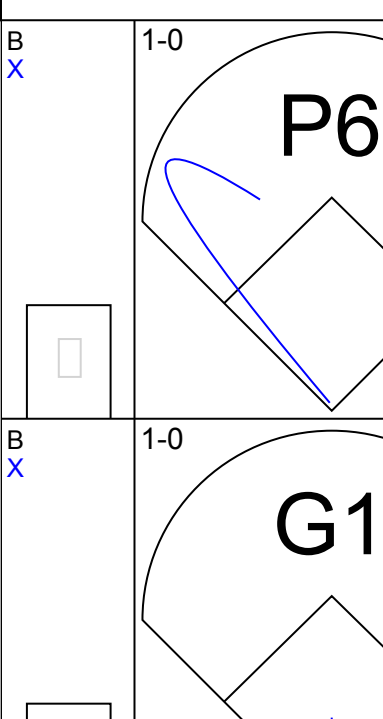
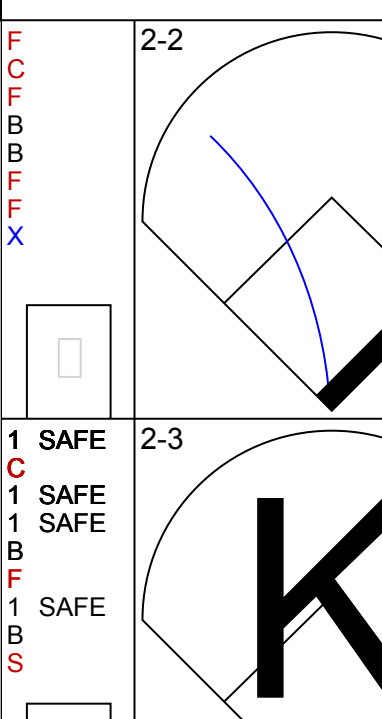
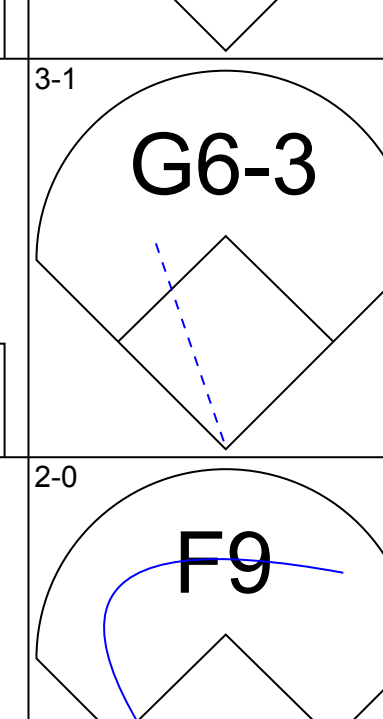
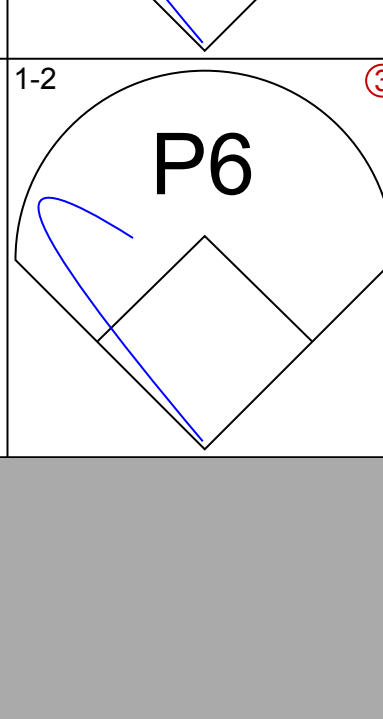
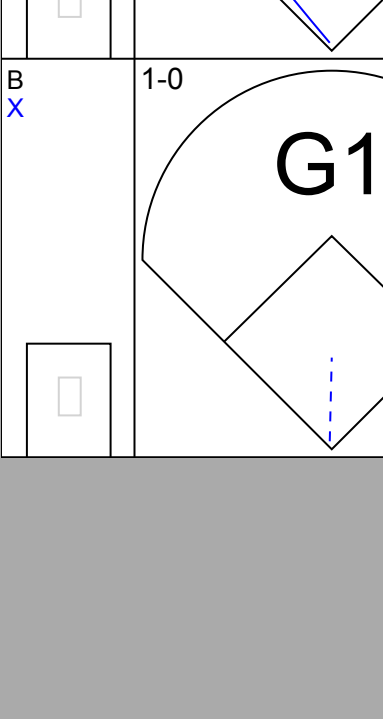
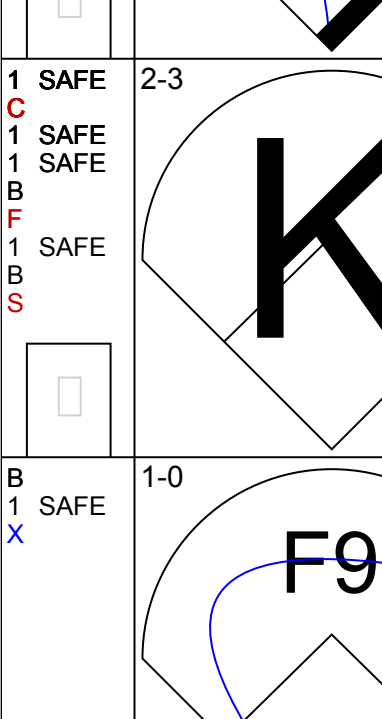
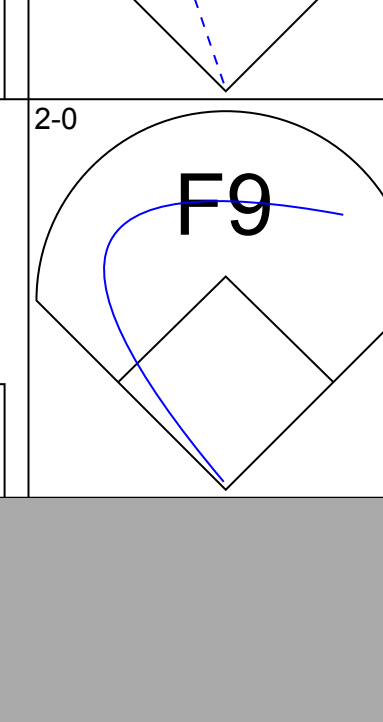
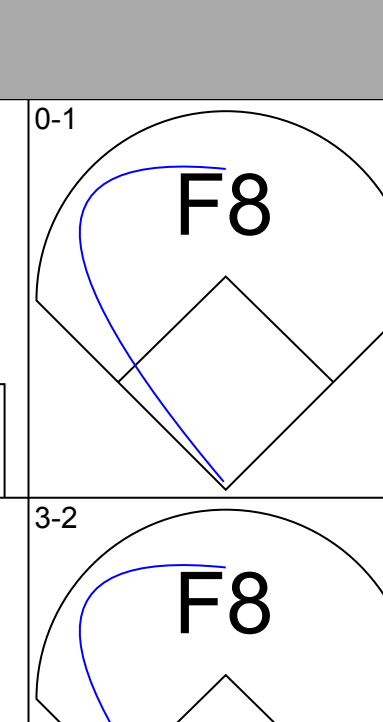
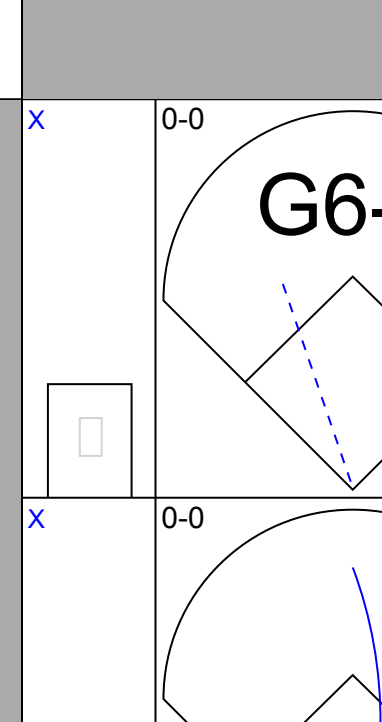
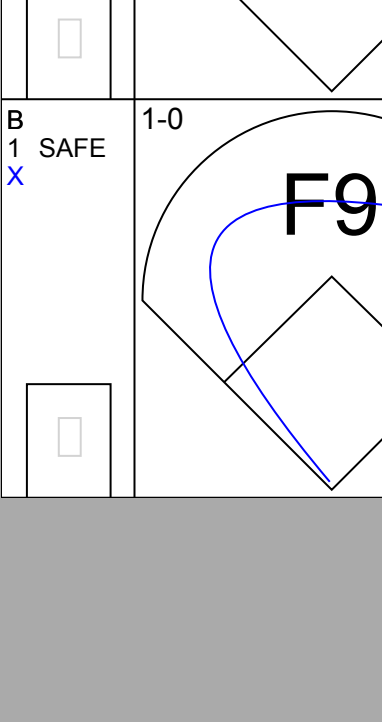
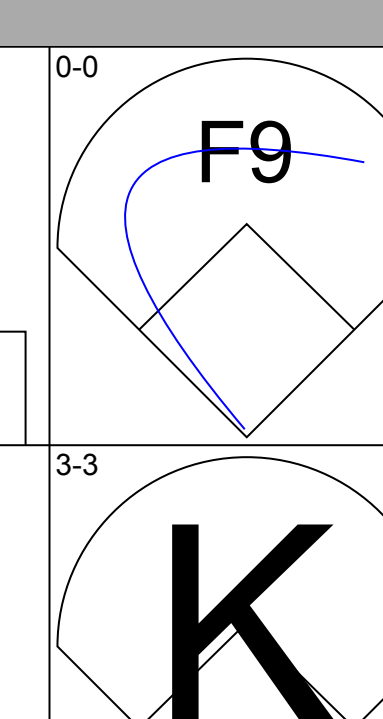
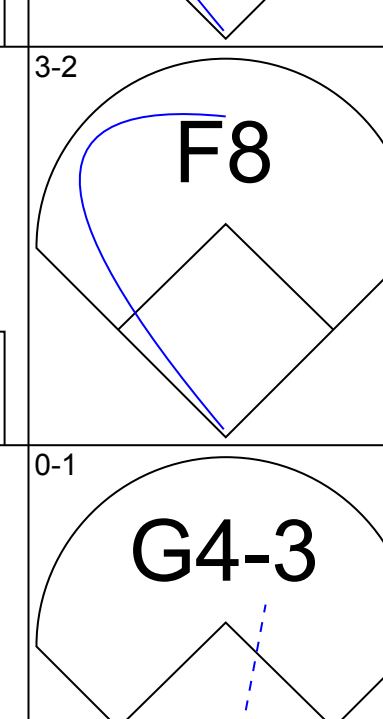
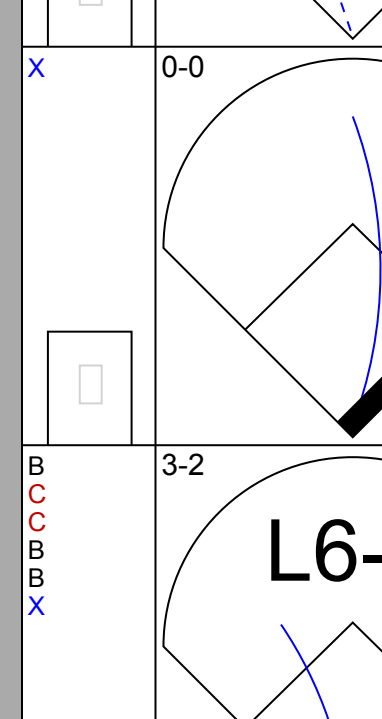

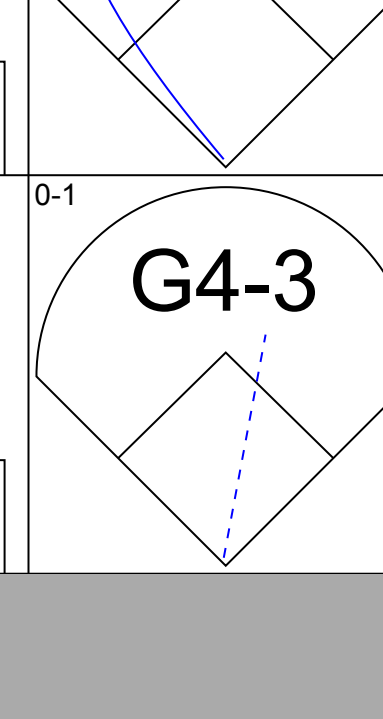
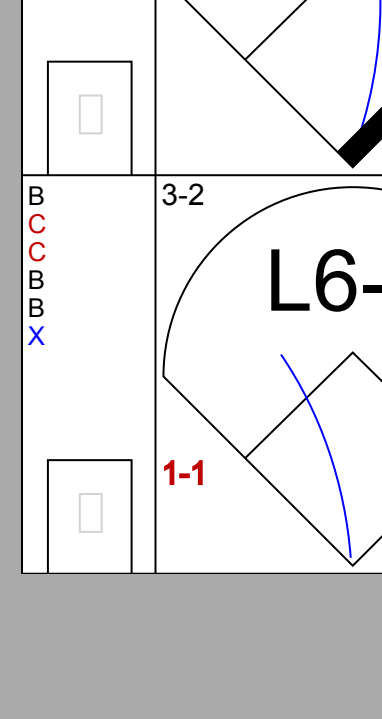
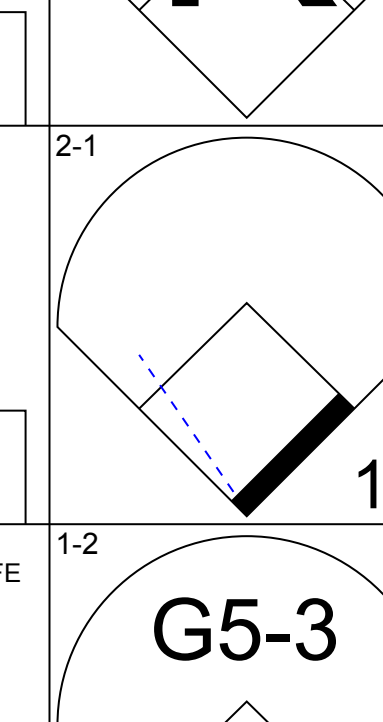
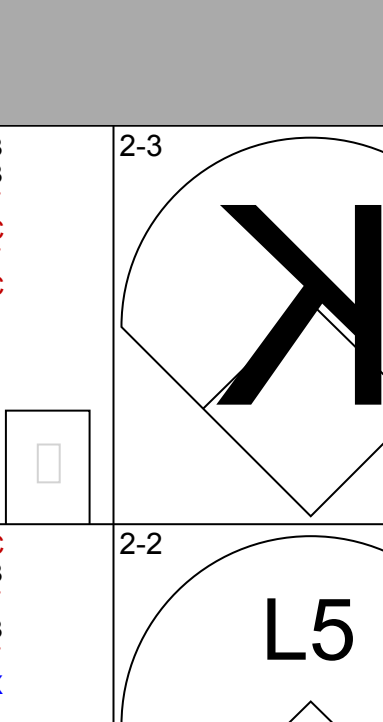
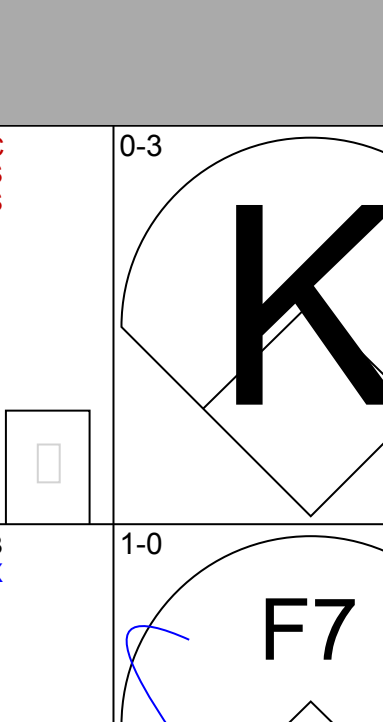
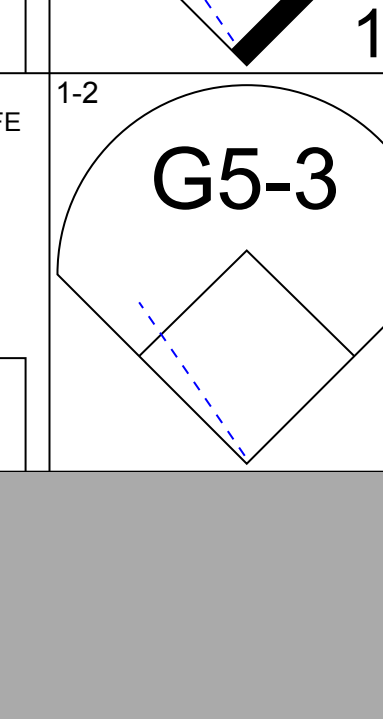
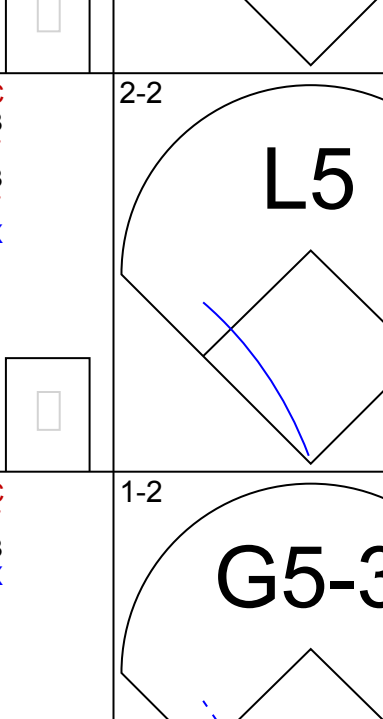
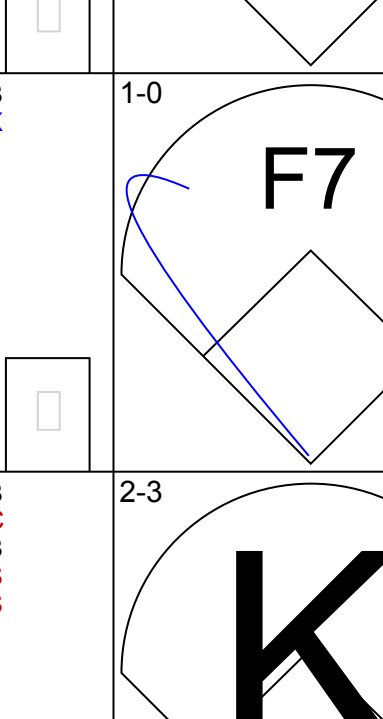
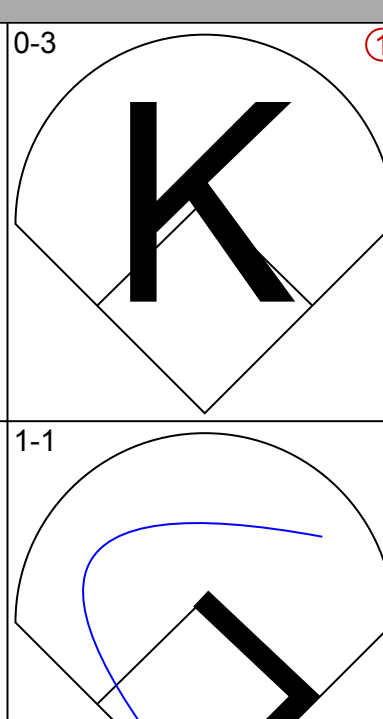
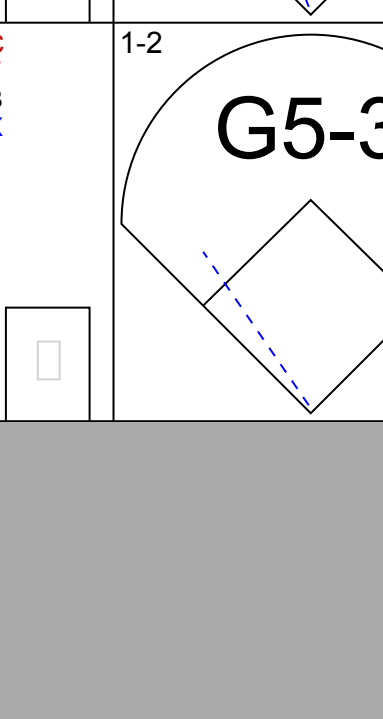
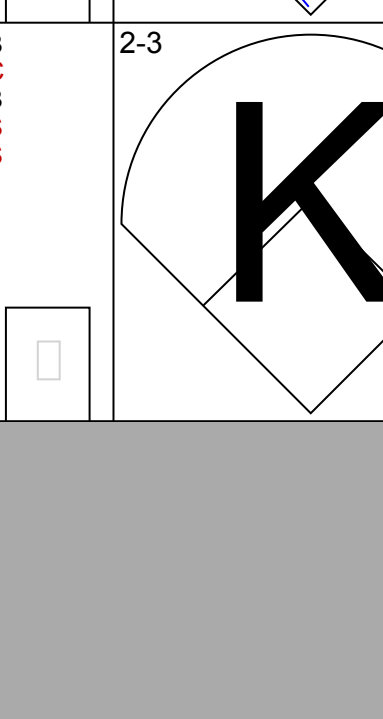
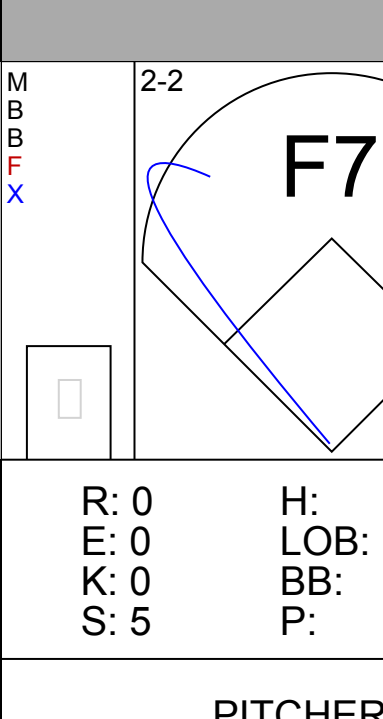
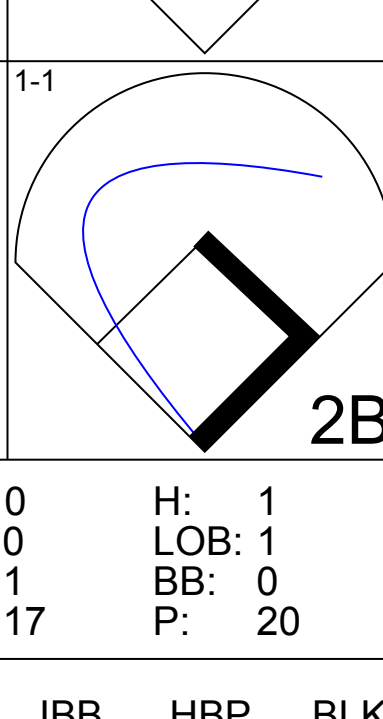
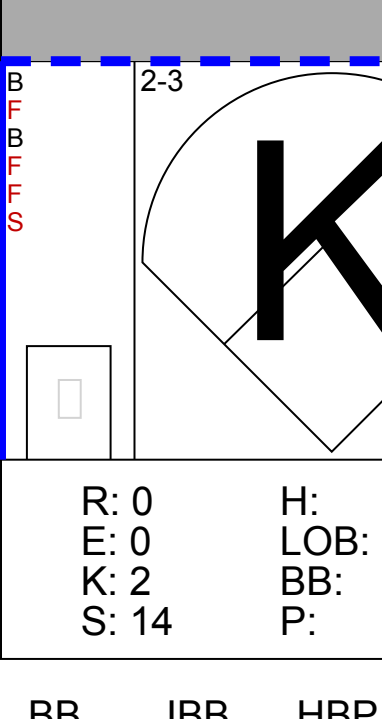
WP: 0
PB: 0
SB: 1
CS: 0

Batter	1	2	3	4	5	6	7	8	9	AB	R	H	RBI	BB	SO	LOB	TOP					
Brady Anderson, L (1, 10) OBP: 0.574, SLG: 0.600										4	0	0	0	0	1	2						
Roberto Alomar, S (1, 4) OBP: 0.320, SLG: 0.304										3	1	2	0	1	0	0						
Rafael Palmeiro, L (1, 3) OBP: 0.305, SLG: 0.500										4	0	1	0	0	1	2						
Cal Ripken Jr., R (1, 5) OBP: 0.393, SLG: 0.667										4	0	1	1	0	0	1						
B.J. Surhoff, L (1, 7) OBP: 0.304, SLG: 0.275										4	0	1	0	0	1	3						
Pete Incaviglia, R (1, 9) OBP: 0.250, SLG: 0.182										4	0	0	0	0	1	1						
Jeffrey Hammonds, R (9, 8) OBP: 0.311, SLG: 0.415										0	0	0	0	0	0	0						
Jerome Walton, R (1, 8) OBP: 0.450, SLG: 0.389										4	0	4	0	0	0	0						
Chris Hoiles, R (1, 2) OBP: 0.378, SLG: 0.463										4	0	0	0	0	0	5						
Lenny Webster, R (9, 2) OBP: 0.500, SLG: 0.400										0	0	0	0	0	0	0						
Mike Bordick, R (1, 6) OBP: 0.216, SLG: 0.152										3	0	0	0	1	0	1						
Inning Stats	R: 0 E: 0 K: 1 S: 5	H: 1 LOB: 0 BB: 0 P: 8	R: 0 E: 0 K: 1 S: 12	H: 2 LOB: 2 BB: 0 P: 14	R: 1 E: 0 K: 1 S: 10	H: 2 LOB: 2 BB: 1 P: 17	R: 0 E: 0 K: 0 S: 7	H: 1 LOB: 2 BB: 1 P: 13	R: 0 E: 0 K: 0 S: 8	H: 1 LOB: 1 BB: 0 P: 11	R: 0 E: 0 K: 0 S: 4	H: 0 LOB: 0 BB: 0 P: 6	R: 0 E: 0 K: 0 S: 7	H: 0 LOB: 0 BB: 0 P: 10	R: 0 E: 0 K: 1 S: 7	H: 0 LOB: 0 BB: 0 P: 10	R: 0 E: 0 K: 0 S: 10	H: 1 LOB: 1 BB: 0 P: 17	1B: 8 2B: 2 3B: 0 HR: 0	SF: 0 SAC: 0 DP: 2 HBP: 0	WP: 0 PB: 0 CS: 0	PA: 36
PITCHER Danny Darwin, R (1, 1) ERA: 1.08	IP: 9.0 WLS: L BF: 36 H: 9 R: 1 ER: 1 SO: 4 BB: 2 IBB: 0 HBP: 0 BLK: 0 WP: 0 HR: 0 S: 70 P: 106 ERA: 1.00 WHIP: 1.222															PITCHER						

Baltimore Orioles @ Chicago White Sox
Comiskey Park, Chicago, IL
Thu Apr 17 1997, 8:05 PM EDT
Att: 14,674 - Unknown - 42 F

AB 34
R 1
H 9
RBI 1
BB 2
SO 4
LOB 15



Batter	1	2	3	4	5	6	7	8	9	AB	R	H	RBI	BB	SO	LOB	BOTTOM			
Tony Phillips, S (1, 9) OBP: 0.500, SLG: 0.471										4	0	1	0	0	1	1				
Ray Durham, S (1, 4) OBP: 0.382, SLG: 0.451										4	0	0	0	0	1	2				
Frank Thomas, R (1, 3) OBP: 0.387, SLG: 0.294										4	0	0	0	0	0	1				
Albert Belle, R (1, 7) OBP: 0.233, SLG: 0.357										3	0	1	0	0	0	0				
Harold Baines, L (1, 10) OBP: 0.385, SLG: 0.395										3	0	0	0	0	1	1				
Chris Snopce, R (1, 5) OBP: 0.328, SLG: 0.388										3	0	1	0	0	2	0				
Dave Martinez, L (1, 8) OBP: 0.232, SLG: 0.296										3	0	0	0	0	0	1				
Ron Karkovice, R (1, 2) OBP: 0.242, SLG: 0.414										2	0	0	0	0	1	0				
Chad Kreuter, S (9, PH) OBP: 0.286, SLG: 0.167										1	0	0	0	0	1	0				
Ozzie Guillen, L (1, 6) OBP: 0.255, SLG: 0.341										2	0	1	0	0	0	0				
Norberto Martin, R (9, PH) OBP: 0.400, SLG: 0.643										1	0	0	0	0	1	0				
Inning Stats	R: 0 E: 0 K: 1 S: 8	H: 0 LOB: 0 BB: 0 P: 15	R: 0 E: 0 K: 1 S: 9	H: 1 LOB: 1 BB: 0 P: 15	R: 0 E: 0 K: 1 S: 17	H: 1 LOB: 1 BB: 0 P: 20	R: 0 E: 0 K: 0 S: 7	H: 0 LOB: 0 BB: 0 P: 10	R: 0 E: 0 K: 0 S: 5	H: 0 LOB: 0 BB: 0 P: 9	R: 0 E: 0 K: 0 S: 5	H: 1 LOB: 0 BB: 0 P: 8	R: 0 E: 0 K: 2 S: 7	H: 0 LOB: 0 BB: 0 P: 10	R: 0 E: 0 K: 2 S: 14	H: 1 LOB: 1 BB: 0 P: 21	1B: 3 2B: 2 3B: 0 HR: 0	SF: 0 SAC: 0 DP: 1 HBP: 0	WP: 0 PB: 0 CS: 0	PA: 30
PITCHER 35 Mike Mussina, R (1, 1) ERA: 3.79	IP: 8.0 WLS: W BF: 26 H: 3 R: 0 ER: 0 SO: 6 BB: 0 IBB: 0 HBP: 0 BLK: 0 WP: 0 HR: 0 S: 69 P: 103 ERA: 0.00 WHIP: 0.375															PITCHER				
Randy Myers, L (9, 1) ERA:	IP: 1.0 WLS: S BF: 4 H: 1 R: 0 ER: 0 SO: 2 BB: 0 IBB: 0 HBP: 0 BLK: 0 WP: 0 HR: 14 S: 21 P: 21 ERA: 0.00 WHIP: 1.000															PITCHER				

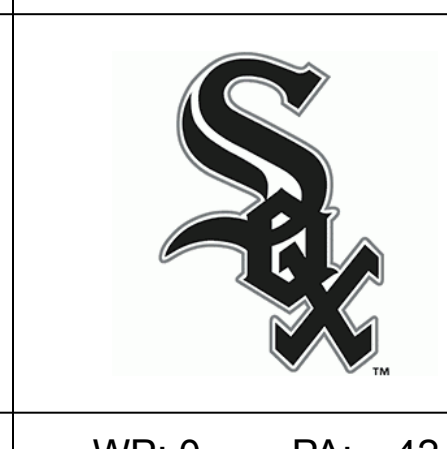
Baltimore Orioles @ Chicago White Sox
Comiskey Park, Chicago, IL
Thu Apr 17 1997, 8:05 PM EDT
Att: 14,674 - Unknown - 42 F

AB 30
R 0
H 4
RBI 0
BB 0
SO 8
LOB 6



Batter	1	2	3	4	5	6	7	8	9	AB	R	H	RBI	BB	SO	LOB	TOP										
Tim Raines, S OBP: 0.294, SLG: 0.083 (1, 7)										5	3	1	0	1	2	1	New York Yankees @ Chicago White Sox Comiskey Park, Chicago, IL Fri Apr 18 1997, 8:05 PM EDT Att: 18,603 - Unknown - 51 F										
Wade Boggs, L OBP: 0.426, SLG: 0.370 (1, 5)										4	2	3	0	1	0	0											
Bernie Williams, S OBP: 0.383, SLG: 0.426 (1, 8)										5	1	3	4	0	0	1											
Tino Martinez, L OBP: 0.342, SLG: 0.614 (1, 3)										4	2	2	2	0	0	3											
Cecil Fielder, R OBP: 0.244, SLG: 0.206 (1, 10)										3	0	1	1	1	0	1											
Mark Whiten, S OBP: 0.441, SLG: 0.549 (1, 9)										5	1	1	1	0	2	4											
Derek Jeter, R OBP: 0.456, SLG: 0.492 (1, 6)										4	0	0	0	1	2	3											
Mariano Duncan, R OBP: 0.435, SLG: 0.488 (1, 4)										5	0	2	0	0	0	1											
Joe Girardi, R OBP: 0.275, SLG: 0.351 (1, 2)										4	1	1	0	1	0	2											
Inning Stats	R: 5 E: 1 K: 1 S: 20	H: 6 LOB: 1 BB: 0 P: 25	R: 2 E: 1 K: 0 S: 9	H: 1 LOB: 1 BB: 1 P: 19	R: 2 E: 0 K: 0 S: 8	H: 2 LOB: 2 BB: 2 P: 19	R: 0 E: 0 K: 1 S: 7	H: 0 LOB: 1 BB: 1 P: 14	R: 0 E: 0 K: 1 S: 12	H: 2 LOB: 1 BB: 0 P: 20	R: 0 E: 0 K: 0 S: 5	H: 1 LOB: 0 BB: 0 P: 7	R: 0 E: 0 K: 1 S: 10	H: 1 LOB: 2 BB: 0 P: 21	R: 0 E: 0 K: 1 S: 10	H: 1 LOB: 1 BB: 0 P: 15		1B: 10 2B: 3 3B: 0 HR: 1	SF: 2 SAC: 0 DP: 0 HBP: 0	WP: 1 PB: 0 CS: 2	PA: 46						
PITCHER	IP	WLS	BF	H	R	ER	SO	BB	IBB	HBP	BLK	WP	HR	S	P	ERA	WHIP										
Jaime Navarro, R ERA: 5.63 (1, 1)	3.0	L	22	9	9	6	1	3	0	0	0	1	0	37	63	18.00	4.000										
Carlos Castillo, R ERA: 2.08 (4, 1)	4.0	15	3	1	1	2	1	1	0	0	0	0	1	34	55	2.25	1.000										
Tony Castillo, L ERA: 9.0 (8, 1)	1.0	5	1	0	0	1	1	0	0	0	0	0	0	10	21	0.00	2.000										
Roberto Hernandez, R ERA: 8.44 (9, 1)	1.0	4	1	0	0	2	0	0	0	0	0	0	0	10	15	0.00	1.000										

Batter	1	2	3	4	5	6	7	8	9	AB	R	H	RBI	BB	SO	LOB	BOTTOM										
Tony Phillips, S OBP: 0.465, SLG: 0.429 (1, 9)										5	1	0	0	0	0	2	New York Yankees @ Chicago White Sox Comiskey Park, Chicago, IL Fri Apr 18 1997, 8:05 PM EDT Att: 18,603 - Unknown - 51 F										
Ray Durham, S OBP: 0.395, SLG: 0.455 (1, 4)									4	1	1	0	1	1	1												
Frank Thomas, R OBP: 0.388, SLG: 0.291 (1, 3)									4	1	1	1	1	0	1												
Albert Belle, R OBP: 0.231, SLG: 0.344 (1, 7)									5	0	1	0	0	1	3												
Harold Baines, L OBP: 0.404, SLG: 0.404 (1, 10)									4	1	2	0	1	1	2												
Chris Snopce, R OBP: 0.339, SLG: 0.415 (1, 5)									4	0	2	1	0	0	2												
Dave Martinez, L OBP: 0.233, SLG: 0.293 (1, 8)									4	0	1	2	0	1	3												
Tony Peña, R OBP: 0.188, SLG: 0.077 (1, 2)									3	0	0	0	1	3	1												
Ozzie Guillen, L OBP: 0.275, SLG: 0.354 (1, 6)									4	0	2	0	0	0	3												
Inning Stats	R: 0 E: 0 K: 1 S: 10	H: 0 LOB: 0 BB: 0 P: 13	R: 0 E: 1 K: 1 S: 16	H: 0 LOB: 2 BB: 2 P: 26	R: 0 E: 0 K: 0 S: 10	H: 1 LOB: 1 BB: 0 P: 16	R: 0 E: 0 K: 1 S: 12	H: 1 LOB: 1 BB: 0 P: 19	R: 4 E: 0 K: 1 S: 13	H: 5 LOB: 1 BB: 1 P: 24	R: 0 E: 0 K: 1 S: 9	H: 1 LOB: 1 BB: 0 P: 15	R: 0 E: 0 K: 0 S: 13	H: 1 LOB: 1 BB: 0 P: 18	R: 0 E: 0 K: 1 S: 9	H: 0 LOB: 0 BB: 0 P: 13		R: 0 E: 1 K: 1 S: 18	H: 1 LOB: 2 BB: 1 P: 32	1B: 8 2B: 2 3B: 0 HR: 0	SF: 0 SAC: 0 DP: 0 HBP: 0	WP: 0 PB: 0 CS: 0	PA: 42				
PITCHER	IP	WLS	BF	H	R	ER	SO	BB	IBB	HBP	BLK	WP	HR	S	P	ERA	WHIP										
Ramiro Mendoza, R ERA: 9.31 (1, 1)	5.0	W	25	7	4	4	4	3	0	0	0	0	0	61	98	7.20	2.000										
Jeff Nelson, R ERA: 4.5 (6, 1)	2.0	8	2	0	0	1	0	0	0	0	0	0	0	22	33	0.00	1.000										
Mike Stanton, L ERA: (8, 1)	1.0	3	0	0	0	1	0	0	0	0	0	0	0	9	13	0.00	0.000										
Brian Boehringer, R ERA: 4.15 (9, 1)	1.0	5	1	0	0	1	1	0	0	0	0	0	0	18	32	0.00	2.000										



Batter	1	2	3	4	5	6	7	8	9	AB	R	H	RBI	BB	SO	LOB	TOP					
2 Derek Jeter, R OBP: 0.458, SLG: 0.485	G6-3		BB		1-2			K		3	0	1	0	1	1	0	New York Yankees @ Chicago White Sox Comiskey Park, Chicago, IL Sat Apr 19 1997, 8:05 PM EDT Att: 24,976 - Unknown - 57 F livebaseballscorecards.com					
Joe Girardi, R OBP: 0.273, SLG: 0.341	P4		F9		L6			FC1-4 HR		4	1	1	0	0	0	3						
Bernie Williams, S OBP: 0.400, SLG: 0.429	BB		K					FC1-4 1B		2	0	1	0	2	1	1						
Cecil Fielder, R OBP: 0.244, SLG: 0.197	BB							FC1-4 HR		3	0	0	0	1	2	3						
Pat Kelly, R OBP: 0.395, SLG: 0.300	BB							FC1-4 HR		0	1	0	0	0	0	0						
Tino Martinez, L OBP: 0.337, SLG: 0.635	F9							HR		4	1	1	3	0	1	3						
Mark Whiten, S OBP: 0.423, SLG: 0.519		FC5-4 BB						K		3	0	0	0	1	2	2						
Mariano Duncan, R OBP: 0.408, SLG: 0.457	FC5-4									3	0	0	0	0	1	1						
Tim Raines, S OBP: 0.278, SLG: 0.077	G6-4-3							F8		1	0	0	0	0	0	0						
Charlie Hayes, R OBP: 0.400, SLG: 0.409	G6-4-3							P3		4	0	0	0	0	1	1						
Luis Sojo, R (1, 4)			G5-3					F7		3	0	0	0	1	1	0						
Inning Stats	R: 0 E: 0 K: 0 S: 12	H: 0 LOB: 2 BB: 2 P: 26	R: 0 E: 0 K: 0 S: 7	H: 0 LOB: 0 BB: 1 P: 12	R: 0 E: 0 K: 1 S: 12	H: 0 LOB: 1 BB: 1 P: 22	R: 0 E: 0 K: 2 S: 8	H: 0 LOB: 0 BB: 0 P: 11	R: 0 E: 0 K: 0 S: 14	H: 1 LOB: 2 BB: 1 P: 24	R: 0 E: 0 K: 3 S: 14	H: 0 LOB: 1 BB: 1 P: 22	R: 0 E: 0 K: 3 S: 10	H: 0 LOB: 0 BB: 0 P: 15	R: 3 E: 2 K: 0 S: 15	H: 3 LOB: 1 BB: 0 P: 23	R: 0 E: 0 K: 0 S: 8	H: 0 LOB: 0 BB: 0 P: 9	1B: 3 2B: 0 3B: 0 HR: 1	SF: 0 SAC: 0 DP: 1 HBP: 0	WP: 0 PB: 0 CS: 0	PA: 36
PITCHER	IP	WLS	BF	H	R	ER	SO	BB	IBB	HBP	BLK	WP	HR	S	P	ERA	WHIP					
Wilson Alvarez, L ERA: 3.95	(1, 1)	6.0	24	1	0	0	5	6	0	0	0	0	0	67	117	0.00	1.167					
Al Levine, R ERA: 5.0	(7, 1)	1.2	7	2	2	2	4	0	0	0	0	0	0	19	29	10.80	1.200					
Tony Castillo, L ERA: 8.64	(8, 1)	1.1	L	5	1	1	1	0	0	0	0	0	1	14	18	6.75	0.750					

Batter	1	2	3	4	5	6	7	8	9	AB	R	H	RBI	BB	SO	LOB	BOTTOM					
Tony Phillips, S OBP: 0.459, SLG: 0.424	FC6-4 1B		SH2-3		G3			L5		3	0	1	0	0	0	1	New York Yankees @ Chicago White Sox Comiskey Park, Chicago, IL Sat Apr 19 1997, 8:05 PM EDT Att: 24,976 - Unknown - 57 F livebaseballscorecards.com					
Ray Durham, S OBP: 0.358, SLG: 0.431	F9		E		K			F8		3	1	0	0	1	1	1						
Frank Thomas, R OBP: 0.380, SLG: 0.293	K		SF8		F9			G4-6-3 1B		3	0	1	1	0	1	1						
Albert Belle, R OBP: 0.217, SLG: 0.323	FC6-4		E7		G6-3			G4-6-3		4	0	0	0	0	0	2						
Lyle Mouton, R OBP: 0.100, SLG: 0.100	E9 1B WP		K		G4-3			G3-1		3	0	0	0	0	1	1						
Harold Baines, L OBP: 0.397, SLG: 0.396										1	0	0	0	0	0	0						
Chris Snopce, R OBP: 0.318, SLG: 0.386	F8				E5			K		4	0	0	0	0	1	1						
Norberto Martin, R OBP: 0.389, SLG: 0.588					B2					3	0	1	0	0	0	1						
Ozzie Guillen, L OBP: 0.289, SLG: 0.347	CS 1B				L4			F9		1	0	0	0	0	0	0						
Ron Karkovics, R OBP: 0.222, SLG: 0.375	K				L4			G5-3		3	0	0	0	0	1	3						
Darren Lewis, R OBP: 0.250, SLG: 0.182			E1 SH2-3 SF8 1B		P3			E1		3	1	1	0	0	0	1						
Inning Stats	R: 0 E: 1 K: 1 S: 8	H: 1 LOB: 1 BB: 0 P: 15	R: 0 E: 1 K: 1 S: 13	H: 1 LOB: 2 BB: 0 P: 20	R: 2 E: 2 K: 1 S: 10	H: 1 LOB: 1 BB: 1 P: 22	R: 0 E: 1 K: 0 S: 9	H: 0 LOB: 1 BB: 0 P: 13	R: 0 E: 0 K: 0 S: 7	H: 0 LOB: 0 BB: 0 P: 11	R: 0 E: 0 K: 0 S: 7	H: 0 LOB: 0 BB: 0 P: 10	R: 0 E: 1 K: 0 S: 4	H: 0 LOB: 1 BB: 0 P: 6	R: 0 E: 0 K: 0 S: 11	H: 1 LOB: 0 BB: 0 P: 15	R: 0 E: 0 K: 1 S: 6	H: 0 LOB: 0 BB: 0 P: 8	1B: 4 2B: 1 3B: 0 HR: 0	SF: 1 SAC: 1 DP: 2 HBP: 0	WP: 1 PB: 0 CS: 1	PA: 34
PITCHER	IP	WLS	BF	H	R	ER	SO	BB	IBB	HBP	BLK	WP	HR	S	P	ERA	WHIP					
Kenny Rogers, L ERA: 4.43	(1, 1)	7.1	W	29	3	2	0	4	0	0	0	0	0	60	99	0.00	0.545					
42 Mariano Rivera, R ERA: 3.39	(8, 1)	1.2	S	5	1	0	0	1	0	0	0	0	0	15	21	0.00	0.600					

Batter	1	2	3	4	5	6	7	8	9	AB	R	H	RBI	BB	SO	LOB	TOP								
2 Derek Jeter, R OBP: 0.498, SLG: 0.506 (1, 6)	1-2 1B		0-2 3B			2-2 G4-6-3 1-2f		4-2 1B BB	2-2 1B	4	1	3	0	1	0	1									
Wade Boggs, L OBP: 0.408, SLG: 0.345 (1, 5)	3-2 F8		3-1 F7			1-0 F7		3-1 1B BB	4-2 1B	4	0	1	1	0	0	2									
Pat Kelly, R OBP: 0.429, SLG: 0.300 (8, FR) (8, 4)	1 SAFE F8							1-H 2B 1B	1-2 BB	0	1	0	0	1	0	0									
Bernie Williams, S OBP: 0.417, SLG: 0.443 (1, 8)	0-1 P4			3-2 G6-4-3 1B				3-0 G4-3 1-2	2-3 K	5	0	1	0	0	1	4									
Tino Martinez, L OBP: 0.355, SLG: 0.639 (1, 3)	3-2 F9			1-0 F9				2-2 HR 1B	4-0 2B IBB	3	1	1	0	1	0	2									
Cecil Fielder, R OBP: 0.267, SLG: 0.234 (1, 10)		0-1 L8		1-0 G6-4-3 1-2f				1-2 L6	2-0 2B	4	0	1	1	0	0	2									
Paul O'Neill, L OBP: 0.471, SLG: 0.721 (1, 9)		3-3 K			0-0 G3			2-1 HR	4-0 IBB	3	1	1	2	1	1	0									
Mark Whiten, S OBP: 0.406, SLG: 0.475 (1, 7)		2-1 G1-4-3			0-0 G4-3			4-2 BB	2-2 G4-3	3	0	0	0	1	0	3									
Joe Girardi, R OBP: 0.250, SLG: 0.311 (1, 2)			2-3 K		1-0 P4			0-1 F8	2-3 K	4	0	0	0	0	2	1									
Luis Sojo, R OBP: 0.150, SLG: 0.059 (1, 4)			2-1 P4			0-2 G4-6-3 1B		1-1 G4-3	3-3 K	2	0	1	0	0	0	0									
Tim Lincecum, S OBP: 0.280, SLG: 0.105 (8, PH)										1	0	0	0	0	0	0									
Charlie Hayes, R OBP: 0.385, SLG: 0.391 (8, 5)										1	0	0	0	0	1	0									
Inning Stats	R: 0 E: 0 K: 0 S: 12	H: 1 LOB: 1 BB: 0 P: 19	R: 0 E: 0 K: 1 S: 7	H: 0 LOB: 0 BB: 12	R: 0 E: 0 K: 1 S: 10	H: 1 LOB: 1 BB: 0 P: 17	R: 0 E: 0 K: 0 S: 6	H: 1 LOB: 0 BB: 0 P: 11	R: 0 E: 0 K: 0 S: 3	H: 0 LOB: 0 BB: 0 P: 4	R: 0 E: 0 K: 0 S: 8	H: 1 LOB: 0 BB: 0 P: 11	R: 2 E: 0 K: 0 S: 14	H: 2 LOB: 1 BB: 1 P: 26	R: 2 E: 0 K: 0 S: 11	H: 2 LOB: 3 BB: 3 P: 34	R: 0 E: 0 K: 3 S: 17	H: 1 LOB: 2 BB: 1 P: 30	1B: 6 2B: 1 3B: 1 HR: 1	SF: 0 SAC: 0 DP: 2 HBP: 0	WP: 0 PB: 0 SB: 1 CS: 1	PA: 39			
PITCHER	IP	WLS	BF	H	R	ER	SO	BB	IBB	HBP	BLK	WP	HR	S	P	ERA	WHIP								
Doug Drabek, R ERA: 7.04 (1, 1)	7.2	L	31	7	4	4	2	2	1	0	0	0	1	67	122	4.70	1.174								
41 Bill Simas, R ERA: 1.23 (8, 1)	1.1		8	2	0	0	3	1	1	0	0	0	0	21	42	0.00	2.250								

New York Yankees @ Chicago White Sox
Comiskey Park, Chicago, IL
Mon Apr 21 1997, 8:05 PM EDT
Att: 16,694 - Unknown - 44 F

AB 34
R 4
H 9
RBI 4
BB 5
SO 5
LOB 15



Batter	1	2	3	4	5	6	7	8	9	AB	R	H	RBI	BB	SO	LOB	BOTTOM								
Tony Phillips, S OBP: 0.455, SLG: 0.410 (1, 9)			4-2 FC3-6 BB		4-1 S 1B BB	2-1 F9		1-1 B2-3		0	0	0	0	0	0	0									
Darren Lewis, R OBP: 0.263, SLG: 0.125 (1, PH) (2, 8)										3	1	0	0	2	1	2									
Ray Durham, S OBP: 0.392, SLG: 0.424 (1, 4)	2-1 G5-4-3 1B		1 SAFE FC3-6 CS 1-2f		1-3 K			4-1 S G6-3 BB	1-1 G3	4	1	1	0	1	1	2									
Frank Thomas, R OBP: 0.402, SLG: 0.318 (1, 3)	1 SAFE G5-4-3		1 SAFE 4-1 BB		2-2 2H 1B			1-0 G6-3	4-1 1B BB	3	0	1	1	2	0	2									
Norberto Martin, R OBP: 0.428, SLG: 0.579 (9, PR)	1-2f G5-4-3		1-2 BB		1-2 BB			1-2 BB		0	0	0	0	0	0	0									
Albert Belle, R OBP: 0.250, SLG: 0.338 (1, 7)		4-2 BB 1B BB		4-1 BB		1-2 G6-3		2-3 K	2-0 F9	3	0	0	0	2	1	3									
Harold Baines, L OBP: 0.409, SLG: 0.400 (1, 10)		1-0 BB		0-0 G4-1				4-0 F7	0-1 1B	4	0	2	0	1	0	2									
Chris Snopce, R OBP: 0.312, SLG: 0.403 (1, 5)		1-2 1B			2-3 K			1-2 IBB	1-2 1B	5	0	1	1	0	3	4									
Dave Martinez, L OBP: 0.239, SLG: 0.297 (1, 8) (2, 9)		0-3 K			0-1 G4-3			0-1 G1-3	1-2 1B	3	1	1	0	1	1	2									
Ron Karkovics, R OBP: 0.250, SLG: 0.417 (1, 2)		4-0 BB			1-2 2-3 BB			2-0 1B 2B		3	1	0	1	1	2										
Chad Kreuter, S OBP: 0.306, SLG: 0.455 (8, PH) (9, 2)		1-3 K			2-3 K			1-2 1B	0-3 K2-3	1	0	0	0	0	1	0									
Ozzie Guillen, L OBP: 0.323, SLG: 0.404 (1, 6)		1-0 G4-3			3-1 L9			0-0 1B	0-1 G4-3	4	0	1	0	0	0	3									
Inning Stats	R: 0 E: 0 K: 1 S: 8	H: 1 LOB: 0 BB: 0 P: 11	R: 0 E: 0 K: 2 S: 10	H: 1 LOB: 3 BB: 2 P: 21	R: 0 E: 0 K: 2 S: 12	H: 0 LOB: 0 BB: 3 P: 24	R: 0 E: 0 K: 2 S: 8	H: 0 LOB: 0 BB: 0 P: 12	R: 1 E: 0 K: 0 S: 13	H: 1 LOB: 1 BB: 1 P: 24	R: 1 E: 0 K: 0 S: 8	H: 3 LOB: 2 BB: 0 P: 12	R: 1 E: 0 K: 2 S: 10	H: 1 LOB: 2 BB: 2 P: 22	R: 0 E: 0 K: 1 S: 8	H: 0 LOB: 0 BB: 0 P: 9	R: 0 E: 0 K: 1 S: 9	H: 1 LOB: 2 BB: 1 P: 17	1B: 7 2B: 1 3B: 0 HR: 0	SF: 0 SAC: 0 DP: 1 HBP: 0	WP: 0 PB: 0 SB: 3 CS: 1	PA: 42			
PITCHER	IP	WLS	BF	H	R	ER	SO	BB	IBB	HBP	BLK	WP	HR	S	P	ERA	WHIP								
David Cone, R ERA: 3.27 (1, 1)	7.0	W	34	7	3	3	8	7	1	0	0	0	0	69	126	3.86	2.000								
Jeff Nelson, R ERA: 3.99 (8, 1)	1.0		3	0	0	0	1	0	0	0	0	0	0	8	9	0.00	0.000								
42 Mariano Rivera, R ERA: 3.09 (9, 1)	1.0	S	5	1	0	0	1	1	0	0	0	0	0	9	17	0.00	2.000								

New York Yankees @ Chicago White Sox
Comiskey Park, Chicago, IL
Mon Apr 21 1997, 8:05 PM EDT
Att: 16,694 - Unknown - 44 F

AB 33
R 3
H 8
RBI 3
BB 9
SO 10
LOB 23



Batter	1	2	3	4	5	6	7	8	9	AB	R	H	RBI	BB	SO	LOB	TOP					
Tony Phillips, S OBP: 0.438, SLG: 0.394	F7		1B		K		K		P6	5	0	1	0	0	2	1	Chicago White Sox @ Baltimore Orioles Oriole Park at Camden Yards, Baltimore, MD Tue Apr 22 1997, 7:05 PM EDT Att: 38,392 - Unknown - 65 F					
Ray Durham, S OBP: 0.391, SLG: 0.423	G4-3		G4-3			G6-3	L9		P3	5	1	1	0	0	0	2						
Frank Thomas, R Darren Lewis, R OBP: 0.263, SLG: 0.125	K			K		G6-3		G4-3 BB		3	0	0	0	1	2	1						
Albert Belle, R OBP: 0.262, SLG: 0.338		G1-3 1B		FC6-4 BB		G6-3		K		3	0	1	1	1	1	1						
Harold Baines, L OBP: 0.400, SLG: 0.390	G1-3		FC6-4 1B		FC6-4 1B	1B		G4-3		4	1	1	0	0	0	3						
Lyle Mouton, R OBP: 0.294, SLG: 0.250	K		FC6 1B		FC6 1B	1B				3	0	2	0	1	1	1						
Dave Martinez, L Chris Snopce, R Chad Kreuter, S OBP: 0.308, SLG: 0.455	F7		FC6 1B		FC6-4 1B	FC6-4 1B		F8		3	0	1	1	0	0	3						
Ron Karkovice, R Norberto Martin, R OBP: 0.409, SLG: 0.550			K2-3		K	FC6-4 1B		G3		3	0	0	0	0	2	2						
Ozzie Guillen, L OBP: 0.318, SLG: 0.393		L7			F8					4	0	1	0	0	0	0						
Inning Stats	R: 0 E: 0 K: 1 S: 5	H: 0 LOB: 0 BB: 0 P: 8	R: 0 E: 0 K: 1 S: 8	H: 1 LOB: 1 BB: 0 P: 10	R: 0 E: 0 K: 1 S: 14	H: 1 LOB: 1 BB: 0 P: 21	R: 0 E: 0 K: 1 S: 10	H: 1 LOB: 2 BB: 1 P: 16	R: 0 E: 0 K: 2 S: 8	H: 0 LOB: 0 BB: 0 P: 13	R: 2 E: 0 K: 0 S: 15	H: 4 LOB: 2 BB: 0 P: 24	R: 0 E: 0 K: 1 S: 9	H: 0 LOB: 2 BB: 0 P: 17	R: 0 E: 0 K: 1 S: 7	H: 0 LOB: 2 BB: 2 P: 18		R: 0 E: 0 K: 0 S: 9	H: 1 LOB: 1 BB: 0 P: 14	1B: 7 2B: 1 3B: 0 HR: 0	SF: 0 SAC: 0 DP: 0 HBP: 0	WP: 0 PB: 0 SB: 1 CS: 0
PITCHER	IP	WLS	BF	H	R	ER	SO	BB	IBB	HBP	BLK	WP	HR	S	P	ERA	WHIP					
35 Mike Mussina, R ERA: 3.46	7.0	W	29	7	2	2	7	1	0	0	0	0	0	69	109	2.57	1.143					
Armando Benitez, R ERA: 4.05	0.2		4	0	0	0	1	2	0	0	0	0	0	6	17	0.00	3.000					
Jesse Orosco, L ERA:	0.1		1	0	0	0	0	0	0	0	0	0	0	1	1	0.00	0.000					
Randy Myers, L ERA:	1.0	S	4	1	0	0	0	0	0	0	0	0	0	9	14	0.00	1.000					

Batter	1	2	3	4	5	6	7	8	9	AB	R	H	RBI	BB	SO	LOB	BOTTOM				
Brady Anderson, L OBP: 0.553, SLG: 0.554	F7				G3		FC5-4 BB			3	0	1	0	1	0	0	Chicago White Sox @ Baltimore Orioles Oriole Park at Camden Yards, Baltimore, MD Tue Apr 22 1997, 7:05 PM EDT Att: 38,392 - Unknown - 65 F				
Roberto Alomar, S OBP: 0.308, SLG: 0.257	HR BB		F7			L3 1B	FC5-4			3	1	1	0	1	0	3					
Rafael Palmeiro, L OBP: 0.329, SLG: 0.547	HR		G4-3			L3 1B		F9		4	1	1	2	0	0	1					
Eric Davis, R OBP: 0.341, SLG: 0.410	HR		G1-3			FC5-4 1B		S 1B BB		3	1	2	1	1	0	0					
Cal Ripken Jr., R OBP: 0.386, SLG: 0.606	G4-3			G6-3		FC5-4		G6-3 1B		4	0	1	0	0	0	1					
B.J. Surhoff, L Jeffrey Hammonds, R OBP: 0.345, SLG: 0.380	FC5-4 1B			K			L8	G6-3		3	0	1	0	0	1	0					
Jerome Walton, R Pete Incaviglia, R OBP: 0.176, SLG: 0.125	FC5-4			F9				BB 1B 1B		3	0	1	0	0	0	1					
Chris Hoiles, R Lenny Webster, R OBP: 0.500, SLG: 0.400		G5-3			G6-3			BB 1B		3	0	1	0	0	0	0					
Mike Bordick, R OBP: 0.238, SLG: 0.161		F8			K			F9		3	0	0	0	0	1	2					
Inning Stats	R: 3 E: 0 K: 0 S: 13	H: 3 LOB: 1 BB: 1 P: 21	R: 0 E: 0 K: 0 S: 8	H: 1 LOB: 0 BB: 0 P: 13	R: 0 E: 0 K: 1 S: 6	H: 0 LOB: 0 BB: 0 P: 8	R: 0 E: 0 K: 1 S: 7	H: 0 LOB: 0 BB: 0 P: 10	R: 0 E: 0 K: 0 S: 8	H: 2 LOB: 1 BB: 0 P: 14	R: 0 E: 0 K: 0 S: 10	H: 2 LOB: 3 BB: 1 P: 16	R: 0 E: 0 K: 0 S: 12	H: 1 LOB: 1 BB: 1 P: 21	1B: 7 2B: 1 3B: 0 HR: 2	SF: 0 SAC: 0 DP: 2 HBP: 0		WP: 0 PB: 0 SB: 1 CS: 0	PA: 33		
PITCHER	IP	WLS	BF	H	R	ER	SO	BB	IBB	HBP	BLK	WP	HR	S	P	ERA	WHIP				
Danny Darwin, R ERA: 1.93	6.2	L	27	8	3	3	2	1	0	0	0	0	0	6	86	4.05	1.350				
Mike Bertotti, L ERA: 9.0	0.2		3	0	0	0	0	1	0	0	0	0	0	6	13	0.00	1.500				
Al Levine, R ERA: 4.22	0.2		3	1	0	0	0	1	0	0	0	0	0	8	14	0.00	3.000				

Batter	1	2	3	4	5	6	7	8	9	AB R H RBI BB SO LOB	TOP												
Tony Phillips, S OBP: 0.482, SLG: 0.397 Darren Lewis, R OBP: 0.300, SLG: 0.125	1-1 1B BB HBP	4-0 S 1B HR BB		2-2 FC6-4 1B		3-2 1B 1B	2-3 K		4-1 FC3-6 BB	3 2 2 0 1 1 0 0 0 0 0 1 0 0	Chicago White Sox @ New York Yankees Yankee Stadium, Bronx, NY Fri Apr 25 1997, 7:05 PM EDT Att: 24,648 - Unknown - 62 F AB 43 R 9 H 16 RBI 9 BB 5 SO 6 LOB 26												
Ray Durham, S OBP: 0.385, SLG: 0.407	0-2 L8	1-2 S HR 1B		2-2 FC6-4		1-0 BB 1B 1B	4-1 1B BB		0-0 FC3-6 1B	5 2 2 1 1 0 4													
Frank Thomas, R OBP: 0.449, SLG: 0.418	4-2 1B BB	1-2 1-H 2-H HR		3-2 F9		2-0 1B BB 1B	0-0 G4-3 1B		1-2 1B	5 2 4 4 1 0 2													
Albert Belle, R OBP: 0.260, SLG: 0.345	1-3 K	1-3 K			0-1 HR	4-2 1B 1B BB	3-2 G4-3		3-3 K	5 2 1 1 1 3 6													
Lyle Mouton, R OBP: 0.429, SLG: 0.542	0-0 1-2 2-3 1B		0-0 F8		1-1 G6-3 WP 1B	1-0 1B 1B 1B		1-1 F8		5 0 3 1 0 0 0													
Chris Snopce, R OBP: 0.301, SLG: 0.384	2-1 F9		3-2 F9		1-2 F9	1-0 1B		0-1 L8		5 0 1 1 0 0 4													
Dave Martinez, L OBP: 0.296, SLG: 0.368		2-0 G4-3		1-2 L7		2-0 G6-3	0-1 1-2 2-3 3-H 1B		1-0 1B	5 0 2 1 0 0 1													
Tony Peña, R OBP: 0.190, SLG: 0.111		0-0 G4-3		0-1 FC6-4 1B 1B	2-1 G6-3	1-3 K		0-3 K		5 0 1 0 0 2 5													
Ozzie Guillen, L OBP: 0.303, SLG: 0.357		2-2 E7 1B		1-0 F7		1-0 G4-3		0-2 G4-3		5 1 0 0 0 0 4													
Inning Stats	R: 0 E: 0 K: 1 S: 13	H: 1 LOB: 3 BB: 1 P: 21	R: 4 E: 1 K: 1 S: 15	H: 2 LOB: 0 BB: 1 P: 26	R: 0 E: 0 K: 0 S: 9	H: 0 LOB: 0 BB: 0 P: 13	R: 0 E: 0 K: 0 S: 13	H: 2 LOB: 2 BB: 0 P: 21	R: 1 E: 0 K: 0 S: 14	H: 2 LOB: 1 BB: 0 P: 20		R: 4 E: 0 K: 1 S: 18	H: 6 LOB: 3 BB: 1 P: 33	R: 0 E: 0 K: 1 S: 8	H: 1 LOB: 1 BB: 1 P: 17	R: 0 E: 0 K: 1 S: 8	H: 1 LOB: 1 BB: 0 P: 10	R: 0 E: 0 K: 1 S: 12	H: 1 LOB: 2 BB: 1 P: 20	1B: 14 2B: 0 3B: 0 HR: 2	SF: 0 SAC: 0 DP: 1 HBP: 1	WP: 1 PB: 0 SB: 2 CS: 0	PA: 49
PITCHER	IP WLS BF H R ER SO BB IBB HBP BLK WP HR S P ERA WHIP											PITCHER	IP WLS BF H R ER SO BB IBB HBP BLK WP HR S P ERA WHIP										
David Wells, L ERA: 4.26	(1, 1) 5.0 L 26 7 5 1 2 2 2 0 1 0 1 2 64 101 1.80 1.800																						
David Weathers, R ERA: 10.0	(6, 1) 0.1 8 6 4 4 0 1 0 0 0 0 0 14 26 108.00 21.000																						
Brian Boehringer, R ERA: 2.93	(6, 1) 2.2 10 2 0 0 3 1 0 0 0 0 0 20 34 0.00 1.125																						
Mike Stanton, L ERA: 2.84	(9, 1) 1.0 5 1 0 0 1 1 0 0 0 0 0 12 20 0.00 2.000																						

Batter	1	2	3	4	5	6	7	8	9	AB R H RBI BB SO LOB	BOTTOM												
2 Derek Jeter, R OBP: 0.463, SLG: 0.505	2-2 BB 1B		2-1 G6-4-3 1B			2-1 G6-3		1-1 E SF7 1B		4 1 3 0 0 0 0	Chicago White Sox @ New York Yankees Yankee Stadium, Bronx, NY Fri Apr 25 1997, 7:05 PM EDT Att: 24,648 - Unknown - 62 F AB 31 R 3 H 5 RBI 2 BB 3 SO 6 LOB 15												
Charlie Hayes, R OBP: 0.324, SLG: 0.300	3-2 F7		2-2 G6-4-3			1-1 F9		1-1 F9		4 0 0 0 0 0 4													
Bernie Williams, S OBP: 0.455, SLG: 0.477	4-2 BB			1-0 E6 WP G3		4-0 BB		0-0 E6		2 0 0 0 2 0 1													
Tino Martinez, L OBP: 0.374, SLG: 0.630	0-0 P6			2-1 G3		0-1 G4-3		3-1 SF7		3 0 0 1 0 0 4													
Cecil Fielder, R OBP: 0.269, SLG: 0.233	0-3 K			2-2 F9			0-2 F7	3-3 K		4 0 0 0 0 2 4													
Paul O'Neill, L OBP: 0.439, SLG: 0.662 Tim Raines, S OBP: 0.306, SLG: 0.143		3-3 K		1-1 F7			0-0 F7		3-3 K	3 0 0 0 0 1 1 1 0 0 0 0 1 0													
Mark Whiten, S OBP: 0.405, SLG: 0.508		0-3 K			4-2 G6-4-3 BB		3-1 HR		0-0 F8	3 1 1 1 1 1 0													
Mariano Duncan, R OBP: 0.386, SLG: 0.426		0-3 K			0-2 G6-4-3		2-1 G4-3		0-0 F9	4 0 0 0 0 1 1													
20 Jorge Posada, S OBP: 0.366, SLG: 0.273			0-1 F8		1-2 G5-3			0-1 2B E 1B		3 1 1 0 0 0 0													
Inning Stats	R: 0 E: 0 K: 1 S: 16	H: 1 LOB: 2 BB: 1 P: 24	R: 0 E: 0 K: 3 S: 10	H: 0 LOB: 0 BB: 0 P: 13	R: 0 E: 0 K: 0 S: 7	H: 1 LOB: 0 BB: 0 P: 11	R: 0 E: 1 K: 0 S: 8	H: 0 LOB: 1 BB: 0 P: 14	R: 0 E: 0 K: 0 S: 10	H: 0 LOB: 0 BB: 1 P: 15		R: 0 E: 0 K: 0 S: 6	H: 0 LOB: 1 BB: 1 P: 13	R: 1 E: 0 K: 0 S: 9	H: 1 LOB: 0 BB: 0 P: 14	R: 2 E: 1 K: 1 S: 13	H: 2 LOB: 1 BB: 0 P: 21	R: 0 E: 0 K: 1 S: 5	H: 0 LOB: 0 BB: 0 P: 8	1B: 4 2B: 0 3B: 0 HR: 1	SF: 1 SAC: 0 DP: 2 HBP: 0	WP: 1 PB: 0 SB: 0 CS: 0	PA: 35
PITCHER	IP WLS BF H R ER SO BB IBB HBP BLK WP HR S P ERA WHIP											PITCHER	IP WLS BF H R ER SO BB IBB HBP BLK WP HR S P ERA WHIP										
Wilson Alvarez, L ERA: 3.34	(1, 1) 7.2 W 31 5 3 3 1 4 3 0 0 0 0 1 75 118 1.17 1.043																						
Carlos Castillo, R ERA: 1.54	(8, 1) 1.1 4 0 0 0 2 0 0 0 0 0 0 9 15 0.00 0.000																						

Batter	1	2	3	4	5	6	7	8	9	AB	R	H	RBI	BB	SO	LOB	TOP					
Tony Phillips, S OBP: 0.459, SLG: 0.390 (1, 5)	L7		BB		K		F7		G4-3 1B	4	0	1	0	1	1	1	Chicago White Sox @ New York Yankees Yankee Stadium, Bronx, NY Sat Apr 26 1997, 3:33 AM EDT Att: 28,817 - Sunny - 63 F					
Ray Durham, S OBP: 0.395, SLG: 0.412 (1, 4)	1B		K						G4-3 1-2	4	0	2	0	1	1	2						
Frank Thomas, R OBP: 0.437, SLG: 0.398 (1, 3)	K				F9 BB		F8		F9	4	0	0	0	1	1	3						
Albert Belle, R OBP: 0.260, SLG: 0.374 (1, 7)		G1-6-3			F9		G4-3		HR	4	1	1	1	0	0	1						
Harold Baines, L OBP: 0.413, SLG: 0.388 (1, 10)		BB			L7		2B 1B		BB 1B	3	0	2	0	1	0	1						
Lyle Mouton, R OBP: 0.438, SLG: 0.556 (1, 9)	K				K		2B		BB	3	0	1	0	1	2	2						
Dave Martinez, L OBP: 0.282, SLG: 0.350 (1, 8)					F9		F7		F7	4	0	0	0	0	1	5						
Chad Kreuter, S OBP: 0.294, SLG: 0.467 (1, 2)			K				1B 2B		L6	4	1	1	0	0	2	4						
Ozzie Guillen, L OBP: 0.300, SLG: 0.351 (1, 6)			K				1B 2H 1B		G3-1	4	0	1	1	0	1	2						
Inning Stats	R: 0 E: 0 K: 1 S: 9	H: 1 LOB: 0 BB: 0 P: 17	R: 0 E: 0 K: 1 S: 9	H: 0 LOB: 1 BB: 1 P: 17	R: 0 E: 0 K: 3 S: 13	H: 0 LOB: 1 BB: 1 P: 25	R: 0 E: 0 K: 1 S: 7	H: 0 LOB: 1 BB: 1 P: 14	R: 1 E: 0 K: 1 S: 10	H: 3 LOB: 2 BB: 0 P: 17	R: 0 E: 0 K: 2 S: 12	H: 2 LOB: 1 BB: 0 P: 19	R: 0 E: 0 K: 0 S: 9	H: 0 LOB: 1 BB: 1 P: 14	R: 1 E: 0 K: 0 S: 12	H: 2 LOB: 2 BB: 1 P: 20	R: 0 E: 0 K: 0 S: 8	H: 1 LOB: 0 BB: 0 P: 16	1B: 6 2B: 2 3B: 0 HR: 1	SF: 0 SAC: 0 DP: 1 HBP: 0	WP: 0 PB: 0 SB: 0 CS: 0	PA: 39
PITCHER	IP	WLS	BF	H	R	ER	SO	BB	IBB	HBP	BLK	WP	HR	S	P	ERA	WHIP					
David Cone, R ERA: 2.93 (1, 1)	7.0	W	30	6	1	1	9	4	0	0	0	0	0	69	123	1.29	1.429					
Jeff Nelson, R ERA: 4.23 (8, 1)	0.0		3	2	1	1	0	1	0	0	0	0	1	7	13	∞	∞					
Graeme Lloyd, L ERA: (8, 1)	0.1		1	0	0	0	0	0	0	0	0	0	0	1	1	0.00	0.000					
42 Mariano Rivera, R ERA: 2.7 (8, 1)	1.2	S	5	1	0	0	0	0	0	0	0	0	0	12	22	0.00	0.600					

Batter	1	2	3	4	5	6	7	8	9	AB	R	H	RBI	BB	SO	LOB	BOTTOM				
Tim Lincecum, S OBP: 0.366, SLG: 0.303 (1, 7)	1B BB 2B	BLK 1B	F8			S 1B 1B		G4-3 1B 2B		5	3	4	0	0	0	3	Chicago White Sox @ New York Yankees Yankee Stadium, Bronx, NY Sat Apr 26 1997, 3:33 AM EDT Att: 28,817 - Sunny - 63 F				
Wade Boggs, L OBP: 0.420, SLG: 0.365 (1, 5)	BB 1B BB	L7			1B	F7		G4-3		4	1	1	0	1	0	3					
Bernie Williams, S OBP: 0.461, SLG: 0.484 (1, 8)	1B 1B	P6			K	F9 BLK 1B		G3 HR 1B		5	3	3	2	0	1	2					
Tino Martinez, L OBP: 0.375, SLG: 0.646 (1, 3)	1B BB				HR	F9		G3		4	1	1	2	1	1	3					
Paul O'Neill, L OBP: 0.437, SLG: 0.640 (1, 9)	K				G4-3	K		HR IBB		4	1	1	0	1	2	4					
Cecil Fielder, R OBP: 0.303, SLG: 0.326 (1, 10)	1B				2B			HR		5	1	5	5	0	0	0					
2 Derek Jeter, R OBP: 0.442, SLG: 0.479 (1, 6)	K				G1-3	G1-3		F9		5	0	0	0	0	1	6					
Joe Girardi, R OBP: 0.281, SLG: 0.321 (1, 2)	K				IBB	F8		1B		3	0	1	0	1	1	3					
Pat Kelly, R OBP: 0.364, SLG: 0.278 (1, 4)		B1-3			P2	K		L6		4	0	0	0	0	1	5					
Inning Stats	R: 3 E: 0 K: 3 S: 17	H: 3 LOB: 2 BB: 2 P: 29	R: 0 E: 0 K: 0 S: 11	H: 1 LOB: 0 BB: 0 P: 17	R: 1 E: 0 K: 0 S: 12	H: 3 LOB: 3 BB: 1 P: 25	R: 0 E: 0 K: 2 S: 11	H: 1 LOB: 1 BB: 0 P: 15	R: 0 E: 0 K: 1 S: 11	H: 1 LOB: 1 BB: 0 P: 15	R: 2 E: 0 K: 0 S: 13	H: 2 LOB: 0 BB: 0 P: 21	R: 0 E: 0 K: 0 S: 12	H: 2 LOB: 1 BB: 0 P: 16	R: 4 E: 0 K: 0 S: 11	H: 3 LOB: 0 BB: 1 P: 20	1B: 10 2B: 5 3B: 0 HR: 2	SF: 0 SAC: 0 DP: 1 HBP: 0	WP: 0 PB: 0 SB: 2 CS: 0	PA: 43	
PITCHER	IP	WLS	BF	H	R	ER	SO	BB	IBB	HBP	BLK	WP	HR	S	P	ERA	WHIP				
James Baldwin, R ERA: 5.08 (1, 1)	5.0	L	28	10	5	5	6	2	1	0	1	0	0	64	104	9.00	2.400				
Mike Bertotti, L ERA: 9.0 (6, 1)	1.0		4	1	1	1	1	0	0	0	1	0	0	11	18	9.00	1.000				
41 Bill Simas, R ERA: 0.96 (7, 1)	1.0		4	2	0	0	0	0	0	0	0	0	0	12	16	0.00	2.000				
Carlos Castillo, R ERA: 4.26 (8, 1)	1.0		7	3	4	4	0	0	1	0	0	0	1	11	20	36.00	3.000				




Batter	1	2	3	4	5	6	7	8	9	AB	R	H	RBI	BB	SO	LOB	TOP					
Tony Phillips, S OBP: 0.441, SLG: 0.370 (1, 9) C S	1-3 K			3-2 G6-3		0-0 G1-3		0-2 G4-3		4	0	0	0	0	1	1						
Ray Durham, S OBP: 0.391, SLG: 0.393 (1, 4) B X	1-0 P4			1-2 F9		1-1 G5-3		1-2 L7		4	0	0	0	0	0	1						
Frank Thomas, R OBP: 0.439, SLG: 0.430 (1, 3) B F X	1-1 F9			3-1 HR		4-0 2B BB		1-3 K		3	1	1	1	1	1	1						
Albert Belle, R OBP: 0.269, SLG: 0.400 (1, 7)		2-1 P4		1-2 2B		2-2 2B		2-3 K		4	0	2	0	0	1	0						
Lyle Mouton, R OBP: 0.389, SLG: 0.484 (1, 10)		2-3 K		1-1 G5-3		1-3 K		0-0 F9		4	0	0	0	0	2	3						
Chris Snopce, R OBP: 0.302, SLG: 0.373 Dave Martinez, L (9, PH) OBP: 0.279, SLG: 0.346		2-2 K			4-2 FC4-6 BB		1-0 G6-3		3-3 K		2	0	0	0	1	1						
Norberto Martin, R OBP: 0.360, SLG: 0.478 (1, 6)			1-0 G4-3		1-0 FC4-6		2-2 F8			3	0	0	0	0	0	1						
Ron Karkovics, R OBP: 0.231, SLG: 0.340 (1, 2)			2-3 K		2-2 F8		1-0 G6-3			3	0	0	0	0	1	1						
Darren Lewis, R OBP: 0.304, SLG: 0.158 (1, 8)			1-0 G4-3		2-3 K		2-2 G4-3 1B			3	0	1	0	0	1	1						
Inning Stats	R: 0 E: 0 K: 1 S: 6	H: 0 LOB: 0 BB: 0 P: 9	R: 0 E: 0 K: 2 S: 9	H: 0 LOB: 0 BB: 0 P: 15	R: 0 E: 0 K: 1 S: 5	H: 0 LOB: 0 BB: 0 P: 9	R: 1 E: 0 K: 0 S: 16	H: 2 LOB: 1 BB: 0 P: 25	R: 0 E: 0 K: 1 S: 10	H: 0 LOB: 1 BB: 1 P: 19	R: 0 E: 0 K: 0 S: 10	H: 0 LOB: 0 BB: 0 P: 11	R: 0 E: 0 K: 1 S: 16	H: 1 LOB: 0 BB: 0 P: 20	R: 0 E: 0 K: 2 S: 8	H: 0 LOB: 0 BB: 0 P: 13	1B: 1 2B: 2 3B: 0 HR: 1	SF: 0 SAC: 0 DP: 0 HBP: 0	WP: 0 PB: 0 SB: 0 CS: 0	PA: 33		
PITCHER	IP	WLS	BF	H	R	ER	SO	BB	IBB	HBP	BLK	WP	HR	S	P	ERA	WHIP					
Andy Pettitte, L ERA: 2.32	(1, 1)	7.2	W	29	4	1	1	6	2	0	0	0	0	1	76	122	1.17	0.783				
Jeff Nelson, R ERA: 3.86	(8, 1)	1.1		4	0	0	0	3	0	0	0	0	0	0	11	17	0.00	0.000				

Chicago White Sox @ New York Yankees
Yankee Stadium, Bronx, NY
Sun Apr 27 1997, 3:33 AM EDT
Att: 36,133 - Sunny - 66 F

livebaseballscores.com

AB 31
R 1
H 4
RBI 1
BB 2
SO 9
LOB 9



Batter	1	2	3	4	5	6	7	8	9	AB	R	H	RBI	BB	SO	LOB	BOTTOM				
Tim Raines, S OBP: 0.370, SLG: 0.297 (1, 7) B X	1-0 G3		3-1 G3	4-2 BB BB		1-0 G5-3		2-2 1B		4	0	1	1	1	0	1					
Wade Boggs, L OBP: 0.419, SLG: 0.358 (1, 5) B C X	1-1 L9		1-1 2B 1B	4-1 BB		3-2 G1-3		1-3 K		4	1	1	0	1	1	3					
Bernie Williams, S OBP: 0.454, SLG: 0.485 (1, 8) B C X	2-2 G4-3		0-0 2B	2-2 K		0-0 G5-3				4	1	1	0	0	1	2					
Tino Martinez, L OBP: 0.371, SLG: 0.626 (1, 3)		2-0 E4 FC4-6	4-0 2B IBB		3-2 F9		2-0 G3			3	1	0	0	1	0	0					
Paul O'Neill, L OBP: 0.440, SLG: 0.684 (1, 9)		2-1 FC4-6 2B 2 G3	2-0 1-H 2-H 3-H	2B		2-0 HR		1-1 P6		4	2	2	4	0	0	1					
Cecil Fielder, R OBP: 0.319, SLG: 0.347 (1, 10)		1-0 2 G3 1-3 2B	1-1 F7		1-2 G4-3 1B		2-1 FC5-4 HBP			3	0	2	0	0	0	1					
Derek Jeter, R OBP: 0.436, SLG: 0.465 (1, 6)		2-1 G3		4-2 SH1-3 BLK SH1-4 BB		3-2 G4-3		1-2 FC5-4 1B		3	2	0	1	1	0	3					
Mariano Duncan, R OBP: 0.383, SLG: 0.421 Luis Sojo, R OBP: 0.150, SLG: 0.059		2-1 F8		2-1 SH1-3		0-1 G3-1 1B		1-0 L6		3	0	1	0	0	0	2					
Joe Girardi, R OBP: 0.283, SLG: 0.321 (1, 2)			0-0 F9		0-0 SH1-4		1-0 G3-1		1-2 1B		3	0	1	1	0	0	1				
Inning Stats	R: 0 E: 0 K: 0 S: 6	H: 0 LOB: 0 BB: 0 P: 10	R: 1 E: 1 K: 0 S: 8	H: 1 LOB: 1 BB: 0 P: 17	R: 3 E: 0 K: 0 S: 9	H: 3 LOB: 1 BB: 1 P: 20	R: 1 E: 0 K: 1 S: 11	H: 0 LOB: 0 BB: 3 P: 27	R: 1 E: 0 K: 0 S: 10	H: 2 LOB: 0 BB: 0 P: 19	R: 0 E: 0 K: 0 S: 7	H: 1 LOB: 1 BB: 0 P: 12	R: 0 E: 0 K: 0 S: 4	H: 0 LOB: 0 BB: 0 P: 7	R: 1 E: 0 K: 1 S: 16	H: 2 LOB: 2 BB: 0 P: 24	1B: 5 2B: 3 3B: 0 HR: 1	SF: 0 SAC: 2 DP: 1 HBP: 1	WP: 0 PB: 0 SB: 1 CS: 0	PA: 38	
PITCHER	IP	WLS	BF	H	R	ER	SO	BB	IBB	HBP	BLK	WP	HR	S	P	ERA	WHIP				
Doug Drabek, R ERA: 7.43	(1, 1)	3.2	L	20	4	5	4	0	3	1	0	1	0	31	69	9.82	1.909				
Danny Darwin, R ERA: 2.16	(4, 1)	1.2		7	3	1	1	1	0	0	0	0	0	8	15	0.00	0.000				
Tony Castillo, L ERA: 7.36	(6, 1)	1.2		5	0	0	0	0	0	0	0	0	0	8	15	0.00	0.000				
Al Levine, R ERA: 4.76	(8, 1)	0.2		3	0	1	1	0	0	0	0	0	0	6	10	13.50	0.000				
Roberto Hernandez, R ERA: 5.19	(8, 1)	0.1		3	2	0	0	1	0	0	0	0	0	10	14	0.00	6.000				

Chicago White Sox @ New York Yankees
Yankee Stadium, Bronx, NY
Sun Apr 27 1997, 3:33 AM EDT
Att: 36,133 - Sunny - 66 F

livebaseballscores.com

AB 31
R 7
H 9
RBI 7
BB 4
SO 2
LOB 14




Batter	1	2	3	4	5	6	7	8	9	AB	R	H	RBI	BB	SO	LOB	TOP					
Mark McLemore, S OBP: 0.292, SLG: 0.210 (1, 4) C X	0-1 G6-3 1B		2-1 G4-3		0-0 G4-3			2-1 1B		4	0	2	0	0	0	2						
Ivan Rodriguez, R OBP: 0.350, SLG: 0.469 (1, 2) X	0-0 G6-3 1-2			1-1 G4-3		1-2 G4-3		0-2 G4-3		4	0	0	0	0	0	2						
29 Rusty Greer, L OBP: 0.412, SLG: 0.450 (1, 7) B C X	3-2 1B			3-3 K		0-0 F7			1-2 G6-3	4	0	1	0	0	1	0						
Will Clark, L OBP: 0.378, SLG: 0.400 (1, 3) C X	0-3 K			1-1 G6-3		2-3 K			2-1 F7	4	0	0	0	0	2	1						
Dean Palmer, R OBP: 0.351, SLG: 0.451 (1, 5) F X		1-3 K			2-3 K		3-2 F9		4-2 BB	3	0	0	0	1	2	0						
Lee Stevens, L OBP: 0.341, SLG: 0.514 (1, 10) X	0-0 G4-3			1-0 1B		3-2 F7		0-0 F8		4	1	1	0	0	0	1						
Warren Newson, L OBP: 0.400, SLG: 0.435 (1, 9) C X	0-3 K			1-0 1B		1-3 K				3	0	1	0	0	2	0						
Damon Buford, R OBP: 0.307, SLG: 0.329 (1, 8) C X			2-1 G6-3		1-1 1B		0-1 F9			3	0	1	1	0	0	0						
Benji Gil, R OBP: 0.246, SLG: 0.254 (1, 6) C X			2-2 G6-3		0-0 F9		0-0 G3			3	0	0	0	0	0	2						
Inning Stats	R: 0 E: 0 K: 1 S: 9	H: 2 LOB: 1 BB: 0 P: 12	R: 0 E: 0 K: 2 S: 8	H: 0 LOB: 0 BB: 0 P: 9	R: 0 E: 0 K: 0 S: 7	H: 0 LOB: 0 BB: 0 P: 13	R: 0 E: 0 K: 1 S: 7	H: 0 LOB: 0 BB: 0 P: 12	R: 1 E: 0 K: 1 S: 10	H: 3 LOB: 2 BB: 0 P: 15	R: 0 E: 0 K: 1 S: 11	H: 0 LOB: 0 BB: 0 P: 14	R: 0 E: 0 K: 1 S: 12	H: 0 LOB: 0 BB: 0 P: 19	R: 0 E: 0 K: 0 S: 8	H: 1 LOB: 1 BB: 0 P: 10	R: 0 E: 0 K: 0 S: 9	H: 0 LOB: 1 BB: 1 P: 16	1B: 6 2B: 0 3B: 0 HR: 0	SF: 0 SAC: 0 DP: 1 HBP: 0	WP: 0 PB: 0 SB: 0 CS: 0	PA: 33
PITCHER Jaime Navarro, R ERA: 4.5 (1, 1)	IP: 9.0 WLS: W BF: 33 H: 6 R: 1 ER: 1 SO: 7 BB: 1 IBB: 0 HBP: 0 BLK: 0 WP: 0 HR: 0 S: 81 P: 120 ERA: 1.00 WHIP: 0.778															PITCHER Jaime Navarro, R ERA: 4.5 (1, 1)	IP: 9.0 WLS: W BF: 33 H: 6 R: 1 ER: 1 SO: 7 BB: 1 IBB: 0 HBP: 0 BLK: 0 WP: 0 HR: 0 S: 81 P: 120 ERA: 1.00 WHIP: 0.778					

Texas Rangers @ Chicago White Sox
Comiskey Park, Chicago, IL
Tue Apr 29 1997, 8:05 PM EDT
Att: 16,143 - Unknown - 72 F

livebaseballscores.com

AB 32
R 1
H 6
RBI 1
BB 1
SO 7
LOB 8




Batter	1	2	3	4	5	6	7	8	9	AB	R	H	RBI	BB	SO	LOB	BOTTOM					
Tony Phillips, S OBP: 0.430, SLG: 0.360 (1, 5) C X	1-3 K			2-1 F7		3-0 1B			2-2 G4-3	5	0	1	0	0	1	2						
Ray Durham, S OBP: 0.373, SLG: 0.383 (1, 4) B X	2-2 G5-3				2-0 F9		2-3 G4-3		3-2 1B	5	1	1	0	0	0	3						
Frank Thomas, R OBP: 0.446, SLG: 0.444 Darren Lewis, R OBP: 0.304, SLG: 0.158 (9, PR) B	4-1 BB			1-1 G4-3		2-2 G4-3		0-0 L7	0-1 1B	4	0	2	0	1	0	0						
Albert Belle, R OBP: 0.266, SLG: 0.394 (1, 7) B X	2-0 BB			0-0 F8		2-2 G4-3		0-0 F8	0-1 SF9	4	0	1	1	0	0	1						
Harold Baines, L OBP: 0.429, SLG: 0.382 (1, 10) B X	4-1 BB			4-1 2B		4-0 IBB		0-0 G5-3		1	0	0	0	3	0	0						
Lyle Mouton, R OBP: 0.375, SLG: 0.486 (1, 9) B X	1-2 BB			0-1 BB		0-0 P3		0-2 G5-3		4	0	1	0	0	1	5						
Dave Martinez, L OBP: 0.289, SLG: 0.353 (1, 8) B X		1-2 2B		2-0 2-1		2-2 F9		1-0 1B	2-0 F7	4	1	2	0	0	0	0						
Ron Karkovice, R OBP: 0.273, SLG: 0.375 (1, 2) C X		1-1 SH1-3		4-2 BB		2-0 SH5-3		4-1 BB		1	0	1	1	2	0	0						
Ozzie Guillen, L OBP: 0.289, SLG: 0.338 (1, 6) B X		1-1 SH1-3		3-2 F8		0-0 F8		2-0 F8		3	0	0	0	0	0	3						
Inning Stats	R: 0 E: 0 K: 2 S: 15	H: 1 LOB: 3 BB: 2 P: 30	R: 1 E: 0 K: 0 S: 11	H: 2 LOB: 1 BB: 0 P: 18	R: 0 E: 0 K: 0 S: 6	H: 1 LOB: 2 BB: 1 P: 13	R: 0 E: 0 K: 0 S: 11	H: 0 LOB: 1 BB: 1 P: 22	R: 0 E: 0 K: 0 S: 10	H: 1 LOB: 2 BB: 1 P: 20	R: 0 E: 0 K: 0 S: 7	H: 2 LOB: 0 BB: 0 P: 14	R: 0 E: 0 K: 0 S: 3	H: 0 LOB: 0 BB: 0 P: 3	R: 0 E: 0 K: 0 S: 6	H: 0 LOB: 1 BB: 1 P: 14	R: 1 E: 0 K: 0 S: 10	H: 2 LOB: 1 BB: 0 P: 15	1B: 6 2B: 3 3B: 0 HR: 0	SF: 1 SAC: 2 DP: 0 HBP: 0	WP: 0 PB: 0 SB: 0 CS: 0	PA: 40
PITCHER Roger Pavlik, R ERA: 5.92 Eric Gunderson, L ERA: 1.17 Danny Patterson, R ERA: 1.93 (8, 1) (9, 1)	IP: 7.2 WLS: 1 BF: 36 H: 7 R: 1 ER: 1 SO: 2 BB: 5 IBB: 1 HBP: 0 BLK: 0 WP: 0 HR: 0 S: 68 P: 131 ERA: 1.17 WHIP: 1.565															PITCHER Roger Pavlik, R ERA: 5.92 Eric Gunderson, L ERA: 1.17 Danny Patterson, R ERA: 1.93 (8, 1) (9, 1)	IP: 7.2 WLS: 1 BF: 36 H: 7 R: 1 ER: 1 SO: 2 BB: 5 IBB: 1 HBP: 0 BLK: 0 WP: 0 HR: 0 S: 68 P: 131 ERA: 1.17 WHIP: 1.565					

Texas Rangers @ Chicago White Sox
Comiskey Park, Chicago, IL
Tue Apr 29 1997, 8:05 PM EDT
Att: 16,143 - Unknown - 72 F

livebaseballscores.com

AB 31
R 2
H 9
RBI 2
BB 6
SO 2
LOB 14



Batter	1	2	3	4	5	6	7	8	9	AB	R	H	RBI	BB	SO	LOB	TOP
Mark McLemore, S OBP: 0.290, SLG: 0.202	1-2 E5 FC1-6	4-0 BB		3-2 F7		0-0 G3				3	0	0	0	1	0	0	Texas Rangers @ Chicago White Sox Comiskey Park, Chicago, IL Wed Apr 30 1997, 8:05 PM EDT Att: 14,034 - Cloudy - 65 F
Damon Buford, R OBP: 0.315, SLG: 0.329	1 SAFE FC1-6 29 1B 29 S HR	0-3 K			4-1 2B BB	1-2 1B				3	1	1	0	1	1	2	
29 Rusty Greer, L OBP: 0.406, SLG: 0.440	1 SAFE 2-2 1-3 BB HR	1-0 L8			1-1 F7	2-2 G1-3				4	1	1	0	0	0	3	
Dean Palmer, R OBP: 0.378, SLG: 0.482	4-0 HR BB		2-2 1B		0-0 1-3 2B	3-2 1B 1B				3	1	3	0	1	0	0	
Will Clark, L OBP: 0.388, SLG: 0.395	0-0 L6		0-0 F8		4-0 G4-6-3 1BB	3-2 1-3 1B				3	0	1	0	1	0	4	
Mike Simms, R OBP: 0.355, SLG: 0.786	0-1 HR		1-1 F8		0-1 G4-6-3					3	1	1	4	0	0	4	
Mike Devereaux, R OBP: 0.282, SLG: 0.286	0-1 1B		1-0 G5-3		3-2 E6 G1-3 HR					3	1	1	0	0	0	1	
Henry Mercedes, R OBP: 0.400, SLG: 0.600	1 SAFE P4		1-3 K		1-2 G1-3					3	0	0	0	0	1	2	
Benji Gil, R OBP: 0.250, SLG: 0.306		3-2 G3		2-1 F7		1-0 HR				3	1	1	2	0	0	0	
Inning Stats	R: 4 E: 1 K: 0 S: 14	H: 3 LOB: 1 BB: 1 P: 22	R: 0 E: 0 K: 1 S: 8	H: 0 LOB: 1 BB: 1 P: 16	R: 0 E: 0 K: 0 S: 7	H: 1 LOB: 1 BB: 0 P: 11	R: 0 E: 0 K: 1 S: 9	H: 0 LOB: 0 BB: 0 P: 15	R: 0 E: 0 K: 0 S: 6	H: 1 LOB: 2 BB: 2 P: 15	R: 2 E: 1 K: 0 S: 16	H: 2 LOB: 1 BB: 0 P: 24	R: 0 E: 0 K: 0 S: 13	H: 2 LOB: 2 BB: 0 P: 19			
PITCHER	IP WLS BF H R ER SO BB IBB HBP BLK WP HR S P ERA WHIP																
Wilson Alvarez, L ERA: 3.16	(1, 1) 2.0 L 12 3 4 0 0 1 2 0 0 0 0 0 1 22 38 0.00 2.500																
Carlos Castillo, R ERA: 3.88	(3, 1) 2.0 8 1 0 0 1 1 1 0 0 0 0 0 0 17 31 0.00 1.000																
Danny Darwin, R ERA: 2.33	(5, 1) 2.0 10 3 2 1 0 0 0 1 0 0 0 0 0 1 21 34 4.50 1.500																
Al Levine, R ERA: 4.76	(7, 1) 0.0 2 2 0 0 0 0 0 0 0 0 0 0 0 0 13 19 ∞ ∞																

AB	28
R	6
H	9
RBI	6
BB	4
SO	2
LOB	16



WP	0	PA	32
FB	0		
SB	1		
CS	0		
1B	6	SF	0
2B	1	SAC	0
3B	0	DP	1
HR	2	HBP	0

Batter	1	2	3	4	5	6	7	8	9	AB	R	H	RBI	BB	SO	LOB	BOTTOM
Tony Phillips, S OBP: 0.427, SLG: 0.360	1-3 K		0-0 FC4-6 1B PB S		2-1 FC4-6 1B					3	1	1	1	0	1	1	Texas Rangers @ Chicago White Sox Comiskey Park, Chicago, IL Wed Apr 30 1997, 8:05 PM EDT Att: 14,034 - Cloudy - 65 F
Ray Durham, S OBP: 0.381, SLG: 0.392	2-1 CS 1B		2-2 PB BB 1B		1-2 FC4-6 S					3	0	2	0	0	0	1	
Frank Thomas, R OBP: 0.452, SLG: 0.440	2-3 K		4-2 PB BB		4-1 1-2 BB					1	0	0	0	2	1	1	
Albert Belle, R OBP: 0.259, SLG: 0.382		2-3 K	3-2 F8		2-2 F9					3	0	0	0	0	1	4	
Harold Baines, L OBP: 0.425, SLG: 0.380		1-3 K		0-1 G3 1B		2-2 G4-3				3	0	1	0	0	1	0	
Lyle Mouton, R OBP: 0.349, SLG: 0.447		2-1 G5-3		0-2 G3		2-0 G5-3				3	0	0	0	0	0	1	
Dave Martinez, L OBP: 0.290, SLG: 0.352			2-1 G6-3		0-3 K		3-1 1B			3	0	1	0	0	1	1	
Ron Karkovice, R OBP: 0.276, SLG: 0.360			2-0 1B FC4-6 HBP		0-0 G5-3		1-1 G5-3			2	1	0	0	0	0	2	
Norberto Martin, R OBP: 0.370, SLG: 0.480			3-1 FC4-6 1B		1-1 F8					2	0	1	0	0	0	0	
Inning Stats	R: 0 E: 0 K: 2 S: 9	H: 1 LOB: 0 BB: 0 P: 14	R: 0 E: 0 K: 2 S: 10	H: 0 LOB: 0 BB: 0 P: 15	R: 2 E: 0 K: 0 S: 14	H: 2 LOB: 2 BB: 1 P: 30	R: 0 E: 0 K: 1 S: 10	H: 1 LOB: 1 BB: 0 P: 10	R: 0 E: 0 K: 0 S: 13	H: 1 LOB: 2 BB: 1 P: 23	R: 0 E: 0 K: 0 S: 9	H: 1 LOB: 1 BB: 0 P: 17					
PITCHER	IP WLS BF H R ER SO BB IBB HBP BLK WP HR S P ERA WHIP																
Ken Hill, R ERA: 3.75	(1, 1) 1.1 4 1 0 0 3 0 0 0 0 0 0 0 0 12 19 0.00 0.750																
Xavier Hernandez, R ERA: 3.0	(2, 1) 2.2 13 3 2 1 2 1 0 1 0 0 0 0 0 31 50 3.38 1.500																
Bobby Witt, R ERA: 2.3	(5, 1) 2.0 W 9 2 0 0 0 1 0 0 0 0 0 0 0 22 40 0.00 1.500																

AB	23
R	2
H	6
RBI	1
BB	2
SO	5
LOB	11



WP	0	PA	26
FB	1		
SB	2		
CS	1		
1B	6	SF	0
2B	0	SAC	0
3B	0	DP	0
HR	0	HBP	1

Batter	1	2	3	4	5	6	7	8	9	AB	R	H	RBI	BB	SO	LOB	TOP																			
Darin Erstad, L OBP: 0.384, SLG: 0.425 Orlando Palmeiro, L OBP: 0.311, SLG: 0.275 (8, R)	F7		SF7		G1-3			FC1-6-5		3	0	0	1	0	0	1	Anaheim Angels @ Chicago White Sox Comiskey Park, Chicago, IL Sat May 03 1997, 4:33 AM EDT Unknown - 53 F																			
Jim Edmonds, L OBP: 0.346, SLG: 0.490 (8, B)	F7		K				F8	F7		4	0	0	0	0	1	3																				
Dave Hollins, S OBP: 0.385, SLG: 0.387 (1, 5)	K		F8				L4	P3		4	0	0	0	0	1	3																				
Jim Leyritz, R OBP: 0.402, SLG: 0.562 (1, 2)		K		K			K		16 2B	4	1	1	0	0	3	0																				
Tim Salmon, R OBP: 0.333, SLG: 0.383 (1, 9)		G6-3		P6			WP 1B		K	4	0	1	0	0	1	1																				
16 Garrett Anderson, L OBP: 0.367, SLG: 0.390 (1, 7)		F8					F7			4	0	2	1	0	0	1																				
Eddie Murray, S OBP: 0.313, SLG: 0.384 (1, 10)				G4-3			G4-3		2B	4	1	1	0	0	1	3																				
Luis Alicaia, S OBP: 0.376, SLG: 0.418 (1, 4)							K		F8	4	1	2	0	0	1	1																				
Craig Grebeck, R OBP: 0.313, SLG: 0.125 Jack Howell, L OBP: 0.400, SLG: 0.632 Gary Disarcina, R OBP: 0.239, SLG: 0.333 (8, B)							G3-1			1	0	0	0	1	0	0																				
										1	0	1	1	0	0	0																				
										0	0	0	0	0	0	0																				
Inning Stats	R: 0 E: 0 K: 1 S: 5	H: 0 LOB: 0 BB: 0 P: 5	R: 0 E: 0 K: 1 S: 5	H: 0 LOB: 0 BB: 0 P: 5	R: 1 E: 0 K: 1 S: 7	H: 2 LOB: 2 BB: 1 P: 11	R: 0 E: 0 K: 1 S: 6	H: 1 LOB: 1 BB: 0 P: 6	R: 0 E: 0 K: 1 S: 5	H: 0 LOB: 0 BB: 0 P: 5	R: 0 E: 0 K: 0 S: 3	H: 1 LOB: 1 BB: 0 P: 3	R: 1 E: 0 K: 0 S: 5	H: 2 LOB: 2 BB: 0 P: 5	R: 1 E: 0 K: 2 S: 9	H: 2 LOB: 1 BB: 0 P: 9	1B: 5 2B: 2 3B: 1 HR: 0	SF: 1 SAC: 0 DP: 0 HBP: 0	WP: 1 PA: 35 PB: 1 CS: 2 SB: 0																	
PITCHER	IP	WLS	BF	H	R	ER	SO	BB	IBB	HBP	BLK	WP	HR	S	P	ERA	WHIP	PITCHER		IP	WLS	BF	H	R	ER	SO	BB	IBB	HBP	BLK	WP	HR	S	P	ERA	WHIP
James Baldwin, R ERA: 4.65 Tony Castillo, L ERA: 6.75 41 Bill Simas, R ERA: 1.86 Mike Bertotti, L ERA: 7.36 (1, 1)	7.0	L	27	6	2	2	6	1	0	0	0	1	0	38	42	2.57	1.000																			

Batter	1	2	3	4	5	6	7	8	9	AB	R	H	RBI	BB	SO	LOB	BOTTOM																			
Tony Phillips, S OBP: 0.430, SLG: 0.359 (1, 9)	F8				SH1-3		P4		DI 1B	3	1	1	0	1	0	2	Anaheim Angels @ Chicago White Sox Comiskey Park, Chicago, IL Sat May 03 1997, 4:33 AM EDT Unknown - 53 F																			
Ray Durham, S OBP: 0.381, SLG: 0.392 (1, 4)	F3				F3		F9		HBP 1B	5	0	2	2	0	0	3																				
Frank Thomas, R OBP: 0.458, SLG: 0.453 (1, 3)					F9		F8		G4-3 1B	4	0	2	0	0	0	2																				
Albert Belle, R OBP: 0.256, SLG: 0.374 (1, 7)	G3				K		FC6-4 1B		F7	5	0	1	0	0	1	6																				
Lyle Mouton, R OBP: 0.340, SLG: 0.429 (1, 10)							FC6-4 1B		G4-3	4	0	1	0	0	0	2																				
Chris Snopce, R OBP: 0.303, SLG: 0.372 Harold Baines, L OBP: 0.425, SLG: 0.380 Norberto Martin, R OBP: 0.357, SLG: 0.462 (8, PH)					F8		G4-3		G4-3	3	0	1	0	0	0	2																				
Darren Lewis, R OBP: 0.269, SLG: 0.346 Chad Kreuter, S OBP: 0.333, SLG: 0.563 (8, PH)							G4-3		G4-3	0	0	0	0	0	0	0																				
Ron Karkovics, R OBP: 0.279, SLG: 0.346 Dave Martinez, L OBP: 0.236, SLG: 0.352 (8, PH)									G6-4-3 1B	3	0	0	0	0	1	2																				
									G6-4-3 2B	1	1	1	0	0	0	0																				
									G6-4-3 BB	0	0	0	0	1	0	0																				
Ozzie Guillen, L OBP: 0.299, SLG: 0.358 (1, 6)									G6-4-3	4	0	2	0	0	0	2																				
										1B	2	0	0	0	1	1																				
										BB	0	0	0	0	1	0																				
Inning Stats	R: 0 E: 0 K: 0 S: 4	H: 1 LOB: 1 BB: 0 P: 4	R: 0 E: 0 K: 1 S: 6	H: 1 LOB: 0 BB: 0 P: 6	R: 0 E: 0 K: 1 S: 7	H: 2 LOB: 0 BB: 0 P: 7	R: 0 E: 0 K: 0 S: 3	H: 1 LOB: 0 BB: 0 P: 3	R: 0 E: 0 K: 1 S: 6	H: 1 LOB: 1 BB: 0 P: 6	R: 0 E: 0 K: 0 S: 4	H: 1 LOB: 1 BB: 0 P: 4	R: 0 E: 0 K: 0 S: 4	H: 1 LOB: 2 BB: 1 P: 8	R: 0 E: 0 K: 0 S: 4	H: 1 LOB: 1 BB: 0 P: 4	R: 2 E: 0 K: 0 S: 4	H: 2 LOB: 2 BB: 2 P: 13	1B: 8 2B: 3 3B: 0 HR: 0	SF: 0 SAC: 1 DP: 1 HBP: 1	WP: 0 PA: 40 PB: 0 CS: 1 SB: 0															
PITCHER	IP	WLS	BF	H	R	ER	SO	BB	IBB	HBP	BLK	WP	HR	S	P	ERA	WHIP	PITCHER		IP	WLS	BF	H	R	ER	SO	BB	IBB	HBP	BLK	WP	HR	S	P	ERA	WHIP
Allen Watson, L ERA: 5.81 Pep Harris, R ERA: 1.77 Mike Holtz, L ERA: 0.93 Mike James, R ERA: 3.68 Rich DeLucia, R ERA: 2.53 (1, 1)	7.0	W	29	8	0	0	3	1	0	0	0	0	0	34	38	0.00	1.286																			

AB	33
R	3
H	8
RBI	3
BB	1
SO	8
LOB	13



Batter	1	2	3	4	5	6	7	8	9	AB	R	H	RBI	BB	SO	LOB	TOP								
Orlando Palmeiro, L OBP: 0.306, SLG: 0.273 (1, 8)	F7		G6-3			WP 1B			F8	4	0	1	0	0	0	0									
Luis Alicaes, S OBP: 0.372, SLG: 0.402 (1, 4)	G6-3			K2-3		G1-3			1B G6-3 BB	3	1	0	0	1	1	2									
Jim Edmonds, L OBP: 0.342, SLG: 0.480 (1, 3)	F8			F8		G3			G6-3 DI 1B	4	0	1	0	0	0	2									
Tim Salmon, R OBP: 0.321, SLG: 0.367 (1, 9)		F8		P4			F9		G6-3	4	0	0	1	0	0	1									
16 Garret Anderson, L OBP: 0.354, SLG: 0.376 (1, 7)		G4-3			K				K2-3	4	0	0	0	0	3	1									
Eddie Murray, S OBP: 0.301, SLG: 0.368 (1, 10)		F8			G3-1		G4-6-3			3	0	0	0	0	0	1									
Jack Howell, L OBP: 0.391, SLG: 0.727 (1, 5)				HR		F8			K	3	1	1	1	0	1	0									
Jorge Fabregas, L OBP: 0.069, SLG: 0.036 (1, 2)			F7			E4 WP 1B			G4-3	3	0	0	0	0	0	0									
Gary Disarcina, R OBP: 0.231, SLG: 0.322 (1, 6)			F7			K			L9	3	0	0	0	0	1	1									
Inning Stats	R: 0 E: 0 K: 0 S: 7	H: 0 LOB: 0 BB: 0 P: 12	R: 0 E: 0 K: 0 S: 5	H: 0 LOB: 0 BB: 0 P: 11	R: 1 E: 0 K: 0 S: 10	H: 1 LOB: 0 BB: 0 P: 16	R: 0 E: 0 K: 1 S: 6	H: 0 LOB: 0 BB: 0 P: 7	R: 0 E: 0 K: 1 S: 9	H: 0 LOB: 0 BB: 0 P: 14	R: 0 E: 1 K: 1 S: 12	H: 1 LOB: 2 BB: 0 P: 16	R: 0 E: 0 K: 1 S: 7	H: 0 LOB: 0 BB: 0 P: 9	R: 0 E: 0 K: 1 S: 7	H: 0 LOB: 0 BB: 0 P: 11	R: 1 E: 0 K: 1 S: 12	H: 1 LOB: 1 BB: 1 P: 21	1B: 2 2B: 0 3B: 0 HR: 1	SF: 0 SAC: 0 DP: 1 HBP: 0	WP: 2 PB: 0 SB: 0 CS: 0	PA: 32			
PITCHER	IP	WLS	BF	H	R	ER	SO	BB	IBB	HBP	BLK	WP	HR	S	P	ERA	WHIP								
Doug Drabek, R ERA: 6.15 (1, 1)	7.0	W	24	2	1	1	4	0	0	0	0	2	1	56	85	1.29	0.286								
Tony Castillo, L ERA: 6.23 (8, 1)	1.0		3	0	0	0	1	0	0	0	0	0	0	7	11	0.00	0.000								
Roberto Hernandez, R ERA: 5.59 (9, 1)	1.0	S	5	1	1	1	1	1	0	0	0	0	0	12	21	9.00	2.000								

Anaheim Angels @ Chicago White Sox
Comiskey Park, Chicago, IL
Sat May 03 1997, 8:05 PM EDT
Att: 24,004 - Unknown - 41 F

AB 31
R 2
H 3
RBI 2
BB 1
SO 6
LOB 8



Batter	1	2	3	4	5	6	7	8	9	AB	R	H	RBI	BB	SO	LOB	BOTTOM								
Tony Phillips, S OBP: 0.424, SLG: 0.365 (1, 9)	G1-3		G6-3	F7		2B				4	0	1	0	0	0	2									
Ray Durham, S OBP: 0.393, SLG: 0.443 (1, 4)	S BB SF8 1B		HR	PO 1H 2H 2B		F7				4	2	3	3	0	0	1									
Frank Thomas, R OBP: 0.463, SLG: 0.448 Darren Lewis, R OBP: 0.259, SLG: 0.130 (1, 3) (7, 8)	SAFE SAFE SAFE SAFE BB		1B BB	F7			K			1	0	0	0	2	0	1									
Albert Belle, R OBP: 0.264, SLG: 0.376 (1, 7)	SF8		1B BB				K			2	0	1	1	1	1	0									
Harold Baines, L OBP: 0.418, SLG: 0.373 (1, 10)	P5		1B BB	PO	G4-3		G4-3			4	0	1	0	0	0	1									
Chris Snopce, R OBP: 0.301, SLG: 0.366 (1, 5)		G4-3 1B	P6			P6			P3	4	0	1	0	0	0	3									
Dave Martinez, L OBP: 0.286, SLG: 0.337 (1, 8) (7, 3)		G4-3	L3			F9			G4-3	4	0	0	0	0	0	4									
Tony Peña, R OBP: 0.200, SLG: 0.136 (1, 2)		K		1B 2B 1B		L9			K	4	1	1	0	0	2	1									
Ozzie Guillen, L OBP: 0.300, SLG: 0.357 (1, 6)		L3		1B 2B 1B		F7				3	1	1	0	0	0	1									
Inning Stats	R: 1 E: 0 K: 0 S: 9	H: 1 LOB: 1 BB: 1 P: 18	R: 0 E: 0 K: 1 S: 7	H: 1 LOB: 0 BB: 0 P: 13	R: 1 E: 0 K: 0 S: 12	H: 3 LOB: 3 BB: 1 P: 26	R: 2 E: 0 K: 0 S: 11	H: 3 LOB: 1 BB: 1 P: 21	R: 0 E: 0 K: 0 S: 10	H: 0 LOB: 0 BB: 0 P: 14	R: 0 E: 0 K: 2 S: 8	H: 0 LOB: 0 BB: 0 P: 14	R: 0 E: 0 K: 1 S: 8	H: 0 LOB: 0 BB: 0 P: 13	R: 0 E: 0 K: 1 S: 8	H: 0 LOB: 0 BB: 0 P: 13	R: 1 E: 0 K: 1 S: 12	H: 1 LOB: 1 BB: 1 P: 21	1B: 6 2B: 2 3B: 0 HR: 1	SF: 1 SAC: 0 DP: 0 HBP: 0	WP: 0 PB: 0 SB: 1 CS: 0	PA: 36			
PITCHER	IP	WLS	BF	H	R	ER	SO	BB	IBB	HBP	BLK	WP	HR	S	P	ERA	WHIP								
Dennis Springer, R ERA: 8.27 (1, 1)	3.2	L	22	8	4	4	1	3	0	0	0	0	0	39	78	9.82	3.000								
Darrell May, L ERA: 5.25 (4, 1)	4.1		13	1	0	0	3	0	0	0	0	0	0	34	54	0.00	0.231								

Anaheim Angels @ Chicago White Sox
Comiskey Park, Chicago, IL
Sat May 03 1997, 8:05 PM EDT
Att: 24,004 - Unknown - 41 F

AB 31
R 4
H 9
RBI 4
BB 3
SO 4
LOB 14



Batter	1	2	3	4	5	6	7	8	9	AB	R	H	RBI	BB	SO	LOB	TOP											
Rich Amaral, R OBP: 0.489, SLG: 0.475 (1, 7)	0-1 FC6-4 1B		4-2 1B G6-3 BB		1-1 S 1B		2-1 G5-3 1B	1-1 S 2H 3H 1B		4	1	4	2	1	0	0	Seattle Mariners @ Chicago White Sox Comiskey Park, Chicago, IL Tue May 06 1997, 8:05 PM EDT Att: 19,136 - Unknown - 57 F											
Alex Rodriguez, R OBP: 0.351, SLG: 0.489 (1, 6)	1-2 FC6-4 2B 1-2 1B		0-3 K 1		1-1 F8 1		3-2 G5-3 1-2	1-2 G5-3 2-3		5	1	0	0	0	1	5												
Ken Griffey Jr., L OBP: 0.435, SLG: 0.775 (1, 8)	1-2 1B 1-3 2B		1-0 1B G6-3 1B		1-0 L9 2		2-3 K 2	1-0 F7 3		5	1	2	0	0	1	4												
Edgar Martinez, R OBP: 0.418, SLG: 0.504 (1, 10)	0-0 G5-4-3 1B 2-3 3H		3-2 G6-3 1-2 3H 2-2 1B		4-2 FC5-4 BB 1-2		0-2 P4 3		3-2 BB 1B	4	0	2	2	1	0	2												
Jay Buhner, R OBP: 0.397, SLG: 0.374 (1, 9)	1-1 G5-4-3 1-2 1B		1-1 2-2 1B		0-0 FC5-4 BB 1-2 1B				4-2 1B 2B BB	4	1	1	1	1	1	5												
Mike Blowers, R OBP: 0.242, SLG: 0.333 Paul Sorrento, L OBP: 0.337, SLG: 0.446 (9, 3)		3-2 1B	3-2 F8 3			2-2 F9 1		2-0 2B 1-2 1B	4-0 BB	4	1	2	0	0	0	1												
Dan Wilson, R OBP: 0.398, SLG: 0.475 (1, 2)		1-3 K 1		1-1 P4 1		2-2 1B		2-2 F9 1	0-2 K 2	5	0	1	0	0	2	5												
Russ Davis, R OBP: 0.376, SLG: 0.551 (1, 5)		2-3 K 2		1-0 F8 2		1-1 P4 2		0-0 1B 1-3 2H 2B	1-0 G3-1 3	5	1	1	1	0	1	4												
Alvaro Espinoza, R OBP: 0.261, SLG: 0.304 Rob Ducey, L OBP: 0.286, SLG: 0.500 Brent Gates, S OBP: 0.270, SLG: 0.281 (8, 4)		3-3 K 3		0-0 G6-3 3		0-1 G6-3 3		0-0 1B 2-3 3H 1B		4	0	1	1	0	1	2												
Inning Stats	R: 1 E: 0 K: 0 S: 11	H: 3 LOB: 1 BB: 0 P: 14	R: 0 E: 0 K: 3 S: 18	H: 1 LOB: 1 BB: 0 P: 27	R: 2 E: 0 K: 1 S: 20	H: 2 LOB: 1 BB: 1 P: 33	R: 0 E: 0 K: 0 S: 4	H: 0 LOB: 0 BB: 0 P: 6	R: 0 E: 0 K: 0 S: 8	H: 1 LOB: 2 BB: 1 P: 15	R: 0 E: 0 K: 1 S: 12	H: 1 LOB: 1 BB: 0 P: 19	R: 4 E: 0 K: 0 S: 15	H: 4 LOB: 2 BB: 1 P: 26	R: 0 E: 0 K: 2 S: 12	H: 1 LOB: 2 BB: 1 P: 23		1B: 12 2B: 2 3B: 0 HR: 0	SF: 0 SAC: 0 DP: 1 HBP: 0	WP: 0 PB: 0 SB: 2 CS: 0	PA: 44							
PITCHER	IP	WLS	BF	H	R	ER	SO	BB	IBB	HBP	BLK	WP	HR	S	P	ERA	WHIP											
Wilson Alvarez, L ERA: 3.35	(1, 1)	6.0	27	8	3	3	4	2	0	0	0	0	0	0	72	111	4.50	1.667										
Al Levine, R ERA: 4.53	(7, 1)	0.1	2	1	0	0	0	0	0	0	0	0	0	5	10	0.00	3.000											
Tony Castillo, L ERA: 7.47	(7, 1)	1.2	L	10	4	4	4	1	0	0	0	0	0	22	35	21.60	3.000											
41 Bill Simas, R ERA: 1.89	(9, 1)	1.0		5	1	0	2	1	0	0	0	0	0	12	23	0.00	2.000											

Batter	1	2	3	4	5	6	7	8	9	AB	R	H	RBI	BB	SO	LOB	BOTTOM										
Ray Durham, S OBP: 0.379, SLG: 0.412 (1, 4)	3-3 K 1	0-2 FC3-6 CS 1-2 1B		4-2 S E BB		2-0 F7 2		2-3 K 3		4	1	0	0	1	2	1	Seattle Mariners @ Chicago White Sox Comiskey Park, Chicago, IL Tue May 06 1997, 8:05 PM EDT Att: 19,136 - Unknown - 57 F										
Dave Martinez, L OBP: 0.311, SLG: 0.364 Darren Lewis, R OBP: 0.250, SLG: 0.125 (9, PH)	2-1 1B 2B	2-2 1B 1-2 1B		4-2 FC1-4 BB 1-2		3-2 L9 3			2-1 G5-3 1	3	1	2	0	1	0	0											
Frank Thomas, R OBP: 0.462, SLG: 0.452 (1, 3)	1-0 HR 2H 1B	2-0 1B 1-2 1B		0-0 FC1-4 1-2 2H G3 3		0-0 F9 1			1-2 F7 2	5	1	2	1	0	0	1											
Albert Belle, R OBP: 0.277, SLG: 0.402 (1, 7)	0-1 HR 1H HR	1-1 G1-3 3		1-0 G3 3		2-0 S 2B HBP			1-3 K 3	4	2	1	2	0	1	3											
Harold Baines, L OBP: 0.414, SLG: 0.422 (1, 10)	2-1 G4-3 2		2-0 G4-3 1		1-0 F8 1		2-2 1H 2B			4	0	1	1	0	0	0											
Lyle Mouton, R OBP: 0.345, SLG: 0.408 (1, 9)	1-2 BB HBP		1-0 F8 2		0-1 G6-3 2		1-1 G5-3 2			3	0	0	0	0	0	1											
Chris Snopek, R OBP: 0.309, SLG: 0.357 Norberto Martin, R OBP: 0.355, SLG: 0.483 (4, 5)	4-0 BB		1-0 F9 3		1-0 2B 3		2-3 K 3			0	0	0	0	1	0	0											
Ron Karkovics, R OBP: 0.277, SLG: 0.393 (1, 2)	1-3 K 3			0-0 HR	2-2 G6-3 3			2-2 F8 1		4	1	1	1	0	1	3											
Ozzie Guillen, L OBP: 0.316, SLG: 0.348 (1, 6)		4-0 FC3-6 BB		1-2 F8 1		0-0 G6-3 1			0-0 G1-3 2	3	0	0	0	1	0	0											
Inning Stats	R: 3 E: 0 K: 2 S: 19	H: 3 LOB: 2 BB: 1 P: 33	R: 0 E: 0 K: 0 S: 9	H: 2 LOB: 2 BB: 1 P: 18	R: 0 E: 0 K: 0 S: 3	H: 0 LOB: 0 BB: 0 P: 7	R: 2 E: 1 K: 0 S: 11	H: 1 LOB: 1 BB: 2 P: 21	R: 0 E: 0 K: 0 S: 5	H: 0 LOB: 0 BB: 0 P: 10	R: 1 E: 0 K: 1 S: 9	H: 1 LOB: 0 BB: 0 P: 16	R: 0 E: 0 K: 1 S: 9	H: 0 LOB: 0 BB: 0 P: 13	R: 0 E: 0 K: 1 S: 8	H: 0 LOB: 0 BB: 0 P: 12		1B: 3 2B: 3 3B: 0 HR: 2	SF: 0 SAC: 0 DP: 0 HBP: 2	WP: 0 PB: 0 SB: 2 CS: 1	PA: 40						
PITCHER	IP	WLS	BF	H	R	ER	SO	BB	IBB	HBP	BLK	WP	HR	S	P	ERA	WHIP										
Dennis Martinez, R ERA: 5.75	(1, 1)	6.1	32	8	6	5	2	4	0	0	0	0	0	10	15	0.00	0.000										
Bobby Ayala, R ERA: 5.0	(7, 1)	1.0	W	3	0	0	1	0	0	0	0	0	0	4	6	0.00	0.000										
40 Greg McCarthy, L ERA: 3.75	(8, 1)	0.2		2	0	0	1	0	0	0	0	0	0	4	6	0.00	0.000										
Norm Charlton, L ERA: 6.89	(9, 1)	1.0	S	3	0	0	1	0	0	0	0	0	0	8	12	0.00	0.000										

AB	40
R	7
H	14
RBI	7
BB	4
SO	7
LOB	28



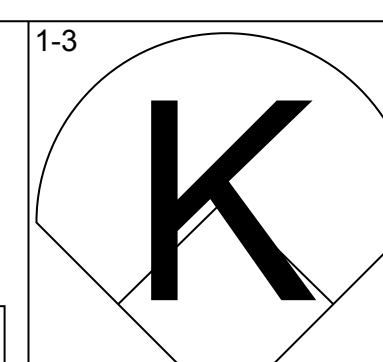
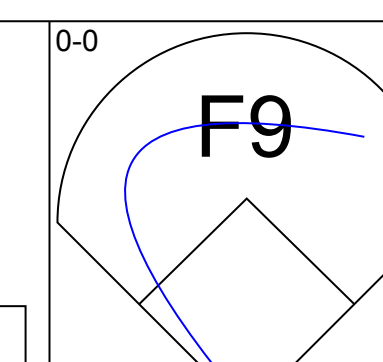
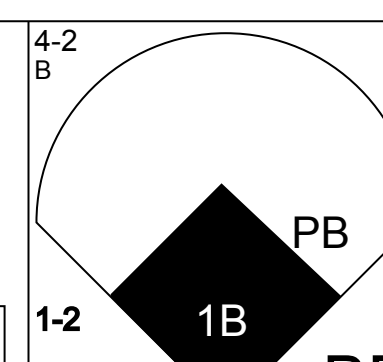
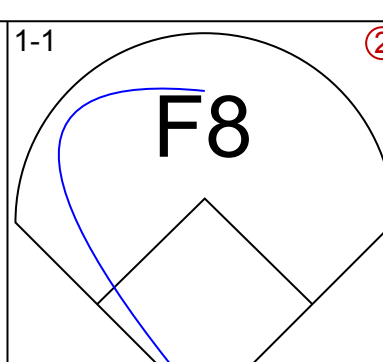
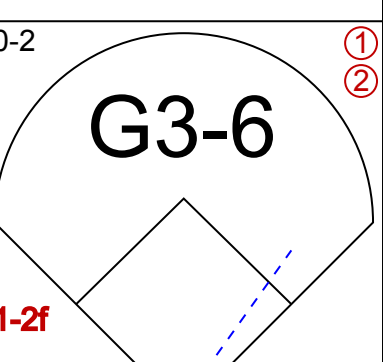
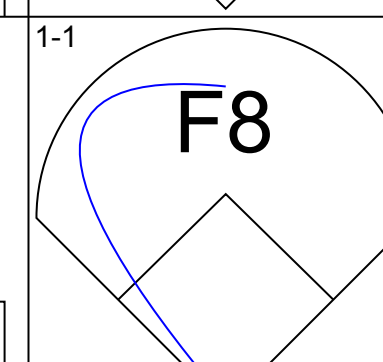
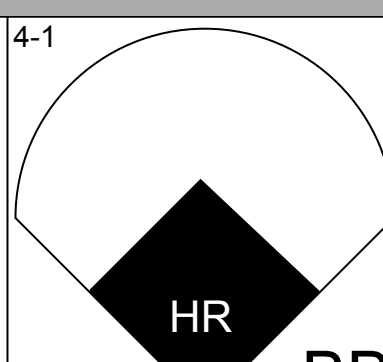
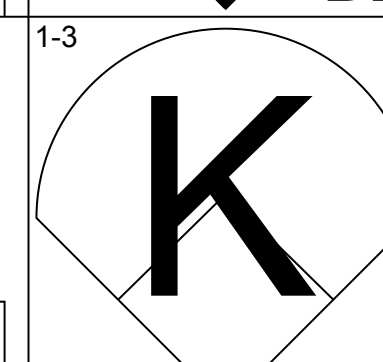
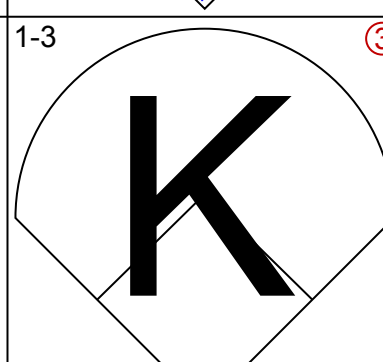
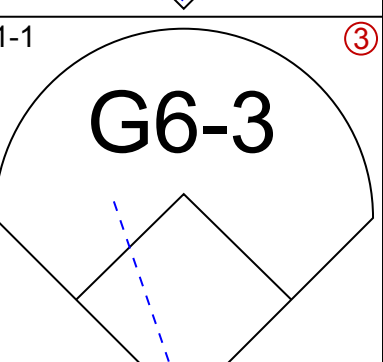
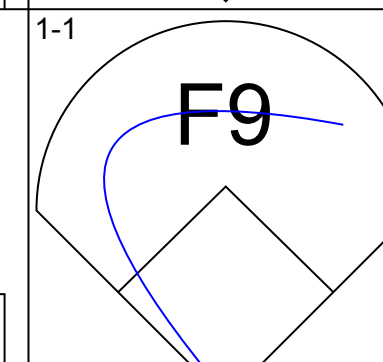
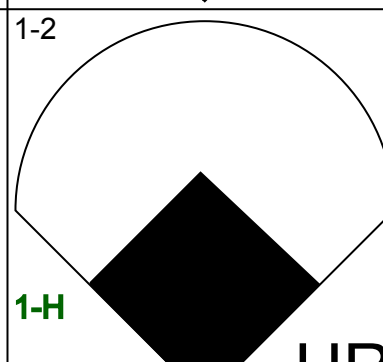
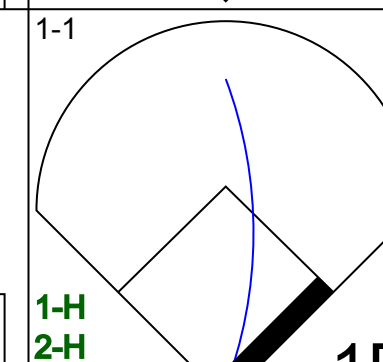
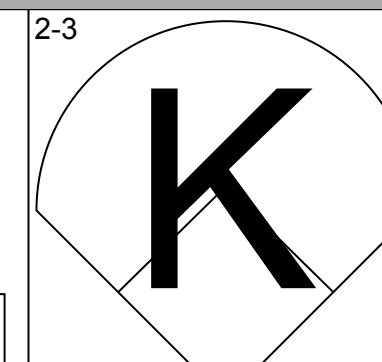
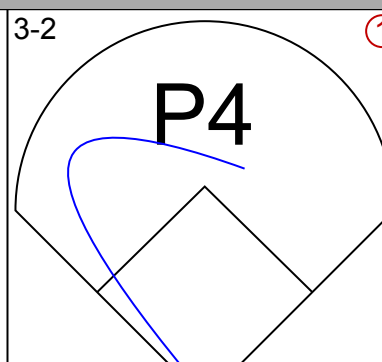
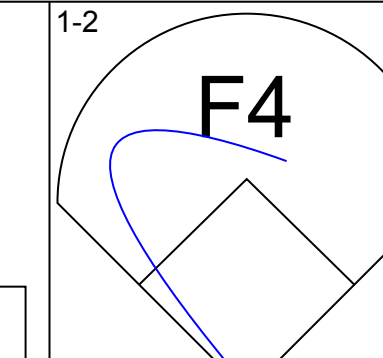
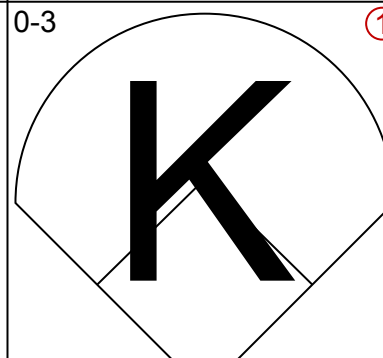
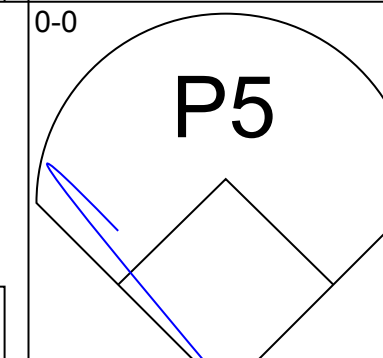
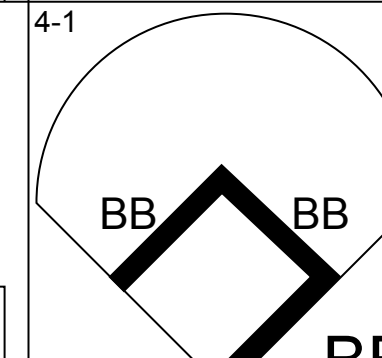
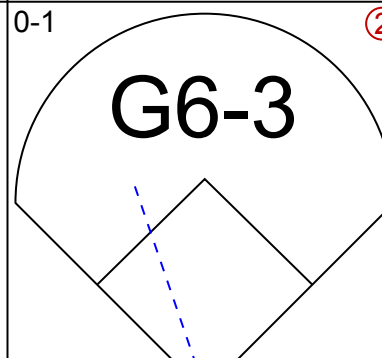
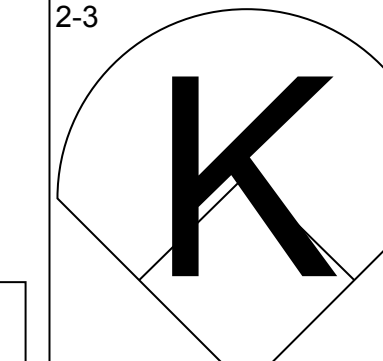
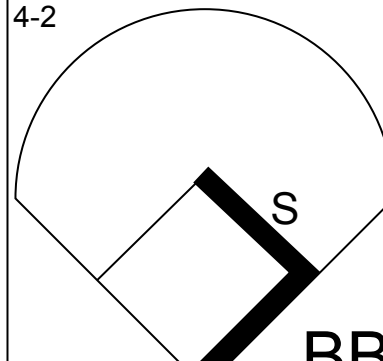
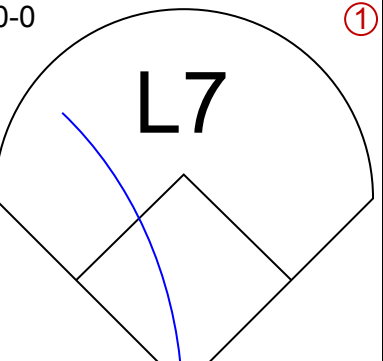
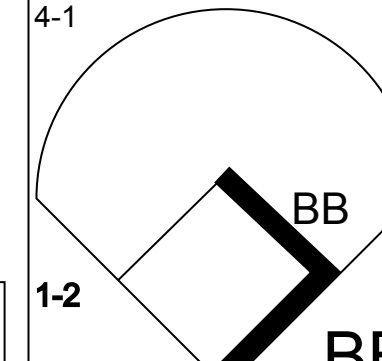
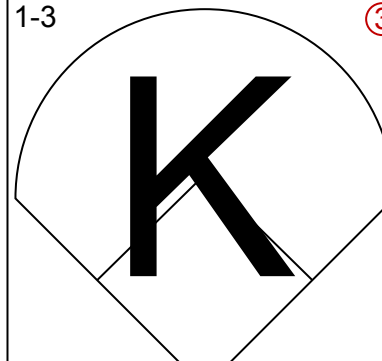
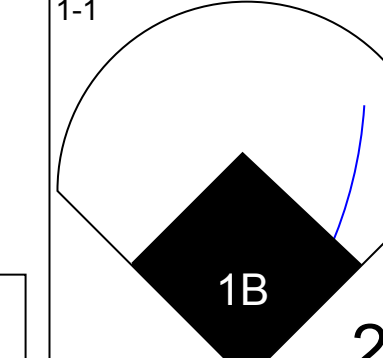
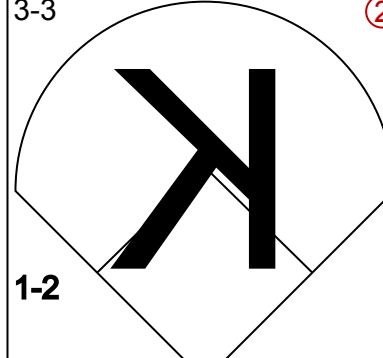
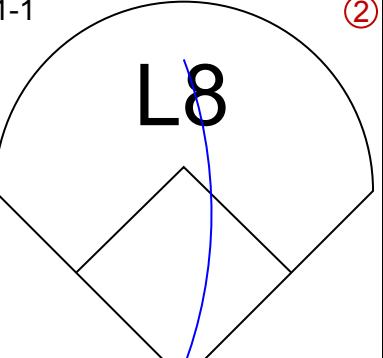
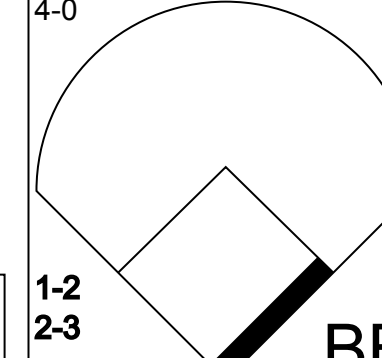
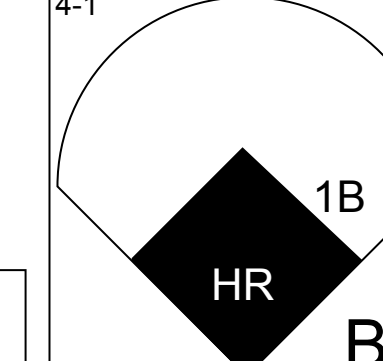
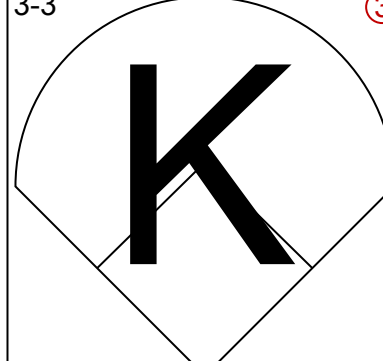
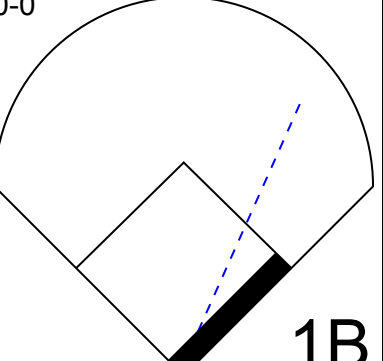
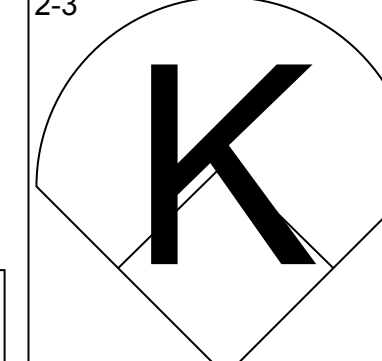
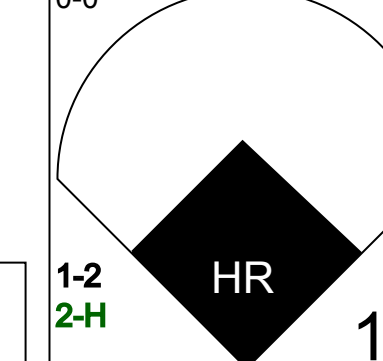
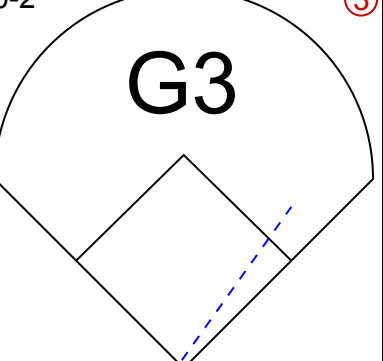
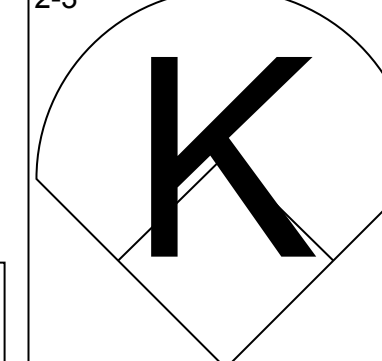
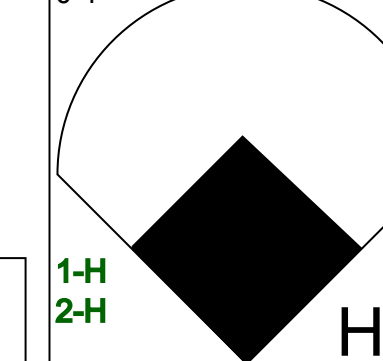
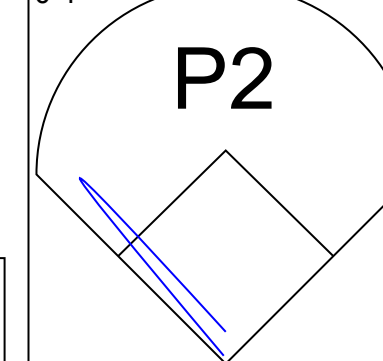
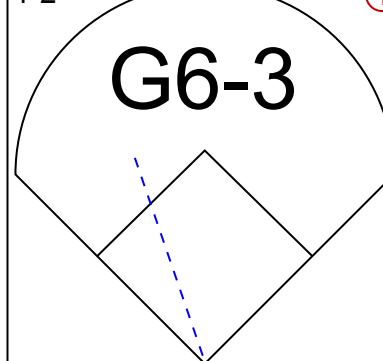
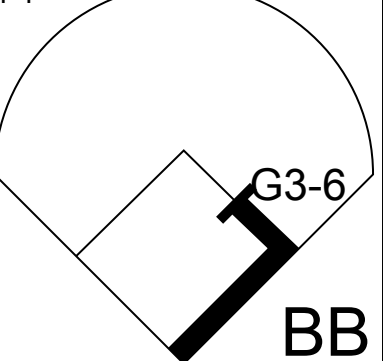
AB	34
R	6
H	8
RBI	5
BB	4
SO	5
LOB	10




Batter	1	2	3	4	5	6	7	8	9	10	AB	R	H	RBI	BB	SO	LOB	TOP							
Damon Mashore, R OBP: 0.403, SLG: 0.382 (1, 8) (9, 7)											4	1	0	0	1	3	1	<p>Oakland Athletics @ Chicago White Sox Comiskey Park, Chicago, IL Fri May 09 1997, 8:05 PM EDT Att: 16,295 - Unknown - 55 F</p>							
Jason Giambi, L OBP: 0.310, SLG: 0.403 Ernie Young, R OBP: 0.255, SLG: 0.205 (1, 7) (9, 8)											5	0	2	0	0	1	1								
Jose Canseco, R OBP: 0.298, SLG: 0.370 (1, 9)											5	0	1	1	0	1	3								
Mark McGwire, R OBP: 0.429, SLG: 0.664 (1, 3)											5	0	0	0	0	2	5								
Geronimo Berroa, R OBP: 0.308, SLG: 0.325 (1, 10)											5	0	1	0	0	3	2								
Scott Spiezio, S OBP: 0.356, SLG: 0.496 (1, 4)											4	1	3	1	0	1	1								
Scott Brosius, R OBP: 0.259, SLG: 0.232 (9, 6)											2	0	0	0	2	0	2								
Brent Mayne, L OBP: 0.333, SLG: 0.414 George Williams, S OBP: 0.425, SLG: 0.241 (8, PH) (8, 2)											2	0	0	0	1	0	2								
Tony Batista, R OBP: 0.250, SLG: 0.246 Dave Magadan, L OBP: 0.344, SLG: 0.486 (9, PH) (9, 5)											2	0	0	0	1	1	2								
Inning Stats	R: 0 E: 0 K: 2 S: 10	H: 0 LOB: 0 BB: 0 P: 13	R: 0 E: 0 K: 2 S: 12	H: 1 LOB: 2 BB: 1 P: 23	R: 1 E: 0 K: 2 S: 13	H: 2 LOB: 2 BB: 1 P: 28	R: 0 E: 0 K: 0 S: 7	H: 1 LOB: 0 BB: 0 P: 9	R: 0 E: 1 K: 0 S: 11	H: 0 LOB: 2 BB: 1 P: 20	R: 0 E: 0 K: 1 S: 9	H: 1 LOB: 1 BB: 1 P: 17	R: 0 E: 0 K: 1 S: 8	H: 1 LOB: 0 BB: 1 P: 18	R: 0 E: 0 K: 1 S: 10	H: 0 LOB: 0 BB: 0 P: 17	R: 0 E: 0 K: 1 S: 9		H: 0 LOB: 0 BB: 0 P: 14	1B: 5 2B: 1 3B: 0 HR: 1	SF: 0 SAC: 0 DP: 1 HBP: 0	WP: 0 PB: 2 SB: 0 CS: 1	PA: 41		
PITCHER	IP WLS BF H R ER SO BB IBB HBP BLK WP HR S P ERA WHIP	7.0 0.1 0.2 2.0	31 1 3 6	6 0 1 0	1 0 1 0	9 1 0 2	3 0 0 0	0 0 0 0	0 0 1 0	0 0 5 19	121 3 13 31	1.29 0.00 3.000 0.000	1.286	0.000	3.000	0.000	0.000	0.000	0.000	0.000	0.000	0.000	0.000	0.000	0.000

Batter	1	2	3	4	5	6	7	8	9	10	AB	R	H	RBI	BB	SO	LOB	BOTTOM							
Tony Phillips, S OBP: 0.414, SLG: 0.358 (1, 5)											5	0	0	0	0	3	0	<p>Oakland Athletics @ Chicago White Sox Comiskey Park, Chicago, IL Fri May 09 1997, 8:05 PM EDT Att: 16,295 - Unknown - 55 F</p>							
Ray Durham, S OBP: 0.359, SLG: 0.387 (1, 4)											5	0	0	0	0	1	0								
Frank Thomas, R OBP: 0.472, SLG: 0.491 (1, 3)											4	1	2	0	1	1	0								
Albert Belle, R OBP: 0.300, SLG: 0.424 (1, 7)											4	0	2	0	1	1	1								
Harold Baines, L OBP: 0.422, SLG: 0.442 Norberto Martin, R OBP: 0.378, SLG: 0.571 (1, 10) (8, PH)											3	1	2	1	0	1	2								
Lyle Mouton, R OBP: 0.354, SLG: 0.475 (1, 9)											5	0	2	0	0	0	4								
Dave Martinez, L OBP: 0.315, SLG: 0.359 (1, 8)											4	0	1	1	1	0	5								
Tony Peña, R OBP: 0.250, SLG: 0.167 Chad Kreuter, S OBP: 0.333, SLG: 0.435 (1, 2) (8, PH) (9, 2)											2	0	1	1	1	0	1								
Ozzie Guillen, L OBP: 0.304, SLG: 0.333 (1, 6)											4	0	0	0	0	0	5								
Inning Stats	R: 0 E: 0 K: 0 S: 8	H: 0 LOB: 0 BB: 0 P: 11	R: 0 E: 0 K: 1 S: 15	H: 2 LOB: 3 BB: 1 P: 25	R: 0 E: 0 K: 1 S: 11	H: 1 LOB: 2 BB: 1 P: 22	R: 0 E: 0 K: 0 S: 7	H: 1 LOB: 0 BB: 0 P: 13	R: 0 E: 0 K: 0 S: 5	H: 0 LOB: 0 BB: 0 P: 10	R: 2 E: 0 K: 0 S: 13	H: 4 LOB: 2 BB: 0 P: 19	R: 0 E: 0 K: 2 S: 14	H: 0 LOB: 0 BB: 0 P: 17	R: 0 E: 0 K: 0 S: 9	H: 1 LOB: 2 BB: 1 P: 16	R: 0 E: 0 K: 1 S: 11		H: 0 LOB: 0 BB: 0 P: 14	R: 1 E: 1 K: 0 S: 7	H: 2 LOB: 2 BB: 1 P: 13	1B: 9 2B: 1 3B: 1 HR: 0	SF: 0 SAC: 0 DP: 1 HBP: 0	WP: 1 PB: 0 SB: 0 CS: 1	PA: 43
PITCHER	IP WLS BF H R ER SO BB IBB HBP BLK WP HR S P ERA WHIP	7.0 0.1 2.1	31 0 11	9 0 1	2 0 1	6 0 1	2 0 1	0 0 0	0 0 0	0 0 0	118 3 24	2.57 0.000 0.000	1.571	0.000	0.000	0.000	0.000	0.000	0.000	0.000	0.000	0.000	0.000	0.000	0.000

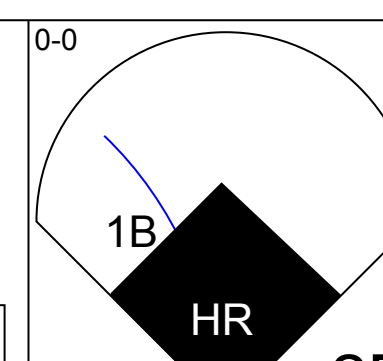
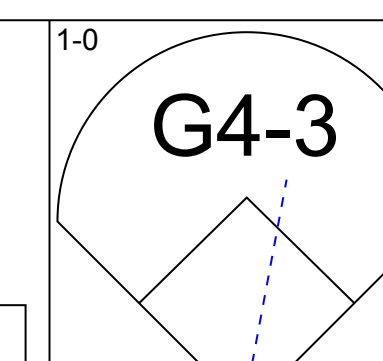
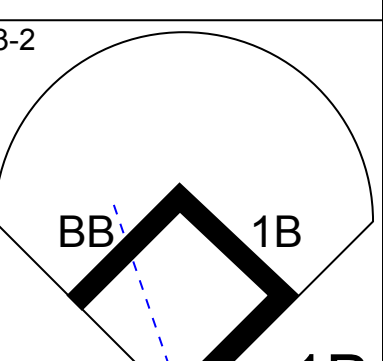
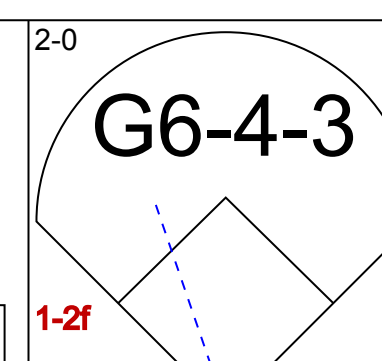
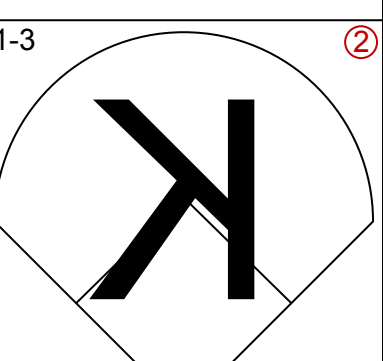
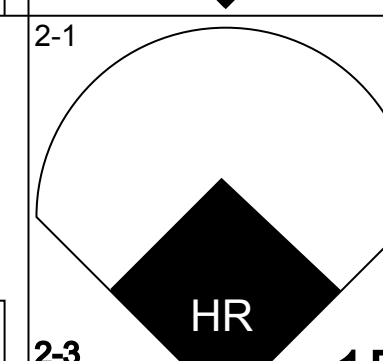
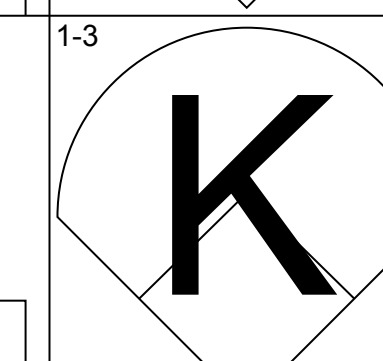
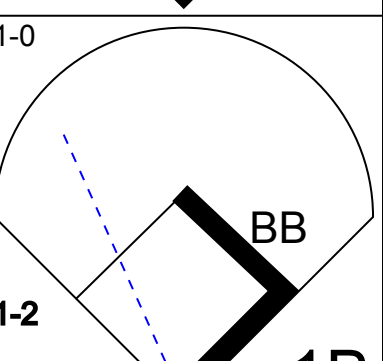
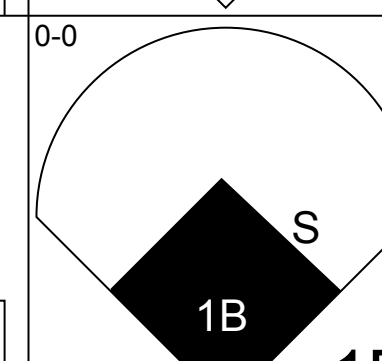
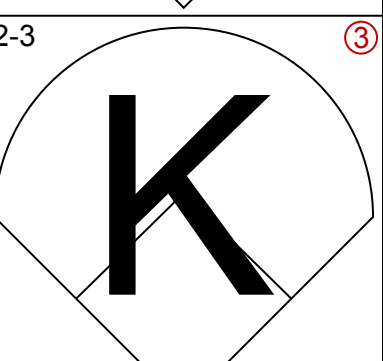
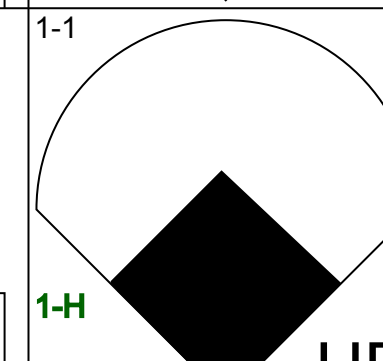
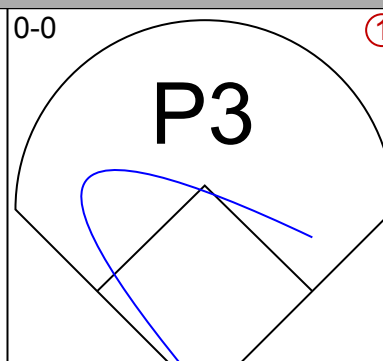
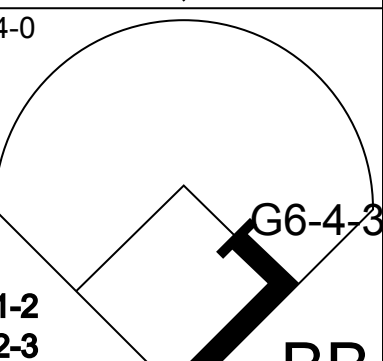
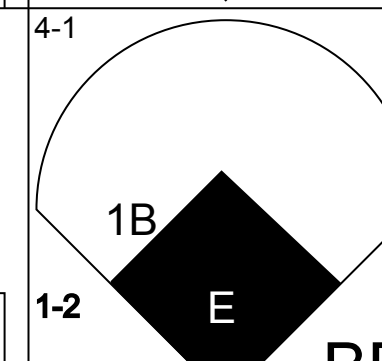
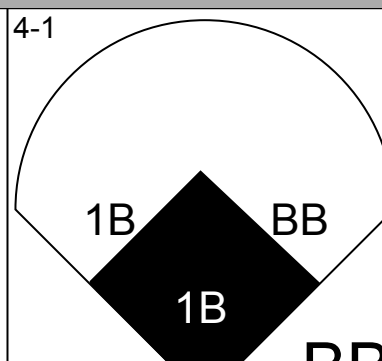
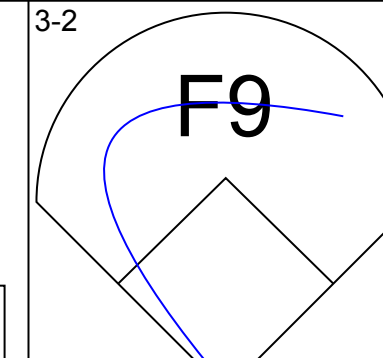
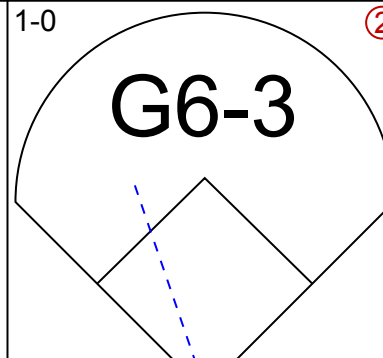
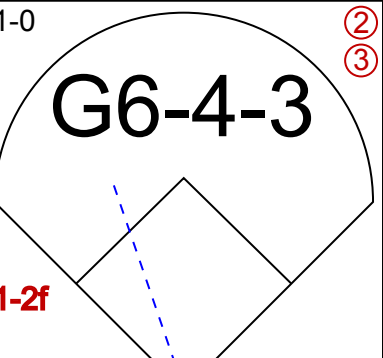
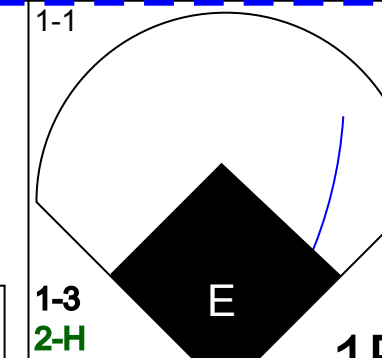
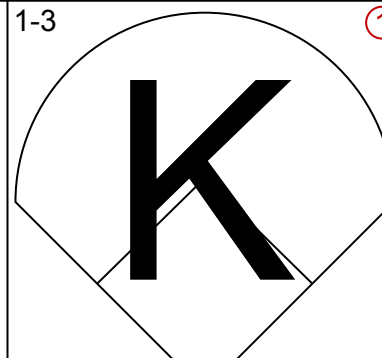
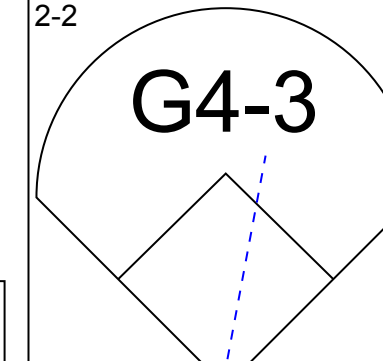
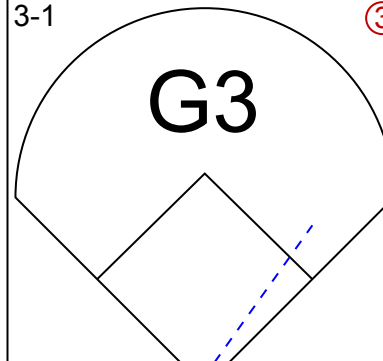
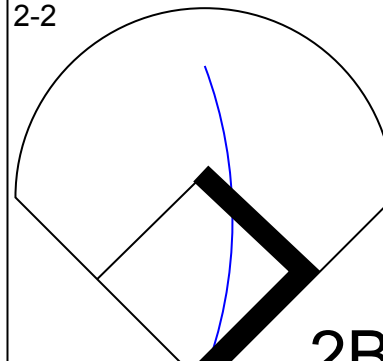
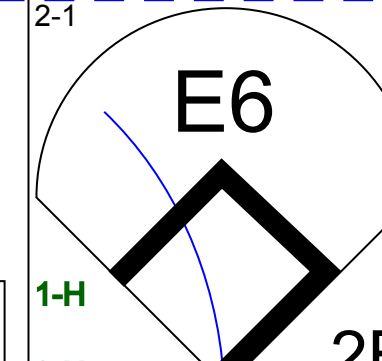

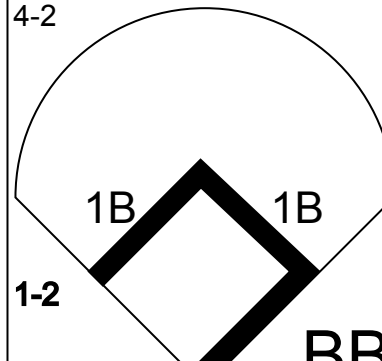
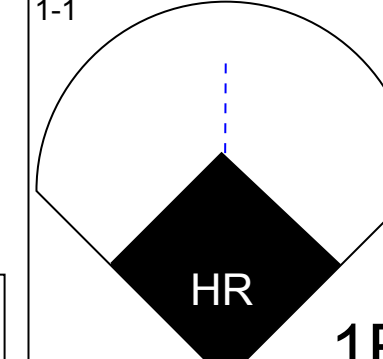
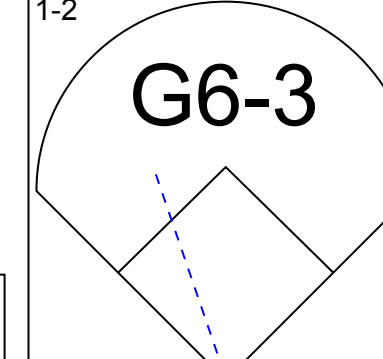
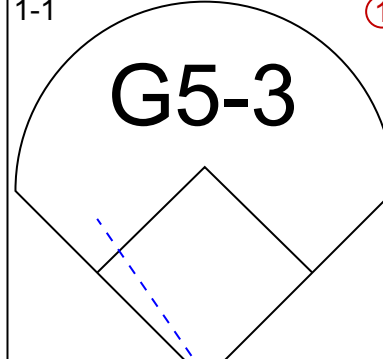
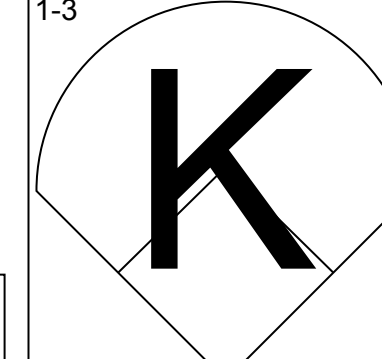
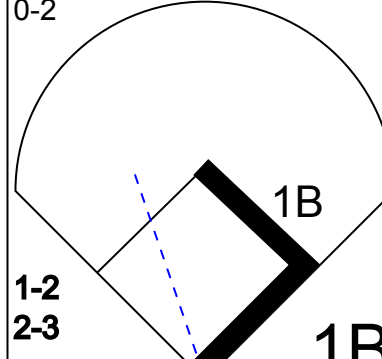
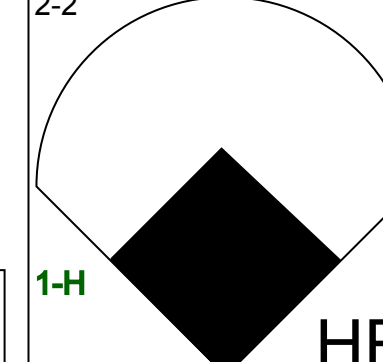
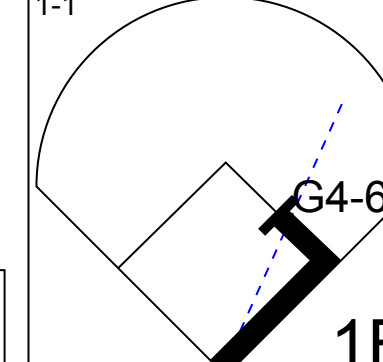
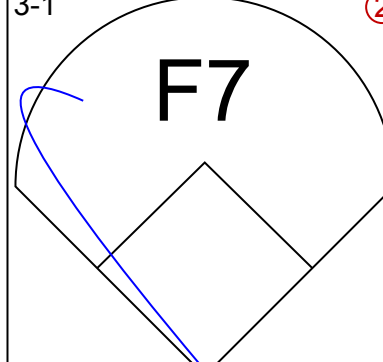
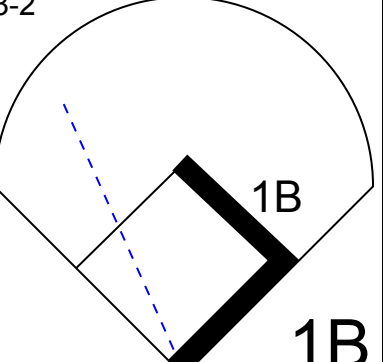
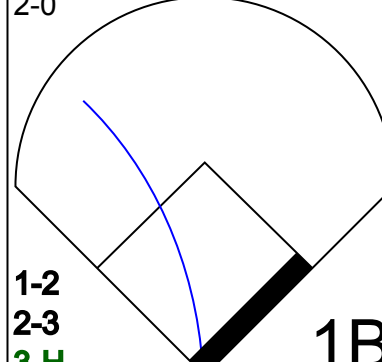
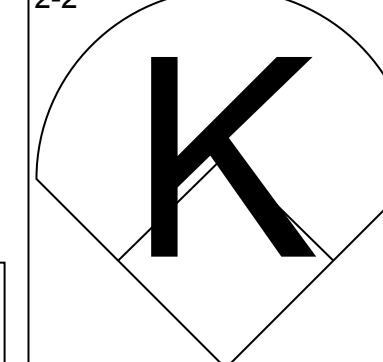
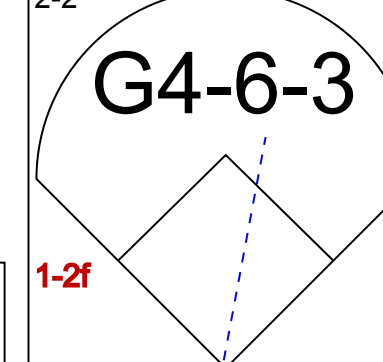
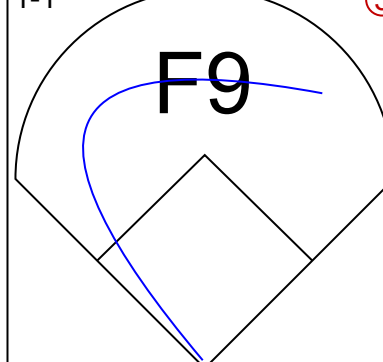
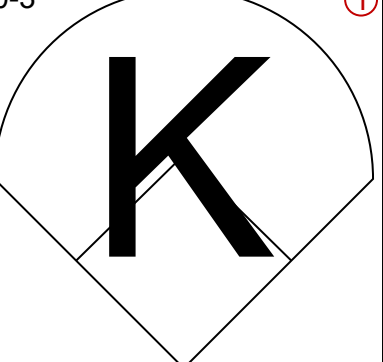
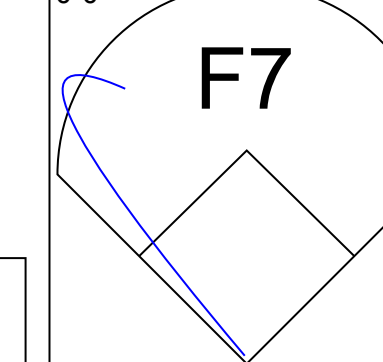
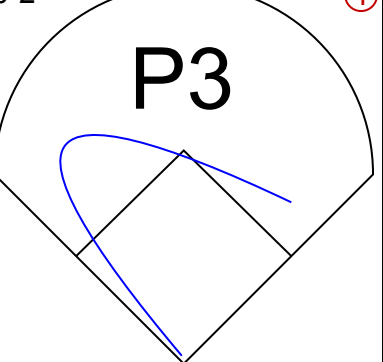
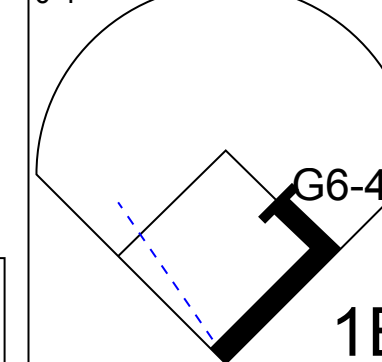
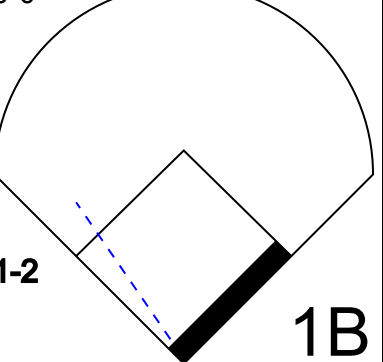


Batter	1	2	3	4	5	6	7	8	9	AB	R	H	RBI	BB	SO	LOB	TOP					
Damon Mashore, R OBP: 0.396, SLG: 0.368 (1, 8)										4	1	0	0	1	1	1						
Jason Giambi, L OBP: 0.307, SLG: 0.391 (1, 10)										4	1	0	0	1	2	2						
Jose Canseco, R OBP: 0.301, SLG: 0.393 (1, 7)										5	1	2	4	0	1	0						
Mark McGwire, R OBP: 0.421, SLG: 0.641 (1, 3)										4	0	0	0	1	1	1						
Gerónimo Berroa, R OBP: 0.399, SLG: 0.512 (1, 9)										3	0	0	0	2	2	0						
Scott Spiezio, S OBP: 0.360, SLG: 0.500 (1, 4)										3	1	1	0	1	1	1						
Dave Magadan, L OBP: 0.487, SLG: 0.487 (7, PH)										2	1	1	0	1	1	1						
Scott Brosius, R OBP: 0.257, SLG: 0.230 (7, 5)										1	0	0	0	0	1	3						
George Williams, S OBP: 0.432, SLG: 0.273 (1, 2)										4	2	2	1	0	1	4						
Tony Batista, R OBP: 0.263, SLG: 0.292 (1, 6)										3	1	1	3	1	0	1						
Inning Stats	R: 0 E: 0 K: 1 S: 7	H: 0 LOB: 0 BB: 0 P: 10	R: 4 E: 0 K: 1 S: 13	H: 3 LOB: 0 BB: 1 P: 21	R: 2 E: 0 K: 3 S: 15	H: 1 LOB: 1 BB: 2 P: 30	R: 2 E: 0 K: 1 S: 14	H: 2 LOB: 1 BB: 1 P: 22	R: 0 E: 0 K: 0 S: 7	H: 1 LOB: 0 BB: 0 P: 8	R: 0 E: 0 K: 1 S: 8	H: 0 LOB: 0 BB: 0 P: 11	R: 0 E: 0 K: 3 S: 11	H: 0 LOB: 3 BB: 3 P: 29	R: 0 E: 0 K: 0 S: 7	H: 0 LOB: 0 BB: 0 P: 12	R: 0 E: 0 K: 1 S: 8	H: 0 LOB: 0 BB: 0 P: 12	1B: 4 2B: 1 3B: 0 HR: 2	SF: 0 SAC: 0 DP: 1 HBP: 0	WP: 1 PB: 1 SB: 1 CS: 0	PA: 41
PITCHER	IP	WLS	BF	H	R	ER	SO	BB	IBB	HBP	BLK	WP	HR	S	P	ERA	WHIP					
Doug Drabek, R ERA: 7.25 (1, 1)	2.1		14	4	6	6	3	3	0	0	0	0	2	29	49	23.14	3.000					
Carlos Castillo, R ERA: 3.39 (3, 1)	4.0		18	3	2	1	5	3	0	0	0	1	0	40	68	2.25	1.500					
Mike Bertotti, L ERA: 7.36 (7, 1)	0.0		1	0	0	0	0	1	0	0	0	0	0	4	4	∞	∞					
Al Levine, R ERA: 3.68 (7, 1)	2.2	W	8	0	0	0	3	1	0	0	0	0	0	21	34	0.00	0.375					


Oakland Athletics @ Chicago White Sox
Comiskey Park, Chicago, IL
Sat May 10 1997, 8:05 PM EDT
Att: 28,816 - Sunny - 52 F



AB 33
R 8
H 7
RBI 8
BB 8
SO 11
LOB 14

Batter	1	2	3	4	5	6	7	8	9	AB	R	H	RBI	BB	SO	LOB	BOTTOM					
Tony Phillips, S OBP: 0.414, SLG: 0.369 (1, 5)										5	1	2	0	0	1	3						
Ray Durham, S OBP: 0.397, SLG: 0.395 (1, 4)										5	2	3	0	0	2	2						
Frank Thomas, R OBP: 0.483, SLG: 0.518 (1, 3)										2	3	1	3	3	0	0						
Albert Belle, R OBP: 0.297, SLG: 0.415 (1, 7)										5	1	1	1	0	1	4						
Harold Baines, L OBP: 0.430, SLG: 0.467 (1, 10)										4	0	2	2	1	0	0						
Lyle Mouton, R OBP: 0.397, SLG: 0.469 (1, 9)										5	1	2	0	0	1	2						
Dave Martinez, L OBP: 0.336, SLG: 0.407 (1, 8)										5	1	4	3	0	0	1						
Tony Peña, R OBP: 0.219, SLG: 0.143 (1, 2)										4	0	0	0	0	2	3						
Ozzie Guillen, L OBP: 0.311, SLG: 0.340 (1, 6)										4	0	2	0	0	0	0						
Inning Stats	R: 5 E: 0 K: 1 S: 21	H: 5 LOB: 0 BB: 0 P: 34	R: 0 E: 0 K: 1 S: 5	H: 0 LOB: 0 BB: 0 P: 7	R: 0 E: 0 K: 0 S: 4	H: 0 LOB: 0 BB: 0 P: 8	R: 0 E: 0 K: 0 S: 8	H: 1 LOB: 0 BB: 0 P: 12	R: 0 E: 0 K: 0 S: 10	H: 2 LOB: 2 BB: 1 P: 17	R: 0 E: 0 K: 0 S: 10	H: 1 LOB: 1 BB: 0 P: 17	R: 3 E: 1 K: 1 S: 12	H: 4 LOB: 1 BB: 1 P: 22	R: 0 E: 0 K: 3 S: 13	H: 2 LOB: 2 BB: 0 P: 19	R: 1 E: 0 K: 1 S: 10	H: 2 LOB: 2 BB: 2 P: 21	1B: 12 2B: 3 3B: 0 HR: 2	SF: 0 SAC: 0 DP: 3 HBP: 0	WP: 0 PB: 0 SB: 1 CS: 0	PA: 43
PITCHER	IP	WLS	BF	H	R	ER	SO	BB	IBB	HBP	BLK	WP	HR	S	P	ERA	WHIP					
Dave Teigheider, R ERA: 5.44 (1, 1)	6.0		26	9	5	5	2	1	0	0	0	0	2	56	95	7.50	1.667					
Steve Montgomery, R ERA: 20.25 (7, 1)	0.2		4	2	2	2	0	1	0	0	0	0	0	5	11	27.00	4.500					
Mark Acre, R ERA: 6.74 (7, 1)	0.0		1	1	0	0	0	0	0	0	0	0	0	2	3	∞	∞					
Buddy Groom, L ERA: 7.56 (7, 1)	0.0		1	1	1	0	0	0	0	0	0	0	0	2	4	∞	∞					
Billy Taylor, R ERA: 6.46 (7, 1)	1.2	L	11	4	1	1	5	2	0	0	0	0	0	26	44	5.40	3.600					

Oakland Athletics @ Chicago White Sox
Comiskey Park, Chicago, IL
Sat May 10 1997, 8:05 PM EDT
Att: 28,816 - Sunny - 52 F



AB 39
R 9
H 17
RBI 9
BB 4
SO 7
LOB 15

Batter	1	2	3	4	5	6	7	8	9	AB	R	H	RBI	BB	SO	LOB	TOP																	
Tony Phillips, S OBP: 0.434, SLG: 0.376 (1, 9) X										1	1	1	0	4	0	0	Chicago White Sox @ Anaheim Angels Anaheim Stadium, Anaheim, CA Mon May 12 1997, 10:05 PM EDT Att: 14,540 - Unknown - 69 F																	
Ray Durham, S OBP: 0.392, SLG: 0.403 (1, 4) X										3	1	1	1	2	0	2																		
Frank Thomas, R OBP: 0.481, SLG: 0.504 Chad Kreuter, S OBP: 0.323, SLG: 0.385 (1, 3) X										4	1	0	0	1	2	6																		
Albert Belle, R OBP: 0.312, SLG: 0.453 (1, 7) X										4	0	1	2	1	0	4																		
Mike Cameron, R OBP: 0.200, SLG: 0.200 (1, 8) X										5	2	1	0	0	1	3																		
Harold Baines, L OBP: 0.422, SLG: 0.485 (1, 10) X										5	1	2	2	0	0	1																		
Chris Snopek, R OBP: 0.321, SLG: 0.365 (1, 5) X										5	2	4	1	0	1	1																		
Ron Karkovics, R OBP: 0.261, SLG: 0.373 (1, 2) X										3	0	0	1	0	1	3																		
Norberto Martin, R OBP: 0.357, SLG: 0.525 (1, 6) X										5	0	1	0	0	1	3																		
Inning Stats	R: 5 E: 1 K: 0 S: 17	H: 5 LOB: 1 BB: 1 P: 28	R: 0 E: 0 K: 0 S: 10	H: 0 LOB: 1 BB: 0 P: 16	R: 0 E: 0 K: 0 S: 10	H: 1 LOB: 1 BB: 0 P: 15	R: 0 E: 0 K: 0 S: 5	H: 0 LOB: 1 BB: 1 P: 11	R: 0 E: 0 K: 1 S: 8	H: 0 LOB: 1 BB: 1 P: 17	R: 0 E: 0 K: 0 S: 7	H: 0 LOB: 0 BB: 0 P: 16	R: 1 E: 0 K: 1 S: 13	H: 2 LOB: 3 BB: 2 P: 24	R: 1 E: 0 K: 3 S: 13	H: 2 LOB: 1 BB: 0 P: 19	1B: 8 2B: 3 3B: 0 HR: 0	SF: 1 SAC: 1 DP: 0 HBP: 0	WP: 1 PB: 0 SB: 0 CS: 1	PA: 46														
PITCHER	IP WLS BF H R ER SO BB IBB HBP BLK WP HR S P ERA WHIP																																	
Allen Watson, L ERA: 5.98 (1, 1)	5.2	29	7	6	6	1	6	0	0	0	1	1	0	58	105	9.53	2.294																	
Rich DeLucia, R ERA: 2.45 (6, 1)	1.2	W	9	2	1	1	1	2	0	0	0	0	0	0	17	35	5.40	2.400																
Mike James, R ERA: 2.7 (8, 1)	0.2		2	0	0	0	1	0	0	0	0	0	0	6	8	0.00	0.000																	
Chuck McElroy, L ERA: 3.6 (9, 1)	1.0		5	2	1	1	3	0	0	0	0	0	0	13	19	9.00	2.000																	

Batter	1	2	3	4	5	6	7	8	9	AB	R	H	RBI	BB	SO	LOB	BOTTOM																	
Darin Erstad, L OBP: 0.336, SLG: 0.421 (1, 3) X										6	2	3	3	0	0	1	Chicago White Sox @ Anaheim Angels Anaheim Stadium, Anaheim, CA Mon May 12 1997, 10:05 PM EDT Att: 14,540 - Unknown - 69 F																	
Jim Edmonds, L OBP: 0.397, SLG: 0.465 (1, 8) X										4	4	3	2	1	0	1																		
Dave Hollins, S OBP: 0.376, SLG: 0.375 Jack Howell, L OBP: 0.344, SLG: 0.567 (1, 5) X										5	3	3	1	0	0	2																		
Jim Leyritz, R OBP: 0.395, SLG: 0.529 (1, 2) X										4	2	3	4	1	0	0																		
Tim Salmon, R OBP: 0.358, SLG: 0.434 (1, 9) X										4	1	1	1	2	2	3																		
16 Garrett Anderson, L OBP: 0.371, SLG: 0.387 (1, 7) X										5	1	3	3	0	0	1																		
Eddie Murray, S OBP: 0.284, SLG: 0.323 (1, 10) X										4	0	0	1	0	0	5																		
Luis Alicea, S OBP: 0.363, SLG: 0.382 (1, 4) X										3	1	0	0	2	0	2																		
Gary Disarcina, R OBP: 0.236, SLG: 0.311 (1, 6) X										4	2	2	0	0	0	0																		
Inning Stats	R: 2 E: 0 K: 0 S: 20	H: 3 LOB: 2 BB: 1 P: 30	R: 0 E: 0 K: 0 S: 8	H: 0 LOB: 2 BB: 2 P: 16	R: 0 E: 0 K: 1 S: 13	H: 1 LOB: 1 BB: 0 P: 20	R: 0 E: 0 K: 0 S: 7	H: 1 LOB: 1 BB: 0 P: 11	R: 0 E: 0 K: 0 S: 7	H: 0 LOB: 0 BB: 1 P: 14	R: 0 E: 0 K: 0 S: 7	H: 0 LOB: 0 BB: 0 P: 10	R: 13 E: 1 K: 0 S: 33	H: 11 LOB: 2 BB: 2 P: 59	R: 1 E: 1 K: 1 S: 21	H: 2 LOB: 2 BB: 0 P: 29	1B: 16 2B: 1 3B: 0 HR: 1	SF: 2 SAC: 1 DP: 1 HBP: 1	WP: 1 PB: 0 SB: 1 CS: 0	PA: 50														
PITCHER	IP WLS BF H R ER SO BB IBB HBP BLK WP HR S P ERA WHIP																																	
Danny Darwin, R ERA: 2.88 (7, 1)	0.0		2	2	2	0	0	0	0	0	0	0	0	1	4	9	∞	∞																
Larry Thomas, L ERA: 7.2 (7, 1)	0.1	L	7	4	3	3	0	2	0	0	0	1	0	11	24	81.00	18.000																	
Al Levine, R ERA: 9.37 (7, 1)	0.0		6	4	7	6	0	0	0	1	0	0	0	12	18	∞	∞																	
41 Bill Simas, R ERA: 1.2 (7, 1)	1.2		8	2	1	0	1	0	0	0	0	0	0	26	36	0.00	1.200																	

Batter	1	2	3	4	5	6	7	8	9	AB	R	H	RBI	BB	SO	LOB	TOP											
Tony Phillips, S OBP: 0.432, SLG: 0.372	G4-3		FC5-4 1B	F9			BB	F7		4	1	1	0	1	0	3												
Ray Durham, S OBP: 0.383, SLG: 0.394	E5 HR		FC5-4 BB		F9		G5-3		FC4-6 BB	3	1	0	0	2	0	1												
Frank Thomas, R OBP: 0.472, SLG: 0.516	HR		FC5-4 1B		K			K	FC4-6 E	5	2	1	2	0	2	3												
Albert Belle, R OBP: 0.314, SLG: 0.451	K		FC4 1B		F9			K	E 1B	5	0	2	1	0	2	0												
Chris Snopce, R OBP: 0.327, SLG: 0.364 Harold Baines, L OBP: 0.419, SLG: 0.480 Darren Lewis, R OBP: 0.265, SLG: 0.167	1B		K		F9			1B BB	E5 1B	3	1	1	0	1	1	2												
Mike Cameron, R OBP: 0.200, SLG: 0.200	K		FC4 1B		L9			1B BB	K 1B	5	1	1	0	0	2	5												
Norberto Martin, R OBP: 0.340, SLG: 0.489		G4-3			F9			1B 1B	G1-3	5	1	1	1	0	0	2												
Chad Kreuter, S OBP: 0.343, SLG: 0.400		CS 1B			F9		G4-3	1B 1B		4	0	2	1	0	0	0												
Ozzie Guillen, L OBP: 0.316, SLG: 0.343		K2-3					G4-3	1B		4	0	2	1	0	1	1												
Inning Stats	R: 2 E: 1 K: 2 S: 13	H: 2 LOB: 1 BB: 0 P: 23	R: 0 E: 0 K: 1 S: 10	H: 1 LOB: 0 BB: 0 P: 17	R: 1 E: 0 K: 1 S: 17	H: 2 LOB: 2 BB: 1 P: 27	R: 0 E: 0 K: 0 S: 5	H: 1 LOB: 1 BB: 0 P: 8	R: 0 E: 0 K: 0 S: 4	H: 0 LOB: 0 BB: 0 P: 14	R: 0 E: 0 K: 0 S: 4	H: 0 LOB: 1 BB: 0 P: 4	R: 0 E: 0 K: 0 S: 8	H: 0 LOB: 1 BB: 1 P: 18	R: 3 E: 0 K: 2 S: 21	H: 4 LOB: 2 BB: 1 P: 34	R: 1 E: 1 K: 1 S: 13	H: 1 LOB: 2 BB: 1 P: 22	1B: 10 2B: 9 3B: 0 HR: 1	SF: 0 SAC: 0 DP: 0 HBP: 0	WP: 0 PB: 0 SB: 0 CS: 1	PA: 43						
PITCHER	IP	WLS	BF	H	R	ER	SO	BB	IBB	HBP	BLK	WP	HR	S	P	ERA	WHIP											
Mark Langston, L ERA: 4.39	(1, 1)	6.0	W	25	6	3	2	5	1	0	0	0	0	1	56	93	3.00	1.167										
Mike Holtz, L ERA: 0.71	(7, 1)	1.0		4	0	0	0	0	1	0	0	0	0	0	8	18	0.00	1.000										
Pep Harris, R ERA: 3.65	(8, 1)	0.2		6	3	3	2	1	0	0	0	0	0	0	15	26	40.50	6.000										
Darrell May, L ERA: 4.85	(8, 1)	0.0		1	1	0	0	0	0	0	0	0	0	3	5	∞	∞											
Mike James, R ERA: 2.53	(8, 1)	1.1	S	7	1	1	0	1	1	0	0	0	0	0	16	25	0.00	1.500										

Chicago White Sox @ Anaheim Angels
Anaheim Stadium, Anaheim, CA
Tue May 13 1997, 10:05 PM EDT
Att: 14,806 - Unknown - 73 F

AB 39
R 7
H 11
RBI 6
BB 4
SO 8
LOB 18



Batter	1	2	3	4	5	6	7	8	9	AB	R	H	RBI	BB	SO	LOB	BOTTOM										
Darin Erstad, L OBP: 0.339, SLG: 0.420	FC4-6 BB 1B	G1-3	3-2 1B		P5		P4			5	0	2	0	0	0	4											
Jim Edmonds, L OBP: 0.368, SLG: 0.462	FC4-6 BB		BB 1B			F7		G4-3		3	1	1	1	1	0	0											
Dave Hollins, S OBP: 0.377, SLG: 0.366	FC4-6		BB 1B			CS BB		G4-3		3	1	0	0	2	0	3											
Jim Leyritz, R OBP: 0.397, SLG: 0.529 Jorge Fabregas, L OBP: 0.135, SLG: 0.114	P6		16 1B E 1B 1B		L8		2B	BB BB		2	1	1	1	0	0	2											
Tim Salmon, R OBP: 0.353, SLG: 0.421	F9		E6 16 1B 2B		F8		F9	BB		4	1	0	0	1	0	4											
16 Garret Anderson, L OBP: 0.365, SLG: 0.380		F9	2B 1B		F8		F9	G3-1		5	1	1	0	0	0	2											
Eddie Murray, S OBP: 0.301, SLG: 0.333		2B BB	2B 1B		P4		G3 2B 1B			3	1	2	1	1	0	0											
Luis Alicea, S OBP: 0.367, SLG: 0.395		L8	2B 2B				G3			4	1	2	2	0	0	2											
Gary Disarcina, R OBP: 0.252, SLG: 0.350			1B SF8 2B		F8					4	1	3	2	0	0	1											
Inning Stats	R: 0 E: 0 K: 0 S: 11	H: 1 LOB: 2 BB: 1 P: 20	R: 0 E: 0 K: 0 S: 9	H: 1 LOB: 2 BB: 1 P: 16	R: 7 E: 1 K: 0 S: 20	H: 7 LOB: 1 BB: 1 P: 32	R: 0 E: 0 K: 0 S: 5	H: 0 LOB: 0 BB: 0 P: 7	R: 0 E: 0 K: 0 S: 6	H: 1 LOB: 1 BB: 0 P: 11	R: 0 E: 0 K: 0 S: 6	H: 1 LOB: 1 BB: 1 P: 14	R: 1 E: 0 K: 0 S: 11	H: 2 LOB: 1 BB: 0 P: 16	R: 0 E: 0 K: 0 S: 7	H: 0 LOB: 2 BB: 2 P: 18	1B: 8 2B: 5 3B: 0 HR: 0	SF: 1 SAC: 0 DP: 0 HBP: 0	WP: 0 PB: 0 SB: 0 CS: 1	PA: 42							
PITCHER	IP	WLS	BF	H	R	ER	SO	BB	IBB	HBP	BLK	WP	HR	S	P	ERA	WHIP										
James Baldwin, R ERA: 4.64	(1, 1)	6.2	L	36	13	8	6	0	4	0	0	0	0	66	114	8.10	2.550										
Larry Thomas, L ERA: 18.0	(7, 1)	1.0		4	0	0	0	1	0	0	0	0	0	6	13	0.00	1.000										
Matt Karchner, R ERA:	(8, 1)	0.1		2	0	0	0	1	0	0	0	0	0	3	7	0.00	3.000										

Chicago White Sox @ Anaheim Angels
Anaheim Stadium, Anaheim, CA
Tue May 13 1997, 10:05 PM EDT
Att: 14,806 - Unknown - 73 F

AB 35
R 8
H 13
RBI 7
BB 6
SO 0
LOB 18



Batter	1	2	3	4	5	6	7	8	9	AB	R	H	RBI	BB	SO	LOB	TOP										
Tony Phillips, S OBP: 0.431, SLG: 0.392 (1, 9)	L8	F9-3			F9		G6-4-3 BB		HR	4	1	1	2	1	0	3	Chicago White Sox @ Seattle Mariners The Kingdome, Seattle, WA Wed May 14 1997, 10:05 PM EDT Att: 31,374 - Dome - 68 F										
Ray Durham, S OBP: 0.377, SLG: 0.387 (1, 4)	HR		G4-3		L7		K		P4	5	1	1	0	0	1	3											
Frank Thomas, R OBP: 0.470, SLG: 0.531 (1, 3)	HR		P4				G6-4-3		P4	4	1	1	2	1	0	1											
Albert Belle, R OBP: 0.311, SLG: 0.442 (1, 7)	1B		G5-3		G4-3				G6-3	5	0	1	0	0	0	3											
Chris Snopce, R OBP: 0.316, SLG: 0.350 (1, 5)	K				F9		F8		K	4	0	0	0	0	2	1											
Harold Baines, L OBP: 0.421, SLG: 0.510 (1, 10)	1B				K		F8		HR	4	1	2	1	0	1	0											
Mike Cameron, R OBP: 0.214, SLG: 0.286 (1, 8)	K				L7				G6-3	4	1	1	0	0	1	2											
Tony Peña, R OBP: 0.286, SLG: 0.226 (9, PH)			F9-3		BB		1B		2B	3	0	3	1	0	0	0											
Chad Kreuter, S OBP: 0.361, SLG: 0.400 (9, PH)			1B		1B		1B		BB	0	1	0	0	0	1	0											
Ozzie Guillen, L OBP: 0.322, SLG: 0.358 (1, 6)	F7				BB		P2		HR	4	1	2	1	0	0	2											
Inning Stats	R: 2 E: 0 K: 2 S: 15	H: 4 LOB: 2 BB: 0 P: 24	R: 0 E: 0 K: 0 S: 9	H: 1 LOB: 0 BB: 0 P: 14	R: 0 E: 0 K: 0 S: 8	H: 0 LOB: 0 BB: 0 P: 17	R: 0 E: 0 K: 1 S: 7	H: 0 LOB: 0 BB: 0 P: 13	R: 0 E: 0 K: 0 S: 11	H: 2 LOB: 3 BB: 1 P: 21	R: 1 E: 0 K: 0 S: 11	H: 2 LOB: 1 BB: 0 P: 19	R: 0 E: 0 K: 1 S: 8	H: 0 LOB: 0 BB: 1 P: 16	R: 1 E: 0 K: 1 S: 7	H: 1 LOB: 0 BB: 0 P: 8	R: 3 E: 0 K: 0 S: 24	H: 2 LOB: 0 BB: 1 P: 36	1B: 7 2B: 3 3B: 0 HR: 3	SF: 0 SAC: 0 DP: 2 HBP: 0	WP: 0 PB: 0 SB: 0 CS: 0	PA: 40					
PITCHER	IP	WLS	BF	H	R	ER	SO	BB	IBB	HBP	BLK	WP	HR	S	P	ERA	WHIP										
Jamie Moyer, L ERA: 2.52 (1, 1)	6.0	W	27	9	3	3	3	1	0	0	0	0	1	61	108	4.50	1.667										
Bobby Ayala, R ERA: 6.0 (7, 1)	2.0		10	3	4	4	2	2	0	0	0	0	2	30	47	18.00	2.500										
Norm Charlton, L ERA: 5.23 (9, 1)	1.0	S	3	0	0	0	0	0	0	0	0	0	0	9	13	0.00	0.000										

Batter	1	2	3	4	5	6	7	8	9	AB	R	H	RBI	BB	SO	LOB	BOTTOM										
Joey Cora, S OBP: 0.397, SLG: 0.496 (1, 4)	P5		F9	2B		F9	BB			5	0	2	1	0	0	0	Chicago White Sox @ Seattle Mariners The Kingdome, Seattle, WA Wed May 14 1997, 10:05 PM EDT Att: 31,374 - Dome - 68 F										
Alex Rodriguez, R OBP: 0.376, SLG: 0.491 (1, 6)	S		BLK	SF9		G6-3	BB		IBB	3	1	2	1	1	0	0											
Ken Griffey Jr., L OBP: 0.415, SLG: 0.762 (1, 8)	G4-3		F8	1B	HR		HR		SF7	3	2	2	2	1	0	1											
Edgar Martinez, R OBP: 0.420, SLG: 0.500 (1, 10)	G4-3			BB	1B		BB		BB	3	0	2	2	2	0	1											
Jay Buhner, R OBP: 0.378, SLG: 0.354 (1, 9)	F9		K	P4		BB			F9	4	0	0	0	1	1	7											
Paul Sorrento, L OBP: 0.317, SLG: 0.408 (1, 3)			K	2B	HR		K		P4	5	1	1	0	0	2	2											
Dan Wilson, R OBP: 0.385, SLG: 0.512 (1, 2)	P3			HR		G3			F9	5	1	2	0	0	0	0											
Brent Gates, S OBP: 0.289, SLG: 0.400 (1, 5)				HR		G3			F9	5	2	3	3	0	0	1											
Rob Ducey, L OBP: 0.314, SLG: 0.452 (1, 7)	F7			1B	SF9		K2-3		SF7	3	2	1	0	1	1	2											
Inning Stats	R: 1 E: 0 K: 0 S: 11	H: 1 LOB: 1 BB: 1 P: 21	R: 0 E: 0 K: 1 S: 13	H: 1 LOB: 0 BB: 0 P: 18	R: 0 E: 0 K: 1 S: 15	H: 1 LOB: 2 BB: 1 P: 28	R: 5 E: 0 K: 0 S: 22	H: 7 LOB: 1 BB: 0 P: 33	R: 0 E: 0 K: 2 S: 10	H: 1 LOB: 1 BB: 0 P: 14	R: 1 E: 0 K: 0 S: 7	H: 2 LOB: 2 BB: 1 P: 21	R: 2 E: 0 K: 0 S: 13	H: 2 LOB: 3 BB: 3 P: 29	R: 0 E: 0 K: 0 S: 9	H: 0 LOB: 0 BB: 0 P: 14		1B: 8 2B: 5 3B: 0 HR: 2	SF: 2 SAC: 0 DP: 0 HBP: 0	WP: 0 PB: 0 SB: 0 CS: 0	PA: 44						
PITCHER	IP	WLS	BF	H	R	ER	SO	BB	IBB	HBP	BLK	WP	HR	S	P	ERA	WHIP										
Jaime Navarro, R ERA: 4.37 (1, 1)	3.2	L	22	10	6	6	2	2	0	0	1	0	1	59	98	14.73	3.273										
Carlos Castillo, R ERA: 4.22 (4, 1)	2.2		16	5	3	3	2	2	1	0	0	0	1	27	57	10.12	2.625										
Matt Karchner, R ERA: (7, 1)	1.2		6	0	0	0	0	1	0	0	0	0	0	14	23	0.00	0.600										

AB	37
R	7
H	12
RBI	7
BB	3
SO	5
LOB	15

AB	36
R	9
H	15
RBI	9
BB	6
SO	4
LOB	14

Batter	1	2	3	4	5	6	7	8	9	AB	R	H	RBI	BB	SO	LOB	TOP					
Ray Durham, S (1,4) OBP: 0.384, SLG: 0.395										5	1	3	0	0	1	0	Chicago White Sox @ Seattle Mariners The Kingdome, Seattle, WA Thu May 15 1997, 6:33 AM EDT Att: 29,225 - Dome - 68 F					
Mike Cameron, R (1,9) OBP: 0.316, SLG: 0.444										4	1	2	0	1	1	2						
Frank Thomas, R (1,3) OBP: 0.468, SLG: 0.519										3	0	0	0	2	1	4						
Albert Belle, R (1,7) OBP: 0.314, SLG: 0.437										4	1	1	1	1	2	5						
Chris Snopek, R (1,5) OBP: 0.320, SLG: 0.361										5	1	2	2	0	0	1						
Chad Kreuter, S (1,2) OBP: 0.341, SLG: 0.353										4	0	0	0	1	1	4						
Norberto Martin, R (1,10) OBP: 0.346, SLG: 0.480										5	0	2	0	0	0	2						
Darren Lewis, R (1,8) OBP: 0.243, SLG: 0.152										3	0	0	1	0	0	1						
Tony Phillips, S (8, PH) OBP: 0.435, SLG: 0.392										0	0	0	0	1	0	0						
Ozzie Guillen, L (1,6) OBP: 0.311, SLG: 0.345										4	0	0	0	0	0	3						
Al Levine, L (8, 1) Larry Thomas, R (8, 1) 41 Bill Simas, L (8, 1) Roberto Hernandez, R (9, 1)										0	0	0	0	0	0	0	 AB 37 R 4 H 10 RBI 4 BB 6 SO 6 LOB 22					
Inning Stats	R: 0 E: 0 K: 2 S: 15	H: 2 LOB: 3 BB: 1 P: 26	R: 0 E: 0 K: 0 S: 5	H: 0 LOB: 0 BB: 0 P: 6	R: 0 E: 0 K: 0 S: 7	H: 1 LOB: 1 BB: 0 P: 13	R: 1 E: 2 K: 1 S: 10	H: 1 LOB: 1 BB: 0 P: 15	R: 1 E: 0 K: 0 S: 12	H: 2 LOB: 1 BB: 0 P: 19	R: 0 E: 0 K: 0 S: 6	H: 0 LOB: 0 BB: 0 P: 10	R: 0 E: 0 K: 2 S: 9	H: 1 LOB: 2 BB: 1 P: 15	R: 0 E: 0 K: 0 S: 15	H: 1 LOB: 2 BB: 3 P: 24		R: 2 E: 0 K: 1 S: 11	H: 2 LOB: 2 BB: 3 P: 26	1B: 7 2B: 3 3B: 0 HR: 0	SF: 0 SAC: 0 DP: 0 HBP: 0	WP: 2 PB: 0 SB: 2 CS: 2
PITCHER	IP WLS BF H R ER SO BB IBB HBP BLK WP HR S P ERA WHIP	8.0 36 8 2 1 5 3 0 0 0 1 0 79 128 1.12 1.375	1.0 7 2 2 2 1 2 1 0 0 1 0 11 26 18.00 4.000														ERA WHIP					

Batter	1	2	3	4	5	6	7	8	9	AB	R	H	RBI	BB	SO	LOB	BOTTOM					
Joey Cora, S (1,4) OBP: 0.393, SLG: 0.488										4	1	1	0	0	0	3	Chicago White Sox @ Seattle Mariners The Kingdome, Seattle, WA Thu May 15 1997, 6:33 AM EDT Att: 29,225 - Dome - 68 F					
Alex Rodriguez, R (1,6) OBP: 0.368, SLG: 0.479										4	0	0	0	0	0	2						
Ken Griffey Jr., L (1,8) OBP: 0.411, SLG: 0.768										4	1	1	2	0	0	1						
Edgar Martinez, R (1,10) OBP: 0.421, SLG: 0.503										3	1	1	0	1	1	0						
Jay Buhner, R (1,9) OBP: 0.381, SLG: 0.353										3	0	1	1	1	1	2						
Paul Sorrento, L (1,3) OBP: 0.308, SLG: 0.395										4	0	0	0	0	1	4						
Dan Wilson, R (1,2) OBP: 0.381, SLG: 0.504										4	0	1	0	0	0	1						
Brent Gates, S (1,5) OBP: 0.286, SLG: 0.386										4	0	1	0	0	0	1						
Rob Ducey, L (1,7) OBP: 0.308, SLG: 0.429										4	0	1	0	0	1	1						
Inning Stats	R: 2 E: 0 K: 2 S: 20	H: 2 LOB: 1 BB: 1 P: 37	R: 0 E: 0 K: 0 S: 10	H: 1 LOB: 1 BB: 0 P: 15	R: 0 E: 0 K: 0 S: 4	H: 0 LOB: 0 BB: 0 P: 6	R: 0 E: 0 K: 0 S: 7	H: 0 LOB: 0 BB: 0 P: 11	R: 0 E: 0 K: 0 S: 9	H: 2 LOB: 1 BB: 0 P: 18	R: 1 E: 0 K: 0 S: 14	H: 2 LOB: 1 BB: 0 P: 25	R: 0 E: 0 K: 0 S: 8	H: 0 LOB: 0 BB: 0 P: 12	R: 0 E: 1 K: 1 S: 8	H: 0 LOB: 2 BB: 1 P: 16		R: 0 E: 0 K: 1 S: 7	H: 0 LOB: 0 BB: 0 P: 10	1B: 5 2B: 1 3B: 0 HR: 1	SF: 0 SAC: 0 DP: 0 HBP: 0	WP: 0 PB: 0 SB: 1 CS: 0
PITCHER	IP WLS BF H R ER SO BB IBB HBP BLK WP HR S P ERA WHIP	6.0 25 7 3 3 2 1 0 0 0 0 0 10 15 0.00 0.000	1.0 4 0 0 0 0 0 0 0 0 0 0 10 15 0.00 0.000	1.0 4 0 0 0 0 0 0 0 0 0 0 10 15 0.00 0.000	0.1 1 0 0 0 0 0 0 0 0 0 1 1 0.00 0.000	0.2 W 3 0 0 0 1 0 1 0 0 0 0 5 12 0.00 0.000														ERA WHIP		

Batter	1	2	3	4	5	6	7	8	9	AB	R	H	RBI	BB	SO	LOB	TOP				
Tony Phillips, S OBP: 0.440, SLG: 0.403 (1, 5)	G6-3		E7 1-H				P9		CS BB	4	0	2	1	1	0	0	Chicago White Sox @ Oakland Athletics Oakland-Alameda County Coliseum, Oakland, CA Fri May 16 1997, 7:05 PM PDT Att: 14,237 - Unknown - 80 F livebaseballscorecards.com				
Ray Durham, S OBP: 0.379, SLG: 0.387 (1, 4)	K		G4-3		SF7		F8		1B SF8 BB	3	1	0	1	1	1	1					
Frank Thomas, R OBP: 0.477, SLG: 0.544 (1, 3)									2B 1B	3	1	2	1	2	1	1					
Albert Belle, R OBP: 0.310, SLG: 0.439 (1, 7)	F8		K		K				SF8	4	0	1	1	0	2	4					
Harold Baines, L OBP: 0.429, SLG: 0.528 (1, 10)		L6			F8				3H 2-2	4	1	2	0	1	0	0					
Mike Cameron, R OBP: 0.281, SLG: 0.364 (1, 8)	P3				F6-3		L9		1H 2-2	4	0	0	0	0	0	3					
Dave Martinez, L OBP: 0.320, SLG: 0.389 (1, 9)		G3			G6-3		SF8			3	0	0	1	0	0	0					
Chad Kreuter, S OBP: 0.356, SLG: 0.405 (1, 2)			K				G3-1			3	1	1	0	1	1	0					
Ozzie Guillen, L OBP: 0.317, SLG: 0.350 (1, 6)							G4-3		P4	4	2	2	0	0	0	1					
Inning Stats	R: 0 E: 0 K: 1 S: 15	H: 0 LOB: 1 BB: 1 P: 24	R: 0 E: 0 K: 0 S: 7	H: 0 LOB: 0 BB: 0 P: 11	R: 1 E: 1 K: 2 S: 13	H: 2 LOB: 2 BB: 1 P: 22	R: 0 E: 0 K: 0 S: 5	H: 0 LOB: 0 BB: 0 P: 8	R: 2 E: 0 K: 2 S: 13	H: 2 LOB: 1 BB: 1 P: 23	R: 1 E: 0 K: 0 S: 9	H: 2 LOB: 2 BB: 2 P: 20	R: 0 E: 0 K: 0 S: 7	H: 0 LOB: 0 BB: 0 P: 10	R: 1 E: 0 K: 0 S: 10	H: 2 LOB: 2 BB: 2 P: 23	1B: 4 2B: 4 3B: 1 HR: 1	SF: 3 SAC: 0 DP: 0 HBP: 0	WP: 0 PB: 0 SB: 1 CS: 1	PA: 41	
PITCHER	IP	WLS	BF	H	R	ER	SO	BB	IBB	HBP	BLK	WP	HR	S	P	ERA	WHIP				
Wille Adams, R ERA: 8.43 (1, 1)	6.0	L	27	6	4	4	5	3	0	0	0	0	0	62	103	6.00	1.500				
Steve Montgomery, R ERA: 9.95 (7, 1)	2.2		13	3	2	2	0	2	1	0	0	0	1	22	47	6.75	1.875				
Mike Mohler, L ERA: 6.55 (9, 1)	0.1		1	1	0	0	0	0	0	0	0	0	0	4	6	0.00	3.000				

Batter	1	2	3	4	5	6	7	8	9	AB	R	H	RBI	BB	SO	LOB	BOTTOM					
Damon Mashore, R OBP: 0.391, SLG: 0.380 (1, 8)	K		K		G5-3				G6-3 2B BB	3	1	0	0	2	2	0	Chicago White Sox @ Oakland Athletics Oakland-Alameda County Coliseum, Oakland, CA Fri May 16 1997, 7:05 PM PDT Att: 14,237 - Unknown - 80 F livebaseballscorecards.com					
Pat Lannon, R OBP: 0.500, SLG: 0.667 (1, 7)			F8				F9		G6-3	3	0	1	0	0	0	0						
Matt Stairs, L (7, PH) (8, 9)									1B	2	0	1	0	0	0	1						
Jose Canseco, R OBP: 0.313, SLG: 0.416 (1, 9) (6, 7)			F8				L5		2B BB	3	0	0	0	2	0	1						
Mark McGwire, R OBP: 0.410, SLG: 0.623 (1, 3)					P5				1B 1B	5	1	2	1	0	1	4						
Gerónimo Berroa, R OBP: 0.393, SLG: 0.486 (1, 10)					E7				L5 G6-3	5	0	3	0	0	0	2						
Scott Spiezio, S OBP: 0.353, SLG: 0.468 (1, 4)			F8		K				G3	4	0	1	1	0	1	2						
Scott Brosius, R OBP: 0.247, SLG: 0.230 (1, 5)					P3					4	0	1	0	0	0	4						
George Williams, S OBP: 0.424, SLG: 0.340 (1, 2)							F9		P5 G4-3	4	0	1	0	0	0	1						
Tony Batista, R OBP: 0.239, SLG: 0.274 (1, 6)									G3-1	2	0	0	0	0	2	2						
Rafael Bourquigal, R OBP: 0.349, SLG: 0.310 (7, PH) (8, 6)										1	0	0	0	0	0	0						
Dave Magadan, L OBP: 0.400, SLG: 0.413 (9, PH)										1	0	0	0	0	0	0						
Inning Stats	R: 0 E: 0 K: 1 S: 11	H: 1 LOB: 1 BB: 0 P: 15	R: 0 E: 0 K: 1 S: 13	H: 2 LOB: 2 BB: 0 P: 17	R: 0 E: 0 K: 1 S: 9	H: 0 LOB: 0 BB: 0 P: 13	R: 0 E: 1 K: 1 S: 9	H: 1 LOB: 1 BB: 0 P: 14	R: 0 E: 0 K: 1 S: 8	H: 0 LOB: 0 BB: 0 P: 12	R: 1 E: 0 K: 0 S: 14	H: 3 LOB: 2 BB: 0 P: 28	R: 0 E: 0 K: 1 S: 13	H: 1 LOB: 3 BB: 2 P: 24	R: 0 E: 0 K: 0 S: 8	H: 1 LOB: 1 BB: 0 P: 16	R: 1 E: 0 K: 0 S: 15	H: 1 LOB: 2 BB: 2 P: 25	1B: 7 2B: 3 3B: 0 HR: 0	SF: 0 SAC: 0 DP: 0 HBP: 0	WP: 0 PB: 0 SB: 0 CS: 0	PA: 41
PITCHER	IP	WLS	BF	H	R	ER	SO	BB	IBB	HBP	BLK	WP	HR	S	P	ERA	WHIP					
Wilson Alvarez, L ERA: 3.49 (1, 1)	6.2	W	28	7	1	1	5	1	0	0	0	0	0	67	108	1.35	1.200					
Al Levine, R ERA: 6.23 (7, 1)	1.1		7	2	0	0	1	1	0	0	0	0	0	18	31	0.00	2.250					
Larry Thomas, L ERA: 13.5 (9, 1)	0.2		3	0	1	1	0	1	0	0	0	0	0	8	13	13.50	1.500					
41 Bill Simas, R ERA: 1.15 (9, 1)	0.0		2	1	0	0	0	1	0	0	0	0	0	6	11	=	=					
Roberto Hernandez, R ERA: 3.94 (9, 1)	0.1	S	1	0	0	0	0	0	0	0	0	0	0	1	1	0.00	0.000					

Batter	1	2	3	4	5	6	7	8	9	AB	R	H	RBI	BB	SO	LOB	TOP										
Ray Durham, S OBP: 0.383, SLG: 0.404	G6-3		2B		2B	2B	G3		G4-3	6	2	3	0	0	0	2	Chicago White Sox @ Oakland Athletics Oakland-Alameda County Coliseum, Oakland, CA Sat May 17 1997, 3:33 AM PDT Att: 20,140 - Sunny - 85 F										
Mike Cameron, R OBP: 0.250, SLG: 0.308	K		K		2B	K		G4-3	4	1	0	0	1	3	2												
Frank Thomas, R OBP: 0.492, SLG: 0.568	BB		2B		1B	BB		1B	3	1	3	3	2	0	0												
Albert Belle, R OBP: 0.318, SLG: 0.437	K		K		1B	BB		1B	3	1	1	0	2	2	2												
Harold Baines, L OBP: 0.435, SLG: 0.545		2B		SH1-3	2B	K		BB	4	0	2	0	1	1	5												
Chris Snopce, R OBP: 0.317, SLG: 0.357	K		SH1-3		1B	FC6-4		G4-6-3	4	1	1	1	0	1	7												
Dave Martinez, L OBP: 0.323, SLG: 0.415	P2		F8		HR			SH1-4	5	1	2	3	0	0	2												
Ron Karkovics, R OBP: 0.274, SLG: 0.371	F8		K		K			SH1-4	3	0	1	0	0	1	1												
Ozzie Guillen, L OBP: 0.305, SLG: 0.336	G6-3		G3		G3		FC4-6	G6-3	5	0	0	0	0	0	4												
Inning Stats	R: 0 E: 0 K: 2 S: 12	H: 0 LOB: 1 BB: 1 P: 18	R: 0 E: 0 K: 1 S: 12	H: 1 LOB: 1 BB: 0 P: 18	R: 1 E: 0 K: 2 S: 11	H: 2 LOB: 1 BB: 0 P: 13	R: 0 E: 0 K: 0 S: 7	H: 1 LOB: 2 BB: 0 P: 12	R: 6 E: 0 K: 1 S: 19	H: 4 LOB: 0 BB: 2 P: 36	R: 0 E: 0 K: 2 S: 11	H: 1 LOB: 3 BB: 2 P: 23	R: 0 E: 0 K: 0 S: 13	H: 1 LOB: 1 BB: 0 P: 20	R: 0 E: 0 K: 0 S: 7	H: 2 LOB: 2 BB: 1 P: 13	R: 0 E: 0 K: 0 S: 6	H: 1 LOB: 1 BB: 0 P: 10	1B: 6 2B: 6 3B: 0 HR: 1	SF: 0 SAC: 2 DP: 1 HBP: 1	WP: 0 PB: 0 CS: 0	PA: 46					
PITCHER	IP	WLS	BF	H	R	ER	SO	BB	IBB	HBP	BLK	WP	HR	S	P	ERA	WHIP										
Steve Karsay, R ERA: 4.82	4.1	L	25	8	7	7	5	3	0	1	0	0	1	56	88	14.54	2.538										
Carlos Reyes, R ERA: 1.17	1.2		8	1	0	0	3	2	0	0	0	0	0	16	32	0.00	1.800										
Buddy Groom, L ERA: 5.11	1.0		4	1	0	0	0	0	0	0	0	0	0	13	20	0.00	1.000										
Don Wengert, R ERA: 4.26	1.0		5	2	0	0	0	1	0	0	0	0	0	7	13	0.00	3.000										
Aaron Small, R ERA: 2.45	1.0		4	1	0	0	0	0	0	0	0	0	0	6	10	0.00	1.000										

Chicago White Sox @ Oakland Athletics
Oakland-Alameda County Coliseum, Oakland, CA
Sat May 17 1997, 3:33 AM PDT
Att: 20,140 - Sunny - 85 F

AB 37
R 7
H 13
RBI 7
BB 6
SO 8
LOB 25



Batter	1	2	3	4	5	6	7	8	9	AB	R	H	RBI	BB	SO	LOB	BOTTOM										
Damon Mashore, R OBP: 0.392, SLG: 0.371	K		K		BB		F9		CS	3	0	0	0	2	2	1	Chicago White Sox @ Oakland Athletics Oakland-Alameda County Coliseum, Oakland, CA Sat May 17 1997, 3:33 AM PDT Att: 20,140 - Sunny - 85 F										
Jason Giambi, L OBP: 0.304, SLG: 0.389	F7		K		G4-3			G1-6-3	5	0	1	0	0	2	2												
Matt Stairs, L OBP: 0.436, SLG: 0.667	L6		L6		BB		BB	G1-6-3	3	1	0	0	1	0	1												
Mark McGwire, R OBP: 0.412, SLG: 0.641	G6-3		HR		HR		F8	1B	4	2	2	1	0	0	1												
Gerónimo Berroa, R OBP: 0.395, SLG: 0.483	K		HR		1B		E8	1B	3	2	1	0	1	1	0												
Scott Spiezio, S OBP: 0.356, SLG: 0.488	F7		HR		HR		F9	1B	4	1	2	2	0	0	1												
Dave Magadan, L OBP: 0.307, SLG: 0.420			FC1-6		G4-3		K	1B	4	0	2	2	0	1	1												
Brent Mayne, L OBP: 0.311, SLG: 0.439			L7		G4-3		F8	F9	4	0	0	0	0	0	3												
Rafael Bourquigal, R OBP: 0.333, SLG: 0.295			FC1-6		F8		P6		3	0	0	0	0	0	1												
Jose Canseco, R OBP: 0.311, SLG: 0.414								K	1	0	0	0	0	1	0												
Inning Stats	R: 0 E: 0 K: 1 S: 9	H: 0 LOB: 0 BB: 0 P: 11	R: 0 E: 0 K: 1 S: 9	H: 0 LOB: 0 BB: 0 P: 14	R: 0 E: 0 K: 1 S: 11	H: 1 LOB: 0 BB: 0 P: 14	R: 3 E: 0 K: 1 S: 17	H: 3 LOB: 0 BB: 0 P: 23	R: 0 E: 0 K: 0 S: 7	H: 0 LOB: 1 BB: 1 P: 14	R: 1 E: 1 K: 1 S: 11	H: 0 LOB: 1 BB: 1 P: 23	R: 0 E: 0 K: 0 S: 6	H: 0 LOB: 0 BB: 0 P: 11	R: 2 E: 0 K: 0 S: 15	H: 4 LOB: 2 BB: 1 P: 25	R: 0 E: 0 K: 2 S: 6	H: 0 LOB: 0 BB: 1 P: 13	1B: 6 2B: 0 3B: 0 HR: 2	SF: 0 SAC: 0 DP: 1 HBP: 0	WP: 0 PB: 0 CS: 1	PA: 38					
PITCHER	IP	WLS	BF	H	R	ER	SO	BB	IBB	HBP	BLK	WP	HR	S	P	ERA	WHIP										
Danny Darwin, R ERA: 3.12	6.0	W	25	4	4	3	5	2	0	0	0	0	2	64	99	4.50	1.000										
Matt Karchner, R ERA: 4.91	1.2		7	2	2	2	0	1	0	0	0	0	0	14	26	10.80	1.800										
Roberto Hernandez, R ERA: 3.63	1.1	S	6	2	0	0	2	1	0	0	0	0	0	13	23	0.00	2.250										

Chicago White Sox @ Oakland Athletics
Oakland-Alameda County Coliseum, Oakland, CA
Sat May 17 1997, 3:33 AM PDT
Att: 20,140 - Sunny - 85 F

AB 34
R 6
H 8
RBI 5
BB 4
SO 7
LOB 11



Batter	1	2	3	4	5	6	7	8	9	AB	R	H	RBI	BB	SO	LOB	TOP									
Ray Durham, S OBP: 0.378, SLG: 0.398	P4		K		F9		1B	F8		5	1	1	0	0	1	3	Chicago White Sox @ Oakland Athletics Oakland-Alameda County Coliseum, Oakland, CA Sun May 18 1997, 3:33 AM PDT Att: 45,227 - Sunny - 85 F									
Mike Cameron, R OBP: 0.273, SLG: 0.323	G4-3		P3		G1-3		1B	1B		5	2	2	1	0	0	2										
Frank Thomas, R OBP: 0.505, SLG: 0.580					G5-3		SH1-4	1B		4	3	4	2	1	0	0										
Albert Belle, R OBP: 0.332, SLG: 0.438	L6				G1-3		SH1-4	G4-3		2	2	1	1	2	0	1										
Chris Snopek, R OBP: 0.315, SLG: 0.353					G5-3		SH1-4	FC5-4		4	0	1	2	0	0	4										
Harold Baines, L OBP: 0.418, SLG: 0.526	L8				G1-3		SF7	G4-3		4	0	0	2	0	0	3										
Norberto Martin, R OBP: 0.351, SLG: 0.473	L8				1B		1B	G3		5	0	2	2	0	1	1										
Ron Karkovice, R OBP: 0.269, SLG: 0.348					F9		B5-3	G5-3		4	0	0	0	1	0	2										
Darren Lewis, R OBP: 0.293, SLG: 0.171	K						1B	1B		2	2	1	0	2	1	1										
Inning Stats	R: 0 E: 0 K: 0 S: 10	H: 0 LOB: 1 BB: 1 P: 21	R: 0 E: 0 K: 0 S: 4	H: 0 LOB: 0 BB: 0 P: 6	R: 0 E: 0 K: 2 S: 14	H: 0 LOB: 1 BB: 1 P: 24	R: 2 E: 0 K: 0 S: 14	H: 2 LOB: 1 BB: 1 P: 26	R: 0 E: 0 K: 0 S: 9	H: 1 LOB: 0 BB: 0 P: 12	R: 2 E: 0 K: 0 S: 10	H: 2 LOB: 1 BB: 1 P: 16	R: 4 E: 0 K: 0 S: 13	H: 4 LOB: 1 BB: 1 P: 23	R: 2 E: 0 K: 0 S: 13	H: 3 LOB: 2 BB: 1 P: 22		R: 0 E: 0 K: 1 S: 7	H: 0 LOB: 0 BB: 0 P: 7	1B: 12 2B: 0 3B: 0 HR: 0	SF: 1 SAC: 1 DP: 1 HBP: 1	WP: 0 PB: 0 CS: 1	PA: 44			
PITCHER	IP	WLS	BF	H	R	ER	SO	BB	IBB	HBP	BLK	WP	HR	S	P	ERA	WHIP									
Mike Mohler, L ERA: 6.52	(1, 1)	5.2	L	25	5	4	4	2	4	0	0	0	0	0	59	103	6.35	1.588								
Aaron Small, R ERA: 3.64	(6, 1)	0.1		6	3	4	4	0	1	0	1	0	0	0	11	19	108.00	12.000								
Mike Quist, R ERA: 9.0	(7, 1)	2.0		10	4	2	2	0	1	0	0	0	0	17	28	9.00	2.500									
Billy Taylor, R ERA: 6.38	(9, 1)	1.0		3	0	0	0	1	0	0	0	0	0	7	7	0.00	0.000									


Batter	1	2	3	4	5	6	7	8	9	AB	R	H	RBI	BB	SO	LOB	BOTTOM								
Damon Mashore, R OBP: 0.386, SLG: 0.361	F8			L8		E	K		K	4	1	0	0	0	2	2	Chicago White Sox @ Oakland Athletics Oakland-Alameda County Coliseum, Oakland, CA Sun May 18 1997, 3:33 AM PDT Att: 45,227 - Sunny - 85 F								
Jason Giambi, L OBP: 0.313, SLG: 0.409	G3-1			F8		E6	1B	HR	F7	5	2	3	1	0	0	1									
Jose Canseco, R OBP: 0.321, SLG: 0.440	G5-3			1B		2B	1B	HR		4	1	3	3	0	0	0									
Mark McGwire, R OBP: 0.403, SLG: 0.623				F8		F8		HR		4	0	0	0	0	0	3									
Dave Magadan, L OBP: 0.407, SLG: 0.420				F8		F8		E6		0	0	0	0	0	0	0									
Geronimo Berroa, R OBP: 0.398, SLG: 0.477				P8		BB		F9		2	0	0	0	2	0	3									
Scott Spiezio, S OBP: 0.348, SLG: 0.476	G4-6-3			L8		F8		G3-1		4	0	0	0	0	0	4									
George Williams, S OBP: 0.429, SLG: 0.327				G6-4-3		F7		K		2	0	0	0	2	1	1									
Scott Brosius, R OBP: 0.247, SLG: 0.225				G6-4-3		K		P5		3	0	0	0	1	1	2									
Scott Sheldon, R OBP: 0.429, SLG: 0.652				K		F7		P5		3	0	0	0	0	1	1									
Inning Stats	R: 0 E: 0 K: 0 S: 7	H: 0 LOB: 0 BB: 1 P: 11	R: 0 E: 0 K: 0 S: 6	H: 0 LOB: 0 BB: 1 P: 13	R: 0 E: 0 K: 1 S: 9	H: 0 LOB: 1 BB: 1 P: 16	R: 0 E: 0 K: 0 S: 14	H: 2 LOB: 2 BB: 0 P: 20	R: 0 E: 0 K: 1 S: 7	H: 0 LOB: 0 BB: 0 P: 10	R: 2 E: 1 K: 0 S: 15	H: 2 LOB: 2 BB: 1 P: 23	R: 0 E: 0 K: 1 S: 10	H: 0 LOB: 1 BB: 1 P: 19	R: 2 E: 1 K: 1 S: 9	H: 2 LOB: 1 BB: 0 P: 16	R: 0 E: 0 K: 1 S: 11	H: 0 LOB: 1 BB: 1 P: 19	1B: 3 2B: 2 3B: 0 HR: 1	SF: 0 SAC: 0 DP: 2 HBP: 1	WP: 0 PB: 0 CS: 0	PA: 38			
PITCHER	IP	WLS	BF	H	R	ER	SO	BB	IBB	HBP	BLK	WP	HR	S	P	ERA	WHIP								
James Baldwin, R ERA: 4.4	(1, 1)	7.0	W	28	4	2	2	3	4	0	0	0	0	68	112	2.57	1.143								
Al Levine, R ERA: 6.87	(8, 1)	1.0		6	2	2	2	1	0	0	0	0	1	9	16	18.00	2.000								
Carlos Castillo, R ERA: 4.03	(9, 1)	1.0		4	0	0	0	1	1	0	0	0	0	11	19	0.00	1.000								



Batter	1	2	3	4	5	6	7	8	9	AB	R	H	RBI	BB	SO	LOB	TOP										
Nomar Garciaparra, R OBP: 0.330, SLG: 0.462 Shane Mack, R OBP: 0.364, SLG: 0.367	1-1 G4-3		1-1 FC6		2-2 L8			1-1 L9		3	0	0	0	0	0	2											
Darren Bragg, L OBP: 0.405, SLG: 0.579	1-2 G3			1-3 K		0-0 F7		4-2 FC6-4 BB		3	0	0	0	1	1	0											
Wil Cordero, R OBP: 0.343, SLG: 0.439	2-0 L7			2-1 G3 1B		1-0 P3		1-0 FC6-4		4	0	1	0	0	0	1											
Mo Vaughn, L OBP: 0.416, SLG: 0.541		2-2 G6-4-3 1B		3-2 G3		1-3 K			3-2 F7	4	0	1	0	0	1	1											
18 Reggie Jefferson, S OBP: 0.315, SLG: 0.511 Mike Stanley, R OBP: 0.347, SLG: 0.375		3-2 F8		0-3 K			3-3 K		2-1 FC4-6 1B	3	0	0	0	0	2	2											
Tim Lincecum, R OBP: 0.379, SLG: 0.517		3-1 G6-4-3			1-0 G4-3 1B 2B		2-0 FC5-4 1B		2-3 K	4	1	2	0	0	1	2											
Troy O'Leary, L OBP: 0.347, SLG: 0.482 Rudy Pemberton, R OBP: 0.333, SLG: 0.435			3-2 G4-3		1-0 G4-3		1-0 FC5-4		0-0 FC4-6	3	0	0	0	0	2	2											
Bill Haselman, R OBP: 0.336, SLG: 0.436			2-0 G4-3		0-3 K		2-1 L1-3			3	0	0	0	0	1	2											
Jeff Frye, R OBP: 0.373, SLG: 0.340			1-2 FC6 1B		2-1 FC6 1B			2-1 F9		3	0	2	1	0	0	0											
Inning Stats	R: 0 E: 0 K: 0 S: 6	H: 0 LOB: 0 BB: 0 P: 10	R: 0 E: 0 K: 0 S: 9	H: 1 LOB: 0 BB: 0 P: 17	R: 0 E: 0 K: 2 S: 10	H: 1 LOB: 1 BB: 0 P: 17	R: 0 E: 0 K: 1 S: 10	H: 2 LOB: 1 BB: 0 P: 16	R: 0 E: 0 K: 1 S: 5	H: 0 LOB: 0 BB: 0 P: 7	R: 0 E: 0 K: 1 S: 7	H: 1 LOB: 1 BB: 0 P: 15	R: 0 E: 0 K: 0 S: 8	H: 0 LOB: 1 BB: 1 P: 16	R: 0 E: 0 K: 1 S: 9	H: 1 LOB: 1 BB: 0 P: 16	1B: 6 2B: 1 3B: 0 HR: 0	SF: 0 SAC: 0 DP: 1 HBP: 0	WP: 0 PB: 0 SB: 0 CS: 0	PA: 34							
PITCHER	IP	WLS	BF	H	R	ER	SO	BB	IBB	HBP	BLK	WP	HR	S	P	ERA	WHIP										
Jaime Navarro, R ERA: 3.97 Chuck McElroy, L ERA: 3.24	8.0	W	30	6	1	1	5	1	0	0	0	0	0	66	115	1.12	0.875										

Boston Red Sox @ Chicago White Sox
Comiskey Park, Chicago, IL
Tue May 20 1997, 8:05 PM EDT
Att: 16,563 - Unknown - 54 F


AB 33
R 1
H 7
RBI 1
BB 1
SO 6
LOB 13



Batter	1	2	3	4	5	6	7	8	9	AB	R	H	RBI	BB	SO	LOB	BOTTOM										
Ray Durham, S OBP: 0.373, SLG: 0.392	2-1 G6-3		2-1 G6-3	0-1 G3	1-2 G1-3		2-1 FC6-4 1B			5	0	1	1	0	0	1											
Darren Lewis, R OBP: 0.326, SLG: 0.231	4-2 S 2B BB		2-0 BB 2B 1B	1-1 S BB 2B	3-2 G4-3		3-H L1			4	3	2	1	1	0	1											
Frank Thomas, R OBP: 0.511, SLG: 0.586 Mike Cameron, R OBP: 0.294, SLG: 0.323	2-2 1-H 2B		4-0 2B BB	4-1 BB BB BB	2-1 F8			4-2 WP G5-3 BB 1B		2	2	1	1	2	0	0											
Albert Belle, R OBP: 0.333, SLG: 0.439	2-3 K		1-1 2B 2B	4-1 BB BB BB		2-0 L9		2-2 G5-3		4	2	1	2	1	1	2											
Harold Baines, L OBP: 0.426, SLG: 0.533 Greg Norton, S	2-1 G6-3		0-1 2B	4-0 BB BB BB	1-2 BB BB BB		0-0 G4-3		3-2 WP 1B	4	0	2	3	1	0	1											
Chris Snopce, R OBP: 0.311, SLG: 0.342		1-2 F9	0-3 K	4-1 BB BB	1-2 BB BB		0-0 F9		0-3 K	4	0	0	1	1	2	2											
Dave Martinez, L OBP: 0.333, SLG: 0.418		0-1 1B	4-0 IBB	1-2 BB BB	4-1 BB BB			3-1 G4-3 G3-1 1B		4	1	2	0	1	1	4											
Tony Peña, R OBP: 0.282, SLG: 0.206		0-0 P4	3-3 K	4-2 BB				1-0 G3-1		3	0	0	1	1	1	4											
Ozzie Guillen, L OBP: 0.304, SLG: 0.333		1-2 P5		1-2 G3 1B	1-2 G4-3			1-2 G4-3		4	1	1	0	0	0	5											
Inning Stats	R: 1 E: 0 K: 1 S: 15	H: 1 LOB: 1 BB: 1 P: 27	R: 0 E: 0 K: 0 S: 12	H: 1 LOB: 1 BB: 0 P: 14	R: 3 E: 0 K: 2 S: 15	H: 3 LOB: 2 BB: 2 P: 31	R: 4 E: 0 K: 1 S: 14	H: 2 LOB: 5 BB: 5 P: 39	R: 0 E: 0 K: 0 S: 10	H: 0 LOB: 0 BB: 0 P: 16	R: 0 E: 0 K: 0 S: 3	H: 0 LOB: 0 BB: 0 P: 5	R: 1 E: 0 K: 0 S: 11	H: 2 LOB: 1 BB: 0 P: 21	R: 1 E: 0 K: 1 S: 18	H: 1 LOB: 2 BB: 1 P: 30	1B: 6 2B: 4 3B: 0 HR: 0	SF: 0 SAC: 0 DP: 0 HBP: 0	WP: 2 PB: 0 SB: 3 CS: 0	PA: 43							
PITCHER	IP	WLS	BF	H	R	ER	SO	BB	IBB	HBP	BLK	WP	HR	S	P	ERA	WHIP										
49 Tim Wakefield, R ERA: 5.68 Toby Borland, R ERA: 7.56 Rich Garces, R ERA: 4.22 Ken Grundt, L ERA: 9.0 Heathcliff Slocumb, R ERA: 8.27	3.1	L	20	7	6	6	3	2	1	0	0	0	0	3	19	-	-										

Boston Red Sox @ Chicago White Sox
Comiskey Park, Chicago, IL
Tue May 20 1997, 8:05 PM EDT
Att: 16,563 - Unknown - 54 F

AB 34
R 10
H 10
RBI 10
BB 9
SO 5
LOB 20





Batter	1	2	3	4	5	6	7	8	9	AB	R	H	RBI	BB	SO	LOB	TOP										
Jeff Frye, R OBP: 0.391, SLG: 0.351 (1, 4)	P4		G3 1B			F8				4	1	2	0	1	0	1	Boston Red Sox @ Chicago White Sox Comiskey Park, Chicago, IL Wed May 21 1997, 8:05 PM EDT Att: 18,814 - Unknown - 50 F										
Darren Bragg, L OBP: 0.400, SLG: 0.563 (1, 8)	CS 1B		G3 1-2		L8		P5		BB	5	0	1	0	0	1	3											
Wil Cordero, R OBP: 0.339, SLG: 0.438 (1, 7)	K 1-2		K		1B 2B		P4		K	5	1	1	1	0	3	3											
Mo Vaughn, L OBP: 0.421, SLG: 0.540 (1, 3)		WP 18 BB 1B		18 HR BB	18 FC1-8 1B		G4-3		F7	4	2	2	1	1	0	1											
18 Reggie Jefferson, S OBP: 0.341, SLG: 0.544 (1, 10)		1B WP BB		HR	FC1-6 FC6-4				K	2	1	1	2	1	0	1											
Mike Stanley, R OBP: 0.341, SLG: 0.370 (8, PH)		1-2		1-H	1-2					1	0	0	0	0	1	0											
Tim Lincecum, R OBP: 0.376, SLG: 0.510 (1, 5)		G6-3 1B		G5-3	FC6-4				G3-1	4	0	1	1	0	0	1											
Troy O'Leary, L OBP: 0.341, SLG: 0.473 (1, 9)	L6			F9					G4-3 BB	2	0	0	0	0	0	2											
Rudy Pemberton, R OBP: 0.358, SLG: 0.447 (6, PH)									1B 1B	1	0	1	0	1	0	0											
Mike Benjamin, R OBP: 0.500, SLG: 0.500 (1, 6)	G6-3			WP 1B					F7	4	0	2	0	0	0	3											
Scott Hatteberg, L OBP: 0.375, SLG: 0.524 (1, 2)				G4-3	G4-3				G4-3	4	0	0	0	0	1	4											
Inning Stats	R: 0 E: 0 K: 1 S: 6	H: 1 LOB: 1 BB: 0 P: 9	R: 1 E: 0 K: 0 S: 14	H: 2 LOB: 1 BB: 1 P: 25	R: 0 E: 0 K: 1 S: 7	H: 1 LOB: 1 BB: 0 P: 9	R: 2 E: 0 K: 0 S: 12	H: 2 LOB: 1 BB: 1 P: 23	R: 2 E: 0 K: 0 S: 10	H: 3 LOB: 1 BB: 0 P: 16	R: 0 E: 0 K: 0 S: 5	H: 0 LOB: 0 BB: 0 P: 10	R: 0 E: 0 K: 2 S: 12	H: 2 LOB: 2 BB: 0 P: 17	R: 0 E: 0 K: 2 S: 11	H: 0 LOB: 1 BB: 1 P: 19	1B: 9 2B: 2 3B: 0 HR: 1	SF: 0 SAC: 0 DP: 2 HBP: 0	WP: 2 PB: 0 SB: 0 CS: 1	PA: 40							
PITCHER	IP	WLS	BF	H	R	ER	SO	BB	IBB	HBP	BLK	WP	HR	S	P	ERA	WHIP										
Doug Drabek, R ERA: 7.05 (1, 1)	5.0	W	24	9	5	5	2	2	0	0	0	2	1	49	82	9.00	2.200										
Chuck McElroy, L ERA: 2.89 (6, 1)	2.0		7	0	0	0	0	1	0	0	0	0	0	14	26	0.00	0.500										
41 Bill Simas, R ERA: 1.08 (8, 1)	1.0		5	2	0	0	2	0	0	0	0	0	0	12	17	0.00	2.000										
Roberto Hernandez, R ERA: 3.44 (9, 1)	1.0		4	0	0	0	2	1	0	0	0	0	0	11	19	0.00	1.000										

Batter	1	2	3	4	5	6	7	8	9	AB	R	H	RBI	BB	SO	LOB	BOTTOM										
Ray Durham, S OBP: 0.376, SLG: 0.391 (1, 4)	1B SF8 BB	L6		FC6-4 1B		F8				3	1	1	0	1	0	2	Boston Red Sox @ Chicago White Sox Comiskey Park, Chicago, IL Wed May 21 1997, 8:05 PM EDT Att: 18,814 - Unknown - 50 F										
Norberto Martin, R OBP: 0.361, SLG: 0.475 (1, 5)	CS 1B	HR 1B		F8		G6-3				4	2	2	1	0	0	1											
Frank Thomas, R OBP: 0.510, SLG: 0.628 (1, 3)	SF8	HR		FC6-4		HR				3	2	2	5	0	0	1											
Albert Belle, R OBP: 0.332, SLG: 0.452 (1, 7)	K	HR				F8			P4	4	1	1	1	0	1	1											
Mike Cameron, R OBP: 0.316, SLG: 0.324 (1, 8)	1B	G5-3		S SF9 BB		K			K	3	1	1	1	1	1	0											
Harold Baines, L OBP: 0.421, SLG: 0.528 (1, 10)	G4-3			L8		SF9			1B S SF8 1B	3	0	1	1	0	0	1											
Darren Lewis, R OBP: 0.326, SLG: 0.231 (8, FR)						1B				0	1	0	0	0	0	0											
Dave Martinez, L OBP: 0.331, SLG: 0.413 (1, 9)		G3-1		K		L8			G5-4-3 1B	4	0	1	0	0	1	0											
Ron Karkovics, R OBP: 0.268, SLG: 0.348 (1, 2)		1B 1B		G5-3		K			SF8	3	1	1	1	0	1	0											
Ozzie Guillen, L OBP: 0.302, SLG: 0.331 (1, 6)		1B HR 1B		G1-4-3		G4-3			G5-4-3	4	1	1	0	0	0	1											
Inning Stats	R: 2 E: 0 K: 1 S: 15	H: 2 LOB: 1 BB: 1 P: 24	R: 5 E: 0 K: 0 S: 19	H: 5 LOB: 0 BB: 0 P: 32	R: 0 E: 0 K: 1 S: 6	H: 0 LOB: 0 BB: 0 P: 9	R: 0 E: 0 K: 0 S: 7	H: 1 LOB: 1 BB: 0 P: 8	R: 1 E: 0 K: 0 S: 10	H: 0 LOB: 0 BB: 1 P: 22	R: 0 E: 0 K: 1 S: 9	H: 0 LOB: 0 BB: 0 P: 16	R: 1 E: 0 K: 1 S: 11	H: 1 LOB: 0 BB: 0 P: 17	R: 1 E: 0 K: 0 S: 6	H: 2 LOB: 1 BB: 0 P: 10	1B: 8 2B: 0 3B: 0 HR: 3	SF: 3 SAC: 0 DP: 1 HBP: 0	WP: 0 PB: 0 SB: 3 CS: 1	PA: 36							
PITCHER	IP	WLS	BF	H	R	ER	SO	BB	IBB	HBP	BLK	WP	HR	S	P	ERA	WHIP										
Chris Hammond, L ERA: 5.48 (1, 1)	4.0	L	21	8	7	6	2	1	0	0	0	0	2	47	73	13.50	2.250										
John Waddell, R ERA: 4.96 (5, 1)	3.0		11	1	2	2	2	1	0	0	0	0	1	30	55	6.00	0.667										
Heathcliff Slocumb, R ERA: 8.31 (8, 1)	1.0		4	2	1	1	0	0	0	0	0	0	0	6	10	9.00	2.000										

Batter	1	2	3	4	5	6	7	8	9	AB	R	H	RBI	BB	SO	LOB	TOP			
Gerald Williams, R OBP: 0.353, SLG: 0.472 (1, 8)										4	1	2	1	0	0	1	Milwaukee Brewers @ Chicago White Sox Comiskey Park, Chicago, IL Fri May 23 1997, 8:05 PM EDT Att: 28,160 - Unknown - 61 F livebaseballscorecards.com			
Jeff Cirillo, R OBP: 0.388, SLG: 0.392 (1, 5)										4	0	1	0	0	0	1				
Dave Nilsson, L OBP: 0.379, SLG: 0.451 (1, 10)										4	0	0	0	0	1	1				
John Jaha, R OBP: 0.347, SLG: 0.486 (1, 3)										4	1	1	0	0	0	1				
Marc Newfield, R OBP: 0.330, SLG: 0.343 Jeromy Burnitz, L OBP: 0.446, SLG: 0.546 (1, 7)										3	0	0	0	0	0	2				
Matt Mieske, R OBP: 0.384, SLG: 0.500 (1, 9)										3	0	0	0	1	2	1				
Mark Loretta, R OBP: 0.320, SLG: 0.296 (1, 4)										4	1	2	3	0	0	0				
Jose Valentin, S OBP: 0.316, SLG: 0.354 (1, 6)										4	0	1	0	0	2	2				
Mike Matheny, R OBP: 0.288, SLG: 0.323 (1, 2)										4	0	1	0	0	2	3				
Inning Stats	R: 1 H: 2 E: 0 K: 1 S: 15	H: 2 LOB: 1 BB: 0 P: 19	R: 0 H: 1 E: 0 K: 2 S: 9	H: 1 LOB: 1 BB: 0 P: 14	R: 0 H: 1 E: 0 K: 0 S: 8	H: 1 LOB: 0 BB: 0 P: 10	R: 1 H: 2 E: 0 K: 2 S: 13	H: 2 LOB: 2 BB: 1 P: 21	R: 0 H: 0 E: 0 K: 0 S: 5	H: 0 LOB: 0 BB: 0 P: 10	R: 0 H: 1 E: 0 K: 1 S: 16	H: 1 LOB: 1 BB: 0 P: 24	R: 0 H: 0 E: 0 K: 0 S: 6	H: 0 LOB: 0 BB: 0 P: 10	R: 2 H: 1 E: 0 K: 1 S: 8	H: 1 LOB: 1 BB: 1 P: 14		1B: 5 2B: 1 3B: 0 HR: 2	SF: 0 SAC: 0 DP: 1 HBP: 0	WP: 0 PB: 0 CS: 0
PITCHER	IP WLS BF H R ER SO BB IBB HBP BLK WP HR S P ERA WHIP																			
Wilson Alvarez, L ERA: 3.39 Matt Karchner, R ERA: 6.35 (1, 1)	7.0 L 28 7 2 2 6 1 0 0 0 0 1 74 112 2.57 1.143																			
(8, 1)	2.0 8 1 2 2 1 1 0 0 0 0 0 1 14 24 9.00 1.000																			

Batter	1	2	3	4	5	6	7	8	9	AB	R	H	RBI	BB	SO	LOB	BOTTOM	
Ray Durham, S OBP: 0.368, SLG: 0.382 (1, 4)										4	0	0	0	0	1	1	Milwaukee Brewers @ Chicago White Sox Comiskey Park, Chicago, IL Fri May 23 1997, 8:05 PM EDT Att: 28,160 - Unknown - 61 F livebaseballscorecards.com	
Norberto Martin, R OBP: 0.354, SLG: 0.452 (1, 6)										3	1	0	0	1	0	0		
Frank Thomas, R OBP: 0.508, SLG: 0.623 (1, 3)										3	0	1	0	0	0	0		
Albert Belle, R OBP: 0.332, SLG: 0.450 (1, 7)										3	0	1	1	0	1	0		
Mike Cameron, R OBP: 0.293, SLG: 0.297 (1, 9)										3	0	0	0	0	1	2		
Chris Snopce, R OBP: 0.304, SLG: 0.333 (1, 5)										3	0	0	0	0	0	0		
Harold Baines, L OBP: 0.412, SLG: 0.516 (1, 10)										3	0	0	0	0	0	0		
Ron Karkovice, R OBP: 0.259, SLG: 0.333 (1, 2)										3	0	0	0	0	1	0		
Darren Lewis, R OBP: 0.327, SLG: 0.238 (1, 8)										3	0	1	0	0	1	0		
Inning Stats	R: 1 H: 2 E: 0 K: 1 S: 17	H: 0 LOB: 0 BB: 0 P: 10	R: 0 H: 0 E: 0 K: 1 S: 9	H: 0 LOB: 0 BB: 0 P: 15	R: 0 H: 0 E: 0 K: 2 S: 7	H: 0 LOB: 0 BB: 0 P: 11	R: 0 H: 1 E: 0 K: 0 S: 4	H: 0 LOB: 0 BB: 0 P: 7	R: 0 H: 0 E: 0 K: 0 S: 4	H: 0 LOB: 0 BB: 0 P: 6	R: 0 H: 0 E: 0 K: 0 S: 7	H: 0 LOB: 0 BB: 0 P: 11	R: 0 H: 0 E: 0 K: 0 S: 9	H: 0 LOB: 0 BB: 0 P: 10	1B: 3 2B: 0 3B: 0 HR: 0	SF: 0 SAC: 0 DP: 1 HBP: 0		WP: 0 PB: 0 CS: 1
PITCHER	IP WLS BF H R ER SO BB IBB HBP BLK WP HR S P ERA WHIP																	
Scott Karl, L ERA: 5.05 Doug Jones, R ERA: 1.27 (1, 1)	8.0 W 26 3 1 1 5 1 0 0 0 0 0 0 9 10 0.00 0.000																	
(9, 1)	1.0 S 3 0 0 0 0 0 0 0 0 0 0 0 0 9 10 0.00 0.000																	

Batter	1	2	3	4	5	6	7	8	9	AB	R	H	RBI	BB	SO	LOB	TOP																
Gerald Williams, R (1, 8) OBP: 0.342, SLG: 0.456	G5-3		K		P3	E9		F9		5	0	0	0	0	1	3	Milwaukee Brewers @ Chicago White Sox Comiskey Park, Chicago, IL Sat May 24 1997, 8:05 PM EDT Att: 30,872 - Unknown - 80 F																
Jeff Cirillo, R (1, 5) OBP: 0.393, SLG: 0.399	G5-3		F7							5	1	3	1	0	0	1																	
Dave Nilsson, L (1, 3) OBP: 0.374, SLG: 0.439	G5-3				F8	L9		G6-3		4	0	0	0	1	0	5																	
John Jaha, R (1, 10) OBP: 0.360, SLG: 0.507		G6-4-3 E 1B BB	K							2	2	1	1	3	1	2																	
Jeremy Burnitz, L (1, 9) OBP: 0.444, SLG: 0.545		E3 G6-4-3		L9				G4-6-3 BB		4	0	1	2	1	0	2																	
Marc Newfield, R (1, 7) OBP: 0.325, SLG: 0.337		G6-4-3 1-2 2-3		G4-3	P3			G5-3		5	0	1	0	0	0	4																	
Jose Valentin, S (1, 6) OBP: 0.325, SLG: 0.406										4	1	2	2	0	1	2																	
Mark Loretta, R (1, 4) OBP: 0.317, SLG: 0.295										4	1	1	0	0	0	3																	
Mike Matheny, R (1, 2) OBP: 0.299, SLG: 0.343 Jesse Levis, L (8, PH) OBP: 0.308, SLG: 0.319										3	1	2	0	0	0	1																	
										1	0	0	0	0	0	0																	
Inning Stats	R: 0 E: 0 K: 0 S: 8	H: 0 LOB: 0 BB: 0 P: 12	R: 1 E: 1 K: 0 S: 12	H: 1 LOB: 1 BB: 1 P: 21	R: 0 E: 0 K: 2 S: 18	H: 1 LOB: 2 BB: 1 P: 27	R: 1 E: 0 K: 0 S: 12	H: 1 LOB: 0 BB: 0 P: 21	R: 2 E: 0 K: 0 S: 9	H: 3 LOB: 2 BB: 1 P: 16	R: 1 E: 1 K: 0 S: 11	H: 2 LOB: 1 BB: 1 P: 14	R: 1 E: 0 K: 1 S: 16	H: 2 LOB: 1 BB: 1 P: 26	R: 0 E: 0 K: 0 S: 11	H: 1 LOB: 1 BB: 0 P: 14	R: 0 E: 0 K: 0 S: 2	H: 0 LOB: 0 BB: 1 P: 6	1B: 7 2B: 3 3B: 0 HR: 2	SF: 0 SAC: 0 DP: 3 HBP: 0	WP: 0 PB: 0 SB: 0 CS: 0	PA: 42											
PITCHER	IP WLS BF H R ER SO BB IBB HBP BLK WP HR S P ERA WHIP																																
Danny Darwin, R (1, 1) ERA: 3.33	5.2	29	8	5	3	2	3	0	0	0	0	0	1	69	109	4.76	1.941																
Chuck McElroy, L (6, 1) ERA: 3.32	0.1	3	1	1	1	0	1	0	0	0	0	0	1	9	17	27.00	6.000																
41 Bill Simas, R (7, 1) ERA: 0.98	1.2	W 6	2	0	0	1	0	0	0	0	0	0	0	18	23	0.00	1.200																
Roberto Hernandez, R (8, 1) ERA: 3.2	1.1	S 4	0	0	0	0	1	0	0	0	0	0	0	3	8	0.00	0.750																

Batter	1	2	3	4	5	6	7	8	9	AB	R	H	RBI	BB	SO	LOB	BOTTOM															
Ray Durham, S (1, 4) OBP: 0.364, SLG: 0.373	L7				G6-3	FC5-2 BLK WP		K		4	0	0	0	1	1	4	Milwaukee Brewers @ Chicago White Sox Comiskey Park, Chicago, IL Sat May 24 1997, 8:05 PM EDT Att: 30,872 - Unknown - 80 F															
Mike Cameron, R (1, 8) OBP: 0.394, SLG: 0.310	K									5	0	2	0	0	2	3																
Frank Thomas, R (1, 3) OBP: 0.505, SLG: 0.614					F7					2	2	0	1	2	0	1																
Albert Belle, R (1, 7) OBP: 0.333, SLG: 0.466										5	1	2	2	0	0	2																
Harold Baines, L (1, 10) OBP: 0.421, SLG: 0.519										3	1	2	1	1	0	0																
Greg Norton, S (1, 5) OBP: 0.333, SLG: 1.000										3	1	1	0	0	1	2																
Dave Martinez, L (1, 9) OBP: 0.343, SLG: 0.417										1	0	1	1	1	0	0																
Jorge Fabregas, L (1, 2) OBP: 0.156, SLG: 0.119										4	1	1	0	0	0	4																
Ozzie Guillen, L (1, 6) OBP: 0.308, SLG: 0.331										3	2	1	1	1	0	1																
										1B: 8 2B: 0 3B: 1 HR: 1	SF: 2 SAC: 1 DP: 1 HBP: 1	WP: 2 PB: 0 SB: 1 CS: 0	PA: 40																			
Inning Stats	R: 2 E: 0 K: 1 S: 10	H: 1 LOB: 1 BB: 2 P: 21	R: 0 E: 0 K: 0 S: 9	H: 1 LOB: 2 BB: 1 P: 19	R: 0 E: 0 K: 0 S: 4	H: 0 LOB: 0 BB: 0 P: 8	R: 1 E: 0 K: 0 S: 5	H: 1 LOB: 0 BB: 0 P: 11	R: 0 E: 0 K: 2 S: 8	H: 1 LOB: 1 BB: 0 P: 14	R: 3 E: 0 K: 2 S: 21	H: 3 LOB: 1 BB: 0 P: 33	R: 1 E: 0 K: 0 S: 9	H: 2 LOB: 2 BB: 2 P: 22	R: 1 E: 0 K: 1 S: 6	H: 1 LOB: 1 BB: 1 P: 11	1B: 8 2B: 0 3B: 1 HR: 1	SF: 2 SAC: 1 DP: 1 HBP: 1	WP: 2 PB: 0 SB: 1 CS: 0	PA: 40												
PITCHER	IP WLS BF H R ER SO BB IBB HBP BLK WP HR S P ERA WHIP																															
Jeff D'Amico, R (1, 1) ERA: 5.5	5.1	24	5	4	4	2	3	0	0	0	0	0	10	16	0.00	6.000																
Angel Miranda, L (6, 1) ERA: 3.75	0.1	4	2	0	0	0	0	0	1	0	0	0	4	7	54.00	0.000																
Bryce Florie, R (6, 1) ERA: 5.82	0.1	L 4	2	1	1	0	1	0	0	0	0	0	6	13	27.00	9.000																
Mike Fetters, R (7, 1) ERA: 6.48	0.1	L 4	2	1	1	0	1	0	0	0	0	0	6	13	13.50	1.500																
Ron Villone, L (7, 1) ERA: 3.52	0.2	3	0	1	1	0	1	1	0	0	0	0	3	13	13.50	1.500																

Batter	1	2	3	4	5	6	7	8	9	AB	R	H	RBI	BB	SO	LOB	TOP					
Gerald Williams, R OBP: 0.341, SLG: 0.452 (1, 8)	F8	E5 2B		E5 1B	K		K		G3 WP 1B	6	3	2	0	0	2	2						
Jeff Cirillo, R OBP: 0.402, SLG: 0.421 (1, 5)	1B	2B		G5-3 1B	L3		2B		G3	6	0	4	4	0	0	2						
Dave Nilsson, L OBP: 0.388, SLG: 0.447 (1, 3)	F7			FC5-2 G5-3 1B		HR	1B		E G5-2-3 1B	4	1	3	1	2	0	1						
John Jaha, R OBP: 0.365, SLG: 0.523 (1, 10)	K	F7		G5-3		HR			E G5-2-3 1B	5	1	2	2	1	1	5						
Jeremy Burnitz, L OBP: 0.447, SLG: 0.543 (1, 9)				FC5-2 1B		E S SF8 BB			E3	4	2	1	0	2	1	7						
Marc Newfield, R OBP: 0.314, SLG: 0.324 Matt Mieske, R OBP: 0.386, SLG: 0.500 (1, 7)		E5 SH1-3 2B		FC5-2		G1-3			G5-2-3	4	1	0	0	0	1	4						
Jose Valentin, S OBP: 0.321, SLG: 0.403 (1, 6)		SH1-3 2B		G3		SF8			SH2-3	3	1	1	1	0	0	3						
Jeff Huson, L OBP: 0.277, SLG: 0.256 Mark Loretta, R OBP: 0.316, SLG: 0.304 (1, 4)		SH1-3				K			L9	1	0	0	0	0	1	0						
Jesse Levis, L OBP: 0.316, SLG: 0.333 (1, 2)		2B				G3			P5	3	0	1	0	0	1	1						
Inning Stats	R: 0 E: 0 K: 1 S: 9	H: 1 LOB: 1 BB: 0 P: 15	R: 5 E: 2 K: 1 S: 21	H: 4 LOB: 2 BB: 1 P: 38	R: 0 E: 0 K: 2 S: 7	H: 0 LOB: 0 BB: 0 P: 11	R: 2 E: 1 K: 0 S: 20	H: 3 LOB: 3 BB: 2 P: 36	R: 0 E: 0 K: 1 S: 8	H: 1 LOB: 1 BB: 0 P: 10	R: 3 E: 0 K: 1 S: 16	H: 2 LOB: 3 BB: 2 P: 26	R: 0 E: 0 K: 1 S: 12	H: 1 LOB: 1 BB: 2 P: 29	R: 0 E: 0 K: 0 S: 10	H: 1 LOB: 1 BB: 0 P: 12	R: 1 E: 1 K: 0 S: 10	H: 3 LOB: 2 BB: 0 P: 14	1B: 10 2B: 5 3B: 0 HR: 1	SF: 1 SAC: 2 DP: 1 HBP: 0	WP: 1 PB: 0 SB: 1 CS: 0	PA: 51
PITCHER	IP	WLS	BF	H	R	ER	SO	BB	IBB	HBP	BLK	WP	HR	S	P	ERA	WHIP					
James Baldwin, R ERA: 4.9 (1, 1)	5.0	L	31	11	9	6	5	2	1	0	0	0	1	73	121	10.80	2.600					
Carlos Castillo, R ERA: 3.75 (6, 1)	1.2		9	1	1	0	2	2	1	0	0	0	0	17	39	0.00	1.800					
Larry Thomas, L ERA: 8.1 (7, 1)	1.1		5	1	0	0	2	0	0	0	0	0	0	13	17	0.00	0.750					
Matt Karchner, R ERA: 6.75 (9, 1)	1.0		6	3	1	1	0	0	0	0	0	1	0	10	14	9.00	3.000					

Milwaukee Brewers @ Chicago White Sox
Comiskey Park, Chicago, IL
Sun May 25 1997, 4:33 AM EDT
Att: 29,158 - Overcast - 52 F

livebaseballscores.com

AB 42
R 11
H 16
RBI 10
BB 6
SO 7
LOB 30



Batter	1	2	3	4	5	6	7	8	9	AB	R	H	RBI	BB	SO	LOB	BOTTOM					
Norberto Martin, R OBP: 0.397, SLG: 0.463 (1, 4)	HR	K		2B		G4-6-3			G5-3	5	1	2	0	0	1	4						
Mike Cameron, R OBP: 0.294, SLG: 0.298 (1, 8)	F8	1B		F9		G6-3			G6-3	5	0	1	1	0	0	3						
Frank Thomas, R OBP: 0.507, SLG: 0.611 (1, 3)	HR	BB		G6-3					G4-6-3 1B	4	1	2	0	1	0	3						
Albert Belle, R OBP: 0.335, SLG: 0.486 (1, 7)	HR			G6-3		G4-3 2B			G4-6-3 1B	5	2	2	3	0	0	2						
Harold Baines, L OBP: 0.420, SLG: 0.537 (1, 10)	F9			HR		G4-3			K	5	2	2	1	0	1	1						
Greg Norton, S OBP: 0.500, SLG: 1.000 Chris Snopce, R OBP: 0.309, SLG: 0.347 (1, 5)	P6			FC3-6 1B						3	0	2	1	0	0	0						
Dave Martinez, L OBP: 0.340, SLG: 0.412 (1, 9)		BB 1B		FC3-6 1B					L6	4	1	1	0	0	1	3						
Jorge Fabregas, L OBP: 0.163, SLG: 0.130 (1, 2)	F8			F7					G5-3 1B	4	0	1	0	0	0	3						
Ozzie Guillen, L OBP: 0.313, SLG: 0.326 (1, 6)	1B			G3					L8	2	0	0	0	2	0	1						
Inning Stats	R: 3 E: 0 K: 0 S: 15	H: 2 LOB: 0 BB: 1 P: 25	R: 1 E: 0 K: 1 S: 16	H: 2 LOB: 1 BB: 1 P: 29	R: 1 E: 0 K: 0 S: 8	H: 2 LOB: 1 BB: 0 P: 11	R: 0 E: 0 K: 0 S: 10	H: 1 LOB: 1 BB: 0 P: 14	R: 1 E: 0 K: 1 S: 8	H: 2 LOB: 1 BB: 0 P: 13	R: 0 E: 0 K: 0 S: 4	H: 0 LOB: 0 BB: 1 P: 11	R: 1 E: 0 K: 0 S: 11	H: 3 LOB: 1 BB: 0 P: 17	R: 0 E: 0 K: 0 S: 6	H: 1 LOB: 1 BB: 0 P: 7	R: 0 E: 0 K: 1 S: 6	H: 1 LOB: 0 BB: 0 P: 10	1B: 8 2B: 4 3B: 0 HR: 2	SF: 0 SAC: 0 DP: 3 HBP: 0	WP: 0 PB: 0 SB: 0 CS: 0	PA: 41
PITCHER	IP	WLS	BF	H	R	ER	SO	BB	IBB	HBP	BLK	WP	HR	S	P	ERA	WHIP					
21 Cal Eldred, R ERA: 5.46 (1, 1)	4.1		24	9	6	6	1	2	0	0	0	0	0	2	52	12.46	2.538					
Joel Adamson, L ERA: 3.6 (5, 1)	3.0	W	12	4	1	1	1	1	0	0	0	0	0	23	37	3.00	1.667					
Bob Wickman, R ERA: 4.39 (8, 1)	1.2	S	5	1	0	0	1	0	0	0	0	0	0	9	14	0.00	0.600					

Milwaukee Brewers @ Chicago White Sox
Comiskey Park, Chicago, IL
Sun May 25 1997, 4:33 AM EDT
Att: 29,158 - Overcast - 52 F

livebaseballscores.com

AB 38
R 7
H 14
RBI 7
BB 3
SO 3
LOB 20



Batter	1	2	3	4	5	6	7	8	9	AB	R	H	RBI	BB	SO	LOB	TOP			
Marquis Grissom, R (1, 8) <small>OBP: 0.306, SLG: 0.317</small> Trenidad Hubbard, R (9, 8)										5	2	3	2	0	0	3				
Julio Franco, R (1, 10) <small>OBP: 0.430, SLG: 0.426</small>										4	2	2	1	1	1	1				
Jim Thome, L (1, 3) <small>OBP: 0.455, SLG: 0.530</small>										4	1	1	3	1	0	2				
Matt Williams, R (1, 5) <small>OBP: 0.321, SLG: 0.552</small>										5	1	1	0	0	1	3				
David Justice, L (1, 7) <small>OBP: 0.497, SLG: 0.760</small> Brian Giles, L (8, 7) <small>OBP: 0.390, SLG: 0.443</small>										2	0	1	1	2	0	0				
Manny Ramirez, R (1, 9) <small>OBP: 0.406, SLG: 0.545</small>										4	1	3	2	0	1	0				
Tony Fernandez, S (1, 4) <small>OBP: 0.322, SLG: 0.422</small> Casey Candaele, S (9, PH) <small>OBP: 0.390, SLG: 0.443</small>										3	1	0	0	1	1	4				
Sandy Alomar Jr., R (1, 2) <small>OBP: 0.369, SLG: 0.629</small>										4	1	2	0	0	2					
Omar Vizquel, S (1, 6) <small>OBP: 0.333, SLG: 0.327</small>										2	1	0	0	2	0	1				
Inning Stats	R: 2 E: 0 K: 0 S: 9	H: 3 LOB: 1 BB: 0 P: 17	R: 6 E: 0 K: 2 S: 19	H: 5 LOB: 2 BB: 3 P: 35	R: 0 E: 0 K: 0 S: 6	H: 1 LOB: 0 BB: 0 P: 8	R: 0 E: 0 K: 1 S: 6	H: 0 LOB: 0 BB: 0 P: 12	R: 0 E: 0 K: 1 S: 5	H: 1 LOB: 0 BB: 0 P: 10	R: 1 E: 0 K: 0 S: 12	H: 1 LOB: 2 BB: 2 P: 24	R: 1 E: 0 K: 0 S: 7	H: 1 LOB: 1 BB: 0 P: 19	R: 0 E: 0 K: 0 S: 8	H: 1 LOB: 1 BB: 0 P: 12	1B: 10 2B: 3 3B: 0 HR: 0	SF: 1 SAC: 0 DP: 2 HBP: 0	WP: 0 PB: 2 SB: 2 CS: 1	PA: 44
PITCHER	IP: 7.0 WLS: L BF: 34	H: 11 R: 9 ER: 9 SO: 4	BB: 3 IBB: 2 HBP: 0 BLK: 0	WP: 0 HR: 0 S: 63 P: 117	ERA: 11.57 WHIP: 2.000	IP: 2.0 WLS: 9 BF: 2	H: 1 R: 1 ER: 0 SO: 0	BB: 1 IBB: 0 HBP: 0 BLK: 0	WP: 0 HR: 0 S: 15 P: 31	ERA: 0.00 WHIP: 2.000										

Cleveland Indians @ Chicago White Sox
 Comiskey Park, Chicago, IL
 Mon May 26 1997, 4:33 AM EDT
 Att: 26,383 - Cloudy - 51 F

AB 35
 R 10
 H 13
 RBI 9
 BB 7
 SO 4
 LOB 17



Batter	1	2	3	4	5	6	7	8	9	AB	R	H	RBI	BB	SO	LOB	BOTTOM					
Ray Durham, S (1, 4) <small>OBP: 0.357, SLG: 0.365</small>										4	0	0	0	0	2	0						
Mike Cameron, R (1, 8) <small>OBP: 0.395, SLG: 0.360</small>										3	1	1	1	1	1	0						
Frank Thomas, R (1, 3) <small>OBP: 0.502, SLG: 0.621</small>										4	1	1	1	0	1	2						
Albert Belle, R (1, 7) <small>OBP: 0.333, SLG: 0.481</small>										4	0	1	0	0	1	0						
Harold Baines, L (1, 10) <small>OBP: 0.416, SLG: 0.529</small>										4	1	1	0	0	2							
Norberto Martin, R (1, 5) <small>OBP: 0.351, SLG: 0.451</small>											4	0	1	0	0	0						
Dave Martinez, L (1, 9) <small>OBP: 0.345, SLG: 0.429</small>										2	1	1	1	1	0	0						
Tony Peña, R (1, 2) <small>OBP: 0.268, SLG: 0.194</small> Jorge Fabregas, L (7, PH) <small>OBP: 0.157, SLG: 0.125</small>										2	0	0	0	0	1							
Ozzie Guillen, L (1, 6) <small>OBP: 0.305, SLG: 0.317</small>										4	0	0	0	0	1							
Inning Stats	R: 2 E: 0 K: 0 S: 8	H: 2 LOB: 0 BB: 0 P: 13	R: 0 E: 0 K: 0 S: 5	H: 0 LOB: 0 BB: 0 P: 8	R: 0 E: 1 K: 0 S: 10	H: 0 LOB: 1 BB: 0 P: 15	R: 1 E: 0 K: 1 S: 11	H: 2 LOB: 1 BB: 0 P: 14	R: 0 E: 0 K: 2 S: 10	H: 0 LOB: 0 BB: 0 P: 15	R: 0 E: 0 K: 0 S: 3	H: 0 LOB: 0 BB: 0 P: 4	R: 1 E: 0 K: 0 S: 8	H: 1 LOB: 0 BB: 0 P: 12	R: 0 E: 0 K: 2 S: 12	H: 1 LOB: 2 BB: 1 P: 19	R: 0 E: 0 K: 0 S: 5	H: 0 LOB: 1 BB: 1 P: 10	1B: 3 2B: 0 3B: 1 HR: 2	SF: 1 SAC: 0 DP: 0 HBP: 0	WP: 0 PB: 0 SB: 0 CS: 0	PA: 36
PITCHER	IP: 7.0 WLS: W BF: 27	H: 4 R: 4 ER: 4 SO: 3	BB: 0 IBB: 0 HBP: 0 BLK: 0	WP: 0 HR: 2 S: 55 P: 81	ERA: 5.14 WHIP: 0.714	IP: 1.0 WLS: 5 BF: 1	H: 1 R: 0 ER: 0 SO: 2	BB: 0 IBB: 0 HBP: 0 BLK: 0	WP: 0 HR: 0 S: 12 P: 19	ERA: 0.00 WHIP: 2.000												
Orel Hershiser, R (1, 1) <small>ERA: 4.89</small> Jose Mesa, R (8, 1) <small>ERA: 4.57</small> Danny Graves, R (9, 1) <small>ERA:</small>	IP: 1.0 WLS: 4 BF: 0	H: 0 R: 0 ER: 0 SO: 0	BB: 1 IBB: 0 HBP: 0 BLK: 0	WP: 0 HR: 0 S: 5 P: 10	ERA: 0.00 WHIP: 1.000																	

Cleveland Indians @ Chicago White Sox
 Comiskey Park, Chicago, IL
 Mon May 26 1997, 4:33 AM EDT
 Att: 26,383 - Cloudy - 51 F

AB 33
 R 4
 H 6
 RBI 4
 BB 2
 SO 5
 LOB 7




Batter	1	2	3	4	5	6	7	8	9	AB	R	H	RBI	BB	SO	LOB	TOP											
Marquis Grissom, R OBP: 0.297, SLG: 0.308	P2		L7		SF8		FC5-4		L5	4	0	0	1	0	0	3	Cleveland Indians @ Chicago White Sox Comiskey Park, Chicago, IL Tue May 27 1997, 8:05 PM EDT Att: 20,847 - Unknown - 53 F											
Julio Franco, R OBP: 0.426, SLG: 0.428	2B		F8		F8			F9		4	0	1	0	0	0	1												
Jim Thome, L OBP: 0.460, SLG: 0.549	BB			G6-3		K		HR		2	1	1	1	2	1	0												
Matt Williams, R OBP: 0.317, SLG: 0.543 Kevin Seitzer, R OBP: 0.305, SLG: 0.353	E7			K		G1-3		G6-3		3	0	0	0	0	1	3												
David Justice, L OBP: 0.492, SLG: 0.750 Trenidad Hubbard, R OBP: 0.500, SLG: 0.500	G6-4-3			G6-3		G6-3				2	0	0	0	0	0	4												
Manny Ramirez, R OBP: 0.402, SLG: 0.534				G5-3				1B		3	0	0	0	0	1	2												
Brian Giles, L OBP: 0.388, SLG: 0.451 Casey Candaele, S (9, PH)	P5				SH1-3		F8		G4-3	3	1	1	0	0	0	1												
Sandy Alomar Jr., R OBP: 0.372, SLG: 0.622	G6-3				SH1-3		FC5-4		K	3	0	1	0	1	1	0												
Tony Fernandez, S OBP: 0.322, SLG: 0.420				G1-3		SH1-3		L8		3	0	1	0	0	0	2												
Inning Stats	R: 0 E: 1 K: 0 S: 7	H: 1 LOB: 2 BB: 1 P: 14	R: 0 E: 0 K: 1 S: 8	H: 0 LOB: 0 BB: 0 P: 12	R: 0 E: 0 K: 0 S: 4	H: 0 LOB: 0 BB: 0 P: 6	R: 0 E: 0 K: 1 S: 9	H: 0 LOB: 1 BB: 1 P: 17	R: 1 E: 0 K: 0 S: 13	H: 1 LOB: 1 BB: 1 P: 21	R: 0 E: 0 K: 0 S: 8	H: 0 LOB: 0 BB: 0 P: 11	R: 0 E: 0 K: 0 S: 11	H: 1 LOB: 2 BB: 0 P: 16	R: 1 E: 0 K: 0 S: 12	H: 2 LOB: 1 BB: 0 P: 19		R: 0 E: 0 K: 1 S: 6	H: 1 LOB: 1 BB: 0 P: 9	1B: 3 2B: 2 3B: 0 HR: 1	SF: 1 SAC: 1 DP: 1 HBP: 1	WP: 0 PB: 0 SB: 0 CS: 0	PA: 37					
PITCHER	IP	WLS	BF	H	R	ER	SO	BB	IBB	HBP	BLK	WP	HR	S	P	ERA	WHIP											
Doug Drabek, R ERA: 6.33	(1, 1)	7.0	W	28	3	1	1	3	3	0	1	0	0	0	60	97	1.29	0.857										
41 Bill Simas, R ERA: 1.5	(8, 1)	1.0		5	2	1	1	0	0	0	0	0	0	1	12	19	9.00	2.000										
Chuck McElroy, L ERA: 3.15	(9, 1)	1.0		4	1	0	0	1	0	0	0	0	0	0	6	9	0.00	1.000										

Batter	1	2	3	4	5	6	7	8	9	AB	R	H	RBI	BB	SO	LOB	BOTTOM											
Dave Martinez, L OBP: 0.346, SLG: 0.423	K		1B	FC6-4		G6-4-3		G6-4-3		4	2	1	1	1	1	3	Cleveland Indians @ Chicago White Sox Comiskey Park, Chicago, IL Tue May 27 1997, 8:05 PM EDT Att: 20,847 - Unknown - 53 F											
Ray Durham, S	G6-3		1B	P4		G6-4-3				4	0	1	1	0	0	3												
Frank Thomas, R OBP: 0.512, SLG: 0.623	BB		1B	HR				F9	G5-3	1	1	1	1	3	0	0												
Albert Belle, R OBP: 0.332, SLG: 0.492 Darren Lewis, R OBP: 0.327, SLG: 0.238	L8		K	HR		G5-3		G5-3		4	1	1	4	0	1	4												
Harold Baines, L OBP: 0.412, SLG: 0.518	G3		G4-3	G1-3		BB				3	0	0	0	1	0	2												
Mike Cameron, R OBP: 0.322, SLG: 0.370	G6-3			1B		K		F9		4	1	2	0	0	1	2												
Jorge Fabregas, L OBP: 0.164, SLG: 0.135	G6-3		1B	FC6-4		G3		L9		4	1	1	0	0	0	3												
Norberto Martin, R OBP: 0.346, SLG: 0.440			G5-3	HR		K		F9		4	1	1	1	0	1	0												
Ozzie Guillen, L OBP: 0.316, SLG: 0.324			1B	FC6-4		G4-3		G6-4-3		3	1	2	0	1	0	0												
Inning Stats	R: 0 E: 0 K: 1 S: 7	H: 0 LOB: 1 BB: 1 P: 16	R: 0 E: 0 K: 0 S: 4	H: 1 LOB: 0 BB: 0 P: 6	R: 2 E: 0 K: 1 S: 24	H: 3 LOB: 2 BB: 1 P: 37	R: 6 E: 0 K: 0 S: 21	H: 5 LOB: 0 BB: 1 P: 35	R: 0 E: 0 K: 2 S: 9	H: 0 LOB: 0 BB: 0 P: 16	R: 0 E: 0 K: 0 S: 7	H: 0 LOB: 0 BB: 1 P: 12	R: 0 E: 0 K: 0 S: 13	H: 0 LOB: 2 BB: 2 P: 23	R: 0 E: 0 K: 0 S: 6	H: 1 LOB: 0 BB: 0 P: 9		1B: 9 2B: 0 3B: 0 HR: 1	SF: 0 SAC: 0 DP: 3 HBP: 0	WP: 0 PB: 0 SB: 2 CS: 0	PA: 37							
PITCHER	IP	WLS	BF	H	R	ER	SO	BB	IBB	HBP	BLK	WP	HR	S	P	ERA	WHIP											
Albie Lopez, R ERA: 6.48	(1, 1)	4.0	L	23	9	8	8	2	2	1	0	0	0	0	56	94	18.00	2.750										
Danny Graves, R ERA:	(5, 1)	4.0		14	1	0	0	2	3	0	0	0	0	0	35	60	0.00	1.000										

AB 31
R 2
H 6
RBI 2
BB 3
SO 4
LOB 16



AB 31
R 8
H 10
RBI 8
BB 6
SO 4
LOB 17



Batter	1	2	3	4	5	6	7	8	9	AB	R	H	RBI	BB	SO	LOB	TOP								
Dave Martinez, L (1, 9) OBP: 0.344, SLG: 0.414	F8		G6-3					K		3	0	0	0	1	1	0	Chicago White Sox @ Boston Red Sox Fenway Park, Boston, MA Wed May 28 1997, 7:05 PM EDT Att: 28,078 - Unknown - 73 F								
Ray Durham, S (1, 4) OBP: 0.353, SLG: 0.360	G4-3			G1-3			K			4	0	1	0	0	1	2									
Frank Thomas, R (1, 3) OBP: 0.507, SLG: 0.633	HR			L4			G3			4	1	1	1	0	0	3									
Albert Belle, R (1, 7) OBP: 0.339, SLG: 0.518	G6-3			HR						4	1	3	2	0	0	0									
Harold Baines, L (1, 10) OBP: 0.402, SLG: 0.503		G4-3		G5-3						4	0	0	0	0	0	3									
Mike Cameron, R (1, 8) OBP: 0.306, SLG: 0.351										3	0	0	0	0	3	0									
Jorge Fabregas, L (9, PH) OBP: 0.161, SLG: 0.132										1	0	0	0	0	0	1									
Norberto Martin, R (1, 5) OBP: 0.329, SLG: 0.418										4	0	0	0	0	1	1									
Tony Peña, R (1, 2) OBP: 0.250, SLG: 0.179										3	0	0	0	0	1	0									
Ozzie Guillen, L (1, 6) OBP: 0.316, SLG: 0.324										3	1	1	0	0	0	0									
Inning Stats	R: 1 E: 0 K: 0 S: 6	H: 1 LOB: 0 BB: 0 P: 9	R: 0 E: 0 K: 1 S: 10	H: 0 LOB: 0 BB: 0 P: 15	R: 0 E: 0 K: 0 S: 7	H: 0 LOB: 0 BB: 0 P: 13	R: 1 E: 0 K: 0 S: 9	H: 1 LOB: 0 BB: 0 P: 17	R: 0 E: 0 K: 1 S: 9	H: 0 LOB: 0 BB: 0 P: 13	R: 1 E: 0 K: 1 S: 14	H: 2 LOB: 2 BB: 1 P: 24	R: 0 E: 0 K: 3 S: 9	H: 0 LOB: 0 BB: 0 P: 11	R: 0 E: 0 K: 1 S: 9	H: 1 LOB: 1 BB: 0 P: 12	R: 0 E: 0 K: 0 S: 8	H: 1 LOB: 1 BB: 0 P: 10	1B: 3 2B: 1 3B: 0 HR: 2	SF: 0 SAC: 0 DP: 0 HBP: 0	WP: 0 PB: 0 SB: 1 CS: 0	PA: 34			
PITCHER	IP	WLS	BF	H	R	ER	SO	BB	IBB	HBP	BLK	WP	HR	S	P	ERA	WHIP								
Aaron Sele, R (1, 1) ERA: 5.46	6.0	W	23	4	3	3	3	1	0	0	0	0	2	55	91	4.50	0.833								
John Wastan, R (7, 1) ERA: 4.96	2.0		7	1	0	0	4	0	0	0	0	0	0	18	23	0.00	0.500								
Heathcliff Slocumb, R (9, 1) ERA: 7.08	1.0	S	4	1	0	0	0	0	0	0	0	0	0	8	10	0.00	1.000								

Batter	1	2	3	4	5	6	7	8	9	AB	R	H	RBI	BB	SO	LOB	BOTTOM								
Nomar Garciaparra, R (1, 6) OBP: 0.324, SLG: 0.462	G6-3		K							4	2	1	0	0	1	1	Chicago White Sox @ Boston Red Sox Fenway Park, Boston, MA Wed May 28 1997, 7:05 PM EDT Att: 28,078 - Unknown - 73 F								
Darren Bragg, L (1, 8) OBP: 0.386, SLG: 0.507	G5-3		G4-3							2	1	0	0	2	0	0									
Wil Cordero, R (1, 7) OBP: 0.367, SLG: 0.477	BB									3	0	2	2	0	0	1									
Mo Vaughn, L (1, 3) OBP: 0.414, SLG: 0.529	BB									3	0	0	0	1	1	4									
Mike Stanley, R (1, 10) OBP: 0.376, SLG: 0.455	BB									3	0	1	2	1	2	1									
Tim Lincecum, R (1, 5) OBP: 0.392, SLG: 0.524	BB									3	1	1	0	0	2	4									
Troy O'Leary, L (7, 9) OBP: 0.326, SLG: 0.437	K									1	0	0	0	0	0	0									
John Valentin, R (1, 4) OBP: 0.305, SLG: 0.355										2	0	0	1	1	1	0									
Bill Haselman, R (1, 2) OBP: 0.316, SLG: 0.413										4	0	0	0	0	1	1									
Jeff Frye, R (1, 9) OBP: 0.354, SLG: 0.342										2	1	0	0	1	0	0									
Inning Stats	R: 0 E: 0 K: 1 S: 14	H: 1 LOB: 3 BB: 2 P: 25	R: 0 E: 0 K: 0 S: 4	H: 0 LOB: 0 BB: 1 P: 9	R: 0 E: 0 K: 1 S: 8	H: 1 LOB: 1 BB: 0 P: 15	R: 1 E: 0 K: 1 S: 9	H: 1 LOB: 0 BB: 0 P: 17	R: 3 E: 0 K: 1 S: 16	H: 1 LOB: 1 BB: 2 P: 27	R: 0 E: 0 K: 1 S: 9	H: 0 LOB: 0 BB: 0 P: 10	R: 1 E: 0 K: 2 S: 13	H: 1 LOB: 1 BB: 1 P: 24	R: 0 E: 0 K: 1 S: 5	H: 0 LOB: 0 BB: 0 P: 8	1B: 2 2B: 1 3B: 2 HR: 0	SF: 2 SAC: 0 DP: 1 HBP: 0	WP: 0 PB: 0 SB: 0 CS: 0	PA: 35					
PITCHER	IP	WLS	BF	H	R	ER	SO	BB	IBB	HBP	BLK	WP	HR	S	P	ERA	WHIP								
Wilson Alvarez, L (1, 1) ERA: 3.67	5.0	L	24	4	4	4	4	5	0	0	0	0	0	11	13	9.00	1.800								
Carlos Castillo, R (6, 1) ERA: 3.96	1.0		4	1	1	1	1	0	0	0	0	0	0	4	8	∞	∞								
Chuck McElroy, L (7, 1) ERA: 3.15	0.0		1	0	0	0	0	1	0	0	0	0	0	1	3	0.00	0.000								
Matt Karchner, R (7, 1) ERA: 5.0	0.1		1	0	0	0	0	0	0	0	0	0	0	1	3	0.00	0.000								
Tony Castillo, L (7, 1) ERA: 8.5	1.2		5	0	0	0	3	0	0	0	0	0	0	11	18	0.00	0.000								

Batter	1	2	3	4	5	6	7	8	9	AB	R	H	RBI	BB	SO	LOB	TOP					
Ray Durham, S OBP: 0.391, SLG: 0.350	G4-3		K						G6-3	3	0	0	0	1	1	0	Chicago White Sox @ Milwaukee Brewers Milwaukee County Stadium, Milwaukee, WI Fri May 30 1997, 8:05 PM EDT Att: 28,619 - Unknown - 69 F livebaseballscorecards.com					
Dave Martinez, L OBP: 0.335, SLG: 0.396	F8		K						K	4	0	0	0	0	2	1						
Frank Thomas, R OBP: 0.502, SLG: 0.618 Mike Cameron, R OBP: 0.297, SLG: 0.339	K				K				G4-3	2	0	0	0	0	2	0						
Albert Belle, R OBP: 0.336, SLG: 0.512					F9					3	0	1	0	0	1	0						
Harold Baines, L OBP: 0.395, SLG: 0.490									G3	3	0	0	0	0	1	1						
Lyle Mouton, R OBP: 0.380, SLG: 0.479										3	0	1	0	0	1	1						
Jorge Fabregas, L OBP: 0.175, SLG: 0.200										2	0	1	0	0	0	0						
Norberto Martin, R OBP: 0.318, SLG: 0.402										3	0	0	0	0	0	3						
Ozzie Guillen, L OBP: 0.313, SLG: 0.316										3	0	0	0	0	0	1						
Inning Stats	R: 0 E: 0 K: 1 S: 5	H: 0 LOB: 0 BB: 0 P: 6	R: 0 E: 0 K: 1 S: 12	H: 2 LOB: 2 BB: 0 P: 21	R: 0 E: 0 K: 2 S: 8	H: 0 LOB: 0 BB: 0 P: 9	R: 0 E: 0 K: 2 S: 9	H: 0 LOB: 0 BB: 0 P: 15	R: 0 E: 0 K: 0 S: 5	H: 0 LOB: 0 BB: 1 P: 7	R: 0 E: 0 K: 1 S: 6	H: 0 LOB: 0 BB: 1 P: 11	R: 0 E: 0 K: 1 S: 8	H: 0 LOB: 0 BB: 0 P: 14	R: 0 E: 0 K: 0 S: 8	H: 1 LOB: 1 BB: 0 P: 13	R: 0 E: 0 K: 1 S: 8	H: 0 LOB: 0 BB: 0 P: 12	1B: 3 2B: 0 3B: 0 HR: 0	SF: 0 SAC: 1 DP: 0 HBP: 0	WP: 0 PB: 0 SB: 0 CS: 1	PA: 30
PITCHER 21 Cal Eldred, R ERA: 4.73	IP: 9.0 WLS: W BF: 30 H: 3 R: 0 ER: 0 SO: 8 BB: 1 IBB: 0 HBP: 0 BLK: 0 WP: 0 HR: 0 S: 69 P: 108 ERA: 0.00 WHIP: 0.444															PITCHER						


Batter	1	2	3	4	5	6	7	8	9	AB	R	H	RBI	BB	SO	LOB	BOTTOM			
Gerald Williams, R OBP: 0.339, SLG: 0.438	G4-3									3	1	0	0	1	0	0	Chicago White Sox @ Milwaukee Brewers Milwaukee County Stadium, Milwaukee, WI Fri May 30 1997, 8:05 PM EDT Att: 28,619 - Unknown - 69 F livebaseballscorecards.com			
Jeff Cirillo, R OBP: 0.385, SLG: 0.424	L4									4	2	2	4	0	0	0				
Jeromy Burnitz, L OBP: 0.435, SLG: 0.512	K									4	0	0	0	0	2	1				
John Jaha, R OBP: 0.362, SLG: 0.506										3	0	0	0	1	1	0				
Dave Nilsson, L OBP: 0.378, SLG: 0.431										3	0	2	1	0	0	0				
Matt Mieske, R OBP: 0.348, SLG: 0.455										3	0	0	0	0	1	2				
Jose Valentin, S OBP: 0.340, SLG: 0.393										2	1	1	0	1	0	0				
Mark Loretta, R OBP: 0.322, SLG: 0.333										3	1	1	0	0	1	1				
Mike Matheny, R OBP: 0.303, SLG: 0.378										2	0	0	0	0	0	0				
Inning Stats	R: 0 E: 0 K: 1 S: 9	H: 0 LOB: 0 BB: 0 P: 11	R: 0 E: 0 K: 0 S: 12	H: 0 LOB: 0 BB: 0 P: 18	R: 0 E: 0 K: 0 S: 8	H: 0 LOB: 0 BB: 1 P: 16	R: 0 E: 0 K: 1 S: 7	H: 0 LOB: 0 BB: 0 P: 9	R: 0 E: 0 K: 1 S: 7	H: 1 LOB: 0 BB: 0 P: 9	R: 0 E: 0 K: 1 S: 9	H: 0 LOB: 0 BB: 0 P: 9	R: 1 E: 0 K: 1 S: 12	H: 2 LOB: 2 BB: 1 P: 19	R: 4 E: 0 K: 0 S: 10	H: 3 LOB: 0 BB: 1 P: 21	1B: 4 2B: 1 3B: 0 HR: 1	SF: 0 SAC: 1 DP: 0 HBP: 0	WP: 1 PB: 0 SB: 0 CS: 0	PA: 31
PITCHER James Baldwin, R ERA: 4.98	IP: 8.0 WLS: L BF: 31 H: 6 R: 5 ER: 5 SO: 5 BB: 2 IBB: 1 HBP: 0 BLK: 0 WP: 1 HR: 1 S: 74 P: 112 ERA: 5.62 WHIP: 1.000															PITCHER				

Batter	1	2	3	4	5	6	7	8	9	AB	R	H	RBI	BB	SO	LOB	TOP	
Ray Durham, S OBP: 0.354, SLG: 0.351 (1, 4)	1-2 WP G4-3 2B 1B	1-3 K		3-1 2H 1B			0-2 L7	2-0 G1-2-3		5	1	2	0	0	1	3		
Norberto Martin, R OBP: 0.319, SLG: 0.396 (1, 6) (8, 5)	0-2 G4-3	0-0			1-2 G4-3		1-0 BB 1B		0-3 K	5	0	2	1	0	1	1		
Frank Thomas, R OBP: 0.515, SLG: 0.665 (1, 3)	2-1 2H 2B	1-1 P4			3-2 BB 1B		4-0 SAFE 1-2 BB		0-2 1B 2B 1B	4	1	3	1	1	0	3		
Albert Belle, R OBP: 0.338, SLG: 0.509 (1, 7)	1-2 F8			4-2 G1-6-3 BB		4-1 G6-4-3 BB		0-2 L7	2-1 F8	3	0	0	0	2	0	4		
Lyle Mouton, R OBP: 0.386, SLG: 0.463 (1, 10)	3-2 G6-3		1-3 K		0-0 G6-4-3			4-2 G3 1B HR BB	0-0 2B 1B	4	2	1	0	1	1	4		
Mike Cameron, R OBP: 0.315, SLG: 0.358 (1, 9) (7, 8)		1-0 S BB 1B	0-0 G1-6-3		2-2 G5-3			2-3 K	0-2 1B 2B	5	2	2	2	0	1	2		
Chris Snopce, R OBP: 0.293, SLG: 0.326 Ozzie Guillen, L OBP: 0.330, SLG: 0.329 (8, PH) (8, 6)		2-3 K		0-2 G1-3			0-3 K	2-2 G3 HR 1B	1-1 CS 1B	3	0	0	0	0	2	1	AB 37	
Ron Karkovics, R OBP: 0.275, SLG: 0.338 Harold Baines, L OBP: 0.397, SLG: 0.472 Tony Peña, R OBP: 0.250, SLG: 0.179 (1, 2) (8, PH) (8, 2)		4-1 1B BB BB		0-1 FC3-6 1B			0-0 F8	0-2 G3	1-2 CS	2	0	1	0	1	0	0	R 8	
Darren Lewis, R OBP: 0.327, SLG: 0.227 Dave Martinez, L OBP: 0.326, SLG: 0.403 (1, 8) (7, PH) (7, 9)		4-1 1B BB		2-2 FC3-6 1B				1-2 2-3 K	1-0 HR	1	0	0	0	1	0	1	H 14	
	R: 1 H: 2 E: 0 LOB: 1 K: 0 BB: 0 S: 18 P: 25	R: 1 H: 2 E: 0 LOB: 3 K: 2 BB: 2 S: 13 P: 26	R: 0 H: 0 E: 0 LOB: 0 K: 1 BB: 1 S: 9 P: 14	R: 0 H: 2 E: 1 LOB: 2 K: 0 BB: 0 S: 10 P: 15	R: 0 H: 1 E: 0 LOB: 1 K: 1 BB: 1 S: 9 P: 17	R: 0 H: 0 E: 0 LOB: 0 K: 1 BB: 0 S: 7 P: 9	R: 0 H: 1 E: 0 LOB: 2 K: 1 BB: 1 S: 11 P: 18	R: 3 H: 2 E: 0 LOB: 0 K: 1 BB: 1 S: 16 P: 26	R: 3 H: 4 E: 0 LOB: 1 K: 1 BB: 0 S: 16 P: 20	1B: 11 SF: 0 2B: 2 SAC: 0 3B: 0 DP: 2 HR: 1 HBP: 0	WP: 1 PA: 44 PB: 0 SB: 1 CS: 1							
	PITCHER	IP	WLS	BF	H	R	ER	SO	BB	IBB	HBP	BLK	WP	HR	S	P	ERA	WHIP
Scott Karl, L ERA: 4.8 (1, 1)	6.0	26	7	2	2	4	4	0	0	0	0	0	1	0	66	106	3.00	1.833
Mike Fetters, R ERA: 6.35 (7, 1)	1.1	8	2	2	2	2	2	0	0	0	0	0	0	0	22	36	13.50	3.000
Ron Villone, L ERA: 3.86 (8, 1)	0.2	3	1	1	1	0	0	0	0	0	0	0	0	1	5	8	13.50	1.500
Doug Jones, R ERA: 3.29 (9, 1)	1.0	L 6	4	3	3	1	0	0	0	0	0	0	0	0	16	20	27.00	4.000

Chicago White Sox @ Milwaukee Brewers
Milwaukee County Stadium, Milwaukee, WI
Mon Jun 02 1997, 8:05 PM EDT
Att: 15,522 - Unknown - 67 F

livebaseballscorecards.com

AB 37
R 8
H 14
RBI 8
BB 6
SO 7
LOB 21




Batter	1	2	3	4	5	6	7	8	9	AB	R	H	RBI	BB	SO	LOB	BOTTOM	
Gerald Williams, R OBP: 0.325, SLG: 0.416 (1, 7)	3-2 F8		0-0 F8		1-2 G3 1B		2-1 L8		2-1 G3-1	5	0	1	1	0	0	1		
Jeremy Burnitz, L OBP: 0.440, SLG: 0.560 (1, 8)	0-1 G3		1-2 L9		1-1 G3		4-0 CS S BB		1-3 K	4	0	0	1	1	1	2		
Jeff Cirillo, R OBP: 0.383, SLG: 0.432 (1, 5)	0-1 FC6-4 1B		0-1 P4		2-3 3H K		1-2 F8		1-1 1B	5	0	2	0	0	1	3		
Dave Nilsson, L OBP: 0.383, SLG: 0.456 (1, 3)	2-1 FC6-4			1-0 G6-3		2-2 HR		4-2 1B G5-3 BB	2-2 G3	4	2	1	1	1	0	2		
Matt Mieske, R OBP: 0.331, SLG: 0.423 (1, 9)			1-3 K		1-1 F8		0-0 F7		0-0 G5-3	4	0	0	0	0	1	1		
18 Todd Dunn, R OBP: 0.250, SLG: 0.500 (1, 10)			1-2 G4-3		0-3 K		2-3 K		2-0 1B 2B	4	1	1	1	0	2	0		
Mark Loretta, R OBP: 0.344, SLG: 0.358 (1, 4)			1-1		4-1 SH1-3 BB 1B BB		4-0 BB BB		0-0 1B	2	1	2	1	2	0	0	AB 33	
Jose Valentin, S OBP: 0.351, SLG: 0.429 (1, 6)			0-0 L9		4-2 1B SH1-3 G3 BB		4-2 FC6-4 BB		1-3 K	2	1	0	0	2	1	2	R 5	
Mike Matheny, R OBP: 0.298, SLG: 0.371 Jesse Lewis, L OBP: 0.338, SLG: 0.333 (1, 2) (8, PH) (9, 2)				2-1 1B	0-1 SH1-3		1-2 FC6-4		0-2 L7	2	0	1	0	0	0	2	H 8	
	R: 0 H: 1 E: 0 LOB: 1 K: 0 BB: 0 S: 11 P: 16	R: 0 H: 1 E: 0 LOB: 0 K: 1 BB: 0 S: 9 P: 12	R: 0 H: 1 E: 0 LOB: 1 K: 0 BB: 0 S: 8 P: 11	R: 0 H: 0 E: 0 LOB: 0 K: 1 BB: 0 S: 6 P: 8	R: 2 H: 1 E: 0 LOB: 2 K: 1 BB: 2 S: 15 P: 26	R: 1 H: 1 E: 0 LOB: 2 K: 0 BB: 2 S: 17 P: 30	R: 0 H: 0 E: 0 LOB: 1 K: 0 BB: 1 S: 5 P: 12	R: 2 H: 2 E: 0 LOB: 1 K: 1 BB: 1 S: 11 P: 18	R: 0 H: 1 E: 0 LOB: 1 K: 1 BB: 0 S: 10 P: 16	1B: 6 SF: 0 2B: 1 SAC: 1 3B: 0 DP: 0 HR: 1 HBP: 0	WP: 0 PA: 40 PB: 0 SB: 1 CS: 1							
	PITCHER	IP	WLS	BF	H	R	ER	SO	BB	IBB	HBP	BLK	WP	HR	S	P	ERA	WHIP
Wilson Alvarez, L ERA: 3.75 (1, 1)	5.2	26	5	3	3	4	4	0	0	0	0	0	0	0	8	16	0.00	0.750
Carlos Castillo, R ERA: 3.76 (8, 1)	1.1	4	0	0	0	0	1	0	0	0	0	0	0	0	3	3	0.00	0.000
Chuck McElroy, L ERA: 4.57 (8, 1)	0.2	5	2	2	2	1	1	0	0	0	0	0	0	0	8	15	27.00	4.500
41 Bill Simas, R ERA: 1.64 Roberto Hernandez, R ERA: 3.09 (8, 1) (9, 1)	1.0	W 1 S 4	0	0	0	0	0	0	0	0	0	0	0	0	10	16	0.00	1.000

Chicago White Sox @ Milwaukee Brewers
Milwaukee County Stadium, Milwaukee, WI
Mon Jun 02 1997, 8:05 PM EDT
Att: 15,522 - Unknown - 67 F

livebaseballscorecards.com

AB 33
R 5
H 8
RBI 5
BB 6
SO 6
LOB 14



Batter	1	2	3	4	5	6	7	8	9	AB	R	H	RBI	BB	SO	LOB	TOP										
Ray Durham, S OBP: 0.391, SLG: 0.347 (1, 4)	G5-3		P6			G3		F7		5	1	1	1	0	0	0	Chicago White Sox @ Cleveland Indians Jacobs Field, Cleveland, OH Tue Jun 03 1997, 7:05 PM EDT Att: 42,994 - Unknown - 64 F										
Dave Martinez, L OBP: 0.339, SLG: 0.457 (1, 8) (7, 9)	HR			E7	1B	HR	G4-3	HR	5	4	4	3	0	0	0												
Frank Thomas, R OBP: 0.516, SLG: 0.684 (1, 3)	K				HR	HR	HR	G3-1	5	2	3	2	0	1	0												
Albert Belle, R OBP: 0.343, SLG: 0.535 (1, 7)	F8			F8	HR		2B	G4-3	5	1	3	3	0	0	1												
Harold Baines, L OBP: 0.387, SLG: 0.470 (1, 10)		G6-4-3		K	1B		G5-3	G4-3	5	0	2	0	0	1	3												
Lyle Mouton, R OBP: 0.391, SLG: 0.458 Darren Lewis, R OBP: 0.321, SLG: 0.222 (7, PR) (7, 8)	G6-4-3			G4-3	1B		FC6-4	G5-3	3	0	1	0	1	0	2												
Jorge Fabregas, L OBP: 0.153, SLG: 0.174 (1, 2)	L8						FC6-4		4	0	0	0	0	0	4												
Norberto Martin, R OBP: 0.316, SLG: 0.383 (1, 5)			G4-3		G4-3		G3		3	0	0	0	1	0	0												
Ozzie Guillen, L OBP: 0.328, SLG: 0.327 (1, 6)	G5-3				WP	G4-3	G6-3		4	1	1	0	0	0	1												
Inning Stats	R: 1 E: 0 K: 1 S: 6	H: 1 LOB: 0 BB: 0 P: 6	R: 0 E: 0 K: 0 S: 3	H: 1 LOB: 0 BB: 0 P: 3	R: 0 E: 0 K: 0 S: 3	H: 0 LOB: 0 BB: 0 P: 3	R: 1 E: 1 K: 1 S: 7	H: 2 LOB: 1 BB: 0 P: 7	R: 5 E: 0 K: 0 S: 10	H: 7 LOB: 2 BB: 0 P: 10	R: 0 E: 0 K: 0 S: 2	H: 0 LOB: 0 BB: 1 P: 6	R: 1 E: 0 K: 0 S: 5	H: 2 LOB: 2 BB: 1 P: 9	R: 0 E: 0 K: 0 S: 3	H: 0 LOB: 0 BB: 0 P: 3		R: 1 E: 0 K: 0 S: 5	H: 2 LOB: 1 BB: 0 P: 5	1B: 7 2B: 4 3B: 0 HR: 4	SF: 0 SAC: 0 DP: 2 HBP: 0	WP: 1 PB: 0 SB: 0 CS: 0	PA: 42				
PITCHER	IP	WLS	BF	H	R	ER	SO	BB	IBB	HBP	BLK	WP	HR	S	P	ERA	WHIP										
Chad Ogea, R ERA: 5.28 (1, 1)	4.2	L	22	9	7	7	2	0	0	0	0	1	2	26	26	13.50	1.929										
Danny Graves, R ERA: 1.23 (6, 1)	2.1		12	4	1	1	0	2	0	0	0	0	1	10	18	3.86	2.571										
Eric Plunk, R ERA: 5.2 (8, 1)	1.1		6	2	1	1	0	0	0	0	0	0	1	6	6	6.75	1.500										
Paul Assenmacher, L ERA: 7.71 (9, 1)	0.2		2	0	0	0	0	0	0	0	0	0	0	2	2	0.00	0.000										

Batter	1	2	3	4	5	6	7	8	9	AB	R	H	RBI	BB	SO	LOB	BOTTOM										
Marquis Grissom, R OBP: 0.284, SLG: 0.299 Brian Giles, L OBP: 0.390, SLG: 0.446 (9, FH)	K		G6-3		HR		F8		BB	4	1	1	1	0	1	1	Chicago White Sox @ Cleveland Indians Jacobs Field, Cleveland, OH Tue Jun 03 1997, 7:05 PM EDT Att: 42,994 - Unknown - 64 F										
Julio Franco, R OBP: 0.411, SLG: 0.418 (1, 10)	G1-3				K		K		G6-3	5	0	1	0	0	2	4											
Jim Thome, L OBP: 0.454, SLG: 0.560 (1, 3)	HR		F9		HR		BB			3	2	2	4	1	0	1											
Matt Williams, R OBP: 0.315, SLG: 0.523 (1, 5)	K			F8	G1-3		K			4	0	0	0	0	2	2											
David Justice, L OBP: 0.479, SLG: 0.749 (1, 7)		L8			K		K		K	4	0	1	0	0	2	0											
Manny Ramirez, R OBP: 0.405, SLG: 0.540 (1, 9)		G5-3		G6-3		FC4-6	G5-3			4	0	1	0	0	0	1											
Tony Fernandez, S OBP: 0.309, SLG: 0.392 (1, 4)				G4-3		FC4-6	G6-3			3	0	0	0	1	0	2											
Sandy Alomar Jr., R OBP: 0.389, SLG: 0.614 (1, 2)		L9			1B		P6		G4-6-3	3	1	1	0	1	0	2											
Omar Vizquel, S OBP: 0.338, SLG: 0.341 (1, 6)			G5-3		HR		CS		G4-6-3	4	1	2	0	0	0	1											
Inning Stats	R: 1 E: 0 K: 2 S: 8	H: 1 LOB: 0 BB: 0 P: 8	R: 0 E: 0 K: 0 S: 3	H: 0 LOB: 1 BB: 1 P: 7	R: 0 E: 0 K: 0 S: 4	H: 1 LOB: 1 BB: 0 P: 4	R: 0 E: 0 K: 0 S: 4	H: 1 LOB: 0 BB: 0 P: 4	R: 4 E: 0 K: 2 S: 11	H: 4 LOB: 0 BB: 0 P: 11	R: 0 E: 0 K: 0 S: 3	H: 1 LOB: 2 BB: 0 P: 3	R: 0 E: 0 K: 1 S: 5	H: 1 LOB: 1 BB: 1 P: 12	R: 0 E: 0 K: 1 S: 5	H: 0 LOB: 0 BB: 0 P: 5		R: 0 E: 0 K: 0 S: 2	H: 0 LOB: 1 BB: 2 P: 10	1B: 5 2B: 2 3B: 0 HR: 2	SF: 0 SAC: 0 DP: 1 HBP: 0	WP: 0 PB: 0 SB: 1 CS: 1	PA: 39				
PITCHER	IP	WLS	BF	H	R	ER	SO	BB	IBB	HBP	BLK	WP	HR	S	P	ERA	WHIP										
Danny Darwin, R ERA: 3.3 (1, 1)	6.0	W	26	8	5	5	4	1	0	0	0	0	0	33	37	7.50	1.500										
Carlos Castillo, R ERA: 3.67 (7, 1)	0.2		3	1	0	0	1	0	0	0	0	0	0	5	5	0.00	1.500										
Tony Castillo, L ERA: 9.53 (7, 1)	0.0		1	0	0	0	0	1	0	0	0	0	0	0	4	∞	∞										
Matt Karchner, R ERA: 4.35 (7, 1)	1.1		4	0	0	0	2	0	0	0	0	0	0	8	8	0.00	0.000										
Roberto Hernandez, R ERA: 2.26 (9, 1)	1.0		4	0	0	0	0	2	0	0	0	0	0	2	10	0.00	2.000										

Batter	1	2	3	4	5	6	7	8	9	AB	R	H	RBI	BB	SO	LOB	TOP										
Brady Anderson, L (1, 8) OBP: 0.454, SLG: 0.505										5	1	3	0	0	0	0	Baltimore Orioles @ Chicago White Sox Comiskey Park, Chicago, IL Fri Jun 06 1997, 8:05 PM EDT Att: 21,304 - Unknown - 70 F livebaseballscorecards.com										
Roberto Alomar, S (1, 4) OBP: 0.390, SLG: 0.428 Jeff Reboulet, R (7, PH) OBP: 0.324, SLG: 0.288										2	0	2	0	1	0	0											
Rafael Palmeiro, L (1, 3) OBP: 0.344, SLG: 0.479										4	0	2	0	1	1	3											
Cal Ripken Jr., R (1, 5) OBP: 0.338, SLG: 0.474										5	0	1	0	0	0	8											
B.J. Surhoff, L (1, 10) OBP: 0.415, SLG: 0.554										3	0	0	0	1	0	2											
Jeffrey Hammonds, R (1, 7) OBP: 0.326, SLG: 0.449										4	1	2	0	0	0	4											
Tony Tarasco, L (1, 9) OBP: 0.295, SLG: 0.394 Pete Incaviglia, R (6, PH) OBP: 0.330, SLG: 0.406										2	0	0	0	0	0	1											
Lenny Webster, R (1, 2) OBP: 0.271, SLG: 0.250										4	0	1	1	0	0	1											
Mike Bordick, R (1, 6) OBP: 0.273, SLG: 0.290										3	1	0	0	1	0	1											
Inning Stats	R: 0 E: 0 K: 0 S: 14	H: 1 LOB: 3 BB: 2 P: 30	R: 0 E: 0 K: 0 S: 4	H: 0 LOB: 0 BB: 0 P: 5	R: 1 E: 0 K: 0 S: 11	H: 3 LOB: 1 BB: 0 P: 20	R: 1 E: 0 K: 0 S: 11	H: 2 LOB: 0 BB: 0 P: 14	R: 0 E: 0 K: 0 S: 8	H: 1 LOB: 1 BB: 0 P: 15	R: 0 E: 0 K: 0 S: 11	H: 1 LOB: 1 BB: 0 P: 12	R: 0 E: 0 K: 0 S: 14	H: 1 LOB: 1 BB: 0 P: 20	R: 1 E: 0 K: 1 S: 13	H: 2 LOB: 2 BB: 1 P: 23		1B: 10 2B: 2 3B: 0 HR: 0	SF: 0 SAC: 0 DP: 2 HBP: 0	WP: 0 PB: 0 SB: 1 CS: 2	PA: 40						
PITCHER	IP	WLS	BF	H	R	ER	SO	BB	IBB	HBP	BLK	WP	HR	S	P	ERA	WHIP										
Doug Drabek, R (1, 1) ERA: 6.08	5.1	W	24	8	2	2	0	2	1	0	0	0	0	55	93	3.38	1.875										
Chuck McElroy, L (6, 1) ERA: 4.13	2.1		9	2	0	0	0	0	0	0	0	0	0	25	37	0.00	0.857										
41 Bill Simas, R (8, 1) ERA: 3.33	0.2		5	2	1	1	0	1	0	0	0	0	0	13	20	13.50	4.500										
Tony Castillo, L (9, 1) ERA: 8.24	0.1		1	0	0	0	1	0	0	0	0	0	0	3	5	0.00	0.000										
Roberto Hernandez, R (9, 1) ERA: 2.81	0.1	S	1	0	0	0	0	0	0	0	0	0	0	1	2	0.00	0.000										

Batter	1	2	3	4	5	6	7	8	9	AB	R	H	RBI	BB	SO	LOB	BOTTOM										
Ray Durham, S (1, 4) OBP: 0.348, SLG: 0.362										4	1	1	0	0	1	1	Baltimore Orioles @ Chicago White Sox Comiskey Park, Chicago, IL Fri Jun 06 1997, 8:05 PM EDT Att: 21,304 - Unknown - 70 F livebaseballscorecards.com										
Dave Martinez, L (1, 8) OBP: 0.342, SLG: 0.452										3	0	0	1	0	2	0											
Frank Thomas, R (1, 3) OBP: 0.515, SLG: 0.693 Darren Lewis, R (8, 8) OBP: 0.315, SLG: 0.217										3	2	2	1	1	1	0											
Albert Belle, R (1, 7) OBP: 0.354, SLG: 0.539										4	1	4	1	0	0	0											
Harold Baines, L (1, 10) OBP: 0.371, SLG: 0.447										4	0	0	0	0	0	5											
Lyle Mouton, R (1, 9) OBP: 0.380, SLG: 0.451										4	2	2	2	0	2	1											
Jorge Fabregas, L (1, 2) OBP: 0.198, SLG: 0.253										4	0	1	1	0	0	1											
Chris Snopek, R (1, 5) OBP: 0.286, SLG: 0.315										4	0	0	0	0	0	2											
Ozzie Guillen, L (1, 6) OBP: 0.330, SLG: 0.335										4	1	1	1	0	1	0											
Inning Stats	R: 1 E: 0 K: 1 S: 13	H: 2 LOB: 1 BB: 0 P: 20	R: 1 E: 0 K: 0 S: 8	H: 2 LOB: 1 BB: 0 P: 12	R: 0 E: 0 K: 1 S: 5	H: 0 LOB: 0 BB: 0 P: 6	R: 0 E: 0 K: 2 S: 12	H: 0 LOB: 0 BB: 0 P: 13	R: 0 E: 0 K: 2 S: 14	H: 1 LOB: 1 BB: 0 P: 22	R: 0 E: 0 K: 0 S: 5	H: 0 LOB: 0 BB: 0 P: 8	R: 0 E: 0 K: 0 S: 14	H: 0 LOB: 0 BB: 0 P: 22	R: 0 E: 0 K: 0 S: 5	H: 0 LOB: 0 BB: 0 P: 8		1B: 7 2B: 3 3B: 0 HR: 1	SF: 1 SAC: 0 DP: 0 HBP: 0	WP: 1 PB: 0 SB: 1 CS: 1	PA: 36						
PITCHER	IP	WLS	BF	H	R	ER	SO	BB	IBB	HBP	BLK	WP	HR	S	P	ERA	WHIP										
Scott Erickson, R (1, 1) ERA: 3.58	5.0	L	26	10	7	7	3	0	0	0	0	0	0	54	81	12.60	2.000										
Arthur Rhodes, L (6, 1) ERA: 3.95	2.0		7	1	0	0	4	0	0	0	0	0	0	26	35	0.00	0.500										
Brian Williams, R (8, 1) ERA:	1.0		3	0	0	0	0	0	0	0	0	0	0	5	8	0.00	0.000										

Batter	1	2	3	4	5	6	7	8	9	AB	R	H	RBI	BB	SO	LOB	TOP										
Brady Anderson, L (1, 8) OBP: 0.443, SLG: 0.486	F9		P6		G4-3		G3-1		F7	5	0	0	0	0	0	0											
Roberto Alomar, S (1, 4) OBP: 0.389, SLG: 0.453 Jeff Reboulet, R (9, PH) OBP: 0.297, SLG: 0.262 (9, 4)	F		G4-3			HR	BB		G1-3	2	1	2	1	2	0	0											
B.J. Surhoff, L (1, 7) OBP: 0.406, SLG: 0.537	L3		G4-3		G4-3		F8			4	0	0	0	0	0	3											
Rafael Palmeiro, L (1, 3) OBP: 0.348, SLG: 0.473	G3-1		P5			1B			L4	4	1	1	0	0	0	2											
Cal Ripken Jr., R (1, 5) OBP: 0.341, SLG: 0.473		G1-3			F7		1B		1B	4	0	2	0	0	0	0											
Tony Tarasco, L (1, 9) OBP: 0.317, SLG: 0.405 Jeffrey Hammonds, R (8, PH) OBP: 0.336, SLG: 0.455 (8, 9)	1B				F8		1B		1B	3	0	2	1	0	0	0											
Chris Hoiles, R (1, 2) OBP: 0.434, SLG: 0.487	1B				F9		K		F8	4	0	1	0	0	1	4											
David Dellucci, L (1, 10)		K			G6-3		G4-3		F8	3	0	0	0	1	1	6											
Mike Bordick, R (1, 6) OBP: 0.261, SLG: 0.276	F8				G6-3		G6-3		K	4	0	0	0	0	1	3											
Inning Stats	R: 0 E: 1 K: 0 S: 4	H: 1 LOB: 1 BB: 0 P: 4	R: 0 E: 0 K: 1 S: 7	H: 2 LOB: 2 BB: 0 P: 7	R: 0 E: 0 K: 0 S: 3	H: 0 LOB: 1 BB: 1 P: 7	R: 0 E: 0 K: 0 S: 3	H: 0 LOB: 0 BB: 0 P: 3	R: 0 E: 0 K: 1 S: 2	H: 0 LOB: 0 BB: 1 P: 6	R: 2 E: 0 K: 1 S: 9	H: 4 LOB: 2 BB: 0 P: 9	R: 0 E: 0 K: 0 S: 3	H: 0 LOB: 1 BB: 1 P: 7	R: 0 E: 0 K: 0 S: 5	H: 2 LOB: 2 BB: 0 P: 5	R: 0 E: 0 K: 1 S: 5	H: 0 LOB: 0 BB: 0 P: 5	1B: 7 2B: 1 3B: 0 HR: 1	SF: 0 SAC: 0 DP: 1 HBP: 0	WP: 0 PB: 0 CS: 0	PA: 38					
PITCHER	IP	WLS	BF	H	R	ER	SO	BB	IBB	HBP	BLK	WP	HR	S	P	ERA	WHIP										
Danny Darwin, R (1, 1) ERA: 3.21	7.1	L	32	8	2	2	2	3	0	0	0	0	1	33	45	2.46	1.500										
Tony Castillo, L (8, 1) ERA: 7.54	0.0		1	1	0	0	0	0	0	0	0	0	0	1	1	∞	∞										
Carlos Castillo, R (8, 1) ERA: 3.81	1.0		3	0	0	0	1	0	0	0	0	0	0	5	5	0.00	0.000										
Chuck McElroy, L (9, 1) ERA: 4.01	0.2		2	0	0	0	0	0	0	0	0	0	0	2	2	0.00	0.000										

Baltimore Orioles @ Chicago White Sox
Comiskey Park, Chicago, IL
Sun Jun 08 1997, 4:33 AM EDT
Att: 24,089 - Sunny - 64 F

AB 35
R 2
H 9
RBI 2
BB 3
SO 3
LOB 18



Batter	1	2	3	4	5	6	7	8	9	AB	R	H	RBI	BB	SO	LOB	BOTTOM										
Ray Durham, S (1, 4) OBP: 0.348, SLG: 0.365	K				G5-3		P6			4	0	0	0	0	1	4											
Mike Cameron, R (1, 8) OBP: 0.326, SLG: 0.329	E3		G4-3		K				F9	4	0	0	0	0	1	0											
Norberto Martin, R (1, 6) OBP: 0.308, SLG: 0.370 Ozzie Guillen, L (8, PH) OBP: 0.327, SLG: 0.328 (9, 6)	F9		K				F9		K	3	0	0	0	0	1	1											
Albert Belle, R (1, 7) OBP: 0.349, SLG: 0.523	G1-3		K				K		F8	4	0	0	0	0	2	1											
Lyle Mouton, R (1, 9) OBP: 0.374, SLG: 0.439			F9				K		K	4	0	1	0	0	2	0											
Harold Baines, L (1, 10) OBP: 0.369, SLG: 0.439 Darren Lewis, R (9, FR) OBP: 0.327, SLG: 0.234	1B		1B		K		K		E	3	1	1	0	1	2	1											
Ron Karkovics, R (1, 2) OBP: 0.274, SLG: 0.333	1B		K				G5-3		F3	4	0	1	0	0	1	2											
Dave Martinez, L (1, 3) OBP: 0.351, SLG: 0.451	1B				FC6-4		1B		E7	3	0	2	0	1	0	1											
Chris Snopce, R (1, 5) OBP: 0.284, SLG: 0.312	1B				F9		1B		F8	4	0	2	1	0	0	3											
Inning Stats	R: 0 E: 1 K: 1 S: 6	H: 0 LOB: 1 BB: 0 P: 6	R: 1 E: 0 K: 1 S: 8	H: 3 LOB: 2 BB: 0 P: 8	R: 0 E: 0 K: 2 S: 7	H: 0 LOB: 0 BB: 0 P: 7	R: 0 E: 0 K: 1 S: 6	H: 2 LOB: 1 BB: 0 P: 6	R: 0 E: 0 K: 1 S: 5	H: 0 LOB: 0 BB: 0 P: 5	R: 0 E: 0 K: 2 S: 7	H: 0 LOB: 0 BB: 0 P: 7	R: 0 E: 0 K: 1 S: 6	H: 1 LOB: 2 BB: 1 P: 10	R: 0 E: 0 K: 1 S: 5	H: 0 LOB: 0 BB: 0 P: 5	R: 0 E: 1 K: 1 S: 6	H: 1 LOB: 3 BB: 1 P: 10	1B: 7 2B: 1 3B: 0 HR: 0	SF: 0 SAC: 0 DP: 1 HBP: 0	WP: 0 PB: 0 CS: 1	PA: 36					
PITCHER	IP	WLS	BF	H	R	ER	SO	BB	IBB	HBP	BLK	WP	HR	S	P	ERA	WHIP										
Jimmy Key, L (1, 1) ERA: 2.56	7.0	W	28	6	1	1	9	1	0	0	0	0	0	45	49	1.29	1.000										
Armando Benitez, R (8, 1) ERA: 3.55	1.1		4	0	0	0	2	0	0	0	0	0	0	8	8	0.00	0.000										
Randy Myers, L (9, 1) ERA: 1.4	0.2	S	4	1	0	0	0	1	0	0	0	0	0	3	7	0.00	3.000										

Baltimore Orioles @ Chicago White Sox
Comiskey Park, Chicago, IL
Sun Jun 08 1997, 4:33 AM EDT
Att: 24,089 - Sunny - 64 F

AB 34
R 1
H 7
RBI 1
BB 2
SO 11
LOB 13



Batter	1	2	3	4	5	6	7	8	9	AB	R	H	RBI	BB	SO	LOB	TOP					
Brady Anderson, L (1, 8) OBP: 0.444, SLG: 0.486	G5-3		K		FC1-6 1B	PO 1B		E 1B	F8	6	1	3	1	0	1	3	Baltimore Orioles @ Chicago White Sox Comiskey Park, Chicago, IL Mon Jun 09 1997, 8:05 PM EDT Att: 23,464 - Unknown - 65 F					
Roberto Alomar, S (1, 4) OBP: 0.360, SLG: 0.440	F8		F8		FC1-6 PB 2B	PO 1-3	F7	K 1-H		5	1	0	0	0	1	2						
Rafael Palmeiro, L (1, 10) OBP: 0.353, SLG: 0.476	L9				2B BB		K CS			3	2	1	1	2	1	0						
Cal Ripken Jr., R (1, 5) OBP: 0.335, SLG: 0.463		K			P7	L8		P4		5	0	0	0	0	1	5						
B.J. Surhoff, L (1, 3) OBP: 0.416, SLG: 0.556	L7				BB 2B	HR 1B		BB 2B 1B	BB 1B 2B	5	3	4	1	0	0	0						
Jeffrey Hammonds, R (1, 7) OBP: 0.345, SLG: 0.488					BB BB	HR		L9	F7	4	1	2	2	1	0	2						
Tony Tarasco, L (1, 9) OBP: 0.322, SLG: 0.390	G4-3				BB	F9		BB 2B	P6	3	1	0	1	2	0	2						
Chris Hoiles, R (1, 2) OBP: 0.428, SLG: 0.474			K		K		G5-3	F8	BB 1B	4	0	0	0	1	2	5						
Mike Bordick, R (1, 6) OBP: 0.269, SLG: 0.289					F8		K	BB 1B 2B	BB 1B	5	1	3	3	0	1	3						
Inning Stats	R: 0 E: 0 K: 0 S: 5	H: 0 LOB: 0 BB: 0 P: 9	R: 0 E: 0 K: 1 S: 10	H: 1 LOB: 1 BB: 0 P: 18	R: 0 E: 0 K: 2 S: 8	H: 1 LOB: 1 BB: 0 P: 13	R: 1 E: 0 K: 1 S: 11	H: 1 LOB: 3 BB: 3 P: 26	R: 4 E: 0 K: 0 S: 13	H: 4 LOB: 0 BB: 0 P: 20	R: 0 E: 0 K: 1 S: 11	H: 1 LOB: 0 BB: 0 P: 16	R: 0 E: 0 K: 1 S: 8	H: 0 LOB: 0 BB: 0 P: 12	R: 4 E: 1 K: 1 S: 23	H: 3 LOB: 2 BB: 2 P: 41		R: 1 E: 0 K: 0 S: 9	H: 2 LOB: 2 BB: 1 P: 17	1B: 7 2B: 5 3B: 0 HR: 1	SF: 0 SAC: 0 DP: 0 HBP: 0	WP: 1 PB: 1 CS: 2
PITCHER	IP	WLS	BF	H	R	ER	SO	BB	IBB	HBP	BLK	WP	HR	S	P	ERA	WHIP					
James Baldwin, R (1, 1) ERA: 4.69	7.0	L	31	8	5	5	6	3	0	0	0	1	1	66	114	6.43	1.571					
41 Bill Simas, R (8, 1) ERA: 4.25	1.0		9	3	4	3	1	2	0	0	0	0	0	23	41	27.00	5.000					
Carlos Castillo, R (9, 1) ERA: 3.99	1.0		6	2	1	1	0	1	0	0	0	0	0	9	17	9.00	3.000					

AB	40
R	10
H	13
RBI	9
BB	6
SO	7
LOB	22



Batter	1	2	3	4	5	6	7	8	9	AB	R	H	RBI	BB	SO	LOB	BOTTOM					
Ray Durham, S (1, 4) OBP: 0.347, SLG: 0.361	L6		G4-3			CS BB		G5-3		3	0	0	0	1	0	0	Baltimore Orioles @ Chicago White Sox Comiskey Park, Chicago, IL Mon Jun 09 1997, 8:05 PM EDT Att: 23,464 - Unknown - 65 F					
Norberto Martin, R (1, 5) OBP: 0.306, SLG: 0.375	BB 2B		G4-3			K		G6-3		4	0	1	0	0	1	1						
Dave Martinez, L (1, 3) OBP: 0.344, SLG: 0.441	P6				F8		K		L7	4	0	0	0	0	1	1						
Albert Belle, R (1, 7) OBP: 0.357, SLG: 0.542										3	1	3	1	0	0	0						
Mike Cameron, R (9, 9) OBP: 0.322, SLG: 0.325					G6-4-3 1B		HR		K	1	0	0	0	0	1	0						
Harold Baines, L (1, 10) OBP: 0.364, SLG: 0.432	F8				G6-4-3		K			3	0	0	0	0	1	3						
Lyle Mouton, R (1, 9) OBP: 0.373, SLG: 0.465		G6-3					HR			3	1	1	1	0	1	0						
Jorge Fabregas, L (1, 2) OBP: 0.194, SLG: 0.244		F8					L8			3	0	0	0	0	0	0						
Darren Lewis, R (1, 8) OBP: 0.310, SLG: 0.220		G4-3					L9			3	0	0	0	0	1	0						
Ozzie Guillen, L (1, 6) OBP: 0.322, SLG: 0.323			G4-3				G4-3		G6-3	3	0	0	0	0	0	0						
Inning Stats	R: 0 E: 0 K: 0 S: 15	H: 2 LOB: 2 BB: 0 P: 20	R: 0 E: 0 K: 0 S: 6	H: 0 LOB: 0 BB: 0 P: 9	R: 0 E: 0 K: 0 S: 10	H: 0 LOB: 0 BB: 0 P: 13	R: 0 E: 0 K: 1 S: 7	H: 1 LOB: 0 BB: 0 P: 11	R: 0 E: 0 K: 1 S: 9	H: 0 LOB: 0 BB: 0 P: 14	R: 0 E: 0 K: 1 S: 8	H: 0 LOB: 0 BB: 1 P: 14	R: 2 E: 0 K: 2 S: 12	H: 2 LOB: 0 BB: 0 P: 18	R: 0 E: 0 K: 1 S: 6	H: 0 LOB: 0 BB: 0 P: 8	R: 0 E: 0 K: 1 S: 6	H: 0 LOB: 0 BB: 0 P: 8	1B: 2 2B: 1 3B: 0 HR: 2	SF: 0 SAC: 0 DP: 1 HBP: 0	WP: 0 PB: 0 CS: 1	PA: 31
PITCHER	IP	WLS	BF	H	R	ER	SO	BB	IBB	HBP	BLK	WP	HR	S	P	ERA	WHIP					
35 Mike Mussina, R (1, 1) ERA: 3.49	9.0	W	31	5	2	2	6	1	0	0	0	0	2	79	115	2.00	0.667					

AB	30
R	2
H	5
RBI	2
BB	1
SO	6
LOB	5



Batter	1	2	3	4	5	6	7	8	9	AB	R	H	RBI	BB	SO	LOB	TOP			
Ray Durham, S OBP: 0.345, SLG: 0.359	G4-3			G4-3		K				4	1	1	0	0	1	1	Chicago White Sox @ New York Yankees Yankee Stadium, Bronx, NY Tue Jun 10 1997, 7:05 PM EDT Att: 28,079 - Unknown - 86 F			
Mike Cameron, R OBP: 0.330, SLG: 0.333	G1-4-3 1B			K		F8				4	0	2	0	0	1	1				
25 Jeff Abbott, R	G1-4-3 1-2			L9						4	0	0	0	0	1	3				
Albert Belle, R OBP: 0.355, SLG: 0.537		K			F7					4	0	1	1	0	2	0				
Lyle Mouton, R OBP: 0.372, SLG: 0.462 Harold Baines, L OBP: 0.362, SLG: 0.429	P3				FC5-4 1B					3	0	1	0	0	0	0				
Chris Snopce, R OBP: 0.278, SLG: 0.306	G6-3				FC5-4 1-2					3	0	0	0	0	0	1				
Dave Martinez, L OBP: 0.341, SLG: 0.437 Jorge Fabregas, L OBP: 0.202, SLG: 0.253				L8						2	0	0	0	0	0	1				
Ron Karkovics, R OBP: 0.265, SLG: 0.321				G5-3						3	0	0	0	0	0	1				
Ozzie Guillen, L OBP: 0.322, SLG: 0.323	P4									3	0	1	0	0	0	1				
Inning Stats	R: 0 E: 0 K: 0 S: 8	H: 1 LOB: 0 BB: 0 P: 11	R: 0 E: 0 K: 1 S: 7	H: 0 LOB: 0 BB: 0 P: 11	R: 0 E: 0 K: 1 S: 9	H: 0 LOB: 0 BB: 0 P: 16	R: 0 E: 0 K: 1 S: 6	H: 0 LOB: 0 BB: 0 P: 10	R: 0 E: 0 K: 1 S: 9	H: 1 LOB: 1 BB: 0 P: 10	R: 0 E: 0 K: 1 S: 6	H: 0 LOB: 0 BB: 0 P: 8	R: 0 E: 0 K: 0 S: 10	H: 1 LOB: 1 BB: 0 P: 14	R: 1 E: 0 K: 1 S: 10	H: 3 LOB: 1 BB: 0 P: 12		1B: 7 2B: 0 3B: 0 HR: 0	SF: 0 SAC: 0 DP: 2 HBP: 0	WP: 0 PB: 0 SB: 1 CS: 0
PITCHER Andy Pettitte, L ERA: 3.14	IP: 9.0 WLS: W BF: 32 H: 7 R: 1 ER: 1 SO: 5 BB: 0 IBB: 0 HBP: 0 BLK: 0 WP: 0 HR: 0 S: 73 P: 105 ERA: 1.00 WHIP: 0.778											PITCHER	IP: 9.0 WLS: W BF: 32 H: 7 R: 1 ER: 1 SO: 5 BB: 0 IBB: 0 HBP: 0 BLK: 0 WP: 0 HR: 0 S: 73 P: 105 ERA: 1.00 WHIP: 0.778							

Batter	1	2	3	4	5	6	7	8	9	AB	R	H	RBI	BB	SO	LOB	BOTTOM			
2 Derek Jeter, R OBP: 0.367, SLG: 0.400 Pat Kelly, R OBP: 0.367, SLG: 0.320	S 1B BB		G3 1B BB	SF8 3B	2B HR 1B	1B 2B		P5		3	4	3	0	1	0	0	Chicago White Sox @ New York Yankees Yankee Stadium, Bronx, NY Tue Jun 10 1997, 7:05 PM EDT Att: 28,079 - Unknown - 86 F			
Wade Boggs, L OBP: 0.378, SLG: 0.340 Andy Fox, L	G3-1 1B 1H		G3 1B BB	BB BB	HR 2B	1B 2B		G4-3		3	3	3	2	2	0	0				
Bernie Williams, S OBP: 0.425, SLG: 0.522	G3		G3	BB BB	HR 2B	1B				4	1	1	3	1	0	3				
Tino Martinez, L OBP: 0.380, SLG: 0.612	G3-1		1B IBB	SF8 3H	1B HR			F7		3	0	1	1	1	0	1				
Cecil Fielder, R OBP: 0.354, SLG: 0.383	FC4-6 1B 3H		1B BB	P6 3H	P3 2H			BB WP BB		4	1	2	3	1	0	3				
Paul O'Neill, L OBP: 0.395, SLG: 0.573 Scott Pose, L OBP: 0.286, SLG: 0.240	FC4-6 1-2		1B BB		F7 1B			WP BB		3	0	1	0	1	0	1				
Mark Whiten, S OBP: 0.388, SLG: 0.479			G3-1 K		1B K			P5 1-3 2H		5	1	1	0	0	2	6				
Luis Sojo, R OBP: 0.353, SLG: 0.364	F8		L6		HR 2B			FC4-6 1B		5	1	2	2	0	1	3				
Joe Girardi, R OBP: 0.262, SLG: 0.306	G3-1			P4	E3 2B 2B			FC4-6 1-2		5	1	0	0	0	0	1				
Inning Stats	R: 2 E: 0 K: 0 S: 13	H: 2 LOB: 1 BB: 1 P: 26	R: 0 E: 0 K: 1 S: 6	H: 0 LOB: 0 BB: 0 P: 8	R: 2 E: 0 K: 1 S: 17	H: 2 LOB: 3 BB: 3 P: 35	R: 1 E: 0 K: 0 S: 15	H: 1 LOB: 2 BB: 2 P: 29	R: 6 E: 1 K: 1 S: 20	H: 7 LOB: 2 BB: 0 P: 30	R: 0 E: 0 K: 1 S: 12	H: 2 LOB: 2 BB: 0 P: 16	R: 1 E: 0 K: 0 S: 8	H: 0 LOB: 1 BB: 2 P: 23	R: 0 E: 0 K: 0 S: 6	H: 1 LOB: 1 BB: 0 P: 12		1B: 10 2B: 2 3B: 1 HR: 2	SF: 1 SAC: 0 DP: 0 HBP: 0	WP: 2 PB: 0 SB: 1 CS: 0
PITCHER Jaime Navarro, R ERA: 5.08 Carlos Castillo, R ERA: 4.5 Matt Karchner, R ERA: 3.38	IP: 4.1 WLS: L BF: 28 H: 8 R: 9 ER: 9 SO: 1 BB: 2 IBB: 0 HBP: 0 BLK: 0 WP: 1 HR: 1 S: 29 P: 54 ERA: 6.75 WHIP: 3.000											PITCHER	IP: 4.1 WLS: L BF: 28 H: 8 R: 9 ER: 9 SO: 1 BB: 2 IBB: 0 HBP: 0 BLK: 0 WP: 1 HR: 1 S: 29 P: 54 ERA: 6.75 WHIP: 3.000							




Batter	1	2	3	4	5	6	7	8	9	AB	R	H	RBI	BB	SO	LOB	TOP				
Ray Durham, S OBP: 0.339, SLG: 0.352 (1, 4)	L6	F9		F9		G3			P4	5	0	0	0	0	0	1					
Norberto Martin, R OBP: 0.319, SLG: 0.380 (1, 6)	FC6-4 1B		F9 25 1B			K			G4-3	4	2	2	0	1	1	0					
25 Jeff Abbott, R OBP: 0.250, SLG: 0.250 (1, 10)	FC6-4 1B					E9 SF7 1B			F8	4	2	2	0	0	0	1					
Albert Belle, R OBP: 0.354, SLG: 0.532 (1, 7)			F9			P4			G6-3	4	0	1	0	0	0	3					
Lyle Mouton, R OBP: 0.385, SLG: 0.467 (1, 9)									G1-3	3	0	2	2	1	0	0					
Mike Cameron, R OBP: 0.326, SLG: 0.321 (1, 8)	P4		G6-4-3						G6-3	3	0	0	0	1	0	4					
Dave Martinez, L OBP: 0.339, SLG: 0.432 (1, 3)						F7			F7	2	0	0	1	1	0	0					
Chris Snopce, R OBP: 0.278, SLG: 0.323 (1, 5)			FC6-4 1-2						K	4	1	1	1	0	2	3					
Ron Karkovics, R OBP: 0.257, SLG: 0.310 Jorge Fabregas, L OBP: 0.200, SLG: 0.250 (9, PH)			L9			G1-3			G5-3	3	0	0	0	0	0	1					
Inning Stats	R: 1 E: 0 K: 0 S: 23	H: 3 LOB: 2 BB: 0 P: 32	R: 0 E: 0 K: 0 S: 8	H: 0 LOB: 1 BB: 1 P: 14	R: 1 E: 0 K: 0 S: 6	H: 3 LOB: 1 BB: 0 P: 12	R: 1 E: 0 K: 0 S: 12	H: 1 LOB: 0 BB: 0 P: 20	R: 2 E: 1 K: 1 S: 10	H: 1 LOB: 2 BB: 3 P: 26	R: 0 E: 0 K: 0 S: 6	H: 0 LOB: 0 BB: 0 P: 9	R: 0 E: 0 K: 1 S: 8	H: 0 LOB: 0 BB: 0 P: 12	R: 0 E: 0 K: 0 S: 8	H: 0 LOB: 0 BB: 0 P: 10	1B: 7 2B: 0 3B: 0 HR: 1	SF: 1 SAC: 0 DP: 1 HBP: 0	WP: 0 PB: 0 SB: 0 CS: 0	PA: 38	
PITCHER	IP	WLS	BF	H	R	ER	SO	BB	IBB	HBP	BLK	WP	HR	S	P	ERA	WHIP				
Kenny Rogers, L ERA: 5.86 (1, 1)	4.2		25	8	5	5	0	3	1	0	0	0	1	56	99	9.64	2.357				
Ramiro Mendoza, R ERA: 5.51 (5, 1)	2.2		8	0	0	0	2	0	0	0	0	0	0	17	26	0.00	0.000				
Mike Stanton, L ERA: 1.61 (8, 1)	0.2	W	2	0	0	0	1	0	0	0	0	0	0	6	9	0.00	0.000				
42 Mariano Rivera, R ERA: 1.95 (9, 1)	1.0	S	3	0	0	0	0	0	0	0	0	0	0	8	10	0.00	0.000				

Chicago White Sox @ New York Yankees
Yankee Stadium, Bronx, NY
Wed Jun 11 1997, 7:05 PM EDT
Att: 22,190 - Unknown - 85 F

livebaseballscorecards.com

AB 33
R 5
H 8
RBI 4
BB 4
SO 3
LOB 13



Batter	1	2	3	4	5	6	7	8	9	AB	R	H	RBI	BB	SO	LOB	BOTTOM				
2 Derek Jeter, R OBP: 0.364, SLG: 0.394 (1, 6)	G5-3		P4			E 2B BB	K	FC5-2 BB		4	1	0	0	1	1	6					
Wade Boggs, L OBP: 0.376, SLG: 0.335 Charlie Hayes, R OBP: 0.391, SLG: 0.447 (7, PH)	G4-3					F7				2	0	0	0	1	0	1					
Bernie Williams, S OBP: 0.421, SLG: 0.520 (1, 8)	K									0	0	0	1	2	0	0					
Tino Martinez, L OBP: 0.385, SLG: 0.618 (1, 3)										5	1	1	1	0	1	7					
Cecil Fielder, R OBP: 0.357, SLG: 0.395 Andy Fox, L (8, PR)										4	1	3	1	0	0	0					
Paul O'Neill, L OBP: 0.393, SLG: 0.567 Scott Pose, L OBP: 0.286, SLG: 0.240 (8, PR)										3	1	1	2	1	0	2					
Mark Whiten, S OBP: 0.385, SLG: 0.480 (1, 7)										0	1	0	0	0	0	0					
Luis Sojo, R OBP: 0.364, SLG: 0.367 Pat Kelly, R OBP: 0.387, SLG: 0.320 (7, PR)										4	0	1	0	0	0	2					
Joe Girardi, R OBP: 0.263, SLG: 0.307 (1, 2)										0	1	0	0	1	0	0					
Inning Stats	R: 0 E: 0 K: 1 S: 7	H: 0 LOB: 0 BB: 0 P: 10	R: 0 E: 0 K: 0 S: 10	H: 1 LOB: 1 BB: 0 P: 19	R: 0 E: 0 K: 0 S: 9	H: 1 LOB: 2 BB: 1 P: 20	R: 0 E: 0 K: 0 S: 5	H: 1 LOB: 0 BB: 0 P: 6	R: 0 E: 1 K: 0 S: 17	H: 3 LOB: 0 BB: 1 P: 26	R: 0 E: 0 K: 1 S: 7	H: 0 LOB: 2 BB: 2 P: 16	R: 3 E: 0 K: 0 S: 18	H: 3 LOB: 3 BB: 3 P: 36	1B: 5 2B: 3 3B: 0 HR: 1	SF: 0 SAC: 1 DP: 1 HBP: 0	WP: 0 PB: 0 SB: 0 CS: 0	PA: 39			
PITCHER	IP	WLS	BF	H	R	ER	SO	BB	IBB	HBP	BLK	WP	HR	S	P	ERA	WHIP				
Doug Drabek, R ERA: 6.11 (1, 1)	5.1		23	6	4	4	1	2	0	0	0	0	1	51	89	6.75	1.500				
Tony Castillo, L ERA: 7.59 (6, 1)	0.2		2	0	0	0	0	0	0	0	0	0	0	2	4	0.00	0.000				
Matt Karchner, R ERA: 3.21 (7, 1)	0.2		3	0	0	0	1	1	0	0	0	0	0	5	10	0.00	1.500				
Chuck McElroy, L ERA: 4.97 Roberto Hernandez, R ERA: 2.27 (8, 1)	0.2	L	5	1	0	0	0	1	1	0	0	0	0	9	18	0.00	3.000				

Chicago White Sox @ New York Yankees
Yankee Stadium, Bronx, NY
Wed Jun 11 1997, 7:05 PM EDT
Att: 22,190 - Unknown - 85 F

livebaseballscorecards.com

AB 31
R 7
H 9
RBI 7
BB 7
SO 2
LOB 20



Batter	1	2	3	4	5	6	7	8	9	AB	R	H	RBI	BB	SO	LOB	TOP										
Ray Durham, S (1,4) OBP: 0.338, SLG: 0.362	1-0 HR		3-2 G3			2-3 K		0-1 G5-3		4	1	1	1	0	1	0											
Ozzie Guillen, L (1,6) OBP: 0.321, SLG: 0.321	1-1 G4-3			0-0 G3		1-0 FC4-6 1B		0-0 G1-3		4	0	1	0	0	0	0											
Mike Cameron, R (1,8) OBP: 0.313, SLG: 0.307	2-1 F9			1-1 F9		2-2 FC4-6 HR		1-1 G6-3		4	1	0	0	0	0	1											
Albert Belle, R (1,7) OBP: 0.356, SLG: 0.542	1-1 L8			4-2 BB		3-2 HR		0-0 G5-3		3	1	1	2	1	0	0											
Lyle Mouton, R (1,9) OBP: 0.372, SLG: 0.450		1-2 L6		0-3 BB		2-3 K		1-3 K		4	0	0	0	0	2	3											
Darren Lewis, R (9,8) OBP: 0.310, SLG: 0.220										0	0	0	0	0	0	0											
Jorge Fabregas, L (1,2) OBP: 0.194, SLG: 0.242		0-3 K				1-3 K				3	0	0	0	0	3	0											
Chris Snopek, R (1,5) OBP: 0.274, SLG: 0.317		1-0 P3				2-1 F7		1-0 F7		3	0	0	0	0	0	0											
Dave Martinez, L (1,3) OBP: 0.339, SLG: 0.428			3-2 F7			4-0 BB		1-2 G4-3		2	0	0	0	1	0	0											
Wilson Alvarez, L (1,1)			0-1 G6-3			0-3 K				3	0	0	0	0	2	1											
Roberto Hernandez, R (8,1)										0	0	0	0	0	0	0											
Inning Stats	R: 1 E: 0 K: 0 S: 7	H: 1 LOB: 0 BB: 0 P: 12	R: 0 E: 0 K: 1 S: 7	H: 0 LOB: 0 BB: 0 P: 9	R: 0 E: 0 K: 1 S: 8	H: 0 LOB: 0 BB: 0 P: 14	R: 0 E: 0 K: 1 S: 9	H: 0 LOB: 1 BB: 1 P: 14	R: 0 E: 0 K: 2 S: 17	H: 2 LOB: 0 BB: 0 P: 27	R: 0 E: 0 K: 1 S: 8	H: 0 LOB: 0 BB: 0 P: 11	R: 0 E: 0 K: 1 S: 6	H: 0 LOB: 0 BB: 0 P: 6	R: 0 E: 0 K: 1 S: 6	H: 0 LOB: 0 BB: 0 P: 8	1B: 1 2B: 0 3B: 0 HR: 2	SF: 0 SAC: 0 DP: 0 HBP: 0	WP: 0 PB: 0 SB: 0 CS: 0	PA: 32							
PITCHER	IP	WLS	BF	H	R	ER	SO	BB	IBB	HBP	BLK	WP	HR	S	P	ERA	WHIP										
Pete Schourek, L (1,1) ERA: 5.14	6.0	L	23	3	3	3	6	2	0	0	0	0	2	57	92	4.50	0.833										
Scott Sullivan, R (7,1) ERA: 3.0	2.0		6	0	0	0	2	0	0	0	0	0	0	14	17	0.00	0.000										
Stan Belinda, R (9,1) ERA: 4.43	1.0		3	0	0	0	1	0	0	0	0	0	0	6	8	0.00	0.000										

Chicago White Sox @ Cincinnati Reds
Cinergy Field, Cincinnati, OH
Fri Jun 13 1997, 7:05 PM EDT
Att: 31,682 - Unknown - 74 F

livebaseballscorecards.com

AB 30
R 3
H 3
RBI 3
BB 2
SO 9
LOB 3



Batter	1	2	3	4	5	6	7	8	9	AB	R	H	RBI	BB	SO	LOB	BOTTOM										
Deion Sanders, L (1,7) OBP: 0.369, SLG: 0.434	2-1 F7	0-0 G1-3			2-2 G5-3			2-2 G1-3 2B 1B		4	1	1	0	0	0	2											
Curtis Goodwin, L (1,8) OBP: 0.392, SLG: 0.390	0-0 FC6-4 1B		0-3 K		2-2 CS 1B			1-2 G1-3		4	0	2	0	0	1	1											
Terry Pendleton, S (1,5) OBP: 0.273, SLG: 0.325	1-1 FC6-4 1B		0-0 F9		0-0 G5-3			0-1 G6-3		4	0	0	0	0	0	3											
Barry Larkin, R (1,6) OBP: 0.448, SLG: 0.486	0-2 1B		0-1 2B		2-2 P6			0-0 2B		4	0	3	1	0	0	0											
Joe Oliver, R (1,2) OBP: 0.344, SLG: 0.460	1-2 P4		4-2 BB		3-1 G6-3			4-2 BB		2	0	0	0	2	0	2											
Brett Tomko, R (8, PR) OBP: 0.167, SLG: 0.333										0	0	0	0	0	0	0											
Eddie Taubensee, L (9,2) OBP: 0.321, SLG: 0.472										0	0	0	0	0	0	0											
Bret Boone, R (1,4) OBP: 0.308, SLG: 0.306		4-0 FC6-5 WP BB	0-3 K		2-3 K			0-2 G6-3		2	0	0	0	1	2	2											
Scott Sullivan, R (7,1)										0	0	0	0	0	0	0											
Brook Fordyce, R (8, PH) OBP: 0.298, SLG: 0.340										0	0	0	0	0	0	0											
Lenny Harris, L (8, PH) OBP: 0.261, SLG: 0.373										1	0	0	0	0	0	2											
Stan Belinda, R (9,1)										0	0	0	0	0	0	0											
Eduardo Perez, R (1,3) OBP: 0.313, SLG: 0.347		2-2 FC6-5 SH5-4 1B		1-1 F7		2-1 G5-3		0-1 F8		3	0	0	0	0	0	1											
Jeff Branson, L (9, PH) OBP: 0.212, SLG: 0.270										1	0	0	0	0	0	0											
Mike Kelly, R (1,9) OBP: 0.267, SLG: 0.357		0-1 SH5-4		1-1 G5-3		1-2 P4		3-2 G3-1		3	0	1	0	0	0	0											
Hal Morris, L (9, PH) OBP: 0.301, SLG: 0.325		1-2 1B								1	0	0	0	0	0	0											
Pete Schourek, L (1,1) OBP: 0.167, SLG: 0.333		0-1 SH5-4 1B		0-0 G6-3		3-2 G5-3		0-1 G4-3		1	0	0	0	0	0	0											
Pokey Reese, R (7,4) OBP: 0.319, SLG: 0.358										1	0	0	0	0	0	0											
Willie Greene, L (9, PH) OBP: 0.341, SLG: 0.429		1-2 2-3								1	0	0	0	0	0	0											
Inning Stats	R: 0 E: 0 K: 0 S: 13	H: 2 LOB: 2 BB: 0 P: 17	R: 0 E: 0 K: 0 S: 9	H: 1 LOB: 2 BB: 1 P: 15	R: 0 E: 0 K: 2 S: 17	H: 1 LOB: 0 BB: 1 P: 21	R: 0 E: 0 K: 0 S: 5	H: 0 LOB: 0 BB: 0 P: 7	R: 0 E: 0 K: 1 S: 8	H: 0 LOB: 0 BB: 0 P: 15	R: 0 E: 0 K: 0 S: 11	H: 0 LOB: 0 BB: 0 P: 17	R: 1 E: 0 K: 0 S: 16	H: 2 LOB: 2 BB: 1 P: 23	R: 0 E: 0 K: 0 S: 8	H: 0 LOB: 0 BB: 0 P: 11	1B: 5 2B: 2 3B: 0 HR: 0	SF: 0 SAC: 1 DP: 0 HBP: 0	WP: 1 PB: 0 SB: 0 CS: 1	PA: 36							
PITCHER	IP	WLS	BF	H	R	ER	SO	BB	IBB	HBP	BLK	WP	HR	S	P	ERA	WHIP										
Wilson Alvarez, L (1,1) ERA: 3.2	7.2	W	32	7	1	1	3	3	0	0	0	0	0	82	122	1.17	1.304										
Roberto Hernandez, R (8,1) ERA: 2.45	1.1	S	4	0	0	0	0	0	0	0	0	0	0	12	15	0.00	0.000										

Chicago White Sox @ Cincinnati Reds
Cinergy Field, Cincinnati, OH
Fri Jun 13 1997, 7:05 PM EDT
Att: 31,682 - Unknown - 74 F

livebaseballscorecards.com

AB 32
R 1
H 7
RBI 1
BB 3
SO 3
LOB 13



Batter	1	2	3	4	5	6	7	8	9	AB	R	H	RBI	BB	SO	LOB	TOP								
Ray Durham, S OBP: 0.333, SLG: 0.356	F9		K		L9			G6-4-3		4	0	0	0	0	1	2									
Norberto Martin, R OBP: 0.313, SLG: 0.373	G4-3		L8			G6-3			G6-4-3 1B 2B	2	0	0	0	0	0	0									
Ozzie Guillen, L OBP: 0.322, SLG: 0.323										2	1	1	0	0	0	0									
Mike Cameron, R OBP: 0.304, SLG: 0.297	L8		F8			K			G6-4-3 1B	3	0	0	0	0	1	0									
Harold Baines, L OBP: 0.365, SLG: 0.432										1	0	1	0	0	0	0									
Albert Belle, R OBP: 0.351, SLG: 0.533		P7		F7		P7			G6-4-3	4	0	0	0	0	2										
Lyle Mouton, R OBP: 0.368, SLG: 0.452	G4-3			G1-3			F9			4	0	1	1	0	0	0									
Jorge Fabregas, L OBP: 0.196, SLG: 0.242		2B 1B		P5			G1-3			4	0	1	0	0	0	1									
Chris Snopce, R OBP: 0.275, SLG: 0.323					F7		G1-3			3	0	1	0	0	0	0									
Dave Martinez, L OBP: 0.348, SLG: 0.434						SH2-4 1B		G6-4-3 1B		2	0	2	0	1	0	0									
Danny Darwin, R ERA: 3.39								F7		1	0	0	0	0	1	3									
Chuck McLeroy, L ERA: 5.19										0	0	0	0	0	0	0									
41 Bill Simas, L ERA: 4.56										0	0	0	0	0	0	0									
25 Jeff Abbott, R ERA: 7.25										1	0	0	0	0	0	1									
Tony Castillo, L ERA: 7.25										0	0	0	0	0	0	0									
Inning Stats	R: 0 E: 0 K: 0 S: 4	H: 0 LOB: 0 BB: 0 P: 8	R: 0 E: 0 K: 1 S: 15	H: 2 LOB: 3 BB: 1 P: 26	R: 0 E: 0 K: 1 S: 9	H: 0 LOB: 0 BB: 0 P: 13	R: 0 E: 0 K: 0 S: 6	H: 0 LOB: 0 BB: 0 P: 11	R: 0 E: 0 K: 0 S: 7	H: 1 LOB: 1 BB: 0 P: 8	R: 0 E: 0 K: 1 S: 7	H: 0 LOB: 0 BB: 0 P: 12	R: 0 E: 0 K: 0 S: 4	H: 0 LOB: 0 BB: 0 P: 4	R: 0 E: 0 K: 0 S: 7	H: 1 LOB: 0 BB: 0 P: 11	R: 1 E: 0 K: 0 S: 8	H: 3 LOB: 1 BB: 0 P: 9	1B: 5 2B: 2 3B: 0 HR: 0	SF: 0 SAC: 1 DP: 2 HBP: 0	WP: 0 PB: 0 SB: 0 CS: 0	PA: 33			
PITCHER	IP	WLS	BF	H	R	ER	SO	BB	IBB	HBP	BLK	WP	HR	S	P	ERA	WHIP								
Kent Mercker, L ERA: 3.39	8.0	W	28	4	0	0	3	0	1	0	0	0	0	59	93	0.00	0.500								
Jeff Shaw, R ERA: 1.23	1.0		5	3	1	1	0	0	0	0	0	0	0	8	9	9.00	3.000								

Chicago White Sox @ Cincinnati Reds
Cinergy Field, Cincinnati, OH
Sat Jun 14 1997, 7:05 PM EDT
Att: 36,685 - Sunny - 76 F

AB 31
R 1
H 7
RBI 1
BB 1
SO 3
LOB 9



Batter	1	2	3	4	5	6	7	8	9	AB	R	H	RBI	BB	SO	LOB	BOTTOM								
Deion Sanders, L OBP: 0.371, SLG: 0.433	K		FC4-6 1B 2H		2B BB		K			3	1	1	1	1	2	0									
Curtis Goodwin, L OBP: 0.395, SLG: 0.400	G6-3 2B		FC4-6 1B		F8		G4-3			4	0	2	0	0	0	1									
Hal Morris, L OBP: 0.304, SLG: 0.338	G6-3		FC4-6		1B		1B 2B			4	1	2	1	0	0	3									
Barry Larkin, R OBP: 0.445, SLG: 0.478	F9		L6		F8		1B IBB			3	1	0	0	1	0	4									
Willie Greene, L OBP: 0.346, SLG: 0.449		G1-3				FC4 1B	1B			3	1	2	1	0	0	0									
Mike Kelly, R OBP: 0.267, SLG: 0.357										0	0	0	0	0	0	0									
Terry Pendleton, S OBP: 0.281, SLG: 0.333					HR		1B			1	0	1	1	0	0	0									
Lenny Harris, L OBP: 0.281, SLG: 0.373										0	0	0	0	0	0	0									
Bret Boone, R OBP: 0.302, SLG: 0.299		F8		F8		FC4 F9 S	K			4	0	0	0	0	1	2									
Jeff Branson, L OBP: 0.214, SLG: 0.258		K		F7				E4 G4-6-3		3	0	0	0	1	1	0									
Joe Oliver, R OBP: 0.340, SLG: 0.451			SH2-4 1B		G5-3		F9		F9	4	1	1	0	0	0	3									
Kent Mercker, L OBP: 0.364, SLG: 0.316										2	0	0	0	0	2	2									
Eduardo Perez, R OBP: 0.310, SLG: 0.342			SH2-4			K			G4-6-3	1	0	0	0	0	0	1									
Jeff Shaw, R ERA: 1.23										0	0	0	0	0	0	0									
Inning Stats	R: 0 E: 0 K: 1 S: 9	H: 1 LOB: 1 BB: 0 P: 16	R: 0 E: 0 K: 1 S: 8	H: 0 LOB: 0 BB: 0 P: 10	R: 1 E: 0 K: 0 S: 12	H: 3 LOB: 2 BB: 0 P: 14	R: 1 E: 0 K: 0 S: 7	H: 1 LOB: 0 BB: 0 P: 15	R: 1 E: 0 K: 1 S: 10	H: 1 LOB: 1 BB: 1 P: 16	R: 0 E: 0 K: 1 S: 10	H: 1 LOB: 3 BB: 1 P: 16	R: 2 E: 0 K: 2 S: 13	H: 2 LOB: 1 BB: 1 P: 20	R: 0 E: 1 K: 0 S: 4	H: 0 LOB: 0 BB: 0 P: 6	1B: 5 2B: 3 3B: 0 HR: 1	SF: 0 SAC: 1 DP: 1 HBP: 0	WP: 0 PB: 0 SB: 0 CS: 0	PA: 36					
PITCHER	IP	WLS	BF	H	R	ER	SO	BB	IBB	HBP	BLK	WP	HR	S	P	ERA	WHIP								
Danny Darwin, R ERA: 3.31	6.0	L	27	7	3	3	4	2	0	0	0	0	0	7	8	4.50	1.500								
Chuck McLeroy, L ERA: 5.19	0.2		3	1	1	1	1	0	0	0	0	0	0	7	8	13.50	1.500								
41 Bill Simas, R ERA: 4.56	0.1		3	1	1	1	1	0	1	0	0	0	0	6	12	27.00	3.000								
Tony Castillo, L ERA: 7.25	1.0		3	0	0	0	0	0	0	0	0	0	0	4	6	0.00	0.000								

Chicago White Sox @ Cincinnati Reds
Cinergy Field, Cincinnati, OH
Sat Jun 14 1997, 7:05 PM EDT
Att: 36,685 - Sunny - 76 F

AB 32
R 5
H 9
RBI 4
BB 3
SO 6
LOB 16




Batter	1	2	3	4	5	6	7	8	9	AB	R	H	RBI	BB	SO	LOB	TOP								
Brian McRae, S OBP: 0.317, SLG: 0.397 (1, 8)										5	1	3	2	0	0	2	Chicago Cubs @ Chicago White Sox Comiskey Park, Chicago, IL Mon Jun 16 1997, 4:33 AM EDT Att: 36,213 - Cloudy - 77 F								
Brant Brown, L OBP: 0.298, SLG: 0.443 Doug Glanville, R OBP: 0.331, SLG: 0.408 (1, 7) (8, 7)										5	1	1	1	0	1	3									
Mark Grace, L OBP: 0.404, SLG: 0.423 (1, 3)										4	0	0	1	0	1	1									
Sammy Sosa, R OBP: 0.313, SLG: 0.509 (1, 9)										5	1	1	0	0	1	1									
Dave Clark, L OBP: 0.318, SLG: 0.328 José Hernández, R OBP: 0.337, SLG: 0.442 (1, 10) (9, PH)										4	0	1	0	0	2	0									
23 Ryne Sandberg, R OBP: 0.318, SLG: 0.359 (1, 4)										5	2	3	1	0	1	1									
Kevin Orte, R OBP: 0.398, SLG: 0.446 (1, 5)										4	1	1	0	1	0	3									
Scott Servais, R OBP: 0.330, SLG: 0.383 (1, 2)										3	1	2	1	1	0	1									
Rey Sanchez, R OBP: 0.301, SLG: 0.310 (1, 6)										4	1	2	2	0	0	1									
Inning Stats	R: 2 E: 0 K: 0 S: 14	H: 3 LOB: 1 BB: 0 P: 20	R: 3 E: 0 K: 1 S: 14	H: 4 LOB: 1 BB: 0 P: 19	R: 1 E: 0 K: 0 S: 12	H: 2 LOB: 2 BB: 1 P: 20	R: 0 E: 0 K: 0 S: 7	H: 0 LOB: 0 BB: 0 P: 10	R: 0 E: 0 K: 2 S: 12	H: 0 LOB: 1 BB: 1 P: 18	R: 0 E: 0 K: 1 S: 8	H: 0 LOB: 0 BB: 0 P: 11	R: 0 E: 0 K: 2 S: 10	H: 0 LOB: 0 BB: 0 P: 12	R: 1 E: 0 K: 0 S: 13	H: 3 LOB: 2 BB: 0 P: 15	R: 1 E: 0 K: 1 S: 18	H: 2 LOB: 1 BB: 0 P: 26	1B: 10 2B: 3 HR: 0	SF: 1 SAC: 0 DP: 0 HBP: 0	WP: 0 PB: 0 SB: 2 CS: 0	PA: 43			
PITCHER	IP	WLS	BF	H	R	ER	SO	BB	IBB	HBP	BLK	WP	HR	S	P	ERA	WHIP								
Jaime Navarro, R ERA: 5.34 (1, 1)	7.1	L	35	11	7	7	6	2	0	0	0	0	0	83	116	8.59	1.773								
Matt Karchner, R ERA: 3.07 (8, 1)	0.2		3	1	0	0	0	0	0	0	0	0	0	7	9	0.00	1.500								
Chuck McElroy, L ERA: 5.33 (9, 1)	1.0		5	2	1	1	1	0	0	0	0	0	0	18	26	9.00	2.000								

AB	40
R	8
H	14
RBI	8
BB	2
SO	7
LOB	14



Batter	1	2	3	4	5	6	7	8	9	AB	R	H	RBI	BB	SO	LOB	BOTTOM								
Ray Durham, S OBP: 0.344, SLG: 0.374 (1, 4)										4	0	3	0	1	0	0	Chicago Cubs @ Chicago White Sox Comiskey Park, Chicago, IL Mon Jun 16 1997, 4:33 AM EDT Att: 36,213 - Cloudy - 77 F								
Ozzie Guillen, L OBP: 0.328, SLG: 0.335 (1, 6)										5	1	1	0	0	1	3									
Dave Martinez, L OBP: 0.361, SLG: 0.433 (1, 8)										3	0	1	1	1	1	2									
Albert Belle, R OBP: 0.349, SLG: 0.534 (1, 7)										4	0	0	1	0	1	3									
Harold Baines, L OBP: 0.362, SLG: 0.442 (1, 10)										4	0	0	0	0	1	1									
Lyle Mouton, R OBP: 0.383, SLG: 0.460 (1, 9)										4	1	2	1	0	0	0									
Jorge Fabregas, L OBP: 0.234, SLG: 0.308 (1, 2)										4	0	1	0	0	0	1									
34 Mario Valdez, L OBP: 0.333, SLG: 0.143 25 Jeff Abbott, R OBP: 0.200, SLG: 0.200 (1, 3) (9, PH)										2	0	0	0	1	1	1									
Chris Snopce, R OBP: 0.276, SLG: 0.328 (1, 5)										4	1	1	0	0	0	2									
Inning Stats	R: 0 E: 0 K: 0 S: 9	H: 0 LOB: 1 BB: 1 P: 17	R: 0 E: 0 K: 2 S: 8	H: 1 LOB: 1 BB: 0 P: 12	R: 2 E: 0 K: 0 S: 13	H: 3 LOB: 1 BB: 1 P: 20	R: 0 E: 0 K: 0 S: 4	H: 0 LOB: 0 BB: 0 P: 6	R: 0 E: 0 K: 1 S: 5	H: 1 LOB: 1 BB: 0 P: 10	R: 1 E: 0 K: 1 S: 10	H: 2 LOB: 2 BB: 1 P: 19	R: 0 E: 0 K: 1 S: 13	H: 1 LOB: 1 BB: 0 P: 18	R: 0 E: 0 K: 0 S: 8	H: 0 LOB: 0 BB: 0 P: 12	R: 0 E: 0 K: 2 S: 8	H: 1 LOB: 1 BB: 0 P: 11	1B: 8 2B: 0 3B: 0 HR: 1	SF: 0 SAC: 0 DP: 0 HBP: 0	WP: 2 PB: 0 SB: 1 CS: 0	PA: 38			
PITCHER	IP	WLS	BF	H	R	ER	SO	BB	IBB	HBP	BLK	WP	HR	S	P	ERA	WHIP								
Kevin Foster, R ERA: 4.63 (1, 1)	6.0	W	27	7	3	3	3	3	0	0	0	1	0	49	84	4.50	1.667								
Ramon Talis, L ERA: 3.42 (7, 1)	2.0		7	1	0	0	1	0	0	0	0	1	0	21	30	0.00	0.500								
Mel Rojas, R ERA: 5.29 (9, 1)	1.0		4	1	0	0	2	0	0	0	0	0	0	8	11	0.00	1.000								

AB	35
R	3
H	9
RBI	3
BB	3
SO	6
LOB	13



Batter	1	2	3	4	5	6	7	8	9	AB	R	H	RBI	BB	SO	LOB	TOP					
Brian McRae, S OBP: 0.313, SLG: 0.391										4	0	0	0	0	2	0	Chicago Cubs @ Chicago White Sox Comiskey Park, Chicago, IL Tue Jun 17 1997, 8:05 PM EDT Att: 44,249 - Unknown - 60 F					
Brant Brown, L OBP: 0.296, SLG: 0.430										3	0	0	0	0	0	0						
Mark Grace, L OBP: 0.401, SLG: 0.420										4	1	1	0	0	1	1						
Sammy Sosa, R OBP: 0.319, SLG: 0.520										4	2	3	0	0	0	1						
Dave Clark, L OBP: 0.343, SLG: 0.344										3	0	2	0	1	0	1						
23 Ryne Sandberg, R OBP: 0.316, SLG: 0.357										4	0	1	2	0	2	5						
Kevin Orte, R OBP: 0.387, SLG: 0.431										4	0	0	1	0	0	4						
Scott Servais, R OBP: 0.323, SLG: 0.374										4	0	0	0	0	1	1						
Rey Sanchez, R OBP: 0.294, SLG: 0.303										3	0	0	0	0	0	0						
Inning Stats	R: 0 E: 0 K: 1 S: 5	H: 0 LOB: 0 BB: 0 P: 6	R: 0 E: 0 K: 1 S: 11	H: 1 LOB: 1 BB: 0 P: 17	R: 0 E: 0 K: 2 S: 8	H: 0 LOB: 0 BB: 0 P: 11	R: 2 E: 0 K: 0 S: 15	H: 4 LOB: 1 BB: 0 P: 26	R: 0 E: 0 K: 1 S: 12	H: 0 LOB: 2 BB: 0 P: 20	R: 0 E: 0 K: 0 S: 5	H: 0 LOB: 0 BB: 0 P: 6	R: 0 E: 0 K: 1 S: 9	H: 0 LOB: 0 BB: 0 P: 10	R: 1 E: 0 K: 0 S: 14	H: 1 LOB: 1 BB: 1 P: 21	1B: 5 2B: 2 3B: 0 HR: 0	SF: 0 SAC: 0 DP: 1 HBP: 1	WP: 0 PB: 0 SB: 0 CS: 0	PA: 35		
PITCHER	IP	WLS	BF	H	R	ER	SO	BB	IBB	HBP	BLK	WP	HR	S	P	ERA	WHIP					
Doug Drabek, R ERA: 5.87	(1, 1)	6.0	W	24	6	2	2	5	0	0	1	0	0	0	58	91	3.00	1.000				
Matt Karchner, R ERA: 2.7	(7, 1)	2.0		6	0	0	0	1	0	0	0	0	0	0	14	16	0.00	0.000				
Roberto Hernandez, R ERA: 2.67	(9, 1)	1.0	S	5	1	1	1	0	1	0	0	0	0	0	14	21	9.00	2.000				

Batter	1	2	3	4	5	6	7	8	9	AB	R	H	RBI	BB	SO	LOB	BOTTOM					
Ray Durham, S OBP: 0.343, SLG: 0.372										4	1	1	0	0	0	2	Chicago Cubs @ Chicago White Sox Comiskey Park, Chicago, IL Tue Jun 17 1997, 8:05 PM EDT Att: 44,249 - Unknown - 60 F					
Ozzie Guillen, L OBP: 0.327, SLG: 0.330										3	0	0	0	1	0	1						
Dave Martinez, L OBP: 0.363, SLG: 0.446										3	1	1	2	1	0	0						
Albert Belle, R OBP: 0.344, SLG: 0.526										4	0	0	0	0	1	2						
Harold Baines, L OBP: 0.360, SLG: 0.435										3	0	0	0	1	0	1						
Mike Cameron, R OBP: 0.304, SLG: 0.297										0	0	0	0	0	0	0						
Lyle Mouton, R OBP: 0.390, SLG: 0.453										4	1	1	0	0	1	1						
Darren Lewis, R OBP: 0.305, SLG: 0.216										0	0	0	0	0	0	0						
Jorge Fabregas, L OBP: 0.252, SLG: 0.327										3	1	2	0	1	1	1						
34 Mario Valdez, L OBP: 0.333, SLG: 0.222										2	0	1	1	0	1	1						
Chris Snopce, R OBP: 0.277, SLG: 0.346										2	1	1	2	0	0	1						
Inning Stats	R: 2 E: 0 K: 0 S: 10	H: 2 LOB: 0 BB: 0 P: 15	R: 1 E: 0 K: 0 S: 10	H: 2 LOB: 1 BB: 0 P: 16	R: 0 E: 0 K: 0 S: 5	H: 0 LOB: 1 BB: 2 P: 15	R: 0 E: 0 K: 0 S: 7	H: 2 LOB: 1 BB: 0 P: 12	R: 0 E: 0 K: 1 S: 6	H: 0 LOB: 1 BB: 1 P: 14	R: 1 E: 0 K: 0 S: 8	H: 1 LOB: 0 BB: 0 P: 12	R: 0 E: 0 K: 3 S: 10	H: 0 LOB: 1 BB: 1 P: 18	R: 0 E: 0 K: 0 S: 10	H: 0 LOB: 1 BB: 1 P: 18	1B: 4 2B: 1 3B: 0 HR: 2	SF: 2 SAC: 0 DP: 1 HBP: 0	WP: 0 PB: 0 SB: 0 CS: 0	PA: 34		
PITCHER	IP	WLS	BF	H	R	ER	SO	BB	IBB	HBP	BLK	WP	HR	S	P	ERA	WHIP					
Geremi Gonzalez, R ERA: 3.64	(1, 1)	6.0	L	27	7	5	5	1	3	0	0	0	0	0	7	10	0.00	0.000				
Bob Patterson, L ERA: 3.72	(7, 1)	1.0		3	0	0	0	0	0	0	0	0	0	0	7	10	0.00	0.000				
Turk Wendell, R ERA: 4.84	(8, 1)	1.0		4	0	0	0	3	1	0	0	0	0	0	10	18	0.00	1.000				

AB 33
R 3
H 7
RBI 3
BB 1
SO 6
LOB 13



AB 28
R 5
H 7
RBI 5
BB 4
SO 4
LOB 10



Batter	1	2	3	4	5	6	7	8	9	AB	R	H	RBI	BB	SO	LOB	TOP			
Brian McRae, S OBP: 0.312, SLG: 0.389 (1, 8)	B1-3		P3			P3			F9	4	0	1	0	0	0	0	Chicago Cubs @ Chicago White Sox Comiskey Park, Chicago, IL Wed Jun 18 1997, 8:05 PM EDT Att: 44,204 - Unknown - 68 F livebaseballscorecards.com			
Doug Glanville, R OBP: 0.323, SLG: 0.397 (1, 7)	K		P4			P9			G4-3	4	0	0	0	0	1	0				
Mark Grace, L OBP: 0.403, SLG: 0.421 (1, 3)	BB			G6-4-3				F8	G4-3	4	0	2	0	0	0	0				
Sammy Sosa, R OBP: 0.319, SLG: 0.516 (1, 9)	BB			G6-4-3			K			2	0	0	0	1	1	1				
23 Ryne Sandberg, R OBP: 0.317, SLG: 0.357 (1, 10)	P3						BB			3	0	1	0	0	1	2				
Kevin Orie, R OBP: 0.379, SLG: 0.420 (1, 5)		L8			G5-3			G5-3		3	0	0	0	0	0	1				
Scott Servais, R OBP: 0.319, SLG: 0.368 (1, 2)		K			G3-1			G6-3		3	0	0	0	0	1	0				
José Hernández, R OBP: 0.326, SLG: 0.425 (1, 4)		F9			F8			F7		3	0	0	0	0	0	0				
Rey Sanchez, R OBP: 0.287, SLG: 0.295 (1, 6)			P2			L7		L7		3	0	0	0	0	0	0				
Inning Stats	R: 0 E: 0 K: 1 S: 15	H: 1 LOB: 2 BB: 1 P: 20	R: 0 E: 0 K: 1 S: 8	H: 0 LOB: 0 BB: 0 P: 11	R: 0 E: 0 K: 0 S: 5	H: 1 LOB: 0 BB: 0 P: 8	R: 0 E: 0 K: 1 S: 7	H: 1 LOB: 0 BB: 0 P: 8	R: 0 E: 0 K: 0 S: 6	H: 0 LOB: 0 BB: 0 P: 8	R: 0 E: 0 K: 1 S: 11	H: 1 LOB: 1 BB: 0 P: 13	R: 0 E: 0 K: 0 S: 7	H: 0 LOB: 0 BB: 0 P: 11	R: 0 E: 0 K: 0 S: 7	H: 0 LOB: 0 BB: 0 P: 13	1B: 4 2B: 0 3B: 0 HR: 0	SF: 0 SAC: 0 DP: 1 HBP: 0	WP: 0 PB: 0 SB: 0 CS: 0	PA: 30
PITCHER Wilson Alvarez, L ERA: 2.91 (1, 1)	IP: 9.0 WLS: W BF: 30 H: 4 R: 0 ER: 0 SO: 4 BB: 1 IBB: 0 HBP: 0 BLK: 0 WP: 0 HR: 0 S: 71 P: 102 ERA: 0.00 WHIP: 0.556															PITCHER				

Batter	1	2	3	4	5	6	7	8	9	AB	R	H	RBI	BB	SO	LOB	BOTTOM	
Ray Durham, S OBP: 0.339, SLG: 0.367 (1, 4)	K	P6			G3				F9	4	0	0	0	0	1	1	Chicago Cubs @ Chicago White Sox Comiskey Park, Chicago, IL Wed Jun 18 1997, 8:05 PM EDT Att: 44,204 - Unknown - 68 F livebaseballscorecards.com	
Mike Cameron, R OBP: 0.311, SLG: 0.298 (1, 8) (9, 9)	2B	BB	25 1B	HBP	G6-3			K		3	1	1	0	0	1	0		
25 Jeff Abbott, R OBP: 0.286, SLG: 0.286 (1, 10)	2B		FC6-4	1B	F9			F7		4	1	2	0	0	0	0		
Albert Belle, R OBP: 0.340, SLG: 0.518 (1, 7)	L7		P3			K		G1-4-3		4	0	0	0	0	1	3		
Lyle Mouton, R OBP: 0.359, SLG: 0.458 (1, 9)			FC6-4			F8				3	0	1	2	0	0	1		
Darren Lewis, R OBP: 0.305, SLG: 0.216 (9, 8)	2B									0	0	0	0	0	0	0		
Chris Snopce, R OBP: 0.273, SLG: 0.341 (1, 5)	K			G6-3		G4-3				3	0	0	0	0	1	1		
Dave Martinez, L OBP: 0.367, SLG: 0.461 (1, 3)		L8		BB		HR				2	1	1	1	1	0	0		
Ron Karkovice, R OBP: 0.248, SLG: 0.297 (1, 2)		F9		K		G5-3				3	0	0	0	0	1	1		
Ozzie Guillen, L OBP: 0.328, SLG: 0.335 (1, 6)		2B		G4-3		G4-3				3	0	1	0	0	0	1		
Inning Stats	R: 2 E: 0 K: 2 S: 13	H: 3 LOB: 1 BB: 0 P: 18	R: 0 E: 0 K: 0 S: 7	H: 1 LOB: 1 BB: 0 P: 12	R: 0 E: 0 K: 0 S: 9	H: 1 LOB: 1 BB: 0 P: 15	R: 0 E: 0 K: 1 S: 10	H: 0 LOB: 1 BB: 1 P: 15	R: 0 E: 0 K: 0 S: 5	H: 0 LOB: 0 BB: 0 P: 7	R: 1 E: 0 K: 0 S: 10	H: 1 LOB: 0 BB: 0 P: 12	R: 0 E: 0 K: 1 S: 6	H: 0 LOB: 0 BB: 0 P: 9	1B: 3 2B: 2 3B: 0 HR: 1	SF: 0 SAC: 0 DP: 0 HBP: 1	WP: 0 PB: 0 SB: 0 CS: 0	PA: 31
PITCHER Terry Mulholland, L ERA: 2.9 (1, 1)	IP: 8.0 WLS: L BF: 31 H: 6 R: 3 ER: 3 SO: 5 BB: 1 IBB: 0 HBP: 1 BLK: 0 WP: 0 HR: 1 S: 67 P: 100 ERA: 3.38 WHIP: 0.875															PITCHER		

Batter	1	2	3	4	5	6	7	8	9	AB	R	H	RBI	BB	SO	LOB	TOP				
Chuck Knoblauch, R OBP: 0.423, SLG: 0.400	0-1 G5-3 1B		2-3 K		0-2 F7 G3 1B		4-1 G6-3 BB			3	1	2	0	1	1	0					
Matt Lawton, L OBP: 0.396, SLG: 0.426	0-0 F7		0-3 K		1-2 G3		1-2 G6-3			4	0	0	0	0	1	3					
Paul Molitor, R OBP: 0.379, SLG: 0.459	0-0 G5-3 2B		2-1 G6-3		2-2 F7		2-2 F7			4	0	1	0	0	0	2					
Terry Steinbach, R OBP: 0.323, SLG: 0.416	1-2 G5-3			0-0 G4-3 HR 2B		0-0 F9			1-3 K	4	1	1	1	0	1	2					
Ron Coomer, R OBP: 0.339, SLG: 0.453	0-1 G6-3			0-2 G4-3		2-2 L9			0-0 L6	4	0	0	0	0	0	2					
Scott Stahoviak, L OBP: 0.325, SLG: 0.429		2-1 1B		3-3 K		1-3 K			2-3 K	4	0	1	0	0	3	1					
Marty Cordova, R OBP: 0.342, SLG: 0.456		1-2 F9		2-2 HR		4-1 BB			3-2 P6	3	1	1	2	1	0	1					
Rich Becker, L OBP: 0.371, SLG: 0.380		1-2 L5		3-2 2B		2-3 K			2-3 K	4	0	1	0	0	2	2					
Pat Meares, R OBP: 0.336, SLG: 0.446	0-1 F8			1-3 K					1-1 L4	4	0	0	0	0	2	2					
Inning Stats	R: 1 E: 0 K: 0 S: 9	H: 2 LOB: 1 BB: 0 P: 10	R: 0 E: 0 K: 0 S: 13	H: 1 LOB: 1 BB: 0 P: 17	R: 0 E: 0 K: 2 S: 13	H: 0 LOB: 0 BB: 0 P: 17	R: 2 E: 0 K: 2 S: 17	H: 3 LOB: 1 BB: 0 P: 26	R: 0 E: 0 K: 0 S: 12	H: 0 LOB: 1 BB: 1 P: 19	R: 0 E: 0 K: 1 S: 12	H: 0 LOB: 1 BB: 1 P: 19	R: 0 E: 0 K: 2 S: 7	H: 0 LOB: 0 BB: 0 P: 10	R: 0 E: 0 K: 1 S: 8	H: 0 LOB: 0 BB: 0 P: 14	1B: 3 2B: 3 3B: 0 HR: 1	SF: 0 SAC: 0 DP: 0 HBP: 0	WP: 0 PB: 0 SB: 0 CS: 0	PA: 36	
PITCHER	IP	WLS	BF	H	R	ER	SO	BB	IBB	HBP	BLK	WP	HR	S	P	ERA	WHIP				
Danny Darwin, R ERA: 3.36	7.0	L	30	7	3	3	7	2	0	0	0	0	1	86	123	3.86	1.286				
41 Bill Simas, R ERA: 4.23	2.0		6	0	0	0	3	0	0	0	0	0	0	15	24	0.00	0.000				

Minnesota Twins @ Chicago White Sox
Comiskey Park, Chicago, IL
Fri Jun 20 1997, 8:05 PM EDT
Att: 22,043 - Unknown - 80 F

AB 34
R 3
H 7
RBI 3
BB 2
SO 10
LOB 15



Batter	1	2	3	4	5	6	7	8	9	AB	R	H	RBI	BB	SO	LOB	BOTTOM				
Ray Durham, S OBP: 0.334, SLG: 0.362	0-1 P6		0-0 P6			2-3 K		2-3 K		4	0	0	0	0	2	2					
Dave Martinez, L OBP: 0.365, SLG: 0.457	1-0 G6-3		2-1 G3			0-0 1B		2-3 K		4	0	1	0	0	1	2					
Lyle Mouton, R OBP: 0.349, SLG: 0.444	1-3 K			2-3 K		1-0 F7			2-3 K	4	0	0	0	0	3	1					
Albert Belle, R OBP: 0.339, SLG: 0.514		1-1 G6-3 1B		0-1 G6-3		3-1 P4			2-2 F8	4	0	1	0	0	0	1					
Harold Baines, L OBP: 0.362, SLG: 0.433		0-0 F7		4-0 BB			0-0 G3-1		0-0 1B	3	0	1	0	1	0	1					
Jorge Fabregas, L OBP: 0.292, SLG: 0.325		2-2 G6-3		1-1 P6			1-1 G6-3		2-1 1B	4	0	1	0	0	0	2					
34 Mario Valdez, L OBP: 0.357, SLG: 0.364			0-1 SH1-4 2B		2-2 L9		4-2 BB		3-3 K	2	0	1	0	0	0	0					
Darren Lewis, R OBP: 0.317, SLG: 0.216										0	0	0	0	1	0	0					
25 Jeff Abbott, R OBP: 0.267, SLG: 0.267										1	0	0	0	0	1	2					
Chris Snopek, R OBP: 0.269, SLG: 0.335			0-0 FC1 SH1-4		0-0 G1-3		0-0 L8			3	0	0	0	0	0	2					
Ozzie Guillen, L OBP: 0.325, SLG: 0.332			0-0 SH1-4		1-3 K			0-2 F7		2	0	0	0	0	1	0					
Inning Stats	R: 0 E: 0 K: 1 S: 6	H: 0 LOB: 0 BB: 0 P: 8	R: 0 E: 0 K: 0 S: 6	H: 1 LOB: 0 BB: 0 P: 9	R: 0 E: 0 K: 1 S: 7	H: 0 LOB: 1 BB: 1 P: 14	R: 0 E: 0 K: 1 S: 7	H: 1 LOB: 1 BB: 0 P: 13	R: 0 E: 0 K: 0 S: 7	H: 0 LOB: 1 BB: 1 P: 12	R: 0 E: 0 K: 2 S: 10	H: 0 LOB: 0 BB: 0 P: 14	R: 0 E: 0 K: 2 S: 14	H: 2 LOB: 2 BB: 0 P: 23	1B: 4 2B: 1 3B: 0 HR: 0	SF: 0 SAC: 1 DP: 1 HBP: 0	WP: 0 PB: 0 SB: 0 CS: 0	PA: 34			
PITCHER	IP	WLS	BF	H	R	ER	SO	BB	IBB	HBP	BLK	WP	HR	S	P	ERA	WHIP				
Bob Tewksbury, R ERA: 3.05	6.0	W	22	3	0	0	4	1	0	0	0	0	0	40	63	0.00	0.667				
Greg Swindell, L ERA: 3.72	2.0		7	0	0	0	2	1	0	0	0	0	0	17	26	0.00	0.500				
Rick Aguilera, R ERA: 4.13	1.0	S	5	2	0	0	2	0	0	0	0	0	0	14	23	0.00	2.000				

Minnesota Twins @ Chicago White Sox
Comiskey Park, Chicago, IL
Fri Jun 20 1997, 8:05 PM EDT
Att: 22,043 - Unknown - 80 F

AB 31
R 0
H 5
RBI 0
BB 2
SO 8
LOB 13



Batter	1	2	3	4	5	6	7	8	9	AB	R	H	RBI	BB	SO	LOB	TOP										
Chuck Knoblauch, R OBP: 0.418, SLG: 0.394 (1, 4)	G6-3		K			G6-3		P3		4	0	0	0	0	1	1	Minnesota Twins @ Chicago White Sox Comiskey Park, Chicago, IL Sat Jun 21 1997, 8:05 PM EDT Att: 29,676 - Unknown - 73 F livebaseballscorecards.com										
Matt Lawton, L OBP: 0.370, SLG: 0.443 (1, 9)						P5				3	1	2	2	0	0	0											
Roberto Kelly, R OBP: 0.346, SLG: 0.390 (9, PH)	HR									0	0	0	0	0	0	0											
Greg Myers, L OBP: 0.369, SLG: 0.485 (9, PH)										1	0	1	0	0	0	0											
Darrin Jackson, R OBP: 0.258, SLG: 0.413 (9, PR)										0	0	0	0	0	0	0											
Paul Molitor, R OBP: 0.373, SLG: 0.450 (1, 10)			L3			G6-3				4	0	0	0	0	1	2											
Terry Steinbach, R OBP: 0.317, SLG: 0.408 (1, 2)	F9									4	0	0	0	0	1	1											
Ron Coomer, R OBP: 0.339, SLG: 0.451 (1, 5)										3	0	1	0	0	0	0											
Scott Stahovick, L OBP: 0.317, SLG: 0.417 (1, 3)										2	0	0	0	0	1	0											
Greg Colbrunn, R OBP: 0.310, SLG: 0.413 (7, 3)										1	0	0	0	0	0	1											
Marty Cordova, R OBP: 0.333, SLG: 0.443 (1, 7)										3	0	0	0	0	1	1											
Rich Becker, L OBP: 0.372, SLG: 0.378 (8, PH)										1	1	0	0	1	0	0											
Denny Hocking, S OBP: 0.321, SLG: 0.379 (8, 9)										1	0	0	0	0	0	0											
Pat Meares, R OBP: 0.336, SLG: 0.444 (1, 6)										3	1	1	0	0	1	0											
Inning Stats	R: 1 E: 0 K: 1 S: 9	H: 1 LOB: 0 BB: 0 P: 12	R: 0 E: 0 K: 1 S: 10	H: 0 LOB: 0 BB: 0 P: 16	R: 2 E: 0 K: 1 S: 8	H: 2 LOB: 0 BB: 1 P: 17	R: 0 E: 0 K: 0 S: 6	H: 0 LOB: 0 BB: 0 P: 7	R: 0 E: 0 K: 0 S: 5	H: 0 LOB: 0 BB: 0 P: 8	R: 0 E: 0 K: 0 S: 7	H: 1 LOB: 1 BB: 0 P: 13	R: 0 E: 0 K: 1 S: 9	H: 0 LOB: 0 BB: 0 P: 12	R: 0 E: 0 K: 1 S: 8	H: 0 LOB: 0 BB: 0 P: 9	R: 0 E: 0 K: 1 S: 7	H: 1 LOB: 1 BB: 0 P: 11	1B: 4 2B: 2 3B: 0 HR: 1	SF: 0 SAC: 0 DP: 2 HBP: 0	WP: 1 PB: 0 SB: 0 CS: 0	PA: 31					
PITCHER	IP	WLS	BF	H	R	ER	SO	BB	IBB	HBP	BLK	WP	HR	S	P	ERA	WHIP										
James Baldwin, R ERA: 4.84 (1, 1)	6.1	W	23	4	3	3	3	1	0	0	0	1	1	48	76	4.26	0.789										
Tony Castillo, L ERA: 6.31 (7, 1)	1.2	S	5	0	0	0	2	0	0	0	0	0	0	14	18	0.00	0.000										
Roberto Hernandez, R ERA: 2.59 (9, 1)	1.0	S	3	1	0	0	1	0	0	0	0	0	0	7	11	0.00	1.000										

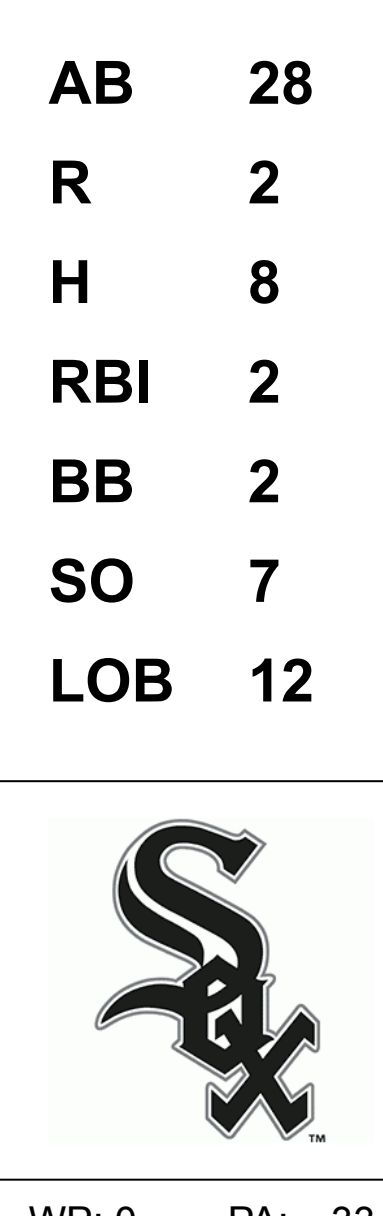
Batter	1	2	3	4	5	6	7	8	9	AB	R	H	RBI	BB	SO	LOB	BOTTOM										
Ray Durham, S OBP: 0.330, SLG: 0.357 (1, 4)	G6-3		F8	L7		G3-1				4	0	0	0	0	0	2	Minnesota Twins @ Chicago White Sox Comiskey Park, Chicago, IL Sat Jun 21 1997, 8:05 PM EDT Att: 29,676 - Unknown - 73 F livebaseballscorecards.com										
Mike Cameron, R OBP: 0.318, SLG: 0.313 (1, 8)										2	2	1	1	1	0	0											
Dave Martinez, L OBP: 0.367, SLG: 0.455 (1, 3)										3	1	1	0	1	0	0											
Albert Belle, R OBP: 0.344, SLG: 0.516 (1, 7)										3	1	2	1	1	0	0											
Lyle Mouton, R OBP: 0.340, SLG: 0.435 (1, 9)										3	0	0	1	0	0	3											
Darren Lewis, R OBP: 0.317, SLG: 0.216 (8, 8)										0	0	0	0	0	0	0											
Harold Baines, L OBP: 0.364, SLG: 0.429 (1, 10)										2	0	0	0	2	2	0											
Chris Snopek, R OBP: 0.270, SLG: 0.335 (1, 5)										3	0	1	2	0	0	0											
Ron Karkovice, R OBP: 0.257, SLG: 0.305 (1, 2)										4	0	2	0	0	0	3											
Ozzie Guillen, L OBP: 0.323, SLG: 0.330 (1, 6)										4	1	1	0	0	0	3											
Inning Stats	R: 1 E: 0 K: 0 S: 13	H: 2 LOB: 1 BB: 1 P: 23	R: 0 E: 0 K: 1 S: 10	H: 1 LOB: 1 BB: 0 P: 17	R: 3 E: 0 K: 0 S: 18	H: 2 LOB: 2 BB: 3 P: 38	R: 1 E: 0 K: 0 S: 12	H: 1 LOB: 0 BB: 0 P: 16	R: 0 E: 0 K: 1 S: 7	H: 0 LOB: 0 BB: 0 P: 11	R: 0 E: 0 K: 0 S: 10	H: 1 LOB: 1 BB: 0 P: 12	R: 0 E: 0 K: 0 S: 7	H: 1 LOB: 1 BB: 0 P: 11	R: 0 E: 0 K: 0 S: 7	H: 0 LOB: 1 BB: 1 P: 12	1B: 7 2B: 1 3B: 0 HR: 0	SF: 2 SAC: 1 DP: 1 HBP: 0	WP: 1 PB: 0 SB: 0 CS: 0	PA: 36							
PITCHER	IP	WLS	BF	H	R	ER	SO	BB	IBB	HBP	BLK	WP	HR	S	P	ERA	WHIP										
Rich Robertson, L ERA: 5.74 (1, 1)	3.0	L	17	5	4	4	1	4	0	0	0	1	0	41	78	12.00	3.000										
Frankie Rodriguez, R ERA: 5.26 (4, 1)	4.2		18	3	1	1	1	1	0	0	0	1	0	42	61	1.93	0.857										
Eddie Guardado, L ERA: 3.63 (8, 1)	0.1		1	0	0	0	0	0	0	0	0	0	0	1	1	0.00	0.000										

Batter	1	2	3	4	5	6	7	8	9	AB	R	H	RBI	BB	SO	LOB	TOP				
Chuck Knoblauch R (1,4) OBP: 0.416, SLG: 0.396	2-2 2B		1-3 K			2-3 K		2-0 L8		4	0	1	0	0	2	0	Minnesota Twins @ Chicago White Sox Comiskey Park, Chicago, IL Sun Jun 22 1997, 4:33 AM EDT Att: 26,082 - Cloudy - 84 F				
Roberto Kelly R (1,9) OBP: 0.350, SLG: 0.400	1-1 L8		2-1 G5-3			0-1 2B 1B		0-1 2B		4	1	2	0	0	0	1					
Paul Molitor R (1,10) OBP: 0.375, SLG: 0.456	2-0 G6-3		3-2 P7			2-0 1B 2B		2-1 E6 1B		4	0	2	1	0	0	1					
Greg Myers L (1,2) OBP: 0.365, SLG: 0.471	1-3 K			2-2 G3		1-3 K		4-0 1B		3	0	0	0	1	2	2					
Ron Coomer R (1,5) OBP: 0.337, SLG: 0.447		2-0 F9 1B 1B		0-0 L1		1-1 G6-3		0-1 F9		4	0	1	0	0	0	4					
Marty Cordova R (1,7) OBP: 0.331, SLG: 0.436		2-2 1B 1-2 1B		0-0 G4-3			2-1 G5-3	0-0 F9		4	0	1	0	0	0	3					
Greg Colbrunn R (1,3) Rich Becker L (9,PH) OBP: 0.374, SLG: 0.381		2-3 K			1-3 K		1-1 G5-3 1B	3-2 CS 1B		3	0	1	0	0	2	2					
Darrin Jackson R (1,8) Matt Lawton L (9,PH) OBP: 0.246, SLG: 0.394		3-2 F9 2-3 K			0-0 G6-3 K		1-0 G5-3 1-2 K	3-3 SAFE SAFE 1-2 K		3	0	0	0	0	0	3					
Denny Hocking S (1,6) Scott Stahoviak L (9,PH) OBP: 0.313, SLG: 0.368		0-3 K			0-3 K		0-1 G4-3 K	2-3 K		3	0	0	0	0	2	3					
Inning Stats	R: 0 E: 0 K: 1 S: 10	H: 1 LOB: 1 BB: 0 P: 16	R: 0 E: 0 K: 2 S: 15	H: 2 LOB: 2 BB: 0 P: 24	R: 0 E: 0 K: 1 S: 12	H: 0 LOB: 0 BB: 0 P: 18	R: 0 E: 0 K: 0 S: 7	H: 0 LOB: 0 BB: 0 P: 9	R: 0 E: 0 K: 2 S: 11	H: 2 LOB: 1 BB: 0 P: 17	R: 0 E: 0 K: 0 S: 7	H: 1 LOB: 1 BB: 0 P: 11	R: 0 E: 1 K: 0 S: 8	H: 2 LOB: 3 BB: 1 P: 16	R: 0 E: 0 K: 2 S: 13	H: 1 LOB: 0 BB: 0 P: 21		1B: 6 2B: 4 3B: 0 HR: 0	SF: 0 SAC: 0 DP: 1 HBP: 0	WP: 1 PB: 0 SB: 0 CS: 1	PA: 36
PITCHER	IP WLS BF H R ER SO BB IBB HBP BLK WP HR S P ERA WHIP	IP WLS BF H R ER SO BB IBB HBP BLK WP HR S P ERA WHIP	IP WLS BF H R ER SO BB IBB HBP BLK WP HR S P ERA WHIP	IP WLS BF H R ER SO BB IBB HBP BLK WP HR S P ERA WHIP	IP WLS BF H R ER SO BB IBB HBP BLK WP HR S P ERA WHIP	IP WLS BF H R ER SO BB IBB HBP BLK WP HR S P ERA WHIP	IP WLS BF H R ER SO BB IBB HBP BLK WP HR S P ERA WHIP	IP WLS BF H R ER SO BB IBB HBP BLK WP HR S P ERA WHIP	IP WLS BF H R ER SO BB IBB HBP BLK WP HR S P ERA WHIP	IP WLS BF H R ER SO BB IBB HBP BLK WP HR S P ERA WHIP	IP WLS BF H R ER SO BB IBB HBP BLK WP HR S P ERA WHIP	IP WLS BF H R ER SO BB IBB HBP BLK WP HR S P ERA WHIP	IP WLS BF H R ER SO BB IBB HBP BLK WP HR S P ERA WHIP	IP WLS BF H R ER SO BB IBB HBP BLK WP HR S P ERA WHIP	IP WLS BF H R ER SO BB IBB HBP BLK WP HR S P ERA WHIP	IP WLS BF H R ER SO BB IBB HBP BLK WP HR S P ERA WHIP	IP WLS BF H R ER SO BB IBB HBP BLK WP HR S P ERA WHIP	IP WLS BF H R ER SO BB IBB HBP BLK WP HR S P ERA WHIP	IP WLS BF H R ER SO BB IBB HBP BLK WP HR S P ERA WHIP	IP WLS BF H R ER SO BB IBB HBP BLK WP HR S P ERA WHIP	IP WLS BF H R ER SO BB IBB HBP BLK WP HR S P ERA WHIP

AB	35
R	1
H	9
RBI	1
BB	1
SO	10
LOB	20



Batter	1	2	3	4	5	6	7	8	9	AB	R	H	RBI	BB	SO	LOB	BOTTOM				
Ray Durham S (1,4) OBP: 0.326, SLG: 0.354	2-2 L7		2-1 SF7			2-0 SF8		1-3 K		2	0	0	2	0	1	0	Minnesota Twins @ Chicago White Sox Comiskey Park, Chicago, IL Sun Jun 22 1997, 4:33 AM EDT Att: 26,082 - Cloudy - 84 F				
Dave Martinez L (1,9) OBP: 0.369, SLG: 0.458	3-2 BLK FC3-2 2B		3-H 2-2 G3		3-H 4-0 BB		1-2 L9			3	0	1	0	1	0	0					
Frank Thomas R (1,3) 34 Mario Valdez L (9,3) OBP: 0.508, SLG: 0.680	3-1 FC3-2 FC4-6 2-H		1-2 G4-3		1-0 G4-3		2-3 K			4	0	0	0	0	1	2					
Albert Belle R (1,7) OBP: 0.343, SLG: 0.512	0-0 FC4-6 1-2			2-2 F9		0-1 SH1-4 1B 1B		1-3 K		4	0	1	0	0	1	1					
Harold Baines L (1,10) OBP: 0.367, SLG: 0.435		0-0 G6-3		2-1 1B 2B		0-1 SH1-4 1B 1-2 1B		0-3 K		4	0	2	0	0	1	0					
Jorge Fabregas L (1,2) OBP: 0.254, SLG: 0.325		1-3 K		0-0 G6-4-3 1B		0-1 SH1-4 1-2 2-3		1-3 K		3	0	1	0	0	2	0					
Mike Cameron R (1,8) OBP: 0.327, SLG: 0.316		1-1 1B		3-1 G6-4-3 1-2		4-1 BB				2	0	1	0	1	0	2					
Chris Snopek R (1,5) OBP: 0.266, SLG: 0.330		1-2 G4-3			1-2 G5-3		0-3 K			3	0	0	0	0	1	4					
Ozzie Guillen L (1,6) OBP: 0.328, SLG: 0.344			0-0 SF7 3B		0-1 E2 SF8 1B		1-1 P6			3	2	2	0	0	0	3					
Inning Stats	R: 0 E: 0 K: 0 S: 13	H: 1 LOB: 1 BB: 0 P: 21	R: 0 E: 0 K: 1 S: 9	H: 1 LOB: 0 BB: 0 P: 12	R: 1 E: 0 K: 0 S: 14	H: 1 LOB: 0 BB: 0 P: 19	R: 0 E: 0 K: 0 S: 8	H: 2 LOB: 1 BB: 0 P: 15	R: 1 E: 1 K: 0 S: 7	H: 1 LOB: 1 BB: 1 P: 15	R: 0 E: 0 K: 1 S: 12	H: 2 LOB: 3 BB: 1 P: 17	R: 0 E: 0 K: 2 S: 10	H: 0 LOB: 0 BB: 0 P: 14	R: 0 E: 0 K: 3 S: 9	H: 0 LOB: 0 BB: 0 P: 11		1B: 5 2B: 2 3B: 1 HR: 0	SF: 2 SAC: 1 DP: 1 HBP: 0	WP: 0 PB: 0 SB: 1 CS: 0	PA: 33
PITCHER	IP WLS BF H R ER SO BB IBB HBP BLK WP HR S P ERA WHIP	IP WLS BF H R ER SO BB IBB HBP BLK WP HR S P ERA WHIP	IP WLS BF H R ER SO BB IBB HBP BLK WP HR S P ERA WHIP	IP WLS BF H R ER SO BB IBB HBP BLK WP HR S P ERA WHIP	IP WLS BF H R ER SO BB IBB HBP BLK WP HR S P ERA WHIP	IP WLS BF H R ER SO BB IBB HBP BLK WP HR S P ERA WHIP	IP WLS BF H R ER SO BB IBB HBP BLK WP HR S P ERA WHIP	IP WLS BF H R ER SO BB IBB HBP BLK WP HR S P ERA WHIP	IP WLS BF H R ER SO BB IBB HBP BLK WP HR S P ERA WHIP	IP WLS BF H R ER SO BB IBB HBP BLK WP HR S P ERA WHIP	IP WLS BF H R ER SO BB IBB HBP BLK WP HR S P ERA WHIP	IP WLS BF H R ER SO BB IBB HBP BLK WP HR S P ERA WHIP	IP WLS BF H R ER SO BB IBB HBP BLK WP HR S P ERA WHIP	IP WLS BF H R ER SO BB IBB HBP BLK WP HR S P ERA WHIP	IP WLS BF H R ER SO BB IBB HBP BLK WP HR S P ERA WHIP	IP WLS BF H R ER SO BB IBB HBP BLK WP HR S P ERA WHIP	IP WLS BF H R ER SO BB IBB HBP BLK WP HR S P ERA WHIP	IP WLS BF H R ER SO BB IBB HBP BLK WP HR S P ERA WHIP	IP WLS BF H R ER SO BB IBB HBP BLK WP HR S P ERA WHIP	IP WLS BF H R ER SO BB IBB HBP BLK WP HR S P ERA WHIP	IP WLS BF H R ER SO BB IBB HBP BLK WP HR S P ERA WHIP



Batter	1	2	3	4	5	6	7	8	9	AB	R	H	RBI	BB	SO	LOB	TOP				
Jose Offerman, S OBP: 0.385, SLG: 0.443 David Howard, S OBP: 0.293, SLG: 0.368 (8, FR)	0-1 SAFE 1B 2B	2-2 F8		3-3 K		0-0 SH1-3 1B		1-1 1B		5	1	3	0	0	1	1					
Tom Goodwin, L OBP: 0.320, SLG: 0.350 (1, 8)	1-1 P5	2-2 FC4-6		1-0 HR 1B		0-1 SH1-3 1-2		3-2 P8		4	1	1	0	0	0	3					
Jay Bell, R OBP: 0.375, SLG: 0.486 (1, 6)	1-0 P5		4-1 HR BB	3-1 HR 1B		2-2 F8			0-1 F7 1B 1B	4	2	2	2	1	0	2					
Jeff King, R OBP: 0.410, SLG: 0.530 (1, 3)	0-1 1B 2H 1B		2-0 HR 1B	2-2 HR 1B 2B		2-2 F8			2-2 F7 1B	5	2	4	3	0	0	1					
Chili Davis, S OBP: 0.414, SLG: 0.495 (1, 10)	4-2 1B BB		1-2 G3-1	0-0 2H 1B			0-2 P2		3-2 F7 1-2 2-3	4	0	1	1	1	0	2					
Johnny Damon, L OBP: 0.385, SLG: 0.469 (1, 7)	1-2 1-2 2-3 1B		1-2 E 1B	0-1 F8			2-3 K		4-0 1B IBB	4	0	2	0	1	1	1					
Jermaine Dye, R OBP: 0.271, SLG: 0.271 Jon Nunnally, L OBP: 0.500, SLG: 1.000 (9, PH)	2-3 K		3-2 F7		0-2 G5-3		1-1 G5-3		0-3 K	4	0	0	0	0	1	4	AB 40				
Scott Cooper, L OBP: 0.252, SLG: 0.289 (1, 5)		2-1 FC4-6 1B	1-3 K		0-3 K			1-1 F8	0-0 F8	5	0	1	0	0	2	4	R 6				
Mike Macfarlane, R OBP: 0.226, SLG: 0.228 (1, 2)	1-0 F8		0-1 G6-3	3-1 F7				2-0 G5-3		4	0	0	0	0	0	1	H 14				
Inning Stats	R: 1 E: 0 K: 1 S: 17	H: 3 LOB: 3 BB: 1 P: 26	R: 0 E: 0 K: 0 S: 12	H: 1 LOB: 1 BB: 0 P: 19	R: 2 E: 1 K: 1 S: 16	H: 2 LOB: 1 BB: 1 P: 29	R: 3 E: 0 K: 1 S: 15	H: 4 LOB: 1 BB: 0 P: 24	R: 0 E: 0 K: 0 S: 10	H: 1 LOB: 1 BB: 0 P: 14	R: 0 E: 0 K: 1 S: 9	H: 0 LOB: 0 BB: 0 P: 12	R: 0 E: 0 K: 0 S: 9	H: 1 LOB: 1 BB: 1 P: 16	R: 0 E: 0 K: 1 S: 13	H: 2 LOB: 3 BB: 1 P: 22	1B: 10 2B: 2 HR: 2	SF: 0 SAC: 1 DP: 0 HBP: 0	WP: 0 PB: 0 SB: 0 CS: 0	PA: 44	
PITCHER	IP WLS BF H R ER SO BB IBB HBP BLK WP HR S P ERA WHIP	IP WLS BF H R ER SO BB IBB HBP BLK WP HR S P ERA WHIP	IP WLS BF H R ER SO BB IBB HBP BLK WP HR S P ERA WHIP	IP WLS BF H R ER SO BB IBB HBP BLK WP HR S P ERA WHIP	IP WLS BF H R ER SO BB IBB HBP BLK WP HR S P ERA WHIP	IP WLS BF H R ER SO BB IBB HBP BLK WP HR S P ERA WHIP	IP WLS BF H R ER SO BB IBB HBP BLK WP HR S P ERA WHIP	IP WLS BF H R ER SO BB IBB HBP BLK WP HR S P ERA WHIP	IP WLS BF H R ER SO BB IBB HBP BLK WP HR S P ERA WHIP	IP WLS BF H R ER SO BB IBB HBP BLK WP HR S P ERA WHIP	IP WLS BF H R ER SO BB IBB HBP BLK WP HR S P ERA WHIP	IP WLS BF H R ER SO BB IBB HBP BLK WP HR S P ERA WHIP	IP WLS BF H R ER SO BB IBB HBP BLK WP HR S P ERA WHIP	IP WLS BF H R ER SO BB IBB HBP BLK WP HR S P ERA WHIP	IP WLS BF H R ER SO BB IBB HBP BLK WP HR S P ERA WHIP	IP WLS BF H R ER SO BB IBB HBP BLK WP HR S P ERA WHIP	IP WLS BF H R ER SO BB IBB HBP BLK WP HR S P ERA WHIP	IP WLS BF H R ER SO BB IBB HBP BLK WP HR S P ERA WHIP	IP WLS BF H R ER SO BB IBB HBP BLK WP HR S P ERA WHIP	IP WLS BF H R ER SO BB IBB HBP BLK WP HR S P ERA WHIP	IP WLS BF H R ER SO BB IBB HBP BLK WP HR S P ERA WHIP

Kansas City Royals @ Chicago White Sox
Comiskey Park, Chicago, IL
Mon Jun 23 1997, 8:05 PM EDT
Att: 28,490 - Unknown - 91 F

AB 40
R 6
H 14
RBI 6
BB 3
SO 6
LOB 22

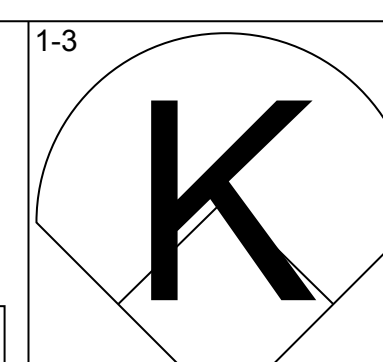
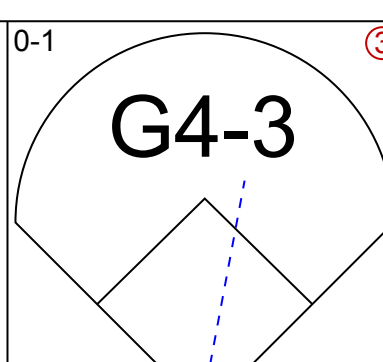
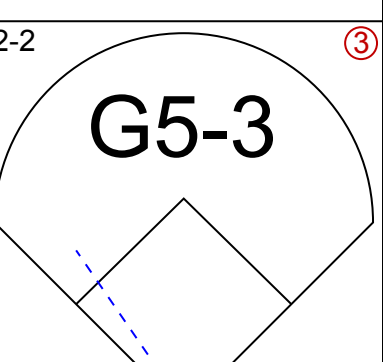
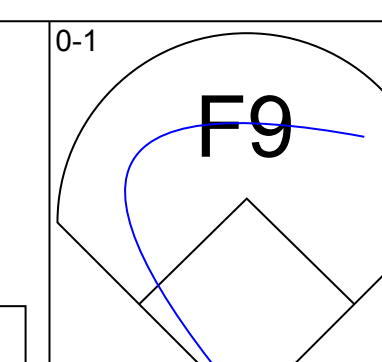
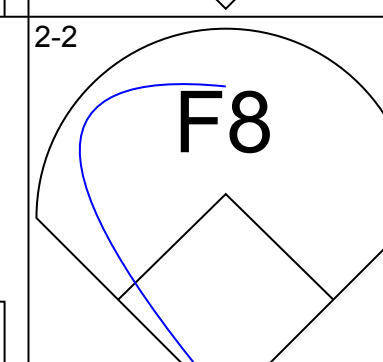
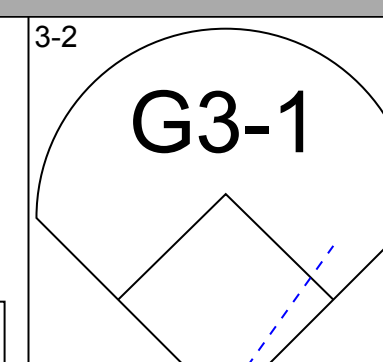
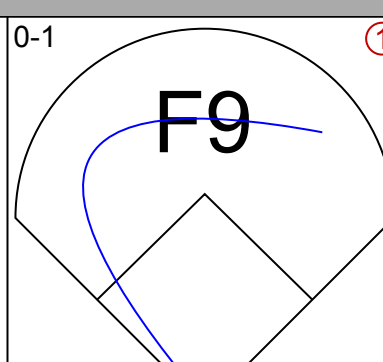
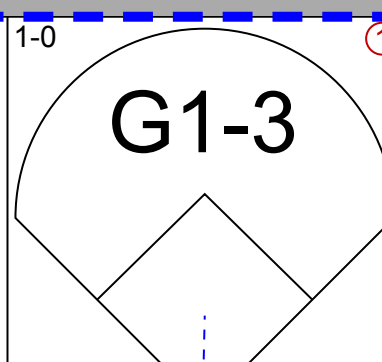
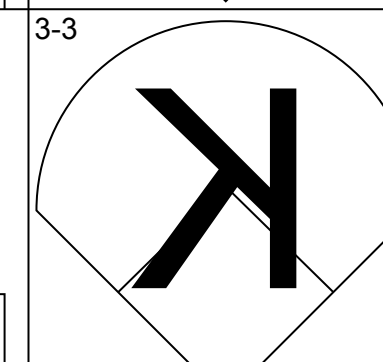
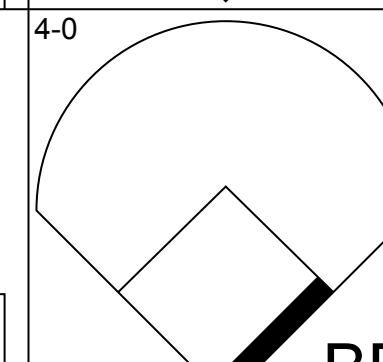
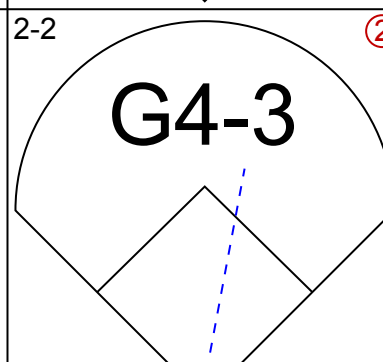
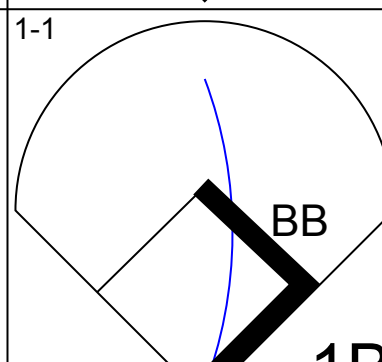
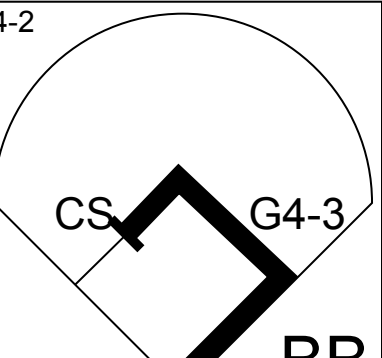
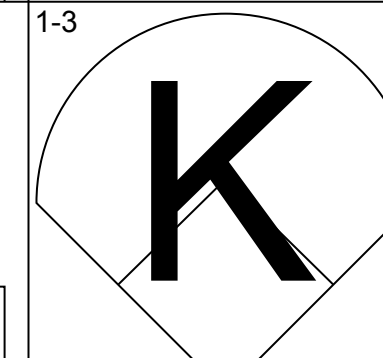
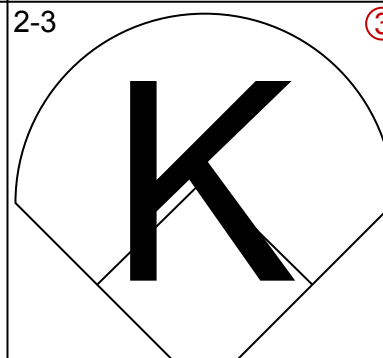
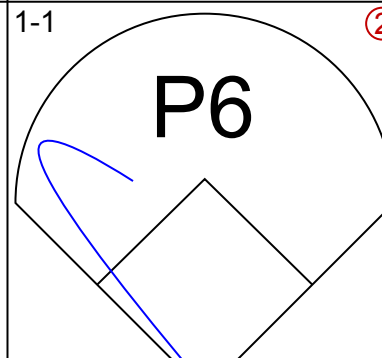

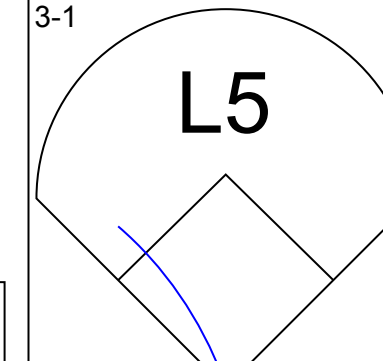
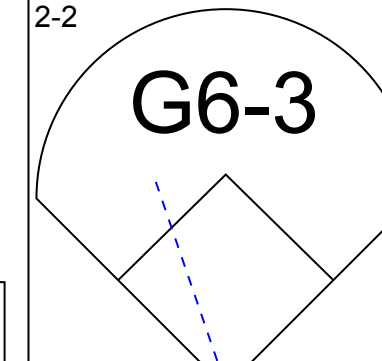
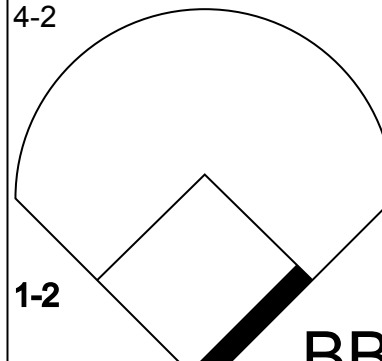

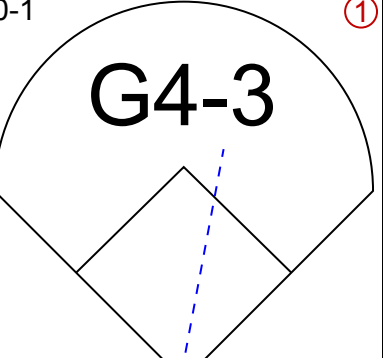
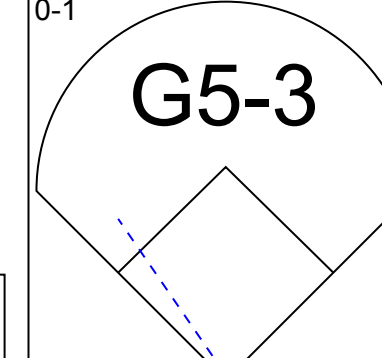
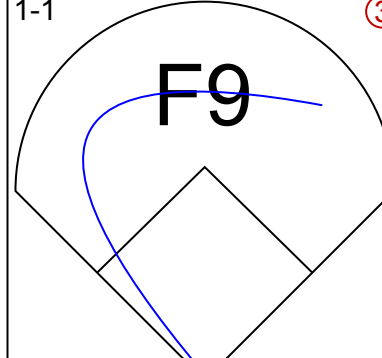
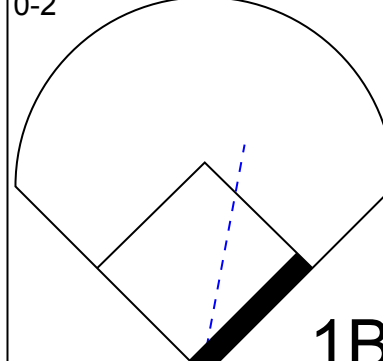
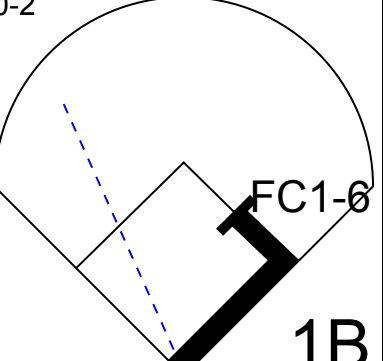
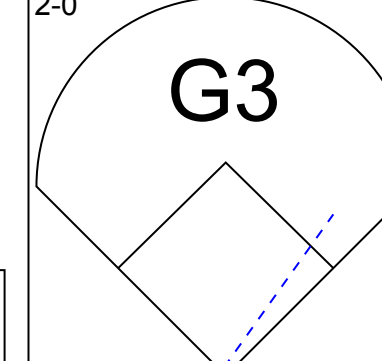
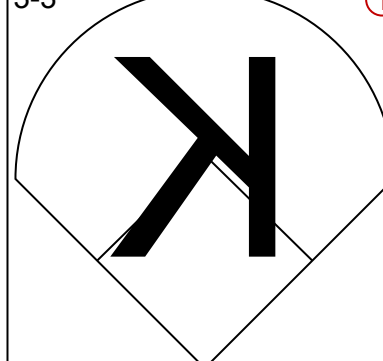
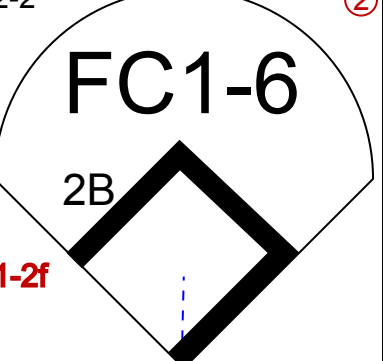
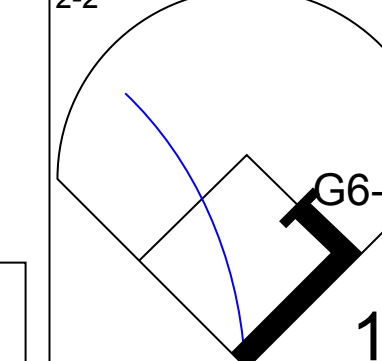
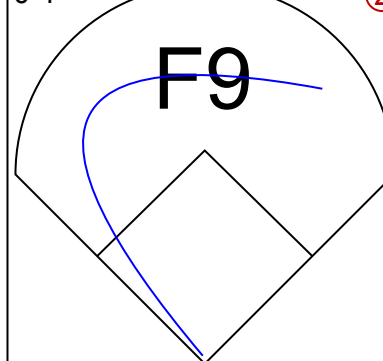
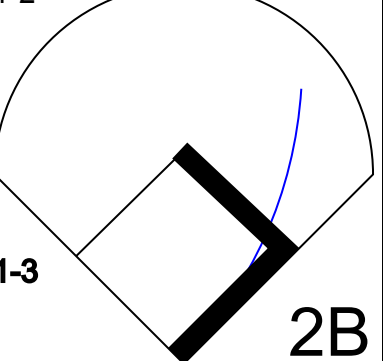
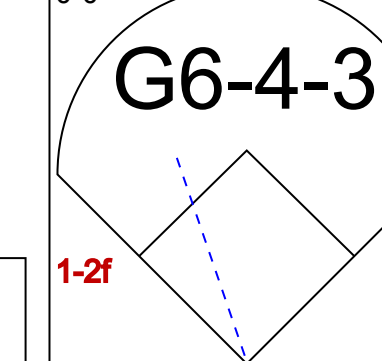


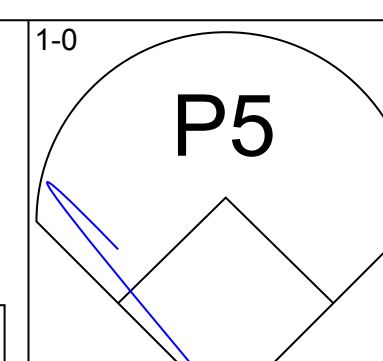
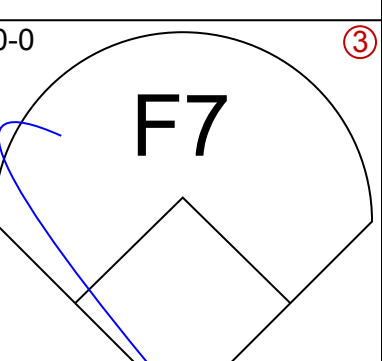
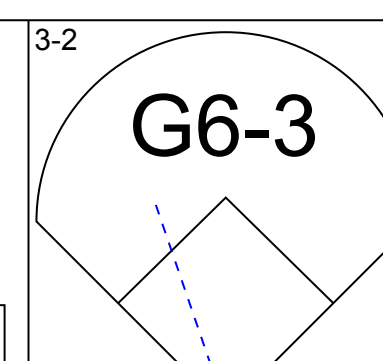
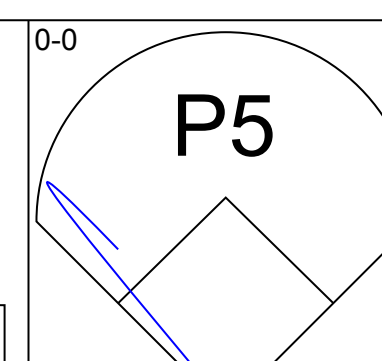
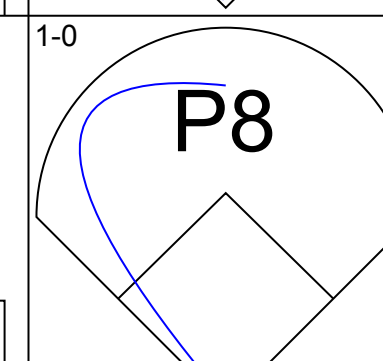
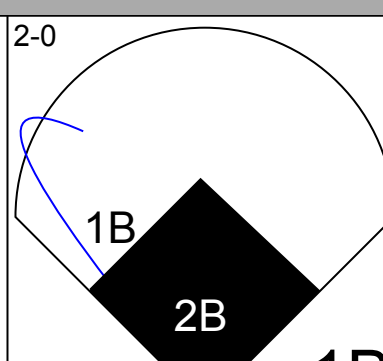
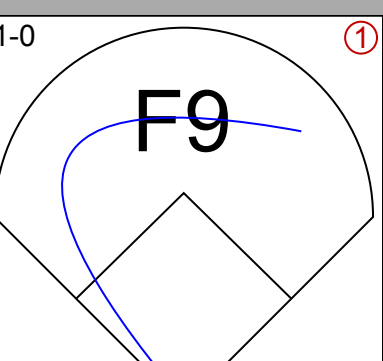
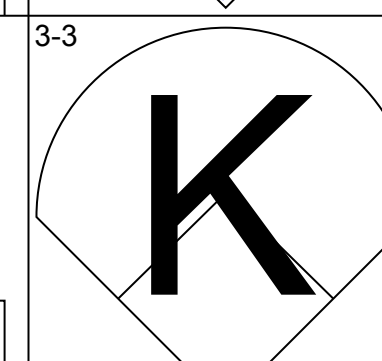
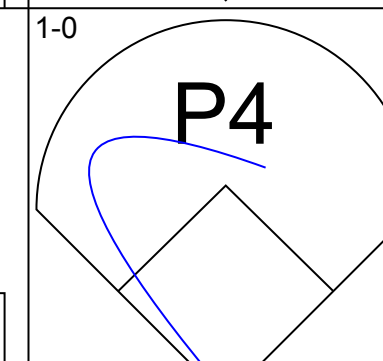
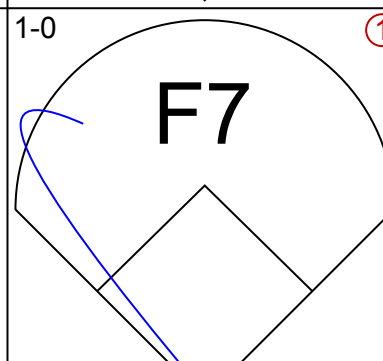
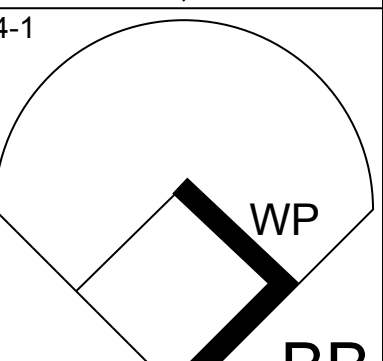
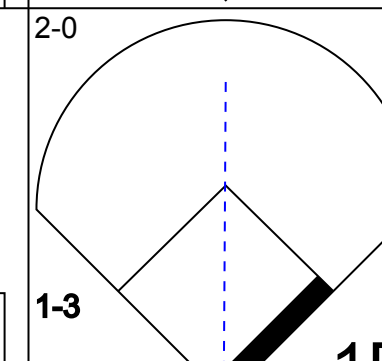
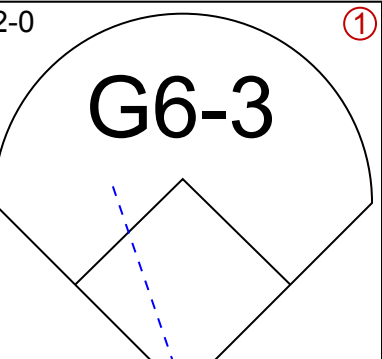
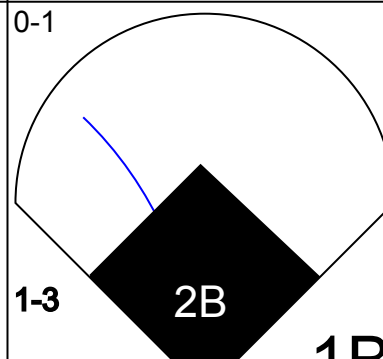
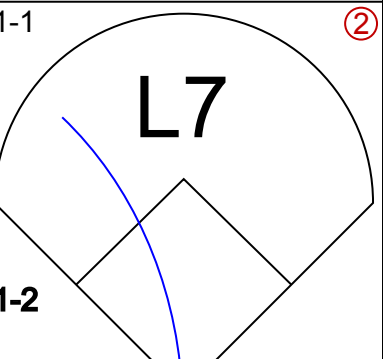
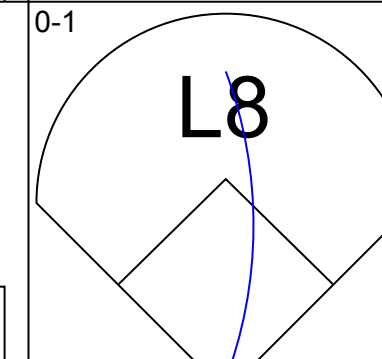

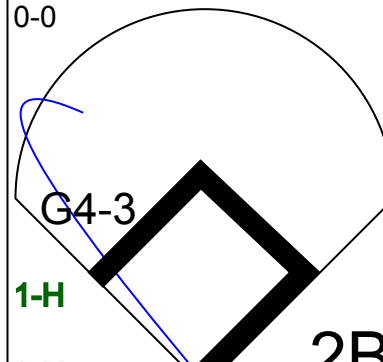
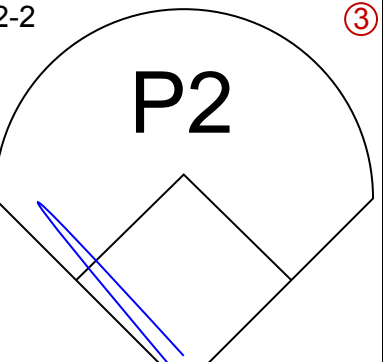
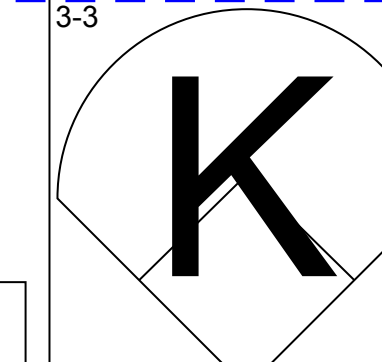
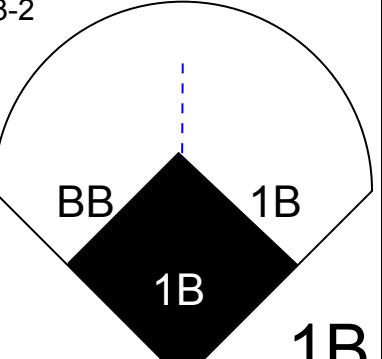
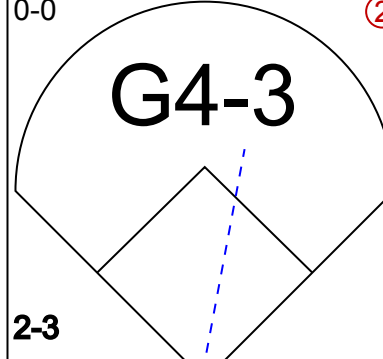
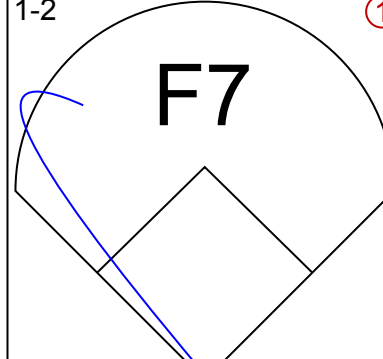
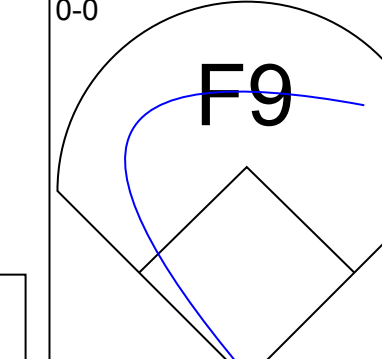
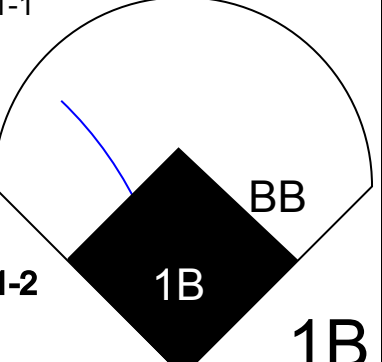
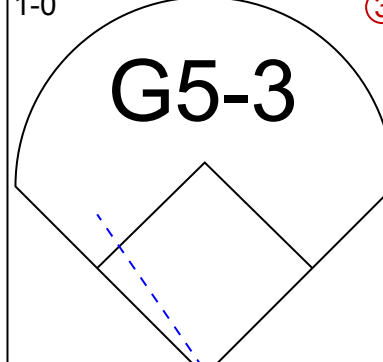
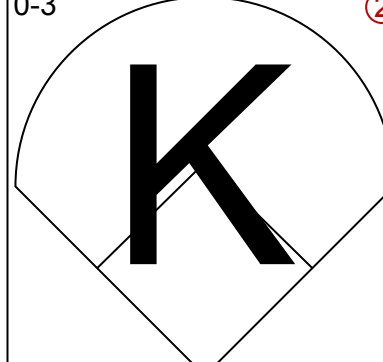
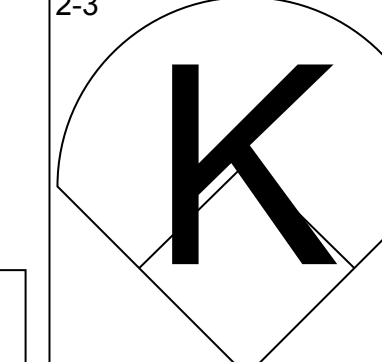
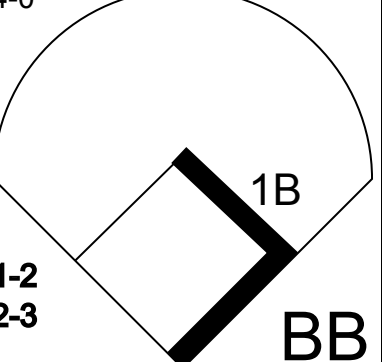
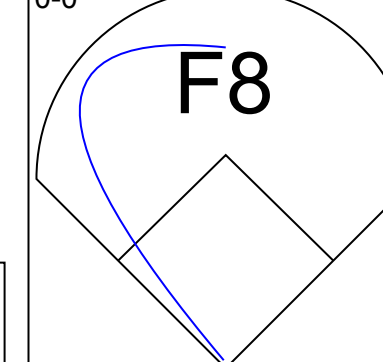
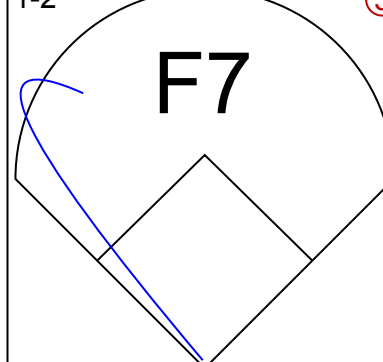
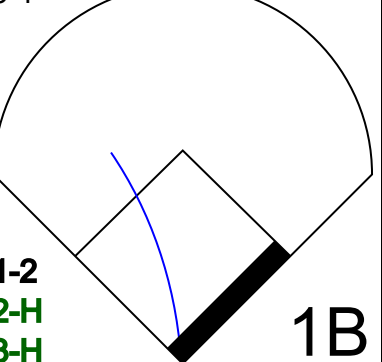
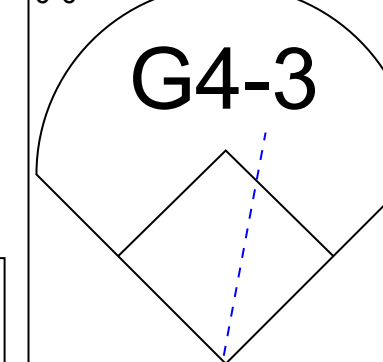
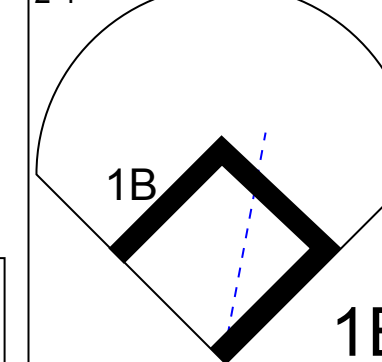
Batter	1	2	3	4	5	6	7	8	9	AB	R	H	RBI	BB	SO	LOB	BOTTOM				
Ray Durham, S OBP: 0.325, SLG: 0.352 (1, 4)	0-1 F9		1-1 SF8		3-1 P7	4-0 BB		0-0 SH5-4		2	0	0	1	1	0	1					
Mike Cameron, R OBP: 0.336, SLG: 0.350 Dave Martinez, L OBP: 0.366, SLG: 0.454 (6, PH)	3-2 G6-3		3-2 HR		4-1 BB	2-2 F8		1-3 K		2	1	1	1	1	0	0					
Frank Thomas, R OBP: 0.506, SLG: 0.673 Darren Lewis, R OBP: 0.317, SLG: 0.216 (1, 3)	1-1 G6-3		1-1 1B		0-1 F9		2-2 E FC4 G6-3 1B	1-2 P3		5	1	2	0	0	0	3					
Albert Belle, R OBP: 0.342, SLG: 0.519 (1, 7)		1-0 G6-3	2-3 K			0-0 HR	3-2 P6			4	1	1	1	0	1	2					
Lyle Mouton, R OBP: 0.331, SLG: 0.423 34 Mario Valdez, L OBP: 0.357, SLG: 0.364 (9, 3)		1-3 K		0-0 G5-3		1-3 K	0-1 FC4 G6-3 1-3			4	0	0	0	0	2	1					
Harold Baines, L OBP: 0.373, SLG: 0.450 (1, 10)		3-0 HR		0-2 G4-3		4-2 2B 1B BB	4-0 G6-3 IBB			2	2	1	1	2	0	0					
Chris Snopce, R OBP: 0.265, SLG: 0.333 (1, 5)		2-1 F9		0-2 L8		1-1 1B 2B	0-0 G6-3			4	1	1	1	0	0	2	AB 33				
Ron Karkovice, R OBP: 0.252, SLG: 0.299 Jorge Fabregas, L OBP: 0.235, SLG: 0.328 (6, PH)			0-0 F8		3-1 F8	1-2 G6-3 1B	1-2 L5			2	0	0	0	0	0	0					
Ozzie Guillen, L OBP: 0.335, SLG: 0.360 (1, 6)			1-0 SF8 3B		0-2 BB 1B	2-3 G6-3		0-1 SH5-4 1B		4	1	3	0	0	0	1					
Inning Stats	R: 0 E: 0 K: 0 S: 7	H: 0 LOB: 0 BB: 0 P: 11	R: 1 E: 0 K: 1 S: 9	H: 1 LOB: 0 BB: 0 P: 16	R: 2 E: 0 K: 1 S: 13	H: 3 LOB: 1 BB: 0 P: 21	R: 0 E: 0 K: 0 S: 7	H: 0 LOB: 0 BB: 0 P: 7	R: 0 E: 0 K: 0 S: 10	H: 1 LOB: 2 BB: 1 P: 20	R: 3 E: 0 K: 1 S: 18	H: 3 LOB: 2 BB: 2 P: 33	R: 1 E: 1 K: 0 S: 14	H: 1 LOB: 2 BB: 1 P: 25	R: 0 E: 0 K: 1 S: 9	H: 1 LOB: 1 BB: 0 P: 11	1B: 5 2B: 1 3B: 1 HR: 3	SF: 1 SAC: 1 DP: 0 HBP: 0	WP: 0 PB: 0 SB: 0 CS: 0	PA: 39	
PITCHER	IP WLS BF H R ER SO BB IBB HBP BLK WP HR S P ERA WHIP	IP WLS BF H R ER SO BB IBB HBP BLK WP HR S P ERA WHIP	IP WLS BF H R ER SO BB IBB HBP BLK WP HR S P ERA WHIP	IP WLS BF H R ER SO BB IBB HBP BLK WP HR S P ERA WHIP	IP WLS BF H R ER SO BB IBB HBP BLK WP HR S P ERA WHIP	IP WLS BF H R ER SO BB IBB HBP BLK WP HR S P ERA WHIP	IP WLS BF H R ER SO BB IBB HBP BLK WP HR S P ERA WHIP	IP WLS BF H R ER SO BB IBB HBP BLK WP HR S P ERA WHIP	IP WLS BF H R ER SO BB IBB HBP BLK WP HR S P ERA WHIP	IP WLS BF H R ER SO BB IBB HBP BLK WP HR S P ERA WHIP	IP WLS BF H R ER SO BB IBB HBP BLK WP HR S P ERA WHIP	IP WLS BF H R ER SO BB IBB HBP BLK WP HR S P ERA WHIP	IP WLS BF H R ER SO BB IBB HBP BLK WP HR S P ERA WHIP	IP WLS BF H R ER SO BB IBB HBP BLK WP HR S P ERA WHIP	IP WLS BF H R ER SO BB IBB HBP BLK WP HR S P ERA WHIP	IP WLS BF H R ER SO BB IBB HBP BLK WP HR S P ERA WHIP	IP WLS BF H R ER SO BB IBB HBP BLK WP HR S P ERA WHIP	IP WLS BF H R ER SO BB IBB HBP BLK WP HR S P ERA WHIP	IP WLS BF H R ER SO BB IBB HBP BLK WP HR S P ERA WHIP	IP WLS BF H R ER SO BB IBB HBP BLK WP HR S P ERA WHIP	IP WLS BF H R ER SO BB IBB HBP BLK WP HR S P ERA WHIP

Kansas City Royals @ Chicago White Sox
Comiskey Park, Chicago, IL
Mon Jun 23 1997, 8:05 PM EDT
Att: 28,490 - Unknown - 91 F

AB 33
R 7
H 10
RBI 7
BB 4
SO 4
LOB 15



Batter	1	2	3	4	5	6	7	8	9	AB	R	H	RBI	BB	SO	LOB	TOP								
Jose Offerman, S OBP: 0.379, SLG: 0.436 (1, 4)										4	0	0	0	0	1	3	Kansas City Royals @ Chicago White Sox Comiskey Park, Chicago, IL Tue Jun 24 1997, 8:05 PM EDT Att: 18,146 - Unknown - 91 F livebaseballscorecards.com								
Tom Goodwin, L OBP: 0.315, SLG: 0.345 (1, 8)										4	0	0	0	0	0	0									
Jay Bell, R OBP: 0.377, SLG: 0.484 (1, 6)										3	0	1	0	1	1	0									
Jeff King, R OBP: 0.407, SLG: 0.523 (1, 3)										3	0	0	0	1	2	2									
Chili Davis, S OBP: 0.411, SLG: 0.487 (1, 10)										3	0	0	0	1	0	2									
Jermaine Dye, R OBP: 0.207, SLG: 0.258 (1, 9)										4	0	0	0	0	0	3									
Johnny Damon, L OBP: 0.371, SLG: 0.472 (1, 7)										3	0	2	0	0	0	0									
Craig Paquette, R OBP: 0.251, SLG: 0.351 (1, 5)										3	0	1	0	0	1	2									
Sal Fasano, R OBP: 0.208, SLG: 0.391 (1, 2)										3	0	1	0	0	0	2									
Inning Stats	R: 0 E: 0 K: 2 S: 11	H: 0 LOB: 0 BB: 0 P: 17	R: 0 E: 0 K: 0 S: 6	H: 0 LOB: 0 BB: 1 P: 13	R: 0 E: 0 K: 1 S: 10	H: 1 LOB: 1 BB: 0 P: 13	R: 0 E: 0 K: 1 S: 8	H: 0 LOB: 1 BB: 1 P: 19	R: 0 E: 0 K: 0 S: 14	H: 2 LOB: 2 BB: 0 P: 19	R: 0 E: 0 K: 1 S: 9	H: 0 LOB: 0 BB: 0 P: 13	R: 0 E: 0 K: 0 S: 6	H: 0 LOB: 0 BB: 0 P: 10	R: 0 E: 0 K: 0 S: 6	H: 1 LOB: 0 BB: 1 P: 8	R: 0 E: 0 K: 0 S: 9	H: 1 LOB: 2 BB: 1 P: 17	1B: 4 2B: 1 3B: 0 HR: 0	SF: 0 SAC: 0 DP: 1 HBP: 0	WP: 0 PB: 0 SB: 0 CS: 1	PA: 33			
PITCHER	IP	WLS	BF	H	R	ER	SO	BB	IBB	HBP	BLK	WP	HR	S	P	ERA	WHIP								
Wilson Alvarez, L ERA: 2.89 (1, 1)	8.0	W	28	4	0	0	5	2	0	0	0	0	0	70	112	0.00	0.750								
Matt Karchner, R ERA: 2.41 (9, 1)	0.2		4	1	0	0	0	1	0	0	0	0	0	7	14	0.00	3.000								
Roberto Hernandez, R ERA: 2.41 (9, 1)	0.1	S	1	0	0	0	0	0	0	0	0	0	0	2	3	0.00	0.000								

Batter	1	2	3	4	5	6	7	8	9	AB	R	H	RBI	BB	SO	LOB	BOTTOM								
Ray Durham, S OBP: 0.321, SLG: 0.347 (1, 4)										4	0	0	0	0	0	3	Kansas City Royals @ Chicago White Sox Comiskey Park, Chicago, IL Tue Jun 24 1997, 8:05 PM EDT Att: 18,146 - Unknown - 91 F livebaseballscorecards.com								
Dave Martinez, L OBP: 0.394, SLG: 0.450 (1, 8) (9, 9)										4	1	1	0	0	1	1									
Frank Thomas, R OBP: 0.505, SLG: 0.668 34 Mario Valdez, L OBP: 0.357, SLG: 0.364 (1, 3) (9, 3)										3	0	1	0	1	0	1									
Albert Belle, R OBP: 0.340, SLG: 0.515 (1, 7)										4	1	1	0	0	0	3									
Harold Baines, L OBP: 0.371, SLG: 0.451 (1, 10)										4	0	1	2	0	1	1									
Jorge Fabregas, L OBP: 0.298, SLG: 0.325 (1, 2)										4	1	1	0	0	0	1									
Lyle Mouton, R OBP: 0.329, SLG: 0.418 Darren Lewis, R OBP: 0.317, SLG: 0.216 (1, 9) (9, 8)										4	1	1	0	0	2	1									
Chris Snopek, R OBP: 0.266, SLG: 0.330 (1, 5)										2	0	0	0	1	0	0									
Ozzie Guillen, L OBP: 0.339, SLG: 0.364 (1, 6)										3	0	2	2	0	0	0									
Inning Stats	R: 0 E: 0 K: 0 S: 3	H: 0 LOB: 0 BB: 0 P: 6	R: 2 E: 0 K: 0 S: 12	H: 3 LOB: 2 BB: 1 P: 25	R: 2 E: 0 K: 0 S: 7	H: 3 LOB: 1 BB: 0 P: 11	R: 0 E: 0 K: 0 S: 5	H: 0 LOB: 0 BB: 0 P: 8	R: 0 E: 0 K: 0 S: 8	H: 0 LOB: 1 BB: 1 P: 16	R: 0 E: 0 K: 1 S: 9	H: 0 LOB: 0 BB: 0 P: 11	R: 0 E: 0 K: 1 S: 9	H: 2 LOB: 2 BB: 0 P: 16	R: 0 E: 0 K: 2 S: 8	H: 0 LOB: 0 BB: 0 P: 13	1B: 7 2B: 1 3B: 0 HR: 0	SF: 0 SAC: 0 DP: 0 HBP: 0	WP: 1 PB: 0 SB: 0 CS: 0	PA: 34					
PITCHER	IP	WLS	BF	H	R	ER	SO	BB	IBB	HBP	BLK	WP	HR	S	P	ERA	WHIP								
Jim Pittsley, R ERA: 5.62 (1, 1)	7.0	L	31	8	4	4	2	2	0	0	0	0	0	53	93	5.14	1.429								
Jamie Walker, L ERA: 7.62 (8, 1)	1.0		3	0	0	0	2	0	0	0	0	0	0	8	13	0.00	0.000								

Batter	1	2	3	4	5	6	7	8	9	AB	R	H	RBI	BB	SO	LOB	TOP										
Ray Durham, S OBP: 0.329, SLG: 0.361	0-1 G5-3 1B 2B	1-2 BB 2B HBP		0-3 K			0-1 1B 1B	1-0 F8		4	3	2	0	0	1	0											
Dave Martinez, L OBP: 0.366, SLG: 0.459	1-1 F8	4-0 2B BB		1-3 K			0-1 HR 1B	3-2 HR		4	2	2	1	1	1	1											
Frank Thomas, R OBP: 0.354, SLG: 0.668 34 Mario Valdez, L OBP: 0.375, SLG: 0.385	3-2 G5-3 2-3	0-0 2B		2-2 F9			0-2 HR 1B	3-3 K		4	1	2	3	0	0	1											
Albert Belle, R OBP: 0.345, SLG: 0.517 Darren Lewis, R OBP: 0.317, SLG: 0.216	2-0 BB 1B	1-0 F9		0-1 G6-3			1-3 K	3-1 2B		5	0	2	1	0	1	4											
Harold Baines, L OBP: 0.380, SLG: 0.484	4-2 BB		0-0 F7			2-2 WP 1B	1-1 HR	3-2 F8		4	2	2	3	1	0	1											
Jorge Fabregas, L OBP: 0.250, SLG: 0.313 Tony Peña, R OBP: 0.244, SLG: 0.175	0-0 G3		2-1 G3-1			1-0 F8	2-3 K	3-2 G4-3		4	0	0	0	0	1	3											
Mike Cameron, R OBP: 0.341, SLG: 0.436		2-1 F9	1-3 K			2-3 K	0-0 HR	1-1 HR		5	2	2	2	0	2	1											
Chris Snopce, R OBP: 0.269, SLG: 0.332		1-1 BB 2B		2-2 G6-3		3-2 1B	1-0 HBP	0-1 F9		4	1	2	1	0	0	0											
Ozzie Guillen, L OBP: 0.327, SLG: 0.350	1-2 P5		0-0 G6-3			1-1 F7	0-0 P2	0-0 P5		5	0	0	0	0	0	3											
Inning Stats	R: 1 E: 0 K: 0 S: 12	H: 2 LOB: 2 BB: 1 P: 22	R: 2 E: 0 K: 0 S: 12	H: 2 LOB: 2 BB: 1 P: 22	R: 0 E: 0 K: 1 S: 7	H: 0 LOB: 0 BB: 0 P: 10	R: 0 E: 0 K: 1 S: 8	H: 0 LOB: 0 BB: 0 P: 10	R: 0 E: 0 K: 2 S: 13	H: 2 LOB: 1 BB: 0 P: 22	R: 5 E: 0 K: 2 S: 16	H: 5 LOB: 1 BB: 0 P: 20	R: 1 E: 0 K: 0 S: 15	H: 2 LOB: 1 BB: 0 P: 15	R: 1 E: 0 K: 0 S: 11	H: 1 LOB: 0 BB: 0 P: 15	1B: 6 2B: 4 3B: 0 HR: 4	SF: 0 SAC: 0 DP: 0 HBP: 2	WP: 2 PB: 0 CS: 0	PA: 45							
PITCHER	IP	WLS	BF	H	R	ER	SO	BB	IBB	HBP	BLK	WP	HR	S	P	ERA	WHIP										
LaTroy Hawkins, R ERA: 2.95	6.0	L	27	6	4	4	4	2	0	0	0	2	0	60	97	6.00	1.333										
Mike Trombley, R ERA: 4.03	0.1		4	3	3	3	1	0	0	0	0	0	0	10	11	81.00	9.000										
Eddie Guardado, L ERA: 4.42	0.1		4	2	2	2	1	0	0	1	0	0	2	5	8	54.00	6.000										
Todd Ritchie, R ERA: 5.4	1.1		6	2	1	1	1	0	0	0	0	0	1	16	29	6.75	1.500										
Rick Aquilera, R ERA: 4.28	1.0		4	1	1	1	0	0	0	0	0	0	1	11	15	9.00	1.000										
Batter	1	2	3	4	5	6	7	8	9	AB	R	H	RBI	BB	SO	LOB	BOTTOM										
Chuck Knoblauch, R OBP: 0.412, SLG: 0.387 Denny Hocking, S OBP: 0.310, SLG: 0.364	2-2 G6-3		1-3 K			1-1 G6-3		0-2 F8		4	0	0	0	0	1	0											
Matt Lawton, L OBP: 0.380, SLG: 0.446 Darrin Jackson, R OBP: 0.243, SLG: 0.388	0-3 K			1-1 HBP		4-2 1B BB		3-2 F9		1	0	0	0	1	1	0											
Paul Moltitor, R OBP: 0.374, SLG: 0.449	1-0 G6-3			0-3 K		0-2 1B		0-0 F8		4	0	1	0	0	1	1											
Terry Steinbach, R OBP: 0.326, SLG: 0.413		4-2 BB		2-1 F8		0-3 K		0-1 F9		3	0	0	0	1	1	3											
Ron Coomer, R OBP: 0.328, SLG: 0.453		2-1 G4-6-3		1-0 G5-3			0-1 G3	0-2 G4-3		4	1	1	0	0	0	2											
Scott Stahowiak, L OBP: 0.340, SLG: 0.470 Greg Colbrunn, R OBP: 0.307, SLG: 0.406		3-2 2B		3-1 CS 1B		0-1 G3		0-3 K		3	0	2	0	0	0	1											
Marty Cordova, R OBP: 0.320, SLG: 0.444		1-2 F9		0-3 K		1-2 G4-3				3	0	0	1	0	1	2											
Rich Becker, L OBP: 0.372, SLG: 0.377			0-1 G4-3		0-3 K		3-1 1B			3	0	1	0	0	1	1											
Pat Meares, R OBP: 0.337, SLG: 0.456		1-0 P6		0-1 F8		2-2 P2				3	0	0	0	0	1												
Inning Stats	R: 0 E: 0 K: 1 S: 11	H: 0 LOB: 0 BB: 0 P: 14	R: 0 E: 0 K: 0 S: 11	H: 1 LOB: 1 BB: 1 P: 21	R: 0 E: 0 K: 1 S: 6	H: 0 LOB: 0 BB: 0 P: 8	R: 0 E: 0 K: 1 S: 7	H: 0 LOB: 1 BB: 0 P: 11	R: 0 E: 0 K: 2 S: 8	H: 1 LOB: 0 BB: 0 P: 11	R: 0 E: 0 K: 1 S: 12	H: 1 LOB: 2 BB: 1 P: 17	R: 1 E: 0 K: 0 S: 15	H: 2 LOB: 1 BB: 0 P: 18	R: 0 E: 0 K: 0 S: 7	H: 0 LOB: 0 BB: 0 P: 10	R: 0 E: 0 K: 1 S: 9	H: 0 LOB: 0 BB: 0 P: 9	1B: 3 2B: 2 3B: 0 HR: 0	SF: 0 SAC: 0 DP: 1 HBP: 1	WP: 0 PB: 0 CS: 1	PA: 33					
PITCHER	IP	WLS	BF	H	R	ER	SO	BB	IBB	HBP	BLK	WP	HR	S	P	ERA	WHIP										
James Baldwin, R ERA: 4.6	7.0	W	27	5	1	1	6	2	0	0	0	0	0	70	100	1.29	1.000										
Chuck McElroy, L ERA: 4.5	2.0		6	0	0	0	1	0	0	0	0	0	0	16	19	0.00	0.000										

Chicago White Sox @ Minnesota Twins
Hubert H. Humphrey Metrodome, Minneapolis, MN

AB 41
R 11
H 14
RBI 11
BB 2
SO 7
LOB 14



Chicago White Sox @ Minnesota Twins
Hubert H. Humphrey Metrodome, Minneapolis, MN

AB 30
R 1
H 5
RBI 1
BB 2
SO 7
LOB 11



Thu Jun 26 1997, 8:05 PM EDT
Att: 12,807 - Dome

livebaseballscorecards.com

livebaseballscorecards.com

Batter	1	2	3	4	5	6	7	8	9	AB	R	H	RBI	BB	SO	LOB	TOP					
Ray Durham, S OBP: 0.330, SLG: 0.359	2-0 2B E 1B		4-0 S BB	0-1 F7		0-2 F9			0-0 P5	4	1	1	0	1	0	2						
Dave Martinez, L OBP: 0.363, SLG: 0.458	1-2 E8 1B 2B		2-2 F7		2-2 G3-1		2-1 G3		0-3 K	5	1	1	0	0	0	1						
Frank Thomas, R OBP: 0.302, SLG: 0.661 34 Mario Valdez, L OBP: 0.375, SLG: 0.385	1-0 L6		3-2 F7		0-0 1B 1B		1-1 F9		4-2 2B 1B BB	4	1	1	0	1	0	2						
Albert Belle, R OBP: 0.355, SLG: 0.538	0-2 L4-3 2H 1B			1-0 2B 1B	1-1 1B 1B		3-1 HR		1-1 1B 2B	5	4	5	2	0	0	0						
Harold Baines, L OBP: 0.384, SLG: 0.489	1-0 L4-3		1-3 1B FC5-2 2B	0-0 1B	1-3 2H 1B		2-3 K		4-0 1B 1B	4	1	2	1	1	1	1						
Lyle Mouton, R OBP: 0.321, SLG: 0.407 Darren Lewis, R OBP: 0.328, SLG: 0.231		1-3 K	2-2 G1-3	0-3 K			1-2 F8		1-2 1B 1B	4	0	0	0	0	2	4						
Jorge Fabregas, L OBP: 0.262, SLG: 0.324		2-2 G6-3	2-0 FC5-2 2B 1B	1-2 3H 1B			0-0 F7		1-2 2H 3H 1B	5	1	3	4	0	0	0						
Chris Snopce, R OBP: 0.263, SLG: 0.324		2-1 F8	1-0 FC5-2 2B 1B	3-1 P5			3-2 G6-3		1-2 F8	5	0	0	0	0	0	6						
Ozzie Guillen, L OBP: 0.326, SLG: 0.353			0-2 G6-3	0-0 1-3 2H 2B			0-0 G3-1			4	0	1	1	0	0	0						
Inning Stats	R: 2 E: 1 K: 0 S: 9	H: 3 LOB: 0 BB: 0 P: 14	R: 0 E: 0 K: 1 S: 8	H: 0 LOB: 0 BB: 0 P: 13	R: 0 E: 0 K: 0 S: 12	H: 0 LOB: 1 BB: 1 P: 21	R: 2 E: 0 K: 0 S: 11	H: 4 LOB: 2 BB: 0 P: 19	R: 2 E: 0 K: 1 S: 14	H: 4 LOB: 2 BB: 0 P: 20	R: 0 E: 0 K: 0 S: 6	H: 0 LOB: 0 BB: 0 P: 8	R: 1 E: 0 K: 1 S: 12	H: 1 LOB: 0 BB: 0 P: 19	R: 0 E: 0 K: 0 S: 6	H: 0 LOB: 0 BB: 0 P: 9	R: 3 E: 0 K: 1 S: 15	H: 3 LOB: 2 BB: 2 P: 26	1B: 10 2B: 5 3B: 0 HR: 1	SF: 0 SAC: 0 DP: 1 HBP: 0	WP: 0 PB: 0 SB: 1 CS: 0	PA: 44
PITCHER	IP WLS BF H R ER SO BB IBB HBP BLK WP HR S P ERA WHIP	IP WLS BF H R ER SO BB IBB HBP BLK WP HR S P ERA WHIP																				
Bob Tewksbury, R ERA: 3.47	(1, 1) 4.2 L 25 11 6 6 2 1 0 0 0 0 0 52 82 11.57 2.571																					
Greg Swindell, L ERA: 3.95	(5, 1) 4.0 13 1 1 1 2 0 0 0 0 0 1 30 45 2.25 0.250																					
Mike Trombley, R ERA: 4.63	(9, 1) 0.0 4 2 1 1 0 1 1 0 0 0 0 7 17 ∞ ∞																					
Eddie Guardado, L ERA: 4.34	(9, 1) 0.1 2 1 2 2 0 0 0 0 0 0 0 4 5 54.00 3.000																					

Chicago White Sox @ Minnesota Twins
Hubert H. Humphrey Metrodome, Minneapolis, MN

AB 41
R 10
H 15
RBI 9
BB 3
SO 4
LOB 16



WP: 0 PA: 44
PB: 0
SB: 1
CS: 0

Batter	1	2	3	4	5	6	7	8	9	AB	R	H	RBI	BB	SO	LOB	BOTTOM					
Chuck Knoblauch, R OBP: 0.409, SLG: 0.384	0-0 F9		0-1 G5-3		3-1 L4		3-2 G1-3		1-0 E 1B	5	0	1	1	0	0	3						
Roberto Kelly, R OBP: 0.343, SLG: 0.396 Greg Myers, L OBP: 0.347, SLG: 0.449	0-2 E5 G5-4-3		2-0 E1 SF9		0-0 F8		0-2 G4-3		0-1 FC6 FC4-6	4	1	0	0	0	0	2						
Paul Moltitor, R OBP: 0.367, SLG: 0.442	0-0 G5-4-3		0-0 SF9		2-0 G6-3		0-0 L4		2-3 K	4	0	0	1	0	1	3						
Matt Lawton, L OBP: 0.377, SLG: 0.441		1-0 F8	0-2 1B 1B		3-2 F7		2-2 L3		0-0 FC4-6	5	0	1	0	0	0	2						
Ron Coomer, R OBP: 0.332, SLG: 0.485		1-1 F9	0-1 F8		1-1 HR		3-1 HR			4	2	2	2	0	0	1						
Terry Steinbach, R OBP: 0.329, SLG: 0.415		1-3 K	1-2 1B		2-0 BB WP 1B		0-0 L4			4	1	2	0	0	1	0						
Scott Stahowiak, L ERA: 4.91 Greg Colbrunn, R OBP: 0.311, SLG: 0.410			0-0 G4-3 2B	1-2 F7		4-1 WP BB BB		1-1 FC6-4 BB 1B	2	0	1	0	1	0	2							
Marty Cordova, R OBP: 0.326, SLG: 0.437			1-1 F8		2-1 F8		4-2 WP BB		4-2 FC6-4 BB	2	0	0	0	2	0	1						
Pat Meares, R OBP: 0.332, SLG: 0.448			1-1 G4-3		1-0 G5-3		1-3 K		0-2 FC6-4 1B E	4	1	0	0	0	1	6						
Inning Stats	R: 0 E: 1 K: 0 S: 5	H: 0 LOB: 0 BB: 0 P: 5	R: 0 E: 0 K: 1 S: 6	H: 0 LOB: 0 BB: 0 P: 9	R: 0 E: 0 K: 0 S: 7	H: 1 LOB: 1 BB: 0 P: 9	R: 1 E: 1 K: 0 S: 15	H: 2 LOB: 2 BB: 0 P: 19	R: 0 E: 0 K: 0 S: 5	H: 0 LOB: 0 BB: 0 P: 11	R: 0 E: 0 K: 0 S: 5	H: 0 LOB: 0 BB: 0 P: 10	R: 2 E: 0 K: 1 S: 17	H: 2 LOB: 2 BB: 2 P: 32	R: 1 E: 0 K: 0 S: 9	H: 1 LOB: 0 BB: 0 P: 14	R: 2 E: 1 K: 1 S: 16	H: 2 LOB: 2 BB: 1 P: 24	1B: 5 2B: 1 3B: 0 HR: 2	SF: 1 SAC: 0 DP: 1 HBP: 0	WP: 1 PB: 0 SB: 0 CS: 0	PA: 40
PITCHER	IP WLS BF H R ER SO BB IBB HBP BLK WP HR S P ERA WHIP	IP WLS BF H R ER SO BB IBB HBP BLK WP HR S P ERA WHIP																				
Jaime Navarro, R ERA: 4.91	(1, 1) 8.0 W 33 6 4 3 2 2 0 0 0 0 0 10 16 27.00 9.000																					
Tony Castillo, L ERA: 6.75	(9, 1) 0.1 4 2 2 1 0 1 0 0 0 0 0 6 8 0.00 0.000																					
Roberto Hernandez, R ERA: 2.36	(9, 1) 0.2 3 0 0 0 0 1 0 0 0 0 0 6 8 0.00 0.000																					

Chicago White Sox @ Minnesota Twins
Hubert H. Humphrey Metrodome, Minneapolis, MN

AB 36
R 6
H 8
RBI 4
BB 3
SO 3
LOB 21




WP: 1 PA: 40
PB: 0
SB: 0
CS: 0

Batter	1	2	3	4	5	6	7	8	9	AB	R	H	RBI	BB	SO	LOB	TOP								
Ray Durham, S OBP: 0.330, SLG: 0.358 (1, 4)	G6-3			K		P7	CS			4	0	1	1	0	1	0	Chicago White Sox @ Minnesota Twins Hubert H. Humphrey Metrodome, Minneapolis, MN Sat Jun 28 1997, 8:05 PM EDT Att: 22,139 - Dome								
Dave Martinez, L OBP: 0.381, SLG: 0.452 Lyle Mouton, R OBP: 0.321, SLG: 0.407 (1, 9)	G3			F7			CS	K		3	0	0	0	1	1	0									
Frank Thomas, R OBP: 0.500, SLG: 0.657 34 Mario Valdez, L OBP: 0.412, SLG: 0.429 (1, 3)	L9			2B	1B	K			G5-4-3	1B	3	1	1	0	0	1									
Albert Belle, R OBP: 0.354, SLG: 0.537 Darren Lewis, R OBP: 0.326, SLG: 0.231 (8, 8)		K			1B			F9	G5-4-3	1B	4	1	1	0	0	1									
Harold Baines, L OBP: 0.390, SLG: 0.494 (1, 10)		G1-3			2B						4	1	3	2	0	0									
Jorge Fabregas, L OBP: 0.284, SLG: 0.324 Ron Karkovics, R OBP: 0.250, SLG: 0.296 (1, 2)																									
Mike Cameron, R OBP: 0.338, SLG: 0.439 (8, 9)																									
Chris Snopce, R OBP: 0.264, SLG: 0.324 (7, 6)																									
Ozzie Guillen, L OBP: 0.322, SLG: 0.348 Tony Peña, R OBP: 0.244, SLG: 0.175 (7, 5)																									
Inning Stats	R: 0 E: 0 K: 0 S: 8	H: 0 LOB: 0 BB: 0 P: 12	R: 0 E: 0 K: 2 S: 7	H: 0 LOB: 0 BB: 0 P: 11	R: 0 E: 0 K: 1 S: 7	H: 0 LOB: 0 BB: 0 P: 11	R: 2 E: 0 K: 1 S: 12	H: 3 LOB: 1 BB: 0 P: 22	R: 0 E: 0 K: 1 S: 9	H: 0 LOB: 0 BB: 0 P: 13	R: 0 E: 0 K: 1 S: 12	H: 0 LOB: 1 BB: 1 P: 16	R: 3 E: 0 K: 0 S: 9	H: 5 LOB: 1 BB: 0 P: 15	R: 0 E: 0 K: 0 S: 8	H: 1 LOB: 0 BB: 0 P: 13	R: 0 E: 0 K: 0 S: 5	H: 1 LOB: 0 BB: 0 P: 6	1B: 8 2B: 2 3B: 0 HR: 0	SF: 0 SAC: 0 DP: 2 HBP: 0	WP: 0 PB: 0 SB: 0 CS: 1	PA: 35			
PITCHER	IP	WLS	BF	H	R	ER	SO	BB	IBB	HBP	BLK	WP	HR	S	P	ERA	WHIP								
Brad Radke, R ERA: 4.22 Frankie Rodriguez, R ERA: 5.16 (1, 1)	6.2	W	28	8	5	5	6	1	0	0	0	0	0	64	98	6.75	1.350								
(7, 1)	2.1		6	2	0	0	1	0	0	0	0	0	0	13	21	0.00	0.857								

Batter	1	2	3	4	5	6	7	8	9	AB	R	H	RBI	BB	SO	LOB	BOTTOM								
Chuck Knoblauch, R OBP: 0.414, SLG: 0.401 (1, 4)	HR									5	2	4	2	0	0	1	Chicago White Sox @ Minnesota Twins Hubert H. Humphrey Metrodome, Minneapolis, MN Sat Jun 28 1997, 8:05 PM EDT Att: 22,139 - Dome								
Matt Lawton, L OBP: 0.370, SLG: 0.433 (1, 7)	K	SF7	G1-3		K		F9			4	0	0	1	0	2	3									
Paul Molitor, R OBP: 0.367, SLG: 0.445 (1, 10)	1B	1B	G6-3		G4-6-3					5	2	2	1	0	1	2									
Terry Steinbach, R OBP: 0.335, SLG: 0.432 (1, 2)	F8	1B			G4-3	1B				5	2	3	1	0	0	1									
Ron Coomer, R OBP: 0.343, SLG: 0.495 (1, 5)	CS	1B	1B		G4-3	1B				4	1	3	1	1	0	0									
Scott Stahowiak, L OBP: 0.353, SLG: 0.478 (1, 3)	CS				K					5	1	2	2	0	1	3									
Roberto Kelly, R OBP: 0.341, SLG: 0.392 Rich Becker, L OBP: 0.372, SLG: 0.377 (1, 9)		F7			G4-3					4	0	1	1	0	0	3									
Darrin Jackson, R OBP: 0.243, SLG: 0.380 (1, 8)					G4-3					0	0	0	0	0	0	0									
Pat Meares, R OBP: 0.338, SLG: 0.466 (1, 6)					G5-3					4	1	1	0	0	1	4									
										4	2	3	2	0	0	0									
Inning Stats	R: 2 E: 0 K: 1 S: 13	H: 3 LOB: 0 BB: 0 P: 28	R: 7 E: 0 K: 1 S: 28	H: 8 LOB: 2 BB: 1 P: 49	R: 0 E: 0 K: 0 S: 9	H: 1 LOB: 1 BB: 0 P: 16	R: 0 E: 0 K: 1 S: 9	H: 2 LOB: 2 BB: 0 P: 13	R: 1 E: 0 K: 1 S: 11	H: 2 LOB: 0 BB: 0 P: 15	R: 1 E: 0 K: 0 S: 8	H: 1 LOB: 0 BB: 0 P: 11	R: 0 E: 0 K: 0 S: 6	H: 1 LOB: 1 BB: 0 P: 8	R: 0 E: 0 K: 1 S: 8	H: 1 LOB: 1 BB: 0 P: 11	1B: 14 2B: 2 3B: 0 HR: 3	SF: 1 SAC: 0 DP: 1 HBP: 0	WP: 0 PB: 0 SB: 1 CS: 1	PA: 43					
PITCHER	IP	WLS	BF	H	R	ER	SO	BB	IBB	HBP	BLK	WP	HR	S	P	ERA	WHIP								
Doug Drabek, R ERA: 6.83 Chuck McElroy, L ERA: 5.09 41 Bill Simas, R ERA: 4.73 Carlos Castillo, R ERA: 4.43 (1, 1)	1.1	L	10	7	6	6	1	0	0	0	0	0	0	24	46	40.50	5.250								
(2, 1)	1.2		11	5	3	3	1	1	0	0	0	0	0	26	47	16.20	3.600								
(4, 1)	3.0		13	5	2	2	2	0	0	0	0	0	2	28	39	6.00	1.667								
(7, 1)	2.0		8	2	0	0	1	0	0	0	0	0	0	14	19	0.00	1.000								


AB	33
R	5
H	10
RBI	5
BB	1
SO	7
LOB	5




Batter	1	2	3	4	5	6	7	8	9	AB	R	H	RBI	BB	SO	LOB	TOP										
Ray Durham, S OBP: 0.325, SLG: 0.352	G4-3	K		P6		G6-3		K2-3		5	0	0	0	0	2	3	Chicago White Sox @ Minnesota Twins Hubert H. Humphrey Metrodome, Minneapolis, MN Sun Jun 29 1997, 4:33 AM EDT Att: 23,655 - Dome - 69 F										
Dave Martinez, L OBP: 0.365, SLG: 0.465	F8		HR	FC3-6	1B	2B		K		4	1	2	2	1	1	1											
Frank Thomas, R OBP: 0.498, SLG: 0.654 34 Mario Valdez, L OBP: 0.412, SLG: 0.429	F9		K	FC3-6	BB			G3		4	0	1	0	1	1	0											
Albert Belle, R OBP: 0.351, SLG: 0.532		F7		FC3-6	BB			F8		5	0	1	0	0	1	4											
Harold Baines, L OBP: 0.386, SLG: 0.485	F7		1B	G1-3				G3		4	1	0	0	1	0	2											
Jorge Fabregas, L OBP: 0.270, SLG: 0.329	BLK	BB	1B	1B		G3		G4-3		4	1	2	0	0	0	0											
Mike Cameron, R OBP: 0.343, SLG: 0.436	1B	BB	1B	1B		G5-3		K		3	1	1	1	1	1	0											
Chris Snopce, R OBP: 0.268, SLG: 0.332	BB	BB	1B	F8		G6-3		1B		4	1	2	2	0	0	2											
Ozzie Guillen, L OBP: 0.325, SLG: 0.363	2H	3B		WP	1B	2B		G4-3		4	1	2	1	0	0	1											
Inning Stats	R: 0 E: 0 K: 0 S: 6	H: 0 LOB: 0 BB: 0 P: 10	R: 3 E: 0 K: 1 S: 15	H: 3 LOB: 1 BB: 1 P: 28	R: 2 E: 0 K: 1 S: 15	H: 4 LOB: 2 BB: 1 P: 29	R: 1 E: 0 K: 0 S: 13	H: 2 LOB: 0 BB: 1 P: 21	R: 0 E: 0 K: 1 S: 11	H: 1 LOB: 2 BB: 1 P: 19	R: 0 E: 0 K: 1 S: 8	H: 0 LOB: 0 BB: 0 P: 10	R: 0 E: 1 K: 2 S: 11	H: 1 LOB: 1 BB: 0 P: 11	R: 0 E: 0 K: 0 S: 7	H: 0 LOB: 0 BB: 0 P: 10	1B: 6 2B: 3 3B: 1 HR: 1	SF: 0 SAC: 0 DP: 0 HBP: 0	WP: 1 PB: 0 SB: 0 CS: 1	PA: 41							
PITCHER	IP	WLS	BF	H	R	ER	SO	BB	IBB	HBP	BLK	WP	HR	S	P	ERA	WHIP										
Dave Stevens, R ERA: 17.85	3.1	L	20	9	6	6	2	2	0	0	1	1	1	45	80	16.20	3.300										
Frankie Rodriguez, R ERA: 4.86	4.0		16	2	0	0	2	2	0	0	0	0	0	34	51	0.00	1.000										
Eddie Guardado, L ERA: 4.15	0.2		2	0	0	0	2	0	0	0	0	0	0	6	6	0.00	0.000										
Rick Aguilera, R ERA: 4.15	1.0		3	0	0	0	0	0	0	0	0	0	0	7	10	0.00	0.000										

Batter	1	2	3	4	5	6	7	8	9	AB	R	H	RBI	BB	SO	LOB	BOTTOM										
Chuck Knoblauch, R OBP: 0.417, SLG: 0.403	1B	FC5-4		G5-3		G3		1B		4	1	2	0	1	0	1	Chicago White Sox @ Minnesota Twins Hubert H. Humphrey Metrodome, Minneapolis, MN Sun Jun 29 1997, 4:33 AM EDT Att: 23,655 - Dome - 69 F										
Roberto Kelly, R OBP: 0.343, SLG: 0.399	CS	1B	E5	G5-3		1B		F8		5	1	2	0	0	0	2											
Paul Molitor, R OBP: 0.368, SLG: 0.442	1B	CS	1B	P6		F9		G1-3		4	1	1	0	1	0	2											
Marty Cordova, R OBP: 0.316, SLG: 0.423 Matt Lawton, L OBP: 0.359, SLG: 0.432	P3		P3		K			F8		4	0	0	0	0	2	5											
Ron Coomer, R OBP: 0.344, SLG: 0.498	K		2B	1B		2B		F9		5	1	2	1	0	1	3											
Greg Colbrunn, R OBP: 0.306, SLG: 0.402 Scott Stahoviak, L OBP: 0.359, SLG: 0.495	G6-3		P4		F7			2B		3	0	0	0	0	0	5											
Greg Myers, L OBP: 0.352, SLG: 0.455		G4-3		1H	2H	2B		P2		3	0	1	2	1	0	1											
Darrin Jackson, R OBP: 0.247, SLG: 0.370 Rich Becker, L OBP: 0.371, SLG: 0.376		FC5-4	BB	K		F7		K		2	0	0	0	1	1	3											
Pat Meares, R OBP: 0.333, SLG: 0.458	F7			L5		F7		F9		4	0	0	0	0	0	1											
Inning Stats	R: 1 E: 0 K: 1 S: 19	H: 2 LOB: 2 BB: 1 P: 30	R: 0 E: 0 K: 0 S: 12	H: 0 LOB: 1 BB: 1 P: 23	R: 3 E: 1 K: 1 S: 18	H: 2 LOB: 1 BB: 1 P: 30	R: 0 E: 0 K: 0 S: 14	H: 1 LOB: 1 BB: 0 P: 18	R: 0 E: 0 K: 1 S: 10	H: 1 LOB: 2 BB: 1 P: 18	R: 0 E: 0 K: 1 S: 12	H: 1 LOB: 1 BB: 0 P: 18	R: 0 E: 0 K: 1 S: 11	H: 1 LOB: 1 BB: 0 P: 15	R: 0 E: 0 K: 1 S: 11	H: 1 LOB: 1 BB: 0 P: 12	R: 0 E: 0 K: 0 S: 6	H: 0 LOB: 0 BB: 0 P: 9	1B: 5 2B: 4 3B: 0 HR: 0	SF: 0 SAC: 0 DP: 0 HBP: 0	WP: 0 PB: 0 SB: 2 CS: 3	PA: 41					
PITCHER	IP	WLS	BF	H	R	ER	SO	BB	IBB	HBP	BLK	WP	HR	S	P	ERA	WHIP										
Wilson Alvarez, L ERA: 2.97	5.0	W	26	6	4	0	3	4	0	0	0	0	0	34	45	0.00	2.000										
Matt Karchner, R ERA: 1.99	3.0		12	3	0	0	2	0	0	0	0	0	0	6	9	0.00	1.000										
Roberto Hernandez, R ERA: 2.29	1.0	S	3	0	0	0	0	0	0	0	0	0	0	6	9	0.00	0.000										

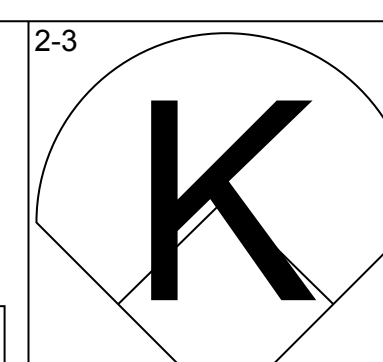
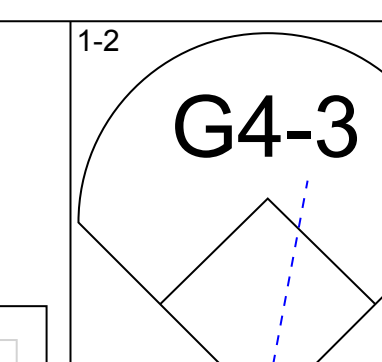
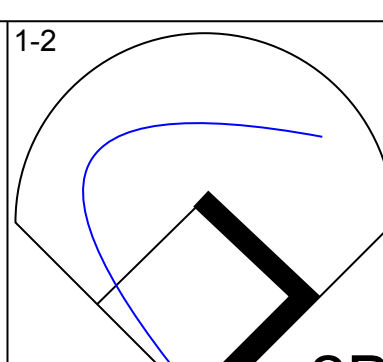
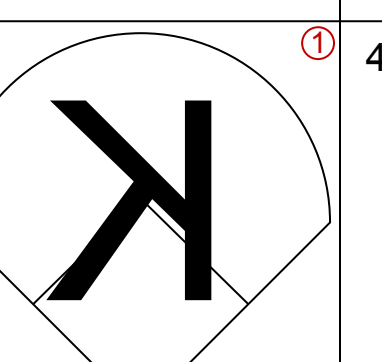

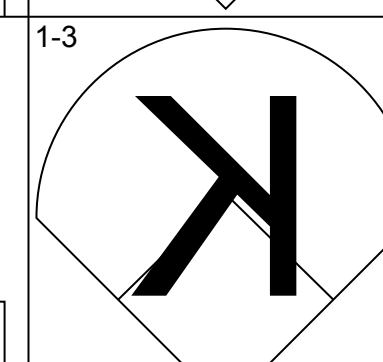
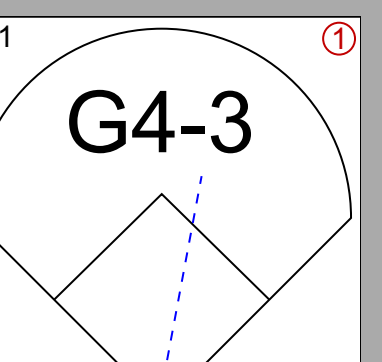
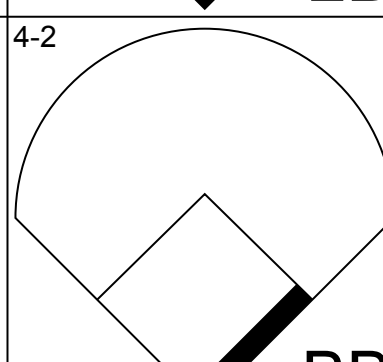
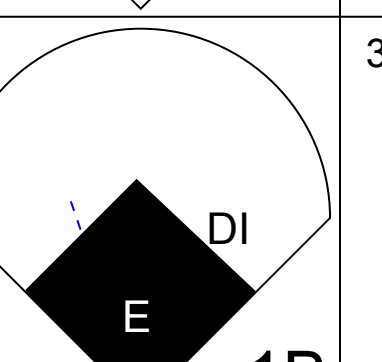

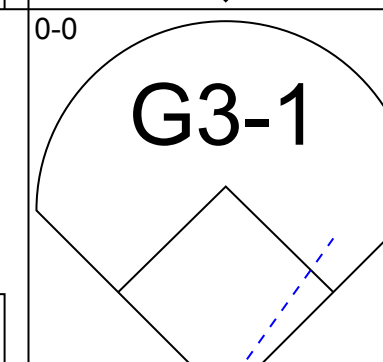
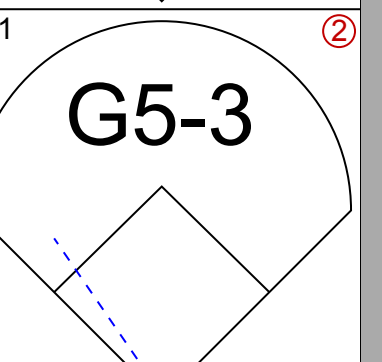
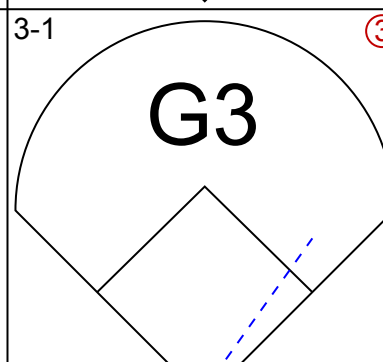
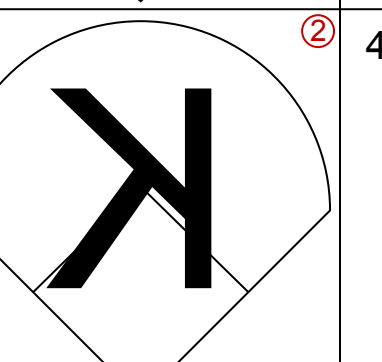
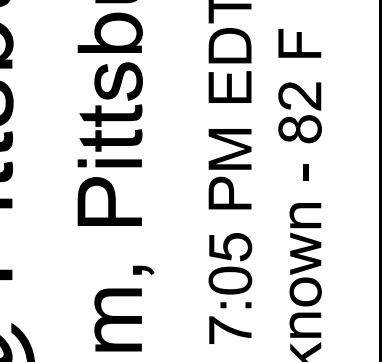
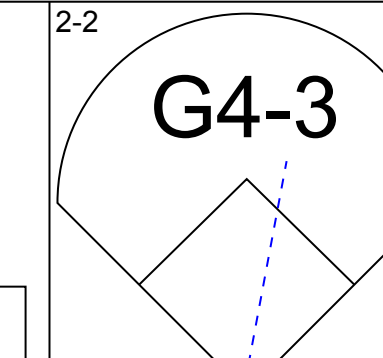
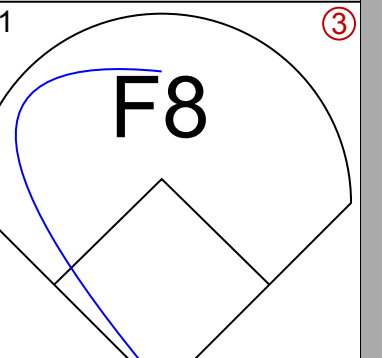
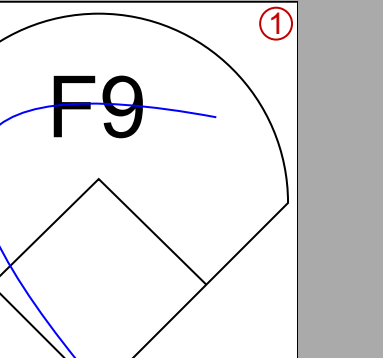
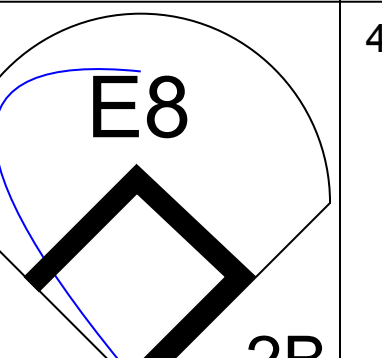
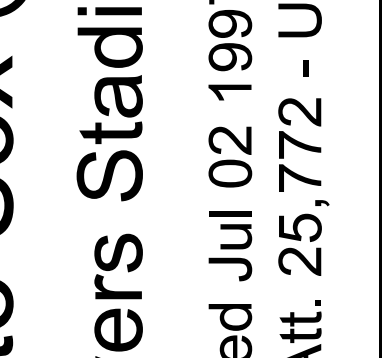
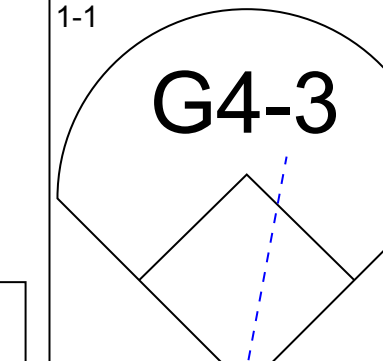
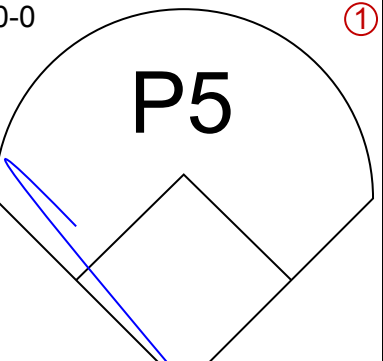
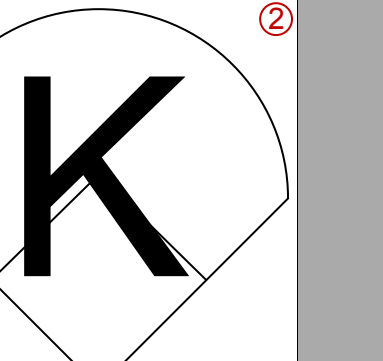
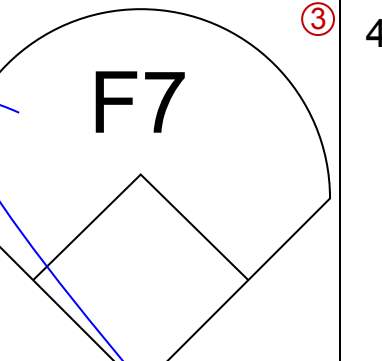

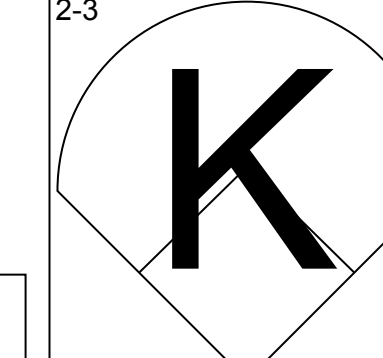
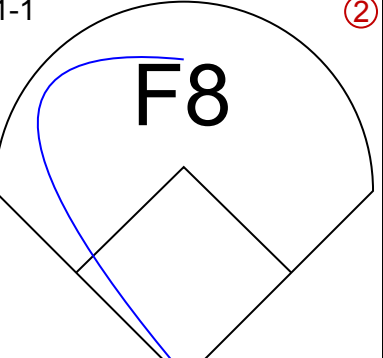
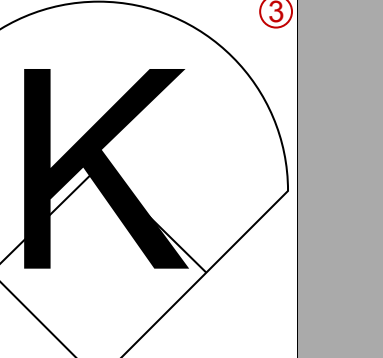
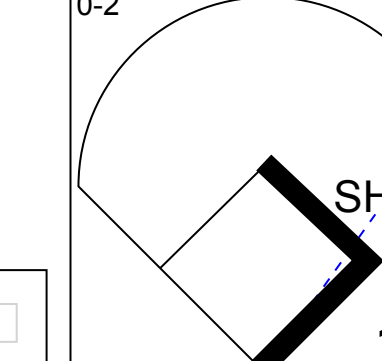
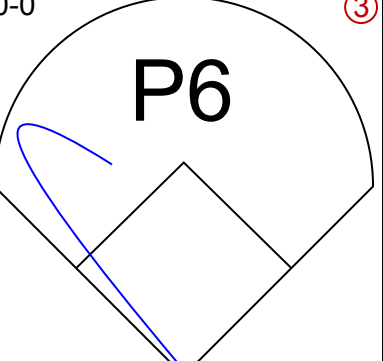
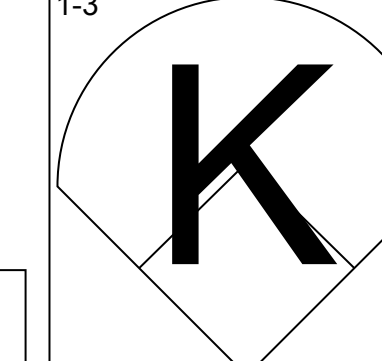
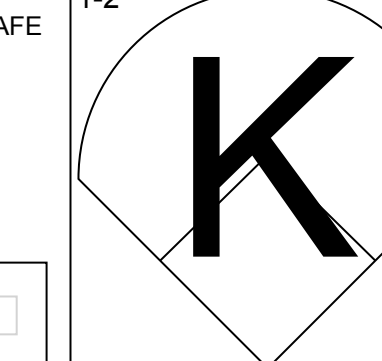
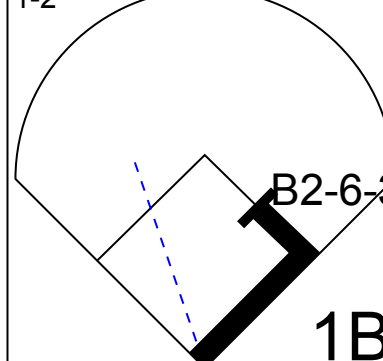
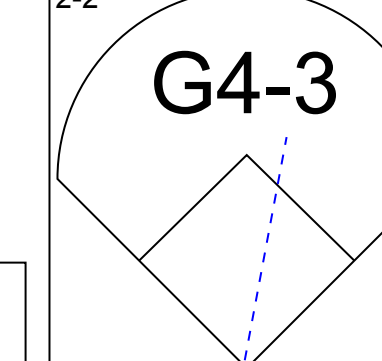
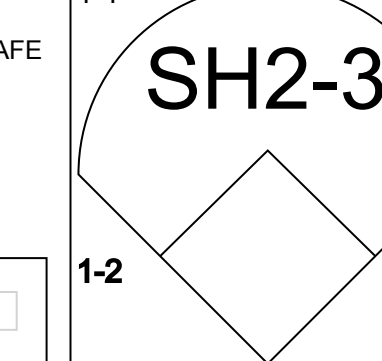
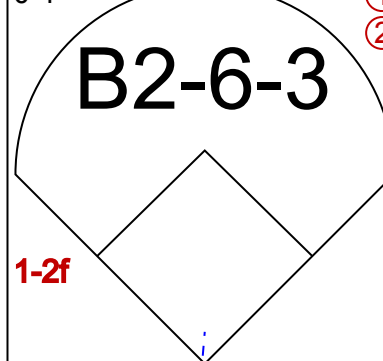
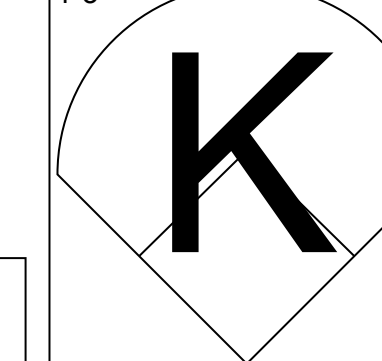


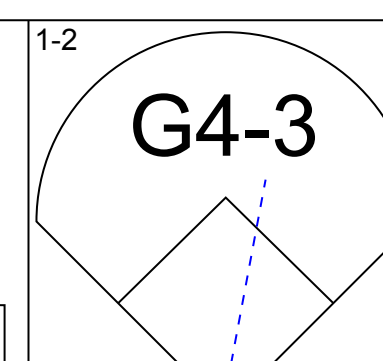
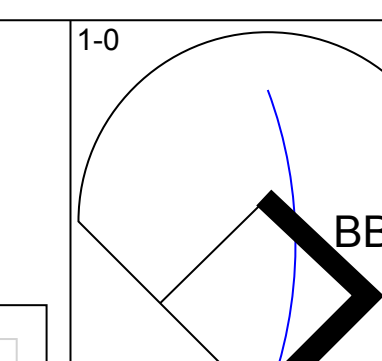
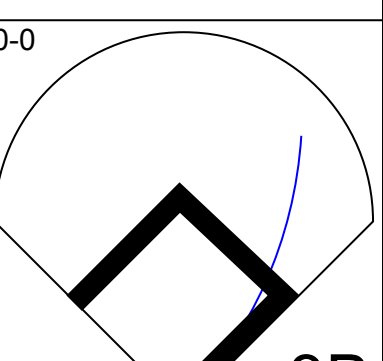
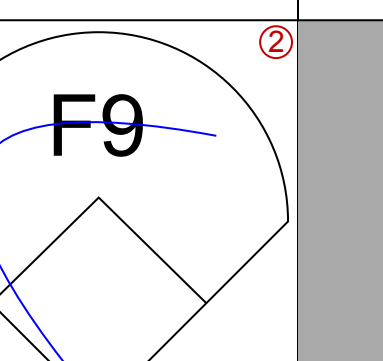
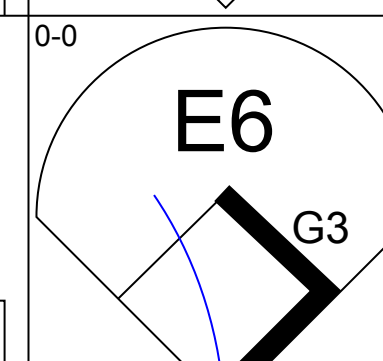
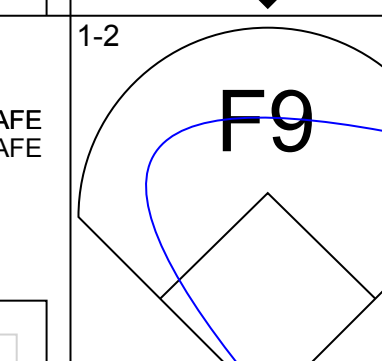
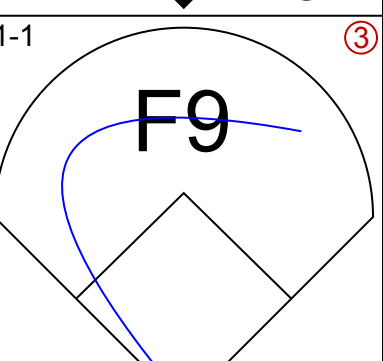
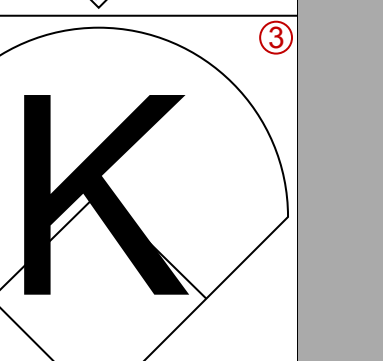
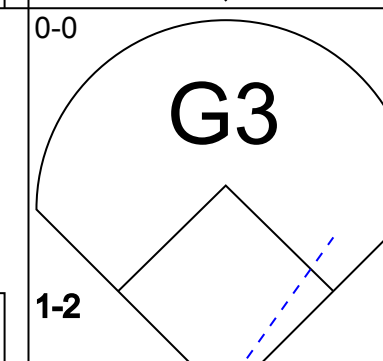
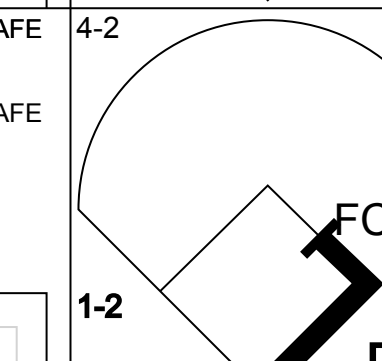

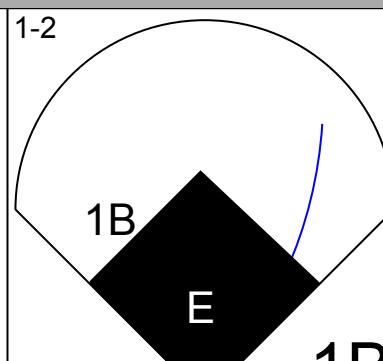
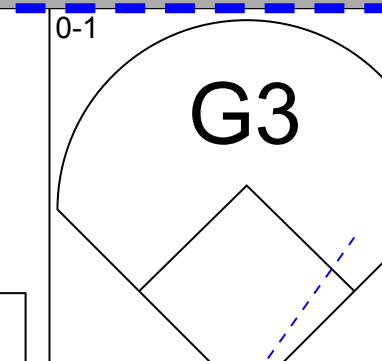
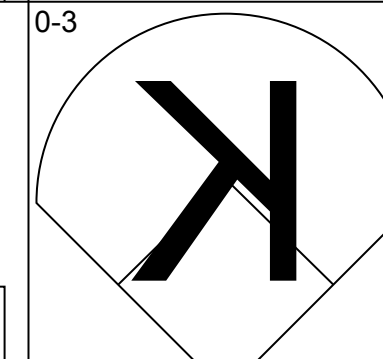
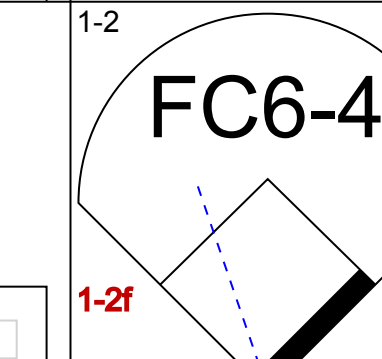
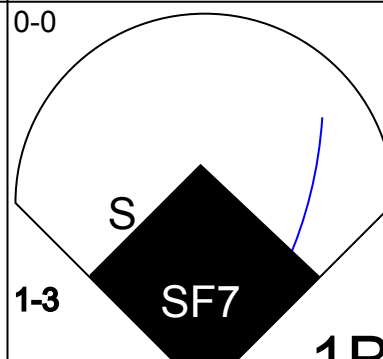
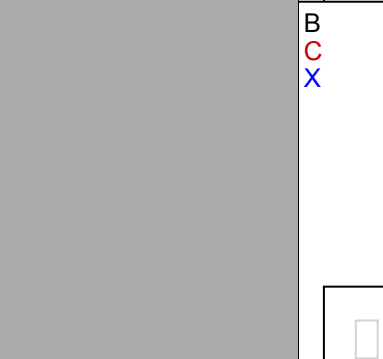
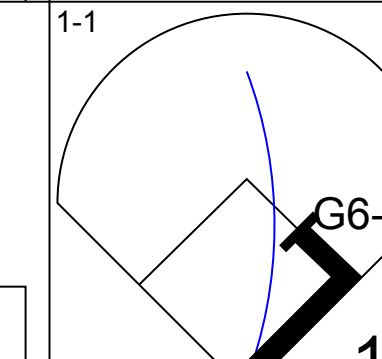
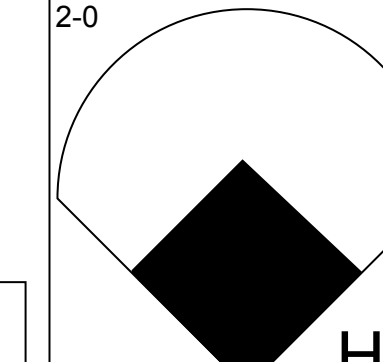
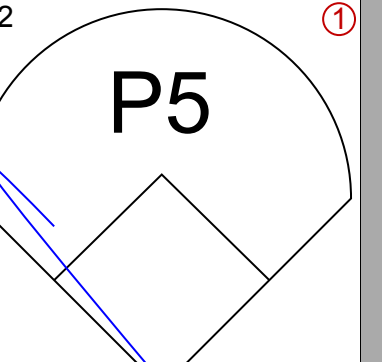
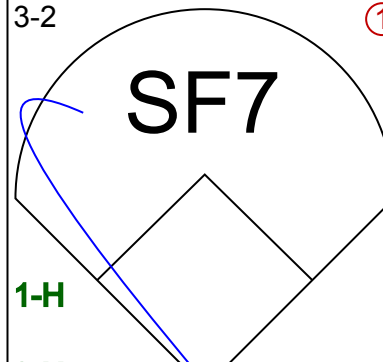
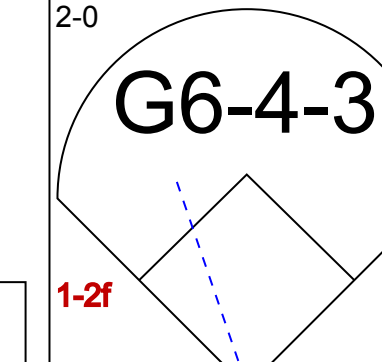
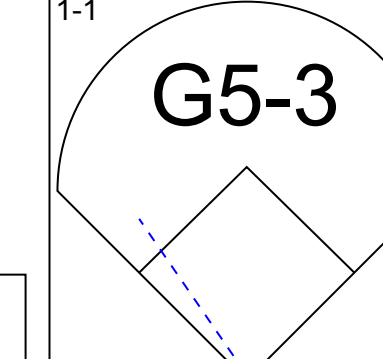
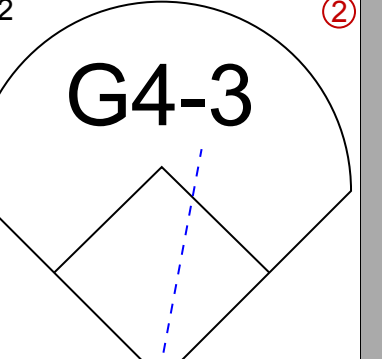
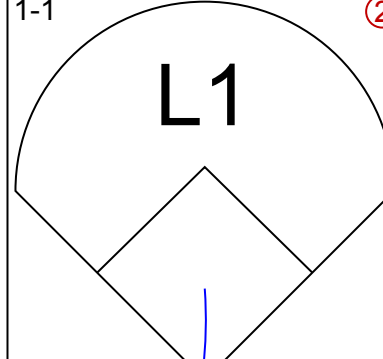
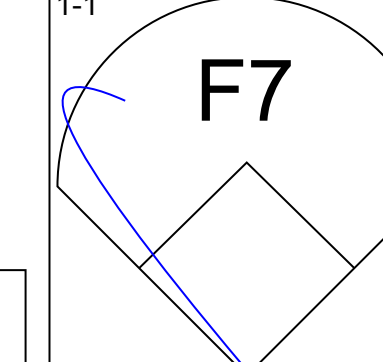
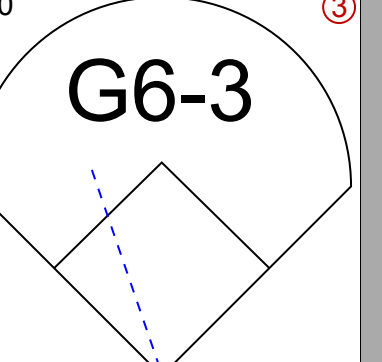
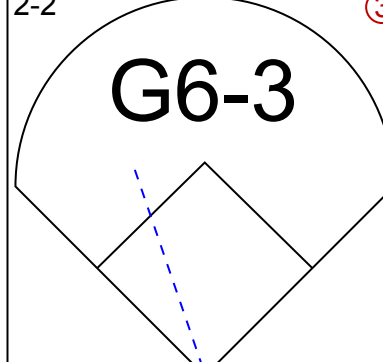
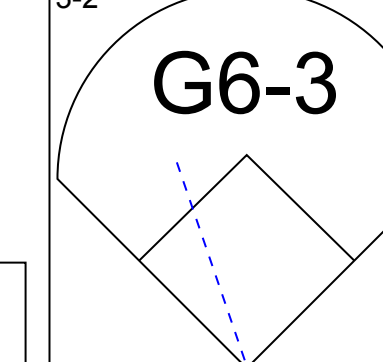
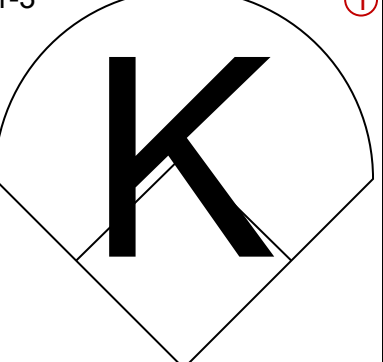
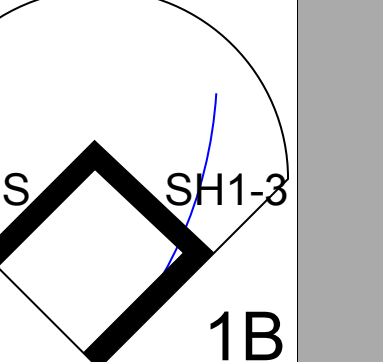
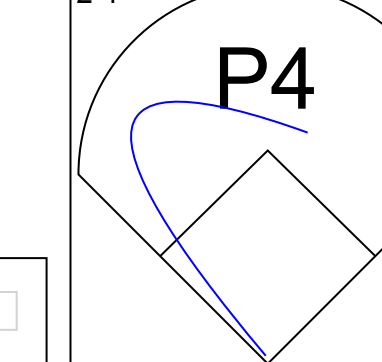
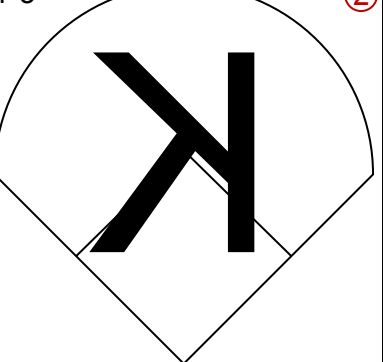
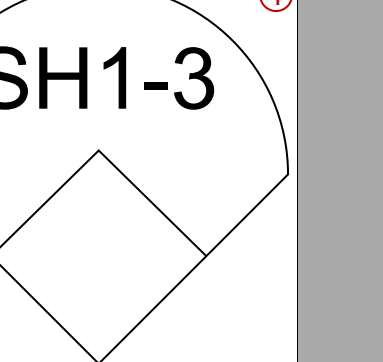
Batter	1	2	3	4	5	6	7	8	9	AB	R	H	RBI	BB	SO	LOB	TOP			
Ray Durham, S (1,4) OBP: 0.327, SLG: 0.357	2-0 SH5-3 SF9 2B		1-0 L3-6 S 1B		3-3 K			1-1 G3		4	1	2	0	0	1	2	Chicago White Sox @ Pittsburgh Pirates Three Rivers Stadium, Pittsburgh, PA Mon Jun 30 1997, 7:05 PM EDT Att: 28,070 - Unknown - 78 F livebaseballscores.com AB 28 R 1 H 5 RBI 1 BB 2 SO 10 LOB 10 			
Ozzie Guillen, L (1,6) OBP: 0.321, SLG: 0.359	0-1 SH5-3 2-3		2-0 L3-6 1-2			0-1 F7		1-1 F8		3	0	0	0	0	0	1				
Frank Thomas, R (1,3) OBP: 0.495, SLG: 0.648	2-1 SF9			4-1 G4-3 BB		2-3 K			1-0 F9	2	0	0	1	1	1	0				
Albert Belle, R (1,7) OBP: 0.347, SLG: 0.525	2-3 K			2-3 K		1-3 K			2-3 K	4	0	0	0	0	4	1				
Jorge Fabregas, L (1,2) OBP: 0.263, SLG: 0.320		1-3 K		1-0 G4-3 1-2			0-1 F8		1-0 L9	4	0	0	0	0	1	1				
Mike Cameron, R (1,8) OBP: 0.343, SLG: 0.433		1-1 G5-3			1-0 S BB 1B		2-3 K			3	0	1	0	0	1	0				
Chris Snopce, R (1,5) OBP: 0.273, SLG: 0.341		0-1 1B			0-1 F8		0-2 2B			3	0	2	0	0	0	1				
Dave Martinez, L (1,9) OBP: 0.365, SLG: 0.461		1-2 G3			4-2 S BB 1B		1-0 F8			2	0	0	0	1	0	2				
Danny Darwin, R (1,1) 34 Mario Valdez, L (8,PH) 41 Bill Simas, L (8,1)			1-3 K		0-3 K			0-0 F7		2	0	0	0	0	2	2				
					1-2 2-3					1	0	0	0	0	0	0				
										0	0	0	0	0	0	0				
Inning Stats	R: 1 E: 0 K: 1 S: 8	H: 1 LOB: 0 BB: 0 P: 14	R: 0 E: 0 K: 1 S: 10	H: 1 LOB: 1 BB: 0 P: 13	R: 0 E: 0 K: 1 S: 5	H: 1 LOB: 0 BB: 1 P: 9	R: 0 E: 0 K: 1 S: 5	H: 0 LOB: 0 BB: 1 P: 12	R: 0 E: 0 K: 2 S: 13	H: 1 LOB: 2 BB: 1 P: 21	R: 0 E: 0 K: 1 S: 9	H: 1 LOB: 0 BB: 0 P: 12	R: 0 E: 0 K: 0 S: 5	H: 0 LOB: 0 BB: 0 P: 7	R: 0 E: 0 K: 1 S: 5	H: 0 LOB: 0 BB: 0 P: 9	1B: 3 2B: 3 3B: 0 HR: 0	SF: 1 SAC: 1 DP: 2 HBP: 0	WP: 0 PB: 0 SB: 3 CS: 0	PA: 32
PITCHER Jon Lieber, R (1,1) ERA: 4.14	IP: 9.0 WLS: W BF: 32 H: 5 R: 1 ER: 1 SO: 10 BB: 2 IBB: 0 HBP: 0 BLK: 0 WP: 0 HR: 0 S: 68 P: 108 ERA: 1.00 WHIP: 0.778															PITCHER				

Batter	1	2	3	4	5	6	7	8	9	AB	R	H	RBI	BB	SO	LOB	BOTTOM			
Tony Womack, L (1,4) OBP: 0.309, SLG: 0.347	2-1 K 2B		0-2 E4 2B		0-1 P6		1-0 P6			4	0	1	0	0	0	0	Chicago White Sox @ Pittsburgh Pirates Three Rivers Stadium, Pittsburgh, PA Mon Jun 30 1997, 7:05 PM EDT Att: 28,070 - Unknown - 78 F livebaseballscores.com AB 34 R 3 H 9 RBI 3 BB 0 SO 5 LOB 18 			
Jermaine Allensworth, R (1,8) OBP: 0.257, SLG: 0.367	1-3 K		0-3 K		1-0 E5		0-0 F9			4	0	0	0	0	2	2				
Al Martin, L (1,7) OBP: 0.404, SLG: 0.529	1-0 F8		0-2 2B		1-0 F9		0-2 F9			4	0	1	0	0	0	1				
Kevin Young, R (1,3) OBP: 0.335, SLG: 0.541		1-1 HR	0-0 G6-3		3-3 K		2-3 K			4	1	1	1	0	2	3				
Dale Sveum, S (1,5) OBP: 0.346, SLG: 0.504		3-1 G3-1		1-2 18 G5-3 1B		1-1 HR		3-2 E3 18 HBP		4	2	2	1	0	0	0				
18 Jason Kendall, R (1,2) OBP: 0.382, SLG: 0.406		0-1 G3-1 2B		0-2 G5-3		3-1 G1-6-3 1B		1-1 HBP		3	0	2	0	0	0	1				
Jose Guillen, R (1,9) OBP: 0.291, SLG: 0.397		1-2 G3-1		0-1 G1-3		0-0 G1-6-3 1B		0-3 K		4	0	1	0	0	1	4				
Lou Collier, R (1,6) OBP: 0.333, SLG: 0.333		1-2 P3		0-1 2H 1B		1-1 G1-6-3		1-2 G4-3		4	0	1	1	0	0	5				
Jon Lieber, L (1,1) OBP: 0.091, SLG: 0.063			1-0 P6		1-2 G4-3		1-1 G3			3	0	0	0	0	0	2				
Inning Stats	R: 0 E: 0 K: 1 S: 6	H: 1 LOB: 0 BB: 0 P: 10	R: 1 E: 0 K: 0 S: 13	H: 2 LOB: 1 BB: 0 P: 19	R: 0 E: 1 K: 1 S: 11	H: 1 LOB: 2 BB: 0 P: 12	R: 1 E: 0 K: 0 S: 18	H: 2 LOB: 1 BB: 0 P: 20	R: 0 E: 1 K: 1 S: 9	H: 0 LOB: 1 BB: 0 P: 14	R: 1 E: 0 K: 0 S: 9	H: 3 LOB: 1 BB: 0 P: 15	R: 0 E: 0 K: 0 S: 6	H: 0 LOB: 0 BB: 0 P: 7	R: 0 E: 1 K: 2 S: 15	H: 0 LOB: 2 BB: 0 P: 22	1B: 4 2B: 3 3B: 0 HR: 2	SF: 0 SAC: 0 DP: 1 HBP: 1	WP: 0 PB: 0 SB: 0 CS: 0	PA: 35
PITCHER Danny Darwin, R (1,1) ERA: 3.4 41 Bill Simas, R (8,1) ERA: 4.59	IP: 7.0 WLS: L BF: 30 H: 9 R: 3 ER: 3 SO: 3 BB: 0 IBB: 0 HBP: 0 BLK: 0 WP: 0 HR: 2 S: 72 P: 97 ERA: 3.86 WHIP: 1.286															PITCHER				

Batter	1	2	3	4	5	6	7	8	9	AB	R	H	RBI	BB	SO	LOB	TOP					
Ray Durham, S OBP: 0.326, SLG: 0.356	G2-3		K			SH2-3 1B		G6-4-3		4	0	1	0	0	0	1	Chicago White Sox @ Pittsburgh Pirates Three Rivers Stadium, Pittsburgh, PA Tue Jul 01 1997, 7:05 PM EDT Att: 22,163 - Unknown - 74 F					
Ozzie Guillen, L OBP: 0.317, SLG: 0.354	G4-3		K			SH2-3		F8		3	0	0	0	0	1	0						
Frank Thomas, R OBP: 0.495, SLG: 0.650				G6-3		F9			FC6-4 1B	4	0	2	0	0	0	1						
Albert Belle, R OBP: 0.352, SLG: 0.528									FC6-4 1-2	2	0	1	0	2	0	1						
Lyle Mouton, R OBP: 0.315, SLG: 0.399 Dave Martinez, L (9, PH) OBP: 0.364, SLG: 0.459	F8			G6-3		K			F8	3	0	0	0	0	1	5						
Mike Cameron, R OBP: 0.336, SLG: 0.423 Harold Baines, L (9, PH) OBP: 0.385, SLG: 0.483									F8	1	0	0	0	0	0	1						
Chris Snopce, R OBP: 0.270, SLG: 0.336										3	0	0	0	0	2	0						
Tony Peña, R OBP: 0.229, SLG: 0.163 Matt Karchner, R OBP: 1.000, SLG: 1.000										3	0	0	0	0	0	0						
James Baldwin, R OBP: 0.268, SLG: 0.324										0	0	0	0	0	0	0						
Jorge Fabregas, L OBP: 0.268, SLG: 0.324										0	0	0	0	0	0	0						
Inning Stats	R: 0 E: 0 K: 0 S: 8	H: 1 LOB: 2 BB: 1 P: 15	R: 0 E: 0 K: 1 S: 5	H: 0 LOB: 0 BB: 0 P: 10	R: 0 E: 0 K: 3 S: 9	H: 0 LOB: 0 BB: 0 P: 14	R: 0 E: 0 K: 1 S: 11	H: 1 LOB: 1 BB: 0 P: 17	R: 0 E: 0 K: 1 S: 5	H: 0 LOB: 0 BB: 0 P: 9	R: 0 E: 0 K: 1 S: 11	H: 1 LOB: 2 BB: 1 P: 19	R: 0 E: 0 K: 1 S: 8	H: 0 LOB: 0 BB: 0 P: 12	R: 0 E: 0 K: 0 S: 10	H: 1 LOB: 0 BB: 0 P: 17	R: 0 E: 0 K: 0 S: 6	H: 1 LOB: 1 BB: 0 P: 9	1B: 3 2B: 2 3B: 0 HR: 0	SF: 0 SAC: 1 DP: 1 HBP: 0	WP: 0 PB: 0 CS: 0	PA: 33
PITCHER	IP	WLS	BF	H	R	ER	SO	BB	IBB	HBP	BLK	WP	HR	S	P	ERA	WHIP					
Steve Cooke, L ERA: 3.14	(1, 1)	8.0	W	30	5	0	8	0	2	0	0	0	0	68	115	0.00	0.625					
Rich Loiselle, R ERA: 3.18	(9, 1)	1.0	S	3	0	0	0	0	0	0	0	0	0	5	7	0.00	0.000					

Batter	1	2	3	4	5	6	7	8	9	AB	R	H	RBI	BB	SO	LOB	BOTTOM				
Tony Womack, L OBP: 0.311, SLG: 0.347	F7		P5							3	0	1	0	1	0	1	Chicago White Sox @ Pittsburgh Pirates Three Rivers Stadium, Pittsburgh, PA Tue Jul 01 1997, 7:05 PM EDT Att: 22,163 - Unknown - 74 F				
Jermaine Allensworth, R OBP: 0.354, SLG: 0.363 Emil Brown, R (6, PH) OBP: 0.306, SLG: 0.292	F8			G6-3		P3	K			2	0	0	0	0	0	0					
Al Martin, L OBP: 0.401, SLG: 0.535	F8									4	1	1	0	0	1	1					
Kevin Young, R OBP: 0.333, SLG: 0.535										4	0	1	1	0	1	0					
Dale Sveum, S OBP: 0.344, SLG: 0.496										4	1	1	0	0	0	1					
18 Jason Kendall, R OBP: 0.380, SLG: 0.403										4	1	1	0	0	0	1					
Jose Guillen, R OBP: 0.294, SLG: 0.406										4	0	2	2	0	0	1					
Kevin Polcovich, R OBP: 0.393, SLG: 0.398										2	0	1	0	1	0	1					
Steve Cooke, R OBP: 0.111, SLG: 0.148 Rich Loiselle, R										2	0	0	0	0	1	1					
Inning Stats	R: 0 E: 0 K: 0 S: 5	H: 0 LOB: 0 BB: 0 P: 8	R: 0 E: 0 K: 0 S: 5	H: 0 LOB: 0 BB: 0 P: 8	R: 0 E: 0 K: 1 S: 9	H: 1 LOB: 1 BB: 0 P: 14	R: 0 E: 0 K: 2 S: 10	H: 0 LOB: 0 BB: 0 P: 16	R: 0 E: 0 K: 0 S: 6	H: 1 LOB: 1 BB: 0 P: 8	R: 0 E: 0 K: 0 S: 7	H: 1 LOB: 1 BB: 0 P: 8	R: 2 E: 1 K: 1 S: 16	H: 3 LOB: 3 BB: 2 P: 28	R: 1 E: 0 K: 0 S: 21	H: 2 LOB: 1 BB: 0 P: 27		1B: 6 2B: 0 3B: 2 HR: 0	SF: 0 SAC: 1 DP: 0 HBP: 0	WP: 0 PB: 0 CS: 0	PA: 34
PITCHER	IP	WLS	BF	H	R	ER	SO	BB	IBB	HBP	BLK	WP	HR	S	P	ERA	WHIP				
James Baldwin, R ERA: 4.5	(1, 1)	6.1	L	25	6	2	3	0	2	0	0	0	0	18	27	13.50	3.000				
Matt Karchner, R ERA: 2.31	(7, 1)	0.2		6	2	1	1	0	2	0	0	0	0	9	12	0.00	0.000				
Carlos Castillo, R ERA: 4.33	(8, 1)	1.0		3	0	0	0	0	0	0	0	0	0	9	12	0.00	0.000				

Batter	1	2	3	4	5	6	7	8	9	AB	R	H	RBI	BB	SO	LOB	TOP					
Dave Martinez, L (1, 9) OBP: 0.362, SLG: 0.460										4	0	1	0	0	2	1	Chicago White Sox @ Pittsburgh Pirates Three Rivers Stadium, Pittsburgh, PA Wed Jul 02 1997, 7:05 PM EDT Att: 25,772 - Unknown - 82 F livebaseballscorecards.com					
Ray Durham, S (1, 4) OBP: 0.328, SLG: 0.356										3	1	1	0	1	1	0						
Frank Thomas, R (1, 3) OBP: 0.489, SLG: 0.639										4	0	0	0	0	1	3						
Albert Belle, R (1, 7) OBP: 0.351, SLG: 0.528										4	0	1	1	0	0	0						
Jorge Fabregas, L (1, 2) OBP: 0.261, SLG: 0.316										4	0	0	0	0	1	1						
Mike Cameron, R (1, 8) OBP: 0.329, SLG: 0.413										3	0	0	0	0	2	0						
Chris Snopek, R (1, 5) 34 Mario Valdez, L (8, PH) OBP: 0.368, SLG: 0.375										2	0	1	0	0	0	0						
Ozzie Guillen, L (1, 6) OBP: 0.318, SLG: 0.354										3	0	1	0	0	1	1						
Jaime Navarro, R (1, 1) Lyle Mouton, R (8, PH) Tony Castillo, L (8, 1)										1	0	0	0	0	0	1						
Inning Stats	R: 0 E: 0 K: 2 S: 9	H: 0 LOB: 0 BB: 0 P: 12	R: 0 E: 0 K: 1 S: 9	H: 0 LOB: 0 BB: 0 P: 14	R: 0 E: 0 K: 1 S: 12	H: 1 LOB: 1 BB: 0 P: 15	R: 0 E: 0 K: 0 S: 6	H: 0 LOB: 0 BB: 0 P: 10	R: 0 E: 0 K: 0 S: 4	H: 0 LOB: 0 BB: 0 P: 5	R: 0 E: 0 K: 0 S: 13	H: 2 LOB: 2 BB: 1 P: 22	R: 0 E: 0 K: 2 S: 13	H: 0 LOB: 0 BB: 0 P: 16	R: 0 E: 0 K: 2 S: 12	H: 0 LOB: 0 BB: 0 P: 16		R: 1 E: 1 K: 2 S: 14	H: 2 LOB: 1 BB: 0 P: 20	1B: 3 2B: 2 3B: 0 HR: 0	SF: 0 SAC: 1 DP: 1 HBP: 0	WP: 0 PB: 0 CS: 0
PITCHER Jason Schmidt, R (1, 1) ERA: 4.25	IP: 9.0 WLS: W BF: 32	H: 5 R: 1 ER: 1 SO: 10	BB: 1 IBB: 0 HBP: 0 BLK: 0	WP: 0 HR: 0 S: 92 P: 130	ERA: 1.00 WHIP: 0.667	PITCHER										IP: 9.0 WLS: W BF: 32	H: 5 R: 1 ER: 1 SO: 10	BB: 1 IBB: 0 HBP: 0 BLK: 0	WP: 0 HR: 0 S: 92 P: 130	ERA: 1.00 WHIP: 0.667		

Batter	1	2	3	4	5	6	7	8	9	AB	R	H	RBI	BB	SO	LOB	BOTTOM			
Tony Womack, L (1, 4) OBP: 0.313, SLG: 0.355										4	0	2	0	0	0	1	Chicago White Sox @ Pittsburgh Pirates Three Rivers Stadium, Pittsburgh, PA Wed Jul 02 1997, 7:05 PM EDT Att: 25,772 - Unknown - 82 F livebaseballscorecards.com			
Lou Collier, R (1, 6) OBP: 0.231, SLG: 0.231										4	0	0	0	0	1	3				
Al Martin, L (1, 7) OBP: 0.403, SLG: 0.531										3	1	1	0	1	0	1				
Kevin Young, R (1, 3) OBP: 0.337, SLG: 0.534										4	1	2	0	0	1	3				
Dale Sveum, S (1, 5) OBP: 0.341, SLG: 0.516										3	1	1	2	0	0	1				
18 Jason Kendall, R (1, 2) OBP: 0.377, SLG: 0.398										3	0	0	0	0	0	0				
Jose Guillen, R (1, 9) OBP: 0.291, SLG: 0.401										3	0	0	0	0	0	0				
Emil Brown, R (1, 8) OBP: 0.307, SLG: 0.293										3	0	1	0	0	1	0				
Jason Schmidt, R (1, 1) OBP: 0.148, SLG: 0.185										2	0	0	0	0	1	0				
Inning Stats	R: 0 E: 1 K: 1 S: 9	H: 0 LOB: 1 BB: 0 P: 10	R: 1 E: 0 K: 0 S: 9	H: 1 LOB: 0 BB: 0 P: 16	R: 0 E: 0 K: 0 S: 7	H: 1 LOB: 0 BB: 0 P: 8	R: 0 E: 0 K: 0 S: 12	H: 1 LOB: 1 BB: 0 P: 15	R: 2 E: 0 K: 0 S: 13	H: 2 LOB: 0 BB: 0 P: 20	R: 0 E: 0 K: 1 S: 13	H: 1 LOB: 1 BB: 0 P: 16	R: 0 E: 0 K: 0 S: 5	H: 1 LOB: 0 BB: 0 P: 8	R: 0 E: 0 K: 0 S: 5	H: 1 LOB: 0 BB: 0 P: 8		1B: 5 2B: 0 3B: 1 HR: 1	SF: 1 SAC: 1 DP: 1 HBP: 0	WP: 0 PB: 0 CS: 0
PITCHER Jaime Navarro, R (1, 1) Tony Castillo, L (8, 1)	IP: 7.0 WLS: L BF: 29	H: 6 R: 3 ER: 2 SO: 4	BB: 1 IBB: 0 HBP: 0 BLK: 0	WP: 0 HR: 1 S: 76 P: 106	ERA: 2.57 WHIP: 1.000	PITCHER										IP: 7.0 WLS: L BF: 29	H: 6 R: 3 ER: 2 SO: 4	BB: 1 IBB: 0 HBP: 0 BLK: 0	WP: 0 HR: 1 S: 76 P: 106	ERA: 2.57 WHIP: 1.000

Batter	1	2	3	4	5	6	7	8	9	AB	R	H	RBI	BB	SO	LOB	TOP					
Nomar Garciaparra, R OBP: 0.343, SLG: 0.499										4	2	2	1	0	0	0	Boston Red Sox @ Chicago White Sox Comiskey Park, Chicago, IL Thu Jul 03 1997, 8:05 PM EDT Att: 20,521 - Unknown - 75 F					
Darren Bragg, L OBP: 0.331, SLG: 0.428										4	0	0	0	0	0	1						
John Valentin, R OBP: 0.360, SLG: 0.453										4	1	2	1	0	0	0						
18 Reggie Jefferson, S OBP: 0.364, SLG: 0.516										4	1	1	1	0	1	1						
Mike Stanley, R OBP: 0.411, SLG: 0.537										4	0	0	0	0	0	2						
Troy O'Leary, L OBP: 0.352, SLG: 0.473										4	0	2	1	0	0	0						
Scott Hatteberg, L OBP: 0.374, SLG: 0.439										4	0	0	0	0	0	2						
Shane Mack, R OBP: 0.363, SLG: 0.434										3	0	0	0	0	0	1						
Jesus Tavarez, S OBP: 0.200, SLG: 0.231										0	0	0	0	0	0	0						
Mike Benjamin, R OBP: 0.206, SLG: 0.188										3	0	0	0	0	0	1						
Inning Stats	R: 1 E: 0 K: 0 S: 4	H: 1 LOB: 0 BB: 0 P: 4	R: 0 E: 0 K: 0 S: 3	H: 0 LOB: 0 BB: 0 P: 3	R: 0 E: 0 K: 0 S: 3	H: 0 LOB: 0 BB: 0 P: 3	R: 0 E: 0 K: 0 S: 4	H: 1 LOB: 1 BB: 0 P: 4	R: 0 E: 0 K: 0 S: 4	H: 1 LOB: 1 BB: 0 P: 4	R: 3 E: 0 K: 0 S: 7	H: 4 LOB: 1 BB: 0 P: 7	R: 0 E: 0 K: 0 S: 3	H: 0 LOB: 0 BB: 0 P: 3	R: 0 E: 0 K: 0 S: 5	H: 0 LOB: 0 BB: 0 P: 5	R: 0 E: 0 K: 0 S: 3	H: 0 LOB: 0 BB: 0 P: 3	1B: 2 2B: 3 3B: 1 HR: 1	SF: 0 SAC: 0 DP: 0 HBP: 0	WP: 1 PB: 0 CS: 0	PA: 34
PITCHER	IP WLS BF H R ER SO BB IBB HBP BLK WP HR S P ERA WHIP																					
Doug Drabek, R ERA: 6.8	(1, 1) 5.2 L 24 7 4 4 0 0 0 0 0 0 0 1 1 24 24 6.35 1.235																					
Chuck McElroy, L ERA: 4.62	(6, 1) 3.1 10 0 0 0 0 1 0 0 0 0 0 0 0 12 12 0.00 0.000																					

AB	34
R	4
H	7
RBI	4
BB	0
SO	1
LOB	8



Batter	1	2	3	4	5	6	7	8	9	AB	R	H	RBI	BB	SO	LOB	BOTTOM					
Ray Durham, S OBP: 0.327, SLG: 0.358										4	1	1	0	0	1	1	Boston Red Sox @ Chicago White Sox Comiskey Park, Chicago, IL Thu Jul 03 1997, 8:05 PM EDT Att: 20,521 - Unknown - 75 F					
Dave Martinez, L OBP: 0.362, SLG: 0.458										3	0	1	0	0	0	1						
Frank Thomas, R OBP: 0.486, SLG: 0.633										4	0	1	0	0	0	2						
Albert Belle, R OBP: 0.350, SLG: 0.524										4	0	1	1	0	0	1						
Harold Baines, L OBP: 0.386, SLG: 0.483										4	0	2	0	0	1	0						
Jorge Fabregas, L OBP: 0.295, SLG: 0.308										4	0	0	0	0	1	3						
Chris Snopek, R OBP: 0.268, SLG: 0.333										3	0	0	0	0	2	0						
Darren Lewis, R OBP: 0.313, SLG: 0.218										3	0	0	0	0	1	0						
Ozzie Guillen, L OBP: 0.318, SLG: 0.354										3	0	1	0	0	0	0						
Inning Stats	R: 1 E: 0 K: 0 S: 6	H: 3 LOB: 2 BB: 0 P: 6	R: 0 E: 0 K: 0 S: 3	H: 0 LOB: 0 BB: 0 P: 3	R: 0 E: 0 K: 2 S: 7	H: 0 LOB: 0 BB: 0 P: 7	R: 0 E: 0 K: 2 S: 8	H: 1 LOB: 1 BB: 0 P: 8	R: 0 E: 0 K: 0 S: 4	H: 1 LOB: 1 BB: 0 P: 4	R: 0 E: 0 K: 1 S: 5	H: 0 LOB: 0 BB: 0 P: 5	R: 0 E: 0 K: 0 S: 3	H: 1 LOB: 0 BB: 0 P: 3	R: 0 E: 0 K: 1 S: 5	H: 0 LOB: 0 BB: 0 P: 5		R: 0 E: 0 K: 0 S: 3	H: 0 LOB: 0 BB: 0 P: 5	1B: 6 2B: 2 3B: 0 HR: 0	SF: 0 SAC: 1 DP: 1 HBP: 0	WP: 0 PB: 0 CS: 0
PITCHER	IP WLS BF H R ER SO BB IBB HBP BLK WP HR S P ERA WHIP																					
Aaron Sele, R ERA: 5.13	(1, 1) 9.0 W 33 7 1 1 6 0 0 0 0 0 0 0 0 45 45 1.00 0.778																					

AB	32
R	1
H	7
RBI	1
BB	0
SO	6
LOB	8




Batter	1	2	3	4	5	6	7	8	9	AB	R	H	RBI	BB	SO	LOB	TOP								
Nomar Garciaparra, R (1, 6) OBP: 0.341, SLG: 0.493	0-3 K			0-0 E4	4-0 BB		0-0 F9		0-3 K	4	0	0	0	1	2	2	Boston Red Sox @ Chicago White Sox Comiskey Park, Chicago, IL Fri Jul 04 1997, 8:05 PM EDT Att: 30,007 - Cloudy - 63 F								
Darren Bragg, L (1, 9) OBP: 0.325, SLG: 0.424	0-3 K			0-0 P4	0-3 K		0-3 K		0-0 1B	5	0	1	1	0	3	4									
John Valentin, R (1, 4) OBP: 0.358, SLG: 0.449	0-3 K			0-0 P3		0-0 1B 2B		0-0 G5-3	0-0 F8	5	1	1	0	0	1	2									
Mike Stanley, R (1, 3) OBP: 0.404, SLG: 0.525		0-3 K		0-0 F9		0-3 K		0-0 F9		4	0	0	0	0	2	2									
18 Reggie Jefferson, S (1, 10) OBP: 0.366, SLG: 0.511		0-0 F8			1-0 2B 1B HBP	4-0 2B 1-2 BB		0-0 L3		2	1	0	0	1	0	0									
Shane Mack, R (1, 8) OBP: 0.358, SLG: 0.460 Walt McKeel, R (9, 2)		0-0 G6-3			0-3 K	0-0 F7			0-0 HR	4	1	1	1	0	1	3									
Scott Hatteberg, L (1, 2) OBP: 0.383, SLG: 0.461 Jesus Tavarez, S (9, PR) OBP: 0.200, SLG: 0.231			0-0 F7		0-0 1B 2B	0-0 1-3 2B		0-0 3B 1B		4	0	3	1	0	0	0									
Jeff Frye, R (1, 7) OBP: 0.317, SLG: 0.357			0-0 L5		0-0 BB 1B	0-0 F9		0-0 1B 3B		4	1	2	2	0	0	2									
Mike Benjamin, R (1, 5) OBP: 0.189, SLG: 0.171 Troy O'Leary, L (9, PH) OBP: 0.351, SLG: 0.471			0-0 F9		0-0 F7		0-0 F8		0-3 K	3	0	0	0	0	0	2									
										1	0	0	0	0	1	2									
Inning Stats	R: 0 E: 0 K: 3 S: 9	H: 0 LOB: 0 BB: 0 P: 9	R: 0 E: 0 K: 1 S: 5	H: 0 LOB: 0 BB: 0 P: 5	R: 0 E: 0 K: 0 S: 3	H: 0 LOB: 0 BB: 0 P: 3	R: 0 E: 1 K: 0 S: 4	H: 0 LOB: 1 BB: 0 P: 4	R: 1 E: 0 K: 2 S: 9	H: 2 LOB: 3 BB: 1 P: 14	R: 1 E: 0 K: 1 S: 7	H: 2 LOB: 2 BB: 1 P: 11	R: 0 E: 0 K: 0 S: 5	H: 0 LOB: 0 BB: 0 P: 5	R: 0 E: 0 K: 0 S: 3	H: 0 LOB: 0 BB: 0 P: 3		R: 3 E: 0 K: 2 S: 11	H: 4 LOB: 1 BB: 0 P: 11	1B: 4 2B: 2 3B: 1 HR: 1	SF: 0 SAC: 0 DP: 0 HBP: 1	WP: 0 PB: 0 SB: 0 CS: 0	PA: 39		
PITCHER	IP	WLS	BF	H	R	ER	SO	BB	IBB	HBP	BLK	WP	HR	S	P	ERA		WHIP							
Wilson Alvarez, L (1, 1) ERA: 2.97	7.0		29	4	2	2	8	2	0	1	0	0	0	42	51	2.57	0.857								
Matt Karchner, R (8, 1) ERA: 2.22	1.0		3	0	0	0	0	0	0	0	0	0	0	3	3	0.00	0.000								
Roberto Hernandez, R (9, 1) ERA: 2.97	1.0	W	7	4	3	3	2	0	0	0	0	0	1	11	11	27.00	4.000								

AB	36
R	5
H	8
RBI	5
BB	2
SO	10
LOB	19



Batter	1	2	3	4	5	6	7	8	9	AB	R	H	RBI	BB	SO	LOB	BOTTOM								
Ray Durham, S (1, 4) OBP: 0.325, SLG: 0.355	0-0 BB 1B		0-0 F7	0-0 F8		0-3 K			0-3 K	5	1	1	0	0	2	2	Boston Red Sox @ Chicago White Sox Comiskey Park, Chicago, IL Fri Jul 04 1997, 8:05 PM EDT Att: 30,007 - Cloudy - 63 F								
Dave Martinez, L (1, 9) OBP: 0.362, SLG: 0.453	4-0 1B BB		0-3 K		0-0 F8		0-3 K		1-0 HBP	3	0	0	0	1	2	0									
Frank Thomas, R (1, 3) OBP: 0.486, SLG: 0.635 Darren Lewis, R (9, 8) OBP: 0.313, SLG: 0.218	0-3 K		0-0 1B 2B		0-0 1B 2B		0-3 K		0-0 WP	4	2	2	0	0	2	2									
Albert Belle, R (1, 7) OBP: 0.351, SLG: 0.524	0-0 F8		0-0 1B 2H		0-0 2B 1B		0-0 F8		3-H	4	1	2	1	0	0	2									
Harold Baines, L (1, 10) OBP: 0.384, SLG: 0.480	0-0 1B		0-0 G5-3		0-0 F8			0-0 F7		4	0	1	1	0	0	3									
Jorge Fabregas, L (1, 2) OBP: 0.295, SLG: 0.313	0-0 G4-3		0-0 F7		0-0 2B		0-0 G6-3			4	0	1	2	0	0	2									
Mike Cameron, R (1, 8) OBP: 0.333, SLG: 0.406		0-3 K		4-0 1B BB		0-0 F8		4-0 BB		2	1	0	0	2	1	1									
Norberto Martin, R (1, 5) OBP: 0.311, SLG: 0.368		0-0 G4-3		0-0 1B		0-0 G6-3		0-0 L6		4	0	1	1	0	0	1									
Ozzie Guillen, L (1, 6) OBP: 0.317, SLG: 0.356		0-0 P6		0-0 P4		0-0 F7		0-0 WP 2B		4	1	1	0	0	0	1									
										1B: 6 2B: 3 3B: 0 HR: 0	SF: 0 SAC: 0 DP: 0 HBP: 1	WP: 2 PB: 0 SB: 3 CS: 0	PA: 39												
Inning Stats	R: 1 E: 0 K: 1 S: 7	H: 2 LOB: 2 BB: 1 P: 11	R: 0 E: 0 K: 1 S: 5	H: 0 LOB: 0 BB: 0 P: 5	R: 1 E: 0 K: 0 S: 7	H: 2 LOB: 1 BB: 0 P: 7	R: 1 E: 0 K: 0 S: 4	H: 1 LOB: 1 BB: 1 P: 8	R: 2 E: 0 K: 0 S: 6	H: 3 LOB: 1 BB: 0 P: 6	R: 0 E: 0 K: 1 S: 5	H: 0 LOB: 0 BB: 0 P: 5	R: 0 E: 0 K: 2 S: 7	H: 0 LOB: 0 BB: 0 P: 7	R: 0 E: 0 K: 0 S: 3	H: 0 LOB: 1 BB: 1 P: 7		R: 1 E: 0 K: 1 S: 4	H: 1 LOB: 1 BB: 0 P: 5	1B: 6 2B: 3 3B: 0 HR: 0	SF: 0 SAC: 0 DP: 0 HBP: 1	WP: 2 PB: 0 SB: 3 CS: 0	PA: 39		
PITCHER	IP	WLS	BF	H	R	ER	SO	BB	IBB	HBP	BLK	WP	HR	S	P	ERA		WHIP							
Jeff Suppan, R (1, 1) ERA: 5.85	5.0		25	8	5	5	3	2	0	0	0	0	0	29	37	9.00	2.000								
49 Tim Wakefield, R (6, 1) ERA: 5.25	2.2		8	0	0	0	3	0	0	0	0	0	0	14	14	0.00	0.000								
Heathcliff Slocumb, R (8, 1) ERA: 6.57	0.2	L	6	1	1	1	1	1	0	1	0	2	0	5	10	13.50	3.000								



Batter	1	2	3	4	5	6	7	8	9	AB	R	H	RBI	BB	SO	LOB	TOP					
Nomar Garciaparra, R OBP: 0.342, SLG: 0.491	G5-3		F7			F9	1B		BB E 1B	5	1	2	1	0	0	1	Boston Red Sox @ Chicago White Sox Comiskey Park, Chicago, IL Sat Jul 05 1997, 4:33 AM EDT Att: 25,802 - Sunny - 70 F					
Darren Bragg, L OBP: 0.330, SLG: 0.421	G1-3		G6-3			1B	K		F 18 1B BB	4	2	1	0	1	1	3						
John Valentin, R OBP: 0.352, SLG: 0.441	K				F9	F8	P3		E5 1B 18 1B G4-3	5	1	0	0	0	1	4						
18 Reggie Jefferson, S OBP: 0.371, SLG: 0.513		F9 SF8 1B		K		E 1B 1B		F7	G4-3 1B	5	1	3	1	0	1	0						
Mike Stanley, R OBP: 0.404, SLG: 0.522	F9			K		E7 1B		E 2B 1B	F9	5	1	2	1	0	1	3						
Troy O'Leary, L OBP: 0.352, SLG: 0.471	SF8					G1-6-3		L8	G4-3 1B	4	0	2	1	0	0	3						
Scott Hatteberg, L OBP: 0.378, SLG: 0.452	G3				F7		FC5-4 1B	E3 2B	G4-3	5	2	1	1	0	0	4						
Jeff Frye, R OBP: 0.319, SLG: 0.366			E6		P8		FC5-4 1B		F8	5	0	2	2	0	0	3						
Shane Mack, R OBP: 0.343, SLG: 0.440			F8		K		FC5-4 1B	L5		4	0	0	0	0	1	5						
Inning Stats	R: 0 E: 0 K: 1 S: 9	H: 0 LOB: 0 BB: 0 P: 11	R: 1 E: 0 K: 0 S: 10	H: 1 LOB: 0 BB: 0 P: 16	R: 0 E: 1 K: 0 S: 11	H: 0 LOB: 1 BB: 0 P: 16	R: 0 E: 0 K: 2 S: 10	H: 0 LOB: 0 BB: 0 P: 13	R: 0 E: 0 K: 1 S: 10	H: 1 LOB: 1 BB: 0 P: 15	R: 1 E: 1 K: 0 S: 13	H: 3 LOB: 2 BB: 0 P: 16	R: 1 E: 0 K: 1 S: 15	H: 3 LOB: 2 BB: 0 P: 22	R: 2 E: 1 K: 0 S: 15	H: 2 LOB: 1 BB: 0 P: 25	R: 3 E: 1 K: 0 S: 15	H: 3 LOB: 2 BB: 1 P: 27	1B: 12 2B: 1 3B: 0 HR: 0	SF: 1 SAC: 0 DP: 0 HBP: 0	WP: 0 PB: 0 SB: 1 CS: 0	PA: 44
PITCHER	IP WLS BF H R ER SO BB IBB HBP BLK WP HR S P ERA WHIP	IP WLS BF H R ER SO BB IBB HBP BLK WP HR S P ERA WHIP	IP WLS BF H R ER SO BB IBB HBP BLK WP HR S P ERA WHIP	IP WLS BF H R ER SO BB IBB HBP BLK WP HR S P ERA WHIP	IP WLS BF H R ER SO BB IBB HBP BLK WP HR S P ERA WHIP	IP WLS BF H R ER SO BB IBB HBP BLK WP HR S P ERA WHIP	IP WLS BF H R ER SO BB IBB HBP BLK WP HR S P ERA WHIP	IP WLS BF H R ER SO BB IBB HBP BLK WP HR S P ERA WHIP	IP WLS BF H R ER SO BB IBB HBP BLK WP HR S P ERA WHIP	IP WLS BF H R ER SO BB IBB HBP BLK WP HR S P ERA WHIP	IP WLS BF H R ER SO BB IBB HBP BLK WP HR S P ERA WHIP	IP WLS BF H R ER SO BB IBB HBP BLK WP HR S P ERA WHIP	IP WLS BF H R ER SO BB IBB HBP BLK WP HR S P ERA WHIP	IP WLS BF H R ER SO BB IBB HBP BLK WP HR S P ERA WHIP	IP WLS BF H R ER SO BB IBB HBP BLK WP HR S P ERA WHIP	IP WLS BF H R ER SO BB IBB HBP BLK WP HR S P ERA WHIP						
Danny Darwin, R ERA: 3.46	6.1	W	28	8	3	3	4	0	0	0	0	0	0	0	0	0	4.26	1.263				
Tony Castillo, L ERA: 6.23	7.1		7	2	2	0	1	0	0	0	0	0	0	0	0	0	0.00	1.500				
41 Bill Simas, R ERA: 4.54	0.1		1	0	0	0	0	0	0	0	0	0	0	0	0	0.00	0.000					
Roberto Hernandez, R ERA: 3.13	1.0		8	3	3	1	0	1	0	0	0	0	0	0	0	9.00	4.000					

Batter	1	2	3	4	5	6	7	8	9	AB	R	H	RBI	BB	SO	LOB	BOTTOM			
Ray Durham, S OBP: 0.324, SLG: 0.353	E4 FC1-6	G1-3		G4-3		F7		2B 1B		5	1	1	0	0	0	0	Boston Red Sox @ Chicago White Sox Comiskey Park, Chicago, IL Sat Jul 05 1997, 4:33 AM EDT Att: 25,802 - Sunny - 70 F			
Mike Cameron, R OBP: 0.336, SLG: 0.436	FC1-6 2B 1B			P6		P3		1B 2B		5	2	2	3	0	0	1				
Frank Thomas, R OBP: 0.481, SLG: 0.638										5	1	1	1	0	0	2				
Darren Lewis, R OBP: 0.313, SLG: 0.218	F9	F9								0	0	0	0	0	0	0				
Albert Belle, R OBP: 0.353, SLG: 0.527										4	2	2	0	0	0	0				
Dave Martinez, L OBP: 0.362, SLG: 0.453	1B 2B									0	0	0	0	0	0	0				
Lyle Mouton, R OBP: 0.318, SLG: 0.399	1B 1B	G4-3								4	2	2	2	0	0	1				
Harold Baines, L OBP: 0.382, SLG: 0.476	1B 1B		P6			L7			G6-3	4	1	1	0	0	0	2				
Chris Snopce, R OBP: 0.272, SLG: 0.336	1B 1B		K			P7			E S 1B 1B	4	1	2	1	0	1	2	AB 39 R 11 H 14 RBI 11 BB 0 SO 1 LOB 11			
Tony Peña, R OBP: 0.269, SLG: 0.234			G1-3						FC1-6 1B	4	0	3	4	0	0	0				
Ozzie Guillen, L OBP: 0.312, SLG: 0.351	G4-3			G6-3		F7			FC1-6 1B 2B	4	1	0	0	0	0	3				
Inning Stats	R: 4 E: 1 K: 0 S: 15	H: 5 LOB: 2 BB: 0 P: 21	R: 1 E: 0 K: 0 S: 9	H: 2 LOB: 1 BB: 0 P: 12	R: 0 E: 0 K: 1 S: 8	H: 0 LOB: 0 BB: 0 P: 13	R: 0 E: 0 K: 0 S: 8	H: 0 LOB: 0 BB: 0 P: 13	R: 3 E: 1 K: 0 S: 11	H: 3 LOB: 1 BB: 0 P: 15	R: 0 E: 0 K: 0 S: 6	H: 0 LOB: 0 BB: 0 P: 8	R: 0 E: 0 K: 0 S: 12	H: 0 LOB: 0 BB: 0 P: 20	R: 3 E: 0 K: 0 S: 13	H: 4 LOB: 1 BB: 0 P: 19	1B: 9 2B: 3 3B: 0 HR: 2	SF: 0 SAC: 0 DP: 0 HBP: 0	WP: 0 PB: 0 SB: 1 CS: 0	PA: 39
PITCHER	IP WLS BF H R ER SO BB IBB HBP BLK WP HR S P ERA WHIP	IP WLS BF H R ER SO BB IBB HBP BLK WP HR S P ERA WHIP	IP WLS BF H R ER SO BB IBB HBP BLK WP HR S P ERA WHIP	IP WLS BF H R ER SO BB IBB HBP BLK WP HR S P ERA WHIP	IP WLS BF H R ER SO BB IBB HBP BLK WP HR S P ERA WHIP	IP WLS BF H R ER SO BB IBB HBP BLK WP HR S P ERA WHIP	IP WLS BF H R ER SO BB IBB HBP BLK WP HR S P ERA WHIP	IP WLS BF H R ER SO BB IBB HBP BLK WP HR S P ERA WHIP	IP WLS BF H R ER SO BB IBB HBP BLK WP HR S P ERA WHIP	IP WLS BF H R ER SO BB IBB HBP BLK WP HR S P ERA WHIP	IP WLS BF H R ER SO BB IBB HBP BLK WP HR S P ERA WHIP	IP WLS BF H R ER SO BB IBB HBP BLK WP HR S P ERA WHIP	IP WLS BF H R ER SO BB IBB HBP BLK WP HR S P ERA WHIP	IP WLS BF H R ER SO BB IBB HBP BLK WP HR S P ERA WHIP	IP WLS BF H R ER SO BB IBB HBP BLK WP HR S P ERA WHIP	IP WLS BF H R ER SO BB IBB HBP BLK WP HR S P ERA WHIP				
Steve Avery, L ERA: 5.55	5.0	L	26	10	8	2	1	0	0	0	0	0	0	0	0	0	3.60	2.000		
John Waddell, R ERA: 4.53	2.0		6	0	0	0	0	0	0	0	0	0	0	0	0	0	0.00	0.000		
Butch Henry, L ERA: 2.96	1.0		7	4	3	3	0	0	0	0	0	0	0	0	0	0	27.00	4.000		

Batter	1	2	3	4	5	6	7	8	9	AB	R	H	RBI	BB	SO	LOB	TOP											
Ray Durham, S OBP: 0.327, SLG: 0.367	2-2 1B SF8 2B	1-2 1B		0-3 K			0-2 E5 1B		2-0 HR	5	4	3	3	0	1	0	Chicago White Sox @ Kansas City Royals Kauffman Stadium, Kansas City, MO Thu Jul 10 1997, 7:05 PM CDT Att: 29,812 - Unknown - 74 F livebaseballscorecards.com											
Dave Martinez, L OBP: 0.366, SLG: 0.454	0-0 S	2-H 3-H 1B			2-2 G3-1		1-1 1B		2-2 G3-1	4	0	2	0	1	0	0												
Frank Thomas, R OBP: 0.477, SLG: 0.634 Mike Cameron, R OBP: 0.333, SLG: 0.431	1-1 SF8	1-0 1B			1-1 G6-3		1-1 1B		1-2 G4-3	4	0	2	3	0	0	0												
Albert Belle, R OBP: 0.353, SLG: 0.522	1-3 K	3-3 K			1-1 F7		0-0 L8			4	0	0	0	0	2	5												
Harold Baines, L OBP: 0.372, SLG: 0.461	2-1 G3-1				1-2 G4-3		1-0 F9		2-1 L7	4	0	0	0	0	0	1												
Jorge Fabregas, L OBP: 0.254, SLG: 0.311		1-0 G4-3			0-0 G4-3		2-3 K		3-2 1B	4	0	1	0	0	1	0												
Lyle Mouton, R OBP: 0.316, SLG: 0.394 Darren Lewis, R OBP: 0.308, SLG: 0.214		2-3 K			2-3 K		0-3 K		2-2 G4-3	4	0	1	0	0	3	0												
Chris Snopce, R OBP: 0.275, SLG: 0.342		2-1 2B 1B			1-1 L5		0-1 CS		1-1 G4-3	4	1	2	0	0	0	2												
Ozzie Guillen, L OBP: 0.315, SLG: 0.356		0-1 1B 2B			0-0 F9		2-1 F8		0-0 G3-1	4	1	1	0	0	0	1												
Inning Stats	R: 1 E: 0 K: 1 S: 11	H: 2 LOB: 1 BB: 0 P: 17	R: 3 E: 0 K: 2 S: 17	H: 4 LOB: 2 BB: 1 P: 31	R: 0 E: 0 K: 1 S: 7	H: 0 LOB: 0 BB: 0 P: 10	R: 0 E: 0 K: 1 S: 6	H: 0 LOB: 0 BB: 0 P: 7	R: 0 E: 0 K: 0 S: 7	H: 0 LOB: 0 BB: 0 P: 11	R: 0 E: 0 K: 0 S: 7	H: 0 LOB: 0 BB: 0 P: 10	R: 1 E: 1 K: 0 S: 13	H: 3 LOB: 2 BB: 0 P: 16	R: 0 E: 0 K: 0 S: 11	H: 2 LOB: 2 BB: 0 P: 19		R: 1 E: 0 K: 0 S: 9	H: 1 LOB: 0 BB: 0 P: 14	1B: 9 2B: 2 3B: 0 HR: 1	SF: 1 SAC: 0 DP: 1 HBP: 0	WP: 0 PB: 0 SB: 2 CS: 1	PA: 39					
PITCHER	IP	WLS	BF	H	R	ER	SO	BB	IBB	HBP	BLK	WP	HR	S	P	ERA	WHIP											
Kevin Appier, R ERA: 2.8	(1, 1)	7.0	L	31	9	5	4	7	1	0	0	0	0	0	68	102	5.14	1.429										
Glendon Rusch, L ERA: 5.87	(8, 1)	1.0		4	2	0	0	0	0	0	0	0	0	0	11	19	0.00	2.000										
Jeff Montgomery, R ERA: 7.09	(9, 1)	1.0		4	1	1	1	0	0	0	0	0	0	1	9	14	9.00	1.000										

Batter	1	2	3	4	5	6	7	8	9	AB	R	H	RBI	BB	SO	LOB	BOTTOM											
Bip Roberts, S OBP: 0.362, SLG: 0.403	1-3 K		1-3 2B 1B		1-2 1B G3 1B		2-2 G1-3 1B		0-2 1B	5	2	4	0	0	1	0	Chicago White Sox @ Kansas City Royals Kauffman Stadium, Kansas City, MO Thu Jul 10 1997, 7:05 PM CDT Att: 29,812 - Unknown - 74 F livebaseballscorecards.com											
Tom Goodwin, L OBP: 0.313, SLG: 0.349	2-1 F7		0-1 SF7		0-1 G3		1-2 G1-3		0-3 K	4	0	0	1	0	1	4												
Jay Bell, R OBP: 0.366, SLG: 0.462	4-2 BB		3-H 2-3 K		2-2 L6-4 1B		1-2 G5-3			3	0	1	0	1	1	2												
Jeff King, R OBP: 0.387, SLG: 0.495	1-1 F7		1-H 2B		2-0 1B		1-2 3-H 1B		3-2 P6	4	0	2	2	0	0	1												
Chili Davis, S OBP: 0.409, SLG: 0.494		0-1 G3-1		4-2 BB		0-1 L6-4		2-0 F7		3	0	0	0	1	0	2												
Johnny Damon, L OBP: 0.353, SLG: 0.434		0-1 G6-3		1-1 G5-3		1-2 F8		2-1 F8		4	0	0	0	0	0	2												
29 Mike Sweeney, R OBP: 0.325, SLG: 0.432		0-0 1B		1-2 P5		1-3 K		3-2 G1-3		4	0	1	0	0	1	0												
Jon Nunnally, L OBP: 0.308, SLG: 0.333 Craig Paquette, R OBP: 0.256, SLG: 0.392		2-3 K		1-2 F7		0-1 G5-3		4-2 1B		2	0	0	0	0	1	1												
Scott Cooper, L OBP: 0.276, SLG: 0.309								1-2 BB		0	0	0	0	1	0	0												
David Howard, S OBP: 0.319, SLG: 0.374			4-0 1B SF7 BB		3-2 L8		1-2 P6		3-2 F8	3	1	0	0	1	0	1												
Inning Stats	R: 0 E: 0 K: 1 S: 10	H: 0 LOB: 1 BB: 1 P: 18	R: 0 E: 0 K: 1 S: 8	H: 1 LOB: 1 BB: 0 P: 10	R: 2 E: 0 K: 1 S: 22	H: 2 LOB: 2 BB: 2 P: 37	R: 0 E: 0 K: 0 S: 11	H: 0 LOB: 0 BB: 0 P: 16	R: 1 E: 0 K: 0 S: 11	H: 3 LOB: 1 BB: 0 P: 16	R: 0 E: 0 K: 1 S: 8	H: 0 LOB: 0 BB: 0 P: 10	R: 0 E: 0 K: 0 S: 12	H: 1 LOB: 1 BB: 0 P: 17	R: 0 E: 0 K: 0 S: 7	H: 0 LOB: 0 BB: 0 P: 14	R: 0 E: 0 K: 1 S: 19	H: 1 LOB: 2 BB: 1 P: 29	1B: 7 2B: 2 3B: 0 HR: 0	SF: 1 SAC: 0 DP: 1 HBP: 0	WP: 0 PB: 0 SB: 0 CS: 0	PA: 38						
PITCHER	IP	WLS	BF	H	R	ER	SO	BB	IBB	HBP	BLK	WP	HR	S	P	ERA	WHIP											
Jaime Navarro, R ERA: 4.8	(1, 1)	5.0	W	23	6	3	3	3	0	0	0	0	0	0	62	97	5.40	1.800										
Tony Castillo, L ERA: 5.91	(6, 1)	1.2		6	1	0	0	1	0	0	0	0	0	0	17	23	0.00	0.600										
Matt Karchner, R ERA: 2.05	(7, 1)	1.1		4	0	0	0	0	0	0	0	0	0	0	10	18	0.00	0.000										
Roberto Hernandez, R ERA: 2.97	(9, 1)	1.0	S	5	1	0	0	1	1	0	0	0	0	0	19	29	0.00	2.000										

Batter	1	2	3	4	5	6	7	8	9	AB	R	H	RBI	BB	SO	LOB	TOP								
Ray Durham, S OBP: 0.326, SLG: 0.372 (1, 4)										5	1	1	0	0	1	4									
Dave Martinez, L OBP: 0.366, SLG: 0.449 (9, 3)										4	2	1	0	1	0	3									
Frank Thomas, R OBP: 0.479, SLG: 0.657 Darren Lewis, R OBP: 0.308, SLG: 0.214 (9, 8)										5	2	3	3	0	0	1									
Albert Belle, R OBP: 0.355, SLG: 0.517 (1, 7)										4	2	1	0	1	0	1									
Harold Baines, L OBP: 0.374, SLG: 0.470 Norberto Martin, R OBP: 0.311, SLG: 0.368 (9, PR)										4	1	1	1	1	1	0									
Jorge Fabregas, L OBP: 0.294, SLG: 0.337 (1, 2)										5	1	3	2	0	0	2									
Mike Cameron, R OBP: 0.343, SLG: 0.438 (9, 9)										4	1	2	2	0	1	1									
Chris Snopce, R OBP: 0.285, SLG: 0.355 (1, 5)										4	0	2	1	1	0	1									
Ozzie Guillen, L OBP: 0.312, SLG: 0.354 (1, 6)										1	0	0	1	0	0	0									
Inning Stats	R: 3 E: 0 K: 1 S: 18	H: 4 LOB: 1 BB: 0 P: 27	R: 0 E: 0 K: 0 S: 8	H: 1 LOB: 1 BB: 0 P: 11	R: 0 E: 0 K: 1 S: 7	H: 0 LOB: 0 BB: 0 P: 10	R: 1 E: 0 K: 0 S: 10	H: 2 LOB: 2 BB: 1 P: 17	R: 4 E: 0 K: 1 S: 16	H: 4 LOB: 1 BB: 1 P: 28	R: 0 E: 0 K: 0 S: 3	H: 0 LOB: 0 BB: 0 P: 7	R: 0 E: 0 K: 0 S: 4	H: 0 LOB: 0 BB: 0 P: 5	R: 0 E: 0 K: 0 S: 5	H: 0 LOB: 0 BB: 0 P: 7	R: 3 E: 0 K: 0 S: 10	H: 2 LOB: 1 BB: 2 P: 25	1B: 10 2B: 2 3B: 0 HR: 2	SF: 2 SAC: 2 DP: 1 HBP: 0	WP: 1 PB: 0 SB: 0 CS: 0	PA: 44			
PITCHER	IP	WLS	BF	H	R	ER	SO	BB	IBB	HBP	BLK	WP	HR	S	P	ERA	WHIP								
Tim Lincecum, R ERA: 4.32 (1, 1)	4.1	L	25	10	8	8	2	2	0	0	1	0	2	49	79	16.61	2.769								
Ricky Bones, R ERA: 8.33 (5, 1)	4.0		15	2	2	2	1	1	1	0	0	1	0	23	42	4.50	0.750								
Jamie Walker, L ERA: 6.88 (9, 1)	0.0		2	2	0	0	0	0	0	0	0	0	0	5	11	∞	∞								
Jeff Montgomery, R ERA: 6.91 (9, 1)	0.2		2	0	1	1	0	0	0	0	0	0	0	4	5	13.50	0.000								

Chicago White Sox @ Kansas City Royals
Kauffman Stadium, Kansas City, MO

AB 36
R 11
H 14
RBI 10
BB 4
SO 3
LOB 13



Sat Jul 12 1997, 7:05 PM CDT
Att: 33,155 - Unknown - 88 F

Batter	1	2	3	4	5	6	7	8	9	AB	R	H	RBI	BB	SO	LOB	BOTTOM								
Bip Roberts, S OBP: 0.369, SLG: 0.414 (9, 7)										5	2	4	0	0	1	1									
Tom Goodwin, L OBP: 0.312, SLG: 0.347 (1, 8)										4	1	1	0	0	0	4									
Jay Bell, R OBP: 0.366, SLG: 0.458 (1, 6)										5	0	2	1	0	3	2									
Jeff King, R OBP: 0.380, SLG: 0.493 (1, 3)										5	1	1	3	0	1	3									
Chili Davis, S OBP: 0.404, SLG: 0.510 (1, 10)										4	1	1	1	0	1	2									
Johnny Damon, L OBP: 0.355, SLG: 0.434 (9, 9)										4	0	1	0	0	0	0									
Jon Nunnally, L OBP: 0.310, SLG: 0.444 Craig Paquette, R OBP: 0.280, SLG: 0.394 Shane Halter, R OBP: 0.410, SLG: 0.281 (8, PR)										3	1	1	1	0	0	1									
Mike Macfarlane, R OBP: 0.263, SLG: 0.260 Scott Cooper, L OBP: 0.282, SLG: 0.315 29 Mike Sweeney, R OBP: 0.333, SLG: 0.429 (8, PH)										2	0	0	0	0	1	0									
David Howard, S OBP: 0.306, SLG: 0.357 (9, 5)										4	1	1	0	0	0	2									
Inning Stats	R: 1 E: 0 K: 1 S: 11	H: 2 LOB: 1 BB: 0 P: 16	R: 1 E: 0 K: 0 S: 5	H: 1 LOB: 0 BB: 0 P: 6	R: 3 E: 0 K: 1 S: 14	H: 4 LOB: 1 BB: 0 P: 17	R: 0 E: 0 K: 0 S: 6	H: 1 LOB: 1 BB: 0 P: 12	R: 0 E: 0 K: 2 S: 11	H: 0 LOB: 0 BB: 0 P: 13	R: 0 E: 0 K: 1 S: 8	H: 0 LOB: 0 BB: 0 P: 10	R: 2 E: 1 K: 1 S: 14	H: 3 LOB: 1 BB: 0 P: 16	R: 0 E: 0 K: 0 S: 14	H: 2 LOB: 1 BB: 0 P: 19	R: 0 E: 0 K: 1 S: 11	H: 1 LOB: 1 BB: 0 P: 14	1B: 10 2B: 1 3B: 0 HR: 3	SF: 0 SAC: 1 DP: 1 HBP: 1	WP: 0 PB: 0 SB: 0 CS: 1	PA: 40			
PITCHER	IP	WLS	BF	H	R	ER	SO	BB	IBB	HBP	BLK	WP	HR	S	P	ERA	WHIP								
Danny Darwin, R ERA: 3.79 (1, 1)	6.0	W	27	9	6	6	5	0	0	0	0	0	0	4	5	9.00	1.500								
Chuck McElroy, L ERA: 4.31 (7, 1)	0.1		2	1	0	0	1	0	0	0	0	0	0	4	5	0.00	3.000								
Matt Karchner, R ERA: 2.0 (7, 1)	0.2		3	1	1	0	0	0	0	0	0	0	0	8	9	0.00	1.500								
Tony Castillo, L ERA: 5.85 41 Bill Simas, R ERA: 4.25 (8, 1)	0.1		1	0	0	0	0	0	0	0	0	0	0	2	3	0.00	0.000								
41 Bill Simas, R ERA: 4.25 (8, 1)	0.1		2	2	0	0	0	0	0	0	0	0	0	11	15	0.00	6.000								

Chicago White Sox @ Kansas City Royals
Kauffman Stadium, Kansas City, MO

AB 38
R 7
H 14
RBI 6
BB 0
SO 7
LOB 15



Sat Jul 12 1997, 7:05 PM CDT
Att: 33,155 - Unknown - 88 F

Batter	1	2	3	4	5	6	7	8	9	AB	R	H	RBI	BB	SO	LOB	TOP								
Ray Durham, S OBP: 0.326, SLG: 0.369	P5		G6-4-3 1B		K		P5			4	0	1	0	0	1	2	Chicago White Sox @ Minnesota Twins Hubert H. Humphrey Metrodome, Minneapolis, MN Mon Jul 14 1997, 8:05 PM EDT Att: 15,750 - Dome - 68 F livebaseballscorecards.com								
Dave Martinez, L OBP: 0.382, SLG: 0.438	K		K		F8		L5-3			4	0	0	0	0	2	3									
Frank Thomas, R OBP: 0.481, SLG: 0.667			G6-4-3 1B						G6-3	4	1	2	0	0	0	1									
Albert Belle, R OBP: 0.358, SLG: 0.536	F7								F7	4	2	2	2	0	0	1									
Harold Baines, L OBP: 0.371, SLG: 0.461			G6-3		F8		P5		G1-3	4	0	0	0	0	0	1									
Jorge Fabregas, L OBP: 0.284, SLG: 0.333			G2-3 BB 1B		G6-3		K			4	0	1	0	0	1	1									
Mike Cameron, R OBP: 0.351, SLG: 0.447			G2-3 BB 1B		L9					2	0	1	1	2	0	0									
Chris Snopce, R OBP: 0.284, SLG: 0.349			G2-3						G6-3	3	0	0	0	1	0	4									
Ozzie Guillen, L OBP: 0.308, SLG: 0.348	F7				P4					3	0	1	0	0	0	3									
Inning Stats	R: 0 E: 0 K: 1 S: 10	H: 1 LOB: 1 BB: 0 P: 18	R: 0 E: 0 K: 0 S: 8	H: 1 LOB: 2 BB: 1 P: 14	R: 0 E: 0 K: 1 S: 7	H: 1 LOB: 0 BB: 0 P: 11	R: 1 E: 0 K: 0 S: 9	H: 1 LOB: 0 BB: 0 P: 16	R: 0 E: 0 K: 1 S: 10	H: 0 LOB: 1 BB: 1 P: 16	R: 2 E: 0 K: 1 S: 10	H: 3 LOB: 1 BB: 0 P: 21	R: 0 E: 0 K: 0 S: 4	H: 1 LOB: 0 BB: 0 P: 7	R: 0 E: 0 K: 0 S: 5	H: 0 LOB: 0 BB: 0 P: 13	R: 0 E: 0 K: 0 S: 7	H: 0 LOB: 0 BB: 1 P: 13	1B: 4 2B: 3 3B: 1 HR: 1	SF: 0 SAC: 0 DP: 3 HBP: 0	WP: 0 PB: 0 SB: 0 CS: 0	PA: 35			
PITCHER	IP	WLS	BF	H	R	ER	SO	BB	IBB	HBP	BLK	WP	HR	S	P	ERA	WHIP								
Dave Stevens, R ERA: 3.47	(1, 1)	5.2	25	7	3	3	4	2	0	0	0	0	1	52	95	4.76	1.588								
Frankie Rodriguez, R ERA: 4.39	(6, 1)	2.0	W	6	1	0	0	0	0	0	0	0	0	7	11	0.00	0.500								
Greg Swindell, L ERA: 4.09	(8, 1)	0.1		1	0	0	0	0	0	0	0	0	0	3	4	0.00	0.000								
Rick Aguilera, R ERA: 3.57	(9, 1)	1.0	S	3	0	0	0	1	0	0	0	0	0	7	13	0.00	1.000								

Batter	1	2	3	4	5	6	7	8	9	AB	R	H	RBI	BB	SO	LOB	BOTTOM								
Chuck Knoblauch, R OBP: 0.404, SLG: 0.414	K		CS S G6-3 1B		WP 2B		K			4	1	2	0	0	2	1	Chicago White Sox @ Minnesota Twins Hubert H. Humphrey Metrodome, Minneapolis, MN Mon Jul 14 1997, 8:05 PM EDT Att: 15,750 - Dome - 68 F livebaseballscorecards.com								
Rich Becker, L OBP: 0.385, SLG: 0.389	G6-3		CS BB		K		FC4-6 1B			2	0	0	0	1	1	1									
Roberto Kelly, R OBP: 0.353, SLG: 0.420			CS BB		K		FC4-6 1B			1	0	1	0	0	0	0									
Paul Moltitor, R OBP: 0.360, SLG: 0.433	G4-3		G6-3		K		FC4-6			4	0	0	2	0	1	3									
Terry Steinbach, R OBP: 0.343, SLG: 0.459			G6-3				K			4	1	1	1	0	1	1									
Scott Stahoviak, L OBP: 0.328, SLG: 0.463			HR						G5-3	3	2	1	0	1	0	0									
Ron Coomer, R OBP: 0.331, SLG: 0.460	F8		F8		L4					4	0	2	1	0	0	1									
Matt Lawton, L OBP: 0.351, SLG: 0.409					K		P6		P2	4	0	1	1	0	1	2									
Darrin Jackson, R OBP: 0.264, SLG: 0.372					G6-3		G5-3		F4	3	0	0	0	1	0	2									
Pat Meares, R OBP: 0.326, SLG: 0.442							G5-3		1B FC4-6 HBP	2	1	0	0	0	1	2									
Inning Stats	R: 0 E: 0 K: 1 S: 11	H: 0 LOB: 0 BB: 0 P: 18	R: 1 E: 0 K: 1 S: 10	H: 1 LOB: 2 BB: 2 P: 20	R: 2 E: 0 K: 0 S: 12	H: 2 LOB: 0 BB: 1 P: 23	R: 0 E: 0 K: 1 S: 9	H: 0 LOB: 0 BB: 0 P: 14	R: 0 E: 0 K: 2 S: 12	H: 1 LOB: 1 BB: 0 P: 18	R: 1 E: 0 K: 0 S: 9	H: 2 LOB: 1 BB: 0 P: 15	R: 1 E: 1 K: 2 S: 13	H: 1 LOB: 1 BB: 0 P: 17	R: 0 E: 0 K: 0 S: 11	H: 1 LOB: 1 BB: 0 P: 18	1B: 3 2B: 4 3B: 0 HR: 1	SF: 0 SAC: 0 DP: 0 HBP: 1	WP: 1 PB: 0 SB: 1 CS: 2	PA: 35					
PITCHER	IP	WLS	BF	H	R	ER	SO	BB	IBB	HBP	BLK	WP	HR	S	P	ERA	WHIP								
Doug Drabek, R ERA: 6.8	(1, 1)	5.1	L	24	4	4	5	3	0	0	0	0	0	30	44	6.75	1.688								
Chuck McElroy, L ERA: 4.25	(6, 1)	2.2		11	2	1	1	2	0	0	1	0	0	30	44	3.38	0.750								



Batter	1	2	3	4	5	6	7	8	9	AB	R	H	RBI	BB	SO	LOB	TOP					
Ray Durham, S (1,4) OBP: 0.325, SLG: 0.368	G1-3			K		E7		G4-6-3		4	0	1	0	0	1	0	Chicago White Sox @ Minnesota Twins Hubert H. Humphrey Metrodome, Minneapolis, MN Tue Jul 15 1997, 8:05 PM EDT Att: 14,506 - Dome - 68 F					
Dave Martinez, L (1,9) OBP: 0.357, SLG: 0.431	G6-3			G4-3		G4-3		G4-6-3		4	0	0	0	0	0	3						
Frank Thomas, R (1,3) OBP: 0.479, SLG: 0.671	G6-3			G3		F8		HR		4	1	1	2	0	0	1						
Albert Belle, R (1,7) OBP: 0.354, SLG: 0.530		G6-3			F8		P4	F8		4	0	0	0	0	0	0						
Harold Baines, L (1,10) OBP: 0.373, SLG: 0.460		G6-3			G3-6-1		FC5	1B		3	0	1	0	1	1	0						
Jorge Fabregas, L (1,2) Norberto Martin, R (9, PH) OBP: 0.285, SLG: 0.333 OBP: 0.308, SLG: 0.365			K		G3-6-1		1B	1B		3	0	1	0	0	1	1						
Mike Cameron, R (1,8) OBP: 0.348, SLG: 0.442				F8			F8	1B		4	1	1	0	0	0	2						
Chris Snopce, R (1,5) OBP: 0.281, SLG: 0.345				K		F9		FC5		3	0	0	0	0	1	3						
Ozzie Guillen, L (1,6) OBP: 0.312, SLG: 0.349				G6-3				1B		2	2	1	0	1	0	0						
Inning Stats	R: 0 E: 0 K: 0 S: 6	H: 0 LOB: 0 BB: 0 P: 9	R: 0 E: 0 K: 1 S: 6	H: 0 LOB: 0 BB: 0 P: 8	R: 0 E: 0 K: 1 S: 6	H: 0 LOB: 0 BB: 0 P: 9	R: 0 E: 0 K: 1 S: 6	H: 0 LOB: 0 BB: 0 P: 10	R: 0 E: 0 K: 0 S: 8	H: 0 LOB: 0 BB: 1 P: 15	R: 2 E: 1 K: 0 S: 11	H: 2 LOB: 1 BB: 0 P: 17	R: 0 E: 0 K: 0 S: 8	H: 2 LOB: 2 BB: 0 P: 13	R: 2 E: 0 K: 0 S: 11	H: 2 LOB: 0 BB: 1 P: 21	R: 0 E: 0 K: 1 S: 6	H: 0 LOB: 0 BB: 0 P: 9	1B: 5 2B: 0 3B: 0 HR: 1	SF: 0 SAC: 0 DP: 2 HBP: 0	WP: 0 PB: 0 SB: 0 CS: 0	PA: 34
PITCHER	IP	WLS	BF	H	R	ER	SO	BB	IBB	HBP	BLK	WP	HR	S	P	ERA	WHIP					
Brad Radke, R (1,1) ERA: 3.91	7.0	W	28	5	4	2	3	2	0	0	0	0	0	55	89	2.57	1.000					
Greg Swindell, L (8,1) ERA: 4.04	0.2	1	0	0	0	0	0	0	0	0	0	0	0	3	6	0.00	0.000					
Mike Trombley, R (8,1) ERA: 4.91	0.1	2	1	0	0	0	0	0	0	0	0	0	1	4	7	0.00	3.000					
Eddie Guardado, L (9,1) ERA: 3.8	1.0	3	0	0	0	0	1	0	0	0	0	0	0	6	9	0.00	0.000					

Batter	1	2	3	4	5	6	7	8	9	AB	R	H	RBI	BB	SO	LOB	BOTTOM				
Chuck Knoblauch, R (1,4) OBP: 0.402, SLG: 0.409	K	G5-3		1B	L6			F9		4	1	0	0	1	1	3	Chicago White Sox @ Minnesota Twins Hubert H. Humphrey Metrodome, Minneapolis, MN Tue Jul 15 1997, 8:05 PM EDT Att: 14,506 - Dome - 68 F				
Rich Becker, L (1,8) OBP: 0.385, SLG: 0.389	F8		G6-3	1B		F6		F8		5	0	2	1	0	0	0					
Paul Moltis, R (1,10) OBP: 0.361, SLG: 0.434	1B		G6-3	G6-4-3		G3				4	0	2	1	0	0	1					
Terry Steinbach, R (1,2) OBP: 0.341, SLG: 0.456	1B		G4-3	G6-4-3		K				4	0	1	0	0	1	2					
Scott Stahoviak, L (1,3) OBP: 0.326, SLG: 0.464	K			1B	F7		K			4	1	1	0	0	2	2					
Ron Coomer, R (1,5) Denny Hocking, S (7, PR) OBP: 0.341, SLG: 0.471 OBP: 0.315, SLG: 0.359		G4-3		HR	1B	1B		2B		3	3	3	1	1	0	0					
Roberto Kelly, R (1,9) OBP: 0.356, SLG: 0.438		F8		1B	HR	1B		P4		4	2	2	2	0	0	2					
Matt Lawton, L (1,7) OBP: 0.350, SLG: 0.406		G4-3		G6-3	L6		K			4	0	1	0	0	1	2					
Pat Meares, R (1,6) OBP: 0.331, SLG: 0.446				1B	1B			P5		4	1	3	3	0	0	0					
Inning Stats	R: 0 E: 0 K: 2 S: 11	H: 2 LOB: 2 BB: 0 P: 15	R: 1 E: 0 K: 0 S: 10	H: 1 LOB: 1 BB: 1 P: 19	R: 0 E: 0 K: 0 S: 6	H: 1 LOB: 0 BB: 0 P: 9	R: 5 E: 0 K: 0 S: 16	H: 6 LOB: 1 BB: 1 P: 29	R: 2 E: 0 K: 0 S: 12	H: 4 LOB: 1 BB: 0 P: 17	R: 0 E: 0 K: 1 S: 8	H: 0 LOB: 0 BB: 0 P: 12	R: 0 E: 0 K: 2 S: 11	H: 1 LOB: 1 BB: 0 P: 16	R: 0 E: 0 K: 0 S: 8	H: 0 LOB: 0 BB: 0 P: 15	1B: 12 2B: 3 3B: 0 HR: 1	SF: 0 SAC: 0 DP: 3 HBP: 0	WP: 0 PB: 0 SB: 1 CS: 0	PA: 38	
PITCHER	IP	WLS	BF	H	R	ER	SO	BB	IBB	HBP	BLK	WP	HR	S	P	ERA	WHIP				
Jaime Navarro, R (1,1) ERA: 5.17	5.0	L	28	14	8	8	2	2	0	0	0	0	0	55	89	14.40	3.200				
Carlos Castillo, R (6,1) ERA: 3.75	3.0	10	1	0	0	0	3	0	0	0	0	0	0	27	43	0.00	0.333				

AB 32
R 4
H 6
RBI 2
BB 2
SO 4
LOB 10



AB 36
R 8
H 15
RBI 8
BB 2
SO 5
LOB 12



Batter	1	2	3	4	5	6	7	8	9	AB	R	H	RBI	BB	SO	LOB	TOP								
2 Derek Jeter, R OBP: 0.368, SLG: 0.391 (1, 6)	G5-3	E5		L6		G4-3			G5-3 HBP	4	0	0	0	0	0	1	New York Yankees @ Chicago White Sox Comiskey Park, Chicago, IL Thu Jul 17 1997, 8:05 PM EDT Att: 31,923 - Unknown - 90 F								
Luis Sojo, R OBP: 0.354, SLG: 0.366 (1, 4)	1B SF8	P2		F8			G1-6-3 1B	G5-3	G5-3	5	1	2	0	0	0	3									
Paul O'Neill, L OBP: 0.409, SLG: 0.520 (1, 9)	1-3 1B			F8	G4-3 SF8 2B		G1-6-3 1-2	L5	L5	5	1	2	0	0	0	2									
Tino Martinez, L OBP: 0.376, SLG: 0.646 (1, 3)	SF8			E4 1B F8 2B	G4-3		G4-3			3	1	0	1	0	0	1									
Charlie Hayes, R OBP: 0.365, SLG: 0.442 (1, 5)	F9			F8	SF8			G6-3	G6-3	3	0	0	1	0	0	2									
Wade Boggs, L OBP: 0.380, SLG: 0.350 (1, 10)										4	1	4	0	0	0	0									
Pat Kelly, R OBP: 0.345, SLG: 0.315 (8, FR)		E FC6-4 1B		2B	1B			S 1B	S 1B	0	0	0	0	0	0	0									
Chad Curtis, R OBP: 0.343, SLG: 0.454 (1, 8)		E5 FC6-4 1B		1-3 2B	1B		G5-3	G6-3 BB	G6-3	3	0	1	1	1	0	2									
Joe Girardi, R OBP: 0.314, SLG: 0.329 (1, 2)		FC6-4 1-2 1-2 3-H		G1-3			G1-3	G6-3	G6-3	4	0	0	1	0	0	5									
Scott Pose, L OBP: 0.289, SLG: 0.286 (1, 7)		FC1-5-2 1-1 1-H		G4-3			F8	G4-3	G4-3	4	0	0	0	0	0	1									
Inning Stats	R: 1 E: 0 K: 0 S: 12	H: 2 LOB: 1 BB: 0 P: 18	R: 1 E: 2 K: 0 S: 16	H: 1 LOB: 2 BB: 0 P: 24	R: 1 E: 1 K: 0 S: 11	H: 2 LOB: 0 BB: 0 P: 15	R: 0 E: 0 K: 0 S: 7	H: 0 LOB: 0 BB: 0 P: 9	R: 1 E: 0 K: 0 S: 11	H: 2 LOB: 1 BB: 0 P: 19	R: 0 E: 0 K: 0 S: 8	H: 1 LOB: 0 BB: 0 P: 11	R: 0 E: 0 K: 0 S: 9	H: 1 LOB: 2 BB: 1 P: 16	R: 0 E: 0 K: 0 S: 7	H: 0 LOB: 1 BB: 0 P: 11	1B: 7 2B: 2 3B: 0 HR: 0	SF: 2 SAC: 0 DP: 2 HBP: 1	WP: 0 PB: 0 SB: 4 CS: 0	PA: 39					
PITCHER	IP	WLS	BF	H	R	ER	SO	BB	IBB	HBP	BLK	WP	HR	S	P	ERA	WHIP								
Danny Darwin, R ERA: 3.78 (1, 1)	5.0	L	25	7	4	2	0	0	0	0	0	0	0	57	85	3.60	1.400								
Chuck McElroy, L ERA: 4.06 (6, 1)	2.0		6	1	0	0	0	0	0	0	0	0	0	15	23	0.00	0.500								
Matt Karchner, R ERA: 1.88 (8, 1)	1.0		4	1	0	0	0	1	0	0	0	0	0	9	16	0.00	2.000								
Roberto Hernandez, R ERA: 2.74 (9, 1)	1.0		4	0	0	0	0	0	0	1	0	0	0	7	11	0.00	0.000								


Batter	1	2	3	4	5	6	7	8	9	AB	R	H	RBI	BB	SO	LOB	BOTTOM								
Ray Durham, S OBP: 0.322, SLG: 0.364 (1, 4)	K			G4-3		FC6-4 1B S 1-2	K			4	0	0	0	0	2	3	New York Yankees @ Chicago White Sox Comiskey Park, Chicago, IL Thu Jul 17 1997, 8:05 PM EDT Att: 31,923 - Unknown - 90 F								
Dave Martinez, L OBP: 0.359, SLG: 0.432 (1, 9)	K			F8 BB 1B		S 1B	K		K	4	0	2	0	0	2	0									
Frank Thomas, R OBP: 0.474, SLG: 0.662 (1, 3)	L8			4-1 1B		F7 1B	K		K	3	0	0	0	1	1	1									
Albert Belle, R OBP: 0.352, SLG: 0.527 (1, 7)		K		F8 2B		1B 2B	P3			4	1	1	0	0	1	2									
Harold Baines, L OBP: 0.371, SLG: 0.456 (1, 10)	L6			K		FC6-4 1B 1B	G5-3		G5-3	4	1	1	1	0	1	2									
Jorge Fabregas, L OBP: 0.270, SLG: 0.333 (1, 2)						2-H 1B 1B				3	0	1	0	1	0	0									
Darren Lewis, R OBP: 0.303, SLG: 0.211 (9, FR)	G5-3				F8		FC6-4 1B		1B BB	0	0	0	0	0	0	0									
Mike Cameron, R OBP: 0.349, SLG: 0.451 (1, 8)				K		F7 1B	FC6-4 1B		FC6-4 1B	4	0	1	0	0	1	2									
Chris Snopce, R OBP: 0.274, SLG: 0.336 (1, 5)				F9		1-2 2-3	K		F8	3	0	0	0	0	1	2									
Norberto Martin, R OBP: 0.312, SLG: 0.367 (9, PH)				F8		SAFE SAFE SAFE	K		F8	1	0	0	0	0	0	2									
Ozzie Guillen, L OBP: 0.310, SLG: 0.347 (1, 6)				G3		SAFE SAFE SAFE	FC6-4 1B		FC6-4	4	0	2	1	0	0	2									
Inning Stats	R: 0 E: 0 K: 2 S: 8	H: 0 LOB: 0 BB: 0 P: 16	R: 0 E: 0 K: 1 S: 8	H: 0 LOB: 0 BB: 0 P: 14	R: 0 E: 0 K: 1 S: 12	H: 0 LOB: 0 BB: 0 P: 17	R: 0 E: 0 K: 1 S: 9	H: 1 LOB: 2 BB: 1 P: 19	R: 0 E: 0 K: 0 S: 5	H: 0 LOB: 0 BB: 0 P: 10	R: 0 E: 0 K: 0 S: 13	H: 2 LOB: 1 BB: 0 P: 21	R: 2 E: 0 K: 2 S: 20	H: 4 LOB: 2 BB: 0 P: 24	R: 0 E: 0 K: 2 S: 7	H: 0 LOB: 0 BB: 0 P: 14	R: 0 E: 0 K: 0 S: 16	H: 1 LOB: 2 BB: 1 P: 24	1B: 7 2B: 1 3B: 0 HR: 0	SF: 0 SAC: 0 DP: 0 HBP: 0	WP: 0 PB: 0 SB: 2 CS: 0	PA: 36			
PITCHER	IP	WLS	BF	H	R	ER	SO	BB	IBB	HBP	BLK	WP	HR	S	P	ERA	WHIP								
David Cone, R ERA: 2.49 (1, 1)	6.2	W	27	7	2	2	6	1	0	0	0	0	0	71	116	2.70	1.200								
Mike Stanton, L ERA: 2.79 (7, 1)	0.2		2	0	0	0	2	0	0	0	0	0	0	7	10	0.00	0.000								
Jeff Nelson, R ERA: 2.81 (8, 1)	0.2		2	0	0	0	1	0	0	0	0	0	0	4	9	0.00	0.000								
42 Mariano Rivera, R ERA: 2.0 (9, 1)	1.0	S	5	1	0	0	0	1	0	0	0	0	0	16	24	0.00	2.000								




Batter	1	2	3	4	5	6	7	8	9	AB	R	H	RBI	BB	SO	LOB	TOP								
Norberto Martin, R OBP: 0.308, SLG: 0.360	1-3 K		0-1 G6-3			2-2 G5-3	3-1 G1-3		1-1 1B	5	0	1	1	0	1	2	Chicago White Sox @ Baltimore Orioles Oriole Park at Camden Yards, Baltimore, MD Fri Jul 18, 1997, 7:05 PM EDT Att: 47,759 - Unknown - 99 F								
Dave Martinez, L OBP: 0.360, SLG: 0.430	4-1 BB		2-0 F7			3-2 1B		1-0 F7	2-2 F7-2	4	0	1	0	1	0	2									
Frank Thomas, R OBP: 0.471, SLG: 0.657	1-3 K			2-3 K		1-0 FC5-4		3-1 F9		4	0	1	0	0	2	1									
Albert Belle, R OBP: 0.351, SLG: 0.532	3-3 K			2-3 K		2-0 FC5-4		1-0 HR		4	1	1	1	0	2	3									
Harold Baines, L OBP: 0.372, SLG: 0.456 Mike Cameron, R OBP: 0.349, SLG: 0.451		2-1 G3		2-3 K			0-0 1B WP	0-1 1B		4	1	2	0	0	1	0									
Lyle Mouton, R OBP: 0.317, SLG: 0.395 Darren Lewis, R OBP: 0.303, SLG: 0.211		2-0 1B WP			2-1 L5		2-1 1B WP	1-0 F8		4	0	2	0	0	0	1									
Jorge Fabregas, L OBP: 0.264, SLG: 0.326	1-1 G1-3				1-3 K		0-0 G3-4		1-3 K	4	0	0	0	0	2	3									
Chris Snopce, R OBP: 0.273, SLG: 0.335					1-3 K		0-0 G5-3		1-2 1B	4	1	1	0	0	1	3									
Ozzie Guillen, L OBP: 0.313, SLG: 0.350			2-0 G6-3			1-1 G6-3	4-2 WP		0-1 1B	3	0	1	0	1	0	0									
Inning Stats	R: 0 E: 0 K: 3 S: 11	H: 0 LOB: 1 BB: 1 P: 20	R: 0 E: 0 K: 0 S: 6	H: 1 LOB: 1 BB: 0 P: 11	R: 0 E: 0 K: 0 S: 4	H: 0 LOB: 0 BB: 0 P: 8	R: 0 E: 0 K: 3 S: 9	H: 0 LOB: 0 BB: 0 P: 15	R: 0 E: 0 K: 2 S: 8	H: 0 LOB: 0 BB: 0 P: 12	R: 0 E: 0 K: 0 S: 12	H: 2 LOB: 2 BB: 1 P: 21	R: 1 E: 0 K: 0 S: 10	H: 2 LOB: 2 BB: 1 P: 19	R: 1 E: 0 K: 0 S: 7	H: 2 LOB: 1 BB: 0 P: 13		R: 1 E: 0 K: 1 S: 17	H: 3 LOB: 1 BB: 0 P: 22	1B: 8 2B: 2 3B: 0 HR: 1	SF: 0 SAC: 0 DP: 1 HBP: 0	WP: 2 PB: 0 SB: 1 CS: 0	PA: 38		
PITCHER	IP WLS BF	H R ER SO	BB IBB HBP BLK	WP HR S P	ERA WHIP	PITCHER														IP WLS BF	H R ER SO	BB IBB HBP BLK	WP HR S P	ERA WHIP	
35 Mike Mussina, R ERA: 3.38 Randy Myers, L ERA: 1.53	8.0 L 33	7 2 2 8	2 0 0 0	2 1 1 1	2 1 19 119	2.25 1.125															1.0 5 3 1	1 1 1 1	0 0 0 0	0 0 17 22	9.00 3.000

Batter	1	2	3	4	5	6	7	8	9	AB	R	H	RBI	BB	SO	LOB	BOTTOM								
Brady Anderson, L OBP: 0.415, SLG: 0.461	1-0 F8			0-0 P6		4-1 WP G6-3 BB		0-1 G6-3		3	0	0	0	1	0	1	Chicago White Sox @ Baltimore Orioles Oriole Park at Camden Yards, Baltimore, MD Fri Jul 18, 1997, 7:05 PM EDT Att: 47,759 - Unknown - 99 F								
Roberto Alomar, S OBP: 0.355, SLG: 0.431	3-2 F7			2-2 G4-3		3-2 G6-3		1-3 K		4	0	0	0	0	1	1									
Geronimo Berroa, R OBP: 0.370, SLG: 0.497	1-2 G1-3			0-0 E5 WP		1-1 F8			2-0 1B	4	0	1	0	0	0	1									
Rafael Palmeiro, L OBP: 0.337, SLG: 0.452		0-3 K		2-3 K		3-2 L3			2-1 F8	4	0	0	0	0	2	2									
Cal Ripken Jr., R OBP: 0.331, SLG: 0.426		0-0 L8			3-2 G1-3 1B		4-0 BB BB		1-0 F9	3	0	1	0	1	0	1									
B.J. Surhoff, L OBP: 0.365, SLG: 0.495		2-2 G3-1			1-2 G1-3		0-1 F8		1-2 F8	4	0	0	0	0	0	3									
Jeffrey Hammonds, R OBP: 0.327, SLG: 0.525			0-3 K		2-3 K		4-1 BB			2	0	0	0	1	2	1									
Chris Hoiles, R OBP: 0.397, SLG: 0.447			0-1 G5-3		3-1 F9		2-2 L9			3	0	0	0	0	0	3									
Mike Bordick, R OBP: 0.273, SLG: 0.291			2-2 G4-3			0-3 K		0-1 G6-3 1B		3	0	1	0	0	1	0									
Inning Stats	R: 0 E: 0 K: 0 S: 7	H: 0 LOB: 0 BB: 0 P: 12	R: 0 E: 0 K: 1 S: 9	H: 0 LOB: 0 BB: 0 P: 11	R: 0 E: 0 K: 1 S: 10	H: 0 LOB: 0 BB: 0 P: 12	R: 0 E: 1 K: 1 S: 8	H: 0 LOB: 1 BB: 0 P: 12	R: 0 E: 0 K: 1 S: 17	H: 1 LOB: 1 BB: 0 P: 26	R: 0 E: 0 K: 1 S: 9	H: 0 LOB: 1 BB: 1 P: 17	R: 0 E: 0 K: 0 S: 10	H: 0 LOB: 2 BB: 2 P: 23	R: 0 E: 0 K: 1 S: 7	H: 1 LOB: 0 BB: 0 P: 8		R: 0 E: 0 K: 0 S: 7	H: 1 LOB: 1 BB: 0 P: 13	1B: 3 2B: 0 3B: 0 HR: 0	SF: 0 SAC: 0 DP: 1 HBP: 0	WP: 2 PB: 0 SB: 0 CS: 0	PA: 33		
PITCHER	IP WLS BF	H R ER SO	BB IBB HBP BLK	WP HR S P	ERA WHIP	PITCHER														IP WLS BF	H R ER SO	BB IBB HBP BLK	WP HR S P	ERA WHIP	
James Baldwin, R ERA: 4.71 Tony Castillo, L ERA: 5.55 Roberto Hernandez, R ERA: 2.68	7.0 27	2 0 0 5	0 0 0 1	0 0 0 0	0 0 5 6	0.00 0.000															1.0 S 4	1 0 0 0	0 0 0 0	0 0 7 13	0.00 1.000

AB	36
R	3
H	10
RBI	2
BB	2
SO	9
LOB	15





AB	30
R	0
H	3
RBI	0
BB	3
SO	6
LOB	13



livebaseballscores.com

livebaseballscores.com


Batter	1	2	3	4	5	6	7	8	9	AB	R	H	RBI	BB	SO	LOB	TOP										
Ray Durham, S OBP: 0.323, SLG: 0.361	F7		G6-3			K			FC5-4 BB	3	0	0	0	2	1	1	Chicago White Sox @ Baltimore Orioles Oriole Park at Camden Yards, Baltimore, MD Sat Jul 19 1997, 3:33 AM EDT Att: 47,857 - Sunny - 93 F										
Dave Martinez, L OBP: 0.363, SLG: 0.433	F8 1B								K	5	1	3	0	0	2	4											
Frank Thomas, R OBP: 0.468, SLG: 0.648	1B BB		G5-3	G4-3			F8		K	4	0	0	0	1	1	6											
Albert Belle, R OBP: 0.349, SLG: 0.526	F8		G4-3		F9			CS BB	FC5-4	4	0	0	0	1	0	4											
Harold Baines, L OBP: 0.374, SLG: 0.457	FC5-4 1B			1B 1B					K	4	1	2	1	0	2	2											
Lyle Mouton, R OBP: 0.316, SLG: 0.389	FC5-4									3	0	0	0	1	2	3											
Jorge Fabregas, L OBP: 0.269, SLG: 0.330		L6								4	1	2	0	0	1	1											
Norberto Martin, R OBP: 0.306, SLG: 0.357						G6-3			F7	4	0	1	1	0	1	2											
Ozzie Guillen, L OBP: 0.312, SLG: 0.349		L7							K	4	0	1	1	0	2	2											
Inning Stats	R: 1 E: 0 K: 0 S: 15	H: 2 LOB: 2 BB: 1 P: 26	R: 0 E: 0 K: 1 S: 5	H: 0 LOB: 0 BB: 0 P: 8	R: 0 E: 0 K: 0 S: 12	H: 1 LOB: 1 BB: 0 P: 22	R: 2 E: 0 K: 2 S: 16	H: 4 LOB: 3 BB: 1 P: 27	R: 0 E: 0 K: 2 S: 13	H: 1 LOB: 1 BB: 0 P: 17	R: 0 E: 0 K: 1 S: 11	H: 1 LOB: 2 BB: 1 P: 21	R: 0 E: 0 K: 2 S: 10	H: 0 LOB: 1 BB: 1 P: 18	R: 0 E: 0 K: 2 S: 9	H: 0 LOB: 1 BB: 1 P: 16		1B: 9 2B: 1 3B: 0 HR: 0	SF: 0 SAC: 0 DP: 1 HBP: 0	WP: 0 PB: 0 SB: 4 CS: 1	PA: 40						
PITCHER	IP	WLS	BF	H	R	ER	SO	BB	IBB	HBP	BLK	WP	HR	S	P	ERA	WHIP										
Scott Kamieniecki, R ERA: 4.04	(1, 1)	5.1	26	8	3	3	5	2	0	0	0	0	0	63	107	5.06	1.875										
Arthur Rhodes, L ERA: 2.78	(6, 1)	0.2	W	3	1	0	0	2	0	0	0	0	0	9	11	0.00	1.500										
Alan Mills, R ERA: 4.02	(7, 1)	0.1		2	0	0	0	1	0	0	0	0	0	5	12	0.00	3.000										
Jesse Orosco, L ERA: 2.43	(7, 1)	1.0		3	0	0	0	2	1	0	0	0	0	8	17	0.00	1.000										
Armando Benitez, R ERA: 3.07	(8, 1)	1.2	S	6	0	0	0	3	1	0	0	0	0	14	23	0.00	0.600										

Batter	1	2	3	4	5	6	7	8	9	AB	R	H	RBI	BB	SO	LOB	BOTTOM											
Brady Anderson, L OBP: 0.418, SLG: 0.463	G6-4-3 BB		G3-1				F7			3	0	1	1	2	0	0	Chicago White Sox @ Baltimore Orioles Oriole Park at Camden Yards, Baltimore, MD Sat Jul 19 1997, 3:33 AM EDT Att: 47,857 - Sunny - 93 F											
Roberto Alomar, S OBP: 0.355, SLG: 0.427	G6-4-3					P5	G3			3	1	0	0	2	0	2												
Geronimo Berroa, R OBP: 0.373, SLG: 0.495										3	1	1	1	2	1	4												
Rafael Palmeiro, L OBP: 0.336, SLG: 0.458	F8									4	1	1	2	0	0	3												
Cal Ripken Jr., R OBP: 0.328, SLG: 0.422		P4	G5-3			E5 HR				4	1	0	0	0	0	0												
Jeffrey Hammonds, R OBP: 0.330, SLG: 0.541		WP 2B	P4			K				4	1	2	1	0	1	1												
Tony Tarasco, L OBP: 0.351, SLG: 0.444										3	1	1	0	1	1	1												
Lenny Webster, R OBP: 0.315, SLG: 0.362										1	0	0	0	0	1	2												
Chris Hoiles, R OBP: 0.401, SLG: 0.467										3	2	2	3	0	1	0												
Mike Bordick, R OBP: 0.273, SLG: 0.291										4	0	1	0	0	1	2												
Inning Stats	R: 0 E: 0 K: 0 S: 13	H: 0 LOB: 2 BB: 2 P: 25	R: 0 E: 0 K: 1 S: 10	H: 1 LOB: 1 BB: 1 P: 18	R: 3 E: 0 K: 0 S: 13	H: 2 LOB: 0 BB: 1 P: 26	R: 0 E: 0 K: 2 S: 7	H: 0 LOB: 0 BB: 0 P: 12	R: 0 E: 0 K: 1 S: 15	H: 0 LOB: 1 BB: 1 P: 26	R: 2 E: 1 K: 2 S: 12	H: 1 LOB: 0 BB: 0 P: 19	R: 0 E: 0 K: 0 S: 6	H: 0 LOB: 1 BB: 1 P: 14	R: 3 E: 0 K: 0 S: 18	H: 5 LOB: 2 BB: 1 P: 33		1B: 3 2B: 3 3B: 0 HR: 3	SF: 0 SAC: 0 DP: 2 HBP: 0	WP: 2 PB: 0 SB: 1 CS: 0	PA: 39							
PITCHER	IP	WLS	BF	H	R	ER	SO	BB	IBB	HBP	BLK	WP	HR	S	P	ERA	WHIP											
Doug Drabek, R ERA: 6.73	(1, 1)	5.0		3	3	3	4	5	0	0	0	0	1	12	19	0.00	1.000											
41 Bill Simas, R ERA: 3.99	(6, 1)	1.0	L	5	1	2	0	2	0	0	0	0	0	6	14	0.00	1.000											
Tony Castillo, L ERA: 5.4	(7, 1)	1.0		4	0	0	0	0	1	0	0	0	0	6	14	0.00	1.000											
Matt Karchner, R ERA: 2.79	(8, 1)	0.1		7	5	3	3	0	0	1	0	0	1	1	17	32	81.00	15.000										
Carlos Castillo, R ERA: 3.71	(8, 1)	0.2		1	0	0	0	0	0	0	0	0	0	1	1	0.00	0.000											

Batter	1	2	3	4	5	6	7	8	9	AB	R	H	RBI	BB	SO	LOB	TOP				
Ray Durham, S OBP: 0.326, SLG: 0.362	3-2 HR 1B	3-1 BB 1B		1-0 L7		2-0 G4-3			2-2 G4-3	5	1	2	0	0	0	1					
Mike Cameron, R OBP: 0.347, SLG: 0.445	2-3 K	4-0 BB			1-1 P5			2-3 K	0-2 F7	4	0	0	0	1	2	2					
Frank Thomas, R OBP: 0.476, SLG: 0.673	2-2 HR	3-2 F9			0-1 1B 1B			4-2 FC6-4 BB	4-0 BB	3	2	2	2	2	0	3					
Albert Belle, R OBP: 0.343, SLG: 0.517	1-1 G3			0-0 G4-3		1-3 K		1-0 F7	1-0 F9	5	0	0	0	0	1	4					
Lyle Mouton, R OBP: 0.320, SLG: 0.391	1-1 1B			0-3 K		2-2 1B 1B		0-2 FC6-4		4	0	2	0	0	1	1					
Harold Baines, L OBP: 0.376, SLG: 0.466	3-3 K			2-2 1B		1-0 1B		2-1 F8		4	0	2	1	0	1	1					
Chris Snopce, R OBP: 0.272, SLG: 0.332		3-2 G6-3		1-0 L9		0-0 F8		1-0 F8		4	0	0	0	0	0	3					
Ron Karkovice, R OBP: 0.241, SLG: 0.284		0-1 P1		0-0 G5-3		0-2 G6-3		1-3 K		4	0	0	0	0	1	0					
Norberto Martin, R OBP: 0.319, SLG: 0.375		1-2 BB 1B		0-2 G5-3		1-0 G3		1-1 G4-3 1B		2	0	1	0	0	0	0					
Ozzie Guillen, L OBP: 0.312, SLG: 0.348										2	0	1	0	0	0	0					
Inning Stats	R: 2 E: 0 K: 2 S: 19	H: 3 LOB: 1 BB: 0 P: 31	R: 0 E: 0 K: 0 S: 14	H: 2 LOB: 3 BB: 1 P: 28	R: 0 E: 0 K: 1 S: 8	H: 1 LOB: 1 BB: 0 P: 11	R: 0 E: 0 K: 0 S: 5	H: 0 LOB: 0 BB: 0 P: 6	R: 1 E: 0 K: 1 S: 12	H: 3 LOB: 2 BB: 0 P: 17	R: 0 E: 0 K: 0 S: 5	H: 0 LOB: 1 BB: 1 P: 19	R: 0 E: 0 K: 1 S: 6	H: 0 LOB: 0 BB: 0 P: 10	R: 0 E: 0 K: 0 S: 9	H: 1 LOB: 2 BB: 1 P: 17	1B: 9 2B: 0 3B: 0 HR: 1	SF: 0 SAC: 0 DP: 0 HBP: 0	WP: 0 PB: 0 CS: 0	PA: 40	
PITCHER	IP	WLS	BF	H	R	ER	SO	BB	IBB	HBP	BLK	WP	HR	S	P	ERA	WHIP				
Justin Thompson, L ERA: 3.02	(1, 1)	3.0	L 16	6	2	2	3	1	0	0	0	0	1	41	70	6.00	2.333				
Kevin Jarvis, R ERA: 9.23	(4, 1)	6.0	24	4	1	1	3	2	0	0	0	0	0	49	77	1.50	1.000				

Chicago White Sox @ Detroit Tigers
Tiger Stadium, Detroit, MI
Mon Jul 21 1997, 7:05 PM EDT
Att: 14,260 - Unknown - 72 F

AB 37
R 3
H 10
RBI 3
BB 3
SO 6
LOB 15



Batter	1	2	3	4	5	6	7	8	9	AB	R	H	RBI	BB	SO	LOB	BOTTOM					
Brian Hunter, R OBP: 0.324, SLG: 0.347	0-2 G6-3		3-2 G5-3			1-1 F7		4-1 1B BB		3	0	0	0	1	0	1						
Damion Easley, R OBP: 0.358, SLG: 0.472	3-2 F7		2-2 P3			1-0 G1-3		1-1 G6-4-3 1B		3	0	0	0	0	0	1						
Bobby Higginson, L OBP: 0.363, SLG: 0.485								1-2 2-3		1	0	1	0	0	0	0						
Jody Reed, R OBP: 0.283, SLG: 0.212								1-2 2-3		0	0	0	0	0	0	0						
Travis Fryman, R OBP: 0.349, SLG: 0.471	2-0 F9			3-2 F8		1-2 L7		1-2 G6-4-3		4	0	0	0	0	0	3						
Tony Clark, S OBP: 0.393, SLG: 0.537		1-2 G5-3		0-0 G3-1		0-3 K		1-3 K		4	0	0	0	0	2	0						
Phil Nevin, R OBP: 0.362, SLG: 0.454		1-0 1B		2-2 G4-3		3-3 K		1-2 E5		4	0	1	0	0	1	0						
Melvin Nieves, S OBP: 0.337, SLG: 0.478		2-3 K				2-3 K		1-2 E4		4	0	0	0	0	3	3						
Orlando Miller, R ERA: 2.98	(1, 10)	3-3 K		1-3 K		1-3 K		2-3 K		3	0	0	0	0	3	2						
Bob Hamelin, L OBP: 0.375, SLG: 0.522	(9, PH)									1	0	0	0	0	1	2						
Matt Walbeck, S OBP: 0.370, SLG: 0.400	(1, 2)			0-3 K		1-1 1B		0-1 G5-3		3	0	1	0	0	1	0						
Curtis Pride, L OBP: 0.327, SLG: 0.340	(9, PH)									1	0	0	0	0	1	2						
Deivi Cruz, R OBP: 0.247, SLG: 0.304	(1, 6)			4-2 G5-3 BB		0-0 G5-3		0-2 1B		2	0	1	0	1	0	1						
Inning Stats	R: 0 E: 0 K: 0 S: 7	H: 0 LOB: 0 BB: 0 P: 12	R: 0 E: 0 K: 2 S: 11	H: 1 LOB: 1 BB: 0 P: 18	R: 0 E: 0 K: 1 S: 14	H: 0 LOB: 1 BB: 1 P: 23	R: 0 E: 0 K: 0 S: 9	H: 0 LOB: 0 BB: 0 P: 14	R: 0 E: 0 K: 2 S: 9	H: 1 LOB: 1 BB: 0 P: 14	R: 0 E: 0 K: 0 S: 7	H: 0 LOB: 0 BB: 0 P: 10	R: 0 E: 0 K: 4 S: 13	H: 0 LOB: 1 BB: 0 P: 19	R: 0 E: 0 K: 0 S: 14	H: 2 LOB: 2 BB: 1 P: 20	R: 0 E: 2 K: 3 S: 20	H: 0 LOB: 2 BB: 0 P: 25	1B: 3 2B: 1 3B: 0 HR: 0	SF: 0 SAC: 0 DP: 1 HBP: 0	WP: 1 PB: 0 CS: 0	PA: 35
PITCHER	IP	WLS	BF	H	R	ER	SO	BB	IBB	HBP	BLK	WP	HR	S	P	ERA	WHIP					
Wilson Alvarez, L ERA: 2.73	(1, 1)	7.1	W 28	3	0	0	9	2	0	0	0	0	0	78	122	0.00	0.682					
Matt Karchner, R ERA: 2.73	(8, 1)	0.2	2	1	0	0	0	0	0	0	0	0	0	6	8	0.00	1.500					
Roberto Hernandez, R ERA: 2.62	(9, 1)	1.0	S 5	0	0	0	3	0	0	0	0	0	0	20	25	0.00	0.000					

Chicago White Sox @ Detroit Tigers
Tiger Stadium, Detroit, MI
Mon Jul 21 1997, 7:05 PM EDT
Att: 14,260 - Unknown - 72 F

AB 33
R 0
H 4
RBI 0
BB 2
SO 12
LOB 15



Batter	1	2	3	4	5	6	7	8	9	AB	R	H	RBI	BB	SO	LOB	TOP					
Ray Durham, S OBP: 0.328, SLG: 0.360										5	1	1	0	0	1	0						
Dave Martinez, L OBP: 0.355, SLG: 0.419										4	0	0	0	0	1	1						
Frank Thomas, R OBP: 0.473, SLG: 0.661										4	0	1	1	0	0	0						
Albert Belle, R OBP: 0.343, SLG: 0.515										4	0	1	0	0	0	1						
Harold Baines, L OBP: 0.383, SLG: 0.480										4	1	3	1	0	0	1						
Jorge Fabregas, L OBP: 0.276, SLG: 0.343										3	1	2	0	0	0	0						
Lyle Mouton, R OBP: 0.318, SLG: 0.389										1	0	0	0	0	1	1						
Tony Peña, R OBP: 0.270, SLG: 0.200										0	0	0	0	0	0	0						
Mike Cameron, R OBP: 0.358, SLG: 0.456										4	2	2	0	0	1	2						
Chris Snopce, R OBP: 0.268, SLG: 0.326										4	0	0	0	0	0	4						
Ozzie Guillen, L OBP: 0.308, SLG: 0.352										4	1	1	4	0	0	0						
Inning Stats	R: 0 E: 0 K: 1 S: 5	H: 0 LOB: 0 BB: 0 P: 10	R: 4 E: 0 K: 0 S: 10	H: 4 LOB: 0 BB: 0 P: 15	R: 0 E: 0 K: 0 S: 9	H: 1 LOB: 1 BB: 0 P: 13	R: 0 E: 0 K: 1 S: 10	H: 0 LOB: 0 BB: 0 P: 14	R: 1 E: 0 K: 0 S: 10	H: 2 LOB: 1 BB: 0 P: 18	R: 0 E: 0 K: 0 S: 8	H: 2 LOB: 1 BB: 0 P: 11	R: 0 E: 0 K: 0 S: 7	H: 0 LOB: 0 BB: 0 P: 11	R: 0 E: 0 K: 1 S: 9	H: 1 LOB: 1 BB: 0 P: 14	R: 0 E: 0 K: 0 S: 10	H: 1 LOB: 1 BB: 0 P: 16	1B: 7 2B: 2 3B: 0 HR: 2	SF: 0 SAC: 0 DP: 1 HBP: 0	WP: 1 PB: 0 SB: 1 CS: 0	PA: 37
PITCHER	IP WLS BF H R ER SO BB IBB HBP BLK WP HR S P ERA WHIP																					
Willie Blair, R ERA: 4.6	(1, 1) 7.0 W 29 9 5 5 3 0 0 0 0 0 0 2 59 92 6.43 1.286																					
Doug Brocail, R ERA: 4.32	(8, 1) 0.2 2 0 0 0 0 0 0 0 0 0 0 0 5 8 0.00 0.000																					
Mike Myers, L ERA: 5.13	(8, 1) 0.0 1 1 0 0 0 0 0 0 0 0 0 0 1 1 ∞																					
Todd Jones, R ERA: 3.0	(8, 1) 1.1 S 5 1 1 1 1 0 0 0 0 0 1 0 13 21 6.75 0.750																					

Chicago White Sox @ Detroit Tigers
Tiger Stadium, Detroit, MI
Wed Jul 23 1997, 3:33 AM EDT
Att: 18,525 - Overcast - 75 F

AB 37
R 6
H 11
RBI 6
BB 0
SO 4
LOB 10



Batter	1	2	3	4	5	6	7	8	9	AB	R	H	RBI	BB	SO	LOB	BOTTOM			
Brian Hunter, R OBP: 0.322, SLG: 0.342										3	1	1	0	1	0	0				
Bobby Higginson, L OBP: 0.366, SLG: 0.497										3	1	2	0	1	1	0				
Travis Fryman, R OBP: 0.344, SLG: 0.463										4	0	0	1	0	1	3				
Tony Clark, S OBP: 0.398, SLG: 0.550										4	1	3	1	0	0	0				
Bob Hamelin, L OBP: 0.377, SLG: 0.521										3	2	1	0	1	0	3				
Melvin Nieves, S OBP: 0.344, SLG: 0.484										3	1	1	1	1	0	2				
Damion Easley, R OBP: 0.360, SLG: 0.481										3	1	1	3	1	1	2				
Matt Walbeck, S OBP: 0.362, SLG: 0.449										4	1	1	2	0	0	2				
Orlando Miller, R OBP: 0.296, SLG: 0.385										3	0	0	0	0	1	1				
Deivi Cruz, R OBP: 0.250, SLG: 0.303										1	0	0	0	0	0	0				
Inning Stats	R: 0 E: 0 K: 0 S: 10	H: 2 LOB: 2 BB: 1 P: 18	R: 0 E: 0 K: 2 S: 12	H: 0 LOB: 1 BB: 1 P: 18	R: 6 E: 0 K: 0 S: 22	H: 5 LOB: 0 BB: 1 P: 33	R: 0 E: 0 K: 2 S: 8	H: 0 LOB: 0 BB: 0 P: 11	R: 2 E: 0 K: 0 S: 7	H: 1 LOB: 0 BB: 1 P: 14	R: 0 E: 0 K: 0 S: 10	H: 1 LOB: 1 BB: 0 P: 14	R: 0 E: 0 K: 0 S: 9	H: 1 LOB: 0 BB: 0 P: 14	R: 0 E: 0 K: 0 S: 7	H: 0 LOB: 0 BB: 1 P: 13	1B: 6 2B: 3 3B: 0 HR: 2	SF: 0 SAC: 0 DP: 2 HBP: 0	WP: 0 PB: 0 SB: 1 CS: 1	PA: 36
PITCHER	IP WLS BF H R ER SO BB IBB HBP BLK WP HR S P ERA WHIP																			
James Baldwin, R ERA: 5.04	(1, 1) 6.0 L 30 9 8 8 4 0 0 0 0 0 0 2 69 108 12.00 2.167																			
Tony Castillo, L ERA: 5.35	(7, 1) 1.0 3 1 0 0 0 0 0 0 0 0 0 9 14 0.00 1.000																			
Chris Clemons, R ERA:	(8, 1) 1.0 3 0 0 0 0 0 1 0 0 0 0 0 7 13 0.00 1.000																			

Chicago White Sox @ Detroit Tigers
Tiger Stadium, Detroit, MI
Wed Jul 23 1997, 3:33 AM EDT
Att: 18,525 - Overcast - 75 F

AB 31
R 8
H 10
RBI 8
BB 5
SO 4
LOB 13



Batter	1	2	3	4	5	6	7	8	9	AB	R	H	RBI	BB	SO	LOB	TOP			
Mark McLemore, S (1, 4) OBP: 0.354, SLG: 0.333										4	0	1	0	0	0	1				
Domingo Cadeno, S (1, 6) OBP: 0.333, SLG: 0.403										3	0	0	0	1	1	2				
29 Rusty Greer, L (1, 7) OBP: 0.416, SLG: 0.522										4	0	0	0	0	1	2				
Juan Gonzalez, R (1, 9) OBP: 0.320, SLG: 0.546										4	0	1	0	0	3	2				
Will Clark, L (1, 3) OBP: 0.416, SLG: 0.516										3	0	0	0	0	2	1				
Ivan Rodriguez, R (1, 2) OBP: 0.373, SLG: 0.512										3	0	0	0	0	0	1				
Dean Palmer, R (1, 5) OBP: 0.294, SLG: 0.413										3	1	1	1	0	1	0				
Lee Stevens, L (1, 10) OBP: 0.333, SLG: 0.502										3	0	0	0	0	0	0				
Damon Buford, R (1, 8) OBP: 0.282, SLG: 0.329										2	0	0	0	1	1	0				
Inning Stats	R: 0 E: 0 K: 1 S: 9	H: 1 LOB: 1 BB: 0 P: 15	R: 0 E: 0 K: 2 S: 7	H: 0 LOB: 0 BB: 0 P: 11	R: 0 E: 0 K: 0 S: 7	H: 0 LOB: 1 BB: 1 P: 14	R: 0 E: 0 K: 1 S: 9	H: 0 LOB: 0 BB: 0 P: 16	R: 0 E: 0 K: 0 S: 8	H: 0 LOB: 0 BB: 0 P: 11	R: 0 E: 0 K: 1 S: 10	H: 1 LOB: 1 BB: 0 P: 11	R: 1 E: 0 K: 1 S: 14	H: 1 LOB: 0 BB: 0 P: 20	R: 0 E: 0 K: 2 S: 11	H: 0 LOB: 0 BB: 1 P: 17	1B: 2 2B: 0 3B: 0 HR: 1	SF: 0 SAC: 0 DP: 0 HBP: 0	WP: 0 PB: 0 SB: 0 CS: 1	PA: 32
PITCHER	IP	WLS	BF	H	R	ER	SO	BB	IBB	HBP	BLK	WP	HR	S	P	ERA	WHIP			
Doug Drabek, R (1, 1) ERA: 6.28	7.0		24	2	0	0	6	1	0	0	0	0	0	58	94	0.00	0.429			
Matt Karchner, R (8, 1) ERA: 2.84	1.0	W	4	1	1	1	1	0	0	0	0	0	1	14	20	9.00	1.000			
Roberto Hernandez, R (9, 1) ERA: 2.56	1.0	S	3	0	0	0	2	1	0	0	0	0	0	11	17	0.00	1.000			

Texas Rangers @ Chicago White Sox
Comiskey Park, Chicago, IL
Thu Jul 24 1997, 8:05 PM EDT
Att: 25,899 - Unknown - 75 F

AB 29
R 1
H 3
RBI 1
BB 2
SO 9
LOB 9



Batter	1	2	3	4	5	6	7	8	9	AB	R	H	RBI	BB	SO	LOB	BOTTOM			
Ray Durham, S (1, 4) OBP: 0.330, SLG: 0.359										2	0	0	0	2	0	1				
Robin Ventura, L (1, 5) OBP: 0.250, SLG: 0.500										4	0	1	1	0	0	1				
Frank Thomas, R (1, 3) OBP: 0.473, SLG: 0.658										3	1	1	0	1	0	0				
Albert Belle, R (1, 7) OBP: 0.342, SLG: 0.511										3	0	0	0	1	0	2				
Harold Baines, L (1, 10) OBP: 0.386, SLG: 0.485										3	0	2	1	0	0	0				
Mike Cameron, R (1, 8) OBP: 0.357, SLG: 0.451										2	0	0	0	1	1	2				
Jorge Fabregas, L (1, 2) OBP: 0.272, SLG: 0.338										3	0	0	0	0	0	4				
Dave Martinez, L (1, 9) OBP: 0.355, SLG: 0.416										2	1	0	0	1	0	0				
Ozzie Guillen, L (1, 6) OBP: 0.306, SLG: 0.350										2	0	0	0	0	0	0				
Inning Stats	R: 0 E: 0 K: 0 S: 6	H: 0 LOB: 0 BB: 0 P: 10	R: 0 E: 0 K: 0 S: 5	H: 0 LOB: 0 BB: 0 P: 9	R: 0 E: 0 K: 0 S: 9	H: 0 LOB: 0 BB: 0 P: 14	R: 0 E: 0 K: 0 S: 7	H: 0 LOB: 0 BB: 1 P: 15	R: 0 E: 0 K: 0 S: 8	H: 0 LOB: 0 BB: 1 P: 14	R: 1 E: 0 K: 1 S: 16	H: 2 LOB: 2 BB: 1 P: 22	R: 1 E: 0 K: 0 S: 9	H: 1 LOB: 2 BB: 2 P: 21	1B: 2 2B: 2 3B: 0 HR: 0	SF: 0 SAC: 1 DP: 1 HBP: 0	WP: 0 PB: 0 SB: 0 CS: 1	PA: 32		
PITCHER	IP	WLS	BF	H	R	ER	SO	BB	IBB	HBP	BLK	WP	HR	S	P	ERA	WHIP			
Ken Hill, R (1, 1) ERA: 5.15	7.2	L	30	4	2	2	1	5	1	0	0	0	0	65	117	2.35	1.174			
Xavier Hernandez, R (8, 1) ERA: 4.44	0.1		1	0	0	0	0	0	0	0	0	0	0	2	3	0.00	0.000			

Texas Rangers @ Chicago White Sox
Comiskey Park, Chicago, IL
Thu Jul 24 1997, 8:05 PM EDT
Att: 25,899 - Unknown - 75 F

AB 24
R 2
H 4
RBI 2
BB 6
SO 1
LOB 10




Batter	1	2	3	4	5	6	7	8	9	AB	R	H	RBI	BB	SO	LOB	TOP				
Mark McLemore, S (1,4) OBP: 0.354, SLG: 0.333 Benji Gil, R (4,6) OBP: 0.275, SLG: 0.323	G4-3		1B	G4-3			K		G6-3	3	1	1	0	0	0	0					
Ivan Rodriguez, R (1,2) OBP: 0.374, SLG: 0.513	K		F7			1B	2B		G6-3	5	0	2	1	0	1	1					
29 Rusty Greer, L (1,7) OBP: 0.416, SLG: 0.520	1B		HR	1B			G6-3		F7	5	1	2	0	0	0	2					
Juan Gonzalez, R (1,9) OBP: 0.322, SLG: 0.548	F9		HR	1B			G4-3		1B	4	2	2	1	0	0	2					
Will Clark, L (1,3) OBP: 0.415, SLG: 0.512		1B	K				F6		F7	4	0	1	0	0	1	3					
Dean Palmer, R (1,5) OBP: 0.296, SLG: 0.423	FC6-4		HR				G4-3		HR	4	2	2	4	0	0	1					
Lee Stevens, L (1,10) OBP: 0.329, SLG: 0.498 Mike Simms, R (6,PH) OBP: 0.276, SLG: 0.465	K		G6-3				G5-3		HR	3	0	0	0	0	1	1					
Domingo Cedeño, S (1,6) OBP: 0.332, SLG: 0.397							B4		F9	3	0	0	0	1	1	0					
Damon Buford, R (1,8) OBP: 0.282, SLG: 0.328	G4-3			G1-3			2B		F9	4	1	1	0	0	0	2					
Inning Stats	R: 0 E: 0 K: 1 S: 9	H: 1 LOB: 1 BB: 0 P: 15	R: 0 E: 0 K: 1 S: 15	H: 1 LOB: 2 BB: 1 P: 25	R: 4 E: 0 K: 1 S: 16	H: 4 LOB: 0 BB: 0 P: 20	R: 0 E: 0 K: 1 S: 8	H: 0 LOB: 0 BB: 0 P: 10	R: 0 E: 0 K: 0 S: 7	H: 0 LOB: 0 BB: 0 P: 14	R: 1 E: 0 K: 1 S: 10	H: 2 LOB: 1 BB: 0 P: 13	R: 3 E: 0 K: 0 S: 10	H: 3 LOB: 0 BB: 0 P: 13	R: 0 E: 0 K: 0 S: 8	H: 0 LOB: 0 BB: 0 P: 12	1B: 8 2B: 2 3B: 0 HR: 2	SF: 0 SAC: 0 DP: 0 HBP: 0	WP: 0 PB: 0 SB: 0 CS: 1	PA: 39	
PITCHER	IP	WLS	BF	H	R	ER	SO	BB	IBB	HBP	BLK	WP	HR	S	P	ERA	WHIP				
Jaime Navarro, R (1,1) ERA: 5.14	7.1	L	33	11	7	7	5	1	0	0	0	0	1	75	112	8.59	1.636				
Chuck McElroy, L (8,1) ERA: 3.91	0.2		3	1	1	1	0	0	0	0	0	0	1	6	8	13.50	1.500				
Carlos Castillo, R (9,1) ERA: 3.63	1.0		3	0	0	0	0	0	0	0	0	0	0	8	12	0.00	0.000				

Texas Rangers @ Chicago White Sox
Comiskey Park, Chicago, IL
Fri Jul 25 1997, 8:05 PM EDT
Att: 33,612 - Unknown - 84 F

livebaseballscorecards.com

AB 38
R 8
H 12
RBI 8
BB 1
SO 5
LOB 13




Batter	1	2	3	4	5	6	7	8	9	AB	R	H	RBI	BB	SO	LOB	BOTTOM					
Ray Durham, S (1,4) OBP: 0.328, SLG: 0.357	F7		G3-1				F9		F9	5	1	1	0	0	0	4						
Robin Ventura, L (1,5) OBP: 0.333, SLG: 0.778	HR		G6-3				FC3-6		L3	5	2	2	1	0	0	1						
Frank Thomas, R (1,3) OBP: 0.472, SLG: 0.654	P3		G5-3				1B		G5-3	5	0	2	1	0	0	0						
Albert Belle, R (1,7) OBP: 0.341, SLG: 0.507	G5-3		F8				K		K	5	0	1	1	0	2	2						
Harold Baines, L (1,10) OBP: 0.384, SLG: 0.481			G4-3				F8		IBB	3	0	0	0	1	1	2						
Mike Cameron, R (1,8) OBP: 0.360, SLG: 0.468			HR				F6		L1-5	4	1	2	1	0	0	3						
Jorge Fabregas, L (1,2) OBP: 0.273, SLG: 0.335 Lyle Mouton, R (6,PH) OBP: 0.317, SLG: 0.387 Tony Peña, R (9,2) OBP: 0.270, SLG: 0.200			2B				F8		K	2	0	0	0	1	0	1						
Dave Martinez, L (1,9) OBP: 0.354, SLG: 0.417			K				1B		G4-3	4	1	1	0	0	1	2						
Ozzie Guillen, L (1,6) OBP: 0.311, SLG: 0.358			2B				FC3-6		G6-3	4	0	3	1	0	0	1						
Inning Stats	R: 1 E: 0 K: 0 S: 10	H: 1 LOB: 0 BB: 0 P: 18	R: 1 E: 0 K: 1 S: 12	H: 2 LOB: 1 BB: 1 P: 23	R: 0 E: 0 K: 0 S: 4	H: 0 LOB: 0 BB: 0 P: 4	R: 0 E: 0 K: 1 S: 8	H: 0 LOB: 0 BB: 0 P: 9	R: 2 E: 0 K: 0 S: 15	H: 4 LOB: 2 BB: 0 P: 26	R: 0 E: 0 K: 0 S: 8	H: 1 LOB: 1 BB: 0 P: 13	R: 1 E: 0 K: 1 S: 16	H: 3 LOB: 2 BB: 1 P: 23	R: 0 E: 0 K: 1 S: 7	H: 1 LOB: 0 BB: 0 P: 12	R: 0 E: 0 K: 1 S: 7	H: 0 LOB: 0 BB: 0 P: 11	1B: 8 2B: 3 3B: 0 HR: 2	SF: 0 SAC: 0 DP: 1 HBP: 0	WP: 1 PB: 0 SB: 0 CS: 0	PA: 40
PITCHER	IP	WLS	BF	H	R	ER	SO	BB	IBB	HBP	BLK	WP	HR	S	P	ERA	WHIP					
John Burkett, R (1,1) ERA: 4.93	6.0		27	8	4	4	2	1	0	0	0	1	0	16	23	9.00	3.000					
Danny Patterson, R (7,1) ERA: 2.59	1.0	W	6	3	1	1	1	0	1	0	0	0	0	7	12	0.00	1.000					
Eric Gunderson, L (8,1) ERA: 1.82	1.0		4	1	0	0	1	0	0	0	0	0	0	7	11	0.00	0.000					
John Wetteland, R (9,1) ERA: 2.59	1.0	S	3	0	0	0	1	0	0	0	0	0	0	7	11	0.00	0.000					

Texas Rangers @ Chicago White Sox
Comiskey Park, Chicago, IL
Fri Jul 25 1997, 8:05 PM EDT
Att: 33,612 - Unknown - 84 F

livebaseballscorecards.com

AB 38
R 5
H 12
RBI 5
BB 2
SO 5
LOB 16



Batter	1	2	3	4	5	6	7	8	9	AB	R	H	RBI	BB	SO	LOB	TOP					
Mark McLemore, S OBP: 0.350, SLG: 0.329 (1, 4)	L7		SH1-3	F9		G4-3			F7	4	0	0	0	0	0	2						
Ivan Rodriguez, R OBP: 0.374, SLG: 0.513 (1, 2)	G4-3		G5-3						F8	4	0	1	0	0	0	1						
29 Rusty Greer, L OBP: 0.416, SLG: 0.517 (1, 7)	K									4	1	1	0	1	1	1						
Juan Gonzalez, R OBP: 0.321, SLG: 0.543 (1, 10)										5	0	1	1	0	1	3						
Will Clark, L OBP: 0.416, SLG: 0.512 (1, 3)										4	1	2	1	0	0	1						
Mike Simms, R OBP: 0.296, SLG: 0.470 Warren Newson, L OBP: 0.358, SLG: 0.496 (8, PH) (8, 9)										1	0	1	0	2	0	0						
Fernando Tatis, R OBP: 0.250, SLG: 0.250 (1, 5)										4	0	1	1	0	1	4						
Domingo Cedeño, S OBP: 0.330, SLG: 0.393 (1, 6)										4	0	1	0	0	0	2						
Damon Buford, R OBP: 0.281, SLG: 0.330 (1, 8)										4	1	1	0	0	0	2						
Inning Stats	R: 0 E: 0 K: 1 S: 8	H: 0 LOB: 0 BB: 0 P: 12	R: 1 E: 0 K: 0 S: 13	H: 3 LOB: 1 BB: 0 P: 18	R: 2 E: 1 K: 1 S: 13	H: 3 LOB: 3 BB: 2 P: 27	R: 0 E: 0 K: 0 S: 8	H: 0 LOB: 0 BB: 0 P: 9	R: 0 E: 0 K: 1 S: 10	H: 1 LOB: 1 BB: 0 P: 15	R: 0 E: 0 K: 0 S: 12	H: 1 LOB: 2 BB: 1 P: 20	R: 0 E: 0 K: 0 S: 7	H: 0 LOB: 0 BB: 0 P: 13	R: 1 E: 0 K: 0 S: 10	H: 1 LOB: 0 BB: 0 P: 17	R: 0 E: 0 K: 0 S: 11	H: 1 LOB: 2 BB: 0 P: 21	1B: 7 2B: 2 3B: 0 HR: 1	SF: 0 SAC: 1 DP: 1 HBP: 1	WP: 0 PB: 0 SB: 0 CS: 0	PA: 40
PITCHER	IP	WLS	BF	H	R	ER	SO	BB	IBB	HBP	BLK	WP	HR	S	P	ERA	WHIP					
Wilson Alvarez, L ERA: 3.03 Chris Clemens, R ERA: 2.25	(1, 1)	6.0	L 28	8	3	3	3	2	1	0	0	0	0	64	101	4.50	1.667					
(7, 1)	3.0	12	2	1	1	0	0	0	0	1	0	0	1	28	51	3.00	0.667					

Texas Rangers @ Chicago White Sox
Comiskey Park, Chicago, IL
Sat Jul 26 1997, 4:33 AM EDT
Att: 26,262 - Sunny - 95 F

AB	35
R	4
H	10
RBI	4
BB	3
SO	3
LOB	16



Batter	1	2	3	4	5	6	7	8	9	AB	R	H	RBI	BB	SO	LOB	BOTTOM					
Mike Cameron, R OBP: 0.353, SLG: 0.458 (1, 8)	F9			K						4	0	0	0	0	1	1						
Robin Ventura, L OBP: 0.308, SLG: 0.583 (1, 5)	G4-3									3	0	0	0	1	0	0						
Frank Thomas, R OBP: 0.468, SLG: 0.646 (1, 3)	F9			L7						4	0	0	0	0	0	1						
Albert Belle, R OBP: 0.338, SLG: 0.502 (1, 7)										4	0	0	0	0	1	1						
Lyle Mouton, R OBP: 0.317, SLG: 0.392 Ozzie Guillen, L OBP: 0.310, SLG: 0.357 (9, PH)										3	1	1	0	0	0	0						
Chris Snopce, R OBP: 0.272, SLG: 0.333 (1, 6)										3	0	2	0	0	0	0						
Harold Baines, L OBP: 0.384, SLG: 0.478 (1, 10)										2	0	0	1	1	0	1						
Ray Durham, S OBP: 0.328, SLG: 0.356 (1, 4)										3	0	1	0	0	0	1						
Tony Peña, R OBP: 0.273, SLG: 0.207 (1, 2)										3	0	1	0	0	0	3						
Inning Stats	R: 0 E: 0 K: 0 S: 5	H: 0 LOB: 0 BB: 0 P: 7	R: 0 E: 0 K: 0 S: 6	H: 0 LOB: 0 BB: 0 P: 8	R: 0 E: 0 K: 0 S: 12	H: 0 LOB: 0 BB: 0 P: 17	R: 0 E: 0 K: 1 S: 7	H: 0 LOB: 1 BB: 1 P: 16	R: 0 E: 0 K: 0 S: 10	H: 2 LOB: 2 BB: 1 P: 23	R: 0 E: 0 K: 0 S: 6	H: 0 LOB: 0 BB: 0 P: 11	R: 1 E: 0 K: 1 S: 14	H: 2 LOB: 1 BB: 0 P: 25	R: 0 E: 0 K: 0 S: 7	H: 1 LOB: 0 BB: 0 P: 10	R: 0 E: 0 K: 0 S: 5	H: 0 LOB: 0 BB: 0 P: 7	1B: 3 2B: 2 3B: 0 HR: 0	SF: 0 SAC: 0 DP: 2 HBP: 0	WP: 0 PB: 0 SB: 0 CS: 0	PA: 32
PITCHER	IP	WLS	BF	H	R	ER	SO	BB	IBB	HBP	BLK	WP	HR	S	P	ERA	WHIP					
Darren Oliver, L ERA: 4.05 Ed Vosberg, L ERA: 4.26 Xavier Hernandez, R ERA: 4.36 John Wetteland, R ERA: 2.53	(1, 1)	6.1	W 24	4	1	1	2	2	0	0	0	0	0	6	13	0.00	1.500					
(8, 1)	1.0	2	0	0	0	0	0	0	0	0	0	0	0	4	4	0.00	0.000					
(9, 1)	1.0	S 3	0	0	0	0	0	0	0	0	0	0	0	5	7	0.00	0.000					

Texas Rangers @ Chicago White Sox
Comiskey Park, Chicago, IL
Sat Jul 26 1997, 4:33 AM EDT
Att: 26,262 - Sunny - 95 F

AB	30
R	1
H	5
RBI	1
BB	2
SO	2
LOB	8




Batter	1	2	3	4	5	6	7	8	9	AB	R	H	RBI	BB	SO	LOB	TOP										
Tom Goodwin, L (1, 8) OBP: 0.312, SLG: 0.350	1-2 G6-3 3B	4-2 CS BB		1-0 L7			2-3 K		1-0 G4-3	4	1	1	0	1	1	1											
Mark McLemore, S (1, 4) OBP: 0.354, SLG: 0.347	1-1 G6-3	1-2 CS	0-0 HR		1-1 FC4-6 1B		2-2 29 G3-1 WP 2B		1-1 G6-3	5	2	3	2	0	0	0											
29 Rusty Greer, L (1, 7) OBP: 0.414, SLG: 0.514	2-0 1B		2-2 L8		1-1 FC4-6 G5-3 1-2		1-0 G3-1			4	0	1	0	0	0	2											
Juan Gonzalez, R (1, 9) OBP: 0.320, SLG: 0.539	0-3 K		2-2		3-2 G5-3 1-2		2-2 G5-3			4	0	1	0	0	1	2											
Will Clark, L (1, 10) OBP: 0.416, SLG: 0.521	0-0 1-2 1B		1-3 K		1-1 F7			0-2 HR		4	1	2	1	0	1	2											
Lee Stevens, L (1, 3) OBP: 0.328, SLG: 0.492	1-1 G6-3		0-3 K			0-1 WP 1B		0-0 P5		4	0	1	0	0	1	3											
Fernando Tatis, R (1, 5) OBP: 0.250, SLG: 0.625		0-1 HR		0-3 K		3-3 K		2-3 K		4	1	1	1	0	3	1											
Domingo Cedeño, S (1, 6) OBP: 0.323, SLG: 0.385		0-2 F7		3-1 F8		0-0 F8		2-3 K		4	0	0	0	0	1	1											
Henry Mercedes, R (1, 2) OBP: 0.250, SLG: 0.270		1-3 K		0-2		0-3 K			0-0 G3-1	4	0	1	0	0	2	1											
Ivan Rodriguez, R (9, 2) OBP: 0.374, SLG: 0.513										0	0	0	0	0	0	0											
Inning Stats	R: 1 E: 0 K: 1 S: 12	H: 3 LOB: 2 BB: 0 P: 17	R: 1 E: 0 K: 1 S: 13	H: 1 LOB: 0 BB: 1 P: 19	R: 1 E: 0 K: 2 S: 13	H: 2 LOB: 1 BB: 0 P: 18	R: 0 E: 0 K: 1 S: 9	H: 1 LOB: 1 BB: 0 P: 13	R: 0 E: 0 K: 0 S: 10	H: 1 LOB: 1 BB: 0 P: 16	R: 0 E: 0 K: 2 S: 9	H: 1 LOB: 0 BB: 0 P: 12	R: 1 E: 0 K: 1 S: 13	H: 1 LOB: 0 BB: 0 P: 20	R: 1 E: 0 K: 2 S: 11	H: 1 LOB: 0 BB: 0 P: 15	R: 0 E: 0 K: 0 S: 4	H: 0 LOB: 0 BB: 0 P: 6	1B: 5 2B: 2 3B: 1 HR: 3	SF: 0 SAC: 0 DP: 0 HBP: 0	WP: 2 PB: 0 SB: 0 CS: 1	PA: 39					
PITCHER	IP	WLS	BF	H	R	ER	SO	BB	IBB	HBP	BLK	WP	HR	S	P	ERA	WHIP										
Danny Darwin, R (1, 1) ERA: 4.13	6.0		27	9	3	3	7	1	0	0	0	1	2	66	95	4.50	1.667										
Tony Castillo, L (7, 1) ERA: 5.49	0.2	L	3	1	1	1	1	0	0	0	0	0	0	7	12	13.50	1.500										
Matt Karchner, R (7, 1) ERA: 3.0	1.1		5	1	1	1	2	0	0	0	0	1	1	17	23	6.75	0.750										
Roberto Hernandez, R (9, 1) ERA: 2.51	1.0		3	0	0	0	0	0	0	0	0	0	0	4	6	0.00	0.000										

Texas Rangers @ Chicago White Sox
Comiskey Park, Chicago, IL
Sun Jul 27 1997, 8:05 PM EDT
Att: 29,568 - Unknown - 79 F

livebaseballscores.com

AB 37
R 5
H 11
RBI 4
BB 1
SO 10
LOB 13




Batter	1	2	3	4	5	6	7	8	9	AB	R	H	RBI	BB	SO	LOB	BOTTOM										
Dave Martinez, L (1, 9) OBP: 0.354, SLG: 0.416	2-3 K		0-1 G6-4-3 1B		1-1 F7			1-1 G6-4-3 1B		3	0	1	0	0	1	0											
Lyle Mouton, R (8, FH) OBP: 0.320, SLG: 0.395										1	0	1	0	0	0	0											
Ray Durham, S (1, 4) OBP: 0.330, SLG: 0.356	1-0 FC5-4 1B		1-1 G6-4-3 1-2			4-2 F8 BB 1B		0-0 G6-4-3 1-2		3	1	1	0	1	0	2											
Frank Thomas, R (1, 3) OBP: 0.468, SLG: 0.653	1-0 L8			0-0 G5-3		4-2 F8 BB 1B		1-0 G6-4-3 HR		3	2	1	1	1	0	1											
Albert Belle, R (1, 7) OBP: 0.335, SLG: 0.498	2-1 FC5-4 1-2			3-2 L9		2-2 F8 1-2 2-3		0-3 G6-4-3 K		4	0	0	0	0	1	3											
Robin Ventura, L (1, 5) OBP: 0.412, SLG: 0.688		3-2 G3 SF7 2B		0-1 1B		0-0 G4-6-3 1B		1-1 G3		4	1	3	2	0	0	0											
Harold Baines, L (1, 10) OBP: 0.382, SLG: 0.475		2-1 G3		2-0 1B		2-0 G4-6-3 1-2		2-0 L7		4	0	1	0	0	0	2											
Mike Cameron, R (1, 8) OBP: 0.352, SLG: 0.453		2-1 SF7		1-0 L4-3			0-1 P3		4-2 1B BB	2	0	0	1	1	0	2											
Jorge Fabregas, L (1, 2) OBP: 0.273, SLG: 0.333		3-H G4-3			0-1 F8		1-0 P4		0-0 FC4-6 1B	4	0	1	0	0	0	0											
Darren Lewis, R (9, PR) OBP: 0.234, SLG: 0.203										0	0	0	0	0	0	0											
Ozzie Guillen, L (1, 6) OBP: 0.307, SLG: 0.353			1-2 F8		0-1 G3		0-0 B5-3		1-2 FC4-6 1-2	4	0	0	0	0	0	2											
Inning Stats	R: 0 E: 0 K: 1 S: 9	H: 1 LOB: 1 BB: 0 P: 15	R: 1 E: 0 K: 0 S: 9	H: 1 LOB: 0 BB: 0 P: 17	R: 0 E: 0 K: 0 S: 7	H: 1 LOB: 0 BB: 0 P: 9	R: 0 E: 0 K: 0 S: 10	H: 2 LOB: 2 BB: 0 P: 16	R: 0 E: 0 K: 0 S: 6	H: 0 LOB: 0 BB: 0 P: 7	R: 2 E: 0 K: 0 S: 10	H: 1 LOB: 0 BB: 2 P: 21	R: 0 E: 0 K: 0 S: 4	H: 0 LOB: 0 BB: 0 P: 5	R: 1 E: 0 K: 1 S: 7	H: 2 LOB: 0 BB: 0 P: 9	R: 0 E: 0 K: 0 S: 11	H: 1 LOB: 2 BB: 1 P: 19	1B: 7 2B: 1 3B: 0 HR: 1	SF: 1 SAC: 0 DP: 3 HBP: 0	WP: 0 PB: 0 SB: 0 CS: 0	PA: 36					
PITCHER	IP	WLS	BF	H	R	ER	SO	BB	IBB	HBP	BLK	WP	HR	S	P	ERA	WHIP										
Tanyon Sturtze, R (1, 1) ERA: 5.27	5.1		22	5	3	3	1	2	0	0	0	0	0	7	9	0.00	0.600										
Eric Gunderson, L (6, 1) ERA: 1.74	1.2	W	5	1	0	0	0	0	0	0	0	0	0	7	9	0.00	0.600										
Danny Patterson, R (8, 1) ERA: 2.7	1.0		4	2	1	1	1	0	0	0	0	0	1	7	9	9.00	2.000										
John Wetteland, R (9, 1) ERA: 2.47	1.0	S	5	1	0	0	0	1	0	0	0	0	0	11	19	0.00	2.000										

Texas Rangers @ Chicago White Sox
Comiskey Park, Chicago, IL
Sun Jul 27 1997, 8:05 PM EDT
Att: 29,568 - Unknown - 79 F

livebaseballscores.com

AB 32
R 4
H 9
RBI 4
BB 3
SO 2
LOB 12



Batter	1	2	3	4	5	6	7	8	9	AB	R	H	RBI	BB	SO	LOB	TOP				
Brian Hunter, R OBP: 0.323, SLG: 0.339 (1, 8)	G5-3		G5-3		G5-3			P3		4	0	0	0	0	0	1					
Travis Fryman, R OBP: 0.334, SLG: 0.447 (1, 5)	F8		F7				P2	F7		4	0	0	0	0	0	0					
Bobby Higginson, L OBP: 0.369, SLG: 0.508 (1, 7)	F9			F8		F9			G6-3	4	0	0	0	0	0	0					
Tony Clark, S OBP: 0.396, SLG: 0.544 (1, 3)		F7		F7		F7			F9	4	0	0	0	0	0	0					
Bob Hamelin, L OBP: 0.402, SLG: 0.547 (1, 10)		HR		3B			K		2B	3	2	0	1	1	1	0					
Damion Easley, R OBP: 0.358, SLG: 0.488 (1, 4)		HR		3B			E6		L4	4	1	2	3	0	0	1					
Melvin Nieves, S OBP: 0.335, SLG: 0.468 (1, 9)	G5-3			G4-3			K			3	0	0	0	0	1	2					
Raul Casanova, S OBP: 0.337, SLG: 0.393 (1, 2)	F8					G6-3		F8		3	0	0	0	0	0	1					
Deivi Cruz, R OBP: 0.253, SLG: 0.304 (1, 6)			CS			K		F8		3	0	1	0	0	1	0					
Inning Stats	R: 0 H: 0 E: 0 K: 0 S: 8	H: 0 LOB: 0 BB: 0 P: 14	R: 2 H: 2 E: 0 K: 0 S: 18	H: 2 LOB: 0 BB: 0 P: 26	R: 0 H: 1 E: 0 K: 0 S: 8	H: 1 LOB: 0 BB: 0 P: 16	R: 1 H: 1 E: 0 K: 0 S: 9	H: 1 LOB: 1 BB: 1 P: 19	R: 0 H: 0 E: 0 K: 1 S: 11	H: 0 LOB: 0 BB: 0 P: 15	R: 0 H: 0 E: 1 K: 2 S: 13	H: 0 LOB: 1 BB: 0 P: 19	R: 0 H: 0 E: 0 K: 0 S: 6	H: 0 LOB: 0 BB: 0 P: 8	R: 0 H: 1 E: 0 K: 0 S: 11	H: 1 LOB: 1 BB: 0 P: 15	1B: 2 2B: 1 3B: 1 HR: 1	SF: 0 SAC: 0 DP: 0 HBP: 0	WP: 0 PB: 0 CS: 1	PA: 33	
PITCHER	IP	WLS	BF	H	R	ER	SO	BB	IBB	HBP	BLK	WP	HR	S	P	ERA	WHIP				
James Baldwin, R ERA: 4.98 (1, 1)	7.0	L	26	4	3	3	3	1	0	0	0	0	1	77	124	3.86	0.714				
Carlos Castillo, R ERA: 3.57 (8, 1)	1.0		3	0	0	0	0	0	0	0	0	0	0	6	8	0.00	0.000				
Chuck McElroy, L ERA: 3.83 (9, 1)	1.0		4	1	0	0	0	0	0	0	0	0	0	11	15	0.00	1.000				

Detroit Tigers @ Chicago White Sox
Comiskey Park, Chicago, IL
Tue Jul 29 1997, 8:05 PM EDT
Att: 20,380 - Unknown - 71 F

AB 32
R 3
H 5
RBI 3
BB 1
SO 3
LOB 5



Batter	1	2	3	4	5	6	7	8	9	AB	R	H	RBI	BB	SO	LOB	BOTTOM				
Dave Martinez, L OBP: 0.350, SLG: 0.411 (1, 3)	G6-3		L7			P5			G5-3	4	0	0	0	0	0	0					
Ray Durham, S OBP: 0.331, SLG: 0.358 (1, 4)	E9			G3				G1-4-3	G6-3	4	0	2	0	0	0	0					
Frank Thomas, R OBP: 0.465, SLG: 0.647 (1, 10)	F9			L4			G1-4-3			3	0	0	0	0	0	2					
Albert Belle, R OBP: 0.333, SLG: 0.494 (1, 7)	G5-3			P4			G4-3			3	0	0	0	0	0	1					
Robin Ventura, L OBP: 0.400, SLG: 0.611 (1, 5)		G6-3		P5				K		2	0	0	0	1	1	0					
Lyle Mouton, R OBP: 0.316, SLG: 0.389 (1, 9)		G6-3		L6				K		3	0	0	0	0	1	1					
Jorge Fabregas, L OBP: 0.269, SLG: 0.329 (1, 2)		P5		G4-3				K		3	0	0	0	0	1	0					
Mike Cameron, R OBP: 0.351, SLG: 0.467 (1, 8)			G5-3			G1-4-3			HR	3	1	1	1	0	0	0					
Ozzie Guillen, L OBP: 0.304, SLG: 0.349 (1, 6)			F9			L7			F9	3	0	0	0	0	0	0					
Inning Stats	R: 0 H: 1 E: 1 K: 0 S: 15	H: 0 LOB: 1 BB: 0 P: 23	R: 0 H: 0 E: 0 K: 0 S: 4	H: 0 LOB: 0 BB: 1 P: 8	R: 0 H: 0 E: 0 K: 0 S: 8	H: 0 LOB: 0 BB: 0 P: 9	R: 0 H: 0 E: 0 K: 0 S: 5	H: 0 LOB: 0 BB: 0 P: 7	R: 0 H: 0 E: 0 K: 0 S: 9	H: 0 LOB: 0 BB: 0 P: 11	R: 0 H: 0 E: 0 K: 0 S: 4	H: 0 LOB: 0 BB: 0 P: 8	R: 0 H: 1 E: 0 K: 3 S: 9	H: 0 LOB: 0 BB: 0 P: 13	R: 1 H: 1 E: 0 K: 0 S: 7	H: 1 LOB: 0 BB: 0 P: 9	1B: 2 2B: 0 3B: 0 HR: 1	SF: 0 SAC: 0 DP: 2 HBP: 0	WP: 0 PB: 0 CS: 0	PA: 29	
PITCHER	IP	WLS	BF	H	R	ER	SO	BB	IBB	HBP	BLK	WP	HR	S	P	ERA	WHIP				
Willie Blair, R ERA: 4.27 (1, 1)	9.0	W	29	3	1	1	3	1	0	0	0	0	1	67	94	1.00	0.444				

Detroit Tigers @ Chicago White Sox
Comiskey Park, Chicago, IL
Tue Jul 29 1997, 8:05 PM EDT
Att: 20,380 - Unknown - 71 F

AB 28
R 1
H 3
RBI 1
BB 1
SO 3
LOB 4



Batter	1	2	3	4	5	6	7	8	9	AB	R	H	RBI	BB	SO	LOB	TOP											
Brian Hunter, R OBP: 0.326, SLG: 0.344 (1, 8)	1-2 BB BB BB 1B	2-3 K			3-2 2B		0-0 S S 1B		1-3 K	5	2	3	0	0	2	0	Detroit Tigers @ Chicago White Sox Comiskey Park, Chicago, IL Wed Jul 30 1997, 4:33 AM EDT Att: 30,613 - Sunny - 74 F											
Damion Easley, R OBP: 0.358, SLG: 0.485 (1, 4)	SAFE F8		1-1 CS 1B		0-0 F8		SAFE 4-2 HBP		1-0 G6-3	4	0	1	0	0	0	2												
Bobby Higginson, L OBP: 0.371, SLG: 0.511 Melvin Nieves, S OBP: 0.334, SLG: 0.466 (7, 9)	4-2 BB BB BB 1-2 BB		0-0 L8		2-0 2B		SAFE 1-3 K			2	0	1	1	1	0	1												
Tony Clark, S OBP: 0.395, SLG: 0.540 (1, 3)	1-3 K		3-3 K		4-2 BB		0-2 F7			3	0	0	0	1	2	5												
Bob Hamelin, L OBP: 0.401, SLG: 0.540 Orlando Miller, R OBP: 0.286, SLG: 0.394 Curtis Pride, L OBP: 0.326, SLG: 0.329 (8, PH)	4-2 BB 1-2 2-3 BB				0-0 G3				0-0 B1-3	2	0	0	0	1	0	2												
Travis Fryman, R OBP: 0.336, SLG: 0.444 (1, 5)	4-2 BB 1-2 2-3 3-H BB				1-0 G5-3		0-3 K		4-2 G5-3 BB	2	0	0	1	2	1	0												
Phil Nevin, R OBP: 0.354, SLG: 0.446 (1, 7)	1-1 F9				0-0 1B		3-2 P4		3-2 G5-3	4	0	1	0	0	0	4												
Matt Walbeck, S OBP: 0.343, SLG: 0.414 (1, 2)		1-3 K			0-0 F7		3-2 P4		0-3 K	4	0	0	0	0	2	2												
Deivi Cruz, R OBP: 0.249, SLG: 0.299 (1, 6)		0-0 G4-3					2-1 G5-3		1-1 F8	4	0	0	0	0	0	0												
Inning Stats	R: 1 E: 0 K: 1 S: 22	H: 1 LOB: 3 BB: 3 P: 38	R: 0 E: 0 K: 2 S: 7	H: 0 LOB: 0 BB: 0 P: 10	R: 0 E: 0 K: 1 S: 6	H: 1 LOB: 1 BB: 0 P: 10	R: 0 E: 0 K: 0 S: 4	H: 1 LOB: 1 BB: 0 P: 5	R: 1 E: 0 K: 0 S: 12	H: 2 LOB: 2 BB: 1 P: 26	R: 0 E: 0 K: 1 S: 11	H: 0 LOB: 0 BB: 0 P: 17	R: 0 E: 0 K: 1 S: 16	H: 1 LOB: 2 BB: 0 P: 21	R: 0 E: 0 K: 1 S: 10	H: 0 LOB: 1 BB: 1 P: 17		R: 0 E: 0 K: 1 S: 7	H: 0 LOB: 0 BB: 0 P: 9	1B: 4 2B: 3 3B: 0 HR: 0	SF: 0 SAC: 0 DP: 1 HBP: 1	WP: 0 PB: 0 SB: 2 CS: 1	PA: 38					
PITCHER	IP	WLS	BF	H	R	ER	SO	BB	IBB	HBP	BLK	WP	HR	S	P	ERA	WHIP											
Doug Drabek, R ERA: 6.1 Carlos Castillo, R ERA: 3.54 Tony Castillo, L ERA: 5.4 Matt Karchner, R ERA: 2.94 Roberto Hernandez, R ERA: 2.44	(1, 1)	6.0	W	26	5	2	2	5	4	0	0	0	0	0	62	106	3.00	1.500										
PITCHER	IP	WLS	BF	H	R	ER	SO	BB	IBB	HBP	BLK	WP	HR	S	P	ERA	WHIP											
Scott Sanders, R ERA: 6.27 Dan Miceli, R ERA: 6.69 Mike Myers, L ERA: 5.91 Todd Jones, R ERA: 2.98	(1, 1)	1.0	L	3	1	0	0	2	0	0	0	0	0	0	13	21	0.00	1.000										
PITCHER	IP	WLS	BF	H	R	ER	SO	BB	IBB	HBP	BLK	WP	HR	S	P	ERA	WHIP											
Scott Sanders, R ERA: 6.27 Dan Miceli, R ERA: 6.69 Mike Myers, L ERA: 5.91 Todd Jones, R ERA: 2.98	(1, 1)	6.0	L	23	3	3	3	3	1	0	0	0	0	0	61	99	4.50	1.000										

AB	32
R	2
H	6
RBI	2
BB	5
SO	8
LOB	18



WP	0
PB	0
SB	2
CS	1
PA	38

AB	28
R	3
H	7
RBI	3
BB	1
SO	5
LOB	6



WP	0
PB	0
SB	1
CS	1
PA	30

Batter	1	2	3	4	5	6	7	8	9	AB	R	H	RBI	BB	SO	LOB	TOP			
Ray Durham, S OBP: 0.329, SLG: 0.354	1-3 K		0-1 G4-3		1-0 P4		2-2 1B		1-2 HBP	4	0	1	0	0	1	0				
Robin Ventura, L OBP: 0.455, SLG: 0.586 34 Mario Valdez, L (9, PH) OBP: 0.370, SLG: 0.348	1-0 1B			2-1 2B FC5 1B		2-2 G3	0-0 1B		1-3 K	4	0	3	0	0	0	0				
Frank Thomas, R OBP: 0.462, SLG: 0.651	3-0 F9			1-0 BB 2B		0-1 2B	2-2 F8		2-1 F9	5	1	2	0	0	0	4				
Albert Belle, R OBP: 0.334, SLG: 0.493 Darren Lewis, R OBP: 0.294, SLG: 0.203	3-2 K			1-2 FC5 BB		4-1 2B BB		1-1 F7		3	0	0	0	1	1	3				
Lyle Mouton, R OBP: 0.318, SLG: 0.389		0-0 G5-3		2-3 K		1-3 K		2-2 BB 1B		4	0	1	0	0	2	4				
Mike Cameron, R OBP: 0.359, SLG: 0.483		2-1 G5-3		4-1 BB		2-0 BB		1-3 K		3	0	1	1	1	1	1				
Chris Snopek, R OBP: 0.272, SLG: 0.330		1-3 K		1-0 P6		0-0 G1-3		4-2 BB		3	0	0	0	1	1	5				
Dave Martinez, L OBP: 0.342, SLG: 0.402			0-2 G4-3		0-2 G4-3		1-3 K	2-1 G3		4	0	0	0	0	1	2				
Tony Peña, R OBP: 0.257, SLG: 0.194			2-1 G6-3		0-2 F7		0-0 G6-3		1-0 F8	4	0	0	0	0	0	0				
Inning Stats	R: 0 E: 0 K: 2 S: 8	H: 1 LOB: 1 BB: 0 P: 16	R: 0 E: 0 K: 1 S: 6	H: 0 LOB: 0 BB: 0 P: 9	R: 0 E: 0 K: 0 S: 7	H: 2 LOB: 3 BB: 0 P: 22	R: 0 E: 0 K: 1 S: 7	H: 0 LOB: 0 BB: 0 P: 8	R: 1 E: 0 K: 1 S: 11	H: 2 LOB: 2 BB: 0 P: 20	R: 0 E: 0 K: 1 S: 11	H: 2 LOB: 2 BB: 0 P: 16	R: 0 E: 0 K: 1 S: 12	H: 1 LOB: 2 BB: 0 P: 22	R: 0 E: 0 K: 1 S: 9	H: 0 LOB: 1 BB: 0 P: 14	1B: 5 2B: 3 3B: 0 HR: 0	SF: 0 SAC: 0 DP: 0 HBP: 1	WP: 0 PB: 0 SB: 0 CS: 0	PA: 39
PITCHER	IP WLS BF ERA	WLS BF ERA	H R ER SO	R ER SO	BB IBB HBP BLK	WP HR S P	ERA WHIP	PITCHER	IP WLS BF ERA	WLS BF ERA	H R ER SO	R ER SO	BB IBB HBP BLK	WP HR S P	ERA WHIP					
Allen Watson, L ERA: 4.63	(1, 1) 8.0 W 35 4.63	(8, PH) 1.0 4 0 0 0 1	8 1 1 7	1 1 7	3 0 0 0	0 0 9 14	1.12 1.375	Greg Cadaret, L ERA:	(9, 1) 1.0 4 0 0 0 1	(8, PH) 0.337, SLG: 0.267	0 0 1 0	0 0 9 14	0.00 0.000							

Chicago White Sox @ Anaheim Angels
Anaheim Stadium, Anaheim, CA
Fri Aug 01 1997, 10:05 PM EDT
Att: 20,953 - Unknown - 75 F

AB 35
R 1
H 8
RBI 1
BB 3
SO 8
LOB 20



Batter	1	2	3	4	5	6	7	8	9	AB	R	H	RBI	BB	SO	LOB	BOTTOM			
Tony Phillips, S OBP: 0.394, SLG: 0.396 Orlando Palmeiro, L OBP: 0.337, SLG: 0.267	4-1 E 1B BB		1-0 G6-3		4-2 HR BB		3-1 FC1-2 HBP 1B		0-1 G4-3	2	3	1	0	2	0	0				
Darin Erstad, L OBP: 0.357, SLG: 0.450	2-2 1B 1B		0-1 F9		2-2 HR		1-2 FC1-2 HBP 1B		2-3 K	4	3	2	3	0	1	0				
Dave Hollins, S OBP: 0.377, SLG: 0.425 Craig Grebeck, R OBP: 0.366, SLG: 0.393	1-2 1B 1B		2-2 16 WD 16 1B 1B		2-3 K		1-2 FC1-2 1B E			4	3	2	0	0	1	3				
Tim Salmon, R OBP: 0.409, SLG: 0.513	3-1 S 1B		3-3 K		1-2 L5		0-0 E8 1B			4	0	2	4	0	1	1				
Todd Greene, R OBP: 0.361, SLG: 0.597	3-3 K		0-0 P4		4-2 16 BB		1-1 P4			3	0	0	0	1	1	3				
16 Garret Anderson, L OBP: 0.346, SLG: 0.409	1-2 F7		2-0 BB		4-0 BB		2-1 G6-3			3	0	1	1	1	0	1				
Chad Kreuter, S OBP: 0.311, SLG: 0.367	4-2 BB		0-0 F9		0-0 G3-6-1		0-1 G6-3			3	0	0	0	1	0	3				
Luis Alicea, S OBP: 0.383, SLG: 0.413	1-3 K			3-1 P2		4-1 1B FC1-2 BB		1-0 F6		3	0	0	0	1	1	2				
Gary Disarcina, R OBP: 0.290, SLG: 0.352		2-2 F8		0-0 G4-3		0-1 L8		1-1 G6-3		4	0	0	0	0	0	1				
Inning Stats	R: 3 E: 1 K: 2 S: 25	H: 3 LOB: 2 BB: 2 P: 44	R: 0 E: 0 K: 0 S: 7	H: 0 LOB: 0 BB: 0 P: 10	R: 1 E: 0 K: 1 S: 10	H: 2 LOB: 1 BB: 0 P: 17	R: 2 E: 0 K: 1 S: 12	H: 1 LOB: 1 BB: 1 P: 23	R: 0 E: 0 K: 0 S: 7	H: 0 LOB: 0 BB: 2 P: 16	R: 3 E: 1 K: 0 S: 14	H: 2 LOB: 1 BB: 1 P: 24	R: 0 E: 0 K: 0 S: 5	H: 0 LOB: 0 BB: 0 P: 8	R: 0 E: 0 K: 1 S: 7	H: 0 LOB: 0 BB: 0 P: 10	1B: 7 2B: 0 3B: 0 HR: 1	SF: 0 SAC: 0 DP: 1 HBP: 1	WP: 1 PB: 0 SB: 3 CS: 0	PA: 38
PITCHER	IP WLS BF ERA	WLS BF ERA	H R ER SO	R ER SO	BB IBB HBP BLK	WP HR S P	ERA WHIP	PITCHER	IP WLS BF ERA	WLS BF ERA	H R ER SO	R ER SO	BB IBB HBP BLK	WP HR S P	ERA WHIP					
Scott Eyre, L ERA: 12.46	(1, 1) 4.1 L 24	(5, 1) 3.1 13	6 6 6 4	6 6 4	5 0 1 0	0 0 24 38	5.40 0.900	Nelson Cruz, R ERA:	(8, 1) 0.1 1 0 0 0 1	(8, 1) 0.1 1 0 0 0 1	0 0 0 0	0 0 3 5	0.00 0.000							

Chicago White Sox @ Anaheim Angels
Anaheim Stadium, Anaheim, CA
Fri Aug 01 1997, 10:05 PM EDT
Att: 20,953 - Unknown - 75 F

AB 31
R 9
H 8
RBI 8
BB 6
SO 5
LOB 14



Batter	1	2	3	4	5	6	7	8	9	AB	R	H	RBI	BB	SO	LOB	TOP					
Dave Martinez, L (1, 9) OBP: 0.341, SLG: 0.404	L9			G3		G3-1		G5-3		4	1	1	0	0	0	0	Chicago White Sox @ Anaheim Angels Anaheim Stadium, Anaheim, CA Sat Aug 02 1997, 10:05 PM EDT Att: 28,139 - Unknown - 86 F					
Ray Durham, S (1, 4) OBP: 0.326, SLG: 0.350	P6			G5-3		E1		G5-3		4	0	0	0	0	0	1						
Frank Thomas, R (1, 10) OBP: 0.460, SLG: 0.647	K			E3		E3		E5		4	0	1	1	0	1	0						
Albert Belle, R (1, 7) OBP: 0.331, SLG: 0.488				P3		L5		F8		4	0	0	0	0	0	4						
Robin Ventura, L (1, 5) OBP: 0.432, SLG: 0.531						G3-6-3				3	1	0	0	1	1	2						
Mike Cameron, R (1, 8) OBP: 0.357, SLG: 0.483										4	0	1	0	0	0	0						
Jorge Fabregas, L (1, 2) OBP: 0.281, SLG: 0.348 Darren Lewis, R (0, PR) OBP: 0.294, SLG: 0.203				G1		K		G4-3		4	0	1	0	0	1	2						
34 Mario Valdez, L (1, 3) OBP: 0.355, SLG: 0.346				P6		SF7				3	0	1	1	0	1	1						
Ozzie Guillen, L (1, 6) OBP: 0.304, SLG: 0.348				G6-3		G5-3		P4		3	0	0	0	0	0	2						
Inning Stats	R: 0 E: 0 K: 1 S: 8	H: 0 LOB: 0 BB: 0 P: 12	R: 0 E: 0 K: 0 S: 5	H: 0 LOB: 0 BB: 0 P: 8	R: 0 E: 0 K: 0 S: 6	H: 0 LOB: 0 BB: 0 P: 11	R: 0 E: 1 K: 0 S: 14	H: 0 LOB: 1 BB: 0 P: 20	R: 1 E: 0 K: 1 S: 9	H: 1 LOB: 1 BB: 1 P: 17	R: 1 E: 1 K: 0 S: 7	H: 2 LOB: 1 BB: 0 P: 14	R: 0 E: 0 K: 0 S: 8	H: 1 LOB: 1 BB: 0 P: 10	R: 0 E: 1 K: 0 S: 9	H: 0 LOB: 1 BB: 0 P: 14		R: 0 E: 0 K: 2 S: 12	H: 1 LOB: 1 BB: 0 P: 20	1B: 3 2B: 2 3B: 0 HR: 0	SF: 1 SAC: 0 DP: 1 HBP: 0	WP: 0 PB: 0 SB: 0 CS: 0
PITCHER	IP	WLS	BF	H	R	ER	SO	BB	IBB	HBP	BLK	WP	HR	S	P	ERA	WHIP					
Dennis Springer, R (1, 1) ERA: 5.57	8.0	W	31	4	2	2	2	1	0	0	0	0	0	66	106	2.25	0.625					
Troy Percival, R (0, 1) ERA: 4.32	1.0	S	4	1	0	0	2	0	0	0	0	0	0	12	20	0.00	1.000					

AB 33
R 2
H 5
RBI 2
BB 1
SO 4
LOB 12



Batter	1	2	3	4	5	6	7	8	9	AB	R	H	RBI	BB	SO	LOB	BOTTOM				
Tony Phillips, S (1, 10) OBP: 0.395, SLG: 0.398			G4-3			K				4	0	2	2	0	1	3	Chicago White Sox @ Anaheim Angels Anaheim Stadium, Anaheim, CA Sat Aug 02 1997, 10:05 PM EDT Att: 28,139 - Unknown - 86 F				
Orlando Palmeiro, L (1, 8) OBP: 0.324, SLG: 0.275	K	L8		G1-3		P5				4	0	0	0	0	1	2					
Dave Hollins, S (1, 5) OBP: 0.378, SLG: 0.423	K			G1-3				BB		2	0	0	0	2	1	0					
Tim Salmon, R (1, 9) OBP: 0.410, SLG: 0.510						K				2	1	0	0	2	2	2					
16 Garret Anderson, L (1, 7) OBP: 0.345, SLG: 0.414						L8		P6		4	1	1	2	0	0	2					
Todd Greene, R (1, 2) OBP: 0.355, SLG: 0.571						F8		G6-3		3	1	0	0	1	1	2					
Jack Howell, L (1, 3) OBP: 0.336, SLG: 0.588 Darin Erstad, L (0, 3) OBP: 0.356, SLG: 0.449						F9				2	0	0	0	1	1	1					
Luis Alicea, S (1, 4) OBP: 0.384, SLG: 0.412						G6-3				3	1	1	0	1	1	0					
Gary Disarcina, R (1, 6) OBP: 0.293, SLG: 0.352						F9		L8		3	1	1	1	1	0	0					
Inning Stats	R: 0 E: 0 K: 2 S: 10	H: 1 LOB: 0 BB: 0 P: 16	R: 5 E: 0 K: 2 S: 23	H: 4 LOB: 2 BB: 3 P: 43	R: 0 E: 0 K: 1 S: 15	H: 0 LOB: 3 BB: 3 P: 31	R: 0 E: 0 K: 1 S: 9	H: 0 LOB: 0 BB: 0 P: 11	R: 0 E: 0 K: 0 S: 5	H: 0 LOB: 0 BB: 0 P: 11	R: 0 E: 0 K: 1 S: 7	H: 0 LOB: 0 BB: 0 P: 12	R: 0 E: 0 K: 0 S: 14	H: 0 LOB: 2 BB: 2 P: 26	R: 0 E: 0 K: 1 S: 10	H: 0 LOB: 0 BB: 0 P: 15		1B: 4 2B: 1 3B: 0 HR: 1	SF: 0 SAC: 0 DP: 1 HBP: 0	WP: 1 PB: 1 SB: 0 CS: 1	PA: 36
PITCHER	IP	WLS	BF	H	R	ER	SO	BB	IBB	HBP	BLK	WP	HR	S	P	ERA	WHIP				
Chris Clemens, R (1, 1) ERA: 6.75	2.2	L	17	5	5	4	5	5	0	0	0	0	1	43	81	13.50	3.750				
Chuck McElroy, L (3, 1) ERA: 3.54	4.0		15	0	0	0	2	3	0	0	0	1	0	37	64	0.00	0.750				
Carlos Castillo, R (7, 1) ERA: 3.51	1.1		4	0	0	0	1	0	0	0	0	0	0	13	20	0.00	0.000				

AB 28
R 5
H 5
RBI 5
BB 8
SO 8
LOB 12



Batter	1	2	3	4	5	6	7	8	9	AB	R	H	RBI	BB	SO	LOB	TOP											
Ray Durham, S OBP: 0.326, SLG: 0.350	G6-3		G3					K		4	0	1	0	0	1	2	Chicago White Sox @ Anaheim Angels Anaheim Stadium, Anaheim, CA Sun Aug 03 1997, 10:05 PM EDT Att: 25,041 - Sunny - 84 F											
Mike Cameron, R OBP: 0.355, SLG: 0.476	K		F9					G6-3		3	0	0	0	1	1	2												
Frank Thomas, R OBP: 0.456, SLG: 0.639	F8			G4-3					K	4	0	0	0	0	1	1												
Albert Belle, R OBP: 0.333, SLG: 0.487		G6-4-3			G6-4-3				K	3	0	1	0	1	1	0												
Lyle Mouton, R OBP: 0.313, SLG: 0.383 Dave Martinez, L (9, PH) OBP: 0.340, SLG: 0.402	G6-4-3			G6-4-3					K	3	0	0	0	0	0	2												
Chris Snopce, R OBP: 0.269, SLG: 0.326	K								K	1	0	0	0	0	1	0												
Ron Karkovics, R OBP: 0.252, SLG: 0.324			L6							3	1	2	1	0	0	0												
Darren Lewis, R OBP: 0.296, SLG: 0.210				G4-3						3	0	1	0	0	0	0												
Ozzie Guillen, L OBP: 0.304, SLG: 0.346										2	0	0	0	1	0	2												
Inning Stats	R: 0 E: 0 K: 1 S: 5	H: 0 LOB: 0 BB: 0 P: 5	R: 0 E: 0 K: 1 S: 4	H: 0 LOB: 0 BB: 1 P: 8	R: 0 E: 0 K: 0 S: 4	H: 1 LOB: 2 BB: 1 P: 8	R: 0 E: 0 K: 0 S: 3	H: 1 LOB: 0 BB: 0 P: 3	R: 0 E: 0 K: 1 S: 7	H: 2 LOB: 2 BB: 0 P: 7	R: 0 E: 0 K: 0 S: 2	H: 0 LOB: 0 BB: 1 P: 6	R: 1 E: 0 K: 0 S: 4	H: 1 LOB: 0 BB: 0 P: 4	R: 0 E: 0 K: 1 S: 5	H: 0 LOB: 0 BB: 0 P: 5		R: 0 E: 0 K: 3 S: 9	H: 0 LOB: 0 BB: 0 P: 9	1B: 4 2B: 0 3B: 0 HR: 1	SF: 0 SAC: 0 DP: 2 HBP: 0	WP: 0 PB: 1 SB: 0 CS: 1	PA: 32					
PITCHER	IP	WLS	BF	H	R	ER	SO	BB	IBB	HBP	BLK	WP	HR	S	P	ERA	WHIP											
Chuck Finley, L ERA: 4.24	(1, 1)	8.0	W	29	5	1	1	4	3	0	0	0	0	1	34	46	1.12	1.000										
Troy Percival, R ERA: 4.19	(9, 1)	1.0	S	3	0	0	0	3	0	0	0	0	0	9	9	0.00	0.000											

Batter	1	2	3	4	5	6	7	8	9	AB	R	H	RBI	BB	SO	LOB	BOTTOM											
Tony Phillips, S OBP: 0.393, SLG: 0.395	G3-1		F2							3	0	0	0	1	0	0	Chicago White Sox @ Anaheim Angels Anaheim Stadium, Anaheim, CA Sun Aug 03 1997, 10:05 PM EDT Att: 25,041 - Sunny - 84 F											
Darin Erstad, L OBP: 0.355, SLG: 0.447	E7		G1-3							4	0	1	0	0	0	0												
Dave Hollins, S OBP: 0.377, SLG: 0.429	K		P6							4	1	1	1	0	1	4												
Tim Salmon, R OBP: 0.413, SLG: 0.518										2	1	1	1	2	0	0												
16 Garret Anderson, L OBP: 0.342, SLG: 0.410	K									4	0	0	0	0	1	3												
Todd Greene, R OBP: 0.350, SLG: 0.554		G5-3								4	0	1	0	0	0	1												
Jack Howell, L OBP: 0.345, SLG: 0.582 Chad Kreuter, S (8, PH) OBP: 0.315, SLG: 0.378	E1									1	1	0	0	2	0	0												
Luis Alicea, S OBP: 0.383, SLG: 0.415		L9								3	0	1	1	0	0	3												
Gary Disarcina, R OBP: 0.292, SLG: 0.351										4	0	1	1	0	0	4												
Inning Stats	R: 0 E: 1 K: 2 S: 8	H: 0 LOB: 2 BB: 1 P: 12	R: 0 E: 1 K: 0 S: 4	H: 0 LOB: 1 BB: 0 P: 4	R: 0 E: 0 K: 0 S: 3	H: 0 LOB: 0 BB: 0 P: 3	R: 0 E: 0 K: 0 S: 2	H: 0 LOB: 0 BB: 1 P: 6	R: 1 E: 0 K: 0 S: 4	H: 2 LOB: 2 BB: 2 P: 12	R: 1 E: 0 K: 0 S: 5	H: 2 LOB: 2 BB: 1 P: 9	R: 1 E: 0 K: 0 S: 4	H: 1 LOB: 0 BB: 0 P: 4	R: 1 E: 0 K: 0 S: 5	H: 2 LOB: 1 BB: 0 P: 5		R: 1 E: 0 K: 3 S: 9	H: 2 LOB: 1 BB: 0 P: 5	1B: 3 2B: 2 3B: 0 HR: 2	SF: 0 SAC: 1 DP: 1 HBP: 0	WP: 0 PB: 0 SB: 0 CS: 1	PA: 37					
PITCHER	IP	WLS	BF	H	R	ER	SO	BB	IBB	HBP	BLK	WP	HR	S	P	ERA	WHIP											
James Baldwin, R ERA: 4.93	(1, 1)	7.0	L	31	5	3	3	2	5	0	0	0	0	2	30	50	3.86	1.429										
Tony Castillo, L ERA: 5.27	(8, 1)	1.0		5	2	1	1	0	0	0	0	0	0	5	5	9.00	2.000											

Batter	1	2	3	4	5	6	7	8	9	AB	R	H	RBI	BB	SO	LOB	TOP			
Ray Durham, S OBP: 0.323, SLG: 0.346	G4-3		F8	G5-3			G3-1		K	5	0	0	0	0	1	1				
Dave Martinez, L OBP: 0.339, SLG: 0.401	E6		L8					BB	1B	4	0	1	0	0	1	0				
Frank Thomas, R OBP: 0.459, SLG: 0.640	G4-6-3						F8	BB	BB	3	0	2	0	1	0	0				
Albert Belle, R OBP: 0.330, SLG: 0.483	G4-6-3						F7	P3		4	0	0	0	0	1	5				
Robin Ventura, L OBP: 0.394, SLG: 0.639		HR					F7	P7		4	2	2	1	0	0	2				
Mike Cameron, R OBP: 0.358, SLG: 0.474	G4-3						G6-3			3	1	1	0	1	0	0				
Jorge Fabregas, L OBP: 0.280, SLG: 0.352	FC6-4						F8	L7		3	0	1	1	0	0	3				
34 Mario Valdez, L OBP: 0.343, SLG: 0.310									F7	3	0	0	0	1	1	0				
Ozzie Guillen, L OBP: 0.304, SLG: 0.345	FC6-4						F8	G6-3		4	0	1	0	0	0	2				
Inning Stats	R: 0 E: 1 K: 0 S: 11	H: 1 LOB: 1 BB: 0 P: 16	R: 1 E: 0 K: 0 S: 10	H: 2 LOB: 1 BB: 1 P: 17	R: 0 E: 0 K: 1 S: 8	H: 1 LOB: 1 BB: 0 P: 14	R: 2 E: 1 K: 1 S: 9	H: 3 LOB: 1 BB: 0 P: 14	R: 0 E: 0 K: 0 S: 5	H: 0 LOB: 0 BB: 0 P: 10	R: 0 E: 0 K: 0 S: 6	H: 0 LOB: 0 BB: 0 P: 11	R: 0 E: 0 K: 0 S: 15	H: 1 LOB: 3 BB: 2 P: 31	R: 0 E: 0 K: 1 S: 6	H: 0 LOB: 0 BB: 0 P: 8	1B: 5 2B: 2 3B: 0 HR: 1	SF: 1 SAC: 0 DP: 1 HBP: 0	WP: 0 PB: 0 SB: 1 CS: 0	PA: 37
PITCHER	IP	WLS	BF	H	R	ER	SO	BB	IBB	HBP	BLK	WP	HR	S	P	ERA	WHIP			
Steve Karsay, R ERA: 5.77	7.0	L	28	7	3	2	3	1	0	0	0	0	1	58	94	2.57	1.143			
Dane Johnson, R ERA: 4.01	0.1		3	1	0	0	0	1	0	0	0	0	0	7	14	0.00	6.000			
Mike Mohler, L ERA: 5.75	1.2		6	0	0	0	1	1	0	0	0	0	0	14	25	0.00	0.600			

Chicago White Sox @ Oakland Athletics
Oakland-Alameda County Coliseum, Oakland, CA

AB 33
R 3
H 8
RBI 2
BB 3
SO 4
LOB 13



WP: 0 PA: 37
PB: 0
SB: 1
CS: 0

Tue Aug 05 1997, 3:33 AM PDT
Att: 11,676 - Sunny - 83 F

livebaseballscores.com

Batter	1	2	3	4	5	6	7	8	9	AB	R	H	RBI	BB	SO	LOB	BOTTOM			
Scott Brosius, R OBP: 0.267, SLG: 0.328	G3-1					F8		K		3	0	1	0	1	1	0				
Rafael Bourquard, R OBP: 0.351, SLG: 0.306	G6-3		P2			E		BB	1B	4	0	2	0	0	0	2				
Dave Magadan, L OBP: 0.394, SLG: 0.370	G3-1					E4		L8		3	0	0	0	0	0	2				
Pat Lennon, R OBP: 0.370, SLG: 0.372										1	0	0	0	0	0	1				
Matt Stairs, L OBP: 0.434, SLG: 0.670	F9					P9		K		4	0	0	0	0	1	4				
Jason Giambi, L OBP: 0.355, SLG: 0.472		F7				L4		F7		4	0	0	0	0	0	2				
Brian Leshar, R OBP: 0.200, SLG: 0.143						F8		F7		4	0	1	0	0	1	0				
Scott Spiezio, S OBP: 0.291, SLG: 0.370						L8		G5-3		4	0	1	0	0	1	0				
Brent Mayne, L OBP: 0.308, SLG: 0.338										3	0	2	0	0	0	0				
Tony Batista, R OBP: 0.247, SLG: 0.313			G4-3						K	1	0	0	0	0	1	2				
Ernie Young, R OBP: 0.253, SLG: 0.253			G5-3							4	0	0	0	0	1	4				
Inning Stats	R: 0 E: 0 K: 0 S: 8	H: 1 LOB: 0 BB: 0 P: 12	R: 0 E: 0 K: 2 S: 11	H: 0 LOB: 0 BB: 0 P: 16	R: 0 E: 0 K: 0 S: 10	H: 0 LOB: 0 BB: 1 P: 18	R: 0 E: 0 K: 0 S: 7	H: 0 LOB: 0 BB: 0 P: 8	R: 0 E: 1 K: 0 S: 15	H: 1 LOB: 2 BB: 0 P: 22	R: 0 E: 0 K: 1 S: 10	H: 1 LOB: 1 BB: 0 P: 14	R: 0 E: 0 K: 2 S: 11	H: 1 LOB: 1 BB: 0 P: 17	R: 0 E: 0 K: 1 S: 14	H: 2 LOB: 2 BB: 0 P: 20	1B: 4 2B: 3 3B: 0 HR: 0	SF: 0 SAC: 0 DP: 0 HBP: 0	WP: 0 PB: 0 SB: 0 CS: 0	PA: 36
PITCHER	IP	WLS	BF	H	R	ER	SO	BB	IBB	HBP	BLK	WP	HR	S	P	ERA	WHIP			
Doug Drabek, R ERA: 5.74	7.0	W	27	4	0	0	3	1	0	0	0	0	0	72	106	0.00	0.714			
Neelson Cruz, R ERA:	0.1		2	1	0	0	1	0	0	0	0	0	0	7	10	0.00	3.000			
Tony Castillo, L ERA: 5.15	1.0	S	5	2	0	0	1	0	0	0	0	0	0	13	20	0.00	2.000			
Matt Karchner, R ERA: 2.8	0.2		2	0	0	0	1	0	0	0	0	0	0	5	7	0.00	0.000			

Chicago White Sox @ Oakland Athletics
Oakland-Alameda County Coliseum, Oakland, CA

AB 35
R 0
H 7
RBI 0
BB 1
SO 6
LOB 17



WP: 0 PA: 36
PB: 0
SB: 0
CS: 0


Tue Aug 05 1997, 3:33 AM PDT
Att: 11,676 - Sunny - 83 F

livebaseballscores.com

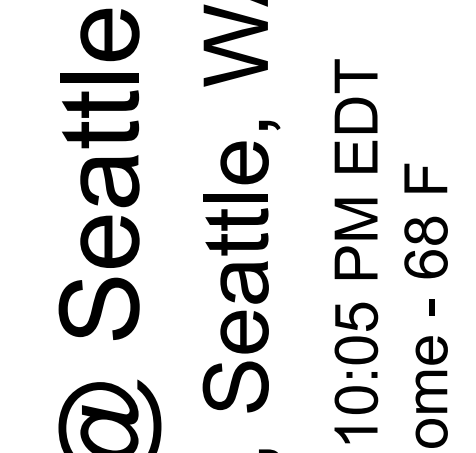
Batter	1	2	3	4	5	6	7	8	9	AB	R	H	RBI	BB	SO	LOB	TOP					
Ray Durham, S (1,4) OBP: 0.327, SLG: 0.355	G4-3		BB		G6-3			F8		3	0	0	0	1	0	0	Chicago White Sox @ Seattle Mariners The Kingdome, Seattle, WA Thu Aug 07 1997, 10:05 PM EDT Att: 29,319 - Dome - 68 F					
Mike Cameron, R (1,9) OBP: 0.350, SLG: 0.459	F7		BB		P3			G6-4-3		3	0	0	0	1	1	2						
Frank Thomas, R (1,3) OBP: 0.462, SLG: 0.644	K							G6-4-3		3	1	1	1	1	1	1						
Albert Belle, R (1,10) OBP: 0.329, SLG: 0.479		BB			F7			HR		4	1	2	0	0	0	3						
Lyle Mouton, R (1,7) OBP: 0.309, SLG: 0.377 Dave Martinez, L (9, PH) OBP: 0.344, SLG: 0.404	P4				G6-3			F8	1B	3	0	0	0	0	0	1						
Robin Ventura, L (1,5) OBP: 0.429, SLG: 0.571	G5-4-3							G4-6-3	1B	3	0	1	0	1	1	2						
Chris Snopce, R (1,6) Jorge Fabregas, L (9, PH) Doug Drabek, R (9, PR)	G5-4-3				K			F9	FC6-4	3	0	0	0	0	1	3						
Tony Peña, R (1,2) Ozzie Guillen, L (9, PH)					F9			G5-3	F8	3	0	0	0	0	1	1						
Darren Lewis, R (1,8) OBP: 0.297, SLG: 0.215					B1-3			G5-3		3	0	1	0	0	0	0						
Inning Stats	R: 0 E: 0 K: 1 S: 10	H: 0 LOB: 0 BB: 0 P: 16	R: 0 E: 0 K: 0 S: 9	H: 1 LOB: 1 BB: 1 P: 15	R: 0 E: 0 K: 1 S: 11	H: 1 LOB: 3 BB: 2 P: 22	R: 0 E: 0 K: 2 S: 10	H: 1 LOB: 1 BB: 0 P: 14	R: 0 E: 0 K: 0 S: 4	H: 0 LOB: 0 BB: 0 P: 4	R: 1 E: 0 K: 0 S: 8	H: 1 LOB: 0 BB: 0 P: 11	R: 0 E: 0 K: 0 S: 6	H: 0 LOB: 0 BB: 0 P: 9	R: 0 E: 0 K: 0 S: 5	H: 0 LOB: 0 BB: 1 P: 12		R: 1 E: 0 K: 1 S: 12	H: 2 LOB: 1 BB: 0 P: 16	1B: 5 2B: 0 3B: 0 HR: 1	SF: 0 SAC: 0 DP: 2 HBP: 0	WP: 0 PB: 0 SB: 2 CS: 0
PITCHER	IP	WLS	BF	H	R	ER	SO	BB	IBB	HBP	BLK	WP	HR	S	P	ERA	WHIP					
Jeff Fassero, L (1,1) ERA: 3.93	7.1	W	29	4	1	1	4	4	0	0	0	0	1	59	98	1.23	1.091					
Mike Timlin, R (8,1) ERA: 3.1	0.2		2	1	1	1	0	0	0	0	0	0	0	6	7	13.50	1.500					
Norm Charlton, L (9,1) ERA: 7.56	0.1		2	1	0	0	1	0	0	0	0	0	0	5	7	0.00	3.000					
Heathcliff Slocumb, R (9,1) ERA: 5.44	0.2	S	2	0	0	0	0	0	0	0	0	0	0	5	7	0.00	0.000					

Batter	1	2	3	4	5	6	7	8	9	AB	R	H	RBI	BB	SO	LOB	BOTTOM					
Joey Cora, S (1,4) OBP: 0.384, SLG: 0.482	K		F7		F9			F7		4	0	0	0	0	1	0	Chicago White Sox @ Seattle Mariners The Kingdome, Seattle, WA Thu Aug 07 1997, 10:05 PM EDT Att: 29,319 - Dome - 68 F					
Alex Rodriguez, R (1,6) OBP: 0.358, SLG: 0.501	L9		P4		K			F7		4	0	0	0	0	1	0						
Ken Griffey Jr., L (1,8) OBP: 0.369, SLG: 0.608	G3		2B		HR			K		4	1	2	1	0	1	0						
Edgar Martinez, R (1,10) OBP: 0.451, SLG: 0.521 Lee Tinsley, S (8, PR) OBP: 0.272, SLG: 0.314		CS	F8		P4			F9	BB	2	0	0	0	2	0	1						
Jay Buhner, R (1,9) OBP: 0.384, SLG: 0.487		CS			BB			FC4-6	BB	0	1	0	0	4	0	0						
Dan Wilson, R (1,2) OBP: 0.330, SLG: 0.419			K		P6			F9		4	0	0	0	0	1	6						
Mike Blowers, R (1,3) OBP: 0.368, SLG: 0.437 Paul Sorrento, L (6, PH) OBP: 0.335, SLG: 0.523			HR		FC6-4			K	BB	1	1	1	2	1	0	0						
Russ Davis, R (1,5) OBP: 0.328, SLG: 0.500			HR		BB			FC4-6		2	0	0	0	0	1	3						
Rich Amaral, R (1,7) OBP: 0.303, SLG: 0.292					F8			F9		3	0	0	0	0	3							
Inning Stats	R: 0 E: 0 K: 1 S: 10	H: 0 LOB: 0 BB: 0 P: 16	R: 2 E: 0 K: 1 S: 8	H: 1 LOB: 1 BB: 3 P: 25	R: 0 E: 0 K: 0 S: 7	H: 1 LOB: 1 BB: 0 P: 13	R: 0 E: 0 K: 0 S: 10	H: 0 LOB: 2 BB: 2 P: 20	R: 1 E: 0 K: 1 S: 13	H: 1 LOB: 0 BB: 0 P: 21	R: 0 E: 0 K: 1 S: 10	H: 0 LOB: 1 BB: 1 P: 17	R: 0 E: 0 K: 0 S: 6	H: 0 LOB: 0 BB: 0 P: 7	R: 0 E: 0 K: 1 S: 10	H: 0 LOB: 2 BB: 2 P: 19		1B: 0 2B: 2 3B: 0 HR: 2	SF: 0 SAC: 0 DP: 1 HBP: 0	WP: 0 PB: 0 SB: 0 CS: 2	PA: 34	
PITCHER	IP	WLS	BF	H	R	ER	SO	BB	IBB	HBP	BLK	WP	HR	S	P	ERA	WHIP					
Scott Eyre, L (1,1) ERA: 8.68	5.0	L	23	3	3	3	3	6	0	0	0	0	2	50	101	5.40	1.800					
Carlos Castillo, R (6,1) ERA: 3.36	2.2		10	0	0	0	2	2	0	0	0	0	0	22	35	0.00	0.750					
Chuck McElroy, L (8,1) ERA: 3.5	0.1		1	0	0	0	0	0	0	0	0	0	0	2	2	0.00	0.000					

AB	31
R	2
H	6
RBI	2
BB	4
SO	5
LOB	15



AB	26
R	3
H	3
RBI	3
BB	8
SO	5
LOB	16



Batter	1	2	3	4	5	6	7	8	9	AB	R	H	RBI	BB	SO	LOB	TOP					
Ray Durham, S OBP: 0.328, SLG: 0.355	F9		BB		P4			BB 1B		3	0	1	0	1	0	2						
Mike Cameron, R OBP: 0.345, SLG: 0.451	K		K					K		4	0	0	0	0	4	3						
Frank Thomas, R OBP: 0.460, SLG: 0.638	K			K		K		BB		3	0	0	0	1	3	0						
Albert Belle, R OBP: 0.326, SLG: 0.474		K		K		K		P2		4	0	0	0	0	3	2						
Lyle Mouton, R OBP: 0.303, SLG: 0.370	K			K			K		K	4	0	0	0	0	4	0						
Chris Snopce, R OBP: 0.283, SLG: 0.319		P4			F7		K		K	4	0	0	0	0	2	0						
Ron Karkovics, R OBP: 0.280, SLG: 0.330			G5-3		K		BB	BB		4	0	2	0	0	1	0						
Darren Lewis, R OBP: 0.308, SLG: 0.221				S	BB		P3		K	3	0	1	0	1	1	2						
Ozzie Guillen, L OBP: 0.300, SLG: 0.340			P3		BB			K		3	0	1	0	0	1	1						
Inning Stats	R: 0 E: 0 K: 2 S: 10	H: 0 LOB: 0 BB: 0 P: 14	R: 0 E: 0 K: 2 S: 8	H: 0 LOB: 0 BB: 0 P: 12	R: 0 E: 0 K: 1 S: 8	H: 1 LOB: 2 BB: 1 P: 17	R: 0 E: 0 K: 3 S: 10	H: 0 LOB: 0 BB: 0 P: 18	R: 0 E: 0 K: 1 S: 11	H: 1 LOB: 2 BB: 1 P: 23	R: 0 E: 0 K: 3 S: 10	H: 0 LOB: 0 BB: 0 P: 13	R: 0 E: 0 K: 2 S: 11	H: 1 LOB: 1 BB: 0 P: 15	R: 0 E: 0 K: 2 S: 13	H: 1 LOB: 2 BB: 1 P: 24	R: 0 E: 0 K: 3 S: 10	H: 1 LOB: 1 BB: 0 P: 12	1B: 5 2B: 0 3B: 0 HR: 0	SF: 0 SAC: 0 DP: 0 HBP: 0	WP: 0 PB: 0 SB: 1 CS: 0	PA: 35
PITCHER Randy Johnson, L ERA: 2.35	IP: 9.0 WLS: W BF: 35 H: 5 R: 0 ER: 0 SO: 19 BB: 3 IBB: 0 HBP: 0 BLK: 0 WP: 0 HR: 0 S: 91 P: 148 ERA: 0.00 WHIP: 0.889															PITCHER	IP: WLS: BF: H: R: ER: SO: BB: IBB: HBP: BLK: WP: HR: S: P: ERA: WHIP:					

Chicago White Sox @ Seattle Mariners
The Kingdome, Seattle, WA
Fri Aug 08 1997, 10:05 PM EDT
Att: 42,170 - Dome - 68 F

AB	32
R	0
H	5
RBI	0
BB	3
SO	19
LOB	10



Batter	1	2	3	4	5	6	7	8	9	AB	R	H	RBI	BB	SO	LOB	BOTTOM			
Joey Cora, S OBP: 0.383, SLG: 0.480	F7	2B		L9-3		K				4	1	1	1	0	1	2				
Alex Rodriguez, R OBP: 0.397, SLG: 0.501	E5	BB		K			P2			4	0	1	2	0	1	0				
Ken Griffey Jr., L OBP: 0.370, SLG: 0.614	F7	P6			G6-4-3	BB	HR			4	1	2	1	0	0	2				
Edgar Martinez, R OBP: 0.456, SLG: 0.531	BB		HR		G6-4-3	BB	G5-4-3			2	1	2	1	2	0	0				
Jay Buhner, R OBP: 0.381, SLG: 0.482	P4		K		G6-4-3	G5-4-3				4	0	0	0	0	1	5				
Paul Sorrento, L OBP: 0.334, SLG: 0.520		FC4-6	F7		G3		L4			4	1	1	0	0	0	1				
Dan Wilson, R OBP: 0.329, SLG: 0.416		L9		BB		K		F8		3	0	0	0	1	1	1				
Russ Davis, R OBP: 0.330, SLG: 0.500		FC4-6	F8					K		4	0	2	0	0	1	1				
Lee Tinsley, S OBP: 0.274, SLG: 0.315		FC4-6			L9-3		P6			3	1	1	0	0	0	3				
Inning Stats	R: 0 E: 1 K: 0 S: 11	H: 4 LOB: 1 BB: 0 P: 22	R: 3 E: 0 K: 0 S: 18	H: 4 LOB: 1 BB: 0 P: 30	R: 1 E: 0 K: 1 S: 8	H: 1 LOB: 1 BB: 1 P: 17	R: 0 E: 0 K: 1 S: 7	H: 1 LOB: 0 BB: 0 P: 12	R: 0 E: 0 K: 0 S: 6	H: 2 LOB: 1 BB: 0 P: 10	R: 0 E: 0 K: 2 S: 12	H: 1 LOB: 1 BB: 0 P: 14	R: 1 E: 0 K: 0 S: 10	H: 1 LOB: 0 BB: 1 P: 18	R: 0 E: 0 K: 1 S: 6	H: 0 LOB: 0 BB: 0 P: 10	1B: 7 2B: 2 3B: 0 HR: 2	SF: 0 SAC: 0 DP: 3 HBP: 0	WP: 0 PB: 0 SB: 0 CS: 0	PA: 35
PITCHER Chris Clemons, R ERA: 7.59 Nelson Cruz, R ERA: 2.45 41 Bill Simas, R ERA: 3.86	IP: 4.0 WLS: L BF: 22 H: 4 R: 2 ER: 1 SO: 2 BB: 1 IBB: 0 HBP: 0 BLK: 0 WP: 0 HR: 1 S: 24 P: 36 ERA: 3.00 WHIP: 1.000															PITCHER	IP: WLS: BF: H: R: ER: SO: BB: IBB: HBP: BLK: WP: HR: S: P: ERA: WHIP:			

Chicago White Sox @ Seattle Mariners
The Kingdome, Seattle, WA
Fri Aug 08 1997, 10:05 PM EDT
Att: 42,170 - Dome - 68 F

AB	32
R	5
H	10
RBI	5
BB	3
SO	5
LOB	15



Batter	1	2	3	4	5	6	7	8	9	AB	R	H	RBI	BB	SO	LOB	TOP			
Ray Durham, S OBP: 0.325, SLG: 0.352	F7			F8		G4-3		L7		4	0	0	0	0	0	1	Chicago White Sox @ Seattle Mariners The Kingdome, Seattle, WA Sat Aug 09 1997, 6:33 AM EDT Att: 45,063 - Dome - 68 F			
Dave Martinez, L OBP: 0.343, SLG: 0.402	K			G3-1			1B BB 2B 1B	G3-1		4	1	1	0	0	1	0				
Frank Thomas, R OBP: 0.458, SLG: 0.633	F8			K			4-0 1-2 2B BB		F8	3	1	0	0	1	1	0				
Albert Belle, R OBP: 0.327, SLG: 0.473		P2			K		0-0 1-2 2-3 2B FC6-4 1B		4-2 HR BB	3	2	1	0	1	1	0				
Robin Ventura, L OBP: 0.434, SLG: 0.652	K			F8			3-2 FC6-4 1-3 2-4 4-2 2B		2-1 HR	4	1	2	4	0	1	0				
Mike Cameron, R OBP: 0.344, SLG: 0.445	F9			F7			4-2 FC6-4 BB		2-0 F8	3	0	0	0	1	0	0				
Jorge Fabregas, L OBP: 0.278, SLG: 0.345			K			G3-1	1-1 FC6-4		2-3 K	4	0	0	0	0	2	2				
34 Mario Valdez, L OBP: 0.317, SLG: 0.265			K				4-2 BB			1	0	0	0	1	1	0				
Lyle Mouton, R OBP: 0.302, SLG: 0.368			K							1	0	0	0	0	1	1				
Darren Lewis, R OBP: 0.308, SLG: 0.221										0	0	0	0	0	0	0				
Ozzie Guillen, L OBP: 0.297, SLG: 0.337			P5			F8		K2-3		3	0	0	0	0	1	1				
Inning Stats	R: 0 E: 0 K: 1 S: 8	H: 0 LOB: 0 BB: 0 P: 16	R: 0 E: 0 K: 1 S: 7	H: 0 LOB: 0 BB: 0 P: 13	R: 0 E: 0 K: 2 S: 9	H: 0 LOB: 0 BB: 0 P: 13	R: 0 E: 0 K: 1 S: 8	H: 0 LOB: 0 BB: 0 P: 15	R: 0 E: 0 K: 0 S: 9	H: 0 LOB: 1 BB: 1 P: 14	R: 3 E: 0 K: 1 S: 12	H: 3 LOB: 1 BB: 2 P: 28	R: 0 E: 0 K: 1 S: 10	H: 0 LOB: 0 BB: 0 P: 15	R: 2 E: 0 K: 1 S: 13	H: 1 LOB: 0 BB: 1 P: 25	1B: 2 2B: 1 3B: 0 HR: 1	SF: 0 SAC: 0 DP: 1 HBP: 0	WP: 0 PB: 0 SB: 1 CS: 0	PA: 34
PITCHER	IP WLS BF H R ER SO BB IBB HBP BLK WP HR S P ERA WHIP																			
27 Ken Cloude, R ERA: 4.5	6.0 L 22 2 3 3 6 2 0 0 0 0 0 0 51 93 4.50 0.667																			
Paul Spoljaric, L ERA: 2.92	0.2 3 1 0 0 0 1 0 0 0 0 0 0 7 15 0.00 3.000																			
Bobby Ayala, R ERA: 5.04	2.1 9 1 2 2 3 1 0 0 0 0 0 1 26 46 7.71 0.857																			

Batter	1	2	3	4	5	6	7	8	9	AB	R	H	RBI	BB	SO	LOB	BOTTOM					
Joey Cora, S OBP: 0.381, SLG: 0.477	G4-3				P6		G6-4-3		P4	5	0	1	1	0	0	4	Chicago White Sox @ Seattle Mariners The Kingdome, Seattle, WA Sat Aug 09 1997, 6:33 AM EDT Att: 45,063 - Dome - 68 F					
Alex Rodriguez, R OBP: 0.356, SLG: 0.499	K									4	0	1	0	0	3	2						
Brent Gates, S OBP: 0.283, SLG: 0.374	K		K							0	0	0	0	0	0	0						
Ken Griffey Jr., L OBP: 0.369, SLG: 0.611	K		L3							4	0	1	0	0	2	2						
Edgar Martinez, R OBP: 0.456, SLG: 0.528										2	0	0	0	2	2	2						
Jay Buhner, R OBP: 0.380, SLG: 0.479										3	0	0	0	1	2	2						
Paul Sorrento, L OBP: 0.333, SLG: 0.515										3	0	0	0	1	2	2						
Dan Wilson, R OBP: 0.333, SLG: 0.430										4	1	3	1	0	0	1						
Russ Davis, R OBP: 0.327, SLG: 0.495										4	1	0	0	0	1	3						
Lee Tinsley, S OBP: 0.293, SLG: 0.319										2	0	1	0	2	1	1						
Inning Stats	R: 0 E: 0 K: 2 S: 9	H: 0 LOB: 0 BB: 0 P: 12	R: 0 E: 0 K: 0 S: 6	H: 0 LOB: 0 BB: 1 P: 12	R: 1 E: 0 K: 1 S: 12	H: 3 LOB: 2 BB: 0 P: 16	R: 0 E: 0 K: 3 S: 9	H: 0 LOB: 0 BB: 0 P: 13	R: 0 E: 0 K: 1 S: 9	H: 1 LOB: 1 BB: 0 P: 12	R: 0 E: 0 K: 2 S: 13	H: 2 LOB: 2 BB: 1 P: 20	R: 1 E: 0 K: 0 S: 9	H: 1 LOB: 0 BB: 1 P: 16	R: 0 E: 0 K: 3 S: 10	H: 0 LOB: 1 BB: 1 P: 19	R: 0 E: 0 K: 1 S: 11	H: 0 LOB: 2 BB: 2 P: 22	1B: 5 2B: 1 3B: 0 HR: 1	SF: 0 SAC: 0 DP: 2 HBP: 0	WP: 0 PB: 0 SB: 1 CS: 0	PA: 37
PITCHER	IP WLS BF H R ER SO BB IBB HBP BLK WP HR S P ERA WHIP																					
James Baldwin, R ERA: 4.81	7.1 W 29 7 2 2 10 3 0 0 0 0 0 1 70 104 2.46 1.364																					
Chuck McElroy, L ERA: 3.49	0.1 1 0 0 0 1 0 0 0 0 0 0 0 3 5 0.00 0.000																					
Matt Karchner, R ERA: 2.7	1.1 S 7 0 0 0 2 3 0 0 0 0 0 0 15 33 0.00 2.250																					

Batter	1	2	3	4	5	6	7	8	9	AB R H RBI BB SO LOB	TOP											
Ray Durham, S OBP: 0.326, SLG: 0.359										5 1 2 0 0 0 2	Chicago White Sox @ Seattle Mariners The Kingdome, Seattle, WA Sun Aug 10 1997, 10:05 PM EDT Att: 38,357 - Dome - 68 F											
Norberto Martin, R OBP: 0.322, SLG: 0.376										5 0 2 2 0 1 2												
Robin Ventura, L OBP: 0.431, SLG: 0.620										4 0 1 0 1 0 3												
Albert Belle, R OBP: 0.328, SLG: 0.470										3 0 0 0 1 1 5												
Jorge Fabregas, L OBP: 0.281, SLG: 0.343										4 0 1 0 1 0 4												
Mike Cameron, R OBP: 0.338, SLG: 0.437										4 0 0 0 0 3 5												
Dave Martinez, L OBP: 0.343, SLG: 0.400										4 1 1 0 0 1 1												
34 Mario Valdez, L OBP: 0.311, SLG: 0.263										4 0 1 0 0 1 1												
Ozzie Guillen, L OBP: 0.297, SLG: 0.334										3 0 0 0 1 0 1												
Inning Stats	R: 1 E: 0 K: 1 S: 11	H: 2 LOB: 2 BB: 0 P: 17	R: 1 E: 0 K: 0 S: 20	H: 2 LOB: 2 BB: 1 P: 32	R: 0 E: 0 K: 1 S: 9	H: 0 LOB: 1 BB: 1 P: 19	R: 0 E: 0 K: 1 S: 15	H: 2 LOB: 3 BB: 1 P: 22	R: 0 E: 0 K: 0 S: 5	H: 0 LOB: 0 BB: 0 P: 10	R: 0 E: 0 K: 0 S: 11	H: 0 LOB: 0 BB: 0 P: 16	R: 0 E: 0 K: 1 S: 11	H: 1 LOB: 2 BB: 1 P: 20	R: 0 E: 0 K: 1 S: 8	H: 0 LOB: 0 BB: 0 P: 13	R: 0 E: 1 K: 1 S: 9	H: 1 LOB: 2 BB: 0 P: 15	1B: 6 2B: 1 3B: 1 HR: 0	SF: 0 SAC: 0 DP: 0 HBP: 1	WP: 0 PB: 0 SB: 0 CS: 0	PA: 41
PITCHER	IP WLS BF H R ER SO BB IBB HBP BLK WP HR S P ERA WHIP																					
Omar Olivares, R ERA: 4.54	(1, 1) 6.2 L 31 6 2 2 4 4 0 1 0 0 0 0 77 128 2.70 1.500																					
Norm Charlton, L ERA: 7.36	(7, 1) 1.1 5 1 0 0 2 0 0 0 0 0 0 13 21 0.00 0.750																					
Heathcliff Slocumb, R ERA: 5.33	(9, 1) 1.0 5 1 0 0 1 0 0 0 0 0 0 9 15 0.00 1.000																					

Batter	1	2	3	4	5	6	7	8	9	AB R H RBI BB SO LOB	BOTTOM											
Joey Cora, S OBP: 0.380, SLG: 0.474										4 0 1 0 0 1 1	Chicago White Sox @ Seattle Mariners The Kingdome, Seattle, WA Sun Aug 10 1997, 10:05 PM EDT Att: 38,357 - Dome - 68 F											
Alex Rodriguez, R OBP: 0.355, SLG: 0.495										3 0 0 0 1 1 0												
Ken Griffey Jr., L OBP: 0.369, SLG: 0.614										4 1 1 1 0 1 2												
Edgar Martinez, R OBP: 0.454, SLG: 0.528										4 0 1 0 0 1 2												
Paul Sorrento, L OBP: 0.331, SLG: 0.510										3 0 0 0 0 3 1												
Dan Wilson, R OBP: 0.331, SLG: 0.427										3 0 0 0 0 0 0												
Raul Ibanez, L										3 0 0 0 0 0 0												
Russ Davis, R OBP: 0.324, SLG: 0.491										3 0 0 0 0 1 0												
Lee Tinsley, S OBP: 0.294, SLG: 0.312										2 0 0 0 1 0 0												
Inning Stats	R: 0 E: 0 K: 1 S: 12	H: 0 LOB: 0 BB: 0 P: 18	R: 0 E: 0 K: 1 S: 11	H: 0 LOB: 0 BB: 0 P: 16	R: 0 E: 0 K: 1 S: 7	H: 0 LOB: 1 BB: 1 P: 11	R: 0 E: 0 K: 1 S: 8	H: 1 LOB: 0 BB: 0 P: 14	R: 0 E: 0 K: 0 S: 9	H: 0 LOB: 0 BB: 0 P: 15	R: 0 E: 0 K: 0 S: 6	H: 0 LOB: 0 BB: 0 P: 11	R: 1 E: 0 K: 2 S: 10	H: 1 LOB: 0 BB: 0 P: 16	R: 0 E: 0 K: 1 S: 7	H: 0 LOB: 0 BB: 0 P: 12	R: 0 E: 0 K: 1 S: 11	H: 1 LOB: 1 BB: 1 P: 16	1B: 1 2B: 2 3B: 0 HR: 1	SF: 0 SAC: 0 DP: 1 HBP: 0	WP: 0 PB: 0 SB: 0 CS: 0	PA: 31
PITCHER	IP WLS BF H R ER SO BB IBB HBP BLK WP HR S P ERA WHIP																					
Doug Drabek, R ERA: 5.44	(1, 1) 8.0 W 27 2 1 0 0 0 1 0 0 0 0 0 6 10 1.12 0.375																					
Carlos Castillo, R ERA: 3.36	(9, 1) 0.0 2 1 0 0 0 1 0 0 0 0 0 0 6 10 0.00 0.000																					
Chuck McElroy, L ERA: 3.46	(9, 1) 0.1 1 0 0 0 1 0 0 0 0 0 0 3 4 0.00 0.000																					
Matt Karchner, R ERA: 2.85	(9, 1) 0.2 S 1 0 0 0 0 0 0 0 0 0 0 0 2 2 0.00 0.000																					

Batter	1	2	3	4	5	6	7	8	9	AB	R	H	RBI	BB	SO	LOB	TOP			
Luis Alica, S OBP: 0.371, SLG: 0.395	F7	G6-3		K			P5			4	0	0	0	0	1	2				
Darin Erstad, L OBP: 0.398, SLG: 0.451	G3		F9		F7			1B		4	0	1	0	0	0	0				
Dave Hollins, S OBP: 0.376, SLG: 0.436	BB		PB	2B	1B			K		4	1	3	0	0	1	1				
Tim Salmon, R OBP: 0.410, SLG: 0.510	BB		PB	2B	HBP		K2			2	1	0	0	1	2	2				
Todd Greene, R OBP: 0.336, SLG: 0.535	F8		1-H 2-H	2B			P2	F8		4	0	1	2	0	0	3				
16 Garrett Anderson, L OBP: 0.339, SLG: 0.406		G6-3	L5				L9			4	0	1	0	0	0	1				
Chad Kreuter, S OBP: 0.322, SLG: 0.373		BB	G4-3				K			4	0	1	0	0	2	2				
Orlando Palmeiro, L OBP: 0.298, SLG: 0.252	F7			F9			L6			4	0	0	0	0	0	2				
Gary Disarcina, R OBP: 0.286, SLG: 0.340				F9			G5-3			4	0	1	0	0	0	1				
Inning Stats	R: 0 E: 0 K: 0 S: 8	H: 1 LOB: 2 BB: 1 P: 14	R: 0 E: 0 K: 0 S: 7	H: 2 LOB: 2 BB: 0 P: 8	R: 2 E: 0 K: 0 S: 8	H: 2 LOB: 1 BB: 0 P: 15	R: 0 E: 0 K: 1 S: 7	H: 0 LOB: 0 BB: 0 P: 10	R: 0 E: 0 K: 1 S: 7	H: 0 LOB: 0 BB: 0 P: 13	R: 0 E: 0 K: 1 S: 8	H: 0 LOB: 0 BB: 0 P: 12	R: 0 E: 0 K: 2 S: 11	H: 1 LOB: 1 BB: 0 P: 15	R: 0 E: 0 K: 1 S: 12	H: 1 LOB: 1 BB: 0 P: 17	1B: 6 2B: 3 3B: 0 HR: 0	SF: 0 SAC: 0 DP: 1 HBP: 1	WP: 0 PB: 1 SB: 1 CS: 0	PA: 36
PITCHER	IP	WLS	BF	H	R	ER	SO	BB	IBB	HBP	BLK	WP	HR	S	P	ERA	WHIP			
Scott Eyre, L ERA: 6.28	5.0	W	22	6	2	1	2	1	0	1	0	0	0	37	60	1.80	1.400			
Nelson Cruz, R ERA: 1.42	2.2		9	1	0	0	3	0	0	0	0	0	0	23	34	0.00	0.375			
Matt Karchner, R ERA: 2.56	1.1	S	5	1	0	0	1	0	0	0	0	0	0	15	22	0.00	0.750			

Anaheim Angels @ Chicago White Sox
Comiskey Park, Chicago, IL
Wed Aug 13 1997, 8:05 PM EDT
Att: 21,237 - Unknown - 73 F

AB 34
R 2
H 8
RBI 2
BB 1
SO 6
LOB 14



Batter	1	2	3	4	5	6	7	8	9	AB	R	H	RBI	BB	SO	LOB	BOTTOM			
Norberto Martin, R OBP: 0.320, SLG: 0.372	G6-3		G6-3		HR		F7			4	1	1	0	0	0	1				
Mike Cameron, R OBP: 0.343, SLG: 0.447	K		L8		HR		K			4	1	1	3	0	2	1				
Frank Thomas, R OBP: 0.633, SLG: 0.633					HR					4	1	2	1	0	1	0				
Dave Martinez, L OBP: 0.343, SLG: 0.400	G5-3		K		HR			G4-3		0	0	0	0	0	0	0				
Albert Belle, R OBP: 0.329, SLG: 0.482		F9		G5-3	K			G4-3		4	0	0	0	0	1	1				
Lyle Mouton, R OBP: 0.301, SLG: 0.363		G3-1		F8			G4-3			3	0	0	0	1	0	0				
Darren Lewis, R OBP: 0.308, SLG: 0.221								S	BB	0	1	0	0	0	0	0				
Robin Ventura, L OBP: 0.470, SLG: 0.625		BB		G1-3			G5-3			3	0	1	0	1	0	0				
Ray Durham, S OBP: 0.328, SLG: 0.362		BB			F8		G4-3			3	0	1	1	1	0	0				
34 Mario Valdez, L OBP: 0.358, SLG: 0.341					G1-3					2	0	1	0	1	0	0				
Tony Peña, R OBP: 0.250, SLG: 0.179							F8			2	1	0	0	1	0	4				
Jorge Fabregas, L OBP: 0.275, SLG: 0.336	F9				HR		F9			1	0	0	0	0	0	3				
Inning Stats	R: 0 E: 0 K: 1 S: 10	H: 0 LOB: 0 BB: 0 P: 16	R: 0 E: 0 K: 0 S: 9	H: 1 LOB: 3 BB: 2 P: 20	R: 0 E: 0 K: 1 S: 8	H: 0 LOB: 0 BB: 0 P: 13	R: 0 E: 0 K: 0 S: 5	H: 0 LOB: 0 BB: 0 P: 8	R: 4 E: 0 K: 1 S: 20	H: 3 LOB: 0 BB: 1 P: 33	R: 0 E: 0 K: 0 S: 10	H: 0 LOB: 0 BB: 0 P: 15	R: 0 E: 0 K: 1 S: 8	H: 1 LOB: 1 BB: 0 P: 11	R: 1 E: 0 K: 0 S: 8	H: 2 LOB: 3 BB: 2 P: 21	1B: 4 2B: 1 3B: 0 HR: 2	SF: 0 SAC: 0 DP: 1 HBP: 1	WP: 0 PB: 0 SB: 1 CS: 0	PA: 36
PITCHER	IP	WLS	BF	H	R	ER	SO	BB	IBB	HBP	BLK	WP	HR	S	P	ERA	WHIP			
Allen Watson, L ERA: 4.59	6.1	L	27	5	4	4	3	3	0	0	0	0	2	66	112	5.68	1.263			
Mike James, R ERA: 5.2	1.1		5	1	1	1	1	1	0	0	0	0	0	8	12	6.75	1.500			
Mike Holtz, L ERA: 1.74	0.0		3	1	0	0	0	1	0	1	0	0	0	2	9	∞	∞			
Pep Harris, R ERA: 3.97	0.1		1	0	0	0	0	0	0	0	0	0	0	2	4	0.00	0.000			

Anaheim Angels @ Chicago White Sox
Comiskey Park, Chicago, IL
Wed Aug 13 1997, 8:05 PM EDT
Att: 21,237 - Unknown - 73 F

AB 30
R 5
H 7
RBI 5
BB 5
SO 4
LOB 10



Batter	1	2	3	4	5	6	7	8	9	AB	R	H	RBI	BB	SO	LOB	TOP								
Mark Bellhorn, S (1, 5) <small>OBP: 0.350, SLG: 0.400</small> Jason McDonald, S (8, 8) <small>OBP: 0.307, SLG: 0.366</small>										3	1	0	0	2	2	0									
Rafael Bourimigal, R (1, 6) <small>OBP: 0.347, SLG: 0.353</small>										4	1	1	0	0	0	1									
Dave Magadan, L (1, 10) <small>OBP: 0.302, SLG: 0.373</small>										5	2	2	1	0	1	2									
Matt Stairs, L (1, 9) <small>OBP: 0.423, SLG: 0.633</small> Tilson Brito, R (8, PR) <small>OBP: 0.279, SLG: 0.269</small>										4	2	2	3	1	0	1									
Jason Giambi, L (1, 3) <small>OBP: 0.358, SLG: 0.472</small>										5	2	3	3	0	1	2									
Scott Spiezio, S (1, 4) <small>OBP: 0.287, SLG: 0.362</small>										3	1	0	0	2	0	0									
Brent Mayne, L (1, 2) <small>OBP: 0.318, SLG: 0.361</small>										5	1	3	0	0	0	2									
Brian Leshar, R (1, 7) <small>OBP: 0.271, SLG: 0.400</small>										5	1	2	1	0	0	2									
Ernie Young, R (1, 8) <small>OBP: 0.269, SLG: 0.314</small>										5	1	2	3	0	1	3									
Inning Stats	R: 3 E: 0 K: 2 S: 18	H: 3 LOB: 0 BB: 0 P: 27	R: 0 E: 0 K: 1 S: 6	H: 0 LOB: 0 BB: 0 P: 9	R: 2 E: 0 K: 1 S: 10	H: 2 LOB: 0 BB: 0 P: 14	R: 0 E: 0 K: 0 S: 12	H: 1 LOB: 1 BB: 0 P: 18	R: 0 E: 0 K: 1 S: 11	H: 0 LOB: 0 BB: 0 P: 19	R: 2 E: 1 K: 0 S: 19	H: 3 LOB: 1 BB: 1 P: 30	R: 2 E: 0 K: 0 S: 13	H: 2 LOB: 2 BB: 2 P: 25	R: 2 E: 0 K: 0 S: 10	H: 2 LOB: 2 BB: 2 P: 23	R: 1 E: 0 K: 1 S: 12	H: 2 LOB: 1 BB: 0 P: 20	1B: 8 2B: 4 3B: 0 HR: 3	SF: 0 SAC: 1 DP: 1 HBP: 0	WP: 0 PB: 0 SB: 0 CS: 0	PA: 46			
PITCHER	IP	WLS	BF	H	R	ER	SO	BB	IBB	HBP	BLK	WP	HR	S	P	ERA	WHIP								
Carlos Castillo, R (1, 1) <small>ERA: 3.92</small>	3.0		14	5	5	5	4	0	0	0	0	0	2	34	50	15.00	1.667								
Chuck McElroy, L (4, 1) <small>ERA: 3.47</small>	2.1	L	11	3	2	1	1	1	0	0	0	0	0	34	56	3.86	1.714								
41 Bill Simas, R (6, 1) <small>ERA: 4.14</small>	1.2		9	3	2	2	0	2	0	0	0	0	0	21	36	10.80	3.000								
Chris Clemons, R (8, 1) <small>ERA: 8.53</small>	2.0		12	4	3	3	1	2	0	0	0	0	1	22	43	13.50	3.000								

Oakland Athletics @ Chicago White Sox
Comiskey Park, Chicago, IL
Thu Aug 14 1997, 8:05 PM EDT
Att: 21,570 - Unknown - 74 F

AB 40
R 12
H 15
RBI 11
BB 5
SO 6
LOB 14

Batter	1	2	3	4	5	6	7	8	9	AB	R	H	RBI	BB	SO	LOB	BOTTOM								
Ray Durham, S (1, 4) <small>OBP: 0.329, SLG: 0.361</small>										4	0	1	0	1	0	2									
Dave Martinez, L (1, 9) <small>OBP: 0.344, SLG: 0.401</small>										4	2	1	0	1	0	2									
Frank Thomas, R (1, 10) <small>OBP: 0.455, SLG: 0.639</small>										3	2	1	2	2	0	1									
Albert Belle, R (1, 7) <small>OBP: 0.328, SLG: 0.479</small>										5	0	1	0	0	1	5									
Robin Ventura, L (1, 5) <small>OBP: 0.471, SLG: 0.617</small>										4	1	2	1	0	1	2									
Mike Cameron, R (1, 8) <small>OBP: 0.342, SLG: 0.448</small>										4	0	1	1	0	0	2									
Jorge Fabregas, L (1, 2) <small>OBP: 0.271, SLG: 0.332</small>										3	0	0	1	0	1	0									
34 Mario Valdez, L (1, 3) <small>OBP: 0.386, SLG: 0.348</small>										2	0	1	0	2	0	1									
Ozzie Guillen, L (1, 6) <small>OBP: 0.293, SLG: 0.330</small>										4	0	1	0	0	0	2									
Inning Stats	R: 2 E: 0 K: 1 S: 9	H: 1 LOB: 1 BB: 1 P: 17	R: 0 E: 0 K: 1 S: 11	H: 0 LOB: 1 BB: 1 P: 18	R: 0 E: 0 K: 1 S: 10	H: 0 LOB: 2 BB: 2 P: 22	R: 0 E: 1 K: 0 S: 12	H: 1 LOB: 2 BB: 1 P: 21	R: 3 E: 1 K: 0 S: 13	H: 3 LOB: 1 BB: 1 P: 22	R: 0 E: 0 K: 0 S: 6	H: 0 LOB: 0 BB: 0 P: 9	R: 0 E: 0 K: 0 S: 4	H: 2 LOB: 1 BB: 0 P: 5	R: 0 E: 0 K: 0 S: 6	H: 1 LOB: 0 BB: 0 P: 10	R: 0 E: 0 K: 0 S: 8	H: 1 LOB: 1 BB: 0 P: 14	1B: 6 2B: 2 3B: 0 HR: 1	SF: 1 SAC: 0 DP: 2 HBP: 0	WP: 0 PB: 0 SB: 0 CS: 0	PA: 40			
PITCHER	IP	WLS	BF	H	R	ER	SO	BB	IBB	HBP	BLK	WP	HR	S	P	ERA	WHIP								
Willie Adams, R (1, 1) <small>ERA: 8.18</small>	4.1		24	5	5	5	3	6	0	0	0	0	0	8	96	0.00	2.538								
Buddy Groom, L (5, 1) <small>ERA: 4.74</small>	1.2	W	5	0	0	0	0	0	0	0	0	0	0	8	13	0.00	0.000								
Aaron Small, R (7, 1) <small>ERA: 4.46</small>	2.0		7	3	0	0	0	0	0	0	0	0	0	10	15	0.00	1.500								
John Johnstone, R (9, 1) <small>ERA: 2.86</small>	1.0		4	1	0	0	0	0	0	0	0	0	0	8	14	0.00	1.000								

Oakland Athletics @ Chicago White Sox
Comiskey Park, Chicago, IL
Thu Aug 14 1997, 8:05 PM EDT
Att: 21,570 - Unknown - 74 F

AB 33
R 5
H 9
RBI 5
BB 6
SO 3
LOB 17

Batter	1	2	3	4	5	6	7	8	9	AB	R	H	RBI	BB	SO	LOB	TOP										
Mark Bellhorn, S (1, 5) <small>OBP: 0.358, SLG: 0.419</small> Scott Spiezio, S (7, 4) <small>OBP: 0.286, SLG: 0.361</small>										4	2	2	1	1	2	1											
Rafael Bourquard, R (1, 6) <small>OBP: 0.353, SLG: 0.361</small>										4	1	2	1	1	0	2											
Dave Magadan, L (1, 10) <small>OBP: 0.402, SLG: 0.367</small>										3	1	0	1	2	2	2											
Matt Stairs, L (1, 9) <small>OBP: 0.423, SLG: 0.646</small> Jason McDonald, S (8, 8) <small>OBP: 0.307, SLG: 0.396</small>										5	1	2	3	0	0	4											
Jason Giambi, L (1, 3) <small>OBP: 0.356, SLG: 0.476</small>										5	1	1	1	0	1	3											
Brent Mayne, L (1, 2) <small>OBP: 0.315, SLG: 0.356</small>										5	1	1	0	0	0	3											
Brian Leshar, R (1, 7) <small>OBP: 0.283, SLG: 0.400</small>										5	2	2	0	0	3	2											
Ernie Young, R (1, 8) <small>OBP: 0.282, SLG: 0.321</small>										4	2	2	0	0	2	1											
Tilson Brito, R (1, 4) <small>OBP: 0.283, SLG: 0.288</small>										5	0	2	1	0	0	3											
Inning Stats	R: 1 H: 1 E: 0 K: 1 S: 12	H: 1 LOB: 2 BB: 2 P: 25	R: 0 H: 0 E: 0 K: 2 S: 9	H: 0 LOB: 0 BB: 0 P: 14	R: 0 H: 0 E: 0 K: 1 S: 8	H: 0 LOB: 1 BB: 0 P: 13	R: 0 H: 1 E: 0 K: 1 S: 9	H: 1 LOB: 1 BB: 0 P: 12	R: 5 H: 4 E: 0 K: 0 S: 13	H: 2 LOB: 2 BB: 1 P: 15	R: 2 H: 4 E: 0 K: 0 S: 12	H: 4 LOB: 2 BB: 0 P: 20	R: 0 H: 0 E: 0 K: 1 S: 10	H: 0 LOB: 0 BB: 0 P: 15	R: 1 H: 2 E: 0 K: 2 S: 14	H: 2 LOB: 1 BB: 0 P: 23	1B: 7 2B: 4 3B: 1 HR: 2	SF: 0 SAC: 0 DP: 0 HBP: 1	WP: 2 PA: 46 CS: 0								
PITCHER	IP	WLS	BF	H	R	ER	SO	BB	IBB	HBP	BLK	WP	HR	S	P	ERA	WHIP										
James Baldwin, R (1, 1) <small>ERA: 5.11</small> Tony Castillo, L (6, 1) <small>ERA: 5.13</small> Keith Foulke, R (7, 1) <small>ERA: 7.99</small>	5.0	L	26	7	8	8	6	3	0	1	0	2	1	53	89	14.40	2.000										

Oakland Athletics @ Chicago White Sox
Comiskey Park, Chicago, IL
Fri Aug 15 1997, 8:05 PM EDT
Att: 29,652 - Unknown - 84 F

livebaseballscores.com

AB 41
R 11
H 14
RBI 9
BB 4
SO 9
LOB 23

Batter	1	2	3	4	5	6	7	8	9	AB	R	H	RBI	BB	SO	LOB	BOTTOM										
Ray Durham, S (1, 4) <small>OBP: 0.330, SLG: 0.362</small>										5	2	2	0	0	1	3											
Mike Cameron, R (1, 8) <small>OBP: 0.348, SLG: 0.478</small>										4	2	3	4	0	1	0											
Frank Thomas, R (1, 10) <small>OBP: 0.453, SLG: 0.634</small>										3	0	0	0	1	1	0											
Albert Belle, R (1, 7) <small>OBP: 0.325, SLG: 0.475</small> Darren Lewis, R (9, 8) <small>OBP: 0.308, SLG: 0.221</small>										4	0	0	0	0	1	2											
Robin Ventura, L (1, 5) <small>OBP: 0.486, SLG: 0.629</small> Chuck McElroy, L (9, PR)										2	0	1	0	2	1	0											
Lyle Mouton, R (1, 9) <small>OBP: 0.300, SLG: 0.358</small>										3	1	0	0	1	1	2											
Jorge Fabregas, L (1, 2) <small>OBP: 0.271, SLG: 0.335</small>										4	0	1	0	0	1	3											
34 Mario Valdez, L (1, 3) <small>OBP: 0.361, SLG: 0.320</small>										4	0	0	0	0	2	4											
Ozzie Guillen, L (1, 6) <small>OBP: 0.293, SLG: 0.334</small>										4	0	1	2	0	1	1											
Inning Stats	R: 1 H: 1 E: 0 K: 0 S: 8	H: 1 LOB: 0 BB: 0 P: 16	R: 0 H: 0 E: 0 K: 1 S: 7	H: 0 LOB: 1 BB: 1 P: 15	R: 1 H: 2 E: 0 K: 2 S: 13	H: 2 LOB: 1 BB: 1 P: 19	R: 0 H: 0 E: 0 K: 1 S: 5	H: 0 LOB: 0 BB: 1 P: 10	R: 2 H: 2 E: 0 K: 0 S: 10	H: 2 LOB: 0 BB: 0 P: 15	R: 0 H: 0 E: 0 K: 2 S: 7	H: 0 LOB: 0 BB: 0 P: 9	R: 0 H: 1 E: 0 K: 0 S: 14	H: 1 LOB: 1 BB: 0 P: 20	R: 0 H: 0 E: 0 K: 2 S: 7	H: 0 LOB: 0 BB: 0 P: 13	R: 2 H: 2 E: 0 K: 2 S: 15	H: 2 LOB: 2 BB: 1 P: 27	1B: 3 2B: 2 3B: 1 HR: 2	SF: 0 SAC: 0 DP: 2 HBP: 0	WP: 0 PA: 37 CS: 0						
PITCHER	IP	WLS	BF	H	R	ER	SO	BB	IBB	HBP	BLK	WP	HR	S	P	ERA	WHIP										
Jimmy Haynes, R (1, 1) <small>ERA: 4.74</small> T.J. Mathews, R (6, 1) <small>ERA: 2.43</small> Dane Johnson, R (8, 1) <small>ERA: 3.89</small> Mike Mohler, L (9, 1) <small>ERA: 5.59</small>	5.0	W	21	5	4	3	4	3	0	0	0	0	0	21	29	0.00	0.500										
Dane Johnson, R (8, 1) <small>ERA: 3.89</small> Mike Mohler, L (9, 1) <small>ERA: 5.59</small>	1.2		8	2	2	2	3	1	0	0	0	0	0	18	33	10.80	1.800										
Mike Mohler, L (9, 1) <small>ERA: 5.59</small>	0.1		1	0	0	0	1	0	0	0	0	0	0	4	7	0.00	0.000										

Oakland Athletics @ Chicago White Sox
Comiskey Park, Chicago, IL
Fri Aug 15 1997, 8:05 PM EDT
Att: 29,652 - Unknown - 84 F


livebaseballscores.com

AB 33
R 6
H 8
RBI 6
BB 4
SO 10
LOB 15

Batter	1	2	3	4	5	6	7	8	9	AB	R	H	RBI	BB	SO	LOB	TOP								
Joey Cora, S OBP: 0.380, SLG: 0.469 (1, 4)	F9		E	G4-3			G4-3	L8		4	2	1	0	1	0	1									
Alex Rodriguez, R OBP: 0.356, SLG: 0.503 (1, 6)	G4-3		F9				G4-3	G4-3		5	0	0	0	0	0	3									
Ken Griffey Jr., L OBP: 0.376, SLG: 0.622 (1, 8)	HR		E6				1B	HR		3	2	1	1	2	1	0									
Edgar Martinez, R OBP: 0.453, SLG: 0.526 (1, 10)	HR		G5-3				HR			5	2	3	4	0	0	1									
Jay Buhner, R OBP: 0.377, SLG: 0.493 (1, 9)	K						P3			5	1	1	1	0	3	3									
Paul Sorrento, L OBP: 0.332, SLG: 0.513 (1, 3)		L8								3	2	2	3	1	0	0									
Raul Ibanez, L OBP: 0.167, SLG: 0.500 Russ Davis, R OBP: 0.323, SLG: 0.490 (6, PH) (6, 5)	F9						F9	HR		2	1	1	1	0	0	0									
Brent Gates, S OBP: 0.294, SLG: 0.364 Lee Tinsley, S OBP: 0.287, SLG: 0.321 (6, PH) (6, 7)	G4-3						G6-4-3			2	0	1	1	0	0	0									
John Marzano, R OBP: 0.361, SLG: 0.379 (1, 2)			F8					F7		4	1	1	0	0	0	1									
Inning Stats	R: 2 E: 0 K: 1 S: 9	H: 1 LOB: 0 BB: 1 P: 19	R: 0 E: 0 K: 0 S: 9	H: 0 LOB: 0 BB: 0 P: 14	R: 1 E: 1 K: 0 S: 10	H: 2 LOB: 1 BB: 0 P: 15	R: 2 E: 0 K: 1 S: 12	H: 2 LOB: 1 BB: 1 P: 21	R: 0 E: 0 K: 0 S: 6	H: 0 LOB: 0 BB: 0 P: 10	R: 1 E: 0 K: 0 S: 4	H: 2 LOB: 0 BB: 0 P: 7	R: 5 E: 0 K: 0 S: 11	H: 3 LOB: 2 BB: 2 P: 21	R: 0 E: 0 K: 1 S: 7	H: 0 LOB: 0 BB: 0 P: 10	R: 0 E: 0 K: 2 S: 11	H: 1 LOB: 1 BB: 0 P: 16	1B: 5 2B: 2 3B: 1 HR: 3	SF: 0 SAC: 0 DP: 1 HBP: 0	WP: 0 PB: 0 SB: 0 CS: 0	PA: 41			
PITCHER	IP	WLS	BF	H	R	ER	SO	BB	IBB	HBP	BLK	WP	HR	S	P	ERA	WHIP								
Doug Drabek, R ERA: 5.65 (1, 1)	5.0	L	23	6	6	6	2	2	0	0	0	0	2	47	81	10.80	1.600								
Tony Castillo, L ERA: 5.55 (6, 1)	1.1		7	2	3	3	0	1	1	0	0	0	0	8	19	20.25	2.250								
Carlos Castillo, R ERA: 4.1 (7, 1)	1.2		7	2	2	2	1	0	0	0	0	0	1	13	17	10.80	1.200								
Matt Karchner, R ERA: 2.5 (9, 1)	1.0		4	1	0	0	2	0	0	0	0	0	0	11	16	0.00	1.000								

Seattle Mariners @ Chicago White Sox
Comiskey Park, Chicago, IL
Sat Aug 16 1997, 4:33 AM EDT
Att: 40,223 - Overcast - 88 F

AB 37
R 11
H 11
RBI 11
BB 4
SO 5
LOB 11



Batter	1	2	3	4	5	6	7	8	9	AB	R	H	RBI	BB	SO	LOB	BOTTOM								
Norberto Martin, R OBP: 0.329, SLG: 0.387 (1, 5)	G3		G1-3				K			5	1	3	2	0	1	0									
Dave Martinez, L OBP: 0.345, SLG: 0.401 (1, 3)	G3		FC6-4				G3-1			5	0	2	0	0	0	2									
Frank Thomas, R OBP: 0.453, SLG: 0.633 34 Mario Valdez, L OBP: 0.361, SLG: 0.320 (9, PR)	L7		FC6-4				F8			5	0	2	1	0	0	3									
Albert Belle, R OBP: 0.324, SLG: 0.474 (1, 7)	G3						G6-4-3			5	1	1	0	0	0	4									
Mike Cameron, R OBP: 0.346, SLG: 0.474 (1, 9)	G5-3						K			4	1	1	0	0	1	3									
Ron Karkovics, R OBP: 0.252, SLG: 0.319 (1, 2)	F8						F9			4	0	0	0	0	1	2									
Ray Durham, S OBP: 0.331, SLG: 0.363 (1, 4)	G6-3						F9			4	1	2	1	0	0	0									
Darren Lewis, R OBP: 0.317, SLG: 0.225 (1, 8)	G6-3									3	1	1	1	1	0	1									
Ozzie Guillen, L OBP: 0.293, SLG: 0.336 (1, 6)			P3				F7			4	1	1	1	0	0	1									
Inning Stats	R: 0 E: 0 K: 0 S: 8	H: 2 LOB: 2 BB: 0 P: 14	R: 0 E: 0 K: 0 S: 4	H: 0 LOB: 0 BB: 0 P: 7	R: 0 E: 0 K: 0 S: 9	H: 1 LOB: 1 BB: 0 P: 15	R: 4 E: 0 K: 1 S: 16	H: 5 LOB: 1 BB: 0 P: 22	R: 0 E: 0 K: 0 S: 6	H: 0 LOB: 1 BB: 1 P: 16	R: 0 E: 0 K: 1 S: 6	H: 0 LOB: 0 BB: 0 P: 10	R: 0 E: 0 K: 0 S: 10	H: 2 LOB: 1 BB: 0 P: 16	R: 1 E: 0 K: 0 S: 8	H: 2 LOB: 1 BB: 0 P: 10	R: 1 E: 0 K: 0 S: 8	H: 2 LOB: 1 BB: 0 P: 10	1B: 9 2B: 4 3B: 0 HR: 0	SF: 0 SAC: 0 DP: 1 HBP: 0	WP: 0 PB: 0 SB: 0 CS: 0	PA: 40			
PITCHER	IP	WLS	BF	H	R	ER	SO	BB	IBB	HBP	BLK	WP	HR	S	P	ERA	WHIP								
Jamie Moyer, L ERA: 4.26 (1, 1)	4.0		21	9	4	4	1	0	0	0	0	0	0	18	33	0.00	0.333								
Bobby Ayala, R ERA: 4.81 (5, 1)	3.0	W	9	0	0	0	2	1	0	0	0	0	0	18	33	0.00	0.333								
Bob Wells, R ERA: 5.61 (8, 1)	2.0		10	4	2	2	0	0	0	0	0	0	0	18	26	9.00	2.000								

Seattle Mariners @ Chicago White Sox
Comiskey Park, Chicago, IL
Sat Aug 16 1997, 4:33 AM EDT
Att: 40,223 - Overcast - 88 F

AB 39
R 6
H 13
RBI 6
BB 1
SO 3
LOB 16



Batter	1	2	3	4	5	6	7	8	9	AB	R	H	RBI	BB	SO	LOB	TOP					
Rich Amaral, R OBP: 0.314, SLG: 0.300 (1, 9)	G5-3		CS 1B		F7			G1-3 2B 1B		4	1	2	0	0	0	0						
Alex Rodriguez, R OBP: 0.351, SLG: 0.496 (1, 6)	K		L7		F8			G1-3 1-2		4	0	0	0	0	1	2						
Ken Griffey Jr., L OBP: 0.379, SLG: 0.636 (1, 8)	1B		P4		F8			K		4	0	1	0	0	1	2						
Edgar Martinez, R OBP: 0.454, SLG: 0.537 (1, 3)	FC5-4 1B			HR	G6-3			2H 2B		4	1	3	2	0	0	0						
Jay Buhner, R OBP: 0.375, SLG: 0.495 (1, 10)	FC5-4 1-2			K	G5-3			K		4	0	0	0	0	2	3						
Dan Wilson, R OBP: 0.325, SLG: 0.434 (1, 2)		P3		G2-3				F9		4	0	0	0	0	0	0						
Mike Blowers, R OBP: 0.366, SLG: 0.436 (7, PH)								F9		1	0	1	0	1	0	0						
Joey Cora, S OBP: 0.378, SLG: 0.470 (7, 4)								2B		2	0	1	0	0	0	0						
Russ Davis, R OBP: 0.320, SLG: 0.485 (1, 5)		G6-3		K				F7		4	0	0	0	0	1	3						
Andy Sheets, R OBP: 0.283, SLG: 0.309 (7, PH)								K		2	0	0	0	0	2	1						
Lee Tinsley, S OBP: 0.283, SLG: 0.309 (7, 7)								K		1	0	0	0	0	1	1						
Inning Stats	R: 0 E: 0 K: 1 S: 15	H: 2 LOB: 2 BB: 0 P: 21	R: 0 E: 0 K: 1 S: 9	H: 1 LOB: 1 BB: 0 P: 14	R: 0 E: 0 K: 0 S: 7	H: 1 LOB: 1 BB: 1 P: 9	R: 1 E: 0 K: 2 S: 14	H: 1 LOB: 1 BB: 1 P: 26	R: 0 E: 0 K: 1 S: 8	H: 0 LOB: 0 BB: 0 P: 14	R: 0 E: 0 K: 0 S: 5	H: 1 LOB: 1 BB: 0 P: 8	R: 1 E: 0 K: 2 S: 12	H: 2 LOB: 1 BB: 0 P: 18	R: 0 E: 0 K: 0 S: 6	H: 0 LOB: 0 BB: 0 P: 9	1B: 4 2B: 3 3B: 0 HR: 1	SF: 0 SAC: 0 DP: 0 HBP: 0	WP: 0 PB: 0 SB: 0 CS: 1	PA: 35		
PITCHER	IP	WLS	BF	H	R	ER	SO	BB	IBB	HBP	BLK	WP	HR	S	P	ERA	WHIP					
Mike Sirota, L ERA: 1.69 (1, 1)	5.1	W	21	5	1	1	5	1	0	0	0	0	0	1	54	85	1.69	1.125				
Nelson Cruz, R ERA: 2.15 (6, 1)	2.0		8	2	1	1	1	0	0	0	0	0	0	0	14	21	4.50	1.000				
Chuck McLeroy, L ERA: 3.55 (8, 1)	0.1		1	0	0	0	1	0	0	0	0	0	0	0	3	4	0.00	0.000				
Jeff Darwin, R ERA: (8, 1)	0.0		1	1	0	0	0	0	0	0	0	0	0	0	2	4	∞	∞				
Matt Karchner, R ERA: 2.41 (8, 1)	1.1	S	4	0	0	0	1	0	0	0	0	0	0	0	9	14	0.00	0.000				

Seattle Mariners @ Chicago White Sox
Comiskey Park, Chicago, IL
Sun Aug 17 1997, 4:38 AM EDT
Att: 35,571 - Overcast - 72 F

AB 34
R 2
H 8
RBI 2
BB 1
SO 8
LOB 12



Batter	1	2	3	4	5	6	7	8	9	AB	R	H	RBI	BB	SO	LOB	BOTTOM				
Ray Durham, S OBP: 0.330, SLG: 0.361 (1, 4)	2B G5-3 1B	F7			B1	G4-3				4	1	1	0	0	0	2					
Dave Martinez, L OBP: 0.348, SLG: 0.410 (9, 3)	G5-3 1B 2B	G4-3			G1-3		G5-4-3 BB			3	1	1	0	1	0	1					
Frank Thomas, R OBP: 0.447, SLG: 0.622 (1, 10)	F9		P4			HBP	G5-4-3 1-2			3	0	0	0	0	0	3					
Albert Belle, R OBP: 0.323, SLG: 0.469 (1, 7)	G5-3		G6-3		G3		G6-3			4	0	0	1	0	0	2					
Robin Ventura, L OBP: 0.487, SLG: 0.631 (1, 5)	1B IBB		F8			1B 2B		L7		3	1	1	0	1	0	0					
Mike Cameron, R OBP: 0.344, SLG: 0.467 (9, 9)				G5-3		L7		K		4	0	1	1	0	1	1					
Jorge Fabregas, L OBP: 0.273, SLG: 0.333 (1, 2)					F8		2H 2B 1B			3	1	1	1	1	0	2					
34 Mario Valdez, L OBP: 0.353, SLG: 0.304 (8, PH)								G1-6-3		2	0	0	0	1	2	1					
Lyle Mouton, R OBP: 0.303, SLG: 0.374 (9, 8)										1	0	0	0	0	0	1					
Darren Lewis, R OBP: 0.317, SLG: 0.225 (9, 8)										0	0	0	0	0	0	0					
Ozzie Guillen, L OBP: 0.295, SLG: 0.340 (1, 6)					L8					3	0	2	1	0	0	1					
Inning Stats	R: 2 E: 0 K: 0 S: 12	H: 3 LOB: 2 BB: 1 P: 24	R: 0 E: 0 K: 1 S: 10	H: 1 LOB: 1 BB: 0 P: 17	R: 0 E: 0 K: 0 S: 5	H: 0 LOB: 0 BB: 0 P: 9	R: 0 E: 0 K: 0 S: 7	H: 0 LOB: 1 BB: 1 P: 14	R: 0 E: 0 K: 1 S: 14	H: 3 LOB: 1 BB: 0 P: 16	R: 0 E: 0 K: 0 S: 5	H: 0 LOB: 0 BB: 1 P: 11	R: 0 E: 0 K: 1 S: 8	H: 0 LOB: 1 BB: 1 P: 17	1B: 4 2B: 3 3B: 0 HR: 0	SF: 0 SAC: 0 DP: 1 HBP: 1	WP: 0 PB: 0 SB: 0 CS: 0	PA: 35			
PITCHER	IP	WLS	BF	H	R	ER	SO	BB	IBB	HBP	BLK	WP	HR	S	P	ERA	WHIP				
Omar Olivares, R ERA: 4.57 (1, 1)	7.0	L	31	7	4	4	2	2	1	1	0	0	0	58	99	5.14	1.286				
Norm Charlton, L ERA: 7.22 (8, 1)	1.0		4	0	0	0	1	1	0	0	0	0	0	8	17	0.00	1.000				

Seattle Mariners @ Chicago White Sox
Comiskey Park, Chicago, IL
Sun Aug 17 1997, 4:38 AM EDT
Att: 35,571 - Overcast - 72 F

AB 30
R 4
H 7
RBI 4
BB 4
SO 3
LOB 14



Batter	1	2	3	4	5	6	7	8	9	AB	R	H	RBI	BB	SO	LOB	TOP			
Shannon Stewart, R OBP: 0.375, SLG: 0.458 (1, 8)										4	1	3	2	1	0	0	Toronto Blue Jays @ Chicago White Sox Comiskey Park, Chicago, IL Wed Aug 20 1997, 8:05 PM EDT Att: 20,003 - Unknown - 72 F			
Mariano Duncan, R OBP: 0.284, SLG: 0.284 (1, 4)										4	0	1	1	1	1	2				
José Cruz Jr., S OBP: 0.322, SLG: 0.519 (1, 7)										5	1	1	0	0	2	4				
Joe Carter, R OBP: 0.296, SLG: 0.414 Robert Perez, R OBP: 0.203, SLG: 0.365 (1, 10) (7, PH)										3	0	1	0	0	1	3				
Carlos Delgado, L OBP: 0.339, SLG: 0.536 (1, 3)										5	1	2	1	0	1	2				
Ed Sprague, R OBP: 0.307, SLG: 0.390 Carlos Garcia, R OBP: 0.246, SLG: 0.304 (1, 5) (6, PH) (6, 5)										2	0	1	1	0	0	1				
Shawn Green, L OBP: 0.353, SLG: 0.527 (1, 9)										3	1	1	0	1	0	2				
Benito Santiago, R OBP: 0.258, SLG: 0.358 (1, 2)										4	1	1	0	0	1	4				
Tomas Perez, S OBP: 0.286, SLG: 0.233 (1, 6)										4	0	0	0	0	0	2				
Inning Stats	R: 0 E: 0 K: 2 S: 8	H: 1 LOB: 1 BB: 0 P: 8	R: 0 E: 0 K: 1 S: 6	H: 1 LOB: 1 BB: 0 P: 6	R: 0 E: 0 K: 1 S: 5	H: 0 LOB: 0 BB: 0 P: 5	R: 1 E: 0 K: 1 S: 7	H: 2 LOB: 2 BB: 1 P: 11	R: 0 E: 0 K: 1 S: 5	H: 1 LOB: 1 BB: 0 P: 6	R: 1 E: 0 K: 1 S: 7	H: 2 LOB: 1 BB: 0 P: 7	R: 3 E: 0 K: 1 S: 9	H: 4 LOB: 1 BB: 0 P: 9	R: 1 E: 0 K: 1 S: 6	H: 1 LOB: 0 BB: 0 P: 6	1B: 7 2B: 2 3B: 1 HR: 2	SF: 0 SAC: 0 DP: 0 HBP: 0	WP: 1 PB: 0 SB: 0 CS: 0	PA: 42
PITCHER	IP WLS BF H R ER SO BB IBB HBP BLK WP HR S P ERA WHIP	7.0 W 31 7 2 2 8 3 0 0 0 1 0 44 56 2.57 1.429	1.0 7 4 3 3 1 0 0 0 0 0 1 9 9 27.00 4.000	1.0 4 1 1 1 1 0 0 0 0 0 1 6 6 9.00 1.000	PITCHER										IP WLS BF H R ER SO BB IBB HBP BLK WP HR S P ERA WHIP					


Batter	1	2	3	4	5	6	7	8	9	AB	R	H	RBI	BB	SO	LOB	BOTTOM			
Ray Durham, S OBP: 0.335, SLG: 0.367 Norberto Martin, R OBP: 0.323, SLG: 0.378 (1, 4) (5, 4)										3	1	0	0	1	0	2	Toronto Blue Jays @ Chicago White Sox Comiskey Park, Chicago, IL Wed Aug 20 1997, 8:05 PM EDT Att: 20,003 - Unknown - 72 F			
Dave Martinez, L OBP: 0.350, SLG: 0.410 (1, 9) (8, 7)										4	1	1	0	0	1	2				
Frank Thomas, R OBP: 0.456, SLG: 0.623 Lyle Mouton, R OBP: 0.300, SLG: 0.369 (1, 10) (7, PH)										3	3	2	0	1	0	1				
Albert Belle, R OBP: 0.325, SLG: 0.477 Darren Lewis, R OBP: 0.313, SLG: 0.222 (1, 7) (7, PH) (8, 8)										3	3	3	5	1	0	0				
Robin Ventura, L OBP: 0.448, SLG: 0.544 (1, 5)										3	1	1	1	2	0	0				
Mike Cameron, R OBP: 0.349, SLG: 0.461 (1, 8) (8, 9)										4	1	1	1	1	1	2				
34 Mario Valdez, L OBP: 0.373, SLG: 0.353 (1, 3)										5	0	1	0	0	2	5				
Jorge Fabregas, L OBP: 0.282, SLG: 0.347 (1, 2)										5	1	2	2	0	1	3				
Ozzie Guillen, L OBP: 0.296, SLG: 0.343 (1, 6)										4	1	3	2	0	0	1				
Inning Stats	R: 1 E: 0 K: 1 S: 7	H: 2 LOB: 2 BB: 1 P: 11	R: 0 E: 0 K: 1 S: 6	H: 1 LOB: 0 BB: 0 P: 6	R: 2 E: 0 K: 1 S: 7	H: 2 LOB: 2 BB: 2 P: 15	R: 7 E: 0 K: 1 S: 10	H: 5 LOB: 1 BB: 3 P: 22	R: 2 E: 0 K: 0 S: 5	H: 2 LOB: 0 BB: 0 P: 5	R: 0 E: 0 K: 1 S: 5	H: 0 LOB: 0 BB: 0 P: 5	R: 0 E: 0 K: 1 S: 5	H: 0 LOB: 0 BB: 0 P: 5	R: 0 E: 0 K: 1 S: 5	H: 0 LOB: 0 BB: 0 P: 5	1B: 9 2B: 4 3B: 0 HR: 1	SF: 0 SAC: 1 DP: 0 HBP: 0	WP: 1 PB: 1 SB: 0 CS: 0	PA: 44
PITCHER	IP WLS BF H R ER SO BB IBB HBP BLK WP HR S P ERA WHIP	3.2 L 26 9 10 9 4 5 0 0 0 0 1 14 14 7.71 2.143	2.1 12 5 2 2 1 0 0 0 0 0 0 0 10 10 0.00 0.000	2.0 6 0 0 0 2 0 0 0 0 0 0 0 10 10 0.00 0.000	PITCHER										IP WLS BF H R ER SO BB IBB HBP BLK WP HR S P ERA WHIP					

Batter	1	2	3	4	5	6	7	8	9	AB	R	H	RBI	BB	SO	LOB	TOP										
Shannon Stewart, R OBP: 0.432, SLG: 0.586 (1, 8)	2-2 WP S 1B		1-0 F8		0-1 1-H 2B		2-2 G1-6-3 1B		1-1 1B 2B	5	0	4	3	0	0	0											
Mariano Duncan, R OBP: 0.263, SLG: 0.282 (1, 4)	1 SAFE 2-3 K		1-2 F7		2-2 P3		0-2 G1-6-3 1B		0-1 1-H 2-H 2B	5	0	1	0	0	1	4											
José Cruz Jr., S OBP: 0.320, SLG: 0.511 (1, 7)	1-0 P6		1-1 L8		4-2 BB				2-3 K	4	0	0	0	1	1	3											
Joe Carter, R OBP: 0.296, SLG: 0.411 (1, 3)	4-2 BB BB				2-2 P3		2-2 F7		1-0 G1-3	3	0	0	0	1	0	2											
Carlos Delgado, L OBP: 0.340, SLG: 0.534 (1, 10)	4-1 1-2 BB				3-2 1B		0-0 G3-1		2-3 K	3	0	1	0	1	1	0											
Ed Sprague, R OBP: 0.307, SLG: 0.387 (1, 5)	1-0 F7				1-0 F8		0-2 G6-3		4-0 1B 2B BB	3	1	0	0	1	0	4											
Shawn Green, L OBP: 0.348, SLG: 0.520 (1, 9)		1-3 K			3-2 G4-3		1-3 K		0-0 F9	4	0	0	0	0	2	2											
Charlie O'Brien, R OBP: 0.306, SLG: 0.342 (1, 2)		0-3 K					3-2 G6-3		2-2 F9	4	0	0	0	0	1	1											
Tomas Perez, S OBP: 0.333, SLG: 0.294 (1, 6)		1-3 K			3-2 2B 1B				0-1 2B 1B	4	2	3	0	0	1	0											
Inning Stats	R: 0 E: 0 K: 1 S: 13	H: 1 LOB: 3 BB: 2 P: 26	R: 0 E: 0 K: 3 S: 10	H: 0 LOB: 0 BB: 0 P: 12	R: 0 E: 0 K: 0 S: 7	H: 0 LOB: 0 BB: 0 P: 10	R: 0 E: 0 K: 0 S: 12	H: 1 LOB: 1 BB: 0 P: 21	R: 1 E: 0 K: 0 S: 21	H: 2 LOB: 2 BB: 1 P: 35	R: 0 E: 0 K: 1 S: 7	H: 0 LOB: 0 BB: 0 P: 8	R: 0 E: 0 K: 0 S: 13	H: 2 LOB: 1 BB: 0 P: 18	R: 0 E: 0 K: 2 S: 7	H: 0 LOB: 0 BB: 1 P: 12	R: 2 E: 0 K: 0 S: 12	H: 3 LOB: 2 BB: 1 P: 19	1B: 7 2B: 2 3B: 0 HR: 0	SF: 0 SAC: 0 DP: 1 HBP: 0	WP: 1 PB: 0 SB: 1 CS: 1	PA: 39					
PITCHER	IP	WLS	BF	H	R	ER	SO	BB	IBB	HBP	BLK	WP	HR	S	P	ERA	WHIP										
Doug Drabek, R ERA: 5.51 (1, 1)	5.0	W	22	4	1	1	4	3	0	0	0	1	0	63	104	1.80	1.400										
Tony Castillo, L ERA: 5.19 (6, 1)	1.0		3	0	0	0	1	0	0	0	0	0	0	7	8	0.00	0.000										
Keith Foulke, R ERA: 7.33 (7, 1)	2.2		13	5	2	2	2	1	0	0	0	0	0	30	47	6.75	2.250										
Matt Karchner, R ERA: 2.32 (9, 1)	0.1	S	1	0	0	0	0	0	0	0	0	0	0	2	2	0.00	0.000										

Toronto Blue Jays @ Chicago White Sox
Comiskey Park, Chicago, IL
Thu Aug 21 1997, 4:33 AM EDT
Att: 20,120 - Cloudy - 67 F

livebaseballscores.com

AB 35
R 3
H 9
RBI 3
BB 4
SO 7
LOB 16




Batter	1	2	3	4	5	6	7	8	9	AB	R	H	RBI	BB	SO	LOB	BOTTOM										
Dave Martinez, L OBP: 0.351, SLG: 0.413 (1, 9)	1-0 WP HR 1B	1-1 1-H 2-H 2B		2-1 P5			1-1 P4	1-3 K		5	1	2	2	0	1	2											
Norberto Martin, R OBP: 0.318, SLG: 0.373 (1, 4)	1-0 G6-3 1B	2-1 G1-3		1-0 F9			1-2 P2	1-0 1-2 2-H 1B		5	0	1	0	0	0	2											
Frank Thomas, R OBP: 0.456, SLG: 0.628 (1, 10)	2-1 2-H HR		2-2 G6-3		0-0 G5-3		4-2 BB			3	1	1	2	1	0	0											
Albert Belle, R OBP: 0.325, SLG: 0.475 (1, 7)	0-0 F8		0-0 34 BB BB 1B		1-3 K		0-1 G1-3			4	0	1	0	0	1	1											
Robin Ventura, L OBP: 0.450, SLG: 0.537 (1, 5)	3-2 G4-3		0-2 F8		4-1 BB			0-0 BB SH1-3 1B		3	1	1	0	1	0	1											
Mike Cameron, R OBP: 0.349, SLG: 0.458 (1, 8)		1-2 P4	1 SAFE 4-0 34 BB BB		0-3 K			0-0 SH1-3		2	0	0	0	1	1	1											
34 Mario Valdez, L OBP: 0.391, SLG: 0.348 (1, 3)		4-2 1B 2B BB	4-0 1-2 2-3 BB		0-0 P5			4-0 BB 1B BB		1	2	0	0	3	0	0											
Jorge Fabregas, L OBP: 0.285, SLG: 0.347 (1, 2)		1-2 1B 2B	0-1 L8		1-0 G4-3			4-2 1B 1B BB		3	1	1	0	1	0	3											
Ozzie Guillen, L OBP: 0.296, SLG: 0.342 (1, 6)		0-0 F7		1-0 F8			0-0 G6-3	1-2 2-H 1B		4	0	1	2	0	0	2											
Inning Stats	R: 2 E: 0 K: 0 S: 8	H: 2 LOB: 0 BB: 0 P: 15	R: 2 E: 0 K: 0 S: 14	H: 2 LOB: 1 BB: 1 P: 23	R: 0 E: 0 K: 0 S: 9	H: 1 LOB: 3 BB: 2 P: 19	R: 0 E: 0 K: 0 S: 4	H: 0 LOB: 0 BB: 0 P: 8	R: 0 E: 0 K: 2 S: 10	H: 0 LOB: 1 BB: 1 P: 15	R: 0 E: 0 K: 0 S: 3	H: 0 LOB: 0 BB: 0 P: 4	R: 0 E: 0 K: 0 S: 10	H: 0 LOB: 1 BB: 1 P: 16	R: 2 E: 0 K: 1 S: 11	H: 3 LOB: 2 BB: 2 P: 22	1B: 6 2B: 1 3B: 0 HR: 1	SF: 0 SAC: 1 DP: 0 HBP: 0	WP: 1 PB: 0 SB: 0 CS: 0	PA: 38							
PITCHER	IP	WLS	BF	H	R	ER	SO	BB	IBB	HBP	BLK	WP	HR	S	P	ERA	WHIP										
Pat Hentgen, R ERA: 3.53 (1, 1)	7.1	L	36	7	6	6	2	7	0	0	0	0	0	65	116	7.36	1.909										
Dan Plesac, L ERA: 3.66 (8, 1)	0.2		2	1	0	0	1	0	0	0	0	0	0	4	6	0.00	1.500										

Toronto Blue Jays @ Chicago White Sox
Comiskey Park, Chicago, IL
Thu Aug 21 1997, 4:33 AM EDT
Att: 20,120 - Cloudy - 67 F

livebaseballscores.com

AB 30
R 6
H 8
RBI 6
BB 7
SO 3
LOB 12




Batter	1	2	3	4	5	6	7	8	9	AB	R	H	RBI	BB	SO	LOB	TOP					
Norberto Martin, R OBP: 0.316, SLG: 0.367	G5-3		G5-3			1B E HR 1B	F8	K		5	1	1	0	0	1	2						
Dave Martinez, L OBP: 0.349, SLG: 0.410	G3-1		G3-1			E4 1B HR	BB	L4		5	1	1	0	0	0	3						
Frank Thomas, R OBP: 0.458, SLG: 0.631 34 Mario Valdez, L OBP: 0.386, SLG: 0.343	HR 2B			G4-3		HR 1B	BB	K		3	2	2	0	1	0	0						
Albert Belle, R OBP: 0.328, SLG: 0.488 Darren Lewis, R OBP: 0.310, SLG: 0.219	HR			FC3-6 BB		HR	F8	L9		3	2	2	6	1	0	2						
Mike Cameron, R OBP: 0.344, SLG: 0.450	G1-3			FC3-6 1-2		F8	F9	F9		5	0	0	0	0	0	3						
Robin Ventura, L OBP: 0.447, SLG: 0.524 Greg Norton, S OBP: 0.429, SLG: 0.857		G3-1		G3		FC6-4 BB		E3 WP E		2	0	0	0	1	0	1						
Lyle Mouton, R OBP: 0.307, SLG: 0.373						G4-6-3 1B	FC6-4 1-2	E BB		3	0	2	0	1	0	1						
Ray Durham, S OBP: 0.333, SLG: 0.364		F8		G4-6-3 1-2		F7		E4		4	0	0	1	0	0	5						
Ron Karkovics, R OBP: 0.254, SLG: 0.328	CS 1-2		K			G5-3		K HR		4	1	1	1	0	2	2						
Inning Stats	R: 2 E: 0 K: 0 S: 10	H: 2 LOB: 0 BB: 0 P: 14	R: 0 E: 0 K: 0 S: 8	H: 1 LOB: 0 BB: 0 P: 13	R: 0 E: 0 K: 1 S: 8	H: 0 LOB: 0 BB: 0 P: 11	R: 0 E: 0 K: 0 S: 7	H: 0 LOB: 1 BB: 1 P: 16	R: 0 E: 0 K: 0 S: 7	H: 1 LOB: 0 BB: 0 P: 11	R: 4 E: 2 K: 0 S: 16	H: 3 LOB: 2 BB: 1 P: 27	R: 1 E: 0 K: 0 S: 15	H: 2 LOB: 1 BB: 1 P: 25	R: 1 E: 2 K: 2 S: 11	H: 0 LOB: 2 BB: 1 P: 18	R: 0 E: 0 K: 1 S: 9	H: 0 LOB: 0 BB: 0 P: 13	1B: 5 2B: 1 3B: 0 HR: 3	SF: 0 SAC: 0 DP: 1 HBP: 0	WP: 1 PB: 0 CS: 1	PA: 42
PITCHER	IP WLS BF H R ER SO BB IBB HBP BLK WP HR S P ERA WHIP	IP WLS BF H R ER SO BB IBB HBP BLK WP HR S P ERA WHIP															IP WLS BF H R ER SO BB IBB HBP BLK WP HR S P ERA WHIP					
Darren Oliver, L ERA: 4.17	6.1 W 29 9 7 6 1 2 0 0 0 0 3 62 103 8.53 1.737																					
Matt Whiteside, R ERA: 5.53	2.2 L 12 0 1 0 3 2 0 0 0 1 0 29 45 0.00 0.750																					

Chicago White Sox @ Texas Rangers
The Ballpark at Arlington, Arlington, TX
Fri Aug 22, 1997, 8:05 PM EDT
Att: 33,353 - Unknown - 86 F

livebaseballscorecards.com

AB 37
R 8
H 9
RBI 8
BB 4
SO 4
LOB 19




Batter	1	2	3	4	5	6	7	8	9	AB	R	H	RBI	BB	SO	LOB	BOTTOM			
Tom Goodwin, L OBP: 0.308, SLG: 0.336	G5-3		WP 1B HR	1B		G4-3	1B			5	2	3	3	1	0	1				
Ivan Rodriguez, R OBP: 0.397, SLG: 0.474	29 G3 1B		29 HR 1B	K		2H 3H 1B	FC6-4 1B			6	2	4	3	0	2	5				
29 Rusty Greer, L OBP: 0.416, SLG: 0.529 Damon Buford, R OBP: 0.279, SLG: 0.317	G3		HR	HR		FC3-6 BB	K	FC6-4		4	2	2	6	1	1	2				
Jim Leyritz, R OBP: 0.381, SLG: 0.407	1B BB		G6-3	BB		F8	1B HBP	K		3	1	0	0	2	1	1				
Lee Stevens, L OBP: 0.326, SLG: 0.502	1B		G4-3	P6		FC3-6 BB	1B 1B	K		6	1	2	1	0	1	2				
Domingo Cedeño, S OBP: 0.329, SLG: 0.396	F7		2B 1B	P7		BB	G3 1B 1B	K		5	2	2	1	1	1	2				
Fernando Tatis, R OBP: 0.293, SLG: 0.429		E 1B 1B	L9	WP 1B 1B		L8	G3 1B 1B			5	3	3	1	0	0	3				
Warren Newson, L OBP: 0.333, SLG: 0.462	F7		1B 29 HR 2B	F7		K	L9			5	1	1	1	0	1	4				
Benji Gil, R OBP: 0.266, SLG: 0.322	E4 WP 1B		29 HR 1B	1B		G4-3 2B 1B	G3			5	3	3	1	0	0	3				
Inning Stats	R: 1 E: 0 K: 0 S: 12	H: 2 LOB: 2 BB: 1 P: 26	R: 5 E: 1 K: 0 S: 20	H: 4 LOB: 0 BB: 0 P: 30	R: 5 E: 0 K: 1 S: 15	H: 4 LOB: 1 BB: 2 P: 31	R: 1 E: 0 K: 1 S: 18	H: 3 LOB: 2 BB: 0 P: 26	R: 0 E: 0 K: 2 S: 11	H: 0 LOB: 1 BB: 0 P: 14	R: 4 E: 0 K: 0 S: 22	H: 5 LOB: 2 BB: 0 P: 34	R: 0 E: 0 K: 3 S: 10	H: 0 LOB: 0 BB: 0 P: 13	R: 0 E: 0 K: 0 S: 0	H: 0 LOB: 0 BB: 0 P: 0	1B: 16 2B: 2 3B: 0 HR: 2	SF: 0 SAC: 0 DP: 0 HBP: 1	WP: 2 PB: 0 SB: 0 CS: 0	PA: 51
PITCHER	IP WLS BF H R ER SO BB IBB HBP BLK WP HR S P ERA WHIP	IP WLS BF H R ER SO BB IBB HBP BLK WP HR S P ERA WHIP															IP WLS BF H R ER SO BB IBB HBP BLK WP HR S P ERA WHIP			
Jaime Navarro, R ERA: 5.85	3.0 L 23 10 11 10 1 2 0 0 0 1 0 29 46 4.50 2.500																			
Jeff Darwin, R ERA: 2.55	2.0 11 3 1 1 1 2 0 0 0 1 0 29 46 4.50 2.500																			
Chuck McElroy, L ERA: 4.06	3.0 17 7 5 5 5 0 0 0 1 0 0 0 43 61 15.00 2.333																			

Chicago White Sox @ Texas Rangers
The Ballpark at Arlington, Arlington, TX
Fri Aug 22, 1997, 8:05 PM EDT
Att: 33,353 - Unknown - 86 F

livebaseballscorecards.com

AB 45
R 17
H 20
RBI 17
BB 5
SO 7
LOB 25



Batter	1	2	3	4	5	6	7	8	9	AB	R	H	RBI	BB	SO	LOB	TOP								
Ray Durham, S OBP: 0.332, SLG: 0.362	G3		G4-3		G4-3		1B	K		5	0	1	0	0	1	3									
Dave Martinez, L OBP: 0.347, SLG: 0.413	G6-3			G5-3		E6	K	G4-3		5	1	1	0	0	1	3									
Frank Thomas, R OBP: 0.458, SLG: 0.628	P3			HR		F9			P3	5	1	2	0	0	0	0									
Albert Belle, R OBP: 0.329, SLG: 0.493						G5-3	F7		K	5	1	2	2	0	1	2									
Robin Ventura, L OBP: 0.435, SLG: 0.500	G6-3			F7		K		BB	P2	4	1	0	0	1	1	1									
Mike Cameron, R OBP: 0.342, SLG: 0.446	L8									2	0	0	0	0	0	1									
Lyle Mouton, R OBP: 0.313, SLG: 0.376										1	2	1	0	1	0	0									
34 Mario Valdez, L OBP: 0.342, SLG: 0.342	G1-3									3	1	1	0	0	0	1									
Norberto Martin, R OBP: 0.320, SLG: 0.371										1	0	1	1	0	0	0									
Darren Lewis, R OBP: 0.310, SLG: 0.219										0	0	0	0	0	0	0									
Jorge Fabregas, L OBP: 0.289, SLG: 0.361			G1-3							3	1	2	3	0	0	0									
Ozzie Guillen, L OBP: 0.293, SLG: 0.338	G3									4	0	0	0	0	0	3									
Inning Stats	R: 0 E: 0 K: 0 S: 7	H: 0 LOB: 0 BB: 0 P: 9	R: 0 E: 0 K: 0 S: 8	H: 1 LOB: 1 BB: 0 P: 12	R: 0 E: 0 K: 0 S: 6	H: 0 LOB: 0 BB: 0 P: 10	R: 2 E: 0 K: 0 S: 6	H: 2 LOB: 0 BB: 0 P: 10	R: 0 E: 0 K: 0 S: 7	H: 1 LOB: 1 BB: 0 P: 13	R: 1 E: 1 K: 1 S: 8	H: 1 LOB: 0 BB: 0 P: 12	R: 3 E: 0 K: 1 S: 20	H: 5 LOB: 2 BB: 0 P: 29	R: 2 E: 1 K: 1 S: 16	H: 1 LOB: 2 BB: 2 P: 27	R: 0 E: 0 K: 1 S: 10	H: 0 LOB: 0 BB: 0 P: 15	1B: 8 2B: 0 3B: 1 HR: 2	SF: 0 SAC: 1 DP: 0 HBP: 0	WP: 2 PB: 0 CS: 0 SB: 0	PA: 41			
PITCHER	IP	WLS	BF	H	R	ER	SO	BB	IBB	HBP	BLK	WP	HR	S	P	ERA	WHIP								
Bobby Witt, R ERA: 4.41	6.1		28	9	6	6	1	0	0	0	0	1	2	57	87	8.53	1.421								
Scott Bailes, L ERA: 2.51	0.2		5	1	2	2	1	2	0	0	0	0	0	11	22	27.00	4.500								
Danny Patterson, R ERA: 3.59	1.0	W	5	1	0	0	1	0	0	0	0	1	0	10	13	0.00	1.000								
John Wetteland, R ERA: 2.13	1.0		3	0	0	0	1	0	0	0	0	0	0	10	15	0.00	0.000								

Chicago White Sox @ Texas Rangers
The Ballpark at Arlington, Arlington, TX
Sat Aug 23 1997, 8:05 PM EDT
Att: 46,090 - Unknown - 82 F

AB 38
R 8
H 11
RBI 6
BB 2
SO 4
LOB 14



Batter	1	2	3	4	5	6	7	8	9	AB	R	H	RBI	BB	SO	LOB	BOTTOM								
Tom Goodwin, L OBP: 0.307, SLG: 0.334	G4-3									5	2	1	0	0	0	6									
Lee Stevens, L OBP: 0.326, SLG: 0.502										0	0	0	0	0	0	0									
Ivan Rodriguez, R OBP: 0.355, SLG: 0.480										4	3	2	3	1	0	1									
29 Rusty Greer, L OBP: 0.419, SLG: 0.544										4	2	3	6	1	0	0									
Juan Gonzalez, R OBP: 0.322, SLG: 0.563										5	0	1	1	0	0	2									
Jim Leyritz, R OBP: 0.379, SLG: 0.408										4	0	1	0	0	1	0									
Damon Buford, R OBP: 0.278, SLG: 0.316										1	1	0	0	0	1	2									
Fernando Tatis, R OBP: 0.301, SLG: 0.463										4	1	2	1	0	1	1									
Alex Diaz, S OBP: 0.250, SLG: 0.250										4	1	1	1	0	0	1									
Billy Ripken, R OBP: 0.295, SLG: 0.373										2	0	0	0	0	0	1									
Domingo Cedeno, S OBP: 0.335, SLG: 0.401										2	1	2	1	0	0	0									
Benji Gil, R OBP: 0.267, SLG: 0.319										2	2	0	0	1	1	2									
Inning Stats	R: 0 E: 0 K: 0 S: 10	H: 1 LOB: 1 BB: 1 P: 18	R: 0 E: 0 K: 0 S: 8	H: 1 LOB: 0 BB: 0 P: 14	R: 2 E: 0 K: 1 S: 12	H: 2 LOB: 0 BB: 0 P: 26	R: 0 E: 0 K: 0 S: 6	H: 0 LOB: 0 BB: 0 P: 8	R: 0 E: 0 K: 0 S: 6	H: 0 LOB: 0 BB: 1 P: 12	R: 3 E: 1 K: 1 S: 15	H: 2 LOB: 0 BB: 0 P: 24	R: 3 E: 1 K: 0 S: 13	H: 2 LOB: 0 BB: 0 P: 21	R: 5 E: 1 K: 2 S: 26	H: 5 LOB: 2 BB: 1 P: 42	R: 0 E: 0 K: 2 S: 10	H: 0 LOB: 0 BB: 0 P: 15	1B: 8 2B: 1 3B: 0 HR: 4	SF: 0 SAC: 1 DP: 0 HBP: 0	WP: 0 PB: 1 CS: 3	PA: 41			
PITCHER	IP	WLS	BF	H	R	ER	SO	BB	IBB	HBP	BLK	WP	HR	S	P	ERA	WHIP								
Scott Eyre, L ERA: 4.81	5.0		21	5	4	3	1	2	0	0	0	0	2	46	83	5.40	1.400								
Neelson Cruz, R ERA: 6.57	2.1	L	12	4	5	5	2	0	0	0	0	0	2	30	47	19.29	1.714								
Tony Castillo, L ERA: 5.3	0.2		8	4	4	1	1	1	0	0	0	0	0	20	35	13.50	7.500								

Chicago White Sox @ Texas Rangers
The Ballpark at Arlington, Arlington, TX
Sat Aug 23 1997, 8:05 PM EDT
Att: 46,090 - Unknown - 82 F

AB 37
R 13
H 13
RBI 13
BB 3
SO 4
LOB 16



Batter	1	2	3	4	5	6	7	8	9	AB	R	H	RBI	BB	SO	LOB	TOP					
Ray Durham, S OBP: 0.331, SLG: 0.363 (1, 4)	1-1 1B E 2B		3-2 F7		3-3 K 1-2		0-3 K			4	1	1	0	0	2	1						
Dave Martinez, L OBP: 0.346, SLG: 0.411 (1, 9) (9, 3)	0-1 G6-4-3 E 2-3 1B		0-0 F9		0-0 F8		2-2 G4-3			4	0	1	0	0	0	0						
Frank Thomas, R OBP: 0.458, SLG: 0.626 (1, 10)	3-2 E9 G6-4-3 1-2 3-H 2-0		1-0 L5		4-2 BB		0-2 G6-4-3 1B			3	0	1	0	1	0	1						
Albert Belle, R OBP: 0.326, SLG: 0.489 (1, 7)	3-2 G6-4-3 1-2 2-3		0-0 F9		3-1 F8		0-1 G6-4-3 1B			4	0	0	0	0	0	4						
Robin Ventura, L OBP: 0.429, SLG: 0.484 (1, 5)	3-2 F9		4-0 BB		1-3 K		3-2 P4			3	0	0	0	1	1	2						
Jorge Fabregas, L OBP: 0.285, SLG: 0.356 (1, 2)		2-3 K		0-0 P5		0-3 K		2-2 G4-3		4	0	0	0	0	2	1						
34 Mario Valdez, L OBP: 0.372, SLG: 0.329 Mike Cameron, R OBP: 0.341, SLG: 0.445 (9, PH) (9, 9)		0-3 K		2-0 P5		0-3 K		2-3 K		3	0	0	0	0	2	1						
Darren Lewis, R OBP: 0.333, SLG: 0.250 (1, 8)	1-2 1B		1-1 CS 1B		2-2 HR 1B		1-0 HR			3	1	3	0	0	0	0						
Ozzie Guillen, L OBP: 0.293, SLG: 0.345 (1, 6)	0-0 L9		0-1 P4		1-1 HR					3	1	1	2	0	0	2						
Inning Stats	R: 1 E: 1 K: 0 S: 16	H: 2 LOB: 1 BB: 0 P: 25	R: 0 E: 0 K: 2 S: 11	H: 1 LOB: 1 BB: 0 P: 14	R: 0 E: 0 K: 0 S: 5	H: 0 LOB: 0 BB: 0 P: 9	R: 0 E: 0 K: 0 S: 3	H: 0 LOB: 1 BB: 1 P: 9	R: 0 E: 0 K: 1 S: 7	H: 1 LOB: 0 BB: 0 P: 11	R: 0 E: 0 K: 1 S: 9	H: 0 LOB: 1 BB: 1 P: 17	R: 2 E: 0 K: 3 S: 13	H: 2 LOB: 0 BB: 0 P: 16	R: 0 E: 0 K: 0 S: 9	H: 1 LOB: 0 BB: 0 P: 11	R: 0 E: 0 K: 1 S: 12	H: 0 LOB: 0 BB: 0 P: 19	1B: 5 2B: 1 3B: 0 HR: 1	SF: 0 SAC: 0 DP: 2 HBP: 0	WP: 0 PB: 0 SB: 0 CS: 1	PA: 34
PITCHER	IP WLS BF H R ER SO BB IBB HBP BLK WP HR S P ERA WHIP	IP WLS BF H R ER SO BB IBB HBP BLK WP HR S P ERA WHIP															IP WLS BF H R ER SO BB IBB HBP BLK WP HR S P ERA WHIP					
Rick Helling, R ERA: 3.71 Scott Bailes, L ERA: 2.35 (1, 1) (9, 1)	8.0 L 31 7 3 2 7 2 0 0 0 0 1 73 112 2.25 1.125	1.0 3 0 0 0 1 0 0 0 0 0 0 12 19 0.00 0.000																				

Chicago White Sox @ Texas Rangers
The Ballpark at Arlington, Arlington, TX
Sun Aug 24 1997, 8:05 PM EDT
Att: 27,441 - Unknown - 84 F

AB	32
R	3
H	7
RBI	2
BB	2
SO	8
LOB	12



Batter	1	2	3	4	5	6	7	8	9	AB	R	H	RBI	BB	SO	LOB	BOTTOM					
Tom Goodwin, L OBP: 0.309, SLG: 0.334 (1, 8)	0-3 K		4-1 29 1B BB		0-0 F9			2-1 1B		3	1	1	0	1	1	0						
Ivan Rodriguez, R OBP: 0.397, SLG: 0.476 (1, 2)	1-2 G5-3		1-3 K		0-0 F8		1-3 K			4	0	0	0	0	2	2						
29 Rusty Greer, L OBP: 0.420, SLG: 0.545 (1, 7)	3-2 2B		2-1 1B		2-2 L8		3-2 F7			4	0	2	1	0	0	1						
Juan Gonzalez, R OBP: 0.321, SLG: 0.560 (1, 10)	1-3 K		1-3 K		1-3 K			1-2 G5-4-3 1B		4	0	1	0	0	3	2						
Lee Stevens, L OBP: 0.322, SLG: 0.495 (1, 3)		1-0 P4		1-0 F9		0-1 P2		0-0 G5-4-3 1B		4	0	0	0	0	0	1						
Fernando Tatis, R OBP: 0.290, SLG: 0.444 (1, 5)		2-3 K		0-3 K		1-3 K		3-2 L9		4	0	0	0	0	3	0						
Domingo Cedenno, S OBP: 0.338, SLG: 0.492 (1, 4) (9, 6)		4-2 WP BB		2-1 G3		0-0 E1 1B				2	0	1	0	1	0	0						
Warren Newson, L OBP: 0.333, SLG: 0.462 Alex Diaz, S OBP: 0.286, SLG: 0.286 (2, PH) (3, 9)		1-2 L5		0-0 F8-6 1B		1-3 K				0	0	0	0	0	0	0						
Benji Gil, R OBP: 0.265, SLG: 0.317 Will Clark, L OBP: 0.400, SLG: 0.496 Billy Ripken, R OBP: 0.295, SLG: 0.373 (1, 6) (8, PH) (9, 4)			3-2 P8		2-2 F8-6 1B		1-2 G3-1			2	0	0	0	0	0	1						
Inning Stats	R: 0 E: 0 K: 2 S: 12	H: 1 LOB: 1 BB: 0 P: 17	R: 0 E: 0 K: 1 S: 10	H: 0 LOB: 1 BB: 1 P: 18	R: 1 E: 0 K: 2 S: 13	H: 1 LOB: 1 BB: 1 P: 24	R: 0 E: 0 K: 1 S: 6	H: 0 LOB: 0 BB: 0 P: 9	R: 0 E: 0 K: 0 S: 5	H: 1 LOB: 0 BB: 0 P: 7	R: 0 E: 0 K: 1 S: 8	H: 0 LOB: 0 BB: 0 P: 11	R: 0 E: 1 K: 2 S: 10	H: 1 LOB: 1 BB: 0 P: 12	R: 0 E: 0 K: 1 S: 13	H: 1 LOB: 0 BB: 0 P: 20	R: 0 E: 0 K: 0 S: 7	H: 1 LOB: 0 BB: 0 P: 11	1B: 5 2B: 2 3B: 0 HR: 0	SF: 0 SAC: 0 DP: 2 HBP: 0	WP: 1 PB: 0 SB: 1 CS: 0	PA: 33
PITCHER	IP WLS BF H R ER SO BB IBB HBP BLK WP HR S P ERA WHIP	IP WLS BF H R ER SO BB IBB HBP BLK WP HR S P ERA WHIP															IP WLS BF H R ER SO BB IBB HBP BLK WP HR S P ERA WHIP					
Jason Bere, R ERA: 2.25 Keith Foulke, R ERA: 7.15 Matt Karchner, R ERA: 2.27 (1, 1) (7, 1) (9, 1)	6.2 W 25 4 1 1 8 2 0 0 0 0 0 16 24 0.00 0.750	1.1 S 3 1 0 0 0 0 0 0 0 0 7 11 0.00 1.000																				

Chicago White Sox @ Texas Rangers
The Ballpark at Arlington, Arlington, TX
Sun Aug 24 1997, 8:05 PM EDT
Att: 27,441 - Unknown - 84 F

AB	31
R	1
H	6
RBI	1
BB	2
SO	10
LOB	9



Batter	1	2	3	4	5	6	7	8	9	AB	R	H	RBI	BB	SO	LOB	TOP			
Ray Durham, S (1, 4) OBP: 0.331, SLG: 0.367	G4-3			G4-3		G1-3		K		4	0	0	0	0	1	1	Chicago White Sox @ Toronto Blue Jays SkyDome, Toronto, ON Wed Aug 27 1997, 7:05 PM EDT Att: 30,219 - Dome - 68 F			
Dave Martinez, L (1, 3) OBP: 0.347, SLG: 0.409	P2			G3			G3-1	F9		4	0	0	0	0	0	1				
Frank Thomas, R (1, 10) Norberto Martin, R (9, PH) OBP: 0.318, SLG: 0.369	G6-3			G6-3			G4-3	G5-3		3	0	0	0	0	0	0				
Albert Belle, R (1, 7) OBP: 0.330, SLG: 0.496		G6-3			G3-6 1B			G4-3		4	0	2	0	0	0	0				
Robin Ventura, L (1, 5) Greg Norton, S (7, 5) OBP: 0.385, SLG: 0.692	G3-1			G3-6 1-2			P6	K		3	0	0	0	0	0	2				
Mike Cameron, R (1, 8) OBP: 0.344, SLG: 0.451	L5				1B			1B 2B		3	1	2	0	0	0	0				
Jorge Fabregas, L (1, 2) OBP: 0.287, SLG: 0.356			G4-3		F7			2B 1B G6-3		3	1	1	0	0	0	1				
Lyle Mouton, R (1, 9) OBP: 0.313, SLG: 0.379			G6-3			F9		2B 1B 2B		3	0	1	1	0	0	0				
Ozzie Guillen, L (1, 6) OBP: 0.288, SLG: 0.339	P6					G1-3		G6-3		3	0	0	1	0	0	1				
Inning Stats	R: 0 E: 0 K: 0 S: 8	H: 0 LOB: 0 BB: 0 P: 11	R: 0 E: 0 K: 0 S: 9	H: 0 LOB: 0 BB: 0 P: 12	R: 0 E: 0 K: 0 S: 6	H: 0 LOB: 0 BB: 0 P: 12	R: 0 E: 0 K: 0 S: 8	H: 2 LOB: 1 BB: 0 P: 10	R: 0 E: 0 K: 0 S: 5	H: 0 LOB: 0 BB: 0 P: 5	R: 0 E: 0 K: 0 S: 7	H: 1 LOB: 1 BB: 0 P: 11	R: 2 E: 0 K: 1 S: 14	H: 3 LOB: 1 BB: 0 P: 20	R: 0 E: 0 K: 1 S: 10	H: 0 LOB: 0 BB: 0 P: 14		1B: 4 2B: 2 3B: 0 HR: 0	SF: 0 SAC: 0 DP: 1 HBP: 0	WP: 0 PB: 0 CS: 0
PITCHER Pat Hentgen, R (1, 1) ERA: 3.46	IP: 9.0 WLS: W BF: 32	H: 6 R: 2 ER: 2 SO: 2	BB: 0 IBB: 0 HBP: 0 BLK: 0	WP: 0 HR: 0 S: 74 P: 106	ERA: 2.00 WHIP: 0.667	PITCHER										IP: 9.0 WLS: W BF: 32	H: 6 R: 2 ER: 2 SO: 2	BB: 0 IBB: 0 HBP: 0 BLK: 0	WP: 0 HR: 0 S: 74 P: 106	ERA: 2.00 WHIP: 0.667

Batter	1	2	3	4	5	6	7	8	9	AB	R	H	RBI	BB	SO	LOB	BOTTOM			
Shannon Stewart, R (1, 8) OBP: 0.404, SLG: 0.468	G3 1B BB	G5-3		F9		E7 1B		K		4	1	1	0	1	1	0	Chicago White Sox @ Toronto Blue Jays SkyDome, Toronto, ON Wed Aug 27 1997, 7:05 PM EDT Att: 30,219 - Dome - 68 F			
Mariano Duncan, R (1, 4) OBP: 0.284, SLG: 0.304	G3		BB WP 1B	E 1B HR		K		G3-1 1B 2B		5	3	3	0	0	1	2				
José Cruz Jr., S (1, 7) OBP: 0.328, SLG: 0.533	E HR 1B		BB 1B BB	E9 HR 1B		G4-3		G3-1		4	3	2	1	1	0	2				
Joe Carter, R (1, 10) OBP: 0.303, SLG: 0.425	HR BB		1B BB	HR HR		P5		2B 1B		3	2	2	4	2	0	0				
Carlos Delgado, L (1, 3) OBP: 0.340, SLG: 0.541	HR		P2 BB	P2		HR		2B		5	2	3	4	0	0	3				
Ed Sprague, R (1, 5) OBP: 0.306, SLG: 0.393	K		1B	F7		HR 1B		BB		4	1	2	2	1	1	0				
Shawn Green, L (1, 9) OBP: 0.340, SLG: 0.497	K		P5	G4-3		G4-3		L7		5	0	0	0	0	1	6				
Benito Santiago, R (1, 2) OBP: 0.260, SLG: 0.366		G6-3	G6-3	F8		HR				4	1	1	2	0	0	2				
Tomas Perez, S (1, 6) OBP: 0.328, SLG: 0.314		F8		G3-1		F9		G6-3		4	0	0	0	0	0	0				
Inning Stats	R: 4 E: 0 K: 2 S: 15	H: 2 LOB: 0 BB: 2 P: 28	R: 0 E: 0 K: 0 S: 7	H: 0 LOB: 0 BB: 0 P: 11	R: 2 E: 0 K: 0 S: 16	H: 2 LOB: 2 BB: 2 P: 26	R: 3 E: 1 K: 0 S: 11	H: 3 LOB: 0 BB: 0 P: 14	R: 0 E: 0 K: 1 S: 7	H: 1 LOB: 1 BB: 0 P: 10	R: 3 E: 0 K: 0 S: 10	H: 3 LOB: 0 BB: 0 P: 16	R: 1 E: 0 K: 1 S: 13	H: 3 LOB: 3 BB: 1 P: 25	R: 0 E: 0 K: 1 S: 10	H: 0 LOB: 0 BB: 0 P: 14		1B: 8 2B: 2 3B: 0 HR: 4	SF: 0 SAC: 0 DP: 0 HBP: 0	WP: 1 PB: 0 SB: 2 CS: 0
PITCHER Doug Drabek, R (1, 1) ERA: 5.93 Nelson Cruz, R (5, 1) ERA: 7.16	IP: 4.0 WLS: L BF: 23	H: 7 R: 9 ER: 9 SO: 2	BB: 4 IBB: 0 HBP: 0 BLK: 0	WP: 0 HR: 2 S: 33 P: 54	ERA: 20.25 WHIP: 2.750	PITCHER										IP: 4.0 WLS: L BF: 20	H: 4 R: 4 ER: 4 SO: 2	BB: 1 IBB: 0 HBP: 0 BLK: 0	WP: 0 HR: 2 S: 33 P: 54	ERA: 9.00 WHIP: 2.000

Batter	1	2	3	4	5	6	7	8	9	10	11	AB	R	H	RBI	BB	SO	LOB	TOP	
Norberto Martin, R OBP: 0.318, SLG: 0.368 (1, 4)	F9	1B			G3-1			P3	BB 1B		G3	6	0	2	0	0	0	0		
Dave Martinez, L OBP: 0.351, SLG: 0.411 (1, 9)	F8 1B E	P6			K			1B	FC6-4 BB		BB 1B	5	1	3	0	1	1	1		
Frank Thomas, R OBP: 0.457, SLG: 0.628 (1, 10)	E 34 HBP 1B	K			K			1B	G1-3 1B		BB	5	1	2	0	1	2	4		
Albert Belle, R OBP: 0.328, SLG: 0.491 (1, 7)	F8				G4-3			G1-3		SH3-4 BB 1B	K	5	0	0	0	1	1	6		
Robin Ventura, L OBP: 0.425, SLG: 0.464 (1, 5)	34 HBP E BB				P5			F8		SH3-4 1B		3	0	1	0	2	0	0		
Mike Cameron, R OBP: 0.350, SLG: 0.445 (1, 8)	E5 FC5 34 HBP				K			K		SH3-4		4	0	0	0	0	3	5		
34 Mario Valdez, L OBP: 0.356, SLG: 0.306 (1, 3)	1-2 2-3 3-H HBP				K			F7		F8	K	4	0	0	1	0	2	2		
Ron Karkovice, R OBP: 0.246, SLG: 0.317 Greg Norton, S OBP: 0.357, SLG: 0.643 Jorge Fabregas, L OBP: 0.287, SLG: 0.356 (1, 2)	FC5				P2			P4		F8	K	4	0	0	0	0	0	3		
Ozzie Guillen, L OBP: 0.287, SLG: 0.337 (1, 6)		G6-3			G1-3			G4-3		1B	F8	5	0	1	0	0	0	0		
Inning Stats	R: 2 E: 1 K: 0 S: 10	H: 2 LOB: 3 BB: 1 P: 23	R: 0 E: 0 K: 1 S: 9	H: 1 LOB: 1 BB: 0 P: 13	R: 0 E: 0 K: 1 S: 8	H: 0 LOB: 0 BB: 0 P: 12	R: 0 E: 0 K: 1 S: 7	H: 0 LOB: 0 BB: 0 P: 10	R: 0 E: 0 K: 2 S: 7	H: 0 LOB: 0 BB: 0 P: 11	R: 0 E: 0 K: 1 S: 14	H: 2 LOB: 3 BB: 1 P: 16	R: 0 E: 0 K: 2 S: 15	H: 1 LOB: 2 BB: 1 P: 22	R: 0 E: 0 K: 1 S: 14	H: 1 LOB: 2 BB: 1 P: 23	1B: 9 2B: 0 3B: 0 HR: 0	SF: 0 SAC: 1 DP: 0 HBP: 1	WP: 0 SB: 0 CS: 0	PA: 49
PITCHER	IP 9.0	WLS 0	BF 39	H 7	R 2	ER 0	SO 7	BB 2	IBB 0	HBP 0	BLK 0	WP 0	HR 0	S 75	P 128	ERA 0.00	WHIP 1.000			
Roger Clemens, R ERA: 1.73 Paul Quantrill, R ERA: 2.04 (1, 1)	2.0	W	10	2	0	0	3	2	0	0	0	0	0	29	45	0.00	2.000			

Chicago White Sox @ Toronto Blue Jays
SkyDome, Toronto, ON
Thu Aug 28 1997, 3:33 AM EDT
Att. 36,181 - Sunny - 68 F

livebaseballscorecards.com

AB 42
R 2
H 9
RBI 1
BB 5
SO 10
LOB 23



Batter	1	2	3	4	5	6	7	8	9	10	11	AB	R	H	RBI	BB	SO	LOB	BOTTOM			
Shannon Stewart, R OBP: 0.413, SLG: 0.462 (1, 8)	G4-3		L3		1B				G4-3		FC4-6 IBB	5	0	2	1	1	0	3				
Mariano Duncan, R OBP: 0.278, SLG: 0.297 (1, 4)	K		P3		G6-3			F4		G6-3	FC4-6 DI	6	0	0	0	0	1	6				
José Cruz Jr., S OBP: 0.328, SLG: 0.526 (1, 7)	F9		P6			K		G3		BB BB	BB	4	0	0	0	2	1	1				
Joe Carter, R OBP: 0.300, SLG: 0.421 (1, 9)		G3			P5			F9		F9	WP	6	0	0	0	0	1	3				
Carlos Delgado, L OBP: 0.340, SLG: 0.537 (1, 3)		E 1B BB			F7			G5-3		K	BB IBB	3	0	0	0	2	1	0				
Ed Sprague, R OBP: 0.308, SLG: 0.393 Carlos Garcia, R OBP: 0.250, SLG: 0.305 (1, 5)		E8 1B			K			G6-3		SH1-4 FC4-2 1B	BB	4	0	2	0	0	1	0				
Shawn Green, L OBP: 0.341, SLG: 0.495 (1, 10)		K			G3-1			G6-3		FC4-2 SH1-4 1B	F7	5	1	2	0	0	1	5				
Charlie O'Brien, R OBP: 0.315, SLG: 0.357 Robert Perez, R OBP: 0.203, SLG: 0.365 (1, 2)		L7			1B			1B		SH1-4	FC4-6 SH1-4 WP	4	1	3	0	0	0	2				
Tomas Perez, S OBP: 0.339, SLG: 0.364 (1, 6)					P5			1B		FC4-2	SH1-4	4	0	2	1	0	0	4				
Inning Stats	R: 0 E: 0 K: 1 S: 9	H: 0 LOB: 0 BB: 0 P: 15	R: 0 E: 1 K: 1 S: 12	H: 1 LOB: 2 BB: 1 P: 22	R: 0 E: 0 K: 0 S: 7	H: 1 LOB: 1 BB: 0 P: 12	R: 0 E: 0 K: 1 S: 8	H: 0 LOB: 0 BB: 0 P: 11	R: 1 E: 0 K: 0 S: 13	H: 4 LOB: 2 BB: 0 P: 18	R: 0 E: 0 K: 1 S: 8	H: 0 LOB: 0 BB: 0 P: 12	R: 0 E: 0 K: 0 S: 12	H: 2 LOB: 2 BB: 0 P: 16	R: 0 E: 0 K: 0 S: 9	H: 0 LOB: 3 BB: 3 P: 24	R: 1 E: 0 K: 0 S: 13	H: 1 LOB: 2 BB: 2 P: 26	1B: 9 2B: 1 3B: 1 HR: 0	SF: 0 SAC: 2 DP: 0 HBP: 0	WP: 1 PB: 0 SB: 0 CS: 0	PA: 49
PITCHER	IP 8.0	WLS 1.2	BF 32	H 8	R 2	ER 2	SO 6	BB 1	IBB 0	HBP 0	BLK 0	WP 0	HR 0	S 81	P 124	ERA 2.25	WHIP 1.125					
Jaime Navarro, R ERA: 5.69 Matt Karchner, R ERA: 2.15 Chuck McElroy, L ERA: 4.22 Jeff Darwin, R ERA: 2.08 (1, 1)	1.2	10	2	0	0	0	0	2	1	0	0	0	0	19	38	0.00	2.400					
(10, 1)	1.0	L	6	1	1	1	0	1	1	0	0	0	0	13	25	9.00	2.000					
(11, 1)	0.0	1	0	0	0	0	0	0	0	0	0	1	0	2	3	∞	∞					

Chicago White Sox @ Toronto Blue Jays
SkyDome, Toronto, ON
Thu Aug 28 1997, 3:33 AM EDT
Att. 36,181 - Sunny - 68 F

livebaseballscorecards.com

AB 41
R 3
H 11
RBI 2
BB 6
SO 6
LOB 24



Batter	1	2	3	4	5	6	7	8	9	AB	R	H	RBI	BB	SO	LOB	TOP				
Craig Biggio, R OBP: 0.305, SLG: 0.505 (1, 4)										3	0	0	0	0	0	1					
Bill Spillers, L OBP: 0.335, SLG: 0.470 (1, 5)										3	0	0	0	0	1	1					
Ricky Gutierrez, R OBP: 0.322, SLG: 0.357 (9, PH)										1	0	0	0	0	0	0					
5 Jeff Bagwell, R OBP: 0.423, SLG: 0.589 (1, 3)										3	1	2	1	1	0	0					
Luis Gonzalez, L OBP: 0.348, SLG: 0.364 (1, 7)										3	0	0	0	0	0	1					
James Mouton, R OBP: 0.295, SLG: 0.333 (9, PH)										1	0	0	0	0	1	1					
Derek Bell, R OBP: 0.345, SLG: 0.443 (1, 10)										4	1	1	1	0	1	1					
Chuck Carr, S OBP: 0.308, SLG: 0.382 (1, 8)										3	0	0	0	0	0	0					
Thomas Howard, S OBP: 0.326, SLG: 0.354 (1, 9)										2	0	0	0	1	0	0					
Brad Ausmus, R OBP: 0.321, SLG: 0.361 (1, 2)										3	0	0	0	0	1	1					
Tim Bogar, R OBP: 0.317, SLG: 0.387 (1, 6)										2	0	0	0	1	0	0					
Inning Stats	R: 0 E: 0 K: 0 S: 15	H: 0 LOB: 1 BB: 1 P: 26	R: 1 E: 0 K: 0 S: 7	H: 1 LOB: 0 BB: 1 P: 16	R: 0 E: 0 K: 1 S: 7	H: 0 LOB: 0 BB: 0 P: 13	R: 0 E: 0 K: 0 S: 7	H: 0 LOB: 0 BB: 0 P: 9	R: 0 E: 0 K: 1 S: 5	H: 0 LOB: 0 BB: 0 P: 8	R: 1 E: 0 K: 1 S: 8	H: 1 LOB: 0 BB: 0 P: 16	R: 0 E: 0 K: 0 S: 10	H: 0 LOB: 1 BB: 1 P: 15	R: 0 E: 0 K: 1 S: 9	H: 1 LOB: 1 BB: 0 P: 13	1B: 1 2B: 0 3B: 0 HR: 2	SF: 0 SAC: 0 DP: 1 HBP: 1	WP: 0 PB: 0 SB: 1 CS: 0	PA: 32	
PITCHER	IP	WLS	BF	H	R	ER	SO	BB	IBB	HBP	BLK	WP	HR	S	P	ERA	WHIP				
Jason Bere, R ERA: 2.5 (1, 1)	6.0	W	21	2	2	2	2	2	0	1	0	0	2	49	87	3.00	0.667				
Chuck McElroy, L ERA: 4.09 (7, 1)	2.0		7	0	0	0	1	1	0	0	0	0	0	16	26	0.00	0.500				
Mike Siroka, L ERA: 1.42 (9, 1)	1.0		4	1	0	0	1	0	0	0	0	0	0	9	13	0.00	1.000				

Houston Astros @ Chicago White Sox
Comiskey Park, Chicago, IL
Sat Aug 30 1997, 8:05 PM EDT
Att: 28,051 - Cloudy - 73 F

AB 28
R 2
H 3
RBI 2
BB 3
SO 4
LOB 6



Batter	1	2	3	4	5	6	7	8	9	AB	R	H	RBI	BB	SO	LOB	BOTTOM				
Ray Durham, S OBP: 0.333, SLG: 0.371 (1, 4)										5	2	2	3	0	0	2					
Dave Martinez, L OBP: 0.349, SLG: 0.417 (1, 3)										5	2	2	1	0	1	1					
Frank Thomas, R OBP: 0.455, SLG: 0.624 (1, 10)										5	1	2	2	0	0	0					
Albert Belle, R OBP: 0.329, SLG: 0.492 (1, 7)										4	0	2	0	0	0	1					
Robin Ventura, L OBP: 0.414, SLG: 0.471 (1, 5)										3	0	1	1	0	0	1					
Mike Cameron, R OBP: 0.341, SLG: 0.440 (1, 8)										3	1	0	0	0	1	4					
Magglio Ordonez, R OBP: 0.571, SLG: 1.143 (1, 9)										4	1	2	2	0	0	3					
Ron Karkovics, R OBP: 0.247, SLG: 0.315 (1, 2)										4	1	1	0	0	1	1					
Norberto Martin, R OBP: 0.321, SLG: 0.369 (1, 6)										4	1	2	0	0	1	1					
Inning Stats	R: 3 E: 0 K: 0 S: 16	H: 4 LOB: 1 BB: 0 P: 27	R: 0 E: 0 K: 0 S: 10	H: 1 LOB: 1 BB: 0 P: 15	R: 0 E: 0 K: 1 S: 11	H: 1 LOB: 1 BB: 0 P: 14	R: 0 E: 0 K: 1 S: 8	H: 1 LOB: 0 BB: 0 P: 13	R: 1 E: 0 K: 0 S: 10	H: 3 LOB: 2 BB: 0 P: 17	R: 2 E: 0 K: 1 S: 11	H: 1 LOB: 0 BB: 0 P: 14	R: 0 E: 0 K: 1 S: 9	H: 0 LOB: 0 BB: 0 P: 14	1B: 8 2B: 3 3B: 0 HR: 3	SF: 1 SAC: 0 DP: 0 HBP: 1	WP: 0 PB: 0 SB: 0 CS: 0	PA: 39			
PITCHER	IP	WLS	BF	H	R	ER	SO	BB	IBB	HBP	BLK	WP	HR	S	P	ERA	WHIP				
Mike Hampton, L ERA: 4.04 (1, 1)	5.0	L	27	12	6	6	2	0	0	0	0	0	2	58	89	10.80	2.400				
Jose Lima, R ERA: 5.07 (6, 1)	3.0		12	2	3	3	2	0	0	1	0	0	2	29	42	9.00	0.667				

Houston Astros @ Chicago White Sox
Comiskey Park, Chicago, IL
Sat Aug 30 1997, 8:05 PM EDT
Att: 28,051 - Cloudy - 73 F

AB 37
R 9
H 14
RBI 9
BB 0
SO 4
LOB 14



Batter	1	2	3	4	5	6	7	8	9	AB	R	H	RBI	BB	SO	LOB	TOP										
Craig Biggio, R OBP: 0.305, SLG: 0.503 (1, 4)	G4-3		HBP		1B		G5-3		FC4-6	4	0	1	0	0	0	1	Houston Astros @ Chicago White Sox Comiskey Park, Chicago, IL Sun Aug 31 1997, 4:33 AM EDT Att: 22,916 - Sunny - 76 F										
Bill Spillers, L OBP: 0.342, SLG: 0.470 (1, 3)	G5-3		FC5-4		BB		G6-3		BB	2	0	1	0	3	0	0											
5 Jeff Bagwell, R OBP: 0.423, SLG: 0.588 (1, 10)	HBP		FC5-4		K		1B		K	4	1	1	0	0	2	6											
Derek Bell, R OBP: 0.348, SLG: 0.444 (1, 9)	G5-3				1B		BB		CS	3	0	2	1	1	0	2											
Luis Gonzalez, L OBP: 0.346, SLG: 0.361 (1, 7)		F7		P6		K		P5		4	0	0	0	0	1	5											
Chuck Carr, S OBP: 0.307, SLG: 0.379 (1, 8)		K		P6			1B		G6-3	4	0	1	0	0	1	1											
Russ Johnson, R OBP: 0.340, SLG: 0.356 (1, 5)				BB			K		K	3	0	0	0	1	2	1											
Tony Peña, R OBP: 0.232, SLG: 0.167 (8, PH)			L8		P2		K		P3	3	0	0	0	0	1	3											
Brad Ausmus, R OBP: 0.320, SLG: 0.360 (8, 2)										1	0	0	0	0	0	0											
Tim Bogar, R OBP: 0.313, SLG: 0.382 (9, PH)			G5-3		K		P9		FC4-6	3	0	0	0	0	1	1											
Thomas Howard, S OBP: 0.329, SLG: 0.357 (9, PH)									1B	1	0	1	0	0	0	0											
Inning Stats	R: 0 E: 0 K: 0 S: 8	H: 1 LOB: 1 BB: 0 P: 14	R: 0 E: 0 K: 1 S: 10	H: 0 LOB: 0 BB: 0 P: 14	R: 0 E: 0 K: 0 S: 6	H: 0 LOB: 2 BB: 1 P: 14	R: 0 E: 0 K: 0 S: 9	H: 1 LOB: 2 BB: 1 P: 19	R: 0 E: 0 K: 2 S: 15	H: 1 LOB: 1 BB: 2 P: 28	R: 1 E: 0 K: 0 S: 12	H: 2 LOB: 1 BB: 0 P: 20	R: 0 E: 0 K: 1 S: 7	H: 0 LOB: 0 BB: 0 P: 12	R: 0 E: 0 K: 1 S: 9	H: 1 LOB: 1 BB: 1 P: 15	1B: 6 2B: 1 3B: 0 HR: 0	SF: 0 SAC: 0 DP: 1 HBP: 2	WP: 0 PB: 0 SB: 5 CS: 1	PA: 40							
PITCHER	IP	WLS	BF	H	R	ER	SO	BB	IBB	HBP	BLK	WP	HR	S	P	ERA	WHIP										
James Baldwin, R ERA: 4.87 (1, 1)	6.2	W	31	6	1	1	6	4	0	2	0	0	0	76	134	1.35	1.500										
Tony Castillo, L ERA: 5.17 (7, 1)	1.0		3	0	0	0	1	0	0	0	0	0	0	7	12	0.00	0.000										
Keith Foulke, R ERA: 6.98 (8, 1)	0.1		1	0	0	0	0	0	0	0	0	0	0	2	4	0.00	0.000										
Matt Karchner, R ERA: 2.08 (9, 1)	1.0	S	4	1	0	0	1	1	0	0	0	0	0	9	15	0.00	2.000										

Batter	1	2	3	4	5	6	7	8	9	AB	R	H	RBI	BB	SO	LOB	BOTTOM										
Ray Durham, S OBP: 0.331, SLG: 0.368 (1, 4)	F7		B1-3		G1-3		K			4	0	0	0	0	1	0	Houston Astros @ Chicago White Sox Comiskey Park, Chicago, IL Sun Aug 31 1997, 4:33 AM EDT Att: 22,916 - Sunny - 76 F										
Dave Martinez, L OBP: 0.353, SLG: 0.419 (1, 9)	G6-4-3		1B		1B		L9			3	2	2	0	1	0	0											
Frank Thomas, R OBP: 0.456, SLG: 0.623 (1, 10)	G6-4-3		2B		1B		K			4	1	2	0	0	1	1											
Albert Belle, R OBP: 0.332, SLG: 0.495 (1, 7)		G3		1B		FC5-4		F9		4	0	3	2	0	0	0											
Robin Ventura, L OBP: 0.424, SLG: 0.472 (1, 5)		G3		G6-3		1B		BB		2	0	1	1	2	0	2											
Mike Cameron, R OBP: 0.343, SLG: 0.439 (1, 8)		G3				FC5-4		BB		3	0	1	0	1	0	4											
34 Mario Valdez, L OBP: 0.343, SLG: 0.292 (1, 3)			K		FC1-6		F9		K	4	0	0	0	0	2	7											
Jorge Fabregas, L OBP: 0.289, SLG: 0.365 (1, 2)		G4-3			P7		G3-1		G4-6-3	4	0	0	0	0	5												
Ozzie Guillen, L OBP: 0.283, SLG: 0.332 (1, 6)			G4-3		K2-3		F9			3	0	0	0	0	1	1											
Inning Stats	R: 0 E: 0 K: 0 S: 12	H: 1 LOB: 0 BB: 0 P: 17	R: 0 E: 0 K: 1 S: 10	H: 1 LOB: 2 BB: 1 P: 19	R: 1 E: 0 K: 0 S: 14	H: 3 LOB: 0 BB: 0 P: 25	R: 0 E: 0 K: 1 S: 7	H: 1 LOB: 1 BB: 0 P: 10	R: 2 E: 0 K: 0 S: 16	H: 3 LOB: 2 BB: 1 P: 24	R: 0 E: 0 K: 1 S: 9	H: 0 LOB: 0 BB: 0 P: 13	R: 0 E: 0 K: 1 S: 12	H: 0 LOB: 1 BB: 2 P: 20	R: 0 E: 0 K: 1 S: 12	H: 0 LOB: 1 BB: 2 P: 20		1B: 8 2B: 1 3B: 0 HR: 0	SF: 0 SAC: 0 DP: 2 HBP: 0	WP: 0 PB: 0 SB: 0 CS: 0	PA: 35						
PITCHER	IP	WLS	BF	H	R	ER	SO	BB	IBB	HBP	BLK	WP	HR	S	P	ERA	WHIP										
Shane Reynolds, R ERA: 4.5 (1, 1)	6.1	L	29	9	3	3	3	2	0	0	0	0	0	73	114	4.26	1.737										
John Hudek, R ERA: 6.45 (7, 1)	0.2		2	0	0	0	1	0	0	0	0	0	0	5	7	0.00	0.000										
Tom Martin, L ERA: 2.39 (8, 1)	1.0		4	0	0	0	1	2	0	0	0	0	0	12	20	0.00	2.000										

Batter	1	2	3	4	5	6	7	8	9	AB	R	H	RBI	BB	SO	LOB	TOP										
Ray Durham, S OBP: 0.333, SLG: 0.369 (1, 4)	G6-3		G4-3					SH1-3 1B	1B	4	1	2	0	1	0	0	Chicago White Sox @ St. Louis Cardinals Busch Stadium, St. Louis, MO Mon Sep 01, 1997, 3:33 AM CDT Att: 40,464 - Cloudy - 92 F										
Ozzie Guillen, L OBP: 0.282, SLG: 0.332 (1, 6)	L7			G4-3	SF7			SH1-3 1B	1B	3	0	1	1	0	0												
Frank Thomas, R OBP: 0.623, SLG: 0.623 Chuck McElroy, L Jeff Darwin, R Tony Castillo, L Norberto Martin, R OBP: 0.319, SLG: 0.387 Matt Karchner, R (1, 3)								F9	G5-3	3	0	1	0	0	0	2											
Albert Belle, R Lyle Mouton, R OBP: 0.330, SLG: 0.493 OBP: 0.316, SLG: 0.382 (1, 7)	G5-3				F9					3	0	0	0	0	1	2											
Robin Ventura, L OBP: 0.419, SLG: 0.459 (1, 5)		F8								3	0	0	0	1	0	1											
Mike Cameron, R OBP: 0.342, SLG: 0.436 (1, 8)		L8								4	1	1	0	0	1	2											
Jorge Fabregas, L OBP: 0.286, SLG: 0.360 (1, 2)										4	0	0	0	0	0	1											
Dave Martinez, L OBP: 0.352, SLG: 0.416 (8, 3)				G3-1						3	1	0	0	1	1	0											
Doug Drabek, R Greg Norton, S OBP: 0.333, SLG: 0.600 Keith Foulke, R OBP: 0.154, SLG: 0.154 Magglio Ordonez, R OBP: 0.625, SLG: 1.500 (1, 1)										1	1	0	0	0	1	0											
Inning Stats	R: 0 E: 0 K: 0 S: 5	H: 1 LOB: 1 BB: 0 P: 8	R: 0 E: 0 K: 0 S: 7	H: 0 LOB: 0 BB: 0 P: 13	R: 0 E: 0 K: 1 S: 10	H: 0 LOB: 0 BB: 0 P: 12	R: 0 E: 0 K: 0 S: 6	H: 0 LOB: 1 BB: 0 P: 12	R: 3 E: 1 K: 0 S: 12	H: 1 LOB: 1 BB: 2 P: 26	R: 0 E: 0 K: 1 S: 8	H: 0 LOB: 0 BB: 0 P: 11	R: 0 E: 0 K: 0 S: 6	H: 0 LOB: 0 BB: 0 P: 8	R: 1 E: 0 K: 1 S: 14	H: 2 LOB: 2 BB: 1 P: 26		R: 1 E: 0 K: 1 S: 12	H: 3 LOB: 3 BB: 0 P: 19	1B: 6 2B: 0 3B: 0 HR: 1	SF: 1 SAC: 2 DP: 0 HBP: 1	WP: 0 PB: 0 SB: 1 CS: 0	PA: 39				
PITCHER	IP	WLS	BF	H	R	ER	SO	BB	IBB	HBP	BLK	WP	HR	S	P	ERA	WHIP										
Matt Morris, R ERA: 2.93 (1, 1)	7.0		27	2	3	0	2	2	0	1	0	0	0	54	90	0.00	0.571										
Rigo Beltran, L ERA: 2.73 (8, 1)	0.1		2	1	1	1	0	0	0	0	0	0	0	5	8	27.00	3.000										
John Frascatore, R ERA: 2.31 (8, 1)	0.2		4	1	0	0	1	0	1	0	0	0	0	9	18	0.00	1.500										
Tony Fossas, L ERA: 2.89 (9, 1)	0.2	L	5	3	1	1	1	0	0	0	0	0	1	11	18	13.50	4.500										
Curtis King, R ERA: 2.55 (9, 1)	0.1		1	0	0	0	0	0	0	0	0	0	0	1	1	0.00	0.000										
Batter	1	2	3	4	5	6	7	8	9	AB	R	H	RBI	BB	SO	LOB	BOTTOM										
Delino DeShields, L OBP: 0.343, SLG: 0.444 (1, 4)	K		FC5-4 2B		G3					3	1	0	1	1	1	1	Chicago White Sox @ St. Louis Cardinals Busch Stadium, St. Louis, MO Mon Sep 01, 1997, 3:33 AM CDT Att: 40,464 - Cloudy - 92 F										
Royce Clayton, R OBP: 0.302, SLG: 0.387 (1, 6)	CS 1B		FC5 1H		P6					5	0	3	1	0	0	1											
Ray Lankford, L OBP: 0.409, SLG: 0.600 (1, 8)	1-2 2B		4-0 IBB		L8					4	0	1	0	1	1	2											
Gary Gaetti, R OBP: 0.311, SLG: 0.403 (1, 3)	G5-3		FC5 2-3F							4	1	1	0	0	0	3											
Phil Plantier, L OBP: 0.305, SLG: 0.438 (8, PH) Danny Sheaffer, R OBP: 0.304, SLG: 0.296 Tom Lampkin, L OBP: 0.331, SLG: 0.370 (9, 2)					L6					3	0	0	0	0	2	0											
Ron Gant, R OBP: 0.312, SLG: 0.384 (1, 7) Tom Pagnozzi, R OBP: 0.250, SLG: 0.333 Tony Fossas, L (9, 1) Curtis King, R (9, 1)					G6-3					3	0	0	0	0	0	0											
Mike DiFelice, R OBP: 0.333 Willie McGee, S OBP: 0.366, SLG: 0.445 (7, PH)										2	1	1	0	0	0	0											
David Bell, R OBP: 0.315, SLG: 0.430 Rigo Beltran, L John Frascatore, R Scarborough Green, S OBP: 0.188, SLG: 0.188 (8, 1)										2	1	2	1	0	0	0											
David Bell, R OBP: 0.315, SLG: 0.430 Rigo Beltran, L John Frascatore, R Scarborough Green, S OBP: 0.188, SLG: 0.188 (8, 1)										2	0	1	1	0	0	0											
Matt Morris, R OBP: 0.281, SLG: 0.254 Mark McGwire, R OBP: 0.388, SLG: 0.621 (7, PH)										2	0	1	0	0	1	1											
Inning Stats	R: 0 E: 0 K: 1 S: 13	H: 2 LOB: 1 BB: 0 P: 18	R: 0 E: 0 K: 1 S: 5	H: 0 LOB: 0 BB: 0 P: 7	R: 1 E: 0 K: 0 S: 11	H: 2 LOB: 2 BB: 1 P: 21	R: 1 E: 0 K: 1 S: 10	H: 2 LOB: 1 BB: 0 P: 15	R: 0 E: 0 K: 1 S: 8	H: 0 LOB: 0 BB: 0 P: 13	R: 1 E: 0 K: 0 S: 11	H: 1 LOB: 1 BB: 1 P: 20	R: 1 E: 0 K: 1 S: 13	H: 2 LOB: 2 BB: 1 P: 24	R: 0 E: 0 K: 2 S: 9	H: 1 LOB: 1 BB: 1 P: 17	1B: 6 2B: 4 3B: 0 HR: 0	SF: 1 SAC: 1 DP: 0 HBP: 0	WP: 0 PB: 0 SB: 1 CS: 3	PA: 39							
PITCHER	IP	WLS	BF	H	R	ER	SO	BB	IBB	HBP	BLK	WP	HR	S	P	ERA	WHIP										
Doug Drabek, R ERA: 5.81 (1, 1)	6.0		24	6	2	2	4	0	1	0	0	0	0	11	20	3.00	1.000										
Keith Foulke, R ERA: 7.02 (7, 1)	1.0		5	1	1	1	0	1	0	0	0	0	0	11	20	9.00	2.000										
Chuck McElroy, L ERA: 4.21 (8, 1)	0.1		2	1	1	1	0	0	0	0	0	0	0	4	7	27.00	3.000										
Jeff Darwin, R ERA: 1.93 (8, 1)	0.1		2	0	0	0	1	1	0	0	0	0	0	3	8	0.00	3.000										
Tony Castillo, L ERA: 5.13 (8, 1)	0.1	W	2	1	0	0	0	0	0	0	0	0	0	6	9	0.00	3.000										

Batter	1	2	3	4	5	6	7	8	9	AB	R	H	RBI	BB	SO	LOB	TOP										
Ray Durham, S OBP: 0.332, SLG: 0.369	L7		K			G5-3		G6-4-3		4	0	1	0	0	1	0											
Ozzie Guillen, L OBP: 0.280, SLG: 0.329	P5			G3		G5-3		G6-4-3		4	0	0	0	0	0	2											
Frank Thomas, R OBP: 0.454, SLG: 0.618	P2			F8		F7				4	0	1	1	0	0	0											
Albert Belle, R OBP: 0.331, SLG: 0.495		L8		1B			WP	F8		4	0	2	0	0	0	1											
Robin Ventura, L OBP: 0.421, SLG: 0.460				FC5-4		L7			L6	4	0	2	0	0	0	1											
Mike Cameron, R OBP: 0.341, SLG: 0.432	K			FC5-4		WP	HBP		K	3	0	0	0	0	2	3											
Jorge Fabregas, L OBP: 0.282, SLG: 0.355	K					G4-3			K	4	0	0	0	0	3	3											
Dave Martinez, L OBP: 0.350, SLG: 0.413				G3		G3				3	0	0	0	0	0	2											
Jeff Darwin, R (7, 1)								F9		0	0	0	0	0	0	0											
Jaime Navarro, R (1, 1)				F8		K				0	0	0	0	0	0	0											
Greg Norton, S OBP: 0.313, SLG: 0.563								G6-4-3		1	0	0	0	0	0	0											
Mike Sirotko, L (3, 1)										1	0	0	0	0	0	0											
25 Jeff Abbott, R OBP: 0.313, SLG: 0.313										1	1	1	0	0	0	0											
Inning Stats	R: 0 H: 0 E: 0 K: 0 S: 10	H: 0 LOB: 0 BB: 0 P: 14	R: 0 H: 1 E: 0 K: 2 S: 12	LOB: 1 BB: 0 P: 19	R: 0 H: 0 E: 0 K: 1 S: 9	LOB: 0 BB: 0 P: 13	R: 0 H: 2 E: 0 K: 0 S: 9	H: 2 LOB: 2 BB: 0 P: 11	R: 0 H: 0 E: 0 K: 0 S: 6	H: 0 LOB: 0 BB: 0 P: 9	R: 0 H: 0 E: 0 K: 0 S: 6	H: 0 LOB: 2 BB: 0 P: 11	R: 0 H: 1 E: 0 K: 1 S: 14	LOB: 2 BB: 0 P: 26	R: 1 H: 3 E: 0 K: 0 S: 8	H: 3 LOB: 1 BB: 0 P: 11	R: 0 H: 0 E: 0 K: 2 S: 10	H: 0 LOB: 0 BB: 0 P: 15	1B: 6 2B: 1 3B: 0 HR: 0	SF: 0 SAC: 0 DP: 1 HBP: 1	WP: 1 PB: 0 SB: 0 CS: 0	PA: 34					
PITCHER	IP	WLS	BF	H	R	ER	SO	BB	IBB	HBP	BLK	WP	HR	S	P	ERA	WHIP										
Andy Benes, R ERA: 3.16	(1, 1)	7.0	W	28	6	1	1	5	0	0	1	0	0	68	107	1.29	0.857										
Jose Bautista, R ERA: 6.23	(8, 1)	1.0		3	1	0	0	0	0	0	0	0	0	6	7	0.00	1.000										
Rigo Beltran, L ERA: 2.67	(9, 1)	1.0		3	0	0	0	2	0	0	0	0	0	10	15	0.00	0.000										

Chicago White Sox @ St. Louis Cardinals
 Busch Stadium, St. Louis, MO
 Tue Sep 02 1997, 7:05 PM CDT
 Att: 27,192 - Unknown - 79 F

AB 33
 R 1
 H 7
 RBI 1
 BB 0
 SO 7
 LOB 12



Batter	1	2	3	4	5	6	7	8	9	AB	R	H	RBI	BB	SO	LOB	BOTTOM										
Delino DeShields, L OBP: 0.344, SLG: 0.444	G6-3			L9		L9		FC5		5	1	2	0	0	0	0											
Royce Clayton, R OBP: 0.304, SLG: 0.393	HR			F8				G4-3		5	1	3	1	0	0	1											
Mark McGwire, R OBP: 0.387, SLG: 0.623	HR			P4		K		FC5		5	1	1	2	0	2	3											
Ray Lankford, L OBP: 0.408, SLG: 0.595	K					F7				3	0	0	0	1	2	0											
Ron Gant, R OBP: 0.315, SLG: 0.399										3	2	2	2	1	1	2											
Scarborough Green, S OBP: 0.156, SLG: 0.156	HR									0	0	0	0	0	0	0											
Phil Plantier, L OBP: 0.326, SLG: 0.447	BB			L7						3	1	2	0	1	0	2											
Mike DiFelice, R OBP: 0.295, SLG: 0.329	1B			G4-3		L7		F9		3	0	0	0	1	0	3											
David Bell, R OBP: 0.313, SLG: 0.422	FC5-4			G4-3		F9		L6		4	0	1	1	0	0	3											
Andy Benes, R OBP: 0.241, SLG: 0.264	FC5-4									3	0	0	0	0	2	2											
Jose Bautista, R ERA: 5.87	(8, 1)									0	0	0	0	0	0	0											
Scott Livingstone, L OBP: 0.182, SLG: 0.164	(8, PH)									1	0	0	0	0	0	0											
Rigo Beltran, L ERA: 1.42	(9, 1)									0	0	0	0	0	0	0											
Inning Stats	R: 4 H: 5 E: 0 K: 1 S: 22	H: 5 LOB: 2 BB: 1 P: 35	R: 1 H: 2 E: 0 K: 2 S: 18	H: 2 LOB: 1 BB: 1 P: 31	R: 0 H: 0 E: 0 K: 1 S: 10	LOB: 0 BB: 0 P: 15	R: 0 H: 0 E: 0 K: 0 S: 6	H: 0 LOB: 0 BB: 0 P: 8	R: 0 H: 0 E: 0 K: 0 S: 5	H: 0 LOB: 2 BB: 2 P: 15	R: 0 H: 1 E: 0 K: 2 S: 11	H: 1 LOB: 1 BB: 0 P: 15	R: 1 H: 2 E: 0 K: 1 S: 11	LOB: 1 BB: 0 P: 18	R: 0 H: 1 E: 0 K: 0 S: 9	H: 1 LOB: 1 BB: 0 P: 11	R: 0 H: 0 E: 0 K: 0 S: 9	H: 0 LOB: 0 BB: 0 P: 11	1B: 6 2B: 2 3B: 0 HR: 3	SF: 0 SAC: 0 DP: 0 HBP: 0	WP: 0 PB: 0 SB: 1 CS: 0	PA: 39					
PITCHER	IP	WLS	BF	H	R	ER	SO	BB	IBB	HBP	BLK	WP	HR	S	P	ERA	WHIP										
Jaime Navarro, R ERA: 5.87	(1, 1)	2.0	L	15	7	5	3	2	0	0	0	0	0	40	66	22.50	4.500										
Mike Sirotko, L ERA: 1.69	(3, 1)	4.1		18	3	1	1	4	2	0	0	0	1	39	67	2.08	1.154										
Jeff Darwin, R ERA: 1.42	(7, 1)	1.2		6	1	0	0	0	0	0	0	0	0	13	15	0.00	0.600										

Chicago White Sox @ St. Louis Cardinals
 Busch Stadium, St. Louis, MO
 Tue Sep 02 1997, 7:05 PM CDT
 Att: 27,192 - Unknown - 79 F

AB 35
 R 6
 H 11
 RBI 6
 BB 4
 SO 7
 LOB 16



Batter	1	2	3	4	5	6	7	8	9	AB	R	H	RBI	BB	SO	LOB	TOP					
Ray Durham, S OBP: 0.330, SLG: 0.365	E6	K			K		K		F7	5	0	0	0	0	3	3						
Dave Martinez, L OBP: 0.353, SLG: 0.416	2B		K					1B		4	1	3	0	0	1	0						
Frank Thomas, R OBP: 0.457, SLG: 0.623	1B									4	1	3	1	0	0	1						
Lyle Mouton, R OBP: 0.316, SLG: 0.382	1B	2B			G6-4-3			1B		0	0	0	0	0	0	0						
Albert Belle, R OBP: 0.331, SLG: 0.492	P4		G5-3					1B		3	0	0	0	1	1	2						
Robin Ventura, L OBP: 0.424, SLG: 0.462	1B		G6-3			G4-3		BB		4	0	2	1	0	0	1						
Mike Cameron, R OBP: 0.340, SLG: 0.429	K			G5-3		F9		1B		4	0	1	0	0	1	1						
Jorge Fabregas, L OBP: 0.283, SLG: 0.355		G6-3								3	0	1	0	0	0	0						
Chad Fonville, S OBP: 0.250, SLG: 0.143			F7					FC5		0	0	0	0	0	0	0						
Ron Karkovics, R OBP: 0.247, SLG: 0.315										1	0	0	0	0	0	3						
25 Jeff Abbott, R OBP: 0.294, SLG: 0.294										0	0	0	0	0	0	0						
Robert Machado, R OBP: 0.279, SLG: 0.328										0	0	0	0	0	0	0						
Norberto Martin, R OBP: 0.314, SLG: 0.361		G1-3			E6				F9	3	0	0	0	0	0	1						
Ozzie Guillen, L OBP: 0.279, SLG: 0.328										1	0	0	0	0	0	0						
Scott Eyre, L OBP: 0.500, SLG: 0.500										2	0	1	0	0	0	1						
Greg Norton, S OBP: 0.294, SLG: 0.529										1	0	0	0	0	0	1						
Nelson Cruz, R OBP: 0.333, SLG: 0.455										0	0	0	0	0	0	0						
Al Levine, L OBP: 0.333, SLG: 0.455										0	0	0	0	0	0	0						
Tony Castillo, L OBP: 0.333, SLG: 0.455										0	0	0	0	0	0	0						
34 Mario Valdez, L OBP: 0.333, SLG: 0.455										1	0	0	0	0	0	0						
Inning Stats	R: 2 E: 1 K: 1 S: 16	H: 3 LOB: 1 BB: 0 P: 25	R: 0 E: 0 K: 1 S: 18	H: 1 LOB: 1 BB: 0 P: 24	R: 0 E: 0 K: 1 S: 9	H: 1 LOB: 1 BB: 0 P: 16	R: 0 E: 1 K: 0 S: 9	H: 0 LOB: 1 BB: 0 P: 11	R: 0 E: 0 K: 1 S: 5	H: 0 LOB: 0 BB: 0 P: 8	R: 0 E: 0 K: 1 S: 8	H: 0 LOB: 0 BB: 0 P: 12	R: 0 E: 0 K: 2 S: 11	H: 1 LOB: 2 BB: 0 P: 17	R: 0 E: 0 K: 0 S: 16	H: 4 LOB: 3 BB: 1 P: 25	R: 0 E: 0 K: 0 S: 6	H: 0 LOB: 0 BB: 0 P: 9	1B: 9 2B: 2 3B: 0 HR: 0	SF: 0 SAC: 0 DP: 1 HBP: 0	WP: 0 PB: 0 SB: 0 CS: 1	PA: 37
PITCHER	IP WLS BF H R ER SO BB IBB HBP BLK WP HR S P ERA WHIP																					
Manny Aybar, R ERA: 4.28	(1, 1) 6.0 W 25 7 2 2 5 0 0 0 0 0 0 0 66 98 3.00 1.167																					
John Frascatore, R ERA: 2.27	(7, 1) 1.0 5 2 0 0 2 0 0 0 0 0 0 0 18 27 0.00 2.000																					
Curtis King, R ERA: 2.41	(8, 1) 1.0 4 2 0 0 0 1 0 0 0 0 0 0 8 13 0.00 3.000																					
Dennis Eckersley, R ERA: 3.6	(9, 1) 1.0 S 3 0 0 0 0 0 0 0 0 0 0 0 6 9 0.00 0.000																					

Chicago White Sox @ St. Louis Cardinals
 Busch Stadium, St. Louis, MO
 Wed Sep 03 1997, 7:05 PM CDT
 Att: 29,088 - Unknown - 72 F

AB	36
R	2
H	11
RBI	2
BB	1
SO	7
LOB	15



Batter	1	2	3	4	5	6	7	8	9	AB	R	H	RBI	BB	SO	LOB	BOTTOM			
Royce Clayton, R OBP: 0.303, SLG: 0.392	L8		K		F9	P2		L4		2	0	0	0	0	1	2				
Luis Ordez, R										2	0	0	0	0	0	1				
Scott Livingstone, L OBP: 0.182, SLG: 0.164										0	0	0	0	0	0	0				
Danny Sheaffer, R OBP: 0.301, SLG: 0.294										1	0	0	0	0	0	3				
Dennis Eckersley, R										0	0	0	0	0	0	0				
Willie McGee, S OBP: 0.393, SLG: 0.440	P6		P4		BB		G5-3	G1-3		5	0	1	0	0	0	5				
Mark McGwire, R OBP: 0.386, SLG: 0.619	K									3	0	0	0	1	3	1				
Ray Lankford, L OBP: 0.407, SLG: 0.591			K							3	0	0	0	1	2	2				
Ron Gant, R OBP: 0.313, SLG: 0.395	F7				F8	P3		K		4	0	0	0	0	1	2				
Gary Gaetti, R OBP: 0.315, SLG: 0.416	L9									4	2	3	1	0	0	0				
David Bell, R OBP: 0.330, SLG: 0.436										4	1	3	1	0	0	0				
Eli Marrero, R OBP: 0.500, SLG: 0.750										4	1	2	0	0	0	2				
Delino DeShields, L OBP: 0.344, SLG: 0.444										0	0	0	0	0	0	0				
Manny Aybar, R OBP: 0.167, SLG: 0.167										3	0	2	1	0	1	2				
John Frascatore, R										0	0	0	0	0	0	0				
Curtis King, R										0	0	0	0	0	0	0				
Phil Plantier, L OBP: 0.333, SLG: 0.455										1	0	1	0	0	0	0				
Mike DiFalco, R OBP: 0.295, SLG: 0.329										0	0	0	0	0	0	0				
Inning Stats	R: 0 E: 0 K: 1 S: 8	H: 0 LOB: 0 BB: 0 P: 14	R: 0 E: 0 K: 1 S: 9	H: 0 LOB: 0 BB: 0 P: 17	R: 2 E: 0 K: 2 S: 10	H: 3 LOB: 2 BB: 1 P: 17	R: 0 E: 0 K: 1 S: 19	H: 2 LOB: 2 BB: 0 P: 24	R: 0 E: 0 K: 1 S: 15	H: 1 LOB: 1 BB: 1 P: 27	R: 1 E: 0 K: 0 S: 11	H: 2 LOB: 1 BB: 0 P: 17	R: 0 E: 0 K: 1 S: 12	H: 0 LOB: 0 BB: 0 P: 17	R: 1 E: 0 K: 1 S: 18	H: 4 LOB: 3 BB: 0 P: 29	1B: 9 2B: 2 3B: 0 HR: 1	SF: 0 SAC: 0 DP: 0 HBP: 0	WP: 1 PB: 0 SB: 0 CS: 0	PA: 38
PITCHER	IP WLS BF H R ER SO BB IBB HBP BLK WP HR S P ERA WHIP																			
Scott Eyre, L ERA: 4.75	(1, 1) 6.0 L 28 8 3 3 6 1 1 0 0 0 0 0 72 116 4.50 1.500																			
Nelson Cruz, R ERA: 7.13	(7, 1) 1.1 7 3 1 1 2 0 0 0 0 0 0 0 21 32 6.75 2.250																			
Al Levine, R ERA: 6.65	(8, 1) 0.0 1 1 0 0 0 0 0 0 0 0 0 0 3 6 ∞ ∞																			
Tony Castillo, L ERA: 5.07	(8, 1) 0.2 2 0 0 0 0 0 0 0 0 0 0 0 6 8 0.00 0.000																			

Chicago White Sox @ St. Louis Cardinals
 Busch Stadium, St. Louis, MO
 Wed Sep 03 1997, 7:05 PM CDT
 Att: 29,088 - Unknown - 72 F

AB	36
R	4
H	12
RBI	3
BB	2
SO	8
LOB	20



Batter	1	2	3	4	5	6	7	8	9	AB	R	H	RBI	BB	SO	LOB	TOP				
Ray Durham, S OBP: 0.331, SLG: 0.366	G3			G5-3				FC5-4 1B		4	0	2	0	0	0	0					
Dave Martinez, L OBP: 0.352, SLG: 0.414 34 Mario Valdez, L OBP: 0.339, SLG: 0.289	G4-3			FC4-6 1B BB			F7	FC5-4 1-2		3	0	0	0	1	0	2					
Frank Thomas, R OBP: 0.455, SLG: 0.620	G5-3			FC4-6 1-2 1B			G4-3	P3		4	0	1	0	0	0	2					
Albert Belle, R OBP: 0.329, SLG: 0.489 Lyle Mouton, R OBP: 0.315, SLG: 0.380		F8		FC4-6 1-2 2-3			P5	F8		3	0	0	0	0	0	2					
Robin Ventura, L OBP: 0.415, SLG: 0.450 Greg Norton, S OBP: 0.333, SLG: 0.529	G1-3			P6			G4-3	25 G4-3 BB		3	0	0	0	0	0	2					
Mike Cameron, R OBP: 0.343, SLG: 0.441 25 Jeff Abbott, R OBP: 0.278, SLG: 0.278	K						L4-3 1B	G4-3		3	1	2	1	0	1	0					
Jorge Fabregas, L OBP: 0.282, SLG: 0.354 Robert Machado, R OBP: 0.500, SLG: 0.500				K			L4-3 1-1	1B		0	0	0	0	0	0	0					
Magglio Ordonez, R OBP: 0.455, SLG: 1.091				G1-3			G3	G3		3	0	0	0	0	0	1					
Ozzie Guillen, L OBP: 0.277, SLG: 0.326 Chad Fonville, S OBP: 0.250, SLG: 0.143				G6-3			G5-3	F8		3	0	0	0	0	0	0					
Inning Stats	R: 0 E: 0 K: 0 S: 8	H: 0 LOB: 0 BB: 0 P: 11	R: 0 E: 0 K: 1 S: 9	H: 0 LOB: 0 BB: 0 P: 13	R: 0 E: 0 K: 1 S: 6	H: 0 LOB: 0 BB: 0 P: 11	R: 0 E: 0 K: 0 S: 13	H: 1 LOB: 2 BB: 0 P: 23	R: 0 E: 0 K: 0 S: 6	H: 1 LOB: 1 BB: 0 P: 7	R: 1 E: 0 K: 0 S: 11	H: 2 LOB: 1 BB: 0 P: 18	R: 0 E: 0 K: 0 S: 8	H: 1 LOB: 1 BB: 0 P: 12	R: 0 E: 0 K: 0 S: 8	H: 0 LOB: 0 BB: 1 P: 15	1B: 5 2B: 1 3B: 0 HR: 1	SF: 0 SAC: 0 DP: 2 HBP: 0	WP: 0 PB: 0 SB: 0 CS: 0	PA: 33	
PITCHER	IP	WLS	BF	H	R	ER	SO	BB	IBB	HBP	BLK	WP	HR	S	P	ERA	WHIP				
Charles Nagy, R ERA: 4.01	8.0	W	30	6	1	1	2	1	0	0	0	0	1	67	102	1.12	0.875				
Paul Shuey, R ERA: 6.16	1.0		3	0	0	0	0	1	0	0	0	0	0	8	15	0.00	1.000				

Chicago White Sox @ Cleveland Indians
Jacobs Field, Cleveland, OH
Fri Sep 05 1997, 7:05 PM EDT
Att: 43,093 - Unknown - 71 F

AB 31
R 1
H 6
RBI 1
BB 2
SO 2
LOB 11



Batter	1	2	3	4	5	6	7	8	9	AB	R	H	RBI	BB	SO	LOB	BOTTOM				
Bip Roberts, S OBP: 0.350, SLG: 0.387	HR	1B BB G3 1B	G1-3		L7		2B 1B	G4-3		6	3	3	1	0	0	4					
Brian Giles, L OBP: 0.368, SLG: 0.471	1B BB HBP	G3 1B BB	F8		P4		F8			3	2	0	0	1	0	3					
Manny Ramirez, R OBP: 0.423, SLG: 0.552 Tony Fernandez, S OBP: 0.315, SLG: 0.405	1B BB	1B G3 1B	P4				F7			3	2	2	0	1	0	1					
Jim Thome, L OBP: 0.430, SLG: 0.597 Jeff Manto, R OBP: 0.250, SLG: 0.417	K	G3			2B		K	2B		4	0	1	1	0	2	4					
David Justice, L OBP: 0.432, SLG: 0.628	1B 1B	K			F8		1B 2B	L9		5	2	2	0	0	1	4					
Matt Williams, R OBP: 0.300, SLG: 0.483 Jeff Branson, L OBP: 0.258, SLG: 0.299	1B	E 1B IBB			K		1B	FC1-4 1B		3	0	2	2	1	1	1					
Sandy Alomar Jr., R OBP: 0.359, SLG: 0.539	1B	E8			F7		F9	FC1-4 1B		5	0	3	4	0	0	2					
Marquis Grissom, R OBP: 0.323, SLG: 0.395	F7	K						FC1-4		4	1	1	0	1	1	6					
Omar Vizquel, S OBP: 0.344, SLG: 0.373	K				K		HR	K		5	1	2	2	0	3	5					
Inning Stats	R: 4 E: 0 K: 2 S: 25	H: 4 LOB: 2 BB: 1 P: 46	R: 3 E: 1 K: 2 S: 15	H: 3 LOB: 2 BB: 2 P: 27	R: 0 E: 0 K: 0 S: 7	H: 1 LOB: 1 BB: 0 P: 15	R: 0 E: 0 K: 1 S: 10	H: 1 LOB: 1 BB: 0 P: 16	R: 0 E: 0 K: 1 S: 7	H: 0 LOB: 1 BB: 1 P: 15	R: 1 E: 0 K: 0 S: 9	H: 3 LOB: 1 BB: 0 P: 13	R: 3 E: 0 K: 0 S: 13	H: 4 LOB: 1 BB: 0 P: 20	R: 0 E: 0 K: 1 S: 14	H: 2 LOB: 2 BB: 0 P: 22	1B: 12 2B: 4 3B: 0 HR: 2	SF: 0 SAC: 0 DP: 0 HBP: 1	WP: 0 PB: 0 SB: 0 CS: 0	PA: 46	
PITCHER	IP	WLS	BF	H	R	ER	SO	BB	IBB	HBP	BLK	WP	HR	S	P	ERA	WHIP				
Jason Bere, R ERA: 4.42	0.1	L	7	4	4	4	1	1	0	0	0	0	0	18	36	108.00	15.000				
Neelson Cruz, R ERA: 8.35	0.2		5	2	3	3	1	1	0	0	0	0	0	13	22	40.50	4.500				
Tom Fordham, L ERA: 6.52	5.2		27	9	4	4	5	1	1	0	0	0	1	49	85	6.35	1.765				
Jeff Darwin, R ERA: 1.17	7.1		7	3	0	0	1	0	0	0	0	0	0	20	31	0.00	2.250				

Chicago White Sox @ Cleveland Indians
Jacobs Field, Cleveland, OH
Fri Sep 05 1997, 7:05 PM EDT
Att: 43,093 - Unknown - 71 F

AB 41
R 11
H 18
RBI 11
BB 4
SO 8
LOB 31



Batter	1	2	3	4	5	6	7	8	9	AB	R	H	RBI	BB	SO	LOB	TOP				
Ray Durham, S (1,4) OBP: 0.331, SLG: 0.367	P5		G4-3 HR	1B		K		K		4	1	1	0	1	2	2	Chicago White Sox @ Cleveland Indians Jacobs Field, Cleveland, OH Sat Sep 06 1997, 3:33 AM EDT Att: 43,055 - Sunny - 73 F				
Dave Martinez, L (1,3) OBP: 0.353, SLG: 0.414	E4		G4-3					K		4	1	2	3	0	0	1					
Lyle Mouton, R (8, PH) OBP: 0.313, SLG: 0.379										1	0	0	0	0	1						
34 Mario Valdez, L (8,3) OBP: 0.339, SLG: 0.289										0	0	0	0	0	0						
Frank Thomas, R (1,10) OBP: 0.460, SLG: 0.630										2	1	2	3	3	0	0					
Albert Belle, R (1,7) OBP: 0.326, SLG: 0.485										5	0	0	0	0	2	5					
Robin Ventura, L (1,5) OBP: 0.408, SLG: 0.448										5	0	1	0	0	0	4					
Mike Cameron, R (1,8) OBP: 0.343, SLG: 0.439										4	0	1	0	1	3	3					
Magglio Ordonez, R (1,9) OBP: 0.467, SLG: 1.200										4	2	2	1	0	1	1					
Ron Karkovics, R (1,2) OBP: 0.248, SLG: 0.316										3	0	1	0	0	1	3					
Greg Norton, S (8, PH) OBP: 0.316, SLG: 0.500										1	0	0	0	0	0	0					
Robert Machado, R (8,2) OBP: 0.500, SLG: 0.500										0	0	0	0	0	0	0					
Ozzie Guillen, L (1,6) OBP: 0.277, SLG: 0.325										4	2	1	0	0	0	3					
Inning Stats	R: 0 E: 1 K: 1 S: 8	H: 0 LOB: 2 BB: 1 P: 19	R: 0 E: 0 K: 1 S: 6	H: 1 LOB: 0 BB: 0 P: 8	R: 3 E: 1 K: 0 S: 12	H: 2 LOB: 0 BB: 0 P: 22	R: 2 E: 0 K: 1 S: 13	H: 2 LOB: 1 BB: 2 P: 24	R: 0 E: 0 K: 1 S: 16	H: 1 LOB: 1 BB: 1 P: 20	R: 1 E: 0 K: 2 S: 16	H: 2 LOB: 1 BB: 0 P: 26	R: 1 E: 0 K: 1 S: 12	H: 2 LOB: 1 BB: 0 P: 17	R: 0 E: 0 K: 1 S: 9	H: 0 LOB: 1 BB: 1 P: 18	1B: 5 2B: 4 3B: 0 HR: 2	SF: 0 SAC: 0 DP: 2 HBP: 0	WP: 2 PB: 0 CS: 0	PA: 42	
PITCHER	IP: 5.0 W: 2 L: 1 ERA: 5.79	WLS: 7 BF: 3 ERA: 6.45	BF: 6 R: 3 ER: 1 SO: 2	H: 5 R: 1 ER: 0 SO: 2	H: 4 R: 1 ER: 0 SO: 2	H: 4 R: 1 ER: 0 SO: 2	H: 4 R: 1 ER: 0 SO: 2	H: 4 R: 1 ER: 0 SO: 2	H: 4 R: 1 ER: 0 SO: 2	H: 4 R: 1 ER: 0 SO: 2	H: 4 R: 1 ER: 0 SO: 2	H: 4 R: 1 ER: 0 SO: 2	H: 4 R: 1 ER: 0 SO: 2	H: 4 R: 1 ER: 0 SO: 2	H: 4 R: 1 ER: 0 SO: 2	H: 4 R: 1 ER: 0 SO: 2	ERA: 7.20 WHIP: 2.000	ERA: 6.75 WHIP: 2.250	ERA: 13.50 WHIP: 3.000	ERA: 0.00 WHIP: 0.000	ERA: 2.6 WHIP: 0.750
Bip Roberts, S (1,4) OBP: 0.346, SLG: 0.382	G4-3		G4-3	L7	L5			G3		4	0	0	1	0	0	3	Chicago White Sox @ Cleveland Indians Jacobs Field, Cleveland, OH Sat Sep 06 1997, 3:33 AM EDT Att: 43,055 - Sunny - 73 F				
Tony Fernandez, S (8,4) OBP: 0.314, SLG: 0.403										1	0	0	0	0	0						
Brian Giles, L (1,7) OBP: 0.369, SLG: 0.470	P5									5	1	2	2	0	1	0					
Manny Ramirez, R (1,9) OBP: 0.423, SLG: 0.552										5	0	2	0	0	1	2					
Jim Thome, L (1,3) OBP: 0.428, SLG: 0.593										3	0	0	0	1	1	3					
David Justice, L (1,10) OBP: 0.433, SLG: 0.627										4	1	2	1	0	0	1					
Matt Williams, R (1,5) OBP: 0.302, SLG: 0.494										4	2	2	3	0	0	2					
Sandy Alomar Jr., R (1,2) OBP: 0.360, SLG: 0.540										3	1	1	0	1	0	0					
Marquis Grissom, R (1,8) OBP: 0.327, SLG: 0.404										4	3	3	2	0	0	1					
Omar Vizquel, S (1,6) OBP: 0.345, SLG: 0.371										2	1	0	0	2	0	1					
Inning Stats	R: 0 E: 0 K: 0 S: 9	H: 1 LOB: 1 BB: 0 P: 12	R: 0 E: 0 K: 0 S: 6	H: 0 LOB: 0 BB: 0 P: 9	R: 3 E: 0 K: 1 S: 22	H: 4 LOB: 2 BB: 1 P: 38	R: 1 E: 0 K: 0 S: 13	H: 2 LOB: 2 BB: 1 P: 22	R: 4 E: 0 K: 2 S: 11	H: 4 LOB: 0 BB: 1 P: 18	R: 1 E: 0 K: 0 S: 8	H: 1 LOB: 0 BB: 1 P: 15	R: 0 E: 0 K: 0 S: 5	H: 0 LOB: 0 BB: 0 P: 7	R: 0 E: 0 K: 0 S: 9	H: 0 LOB: 0 BB: 1 P: 18	1B: 7 2B: 2 3B: 0 HR: 3	SF: 0 SAC: 0 DP: 1 HBP: 0	WP: 1 PB: 0 CS: 0	PA: 39	
PITCHER	IP: 4.1 W: 1 L: 1 ERA: 5.15	WLS: 6 BF: 26 ERA: 4.1	BF: 8 R: 8 ER: 8 SO: 1	H: 8 R: 8 ER: 8 SO: 1	H: 8 R: 8 ER: 8 SO: 1	H: 8 R: 8 ER: 8 SO: 1	H: 8 R: 8 ER: 8 SO: 1	H: 8 R: 8 ER: 8 SO: 1	H: 8 R: 8 ER: 8 SO: 1	H: 8 R: 8 ER: 8 SO: 1	H: 8 R: 8 ER: 8 SO: 1	H: 8 R: 8 ER: 8 SO: 1	H: 8 R: 8 ER: 8 SO: 1	H: 8 R: 8 ER: 8 SO: 1	H: 8 R: 8 ER: 8 SO: 1	H: 8 R: 8 ER: 8 SO: 1	ERA: 16.61 WHIP: 3.000	ERA: 0.00 WHIP: 0.600	ERA: 27.00 WHIP: 6.000	ERA: 0.00 WHIP: 0.000	ERA: 4.92 WHIP: 1.492

AB	37
R	7
H	11
RBI	7
BB	5
SO	10
LOB	23

AB	35
R	9
H	12
RBI	9
BB	4
SO	3
LOB	13



Batter	1	2	3	4	5	6	7	8	9	AB	R	H	RBI	BB	SO	LOB	TOP											
Ray Durham, S OBP: 0.331, SLG: 0.366	G6-3		1B		F8		FC4-6			4	0	1	0	0	0	1	Chicago White Sox @ Cleveland Indians Jacobs Field, Cleveland, OH Sun Sep 07 1997, 7:05 PM EDT Att: 43,051 - Unknown - 70 F											
Dave Martinez, L OBP: 0.354, SLG: 0.414	G4-3		BB		G6-3		CS	L8		3	0	1	0	1	0	0												
Frank Thomas, R OBP: 0.458, SLG: 0.626	FC4		P3		G6-3			L9		3	0	0	0	1	0	3												
Albert Belle, R OBP: 0.326, SLG: 0.482	FC4		G6-3			G5-3		BB		3	0	0	0	1	0	3												
Robin Ventura, L OBP: 0.417, SLG: 0.484		G4-3	SF7	2B	HR		FC4	BB		3	2	2	1	1	1	1												
Mike Cameron, R OBP: 0.340, SLG: 0.433	G4-3		K		K		FC4			4	0	0	0	0	1	2												
Jorge Fabregas, L OBP: 0.281, SLG: 0.354	SF7		FC6-4	1B			K			3	0	1	1	0	1	1												
Magglio Ordonez, R OBP: 0.421, SLG: 1.000			FC6-4	1B			G4-3			4	0	1	0	0	1	1												
Ozzie Guillen, L OBP: 0.278, SLG: 0.325	G1-3		G1-3				FC4-6	1B		3	0	1	0	0	0	2												
Inning Stats	R: 0 E: 0 K: 0 S: 13	H: 0 LOB: 1 BB: 1 P: 24	R: 1 E: 0 K: 0 S: 10	H: 2 LOB: 1 BB: 0 P: 15	R: 0 E: 0 K: 0 S: 9	H: 1 LOB: 1 BB: 1 P: 17	R: 1 E: 0 K: 1 S: 10	H: 2 LOB: 1 BB: 0 P: 14	R: 0 E: 0 K: 1 S: 10	H: 0 LOB: 1 BB: 1 P: 17	R: 0 E: 0 K: 0 S: 9	H: 1 LOB: 0 BB: 0 P: 15	R: 0 E: 0 K: 1 S: 12	H: 0 LOB: 1 BB: 1 P: 18	R: 0 E: 0 K: 1 S: 5	H: 0 LOB: 0 BB: 0 P: 9	1B: 5 2B: 1 3B: 0 HR: 1	SF: 1 SAC: 0 DP: 2 HBP: 0	WP: 0 PB: 0 SB: 2 CS: 1	PA: 36								
PITCHER	IP	WLS	BF	H	R	ER	SO	BB	IBB	HBP	BLK	WP	HR	S	P	ERA	WHIP											
Jaret Wright, R ERA: 4.72	(1, 1)	6.1	W	27	7	2	2	2	3	0	0	0	0	1	67	111	2.84	1.579										
Alvin Morman, L ERA: 4.61	(7, 1)	1.0		2	0	0	0	0	0	0	0	0	0	0	6	7	0.00	3.000										
Michael Jackson, R ERA: 3.28	(8, 1)	0.1		2	0	0	0	0	1	0	0	0	0	0	6	11	0.00	3.000										
Paul Assenmacher, L ERA: 3.02	(8, 1)	0.1		1	0	0	0	1	0	0	0	0	0	0	3	4	0.00	0.000										
Jose Mesa, R ERA: 2.57	(9, 1)	1.0	S	3	0	0	0	1	0	0	0	0	0	5	9	0.00	0.000											

Batter	1	2	3	4	5	6	7	8	9	AB	R	H	RBI	BB	SO	LOB	BOTTOM											
Bip Roberts, S OBP: 0.349, SLG: 0.381	S		G6-3		BB					1	2	0	0	1	0	0	Chicago White Sox @ Cleveland Indians Jacobs Field, Cleveland, OH Sun Sep 07 1997, 7:05 PM EDT Att: 43,051 - Unknown - 70 F											
Tony Fernandez, S OBP: 0.316, SLG: 0.414	HBP		G4-3		BB		HR			1	1	1	1	0	0	0												
Brian Giles, L OBP: 0.370, SLG: 0.469	FC3-6		G4-3		1B		G1-4-3			3	0	1	1	1	0	0												
Manny Ramirez, R OBP: 0.424, SLG: 0.552	F7			G5-3				BB		4	1	2	1	0	0	1												
Jim Thome, L OBP: 0.427, SLG: 0.597	FC3-6			HR			K			4	1	1	1	0	1	4												
David Justice, L OBP: 0.431, SLG: 0.623	G4-3		G6-3				G6-3			3	0	0	0	1	0	1												
Matt Williams, R OBP: 0.303, SLG: 0.493	F8			BB			F9			3	0	1	1	1	0	0												
Sandy Alomar Jr., R OBP: 0.397, SLG: 0.534	G5-3		F8				K			4	0	0	0	0	1	3												
Marquis Grissom, R OBP: 0.327, SLG: 0.404	L9						F9			3	0	1	0	0	0	0												
Omar Vizquel, S OBP: 0.343, SLG: 0.369			P5				K			3	0	0	0	0	1	1												
Inning Stats	R: 1 E: 0 K: 0 S: 10	H: 1 LOB: 0 BB: 0 P: 15	R: 0 E: 0 K: 0 S: 4	H: 0 LOB: 0 BB: 0 P: 5	R: 0 E: 0 K: 0 S: 7	H: 0 LOB: 0 BB: 0 P: 11	R: 1 E: 0 K: 0 S: 11	H: 1 LOB: 1 BB: 1 P: 21	R: 1 E: 0 K: 2 S: 13	H: 1 LOB: 2 BB: 2 P: 27	R: 0 E: 0 K: 1 S: 7	H: 0 LOB: 0 BB: 0 P: 10	R: 1 E: 0 K: 0 S: 7	H: 2 LOB: 0 BB: 0 P: 12	R: 1 E: 0 K: 0 S: 14	H: 2 LOB: 1 BB: 1 P: 27	1B: 5 2B: 0 3B: 0 HR: 2	SF: 0 SAC: 0 DP: 1 HBP: 1	WP: 0 PB: 0 SB: 1 CS: 1	PA: 34								
PITCHER	IP	WLS	BF	H	R	ER	SO	BB	IBB	HBP	BLK	WP	HR	S	P	ERA	WHIP											
Doug Drabek, R ERA: 5.76	(1, 1)	6.0	L	26	4	4	4	3	3	0	1	0	0	1	53	90	6.00	1.167										
Tony Castillo, L ERA: 4.59	(7, 1)	1.0		3	1	0	0	0	0	0	0	0	0	1	6	11	0.00	1.000										
Matt Karchner, R ERA: 2.17	(8, 1)	1.0		5	2	1	1	0	1	0	0	0	0	0	14	27	9.00	3.000										

AB	30
R	2
H	7
RBI	2
BB	4
SO	4
LOB	14



Batter	1	2	3	4	5	6	7	8	9	10	AB	R	H	RBI	BB	SO	LOB	TOP							
Fernando Vina, L (1, 4) OBP: 0.327, SLG: 0.375	L3		K		G4-3		E4		1B		5	0	1	0	0	1	2								
Jose Valentin, S (1, 6) OBP: 0.317, SLG: 0.430	L9		G4-3			HR	F9		K		5	1	1	1	0	1	2								
Dave Nisson, L (1, 7) OBP: 0.359, SLG: 0.473 18 Todd Dunn, R (2, 7) OBP: 0.248, SLG: 0.340 Darrin Jackson, R (7, 7) OBP: 0.277, SLG: 0.363	E6			F8		1B	2B	FC3-6		1B	1	0	0	0	0	0	0								
Julio Franco, R (1, 10) OBP: 0.373, SLG: 0.379	K		K			1B	FC6-4			1B	5	2	2	1	0	2	2								
Jeremy Burnitz, L (1, 9) OBP: 0.377, SLG: 0.546		1B		G4-3			F7				5	1	3	1	0	0	1								
Jeff Cirillo, R (1, 5) OBP: 0.368, SLG: 0.428																									
Mark Loretta, R (1, 3) OBP: 0.342, SLG: 0.394																									
Mike Matheny, R (1, 2) OBP: 0.290, SLG: 0.339 Jesse Levis, L (9, PH) OBP: 0.356, SLG: 0.339																									
Gerald Williams, R (1, 8) OBP: 0.282, SLG: 0.374																									
Inning Stats	R: 0 E: 1 K: 1 S: 9	H: 0 LOB: 1 BB: 0 P: 16	R: 1 E: 0 K: 0 S: 9	H: 2 LOB: 0 BB: 0 P: 14	R: 0 E: 0 K: 1 S: 6	H: 0 LOB: 0 BB: 0 P: 7	R: 0 E: 0 K: 1 S: 7	H: 0 LOB: 0 BB: 0 P: 13	R: 0 E: 0 K: 1 S: 13	H: 2 LOB: 2 BB: 0 P: 13	R: 4 E: 0 K: 1 S: 19	H: 4 LOB: 1 BB: 1 P: 28	R: 0 E: 1 K: 0 S: 10	H: 0 LOB: 1 BB: 0 P: 13	R: 0 E: 0 K: 0 S: 10	H: 1 LOB: 0 BB: 0 P: 13	R: 0 E: 0 K: 1 S: 7	H: 1 LOB: 1 BB: 0 P: 10	R: 3 E: 0 K: 0 S: 14	H: 4 LOB: 1 BB: 0 P: 26	1B: 10 2B: 2 3B: 0 HR: 2	SF: 0 SAC: 0 DP: 1 HBP: 0	WP: 1 PB: 0 SB: 3 CS: 1	PA: 45	
PITCHER	IP	WLS	BF	H	R	ER	SO	BB	IBB	HBP	BLK	WP	HR	S	P	ERA	WHIP								
Jaime Navarro, R (1, 1) ERA: 5.94	5.1		24	8	5	5	4	0	0	0	0	0	0	2	58	8.1	1.500								
Keith Foulke, R (6, 1) ERA: 6.84	3.1		12	1	0	0	1	1	0	0	0	0	0	27	38	0.00	0.600								
Chuck McElroy, L (9, 1) ERA: 4.08	0.1		2	1	0	0	1	0	0	0	0	0	0	5	8	0.00	3.000								
Matt Karchner, R (10, 1) ERA: 2.66	1.0	L	7	4	3	3	0	0	0	0	0	1	0	14	26	27.00	4.000								

Milwaukee Brewers @ Chicago White Sox
Comiskey Park, Chicago, IL
Mon Sep 08 1997, 8:05 PM EDT
Att: 18,552 - Unknown - 70 F

AB 44
R 8
H 14
RBI 7
BB 1
SO 6
LOB 18



Batter	1	2	3	4	5	6	7	8	9	10	AB	R	H	RBI	BB	SO	LOB	BOTTOM							
Norberto Martin, R (1, 4) OBP: 0.311, SLG: 0.356	K	G1-3			K	K		1B			5	0	1	0	0	3	3								
25 Jeff Abbott, R (1, 7) OBP: 0.261, SLG: 0.281	HR	F9			L7	G4-3		K			5	1	1	0	0	1	4								
Frank Thomas, R (1, 3) OBP: 0.461, SLG: 0.639	HR				HR			G6-3		BB	3	2	2	3	2	0	0								
Albert Belle, R (1, 10) OBP: 0.328, SLG: 0.481	FC4				L8			BB		F9	3	0	1	0	2	0	1								
Maggio Ordonez, R (1, 9) OBP: 0.333, SLG: 0.792	FC4				F9			G6-3		BB	5	1	0	0	0	0	5								
Robin Ventura, L (1, 5) OBP: 0.416, SLG: 0.473	K				G4-3			SH5-4		1B	3	1	0	0	2	1	2								
Mike Cameron, R (1, 8) OBP: 0.340, SLG: 0.431	F8				K			1B		SH5-4	4	0	1	1	1	1	2								
Robert Machado, R (1, 2) OBP: 0.250, SLG: 0.250 Dave Martinez, L (7, PH) OBP: 0.354, SLG: 0.414 Lyle Mouton, R (7, PH) OBP: 0.312, SLG: 0.377 Ron Karkovics, R (8, 2) OBP: 0.248, SLG: 0.316 Jorge Fabregas, L (10, PH) OBP: 0.280, SLG: 0.353 Chad Fonville, S (1, 6) OBP: 0.250, SLG: 0.167		G4-3			G3-1			SH5-4		K	2	0	0	0	0	0	0								
Inning Stats	R: 2 E: 0 K: 2 S: 14	H: 2 LOB: 2 BB: 1 P: 24	R: 0 E: 1 K: 0 S: 7	H: 0 LOB: 1 BB: 0 P: 8	R: 1 E: 0 K: 0 S: 10	H: 1 LOB: 0 BB: 0 P: 13	R: 0 E: 0 K: 1 S: 7	H: 0 LOB: 0 BB: 0 P: 11	R: 0 E: 0 K: 1 S: 8	H: 1 LOB: 2 BB: 2 P: 17	R: 1 E: 0 K: 1 S: 15	H: 1 LOB: 2 BB: 2 P: 26	R: 1 E: 1 K: 1 S: 13	H: 1 LOB: 2 BB: 2 P: 29	R: 0 E: 0 K: 0 S: 7	H: 1 LOB: 0 BB: 0 P: 12	R: 0 E: 0 K: 0 S: 3	H: 0 LOB: 0 BB: 1 P: 8	R: 0 E: 0 K: 0 S: 7	H: 0 LOB: 0 BB: 0 P: 10	1B: 5 2B: 0 3B: 0 HR: 2	SF: 0 SAC: 1 DP: 1 HBP: 0	WP: 0 PB: 0 SB: 0 CS: 1	PA: 44	
PITCHER	IP	WLS	BF	H	R	ER	SO	BB	IBB	HBP	BLK	WP	HR	S	P	ERA	WHIP								
Scott Kar, L (1, 1) ERA: 4.34	5.0		25	4	4	4	4	4	0	0	0	0	0	2	52	8.7	1.600								
Mike Fetters, R (6, 1) ERA: 3.28	1.2		9	2	1	1	1	1	0	0	0	0	0	18	34	5.40	1.800								
Mark Davis, L (7, 1) ERA: 7.0	0.1		1	0	0	0	1	0	0	0	0	0	0	4	7	0.00	0.000								
Bob Wickman, R (8, 1) ERA: 3.16	2.0	W	6	1	0	0	1	1	0	0	0	0	0	10	20	0.00	1.000								
Doug Jones, R (10, 1) ERA: 1.91	1.0	S	3	0	0	0	0	0	0	0	0	0	0	7	10	0.00	0.000								

Milwaukee Brewers @ Chicago White Sox
Comiskey Park, Chicago, IL
Mon Sep 08 1997, 8:05 PM EDT
Att: 18,552 - Unknown - 70 F

AB 36
R 5
H 7
RBI 5
BB 7
SO 7
LOB 19



Batter	1	2	3	4	5	6	7	8	9	AB	R	H	RBI	BB	SO	LOB	TOP	
Fernando Vina, L (1, 4) OBP: 0.323, SLG: 0.369	1-3 K		0-1 P6		2-1 F8			0-1 P4		4	0	0	0	0	1	0	Milwaukee Brewers @ Chicago White Sox Comiskey Park, Chicago, IL Tue Sep 09 1997, 8:05 PM EDT Att: 16,515 - Unknown - 68 F livebaseballscorecards.com	
Mark Loretta, R (1, 6) OBP: 0.344, SLG: 0.394	4-1 BB		1-2 BB 1B			2-2 P4		1-3 K		3	0	1	0	1	1	0		
Dave Nilsson, L (1, 10) OBP: 0.360, SLG: 0.472	1-2 L7		4-0 BB		0-1 G4-3			0-2 1B		3	0	1	0	1	0	1		
Julio Franco, R (1, 3) OBP: 0.370, SLG: 0.375	2-2 K		1-0 F9		2-2 G5-3			1-0 G4-3		4	0	0	0	0	1	4		
Jeff Cirillo, R (1, 5) OBP: 0.369, SLG: 0.429		3-1 G6-3		2-3 K			1-0 1B G5-3 2B		4-1 G4-6-3 BB	3	1	1	0	1	1	0		
Jack Voigt, R (1, 9) OBP: 0.314, SLG: 0.496		1-3 K		1-2 P2			3-3 K		0-1 G4-6-3	3	0	0	0	0	2	1		
Jeff Huson, L (9, PH) OBP: 0.246, SLG: 0.234									1-2 1-2	1	0	0	0	0	0	1		
Darrin Jackson, R (1, 8) OBP: 0.283, SLG: 0.374		3-1 2B		0-1 G6-3			2-0 G5-3 1B		0-1 F9	4	0	2	0	0	0	0		
18 Todd Dunn, R (1, 7) OBP: 0.243, SLG: 0.333		1-0 F8		1-0 F7			0-0 G5-3			2	0	0	0	0	0	1		
Jeromy Burnitz, L (7, PH) OBP: 0.376, SLG: 0.545							1-2 3-H 3-2 F8			1	0	0	1	0	0	1		
Mike Matheny, R (1, 2) OBP: 0.288, SLG: 0.337			2-3 K		1-1 P2					2	0	0	0	0	1	0		
Brian Banks, S (7, PH) OBP: 0.220, SLG: 0.268										1	0	0	0	0	0	1		
Kelly Slinnett, R (7, 2) OBP: 0.313, SLG: 0.333										0	0	0	0	0	0	0		
Inning Stats	R: 0 E: 0 K: 2 S: 11	H: 0 LOB: 1 BB: 1 P: 19	R: 0 E: 0 K: 1 S: 8	H: 1 LOB: 1 BB: 0 P: 16	R: 0 E: 0 K: 1 S: 12	H: 1 LOB: 2 BB: 1 P: 20	R: 0 E: 0 K: 1 S: 9	H: 0 LOB: 0 BB: 0 P: 12	R: 0 E: 0 K: 0 S: 5	H: 0 LOB: 0 BB: 0 P: 9	R: 0 E: 0 K: 1 S: 9	H: 1 LOB: 1 BB: 0 P: 11	R: 0 E: 0 K: 0 S: 5	H: 0 LOB: 0 BB: 1 P: 9	1B: 3 2B: 2 3B: 0 HR: 0	SF: 0 SAC: 0 DP: 1 HBP: 0	WP: 0 PB: 0 SB: 0 CS: 0	PA: 34
PITCHER	IP WLS BF H R ER SO BB IBB HBP BLK WP HR S P ERA WHIP	IP WLS BF H R ER SO BB IBB HBP BLK WP HR S P ERA WHIP	IP WLS BF H R ER SO BB IBB HBP BLK WP HR S P ERA WHIP	IP WLS BF H R ER SO BB IBB HBP BLK WP HR S P ERA WHIP	IP WLS BF H R ER SO BB IBB HBP BLK WP HR S P ERA WHIP	IP WLS BF H R ER SO BB IBB HBP BLK WP HR S P ERA WHIP	IP WLS BF H R ER SO BB IBB HBP BLK WP HR S P ERA WHIP	IP WLS BF H R ER SO BB IBB HBP BLK WP HR S P ERA WHIP	IP WLS BF H R ER SO BB IBB HBP BLK WP HR S P ERA WHIP	IP WLS BF H R ER SO BB IBB HBP BLK WP HR S P ERA WHIP	IP WLS BF H R ER SO BB IBB HBP BLK WP HR S P ERA WHIP	IP WLS BF H R ER SO BB IBB HBP BLK WP HR S P ERA WHIP	IP WLS BF H R ER SO BB IBB HBP BLK WP HR S P ERA WHIP	IP WLS BF H R ER SO BB IBB HBP BLK WP HR S P ERA WHIP	IP WLS BF H R ER SO BB IBB HBP BLK WP HR S P ERA WHIP	IP WLS BF H R ER SO BB IBB HBP BLK WP HR S P ERA WHIP	IP WLS BF H R ER SO BB IBB HBP BLK WP HR S P ERA WHIP	

Batter	1	2	3	4	5	6	7	8	9	AB	R	H	RBI	BB	SO	LOB	BOTTOM	
Ray Durham, S (1, 4) OBP: 0.330, SLG: 0.365	0-3 K		0-0 G6-3		0-3 K			1-0 G4-6-3 1B		4	0	1	1	0	2	1	Milwaukee Brewers @ Chicago White Sox Comiskey Park, Chicago, IL Tue Sep 09 1997, 8:05 PM EDT Att: 16,515 - Unknown - 68 F livebaseballscorecards.com	
Dave Martinez, L (1, 9) OBP: 0.354, SLG: 0.419	1-1 HR		2-1 G6-3		2-2 G3-1		1-3 K		1-3 SAFE SAFE SAFE	4	1	1	1	0	1	2		
Frank Thomas, R (1, 10) OBP: 0.460, SLG: 0.635	4-2 BB		1-2 F9		3-2 F8		1-2 G4-6-3		1-2 1-2	3	0	0	0	1	0	2		
Albert Belle, R (1, 7) OBP: 0.328, SLG: 0.481	2-3 K		2-0 G4-6-3 1B		0-0 F8					3	0	1	0	0	1	1		
Robin Ventura, L (1, 5) OBP: 0.409, SLG: 0.463	0-1 L8		1-2 G4-6-3		3-1 G3					3	0	0	0	0	0	2		
Mike Cameron, R (1, 8) OBP: 0.340, SLG: 0.439		1-0 HR	0-2 P4		1-3 K					3	1	1	1	0	1	0		
Jorge Fabregas, L (1, 2) OBP: 0.281, SLG: 0.352		1-2 34 1B 2B 1B		0-1 G6-3			2-2 L8			3	1	1	0	0	0	0		
34 Mario Valdez, L (1, 3) OBP: 0.339, SLG: 0.290		1-1 2B G6-3 1B		0-3 K			1-2 G4-3			3	1	1	0	0	1	0		
Ozzie Guillen, L (1, 6) OBP: 0.278, SLG: 0.327		0-0 G6-3 1-3 2-H 2B		1-1 F7			0-0 F8			3	0	1	1	0	0	0		
Inning Stats	R: 1 E: 0 K: 2 S: 12	H: 1 LOB: 1 BB: 1 P: 19	R: 3 E: 0 K: 0 S: 13	H: 4 LOB: 1 BB: 0 P: 19	R: 0 E: 0 K: 1 S: 7	H: 1 LOB: 0 BB: 0 P: 10	R: 0 E: 0 K: 1 S: 7	H: 0 LOB: 0 BB: 0 P: 8	R: 0 E: 0 K: 1 S: 12	H: 0 LOB: 0 BB: 0 P: 17	R: 0 E: 0 K: 1 S: 7	H: 0 LOB: 0 BB: 0 P: 11	R: 0 E: 0 K: 1 S: 7	H: 1 LOB: 0 BB: 0 P: 10	1B: 4 2B: 1 3B: 0 HR: 2	SF: 0 SAC: 0 DP: 2 HBP: 0		WP: 0 PB: 0 SB: 0 CS: 0
PITCHER	IP WLS BF H R ER SO BB IBB HBP BLK WP HR S P ERA WHIP	IP WLS BF H R ER SO BB IBB HBP BLK WP HR S P ERA WHIP	IP WLS BF H R ER SO BB IBB HBP BLK WP HR S P ERA WHIP	IP WLS BF H R ER SO BB IBB HBP BLK WP HR S P ERA WHIP	IP WLS BF H R ER SO BB IBB HBP BLK WP HR S P ERA WHIP	IP WLS BF H R ER SO BB IBB HBP BLK WP HR S P ERA WHIP	IP WLS BF H R ER SO BB IBB HBP BLK WP HR S P ERA WHIP	IP WLS BF H R ER SO BB IBB HBP BLK WP HR S P ERA WHIP	IP WLS BF H R ER SO BB IBB HBP BLK WP HR S P ERA WHIP	IP WLS BF H R ER SO BB IBB HBP BLK WP HR S P ERA WHIP	IP WLS BF H R ER SO BB IBB HBP BLK WP HR S P ERA WHIP	IP WLS BF H R ER SO BB IBB HBP BLK WP HR S P ERA WHIP	IP WLS BF H R ER SO BB IBB HBP BLK WP HR S P ERA WHIP	IP WLS BF H R ER SO BB IBB HBP BLK WP HR S P ERA WHIP	IP WLS BF H R ER SO BB IBB HBP BLK WP HR S P ERA WHIP	IP WLS BF H R ER SO BB IBB HBP BLK WP HR S P ERA WHIP	IP WLS BF H R ER SO BB IBB HBP BLK WP HR S P ERA WHIP	




Batter	1	2	3	4	5	6	7	8	9	AB	R	H	RBI	BB	SO	LOB	TOP										
Fernando Vina, L (1, 4) OBP: 0.325, SLG: 0.368 18 Todd Dunn, R (9, PH) OBP: 0.241, SLG: 0.330	4-1 S BB	0-0 L3		0-0 1-2 2-3 1B		1-2 P3		0-0 F9		3	0	1	0	1	0	2	Milwaukee Brewers @ Chicago White Sox Comiskey Park, Chicago, IL Wed Sep 10 1997, 8:05 PM EDT Att: 16,616 - Unknown - 66 F livebaseballscorecards.com										
Jose Valentin, S (1, 6) OBP: 0.315, SLG: 0.427	1-2 F9		2-1 P6	2-2 L7		2-1 G5-3		1-2 G6-3 1B		5	0	1	0	0	0	4											
Dave Nilsson, L (1, 10) OBP: 0.357, SLG: 0.467	1-3 K		1-1 F8		0-1 G3		3-1 G3		0-1 G6-3 1-2		5	0	0	0	0	1											
Julio Franco, R (1, 3) OBP: 0.371, SLG: 0.373	1-3 K		4-0 BB		3-3 K		4-1 FC4-6 BB				2	0	0	0	2	2											
Jeremy Burnitz, L (1, 9) OBP: 0.376, SLG: 0.543 Jack Voigt, R (8, PH) OBP: 0.312, SLG: 0.492 (8, 9)		0-2 SH5-4 BB SF9 1B	1-2 G3		2-3 K		1-1 F7				3	1	1	0	0	1											
Jeff Cirillo, R (1, 5) OBP: 0.369, SLG: 0.428	1 SAFE SH5-4 BB	4-2 SH5-4 BB		1-1 G5-3		4-1 BB G4-3 BB		2-3 K			2	0	0	0	2	1											
Darrin Jackson, R (1, 8) OBP: 0.277, SLG: 0.366	2-0 SH5-4		0-2 F9		0-0 G4-3		0-1 FC4-6 1-2				3	0	0	0	0	2											
Jesse Levis, L (1, 2) OBP: 0.361, SLG: 0.343 Mark Loretta, R (9, PH) OBP: 0.345, SLG: 0.394	1-1 SF9		1-1 1B BB 1B		0-0 1B BB 1B		4-2 BB 2-3 BB		4-2 1B 1B BB		1	0	1	1	1	0											
Brian Banks, S (1, 7) OBP: 0.254, SLG: 0.276	3-H 4-1 BB		4-1 1B BB		4-1 1-2 BB		1-0 F8		0-2 1B		2	0	1	0	2	0											
Inning Stats	R: 0 E: 0 K: 2 S: 12	H: 0 LOB: 1 BB: 1 P: 19	R: 1 E: 0 K: 0 S: 13	H: 1 LOB: 2 BB: 2 P: 23	R: 0 E: 0 K: 0 S: 8	H: 0 LOB: 1 BB: 1 P: 16	R: 0 E: 0 K: 0 S: 11	H: 2 LOB: 3 BB: 1 P: 18	R: 0 E: 0 K: 2 S: 8	H: 0 LOB: 0 BB: 0 P: 13	R: 0 E: 0 K: 0 S: 6	H: 0 LOB: 1 BB: 2 P: 15	R: 0 E: 0 K: 0 S: 7	H: 0 LOB: 0 BB: 0 P: 13	R: 0 E: 0 K: 1 S: 9	H: 0 LOB: 1 BB: 1 P: 16		R: 0 E: 0 K: 0 S: 15	H: 2 LOB: 2 BB: 1 P: 20	1B: 5 2B: 0 3B: 0 HR: 0	SF: 1 SAC: 1 DP: 1 HBP: 0	WP: 0 PB: 0 SB: 1 CS: 0	PA: 39				
PITCHER	IP	WLS	BF	H	R	ER	SO	BB	IBB	HBP	BLK	WP	HR	S	P	ERA	WHIP										
Jason Bere, R (1, 1) ERA: 3.8	5.1	W	25	3	1	1	4	6	0	0	0	0	0	54	95	1.69	1.688										
Tom Fordham, L (6, 1) ERA: 5.11	2.2		9	0	0	0	1	2	0	0	0	0	0	20	38	0.00	0.750										
Chuck McElroy, L (9, 1) ERA: 4.02	1.0	S	5	2	0	0	0	1	0	0	0	0	0	15	20	0.00	3.000										

Batter	1	2	3	4	5	6	7	8	9	AB	R	H	RBI	BB	SO	LOB	BOTTOM										
Ray Durham, S (1, 4) OBP: 0.328, SLG: 0.363	0-0 G4-3		0-1 L7			3-2 G4-3		2-0 G6-3 3-H		4	0	0	0	0	0	1	Milwaukee Brewers @ Chicago White Sox Comiskey Park, Chicago, IL Wed Sep 10 1997, 8:05 PM EDT Att: 16,616 - Unknown - 66 F livebaseballscorecards.com										
Dave Martinez, L (1, 9) OBP: 0.352, SLG: 0.416 (9, 3)	1-3 K		0-0 P6		1-1 F8						3	0	0	0	0	1											
Frank Thomas, R (1, 10) OBP: 0.461, SLG: 0.636	3-1 G5-3		3-2 G6-4-3 1B		0-0 G6-4-3 1-2		2-2 2B SF9 1B		2-1 SF9 2B		3	1	2	0	0	0											
Albert Belle, R (1, 7) OBP: 0.330, SLG: 0.489		1-0 HR		0-0 G6-4-3 1-2		2-1 SF9 2B		1-3 2B			3	1	2	1	0	0											
Robin Ventura, L (1, 5) OBP: 0.407, SLG: 0.482		3-2 G3		0-2 HR		0-1 P5		0-1 P5			3	1	1	1	0	2											
Mike Cameron, R (1, 8) OBP: 0.340, SLG: 0.440		0-1 G6-4-3 1B		0-1 F8		1-1 SF9		2-3 3-H G4-3			2	0	1	1	0	0											
Jorge Fabregas, L (1, 2) OBP: 0.278, SLG: 0.349	1 SAFE G6-4-3 1-2	0-1 G6-4-3 1-2		0-0 F8		0-0 F8		0-1 G4-3			3	0	0	0	0	2											
34 Mario Valdez, L (1, 3) OBP: 0.333, SLG: 0.284 Magglio Ordonez, R (8, PH) OBP: 0.360, SLG: 0.640 (9, 9)			2-1 P6		3-3 K		0-0 SH5-4 CS 2B				2	0	0	0	0	1											
Ozzie Guillen, L (1, 6) OBP: 0.277, SLG: 0.326			1-0 F8		0-3 K		0-1 SH5-4		2-3 SH5-4		2	0	0	0	0	1											
Inning Stats	R: 0 E: 0 K: 1 S: 7	H: 0 LOB: 0 BB: 0 P: 11	R: 1 E: 0 K: 0 S: 8	H: 2 LOB: 0 BB: 0 P: 12	R: 0 E: 0 K: 0 S: 5	H: 0 LOB: 0 BB: 0 P: 8	R: 0 E: 0 K: 0 S: 5	H: 1 LOB: 0 BB: 0 P: 8	R: 1 E: 0 K: 1 S: 9	H: 1 LOB: 0 BB: 0 P: 12	R: 0 E: 0 K: 1 S: 8	H: 0 LOB: 0 BB: 0 P: 12	R: 1 E: 0 K: 0 S: 12	H: 2 LOB: 1 BB: 0 P: 17	R: 0 E: 0 K: 0 S: 5	H: 1 LOB: 0 BB: 0 P: 6		R: 0 E: 0 K: 0 S: 5	H: 1 LOB: 0 BB: 0 P: 6	1B: 3 2B: 2 3B: 0 HR: 2	SF: 1 SAC: 1 DP: 2 HBP: 0	WP: 0 PB: 0 SB: 0 CS: 1	PA: 28				
PITCHER	IP	WLS	BF	H	R	ER	SO	BB	IBB	HBP	BLK	WP	HR	S	P	ERA	WHIP										
21 Cal Eldred, R (1, 1) ERA: 4.98	6.0	L	22	6	3	3	3	0	0	0	0	0	0	2	48	4.50	1.000										
Joel Adamson, L (7, 1) ERA: 3.25	2.0		6	1	0	0	0	0	0	0	0	0	0	11	13	0.00	0.500										

Batter	1	2	3	4	5	6	7	8	9	AB	R	H	RBI	BB	SO	LOB	TOP					
Bip Roberts, S OBP: 0.345, SLG: 0.373 (1, 4)	G4-3		G4-3		B1		L7		K	5	0	0	0	0	1	3						
Omar Vizquel, S OBP: 0.341, SLG: 0.366 (1, 6)	P4			G4-3	G4-3			L9		4	1	1	0	0	0	1						
Manny Ramirez, R OBP: 0.420, SLG: 0.546 (1, 9)	G6-3			G4-3	L9			K		4	1	1	0	0	1	1						
Jim Thome, L OBP: 0.429, SLG: 0.602 (1, 3)		L8		K		G4-3		HR		4	1	1	1	0	1	2						
David Justice, L OBP: 0.429, SLG: 0.615 (1, 10)	K			G4-3		G5-3		K		4	0	0	0	0	2	2						
Matt Williams, R OBP: 0.302, SLG: 0.486 (1, 5)	K			1B	BB		L7		P5	3	0	0	0	1	1	0						
Brian Giles, L OBP: 0.372, SLG: 0.476 (1, 7)			HR	FC4-6	1B		P2		1B	4	1	3	3	0	0	0						
Pat Borders, R OBP: 0.360, SLG: 0.469 (1, 2)			G6-3	FC4-6					1B	3	1	1	1	0	0	2						
Jeff Branson, L OBP: 0.292, SLG: 0.304 (9, PH)				1-2					1B	1	0	1	0	0	0	0						
Marquis Grissom, R OBP: 0.325, SLG: 0.404 (1, 8)			G5-3		G4-3		K		K	4	0	1	0	0	2	2						
Inning Stats	R: 0 E: 0 K: 0 S: 16	H: 0 LOB: 0 BB: 0 P: 20	R: 0 E: 0 K: 2 S: 10	H: 0 LOB: 0 BB: 0 P: 13	R: 1 E: 0 K: 0 S: 7	H: 1 LOB: 0 BB: 0 P: 10	R: 2 E: 0 K: 1 S: 20	H: 3 LOB: 2 BB: 1 P: 34	R: 0 E: 0 K: 0 S: 9	H: 1 LOB: 1 BB: 0 P: 14	R: 0 E: 0 K: 0 S: 3	H: 0 LOB: 0 BB: 0 P: 6	R: 1 E: 0 K: 1 S: 8	H: 1 LOB: 0 BB: 0 P: 15	R: 1 E: 0 K: 2 S: 12	H: 1 LOB: 0 BB: 0 P: 15	R: 0 E: 0 K: 2 S: 17	H: 2 LOB: 2 BB: 0 P: 26	1B: 5 2B: 1 3B: 0 HR: 3	SF: 0 SAC: 0 DP: 0 HBP: 0	WP: 0 PB: 0 SB: 0 CS: 0	PA: 37
PITCHER	IP	WLS	BF	H	R	ER	SO	BB	IBB	HBP	BLK	WP	HR	S	P	ERA	WHIP					
James Baldwin, R ERA: 5.17 (1, 1)	6.1		26	6	4	4	3	1	0	0	0	0	2	68	102	5.68	1.105					
Keith Foulke, R ERA: 8.59 (7, 1)	2.0	W	9	3	1	1	3	0	0	0	0	0	1	27	42	4.50	1.500					
Matt Karchner, R ERA: 2.63 (9, 1)	0.2	S	2	0	0	0	2	0	0	0	0	0	0	7	9	0.00	0.000					

Cleveland Indians @ Chicago White Sox
Comiskey Park, Chicago, IL
Thu Sep 11 1997, 8:05 PM EDT
Att: 22,620 - Unknown - 64 F


AB 36
R 5
H 9
RBI 5
BB 1
SO 8
LOB 13



Batter	1	2	3	4	5	6	7	8	9	AB	R	H	RBI	BB	SO	LOB	BOTTOM					
Ray Durham, S OBP: 0.327, SLG: 0.360 (1, 4)	G5-3		F9	G6-3		G4-3		G6-3		4	0	0	0	1	0	2						
Dave Martinez, L OBP: 0.352, SLG: 0.415 (1, 3)	G3-1		1B	G6-3			G4-3	CS	BB	4	1	1	1	1	0	2						
Frank Thomas, R OBP: 0.462, SLG: 0.634 (1, 10)	BB		FC6-4	1B	L8		2B	1B	F7	3	1	1	0	2	0	1						
Albert Belle, R OBP: 0.331, SLG: 0.490 (1, 7)	BB		FC6-4	1B	K		1B	2B		3	1	1	1	1	1	1						
Robin Ventura, L OBP: 0.409, SLG: 0.482 (1, 5)	G1-3		1B		L8		1B	WP	1B	4	1	2	2	0	0	2						
Mike Cameron, R OBP: 0.339, SLG: 0.436 (1, 8)		K	L9			G5-3	1B	1B	IBB	3	0	0	0	1	1	2						
Jorge Fabregas, L OBP: 0.281, SLG: 0.354 (1, 2)	F7			E		G6-3	1B	1B		4	1	2	1	0	0	0						
Magglio Ordonez, R OBP: 0.379, SLG: 0.821 (1, 9)	K			FC6-4	BB		2B	L6		3	1	1	0	1	1	2						
Ozzie Guillen, L OBP: 0.279, SLG: 0.332 (1, 6)			F9	1B	2B		2B	K		4	1	2	1	0	1	3						
Inning Stats	R: 0 E: 0 K: 0 S: 7	H: 0 LOB: 2 BB: 2 P: 16	R: 0 E: 0 K: 2 S: 7	H: 0 LOB: 0 BB: 0 P: 11	R: 2 E: 0 K: 0 S: 12	H: 4 LOB: 2 BB: 0 P: 22	R: 1 E: 0 K: 0 S: 10	H: 1 LOB: 1 BB: 2 P: 20	R: 0 E: 0 K: 1 S: 6	H: 0 LOB: 0 BB: 0 P: 9	R: 1 E: 0 K: 0 S: 8	H: 2 LOB: 1 BB: 0 P: 14	R: 3 E: 0 K: 1 S: 10	H: 3 LOB: 2 BB: 2 P: 22	R: 0 E: 0 K: 0 S: 5	H: 0 LOB: 0 BB: 1 P: 12	1B: 5 2B: 5 3B: 0 HR: 0	SF: 0 SAC: 0 DP: 1 HBP: 0	WP: 1 PB: 0 SB: 0 CS: 1	PA: 39		
PITCHER	IP	WLS	BF	H	R	ER	SO	BB	IBB	HBP	BLK	WP	HR	S	P	ERA	WHIP					
Charles Nagy, R ERA: 4.1 (1, 1)	6.1	L	31	8	6	5	3	5	0	0	0	0	0	53	101	7.11	2.053					
Alvin Morman, L ERA: 5.14 (7, 1)	0.0		3	2	1	1	0	0	1	0	0	1	0	3	8	∞	∞					
Eric Plunk, R ERA: 4.88 (7, 1)	1.2		5	0	0	0	1	1	0	0	0	0	0	9	17	0.00	0.600					

Cleveland Indians @ Chicago White Sox
Comiskey Park, Chicago, IL
Thu Sep 11 1997, 8:05 PM EDT
Att: 22,620 - Unknown - 64 F

AB 32
R 7
H 10
RBI 6
BB 7
SO 4
LOB 15



Batter	1	2	3	4	5	6	7	8	9	AB	R	H	RBI	BB	SO	LOB	TOP									
Bip Roberts, S OBP: 0.346, SLG: 0.374 (1, 4)	F7		L7			WP HR HBP		L7		4	2	1	0	0	0	0	Cleveland Indians @ Chicago White Sox Comiskey Park, Chicago, IL Fri Sep 12 1997, 8:05 PM EDT Att: 31,249 - Unknown - 70 F									
Omar Vizquel, S OBP: 0.343, SLG: 0.366 Jeff Branson, L OBP: 0.262, SLG: 0.304 (9, 6)	G4-6-3 BB		G4-3		1 SAFE 1 SAFE	1B		F7		3	1	1	1	2	0	0										
Manny Ramirez, R OBP: 0.420, SLG: 0.551 Bruce Aven, R OBP: 0.286, SLG: 0.167 (1, 9) (9, 7)	G4-6-3			P4	1-H 2-H	HR		F9		5	1	2	3	0	0	1										
Jim Thome, L OBP: 0.430, SLG: 0.609 (1, 3)		HR		G5-3 1B	BB SF8	1B		K		5	2	3	1	0	2	2										
David Justice, L OBP: 0.429, SLG: 0.614 Sean Casey, L OBP: 1.000, SLG: 1.000 (9, PH)		K		G5-3 1B	BB 1B			K		4	0	2	0	0	2	2										
Matt Williams, R OBP: 0.304, SLG: 0.495 Jeff Manto, R OBP: 0.250, SLG: 0.417 (1, 5) (9, 5)		HR		G5-3				F8		4	2	2	2	1	0	2										
Brian Giles, L OBP: 0.370, SLG: 0.473 (1, 7) (9, 9)		F7		IBB	SF8			K		2	0	0	2	1	1	0										
Pat Borders, R OBP: 0.361, SLG: 0.474 (1, 2)		L8		G4-3	L8			FC4-6 1B		5	0	2	0	0	0	5										
Marquis Grissom, R OBP: 0.323, SLG: 0.400 (1, 8)			G5-3		L1			L9		5	0	0	0	0	0	2										
Inning Stats	R: 0 E: 0 K: 0 S: 6	H: 0 LOB: 0 BB: 1 P: 13	R: 2 E: 0 K: 1 S: 13	H: 2 LOB: 0 BB: 0 P: 19	R: 0 E: 0 K: 0 S: 8	H: 0 LOB: 0 BB: 0 P: 10	R: 0 E: 0 K: 0 S: 11	H: 2 LOB: 3 BB: 1 P: 23	R: 4 E: 0 K: 2 S: 18	H: 3 LOB: 2 BB: 2 P: 38	R: 1 E: 0 K: 2 S: 13	H: 3 LOB: 2 BB: 0 P: 25	R: 0 E: 0 K: 1 S: 7	H: 1 LOB: 1 BB: 0 P: 10	R: 0 E: 0 K: 0 S: 7	H: 0 LOB: 0 BB: 0 P: 10		R: 2 E: 0 K: 1 S: 18	H: 3 LOB: 1 BB: 0 P: 24	1B: 8 2B: 2 3B: 1 HR: 3	SF: 2 SAC: 0 DP: 1 HBP: 1	WP: 1 PB: 0 SB: 1 CS: 0	PA: 45			
PITCHER	IP	WLS	BF	H	R	ER	SO	BB	IBB	HBP	BLK	WP	HR	S	P	ERA	WHIP									
Doug Drabek, R ERA: 5.94 (1, 1)	4.1	L	23	7	6	6	1	2	1	1	0	0	0	3	51	91	12.46	2.077								
Al Levine, R ERA: 6.85 (5, 1)	1.2		9	3	1	1	2	1	0	0	0	0	0	18	37	5.40	2.400									
Jeff Darwin, R ERA: 2.53 (7, 1)	3.0		13	4	2	2	2	0	0	0	0	0	0	32	44	6.00	1.333									

AB	38
R	9
H	14
RBI	9
BB	4
SO	5
LOB	14



Batter	1	2	3	4	5	6	7	8	9	AB	R	H	RBI	BB	SO	LOB	BOTTOM								
Ray Durham, S OBP: 0.327, SLG: 0.362 Chad Fonville, S OBP: 0.286, SLG: 0.167 (1, 4) (8, 4)	G3		2B		F8			BB BB		3	0	1	0	0	0	1	Cleveland Indians @ Chicago White Sox Comiskey Park, Chicago, IL Fri Sep 12 1997, 8:05 PM EDT Att: 31,249 - Unknown - 70 F								
Dave Martinez, L OBP: 0.354, SLG: 0.414 34 Mario Valdez, L OBP: 0.330, SLG: 0.281 (1, 3) (7, 3)	BB		BB		L7			L7		1	0	0	0	2	0	0									
Frank Thomas, R OBP: 0.461, SLG: 0.630 (1, 10)	F9		K		K			K		3	0	0	0	1	2	3									
Albert Belle, R OBP: 0.329, SLG: 0.487 25 Jeff Abbott, R OBP: 0.250, SLG: 0.250 (1, 7) (8, 7)	F9		G5-3		F9			G5-3		3	0	0	0	0	0	1									
Robin Ventura, L OBP: 0.402, SLG: 0.472 Greg Norton, S OBP: 0.300, SLG: 0.474 (1, 5) (8, 5)	G4-3		G4-3		G4-3			F7		3	0	0	0	0	0	0									
Mike Cameron, R OBP: 0.336, SLG: 0.431 (1, 8)	G4-3		K		K			K		4	0	0	0	0	3	0									
Jorge Fabregas, L OBP: 0.284, SLG: 0.356 (1, 2)	G6-3		FC5-4 1B		F9			G5-3		4	0	2	0	0	0	0									
Magglio Ordonez, R OBP: 0.344, SLG: 0.742 (1, 9)			K		F7			G5-3		3	0	0	0	0	1	2									
Ozzie Guillen, L OBP: 0.277, SLG: 0.330 Norberto Martin, R OBP: 0.311, SLG: 0.356 (1, 6) (9, 6)	L7		L7		FC5-4			L9		3	0	0	0	0	0	1									
Inning Stats	R: 0 E: 0 K: 0 S: 13	H: 0 LOB: 1 BB: 1 P: 20	R: 0 E: 0 K: 0 S: 5	H: 0 LOB: 0 BB: 0 P: 9	R: 0 E: 0 K: 2 S: 11	H: 1 LOB: 2 BB: 1 P: 18	R: 0 E: 0 K: 1 S: 9	H: 0 LOB: 0 BB: 0 P: 13	R: 0 E: 0 K: 1 S: 8	H: 1 LOB: 1 BB: 0 P: 14	R: 0 E: 0 K: 1 S: 7	H: 0 LOB: 0 BB: 0 P: 12	R: 0 E: 0 K: 1 S: 11	H: 1 LOB: 1 BB: 0 P: 20	R: 0 E: 0 K: 0 S: 8	H: 0 LOB: 2 BB: 2 P: 20		R: 0 E: 0 K: 2 S: 10	H: 0 LOB: 0 BB: 0 P: 15	1B: 2 2B: 1 3B: 0 HR: 0	SF: 0 SAC: 0 DP: 0 HBP: 0	WP: 0 PB: 0 SB: 0 CS: 0	PA: 34		
PITCHER	IP	WLS	BF	H	R	ER	SO	BB	IBB	HBP	BLK	WP	HR	S	P	ERA	WHIP								
Jaret Wright, R ERA: 4.32 (1, 1)	7.0	W	26	3	0	0	5	2	0	0	0	0	0	64	106	0.00	0.714								
Paul Shuey, R ERA: 5.85 (8, 1)	2.0		8	0	0	0	2	2	0	0	0	0	0	18	35	0.00	1.000								

AB	30
R	0
H	3
RBI	0
BB	4
SO	7
LOB	11



Batter	1	2	3	4	5	6	7	8	9	AB	R	H	RBI	BB	SO	LOB	TOP										
Bip Roberts, S OBP: 0.346, SLG: 0.375 (1, 7)										5	1	2	1	0	0	1	Cleveland Indians @ Chicago White Sox Comiskey Park, Chicago, IL Sat Sep 13 1997, 4:33 AM EDT Att: 32,306 - Sunny - 76 F										
Omar Vizquel, S OBP: 0.344, SLG: 0.366 (1, 6)										5	1	2	0	0	0	2											
Manny Ramirez, R OBP: 0.421, SLG: 0.550 (1, 9)										4	1	2	1	1	0	3											
Matt Williams, R OBP: 0.307, SLG: 0.496 (1, 5)										5	0	3	1	0	1	2											
David Justice, L OBP: 0.427, SLG: 0.609 (1, 10)										5	0	1	1	0	1	3											
Sandy Alomar Jr., R OBP: 0.357, SLG: 0.541 (1, 2)										5	2	3	1	0	0	3											
Jim Thome, L OBP: 0.428, SLG: 0.604 (1, 3)										5	1	1	1	0	0	2											
Tony Fernandez, S OBP: 0.322, SLG: 0.419 (1, 4)										4	0	1	0	0	1	3											
Marquis Grissom, R OBP: 0.322, SLG: 0.398 (1, 8)										4	0	1	0	0	2	3											
Inning Stats	R: 2 E: 0 K: 1 S: 19	H: 3 LOB: 0 BB: 0 P: 26	R: 1 E: 0 K: 1 S: 9	H: 2 LOB: 1 BB: 0 P: 11	R: 0 E: 0 K: 1 S: 9	H: 1 LOB: 1 BB: 0 P: 13	R: 0 E: 0 K: 0 S: 10	H: 1 LOB: 1 BB: 0 P: 14	R: 0 E: 0 K: 0 S: 10	H: 2 LOB: 1 BB: 0 P: 13	R: 1 E: 0 K: 2 S: 14	H: 2 LOB: 2 BB: 1 P: 22	R: 1 E: 0 K: 0 S: 11	H: 2 LOB: 2 BB: 1 P: 21	R: 1 E: 0 K: 0 S: 15	H: 2 LOB: 1 BB: 0 P: 20	R: 0 E: 0 K: 0 S: 6	H: 1 LOB: 1 BB: 0 P: 12	1B: 14 2B: 2 3B: 0 HR: 1	SF: 0 SAC: 0 DP: 0 HBP: 0	WP: 2 PB: 0 SB: 0 CS: 2	PA: 44					
PITCHER	IP	WLS	BF	H	R	ER	SO	BB	IBB	HBP	BLK	WP	HR	S	P	ERA	WHIP										
Mike Siroka, L ERA: 2.65 (1, 1)	5.1	W	25	11	4	3	3	0	0	0	0	0	1	65	90	5.06	2.062										
Nelson Cruz, R ERA: 7.97 (6, 1)	1.1		6	1	1	1	2	1	0	0	0	1	0	14	25	6.75	1.500										
Chuck McElroy, L ERA: 4.0 (7, 1)	0.1		3	1	1	0	0	0	0	0	0	0	0	6	10	0.00	3.000										
Keith Foulke, R ERA: 6.47 (8, 1)	1.0	S	5	2	0	0	0	0	0	0	0	0	0	12	15	0.00	2.000										
Matt Karchner, R ERA: 2.88 (9, 1)	1.0	S	4	1	0	0	0	0	0	0	0	1	0	6	12	0.00	1.000										
Batter	1	2	3	4	5	6	7	8	9	AB	R	H	RBI	BB	SO	LOB	BOTTOM										
Ray Durham, S OBP: 0.330, SLG: 0.365 (1, 4)										3	2	2	1	1	1	0	Cleveland Indians @ Chicago White Sox Comiskey Park, Chicago, IL Sat Sep 13 1997, 4:33 AM EDT Att: 32,306 - Sunny - 76 F										
Dave Martinez, L OBP: 0.352, SLG: 0.412 (1, 3)										5	1	1	0	0	2	3											
Frank Thomas, R OBP: 0.459, SLG: 0.625 (1, 10)										5	0	1	1	0	0	2											
Albert Belle, R OBP: 0.330, SLG: 0.490 (1, 7)										3	1	2	2	0	0	0											
Robin Ventura, L OBP: 0.393, SLG: 0.459 (1, 5)										4	0	0	0	0	0	3											
Mike Cameron, R OBP: 0.338, SLG: 0.428 (1, 8)										2	1	0	0	2	0	1											
Magglio Ordonez, R OBP: 0.343, SLG: 0.706 (1, 9)										3	1	1	1	0	1	0											
Robert Machado, R OBP: 0.375, SLG: 0.571 (1, 2)										3	0	1	2	1	1	0											
Norberto Martin, R OBP: 0.315, SLG: 0.370 (1, 6)										4	1	2	0	0	2	4											
Inning Stats	R: 2 E: 0 K: 0 S: 11	H: 2 LOB: 1 BB: 1 P: 22	R: 1 E: 0 K: 2 S: 16	H: 2 LOB: 0 BB: 0 P: 25	R: 3 E: 0 K: 1 S: 14	H: 3 LOB: 1 BB: 1 P: 26	R: 0 E: 0 K: 2 S: 7	H: 0 LOB: 0 BB: 0 P: 10	R: 0 E: 1 K: 1 S: 13	H: 0 LOB: 3 BB: 2 P: 22	R: 1 E: 0 K: 0 S: 10	H: 2 LOB: 1 BB: 0 P: 15	R: 0 E: 0 K: 0 S: 7	H: 0 LOB: 0 BB: 0 P: 11	R: 0 E: 0 K: 1 S: 9	H: 1 LOB: 1 BB: 0 P: 14	R: 0 E: 0 K: 0 S: 0	H: 1 LOB: 1 BB: 0 P: 12	1B: 6 2B: 2 3B: 2 HR: 0	SF: 1 SAC: 1 DP: 0 HBP: 0	WP: 0 PB: 0 SB: 0 CS: 0	PA: 39					
PITCHER	IP	WLS	BF	H	R	ER	SO	BB	IBB	HBP	BLK	WP	HR	S	P	ERA	WHIP										
Orel Hershiser, R ERA: 4.85 (1, 1)	3.0	L	18	7	6	6	3	2	0	0	0	0	0	25	40	3.38	1.500										
Albie Lopez, R ERA: 6.53 (4, 1)	2.2		13	2	1	1	3	2	0	0	0	0	0	5	7	0.00	0.000										
Alvin Morman, L ERA: 5.02 (6, 1)	0.1		1	0	0	0	0	0	0	0	0	0	0	5	7	0.00	0.000										
Michael Jackson, R ERA: 3.21 (7, 1)	1.0		4	1	0	0	0	0	0	0	0	0	0	9	13	0.00	1.000										
Paul Assenmacher, L ERA: 2.91 (8, 1)	0.2		2	0	0	0	1	0	0	0	0	0	0	5	9	0.00	0.000										
Batter	1	2	3	4	5	6	7	8	9	AB	R	H	RBI	BB	SO	LOB	TOP										
Eric Plunk, R ERA: 4.85 (8, 1)	0.1		1	0	0	0	0	0	0	0	0	0	0	2	3	0.00	0.000										

Batter	1	2	3	4	5	6	7	8	9	AB	R	H	RBI	BB	SO	LOB	TOP					
Bip Roberts, S (1,4) OBP: 0.344, SLG: 0.372										3	0	0	0	0	1	2	Cleveland Indians @ Chicago White Sox Sun Sep 14 1997, 4:33 AM EDT Att: 32,485 - Cloudy - 75 F					
Jeff Branson, L (6,4) OBP: 0.262, SLG: 0.304										0	0	0	0	0	0	0						
Jeff Manto, R (8,PH) OBP: 0.214, SLG: 0.357										2	0	0	0	0	2	3						
Tony Fernandez, S (8,4) OBP: 0.322, SLG: 0.419										0	0	0	0	0	0	0						
Brian Giles, L (1,7) OBP: 0.367, SLG: 0.468										3	0	0	0	0	1	1						
Richie Sexson, R (8,PH) OBP: 1.000, SLG: 1.000										1	0	1	0	0	0	0						
Bruce Aven, R (8,FR) OBP: 0.375, SLG: 0.286										1	1	1	0	0	0	0						
Manny Ramirez, R (1,9) OBP: 0.420, SLG: 0.547										5	1	1	0	0	1	1						
Jim Thome, L (1,3) OBP: 0.430, SLG: 0.610										4	2	2	2	1	1	0						
David Justice, L (1,10) OBP: 0.423, SLG: 0.603										4	0	0	1	0	0	1						
Matt Williams, R (1,5) OBP: 0.308, SLG: 0.497										3	1	1	0	1	0	2						
Sandy Alomar Jr., R (1,2) OBP: 0.359, SLG: 0.539										3	1	1	2	1	0	1						
Marquis Grissom, R (1,8) OBP: 0.322, SLG: 0.397										4	1	1	1	0	1	3						
Omar Vizquel, S (1,6) OBP: 0.348, SLG: 0.372										3	1	3	2	1	0	0						
Inning Stats	R: 0 E: 0 K: 2 S: 10	H: 0 LOB: 0 BB: 0 P: 18	R: 0 E: 0 K: 0 S: 12	H: 1 LOB: 1 BB: 0 P: 18	R: 0 E: 0 K: 2 S: 13	H: 0 LOB: 1 BB: 1 P: 23	R: 0 E: 0 K: 1 S: 6	H: 0 LOB: 0 BB: 0 P: 9	R: 0 E: 0 K: 0 S: 4	H: 0 LOB: 0 BB: 0 P: 7	R: 0 E: 0 K: 0 S: 9	H: 1 LOB: 3 BB: 0 P: 18	R: 0 E: 1 K: 0 S: 17	H: 0 LOB: 3 BB: 2 P: 31	R: 7 E: 0 K: 2 S: 27	H: 7 LOB: 2 BB: 1 P: 44	R: 1 E: 0 K: 0 S: 9	H: 2 LOB: 0 BB: 0 P: 15	1B: 8 2B: 3 3B: 0 HR: 1	SF: 1 SAC: 0 DP: 2 HBP: 0	WP: 0 PB: 0 CS: 0	PA: 41
PITCHER	IP	WLS	BF	H	R	ER	SO	BB	IBB	HBP	BLK	WP	HR	S	P	ERA	WHIP					
Jaime Navarro, R (1,1) ERA: 5.75	6.1		22	2	0	0	5	2	0	0	0	0	0	61	107	0.00	0.632					
Chuck McElroy, L (7,1) ERA: 4.0	0.0	1	0	0	0	0	0	0	0	0	0	0	0	4	5	∞	∞					
Nelson Cruz, R (7,1) ERA: 7.71	0.2	3	0	0	0	0	0	1	0	0	0	0	0	6	12	0.00	1.500					
Tony Castillo, L (8,1) ERA: 5.19	0.1	3	2	2	2	2	1	0	0	0	0	0	0	8	15	54.00	6.000					
Jeff Darwin, R (8,1) ERA: 3.39	0.0	L	1	1	0	0	0	0	0	0	0	0	0	1	1	∞	∞					
Tom Fordham, L (8,1) ERA: 5.68	0.1		2	1	0	0	0	0	0	0	0	0	0	4	5	∞	∞					
Keith Foulke, R (8,1) ERA: 6.51	0.0	1	0	0	0	0	0	0	1	0	0	0	0	0	4	∞	∞					
Matt Karchner, R (8,1) ERA: 2.91	0.1	4	3	5	5	1	0	0	0	0	0	0	0	14	19	135.00	9.000					
Al Levine, R (9,1) ERA: 6.93	1.0	4	2	1	1	0	0	0	0	0	0	0	0	9	15	9.00	2.000					

AB	36
R	8
H	11
RBI	8
BB	4
SO	7
LOB	14



Batter	1	2	3	4	5	6	7	8	9	AB	R	H	RBI	BB	SO	LOB	BOTTOM					
Ray Durham, S (1,4) OBP: 0.330, SLG: 0.367										5	1	2	0	0	1	2	Cleveland Indians @ Chicago White Sox Sun Sep 14 1997, 4:33 AM EDT Att: 32,485 - Cloudy - 75 F					
Dave Martinez, L (1,3) OBP: 0.352, SLG: 0.410										4	0	1	0	0	0	1						
Frank Thomas, R (1,10) OBP: 0.461, SLG: 0.625										2	1	1	1	3	1	0						
Albert Belle, R (1,7) OBP: 0.329, SLG: 0.487										5	0	1	0	0	1	5						
Robin Ventura, L (1,5) OBP: 0.399, SLG: 0.461										4	0	2	1	1	0	1						
Mike Cameron, R (1,8) OBP: 0.338, SLG: 0.429										4	0	1	0	1	1	2						
Jorge Fabregas, L (1,2) OBP: 0.280, SLG: 0.352										4	0	0	0	0	0	5						
Magglio Ordonez, R (1,9) OBP: 0.359, SLG: 0.684										4	1	2	0	0	0	0						
Ozzie Guillen, L (1,6) OBP: 0.277, SLG: 0.331										4	0	1	1	0	1	1						
Inning Stats	R: 1 E: 0 K: 0 S: 12	H: 2 LOB: 1 BB: 0 P: 15	R: 1 E: 0 K: 1 S: 10	H: 2 LOB: 0 BB: 0 P: 13	R: 0 E: 0 K: 1 S: 14	H: 0 LOB: 3 BB: 3 P: 31	R: 0 E: 0 K: 0 S: 16	H: 2 LOB: 3 BB: 1 P: 25	R: 0 E: 0 K: 0 S: 10	H: 0 LOB: 0 BB: 0 P: 14	R: 0 E: 0 K: 1 S: 10	H: 1 LOB: 1 BB: 0 P: 15	R: 0 E: 0 K: 1 S: 10	H: 2 LOB: 2 BB: 0 P: 18	R: 0 E: 0 K: 1 S: 6	H: 0 LOB: 0 BB: 0 P: 6	R: 1 E: 0 K: 0 S: 10	H: 2 LOB: 1 BB: 1 P: 20	1B: 8 2B: 3 3B: 0 HR: 0	SF: 0 SAC: 1 DP: 1 HBP: 0	WP: 0 PB: 0 CS: 0	PA: 42
PITCHER	IP	WLS	BF	H	R	ER	SO	BB	IBB	HBP	BLK	WP	HR	S	P	ERA	WHIP					
Bartolo Colon, R (1,1) ERA: 5.59	6.0		29	4	0	0	0	4	0	0	0	0	0	72	113	3.00	1.833					
Paul Shuey, R (7,1) ERA: 5.71	1.0	W	5	2	0	0	1	0	0	0	0	0	0	10	18	0.00	2.000					
Michael Jackson, R (8,1) ERA: 3.16	1.0	3	0	0	0	0	1	0	0	0	0	0	0	6	6	0.00	0.000					
Jose Mesa, R (9,1) ERA: 2.62	1.0	5	2	1	1	0	0	1	0	0	0	0	0	10	20	9.00	3.000					


AB	36
R	3
H	11
RBI	3
BB	5
SO	5
LOB	17



Batter	1	2	3	4	5	6	7	8	9	AB	R	H	RBI	BB	SO	LOB	TOP					
Ray Durham, S OBP: 0.332, SLG: 0.373 (1, 4)	F9	HR		L6-4 1B		HBP		BB 1B	G4-6-3	5	2	3	1	0	0	2						
Mike Cameron, R OBP: 0.342, SLG: 0.428 (1, 8) (9, 9)	1B BB	K		1B		F9		1B BB		3	0	1	0	2	1	1						
Frank Thomas, R OBP: 0.460, SLG: 0.619 (1, 10)	1B BB		FC4-6 BB 1B	L6-4			K	1B		3	1	1	2	2	1	2						
Albert Belle, R OBP: 0.330, SLG: 0.488 (1, 7)	1B		FC4-6 BB	K			F7	P4		4	0	1	0	1	1	3						
Magglio Ordonez, R OBP: 0.364, SLG: 0.651 Chad Fonville, S OBP: 0.286, SLG: 0.167 (1, 9) (9, PR) (9, 8)	F9		P6			G6-3			G3-1 S 1B	5	0	2	0	0	0	5						
Robin Ventura, L OBP: 0.389, SLG: 0.441 (1, 5)	P5		FC4-6 1B			G3-1			G3-1	5	1	0	0	0	0	7						
Norberto Martin, R OBP: 0.327, SLG: 0.383 (1, 6)		SH2-3 SF8 2B	1B			G5-3		1B SH1-4 1B	1B BB	4	3	3	1	1	0	0						
Dave Martinez, L OBP: 0.354, SLG: 0.412 (1, 3)	SH2-3		1B			G3		SH1-4	1B	3	0	2	2	0	0	0						
Ron Karkovice, R OBP: 0.243, SLG: 0.311 Jorge Fabregas, L OBP: 0.279, SLG: 0.349 (1, 2) (8, PH) (8, 2)	SF8		F8			K		K	G4-6-3 1B	2	0	0	1	0	1	2						
Inning Stats	R: 0 E: 0 K: 0 S: 14	H: 1 LOB: 3 BB: 2 P: 27	R: 2 E: 0 K: 1 S: 15	H: 2 LOB: 0 BB: 0 P: 20	R: 2 E: 0 K: 0 S: 15	H: 2 LOB: 2 BB: 2 P: 26	R: 0 E: 0 K: 1 S: 9	H: 2 LOB: 1 BB: 0 P: 15	R: 0 E: 0 K: 0 S: 6	H: 0 LOB: 0 BB: 0 P: 10	R: 0 E: 0 K: 1 S: 11	H: 0 LOB: 1 BB: 0 P: 14	R: 0 E: 0 K: 1 S: 10	H: 1 LOB: 1 BB: 0 P: 14	R: 2 E: 0 K: 0 S: 14	H: 3 LOB: 2 BB: 1 P: 25	R: 2 E: 0 K: 0 S: 13	H: 3 LOB: 2 BB: 1 P: 24	1B: 12 2B: 2 3B: 0 HR: 1	SF: 1 SAC: 2 DP: 2 HBP: 1	WP: 0 PB: 0 SB: 1 CS: 1	PA: 46
PITCHER	IP	WLS	BF	H	R	ER	SO	BB	IBB	HBP	BLK	WP	HR	S	P	ERA	WHIP					
50 José Rosado, L ERA: 4.64 Hector Carrasco, R ERA: 4.12 Scott Service, R ERA: 7.02 Brian Bevil, R ERA: 8.31	3.0		20	7	4	4	1	4	0	0	0	0	1	48	79	12.00	3.667					

Chicago White Sox @ Kansas City Royals
Kauffman Stadium, Kansas City, MO
Wed Sep 17 1997, 7:05 PM CDT
Att: 11,806 - Unknown - 81 F


AB 36
R 8
H 14
RBI 8
BB 6
SO 5
LOB 23





Batter	1	2	3	4	5	6	7	8	9	AB	R	H	RBI	BB	SO	LOB	BOTTOM					
Jose Offerman, S OBP: 0.369, SLG: 0.413 (1, 4)	G3-1		FC4-6 1B	CS	K		L9			4	0	1	0	0	1	1						
Johnny Damon, L OBP: 0.337, SLG: 0.389 (1, 8)	F9		FC4-6 2B		G4-3			G6-3 1B		4	1	1	0	0	0	2						
Chili Davis, S OBP: 0.394, SLG: 0.527 (1, 10)	HR		2B		L9			G6-3		4	2	2	3	0	0	1						
Jeff King, R OBP: 0.336, SLG: 0.424 (1, 3)	BB		K			G5-3		G5-3		3	0	0	0	1	1	1						
Dean Palmer, R OBP: 0.311, SLG: 0.451 (1, 5)	K		2B			F9		29 E 1B		4	0	2	1	0	1	1						
Rod Myers, L OBP: 0.420, SLG: 0.478 (1, 7)		P5	K			G3		L8		4	0	0	0	0	1	2						
Jermaine Dye, R OBP: 0.279, SLG: 0.384 (1, 9)	G6-3			CS 1B			L9		F7	4	0	1	0	0	0	1						
29 Mike Sweeney, R OBP: 0.315, SLG: 0.367 (1, 2)	K			L7			K		E5	4	0	0	0	0	2	2						
Felix Martinez, S OBP: 0.261, SLG: 0.238 Larry Sutton, L OBP: 0.314, SLG: 0.429 (1, 6) (9, PH)			FC4-6 1B 2B		F7				K	3	1	2	0	0	0	1						
Inning Stats	R: 1 E: 0 K: 1 S: 13	H: 1 LOB: 1 BB: 1 P: 23	R: 0 E: 0 K: 1 S: 8	H: 0 LOB: 0 BB: 0 P: 9	R: 3 E: 0 K: 2 S: 18	H: 4 LOB: 1 BB: 0 P: 24	R: 0 E: 0 K: 0 S: 6	H: 1 LOB: 0 BB: 0 P: 11	R: 0 E: 0 K: 0 S: 7	H: 0 LOB: 0 BB: 0 P: 10	R: 0 E: 0 K: 0 S: 6	H: 0 LOB: 0 BB: 0 P: 8	R: 0 E: 0 K: 1 S: 10	H: 1 LOB: 1 BB: 0 P: 19	R: 0 E: 0 K: 0 S: 9	H: 1 LOB: 2 BB: 0 P: 14	R: 0 E: 1 K: 1 S: 16	H: 1 LOB: 2 BB: 0 P: 22	1B: 6 2B: 2 3B: 0 HR: 1	SF: 0 SAC: 0 DP: 1 HBP: 0	WP: 0 PB: 0 SB: 0 CS: 1	PA: 37
PITCHER	IP	WLS	BF	H	R	ER	SO	BB	IBB	HBP	BLK	WP	HR	S	P	ERA	WHIP					
James Baldwin, R ERA: 5.17 Keith Foulke, R ERA: 6.42	7.0		28	7	4	4	6	1	0	0	0	0	0	25	36	0.00	1.000					

Chicago White Sox @ Kansas City Royals
Kauffman Stadium, Kansas City, MO
Wed Sep 17 1997, 7:05 PM CDT
Att: 11,806 - Unknown - 81 F

AB 35
R 4
H 9
RBI 4
BB 1
SO 7
LOB 14



Batter	1	2	3	4	5	6	7	8	9	AB	R	H	RBI	BB	SO	LOB	TOP							
Ray Durham, S OBP: 0.339, SLG: 0.377	1-2 L8		0-2 P5		1-2 1B		1-1 G5-3 2B	2-2 PB G3 HBP		4	1	2	1	0	0	1								
Dave Martinez, L OBP: 0.351, SLG: 0.410	3-2 P5		4-1 BB		1-0 F9		2-2 G5-3	0-0 G3		4	0	0	0	1	0	5								
Frank Thomas, R OBP: 0.459, SLG: 0.612	0-1 G6-3		1-2 P4		0-0 F8		1-1 1B 2B	4-1 BB		4	1	1	1	1	0	4								
Albert Belle, R OBP: 0.332, SLG: 0.489		2-0 F8		2-2 F9		0-0 F9	3-H 2B	1-0 F8		5	0	1	1	0	0	2								
Robin Ventura, L OBP: 0.382, SLG: 0.448		0-1 F7		0-0 G4-3 2B		0-0 F8	3-2 P5	0-2 G4-3		5	0	1	0	0	0	1								
Mike Cameron, R OBP: 0.353, SLG: 0.436		1-1 2B		3-2 G4-3		1-1 2B		4-1 25 2B 1B BB		4	1	2	0	1	1	1								
Jorge Fabregas, L OBP: 0.274, SLG: 0.343		1-1 G6-3		0-1 F8		1-3 K		1-0 F7		3	0	0	0	0	1	3	AB 40							
Magglio Ordonez, R OBP: 0.340, SLG: 0.592										1	0	0	0	0	0	1	R 6							
Ron Karkovics, R OBP: 0.248, SLG: 0.311										0	0	0	0	0	0	0	H 12							
34 Mario Valdez, L OBP: 0.349, SLG: 0.340										2	0	1	0	0	1	0	RBI 5							
25 Jeff Abbott, R OBP: 0.313, SLG: 0.438										3	1	2	0	0	0	0	BB 3							
Ozzie Guillen, L OBP: 0.277, SLG: 0.341										5	2	2	2	0	0	3	SO 3							
																	LOB 21							
																								
Inning Stats	R: 0 E: 0 K: 0 S: 11	H: 0 LOB: 0 BB: 0 P: 15	R: 0 E: 0 K: 0 S: 7	H: 1 LOB: 1 BB: 0 P: 11	R: 0 E: 0 K: 0 S: 11	H: 1 LOB: 2 BB: 1 P: 18	R: 0 E: 0 K: 0 S: 9	H: 1 LOB: 1 BB: 0 P: 14	R: 0 E: 1 K: 1 S: 12	H: 1 LOB: 2 BB: 0 P: 16	R: 0 E: 0 K: 1 S: 8	H: 1 LOB: 1 BB: 0 P: 10	R: 3 E: 0 K: 0 S: 17	H: 4 LOB: 1 BB: 0 P: 28	R: 3 E: 0 K: 0 S: 11	H: 2 LOB: 2 BB: 2 P: 24	R: 0 E: 0 K: 1 S: 10	H: 1 LOB: 2 BB: 0 P: 14	1B: 7 2B: 5 3B: 0 HR: 0	SF: 0 SAC: 0 DP: 0 HBP: 2	WP: 1 PB: 1 SB: 0 CS: 0	PA: 45		
PITCHER	IP WLS BF H R ER SO BB IBB HBP BLK WP HR S P ERA WHIP	5.0 21 4 0 0 1 1 0 0 0 0 0 0 50 74 0.00 1.000	1.0 4 1 0 0 1 0 0 0 0 0 0 0 8 10 0.00 1.000	0.2 4 2 2 2 0 0 0 0 0 0 0 0 8 13 27.00 3.000	0.0 2 2 1 1 0 0 0 0 0 0 0 0 6 9 ∞ ∞	0.2 L 5 2 3 2 0 1 0 0 0 0 0 9 18 27.00 4.500	0.2 4 0 0 0 0 1 0 1 0 0 0 0 5 7 0.00 1.500	1.0 5 1 0 0 1 0 0 0 1 0 0 0 10 14 0.00 1.000																

Batter	1	2	3	4	5	6	7	8	9	AB	R	H	RBI	BB	SO	LOB	BOTTOM							
Nomar Garciaparra, R OBP: 0.343, SLG: 0.534	1-2 G1-3		1-1 L9-3		1-0 L7		0-0 1B S	1-0 P3		5	1	1	2	0	0	2								
John Valentin, R OBP: 0.374, SLG: 0.503	2-1 G6-3		1-2 1B HBP		0-0 F9		1-3 K	1-0 2B		1	0	0	0	0	0	0								
Mike Benjamin, R OBP: 0.289, SLG: 0.370										3	0	1	0	0	1	2								
Mo Vaughn, L OBP: 0.420, SLG: 0.557	2-1 18 1B 2B		1-2 1B		1-3 1B		1-0 G4-3	3-2 K		5	1	3	1	0	1	1								
18 Reggie Jefferson, S OBP: 0.357, SLG: 0.479	2-0 2H 1B		0-0 F7		0-2 2B		2-1 L5			4	0	2	1	0	0	3								
Wil Cordero, R OBP: 0.310, SLG: 0.426		1-3 K		0-0 G6-4-3 1B		2-0 P2	0-3 K			4	0	1	0	0	2	2								
Troy O'Leary, L OBP: 0.361, SLG: 0.493		2-0 F7		1-2 G6-4-3		4-0 BB		2-0 G4-3		3	0	0	0	1	0	1								
Scott Hatteberg, L OBP: 0.358, SLG: 0.442		2-1 FC6 1B		1-1 P6		0-3 K		2-2 G4-3		4	0	1	0	0	1	2								
Jeff Frye, R OBP: 0.356, SLG: 0.438		3-1 FC6						1-0 P3		4	1	2	0	0	0	1								
Darren Bragg, L OBP: 0.340, SLG: 0.392										3	1	2	0	0	0	1								
Bill Haselman, R OBP: 0.288, SLG: 0.396										0	0	0	0	0	0	0								
Curtis Pride, L OBP: 0.316, SLG: 0.341										1	0	0	0	0	1	0								
																								
Inning Stats	R: 1 E: 0 K: 0 S: 8	H: 2 LOB: 1 BB: 0 P: 15	R: 0 E: 0 K: 1 S: 8	H: 1 LOB: 0 BB: 0 P: 16	R: 0 E: 0 K: 0 S: 10	H: 2 LOB: 0 BB: 0 P: 14	R: 0 E: 0 K: 0 S: 6	H: 1 LOB: 0 BB: 0 P: 8	R: 0 E: 0 K: 1 S: 6	H: 1 LOB: 1 BB: 0 P: 10	R: 0 E: 0 K: 1 S: 8	H: 1 LOB: 2 BB: 1 P: 15	R: 3 E: 0 K: 2 S: 17	H: 4 LOB: 1 BB: 0 P: 27	R: 0 E: 0 K: 0 S: 5	H: 0 LOB: 0 BB: 0 P: 10	R: 0 E: 0 K: 2 S: 8	H: 1 LOB: 1 BB: 0 P: 13	1B: 9 2B: 5 3B: 0 HR: 0	SF: 0 SAC: 0 DP: 2 HBP: 1	WP: 0 PB: 0 SB: 1 CS: 0	PA: 39		
PITCHER	IP WLS BF H R ER SO BB IBB HBP BLK WP HR S P ERA WHIP	6.0 7 28 1 0 0 2 1 0 0 0 0 0 17 28 0.00 0.500	2.0 W 7 1 0 0 2 0 0 0 0 0 0 5 9 0.00 1.500	0.2 3 1 0 0 1 0 0 0 0 0 0 0 3 4 0.00 0.000	0.1 S 1 0 0 0 1 0 0 0 0 0 0 3 4 0.00 0.000																			

Chicago White Sox @ Boston Red Sox
Fenway Park, Boston, MA
Sat Sep 20 1997, 7:05 PM EDT
Att: 30,549 - Cloudy - 83 F

AB 40
R 6
H 12
RBI 5
BB 3
SO 3
LOB 21


Chicago White Sox @ Boston Red Sox
Fenway Park, Boston, MA
Sat Sep 20 1997, 7:05 PM EDT
Att: 30,549 - Cloudy - 83 F

AB 37
R 4
H 13
RBI 4
BB 1
SO 6
LOB 15

Batter	1	2	3	4	5	6	7	8	9	AB	R	H	RBI	BB	SO	LOB	TOP			
Ray Durham, S OBP: 0.340, SLG: 0.381	E5 SH5-3 2B 1B		G6-3		G4-3		G6-4-3 3B		F7	5	1	2	0	0	0	0				
Chad Fonville, S OBP: 0.250, SLG: 0.143	SH5-3 2-3		G6-3		B4		L6			3	0	0	0	0	0	1				
Frank Thomas, R OBP: 0.462, SLG: 0.616			1B 1B		1B		G6-4-3 IBB			3	0	3	1	1	0	0				
Albert Belle, R OBP: 0.331, SLG: 0.488	K 3-H		1B		F9		G6-4-3 1-2			4	0	1	0	0	1	4				
Robin Ventura, L OBP: 0.374, SLG: 0.438	K		K		G1-3		G4-3			4	0	0	0	0	2	3				
Lyle Mouton, R OBP: 0.311, SLG: 0.372		L1-3		G3		1B BB		K		3	0	0	0	1	1	0				
Jorge Fabregas, L OBP: 0.279, SLG: 0.353		3B		34 1B SF7-5-4		1B		G3		4	1	3	0	0	0	0				
34 Mario Valdez, L OBP: 0.346, SLG: 0.336	F7		1B		1B			G6-3		4	0	1	0	0	1	3				
Ozzie Guillen, L OBP: 0.275, SLG: 0.339	G4-3		SF7-5-4 1-2 3-H		G5-3			L6		3	0	0	1	0	0	3				
Inning Stats	R: 1 E: 1 K: 2 S: 9	H: 2 LOB: 1 BB: 0 P: 10	R: 0 E: 0 K: 0 S: 5	H: 1 LOB: 1 BB: 0 P: 9	R: 0 E: 0 K: 1 S: 13	H: 2 LOB: 2 BB: 0 P: 19	R: 0 E: 0 K: 0 S: 10	H: 1 LOB: 1 BB: 0 P: 14	R: 0 E: 0 K: 1 S: 11	H: 1 LOB: 2 BB: 1 P: 19	R: 0 E: 0 K: 0 S: 6	H: 1 LOB: 1 BB: 1 P: 16	R: 0 E: 0 K: 1 S: 6	H: 0 LOB: 0 BB: 0 P: 9	R: 0 E: 0 K: 0 S: 9	H: 0 LOB: 0 BB: 0 P: 11	1B: 7 2B: 2 3B: 2 HR: 0	SF: 1 SAC: 1 DP: 2 HBP: 0	WP: 0 PB: 0 SB: 0 CS: 0	PA: 37
PITCHER	IP WLS BF H R ER SO BB IBB HBP BLK WP HR S P ERA WHIP	IP WLS BF H R ER SO BB IBB HBP BLK WP HR S P ERA WHIP																		
Aaron Sele, R ERA: 5.32	6.0	27	9	2	2	4	1	0	0	0	0	0	0	0	57	86	3.00	1.667		
Jim Corsi, R ERA: 2.96	2.0	7	1	0	0	1	0	1	0	0	0	0	0	12	25	0.00	0.500			
Tom Gordon, R ERA: 3.63	1.0	3	0	0	0	0	0	0	0	0	0	0	0	9	11	0.00	0.000			

Chicago White Sox @ Boston Red Sox
Fenway Park, Boston, MA
Sun Sep 21 1997, 3:33 AM EDT
Att: 27,229 - Cloudy - 61 F


AB 33
R 2
H 10
RBI 2
BB 2
SO 5
LOB 14



Batter	1	2	3	4	5	6	7	8	9	AB	R	H	RBI	BB	SO	LOB	BOTTOM			
Nomar Garciaparra, R OBP: 0.342, SLG: 0.532	G4-3		G3	1-3 3-H 1B			P2 1-2	G4-3		5	0	1	1	0	0	3				
Jeff Erye, R OBP: 0.355, SLG: 0.438	S 1B 2B		F7	F8			P3			4	1	1	0	0	0	2				
Mo Vaughn, L OBP: 0.424, SLG: 0.558	18 P6-5 2-H 1B		1B			FC5-4 BB		18 SH1-3 BB BB		1	0	1	1	3	0	0				
Shane Mack, R OBP: 0.368, SLG: 0.438			BB			BB		BB		0	1	0	0	0	0	0				
Wil Cordero, R OBP: 0.313, SLG: 0.429	1-2 1B		1B		FC5-4 18 G4-6-3		1-2 1B	18 SH1-3 1B		4	1	3	0	0	0	1				
18 Reggie Jefferson, S OBP: 0.355, SLG: 0.475	P6-5 2-3f		F9		G4-6-3			SH1-3		3	0	0	0	0	0	5				
Bill Haselman, R OBP: 0.291, SLG: 0.395		F8		FC5-4 1B			F8	BB 1B IBB		3	1	1	0	1	0	0				
Troy O'Leary, L OBP: 0.356, SLG: 0.488		E4		K			F8	P2		4	0	0	0	0	1	4				
Mike Benjamin, R OBP: 0.287, SLG: 0.358		F8		FC5-4 1B 1-2			F9	1B BB		3	1	0	1	1	0	2				
Jesus Tavarez, S OBP: 0.216, SLG: 0.246		G1-3		E5 1B				BB		2	0	1	0	0	0	1				
Darren Bragg, L OBP: 0.342, SLG: 0.395				1B				CS 1B		2	0	2	2	0	0	0				
Inning Stats	R: 1 E: 0 K: 0 S: 11	H: 3 LOB: 1 BB: 0 P: 17	R: 0 E: 1 K: 0 S: 5	H: 0 LOB: 1 BB: 0 P: 10	R: 0 E: 0 K: 0 S: 7	H: 1 LOB: 2 BB: 1 P: 16	R: 1 E: 1 K: 1 S: 18	H: 3 LOB: 2 BB: 0 P: 26	R: 0 E: 0 K: 0 S: 10	H: 0 LOB: 0 BB: 1 P: 20	R: 0 E: 0 K: 0 S: 6	H: 0 LOB: 0 BB: 0 P: 8	R: 0 E: 0 K: 0 S: 6	H: 1 LOB: 0 BB: 0 P: 9	R: 3 E: 0 K: 0 S: 15	H: 2 LOB: 2 BB: 3 P: 36	1B: 9 2B: 2 3B: 0 HR: 0	SF: 0 SAC: 1 DP: 2 HBP: 0	WP: 0 PB: 0 SB: 1 CS: 1	PA: 37
PITCHER	IP WLS BF H R ER SO BB IBB HBP BLK WP HR S P ERA WHIP	IP WLS BF H R ER SO BB IBB HBP BLK WP HR S P ERA WHIP																		
Scott Eyre, L ERA: 5.2	7.0	29	8	2	2	0	2	0	0	0	0	0	0	11	30	40.50	6.000			
Tom Fordham, L ERA: 7.43	0.2	7	2	3	3	0	2	1	0	0	0	0	0	4	6	0.00	0.000			
Nelson Cruz, R ERA: 7.66	0.1	1	0	0	0	0	0	0	0	0	0	0	0	4	6	0.00	0.000			

Chicago White Sox @ Boston Red Sox
Fenway Park, Boston, MA
Sun Sep 21 1997, 3:33 AM EDT
Att: 27,229 - Cloudy - 61 F

AB 31
R 5
H 10
RBI 5
BB 5
SO 1
LOB 18



Batter	1	2	3	4	5	6	7	8	9	AB	R	H	RBI	BB	SO	LOB	TOP										
Chuck Knoblauch, R OBP: 0.392, SLG: 0.415 (1, 4)	1-0 F9 1B HBP	1-0 P4			2-0 L8		2-0 G6-3		3-2 F9	4	1	0	0	0	0	2	Minnesota Twins @ Chicago White Sox Comiskey Park, Chicago, IL Tue Sep 23 1997, 8:05 PM EDT Att: 14,820 - Unknown - 59 F livebaseballscorecards.com										
Brent Brade, L OBP: 0.397, SLG: 0.415 (1, 9)	1-2 F9	3-1 F8			0-1 HR		1-1 2B			4	1	2	2	0	0	1											
Paul Molitor, R OBP: 0.349, SLG: 0.435 (1, 10)	2-1 BB 2-H 1B		2-1 F7		2-1 F9		1-1 F7			4	1	1	1	0	0	1											
Ron Coomer, R OBP: 0.321, SLG: 0.423 (1, 5)	4-1 BB 1B BB		1-3 K		2-2 L3			2-3 K		3	1	0	0	1	2	0											
Matt Lawton, L OBP: 0.368, SLG: 0.406 (1, 8)	4-2 1B BB		0-0 F8				0-0 F9		2-3 K	3	0	0	0	1	1	0											
Marty Cordova, R OBP: 0.292, SLG: 0.399 (1, 7)	1-3 K			3-1 G4-3		4-0 WP S BB		1-3 K		3	0	0	0	1	2	3											
Scott Stahoviak, L OBP: 0.304, SLG: 0.414 (1, 3)	3-2 1-2 2-H 3-H 1B		3-3 K		3-3 K		3-3 K		3-2 F8 2B	4	0	2	2	0	2	1											
Terry Steinbach, R OBP: 0.305, SLG: 0.401 (1, 2)	2-1 P3		0-2 G5-3		2-3 K			0-3 K		4	0	0	0	0	2	4											
Denny Hocking, S OBP: 0.303, SLG: 0.364 (1, 6)		2-2 F7			4-2 HR BB		1-0 G6-3		1-1 F8 2-3	3	1	0	0	1	0	1											
Inning Stats	R: 3 E: 0 K: 1 S: 17	H: 2 LOB: 2 BB: 2 P: 35	R: 0 E: 0 K: 0 S: 6	H: 0 LOB: 0 BB: 0 P: 12	R: 0 E: 0 K: 1 S: 6	H: 0 LOB: 0 BB: 0 P: 9	R: 0 E: 0 K: 1 S: 10	H: 0 LOB: 0 BB: 0 P: 16	R: 2 E: 0 K: 0 S: 12	H: 1 LOB: 0 BB: 1 P: 22	R: 0 E: 0 K: 2 S: 9	H: 0 LOB: 1 BB: 1 P: 18	R: 0 E: 0 K: 3 S: 9	H: 0 LOB: 0 BB: 0 P: 14	R: 0 E: 0 K: 1 S: 13	H: 1 LOB: 1 BB: 0 P: 20	1B: 2 2B: 2 3B: 0 HR: 1	SF: 0 SAC: 0 DP: 0 HBP: 1	WP: 1 PB: 0 SB: 1 CS: 0	PA: 37							
PITCHER	IP	WLS	BF	H	R	ER	SO	BB	IBB	HBP	BLK	WP	HR	S	P	ERA	WHIP										
Jason Bere, R ERA: 4.71 (1, 1)	5.0	L	22	3	5	5	3	3	0	1	0	0	1	51	94	9.00	1.200										
Nelson Cruz, R ERA: 7.93 (6, 1)	2.0		8	1	0	0	2	1	0	0	0	1	0	15	29	0.00	1.000										
Chuck McElroy, L ERA: 3.86 (8, 1)	2.0		7	1	0	0	4	0	0	0	0	0	0	22	34	0.00	0.500										

Batter	1	2	3	4	5	6	7	8	9	AB	R	H	RBI	BB	SO	LOB	BOTTOM										
Ray Durham, S OBP: 0.339, SLG: 0.380 (1, 4)	3-1 G2-3		2-1 HR 1B		1-3 K		1-2 CS		0-0 F7	4	1	1	0	0	1	0	Minnesota Twins @ Chicago White Sox Comiskey Park, Chicago, IL Tue Sep 23 1997, 8:05 PM EDT Att: 14,820 - Unknown - 59 F livebaseballscorecards.com										
25 Jeff Abbott, R OBP: 0.278, SLG: 0.389 (1, 9)	0-1 L5		1-2 2-3 G1-2-3		0-0 G6-3			1-1 F9		4	0	0	0	0	0	3											
Frank Thomas, R OBP: 0.461, SLG: 0.619 (1, 10)	1-0 G6-3		2-0 HR		0-0 G5-3			1-1 F7		4	1	1	3	0	0	0											
Albert Belle, R OBP: 0.331, SLG: 0.488 (1, 7)		0-0 G5-3	1-1 2B		2-2 G6-3			0-3 K		4	0	1	0	0	1	0											
Robin Ventura, L OBP: 0.373, SLG: 0.435 Greg Norton, S (3, PH) OBP: 0.292, SLG: 0.409 (4, 5)		2-1 E3 BB	4-1 BB		0-1 F7			0-1 F7		1	0	0	0	0	0	0											
Mike Cameron, R OBP: 0.352, SLG: 0.432 (1, 8)		4-2 G6-4-3 BB	1-2 F7		0-0 G5-3			1-3 K		3	0	0	0	1	1	2											
Jorge Fabregas, L OBP: 0.348, SLG: 0.351 Robert Machado, R (7, PH) OBP: 0.333, SLG: 0.455 (8, 2)		2-2 G6-4-3		2-1 L7			2-3 K			2	0	0	0	0	0	2											
34 Mario Valdez, L OBP: 0.348, SLG: 0.339 Magglio Ordonez, R OBP: 0.333, SLG: 0.580 Dave Martinez, L OBP: 0.351, SLG: 0.410 (8, 3)			1-1 1B 25 G1-2-3 1B		1-0 G4-3			0-0 F8		2	0	1	0	0	0	0											
Ozzie Guillen, L OBP: 0.275, SLG: 0.339 (1, 6)			0-1 25 G1-2-3 HR 1B		1-1 G3-1		1-2 E4 CS			3	1	1	0	0	0	0											
Inning Stats	R: 0 E: 0 K: 0 S: 5	H: 0 LOB: 0 BB: 0 P: 9	R: 0 E: 1 K: 0 S: 8	H: 0 LOB: 1 BB: 1 P: 16	R: 3 E: 0 K: 0 S: 17	H: 5 LOB: 2 BB: 1 P: 29	R: 0 E: 0 K: 0 S: 5	H: 0 LOB: 0 BB: 0 P: 9	R: 0 E: 0 K: 1 S: 9	H: 0 LOB: 0 BB: 0 P: 10	R: 0 E: 0 K: 0 S: 6	H: 0 LOB: 0 BB: 0 P: 8	R: 0 E: 1 K: 1 S: 9	H: 0 LOB: 0 BB: 0 P: 13	R: 0 E: 0 K: 0 S: 5	H: 0 LOB: 0 BB: 0 P: 7	R: 0 E: 0 K: 2 S: 8	H: 0 LOB: 0 BB: 0 P: 9	1B: 3 2B: 1 3B: 0 HR: 1	SF: 0 SAC: 0 DP: 2 HBP: 0	WP: 0 PB: 0 SB: 0 CS: 1	PA: 34					
PITCHER	IP	WLS	BF	H	R	ER	SO	BB	IBB	HBP	BLK	WP	HR	S	P	ERA	WHIP										
Bob Tewksbury, R ERA: 4.4 (1, 1)	6.0	W	24	5	3	3	1	2	0	0	0	0	0	50	81	4.50	1.167										
Greg Swindell, L ERA: 3.65 (7, 1)	1.1		4	0	0	0	1	0	0	0	0	0	0	10	14	0.00	0.000										
Mike Trombley, R ERA: 4.04 (8, 1)	0.2		2	0	0	0	0	0	0	0	0	0	0	4	6	0.00	0.000										
Rick Aguilera, R ERA: 3.88 (9, 1)	1.0	S	3	0	0	0	2	0	0	0	0	0	0	8	9	0.00	0.000										

AB	32
R	5
H	5
RBI	5
BB	4
SO	9
LOB	13



AB	31
R	3
H	5
RBI	3
BB	2
SO	4
LOB	7



Batter	1	2	3	4	5	6	7	8	9	AB	R	H	RBI	BB	SO	LOB	TOP					
Brent Brede, L OBP: 0.363, SLG: 0.409										5	1	1	0	0	1	1	Minnesota Twins @ Chicago White Sox Comiskey Park, Chicago, IL Wed Sep 24 1997, 8:05 PM EDT Att: 16,195 - Unknown - 66 F livebaseballscores.com					
Denny Hocking, S OBP: 0.324, SLG: 0.363										4	2	1	0	1	0	0						
Matt Lawton, L OBP: 0.368, SLG: 0.411										5	1	2	2	0	0	0						
Ron Coomer, R OBP: 0.324, SLG: 0.426										3	1	2	1	1	0	1						
David Ortiz, L OBP: 0.400, SLG: 0.526										4	1	2	1	0	2	2						
Marty Cordova, R OBP: 0.294, SLG: 0.412										4	1	2	2	0	0	2						
Scott Stahoviak, L OBP: 0.300, SLG: 0.408										4	0	0	0	0	2	2						
Damian Miller, R OBP: 0.279, SLG: 0.391										4	0	0	0	0	0	0						
Todd Walker, L OBP: 0.269, SLG: 0.331										4	0	1	0	0	0	0						
Inning Stats	R: 3 E: 0 K: 2 S: 18	H: 3 LOB: 1 BB: 1 P: 30	R: 0 E: 0 K: 0 S: 7	H: 0 LOB: 0 BB: 0 P: 11	R: 1 E: 0 K: 0 S: 8	H: 3 LOB: 1 BB: 0 P: 12	R: 0 E: 0 K: 1 S: 9	H: 1 LOB: 1 BB: 0 P: 15	R: 2 E: 0 K: 1 S: 16	H: 3 LOB: 1 BB: 0 P: 24	R: 0 E: 0 K: 0 S: 5	H: 0 LOB: 0 BB: 0 P: 6	R: 0 E: 0 K: 1 S: 10	H: 0 LOB: 1 BB: 1 P: 14	R: 1 E: 0 K: 0 S: 11	H: 1 LOB: 0 BB: 0 P: 18	R: 0 E: 0 K: 0 S: 7	H: 0 LOB: 0 BB: 0 P: 11	1B: 6 2B: 4 3B: 0 HR: 1	SF: 0 SAC: 0 DP: 0 HBP: 0	WP: 0 PB: 2 SB: 1 CS: 0	PA: 39
PITCHER	IP WLS BF H R ER SO BB IBB HBP BLK WP HR S P ERA WHIP																					
James Baldwin, R ERA: 5.27	(1, 1) 5.0 L 25 10 6 5 4 1 0 0 0 0 0 0 58 92 9.00 2.200																					
Tom Fordham, L ERA: 6.51	(6, 1) 3.0 11 1 1 1 1 1 0 0 0 0 1 26 38 3.00 0.667																					
Jeff Darwin, R ERA: 2.84	(9, 1) 1.0 3 0 0 0 0 0 0 0 0 0 0 7 11 0.00 0.000																					

Batter	1	2	3	4	5	6	7	8	9	AB	R	H	RBI	BB	SO	LOB	BOTTOM					
Ray Durham, S OBP: 0.341, SLG: 0.380										2	0	1	0	1	0	0	Minnesota Twins @ Chicago White Sox Comiskey Park, Chicago, IL Wed Sep 24 1997, 8:05 PM EDT Att: 16,195 - Unknown - 66 F livebaseballscores.com					
Chad Fonville, S OBP: 0.231, SLG: 0.130										2	0	0	0	0	1	3						
Dave Martinez, L OBP: 0.351, SLG: 0.410										3	0	1	0	0	1	1						
25 Jeff Abbott, R OBP: 0.270, SLG: 0.378										1	0	0	0	0	0	1						
34 Mano Valdez, R OBP: 0.333, SLG: 0.339										0	0	0	0	1	0	0						
Frank Thomas, R OBP: 0.460, SLG: 0.616										4	0	1	0	0	2	3						
Lyle Mouton, R OBP: 0.310, SLG: 0.371										1	0	0	0	0	1	3						
Albert Belle, R OBP: 0.329, SLG: 0.485										4	0	0	0	0	0	4						
Mike Cameron, R OBP: 0.351, SLG: 0.429										3	0	0	1	1	0	0						
Jorge Fabregas, L OBP: 0.281, SLG: 0.352										2	0	1	0	0	0	0						
Norberto Martin, R OBP: 0.324, SLG: 0.378										1	0	0	0	0	0	3						
Robert Machado, R OBP: 0.333, SLG: 0.455										0	0	0	0	0	0	0						
Magglio Ordonez, R OBP: 0.309, SLG: 0.537										4	0	0	0	0	0	2						
Greg Norton, S OBP: 0.321, SLG: 0.500										4	1	2	0	0	0	1						
Ozzie Guillen, L OBP: 0.275, SLG: 0.338										4	1	1	1	0	1	2						
Inning Stats	R: 0 E: 0 K: 1 S: 11	H: 1 LOB: 0 BB: 0 P: 17	R: 0 E: 0 K: 0 S: 7	H: 0 LOB: 1 BB: 0 P: 10	R: 0 E: 0 K: 1 S: 8	H: 0 LOB: 0 BB: 0 P: 12	R: 0 E: 0 K: 1 S: 6	H: 0 LOB: 0 BB: 0 P: 11	R: 0 E: 0 K: 0 S: 5	H: 1 LOB: 1 BB: 0 P: 9	R: 0 E: 0 K: 1 S: 16	H: 1 LOB: 2 BB: 1 P: 25	R: 0 E: 0 K: 0 S: 5	H: 0 LOB: 0 BB: 0 P: 8	R: 2 E: 1 K: 0 S: 19	H: 3 LOB: 3 BB: 1 P: 28	R: 0 E: 1 K: 2 S: 15	H: 1 LOB: 3 BB: 1 P: 22	1B: 6 2B: 1 3B: 1 HR: 0	SF: 0 SAC: 0 DP: 1 HBP: 1	WP: 0 PB: 0 SB: 0 CS: 0	PA: 39
PITCHER	IP WLS BF H R ER SO BB IBB HBP BLK WP HR S P ERA WHIP																					
Frankie Rodriguez, R ERA: 4.62	(1, 1) 7.0 W 27 5 2 1 4 1 0 1 0 0 0 0 60 94 1.29 0.857																					
Eddie Guardado, L ERA: 4.0	(8, 1) 0.2 5 1 0 0 0 1 0 0 0 0 0 0 13 20 0.00 3.000																					
Todd Ritchie, R ERA: 4.64	(8, 1) 1.0 6 1 0 0 1 1 0 0 0 0 0 0 16 24 0.00 2.000																					
Rick Aguilera, R ERA: 3.66	(9, 1) 0.1 S 1 0 0 0 0 1 0 0 0 0 0 0 3 4 0.00 0.000																					

Batter	1	2	3	4	5	6	7	8	9	AB	R	H	RBI	BB	SO	LOB	TOP				
Chuck Knoblauch, R (1, 4) OBP: 0.389, SLG: 0.412	F8		G1-3		F9		F9			4	0	0	0	0	0	2	Minnesota Twins @ Chicago White Sox Comiskey Park, Chicago, IL Thu Sep 25 1997, 8:05 PM EDT Att: 15,508 - Unknown - 70 F livebaseballscorecards.com				
Brent Breda, L (1, 9) OBP: 0.356, SLG: 0.400	G4-3			G4-3		G6-3		F8		4	0	0	0	0	0						
Paul Molitor, R (1, 10) OBP: 0.348, SLG: 0.435	K			HR		L7		K		4	1	1	0	0	2						
Ron Coomer, R (1, 5) OBP: 0.326, SLG: 0.439		G6-3		HR		G5-3		HR		4	2	2	3	0	0						
Matt Lawton, L (1, 8) OBP: 0.367, SLG: 0.410	G4-3			G4-3			HR	P3		4	1	1	0	0	0						
Marty Cordova, R (1, 7) OBP: 0.296, SLG: 0.421	P8			FC6-4		HR		HR		4	1	2	2	0	0						
Scott Stahoviak, L (1, 3) OBP: 0.302, SLG: 0.407			S	FC6-4		G4-3		G1-3		3	0	1	0	1	0	1					
Damian Miller, R (1, 2) OBP: 0.282, SLG: 0.379			K		L6			G1-3		2	0	0	0	1	1						
Javier Valentin, S (7, 2)			K				BB			1	0	0	0	0	0	1					
Denny Hocking, S (1, 6) OBP: 0.302, SLG: 0.358			K		G4-3			L3		3	0	0	0	0	1	2					
Todd Walker, L (9, PH) OBP: 0.268, SLG: 0.329										1	0	0	0	0	1	1					
Inning Stats	R: 0 E: 0 K: 1 S: 7	H: 0 LOB: 0 BB: 0 P: 10	R: 0 E: 0 K: 0 S: 6	H: 0 LOB: 0 BB: 0 P: 8	R: 0 E: 0 K: 2 S: 12	H: 0 LOB: 1 BB: 1 P: 20	R: 2 E: 0 K: 0 S: 9	H: 3 LOB: 1 BB: 0 P: 13	R: 0 E: 0 K: 0 S: 5	H: 0 LOB: 0 BB: 0 P: 9	R: 2 E: 0 K: 0 S: 11	H: 2 LOB: 1 BB: 1 P: 20	R: 1 E: 0 K: 1 S: 11	H: 1 LOB: 0 BB: 0 P: 19	R: 0 E: 0 K: 1 S: 10	H: 1 LOB: 1 BB: 0 P: 13	1B: 3 2B: 1 3B: 0 HR: 3	SF: 0 SAC: 0 DP: 0 HBP: 0	WP: 0 PB: 0 CS: 0	PA: 36	
PITCHER	IP	WLS	BF	H	R	ER	SO	BB	IBB	HBP	BLK	WP	HR	S	P	ERA	WHIP				
Doug Drabek, R (1, 1) ERA: 5.74	6.1	W	26	5	4	4	3	2	0	0	0	0	2	55	88	5.68	1.105				
Keith Foulke, R (7, 1) ERA: 6.53	2.2		10	2	1	1	2	0	0	0	0	0	1	25	37	3.38	0.750				

Batter	1	2	3	4	5	6	7	8	9	AB	R	H	RBI	BB	SO	LOB	BOTTOM				
Ray Durham, S (1, 4) OBP: 0.340, SLG: 0.381	K		FC6-4			E1		P9		5	1	1	2	0	1	2	Minnesota Twins @ Chicago White Sox Comiskey Park, Chicago, IL Thu Sep 25 1997, 8:05 PM EDT Att: 15,508 - Unknown - 70 F livebaseballscorecards.com				
Mike Cameron, R (1, 8) OBP: 0.352, SLG: 0.431	E	K		G6-3		PB		K		5	2	2	0	0	2	1					
Frank Thomas, R (1, 10) OBP: 0.462, SLG: 0.623	E1			FC6-4		P3		HR		4	2	3	1	1	0	2					
Albert Belle, R (1, 7) OBP: 0.329, SLG: 0.486	P4		FC6-4			WP		L8		5	1	2	2	0	0	3					
Dave Martinez, L (1, 3) OBP: 0.352, SLG: 0.410				G4-3		P9		BB		5	0	2	1	0	0	3					
Magglio Ordonez, R (1, 9) OBP: 0.333, SLG: 0.586	G1-3							1B		4	2	2	2	1	0	3					
Jorge Fabregas, L (1, 2) OBP: 0.283, SLG: 0.353		L8		1B		G4-3		F9		5	1	2	0	0	0	2					
Greg Norton, S (1, 5) OBP: 0.313, SLG: 0.467						G6-3		K		4	1	1	0	0	2	2					
Norberto Martin, R (1, 6) OBP: 0.322, SLG: 0.376		L8		FC6-4		G6-3		P7		4	0	1	1	0	0	2					
Inning Stats	R: 2 E: 1 K: 1 S: 18	H: 3 LOB: 1 BB: 0 P: 22	R: 2 E: 0 K: 1 S: 20	H: 3 LOB: 2 BB: 1 P: 34	R: 1 E: 0 K: 1 S: 14	H: 3 LOB: 2 BB: 0 P: 18	R: 0 E: 0 K: 0 S: 7	H: 2 LOB: 2 BB: 0 P: 11	R: 0 E: 0 K: 0 S: 6	H: 0 LOB: 0 BB: 0 P: 9	R: 4 E: 1 K: 0 S: 14	H: 3 LOB: 0 BB: 0 P: 25	R: 0 E: 0 K: 1 S: 8	H: 0 LOB: 0 BB: 0 P: 12	R: 1 E: 0 K: 1 S: 12	H: 2 LOB: 2 BB: 1 P: 25	1B: 11 2B: 3 3B: 0 HR: 2	SF: 0 SAC: 0 DP: 0 HBP: 0	WP: 1 PB: 2 CS: 0	PA: 43	
PITCHER	IP	WLS	BF	H	R	ER	SO	BB	IBB	HBP	BLK	WP	HR	S	P	ERA	WHIP				
LaTroy Hawkins, R (1, 1) ERA: 5.84	2.2	L	18	9	5	4	3	1	0	0	0	0	0	19	33	7.71	1.286				
Rich Robertson, L (3, 1) ERA: 5.07	2.1		11	3	2	2	0	0	0	0	0	0	0	19	33	7.71	1.286				
Dan Naulty, R (6, 1) ERA: 6.21	3.0		14	4	3	2	2	1	0	0	0	1	2	30	53	6.00	1.667				

Batter	1	2	3	4	5	6	7	8	9	AB	R	H	RBI	BB	SO	LOB	TOP			
Jose Offerman, S (1, 4) OBP: 0.359, SLG: 0.394	3-1 FC5-4 1B		2-2 G5-3				2-3 K	2-2 G4-3		4	0	1	0	0	1	2	Kansas City Royals @ Chicago White Sox Comiskey Park, Chicago, IL Fri Sep 26 1997, 8:05 PM EDT Att: 17,167 - Unknown - 61 F livebaseballscorecards.com			
Shane Halter, R (1, 8) OBP: 0.346, SLG: 0.397	2-2 FC5-4 1B			0-0 F8	2-1 G6-3			0-0 G5-3		4	0	1	0	0	0	2				
Jay Bell, R (1, 6) OBP: 0.365, SLG: 0.461 Scott Cooper, L (9, PH) OBP: 0.283, SLG: 0.308	2-0 FC5-4			4-2 HR			0-3 K		1-3 K	2	1	0	0	1	1	2				
Jeff King, R (1, 3) OBP: 0.341, SLG: 0.442 Larry Sutton, L (9, PH) OBP: 0.336, SLG: 0.413	1-0 F7			2-2 HR			3-1 G4-3		1-2 F9	3	1	1	2	0	0	1				
Dean Palmer, R (1, 5) OBP: 0.308, SLG: 0.442				0-0 1B			0-0 F7		1-3 K	4	0	1	0	0	2	0				
Jermaine Dye, R (1, 9) OBP: 0.282, SLG: 0.370				2-2 G5-3				1-2 F8		3	0	1	0	0	0	0				
29 Mike Sweeney, R (1, 10) OBP: 0.309, SLG: 0.355	1-1 F8				2-2 E 1B		3-3 K			3	0	1	0	0	1	1				
Yamil Benitez, R (1, 7) OBP: 0.302, SLG: 0.439			0-0 F9		1-2 E5		1-2 F8			3	0	1	0	0	0	0				
Mike Macfarlane, R (1, 2) OBP: 0.316, SLG: 0.401			0-0 G5-3		3-3 K			0-0 P5		3	0	0	0	0	1	2				
Inning Stats	R: 0 E: 0 K: 0 S: 8	H: 2 LOB: 1 BB: 0 P: 16	R: 0 E: 0 K: 1 S: 6	H: 1 LOB: 0 BB: 0 P: 7	R: 0 E: 0 K: 0 S: 5	H: 0 LOB: 0 BB: 0 P: 7	R: 2 E: 0 K: 0 S: 10	H: 2 LOB: 0 BB: 1 P: 18	R: 0 E: 0 K: 1 S: 6	H: 0 LOB: 0 BB: 0 P: 9	R: 0 E: 0 K: 1 S: 10	H: 0 LOB: 0 BB: 0 P: 15	R: 0 E: 0 K: 0 S: 5	H: 0 LOB: 0 BB: 0 P: 7	R: 0 E: 0 K: 2 S: 9	H: 0 LOB: 0 BB: 0 P: 12	1B: 6 2B: 0 3B: 0 HR: 1	SF: 0 SAC: 0 DP: 1 HBP: 0	WP: 0 PB: 0 SB: 1 CS: 0	PA: 32
PITCHER	IP WLS BF H R ER SO BB IBB HBP BLK WP HR S P ERA WHIP	7.0 W 26 7 2 2 5 1 0 0 0 0 1 66 103 2.57 1.143	2.0 L 6 0 0 0 2 0 0 0 0 0 0 14 19 0.00 0.000	PITCHER																

Batter	1	2	3	4	5	6	7	8	9	AB	R	H	RBI	BB	SO	LOB	BOTTOM			
Ray Durham, S (1, 4) OBP: 0.339, SLG: 0.384	2-2 G4-3	1-1 E7 BB 1B		0-1 G6-3		2-0 HR		1-0 G1-3		5	2	1	1	0	0	0	Kansas City Royals @ Chicago White Sox Comiskey Park, Chicago, IL Fri Sep 26 1997, 8:05 PM EDT Att: 17,167 - Unknown - 61 F livebaseballscorecards.com			
Mike Cameron, R (1, 8) OBP: 0.352, SLG: 0.432	4-2 BB 1B BB	2-3 K		0-3 K		0-3 K BB		0-0 PB 2B		4	0	1	0	1	3	1				
Frank Thomas, R (1, 10) OBP: 0.461, SLG: 0.620 25 Jeff Abbott, R (6, PH) OBP: 0.263, SLG: 0.368	2-2 F9	4-0 1B BB			1-0 P6	0-1 F8		0-3 K		3	0	0	0	1	0	2				
Albert Belle, R (1, 7) OBP: 0.331, SLG: 0.486 Lyle Mouton, R (9, 7) OBP: 0.310, SLG: 0.371	1-0 BB	1-1 1B			2-1 1B 2B 1B	3-2 F9		1-0 G4-3		5	1	3	1	0	0	2				
Robin Ventura, L (1, 5) OBP: 0.380, SLG: 0.436	4-2 1B	0-0 L9			1-0 2B 1B	4-1 1B		2-3 BB		2	1	1	0	2	0	2				
Magglio Ordonez, R (1, 9) OBP: 0.328, SLG: 0.581	2-3 K		3-2 G5-3		0-0 WP SF8 2B	1-0 F9				4	1	1	2	0	1	5				
Dave Martinez, L (1, 3) OBP: 0.353, SLG: 0.409		2-2 HR 1B		1-2 G5-3		4-1 WP IBB		1-1 F7		3	1	1	0	1	0	0				
Ron Karkovics, R (1, 2) OBP: 0.248, SLG: 0.333 Jorge Fabregas, L (8, 2) OBP: 0.293, SLG: 0.353		1-0 HR		0-3 K		3-2 SF8		2-2 F7		3	1	1	3	0	1	0				
Norberto Martin, R (1, 6) OBP: 0.316, SLG: 0.368		0-1 G5-3		2-2 G5-3		2-3 K		1-1 L9		4	0	0	0	0	1	1				
Inning Stats	R: 0 E: 1 K: 1 S: 15	H: 1 LOB: 3 BB: 2 P: 30	R: 3 E: 1 K: 1 S: 15	H: 3 LOB: 2 BB: 1 P: 26	R: 0 E: 0 K: 1 S: 10	H: 0 LOB: 0 BB: 0 P: 14	R: 0 E: 0 K: 1 S: 10	H: 0 LOB: 0 BB: 0 P: 12	R: 3 E: 0 K: 1 S: 13	H: 3 LOB: 1 BB: 1 P: 26	R: 1 E: 0 K: 1 S: 11	H: 1 LOB: 2 BB: 1 P: 21	R: 0 E: 0 K: 0 S: 7	H: 0 LOB: 0 BB: 0 P: 11	R: 0 E: 0 K: 1 S: 6	H: 1 LOB: 1 BB: 0 P: 8	1B: 5 2B: 2 3B: 0 HR: 2	SF: 1 SAC: 0 DP: 0 HBP: 0	WP: 3 PB: 1 SB: 0 CS: 0	PA: 40
PITCHER	IP WLS BF H R ER SO BB IBB HBP BLK WP HR S P ERA WHIP	5.0 L 27 7 6 5 5 3 0 0 0 1 1 63 108 9.00 2.000	2.0 9 1 1 1 1 1 0 0 0 0 1 1 18 32 4.50 1.000	1.0 4 1 0 0 1 0 0 0 0 0 0 0 6 8 0.00 1.000	PITCHER															

Batter	1	2	3	4	5	6	7	8	9	AB	R	H	RBI	BB	SO	LOB	TOP								
Jose Offerman, S (1, 4) OBP: 0.359, SLG: 0.394	F8		L8			G6-3 1B	L7		G4-3	5	2	1	1	1	0	0									
Rod Myers, L (1, 7) OBP: 0.370, SLG: 0.386	K		L8			G6-3 1B			K	4	2	1	0	1	2	0									
Jay Bell, R (1, 6) OBP: 0.368, SLG: 0.461						G1-3				2	2	1	1	3	0	2									
Felix Martinez, S (8, 6) OBP: 0.382, SLG: 0.357										0	0	0	0	0	0	0									
Jeff King, R (1, 10) OBP: 0.341, SLG: 0.447	K		K			G6-3				5	1	2	5	0	2	3									
Larry Sutton, L (1, 3) OBP: 0.342, SLG: 0.412		P4								5	0	2	1	0	1	2									
Dean Palmer, R (1, 5) OBP: 0.310, SLG: 0.444										4	0	2	1	1	0	1									
Scott Cooper, L (8, 5) OBP: 0.283, SLG: 0.308										0	0	0	0	0	0	0									
Jermaine Dye, R (1, 9) OBP: 0.284, SLG: 0.371										5	0	2	0	0	0	4									
Shane Halter, R (1, 8) OBP: 0.341, SLG: 0.383										4	1	0	0	1	1	3									
29 Mike Sweeney, R (1, 2) OBP: 0.310, SLG: 0.369										5	2	2	1	0	1	2									
Inning Stats	R: 0 E: 0 K: 2 S: 11	H: 1 LOB: 1 BB: 0 P: 16	R: 0 E: 0 K: 0 S: 15	H: 1 LOB: 2 BB: 1 P: 25	R: 0 E: 0 K: 1 S: 11	H: 0 LOB: 1 BB: 1 P: 20	R: 0 E: 0 K: 0 S: 11	H: 2 LOB: 1 BB: 0 P: 18	R: 3 E: 0 K: 0 S: 15	H: 4 LOB: 2 BB: 1 P: 27	R: 6 E: 0 K: 2 S: 17	H: 3 LOB: 0 BB: 3 P: 37	R: 0 E: 0 K: 2 S: 7	H: 0 LOB: 0 BB: 0 P: 13	R: 1 E: 0 K: 2 S: 12	H: 2 LOB: 2 BB: 1 P: 22	R: 0 E: 0 K: 0 S: 5	H: 0 LOB: 0 BB: 0 P: 9	1B: 9 2B: 2 3B: 0 HR: 2	SF: 0 SAC: 0 DP: 1 HBP: 0	WP: 0 PB: 0 SB: 3 CS: 0	PA: 46			
PITCHER	IP	WLS	BF	H	R	ER	SO	BB	IBB	HBP	BLK	WP	HR	S	P	ERA	WHIP								
Jaime Navarro, R (1, 1) ERA: 5.79	5.0	L	27	9	5	5	3	4	0	0	0	0	1	66	113	9.00	2.600								
Jeff Darwin, R (6, 1) ERA: 5.27	1.0		7	2	4	4	0	2	0	0	0	0	1	14	30	36.00	4.000								
Al Levine, R (7, 1) ERA: 6.91	2.0		9	2	1	1	4	1	0	0	0	0	0	19	35	4.50	1.500								
Tom Fordham, L (9, 1) ERA: 6.23	1.0		3	0	0	0	0	0	0	0	0	0	0	5	9	0.00	0.000								

Kansas City Royals @ Chicago White Sox
Comiskey Park, Chicago, IL
Sat Sep 27 1997, 8:05 PM EDT
Att: 27,824 - Unknown - 73 F

AB 39
R 10
H 13
RBI 10
BB 7
SO 7
LOB 17



Batter	1	2	3	4	5	6	7	8	9	AB	R	H	RBI	BB	SO	LOB	BOTTOM								
Ray Durham, S (1, 4) OBP: 0.339, SLG: 0.384			G4-3				B1		F9	5	2	2	0	0	0	0									
Norberto Martin, R (1, 6) OBP: 0.320, SLG: 0.371										4	0	2	1	0	0	1									
Jorge Fabregas, L (9, PH) OBP: 0.282, SLG: 0.352										1	0	0	0	0	0	0									
Frank Thomas, R (1, 10) OBP: 0.459, SLG: 0.616										3	0	0	0	0	1	2									
Lyle Mouton, R (7, PH) OBP: 0.309, SLG: 0.369										1	0	0	0	0	0	1									
Albert Belle, R (1, 7) OBP: 0.332, SLG: 0.487										4	1	2	1	0	0	0									
Chad Fonville, S (9, 7) OBP: 0.231, SLG: 0.130										0	0	0	0	0	0	0									
Mike Cameron, R (1, 8) OBP: 0.356, SLG: 0.434										3	0	2	0	1	0	1									
Greg Norton, S (1, 5) OBP: 0.306, SLG: 0.441										4	1	1	0	0	0	4									
Magglio Ordonez, R (1, 9) OBP: 0.338, SLG: 0.591										4	0	2	2	0	1	1									
34 Mario Valdez, L (1, 3) OBP: 0.350, SLG: 0.330										3	0	0	0	1	2	3									
Robert Machado, R (1, 2) OBP: 0.250, SLG: 0.333										4	0	0	0	0	2	4									
Inning Stats	R: 1 E: 0 K: 0 S: 12	H: 3 LOB: 2 BB: 0 P: 16	R: 0 E: 0 K: 0 S: 5	H: 0 LOB: 0 BB: 0 P: 5	R: 0 E: 0 K: 0 S: 5	H: 0 LOB: 0 BB: 0 P: 7	R: 1 E: 0 K: 2 S: 15	H: 3 LOB: 2 BB: 0 P: 20	R: 1 E: 1 K: 1 S: 7	H: 2 LOB: 0 BB: 0 P: 13	R: 0 E: 0 K: 2 S: 13	H: 0 LOB: 2 BB: 2 P: 27	R: 0 E: 0 K: 0 S: 7	H: 1 LOB: 0 BB: 0 P: 9	R: 1 E: 0 K: 1 S: 8	H: 2 LOB: 1 BB: 0 P: 12	R: 0 E: 0 K: 0 S: 8	H: 0 LOB: 0 BB: 0 P: 13	1B: 10 2B: 2 3B: 0 HR: 0	SF: 0 SAC: 0 DP: 2 HBP: 0	WP: 0 PB: 0 SB: 1 CS: 1	PA: 38			
PITCHER	IP	WLS	BF	H	R	ER	SO	BB	IBB	HBP	BLK	WP	HR	S	P	ERA	WHIP								
Ricky Bones, R (1, 1) ERA: 6.75	6.0	W	27	8	3	2	5	2	0	0	0	0	0	57	88	3.00	1.667								
Gregg Olson, R (7, 1) ERA: 5.98	3.0	S	11	3	1	1	1	0	0	0	0	0	0	23	34	3.00	1.000								

Kansas City Royals @ Chicago White Sox
Comiskey Park, Chicago, IL
Sat Sep 27 1997, 8:05 PM EDT
Att: 27,824 - Unknown - 73 F

AB 36
R 4
H 11
RBI 4
BB 2
SO 6
LOB 17



Batter	1	2	3	4	5	6	7	8	9	AB	R	H	RBI	BB	SO	LOB	TOP								
Jed Hansen, R (1,4) OBP: 0.394, SLG: 0.426	P4		F9			K		SH1-3 1B		4	0	1	0	0	1	0	Kansas City Royals @ Chicago White Sox Comiskey Park, Chicago, IL Sun Sep 28 1997, 4:33 AM EDT Att: 24,062 - Sunny - 66 F livebaseballscorecards.com								
Shane Halter, R (1,8) OBP: 0.341, SLG: 0.382 Rod Myers, L (8,PH) OBP: 0.370, SLG: 0.386	L4			K		2B 1B		SH1-3 1-2		3	1	1	0	0	1	0									
Jeff King, R (1,3) OBP: 0.341, SLG: 0.451	HR			P5		P3		F9		4	1	1	1	0	0	2									
Dean Palmer, R (1,5) OBP: 0.310, SLG: 0.445 Scott Cooper, L (8,5) OBP: 0.293, SLG: 0.308	K			L5		1B 2B		K		4	1	1	1	0	2	1									
Jermaine Dye, R (1,9) OBP: 0.284, SLG: 0.369		G4-3			P4			K		4	0	1	1	0	1	0									
29 Mike Sweeney, R (1,10) OBP: 0.306, SLG: 0.363		F9			F9			G6-3		4	0	0	0	0	0	1									
Yanji Benitez, R (1,7) OBP: 0.307, SLG: 0.440 Larry Sutton, L (9,PH) OBP: 0.338, SLG: 0.406	F8					1B 1B		K		2	0	1	0	1	0	0									
Andy Stewart, R (1,2) OBP: 0.250, SLG: 0.375			F8			1B		G4-6-3 BB		3	0	1	0	0	0	1									
Felix Martinez, S (1,6) OBP: 0.351, SLG: 0.323			P2			K		G5-3		3	0	0	0	0	1	2									
Inning Stats	R: 1 E: 0 K: 1 S: 13	H: 1 LOB: 0 BB: 0 P: 22	R: 0 E: 0 K: 0 S: 8	H: 0 LOB: 0 BB: 0 P: 9	R: 0 E: 0 K: 0 S: 6	H: 0 LOB: 0 BB: 0 P: 10	R: 0 E: 0 K: 1 S: 8	H: 0 LOB: 0 BB: 0 P: 15	R: 0 E: 0 K: 1 S: 10	H: 2 LOB: 2 BB: 0 P: 14	R: 2 E: 0 K: 1 S: 14	H: 3 LOB: 1 BB: 0 P: 22	R: 0 E: 0 K: 0 S: 4	H: 0 LOB: 0 BB: 1 P: 8	R: 0 E: 0 K: 1 S: 8	H: 1 LOB: 1 BB: 0 P: 10	R: 0 E: 0 K: 2 S: 9	H: 0 LOB: 0 BB: 0 P: 14	1B: 5 2B: 1 3B: 0 HR: 1	SF: 0 SAC: 1 DP: 1 HBP: 0	WP: 0 PB: 0 SB: 0 CS: 0	PA: 34			
PITCHER	IP	WLS	BF	H	R	ER	SO	BB	IBB	HBP	BLK	WP	HR	S	P	ERA	WHIP								
Scott Eyre, L (1,1) ERA: 5.04	7.0	W	27	6	3	3	4	1	0	0	0	0	1	63	100	3.86	1.000								
Nelson Cruz, R (8,1) ERA: 6.49	0.0		1	1	0	0	0	0	0	0	0	0	0	1	1	∞	∞								
Chuck McElroy, L (8,1) ERA: 3.84	0.1		1	0	0	0	0	0	0	0	0	0	0	2	3	0.00	0.000								
Keith Foulke, R (8,1) ERA: 6.38	1.2	S	5	0	0	0	3	0	0	0	0	0	0	14	20	0.00	0.000								

Batter	1	2	3	4	5	6	7	8	9	AB	R	H	RBI	BB	SO	LOB	BOTTOM								
Ray Durham, S (1,4) OBP: 0.337, SLG: 0.382	F7		F7			G6-3		K		4	0	0	0	0	1	3	Kansas City Royals @ Chicago White Sox Comiskey Park, Chicago, IL Sun Sep 28 1997, 4:33 AM EDT Att: 24,062 - Sunny - 66 F livebaseballscorecards.com								
Dave Martinez, L (1,3) OBP: 0.356, SLG: 0.413	HR 1B				P6			2B		3	1	2	2	1	0	0									
Frank Thomas, R (1,10) OBP: 0.456, SLG: 0.611	P3		P4			G6-3		G5-3		4	0	0	0	0	0	2									
Albert Belle, R (1,7) OBP: 0.332, SLG: 0.491 Lyle Mouton, R (7,7) OBP: 0.306, SLG: 0.368	HR			K		F7		G1-3		3	1	1	2	0	1	0									
Robin Ventura, L (1,5) OBP: 0.373, SLG: 0.426	K		G3			P6		F8		4	0	0	0	0	1	0									
Mike Cameron, R (1,8) OBP: 0.356, SLG: 0.433			K			L8				3	0	1	0	0	1	0									
Jorge Fabregas, L (1,2) OBP: 0.285, SLG: 0.353		G1-3				BB 2B 1B				2	1	1	0	1	0	0									
Magglio Ordonez, R (1,9) OBP: 0.338, SLG: 0.580		F9			G3-1			BB 2B 1B		3	1	1	0	0	0	2									
Ozzie Guillen, L (1,6) OBP: 0.275, SLG: 0.337 Norberto Martin, R (7,PR) OBP: 0.320, SLG: 0.371			G6-3			F8		BB 2B		2	0	0	0	1	0	0									
Inning Stats	R: 2 E: 0 K: 1 S: 11	H: 2 LOB: 0 BB: 0 P: 22	R: 0 E: 0 K: 1 S: 7	H: 0 LOB: 0 BB: 0 P: 10	R: 0 E: 0 K: 0 S: 5	H: 0 LOB: 1 BB: 1 P: 13	R: 0 E: 0 K: 1 S: 11	H: 1 LOB: 2 BB: 1 P: 22	R: 0 E: 0 K: 0 S: 7	H: 0 LOB: 0 BB: 0 P: 10	R: 0 E: 0 K: 0 S: 8	H: 0 LOB: 0 BB: 0 P: 16	R: 2 E: 0 K: 1 S: 13	H: 3 LOB: 2 BB: 1 P: 23	R: 0 E: 0 K: 0 S: 7	H: 0 LOB: 0 BB: 0 P: 8	1B: 4 2B: 1 3B: 0 HR: 1	SF: 0 SAC: 0 DP: 0 HBP: 0	WP: 0 PB: 0 SB: 1 CS: 0	PA: 32					
PITCHER	IP	WLS	BF	H	R	ER	SO	BB	IBB	HBP	BLK	WP	HR	S	P	ERA	WHIP								
Jim Pittsley, R (1,1) ERA: 5.46	5.0		20	3	2	2	3	2	0	0	0	0	0	41	77	3.60	1.000								
Scott Service, R (6,1) ERA: 6.45	2.0	L	9	3	2	2	1	1	0	0	0	0	0	21	39	9.00	2.000								
Hipolito Pichardo, R (8,1) ERA: 4.22	1.0		3	0	0	0	0	0	0	0	0	0	0	7	8	0.00	0.000								