

Chicago White Sox - 1998

Batter	1	2	3	4	5	6	7	8	9	AB	R	H	RBI	BB	SO	LOB	TOP										
Ray Durham, S (1,4)										5	1	0	0	1	1	6	Chicago White Sox @ Texas Rangers The Ballpark at Arlington, Arlington, TX Tue Mar 31 1998, 4:33 AM EST Att: 45,909 - Sunny - 64 F	AB 39 R 9 H 13 RBI 9 BB 6 SO 3 LOB 25									
Mike Cameron, R OBP: 0.600, SLG: 0.333 (1,8)									3	2	1	2	2	0	0												
Frank Thomas, R OBP: 0.400, SLG: 0.800 (1,10)									5	1	2	2	0	0	3												
Albert Belle, R OBP: 0.400, SLG: 0.400 (1,7)									5	1	2	2	0	0	4												
Robin Ventura, L OBP: 0.400, SLG: 1.000 (1,5)									4	1	1	2	1	1	1												
Magglio Ordonez, R OBP: 0.600, SLG: 0.800 (1,9)									5	2	3	0	0	0	2												
Greg Norton, S (1,3)									3	1	0	0	2	0	3												
Charlie O'Brien, R OBP: 0.750, SLG: 0.750 (1,2)									4	0	3	1	0	1	0												
Mike Caruso, S OBP: 0.200, SLG: 0.200 (1,6)									5	0	1	0	0	0	6												
Inning Stats	R: 0 E: 0 K: 1 S: 5	H: 0 LOB: 0 BB: 0 P: 5	R: 0 E: 0 K: 0 S: 3	H: 0 LOB: 0 BB: 0 P: 3	R: 0 E: 0 K: 1 S: 5	H: 0 LOB: 0 BB: 0 P: 5	R: 0 E: 0 K: 0 S: 3	H: 0 LOB: 0 BB: 0 P: 3	R: 7 E: 0 K: 1 S: 11	H: 6 LOB: 1 BB: 2 P: 19	R: 0 E: 0 K: 0 S: 5	H: 2 LOB: 2 BB: 0 P: 5	R: 1 E: 0 K: 0 S: 4	H: 1 LOB: 2 BB: 2 P: 12	R: 0 E: 0 K: 0 S: 5	H: 2 LOB: 3 BB: 1 P: 9	R: 1 E: 0 K: 0 S: 5	H: 2 LOB: 2 BB: 1 P: 9	1B: 9 2B: 3 3B: 0 HR: 1	SF: 0 SAC: 1 DP: 0 HBP: 0	WP: 0 PB: 0 SB: 0 CS: 0	PA: 46					
PITCHER	IP	WLS	BF	H	R	ER	SO	BB	IBB	HBP	BLK	WP	HR	S	P	ERA	WHIP										
John Burkett, R ERA: 13.5 (1,1)	4.2	L	22	6	7	7	2	2	0	0	0	0	1	24	32	13.50	1.714										
Eric Gunderson, L ERA: (5,1)	1.1		6	2	0	0	1	0	0	0	0	0	0	8	8	0.00	1.500										
Julio Santana, R ERA: 9.0 (7,1)	1.0		6	1	1	1	0	1	1	0	0	0	0	4	12	9.00	2.000										
Bobby Witt, R ERA: (8,1)	1.0		6	2	0	0	0	1	0	0	0	0	0	5	9	0.00	3.000										
Tim Crabtree, R ERA: 9.0 (9,1)	1.0		6	2	1	1	0	1	0	0	0	0	0	5	9	9.00	3.000										

Batter	1	2	3	4	5	6	7	8	9	AB	R	H	RBI	BB	SO	LOB	BOTTOM										
Tom Goodwin, L OBP: 0.600, SLG: 0.600 (1,8)										5	1	3	0	0	1	1	Chicago White Sox @ Texas Rangers The Ballpark at Arlington, Arlington, TX Tue Mar 31 1998, 4:33 AM EST Att: 45,909 - Sunny - 64 F	AB 34 R 2 H 8 RBI 2 BB 4 SO 5 LOB 16									
Mark McLemore, S (1,4)										5	0	0	0	0	4												
29 Rusty Greer, L (1,7)										4	0	0	0	0	1	2											
Juan Gonzalez, R OBP: 0.250, SLG: 0.250 (1,9)										4	1	1	1	0	1	1											
Willi Clark, L OBP: 0.750, SLG: 0.667 (1,3)										3	0	2	0	1	1	0											
Ivan Rodriguez, R OBP: 0.500, SLG: 0.333 (1,2)										3	0	1	1	1	0	1											
Lee Stevens, L (1,10)										3	0	0	0	1	1	2											
Kevin Elster, R OBP: 0.500, SLG: 0.667 (1,6)										3	0	1	0	1	0	3											
Fernando Tatis, R (1,5)										4	0	0	0	0	2												
Inning Stats	R: 0 E: 0 K: 0 S: 4	H: 1 LOB: 1 BB: 0 P: 4	R: 0 E: 0 K: 0 S: 3	H: 1 LOB: 0 BB: 0 P: 3	R: 0 E: 0 K: 0 S: 4	H: 1 LOB: 1 BB: 0 P: 4	R: 0 E: 0 K: 0 S: 4	H: 0 LOB: 0 BB: 0 P: 8	R: 0 E: 0 K: 2 S: 7	H: 0 LOB: 0 BB: 0 P: 7	R: 0 E: 0 K: 1 S: 5	H: 0 LOB: 1 BB: 1 P: 9	R: 0 E: 0 K: 1 S: 8	H: 3 LOB: 3 BB: 2 P: 16	R: 0 E: 0 K: 1 S: 5	H: 0 LOB: 0 BB: 0 P: 5	1B: 7 2B: 1 3B: 0 HR: 0	SF: 0 SAC: 0 DP: 1 HBP: 0	WP: 0 PB: 0 SB: 1 CS: 0	PA: 38							
PITCHER	IP	WLS	BF	H	R	ER	SO	BB	IBB	HBP	BLK	WP	HR	S	P	ERA	WHIP										
Jaime Navarro, R ERA: (1,1)	6.0	W	23	5	0	0	2	1	0	0	0	0	0	26	30	0.00	1.000										
Carlos Castillo, R ERA: (7,1)	1.0		4	0	0	0	1	1	0	0	0	0	0	5	9	0.00	1.000										
Keith Foulke, R ERA: 27.0 (8,1)	0.2		7	3	2	2	1	2	0	0	0	0	0	7	15	27.00	7.500										
Matt Karchner, R ERA: (8,1)	1.1		4	0	0	0	1	0	0	0	0	0	0	6	6	0.00	0.000										

Batter	1	2	3	4	5	6	7	8	9	AB R H RBI BB SO LOB	TOP											
Ray Durham, S (1,4) X OBP: 0.182, SLG: 0.111	0-0 CS 1B		0-0 FC6-4 HR		0-0 F9	0-0 SF9			0-0 G4-3	4 1 1 1 0 0 2	Chicago White Sox @ Texas Rangers The Ballpark at Arlington, Arlington, TX Thu Apr 02 1998, 8:05 PM EST Att: 32,663 - Unknown - 70 F											
Mike Cameron, R (1,8) X Lou Frazier, S (9, PH)	0-0 F8		0-0 HR		0-3 K	0-3 K			0-3 K	4 1 1 2 0 2 3 1 0 0 0 0 1 1												
Frank Thomas, R (1,10) X OBP: 0.200, SLG: 0.400	0-0 F9		0-0 G5-3		0-0 E5				0-0 G2-3	5 0 0 0 0 0 2												
Albert Belle, R (1,7) X OBP: 0.222, SLG: 0.222	0-0 CS				0-0 L5	0-0 F7				4 0 0 0 0 0 1												
Robin Ventura, L (1,5) X OBP: 0.444, SLG: 0.875					0-0 1B 2B				0-0 K	4 1 2 0 0 2 0												
Magglio Ordonez, R (1,9) X OBP: 0.667, SLG: 0.714					0-0 1B BB				0-0 F9	2 1 1 0 2 0 0												
Greg Norton, S (1,3) X OBP: 0.333, SLG: 0.143					0-3 K				0-0 G4-3	4 0 1 1 0 1 3												
Charlie O'Brien, R (1,2) X Chad Kreuter, S (8, PH)					0-0 E4 FC5-4				0-0 G4-3	3 0 1 0 0 1 2 1 0 0 0 0 0 0												
Mike Caruso, S (1,6) X Ruben Sierra, S (6, PH)					0-0 FC5-4 FC6-4				0-0 G4-3	2 0 0 0 0 0 4 0 0 0 0 1 0 0 1 0 1 0 0 0 0												
Chris Snopce, R (6,6) X OBP: 1.000, SLG: 1.000					0-0 G1-3				0-0 1B													
Inning Stats	R: 0 E: 0 K: 0 S: 3	H: 1 LOB: 0 BB: 0 P: 3	R: 0 E: 0 K: 1 S: 5	H: 0 LOB: 1 BB: 1 P: 9	R: 2 E: 1 K: 0 S: 5	H: 1 LOB: 0 BB: 0 P: 5	R: 0 E: 0 K: 1 S: 7	H: 2 LOB: 3 BB: 1 P: 11	R: 0 E: 1 K: 2 S: 6	H: 0 LOB: 1 BB: 0 P: 6	R: 2 E: 0 K: 2 S: 10	H: 3 LOB: 2 BB: 1 P: 14	R: 0 E: 0 K: 1 S: 5	H: 0 LOB: 0 BB: 0 P: 5	R: 0 E: 0 K: 0 S: 3	H: 0 LOB: 2 BB: 0 P: 3	R: 0 E: 0 K: 1 S: 6	H: 1 LOB: 1 BB: 0 P: 6	1B: 6 2B: 1 3B: 0 HR: 1	SF: 1 SAC: 0 DP: 0 HBP: 0	WP: 1 PB: 0 SB: 0 CS: 1	PA: 40
PITCHER	IP WLS BF H R ER SO BB IBB HBP BLK WP HR S P ERA WHIP												PITCHER	IP WLS BF H R ER SO BB IBB HBP BLK WP HR S P ERA WHIP								
Aaron Sele, R (1,1) ERA: 3.6	5.0 W 24 6 4 2 3 2 0 0 0 0 1 28 36 3.60 1.600																					
Roger Pavlik, R (6,1) ERA:	4.0 S 15 2 0 0 4 1 0 0 0 1 0 22 26 0.00 0.750																					

AB	35
R	4
H	8
RBI	4
BB	3
SO	7
LOB	18



Batter	1	2	3	4	5	6	7	8	9	AB R H RBI BB SO LOB	BOTTOM							
Roberto Kelly, R (1,8) X OBP: 0.333, SLG: 0.333 (9,9)	0-0 F7		0-0 F7			0-3 K	0-0 29 1B BB HR	0-0 L5		6 1 2 2 0 1 2	Chicago White Sox @ Texas Rangers The Ballpark at Arlington, Arlington, TX Thu Apr 02 1998, 8:05 PM EST Att: 32,663 - Unknown - 70 F							
Mark McLemore, S (1,4) X Tom Goodwin, L (9,8) X OBP: 0.273, SLG: 0.200 OBP: 0.600, SLG: 0.600	0-0 F8		0-0 G5-4-3		0-0 F8			0-0 29 1B BB		5 2 2 0 1 0 2 0 0 0 0 0 0 0								
29 Rusty Greer, L (1,7) X OBP: 0.200, SLG: 0.200	0-0 F7				0-0 G6-3			0-0 FC4-6 BB HR	0-0 1B BB	6 2 2 2 0 0 1								
Juan Gonzalez, R (1,9) X Domingo Cedeno, S (8, PH)					0-0 1B SF8			0-0 K	0-0 1B HR	5 2 3 4 0 2 1 1 0 1 1 0 0 0								
Will Clark, L (1,3) X OBP: 0.600, SLG: 0.556					0-0 G5-3 1B			0-0 1B HR	0-0 F7	6 2 3 0 0 0 2								
Ivan Rodriguez, R (1,2) X OBP: 0.526, SLG: 1.143					0-0 G5-3			0-0 SF8	0-0 1B HR	4 2 3 4 0 0 2								
Mike Simms, R (1,10) X Lee Stevens, L (7, PH) X OBP: 1.333, SLG: 1.333 OBP: 0.500, SLG: 1.000	0-0 F8				0-0 HR			0-0 1B 2B	0-0 HR	3 1 1 2 0 1 3 2 2 2 2 0 0 0								
Kevin Elster, R (1,6) X OBP: 0.667, SLG: 1.333					0-0 HR			0-0 K	0-0 1B 2B BB	3 4 2 1 2 1 0								
Fernando Tatis, R (1,5) X Luis Alicea, S (9,5) X OBP: 0.250, SLG: 0.250					0-0 HR			0-0 P6	0-0 1B 29 1B K	4 2 2 1 0 0 0 1 0 0 0 0 1 1								
Inning Stats	R: 0 E: 0 K: 0 S: 3	H: 0 LOB: 0 BB: 0 P: 3	R: 0 E: 0 K: 0 S: 4	H: 2 LOB: 1 BB: 0 P: 4	R: 1 E: 0 K: 0 S: 4	H: 2 LOB: 0 BB: 0 P: 4	R: 5 E: 1 K: 0 S: 9	H: 5 LOB: 1 BB: 0 P: 9	R: 0 E: 0 K: 2 S: 7	H: 0 LOB: 0 BB: 0 P: 7		R: 10 E: 0 K: 1 S: 13	H: 8 LOB: 2 BB: 2 P: 21	R: 4 E: 1 K: 1 S: 10	H: 5 LOB: 2 BB: 1 P: 14	1B: 16 2B: 2 3B: 0 HR: 5	SF: 1 SAC: 0 DP: 2 HBP: 0	WP: 1 PB: 1 SB: 0 CS: 0
PITCHER	IP WLS BF H R ER SO BB IBB HBP BLK WP HR S P ERA WHIP												PITCHER	IP WLS BF H R ER SO BB IBB HBP BLK WP HR S P ERA WHIP				
Mike Siroka, L (1,1) ERA: 9.82	3.2 L 19 9 6 4 0 2 0 0 0 0 0 0 10 10 9.82 2.455																	
Tony Castillo, L (4,1) ERA:	1.1 6 1 0 0 2 0 0 0 0 0 0 0 10 10 0.00 0.750																	
Carlos Castillo, R (6,1) ERA: 10.13	1.2 8 3 3 3 3 0 0 0 0 0 0 0 14 14 16.20 1.800																	
Todd Rizzo, L (7,1) ERA:	0.0 6 4 3 3 0 2 0 0 0 1 0 4 12 ∞ ∞																	
Tom Fordham, L (7,1) ERA: 33.75	1.1 11 6 8 8 1 1 0 0 0 0 0 3 12 16 54.00 5.250																	

AB	46
R	20
H	23
RBI	19
BB	3
SO	6
LOB	14



Batter	1	2	3	4	5	6	7	8	9	AB	R	H	RBI	BB	SO	LOB	TOP					
Ray Durham, S OBP: 0.294, SLG: 0.154 (1, 4)										4	3	1	0	2	0	2	Chicago White Sox @ Tampa Bay Devil Rays Tropicana Field, St. Petersburg, FL Fri Apr 03 1998, 7:05 PM EST Att: 31,816 - Dome - 72 F					
Mike Cameron, R OBP: 0.429, SLG: 0.727 (1, 8)										4	2	1	0	1	1	6						
Frank Thomas, R OBP: 0.333, SLG: 0.538 Greg Norton, S OBP: 0.333, SLG: 0.143 (8, 3)										3	2	4	1	0	2							
Albert Belle, R OBP: 0.214, SLG: 0.167 25 Jeff Abbott, R (9, 7)										3	0	0	1	1	2							
Robin Ventura, L OBP: 0.643, SLG: 0.917 (1, 5)										4	1	4	3	1	0	0						
Ruben Sierra, S OBP: 0.500, SLG: 1.000 (1, 10)										5	0	2	2	0	1	5						
Magglio Ordonez, R OBP: 0.500, SLG: 0.500 (1, 9)										5	0	1	0	0	1	6						
Chad Kreuter, S OBP: 0.333, SLG: 0.500 (1, 2)										5	1	2	0	0	1	3						
Mike Caruso, S OBP: 0.250, SLG: 0.333 (1, 6)										5	1	2	0	0	0	3						
Inning Stats	R: 2 E: 0 K: 0 S: 4	H: 2 LOB: 1 BB: 2 P: 12	R: 0 E: 0 K: 0 S: 3	H: 1 LOB: 0 BB: 0 P: 3	R: 1 E: 0 K: 0 S: 4	H: 1 LOB: 0 BB: 0 P: 4	R: 0 E: 0 K: 1 S: 7	H: 2 LOB: 2 BB: 0 P: 7	R: 3 E: 0 K: 1 S: 7	H: 2 LOB: 1 BB: 2 P: 15	R: 0 E: 0 K: 0 S: 5	H: 2 LOB: 2 BB: 0 P: 5	R: 0 E: 0 K: 3 S: 10	H: 1 LOB: 1 BB: 0 P: 10	R: 4 E: 0 K: 1 S: 9	H: 4 LOB: 2 BB: 2 P: 17	R: 0 E: 0 K: 0 S: 3	H: 0 LOB: 0 BB: 0 P: 3	1B: 9 2B: 5 3B: 2 HR: 0	SF: 2 SAC: 0 DP: 2 HBP: 0	WP: 1 PB: 0 CS: 1	PA: 46
PITCHER	IP WLS BF H R ER SO BB IBB HBP BLK WP HR S P ERA WHIP	IP WLS BF H R ER SO BB IBB HBP BLK WP HR S P ERA WHIP																	IP WLS BF H R ER SO BB IBB HBP BLK WP HR S P ERA WHIP			
Rick Gorecki, R ERA: 11.57 (1, 1)	4.2 L	24 8	6 6	2 2	4 0	0 0	0 0	0 0	0 0	0 0	24 16	40 0.00	2.571 1.286									
Dan Carlson, R ERA: 9.0 (5, 1)	2.1	10	3	0	0	3	0	0	0	0	0	16	16	0.00	1.286							
52 Ramon Tatis, L ERA: 81.0 Albie Lopez, R ERA: 3.38 (8, 1)	0.1	7	4	4	1	1	1	0	0	1	0	7	15	108.00	15.000							
Albie Lopez, R ERA: 3.38 (8, 1)	1.2	5	0	0	0	0	0	0	0	0	0	5	5	0.00	0.000							

AB 38
R 10
H 15
RBI 10
BB 6
SO 6
LOB 28



Batter	1	2	3	4	5	6	7	8	9	AB	R	H	RBI	BB	SO	LOB	BOTTOM					
Quinton McCracken, S OBP: 0.450, SLG: 0.550 (1, 8)										5	1	1	0	0	0	0	Chicago White Sox @ Tampa Bay Devil Rays Tropicana Field, St. Petersburg, FL Fri Apr 03 1998, 7:05 PM EST Att: 31,816 - Dome - 72 F					
Miguel Cairo, R OBP: 0.421, SLG: 0.474 (1, 4)										5	1	3	1	0	0	0						
Wade Boggs, L OBP: 0.389, SLG: 0.625 Rich Butler, L OBP: 0.545, SLG: 0.800 (9, 9)										4	0	0	0	0	1	3						
Fred McGriff, L OBP: 0.579, SLG: 0.625 (1, 3)										5	0	3	0	0	2	3						
Paul Sorrento, L OBP: 0.263, SLG: 0.389 (1, 10)										5	0	1	0	0	0	3						
Bubba Trammell, R OBP: 0.667, SLG: 1.333 (1, 7)										3	1	1	1	2	0	3						
Dave Martinez, L OBP: 0.400, SLG: 0.250 Bobby Smith, R OBP: 1.000, SLG: 1.000 (6, PH) (9, 5)										2	0	1	0	1	0	1						
John Flaherty, R OBP: 0.231, SLG: 0.308 (1, 2)										4	0	0	0	0	1	8						
Kevin Stocker, S OBP: 0.267, SLG: 0.400 Aaron Ledesma, R (9, 6)										3	0	0	0	0	2	0						
Inning Stats	R: 0 E: 0 K: 1 S: 6	H: 1 LOB: 1 BB: 0 P: 6	R: 1 E: 0 K: 0 S: 4	H: 2 LOB: 0 BB: 0 P: 4	R: 0 E: 0 K: 1 S: 5	H: 0 LOB: 0 BB: 0 P: 5	R: 0 E: 0 K: 0 S: 5	H: 2 LOB: 3 BB: 1 P: 9	R: 0 E: 0 K: 2 S: 9	H: 2 LOB: 2 BB: 0 P: 9	R: 0 E: 0 K: 1 S: 5	H: 0 LOB: 1 BB: 1 P: 9	R: 0 E: 0 K: 1 S: 5	H: 0 LOB: 0 BB: 0 P: 5	R: 0 E: 0 K: 0 S: 4	H: 1 LOB: 3 BB: 2 P: 12	R: 3 E: 1 K: 0 S: 7	H: 3 LOB: 1 BB: 0 P: 7	1B: 6 2B: 5 3B: 0 HR: 1	SF: 0 SAC: 0 DP: 1 HBP: 0	WP: 2 PB: 0 CS: 0	PA: 42
PITCHER	IP WLS BF H R ER SO BB IBB HBP BLK WP HR S P ERA WHIP	IP WLS BF H R ER SO BB IBB HBP BLK WP HR S P ERA WHIP																	IP WLS BF H R ER SO BB IBB HBP BLK WP HR S P ERA WHIP			
James Baldwin, R ERA: 1.5 (1, 1)	6.0	26	7	1	1	5	2	0	0	0	0	1	34	42	1.50	1.500						
Keith Foulke, R ERA: 10.8 (7, 1)	1.0	3	0	0	0	1	0	0	0	0	0	5	5	0.00	0.000							
Tony Castillo, L ERA: (8, 1)	1.0	6	1	0	0	0	2	0	0	0	0	4	12	0.00	3.000							
Todd Rizzo, L ERA: 63.0 (9, 1)	1.0	7	3	3	1	0	0	0	0	0	1	0	7	7	9.00	3.000						

AB 38
R 4
H 11
RBI 3
BB 4
SO 6
LOB 21



Batter	1	2	3	4	5	6	7	8	9	AB	R	H	RBI	BB	SO	LOB	TOP											
Ray Durham, S OBP: 0.286, SLG: 0.176	P4		FC5-4			P6		L4-3		4	0	1	0	0	0	2	Chicago White Sox @ Tampa Bay Devil Rays Tropicana Field, St. Petersburg, FL Sat Apr 04 1998, 7:05 PM EST Att: 36,599 - Dome - 72 F											
Mike Cameron, R OBP: 0.333, SLG: 0.533	F8			F9		G5-3		L4-3		4	0	0	0	0	3													
Frank Thomas, R OBP: 0.421, SLG: 0.824	P7			HR		L7		G4-3		4	1	3	2	0	0													
Albert Belle, R OBP: 0.222, SLG: 0.133		CS		K				P3		3	0	0	0	1	1													
Robin Ventura, L OBP: 0.500, SLG: 0.688	P8			K				G4-3		4	0	0	0	0	2													
Ruben Sierra, S OBP: 0.300, SLG: 0.556	F8				F7		L1			4	0	0	0	0	1													
Magglio Ordonez, R OBP: 0.412, SLG: 0.400			F7		G3		G6-3			3	0	0	0	0	0													
Charlie O'Brien, R OBP: 0.500, SLG: 0.500			FC5-4		G5-3		G5-3			3	0	1	0	0	0													
Mike Caruso, S OBP: 0.333, SLG: 0.400			F9			WP	G5-3			3	1	2	0	0	0													
Inning Stats	R: 0 E: 0 K: 0 S: 6	H: 0 LOB: 0 BB: 0 P: 11	R: 0 E: 0 K: 0 S: 8	H: 0 LOB: 0 BB: 1 P: 15	R: 0 E: 0 K: 0 S: 10	H: 1 LOB: 1 BB: 0 P: 14	R: 1 E: 0 K: 2 S: 9	H: 1 LOB: 0 BB: 0 P: 15	R: 0 E: 0 K: 0 S: 3	H: 0 LOB: 0 BB: 0 P: 5	R: 1 E: 0 K: 0 S: 12	H: 2 LOB: 1 BB: 0 P: 20	R: 0 E: 0 K: 1 S: 11	H: 0 LOB: 0 BB: 0 P: 16	R: 0 E: 0 K: 0 S: 7	H: 2 LOB: 1 BB: 0 P: 10	R: 0 E: 0 K: 1 S: 10	H: 1 LOB: 1 BB: 0 P: 14	1B: 5 2B: 2 3B: 0 HR: 1	SF: 0 SAC: 0 DP: 1 HBP: 0	WP: 1 PB: 0 SB: 1 CS: 1	PA: 33						
PITCHER	IP	WLS	BF	H	R	ER	SO	BB	IBB	HBP	BLK	WP	HR	S	P	ERA	WHIP											
Dennis Springer, R ERA: 1.74	(1, 1)	7.1	W	28	6	2	2	3	1	0	0	0	1	1	65	105	2.46	0.955										
Jim Mecir, R ERA: 4.5	(8, 1)	0.2		1	0	0	0	0	0	0	0	0	0	0	1	1	0.00	0.000										
Roberto Hernandez, R ERA: 4.5	(9, 1)	1.0		4	1	0	0	1	0	0	0	0	0	0	10	14	0.00	1.000										

Batter	1	2	3	4	5	6	7	8	9	AB	R	H	RBI	BB	SO	LOB	BOTTOM											
Quinton McCracken, S OBP: 0.480, SLG: 0.560	L6	F9		G5-4-3		G1-3				5	0	3	1	0	0	3	Chicago White Sox @ Tampa Bay Devil Rays Tropicana Field, St. Petersburg, FL Sat Apr 04 1998, 7:05 PM EST Att: 36,599 - Dome - 72 F											
Aaron Ledesma, R OBP: 0.333, SLG: 0.333	G6-3		CS	G5-4-3		FC4-6		K		5	0	2	0	0	1	3												
Wade Boggs, L OBP: 0.348, SLG: 0.524	L6		FC5-4		F8	FC4-6		G6-3		5	0	1	0	0	0	3												
Fred McGriff, L OBP: 0.542, SLG: 0.714		FC6-4	FC5-4		HR	G5-3		F9		5	2	2	1	0	0	1												
Bubba Trammell, R OBP: 0.700, SLG: 1.000		FC6-4				CS		BB		3	1	2	0	1	1	1												
Rich Butler, L OBP: 0.600, SLG: 1.000		FC6-4				HR		BB		2	2	1	1	2	0	2												
Kevin Stocker, S OBP: 0.283, SLG: 0.333		BB				G5-3		F7		3	0	0	0	1	1	3												
Dave Martinez, L OBP: 0.474, SLG: 0.375		F7						HR		4	2	3	1	0	0	3												
Mike DiFelice, R OBP: 0.625, SLG: 1.333										2	1	1	4	2	1	1												
Inning Stats	R: 0 E: 0 K: 0 S: 7	H: 1 LOB: 0 BB: 0 P: 11	R: 1 E: 0 K: 0 S: 10	H: 1 LOB: 3 BB: 3 P: 27	R: 0 E: 0 K: 1 S: 10	H: 2 LOB: 1 BB: 0 P: 14	R: 2 E: 0 K: 1 S: 11	H: 3 LOB: 1 BB: 1 P: 20	R: 1 E: 0 K: 0 S: 10	H: 2 LOB: 1 BB: 1 P: 20	R: 0 E: 0 K: 1 S: 11	H: 3 LOB: 2 BB: 0 P: 22	R: 4 E: 0 K: 0 S: 20	H: 3 LOB: 0 BB: 1 P: 30	R: 0 E: 0 K: 1 S: 6	H: 0 LOB: 0 BB: 0 P: 9	1B: 12 2B: 2 3B: 0 HR: 3	SF: 0 SAC: 0 DP: 3 HBP: 0	WP: 0 PB: 0 SB: 2 CS: 3	PA: 40								
PITCHER	IP	WLS	BF	H	R	ER	SO	BB	IBB	HBP	BLK	WP	HR	S	P	ERA	WHIP											
Scott Eyre, L ERA: 8.31	(1, 1)	4.1	L	23	9	4	4	2	4	0	0	0	0	0	29	85	8.31	3.000										
Tom Fordham, L ERA: 19.84	(5, 1)	2.1		12	5	3	3	1	2	0	0	0	0	0	29	54	11.57	3.000										
Carlos Castillo, R ERA: 9.0	(7, 1)	1.1		5	1	1	1	1	0	0	0	0	0	1	11	14	6.75	0.750										

Batter	1	2	3	4	5	6	7	8	9	AB	R	H	RBI	BB	SO	LOB	TOP				
Ray Durham, S OBP: 0.240, SLG: 0.143	F9		F9			G5-3		F8		4	0	0	0	0	0	3	Chicago White Sox @ Tampa Bay Devil Rays Tropicana Field, St. Petersburg, FL Sun Apr 05 1998, 3:33 AM EDT Att: 33,733 - Dome - 72 F livebaseballscorecards.com				
Mike Cameron, R OBP: 0.318, SLG: 0.474	K		CS 1B			G4-3		K		4	0	1	0	0	2	3					
Frank Thomas, R OBP: 0.348, SLG: 0.667	K		CS	G4-3		F8		F8		4	0	0	0	0	1	1					
Albert Belle, R OBP: 0.273, SLG: 0.118		F9		CS BB		F8		G4-3 BB		2	0	0	0	2	0	0					
Robin Ventura, L OBP: 0.455, SLG: 0.579		1B BB		P6		G3		G4-6-3		3	0	0	0	1	0	2					
Ruben Sierra, S OBP: 0.308, SLG: 0.500		1B		CS	F7		G4-3			3	0	1	0	0	0	0					
Magglio Ordonez, R OBP: 0.400, SLG: 0.389	F9					G6-4-3 1B		F8		3	0	1	0	0	0	2					
Chris Snopce, R OBP: 0.500, SLG: 0.500	F8					G6-4-3		F8 BB 1B		3	0	1	0	0	0	3					
Chad Kreuter, S OBP: 0.444, SLG: 0.429			P5			G4-3 G5-3 BB		1-2 BB		1	0	0	0	2	0	0					
Inning Stats	R: 0 E: 0 K: 2 S: 7	H: 0 LOB: 0 BB: 7	R: 0 E: 0 K: 0 S: 4	H: 1 LOB: 2 BB: 1 P: 8	R: 0 E: 0 K: 0 S: 3	H: 1 LOB: 0 BB: 0 P: 3	R: 0 E: 0 K: 0 S: 2	H: 0 LOB: 0 BB: 1 P: 6	R: 0 E: 0 K: 0 S: 3	H: 1 LOB: 2 BB: 0 P: 3	R: 0 E: 0 K: 0 S: 3	H: 0 LOB: 0 BB: 0 P: 3	R: 0 E: 0 K: 1 S: 6	H: 1 LOB: 2 BB: 1 P: 10	R: 0 E: 0 K: 0 S: 2	H: 0 LOB: 0 BB: 1 P: 6	1B: 4 2B: 0 3B: 0 HR: 0	SF: 0 SAC: 0 DP: 2 HBP: 0	WP: 0 PB: 0 CS: 2	PA: 34	
PITCHER	IP	WLS	BF	H	R	ER	SO	BB	IBB	HBP	BLK	WP	HR	S	P	ERA	WHIP				
Wilson Alvarez, L ERA: 6.0	(1, 1)	6.2	W	23	3	0	2	3	0	0	0	0	0	24	36	0.00	0.900				
Esteban Yan, R ERA:	(7, 1)	1.1		6	1	0	1	1	0	0	0	0	0	7	11	0.00	1.500				
Jim Mecir, R ERA:	(9, 1)	1.0		3	0	0	0	1	0	0	0	0	0	2	6	0.00	1.000				

Batter	1	2	3	4	5	6	7	8	9	AB	R	H	RBI	BB	SO	LOB	BOTTOM				
Quinton McCracken, S OBP: 0.483, SLG: 0.552	F9		1B					K2-3		4	1	2	0	0	1	0	Chicago White Sox @ Tampa Bay Devil Rays Tropicana Field, St. Petersburg, FL Sun Apr 05 1998, 3:33 AM EDT Att: 33,733 - Dome - 72 F livebaseballscorecards.com				
Miguel Cairo, R OBP: 0.435, SLG: 0.478	B3		1B					F8		4	1	2	2	0	0	0					
Wade Boggs, L OBP: 0.296, SLG: 0.440	G4-3		1B					F7		4	0	0	0	0	0	3					
Fred McGriff, L OBP: 0.536, SLG: 0.708		K		2B SF9 BB				G4-3		3	1	1	1	1	1	0					
Paul Sorrento, L OBP: 0.304, SLG: 0.429		K						F9		3	0	1	0	1	1	0					
Rich Butler, L OBP: 0.474, SLG: 0.800								F7		3	0	0	1	0	0	2					
Dave Martinez, L OBP: 0.500, SLG: 0.389			1B BB					G5-4-3 1B		2	1	1	0	1	0	1					
John Flaherty, R OBP: 0.188, SLG: 0.250			F8					G5-4-3		3	0	0	0	0	0	3					
Kevin Stocker, S OBP: 0.273, SLG: 0.333			1B					G5-3		3	1	1	0	0	1	0					
Inning Stats	R: 0 E: 0 K: 0 S: 3	H: 0 LOB: 0 BB: 0 P: 3	R: 0 E: 0 K: 2 S: 7	H: 0 LOB: 0 BB: 0 P: 7	R: 2 E: 0 K: 0 S: 5	H: 3 LOB: 1 BB: 1 P: 9	R: 1 E: 0 K: 0 S: 4	H: 1 LOB: 1 BB: 1 P: 8	R: 2 E: 0 K: 1 S: 8	H: 3 LOB: 2 BB: 1 P: 12	R: 0 E: 0 K: 0 S: 3	H: 1 LOB: 0 BB: 0 P: 3	R: 0 E: 0 K: 1 S: 5	H: 0 LOB: 0 BB: 0 P: 5	R: 0 E: 0 K: 0 S: 3	H: 0 LOB: 0 BB: 0 P: 3	1B: 6 2B: 2 3B: 0 HR: 0	SF: 1 SAC: 0 DP: 1 HBP: 0	WP: 1 PB: 0 CS: 0	PA: 33	
PITCHER	IP	WLS	BF	H	R	ER	SO	BB	IBB	HBP	BLK	WP	HR	S	P	ERA	WHIP				
Jason Bere, R ERA: 9.0	(1, 1)	5.0	L	24	7	5	3	3	0	0	0	0	0	8	8	0.00	0.500				
Todd Rizzo, L ERA: 21.0	(6, 1)	2.0		6	1	0	1	0	0	0	0	0	0	8	8	0.00	0.500				
Matt Karchner, R ERA:	(8, 1)	1.0		3	0	0	0	0	0	0	0	0	0	3	3	0.00	0.000				

Batter	1	2	3	4	5	6	7	8	9	AB	R	H	RBI	BB	SO	LOB	TOP																																																																																																												
Tom Goodwin, L (1,8) OBP: 0.458, SLG: 0.350										3	2	1	0	2	1	3	Texas Rangers @ Chicago White Sox Comiskey Park, Chicago, IL Mon Apr 06 1998, 4:33 AM EDT Att: 25,358 - Sunny - 46 F																																																																																																												
Mark McLemore, S (1,4) OBP: 0.423, SLG: 0.375										5	1	3	1	0	1	2																																																																																																													
29 Rusty Greer, L (1,7) OBP: 0.276, SLG: 0.231										4	0	0	0	1	2	4																																																																																																													
Juan Gonzalez, R (1,9) OBP: 0.357, SLG: 0.731										4	0	0	1	0	3	3																																																																																																													
Will Clark, L (1,3) OBP: 0.481, SLG: 0.381										3	1	1	1	2	0	0																																																																																																													
Ivan Rodriguez, R (1,2) OBP: 0.585, SLG: 0.833										3	0	1	0	2	0	2																																																																																																													
Lee Stevens, L (1,10) OBP: 0.238, SLG: 0.316										5	0	1	1	0	1	3																																																																																																													
Kevin Elster, R (1,6) OBP: 0.400, SLG: 0.444										3	0	0	0	2	1	4																																																																																																													
Fernando Tatis, R (1,5) OBP: 0.130, SLG: 0.174										4	0	0	0	0	2	6																																																																																																													
Inning Stats	R: 3 E: 0 K: 1 S: 9	H: 4 LOB: 2 BB: 1 P: 13	R: 1 E: 0 K: 1 S: 6	H: 1 LOB: 1 BB: 1 P: 10	R: 0 E: 1 K: 0 S: 5	H: 1 LOB: 2 BB: 0 P: 5	R: 0 E: 0 K: 2 S: 8	H: 1 LOB: 1 BB: 0 P: 8	R: 0 E: 0 K: 1 S: 5	H: 0 LOB: 3 BB: 3 P: 17	R: 0 E: 0 K: 2 S: 7	H: 0 LOB: 2 BB: 2 P: 15	R: 0 E: 0 K: 1 S: 5	H: 0 LOB: 0 BB: 0 P: 5	R: 0 E: 0 K: 1 S: 5	H: 0 LOB: 0 BB: 0 P: 5		1B: 6 2B: 1 3B: 0 HR: 0	SF: 1 SAC: 0 DP: 0 HBP: 0	WP: 0 PB: 0 SB: 5 CS: 0	PA: 44																																																																																																								
PITCHER	IP WLS BF H R ER SO BB IBB HBP BLK WP HR S P ERA WHIP	<table border="1"> <thead> <tr> <th>PITCHER</th> <th>IP</th> <th>WLS</th> <th>BF</th> <th>H</th> <th>R</th> <th>ER</th> <th>SO</th> <th>BB</th> <th>IBB</th> <th>HBP</th> <th>BLK</th> <th>WP</th> <th>HR</th> <th>S</th> <th>P</th> <th>ERA</th> <th>WHIP</th> </tr> </thead> <tbody> <tr> <td>Jaime Navarro, R (1,1) ERA: 3.6</td> <td>4.0</td> <td></td> <td>22</td> <td>7</td> <td>4</td> <td>4</td> <td>4</td> <td>2</td> <td>0</td> <td>0</td> <td>0</td> <td>0</td> <td>0</td> <td>28</td> <td>36</td> <td>9.00</td> <td>2.250</td> </tr> <tr> <td>Tom Fordham, L (5,1) ERA: 18.0</td> <td>0.1</td> <td></td> <td>4</td> <td>0</td> <td>0</td> <td>0</td> <td>0</td> <td>3</td> <td>0</td> <td>0</td> <td>0</td> <td>0</td> <td>0</td> <td>1</td> <td>13</td> <td>0.00</td> <td>9.000</td> </tr> <tr> <td>Carlos Castillo, R (5,1) ERA: 5.68</td> <td>2.1</td> <td></td> <td>11</td> <td>0</td> <td>0</td> <td>0</td> <td>5</td> <td>4</td> <td>0</td> <td>0</td> <td>1</td> <td>0</td> <td>0</td> <td>17</td> <td>33</td> <td>0.00</td> <td>1.714</td> </tr> <tr> <td>Keith Foulke, R (7,1) ERA: 6.0</td> <td>1.1</td> <td>W</td> <td>4</td> <td>0</td> <td>0</td> <td>0</td> <td>1</td> <td>0</td> <td>0</td> <td>0</td> <td>0</td> <td>0</td> <td>0</td> <td>6</td> <td>6</td> <td>0.00</td> <td>0.000</td> </tr> <tr> <td>Matt Karchner, R (9,1) ERA:</td> <td>1.0</td> <td>S</td> <td>3</td> <td>0</td> <td>0</td> <td>0</td> <td>1</td> <td>0</td> <td>0</td> <td>0</td> <td>0</td> <td>0</td> <td>0</td> <td>5</td> <td>5</td> <td>0.00</td> <td>0.000</td> </tr> </tbody> </table>																PITCHER	IP	WLS	BF	H	R	ER	SO	BB	IBB	HBP	BLK	WP	HR	S	P	ERA	WHIP	Jaime Navarro, R (1,1) ERA: 3.6	4.0		22	7	4	4	4	2	0	0	0	0	0	28	36	9.00	2.250	Tom Fordham, L (5,1) ERA: 18.0	0.1		4	0	0	0	0	3	0	0	0	0	0	1	13	0.00	9.000	Carlos Castillo, R (5,1) ERA: 5.68	2.1		11	0	0	0	5	4	0	0	1	0	0	17	33	0.00	1.714	Keith Foulke, R (7,1) ERA: 6.0	1.1	W	4	0	0	0	1	0	0	0	0	0	0	6	6	0.00	0.000	Matt Karchner, R (9,1) ERA:	1.0	S	3	0	0	0	1	0	0	0	0	0	0	5	5	0.00	0.000
PITCHER	IP	WLS	BF	H	R	ER	SO	BB	IBB	HBP	BLK	WP	HR	S	P	ERA	WHIP																																																																																																												
Jaime Navarro, R (1,1) ERA: 3.6	4.0		22	7	4	4	4	2	0	0	0	0	0	28	36	9.00	2.250																																																																																																												
Tom Fordham, L (5,1) ERA: 18.0	0.1		4	0	0	0	0	3	0	0	0	0	0	1	13	0.00	9.000																																																																																																												
Carlos Castillo, R (5,1) ERA: 5.68	2.1		11	0	0	0	5	4	0	0	1	0	0	17	33	0.00	1.714																																																																																																												
Keith Foulke, R (7,1) ERA: 6.0	1.1	W	4	0	0	0	1	0	0	0	0	0	0	6	6	0.00	0.000																																																																																																												
Matt Karchner, R (9,1) ERA:	1.0	S	3	0	0	0	1	0	0	0	0	0	0	5	5	0.00	0.000																																																																																																												
Batter	1	2	3	4	5	6	7	8	9	AB	R	H	RBI	BB	SO	LOB	BOTTOM																																																																																																												
Ray Durham, S (1,4) OBP: 0.250, SLG: 0.250										3	1	1	1	0	0	0	Texas Rangers @ Chicago White Sox Comiskey Park, Chicago, IL Mon Apr 06 1998, 4:33 AM EDT Att: 25,358 - Sunny - 46 F																																																																																																												
Mike Cameron, R (1,8) OBP: 0.346, SLG: 0.478										4	1	2	1	0	0	1																																																																																																													
Frank Thomas, R (1,10) OBP: 0.370, SLG: 0.640										4	1	2	0	0	0	2																																																																																																													
Albert Belle, R (1,7) OBP: 0.269, SLG: 0.200										3	0	1	1	0	0	1																																																																																																													
Robin Ventura, L (1,5) OBP: 0.423, SLG: 0.500										3	0	0	0	1	0	1																																																																																																													
Maggio Ordonez, R (1,9) OBP: 0.458, SLG: 0.571										3	1	2	2	1	0	0																																																																																																													
Greg Norton, S (1,3) OBP: 0.385, SLG: 0.300										3	0	1	0	1	0	4																																																																																																													
Charlie O'Brien, R (1,2) OBP: 0.385, SLG: 0.385										3	0	0	0	0	1	2																																																																																																													
Ruben Sierra, S (8,PH) OBP: 0.286, SLG: 0.462										1	0	0	0	0	0	3																																																																																																													
Chad Kreuter, S (9,2) OBP: 0.444, SLG: 0.429										0	0	0	0	0	0	0																																																																																																													
Mike Caruso, S (1,6) OBP: 0.368, SLG: 0.474										4	1	2	0	0	0	3																																																																																																													
Inning Stats	R: 1 E: 0 K: 0 S: 5	H: 2 LOB: 1 BB: 0 P: 5	R: 0 E: 0 K: 0 S: 2	H: 0 LOB: 0 BB: 1 P: 6	R: 0 E: 0 K: 0 S: 4	H: 1 LOB: 1 BB: 0 P: 4	R: 0 E: 0 K: 0 S: 3	H: 0 LOB: 1 BB: 1 P: 7	R: 2 E: 0 K: 0 S: 6	H: 3 LOB: 1 BB: 0 P: 6	R: 1 E: 0 K: 1 S: 6	H: 2 LOB: 0 BB: 0 P: 6	R: 0 E: 0 K: 0 S: 3	H: 0 LOB: 0 BB: 0 P: 3	R: 1 E: 0 K: 0 S: 6	H: 3 LOB: 3 BB: 1 P: 10	1B: 6 2B: 3 3B: 1 HR: 1	SF: 1 SAC: 1 DP: 0 HBP: 0	WP: 0 PB: 0 SB: 0 CS: 1	PA: 37																																																																																																									
PITCHER	IP WLS BF H R ER SO BB IBB HBP BLK WP HR S P ERA WHIP	<table border="1"> <thead> <tr> <th>PITCHER</th> <th>IP</th> <th>WLS</th> <th>BF</th> <th>H</th> <th>R</th> <th>ER</th> <th>SO</th> <th>BB</th> <th>IBB</th> <th>HBP</th> <th>BLK</th> <th>WP</th> <th>HR</th> <th>S</th> <th>P</th> <th>ERA</th> <th>WHIP</th> </tr> </thead> <tbody> <tr> <td>Bobby Witt, R (1,1) ERA: 5.68</td> <td>5.1</td> <td></td> <td>25</td> <td>8</td> <td>4</td> <td>4</td> <td>0</td> <td>2</td> <td>0</td> <td>0</td> <td>0</td> <td>0</td> <td>0</td> <td>23</td> <td>31</td> <td>6.75</td> <td>1.875</td> </tr> <tr> <td>Roger Pavlik, R (6,1) ERA: 1.35</td> <td>2.2</td> <td>L</td> <td>11</td> <td>3</td> <td>1</td> <td>1</td> <td>1</td> <td>0</td> <td>1</td> <td>0</td> <td>0</td> <td>0</td> <td>0</td> <td>12</td> <td>16</td> <td>3.38</td> <td>1.125</td> </tr> </tbody> </table>																PITCHER	IP	WLS	BF	H	R	ER	SO	BB	IBB	HBP	BLK	WP	HR	S	P	ERA	WHIP	Bobby Witt, R (1,1) ERA: 5.68	5.1		25	8	4	4	0	2	0	0	0	0	0	23	31	6.75	1.875	Roger Pavlik, R (6,1) ERA: 1.35	2.2	L	11	3	1	1	1	0	1	0	0	0	0	12	16	3.38	1.125																																																						
PITCHER	IP	WLS	BF	H	R	ER	SO	BB	IBB	HBP	BLK	WP	HR	S	P	ERA	WHIP																																																																																																												
Bobby Witt, R (1,1) ERA: 5.68	5.1		25	8	4	4	0	2	0	0	0	0	0	23	31	6.75	1.875																																																																																																												
Roger Pavlik, R (6,1) ERA: 1.35	2.2	L	11	3	1	1	1	0	1	0	0	0	0	12	16	3.38	1.125																																																																																																												

Batter	1	2	3	4	5	6	7	8	9	AB	R	H	RBI	BB	SO	LOB	TOP										
Quinton McCracken, S (1, 8) OBP: 0.447, SLG: 0.486										4	0	0	0	0	2	2	Tampa Bay Devil Rays @ Chicago White Sox Comiskey Park, Chicago, IL Fri Apr 10 1998, 8:05 PM EDT Att: 13,563 - Unknown - 49 F livebaseballscorecards.com										
Miguel Cairo, R (1, 4) Wade Boggs, L (9, PH) OBP: 0.387, SLG: 0.400 OBP: 0.375, SLG: 0.586										2	0	0	0	1	0	0											
Jerome Walton, R (1, 7) Rich Butler, L (9, PH) OBP: 0.333, SLG: 0.333 OBP: 0.500, SLG: 0.813										3	0	1	0	0	0	0											
Fred McGriff, L (1, 3)										3	0	0	0	1	1	3											
Bubba Trammell, R (1, 10) Paul Sorrento, L (9, PH) OBP: 0.412, SLG: 0.462 OBP: 0.310, SLG: 0.360										3	0	0	0	0	2	1											
Dave Martinez, L (1, 9)										3	0	0	0	0	1	1											
Bobby Smith, R (1, 5)										3	0	1	0	0	1	0											
Mike DiFelice, R (1, 2)										3	0	1	0	0	0	1											
Kevin Stocker, S (1, 6)										3	0	1	0	0	1	0											
Inning Stats	R: 0 E: 0 K: 1 S: 5	H: 0 LOB: 0 BB: 0 P: 5	R: 0 E: 0 K: 1 S: 4	H: 0 LOB: 0 BB: 1 P: 8	R: 0 E: 0 K: 0 S: 4	H: 2 LOB: 1 BB: 0 P: 4	R: 0 E: 0 K: 1 S: 5	H: 0 LOB: 0 BB: 0 P: 5	R: 0 E: 0 K: 2 S: 8	H: 1 LOB: 1 BB: 0 P: 8	R: 0 E: 0 K: 1 S: 6	H: 1 LOB: 2 BB: 1 P: 10	R: 0 E: 0 K: 1 S: 5	H: 0 LOB: 0 BB: 0 P: 5	R: 0 E: 0 K: 1 S: 5	H: 0 LOB: 0 BB: 0 P: 5	R: 0 E: 0 K: 2 S: 8	H: 1 LOB: 1 BB: 0 P: 8	1B: 5 2B: 0 3B: 0 HR: 0	SF: 0 SAC: 0 DP: 2 HBP: 0	WP: 0 PB: 0 CS: 0	PA: 32					
PITCHER	IP	WLS	BF	H	R	ER	SO	BB	IBB	HBP	BLK	WP	HR	S	P	ERA	WHIP										
Mike Siroka, L (1, 1) ERA: 3.09	8.0	W	28	4	0	0	8	2	0	0	0	0	0	42	50	0.00	0.750										
Matt Karchner, R (9, 1) ERA:	1.0	S	4	1	0	0	2	0	0	0	0	0	0	8	8	0.00	1.000										

Batter	1	2	3	4	5	6	7	8	9	AB	R	H	RBI	BB	SO	LOB	BOTTOM										
Mike Cameron, R (1, 8) OBP: 0.353, SLG: 0.393										3	0	0	1	2	1	3	Tampa Bay Devil Rays @ Chicago White Sox Comiskey Park, Chicago, IL Fri Apr 10 1998, 8:05 PM EDT Att: 13,563 - Unknown - 49 F livebaseballscorecards.com										
Chris Snopce, R (1, 4) OBP: 0.500, SLG: 0.429										3	0	1	0	1	0	2											
Frank Thomas, R (1, 10) OBP: 0.343, SLG: 0.516										3	0	0	0	1	0	2											
Albert Belle, R (1, 7) OBP: 0.242, SLG: 0.154										4	0	0	0	0	1	3											
Robin Ventura, L (1, 5) OBP: 0.455, SLG: 0.655										4	2	4	0	0	0	0											
Magglio Ordonez, R (1, 9) OBP: 0.452, SLG: 0.536										4	0	1	1	0	0	3											
Greg Norton, S (1, 3) OBP: 0.400, SLG: 0.353										4	0	3	0	0	1	1											
Chad Kreuter, S (1, 2) OBP: 0.500, SLG: 0.364										1	1	0	0	3	1	1											
Mike Caruso, S (1, 6) OBP: 0.385, SLG: 0.417										3	0	1	0	1	0	1											
Inning Stats	R: 0 E: 0 K: 0 S: 3	H: 3 LOB: 1 BB: 0 P: 7	R: 1 E: 0 K: 1 S: 7	H: 3 LOB: 1 BB: 0 P: 7	R: 0 E: 0 K: 1 S: 6	H: 1 LOB: 2 BB: 1 P: 10	R: 2 E: 0 K: 1 S: 7	H: 2 LOB: 2 BB: 2 P: 15	R: 0 E: 0 K: 0 S: 4	H: 1 LOB: 1 BB: 0 P: 4	R: 0 E: 0 K: 0 S: 2	H: 1 LOB: 0 BB: 1 P: 6	R: 0 E: 0 K: 1 S: 4	H: 0 LOB: 1 BB: 2 P: 12	R: 0 E: 0 K: 0 S: 4	H: 2 LOB: 3 BB: 2 P: 12	R: 0 E: 0 K: 0 S: 4	H: 2 LOB: 3 BB: 2 P: 12	1B: 7 2B: 2 3B: 1 HR: 0	SF: 0 SAC: 0 DP: 3 HBP: 0	WP: 1 PB: 3 SB: 0 CS: 1	PA: 37					
PITCHER	IP	WLS	BF	H	R	ER	SO	BB	IBB	HBP	BLK	WP	HR	S	P	ERA	WHIP										
Tony Saunders, L (1, 1) ERA: 2.25	6.0	L	27	8	3	2	3	3	1	0	0	0	0	29	45	3.00	1.833										
Esteban Yan, R (7, 1) ERA:	1.0		4	0	0	0	1	2	0	0	0	0	0	4	12	0.00	2.000										
52 Ramon Tatis, L (8, 1) ERA: 81.0	0.0		1	1	0	0	0	0	0	0	0	0	0	1	1	∞	∞										
Jim Mecir, R (8, 1) ERA:	1.0		5	1	0	0	0	2	0	0	0	0	0	3	11	0.00	3.000										

Batter	1	2	3	4	5	6	7	8	9	AB	R	H	RBI	BB	SO	LOB	TOP					
Quinton McCracken, S <small>(1, 8)</small> <small>OBP: 0.442, SLG: 0.500</small>	G5-3				G6-3	E4				5	1	2	0	0	0	0	Tampa Bay Devil Rays @ Chicago White Sox Comiskey Park, Chicago, IL Sat Apr 11 1998, 4:33 AM EDT Att: 17,332 - Sunny - 62 F					
Dave Martinez, L <small>(1, 9)</small> <small>OBP: 0.412, SLG: 0.286</small>	F7		F8			P7		K		4	1	0	0	1	1							
Rich Butler, L <small>(1, 7)</small> <small>OBP: 0.520, SLG: 0.722</small>						F8				2	1	0	0	3	0							
Fred McGriff, L <small>(1, 3)</small> <small>OBP: 0.429, SLG: 0.514</small>	K				G3-1					5	0	2	1	0	1							
Paul Sorrento, L <small>(1, 10)</small> <small>OBP: 0.382, SLG: 0.448</small>			F8							4	0	3	0	1	0							
Bobby Smith, R <small>(1, 5)</small> <small>OBP: 0.455, SLG: 0.333</small>	F9				G6-3					4	0	1	2	1	0							
John Flaherty, R <small>(1, 2)</small> <small>OBP: 0.120, SLG: 0.160</small>	K				G5-3	F7		G5-4-3		5	0	0	0	0	1							
Kevin Stocker, S <small>(1, 6)</small> <small>OBP: 0.394, SLG: 0.594</small>								F8		4	1	3	1	0	0							
Miguel Cairo, R <small>(1, 4)</small> <small>OBP: 0.371, SLG: 0.441</small>			P9		G5-3			G6-3		4	1	1	0	0	0							
Inning Stats	R: 0 E: 0 K: 1 S: 9	H: 0 LOB: 1 BB: 1 P: 18	R: 0 E: 0 K: 1 S: 11	H: 1 LOB: 0 BB: 0 P: 14	R: 2 E: 0 K: 0 S: 13	H: 3 LOB: 2 BB: 1 P: 23	R: 0 E: 0 K: 0 S: 10	H: 1 LOB: 1 BB: 0 P: 15	R: 2 E: 0 K: 0 S: 12	H: 1 LOB: 2 BB: 3 P: 27	R: 0 E: 1 K: 0 S: 10	H: 2 LOB: 1 BB: 0 P: 17	R: 0 E: 0 K: 1 S: 10	H: 1 LOB: 1 BB: 0 P: 12	R: 0 E: 0 K: 0 S: 7	H: 2 LOB: 2 BB: 0 P: 7		1B: 8 2B: 2 3B: 1 HR: 1	SF: 0 SAC: 0 DP: 1 HBP: 0	WP: 1 PB: 0 SB: 1 CS: 2	PA: 43	
PITCHER	IP WLS BF H R ER SO BB IBB HBP BLK WP HR S P ERA WHIP																					
Jason Bere, R <small>(1, 1)</small> <small>ERA: 8.38</small>	4.2 L 24 6 4 4 2 5 0 0 0 0 1 1 53 94 7.71 2.357																					
Scott Eyre, L <small>(5, 1)</small> <small>ERA: 5.0</small>	1.2 8 3 1 0 0 0 0 0 0 0 0 0 16 27 0.00 1.800																					
Carlos Castillo, R <small>(7, 1)</small> <small>ERA: 4.7</small>	1.1 5 1 0 0 0 1 0 0 0 0 0 0 12 18 0.00 1.500																					
Todd Rizzo, L <small>(8, 1)</small> <small>ERA: 11.81</small>	0.1 1 0 0 0 1 0 0 0 0 0 0 0 3 4 0.00 0.000																					
Keith Foulke, R <small>(9, 1)</small> <small>ERA: 4.5</small>	1.0 5 2 0 0 0 0 0 0 0 0 0 0 7 7 0.00 2.000																					
Batter	1	2	3	4	5	6	7	8	9	AB	R	H	RBI	BB	SO	LOB	BOTTOM					
Mike Cameron, R <small>(1, 8)</small> <small>OBP: 0.395, SLG: 0.419</small>			F8							3	1	2	0	1	0	Tampa Bay Devil Rays @ Chicago White Sox Comiskey Park, Chicago, IL Sat Apr 11 1998, 4:33 AM EDT Att: 17,332 - Sunny - 62 F						
Ray Durham, S <small>(1, 4)</small> <small>OBP: 0.222, SLG: 0.219</small>			K				K		4	0	1	0	0	2								
Frank Thomas, R <small>(1, 3)</small> <small>OBP: 0.359, SLG: 0.485</small>			P3						2	0	0	0	2	0								
Albert Belle, R <small>(1, 7)</small> <small>OBP: 0.243, SLG: 0.200</small>	G6-4-3				G1-3					4	0	1	0	0	0							
Robin Ventura, L <small>(1, 5)</small> <small>OBP: 0.432, SLG: 0.594</small>					F9			G1-3		3	0	0	0	1	0							
Ruben Sierra, S <small>(1, 10)</small> <small>OBP: 0.222, SLG: 0.353</small>	P4				F7			K		4	0	0	0	0	2							
Magglio Ordonez, R <small>(1, 9)</small> <small>OBP: 0.412, SLG: 0.484</small>		G6-3								3	0	0	0	0	1							
Charlie O'Brien, R <small>(1, 2)</small> <small>OBP: 0.333, SLG: 0.333</small>								K		2	0	0	0	0	2							
Lou Frazier, S <small>(8, PH)</small>								K		1	0	0	0	0	1							
Chad Kreuter, S <small>(9, 2)</small> <small>OBP: 0.500, SLG: 0.364</small>								K		0	0	0	0	0	0							
Mike Caruso, S <small>(1, 6)</small> <small>OBP: 0.345, SLG: 0.370</small>	G6-3				G3			F8		3	0	0	0	0	0							
Inning Stats	R: 1 E: 0 K: 0 S: 8	H: 2 LOB: 2 BB: 2 P: 21	R: 0 E: 0 K: 1 S: 10	H: 0 LOB: 0 BB: 0 P: 14	R: 0 E: 0 K: 1 S: 8	H: 0 LOB: 0 BB: 0 P: 14	R: 0 E: 0 K: 0 S: 7	H: 0 LOB: 0 BB: 0 P: 9	R: 0 E: 0 K: 2 S: 8	H: 0 LOB: 0 BB: 0 P: 11	R: 0 E: 0 K: 0 S: 9	H: 0 LOB: 1 BB: 1 P: 17	R: 0 E: 0 K: 1 S: 12	H: 1 LOB: 0 BB: 0 P: 22	R: 0 E: 0 K: 2 S: 12	H: 1 LOB: 1 BB: 0 P: 16	R: 0 E: 0 K: 1 S: 10	H: 0 LOB: 1 BB: 1 P: 20	1B: 3 2B: 1 3B: 0 HR: 0	SF: 0 SAC: 0 DP: 2 HBP: 0	WP: 1 PB: 0 SB: 1 CS: 0	PA: 33
PITCHER	IP WLS BF H R ER SO BB IBB HBP BLK WP HR S P ERA WHIP																					
Rick Gorecki, R <small>(1, 1)</small> <small>ERA: 5.4</small>	7.0 W 25 3 1 1 5 3 0 0 0 0 0 0 62 108 1.29 0.857																					
Jim Meier, R <small>(8, 1)</small> <small>ERA: 2.25</small>	1.0 4 1 0 0 2 0 0 0 0 0 0 0 12 16 0.00 1.000																					
Roberto Hernandez, R <small>(9, 1)</small> <small>ERA: 2.25</small>	1.0 4 0 0 0 1 1 0 0 0 0 0 0 10 20 0.00 1.000																					

Batter	1	2	3	4	5	6	7	8	9	AB	R	H	RBI	BB	SO	LOB	TOP					
Quinton McCracken, S OBP: 0.426, SLG: 0.478 (1, 8)	F7		K		P5		FC6-4 1B		CS	4	0	1	1	0	1	2						
Dave Martinez, L OBP: 0.421, SLG: 0.406 (1, 9)	G4-3			HR			FC6-4 1B			4	1	2	2	0	0	2						
Rich Butler, L OBP: 0.517, SLG: 0.682 (1, 7)				G3				G6-3 1B		4	0	2	0	0	0	0						
Fred McGriff, L OBP: 0.435, SLG: 0.512 (1, 3)	CS	K				F8 1B				4	0	2	0	0	1	1						
Paul Sorrento, L OBP: 0.368, SLG: 0.455 (1, 10)				F7		G4-6-3 1B				4	1	1	0	0	1	3						
Bobby Smith, R OBP: 0.467, SLG: 0.333 (1, 5)				G6-3						3	0	1	1	1	0	2						
Kevin Stocker, S OBP: 0.378, SLG: 0.543 (1, 6)				L6-3		G3				3	1	0	0	1	1	1						
John Flaherty, R OBP: 0.179, SLG: 0.214 (1, 2)				G6-3						3	1	2	0	0	0	0						
Aaron Ledesma, R OBP: 0.300, SLG: 0.300 (1, 4)				K						4	0	1	0	0	2	3						
Inning Stats	R: 0 E: 0 K: 0 S: 10	H: 1 LOB: 0 BB: 0 P: 16	R: 1 E: 0 K: 1 S: 8	H: 2 LOB: 0 BB: 0 P: 14	R: 0 E: 0 K: 2 S: 9	H: 0 LOB: 0 BB: 0 P: 16	R: 1 E: 0 K: 0 S: 10	H: 2 LOB: 1 BB: 0 P: 14	R: 1 E: 0 K: 0 S: 12	H: 3 LOB: 2 BB: 0 P: 21	R: 0 E: 0 K: 0 S: 3	H: 1 LOB: 0 BB: 0 P: 7	R: 1 E: 0 K: 0 S: 15	H: 1 LOB: 2 BB: 2 P: 26	R: 0 E: 0 K: 1 S: 14	H: 1 LOB: 0 BB: 0 P: 19	R: 0 E: 0 K: 2 S: 10	H: 1 LOB: 0 BB: 0 P: 15	1B: 10 2B: 2 3B: 0 HR: 1	SF: 0 SAC: 1 DP: 2 HBP: 0	WP: 0 PB: 0 CS: 2	PA: 38
PITCHER	IP	WLS	BF	H	R	ER	SO	BB	IBB	HBP	BLK	WP	HR	S	P	ERA	WHIP					
Jaime Navarro, R ERA: 4.5 (1, 1)	6.0	L	25	9	4	4	3	2	0	0	0	0	1	58	101	6.00	1.833					
Carlos Castillo, R ERA: 4.32 (7, 1)	0.2		2	0	0	0	0	0	0	0	0	0	0	4	7	0.00	0.000					
Todd Rizzo, L ERA: 9.95 (7, 1)	1.0		5	2	0	0	1	0	0	0	0	0	0	18	24	0.00	2.000					
Keith Foulke, R ERA: 3.38 (8, 1)	1.1		4	1	0	0	2	0	0	0	0	0	0	11	16	0.00	0.750					

Tampa Bay Devil Rays @ Chicago White Sox
Comiskey Park, Chicago, IL
Sun Apr 12 1998, 4:33 AM EDT
Att: 14,004 - Sunny - 67 F


AB 33
R 4
H 12
RBI 4
BB 2
SO 6
LOB 14



Batter	1	2	3	4	5	6	7	8	9	AB	R	H	RBI	BB	SO	LOB	BOTTOM					
Mike Cameron, R OBP: 0.357, SLG: 0.371 Chad Kreuter, S OBP: 0.500, SLG: 0.364 (1, 8)	F8		L9			K				4	0	0	0	0	2	0						
Chris Snopce, R OBP: 0.417, SLG: 0.364 (1, 6)	G5-3									4	0	1	0	0	2	0						
Frank Thomas, R OBP: 0.349, SLG: 0.444 (1, 3)	P4									3	0	0	0	1	1	1						
Albert Belle, R OBP: 0.268, SLG: 0.188 (1, 7)										2	0	0	0	2	0	1						
Robin Ventura, L OBP: 0.390, SLG: 0.528 (1, 5)										4	0	0	0	0	1	3						
Ruben Sierra, S OBP: 0.273, SLG: 0.350 Lou Frazier, S (9, FR)										3	0	1	0	1	1	0						
Magglio Ordonez, R OBP: 0.368, SLG: 0.429 (1, 9)										4	0	0	0	0	0	4						
Ray Durham, S OBP: 0.231, SLG: 0.229 (1, 4)										3	0	1	0	0	0	0						
Charlie O'Brien, R OBP: 0.294, SLG: 0.294 25 Jeff Abbott, R OBP: 0.500, SLG: 2.000 (8, PH) (9, 8)										2	0	0	0	0	0	1						
Inning Stats	R: 0 E: 0 K: 0 S: 7	H: 0 LOB: 0 BB: 0 P: 9	R: 0 E: 0 K: 1 S: 15	H: 1 LOB: 1 BB: 0 P: 22	R: 0 E: 0 K: 0 S: 8	H: 0 LOB: 0 BB: 0 P: 17	R: 0 E: 0 K: 2 S: 11	H: 0 LOB: 1 BB: 1 P: 21	R: 0 E: 0 K: 1 S: 15	H: 1 LOB: 1 BB: 0 P: 20	R: 0 E: 0 K: 1 S: 8	H: 1 LOB: 1 BB: 0 P: 11	R: 0 E: 0 K: 0 S: 4	H: 0 LOB: 0 BB: 0 P: 5	R: 1 E: 0 K: 2 S: 11	H: 1 LOB: 0 BB: 0 P: 13	R: 0 E: 0 K: 0 S: 11	H: 0 LOB: 3 BB: 3 P: 25	1B: 3 2B: 0 3B: 0 HR: 1	SF: 0 SAC: 0 DP: 1 HBP: 0	WP: 0 PB: 0 CS: 0	PA: 34
PITCHER	IP	WLS	BF	H	R	ER	SO	BB	IBB	HBP	BLK	WP	HR	S	P	ERA	WHIP					
Wilson Alvarez, L ERA: 3.71 (1, 1)	8.0	W	29	4	1	1	7	1	0	0	0	0	0	1	79	118	1.12	0.625				
Roberto Hernandez, R ERA: 1.8 (9, 1)	1.0	S	5	0	0	0	0	3	0	0	0	0	0	11	25	0.00	3.000					

Tampa Bay Devil Rays @ Chicago White Sox
Comiskey Park, Chicago, IL
Sun Apr 12 1998, 4:33 AM EDT
Att: 14,004 - Sunny - 67 F

AB 30
R 1
H 4
RBI 1
BB 4
SO 7
LOB 10



Batter	1	2	3	4	5	6	7	8	9	AB	R	H	RBI	BB	SO	LOB	TOP					
Mike Cameron, R (1, 8) OBP: 0.348, SLG: 0.342			G4-3			F9		BB		3	0	0	0	1	1	0	Chicago White Sox @ Baltimore Orioles Oriole Park at Camden Yards, Baltimore, MD Tue Apr 14 1998, 7:05 PM EDT Att: 43,039 - Cloudy - 67 F					
Chris Snopce, R (1, 3) OBP: 0.375, SLG: 0.333 (8, 6)				G5-4-3 1B		P4		F8		4	0	1	0	0	1	2						
Frank Thomas, R (1, 10) OBP: 0.362, SLG: 0.436				P3			F7		BB 25 WP BB	3	1	1	0	1	0	1						
Albert Belle, R (1, 7) OBP: 0.244, SLG: 0.167			G5-4-3 1-2			G4-3		P3		4	0	0	0	0	1	3						
Robin Ventura, L (1, 5) OBP: 0.378, SLG: 0.487		K				F8		25 WP BB		3	0	0	0	1	2	0						
Magglio Ordonez, R (1, 9) OBP: 0.381, SLG: 0.500				P6				HR	25 WP BB	3	1	1	1	1	1	0						
Ray Durham, S (1, 4) OBP: 0.233, SLG: 0.231				G6-3				F8		4	0	1	0	0	1	3						
Charlie O'Brien, R (1, 2) OBP: 0.300, SLG: 0.450 25 Jeff Abbott, R (9, PH) OBP: 0.333, SLG: 1.333			G4-3			HR		P6	K	3	1	1	1	0	0	1						
Mike Caruso, S (1, 6) OBP: 0.323, SLG: 0.345 Greg Norton, S (8, PH) OBP: 0.381, SLG: 0.333 Ruben Sierra, S (9, PH) OBP: 0.261, SLG: 0.333			G6-3			P5		K	K	1	0	0	0	0	1	1						
										1	0	0	0	0	1	3						
Inning Stats	R: 0 E: 0 K: 3 S: 10	H: 1 LOB: 1 BB: 0 P: 10	R: 0 E: 0 K: 3 S: 9	H: 0 LOB: 0 BB: 0 P: 9	R: 0 E: 0 K: 0 S: 3	H: 0 LOB: 0 BB: 0 P: 3	R: 0 E: 0 K: 0 S: 6	H: 1 LOB: 0 BB: 0 P: 7	R: 0 E: 0 K: 1 S: 8	H: 0 LOB: 0 BB: 0 P: 15	R: 1 E: 0 K: 0 S: 8	H: 1 LOB: 0 BB: 0 P: 15	R: 0 E: 0 K: 0 S: 6	H: 0 LOB: 0 BB: 0 P: 10	R: 1 E: 0 K: 1 S: 15	H: 2 LOB: 2 BB: 1 P: 26	R: 1 E: 0 K: 2 S: 17	H: 0 LOB: 3 BB: 3 P: 35	1B: 3 2B: 0 3B: 0 HR: 2	SF: 0 SAC: 0 DP: 1 HBP: 0	WP: 1 PB: 0 SB: 1 CS: 0	PA: 36
PITCHER	IP WLS BF H R ER SO BB IBB HBP BLK WP HR S P ERA WHIP																					
Jimmy Key, L (1, 1) ERA: 1.42	7.0 W 23 3 1 1 7 0 0 0 0 0 1 50 69 1.29 0.429																					
Arthur Rhodes, L (8, 1) ERA: 3.86	0.2 5 2 1 1 1 1 0 0 0 0 0 1 14 25 13.50 4.500																					
Alan Mills, R (8, 1) ERA:	0.1 1 0 0 0 0 0 0 0 0 0 0 1 1 1 0.00 0.000																					
Armando Benitez, R (9, 1) ERA: 3.6	0.1 4 0 1 1 0 3 0 0 0 0 0 0 7 20 27.00 9.000																					
Jesse Orosco, L (9, 1) ERA:	0.2 S 3 0 0 0 2 0 0 0 0 1 0 10 15 0.00 0.000																					

Batter	1	2	3	4	5	6	7	8	9	AB	R	H	RBI	BB	SO	LOB	BOTTOM			
Brady Anderson, L (1, 8) OBP: 0.273, SLG: 0.171			G3		G3			BB		3	0	1	0	1	0	1	Chicago White Sox @ Baltimore Orioles Oriole Park at Camden Yards, Baltimore, MD Tue Apr 14 1998, 7:05 PM EDT Att: 43,039 - Cloudy - 67 F			
Roberto Alomar, S (1, 4) OBP: 0.311, SLG: 0.250	L3		K			K		BB		3	0	0	0	1	2	1				
Eric Davis, R (1, 9) OBP: 0.385, SLG: 0.538			G6-3			BB		G1-3		4	1	1	0	0	1	2				
Rafael Palmeiro, L (1, 3) OBP: 0.327, SLG: 0.302		G4-3				BB		K		4	0	1	1	0	2	0				
Joe Carter, R (1, 10) OBP: 0.371, SLG: 0.469 Jeffrey Hammonds, R (8, PR) OBP: 0.375, SLG: 0.451		HR				BB		BB	BB	4	1	2	1	0	0	1				
Cal Ripken Jr., R (1, 5) OBP: 0.327, SLG: 0.386			K			F9		BB	BB	0	1	0	0	0	0	0				
B.J. Surhoff, L (1, 7) OBP: 0.333, SLG: 0.368								BB		2	0	1	1	2	0	0				
23 Chris Hoiles, R (1, 2) OBP: 0.304, SLG: 0.368										3	1	1	1	1	0	3				
Mike Bordick, R (1, 6) OBP: 0.125, SLG: 0.067										4	0	0	0	0	1	5				
Inning Stats	R: 0 E: 0 K: 1 S: 4	H: 0 LOB: 1 BB: 1 P: 8	R: 1 E: 0 K: 1 S: 6	H: 1 LOB: 2 BB: 2 P: 14	R: 0 E: 0 K: 1 S: 6	H: 0 LOB: 0 BB: 0 P: 10	R: 0 E: 0 K: 2 S: 8	H: 0 LOB: 0 BB: 0 P: 14	R: 0 E: 0 K: 1 S: 8	H: 0 LOB: 1 BB: 1 P: 15	R: 1 E: 0 K: 1 S: 9	H: 2 LOB: 1 BB: 0 P: 13	R: 1 E: 0 K: 0 S: 12	H: 2 LOB: 2 BB: 1 P: 19	R: 1 E: 0 K: 1 S: 14	H: 3 LOB: 3 BB: 0 P: 20	1B: 5 2B: 2 3B: 0 HR: 2	SF: 0 SAC: 0 DP: 1 HBP: 0	WP: 0 PB: 0 SB: 0 CS: 0	PA: 36
PITCHER	IP WLS BF H R ER SO BB IBB HBP BLK WP HR S P ERA WHIP																			
Scott Eyre, L (1, 1) ERA: 4.38	6.1 L 25 3 2 2 7 4 0 0 0 0 0 1 44 79 2.84 1.105																			
Carlos Castillo, R (7, 1) ERA: 5.19	0.1 3 2 1 1 0 0 0 0 0 0 0 1 5 6 27.00 6.000																			
Todd Rizzo, L (7, 1) ERA: 9.95	0.0 1 0 0 0 0 1 0 0 0 0 0 0 2 6 ∞ ∞																			
Keith Foulke, R (7, 1) ERA: 4.05	1.1 7 3 1 1 1 0 0 0 0 0 0 0 16 22 6.75 2.250																			


AB	32
R	3
H	5
RBI	2
BB	4
SO	10
LOB	16

AB	31
R	4
H	8
RBI	4
BB	5
SO	8
LOB	14


Batter	1	2	3	4	5	6	7	8	9	AB	R	H	RBI	BB	SO	LOB	TOP					
Mike Cameron, R OBP: 0.314, SLG: 0.302										5	0	0	0	0	1	1	Chicago White Sox @ Baltimore Orioles Oriole Park at Camden Yards, Baltimore, MD Wed Apr 15 1998, 7:05 PM EDT Att: 46,546 - Cloudy - 78 F					
Ray Durham, S OBP: 0.250, SLG: 0.250										5	1	2	0	0	0	0						
Albert Belle, R OBP: 0.260, SLG: 0.220										5	1	2	0	0	1	1						
Frank Thomas, R OBP: 0.373, SLG: 0.429										3	1	1	0	1	0	1						
Robin Ventura, L OBP: 0.408, SLG: 0.605										4	2	3	2	0	1	1						
Magglio Ordonez, R OBP: 0.370, SLG: 0.463										3	1	0	0	1	1	2						
Greg Norton, S OBP: 0.360, SLG: 0.364										4	0	1	2	0	1	2						
Chad Kreuter, S OBP: 0.400, SLG: 0.267										4	0	0	0	0	0	3						
Mike Caruso, S OBP: 0.343, SLG: 0.455										4	1	2	1	0	1	0						
Inning Stats	R: 4 E: 1 K: 1 S: 18	H: 4 LOB: 1 BB: 1 P: 33	R: 1 E: 0 K: 0 S: 8	H: 1 LOB: 0 BB: 0 P: 11	R: 1 E: 0 K: 0 S: 8	H: 1 LOB: 0 BB: 0 P: 13	R: 0 E: 0 K: 0 S: 8	H: 0 LOB: 0 BB: 0 P: 10	R: 0 E: 0 K: 1 S: 14	H: 1 LOB: 1 BB: 0 P: 24	R: 0 E: 0 K: 1 S: 7	H: 0 LOB: 0 BB: 0 P: 9	R: 1 E: 0 K: 0 S: 11	H: 2 LOB: 0 BB: 0 P: 18	R: 0 E: 0 K: 1 S: 11	H: 1 LOB: 2 BB: 1 P: 18		R: 0 E: 0 K: 2 S: 10	H: 1 LOB: 1 BB: 0 P: 16	1B: 6 2B: 3 3B: 0 HR: 2	SF: 0 SAC: 0 DP: 1 HBP: 0	WP: 0 PB: 1 CS: 1
PITCHER	IP WLS BF H R ER SO BB IBB HBP BLK WP HR S P ERA WHIP																					
Doug Drabek, R ERA: 7.63	(1, 1) 4.0 L 19 6 6 5 1 1 0 0 0 0 0 2 42 67 11.25 1.750																					
Terry Mathews, R ERA: 5.4	(5, 1) 3.0 11 3 1 0 2 0 0 0 0 0 0 32 51 0.00 1.000																					
Norm Charlton, L ERA: 3.6	(8, 1) 2.0 9 2 0 0 3 1 0 0 0 0 0 21 34 0.00 1.500																					

Batter	1	2	3	4	5	6	7	8	9	AB	R	H	RBI	BB	SO	LOB	BOTTOM					
Brady Anderson, L OBP: 0.286, SLG: 0.179										4	1	1	1	1	0	2	Chicago White Sox @ Baltimore Orioles Oriole Park at Camden Yards, Baltimore, MD Wed Apr 15 1998, 7:05 PM EDT Att: 46,546 - Cloudy - 78 F					
Roberto Alomar, S OBP: 0.340, SLG: 0.341										4	1	2	2	1	0	1						
Harold Baines, L OBP: 0.435, SLG: 0.619										3	1	1	0	0	1	2						
Eric Davis, R OBP: 0.393, SLG: 0.519										1	0	0	0	0	1	0						
Rafael Palmeiro, L OBP: 0.296, SLG: 0.271										5	0	0	1	0	0	5						
Cal Ripken Jr., R OBP: 0.321, SLG: 0.383										3	0	1	1	0	0	1						
B.J. Surhoff, L OBP: 0.347, SLG: 0.439										3	1	1	1	1	2	1						
Jeffrey Hammonds, R OBP: 0.361, SLG: 0.433										3	1	0	0	1	2	2						
Lenny Webster, R OBP: 0.360, SLG: 0.750										3	0	0	0	0	1	1						
Joe Carter, R OBP: 0.389, SLG: 0.469										0	0	0	0	1	0	0						
Ozzie Guillen, L OBP: 0.182, SLG: 0.100										3	1	1	0	0	1	2						
Inning Stats	R: 1 E: 0 K: 0 S: 11	H: 1 LOB: 1 BB: 1 P: 20	R: 0 E: 1 K: 1 S: 10	H: 0 LOB: 1 BB: 1 P: 20	R: 0 E: 0 K: 1 S: 9	H: 0 LOB: 0 BB: 0 P: 13	R: 0 E: 0 K: 2 S: 18	H: 1 LOB: 1 BB: 0 P: 27	R: 0 E: 0 K: 1 S: 14	H: 1 LOB: 1 BB: 0 P: 21	R: 2 E: 0 K: 0 S: 11	H: 2 LOB: 0 BB: 0 P: 16	R: 2 E: 0 K: 2 S: 11	H: 2 LOB: 0 BB: 0 P: 15	R: 0 E: 0 K: 1 S: 10	H: 0 LOB: 0 BB: 0 P: 14	R: 1 E: 0 K: 0 S: 14	H: 0 LOB: 3 BB: 3 P: 35	1B: 4 2B: 1 3B: 0 HR: 2	SF: 1 SAC: 1 DP: 0 HBP: 1	WP: 0 PB: 0 SB: 1 CS: 1	PA: 41
PITCHER	IP WLS BF H R ER SO BB IBB HBP BLK WP HR S P ERA WHIP																					
James Baldwin, R ERA: 4.86	(1, 1) 5.2 W 24 5 3 3 3 5 2 0 0 0 0 0 1 71 115 4.76 1.235																					
Carlos Castillo, R ERA: 5.79	(6, 1) 0.2 3 1 1 1 1 0 0 0 0 0 0 8 10 13.50 1.500																					
Tony Castillo, L ERA: 7.36	(7, 1) 0.1 2 1 1 1 0 0 0 0 0 0 1 2 3 27.00 3.000																					
Keith Foulke, R ERA: 3.38	(7, 1) 1.1 4 0 0 0 2 0 0 0 0 0 0 13 18 0.00 0.000																					
Matt Karchner, R ERA: 1.69	(9, 1) 1.0 S 7 0 1 1 0 3 0 1 0 0 0 0 14 35 9.00 3.000																					

AB	37
R	7
H	11
RBI	5
BB	2
SO	6
LOB	11



AB	32
R	6
H	7
RBI	6
BB	5
SO	8
LOB	17



Batter	1	2	3	4	5	6	7	8	9	AB	R	H	RBI	BB	SO	LOB	TOP					
Ray Durham, S OBP: 0.283, SLG: 0.333	0-0 4-3		3-2 HR		0-0 25 HR 1B		4-1 S 25 1B SF9 BB	2-2 F9		4	3	2	1	1	0	1						
25 Jeff Abbott, R OBP: 0.500, SLG: 1.625 Lou Frazier, S	3-2 G5-3		1-3 K		0-0 HR		1-2 1B	3-1 HR		5	2	3	3	0	1	0						
Albert Belle, R OBP: 0.273, SLG: 0.289	2-3 K			0-0 F8	0-1 HR		3-0 P4	4-2 14-3 BB		4	1	1	1	1	1	2						
Frank Thomas, R OBP: 0.357, SLG: 0.400		3-2 G6-3		4-0 1B BB	0-0 G5-3		2-1 SF9	2-2 L4-3		3	1	0	1	1	0	1						
Robin Ventura, L OBP: 0.426, SLG: 0.604	1-2 1B		1-0 1B	1-2 1B	2-1 1B		2-1 K	2-2 G3-1		5	0	3	0	0	1	1						
Maglio Ordonez, R OBP: 0.360, SLG: 0.444	1-2 F8		0-3 K	0-0 F7			2-2 F9 SH5-3 2B			4	1	1	0	0	1	4						
Greg Norton, S OBP: 0.357, SLG: 0.360	3-3 K		3-2 1B 2-H	1-3 K		1-3 K	0-0 SH5-3			3	0	1	1	0	2	1						
Chad Kreuter, S OBP: 0.333, SLG: 0.211			1-0 F7	1-3 K		2-2 L9	0-1 F9			4	0	0	0	0	1	3						
Mike Caruso, S OBP: 0.333, SLG: 0.459			1-2 G1-4-3		0-2 L6	2-3 K	1-2 2B			4	0	1	1	0	1	0						
Inning Stats	R: 0 E: 0 K: 1 S: 7	H: 0 LOB: 0 BB: 0 P: 12	R: 0 E: 0 K: 1 S: 15	H: 1 LOB: 1 BB: 0 P: 23	R: 1 E: 0 K: 1 S: 14	H: 1 LOB: 0 BB: 0 P: 20	R: 1 E: 0 K: 2 S: 13	H: 2 LOB: 2 BB: 1 P: 22	R: 3 E: 0 K: 0 S: 11	H: 4 LOB: 1 BB: 0 P: 13	R: 0 E: 0 K: 2 S: 9	H: 0 LOB: 0 BB: 0 P: 14	R: 1 E: 0 K: 1 S: 12	H: 1 LOB: 1 BB: 1 P: 25	R: 1 E: 0 K: 0 S: 13	H: 2 LOB: 1 BB: 0 P: 18	R: 1 E: 0 K: 0 S: 12	H: 1 LOB: 0 BB: 1 P: 23	1B: 7 2B: 2 3B: 0 HR: 4	SF: 1 SAC: 1 DP: 1 HBP: 0	WP: 0 PB: 0 SB: 1 CS: 0	PA: 41
PITCHER	IP	WLS	BF	H	R	ER	SO	BB	IBB	HBP	BLK	WP	HR	S	P	ERA	WHIP					
35 Mike Mussina, R ERA: 3.21	5.0	L	24	8	5	5	5	1	0	0	0	0	0	3	60	90	9.00	1.800				
Arthur Rhodes, L ERA: 4.05	2.0		8	1	1	1	3	1	0	0	0	0	0	0	21	39	4.50	1.000				
Jesse Orosco, L ERA: 3.38	1.0		5	2	1	1	0	0	0	0	0	0	0	0	13	18	9.00	2.000				
Armando Benitez, R ERA: 4.5	1.0		4	1	1	1	0	1	0	0	0	0	1	12	23	9.00	2.000					

Chicago White Sox @ Baltimore Orioles
 Oriole Park at Camden Yards, Baltimore, MD
 Thu Apr 16 1998, 3:33 AM EDT
 Att: 48,093 - Cloudy - 75 F

livebaseballscorecards.com

AB 36
 R 8
 H 12
 RBI 8
 BB 3
 SO 8
 LOB 13



Batter	1	2	3	4	5	6	7	8	9	AB	R	H	RBI	BB	SO	LOB	BOTTOM					
Brady Anderson, L OBP: 0.264, SLG: 0.167	2-3 K		3-1 P4		0-0 SF8			0-0 L9		3	0	0	1	0	1	1						
Roberto Alomar, S OBP: 0.315, SLG: 0.313	0-1 L7		2-1 G5-3		3-H 1-1 G6-3		2-2 G3			4	0	0	0	0	0	2						
Eric Davis, R OBP: 0.406, SLG: 0.500	4-2 BB			1-0 G6-3		0-0 G3-6 1B		1-0 G5-3		3	0	1	0	1	0	0						
Rafael Palmeiro, L OBP: 0.276, SLG: 0.250	0-1 F7			0-0 F8		0-0 G3-6 1-2		1-0 L4		4	0	0	0	0	0	2						
Joe Carter, R OBP: 0.375, SLG: 0.444		2-3 K		0-0 P5		2-1 1B 23 1B 2B		3-2 G6-3		4	0	1	0	0	1	0						
Cal Ripken Jr., R OBP: 0.316, SLG: 0.392	2-1 F7			2-1 F7		2-1 1B 23 1B 2B		0-0 P5		4	1	1	0	0	0	1						
B.J. Surhoff, L OBP: 0.365, SLG: 0.455	1-2 F7			0-0 F7		0-0 23 1B SF8 1B		1-1 23 CS 1B		3	1	2	0	0	0	0						
23 Chris Hoiles, R OBP: 0.346, SLG: 0.409			1-2 SH3-1 1B		1-1 1B		3-3 K			3	0	2	1	0	1	1						
Mike Bordick, R OBP: 0.118, SLG: 0.063			0-0 SH3-1		0-0 F9		0-0 F7			2	0	0	0	0	0	2						
Inning Stats	R: 0 E: 0 K: 1 S: 11	H: 0 LOB: 1 BB: 1 P: 17	R: 0 E: 0 K: 1 S: 11	H: 0 LOB: 0 BB: 0 P: 16	R: 0 E: 0 K: 0 S: 8	H: 1 LOB: 1 BB: 0 P: 14	R: 0 E: 0 K: 0 S: 3	H: 0 LOB: 0 BB: 0 P: 4	R: 2 E: 0 K: 0 S: 11	H: 3 LOB: 1 BB: 0 P: 17	R: 0 E: 0 K: 0 S: 7	H: 2 LOB: 1 BB: 0 P: 12	R: 0 E: 0 K: 1 S: 6	H: 1 LOB: 0 BB: 0 P: 10	R: 0 E: 0 K: 0 S: 6	H: 0 LOB: 0 BB: 0 P: 9	R: 0 E: 0 K: 0 S: 6	H: 0 LOB: 0 BB: 0 P: 10	1B: 6 2B: 2 3B: 0 HR: 0	SF: 1 SAC: 1 DP: 2 HBP: 0	WP: 0 PB: 0 SB: 0 CS: 1	PA: 33
PITCHER	IP	WLS	BF	H	R	ER	SO	BB	IBB	HBP	BLK	WP	HR	S	P	ERA	WHIP					
Mike Siroka, L ERA: 2.61	9.0	W	33	7	2	2	3	1	0	0	0	0	0	69	109	2.00	0.889					

Chicago White Sox @ Baltimore Orioles
 Oriole Park at Camden Yards, Baltimore, MD
 Thu Apr 16 1998, 3:33 AM EDT
 Att: 48,093 - Cloudy - 75 F

livebaseballscorecards.com

AB 30
 R 2
 H 7
 RBI 2
 BB 1
 SO 3
 LOB 9



Batter	1	2	3	4	5	6	7	8	9	AB	R	H	RBI	BB	SO	LOB	TOP				
Ray Durham, S OBP: 0.276, SLG: 0.321	F7		K		G6-3 25 CI 1B		K		FC4-6	5	0	1	0	0	2	4					
25 Jeff Abbott, R OBP: 0.455, SLG: 1.364	G6-3		L4		CI G6-3					3	0	1	1	0	0	2					
Albert Belle, R OBP: 0.254, SLG: 0.265	K			K	G6-3					4	0	0	0	0	3	3					
Frank Thomas, R OBP: 0.333, SLG: 0.367		L9		K	G4-3				K	4	0	0	0	0	2	2					
Robin Ventura, L OBP: 0.414, SLG: 0.596	G4-3			E 2B		F8			P5	4	0	1	0	0	0	0					
Magglio Ordonez, R OBP: 0.352, SLG: 0.417	K			E BB		G4-3			K	3	0	0	0	1	2	0					
Greg Norton, S OBP: 0.344, SLG: 0.345			F8	E4		K			FC4-6 1B	4	0	1	0	0	1	2					
Chad Kreuter, S OBP: 0.357, SLG: 0.227			1B BB	F7			FC6-4 1B		K	3	0	1	0	1	1	4					
Mike Caruso, S OBP: 0.333, SLG: 0.450					G4-3					3	1	1	0	0	0	1					
Ruben Sierra, S OBP: 0.250, SLG: 0.318						FC6-4 25 S 2B			P2	1	0	0	0	0	0	1					
Inning Stats	R: 0 E: 0 K: 1 S: 8	H: 0 LOB: 0 BB: 0 P: 14	R: 0 E: 0 K: 1 S: 9	H: 0 LOB: 0 BB: 0 P: 16	R: 0 E: 0 K: 1 S: 14	H: 1 LOB: 2 BB: 1 P: 25	R: 0 E: 1 K: 2 S: 13	H: 1 LOB: 3 BB: 1 P: 26	R: 0 E: 1 K: 0 S: 9	H: 0 LOB: 2 BB: 0 P: 14	R: 1 E: 0 K: 2 S: 11	H: 2 LOB: 1 BB: 0 P: 19	R: 0 E: 0 K: 2 S: 9	H: 0 LOB: 0 BB: 0 P: 15	R: 0 E: 0 K: 1 S: 7	H: 1 LOB: 1 BB: 0 P: 7	1B: 4 2B: 2 3B: 0 HR: 0	SF: 0 SAC: 0 DP: 0 HBP: 0	WP: 0 PB: 0 SB: 1 CS: 0	PA: 37	
PITCHER	IP	WLS	BF	H	R	ER	SO	BB	IBB	HBP	BLK	WP	HR	S	P	ERA	WHIP				
Roger Clemens, R ERA: 2.63	6.2	W	29	5	1	1	7	2	0	0	0	0	0	66	117	1.35	1.050				
Bill Riskey, R ERA: 2.0	1.1		4	0	0	0	3	0	0	0	0	0	0	12	21	0.00	0.000				
Paul Quantrill, R ERA: 1.74	1.0		4	1	0	0	1	0	0	0	0	0	0	7	7	0.00	1.000				

Chicago White Sox @ Toronto Blue Jays
SkyDome, Toronto, ON
Fri Apr 17 1998, 7:05 PM EDT
Att: 28,240 - Dome - 72 F

AB	34
R	1
H	6
RBI	1
BB	2
SO	11
LOB	19



Batter	1	2	3	4	5	6	7	8	9	AB	R	H	RBI	BB	SO	LOB	BOTTOM				
Shannon Stewart, R OBP: 0.333, SLG: 0.302	SH5-3 2B		G4-3 1B	K		SF8 BB		G5-3		4	2	2	0	1	1	3					
Tony Fernandez, S OBP: 0.302, SLG: 0.250	SH5-3		G4-3	K		SF8		P2		3	0	0	1	0	1	4					
Shawn Green, L OBP: 0.369, SLG: 0.564			E SF8 1B			K		K		4	1	2	2	1	2	3					
Jose Canseco, R OBP: 0.254, SLG: 0.583	F9		SF8		P2			HR		3	1	1	2	0	0	2					
Mike Stanley, R OBP: 0.387, SLG: 0.490			F9		F7		G1-3			3	0	0	0	1	0	1					
Darin Fletcher, L OBP: 0.200, SLG: 0.244	P6			F9 1B 2B		P4		F8		4	1	1	0	0	0	3					
José Cruz Jr., S OBP: 0.327, SLG: 0.370		P6		F9		BB SF8 1B				3	1	1	0	1	0	1					
Tom Evans, R OBP: 0.246, SLG: 0.315		P2		1B BB		P3		G6-3		3	0	0	0	1	0	2					
Alex Gonzalez, R OBP: 0.246, SLG: 0.315		G5-3		1-3 3H 1B		SF8 BB 1B		G5-3 1B		4	0	3	1	0	0	0					
Inning Stats	R: 1 E: 0 K: 0 S: 10	H: 2 LOB: 2 BB: 1 P: 21	R: 0 E: 0 K: 0 S: 4	H: 0 LOB: 0 BB: 0 P: 6	R: 2 E: 0 K: 0 S: 12	H: 2 LOB: 0 BB: 0 P: 20	R: 1 E: 0 K: 2 S: 13	H: 2 LOB: 2 BB: 1 P: 23	R: 0 E: 0 K: 0 S: 9	H: 0 LOB: 1 BB: 1 P: 14	R: 1 E: 0 K: 1 S: 14	H: 2 LOB: 2 BB: 1 P: 25	R: 1 E: 0 K: 0 S: 9	H: 1 LOB: 1 BB: 1 P: 17	R: 0 E: 0 K: 1 S: 8	H: 1 LOB: 1 BB: 0 P: 13	1B: 6 2B: 3 3B: 0 HR: 1	SF: 2 SAC: 1 DP: 0 HBP: 0	WP: 0 PB: 0 SB: 1 CS: 0	PA: 39	
PITCHER	IP	WLS	BF	H	R	ER	SO	BB	IBB	HBP	BLK	WP	HR	S	P	ERA	WHIP				
Jason Bere, R ERA: 7.8	5.1	L	27	8	5	4	2	3	0	0	0	0	0	55	94	6.75	2.062				
Tom Fordham, L ERA: 13.5	1.2		8	1	1	1	1	2	0	0	0	0	1	16	32	5.40	1.800				
Tony Castillo, L ERA: 5.79	1.0		4	1	0	0	1	0	0	0	0	0	0	8	13	0.00	1.000				

Chicago White Sox @ Toronto Blue Jays
SkyDome, Toronto, ON
Fri Apr 17 1998, 7:05 PM EDT
Att: 28,240 - Dome - 72 F

AB	31
R	6
H	10
RBI	6
BB	5
SO	4
LOB	19



Batter	1	2	3	4	5	6	7	8	9	AB	R	H	RBI	BB	SO	LOB	TOP											
Mike Caruso, S OBP: 0.304, SLG: 0.409										4	0	0	0	0	1	0												
25 Jeff Abbott, R OBP: 0.333, SLG: 1.000										4	0	0	0	0	0	0												
Frank Thomas, R OBP: 0.359, SLG: 0.528										4	2	3	2	0	1	0												
Robin Ventura, L OBP: 0.403, SLG: 0.589										4	0	1	0	0	1	1												
Albert Belle, R OBP: 0.254, SLG: 0.264										4	1	1	0	0	0	1												
Ruben Sierra, S OBP: 0.250, SLG: 0.346										4	0	1	0	0	0	0												
Magglio Ordonez, R OBP: 0.345, SLG: 0.471										3	1	1	2	0	0	0												
Ray Durham, S OBP: 0.290, SLG: 0.333										4	0	2	0	0	0	1												
Charlie O'Brien, R OBP: 0.261, SLG: 0.391										3	0	0	0	0	0	2												
Lou Frazier, S (9, PH)										1	0	0	0	0	1	1												
Inning Stats	R: 1 E: 0 K: 1 S: 9	H: 2 LOB: 1 BB: 0 P: 11	R: 0 E: 0 K: 0 S: 11	H: 1 LOB: 1 BB: 0 P: 16	R: 0 E: 0 K: 0 S: 9	H: 1 LOB: 1 BB: 0 P: 12	R: 1 E: 0 K: 0 S: 8	H: 2 LOB: 1 BB: 0 P: 11	R: 0 E: 0 K: 1 S: 8	H: 0 LOB: 0 BB: 0 P: 14	R: 0 E: 0 K: 0 S: 8	H: 0 LOB: 0 BB: 0 P: 13	R: 1 E: 0 K: 0 S: 10	H: 1 LOB: 0 BB: 0 P: 12	R: 1 E: 0 K: 1 S: 10	H: 1 LOB: 1 BB: 0 P: 17	R: 0 E: 0 K: 1 S: 8	H: 1 LOB: 1 BB: 0 P: 13	1B: 3 2B: 3 3B: 0 HR: 3	SF: 1 SAC: 0 DP: 0 HBP: 0	WP: 0 PB: 0 SB: 1 CS: 0	PA: 36						
PITCHER	IP	WLS	BF	H	R	ER	SO	BB	IBB	HBP	BLK	WP	HR	S	P	ERA	WHIP											
Pat Hentgen, R ERA: 7.06	(1, 1)	6.0	W	25	7	3	3	2	0	0	0	0	0	2	55	80	4.50	1.167										
Carlos Almanzar, R ERA: 5.89	(7, 1)	1.1		5	1	1	1	0	0	0	0	0	1	12	17	6.75	0.750											
Dan Plesac, L ERA: 5.79	(8, 1)	0.2		2	0	0	0	1	0	0	0	0	0	6	9	0.00	0.000											
Paul Quantrill, R ERA: 1.99	(9, 1)	1.0		4	1	0	0	1	0	0	0	0	0	8	13	0.00	1.000											

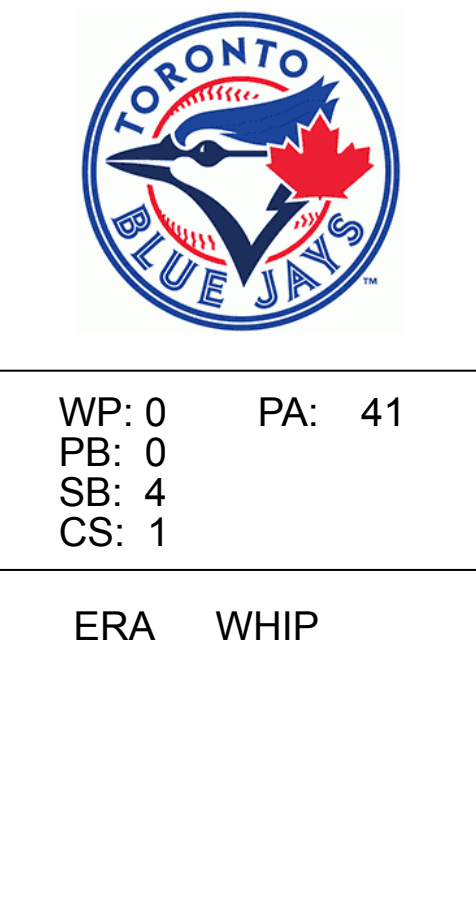
Chicago White Sox @ Toronto Blue Jays
SkyDome, Toronto, ON
Sat Apr 18 1998, 3:33 AM EDT
Att: 29,065 - Dome - 72 F

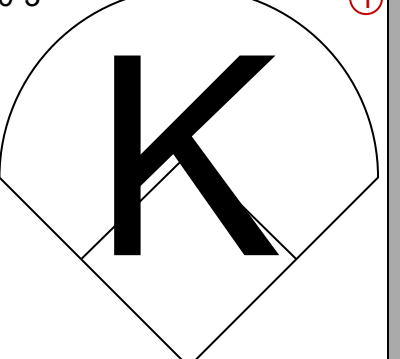
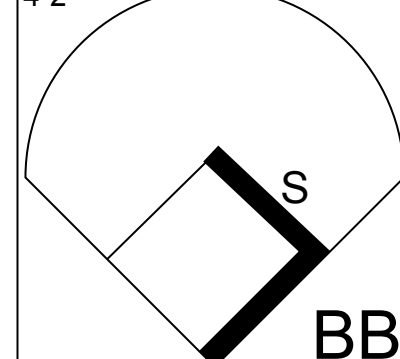
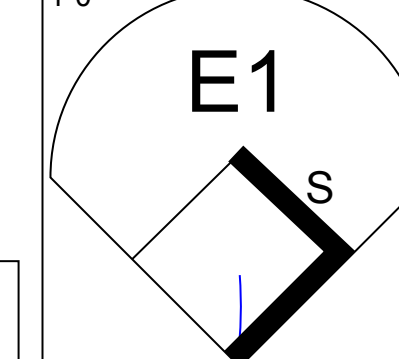
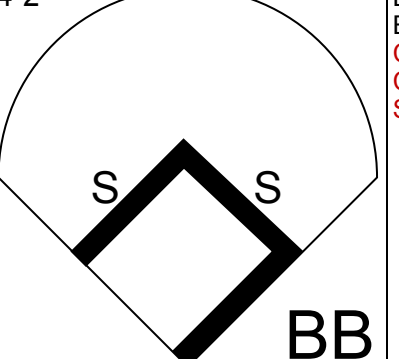
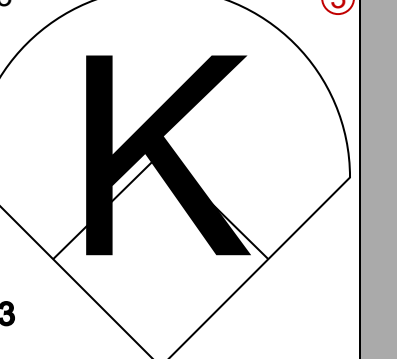
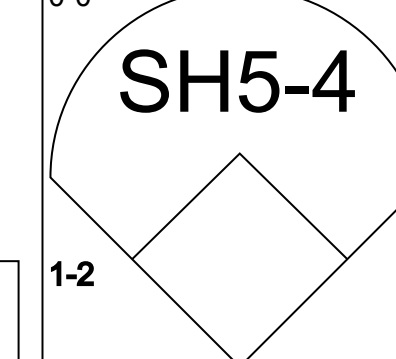
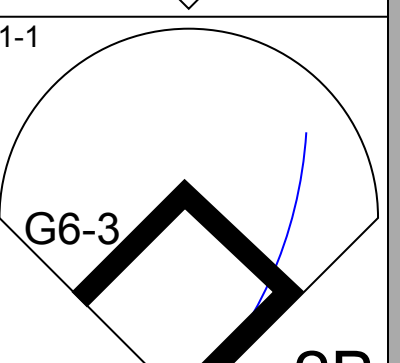
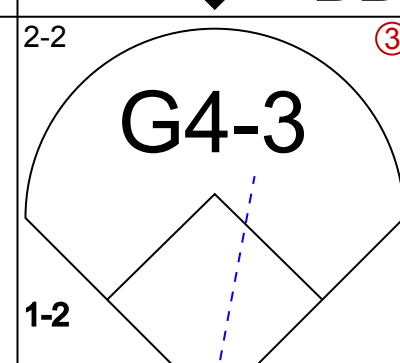
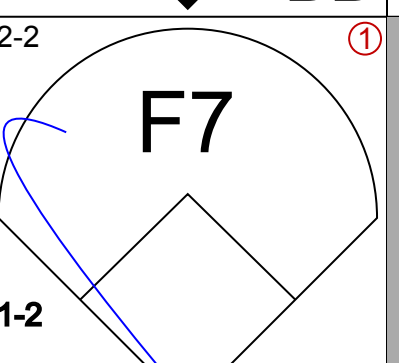
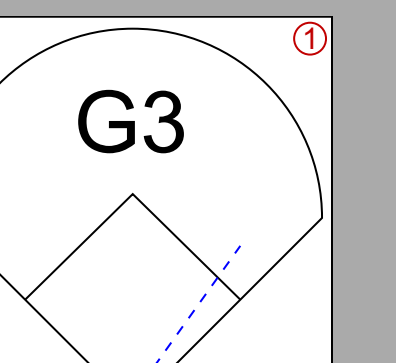
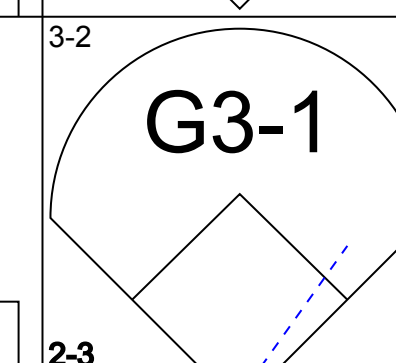
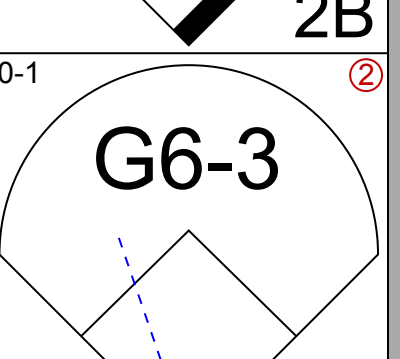
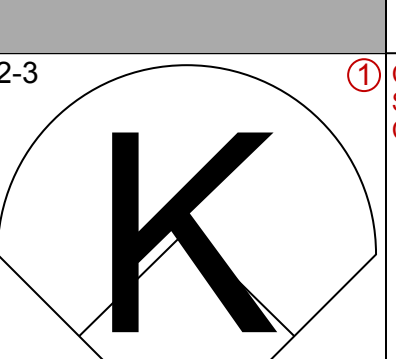
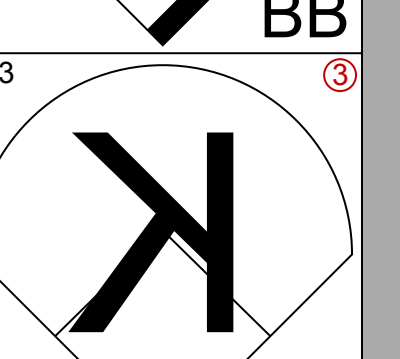
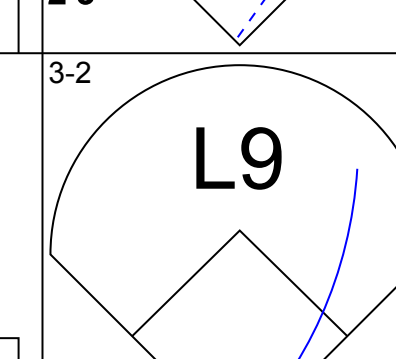
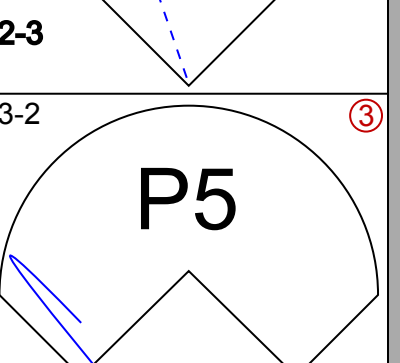
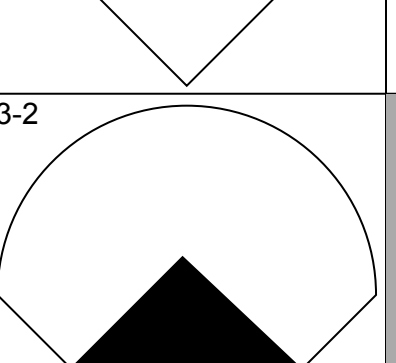
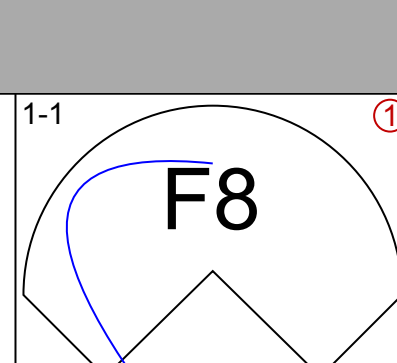
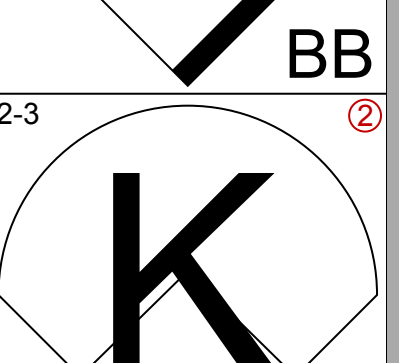
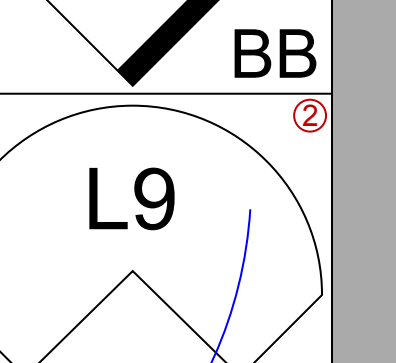
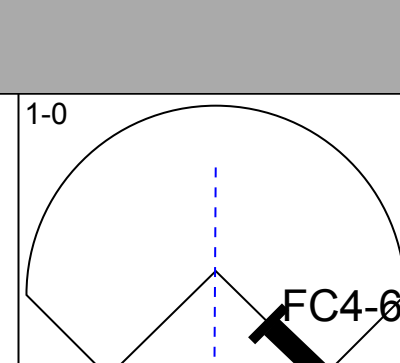
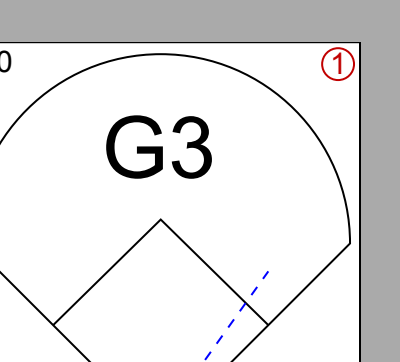
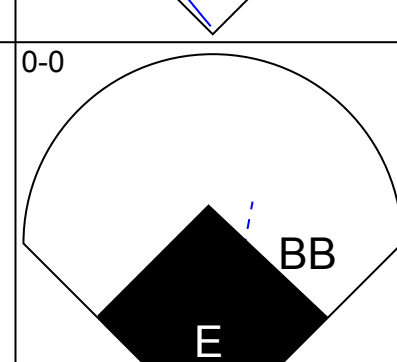
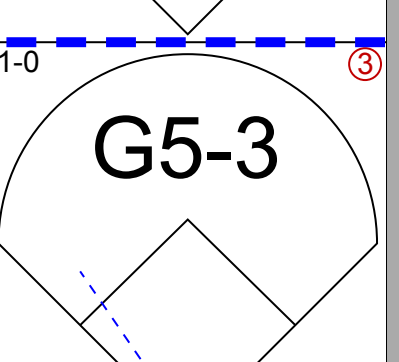
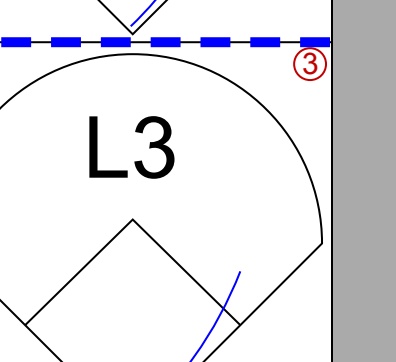
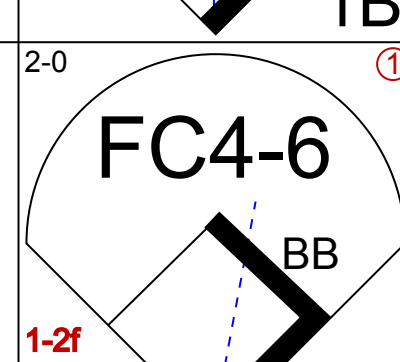
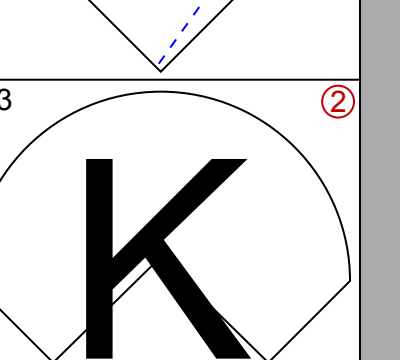
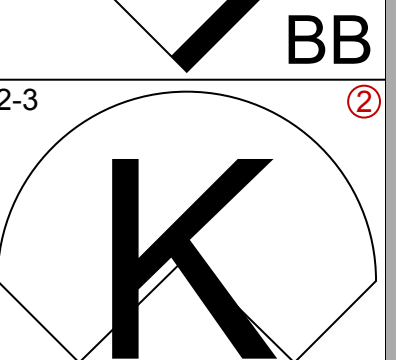
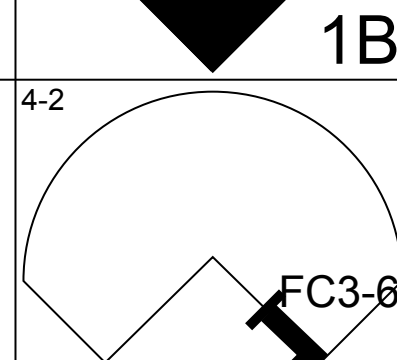
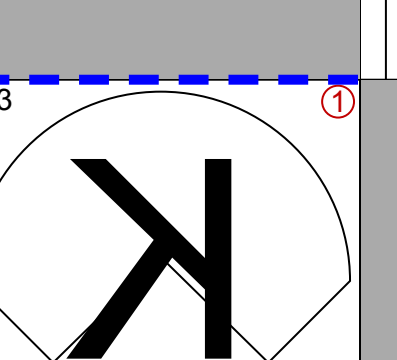
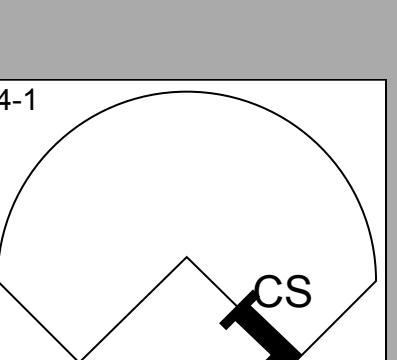
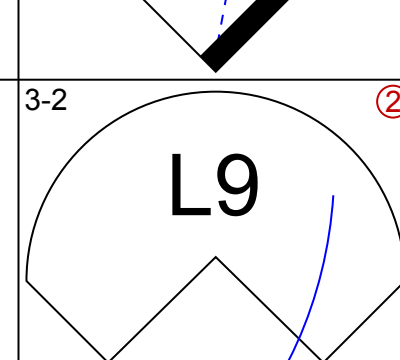

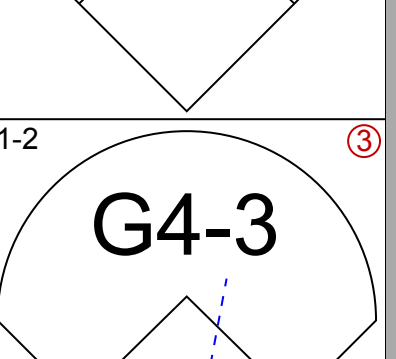
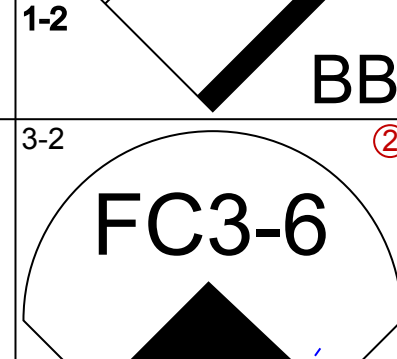
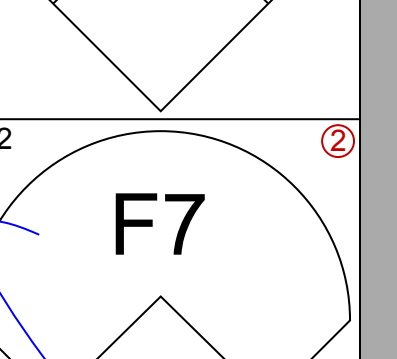
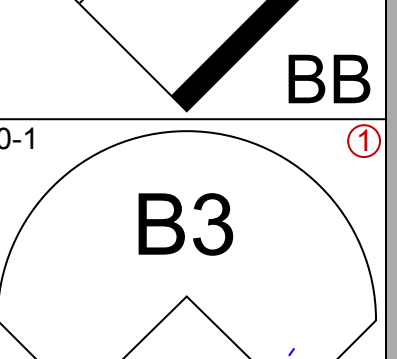
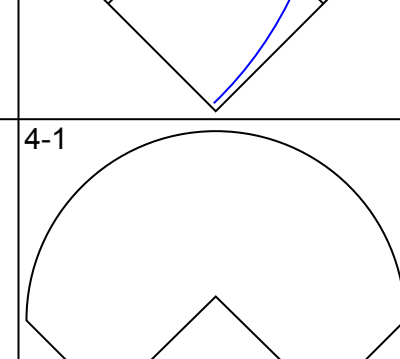
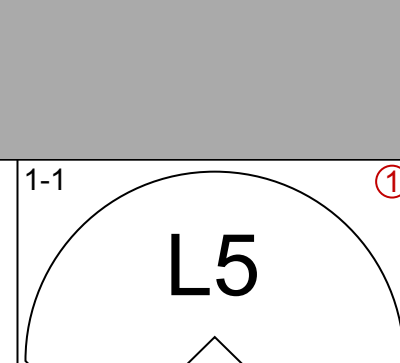
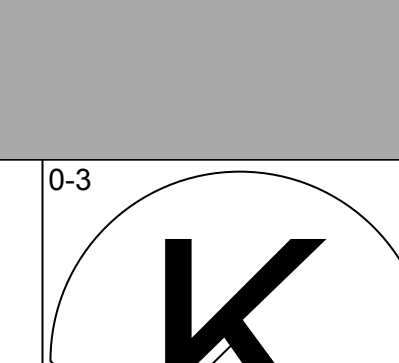

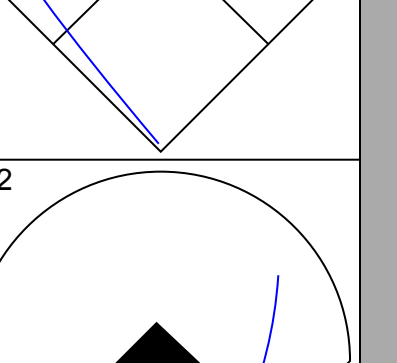
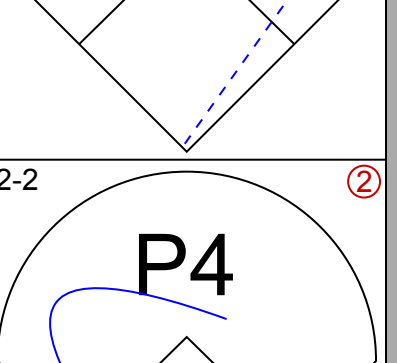
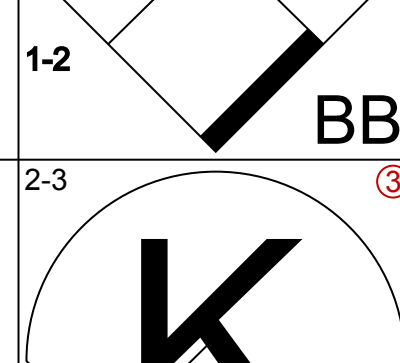
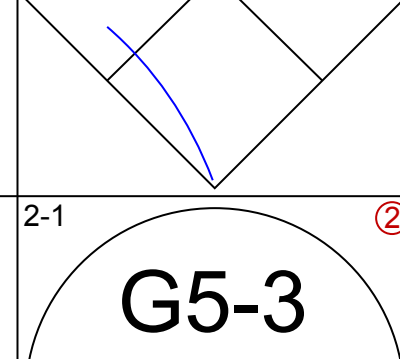
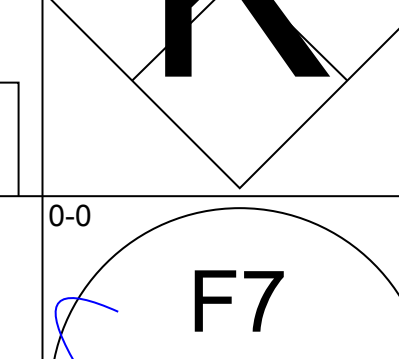
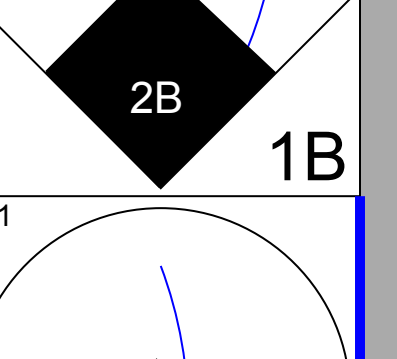
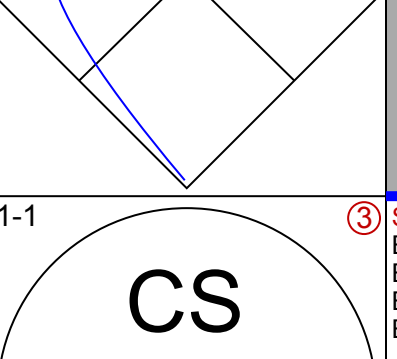
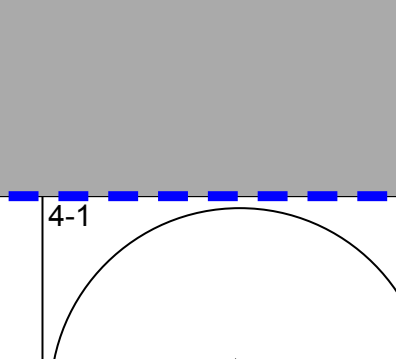
AB	35
R	4
H	9
RBI	4
BB	0
SO	4
LOB	6

Batter	1	2	3	4	5	6	7	8	9	AB	R	H	RBI	BB	SO	LOB	BOTTOM										
Shannon Stewart, R OBP: 0.358, SLG: 0.304										3	1	1	1	2	1	0											
Felipe Crespo, S OBP: 0.287, SLG: 0.308										3	0	1	1	1	0	2											
Craig Grebeck, R OBP: 0.364, SLG: 0.474										1	0	0	0	0	0	2											
Shawn Green, L OBP: 0.357, SLG: 0.542										4	0	1	2	0	2	2											
Jose Canseco, R OBP: 0.250, SLG: 0.600										5	1	1	1	0	1	5											
Mike Stanley, R OBP: 0.394, SLG: 0.509										4	1	2	0	0	0	1											
Ed Sprague, R OBP: 0.373, SLG: 0.489										3	2	2	1	1	0	1											
José Cruz Jr., S OBP: 0.321, SLG: 0.360										4	0	1	1	0	1	2											
Darrin Fletcher, L OBP: 0.204, SLG: 0.267										4	1	1	0	0	0	4											
Alex Gonzalez, R OBP: 0.262, SLG: 0.328										4	3	2	1	0	0	2											
Inning Stats	R: 0 E: 0 K: 2 S: 8	H: 0 LOB: 1 BB: 1 P: 17	R: 3 E: 0 K: 0 S: 16	H: 4 LOB: 0 BB: 0 P: 24	R: 1 E: 0 K: 0 S: 7	H: 1 LOB: 0 BB: 0 P: 11	R: 0 E: 0 K: 1 S: 7	H: 0 LOB: 1 BB: 1 P: 14	R: 1 E: 1 K: 2 S: 14	H: 1 LOB: 1 BB: 0 P: 19	R: 3 E: 1 K: 0 S: 20	H: 3 LOB: 2 BB: 1 P: 31	R: 0 E: 0 K: 0 S: 5	H: 1 LOB: 1 BB: 0 P: 8	R: 1 E: 0 K: 0 S: 8	H: 2 LOB: 1 BB: 1 P: 16	1B: 7 2B: 3 3B: 0 HR: 2	SF: 1 SAC: 0 DP: 1 HBP: 0	WP: 0 PB: 0 SB: 4 CS: 1	PA: 41							
PITCHER	IP	WLS	BF	H	R	ER	SO	BB	IBB	HBP	BLK	WP	HR	S	P	ERA	WHIP										
Jaime Navarro, R ERA: 5.48	(1, 1)	5.1	L	27	9	8	5	5	2	0	0	0	0	3	8	0.00	3.000										
Todd Rizzo, L ERA: 9.45	(6, 1)	0.1		3	0	0	0	1	0	0	0	0	0	3	8	0.00	3.000										
Carlos Castillo, R ERA: 5.23	(6, 1)	1.0		4	1	0	0	0	0	0	0	0	0	7	9	0.00	1.000										
Tony Castillo, L ERA: 6.0	(7, 1)	1.1		6	2	1	1	0	1	0	0	0	0	10	20	6.75	2.250										

Chicago White Sox @ Toronto Blue Jays
SkyDome, Toronto, ON
Sat Apr 18 1998, 3:33 AM EDT
Att: 29,065 - Dome - 72 F

AB	35
R	9
H	12
RBI	8
BB	4
SO	5
LOB	21

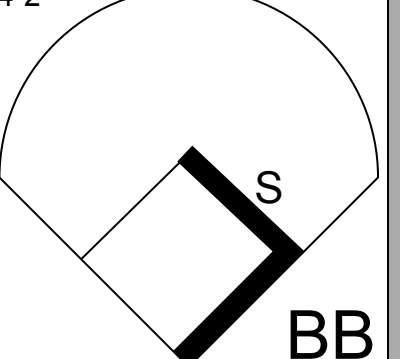
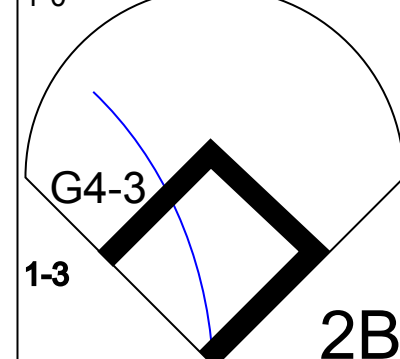
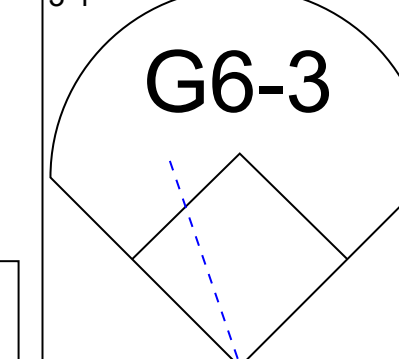
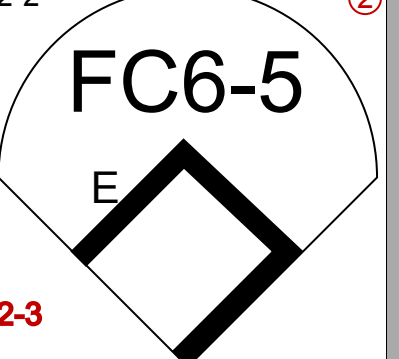
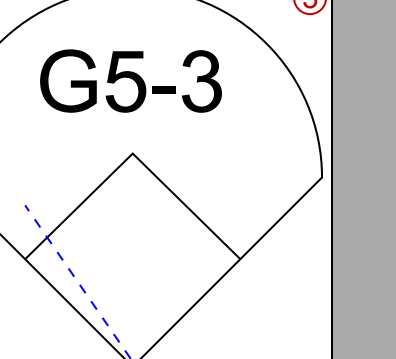
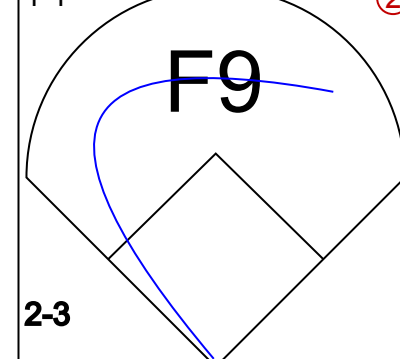
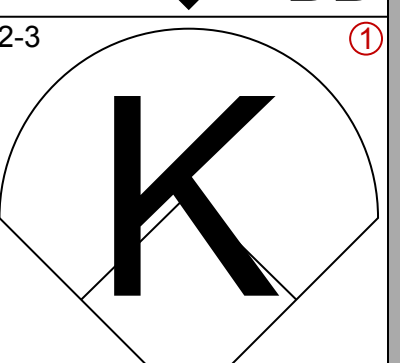

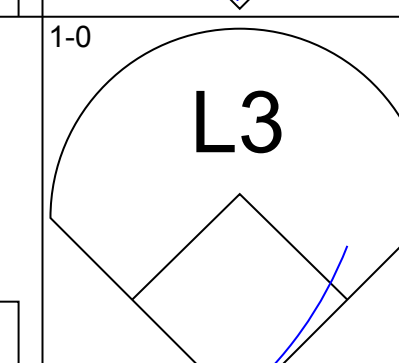
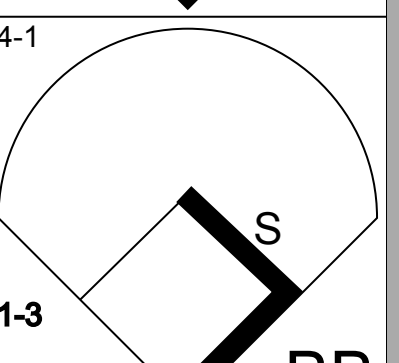
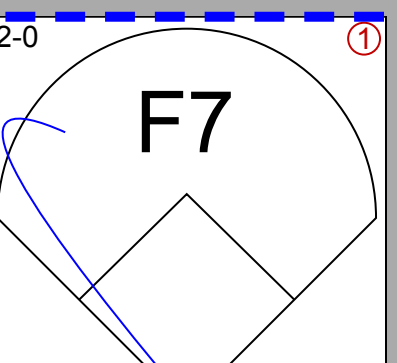
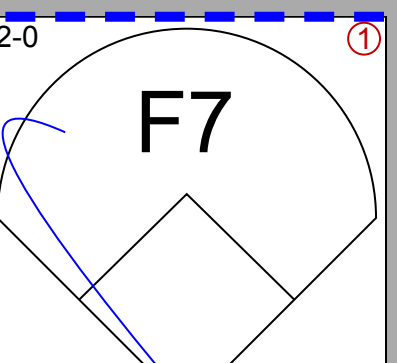
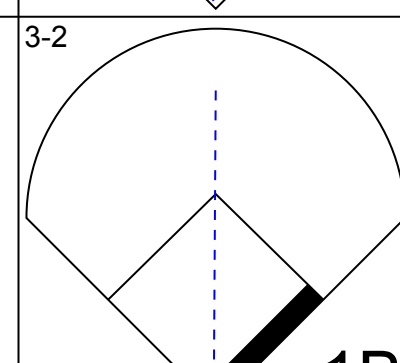
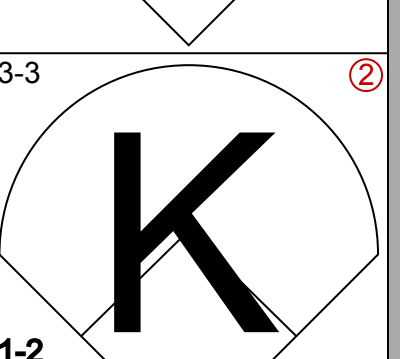
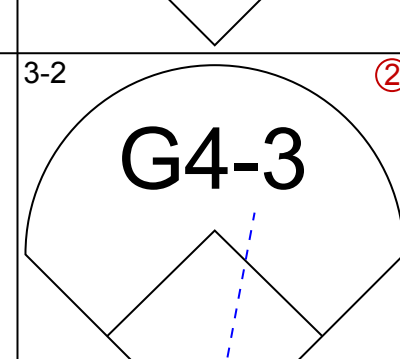
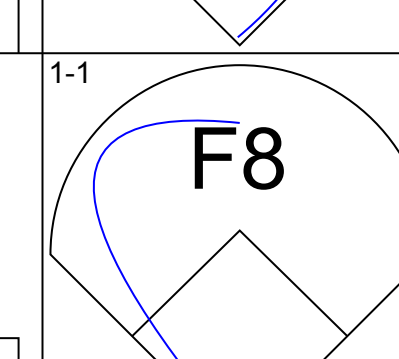
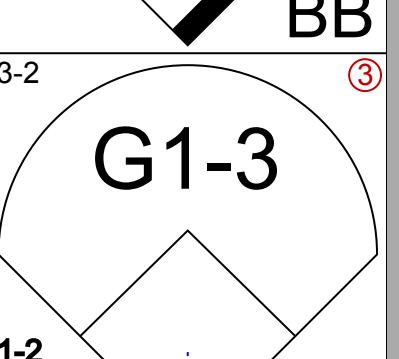
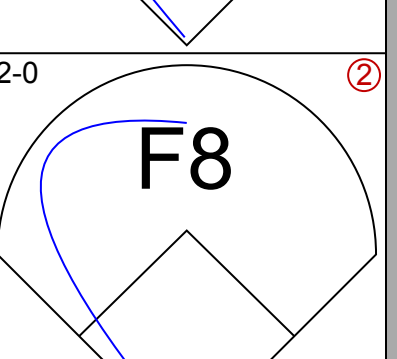
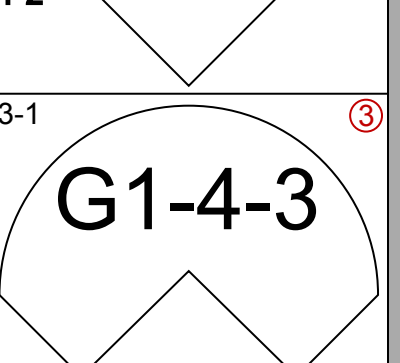
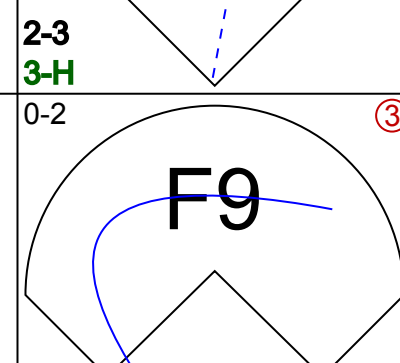
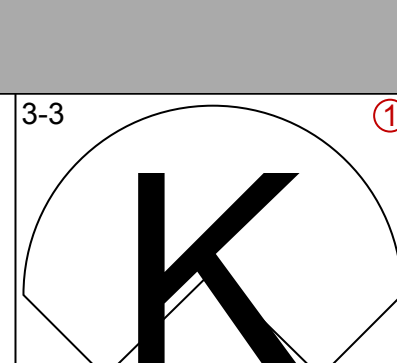
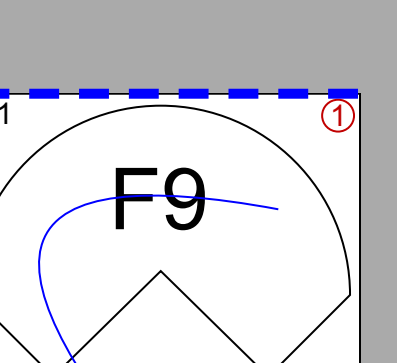
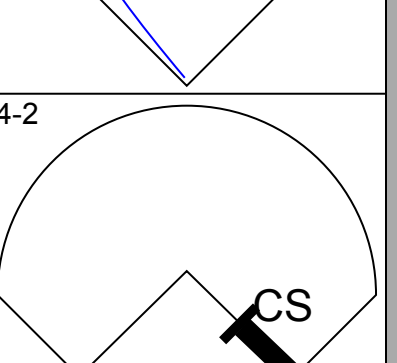
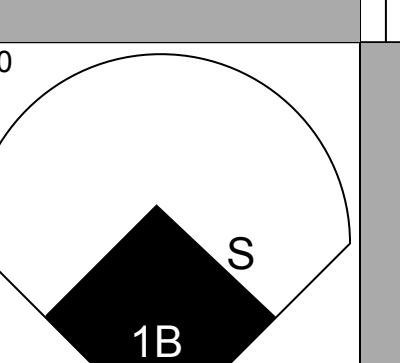
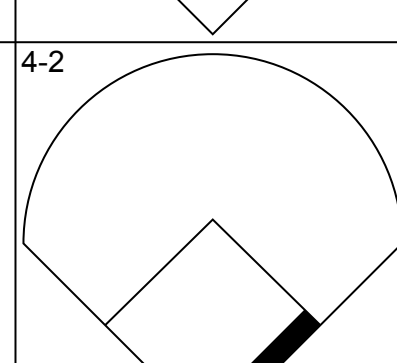
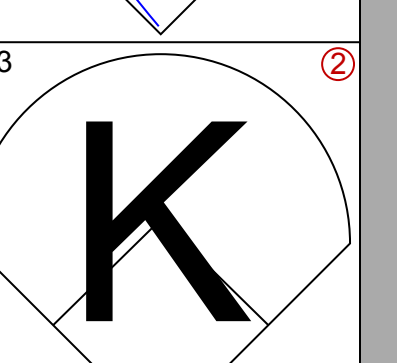
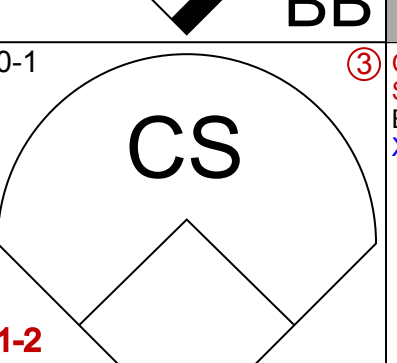
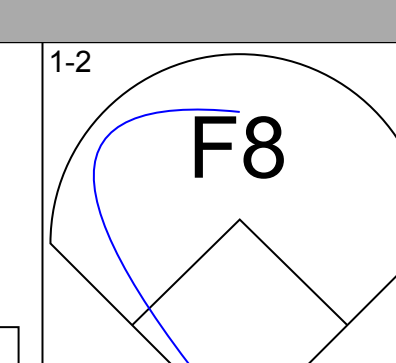
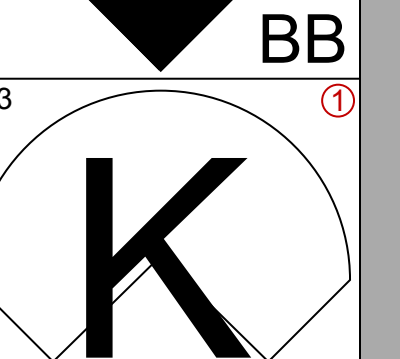
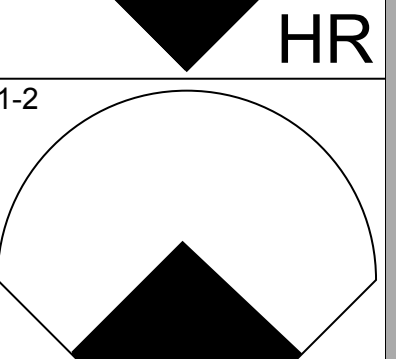
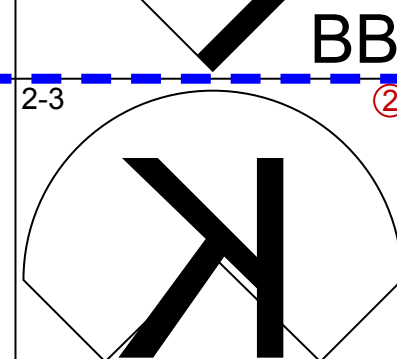
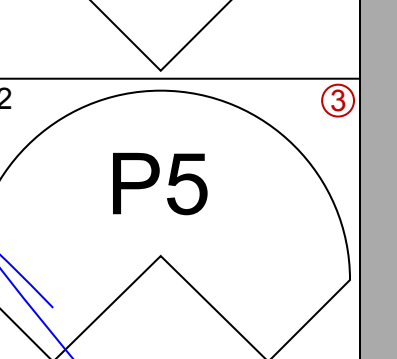
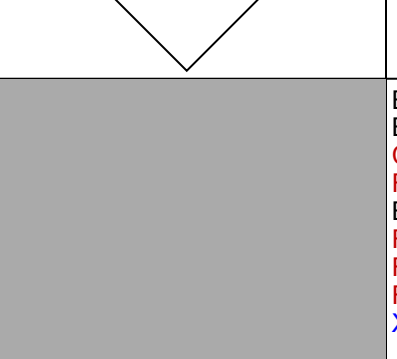
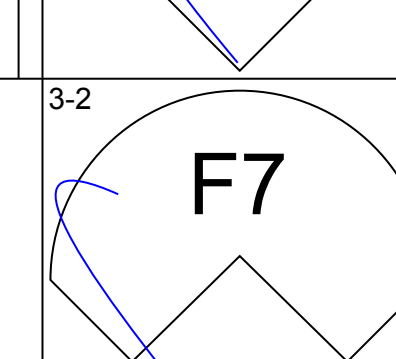
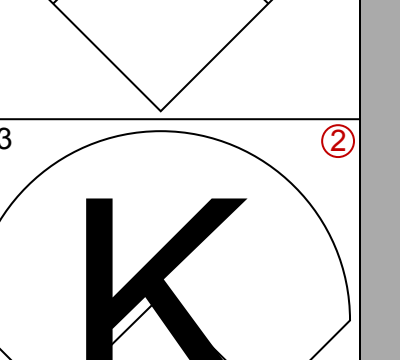
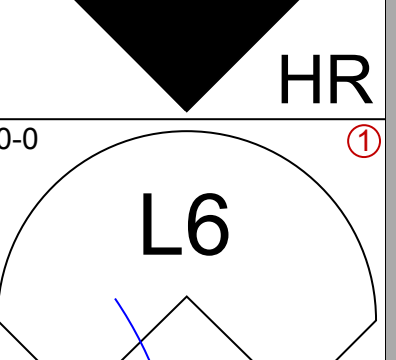
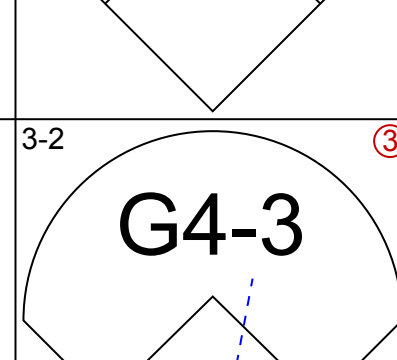
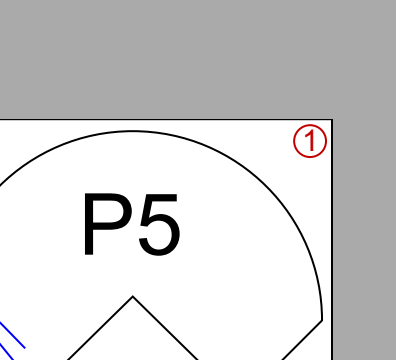
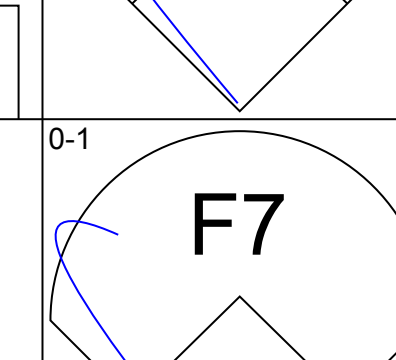
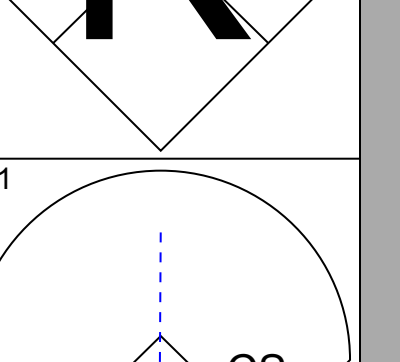
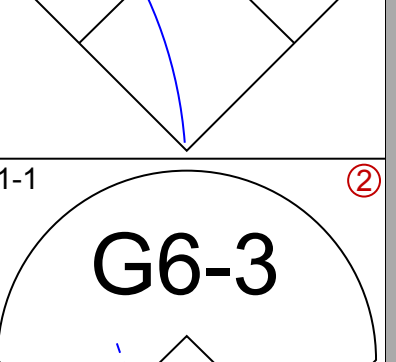
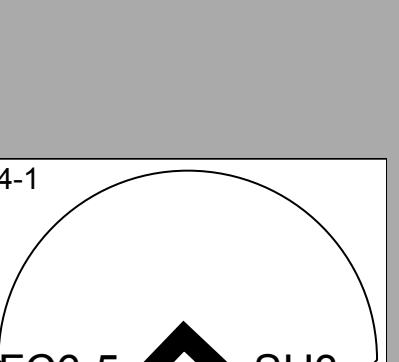
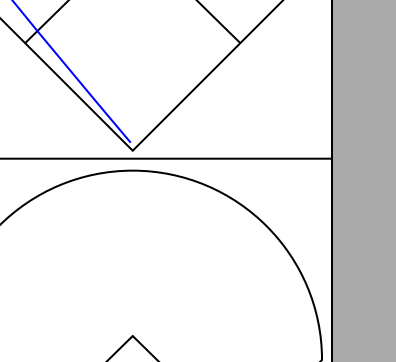
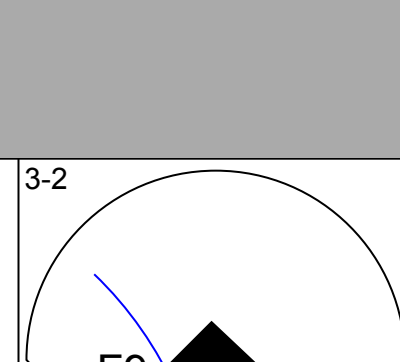
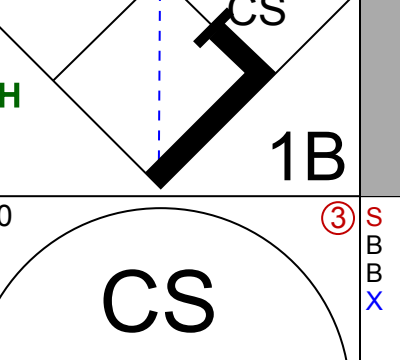
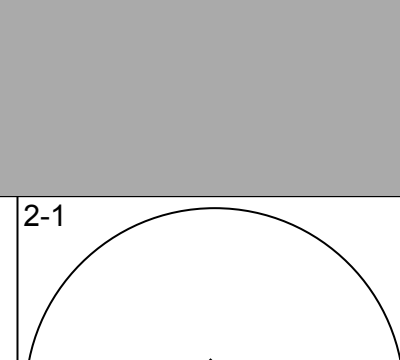

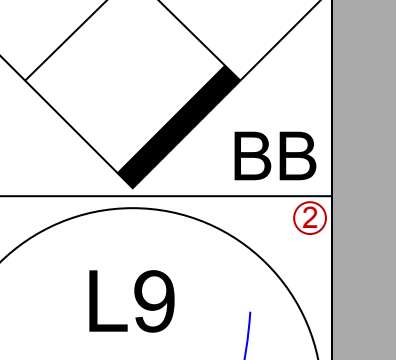
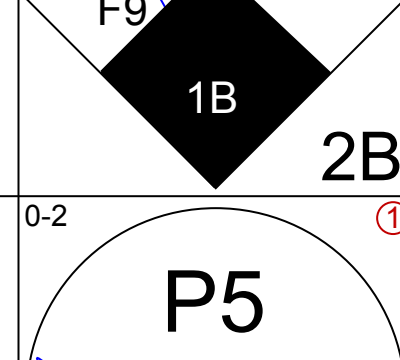


Batter	1	2	3	4	5	6	7	8	9	10	11	12	AB	R	H	RBI	BB	SO	LOB																																																																																																																																			
Lou Frazier, S (1.8)													3 0 0 0 2 2 1																																																																																																																																									
Ray Durham, S (1.4)													5 0 1 0 1 0 3																																																																																																																																									
Frank Thomas, R (1.10)													4 0 0 0 2 2 4																																																																																																																																									
Albert Belle, R (1.7)													6 1 2 1 0 1 4																																																																																																																																									
Robin Ventura, L (1.5)													5 1 1 0 1 0 4																																																																																																																																									
Maglio Ordonez, R (1.9)													4 0 0 0 2 3 2																																																																																																																																									
Greg Norton, S (1.3)													5 1 0 0 1 0 3																																																																																																																																									
Chris Snopce, R (1.6)													6 1 2 1 0 2 3																																																																																																																																									
Charlie O'Brien, R (1.2)													3 0 0 0 0 1 1																																																																																																																																									
Ruben Sierra, S (8. PH)													1 0 1 1 0 0 0																																																																																																																																									
Chad Kreuter, S (8.2)													0 0 0 0 1 0 0																																																																																																																																									
Inning Stats	R: 0 E: 0 K: 12	H: 1 LOB: 1 BB: 16	R: 0 E: 0 K: 5	H: 0 LOB: 0 BB: 6	R: 0 E: 0 K: 10	H: 0 LOB: 1 BB: 19	R: 1 E: 0 K: 2	H: 1 LOB: 1 BB: 1	R: 0 E: 1 K: 2	H: 0 LOB: 2 BB: 14	R: 2 E: 1 K: 14	H: 2 LOB: 1 BB: 24	R: 0 E: 0 K: 12	H: 0 LOB: 1 BB: 12	R: 0 E: 0 K: 7	H: 0 LOB: 1 BB: 1	R: 0 E: 0 K: 10	H: 0 LOB: 1 BB: 20	R: 0 E: 0 K: 9	H: 1 LOB: 2 BB: 21	1B: 4 2B: 2 3B: 0 HR: 1	SF: 0 SAC: 1 DP: 0 HBP: 0	WP: 0 PB: 1 SB: 5 CS: 1	PA: 54																																																																																																																														
PITCHER	<table border="0"> <tr> <td>Juan Guzman, R (1.1)</td> <td>IP</td> <td>WLS</td> <td>BF</td> <td>H</td> <td>R</td> <td>ER</td> <td>SO</td> <td>BB</td> <td>IBB</td> <td>HBP</td> <td>BLK</td> <td>WP</td> <td>HR</td> <td>S</td> <td>P</td> <td>ERA</td> <td>WHIP</td> </tr> <tr> <td>Bill Ristley, R (7.1)</td> <td>0.2</td> <td>4</td> <td>0</td> <td>0</td> <td>0</td> <td>1</td> <td>2</td> <td>0</td> <td>0</td> <td>0</td> <td>0</td> <td>0</td> <td>0</td> <td>11</td> <td>23</td> <td>0.00</td> <td>3.000</td> </tr> <tr> <td>Dan Plesac, L (7.1)</td> <td>0.1</td> <td>1</td> <td>0</td> <td>0</td> <td>0</td> <td>0</td> <td>0</td> <td>0</td> <td>0</td> <td>0</td> <td>0</td> <td>0</td> <td>0</td> <td>1</td> <td>2</td> <td>0.00</td> <td>0.000</td> </tr> <tr> <td>Paul Quantrill, R (8.1)</td> <td>1.2</td> <td>8</td> <td>2</td> <td>1</td> <td>1</td> <td>2</td> <td>1</td> <td>0</td> <td>0</td> <td>0</td> <td>0</td> <td>0</td> <td>0</td> <td>19</td> <td>34</td> <td>5.40</td> <td>1.800</td> </tr> <tr> <td>Randy Myers, L (9.1)</td> <td>1.1</td> <td>4</td> <td>0</td> <td>0</td> <td>0</td> <td>0</td> <td>1</td> <td>0</td> <td>0</td> <td>0</td> <td>0</td> <td>0</td> <td>0</td> <td>10</td> <td>18</td> <td>0.00</td> <td>0.750</td> </tr> </table>												Juan Guzman, R (1.1)	IP	WLS	BF	H	R	ER	SO	BB	IBB	HBP	BLK	WP	HR	S	P	ERA	WHIP	Bill Ristley, R (7.1)	0.2	4	0	0	0	1	2	0	0	0	0	0	0	11	23	0.00	3.000	Dan Plesac, L (7.1)	0.1	1	0	0	0	0	0	0	0	0	0	0	0	1	2	0.00	0.000	Paul Quantrill, R (8.1)	1.2	8	2	1	1	2	1	0	0	0	0	0	0	19	34	5.40	1.800	Randy Myers, L (9.1)	1.1	4	0	0	0	0	1	0	0	0	0	0	0	10	18	0.00	0.750	<table border="0"> <tr> <td>Chris Carpenter, R (11.1)</td> <td>IP</td> <td>WLS</td> <td>BF</td> <td>H</td> <td>R</td> <td>ER</td> <td>SO</td> <td>BB</td> <td>IBB</td> <td>HBP</td> <td>BLK</td> <td>WP</td> <td>HR</td> <td>S</td> <td>P</td> <td>ERA</td> <td>WHIP</td> </tr> <tr> <td>ERA: 6.59</td> <td>2.0</td> <td>9</td> <td>1</td> <td>0</td> <td>0</td> <td>1</td> <td>0</td> <td>0</td> <td>0</td> <td>0</td> <td>0</td> <td>0</td> <td>0</td> <td>19</td> <td>41</td> <td>0.00</td> <td>1.500</td> </tr> </table>												Chris Carpenter, R (11.1)	IP	WLS	BF	H	R	ER	SO	BB	IBB	HBP	BLK	WP	HR	S	P	ERA	WHIP	ERA: 6.59	2.0	9	1	0	0	1	0	0	0	0	0	0	0	19	41	0.00	1.500
Juan Guzman, R (1.1)	IP	WLS	BF	H	R	ER	SO	BB	IBB	HBP	BLK	WP	HR	S	P	ERA	WHIP																																																																																																																																					
Bill Ristley, R (7.1)	0.2	4	0	0	0	1	2	0	0	0	0	0	0	11	23	0.00	3.000																																																																																																																																					
Dan Plesac, L (7.1)	0.1	1	0	0	0	0	0	0	0	0	0	0	0	1	2	0.00	0.000																																																																																																																																					
Paul Quantrill, R (8.1)	1.2	8	2	1	1	2	1	0	0	0	0	0	0	19	34	5.40	1.800																																																																																																																																					
Randy Myers, L (9.1)	1.1	4	0	0	0	0	1	0	0	0	0	0	0	10	18	0.00	0.750																																																																																																																																					
Chris Carpenter, R (11.1)	IP	WLS	BF	H	R	ER	SO	BB	IBB	HBP	BLK	WP	HR	S	P	ERA	WHIP																																																																																																																																					
ERA: 6.59	2.0	9	1	0	0	1	0	0	0	0	0	0	0	19	41	0.00	1.500																																																																																																																																					

Chicago White Sox @ Toronto Blue Jays
SkyDome, Toronto, ON
Sun Apr 19 1998, 3:33 AM EDT
Att. 31,265 - Dome - 72 F

AB 42
R 4
H 7
RBI 3
BB 10
SO 11
LOB 25



Batter	1	2	3	4	5	6	7	8	9	10	11	12	AB	R	H	RBI	BB	SO	LOB																																																																																																																	
Shannon Stewart, R (1.7)													5 0 1 0 1 0 3																																																																																																																							
Alex Gonzalez, R (1.6)													5 0 1 1 1 1 2 3																																																																																																																							
Shawn Green, L (1.9)													5 0 0 1 0 1 4																																																																																																																							
Jose Canseco, R (1.10)													4 0 0 0 1 1 2																																																																																																																							
Mike Stanley, R (1.3)													3 2 1 1 1 2 1 0																																																																																																																							
Ed Sprague, R (1.5)													5 1 1 1 0 2 2																																																																																																																							
José Cruz Jr., S (1.8)													5 0 0 0 0 1 2																																																																																																																							
Craig Grebeck, R (1.4)													3 1 2 1 2 0 0																																																																																																																							
Kevin Brown, R (1.2)													2 1 1 0 0 1 0																																																																																																																							
Darrin Fletcher, L (9. PH)													2 0 0 0 0 0 2																																																																																																																							
Inning Stats	R: 0 E: 0 K: 10	H: 0 LOB: 1 BB: 22	R: 1 E: 0 K: 5	H: 1 LOB: 0 BB: 21	R: 1 E: 0 K: 12	H: 2 LOB: 1 BB: 19	R: 2 E: 0 K: 10	H: 2 LOB: 1 BB: 13	R: 0 E: 0 K: 14	H: 0 LOB: 0 BB: 23	R: 0 E: 0 K: 15	H: 0 LOB: 0 BB: 1	R: 0 E: 0 K: 8	H: 0 LOB: 1 BB: 13	R: 0 E: 0 K: 11	H: 0 LOB: 0 BB: 15	R: 1 E: 0 K: 11	H: 2 LOB: 1 BB: 18	1B: 3 2B: 2 3B: 0 HR: 2	SF: 0 SAC: 1 DP: 0 HBP: 0	WP: 0 PB: 0 SB: 3 CS: 2	PA: 49																																																																																																														
PITCHER	<table border="0"> <tr> <td>Scott Eyre, L (1.1)</td> <td>IP</td> <td>WLS</td> <td>BF</td> <td>H</td> <td>R</td> <td>ER</td> <td>SO</td> <td>BB</td> <td>IBB</td> <td>HBP</td> <td>BLK</td> <td>WP</td> <td>HR</td> <td>S</td> <td>P</td> <td>ERA</td> <td>WHIP</td> </tr> <tr> <td>Keith Foulke, R (8.1)</td> <td>1.2</td> <td>7</td> <td>0</td> <td>0</td> <td>0</td> <td>1</td> <td>2</td> <td>0</td> <td>0</td> <td>0</td> <td>0</td> <td>0</td> <td>0</td> <td>19</td> <td>37</td> <td>0.00</td> <td>1.200</td> </tr> <tr> <td>Matt Karchner, R (8.1)</td> <td>2.0</td> <td>7</td> <td>0</td> <td>0</td> <td>0</td> <td>1</td> <td>1</td> <td>0</td> <td>0</td> <td>0</td> <td>0</td> <td>0</td> <td>0</td> <td>17</td> <td>31</td> <td>0.00</td> <td>0.500</td> </tr> <tr> <td>Carlos Castillo, R (10.1)</td> <td>2.2</td> <td>L</td> <td>10</td> <td>2</td> <td>1</td> <td>1</td> <td>0</td> <td>1</td> <td>0</td> <td>0</td> <td>0</td> <td>0</td> <td>0</td> <td>27</td> <td>46</td> <td>3.38</td> <td>1.125</td> </tr> </table>												Scott Eyre, L (1.1)	IP	WLS	BF	H	R	ER	SO	BB	IBB	HBP	BLK	WP	HR	S	P	ERA	WHIP	Keith Foulke, R (8.1)	1.2	7	0	0	0	1	2	0	0	0	0	0	0	19	37	0.00	1.200	Matt Karchner, R (8.1)	2.0	7	0	0	0	1	1	0	0	0	0	0	0	17	31	0.00	0.500	Carlos Castillo, R (10.1)	2.2	L	10	2	1	1	0	1	0	0	0	0	0	27	46	3.38	1.125	<table border="0"> <tr> <td>PITCHER</td> <td>IP</td> <td>WLS</td> <td>BF</td> <td>H</td> <td>R</td> <td>ER</td> <td>SO</td> <td>BB</td> <td>IBB</td> <td>HBP</td> <td>BLK</td> <td>WP</td> <td>HR</td> <td>S</td> <td>P</td> <td>ERA</td> <td>WHIP</td> </tr> <tr> <td>ERA: 5.09</td> <td>4.1</td> <td>19</td> <td>4</td> <td>2</td> <td>2</td> <td>1</td> <td>1</td> <td>1</td> <td>0</td> <td>0</td> <td>0</td> <td>0</td> <td>0</td> <td>15</td> <td>26</td> <td>6.75</td> <td>1.500</td> </tr> </table>												PITCHER	IP	WLS	BF	H	R	ER	SO	BB	IBB	HBP	BLK	WP	HR	S	P	ERA	WHIP	ERA: 5.09	4.1	19	4	2	2	1	1	1	0	0	0	0	0	15	26	6.75	1.500
Scott Eyre, L (1.1)	IP	WLS	BF	H	R	ER	SO	BB	IBB	HBP	BLK	WP	HR	S	P	ERA	WHIP																																																																																																																			
Keith Foulke, R (8.1)	1.2	7	0	0	0	1	2	0	0	0	0	0	0	19	37	0.00	1.200																																																																																																																			
Matt Karchner, R (8.1)	2.0	7	0	0	0	1	1	0	0	0	0	0	0	17	31	0.00	0.500																																																																																																																			
Carlos Castillo, R (10.1)	2.2	L	10	2	1	1	0	1	0	0	0	0	0	27	46	3.38	1.125																																																																																																																			
PITCHER	IP	WLS	BF	H	R	ER	SO	BB	IBB	HBP	BLK	WP	HR	S	P	ERA	WHIP																																																																																																																			
ERA: 5.09	4.1	19	4	2	2	1	1	1	0	0	0	0	0	15	26	6.75	1.500																																																																																																																			

Chicago White Sox @ Toronto Blue Jays
SkyDome, Toronto, ON
Sun Apr 19 1998, 3:33 AM EDT
Att. 31,265 - Dome - 72 F

AB 39
R 5
H 7
RBI 5
BB 7
SO 9
LOB 18



Batter	1	2	3	4	5	6	7	8	9	AB	R	H	RBI	BB	SO	LOB	TOP					
Mike Cameron, R OBP: 0.321, SLG: 0.313	P4		L8			1B BB			K	5	0	2	2	0	1	1	Chicago White Sox @ Cleveland Indians Jacobs Field, Cleveland, OH Tue Apr 21 1998, 7:05 PM EDT Att: 42,836 - Cloudy - 60 F					
Ray Durham, S OBP: 0.315, SLG: 0.354	G4-3		BB			1B BB			2B	3	0	1	0	2	0	1						
Frank Thomas, R OBP: 0.347, SLG: 0.468	L8		L7			1B			L6	5	0	1	1	0	1	4						
Albert Belle, R OBP: 0.284, SLG: 0.323																						
Robin Ventura, L OBP: 0.370, SLG: 0.515	G3		G4-6-3						F9	3	0	1	0	2	1	3						
Magglio Ordonez, R OBP: 0.338, SLG: 0.424	F7		F7							4	1	1	0	0	1	1						
Greg Norton, S OBP: 0.310, SLG: 0.316																						
Chad Kreuter, S OBP: 0.375, SLG: 0.240			B1-3							3	1	1	1	0	0	1						
Chris Snopce, R OBP: 0.348, SLG: 0.318										1	0	0	0	0	1	0						
Mike Caruso, S OBP: 0.327, SLG: 0.426										3	2	2	1	0	0	1						
25 Jeff Abbott, R OBP: 0.313, SLG: 0.938										1	0	0	0	0	0	0						
Charlie O'Brien, R OBP: 0.231, SLG: 0.346										0	0	0	0	0	0	0						
Inning Stats	R: 0 E: 0 K: 0 S: 5	H: 0 LOB: 0 BB: 0 P: 9	R: 0 E: 0 K: 1 S: 10	H: 1 LOB: 1 BB: 0 P: 19	R: 0 E: 0 K: 0 S: 8	H: 1 LOB: 2 BB: 1 P: 16	R: 0 E: 0 K: 0 S: 6	H: 0 LOB: 0 BB: 0 P: 16	R: 2 E: 0 K: 0 S: 15	H: 4 LOB: 2 BB: 1 P: 27	R: 4 E: 2 K: 3 S: 21	H: 3 LOB: 1 BB: 0 P: 32	R: 0 E: 0 K: 3 S: 12	H: 0 LOB: 0 BB: 0 P: 18	R: 0 E: 0 K: 2 S: 8	H: 0 LOB: 0 BB: 0 P: 12	R: 0 E: 0 K: 1 S: 14	H: 1 LOB: 2 BB: 1 P: 22	1B: 8 2B: 2 3B: 0 HR: 0	SF: 0 SAC: 0 DP: 2 HBP: 0	WP: 1 PB: 0 SB: 0 CS: 0	PA: 41
PITCHER	IP	WLS	BF	H	R	ER	SO	BB	IBB	HBP	BLK	WP	HR	S	P	ERA	WHIP					
Chad Ogea, R ERA: 4.15	4.1		21	6	2	2	1	3	0	0	0	0	0	41	81	4.15	2.077					
Jose Mesa, R ERA: 3.07	2.2	W	12	3	4	0	5	0	0	0	0	1	0	36	56	0.00	1.125					
Paul Assenmacher, L ERA: 5.4	1.0		3	0	0	0	2	0	0	0	0	0	0	8	12	0.00	0.000					
Eric Plunk, R ERA: 5.0	1.0		5	1	0	0	1	1	0	0	0	0	0	14	22	0.00	2.000					

Batter	1	2	3	4	5	6	7	8	9	AB	R	H	RBI	BB	SO	LOB	BOTTOM				
Kenny Lofton, L OBP: 0.380, SLG: 0.391	K		F7							3	2	1	0	2	1	1	Chicago White Sox @ Cleveland Indians Jacobs Field, Cleveland, OH Tue Apr 21 1998, 7:05 PM EDT Att: 42,836 - Cloudy - 60 F				
Omar Vizquel, S OBP: 0.415, SLG: 0.386										4	3	2	0	1	0	1					
Jeff Branson, L OBP: 0.167, SLG: 0.167	1B									0	0	0	0	0	0	0					
David Justice, L OBP: 0.400, SLG: 0.692	2B									5	3	3	4	0	1	1					
Manny Ramirez, R OBP: 0.346, SLG: 0.569	K									5	1	2	1	0	2	3					
Jim Thome, L OBP: 0.441, SLG: 0.561										5	1	2	3	0	1	1					
Sandy Alomar Jr., R OBP: 0.259, SLG: 0.400										3	2	2	1	1	0	0					
Brian Giles, L OBP: 0.528, SLG: 0.829										2	2	0	1	2	2	2					
Travis Fryman, R OBP: 0.269, SLG: 0.380										4	0	2	3	1	0	0					
Shawon Dunston, R OBP: 0.250, SLG: 0.309										3	0	0	1	0	0	1					
David Bell, R OBP: 0.333, SLG: 0.538										0	0	0	0	0	0	0					
Inning Stats	R: 2 E: 0 K: 3 S: 19	H: 3 LOB: 2 BB: 1 P: 35	R: 3 E: 0 K: 1 S: 14	H: 2 LOB: 0 BB: 1 P: 25	R: 2 E: 0 K: 1 S: 12	H: 2 LOB: 1 BB: 1 P: 20	R: 0 E: 0 K: 0 S: 8	H: 1 LOB: 1 BB: 0 P: 12	R: 0 E: 0 K: 1 S: 12	H: 0 LOB: 1 BB: 1 P: 21	R: 0 E: 0 K: 1 S: 7	H: 0 LOB: 1 BB: 1 P: 15	R: 2 E: 0 K: 0 S: 8	H: 2 LOB: 0 BB: 1 P: 16	R: 5 E: 0 K: 0 S: 19	H: 4 LOB: 0 BB: 1 P: 31	1B: 10 2B: 3 3B: 0 HR: 1	SF: 3 SAC: 0 DP: 0 HBP: 0	WP: 1 PB: 0 SB: 0 CS: 0	PA: 44	
PITCHER	IP	WLS	BF	H	R	ER	SO	BB	IBB	HBP	BLK	WP	HR	S	P	ERA	WHIP				
James Baldwin, R ERA: 7.45	2.2	L	18	7	7	7	5	3	0	0	0	0	0	34	62	4.91	1.364				
Tom Fordham, L ERA: 10.45	3.1		16	2	2	2	2	3	0	0	0	0	0	34	62	4.91	1.364				
Keith Foulke, R ERA: 2.61	0.2		2	1	0	0	0	0	0	0	0	1	0	3	4	0.00	1.500				
Todd Rizzo, L ERA: 13.5	0.0		3	2	3	3	0	1	0	0	0	0	0	11	19	∞	∞				
Carlos Castillo, R ERA: 5.79	1.0		5	2	2	2	0	0	0	0	0	0	0	8	12	18.00	2.000				

Batter	1	2	3	4	5	6	7	8	9	AB	R	H	RBI	BB	SO	LOB	TOP					
Ray Durham, S OBP: 0.329, SLG: 0.394	E3 HR		E1 SF8		E3		E8 3B		FC6-4 1B	6	4	3	2	0	0	1	Chicago White Sox @ Cleveland Indians Jacobs Field, Cleveland, OH Wed Apr 22 1998, 7:05 PM EDT Att: 42,840 - Cloudy - 60 F					
Mike Cameron, R OBP: 0.323, SLG: 0.302	F7		L3		FC6-4 1B		1B BB		FC6-4 1-2f	5	1	1	1	1	0	4						
Frank Thomas, R OBP: 0.363, SLG: 0.523	HR		SF8		2B 1B BB		G6-3		1B	3	2	2	3	1	0	0						
Albert Belle, R OBP: 0.291, SLG: 0.358 25 Jeff Abbott, R OBP: 0.313, SLG: 0.938	F8		G5-3		1B FC3-6 2B		F8			5	1	2	2	0	0	2						
Robin Ventura, L OBP: 0.385, SLG: 0.514	1B		L9		FC3-6 1B IBB		K		G6-4-3 1B	4	1	2	0	1	1	1						
Magglio Ordonez, R OBP: 0.323, SLG: 0.406	G6-3		G6-3		1B FC3-6		F9		K	5	0	1	1	0	1	3						
Greg Norton, S OBP: 0.298, SLG: 0.302			G3		FC3-6 1B 3B		K		G6-4-3	5	1	1	1	0	1	3						
Chad Kreuter, S OBP: 0.405, SLG: 0.300	G1-6-3				1B		FC6-4 1B		F8	5	1	3	1	0	0	1						
Mike Caruso, S OBP: 0.315, SLG: 0.442	F7				FC4-6 1B 3B		FC6-4 E		G4-3	5	3	1	2	0	0	2						
Inning Stats	R: 2 E: 1 K: 0 S: 8	H: 2 LOB: 1 BB: 0 P: 12	R: 0 E: 0 K: 0 S: 6	H: 1 LOB: 0 BB: 0 P: 11	R: 1 E: 1 K: 0 S: 7	H: 0 LOB: 0 BB: 0 P: 11	R: 0 E: 0 K: 0 S: 6	H: 0 LOB: 0 BB: 0 P: 10	R: 9 E: 1 K: 0 S: 28	H: 7 LOB: 1 BB: 2 P: 54	R: 0 E: 0 K: 1 S: 11	H: 1 LOB: 1 BB: 0 P: 19	R: 2 E: 1 K: 1 S: 15	H: 3 LOB: 2 BB: 1 P: 31	R: 0 E: 0 K: 1 S: 8	H: 1 LOB: 1 BB: 0 P: 11	R: 0 E: 0 K: 0 S: 9	H: 1 LOB: 1 BB: 0 P: 13	1B: 11 2B: 2 3B: 2 HR: 1	SF: 1 SAC: 0 DP: 2 HBP: 0	WP: 0 PB: 0 SB: 1 CS: 0	PA: 47
PITCHER	IP WLS BF H R ER SO BB IBB HBP BLK WP HR S P ERA WHIP	IP WLS BF H R ER SO BB IBB HBP BLK WP HR S P ERA WHIP															ERA WHIP					
Charles Nagy, R ERA: 6.03	(1, 1)	4.2	L	27	9	12	4	0	0	1	1	0	0	0	0	0	0	1	50	87	7.71	2.143
Tom Martin, L ERA: 9.53	(5, 1)	2.1		13	5	2	2	2	1	0	0	0	0	0	0	0	0	0	31	61	7.71	2.571
Alvin Morman, L ERA: 3.0	(8, 1)	2.0		7	2	0	0	1	0	0	0	0	0	0	0	0	0	0	17	24	0.00	1.000

AB	43
R	14
H	16
RBI	13
BB	3
SO	3
LOB	17



Batter	1	2	3	4	5	6	7	8	9	AB	R	H	RBI	BB	SO	LOB	BOTTOM					
Kenny Lofton, L OBP: 0.373, SLG: 0.411	L7		G4-3		1B 3B		P6			4	1	1	2	0	0	1	Chicago White Sox @ Cleveland Indians Jacobs Field, Cleveland, OH Wed Apr 22 1998, 7:05 PM EDT Att: 42,840 - Cloudy - 60 F					
Brian Giles, L OBP: 0.537, SLG: 0.829			P5		FC6-4 1B				BB	0	0	0	0	1	0	0						
Omar Vizquel, S OBP: 0.420, SLG: 0.383	G3									3	0	1	1	1	0	1						
Jeff Branson, L OBP: 0.167, SLG: 0.167										0	0	0	0	0	0	0						
David Bell, R OBP: 0.313, SLG: 0.500										1	0	0	0	0	1	2						
David Justice, L OBP: 0.375, SLG: 0.643	G5-3		G4-3		FC6-4 1B		G6-3		K	5	0	0	0	0	1	2						
Manny Ramirez, R OBP: 0.349, SLG: 0.610			G5-3		K		K		HR 2B	5	1	2	1	0	2	0						
Geronimo Berroa, R OBP: 0.333, SLG: 0.375			G6-3				1B 2B		G1-3	4	2	2	0	1	0	1						
Sandy Alomar Jr., R OBP: 0.235, SLG: 0.375			G4-3		G1-3		P4			3	0	0	0	0	0	2						
Pat Borders, R OBP: 0.267, SLG: 0.333									G4-3	2	0	0	0	0	1	2						
Jim Thome, L OBP: 0.472, SLG: 0.633			2B G4-3 BB		G5-4-3 3B 1B				HR	3	3	3	3	1	0	0						
Travis Fryman, R OBP: 0.268, SLG: 0.373			F9		G5-4-3		G5-3		HR	4	0	1	0	0	0	3						
Shawon Dunston, R OBP: 0.250, SLG: 0.322			G4-3 2B		P4		G5-3		L8	4	0	1	0	0	0	2						
Inning Stats	R: 0 E: 0 K: 0 S: 6	H: 0 LOB: 0 BB: 0 P: 9	R: 0 E: 0 K: 0 S: 6	H: 0 LOB: 0 BB: 0 P: 8	R: 1 E: 0 K: 0 S: 13	H: 1 LOB: 1 BB: 1 P: 20	R: 0 E: 0 K: 1 S: 10	H: 0 LOB: 1 BB: 1 P: 16	R: 2 E: 0 K: 0 S: 9	H: 3 LOB: 1 BB: 0 P: 12	R: 1 E: 0 K: 0 S: 16	H: 2 LOB: 1 BB: 0 P: 25	R: 0 E: 0 K: 2 S: 10	H: 0 LOB: 1 BB: 1 P: 17	R: 3 E: 0 K: 2 S: 18	H: 4 LOB: 2 BB: 1 P: 27	R: 0 E: 0 K: 1 S: 11	H: 1 LOB: 1 BB: 0 P: 17	1B: 5 2B: 3 3B: 1 HR: 2	SF: 0 SAC: 0 DP: 0 HBP: 0	WP: 0 PB: 0 SB: 0 CS: 0	PA: 42
PITCHER	IP WLS BF H R ER SO BB IBB HBP BLK WP HR S P ERA WHIP	IP WLS BF H R ER SO BB IBB HBP BLK WP HR S P ERA WHIP															ERA WHIP					
Mike Siroka, L ERA: 4.18	(1, 1)	7.1	W	34	9	7	7	3	0	0	0	0	0	0	0	0	0	2	79	119	8.59	1.636
Tony Castillo, L ERA: 4.7	(8, 1)	1.2		8	2	0	0	2	1	0	0	0	0	0	0	0	0	0	20	32	0.00	1.800

AB	38
R	7
H	11
RBI	7
BB	4
SO	5
LOB	16



Batter	1	2	3	4	5	6	7	8	9	AB	R	H	RBI	BB	SO	LOB	TOP										
Ray Durham, S OBP: 0.325, SLG: 0.378 (1, 4)										3	0	0	0	0	1	1	Chicago White Sox @ Cleveland Indians Jacobs Field, Cleveland, OH Thu Apr 23 1998, 7:05 PM EDT Att: 42,865 - Unknown - 62 F										
Mike Cameron, R OBP: 0.303, SLG: 0.281 (1, 8)										4	0	0	0	0	3	3											
Frank Thomas, R OBP: 0.381, SLG: 0.529 (1, 10)										3	1	2	0	1	0	0											
Albert Belle, R OBP: 0.289, SLG: 0.366 (1, 7)										4	0	1	1	0	3	3											
Robin Ventura, L OBP: 0.366, SLG: 0.486 (1, 5)										4	0	0	0	0	0	2											
Wil Cordero, R OBP: 0.250, SLG: 1.000 (1, 3)										4	1	1	1	0	0	1											
Ruben Sierra, S OBP: 0.273, SLG: 0.484 (1, 9)										4	1	1	1	0	2	0											
Charlie O'Brien, R OBP: 0.241, SLG: 0.345 (9, PH)										3	0	1	0	0	1	0											
25 Jeff Abbott, R OBP: 0.294, SLG: 0.882 (9, PH)										1	0	0	0	0	0	0											
Mike Caruso, S OBP: 0.333, SLG: 0.455 (9, PH)										3	1	2	0	0	0	1											
Greg Norton, S OBP: 0.292, SLG: 0.295 (9, PH)										1	0	0	0	0	0	0											
Inning Stats	R: 0 H: 0 E: 0 K: 2 S: 7	H: 0 LOB: 0 BB: 0 P: 12	R: 1 H: 1 E: 0 K: 2 S: 14	H: 1 LOB: 0 BB: 0 P: 22	R: 1 H: 1 E: 1 K: 2 S: 19	H: 1 LOB: 2 BB: 1 P: 35	R: 1 H: 2 E: 0 K: 0 S: 8	H: 2 LOB: 1 BB: 0 P: 12	R: 1 H: 2 E: 0 K: 1 S: 13	H: 2 LOB: 1 BB: 0 P: 20	R: 0 H: 0 E: 0 K: 0 S: 9	H: 0 LOB: 0 BB: 0 P: 15	R: 0 H: 1 E: 0 K: 1 S: 7	H: 1 LOB: 0 BB: 0 P: 13	R: 0 H: 1 E: 0 K: 1 S: 8	H: 1 LOB: 0 BB: 0 P: 10	R: 0 H: 0 E: 0 K: 1 S: 9	H: 0 LOB: 0 BB: 0 P: 11	1B: 5 2B: 1 3B: 0 HR: 2	SF: 0 SAC: 0 DP: 0 HBP: 1	WP: 1 PB: 0 SB: 0 CS: 1	PA: 36					
PITCHER	IP	WLS	BF	H	R	ER	SO	BB	IBB	HBP	BLK	WP	HR	S	P	ERA	WHIP										
Jaret Wright, R ERA: 6.39 (1, 1)	6.0		26	6	4	4	8	1	0	1	0	1	2	70	116	6.00	1.167										
Avin Moman, L ERA: 2.54 (7, 1)	0.1	2	1	0	0	0	0	0	0	0	0	0	0	4	8	0.00	3.000										
Eric Plunk, R ERA: 4.22 (7, 1)	1.2	W	5	1	0	0	1	0	0	0	0	0	0	11	18	0.00	0.600										
Michael Jackson, R ERA: 1.8 (9, 1)	1.0	S	3	0	0	0	1	0	0	0	0	0	0	9	11	0.00	0.000										

Batter	1	2	3	4	5	6	7	8	9	AB	R	H	RBI	BB	SO	LOB	BOTTOM										
Kenny Lofton, L OBP: 0.386, SLG: 0.423 (1, 8)										5	1	3	0	0	0	1	Chicago White Sox @ Cleveland Indians Jacobs Field, Cleveland, OH Thu Apr 23 1998, 7:05 PM EDT Att: 42,865 - Unknown - 62 F										
Omar Vizquel, S OBP: 0.419, SLG: 0.365 (1, 6)										3	0	0	1	2	0	2											
David Justice, L OBP: 0.381, SLG: 0.634 (1, 10)										1	0	0	1	2	0	0											
Manny Ramirez, R OBP: 0.333, SLG: 0.580 (1, 9)										4	0	0	0	0	1	7											
Jim Thome, L OBP: 0.461, SLG: 0.635 (1, 3)										3	0	1	1	0	0	2											
Travis Fryman, R OBP: 0.291, SLG: 0.377 (1, 5)										2	1	1	0	2	0	1											
Brian Giles, L OBP: 0.517, SLG: 0.769 (1, 7)										4	1	1	0	0	2	5											
Pat Borders, R OBP: 0.235, SLG: 0.294 (1, 2)										4	1	0	0	0	2	3											
Shawon Dunston, R OBP: 0.254, SLG: 0.323 (8, PH)										3	1	1	0	0	0	0											
Jeff Branson, L OBP: 0.231, SLG: 0.385 (8, PH)										1	0	1	2	0	0	0											
Inning Stats	R: 1 H: 1 E: 1 K: 1 S: 20	H: 1 LOB: 3 BB: 3 P: 40	R: 2 H: 2 E: 1 K: 1 S: 15	H: 2 LOB: 1 BB: 1 P: 26	R: 0 H: 1 E: 0 K: 1 S: 6	H: 1 LOB: 0 BB: 0 P: 11	R: 0 H: 1 E: 0 K: 0 S: 14	H: 1 LOB: 2 BB: 1 P: 20	R: 0 H: 1 E: 0 K: 1 S: 13	H: 1 LOB: 1 BB: 0 P: 22	R: 0 H: 0 E: 0 K: 0 S: 8	H: 0 LOB: 0 BB: 0 P: 14	R: 0 H: 0 E: 0 K: 0 S: 6	H: 0 LOB: 0 BB: 0 P: 9	R: 2 H: 2 E: 0 K: 1 S: 14	H: 2 LOB: 1 BB: 1 P: 24	1B: 6 2B: 1 3B: 1 HR: 0	SF: 2 SAC: 0 DP: 1 HBP: 0	WP: 1 PB: 0 SB: 1 CS: 0	PA: 38							
PITCHER	IP	WLS	BF	H	R	ER	SO	BB	IBB	HBP	BLK	WP	HR	S	P	ERA	WHIP										
Jason Bere, R ERA: 6.75 (1, 1)	5.0		26	6	3	2	4	5	0	0	0	1	0	68	119	3.60	2.200										
Tony Castillo, L ERA: 5.59 (6, 1)	2.0	L	8	1	2	2	0	1	0	0	0	0	0	18	32	9.00	1.000										
41 Bill Simas, R ERA: (8, 1)	1.0		4	1	0	0	1	0	0	0	0	0	0	10	15	0.00	1.000										

AB 34
R 4
H 8
RBI 3
BB 1
SO 10
LOB 11



AB 30
R 5
H 8
RBI 5
BB 6
SO 5
LOB 21



Batter	1	2	3	4	5	6	7	8	9	AB	R	H	RBI	BB	SO	LOB	TOP					
Shannon Stewart, R OBP: 0.380, SLG: 0.313 (1, 8)										5	0	1	0	0	0	1	Toronto Blue Jays @ Chicago White Sox Comiskey Park, Chicago, IL Fri Apr 24, 1998, 8:05 PM EDT Att: 14,198 - Unknown - 54 F					
Tony Fernandez, S OBP: 0.292, SLG: 0.246 (1, 4)										4	0	0	0	0	2	2						
Shawn Green, L OBP: 0.312, SLG: 0.451 (1, 9)										4	0	1	0	0	0	1						
Jose Canseco, R OBP: 0.242, SLG: 0.529 (8, PR)										3	1	1	1	1	1	1						
Jose Cruz Jr., S OBP: 0.301, SLG: 0.308 (8, 8)										0	0	0	0	0	0	0						
Carlos Delgado, L (1, 3)										2	1	0	0	2	0	0						
Mike Stanley, R OBP: 0.386, SLG: 0.472 (1, 10)										2	1	0	0	1	1	3						
5 Ed Sprague, R OBP: 0.351, SLG: 0.470 (1, 5)										4	0	1	1	0	0	1						
Darrin Fletcher, L OBP: 0.254, SLG: 0.255 (1, 2)										3	0	1	0	1	1	0						
Alex Gonzalez, R OBP: 0.250, SLG: 0.304 (1, 6)										3	0	1	1	0	0	2						
Inning Stats	R: 0 E: 0 K: 0 S: 7	H: 0 LOB: 0 BB: 0 P: 10	R: 1 E: 0 K: 0 S: 7	H: 1 LOB: 0 BB: 0 P: 14	R: 0 E: 0 K: 0 S: 9	H: 0 LOB: 0 BB: 0 P: 12	R: 0 E: 0 K: 1 S: 10	H: 1 LOB: 0 BB: 0 P: 13	R: 2 E: 0 K: 0 S: 9	H: 2 LOB: 1 BB: 1 P: 18	R: 0 E: 0 K: 0 S: 4	H: 0 LOB: 0 BB: 0 P: 7	R: 0 E: 0 K: 1 S: 11	H: 0 LOB: 2 BB: 2 P: 27	R: 0 E: 1 K: 2 S: 12	H: 0 LOB: 3 BB: 2 P: 23	R: 0 E: 0 K: 2 S: 11	H: 2 LOB: 2 BB: 0 P: 16	1B: 5 2B: 1 3B: 0 HR: 1	SF: 1 SAC: 0 DP: 2 HBP: 2	WP: 0 PB: 0 SB: 0 CS: 1	PA: 38
PITCHER	IP WLS BF H R ER SO BB IBB HBP BLK WP HR S P ERA WHIP																					
Jaime Navarro, R ERA: 4.97 (1, 1)	7.2 L 31 4 3 3 2 4 0 2 0 0 1 64 114 3.52 1.043																					
Tom Fordham, L ERA: 10.45 (8, 1)	0.0 1 0 0 0 0 1 0 0 0 0 0 2 6 ∞ ∞																					
Matt Karchner, R ERA: 1.04 (8, 1)	1.1 6 2 0 0 3 0 0 0 0 0 0 14 20 0.00 1.500																					
Batter	1	2	3	4	5	6	7	8	9	AB	R	H	RBI	BB	SO	LOB	BOTTOM					
Ray Durham, S OBP: 0.326, SLG: 0.390 (1, 4)										3	0	1	0	0	0	0	Toronto Blue Jays @ Chicago White Sox Comiskey Park, Chicago, IL Fri Apr 24, 1998, 8:05 PM EDT Att: 14,198 - Unknown - 54 F					
Mike Cameron, R OBP: 0.285, SLG: 0.262 (1, 8)										4	0	0	0	0	0	2						
Frank Thomas, R OBP: 0.368, SLG: 0.507 (1, 10)										3	0	0	0	0	2	1						
Albert Belle, R OBP: 0.302, SLG: 0.392 (1, 7)										3	1	2	0	0	0	0						
Robin Ventura, L OBP: 0.353, SLG: 0.468 (1, 5)										3	0	0	0	0	0	2						
Wil Cordero, R OBP: 0.429, SLG: 0.857 (1, 3)										3	0	2	1	0	0	0						
Magglio Ordonez, R OBP: 0.316, SLG: 0.388 (1, 9)										3	0	0	0	0	0	2						
Charlie O'Brien, R OBP: 0.290, SLG: 0.367 (1, 2)										1	0	1	0	1	0	0						
Ruben Sierra, S OBP: 0.265, SLG: 0.469 (8, PH)										1	0	0	0	0	0	0						
Chad Kreuter, S OBP: 0.405, SLG: 0.300 (8, 2)										0	0	0	0	0	0	0						
Mike Caruso, S OBP: 0.322, SLG: 0.439 (8, PH)										2	0	0	0	0	1	2						
25 Jeff Abbott, R OBP: 0.278, SLG: 0.833 (8, PH)										1	0	0	0	0	0	0						
Inning Stats	R: 0 E: 0 K: 1 S: 8	H: 0 LOB: 0 BB: 0 P: 14	R: 0 E: 0 K: 0 S: 4	H: 1 LOB: 0 BB: 0 P: 7	R: 0 E: 0 K: 0 S: 6	H: 0 LOB: 0 BB: 1 P: 12	R: 0 E: 0 K: 0 S: 5	H: 1 LOB: 0 BB: 0 P: 7	R: 1 E: 0 K: 0 S: 6	H: 2 LOB: 0 BB: 0 P: 11	R: 0 E: 0 K: 1 S: 8	H: 1 LOB: 1 BB: 0 P: 13	R: 0 E: 0 K: 1 S: 7	H: 0 LOB: 0 BB: 0 P: 13	R: 0 E: 0 K: 0 S: 5	H: 1 LOB: 0 BB: 0 P: 9	R: 0 E: 0 K: 0 S: 9	H: 0 LOB: 0 BB: 0 P: 16	1B: 4 2B: 2 3B: 0 HR: 0	SF: 0 SAC: 1 DP: 5 HBP: 0	WP: 0 PB: 0 SB: 0 CS: 0	PA: 29
PITCHER	IP WLS BF H R ER SO BB IBB HBP BLK WP HR S P ERA WHIP																					
Pat Hentgen, R ERA: 5.85 (1, 1)	7.0 W 23 5 1 1 3 1 1 0 0 0 0 44 77 1.29 0.857																					
Paul Quantill, R ERA: 1.69 (8, 1)	1.0 3 1 0 0 0 0 0 0 0 0 0 5 9 0.00 1.000																					
Randy Myers, L ERA: 2.35 (8, 1)	1.0 S 3 0 0 0 0 0 0 0 0 0 0 9 16 0.00 0.000																					

Batter	1	2	3	4	5	6	7	8	9	AB	R	H	RBI	BB	SO	LOB	TOP					
Juan Samuel, R (1, 7) OBP: 0.190, SLG: 0.250	3-3 K		3-1 F8			0-1 1B SF8 2B		1-2 P6		4	1	1	0	0	1	1	Toronto Blue Jays @ Chicago White Sox Comiskey Park, Chicago, IL Sat Apr 25 1998, 8:05 PM EDT Att: 14,457 - Overcast - 57 F					
Tony Fernandez, S (1, 4) OBP: 0.316, SLG: 0.254	4-1 CS BB		2-2 P8			2-2 1B		4-2 BB BB		2	0	1	0	2	0	1						
Jose Canseco, R (1, 9) Felipe Crespo, S (8, PR) OBP: 0.294, SLG: 0.286	3-3 K		2-3 K			1-2 SF8		4-2 BB BB		2	0	0	1	1	2	2						
Carlos Delgado, L (1, 3) OBP: 0.375, SLG: 0.167	1-2 CS		0-0 F7		0-0 G5-4-3 1B	3-H 2-2 F8		3-1 P4		4	0	1	0	0	0	3						
Mike Stanley, R (1, 10) OBP: 0.370, SLG: 0.447			1-0 G4-3		1-1 G5-4-3	1-3 K		0-0 G5-3		4	0	0	0	0	1	2						
Ed Sprague, R (1, 5) OBP: 0.346, SLG: 0.449			4-1 BB BB		2-3 K	2-2 F7		1-1 P4		3	0	0	0	1	1	0						
José Cruz Jr., S (1, 8) OBP: 0.299, SLG: 0.294			4-0 BB		0-0 F9	1-0 G4-3		3-3 K		3	0	0	0	1	1	0						
Alex Gonzalez, R (1, 6) OBP: 0.241, SLG: 0.293			1-0 L6		3-2 P8	1-0 G3-1				3	0	0	0	0	0	2						
Kevin Brown, R (1, 2) OBP: 0.381, SLG: 0.313			1-0 1B		1-2 P3	0-1 P3				3	0	1	0	0	0	0						
Inning Stats	R: 0 E: 0 K: 2 S: 10	H: 0 LOB: 0 BB: 1 P: 21	R: 0 E: 0 K: 0 S: 4	H: 0 LOB: 2 BB: 2 P: 14	R: 0 E: 0 K: 1 S: 11	H: 1 LOB: 1 BB: 0 P: 19	R: 0 E: 0 K: 1 S: 7	H: 1 LOB: 0 BB: 0 P: 10	R: 0 E: 0 K: 0 S: 7	H: 0 LOB: 0 BB: 0 P: 11	R: 1 E: 0 K: 1 S: 16	H: 2 LOB: 1 BB: 0 P: 22	R: 0 E: 0 K: 0 S: 5	H: 0 LOB: 0 BB: 0 P: 9	R: 0 E: 0 K: 0 S: 13	H: 0 LOB: 2 BB: 2 P: 25	R: 0 E: 0 K: 1 S: 6	H: 0 LOB: 0 BB: 0 P: 10	1B: 3 2B: 1 3B: 0 HR: 0	SF: 1 SAC: 0 DP: 1 HBP: 0	WP: 0 PB: 0 SB: 0 CS: 1	PA: 35
PITCHER	IP WLS BF H R ER SO BB IBB HBP BLK WP HR S P ERA WHIP	6.0 W 23 4 1 1 5 3 0 0 0 0 0 55 97 1.50 1.167	2.0 8 0 0 0 0 2 0 0 0 0 0 18 34 0.00 1.000	1.0 3 0 0 0 0 1 0 0 0 0 0 6 10 0.00 0.000	PITCHER										IP WLS BF H R ER SO BB IBB HBP BLK WP HR S P ERA WHIP							
Scott Eyre, L (1, 1) ERA: 4.18											6.0 W 23 4 1 1 5 3 0 0 0 0 0 55 97 1.50 1.167											
Carlos Castillo, R (7, 1) ERA: 5.06											2.0 8 0 0 0 0 2 0 0 0 0 0 18 34 0.00 1.000											
41 Bill Simas, R (9, 1) ERA:											1.0 3 0 0 0 0 1 0 0 0 0 0 6 10 0.00 0.000											

Batter	1	2	3	4	5	6	7	8	9	AB	R	H	RBI	BB	SO	LOB	BOTTOM					
Ray Durham, S (1, 4) OBP: 0.333, SLG: 0.388	0-3 K					0-2 PB 2B		0-0 P7		3	1	1	0	1	1	0	Toronto Blue Jays @ Chicago White Sox Comiskey Park, Chicago, IL Sat Apr 25 1998, 8:05 PM EDT Att: 14,457 - Overcast - 57 F					
Mike Cameron, R (1, 8) OBP: 0.270, SLG: 0.246	2-2 F8		0-0 G6-3 BB		1-2 F7		0-0 G4-3		4	0	0	0	0	0	0	3						
Frank Thomas, R (1, 10) OBP: 0.363, SLG: 0.507	2-1 P2		3-3 K		3-2 HR 2B		1-3 K		4	1	1	1	0	2	0	0						
Albert Belle, R (1, 7) 25 Jeff Abbott, R (9, 7) OBP: 0.333, SLG: 0.413 OBP: 0.276, SLG: 0.833			2-1 1B 2B		4-1 PB BB		4-2 HR BB		4-0 BB BB	1	2	1	0	3	0	0						
Robin Ventura, L (1, 5) OBP: 0.371, SLG: 0.513			0-1 1B 2B 1B		1-3 K		1-0 HR		4-0 BB	3	2	2	4	1	1	1						
Wil Cordero, R (1, 3) OBP: 0.364, SLG: 0.600			1-1 1B 2B HBP		1-3 K		0-3 K		1-3 K	3	1	0	0	0	3	3						
Magglio Ordonez, R (1, 9) OBP: 0.313, SLG: 0.380			1-0 2B 1B		0-0 G6-3		3-2 L7		0-0 F9	4	1	1	0	0	0	0						
Charlie O'Brien, R (1, 2) OBP: 0.286, SLG: 0.382			2-2 G4-3 2B		2-1 L7		0-3 K		1-3 K	4	0	1	3	0	2	0						
Mike Caruso, S (1, 6) OBP: 0.302, SLG: 0.410			0-2 G4-3		0-1 G3		3-2 G3-1		1-0 P5	4	0	0	0	0	0	1						
Inning Stats	R: 0 E: 0 K: 1 S: 8	H: 0 LOB: 0 BB: 0 P: 12	R: 4 E: 0 K: 0 S: 16	H: 4 LOB: 1 BB: 1 P: 26	R: 0 E: 0 K: 3 S: 10	H: 0 LOB: 0 BB: 1 P: 19	R: 0 E: 0 K: 0 S: 5	H: 0 LOB: 0 BB: 0 P: 7	R: 4 E: 0 K: 1 S: 22	H: 3 LOB: 0 BB: 1 P: 36	R: 0 E: 0 K: 1 S: 7	H: 0 LOB: 0 BB: 0 P: 10	R: 0 E: 0 K: 2 S: 10	H: 0 LOB: 2 BB: 2 P: 20	R: 0 E: 0 K: 1 S: 5	H: 0 LOB: 0 BB: 0 P: 7	R: 0 E: 0 K: 1 S: 6	H: 0 LOB: 0 BB: 0 P: 10	1B: 3 2B: 3 3B: 0 HR: 1	SF: 0 SAC: 0 DP: 1 HBP: 1	WP: 0 PB: 2 SB: 0 CS: 0	PA: 36
PITCHER	IP WLS BF H R ER SO BB IBB HBP BLK WP HR S P ERA WHIP	5.0 L 25 7 0 0 2 1 0 0 0 0 0 12 20 0.00 0.600	1.2 6 0 0 0 2 1 0 0 0 0 0 5 10 0.00 3.000	1.0 3 0 0 0 1 0 0 0 0 0 0 5 7 0.00 0.000	PITCHER										IP WLS BF H R ER SO BB IBB HBP BLK WP HR S P ERA WHIP							
Juan Guzman, R (1, 1) ERA: 6.82											5.0 L 25 7 0 0 2 1 0 0 0 0 0 12 20 0.00 0.600											
Chris Carpenter, R (6, 1) ERA: 5.67											1.2 6 0 0 0 2 1 0 0 0 0 0 5 10 0.00 3.000											
Steve Sinclair, L (7, 1) ERA:											1.0 3 0 0 0 1 0 0 0 0 0 0 5 7 0.00 0.000											
Carlos Almanzar, R (8, 1) ERA: 4.0											1.0 3 0 0 0 1 0 0 0 0 0 0 5 7 0.00 0.000											

Batter	1	2	3	4	5	6	7	8	9	AB	R	H	RBI	BB	SO	LOB	TOP	
Shannon Stewart, R OBP: 0.390, SLG: 0.357	1-1 F8 E 2B 1B	1-2 L5								3	2	2	0	0	0	0		
Felipe Crespo, S OBP: 0.300, SLG: 0.294	1-0 E9 2B 2B		3-1 G4-3							3	2	1	1	0	0	1		
Shawn Green, L OBP: 0.302, SLG: 0.435	3-2 F8 2-3		2-1 F8							3	0	0	0	0	1	3		
Jose Canseco, R OBP: 0.255, SLG: 0.528	1-0 2B 1-3 3-H		3-2 P2							2	1	1	1	1	0	0		
Carlos Delgado, L OBP: 0.545, SLG: 0.667	0-1 2B 2-H 3-H			2-1 2B						3	0	3	3	0	0	0		
Ed Sprague, R OBP: 0.333, SLG: 0.431	3-2 F8			3-3 K						3	0	0	0	0	1	4		
Mike Stanley, R OBP: 0.356, SLG: 0.430	1-0 F9			2-1 F8						3	0	0	0	0	0	2		
Darrin Fletcher, L OBP: 0.258, SLG: 0.259		1-1 G6-4-3 1B		0-0 F9						3	0	1	0	0	0	1		
Alex Gonzalez, R OBP: 0.233, SLG: 0.282		0-2 G6-4-3 1-2								3	0	0	0	0	1	1		
Inning Stats	R: 3 E: 1 K: 0 S: 17	H: 3 LOB: 1 BB: 0 P: 27	R: 0 E: 0 K: 0 S: 8	H: 1 LOB: 0 BB: 0 P: 10	R: 0 E: 0 K: 0 S: 8	H: 0 LOB: 0 BB: 0 P: 16	R: 0 E: 0 K: 1 S: 8	H: 1 LOB: 1 BB: 0 P: 15	R: 2 E: 1 K: 1 S: 16	H: 3 LOB: 2 BB: 1 P: 27	R: 0 E: 0 K: 1 S: 7	H: 0 LOB: 0 BB: 0 P: 9						
PITCHER James Baldwin, R ERA: 7.11	IP: 6.0 WLS: 27 BF: 8	H: 8 R: 5 ER: 4 SO: 3	BB: 1 IBB: 0 HBP: 0 BLK: 0	WP: 0 HR: 0 S: 64 P: 104	ERA: 6.00 WHIP: 1.500													

Toronto Blue Jays @ Chicago White Sox
Comiskey Park, Chicago, IL
Sun Apr 26 1998, 4:33 AM EDT
Att: 13,705 - Overcast - 49 F

AB	26
R	5
H	8
RBI	5
BB	1
SO	3
LOB	12



1B:	4	SF:	0
2B:	3	SAC:	0
3B:	1	DP:	1
HR:	0	HBP:	0
WP:	0	PA:	27
SB:	1		
CS:	0		

Batter	1	2	3	4	5	6	7	8	9	AB	R	H	RBI	BB	SO	LOB	BOTTOM	
Ray Durham, S OBP: 0.351, SLG: 0.402	1-2 L8		4-2 25 1B							2	1	1	3	2	0	0		
25 Jeff Abbott, R OBP: 0.318, SLG: 0.818	2-3 K		0-0 BB							4	0	2	1	0	2	1		
Frank Thomas, R OBP: 0.362, SLG: 0.494	1-0 G5-3		3-3 K							2	0	0	0	1	1	1		
Albert Belle, R OBP: 0.333, SLG: 0.449		2-1 HR	2-3 K							3	1	1	1	0	1	3		
Robin Ventura, L OBP: 0.370, SLG: 0.506	1-1 G3			1-0 G4-3						3	0	1	0	0	0	0		
Wil Cordero, R OBP: 0.357, SLG: 0.538	1-0 F9			0-0 G5-3 2B						3	1	1	0	0	0	1		
Magglio Ordonez, R OBP: 0.325, SLG: 0.397	1-1 2B		4-2 G5-3 2B							2	1	1	0	1	0	1		
Chad Kreuter, S OBP: 0.400, SLG: 0.281	4-2 BB		1-0 G5-3							2	0	0	0	1	0	3		
Chris Snopce, R OBP: 0.346, SLG: 0.292	3-2 F7		4-0 2B							2	1	0	0	1	0	2		
Inning Stats	R: 0 E: 0 K: 1 S: 8	H: 0 LOB: 0 BB: 0 P: 12	R: 1 E: 0 K: 0 S: 13	H: 2 LOB: 2 BB: 1 P: 25	R: 0 E: 0 K: 2 S: 10	H: 1 LOB: 1 BB: 1 P: 19	R: 4 E: 0 K: 0 S: 17	H: 3 LOB: 3 BB: 3 P: 37	R: 0 E: 1 K: 0 S: 9	H: 1 LOB: 1 BB: 0 P: 16	R: 0 E: 0 K: 1 S: 12	H: 0 LOB: 0 BB: 1 P: 18						
PITCHER Erik Hanson, R ERA: 4.26 Bill Riskey, R ERA: 1.35	IP: 5.0 WLS: 26 BF: 7	H: 7 R: 5 ER: 5 SO: 3	BB: 5 IBB: 0 HBP: 0 BLK: 0	WP: 0 HR: 1 S: 57 P: 109	ERA: 9.00 WHIP: 2.400													

Toronto Blue Jays @ Chicago White Sox
Comiskey Park, Chicago, IL
Sun Apr 26 1998, 4:33 AM EDT
Att: 13,705 - Overcast - 49 F

AB	23
R	5
H	7
RBI	5
BB	6
SO	4
LOB	12



1B:	3	SF:	0
2B:	3	SAC:	0
3B:	0	DP:	0
HR:	1	HBP:	0
WP:	0	PA:	29
SB:	0		
CS:	1		

Batter	1	2	3	4	5	6	7	8	9	AB	R	H	RBI	BB	SO	LOB	TOP										
Kenny Lofton, L OBP: 0.370, SLG: 0.433 (1, 8)	G5-3		E1 1B 2B		G1-3		K			4	1	0	0	0	1	0	Cleveland Indians @ Chicago White Sox Comiskey Park, Chicago, IL Mon Apr 27 1998, 8:05 PM EDT Att: 13,575 - Sunny - 45 F										
Omar Vizquel, S OBP: 0.395, SLG: 0.338 (1, 6)	E4 2B		2-2 2B 1B		G6-3		G6-3		G6-3	4	1	1	0	0	0	0											
David Justice, L OBP: 0.396, SLG: 0.723 (1, 10)	2-2 1-H 2B		1-1 1-H 2B		1-0 HR		K		K	4	1	3	3	0	1	0											
Manny Ramirez, R OBP: 0.330, SLG: 0.565 (1, 9)	0-3 K		3-2 L4		2-3 K		K		FC4-6 1B	4	0	1	0	0	2	2											
Geronimo Berroa, R OBP: 0.271, SLG: 0.295 (1, 7)	0-0 P3		0-3 K		2-3 K		K		FC4-6 1B	4	0	0	0	0	2	3											
Sandy Alomar Jr., R OBP: 0.254, SLG: 0.375 (1, 2)		2-1 G4-6-3 1B		0-0 L8		2-0 G6-3			3-2 P7	4	0	1	0	0	0	0											
Jim Thome, L OBP: 0.432, SLG: 0.595 (1, 3)		0-0 G4-6-3 1-2F		3-2 2B		2-2 G4-3			1-3 K	4	0	1	0	0	1	1											
Travis Fryman, R OBP: 0.278, SLG: 0.356 Brian Giles, L OBP: 0.493, SLG: 0.681 (9, PH)		2-2 2B		1-2 L7		1-0 P8			3-3 K	3	0	1	0	0	0	1											
Shawon Dunston, R OBP: 0.234, SLG: 0.294 (1, 4)		0-2 P4		1-1 F9		1-0 F7				3	0	0	0	0	2	2											
Inning Stats	R: 1 E: 1 K: 1 S: 13	H: 1 LOB: 1 BB: 0 P: 17	R: 0 E: 0 K: 0 S: 10	H: 2 LOB: 1 BB: 0 P: 14	R: 1 E: 1 K: 1 S: 16	H: 2 LOB: 1 BB: 0 P: 23	R: 0 E: 0 K: 0 S: 10	H: 1 LOB: 0 BB: 0 P: 15	R: 1 E: 0 K: 1 S: 9	H: 1 LOB: 0 BB: 0 P: 13	R: 0 E: 0 K: 1 S: 5	H: 0 LOB: 0 BB: 0 P: 7	R: 0 E: 0 K: 1 S: 9	H: 1 LOB: 1 BB: 0 P: 20	R: 0 E: 0 K: 2 S: 12	H: 0 LOB: 0 BB: 0 P: 19	1B: 3 2B: 4 3B: 0 HR: 1	SF: 0 SAC: 0 DP: 1 HBP: 0	WP: 0 PB: 0 CS: 0	PA: 35							
PITCHER	IP	WLS	BF	H	R	ER	SO	BB	IBB	HBP	BLK	WP	HR	S	P	ERA	WHIP										
Mike Siroka, L ERA: 3.6 (1, 1)	7.0	W	28	7	3	1	5	0	0	0	0	0	1	70	102	1.29	1.000										
Tony Castillo, L ERA: 5.05 (8, 1)	1.0		4	1	0	0	1	0	0	0	0	0	0	9	20	0.00	1.000										
Keith Foulke, R ERA: 2.38 (9, 1)	1.0		3	0	0	0	2	0	0	0	0	0	0	12	19	0.00	0.000										

AB	35
R	3
H	8
RBI	3
BB	0
SO	8
LOB	9



Batter	1	2	3	4	5	6	7	8	9	AB	R	H	RBI	BB	SO	LOB	BOTTOM										
Ray Durham, S OBP: 0.364, SLG: 0.412 (1, 4)	P6		4-0 S BB		0-1 2B		4-1 1B SF8 BB		0-1 P3	3	1	1	1	2	0	1	Cleveland Indians @ Chicago White Sox Comiskey Park, Chicago, IL Mon Apr 27 1998, 8:05 PM EDT Att: 13,575 - Sunny - 45 F										
Mike Cameron, R OBP: 0.285, SLG: 0.243 (1, 8)	2-0 BB S 1B		1-1 F8		1-3 K		3-3 K		2-0 FC4	5	0	1	0	0	2	5											
Frank Thomas, R OBP: 0.374, SLG: 0.494 (1, 10)	4-1 1-2 BB BB		1 SAFE 2-2 P4		0-0 G6-3		2-2 3B 1B		1-1 1B 1B	4	2	2	1	1	0	2											
Albert Belle, R OBP: 0.337, SLG: 0.444 25 Jeff Abbott, R OBP: 0.318, SLG: 0.818 (9, 7)	4-1 1-2 2-3 BB		0-0 F9		1-0 1B		0-1 SF8		0-0 L8	3	1	1	1	1	0	2											
Robin Ventura, L OBP: 0.392, SLG: 0.557 (1, 5)	3-3 K		2-1 2B 2B		3-2 1-H 1B		3-2 1-H 1B 3B		1-2 E 1B	5	2	4	2	0	1	3											
Wil Cordero, R OBP: 0.366, SLG: 0.556 (1, 3)	3-1 P6		2-1 3B 2B		0-0 F7		2-0 1B		1-3 K	5	1	2	2	0	1	6											
Magglio Ordonez, R OBP: 0.307, SLG: 0.372 (1, 9)		2-1 P4		1-1 G5-3		1-3 K		1-0 E5	5	0	0	0	0	2	4	4											
Charlie O'Brien, R OBP: 0.300, SLG: 0.351 (1, 2)		1-1 F8		4-0 3B BB		1-3 K		4-2 FC4 BB	3	1	0	0	2	1	3	3											
Mike Caruso, S OBP: 0.313, SLG: 0.446 (1, 6)		2-1 B1-3		0-0 1-H 2-H 2B 3B		1-0 E4 PB 1B 1B		1-0 L7	4	2	2	2	0	0	1	1											
Inning Stats	R: 0 E: 0 K: 1 S: 11	H: 1 LOB: 3 BB: 2 P: 27	R: 0 E: 0 K: 0 S: 6	H: 0 LOB: 0 BB: 0 P: 11	R: 0 E: 0 K: 0 S: 6	H: 0 LOB: 1 BB: 1 P: 13	R: 4 E: 0 K: 1 S: 13	H: 4 LOB: 1 BB: 1 P: 23	R: 1 E: 0 K: 2 S: 13	H: 2 LOB: 1 BB: 0 P: 19	R: 4 E: 1 K: 2 S: 19	H: 4 LOB: 1 BB: 1 P: 35	R: 0 E: 0 K: 0 S: 7	H: 0 LOB: 1 BB: 1 P: 14	R: 1 E: 1 K: 1 S: 16	H: 2 LOB: 2 BB: 0 P: 22	1B: 8 2B: 3 3B: 2 HR: 0	SF: 1 SAC: 0 DP: 0 HBP: 0	WP: 0 PB: 1 CS: 0	PA: 44							
PITCHER	IP	WLS	BF	H	R	ER	SO	BB	IBB	HBP	BLK	WP	HR	S	P	ERA	WHIP										
Chad Ogea, R ERA: 7.56 (1, 1)	4.0	L	23	7	5	5	2	4	0	0	0	0	0	42	84	11.25	2.750										
Eric Plunk, R ERA: 6.39 (5, 1)	2.0		11	4	4	4	4	1	0	0	0	0	0	26	44	18.00	2.500										
Tom Martin, L ERA: 6.1 (7, 1)	1.0		4	0	0	0	0	1	0	0	0	0	0	7	14	0.00	1.000										
Paul Assenmacher, L ERA: 4.82 (8, 1)	1.0		6	2	1	0	1	0	0	0	0	0	0	16	22	0.00	2.000										

AB	37
R	10
H	13
RBI	9
BB	6
SO	7
LOB	27



Batter	1	2	3	4	5	6	7	8	9	AB	R	H	RBI	BB	SO	LOB	TOP										
Kenny Lofton, L OBP: 0.362, SLG: 0.415	1-1 G5-3		1-2 F7		1-2 G3-1		0-1 G1-3		1-2 2B BB	4	1	0	0	1	0	1	Cleveland Indians @ Chicago White Sox Comiskey Park, Chicago, IL Tue Apr 28 1998, 8:05 PM EDT Att: 13,208 - Overcast - 48 F										
Brian Giles, L OBP: 0.486, SLG: 0.673	2-3 K		2-2 1B		1-3 K		1-2 G4-3		3-2 2B 1-H 2-H	5	0	2	3	0	2	0											
David Justice, L OBP: 0.416, SLG: 0.721	4-1 BB		0-1 1B		1-1 1B				2-3 K	3	0	2	0	2	1	0											
Manny Ramirez, R OBP: 0.323, SLG: 0.539	1-2 P3		4-0 1B		0-3 K				1-1 F8	4	0	0	0	1	1	4											
Jim Thome, L OBP: 0.435, SLG: 0.584		1-0 1B	2-1 F7			4-2 BB			2-3 K	3	0	1	0	1	1	3											
Sandy Alomar Jr., R OBP: 0.238, SLG: 0.350		0-0 G6-4-3		1-0 G5-3		1-0 F7			1-1 P4	4	0	0	0	0	0	2											
Travis Fryman, R OBP: 0.267, SLG: 0.341		3-0 P3		0-2 G5-3		0-0 F7			0-3 K	4	0	0	0	0	1	1											
Shawon Dunston, R OBP: 0.247, SLG: 0.319			2-1 F7	1-0 S		1-0 F7			3-2 1B 2B	4	1	2	0	0	0	1											
David Bell, R OBP: 0.313, SLG: 0.500									3-2 1B 2B	0	0	0	0	0	0	0											
Omar Vizquel, S OBP: 0.400, SLG: 0.359			1-1 1B	3-2 F8			2-2 L4		3-2 2B 1B	4	2	2	1	0	0	1											
Inning Stats	R: 0 E: 0 K: 1 S: 10	H: 0 LOB: 1 BB: 1 P: 18	R: 0 E: 0 K: 0 S: 3	H: 1 LOB: 0 BB: 0 P: 7	R: 1 E: 0 K: 0 S: 15	H: 3 LOB: 3 BB: 1 P: 27	R: 0 E: 0 K: 0 S: 12	H: 1 LOB: 1 BB: 0 P: 17	R: 0 E: 0 K: 2 S: 13	H: 0 LOB: 0 BB: 1 P: 11	R: 0 E: 0 K: 0 S: 9	H: 0 LOB: 0 BB: 0 P: 12	R: 0 E: 0 K: 2 S: 8	H: 0 LOB: 0 BB: 0 P: 13	R: 3 E: 0 K: 1 S: 29	H: 3 LOB: 2 BB: 2 P: 49	1B: 6 2B: 3 3B: 0 HR: 0	SF: 0 SAC: 0 DP: 1 HBP: 0	WP: 0 PB: 0 SB: 1 CS: 0	PA: 40							
PITCHER	IP	WLS	BF	H	R	ER	SO	BB	IBB	HBP	BLK	WP	HR	S	P	ERA	WHIP										
Jason Bere, R ERA: 5.54	(1, 1)	6.0	26	6	1	1	3	3	0	0	0	0	0	58	96	1.50	1.500										
Tony Castillo, L ERA: 4.25	(7, 1)	2.0	6	0	0	0	2	0	0	0	0	0	0	17	25	0.00	0.000										
Matt Karchner, R ERA: 3.86	(9, 1)	0.2	L	7	3	3	3	1	1	0	0	0	0	25	42	40.50	6.000										
41 Bill Simas, R ERA:	(9, 1)	0.1		1	0	0	0	0	0	0	0	0	0	4	7	0.00	0.000										

Batter	1	2	3	4	5	6	7	8	9	AB	R	H	RBI	BB	SO	LOB	BOTTOM										
Ray Durham, S OBP: 0.359, SLG: 0.438	2-3 K		3-1 G3			3-2 HR		2-1 G6-3		4	1	1	1	0	1	0	Cleveland Indians @ Chicago White Sox Comiskey Park, Chicago, IL Tue Apr 28 1998, 8:05 PM EDT Att: 13,208 - Overcast - 48 F										
Mike Cameron, R OBP: 0.277, SLG: 0.247	4-1 CS S BB			2-1 G6-3		1-3 K		1-2 G6-4-3 1B		3	0	1	0	1	1	0											
Frank Thomas, R OBP: 0.379, SLG: 0.500	4-1 1-2 BB			1-2 F8 2B		0-0 G5-3		1-1 G6-4-3		3	0	1	0	1	0	1											
Albert Belle, R OBP: 0.324, SLG: 0.424	3-1 L5			1-1 F8		2-1 G5-3		2-3 K		4	0	0	0	0	1	3											
Robin Ventura, L OBP: 0.380, SLG: 0.538		0-0 G1-6-3		2-0 G4-3			0-1 G3			3	0	0	0	0	0	1											
Wil Cordero, R OBP: 0.316, SLG: 0.476		1-0 G4-3			3-2 F7		0-1 F7			3	0	0	0	0	0	0											
Ruben Sierra, S OBP: 0.243, SLG: 0.429		2-0 F8			2-2 G4-3		0-0 F7			3	0	0	0	0	0	0											
Charlie O'Brien, R OBP: 0.302, SLG: 0.375			2-3 K		0-0 2B		0-2 G4-3			3	0	1	0	0	1	0											
Mike Caruso, S OBP: 0.300, SLG: 0.426			0-0 G1		0-3 K		1-0 G4-3			3	0	0	0	0	1	1											
Inning Stats	R: 0 E: 0 K: 1 S: 8	H: 0 LOB: 1 BB: 2 P: 21	R: 0 E: 0 K: 0 S: 3	H: 0 LOB: 0 BB: 0 P: 6	R: 0 E: 0 K: 1 S: 6	H: 0 LOB: 0 BB: 0 P: 11	R: 0 E: 0 K: 0 S: 8	H: 1 LOB: 1 BB: 0 P: 14	R: 0 E: 0 K: 1 S: 12	H: 1 LOB: 0 BB: 0 P: 17	R: 1 E: 0 K: 1 S: 9	H: 1 LOB: 0 BB: 0 P: 15	R: 0 E: 0 K: 0 S: 5	H: 0 LOB: 0 BB: 0 P: 5	R: 0 E: 0 K: 0 S: 7	H: 0 LOB: 0 BB: 0 P: 10		R: 0 E: 0 K: 1 S: 9	H: 1 LOB: 0 BB: 0 P: 13	1B: 1 2B: 2 3B: 0 HR: 1	SF: 0 SAC: 0 DP: 1 HBP: 0	WP: 0 PB: 0 SB: 1 CS: 1	PA: 31				
PITCHER	IP	WLS	BF	H	R	ER	SO	BB	IBB	HBP	BLK	WP	HR	S	P	ERA	WHIP										
Charles Nagy, R ERA: 5.03	(1, 1)	8.0	W	28	3	1	1	4	2	0	0	0	0	9	13	0.00	1.000										
Michael Jackson, R ERA: 1.64	(9, 1)	1.0	S	3	1	0	0	1	0	0	0	0	0	9	13	0.00	1.000										

AB	35
R	4
H	9
RBI	4
BB	5
SO	6
LOB	13



Batter	1	2	3	4	5	6	7	8	9	AB	R	H	RBI	BB	SO	LOB	TOP										
Roberto Alomar, S OBP: 0.342, SLG: 0.364 (1, 4)										3	1	0	0	2	0	1	Baltimore Orioles @ Chicago White Sox Comiskey Park, Chicago, IL Wed Apr 29 1998, 8:05 PM EDT Att: 12,262 - Overcast - 56 F										
B.J. Surhoff, L OBP: 0.370, SLG: 0.452 (1, 7)										3	1	0	0	2	0	1											
Eric Davis, R OBP: 0.360, SLG: 0.403 (1, 9)										4	1	1	0	1	2	3											
Rafael Palmeiro, L OBP: 0.425, SLG: 0.467 (1, 3)										4	1	2	3	0	1	2											
Cal Ripken Jr., R OBP: 0.355, SLG: 0.384 Jeff Reboulet, R (8, PH) OBP: 0.455, SLG: 0.333 (8, 5)										3	0	0	0	0	1	1											
Harold Baines, L OBP: 0.328, SLG: 0.484 Lenny Webster, R (8, PH) OBP: 0.304, SLG: 0.578 (1, 10)										3	0	0	0	0	0	0											
23 Chris Hoiles, R OBP: 0.351, SLG: 0.458 (1, 2)										3	1	1	0	1	1	0											
Jeffrey Hammonds, R OBP: 0.333, SLG: 0.362 (1, 8)										3	1	1	2	1	0	1											
Mike Bordick, R OBP: 0.286, SLG: 0.391 Ozzie Guillen, L (9, PH) OBP: 0.118, SLG: 0.063 (1, 6)										3	1	1	1	0	0	1											
Inning Stats	R: 3 E: 0 K: 1 S: 13	H: 1 LOB: 0 BB: 2 P: 28	R: 0 E: 0 K: 0 S: 10	H: 0 LOB: 1 BB: 1 P: 20	R: 1 E: 0 K: 0 S: 9	H: 2 LOB: 0 BB: 0 P: 14	R: 0 E: 0 K: 1 S: 6	H: 0 LOB: 0 BB: 2 P: 10	R: 0 E: 0 K: 0 S: 8	H: 0 LOB: 2 BB: 0 P: 14	R: 1 E: 0 K: 1 S: 8	H: 1 LOB: 0 BB: 0 P: 13	R: 0 E: 0 K: 0 S: 5	H: 0 LOB: 0 BB: 0 P: 9	R: 2 E: 0 K: 1 S: 13	H: 2 LOB: 1 BB: 1 P: 22		1B: 2 2B: 2 3B: 0 HR: 3	SF: 0 SAC: 0 DP: 1 HBP: 0	WP: 1 PB: 0 SB: 0 CS: 0	PA: 39						
PITCHER	IP	WLS	BF	H	R	ER	SO	BB	IBB	HBP	BLK	WP	HR	S	P	ERA	WHIP										
Jaime Navarro, R ERA: 5.25 (1, 1)	7.0	W	30	4	5	5	4	6	0	0	0	1	2	63	118	6.43	1.429										
Tom Fordham, L ERA: 9.53 (8, 1)	1.0		3	0	0	0	0	0	0	0	0	0	0	5	9	0.00	0.000										
Carlos Castillo, R ERA: 5.82 (9, 1)	1.0		6	2	2	2	1	1	0	0	0	0	1	13	22	18.00	3.000										

Batter	1	2	3	4	5	6	7	8	9	AB	R	H	RBI	BB	SO	LOB	BOTTOM										
Ray Durham, S OBP: 0.361, SLG: 0.430 Chris Snopce, R (8, PH) OBP: 0.333, SLG: 0.280 (9, 4)										4	1	1	1	1	1	0	Baltimore Orioles @ Chicago White Sox Comiskey Park, Chicago, IL Wed Apr 29 1998, 8:05 PM EDT Att: 12,262 - Overcast - 56 F										
Mike Cameron, R OBP: 0.281, SLG: 0.256 (1, 8)									5	2	2	1	0	2	3												
Frank Thomas, R OBP: 0.394, SLG: 0.539 (1, 10)									5	3	3	3	1	1	3												
Albert Belle, R OBP: 0.343, SLG: 0.494 25 Jeff Abbott, R OBP: 0.318, SLG: 0.818 (9, 7)									4	2	2	4	2	0	4												
Robin Ventura, L OBP: 0.390, SLG: 0.564 Greg Norton, S OBP: 0.292, SLG: 0.295 (1, 5)									0	0	0	0	0	0	0												
Wil Cordero, R OBP: 0.370, SLG: 0.720 (1, 3)									4	2	2	5	1	0	3												
Magglio Ordonez, R OBP: 0.301, SLG: 0.361 (1, 9)									5	1	1	0	0	2	1												
Charlie O'Brien, R OBP: 0.313, SLG: 0.364 (1, 2)									4	1	1	0	1	2	1												
Mike Caruso, S OBP: 0.320, SLG: 0.444 (1, 6)									4	2	2	1	1	0	1												
Inning Stats	R: 0 E: 0 K: 1 S: 14	H: 1 LOB: 2 BB: 1 P: 23	R: 0 E: 0 K: 1 S: 9	H: 0 LOB: 1 BB: 1 P: 14	R: 4 E: 0 K: 1 S: 16	H: 4 LOB: 0 BB: 0 P: 27	R: 0 E: 0 K: 2 S: 8	H: 0 LOB: 0 BB: 2 P: 15	R: 4 E: 0 K: 0 S: 16	H: 2 LOB: 0 BB: 2 P: 33	R: 1 E: 0 K: 1 S: 21	H: 2 LOB: 3 BB: 2 P: 37	R: 6 E: 1 K: 2 S: 23	H: 5 LOB: 1 BB: 2 P: 38	R: 1 E: 1 K: 0 S: 12	H: 1 LOB: 2 BB: 1 P: 19		1B: 8 2B: 1 3B: 0 HR: 6	SF: 1 SAC: 0 DP: 0 HBP: 0	WP: 2 PB: 0 SB: 0 CS: 0	PA: 49						
PITCHER	IP	WLS	BF	H	R	ER	SO	BB	IBB	HBP	BLK	WP	HR	S	P	ERA	WHIP										
Sidney Ponson, R ERA: 5.68 (1, 1)	4.0	L	21	6	6	6	5	3	0	0	0	0	1	21	88	13.50	2.250										
Terry Mathews, R ERA: 8.1 (5, 1)	1.0		7	3	3	3	0	0	1	0	0	0	1	21	35	27.00	3.000										
Alan Mills, R ERA: 3.65 (6, 1)	1.0		5	0	0	0	1	2	0	0	0	0	0	13	26	0.00	2.000										
Norm Charlton, L ERA: 6.97 (7, 1)	0.2		6	3	4	4	2	1	0	0	0	1	0	17	25	54.00	6.000										
Jesse Orosco, L ERA: 9.95 (7, 1)	0.2		7	3	3	3	0	2	0	0	0	1	2	14	28	40.50	7.500										
PITCHER	IP	WLS	BF	H	R	ER	SO	BB	IBB	HBP	BLK	WP	HR	S	P	ERA	WHIP										
Doug Johns, L ERA: 5.91 (8, 1)	0.2		3	0	0	0	0	0	0	0	0	0	0	4	4	0.00	0.000										

AB 32
R 7
H 6
RBI 6
BB 7
SO 5
LOB 10



AB 39
R 16
H 15
RBI 16
BB 9
SO 8
LOB 20



Batter	1	2	3	4	5	6	7	8	9	AB	R	H	RBI	BB	SO	LOB	TOP				
Roberto Alomar, S (1, 10) OBP: 0.348, SLG: 0.363	0-0 FC6-5 G4-3 1B	4-2 BB		3-2 F8			3-3 K			3	0	1	0	1	1	0					
B.J. Surhoff, L (1, 7) OBP: 0.365, SLG: 0.455	1-2 G4-3	1-2 F7		1-0 F8			0-0 2B			4	0	1	0	0	0	3					
Joe Carter, R (1, 9) OBP: 0.344, SLG: 0.422	0-2 FC6-5-4 2-3			2-2 HR			1-1 F8			4	1	1	1	0	0	2					
Rafael Palmeiro, L (1, 3) OBP: 0.419, SLG: 0.453	4-2 FC5-4 BB			0-0 P6			0-0 G3			3	0	0	0	1	0	0					
Cal Ripken Jr., R (1, 5) OBP: 0.342, SLG: 0.369	0-1 FC5-4 1-2			0-0 G5-3			0-2 G5-3			4	0	0	0	0	1	2					
23 Chris Hoiles, R (1, 2) OBP: 0.361, SLG: 0.440 Lenny Webster, R (9, 2) OBP: 0.304, SLG: 0.578				4-2 2B G6-3 BB			4-1 HR BB			2	2	0	0	2	0	0					
Jeffrey Hammonds, R (1, 8) OBP: 0.343, SLG: 0.456				0-1 2B			3-2 HR			4	1	2	2	0	0	0					
Mike Bordick, R (1, 6) OBP: 0.270, SLG: 0.368				1-3 2B			1-H HR			4	0	0	0	0	1	2					
Jeff Reboulet, R (1, 4) OBP: 0.333, SLG: 0.231				1-1 G5-3			0-2 P5			4	0	0	0	0	1	2					
Inning Stats	R: 0 E: 0 K: 0 S: 11	H: 1 LOB: 2 BB: 1 P: 16	R: 1 E: 0 K: 0 S: 15	H: 1 LOB: 2 BB: 2 P: 27	R: 3 E: 0 K: 0 S: 13	H: 2 LOB: 0 BB: 1 P: 22	R: 0 E: 0 K: 0 S: 7	H: 0 LOB: 0 BB: 0 P: 13	R: 0 E: 0 K: 0 S: 6	H: 0 LOB: 0 BB: 0 P: 7	R: 0 E: 0 K: 1 S: 8	H: 1 LOB: 1 BB: 0 P: 15	R: 0 E: 0 K: 1 S: 7	H: 0 LOB: 0 BB: 0 P: 12	R: 0 E: 0 K: 1 S: 6	H: 0 LOB: 0 BB: 0 P: 7	1B: 1 2B: 2 3B: 0 HR: 2	SF: 0 SAC: 0 DP: 0 HBP: 0	WP: 0 PB: 0 CS: 0	PA: 36	
PITCHER	IP	WLS	BF	H	R	ER	SO	BB	IBB	HBP	BLK	WP	HR	S	P	ERA	WHIP				
Scott Eyre, L (1, 1) ERA: 4.45	6.2	L	29	5	4	4	1	4	0	0	0	0	2	66	110	5.40	1.350				
41 Bill Simas, R (7, 1) ERA	1.1		4	0	0	0	1	0	0	0	0	0	0	8	15	0.00	0.000				
Keith Foulke, R (9, 1) ERA: 2.19	1.0	S	3	0	0	0	1	0	0	0	0	0	0	6	7	0.00	0.000				

Baltimore Orioles @ Chicago White Sox
Comiskey Park, Chicago, IL
Thu Apr 30 1998, 4:33 AM EDT
Att: 11,772 - Overcast - 50 F

AB 32
R 4
H 5
RBI 4
BB 4
SO 3
LOB 10



Batter	1	2	3	4	5	6	7	8	9	AB	R	H	RBI	BB	SO	LOB	BOTTOM					
Ray Durham, S (1, 4) OBP: 0.397, SLG: 0.423	1-0 F7			3-3 K				0-1 1B		4	0	1	0	0	1	2						
Mike Cameron, R (1, 8) OBP: 0.290, SLG: 0.268	2-1 L9			1-1 2B				0-0 L7		4	1	2	0	0	0	1						
Frank Thomas, R (1, 10) OBP: 0.381, SLG: 0.516	2-0 G3			3-3 SAFE K				3-1 F8		4	0	0	0	0	1	3						
Albert Belle, R (1, 7) OBP: 0.348, SLG: 0.505				0-0 1-H 2B				1-2 1B		4	0	2	1	0	2	0						
Robin Ventura, L (1, 5) OBP: 0.385, SLG: 0.546				3-3 K				1-3 1B		3	0	0	0	1	1	3						
Wil Cordero, R (1, 3) OBP: 0.323, SLG: 0.621				1-0 K				2-0 L9		4	0	2	1	0	2	0						
Magglio Ordonez, R (1, 9) OBP: 0.289, SLG: 0.345				2-2 P6				0-0 P8		4	0	0	0	0	0	2						
Chad Kreuter, S (1, 2) OBP: 0.395, SLG: 0.265				1-2 G6-3				1-1 F8		4	0	0	0	0	0	1						
Chris Snopce, R (1, 6) OBP: 0.333, SLG: 0.259				4-0 BB				2-3 K		2	0	0	0	1	1	0						
Inning Stats	R: 0 E: 0 K: 0 S: 4	H: 0 LOB: 0 BB: 0 P: 9	R: 0 E: 0 K: 1 S: 8	H: 0 LOB: 0 BB: 0 P: 13	R: 0 E: 0 K: 1 S: 10	H: 0 LOB: 1 BB: 1 P: 18	R: 1 E: 0 K: 2 S: 14	H: 2 LOB: 1 BB: 0 P: 22	R: 0 E: 0 K: 0 S: 8	H: 0 LOB: 0 BB: 0 P: 12	R: 0 E: 0 K: 1 S: 9	H: 2 LOB: 2 BB: 0 P: 15	R: 0 E: 0 K: 1 S: 6	H: 0 LOB: 0 BB: 0 P: 9	R: 0 E: 0 K: 0 S: 7	H: 1 LOB: 1 BB: 1 P: 16	R: 0 E: 0 K: 1 S: 12	H: 0 LOB: 1 BB: 1 P: 17	1B: 4 2B: 2 3B: 0 HR: 0	SF: 0 SAC: 0 DP: 1 HBP: 0	WP: 0 PB: 0 CS: 0	PA: 34
PITCHER	IP	WLS	BF	H	R	ER	SO	BB	IBB	HBP	BLK	WP	HR	S	P	ERA	WHIP					
Jimmy Key, L (1, 1) ERA: 2.95	7.0	W	26	4	1	1	5	1	0	0	0	0	0	59	98	1.29	0.714					
Alan Mills, R (8, 1) ERA: 3.38	1.0		4	1	0	0	0	1	0	0	0	0	0	7	16	0.00	2.000					
Armando Benitez, R (9, 1) ERA: 3.38	1.0	S	4	0	0	0	1	1	0	0	0	0	0	12	17	0.00	1.000					

Baltimore Orioles @ Chicago White Sox
Comiskey Park, Chicago, IL
Thu Apr 30 1998, 4:33 AM EDT
Att: 11,772 - Overcast - 50 F

AB 31
R 1
H 5
RBI 1
BB 3
SO 6
LOB 13



Batter	1	2	3	4	5	6	7	8	9	AB	R	H	RBI	BB	SO	LOB	TOP								
Ray Durham, S OBP: 0.372, SLG: 0.417	4-2 FC6-4 BB	1-2 G5-3		3-2 P5		4-1 BB			2-1 1B	3	0	1	0	2	0	2									
Mike Cameron, R OBP: 0.275, SLG: 0.275	1-2 FC6-4 1B SF8		1-0 G5-3		1-3 K	2-3 K			1-3 K	5	1	0	0	0	3	4									
Frank Thomas, R OBP: 0.369, SLG: 0.485	2-1 BB 1-3 1B		3-3 K		2-1 G4-3				2-3 K	5	0	1	0	0	3	1									
Albert Belle, R OBP: 0.350, SLG: 0.490 25 Jeff Abbott, R OBP: 0.316, SLG: 0.818	0-0 SF8		1-3 K		4-2 BB				0-2 F9	2	0	0	1	1	1	0									
Robin Ventura, L OBP: 0.376, SLG: 0.519	4-2 BB 1-2 BB			1-2 1B G6-4-3	3-3 K				3-1 F7	3	3	1	1	0	1	1									
Wil Cordero, R OBP: 0.333, SLG: 0.543	4-1 FC5-4 1-2 2-3 BB			0-0 G6-4-3 1B	1-3 1B	4-0 2B BB			1-0 F9	1	2	1	1	0	2	0									
Magglio Ordonez, R OBP: 0.286, SLG: 0.358	2-1 FC5-4			2-2 G6-4-3	1-1 F8	1-1 F8			2-2 P3	2	4	0	0	0	0	5									
Chad Kreuter, S OBP: 0.380, SLG: 0.300			0-3 K	0-1 BB 1B	3-2 BB 1B 2B	1-2 P5			1-2 P5	3	4	0	2	1	0	1									
Chris Snopce, R OBP: 0.364, SLG: 0.276 Mike Caruso, S OBP: 0.304, SLG: 0.421		0-2 F8		4-1 BB	1-1 1B	0-2 P4			0-2 P4	1	2	0	1	0	1	0									
Inning Stats	R: 1 E: 0 K: 0 S: 14	H: 1 LOB: 3 BB: 3 P: 31	R: 0 E: 0 K: 1 S: 10	H: 0 LOB: 0 BB: 0 P: 11	R: 0 E: 0 K: 2 S: 8	H: 0 LOB: 0 BB: 0 P: 13	R: 1 E: 0 K: 0 S: 13	H: 3 LOB: 2 BB: 1 P: 23	R: 0 E: 0 K: 2 S: 13	H: 0 LOB: 1 BB: 1 P: 23	R: 1 E: 0 K: 1 S: 13	H: 2 LOB: 2 BB: 2 P: 28	R: 0 E: 0 K: 1 S: 8	H: 0 LOB: 0 BB: 0 P: 13	R: 0 E: 0 K: 0 S: 8	H: 0 LOB: 0 BB: 0 P: 12	R: 0 E: 0 K: 2 S: 12	H: 1 LOB: 1 BB: 0 P: 17	1B: 6 2B: 1 3B: 0 HR: 0	SF: 1 SAC: 0 DP: 1 HBP: 0	WP: 0 PB: 0 SB: 0 CS: 0	PA: 39			
PITCHER	IP	WLS	BF	H	R	ER	SO	BB	IBB	HBP	BLK	WP	HR	S	P	ERA	WHIP								
Chuck Finley, L ERA: 1.79	(1, 1)	3.2	17	4	2	2	3	3	0	0	0	0	0	41	67	4.91	1.909								
Mike James, R ERA: 2.09	(4, 1)	2.0	10	2	1	1	2	3	0	0	0	0	0	26	52	4.50	2.500								
Rich DeLucia, R ERA: 4.5	(6, 1)	2.1	W	8	0	0	2	1	0	0	0	0	0	20	35	0.00	0.429								
Troy Percival, R ERA: 3.75	(9, 1)	1.0	S	4	1	0	2	0	0	0	0	0	0	12	17	0.00	1.000								

Chicago White Sox @ Anaheim Angels
Edison International Field, Anaheim, CA

AB 31
R 3
H 7
RBI 2
BB 7
SO 9
LOB 13



WP: 0 PA: 39
PB: 0
SB: 0
CS: 0

Chicago White Sox @ Anaheim Angels
Edison International Field, Anaheim, CA

AB 32
R 5
H 10
RBI 5
BB 2
SO 5
LOB 10



WP: 0 PA: 35
PB: 0
SB: 0
CS: 1

Batter	1	2	3	4	5	6	7	8	9	AB	R	H	RBI	BB	SO	LOB	BOTTOM								
Darin Erstad, L OBP: 0.412, SLG: 0.640	2-1 F7		3-2 CS 1B		2-0 F9		4-1 G4-3 FC2-5 BB			3	0	1	0	1	0	0									
Craig Shipley, R OBP: 0.176, SLG: 0.125 Carlos Garcia, R OBP: 0.219, SLG: 0.172	1-3 K		2-3 K		1-3 K		0-1 FC2-5 G4-3			3	0	0	0	0	3	1									
Jim Edmonds, L OBP: 0.371, SLG: 0.462	2-2 HR 1B		0-0 CS	3-2 P6		0-2 G6-3	0-0 G4-3			4	1	1	0	0	0	2									
Cecil Fielder, R OBP: 0.373, SLG: 0.439	3-2 HR			4-0 1B 16 1B BB		0-3 K	1-1 P3			3	2	1	2	1	1	2									
Dave Hollins, S OBP: 0.292, SLG: 0.376	0-0 F8			0-0 1B		0-0 16 1B 2B 1B			2-2 G4-3	1	4	1	2	0	0	0									
16 Garret Anderson, L OBP: 0.313, SLG: 0.422		3-2 P6		0-0 1B		2-0 2B 1B	0-1 F7			4	1	2	1	0	0	0									
Damon Mashore, R OBP: 0.391, SLG: 0.524		1-2 G1-3		1-1 1B		1-0 1B	2-3 K			4	0	2	2	0	1	0									
Matt Walbeck, S OBP: 0.362, SLG: 0.371		0-0 G4-3		1-0 1B		0-1 F7				3	0	0	0	0	0	3									
Gary Disarcina, R OBP: 0.307, SLG: 0.402			0-0 F8		1-0 G6-3		0-1 FC2-5 BB 1B			3	0	1	0	0	0	0									
Inning Stats	R: 2 E: 0 K: 1 S: 12	H: 2 LOB: 0 BB: 0 P: 20	R: 0 E: 0 K: 0 S: 9	H: 0 LOB: 0 BB: 0 P: 13	R: 0 E: 0 K: 1 S: 8	H: 1 LOB: 0 BB: 0 P: 13	R: 1 E: 0 K: 0 S: 11	H: 3 LOB: 2 BB: 1 P: 20	R: 0 E: 0 K: 1 S: 5	H: 0 LOB: 0 BB: 0 P: 9	R: 2 E: 0 K: 1 S: 11	H: 3 LOB: 1 BB: 0 P: 14	R: 0 E: 0 K: 0 S: 8	H: 1 LOB: 1 BB: 1 P: 13	R: 0 E: 0 K: 1 S: 8	H: 0 LOB: 0 BB: 0 P: 12	1B: 8 2B: 1 3B: 0 HR: 1	SF: 0 SAC: 0 DP: 0 HBP: 0	WP: 0 PB: 0 SB: 0 CS: 1	PA: 35					
PITCHER	IP	WLS	BF	H	R	ER	SO	BB	IBB	HBP	BLK	WP	HR	S	P	ERA	WHIP								
Mike Siroka, L ERA: 4.1	(1, 1)	6.2	L	30	10	5	4	2	0	0	0	0	0	62	99	6.75	1.800								
41 Bill Simas, R ERA:	(7, 1)	1.1		4	0	0	1	0	0	0	0	0	0	10	15	0.00	0.000								

WP: 0 PA: 35
PB: 0
SB: 0
CS: 1

Batter	1	2	3	4	5	6	7	8	9	AB	R	H	RBI	BB	SO	LOB	TOP				
Ray Durham, S OBP: 0.378, SLG: 0.431	G3-1		2B SF7	G5-3		1B 2B	F9 BB		F8	6	2	3	0	0	0	1	Chicago White Sox @ Anaheim Angels Edison International Field, Anaheim, CA Sun May 03 1998, 10:05 PM EDT Att: 34,920 - Cloudy - 70 F				
Maglio Ordonez, R OBP: 0.306, SLG: 0.416	G5-3		WP 2B		HR 1B	2B 1B	F8		HR	6	3	4	2	0	0	1					
Frank Thomas, R OBP: 0.394, SLG: 0.505 25 Jeff Abbott, R OBP: 0.304, SLG: 0.783	1B 2B		WP HBP		HR BB	2B HBP	1B		P3	2	3	2	0	2	0	0					
Albert Belle, R OBP: 0.360, SLG: 0.539 Ruben Sierra, S OBP: 0.237, SLG: 0.417	2H 1B		SF7		HR BB	HBP 2B	F9		F8	4	1	3	6	0	0	2					
Robin Ventura, L OBP: 0.369, SLG: 0.500	K		P5		G4-3	HBP BB	K			4	0	0	0	1	2	5					
Wil Cordero, R OBP: 0.349, SLG: 0.605 Greg Norton, S OBP: 0.286, SLG: 0.289	HR		F7		HR BB	K			G4-3	3	2	1	1	1	1	5					
Mike Cameron, R OBP: 0.280, SLG: 0.274	K				F8					4	0	1	1	0	1	1					
Charlie O'Brien, R OBP: 0.321, SLG: 0.417	G5-3		FC3-6 HBP		HR	F9			P4	4	1	1	2	0	0	4					
Mike Caruso, S OBP: 0.286, SLG: 0.395	B3		FC3-6		G3	F7			G4-3	5	0	0	0	0	0	5					
Inning Stats	R: 1 E: 0 K: 1 S: 15	H: 2 LOB: 1 BB: 0 P: 24	R: 1 E: 0 K: 1 S: 9	H: 1 LOB: 0 BB: 0 P: 13	R: 1 E: 0 K: 0 S: 14	H: 2 LOB: 2 BB: 0 P: 20	R: 0 E: 0 K: 0 S: 9	H: 0 LOB: 1 BB: 0 P: 14	R: 5 E: 0 K: 1 S: 20	H: 3 LOB: 3 BB: 1 P: 33	R: 0 E: 0 K: 1 S: 12	H: 1 LOB: 2 BB: 1 P: 18	R: 0 E: 0 K: 0 S: 9	H: 1 LOB: 1 BB: 0 P: 16	R: 1 E: 0 K: 0 S: 7	H: 1 LOB: 0 BB: 0 P: 11		1B: 7 2B: 4 3B: 0 HR: 4	SF: 1 SAC: 0 DP: 0 HBP: 3	WP: 1 PB: 0 SB: 0 CS: 0	PA: 49
PITCHER	IP WLS BF H R ER SO	IP WLS BF H R ER SO	IP WLS BF H R ER SO	IP WLS BF H R ER SO	IP WLS BF H R ER SO	IP WLS BF H R ER SO	IP WLS BF H R ER SO	IP WLS BF H R ER SO	IP WLS BF H R ER SO	IP WLS BF H R ER SO	IP WLS BF H R ER SO	IP WLS BF H R ER SO	IP WLS BF H R ER SO	IP WLS BF H R ER SO	IP WLS BF H R ER SO	IP WLS BF H R ER SO	ERA WHIP	ERA WHIP			
Jason Dickson, R ERA: 9.13	(1, 1)	4.0	L	22	7	6	6	2	1	0	2	0	0	0	0	1	2	52	82	13.50	2.000
Rich Robertson, L ERA: 15.98	(5, 1)	1.0		8	4	5	5	0	1	0	0	0	0	0	0	1	15	25	45.00	5.000	
Greg Cadaret, L ERA: 2.25	(6, 1)	4.0		19	4	1	1	2	2	0	1	0	0	0	1	42	70	2.25	1.500		

Batter	1	2	3	4	5	6	7	8	9	AB	R	H	RBI	BB	SO	LOB	BOTTOM					
Darin Erstad, L OBP: 0.397, SLG: 0.613	P6		F9	K		F7			G1-3	5	0	0	0	0	1	6	Chicago White Sox @ Anaheim Angels Edison International Field, Anaheim, CA Sun May 03 1998, 10:05 PM EDT Att: 34,920 - Cloudy - 70 F					
Frank Bolick, S OBP: 0.406, SLG: 0.400	FC6 1B		BB		K		16 FC4-6 BB		G3	3	0	1	0	2	1	0						
Jim Edmonds, L OBP: 0.367, SLG: 0.485	FC6 1-2		F7		HR		K			4	1	1	1	0	1	3						
Cecil Fielder, R OBP: 0.372, SLG: 0.430 Matt Walbeck, S OBP: 0.337, SLG: 0.365	BB		K		F9		K			2	0	0	0	1	1	1						
16 Garret Anderson, L OBP: 0.303, SLG: 0.407	F7		G4-3		F8		FC4-6			4	0	0	0	0	0	4						
Phil Nevin, R OBP: 0.327, SLG: 0.478	K		P2		P2		K			3	0	0	0	1	2	0						
Damon Mashore, R OBP: 0.380, SLG: 0.489	F9 BB		K		K		P2		K	3	0	0	0	1	2	1						
Norberto Martin, R OBP: 0.235, SLG: 0.241	BB		1B		1B		FC1-4 2B		K	3	0	1	0	1	1	1						
Gary Disarcina, R OBP: 0.319, SLG: 0.424 Carlos Garcia, R OBP: 0.212, SLG: 0.167	F9		1B		1B		2B		K	3	0	2	0	0	0	2						
Inning Stats	R: 0 E: 0 K: 0 S: 9	H: 1 LOB: 2 BB: 1 P: 18	R: 0 E: 0 K: 1 S: 13	H: 0 LOB: 2 BB: 2 P: 26	R: 0 E: 0 K: 1 S: 11	H: 0 LOB: 1 BB: 1 P: 19	R: 0 E: 0 K: 2 S: 14	H: 2 LOB: 2 BB: 0 P: 20	R: 1 E: 0 K: 1 S: 14	H: 1 LOB: 0 BB: 0 P: 22	R: 0 E: 0 K: 0 S: 12	H: 1 LOB: 2 BB: 1 P: 23	R: 0 E: 0 K: 2 S: 11	H: 0 LOB: 1 BB: 1 P: 18	R: 0 E: 0 K: 3 S: 11	H: 0 LOB: 0 BB: 0 P: 14		R: 0 E: 0 K: 1 S: 8	H: 0 LOB: 0 BB: 0 P: 11	1B: 3 2B: 1 3B: 0 HR: 1	SF: 0 SAC: 0 DP: 0 HBP: 0	WP: 0 PB: 0 SB: 0 CS: 0
PITCHER	IP WLS BF H R ER SO	IP WLS BF H R ER SO	IP WLS BF H R ER SO	IP WLS BF H R ER SO	IP WLS BF H R ER SO	IP WLS BF H R ER SO	IP WLS BF H R ER SO	IP WLS BF H R ER SO	IP WLS BF H R ER SO	IP WLS BF H R ER SO	IP WLS BF H R ER SO	IP WLS BF H R ER SO	IP WLS BF H R ER SO	IP WLS BF H R ER SO	IP WLS BF H R ER SO	IP WLS BF H R ER SO	ERA WHIP	ERA WHIP				
Jason Bere, R ERA: 4.83	(1, 1)	5.2	W	27	5	1	1	5	5	0	0	0	0	0	0	0	13	22	0.00	0.750		
Carlos Castillo, R ERA: 5.03	(6, 1)	1.1		5	0	0	0	2	1	0	0	0	0	0	0	0	11	14	0.00	0.000		
Keith Foulke, R ERA: 2.03	(8, 1)	1.0		3	0	0	0	3	0	0	0	0	0	0	0	0	8	11	0.00	0.000		
Matt Karchner, R ERA: 3.48	(9, 1)	1.0		3	0	0	0	1	0	0	0	0	0	0	0	0	8	11	0.00	0.000		


AB	41
R	12
H	15
RBI	12
BB	4
SO	4
LOB	24

AB	32
R	1
H	5
RBI	1
BB	6
SO	11
LOB	19

Batter	1	2	3	4	5	6	7	8	9	AB	R	H	RBI	BB	SO	LOB	TOP					
Ray Durham, S OBP: 0.353, SLG: 0.398	G6-3			F7		K		F8		4	0	0	0	0	1	2						
Maggio Ordonez, R OBP: 0.300, SLG: 0.427	G4-3			G7		G5-3			F6	4	0	0	0	0	0	1						
Frank Thomas, R OBP: 0.385, SLG: 0.482	K			K			F6		F9	4	0	0	0	0	2	0						
Albert Belle, R OBP: 0.351, SLG: 0.536		P6			HR				L9	3	1	1	1	1	0	0						
Robin Ventura, L OBP: 0.372, SLG: 0.487		G5-4-3 1B		G6-3			F4			3	0	1	0	0	0	1						
Wil Cordero, R OBP: 0.340, SLG: 0.556		G5-4-3 1-2		G5-3			FC5-4			3	0	0	0	0	0	2						
25 Jeff Abbott, R OBP: 0.300, SLG: 0.700			G5-3		F9			G3-1		3	0	0	0	0	0	0						
Charlie O'Brien, R OBP: 0.305, SLG: 0.377			F7			K				2	0	0	0	1	1	0						
Chris Snopce, R OBP: 0.325, SLG: 0.250			K					L3		3	0	1	0	0	1	1						
Inning Stats	R: 0 E: 0 K: 1 S: 5	H: 0 LOB: 0 BB: 0 P: 6	R: 0 E: 0 K: 0 S: 5	H: 1 LOB: 0 BB: 0 P: 7	R: 0 E: 0 K: 1 S: 10	H: 0 LOB: 0 BB: 0 P: 12	R: 0 E: 0 K: 1 S: 7	H: 0 LOB: 0 BB: 0 P: 11	R: 1 E: 0 K: 0 S: 10	H: 1 LOB: 0 BB: 0 P: 16	R: 0 E: 0 K: 2 S: 11	H: 1 LOB: 1 BB: 0 P: 18	R: 0 E: 0 K: 0 S: 10	H: 0 LOB: 1 BB: 1 P: 15	R: 0 E: 0 K: 0 S: 4	H: 0 LOB: 1 BB: 0 P: 10	R: 0 E: 0 K: 0 S: 4	H: 0 LOB: 0 BB: 0 P: 7	1B: 2 2B: 0 3B: 0 HR: 1	SF: 0 SAC: 0 DP: 1 HBP: 0	WP: 0 PB: 0 SB: 0 CS: 0	PA: 31
PITCHER Jeff Fassero, L ERA: 3.24	IP: 9.0 WLS: W BF: 31 H: 3 R: 1 ER: 1 SO: 5 BB: 2 IBB: 0 HBP: 0 BLK: 0 WP: 0 HR: 1 S: 66 P: 102 ERA: 1.00 WHIP: 0.556															PITCHER						

Chicago White Sox @ Seattle Mariners
The Kingdome, Seattle, WA
Tue May 05 1998, 10:05 PM EDT
Att: 22,760 - Dome - 72 F

AB 29
R 1
H 3
RBI 1
BB 2
SO 5
LOB 7



Batter	1	2	3	4	5	6	7	8	9	AB	R	H	RBI	BB	SO	LOB	BOTTOM			
Rich Amaral, R OBP: 0.333, SLG: 0.565	G3		F9	F8			G6-3 1B	E5 FC5-4		5	0	1	0	0	0	2				
Alex Rodriguez, R OBP: 0.354, SLG: 0.657	K				K		G6-3 1-2	FC5-4 1-2		5	1	1	1	0	2	2				
Ken Griffey Jr., L OBP: 0.357, SLG: 0.630	G6-3								K	4	2	1	1	0	2	1				
David Segui, S OBP: 0.417, SLG: 0.695		HR								4	3	3	2	0	1	0				
Edgar Martinez, R OBP: 0.359, SLG: 0.427		G5-3			F8					3	0	0	0	1	1	0				
Dan Wilson, R OBP: 0.376, SLG: 0.471							F3 E 2B			3	1	2	2	1	0	0				
Russ Davis, R OBP: 0.349, SLG: 0.505								F3		2	0	0	0	2	1	2				
Robert Perez, R OBP: 0.171, SLG: 0.371		P3								4	1	1	1	0	0	3				
Joey Cora, S OBP: 0.329, SLG: 0.344		L7								4	0	0	0	0	0	4				
Inning Stats	R: 0 E: 0 K: 1 S: 8	H: 0 LOB: 0 BB: 0 P: 12	R: 1 E: 0 K: 0 S: 17	H: 1 LOB: 2 BB: 2 P: 30	R: 1 E: 0 K: 2 S: 11	H: 1 LOB: 0 BB: 0 P: 15	R: 1 E: 1 K: 0 S: 15	H: 1 LOB: 2 BB: 1 P: 27	R: 2 E: 0 K: 2 S: 15	H: 2 LOB: 0 BB: 0 P: 22	R: 0 E: 0 K: 1 S: 8	H: 0 LOB: 0 BB: 0 P: 11	R: 2 E: 0 K: 0 S: 15	H: 3 LOB: 2 BB: 1 P: 27	R: 1 E: 1 K: 1 S: 9	H: 1 LOB: 1 BB: 0 P: 14	1B: 3 2B: 1 3B: 0 HR: 5	SF: 0 SAC: 0 DP: 0 HBP: 1	WP: 0 PB: 0 SB: 0 CS: 0	PA: 39
PITCHER Scott Eyre, L ERA: 4.84 Carlos Castillo, R ERA: 5.4 Tom Fordham, L ERA: 9.69	IP: 5.0 WLS: L BF: 24 H: 5 R: 5 ER: 4 SO: 5 BB: 3 IBB: 0 HBP: 0 BLK: 0 WP: 0 HR: 4 S: 66 P: 106 ERA: 7.20 WHIP: 1.600															PITCHER				

Chicago White Sox @ Seattle Mariners
The Kingdome, Seattle, WA
Tue May 05 1998, 10:05 PM EDT
Att: 22,760 - Dome - 72 F

AB 34
R 8
H 9
RBI 7
BB 4
SO 7
LOB 14



Batter	1	2	3	4	5	6	7	8	9	AB	R	H	RBI	BB	SO	LOB	TOP				
Ray Durham, S OBP: 0.369, SLG: 0.421 (1, 4)	0-2 2B 3B	1-2 F8			4-2 F8 2B BB		2-1 E 2B 1B	4-1 SH3-4 WP BB		3	3	2	0	2	0	1					
Maglio Ordonez, R OBP: 0.306, SLG: 0.430 (1, 8) (7, 9)	0-0 F6	2-0 F6			1-2 2B 1B		0-0 E9 2B 1B	1-0 SH3-4		4	2	2	0	0	0	2					
Frank Thomas, R OBP: 0.393, SLG: 0.500 (1, 10)	1-2 2B		4-1 G6-4-3 BB		3-1 F4		3-1 2B 2B	2-2 FC3-2-5		4	1	2	3	1	0	3					
Albert Belle, R OBP: 0.345, SLG: 0.530 (1, 7)	2-3 K		0-0 G6-4-3 1-2		0-0 F8		0-0 HR 2B	0-0 F8		5	1	1	1	0	1	5					
Robin Ventura, L OBP: 0.388, SLG: 0.500 Greg Norton, S OBP: 0.300, SLG: 0.348 (1, 5) (9, PR)	4-0 IBB		1-1 1B		2-2 2B		0-3 K		4-0 L9 BB BB	3	0	2	2	2	1	1					
Wii Condero, R OBP: 0.309, SLG: 0.500 (1, 3)	2-0 F2		2-3 K		1-2 F8		1-2 L9		2-3 K	5	0	0	0	0	2	6					
Ruben Sierra, S OBP: 0.279, SLG: 0.610 Mike Cameron, R OBP: 0.287, SLG: 0.274 (1, 9) (7, 8)		0-0 HR		1-1 F7		0-0 F9	3-0 HR		4-1 BB	4	2	2	3	0	0	0					
Chad Kreuter, S OBP: 0.382, SLG: 0.295 (1, 2)		1-1 G7		4-1 G4-6-3 BB		1-2 G5-3	0-1 1B		1-0 L9	4	0	1	0	1	0	2					
Mike Caruso, S OBP: 0.281, SLG: 0.395 (1, 6)		0-0 2B		0-0 G4-6-3 1-2		3-2 G6-3	1-3 K2-3		0-0 B1	5	0	1	0	0	1	4					
Inning Stats	R: 1 E: 0 K: 1 S: 14	H: 2 LOB: 2 BB: 1 P: 23	R: 1 E: 0 K: 0 S: 10	H: 2 LOB: 1 BB: 0 P: 14	R: 0 E: 0 K: 1 S: 7	H: 1 LOB: 1 BB: 1 P: 14	R: 0 E: 0 K: 0 S: 4	H: 0 LOB: 0 BB: 1 P: 9	R: 2 E: 0 K: 0 S: 15	H: 2 LOB: 1 BB: 0 P: 25	R: 5 E: 1 K: 2 S: 18	H: 6 LOB: 1 BB: 0 P: 28	R: 0 E: 0 K: 0 S: 6	H: 0 LOB: 1 BB: 1 P: 13	R: 0 E: 0 K: 1 S: 8	H: 0 LOB: 2 BB: 2 P: 19	1B: 5 2B: 5 3B: 1 HR: 2	SF: 0 SAC: 1 DP: 2 HBP: 0	WP: 1 PB: 0 SB: 0 CS: 0	PA: 45	
PITCHER	IP WLS BF H R ER SO	IP WLS BF H R ER SO	IP WLS BF H R ER SO	IP WLS BF H R ER SO	IP WLS BF H R ER SO	IP WLS BF H R ER SO	IP WLS BF H R ER SO	IP WLS BF H R ER SO	IP WLS BF H R ER SO	IP WLS BF H R ER SO	IP WLS BF H R ER SO	IP WLS BF H R ER SO	IP WLS BF H R ER SO	IP WLS BF H R ER SO	IP WLS BF H R ER SO	IP WLS BF H R ER SO	ERA WHIP	ERA WHIP			
27 Ken Cloude, R ERA: 4.99	5.0	24	7	4	4	2	3	1	0	0	0	0	1	50	85	7.20	2.000				
Paul Spoljaric, L ERA: 5.28	1.0	4	1	1	1	0	0	0	0	0	0	0	0	10	16	9.00	1.000				
Mike Timlin, R ERA: 5.85	0.0	3	3	2	2	0	0	0	0	0	0	0	0	4	7	∞	∞				
Tony Fossas, L ERA: 11.57	0.1	1	0	0	0	1	0	0	0	0	0	0	0	3	3	0.00	0.000				
Heathcliff Stocumb, R ERA: 14.19	1.2	W 8	2	2	2	1	1	0	0	0	0	1	1	15	27	10.80	1.800				

Chicago White Sox @ Seattle Mariners
The Kingdome, Seattle, WA
Wed May 06 1998, 10:05 PM EDT
Att: 21,243 - Dome - 72 F

AB	37
R	9
H	13
RBI	9
BB	7
SO	5
LOB	24



Batter	1	2	3	4	5	6	7	8	9	AB	R	H	RBI	BB	SO	LOB	BOTTOM				
Joey Cora, S OBP: 0.331, SLG: 0.360 (1, 4)	0-0 G6-3 2B 1B	1-2 G1-3		0-0 G5-3		0-1 F2		3-2 SF5 3B		5	2	2	0	0	0	3					
Alex Rodriguez, R OBP: 0.342, SLG: 0.634 (1, 6)	3-1 G6-3 1-2		3-2 F3		0-1 F2	1-3 K		0-2 G6-3		5	0	0	0	0	1	3					
Ken Griffey Jr., L OBP: 0.372, SLG: 0.639 (1, 8)	2-1 1B 2B		0-0 F9		4-1 BB BB		0-2 HR 1B	4-0 IBB IBB		3	2	2	1	2	0	0					
David Segui, S OBP: 0.317, SLG: 0.688 (1, 3)	2-0 1B		2-2 HR 1B		3-2 F7		1-0 F5	0-0 SF5		4	1	2	2	0	0	2					
Edgar Martinez, R OBP: 0.375, SLG: 0.455 (1, 10)	1-1 F4		2-0 HR		4-1 BB		4-2 HR BB	4-0 IBB		2	2	1	2	3	0	0					
Dan Wilson, R OBP: 0.369, SLG: 0.489 (1, 2)		0-1 G5-3	2-3 K		1-1 F4		3-2 HR	0-3 K		5	1	1	3	0	2	4					
Russ Davis, R OBP: 0.373, SLG: 0.552 (1, 5)		0-1 2B 1B		4-2 G4-3 E SF9 BB		2-1 HR	1-1 1B			3	2	3	1	1	0	0					
Rob Ducey, L OBP: 0.273, SLG: 0.317 (1, 9)		0-3 K		0-0 SAFE G4-3		1-0 G4-3	1-1 F7			4	0	0	0	0	1	3					
Rich Amaral, R OBP: 0.357, SLG: 0.615 (1, 7)		2-2 2B		0-0 SF9		0-0 1B	0-0 G5-3			3	0	2	1	0	0	1					
Inning Stats	R: 2 E: 0 K: 0 S: 8	H: 3 LOB: 0 BB: 0 P: 16	R: 0 E: 0 K: 1 S: 14	H: 2 LOB: 0 BB: 0 P: 17	R: 2 E: 0 K: 1 S: 14	H: 2 LOB: 0 BB: 0 P: 23	R: 1 E: 1 K: 0 S: 6	H: 0 LOB: 1 BB: 1 P: 10	R: 0 E: 0 K: 0 S: 9	H: 0 LOB: 2 BB: 2 P: 21	R: 1 E: 0 K: 1 S: 10	H: 2 LOB: 1 BB: 0 P: 14	R: 3 E: 0 K: 0 S: 15	H: 3 LOB: 1 BB: 1 P: 25	R: 1 E: 0 K: 1 S: 11	H: 1 LOB: 2 BB: 2 P: 22	1B: 7 2B: 2 3B: 1 HR: 3	SF: 2 SAC: 0 DP: 0 HBP: 0	WP: 0 PB: 0 SB: 1 CS: 0	PA: 42	
PITCHER	IP WLS BF H R ER SO	IP WLS BF H R ER SO	IP WLS BF H R ER SO	IP WLS BF H R ER SO	IP WLS BF H R ER SO	IP WLS BF H R ER SO	IP WLS BF H R ER SO	IP WLS BF H R ER SO	IP WLS BF H R ER SO	IP WLS BF H R ER SO	IP WLS BF H R ER SO	IP WLS BF H R ER SO	IP WLS BF H R ER SO	IP WLS BF H R ER SO	IP WLS BF H R ER SO	IP WLS BF H R ER SO	ERA WHIP	ERA WHIP			
James Baldwin, R ERA: 7.57	5.1	27	9	6	5	2	3	0	0	0	0	0	0	6	7	0.00	0.000				
41 Bill Simas, R ERA	0.2	2	0	0	0	1	0	0	0	0	0	0	0	6	7	0.00	0.000				
Keith Foulke, R ERA: 3.68	0.1	5	3	3	3	0	1	0	0	0	0	1	12	21	81.00	12.000					
Carlos Castillo, R ERA: 5.56	1.0	L 5	1	1	1	0	0	1	0	0	0	0	10	18	9.00	1.000					
Matt Karchner, R ERA: 3.75	0.2	3	0	0	0	1	0	1	0	0	0	0	4	8	0.00	0.000					

Chicago White Sox @ Seattle Mariners
The Kingdome, Seattle, WA
Wed May 06 1998, 10:05 PM EDT
Att: 21,243 - Dome - 72 F

AB	34
R	10
H	13
RBI	10
BB	6
SO	4
LOB	16



Batter	1	2	3	4	5	6	7	8	9	AB	R	H	RBI	BB	SO	LOB	TOP										
Ray Durham, S (1.4) OBP: 0.370, SLG: 0.424	1-2 G3		2-2 G4-3 1-3 2-H G5-3 2B		1-0 G5-3		4-0 BB		3-2 F9	4	1	1	1	1	0	1	Chicago White Sox @ Oakland Athletics Network Associates Coliseum, Oakland, CA Fri May 08 1998, 10:05 PM EDT Att: 9,509 - Cloudy - 61 F										
Maglio Ordonez, R (1.8) OBP: 0.295, SLG: 0.412	1-1 F8		0-1 G4-3			0-0 P8	1-0 G3		0-2 G6-3	5	0	0	1	0	0	4											
Frank Thomas, R (1.10) OBP: 0.396, SLG: 0.491	0-0 F8		2-3 3-H G5-3			4-2 1B BB		4-1 2B BB		2	1	0	1	2	0	0											
Albert Belle, R (1.7) OBP: 0.336, SLG: 0.513		0-0 G6-3	0-0 G6-3			1-2 L8		1-1 P5		4	0	0	0	0	0	2											
Robin Ventura, L (1.5) OBP: 0.399, SLG: 0.513		4-1 BB		1-2 G1-3		1 SAFE 2-0 1B		1 SAFE 0-0 SF7 2B		3	1	2	1	1	0	0											
Wil Cordero, R (1.3) OBP: 0.286, SLG: 0.472		0-3 K		0-3 K		0-0 F7		0-2 SF7		3	0	0	1	0	2	3											
Ruben Sierra, S (1.9) Mike Cameron, R (8.8) OBP: 0.287, SLG: 0.274		3-3 K		0-0 G4-3			0-1 G3	3-H 2-1 L8		4	0	0	0	0	1	1											
Chad Kreuter, S (1.2) OBP: 0.390, SLG: 0.298			1-0 HBP 2B 1B		2-0 F7		4-0 BB BB		0-0 L9	3	1	1	0	1	0	0											
Mike Caruso, S (1.6) OBP: 0.290, SLG: 0.393			2-2 G4-3 HBP		2-2 F8		1-3 K		0-0 F9 S 1B	3	1	1	0	0	1	1											
Inning Stats	R: 0 E: 0 K: 0 S: 6	H: 0 LOB: 0 BB: 0 P: 8	R: 0 E: 0 K: 2 S: 9	H: 0 LOB: 1 BB: 1 P: 16	R: 3 E: 0 K: 0 S: 14	H: 2 LOB: 0 BB: 0 P: 22	R: 0 E: 0 K: 1 S: 8	H: 0 LOB: 0 BB: 0 P: 9	R: 0 E: 0 K: 0 S: 12	H: 1 LOB: 2 BB: 1 P: 19	R: 0 E: 0 K: 1 S: 6	H: 0 LOB: 2 BB: 2 P: 16	R: 0 E: 0 K: 0 S: 9	H: 1 LOB: 1 BB: 0 P: 16	R: 0 E: 0 K: 0 S: 9	H: 1 LOB: 1 BB: 0 P: 12	1B: 3 2B: 2 HR: 0	SF: 1 SAC: 0 DP: 0 HBP: 1	WP: 0 PB: 0 SB: 1 CS: 0	PA: 38							
PITCHER	IP	WLS	BF	H	R	ER	SO	BB	IBB	HBP	BLK	WP	HR	S	P	ERA	WHIP										
Mike Oquist, R (1.1) ERA: 4.57	7.0		29	3	3	3	4	4	0	1	0	0	0	62	102	3.86	1.000										
Mike Fetters, R (8.1) ERA: 7.71	1.0	L	5	1	2	2	0	1	0	0	0	0	0	9	16	18.00	2.000										
Billy Taylor, R (9.1) ERA: 3.12	1.0		4	1	0	0	0	0	0	0	0	0	0	9	12	0.00	1.000										

AB 31
R 5
H 5
RBI 5
BB 5
SO 4
LOB 12



Batter	1	2	3	4	5	6	7	8	9	AB	R	H	RBI	BB	SO	LOB	BOTTOM										
Rickey Henderson, R (1.7) OBP: 0.389, SLG: 0.361	0-0 P3		3-2 HR		1-2 G4-3 SH5-4 1B		2-1 L8			4	1	2	1	0	0	0	Chicago White Sox @ Oakland Athletics Network Associates Coliseum, Oakland, CA Fri May 08 1998, 10:05 PM EDT Att: 9,509 - Cloudy - 61 F										
Jason McDonald, S (1.8) OBP: 0.389, SLG: 0.381	2-1 G6-3		3-3 K		0-0 SH5-4			1-3 K		3	0	0	0	0	2	0											
Ben Grieve, L (1.9) OBP: 0.371, SLG: 0.439	0-1 G4-3		1-0 G5-3		2-1 G4-3			2-2 L8		4	0	0	1	0	0	1											
Mike Blowers, R (1.5) OBP: 0.279, SLG: 0.255		4-2 FC6-4 BB	2-2 L7		2-3 3-H 0-0 P9			0-1 F9		3	0	0	0	1	0	1											
Jason Giambi, L (1.10) OBP: 0.378, SLG: 0.441		0-1 FC6-4 1B		1-0 P5		0-0 F7			1-2 F8	4	1	0	0	0	0	1											
Scott Spiezio, S (1.4) OBP: 0.301, SLG: 0.393	1-0 G5-3 1B		2-2 G5-3		2-2 F7			1-2 F8		4	0	1	0	0	0	0											
Mike Macfarlane, R (1.2) OBP: 0.366, SLG: 0.343	0-0 G5-3 1B		1-0 K		1-0 L6			3-2 G5-3		4	0	2	1	0	0	0											
Jack Voigt, R (1.3) OBP: 0.214, SLG: 0.120	1-1 G5-3		3-3 K				1-0 G5-3			3	0	0	0	0	1	3											
Rafael Bourquigal, R (1.6) OBP: 0.242, SLG: 0.313	0-1 F8		2-2 SH5-4 G4-3 1B				1-0 F8			3	1	0	0	0	0	2											
Inning Stats	R: 0 E: 0 K: 0 S: 5	H: 0 LOB: 0 BB: 0 P: 7	R: 1 E: 0 K: 0 S: 12	H: 2 LOB: 2 BB: 1 P: 18	R: 1 E: 0 K: 1 S: 11	H: 1 LOB: 0 BB: 0 P: 20	R: 0 E: 0 K: 1 S: 11	H: 1 LOB: 1 BB: 0 P: 18	R: 1 E: 1 K: 0 S: 11	H: 1 LOB: 1 BB: 0 P: 16	R: 0 E: 0 K: 0 S: 5	H: 0 LOB: 0 BB: 0 P: 8	R: 0 E: 0 K: 1 S: 4	H: 0 LOB: 0 BB: 0 P: 8	R: 0 E: 0 K: 1 S: 8	H: 0 LOB: 0 BB: 0 P: 11	R: 0 E: 0 K: 0 S: 13	H: 0 LOB: 0 BB: 0 P: 18	1B: 3 2B: 1 HR: 1	SF: 0 SAC: 1 DP: 0 HBP: 0	WP: 0 PB: 0 SB: 0 CS: 0	PA: 34					
PITCHER	IP	WLS	BF	H	R	ER	SO	BB	IBB	HBP	BLK	WP	HR	S	P	ERA	WHIP										
Mike Siroka, L (1.1) ERA: 3.73	9.0	W	34	5	3	2	3	1	0	0	0	0	1	80	124	2.00	0.667										

AB 32
R 3
H 5
RBI 3
BB 1
SO 3
LOB 8



Batter	1	2	3	4	5	6	7	8	9	AB	R	H	RBI	BB	SO	LOB	TOP									
Ray Durham , S (1, 4) OBP: 0.384, SLG: 0.446										5	1	4	0	0	0	1										
25 Jeff Abbott , R (1, 9) (7, 8) OBP: 0.286, SLG: 0.629										5	0	1	0	0	0	4										
Frank Thomas , R (1, 10) OBP: 0.389, SLG: 0.479										5	0	1	1	0	0	1										
Albert Belle , R (1, 7) OBP: 0.338, SLG: 0.504										4	1	1	0	1	0	2										
Robin Ventura , L (1, 5) OBP: 0.399, SLG: 0.508										5	2	2	0	0	0	2										
Wil Cordero , R (1, 3) OBP: 0.297, SLG: 0.483										5	2	2	0	0	1	3										
Mike Cameron , R (1, 8) Ruben Sierra , S (7, PH) (7, 9) OBP: 0.289, SLG: 0.289 OBP: 0.271, SLG: 0.556										2	1	1	1	0	0	0										
Charlie O'Brien , R (1, 2) Chad Kreuter , S (7, PH) (7, 2) OBP: 0.323, SLG: 0.400 OBP: 0.400, SLG: 0.313										2	0	2	1	0	0	0										
Mike Caruso , S (1, 6) OBP: 0.278, SLG: 0.376										4	0	0	1	0	0	4										
Inning Stats	R: 0 E: 0 K: 0 S: 6	H: 1 LOB: 0 BB: 0 P: 9	R: 2 E: 0 K: 0 S: 10	H: 3 LOB: 1 BB: 0 P: 16	R: 1 E: 0 K: 0 S: 12	H: 3 LOB: 1 BB: 0 P: 16	R: 2 E: 0 K: 0 S: 12	H: 2 LOB: 1 BB: 0 P: 22	R: 0 E: 0 K: 0 S: 10	H: 0 LOB: 1 BB: 1 P: 21	R: 0 E: 0 K: 0 S: 9	H: 2 LOB: 2 BB: 0 P: 15	R: 2 E: 0 K: 0 S: 13	H: 3 LOB: 2 BB: 1 P: 22	R: 0 E: 0 K: 0 S: 5	H: 1 LOB: 0 BB: 0 P: 6	R: 0 E: 0 K: 1 S: 6	H: 0 LOB: 0 BB: 0 P: 10	1B: 12 2B: 4 3B: 0 HR: 0	SF: 2 SAC: 0 DP: 2 HBP: 0	WP: 1 PB: 0 SB: 0 CS: 0	PA: 42				
PITCHER	IP	WLS	BF	H	R	ER	SO	BB	IBB	HBP	BLK	WP	HR	S	P	ERA	WHIP									
Kenny Rogers , L (1, 1) ERA: 3.67	5.2	W	28	11	5	5	0	1	0	0	0	1	0	57	94	7.94	2.118									
Aaron Small , R (6, 1) ERA: 6.48	0.2		3	1	1	1	0	0	0	0	0	0	0	7	12	13.50	1.500									
Buddy Groom , L (7, 1) ERA: 4.02	0.0		1	1	0	0	0	0	0	0	0	0	0	2	2	∞	∞									
T.J. Mathews , R (7, 1) ERA: 5.14	0.1		1	0	0	0	0	0	0	0	0	0	0	1	2	0.00	0.000									
Mike Mohler , L (7, 1) ERA: 3.6	0.0		1	0	0	0	0	1	0	0	0	0	0	0	4	∞	∞									

Chicago White Sox @ Oakland Athletics
Network Associates Coliseum, Oakland, CA
Sat May 09 1998, 6:33 AM EDT
Att: 13,167 - Cloudy - 62 F

AB 38
R 7
H 15
RBI 6
BB 2
SO 1
LOB 17

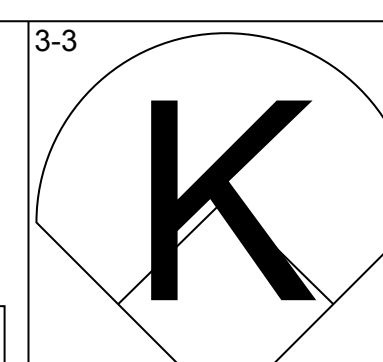
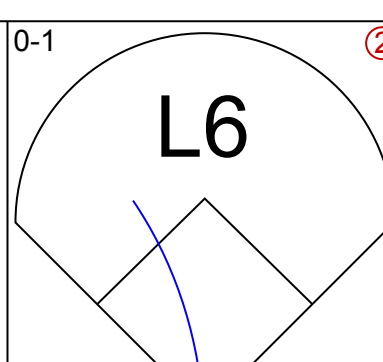
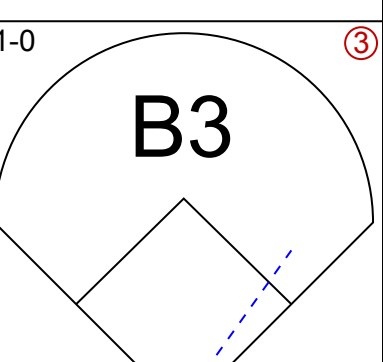
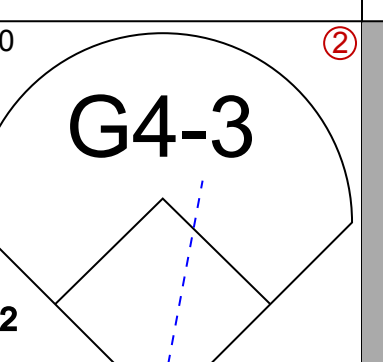
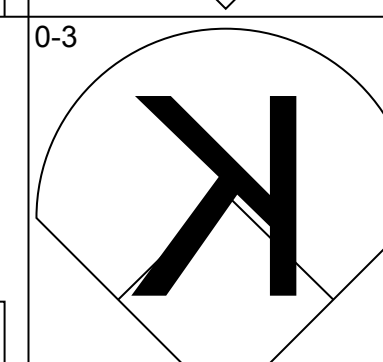
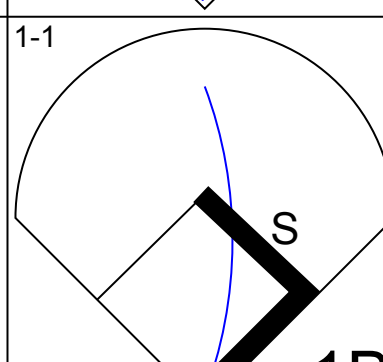
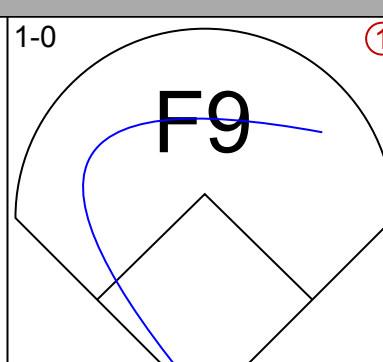
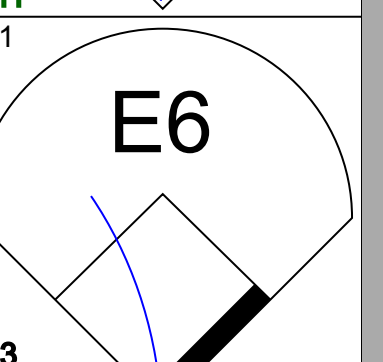
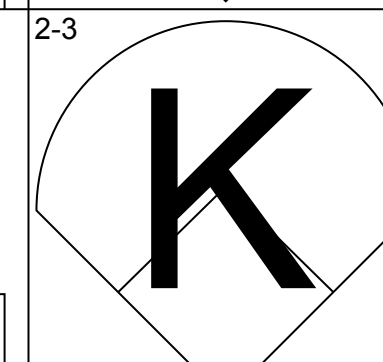
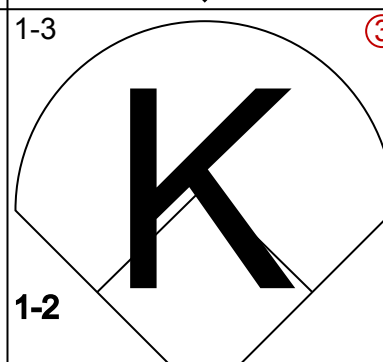
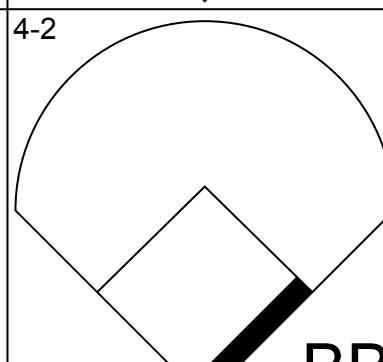
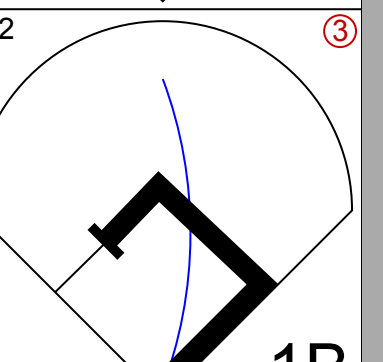
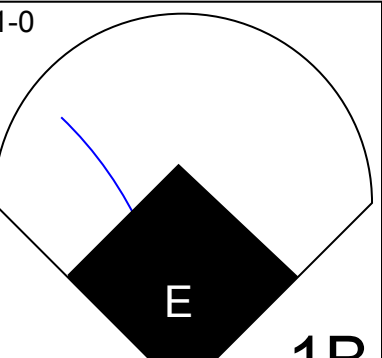
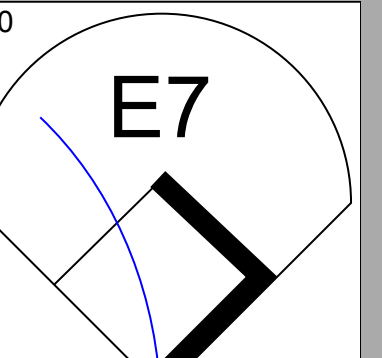
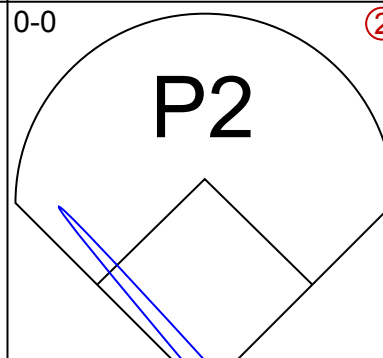
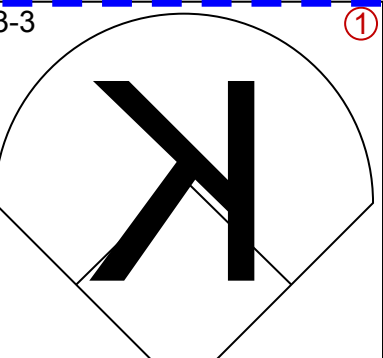
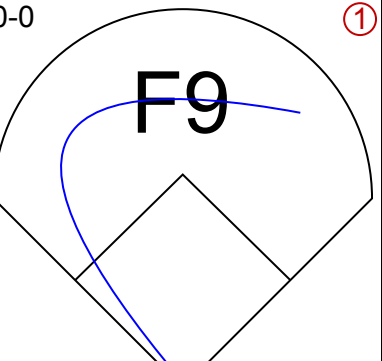
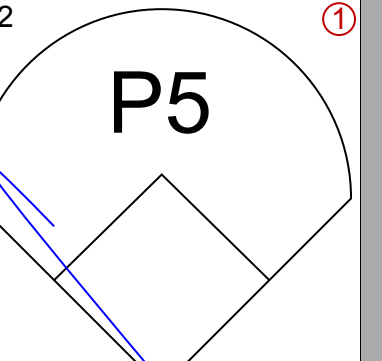
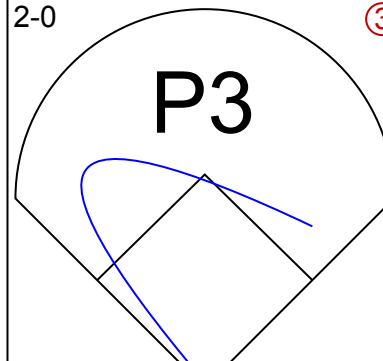
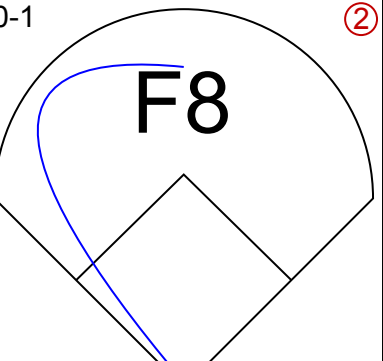
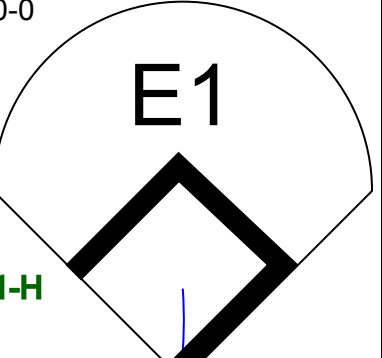
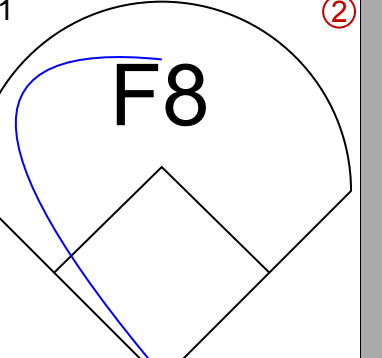
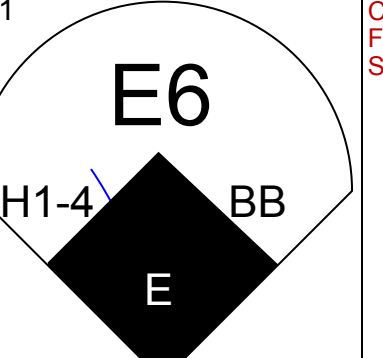
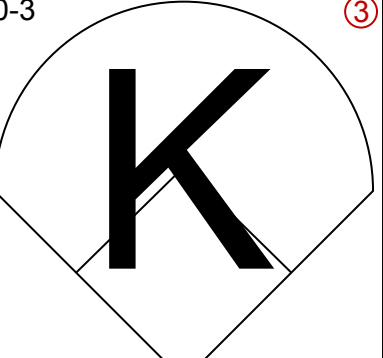
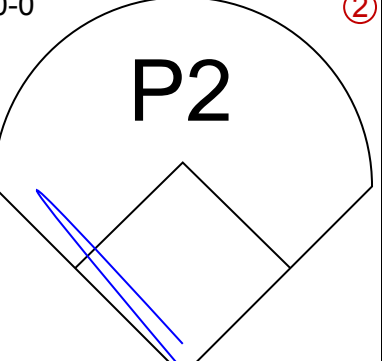

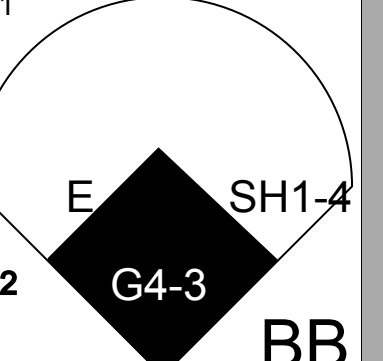
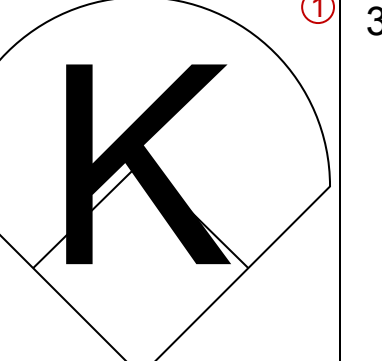
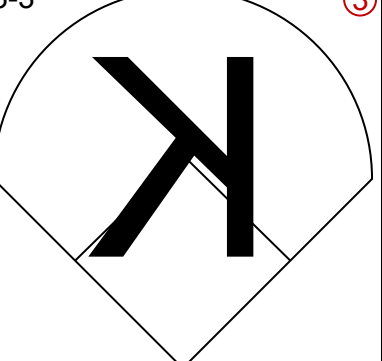
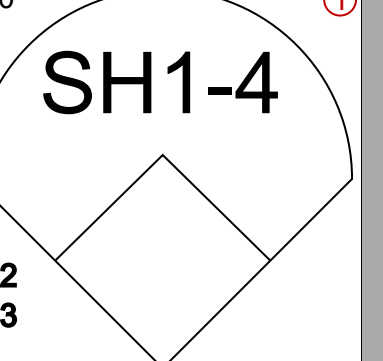
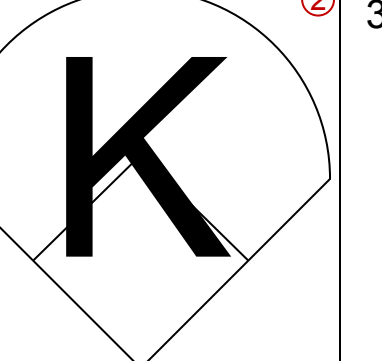
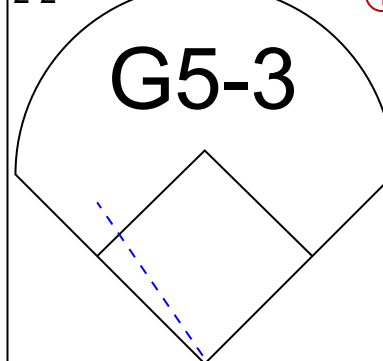
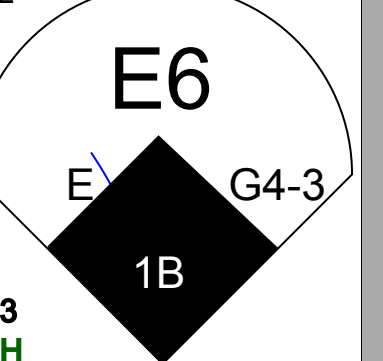
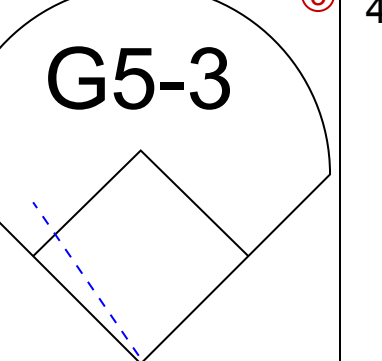


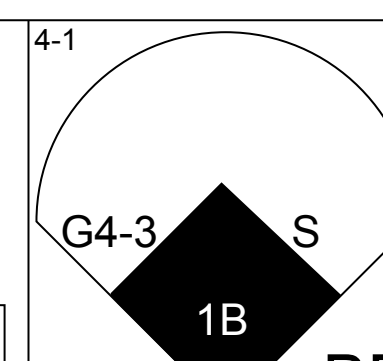
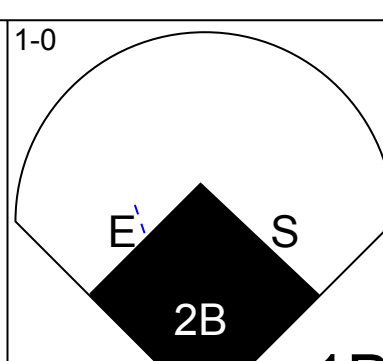
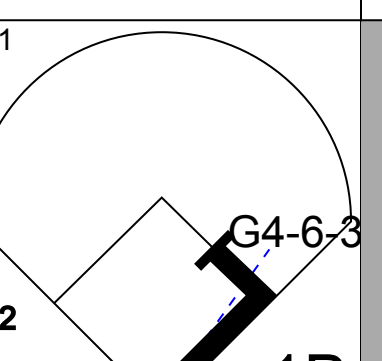
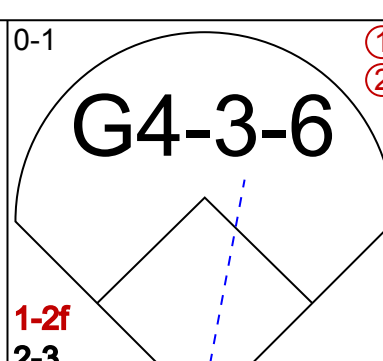
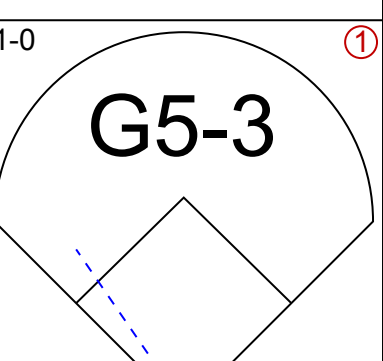
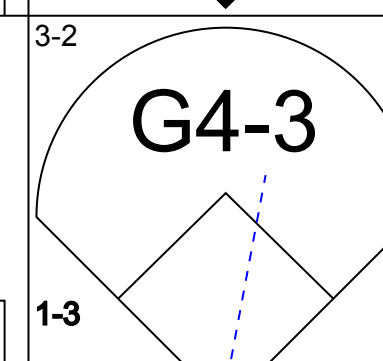
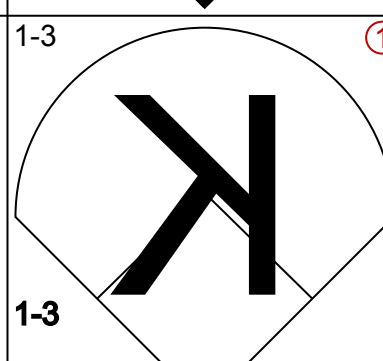
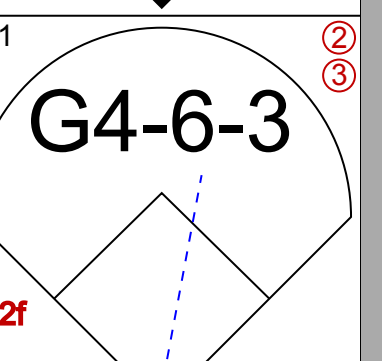
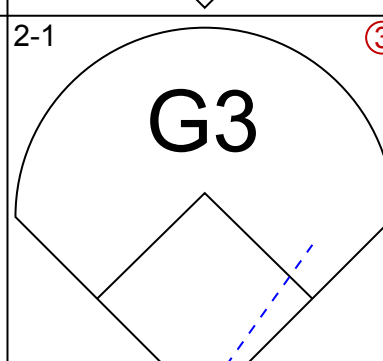
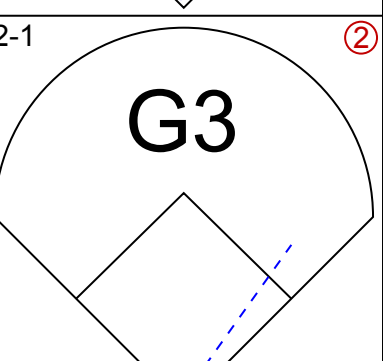
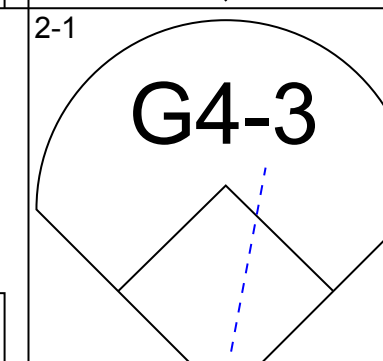
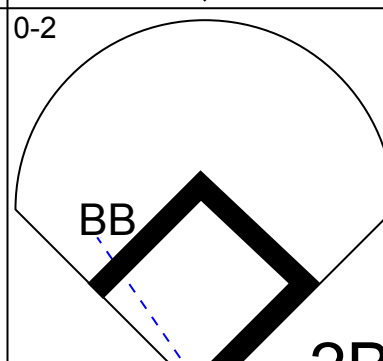
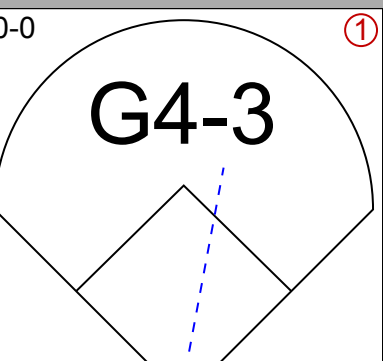

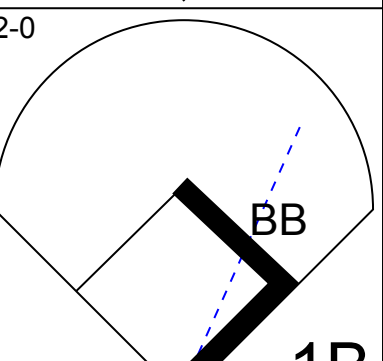
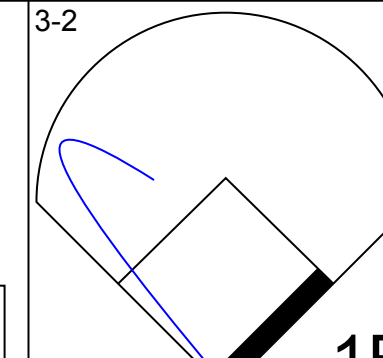
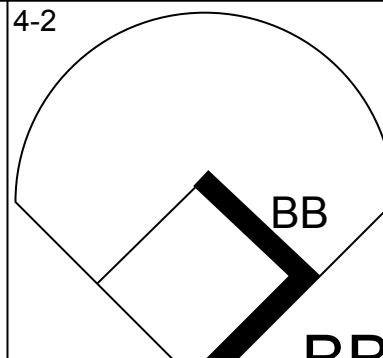
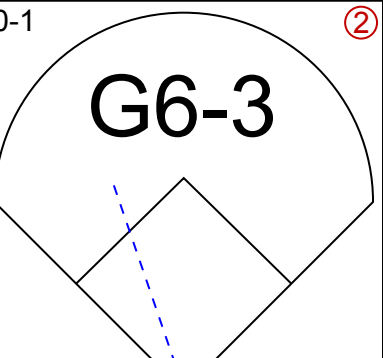

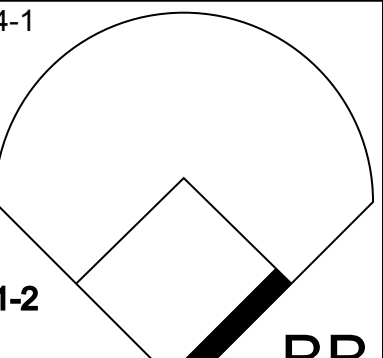
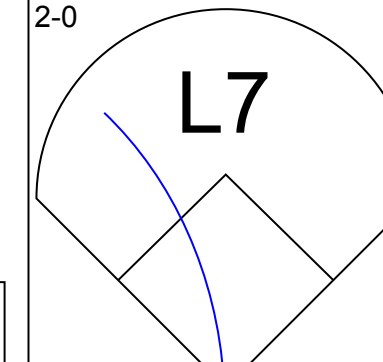
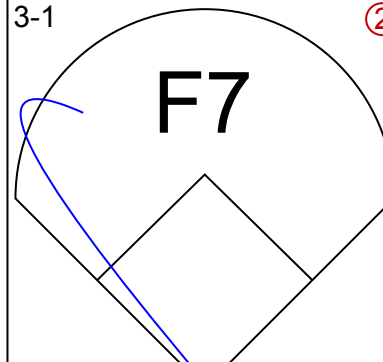
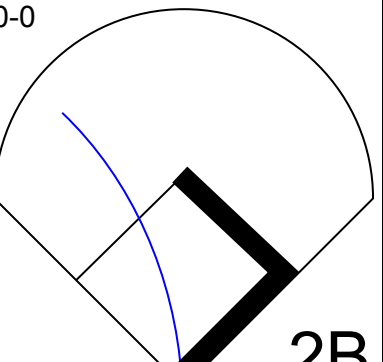

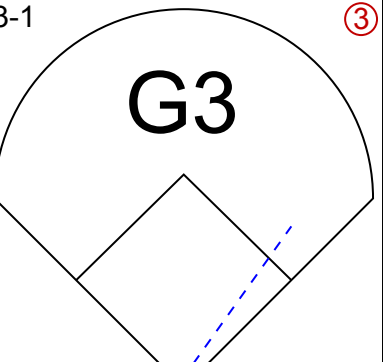
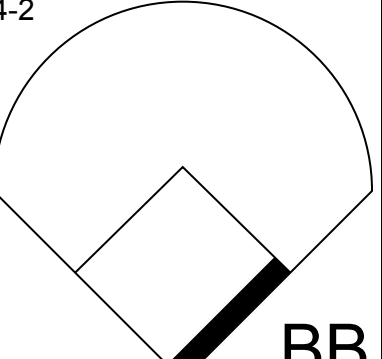
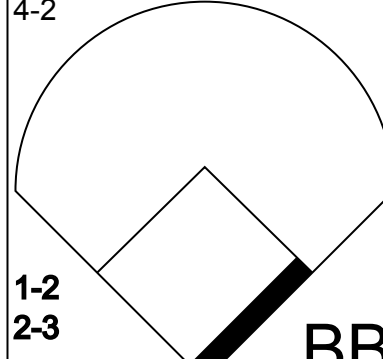
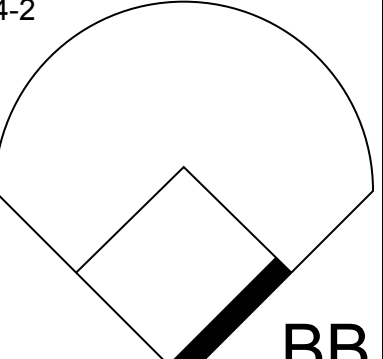


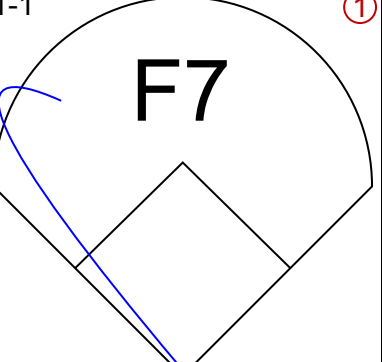
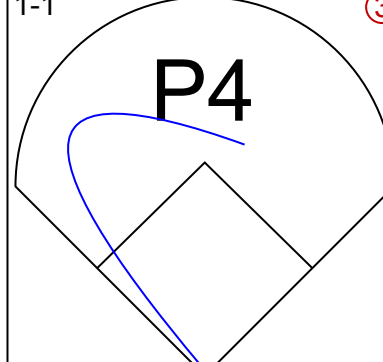
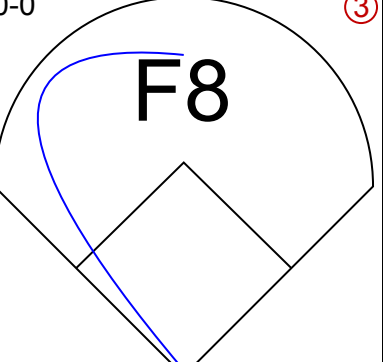


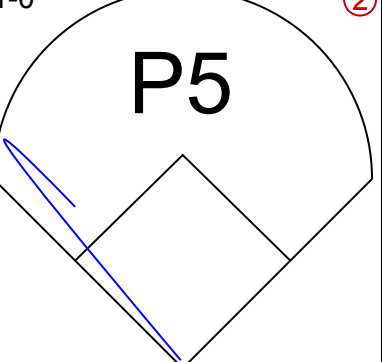


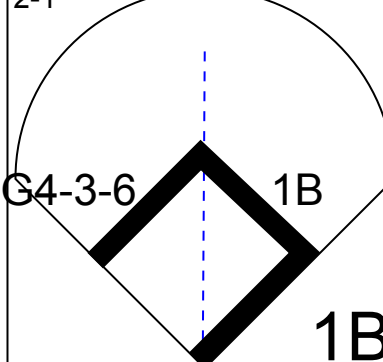

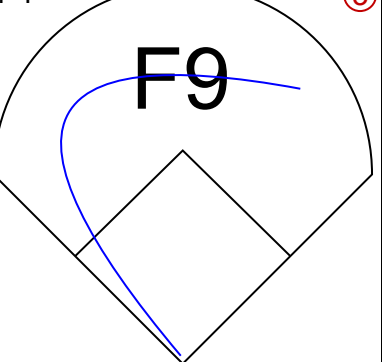
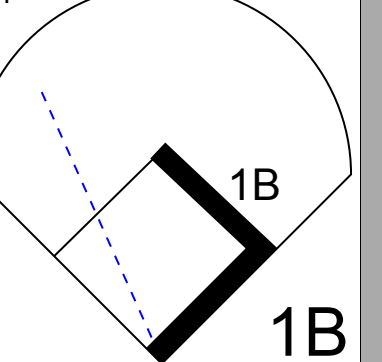
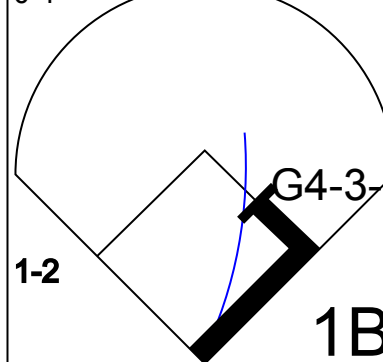

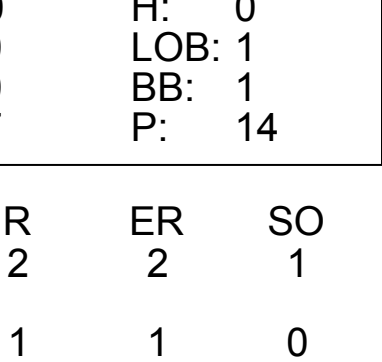
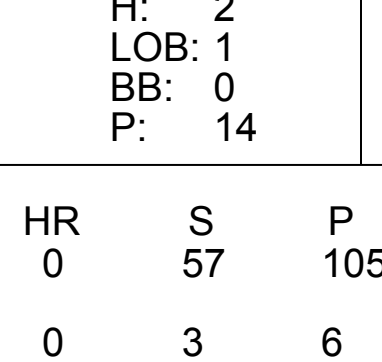
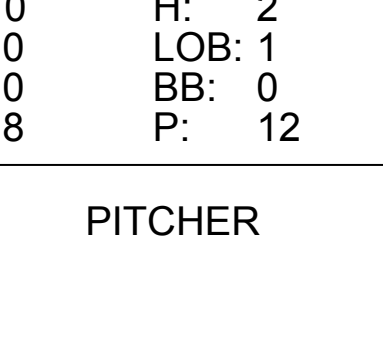
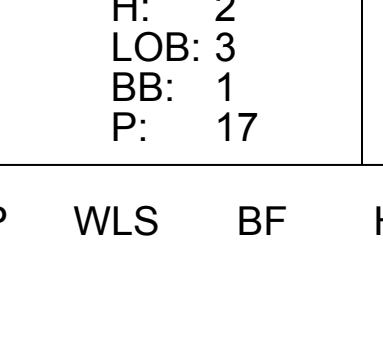
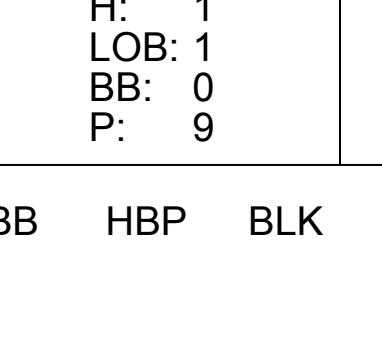
Batter	1	2	3	4	5	6	7	8	9	AB	R	H	RBI	BB	SO	LOB	BOTTOM									
Rickey Henderson , R (1, 7) OBP: 0.396, SLG: 0.370										5	3	3	1	0	0	1										
Jason McDonald , S (1, 8) (9, 9) OBP: 0.403, SLG: 0.379										3	2	1	2	2	0	3										
Ben Grieve , L (1, 9) Ryan Christenson , R (8, PR) (9, 8) OBP: 0.363, SLG: 0.456 OBP: 0.308, SLG: 0.340										4	2	3	1	1	0	1										
Matt Stairs , L (1, 10) OBP: 0.400, SLG: 0.646										5	2	3	6	0	0	2										
Jason Giambi , L (1, 3) Jack Voigt , R (8, PR) (9, 3) OBP: 0.393, SLG: 0.451 OBP: 0.214, SLG: 0.120										4	0	3	1	1	0	1										
Dave Magadan , L (1, 5) Mike Blowers , R (8, 5) OBP: 0.390, SLG: 0.404 OBP: 0.290, SLG: 0.286										3	0	0	0	1	1	2										
Mike Macfarlane , R (1, 2) OBP: 0.348, SLG: 0.350										5	1	1	0	0	1	3										
Scott Spiezio , S (1, 4) OBP: 0.297, SLG: 0.385										5	1	1	0	0	1	3										
Kurt Abbott , R (1, 6) OBP: 0.366, SLG: 0.444										2	2	1	0	1	0	0										
Inning Stats	R: 1 E: 1 K: 0 S: 13	H: 1 LOB: 1 BB: 1 P: 24	R: 0 E: 0 K: 1 S: 13	H: 0 LOB: 0 BB: 0 P: 19	R: 3 E: 1 K: 0 S: 13	H: 3 LOB: 1 BB: 2 P: 28	R: 3 E: 0 K: 0 S: 14	H: 3 LOB: 0 BB: 1 P: 26	R: 1 E: 0 K: 1 S: 11	H: 2 LOB: 0 BB: 0 P: 18	R: 0 E: 0 K: 0 S: 6	H: 1 LOB: 1 BB: 0 P: 6	R: 1 E: 0 K: 1 S: 10	H: 2 LOB: 1 BB: 0 P: 18	R: 6 E: 0 K: 0 S: 19	H: 5 LOB: 2 BB: 2 P: 38	1B: 11 2B: 5 3B: 0 HR: 1	SF: 0 SAC: 1 DP: 1 HBP: 0	WP: 1 PB: 0 SB: 2 CS: 1	PA: 45						
PITCHER	IP	WLS	BF	H	R	ER	SO	BB	IBB	HBP	BLK	WP	HR	S	P	ERA	WHIP									
Jason Bere , R (1, 1) ERA: 5.91	3.1	L	19	6	7	6	1	4	0	0	0	0	1	14	22	6.75	2.250									
Tony Castillo , L (4, 1) ERA: 4.5	1.1		5	3	1	1	0	0	0	0	0	0	0	8	10	0.00	1.000									
Carlos Castillo , R (5, 1) ERA: 5.32	1.0		4	1	0	0	1	0	0	0	0	0	0	10	17	9.00	2.000									
Tom Fordham , L (6, 1) ERA: 9.64	1.0		5	2	1	1	1	0	0	0	0	0	0	10	17	9.00	2.000									
Keith Foulke , R (7, 1) ERA: 3.6	0.1		1	0	0	0	0	0	0	0	0	0	0	1	2	0.00	0.000									

Chicago White Sox @ Oakland Athletics
Network Associates Coliseum, Oakland, CA
Sat May 09 1998, 6:33 AM EDT
Att: 13,167 - Cloudy - 62 F

AB 37
R 15
H 17
RBI 14
BB 6
SO 3
LOB 16



Batter	1	2	3	4	5	6	7	8	9	AB	R	H	RBI	BB	SO	LOB	TOP										
Ray Durham, S OBP: 0.374, SLG: 0.433										4	0	0	1	0	1	1	Chicago White Sox @ Oakland Athletics Network Associates Coliseum, Oakland, CA Sun May 10 1998, 6:33 AM EDT Att: 13,309 - Cloudy - 60 F										
Magglio Ordonez, R OBP: 0.293, SLG: 0.407										4	0	1	0	0	1												
Frank Thomas, R OBP: 0.392, SLG: 0.476										3	0	1	1	1	2	1											
Albert Belle, R OBP: 0.336, SLG: 0.496										4	1	1	0	0	1	1											
Robin Ventura, L OBP: 0.388, SLG: 0.492										4	0	0	0	0	0	3											
Wil Cordero, R OBP: 0.279, SLG: 0.452										4	1	0	0	0	1	1											
Mike Cameron, R OBP: 0.287, SLG: 0.280										3	1	0	0	1	2	2											
Charlie O'Brien, R OBP: 0.308, SLG: 0.379										3	0	0	0	0	3	1											
Chris Snopce, R OBP: 0.295, SLG: 0.225										4	1	0	0	0	1	1											
Inning Stats	R: 0 E: 0 K: 3 S: 9	H: 0 LOB: 0 BB: 0 P: 14	R: 1 E: 1 K: 1 S: 7	H: 1 LOB: 1 BB: 0 P: 11	R: 0 E: 0 K: 1 S: 11	H: 1 LOB: 1 BB: 0 P: 15	R: 0 E: 1 K: 1 S: 9	H: 0 LOB: 0 BB: 0 P: 12	R: 0 E: 0 K: 0 S: 6	H: 0 LOB: 0 BB: 0 P: 11	R: 3 E: 3 K: 0 S: 14	H: 1 LOB: 1 BB: 1 P: 22	R: 0 E: 0 K: 2 S: 10	H: 0 LOB: 0 BB: 0 P: 13	R: 0 E: 0 K: 2 S: 9	H: 0 LOB: 0 BB: 0 P: 14	1B: 3 2B: 0 3B: 0 HR: 0	SF: 0 SAC: 1 DP: 0 HBP: 0	WP: 0 PB: 0 CS: 1	PA: 36							
PITCHER	IP	WLS	BF	H	R	ER	SO	BB	IBB	HBP	BLK	WP	HR	S	P	ERA	WHIP										
Blake Stein, R ERA: 4.5	(1, 1)	7.0	L	30	3	4	0	8	2	0	0	0	0	63	98	0.00	0.714										
T.J. Mathews, R ERA: 2.95	(8, 1)	1.0		3	0	0	0	2	0	0	0	0	0	10	13	0.00	0.000										
Billy Taylor, R ERA: 2.95	(9, 1)	1.0		3	0	0	0	2	0	0	0	0	0	9	14	0.00	0.000										

Batter	1	2	3	4	5	6	7	8	9	AB	R	H	RBI	BB	SO	LOB	BOTTOM											
Rickey Henderson, R OBP: 0.403, SLG: 0.374										4	2	2	0	1	0	2	Chicago White Sox @ Oakland Athletics Network Associates Coliseum, Oakland, CA Sun May 10 1998, 6:33 AM EDT Att: 13,309 - Cloudy - 60 F											
Jason McDonald, S OBP: 0.378, SLG: 0.352										5	0	0	0	0	1	5												
Ben Grieve, L OBP: 0.391, SLG: 0.468										5	1	3	1	0	0	1												
Matt Stairs, L OBP: 0.417, SLG: 0.657										3	0	2	1	2	0	0												
Jason Giambi, L OBP: 0.393, SLG: 0.452										4	0	1	0	0	0	5												
Dave Magadan, L OBP: 0.400, SLG: 0.396										2	0	0	0	3	0	2												
Mike Macfarlane, R OBP: 0.320, SLG: 0.318										4	0	0	0	0	0	8												
A.J. Hinch, R OBP: 0.324, SLG: 0.402										1	0	0	0	0	0	0												
Scott Spiezio, S OBP: 0.308, SLG: 0.397										4	0	2	0	1	0	1												
Kurt Abbott, R OBP: 0.368, SLG: 0.441											5	0	2	0	0	1	5											
Inning Stats	R: 1 E: 0 K: 0 S: 10	H: 1 LOB: 1 BB: 1 P: 24	R: 0 E: 0 K: 0 S: 7	H: 0 LOB: 1 BB: 1 P: 14	R: 1 E: 0 K: 1 S: 16	H: 2 LOB: 3 BB: 2 P: 30	R: 0 E: 0 K: 0 S: 9	H: 2 LOB: 1 BB: 0 P: 14	R: 0 E: 0 K: 0 S: 7	H: 1 LOB: 2 BB: 1 P: 11	R: 0 E: 0 K: 0 S: 8	H: 2 LOB: 3 BB: 0 P: 12	R: 1 E: 0 K: 0 S: 7	H: 2 LOB: 1 BB: 1 P: 17	R: 0 E: 0 K: 0 S: 7	H: 1 LOB: 2 BB: 1 P: 19	R: 0 E: 0 K: 1 S: 8	H: 1 LOB: 1 BB: 0 P: 9	1B: 8 2B: 4 3B: 0 HR: 0	SF: 0 SAC: 0 DP: 2 HBP: 1	WP: 1 PB: 0 CS: 0	PA: 45						
PITCHER	IP	WLS	BF	H	R	ER	SO	BB	IBB	HBP	BLK	WP	HR	S	P	ERA	WHIP											
Jaime Navarro, R ERA: 5.06	(1, 1)	6.0	W	29	8	2	2	1	0	0	0	0	0	57	105	3.00	2.167											
Larry Casian, L ERA: 3.18	(7, 1)	0.0		3	2	1	1	0	0	0	1	0	0	3	6	∞	∞											
Keith Foulke, R ERA: 3.18	(7, 1)	2.0		9	1	0	0	0	2	0	0	0	1	0	11	30	0.00	1.500										
41 Bill Simas, R ERA: 3.18	(9, 1)	1.0	S	4	1	0	0	1	0	0	0	0	0	8	9	0.00	1.000											

AB 33
R 4
H 3
RBI 2
BB 2
SO 12
LOB 12



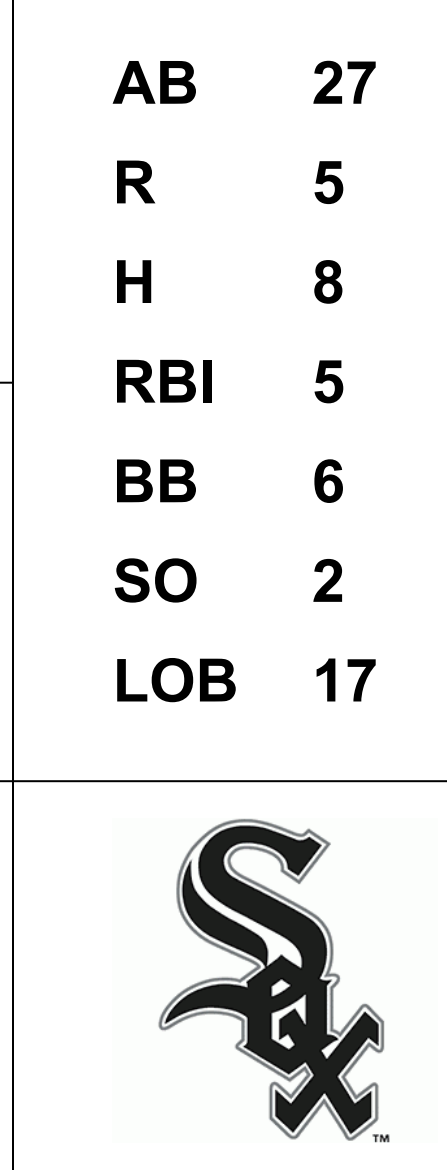
AB 37
R 3
H 12
RBI 2
BB 7
SO 2
LOB 29



Batter	1	2	3	4	5	6	7	8	9	AB	R	H	RBI	BB	SO	LOB	TOP																	
Darin Erstad, L (1, 7) X	0-0 F9	4-1 BB		4-1 FC6-4 BB		4-0 BB BB			1-3 K	2	0	0	0	3	1	0	Anaheim Angels @ Chicago White Sox Comiskey Park, Chicago, IL Tue May 12 1998, 8:05 PM EDT Att: 13,050 - Cloudy - 75 F																	
Damon Mashore, R (1, 8) C	1-3 K	2-2 G5-3		2-2 FC6-4 WP		4-0 BB			2-2 F7	4	0	0	0	1	1	5																		
Tim Salmon, R (1, 10) B	4-2 BB		0-0 F8	1-1 G6-3		0-2 F8			1-3 K	4	0	0	0	1	1	4																		
Cecil Fielder, R (1, 3) C	2-3 K		1-1 G6-3		0-3 K				0-2 G3	4	0	0	0	0	2	1																		
Dave Hollins, S (1, 5) X		0-0 P2	4-1 BB	1-2 BB	1-2 G4-6-3 BB				3-1 P6	3	0	1	0	1	0	0																		
16 Garret Anderson, L (1, 9) C	1-2 BB	1-2 BB	1-2 BB	1-2 BB	0-0 G4-6-3				1-0 G3	3	1	1	0	1	0	1																		
Phil Nevin, R (1, 2) F	1-1 BB	1-1 BB	1-0 F7						0-1 P6	4	0	1	0	0	1	2																		
Craig Shipley, R (1, 4) C	0-3 K			0-1 P3		1-2 E5			2-3 K	3	0	0	0	0	1	2																		
Frank Bolick, S (8, PH) C				BB G1-3		BB G1-3			BB K	1	0	0	0	0	1	0																		
Carlos Garcia, R (8, 4) C									BB K	0	0	0	0	0	0	0																		
Gary Disarcina, R (1, 6) B	1-2 BB	1-2 BB	4-1 FC6-4 S WP BB			0-1 G1-3			1-1 L5	3	1	1	1	1	0	1																		
Inning Stats	R: 0 E: 0 K: 2 S: 9	H: 0 LOB: 1 BB: 1 P: 16	R: 1 E: 0 K: 1 S: 17	H: 3 LOB: 3 BB: 1 P: 26	R: 0 E: 0 K: 0 S: 6	H: 0 LOB: 2 BB: 2 P: 16	R: 1 E: 0 K: 0 S: 10	H: 0 LOB: 1 BB: 2 P: 21	R: 0 E: 0 K: 1 S: 8	H: 1 LOB: 0 BB: 0 P: 9	R: 0 E: 1 K: 0 S: 10	H: 0 LOB: 3 BB: 2 P: 19	R: 0 E: 0 K: 0 S: 9	H: 0 LOB: 0 BB: 0 P: 13	R: 0 E: 0 K: 2 S: 9	H: 0 LOB: 0 BB: 0 P: 13	R: 0 E: 0 K: 2 S: 10	H: 0 LOB: 0 BB: 0 P: 14	1B: 4 2B: 0 3B: 0 HR: 0	SF: 0 SAC: 0 DP: 1 HBP: 0	WP: 1 PB: 0 SB: 1 CS: 0	PA: 39												
PITCHER	IP WLS BF H R ER SO BB IBB HBP BLK WP HR S P ERA WHIP																																	
Scott Eyre, L (1, 1) ERA: 4.61	5.2		29	4	2	2	4	8	0	0	0	0	1	0	57	104	3.18	2.118																
Carlos Castillo, R (6, 1) ERA: 4.67	3.1	W	10	0	0	0	4	0	0	0	0	0	0	0	31	43	0.00	0.000																

Batter	1	2	3	4	5	6	7	8	9	AB	R	H	RBI	BB	SO	LOB	BOTTOM																	
Ray Durham, S (1, 4) B	4-2 G6-3 BB		4-2 G6-4-3 BB		1-3 BB		1-2 G5-4-3 BB			2	0	1	0	2	1	1	Anaheim Angels @ Chicago White Sox Comiskey Park, Chicago, IL Tue May 12 1998, 8:05 PM EDT Att: 13,050 - Cloudy - 75 F																	
Maglio Ordonez, R (1, 8) C	0-1 G6-3		0-0 G6-4-3		2-1 L7		0-1 G5-4-3			4	0	0	0	0	5																			
Frank Thomas, R (1, 10) X	0-0 E6			4-0 L7-4 BB		0-0 HR			0-0 G5-3	3	1	1	0	1	0																			
Albert Belle, R (1, 7) B	2-2 G4-3			4-1 BB		1-1 HR			2-2 F7	3	1	1	2	1	0																			
Robin Ventura, L (1, 5) B		4-0 FC4-6 BB		0-3 K		2-1 F9			4-2 G4-6-3 BB	2	0	0	0	2	1	2																		
Ruben Sierra, S (1, 9) C		0-1 FC4-6		1-0 L7-4		1-0 BB			0-0 G4-6-3	4	1	1	0	0	0	4																		
Mike Cameron, R (9, 8) C		1-2 FC4-6		2-3 BB		2-0 BB			1-2 G4-6-3	0	0	0	0	0	0	0																		
Greg Norton, S (1, 3) C	1-2 G4-6-3					0-1 HR			2-0 BB	3	2	2	2	0	0	1																		
Charlie O'Brien, R (1, 2) C			3-2 E1		3-1 FC6-4		3-2 L5			3	0	1	0	0	0	1																		
Chris Snopce, R (1, 6) B			2-2 FC6-4		2-1 FC6-4		2-1 FC6-4		2-1 BB	3	0	1	1	0	0	2																		
Inning Stats	R: 0 E: 1 K: 0 S: 9	H: 0 LOB: 1 BB: 1 P: 15	R: 0 E: 0 K: 0 S: 5	H: 0 LOB: 0 BB: 1 P: 12	R: 0 E: 2 K: 0 S: 12	H: 0 LOB: 1 BB: 1 P: 21	R: 0 E: 0 K: 1 S: 5	H: 0 LOB: 1 BB: 2 P: 14	R: 1 E: 0 K: 1 S: 12	H: 2 LOB: 1 BB: 0 P: 20	R: 4 E: 0 K: 0 S: 13	H: 5 LOB: 1 BB: 0 P: 24	R: 0 E: 0 K: 0 S: 8	H: 1 LOB: 0 BB: 0 P: 9	R: 0 E: 0 K: 0 S: 8	H: 0 LOB: 0 BB: 1 P: 14	R: 0 E: 0 K: 0 S: 8	H: 0 LOB: 0 BB: 1 P: 14	1B: 4 2B: 3 3B: 0 HR: 2	SF: 0 SAC: 0 DP: 6 HBP: 0	WP: 0 PB: 0 SB: 0 CS: 0	PA: 33												
PITCHER	IP WLS BF H R ER SO BB IBB HBP BLK WP HR S P ERA WHIP																																	
Omar Olivares, R (1, 1) ERA: 3.58	5.0	L	22	4	3	3	2	5	0	0	0	0	0	0	0	0	5.40	1.800																
Greg Cadaret, L (6, 1) ERA: 6.35	0.1		3	2	1	1	0	0	0	0	0	0	0	0	4	9	27.00	6.000																
Pep Harris, R (6, 1) ERA: 9.0	0.2		2	1	1	1	0	0	0	0	0	0	0	6	11	13.50	1.500																	
Jason Dickson, R (7, 1) ERA: 8.1	2.0		6	1	0	0	0	1	0	0	0	0	0	16	23	0.00	1.000																	

AB	31
R	2
H	4
RBI	1
BB	8
SO	8
LOB	16



Batter	1	2	3	4	5	6	7	8	9	AB	R	H	RBI	BB	SO	LOB	TOP										
Damon Mashore, R OBP: 0.397, SLG: 0.441	P4		G4-3	1B		HBP		G5-3		4	0	2	1	0	0	1	Anaheim Angels @ Chicago White Sox Comiskey Park, Chicago, IL Wed May 13 1998, 8:05 PM EDT Att: 13,498 - Unknown - 63 F										
Jim Edmonds, L OBP: 0.394, SLG: 0.500	K		G4-3	G6-3		F7		F7		5	0	0	1	0	1	4											
Darin Erstad, L OBP: 0.394, SLG: 0.604	1B		F8		HR			G4-3	K	5	1	2	1	0	1	1											
Tim Salmon, R OBP: 0.379, SLG: 0.538	F7		K		G3-1	2B		K	G3-1	5	0	1	0	0	2	2											
Cecil Fielder, R OBP: 0.372, SLG: 0.470		CS		HR	K			K		4	1	2	1	1	2	1											
Dave Hollins, S OBP: 0.324, SLG: 0.397	K			K	G3-1			G5-3	P5	5	0	0	0	0	2	3											
Phil Nevin, R OBP: 0.362, SLG: 0.448	G5-3			1B	SH1-3	2B			BB	3	2	1	0	1	0	1											
Randy Velarde, R OBP: 0.750, SLG: 1.667				HR				G6-3		3	3	2	1	1	0	0											
Norberto Martin, R OBP: 0.234, SLG: 0.242				1B	SH1-3	1B			2B	0	0	0	0	0	0	0											
Gary Disarcina, R OBP: 0.344, SLG: 0.416			1B	PB	G4-3	1B		G4-3		3	1	2	3	0	0	0											
Inning Stats	R: 0 E: 0 K: 1 S: 10	H: 1 LOB: 1 BB: 0 P: 14	R: 0 E: 0 K: 1 S: 9	H: 0 LOB: 0 BB: 1 P: 16	R: 2 E: 0 K: 1 S: 15	H: 3 LOB: 1 BB: 0 P: 28	R: 3 E: 0 K: 1 S: 18	H: 4 LOB: 1 BB: 0 P: 25	R: 1 E: 0 K: 0 S: 8	H: 2 LOB: 1 BB: 0 P: 28	R: 0 E: 0 K: 2 S: 12	H: 0 LOB: 0 BB: 0 P: 20	R: 2 E: 0 K: 0 S: 14	H: 1 LOB: 1 BB: 2 P: 26	R: 0 E: 0 K: 1 S: 8	H: 1 LOB: 1 BB: 0 P: 12	1B: 6 2B: 4 3B: 0 HR: 3	SF: 0 SAC: 1 DP: 1 HBP: 1	WP: 0 PB: 1 SB: 1 CS: 0	PA: 42							
PITCHER	IP	WLS	BF	H	R	ER	SO	BB	IBB	HBP	BLK	WP	HR	S	P	ERA	WHIP										
Mike Siroka, L ERA: 4.33	3.1	L	17	7	5	5	4	1	0	0	0	0	2	43	71	13.50	2.400										
James Baldwin, R ERA: 8.54	2.1		11	3	1	1	1	0	0	1	0	0	1	35	53	3.86	1.286										
Tom Fordham, L ERA: 8.8	1.1		4	0	0	0	2	0	0	0	0	0	0	13	21	0.00	0.000										
Tony Castillo, L ERA: 5.29	1.0		6	1	2	2	0	2	0	0	0	0	0	14	26	18.00	3.000										
Larry Casian, L ERA: 9.0	1.0		4	1	0	0	1	0	0	0	0	0	0	8	12	0.00	1.000										


Batter	1	2	3	4	5	6	7	8	9	AB	R	H	RBI	BB	SO	LOB	BOTTOM										
Ray Durham, S OBP: 0.384, SLG: 0.440	1B	P3		FC6-4		FC6-4		FC6-4		5	1	2	0	0	0	5	Anaheim Angels @ Chicago White Sox Comiskey Park, Chicago, IL Wed May 13 1998, 8:05 PM EDT Att: 13,498 - Unknown - 63 F										
Magglio Ordonez, R OBP: 0.282, SLG: 0.394	K2-3		2B	FC6-4		G1-3			L7	5	1	1	0	0	1	5											
Frank Thomas, R OBP: 0.401, SLG: 0.485	G6-4-3		F8		FC4-6		P2			5	0	3	1	0	0	1											
Albert Belle, R OBP: 0.338, SLG: 0.515	G6-4-3		G3-1		K		K		F9	4	0	1	1	0	2	2											
25 Jeff Abbott, R OBP: 0.276, SLG: 0.611			2B							1	0	0	0	0	0	1											
Robin Ventura, L OBP: 0.385, SLG: 0.474		G3	G3-1		FC4-6				G4-3	5	0	1	0	0	0	3											
Wil Cordero, R OBP: 0.276, SLG: 0.431		1B	G6-3		F8		P4			3	1	0	0	1	0	3											
Mike Cameron, R OBP: 0.303, SLG: 0.291		2B		G6-3		FC6-4		FC6-4	1B	3	0	2	0	1	0	0											
Chad Kreuter, S OBP: 0.391, SLG: 0.327				F9		FC6-4		F7		4	0	1	1	0	0	2											
Chris Snopek, R OBP: 0.314, SLG: 0.239				P6		FC6-4		L7		3	0	1	0	1	0	3											
Inning Stats	R: 1 E: 0 K: 1 S: 10	H: 2 LOB: 0 BB: 0 P: 18	R: 1 E: 0 K: 0 S: 16	H: 2 LOB: 2 BB: 1 P: 28	R: 1 E: 0 K: 0 S: 13	H: 2 LOB: 1 BB: 0 P: 21	R: 0 E: 0 K: 0 S: 10	H: 2 LOB: 2 BB: 0 P: 15	R: 0 E: 0 K: 0 S: 12	H: 1 LOB: 1 BB: 0 P: 18	R: 0 E: 0 K: 0 S: 9	H: 0 LOB: 2 BB: 2 P: 22	R: 0 E: 0 K: 1 S: 14	H: 1 LOB: 1 BB: 0 P: 23	R: 0 E: 0 K: 0 S: 7	H: 1 LOB: 1 BB: 0 P: 9	R: 0 E: 0 K: 0 S: 7	H: 1 LOB: 1 BB: 0 P: 9	1B: 8 2B: 4 3B: 0 HR: 0	SF: 0 SAC: 0 DP: 1 HBP: 0	WP: 0 PB: 1 SB: 1 CS: 0	PA: 41					
PITCHER	IP	WLS	BF	H	R	ER	SO	BB	IBB	HBP	BLK	WP	HR	S	P	ERA	WHIP										
Allen Watson, L ERA: 9.25	5.1	W	27	9	3	3	2	3	0	0	0	0	0	65	113	5.06	2.250										
Shigetoshi Hasegawa, R ERA: 4.95	2.2		10	2	0	0	1	0	0	0	0	0	0	26	41	0.00	0.750										
Rich DeLucia, R ERA: 6.4	1.0		4	1	0	0	0	0	0	0	0	0	0	7	9	0.00	1.000										



Batter	1	2	3	4	5	6	7	8	9	AB	R	H	RBI	BB	SO	LOB	TOP								
Alex Rodriguez, R OBP: 0.328, SLG: 0.601 (1, 6)	P3		1B SF8	1B		E5			F9	5	1	2	0	0	0	1									
Joey Cora, S OBP: 0.315, SLG: 0.344 (1, 4)	HR		1B WP	1B		L9			F9	4	2	1	1	1	0	4									
Ken Griffey Jr., L OBP: 0.386, SLG: 0.656 (1, 8)	F7		1B WP	1B					E BB	5	0	3	0	0	0	2									
David Segui, S OBP: 0.224, SLG: 0.662 Rich Amaral, R OBP: 0.350, SLG: 0.500 (9, PR)	1B		SF8			K			L8	3	0	1	1	1	1	1									
Edgar Martinez, R OBP: 0.361, SLG: 0.479 (1, 10)	K		3-H 2-1	1B		L8			E BB	5	0	1	1	0	2	4									
Russ Davis, R OBP: 0.358, SLG: 0.542 (1, 5)			1-3 2-H	1B		F8			G5-3	4	0	0	0	1	0	6									
Glenallen Hill, R OBP: 0.378, SLG: 0.504 (1, 7)			2-1	F9		G5-3			P5	4	0	0	0	0	0	3									
Dan Wilson, R OBP: 0.336, SLG: 0.407 (1, 2)			0-1	P3		SH1-3 BB			G6-3	3	0	0	0	1	0	1									
Ryan Radmanovich, L OBP: 0.100, SLG: 0.053 (1, 9)			1-3	K		SH1-3			E S BB	2	0	0	0	1	2	1									
Inning Stats	R: 1 E: 0 K: 1 S: 14	H: 2 LOB: 1 BB: 0 P: 21	R: 0 E: 0 K: 1 S: 9	H: 0 LOB: 1 BB: 1 P: 16	R: 2 E: 0 K: 0 S: 14	H: 3 LOB: 2 BB: 1 P: 24	R: 0 E: 0 K: 0 S: 7	H: 1 LOB: 2 BB: 1 P: 17	R: 0 E: 0 K: 1 S: 11	H: 0 LOB: 0 BB: 0 P: 13	R: 0 E: 1 K: 0 S: 7	H: 0 LOB: 2 BB: 1 P: 15	R: 0 E: 0 K: 1 S: 10	H: 1 LOB: 1 BB: 0 P: 12	R: 0 E: 0 K: 1 S: 7	H: 0 LOB: 0 BB: 0 P: 10	R: 0 E: 1 K: 0 S: 13	H: 1 LOB: 3 BB: 1 P: 27	1B: 7 2B: 0 3B: 0 HR: 1	SF: 1 SAC: 1 DP: 0 HBP: 0	WP: 1 PB: 0 SB: 1 CS: 0	PA: 42			
PITCHER	IP	WLS	BF	H	R	ER	SO	BB	IBB	HBP	BLK	WP	HR	S	P	ERA	WHIP								
Jason Bere, R ERA: 5.75 (1, 1)	5.2		28	6	3	3	3	4	0	0	0	1	1	60	103	4.76	1.765								
Tom Fordham, L ERA: 8.52 (6, 1)	0.1	W	2	1	0	0	0	0	0	0	0	0	0	4	5	0.00	3.000								
Keith Foulke, R ERA: 2.84 (7, 1)	2.0		6	0	0	0	2	0	0	0	0	0	0	15	20	0.00	0.000								
41 Bill Simas, R ERA: (9, 1)	1.0	S	6	1	0	0	0	1	0	0	0	0	0	13	27	0.00	2.000								

Seattle Mariners @ Chicago White Sox
Comiskey Park, Chicago, IL
Thu May 14 1998, 8:05 PM EDT
Att: 15,007 - Cloudy - 70 F

AB 35
R 3
H 8
RBI 3
BB 5
SO 5
LOB 23



Batter	1	2	3	4	5	6	7	8	9	AB	R	H	RBI	BB	SO	LOB	BOTTOM								
Ray Durham, S OBP: 0.387, SLG: 0.438 Mike Caruso, S OBP: 0.278, SLG: 0.376 (7, PR) (8, 6)	F8		25 1B 2B			G4-3			HBP	3	1	1	0	0	0	0									
25 Jeff Abbott, R OBP: 0.308, SLG: 0.615 Magglio Ordonez, R OBP: 0.280, SLG: 0.391 (1, 9) (7, 9)	F8		2B			1B			F7	3	0	2	1	0	0	0									
Frank Thomas, R OBP: 0.392, SLG: 0.471 (1, 10)	G6-3		1-2 2-H	1B		1B			K	1	0	0	0	0	0	1									
Albert Belle, R OBP: 0.348, SLG: 0.522 (1, 7)			1-2	F8		2B			CS BB	2	0	1	1	2	0	0									
Wil Cordero, R OBP: 0.263, SLG: 0.406 (1, 3)			1-1	L6		P2			L7	4	0	0	0	0	1	4									
Mike Cameron, R OBP: 0.309, SLG: 0.292 (1, 8)			2-3	K					1-2 1B	3	1	1	0	1	2	0									
Greg Norton, S OBP: 0.339, SLG: 0.577 Robin Ventura, L OBP: 0.382, SLG: 0.471 (1, 5) (7, 5)			2-2	HR		K			HR BB	3	2	2	3	0	1	0									
Charlie O'Brien, R OBP: 0.296, SLG: 0.359 (1, 2)			2-1	F8		K			G1-3	3	0	0	0	0	1	0									
Chris Snopce, R OBP: 0.315, SLG: 0.245 (8, 4)			1-1	25 1B 1B		P3			K	3	1	1	0	0	1	0									
Inning Stats	R: 0 E: 0 K: 0 S: 5	H: 0 LOB: 0 BB: 0 P: 11	R: 0 E: 0 K: 1 S: 9	H: 0 LOB: 0 BB: 0 P: 13	R: 3 E: 0 K: 0 S: 20	H: 5 LOB: 2 BB: 0 P: 33	R: 0 E: 0 K: 3 S: 9	H: 0 LOB: 0 BB: 0 P: 15	R: 0 E: 0 K: 0 S: 10	H: 1 LOB: 1 BB: 0 P: 14	R: 2 E: 0 K: 1 S: 10	H: 1 LOB: 0 BB: 2 P: 21	R: 0 E: 0 K: 2 S: 11	H: 0 LOB: 1 BB: 0 P: 13	R: 0 E: 0 K: 1 S: 8	H: 1 LOB: 2 BB: 1 P: 16	1B: 5 2B: 2 3B: 0 HR: 2	SF: 0 SAC: 0 DP: 1 HBP: 1	WP: 0 PB: 0 SB: 0 CS: 2	PA: 34					
PITCHER	IP	WLS	BF	H	R	ER	SO	BB	IBB	HBP	BLK	WP	HR	S	P	ERA	WHIP								
Randy Johnson, L ERA: 6.19 (1, 1)	7.0	L	30	7	5	5	7	2	0	1	0	0	2	74	120	6.43	1.286								
Mike Timlin, R ERA: 5.09 (8, 1)	0.1		3	1	0	0	0	1	0	0	0	0	0	5	10	0.00	6.000								
Tony Fossas, L ERA: 6.48 (8, 1)	0.2		1	0	0	0	1	0	0	0	0	0	0	3	6	0.00	0.000								

Seattle Mariners @ Chicago White Sox
Comiskey Park, Chicago, IL
Thu May 14 1998, 8:05 PM EDT
Att: 15,007 - Cloudy - 70 F

AB 30
R 5
H 8
RBI 5
BB 3
SO 8
LOB 11



Batter	1	2	3	4	5	6	7	8	9	AB	R	H	RBI	BB	SO	LOB	TOP				
Rich Amaral, R OBP: 0.333, SLG: 0.463 (1,9)	F8		F9				G3-1		F7		5	0	1	0	0	0					
Joey Cors, S OBP: 0.319, SLG: 0.349 (1,4)	G4-3 HBP			G3-1 G3			F7		G4-3		3	1	1	0	0	0	2				
Ken Griffey Jr., L OBP: 0.389, SLG: 0.649 (1,8)	G4-3			G3-1							3	0	1	0	1	0	2				
Alex Rodriguez, R OBP: 0.321, SLG: 0.588 (1,6)	G5			G3							4	0	0	1	0	1	3				
Edgar Martinez, R OBP: 0.371, SLG: 0.483 (1,10)		G6-3									3	0	2	0	1	0	0				
Glennell Hill, R OBP: 0.367, SLG: 0.488 (1,7)											4	0	0	0	0	1	5				
Russ Davis, R OBP: 0.355, SLG: 0.529 (1,5)											3	1	0	0	0	0	2				
John Marzano, R OBP: 0.545, SLG: 0.556 (1,2)											3	0	1	0	0	0	1				
Rob Ducey, L OBP: 0.273, SLG: 0.300 (9, PH)											1	0	0	0	0	1	0				
Jeff Huson, L OBP: 0.212, SLG: 0.290 (1,3)											4	1	1	2	0	0	1				
Inning Stats	R: 0 E: 0 K: 0 S: 11	H: 0 LOB: 1 BB: 0 P: 16	R: 0 E: 0 K: 1 S: 8	H: 0 LOB: 0 BB: 0 P: 10	R: 0 E: 0 K: 0 S: 6	H: 0 LOB: 0 BB: 0 P: 9	R: 1 E: 0 K: 0 S: 7	H: 2 LOB: 1 BB: 0 P: 12	R: 0 E: 0 K: 1 S: 9	H: 2 LOB: 1 BB: 0 P: 12	R: 2 E: 0 K: 0 S: 7	H: 1 LOB: 0 BB: 0 P: 11	R: 0 E: 0 K: 0 S: 10	H: 0 LOB: 2 BB: 2 P: 20	R: 0 E: 0 K: 1 S: 10	H: 0 LOB: 0 BB: 0 P: 16	1B: 5 2B: 1 3B: 0 HR: 1	SF: 0 SAC: 0 DP: 1 HBP: 2	WP: 1 PB: 0 SB: 0 CS: 0	PA: 37	
PITCHER	IP	WLS	BF	H	R	ER	SO	BB	IBB	HBP	BLK	WP	HR	S	P	ERA	WHIP				
Jaime Navarro, R ERA: 4.88 (1,1)	7.1	W	32	7	3	3	2	2	0	2	0	1	1	66	104	3.68	1.227				
Keith Foulke, R ERA: 2.61 (8,1)	1.2	S	5	0	0	0	1	0	0	0	0	0	0	16	24	0.00	0.000				

Seattle Mariners @ Chicago White Sox
Comiskey Park, Chicago, IL
Fri May 15 1998, 8:05 PM EDT
Att. 16,127 - Overcast - 84 F

AB	33
R	3
H	7
RBI	3
BB	2
SO	3
LOB	16



Batter	1	2	3	4	5	6	7	8	9	AB	R	H	RBI	BB	SO	LOB	BOTTOM				
Mike Cameron, R OBP: 0.307, SLG: 0.284 (1,8)	F8	FC8-6									3	0	0	1	1	1	2				
Chris Snopce, R OBP: 0.328, SLG: 0.264 (1,4)											4	1	2	0	0	2	2				
Frank Thomas, R OBP: 0.388, SLG: 0.471 (1,10)	E5	CS									4	1	1	0	0	0	2				
Albert Belle, R OBP: 0.345, SLG: 0.536 (1,7)											4	1	1	3	0	2	2				
Robin Ventura, L OBP: 0.373, SLG: 0.457 (1,5)	G3										4	0	0	0	0	0	1				
Ruben Sierra, S OBP: 0.288, SLG: 0.509 (1,9)	F9										4	0	1	0	0	0	1				
Magglio Ordonez, R OBP: 0.280, SLG: 0.391 (9,9)											0	0	0	0	0	0	0				
Greg Norton, S OBP: 0.350, SLG: 0.589 (1,3)											4	2	2	0	0	2	1				
Charlie O'Brien, R OBP: 0.320, SLG: 0.412 (1,2)											4	1	3	0	0	0	1				
Mike Caruso, S OBP: 0.287, SLG: 0.375 (1,6)											3	0	1	1	0	0	3				
Inning Stats	R: 3 E: 1 K: 0 S: 12	H: 2 LOB: 0 BB: 0 P: 19	R: 2 E: 1 K: 1 S: 15	H: 2 LOB: 0 BB: 0 P: 22	R: 0 E: 0 K: 0 S: 7	H: 1 LOB: 1 BB: 0 P: 9	R: 1 E: 0 K: 1 S: 12	H: 2 LOB: 1 BB: 1 P: 21	R: 0 E: 0 K: 1 S: 6	H: 1 LOB: 0 BB: 0 P: 8	R: 0 E: 0 K: 2 S: 8	H: 1 LOB: 1 BB: 0 P: 15	R: 0 E: 0 K: 1 S: 11	H: 2 LOB: 2 BB: 0 P: 14	R: 0 E: 0 K: 1 S: 11	H: 0 LOB: 0 BB: 0 P: 14	1B: 6 2B: 4 3B: 0 HR: 1	SF: 0 SAC: 0 DP: 0 HBP: 1	WP: 0 PB: 0 SB: 0 CS: 2	PA: 37	
PITCHER	IP	WLS	BF	H	R	ER	SO	BB	IBB	HBP	BLK	WP	HR	S	P	ERA	WHIP				
26 Bill Swift, R ERA: 6.51 (1,1)	3.2	L	19	7	6	4	1	0	0	0	0	0	0	34	50	0.00	0.923				
Felipe Lira, R ERA: 4.05 (4,1)	4.1		17	4	0	0	6	0	0	0	0	0	0	34	50	0.00	0.923				

Seattle Mariners @ Chicago White Sox
Comiskey Park, Chicago, IL
Fri May 15 1998, 8:05 PM EDT
Att. 16,127 - Overcast - 84 F

AB	34
R	6
H	11
RBI	5
BB	1
SO	7
LOB	15



Batter	1	2	3	4	5	6	7	8	9	AB	R	H	RBI	BB	SO	LOB	TOP
Rickey Henderson, R OBP: 0.385, SLG: 0.349	P5		F7	E6		E	L4		G1-3	6	1	2	1	0	0	2	
Jason McDonald, S OBP: 0.343, SLG: 0.337	G1-3 HR		F8	K		K		G3-1	G1-3	6	1	1	1	0	2	4	
Ben Grieve, L OBP: 0.398, SLG: 0.534	G1-3			HR		E6		F9	K	6	2	4	2	0	1	2	
Matt Stairs, L OBP: 0.420, SLG: 0.644			K			K				4	1	1	2	1	2	2	
Jason Giambi, L OBP: 0.365, SLG: 0.428	F7									5	0	1	1	0	0	2	
Jack Voigt, R OBP: 0.242, SLG: 0.172										0	0	0	0	0	0	0	
Mike Blowers, R OBP: 0.333, SLG: 0.302										4	2	3	0	1	1	2	
Scott Spiezio, S OBP: 0.322, SLG: 0.404										4	1	1	0	1	0	4	
Mike Macfarlane, R OBP: 0.345, SLG: 0.354										4	3	2	0	1	0	3	
Rafael Bourquard, R OBP: 0.243, SLG: 0.333										5	0	2	3	0	0	3	
Inning Stats	R: 2 H: 2 E: 0 K: 0 S: 18	H: 2 R: 0 ER: 0 LOB: 0 BB: 0 P: 27	H: 2 R: 0 ER: 0 LOB: 1 BB: 0 P: 13	H: 1 R: 1 ER: 0 LOB: 0 BB: 0 P: 19	H: 2 R: 2 ER: 0 LOB: 2 BB: 1 P: 27	H: 3 R: 1 ER: 0 LOB: 1 BB: 0 P: 22	H: 2 R: 1 ER: 1 LOB: 1 BB: 0 P: 17	H: 2 R: 2 ER: 0 LOB: 1 BB: 1 P: 24	H: 1 R: 0 ER: 0 LOB: 2 BB: 1 P: 21	H: 2 R: 2 ER: 0 LOB: 1 BB: 1 P: 27	1B: 8 2B: 7 3B: 0 HR: 2	SF: 0 SAC: 0 DP: 1 HBP: 0	WP: 0 PB: 0 SB: 1 CS: 0	PA: 48			
PITCHER	IP WLS BF H R ER SO BB IBB HBP BLK WP HR S P ERA WHIP																
Carlos Castillo, R ERA: 5.88	3.2 L 19 7 5 5 1 1 0 0 0 0 2 50 81 12.27 2.182																
Tony Castillo, L ERA: 5.59	2.1 12 5 2 2 3 0 0 0 0 0 0 28 44 7.71 2.143																
James Baldwin, R ERA: 8.56	2.0 11 3 2 2 1 2 0 0 0 0 0 26 45 9.00 2.500																
Larry Casian, L ERA: 13.5	1.0 6 2 2 2 1 1 0 0 0 0 0 17 27 18.00 3.000																

Oakland Athletics @ Chicago White Sox
Comiskey Park, Chicago, IL
Sat May 16 1998, 8:05 PM EDT
Att: 24,024 - Unknown - 82 F

AB	44
R	11
H	17
RBI	10
BB	4
SO	6
LOB	24



Batter	1	2	3	4	5	6	7	8	9	AB	R	H	RBI	BB	SO	LOB	BOTTOM
Ray Durham, S OBP: 0.384, SLG: 0.453			K					B1-3		4	1	1	1	0	1	0	
Magglio Ordonez, R OBP: 0.293, SLG: 0.412	HR									3	1	2	0	0	1	0	
Frank Thomas, R OBP: 0.385, SLG: 0.465										4	0	1	1	0	0	2	
Albert Belle, R OBP: 0.337, SLG: 0.521										4	0	0	0	0	0	2	
Robin Ventura, L OBP: 0.370, SLG: 0.465										4	1	1	0	0	1	0	
Wil Cordero, R OBP: 0.286, SLG: 0.425										4	0	3	1	0	0	0	
25 Jeff Abbott, R OBP: 0.326, SLG: 0.605										4	0	2	0	0	1	1	
Chad Kreuter, S OBP: 0.382, SLG: 0.309										3	0	0	0	1	0	5	
Mike Caruso, S OBP: 0.276, SLG: 0.360										4	0	0	0	0	0	3	
Inning Stats	R: 2 H: 3 E: 0 K: 0 S: 11	H: 0 R: 0 ER: 0 LOB: 1 BB: 1 P: 15	H: 1 R: 0 ER: 0 LOB: 0 BB: 0 P: 14	H: 2 R: 0 ER: 0 LOB: 2 BB: 0 P: 21	H: 0 R: 0 ER: 0 LOB: 0 BB: 0 P: 14	H: 0 R: 0 ER: 0 LOB: 0 BB: 0 P: 9	H: 1 R: 0 ER: 0 LOB: 1 BB: 0 P: 15	H: 0 R: 0 ER: 0 LOB: 1 BB: 0 P: 9	H: 3 R: 1 ER: 0 LOB: 1 BB: 0 P: 18	H: 0 R: 0 ER: 0 LOB: 3 BB: 1 HR: 1	1B: 6 2B: 3 3B: 1 HR: 1	SF: 0 SAC: 0 DP: 3 HBP: 1	WP: 2 PB: 0 SB: 0 CS: 0	PA: 36			
PITCHER	IP WLS BF H R ER SO BB IBB HBP BLK WP HR S P ERA WHIP																
Blake Stein, R ERA: 1.29	7.0 W 27 7 2 2 4 1 0 0 0 0 2 67 105 2.57 1.143																
T.J. Mathews, R ERA: 4.96	1.0 4 0 0 0 0 0 0 0 1 0 0 6 9 0.00 0.000																
Billy Taylor, R ERA: 3.72	1.0 5 3 1 1 0 0 0 0 0 0 0 11 18 9.00 3.000																

Oakland Athletics @ Chicago White Sox
Comiskey Park, Chicago, IL
Sat May 16 1998, 8:05 PM EDT
Att: 24,024 - Unknown - 82 F

AB	34
R	3
H	10
RBI	3
BB	1
SO	4
LOB	13



Batter	1	2	3	4	5	6	7	8	9	AB	R	H	RBI	BB	SO	LOB	TOP										
Rickey Henderson, R OBP: 0.391, SLG: 0.377	L9		F8			G3		2B	HR	SF9	5	2	3	0	0	0											
Jack Voigt, R OBP: 0.237, SLG: 0.206	F7		G6-3			K		HR	F7	5	1	1	1	0	1	2											
Ben Grieve, L OBP: 0.398, SLG: 0.524	G6-3		K			G3		HR	BB	3	1	0	0	2	1	1											
Mike Blowers, R OBP: 0.351, SLG: 0.364		HBP	BB		G4-6-3	K		HR	SF9	3	2	2	5	1	1	1											
Jason Giambi, L OBP: 0.366, SLG: 0.419		HBP	BB		G4-6-3		F7	BB	F7	3	2	0	0	2	0	2											
Matt Stairs, L OBP: 0.424, SLG: 0.644 Mark Bellhorn, S (4, PH)							G6-3	BB		0	0	0	0	0	0	0											
Jason McDonald, S OBP: 0.349, SLG: 0.337 (8, PH)								BB		0	0	0	0	1	0	0											
Scott Spiezio, S OBP: 0.333, SLG: 0.414							P6	BB		4	0	3	3	0	0	0											
A.J. Hinch, R OBP: 0.306, SLG: 0.358										4	0	0	0	0	1	5											
Rafael Bourquiel, R OBP: 0.244, SLG: 0.329										4	1	1	0	0	0	3											
Inning Stats	R: 0 E: 0 K: 0 S: 9	H: 0 LOB: 0 BB: 0 P: 15	R: 2 E: 0 K: 0 S: 14	H: 1 LOB: 1 BB: 2 P: 26	R: 0 E: 0 K: 1 S: 5	H: 0 LOB: 0 BB: 0 P: 8	R: 0 E: 0 K: 1 S: 8	H: 1 LOB: 0 BB: 0 P: 11	R: 0 E: 0 K: 2 S: 16	H: 1 LOB: 0 BB: 0 P: 24	R: 0 E: 0 K: 0 S: 6	H: 0 LOB: 0 BB: 0 P: 9	R: 6 E: 0 K: 1 S: 22	H: 5 LOB: 2 BB: 3 P: 42	R: 1 E: 0 K: 0 S: 10	H: 1 LOB: 1 BB: 1 P: 18	1B: 6 2B: 2 3B: 1 HR: 1	SF: 1 SAC: 0 DP: 3 HBP: 1	WP: 0 PB: 0 SB: 0 CS: 0	PA: 41							
PITCHER	IP	WLS	BF	H	R	ER	SO	BB	IBB	HBP	BLK	WP	HR	S	P	ERA	WHIP										
Scott Eyre, L ERA: 4.47	7.1		27	5	3	3	4	2	0	1	0	0	0	67	109	3.68	0.955										
Tom Fordham, L ERA: 10.34	0.0		3	2	0	0	0	1	0	0	0	0	0	9	16	∞	∞										
41 Bill Simas, R ERA: 2.35	0.0	L	4	2	5	5	0	2	0	0	0	0	1	4	13	∞	∞										
Keith Foulke, R ERA: 2.82	1.2		7	1	1	1	1	1	0	0	0	0	0	16	25	5.40	1.200										
Batter	1	2	3	4	5	6	7	8	9	AB	R	H	RBI	BB	SO	LOB	BOTTOM										
Ray Durham, S OBP: 0.384, SLG: 0.451	FC3-6		K	G4-3		1B		G3		5	0	2	0	0	1	1											
Magglio Ordonez, R OBP: 0.303, SLG: 0.447	FC3-6		1B			HR		G6-3		5	3	3	3	0	0	1											
Frank Thomas, R OBP: 0.391, SLG: 0.486	K		1B			HR		FC5-4		4	1	2	1	1	2	3											
Albert Belle, R OBP: 0.333, SLG: 0.514	PB		SF7			K		FC5-4		4	1	1	1	0	1	3											
Robin Ventura, L OBP: 0.365, SLG: 0.456	CS		E3			L9		G3		5	0	1	2	0	1	1											
Greg Norton, S OBP: 0.338, SLG: 0.574	CS		P6			G3		L8		5	0	1	0	0	0	2											
Mike Cameron, R OBP: 0.326, SLG: 0.288		K		L8		1B		BB		2	0	1	0	1	1	0											
Charlie O'Brien, R OBP: 0.329, SLG: 0.417				G6-3		G6-3		BB		4	1	2	0	0	0	3											
Ruben Sierra, S OBP: 0.263, SLG: 0.500 (9, PH)						1B		L6		1	0	0	0	0	0	1											
Mike Caruso, S OBP: 0.266, SLG: 0.346				L8		FC1-2		F8		4	1	0	0	0	0	6											
Inning Stats	R: 2 E: 0 K: 1 S: 17	H: 3 LOB: 0 BB: 0 P: 27	R: 0 E: 0 K: 1 S: 14	H: 1 LOB: 1 BB: 0 P: 22	R: 1 E: 1 K: 1 S: 11	H: 2 LOB: 2 BB: 0 P: 19	R: 0 E: 0 K: 0 S: 8	H: 0 LOB: 1 BB: 0 P: 14	R: 2 E: 0 K: 1 S: 11	H: 4 LOB: 2 BB: 0 P: 18	R: 0 E: 0 K: 0 S: 7	H: 1 LOB: 2 BB: 0 P: 14	R: 0 E: 0 K: 0 S: 8	H: 0 LOB: 1 BB: 1 P: 19	R: 0 E: 0 K: 1 S: 11	H: 0 LOB: 1 BB: 1 P: 17	1B: 9 2B: 2 3B: 0 HR: 2	SF: 1 SAC: 0 DP: 0 HBP: 2	WP: 0 PB: 1 SB: 0 CS: 1	PA: 45							
PITCHER	IP	WLS	BF	H	R	ER	SO	BB	IBB	HBP	BLK	WP	HR	S	P	ERA	WHIP										
Tom Candiotti, R ERA: 3.95	5.0		25	9	6	5	4	0	0	1	0	0	0	16	28	5.40	2.400										
Aaron Small, R ERA: 6.41	1.2		10	4	1	1	1	0	0	1	0	0	0	16	28	5.40	2.400										
Buddy Groom, L ERA: 3.71	0.1	W	1	0	0	0	0	0	0	0	0	0	0	1	2	0.00	0.000										
Mike Fetters, R ERA: 4.05	1.0		4	0	0	0	0	1	0	0	0	0	0	8	19	0.00	1.000										
Billy Taylor, R ERA: 3.24	1.0	S	4	0	0	0	1	1	0	0	0	0	0	11	17	0.00	1.000										

Oakland Athletics @ Chicago White Sox
Comiskey Park, Chicago, IL
Sun May 17 1998, 4:33 AM EDT
Att: 19,002 - Sunny - 81 F

AB	33
R	9
H	10
RBI	9
BB	6
SO	5
LOB	14



Oakland Athletics @ Chicago White Sox
Comiskey Park, Chicago, IL
Sun May 17 1998, 4:33 AM EDT
Att: 19,002 - Sunny - 81 F


AB	39
R	7
H	13
RBI	7
BB	2
SO	6
LOB	21



Batter	1	2	3	4	5	6	7	8	9	AB	R	H	RBI	BB	SO	LOB	TOP										
Rickey Henderson, R OBP: 0.388, SLG: 0.380 Jason McDonald, S OBP: 0.343, SLG: 0.330	0-1 G6-3		1-1 FC5-4 G4-3		2-3 K	1-2 K	1-0 G3		0-3 K	4	1	1	1	0	1	1											
Jack Voigt, R OBP: 0.250, SLG: 0.205	2-1 G6-3		4-2 G4-3 BB		1-1 2B	0-1 P4		0-3 K	1-2 P5	5	1	1	0	1	1	2											
Ben Grieve, L OBP: 0.403, SLG: 0.532	0-1 G1-3		2-2 G4-3		3-1 2B	1-3 2B	0-0 1B	1-2 3B		5	3	3	1	0	0	1											
Mike Blowers, R OBP: 0.378, SLG: 0.479		2-0 HR	0-0 F9		1-0 2B		1-2 1B	1-1 2B		5	3	4	4	0	0	1											
Jason Giambi, L OBP: 0.364, SLG: 0.414 Mark Bellhorn, S OBP: 0.333, SLG: 0.667		3-2 G6-4-3 1B		2-2 F7		1-1 K	1-1 E3 1B	1-0 2B		4	1	1	1	0	1	2											
Kurt Abbott, R OBP: 0.348, SLG: 0.417	0-1 G6-4-3			2-3 K		1-1 G1-6-3 FC6 2B	1-2 HR	3-2 K		5	2	2	0	0	2	2											
Scott Spiezio, S OBP: 0.335, SLG: 0.441	1-3 K			0-0 2B		0-0 G1-6-3	1-1 HR	0-0 G6-3		5	1	2	4	0	1	2											
Mike Macfarlane, R OBP: 0.333, SLG: 0.396			2-2 HR	2-0 F8		1-0 FC6 FC6-4	1-2 F8		3-3 K	5	1	1	2	0	1	1											
Rafael Bourimjal, R OBP: 0.253, SLG: 0.325			0-1 FC5-4 1B		1-1 G6-3	1-0 FC6-4 2B	2-1 L7		1-1 HBP	4	1	1	0	0	0	1											
Inning Stats	R: 0 E: 0 K: 0 S: 6	H: 0 LOB: 0 BB: 0 P: 8	R: 1 E: 0 K: 1 S: 10	H: 2 LOB: 0 BB: 0 P: 16	R: 2 E: 0 K: 1 S: 13	H: 2 LOB: 1 BB: 1 P: 22	R: 0 E: 0 K: 1 S: 10	H: 1 LOB: 1 BB: 0 P: 16	R: 2 E: 0 K: 2 S: 15	H: 3 LOB: 1 BB: 0 P: 24	R: 2 E: 0 K: 0 S: 11	H: 2 LOB: 1 BB: 0 P: 15	R: 5 E: 1 K: 0 S: 18	H: 4 LOB: 0 BB: 0 P: 28	R: 2 E: 0 K: 2 S: 13	H: 3 LOB: 1 BB: 0 P: 18	R: 0 E: 0 K: 2 S: 13	H: 0 LOB: 1 BB: 0 P: 18	1B: 7 2B: 6 3B: 1 HR: 3	SF: 0 SAC: 0 DP: 1 HBP: 1	WP: 0 PB: 0 SB: 4 CS: 0	PA: 47					
PITCHER	IP	WLS	BF	H	R	ER	SO	BB	IBB	HBP	BLK	WP	HR	S	P	ERA	WHIP										
Mike Siroka, L ERA: 4.98	5.2	L	28	10	7	7	4	1	0	0	0	0	2	63	99	11.12	1.941										
James Baldwin, R ERA: 9.14	1.1		9	4	5	4	0	0	0	0	0	0	1	20	30	27.00	3.000										
Larry Casian, L ERA: 11.25	2.0		10	3	2	2	4	0	0	1	0	0	0	26	36	9.00	1.500										

Oakland Athletics @ Chicago White Sox
Comiskey Park, Chicago, IL
Mon May 18 1998, 4:33 AM EDT
Att. 14,387 - Sunny - 86 F


AB 45
R 14
H 17
RBI 14
BB 1
SO 8
LOB 14



Batter	1	2	3	4	5	6	7	8	9	AB	R	H	RBI	BB	SO	LOB	BOTTOM										
Ray Durham, S OBP: 0.376, SLG: 0.439	3-2 G6-3		0-3 K		1-0 P9			0-0 B3		4	0	0	0	0	1	2											
Magglio Ordonez, R OBP: 0.295, SLG: 0.434	1-2 G6-3		3-1 G5-3		3-2 P5			0-0 G1-3		4	0	0	0	0	0	2											
Frank Thomas, R OBP: 0.383, SLG: 0.474	1-0 G6-3			3-3 K		1-2 P3		0-1 G5-3		4	0	0	0	0	1	0											
Albert Belle, R OBP: 0.326, SLG: 0.500		0-0 G3-1-3		1-1 P5		1-2 G6-3			1-1 F9	4	0	0	0	0	0	0											
Robin Ventura, L OBP: 0.368, SLG: 0.454		4-2 BB		2-2 1B 1B		0-3 K			2-3 K	3	0	1	0	1	2	0											
Wil Cordero, R OBP: 0.296, SLG: 0.442		0-0 F8		1-2 1B			1-1 2B		2-0 L8	4	0	2	0	0	0	1											
Mike Cameron, R OBP: 0.326, SLG: 0.289		3-2 F9		0-0 1B			0-0 F8			3	0	1	0	0	0	2											
Charlie O'Brien, R OBP: 0.329, SLG: 0.413			2-2 G4-3		2-1 FC3 1B		2-1 F7			3	0	1	0	0	0	1											
Mike Caruso, S OBP: 0.268, SLG: 0.346			2-1 1B		0-1 FC3		0-0 F8			3	0	1	0	0	0	2											
Inning Stats	R: 0 E: 0 K: 0 S: 7	H: 0 LOB: 0 BB: 0 P: 12	R: 0 E: 0 K: 0 S: 10	H: 0 LOB: 1 BB: 1 P: 17	R: 0 E: 0 K: 1 S: 11	H: 1 LOB: 1 BB: 0 P: 18	R: 0 E: 0 K: 1 S: 13	H: 3 LOB: 2 BB: 0 P: 20	R: 0 E: 0 K: 1 S: 8	H: 1 LOB: 1 BB: 0 P: 14	R: 0 E: 0 K: 1 S: 9	H: 0 LOB: 0 BB: 0 P: 11	R: 0 E: 0 K: 0 S: 6	H: 1 LOB: 1 BB: 0 P: 9	R: 0 E: 0 K: 0 S: 4	H: 0 LOB: 0 BB: 0 P: 4	R: 0 E: 0 K: 1 S: 7	H: 0 LOB: 0 BB: 0 P: 12	1B: 5 2B: 1 3B: 0 HR: 0	SF: 0 SAC: 0 DP: 0 HBP: 0	WP: 0 PB: 0 SB: 0 CS: 0	PA: 33					
PITCHER	IP	WLS	BF	H	R	ER	SO	BB	IBB	HBP	BLK	WP	HR	S	P	ERA	WHIP										
Jimmy Haynes, R ERA: 3.77	9.0	W	33	6	0	0	4	1	0	0	0	0	0	75	117	0.00	0.778										

Oakland Athletics @ Chicago White Sox
Comiskey Park, Chicago, IL
Mon May 18 1998, 4:33 AM EDT
Att. 14,387 - Sunny - 86 F

AB 32
R 0
H 6
RBI 0
BB 1
SO 4
LOB 10



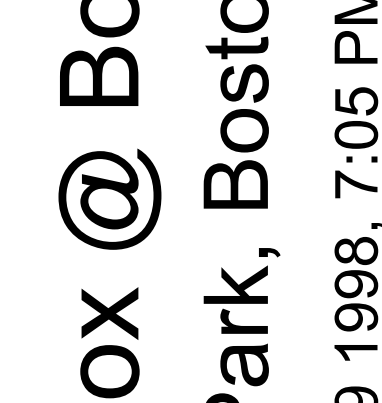
Batter	1	2	3	4	5	6	7	8	9	AB	R	H	RBI	BB	SO	LOB	TOP								
Ray Durham, S OBP: 0.376, SLG: 0.463 (1, 4)	G4-3		P6				L3		HR	5	2	2	3	0	0	0	Chicago White Sox @ Boston Red Sox Fenway Park, Boston, MA Tue May 19 1998, 7:05 PM EDT Att: 27,121 - Unknown - 71 F								
Magglio Ordonez, R OBP: 0.298, SLG: 0.433 (1, 8) (8, 9)	1B			F8	HR		K		F8	5	1	2	1	0	1	0									
Frank Thomas, R OBP: 0.378, SLG: 0.484 (1, 10)	F8			F9	HR		G5-3		F9	5	1	1	3	0	0	1									
Albert Belle, R OBP: 0.330, SLG: 0.506 (1, 7)	G1-3			1B	F8				F8	4	0	2	0	0	0	1									
Robin Ventura, L OBP: 0.360, SLG: 0.442 (1, 5)		F9		P4	G4-3				F8	4	0	0	0	0	0	2									
Wil Cordero, R OBP: 0.284, SLG: 0.420 (1, 3)		G5-3			F8		K		P4	4	0	0	0	0	1	1									
Ruben Sierra, S OBP: 0.279, SLG: 0.552 Mike Cameron, R OBP: 0.326, SLG: 0.289 (1, 9) (8, 8)					1B				G4-3	4	2	2	1	0	1	1									
Chad Kreuter, S OBP: 0.403, SLG: 0.328 (1, 2)			G5-3		1B				HR	3	2	2	0	0	0	0									
Mike Caruso, S OBP: 0.267, SLG: 0.342 (1, 6)			G6-3		1B		G4-3-4		K	4	1	1	1	0	1	2									
					1B																				
Inning Stats	R: 0 E: 0 K: 0 S: 11	H: 1 LOB: 1 BB: 0 P: 18	R: 0 E: 0 K: 1 S: 7	H: 0 LOB: 0 BB: 0 P: 13	R: 0 E: 0 K: 0 S: 9	H: 0 LOB: 0 BB: 0 P: 13	R: 0 E: 0 K: 0 S: 8	H: 1 LOB: 1 BB: 0 P: 12	R: 6 E: 0 K: 0 S: 25	H: 6 LOB: 0 BB: 0 P: 34	R: 1 E: 0 K: 1 S: 8	H: 2 LOB: 0 BB: 0 P: 14	R: 0 E: 0 K: 1 S: 7	H: 0 LOB: 0 BB: 0 P: 12	R: 0 E: 0 K: 0 S: 12	H: 1 LOB: 1 BB: 0 P: 21	R: 2 E: 0 K: 1 S: 8	H: 1 LOB: 0 BB: 0 P: 15	1B: 7 2B: 3 3B: 0 HR: 3	SF: 0 SAC: 0 DP: 1 HBP: 1	WP: 1 PB: 1 CS: 0	PA: 39			
PITCHER	IP	WLS	BF	H	R	ER	SO	BB	IBB	HBP	BLK	WP	HR	S	P	ERA	WHIP								
Bret Saberhagen, R ERA: 5.26 (1, 1)	4.1	L	21	8	6	6	1	0	0	0	0	0	1	55	85	12.46	1.846								
John Wasdin, R ERA: 5.23 (5, 1)	1.2		6	2	1	1	1	0	0	0	0	0	1	13	19	5.40	1.200								
Rich Garces, R ERA: 3.18 (7, 1)	2.0		7	1	0	0	1	0	0	0	0	0	0	19	33	0.00	0.500								
Ron Mahay, L ERA: 4.76 (9, 1)	1.0		5	1	2	2	1	0	0	1	0	1	1	8	15	18.00	1.000								

Batter	1	2	3	4	5	6	7	8	9	AB	R	H	RBI	BB	SO	LOB	BOTTOM									
Darren Lewis, R OBP: 0.360, SLG: 0.398 Midre Cummings, L OBP: 0.308, SLG: 0.500 (1, 8) (9, FH)	F8		G6-3	FC6-4					K	3	0	0	0	1	0	1	Chicago White Sox @ Boston Red Sox Fenway Park, Boston, MA Tue May 19 1998, 7:05 PM EDT Att: 27,121 - Unknown - 71 F									
Darren Bragg, L OBP: 0.393, SLG: 0.489 (1, 9)	K		1B		G4-3		BB		K	4	0	1	0	1	2	1										
Mo Vaughn, L OBP: 0.381, SLG: 0.565 (1, 3)	K		1B		K		F8		P2	5	0	1	0	0	2	2										
18 Reggie Jefferson, S OBP: 0.377, SLG: 0.474 (1, 10)		1B		BB	F8				G3	4	0	2	0	1	0	0										
Troy O'Leary, L OBP: 0.330, SLG: 0.554 (1, 7)		K		K			F7		K	5	1	1	0	0	3	6										
Scott Hatteberg, L OBP: 0.333, SLG: 0.436 (1, 2)		F7		HR			1B		F6	4	1	2	1	0	0	2										
Mike Benjamin, R OBP: 0.316, SLG: 0.382 (1, 6)		F9		L7			P3		HR	4	1	1	0	0	0	2										
John Valentin, R OBP: 0.317, SLG: 0.399 (1, 5)				L6			G5-3		HR	4	2	2	4	0	0	1										
Mark Lemke, S OBP: 0.240, SLG: 0.239 Lou Merloni, R OBP: 0.350, SLG: 0.471 (1, 4) (7, 4)			G4-3		FC6-4		G3-1		K	2	0	0	0	0	1	0										
					1B																					
Inning Stats	R: 0 E: 0 K: 2 S: 10	H: 0 LOB: 0 BB: 0 P: 14	R: 0 E: 0 K: 1 S: 10	H: 1 LOB: 1 BB: 0 P: 19	R: 1 E: 0 K: 1 S: 13	H: 2 LOB: 3 BB: 2 P: 27	R: 1 E: 0 K: 0 S: 7	H: 2 LOB: 1 BB: 0 P: 11	R: 0 E: 0 K: 0 S: 6	H: 0 LOB: 0 BB: 0 P: 12	R: 0 E: 0 K: 0 S: 6	H: 1 LOB: 1 BB: 0 P: 7	R: 0 E: 0 K: 1 S: 11	H: 0 LOB: 1 BB: 1 P: 18	R: 3 E: 0 K: 1 S: 15	H: 3 LOB: 0 BB: 0 P: 21	R: 0 E: 0 K: 2 S: 13	H: 2 LOB: 2 BB: 0 P: 15	1B: 8 2B: 0 3B: 0 HR: 3	SF: 0 SAC: 0 DP: 0 HBP: 0	WP: 0 PB: 0 CS: 0	PA: 41				
PITCHER	IP	WLS	BF	H	R	ER	SO	BB	IBB	HBP	BLK	WP	HR	S	P	ERA	WHIP									
Jason Bere, R ERA: 5.29 (1, 1)	7.0		30	6	2	2	6	3	0	0	0	0	0	2	65	108	2.57	1.286								
Tony Castillo, L ERA: 6.3 (8, 1)	0.2		4	2	2	2	0	0	0	0	0	0	0	7	10	27.00	3.000									
Keith Foulke, R ERA: 3.04 (8, 1)	1.1		7	3	1	1	3	0	0	0	1	0	1	21	26	6.75	2.250									

AB 38
R 9
H 12
RBI 9
BB 0
SO 4
LOB 8



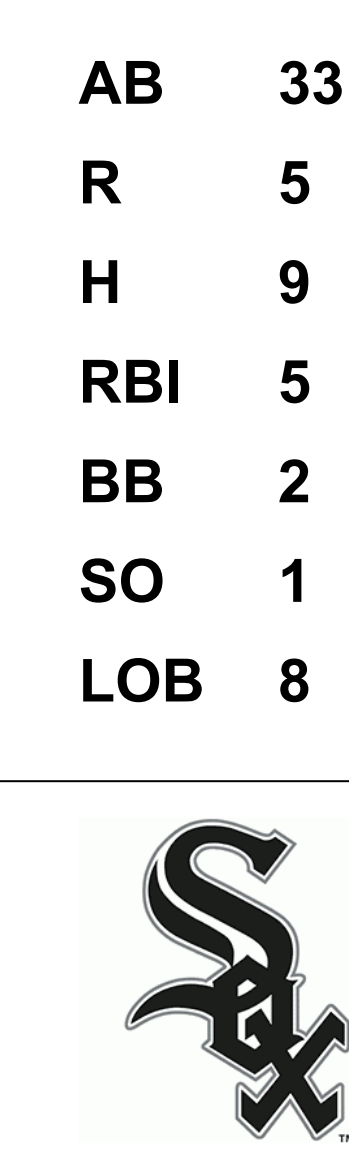
AB 38
R 5
H 11
RBI 5
BB 3
SO 9
LOB 15



Batter	1	2	3	4	5	6	7	8	9	AB	R	H	RBI	BB	SO	LOB	TOP								
Brian Hunter, R OBP: 0.328, SLG: 0.368 (1, 8)										5	1	1	0	0	0	3	Detroit Tigers @ Chicago White Sox Comiskey Park, Chicago, IL Fri May 22 1998, 8:05 PM EDT Att: 13,324 - Cloudy - 59 F								
Big Roberts, S OBP: 0.398, SLG: 0.302 (1, 10)										5	3	3	0	1	0	2									
Bobby Higginson, L OBP: 0.430, SLG: 0.579 (1, 9)										6	1	4	1	0	0	2									
Tony Clark, S OBP: 0.341, SLG: 0.404 (1, 3)										5	1	2	3	0	2	4									
Damon Easley, R OBP: 0.403, SLG: 0.639 (1, 4)										5	0	1	1	0	1	3									
Luis Gonzalez, L OBP: 0.371, SLG: 0.497 (1, 7)										4	1	1	0	1	1	3									
Joe Randa, R OBP: 0.339, SLG: 0.356 (1, 5)										4	1	2	1	1	0	3									
Joe Oliver, R OBP: 0.293, SLG: 0.432 (1, 2)										5	1	2	2	0	0	3									
Deivi Cruz, R OBP: 0.329, SLG: 0.421 (1, 6)										5	0	2	1	0	0	2									
Inning Stats	R: 0 E: 0 K: 0 S: 11	H: 1 LOB: 1 BB: 0 P: 17	R: 2 E: 0 K: 0 S: 14	H: 3 LOB: 1 BB: 1 P: 27	R: 3 E: 1 K: 0 S: 15	H: 4 LOB: 2 BB: 0 P: 21	R: 0 E: 0 K: 1 S: 8	H: 1 LOB: 1 BB: 0 P: 13	R: 0 E: 0 K: 0 S: 6	H: 1 LOB: 1 BB: 0 P: 9	R: 2 E: 0 K: 2 S: 15	H: 4 LOB: 2 BB: 0 P: 19	R: 0 E: 0 K: 0 S: 5	H: 0 LOB: 0 BB: 0 P: 6	R: 1 E: 0 K: 1 S: 14	H: 3 LOB: 3 BB: 1 P: 20	R: 1 E: 0 K: 0 S: 11	H: 1 LOB: 1 BB: 1 P: 20	1B: 15 2B: 2 3B: 0 HR: 1	SF: 0 SAC: 0 DP: 1 HBP: 1	WP: 1 PB: 0 SB: 1 CS: 1	PA: 48			
PITCHER	IP	WLS	BF	H	R	ER	SO	BB	IBB	HBP	BLK	WP	HR	S	P	ERA	WHIP								
Scott Eyre, L ERA: 5.15 (1, 1)	2.1	L	16	8	5	5	0	1	0	0	0	0	0	34	57	19.29	3.857								
Carlos Castillo, R ERA: 5.5 (3, 1)	3.2		17	6	2	2	3	0	0	1	1	0	0	35	49	4.91	1.636								
James Baldwin, R ERA: 8.49 (7, 1)	1.2		8	3	1	1	1	0	0	0	0	0	0	16	18	5.40	1.800								
Tom Fordham, L ERA: 10.34 (8, 1)	0.0		1	0	0	0	0	1	0	0	0	1	0	4	∞	∞	∞								
41 Bill Simas, R ERA: 2.7 (8, 1)	1.1		6	1	1	1	0	1	0	0	0	0	1	14	24	6.75	1.500								

Batter	1	2	3	4	5	6	7	8	9	AB	R	H	RBI	BB	SO	LOB	BOTTOM								
Ray Durham, S OBP: 0.371, SLG: 0.471 (1, 4)										4	1	2	1	0	0	0	Detroit Tigers @ Chicago White Sox Comiskey Park, Chicago, IL Fri May 22 1998, 8:05 PM EDT Att: 13,324 - Cloudy - 59 F								
Mike Cameron, R OBP: 0.321, SLG: 0.280 (1, 8)										3	1	0	0	1	1	0									
Frank Thomas, R OBP: 0.378, SLG: 0.476 (1, 10)										3	1	1	0	1	0	0									
Albert Belle, R OBP: 0.332, SLG: 0.506 (1, 7)										4	2	2	1	0	0	1									
Robin Ventura, L OBP: 0.371, SLG: 0.453 (1, 5)										3	0	2	2	0	0	1									
Wil Cordero, R OBP: 0.271, SLG: 0.393 (1, 3)										4	0	1	1	0	0	2									
Ruben Sierra, S OBP: 0.261, SLG: 0.500 (1, 9)										4	0	1	0	0	0	2									
Charlie O'Brien, R OBP: 0.318, SLG: 0.395 (1, 2)										4	0	0	0	0	0	1									
Chris Snopce, R OBP: 0.306, SLG: 0.246 (1, 6)										4	0	0	0	0	0	1									
Inning Stats	R: 3 E: 0 K: 0 S: 14	H: 3 LOB: 1 BB: 2 P: 27	R: 0 E: 0 K: 0 S: 7	H: 0 LOB: 0 BB: 0 P: 13	R: 0 E: 0 K: 0 S: 7	H: 1 LOB: 1 BB: 0 P: 11	R: 0 E: 0 K: 0 S: 9	H: 1 LOB: 1 BB: 0 P: 14	R: 1 E: 0 K: 0 S: 5	H: 1 LOB: 0 BB: 0 P: 9	R: 0 E: 0 K: 0 S: 4	H: 1 LOB: 0 BB: 0 P: 5	R: 0 E: 0 K: 0 S: 8	H: 0 LOB: 0 BB: 0 P: 14	R: 1 E: 0 K: 1 S: 16	H: 2 LOB: 1 BB: 0 P: 22	R: 0 E: 0 K: 0 S: 4	H: 0 LOB: 0 BB: 0 P: 7	1B: 6 2B: 2 3B: 0 HR: 1	SF: 1 SAC: 0 DP: 1 HBP: 0	WP: 0 PB: 0 SB: 1 CS: 1	PA: 36			
PITCHER	IP	WLS	BF	H	R	ER	SO	BB	IBB	HBP	BLK	WP	HR	S	P	ERA	WHIP								
Justin Thompson, L ERA: 4.23 (1, 1)	7.0	W	28	7	4	4	0	2	0	0	0	0	0	54	93	5.14	1.286								
Doug Brocail, R ERA: 5.09 (8, 1)	2.0		8	2	1	1	1	0	0	0	0	0	0	20	29	4.50	1.000								

AB	44
R	9
H	18
RBI	9
BB	3
SO	4
LOB	25



Batter	1	2	3	4	5	6	7	8	9	AB	R	H	RBI	BB	SO	LOB	TOP					
Brian Hunter, R OBP: 0.322, SLG: 0.360 (1, 8)	G1-3		G6-3		L6			K		4	0	0	0	0	1	1						
Big Roberts, S OBP: 0.356, SLG: 0.290 (1, 10)	G4-3		F3			G1-3		K		4	0	0	0	0	1	0						
Bobby Higginson, L OBP: 0.421, SLG: 0.564 (1, 9)	G4-3			G4-3		F8		K		4	0	0	0	0	1	0						
Tony Clark, S OBP: 0.333, SLG: 0.394 (1, 3)		K		K		G5-3		K		4	0	0	0	0	3	0						
Damon Easley, R OBP: 0.402, SLG: 0.634 (1, 4)		FC6-5 BB 1B		G5-3			G5-3			3	0	1	0	0	0	0						
Luis Gonzalez, L OBP: 0.382, SLG: 0.507 (1, 7)		4-1 FC6-5 BB			2-2 1B SF8 2B		4-1 G5-4-3 BB			1	1	1	0	2	0	0						
Joe Randa, R OBP: 0.339, SLG: 0.355 (1, 5)		FC6-5 FC4-6 1-2 2-3f		2-1 CS 1B		2-1 G5-4-3		0-1 F6		3	0	1	0	0	0	3						
Joe Oliver, R OBP: 0.284, SLG: 0.422 (1, 2)		FC4-6 1-2f		2-2 SF8				2-1 F8		2	0	0	1	0	0	2						
Deivi Cruz, R OBP: 0.329, SLG: 0.418 (1, 6)			1-0 F9		1-2 1B					3	0	1	0	0	0	0						
Inning Stats	R: 0 E: 0 K: 0 S: 6	H: 0 LOB: 0 BB: 0 P: 8	R: 0 E: 0 K: 1 S: 7	H: 1 LOB: 2 BB: 1 P: 14	R: 0 E: 0 K: 0 S: 7	H: 0 LOB: 0 BB: 0 P: 12	R: 0 E: 0 K: 1 S: 7	H: 0 LOB: 0 BB: 0 P: 13	R: 1 E: 0 K: 0 S: 14	H: 3 LOB: 1 BB: 0 P: 21	R: 0 E: 0 K: 0 S: 9	H: 0 LOB: 0 BB: 0 P: 18	R: 0 E: 0 K: 0 S: 5	H: 0 LOB: 0 BB: 1 P: 12	R: 0 E: 0 K: 1 S: 7	H: 0 LOB: 0 BB: 0 P: 9	R: 0 E: 0 K: 3 S: 9	H: 0 LOB: 0 BB: 0 P: 13	1B: 3 2B: 1 3B: 0 HR: 0	SF: 1 SAC: 0 DP: 1 HBP: 0	WP: 0 PB: 0 CS: 1	PA: 31
PITCHER Mike Siroka, L ERA: 4.46 (1, 1)	IP: 9.0 WLS: W BF: 31 H: 4 R: 1 ER: 1 SO: 6 BB: 2 IBB: 0 HBP: 0 BLK: 0 WP: 0 HR: 0 S: 71 P: 120 ERA: 1.00 WHIP: 0.667															PITCHER	IP: 9.0 WLS: W BF: 31 H: 4 R: 1 ER: 1 SO: 6 BB: 2 IBB: 0 HBP: 0 BLK: 0 WP: 0 HR: 0 S: 71 P: 120 ERA: 1.00 WHIP: 0.667					

Detroit Tigers @ Chicago White Sox
Comiskey Park, Chicago, IL
Sat May 23 1998, 8:05 PM EDT
Att: 18,986 - Cloudy - 62 F

AB	28
R	1
H	4
RBI	1
BB	2
SO	6
LOB	6



Batter	1	2	3	4	5	6	7	8	9	AB	R	H	RBI	BB	SO	LOB	BOTTOM			
Ray Durham, S OBP: 0.372, SLG: 0.469 (1, 4)	L8		HBP 1B	F9		G3		E3 2B 1B		5	1	2	1	0	0	2				
Mike Cameron, R OBP: 0.317, SLG: 0.285 (1, 8)	K		B2		G5-3		G6-3	2B 2B		5	1	1	1	0	1	1				
Frank Thomas, R OBP: 0.383, SLG: 0.488 (1, 10)	G4-3		HBP		2B		G6-3	WP 2B 2B		4	0	2	1	0	0	0				
Albert Belle, R OBP: 0.338, SLG: 0.509 (1, 7)		F9 1B 2B	F9		BB		F8	WP BB		3	1	1	0	2	0	2				
Robin Ventura, L OBP: 0.366, SLG: 0.446 (1, 5)		F9	F5		K			G3		5	0	1	0	0	1	7				
Ruben Sierra, S OBP: 0.280, SLG: 0.486 Magglio Ordonez, R OBP: 0.297, SLG: 0.429 (9, 9)		SH1-3 1B		F5	F7			FC1-6 1B BB FC4-6		4	1	1	1	0	0	3				
Greg Norton, S OBP: 0.348, SLG: 0.556 (1, 3)		SH1-3 BB		F5		K		FC4-6 1B BB		2	1	0	0	2	1	0				
Chad Kreuter, S OBP: 0.408, SLG: 0.339 (1, 2)		SH1-3			3B 1B		G4-3	FC4-6 1B		3	1	2	0	0	0	0				
Mike Caruso, S OBP: 0.293, SLG: 0.390 (1, 6)		G3			1-1 3B			FC4-6 1B E		4	1	2	2	0	0	4				
Inning Stats	R: 0 E: 0 K: 1 S: 6	H: 0 LOB: 0 BB: 0 P: 10	R: 1 E: 0 K: 0 S: 12	H: 2 LOB: 2 BB: 1 P: 19	R: 0 E: 0 K: 0 S: 9	H: 1 LOB: 2 BB: 0 P: 17	R: 1 E: 0 K: 0 S: 13	H: 2 LOB: 1 BB: 0 P: 15	R: 0 E: 0 K: 1 S: 17	H: 1 LOB: 2 BB: 1 P: 28	R: 0 E: 0 K: 1 S: 10	H: 1 LOB: 0 BB: 0 P: 12	R: 0 E: 0 K: 0 S: 7	H: 0 LOB: 0 BB: 0 P: 9	R: 5 E: 1 K: 0 S: 16	H: 5 LOB: 2 BB: 2 P: 32	1B: 7 2B: 4 3B: 1 HR: 0	SF: 0 SAC: 1 DP: 0 HBP: 1	WP: 1 PB: 0 SB: 1 CS: 0	PA: 41
PITCHER Brian Moehler, R ERA: 4.45 Bryce Florie, R ERA: 3.51 Doug Bochtler, R ERA: 6.32 (8, 1)	IP: 7.1 WLS: L BF: 34 H: 8 R: 4 ER: 4 SO: 3 BB: 3 IBB: 0 HBP: 0 BLK: 0 WP: 0 HR: 0 S: 77 P: 119 ERA: 4.91 WHIP: 1.500															PITCHER	IP: 7.1 WLS: L BF: 34 H: 8 R: 4 ER: 4 SO: 3 BB: 3 IBB: 0 HBP: 0 BLK: 0 WP: 0 HR: 0 S: 77 P: 119 ERA: 4.91 WHIP: 1.500			
PITCHER Doug Bochtler, R ERA: 6.32 (8, 1)	IP: 0.1 WLS: L BF: 6 H: 4 R: 3 ER: 3 SO: 0 BB: 1 IBB: 0 HBP: 0 BLK: 0 WP: 0 HR: 0 S: 11 P: 19 ERA: 81.00 WHIP: 15.000															PITCHER	IP: 0.1 WLS: L BF: 6 H: 4 R: 3 ER: 3 SO: 0 BB: 1 IBB: 0 HBP: 0 BLK: 0 WP: 0 HR: 0 S: 11 P: 19 ERA: 81.00 WHIP: 15.000			
PITCHER Doug Bochtler, R ERA: 6.32 (8, 1)	IP: 0.1 WLS: L BF: 1 H: 0 R: 0 ER: 0 SO: 0 BB: 0 IBB: 0 HBP: 0 BLK: 0 WP: 1 HR: 0 S: 2 P: 4 ERA: 0.00 WHIP: 0.000															PITCHER	IP: 0.1 WLS: L BF: 1 H: 0 R: 0 ER: 0 SO: 0 BB: 0 IBB: 0 HBP: 0 BLK: 0 WP: 1 HR: 0 S: 2 P: 4 ERA: 0.00 WHIP: 0.000			

Detroit Tigers @ Chicago White Sox
Comiskey Park, Chicago, IL
Sat May 23 1998, 8:05 PM EDT
Att: 18,986 - Cloudy - 62 F

AB	35
R	7
H	12
RBI	6
BB	4
SO	3
LOB	19



Batter	1	2	3	4	5	6	7	8	9	AB	R	H	RBI	BB	SO	LOB	TOP										
Brian Hunter, R OBP: 0.329, SLG: 0.368 (1, 8)	4-2 CS BB		1-1 2B	3-2 FC5-4 1B		0-0 F9	1-1 G6-3			4	1	2	2	1	0	0											
Big Roberts, S OBP: 0.358, SLG: 0.305 (1, 10)	1-3 SAFE SAFE		1-2 1B	0-0 FC5-4 1-2		0-1 1B		0-2 G6-3		5	2	2	1	0	1	2											
Bobby Higginson, L OBP: 0.415, SLG: 0.554 (1, 9)	3-3 SAFE SAFE		2-1 F7	2-0 G3		1-0 1B		0-1 G3		5	0	1	0	0	1	3											
Tony Clark, S OBP: 0.341, SLG: 0.424 (1, 3)		0-2 L9	2-2 1B		0-0 HR	2-2 1B		2-3 K		5	2	3	2	0	1	0											
Luis Gonzalez, L OBP: 0.382, SLG: 0.503 (1, 7)		3-3 K	3-2 F9		2-0 1B	2-1 1B		2-0 G4-3		5	0	2	1	0	1	1											
Damon Easley, R OBP: 0.402, SLG: 0.645 (1, 4)		1-1 HR	0-0 P9		2-3 K	1-1 1B		2-1 L5		5	1	2	1	0	1	2											
Joe Randa, R OBP: 0.340, SLG: 0.353 (1, 5)		4-2 1B		1-1 SH1-4 BB	0-0 G1-4-3	2-3 K		0-1 P4		4	1	1	0	1	1	3											
Paul Bako, L OBP: 0.364, SLG: 0.447 (1, 2)		2-2 FC6-4 1B		4-0 SH1-4 BB	3-1 1B		0-3 K			3	1	2	0	1	1	0											
Deivi Cruz, R OBP: 0.318, SLG: 0.402 (1, 6)		0-2 FC6-4		0-0 SH1-4	2-1 G5-3		1-0 G5-3			3	0	0	0	0	0	4											
Inning Stats	R: 0 E: 0 K: 2 S: 10	H: 0 LOB: 0 BB: 1 P: 18	R: 1 E: 0 K: 1 S: 20	H: 2 LOB: 2 BB: 1 P: 30	R: 2 E: 0 K: 0 S: 16	H: 3 LOB: 1 BB: 0 P: 25	R: 2 E: 0 K: 0 S: 8	H: 2 LOB: 1 BB: 1 P: 18	R: 1 E: 0 K: 1 S: 10	H: 3 LOB: 2 BB: 0 P: 19	R: 2 E: 0 K: 1 S: 14	H: 5 LOB: 2 BB: 0 P: 22	R: 0 E: 0 K: 1 S: 6	H: 0 LOB: 0 BB: 0 P: 8	R: 0 E: 0 K: 0 S: 10	H: 0 LOB: 0 BB: 0 P: 12	R: 0 E: 0 K: 0 S: 5	H: 0 LOB: 0 BB: 0 P: 9	1B: 10 2B: 3 3B: 0 HR: 2	SF: 0 SAC: 1 DP: 0 HBP: 0	WP: 0 PB: 0 SB: 0 CS: 1	PA: 43					
PITCHER	IP	WLS	BF	H	R	ER	SO	BB	IBB	HBP	BLK	WP	HR	S	P	ERA	WHIP										
Jason Bere, R ERA: 5.82 (1, 1)	3.1	L	19	7	5	5	3	3	0	0	0	0	1	52	87	13.50	3.000										
Tony Castillo, L ERA: 6.33 (4, 1)	1.1		7	3	1	1	1	0	0	0	0	0	1	10	19	6.75	2.250										
James Baldwin, R ERA: 8.45 (5, 1)	2.1		11	5	2	2	2	0	0	0	0	0	0	22	34	7.71	2.143										
Matt Karchner, R ERA: 3.46 (8, 1)	1.0		3	0	0	0	1	0	0	0	0	0	0	10	12	0.00	0.000										
Keith Foulke, R ERA: 2.92 (9, 1)	1.0		3	0	0	0	0	0	0	0	0	0	0	5	9	0.00	0.000										
Batter	1	2	3	4	5	6	7	8	9	AB	R	H	RBI	BB	SO	LOB	BOTTOM										
Ray Durham, S OBP: 0.374, SLG: 0.480 (1, 4)	2-1 1B		1-0 S		1-2 G4-3		1-0 F7			4	1	2	0	0	0	0											
Mike Cameron, R OBP: 0.315, SLG: 0.283 (1, 8)	1-1 WP		3-2 G5-3		0-0 G6-3			1-1 F8		4	1	1	1	0	0	1											
Frank Thomas, R OBP: 0.380, SLG: 0.500 (1, 10)	3-2 3H		3-2 G5-3		2-0 HR		2-2 P3			4	1	1	2	0	0	1											
Albert Belle, R OBP: 0.337, SLG: 0.500 (1, 7)	2-0 G6-3		4-1 BB		0-3 K		0-1 F7			3	0	0	0	1	1	0											
Robin Ventura, L OBP: 0.369, SLG: 0.465 (1, 5)	1-1 1B		2-2 G6-3		3-2 HR			0-3 K		4	1	2	1	0	1	2											
Ruben Sierra, S OBP: 0.247, SLG: 0.459 (1, 9)	3-2 L9			2-0 F8		1-0 G5-3		0-2 G4-3		4	0	0	0	0	0	1											
Wil Cordero, R OBP: 0.270, SLG: 0.380 (1, 3)		0-0 G6-3		2-2 G5-3		2-1 G6-3		4-2 BB		3	0	0	0	1	0	0											
Charlie O'Brien, R OBP: 0.311, SLG: 0.386 (1, 2)		2-3 K		1-2 L5		3-2 G5-3		1-2 G3-1		2	0	0	0	0	1	0											
25 Jeff Abbott, R OBP: 0.318, SLG: 0.591 (7, PH)										1	0	0	0	0	0	0											
Chad Kreuter, S OBP: 0.403, SLG: 0.333 (8, 2)										1	0	0	0	0	0	1											
Mike Caruso, S OBP: 0.286, SLG: 0.380 (1, 6)		1-1 G4-3			1-0 G3		1-0 G1-3			3	0	0	0	0	0	0											
Chris Snopce, R OBP: 0.306, SLG: 0.246 (8, 6)										0	0	0	0	0	0	0											
Inning Stats	R: 2 E: 0 K: 0 S: 14	H: 3 LOB: 1 BB: 0 P: 26	R: 0 E: 0 K: 1 S: 7	H: 0 LOB: 0 BB: 0 P: 10	R: 0 E: 0 K: 0 S: 19	H: 1 LOB: 2 BB: 1 P: 32	R: 0 E: 0 K: 0 S: 7	H: 0 LOB: 0 BB: 0 P: 12	R: 0 E: 0 K: 0 S: 5	H: 0 LOB: 0 BB: 0 P: 7	R: 2 E: 0 K: 1 S: 12	H: 2 LOB: 0 BB: 0 P: 20	R: 0 E: 0 K: 0 S: 5	H: 0 LOB: 0 BB: 0 P: 10	R: 0 E: 0 K: 0 S: 8	H: 0 LOB: 0 BB: 0 P: 11	R: 0 E: 0 K: 1 S: 13	H: 0 LOB: 1 BB: 1 P: 18	1B: 3 2B: 0 3B: 1 HR: 2	SF: 0 SAC: 0 DP: 0 HBP: 0	WP: 1 PB: 0 SB: 2 CS: 0	PA: 35					
PITCHER	IP	WLS	BF	H	R	ER	SO	BB	IBB	HBP	BLK	WP	HR	S	P	ERA	WHIP										
A.J. Sager, R ERA: 5.96 (1, 1)	5.0	W	20	4	2	2	1	1	0	0	0	0	2	17	30	9.00	1.000										
Bryce Florie, R ERA: 3.82 (6, 1)	2.0		8	2	2	2	1	0	0	0	0	0	0	8	11	0.00	0.000										
Doug Brocail, R ERA: 4.82 (8, 1)	1.0		3	0	0	0	0	0	0	0	0	0	0	8	11	0.00	0.000										
Todd Jones, R ERA: 2.6 (9, 1)	1.0		4	0	0	0	1	1	0	0	0	0	0	13	18	0.00	1.000										

Detroit Tigers @ Chicago White Sox
Comiskey Park, Chicago, IL
Sun May 24, 1998, 4:33 AM EDT
Att: 17,554 - Cloudy - 58 F

AB	39
R	8
H	15
RBI	7
BB	3
SO	7
LOB	15



Detroit Tigers @ Chicago White Sox
Comiskey Park, Chicago, IL
Sun May 24, 1998, 4:33 AM EDT
Att: 17,554 - Cloudy - 58 F

AB	33
R	4
H	6
RBI	4
BB	2
SO	3
LOB	6




Batter	1	2	3	4	5	6	7	8	9	AB	R	H	RBI	BB	SO	LOB	TOP							
Chuck Knoblauch, R (1, 4) OBP: 0.383, SLG: 0.378 Homer Bush, R (6, 4) OBP: 0.429, SLG: 0.385										2	3	1	0	2	0	1	New York Yankees @ Chicago White Sox Comiskey Park, Chicago, IL Mon May 25 1998, 8:05 PM EDT Att: 19,812 - Cloudy - 62 F							
2 Derek Jeter, R (1, 6) OBP: 0.389, SLG: 0.533 Luis Sojo, R (6, 6) OBP: 0.143, SLG: 0.143										4	3	3	1	0	0	0								
Paul O'Neill, L (1, 9) OBP: 0.380, SLG: 0.458										5	2	4	3	0	0	1								
Bernie Williams, S (1, 8) OBP: 0.429, SLG: 0.550										5	2	3	4	0	0	2								
Darryl Strawberry, L (1, 10) OBP: 0.385, SLG: 0.613										3	1	1	0	2	1	1								
20 Jorge Posada, S (1, 2) OBP: 0.333, SLG: 0.469										5	1	1	2	0	1	4								
Chad Curtis, R (1, 7) OBP: 0.418, SLG: 0.444										4	0	0	0	1	0	4								
Scott Brosius, R (1, 5) OBP: 0.408, SLG: 0.474										5	0	1	2	0	1	2								
Dale Sveum, S (1, 3) OBP: 0.172, SLG: 0.115										5	0	0	0	0	1	2								
Inning Stats	R: 6 E: 1 K: 0 S: 26	H: 5 LOB: 1 BB: 2 P: 46	R: 0 E: 0 K: 0 S: 4	H: 1 LOB: 0 BB: 0 P: 5	R: 0 E: 0 K: 0 S: 6	H: 0 LOB: 1 BB: 1 P: 15	R: 2 E: 0 K: 0 S: 17	H: 3 LOB: 2 BB: 1 P: 25	R: 0 E: 0 K: 0 S: 6	H: 0 LOB: 0 BB: 0 P: 8	R: 4 E: 1 K: 0 S: 15	H: 4 LOB: 0 BB: 0 P: 22	R: 0 E: 0 K: 3 S: 9	H: 0 LOB: 0 BB: 0 P: 13	R: 0 E: 0 K: 1 S: 7	H: 1 LOB: 1 BB: 0 P: 11		R: 0 E: 0 K: 1 S: 11	H: 0 LOB: 1 BB: 1 P: 18	1B: 11 2B: 1 3B: 1 HR: 1	SF: 0 SAC: 0 DP: 2 HBP: 0	WP: 1 PB: 0 SB: 1 CS: 0	PA: 45	
PITCHER	IP WLS BF H R ER SO BB IBB HBP BLK WP HR S P ERA WHIP																							
Jaime Navarro, R (1, 1) ERA: 6.15 Tom Fordham, L (1, 1) ERA: 9.47 Tony Castillo, L (4, 1) ERA: 7.23 Carlos Castillo, R (7, 1) ERA: 5.35 41 Bill Simas, R (8, 1) ERA: 2.25	0.1	L	8	5	6	5	0	2	0	0	0	0	0	0	0	1	0	22	39	135.00	21.000			
Ray Durham, S (1, 4) OBP: 0.374, SLG: 0.475 25 Jeff Abbott, R (7, 7) OBP: 0.326, SLG: 0.578																	2	0	0	0	1	0	0	0
Wil Cordero, R (1, 3) OBP: 0.289, SLG: 0.375																	4	0	1	0	0	1	3	
Frank Thomas, R (1, 10) OBP: 0.383, SLG: 0.494																	2	0	0	0	2	1	0	
Albert Belle, R (1, 7) OBP: 0.337, SLG: 0.494 Greg Norton, S (7, 5) OBP: 0.343, SLG: 0.547																	2	0	0	0	1	0	0	
Robin Ventura, L (1, 5) OBP: 0.364, SLG: 0.457 Chris Snopce, R (7, 4) OBP: 0.302, SLG: 0.241																	3	0	0	0	0	1	3	
Maglio Ordonez, R (1, 9) OBP: 0.286, SLG: 0.424																	4	0	1	0	0	0	3	
Mike Cameron, R (1, 8) OBP: 0.314, SLG: 0.282																	4	0	1	0	0	0	1	
Charlie O'Brien, R (1, 2) OBP: 0.319, SLG: 0.414																	4	0	2	0	0	0	1	
Mike Caruso, S (1, 6) OBP: 0.285, SLG: 0.376																	4	0	1	0	0	1	2	
Inning Stats	R: 0 E: 0 K: 1 S: 13	H: 1 LOB: 3 BB: 2 P: 23	R: 0 E: 0 K: 1 S: 8	H: 1 LOB: 2 BB: 1 P: 18	R: 0 E: 0 K: 0 S: 4	H: 0 LOB: 0 BB: 0 P: 4	R: 0 E: 0 K: 0 S: 6	H: 1 LOB: 1 BB: 0 P: 8	R: 0 E: 0 K: 2 S: 8	H: 0 LOB: 0 BB: 0 P: 11	R: 0 E: 0 K: 0 S: 3	H: 0 LOB: 0 BB: 0 P: 4	R: 0 E: 0 K: 0 S: 7	H: 0 LOB: 0 BB: 0 P: 11	R: 0 E: 0 K: 2 S: 9	H: 0 LOB: 2 BB: 2 P: 20	R: 0 E: 0 K: 0 S: 8	H: 3 LOB: 2 BB: 0 P: 11	1B: 4 2B: 2 3B: 0 HR: 0	SF: 0 SAC: 0 DP: 1 HBP: 0	WP: 0 PB: 0 SB: 1 CS: 0	PA: 37		
PITCHER	IP WLS BF H R ER SO BB IBB HBP BLK WP HR S P ERA WHIP																							
Hideki Irabu, R (1, 1) ERA: 1.13	9.0	W	37	6	0	0	6	5	0	0	0	0	0	0	0	0	0	66	110	0.00	1.222			


AB	40
R	12
H	14
RBI	12
BB	5
SO	5
LOB	17



AB	32
R	0
H	6
RBI	0
BB	5
SO	6
LOB	19



Batter	1	2	3	4	5	6	7	8	9	AB	R	H	RBI	BB	SO	LOB	TOP	
Chuck Knoblauch, R (1, 4) OBP: 0.386, SLG: 0.381	3-2 P3	4-2 BB		2-2 L6		4-0 S BB		3-1 HR 2B	2-2 P4	4	1	1	0	2	0	3	New York Yankees @ Chicago White Sox Comiskey Park, Chicago, IL Tue May 26 1998, 8:05 PM EDT Att: 14,596 - Overcast - 71 F	
2 Derek Jeter, R (1, 6) OBP: 0.392, SLG: 0.525	4-0 S G4-3 BB	0-0 G1			4-0 1B BB	2-0 L8		1-2 HR HBP	3-3 K	3	2	0	0	2	1	5		
Paul O'Neill, L (1, 9) OBP: 0.386, SLG: 0.475	0-0 G4-3		1-1 G3-1		2-0 BB 1B	1-2 FC1-2 1B	4-0 BB	3-1 HR		4	1	2	3	1	0	1		
Bernie Williams, S (1, 8) OBP: 0.428, SLG: 0.543	4-2 BB		1-2 P5		0-0 FC1-2 BB	1-2 2-3 1B	2-1 P4	0-0 F6		4	0	1	0	1	0	2		
Tim Lincecum, S (1, 10) OBP: 0.383, SLG: 0.476	2-2 G4-3		2-1 BB		4-0 FC1-2 BB	1-2 2-3 1B	3-1 F9 G6-3 2B	0-0 G4-3		4	1	2	1	1	0	2		
Chad Curtis, R (1, 7) OBP: 0.411, SLG: 0.435		2-1 SH5-3 HBP 1B	3-3 K		1-0 G4-3 2B	0-2 FC1-2	1-0 F9	2-1 L5		5	1	1	0	0	1	5		
Scott Brosius, R (1, 5) OBP: 0.413, SLG: 0.481		1-1 FC6-4 SH5-3 HBP		1-0 G4-3 2B	0-2 FC1-2	1-2 2-3 3-H	1-1 G6-3	2-1 S 1B		4	1	2	1	0	0	3		
Joe Girardi, R (1, 2) OBP: 0.278, SLG: 0.280		0-0 SH5-3		1-2 G4-3	0-1 F8	0-1 F8	3-H G6-3	2-2 1B HBP		3	0	0	0	0	0	4		
Luis Sojo, R (1, 3) OBP: 0.100, SLG: 0.100 Daryl Strawberry, L (8, PH) OBP: 0.382, SLG: 0.606 Dale Sveum, S (8, 3) OBP: 0.200, SLG: 0.148	3-2 FC6-4 BB		3-1 G6-3		0-1 P4		0-1 P4	0-1 G1-3	1-3 2-H 1B	3	0	0	1	0	0	2		
Inning Stats	R: 0 E: 0 K: 0 S: 13	H: 0 LOB: 2 BB: 2 P: 26	R: 1 E: 0 K: 0 S: 11	H: 1 LOB: 2 BB: 1 P: 21	R: 0 E: 0 K: 1 S: 10	H: 1 LOB: 1 BB: 0 P: 17	R: 0 E: 0 K: 0 S: 10	H: 0 LOB: 2 BB: 2 P: 17	R: 1 E: 0 K: 0 S: 6	H: 1 LOB: 0 BB: 0 P: 12	R: 3 E: 0 K: 0 S: 10	H: 2 LOB: 0 BB: 0 P: 17	R: 1 E: 0 K: 1 S: 15	H: 2 LOB: 2 BB: 0 P: 26	1B: 6 2B: 3 3B: 0 HR: 1	SF: 0 SAC: 1 DP: 0 HBP: 3		WP: 0 PB: 0 CS: 3
PITCHER	IP WLS BF H R ER SO BB IBB HBP BLK WP HR S P ERA WHIP	Jim Parque, L (1, 1) ERA: 4.5 Carlos Castillo, R (5, 1) ERA: 5.09 Keith Foulke, R (7, 1) ERA: 4.05 Matt Karchner, R (9, 1) ERA: 3.86																

Batter	1	2	3	4	5	6	7	8	9	AB	R	H	RBI	BB	SO	LOB	BOTTOM			
Ray Durham, S (1, 4) OBP: 0.367, SLG: 0.465	1-1 G5-3		1-2 G6-3		3-2 L7		0-0 SH SF8 1B SF9	0-1 G3		4	1	0	0	0	0	0	New York Yankees @ Chicago White Sox Comiskey Park, Chicago, IL Tue May 26 1998, 8:05 PM EDT Att: 14,596 - Overcast - 71 F			
Wil Cordero, R (1, 3) OBP: 0.266, SLG: 0.366	3-1 G5-3		3-2 F9		1-3 K		1-0 IBB SF8 1B		0-1 F8	5	0	1	0	0	1	0				
Frank Thomas, R (1, 10) OBP: 0.383, SLG: 0.489	0-1 F9		4-2 BB		4-1 BB		1-0 SF8		0-3 K	2	0	0	1	2	1	0				
Albert Belle, R (1, 7) OBP: 0.338, SLG: 0.491		4-2 HR BB	1-1 G4-3		2-3 K		3-H SF9		1-2 BB 1B	3	1	1	1	1	1	2				
Robin Ventura, L (1, 5) OBP: 0.379, SLG: 0.477		2-1 HR		4-2 FC5 BB		4-0 G6-4-3 BB		4-0 IBB		1	1	1	2	4	0	0				
Magglio Ordonez, R (1, 9) OBP: 0.299, SLG: 0.420		0-0 1B		4-0 S FC5 BB		1-2 FC4-2 BB		3-1 G6-4-3		4	0	1	0	1	1	5				
Mike Cameron, R (1, 8) OBP: 0.318, SLG: 0.306	2-3 K		0-0 FC5		0-0 FC5		4-2 BB		2-1 HR	3	1	1	1	1	1	3				
Charlie O'Brien, R (1, 2) OBP: 0.320, SLG: 0.411 Greg Norton, S (8, PH) OBP: 0.338, SLG: 0.538 Chad Kreuter, S (9, 2) OBP: 0.403, SLG: 0.333	1-2 G6-3 1B		3-2 FC4-2 BB		1-3 1-2 2-H		1-1 L9	1-2 F7		3	0	1	0	0	0	3				
Chris Snopce, R (1, 6) OBP: 0.299, SLG: 0.242	1-1 G6-3		0-0 FC6-4		1-3 2-H		3-2 1B SH SF8 1B	1-3 K		4	1	1	0	0	1	4				
Inning Stats	R: 0 E: 0 K: 0 S: 6	H: 0 LOB: 0 BB: 0 P: 10	R: 2 E: 0 K: 1 S: 13	H: 3 LOB: 1 BB: 1 P: 23	R: 0 E: 0 K: 0 S: 9	H: 0 LOB: 2 BB: 2 P: 20	R: 0 E: 0 K: 2 S: 12	H: 0 LOB: 1 BB: 1 P: 22	R: 0 E: 0 K: 0 S: 6	H: 0 LOB: 2 BB: 2 P: 18	R: 2 E: 1 K: 1 S: 12	H: 2 LOB: 2 BB: 1 P: 25	R: 1 E: 0 K: 1 S: 11	H: 1 LOB: 0 BB: 0 P: 15	R: 0 E: 0 K: 1 S: 13	H: 1 LOB: 2 BB: 1 P: 19	1B: 5 2B: 0 3B: 0 HR: 2	SF: 2 SAC: 1 DP: 2 HBP: 0	WP: 0 PB: 0 CS: 0	PA: 42
PITCHER	IP WLS BF H R ER SO BB IBB HBP BLK WP HR S P ERA WHIP	Andy Pettitte, L (1, 1) ERA: 4.07 Jeff Nelson, R (7, 1) ERA: 4.01 Mike Stanton, L (8, 1) ERA: 4.18 42 Mariano Rivera, R (8, 1) ERA: 0.54																		

Batter	1	2	3	4	5	6	7	8	9	10	AB	R	H	RBI	BB	SO	LOB		
Ray Durham, S (1, 4) OBP: 0.371, SLG: 0.474	0-2 1B	F7						F8			5	1	1	1	1	2	3		
Mike Caruso, S (1, 6) OBP: 0.291, SLG: 0.378	1-2 SAFE	F8						F9	G1-3	SF9 BB	5	0	0	1	0	1	1		
Frank Thomas, R (1, 10) OBP: 0.382, SLG: 0.478	0-0 SAFE	P4						P9	G6-3	K	6	0	1	0	0	1	3		
Albert Belle, R (1, 7) OBP: 0.345, SLG: 0.511	4-1 SAFE	1B BB						2B	P9		4	1	1	0	1	0	1		
Robin Ventura, L (1, 5) OBP: 0.300, SLG: 0.478	2-1	1B						2B		SH1-4 BB	4	1	2	1	1	0	1		
Chris Snopce, R (10, PR) (10, 9) OBP: 0.299, SLG: 0.242	1-3 2-H	1B						2B BB		BB	0	1	0	0	0	0	0		
Wil Cordero, R (1, 3) OBP: 0.289, SLG: 0.429								1B		BB SH1-4	4	3	3	2	1	0	1		
25 Jeff Abbott, R (1, 9) OBP: 0.340, SLG: 0.563	0-1	HR						1B		BB	3	1	1	0	1	0	1		
Magglio Ordonez, R (8, 9) (10, 8) OBP: 0.291, SLG: 0.407	F8 WP	1B						G6-3		SH1-4	0	0	0	0	0	0	0		
Mike Cameron, R (1, 8) OBP: 0.319, SLG: 0.312	3-2	G5-3						K		BB BB	3	1	0	1	1	1	2		
Greg Norton, S (10, PR) (10, 5) OBP: 0.351, SLG: 0.551	1-2	G5-3						K		BB BB	0	1	0	0	1	0	0		
Chad Kreuter, S (1, 2) OBP: 0.414, SLG: 0.338	2-3	F8						1B		WP BB	4	1	2	4	1	0	2		
Inning Stats	R: 1 E: 0 K: 0 S: 10	H: 2 LOB: 2 BB: 1 P: 17	R: 1 E: 0 K: 0 S: 10	H: 2 LOB: 1 BB: 0 P: 17	R: 0 E: 0 K: 0 S: 10	H: 1 LOB: 1 BB: 0 P: 11	R: 0 E: 0 K: 2 S: 9	H: 0 LOB: 0 BB: 0 P: 12	R: 0 E: 1 K: 2 S: 6	H: 1 LOB: 1 BB: 0 P: 9	R: 5 E: 0 K: 0 S: 14	H: 4 LOB: 1 BB: 2 P: 30	R: 0 E: 0 K: 0 S: 8	H: 0 LOB: 0 BB: 0 P: 14	R: 4 E: 0 K: 1 S: 15	H: 0 LOB: 0 BB: 5 P: 41	1B: 8 2B: 2 3B: 0 HR: 1	SF: 1 SAC: 1 DP: 1 HBP: 0	
PITCHER	IP	WLS	BF	H	R	ER	SO	BB	IBB	HBP	BLK	WP	HR	S	P	ERA	WHIP		
Justin Thompson, L ERA: 4.28	(1, 1) 7.2		32	9	4	4	4	1	0	0	0	1	1	71	104	4.70	1.304		
Bryce Florie, R ERA: 4.58	(8, 1) 0.0		3	1	0	0	0	1	1	0	0	0	0	2	11	∞	∞		
Doug Brocail, R ERA: 4.74	(8, 1) 0.1		2	1	3	3	0	0	0	0	0	0	0	6	12	81.00	3.000		
Roberto Duran, L ERA: 5.67	(9, 1) 1.0	L	4	0	1	1	0	0	0	0	0	0	0	10	20	9.00	1.000		
Todd Jones, R ERA: 3.98	(10, 1) 0.1		4	0	0	0	0	3	0	0	0	0	0	6	20	0.00	9.000		

TOP

Chicago White Sox @ Detroit Tigers
Tiger Stadium, Detroit, MI
Thu May 28 1998, 7:05 PM EDT
Att. 10,634 - Cloudy - 84 F

AB	38
R	11
H	11
RBI	10
BB	8
SO	5
LOB	15

WP: 2 PA: 48
PB: 0
SB: 2
CS: 0

Batter	1	2	3	4	5	6	7	8	9	10	AB	R	H	RBI	BB	SO	LOB			
Kimera Barteo, R (1, 8) OBP: 0.190, SLG: 0.300	3-2							F9			4	0	0	0	0	2	1			
Andy Tomberlin, L (9, PH) (10, 7) OBP: 0.347, SLG: 0.478	F8		K						HR		1	1	1	3	0	0	0			
Joe Randa, R (1, 5) OBP: 0.332, SLG: 0.341	1-0	G6-3						F9	F9	G5-3	5	0	0	0	0	0	0			
Bobby Higginson, L (1, 9) OBP: 0.402, SLG: 0.538	3-1	F9						F9		P5	5	1	1	0	0	0	0			
Tony Clark, S (1, 10) OBP: 0.330, SLG: 0.412		G6-3						E	E3	G5-3	5	0	0	0	0	0	0			
Damon Easley, R (1, 4) OBP: 0.400, SLG: 0.661	2-1	G6-3						L7	K	G3-1	5	1	1	0	0	1	1			
Luis Gonzalez, L (1, 7) (10, 8) OBP: 0.374, SLG: 0.497	2-2	G6-3						F7		L5-3	4	1	1	0	0	1	0			
Jeff Manto, R (1, 3) OBP: 0.318, SLG: 0.359								WP	E	1B	3	2	3	0	0	0	0			
Joe Oliver, R (1, 2) OBP: 0.296, SLG: 0.441	1-1	G6-3						1B	1B	HR	2	0	1	1	0	0	1			
Paul Bako, L (6, 2) OBP: 0.315, SLG: 0.383	2-2	G6-3						FC1-6	1B	SF7	1	0	0	1	0	0	1			
Deivi Cruz, R (1, 6) OBP: 0.305, SLG: 0.374	2-2	G6-3						F7		HR	3	0	0	0	0	1	3			
Frank Castellanito, L (9, PH) (10, 4) OBP: 0.353, SLG: 0.477	1-0	G1-3						L6		HR	1	1	1	1	0	0	0			
Inning Stats	R: 0 E: 0 K: 0 S: 8	H: 0 LOB: 0 BB: 0 P: 15	R: 0 E: 0 K: 0 S: 8	H: 0 LOB: 0 BB: 0 P: 14	R: 0 E: 0 K: 1 S: 11	H: 1 LOB: 1 BB: 0 P: 18	R: 0 E: 0 K: 0 S: 7	H: 0 LOB: 0 BB: 0 P: 8	R: 1 E: 0 K: 0 S: 10	H: 2 LOB: 1 BB: 0 P: 16	R: 0 E: 0 K: 2 S: 8	H: 1 LOB: 1 BB: 0 P: 8	R: 0 E: 0 K: 0 S: 7	H: 0 LOB: 0 BB: 0 P: 11	R: 5 E: 0 K: 0 S: 15	H: 4 LOB: 0 BB: 0 P: 19	R: 0 E: 0 K: 0 S: 6	H: 0 LOB: 0 BB: 0 P: 10	1B: 5 2B: 3 3B: 0 HR: 1	SF: 1 SAC: 0 DP: 0 HBP: 1
PITCHER	IP	WLS	BF	H	R	ER	SO	BB	IBB	HBP	BLK	WP	HR	S	P	ERA	WHIP			
Mike Sirotka, L ERA: 4.32	(1, 1) 8.1		33	7	4	3	5	0	0	0	0	1	0	78	114	3.24	0.840			
Keith Foulke, R ERA: 4.67	(9, 1) 0.1		3	1	0	0	0	0	0	1	0	0	0	5	7	0.00	3.000			
Matt Karchner, R ERA: 3.86	(9, 1) 1.1	W	5	1	3	3	0	0	0	0	0	0	1	8	12	20.25	0.750			

BOTTOM

Chicago White Sox @ Detroit Tigers
Tiger Stadium, Detroit, MI
Thu May 28 1998, 7:05 PM EDT
Att. 10,634 - Cloudy - 84 F

AB	39
R	7
H	9
RBI	6
BB	0
SO	5
LOB	7

WP: 1 PA: 41
PB: 0
SB: 0
CS: 0

Batter	1	2	3	4	5	6	7	8	9	AB R H RBI BB SO LOB	TOP																
Ray Durham, S (1, 4) OBP: 0.385, SLG: 0.500										4 2 4 1 1 0 0	Chicago White Sox @ Detroit Tigers Tiger Stadium, Detroit, MI Fri May 29 1998, 7:05 PM EDT Att: 20,078 - Cloudy - 85 F																
Mike Caruso, S (1, 6) OBP: 0.297, SLG: 0.381										4 1 2 1 0 0 1																	
Frank Thomas, R (1, 10) OBP: 0.387, SLG: 0.476										3 0 1 1 2 0 1																	
Albert Belle, R (1, 7) OBP: 0.351, SLG: 0.519										5 0 3 1 0 0 5																	
Robin Ventura, L (1, 5) OBP: 0.385, SLG: 0.468										4 1 0 0 1 0 6																	
Wit Condero, R (1, 3) OBP: 0.294, SLG: 0.422										4 1 1 0 1 0 1																	
25 Jeff Abbott, R (1, 9) OBP: 0.345, SLG: 0.604										5 1 2 2 0 0 3																	
Mike Cameron, R (1, 8) OBP: 0.318, SLG: 0.306										3 1 0 0 0 1 1																	
Chad Kreuter, S (1, 2) OBP: 0.407, SLG: 0.333										4 0 1 1 0 0 1																	
Inning Stats	R: 1 E: 0 K: 0 S: 9	H: 3 LOB: 1 BB: 0 P: 16	R: 4 E: 0 K: 0 S: 18	H: 3 LOB: 2 BB: 2 P: 35	R: 0 E: 0 K: 0 S: 12	H: 0 LOB: 0 BB: 0 P: 19	R: 0 E: 0 K: 0 S: 6	H: 2 LOB: 2 BB: 1 P: 13	R: 2 E: 0 K: 1 S: 12	H: 1 LOB: 0 BB: 1 P: 19	R: 0 E: 0 K: 0 S: 10	H: 1 LOB: 2 BB: 0 P: 19	R: 0 E: 0 K: 0 S: 4	H: 1 LOB: 0 BB: 0 P: 9	R: 0 E: 0 K: 0 S: 6	H: 1 LOB: 0 BB: 0 P: 12	R: 0 E: 0 K: 0 S: 14	H: 2 LOB: 2 BB: 0 P: 22	1B: 11 2B: 2 3B: 0 HR: 2	SF: 0 SAC: 1 DP: 2 HBP: 1	WP: 1 PB: 0 SB: 1 CS: 1	PA: 43					
PITCHER	IP WLS BF H R ER SO BB IBB HBP BLK WP HR S P ERA WHIP											PITCHER	IP WLS BF H R ER SO BB IBB HBP BLK WP HR S P ERA WHIP														
A.J. Sager, R (1, 1) ERA: 8.83	3.1	21	8	5	5	0	2	1	1	0	0	1	1	43	80	13.50	3.000										
Tim Worrell, R (4, 1) ERA: 5.82	2.2	11	2	2	2	1	2	0	0	0	0	1	24	41	6.75	1.500											
Dean Crow, R (7, 1) ERA:	2.0	W	6	2	0	0	0	0	0	0	0	0	10	21	0.00	1.000											
Todd Jones, R (9, 1) ERA: 3.66	1.0	S	5	2	0	0	0	0	0	0	0	0	14	22	0.00	2.000											

AB	36
R	7
H	14
RBI	7
BB	5
SO	1
LOB	19



Batter	1	2	3	4	5	6	7	8	9	AB R H RBI BB SO LOB	BOTTOM																
Kimera Barteo, R (1, 8) OBP: 0.280, SLG: 0.522										3 3 2 1 1 0 0	Chicago White Sox @ Detroit Tigers Tiger Stadium, Detroit, MI Fri May 29 1998, 7:05 PM EDT Att: 20,078 - Cloudy - 85 F																
Joe Randa, R (1, 5) OBP: 0.335, SLG: 0.337										2 0 0 0 1 1 0																	
Bobby Higginson, L (1, 9) OBP: 0.399, SLG: 0.532										4 0 1 2 0 0 1																	
Tony Clark, S (1, 10) OBP: 0.328, SLG: 0.406										3 1 0 0 1 0 3																	
Luis Gonzalez, L (1, 7) OBP: 0.376, SLG: 0.506										3 2 1 0 1 1 1																	
Damian Easley, R (1, 4) OBP: 0.402, SLG: 0.691										4 2 2 5 0 0 0																	
Frank Catalanotto, L (1, 3) OBP: 0.337, SLG: 0.438										4 0 0 0 0 0 0																	
Jeff Manto, R (9, 3) OBP: 0.318, SLG: 0.359										0 0 0 0 0 0 0																	
Paul Bako, L (1, 2) OBP: 0.316, SLG: 0.367										2 0 0 0 1 1 0																	
Deivi Cruz, R (1, 6) OBP: 0.296, SLG: 0.362										3 0 0 0 0 0 1																	
Inning Stats	R: 1 E: 0 K: 0 S: 13	H: 2 LOB: 1 BB: 0 P: 19	R: 0 E: 0 K: 1 S: 9	H: 0 LOB: 0 BB: 0 P: 17	R: 1 E: 1 K: 0 S: 9	H: 0 LOB: 1 BB: 2 P: 20	R: 0 E: 0 K: 1 S: 7	H: 0 LOB: 0 BB: 0 P: 12	R: 0 E: 0 K: 0 S: 4	H: 0 LOB: 0 BB: 1 P: 9	R: 0 E: 0 K: 0 S: 9	H: 0 LOB: 0 BB: 0 P: 16	R: 2 E: 0 K: 0 S: 12	H: 2 LOB: 0 BB: 0 P: 18	R: 4 E: 0 K: 1 S: 12	H: 2 LOB: 0 BB: 2 P: 21	1B: 1 2B: 1 3B: 1 HR: 3	SF: 0 SAC: 0 DP: 2 HBP: 1	WP: 0 PB: 1 SB: 1 CS: 0	PA: 34							
PITCHER	IP WLS BF H R ER SO BB IBB HBP BLK WP HR S P ERA WHIP											PITCHER	IP WLS BF H R ER SO BB IBB HBP BLK WP HR S P ERA WHIP														
Jason Bere, R (1, 1) ERA: 5.59	7.0	L	6	2	4	4	1	2	0	1	0	0	1	63	111	3.86	1.000										
Carlos Castillo, R (8, 1) ERA: 5.92	0.2	L	6	2	4	4	1	2	0	0	0	0	2	10	18	54.00	6.000										
41 Bill Simas, R (8, 1) ERA: 1.88	0.1		1	0	0	0	0	0	0	0	0	0	2	3	0.00	0.000											

AB	28
R	8
H	6
RBI	8
BB	5
SO	3
LOB	6



Batter	1	2	3	4	5	6	7	8	9	AB	R	H	RBI	BB	SO	LOB	TOP					
Ray Durham, S OBP: 0.378, SLG: 0.490	G3-1		F8			G6-3		G4-6-3		4	0	0	0	0	0	2						
Mike Caruso, S OBP: 0.295, SLG: 0.378	G6-3			G6-4-3 1B		F9			L3	4	0	1	0	0	0	0						
Frank Thomas, R OBP: 0.385, SLG: 0.472	G4-3			G6-4-3 1B		F8			G5-3	4	0	1	0	0	0	0						
Albert Belle, R OBP: 0.349, SLG: 0.513				G6-4-3					G6-3	4	0	1	0	0	0	2						
Robin Ventura, L OBP: 0.380, SLG: 0.460	G4-3			G1-3						3	0	0	0	0	0	2						
Wil Cordero, R OBP: 0.295, SLG: 0.420	FC6-5-4									3	0	1	0	0	1	1						
25 Jeff Abbott, R OBP: 0.328, SLG: 0.571	G1-3									3	0	0	0	0	1	2						
Magglio Ordonez, R OBP: 0.297, SLG: 0.418			P6							3	0	2	0	0	0	0						
Charlie O'Brien, R OBP: 0.320, SLG: 0.409	G5-3									3	0	1	0	0	0	1						
Inning Stats	R: 0 E: 0 K: 0 S: 8	H: 0 LOB: 0 BB: 0 P: 9	R: 0 E: 0 K: 0 S: 8	H: 1 LOB: 1 BB: 0 P: 10	R: 0 E: 0 K: 0 S: 4	H: 0 LOB: 0 BB: 0 P: 6	R: 0 E: 0 K: 0 S: 9	H: 2 LOB: 1 BB: 0 P: 12	R: 0 E: 0 K: 1 S: 9	H: 2 LOB: 1 BB: 0 P: 15	R: 0 E: 0 K: 0 S: 8	H: 0 LOB: 0 BB: 0 P: 13	R: 0 E: 0 K: 1 S: 8	H: 0 LOB: 0 BB: 0 P: 9	R: 0 E: 0 K: 0 S: 6	H: 2 LOB: 1 BB: 0 P: 10	R: 0 E: 0 K: 0 S: 8	H: 0 LOB: 0 BB: 0 P: 10	1B: 6 2B: 2 3B: 0 HR: 0	SF: 0 SAC: 0 DP: 3 HBP: 0	WP: 0 PB: 0 SB: 0 CS: 1	PA: 31
PITCHER Brian Moehler, R ERA: 3.89	IP: 9.0 WLS: W BF: 31 H: 7 R: 0 ER: 0 SO: 2 BB: 0 IBB: 0 HBP: 0 BLK: 0 WP: 0 HR: 0 S: 68 P: 94 ERA: 0.00 WHIP: 0.778															PITCHER	IP: 9.0 WLS: W BF: 31 H: 7 R: 0 ER: 0 SO: 2 BB: 0 IBB: 0 HBP: 0 BLK: 0 WP: 0 HR: 0 S: 68 P: 94 ERA: 0.00 WHIP: 0.778					

Chicago White Sox @ Detroit Tigers
Tiger Stadium, Detroit, MI
Sat May 30 1998, 7:05 PM EDT
Att: 17,946 - Unknown - 75 F

AB 31
R 0
H 7
RBI 0
BB 0
SO 2
LOB 10



Batter	1	2	3	4	5	6	7	8	9	AB	R	H	RBI	BB	SO	LOB	BOTTOM			
Kimera Barteo, R OBP: 0.310, SLG: 0.593	K		G6-4-3							4	2	2	1	0	1	1				
Joe Randa, R OBP: 0.343, SLG: 0.346	G4-3		1B							4	0	3	3	0	0	0				
Bobby Higginson, L OBP: 0.301, SLG: 0.532	1B		1B							4	0	2	0	0	0	2				
Tony Clark, S OBP: 0.328, SLG: 0.421	L7		F7							3	1	1	1	0	0	3				
Jeff Manto, R OBP: 0.311, SLG: 0.350										1	0	0	0	0	0	0				
Luis Gonzalez, L OBP: 0.374, SLG: 0.517										4	1	1	1	0	0	0				
Damion Easley, R OBP: 0.399, SLG: 0.681										4	0	1	0	0	0	0				
Frank Catalanotto, L OBP: 0.310, SLG: 0.412										3	0	0	0	0	2	1				
Billy Ripken, R OBP: 0.304, SLG: 0.269										0	0	0	0	0	0	0				
Paul Bako, L OBP: 0.300, SLG: 0.346	G6-3									3	0	0	0	0	2	0				
Deivi Cruz, R OBP: 0.307, SLG: 0.371										3	2	2	0	0	0	0				
Inning Stats	R: 0 E: 0 K: 1 S: 9	H: 1 LOB: 1 BB: 0 P: 16	R: 1 E: 0 K: 1 S: 12	H: 2 LOB: 0 BB: 0 P: 22	R: 0 E: 0 K: 0 S: 16	H: 3 LOB: 2 BB: 0 P: 23	R: 0 E: 0 K: 0 S: 11	H: 0 LOB: 0 BB: 0 P: 15	R: 2 E: 0 K: 1 S: 10	H: 3 LOB: 0 BB: 0 P: 15	R: 1 E: 0 K: 0 S: 8	H: 1 LOB: 0 BB: 0 P: 10	R: 2 E: 1 K: 1 S: 11	H: 2 LOB: 0 BB: 0 P: 17	R: 0 E: 0 K: 0 S: 10	H: 0 LOB: 0 BB: 0 P: 15	1B: 8 2B: 4 3B: 0 HR: 2	SF: 0 SAC: 0 DP: 4 HBP: 0	WP: 0 PB: 0 SB: 0 CS: 1	PA: 33
PITCHER Jaime Navarro, R ERA: 6.24 Tom Fordham, L ERA: 8.71	IP: 6.1 WLS: L BF: 29 H: 12 R: 6 ER: 5 SO: 6 BB: 0 IBB: 0 HBP: 0 BLK: 0 WP: 0 HR: 2 S: 75 P: 114 ERA: 7.11 WHIP: 1.895															PITCHER	IP: 6.1 WLS: L BF: 29 H: 12 R: 6 ER: 5 SO: 6 BB: 0 IBB: 0 HBP: 0 BLK: 0 WP: 0 HR: 2 S: 75 P: 114 ERA: 7.11 WHIP: 1.895			

Chicago White Sox @ Detroit Tigers
Tiger Stadium, Detroit, MI
Sat May 30 1998, 7:05 PM EDT
Att: 17,946 - Unknown - 75 F


AB 33
R 6
H 12
RBI 6
BB 0
SO 5
LOB 7



Batter	1	2	3	4	5	6	7	8	9	AB	R	H	RBI	BB	SO	LOB	TOP											
Ray Durham, S OBP: 0.383, SLG: 0.493 (1, 4)	2-2 1B SF9 1B		1-3 K		1-1 HR 1B	0-0 G4-3		2-0 1B SF9 1B	5	3	3	0	0	1	1													
Mike Caruso, S OBP: 0.312, SLG: 0.412 (1, 6)	1-1 CS 1B		0-0 1B		2-2 HR 1B		0-2 L6	2-1 WP 1B	5	1	4	2	0	0	0													
Frank Thomas, R OBP: 0.389, SLG: 0.492 (1, 10)	2-2 SF9		0-1 FC6-4 1B		1-1 HR		2-2 F8 1B	0-2 P4	4	1	3	3	0	0	2													
Albert Belle, R OBP: 0.348, SLG: 0.508 Mike Cameron, R OBP: 0.316, SLG: 0.306 (7, PR) (7, 8)	3-3 K		1-0 FC6-4 1B		3-2 F9		1-0 1B	2-0 SF9	4	0	1	0	0	1	3													
Robin Ventura, L OBP: 0.376, SLG: 0.459 (1, 5)		3-2 F9		2-1 HR 2B	0-1 L8		0-1 F8	1-1 G4-3	5	1	1	0	0	0	3													
Wil Cordero, R OBP: 0.302, SLG: 0.457 (7, 7)		1-2 G1-3		2-2 HR	1-0 2B		1-0 F9		4	1	2	2	0	0	2													
Greg Norton, S OBP: 0.333, SLG: 0.521 (1, 3)		0-3 K		0-0 F7	1-2 G4-3			0-3 K	4	0	0	0	0	2	1													
Magglio Ordonez, R OBP: 0.290, SLG: 0.408 (7, 9)			1-3 K	1-2 G6-3		2-2 P6		2-2 G4-3	4	0	0	0	0	1	0													
Chad Kreuter, S OBP: 0.400, SLG: 0.321 (1, 2)			4-2 1B 1B BB	1-3 K		1-2 F9		3-2 L7	3	1	0	0	1	1	0													
Inning Stats	R: 1 E: 0 K: 1 S: 11	H: 2 LOB: 1 BB: 0 P: 19	R: 0 E: 0 K: 1 S: 10	H: 0 LOB: 0 BB: 0 P: 14	R: 1 E: 0 K: 2 S: 13	H: 2 LOB: 2 BB: 1 P: 20	R: 2 E: 0 K: 1 S: 12	H: 2 LOB: 0 BB: 0 P: 18	R: 3 E: 0 K: 0 S: 19	H: 4 LOB: 1 BB: 0 P: 28	R: 0 E: 0 K: 0 S: 8	H: 0 LOB: 0 BB: 0 P: 11	R: 0 E: 0 K: 0 S: 10	H: 2 LOB: 0 BB: 0 P: 14	R: 0 E: 0 K: 1 S: 9	H: 0 LOB: 0 BB: 0 P: 14	R: 1 E: 0 K: 0 S: 9	H: 2 LOB: 1 BB: 0 P: 16	1B: 9 2B: 3 3B: 0 HR: 3	SF: 2 SAC: 0 DP: 1 HBP: 0	WP: 1 PB: 0 SB: 0 CS: 1	PA: 41						
PITCHER	IP	WLS	BF	H	R	ER	SO	BB	IBB	HBP	BLK	WP	HR	S	P	ERA	WHIP											
Frank Castillo, R ERA: 10.52 (1, 1)	4.0	L	21	9	7	7	5	1	0	0	0	0	0	3	55	84	15.75	2.500										
Doug Bochler, R ERA: 4.43 (5, 1)	3.0		12	3	0	0	0	0	0	0	0	0	0	28	40	0.00	1.000											
Dean Crow, R ERA: (8, 1)	1.0		3	0	0	0	1	0	0	0	0	0	0	9	14	0.00	0.000											
44 Sean Runyan, L ERA: 4.67 (9, 1)	1.0		5	2	1	1	0	0	0	0	0	1	0	9	16	9.00	2.000											

Chicago White Sox @ Detroit Tigers
Tiger Stadium, Detroit, MI
Sun May 31, 1998, 3:33 AM EDT
Att: 27,200 - Cloudy - 81 F


AB	38
R	8
H	14
RBI	8
BB	1
SO	6
LOB	12



Batter	1	2	3	4	5	6	7	8	9	AB	R	H	RBI	BB	SO	LOB	BOTTOM										
Kimera Barteo, R OBP: 0.294, SLG: 0.563 (1, 8)	1-3 K	3-2 F8			3-2 G6-3 2B		3-3 K		2-2 G1	5	0	1	0	0	2	3											
Joe Randa, R OBP: 0.339, SLG: 0.342 (1, 5)	2-0 1B		2-0 G4-3		0-0 G6-3		2-3 K		1-1 L9	5	0	1	0	0	1	2											
Bobby Higginson, L OBP: 0.307, SLG: 0.539 (1, 9)	2-2 1B		3-0 P3		4-2 BB			2-1 HR 2B	3	1	2	0	1	0	0												
Tony Clark, S OBP: 0.332, SLG: 0.435 (1, 10)	0-3 K		4-0 BB		1-2 G4-3			3-2 HR	3	1	1	2	1	1	4												
Damon Easley, R OBP: 0.392, SLG: 0.667 (1, 4)	1-2 G6-3		2-2 P4			0-0 L7		1-3 K	4	0	0	0	0	1	3												
Luis Gonzalez, L OBP: 0.371, SLG: 0.509 (1, 7)		2-2 BLK HBP		1-0 G3		1-1 G4-3		0-1 E3	3	0	0	0	0	0	0												
Jeff Manto, R OBP: 0.286, SLG: 0.318 (1, 3)		3-2 G6-3		3-2 P4		2-1 P6		0-1 P3	4	0	0	0	0	0	2												
Joe Oliver, R OBP: 0.284, SLG: 0.423 (1, 2)		2-2 G6-3		2-1 G6-3			0-1 P6	0-2 L8	4	0	0	0	0	0	2												
Deivi Cruz, R OBP: 0.317, SLG: 0.374 Frank Catalanotto, L OBP: 0.305, SLG: 0.464 (8, PH)		4-0 BB			0-1 G6-3		2-1 1B		2-1 G3	2	0	1	0	1	0	0											
Inning Stats	R: 0 E: 0 K: 2 S: 13	H: 2 LOB: 2 BB: 0 P: 19	R: 0 E: 0 K: 0 S: 12	H: 0 LOB: 2 BB: 1 P: 26	R: 0 E: 0 K: 0 S: 6	H: 0 LOB: 0 BB: 1 P: 17	R: 0 E: 0 K: 0 S: 7	H: 0 LOB: 0 BB: 0 P: 13	R: 0 E: 0 K: 0 S: 15	H: 1 LOB: 2 BB: 1 P: 23	R: 0 E: 0 K: 0 S: 5	H: 0 LOB: 0 BB: 0 P: 8	R: 0 E: 0 K: 2 S: 11	H: 1 LOB: 1 BB: 0 P: 18	R: 2 E: 1 K: 1 S: 15	H: 2 LOB: 1 BB: 0 P: 21	R: 0 E: 0 K: 0 S: 7	H: 0 LOB: 0 BB: 0 P: 12	1B: 3 2B: 2 3B: 0 HR: 1	SF: 0 SAC: 0 DP: 0 HBP: 1	WP: 0 PB: 0 SB: 0 CS: 0	PA: 38					
PITCHER	IP	WLS	BF	H	R	ER	SO	BB	IBB	HBP	BLK	WP	HR	S	P	ERA	WHIP										
Jim Parque, L ERA: 1.74 (1, 1)	6.1	W	27	4	0	0	2	3	0	0	0	0	0	62	112	0.00	1.105										
Keith Foulke, R ERA: 5.02 (7, 1)	1.2		8	2	2	2	3	0	0	0	0	0	1	22	33	10.80	1.200										
41 Bill Simas, R ERA: 1.76 (9, 1)	1.0		3	0	0	0	0	0	0	0	0	0	0	7	12	0.00	0.000										

Chicago White Sox @ Detroit Tigers
Tiger Stadium, Detroit, MI
Sun May 31, 1998, 3:33 AM EDT
Att: 27,200 - Cloudy - 81 F

AB	34
R	2
H	6
RBI	2
BB	3
SO	5
LOB	16



Batter	1	2	3	4	5	6	7	8	9	10	AB	R	H	RBI	BB	SO	LOB	TOP												
Ray Durham, S OBP: 0.379, SLG: 0.483 (1, 4)	K		L8		B1-3		CS	2B HBP BB		F8	4	1	0	0	1	1	1													
Mike Caruso, S OBP: 0.321, SLG: 0.414 (1, 6)	1B		1B			G4-3		2B HBP		K	4	1	2	1	0	1	0													
Frank Thomas, R OBP: 0.385, SLG: 0.483 (1, 10)	L8					P4		K		P4	4	0	0	0	1	1	3													
Albert Belle, R OBP: 0.346, SLG: 0.517 (1, 7)	G1-3		F9			HR		F7			4	1	1	1	0	0	5													
Robin Ventura, L OBP: 0.378, SLG: 0.465 (1, 5)		G4-3			G4-3						4	0	2	2	0	0	0													
Wil Cordero, R OBP: 0.292, SLG: 0.442 (1, 9)		G6-3			G6-3			2B			4	0	0	0	0	1	2													
Greg Norton, S OBP: 0.329, SLG: 0.506 (1, 3)		G3			K					G6-3	4	0	1	0	0	1	0													
Mike Cameron, R OBP: 0.314, SLG: 0.311 (1, 8)			G4-3 1B 2B		F8			FC6-4 1B		K	4	1	1	0	0	1	1													
Chad Kreuter, S OBP: 0.384, SLG: 0.305 (1, 2)			G4-3		G4-3			P6		K	4	0	0	0	0	1	2													
Inning Stats	R: 0 E: 0 K: 1 S: 9	H: 1 LOB: 1 BB: 0 P: 15	R: 0 E: 0 K: 0 S: 6	H: 0 LOB: 0 BB: 0 P: 9	R: 1 E: 0 K: 0 S: 10	H: 2 LOB: 2 BB: 1 P: 23	R: 0 E: 0 K: 1 S: 6	H: 0 LOB: 0 BB: 0 P: 11	R: 0 E: 0 K: 0 S: 6	H: 0 LOB: 0 BB: 0 P: 10	R: 1 E: 0 K: 1 S: 9	H: 2 LOB: 1 BB: 0 P: 11	R: 0 E: 0 K: 0 S: 7	H: 1 LOB: 0 BB: 0 P: 7	R: 2 E: 0 K: 1 S: 18	H: 1 LOB: 1 BB: 1 P: 26	R: 0 E: 0 K: 2 S: 11	H: 0 LOB: 0 BB: 0 P: 17	R: 0 E: 0 K: 1 S: 8	H: 0 LOB: 0 BB: 0 P: 9	1B: 4 2B: 2 3B: 0 HR: 1	SF: 0 SAC: 0 DP: 0 HBP: 1	WP: 0 PB: 0 SB: 1 CS: 1	PA: 40						
PITCHER	IP WLS BF H R ER SO ERA WHIP	IP WLS BF H R ER SO ERA WHIP	IP WLS BF H R ER SO ERA WHIP	IP WLS BF H R ER SO ERA WHIP	IP WLS BF H R ER SO ERA WHIP	IP WLS BF H R ER SO ERA WHIP	IP WLS BF H R ER SO ERA WHIP	IP WLS BF H R ER SO ERA WHIP	IP WLS BF H R ER SO ERA WHIP	IP WLS BF H R ER SO ERA WHIP	IP WLS BF H R ER SO ERA WHIP	IP WLS BF H R ER SO ERA WHIP	IP WLS BF H R ER SO ERA WHIP	IP WLS BF H R ER SO ERA WHIP	IP WLS BF H R ER SO ERA WHIP	IP WLS BF H R ER SO ERA WHIP	IP WLS BF H R ER SO ERA WHIP	IP WLS BF H R ER SO ERA WHIP	IP WLS BF H R ER SO ERA WHIP	IP WLS BF H R ER SO ERA WHIP	IP WLS BF H R ER SO ERA WHIP	IP WLS BF H R ER SO ERA WHIP	IP WLS BF H R ER SO ERA WHIP	IP WLS BF H R ER SO ERA WHIP	IP WLS BF H R ER SO ERA WHIP	IP WLS BF H R ER SO ERA WHIP	IP WLS BF H R ER SO ERA WHIP	IP WLS BF H R ER SO ERA WHIP	IP WLS BF H R ER SO ERA WHIP	IP WLS BF H R ER SO ERA WHIP

Chicago White Sox @ New York Yankees

Yankee Stadium, Bronx, NY

Mon Jun 01 1998, 7:05 PM EDT
Att: 19,131 - Unknown - 70 F

AB 36
R 4
H 7
RBI 4
BB 2
SO 7
LOB 14



Batter	1	2	3	4	5	6	7	8	9	10	AB	R	H	RBI	BB	SO	LOB	BOTTOM										
Chuck Knoblauch, R OBP: 0.402, SLG: 0.407 (1, 4)	P7	2B				P5					3	0	1	0	2	0	0											
2 Derek Jeter, R OBP: 0.378, SLG: 0.487 (1, 6)	P3				F8		G4-3			G6-3	5	0	0	0	0	1	4											
Paul O'Neill, L OBP: 0.378, SLG: 0.466 (1, 9)	1B		G6-3			F8 HR BB		P5		L8	4	1	1	0	1	0	3											
Bernie Williams, S OBP: 0.449, SLG: 0.574 (1, 8)	1B		G5-3			F8		L4		L8	4	0	0	0	1	0	1											
Tino Martinez, L OBP: 0.399, SLG: 0.533 (1, 3)	1B										5	1	3	2	0	1	0											
Tim Lincecum, S OBP: 0.380, SLG: 0.436 (1, 10)	K		L7			HR		G4-3		G6-3	4	1	0	0	1	1	4											
Chad Curtis, R OBP: 0.417, SLG: 0.443 (1, 7)		K				L7		G6-3			5	1	2	2	0	1	0											
20 Jorge Posada, S OBP: 0.338, SLG: 0.491 Homer Bush, R OBP: 0.429, SLG: 0.385 Joe Girardi, R OBP: 0.291, SLG: 0.321 (1, 2)					G4-3			K			3	1	1	1	1	1	0											
Scott Brosius, R OBP: 0.393, SLG: 0.451 (1, 5)			G1-3		G5-3			G4-3			4	0	0	0	0	1	1											
Inning Stats	R: 0 E: 0 K: 1 S: 10	H: 2 LOB: 3 BB: 1 P: 22	R: 1 E: 0 K: 2 S: 11	H: 1 LOB: 1 BB: 1 P: 18	R: 0 E: 0 K: 0 S: 9	H: 1 LOB: 1 BB: 0 P: 11	R: 1 E: 0 K: 0 S: 8	H: 2 LOB: 1 BB: 0 P: 17	R: 2 E: 0 K: 0 S: 14	H: 1 LOB: 0 BB: 1 P: 25	R: 0 E: 0 K: 1 S: 7	H: 0 LOB: 0 BB: 0 P: 9	R: 0 E: 0 K: 0 S: 6	H: 0 LOB: 0 BB: 0 P: 10	R: 0 E: 0 K: 0 S: 5	H: 0 LOB: 0 BB: 0 P: 8	R: 0 E: 0 K: 1 S: 11	H: 0 LOB: 3 BB: 2 P: 22	R: 1 E: 0 K: 1 S: 7	H: 1 LOB: 1 BB: 1 P: 16	1B: 2 2B: 3 3B: 0 HR: 3	SF: 0 SAC: 0 DP: 0 HBP: 0	WP: 0 PB: 0 SB: 3 CS: 0	PA: 43				
PITCHER	IP WLS BF H R ER SO ERA WHIP	IP WLS BF H R ER SO ERA WHIP	IP WLS BF H R ER SO ERA WHIP	IP WLS BF H R ER SO ERA WHIP	IP WLS BF H R ER SO ERA WHIP	IP WLS BF H R ER SO ERA WHIP	IP WLS BF H R ER SO ERA WHIP	IP WLS BF H R ER SO ERA WHIP	IP WLS BF H R ER SO ERA WHIP	IP WLS BF H R ER SO ERA WHIP	IP WLS BF H R ER SO ERA WHIP	IP WLS BF H R ER SO ERA WHIP	IP WLS BF H R ER SO ERA WHIP	IP WLS BF H R ER SO ERA WHIP	IP WLS BF H R ER SO ERA WHIP	IP WLS BF H R ER SO ERA WHIP	IP WLS BF H R ER SO ERA WHIP	IP WLS BF H R ER SO ERA WHIP	IP WLS BF H R ER SO ERA WHIP	IP WLS BF H R ER SO ERA WHIP	IP WLS BF H R ER SO ERA WHIP	IP WLS BF H R ER SO ERA WHIP	IP WLS BF H R ER SO ERA WHIP	IP WLS BF H R ER SO ERA WHIP	IP WLS BF H R ER SO ERA WHIP	IP WLS BF H R ER SO ERA WHIP	IP WLS BF H R ER SO ERA WHIP	IP WLS BF H R ER SO ERA WHIP

Chicago White Sox @ New York Yankees

Yankee Stadium, Bronx, NY

Mon Jun 01 1998, 7:05 PM EDT
Att: 19,131 - Unknown - 70 F

AB 37
R 5
H 8
RBI 5
BB 6
SO 6
LOB 13



Batter	1	2	3	4	5	6	7	8	9	AB	R	H	RBI	BB	SO	LOB	TOP
Ray Durham, S (1, 4) OBP: 0.377, SLG: 0.479	L4-3 1B		FC5-4 1B		K		F7			4	0	1	0	0	1	1	
Mike Caruso, S (1, 6) OBP: 0.319, SLG: 0.410	L4-3		1-2		P3			K		4	0	1	0	0	1	1	
Frank Thomas, R (1, 10) OBP: 0.379, SLG: 0.473	F8		P8		K			F7		4	0	0	0	0	1	2	
Albert Belle, R (1, 7) OBP: 0.349, SLG: 0.546		HR	F7			HR		F9		4	2	2	2	0	0	2	
Robin Ventura, L (1, 5) OBP: 0.376, SLG: 0.458		G5-4-3 BB		K		G3			P4	3	0	0	0	1	1	0	
Wil Cordero, R (1, 3) OBP: 0.291, SLG: 0.460		G5-4-3		HR		K			K	4	1	1	1	0	2	1	
Magglio Ordonez, R (1, 9) OBP: 0.284, SLG: 0.399	E5		G6-3			G5-3			G4-3	4	0	0	0	0	0	0	
Mike Cameron, R (1, 8) OBP: 0.315, SLG: 0.318	K									3	0	1	0	0	2	1	
Charlie O'Brien, R (1, 2) OBP: 0.320, SLG: 0.406			FC5-4 1B		P2				K	3	0	1	0	0	1	1	
Inning Stats	R: 0 H: 1 E: 0 K: 0 S: 11	H: 1 R: 1 ER: 1 SO: 1 LOB: 0 BB: 0 P: 16	R: 0 H: 2 E: 0 K: 0 S: 13	H: 2 R: 0 ER: 0 SO: 1 LOB: 2 BB: 0 P: 16	R: 1 H: 2 E: 0 K: 1 S: 12	H: 0 R: 0 ER: 0 SO: 7 LOB: 0 BB: 0 P: 10	R: 1 H: 1 E: 0 K: 1 S: 10	H: 0 R: 0 ER: 0 SO: 12 LOB: 0 BB: 0 P: 12	R: 0 H: 0 E: 0 K: 1 S: 8	H: 0 R: 0 ER: 0 SO: 9 LOB: 0 BB: 0 P: 9	1B: 3 2B: 2 3B: 0 HR: 3	SF: 0 SAC: 0 DP: 2 HBP: 0	WP: 0 PA: 34 PB: 0 SB: 0 CS: 0				
PITCHER	IP WLS BF H R ER SO BB IBB HBP BLK WP HR S P ERA WHIP																
David Wells, L (1, 1) ERA: 4.25	8.0 W 31 7 3 3 8 1 0 0 0 0 3 83 113 3.38 1.000																
42 Mariano Rivera, R (9, 1) ERA: 0.46	1.0 S 3 0 0 0 1 0 0 0 0 0 0 6 9 0.00 0.000																

Chicago White Sox @ New York Yankees
Yankee Stadium, Bronx, NY

AB 33
R 3
H 7
RBI 3
BB 1
SO 9
LOB 9



Tue Jun 02 1998, 7:05 PM EDT
Att: 22,599 - Unknown - 69 F

Batter	1	2	3	4	5	6	7	8	9	AB	R	H	RBI	BB	SO	LOB	BOTTOM
Chuck Knoblauch, R (1, 4) OBP: 0.403, SLG: 0.414	G6-4-3 1B		K		E4 2 HR		2B			4	1	2	1	0	1	1	
2 Derek Jeter, R (1, 6) OBP: 0.380, SLG: 0.500	G6-4-3			K	HR		1B			4	1	2	3	0	1	1	
Paul O'Neill, L (1, 9) OBP: 0.380, SLG: 0.481	HR			1B	F7		G4-6-3 1B			4	1	2	1	0	0	2	
Bernie Williams, S (1, 8) OBP: 0.446, SLG: 0.567	G5-3			K			FC4-6 1B		P8	4	0	1	0	0	1	1	
Tino Martinez, L (1, 3) OBP: 0.391, SLG: 0.521		G4-3		F8		FC4-6 E		G1-3		4	0	0	0	0	0	2	
Tim Lincecum, S (1, 10) OBP: 0.376, SLG: 0.430	L1				20 G4-6-3 1B	E6 G6-4-3		K		4	1	1	0	0	1	1	
Chad Curtis, R (1, 7) OBP: 0.416, SLG: 0.441	P9				20 G4-6-3 1B	G6-4-3				3	0	1	0	0	0	2	
20 Jorge Posada, S (1, 2) OBP: 0.331, SLG: 0.479			F8		G4-6-3		K			3	0	0	0	0	1	2	
Scott Brosius, R (1, 5) OBP: 0.397, SLG: 0.461			K		2 HR		2B			3	2	2	1	0	1	0	
Inning Stats	R: 1 H: 2 E: 0 K: 0 S: 10	H: 0 R: 0 ER: 0 SO: 8 LOB: 0 BB: 0 P: 10	R: 0 H: 0 E: 0 K: 2 S: 11	H: 0 R: 0 ER: 0 SO: 14 LOB: 0 BB: 0 P: 14	R: 0 H: 1 E: 0 K: 2 S: 10	H: 4 R: 4 ER: 1 SO: 12 LOB: 0 BB: 0 P: 21	R: 0 H: 1 E: 1 K: 0 S: 8	H: 3 R: 1 ER: 0 SO: 13 LOB: 1 BB: 0 P: 17	R: 0 H: 0 E: 0 K: 1 S: 10	H: 0 R: 0 ER: 0 SO: 19 LOB: 0 BB: 0 P: 19	1B: 7 2B: 2 3B: 0 HR: 2	SF: 0 SAC: 0 DP: 4 HBP: 0	WP: 0 PA: 33 PB: 0 SB: 0 CS: 0				
PITCHER	IP WLS BF H R ER SO BB IBB HBP BLK WP HR S P ERA WHIP																
Mike Sirota, L (1, 1) ERA: 4.32	6.1 L 29 11 6 3 5 0 0 0 0 0 0 2 70 102 4.26 1.737																
Tom Fordham, L (7, 1) ERA: 8.06	1.2 4 0 0 0 1 0 0 0 0 0 0 12 21 0.00 0.000																

Chicago White Sox @ New York Yankees
Yankee Stadium, Bronx, NY

AB 33
R 6
H 11
RBI 6
BB 0
SO 6
LOB 12




Tue Jun 02 1998, 7:05 PM EDT
Att: 22,599 - Unknown - 69 F

Batter	1	2	3	4	5	6	7	8	9	AB	R	H	RBI	BB	SO	LOB	TOP					
Ray Durham, S OBP: 0.380, SLG: 0.482 (1, 4)	G1-3 BB 2B						G4-3		FC4-6 1-2	5	1	2	1	1	0	1						
Chris Snopce, R OBP: 0.301, SLG: 0.254 (1, 6)	G6-3		L9						F8	5	0	1	0	1	1	4						
Frank Thomas, R OBP: 0.375, SLG: 0.464 Greg Norton, S OBP: 0.326, SLG: 0.500 (7, 3)			F9	F8			F9		K	4	1	0	0	1	0	4						
Albert Belle, R OBP: 0.350, SLG: 0.543 (1, 10)	F9		F9				G4-3			5	2	2	0	0	0	3						
Robin Ventura, L OBP: 0.385, SLG: 0.463 (1, 5)									F9	4	3	3	0	1	0	0						
Wil Cordero, R OBP: 0.309, SLG: 0.496 (1, 7)									K	5	3	4	3	0	1	0						
Magglio Ordonez, R OBP: 0.292, SLG: 0.403 (1, 9)									K	3	0	2	4	1	1	2						
Mike Cameron, R OBP: 0.306, SLG: 0.308 (1, 8)										5	0	0	0	0	3	6						
Charlie O'Brien, R OBP: 0.324, SLG: 0.404 (1, 2)										3	0	1	2	1	0	1						
Inning Stats	R: 2 E: 0 K: 1 S: 9	H: 2 LOB: 2 BB: 2 P: 23	R: 0 E: 0 K: 1 S: 8	H: 0 LOB: 0 BB: 0 P: 9	R: 0 E: 0 K: 0 S: 6	H: 0 LOB: 0 BB: 0 P: 7	R: 2 E: 0 K: 1 S: 17	H: 3 LOB: 3 BB: 2 P: 34	R: 3 E: 0 K: 2 S: 24	H: 5 LOB: 2 BB: 0 P: 35	R: 3 E: 0 K: 0 S: 14	H: 4 LOB: 1 BB: 0 P: 22	R: 0 E: 0 K: 0 S: 8	H: 0 LOB: 1 BB: 0 P: 11	R: 0 E: 0 K: 1 S: 11	H: 0 LOB: 1 BB: 1 P: 19	R: 0 E: 0 K: 1 S: 13	H: 0 LOB: 1 BB: 1 P: 19	1B: 10 2B: 5 3B: 0 HR: 0	SF: 2 SAC: 0 DP: 0 HBP: 0	WP: 1 PB: 0 SB: 1 CS: 0	PA: 48
PITCHER	IP	WLS	BF	H	R	ER	SO	BB	IBB	HBP	BLK	WP	HR	S	P	ERA	WHIP					
Pat Rapp, R ERA: 4.68 (1, 1)	5.1	L	32	12	9	9	5	3	1	0	0	1	0	69	118	15.19	2.812					
Hippolito Pichardo, R ERA: 5.58 (6, 1)	1.2		8	3	1	1	0	0	0	0	0	0	0	17	23	5.40	1.800					
47 Brian Bevil, R ERA: 6.08 (8, 1)	1.0		4	0	0	0	1	1	0	0	0	0	0	11	19	0.00	1.000					
Jeff Montgomery, R ERA: 7.23 (9, 1)	1.0		4	0	0	0	1	1	0	0	0	0	0	13	19	0.00	1.000					

Chicago White Sox @ Kansas City Royals
Kauffman Stadium, Kansas City, MO
Wed Jun 03 1998, 7:05 PM CDT
Att: 13,280 - Cloudy - 76 F


AB 40
R 10
H 15
RBI 10
BB 6
SO 7
LOB 22



Batter	1	2	3	4	5	6	7	8	9	AB	R	H	RBI	BB	SO	LOB	BOTTOM					
Johnny Damon, L OBP: 0.347, SLG: 0.432 (1, 8)	G3 BB E									4	2	2	1	1	0	1						
Jose Offerman, S OBP: 0.411, SLG: 0.430 (1, 4)										3	1	1	1	2	1	1						
Hal Morris, L OBP: 0.406, SLG: 0.487 (1, 10)	G3	F7								4	0	0	0	1	0	5						
Jeff King, R OBP: 0.319, SLG: 0.465 (1, 3)	FC5 1B		F9	P5						5	0	0	0	0	1	3						
Dean Palmer, R OBP: 0.320, SLG: 0.527 (1, 5)										5	0	1	0	0	1	4						
Jeff Conine, R OBP: 0.284, SLG: 0.391 (1, 7)										4	0	1	1	0	2	1						
Jermaine Dye, R OBP: 0.295, SLG: 0.367 (1, 9)	F8									4	1	2	0	0	0	2						
Sal Fasano, R OBP: 0.229, SLG: 0.210 Larry Sutton, L OBP: 0.314, SLG: 0.324 29 Mike Sweeney, R OBP: 0.303, SLG: 0.324 (7, PH) (8, 2)										3	0	0	0	0	1	1						
Shane Halter, R OBP: 0.313, SLG: 0.397 Terry Pendleton, S OBP: 0.315, SLG: 0.361 Mendy López, R (8, PH) (9, 6)										1	0	0	0	0	0	0						
Inning Stats	R: 2 E: 1 K: 1 S: 16	H: 1 LOB: 2 BB: 2 P: 31	R: 0 E: 0 K: 2 S: 12	H: 1 LOB: 1 BB: 1 P: 20	R: 0 E: 0 K: 1 S: 8	H: 0 LOB: 0 BB: 0 P: 13	R: 3 E: 0 K: 0 S: 15	H: 4 LOB: 2 BB: 1 P: 22	R: 0 E: 1 K: 1 S: 12	H: 0 LOB: 1 BB: 0 P: 18	R: 0 E: 0 K: 1 S: 12	H: 2 LOB: 2 BB: 0 P: 15	R: 0 E: 0 K: 0 S: 9	H: 0 LOB: 0 BB: 0 P: 12	R: 0 E: 0 K: 1 S: 7	H: 0 LOB: 0 BB: 0 P: 9	1B: 6 2B: 2 3B: 0 HR: 0	SF: 0 SAC: 0 DP: 0 HBP: 0	WP: 1 PB: 0 SB: 0 CS: 0	PA: 41		
PITCHER	IP	WLS	BF	H	R	ER	SO	BB	IBB	HBP	BLK	WP	HR	S	P	ERA	WHIP					
Jason Bere, R ERA: 5.72 (1, 1)	3.1		21	6	5	3	4	4	0	0	0	0	0	48	81	8.10	3.000					
Carlos Castillo, R ERA: 5.4 (4, 1)	3.2	W	14	2	0	0	2	0	0	0	0	1	0	32	45	0.00	0.545					
41 Bill Simas, R ERA: 1.56 (8, 1)	2.0		6	0	0	0	1	0	0	0	0	0	0	16	21	0.00	0.000					

Chicago White Sox @ Kansas City Royals
Kauffman Stadium, Kansas City, MO
Wed Jun 03 1998, 7:05 PM CDT
Att: 13,280 - Cloudy - 76 F

AB 37
R 5
H 8
RBI 3
BB 4
SO 7
LOB 20



Batter	1	2	3	4	5	6	7	8	9	AB	R	H	RBI	BB	SO	LOB	TOP					
Ray Durham, S OBP: 0.376, SLG: 0.480 (1, 4)	G6-3	P7			6-3	F9-3		2B		5	0	1	1	0	0	3						
Chris Snopce, R OBP: 0.308, SLG: 0.268 (1, 6)	P3		F7		G3-1		L9 WP SF7 BB	FC3-6		4	1	1	0	1	0	0						
Frank Thomas, R OBP: 0.380, SLG: 0.465 (1, 10)	K		F8 1B		FC5-4 1B		L9	FC3-6		4	0	2	0	1	1	1						
Albert Belle, R OBP: 0.351, SLG: 0.547 Mike Cameron, R OBP: 0.306, SLG: 0.308 (9, 8)		1B 2B	FC6-4 1B		FC5-4		SF7	F7		4	1	2	1	0	0	3						
Robin Ventura, L OBP: 0.381, SLG: 0.457 (1, 5)	1B HBP 1B		F8		G5		K	FC3-6		5	1	1	0	0	1	4						
Wil Cordero, R OBP: 0.313, SLG: 0.496 (1, 3)	1B HBP		FC6-4		25 HR		P6	F8		4	1	1	0	0	0	4						
Magglio Ordonez, R OBP: 0.296, SLG: 0.402 (9, 9)	1B		G5-3		25 HR		G6-3			3	1	1	1	1	0	0						
25 Jeff Abbott, R OBP: 0.355, SLG: 0.644 (9, 7)	K		CS		HR		BB			3	2	2	3	1	1	3						
Chad Kreuter, S OBP: 0.398, SLG: 0.310 (1, 2)	1B		G5-3		F9-3		2B			2	0	1	1	2	0	1						
Inning Stats	R: 0 E: 0 K: 1 S: 9	H: 0 LOB: 0 BB: 0 P: 15	R: 2 E: 0 K: 1 S: 17	H: 4 LOB: 2 BB: 0 P: 29	R: 0 E: 0 K: 0 S: 8	H: 2 LOB: 2 BB: 0 P: 14	R: 0 E: 0 K: 0 S: 6	H: 1 LOB: 0 BB: 0 P: 11	R: 0 E: 0 K: 0 S: 5	H: 1 LOB: 1 BB: 0 P: 5	R: 3 E: 0 K: 0 S: 14	H: 2 LOB: 2 BB: 2 P: 26	R: 1 E: 0 K: 0 S: 7	H: 0 LOB: 0 BB: 1 P: 12	R: 1 E: 0 K: 0 S: 10	H: 1 LOB: 2 BB: 2 P: 22	R: 0 E: 0 K: 0 S: 13	H: 1 LOB: 2 BB: 1 P: 22	1B: 6 2B: 6 3B: 0 HR: 1	SF: 1 SAC: 0 DP: 1 HBP: 1	WP: 1 PB: 0 SB: 0 CS: 0	PA: 42
PITCHER	IP	WLS	BF	H	R	ER	SO	BB	IBB	HBP	BLK	WP	HR	S	P	ERA	WHIP					
Glendon Rusch, L ERA: 5.75 (1, 1)	6.0	L	28	10	5	5	2	2	0	1	0	0	1	59	100	7.50	2.000					
Jim Pittsley, R ERA: 4.52 (7, 1)	2.0		9	1	2	2	1	3	0	0	0	1	0	17	34	9.00	2.000					
Scott Service, R ERA: 4.05 (9, 1)	1.0		5	1	0	0	0	1	0	0	0	0	0	13	22	0.00	2.000					

Chicago White Sox @ Kansas City Royals
Kauffman Stadium, Kansas City, MO

Thu Jun 04 1998, 3:33 AM CDT
Att: 16,590 - Overcast - 58 F

AB 34
R 7
H 12
RBI 7
BB 6
SO 3
LOB 19



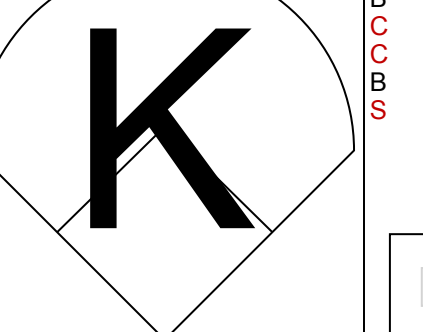
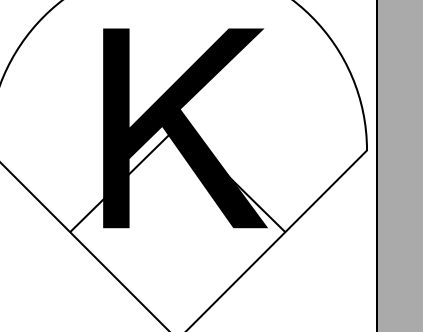
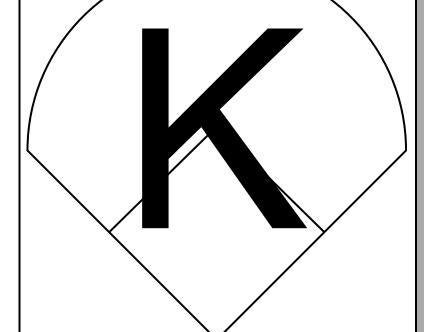
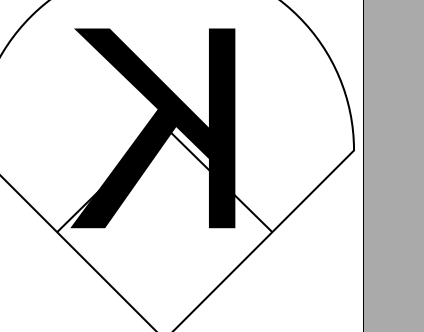

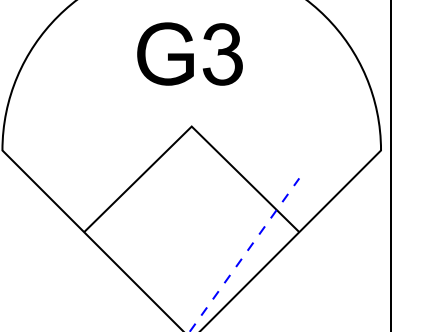
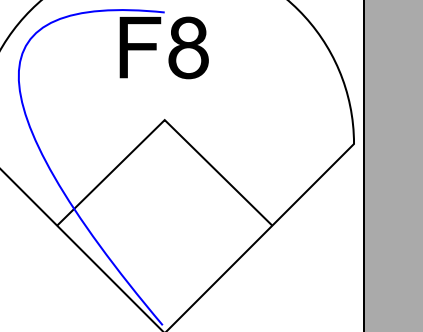
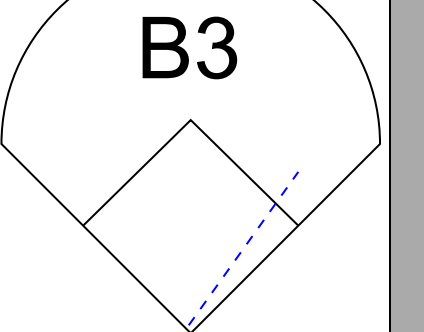
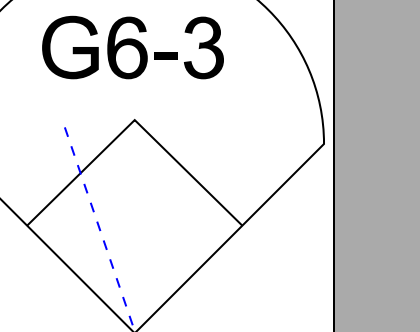
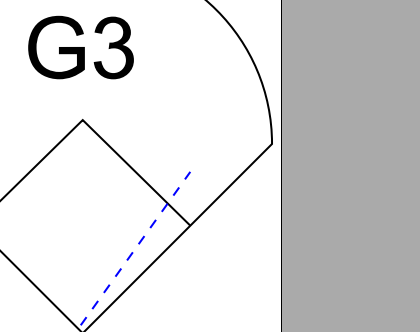
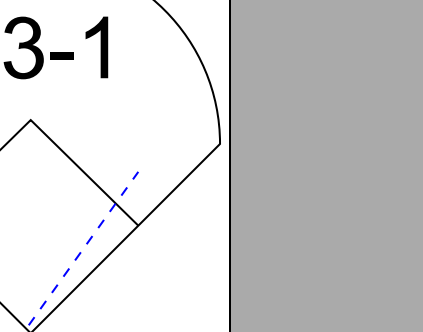
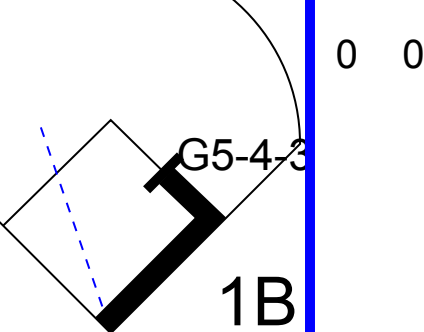
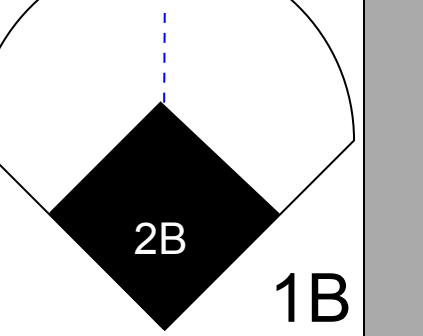
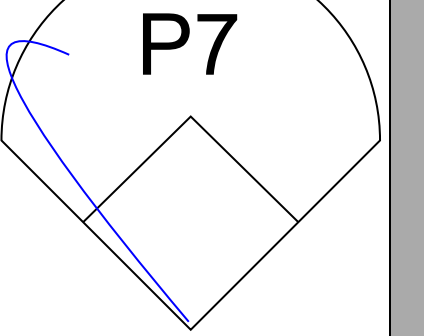
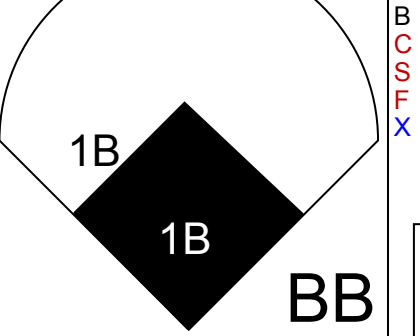
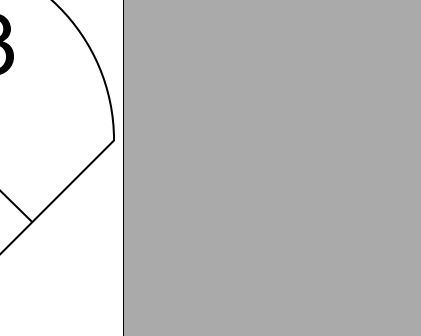
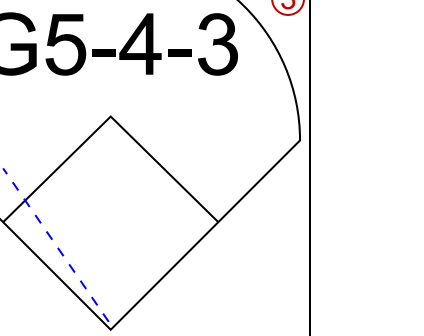
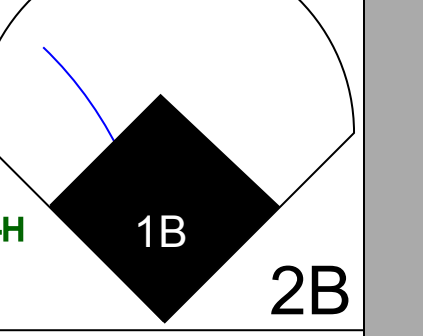
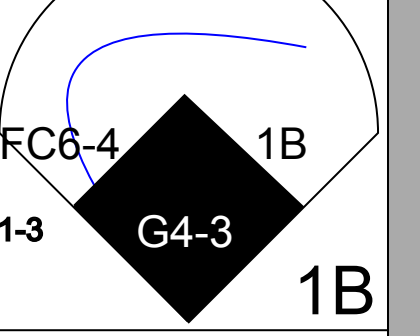
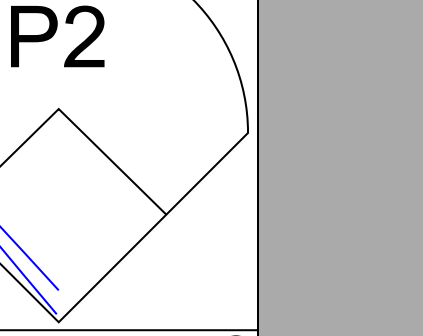
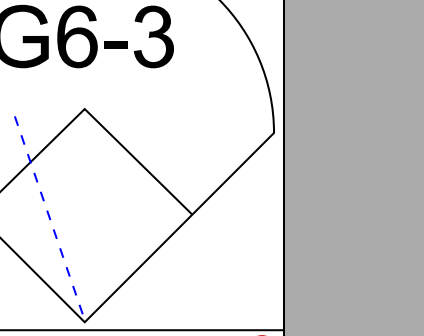
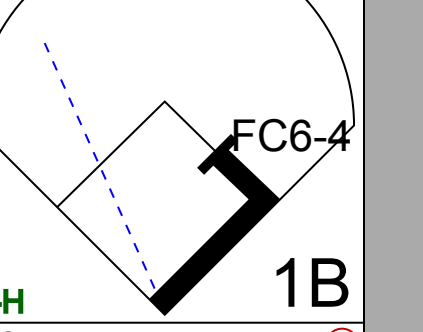
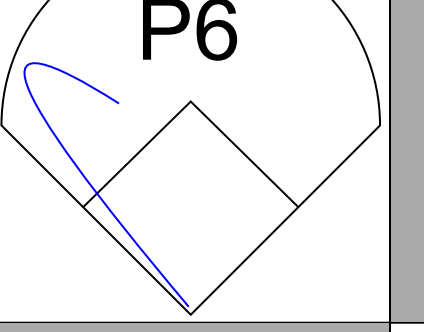
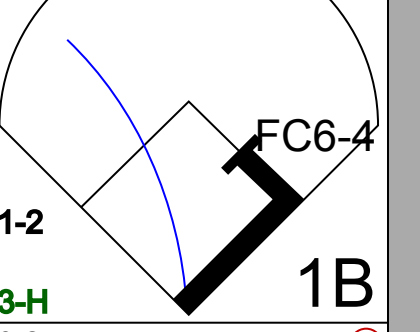
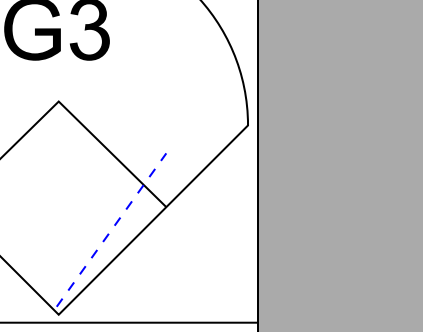
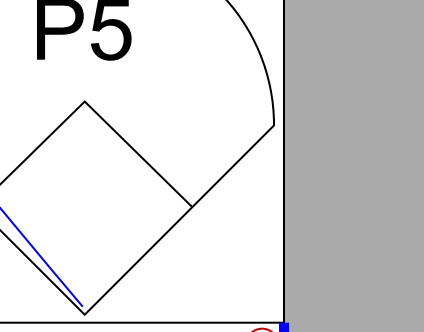
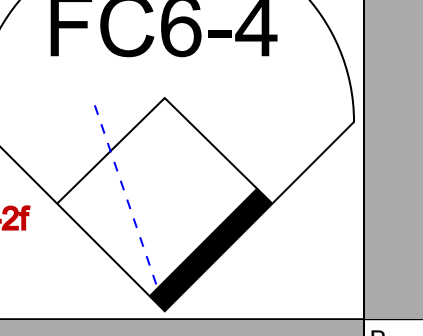
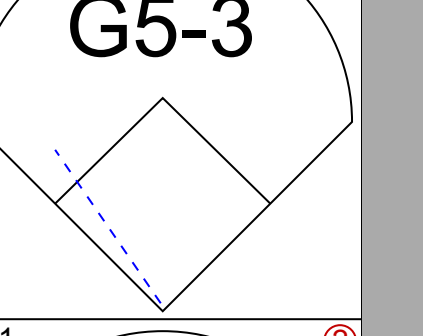
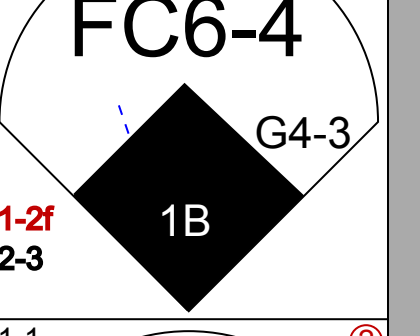
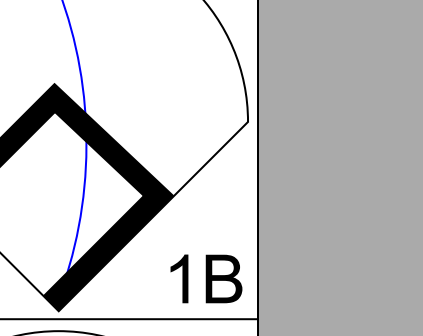
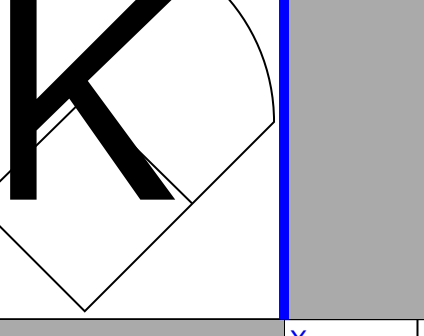

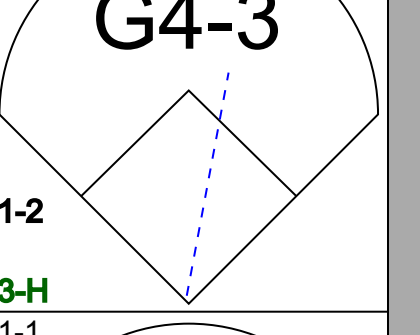
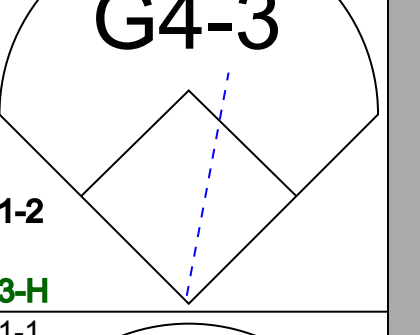
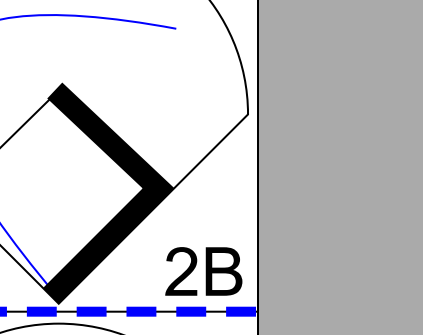
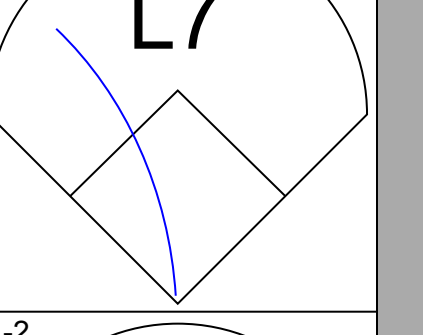
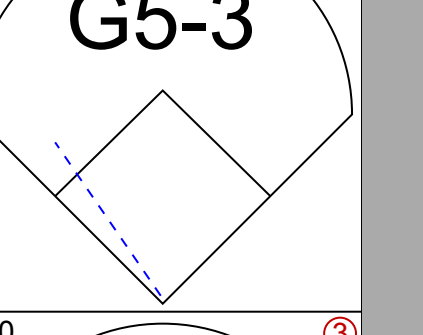
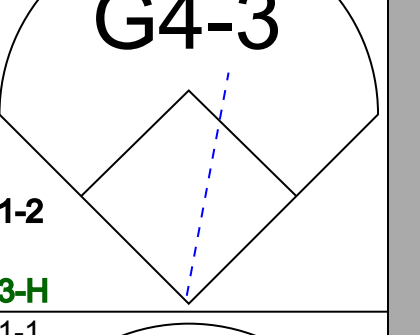
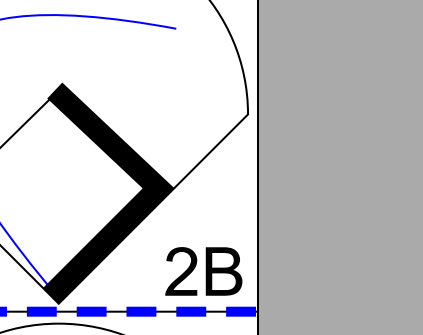
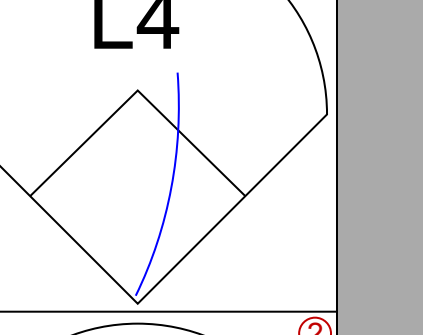
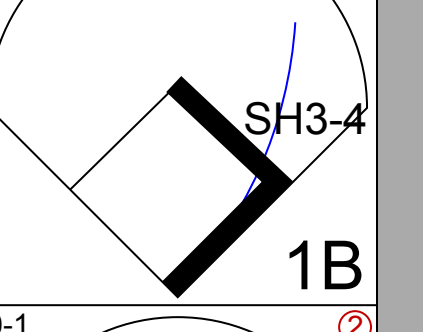
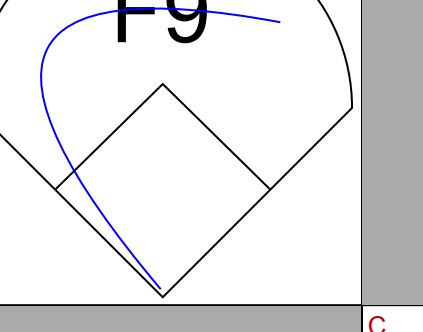
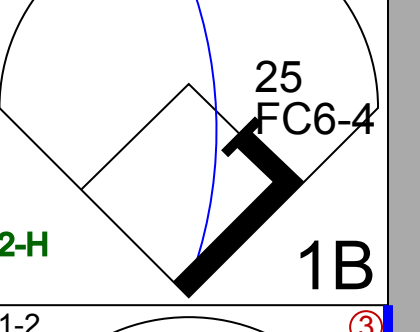
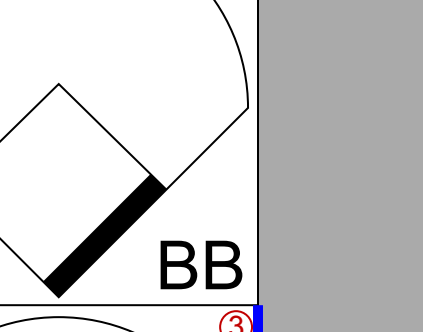
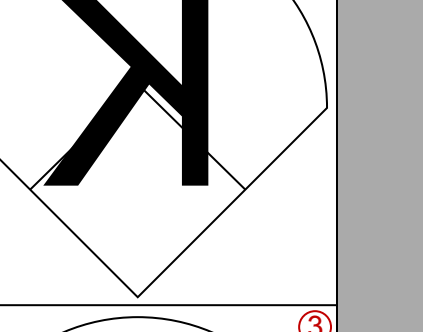
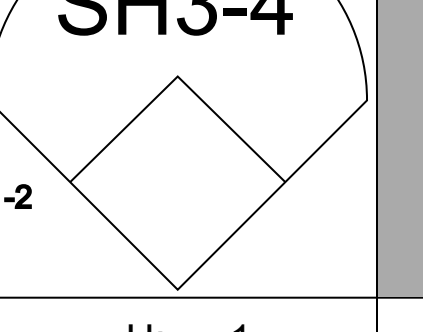
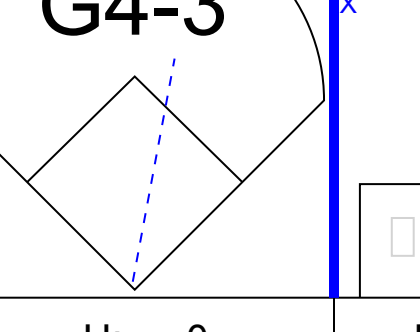
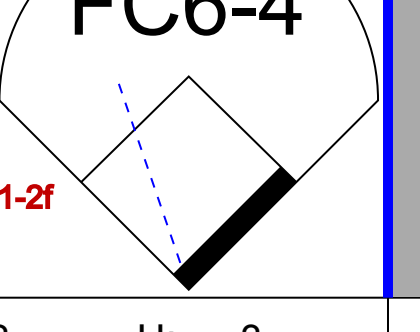
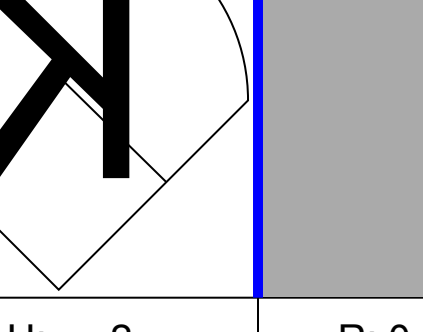
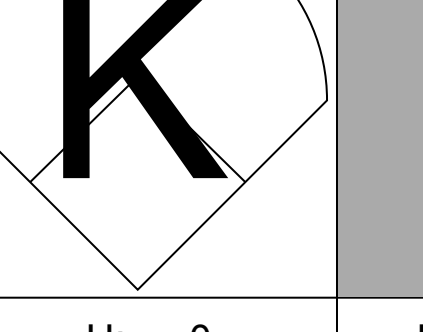
Batter	1	2	3	4	5	6	7	8	9	AB	R	H	RBI	BB	SO	LOB	BOTTOM					
Johnny Damon, L OBP: 0.345, SLG: 0.429 (1, 8)	FC6-4 1B		P9			FC3-6		K		4	0	1	0	0	1	3						
Jose Offerman, S OBP: 0.405, SLG: 0.422 (1, 4)	FC6-4		FC4-6		G4-6-3		G4-6-3	G4-3		4	0	0	0	0	0	4						
Hal Morris, L OBP: 0.402, SLG: 0.481 (1, 3)	G4-6-3				G6-3		P5	FC5-4 1B		4	0	1	0	0	0	1						
Jeff King, R OBP: 0.317, SLG: 0.459 (1, 10)		P3			F9		1B BB	FC5-4		3	1	0	0	1	0	1						
Terry Pendleton, S OBP: 0.333, SLG: 0.372 (1, 5)		G4-6-3 1B			G1-3		1B			3	0	2	0	1	0	0						
Jeff Conine, R OBP: 0.283, SLG: 0.385 (1, 7)		G4-6-3			F8		G6-4-3 1B	F9		4	0	1	1	0	0	3						
Jermaine Dye, R OBP: 0.286, SLG: 0.354 (1, 9)			G6-3		G6-3		G6-4-3			3	0	0	0	0	0	2						
29 Mike Sweeney, R OBP: 0.303, SLG: 0.324 (1, 2)			1B		F8			G5-3		3	0	1	0	0	0	0						
Mendy López, R OBP: 0.667, SLG: 0.667 (1, 6)			FC4-6 1B				G1-3			3	0	2	0	0	0	0						
Inning Stats	R: 0 E: 0 K: 0 S: 11	H: 1 LOB: 0 BB: 0 P: 16	R: 0 E: 0 K: 0 S: 7	H: 1 LOB: 0 BB: 0 P: 9	R: 0 E: 0 K: 0 S: 11	H: 2 LOB: 2 BB: 0 P: 15	R: 0 E: 0 K: 0 S: 8	H: 0 LOB: 0 BB: 0 P: 14	R: 0 E: 0 K: 0 S: 5	H: 0 LOB: 0 BB: 0 P: 9	R: 0 E: 0 K: 0 S: 5	H: 1 LOB: 0 BB: 0 P: 8	R: 1 E: 0 K: 0 S: 6	H: 2 LOB: 1 BB: 1 P: 14	R: 0 E: 0 K: 1 S: 8	H: 0 LOB: 0 BB: 0 P: 9	R: 0 E: 0 K: 0 S: 12	H: 1 LOB: 2 BB: 1 P: 18	1B: 8 2B: 0 3B: 0 HR: 0	SF: 0 SAC: 0 DP: 4 HBP: 0	WP: 0 PB: 0 SB: 0 CS: 0	PA: 33
PITCHER	IP	WLS	BF	H	R	ER	SO	BB	IBB	HBP	BLK	WP	HR	S	P	ERA	WHIP					
Jaime Navarro, R ERA: 5.62 (1, 1)	9.0	W	33	8	1	1	1	2	0	0	0	0	0	73	112	1.00	1.111					

Chicago White Sox @ Kansas City Royals
Kauffman Stadium, Kansas City, MO

Thu Jun 04 1998, 3:33 AM CDT
Att: 16,590 - Overcast - 58 F

AB 31
R 1
H 8
RBI 1
BB 2
SO 1
LOB 14

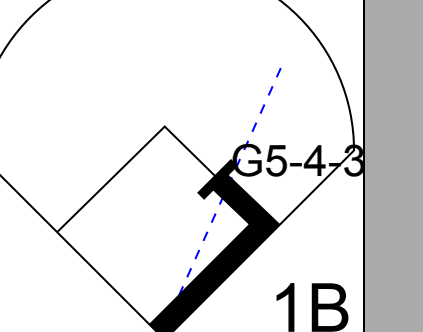
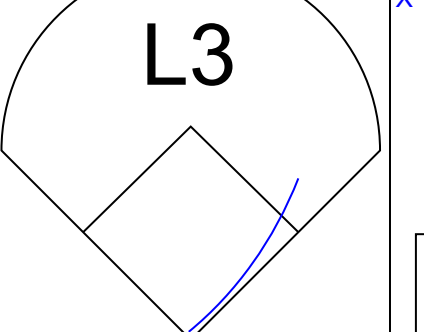
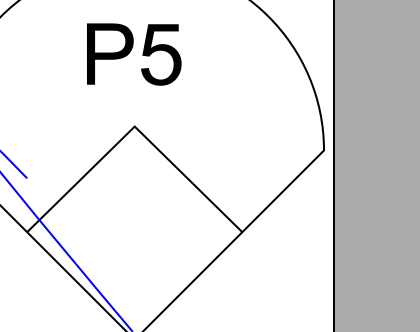
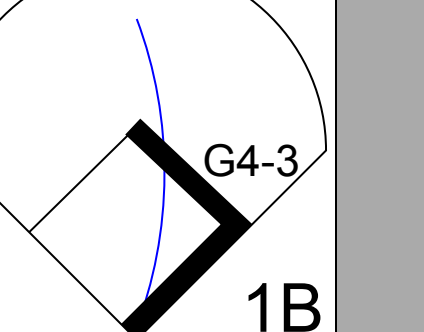
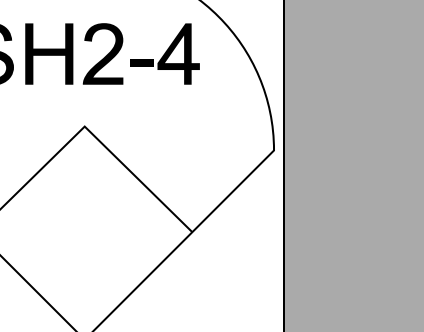
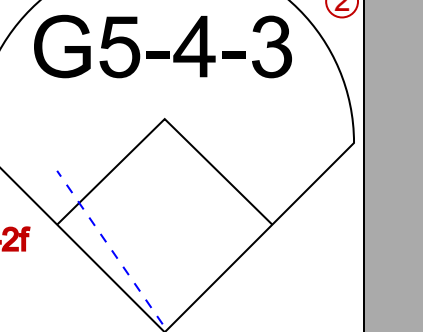
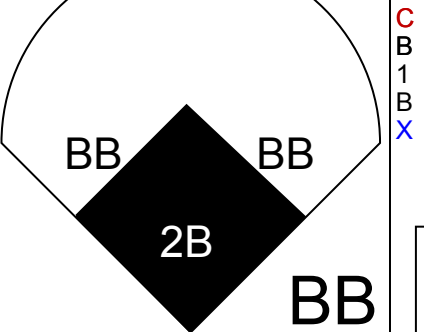

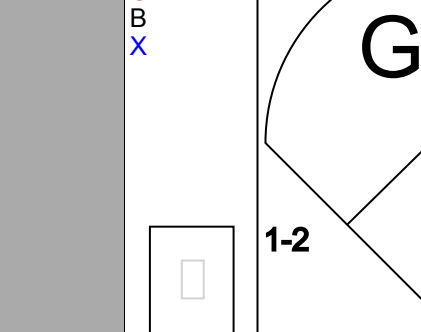
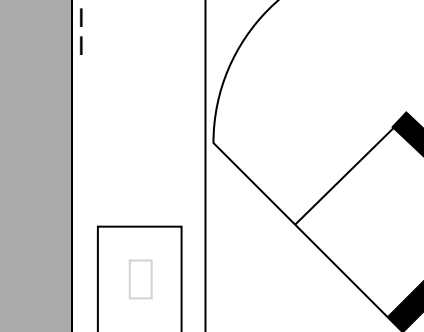

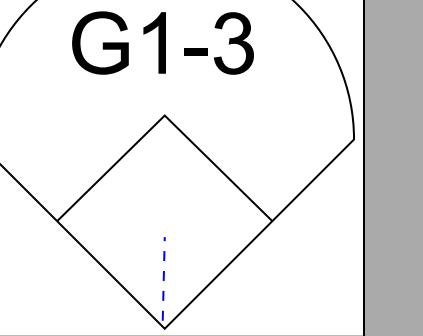
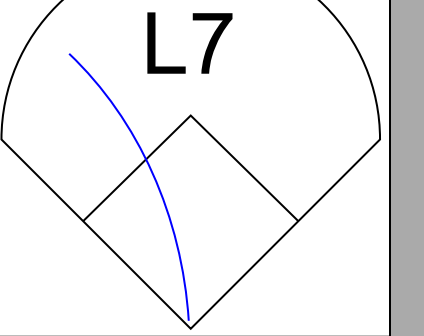
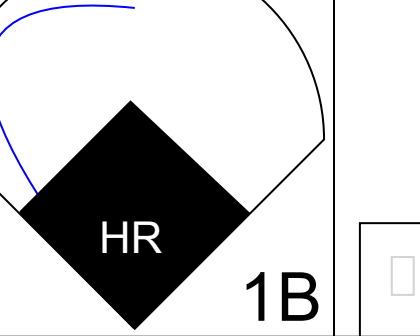
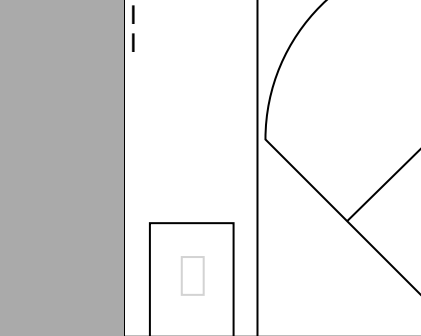
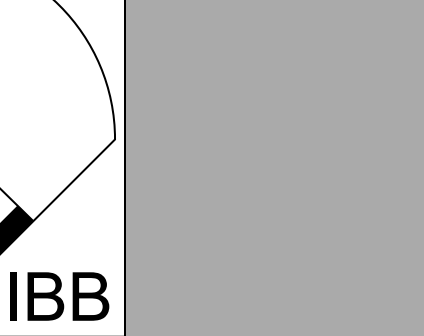
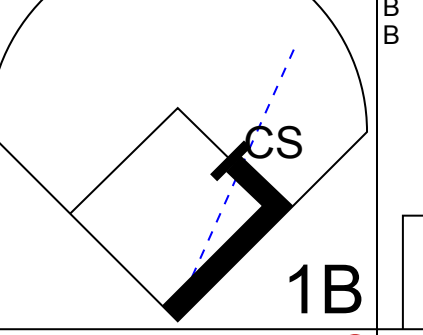
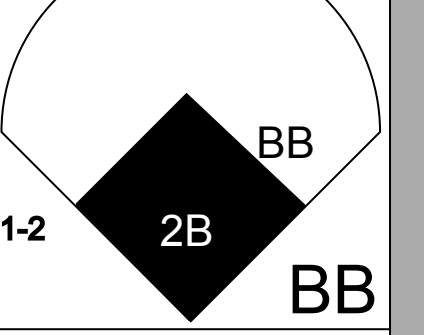
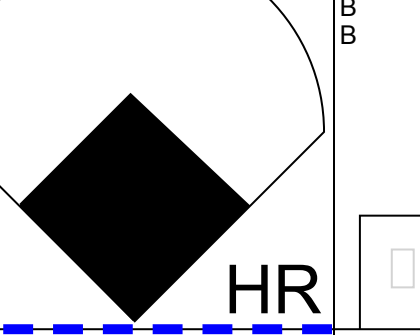
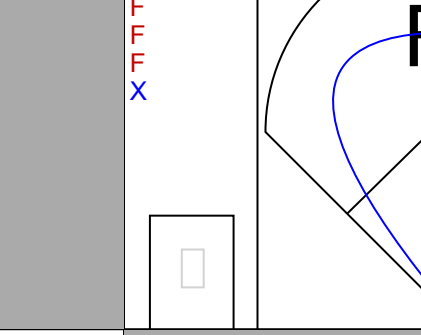
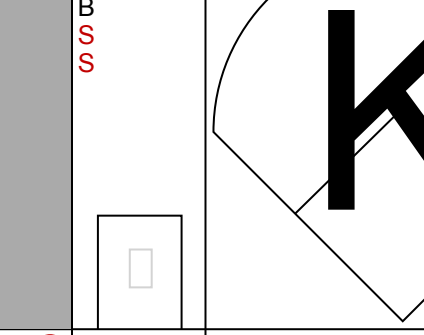

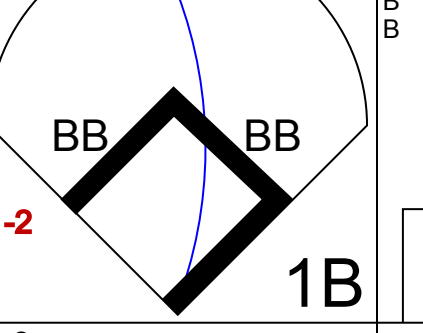
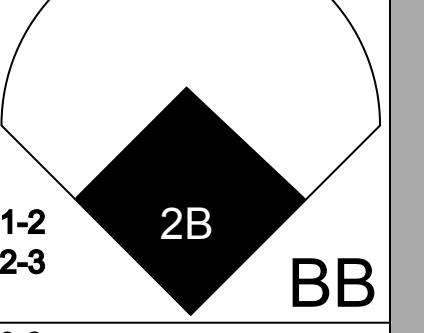
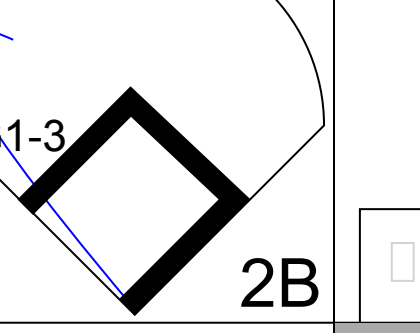

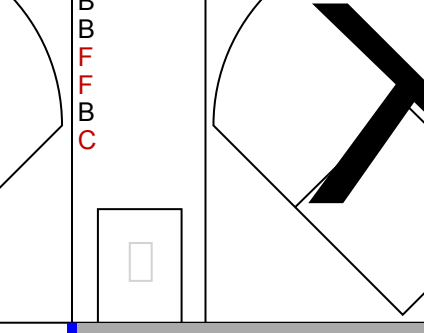

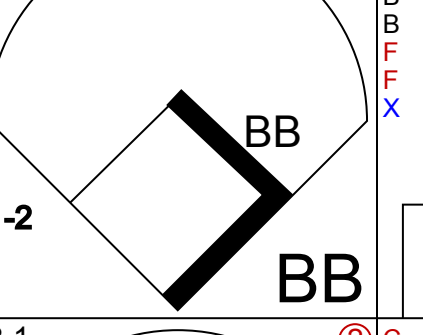
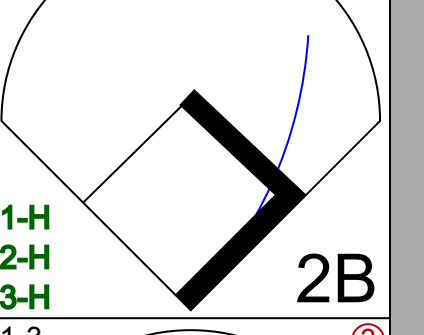
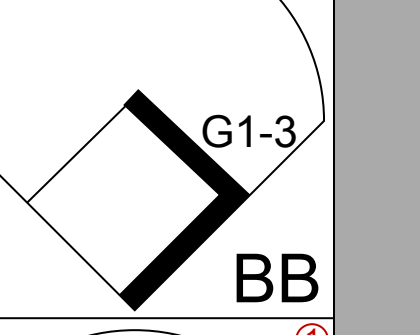
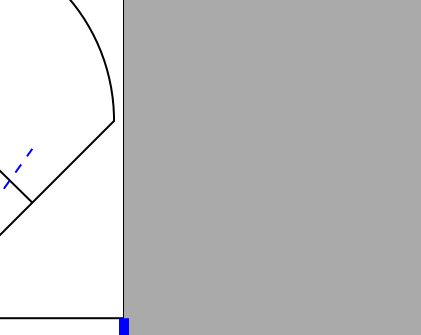
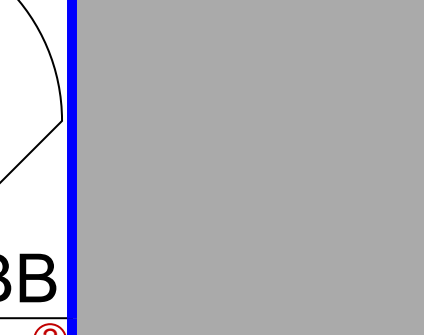

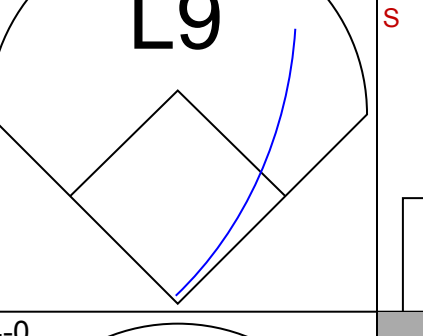
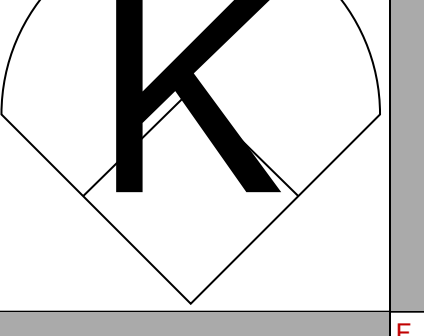
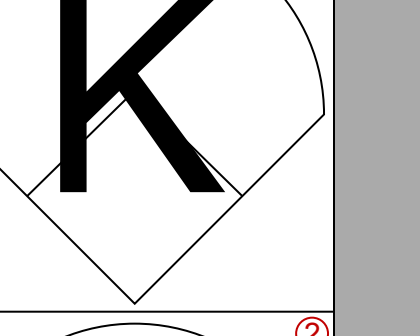
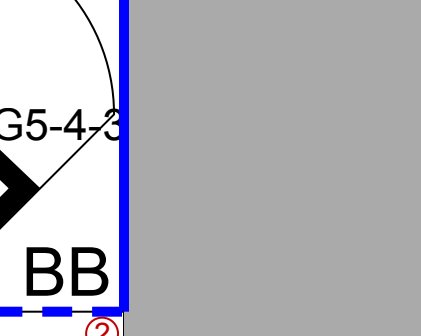
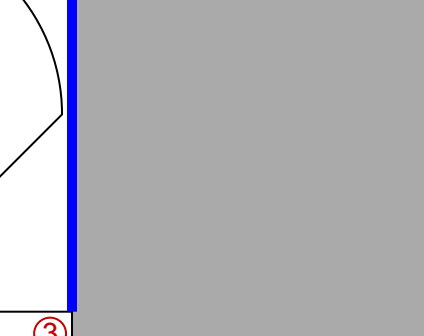

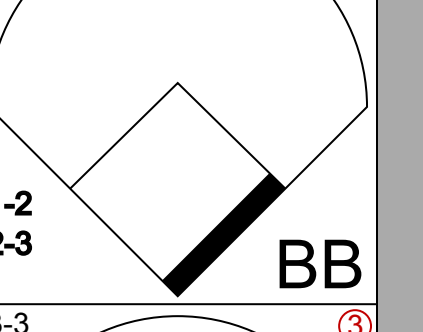

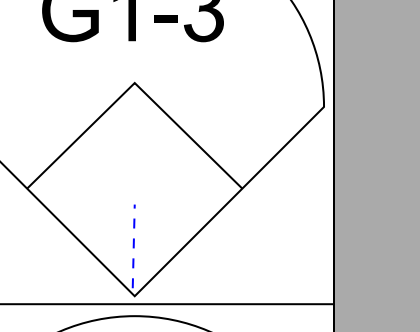
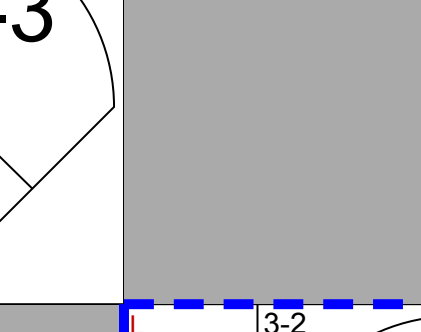
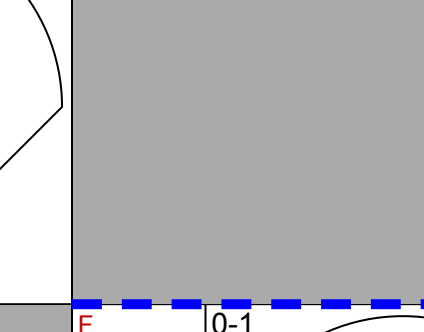
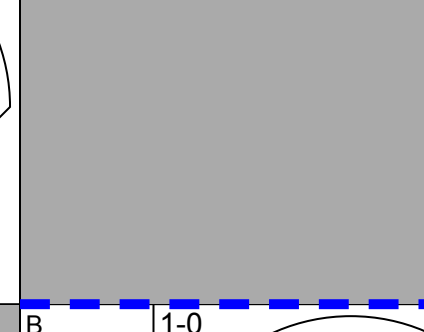


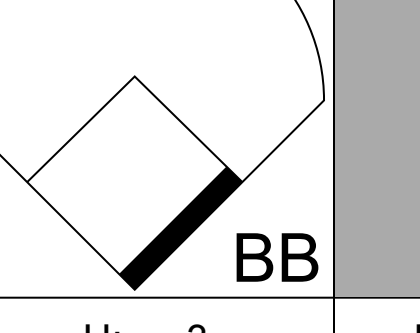
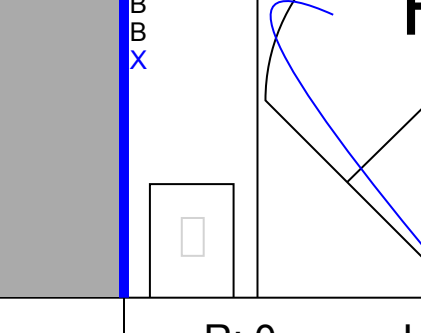
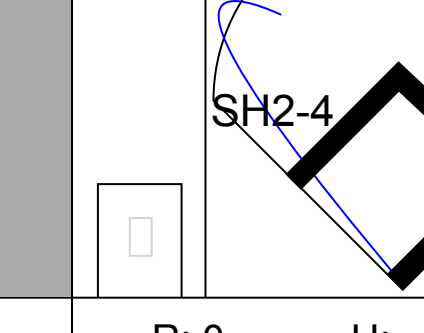
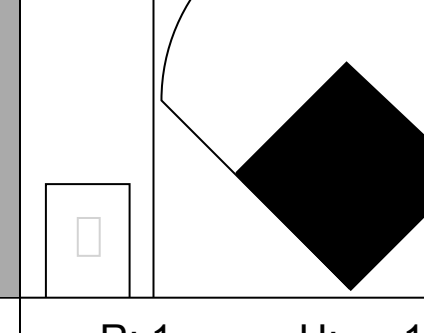
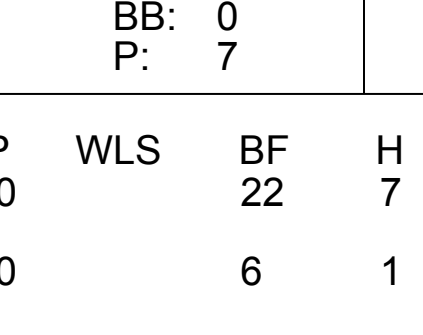
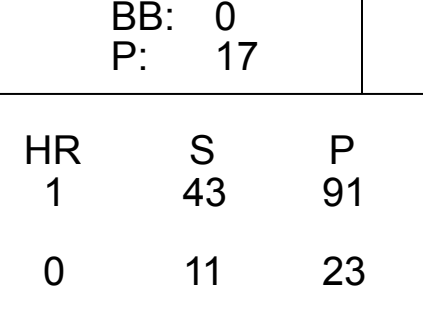
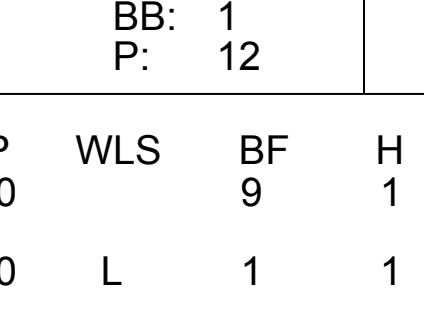
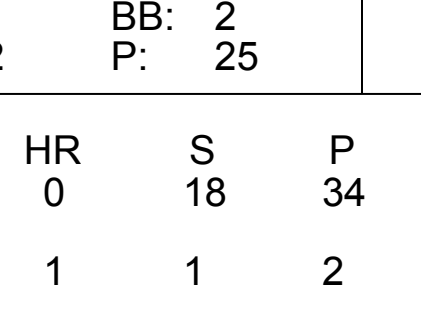



Batter	1	2	3	4	5	6	7	8	9	10	11	12	AB	R	H	RBI	BB	SO	LOB	TOP		
Ray Durham, S OBP: 0.368, SLG: 0.468 (1.4)	 1-3	 3-3			 1-3		 0-3		 1-3			 1-2	6	0	0	0	0	5	1			
Mike Caruso, S OBP: 0.314, SLG: 0.401 Tony Castillo, L (12.1)	 1-0		 0-0		 0-2		 2-1		 1-1			 0-1	6	0	1	0	0	0	0			
Frank Thomas, R OBP: 0.379, SLG: 0.459 (1.3)	 3-1		 0-1			 4-1		 3-2				 2-2	5	2	1	0	1	1	1			
Albert Belle, R OBP: 0.355, SLG: 0.550 (1.7)	 2-0					 0-1			 0-0			 1-2	4	2	2	1	1	0	0			
Robin Ventura, L OBP: 0.382, SLG: 0.456 (1.5)	 0-1		 3-2			 1-0		 0-0				 0-1	5	0	2	2	0	0	1			
Wil Cordero, R OBP: 0.303, SLG: 0.496 Matt Karchner, R (10.1)	 1-2				 1-0		 0-2		 2-1			 1-3	5	1	1	0	0	1	3			
Chris Snopce, R OBP: 0.308, SLG: 0.268 (12.6)	 1-2					 1-1		 1-2		 0-2			5	0	1	1	0	0	1			
Magglio Ordonez, R OBP: 0.294, SLG: 0.402 (10.9)		 1-0			 1-1		 1-1		 1-3			 0-0	5	0	1	1	0	0	1			
Chad Kreuter, S OBP: 0.407, SLG: 0.318 (1.2)		 1-2			 0-0		 1-1		 4-2			 2-3	4	0	2	1	1	1	0			
Jim Parque, L James Baldwin, R 25 Jeff Abbott, R Tom Fordham, L Keith Foulke, R Greg Norton, S 41 Bill Simas, L Mike Cameron, R (11.9)		 0-1			 0-1		 1-2		 1-3			 2-3	1	0	0	0	0	0	0			
Inning Stats	R: 2 E: 0 K: 1 S: 14	H: 3 LOB: 1 BB: 0 P: 22	R: 0 E: 0 K: 1 S: 9	H: 1 LOB: 1 BB: 0 P: 14	R: 0 E: 0 K: 0 S: 6	H: 0 LOB: 1 BB: 1 P: 13	R: 0 E: 0 K: 0 S: 4	H: 0 LOB: 0 BB: 0 P: 9	R: 0 E: 0 K: 1 S: 8	H: 0 LOB: 0 BB: 0 P: 14	R: 0 E: 0 K: 1 S: 12	H: 2 LOB: 3 BB: 1 P: 19	R: 0 E: 0 K: 2 S: 11	H: 0 LOB: 0 BB: 0 P: 14	R: 0 E: 0 K: 2 S: 7	H: 0 LOB: 0 BB: 0 P: 11	R: 0 E: 0 K: 0 S: 8	H: 1 LOB: 0 BB: 0 P: 11	1B: 8 2B: 2 3B: 0 HR: 0	SF: 0 SAC: 1 DP: 1 HBP: 0	WP: 0 PB: 0 SB: 0 CS: 0	PA: 48
PITCHER	IP WLS BF H R ER SO BB IBB HBP BLK WP HR S P ERA WHIP																					
Steve Trachsel, R ERA: 3.52 (1.1)	7.2 34 9 5 5 4																					
Terry Adams, R ERA: 2.52 (8.1)	1.1 5 0 0 0 3																					
Rod Beck, R ERA: 3.23 (10.1)	2.0 6 0 0 0 3																					
Terry Mulholland, L ERA: 4.26 (12.1)	1.0 W 3 1 0 0 0																					

Chicago White Sox @ Chicago Cubs
Wrigley Field, Chicago, IL
Fri Jun 05 1998, 3:33 AM CDT
Att. 38,097 - Sunny - 57 F

AB	44
R	5
H	10
RBI	5
BB	3
SO	10
LOB	11



Batter	1	2	3	4	5	6	7	8	9	10	11	12	AB	R	H	RBI	BB	SO	LOB	BOTTOM								
Manny Alexander, R OBP: 0.337, SLG: 0.427 (1.5)	 1-1		 2-2		 1-0			 1-0		 0-1			5	0	3	0	0	0	3									
Mickey Morandini, L OBP: 0.433, SLG: 0.435 (1.4)	 1-0		 4-0		 3-2			 0-1		 1-2		 4-0	4	1	0	0	2	0	3									
Mark Grace, L OBP: 0.429, SLG: 0.511 (1.3)	 1-0				 0-0			 1-2		 0-0		 4-0	4	1	1	0	2	0	1									
Sammy Sosa, R OBP: 0.413, SLG: 0.617 (1.9)		 2-0		 4-0		 1-2		 4-0		 1-2		 2-3	4	2	2	2	2	1	5									
Jeff Blauser, R OBP: 0.356, SLG: 0.311 (1.6)		 2-2		 4-0		 3-1		 2-0		 1-3		 3-3	5	1	3	0	1	2	3									
Henry Rodriguez, L OBP: 0.347, SLG: 0.500 (1.7)		 4-2		 3-2		 4-2		 4-2		 4-2		 1-0	2	0	1	3	3	0	1									
Terrell Lowery, R OBP: 0.167, SLG: 0.167 (9. PR) (10.8)		 1-2		 1-2		 3-2		 4-2		 0-0		 1-2	1	0	0	0	0	0	0									
José Hernández, R ERA: 7.61 Terry Adams, R Jason Hargrove, S Rod Beck, R Matt Mieske, R Terry Mulholland, R (11.8)		 2-1		 1-3		 1-3		 4-1		 2-2		 1-2	3	0	0	0	1	2	5									
Scott Servais, R OBP: 0.297, SLG: 0.331 (1.2)		 4-0		 2-1		 0-2		 1-1		 0-0		 1-1	5	0	0	0	1	0	5									
Steve Trachsel, R OBP: 0.429, SLG: 0.440 (1.1)	 3-3				 2-3			 3-2		 0-1			2	0	0	0	1	2	3									
Brant Brown, L OBP: 0.374, SLG: 0.506 (10.7)												 0-0	3	1	2	1	0	0	0									
Inning Stats	R: 0 E: 0 K: 0 S: 4	H: 1 LOB: 0 BB: 0 P: 7	R: 0 E: 0 K: 1 S: 12	H: 2 LOB: 3 BB: 2 P: 29	R: 3 E: 0 K: 1 S: 18	H: 1 LOB: 1 BB: 3 P: 29	R: 0 E: 0 K: 1 S: 9	H: 1 LOB: 1 BB: 0 P: 17	R: 2 E: 0 K: 1 S: 18	H: 3 LOB: 3 BB: 2 P: 32	R: 0 E: 0 K: 0 S: 3	H: 0 LOB: 0 BB: 1 P: 9	R: 0 E: 0 K: 0 S: 5	H: 1 LOB: 1 BB: 1 P: 12	R: 0 E: 0 K: 1 S: 12	H: 1 LOB: 2 BB: 1 P: 22	R: 0 E: 0 K: 2 S: 12	H: 0 LOB: 1 BB: 1 P: 19	R: 0 E: 0 K: 0 S: 6	H: 1 LOB: 3 BB: 2 P: 25	R: 0 E: 0 K: 0 S: 6	H: 0 LOB: 0 BB: 0 P: 9	R: 1 E: 0 K: 0 S: 1	H: 1 LOB: 0 BB: 0 P: 2	1B: 7 2B: 3 3B: 0 HR: 2	SF: 0 SAC: 1 DP: 2 HBP: 0	WP: 0 PB: 0 SB: 0 CS: 2	PA: 55
PITCHER	IP WLS BF H R ER SO BB IBB HBP BLK WP HR S P ERA WHIP																											
Jim Parque, L ERA: 8.7 (5.1)	4.0 22 7 5 5 3																											
James Baldwin, R ERA: 8.7 (6.1)	1.0 6 1 0 0 1																											
Tom Fordham, L ERA: 7.61 (6.1)	1.1 6 1 0 0 0																											
Keith Foulke, R ERA: 4.91 (7.1)	0.2 1 0 0 0 0																											
41 Bill Simas, R ERA: 1.4 (8.1)	2.0 9 1 0 0 1																											
Matt Karchner, R ERA: 3.54 (10.1)	2.0 9 1 0 0 2																											
Tony Castillo, L ERA: 7.5 (12.1)	0.0 L 1 1 1 0 0																											

Chicago White Sox @ Chicago Cubs
Wrigley Field, Chicago, IL
Fri Jun 05 1998, 3:33 AM CDT
Att. 38,097 - Sunny - 57 F

AB	40
R	6
H	12
RBI	6
BB	13
SO	7
LOB	30



Batter	1	2	3	4	5	6	7	8	9	AB	R	H	RBI	BB	SO	LOB	TOP																						
Ray Durham, S OBP: 0.372, SLG: 0.477	G4-3		2B				G6-3		1B 2B	4	2	2	0	1	0	0	Chicago White Sox @ Chicago Cubs Wrigley Field, Chicago, IL Sat Jun 06 1998, 3:33 AM CDT Att: 38,232 - Overcast - 60 F																						
Mike Caruso, S OBP: 0.322, SLG: 0.419	G4-3		2B				2B		K	5	0	3	2	0	1	1																							
Frank Thomas, R OBP: 0.379, SLG: 0.455 Mike Cameron, R OBP: 0.304, SLG: 0.306	P5		L7				P4		FC4 BB	4	0	1	1	1	0	3																							
Albert Belle, R OBP: 0.349, SLG: 0.538		L7					K		K	5	0	0	0	0	2	3																							
Robin Ventura, L OBP: 0.383, SLG: 0.466		G5-3 1B					FC4		FC4	4	1	2	0	0	0	2																							
Wil Cordero, R OBP: 0.301, SLG: 0.475		G5-3					SF8		G6-3	3	0	0	1	0	0	1																							
Magglio Ordonez, R OBP: 0.298, SLG: 0.404		G4-3					G5-3 1B		K	4	2	2	0	0	1	1																							
Charlie O'Brien, R OBP: 0.330, SLG: 0.437			G6-3				G5-3		K	4	1	2	2	0	0	1																							
Scott Eyre, L							K		K	3	0	0	0	0	3	1																							
Carlos Castillo, R							K		F7	0	0	0	0	0	0	0																							
Greg Norton, S OBP: 0.318, SLG: 0.488 Keith Foulke, R										1	0	0	0	0	0	1																							
										0	0	0	0	0	0	0																							
Inning Stats	R: 0 E: 0 K: 0 S: 6	H: 0 LOB: 0 BB: 0 P: 9	R: 0 E: 0 K: 0 S: 6	H: 1 LOB: 1 BB: 0 P: 9	R: 1 E: 0 K: 1 S: 14	H: 2 LOB: 1 BB: 0 P: 19	R: 0 E: 0 K: 0 S: 4	H: 0 LOB: 0 BB: 0 P: 8	R: 1 E: 0 K: 1 S: 11	H: 2 LOB: 2 BB: 1 P: 22	R: 3 E: 0 K: 2 S: 13	H: 3 LOB: 0 BB: 0 P: 16	R: 0 E: 0 K: 1 S: 8	H: 1 LOB: 2 BB: 1 P: 14	R: 0 E: 0 K: 1 S: 10	H: 1 LOB: 1 BB: 0 P: 18	R: 1 E: 0 K: 1 S: 12	H: 2 LOB: 1 BB: 0 P: 16	1B: 6 2B: 4 3B: 1 HR: 1	SF: 1 SAC: 0 DP: 1 HBP: 0	WP: 0 PB: 0 SB: 1 CS: 0	PA: 40																	
PITCHER	IP	WLS	BF	H	R	ER	SO	BB	IBB	HBP	BLK	WP	HR	S	P	ERA	WHIP	PITCHER				IP	WLS	BF	H	R	ER	SO	BB	IBB	HBP	BLK	WP	HR	S	P	ERA	WHIP	
Kevin Tapani, R ERA: 4.08	(1, 1)	6.0	W	27	8	5	5	4	1	0	0	0	0	1	54	83	7.50	1.500																					
Terry Mulholland, L ERA: 4.22	(7, 1)	0.1		2	1	0	0	0	0	0	0	0	0	0	3	3	0.00	3.000																					
Terry Adams, R ERA: 2.41	(7, 1)	1.2		7	1	0	0	2	1	0	0	0	0	0	15	29	0.00	1.200																					
Rod Beck, R ERA: 3.41	(9, 1)	1.0	S	4	2	1	1	1	0	0	0	0	0	0	12	16	9.00	2.000																					

Batter	1	2	3	4	5	6	7	8	9	AB	R	H	RBI	BB	SO	LOB	BOTTOM																						
Manny Alexander, R OBP: 0.322, SLG: 0.407	G6-3		E3 BB 1B 2H	K		L7				4	1	0	0	0	1	1	Chicago White Sox @ Chicago Cubs Wrigley Field, Chicago, IL Sat Jun 06 1998, 3:33 AM CDT Att: 38,232 - Overcast - 60 F																						
Terrell Lowery, R OBP: 0.200, SLG: 0.200	K		1B	F9		F9			4	1	1	0	0	1	1																								
Brant Brown, L OBP: 0.366, SLG: 0.494	K		K			K			4	0	0	0	0	3	2																								
Sammy Sosa, R OBP: 0.415, SLG: 0.627		P3	1B	BB		K			3	1	1	1	1	1	0																								
Jeff Blauser, R OBP: 0.355, SLG: 0.310	G6-3		1B	G5-3		G5-3			4	0	1	2	0	0	0																								
Henry Rodriguez, L OBP: 0.341, SLG: 0.490 Matt Mieske, R OBP: 0.414, SLG: 0.480	E9		F7			P4			4	0	0	0	0	1	2																								
José Hernández, R OBP: 0.290, SLG: 0.471	K			HR		G1-3 HR BB			3	2	1	1	1	2	1																								
Scott Servais, R OBP: 0.296, SLG: 0.329			SH1-3 E	L8		G5-3			4	1	1	0	0	0	1																								
Kevin Tapani, R OBP: 0.313, SLG: 0.259 Demick White, R OBP: 0.157, SLG: 0.667 Terry Mulholland, R			SH1-3						1	0	1	0	0	0	0																								
Terry Adams, R Rod Beck, R						HR			1	1	2	0	0	0	0																								
									0	0	0	0	0	0	0																								
Inning Stats	R: 0 E: 0 K: 2 S: 11	H: 0 LOB: 0 BB: 0 P: 16	R: 0 E: 1 K: 1 S: 8	H: 0 LOB: 1 BB: 0 P: 14	R: 3 E: 1 K: 1 S: 15	H: 3 LOB: 2 BB: 1 P: 28	R: 1 E: 0 K: 1 S: 10	H: 2 LOB: 1 BB: 0 P: 14	R: 0 E: 0 K: 0 S: 6	H: 0 LOB: 0 BB: 0 P: 8	R: 2 E: 0 K: 0 S: 9	H: 1 LOB: 0 BB: 1 P: 18	R: 1 E: 0 K: 1 S: 11	H: 1 LOB: 0 BB: 0 P: 17	R: 0 E: 0 K: 2 S: 9	H: 0 LOB: 0 BB: 0 P: 11	R: 0 E: 0 K: 2 S: 9	H: 0 LOB: 0 BB: 0 P: 11	1B: 3 2B: 1 3B: 0 HR: 3	SF: 0 SAC: 1 DP: 0 HBP: 0	WP: 0 PB: 0 SB: 0 CS: 0	PA: 35																	
PITCHER	IP	WLS	BF	H	R	ER	SO	BB	IBB	HBP	BLK	WP	HR	S	P	ERA	WHIP	PITCHER				IP	WLS	BF	H	R	ER	SO	BB	IBB	HBP	BLK	WP	HR	S	P	ERA	WHIP	
Scott Eyre, L ERA: 4.8	(1, 1)	6.0	L	28	6	6	4	6	2	0	0	0	0	0	59	98	6.00	1.333																					
Carlos Castillo, R ERA: 5.48	(7, 1)	1.0		4	1	1	1	1	0	0	0	0	0	1	11	17	9.00	1.000																					
Keith Foulke, R ERA: 4.75	(8, 1)	1.0		3	0	0	0	2	0	0	0	0	0	0	9	11	0.00	0.000																					

AB	37
R	6
H	12
RBI	6
BB	2
SO	7
LOB	14



AB	32
R	7
H	7
RBI	6
BB	2
SO	9
LOB	8



Batter	1	2	3	4	5	6	7	8	9	AB	R	H	RBI	BB	SO	LOB	TOP			
Ray Durham, S OBP: 0.376, SLG: 0.477	0-0 BB G3 1B	1-0 F8		0-1 G3 1B			4-1 2B BB	0-3 K		4	2	2	1	1	1	1				
Mike Canuso, S OBP: 0.326, SLG: 0.450	1-0 SAFE G3 1B	4-2		1-0 G3			3-3 K	2-1 G6-3		2	0	1	0	1	0	2				
Mike Cameron, R OBP: 0.303, SLG: 0.304	1-2 G3 BB	1-2 BB		1-2 2-3						0	0	0	0	0	0	0				
Tom Fordham, L OBP: 0.315, SLG: 0.481	4-1 G3 BB	2-3 K		3-2 P2			0-0 1B G4-3 2B	1-0 PB 1B		4	1	2	1	1	1	4				
Frank Thomas, R OBP: 0.383, SLG: 0.460	1-2 2-3 BB																			
Albert Belle, R OBP: 0.350, SLG: 0.535	1-0 P2		1-2 G6-3		2-1 G5-3		1-0 G4-3 1B	2-0 PB 1B		5	1	2	0	0	0	3				
Robin Ventura, L OBP: 0.376, SLG: 0.455	3-2 G3		3-1 L3		1-2 G4-3		2-2 G4-3	1-1 F8		5	0	0	2	0	0	5				
Wil Cordero, R OBP: 0.304, SLG: 0.469	4-1 BB		1-0 F8		2-2 P4		1-3 3-H HR 1B	1-3 K		4	1	1	1	1	1	2				
Magglio Ordonez, R OBP: 0.296, SLG: 0.414	2-3 K		0-0 G4-3		1-3 K		3-1 1-H HR	3-1 F8		5	1	1	2	0	2	5				
Chad Kreuter, S OBP: 0.402, SLG: 0.315		3-1 G4-3		3-1 1B 1B		1-1 G3-1	0-1 P8			4	1	1	0	0	0	0				
Mike Siroka, L		4-2		1-2 G3 1B		0-1 G3-1		1-2 P3		0	0	0	0	1	0	0				
Tony Castillo, L				1-2 1B						0	0	0	0	0	0	0				
Chris Snopce, R OBP: 0.309, SLG: 0.270				1-2 1B						3	0	1	0	0	0	0				
Inning Stats	R: 1 E: 0 K: 1 S: 12	H: 2 LOB: 3 BB: 2 P: 26	R: 0 E: 0 K: 1 S: 12	H: 0 LOB: 2 BB: 2 P: 26	R: 0 E: 0 K: 0 S: 6	H: 0 LOB: 0 BB: 0 P: 11	R: 1 E: 0 K: 0 S: 12	H: 3 LOB: 2 BB: 0 P: 20	R: 0 E: 0 K: 1 S: 8	H: 0 LOB: 0 BB: 0 P: 10	R: 5 E: 0 K: 1 S: 15	H: 4 LOB: 0 BB: 1 P: 30	R: 0 E: 0 K: 1 S: 9	H: 0 LOB: 0 BB: 0 P: 12	R: 0 E: 0 K: 1 S: 9	H: 2 LOB: 2 BB: 0 P: 17	1B: 9 2B: 1 3B: 0 HR: 1	SF: 0 SAC: 0 DP: 0 HBP: 0	WP: 0 PB: 1 SB: 1 CS: 0	PA: 43
PITCHER	IP WLS BF H R ER SO BB IBB HBP BLK WP HR S P ERA WHIP																			
Geremi Gonzalez, R ERA: 5.27	6.1 W 30 6 4 4 4 5 0 0 0 0 0 0 63 118 5.68 1.737																			
Kennie Steensma, R ERA: 10.8	0.1 4 3 3 3 0 0 0 0 0 0 1 8 16 81.00 9.000																			
Terry Mulholland, L ERA: 4.05	1.1 4 0 0 0 1 0 0 0 0 0 0 0 11 14 0.00 0.000																			
Marc Pisciotta, R ERA: 4.2	1.0 5 2 0 0 1 0 0 0 0 0 0 0 9 17 0.00 2.000																			

Chicago White Sox @ Chicago Cubs
Wrigley Field, Chicago, IL
Sun Jun 07 1998, 3:33 AM CDT
Att: 39,320 - Sunny - 65 F

AB	38
R	7
H	11
RBI	7
BB	5
SO	6
LOB	23



Batter	1	2	3	4	5	6	7	8	9	AB	R	H	RBI	BB	SO	LOB	BOTTOM			
Manny Alexander, R OBP: 0.316, SLG: 0.396	2-1 P4	2-2 G6-3	1-1 1B		1-0 F7		1-2 F9			5	0	1	0	0	0	0				
Mickey Morandini, L OBP: 0.436, SLG: 0.444	2-2 2B 1B	0-0 2B	2-0 G6-3		3-2 HR 1B		2-2 G4-3			5	2	3	0	0	0	2				
Mark Grace, L OBP: 0.432, SLG: 0.517	1-1 2B 1B	0-3 K		2-1 FC1 2B 2B	2-2 HR 1B		0-1 G6-3			5	3	3	0	0	1	1				
Sammy Sosa, R OBP: 0.414, SLG: 0.639	1-0 F9 HR 2B		1-0 P3	2-1 FC1 2B BB	3-2 HR		2-1 F8			5	3	2	5	0	0	1				
Jeff Blauser, R OBP: 0.351, SLG: 0.303	2-0 F9		0-3 K	4-2 2B BB	1-1 P4		0-0 P4			4	0	0	0	1	1	1				
Matt Mieske, R OBP: 0.413, SLG: 0.481	4-1 HR BB		2-2 2B 2B	0-3 K	0-1 P3		1-2 G6-3			4	2	1	0	1	1	3				
Terrell Lowery, R OBP: 0.200, SLG: 0.200			2-2 2B 2B							0	0	0	0	0	0	0				
José Hernández, R OBP: 0.304, SLG: 0.508	2-1 1-H HR		4-2 2B BB	0-2 1-3 2-H 3-H 2B		0-1 G5-3				3	2	2	5	1	0	0				
Scott Servais, R OBP: 0.295, SLG: 0.333	1-0 F8		1-0 1B 2B	3-3 K		1-0 F8				4	1	1	2	0	1	2				
Geremi Gonzalez, R OBP: 0.095, SLG: 0.095		2-3 K	2-2 1B	0-0 G4-3		0-0 G6-3				4	0	1	1	0	1	2				
Kennie Steensma, R										0	0	0	0	0	0	0				
Terry Mulholland, R										0	0	0	0	0	0	0				
Marc Pisciotta, R OBP: 0.333, SLG: 0.333			2-H 1B							0	0	0	0	0	0	0				
Inning Stats	R: 5 E: 0 K: 0 S: 15	H: 4 LOB: 1 BB: 1 P: 30	R: 0 E: 0 K: 2 S: 10	H: 1 LOB: 1 BB: 0 P: 14	R: 3 E: 0 K: 1 S: 19	H: 4 LOB: 2 BB: 1 P: 32	R: 2 E: 0 K: 2 S: 17	H: 2 LOB: 2 BB: 1 P: 28	R: 3 E: 0 K: 0 S: 17	H: 3 LOB: 0 BB: 0 P: 27	R: 0 E: 0 K: 0 S: 4	H: 0 LOB: 0 BB: 0 P: 5	R: 0 E: 0 K: 0 S: 6	H: 0 LOB: 0 BB: 0 P: 9	R: 0 E: 0 K: 0 S: 6	H: 0 LOB: 0 BB: 0 P: 9	1B: 6 2B: 6 3B: 0 HR: 2	SF: 0 SAC: 0 DP: 0 HBP: 0	WP: 0 PB: 0 SB: 0 CS: 0	PA: 42
PITCHER	IP WLS BF H R ER SO BB IBB HBP BLK WP HR S P ERA WHIP																			
Mike Siroka, L ERA: 5.02	2.2 L 19 9 8 8 3 2 0 0 0 0 0 0 1 43 73 27.00 4.125																			
Tony Castillo, L ERA: 7.4	0.1 1 0 0 0 0 0 0 0 0 0 0 0 1 3 0.00 0.000																			
James Baldwin, R ERA: 9.06	3.0 16 5 5 5 2 1 0 0 0 0 0 1 38 60 15.00 2.000																			
Tom Fordham, L ERA: 7.3	1.0 3 0 0 0 0 0 0 0 0 0 0 0 8 11 0.00 0.000																			
41 Bill Simas, R ERA: 1.33	1.0 3 0 0 0 0 0 0 0 0 0 0 0 6 9 0.00 0.000																			

Chicago White Sox @ Chicago Cubs
Wrigley Field, Chicago, IL
Sun Jun 07 1998, 3:33 AM CDT
Att: 39,320 - Sunny - 65 F

AB	39
R	13
H	14
RBI	13
BB	3
SO	5
LOB	12



Batter	1	2	3	4	5	6	7	8	9	AB	R	H	RBI	BB	SO	LOB	TOP												
Willie McGee, S OBP: 0.346, SLG: 0.381 (1, 10)	4-1 CS BB		0-0 G4-6-3		0-1 FC6-4		0-1 3B		2-2 1B	4	0	2	2	1	0	2													
Delino DeShields, L OBP: 0.406, SLG: 0.477 (1, 4)	2-2 CS 1B			4-0 HR BB	1-3 K		0-3 K		1-2 F9	4	1	1	0	1	2	3													
Mark McGwire, R OBP: 0.496, SLG: 0.841 (1, 3)	0-0 L7			0-0 HR		0-2 G4-3	2-1 P5			4	1	1	2	0	0	2													
Ray Lankford, L OBP: 0.389, SLG: 0.448 (1, 8)	1-1 CS	2-2 G6-3 1B		0-2 G4-3		0-0 F8		4-2 FC6-4 BB		3	0	1	0	1	0	0													
Brian Jordan, R OBP: 0.400, SLG: 0.601 (1, 9)		3-2 G6-3		1-3 K2-3		1-2 HR		1-0 F8		4	1	1	1	0	1	2													
Gary Gaetti, R OBP: 0.367, SLG: 0.444 (1, 5)		1-2 G6-3		0-0 6-3		3-1 P3		1-2 FC6-4		4	0	0	0	0	0	2													
John Mabry, L OBP: 0.350, SLG: 0.421 (1, 7)		2-3 F8			1-0 HR		3-3 K	1-0 G4-3		4	1	1	1	0	1	2													
Tom Lampkin, L OBP: 0.328, SLG: 0.393 (1, 2)			3-2 G4-6-3 1B		1-0 G6-3		4-0 BB 3B		1-2 G4-3	3	1	1	0	1	0	0													
Luis Ordez, R Ron Gant, R (9, PH)			0-0 L7		4-1 FC6-4 BB		4-0 BB 3B		1-3 K	1	1	0	0	2	0	1													
Inning Stats	R: 0 E: 0 K: 0 S: 6	H: 1 LOB: 0 BB: 1 P: 13	R: 0 E: 0 K: 0 S: 11	H: 1 LOB: 1 BB: 0 P: 17	R: 0 E: 0 K: 0 S: 6	H: 1 LOB: 0 BB: 0 P: 9	R: 2 E: 0 K: 1 S: 11	H: 1 LOB: 0 BB: 1 P: 16	R: 1 E: 0 K: 1 S: 8	H: 1 LOB: 1 BB: 1 P: 15	R: 1 E: 0 K: 0 S: 9	H: 1 LOB: 0 BB: 0 P: 13	R: 2 E: 0 K: 2 S: 11	H: 1 LOB: 1 BB: 2 P: 24	R: 0 E: 0 K: 0 S: 8	H: 0 LOB: 1 BB: 1 P: 15	R: 0 E: 0 K: 1 S: 16	H: 1 LOB: 1 BB: 0 P: 21	1B: 4 2B: 0 3B: 1 HR: 3	SF: 0 SAC: 0 DP: 1 HBP: 0	WP: 0 PB: 0 SB: 1 CS: 2	PA: 39							
PITCHER	IP	WLS	BF	H	R	ER	SO	BB	IBB	HBP	BLK	WP	HR	S	P	ERA	WHIP												
Jason Bere, R ERA: 5.75 Tom Fordham, L ERA: 7.52 Keith Foulke, R ERA: 4.65 41 Bill Simas, R ERA: 1.27 Matt Karchner, R ERA: 3.38	(1, 1)	6.0	W	24	6	4	4	2	3	0	0	0	0	3	51	83	6.00	1.500											
	(7, 1)	0.1		3	0	2	2	1	2	0	0	0	0	0	3	14	54.00	6.000											
	(7, 1)	0.2		3	1	0	0	1	0	0	0	0	0	8	10	0.00	1.500												
	(8, 1)	1.0		4	0	0	0	0	1	0	0	0	0	8	15	0.00	1.000												
	(9, 1)	1.0	S	4	1	0	0	1	0	0	0	0	0	16	21	0.00	1.000												
Batter	1	2	3	4	5	6	7	8	9	AB	R	H	RBI	BB	SO	LOB	BOTTOM												
Ray Durham, S OBP: 0.378, SLG: 0.481 (1, 4)	1-2 SH3 1B	2-2 G3			1-1 G6-3	2-1 S 1B				4	1	2	0	0	0	1													
Mike Canuso, S OBP: 0.328, SLG: 0.419 (1, 6)	0-0 SH3		0-0 P7		2-1 E1 1B	2-0 P5				3	1	1	0	0	0	1													
Frank Thomas, R OBP: 0.388, SLG: 0.458 (1, 10)	4-1 BB		4-2 1B G3 BB		4-0 E 25 3B BB	3-3 K				1	2	0	0	3	1	1													
Albert Belle, R OBP: 0.352, SLG: 0.534 (1, 7)	0-1 G6-4-3 1B		1-0 G3		2-2 E9 25 3B		2-3 K			4	1	2	1	0	1	1													
Robin Ventura, L OBP: 0.374, SLG: 0.449 (1, 5)	1-1 G6-4-3		1-2 G3		4-0 25 3B IBB		1-3 K			3	1	0	1	1	1	3													
25 Jeff Abbott, R OBP: 0.358, SLG: 0.672 Mike Cameron, R OBP: 0.303, SLG: 0.304 (1, 9)		2-2 G3-1 1B		1-1 P4	1-2 WP 3B		2-0 G5-3			4	2	2	3	0	0	1													
Greg Norton, S OBP: 0.301, SLG: 0.459 (1, 3)		1-0 G3-1			0-1 P8		3-2 L5			4	0	0	0	0	0	1													
Magglio Ordonez, R OBP: 0.295, SLG: 0.411 (8, 9)		3-0 6-3 1B			0-0 G6-3		0-3 K			4	0	1	1	0	1	0													
Charlie O'Brien, R OBP: 0.319, SLG: 0.421 (1, 2)		1-0 6-3			2-2 G5-3		1-2 G6-3			4	0	0	0	0	1	1													
Inning Stats	R: 1 E: 0 K: 0 S: 9	H: 2 LOB: 1 BB: 1 P: 15	R: 1 E: 0 K: 0 S: 9	H: 2 LOB: 0 BB: 0 P: 18	R: 1 E: 0 K: 0 S: 9	H: 1 LOB: 1 BB: 1 P: 16	R: 0 E: 0 K: 0 S: 7	H: 0 LOB: 0 BB: 0 P: 9	R: 5 E: 2 K: 1 S: 23	H: 2 LOB: 0 BB: 2 P: 40	R: 0 E: 0 K: 1 S: 9	H: 1 LOB: 0 BB: 0 P: 17	R: 0 E: 0 K: 2 S: 7	H: 0 LOB: 0 BB: 0 P: 12	R: 0 E: 0 K: 1 S: 9	H: 0 LOB: 0 BB: 0 P: 15	R: 0 E: 0 K: 1 S: 9	H: 0 LOB: 0 BB: 0 P: 15	1B: 5 2B: 2 3B: 1 HR: 0	SF: 0 SAC: 1 DP: 1 HBP: 0	WP: 1 PB: 0 SB: 1 CS: 0	PA: 36							
PITCHER	IP	WLS	BF	H	R	ER	SO	BB	IBB	HBP	BLK	WP	HR	S	P	ERA	WHIP												
Mark Petkovsek, R ERA: 5.61 Rick Croushore, R ERA: 1.93 Curtis King, R ERA: 2.11	(1, 1)	4.1	L	24	7	8	7	0	3	0	0	0	0	1	0	18	29	0.00	0.600										
	(5, 1)	1.2		6	1	0	0	2	0	0	0	0	1	0	18	29	0.00	0.600											
	(7, 1)	2.0		6	0	0	0	3	0	0	0	0	0	16	27	0.00	0.000												

St. Louis Cardinals @ Chicago White Sox
Comiskey Park, Chicago, IL
Mon Jun 08 1998, 8:05 PM EDT
Att: 23,087 - Cloudy - 64 F

AB 32
R 6
H 8
RBI 6
BB 6
SO 5
LOB 14



St. Louis Cardinals @ Chicago White Sox
Comiskey Park, Chicago, IL
Mon Jun 08 1998, 8:05 PM EDT
Att: 23,087 - Cloudy - 64 F

AB 31
R 8
H 8
RBI 6
BB 4
SO 5
LOB 10



Batter	1	2	3	4	5	6	7	8	9	AB	R	H	RBI	BB	SO	LOB	TOP									
Willie McGee, S OBP: 0.340, SLG: 0.374	2-1 G4-3 G2-3 1B	1-3 K			1-2 G4-3	1-2 FC5-4			3-1 G5-3	5	0	1	0	0	1	3										
Delino DeShields, L OBP: 0.466, SLG: 0.475	0-0 G2-3	0-0 1B			2-1 1B			1-1 B1-3	1-3 K	5	1	2	2	0	1	1										
Mark McGwire, R OBP: 0.492, SLG: 0.829	1-2 G4-3	1-2 G4-3			0-0 FC4-6 1B			0-0 F8		4	0	1	0	0	0	2										
Ray Lankford, L OBP: 0.395, SLG: 0.456	4-2 S BB				1-1 FC4-6 1B			2-0 E7 WP		3	1	2	1	1	0	0										
Brian Jordan, R OBP: 0.393, SLG: 0.589	1-1 G5-3				0-0 FC4-6			3-2 F8		4	0	0	0	0	0	4										
John Mabry, L OBP: 0.347, SLG: 0.416		2-0 G6-3 1B			2-1 G3			0-2 G5-3		4	1	1	0	0	0	2										
Gary Gaetti, R OBP: 0.360, SLG: 0.434		0-2 G6-3			0-2 G6-3			0-0 G6-3		4	0	0	0	0	0	1										
Tom Lampkin, L OBP: 0.326, SLG: 0.388		0-0 WP 1B 1B			1-1 F8			3-3 K		4	1	1	1	0	1	0										
David Howard, S OBP: 0.326, SLG: 0.363		0-0 WP 1B 1B			2-3 K			1-1 FC5-4 1B		4	1	2	0	0	1	0										
Inning Stats	R: 0 E: 0 K: 0 S: 11	H: 1 LOB: 2 BB: 1 P: 19	R: 3 E: 0 K: 1 S: 12	H: 4 LOB: 1 BB: 0 P: 17	R: 0 E: 0 K: 0 S: 6	H: 0 LOB: 0 BB: 0 P: 8	R: 0 E: 0 K: 1 S: 8	H: 0 LOB: 0 BB: 0 P: 11	R: 1 E: 0 K: 0 S: 11	H: 3 LOB: 2 BB: 0 P: 17	R: 0 E: 0 K: 1 S: 9	H: 1 LOB: 1 BB: 0 P: 14	R: 1 E: 1 K: 0 S: 8	H: 1 LOB: 0 BB: 0 P: 14	R: 0 E: 0 K: 0 S: 7	H: 0 LOB: 0 BB: 0 P: 10	R: 0 E: 0 K: 1 S: 8	H: 0 LOB: 0 BB: 0 P: 13	1B: 9 2B: 1 3B: 0 HR: 0	SF: 0 SAC: 0 DP: 0 HBP: 0	WP: 2 PB: 0 SB: 1 CS: 0	PA: 38				
PITCHER	IP	WLS	BF	H	R	ER	SO	BB	IBB	HBP	BLK	WP	HR	S	P	ERA	WHIP									
Jaime Navarro, R ERA: 5.51	(1, 1)	8.0	L	35	10	5	4	3	1	0	0	0	0	0	72	110	4.50	1.375								
41 Bill Simas, R ERA: 1.21	(9, 1)	1.0		3	0	0	0	1	0	0	0	0	0	8	13	0.00	0.000									

St. Louis Cardinals @ Chicago White Sox
Comiskey Park, Chicago, IL
Tue Jun 09 1998, 8:05 PM EDT
Att: 15,295 - Cloudy - 63 F

AB 37
R 5
H 10
RBI 4
BB 1
SO 4
LOB 13



Batter	1	2	3	4	5	6	7	8	9	AB	R	H	RBI	BB	SO	LOB	BOTTOM									
Ray Durham, S OBP: 0.379, SLG: 0.484	1-2 G1-4-3		1-0 1B HR		2-2 F7				0-3 K	5	1	2	0	0	1	0										
Mike Caruso, S OBP: 0.326, SLG: 0.415	2-1 G6-3		0-0 HR		2-0 G3			0-0 B1-3		4	1	1	0	0	0	1										
Frank Thomas, R OBP: 0.390, SLG: 0.457	2-2 BB 1B		3-2 P4		0-3 K			2-1 BB HBP		3	0	1	0	0	1	2										
Albert Belle, R OBP: 0.358, SLG: 0.547	4-0 BB		0-0 HR		2-2 P3			4-0 BB		2	1	1	3	2	0	0										
Robin Ventura, L OBP: 0.368, SLG: 0.442	3-3 K		0-1 G3-1		0-3 K			3-3 K		4	0	0	0	0	3	4										
25 Jeff Abbott, R OBP: 0.352, SLG: 0.647		0-0 G5-4-3 1B		2-3 K		2-2 L6		1-2 F8		4	0	1	0	0	1	2										
Greg Norton, S OBP: 0.289, SLG: 0.438	1 SAFE G5-4-3		3-3 K		2-3 K			2-2 L6		4	0	0	0	0	2	3										
Mike Cameron, R OBP: 0.307, SLG: 0.327		0-3 K		2-0 WP 1B				1-0 HR		4	1	2	1	0	1	0										
Chad Kreuter, S OBP: 0.388, SLG: 0.302			3-2 F9		1-2 G1-3			0-0 F9		4	0	0	0	0	0	1										
Inning Stats	R: 0 E: 0 K: 1 S: 12	H: 1 LOB: 2 BB: 1 P: 24	R: 0 E: 0 K: 1 S: 7	H: 1 LOB: 0 BB: 0 P: 7	R: 3 E: 0 K: 0 S: 12	H: 3 LOB: 0 BB: 0 P: 19	R: 0 E: 0 K: 2 S: 16	H: 1 LOB: 1 BB: 0 P: 26	R: 0 E: 0 K: 1 S: 7	H: 0 LOB: 0 BB: 0 P: 11	R: 0 E: 0 K: 1 S: 12	H: 0 LOB: 0 BB: 0 P: 16	R: 1 E: 0 K: 1 S: 9	H: 2 LOB: 1 BB: 0 P: 14	R: 0 E: 0 K: 1 S: 11	H: 0 LOB: 2 BB: 1 P: 23	R: 0 E: 0 K: 1 S: 5	H: 0 LOB: 0 BB: 0 P: 6	1B: 5 2B: 1 3B: 0 HR: 2	SF: 0 SAC: 0 DP: 1 HBP: 1	WP: 1 PB: 0 SB: 0 CS: 0	PA: 37				
PITCHER	IP	WLS	BF	H	R	ER	SO	BB	IBB	HBP	BLK	WP	HR	S	P	ERA	WHIP									
Juan Acevedo, R ERA: 4.46	(1, 1)	4.0		18	6	3	3	4	1	0	0	0	0	0	47	76	6.75	1.750								
Lance Painter, L ERA: 4.15	(5, 1)	3.0	W	11	2	1	1	3	0	0	0	0	0	1	28	41	3.00	0.667								
John Frascatore, R ERA: 4.95	(8, 1)	0.0		2	0	0	0	0	1	0	1	0	0	0	1	7	∞	∞								
Jeff Brantley, R ERA: 2.89	(8, 1)	2.0	S	6	0	0	0	2	0	0	0	0	0	15	22	0.00	0.000									

St. Louis Cardinals @ Chicago White Sox
Comiskey Park, Chicago, IL
Tue Jun 09 1998, 8:05 PM EDT
Att: 15,295 - Cloudy - 63 F

AB 34
R 4
H 8
RBI 4
BB 2
SO 9
LOB 13



Batter	1	2	3	4	5	6	7	8	9	10	11	AB	R	H	RBI	BB	SO	LOB	TOP							
Willie McGee, S OBP: 0.333, SLG: 0.365 (1, 9)	G3		G3 HR	G4-3		L6-3		G1-3			G4-3	6	1	1	0	0	0	4								
Ray Lankford, L OBP: 0.394, SLG: 0.455 (1, 8)	G6-3		G3			P6					P7	5	2	1	1	1	0	2								
Mark McGwire, R OBP: 0.493, SLG: 0.832 (1, 3)	K		HR			2B					BB	4	2	1	3	2	2	1								
Brian Jordan, R OBP: 0.396, SLG: 0.589 (1, 10)		L7	F8			2B					G6-3	5	1	2	2	1	0	0								
Brian Hunter, R OBP: 0.288, SLG: 0.403 John Mabry, L OBP: 0.345, SLG: 0.413 (11, PH) (11, 7)	K		P2			L6					G6-3	5	0	0	0	0	2	3								
Gary Gaetti, R OBP: 0.359, SLG: 0.424 (1, 5)		BB				G1-3					P4	4	0	0	0	1	1	3								
Royce Clayton, R OBP: 0.308, SLG: 0.304 (1, 6)		B5-3				G3					P6	5	0	3	2	0	0	1								
Tom Lampkin, L OBP: 0.322, SLG: 0.381 (1, 2)			1B			G3					K	5	1	1	0	0	1	3								
David Howard, S OBP: 0.351, SLG: 0.381 (1, 4)			G3			1B					K	4	1	3	0	1	1	1								
Inning Stats	R: 0 E: 0 K: 1 S: 8	H: 0 LOB: 0 BB: 0 P: 14	R: 0 E: 0 K: 1 S: 5	H: 0 LOB: 1 BB: 1 P: 11	R: 4 E: 0 K: 0 S: 18	H: 4 LOB: 0 BB: 0 P: 30	R: 0 E: 0 K: 0 S: 8	H: 1 LOB: 2 BB: 1 P: 17	R: 3 E: 0 K: 1 S: 15	H: 3 LOB: 1 BB: 0 P: 24	R: 0 E: 0 K: 1 S: 12	H: 1 LOB: 1 BB: 0 P: 16	R: 0 E: 0 K: 1 S: 12	H: 1 LOB: 1 BB: 0 P: 16	R: 1 E: 0 K: 1 S: 9	H: 0 LOB: 0 BB: 1 P: 16	R: 0 E: 0 K: 1 S: 9	H: 1 LOB: 1 BB: 0 P: 12	R: 0 E: 0 K: 1 S: 8	H: 0 LOB: 2 BB: 2 P: 21	1B: 8 2B: 4 3B: 0 HR: 1	SF: 0 SAC: 0 DP: 1 HBP: 0	WP: 0 PB: 0 SB: 3 CS: 0	PA: 50		
PITCHER	IP ERA WLS BF H R ER SO BB IBB HBP BLK WP HR S P ERA WHIP	5.0 6.52 2.1 8 2 0 0 1 0 0 0 0 0 0 26 39 0.00 0.857	8.1 8.68 0.2 4 1 1 1 1 1 0 0 0 0 0 10 16 13.50 3.000	9.1 8.08 1.0 3 0 0 0 1 0 0 0 0 0 0 7 10 0.00 0.000	10.1 9.09 2.0 W 9 1 0 0 2 1 1 0 0 0 0 17 33 0.00 1.000											IP ERA WLS BF H R ER SO BB IBB HBP BLK WP HR S P ERA WHIP										

St. Louis Cardinals @ Chicago White Sox
Comiskey Park, Chicago, IL
Wed Jun 10 1998, 8:05 PM EDT
Att. 16,151 - Unknown - 66 F

livebaseballscores.com

AB 44
R 8
H 12
RBI 8
BB 6
SO 8
LOB 20

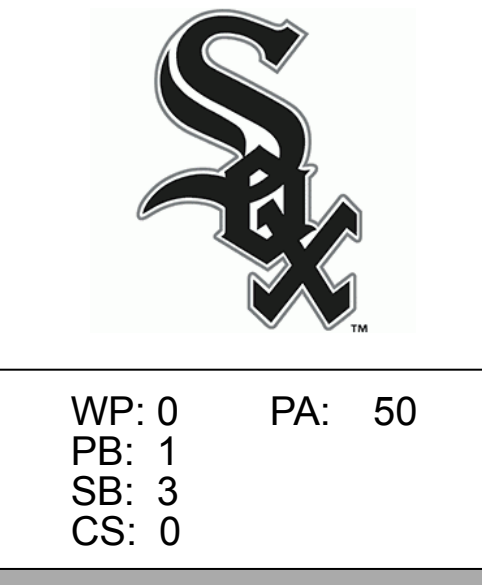


Batter	1	2	3	4	5	6	7	8	9	10	11	AB	R	H	RBI	BB	SO	LOB	BOTTOM							
Ray Durham, S OBP: 0.378, SLG: 0.476 (1, 4)	F7		BB			K					G6-3	4	0	0	0	2	1	0								
Mike Caruso, S OBP: 0.329, SLG: 0.412 (1, 6)	P5		L7			1B					G4-3	6	2	2	0	0	1	4								
Frank Thomas, R OBP: 0.392, SLG: 0.453 (1, 10)	F9					HR					1B	4	2	1	0	2	0	0								
Albert Belle, R OBP: 0.364, SLG: 0.573 (1, 7)		G6-3				2B					BB	5	3	3	6	1	1	1								
Robin Ventura, L OBP: 0.371, SLG: 0.473 (1, 5)		L7				F8					HR	6	3	3	3	0	0	1								
Wil Cordero, R OBP: 0.307, SLG: 0.473 (1, 3)		L6				2B					HR	5	0	2	0	0	1	1								
25 Jeff Abbott, R OBP: 0.342, SLG: 0.616 (1, 9)						G4-3					G4-3	5	0	1	0	0	0	4								
Mike Cameron, R OBP: 0.309, SLG: 0.325 (1, 8)						K					1B	4	0	1	1	1	2	2								
Charlie O'Brien, R OBP: 0.288, SLG: 0.405 Greg Norton, S OBP: 0.286, SLG: 0.433 Chad Kreuter, S OBP: 0.359, SLG: 0.302 (11, 2) (10, PH) (11, 2)						F7					K	4	0	0	0	0	2	2								
Inning Stats	R: 0 E: 0 K: 0 S: 6	H: 0 LOB: 0 BB: 0 P: 9	R: 0 E: 0 K: 0 S: 7	H: 0 LOB: 0 BB: 0 P: 11	R: 0 E: 0 K: 0 S: 8	H: 0 LOB: 2 BB: 2 P: 20	R: 0 E: 0 K: 0 S: 16	H: 1 LOB: 2 BB: 1 P: 25	R: 0 E: 0 K: 1 S: 12	H: 0 LOB: 0 BB: 0 P: 18	R: 4 E: 0 K: 1 S: 17	H: 5 LOB: 1 BB: 0 P: 28	R: 0 E: 0 K: 1 S: 11	H: 0 LOB: 1 BB: 1 P: 18	R: 0 E: 0 K: 2 S: 17	H: 3 LOB: 0 BB: 1 P: 28	R: 0 E: 0 K: 2 S: 13	H: 1 LOB: 2 BB: 1 P: 22	R: 2 E: 0 K: 0 S: 4	H: 2 LOB: 0 BB: 0 P: 10	1B: 7 2B: 2 3B: 0 HR: 4	SF: 0 SAC: 0 DP: 0 HBP: 0	WP: 0 PB: 1 SB: 3 CS: 0	PA: 50		
PITCHER	IP ERA WLS BF H R ER SO BB IBB HBP BLK WP HR S P ERA WHIP	5.0 5.63 0.0 4 4 4 4 0 2 3 0 0 0 0 1 8 13 " " " "	6.1 5.27 3.0 12 2 0 0 3 1 0 0 0 0 0 32 49 0.00 1.000	8.1 4.6 2.0 12 4 4 4 4 1 1 0 0 0 2 30 50 18.00 2.500	11.1 15.18 0.1 L 3 2 2 2 0 0 0 0 0 1 4 10 54.00 6.000											IP ERA WLS BF H R ER SO BB IBB HBP BLK WP HR S P ERA WHIP										

St. Louis Cardinals @ Chicago White Sox
Comiskey Park, Chicago, IL
Wed Jun 10 1998, 8:05 PM EDT
Att. 16,151 - Unknown - 66 F

livebaseballscores.com

AB 44
R 10
H 13
RBI 10
BB 6
SO 9
LOB 16



Batter	1	2	3	4	5	6	7	8	9	AB	R	H	RBI	BB	SO	LOB	TOP								
Mike Cameron, R (1, 8) OBP: 0.312, SLG: 0.345	F8			HR		G5-3		1B HR	F9	5	2	2	2	0	0	1									
Mike Caruso, S (1, 6) OBP: 0.330, SLG: 0.414	F8			G4-3				1B HR		4	1	2	0	0	0	0									
Frank Thomas, R (1, 10) OBP: 0.387, SLG: 0.447	P3			K		K		SF7		3	0	0	1	0	2	1									
Albert Belle, R (1, 7) OBP: 0.359, SLG: 0.564		K		L3		F8		K		4	0	0	0	0	2	3									
Robin Ventura, L (1, 5) OBP: 0.370, SLG: 0.481	P3				K		G3	HR		4	1	1	3	0	1	0									
Wil Cordero, R (1, 3) OBP: 0.305, SLG: 0.464	F9				25 1B SF8 BB		F7	L9		3	1	0	0	1	0	0									
25 Jeff Abbott, R (1, 9) OBP: 0.338, SLG: 0.597				K		1B			G6-3	4	0	1	0	0	2	0									
Chris Snopce, R (1, 4) OBP: 0.306, SLG: 0.273	F9			SF8				1B 1B	K	3	1	1	1	0	1	0									
Charlie O'Brien, R (1, 2) OBP: 0.315, SLG: 0.409								1B 1B		4	1	2	0	0	1	1									
Greg Norton, S (9, PR) OBP: 0.288, SLG: 0.433								1B 1B		0	0	0	0	0	0	0									
Chad Kreuter, S (9, 2) OBP: 0.388, SLG: 0.302								1B 1B SF7	1B	0	0	0	0	0	0	0									
Inning Stats	R: 0 E: 0 K: 0 S: 7	H: 0 LOB: 0 BB: 0 P: 10	R: 0 E: 0 K: 1 S: 7	H: 0 LOB: 0 BB: 0 P: 13	R: 0 E: 0 K: 2 S: 7	H: 0 LOB: 0 BB: 0 P: 10	R: 1 E: 0 K: 1 S: 9	H: 1 LOB: 0 BB: 0 P: 11	R: 1 E: 0 K: 1 S: 14	H: 1 LOB: 1 BB: 1 P: 23	R: 0 E: 0 K: 1 S: 9	H: 1 LOB: 1 BB: 0 P: 10	R: 0 E: 0 K: 1 S: 8	H: 0 LOB: 0 BB: 0 P: 9	R: 5 E: 0 K: 1 S: 18	H: 5 LOB: 0 BB: 0 P: 23	R: 0 E: 0 K: 1 S: 9	H: 1 LOB: 1 BB: 0 P: 13	1B: 7 2B: 0 3B: 0 HR: 2	SF: 2 SAC: 0 DP: 0 HBP: 0	WP: 0 PB: 0 SB: 0 CS: 0	PA: 37			
PITCHER	IP	WLS	BF	H	R	ER	SO	BB	IBB	HBP	BLK	WP	HR	S	P	ERA	WHIP								
Eric Milton, L (1, 1) ERA: 5.52	7.0		29	7	6	6	7	1	0	0	0	0	1	69	96	7.71	1.143								
Mike Trombley, R (8, 1) ERA: 2.97	0.2		2	0	0	0	1	0	0	0	0	0	0	6	8	0.00	0.000								
Greg Swindell, L (8, 1) ERA: 2.79	0.1		2	1	1	1	0	0	0	0	0	0	1	4	5	27.00	3.000								
Rick Aguilera, R (9, 1) ERA: 3.44	1.0	W	4	1	0	0	1	0	0	0	0	0	0	9	13	0.00	1.000								

Chicago White Sox @ Minnesota Twins
Hubert H. Humphrey Metrodome, Minneapolis, MN

AB 34
R 7
H 9
RBI 7
BB 1
SO 9
LOB 6



WP: 0 PA: 37
PB: 0
SB: 0
CS: 0

Batter	1	2	3	4	5	6	7	8	9	AB	R	H	RBI	BB	SO	LOB	BOTTOM								
Otis Nixon, S (1, 8) OBP: 0.323, SLG: 0.310	G4-3	FC4-6 1B		1B SF8 1B		F8		G4-3		5	1	2	1	0	0	0									
Brent Gates, S (1, 5) OBP: 0.294, SLG: 0.270	G4-3	FC4-6		1B HR				1B BB		5	1	3	1	0	0	2									
Paul Molitor, R (1, 10) OBP: 0.330, SLG: 0.353	1B BB	K		P3		F8		1B BB		4	0	1	0	1	1	5									
Marty Cordova, R (1, 7) OBP: 0.363, SLG: 0.430	1B			SF8 CS		HR		BB		3	1	3	3	1	0	0									
Ron Coomer, R (1, 3) OBP: 0.301, SLG: 0.439	G4-3			K		BB		K		4	0	1	0	1	2	6									
Pat Meares, R (1, 6) OBP: 0.318, SLG: 0.407		K		HBP		G6-3		K		4	0	0	0	0	2	4									
Terry Steinbach, R (1, 2) OBP: 0.384, SLG: 0.409		2B BB		G1-6-3		G5-3		G5-3		4	1	0	0	1	0	2									
Matt Lawton, L (1, 9) OBP: 0.351, SLG: 0.389		1B 2B		1B BB				1B 2B		4	3	3	1	1	0	0									
Denny Hocking, S (1, 4) OBP: 0.244, SLG: 0.171		1B 2B		1B BB				1B		4	1	2	1	0	0	1									
Todd Walker, L (9, PH) OBP: 0.372, SLG: 0.508		FC4-6 1B		1B 1B				1B		1	0	1	1	0	0	0									
Inning Stats	R: 0 E: 0 K: 0 S: 9	H: 1 LOB: 2 BB: 1 P: 20	R: 2 E: 0 K: 2 S: 19	H: 3 LOB: 2 BB: 1 P: 32	R: 0 E: 0 K: 0 S: 12	H: 2 LOB: 1 BB: 0 P: 18	R: 3 E: 0 K: 1 S: 19	H: 3 LOB: 1 BB: 1 P: 31	R: 0 E: 0 K: 0 S: 10	H: 1 LOB: 0 BB: 0 P: 13	R: 2 E: 0 K: 0 S: 17	H: 2 LOB: 1 BB: 1 P: 28	R: 0 E: 0 K: 0 S: 5	H: 0 LOB: 0 BB: 0 P: 7	R: 0 E: 0 K: 2 S: 17	H: 2 LOB: 3 BB: 1 P: 28	R: 1 E: 0 K: 0 S: 7	H: 2 LOB: 1 BB: 0 P: 11	1B: 12 2B: 2 3B: 1 HR: 1	SF: 1 SAC: 0 DP: 1 HBP: 1	WP: 0 PB: 0 SB: 1 CS: 1	PA: 45			
PITCHER	IP	WLS	BF	H	R	ER	SO	BB	IBB	HBP	BLK	WP	HR	S	P	ERA	WHIP								
Scott Eyre, L (1, 1) ERA: 5.23	3.0		13	3	2	2	1	1	0	0	0	0	1	34	51	6.00	1.333								
Carlos Castillo, R (4, 1) ERA: 5.4	1.0		3	0	0	0	0	0	0	0	0	0	0	5	7	0.00	0.000								
Tony Castillo, L (7, 1) ERA: 7.11	1.1	L	9	4	1	1	2	1	0	0	0	0	0	24	39	6.75	3.750								

Chicago White Sox @ Minnesota Twins
Hubert H. Humphrey Metrodome, Minneapolis, MN

AB 38
R 8
H 16
RBI 8
BB 5
SO 5
LOB 20



WP: 0 PA: 45
PB: 0
SB: 1
CS: 1

Batter	1	2	3	4	5	6	7	8	9	AB	R	H	RBI	BB	SO	LOB	TOP								
Ray Durham, S (1.4) OBP: 0.378, SLG: 0.479										3	0	2	0	1	1	0	Chicago White Sox @ Minnesota Twins Hubert H. Humphrey Metrodome, Minneapolis, MN Sun Jun 14 1998, 4:33 AM EDT Att: 14,945 - Dome - 72 F livebaseballscorecards.com								
Mike Caruso, S (1.6) OBP: 0.332, SLG: 0.412										4	0	1	0	0	0	2									
Frank Thomas, R (1.10) OBP: 0.383, SLG: 0.451										3	0	0	0	1	1	3									
Albert Belle, R (1.7) OBP: 0.353, SLG: 0.550										4	0	0	0	0	0	2									
Robin Ventura, L (1.5) OBP: 0.370, SLG: 0.476										4	0	0	0	0	2	2									
Wil Cordero, R (1.3) OBP: 0.309, SLG: 0.463										3	0	0	0	1	0	0									
Magglio Ordonez, R (1.9) OBP: 0.289, SLG: 0.400										4	0	0	0	0	1	1									
Mike Cameron, R (1.8) OBP: 0.300, SLG: 0.330										4	1	0	0	0	0	0									
Charlie O'Brien, R (1.2) OBP: 0.323, SLG: 0.421										3	0	1	1	0	0	0									
Inning Stats	R: 0 E: 0 K: 1 S: 5	H: 0 LOB: 0 BB: 0 P: 8	R: 0 E: 0 K: 1 S: 10	H: 0 LOB: 1 BB: 1 P: 16	R: 0 E: 0 K: 1 S: 6	H: 1 LOB: 1 BB: 0 P: 8	R: 0 E: 0 K: 1 S: 9	H: 0 LOB: 0 BB: 0 P: 13	R: 1 E: 1 K: 0 S: 15	H: 2 LOB: 3 BB: 1 P: 25	R: 0 E: 0 K: 1 S: 5	H: 0 LOB: 0 BB: 0 P: 9	R: 0 E: 0 K: 1 S: 8	H: 0 LOB: 0 BB: 0 P: 11	R: 0 E: 0 K: 0 S: 10	H: 1 LOB: 2 BB: 1 P: 16	R: 0 E: 0 K: 0 S: 5	H: 0 LOB: 0 BB: 0 P: 6	1B: 2 2B: 1 3B: 1 HR: 0	SF: 0 SAC: 0 DP: 0 HBP: 0	WP: 1 PB: 0 SB: 0 CS: 0	PA: 35			
PITCHER	IP	WLS	BF	H	R	ER	SO	BB	IBB	HBP	BLK	WP	HR	S	P	ERA	WHIP								
LaTroy Hawkins, R (1.1) ERA: 4.8	7.0	W	28	4	1	0	5	2	0	0	0	0	0	59	91	0.00	0.857								
Eddie Guardado, L (8.1) ERA: 2.7	0.1		1	0	0	0	0	0	0	0	0	1	0	1	2	0.00	0.000								
Hector Carrasco, R (8.1) ERA: 6.33	0.1		2	0	0	0	0	1	0	0	0	0	0	5	10	0.00	3.000								
Greg Swindell, L (8.1) ERA: 2.76	0.1		1	0	0	0	0	0	0	0	0	0	0	3	3	0.00	0.000								
Rick Aquilera, R (9.1) ERA: 3.34	1.0	S	3	0	0	0	0	0	0	0	0	0	0	5	6	0.00	0.000								

Batter	1	2	3	4	5	6	7	8	9	AB	R	H	RBI	BB	SO	LOB	BOTTOM								
Todd Walker, L (1.4) OBP: 0.369, SLG: 0.515										4	1	2	1	0	1	0	Chicago White Sox @ Minnesota Twins Hubert H. Humphrey Metrodome, Minneapolis, MN Sun Jun 14 1998, 4:33 AM EDT Att: 14,945 - Dome - 72 F livebaseballscorecards.com								
Brent Gates, S (1.5) OBP: 0.301, SLG: 0.267										3	0	1	0	1	1	1									
Paul Moltor, R (1.10) OBP: 0.327, SLG: 0.349										3	0	1	0	1	0	2									
Orlando Merced, S (1.9) OBP: 0.322, SLG: 0.428										4	1	3	0	0	0	2									
Denny Hocking, S (9.9) OBP: 0.244, SLG: 0.171										0	0	0	0	0	0	0									
Marty Cordova, R (1.7) OBP: 0.368, SLG: 0.433										3	0	1	0	0	0	1									
Matt Lawton, L (1.8) OBP: 0.350, SLG: 0.387										4	0	1	0	0	0	2									
Ron Coomer, R (1.3) OBP: 0.300, SLG: 0.443										3	0	0	1	1	0	4									
Javier Valentin, S (1.2) OBP: 0.275, SLG: 0.360										4	0	0	0	0	1	6									
Pat Meares, R (1.6) OBP: 0.313, SLG: 0.408										3	0	0	0	0	0	1									
Inning Stats	R: 1 E: 1 K: 0 S: 6	H: 2 LOB: 1 BB: 1 P: 12	R: 0 E: 1 K: 0 S: 8	H: 0 LOB: 1 BB: 0 P: 12	R: 0 E: 0 K: 1 S: 8	H: 0 LOB: 0 BB: 1 P: 18	R: 0 E: 0 K: 0 S: 12	H: 2 LOB: 2 BB: 0 P: 18	R: 0 E: 0 K: 1 S: 8	H: 1 LOB: 1 BB: 0 P: 14	R: 1 E: 0 K: 0 S: 12	H: 2 LOB: 1 BB: 0 P: 14	R: 0 E: 0 K: 0 S: 13	H: 2 LOB: 2 BB: 0 P: 20	R: 0 E: 0 K: 1 S: 8	H: 0 LOB: 1 BB: 1 P: 16	1B: 6 2B: 2 3B: 0 HR: 1	SF: 0 SAC: 0 DP: 2 HBP: 1	WP: 0 PB: 0 SB: 0 CS: 1	PA: 36					
PITCHER	IP	WLS	BF	H	R	ER	SO	BB	IBB	HBP	BLK	WP	HR	S	P	ERA	WHIP								
Jaime Navarro, R (1.1) ERA: 5.28	7.0	L	31	9	2	2	2	2	0	1	0	0	0	67	108	2.57	1.571								
41 Bill Simas, R (8.1) ERA: 1.46	1.0		4	0	0	0	1	1	0	0	0	0	0	8	16	0.00	1.000								



Batter	1	2	3	4	5	6	7	8	9	AB	R	H	RBI	BB	SO	LOB	TOP								
Darren Lewis, R OBP: 0.378, SLG: 0.385 (1, 8)	4-2 18 HR BB		1-0 F9		3-1 L8	3-1 G6-3		0-0 L7		4	1	0	0	1	0	3									
18 Reggie Jefferson, S OBP: 0.390, SLG: 0.973 (1, 10)	1-0 1-H HR		4-2 1B BB		1-1 1-3 1B		2-2 G1-3		3-1 1B	4	1	3	2	1	0	0									
Nomar Garciaparra, R OBP: 0.342, SLG: 0.486 (1, 6)	0-2 G5-3		0-0 1-2 1B		1-1 1-3 1B		2-2 1B 3B		1-2 F8	5	1	3	1	0	0	1									
Mo Vaughn, L OBP: 0.381, SLG: 0.583 (1, 3)	2-2 L5		0-3 K		3-3 K		0-0 G5-3		3-2 F8	5	0	0	0	0	2	6									
Troy O'Leary, L OBP: 0.337, SLG: 0.539 (1, 7)	2-0 G3-1			1-3 K		2-0 1B 2B 1B		2-2 1B		0-0 G4-3	5	1	2	1	0	1									
John Valentin, R OBP: 0.335, SLG: 0.420 (1, 5)		0-0 P4		0-0 L8		0-3 K		3-0 F7		4	0	0	0	0	1	2									
Scott Hatteberg, L OBP: 0.342, SLG: 0.418 (1, 2)		2-0 F9		2-2 F8		1-3 2B 1B		1-0 G1-6-3 1B HBP		3	1	1	0	0	0	0									
Lou Merloni, R OBP: 0.397, SLG: 0.455 (1, 4)		1-3 K			3-1 18 1B E 1B		2-2 G1-3 1-H 3-H 2B		1-2 G1-6-3 1B	4	1	3	2	0	1	0									
Darren Bragg, L OBP: 0.363, SLG: 0.455 (1, 9)			3-1 F9		1-0 P1		0-0 G1-3		0-1 G1-6-3	4	0	0	0	0	0	4									
Inning Stats	R: 2 E: 0 K: 0 S: 13	H: 1 LOB: 0 BB: 1 P: 22	R: 0 E: 0 K: 1 S: 5	H: 0 LOB: 0 BB: 0 P: 8	R: 0 E: 0 K: 1 S: 9	H: 1 LOB: 2 BB: 1 P: 17	R: 0 E: 0 K: 1 S: 7	H: 0 LOB: 0 BB: 0 P: 10	R: 1 E: 1 K: 1 S: 15	H: 3 LOB: 2 BB: 0 P: 26	R: 2 E: 0 K: 0 S: 13	H: 3 LOB: 1 BB: 0 P: 23	R: 1 E: 0 K: 0 S: 11	H: 2 LOB: 1 BB: 0 P: 20	R: 0 E: 0 K: 0 S: 6	H: 1 LOB: 1 BB: 0 P: 8	R: 0 E: 0 K: 0 S: 10	H: 1 LOB: 1 BB: 0 P: 17	1B: 9 2B: 1 3B: 1 HR: 1	SF: 0 SAC: 0 DP: 1 HBP: 1	WP: 0 PB: 0 SB: 0 CS: 0	PA: 41			
PITCHER	IP	WLS	BF	H	R	ER	SO	BB	IBB	HBP	BLK	WP	HR	S	P	ERA	WHIP								
Jason Bere, R ERA: 5.94 (1, 1)	5.1	L	25	7	5	5	5	2	0	0	0	0	0	6	11	8.44	1.688								
Carlos Castillo, R ERA: 5.32 (6, 1)	0.2		3	1	0	0	0	0	0	0	0	0	0	6	11	0.00	1.500								
Tom Fordham, L ERA: 8.1 (7, 1)	1.0		5	2	1	1	0	0	0	0	0	0	0	11	20	9.00	2.000								
Tony Castillo, L ERA: 6.84 (8, 1)	1.0		4	1	0	0	0	0	0	1	0	0	0	6	8	0.00	1.000								
James Baldwin, R ERA: 8.53 (9, 1)	1.0		4	1	0	0	0	0	0	0	0	0	0	10	17	0.00	1.000								

Boston Red Sox @ Chicago White Sox
Comiskey Park, Chicago, IL
Tue Jun 16 1998, 8:05 PM EDT
Att: 13,483 - Cloudy - 68 F

AB 38
R 6
H 12
RBI 6
BB 2
SO 5
LOB 17



Batter	1	2	3	4	5	6	7	8	9	AB	R	H	RBI	BB	SO	LOB	BOTTOM								
Ray Durham, S OBP: 0.370, SLG: 0.464 (1, 4)	3-3 K		0-1 F8		2-2 G3-1	2-3 K			1-1 F8	5	0	0	0	0	2	1									
Mike Caruso, S OBP: 0.322, SLG: 0.399 (1, 6)	2-2 G6-3		1-1 S 1B		1-0 P7		2-2 F8		0-0 G1-3	5	0	1	0	0	0	0									
Frank Thomas, R OBP: 0.385, SLG: 0.464 (1, 10)	1-2 F8		4-2 PB BB		0-1 HR		2-3 K		0-0 1B	4	1	2	1	1	1	0									
Albert Belle, R OBP: 0.355, SLG: 0.541 (1, 7)		0-0 F9	4-2 1-2 BB		4-2 BB BB		1-3 K		2-2 G5-3	3	0	0	0	2	1	1									
Robin Ventura, L OBP: 0.373, SLG: 0.476 (1, 5)		1-0 2B	2-2 K		4-0 1-2 BB		0-3 K			3	0	1	0	1	2	3									
Wil Cordero, R OBP: 0.311, SLG: 0.457 (1, 3)		4-2 BB		2-2 P4		2-3 K		1-1 G4-3		1	0	0	0	1	0	0									
Greg Norton, S OBP: 0.280, SLG: 0.424 (5, FH) (6, 3)				2-2 P4						2	0	0	0	0	1	2									
Magglio Ordonez, R OBP: 0.293, SLG: 0.398 (1, 9)		0-0 F8		3-2 S HBP		1-1 G6-3		1-0 1B 1B		3	0	1	0	0	0	2									
Mike Cameron, R OBP: 0.304, SLG: 0.333 (1, 8)		1-3 K		1-2 K		1-1 1B		0-1 S 1B		4	0	2	0	0	2	3									
Charlie O'Brien, R OBP: 0.307, SLG: 0.402 (1, 2)			0-3 K		1-3 K2-3		2-3 K		3-3 K	4	0	0	0	0	4	4									
Inning Stats	R: 0 E: 0 K: 1 S: 14	H: 0 LOB: 0 BB: 0 P: 20	R: 0 E: 0 K: 1 S: 8	H: 1 LOB: 2 BB: 1 P: 14	R: 0 E: 0 K: 2 S: 18	H: 1 LOB: 3 BB: 2 P: 29	R: 0 E: 0 K: 2 S: 12	H: 0 LOB: 1 BB: 0 P: 20	R: 1 E: 0 K: 1 S: 12	H: 1 LOB: 2 BB: 2 P: 25	R: 0 E: 0 K: 2 S: 10	H: 1 LOB: 1 BB: 0 P: 16	R: 0 E: 0 K: 2 S: 11	H: 0 LOB: 0 BB: 0 P: 16	R: 0 E: 0 K: 2 S: 11	H: 2 LOB: 2 BB: 0 P: 16	R: 0 E: 0 K: 0 S: 7	H: 1 LOB: 1 BB: 0 P: 10	1B: 5 2B: 1 3B: 0 HR: 1	SF: 0 SAC: 0 DP: 0 HBP: 1	WP: 0 PB: 1 SB: 4 CS: 0	PA: 40			
PITCHER	IP	WLS	BF	H	R	ER	SO	BB	IBB	HBP	BLK	WP	HR	S	P	ERA	WHIP								
Pedro Martinez, R ERA: 3.31 (1, 1)	7.0	W	31	4	1	1	11	5	0	1	0	0	0	18	26	0.00	1.286								
Jim Corsi, R ERA: 2.29 (8, 1)	2.0		9	3	0	0	2	0	0	0	0	0	0	18	26	0.00	1.500								

Boston Red Sox @ Chicago White Sox
Comiskey Park, Chicago, IL
Tue Jun 16 1998, 8:05 PM EDT
Att: 13,483 - Cloudy - 68 F

AB 34
R 1
H 7
RBI 1
BB 5
SO 13
LOB 16



Batter	1	2	3	4	5	6	7	8	9	AB	R	H	RBI	BB	SO	LOB	TOP										
Darren Lewis, R OBP: 0.382, SLG: 0.390 (1, 9)	3-2 WP SH5-3 1B		1-2 G1-3		2-2 1B	0-0 G6-3			1-1 1B	5	3	3	0	0	0	0	Boston Red Sox @ Chicago White Sox Comiskey Park, Chicago, IL Wed Jun 17 1998, 4:33 AM EDT Att: 13,563 - Sunny - 76 F										
John Valentin, R OBP: 0.330, SLG: 0.413 (1, 5)	0-1 SH5-3		2-0 G5-3		1-3 K		3-2 L7		0-1 F6	4	0	0	0	0	1	2											
Nomar Garciaparra, R OBP: 0.351, SLG: 0.491 (1, 6)	2-2 FC6-4 2H		4-2 HR		0-1 1B SF9		1-1 G6-3		3-2 BB WP 2B	4	3	3	2	1	0	0											
Mo Vaughn, L OBP: 0.388, SLG: 0.596 (1, 3)	0-0 L8		1-0 HR		1-0 1B SF9		2-2		4-1 BB 2B	4	3	3	3	1	0	1											
Jim Leyritz, R OBP: 0.374, SLG: 0.516 (1, 10)	0-0 FC6-4		3-2 G5-3		1-0 1B SF9		1-3 K		4-0 2B HR	3	1	0	1	1	1	2											
Troy O'Leary, L OBP: 0.335, SLG: 0.540 (1, 7)		1-1 F6		2-0 G4-3		1-1 1B		2-3 K	2-2 HR	5	1	2	3	0	1	0											
Damon Buford, R OBP: 0.340, SLG: 0.505 (1, 8)		4-1 BB		0-1 G6-3		1-2 F7		2-1 F8	1-0 HR	4	1	1	3	1	0	1											
Lou Merloni, R OBP: 0.385, SLG: 0.437 (1, 4)		2-3 K		0-0 1B		3-2 F3		3-3 K	2-0 F9	5	0	1	0	0	2	1											
Jason Varitek, S OBP: 0.283, SLG: 0.306 (1, 2)		3-3 K		1-0 F8		1-3 K		3-1 F6		4	0	0	0	0	2	2											
Inning Stats	R: 1 E: 0 K: 0 S: 15	H: 2 LOB: 1 BB: 0 P: 20	R: 0 E: 0 K: 2 S: 13	H: 0 LOB: 1 BB: 1 P: 23	R: 2 E: 0 K: 0 S: 11	H: 1 LOB: 0 BB: 1 P: 22	R: 0 E: 0 K: 0 S: 5	H: 1 LOB: 1 BB: 0 P: 8	R: 3 E: 0 K: 1 S: 16	H: 4 LOB: 1 BB: 0 P: 23	R: 0 E: 0 K: 1 S: 7	H: 0 LOB: 0 BB: 0 P: 11	R: 0 E: 0 K: 2 S: 13	H: 1 LOB: 1 BB: 0 P: 20	R: 0 E: 0 K: 2 S: 9	H: 0 LOB: 0 BB: 0 P: 16		R: 6 E: 0 K: 0 S: 15	H: 4 LOB: 0 BB: 2 P: 35	1B: 10 2B: 1 3B: 0 HR: 2	SF: 1 SAC: 1 DP: 0 HBP: 0	WP: 2 PB: 0 SB: 1 CS: 0	PA: 44				
PITCHER	IP	WLS	BF	H	R	ER	SO	BB	IBB	HBP	BLK	WP	HR	S	P	ERA	WHIP										
Scott Eyre, L ERA: 5.61 (1, 1)	4.2	L	24	8	6	6	3	2	0	0	0	1	1	56	91	11.57	2.143										
Keith Foulke, R ERA: 4.5 (5, 1)	2.1		8	1	0	0	2	0	0	0	0	0	0	24	36	0.00	0.429										
41 Bill Simas, R ERA: 2.73 (8, 1)	1.2		9	2	4	4	2	1	1	0	0	1	0	19	41	21.60	1.800										
Tony Castillo, L ERA: 7.18 (9, 1)	0.0		1	1	0	0	0	0	0	0	0	0	0	3	5	∞	∞										
James Baldwin, R ERA: 8.63 (9, 1)	0.1		2	1	2	2	0	0	0	0	0	0	1	2	5	54.00	3.000										

AB 38
R 12
H 13
RBI 12
BB 4
SO 7
LOB 9



Batter	1	2	3	4	5	6	7	8	9	AB	R	H	RBI	BB	SO	LOB	BOTTOM										
Ray Durham, S OBP: 0.365, SLG: 0.458 (1, 4)	1-2 G1-3		1-3 K		1-1 B3		2-1 F4			4	0	0	0	0	1	1	Boston Red Sox @ Chicago White Sox Comiskey Park, Chicago, IL Wed Jun 17 1998, 4:33 AM EDT Att: 13,563 - Sunny - 76 F										
Chris Snopce, R OBP: 0.303, SLG: 0.263 (1, 6)	0-1 G5-3		4-2 S BB			1-1 L7		2-1 F8		3	0	0	0	1	0	2											
Charlie O'Brien, R OBP: 0.307, SLG: 0.402 (8, 2)										0	0	0	0	0	0	0											
Frank Thomas, R OBP: 0.383, SLG: 0.459 (1, 10)	4-0 S BB		2-0 F8			2-3 K			2-3 K	3	0	0	0	1	2	1											
Albert Belle, R OBP: 0.357, SLG: 0.538 (1, 7)	2-3 K		3-3 K		1-2 K		0-0 BB 1B		4-0 BB	3	1	1	0	1	2	2											
Robin Ventura, L OBP: 0.372, SLG: 0.471 (1, 5)		0-2 F8	0-1 2-5	1-3 K		4-2 2B BB		2-2 F9		3	1	0	0	1	1	1											
Magglio Ordonez, R OBP: 0.297, SLG: 0.402 (1, 9)		1-0 BB HBP		1-1 G5-3		0-1 E1 1H 2H		3-2 G6-3		3	1	1	1	0	0	1											
Greg Norton, S OBP: 0.279, SLG: 0.411 (1, 3)		4-1 BB		1-2 F8		3-3 K			3-1 G3	3	1	0	0	1	1	1											
Mike Cameron, R OBP: 0.303, SLG: 0.337 (1, 8)		1-0 S 1H 2H G1-4-3			3-3 K		1-2 P4		0-3 K	4	1	1	2	0	2	0											
Chad Kreuter, S OBP: 0.387, SLG: 0.313 (7, PR)		1-2 G1-4-3			0-0 G3-1		0-1 PB 2B		0-0 G3	3	0	1	1	0	0	0											
Mike Caruso, S OBP: 0.321, SLG: 0.397 (8, 6)										1	0	0	0	0	0	0											
Inning Stats	R: 0 E: 0 K: 1 S: 8	H: 0 LOB: 1 BB: 1 P: 15	R: 3 E: 0 K: 1 S: 11	H: 1 LOB: 0 BB: 1 P: 19	R: 0 E: 0 K: 1 S: 7	H: 0 LOB: 1 BB: 1 P: 16	R: 0 E: 0 K: 1 S: 8	H: 0 LOB: 0 BB: 0 P: 11	R: 0 E: 0 K: 2 S: 15	H: 2 LOB: 1 BB: 1 P: 25	R: 0 E: 0 K: 0 S: 10	H: 1 LOB: 2 BB: 0 P: 15	R: 0 E: 0 K: 1 S: 10	H: 0 LOB: 1 BB: 1 P: 21	R: 0 E: 0 K: 1 S: 8	H: 0 LOB: 0 BB: 0 P: 11	1B: 1 2B: 3 3B: 0 HR: 0	SF: 0 SAC: 0 DP: 0 HBP: 1	WP: 0 PB: 1 SB: 3 CS: 0	PA: 36							
PITCHER	IP	WLS	BF	H	R	ER	SO	BB	IBB	HBP	BLK	WP	HR	S	P	ERA	WHIP										
49 Tim Wakefield, R ERA: 4.18 (1, 1)	6.0	W	26	3	5	4	7	4	0	1	0	0	0	55	96	6.00	1.167										
Rich Garces, R ERA: 2.23 (7, 1)	1.1		6	1	0	0	1	1	0	0	0	0	0	13	24	0.00	1.500										
Tom Gordon, R ERA: 1.88 (8, 1)	1.2	S	5	0	0	0	1	0	0	0	0	0	0	15	23	0.00	0.000										

AB 30
R 5
H 4
RBI 4
BB 5
SO 9
LOB 9



Batter	1	2	3	4	5	6	7	8	9	AB	R	H	RBI	BB	SO	LOB	TOP					
Otis Nixon, S OBP: 0.313, SLG: 0.288 (1, 8)	1-1 G6-4-3 1B		4-2 2B 1B BB	2-0 G4-6-3						2	1	1	0	1	0	3						
Pat Meares, R OBP: 0.305, SLG: 0.393 (1, 6)	0-0 G6-4-3		0-1 F9		0-0 G5-3					3	0	0	0	0	0	2						
Paul Molitor, R OBP: 0.333, SLG: 0.359 (1, 3)	0-1 G5-3		1-0 1B 2B		2-0 G5-4-3 1B					3	1	2	0	0	0	0						
Marty Cordova, R OBP: 0.364, SLG: 0.436 (1, 7)		2-1 HR	3-2 1B		1 SAFE 3-1 G5-4-3					3	1	2	3	0	0	1						
Ron Coomer, R OBP: 0.298, SLG: 0.448 (1, 10)		1-1 F9			2-0 FC6-4 1B					2	0	1	0	0	0	0						
Alex Ochoa, R OBP: 0.281, SLG: 0.364 (1, 9)		0-1 G3			0-0 FC6-4 1B 1B					2	1	0	0	0	0	1						
Todd Walker, L OBP: 0.384, SLG: 0.538 (1, 4)		1-0 E4			1-0 1B 1B 1B					2	0	1	0	0	0	0						
Terry Steinbach, R OBP: 0.340, SLG: 0.377 (1, 2)		1-0 F7			0-2 1B 1B					2	0	1	0	0	0	1						
Denny Hocking, S OBP: 0.250, SLG: 0.181 (1, 5)			1-1 F9		1-2 2-3 3-H G4-6-3 1B					2	0	1	1	0	0	0						
Inning Stats	R: 0 E: 0 K: 0 S: 5	H: 1 LOB: 0 BB: 0 P: 6	R: 1 E: 1 K: 0 S: 8	H: 1 LOB: 1 BB: 0 P: 13	R: 2 E: 0 K: 0 S: 10	H: 2 LOB: 1 BB: 1 P: 19	R: 1 E: 0 K: 0 S: 11	H: 4 LOB: 2 BB: 0 P: 17	R: 0 E: 0 K: 0 S: 4	H: 1 LOB: 0 BB: 0 P: 9							WP: 0 PA: 22					
PITCHER Mike Siroka, L ERA: 4.89 (1, 1)	IP: 5.0 WLS: L BF: 22	H: 9 R: 4 ER: 4 SO: 0	BB: 1 IBB: 0 HBP: 0 BLK: 0	WP: 0 HR: 1 S: 38 P: 64	ERA: 7.20 WHIP: 2.000	PITCHER						IP: 5.0 WLS: L BF: 22	H: 9 R: 4 ER: 4 SO: 0	BB: 1 IBB: 0 HBP: 0 BLK: 0	WP: 0 HR: 1 S: 38 P: 64	ERA: 7.20 WHIP: 2.000						

Minnesota Twins @ Chicago White Sox
Comiskey Park, Chicago, IL
Thu Jun 18 1998, 8:05 PM EDT
Att: 13,550 - Overcast - 84 F

AB 21
R 4
H 9
RBI 4
BB 1
SO 0
LOB 8



Batter	1	2	3	4	5	6	7	8	9	AB	R	H	RBI	BB	SO	LOB	BOTTOM					
Ray Durham, S OBP: 0.361, SLG: 0.453 (1, 4)	3-2 G5-3		1-1 P6		3-1 P8					3	0	0	0	0	0	3						
Mike Caruso, S OBP: 0.316, SLG: 0.391 (1, 6)	0-0 G3		2-2 G4-3		2-1 FC6-4					3	0	0	0	0	0	3						
Frank Thomas, R OBP: 0.386, SLG: 0.473 (1, 10)	2-2 FC6-4 1B			1-1 HR	0-0 F9					3	1	2	1	0	0	2						
Albert Belle, R OBP: 0.355, SLG: 0.534 (1, 7)	1-2 FC6-4			0-0 G4-3						2	0	0	0	0	0	1						
Robin Ventura, L OBP: 0.372, SLG: 0.471 (1, 5)		1-3 K		1-2 1B						2	0	1	0	0	1	0						
Wil Cordero, R OBP: 0.308, SLG: 0.452 (1, 3)		1-1 F9		1-1 F7						2	0	0	0	0	0	1						
Magglio Ordonez, R OBP: 0.294, SLG: 0.398 (1, 9)		0-1 P6		0-0 G3						2	0	0	0	0	0	1						
Mike Cameron, R OBP: 0.305, SLG: 0.339 (1, 8)			1-0 F9		1-1 FC6-4 1B 1B					2	0	1	0	0	0	0						
Chad Kreuter, S OBP: 0.397, SLG: 0.320 (1, 2)			4-2 BB		0-0 FC6-4 1B					1	0	1	0	1	0	0						
Inning Stats	R: 0 E: 0 K: 0 S: 10	H: 1 LOB: 1 BB: 0 P: 16	R: 0 E: 0 K: 1 S: 7	H: 0 LOB: 0 BB: 0 P: 9	R: 0 E: 0 K: 0 S: 8	H: 0 LOB: 1 BB: 1 P: 16	R: 1 E: 0 K: 0 S: 9	H: 2 LOB: 1 BB: 0 P: 12	R: 0 E: 0 K: 0 S: 8	H: 2 LOB: 2 BB: 0 P: 14							WP: 0 PA: 21					
PITCHER Bob Tewksbury, R ERA: 4.26 (1, 1)	IP: 5.0 WLS: W BF: 21	H: 5 R: 1 ER: 1 SO: 1	BB: 1 IBB: 0 HBP: 0 BLK: 0	WP: 0 HR: 1 S: 42 P: 67	ERA: 1.80 WHIP: 1.200	PITCHER						IP: 5.0 WLS: W BF: 21	H: 5 R: 1 ER: 1 SO: 1	BB: 1 IBB: 0 HBP: 0 BLK: 0	WP: 0 HR: 1 S: 42 P: 67	ERA: 1.80 WHIP: 1.200						

Minnesota Twins @ Chicago White Sox
Comiskey Park, Chicago, IL
Thu Jun 18 1998, 8:05 PM EDT
Att: 13,550 - Overcast - 84 F

AB 20
R 1
H 5
RBI 1
BB 1
SO 1
LOB 11



Batter	1	2	3	4	5	6	7	8	9	AB	R	H	RBI	BB	SO	LOB	TOP										
Otis Nixon, S OBP: 0.315, SLG: 0.287 (1, 8)	2-1 FC1-2-5 1B	4-0 S BB		0-2 FC5-4 2B		3-1 F9		2-2 G6-3		4	1	1	0	1	0	1											
Todd Walker, L OBP: 0.389, SLG: 0.540 (1, 4)	0-0 L7	4-2 S BB		0-1 WP SF9 2B		0-0 G6-3			4-2 G4-6-3 BB	3	1	1	1	2	0	1											
Paul Molitor, R OBP: 0.334, SLG: 0.357 (1, 10)	SAFE 4-1 PB BB	1-0 G5-3		2-0 SF9 2H		4-1 S BB			3-1 G4-6-3 1-2	2	1	0	1	2	0	3											
Orlando Merced, S OBP: 0.342, SLG: 0.446 (1, 3)	0-0 PB 1B 3H		2-1 WP 1B	1-1 HR 1B		1-2 F7			1-0 BB HR	4	4	2	0	0	0	3											
Marty Cordova, R OBP: 0.370, SLG: 0.451 (1, 7)	4-2 1B BB		0-0 G5-3	3-2 HR		3-3 K			4-2 HR BB	3	2	1	2	2	1	1											
Matt Lawton, L OBP: 0.381, SLG: 0.424 (1, 9)	1-0 1-2 3H 1B		3-2 G4-3	1-0 L8		0-0 P8			3-0 HR	5	1	2	4	0	0	1											
Brent Gates, S OBP: 0.308, SLG: 0.272 (1, 5)	1-1 G6-3		0-0 1B		0-0 G6-4-3 1B		2-1 G4-3		0-1 L7	5	0	2	1	0	0	2											
Javier Valentin, S OBP: 0.262, SLG: 0.342 (1, 2)		0-3 K	0-3 G6-3		1-1 G6-4-3 1-2			1-1 P6		4	0	0	0	0	1	2											
Pat Meares, R OBP: 0.304, SLG: 0.390 (1, 6)		0-2 F8		1-0 FC5-4 1B		2-0 G4-3		1-0 L9		4	0	1	0	0	0	0											
Inning Stats	R: 2 E: 0 K: 0 S: 10	H: 2 LOB: 2 BB: 2 P: 22	R: 0 E: 0 K: 1 S: 10	H: 0 LOB: 2 BB: 2 P: 19	R: 1 E: 0 K: 0 S: 10	H: 2 LOB: 1 BB: 0 P: 16	R: 4 E: 1 K: 0 S: 13	H: 4 LOB: 0 BB: 1 P: 21	R: 0 E: 0 K: 0 S: 4	H: 1 LOB: 0 BB: 0 P: 7	R: 0 E: 0 K: 0 S: 7	H: 0 LOB: 1 BB: 1 P: 15	R: 0 E: 0 K: 1 S: 6	H: 0 LOB: 0 BB: 0 P: 11	R: 0 E: 0 K: 0 S: 6	H: 0 LOB: 0 BB: 0 P: 10	R: 3 E: 0 K: 0 S: 9	H: 1 LOB: 0 BB: 2 P: 24	1B: 6 2B: 2 3B: 0 HR: 2	SF: 1 SAC: 0 DP: 2 HBP: 1	WP: 2 PB: 1 SB: 2 CS: 0	PA: 43					
PITCHER	IP	WLS	BF	H	R	ER	SO	BB	IBB	HBP	BLK	WP	HR	S	P	ERA	WHIP										
Jaime Navarro, R ERA: 5.72 (1, 1)	4.0	L	24	8	7	7	1	4	0	0	0	2	1	43	78	15.75	3.000										
Tom Fordham, L ERA: 7.04 (5, 1)	4.0	13	1	0	0	1	1	0	0	0	0	0	0	23	43	0.00	0.500										
Tony Castillo, L ERA: 8.0 (9, 1)	0.2	5	1	3	3	0	0	2	0	1	0	0	0	7	22	40.50	4.500										
Carlos Castillo, R ERA: 5.29 (9, 1)	0.1	1	0	0	0	0	0	0	0	0	0	0	0	2	2	0.00	0.000										

Minnesota Twins @ Chicago White Sox
 Comiskey Park, Chicago, IL
 Fri Jun 19 1998, 8:05 PM EDT
 Att: 18,905 - Unknown - 81 F

AB	34
R	10
H	10
RBI	9
BB	7
SO	2
LOB	14



Batter	1	2	3	4	5	6	7	8	9	AB	R	H	RBI	BB	SO	LOB	BOTTOM										
Ray Durham, S OBP: 0.365, SLG: 0.451 (1, 4)	4-2 1B S BB	2-0 1B		4-0 1B BB		1-3 K		1-3 K		3	0	1	0	2	2	2											
Mike Caruso, S OBP: 0.327, SLG: 0.406 (1, 6)	0-1 F7	0-0 1B		1-2 1B		1-2 CS 1B			0-1 G4-3 G3-1 2B	5	1	4	0	0	0	1											
Frank Thomas, R OBP: 0.386, SLG: 0.469 (1, 10)	3-1 G6-4-3 1B	2-3 K		0-0 P4		4-0 S BB			0-1 G4-3	4	0	1	0	1	1	6											
Albert Belle, R OBP: 0.349, SLG: 0.524 (1, 7)	0-1 G6-4-3 1-2	0-0 F9		1-1 L7		1-1 F8			0-0 G3-1	5	0	0	1	0	0	8											
Robin Ventura, L OBP: 0.373, SLG: 0.481 (1, 5)		1-1 25 2B HBP 1B	2-0 G1-3		0-1 F7		3-3 K		0-0 HR	5	2	2	1	0	1	1											
Wil Cordero, R OBP: 0.305, SLG: 0.441 (1, 3)		2-1 25 2B 1B HBP	0-1 F7		3-1 F8			1-0 P9	2-3 K	4	1	0	0	0	1	0											
25 Jeff Abbott, R OBP: 0.341, SLG: 0.608 (1, 9)		2-2 1B	1-1 G5-3		1-3 K			1-1 1B		2	1	1	1	0	0	0											
Magglio Ordonez, R OBP: 0.296, SLG: 0.399 (5, 9)		1-3 2H 1B								2	0	1	0	0	1	0											
Mike Cameron, R OBP: 0.299, SLG: 0.332 (1, 8)		2-0 P9		1-1 G5-3		2-3 K		1-0 F9		4	0	0	0	0	1	3											
Chad Kreuter, S OBP: 0.408, SLG: 0.365 (1, 2)		2-1 1B 2H 3H 1B		1-2 HR		1-1 G4-3		0-1 1B		4	1	3	3	0	0	0											
Inning Stats	R: 0 E: 0 K: 0 S: 8	H: 1 LOB: 1 BB: 1 P: 15	R: 3 E: 0 K: 1 S: 15	H: 5 LOB: 3 BB: 0 P: 28	R: 0 E: 0 K: 0 S: 5	H: 0 LOB: 0 BB: 0 P: 8	R: 1 E: 0 K: 0 S: 11	H: 2 LOB: 2 BB: 1 P: 19	R: 0 E: 0 K: 1 S: 7	H: 0 LOB: 0 BB: 0 P: 11	R: 0 E: 0 K: 2 S: 8	H: 0 LOB: 0 BB: 0 P: 12	R: 0 E: 0 K: 1 S: 8	H: 1 LOB: 1 BB: 1 P: 17	R: 0 E: 0 K: 1 S: 9	H: 2 LOB: 2 BB: 0 P: 13	R: 2 E: 0 K: 1 S: 10	H: 2 LOB: 0 BB: 0 P: 12	1B: 9 2B: 2 3B: 0 HR: 2	SF: 0 SAC: 0 DP: 1 HBP: 1	WP: 0 PB: 0 SB: 0 CS: 1	PA: 42					
PITCHER	IP	WLS	BF	H	R	ER	SO	BB	IBB	HBP	BLK	WP	HR	S	P	ERA	WHIP										
LaTroy Hawkins, R ERA: 5.03 (1, 1)	3.1	20	1	0	0	3	1	0	0	0	0	0	0	23	38	0.00	0.600										
Mike Trombley, R ERA: 2.47 (4, 1)	3.1	W	11	1	0	0	3	1	0	0	0	0	0	23	38	0.00	0.600										
Greg Swindell, L ERA: 3.0 (7, 1)	2.1	S	11	4	2	2	3	0	0	0	0	0	1	22	31	7.71	1.714										

Minnesota Twins @ Chicago White Sox
 Comiskey Park, Chicago, IL
 Fri Jun 19 1998, 8:05 PM EDT
 Att: 18,905 - Unknown - 81 F

AB	38
R	6
H	13
RBI	6
BB	3
SO	7
LOB	21



Batter	1	2	3	4	5	6	7	8	9	10	11	AB	R	H	RBI	BB	SO	LOB	TOP					
Otis Nixon, S OBP: 0.317, SLG: 0.291 (1, 8)	F7		G6-3			E S 1B		FC7-2		SH G6-4-3 1B		5	1	2	0	0	0	1						
Brent Gates, S OBP: 0.299, SLG: 0.264 (1, 5)	K			G4-3		K			K	SH G6-4-3		4	0	0	0	0	3	1						
Paul Molitor, R OBP: 0.336, SLG: 0.539 Denny Hocking, S OBP: 0.250, SLG: 0.181 (1, 3) (10, 4)				F8		P9			1B BB SF8 HBP	G6-4-3		4	1	1	0	0	0	2						
Marty Cordova, R OBP: 0.366, SLG: 0.441 (1, 7)	G4-3			K		K			1B BB SF8 1B	F8		4	1	0	0	1	2	2						
Matt Lawton, L OBP: 0.361, SLG: 0.424 (1, 9)		F8			K		K		1B 1B		1B FC4-6 1B	5	2	2	0	0	2	0						
Ron Coomer, R OBP: 0.309, SLG: 0.453 (1, 10)		G4-3			1B 2B		L9		SF8		1B FC4-6 1B	4	1	2	1	0	0	0						
Todd Walker, L OBP: 0.391, SLG: 0.539 Orlando Merced, S OBP: 0.340, SLG: 0.443 (1, 4) (10, 3)		F7			E 1B		L6		3B 1B		FC4-6	4	1	2	3	0	0	0						
Terry Steinbach, R OBP: 0.341, SLG: 0.394 (1, 2)			G5-3		E6 G6-4-3 1B			G1-6-3 FC7-2 2B	1B		P6	5	0	2	1	0	0	2						
Pat Meares, R OBP: 0.298, SLG: 0.383 (1, 6)			L7		G6-4-3			G1-6-3	P2		P3	5	0	0	0	0	5							
Inning Stats	R: 0 E: 0 K: 1 S: 9	H: 1 LOB: 1 P: 12	R: 0 E: 0 K: 0 S: 8	H: 0 LOB: 0 BB: 0 P: 15	R: 0 E: 0 K: 0 S: 6	H: 0 LOB: 0 BB: 0 P: 9	R: 0 E: 0 K: 1 S: 15	H: 0 LOB: 0 BB: 0 P: 18	R: 1 E: 1 K: 1 S: 14	H: 2 LOB: 1 BB: 0 P: 19	R: 0 E: 0 K: 2 S: 10	H: 0 LOB: 0 BB: 0 P: 12	R: 0 E: 0 K: 0 S: 4	H: 1 LOB: 0 BB: 0 P: 5	R: 4 E: 0 K: 1 S: 15	H: 3 LOB: 1 BB: 0 P: 26	R: 1 E: 1 K: 0 S: 5	H: 1 LOB: 0 BB: 0 P: 8	R: 1 E: 0 K: 0 S: 16	H: 2 LOB: 1 BB: 0 P: 20	1B: 7 2B: 4 3B: 1 HR: 0	SF: 1 SAC: 1 DP: 3 HBP: 1	WP: 0 PB: 0 SB: 1 CS: 0	PA: 45
PITCHER	IP	WLS	BF	H	R	ER	SO	BB	IBB	HBP	BLK	WP	HR	S	P	ERA	WHIP							
James Baldwin, R ERA: 8.17 (1, 1)	4.1		17	3	1	0	3	0	0	0	0	0	0	25	64	2.08	0.692							
Keith Foulke, R ERA: 4.17 (5, 1)	2.2		8	1	0	0	3	0	0	0	0	0	0	25	36	0.00	0.375							
Matt Karchner, R ERA: 4.0 (8, 1)	1.2		9	3	4	4	1	1	0	1	0	0	0	15	25	21.60	2.400							
41 Bill Simas, R ERA: 2.83 (9, 1)	2.1	W	11	4	2	1	0	0	0	0	0	0	0	25	34	3.86	1.714							

Minnesota Twins @ Chicago White Sox
Comiskey Park, Chicago, IL
Sat Jun 20 1998, 8:05 PM EDT
Att. 19,823 - Unknown - 86 F

livebaseballscorecards.com
AB 41
R 7
H 11
RBI 6
BB 1
SO 7
LOB 14



Batter	1	2	3	4	5	6	7	8	9	10	11	AB	R	H	RBI	BB	SO	LOB	BOTTOM							
Ray Durham, S OBP: 0.368, SLG: 0.450 (1, 4)	F9			S 1B BB	1B 1B		E 1B		G4-3		K	5	2	2	0	1	1	0								
Mike Caruso, S OBP: 0.332, SLG: 0.408 (1, 6)	G4-3			G5-3	1B 1B		E7 1B				F8	6	0	3	1	0	0	1								
Frank Thomas, R OBP: 0.385, SLG: 0.466 (1, 10)	K			K	K		L8				1B 1B	6	1	2	0	0	3	4								
Albert Belle, R OBP: 0.349, SLG: 0.520 (1, 7)		G4-3		1B 1B		P4		K		F7	1B 1B	6	1	2	1	0	1	0								
Robin Ventura, L OBP: 0.377, SLG: 0.483 Chris Snopce, R OBP: 0.303, SLG: 0.263 (1, 5) (10, PR)				K		F7		E S 1B		1B 1B	1B 1B	5	1	3	0	0	1	1								
Wil Cordero, R OBP: 0.309, SLG: 0.444 (11, PH)		1B						E S 1B		1B 1B	1B 1B	1	0	1	1	0	0	0								
Greg Norton, S OBP: 0.291, SLG: 0.446 (1, 3)		G3-6			HR			K		K		6	1	3	2	0	2	3								
Magglio Ordonez, R OBP: 0.302, SLG: 0.404 (1, 9)					P6	FC4					1B 1B	5	0	3	1	0	0	1								
Mike Cameron, R OBP: 0.297, SLG: 0.328 (1, 8)					G5-3			G6-3			1B	5	0	1	1	0	1	2								
Charlie O'Brien, R OBP: 0.337, SLG: 0.395 25 Jeff Abbott, R OBP: 0.337, SLG: 0.600 Chad Kreuter, S OBP: 0.405, SLG: 0.362 (1, 2) (9, PH) (10, 2)					G6-3			G1-3			G1-3	2	1	0	0	0	0	0								
Inning Stats	R: 0 E: 0 K: 1 S: 11	H: 0 LOB: 0 BB: 0 P: 15	R: 0 E: 0 K: 0 S: 6	H: 1 LOB: 0 BB: 0 P: 6	R: 0 E: 0 K: 0 S: 5	H: 1 LOB: 0 BB: 0 P: 8	R: 1 E: 0 K: 2 S: 15	H: 1 LOB: 1 BB: 1 P: 25	R: 2 E: 0 K: 1 S: 18	H: 3 LOB: 2 BB: 0 P: 26	R: 0 E: 0 K: 0 S: 7	H: 1 LOB: 1 BB: 0 P: 11	R: 1 E: 1 K: 1 S: 12	H: 2 LOB: 1 BB: 0 P: 13	R: 1 E: 1 K: 2 S: 11	H: 2 LOB: 1 BB: 0 P: 17	R: 0 E: 0 K: 1 S: 9	H: 1 LOB: 1 BB: 0 P: 10	R: 1 E: 0 K: 1 S: 13	H: 3 LOB: 2 BB: 0 P: 20	R: 2 E: 0 K: 1 S: 16	H: 4 LOB: 2 BB: 0 P: 22	1B: 19 2B: 1 3B: 0 HR: 1	SF: 0 SAC: 0 DP: 2 HBP: 1	WP: 0 PB: 0 SB: 3 CS: 0	PA: 51
PITCHER	IP	WLS	BF	H	R	ER	SO	BB	IBB	HBP	BLK	WP	HR	S	P	ERA	WHIP									
Brad Radke, R ERA: 2.82 (1, 1)	7.2		34	11	5	4	7	1	0	0	0	0	0	84	119	4.70	1.565									
Hector Carrasco, R ERA: 5.96 (8, 1)	1.1		5	2	0	0	1	0	0	0	0	0	0	10	12	0.00	1.500									
Rick Aguilera, R ERA: 3.82 (10, 1)	1.2	L	12	7	3	3	2	0	0	0	0	0	0	29	42	16.20	4.200									

Minnesota Twins @ Chicago White Sox
Comiskey Park, Chicago, IL
Sat Jun 20 1998, 8:05 PM EDT
Att. 19,823 - Unknown - 86 F

livebaseballscorecards.com
AB 49
R 8
H 20
RBI 7
BB 1
SO 10
LOB 14



Batter	1	2	3	4	5	6	7	8	9	AB	R	H	RBI	BB	SO	LOB	TOP																		
Ray Durham, S OBP: 0.369, SLG: 0.458	1-2 G4-3	1-1 G6-3		2-0 BB 1B		1-0 HR		0-1 FC6-4		5	1	2	1	0	0	2																			
Mike Caruso, S OBP: 0.336, SLG: 0.427	1-0 1B	1-2 G4-3		4-0 1-2 BB		2-3 K			0-1 G2-3	4	1	1	0	1	1	0																			
Frank Thomas, R Matt Karchner, R	4-2 1B BB	3-1 F9		3-2 F9			1-3 K		3-2 1B	4	1	1	0	1	1	2																			
Albert Belle, R OBP: 0.346, SLG: 0.511	0-2 1-2 3-H 1B			2-2 P5			2-0 P5		1-1 P4	5	1	1	1	0	1	3																			
Robin Ventura, L OBP: 0.373, SLG: 0.475	0-0 E8 1-H 2-H 1B			4-1 1B BB		3-1 F9			2-3 K	4	1	1	1	1	1	1																			
Magglio Ordonez, R OBP: 0.304, SLG: 0.403	1-1 G6-3			0-1 1-2 1B		0-1 F8		1-1 FC6-4 1B		4	0	2	0	0	0	1																			
Mike Cameron, R	0-0 2-H 2B			2-3 K		2-3 K		2-2 FC6-4 1B		4	0	1	1	0	2	3																			
Charlie O'Brien, R OBP: 0.306, SLG: 0.386	4-0 BB			3-3 K		1-0 F8		0-0 L4		3	0	0	0	1	1	3																			
Tom Fordham, L Carlos Castillo, R 25 Jeff Abbott, R Bob Howry, L 41 Bill Simas, L Wil Cordero, R Keith Foulke, R Greg Norton, S	2-3 K			2-0 G4-3		2-3 K		1-2 FC6-4 1B		1	0	0	0	0	1	2																			
Inning Stats	R: 4 E: 1 K: 1 S: 19	H: 4 LOB: 2 BB: 2 P: 32	R: 0 E: 0 K: 0 S: 10	H: 0 LOB: 0 BB: 0 P: 15	R: 0 E: 0 K: 3 S: 14	H: 1 LOB: 2 BB: 1 P: 24	R: 0 E: 0 K: 0 S: 8	H: 1 LOB: 2 BB: 1 P: 21	R: 0 E: 0 K: 1 S: 7	H: 0 LOB: 0 BB: 0 P: 12	R: 1 E: 0 K: 2 S: 9	H: 1 LOB: 0 BB: 0 P: 15	R: 0 E: 0 K: 2 S: 9	H: 0 LOB: 0 BB: 0 P: 14	R: 0 E: 0 K: 0 S: 11	H: 2 LOB: 2 BB: 0 P: 15	R: 0 E: 0 K: 0 S: 8	H: 1 LOB: 1 BB: 0 P: 13	1B: 7 2B: 1 3B: 1 HR: 1	SF: 0 SAC: 0 DP: 0 HBP: 0	WP: 0 PB: 0 SB: 0 CS: 0	PA: 41													
PITCHER	IP WLS BF H R ER SO BB IBB HBP BLK WP HR S P ERA WHIP																																		
67 Francisco Cordova, R ERA: 2.73	(1, 1)	3.1		20	6	4	4	4	0	0	0	0	0	0	45	81	10.80	3.000																	
Elmer Dessens, R ERA: 3.03	(4, 1)	4.2	L	17	3	1	1	5	0	0	0	0	0	1	42	67	1.93	0.643																	
Rich Loiselle, R ERA: 3.45	(9, 1)	1.0		4	1	0	0	0	0	0	0	0	0	0	8	13	0.00	1.000																	

Chicago White Sox @ Pittsburgh Pirates
Three Rivers Stadium, Pittsburgh, PA
Mon Jun 22 1998, 7:05 PM EDT
Att: 21,531 - Unknown - 84 F

AB	37
R	5
H	10
RBI	4
BB	4
SO	9
LOB	17



Batter	1	2	3	4	5	6	7	8	9	AB	R	H	RBI	BB	SO	LOB	BOTTOM																			
Tony Womack, L OBP: 0.306, SLG: 0.327	4-1 18 BB SF7 BB	3-1 FC6-4		0-1 B1-3		1-2 P6		1-1 18 S 2B		4	1	1	0	1	0	4																				
Manny Martinez, R Turner Ward, S	4-2 18 BB BB		0-2 HR 1B	0-0 L5		2-3 K		4-2 BB		3	1	1	0	1	1	3																				
18 Jason Kendall, R OBP: 0.425, SLG: 0.469	4-0 1-2 2-3 BB		2-1 F7		3-2 P8		1-2 1B 1B	0-2 P9		4	0	1	0	1	0	3																				
Kevin Young, R OBP: 0.316, SLG: 0.484	1-3 K		0-1 HR		0-0 G6-3		2-3 K		1-2 F7	5	1	1	2	0	2	4																				
Mark Smith, R OBP: 0.243, SLG: 0.250	1-0 SF7		1-2 F9 2B 1B		1-2 F9		2-3 K		3-1 F9	4	1	1	1	0	1	1																				
Jose Guillen, R OBP: 0.330, SLG: 0.476	0-0 P3		0-1 F9		0-1 FC1-5 2B		0-1 1-2 1B		2-2 G1-3	5	0	2	0	0	0	3																				
Aramis Ramirez, R OBP: 0.284, SLG: 0.367		1-1 F7	1-2 3-H 2B		4-2 1B FC1-5 BB		3-2 G6-3			3	0	1	1	1	0	2																				
Lou Collier, R Elmer Dessens, R	0-1 P3		0-1 G4-3		1-0 FC1-5 1B		1-3 K			2	0	0	0	0	0	1																				
Al Martin, L Rich Loiselle, R	0-1 P3		0-1 G4-3		1-2 FC1-5 1B		1-3 K			1	0	0	0	0	0	2																				
67 Francisco Cordova, R Kevin Polcovich, R	0-1 FC6-4 1B			0-1 G5-3		1-1 1-2 2-3 1B		1-2 G4-3		1	0	1	0	0	0	0																				
Inning Stats	R: 1 E: 0 K: 1 S: 8	H: 0 LOB: 3 BB: 3 P: 22	R: 0 E: 0 K: 0 S: 8	H: 1 LOB: 0 BB: 0 P: 12	R: 3 E: 0 K: 0 S: 20	H: 4 LOB: 1 BB: 0 P: 25	R: 0 E: 0 K: 0 S: 5	H: 0 LOB: 0 BB: 0 P: 5	R: 0 E: 0 K: 1 S: 18	H: 2 LOB: 3 BB: 1 P: 27	R: 0 E: 0 K: 2 S: 19	H: 2 LOB: 2 BB: 0 P: 27	R: 0 E: 0 K: 1 S: 13	H: 1 LOB: 2 BB: 1 P: 20	R: 0 E: 0 K: 0 S: 9	H: 0 LOB: 0 BB: 0 P: 15	1B: 6 2B: 3 3B: 0 HR: 1	SF: 1 SAC: 0 DP: 0 HBP: 0	WP: 0 PB: 0 SB: 0 CS: 0	PA: 42																
PITCHER	IP WLS BF H R ER SO BB IBB HBP BLK WP HR S P ERA WHIP																																			
Tom Fordham, L ERA: 7.34	(1, 1)	0.0																																		
Carlos Castillo, R ERA: 5.2	(1, 1)	5.0	W	20	5	3	3	1	0	0	0	0	0	0	1	47	62	5.40	1.000																	
Bob Howry, R ERA: 4.09	(6, 1)	1.0		6	2	0	0	1	1	0	0	0	0	0	18	27	0.00	3.000																		
41 Bill Simas, R ERA: 2.73	(7, 1)	1.0		5	2	0	0	2	0	0	0	0	0	0	19	27	0.00	2.000																		
Keith Foulke, R ERA: 4.09	(8, 1)	1.0		5	1	0	0	1	1	0	0	0	0	0	13	20	0.00	2.000																		

Chicago White Sox @ Pittsburgh Pirates
Three Rivers Stadium, Pittsburgh, PA
Mon Jun 22 1998, 7:05 PM EDT
Att: 21,531 - Unknown - 84 F

AB	36
R	4
H	10
RBI	4
BB	5
SO	5
LOB	23



Batter	1	2	3	4	5	6	7	8	9	AB	R	H	RBI	BB	SO	LOB	TOP			
Ray Durham, S (1,4) OBP: 0.372, SLG: 0.462	0-1 1B	4-1 F9 WP 1B BB		0-0 BB 2B		2-2 F8		1-0 G3		4	2	2	0	1	0	1	Chicago White Sox @ Pittsburgh Pirates Three Rivers Stadium, Pittsburgh, PA Tue Jun 23 1998, 7:05 PM EDT Att: 20,310 - Unknown - 89 F livebaseballscorecards.com			
Mike Caruso, S (1,6) OBP: 0.342, SLG: 0.430	0-0 1B G4-3	3-1 F9		0-0 B1		1-0		0-1 FC6-4 1B		5	1	3	0	0	0	2				
Frank Thomas, R (1,3) OBP: 0.389, SLG: 0.464 Greg Norton, S (9,3) OBP: 0.289, SLG: 0.433	1-1 G4-3 1B	1-1 G4-3 1B		4-1 BB BB		2-3 K		1-1 FC6-4 1-2 S		4	1	2	2	1	1	2				
Albert Belle, R (1,7) OBP: 0.343, SLG: 0.503	0-1 G4-3 1-2 3-H	3-2 G6-3		4-1 BB		1-2 L4		1-3 K		4	0	0	1	1	1	3				
Robin Ventura, L (1,5) OBP: 0.377, SLG: 0.471	4-1 1B BB		4-2 1B G6-4-3 BB	1-1 G4-3		3-3 K		4-0		2	1	0	0	3	1	3				
Magglio Ordonez, R (1,9) OBP: 0.306, SLG: 0.402	1-1 1-2 2-H 1B		1-1 G6-4-3 1B		0-0 F8		2-2 L7		3-2 F8		5	0	2	1	0	0		2		
Mike Cameron, R (1,8) OBP: 0.286, SLG: 0.319	1-3 K		3-1 G6-4-3 1-2 3-H 2-3 K		3-1 P6		1-2 F7			4	0	0	0	0	1	3				
Charlie O'Brien, R (1,2) OBP: 0.304, SLG: 0.390	0-1 F9		2-3 K		3-1 F8		2-0 G4-3 2B			4	0	1	0	0	1	2				
Mike Sirota, L (1,1) Matt Karchner, R (9,1)		0-2 G1-3		0-1 G5-3		3-2 G6-3		1-1 G4-3 2-3		4	0	0	0	0	0	1				
Inning Stats	R: 3 E: 0 K: 1 S: 15	H: 4 LOB: 2 BB: 1 P: 22	R: 1 E: 0 K: 0 S: 11	H: 1 LOB: 1 BB: 1 P: 22	R: 1 E: 0 K: 1 S: 12	H: 1 LOB: 0 BB: 1 P: 22	R: 0 E: 0 K: 0 S: 8	H: 1 LOB: 2 BB: 2 P: 17	R: 0 E: 0 K: 1 S: 12	H: 1 LOB: 1 BB: 0 P: 19	R: 0 E: 0 K: 1 S: 10	H: 0 LOB: 0 BB: 0 P: 16	R: 0 E: 0 K: 1 S: 9	H: 1 LOB: 1 BB: 0 P: 14	R: 0 E: 0 K: 1 S: 11	H: 1 LOB: 2 BB: 1 P: 20		1B: 8 2B: 2 3B: 0 HR: 0	SF: 0 SAC: 0 DP: 1 HBP: 0	WP: 1 PB: 0 CS: 1
PITCHER	IP WLS BF H R ER SO BB IBB HBP BLK WP HR S P ERA WHIP	IP WLS BF H R ER SO BB IBB HBP BLK WP HR S P ERA WHIP																		
Jason Schmidt, R (1,1) ERA: 3.87	6.0 L 30 8 5 5 3	3.0 12 2 0 0 2																		
Mike Williams, R (7,1) ERA:																				

Batter	1	2	3	4	5	6	7	8	9	AB	R	H	RBI	BB	SO	LOB	BOTTOM			
Jermaine Allensworth, R (1,8) OBP: 0.369, SLG: 0.431	1-1 G4-3 1B		1-1 G4-3	4-0 BB		1-3 K				3	1	1	0	1	1	0	Chicago White Sox @ Pittsburgh Pirates Three Rivers Stadium, Pittsburgh, PA Tue Jun 23 1998, 7:05 PM EDT Att: 20,310 - Unknown - 89 F livebaseballscorecards.com			
Al Martin, L (1,7) OBP: 0.296, SLG: 0.356	2-1 G4-3 1-2		0-0 2B	3-3 K		1-3 K				4	0	1	0	0	2	3				
1B Jason Kendall, R (1,2) OBP: 0.419, SLG: 0.462	2-0 G5-3		0-0 G5-3		2-1 G6-3		1-3 K			4	0	0	0	0	1	2				
Kevin Young, R (1,3) OBP: 0.318, SLG: 0.484	1-0 BLK 2H 1B		0-0 1B	0-0 E 1B	2-2 G5-3		1-0 G1-3			4	1	2	1	0	0	0				
Jose Guillen, R (1,9) OBP: 0.325, SLG: 0.469	1-3 K		0-0 E3 E 1B	2-2 G6-3		0-1 G5-3			4	1	0	0	0	1	2					
Aramis Ramirez, R (1,5) OBP: 0.304, SLG: 0.378 Manny Martinez, R (9, FR) OBP: 0.391, SLG: 0.628		4-2 G6-4-3 BB		0-1 E7 1-3 2-H 1B		2-1 G6-3		1-2 SH1 1B		3	1	2	1	1	0	0				
Kevin Polcovich, R (1,4) OBP: 0.262, SLG: 0.284 Doug Strange, S (9, PH) OBP: 0.245, SLG: 0.240		0-2 G6-4-3 1-2		1-0 P3		0-0 B1-3		0-0 SH1		3	0	0	0	0	0	3				
Lou Collier, R (1,6) OBP: 0.301, SLG: 0.373 Mike Williams, R (7,1) Turner Ward, S (9, PH) OBP: 0.324, SLG: 0.387		1-1 G4-3		0-1 SH1-3 2-H 3-H 1B		2-2 G1		1-3 K		3	0	1	2	0	0	0				
Jason Schmidt, R (1,1) OBP: 0.071, SLG: 0.037 Tony Womack, L (7,4) OBP: 0.304, SLG: 0.325			1-0 G6-3	0-2 SH1-3 1-2		1-3 K		0-0 F7		1	0	0	0	0	0	0				
Inning Stats	R: 1 E: 0 K: 1 S: 9	H: 2 LOB: 1 BB: 0 P: 16	R: 0 E: 0 K: 0 S: 8	H: 0 LOB: 0 BB: 1 P: 13	R: 0 E: 0 K: 0 S: 5	H: 1 LOB: 1 BB: 0 P: 7	R: 3 E: 2 K: 1 S: 13	H: 3 LOB: 2 BB: 1 P: 21	R: 0 E: 0 K: 0 S: 8	H: 0 LOB: 0 BB: 0 P: 14	R: 0 E: 0 K: 3 S: 9	H: 0 LOB: 0 BB: 0 P: 12	R: 0 E: 0 K: 1 S: 6	H: 0 LOB: 0 BB: 0 P: 8	R: 0 E: 0 K: 1 S: 8	H: 1 LOB: 2 BB: 0 P: 10		1B: 6 2B: 1 3B: 0 HR: 0	SF: 0 SAC: 2 DP: 1 HBP: 0	WP: 0 PB: 0 CS: 0
PITCHER	IP WLS BF H R ER SO BB IBB HBP BLK WP HR S P ERA WHIP	IP WLS BF H R ER SO BB IBB HBP BLK WP HR S P ERA WHIP																		
Mike Sirota, L (1,1) ERA: 4.7	8.0 W 33 7 4 2 6	1.0 S 3 0 0 0 1																		
Matt Karchner, R (9,1) ERA: 3.72																				

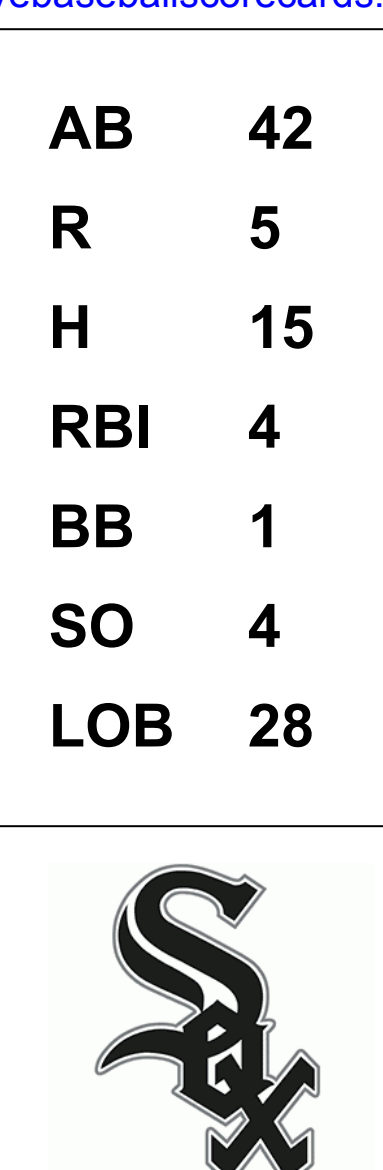
Batter	1	2	3	4	5	6	7	8	9	AB	R	H	RBI	BB	SO	LOB	TOP							
Reggie Sanders, R OBP: 0.320, SLG: 0.393 (1, 9)	F7			1B		G5-3		P3		4	1	1	0	0	0	0	Cincinnati Reds @ Chicago White Sox Comiskey Park, Chicago, IL Wed Jun 24 1998, 8:05 PM EDT Att: 16,344 - Unknown - 91 F							
61 Mike Frank, L OBP: 0.289, SLG: 0.217 (1, 8)	G6-3			1B		F8		F9		3	0	0	0	1	0	0								
Barry Larkin, R OBP: 0.366, SLG: 0.443 (1, 6)	G4-3			1B		G3-1		G6-3		4	0	1	1	0	0	0								
Eddie Taubensee, L OBP: 0.365, SLG: 0.455 (1, 2)		F8							K	4	1	1	1	0	1	2								
Dmitri Young, S OBP: 0.350, SLG: 0.483 (1, 7)		G6-3							K	4	0	1	0	0	1	2								
Bret Boone, R OBP: 0.338, SLG: 0.477 (1, 4)		G6-3							G6-3	4	0	0	0	0	0	3								
Willie Greene, L OBP: 0.391, SLG: 0.423 (1, 5)				1B		G3				2	0	1	0	1	0	0								
Melvin Nieves, S OBP: 0.385, SLG: 0.351 (1, 10)			K			G3-1				2	0	0	0	1	1	1								
Sean Casey, L OBP: 0.235, SLG: 0.167 (1, 3)			G4-6-3			F9		F7		3	0	0	0	0	0	3								
Inning Stats	R: 0 E: 0 K: 0 S: 5	H: 0 LOB: 0 BB: 0 P: 9	R: 0 E: 0 K: 0 S: 7	H: 0 LOB: 0 BB: 0 P: 8	R: 0 E: 0 K: 1 S: 8	H: 1 LOB: 0 BB: 0 P: 11	R: 1 E: 0 K: 0 S: 15	H: 2 LOB: 2 BB: 1 P: 26	R: 0 E: 0 K: 0 S: 4	H: 0 LOB: 0 BB: 0 P: 7	R: 0 E: 0 K: 0 S: 6	H: 0 LOB: 0 BB: 0 P: 6	R: 1 E: 0 K: 0 S: 9	H: 2 LOB: 2 BB: 2 P: 20	R: 0 E: 0 K: 0 S: 9	H: 0 LOB: 0 BB: 0 P: 16		R: 0 E: 0 K: 2 S: 8	H: 0 LOB: 0 BB: 0 P: 12	1B: 4 2B: 0 3B: 0 HR: 1	SF: 0 SAC: 0 DP: 2 HBP: 0	WP: 0 PB: 0 SB: 0 CS: 0	PA: 33	
PITCHER	IP	WLS	BF	H	R	ER	SO	BB	IBB	HBP	BLK	WP	HR	S	P	ERA	WHIP							
Jaime Navarro, R ERA: 5.52 (1, 1)	6.2	W	26	5	2	2	1	3	0	0	0	0	1	52	83	2.70	1.200							
Bob Howry, R ERA: (7, 1)	0.1		1	0	0	0	0	0	0	0	0	0	0	2	4	0.00	0.000							
41 Bill Simas, R ERA: 2.56 (8, 1)	2.0	S	6	0	0	0	2	0	0	0	0	0	0	17	28	0.00	0.000							
Batter	1	2	3	4	5	6	7	8	9	AB	R	H	RBI	BB	SO	LOB	BOTTOM							
Ray Durham, S OBP: 0.380, SLG: 0.470 (1, 4)	FC4-6 1B					F9 1B				4	0	4	0	0	0	0	Cincinnati Reds @ Chicago White Sox Comiskey Park, Chicago, IL Wed Jun 24 1998, 8:05 PM EDT Att: 16,344 - Unknown - 91 F							
Mike Canuso, S OBP: 0.340, SLG: 0.427 (1, 6)	FC4-6 HR					G5-4-3 1B		G3		4	1	1	1	0	0	3								
Frank Thomas, R OBP: 0.387, SLG: 0.471 (1, 10)	HR					F9 1B				4	1	1	2	0	1	3								
Albert Belle, R OBP: 0.339, SLG: 0.497 (1, 7)	K					G5-4-3 1B				4	0	0	0	0	2	3								
Robin Ventura, L OBP: 0.372, SLG: 0.465 (1, 5)	G4-3					L3		G4-3		4	0	0	0	0	0	0								
Wil Cordero, R OBP: 0.306, SLG: 0.436 (1, 3)		G4-3				G1-3				3	0	0	0	0	0	0								
Magglio Ordonez, R OBP: 0.307, SLG: 0.414 (1, 9)		G4-3				HR		F8		3	1	1	1	0	0	0								
Mike Cameron, R OBP: 0.287, SLG: 0.319 (1, 8)						F8		K		3	0	1	0	0	1	0								
Chad Kreuter, S OBP: 0.409, SLG: 0.364 (1, 2)		K				1B		G3-1		3	1	1	0	0	1	1								
Inning Stats	R: 2 E: 0 K: 1 S: 9	H: 2 LOB: 0 BB: 0 P: 14	R: 0 E: 0 K: 1 S: 9	H: 1 LOB: 0 BB: 0 P: 11	R: 0 E: 0 K: 0 S: 8	H: 1 LOB: 1 BB: 0 P: 12	R: 1 E: 0 K: 0 S: 5	H: 1 LOB: 0 BB: 0 P: 9	R: 1 E: 0 K: 0 S: 10	H: 3 LOB: 1 BB: 0 P: 16	R: 0 E: 0 K: 0 S: 5	H: 0 LOB: 0 BB: 0 P: 7	R: 0 E: 0 K: 1 S: 11	H: 1 LOB: 1 BB: 0 P: 14	R: 0 E: 0 K: 2 S: 11	H: 0 LOB: 0 BB: 0 P: 16		1B: 7 2B: 0 3B: 0 HR: 2	SF: 0 SAC: 0 DP: 1 HBP: 0	WP: 0 PB: 1 SB: 3 CS: 0	PA: 32			
PITCHER	IP	WLS	BF	H	R	ER	SO	BB	IBB	HBP	BLK	WP	HR	S	P	ERA	WHIP							
Scott Winchester, R ERA: 4.48 (1, 1)	4.0	L	20	8	4	4	2	0	0	0	0	0	0	2	37	57	9.00	2.000						
Scott Sullivan, R ERA: 4.85 (5, 1)	3.0		9	1	0	0	1	0	0	0	0	0	0	20	26	0.00	0.333							
Jeff Shaw, R ERA: 1.96 (8, 1)	1.0		3	0	0	0	2	0	0	0	0	0	0	11	16	0.00	0.000							

Batter	1	2	3	4	5	6	7	8	9	AB R H RBI BB SO LOB	TOP													
Reggie Sanders, R OBP: 0.317, SLG: 0.388 (1, 8)	G5-3			P4			E6	K		5 0 1 1 0 1 1	Cincinnati Reds @ Chicago White Sox Comiskey Park, Chicago, IL Thu Jun 25 1998, 8:05 PM EDT Att: 14,081 - Cloudy - 93 F													
Chris Stynes, R OBP: 0.331, SLG: 0.361 61 Mike Frank, L OBP: 0.259, SLG: 0.208 (1, 9)	K	G3		K			SH1-3	K		3 0 0 0 0 2 4 1 0 0 0 0 1 0														
Barry Larkin, R OBP: 0.364, SLG: 0.442 (1, 6)	G5-3				G4-3		G5-3	F9		5 1 1 0 0 0 1														
Bret Boone, R OBP: 0.336, SLG: 0.472 (1, 4)		G6-3			F9		K	L9		5 1 1 1 0 1 1														
Dmitri Young, S OBP: 0.355, SLG: 0.490 (1, 7)					G3-1					4 2 3 1 0 0 0														
Eduardo Perez, R OBP: 0.284, SLG: 0.269 (1, 3)										3 1 1 0 0 0 1														
Melvin Nieves, S OBP: 0.389, SLG: 0.342 (1, 10)										2 1 0 0 2 0 1														
Pokey Reese, R OBP: 0.270, SLG: 0.286 (1, 5)										2 1 2 4 2 0 0														
Brook Fordyce, R OBP: 0.278, SLG: 0.347 (1, 2)										4 0 0 0 0 3 5														
Inning Stats	R: 0 E: 0 K: 1 S: 9	H: 0 LOB: 0 BB: 0 P: 11	R: 2 E: 0 K: 1 S: 18	H: 3 LOB: 3 BB: 2 P: 36	R: 2 E: 0 K: 0 S: 8	H: 3 LOB: 0 BB: 0 P: 10	R: 0 E: 0 K: 2 S: 11	H: 1 LOB: 1 BB: 0 P: 13	R: 0 E: 0 K: 0 S: 9	H: 0 LOB: 0 BB: 0 P: 13	R: 0 E: 0 K: 1 S: 9	H: 0 LOB: 1 BB: 1 P: 15	R: 0 E: 0 K: 1 S: 9	H: 0 LOB: 1 BB: 0 P: 15	R: 3 E: 0 K: 1 S: 9	H: 2 LOB: 0 BB: 1 P: 17	R: 0 E: 0 K: 1 S: 5	H: 0 LOB: 0 BB: 0 P: 8	1B: 6 2B: 2 3B: 0 HR: 1	SF: 0 SAC: 2 DP: 1 HBP: 0	WP: 0 PB: 0 SB: 2 CS: 0	PA: 40		
PITCHER	IP WLS BF H R ER SO BB IBB HBP BLK WP HR S P ERA WHIP											PITCHER	IP WLS BF H R ER SO BB IBB HBP BLK WP HR S P ERA WHIP											
Jim Parque, L ERA: 5.83 Jason Bere, R ERA: 6.02 Keith Foulke, R ERA: 4.54	(1, 1) 3.0 L	(4, 1) 4.0 15	(8, 1) 2.0 9																					

AB	34
R	7
H	9
RBI	7
BB	4
SO	8
LOB	14



Batter	1	2	3	4	5	6	7	8	9	AB R H RBI BB SO LOB	BOTTOM												
Ray Durham, S OBP: 0.377, SLG: 0.465 (1, 4)			F7		G3-1		F8	K		5 0 1 0 0 1 4	Cincinnati Reds @ Chicago White Sox Comiskey Park, Chicago, IL Thu Jun 25 1998, 8:05 PM EDT Att: 14,081 - Cloudy - 93 F												
Mike Caruso, S OBP: 0.345, SLG: 0.431 (1, 6)							E7	G3		5 1 3 0 0 0 1													
Frank Thomas, R OBP: 0.384, SLG: 0.467 (1, 10)							F8	F9		5 1 1 0 0 0 5													
Albert Belle, R OBP: 0.346, SLG: 0.502 (1, 7)										5 1 4 1 0 0 2													
Robin Ventura, L OBP: 0.373, SLG: 0.462 (1, 5)										4 1 1 0 1 0 3													
Wil Cordero, R OBP: 0.303, SLG: 0.429 (1, 3)										5 0 1 1 0 3 5													
Magglio Ordonez, R OBP: 0.305, SLG: 0.410 (1, 9)										5 0 1 1 0 0 5													
Mike Cameron, R OBP: 0.286, SLG: 0.318 (1, 8)										4 1 1 0 0 0 2													
Charlie O'Brien, R OBP: 0.305, SLG: 0.388 Greg Norton, S OBP: 0.296, SLG: 0.438 Chad Kreuter, S OBP: 0.409, SLG: 0.364 (1, 2)										3 0 1 0 0 0 1 1 0 1 1 0 0 0 0 0 0 0 0 0 0													
Inning Stats	R: 1 E: 0 K: 0 S: 16	H: 2 LOB: 1 BB: 0 P: 23	R: 0 E: 0 K: 0 S: 8	H: 0 LOB: 0 BB: 0 P: 11	R: 0 E: 0 K: 0 S: 17	H: 2 LOB: 2 BB: 0 P: 20	R: 0 E: 0 K: 1 S: 8	H: 0 LOB: 0 BB: 0 P: 15	R: 0 E: 0 K: 1 S: 7	H: 0 LOB: 0 BB: 0 P: 12	R: 0 E: 0 K: 1 S: 9	H: 2 LOB: 3 BB: 1 P: 15	R: 1 E: 1 K: 0 S: 8	H: 2 LOB: 1 BB: 0 P: 13	R: 2 E: 0 K: 2 S: 19	H: 4 LOB: 2 BB: 0 P: 28	R: 1 E: 0 K: 0 S: 15	H: 3 LOB: 2 BB: 0 P: 23	1B: 15 2B: 0 3B: 0 HR: 0	SF: 0 SAC: 0 DP: 0 HBP: 0	WP: 1 PB: 0 SB: 2 CS: 0	PA: 43	
PITCHER	IP WLS BF H R ER SO BB IBB HBP BLK WP HR S P ERA WHIP											PITCHER	IP WLS BF H R ER SO BB IBB HBP BLK WP HR S P ERA WHIP										
Brett Tomko, R ERA: 4.98 Danny Graves, R ERA: 3.49 Jeff Shaw, R ERA: 2.11	(1, 1) 7.0 W	(8, 1) 0.2 6	(8, 1) 1.1 S																				



Batter	1	2	3	4	5	6	7	8	9	AB	R	H	RBI	BB	SO	LOB	TOP				
Fernando Vina, L OBP: 0.369, SLG: 0.412	G3		1B			G5-4-3 1B		F8		4	0	2	0	0	0	1	Milwaukee Brewers @ Chicago White Sox Comiskey Park, Chicago, IL Fri Jun 26 1998, 8:05 PM EDT Att: 17,298 - Unknown - 82 F				
Jeff Cirillo, R OBP: 0.400, SLG: 0.420	P9		K			G5-4-3		1B		4	0	1	0	0	1	2					
Jeremy Bumitz, L OBP: 0.359, SLG: 0.512	FC6-4 BB					K		G3		3	0	1	0	1	1	2					
John Jaha, R OBP: 0.387, SLG: 0.459	FC6-4					K				3	0	0	0	1	1	2					
Marquis Grissom, R OBP: 0.332, SLG: 0.426		G5-3				G6-3				4	1	2	0	0	0	1					
Bob Hamelin, L OBP: 0.296, SLG: 0.361		G4-3				F7		HR		4	1	1	2	0	0	3					
Mark Loretta, R OBP: 0.394, SLG: 0.421								HR		0	0	0	0	0	0	0					
Jose Valentin, S OBP: 0.318, SLG: 0.400		G6-3				K		F8		4	0	0	0	0	1	1					
Bobby Hughes, R OBP: 0.302, SLG: 0.418			G6-3			G1-3 1B		K		4	0	2	0	0	1	0					
Geoff Jenkins, L OBP: 0.278, SLG: 0.426			L5			G1-3		FC1-6 1B		3	0	0	0	0	0	2					
Inning Stats	R: 0 E: 0 K: 0 S: 8	H: 0 LOB: 1 BB: 1 P: 13	R: 0 E: 0 K: 0 S: 10	H: 0 LOB: 0 BB: 0 P: 12	R: 0 E: 0 K: 1 S: 8	H: 1 LOB: 1 BB: 0 P: 10	R: 0 E: 0 K: 1 S: 9	H: 2 LOB: 1 BB: 0 P: 11	R: 0 E: 0 K: 1 S: 7	H: 1 LOB: 0 BB: 0 P: 10	R: 0 E: 0 K: 1 S: 5	H: 0 LOB: 1 BB: 1 P: 17	R: 0 E: 0 K: 1 S: 9	H: 2 LOB: 2 BB: 0 P: 15	R: 2 E: 0 K: 1 S: 11	H: 2 LOB: 0 BB: 0 P: 18	1B: 8 2B: 0 3B: 0 HR: 1	SF: 0 SAC: 0 DP: 2 HBP: 0	WP: 0 PB: 0 CS: 0	PA: 35	
PITCHER	IP	WLS	BF	H	R	ER	SO	BB	IBB	HBP	BLK	WP	HR	S	P	ERA	WHIP				
James Baldwin, R ERA: 7.41	(1, 1)	6.1	23	5	0	0	3	2	0	0	0	0	0	49	70	0.00	1.105				
Bob Howry, R ERA:	(7, 1)	1.2	7	2	0	0	1	0	0	0	0	0	0	15	26	0.00	1.200				
41 Bill Simas, R ERA: 3.03	(9, 1)	1.0	L	5	2	2	2	1	0	0	0	0	1	11	18	18.00	2.000				

Batter	1	2	3	4	5	6	7	8	9	AB	R	H	RBI	BB	SO	LOB	BOTTOM					
Ray Durham, S OBP: 0.378, SLG: 0.461	K	L6							G4-3	3	0	0	0	1	1	3	Milwaukee Brewers @ Chicago White Sox Comiskey Park, Chicago, IL Fri Jun 26 1998, 8:05 PM EDT Att: 17,298 - Unknown - 82 F					
Mike Caruso, S OBP: 0.344, SLG: 0.428	E 1B		G1-3			F7		G4-3		4	1	1	0	0	0	4						
Frank Thomas, R OBP: 0.383, SLG: 0.464	BB 1B		G6-3			G6-4-3		K		4	0	1	1	0	1	2						
Albert Belle, R OBP: 0.345, SLG: 0.497	FC6-4 BB		L4			G6-3		K		3	0	0	0	1	1	0						
Robin Ventura, L OBP: 0.368, SLG: 0.455	L9					P6		K		4	0	0	0	0	2	2						
Magglio Ordonez, R OBP: 0.300, SLG: 0.403	FC6-4					F8		K		4	0	0	0	0	1	2						
Greg Norton, S OBP: 0.294, SLG: 0.440		F8				L8		G3		4	0	1	0	0	0	0						
Mike Cameron, R OBP: 0.282, SLG: 0.313		F8				K		E3		4	0	0	0	0	2	1						
Chad Kreuter, S OBP: 0.419, SLG: 0.366						BB 1B		L7		2	0	1	0	2	0	1						
Chris Snopce, R OBP: 0.297, SLG: 0.256										0	0	0	0	0	0	0						
Inning Stats	R: 1 E: 0 K: 1 S: 15	H: 2 LOB: 2 BB: 1 P: 24	R: 0 E: 0 K: 0 S: 11	H: 0 LOB: 1 BB: 1 P: 21	R: 0 E: 0 K: 0 S: 10	H: 0 LOB: 0 BB: 0 P: 13	R: 0 E: 0 K: 1 S: 5	H: 0 LOB: 0 BB: 0 P: 6	R: 0 E: 0 K: 1 S: 11	H: 1 LOB: 2 BB: 1 P: 23	R: 0 E: 0 K: 0 S: 6	H: 0 LOB: 0 BB: 0 P: 6	R: 0 E: 1 K: 0 S: 10	H: 0 LOB: 2 BB: 0 P: 17	R: 0 E: 0 K: 3 S: 10	H: 0 LOB: 0 BB: 0 P: 15	R: 0 E: 0 K: 2 S: 11	H: 1 LOB: 2 BB: 1 P: 19	1B: 3 2B: 1 3B: 0 HR: 0	SF: 0 SAC: 0 DP: 0 HBP: 1	WP: 0 PB: 0 CS: 0	PA: 37
PITCHER	IP	WLS	BF	H	R	ER	SO	BB	IBB	HBP	BLK	WP	HR	S	P	ERA	WHIP					
Jeff Juden, R ERA: 4.37	(1, 1)	8.0	W	32	3	1	6	3	0	1	0	0	0	78	125	1.12	0.750					
Bob Wickman, R ERA: 1.7	(9, 1)	1.0	S	5	1	0	2	1	0	0	0	0	0	11	19	0.00	2.000					

Batter	1	2	3	4	5	6	7	8	9	AB	R	H	RBI	BB	SO	LOB	TOP					
Fernando Vina, L (1, 4) OBP: 0.369, SLG: 0.418	G3		BB	G1-5-3		2H		E4		5	2	1	0	0	1		Milwaukee Brewers @ Chicago White Sox Comiskey Park, Chicago, IL Sat Jun 27 1998, 8:05 PM EDT Att: 22,100 - Cloudy - 88 F					
Jeff Cirillo, R (1, 5) OBP: 0.397, SLG: 0.415 Geoff Jenkins, L (9, 7) OBP: 0.278, SLG: 0.426	K		BB	F8		F8		P3		4	1	0	0	1	1	3						
Jeremy Burnitz, L (1, 9) OBP: 0.363, SLG: 0.514	K		BB	F9				G1-4-3		3	1	1	2	2	1	0						
John Jaha, R (1, 10) OBP: 0.387, SLG: 0.446		FC4-6	BB	2B		F7		L4		3	1	0	1	2	1	3						
Marquis Grissom, R (1, 8) OBP: 0.329, SLG: 0.425 Bob Hamelin, L (9, 3) OBP: 0.256, SLG: 0.361	F8		BB	G4-3		F7		G1-4-3		5	1	1	2	0	0	2						
Mark Loretta, R (1, 3) OBP: 0.394, SLG: 0.417	FC4-6		BB	G4-3		G6-3				4	1	1	1	1	0	1						
Marc Newfield, R (1, 7) OBP: 0.303, SLG: 0.288 Darrin Jackson, R (8, 7) OBP: 0.219, SLG: 0.257	FC4-6		BB	2B		F8		1B		3	0	1	0	1	0	2						
Jose Valentin, S (1, 6) OBP: 0.319, SLG: 0.403	K		BB	F9		F9		SF8		3	0	1	2	1	1	2						
Bobby Hughes, R (1, 2) OBP: 0.311, SLG: 0.434 Brian Banks, S (9, PH) OBP: 0.400, SLG: 0.500	F7		BB	G3		2B		E		4	2	2	0	0	0	2						
								G4-3		1	0	0	0	0	0	2						
Inning Stats	R: 0 E: 0 K: 2 S: 10	H: 0 LOB: 0 BB: 0 P: 13	R: 0 E: 0 K: 1 S: 11	H: 1 LOB: 2 BB: 2 P: 23	R: 5 E: 0 K: 0 S: 13	H: 3 LOB: 2 BB: 4 P: 33	R: 0 E: 0 K: 0 S: 7	H: 0 LOB: 0 BB: 0 P: 9	R: 0 E: 0 K: 0 S: 6	H: 0 LOB: 0 BB: 0 P: 8	R: 1 E: 0 K: 0 S: 10	H: 2 LOB: 1 BB: 0 P: 17	R: 0 E: 0 K: 0 S: 8	H: 0 LOB: 0 BB: 1 P: 14	R: 4 E: 1 K: 1 S: 27	H: 4 LOB: 2 BB: 0 P: 42	R: 0 E: 0 K: 0 S: 8	H: 1 LOB: 2 BB: 1 P: 14	1B: 3 2B: 7 3B: 0 HR: 0	SF: 1 SAC: 0 DP: 1 HBP: 0	WP: 0 PB: 0 CS: 0	PA: 45
PITCHER	IP	WLS	BF	H	R	ER	SO	BB	IBB	HBP	BLK	WP	HR	S	P	ERA	WHIP					
Tom Fordham, L (1, 1) ERA: 7.91	2.1	L	13	1	4	4	3	5	0	0	0	0	0	26	54	15.43	2.571					
Carlos Castillo, R (3, 1) ERA: 5.09	4.2	19	4	2	2	0	2	0	0	0	0	0	0	39	63	3.86	1.286					
Scott Eyre, L (8, 1) ERA: 5.54	0.2	7	4	2	1	0	0	0	0	0	0	0	0	23	36	13.50	6.000					
Keith Foulke, R (8, 1) ERA: 4.39	1.1	6	1	0	0	1	1	0	0	0	0	0	0	12	20	0.00	1.500					



AB 36
R 10
H 10
RBI 9
BB 8
SO 4
LOB 18



Batter	1	2	3	4	5	6	7	8	9	AB	R	H	RBI	BB	SO	LOB	BOTTOM					
Ray Durham, S (1, 4) OBP: 0.373, SLG: 0.455	F8		G4-3		L6			G3-6-3		4	0	0	0	0	0	1	Milwaukee Brewers @ Chicago White Sox Comiskey Park, Chicago, IL Sat Jun 27 1998, 8:05 PM EDT Att: 22,100 - Cloudy - 88 F					
Chris Snopce, R (1, 6) OBP: 0.284, SLG: 0.244	G6-3			G6-3	F9			G1-3		4	0	0	0	0	0	0						
Frank Thomas, R (1, 10) OBP: 0.381, SLG: 0.471	G6-3			HR		G5-3			F8	4	1	1	1	0	0	0						
Albert Belle, R (1, 7) OBP: 0.347, SLG: 0.495		F9		E1		G5-3			BB	3	1	1	0	1	0	0						
Robin Ventura, L (1, 5) OBP: 0.367, SLG: 0.451		K		E1		F8			BB	3	2	0	0	1	1	1						
Magglio Ordonez, R (1, 9) OBP: 0.307, SLG: 0.424				HR			G3		BB	4	1	3	4	0	0	0						
Greg Norton, S (1, 3) OBP: 0.293, SLG: 0.442	K				2B		G6-3			4	0	1	0	0	1	2						
Mike Cameron, R (1, 8) OBP: 0.281, SLG: 0.308					F9		G5-3		G4-3	3	0	0	0	1	0	2						
Charlie O'Brien, R (1, 2) OBP: 0.305, SLG: 0.387				G1-4-3		G5-3				3	0	1	0	0	0	1						
Inning Stats	R: 0 E: 0 K: 0 S: 4	H: 0 LOB: 0 BB: 0 P: 7	R: 0 E: 0 K: 2 S: 10	H: 1 LOB: 1 BB: 0 P: 17	R: 0 E: 0 K: 0 S: 6	H: 0 LOB: 0 BB: 1 P: 12	R: 3 E: 1 K: 0 S: 10	H: 4 LOB: 1 BB: 0 P: 16	R: 0 E: 0 K: 0 S: 5	H: 0 LOB: 0 BB: 0 P: 10	R: 0 E: 0 K: 0 S: 4	H: 0 LOB: 0 BB: 0 P: 10	R: 0 E: 0 K: 0 S: 5	H: 0 LOB: 0 BB: 0 P: 8	R: 0 E: 0 K: 0 S: 3	H: 1 LOB: 0 BB: 0 P: 4	R: 2 E: 0 K: 0 S: 14	H: 1 LOB: 1 BB: 2 P: 25	1B: 3 2B: 2 3B: 0 HR: 2	SF: 0 SAC: 0 DP: 2 HBP: 0	WP: 0 PB: 0 CS: 0	PA: 35
PITCHER	IP	WLS	BF	H	R	ER	SO	BB	IBB	HBP	BLK	WP	HR	S	P	ERA	WHIP					
48 Brad Woodall, L (1, 1) ERA: 3.08	8.1	W	33	7	5	3	2	3	0	0	0	0	0	57	104	3.24	1.200					
Doug Jones, R (9, 1) ERA: 4.24	0.2	2	0	0	0	0	0	0	0	0	0	0	0	4	5	0.00	0.000					

AB 32
R 5
H 7
RBI 5
BB 3
SO 2
LOB 7



Batter	1	2	3	4	5	6	7	8	9	AB	R	H	RBI	BB	SO	LOB	TOP			
Fernando Vina, L (1, 4) OBP: 0.373, SLG: 0.420 Bob Hamelin, L (3, 3) OBP: 0.247, SLG: 0.351	1-1 SAFE S 1B	2-2 SAFE 1B		1-3 K		1-1 G4-3		3-0 SF8		1 1 1 0 0 0 0 2 0 0 1 0 1 0							Milwaukee Brewers @ Chicago White Sox Comiskey Park, Chicago, IL Sun Jun 28 1998, 4:33 AM EDT Att: 17,455 - Sunny - 83 F			
Jeff Cirillo, R (1, 5) OBP: 0.406, SLG: 0.428	0-2 SAFE S 1B	1-1 G6-4-3 1B		3-2 1B		1-2 1B		0-1 2B		5 1 5 2 0 0 0										
Jeremy Bumitz, L (1, 9) OBP: 0.363, SLG: 0.512	2-3 K	1-1 SF7		3-2 1B		1-1 G1-3		4-0 IBB		3 0 1 1 1 1 3										
John Jaha, R (1, 10) OBP: 0.388, SLG: 0.444	3-2 H 1B	1-1 G6-4-3		1-1 F9				2-3 K		5 0 2 2 0 1 6										
Marquis Grissom, R (1, 8) OBP: 0.327, SLG: 0.433	0-1 P3					1-1 G5-3		0-0 F9		5 1 1 1 0 0 2										
Mark Loretta, R (1, 3) OBP: 0.394, SLG: 0.419	2-2 L1			0-0 HR		4-2 BB		3-1 F9		4 0 1 0 1 0 1										
Marc Newfield, R (1, 7) Geoff Jenkins, L (7, 7) OBP: 0.281, SLG: 0.423				1-1 G6-3		1-1 F9		4-2 FC5-6 1B SF8 BB		3 1 1 0 0 0 2 1 1 0 0 1 0 0								AB 37 R 8 H 15 RBI 8 BB 3 SO 4 LOB 17		
Jose Valentin, S (1, 6) OBP: 0.322, SLG: 0.405		0-1 HBP 1B		2-0 F9		1-1 F8		1-1 FC5-6 1B		4 1 2 0 0 0 1										
Bobby Hughes, R (1, 2) OBP: 0.309, SLG: 0.425		0-0 1B HBP SF7 1B		1-2 P6				0-0 FC5-6 SF8 2B		4 2 1 1 0 1 2										
Inning Stats	R: 2 E: 0 K: 1 S: 20	H: 3 LOB: 1 BB: 0 P: 28	R: 3 E: 0 K: 0 S: 13	H: 4 LOB: 1 BB: 0 P: 19	R: 1 E: 0 K: 0 S: 6	H: 2 LOB: 0 BB: 0 P: 10	R: 0 E: 0 K: 1 S: 14	H: 2 LOB: 2 BB: 0 P: 23	R: 0 E: 0 K: 1 S: 14	H: 1 LOB: 1 BB: 0 P: 19	R: 0 E: 0 K: 0 S: 6	H: 1 LOB: 0 BB: 0 P: 11	R: 2 E: 0 K: 1 S: 14	H: 2 LOB: 2 BB: 2 P: 28	R: 0 E: 0 K: 0 S: 3	H: 0 LOB: 0 BB: 0 P: 5		1B: 12 2B: 2 3B: 0 HR: 1	SF: 2 SAC: 0 DP: 2 HBP: 1	WP: 0 PB: 0 SB: 0 CS: 1
PITCHER	IP WLS BF H R ER SO BB IBB HBP BLK WP HR S P ERA WHIP	IP WLS BF H R ER SO BB IBB HBP BLK WP HR S P ERA WHIP	IP WLS BF H R ER SO BB IBB HBP BLK WP HR S P ERA WHIP	IP WLS BF H R ER SO BB IBB HBP BLK WP HR S P ERA WHIP	IP WLS BF H R ER SO BB IBB HBP BLK WP HR S P ERA WHIP	IP WLS BF H R ER SO BB IBB HBP BLK WP HR S P ERA WHIP	IP WLS BF H R ER SO BB IBB HBP BLK WP HR S P ERA WHIP	IP WLS BF H R ER SO BB IBB HBP BLK WP HR S P ERA WHIP	IP WLS BF H R ER SO BB IBB HBP BLK WP HR S P ERA WHIP	IP WLS BF H R ER SO BB IBB HBP BLK WP HR S P ERA WHIP	IP WLS BF H R ER SO BB IBB HBP BLK WP HR S P ERA WHIP	IP WLS BF H R ER SO BB IBB HBP BLK WP HR S P ERA WHIP	IP WLS BF H R ER SO BB IBB HBP BLK WP HR S P ERA WHIP	IP WLS BF H R ER SO BB IBB HBP BLK WP HR S P ERA WHIP	IP WLS BF H R ER SO BB IBB HBP BLK WP HR S P ERA WHIP	IP WLS BF H R ER SO BB IBB HBP BLK WP HR S P ERA WHIP				
Mike Siroka, L (1, 1) ERA: 4.92	6.0	30	12	6	6	3	1	0	0	0	0	0	0	0	0	0	9.00	2.167		
Bob Howry, R (7, 1) ERA: 2.7	1.2	9	3	2	2	0	1	1	0	0	0	0	0	17	34	10.80	2.400			
41 Bill Simas, R (8, 1) ERA: 2.91	1.1	W	4	0	0	0	1	0	0	0	0	0	0	6	10	0.00	0.000			
Batter	1	2	3	4	5	6	7	8	9	AB	R	H	RBI	BB	SO	LOB	BOTTOM			
Ray Durham, S (1, 4) OBP: 0.376, SLG: 0.455	1-2 L3 1B	0-2 BB 1B		1-0 FC4-6 G4-6-3 1-2 3-H		1-3 K		4-0 1B BB		4 1 2 1 1 1 3							Milwaukee Brewers @ Chicago White Sox Comiskey Park, Chicago, IL Sun Jun 28 1998, 4:33 AM EDT Att: 17,455 - Sunny - 83 F			
Mike Caruso, S (1, 6) OBP: 0.345, SLG: 0.427	2-0 L3	1-2 BB 1B		1-0 G4-6-3		1-1 HR		1-3 K		5 1 2 0 0 1 4										
Frank Thomas, R (1, 10) OBP: 0.382, SLG: 0.468	1-3 K	4-1 BB		2-2 F9		0-1 P8		1-2 1B		4 0 1 2 1 1 1										
Albert Belle, R (1, 7) OBP: 0.350, SLG: 0.513		1-2 3B K		0-2 G4-3		2-2 HR		1-2 1B		5 2 3 3 0 1 3										
Magglio Ordonez, R (1, 9) OBP: 0.308, SLG: 0.424		1-0 2B 1B		1-2 CS 1B		1-0 G4-3		0-0 L7		5 1 2 1 0 0 2										
Wil Cordero, R (1, 3) OBP: 0.296, SLG: 0.420		2-1 F9		3-3 K		1-2 P3		1-0 F7		4 0 0 0 0 1 2 0 0 0 0 0 0 0										
Robin Ventura, L (8, 5) OBP: 0.367, SLG: 0.451		1-2 F9		1-2 K		1-0 P3		1-0 F7		0 0 0 0 0 0 0										
Greg Norton, S (1, 5) OBP: 0.299, SLG: 0.462		2-2 1B 2B		1-0 L6		3-2 2B		1-0 G5-3		4 1 2 0 0 0 0										
Mike Cameron, R (1, 8) OBP: 0.285, SLG: 0.312		2-2 CS 1B		1-1 1B FC4-6		2-3 K		2-1 E6 1B		4 2 2 2 0 1 1										
Chad Kreuter, S (1, 2) OBP: 0.436, SLG: 0.383		1-0 2B 3B		2-2 FC4-6		4-2 BB		2-1 1B BB		3 1 3 1 1 0 0 0 1 0 0 0 0 0 0 0 0 0 0 0 0										
Inning Stats	R: 0 E: 0 K: 1 S: 9	H: 1 LOB: 0 BB: 0 P: 13	R: 4 E: 0 K: 1 S: 24	H: 7 LOB: 3 BB: 1 P: 42	R: 0 E: 0 K: 1 S: 8	H: 1 LOB: 0 BB: 0 P: 13	R: 1 E: 0 K: 0 S: 7	H: 2 LOB: 0 BB: 0 P: 12	R: 0 E: 0 K: 2 S: 17	H: 1 LOB: 2 BB: 1 P: 28	R: 2 E: 0 K: 0 S: 10	H: 2 LOB: 0 BB: 0 P: 15	R: 3 E: 1 K: 1 S: 18	H: 3 LOB: 2 BB: 1 P: 29	R: 0 E: 0 K: 0 S: 3	H: 0 LOB: 0 BB: 0 P: 5	1B: 13 2B: 4 3B: 1 HR: 1	SF: 0 SAC: 0 DP: 3 HBP: 0	WP: 0 PB: 0 SB: 0 CS: 2	PA: 41
PITCHER	IP WLS BF H R ER SO BB IBB HBP BLK WP HR S P ERA WHIP	IP WLS BF H R ER SO BB IBB HBP BLK WP HR S P ERA WHIP	IP WLS BF H R ER SO BB IBB HBP BLK WP HR S P ERA WHIP	IP WLS BF H R ER SO BB IBB HBP BLK WP HR S P ERA WHIP	IP WLS BF H R ER SO BB IBB HBP BLK WP HR S P ERA WHIP	IP WLS BF H R ER SO BB IBB HBP BLK WP HR S P ERA WHIP	IP WLS BF H R ER SO BB IBB HBP BLK WP HR S P ERA WHIP	IP WLS BF H R ER SO BB IBB HBP BLK WP HR S P ERA WHIP	IP WLS BF H R ER SO BB IBB HBP BLK WP HR S P ERA WHIP	IP WLS BF H R ER SO BB IBB HBP BLK WP HR S P ERA WHIP	IP WLS BF H R ER SO BB IBB HBP BLK WP HR S P ERA WHIP	IP WLS BF H R ER SO BB IBB HBP BLK WP HR S P ERA WHIP	IP WLS BF H R ER SO BB IBB HBP BLK WP HR S P ERA WHIP	IP WLS BF H R ER SO BB IBB HBP BLK WP HR S P ERA WHIP	IP WLS BF H R ER SO BB IBB HBP BLK WP HR S P ERA WHIP	IP WLS BF H R ER SO BB IBB HBP BLK WP HR S P ERA WHIP				
Scott Karl, L (1, 1) ERA: 4.62	3.0	18	11	5	5	3	1	0	0	0	0	0	0	0	0	0	15.00	4.000		
Bronswell Patrick, R (4, 1) ERA: 2.64	2.2	8	1	0	0	1	0	0	0	0	0	0	0	21	32	0.00	0.375			
Al Reyes, R (8, 1) ERA: 5.11	1.1	7	2	2	2	1	1	0	0	0	0	1	16	26	13.50	2.250				
Mike Myers, L (8, 1) ERA: 0.64	0.2	L	6	2	3	0	1	1	0	0	0	0	14	24	0.00	4.500				
Doug Jones, R (8, 1) ERA: 4.21	0.1	2	1	0	0	0	0	0	0	0	0	0	4	5	0.00	3.000				

Batter	1	2	3	4	5	6	7	8	9	AB	R	H	RBI	BB	SO	LOB	TOP					
Ray Durham, S OBP: 0.372, SLG: 0.449	G4-3		F7		G3			K		4	0	0	0	0	1	1						
Mike Caruso, S OBP: 0.344, SLG: 0.425	1B		F7			G4-3		F9		4	0	1	0	0	0	1						
Frank Thomas, R OBP: 0.377, SLG: 0.462	F8		G5-3			G6-3			L6-3	4	0	0	0	0	0	0						
Albert Belle, R OBP: 0.352, SLG: 0.511		G6-3 1B 2B BB		P2		G4-3			WP 1B	3	1	1	0	1	0	0						
Robin Ventura, L OBP: 0.365, SLG: 0.448		G6-3 2B 1B		F8			P4		K	4	1	1	0	0	1	1						
Maglio Ordonez, R OBP: 0.307, SLG: 0.421		G6-3					K		G5-3	4	0	1	0	0	1	3						
Mike Cameron, R OBP: 0.285, SLG: 0.316				G5-3						3	0	1	2	0	1	1	AB 32					
Jason Bere, R OBP: 0.316, SLG: 0.316										0	0	0	0	0	0	0	R 2					
Scott Eyre, L OBP: 0.307, SLG: 0.429										0	0	0	0	0	0	0	H 7					
Chad Kreuter, S OBP: 0.434, SLG: 0.381										3	0	1	0	0	0	0	RBI 2					
Jaime Navarro, R OBP: 0.368, SLG: 0.508										1	0	0	0	0	0	1	BB 1					
25 Jeff Abbott, R OBP: 0.337, SLG: 0.585										1	0	0	0	0	0	0	SO 4					
John Snyder, R OBP: 0.343, SLG: 0.396										0	0	0	0	0	0	0	LOB 8					
Keith Foulke, R OBP: 0.343, SLG: 0.396										0	0	0	0	0	0	0						
Wil Cordero, R OBP: 0.301, SLG: 0.429										1	0	1	0	0	0	0						
Inning Stats	R: 0 E: 0 K: 0 S: 4	H: 1 LOB: 0 BB: 0 P: 5	R: 2 E: 0 K: 0 S: 13	H: 3 LOB: 1 BB: 1 P: 22	R: 0 E: 0 K: 0 S: 6	H: 0 LOB: 0 BB: 0 P: 8	R: 0 E: 0 K: 0 S: 8	H: 1 LOB: 1 BB: 0 P: 12	R: 0 E: 0 K: 0 S: 6	H: 0 LOB: 0 BB: 0 P: 11	R: 0 E: 0 K: 0 S: 6	H: 0 LOB: 0 BB: 0 P: 9	R: 0 E: 0 K: 2 S: 8	H: 0 LOB: 0 BB: 0 P: 9	R: 0 E: 0 K: 1 S: 14	H: 1 LOB: 1 BB: 0 P: 20	R: 0 E: 0 K: 1 S: 7	H: 1 LOB: 1 BB: 0 P: 10	1B: 5 2B: 2 3B: 0 HR: 0	SF: 0 SAC: 0 DP: 0 HBP: 0	WP: 1 PB: 0 SB: 0 CS: 0	PA: 33
PITCHER	IP WLS BF H R ER SO BB IBB HBP BLK WP HR S P ERA WHIP																					
Sean Bergman, R ERA: 2.98	6.0 W 22 5 2 2 0 1 0 0 0 0 0 0 43 67 3.00 1.000																					
Scott Elarton, R ERA: 5.85	2.0 7 1 0 0 3 0 0 0 0 0 0 0 22 29 0.00 0.500																					
Bob Scanlan, R ERA: 3.16	1.0 4 1 0 0 1 0 0 0 0 0 1 0 7 10 0.00 1.000																					

Chicago White Sox @ Houston Astros
Astrodome, Houston, TX
Tue Jun 30 1998, 8:05 PM EDT
Att: 26,400 - Dome - 72 F

AB	32
R	2
H	7
RBI	2
BB	1
SO	4
LOB	8



Batter	1	2	3	4	5	6	7	8	9	AB	R	H	RBI	BB	SO	LOB	BOTTOM			
Craig Biggio, R OBP: 0.301, SLG: 0.523	G6-3		G6-3		G6-3					5	1	2	0	0	0	2				
Bill Spiers, L OBP: 0.394, SLG: 0.422	K									3	1	1	0	0	1	1				
Sean Berry, R OBP: 0.343, SLG: 0.396			G6-4-3							2	1	2	2	0	0	0				
Derek Bell, R OBP: 0.368, SLG: 0.508										3	2	2	1	0	1	0				
J.R. Phillips, L OBP: 0.289, SLG: 0.237										1	0	0	0	0	0	1				
5 Jeff Bagwell, R OBP: 0.409, SLG: 0.548										4	3	2	4	1	1	2				
Moises Alou, R OBP: 0.392, SLG: 0.588										4	3	3	4	0	1	0				
Scott Elarton, R ERA: 5.85										1	0	0	0	0	1	0				
Bob Scanlan, R ERA: 3.16										0	0	0	0	0	0	0				
Carl Everett, S OBP: 0.411, SLG: 0.543										5	1	2	0	0	2	0				
Ricky Gutierrez, R OBP: 0.385, SLG: 0.357										4	2	1	2	1	0	1				
Brad Ausmus, R OBP: 0.351, SLG: 0.351										3	2	2	2	1	0	0				
Sean Bergman, R OBP: 0.061, SLG: 0.061										3	0	0	0	0	0	2				
35 Dave Clark, L OBP: 0.259, SLG: 0.169										1	1	1	2	0	0	0				
Inning Stats	R: 0 E: 0 K: 2 S: 9	H: 0 LOB: 0 BB: 0 P: 13	R: 2 E: 0 K: 1 S: 9	H: 2 LOB: 0 BB: 0 P: 11	R: 0 E: 0 K: 0 S: 6	H: 1 LOB: 0 BB: 0 P: 9	R: 4 E: 0 K: 1 S: 15	H: 5 LOB: 1 BB: 0 P: 22	R: 3 E: 0 K: 1 S: 12	H: 4 LOB: 0 BB: 0 P: 17	R: 5 E: 0 K: 1 S: 18	H: 4 LOB: 1 BB: 1 P: 30	R: 3 E: 0 K: 0 S: 13	H: 2 LOB: 1 BB: 2 P: 26	R: 0 E: 0 K: 1 S: 10	H: 0 LOB: 0 BB: 0 P: 14	1B: 11 2B: 3 3B: 0 HR: 4	SF: 1 SAC: 0 DP: 2 HBP: 0	WP: 1 PB: 0 SB: 0 CS: 0	PA: 43
PITCHER	IP WLS BF H R ER SO BB IBB HBP BLK WP HR S P ERA WHIP																			
Jaime Navarro, R ERA: 5.83	4.0 L 19 8 6 6 4 0 0 0 0 0 0 1 23 34 32.40 4.200																			
John Snyder, R ERA: 32.4	1.2 11 7 6 6 1 0 0 0 0 0 0 1 23 34 32.40 4.200																			
Keith Foulke, R ERA: 4.79	0.1 3 1 2 2 1 1 0 0 0 0 0 1 7 13 54.00 6.000																			
Jason Bere, R ERA: 6.28	1.0 7 2 3 3 0 2 0 0 0 0 1 0 13 26 27.00 4.000																			
Scott Eyre, L ERA: 5.47	1.0 3 0 0 0 1 0 0 0 0 0 0 0 10 14 0.00 0.000																			

Chicago White Sox @ Houston Astros
Astrodome, Houston, TX
Tue Jun 30 1998, 8:05 PM EDT
Att: 26,400 - Dome - 72 F

AB	39
R	17
H	18
RBI	17
BB	3
SO	7
LOB	9



Batter	1	2	3	4	5	6	7	8	9	AB	R	H	RBI	BB	SO	LOB	TOP					
Ray Durham, S OBP: 0.370, SLG: 0.449										5	1	1	0	0	0	4	Chicago White Sox @ Houston Astros Astrodome, Houston, TX Wed Jul 01 1998, 8:05 PM EDT Att: 29,050 - Dome - 72 F					
Mike Caruso, S OBP: 0.342, SLG: 0.422										4	0	1	1	0	1	2						
Frank Thomas, R OBP: 0.376, SLG: 0.459										4	0	1	0	0	1	1						
Albert Belle, R OBP: 0.351, SLG: 0.518										4	1	1	1	0	1	3						
Robin Ventura, L OBP: 0.361, SLG: 0.442										4	0	0	0	0	0	3						
Magglio Ordonez, R OBP: 0.303, SLG: 0.415 Keith Foulke, R (8, 1)										4	0	0	0	0	1	0						
Mike Cameron, R OBP: 0.292, SLG: 0.324										4	0	3	0	0	0	0						
Charlie O'Brien, R OBP: 0.310, SLG: 0.407										3	1	1	1	1	0	2						
Jim Parque, L 25 Jeff Abbott, R Carlos Castillo, R Chris Snopce, R Bob Howry, L Wil Cordero, R										0	0	0	0	0	0	0						
Inning Stats	R: 0 E: 0 K: 2 S: 13	H: 2 LOB: 2 BB: 0 P: 20	R: 0 E: 0 K: 0 S: 6	H: 1 LOB: 1 BB: 1 P: 13	R: 0 E: 0 K: 1 S: 7	H: 1 LOB: 1 BB: 0 P: 12	R: 0 E: 0 K: 1 S: 10	H: 1 LOB: 0 BB: 0 P: 15	R: 1 E: 0 K: 0 S: 12	H: 1 LOB: 0 BB: 0 P: 17	R: 1 E: 0 K: 0 S: 7	H: 1 LOB: 0 BB: 0 P: 16	R: 2 E: 1 K: 1 S: 10	H: 1 LOB: 0 BB: 0 P: 15	R: 0 E: 0 K: 0 S: 10	H: 0 LOB: 0 BB: 0 P: 18		R: 0 E: 0 K: 0 S: 12	H: 1 LOB: 1 BB: 0 P: 19	1B: 5 2B: 3 3B: 0 HR: 2	SF: 0 SAC: 1 DP: 1 HBP: 0	WP: 1 PB: 0 SB: 0 CS: 0
PITCHER	IP WLS BF H R ER SO BB IBB HBP BLK WP HR S P ERA WHIP	6.2 W 29 8 4 3 3 1 0 0 0 0 2 62 104 4.05 1.350	1.1 4 0 0 0 1 0 0 0 0 0 0 0 13 22 0.00 0.000	1.0 4 1 0 0 0 0 0 0 0 0 0 0 12 19 0.00 1.000											IP WLS BF H R ER SO BB IBB HBP BLK WP HR S P ERA WHIP							
Pete Schourek, L ERA: 4.02											6.2 W 29 8 4 3 3 1 0 0 0 0 2 62 104 4.05 1.350											
Doug Henry, R ERA: 2.54											1.1 4 0 0 0 1 0 0 0 0 0 0 0 13 22 0.00 0.000											
Billy Wagner, L ERA: 1.93											1.0 4 1 0 0 0 0 0 0 0 0 0 0 12 19 0.00 1.000											

AB	35
R	4
H	9
RBI	3
BB	1
SO	4
LOB	16



Batter	1	2	3	4	5	6	7	8	9	AB	R	H	RBI	BB	SO	LOB	BOTTOM				
Craig Biggio, R OBP: 0.398, SLG: 0.520										4	1	1	1	0	1	0	Chicago White Sox @ Houston Astros Astrodome, Houston, TX Wed Jul 01 1998, 8:05 PM EDT Att: 29,050 - Dome - 72 F				
Ricky Gutierrez, R OBP: 0.389, SLG: 0.359										4	1	2	0	1	1	0					
Derek Bell, R OBP: 0.368, SLG: 0.509										5	1	2	2	0	1	2					
5 Jeff Bagwell, R OBP: 0.416, SLG: 0.560										2	3	1	2	2	0	0					
Moises Alou, R OBP: 0.392, SLG: 0.598										5	1	2	4	0	0	3					
Carl Everett, S OBP: 0.405, SLG: 0.534										4	0	0	0	0	0	1					
Sean Berry, R OBP: 0.358, SLG: 0.432										4	2	4	1	0	0	0					
Brad Ausmus, R OBP: 0.354, SLG: 0.348										2	1	0	0	2	1	2					
Pete Schourek, L ERA: 6.21 Doug Henry, R Billy Wagner, L										2	0	0	0	0	1	1					
Inning Stats	R: 2 E: 0 K: 1 S: 13	H: 2 LOB: 1 BB: 1 P: 22	R: 2 E: 0 K: 1 S: 14	H: 3 LOB: 3 BB: 1 P: 24	R: 0 E: 0 K: 1 S: 7	H: 1 LOB: 0 BB: 0 P: 11	R: 0 E: 0 K: 1 S: 12	H: 1 LOB: 1 BB: 0 P: 16	R: 0 E: 0 K: 0 S: 10	H: 0 LOB: 0 BB: 0 P: 15	R: 2 E: 0 K: 0 S: 10	H: 1 LOB: 0 BB: 1 P: 19	R: 2 E: 1 K: 1 S: 17	H: 2 LOB: 2 BB: 2 P: 34	R: 2 E: 0 K: 1 S: 10	H: 2 LOB: 0 BB: 0 P: 14		1B: 7 2B: 2 3B: 0 HR: 3	SF: 1 SAC: 1 DP: 0 HBP: 1	WP: 0 PB: 0 SB: 1 CS: 0	PA: 41
PITCHER	IP WLS BF H R ER SO BB IBB HBP BLK WP HR S P ERA WHIP	4.0 L 21 7 4 4 4 2 0 0 0 0 0 20 34 9.00 2.250	2.0 8 1 2 2 0 1 0 0 0 0 0 0 17 34 18.00 3.000	1.0 5 2 2 2 1 0 0 0 0 0 0 0 10 14 18.00 2.000											IP WLS BF H R ER SO BB IBB HBP BLK WP HR S P ERA WHIP						
Jim Parque, L ERA: 6.21											4.0 L 21 7 4 4 4 2 0 0 0 0 0 20 34 9.00 2.250										
Carlos Castillo, R ERA: 5.22											2.0 8 1 2 2 0 1 0 0 0 0 0 0 17 34 18.00 3.000										
Bob Howry, R ERA: 4.7											1.0 5 2 2 2 1 0 0 0 0 0 0 0 10 14 18.00 2.000										
Keith Foulke, R ERA: 5.1											1.0 5 2 2 2 1 0 0 0 0 0 0 0 10 14 18.00 2.000										

AB	33
R	10
H	12
RBI	10
BB	5
SO	6
LOB	11



Batter	1	2	3	4	5	6	7	8	9	AB	R	H	RBI	BB	SO	LOB	TOP							
Ray Durham, S OBP: 0.368, SLG: 0.448 (1, 4)	L7			E4 1B 2B	P7				K	5	1	1	0	0	1	0	Chicago White Sox @ Houston Astros Astrodome, Houston, TX Thu Jul 02 1998, 8:05 PM EDT Att: 25,344 - Dome - 72 F							
Mike Caruso, S OBP: 0.344, SLG: 0.423 (1, 6)	G4-3			2B WP 2B 1B	K					4	1	2	0	0	1	0								
Greg Norton, S OBP: 0.290, SLG: 0.446 (1, 3)	K2-3			K				G4-3	L8	4	0	0	0	0	2	4								
Albert Belle, R OBP: 0.355, SLG: 0.522 (1, 7)		F8		SAFE 2-2 2B				1B 1B	FC4-6 BB	3	1	2	1	1	0	0								
Robin Ventura, L OBP: 0.363, SLG: 0.441 (1, 5)	K			3-H 4-1 2B BB				1B 1B	FC4-6 G3	3	1	1	0	1	1	1								
Maglio Ordonez, R OBP: 0.302, SLG: 0.416 (1, 8) (6, 9)	P6			1-1 2B				P2	G3	4	0	1	3	0	0	3								
Wil Cordero, R OBP: 0.295, SLG: 0.420 Bob Howry, L (6, 1) 25 Jeff Abbott, R OBP: 0.341, SLG: 0.595 (8, PH) 41 Bill Simas, L (8, 1)				K	K			K	G6-3	3	0	0	0	0	3	3	AB 35							
Chad Kreuter, S OBP: 0.422, SLG: 0.369 (1, 2)				K	K			L3	K	4	0	0	0	0	3	1	R 4							
James Baldwin, R Mike Cameron, R OBP: 0.290, SLG: 0.321 (6, 8)				K	G6-3			K	F7	2	0	0	0	0	1	0	H 7							
										2	0	0	0	0	1	0	RBI 4							
																	BB 2							
																	SO 13							
																	LOB 13							
Inning Stats	R: 0 E: 0 K: 1 S: 7	H: 0 LOB: 0 BB: 0 P: 12	R: 0 E: 0 K: 1 S: 6	H: 0 LOB: 0 BB: 0 P: 8	R: 0 E: 0 K: 3 S: 12	H: 0 LOB: 0 BB: 0 P: 15	R: 4 E: 1 K: 3 S: 21	H: 3 LOB: 1 BB: 1 P: 32	R: 0 E: 0 K: 1 S: 7	H: 0 LOB: 0 BB: 0 P: 10	R: 0 E: 0 K: 1 S: 10	H: 2 LOB: 2 BB: 0 P: 15	R: 0 E: 0 K: 1 S: 12	H: 2 LOB: 2 BB: 0 P: 17	R: 0 E: 0 K: 0 S: 7	H: 0 LOB: 1 BB: 1 P: 13	R: 0 E: 0 K: 2 S: 10	H: 0 LOB: 0 BB: 0 P: 13	1B: 4 2B: 3 3B: 0 HR: 0	SF: 0 SAC: 0 DP: 0 HBP: 0	WP: 1 PB: 0 SB: 0 CS: 0	PA: 37		
PITCHER	IP	WLS	BF	H	R	ER	SO	BB	IBB	HBP	BLK	WP	HR	S	P	ERA	WHIP							
Jose Lima, R ERA: 3.7 Scott Elarton, R ERA: 4.96	(1, 1) (8, 1)	7.0 L	30 30	7 7	4 4	3 3	11 11	1 1	0 0	0 0	0 0	1 0	0 0	75 17	109 26	3.86 0.00	1.143 0.500							

Batter	1	2	3	4	5	6	7	8	9	AB	R	H	RBI	BB	SO	LOB	BOTTOM							
Craig Biggio, R OBP: 0.398, SLG: 0.515 (1, 4)	G6-3 BB			G6-3					L7	3	0	0	0	2	0	2	Chicago White Sox @ Houston Astros Astrodome, Houston, TX Thu Jul 02 1998, 8:05 PM EDT Att: 25,344 - Dome - 72 F							
Brad Ausmus, R OBP: 0.348, SLG: 0.341 (1, 2)	G6-3 1-2	L9			G6-3				G5-3	4	0	0	0	0	0	4								
Derek Bell, R OBP: 0.369, SLG: 0.512 (1, 9)	P3			K					5 HR G5-4-3 1B	4	1	2	0	0	1	1								
5 Jeff Bagwell, R OBP: 0.417, SLG: 0.569 (1, 3)	G6-3 BB			L9					G5-4-3 1-2	3	1	1	2	1	0	1								
Moises Alou, R OBP: 0.391, SLG: 0.592 (1, 7)	F9			F9					K	3	0	0	0	0	1	2								
Carl Everett, S OBP: 0.402, SLG: 0.527 (1, 8)		F8		G6-3 G5-3 BB					K	3	1	0	0	1	1	1								
Sean Berry, R OBP: 0.362, SLG: 0.427 (1, 5)		BB 1B BB		G5-3 G6-3 HBP					K	2	0	0	0	1	1	0								
Tim Lincecum, R OBP: 0.228, SLG: 0.226 Bill Spleers, L OBP: 0.393, SLG: 0.420 (9, PH)				G6-3					G1-3	3	0	1	0	0	1	3	AB 29							
Jose Lima, R OBP: 0.171, SLG: 0.128 Scott Elarton, R 35 Dave Clark, L OBP: 0.256, SLG: 0.187 (9, PH)				G5-3					F9	2	0	1	1	0	0	1	R 3							
										0	0	0	0	0	0	0	H 5							
										1	0	0	0	0	0	0	RBI 3							
										1	0	0	0	0	0	0	BB 5							
										1	0	0	0	0	0	0	SO 5							
										1	0	0	0	0	0	0	LOB 15							
Inning Stats	R: 0 E: 0 K: 0 S: 6	H: 1 LOB: 3 BB: 2 P: 15	R: 0 E: 0 K: 1 S: 10	H: 0 LOB: 0 BB: 0 P: 22	R: 0 E: 0 K: 1 S: 9	H: 0 LOB: 0 BB: 0 P: 15	R: 2 E: 0 K: 0 S: 10	H: 2 LOB: 0 BB: 0 P: 16	R: 0 E: 0 K: 0 S: 6	H: 1 LOB: 1 BB: 0 P: 8	R: 0 E: 0 K: 0 S: 5	H: 1 LOB: 0 BB: 0 P: 9	R: 0 E: 0 K: 3 S: 11	H: 0 LOB: 0 BB: 0 P: 14	R: 0 E: 0 K: 0 S: 7	H: 0 LOB: 0 BB: 0 P: 9	1B: 3 2B: 1 3B: 0 HR: 1	SF: 0 SAC: 1 DP: 2 HBP: 2	WP: 0 PB: 0 SB: 1 CS: 0	PA: 37				
PITCHER	IP	WLS	BF	H	R	ER	SO	BB	IBB	HBP	BLK	WP	HR	S	P	ERA	WHIP							
James Baldwin, R ERA: 7.24 Bob Howry, R ERA: 3.86 41 Bill Simas, R ERA: 2.75	(1, 1) (6, 1) (8, 1)	5.1 W	26 26	4 3	3 3	3 2	0 0	5 3	0 0	2 0	0 0	0 0	0 0	8 18	12 23	0.00 0.000	0.600 0.000							




Batter	1	2	3	4	5	6	7	8	9	AB	R	H	RBI	BB	SO	LOB	TOP										
Ray Durham, S OBP: 0.366, SLG: 0.445	P2		K		1B		G3			4	0	1	1	0	1	2	Chicago White Sox @ Boston Red Sox Fenway Park, Boston, MA Fri Jul 03 1998, 7:05 PM EDT Att: 32,467 - Unknown - 81 F										
Mike Caruso, S OBP: 0.339, SLG: 0.417	F9		FC4			G3		F7	4	0	0	0	0	0	1												
Frank Thomas, R OBP: 0.375, SLG: 0.460	K			K		K		2B	4	0	1	0	0	3	0												
Albert Belle, R OBP: 0.355, SLG: 0.524 25 Jeff Abbott, R OBP: 0.337, SLG: 0.588		G5-3		G3				G4-3	3	0	1	0	0	0	0												
Robin Ventura, L OBP: 0.360, SLG: 0.436 Greg Norton, S OBP: 0.288, SLG: 0.443		K		K				F8	3	0	0	0	0	3	1												
Magglio Ordonez, R OBP: 0.308, SLG: 0.421					G6-3			1B	4	1	3	0	0	0	0												
Wil Cordero, R OBP: 0.299, SLG: 0.418		F8				1B		G4-3	3	1	1	0	1	0	2												
Mike Cameron, R OBP: 0.286, SLG: 0.316			L3		P4		F8	P4	4	0	0	0	0	0	3												
Chad Kreuter, S OBP: 0.427, SLG: 0.366				FC4		1B		G5-3	1	0	0	1	2	0	1												
Inning Stats	R: 0 E: 0 K: 1 S: 7	H: 0 LOB: 0 BB: 0 P: 12	R: 0 E: 0 K: 1 S: 7	H: 1 LOB: 1 BB: 0 P: 8	R: 0 E: 0 K: 1 S: 7	H: 0 LOB: 1 BB: 1 P: 14	R: 0 E: 0 K: 2 S: 9	H: 0 LOB: 0 BB: 0 P: 13	R: 1 E: 0 K: 0 S: 10	H: 2 LOB: 2 BB: 1 P: 18	R: 0 E: 0 K: 2 S: 9	H: 1 LOB: 1 BB: 0 P: 13	R: 1 E: 0 K: 0 S: 9	H: 1 LOB: 1 BB: 1 P: 16	R: 0 E: 0 K: 0 S: 5	H: 1 LOB: 1 BB: 0 P: 9		R: 0 E: 0 K: 0 S: 5	H: 1 LOB: 0 BB: 0 P: 11	1B: 5 2B: 2 3B: 0 HR: 0	SF: 0 SAC: 0 DP: 1 HBP: 0	WP: 1 PB: 1 SB: 1 CS: 0	PA: 35				
PITCHER	IP	WLS	BF	H	R	ER	SO	BB	IBB	HBP	BLK	WP	HR	S	P	ERA	WHIP										
49 Tim Wakefield, R ERA: 4.29	7.0	W	28	5	2	2	7	3	0	0	0	1	0	58	94	2.57	1.143										
Carlos Reyes, R ERA: 2.94	2.0		7	2	0	0	0	0	0	0	0	0	0	10	20	0.00	1.000										

Batter	1	2	3	4	5	6	7	8	9	AB	R	H	RBI	BB	SO	LOB	BOTTOM										
Darren Lewis, R OBP: 0.380, SLG: 0.381	K	1B	1B		E8	HR		G5-3		6	3	3	3	0	1	1	Chicago White Sox @ Boston Red Sox Fenway Park, Boston, MA Fri Jul 03 1998, 7:05 PM EDT Att: 32,467 - Unknown - 81 F										
John Valentin, R OBP: 0.337, SLG: 0.436	E	G5-3	L7		1B	HR	K	L7	5	2	1	0	0	1	3												
Nomar Garciaparra, R OBP: 0.355, SLG: 0.546	E3	1B			HR	HR	P4		5	3	3	3	0	0	0												
Damon Buford, R OBP: 0.354, SLG: 0.513 Darren Bragg, L OBP: 0.307, SLG: 0.450	FC3-6	1B		F7	K		SF8	1B	5	1	3	1	0	1	2												
Troy O'Leary, L OBP: 0.328, SLG: 0.515	FC3-6	G6-3		G4-3	HR		K		4	2	0	0	1	1	4												
Billy Ashley, R OBP: 0.385, SLG: 0.750	1B		F8	FC4	1B	HR	SF8	2B	4	1	3	4	1	0	0												
Mike Benjamin, R OBP: 0.341, SLG: 0.384			1B	FC4	P3		SF8		4	1	2	2	0	0	1												
Donnie Sadler, R OBP: 0.150, SLG: 0.176	F9		F8		G5-3	HR	F8		5	1	1	0	0	0	4												
Jason Varitek, S OBP: 0.310, SLG: 0.357		G4-3	1B		HR	K		K	4	1	1	0	1	2	1												
Inning Stats	R: 3 E: 2 K: 1 S: 17	H: 3 LOB: 2 BB: 1 P: 33	R: 1 E: 0 K: 0 S: 14	H: 3 LOB: 2 BB: 0 P: 22	R: 1 E: 0 K: 0 S: 9	H: 2 LOB: 2 BB: 1 P: 20	R: 1 E: 0 K: 0 S: 8	H: 2 LOB: 1 BB: 0 P: 9	R: 6 E: 1 K: 1 S: 17	H: 3 LOB: 0 BB: 1 P: 32	R: 2 E: 0 K: 2 S: 13	H: 2 LOB: 0 BB: 0 P: 21	R: 1 E: 0 K: 1 S: 11	H: 2 LOB: 1 BB: 0 P: 16	R: 0 E: 0 K: 1 S: 9	H: 0 LOB: 0 BB: 0 P: 14		1B: 11 2B: 2 3B: 1 HR: 3	SF: 1 SAC: 0 DP: 0 HBP: 1	WP: 0 PB: 0 SB: 1 CS: 0	PA: 47						
PITCHER	IP	WLS	BF	H	R	ER	SO	BB	IBB	HBP	BLK	WP	HR	S	P	ERA	WHIP										
Mike Siroka, L ERA: 5.06	4.0	L	25	10	6	4	1	2	0	0	0	0	2	30	53	9.00	3.000										
Jason Bere, R ERA: 6.45	2.0		14	5	8	3	3	1	0	1	0	0	0	11	16	9.00	2.000										
Bryan Ward, L ERA: 9.0	1.0		5	2	1	1	1	0	0	0	0	0	0	9	14	0.00	0.000										
Scott Eyre, L ERA: 5.4	1.0		3	0	0	0	1	0	0	0	0	0	0	9	14	0.00	0.000										

Batter	1	2	3	4	5	6	7	8	9	AB	R	H	RBI	BB	SO	LOB	TOP							
Ray Durham, S OBP: 0.365, SLG: 0.441	F8		G4-3		P6			G3 BB		3	1	0	0	1	0	0								
Mike Caruso, S OBP: 0.335, SLG: 0.410	G4-3		G4-3		B3-4			G3		4	0	0	1	0	0	0								
Frank Thomas, R OBP: 0.379, SLG: 0.465	2B		F8					BB		3	0	2	0	1	0	0								
Albert Belle, R OBP: 0.351, SLG: 0.517	F9				G6-3			K		4	0	0	0	0	1	2								
Robin Ventura, L OBP: 0.359, SLG: 0.437		2B			G3-1			K		4	0	1	0	0	1	0								
Magglio Ordonez, R OBP: 0.311, SLG: 0.422	L9				G3-1			F9		4	0	2	0	0	0	1								
Greg Norton, S OBP: 0.294, SLG: 0.464					1B			HR		3	1	1	1	1	2	2								
Mike Cameron, R OBP: 0.285, SLG: 0.327	F3				HR			F8		4	1	1	1	0	1	2								
Charlie O'Brien, R OBP: 0.304, SLG: 0.399	F5				K			F9		3	0	0	0	0	1	2								
Inning Stats	R: 0 E: 0 K: 0 S: 10	H: 1 LOB: 1 BB: 0 P: 16	R: 0 E: 0 K: 0 S: 11	H: 1 LOB: 2 BB: 1 P: 19	R: 0 E: 0 K: 0 S: 7	H: 0 LOB: 0 BB: 0 P: 12	R: 0 E: 0 K: 1 S: 7	H: 1 LOB: 1 BB: 0 P: 10	R: 1 E: 0 K: 1 S: 7	H: 1 LOB: 0 BB: 0 P: 10	R: 0 E: 0 K: 2 S: 4	H: 1 LOB: 0 BB: 0 P: 5	R: 0 E: 0 K: 2 S: 13	H: 1 LOB: 0 BB: 0 P: 15	R: 1 E: 0 K: 1 S: 12	H: 0 LOB: 1 BB: 2 P: 23	R: 1 E: 0 K: 1 S: 7	H: 1 LOB: 0 BB: 0 P: 14	1B: 3 2B: 2 3B: 0 HR: 2	SF: 0 SAC: 0 DP: 0 HBP: 0	WP: 0 PB: 0 SB: 3 CS: 1	PA: 35		
PITCHER	IP	WLS	BF	H	R	ER	SO	BB	IBB	HBP	BLK	WP	HR	S	P	ERA	WHIP							
Jin Ho Cho, R ERA: 1.5	6.0	L	24	6	1	1	2	1	0	0	0	0	1	51	78	1.50	1.167							
Derek Lowe, R ERA: 4.25	1.2		6	0	1	1	2	2	0	0	0	0	0	16	28	5.40	1.200							
Jim Corsi, R ERA: 2.72	1.1		5	1	1	1	2	0	0	0	0	0	1	11	18	6.75	0.750							

Chicago White Sox @ Boston Red Sox
Fenway Park, Boston, MA
Sat Jul 04 1998, 3:33 AM EDT
Att: 29,600 - Sunny - 82 F


AB	32
R	3
H	7
RBI	3
BB	3
SO	6
LOB	9



Batter	1	2	3	4	5	6	7	8	9	AB	R	H	RBI	BB	SO	LOB	BOTTOM							
Darren Lewis, R OBP: 0.375, SLG: 0.376	K		B1-3		L8			P8		4	0	0	0	0	1	2								
Darren Bragg, L OBP: 0.360, SLG: 0.440	K				F9			G1-6-3		4	0	0	0	0	2	1								
Nomar Garciaparra, R OBP: 0.356, SLG: 0.542	K				1B			G6-3		2	0	0	0	2	1	0								
Midre Cummings, L OBP: 0.353, SLG: 0.484		G3-1			BB			K		4	0	2	0	0	1	2								
Troy O'Leary, L OBP: 0.325, SLG: 0.509	G4-3				1B			1B		4	0	0	0	0	2	3								
John Valentin, R OBP: 0.336, SLG: 0.436	2B				L7			K		4	0	1	0	0	0	2								
Scott Hatteberg, L OBP: 0.356, SLG: 0.464	G3				L8			L6		4	0	1	0	0	0	2								
Mike Benjamin, R OBP: 0.335, SLG: 0.378					G4-3			F8		4	0	0	0	0	1									
Donnie Sadler, R OBP: 0.217, SLG: 0.250					P8			F8		3	0	0	0	0	1	0								
					K			G1-6-3		3	0	2	0	0	1	0								
Inning Stats	R: 0 E: 0 K: 3 S: 10	H: 0 LOB: 0 BB: 0 P: 15	R: 0 E: 0 K: 0 S: 7	H: 1 LOB: 1 BB: 0 P: 11	R: 0 E: 0 K: 2 S: 7	H: 0 LOB: 0 BB: 0 P: 8	R: 0 E: 0 K: 0 S: 13	H: 1 LOB: 2 BB: 1 P: 21	R: 0 E: 0 K: 2 S: 7	H: 1 LOB: 1 BB: 0 P: 11	R: 0 E: 0 K: 2 S: 11	H: 1 LOB: 1 BB: 0 P: 12	R: 0 E: 0 K: 0 S: 6	H: 0 LOB: 0 BB: 0 P: 11	R: 0 E: 0 K: 1 S: 9	H: 1 LOB: 2 BB: 1 P: 19	R: 0 E: 0 K: 1 S: 7	H: 0 LOB: 0 BB: 0 P: 13	1B: 4 2B: 1 3B: 0 HR: 0	SF: 0 SAC: 0 DP: 0 HBP: 0	WP: 0 PB: 0 SB: 0 CS: 0	PA: 34		
PITCHER	IP	WLS	BF	H	R	ER	SO	BB	IBB	HBP	BLK	WP	HR	S	P	ERA	WHIP							
John Snyder, R ERA: 5.79	7.2	W	29	5	0	0	7	1	0	0	0	0	0	67	99	0.00	0.783							
Bob Howry, R ERA: 3.72	0.1		2	0	0	0	1	1	0	0	0	0	0	3	9	0.00	3.000							
41 Bill Simas, R ERA: 2.68	1.0	S	3	0	0	0	1	0	0	0	0	0	0	7	13	0.00	0.000							

Chicago White Sox @ Boston Red Sox
Fenway Park, Boston, MA
Sat Jul 04 1998, 3:33 AM EDT
Att: 29,600 - Sunny - 82 F

AB	32
R	0
H	5
RBI	0
BB	2
SO	9
LOB	11




Batter	1	2	3	4	5	6	7	8	9	AB	R	H	RBI	BB	SO	LOB	TOP								
Jermaine Allensworth, R OBP: 0.589, SLG: 0.423 (1.8)	1-1 1B		1-0 E6 1B	0-2 G1-3			1-1 E S 1B		0-1 L8	5	2	3	0	0	0	1									
Jose Offerman, S OBP: 0.372, SLG: 0.411 (1.4)	0-0 B2		2-2 CS 1B			3-1 L8	4-1 1B		2-1 F8	4	0	1	0	1	0	1									
Hal Morris, L OBP: 0.385, SLG: 0.444 (1.7)	1-3 K		2-2 1B			0-1 F8	1-0 1B		2-1 1B	4	0	2	1	0	1	1									
Johnny Damon, L OBP: 0.343, SLG: 0.436 (8.7)			1-2 1B			2-2 F8	1-3 1B		0-1 1B	1	0	1	0	0	0	0									
Jeff King, R OBP: 0.339, SLG: 0.469 (1.3)	1-0 F9		3-H G1-3			2-1 F9	3-H FC5-2-5		0-1 G5-3	5	0	0	0	0	0	6									
Dean Palmer, R OBP: 0.335, SLG: 0.524 (1.5)		2-2 G5-3		2-3 K		2-3 K	0-1 P4			4	0	0	0	0	2	2									
Jeff Conine, R OBP: 0.309, SLG: 0.434 (1.9)		2-1 1B		1-1 2B		2-2 E9 2B	0-2 L8			4	2	2	0	0	0	2									
Shane Mack, R OBP: 0.341, SLG: 0.466 (1.10)		2-3 K		3-1 G5-3		4-2 2B	0-0 P2			3	1	0	0	1	1	2									
Sal Fasano, R OBP: 0.313, SLG: 0.359 (1.2)		1-2 P3		2-1 1B		0-0 2B	1-2 G5-3			4	1	2	3	0	0	1									
Mendy López, R OBP: 0.320, SLG: 0.375 (1.6)			1-0 F9	1-0 1B		2-1 G4-3	1-0 L9			4	0	1	1	0	0	0									
Inning Stats	R: 0 E: 0 K: 1 S: 8	H: 1 LOB: 1 BB: 0 P: 11	R: 0 E: 0 K: 1 S: 15	H: 1 LOB: 1 BB: 0 P: 22	R: 1 E: 1 K: 0 S: 11	H: 3 LOB: 1 BB: 0 P: 19	R: 2 E: 0 K: 1 S: 16	H: 3 LOB: 1 BB: 0 P: 25	R: 0 E: 0 K: 0 S: 6	H: 0 LOB: 0 BB: 0 P: 11	R: 2 E: 1 K: 1 S: 12	H: 1 LOB: 0 BB: 1 P: 22	R: 1 E: 0 K: 0 S: 14	H: 2 LOB: 2 BB: 1 P: 22	R: 0 E: 0 K: 0 S: 5	H: 0 LOB: 0 BB: 0 P: 7	R: 0 E: 0 K: 0 S: 8	H: 1 LOB: 1 BB: 0 P: 12	1B: 9 2B: 3 3B: 0 HR: 0	SF: 0 SAC: 0 DP: 0 HBP: 0	WP: 0 PB: 0 SB: 2 CS: 1	PA: 40			
PITCHER	IP	WLS	BF	H	R	ER	SO	BB	IBB	HBP	BLK	WP	HR	S	P	ERA	WHIP								
Mike Siroka, L ERA: 5.18 (1.1)	6.0	L	30	11	6	5	4	2	0	0	0	0	0	72	120	7.50	2.167								
Keith Foulke, R ERA: 4.79 (7.1)	2.0		6	0	0	0	0	0	0	0	0	0	0	15	19	0.00	0.000								
Matt Karchner, R ERA: 3.6 (9.1)	1.0		4	1	0	0	0	0	0	0	0	0	0	8	12	0.00	1.000								
Batter	1	2	3	4	5	6	7	8	9	AB	R	H	RBI	BB	SO	LOB	BOTTOM								
Ray Durham, S OBP: 0.366, SLG: 0.442 (1.4)	0-2 G6-3 1B		1-0 G3			4-0 G6-3 BB	1-3 K			3	1	1	0	1	1	0									
Mike Canuso, S OBP: 0.332, SLG: 0.407 (1.6)	3-2 G6-3		1-0 G4-3			1-1 G6-3	0-2 G6-3			2	0	0	0	0	0	1									
Chris Snopek, R OBP: 0.282, SLG: 0.269 (4.6)	1-2 1B					1-2 1B				2	0	0	0	0	0	1									
Frank Thomas, R OBP: 0.382, SLG: 0.466 (1.10)	1-0 P4			0-1 L5		2-2 P4			2-2 G4-3 1B	4	0	1	0	0	0	2									
Albert Belle, R OBP: 0.356, SLG: 0.526 (1.7)	1-2 2H 1B			2-1 F9		0-0 HR			2-0 P6	4	1	2	2	0	0	1									
Robin Ventura, L OBP: 0.355, SLG: 0.433 (1.5)	3-2 F8			4-1 1B		1-0 G4-3	3-2 G4-3		1-2 G4-3	3	1	0	0	1	0	2									
Magglio Ordonez, R OBP: 0.318, SLG: 0.424 (1.9)		0-0 P8		0-0 1B		2-1 2B			0-3 K	4	1	2	0	0	1	1									
Greg Norton, S OBP: 0.291, SLG: 0.454 (1.3)		3-3 K		0-0 1B		1-1 G4-3			1-2 G4-3	4	0	1	2	0	1	1									
Mike Cameron, R OBP: 0.287, SLG: 0.322 (1.8)		0-0 G4-3		0-3 K		1-1 G5-3			3-3 K	4	0	0	0	0	2	2									
Chad Kreuter, S OBP: 0.409, SLG: 0.348 (1.2)			0-1 G3			1-3 K			3-2 G4-3	4	0	0	0	0	1	0									
Inning Stats	R: 1 E: 0 K: 0 S: 13	H: 2 LOB: 1 BB: 0 P: 21	R: 0 E: 0 K: 1 S: 5	H: 0 LOB: 0 BB: 0 P: 8	R: 0 E: 0 K: 0 S: 4	H: 0 LOB: 0 BB: 0 P: 6	R: 2 E: 0 K: 1 S: 10	H: 2 LOB: 1 BB: 1 P: 16	R: 0 E: 0 K: 0 S: 9	H: 0 LOB: 1 BB: 1 P: 17	R: 1 E: 0 K: 0 S: 8	H: 2 LOB: 1 BB: 0 P: 13	R: 0 E: 0 K: 1 S: 9	H: 0 LOB: 0 BB: 0 P: 10	R: 0 E: 0 K: 1 S: 11	H: 1 LOB: 1 BB: 0 P: 18	R: 0 E: 0 K: 1 S: 11	H: 0 LOB: 0 BB: 0 P: 18	1B: 5 2B: 1 3B: 0 HR: 1	SF: 0 SAC: 0 DP: 0 HBP: 0	WP: 0 PB: 0 SB: 0 CS: 0	PA: 36			
PITCHER	IP	WLS	BF	H	R	ER	SO	BB	IBB	HBP	BLK	WP	HR	S	P	ERA	WHIP								
Tim Belcher, R ERA: 4.0 (1.1)	7.0	W	29	6	4	4	4	2	0	0	0	0	0	58	91	5.14	1.143								
Scott Service, R ERA: 3.59 (8.1)	1.0		4	1	0	0	1	0	0	0	0	0	0	11	18	0.00	1.000								
Jeff Montgomery, R ERA: 6.1 (9.1)	1.0	S	3	0	0	0	1	0	0	0	0	0	0	11	18	0.00	0.000								

Kansas City Royals @ Chicago White Sox
Comiskey Park, Chicago, IL
Thu Jul 09 1998, 8:05 PM EDT
Att: 15,023 - Unknown - 78 F

livebaseballscorecards.com


AB	38
R	6
H	12
RBI	5
BB	2
SO	4
LOB	16



Kansas City Royals @ Chicago White Sox
Comiskey Park, Chicago, IL
Thu Jul 09 1998, 8:05 PM EDT
Att: 15,023 - Unknown - 78 F

livebaseballscorecards.com

AB	34
R	4
H	7
RBI	4
BB	2
SO	6
LOB	11



Batter	1	2	3	4	5	6	7	8	9	AB	R	H	RBI	BB	SO	LOB	TOP										
Johnny Damon, L OBP: 0.342, SLG: 0.434 (1, 7)	F9		FC4 1B		P5		L4			4	0	1	0	0	0	3	Kansas City Royals @ Chicago White Sox Comiskey Park, Chicago, IL Fri Jul 10 1998, 8:05 PM EDT Att: 15,378 - Unknown - 75 F livebaseballscorecards.com										
Jose Offerman, S OBP: 0.388, SLG: 0.406 (1, 4)	G3		FC4 1-2			G6-3		P7		4	0	0	0	0	0	1											
Hal Morris, L OBP: 0.380, SLG: 0.438 (1, 10)	G6-3				F7		G6-3		G1-3	4	0	0	0	0	0	0											
Jeff King, R OBP: 0.338, SLG: 0.466 (1, 3)		P2			F9		K			4	0	1	0	0	1	0											
Dean Palmer, R OBP: 0.334, SLG: 0.520 (1, 5)		P3			G4-3				F9 1B	4	1	1	0	0	0	1											
Jeff Conine, R OBP: 0.308, SLG: 0.446 (1, 9)						G6-3		F9		4	1	1	1	0	0	1											
Jermaine Allensworth, R OBP: 0.367, SLG: 0.425 (1, 8)																											
Sal Fasano, R OBP: 0.318, SLG: 0.359 (1, 2)																											
Mendy López, R OBP: 0.333, SLG: 0.385 (7, PH)																											
Larry Sutton, L OBP: 0.316, SLG: 0.365 (7, PH)																											
Shane Halter, R OBP: 0.283, SLG: 0.341 (7, 6)																											
Inning Stats	R: 0 E: 0 K: 0 S: 6	H: 0 LOB: 0 BB: 0 P: 8	R: 1 E: 0 K: 0 S: 7	H: 1 LOB: 0 BB: 0 P: 13	R: 0 E: 0 K: 0 S: 10	H: 2 LOB: 1 BB: 0 P: 19	R: 0 E: 0 K: 0 S: 4	H: 0 LOB: 0 BB: 0 P: 6	R: 0 E: 0 K: 1 S: 11	H: 1 LOB: 2 BB: 1 P: 19	R: 0 E: 0 K: 0 S: 6	H: 0 LOB: 0 BB: 0 P: 12	R: 2 E: 0 K: 0 S: 11	H: 3 LOB: 1 BB: 0 P: 15	R: 0 E: 0 K: 0 S: 11	H: 1 LOB: 1 BB: 0 P: 17	R: 0 E: 0 K: 1 S: 6	H: 0 LOB: 0 BB: 0 P: 7	1B: 6 2B: 2 3B: 0 HR: 1	SF: 0 SAC: 0 DP: 1 HBP: 0	WP: 1 PB: 1 SB: 0 CS: 0	PA: 35					
PITCHER	IP	WLS	BF	H	R	ER	SO	BB	IBB	HBP	BLK	WP	HR	S	P	ERA	WHIP										
Jaime Navarro, R ERA: 6.04 (1, 1)	7.2	W	31	8	3	3	2	1	0	0	0	1	1	62	103	3.52	1.174										
41 Bill Simas, R ERA: 2.99 (8, 1)	1.1		4	0	0	0	1	0	0	0	0	0	0	10	13	0.00	0.000										

Batter	1	2	3	4	5	6	7	8	9	AB	R	H	RBI	BB	SO	LOB	BOTTOM										
Ray Durham, S OBP: 0.369, SLG: 0.452 (1, 4)	G6-3 HR 1B				F8 1-2					5	3	3	1	0	1	3	Kansas City Royals @ Chicago White Sox Comiskey Park, Chicago, IL Fri Jul 10 1998, 8:05 PM EDT Att: 15,378 - Unknown - 75 F livebaseballscorecards.com										
Chris Snopce, R OBP: 0.287, SLG: 0.260 (1, 6)	G6-3 HR BB	G5-3								3	2	0	0	2	1	3											
Frank Thomas, R OBP: 0.382, SLG: 0.468 (1, 10)	G6-3									5	1	2	1	0	1	4											
Albert Belle, R OBP: 0.362, SLG: 0.548 (1, 7)										5	2	4	6	0	0	1											
Robin Ventura, L OBP: 0.353, SLG: 0.429 (1, 5)	F7									5	0	1	0	0	0	3											
Maglio Ordonez, R OBP: 0.321, SLG: 0.428 (1, 9)										4	0	2	0	0	0	1											
Wil Cordero, R OBP: 0.300, SLG: 0.434 (1, 3)	FC5-4 1B									4	0	1	0	0	0	3											
Mike Cameron, R OBP: 0.290, SLG: 0.322 (1, 8)										3	1	1	0	1	1	1											
Charlie O'Brien, R OBP: 0.303, SLG: 0.395 (1, 2)										4	1	1	0	0	0	2											
Inning Stats	R: 3 E: 0 K: 0 S: 15	H: 3 LOB: 1 BB: 1 P: 28	R: 1 E: 0 K: 0 S: 6	H: 1 LOB: 0 BB: 0 P: 11	R: 1 E: 0 K: 0 S: 15	H: 1 LOB: 0 BB: 0 P: 21	R: 0 E: 0 K: 1 S: 9	H: 1 LOB: 1 BB: 0 P: 16	R: 1 E: 1 K: 1 S: 7	H: 1 LOB: 1 BB: 1 P: 16	R: 0 E: 0 K: 0 S: 7	H: 0 LOB: 0 BB: 1 P: 15	R: 2 E: 1 K: 1 S: 15	H: 4 LOB: 2 BB: 0 P: 16	R: 2 E: 0 K: 1 S: 12	H: 4 LOB: 2 BB: 0 P: 20		R: 2 E: 0 K: 1 S: 12	H: 4 LOB: 2 BB: 0 P: 20	1B: 10 2B: 2 3B: 0 HR: 3	SF: 0 SAC: 0 DP: 0 HBP: 0	WP: 1 PB: 1 SB: 0 CS: 1	PA: 41				
PITCHER	IP	WLS	BF	H	R	ER	SO	BB	IBB	HBP	BLK	WP	HR	S	P	ERA	WHIP										
50 José Rosado, L ERA: 4.12 (1, 1)	5.0	L	24	7	6	4	2	2	0	0	1	1	2	52	92	7.20	1.800										
Ricky Bones, R ERA: 3.95 (6, 1)	1.2		9	4	2	2	1	1	0	0	0	0	1	21	30	10.80	3.000										
Jim Pittsley, R ERA: 5.98 (7, 1)	1.1		8	4	2	2	1	0	0	0	0	0	0	13	21	13.50	3.000										

Batter	1	2	3	4	5	6	7	8	9	AB R H RBI BB SO LOB	TOP												
Johnny Damon, L (1, 8) OBP: 0.344, SLG: 0.433	1-1 G5-3		3-2 S 2B 1B		2-2 FC6-4 HBP			3-3 K		3 1 1 0 0 1 0	Kansas City Royals @ Chicago White Sox Comiskey Park, Chicago, IL Sat Jul 11 1998, 8:05 PM EDT Att: 21,814 - Unknown - 77 F livebaseballscorecards.com												
Jose Offerman, S (1, 4) OBP: 0.387, SLG: 0.404	1-1 G1-6-3 S 1B 1B		0-1 L7		1-1 FC6-4 1-2			3-3 K		4 1 1 0 0 1 2													
Hal Morris, L (1, 3) OBP: 0.378, SLG: 0.438	2-1 G1-6-3		3-2 1-H 2B		3-1 G4-3			2-2 E6		4 0 1 1 0 0 1													
Dean Palmer, R (1, 5) OBP: 0.333, SLG: 0.516	0-1 1B		2-2 F8		0-0 F9			0-2 G1-3		4 0 1 1 0 0 2													
Jeff King, R (1, 10) OBP: 0.337, SLG: 0.463	0-2 G5-3		2-1 P6		1-3 K			2-2 G3 29 1B		4 1 1 0 0 1 1													
Jeff Conine, R (1, 7) OBP: 0.307, SLG: 0.442		2-2 G5-3		0-1 G5-3			0-0 E 1B	1-1 P4		4 0 1 0 0 0 1													
Larry Sutton, L (1, 9) OBP: 0.309, SLG: 0.357		2-2 L7		0-1 G4-3			0-0 F8	2-2 G3		4 0 0 0 0 0 2													
29 Mike Sweeney, R (1, 2) OBP: 0.301, SLG: 0.331		0-2 F9			0-1 CS 1B			1-0 1B		4 0 2 1 0 1 1													
Mendy López, R (1, 6) OBP: 0.310, SLG: 0.357			0-0 G4-3		3-3 K			0-0 F8		2 0 0 0 0 1 1													
Shane Mack, R (7, PH) OBP: 0.333, SLG: 0.470					1-2 K					1 0 1 0 0 0 0													
Luis Rivera, R (7, 6) OBP: 0.333, SLG: 0.293										0 0 0 0 0 0 0													
Jermaine Allensworth, R (9, PH) OBP: 0.366, SLG: 0.423										1 0 0 0 0 0 1													
Inning Stats	R: 1 E: 0 K: 0 S: 11	H: 2 LOB: 1 BB: 0 P: 15	R: 0 E: 0 K: 0 S: 9	H: 0 LOB: 0 BB: 0 P: 13	R: 1 E: 0 K: 0 S: 16	H: 2 LOB: 1 BB: 0 P: 24	R: 0 E: 0 K: 0 S: 6	H: 0 LOB: 0 BB: 0 P: 8	R: 0 E: 0 K: 1 S: 10	H: 1 LOB: 1 BB: 0 P: 16	R: 0 E: 0 K: 1 S: 7	H: 0 LOB: 0 BB: 0 P: 11	R: 0 E: 1 K: 1 S: 8	H: 2 LOB: 1 BB: 0 P: 9	R: 0 E: 1 K: 2 S: 14	H: 0 LOB: 1 BB: 0 P: 22	R: 1 E: 0 K: 0 S: 10	H: 2 LOB: 1 BB: 0 P: 16	1B: 8 2B: 2 3B: 0 HR: 0	SF: 0 SAC: 0 DP: 1 HBP: 1	WP: 0 PB: 0 SB: 2 CS: 1	PA: 36	
PITCHER	IP WLS BF H R ER SO BB IBB HBP BLK WP HR S P ERA WHIP											PITCHER	IP WLS BF H R ER SO BB IBB HBP BLK WP HR S P ERA WHIP										
James Baldwin, R (1, 1) ERA: 6.83	7.0 W 27 7 2 2 3 0 0 0 0 0 0 67 96 2.57 1.000																						
Bob Howry, R (8, 1) ERA: 6.17	1.0 4 0 0 0 2 0 0 0 0 0 0 14 22 0.00 0.000																						
Matt Karchner, R (9, 1) ERA: 3.77	1.0 S 5 2 1 1 0 0 0 0 0 0 0 10 16 9.00 2.000																						

Batter	1	2	3	4	5	6	7	8	9	AB R H RBI BB SO LOB	BOTTOM												
Ray Durham, S (1, 4) OBP: 0.370, SLG: 0.464	3-1 G3-1		3-2 HR 2B		2-3 K			1-0 HR		4 2 2 1 0 1 0	Kansas City Royals @ Chicago White Sox Comiskey Park, Chicago, IL Sat Jul 11 1998, 8:05 PM EDT Att: 21,814 - Unknown - 77 F livebaseballscorecards.com												
Chris Snopce, R (1, 6) OBP: 0.295, SLG: 0.263	0-2 F7		1-2 P3		4-2 BB			1-2 BB WP 1B		3 0 1 0 1 0 1													
Frank Thomas, R (1, 10) OBP: 0.386, SLG: 0.466	4-2 1B BB		4-1 HR BB		0-2 F9			4-1 1B BB		1 1 0 0 3 0 1													
Albert Belle, R (1, 7) OBP: 0.363, SLG: 0.556	0-0 1B		1-1 HR		1-3 K			0-1 F8		4 1 2 3 0 1 1													
Robin Ventura, L (1, 5) OBP: 0.352, SLG: 0.427	1-2 K		1-0 G3		2-1 G3-1			1-1 1B		4 0 1 0 0 1 2													
Magglio Ordonez, R (1, 9) OBP: 0.316, SLG: 0.422		1-3 K		1-2 G5-3				2-1 L9		4 0 0 0 0 1 2													
Greg Norton, S (1, 3) OBP: 0.285, SLG: 0.444		2-1 L6		1-0 F7				1-3 K		3 0 0 0 0 1 0													
Mike Cameron, R (1, 8) OBP: 0.290, SLG: 0.322		2-0 P5		2-2 CS 1B				1-0 G6-3		3 0 1 0 0 0 0													
Chad Kreuter, S (1, 2) OBP: 0.401, SLG: 0.341			1-3 K		2-0 CS 1B			0-0 L8		3 0 0 0 0 1 0													
Inning Stats	R: 0 E: 0 K: 1 S: 11	H: 1 LOB: 2 BB: 1 P: 19	R: 0 E: 0 K: 1 S: 6	H: 0 LOB: 0 BB: 0 P: 11	R: 3 E: 0 K: 1 S: 13	H: 2 LOB: 1 BB: 1 P: 24	R: 0 E: 0 K: 0 S: 10	H: 1 LOB: 0 BB: 0 P: 16	R: 0 E: 0 K: 1 S: 10	H: 0 LOB: 1 BB: 1 P: 17		R: 0 E: 0 K: 1 S: 7	H: 0 LOB: 0 BB: 0 P: 12	R: 0 E: 0 K: 1 S: 5	H: 0 LOB: 0 BB: 0 P: 7	R: 1 E: 0 K: 0 S: 11	H: 3 LOB: 2 BB: 1 P: 20	1B: 4 2B: 1 3B: 0 HR: 2	SF: 0 SAC: 0 DP: 0 HBP: 0	WP: 1 PB: 0 SB: 0 CS: 1	PA: 34		
PITCHER	IP WLS BF H R ER SO BB IBB HBP BLK WP HR S P ERA WHIP											PITCHER	IP WLS BF H R ER SO BB IBB HBP BLK WP HR S P ERA WHIP										
Pat Rapp, R (1, 1) ERA: 4.61	7.0 L 28 5 4 4 6 3 0 0 0 0 1 0 63 108 5.14 1.143																						
Scott Service, R (8, 1) ERA: 3.53	0.2 3 1 0 0 0 1 0 0 0 0 1 0 6 11 0.00 3.000																						
Matt Whisenant, L (8, 1) ERA: 4.65	0.1 2 1 0 0 0 0 0 0 0 0 0 0 4 7 0.00 3.000																						

Batter	1	2	3	4	5	6	7	8	9	AB	R	H	RBI	BB	SO	LOB	TOP	
Jermaine Allensworth, R (1, 8) OBP: 0.564, SLG: 0.418 Johnny Damon, L (8, PH) OBP: 0.343, SLG: 0.432 (8, 8)	1-0 1B HBP	1-3 K	0-3 K	0-3 K		1-3 K		3-2 FC6		3	1	0	0	0	3	3		
Jose Offerman, S (1, 4) OBP: 0.387, SLG: 0.402	0-0 1B	0-0 G4-3		4-0 FC6-4 BB			1-3 K	1-3 K		4	0	1	0	1	2	5		
Shane Mack, R (1, 7) OBP: 0.352, SLG: 0.473	0-0 1B		0-0 G6-3	0-0 P3			1-0 1B		1-1 2B SF9 1B	5	1	3	1	0	0	2		
Dean Palmer, R (1, 5) OBP: 0.331, SLG: 0.515	0-0 F9		0-0 P4	0-0 FC6-4			3-3 K	1-2 K	1-1 SF9 1B 2B	5	1	1	0	0	1	5		
Jeff King, R (1, 3) OBP: 0.335, SLG: 0.461	1-0 F8		0-0 2B 1B		2-1 G5-3		3-0 P3		1-1 SF9	4	0	1	1	0	0	3		
Jeff Conine, R (1, 9) OBP: 0.318, SLG: 0.457	2-1 G6-3		0-0 2B 1B		1-1 G3-6-3 1B			0-0 FC6 SH1-3 1B	1-1 FC1-6 1B	5	0	4	1	0	0	2		
Hal Morris, L (1, 10) OBP: 0.377, SLG: 0.439		0-0 2B	0-3 K		1-1 G3-6-3 1B			0-0 SH1-3 1B	0-0 FC1-6 FC5 1B	4	0	1	0	0	1	4		
Sal Fasano, R (1, 2) OBP: 0.327, SLG: 0.381		0-0 P4		0-0 HR				2-1 F8	1-1 FC6 HBP	3	1	1	1	0	0	1		
Mendy López, R (1, 6) OBP: 0.344, SLG: 0.400 Larry Sutton, L (8, PH) OBP: 0.308, SLG: 0.355 Luis Rivera, R (8, 6) OBP: 0.326, SLG: 0.286		4-0 BB		0-0 2B				1-0 F9	2-0 F7 FC5	2	0	1	0	1	0	0		
Inning Stats	R: 1 E: 0 K: 0 S: 6	H: 2 LOB: 2 BB: 0 P: 10	R: 0 E: 0 K: 1 S: 6	H: 1 LOB: 2 BB: 1 P: 11	R: 0 E: 0 K: 1 S: 7	H: 2 LOB: 2 BB: 0 P: 11	R: 0 E: 0 K: 1 S: 7	H: 0 LOB: 0 BB: 0 P: 11	R: 0 E: 0 K: 2 S: 10	H: 1 LOB: 3 BB: 0 P: 18	R: 0 E: 0 K: 1 S: 10	H: 1 LOB: 3 BB: 0 P: 18	R: 2 E: 1 K: 0 S: 12	H: 3 LOB: 2 BB: 0 P: 18	1B: 8 2B: 4 3B: 0 HR: 1	SF: 1 SAC: 1 DP: 1 HBP: 3	WP: 0 PA: 45 CS: 1	
PITCHER	IP	WLS	BF	H	R	ER	SO	BB	IBB	HBP	BLK	WP	HR	S	P	ERA	WHIP	
Jim Parque, L (1, 1) ERA: 5.72	6.0		28	8	2	2	4	2	0	1	0	0	1	39	60	3.00	1.667	
Bob Howry, R (7, 1) ERA: 5.88	1.0		4	1	0	0	2	0	0	0	0	0	0	10	18	0.00	1.000	
41 Bill Simas, R (8, 1) ERA: 2.52	1.0		6	1	0	0	1	0	0	1	0	0	0	10	18	0.00	1.000	
Matt Karchner, R (9, 1) ERA: 4.22	1.0	L	7	3	2	2	0	0	0	1	0	0	0	12	18	18.00	3.000	

Kansas City Royals @ Chicago White Sox
Comiskey Park, Chicago, IL
Sun Jul 12 1998, 4:33 AM EDT
Att: 32,929 - Sunny - 80 F

AB 38
R 4
H 13
RBI 4
BB 2
SO 7
LOB 31



Batter	1	2	3	4	5	6	7	8	9	AB	R	H	RBI	BB	SO	LOB	BOTTOM		
Ray Durham, S (1, 4) OBP: 0.371, SLG: 0.462	3-1 F7	0-3 K			0-1 F9		2-2 CS 1B		4-0 S BB	4	0	1	0	1	1	0			
Chris Snopce, R (1, 6) OBP: 0.293, SLG: 0.262 Chad Kreuter, S (8, PH) OBP: 0.399, SLG: 0.338	1-1 BB 1B		0-0 G6-3		3-1 F8		2-1 G5-3		2-3 K	4	0	1	0	0	0	2			
Frank Thomas, R (1, 10) OBP: 0.387, SLG: 0.465	2-1 F9		0-0 F7 1B		0-0 G1-3			4-2 FC6-4 BB		3	0	1	0	1	0	1			
Albert Belle, R (1, 7) OBP: 0.362, SLG: 0.551	4-2 BB		0-0 F7		2-3 K			0-2 FC6-4 FC4-6		3	0	0	0	1	1	2			
Robin Ventura, L (1, 5) OBP: 0.348, SLG: 0.422	2-0 F8		0-0 P4		1-2 K			1-1 FC4-6 HBP		4	0	0	0	0	1	4			
Magglio Ordonez, R (1, 9) OBP: 0.322, SLG: 0.435		0-0 HR		1-1 E6 F7 25 SF8		1-2 1B		3-2 HBP		3	2	2	1	0	0	0			
Wil Cordero, R (1, 3) OBP: 0.300, SLG: 0.445		0-0 HR		0-0 F7		0-2 G1-3		0-3 K		4	1	1	1	0	1	4			
25 Jeff Abbott, R (1, 8) OBP: 0.337, SLG: 0.581 Mike Cameron, R (8, 8) OBP: 0.289, SLG: 0.321		4-0 BB		0-0 SF8			0-0 G6-3		0-3 K	1	0	0	1	1	0	0			
Charlie O'Brien, R (1, 2) OBP: 0.304, SLG: 0.390 Greg Norton, S (8, PH) OBP: 0.283, SLG: 0.440		0-0 G5-4-3		3-H 2-0 F7		4-1 1B BB		1-2 F8		2	0	0	0	1	0	1			
Inning Stats	R: 0 E: 0 K: 0 S: 9	H: 1 LOB: 2 BB: 1 P: 21	R: 2 E: 0 K: 1 S: 6	H: 2 LOB: 0 BB: 1 P: 10	R: 0 E: 0 K: 0 S: 4	H: 1 LOB: 0 BB: 0 P: 4	R: 1 E: 1 K: 0 S: 5	H: 0 LOB: 0 BB: 0 P: 8	R: 0 E: 0 K: 2 S: 14	H: 1 LOB: 1 BB: 0 P: 18	R: 0 E: 0 K: 0 S: 7	H: 1 LOB: 1 BB: 1 P: 15	R: 0 E: 0 K: 1 S: 12	H: 0 LOB: 2 BB: 1 P: 20	R: 0 E: 0 K: 2 S: 10	H: 0 LOB: 1 BB: 1 P: 17	1B: 4 2B: 0 3B: 0 HR: 2	SF: 1 SAC: 0 DP: 1 HBP: 1	WP: 0 PA: 38 CS: 1
PITCHER	IP	WLS	BF	H	R	ER	SO	BB	IBB	HBP	BLK	WP	HR	S	P	ERA	WHIP		
Glendon Rusch, L (1, 1) ERA: 5.26	6.1		28	6	3	2	3	3	0	0	0	0	0	14	24	0.00	0.600		
Scott Service, R (7, 1) ERA: 3.4	1.2	W	6	0	0	0	1	1	0	1	0	0	0	14	24	0.00	0.600		
Jeff Montgomery, R (9, 1) ERA: 5.91	1.0	S	4	0	0	0	2	1	0	0	0	0	0	10	17	0.00	1.000		

Kansas City Royals @ Chicago White Sox
Comiskey Park, Chicago, IL
Sun Jul 12 1998, 4:33 AM EDT
Att: 32,929 - Sunny - 80 F

AB 31
R 3
H 6
RBI 3
BB 5
SO 6
LOB 15



Batter	1	2	3	4	5	6	7	8	9	AB	R	H	RBI	BB	SO	LOB	TOP							
Otis Nixon, S (1.8) OBP: 0.337, SLG: 0.301										3	0	2	1	1	0	1								
Matt Lawton, L (1.9) OBP: 0.376, SLG: 0.468										4	0	1	1	1	0	0	4							
Marty Cordova, R (1.7) OBP: 0.366, SLG: 0.440										4	0	0	0	0	1	4								
Orlando Merced, S (1.10) OBP: 0.344, SLG: 0.421										4	0	0	0	0	0	1								
Ron Coomer, R (1.5) OBP: 0.298, SLG: 0.435										4	0	2	0	0	1	0								
David Ortiz, L (1.3) OBP: 0.388, SLG: 0.575										4	0	1	0	0	0	1								
Terry Steinbach, R (1.2) OBP: 0.330, SLG: 0.425										4	0	0	0	0	0	3								
Todd Walker, L (1.4) OBP: 0.372, SLG: 0.488										3	1	2	0	1	0	0								
Denny Hocking, S (1.6) OBP: 0.298, SLG: 0.267										3	1	2	0	0	0	1								
Brent Gates, S (9. PH) OBP: 0.312, SLG: 0.292										1	0	0	0	0	0	1								
Inning Stats	R:0 H:2 E:0 K:0 S:8	H:2 LOB:0 BB:0 P:10	R:0 H:2 E:0 K:0 S:7	H:1 LOB:2 BB:1 P:13	R:0 H:1 E:0 K:0 S:8	H:1 LOB:1 BB:0 P:14	R:2 H:3 E:0 K:0 S:9	H:0 LOB:0 BB:0 P:13	R:0 H:1 E:0 K:0 S:8	H:0 LOB:1 BB:1 P:12	R:0 H:0 E:0 K:0 S:9	H:0 LOB:1 BB:1 P:17	1B:8 2B:2 3B:0 HR:0	SF:0 SAC:0 DP:2 HBP:0	WP:0 PB:0 SB:0 CS:0	PA: 36								
PITCHER	IP	WLS	BF	H	R	ER	SO	BB	IBB	HBP	BLK	WP	HR	S	P	ERA	WHIP							
John Snyder, R (1.1) ERA: 4.41	7.0	W	29	10	2	2	0	1	0	0	0	0	0	57	84	2.57	1.571							
41 Bill Simas, R (8.1) ERA: 2.4	2.0	S	7	0	0	0	2	1	0	0	0	0	0	18	29	0.00	0.500							
Ray Durham, S (1.4) OBP: 0.367, SLG: 0.457																	4	0	0	0	0	2	1	
Mike Caruso, S (1.6) OBP: 0.335, SLG: 0.414																	3	0	2	1	0	0	0	
Frank Thomas, R (1.10) OBP: 0.383, SLG: 0.459																	4	0	0	0	0	0	1	
Albert Belle, R (1.7) OBP: 0.363, SLG: 0.568																	4	2	2	2	0	0	1	
Robin Ventura, L (1.5) OBP: 0.347, SLG: 0.418																	3	0	0	0	1	0	1	
Magglio Ordonez, R (1.9) OBP: 0.318, SLG: 0.430																	3	0	0	0	0	0	1	
Wil Cordero, R (1.3) OBP: 0.304, SLG: 0.448																	3	1	2	0	0	1	1	
Mike Cameron, R (1.8) OBP: 0.290, SLG: 0.321																	3	1	1	0	0	0	1	
Charlie O'Brien, R (1.2) OBP: 0.300, SLG: 0.385																	2	1	0	0	0	0	0	
Inning Stats	R:0 H:1 E:0 K:0 S:7	H:0 LOB:0 BB:0 P:12	R:0 H:0 E:0 K:0 S:5	H:0 LOB:0 BB:0 P:7	R:3 H:2 E:1 K:1 S:12	H:2 LOB:0 BB:0 P:16	R:1 H:2 E:0 K:0 S:11	H:2 LOB:1 BB:0 P:17	R:0 H:0 E:0 K:1 S:9	H:0 LOB:0 BB:0 P:11	R:1 H:1 E:0 K:0 S:10	H:1 LOB:1 BB:1 P:20	R:0 H:0 E:0 K:0 S:7	H:0 LOB:0 BB:0 P:8	R:0 H:1 E:0 K:0 S:6	H:1 LOB:1 BB:0 P:10	1B:4 2B:1 3B:0 HR:2	SF:1 SAC:1 DP:0 HBP:0	WP:1 PB:0 SB:0 CS:0	PA: 32				
PITCHER	IP	WLS	BF	H	R	ER	SO	BB	IBB	HBP	BLK	WP	HR	S	P	ERA	WHIP							
Dan Serafini, L (1.1) ERA: 5.2	5.2	L	24	6	5	3	2	1	0	0	0	0	0	51	79	4.76	1.235							
Hector Carrasco, R (6.1) ERA: 4.91	2.1		8	1	0	0	1	0	0	0	0	0	0	16	22	0.00	0.429							

Minnesota Twins @ Chicago White Sox
Comiskey Park, Chicago, IL
Mon Jul 13 1998, 8:05 PM EDT
Att: 16,741 - Cloudy - 83 F

AB 34
R 2
H 10
RBI 2
BB 2
SO 2
LOB 16



Minnesota Twins @ Chicago White Sox
Comiskey Park, Chicago, IL
Mon Jul 13 1998, 8:05 PM EDT
Att: 16,741 - Cloudy - 83 F

AB 29
R 5
H 7
RBI 3
BB 1
SO 3
LOB 7



Batter	1	2	3	4	5	6	7	8	9	AB	R	H	RBI	BB	SO	LOB	TOP				
Otis Nixon, S (1, 8) <small>OBP: 0.335, SLG: 0.296</small>	1-1 G3		2-0 G6-4-3		2-1 G4-3		4-2 BB		0-1 F8	4	0	0	0	1	0	4	Minnesota Twins @ Chicago White Sox Comiskey Park, Chicago, IL Tue Jul 14 1998, 8:05 PM EDT Att: 13,841 - Unknown - 84 F AB 37 R 5 H 12 RBI 5 BB 3 SO 2 LOB 17				
Brent Gates, S (1, 5) <small>OBP: 0.299, SLG: 0.290</small>	3-1 F9		1-1 F9		0-0 L1		2-1 G6-3		1-1 1B	5	0	1	1	0	0	2					
Marty Cordova, R (1, 10) <small>OBP: 0.367, SLG: 0.437</small>	1-0 G1-3			3-2 FC6-5 1B	3-2 F7			2-3 K	4	0	1	0	1	1	0						
Ron Coomer, R (1, 3) <small>OBP: 0.301, SLG: 0.436</small> Denny Hocking, S (8, PR) <small>OBP: 0.296, SLG: 0.265</small>		1-1 G1-3		0-0 1B FC6-5 1B		1-0 F7		1-0 G5-4-3 1B	4	0	2	0	0	0	0						
Terry Steinbach, R (1, 2) <small>OBP: 0.325, SLG: 0.418</small>		0-0 P8		0-0 FC6-5 1B		2-1 L3		1-0 G5-4-3 1B	4	0	0	0	0	0	3						
Matt Lawton, L (1, 9) <small>OBP: 0.375, SLG: 0.475</small>		1-0 F7		1-0 F8		2-0 HR			1-1 F8	4	1	1	1	0	0						
Alex Ochoa, R (1, 7) <small>OBP: 0.282, SLG: 0.346</small> David Ortiz, L (9, PH) <small>OBP: 0.392, SLG: 0.575</small> Jon Shave, R (9, PR) <small>OBP: 0.302, SLG: 0.400</small>			1-1 1B 1B	0-0 FC5-4 1B		0-0 G1-3		4-2 1B BB	3	1	2	0	0	0	0						
Todd Walker, L (1, 4) <small>OBP: 0.374, SLG: 0.488</small>			0-0 G6-4-3 1B	1-0 FC5-4 1B			0-0 B5-3	1-2 1B BB	4	1	2	0	0	0	3						
Pat Meares, R (1, 6) <small>OBP: 0.291, SLG: 0.370</small> Orlando Merced, S (9, PH) <small>OBP: 0.347, SLG: 0.424</small>			2-1 G6-4-3 1B		1-0 HR		1-3 K	2-1 1B 1B	3	1	2	2	0	1	0						
Inning Stats	R: 0 E: 0 K: 0 S: 6	H: 0 LOB: 0 BB: 0 P: 10	R: 0 E: 0 K: 0 S: 4	H: 0 LOB: 0 BB: 0 P: 6	R: 1 E: 0 K: 0 S: 8	H: 3 LOB: 3 BB: 0 P: 14	R: 0 E: 0 K: 0 S: 8	H: 3 LOB: 3 BB: 0 P: 13	R: 1 E: 0 K: 0 S: 5	H: 1 LOB: 0 BB: 0 P: 10	R: 0 E: 0 K: 1 S: 9	H: 0 LOB: 1 BB: 1 P: 16	R: 0 E: 0 K: 1 S: 5	H: 1 LOB: 1 BB: 0 P: 9	R: 2 E: 0 K: 0 S: 18	H: 3 LOB: 3 BB: 2 P: 31		1B: 10 2B: 0 3B: 0 HR: 2	SF: 0 SAC: 0 DP: 2 HBP: 0	WP: 0 PB: 0 SB: 0 CS: 0	PA: 40
PITCHER	IP WLS BF H R ER SO BB IBB HBP BLK WP HR S P ERA WHIP																				
Mike Siroka, L (1, 1) <small>ERA: 5.11</small> Bob Howry, R (8, 1) <small>ERA: 5.27</small> Matt Karchner, R (9, 1) <small>ERA: 4.68</small> Keith Foulke, R (9, 1) <small>ERA: 4.73</small>	7.0 29 8 3 3 1 1 0 0 0 0 2 47 82 3.86 1.286																				

Batter	1	2	3	4	5	6	7	8	9	AB	R	H	RBI	BB	SO	LOB	BOTTOM				
Ray Durham, S (1, 4) <small>OBP: 0.365, SLG: 0.452</small>	0-0 F7		2-2 G3-1	1-2 FC1-6			0-1 G6-3		4-2 FC7-5 HR BB	4	1	0	1	1	0	1	Minnesota Twins @ Chicago White Sox Comiskey Park, Chicago, IL Tue Jul 14 1998, 8:05 PM EDT Att: 13,841 - Unknown - 84 F AB 33 R 8 H 11 RBI 8 BB 4 SO 1 LOB 14				
Mike Casuso, S (1, 6) <small>OBP: 0.332, SLG: 0.410</small>	0-1 G5-3		0-1 E4 HR 1B	1-0 F8		2-2 F9		1-1 FC7-5 HR	5	2	1	1	0	0	3						
Frank Thomas, R (1, 10) <small>OBP: 0.386, SLG: 0.473</small>	2-2 1B 2B		1-2 G1-3		2-1 BB 1B		1-0 G4-3		0-2 HR	5	1	3	3	0	0	1					
Albert Belle, R (1, 7) <small>OBP: 0.365, SLG: 0.575</small>	1-0 2H 1B		2-2 HR		0-0 F8			1-0 G6-3	4	1	2	2	0	0	1						
Robin Ventura, L (1, 5) <small>OBP: 0.351, SLG: 0.421</small>		1-1 G3 1B 2B	4-1 BB BB	4-1 G4-6-3 BB		1-2 BB		1-1 G6-3	2	1	1	0	2	0	0						
Magglio Ordonez, R (1, 9) <small>OBP: 0.315, SLG: 0.425</small>		0-0 G3	1-1 G5-3		0-1 G4-6-3			1-1 F7	4	0	0	0	0	0	4						
Wil Cordero, R (1, 3) <small>OBP: 0.312, SLG: 0.463</small>		0-2 1B		1-2 FC1-6 3B		0-3 K		0-0 SH3-4 BB FC7-5 1B	4	2	3	1	0	1	0						
Mike Cameron, R (1, 8) <small>OBP: 0.292, SLG: 0.321</small>		3H 1B		1-0 L5		2-1 G6-3 1B		4-1 FC7-5 SH3-4 BB	3	0	1	0	1	0	2						
Chad Kreuter, S (1, 2) <small>OBP: 0.398, SLG: 0.333</small>		2-2 P6		1-0 FC1-6 HBP		1-0 G6-3		1-2 SH3-4	2	0	0	0	0	0	2						
Inning Stats	R: 0 E: 0 K: 0 S: 9	H: 2 LOB: 2 BB: 0 P: 12	R: 1 E: 0 K: 0 S: 11	H: 2 LOB: 1 BB: 0 P: 15	R: 2 E: 1 K: 0 S: 15	H: 2 LOB: 1 BB: 1 P: 25	R: 1 E: 0 K: 0 S: 11	H: 1 LOB: 1 BB: 0 P: 15	R: 0 E: 0 K: 1 S: 8	H: 1 LOB: 0 BB: 0 P: 10	R: 0 E: 0 K: 0 S: 8	H: 0 LOB: 0 BB: 0 P: 11	R: 0 E: 0 K: 0 S: 5	H: 0 LOB: 0 BB: 0 P: 8	R: 4 E: 0 K: 0 S: 15	H: 2 LOB: 0 BB: 2 P: 25		1B: 6 2B: 2 3B: 1 HR: 2	SF: 0 SAC: 1 DP: 2 HBP: 1	WP: 0 PB: 0 SB: 0 CS: 0	PA: 39
PITCHER	IP WLS BF H R ER SO BB IBB HBP BLK WP HR S P ERA WHIP																				
Bob Tewksbury, R (1, 1) <small>ERA: 4.35</small> Mike Morgan, R (5, 1) <small>ERA: 3.49</small> Mike Trombley, R (8, 1) <small>ERA: 3.16</small> Rick Aguilera, R (9, 1) <small>ERA: 4.14</small>	4.0 20 7 4 4 0 1 1 0 0 0 0 0 22 33 9.00 2.000																				

Batter	1	2	3	4	5	6	7	8	9	AB	R	H	RBI	BB	SO	LOB	TOP								
Felipe Crespo, S OBP: 0.341, SLG: 0.360 (1, 9)	F7		G3-1		G6-3 1-H		G3		G3-1	5	0	2	1	0	0	1	Toronto Blue Jays @ Chicago White Sox Comiskey Park, Chicago, IL Wed Jul 15 1998, 4:33 AM EDT Cloudy - 88 F								
Shawn Green, L OBP: 0.331, SLG: 0.461 (1, 8)	G4-3		G4-3		G6-3		G6-3		K	5	0	0	0	0	1	3									
Jose Canseco, R OBP: 0.351, SLG: 0.511 Shannon Stewart, R OBP: 0.365, SLG: 0.366 (1, 7) (8, 7)	BB		L7		G6-3				G6-3	3	0	0	0	1	0	1									
Carlos Delgado, L OBP: 0.373, SLG: 0.567 Juan Samuel, R OBP: 0.291, SLG: 0.292 (1, 3) (8, 3)	BB				G6-4-3 BB		F9		P3	2	1	0	0	2	0	0									
Mike Stanley, R OBP: 0.356, SLG: 0.482 (1, 10)	P6				G6-4-3 BB		K		G5-3	3	0	0	0	1	1	2									
Darin Fletcher, L OBP: 0.347, SLG: 0.431 Kevin Brown, R OBP: 0.333, SLG: 0.367 (1, 2) (8, 2)		G4-3			G6-4-3 BB				K	2	0	1	0	1	0	0									
Tony Fernandez, S OBP: 0.355, SLG: 0.429 (1, 4)	P6		G6-4-3		1-2 2-3 3-H		G4-3		E	4	1	1	0	0	0	3									
5 Ed Sprague, R OBP: 0.314, SLG: 0.431 (1, 5)	2B		K				K		K	4	0	1	0	0	3	2									
Craig Grebeck, R OBP: 0.373, SLG: 0.407 (1, 6)	F2				2B		G3		E8	4	1	2	0	0	0	1									
Inning Stats	R: 0 E: 0 K: 0 S: 10	H: 0 LOB: 2 BB: 2 P: 22	R: 0 E: 0 K: 0 S: 8	H: 1 LOB: 1 BB: 0 P: 13	R: 0 E: 0 K: 1 S: 5	H: 0 LOB: 0 BB: 0 P: 6	R: 1 E: 0 K: 1 S: 9	H: 0 LOB: 1 BB: 3 P: 21	R: 0 E: 0 K: 0 S: 7	H: 2 LOB: 1 BB: 0 P: 10	R: 0 E: 0 K: 1 S: 13	H: 1 LOB: 1 BB: 0 P: 20	R: 0 E: 0 K: 1 S: 7	H: 1 LOB: 1 BB: 0 P: 9	R: 0 E: 0 K: 0 S: 8	H: 0 LOB: 0 BB: 0 P: 10		R: 2 E: 1 K: 3 S: 14	H: 2 LOB: 1 BB: 0 P: 23	1B: 3 2B: 4 3B: 0 HR: 0	SF: 0 SAC: 0 DP: 1 HBP: 0	WP: 0 PB: 0 SB: 0 CS: 0	PA: 38		
PITCHER	IP	WLS	BF	H	R	ER	SO	BB	IBB	HBP	BLK	WP	HR	S	P	ERA	WHIP								
Jaime Navarro, R ERA: 5.72 Bryan Ward, L ERA: 3.0 (1, 1) (9, 1)	8.0	W	32	5	1	1	3	5	0	0	0	0	0	67	111	1.12	1.250								


Batter	1	2	3	4	5	6	7	8	9	AB	R	H	RBI	BB	SO	LOB	BOTTOM								
Ray Durham, S OBP: 0.364, SLG: 0.458 (1, 4)	HR			G4-3	L7		P4			4	1	1	1	0	0	2	Toronto Blue Jays @ Chicago White Sox Comiskey Park, Chicago, IL Wed Jul 15 1998, 4:33 AM EDT Cloudy - 88 F								
Mike Canuso, S OBP: 0.333, SLG: 0.413 (1, 6)	G3	G3		G6-3		G4-3 1B		2B		5	0	2	0	0	0	1									
Frank Thomas, R OBP: 0.387, SLG: 0.471 Greg Norton, S OBP: 0.281, SLG: 0.437 (1, 10) (6, PH)	FC6-4 BB	F8		HR	BB		F9		P5	2	1	0	0	2	0	2									
Albert Belle, R OBP: 0.365, SLG: 0.581 25 Jeff Abbott, R OBP: 0.337, SLG: 0.581 (1, 7) (9, 7)	FC6-4 HR		1B	1B	HR		G4-3		F8	5	3	2	2	0	0	3									
Robin Ventura, L OBP: 0.357, SLG: 0.432 (1, 5)	HR		BB	1B			G4-3			0	0	0	0	0	0	0									
Maglio Ordonez, R OBP: 0.316, SLG: 0.428 (1, 9)	G3		BB	1B			G3-1		BB	3	1	2	2	2	0	1									
Wil Cordero, R OBP: 0.311, SLG: 0.461 (1, 3)			BB	1B					L9	5	1	2	1	0	0	3									
Mike Cameron, R OBP: 0.298, SLG: 0.328 (1, 8)			K						SF9	3	1	1	1	0	1	2									
Charlie O'Brien, R OBP: 0.305, SLG: 0.394 (1, 2)			BB	1B					2B	3	1	2	0	1	1	0									
Inning Stats	R: 3 E: 0 K: 0 S: 11	H: 2 LOB: 0 BB: 1 P: 20	R: 2 E: 0 K: 0 S: 12	H: 3 LOB: 1 BB: 0 P: 19	R: 1 E: 0 K: 1 S: 15	H: 3 LOB: 2 BB: 1 P: 26	R: 2 E: 0 K: 0 S: 10	H: 1 LOB: 1 BB: 2 P: 22	R: 0 E: 0 K: 0 S: 7	H: 1 LOB: 1 BB: 0 P: 11	R: 1 E: 0 K: 0 S: 11	H: 2 LOB: 1 BB: 0 P: 16	R: 0 E: 0 K: 0 S: 11	H: 1 LOB: 2 BB: 1 P: 22	1B: 7 2B: 4 3B: 0 HR: 3	SF: 1 SAC: 1 DP: 1 HBP: 0		WP: 1 PB: 0 SB: 0 CS: 0	PA: 42						
PITCHER	IP	WLS	BF	H	R	ER	SO	BB	IBB	HBP	BLK	WP	HR	S	P	ERA	WHIP								
Pat Hentgen, R ERA: 5.04 Bill Riskey, R ERA: 4.28 (1, 1) (8, 1)	7.0	L	37	13	9	9	2	4	0	0	0	0	0	11	22	0.00	2.000								

Batter	1	2	3	4	5	6	7	8	9	AB	R	H	RBI	BB	SO	LOB	TOP								
Shannon Stewart, R OBP: 0.365, SLG: 0.364 (1, 7)										4	1	1	0	0	1	3									
Shawn Green, L OBP: 0.334, SLG: 0.461 (1, 8)										4	1	2	0	1	0	3									
Jose Canseco, R OBP: 0.335, SLG: 0.514 (1, 9)										4	0	2	2	0	1	3									
Carlos Delgado, L OBP: 0.368, SLG: 0.559 (1, 3)										4	0	0	0	0	1	6									
Darrin Fletcher, L OBP: 0.341, SLG: 0.423 (1, 10)										4	0	0	0	0	0	1									
Ed Sprague, R OBP: 0.313, SLG: 0.429 (1, 5)										4	0	1	0	0	0	0									
Mark Dalesandro, R OBP: 0.288, SLG: 0.460 (1, 2)										4	0	0	0	0	0	1									
Craig Grebeck, R OBP: 0.369, SLG: 0.396 (1, 4)										3	0	0	0	0	0	1									
Alex Gonzalez, R OBP: 0.271, SLG: 0.378 (1, 6)										4	0	2	0	0	0	2									
Inning Stats	R: 1 E: 0 K: 0 S: 10	H: 2 LOB: 1 BB: 0 P: 14	R: 0 E: 0 K: 0 S: 8	H: 2 LOB: 2 BB: 0 P: 11	R: 1 E: 1 K: 0 S: 6	H: 2 LOB: 0 BB: 0 P: 10	R: 0 E: 1 K: 0 S: 8	H: 0 LOB: 1 BB: 0 P: 11	R: 0 E: 0 K: 0 S: 12	H: 1 LOB: 3 BB: 0 P: 20	R: 0 E: 0 K: 0 S: 5	H: 0 LOB: 0 BB: 0 P: 9	R: 0 E: 0 K: 0 S: 13	H: 0 LOB: 3 BB: 0 P: 23	R: 0 E: 0 K: 0 S: 9	H: 0 LOB: 0 BB: 0 P: 14	R: 0 E: 0 K: 1 S: 15	H: 1 LOB: 2 BB: 1 P: 23	1B: 7 2B: 1 3B: 0 HR: 0	SF: 0 SAC: 0 DP: 1 HBP: 3	WP: 1 PB: 0 SB: 2 CS: 0	PA: 39			
PITCHER	IP	WLS	BF	H	R	ER	SO	BB	IBB	HBP	BLK	WP	HR	S	P	ERA	WHIP								
Carlos Castillo, R ERA: 5.16 (1, 1)	6.0	W	25	7	2	2	2	0	0	0	0	1	0	49	75	3.00	1.167								
Keith Foulke, R ERA: 4.7 (7, 1)	0.1		3	0	0	0	0	0	0	2	0	0	0	8	14	0.00	0.000								
Bob Howry, R ERA: 4.7 (7, 1)	1.2		6	0	0	0	0	0	0	1	0	0	0	14	23	0.00	0.000								
41 Bill Simas, R ERA: 2.34 (9, 1)	1.0	S	5	1	0	0	1	1	0	0	0	0	0	15	23	0.00	2.000								

Toronto Blue Jays @ Chicago White Sox
Comiskey Park, Chicago, IL
Wed Jul 15 1998, 8:05 PM EDT
Att: 15,602 - Unknown - 85 F

livebaseballscorecards.com

AB 35
R 2
H 8
RBI 2
BB 1
SO 3
LOB 20




Batter	1	2	3	4	5	6	7	8	9	AB	R	H	RBI	BB	SO	LOB	BOTTOM								
Ray Durham, S OBP: 0.365, SLG: 0.458 (1, 4)										4	1	2	0	0	0	1									
Mike Caruso, S OBP: 0.336, SLG: 0.429 (1, 6)										4	1	2	2	0	0	2									
Frank Thomas, R OBP: 0.388, SLG: 0.468 (1, 10)										2	1	0	0	2	0	2									
Albert Belle, R OBP: 0.369, SLG: 0.594 (1, 7)										4	2	3	2	0	0	0									
Robin Ventura, L OBP: 0.354, SLG: 0.427 (1, 5)										4	0	0	0	0	0	3									
Magglio Ordonez, R OBP: 0.313, SLG: 0.424 (1, 9)										3	0	0	1	0	0	0									
Greg Norton, S OBP: 0.273, SLG: 0.424 (1, 3)										4	0	0	0	0	0	1									
25 Jeff Abbott, R OBP: 0.337, SLG: 0.573 (1, 8)										3	0	1	0	0	0	0									
Mike Cameron, R OBP: 0.296, SLG: 0.328 (7, 8)										0	0	0	0	0	0	0									
Chad Kreuter, S OBP: 0.396, SLG: 0.340 (1, 2)										3	0	1	0	0	1	0									
Inning Stats	R: 2 E: 0 K: 0 S: 12	H: 2 LOB: 0 BB: 1 P: 19	R: 0 E: 0 K: 0 S: 8	H: 1 LOB: 0 BB: 0 P: 17	R: 0 E: 0 K: 0 S: 10	H: 1 LOB: 1 BB: 0 P: 16	R: 0 E: 1 K: 0 S: 6	H: 0 LOB: 1 BB: 0 P: 11	R: 2 E: 0 K: 1 S: 19	H: 3 LOB: 2 BB: 1 P: 32	R: 0 E: 0 K: 0 S: 7	H: 0 LOB: 0 BB: 0 P: 10	R: 0 E: 0 K: 0 S: 8	H: 1 LOB: 1 BB: 0 P: 13	R: 1 E: 0 K: 0 S: 7	H: 1 LOB: 0 BB: 0 P: 11	1B: 4 2B: 3 3B: 0 HR: 2	SF: 1 SAC: 0 DP: 0 HBP: 0	WP: 0 PB: 0 SB: 0 CS: 2	PA: 35					
PITCHER	IP	WLS	BF	H	R	ER	SO	BB	IBB	HBP	BLK	WP	HR	S	P	ERA	WHIP								
Dave Stieb, R ERA: 3.24 (1, 1)	6.0	L	26	7	4	4	1	2	0	0	0	0	0	10	16	9.00	2.000								
Robert Person, R ERA: 7.33 (7, 1)	1.0		5	2	1	1	0	0	0	0	0	0	0	1	1	0.00	0.000								
Dan Plesac, L ERA: 3.0 (8, 1)	0.1		1	0	0	0	0	0	0	0	0	0	0	1	1	0.00	0.000								
Paul Quantrill, R ERA: 2.55 (8, 1)	0.2		2	0	0	0	0	0	0	0	0	0	0	4	7	0.00	0.000								

Toronto Blue Jays @ Chicago White Sox
Comiskey Park, Chicago, IL
Wed Jul 15 1998, 8:05 PM EDT
Att: 15,602 - Unknown - 85 F

livebaseballscorecards.com

AB 31
R 5
H 9
RBI 5
BB 2
SO 1
LOB 9




Batter	1	2	3	4	5	6	7	8	9	AB	R	H	RBI	BB	SO	LOB	TOP				
Shannon Stewart, R OBP: 0.369, SLG: 0.367 (1, 8)										3	1	1	0	2	0	2					
Shawn Green, L OBP: 0.335, SLG: 0.460 (1, 9)										5	1	2	1	0	0	2					
Jose Canseco, R OBP: 0.334, SLG: 0.509 (7, PR)										3	0	0	0	1	0	4					
Felipe Crespo, S OBP: 0.346, SLG: 0.360 (7, 7)										0	0	0	0	1	0	0					
Carlos Delgado, L OBP: 0.372, SLG: 0.558 (1, 10)										4	0	2	2	1	1	1					
Mike Stanley, R OBP: 0.354, SLG: 0.477 (1, 3)										5	1	1	0	0	0	5					
Darin Fletcher, L OBP: 0.340, SLG: 0.425 (1, 2)										4	0	1	0	0	0	0					
5 Ed Sprague, R OBP: 0.313, SLG: 0.425 (1, 5)										3	0	0	0	0	0	0					
Craig Grebeck, R OBP: 0.366, SLG: 0.395 (1, 4)										3	1	1	1	0	0	0					
Alex Gonzalez, R OBP: 0.276, SLG: 0.382 (1, 6)										4	1	3	0	0	0	2					
Inning Stats	R: 0 E: 0 K: 0 S: 7	H: 1 LOB: 1 BB: 0 P: 13	R: 0 E: 0 K: 0 S: 7	H: 0 LOB: 0 BB: 0 P: 12	R: 1 E: 0 K: 0 S: 7	H: 2 LOB: 1 BB: 1 P: 14	R: 1 E: 0 K: 1 S: 11	H: 2 LOB: 2 BB: 0 P: 18	R: 1 E: 0 K: 0 S: 12	H: 1 LOB: 1 BB: 1 P: 23	R: 1 E: 1 K: 0 S: 19	H: 3 LOB: 2 BB: 1 P: 29	R: 1 E: 1 K: 0 S: 13	H: 2 LOB: 1 BB: 0 P: 17	R: 0 E: 0 K: 0 S: 5	H: 0 LOB: 1 BB: 2 P: 16	1B: 9 2B: 2 3B: 0 HR: 0	SF: 1 SAC: 0 DP: 2 HBP: 1	WP: 1 PB: 0 SB: 0 CS: 1	PA: 41	
PITCHER	IP	WLS	BF	H	R	ER	SO	BB	IBB	HBP	BLK	WP	HR	S	P	ERA	WHIP				
James Baldwin, R ERA: 6.72 (1, 1)	6.2	L	30	8	4	4	1	3	0	1	0	1	0	66	113	5.40	1.650				
Bryan Ward, L ERA: 2.45 (7, 1)	0.2		3	1	0	0	0	0	0	0	0	0	0	8	13	0.00	1.500				
Keith Foulke, R ERA: 4.63 (8, 1)	0.2		4	2	1	0	0	0	0	0	0	0	0	11	14	0.00	3.000				
Scott Eyre, L ERA: 5.36 (9, 1)	1.0		4	0	0	0	0	2	0	0	0	0	0	5	16	0.00	2.000				

Toronto Blue Jays @ Chicago White Sox
Comiskey Park, Chicago, IL
Thu Jul 16 1998, 4:33 AM EDT
Att: 19,638 - Sunny - 81 F

livebaseballscores.com

AB 34
R 5
H 11
RBI 4
BB 5
SO 1
LOB 16




Batter	1	2	3	4	5	6	7	8	9	AB	R	H	RBI	BB	SO	LOB	BOTTOM					
Ray Durham, S OBP: 0.364, SLG: 0.456 (1, 4)										4	1	1	0	0	0	1						
Chris Snopce, R OBP: 0.292, SLG: 0.255 (1, 6)										3	1	0	0	0	3	0						
Frank Thomas, R OBP: 0.387, SLG: 0.464 (1, 10)										3	0	0	0	1	1	2						
Albert Belle, R OBP: 0.365, SLG: 0.588 (1, 7)										4	0	0	0	0	3	3						
Robin Ventura, L OBP: 0.355, SLG: 0.431 (1, 5)										4	0	2	2	0	1	0						
Wil Cordero, R OBP: 0.307, SLG: 0.455 (1, 3)										3	0	0	0	0	2	2						
25 Jeff Abbott, R OBP: 0.327, SLG: 0.554 (1, 9)										3	0	0	0	0	0	1						
Mike Cameron, R OBP: 0.295, SLG: 0.325 (1, 8)										3	0	0	0	0	1	1						
Charlie O'Brien, R OBP: 0.305, SLG: 0.393 (1, 2)										3	0	1	0	0	0	0						
Inning Stats	R: 2 E: 0 K: 3 S: 18	H: 2 LOB: 1 BB: 0 P: 24	R: 0 E: 0 K: 0 S: 5	H: 0 LOB: 0 BB: 0 P: 7	R: 0 E: 0 K: 1 S: 5	H: 0 LOB: 0 BB: 0 P: 10	R: 0 E: 0 K: 2 S: 9	H: 0 LOB: 0 BB: 0 P: 14	R: 0 E: 0 K: 0 S: 12	H: 1 LOB: 1 BB: 0 P: 19	R: 0 E: 0 K: 1 S: 9	H: 0 LOB: 0 BB: 1 P: 15	R: 0 E: 0 K: 2 S: 12	H: 1 LOB: 0 BB: 0 P: 18	R: 0 E: 0 K: 1 S: 11	H: 0 LOB: 0 BB: 0 P: 15	R: 0 E: 0 K: 1 S: 7	H: 0 LOB: 0 BB: 0 P: 14	1B: 3 2B: 2 3B: 0 HR: 0	SF: 0 SAC: 0 DP: 1 HBP: 1	WP: 0 PB: 0 SB: 0 CS: 0	PA: 32
PITCHER	IP	WLS	BF	H	R	ER	SO	BB	IBB	HBP	BLK	WP	HR	S	P	ERA	WHIP					
Chris Carpenter, R ERA: 4.69 (1, 1)	8.0	W	29	4	2	2	10	1	0	1	0	0	0	81	122	2.25	0.625					
Randy Myers, L ERA: 3.96 (9, 1)	1.0	S	3	0	0	0	1	0	0	0	0	0	0	7	14	0.00	0.000					

Toronto Blue Jays @ Chicago White Sox
Comiskey Park, Chicago, IL
Thu Jul 16 1998, 4:33 AM EDT
Att: 19,638 - Sunny - 81 F

livebaseballscores.com

AB 30
R 2
H 4
RBI 2
BB 1
SO 11
LOB 10



Batter	1	2	3	4	5	6	7	8	9	AB	R	H	RBI	BB	SO	LOB	TOP									
Kenny Lofton, L (1, 8) OBP: 0.374, SLG: 0.420	1-0 G5-4-3 1B		2-2 HR		2-0 FC4-6 1B		2-2 P6			4	1	3	1	0	0	2	Cleveland Indians @ Chicago White Sox Comiskey Park, Chicago, IL Fri Jul 17 1998, 8:05 PM EDT Att: 27,733 - Unknown - 79 F									
Omar Vizquel, S (1, 6) OBP: 0.356, SLG: 0.367	1-3 K		4-1 1B BB		1-1 FC4-6 1-2f		3-3 K 3-H			3	0	0	0	1	2	4										
Manny Ramirez, R (1, 9) OBP: 0.367, SLG: 0.557	0-0 G5-4-3 1-2f		0-0 1B			3-2 1B 1B		2-2 F9		4	1	2	0	0	0	1										
Jim Thome, L (1, 3) OBP: 0.428, SLG: 0.639		0-3 K	1-2 F9			0-3 K		3-3 K		4	0	0	0	0	3	3										
Travis Fryman, R (1, 5) OBP: 0.323, SLG: 0.491		4-2 BB		2-3 K		3-2 1B 1B		2-3 K		3	0	1	0	1	2	0										
Mark Whiten, S (1, 7) OBP: 0.403, SLG: 0.456	3-3 K		0-0 G6-3			0-0 G6-4-3 1B		4-1 G1-3 1B BB		3	1	1	1	1	1	1										
David Justice, L (1, 10) OBP: 0.358, SLG: 0.476	2-1 G3		0-3 K			0-0 G6-4-3 1-2f		2-1 G1-3		4	0	0	0	0	1	4										
Pat Borders, R (1, 2) OBP: 0.286, SLG: 0.279			0-1 G5-3			0-0 G5-3		3-2 2B CS 1B		3	0	1	0	0	0	0										
Brian Giles, L (9, PH) OBP: 0.409, SLG: 0.515								0-0 G1-6-3 1B		1	0	1	1	0	0	0										
Sandy Alomar Jr., R (9, 2) OBP: 0.355, SLG: 0.399								2-H G1-6-3 1B		0	0	0	0	0	0	0										
David Bell, R (1, 4) OBP: 0.314, SLG: 0.441			0-0 G6-3		1-0 P5		1-0 P5	1-1 G1-6-3 1-2f		4	0	1	0	0	0	1										
Inning Stats	R: 0 E: 0 K: 1 S: 6	H: 1 LOB: 0 BB: 0 P: 8	R: 0 E: 0 K: 2 S: 11	H: 0 LOB: 1 BB: 1 P: 20	R: 1 E: 0 K: 0 S: 12	H: 2 LOB: 2 BB: 1 P: 19	R: 0 E: 0 K: 2 S: 8	H: 0 LOB: 0 BB: 0 P: 10	R: 0 E: 0 K: 1 S: 5	H: 1 LOB: 1 BB: 0 P: 9	R: 1 E: 0 K: 1 S: 12	H: 3 LOB: 1 BB: 0 P: 18	R: 0 E: 0 K: 1 S: 10	H: 2 LOB: 1 BB: 0 P: 19	R: 0 E: 0 K: 2 S: 12	H: 0 LOB: 0 BB: 1 P: 19	R: 1 E: 0 K: 0 S: 6	H: 1 LOB: 0 BB: 1 P: 13	1B: 8 2B: 1 3B: 0 HR: 1	SF: 0 SAC: 0 DP: 3 HBP: 0	WP: 0 PB: 0 SB: 0 CS: 1	PA: 36				
PITCHER	IP	WLS	BF	H	R	ER	SO	BB	IBB	HBP	BLK	WP	HR	S	P	ERA	WHIP									
Jim Parque, L (1, 1) ERA: 5.36	6.0		27	9	2	2	6	2	0	0	0	0	0	1	58	92	3.00	1.833								
Bob Howry, R (7, 1) ERA: 4.15	2.0		5	0	0	0	3	0	0	0	0	0	0	18	30	0.00	0.000									
Matt Karchner, R (9, 1) ERA: 4.91	0.1		3	1	1	1	0	1	0	0	0	0	0	4	10	27.00	6.000									
41 Bill Simas, R (9, 1) ERA: 2.3	0.2	W	1	0	0	0	0	0	0	0	0	0	0	2	3	0.00	0.000									

AB	33
R	3
H	10
RBI	3
BB	3
SO	9
LOB	16



Batter	1	2	3	4	5	6	7	8	9	AB	R	H	RBI	BB	SO	LOB	BOTTOM									
Ray Durham, S (1, 4) OBP: 0.363, SLG: 0.452	2-0 P8		4-0 S BB		2-3 K		1-0 L5			3	0	0	0	1	1	0	Cleveland Indians @ Chicago White Sox Comiskey Park, Chicago, IL Fri Jul 17 1998, 8:05 PM EDT Att: 27,733 - Unknown - 79 F									
Mike Caruso, S (1, 6) OBP: 0.331, SLG: 0.423	0-1 G6-3		2-0 G4-3 1-2		2-1 G4-3		3-H		1-2 G6-3	4	0	0	0	0	0	1										
Frank Thomas, R (1, 10) OBP: 0.385, SLG: 0.460	0-0 G6-3			4-2 1B BB		3-2 F9		2-3 K		3	1	0	0	1	1	0										
Albert Belle, R (1, 7) OBP: 0.367, SLG: 0.595		1-0 L4		2-2 2B 1B		3-1 HR		3-2 F8		4	1	2	1	0	0	0										
Robin Ventura, L (1, 5) OBP: 0.359, SLG: 0.446		1-1 L7		1-1 2B		0-0 G6-4-3 1B		1-0 HR		4	1	3	2	0	0	0										
Magglio Ordonez, R (1, 9) OBP: 0.310, SLG: 0.420		2-2 E5 1B		1-2 G5-3		2-1 G6-4-3 1-2f				3	0	0	0	0	0	3										
Wil Cordero, R (1, 3) OBP: 0.307, SLG: 0.453		1-2 1B		1-0 G1-3			1-2 G6-3			3	0	1	0	0	0	2										
Mike Cameron, R (1, 8) OBP: 0.296, SLG: 0.325			2-3 K		1-1 G5-3		1-2 F8 S WP 1B			3	1	1	0	0	1	2										
Chad Kreuter, S (1, 2) OBP: 0.390, SLG: 0.333			3-3 K			3-2 G4-3		3-1 F8		3	0	0	0	0	1	1										
Inning Stats	R: 0 E: 0 K: 0 S: 4	H: 0 LOB: 0 BB: 0 P: 6	R: 0 E: 1 K: 0 S: 9	H: 1 LOB: 2 BB: 0 P: 14	R: 0 E: 0 K: 2 S: 8	H: 0 LOB: 1 BB: 1 P: 19	R: 1 E: 0 K: 0 S: 14	H: 2 LOB: 2 BB: 1 P: 24	R: 0 E: 0 K: 1 S: 8	H: 0 LOB: 0 BB: 0 P: 15	R: 1 E: 0 K: 0 S: 9	H: 2 LOB: 0 BB: 0 P: 16	R: 1 E: 0 K: 1 S: 10	H: 1 LOB: 0 BB: 0 P: 15	R: 0 E: 0 K: 1 S: 10	H: 0 LOB: 0 BB: 0 P: 16		R: 1 E: 0 K: 0 S: 1	H: 1 LOB: 0 BB: 0 P: 2	1B: 4 2B: 1 3B: 0 HR: 2	SF: 0 SAC: 0 DP: 1 HBP: 0	WP: 1 PB: 0 SB: 2 CS: 0	PA: 32			
PITCHER	IP	WLS	BF	H	R	ER	SO	BB	IBB	HBP	BLK	WP	HR	S	P	ERA	WHIP									
Charles Nagy, R (1, 1) ERA: 5.71	7.0		28	6	3	3	3	2	0	0	0	0	1	1	60	109	3.86	1.143								
Paul Shuey, R (8, 1) ERA: 2.35	1.0	L	4	1	1	1	1	0	0	0	0	0	1	11	18	9.00	1.000									

AB	30
R	4
H	7
RBI	3
BB	2
SO	4
LOB	9



Batter	1	2	3	4	5	6	7	8	9	AB	R	H	RBI	BB	SO	LOB	TOP			
Kenny Lofton, L OBP: 0.374, SLG: 0.428 (1, 8)	1-2 G4-3 1B	2-1 HR		2-1 F7		0-1 P6		2-2 G5-4-3 1B		5	1	2	3	0	0	1	Cleveland Indians @ Chicago White Sox Comiskey Park, Chicago, IL Sat Jul 18 1998, 4:33 AM EDT Att: 26,067 - Cloudy - 90 F			
Omar Vizquel, S OBP: 0.354, SLG: 0.363 (1, 6)	4-0 1B HR	0-2 G3		1-0 P2			0-1 G6-3	2-1 G5-4-3 1B		4	1	0	0	1	0	3				
David Justice, L OBP: 0.361, SLG: 0.477 (1, 10)	3-2 1B HR		1-2 G6-4-3 1B	3-2 G4-3			2-2 F8		1-0 HR	5	3	3	0	0	0	1				
Jim Thome, L OBP: 0.427, SLG: 0.645 (1, 3)	3-0 P7		1-0 G6-4-3 1B		2-2 F8		2-3 K		3-2 1B HR	5	1	2	2	0	1	2				
Manny Ramirez, R OBP: 0.373, SLG: 0.566 (1, 9)	4-2 1B HR		2-2 G6-4-3		2-1 HR			2-2 1B HBP	4-1 F9 1B FC4-6 BB	2	4	1	1	2	0	2				
Brian Giles, L OBP: 0.418, SLG: 0.541 (1, 7)	3-2 1B HR		3-0 WP HR		0-2 L7			3-2 1B 1B	0-0 FC4-6 1B	5	3	4	5	0	0	0				
Travis Fryman, R OBP: 0.324, SLG: 0.499 (1, 5)			3-2 1B HR		1-3 K			1-1 1B 1B	0-0 F9	5	2	2	3	0	2	2				
Sandy Alomar Jr., R OBP: 0.303, SLG: 0.396 Pat Borders, R OBP: 0.286, SLG: 0.279 (9, 2)		1-0 F9	0-1 F8		2-1 P4			0-2 1B 1B	0-1 FC4-6	5	0	1	1	0	0	1				
David Bell, R OBP: 0.312, SLG: 0.434 (1, 4)		2-3 K		4-1 BB		1-2 G1-3		2-3 K	0-0 G3	4	0	0	0	1	2	4				
Inning Stats	R: 4 E: 0 K: 1 S: 20	H: 2 LOB: 0 BB: 2 P: 38	R: 1 E: 0 K: 1 S: 9	H: 1 LOB: 0 BB: 0 P: 14	R: 3 E: 0 K: 0 S: 15	H: 4 LOB: 0 BB: 0 P: 24	R: 0 E: 0 K: 0 S: 7	H: 0 LOB: 0 BB: 1 P: 17	R: 1 E: 0 K: 1 S: 11	H: 1 LOB: 0 BB: 0 P: 16	R: 0 E: 0 K: 1 S: 8	H: 0 LOB: 0 BB: 0 P: 12	R: 3 E: 0 K: 1 S: 19	H: 4 LOB: 1 BB: 0 P: 31	R: 3 E: 0 K: 0 S: 10	H: 3 LOB: 1 BB: 1 P: 18	1B: 10 2B: 0 3B: 0 HR: 5	SF: 0 SAC: 0 DP: 2 HBP: 1	WP: 1 PB: 0 SB: 0 CS: 0	PA: 45
PITCHER	IP WLS BF H R ER SO BB IBB HBP BLK WP HR S P ERA WHIP																			
John Snyder, R ERA: 7.58 (1, 1)	2.2 7 8 8 2	16 7 8 8 2	2 0 0 0	0 0 0 0	0 0 0 0	0 0 0 0	1 0 0 0	3 1 17 31	42 17 36	74 21 26	27.00 4.50 0.00	3.375 1.000 0.000								
Scott Eyre, L ERA: 5.34 (3, 1)	2.0 1 1 1 0	8 1 1 1 0	1 0 0 0	1 0 0 0	1 0 0 0	0 0 0 0	0 0 0 0	1 17 31	17 31	26 26	4.50 0.00	1.000 0.000								
Keith Foulke, R ERA: 4.41 (5, 1)	2.1 0 0 0 2	7 0 0 0 2	0 0 0 0	0 0 0 0	0 0 0 0	0 0 0 0	0 0 0 0	0 0 13 21	0 0 21	21 21	81.00 9.000	0.000								
Matt Karchner, R ERA: 5.67 Bryan Ward, L ERA: 6.75 (8, 1)	0.1 9 4 3 3 0	L 5 3 3 3 0	3 3 3 0	3 3 0	1 0 0 0	0 0 0 0	0 0 1 16 28	13 16 28	21 28	21 28	81.00 16.20	9.000 3.000								

Batter	1	2	3	4	5	6	7	8	9	AB	R	H	RBI	BB	SO	LOB	BOTTOM					
Ray Durham, S OBP: 0.366, SLG: 0.451 (1, 4)	3-2 FC4-6 1B		0-1 F9	4-0 1B 1B BB	3-2 P5		1-0 HBP			3	1	1	1	1	0	1	Cleveland Indians @ Chicago White Sox Comiskey Park, Chicago, IL Sat Jul 18 1998, 4:33 AM EDT Att: 26,067 - Cloudy - 90 F					
Mike Caruso, S OBP: 0.329, SLG: 0.419 (1, 6)	0-0 FC4-6 BB		1-2 P4	3-2 1B WP		1-2 G3	0-0 P5			5	1	1	2	0	0	4						
Frank Thomas, R OBP: 0.383, SLG: 0.456 (1, 10)	2-2 P3		3-2 P6	2-3 WP E 1B		0-3 K		0-0 F9		5	1	1	1	0	1	1						
Albert Belle, R OBP: 0.372, SLG: 0.595 (1, 7)	4-0 1B BB			2-3 1B E 1B		0-1 P6		4-0 1B BB		2	1	1	0	3	0	0						
Robin Ventura, L OBP: 0.359, SLG: 0.448 (1, 5)	3-2 F9			2-3 E 2B			3-3 K	0-2 G1-6-3 1B		5	1	2	1	0	1	3						
Magglio Ordonez, R OBP: 0.314, SLG: 0.422 (1, 9)		0-0 1B		1-2 1B E 1B			1-1 E HBP	0-0 G1-6-3 1B		5	2	3	1	0	0	3						
Wil Cordero, R OBP: 0.305, SLG: 0.449 Greg Norton, S OBP: 0.275, SLG: 0.418 (5, 3)		2-1 L8		0-1 E6 BB 1B	0-3 K		1 SAFE 1 SAFE HBP BB HBP		1-2 L6	2	1	0	1	0	0	2						
Mike Cameron, R OBP: 0.297, SLG: 0.327 (1, 8)	2-0 P6		0-1 L9	1-2 L9	1-0 K		4-2 HBP BB	1-1 P3		4	0	1	0	1	0	3						
Charlie O'Brien, R OBP: 0.303, SLG: 0.390 Chad Kreuter, S OBP: 0.386, SLG: 0.331 (4, 2)	1-1 L9		0-0 L9	1-2 1B BB	0-1 P6		1-2 F7	3-2 L4		1	0	0	0	0	0	1						
Inning Stats	R: 0 E: 0 K: 0 S: 13	H: 1 LOB: 2 BB: 1 P: 25	R: 0 E: 0 K: 0 S: 6	H: 1 LOB: 0 BB: 0 P: 11	R: 0 E: 0 K: 0 S: 9	H: 0 LOB: 0 BB: 0 P: 13	R: 0 E: 0 K: 1 S: 9	H: 1 LOB: 1 BB: 2 P: 37	R: 0 E: 0 K: 1 S: 9	H: 0 LOB: 0 BB: 0 P: 13	R: 0 E: 0 K: 1 S: 9	H: 0 LOB: 0 BB: 0 P: 10	R: 1 E: 1 K: 1 S: 12	H: 1 LOB: 3 BB: 1 P: 25	R: 0 E: 0 K: 0 S: 5	H: 1 LOB: 1 BB: 1 P: 9	R: 0 E: 0 K: 0 S: 10	H: 0 LOB: 0 BB: 0 P: 15	1B: 9 2B: 2 3B: 0 HR: 0	SF: 0 SAC: 0 DP: 1 HBP: 2	WP: 1 PB: 0 SB: 0 CS: 0	PA: 45
PITCHER	IP WLS BF H R ER SO BB IBB HBP BLK WP HR S P ERA WHIP																					
Jaret Wright, R ERA: 4.26 (4, 1)	0.1 1 0 0 0	1 0 0 0	0 0 0	0 0 0	0 0 0	0 0 0	1 0 1	0 1 3	0 3	3 3	0.00 0.000	0.000										
Alvin Morman, L ERA: 5.32 (4, 1)	1.1 5 1 0 0	1 0 0 1	0 0 0	0 0 0	0 0 0	0 0 0	0 0 11	17	0.00 0.750													
Eric Plunk, R ERA: 4.12 Paul Shuey, R ERA: 2.2 (6, 1)	1.1 6 1 1 1	2 0 1 2	0 0 1	0 0 0	0 0 0	0 0 0	0 0 15	23	6.75 0.750													
Michael Jackson, R ERA: 1.72 (8, 1)	1.2 4 0 0 0	4 0 0	0 0	0 0	0 0	0 0	10 20	0.00 3.000														

AB	40
R	15
H	15
RBI	15
BB	4
SO	5
LOB	16



AB	38
R	9
H	11
RBI	8
BB	5
SO	3
LOB	22



Batter	1	2	3	4	5	6	7	8	9	AB	R	H	RBI	BB	SO	LOB	TOP								
Kenny Lofton, L OBP: 0.375, SLG: 0.427										3	0	1	0	1	1	0	Cleveland Indians @ Chicago White Sox Comiskey Park, Chicago, IL Sun Jul 19 1998, 4:33 AM EDT Att: 23,543 - Sunny - 82 F								
Shawon Dunston, R OBP: 0.287, SLG: 0.406										4	1	0	0	0	1	2									
Manny Ramirez, R OBP: 0.374, SLG: 0.564										3	0	1	1	1	0	0									
Jim Thome, L OBP: 0.423, SLG: 0.637										4	0	0	0	0	2	2									
Travis Fryman, R OBP: 0.324, SLG: 0.497										3	0	1	0	0	0	0									
Mark Whiten, S OBP: 0.401, SLG: 0.462										3	0	1	0	0	0	1									
David Justice, L OBP: 0.359, SLG: 0.473										3	0	0	0	0	0	1									
Pat Borders, R OBP: 0.278, SLG: 0.271										3	0	0	0	0	1	1									
David Bell, R OBP: 0.309, SLG: 0.429										3	0	0	0	0	2	0									
Inning Stats	R: 0 E: 0 K: 2 S: 11	H: 0 LOB: 0 BB: 0 P: 15	R: 0 E: 0 K: 1 S: 6	H: 1 LOB: 0 BB: 0 P: 9	R: 0 E: 0 K: 1 S: 6	H: 0 LOB: 0 BB: 0 P: 10	R: 1 E: 0 K: 1 S: 9	H: 1 LOB: 0 BB: 1 P: 18	R: 0 E: 0 K: 1 S: 13	H: 1 LOB: 1 BB: 0 P: 20	R: 0 E: 0 K: 1 S: 5	H: 0 LOB: 0 BB: 0 P: 5	R: 0 E: 0 K: 0 S: 7	H: 0 LOB: 0 BB: 0 P: 12	R: 0 E: 0 K: 0 S: 10	H: 0 LOB: 0 BB: 0 P: 17	R: 0 E: 0 K: 0 S: 10	H: 1 LOB: 2 BB: 1 P: 17	1B: 3 2B: 1 3B: 0 HR: 0	SF: 0 SAC: 0 DP: 1 HBP: 0	WP: 1 PB: 0 SB: 1 CS: 0	PA: 31			
PITCHER Mike Siroka, L ERA: 4.84	IP: 9.0	WLS: W	BF: 31	H: 4	R: 1	ER: 1	SO: 7	BB: 2	IBB: 0	HBP: 0	BLK: 0	WP: 1	HR: 0	S: 77	P: 123	ERA: 1.00	WHIP: 0.667								

AB	29
R	1
H	4
RBI	1
BB	2
SO	7
LOB	7



Batter	1	2	3	4	5	6	7	8	9	AB	R	H	RBI	BB	SO	LOB	BOTTOM								
Ray Durham, S OBP: 0.364, SLG: 0.451										5	2	1	2	0	2	2	Cleveland Indians @ Chicago White Sox Comiskey Park, Chicago, IL Sun Jul 19 1998, 4:33 AM EDT Att: 23,543 - Sunny - 82 F								
Mike Caruso, S OBP: 0.328, SLG: 0.417										4	1	1	0	0	1	1									
Frank Thomas, R OBP: 0.382, SLG: 0.462										4	1	1	3	0	0	1									
Albert Belle, R OBP: 0.373, SLG: 0.599										4	1	2	0	0	0	2									
Robin Ventura, L OBP: 0.358, SLG: 0.446										2	0	0	1	1	0	1									
Magglio Ordonez, R OBP: 0.313, SLG: 0.420										4	0	1	0	0	0	2									
Greg Norton, S OBP: 0.280, SLG: 0.421										4	1	2	0	0	0	2									
25 Jeff Abbott, R OBP: 0.327, SLG: 0.543										2	0	0	0	1	0	3									
Mike Cameron, R OBP: 0.297, SLG: 0.326										1	1	0	0	0	0	0									
Chad Kreuter, S OBP: 0.389, SLG: 0.331										3	1	1	0	1	1	1									
Inning Stats	R: 0 E: 0 K: 1 S: 7	H: 0 LOB: 0 BB: 0 P: 10	R: 0 E: 0 K: 0 S: 10	H: 2 LOB: 2 BB: 0 P: 15	R: 4 E: 0 K: 0 S: 9	H: 4 LOB: 0 BB: 0 P: 14	R: 0 E: 0 K: 1 S: 9	H: 1 LOB: 1 BB: 0 P: 14	R: 0 E: 1 K: 1 S: 8	H: 0 LOB: 2 BB: 1 P: 18	R: 4 E: 2 K: 0 S: 18	H: 2 LOB: 1 BB: 2 P: 32	R: 0 E: 0 K: 0 S: 5	H: 0 LOB: 0 BB: 0 P: 9	R: 0 E: 0 K: 1 S: 5	H: 0 LOB: 0 BB: 0 P: 7	1B: 5 2B: 3 3B: 0 HR: 1	SF: 1 SAC: 0 DP: 0 HBP: 0	WP: 1 PB: 0 SB: 0 CS: 0	PA: 37					
PITCHER Dave Burba, R ERA: 3.88	IP: 5.2	WLS: L	BF: 30	H: 9	R: 8	ER: 8	SO: 3	BB: 3	IBB: 0	HBP: 0	BLK: 0	WP: 0	HR: 1	S: 58	P: 98	ERA: 12.71	WHIP: 2.118								
Jose Mesa, R ERA: 5.02	IP: 1.1	WLS: 0	BF: 4	H: 0	R: 0	ER: 0	SO: 0	BB: 0	IBB: 0	HBP: 0	BLK: 0	WP: 0	HR: 0	S: 8	P: 14	ERA: 0.00	WHIP: 0.000								
Paul Assenmacher, L ERA: 9.3	IP: 1.0	WLS: 0	BF: 3	H: 0	R: 0	ER: 0	SO: 1	BB: 0	IBB: 0	HBP: 0	BLK: 0	WP: 0	HR: 0	S: 5	P: 7	ERA: 0.00	WHIP: 0.000								



Batter	1	2	3	4	5	6	7	8	9	AB	R	H	RBI	BB	SO	LOB	TOP				
Kenny Lofton, L OBP: 0.372, SLG: 0.423 (1, 8)	G6-3		E7 SF8	F8			F8			4	1	0	0	0	0	1	Cleveland Indians @ Chicago White Sox Comiskey Park, Chicago, IL Mon Jul 20 1998, 8:05 PM EDT Att: 27,160 - Unknown - 85 F				
Omar Vizquel, S OBP: 0.353, SLG: 0.362 (1, 6)	F7		SF8		2B		K			3	1	1	1	0	1	0					
Manny Ramirez, R OBP: 0.373, SLG: 0.559 (1, 9)	1B BB		P9		L7		P4			3	0	0	0	1	0	1					
Jim Thome, L OBP: 0.424, SLG: 0.644 (1, 3)	1-2 1B			HR	L7		K			4	1	2	1	0	1	1					
Travis Fryman, R OBP: 0.326, SLG: 0.499 (1, 5)	F9			2B BB			G5-3			3	1	1	1	1	0	2					
Brian Giles, L OBP: 0.410, SLG: 0.528 (1, 7)		G3		F8	L7			4-3		4	0	0	0	0	0	2					
Mark Whiten, S OBP: 0.404, SLG: 0.471 (1, 10)	G6-3			FC6-4 2B		G5-4-3 1B		K2-3		4	1	2	1	0	1	0					
Pat Borders, R OBP: 0.269, SLG: 0.261 (1, 2)	L4			E1 FC6-4		G5-4-3 1-2		P3		4	0	0	0	0	0	2					
David Bell, R OBP: 0.304, SLG: 0.423 (1, 4)			K	FC6-4 1-2 3-H		F9		F8		4	0	0	1	0	1	1					
Inning Stats	R: 0 E: 0 K: 0 S: 14	H: 1 LOB: 2 BB: 1 P: 23	R: 0 E: 0 K: 0 S: 6	H: 0 LOB: 0 BB: 0 P: 7	R: 1 E: 1 K: 1 S: 8	H: 0 LOB: 0 BB: 0 P: 15	R: 3 E: 1 K: 0 S: 13	H: 2 LOB: 1 BB: 1 P: 22	R: 1 E: 0 K: 0 S: 12	H: 2 LOB: 1 BB: 0 P: 20	R: 0 E: 0 K: 1 S: 7	H: 0 LOB: 0 BB: 0 P: 10	R: 0 E: 0 K: 1 S: 8	H: 0 LOB: 0 BB: 0 P: 12	R: 0 E: 0 K: 1 S: 5	H: 0 LOB: 0 BB: 0 P: 7	1B: 3 2B: 2 3B: 0 HR: 1	SF: 1 SAC: 0 DP: 1 HBP: 0	WP: 0 PB: 0 SB: 0 CS: 0	PA: 36	
PITCHER	IP	WLS	BF	H	R	ER	SO	BB	IBB	HBP	BLK	WP	HR	S	P	ERA	WHIP				
Jaime Navarro, R ERA: 5.62 (1, 1)	7.0	L	30	6	5	3	2	2	0	0	0	0	1	66	106	3.86	1.143				
Bob Howry, R ERA: 3.72 (8, 1)	2.0		6	0	0	0	2	0	0	0	0	0	0	13	19	0.00	0.000				

Batter	1	2	3	4	5	6	7	8	9	AB	R	H	RBI	BB	SO	LOB	BOTTOM					
Ray Durham, S OBP: 0.365, SLG: 0.451 (1, 4)	K		1B E 1B		F9			SH1-3 1B		4	1	2	0	0	1	1	Cleveland Indians @ Chicago White Sox Comiskey Park, Chicago, IL Mon Jul 20 1998, 8:05 PM EDT Att: 27,160 - Unknown - 85 F					
Mike Caruso, S OBP: 0.331, SLG: 0.419 (1, 6)	1B		E7 1-H 3-H		K		SH1-3			3	0	2	1	0	1	1						
Frank Thomas, R OBP: 0.381, SLG: 0.468 (1, 10)	L7		HR			K		F9		4	1	1	1	0	1	2						
Albert Belle, R OBP: 0.374, SLG: 0.605 (1, 7)	G4-3		G6-3			HR		IBB		3	1	1	1	1	0	1						
Robin Ventura, L OBP: 0.355, SLG: 0.441 (1, 5)		K		F8		P3		G3		4	0	0	0	0	1	2						
Magglio Ordonez, R OBP: 0.310, SLG: 0.415 (1, 9)	G5-3		K		G3			P4		4	0	0	0	0	1	0						
Wil Cordero, R OBP: 0.300, SLG: 0.442 (1, 3)	G5-3		P4				G6-3		G5-3	4	0	0	0	0	0	0						
Mike Cameron, R OBP: 0.294, SLG: 0.323 (1, 8)			K		L6		G4-3		P5	3	0	0	0	0	1	0						
Greg Norton, S OBP: 0.276, SLG: 0.418 (9, PH)										1	0	0	0	0	0	0						
Robert Machado, R OBP: 0.667, SLG: 1.000 (1, 2)			1B 1B 2B				F7			2	1	1	0	1	0	0						
Inning Stats	R: 0 E: 0 K: 1 S: 16	H: 1 LOB: 1 BB: 0 P: 27	R: 0 E: 0 K: 1 S: 7	H: 0 LOB: 0 BB: 0 P: 10	R: 3 E: 1 K: 1 S: 14	H: 4 LOB: 0 BB: 0 P: 23	R: 0 E: 0 K: 1 S: 10	H: 0 LOB: 0 BB: 0 P: 14	R: 0 E: 0 K: 1 S: 7	H: 0 LOB: 1 BB: 1 P: 17	R: 1 E: 0 K: 1 S: 9	H: 1 LOB: 0 BB: 0 P: 15	R: 0 E: 0 K: 0 S: 5	H: 0 LOB: 0 BB: 0 P: 5	R: 0 E: 0 K: 0 S: 9	H: 1 LOB: 2 BB: 1 P: 15	R: 0 E: 0 K: 0 S: 6	H: 0 LOB: 0 BB: 0 P: 9	1B: 4 2B: 1 3B: 0 HR: 2	SF: 0 SAC: 1 DP: 0 HBP: 0	WP: 0 PB: 0 SB: 0 CS: 0	PA: 35
PITCHER	IP	WLS	BF	H	R	ER	SO	BB	IBB	HBP	BLK	WP	HR	S	P	ERA	WHIP					
Bartolo Colon, R ERA: 2.8 (1, 1)	7.1	W	29	7	4	4	6	1	0	0	0	0	2	72	116	4.91	1.091					
Paul Shuey, R ERA: 2.16 (8, 1)	0.1		2	0	0	0	0	0	1	0	0	0	0	3	8	0.00	0.000					
Paul Assenmacher, L ERA: 3.26 (8, 1)	0.1		1	0	0	0	0	0	0	0	0	0	0	2	2	0.00	0.000					
Michael Jackson, R ERA: 1.67 (9, 1)	1.0	S	3	0	0	0	0	0	0	0	0	0	0	6	9	0.00	0.000					

Batter	1	2	3	4	5	6	7	8	9	AB	R	H	RBI	BB	SO	LOB	TOP			
Ray Durham, S OBP: 0.371, SLG: 0.465	G4-3 2B		E S BB			S BB		K		2	0	1	0	2	1	1	Chicago White Sox @ Toronto Blue Jays SkyDome, Toronto, ON Wed Jul 22 1998, 7:05 PM EDT Att: 29,221 - Cloudy - 86 F			
Mike Caruso, S OBP: 0.326, SLG: 0.413	G4-3 2-3		G3-1			K		L7		4	0	0	0	0	1	4				
Frank Thomas, R OBP: 0.375, SLG: 0.458	L6			F7		G5-3			K	4	0	0	0	0	1	2				
Albert Belle, R OBP: 0.376, SLG: 0.609	F7			G6-3			K		G4-3	4	0	0	0	0	1	1				
Robin Ventura, L OBP: 0.354, SLG: 0.437		G4-3				G4-3			G4-3	4	0	1	0	0	1	0				
Magglio Ordonez, R OBP: 0.310, SLG: 0.414		F8			G5-3					3	0	1	0	1	0	0				
Wil Cordero, R OBP: 0.291, SLG: 0.427					P3		L8			4	0	0	0	0	1	3				
25 Jeff Abbott, R OBP: 0.327, SLG: 0.536				F8		P4				3	0	1	0	0	0	0				
Robert Machado, R OBP: 0.333, SLG: 0.400				P3		P4			F8	3	0	0	0	0	0	1				
Inning Stats	R: 0 E: 0 K: 0 S: 9	H: 1 LOB: 1 BB: 0 P: 13	R: 0 E: 0 K: 0 S: 4	H: 0 LOB: 0 BB: 0 P: 6	R: 0 E: 0 K: 0 S: 11	H: 0 LOB: 1 BB: 1 P: 21	R: 0 E: 0 K: 1 S: 7	H: 0 LOB: 0 BB: 0 P: 10	R: 0 E: 0 K: 0 S: 8	H: 0 LOB: 1 BB: 1 P: 11	R: 0 E: 0 K: 1 S: 7	H: 1 LOB: 1 BB: 0 P: 10	R: 0 E: 0 K: 1 S: 9	H: 1 LOB: 1 BB: 0 P: 15	R: 0 E: 0 K: 2 S: 14	H: 1 LOB: 2 BB: 1 P: 23	1B: 3 2B: 1 3B: 0 HR: 0	SF: 0 SAC: 0 DP: 0 HBP: 0	WP: 0 PB: 0 SB: 3 CS: 0	PA: 34
PITCHER	IP WLS BF H R ER SO BB IBB HBP BLK WP HR S P ERA WHIP	8.0 W 29 3 0 0 4 2 0 0 0 0 0 61 99 0.00 0.625	1.0 5 1 0 0 2 1 0 0 0 0 0 14 23 0.00 2.000																	

Batter	1	2	3	4	5	6	7	8	9	AB	R	H	RBI	BB	SO	LOB	BOTTOM			
Tony Phillips, S OBP: 0.391, SLG: 0.450	BB FC4-6 2B				F7					4	1	3	1	0	0	0	Chicago White Sox @ Toronto Blue Jays SkyDome, Toronto, ON Wed Jul 22 1998, 7:05 PM EDT Att: 29,221 - Cloudy - 86 F			
Shannon Stewart, R OBP: 0.369, SLG: 0.360	BB E HBP	PO	G6-3		G5-3		K			3	1	0	0	0	1	2				
Jose Canseco, R OBP: 0.328, SLG: 0.518										2	1	1	1	1	1	0				
Shawn Green, L OBP: 0.333, SLG: 0.469										1	0	0	0	0	1	0				
Carlos Delgado, L OBP: 0.373, SLG: 0.568	FC4-6 FC5-4									4	0	0	1	0	1	1				
Mike Stanley, R OBP: 0.360, SLG: 0.478	FC5-4									3	0	0	0	1	0	1				
5 Ed Sprague, R OBP: 0.305, SLG: 0.419										3	0	0	0	0	3	2				
Darrin Fletcher, L OBP: 0.335, SLG: 0.412										3	0	0	0	0	1	0				
Craig Grebeck, R OBP: 0.369, SLG: 0.408										3	1	1	0	0	0	0				
Alex Gonzalez, R OBP: 0.281, SLG: 0.378										2	0	0	0	1	1	1				
Inning Stats	R: 2 E: 1 K: 1 S: 11	H: 1 LOB: 1 BB: 1 P: 21	R: 1 E: 0 K: 2 S: 15	H: 2 LOB: 0 BB: 0 P: 19	R: 1 E: 0 K: 2 S: 15	H: 1 LOB: 1 BB: 1 P: 25	R: 0 E: 0 K: 0 S: 5	H: 0 LOB: 0 BB: 0 P: 8	R: 0 E: 0 K: 1 S: 5	H: 0 LOB: 0 BB: 0 P: 11	R: 0 E: 0 K: 1 S: 11	H: 0 LOB: 0 BB: 0 P: 17	R: 0 E: 0 K: 1 S: 11	H: 1 LOB: 2 BB: 1 P: 19	R: 0 E: 0 K: 1 S: 6	H: 0 LOB: 0 BB: 0 P: 10	1B: 2 2B: 2 3B: 0 HR: 1	SF: 0 SAC: 0 DP: 0 HBP: 1	WP: 0 PB: 0 SB: 1 CS: 0	PA: 33
PITCHER	IP WLS BF H R ER SO BB IBB HBP BLK WP HR S P ERA WHIP	6.0 L 24 4 4 3 7 2 0 1 0 0 0 11 19 0.00 4.50	1.0 5 1 0 0 1 1 0 0 0 0 0 6 10 0.00 0.000																	

Batter	1	2	3	4	5	6	7	8	9	AB	R	H	RBI	BB	SO	LOB	TOP					
Ray Durham, S (1, 4) OBP: 0.369, SLG: 0.464	G4-3		F7		G4-3	3-H 2B		G4-3	G4-3	5	0	1	1	0	0	0						
Mike Caruso, S (1, 6) OBP: 0.329, SLG: 0.413	BB 1B		F7		F 1B	L5		G1-3	G1-3	5	0	2	0	0	0	1						
Frank Thomas, R (1, 10) OBP: 0.373, SLG: 0.455	SAFE 1B			E5 1B	E5 1B		F8	L7	L7	5	1	1	0	0	1	1						
Albert Belle, R (1, 7) OBP: 0.377, SLG: 0.606	SAFE 1B			F9				SAFE 1B		2	0	0	0	2	1	1						
Robin Ventura, L (1, 5) OBP: 0.353, SLG: 0.435	G1-3			SAFE 1B	SAFE 1B		G4-3			4	1	1	0	0	1	5						
Maglio Ordonez, R (1, 9) OBP: 0.310, SLG: 0.412		G1-3		SAFE 1B	SAFE 1B			G6-3		4	1	1	1	0	1	3						
Wil Cordero, R (1, 3) OBP: 0.298, SLG: 0.436		G6-3		SAFE 1B	SAFE 1B			G3 2B	FC4-6 1B	4	1	3	1	0	0	0						
Mike Cameron, R (1, 8) OBP: 0.290, SLG: 0.321		F8		SAFE 1B	SAFE 1B		L7	L7	L7	4	0	0	1	0	0	3						
Robert Machado, R (1, 2) OBP: 0.222, SLG: 0.250									FC4-6	3	0	0	0	0	2	2						
Greg Norton, S (8, PH) OBP: 0.277, SLG: 0.415										1	0	0	0	0	0	1						
Chad Kreuter, S (8, 2) OBP: 0.380, SLG: 0.323									1-2	0	0	0	0	0	0	0						
Inning Stats	R: 0 E: 0 K: 1 S: 11	H: 1 LOB: 2 BB: 1 P: 17	R: 0 E: 0 K: 0 S: 3	H: 0 LOB: 0 BB: 0 P: 5	R: 0 E: 0 K: 1 S: 6	H: 0 LOB: 0 BB: 0 P: 10	R: 3 E: 1 K: 2 S: 11	H: 3 LOB: 1 BB: 1 P: 21	R: 0 E: 0 K: 1 S: 12	H: 2 LOB: 3 BB: 1 P: 22	R: 1 E: 0 K: 0 S: 9	H: 2 LOB: 1 BB: 0 P: 15	R: 0 E: 0 K: 1 S: 7	H: 0 LOB: 0 BB: 0 P: 11	R: 0 E: 0 K: 0 S: 10	H: 1 LOB: 1 BB: 0 P: 14	R: 0 E: 0 K: 0 S: 7	H: 0 LOB: 0 BB: 0 P: 10	1B: 7 2B: 2 3B: 0 HR: 0	SF: 0 SAC: 0 DP: 0 HBP: 0	WP: 0 PB: 0 SB: 0 CS: 0	PA: 39
PITCHER	IP WLS BF H R ER SO BB IBB HBP BLK WP HR S P ERA WHIP																					
Andy Pettitte, L (1, 1) ERA: 3.7	7.0 W 32 8 4 2 6 1 1 0 0 0 0 0 59 101 2.57 1.286																					
Ramiro Mendoza, R (8, 1) ERA: 3.54	1.0 S 4 1 0 0 0 0 0 0 0 0 0 0 10 14 0.00 1.000																					
42 Mariano Rivera, R (9, 1) ERA: 1.42	1.0 S 3 0 0 0 0 0 0 0 0 0 0 0 7 10 0.00 0.000																					

Chicago White Sox @ New York Yankees
Yankee Stadium, Bronx, NY

AB 37
R 4
H 9
RBI 4
BB 2
SO 6
LOB 17



WP: 0 PA: 39
PB: 0
SB: 0
CS: 0

Batter	1	2	3	4	5	6	7	8	9	AB	R	H	RBI	BB	SO	LOB	BOTTOM					
Chuck Knoblauch, R (1, 4) OBP: 0.373, SLG: 0.396	HR 1B		F9				F7			4	1	2	0	0	0	0						
2 Derek Jeter, R (1, 6) OBP: 0.376, SLG: 0.480	L8						F8			3	0	0	0	1	1	2						
Paul O'Neill, L (1, 9) OBP: 0.371, SLG: 0.505	HR		P6		G5-3			G4-3		4	1	1	2	0	0	2						
Bernie Williams, S (1, 8) OBP: 0.453, SLG: 0.594	K		G4-3			K		P6		4	0	0	0	0	2	1						
Tino Martinez, L (1, 3) OBP: 0.351, SLG: 0.468			G3			F8		G5-3		4	0	1	0	0	0	0						
Tim Lincecum, S (1, 7) OBP: 0.382, SLG: 0.379										2	0	0	0	0	1	1						
Chad Curtis, R (6, 7) OBP: 0.375, SLG: 0.392										0	1	0	0	1	0	0						
Darryl Strawberry, L (1, 10) OBP: 0.380, SLG: 0.563										3	2	2	3	0	1	0						
Scott Brosius, R (1, 5) OBP: 0.371, SLG: 0.434										2	0	0	0	1	0	0						
Joe Girardi, R (1, 2) OBP: 0.306, SLG: 0.355										3	0	0	0	0	0	1						
Inning Stats	R: 2 E: 0 K: 2 S: 16	H: 3 LOB: 1 BB: 0 P: 28	R: 0 E: 0 K: 1 S: 7	H: 0 LOB: 0 BB: 1 P: 15	R: 0 E: 0 K: 0 S: 13	H: 0 LOB: 1 BB: 1 P: 22	R: 1 E: 0 K: 0 S: 9	H: 1 LOB: 0 BB: 0 P: 15	R: 0 E: 0 K: 1 S: 11	H: 1 LOB: 1 BB: 0 P: 16	R: 2 E: 0 K: 1 S: 17	H: 1 LOB: 0 BB: 1 P: 28	R: 0 E: 0 K: 0 S: 6	H: 0 LOB: 0 BB: 0 P: 10	R: 0 E: 0 K: 0 S: 10	H: 0 LOB: 0 BB: 0 P: 15	R: 0 E: 0 K: 0 S: 7	H: 0 LOB: 0 BB: 0 P: 10	1B: 3 2B: 0 3B: 0 HR: 3	SF: 0 SAC: 0 DP: 0 HBP: 0	WP: 0 PB: 0 SB: 0 CS: 1	PA: 32
PITCHER	IP WLS BF H R ER SO BB IBB HBP BLK WP HR S P ERA WHIP																					
John Snyder, R (1, 1) ERA: 7.3	5.2 L 24 5 4 4 0 3 0 0 0 0 0 1 5 8 6.35 1.412																					
Bryan Ward, L (6, 1) ERA: 7.11	0.1 L 2 1 1 1 0 0 0 0 0 0 0 1 5 8 27.00 3.000																					
Keith Foulke, R (7, 1) ERA: 4.21	2.0 6 0 0 0 0 0 0 0 0 0 0 0 16 25 0.00 0.000																					

Chicago White Sox @ New York Yankees
Yankee Stadium, Bronx, NY

AB 29
R 5
H 6
RBI 5
BB 3
SO 5
LOB 7



WP: 0 PA: 32
PB: 0
SB: 0
CS: 1

Batter	1	2	3	4	5	6	7	8	9	AB	R	H	RBI	BB	SO	LOB	TOP								
Ray Durham, S OBP: 0.367, SLG: 0.461	F9			F9		F7	E		G3-1	5	0	1	1	0	0	0									
Mike Caruso, S OBP: 0.326, SLG: 0.411	CS			P6		F9	L4			4	0	1	0	0	0	2									
Frank Thomas, R OBP: 0.372, SLG: 0.451	K			P3		G3-1	BB			3	0	0	0	1	1	1									
Albert Belle, R OBP: 0.378, SLG: 0.605	CS	G6-3			1B					4	2	2	0	0	0	3									
Robin Ventura, L OBP: 0.355, SLG: 0.435		P5			1B	SF9	1B		P5	4	2	2	0	0	0	0									
Greg Norton, S OBP: 0.282, SLG: 0.417					1B				F8	4	1	2	2	0	1	0									
Magglio Ordonez, R OBP: 0.309, SLG: 0.412				G6-3		SF9			K	3	1	1	2	0	1	0									
Mike Cameron, R OBP: 0.286, SLG: 0.316				F9		K			P6	4	0	0	1	0	1	2									
Chad Kreuter, S OBP: 0.372, SLG: 0.314				F8		L7			G6-3	4	0	0	0	0	1	3									
Inning Stats	R: 0 E: 0 K: 1 S: 10	H: 1 LOB: 0 BB: 0 P: 14	R: 0 E: 0 K: 1 S: 9	H: 0 LOB: 0 BB: 0 P: 15	R: 0 E: 0 K: 0 S: 6	H: 0 LOB: 0 BB: 0 P: 11	R: 0 E: 0 K: 0 S: 4	H: 0 LOB: 0 BB: 0 P: 9	R: 2 E: 0 K: 1 S: 14	H: 3 LOB: 1 BB: 0 P: 23	R: 0 E: 0 K: 0 S: 7	H: 0 LOB: 0 BB: 0 P: 10	R: 4 E: 1 K: 1 S: 23	H: 5 LOB: 1 BB: 1 P: 42	R: 0 E: 0 K: 1 S: 11	H: 0 LOB: 0 BB: 0 P: 16	R: 0 E: 0 K: 0 S: 3	H: 0 LOB: 0 BB: 0 P: 5	1B: 9 2B: 0 3B: 0 HR: 0	SF: 1 SAC: 0 DP: 0 HBP: 0	WP: 0 PB: 0 SB: 0 CS: 1	PA: 38			
PITCHER	IP	WLS	BF	H	R	ER	SO	BB	IBB	HBP	BLK	WP	HR	S	P	ERA	WHIP								
Hideki Irabu, R ERA: 3.19	6.0	L	25	8	6	6	3	0	0	0	0	0	0	59	99	9.00	1.333								
Darren Holmes, R ERA: 4.34	0.1		3	1	0	0	1	0	0	0	0	0	0	8	14	0.00	3.000								
Graeme Lloyd, L ERA: 1.99	0.1		1	0	0	0	0	0	0	0	0	0	0	2	2	0.00	0.000								
52 Mike Buddie, R ERA: 4.5	2.1		8	0	0	0	1	1	0	0	0	0	0	18	30	0.00	0.429								

Chicago White Sox @ New York Yankees
Yankee Stadium, Bronx, NY
Sat Jul 25 1998, 3:33 AM EDT
Att: 55,638 - Sunny - 83 F

AB	35
R	6
H	9
RBI	6
BB	1
SO	5
LOB	11



Batter	1	2	3	4	5	6	7	8	9	AB	R	H	RBI	BB	SO	LOB	BOTTOM								
Chuck Knoblauch, R OBP: 0.374, SLG: 0.393	F9		G5-3						K	3	0	0	0	2	1	1									
2 Derek Jeter, R OBP: 0.377, SLG: 0.479	E9				F8				K	5	0	2	1	0	2	4									
Paul O'Neill, L OBP: 0.368, SLG: 0.500	K					G1-3	FC5-4			4	0	0	0	0	2	4									
Bernie Williams, S OBP: 0.451, SLG: 0.588	G4-3		G5-3			1B			G4-3	4	1	1	0	0	0	2									
Tino Martinez, L OBP: 0.352, SLG: 0.468		G6-3							P7	4	0	2	0	0	0	0									
20 Jorge Posada, S OBP: 0.376, SLG: 0.487					G4-6-3		SF9			2	0	1	1	1	0	1									
Chad Curtis, R OBP: 0.374, SLG: 0.390		G5-3			G6-3		F8			4	0	1	0	0	0	2									
Scott Brosius, R OBP: 0.370, SLG: 0.435									L7	4	0	1	0	0	1	3									
Homer Bush, R OBP: 0.394, SLG: 0.438					G6-3				K	4	1	2	0	0	1	1									
Inning Stats	R: 0 E: 1 K: 1 S: 10	H: 1 LOB: 1 BB: 0 P: 17	R: 0 E: 0 K: 1 S: 13	H: 1 LOB: 0 BB: 0 P: 18	R: 1 E: 0 K: 1 S: 11	H: 2 LOB: 1 BB: 0 P: 20	R: 0 E: 0 K: 0 S: 11	H: 1 LOB: 0 BB: 0 P: 14	R: 0 E: 0 K: 0 S: 8	H: 1 LOB: 1 BB: 1 P: 17	R: 1 E: 0 K: 0 S: 13	H: 2 LOB: 1 BB: 0 P: 23	R: 0 E: 0 K: 1 S: 13	H: 1 LOB: 2 BB: 1 P: 23	R: 0 E: 0 K: 0 S: 12	H: 1 LOB: 2 BB: 1 P: 23	R: 0 E: 0 K: 3 S: 9	H: 0 LOB: 0 BB: 0 P: 11	1B: 8 2B: 2 3B: 0 HR: 0	SF: 1 SAC: 0 DP: 1 HBP: 0	WP: 0 PB: 0 SB: 0 CS: 1	PA: 38			
PITCHER	IP	WLS	BF	H	R	ER	SO	BB	IBB	HBP	BLK	WP	HR	S	P	ERA	WHIP								
Mike Sirota, L ERA: 4.77	6.0	W	25	8	2	2	3	1	0	0	0	0	0	66	109	3.00	1.500								
Bob Howry, R ERA: 3.13	1.2		9	2	0	0	1	2	0	0	0	0	0	23	42	0.00	2.400								
41 Bill Simas, R ERA: 2.18	1.1	S	4	0	0	0	3	0	0	0	0	0	0	11	15	0.00	0.000								

Chicago White Sox @ New York Yankees
Yankee Stadium, Bronx, NY
Sat Jul 25 1998, 3:33 AM EDT
Att: 55,638 - Sunny - 83 F

AB	34
R	2
H	10
RBI	2
BB	3
SO	7
LOB	18



Batter	1	2	3	4	5	6	7	8	9	AB	R	H	RBI	BB	SO	LOB	TOP																						
Ray Durham, S (1, 4) OBP: 0.368, SLG: 0.467										5	1	2	2	0	1	0																							
Mike Caruso, S (1, 6) OBP: 0.327, SLG: 0.409										4	0	1	0	0	0	0																							
Frank Thomas, R (1, 10) OBP: 0.369, SLG: 0.446										4	0	0	0	0	2	3																							
Albert Belle, R (1, 7) OBP: 0.379, SLG: 0.611										4	1	2	1	0	2	0																							
Robin Ventura, L (1, 5) OBP: 0.354, SLG: 0.432										3	0	0	0	1	1	1																							
Wil Cordero, R (1, 3) OBP: 0.297, SLG: 0.433										4	0	1	0	0	2	2																							
Magglio Ordonez, R (1, 9) OBP: 0.306, SLG: 0.407										4	0	0	0	0	0	3																							
Mike Cameron, R (1, 8) OBP: 0.289, SLG: 0.317										3	0	1	0	1	2	0																							
Robert Machado, R (1, 2) OBP: 0.231, SLG: 0.182										3	1	0	0	1	2	2																							
Inning Stats	R: 0 H: 0 E: 0 K: 2 S: 11	H: 0 LOB: 0 BB: 0 P: 15	R: 1 H: 2 E: 0 K: 2 S: 12	H: 2 LOB: 2 BB: 1 P: 23	R: 0 H: 0 E: 0 K: 0 S: 5	H: 0 LOB: 0 BB: 0 P: 9	R: 0 H: 0 E: 0 K: 3 S: 10	H: 0 LOB: 0 BB: 0 P: 16	R: 2 H: 1 E: 1 K: 1 S: 16	H: 1 LOB: 1 BB: 2 P: 31	R: 0 H: 1 E: 0 K: 0 S: 8	H: 1 LOB: 1 BB: 0 P: 12	R: 0 H: 2 E: 0 K: 1 S: 12	H: 2 LOB: 2 BB: 0 P: 18	R: 0 H: 1 E: 0 K: 1 S: 8	H: 1 LOB: 1 BB: 0 P: 10	R: 0 H: 0 E: 0 K: 2 S: 7	H: 0 LOB: 0 BB: 0 P: 11	1B: 5 2B: 0 3B: 0 HR: 2	SF: 0 SAC: 0 DP: 0 HBP: 0	WP: 0 PB: 0 CS: 1	PA: 37																	
PITCHER	IP	WLS	BF	H	R	ER	SO	BB	IBB	HBP	BLK	WP	HR	S	P	ERA	WHIP	PITCHER					IP	WLS	BF	H	R	ER	SO	BB	IBB	HBP	BLK	WP	HR	S	P	ERA	WHIP
David Wells, L (1, 1) ERA: 3.68	7.2	W	33	7	3	3	10	3	0	0	0	0	2	81	132	3.52	1.304																						
42 Mariano Rivera, R (8, 1) ERA: 1.37	1.1	S	4	0	0	0	2	0	0	0	0	0	0	8	13	0.00	0.000																						

Chicago White Sox @ New York Yankees
 Yankee Stadium, Bronx, NY
 Sun Jul 26 1998, 3:33 AM EDT
 Att: 51,865 - Sunny - 79 F

livebaseballscores.com

AB 34
 R 3
 H 7
 RBI 3
 BB 3
 SO 12
 LOB 11

Batter	1	2	3	4	5	6	7	8	9	AB	R	H	RBI	BB	SO	LOB	BOTTOM																						
Chuck Knoblauch, R (1, 4) OBP: 0.372, SLG: 0.391										4	1	1	0	0	0	1																							
2 Derek Jeter, R (1, 6) OBP: 0.373, SLG: 0.474										4	0	0	0	0	0	1																							
Paul O'Neill, L (1, 9) OBP: 0.364, SLG: 0.495										4	0	0	0	0	1	2																							
Bernie Williams, S (1, 8) OBP: 0.455, SLG: 0.606										4	2	3	2	0	1	1																							
Tino Martinez, L (1, 3) OBP: 0.351, SLG: 0.464										3	0	0	0	1	1	3																							
Darryl Strawberry, L (1, 10) OBP: 0.376, SLG: 0.557										4	1	1	0	0	0	2																							
20 Jorge Posada, S (1, 2) OBP: 0.378, SLG: 0.500										3	2	1	2	1	0	1																							
Chad Curtis, R (1, 7) OBP: 0.372, SLG: 0.387										3	0	0	0	1	1	3																							
Scott Brosius, R (1, 5) OBP: 0.372, SLG: 0.436										2	0	1	2	1	1	1																							
Inning Stats	R: 0 H: 0 E: 0 K: 0 S: 8	H: 0 LOB: 0 BB: 0 P: 13	R: 2 H: 2 E: 0 K: 1 S: 19	H: 2 LOB: 1 BB: 2 P: 36	R: 1 H: 2 E: 0 K: 1 S: 10	H: 2 LOB: 1 BB: 0 P: 17	R: 0 H: 1 E: 0 K: 1 S: 9	H: 1 LOB: 1 BB: 0 P: 15	R: 0 H: 0 E: 0 K: 0 S: 5	H: 0 LOB: 0 BB: 0 P: 7	R: 3 H: 2 E: 0 K: 1 S: 14	H: 2 LOB: 1 BB: 2 P: 26	R: 0 H: 0 E: 1 K: 1 S: 8	H: 0 LOB: 1 BB: 0 P: 13	R: 0 H: 0 E: 0 K: 0 S: 4	H: 0 LOB: 0 BB: 0 P: 9	1B: 4 2B: 1 3B: 0 HR: 2	SF: 0 SAC: 0 DP: 0 HBP: 0	WP: 2 PB: 0 CS: 0	PA: 36																			
PITCHER	IP	WLS	BF	H	R	ER	SO	BB	IBB	HBP	BLK	WP	HR	S	P	ERA	WHIP	PITCHER					IP	WLS	BF	H	R	ER	SO	BB	IBB	HBP	BLK	WP	HR	S	P	ERA	WHIP
Jaime Navarro, R (1, 1) ERA: 5.79	5.2	L	27	7	6	6	4	4	0	0	0	0	2	60	107	9.53	1.941																						
Matt Karchner, R (6, 1) ERA: 5.15	2.1		8	0	0	0	1	0	0	0	0	0	0	17	29	0.00	0.000																						

Chicago White Sox @ New York Yankees
 Yankee Stadium, Bronx, NY
 Sun Jul 26 1998, 3:33 AM EDT
 Att: 51,865 - Sunny - 79 F

livebaseballscores.com

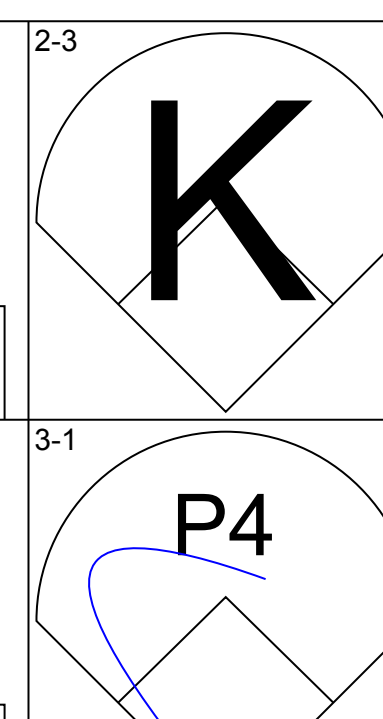
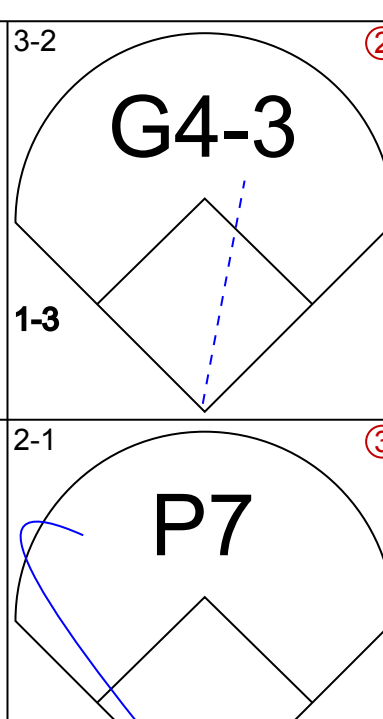
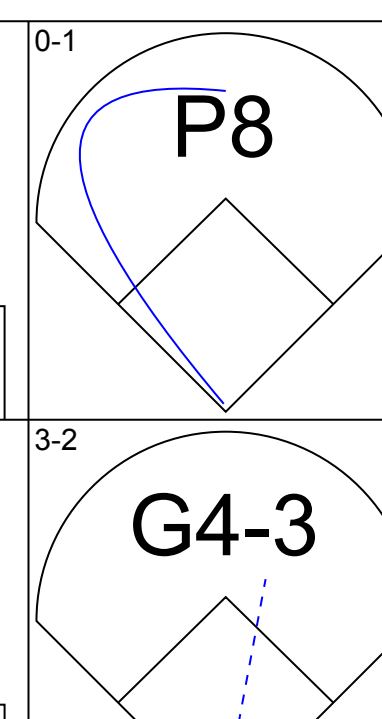
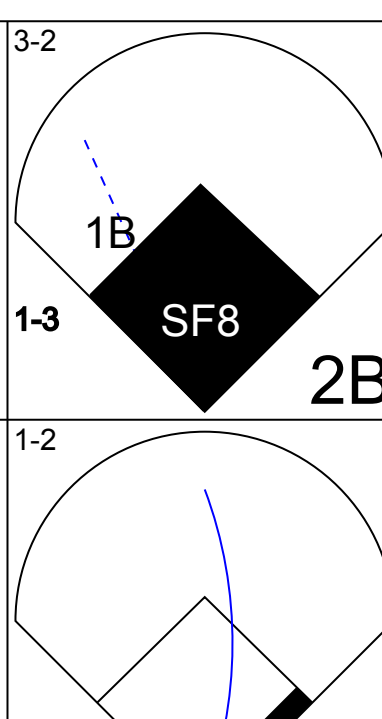
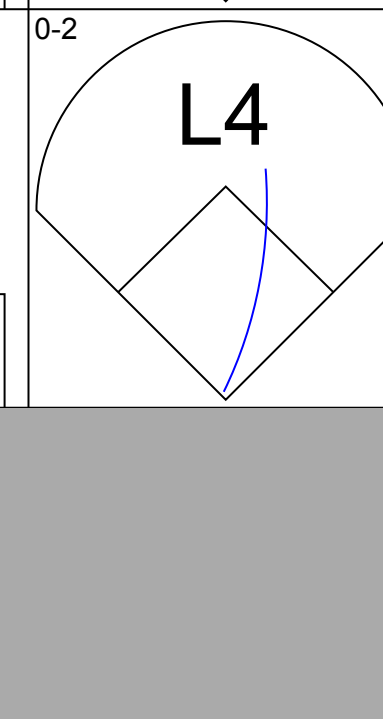

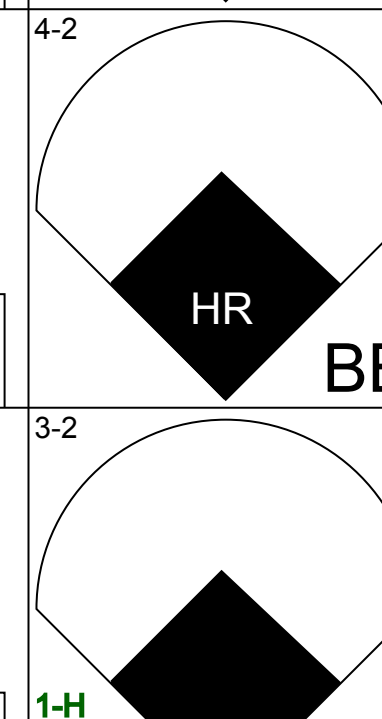
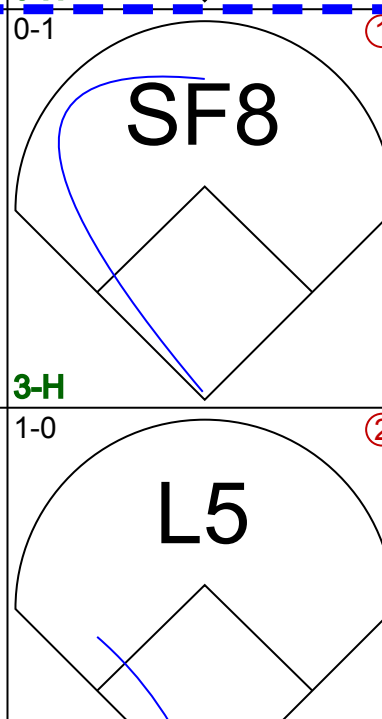

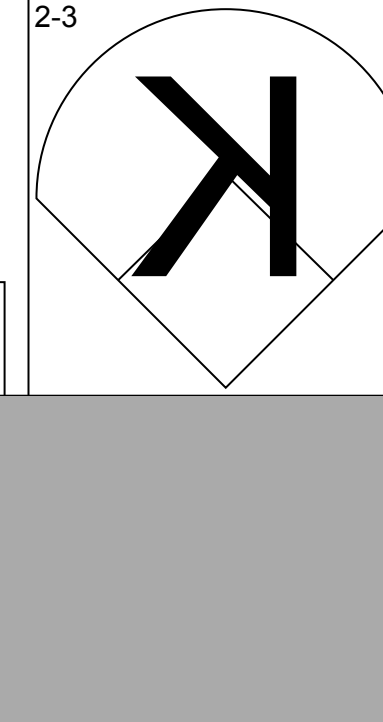

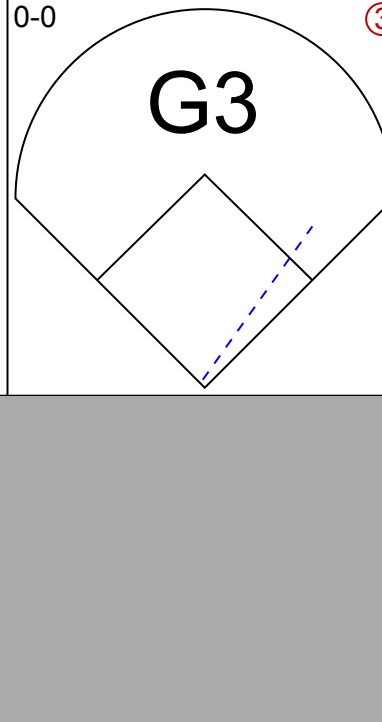


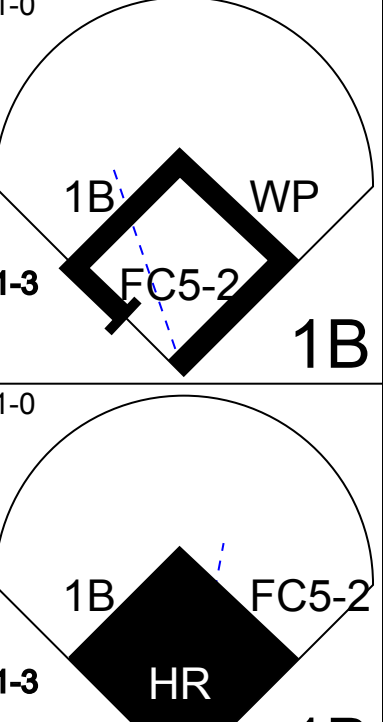


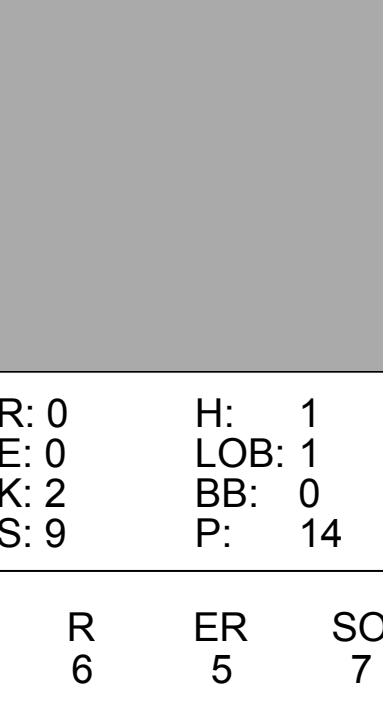
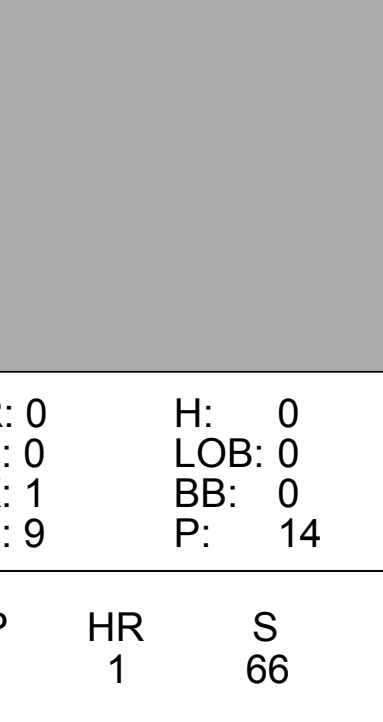
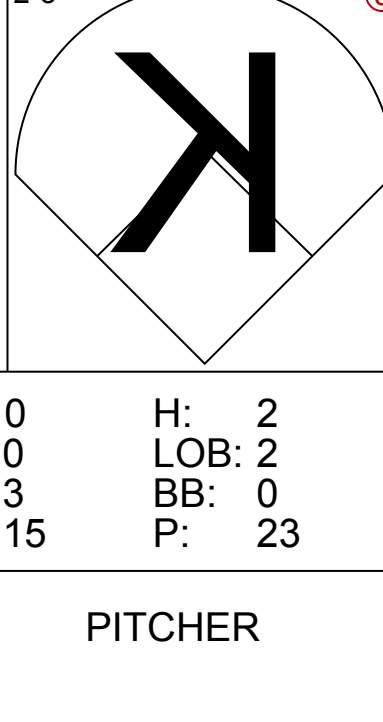
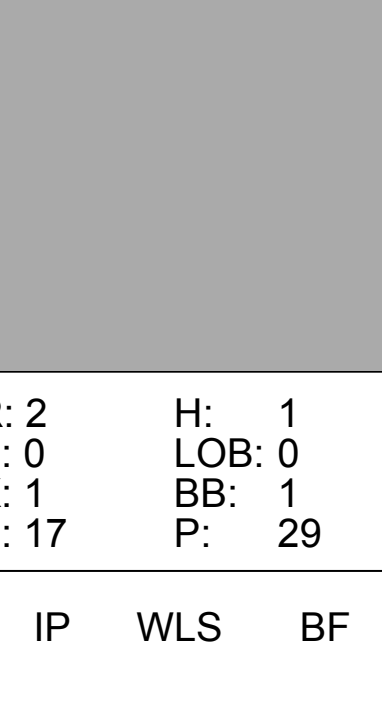
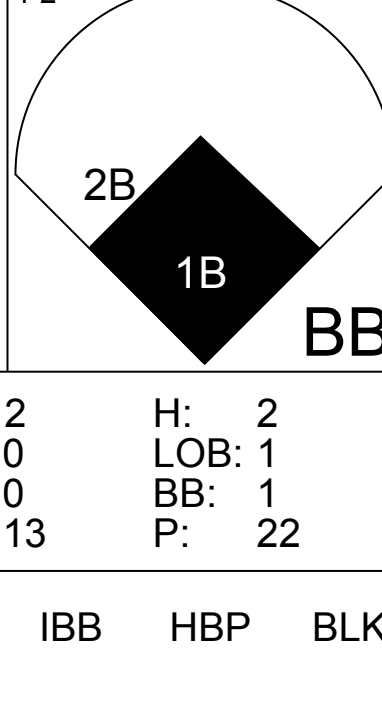
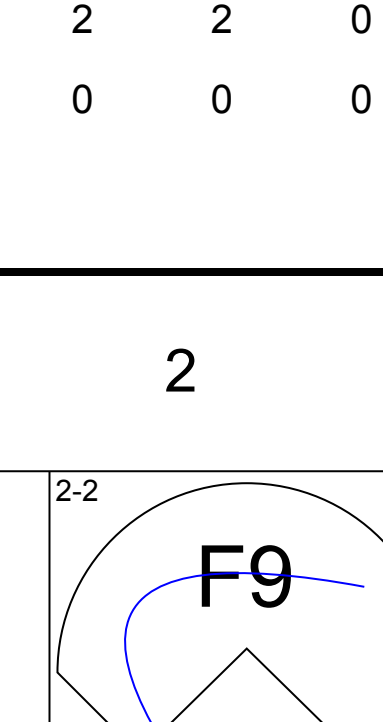
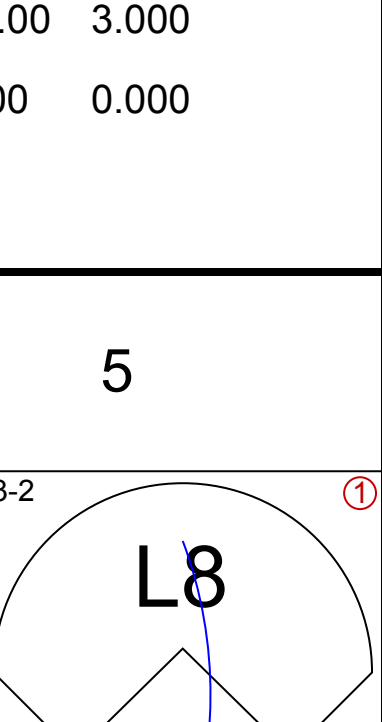
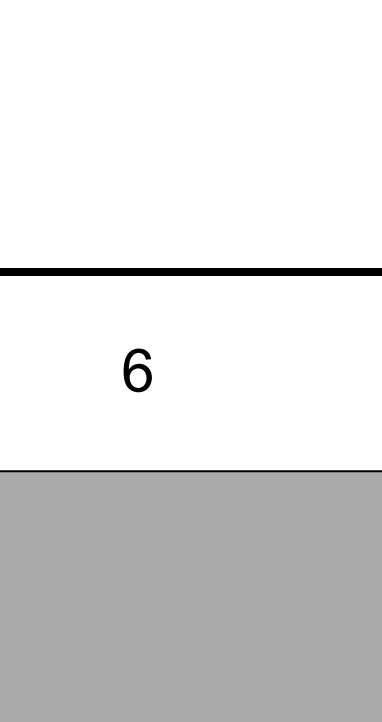
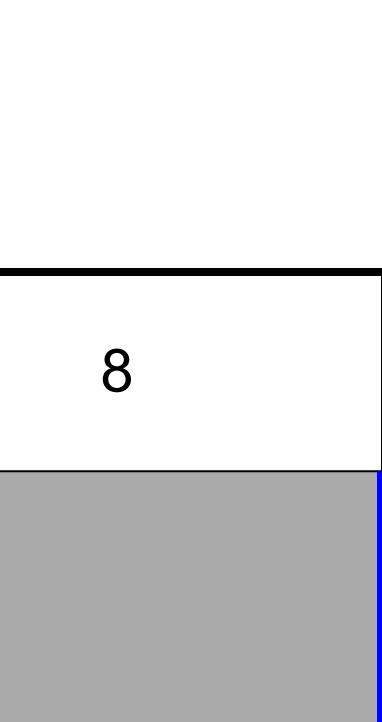

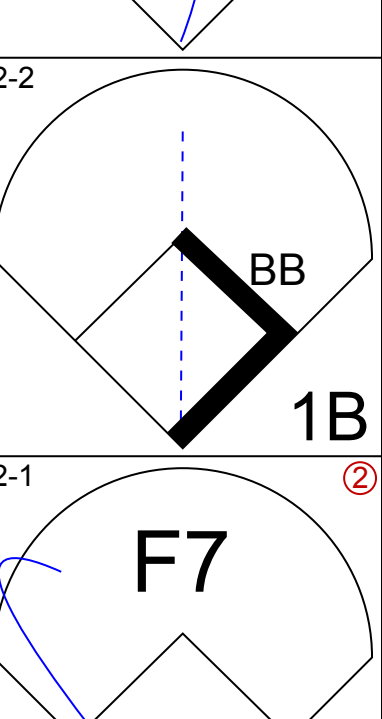


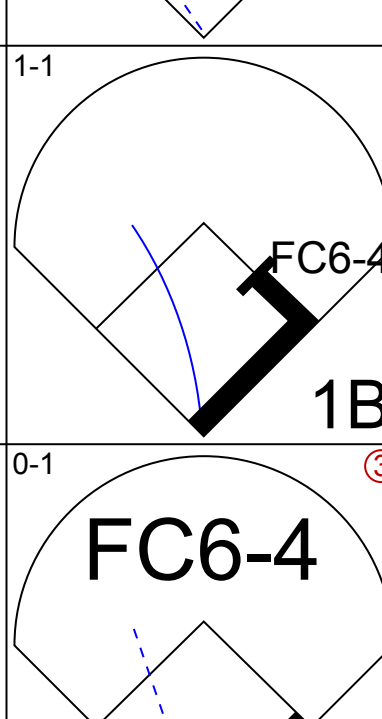
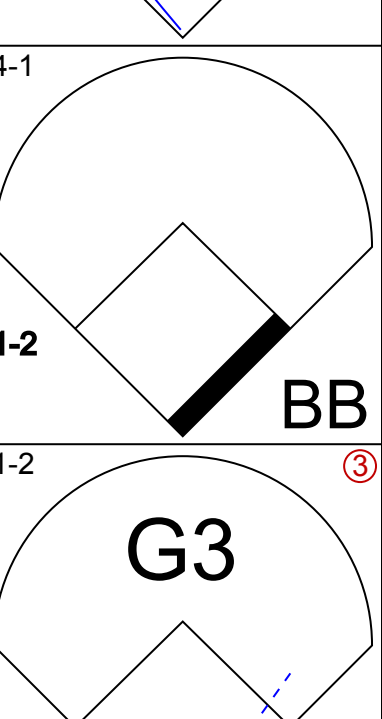




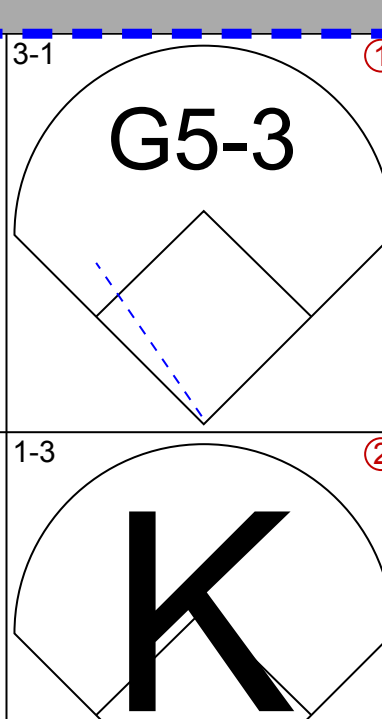

AB 31
 R 6
 H 7
 RBI 6
 BB 4
 SO 5
 LOB 15

Batter	1	2	3	4	5	6	7	8	9	AB R H RBI BB SO LOB	TOP									
Randy Winn, S (1, 8) OBP: 0.390, SLG: 0.404	1-0 G6-4-3 1B			2-1 1B			0-1 G6-3		3-2 G3	4 0 2 0 0 0 0	Tampa Bay Devil Rays @ Chicago White Sox Comiskey Park, Chicago, IL Tue Jul 28, 1998, 8:05 PM EDT Att: 18,402 - Unknown - 86 F livebaseballscorecards.com									
Wade Boggs, L (1, 5) OBP: 0.350, SLG: 0.423	1-2 G6-4-3 1-2f			1-1 G6-3			1-1 1B 2B		0-2 G3-1	4 1 1 0 0 0 1										
Quinton McCracken, S (1, 7) OBP: 0.329, SLG: 0.422	3-3 K			1-3 K			1-0 BB 2-H 1B		1-2 G6-3	4 0 1 1 0 2 0										
Fred McGriff, L (1, 3) OBP: 0.353, SLG: 0.402		2-1 G4-3			0-0 G3		4-2 1-2 BB			2 0 0 0 1 0 0										
Bubba Trammell, R (1, 9) OBP: 0.351, SLG: 0.552		1-3 K			1-2 G5-3		1-0 F7			3 0 0 0 0 1 2										
Paul Sorrento, L (1, 10) OBP: 0.309, SLG: 0.438		3-3 K			0-3 K		1-2 G5-3			3 0 0 0 0 2 2										
Miguel Cairo, R (1, 4) OBP: 0.322, SLG: 0.388			2-1 F9			2-1 P8		2-2 G4-3		3 0 0 0 0 0 0										
John Flaherty, R (1, 2) OBP: 0.246, SLG: 0.250			1-0 F8			1-0 P5		1-2 F7		3 0 0 0 0 0 0										
Kevin Stocker, S (1, 6) OBP: 0.289, SLG: 0.336			3-3 K			1-0 G1-3		1-3 K		3 0 0 0 0 2 0										
Inning Stats	R: 0 E: 0 K: 1 S: 7	H: 1 LOB: 0 BB: 0 P: 12	R: 0 E: 0 K: 2 S: 8	H: 0 LOB: 0 BB: 0 P: 14	R: 0 E: 0 K: 1 S: 6	H: 0 LOB: 0 BB: 0 P: 12	R: 0 E: 0 K: 1 S: 7	H: 0 LOB: 0 BB: 0 P: 11	R: 0 E: 0 K: 0 S: 4	H: 0 LOB: 0 BB: 0 P: 8	R: 1 E: 0 K: 0 S: 12	H: 2 LOB: 2 BB: 1 P: 20	R: 0 E: 0 K: 1 S: 12	H: 0 LOB: 0 BB: 0 P: 16	R: 0 E: 0 K: 0 S: 10	H: 0 LOB: 0 BB: 0 P: 14	1B: 3 2B: 1 3B: 0 HR: 0	SF: 0 SAC: 0 DP: 1 HBP: 0	WP: 0 PB: 0 CS: 0	PA: 30
PITCHER	IP WLS BF H R ER SO BB IBB HBP BLK WP HR S P ERA WHIP											IP WLS BF H R ER SO BB IBB HBP BLK WP HR S P ERA WHIP								
James Baldwin, R (1, 1) ERA: 6.11	6.2 W 23 4 1 1 6 1 0 0 0 0 0 48 81 1.35 0.750																			
Bob Howry, R (7, 1) ERA: 2.96	1.1 4 0 0 0 1 0 0 0 0 0 0 15 20 0.00 0.000																			
41 Bill Simas, R (9, 1) ERA: 2.14	1.0 S 3 0 0 0 0 0 0 0 0 0 0 10 14 0.00 0.000																			

Batter	1	2	3	4	5	6	7	8	9	AB R H RBI BB SO LOB	BOTTOM									
Ray Durham, S (1, 4) OBP: 0.368, SLG: 0.469	1-1 2B	1-1 E4		1-3 K		3-1 P3		0-1 BB 1B		5 0 2 0 0 1 1	Tampa Bay Devil Rays @ Chicago White Sox Comiskey Park, Chicago, IL Tue Jul 28, 1998, 8:05 PM EDT Att: 18,402 - Unknown - 86 F livebaseballscorecards.com									
Mike Caruso, S (1, 6) OBP: 0.326, SLG: 0.404	0-0 P8	1-2 3-H K		1-1 G4-3		0-0 G3		4-0 FC5-4 BB		4 0 0 0 1 1 3										
Frank Thomas, R (1, 10) OBP: 0.374, SLG: 0.446	4-1 BB		1-2 FC6-5 1B		4-0 HR BB	4-0 BB		1-3 K		2 1 1 0 3 1 3										
Albert Belle, R (1, 7) OBP: 0.379, SLG: 0.616	1-1 G4-3		0-0 FC5 FC6-5 1B		1-1 HR	0-1 P3		2-2 FC5-4		5 1 2 2 0 0 6										
Robin Ventura, L (1, 5) OBP: 0.353, SLG: 0.429		4-2 2B BB	0-1 FC6-5 BB FC5		0-1 L8		3-2 P5			3 1 0 0 1 0 2										
Greg Norton, S (1, 3) OBP: 0.287, SLG: 0.426		2-2 FC9-6 E 2B	0-0 FC5 BB		1-0 FC6-4 1B		1-2 F7			4 1 2 1 0 0 2										
Magglio Ordonez, R (1, 9) OBP: 0.313, SLG: 0.499		4-1 FC9-6 BB	4-2 BB		0-0 FC6-4 1B		4-1 CS BB			1 0 1 0 3 0 0										
Mike Cameron, R (1, 8) OBP: 0.285, SLG: 0.313		1-2 FC9-6 E 2-3	3-1 P8		3-2 FC6-4 FC5-4		1-2 CS		0-0 G5-3	4 0 0 0 0 0 7										
Chad Kreuter, S (1, 2) OBP: 0.370, SLG: 0.309		1-3 K		1-1 G6-3		2-1 FC5-4		4-1 BB 1B BB		3 0 0 0 1 1 4										
Inning Stats	R: 0 E: 0 K: 0 S: 6	H: 1 LOB: 1 BB: 1 P: 12	R: 2 E: 1 K: 2 S: 19	H: 1 LOB: 2 BB: 2 P: 33	R: 0 E: 0 K: 0 S: 11	H: 2 LOB: 3 BB: 1 P: 19	R: 0 E: 0 K: 1 S: 8	H: 0 LOB: 0 BB: 0 P: 11	R: 2 E: 0 K: 0 S: 11	H: 3 LOB: 2 BB: 1 P: 22	R: 0 E: 0 K: 0 S: 5	H: 0 LOB: 1 BB: 1 P: 12	R: 0 E: 0 K: 0 S: 11	H: 0 LOB: 0 BB: 1 P: 20	R: 0 E: 0 K: 1 S: 11	H: 1 LOB: 3 BB: 2 P: 22	1B: 5 2B: 2 3B: 0 HR: 1	SF: 0 SAC: 0 DP: 1 HBP: 0	WP: 0 PB: 0 CS: 1	PA: 41
PITCHER	IP WLS BF H R ER SO BB IBB HBP BLK WP HR S P ERA WHIP											IP WLS BF H R ER SO BB IBB HBP BLK WP HR S P ERA WHIP								
Rolando Arrojo, R (1, 1) ERA: 3.11	7.0 L 34 7 4 3 3 7 0 0 0 0 0 0 129 3.86 2.000																			
Rick White, R (8, 1) ERA: 3.99	1.0 6 1 0 0 1 2 0 0 0 0 0 0 11 22 0.00 3.000																			

Batter	1	2	3	4	5	6	7	8	9	AB	R	H	RBI	BB	SO	LOB	TOP											
Randy Winn, S OBP: 0.396, SLG: 0.430	G6-3		HR			2B	G3		1B	5	3	3	1	0	0	0	Tampa Bay Devil Rays @ Chicago White Sox Comiskey Park, Chicago, IL Wed Jul 29 1998, 8:05 PM EDT Att: 17,387 - Unknown - 80 F livebaseballscorecards.com											
Quinton McCracken, S OBP: 0.330, SLG: 0.421	G5-3		G6-3			1B	WP		1B	4	0	1	0	1	1	1												
Bobby Smith, R OBP: 0.360, SLG: 0.447	G6-3			G6-3		E5	K		1B	5	1	1	1	0	1	2												
Fred McGriff, L OBP: 0.351, SLG: 0.398		G3-1		K		2B		G4-3	F7	4	1	0	0	1	1	2												
Bubba Trammell, R OBP: 0.372, SLG: 0.620		CS		G5-3		1B		HR		4	2	3	3	0	0	0												
Mike Kelly, R OBP: 0.300, SLG: 0.392		CS				P5		G5-3		3	0	1	0	1	0	2												
Miguel Cairo, R OBP: 0.324, SLG: 0.390						G6-4-3		P6		4	0	2	2	0	0	1												
Mike DiFelice, R OBP: 0.271, SLG: 0.330		CS		G6-3		G4-3		G6-3		4	0	1	0	0	0	1												
Kevin Stocker, S OBP: 0.285, SLG: 0.331			G6-3		G5-3		K		G3-1	4	0	0	0	0	1	1												
Inning Stats	R: 0 E: 0 K: 0 S: 5	H: 0 LOB: 0 BB: 0 P: 8	R: 0 E: 0 K: 0 S: 8	H: 2 LOB: 1 BB: 1 P: 15	R: 1 E: 0 K: 0 S: 8	H: 1 LOB: 0 BB: 0 P: 13	R: 0 E: 0 K: 1 S: 6	H: 0 LOB: 0 BB: 0 P: 8	R: 0 E: 0 K: 1 S: 8	H: 2 LOB: 1 BB: 0 P: 11	R: 4 E: 1 K: 1 S: 21	H: 3 LOB: 1 BB: 1 P: 31	R: 0 E: 0 K: 2 S: 13	H: 0 LOB: 1 BB: 1 P: 21	R: 1 E: 0 K: 0 S: 11	H: 1 LOB: 0 BB: 0 P: 17	R: 1 E: 0 K: 0 S: 13	H: 3 LOB: 2 BB: 0 P: 18	1B: 9 2B: 1 3B: 0 HR: 2	SF: 0 SAC: 0 DP: 1 HBP: 0	WP: 1 PB: 0 CS: 2	PA: 41						
PITCHER	IP	WLS	BF	H	R	ER	SO	BB	IBB	HBP	BLK	WP	HR	S	P	ERA	WHIP											
Jim Parque, L ERA: 5.05	(1, 1)	5.2	L	25	8	5	2	2	2	0	0	0	1	1	55	85	3.18	1.765										
Carlos Castillo, R ERA: 5.05	(6, 1)	2.1		9	1	1	1	2	1	0	0	0	1	1	25	39	3.86	0.857										
Keith Foulke, R ERA: 4.33	(9, 1)	0.2		5	3	1	1	0	0	0	0	0	0	0	12	16	13.50	4.500										
Scott Eyre, L ERA: 5.32	(9, 1)	0.1		1	0	0	0	0	0	0	0	0	0	0	1	2	0.00	0.000										

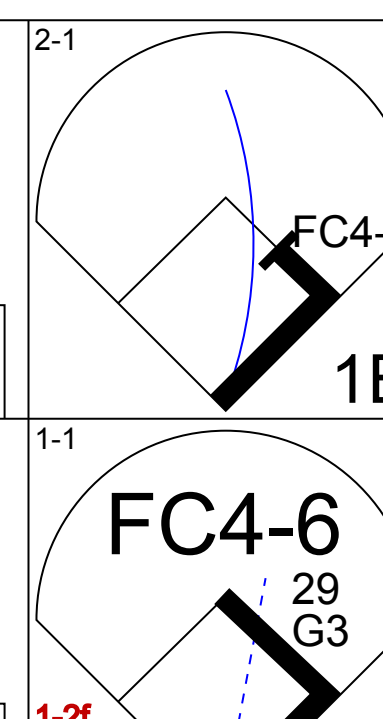
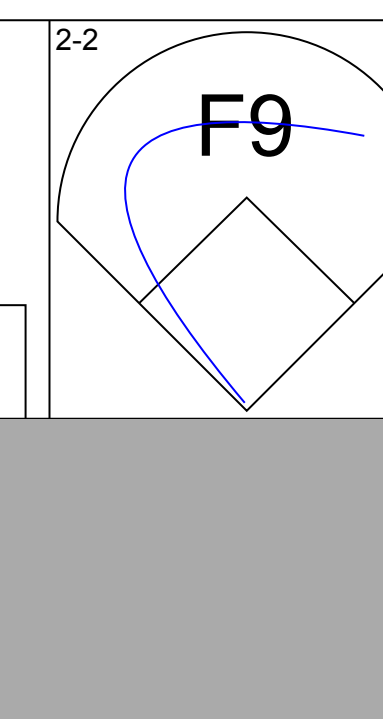
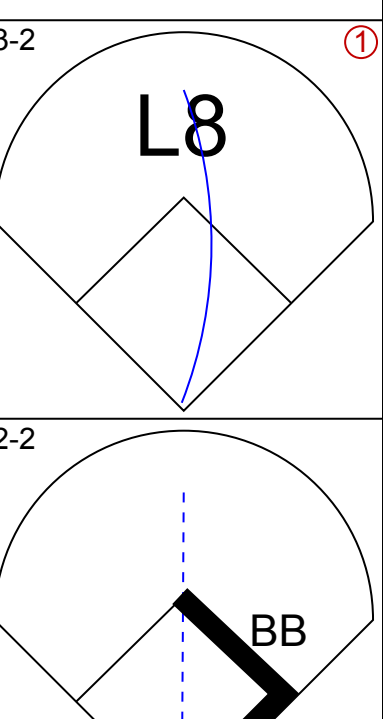
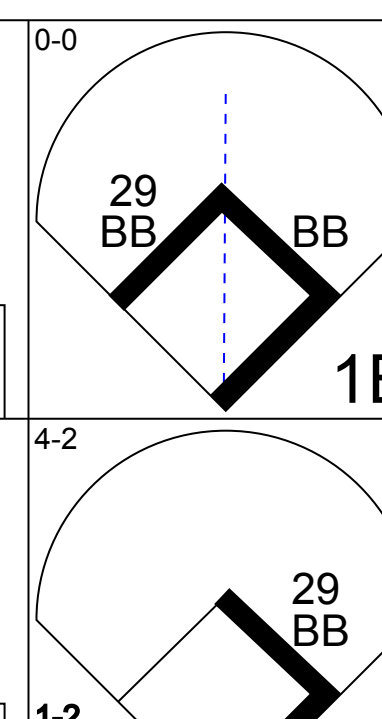
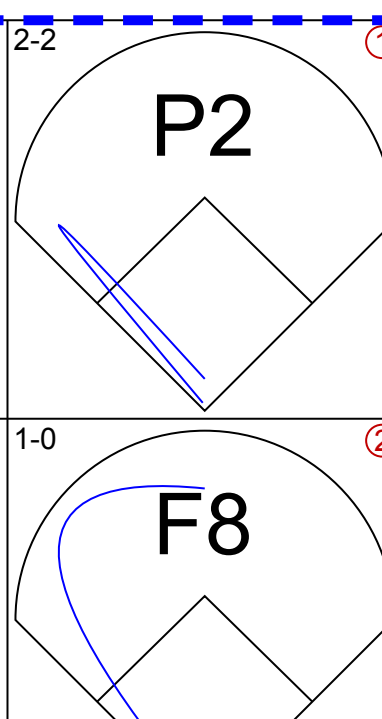
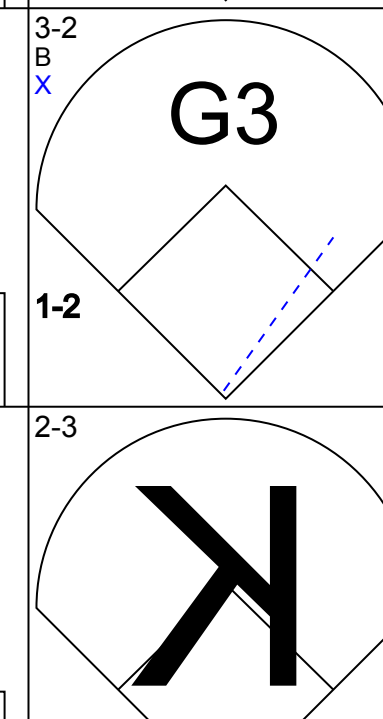
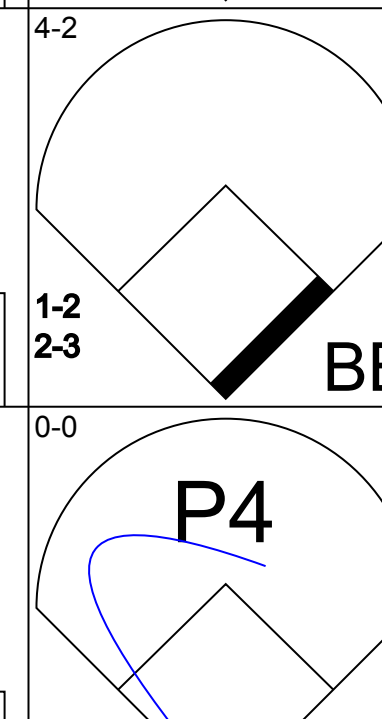

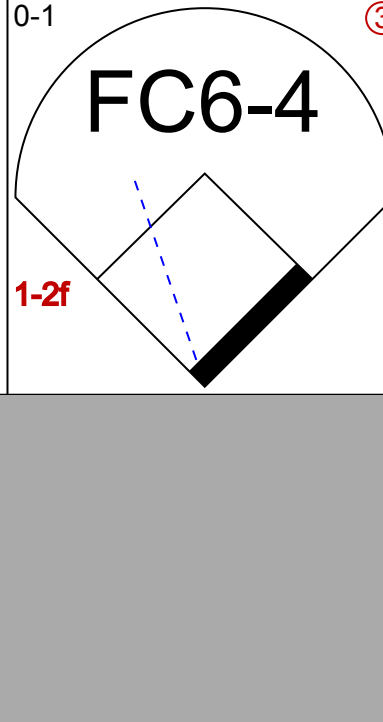
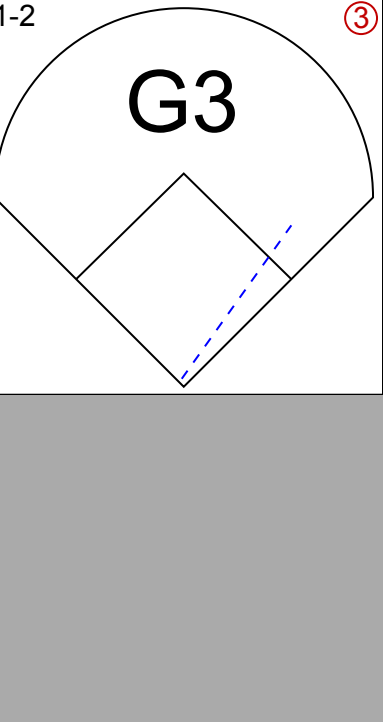
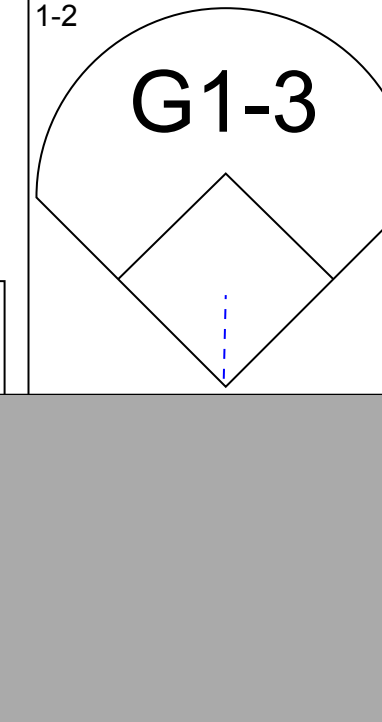








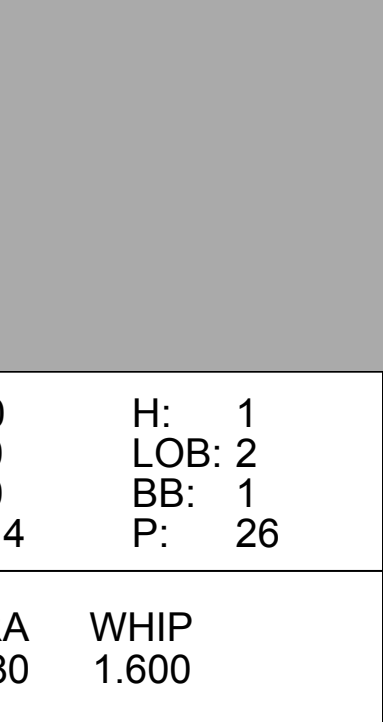
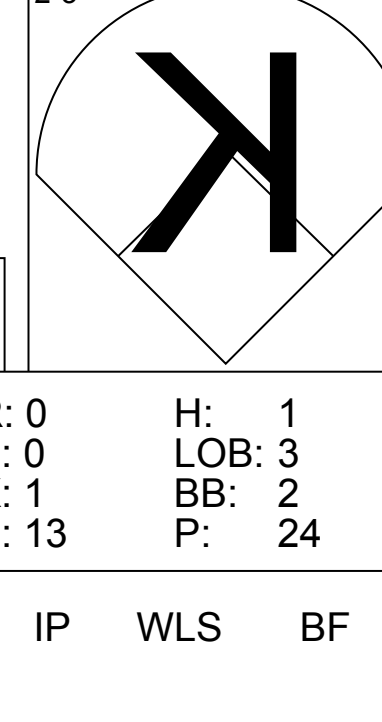


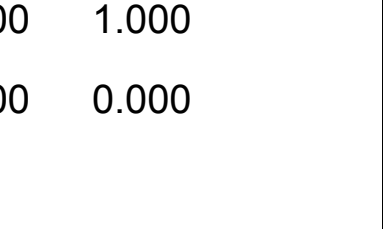

Batter	1	2	3	4	5	6	7	8	9	AB	R	H	RBI	BB	SO	LOB	BOTTOM											
Ray Durham, S OBP: 0.364, SLG: 0.463	K		P4						K	5	0	0	0	0	3	3	Tampa Bay Devil Rays @ Chicago White Sox Comiskey Park, Chicago, IL Wed Jul 29 1998, 8:05 PM EDT Att: 17,387 - Unknown - 80 F livebaseballscorecards.com											
25 Jeff Abbott, R OBP: 0.333, SLG: 0.525	F9		F8						BB	2	0	0	0	2	0	2												
Frank Thomas, R OBP: 0.375, SLG: 0.444			F8						BB	2	0	0	0	2	0	3												
Albert Belle, R OBP: 0.376, SLG: 0.610	G4-3			K					F9	4	0	0	0	0	1	5												
Robin Ventura, L OBP: 0.352, SLG: 0.427		F9		HR					F8	4	1	1	0	0	0	0												
Wil Cordero, R OBP: 0.300, SLG: 0.444		G4-6-3		HR					E5	3	1	1	2	1	0	0												
Magglio Ordonez, R OBP: 0.312, SLG: 0.410		G4-6-3							P4	4	0	1	0	0	0	2												
Chris Snopce, R OBP: 0.306, SLG: 0.259			BB		L6				G6-4-3	2	0	1	0	2	0	1												
Robert Machado, R OBP: 0.235, SLG: 0.143			BB		F7				G6-4-3	3	0	0	0	1	1	3												
Inning Stats	R: 0 E: 0 K: 1 S: 10	H: 0 LOB: 0 BB: 1 P: 20	R: 0 E: 0 K: 0 S: 5	H: 0 LOB: 0 BB: 1 P: 12	R: 0 E: 0 K: 0 S: 10	H: 0 LOB: 2 BB: 2 P: 19	R: 2 E: 0 K: 1 S: 17	H: 3 LOB: 1 BB: 0 P: 27	R: 0 E: 0 K: 1 S: 11	H: 0 LOB: 1 BB: 1 P: 17	R: 0 E: 0 K: 0 S: 6	H: 0 LOB: 0 BB: 0 P: 9	R: 0 E: 0 K: 1 S: 17	H: 1 LOB: 3 BB: 2 P: 30	R: 0 E: 1 K: 0 S: 6	H: 0 LOB: 0 BB: 0 P: 8	R: 0 E: 0 K: 1 S: 7	H: 0 LOB: 0 BB: 1 P: 13	1B: 2 2B: 1 3B: 0 HR: 1	SF: 0 SAC: 0 DP: 3 HBP: 0	WP: 0 PB: 0 CS: 0	PA: 37						
PITCHER	IP	WLS	BF	H	R	ER	SO	BB	IBB	HBP	BLK	WP	HR	S	P	ERA	WHIP											
Tony Saunders, L ERA: 4.12	(1, 1)	6.2	W	29	4	2	2	4	6	0	0	0	0	0	70	123	2.70	1.500										
Jim Meier, R ERA: 3.12	(7, 1)	1.1		5	0	0	0	0	1	0	0	0	0	0	12	19	0.00	0.750										
Roberto Hernandez, R ERA: 4.26	(9, 1)	1.0		3	0	0	0	1	1	0	0	0	0	0	7	13	0.00	1.000										

Batter	1	2	3	4	5	6	7	8	9	AB	R	H	RBI	BB	SO	LOB	TOP					
Ray Durham, S OBP: 0.363, SLG: 0.462										5	2	1	0	0	1	3						
Mike Caruso, S OBP: 0.327, SLG: 0.404										5	1	2	1	0	0	0						
Frank Thomas, R OBP: 0.375, SLG: 0.451										3	2	1	5	1	0	0						
Albert Belle, R OBP: 0.376, SLG: 0.617										5	1	2	2	0	0	1						
Robin Ventura, L OBP: 0.348, SLG: 0.421										5	0	0	0	0	3	2						
Greg Norton, S OBP: 0.287, SLG: 0.421										4	1	1	0	0	2	1						
25 Jeff Abbott, R OBP: 0.339, SLG: 0.524										4	0	2	0	0	1	1						
Chad Kreuter, S OBP: 0.372, SLG: 0.313										4	1	2	0	0	1	0						
Mike Cameron, R OBP: 0.285, SLG: 0.309										3	2	0	0	1	1	4						
Inning Stats	R: 0 E: 0 K: 1 S: 9	H: 0 LOB: 0 BB: 0 P: 14	R: 0 E: 0 K: 2 S: 9	H: 1 LOB: 1 BB: 0 P: 14	R: 1 E: 1 K: 1 S: 12	H: 0 LOB: 0 BB: 0 P: 21	R: 0 E: 0 K: 1 S: 9	H: 0 LOB: 0 BB: 0 P: 14	R: 5 E: 0 K: 0 S: 15	H: 5 LOB: 0 BB: 0 P: 21	R: 0 E: 0 K: 3 S: 15	H: 2 LOB: 2 BB: 0 P: 23	R: 2 E: 0 K: 1 S: 17	H: 1 LOB: 0 BB: 1 P: 29	R: 0 E: 0 K: 0 S: 5	H: 0 LOB: 0 BB: 0 P: 10	R: 2 E: 0 K: 0 S: 13	H: 2 LOB: 1 BB: 1 P: 22	1B: 7 2B: 2 3B: 0 HR: 2	SF: 1 SAC: 0 DP: 0 HBP: 0	WP: 1 PB: 1 SB: 1 CS: 0	PA: 41
PITCHER	IP WLS BF H R ER SO BB IBB HBP BLK WP HR S P ERA WHIP																					
John Burkett, R ERA: 5.89	(1, 1) 5.2 L 26 8 6 5 7 0 0 0 0 0 1 1 66 102 7.94 1.412																					
Tim Crabtree, R ERA: 4.33	(6, 1) 1.1 6 1 2 2 2 1 0 0 0 0 0 1 20 34 13.50 1.500																					
Scott Bailes, L ERA: 6.39	(8, 1) 1.0 6 2 2 2 0 1 0 0 0 0 0 0 14 27 18.00 3.000																					
Danny Patterson, R ERA: 3.79	(9, 1) 1.0 3 0 0 0 0 0 0 0 0 0 0 0 4 5 0.00 0.000																					

Chicago White Sox @ Texas Rangers
The Ballpark at Arlington, Arlington, TX
Fri Jul 31 1998, 8:05 PM EDT
Att: 38,846 - Unknown - 104 F

AB 38
R 10
H 11
RBI 8
BB 2
SO 9
LOB 12



Batter	1	2	3	4	5	6	7	8	9	AB	R	H	RBI	BB	SO	LOB	BOTTOM			
Tom Goodwin, L OBP: 0.373, SLG: 0.318										4	0	2	0	0	0	2				
Rob Sasser, R (9, FH)										1	0	0	0	0	0	0				
Mark McLemore, S OBP: 0.401, SLG: 0.349										4	0	1	0	1	0	1				
29 Rusty Greer, L OBP: 0.390, SLG: 0.427										4	0	0	0	1	0	2				
Ivan Rodriguez, R OBP: 0.379, SLG: 0.518										3	0	1	0	1	1	4				
Willi Clark, L OBP: 0.383, SLG: 0.497										4	0	0	0	0	0	6				
Roberto Kelly, R OBP: 0.311, SLG: 0.484										4	1	1	0	0	1	0				
Lee Stevens, L OBP: 0.310, SLG: 0.471										4	0	2	1	0	2	0				
Luis Alicea, S OBP: 0.362, SLG: 0.422										3	1	1	1	1	1	1				
Domingo Cedenio, S OBP: 0.321, SLG: 0.402										4	0	0	0	1	3					
Inning Stats	R: 0 E: 0 K: 1 S: 13	H: 1 LOB: 1 BB: 0 P: 21	R: 1 E: 0 K: 0 S: 12	H: 2 LOB: 2 BB: 1 P: 21	R: 0 E: 0 K: 0 S: 9	H: 1 LOB: 1 BB: 0 P: 14	R: 0 E: 0 K: 0 S: 6	H: 1 LOB: 1 BB: 0 P: 9	R: 0 E: 0 K: 2 S: 9	H: 0 LOB: 0 BB: 0 P: 16	R: 0 E: 0 K: 1 S: 13	H: 1 LOB: 3 BB: 2 P: 24	R: 1 E: 0 K: 2 S: 11	H: 1 LOB: 0 BB: 0 P: 18	R: 0 E: 0 K: 0 S: 6	H: 0 LOB: 0 BB: 0 P: 9	1B: 4 2B: 2 3B: 1 HR: 1	SF: 0 SAC: 0 DP: 0 HBP: 0	WP: 0 PB: 0 SB: 0 CS: 0	PA: 39
PITCHER	IP WLS BF H R ER SO BB IBB HBP BLK WP HR S P ERA WHIP																			
John Snyder, R ERA: 6.37	(1, 1) 5.0 W 23 6 1 1 1 2 0 0 0 0 0 0 54 91 1.80 1.600																			
Keith Foulke, R ERA: 4.17	(6, 1) 2.0 9 1 0 0 3 2 0 0 0 0 0 0 22 40 0.00 1.500																			
Carlos Castillo, R ERA: 5.1	(8, 1) 1.0 4 1 1 1 2 0 0 0 0 0 0 1 11 18 9.00 1.000																			
Bryan Ward, L ERA: 6.14	(9, 1) 1.0 3 0 0 0 0 0 0 0 0 0 0 0 6 9 0.00 0.000																			

Chicago White Sox @ Texas Rangers
The Ballpark at Arlington, Arlington, TX
Fri Jul 31 1998, 8:05 PM EDT
Att: 38,846 - Unknown - 104 F

AB 35
R 2
H 8
RBI 2
BB 4
SO 6
LOB 19



Batter	1	2	3	4	5	6	7	8	9	AB	R	H	RBI	BB	SO	LOB	TOP				
Ray Durham, S OBP: 0.363, SLG: 0.462										5	1	2	0	0	0	4					
Mike Caruso, S OBP: 0.326, SLG: 0.408										4	0	1	1	0	1	0					
Frank Thomas, R OBP: 0.374, SLG: 0.449										4	0	1	0	0	1	2					
Albert Belle, R OBP: 0.373, SLG: 0.611										4	0	0	0	0	1	3					
Robin Ventura, L OBP: 0.347, SLG: 0.418										3	0	0	0	1	2	1					
Greg Norton, S OBP: 0.286, SLG: 0.414										3	0	0	0	1	1	2					
25 Jeff Abbott, R OBP: 0.353, SLG: 0.542										4	0	3	0	0	0	0					
Chad Kreuter, S OBP: 0.370, SLG: 0.312										4	0	1	0	0	0	4					
Mike Cameron, R OBP: 0.284, SLG: 0.309										4	0	1	0	0	2	2					
Inning Stats	R: 1 E: 0 K: 1 S: 12	H: 2 LOB: 1 BB: 0 P: 18	R: 0 E: 0 K: 1 S: 8	H: 1 LOB: 1 BB: 0 P: 15	R: 0 E: 0 K: 2 S: 10	H: 1 LOB: 1 BB: 0 P: 12	R: 0 E: 0 K: 1 S: 20	H: 2 LOB: 3 BB: 1 P: 29	R: 0 E: 0 K: 1 S: 16	H: 1 LOB: 2 BB: 1 P: 26	R: 0 E: 0 K: 0 S: 8	H: 0 LOB: 0 BB: 0 P: 12	R: 0 E: 0 K: 0 S: 9	H: 1 LOB: 1 BB: 0 P: 12	R: 0 E: 0 K: 2 S: 9	H: 0 LOB: 0 BB: 0 P: 11	1B: 7 2B: 1 3B: 1 HR: 0	SF: 0 SAC: 1 DP: 0 HBP: 0	WP: 1 PB: 0 SB: 2 CS: 0	PA: 38	
PITCHER	IP WLS BF H R ER SO BB IBB HBP BLK WP HR S P ERA WHIP	IP WLS BF H R ER SO BB IBB HBP BLK WP HR S P ERA WHIP	IP WLS BF H R ER SO BB IBB HBP BLK WP HR S P ERA WHIP	IP WLS BF H R ER SO BB IBB HBP BLK WP HR S P ERA WHIP	IP WLS BF H R ER SO BB IBB HBP BLK WP HR S P ERA WHIP	IP WLS BF H R ER SO BB IBB HBP BLK WP HR S P ERA WHIP	IP WLS BF H R ER SO BB IBB HBP BLK WP HR S P ERA WHIP	IP WLS BF H R ER SO BB IBB HBP BLK WP HR S P ERA WHIP	IP WLS BF H R ER SO BB IBB HBP BLK WP HR S P ERA WHIP	IP WLS BF H R ER SO BB IBB HBP BLK WP HR S P ERA WHIP	IP WLS BF H R ER SO BB IBB HBP BLK WP HR S P ERA WHIP	IP WLS BF H R ER SO BB IBB HBP BLK WP HR S P ERA WHIP	IP WLS BF H R ER SO BB IBB HBP BLK WP HR S P ERA WHIP	IP WLS BF H R ER SO BB IBB HBP BLK WP HR S P ERA WHIP	IP WLS BF H R ER SO BB IBB HBP BLK WP HR S P ERA WHIP	IP WLS BF H R ER SO BB IBB HBP BLK WP HR S P ERA WHIP	IP WLS BF H R ER SO BB IBB HBP BLK WP HR S P ERA WHIP	IP WLS BF H R ER SO BB IBB HBP BLK WP HR S P ERA WHIP	IP WLS BF H R ER SO BB IBB HBP BLK WP HR S P ERA WHIP	IP WLS BF H R ER SO BB IBB HBP BLK WP HR S P ERA WHIP	IP WLS BF H R ER SO BB IBB HBP BLK WP HR S P ERA WHIP

Chicago White Sox @ Texas Rangers
The Ballpark at Arlington, Arlington, TX
Sat Aug 01 1998, 8:05 PM EDT
Att: 42,425 - Unknown - 101 F

AB 35
R 1
H 9
RBI 1
BB 2
SO 8
LOB 18



Batter	1	2	3	4	5	6	7	8	9	AB	R	H	RBI	BB	SO	LOB	BOTTOM				
Mark McLemore, S OBP: 0.398, SLG: 0.345										4	0	0	0	1	0	2					
Royce Clayton, R OBP: 0.312, SLG: 0.326										4	1	1	1	0	1	2					
29 Rusty Greer, L OBP: 0.391, SLG: 0.429										3	2	1	0	1	0	1					
Ivan Rodriguez, R OBP: 0.375, SLG: 0.513										4	0	0	0	0	0	3					
Todd Zeile, R OBP: 0.349, SLG: 0.442										4	1	3	3	0	0	0					
Roberto Kelly, R OBP: 0.321, SLG: 0.491										4	1	3	1	0	0	1					
Mike Simms, R OBP: 0.380, SLG: 0.648										3	0	0	0	0	2	4					
Lee Stevens, L OBP: 0.312, SLG: 0.473										1	1	1	1	0	0	0					
Bill Haselman, R OBP: 0.338, SLG: 0.603										4	1	2	2	0	0	0					
Tom Goodwin, L OBP: 0.373, SLG: 0.318										3	1	1	0	0	0	0					
Inning Stats	R: 2 E: 0 K: 1 S: 18	H: 3 LOB: 2 BB: 1 P: 31	R: 0 E: 0 K: 0 S: 7	H: 1 LOB: 1 BB: 0 P: 15	R: 1 E: 0 K: 0 S: 13	H: 2 LOB: 1 BB: 0 P: 21	R: 1 E: 1 K: 0 S: 12	H: 1 LOB: 1 BB: 0 P: 21	R: 1 E: 0 K: 1 S: 12	H: 2 LOB: 0 BB: 0 P: 21	R: 0 E: 0 K: 0 S: 6	H: 0 LOB: 0 BB: 0 P: 9	R: 0 E: 0 K: 0 S: 7	H: 0 LOB: 0 BB: 0 P: 9	R: 3 E: 0 K: 1 S: 14	H: 3 LOB: 1 BB: 1 P: 28	1B: 9 2B: 1 3B: 0 HR: 2	SF: 1 SAC: 1 DP: 0 HBP: 0	WP: 1 PB: 0 SB: 1 CS: 1	PA: 38	
PITCHER	IP WLS BF H R ER SO BB IBB HBP BLK WP HR S P ERA WHIP	IP WLS BF H R ER SO BB IBB HBP BLK WP HR S P ERA WHIP	IP WLS BF H R ER SO BB IBB HBP BLK WP HR S P ERA WHIP	IP WLS BF H R ER SO BB IBB HBP BLK WP HR S P ERA WHIP	IP WLS BF H R ER SO BB IBB HBP BLK WP HR S P ERA WHIP	IP WLS BF H R ER SO BB IBB HBP BLK WP HR S P ERA WHIP	IP WLS BF H R ER SO BB IBB HBP BLK WP HR S P ERA WHIP	IP WLS BF H R ER SO BB IBB HBP BLK WP HR S P ERA WHIP	IP WLS BF H R ER SO BB IBB HBP BLK WP HR S P ERA WHIP	IP WLS BF H R ER SO BB IBB HBP BLK WP HR S P ERA WHIP	IP WLS BF H R ER SO BB IBB HBP BLK WP HR S P ERA WHIP	IP WLS BF H R ER SO BB IBB HBP BLK WP HR S P ERA WHIP	IP WLS BF H R ER SO BB IBB HBP BLK WP HR S P ERA WHIP	IP WLS BF H R ER SO BB IBB HBP BLK WP HR S P ERA WHIP	IP WLS BF H R ER SO BB IBB HBP BLK WP HR S P ERA WHIP	IP WLS BF H R ER SO BB IBB HBP BLK WP HR S P ERA WHIP	IP WLS BF H R ER SO BB IBB HBP BLK WP HR S P ERA WHIP	IP WLS BF H R ER SO BB IBB HBP BLK WP HR S P ERA WHIP	IP WLS BF H R ER SO BB IBB HBP BLK WP HR S P ERA WHIP	IP WLS BF H R ER SO BB IBB HBP BLK WP HR S P ERA WHIP	IP WLS BF H R ER SO BB IBB HBP BLK WP HR S P ERA WHIP

Chicago White Sox @ Texas Rangers
The Ballpark at Arlington, Arlington, TX
Sat Aug 01 1998, 8:05 PM EDT
Att: 42,425 - Unknown - 101 F

AB 34
R 8
H 12
RBI 8
BB 2
SO 3
LOB 13




Batter	1	2	3	4	5	6	7	8	9	AB	R	H	RBI	BB	SO	LOB	TOP			
Ray Durham, S (1,4) OBP: 0.362, SLG: 0.460 Chris Snopce, R (7,4) OBP: 0.304, SLG: 0.257										4	1	1	0	0	0	5				
Mike Caruso, S (1,6) OBP: 0.327, SLG: 0.406										4	0	1	0	0	0	3				
Frank Thomas, R (1,10) OBP: 0.372, SLG: 0.444										4	1	0	0	1	0	4				
Albert Belle, R (1,7) OBP: 0.372, SLG: 0.610 Mike Cameron, R (7,8) OBP: 0.294, SLG: 0.309										4	0	1	0	0	0	3				
Robin Ventura, L (1,5) OBP: 0.347, SLG: 0.416 Greg Norton, S (7,5) OBP: 0.284, SLG: 0.411										2	0	0	0	1	0	1				
Wil Cordero, R (1,3) OBP: 0.303, SLG: 0.449										4	0	2	2	0	0					
25 Jeff Abbott, R (1,8) OBP: 0.342, SLG: 0.523										4	1	0	0	0	1	4				
Magglio Ordonez, R (1,9) OBP: 0.319, SLG: 0.419										4	0	4	1	0	0	0				
Robert Machado, R (1,2) OBP: 0.238, SLG: 0.167										4	0	1	0	0	1	4				
Inning Stats	R: 2 H: 2 E: 0 K: 0 S: 16	H: 2 LOB: 2 BB: 2 P: 27	R: 0 H: 2 E: 0 K: 0 S: 9	H: 2 LOB: 1 BB: 0 P: 15	R: 0 H: 0 E: 0 K: 0 S: 5	H: 0 LOB: 0 BB: 0 P: 6	R: 0 H: 1 E: 0 K: 0 S: 7	H: 1 LOB: 1 BB: 0 P: 9	R: 0 H: 2 E: 0 K: 1 S: 10	H: 2 LOB: 2 BB: 0 P: 14	R: 0 H: 0 E: 0 K: 0 S: 7	H: 0 LOB: 0 BB: 0 P: 9	R: 1 H: 1 E: 1 K: 1 S: 11	H: 1 LOB: 1 BB: 0 P: 11	R: 0 H: 0 E: 0 K: 0 S: 6	H: 0 LOB: 0 BB: 0 P: 7	1B: 7 2B: 3 3B: 0 HR: 0	SF: 0 SAC: 0 DP: 2 HBP: 1	WP: 0 PB: 0 SB: 0 CS: 0	PA: 39
PITCHER	IP WLS BF H R ER SO BB IBB HBP BLK WP HR S P ERA WHIP																			
Aaron Sele, R (1,1) ERA: 4.39	8.0	W	36	10	3	2	2	2	0	0	1	0	0	0	0	75	107	2.25	1.500	
Danny Patterson, R (9,1) ERA: 3.69	1.0		3	0	0	0	0	0	0	0	0	0	0	0	6	7	0.00	0.000		

Chicago White Sox @ Texas Rangers
The Ballpark at Arlington, Arlington, TX
Sun Aug 02 1998, 8:05 PM EDT
Att. 28,175 - Cloudy - 101 F

livebaseballscorecards.com

AB	36
R	3
H	10
RBI	3
BB	2
SO	2
LOB	24




Batter	1	2	3	4	5	6	7	8	9	AB	R	H	RBI	BB	SO	LOB	BOTTOM			
Tom Goodwin, L (1,8) OBP: 0.375, SLG: 0.320										5	1	2	0	1	1	2				
Mark McLemore, S (1,4) OBP: 0.395, SLG: 0.341										4	1	0	0	1	0	4				
29 Rusty Greer, L (1,7) OBP: 0.394, SLG: 0.441 Mike Simms, R (9,9) OBP: 0.380, SLG: 0.648										5	2	3	1	0	1	2				
Ivan Rodriguez, R (1,2) OBP: 0.376, SLG: 0.514 Bill Haselman, R (9,2) OBP: 0.336, SLG: 0.603										5	1	2	3	0	1	1				
Willi Clark, L (1,3) OBP: 0.381, SLG: 0.493										5	0	1	1	0	1	1				
Todd Zeile, R (1,5) OBP: 0.356, SLG: 0.455										2	3	2	1	3	0	0				
Lee Stevens, L (1,10) OBP: 0.314, SLG: 0.483										5	2	2	3	0	0	5				
Roberto Kelly, R (1,9) OBP: 0.329, SLG: 0.512										5	1	3	1	0	0	0				
Royce Clayton, R (1,6) OBP: 0.313, SLG: 0.330										5	1	2	1	0	0	1				
Inning Stats	R: 1 H: 3 E: 0 K: 1 S: 13	H: 3 LOB: 3 BB: 1 P: 23	R: 1 H: 1 E: 0 K: 0 S: 6	H: 1 LOB: 1 BB: 1 P: 13	R: 2 H: 2 E: 0 K: 0 S: 10	H: 2 LOB: 1 BB: 1 P: 19	R: 4 H: 3 E: 0 K: 0 S: 13	H: 3 LOB: 0 BB: 1 P: 23	R: 1 H: 2 E: 1 K: 0 S: 7	H: 2 LOB: 0 BB: 0 P: 14	R: 0 H: 1 E: 0 K: 2 S: 10	H: 1 LOB: 2 BB: 1 P: 21	R: 0 H: 0 E: 0 K: 1 S: 9	H: 0 LOB: 1 BB: 0 P: 12	R: 3 H: 5 E: 1 K: 0 S: 20	H: 5 LOB: 2 BB: 0 P: 35	1B: 9 2B: 4 3B: 0 HR: 4	SF: 0 SAC: 0 DP: 1 HBP: 0	WP: 2 PB: 0 SB: 0 CS: 0	PA: 46
PITCHER	IP WLS BF H R ER SO BB IBB HBP BLK WP HR S P ERA WHIP																			
Jaime Navarro, R (1,1) ERA: 6.1	3.1	L	22	8	7	7	1	2	0	0	0	0	0	0	0	1	21	3.86	1.714	
Bryan Ward, L (4,1) ERA: 5.59	2.1		10	4	2	1	2	0	0	0	0	0	0	0	2	6	0.00	3.000		
Carlos Castillo, R (6,1) ERA: 5.08	0.1		2	0	0	0	0	1	0	0	0	0	0	0	0	0	0	0.00	0.000	
Bob Howry, R (7,1) ERA: 2.84	1.0		4	0	0	0	1	0	0	0	0	0	0	0	1	9	12	0.00	0.000	
41 Bill Simms, R (8,1) ERA: 2.88	0.2		7	5	3	3	0	0	0	0	0	0	0	0	1	17	30	40.50	7.500	

Chicago White Sox @ Texas Rangers
The Ballpark at Arlington, Arlington, TX
Sun Aug 02 1998, 8:05 PM EDT
Att. 28,175 - Cloudy - 101 F

livebaseballscorecards.com

AB	41
R	12
H	17
RBI	11
BB	5
SO	4
LOB	16




Batter	1	2	3	4	5	6	7	8	9	AB	R	H	RBI	BB	SO	LOB	TOP											
Ray Durham, S OBP: 0.364, SLG: 0.468	2-0 FC3-6 1B		2-2 HR	2-0 25 FC5 E 1B		3-1 G3-1			3-3 K	5	1	3	1	0	1	0												
Mike Caruso, S OBP: 0.325, SLG: 0.403	1-1 FC3-6 25 G6-3 1-2		1-2 S 1B	2-2 E1 25 FC5 1B		0-1 P2			0-0 F8	5	0	1	1	0	0	3												
25 Jeff Abbott, R OBP: 0.328, SLG: 0.500	1-0 G6-3 1-2		3-2 P4	1-2 2-3 3-H 1B					0-0 G3	5	0	0	1	0	0	4												
Albert Belle, R OBP: 0.371, SLG: 0.609		1-1 1B SF8 2B	1-0 P4	0-0 F8					1-3 K	4	1	1	0	0	1	3												
Robin Ventura, L OBP: 0.344, SLG: 0.412		0-0 G6-3	3-3 K	3-3 K					2-3 K	4	0	0	0	0	3	4												
Wil Cordero, R OBP: 0.306, SLG: 0.447		2-2 1B		4-2 2B 1B BB		1-2 F8			1-2 F7	3	1	1	0	1	0	0												
Greg Norton, S OBP: 0.283, SLG: 0.416		0-0 SF8		0-0 1B 2B		1-0 F9			1-3 K	3	1	1	1	0	1	0												
Magglio Ordonez, R OBP: 0.324, SLG: 0.421		3-H 1-2 1B		2-0 1B E 1B		0-0 F8			4-0 BB	3	1	2	1	1	0	0												
Chad Kreuter, S OBP: 0.368, SLG: 0.310		2-0 G4-3		1-0 E 25 FC5 1B		1-2 G5-3			1-0 L4	4	1	1	1	0	0	3												
Inning Stats	R: 0 E: 0 K: 0 S: 4	H: 1 LOB: 0 BB: 0 P: 8	R: 1 E: 0 K: 0 S: 11	H: 3 LOB: 2 BB: 0 P: 17	R: 1 E: 0 K: 1 S: 17	H: 2 LOB: 1 BB: 0 P: 27	R: 4 E: 1 K: 1 S: 16	H: 4 LOB: 2 BB: 1 P: 31	R: 0 E: 0 K: 0 S: 5	H: 0 LOB: 0 BB: 0 P: 7	R: 0 E: 0 K: 2 S: 12	H: 0 LOB: 0 BB: 0 P: 17	R: 0 E: 0 K: 1 S: 7	H: 0 LOB: 1 BB: 1 P: 14	R: 0 E: 0 K: 1 S: 6	H: 0 LOB: 0 BB: 0 P: 9	1B: 7 2B: 2 3B: 0 HR: 1	SF: 1 SAC: 0 DP: 1 HBP: 0	WP: 0 PB: 0 SB: 1 CS: 1	PA: 39								
PITCHER	IP	WLS	BF	H	R	ER	SO	BB	IBB	HBP	BLK	WP	HR	S	P	ERA	WHIP											
Rolando Arrojo, R ERA: 3.4	(1, 1)	3.0	L	19	10	6	6	1	1	0	0	0	0	1	39	68	18.00	3.667										
Rick White, R ERA: 3.86	(4, 1)	4.0		13	0	0	0	3	0	0	0	0	0	0	33	50	0.00	0.000										
Esteban Yan, R ERA: 4.25	(8, 1)	1.0		4	0	0	0	1	1	0	0	0	0	7	14	0.00	0.000											
Roberto Hernandez, R ERA: 4.13	(9, 1)	1.0		3	0	0	0	1	0	0	0	0	0	6	9	0.00	0.000											

Chicago White Sox @ Tampa Bay Devil Rays
Tropicana Field, St. Petersburg, FL
Mon Aug 03 1998, 7:05 PM EDT
Att: 24,698 - Dome - 72 F

livebaseballscores.com

AB 36
R 6
H 10
RBI 6
BB 2
SO 6
LOB 17




Batter	1	2	3	4	5	6	7	8	9	AB	R	H	RBI	BB	SO	LOB	BOTTOM											
Randy Winn, S OBP: 0.403, SLG: 0.434	1-1 G5-3		2-1 FC4-6 1-2		1-2 G6-4-3 1B			4-1 G6-4-3 BB		3	0	1	0	1	0	1												
Wade Boggs, L OBP: 0.342, SLG: 0.411	2-2 F7		1-0 G4-3 1-2		2-0 G6-4-3 1-2			0-0 G6-4-3 1-2		4	0	0	0	0	0	4												
Quinton McCracken, S OBP: 0.327, SLG: 0.414	1-1 F8			2-0 1B					1-2 F8	4	0	1	0	0	0	0												
Fred McGriff, L OBP: 0.355, SLG: 0.407		2-2 P2		1-3 K					2-2 P6	4	1	1	1	0	1	1												
Bubba Trammell, R OBP: 0.360, SLG: 0.580		0-1 G4-3		1-1 FC6-4 1B					3-3 K	4	0	2	0	0	1	0												
Paul Sorrento, L OBP: 0.304, SLG: 0.426		2-0 1B		2-3 K					3-3 K	4	0	1	0	0	3	3												
Miguel Cairo, R OBP: 0.321, SLG: 0.394		1-1 G5-3		1-0 FC6-4 1-2					0-1 G6-3	3	0	0	0	0	0	3												
John Flaherty, R OBP: 0.239, SLG: 0.242			1-2 FC4-6 1B		1-3 K				2-1 P6	4	0	1	0	0	1	2												
Kevin Stocker, S OBP: 0.280, SLG: 0.324			1-3 K		0-0 1B				2-2 G3-1	3	0	1	0	0	1	1												
Inning Stats	R: 0 E: 0 K: 0 S: 7	H: 0 LOB: 0 BB: 0 P: 11	R: 0 E: 0 K: 0 S: 8	H: 1 LOB: 1 BB: 0 P: 13	R: 0 E: 0 K: 1 S: 10	H: 1 LOB: 1 BB: 0 P: 15	R: 0 E: 0 K: 2 S: 11	H: 2 LOB: 2 BB: 0 P: 18	R: 0 E: 0 K: 1 S: 9	H: 2 LOB: 1 BB: 0 P: 13	R: 0 E: 0 K: 1 S: 7	H: 0 LOB: 0 BB: 0 P: 12	R: 0 E: 0 K: 1 S: 7	H: 0 LOB: 0 BB: 0 P: 12	R: 0 E: 0 K: 0 S: 5	H: 0 LOB: 1 BB: 1 P: 11	R: 1 E: 0 K: 1 S: 11	H: 2 LOB: 2 BB: 0 P: 15	1B: 6 2B: 1 3B: 0 HR: 1	SF: 0 SAC: 0 DP: 2 HBP: 1	WP: 0 PB: 0 SB: 1 CS: 0	PA: 35						
PITCHER	IP	WLS	BF	H	R	ER	SO	BB	IBB	HBP	BLK	WP	HR	S	P	ERA	WHIP											
James Baldwin, R ERA: 5.7	(1, 1)	8.2	W	34	8	1	7	1	0	0	0	0	0	1	74	118	1.04	1.038										
Keith Foulke, R ERA: 4.14	(9, 1)	0.1		1	0	0	0	0	0	0	0	0	0	1	2	0.00	0.000											

Chicago White Sox @ Tampa Bay Devil Rays
Tropicana Field, St. Petersburg, FL
Mon Aug 03 1998, 7:05 PM EDT
Att: 24,698 - Dome - 72 F

livebaseballscores.com


AB 33
R 1
H 8
RBI 1
BB 1
SO 7
LOB 15



Batter	1	2	3	4	5	6	7	8	9	AB	R	H	RBI	BB	SO	LOB	TOP											
Ray Durham, S OBP: 0.364, SLG: 0.469	1-0 1B 2B	0-3 K		2-3 K	2-0 F9		1-3 K		2-1 BB 1B	6	1	2	0	0	3	2												
Mike Caruso, S OBP: 0.331, SLG: 0.406	0-0 1B 2-3	0-0 1B SF9 1B		1-2 BB 1B	1-2 G1-3			4-0 F7 G5-3 BB	0-3 K	5	1	3	0	1	1	4												
Frank Thomas, R OBP: 0.376, SLG: 0.444	1-0 BB 1B	4-1 SF9 1B BB		4-1 BB 1-2 BB		1-1 F8		0-1 G5-3	4-1 BB	3	0	1	1	1	3	0												
Albert Belle, R OBP: 0.372, SLG: 0.614	1-3 K	2-1 SF9 1B		3-3 K		1-2 HR		1-0 HBP	0-3 K	5	1	2	1	0	3	6												
Robin Ventura, L OBP: 0.345, SLG: 0.414	4-2 BB	1-1 SF9		2-2 P6		1-2 2B		3-2 F7		3	0	1	1	1	0	4												
Wil Cordero, R OBP: 0.304, SLG: 0.443	2-3 K	1-1 P4			2-1 25 1B FC4-6		1-3 K		2-2 G6-3	5	1	1	0	0	2	7												
Mike Cameron, R OBP: 0.284, SLG: 0.309										0	0	0	0	0	0	0												
25 Jeff Abbott, R OBP: 0.361, SLG: 0.500		3-2 HR 1B		0-1 F8		0-1 FC4-6 1B		2-1 HR		4	1	2	0	0	0	1												
Greg Norton, S OBP: 0.287, SLG: 0.437										1	1	1	1	0	0	0												
Magglio Ordonez, R OBP: 0.325, SLG: 0.421		1-2 HR 1B		1-0 G4-3		0-0 FC4-6 1B		1-0 G6-3		5	1	2	1	0	0	1												
Robert Machado, R OBP: 0.280, SLG: 0.364		0-0 HR		2-3 K		1-2 1B		0-3 K		4	1	2	3	0	2	0												
Inning Stats	R: 1 E: 0 K: 2 S: 12	H: 3 LOB: 2 BB: 1 P: 21	R: 4 E: 0 K: 1 S: 18	H: 5 LOB: 2 BB: 1 P: 30	R: 0 E: 0 K: 1 S: 7	H: 0 LOB: 0 BB: 0 P: 10	R: 0 E: 0 K: 2 S: 13	H: 1 LOB: 2 BB: 1 P: 25	R: 1 E: 0 K: 0 S: 13	H: 3 LOB: 2 BB: 0 P: 19	R: 1 E: 0 K: 1 S: 13	H: 2 LOB: 1 BB: 0 P: 17	R: 0 E: 0 K: 2 S: 7	H: 0 LOB: 0 BB: 0 P: 9	R: 0 E: 0 K: 0 S: 8	H: 0 LOB: 2 BB: 1 P: 18	R: 1 E: 0 K: 2 S: 13	H: 3 LOB: 3 BB: 1 P: 21	1B: 12 2B: 2 3B: 0 HR: 3	SF: 1 SAC: 1 DP: 0 HBP: 1	WP: 0 PB: 0 SB: 0 CS: 0	PA: 49						
PITCHER	IP	WLS	BF	H	R	ER	SO	BB	IBB	HBP	BLK	WP	HR	S	P	ERA	WHIP											
Tony Saunders, L ERA: 4.41	(1, 1)	4.0	L	25	11	6	6	6	3	0	0	0	0	1	54	92	13.50	3.500										
Esteban Yan, R ERA: 4.15	(5, 1)	3.1		15	3	1	1	3	1	0	1	0	0	1	31	46	2.70	1.200										
Scott Aldred, L ERA: 3.2	(8, 1)	0.1		1	0	0	0	0	0	0	0	0	0	0	3	6	0.00	0.000										
Jim Mecir, R ERA: 3.1	(8, 1)	1.1		8	3	1	1	2	1	0	0	0	0	1	16	26	6.75	3.000										
Jim Mecir, R ERA: 3.1	(9, 1)	1.1		8	3	1	1	2	1	0	0	0	0	1	16	26	6.75	3.000										

Chicago White Sox @ Tampa Bay Devil Rays
Tropicana Field, St. Petersburg, FL
Tue Aug 04 1998, 7:05 PM EDT
Att: 24,866 - Dome - 72 F


AB 41
R 8
H 17
RBI 8
BB 5
SO 11
LOB 26



Batter	1	2	3	4	5	6	7	8	9	AB	R	H	RBI	BB	SO	LOB	BOTTOM											
Randy Winn, S OBP: 0.409, SLG: 0.447	1-0 2B 3B	2-1 BB 1B		0-0 B3			4-0 BB	2-3 K		4	1	2	0	1	1	2												
Miguel Cairo, R OBP: 0.322, SLG: 0.395	2-2 1B	4-1 BB		0-3 K			2-1 P3		1-3 K	4	1	1	1	1	2	1												
Bobby Smith, R OBP: 0.338, SLG: 0.405	3-1 1B BB	1-1 G3-1		0-3 K			1-2 F8		0-0 F8	0	0	0	0	1	0	0												
Wade Boggs, L OBP: 0.338, SLG: 0.405										4	0	0	0	0	1	4												
Fred McGriff, L OBP: 0.356, SLG: 0.407	2-1 S E 1B			2-0 HR 1B			2-3 K		2-2 G5-3	5	2	2	1	0	1	1												
Bubba Trammell, R OBP: 0.355, SLG: 0.560	4-1 BB			0-0 P2			3-2 G1		1-2 G5-3	3	0	0	0	1	0	1												
Mike Kelly, R OBP: 0.304, SLG: 0.426	2-3 K			2-1 HR			1-3 K		0-0 HR	4	2	2	3	0	2	1												
Aaron Ledesma, R OBP: 0.364, SLG: 0.403		1-2 F9		3-2 F9			0-0 G5-3		1-1 F7	4	0	0	0	0	0	0												
Mike DiFelice, R OBP: 0.268, SLG: 0.320		1-2 G6-3		4-1 BB			1-2 G6-3		1-2 2B	2	0	0	0	1	0	0												
John Flaherty, R OBP: 0.243, SLG: 0.251										1	0	1	0	0	0	0												
Kevin Stocker, S OBP: 0.281, SLG: 0.322		4-2 BB 1B BB		0-0 F9			1-1 F8		4-2 BB	2	0	0	0	1	0	1												
Paul Sorrento, L OBP: 0.306, SLG: 0.426										0	0	0	0	1	0	0												
Jim Mecir, S ERA: 2.1										0	0	0	0	0	0	0												
Inning Stats	R: 3 E: 1 K: 1 S: 18	H: 3 LOB: 2 BB: 2 P: 33	R: 0 E: 0 K: 0 S: 16	H: 1 LOB: 3 BB: 2 P: 29	R: 2 E: 0 K: 0 S: 9	H: 2 LOB: 1 BB: 1 P: 20	R: 0 E: 0 K: 2 S: 8	H: 0 LOB: 0 BB: 0 P: 8	R: 0 E: 0 K: 2 S: 10	H: 0 LOB: 0 BB: 0 P: 16	R: 0 E: 0 K: 0 S: 6	H: 0 LOB: 1 BB: 1 P: 8	R: 0 E: 0 K: 0 S: 9	H: 0 LOB: 1 BB: 1 P: 19	R: 1 E: 0 K: 1 S: 14	H: 2 LOB: 2 BB: 1 P: 23	R: 0 E: 0 K: 1 S: 7	H: 0 LOB: 0 BB: 0 P: 10	1B: 3 2B: 2 3B: 1 HR: 2	SF: 0 SAC: 0 DP: 0 HBP: 0	WP: 0 PB: 0 SB: 1 CS: 0	PA: 40						
PITCHER	IP	WLS	BF	H	R	ER	SO	BB	IBB	HBP	BLK	WP	HR	S	P	ERA	WHIP											
Jim Parque, L ERA: 5.34	(1, 1)	2.0		13	5	4	3	1	4	0	0	0	0	1	26	41	3.00	0.667										
Carlos Castillo, R ERA: 5.0	(3, 1)	3.0	W	11	1	1	1	4	1	0	0	0	0	1	26	41	3.00	0.667										
Chad Bradford, R ERA: 2.7	(6, 1)	1.0		3	0	0	0	0	0	0	0	0	0	0	6	8	0.00	0.000										
Bob Howry, R ERA: 3.0	(7, 1)	1.2		8	2	1	1	0	1	0	0	0	0	1	18	31	5.40	1.800										
41 Bill Simas, R ERA: 2.1	(8, 1)	1.1	S	5	0	0	0	2	1	0	0	0	0	0	12	21	0.00	0.750										

Chicago White Sox @ Tampa Bay Devil Rays
Tropicana Field, St. Petersburg, FL
Tue Aug 04 1998, 7:05 PM EDT
Att: 24,866 - Dome - 72 F

AB 33
R 6
H 8
RBI 5
BB 7
SO 7
LOB 11



Batter	1	2	3	4	5	6	7	8	9	AB	R	H	RBI	BB	SO	LOB	TOP																					
Mike Caruso, S OBP: 0.326, SLG: 0.401	G6-3	FC6-4		G6-3		L4		P5		5	0	0	0	0	0	6																						
25 Jeff Abbott, R OBP: 0.328, SLG: 0.512	P4		HR	G4-3		F8		L7		5	1	1	1	0	0	0																						
Frank Thomas, R OBP: 0.376, SLG: 0.450	HR		E BB	1B		F9		K		5	1	2	1	0	1	0																						
Albert Belle, R OBP: 0.375, SLG: 0.619	BB		L8			G4-3		1B		4	1	2	1	1	0	1																						
Greg Norton, S OBP: 0.280, SLG: 0.424	L4		F7			F8		K		5	0	0	0	0	2	3																						
Wil Cordero, R OBP: 0.310, SLG: 0.445		1B	E	BB		1B		K		3	0	2	0	1	1	0																						
Magglio Ordonez, R OBP: 0.324, SLG: 0.419	F7		E4			1B		G1-3		4	0	1	0	0	0	3																						
Chad Kreuter, S OBP: 0.365, SLG: 0.305	F7		G4-3			P1		BB		3	0	0	0	1	0	6																						
Chris Snopce, R OBP: 0.305, SLG: 0.259						F9				3	0	1	0	0	0	2																						
Ray Durham, S OBP: 0.365, SLG: 0.469	FC6-4			G5-3				BB		0	0	0	0	1	0	0																						
Inning Stats	R: 1 E: 0 K: 0 S: 14	H: 1 LOB: 1 BB: 1 P: 24	R: 0 E: 0 K: 0 S: 14	H: 2 LOB: 2 BB: 0 P: 19	R: 1 E: 1 K: 0 S: 12	H: 2 LOB: 3 BB: 1 P: 22	R: 0 E: 0 K: 0 S: 9	H: 0 LOB: 0 BB: 0 P: 12	R: 0 E: 0 K: 0 S: 11	H: 2 LOB: 2 BB: 0 P: 15	R: 0 E: 0 K: 1 S: 6	H: 1 LOB: 1 BB: 0 P: 9	R: 0 E: 0 K: 1 S: 10	H: 0 LOB: 0 BB: 2 P: 25	R: 1 E: 0 K: 2 S: 8	H: 1 LOB: 0 BB: 0 P: 11	1B: 6 2B: 0 3B: 0 HR: 3	SF: 0 SAC: 0 DP: 0 HBP: 0	WP: 0 PB: 0 SB: 0 CS: 0	PA: 41																		
PITCHER	IP	WLS	BF	H	R	ER	SO	BB	IBB	HBP	BLK	WP	HR	S	P	ERA	WHIP	PITCHER				IP	WLS	BF	H	R	ER	SO	BB	IBB	HBP	BLK	WP	HR	S	P	ERA	WHIP
Julio Santana, R ERA: 4.22	(1, 1)	7.2		36	8	2	2	2	4	0	0	0	0	2	78	128	2.35	1.565																				
Roberto Hernandez, R ERA: 4.19	(8, 1)	1.1	W	5	1	1	1	2	0	0	0	0	0	1	10	15	6.75	0.750																				

Chicago White Sox @ Tampa Bay Devil Rays
Tropicana Field, St. Petersburg, FL
Wed Aug 05 1998, 7:05 PM EDT
Att: 24,814 - Dome - 72 F

AB 37
R 3
H 9
RBI 3
BB 4
SO 4
LOB 21



Batter	1	2	3	4	5	6	7	8	9	AB	R	H	RBI	BB	SO	LOB	BOTTOM																					
Randy Winn, S OBP: 0.405, SLG: 0.439	HBP	P6			K		SH5-3	FC5		3	1	0	0	0	1	4																						
Wade Boggs, L OBP: 0.332, SLG: 0.405	F7		FC6-4	1B		P5		FC3-2		5	1	2	0	0	0	5																						
Quinton McCracken, S OBP: 0.329, SLG: 0.414	1B		K		K		F9	1B		5	0	2	2	0	2	3																						
Fred McGriff, L OBP: 0.356, SLG: 0.415	L7		F7		G1-3			HR		5	1	2	2	0	0	3																						
Mike Kelly, R OBP: 0.307, SLG: 0.426		E6	FC6-4		E5		K			5	1	2	0	0	2	3																						
Paul Sorrento, L OBP: 0.306, SLG: 0.422	G4-3			E1		G4-3		FC1		3	0	0	0	1	0	2																						
Bobby Smith, R OBP: 0.361, SLG: 0.443				1B				BB		0	1	0	0	0	0	0																						
Aaron Ledesma, R OBP: 0.368, SLG: 0.405				G5-3		K		BB		4	1	2	1	0	1	2																						
Mike DiFelice, R OBP: 0.288, SLG: 0.320								FC5		0	0	0	0	0	0	0																						
John Flaherty, R OBP: 0.244, SLG: 0.253								1B		3	0	1	0	0	1	2																						
Miguel Cairo, R OBP: 0.322, SLG: 0.394								FC1		1	0	0	0	0	0	2																						
Kevin Stocker, S OBP: 0.287, SLG: 0.323								FC3-2		2	1	1	1	2	0	1																						
Inning Stats	R: 0 E: 0 K: 0 S: 7	H: 1 LOB: 1 BB: 0 P: 14	R: 1 E: 1 K: 1 S: 12	H: 2 LOB: 2 BB: 1 P: 22	R: 0 E: 0 K: 1 S: 9	H: 1 LOB: 1 BB: 0 P: 13	R: 0 E: 1 K: 0 S: 6	H: 1 LOB: 1 BB: 0 P: 9	R: 0 E: 0 K: 2 S: 11	H: 1 LOB: 1 BB: 0 P: 15	R: 0 E: 1 K: 1 S: 7	H: 1 LOB: 1 BB: 0 P: 10	R: 0 E: 0 K: 0 S: 14	H: 1 LOB: 1 BB: 0 P: 19	R: 6 E: 2 K: 2 S: 22	H: 4 LOB: 2 BB: 2 P: 38	1B: 11 2B: 0 3B: 0 HR: 1	SF: 0 SAC: 1 DP: 0 HBP: 1	WP: 0 PB: 0 SB: 0 CS: 1	PA: 41																		
PITCHER	IP	WLS	BF	H	R	ER	SO	BB	IBB	HBP	BLK	WP	HR	S	P	ERA	WHIP	PITCHER				IP	WLS	BF	H	R	ER	SO	BB	IBB	HBP	BLK	WP	HR	S	P	ERA	WHIP
John Snyder, R ERA: 5.25	(1, 1)	6.1		28	8	1	0	5	1	0	0	0	0	5	61	94	0.00	1.421																				
Keith Foulke, R ERA: 4.09	(7, 1)	0.2		2	0	0	0	0	0	0	0	0	0	0	5	8	0.00	0.000																				
Bob Howry, R ERA: 3.29	(8, 1)	0.1	L	3	1	2	1	1	1	0	0	0	0	1	6	14	27.00	6.000																				
Chad Bradford, R ERA: 2.7	(8, 1)	0.0		4	1	1	0	0	1	0	0	0	0	0	6	10	∞	∞																				
Bryan Ward, L ERA: 5.23	(8, 1)	0.2		4	2	3	0	1	0	0	0	0	0	0	10	14	0.00	3.000																				

Chicago White Sox @ Tampa Bay Devil Rays
Tropicana Field, St. Petersburg, FL
Wed Aug 05 1998, 7:05 PM EDT
Att: 24,814 - Dome - 72 F

AB 36
R 7
H 12
RBI 6
BB 3
SO 7
LOB 27



Batter	1	2	3	4	5	6	7	8	9	AB	R	H	RBI	BB	SO	LOB	TOP										
Randy Velarde, R OBP: 0.440, SLG: 0.739 (1, 4)	1-1 2B	3-2 16 PB 16 2B 1B			0-0 P8		2-2 F7		0-3 K	5	1	2	2	0	1	1											
16 Garrett Anderson, L OBP: 0.348, SLG: 0.595 (1, 9)	2-3 K	1-1 1-H 2B			1-1 P2		0-1 F7		2-1 G6-3	5	0	1	1	0	1	2											
Tim Salmon, R OBP: 0.407, SLG: 0.539 (1, 10)	2-3 K	0-0 L3			1-0 1B			2-0 L7	1-2 G6-3	5	0	1	0	0	1	2											
Troy Glaus, R OBP: 0.357, SLG: 0.417 (1, 5)	4-0 BB				1-0 F7			4-2 HR BB		2	1	0	0	2	0	1											
Jim Edmonds, L OBP: 0.358, SLG: 0.492 (1, 8)	3-3 K				2-2 G4-3		2-3 K	1-0 HR		4	1	1	2	0	2	2											
Dave Hollins, S OBP: 0.337, SLG: 0.392 (1, 3)		1-1 G5-3			1-1 F8		1-0 L6	2-3 K		4	0	0	0	0	1	0											
Todd Greene, R OBP: 0.750, SLG: 1.000 Orlando Palmeiro, L OBP: 0.403, SLG: 0.485 (8, PR) (8, 7)		0-0 1B 2B			0-0 G5-4-3 1B		2-2 P5	1-0 BB 1B		4	1	3	0	0	0	0											
Matt Walbeck, S OBP: 0.305, SLG: 0.348 (1, 2)		2-0 G5-3 1B			0-0 G5-4-3 1-2			4-2 BB	4-0 1-2 BB	2	1	1	0	2	0	1											
Gary Disarcina, R OBP: 0.327, SLG: 0.396 (1, 6)		0-1 G5-3			2-2 L4			0-1 F8	3-3 K	4	0	0	0	0	1	5											
Inning Stats	R: 0 E: 0 K: 3 S: 13	H: 1 LOB: 2 BB: 1 P: 25	R: 3 E: 0 K: 0 S: 13	H: 4 LOB: 1 BB: 0 P: 20	R: 0 E: 0 K: 0 S: 7	H: 0 LOB: 0 BB: 0 P: 12	R: 0 E: 0 K: 0 S: 6	H: 1 LOB: 0 BB: 0 P: 8	R: 0 E: 0 K: 1 S: 9	H: 0 LOB: 0 BB: 0 P: 14	R: 0 E: 0 K: 0 S: 12	H: 0 LOB: 1 BB: 1 P: 18	R: 2 E: 0 K: 2 S: 14	H: 2 LOB: 2 BB: 2 P: 31	R: 0 E: 0 K: 1 S: 8	H: 0 LOB: 0 BB: 0 P: 11	1B: 5 2B: 3 3B: 0 HR: 1	SF: 0 SAC: 0 DP: 1 HBP: 0	WP: 0 PB: 1 SB: 0 CS: 0	PA: 39							
PITCHER	IP	WLS	BF	H	R	ER	SO	BB	IBB	HBP	BLK	WP	HR	S	P	ERA	WHIP										
Mike Siroka, L ERA: 4.85 (1, 1)	7.1	W	32	8	5	4	4	3	0	0	0	0	1	71	118	4.91	1.500										
Bob Howry, R ERA: 3.25 (8, 1)	0.1		3	1	0	0	1	1	0	0	0	0	0	5	12	0.00	6.000										
41 Bill Simas, R ERA: 2.54 (8, 1)	1.1	S	4	0	0	0	2	0	0	0	0	0	0	11	17	0.00	0.000										

Anaheim Angels @ Chicago White Sox
Comiskey Park, Chicago, IL
Sat Aug 08 1998, 4:33 AM EDT
Cloudy - 81 F

AB 35
R 5
H 9
RBI 5
BB 4
SO 7
LOB 14



Batter	1	2	3	4	5	6	7	8	9	AB	R	H	RBI	BB	SO	LOB	BOTTOM										
Ray Durham, S OBP: 0.364, SLG: 0.465 (1, 4)	1-0 L8		4-2 1B 2B BB	1-1 P3			3-1 F9			3	1	0	0	1	0	0											
Mike Canuso, S OBP: 0.328, SLG: 0.402 (1, 6)	0-1 P4		0-0 2B 1B		0-3 K		1-0 F S 2B 1B			4	2	2	0	0	1	0											
Frank Thomas, R OBP: 0.375, SLG: 0.452 (1, 10)	0-1 F9		0-0 SF9		3-0 L1-3		1-1 1-H 2B			3	0	1	2	0	0	0											
Albert Belle, R OBP: 0.378, SLG: 0.621 (1, 7)		0-0 F8	1-0 3-H 2H 2B		4-2 BB		4-1 BB			2	1	1	2	2	0	0											
Robin Ventura, L OBP: 0.344, SLG: 0.415 (1, 5)		0-0 G3-1	3-1 25 1B 2B		1-2 P7		2-0 F8			4	1	1	1	0	0	3											
25 Jeff Abbott, R OBP: 0.328, SLG: 0.508 Mike Cameron, R OBP: 0.284, SLG: 0.308 (8, 8)		1-0 L4	2-0 2-H 1B			1-3 K		2-3 K		3	0	1	1	0	1	0											
Greg Norton, S OBP: 0.279, SLG: 0.420 (1, 3)			2B 1B G4-3			3-2 F9		0-0 G4-3		4	1	1	0	0	0	1											
Magglio Ordonez, R OBP: 0.323, SLG: 0.420 (1, 9)			1B SF9 2B G4-3		0-0 G6-3		3-1 P4		0-0 G6-3	4	1	1	0	0	0	0											
Robert Machado, R OBP: 0.250, SLG: 0.320 (1, 2)			1B G6-3		0-0 G5-3		1-3 K			3	0	0	1	0	1	1											
Inning Stats	R: 0 E: 0 K: 0 S: 5	H: 0 LOB: 0 BB: 0 P: 6	R: 0 E: 0 K: 0 S: 3	H: 0 LOB: 0 BB: 0 P: 4	R: 6 E: 0 K: 0 S: 17	H: 6 LOB: 1 BB: 1 P: 30	R: 0 E: 0 K: 0 S: 4	H: 0 LOB: 0 BB: 0 P: 5	R: 0 E: 0 K: 1 S: 11	H: 0 LOB: 0 BB: 0 P: 19	R: 0 E: 0 K: 1 S: 9	H: 0 LOB: 0 BB: 0 P: 16	R: 1 E: 0 K: 1 S: 10	H: 2 LOB: 2 BB: 1 P: 22	R: 0 E: 0 K: 1 S: 5	H: 0 LOB: 0 BB: 0 P: 7	1B: 4 2B: 4 3B: 0 HR: 0	SF: 1 SAC: 0 DP: 0 HBP: 0	WP: 0 PB: 0 SB: 1 CS: 0	PA: 35							
PITCHER	IP	WLS	BF	H	R	ER	SO	BB	IBB	HBP	BLK	WP	HR	S	P	ERA	WHIP										
Jason Dickson, R ERA: 6.47 (1, 1)	3.0	L	16	6	6	6	0	1	0	0	0	0	0	8	12	0.00	0.000										
Allen Watson, L ERA: 8.24 (4, 1)	1.2		5	0	0	0	1	0	0	0	0	0	0	8	12	0.00	0.000										
Rich DeLucia, R ERA: 4.72 (5, 1)	2.0		10	2	1	1	2	2	0	0	0	0	0	25	47	4.50	2.000										
Trevor Wilson, L ERA: 3.86 (7, 1)	0.1		1	0	0	0	0	0	0	0	0	0	0	1	3	0.00	0.000										
Pep Harris, R ERA: 4.82 (8, 1)	1.0		3	0	0	0	1	0	0	0	0	0	0	5	7	0.00	0.000										

Anaheim Angels @ Chicago White Sox
Comiskey Park, Chicago, IL
Sat Aug 08 1998, 4:33 AM EDT
Cloudy - 81 F

AB 31
R 7
H 8
RBI 7
BB 3
SO 4
LOB 5



Batter	1	2	3	4	5	6	7	8	9	AB	R	H	RBI	BB	SO	LOB	TOP					
Orlando Palmeiro, L OBP: 0.403, SLG: 0.472	3-2 G4-3	3-2 L7					1-1 F8			4	0	1	0	1	0	2						
Randy Velarde, R OBP: 0.400, SLG: 0.630	2-2 F8	2-2 G1-3				4-2 WP G3 BB	0-1 G5-4-3		3-2 G6-3	4	0	0	0	1	0	5						
16 Garret Anderson, L OBP: 0.347, SLG: 0.502	0-0 BB 1B		3-1 G4-3			1-2 G3	1-2 G3			4	0	1	0	0	0	1						
Tim Salmon, R OBP: 0.405, SLG: 0.533	4-2 BB 1B		1-3 K			2-1 G6-3		2-0 G6-3		3	0	0	0	1	1							
Jim Edmonds, L OBP: 0.357, SLG: 0.490	0-3 K		1-1 F7			2-2 SH5-4 SF8 1B		3-3 K		4	1	1	0	0	2	2						
Troy Glaus, R OBP: 0.313, SLG: 0.357		1-1 F8			0-0 G5-3	2-2 E6 SF8 SH5-4		2-3 K		4	0	0	0	0	1	1						
Craig Shipley, R OBP: 0.317, SLG: 0.387		2-1 1B 1B			0-0 HR	0-0 SH5-4		0-2 F9		3	2	2	1	0	0	0						
Phil Nevin, R OBP: 0.312, SLG: 0.393		2-0 1B 1B			0-2 P4	3-2 SF8		2-3 K		3	0	1	1	0	1	0						
Gary Disarcina, R OBP: 0.328, SLG: 0.400		0-1 1B			0-0 F9	2-3 3-H F9		0-0 2B		4	0	2	1	0	0	1						
Inning Stats	R: 0 E: 0 K: 1 S: 14	H: 1 LOB: 2 BB: 1 P: 23	R: 1 E: 0 K: 0 S: 15	H: 3 LOB: 2 BB: 0 P: 25	R: 0 E: 0 K: 1 S: 7	H: 0 LOB: 0 BB: 0 P: 12	R: 1 E: 0 K: 0 S: 7	H: 1 LOB: 1 BB: 0 P: 7	R: 0 E: 0 K: 0 S: 7	H: 0 LOB: 1 BB: 1 P: 14	R: 1 E: 1 K: 0 S: 13	H: 1 LOB: 1 BB: 0 P: 20	R: 0 E: 0 K: 0 S: 10	H: 1 LOB: 0 BB: 0 P: 12	R: 0 E: 0 K: 2 S: 7	H: 0 LOB: 0 BB: 0 P: 14	R: 0 E: 0 K: 1 S: 13	H: 1 LOB: 2 BB: 1 P: 22	1B: 6 2B: 1 3B: 0 HR: 1	SF: 1 SAC: 1 DP: 1 HBP: 0	WP: 1 PB: 0 CS: 0	PA: 38
PITCHER	IP	WLS	BF	H	R	ER	SO	BB	IBB	HBP	BLK	WP	HR	S	P	ERA	WHIP					
Jaime Navarro, R ERA: 5.97	(1, 1)	6.0	27	6	3	2	2	2	0	0	0	1	1	63	101	3.00	1.333					
Keith Foulke, R ERA: 3.9	(7, 1)	2.2	10	2	0	0	3	0	1	0	0	0	0	26	41	0.00	0.750					
Chad Bradford, R ERA: 2.45	(9, 1)	0.1	W	1	0	0	0	0	0	0	0	0	0	4	7	0.00	0.000					

Anaheim Angels @ Chicago White Sox
Comiskey Park, Chicago, IL
Sat Aug 08 1998, 8:05 PM EDT
Att: 24,073 - Cloudy - 80 F

AB 33
R 3
H 8
RBI 3
BB 3
SO 5
LOB 13



Batter	1	2	3	4	5	6	7	8	9	AB	R	H	RBI	BB	SO	LOB	BOTTOM					
Ray Durham, S OBP: 0.363, SLG: 0.464	2-0 F8		2-0 WP G1-3 1B	1-3 K			1-0 G4-3			4	0	1	0	0	1	1						
Chris Snopce, R OBP: 0.303, SLG: 0.259	2-2 WP PB 1B		0-1 G1-3			0-1 F9	2-1 G5-3			4	0	1	0	0	0	1						
Frank Thomas, R OBP: 0.372, SLG: 0.448	2-2 F9		1-1 P4			1-2 F8	1-2 L7			4	0	0	0	0	0	2						
Albert Belle, R OBP: 0.377, SLG: 0.617	1-0 G4-3		2-3 K			1-3 K		4-2 HBP SH1-3 BB		3	0	0	0	1	2	2						
Robin Ventura, L OBP: 0.344, SLG: 0.414		2-0 2B 1B		3-1 G3			0-1 G4-3	0-1 SH1-3		3	1	1	0	0	0	0						
Greg Norton, S OBP: 0.294, SLG: 0.424		0-1 2B 1B		4-2 3B BB			4-1 BB BB	4-0 HBP IBB		1	1	1	0	3	0	0						
Magglio Ordonez, R OBP: 0.330, SLG: 0.426		1-1 FC3-2 2B		1-1 3B 1B			4-2 1B BB	2-2 G6-3 HBP		2	1	2	1	1	0	0						
Chad Kreuter, S OBP: 0.368, SLG: 0.320		1-1 FC3-2 PB		2-1 3B 1B			2-0 1B BB	1-0 G6-3		4	0	2	2	0	0	4						
Mike Cameron, R OBP: 0.283, SLG: 0.316		3-H L1		3-3 K			2-2 P3	2-0 HR		4	1	1	1	0	1	4						
Inning Stats	R: 0 E: 0 K: 0 S: 8	H: 1 LOB: 1 BB: 0 P: 15	R: 1 E: 0 K: 0 S: 8	H: 3 LOB: 1 BB: 0 P: 13	R: 0 E: 0 K: 1 S: 8	H: 1 LOB: 1 BB: 0 P: 13	R: 2 E: 0 K: 2 S: 15	H: 2 LOB: 1 BB: 1 P: 29	R: 0 E: 0 K: 1 S: 10	H: 0 LOB: 0 BB: 0 P: 12	R: 0 E: 0 K: 0 S: 10	H: 1 LOB: 2 BB: 2 P: 22	R: 0 E: 0 K: 0 S: 9	H: 0 LOB: 0 BB: 0 P: 13	R: 0 E: 0 K: 0 S: 8	H: 0 LOB: 2 BB: 2 P: 19	R: 1 E: 0 K: 0 S: 1	H: 1 LOB: 0 BB: 0 P: 3	1B: 6 2B: 1 3B: 1 HR: 1	SF: 0 SAC: 1 DP: 1 HBP: 1	WP: 2 PB: 2 SB: 0 CS: 0	PA: 36
PITCHER	IP	WLS	BF	H	R	ER	SO	BB	IBB	HBP	BLK	WP	HR	S	P	ERA	WHIP					
Steve Sparks, R ERA: 4.85	(1, 1)	7.0	31	8	3	3	4	4	0	0	0	0	0	71	124	3.86	1.714					
Greg Cadaret, L ERA: 4.17	(8, 1)	0.1	1	0	0	0	0	0	0	0	0	0	0	2	2	0.00	0.000					
Shigetoshi Hasegawa, R ERA: 3.19	(8, 1)	0.2	L	4	1	1	1	0	0	1	1	0	0	1	4	13.50	1.500					

Anaheim Angels @ Chicago White Sox
Comiskey Park, Chicago, IL
Sat Aug 08 1998, 8:05 PM EDT
Att: 24,073 - Cloudy - 80 F

AB 29
R 4
H 9
RBI 4
BB 5
SO 4
LOB 14



Batter	1	2	3	4	5	6	7	8	9	AB	R	H	RBI	BB	SO	LOB	TOP						
Orlando Palmeiro, L OBP: 0.415, SLG: 0.467 (1, 7)										3	1	1	1	2	0	1							
Randy Velarde, R OBP: 0.371, SLG: 0.594 (1, 4)										5	1	1	0	0	1	5							
16 Garret Anderson, L OBP: 0.345, SLG: 0.501 (1, 9)											5	1	1	1	0	1							
Tim Salmon, R OBP: 0.408, SLG: 0.548 (1, 10)											5	2	3	3	0	0							
Jim Edmonds, L OBP: 0.360, SLG: 0.491 (1, 8)											5	2	3	1	0	0							
Dave Hollins, S OBP: 0.334, SLG: 0.388 (1, 3)											3	0	0	0	0	1							
Craig Shipley, R OBP: 0.320, SLG: 0.384 (6, 3)											1	1	0	0	1	0							
Troy Glaus, R OBP: 0.324, SLG: 0.364 (1, 5)										5	1	2	1	0	2	1							
Matt Walbeck, S OBP: 0.307, SLG: 0.350 (1, 2)										4	0	1	1	1	0	0							
Gary Disarcina, R OBP: 0.332, SLG: 0.402 (1, 6)										3	0	1	1	2	1	2							
Inning Stats	R: 2 H: 3 E: 0 K: 0 S: 18	H: 3 LOB: 1 BB: 0 P: 30	R: 0 H: 1 E: 0 K: 0 S: 12	H: 1 LOB: 0 BB: 18	R: 4 H: 4 E: 0 K: 2 S: 29	H: 4 LOB: 3 BB: 3 P: 45	R: 1 H: 1 E: 0 K: 0 S: 15	H: 1 LOB: 0 BB: 0 P: 24	R: 0 H: 0 E: 0 K: 1 S: 13	H: 0 LOB: 0 BB: 0 P: 17	R: 0 H: 0 E: 0 K: 1 S: 8	H: 0 LOB: 0 BB: 0 P: 14	R: 0 H: 1 E: 0 K: 1 S: 10	H: 1 LOB: 1 BB: 0 P: 15	R: 0 H: 0 E: 0 K: 0 S: 6	H: 0 LOB: 1 BB: 2 P: 15	R: 2 H: 3 E: 0 K: 1 S: 20	H: 3 LOB: 2 BB: 1 P: 32	1B: 7 2B: 5 3B: 0 HR: 1	SF: 0 SAC: 0 DP: 1 HBP: 0	WP: 1 PB: 0 SB: 1 CS: 0	PA: 45	
PITCHER	IP	WLS	BF	H	R	ER	SO	BB	IBB	HBP	BLK	WP	HR	S	P	ERA	WHIP					ERA	WHIP
James Baldwin, R ERA: 6.05 (1, 1)	2.2	L	17	8	6	6	2	1	0	0	0	0	0	51	77	20.25	3.375						
Carlos Castillo, R ERA: 4.5 (3, 1)	3.1		13	1	1	1	2	2	0	0	0	0	1	44	71	2.70	0.900						
Scott Eyre, L ERA: 5.34 (7, 1)	2.0		8	1	0	0	1	2	0	0	0	1	0	16	30	0.00	1.500						
Chad Bradford, R ERA: 5.79 (9, 1)	1.0		7	3	2	2	1	1	0	0	0	0	0	20	32	18.00	4.000						

Anaheim Angels @ Chicago White Sox
Comiskey Park, Chicago, IL
Sun Aug 09 1998, 4:33 AM EDT
Att: 16,805 - Overcast - 83 F

AB 39
R 9
H 13
RBI 9
BB 6
SO 6
LOB 14



Batter	1	2	3	4	5	6	7	8	9	AB	R	H	RBI	BB	SO	LOB	BOTTOM						
Ray Durham, S OBP: 0.366, SLG: 0.463 (1, 4)											3	0	1	0	2	0	1						
Chris Snopce, R OBP: 0.294, SLG: 0.250 (1, 6)											4	0	0	0	0	1	4						
Frank Thomas, R OBP: 0.369, SLG: 0.443 (1, 10)											4	0	0	0	0	1	2						
Albert Belle, R OBP: 0.376, SLG: 0.614 (1, 7)											4	0	1	0	0	2	1						
Robin Ventura, L OBP: 0.347, SLG: 0.414 (1, 5)											2	0	1	0	2	0	0						
Wil Cordero, R OBP: 0.306, SLG: 0.439 (1, 3)											4	0	0	0	0	5							
Magglio Ordonez, R OBP: 0.327, SLG: 0.421 (1, 9)											4	0	0	0	0	1							
Mike Cameron, R OBP: 0.286, SLG: 0.317 (1, 8)											3	0	1	0	1	0	1						
Robert Machado, R OBP: 0.219, SLG: 0.276 (1, 2)											4	0	0	0	0	2							
Inning Stats	R: 0 H: 1 E: 1 K: 0 S: 13	H: 1 LOB: 3 BB: 1 P: 24	R: 0 H: 0 E: 0 K: 1 S: 8	H: 0 LOB: 2 BB: 2 P: 19	R: 0 H: 1 E: 0 K: 1 S: 12	H: 1 LOB: 1 BB: 0 P: 20	R: 0 H: 0 E: 0 K: 0 S: 4	H: 0 LOB: 0 BB: 0 P: 5	R: 0 H: 1 E: 0 K: 1 S: 11	H: 1 LOB: 1 BB: 0 P: 16	R: 0 H: 0 E: 0 K: 0 S: 9	H: 0 LOB: 1 BB: 1 P: 18	R: 0 H: 0 E: 0 K: 1 S: 13	H: 0 LOB: 1 BB: 1 P: 23	R: 0 H: 0 E: 0 K: 0 S: 5	H: 0 LOB: 0 BB: 0 P: 9	R: 0 H: 1 E: 0 K: 0 S: 8	H: 1 LOB: 1 BB: 0 P: 13	1B: 4 2B: 0 3B: 0 HR: 0	SF: 0 SAC: 0 DP: 0 HBP: 0	WP: 0 PB: 0 SB: 1 CS: 0	PA: 37	
PITCHER	IP	WLS	BF	H	R	ER	SO	BB	IBB	HBP	BLK	WP	HR	S	P	ERA	WHIP					ERA	WHIP
Chuck Finley, L ERA: 2.93 (1, 1)	7.0	W	30	3	0	0	4	5	0	0	0	0	0	70	125	0.00	1.143						
Pep Harris, R ERA: 4.59 (8, 1)	2.0		7	1	0	0	0	0	0	0	0	0	0	13	22	0.00	0.500						

Anaheim Angels @ Chicago White Sox
Comiskey Park, Chicago, IL
Sun Aug 09 1998, 4:33 AM EDT
Att: 16,805 - Overcast - 83 F

AB 32
R 0
H 4
RBI 0
BB 5
SO 4
LOB 17



Batter	1	2	3	4	5	6	7	8	9	AB	R	H	RBI	BB	SO	LOB	TOP				
Rickey Henderson, R OBP: 0.366, SLG: 0.333 (1, 7)	G3-1 1B		G5-4-3					G3-1		3	0	1	0	1	0	1					
Scott Spiezio, S OBP: 0.342, SLG: 0.407 (1, 4)	G3			BB 1B	F7			L6		4	1	1	0	0	0	2					
Ben Grieve, L OBP: 0.393, SLG: 0.472 (1, 9)	G3-1			BB 2B	P5			G6-3		3	1	0	0	1	0	2					
Ed Sprague, R OBP: 0.298, SLG: 0.429 (1, 5)	K			F7				P4		4	0	0	0	0	2	3					
Matt Stairs, L OBP: 0.395, SLG: 0.558 (1, 10)		G5-3		BB 2B	G3-1			G4-3		3	1	0	0	1	0	0					
Mike Blowers, R OBP: 0.303, SLG: 0.376 (1, 3)	F9			BB	L6			G6-3		3	0	1	3	0	0	0					
Bip Roberts, S OBP: 0.338, SLG: 0.328 (9, PH)				2B						1	0	0	0	0	0	0					
Miguel Tejada, R OBP: 0.320, SLG: 0.366 (1, 6)	K			P6						3	0	0	0	0	1	1					
Ryan Christenson, R OBP: 0.308, SLG: 0.338 (1, 8)			G5-4-3 1B	K				K		3	0	1	0	0	2	1					
A.J. Hinch, R OBP: 0.289, SLG: 0.314 (1, 2)			F8		K			K		3	0	0	0	0	2	1					
Inning Stats	R: 0 E: 0 K: 1 S: 12	H: 1 LOB: 1 BB: 0 P: 18	R: 0 E: 0 K: 1 S: 8	H: 0 LOB: 0 BB: 0 P: 12	R: 0 E: 0 K: 0 S: 6	H: 1 LOB: 0 BB: 0 P: 10	R: 3 E: 0 K: 1 S: 18	H: 2 LOB: 1 BB: 2 P: 35	R: 0 E: 0 K: 1 S: 9	H: 0 LOB: 0 BB: 0 P: 11	R: 0 E: 0 K: 2 S: 9	H: 0 LOB: 0 BB: 0 P: 12	R: 0 E: 0 K: 0 S: 6	H: 0 LOB: 0 BB: 0 P: 9	R: 0 E: 0 K: 0 S: 8	H: 0 LOB: 0 BB: 0 P: 13	1B: 3 2B: 1 3B: 0 HR: 0	SF: 0 SAC: 0 DP: 1 HBP: 0	WP: 0 PB: 0 SB: 1 CS: 0	PA: 33	
PITCHER	IP	WLS	BF	H	R	ER	SO	BB	IBB	HBP	BLK	WP	HR	S	P	ERA	WHIP				
Jim Parque, L ERA: 5.26 (1, 1)	6.0	W	24	4	3	3	5	3	0	0	0	0	0	60	104	4.50	1.167				
Bob Howry, R ERA: 3.03 (7, 1)	2.0		6	0	0	0	2	0	0	0	0	0	0	15	21	0.00	0.000				
41 Bill Simas, R ERA: 2.49 (9, 1)	1.0	S	3	0	0	0	0	0	0	0	0	0	0	8	13	0.00	0.000				

Oakland Athletics @ Chicago White Sox
Comiskey Park, Chicago, IL
Mon Aug 10 1998, 8:05 PM EDT
Att: 18,712 - Cloudy - 79 F

AB 30
R 3
H 4
RBI 3
BB 3
SO 7
LOB 11



Batter	1	2	3	4	5	6	7	8	9	AB	R	H	RBI	BB	SO	LOB	BOTTOM				
Ray Durham, S OBP: 0.365, SLG: 0.461 (1, 4)	L5		1B		F9			G1-3		4	0	1	1	0	0	0					
Mike Canuso, S OBP: 0.330, SLG: 0.403 (1, 6)	L4		G4-3			HR 1B		1B E		4	2	2	0	0	0	1					
Frank Thomas, R OBP: 0.370, SLG: 0.446 (1, 10)	G5-3			2B		F7 1B		1B E		4	1	2	0	0	0	1					
Albert Belle, R OBP: 0.375, SLG: 0.613 (1, 7)		F9		2B		P4		E5		4	0	1	2	0	0	2					
Robin Ventura, L OBP: 0.346, SLG: 0.420 (1, 5)	K			L6		HR		F7		4	1	1	2	0	1	3					
25 Jeff Abbott, R OBP: 0.321, SLG: 0.496 (1, 8)	G1-3			G1-3		G4-3		F9		3	0	0	0	0	0	1					
Mike Cameron, R OBP: 0.285, SLG: 0.316 (8, 8)				G1-3						1	0	0	0	0	0	2					
Wil Cordero, R OBP: 0.303, SLG: 0.434 (1, 3)			G5-3	K				K		3	0	0	0	0	2	1					
Magglio Ordonez, R OBP: 0.329, SLG: 0.424 (1, 9)			G4-3 1B	2B		G6-4-3 HBP		L9		2	1	1	0	0	0	0					
Robert Machado, R OBP: 0.200, SLG: 0.250 (1, 2)			G4-3		G6-4-3			F7		3	0	0	0	0	0	2					
Inning Stats	R: 0 E: 0 K: 0 S: 5	H: 0 LOB: 0 BB: 0 P: 9	R: 0 E: 0 K: 1 S: 6	H: 0 LOB: 0 BB: 0 P: 12	R: 1 E: 0 K: 0 S: 9	H: 2 LOB: 1 BB: 0 P: 15	R: 1 E: 0 K: 1 S: 9	H: 2 LOB: 1 BB: 0 P: 15	R: 0 E: 0 K: 0 S: 4	H: 0 LOB: 0 BB: 0 P: 7	R: 2 E: 0 K: 0 S: 13	H: 2 LOB: 0 BB: 0 P: 20	R: 0 E: 0 K: 1 S: 6	H: 0 LOB: 0 BB: 0 P: 7	R: 1 E: 1 K: 0 S: 11	H: 2 LOB: 2 BB: 0 P: 18	1B: 4 2B: 3 3B: 0 HR: 1	SF: 0 SAC: 0 DP: 1 HBP: 1	WP: 0 PB: 0 SB: 0 CS: 0	PA: 33	
PITCHER	IP	WLS	BF	H	R	ER	SO	BB	IBB	HBP	BLK	WP	HR	S	P	ERA	WHIP				
Kenny Rogers, L ERA: 3.02 (1, 1)	8.0	L	33	8	5	5	3	0	0	1	0	0	1	63	103	5.62	1.000				

Oakland Athletics @ Chicago White Sox
Comiskey Park, Chicago, IL
Mon Aug 10 1998, 8:05 PM EDT
Att: 18,712 - Cloudy - 79 F

AB 32
R 5
H 8
RBI 5
BB 0
SO 3
LOB 13



Batter	1	2	3	4	5	6	7	8	9	AB	R	H	RBI	BB	SO	LOB	TOP								
Rickey Henderson, R OBP: 0.367, SLG: 0.332	F7		2B G4-3 BB		2B G4-3 1B		K		G6-3	4	2	1	0	1	1	0									
Bip Roberts, S OBP: 0.345, SLG: 0.343	CS 1B		G4-3 SF9 2B		G4-3 2B		L4			4	1	3	2	0	0	0									
Ben Grievie, L OBP: 0.392, SLG: 0.469 Ryan Christenson, R OBP: 0.308, SLG: 0.338	K		G4-3		G4-3		G4-3		S BB	3	0	0	2	1	1	3									
Matt Stairs, L OBP: 0.391, SLG: 0.553		G3-1	SF9		K		L4			3	0	0	1	0	1	2									
Jason Giambi, L OBP: 0.366, SLG: 0.455	G3		G4-3		G5-3		F8		F8	4	0	0	0	0	0	0									
Scott Spiezio, S OBP: 0.344, SLG: 0.406	FC5-4 BB			F7	2B		F7		F7	3	1	1	0	1	0	0									
Ed Sprague, R OBP: 0.296, SLG: 0.425	FC5-4			F8	F8		F8		P6	4	0	0	0	0	0	2									
Miguel Tejada, R OBP: 0.323, SLG: 0.377			BB 2B	F8					G5-3	4	1	2	1	0	0	0									
A.J. Hinch, R OBP: 0.288, SLG: 0.313			BB 2B		K		K		G1-3	4	1	1	0	0	2	1									
Inning Stats	R: 0 E: 0 K: 1 S: 9	H: 1 LOB: 0 BB: 0 P: 12	R: 0 E: 0 K: 0 S: 9	H: 0 LOB: 1 BB: 1 P: 16	R: 4 E: 0 K: 0 S: 16	H: 3 LOB: 0 BB: 1 P: 21	R: 0 E: 0 K: 0 S: 5	H: 0 LOB: 0 BB: 0 P: 10	R: 1 E: 0 K: 2 S: 13	H: 2 LOB: 1 BB: 0 P: 18	R: 1 E: 0 K: 1 S: 9	H: 2 LOB: 1 BB: 0 P: 15	R: 0 E: 0 K: 0 S: 6	H: 0 LOB: 2 BB: 1 P: 16	R: 0 E: 0 K: 0 S: 6	H: 0 LOB: 0 BB: 0 P: 7	R: 0 E: 0 K: 0 S: 6	H: 0 LOB: 0 BB: 0 P: 8	1B: 4 2B: 4 3B: 0 HR: 0	SF: 1 SAC: 0 DP: 0 HBP: 0	WP: 0 PB: 0 SB: 1 CS: 1	PA: 37			
PITCHER	IP	WLS	BF	H	R	ER	SO	BB	IBB	HBP	BLK	WP	HR	S	P	ERA	WHIP								
John Snyder, R ERA: 5.79	(1, 1)	6.0	L	27	8	6	4	2	0	0	0	0	0	61	92	9.00	1.667								
Bryan Ward, L ERA: 4.5	(7, 1)	1.2		6	0	0	1	1	0	0	0	0	0	13	21	0.00	0.600								
Chad Bradford, R ERA: 4.5	(8, 1)	1.1		4	0	0	0	0	0	0	0	0	0	8	10	0.00	0.000								

Oakland Athletics @ Chicago White Sox
Comiskey Park, Chicago, IL
Tue Aug 11 1998, 8:05 PM EDT
Att: 17,095 - Unknown - 76 F

AB 33
R 6
H 8
RBI 6
BB 3
SO 5
LOB 8



Batter	1	2	3	4	5	6	7	8	9	AB	R	H	RBI	BB	SO	LOB	BOTTOM								
Ray Durham, S OBP: 0.364, SLG: 0.463	P8		G5-3		G1-3			G6-3 3B		4	1	1	0	0	0	0									
Mike Caruso, S OBP: 0.329, SLG: 0.401	F7		F7		FC5-4 1B		G5-3		G5-3	4	0	1	1	0	0	0									
Frank Thomas, R OBP: 0.367, SLG: 0.442	F7		F7		FC5-4		F8		F8	4	0	0	0	0	0	1									
Albert Belle, R OBP: 0.376, SLG: 0.614		1B HR		G3 2B		F7		K		4	1	2	0	0	1	1									
Robin Ventura, L OBP: 0.344, SLG: 0.416		P4		G3		K		P6		4	0	0	0	0	1	3									
25 Jeff Abbott, R OBP: 0.313, SLG: 0.481		F7		P4		G6-3		G6-3		4	0	0	0	0	2										
Greg Norton, S OBP: 0.294, SLG: 0.422		HR		F8		G1-3		G1-3		3	1	1	0	0	0	1									
Magglio Ordonez, R OBP: 0.329, SLG: 0.431		HR			P3		G5-3		G5-3	3	1	1	3	0	0	0									
Chad Kreuter, S OBP: 0.363, SLG: 0.315		K			G6-3			K		3	0	0	0	0	2	0									
Inning Stats	R: 0 E: 0 K: 0 S: 6	H: 0 LOB: 0 BB: 0 P: 9	R: 3 E: 0 K: 1 S: 13	H: 3 LOB: 0 BB: 0 P: 27	R: 0 E: 0 K: 0 S: 7	H: 0 LOB: 0 BB: 0 P: 12	R: 0 E: 0 K: 0 S: 11	H: 1 LOB: 1 BB: 0 P: 16	R: 0 E: 0 K: 1 S: 7	H: 0 LOB: 0 BB: 0 P: 10	R: 0 E: 1 K: 1 S: 8	H: 1 LOB: 1 BB: 0 P: 13	R: 0 E: 0 K: 0 S: 5	H: 0 LOB: 0 BB: 0 P: 8	R: 1 E: 0 K: 1 S: 11	H: 1 LOB: 0 BB: 0 P: 19	R: 0 E: 0 K: 1 S: 8	H: 0 LOB: 0 BB: 0 P: 11	1B: 3 2B: 1 3B: 1 HR: 1	SF: 0 SAC: 0 DP: 0 HBP: 0	WP: 0 PB: 0 SB: 0 CS: 0	PA: 33			
PITCHER	IP	WLS	BF	H	R	ER	SO	BB	IBB	HBP	BLK	WP	HR	S	P	ERA	WHIP								
Tom Candiotti, R ERA: 4.78	(1, 1)	7.2	W	29	6	4	3	0	0	0	0	0	0	66	110	4.70	0.783								
T.J. Mathews, R ERA: 4.99	(8, 1)	0.2		2	0	0	1	0	0	0	0	0	0	6	10	0.00	0.000								
Buddy Groom, L ERA: 4.47	(9, 1)	0.1		1	0	0	0	0	0	0	0	0	0	2	3	0.00	0.000								
Billy Taylor, R ERA: 4.42	(9, 1)	0.1	S	1	0	0	0	0	0	0	0	0	0	2	2	0.00	0.000								

Oakland Athletics @ Chicago White Sox
Comiskey Park, Chicago, IL
Tue Aug 11 1998, 8:05 PM EDT
Att: 17,095 - Unknown - 76 F


AB 33
R 4
H 6
RBI 4
BB 0
SO 4
LOB 8



Batter	1	2	3	4	5	6	7	8	9	AB	R	H	RBI	BB	SO	LOB	TOP								
Rickey Henderson, R OBP: 0.366, SLG: 0.329	1-3 K		4-2 BB			1-1 G4-3		1-3 K		3	0	0	0	1	2	2									
Big Roberts, S OBP: 0.343, SLG: 0.342	0-0 F8		0-1 G4-3			1-3 K			2-1 BB	4	0	1	0	0	1	2									
Ben Grieve, L OBP: 0.390, SLG: 0.465	1-1 L3			2-1 L3			0-1 G4-3		4-2 BB	3	0	0	0	1	0	0									
Mike Blowers, R OBP: 0.300, SLG: 0.372		3-2 G6-3		1-3 K2-3			2-3 K		3-1 L7	4	0	0	0	0	2	2									
Scott Spiezio, S OBP: 0.340, SLG: 0.400		2-0 F8		1-3 K			0-1 L8		0-1 G6-4-3	4	0	0	0	0	1	2									
Jason Giambi, L OBP: 0.366, SLG: 0.454		0-0 F8			1-0 F8				1-1 G2-3	3	0	1	0	0	0	0									
Mike Macfarlane, R OBP: 0.275, SLG: 0.379			2-1 G5-3		2-2 G1-3			1-1 F9		3	0	0	0	0	0	1									
Miguel Tejada, R OBP: 0.319, SLG: 0.372			1-3 K		3-2 F7			1-0 G2-3		3	0	0	0	0	1	1									
Ryan Christenson, R OBP: 0.306, SLG: 0.335			3-2 E6		2-2 G6-3			4-2 BB		2	0	0	0	0	0	0									
Matt Stairs, L OBP: 0.352, SLG: 0.553										0	0	0	0	1	0	0									
Jason McDonald, S OBP: 0.340, SLG: 0.300										0	0	0	0	0	0	0									
Inning Stats	R: 0 E: 0 K: 1 S: 7	H: 0 LOB: 0 BB: 0 P: 9	R: 0 E: 0 K: 0 S: 5	H: 0 LOB: 0 BB: 0 P: 10	R: 0 E: 1 K: 1 S: 12	H: 0 LOB: 2 BB: 1 P: 22	R: 0 E: 0 K: 2 S: 8	H: 0 LOB: 0 BB: 0 P: 12	R: 0 E: 0 K: 0 S: 8	H: 0 LOB: 0 BB: 0 P: 14	R: 0 E: 0 K: 1 S: 9	H: 0 LOB: 0 BB: 0 P: 13	R: 0 E: 0 K: 1 S: 7	H: 0 LOB: 0 BB: 0 P: 9	R: 0 E: 0 K: 1 S: 10	H: 1 LOB: 2 BB: 1 P: 18	R: 0 E: 0 K: 0 S: 8	H: 1 LOB: 1 BB: 1 P: 17	1B: 2 2B: 0 3B: 0 HR: 0	SF: 0 SAC: 0 DP: 1 HBP: 0	WP: 1 PB: 0 SB: 0 CS: 0	PA: 32			
PITCHER	IP	WLS	BF	H	R	ER	SO	BB	IBB	HBP	BLK	WP	HR	S	P	ERA	WHIP								
Scott Eyre, L ERA: 5.06	(1, 1)	5.0	W	17	0	0	4	1	0	0	0	1	0	40	67	0.00	0.200								
Keith Foulke, R ERA: 3.77	(6, 1)	2.0		6	0	0	2	0	0	0	0	0	0	16	22	0.00	0.000								
Bob Howry, R ERA: 2.93	(8, 1)	1.0	S	5	1	0	1	1	0	0	0	0	0	10	18	0.00	2.000								
41 Bill Simas, R ERA: 2.44	(9, 1)	1.0	S	4	1	0	0	1	0	0	0	0	0	8	17	0.00	2.000								

Oakland Athletics @ Chicago White Sox
Comiskey Park, Chicago, IL
Wed Aug 12 1998, 4:33 AM EDT
Att: 15,503 - Sunny - 76 F


AB 29
R 0
H 2
RBI 0
BB 3
SO 7
LOB 10



Batter	1	2	3	4	5	6	7	8	9	AB	R	H	RBI	BB	SO	LOB	BOTTOM								
Ray Durham, S OBP: 0.367, SLG: 0.466	4-0 F8		3-2 L6	4-0 BB		2-2 2B				2	0	1	1	2	0	0									
Mike Casuso, S OBP: 0.326, SLG: 0.399	1-3 K		0-0 WP	0-1 F9		3-2 P9				4	0	1	0	0	1	5									
Frank Thomas, R OBP: 0.366, SLG: 0.439	1-2 F8		4-2 WP	1-2 BB		2-1 F9		2-1 P6		3	0	0	0	1	0	1									
Albert Belle, R OBP: 0.375, SLG: 0.611	0-1 F7		1-1 P9		3-2 G6-3		0-0 G5-3			4	0	1	0	0	0	3									
Robin Ventura, L OBP: 0.341, SLG: 0.412		0-0 F9	2-2 G4-3		0-2 G6-3		3-2 F9			4	0	0	0	0	0	3									
Greg Norton, S OBP: 0.299, SLG: 0.424		1-2 S		1-1 1B		0-3 K		1-1 F8		4	0	2	0	0	1	1									
Magglio Ordonez, R OBP: 0.329, SLG: 0.429		3-3 K		0-1 L8		0-1 G5-3		3-1 1B		4	0	1	0	0	1	2									
Mike Cameron, R OBP: 0.285, SLG: 0.321		3-2 F7		1-2 F9		3-2 2B		0-0 L8		4	1	1	0	0	0	3									
Robert Machado, R OBP: 0.231, SLG: 0.361			2-1 HR	1-2 1B		3-2 P6		0-3 K		4	1	2	1	0	1	2									
Inning Stats	R: 0 E: 0 K: 1 S: 8	H: 0 LOB: 1 BB: 1 P: 14	R: 0 E: 0 K: 1 S: 11	H: 1 LOB: 0 BB: 0 P: 18	R: 1 E: 0 K: 0 S: 15	H: 2 LOB: 3 BB: 1 P: 27	R: 0 E: 0 K: 0 S: 13	H: 2 LOB: 3 BB: 1 P: 20	R: 0 E: 0 K: 1 S: 12	H: 1 LOB: 1 BB: 0 P: 17	R: 1 E: 0 K: 0 S: 15	H: 2 LOB: 1 BB: 0 P: 23	R: 0 E: 0 K: 0 S: 6	H: 0 LOB: 0 BB: 0 P: 11	R: 0 E: 0 K: 1 S: 8	H: 1 LOB: 1 BB: 0 P: 12	1B: 6 2B: 1 3B: 1 HR: 1	SF: 0 SAC: 0 DP: 0 HBP: 0	WP: 1 PB: 0 SB: 1 CS: 0	PA: 36					
PITCHER	IP	WLS	BF	H	R	ER	SO	BB	IBB	HBP	BLK	WP	HR	S	P	ERA	WHIP								
Jimmy Haynes, R ERA: 4.29	(1, 1)	6.0	L	29	8	2	3	3	0	0	0	0	0	74	119	3.00	1.833								
Tim Worrell, R ERA: 5.31	(7, 1)	2.0		7	1	0	1	0	0	0	0	0	0	14	23	0.00	0.500								

Oakland Athletics @ Chicago White Sox
Comiskey Park, Chicago, IL
Wed Aug 12 1998, 4:33 AM EDT
Att: 15,503 - Sunny - 76 F

AB 33
R 2
H 9
RBI 2
BB 3
SO 4
LOB 20



Batter	1	2	3	4	5	6	7	8	9	AB	R	H	RBI	BB	SO	LOB	TOP										
Rich Amaral, R OBP: 0.341, SLG: 0.352 (1, 7)										4	1	1	0	0	1	0	Seattle Mariners @ Chicago White Sox Comiskey Park, Chicago, IL Fri Aug 14 1998, 8:05 PM EDT Att: 22,713 - Cloudy - 81 F										
Alex Rodriguez, R OBP: 0.380, SLG: 0.576 Rico Rossy, R OBP: 0.271, SLG: 0.313 (1, 6)										4	0	1	0	0	1	0											
Ken Griffey Jr., L OBP: 0.380, SLG: 0.618 Shane Monahan, L OBP: 0.283, SLG: 0.341 (1, 8)										4	1	3	0	0	0	0											
Edgar Martinez, R OBP: 0.421, SLG: 0.546 (1, 10)										3	0	1	2	1	1	1											
David Segui, S OBP: 0.380, SLG: 0.516 (1, 3)										4	0	0	0	0	1	4											
Jay Buhner, R OBP: 0.361, SLG: 0.467 (1, 9)										4	0	2	0	0	1	0											
Russ Davis, R OBP: 0.309, SLG: 0.463 (1, 5)										3	0	0	0	1	0	2											
John Marzano, R OBP: 0.323, SLG: 0.409 Rob Ducey, L OBP: 0.327, SLG: 0.398 (9, PH)										3	0	1	0	0	0	1											
Joey Cora, S OBP: 0.347, SLG: 0.367 (1, 4)										4	0	0	0	0	0	3											
Inning Stats	R: 0 E: 0 K: 2 S: 14	H: 1 LOB: 1 BB: 0 P: 19	R: 0 E: 0 K: 2 S: 10	H: 1 LOB: 2 BB: 1 P: 20	R: 1 E: 1 K: 1 S: 11	H: 2 LOB: 1 BB: 0 P: 15	R: 0 E: 0 K: 0 S: 7	H: 1 LOB: 0 BB: 0 P: 9	R: 0 E: 0 K: 0 S: 3	H: 0 LOB: 0 BB: 0 P: 4	R: 0 E: 0 K: 0 S: 9	H: 0 LOB: 0 BB: 0 P: 14	R: 1 E: 0 K: 0 S: 9	H: 3 LOB: 2 BB: 1 P: 19	R: 0 E: 0 K: 0 S: 6	H: 1 LOB: 1 BB: 0 P: 7		1B: 9 2B: 0 3B: 0 HR: 0	SF: 0 SAC: 0 DP: 2 HBP: 0	WP: 0 PB: 0 SB: 1 CS: 0	PA: 36						
PITCHER	IP	WLS	BF	H	R	ER	SO	BB	IBB	HBP	BLK	WP	HR	S	P	ERA	WHIP										
Mike Siroka, L ERA: 4.75 Chad Bradford, R ERA: 3.52 (1, 1)	7.1	W	31	8	2	2	5	2	0	0	0	0	0	69	111	2.46	1.364										
Chad Bradford, R ERA: 3.52 (8, 1)	1.2		5	1	0	0	0	0	0	0	0	0	0	7	8	0.00	0.600										

Batter	1	2	3	4	5	6	7	8	9	AB	R	H	RBI	BB	SO	LOB	BOTTOM										
Ray Durham, S OBP: 0.371, SLG: 0.471 (1, 4)										5	1	4	1	0	1	0	Seattle Mariners @ Chicago White Sox Comiskey Park, Chicago, IL Fri Aug 14 1998, 8:05 PM EDT Att: 22,713 - Cloudy - 81 F										
Mike Canuso, S OBP: 0.330, SLG: 0.401 (1, 6)										4	4	2	2	0	0	2											
Frank Thomas, R OBP: 0.369, SLG: 0.451 (1, 10)										4	2	3	3	0	0	1											
Albert Belle, R OBP: 0.375, SLG: 0.614 25 Jeff Abbott, R OBP: 0.313, SLG: 0.481 (9, 7)										4	1	2	4	0	0	0											
Robin Ventura, L OBP: 0.339, SLG: 0.417 (1, 5)										5	1	1	1	0	0	3											
Greg Norton, S OBP: 0.302, SLG: 0.426 (1, 3)										4	1	2	0	0	1	0											
Magglio Ordonez, R OBP: 0.325, SLG: 0.425 (1, 9)										4	1	0	1	0	1	2											
Mike Cameron, R OBP: 0.284, SLG: 0.318 (1, 8)										3	1	0	0	0	0	1											
Robert Machado, R OBP: 0.256, SLG: 0.400 (1, 2)										4	2	2	2	0	1	1											
Inning Stats	R: 1 E: 0 K: 1 S: 16	H: 2 LOB: 1 BB: 0 P: 24	R: 0 E: 0 K: 2 S: 12	H: 1 LOB: 1 BB: 0 P: 16	R: 1 E: 0 K: 0 S: 6	H: 1 LOB: 0 BB: 0 P: 8	R: 0 E: 0 K: 0 S: 6	H: 0 LOB: 0 BB: 0 P: 7	R: 0 E: 0 K: 0 S: 5	H: 1 LOB: 0 BB: 0 P: 8	R: 9 E: 1 K: 0 S: 31	H: 7 LOB: 0 BB: 0 P: 44	R: 1 E: 0 K: 1 S: 7	H: 1 LOB: 0 BB: 0 P: 11	R: 2 E: 0 K: 0 S: 11	H: 3 LOB: 1 BB: 0 P: 16		1B: 9 2B: 5 3B: 0 HR: 2	SF: 2 SAC: 1 DP: 0 HBP: 1	WP: 2 PB: 0 SB: 1 CS: 1	PA: 42						
PITCHER	IP	WLS	BF	H	R	ER	SO	BB	IBB	HBP	BLK	WP	HR	S	P	ERA	WHIP										
27 Ken Cloude, R ERA: 5.95 Bob Wells, R ERA: 5.65 Paul Spoljaric, L ERA: 5.57 59 David Holdridge, R ERA: 13.5 (1, 1)	5.1	L	26	9	8	8	3	0	0	0	0	0	1	9	14	27.00	4.500										
Paul Spoljaric, L ERA: 5.57 59 David Holdridge, R ERA: 13.5 (7, 1)	1.0		4	1	1	1	1	0	0	0	0	0	1	7	11	9.00	1.000										
59 David Holdridge, R ERA: 13.5 (8, 1)	1.0		6	3	2	2	0	0	0	0	0	2	0	11	16	18.00	3.000										

Batter	1	2	3	4	5	6	7	8	9	AB	R	H	RBI	BB	SO	LOB	TOP									
Joey Cora, S (1,4) <small>OBP: 0.352, SLG: 0.370</small> Rico Rossy, R (7,4) <small>OBP: 0.268, SLG: 0.308</small>	4-1 HR	4-2 WP S BB		4-2 FC6-4 BB					0-0 F8	2	2	1	0	3	0	2										
Alex Rodriguez, R (1,6) <small>OBP: 0.581, SLG: 0.577</small>	0-0 L6	2-2 G4-3		0-0 FC6-4 1B		0-2 2B	1-2 1B		1-2 F8	6	1	2	1	0	0	3										
Ken Griffey Jr., L (1,8) <small>OBP: 0.381, SLG: 0.624</small> Rich Amaral, R (7,8) <small>OBP: 0.346, SLG: 0.358</small>	1-2 HR		1-2 P2	1-0 F7		0-0 1B	3-2 P7		0-1 1B	5	2	2	3	0	0	2										
Edgar Martinez, R (1,10) <small>OBP: 0.422, SLG: 0.545</small>	4-2 WP 1B		0-3 SAFE	2-0 1B		0-2 G5-3	0-0 F7		0-2 2B	5	1	2	0	1	1	2										
David Segui, S (1,3) <small>OBP: 0.381, SLG: 0.516</small> Raul Ibanez, L (6,3) <small>OBP: 0.333, SLG: 0.667</small>	1-1 1B		2-2 1B	1-2 G1-3		2-2 P7	2-3 K		0-1 1B	4	1	2	1	0	0	3										
Jay Buhner, R (1,9) <small>OBP: 0.368, SLG: 0.489</small> Rob Ducey, L (6,9) <small>OBP: 0.324, SLG: 0.393</small>	2-2 P4		0-0 HR	1-2 1B		0-2 HR	3-2 1B		0-3 K	4	3	3	2	0	0	1										
Russ Davis, R (1,5) <small>OBP: 0.312, SLG: 0.472</small>	2-2 L4		2-1 HR			2-2 G5-3	1-0 2B		4-2 BB	4	2	2	3	1	0	1										
Joe Oliver, R (1,2) <small>OBP: 0.246, SLG: 0.323</small>			3-2 K	4-2 BB		1-3 K	1-1 E		0-0 F7	4	0	1	1	1	2	1										
Shane Monahan, L (1,7) <small>OBP: 0.268, SLG: 0.323</small>			2-2 G6-3	1-2 G4-3		2-1 F9	0-0 E3		0-0 G6-3	5	0	0	0	0	0	3										
Inning Stats	R: 3 E: 0 K: 0 S: 15	H: 2 LOB: 1 BB: 2 P: 29	R: 0 E: 0 K: 1 S: 12	H: 0 LOB: 1 BB: 1 P: 23	R: 3 E: 0 K: 1 S: 17	H: 3 LOB: 1 BB: 1 P: 27	R: 0 E: 0 K: 0 S: 8	H: 1 LOB: 2 BB: 1 P: 16	R: 1 E: 0 K: 1 S: 11	H: 1 LOB: 0 BB: 0 P: 16	R: 5 E: 1 K: 0 S: 27	H: 6 LOB: 2 BB: 0 P: 39	R: 0 E: 0 K: 1 S: 10	H: 1 LOB: 1 BB: 0 P: 16	R: 0 E: 0 K: 1 S: 7	H: 0 LOB: 1 BB: 1 P: 11	R: 1 E: 0 K: 1 S: 14	H: 3 LOB: 2 BB: 0 P: 16	1B: 9 2B: 4 3B: 1 HR: 3	SF: 0 SAC: 0 DP: 0 HBP: 0	WP: 2 PB: 0 SB: 1 CS: 0	PA: 51				
PITCHER	IP WLS BF H R ER SO BB IBB HBP BLK WP HR S P ERA WHIP	IP WLS BF H R ER SO BB IBB HBP BLK WP HR S P ERA WHIP	IP WLS BF H R ER SO BB IBB HBP BLK WP HR S P ERA WHIP	IP WLS BF H R ER SO BB IBB HBP BLK WP HR S P ERA WHIP	IP WLS BF H R ER SO BB IBB HBP BLK WP HR S P ERA WHIP	IP WLS BF H R ER SO BB IBB HBP BLK WP HR S P ERA WHIP	IP WLS BF H R ER SO BB IBB HBP BLK WP HR S P ERA WHIP	IP WLS BF H R ER SO BB IBB HBP BLK WP HR S P ERA WHIP	IP WLS BF H R ER SO BB IBB HBP BLK WP HR S P ERA WHIP	IP WLS BF H R ER SO BB IBB HBP BLK WP HR S P ERA WHIP	IP WLS BF H R ER SO BB IBB HBP BLK WP HR S P ERA WHIP	IP WLS BF H R ER SO BB IBB HBP BLK WP HR S P ERA WHIP	IP WLS BF H R ER SO BB IBB HBP BLK WP HR S P ERA WHIP	IP WLS BF H R ER SO BB IBB HBP BLK WP HR S P ERA WHIP	IP WLS BF H R ER SO BB IBB HBP BLK WP HR S P ERA WHIP	IP WLS BF H R ER SO BB IBB HBP BLK WP HR S P ERA WHIP	IP WLS BF H R ER SO BB IBB HBP BLK WP HR S P ERA WHIP	IP WLS BF H R ER SO BB IBB HBP BLK WP HR S P ERA WHIP	IP WLS BF H R ER SO BB IBB HBP BLK WP HR S P ERA WHIP	IP WLS BF H R ER SO BB IBB HBP BLK WP HR S P ERA WHIP	IP WLS BF H R ER SO BB IBB HBP BLK WP HR S P ERA WHIP	IP WLS BF H R ER SO BB IBB HBP BLK WP HR S P ERA WHIP	IP WLS BF H R ER SO BB IBB HBP BLK WP HR S P ERA WHIP	IP WLS BF H R ER SO BB IBB HBP BLK WP HR S P ERA WHIP	IP WLS BF H R ER SO BB IBB HBP BLK WP HR S P ERA WHIP	IP WLS BF H R ER SO BB IBB HBP BLK WP HR S P ERA WHIP

Seattle Mariners @ Chicago White Sox
Comiskey Park, Chicago, IL
Sat Aug 15 1998, 4:33 AM EDT
Att: 21,537 - Overcast - 75 F

AB	45
R	13
H	17
RBI	12
BB	6
SO	6
LOB	21



Batter	1	2	3	4	5	6	7	8	9	AB	R	H	RBI	BB	SO	LOB	BOTTOM									
Ray Durham, S (1,4) <small>OBP: 0.371, SLG: 0.474</small>	1-0 F9 1B 2B		1-0 G6-3		0-2 FC1-6 G6-4-3		0-0 1B	0-2 SF8		4	2	2	1	0	0	1										
Mike Caruso, S (1,6) <small>OBP: 0.326, SLG: 0.398</small>	1-2 F7		1-0 G3		0-0 G6-4-3		0-0 25 F9 1B	0-2 G1-4-3		5	0	1	1	0	0	3										
Frank Thomas, R (1,10) <small>OBP: 0.373, SLG: 0.454</small>	4-1 1B BB		0-0 F8			2-1 F8 1B	1-1 1B		2-0 G1-6-3 25 1B	4	1	3	1	1	0	0										
Albert Belle, R (1,7) <small>OBP: 0.375, SLG: 0.612</small> 25 Jeff Abbott, R (7,7) <small>OBP: 0.315, SLG: 0.482</small>	0-1 F9			0-1 E 1B		2-3 K	0-0 F9		1-1 G1-6-3	3	1	1	0	0	1	3										
Robin Ventura, L (1,5) <small>OBP: 0.341, SLG: 0.418</small> Chris Snopek, R (7,5) <small>OBP: 0.290, SLG: 0.246</small>	2-2 1B			2-3 K		1-2 1B	3-3 K		1-2 G1-6-3	3	0	2	1	0	1	1										
Greg Norton, S (1,3) <small>OBP: 0.305, SLG: 0.425</small>	0-3 K			2-3 K		1-1 F8			2-1 1B	5	1	2	1	0	2	5										
Magglio Ordonez, R (1,9) <small>OBP: 0.329, SLG: 0.426</small>		4-2 L3 BB		0-0 E1 1B		1-2 G2-3		0-2 WP 1B SF8	0-0 G1-3	4	1	2	0	1	0	3										
Chad Kreuter, S (1,2) <small>OBP: 0.365, SLG: 0.319</small>		0-2 L3		0-0 G3			2-1 1B		0-0 WP 1B	4	1	2	1	0	0	2										
Mike Cameron, R (1,8) <small>OBP: 0.284, SLG: 0.317</small>			3-3 K		1-0 FC1-6 1B		0-3 K		2-3 K	4	0	1	0	0	3	3										
Inning Stats	R: 1 E: 0 K: 1 S: 13	H: 2 LOB: 2 BB: 1 P: 21	R: 0 E: 0 K: 1 S: 8	H: 0 LOB: 0 BB: 1 P: 15	R: 0 E: 0 K: 0 S: 3	H: 0 LOB: 0 BB: 0 P: 5	R: 1 E: 1 K: 2 S: 10	H: 2 LOB: 1 BB: 0 P: 14	R: 0 E: 0 K: 0 S: 5	H: 1 LOB: 0 BB: 0 P: 6	R: 0 E: 0 K: 1 S: 12	H: 2 LOB: 2 BB: 0 P: 20	R: 2 E: 0 K: 2 S: 13	H: 4 LOB: 2 BB: 0 P: 19	R: 2 E: 0 K: 1 S: 17	H: 3 LOB: 1 BB: 0 P: 19	R: 1 E: 0 K: 0 S: 10	H: 3 LOB: 1 BB: 0 P: 16	1B: 16 2B: 2 3B: 0 HR: 0	SF: 1 SAC: 0 DP: 3 HBP: 0	WP: 1 PB: 0 SB: 1 CS: 0	PA: 43				
PITCHER	IP WLS BF H R ER SO BB IBB HBP BLK WP HR S P ERA WHIP	IP WLS BF H R ER SO BB IBB HBP BLK WP HR S P ERA WHIP	IP WLS BF H R ER SO BB IBB HBP BLK WP HR S P ERA WHIP	IP WLS BF H R ER SO BB IBB HBP BLK WP HR S P ERA WHIP	IP WLS BF H R ER SO BB IBB HBP BLK WP HR S P ERA WHIP	IP WLS BF H R ER SO BB IBB HBP BLK WP HR S P ERA WHIP	IP WLS BF H R ER SO BB IBB HBP BLK WP HR S P ERA WHIP	IP WLS BF H R ER SO BB IBB HBP BLK WP HR S P ERA WHIP	IP WLS BF H R ER SO BB IBB HBP BLK WP HR S P ERA WHIP	IP WLS BF H R ER SO BB IBB HBP BLK WP HR S P ERA WHIP	IP WLS BF H R ER SO BB IBB HBP BLK WP HR S P ERA WHIP	IP WLS BF H R ER SO BB IBB HBP BLK WP HR S P ERA WHIP	IP WLS BF H R ER SO BB IBB HBP BLK WP HR S P ERA WHIP	IP WLS BF H R ER SO BB IBB HBP BLK WP HR S P ERA WHIP	IP WLS BF H R ER SO BB IBB HBP BLK WP HR S P ERA WHIP	IP WLS BF H R ER SO BB IBB HBP BLK WP HR S P ERA WHIP	IP WLS BF H R ER SO BB IBB HBP BLK WP HR S P ERA WHIP	IP WLS BF H R ER SO BB IBB HBP BLK WP HR S P ERA WHIP	IP WLS BF H R ER SO BB IBB HBP BLK WP HR S P ERA WHIP	IP WLS BF H R ER SO BB IBB HBP BLK WP HR S P ERA WHIP	IP WLS BF H R ER SO BB IBB HBP BLK WP HR S P ERA WHIP	IP WLS BF H R ER SO BB IBB HBP BLK WP HR S P ERA WHIP	IP WLS BF H R ER SO BB IBB HBP BLK WP HR S P ERA WHIP	IP WLS BF H R ER SO BB IBB HBP BLK WP HR S P ERA WHIP	IP WLS BF H R ER SO BB IBB HBP BLK WP HR S P ERA WHIP	IP WLS BF H R ER SO BB IBB HBP BLK WP HR S P ERA WHIP

Seattle Mariners @ Chicago White Sox
Comiskey Park, Chicago, IL
Sat Aug 15 1998, 4:33 AM EDT
Att: 21,537 - Overcast - 75 F

AB	40
R	7
H	17
RBI	6
BB	2
SO	8
LOB	27



Batter	1	2	3	4	5	6	7	8	9	AB	R	H	RBI	BB	SO	LOB	TOP										
Joey Cora, S OBP: 0.353, SLG: 0.374 (1, 4)	1-1 1B 3B		2-1 F8			1-0 E8 FC5-4	4-2 BB			3	1	1	0	1	0	0											
Alex Rodriguez, R OBP: 0.359, SLG: 0.574 (1, 6)	2-1 CS 1B		2-1 G4-3			2-1 FC5-4 1-2	0-0 F8			4	0	1	1	0	0	3											
Ken Griffey Jr., L OBP: 0.376, SLG: 0.619 (1, 8)	2-2 SAFE SAFE SAFE P3			0-0 F7		0-3 K		1-2 G5-3		4	0	0	0	0	1	2											
Edgar Martinez, R OBP: 0.421, SLG: 0.541 (1, 10)	4-1 SAFE SAFE SAFE WP 1-2 BB			2-2 F8		1-3 K		3-2 G5-3		3	0	0	0	1	1												
David Segui, S OBP: 0.382, SLG: 0.517 (1, 3)	2-3 K			1-2 2B			4-1 HR BB	0-0 F7		3	1	1	0	1	1												
Jay Buhner, R OBP: 0.366, SLG: 0.500 (1, 9)		0-3 K		1-2 P4			2-0 HR		0-3 K	4	1	1	2	0	2	1											
Russ Davis, R OBP: 0.312, SLG: 0.473 (1, 5)		1-3 K			1-3 K		1-2 FC1-5 2B		1-3 K	4	0	1	0	0	3	0											
John Marzano, R OBP: 0.314, SLG: 0.396 (1, 2)		3-1 F9			0-2 L9		0-0 FC1-5 BB		0-3 K	3	0	0	0	0	0	1											
Rob Ducey, L OBP: 0.322, SLG: 0.391 (9, PH)							2-3 BB			1	0	0	0	0	1	0											
Raul Ibanez, L OBP: 0.278, SLG: 0.556 (1, 7)			2-1 P4		1-1 F9		2-2 P6			3	0	0	0	0	0	1											
Inning Stats	R: 1 E: 0 K: 1 S: 13	H: 2 LOB: 1 BB: 1 P: 24	R: 0 E: 0 K: 2 S: 8	H: 0 LOB: 0 BB: 0 P: 12	R: 0 E: 0 K: 0 S: 6	H: 0 LOB: 0 BB: 0 P: 12	R: 0 E: 0 K: 0 S: 11	H: 1 LOB: 1 BB: 0 P: 15	R: 0 E: 0 K: 1 S: 8	H: 0 LOB: 0 BB: 0 P: 10	R: 0 E: 1 K: 2 S: 10	H: 0 LOB: 1 BB: 0 P: 14	R: 2 E: 0 K: 0 S: 12	H: 2 LOB: 2 BB: 2 P: 25	R: 0 E: 0 K: 3 S: 9	H: 0 LOB: 0 BB: 0 P: 13	R: 0 E: 0 K: 3 S: 9	H: 0 LOB: 0 BB: 0 P: 10	1B: 1 2B: 2 3B: 1 HR: 1	SF: 0 SAC: 0 DP: 0 HBP: 0	WP: 1 PB: 0 SB: 1 CS: 1	PA: 35					
PITCHER	IP	WLS	BF	H	R	ER	SO	BB	IBB	HBP	BLK	WP	HR	S	P	ERA	WHIP										
James Baldwin, R ERA: 5.97 (1, 1)	6.0		24	4	3	3	6	2	0	0	0	1	1	58	95	4.50	1.000										
Keith Foulke, R ERA: 3.71 (7, 1)	1.0	W	5	1	0	0	0	1	0	0	0	0	0	10	17	0.00	2.000										
Bob Howry, R ERA: 2.84 (8, 1)	1.0		3	0	0	0	0	0	0	0	0	0	0	9	13	0.00	0.000										
41 Bill Simas, R ERA: 2.52 (9, 1)	1.0	S	3	0	0	0	3	0	0	0	0	0	0	9	10	0.00	0.000										

Seattle Mariners @ Chicago White Sox
Comiskey Park, Chicago, IL
Sun Aug. 16, 1998, 4:33 AM EDT
Att. 25,471 - Sunny - 79 F

livebaseballscorecards.com
AB 32
R 3
H 5
RBI 3
BB 3
SO 9
LOB 10




Batter	1	2	3	4	5	6	7	8	9	AB	R	H	RBI	BB	SO	LOB	BOTTOM										
Ray Durham, S OBP: 0.374, SLG: 0.482 (1, 4)	0-1 G3-6-3 1B		1-0 HR			0-3 K		1-2 G5-4-3 1B		4	1	3	3	0	1	0											
Mike Caruso, S OBP: 0.330, SLG: 0.402 (1, 6)	0-0 G3-6-3 1-2		1-1 2B		1-2 S 1B		1-1 B2		0-0 G5-4-3	4	0	2	0	0	0	3											
Frank Thomas, R OBP: 0.370, SLG: 0.450 (1, 10)	1-1 F7		0-1 F8		2-2 G5-3 1-2		0-1 G5-4-3 1-2			4	0	0	0	0	0	4											
Albert Belle, R OBP: 0.374, SLG: 0.609 (1, 7)		0-0 F8		0-0 P4		0-2 25 F8 FC6-4 1B		1-0 G5-3		4	1	1	0	0	0												
Robin Ventura, L OBP: 0.343, SLG: 0.419 (1, 5)		1-2 G4-3		3-2 WP 1B		1-1 FC6-4 1B		3-3 K		4	0	2	0	0	1	0											
25 Jeff Abbott, R OBP: 0.309, SLG: 0.471 Robert Machado, R OBP: 0.273, SLG: 0.415 (8, 2)		3-2 G6-3		0-0 F8		0-2 F8		0-2 1B 1B		3	0	0	0	0	0	3											
Wil Cordero, R OBP: 0.305, SLG: 0.433 (1, 3)			2-1 G5-3		4-0 BB		2-0 FC6-4 1-2		1-1 1B 1B	3	0	1	1	1	0	1											
Magglio Ordonez, R OBP: 0.330, SLG: 0.429 (1, 9)			1-1 HR 2B		3-2 G3		3-1 F8		0-0 1-3 2H 1B	4	1	2	1	0	0	3											
Chad Kreuter, S OBP: 0.365, SLG: 0.325 Mike Cameron, R OBP: 0.284, SLG: 0.317 (7, PR) (8, 8)			1-2 G5-3		0-0 F9		2-1 1B 2B			3	0	1	0	0	0	1											
Inning Stats	R: 0 E: 0 K: 0 S: 5	H: 1 LOB: 0 BB: 0 P: 6	R: 0 E: 0 K: 0 S: 10	H: 0 LOB: 0 BB: 0 P: 14	R: 2 E: 0 K: 0 S: 12	H: 3 LOB: 1 BB: 0 P: 18	R: 0 E: 0 K: 0 S: 10	H: 1 LOB: 2 BB: 1 P: 20	R: 0 E: 0 K: 1 S: 11	H: 1 LOB: 1 BB: 0 P: 14	R: 1 E: 0 K: 0 S: 11	H: 2 LOB: 1 BB: 0 P: 14	R: 1 E: 0 K: 0 S: 8	H: 2 LOB: 1 BB: 0 P: 11	R: 1 E: 0 K: 1 S: 11	H: 3 LOB: 2 BB: 0 P: 16	1B: 9 2B: 3 3B: 0 HR: 1	SF: 0 SAC: 0 DP: 2 HBP: 0	WP: 1 PB: 0 SB: 1 CS: 0	PA: 35							
PITCHER	IP	WLS	BF	H	R	ER	SO	BB	IBB	HBP	BLK	WP	HR	S	P	ERA	WHIP										
Jeff Fassero, L ERA: 4.02 (1, 1)	8.0	L	35	13	5	5	2	1	0	0	0	1	1	78	113	5.62	1.750										

Seattle Mariners @ Chicago White Sox
Comiskey Park, Chicago, IL
Sun Aug. 16, 1998, 4:33 AM EDT
Att. 25,471 - Sunny - 79 F

livebaseballscorecards.com
AB 34
R 5
H 13
RBI 5
BB 1
SO 2
LOB 15



Batter	1	2	3	4	5	6	7	8	9	AB	R	H	RBI	BB	SO	LOB	TOP										
Ray Durham, S OBP: 0.372, SLG: 0.479	F8		3-1 1B		2-1 F7		1-1 FC3-6		1-2 F8	5	0	1	0	0	0	2	Chicago White Sox @ Anaheim Angels Edison International Field, Anaheim, CA Mon Aug 17 1998, 10:05 PM EDT Att: 22,174 - Unknown - 73 F AB 36 R 2 H 10 RBI 2 BB 1 SO 4 LOB 13										
Mike Caruso, S OBP: 0.332, SLG: 0.403	1-0 1B		0-2 G6-3		1-0 1B		0-2 F8			4	0	2	0	0	0	3											
Frank Thomas, R OBP: 0.369, SLG: 0.455	0-2 F9			0-0 HR	1-0 L9			1-0 P3		4	1	1	1	0	0	2											
Albert Belle, R OBP: 0.375, SLG: 0.614	1-0 PO	3-2 F7		0-1 HR		0-1 L9		4-2 BB		3	1	1	1	1	0	0											
Robin Ventura, L OBP: 0.340, SLG: 0.415		2-1 G3-1		3-2 F7		2-0 L4		2-3 K		4	0	0	0	0	1	1											
Greg Norton, S OBP: 0.308, SLG: 0.437		3-3 K		0-2 G6-3		0-0 2B		0-0 P5		4	0	2	0	0	1	1											
Magglio Ordonez, R OBP: 0.327, SLG: 0.425			3-1 G6-3	0-0 G6-3		2-3 K			0-0 P4	4	0	0	0	0	1	2											
25 Jeff Abbott, R OBP: 0.307, SLG: 0.465			1-1 G5-3	1-1 G1-6-3			1-0 G5-3		2-2 1B	4	0	1	0	0	0	1											
Robert Machado, R OBP: 0.292, SLG: 0.422			1-1 1B		0-3 K		1-1 FC3-6		1-0 F7	4	0	2	0	0	1	1											
Inning Stats	R: 0 E: 0 K: 0 S: 6	H: 1 LOB: 0 BB: 0 P: 9	R: 0 E: 0 K: 1 S: 10	H: 0 LOB: 0 BB: 0 P: 18	R: 0 E: 0 K: 0 S: 11	H: 2 LOB: 2 BB: 0 P: 19	R: 2 E: 0 K: 0 S: 15	H: 3 LOB: 1 BB: 0 P: 19	R: 0 E: 0 K: 1 S: 7	H: 1 LOB: 1 BB: 0 P: 11	R: 0 E: 0 K: 0 S: 8	H: 1 LOB: 1 BB: 0 P: 11	R: 0 E: 0 K: 1 S: 8	H: 0 LOB: 1 BB: 1 P: 15	R: 0 E: 0 K: 0 S: 8	H: 1 LOB: 1 BB: 0 P: 12		1B: 6 2B: 2 3B: 0 HR: 2	SF: 0 SAC: 0 DP: 0 HBP: 0	WP: 0 PB: 0 SB: 0 CS: 0	PA: 38						
PITCHER	IP	WLS	BF	H	R	ER	SO	BB	IBB	HBP	BLK	WP	HR	S	P	ERA	WHIP										
Steve Sparks, R ERA: 4.45	7.0	W	29	9	2	2	3	0	0	0	0	0	2	64	98	2.57	1.286										
Shigetoshi Hasegawa, R ERA: 3.23	2.0		8	1	0	0	1	1	0	0	0	0	0	16	27	0.00	1.000										

Batter	1	2	3	4	5	6	7	8	9	AB	R	H	RBI	BB	SO	LOB	BOTTOM											
Orlando Palmeiro, L OBP: 0.416, SLG: 0.456	2-1 G6-3		0-0 F8		1-2 G6-3		2-0 CS			4	0	1	0	0	0	1	Chicago White Sox @ Anaheim Angels Edison International Field, Anaheim, CA Mon Aug 17 1998, 10:05 PM EDT Att: 22,174 - Unknown - 73 F AB 34 R 7 H 10 RBI 7 BB 2 SO 2 LOB 11											
Randy Velarde, R OBP: 0.319, SLG: 0.377	0-3 K		1-2 G6-3	4-2 BB		3-2 F9				3	0	0	0	1	1	1												
16 Garret Anderson, L OBP: 0.340, SLG: 0.482	0-2 F7		2-0 1B	0-2 G4-3			0-2 G5-3			4	1	1	0	0	0	1												
Tim Salmon, R OBP: 0.410, SLG: 0.553		2-2 G3-1	2-0 L9		1-3 K		0-0 2B			4	1	2	0	0	1	1												
Jim Edmonds, L OBP: 0.357, SLG: 0.488		1-2 E4	0-0 G3-1	1-3 HR	2-0 G4-3		1-2 G3-1			4	2	1	0	0	0	2												
Troy Glaus, R OBP: 0.279, SLG: 0.328		2-0 G3-1	4-0 2B	1-3 2B	0-1 1B		2-0 G6-3			3	2	1	1	1	0	2												
Chris Pritchett, L OBP: 0.360, SLG: 0.500		2-0 G4-3	2-1 2B	1-1 FC6-4			0-1 G4-3			4	0	2	4	0	0	1												
Phil Nevin, R OBP: 0.306, SLG: 0.395		2-0 HR	0-2 F9	1-2 FC6-4			0-1 G6-3			4	1	1	2	0	0	2												
Gary Disarcina, R OBP: 0.328, SLG: 0.400		1-0 2B		0-1 G6-3		2-2 G6-3				4	0	1	0	0	0	0												
Inning Stats	R: 0 E: 0 K: 1 S: 8	H: 0 LOB: 0 BB: 0 P: 10	R: 3 E: 1 K: 0 S: 11	H: 3 LOB: 1 BB: 0 P: 21	R: 3 E: 0 K: 0 S: 11	H: 3 LOB: 1 BB: 1 P: 22	R: 0 E: 0 K: 0 S: 12	H: 0 LOB: 1 BB: 1 P: 17	R: 1 E: 0 K: 1 S: 11	H: 2 LOB: 1 BB: 0 P: 16	R: 0 E: 0 K: 0 S: 7	H: 1 LOB: 0 BB: 0 P: 14	R: 0 E: 0 K: 0 S: 8	H: 1 LOB: 1 BB: 0 P: 11	R: 0 E: 0 K: 0 S: 5	H: 0 LOB: 0 BB: 0 P: 5		1B: 5 2B: 4 3B: 0 HR: 1	SF: 0 SAC: 0 DP: 0 HBP: 0	WP: 0 PB: 0 SB: 0 CS: 1	PA: 36							
PITCHER	IP	WLS	BF	H	R	ER	SO	BB	IBB	HBP	BLK	WP	HR	S	P	ERA		WHIP										
Jim Parque, L ERA: 5.32	6.0	L	29	9	7	4	2	2	0	0	0	0	0	10	13	0.00		0.750										
Bryan Ward, L ERA: 3.77	1.1		5	1	0	0	0	0	0	0	0	0	0	3	3	0.00	0.000											
Chad Bradford, R ERA: 3.24	0.2		2	0	0	0	0	0	0	0	0	0	0	3	3	0.00	0.000											

Batter	1	2	3	4	5	6	7	8	9	AB R H RBI BB SO LOB	TOP													
Ray Durham, S OBP: 0.375, SLG: 0.480	(1, 4) F9		(4-2) BB		(2-1) F9		(0-0) E 2B 1B		(0-0) G4-3 SH FC1-2 1B	4 1 2 1 1 0 1														
Mike Caruso, S OBP: 0.326, SLG: 0.398	(1, 6) K		(3-1) F7			(1-2) F9	(0-2) K2-3		(1-1) SH G4-3	4 0 0 0 0 2 4														
Frank Thomas, R OBP: 0.369, SLG: 0.452	(1, 10) P4			(4-2) 1B BB		(3-3) K	(4-1) 2B BB		(1-1) G4-3	3 0 0 0 2 1 2														
Albert Belle, R OBP: 0.377, SLG: 0.621	(1, 7)		(1-1) F7		(1-3) K	(2-1) HR	(3-1) 2B		(4-0) IBB	4 1 2 3 1 1 1														
Robin Ventura, L OBP: 0.341, SLG: 0.417	(1, 5)		(2-2) G4-3		(3-2) G6-4-3 1B	(2-2) 2B	(2-2) F9		(1-2) P5	5 0 2 0 0 0 5														
Wil Cordero, R OBP: 0.300, SLG: 0.425	(1, 3)		(1-0) G1-3		(1-2) G6-4-3	(1-3) K		(2-2) G6-3	(0-1) FC1-2	5 0 0 0 0 1 6														
Magglio Ordonez, R OBP: 0.327, SLG: 0.423	(1, 9)		(1-2) E5 FC6-4		(0-0) F8		(1-2) SH5-4 1B		(3-1) F8	4 1 1 0 0 0 0														
Chad Kreuter, S OBP: 0.369, SLG: 0.330	(1, 2)		(1-3) K		(0-0) 1B		(0-0) SH5-4		(2-0) 1B	3 0 2 0 0 1 1														
Mike Cameron, R OBP: 0.283, SLG: 0.314	(1, 8)		(1-0) FC6-4		(3-3) K		(4-2) E 1B 2B BB		(1-2) P5	3 1 0 0 1 1 3														
Inning Stats	R: 0 H: 0 E: 0 K: 1 S: 7	H: 0 R: 0 LOB: 0 BB: 0 P: 11	R: 0 H: 0 E: 0 K: 0 S: 6	H: 0 R: 0 LOB: 0 BB: 0 P: 10	R: 0 H: 0 E: 1 K: 1 S: 13	H: 0 R: 0 LOB: 2 BB: 1 P: 23	R: 0 H: 1 E: 0 K: 1 S: 13	H: 1 R: 0 LOB: 1 BB: 0 P: 22	R: 0 H: 1 E: 0 K: 1 S: 9	H: 1 R: 0 LOB: 1 BB: 0 P: 14	R: 1 H: 2 E: 0 K: 2 S: 14	H: 2 R: 0 LOB: 2 BB: 0 P: 23	R: 3 H: 3 E: 1 K: 1 S: 15	H: 3 R: 0 LOB: 2 BB: 2 P: 29	R: 0 H: 1 E: 0 K: 0 S: 10	H: 1 R: 0 LOB: 1 BB: 0 P: 18	R: 0 H: 1 E: 0 K: 0 S: 10	H: 1 R: 0 LOB: 3 BB: 1 P: 17	1B: 6 2B: 2 3B: 0 HR: 1	SF: 0 SAC: 2 DP: 1 HBP: 0	WP: 0 PB: 0 SB: 1 CS: 0	PA: 42		
PITCHER	IP WLS BF H R ER SO BB IBB HBP BLK WP HR S P ERA WHIP	IP WLS BF H R ER SO BB IBB HBP BLK WP HR S P ERA WHIP																						
Chuck Finley, L ERA: 3.01	(1, 1) 6.2 L 30 6 4 4 7 4 0 0 0 0 0 1 72 122 5.40 1.500																							
Mike Fetters, R ERA: 3.93	(7, 1) 1.1 6 2 0 0 0 0 0 0 0 0 0 0 15 28 0.00 1.500																							
Rich DeLucia, R ERA: 4.35	(9, 1) 0.1 4 1 0 0 0 0 0 1 0 0 0 0 0 5 11 0.00 3.000																							
Trevor Wilson, L ERA: 2.25	(9, 1) 0.1 1 0 0 0 0 0 0 0 0 0 0 0 0 3 4 0.00 0.000																							
Pep Harris, R ERA: 4.5	(9, 1) 0.1 1 0 0 0 0 0 0 0 0 0 0 0 0 2 2 0.00 0.000																							

Chicago White Sox @ Anaheim Angels
Edison International Field, Anaheim, CA
Tue Aug 18 1998, 10:05 PM EDT
Att: 26,160 - Unknown - 77 F

AB 35
R 4
H 9
RBI 4
BB 5
SO 7
LOB 23



Batter	1	2	3	4	5	6	7	8	9	AB R H RBI BB SO LOB	BOTTOM												
Orlando Palmeiro, L OBP: 0.407, SLG: 0.444	(1, 7) G4-3		(1-1) K 1B		(2-3) K		(2-3) K		(1-1) F7	5 0 1 0 0 2 0													
Randy Velarde, R OBP: 0.315, SLG: 0.359	(1, 4) 16 2B BB		(2-0) F8			(2-3) K	(1-3) K		(2-1) P5	3 0 0 0 1 2 1													
Todd Greene, R OBP: 0.526, SLG: 0.611	(9, FH)									1 0 0 0 0 0 0													
16 Garret Anderson, L OBP: 0.341, SLG: 0.483	(1, 9) 1-3 2B		(2-3) K			(0-2) F7		(1-0) BB BB 1B	(1-0) F7	5 1 2 0 0 1 1													
Tim Salmon, R OBP: 0.413, SLG: 0.560	(1, 10) 4-0 G4-6-3 BB			(0-0) G4-3 SF8 2B		(3-2) BB 2B		(3-1) F7		3 1 2 0 1 0 1													
Jim Edmonds, L OBP: 0.359, SLG: 0.486	(1, 8) 3-2 G4-6-3		(2-2) G4-3		(4-0) BB IBB		(4-1) BB BB		(4-1) BB BB	2 0 0 0 2 0 4													
Troy Glaus, R OBP: 0.276, SLG: 0.317	(1, 5)		(3-1) L6		(0-0) SF8		(4-2) BB		(1-3) K	2 0 0 1 1 1 2													
Chris Pritchett, L OBP: 0.379, SLG: 0.481	(1, 3) 0-1 1B		(0-1) F7		(3-H) F7		(3-2) G3		(4-1) BB BB	3 0 1 0 1 0 3													
Matt Walbeck, S OBP: 0.318, SLG: 0.362	(1, 2) 1-3 K				(0-1) G3			(0-2) HR	(4-0) BB	3 1 1 2 1 1 1													
Gary Disarcina, R OBP: 0.325, SLG: 0.396	(1, 6) 0-1 G1-3				(0-0) G1-3			(2-2) G6-3	(2-2) L4	4 0 0 0 0 0 4													
Inning Stats	R: 0 H: 1 E: 0 K: 0 S: 11	H: 1 R: 0 LOB: 1 BB: 0 P: 13	R: 0 H: 1 E: 0 K: 1 S: 8	H: 1 R: 0 LOB: 0 BB: 0 P: 13	R: 1 H: 1 E: 0 K: 0 S: 6	H: 1 R: 0 LOB: 0 BB: 0 P: 8	R: 0 H: 1 E: 0 K: 1 S: 20	H: 1 R: 0 LOB: 3 BB: 2 P: 36	R: 1 H: 1 E: 0 K: 2 S: 15	H: 1 R: 0 LOB: 0 BB: 0 P: 20	R: 1 H: 1 E: 0 K: 1 S: 13	H: 1 R: 0 LOB: 3 BB: 3 P: 32	R: 0 H: 0 E: 0 K: 0 S: 5	H: 0 R: 0 LOB: 0 BB: 0 P: 9	1B: 3 2B: 3 3B: 0 HR: 1	SF: 1 SAC: 0 DP: 1 HBP: 0	WP: 0 PB: 0 SB: 0 CS: 0	PA: 39					
PITCHER	IP WLS BF H R ER SO BB IBB HBP BLK WP HR S P ERA WHIP	IP WLS BF H R ER SO BB IBB HBP BLK WP HR S P ERA WHIP																					
John Snyder, R ERA: 5.25	(1, 1) 6.0 W 25 5 1 1 1 4 3 1 0 0 0 0 0 60 102 1.50 1.333																						
Keith Foulke, R ERA: 3.79	(7, 1) 1.0 4 1 1 1 2 0 0 0 0 0 1 15 20 9.00 1.000																						
Bob Howry, R ERA: 3.06	(8, 1) 0.2 5 1 1 1 1 2 0 0 0 0 0 0 8 21 13.50 4.500																						
41 Bill Simas, R ERA: 2.45	(8, 1) 1.1 S 5 0 0 0 0 1 0 0 0 0 0 0 10 20 0.00 0.750																						

Chicago White Sox @ Anaheim Angels
Edison International Field, Anaheim, CA
Tue Aug 18 1998, 10:05 PM EDT
Att: 26,160 - Unknown - 77 F

AB 31
R 3
H 7
RBI 3
BB 7
SO 7
LOB 17

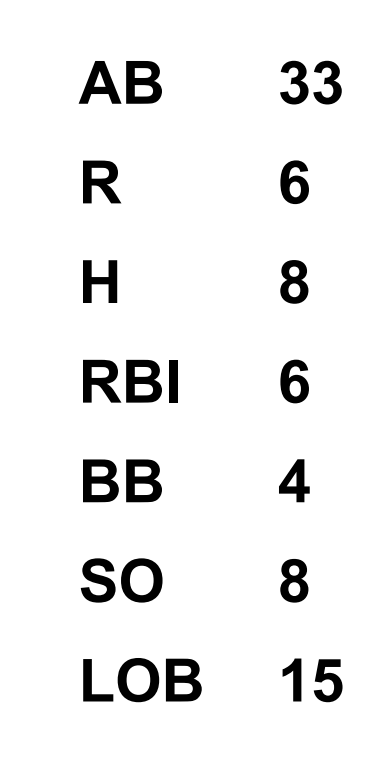



Batter	1	2	3	4	5	6	7	8	9	AB	R	H	RBI	BB	SO	LOB	TOP				
Ray Durham, S OBP: 0.372, SLG: 0.476 (1, 4)										4	0	0	0	0	0	0	Chicago White Sox @ Oakland Athletics Network Associates Coliseum, Oakland, CA Wed Aug 19 1998, 6:33 AM EDT Att. 12,605 - Sunny - 65 F				
Mike Caruso, S OBP: 0.326, SLG: 0.397 (1, 6)										4	0	1	0	0	0	1					
Frank Thomas, R OBP: 0.368, SLG: 0.449 (1, 10)										3	0	0	0	1	0	1					
Albert Belle, R OBP: 0.378, SLG: 0.619 (1, 7)										2	0	0	0	2	0	2					
Robin Ventura, L OBP: 0.338, SLG: 0.414 (1, 5)										4	0	0	0	0	1	2					
Greg Norton, S OBP: 0.307, SLG: 0.430 (1, 3)										3	0	0	0	1	1	2					
Magglio Ordonez, R OBP: 0.327, SLG: 0.427 (1, 9)										3	0	1	0	0	0	1					
Robert Machado, R OBP: 0.294, SLG: 0.404 (1, 2)										2	0	0	0	1	0	1					
Mike Cameron, R OBP: 0.281, SLG: 0.312 (1, 8)										3	0	0	0	0	1	1					
Inning Stats	R: 0 E: 0 K: 0 S: 4	H: 1 LOB: 1 BB: 0 P: 4	R: 0 E: 0 K: 1 S: 6	H: 1 LOB: 1 BB: 0 P: 6	R: 0 E: 0 K: 1 S: 5	H: 0 LOB: 0 BB: 0 P: 5	R: 0 E: 0 K: 1 S: 5	H: 0 LOB: 1 BB: 1 P: 9	R: 0 E: 0 K: 0 S: 3	H: 0 LOB: 0 BB: 0 P: 3	R: 0 E: 0 K: 0 S: 3	H: 0 LOB: 1 BB: 1 P: 7	R: 0 E: 1 K: 0 S: 3	H: 0 LOB: 1 BB: 1 P: 7	R: 0 E: 0 K: 0 S: 3	H: 0 LOB: 1 BB: 1 P: 7	1B: 1 2B: 0 3B: 1 HR: 0	SF: 0 SAC: 0 DP: 2 HBP: 0	WP: 0 PB: 0 SB: 1 CS: 0	PA: 33	
PITCHER Blake Stein, R ERA: 5.71 (1, 1)	IP: 9.0 WLS: W BF: 33	H: 2 R: 0 ER: 0 SO: 3	BB: 5 IBB: 0 HBP: 0 BLK: 0	WP: 0 HR: 0 S: 34 P: 54	ERA: 0.00 WHIP: 0.778	PITCHER											IP: 9.0 WLS: W BF: 33	H: 2 R: 0 ER: 0 SO: 3	BB: 5 IBB: 0 HBP: 0 BLK: 0	WP: 0 HR: 0 S: 34 P: 54	ERA: 0.00 WHIP: 0.778


AB	28
R	0
H	2
RBI	0
BB	5
SO	3
LOB	11



Batter	1	2	3	4	5	6	7	8	9	AB	R	H	RBI	BB	SO	LOB	BOTTOM				
Rickey Henderson, R OBP: 0.371, SLG: 0.326 (1, 7)										3	1	0	0	2	0	0	Chicago White Sox @ Oakland Athletics Network Associates Coliseum, Oakland, CA Wed Aug 19 1998, 6:33 AM EDT Att. 12,605 - Sunny - 65 F				
Jason McDonald, S OBP: 0.365, SLG: 0.333 (1, 9)										4	1	2	1	0	1	0					
Jason Giambi, L OBP: 0.375, SLG: 0.465 (1, 3)										4	1	1	0	0	2	3					
Mike Blowers, R OBP: 0.304, SLG: 0.383 (1, 5)										3	1	1	3	1	1	2					
Matt Stairs, L OBP: 0.396, SLG: 0.571 (1, 10)										4	0	2	0	0	1	1					
Scott Spiezio, S OBP: 0.330, SLG: 0.404 (1, 4)										4	1	0	0	0	1	3					
Mike Macfarlane, R OBP: 0.282, SLG: 0.395 (1, 2)										3	1	1	2	1	0	2					
Ryan Christenson, R OBP: 0.304, SLG: 0.343 (1, 8)										4	0	0	0	0	1	4					
Miguel Tejada, R OBP: 0.316, SLG: 0.379 (1, 6)										4	0	1	0	0	1	0					
Inning Stats	R: 0 E: 0 K: 2 S: 7	H: 0 LOB: 0 BB: 0 P: 7	R: 0 E: 1 K: 2 S: 8	H: 0 LOB: 2 BB: 1 P: 12	R: 0 E: 0 K: 0 S: 4	H: 1 LOB: 2 BB: 1 P: 8	R: 2 E: 0 K: 0 S: 5	H: 2 LOB: 0 BB: 0 P: 5	R: 3 E: 0 K: 0 S: 7	H: 4 LOB: 1 BB: 0 P: 7	R: 1 E: 0 K: 2 S: 8	H: 1 LOB: 1 BB: 1 P: 12	R: 0 E: 1 K: 2 S: 8	H: 0 LOB: 2 BB: 1 P: 12	R: 0 E: 0 K: 0 S: 3	H: 0 LOB: 0 BB: 0 P: 3	1B: 4 2B: 2 3B: 0 HR: 2	SF: 0 SAC: 1 DP: 0 HBP: 0	WP: 0 PB: 0 SB: 1 CS: 0	PA: 38	
PITCHER Mike Siroka, L ERA: 4.87 Jaime Navarro, R ERA: 6.21 Chad Bradford, R ERA: 2.89	IP: 5.0 WLS: L BF: 25	H: 7 R: 5 ER: 5 SO: 4	BB: 2 IBB: 0 HBP: 0 BLK: 0	WP: 0 HR: 2 S: 31 P: 39	ERA: 9.00 WHIP: 1.800	PITCHER											IP: 5.0 WLS: L BF: 25	H: 7 R: 5 ER: 5 SO: 4	BB: 2 IBB: 0 HBP: 0 BLK: 0	WP: 0 HR: 2 S: 31 P: 39	ERA: 4.87 WHIP: 1.800



Batter	1	2	3	4	5	6	7	8	9	AB	R	H	RBI	BB	SO	LOB	TOP										
Ray Durham, S (1,4) OBP: 0.370, SLG: 0.473 Chris Snoop, R (6,4) OBP: 0.295, SLG: 0.252	E6 G6-4-3 BB		K		G6-3			BB 1B		3	0	0	0	0	1	1	Chicago White Sox @ Oakland Athletics Network Associates Coliseum, Oakland, CA Thu Aug 20 1998, 10:05 PM EDT Att: 8,607 - Cloudy - 63 F										
Mike Caruso, S (1,6) OBP: 0.329, SLG: 0.397	SAFE G6-4-3 BB		G1-3			1B WP 1B		F7		3	0	1	0	1	0	2											
Frank Thomas, R (1,10) OBP: 0.367, SLG: 0.454	G6-4-3			HR		F8		F9		4	1	1	1	0	0	4											
Albert Belle, R (1,7) OBP: 0.379, SLG: 0.617	G6-3			HR		K				3	0	1	0	1	1	2											
Robin Ventura, L (1,5)			K			G6-4-3 BB 1B				3	0	1	0	1	2	2											
Maglio Ordonez, R (1,9) OBP: 0.324, SLG: 0.423	G1-3					G6-4-3				4	0	0	0	0	1	4											
Wil Cordero, R (1,3) OBP: 0.296, SLG: 0.419	F9					F8				4	0	0	0	0	0	1											
Chad Kreuter, S (1,2) OBP: 0.367, SLG: 0.333			P3			K				4	0	1	0	0	1	0											
Mike Cameron, R (1,8) OBP: 0.282, SLG: 0.315 Greg Norton, S (9,PH) OBP: 0.306, SLG: 0.428						L1				3	0	1	0	0	0	0											
Inning Stats	R: 0 E: 1 K: 0 S: 7	H: 0 LOB: 1 BB: 1 P: 14	R: 0 E: 0 K: 1 S: 12	H: 0 LOB: 0 BB: 0 P: 17	R: 0 E: 0 K: 1 S: 9	H: 1 LOB: 1 BB: 0 P: 12	R: 1 E: 0 K: 0 S: 12	H: 2 LOB: 1 BB: 1 P: 21	R: 0 E: 0 K: 1 S: 6	H: 0 LOB: 0 BB: 0 P: 11	R: 0 E: 0 K: 0 S: 13	H: 2 LOB: 2 BB: 0 P: 20	R: 0 E: 0 K: 1 S: 16	H: 1 LOB: 2 BB: 1 P: 25	R: 0 E: 0 K: 1 S: 12	H: 1 LOB: 1 BB: 0 P: 19		1B: 4 2B: 2 3B: 0 HR: 1	SF: 0 SAC: 0 DP: 2 HBP: 0	WP: 1 PB: 0 SB: 0 CS: 0	PA: 36						
PITCHER	IP	WLS	BF	H	R	ER	SO	BB	IBB	HBP	BLK	WP	HR	S	P	ERA	WHIP										
Kenny Rogers, L (1,1) ERA: 3.05	7.0	W	27	5	1	1	4	2	0	0	0	1	1	65	105	1.29	1.000										
T.J. Mathews, R (8,1) ERA: 4.53	0.2		4	1	0	0	0	1	0	0	0	0	0	13	19	0.00	3.000										
Buddy Groom, L (8,1) ERA: 4.5	0.1		1	0	0	0	1	0	0	0	0	0	0	3	6	0.00	0.000										
Billy Taylor, R (9,1) ERA: 4.35	1.0	S	4	1	0	0	1	0	0	0	0	0	0	12	19	0.00	1.000										

Batter	1	2	3	4	5	6	7	8	9	AB	R	H	RBI	BB	SO	LOB	BOTTOM										
Rickey Henderson, R (1,7) OBP: 0.368, SLG: 0.323	G6-3		L7		F9			G6-3		4	0	0	0	0	0	1	Chicago White Sox @ Oakland Athletics Network Associates Coliseum, Oakland, CA Thu Aug 20 1998, 10:05 PM EDT Att: 8,607 - Cloudy - 63 F										
Ryan Christenson, R (1,8) OBP: 0.307, SLG: 0.346	F7		1B		K			1B		4	0	2	0	0	1	1											
Jason Giambi, L (1,3)	1B		L8					F8		4	0	1	0	0	0	2											
Mike Blowers, R (1,5) OBP: 0.303, SLG: 0.381			G1-3					K		4	1	1	0	0	1	2											
Matt Stairs, L (1,10) OBP: 0.398, SLG: 0.571			1B					1B		2	1	1	0	1	1	0											
Ben Grievie, L (1,9) OBP: 0.383, SLG: 0.452 Jason McDonald, S (8,9) OBP: 0.365, SLG: 0.333			K					F9		3	0	0	0	0	2	3											
Scott Spiezio, S (1,4) OBP: 0.333, SLG: 0.405			K					1B		0	0	0	0	0	0	0											
Miguel Tejada, R (1,6) OBP: 0.320, SLG: 0.394			HR					FC5-4 BB		3	1	2	2	0	0	1											
A.J. Hinch, R (1,2) OBP: 0.284, SLG: 0.327			K					G2-3		2	0	0	0	0	1	1											
Inning Stats	R: 0 E: 0 K: 0 S: 6	H: 1 LOB: 1 BB: 0 P: 10	R: 3 E: 0 K: 2 S: 13	H: 3 LOB: 0 BB: 1 P: 24	R: 0 E: 0 K: 0 S: 6	H: 1 LOB: 1 BB: 0 P: 9	R: 0 E: 0 K: 2 S: 7	H: 1 LOB: 0 BB: 0 P: 13	R: 0 E: 0 K: 1 S: 8	H: 1 LOB: 1 BB: 0 P: 12	R: 0 E: 0 K: 1 S: 6	H: 0 LOB: 0 BB: 0 P: 12	R: 0 E: 0 K: 0 S: 8	H: 0 LOB: 1 BB: 1 P: 17	R: 0 E: 0 K: 1 S: 12	H: 1 LOB: 1 BB: 0 P: 17		1B: 7 2B: 0 3B: 0 HR: 1	SF: 0 SAC: 1 DP: 0 HBP: 0	WP: 0 PB: 0 SB: 0 CS: 1	PA: 31						
PITCHER	IP	WLS	BF	H	R	ER	SO	BB	IBB	HBP	BLK	WP	HR	S	P	ERA	WHIP										
Tom Fordham, L (1,1) ERA: 7.32	6.1	L	25	7	3	3	6	2	0	0	0	0	0	49	89	4.26	1.421										
Chad Bradford, R (7,1) ERA: 2.61	1.0		4	1	0	0	0	0	0	0	0	0	0	12	18	0.00	1.000										
Bryan Ward, L (8,1) ERA: 3.6	0.2		2	0	0	0	1	0	0	0	0	0	0	5	7	0.00	0.000										

Batter	1	2	3	4	5	6	7	8	9	AB	R	H	RBI	BB	SO	LOB	TOP										
Ray Durham, S OBP: 0.370, SLG: 0.472 (1, 4)										5	2	2	0	0	1	4	Chicago White Sox @ Seattle Mariners The Kingdome, Seattle, WA Fri Aug 21 1998, 10:05 PM EDT Att: 34,421 - Dome - 72 F										
Mike Caruso, S OBP: 0.326, SLG: 0.394 (1, 6)										5	1	1	0	0	0	2											
Frank Thomas, R OBP: 0.366, SLG: 0.450 (1, 10)										4	0	0	0	1	0	3											
Albert Belle, R OBP: 0.383, SLG: 0.624 (1, 7)										4	1	3	2	1	0	1											
Robin Ventura, L OBP: 0.342, SLG: 0.416 (1, 5)										4	0	2	2	0	0	1											
Magglio Ordonez, R OBP: 0.320, SLG: 0.418 (1, 9)										5	0	0	0	0	1	6											
Wil Cordero, R OBP: 0.296, SLG: 0.417 (1, 3)										4	0	1	0	0	2	0											
Robert Machado, R OBP: 0.273, SLG: 0.373 (1, 2)										4	0	0	0	0	1	1											
Mike Cameron, R OBP: 0.286, SLG: 0.314 (1, 8)										1	0	0	0	3	0	0											
Inning Stats	R: 2 E: 1 K: 1 S: 18	H: 3 LOB: 1 BB: 0 P: 26	R: 0 E: 0 K: 1 S: 9	H: 0 LOB: 1 BB: 1 P: 16	R: 0 E: 0 K: 0 S: 10	H: 1 LOB: 0 BB: 0 P: 12	R: 0 E: 0 K: 1 S: 9	H: 0 LOB: 0 BB: 0 P: 15	R: 1 E: 0 K: 0 S: 10	H: 1 LOB: 3 BB: 2 P: 20	R: 0 E: 0 K: 1 S: 16	H: 0 LOB: 1 BB: 1 P: 27	R: 1 E: 0 K: 0 S: 10	H: 1 LOB: 0 BB: 0 P: 15	R: 0 E: 0 K: 1 S: 13	H: 1 LOB: 2 BB: 1 P: 20	R: 0 E: 0 K: 0 S: 15	H: 2 LOB: 2 BB: 0 P: 19	1B: 7 2B: 1 3B: 0 HR: 1	SF: 0 SAC: 0 DP: 0 HBP: 1	WP: 1 PB: 0 SB: 2 CS: 0	PA: 42					
PITCHER	IP	WLS	BF	H	R	ER	SO	BB	IBB	HBP	BLK	WP	HR	S	P	ERA	WHIP										
Jeff Fassero, L ERA: 3.96 (1, 1)	7.0		32	6	4	2	4	4	0	1	0	1	1	82	131	2.57	1.429										
Jose Paniagua, R ERA: 3.0 (8, 1)	1.0	W	5	1	0	0	1	1	0	0	0	0	0	13	20	0.00	2.000										
Mike Timlin, R ERA: 2.81 (9, 1)	1.0	S	5	2	0	0	0	0	0	0	0	0	0	15	19	0.00	2.000										

Batter	1	2	3	4	5	6	7	8	9	AB	R	H	RBI	BB	SO	LOB	BOTTOM										
Joey Cora, S OBP: 0.355, SLG: 0.371 (1, 4)										4	0	1	1	0	1	1	Chicago White Sox @ Seattle Mariners The Kingdome, Seattle, WA Fri Aug 21 1998, 10:05 PM EDT Att: 34,421 - Dome - 72 F										
Alex Rodriguez, R OBP: 0.361, SLG: 0.571 (1, 6)										3	0	0	0	1	0	3											
Ken Griffey Jr., L OBP: 0.371, SLG: 0.606 (1, 8)										4	0	0	0	0	0	1											
Edgar Martinez, R OBP: 0.417, SLG: 0.541 (1, 10)										3	2	2	1	1	0	0											
David Segui, S OBP: 0.376, SLG: 0.503 (1, 3)										4	0	0	0	0	1	3											
Jay Buhner, R OBP: 0.358, SLG: 0.483 (1, 9)										3	2	1	2	1	2	0											
Russ Davis, R OBP: 0.312, SLG: 0.469 (1, 5)										3	1	2	1	1	0	0											
Joe Oliver, R OBP: 0.251, SLG: 0.322 (1, 2)										3	0	0	0	1	1	1											
Rich Amaral, R OBP: 0.357, SLG: 0.365 (1, 7)										3	0	2	0	0	0	0											
Inning Stats	R: 0 E: 0 K: 1 S: 16	H: 1 LOB: 2 BB: 1 P: 25	R: 0 E: 0 K: 1 S: 7	H: 0 LOB: 0 BB: 1 P: 15	R: 0 E: 0 K: 0 S: 6	H: 0 LOB: 0 BB: 0 P: 10	R: 3 E: 0 K: 0 S: 17	H: 4 LOB: 3 BB: 2 P: 32	R: 1 E: 0 K: 1 S: 8	H: 1 LOB: 0 BB: 0 P: 14	R: 0 E: 0 K: 1 S: 10	H: 1 LOB: 1 BB: 0 P: 18	R: 0 E: 0 K: 0 S: 9	H: 0 LOB: 0 BB: 0 P: 15	R: 1 E: 0 K: 1 S: 12	H: 1 LOB: 0 BB: 1 P: 19	1B: 4 2B: 2 3B: 0 HR: 2	SF: 0 SAC: 0 DP: 1 HBP: 0	WP: 0 PB: 0 SB: 0 CS: 0	PA: 35							
PITCHER	IP	WLS	BF	H	R	ER	SO	BB	IBB	HBP	BLK	WP	HR	S	P	ERA	WHIP										
Scott Eyre, L ERA: 5.11 (1, 1)	4.1		21	5	3	3	2	4	0	0	0	0	1	48	85	6.23	2.077										
Jaime Navarro, R ERA: 6.2 (5, 1)	1.2		7	2	1	1	2	0	0	0	0	0	1	16	29	5.40	1.200										
Keith Foulke, R ERA: 3.82 (7, 1)	2.0	L	7	1	1	1	1	1	0	0	0	0	0	21	34	4.50	1.000										


AB	36
R	4
H	9
RBI	4
BB	5
SO	5
LOB	18



Batter	1	2	3	4	5	6	7	8	9	10	11	AB	R	H	RBI	BB	SO	LOB	TOP	
Ray Durham, S OBP: 0.369, SLG: 0.468 (1, 4)	G4-3		F8		P7		G5-3		BB			4	0	0	0	1	0	1		
Mike Caruso, S OBP: 0.329, SLG: 0.395 (1, 6)	F8		P6		F8			G6-3	BB			4	0	1	0	1	0	0		
Frank Thomas, R OBP: 0.366, SLG: 0.454 (1, 10)	F8			2B	1B	HR		F8	P8			4	2	1	1	1	0	4		
Albert Belle, R OBP: 0.383, SLG: 0.626 (1, 7)	L8			1B	2B		P7			G4-3		5	1	2	0	0	0	1		
Robin Ventura, L OBP: 0.340, SLG: 0.414 (1, 5)		K										5	0	1	2	0	2	1		
25 Jeff Abbott, R OBP: 0.329, SLG: 0.456 (9, 8)	G6-3				F7		P6					5	1	1	0	0	0	1		
Wil Cordero, R OBP: 0.299, SLG: 0.419 Magglio Ordonez, R OBP: 0.319, SLG: 0.417 (1, 3) (9, 9)	FC6								SH5-3			3	0	2	0	0	1	1		
Robert Machado, R OBP: 0.263, SLG: 0.358 Chad Kreuter, S OBP: 0.388, SLG: 0.332 (9, 2) (9, 2)	FC6								SH1-3			2	0	0	0	0	1	2		
Mike Cameron, R OBP: 0.294, SLG: 0.311 Greg Norton, S OBP: 0.303, SLG: 0.424 (9, 3) (9, 3)					P4		G5-3					3	0	0	0	0	0	1		
Inning Stats	R: 0 E: 0 K: 1 S: 9	H: 1 LOB: 1 BB: 0 P: 13	R: 0 E: 0 K: 1 S: 9	H: 1 LOB: 1 BB: 0 P: 13	R: 0 E: 0 K: 0 S: 6	H: 0 LOB: 0 BB: 0 P: 9	R: 2 E: 0 K: 2 S: 13	H: 2 LOB: 1 BB: 1 P: 20	R: 0 E: 0 K: 0 S: 6	H: 1 LOB: 1 BB: 0 P: 10	R: 0 E: 0 K: 0 S: 12	H: 1 LOB: 1 BB: 0 P: 19	R: 0 E: 0 K: 0 S: 8	H: 0 LOB: 0 BB: 0 P: 10	R: 0 E: 0 K: 2 S: 7	H: 0 LOB: 0 BB: 0 P: 9	1B: 4 2B: 3 3B: 0 HR: 1	SF: 0 SAC: 2 DP: 0 HBP: 0	WP: 1 PB: 0 SB: 0 CS: 0	PA: 45
PITCHER	Jamie Meyer, L ERA: 3.54 (1, 1)	IP: 8.0 WLS: 3 BF: 32 H: 7 R: 3 ER: 3 SO: 4	Heathcliff Stocumb, R ERA: 4.44 (9, 1)	IP: 1.0 WLS: 7 BF: 7 H: 1 R: 1 ER: 1 SO: 0	Mike Timlin, R ERA: 2.73 (10, 1)	IP: 2.0 WLS: 6 BF: 6 H: 0 R: 0 ER: 0 SO: 2	BB: 0 IBB: 0 HBP: 0 BLK: 0	WP: 0 HR: 0 S: 15 P: 19	ERA: 3.38 WHIP: 1.000	9.00 4.000	0.00 0.000									

Chicago White Sox @ Seattle Mariners
The Kingdom, Seattle, WA
Sat Aug 22 1998, 10:05 PM EDT
Att. 43,596 - Dome - 72 F

AB 39
R 4
H 8
RBI 3
BB 4
SO 6
LOB 14



Batter	1	2	3	4	5	6	7	8	9	10	11	AB	R	H	RBI	BB	SO	LOB	BOTTOM	
Joey Cora, S OBP: 0.360, SLG: 0.374 (1, 4)	F9		1B		FC3-6	K			1B		1B	4	3	3	0	2	1	3		
Alex Rodriguez, R OBP: 0.369, SLG: 0.568 (1, 6)	F9		F7		FC3-6		K					6	0	2	0	0	1	3		
Ken Griffey Jr., L OBP: 0.375, SLG: 0.605 (1, 8)	1B		E		CS		K		K			4	0	2	0	2	2	2		
Edgar Martinez, R OBP: 0.417, SLG: 0.539 (1, 10)	F9		E6		CS		K		F7			6	0	2	2	0	1	5		
David Segui, S OBP: 0.374, SLG: 0.500 (1, 3)	1B		G4-6-3		CS							5	0	1	1	0	1	3		
Jay Buhner, R OBP: 0.359, SLG: 0.479 Shane Monahan, L OBP: 0.284, SLG: 0.327 (1, 9) (10, PR) (11, 7)	K				G6-3				P7			4	1	1	0	1	1	2		
Russ Davis, R OBP: 0.313, SLG: 0.470 (1, 5)												0	0	0	0	0	0	0		
John Marzano, R OBP: 0.306, SLG: 0.374 Rob Ducey, L OBP: 0.326, SLG: 0.405 (6, PR) (7, 7) (11, 9)	G6-3											5	0	2	0	0	2	1		
Rich Amaral, R OBP: 0.302, SLG: 0.359 Raul Ibanez, L OBP: 0.250, SLG: 0.500 Joe Oliver, R OBP: 0.252, SLG: 0.318 (1, 7) (6, PH) (6, PH) (7, 2)	K											3	0	1	0	0	1	1		
Inning Stats	R: 1 E: 0 K: 1 S: 17	H: 3 LOB: 2 BB: 0 P: 26	R: 0 E: 0 K: 2 S: 10	H: 0 LOB: 0 BB: 0 P: 13	R: 1 E: 1 K: 0 S: 19	H: 2 LOB: 1 BB: 0 P: 27	R: 0 E: 0 K: 1 S: 7	H: 1 LOB: 1 BB: 0 P: 8	R: 0 E: 0 K: 0 S: 6	H: 0 LOB: 0 BB: 2 P: 15	R: 1 E: 0 K: 3 S: 12	H: 0 LOB: 0 BB: 0 P: 21	R: 0 E: 0 K: 1 S: 9	H: 0 LOB: 0 BB: 0 P: 13	R: 1 E: 1 K: 1 S: 8	H: 2 LOB: 3 BB: 1 P: 12	1B: 13 2B: 1 3B: 0 HR: 1	SF: 0 SAC: 0 DP: 3 HBP: 0	WP: 0 PB: 0 SB: 0 CS: 2	PA: 50
PITCHER	Jim Parque, L ERA: 5.28 (6, 1)	IP: 5.2 WLS: 0 BF: 24 H: 2 R: 2 ER: 0 SO: 4	Chad Bradford, R ERA: 2.61 (6, 1)	IP: 0.0 WLS: 1 BF: 0 H: 0 R: 0 ER: 0 SO: 0	Bryan Ward, L ERA: 3.6 (6, 1)	IP: 2.1 WLS: 7 BF: 7 H: 0 R: 0 ER: 0 SO: 5	Bob Howry, R ERA: 2.86 (9, 1)	IP: 1.0 WLS: 6 BF: 3 H: 1 R: 1 ER: 1 SO: 1	Jaime Navarro, R ERA: 6.21 (10, 1)	IP: 1.1 WLS: 9 BF: 9 H: 2 R: 1 ER: 1 SO: 1	BB: 2 IBB: 1 HBP: 0 BLK: 0	WP: 0 HR: 0 S: 15 P: 29	ERA: 6.75 WHIP: 3.000							

Chicago White Sox @ Seattle Mariners
The Kingdom, Seattle, WA
Sat Aug 22 1998, 10:05 PM EDT
Att. 43,596 - Dome - 72 F

AB 43
R 5
H 15
RBI 5
BB 6
SO 11
LOB 23



Batter	1	2	3	4	5	6	7	8	9	AB	R	H	RBI	BB	SO	LOB	TOP					
Ray Durham, S (1, 4) OBP: 0.366, SLG: 0.465	1-3 K		1-1 E5 E S 1B			1-3 K		0-0 G6-3		4	1	0	0	0	2	0						
Mike Caruso, S (1, 6) OBP: 0.326, SLG: 0.394	3-3 K		2-1 1B 1-H			0-0 F7		0-1 P6		4	0	1	1	0	1	0						
Frank Thomas, R (1, 10) OBP: 0.364, SLG: 0.450	3-3 K		3-0 F8			0-2 L8			2-2 F9	4	0	0	0	0	1	1						
Albert Belle, R (1, 7) OBP: 0.380, SLG: 0.621		0-0 G6-3			0-2 F7			0-1 E5 1B	3-2 G4-3	4	0	0	0	0	0	0						
Robin Ventura, L (1, 5) OBP: 0.340, SLG: 0.411 Chris Snopce, R (9, PR) OBP: 0.295, SLG: 0.252	1-1 P8		2-2 F9			2-0 P2			4-2 25 WP BB	3	0	0	0	1	0	1						
25 Jeff Abbott, R (1, 9) OBP: 0.296, SLG: 0.444	1-3 K		3-2 F7			1-2 F8			2-1 F9	4	0	0	0	0	1	2						
Wil Cordero, R (1, 3) OBP: 0.303, SLG: 0.432			1-0 HR			1-1 F8			1-0 1-2 1B	3	1	2	1	0	0	0						
Chad Kreuter, S (1, 2) OBP: 0.363, SLG: 0.327			1-3 K2-3			1-0 F9			3-2 F8	3	0	0	0	0	1	2						
Mike Cameron, R (1, 8) OBP: 0.282, SLG: 0.308			1-2 G6-3			2-2 G6-3			0-3 K	3	0	0	0	0	1	0						
Inning Stats	R: 0 E: 0 K: 3 S: 11	H: 0 LOB: 0 BB: 0 P: 18	R: 0 E: 0 K: 1 S: 6	H: 0 LOB: 0 BB: 0 P: 8	R: 2 E: 1 K: 1 S: 12	H: 2 LOB: 1 BB: 0 P: 21	R: 0 E: 0 K: 0 S: 9	H: 0 LOB: 0 BB: 0 P: 14	R: 0 E: 0 K: 0 S: 7	H: 0 LOB: 0 BB: 0 P: 11	R: 0 E: 0 K: 1 S: 8	H: 0 LOB: 0 BB: 0 P: 9	R: 0 E: 1 K: 0 S: 12	H: 1 LOB: 2 BB: 0 P: 19	R: 0 E: 0 K: 1 S: 6	H: 0 LOB: 0 BB: 0 P: 6	R: 0 E: 0 K: 0 S: 10	H: 0 LOB: 2 BB: 1 P: 21	1B: 2 2B: 0 3B: 0 HR: 1	SF: 0 SAC: 0 DP: 0 HBP: 0	WP: 1 PB: 0 SB: 1 CS: 0	PA: 33
PITCHER	IP	WLS	BF	H	R	ER	SO	BB	IBB	HBP	BLK	WP	HR	S	P	ERA	WHIP					
Paul Spoljaric, L (1, 1) ERA: 4.95	7.0	W	26	3	2	1	6	0	0	0	0	0	1	65	100	1.29	0.429					
31 Bobby Ayala, R (8, 1) ERA: 6.95	1.0		3	0	0	0	1	0	0	0	0	0	0	6	6	0.00	0.000					
Jose Paniagua, R (9, 1) ERA: 2.25	1.0	S	4	0	0	0	0	1	0	0	0	1	0	10	21	0.00	1.000					

Chicago White Sox @ Seattle Mariners
The Kingdome, Seattle, WA
Sun Aug 23 1998, 6:33 AM EDT
Att: 35,159 - Dome - 72 F

AB 32
R 2
H 3
RBI 2
BB 1
SO 7
LOB 6



Batter	1	2	3	4	5	6	7	8	9	AB	R	H	RBI	BB	SO	LOB	BOTTOM					
Joey Cora, S (1, 4) OBP: 0.359, SLG: 0.373	1-3 K			2-2 HR 1B	0-0 F8			0-1 G1-3		4	1	1	0	0	1	0						
Alex Rodriguez, R (1, 6) OBP: 0.358, SLG: 0.565	2-1 G5-3			2-1 F9		3-2 G4-3				3	0	0	0	0	0	1						
Ken Griffey Jr., L (1, 8) OBP: 0.374, SLG: 0.609	3-2 P9			1-2 HR 1-H		3-1 G1-3				3	1	1	2	0	0	0						
Edgar Martinez, R (1, 10) OBP: 0.416, SLG: 0.536		2-3 K		4-2 BB		1-0 F8				2	0	0	0	1	1	0						
David Segui, S (1, 3) OBP: 0.372, SLG: 0.497	1-2 G5-3			0-0 P7		0-0 P3				3	0	0	0	0	0	1						
Russ Davis, R (1, 5) OBP: 0.311, SLG: 0.467	1-3 K			0-1 P3		3-3 K				3	0	0	0	0	2	1						
Rob Ducey, L (1, 9) OBP: 0.321, SLG: 0.399			2-2 G1		1-3 K			0-0 F9		3	0	0	0	0	1	0						
Joe Oliver, R (1, 2) OBP: 0.249, SLG: 0.314		1-0 G5-3			2-1 G6-3			0-1 G1-3		3	0	0	0	0	0	0						
Shane Monahan, L (1, 7) OBP: 0.286, SLG: 0.355			0-0 F7		1-1 HR			3-2 G5-3		3	1	1	1	0	0	0						
Inning Stats	R: 0 E: 0 K: 1 S: 9	H: 0 LOB: 0 BB: 0 P: 15	R: 0 E: 0 K: 2 S: 9	H: 0 LOB: 0 BB: 0 P: 13	R: 0 E: 0 K: 0 S: 5	H: 0 LOB: 0 BB: 0 P: 8	R: 2 E: 0 K: 0 S: 13	H: 2 LOB: 1 BB: 1 P: 22	R: 1 E: 0 K: 1 S: 8	H: 1 LOB: 0 BB: 0 P: 12	R: 0 E: 0 K: 0 S: 6	H: 0 LOB: 0 BB: 0 P: 13	R: 0 E: 0 K: 1 S: 5	H: 0 LOB: 0 BB: 0 P: 8	R: 0 E: 0 K: 0 S: 9	H: 0 LOB: 0 BB: 0 P: 12	1B: 1 2B: 0 3B: 0 HR: 2	SF: 0 SAC: 0 DP: 0 HBP: 0	WP: 0 PB: 0 SB: 0 CS: 0	PA: 28		
PITCHER	IP	WLS	BF	H	R	ER	SO	BB	IBB	HBP	BLK	WP	HR	S	P	ERA	WHIP					
John Snyder, R (1, 1) ERA: 4.98	8.0	L	28	3	3	3	5	1	0	0	0	0	2	64	103	3.38	0.500					

Chicago White Sox @ Seattle Mariners
The Kingdome, Seattle, WA
Sun Aug 23 1998, 6:33 AM EDT
Att: 35,159 - Dome - 72 F

AB 27
R 3
H 3
RBI 3
BB 1
SO 5
LOB 3



Batter	1	2	3	4	5	6	7	8	9	AB	R	H	RBI	BB	SO	LOB	TOP			
Ray Durham, S (1,4) OBP: 0.365, SLG: 0.462 Chris Snopce, R (7,4) OBP: 0.295, SLG: 0.252 Will Cordero, R (8,PH) OBP: 0.302, SLG: 0.431 (8,3)										3	0	0	0	1	1	0	Chicago White Sox @ Seattle Mariners The Kingdome, Seattle, WA Mon Aug 24 1998, 6:33 AM EDT Att: 27,087 - Dome - 72 F			
Mike Caruso, S (1,6) OBP: 0.329, SLG: 0.394										5	2	2	0	0	3	1				
Frank Thomas, R (1,10) OBP: 0.366, SLG: 0.455										4	2	2	0	1	2	1				
Albert Belle, R (1,7) OBP: 0.382, SLG: 0.624										4	2	2	1	1	0	2				
Robin Ventura, L (1,5) OBP: 0.340, SLG: 0.416										4	2	1	4	1	0	3				
Greg Norton, S (1,3) OBP: 0.310, SLG: 0.425 (8,4)										4	0	2	1	1	1	0				
25 Jeff Abbott, R (1,8) OBP: 0.295, SLG: 0.446										4	1	1	0	0	2	4				
Magglio Ordonez, R (1,9) OBP: 0.320, SLG: 0.423										4	1	1	3	0	1	2				
Chad Kreuter, S (1,2) OBP: 0.360, SLG: 0.324										5	0	1	1	0	3	2				
Inning Stats	R: 0 E: 0 K: 3 S: 11	H: 0 LOB: 0 BB: 0 P: 16	R: 0 E: 0 K: 1 S: 7	H: 0 LOB: 0 BB: 0 P: 10	R: 0 E: 0 K: 3 S: 10	H: 0 LOB: 0 BB: 0 P: 16	R: 1 E: 0 K: 1 S: 12	H: 2 LOB: 1 BB: 0 P: 18	R: 0 E: 0 K: 1 S: 10	H: 0 LOB: 1 BB: 2 P: 19	R: 2 E: 0 K: 0 S: 9	H: 2 LOB: 0 BB: 0 P: 12	R: 3 E: 0 K: 2 S: 21	H: 3 LOB: 2 BB: 2 P: 38	R: 4 E: 0 K: 1 S: 14	H: 5 LOB: 1 BB: 0 P: 19	1B: 7 2B: 1 3B: 2 HR: 2	SF: 0 SAC: 1 DP: 0 HBP: 1	WP: 0 PB: 0 SB: 0 CS: 0	PA: 45
PITCHER	IP WLS BF H R ER SO BB IBB HBP BLK WP HR S P ERA WHIP																			
27 Ken Cloude, R (1,1) ERA: 6.16	7.0 W 28 4 3 3 10 3 0 0 0 0 0 1 69 110 3.86 1.000																			
Bob Wells, R (8,1) ERA: 6.09	0.1 4 1 3 3 1 2 0 0 0 0 0 0 11 22 81.00 9.000																			
Jose Paniagua, R (8,1) ERA: 2.08	0.1 3 1 0 0 1 0 0 0 1 0 0 0 5 9 0.00 3.000																			
Mike Timlin, R (8,1) ERA: 3.21	1.1 S 10 6 4 4 1 0 0 0 0 0 0 1 19 26 27.00 4.500																			

Chicago White Sox @ Seattle Mariners
The Kingdome, Seattle, WA
Mon Aug 24 1998, 6:33 AM EDT
Att: 27,087 - Dome - 72 F

AB 38
R 10
H 12
RBI 10
BB 5
SO 13
LOB 18



Batter	1	2	3	4	5	6	7	8	9	AB	R	H	RBI	BB	SO	LOB	BOTTOM			
Joey Cora, S (1,4) OBP: 0.360, SLG: 0.377 Shane Monahan, L (7,7) OBP: 0.292, SLG: 0.361										4	2	2	2	0	0	1	Chicago White Sox @ Seattle Mariners The Kingdome, Seattle, WA Mon Aug 24 1998, 6:33 AM EDT Att: 27,087 - Dome - 72 F			
Alex Rodriguez, R (1,6) OBP: 0.382, SLG: 0.569										5	2	4	1	0	0	1				
Ken Griffey Jr., L (1,8) OBP: 0.309, SLG: 0.616 Rob Ducey, L (7,8) OBP: 0.320, SLG: 0.397										4	1	2	4	0	0	2				
Edgar Martinez, R (1,10) OBP: 0.418, SLG: 0.542										3	1	1	1	2	0	2				
David Segui, S (1,3) OBP: 0.371, SLG: 0.493										5	1	1	0	0	1	2				
Jay Buhner, R (1,9) OBP: 0.357, SLG: 0.479										4	0	1	0	0	1	1				
Russ Davis, R (1,5) OBP: 0.253, SLG: 0.290 Rico Rossy, R (5,5) OBP: 0.253, SLG: 0.290										2	0	0	0	0	1	1				
John Marzano, R (1,2) OBP: 0.313, SLG: 0.382										3	2	1	0	1	0	1				
Rich Amaral, R (1,7) OBP: 0.349, SLG: 0.351 (7,4)										3	1	0	0	1	0	1				
Inning Stats	R: 0 E: 0 K: 0 S: 9	H: 1 LOB: 1 BB: 0 P: 14	R: 0 E: 0 K: 1 S: 6	H: 0 LOB: 0 BB: 0 P: 12	R: 1 E: 1 K: 0 S: 10	H: 2 LOB: 1 BB: 0 P: 15	R: 7 E: 0 K: 2 S: 26	H: 5 LOB: 1 BB: 3 P: 47	R: 0 E: 0 K: 0 S: 7	H: 0 LOB: 0 BB: 0 P: 10	R: 1 E: 0 K: 1 S: 12	H: 2 LOB: 1 BB: 0 P: 20	R: 0 E: 0 K: 1 S: 9	H: 1 LOB: 1 BB: 0 P: 15	R: 2 E: 0 K: 0 S: 10	H: 2 LOB: 1 BB: 1 P: 21	1B: 6 2B: 5 3B: 0 HR: 2	SF: 0 SAC: 0 DP: 0 HBP: 0	WP: 2 PB: 0 SB: 0 CS: 0	PA: 41
PITCHER	IP WLS BF H R ER SO BB IBB HBP BLK WP HR S P ERA WHIP																			
Mike Siroka, L (1,1) ERA: 5.13	3.2 L 22 8 8 7 2 3 0 0 0 0 0 0 10 13 0.00 3.000																			
Chad Bradford, R (4,1) ERA: 2.31	1.1 4 0 0 0 1 0 0 0 0 0 0 0 10 13 0.00 3.000																			
Bryan Ward, L (6,1) ERA: 3.71	2.0 9 3 1 1 1 0 0 0 0 0 0 0 21 35 4.50 1.500																			
Jaime Navarro, R (8,1) ERA: 6.28	1.0 6 2 2 2 0 1 0 0 0 1 0 0 10 21 18.00 3.000																			

Chicago White Sox @ Seattle Mariners
The Kingdome, Seattle, WA
Mon Aug 24 1998, 6:33 AM EDT
Att: 27,087 - Dome - 72 F

AB 37
R 11
H 13
RBI 8
BB 4
SO 4
LOB 15



Batter	1	2	3	4	5	6	7	8	9	AB	R	H	RBI	BB	SO	LOB	TOP								
Roberto Alomar, S (1, 4) OBP: 0.371, SLG: 0.440	1-1 P8		3-2 FC1-2 BB 1-3 1B		2-2 SAFE 1-3 1B		1-2 P5		0-2 G3	5	0	2	0	0	0	0									
B.J. Surhoff, L (1, 7) OBP: 0.336, SLG: 0.459	2-0 L9		4-1 FC1-2 BB 1-2		3-2 SAFE 1-3 1B		1-2 P6			3	0	1	1	1	0	0									
Eric Davis, R (1, 10) OBP: 0.388, SLG: 0.601	0-1 F9		0-2 FC1-2		0-3 SAFE 1-2 2-3 3-H		K		3-2 F8	4	0	0	0	0	1	5									
Rafael Palmeiro, L (1, 3) OBP: 0.378, SLG: 0.573		0-0 G3-1	0-3 K		0-1 L3				2-1 F8	4	0	0	0	0	1	5									
Cal Ripken Jr., R (1, 5) OBP: 0.341, SLG: 0.393	1-2 F9			2-1 L6		1-2 L6			1-2 F9	4	0	0	0	0	0	0									
Willie Oltarez, R (1, 9) OBP: 0.333, SLG: 0.333	1-0 1B			0-1 G6-3		1-3 K			3-2 2B HR 1B	3	0	1	0	0	1	0									
Willie Greene, L (9, PH) OBP: 0.373, SLG: 0.442										1	1	1	0	0	0	0									
23 Chris Holles, R (1, 2) OBP: 0.370, SLG: 0.473	2-2 F8			4-0 BB		1-0 G1-3			2-0 HR 2B	2	0	0	0	1	0	1									
Harold Baines, L (9, PH) OBP: 0.383, SLG: 0.475									1-3 HR 2B	1	1	1	0	0	0	0									
Rich Becker, L (1, 8) OBP: 0.352, SLG: 0.337			0-0 P6	0-0 P6			3-3 K		0-0 HR	4	1	1	3	0	1	1									
Mike Bordick, R (1, 6) OBP: 0.327, SLG: 0.383			4-2 1B FC1-2 BB		4-2 1B BB		0-0 P9		2-H 3-H 1-2 K	2	1	0	0	2	1	0									
Inning Stats	R: 0 E: 0 K: 0 S: 5	H: 0 LOB: 0 BB: 0 P: 8	R: 0 E: 0 K: 0 S: 9	H: 1 LOB: 1 BB: 0 P: 13	R: 0 E: 0 K: 1 S: 15	H: 1 LOB: 3 BB: 2 P: 26	R: 0 E: 0 K: 0 S: 5	H: 0 LOB: 1 BB: 1 P: 11	R: 1 E: 0 K: 1 S: 19	H: 2 LOB: 1 BB: 1 P: 28	R: 0 E: 0 K: 1 S: 7	H: 0 LOB: 0 BB: 0 P: 10	R: 0 E: 0 K: 1 S: 8	H: 0 LOB: 0 BB: 0 P: 12	R: 0 E: 0 K: 0 S: 8	H: 0 LOB: 0 BB: 0 P: 14	R: 3 E: 0 K: 1 S: 14	H: 3 LOB: 0 BB: 0 P: 21	1B: 5 2B: 2 3B: 0 HR: 1	SF: 0 SAC: 0 DP: 1 HBP: 0	WP: 0 PB: 0 SB: 1 CS: 0	PA: 37			
PITCHER	IP	WLS	BF	H	R	ER	SO	BB	IBB	HBP	BLK	WP	HR	S	P	ERA	WHIP								
Tom Fordham, L (1, 1) ERA: 6.85	4.0		20	4	1	1	1	4	0	0	0	0	0	47	80	2.25	2.000								
Chad Bradford, R (5, 1) ERA: 1.99	2.0	W	5	0	0	0	2	0	0	0	0	0	0	13	16	0.00	0.000								
Bob Howry, R (7, 1) ERA: 2.7	2.0		6	0	0	0	1	0	0	0	0	0	0	16	26	0.00	0.000								
Keith Foulke, R (9, 1) ERA: 4.18	1.0		6	3	3	3	1	0	0	0	0	0	1	14	21	27.00	3.000								

Baltimore Orioles @ Chicago White Sox
Comiskey Park, Chicago, IL
Tue Aug 25 1998, 8:05 PM EDT
Att: 15,776 - Unknown - 79 F

AB 33
R 4
H 7
RBI 4
BB 4
SO 5
LOB 12



Batter	1	2	3	4	5	6	7	8	9	AB	R	H	RBI	BB	SO	LOB	BOTTOM								
Ray Durham, S (1, 4) OBP: 0.368, SLG: 0.463	3-1 G6-4-3 1B		0-1 G6-3		4-1 BB		2-0 S 1B			3	1	2	0	1	0	0									
Mike Canuso, S (1, 6) OBP: 0.330, SLG: 0.395	1-1 SAFE P7		0-0 S WP 1B		3-1 F7		2-0 1-H HR 1B			4	1	2	1	0	0	3									
Frank Thomas, R (1, 10) OBP: 0.365, SLG: 0.460	0-0 G6-4-3 1-2		1-3 K		2-3 K		2-2 1-H HR			4	1	1	2	0	2	4									
Albert Belle, R (1, 7) OBP: 0.383, SLG: 0.629		2-2 FC4-6 1B	2-3 K		1-3 K		3-1 HR			4	1	2	1	0	2	1									
Mike Cameron, R (9, 8) OBP: 0.292, SLG: 0.308										0	0	0	0	0	0	0									
Robin Ventura, L (1, 5) OBP: 0.339, SLG: 0.415		2-1 FC4-6 1B 2B		2-1 F9		2-1 25 FC5-4 1B		0-0 G3		4	1	1	0	0	0	1									
Greg Norton, S (1, 3) OBP: 0.309, SLG: 0.422		0-0 25 FC5-4 1B		2-2 P3		2-3 K		0-0 G1-3		4	0	1	0	0	1	1									
25 Jeff Abbott, R (1, 8) OBP: 0.288, SLG: 0.435		1-2 FC5-4 2B		1-1 G6-3		1-0 FC5-4		2-2 P4		4	1	0	0	0	0	3									
Magglio Ordonez, R (1, 9) OBP: 0.322, SLG: 0.426		1-2 1-H 3-H 2B		0-0 SH2-3 1B		0-1 G6-3		1-1 F8		4	0	2	2	0	0	0									
Chad Kreuter, S (1, 2) OBP: 0.357, SLG: 0.321		1-2 G6-3		0-0 SH2-3 1B		1-0 L7				2	0	0	0	0	0	1									
Inning Stats	R: 0 E: 0 K: 0 S: 5	H: 1 LOB: 0 BB: 0 P: 9	R: 2 E: 0 K: 0 S: 19	H: 3 LOB: 1 BB: 0 P: 26	R: 0 E: 0 K: 2 S: 9	H: 1 LOB: 0 BB: 0 P: 12	R: 0 E: 0 K: 0 S: 8	H: 0 LOB: 0 BB: 0 P: 13	R: 0 E: 0 K: 1 S: 8	H: 1 LOB: 2 BB: 1 P: 17	R: 0 E: 0 K: 2 S: 10	H: 1 LOB: 0 BB: 0 P: 16	R: 4 E: 0 K: 0 S: 11	H: 4 LOB: 0 BB: 0 P: 21	R: 0 E: 0 K: 0 S: 6	H: 0 LOB: 0 BB: 0 P: 9	R: 0 E: 0 K: 0 S: 6	H: 0 LOB: 0 BB: 0 P: 9	1B: 8 2B: 1 3B: 0 HR: 2	SF: 0 SAC: 1 DP: 1 HBP: 0	WP: 1 PB: 0 SB: 3 CS: 0	PA: 35			
PITCHER	IP	WLS	BF	H	R	ER	SO	BB	IBB	HBP	BLK	WP	HR	S	P	ERA	WHIP								
35 Mike Mussina, R (1, 1) ERA: 3.53	6.2	L	30	10	5	5	5	1	0	0	0	0	0	67	108	6.75	1.650								
Alan Mills, R (7, 1) ERA: 3.8	0.1		2	1	1	1	0	0	0	0	0	0	1	3	6	27.00	3.000								
Pete Smith, R (8, 1) ERA: 5.11	1.0		3	0	0	0	0	0	0	0	0	0	0	6	9	0.00	0.000								

Baltimore Orioles @ Chicago White Sox
Comiskey Park, Chicago, IL
Tue Aug 25 1998, 8:05 PM EDT
Att: 15,776 - Unknown - 79 F

AB 33
R 6
H 11
RBI 6
BB 1
SO 5
LOB 14



Batter	1	2	3	4	5	6	7	8	9	AB	R	H	RBI	BB	SO	LOB	TOP										
Roberto Alomar, S OBP: 0.369, SLG: 0.436 (1, 4)	F7		F8		G4-6-3		F7			4	0	0	0	0	0	1	Baltimore Orioles @ Chicago White Sox Comiskey Park, Chicago, IL Wed Aug 26 1998, 8:05 PM EDT Att: 13,511 - Unknown - 80 F										
Brady Anderson, L OBP: 0.356, SLG: 0.429 (1, 8)			F8		L3			HR		2	1	0	0	2	0	0											
Rich Becker, L OBP: 0.352, SLG: 0.337 (8, FR)	2B							BB		0	1	0	0	0	0	0											
Rafael Palmeiro, L OBP: 0.379, SLG: 0.578 (1, 3)	K							HR		4	1	2	2	0	1	1											
Eric Davis, R OBP: 0.387, SLG: 0.599 (1, 9)					G5-3			G6-3		4	0	1	1	0	0	2											
Harold Baines, L OBP: 0.381, SLG: 0.469 (1, 10)	K				G4-3					3	0	0	0	1	1	1											
Cal Ripken Jr., R OBP: 0.344, SLG: 0.401 (1, 5)										3	1	2	1	1	0	1											
B.J. Surhoff, L OBP: 0.333, SLG: 0.455 (1, 7)					F8					4	0	0	0	0	0	2											
Lenny Webster, R OBP: 0.292, SLG: 0.429 (9, PH)										3	1	1	1	0	0	2											
Willie Greene, L OBP: 0.372, SLG: 0.441 (9, PH)								K		1	0	0	0	0	1	0											
Mike Bordick, R OBP: 0.325, SLG: 0.380 (1, 6)										3	0	0	0	0	1	1											
Willis Oltanz, R OBP: 0.250, SLG: 0.250 (9, PH)					E5			G5-3		1	0	0	0	0	0	0											
Inning Stats	R: 1 E: 0 K: 2 S: 11	H: 1 LOB: 1 BB: 1 P: 23	R: 0 E: 0 K: 0 S: 14	H: 0 LOB: 1 BB: 2 P: 22	R: 0 E: 0 K: 0 S: 11	H: 1 LOB: 1 BB: 0 P: 20	R: 0 E: 0 K: 0 S: 6	H: 0 LOB: 0 BB: 0 P: 7	R: 2 E: 0 K: 1 S: 13	H: 2 LOB: 0 BB: 0 P: 19	R: 2 E: 0 K: 0 S: 12	H: 1 LOB: 1 BB: 2 P: 25	R: 0 E: 0 K: 1 S: 7	H: 0 LOB: 0 BB: 0 P: 8	1B: 2 2B: 1 3B: 0 HR: 3	SF: 0 SAC: 0 DP: 2 HBP: 0	WP: 0 PB: 0 SB: 0 CS: 0	PA: 36									
PITCHER	IP	WLS	BF	H	R	ER	SO	BB	IBB	HBP	BLK	WP	HR	S	P	ERA	WHIP										
James Baldwin, R ERA: 5.85 (1, 1)	7.0	W	28	5	3	3	3	2	0	0	0	0	2	69	115	3.86	1.000										
Bryan Ward, L ERA: 4.87 (8, 1)	0.1		4	1	2	2	0	2	0	0	0	0	1	6	16	54.00	9.000										
Chad Bradford, R ERA: 1.88 (8, 1)	0.2		1	0	0	0	0	0	0	0	0	0	0	6	9	0.00	0.000										
41 Bill Simas, R ERA: 2.53 (9, 1)	1.0		3	0	0	0	1	0	0	0	0	0	0	7	8	0.00	0.000										

Batter	1	2	3	4	5	6	7	8	9	AB	R	H	RBI	BB	SO	LOB	BOTTOM										
Ray Durham, S OBP: 0.368, SLG: 0.461 (1, 4)	K				G3			G4-3		4	2	1	0	1	1	1	Baltimore Orioles @ Chicago White Sox Comiskey Park, Chicago, IL Wed Aug 26 1998, 8:05 PM EDT Att: 13,511 - Unknown - 80 F										
Mike Canuso, S OBP: 0.336, SLG: 0.400 (1, 6)	E1							F9		5	2	4	2	0	0	0											
Frank Thomas, R OBP: 0.369, SLG: 0.472 (1, 10)										3	1	2	4	2	0	1											
Chris Snopce, R OBP: 0.295, SLG: 0.252 (6, PR)	G6-3							2B		0	1	0	0	0	0	0											
Albert Belle, R OBP: 0.383, SLG: 0.629 (1, 7)	G3-1							1B		3	1	1	1	1	0	2											
Mike Cameron, R OBP: 0.292, SLG: 0.308 (9, 8)								1B		0	0	0	0	0	0	0											
Robin Ventura, L OBP: 0.340, SLG: 0.413 (1, 5)								2B		4	2	1	0	1	1	4											
Greg Norton, S OBP: 0.306, SLG: 0.417 (1, 3)								1B		5	0	1	2	0	1	2											
25 Jeff Abbott, R OBP: 0.286, SLG: 0.428 (9, 7)								1B		5	0	1	1	0	1	1											
Magglio Ordonez, R OBP: 0.325, SLG: 0.426 (1, 9)								1B		4	1	2	0	1	0	1											
Chad Kreuter, S OBP: 0.358, SLG: 0.332 (1, 2)								1B		5	2	2	1	0	3	4											
Inning Stats	R: 0 E: 1 K: 1 S: 7	H: 1 LOB: 1 BB: 0 P: 10	R: 6 E: 0 K: 2 S: 18	H: 5 LOB: 1 BB: 2 P: 34	R: 0 E: 0 K: 1 S: 6	H: 0 LOB: 0 BB: 0 P: 7	R: 1 E: 0 K: 0 S: 10	H: 2 LOB: 2 BB: 1 P: 20	R: 0 E: 0 K: 1 S: 16	H: 1 LOB: 1 BB: 0 P: 26	R: 2 E: 0 K: 0 S: 14	H: 3 LOB: 1 BB: 0 P: 16	R: 0 E: 1 K: 1 S: 6	H: 0 LOB: 0 BB: 0 P: 11	R: 3 E: 0 K: 1 S: 20	H: 3 LOB: 3 BB: 3 P: 39	1B: 10 2B: 3 3B: 1 HR: 1	SF: 1 SAC: 0 DP: 1 HBP: 0	WP: 2 PB: 0 SB: 0 CS: 0	PA: 45							
PITCHER	IP	WLS	BF	H	R	ER	SO	BB	IBB	HBP	BLK	WP	HR	S	P	ERA	WHIP										
Juan Guzman, R ERA: 4.49 (1, 1)	5.0	L	27	9	7	7	5	3	0	0	0	0	0	14	16	12.60	2.400										
Pete Smith, R ERA: 5.27 (6, 1)	1.0		6	3	2	2	0	0	0	0	0	0	0	14	16	18.00	3.000										
Doug Johns, L ERA: 4.22 (7, 1)	1.2		6	0	1	1	1	1	0	0	0	0	0	15	26	5.40	0.600										
Armando Benitez, R ERA: 3.54 (8, 1)	0.0		1	1	0	0	0	0	0	0	0	0	0	3	5	∞	∞										
Jesse Orosco, L ERA: 2.83 (8, 1)	0.1		5	2	2	2	1	2	0	0	0	0	0	8	19	54.00	12.000										



Batter	1	2	3	4	5	6	7	8	9	AB	R	H	RBI	BB	SO	LOB	TOP										
Roberto Alomar, S (1, 4) OBP: 0.367, SLG: 0.434	G6-3		K		L9				K	5	0	1	0	0	2	1	Baltimore Orioles @ Chicago White Sox Comiskey Park, Chicago, IL Thu Aug 27 1998, 8:05 PM EDT Att: 14,241 - Overcast - 80 F										
Willis Oltarz, R (1, 9) OBP: 0.200, SLG: 0.200 Rich Becker, L (1, 8) OBP: 0.351, SLG: 0.354	K		K			HR				1	0	0	0	0	1	0											
Eric Davis, R (1, 8) OBP: 0.388, SLG: 0.598	1B				G1-3					4	1	2	0	0	0	0											
Rafael Palmeiro, L (1, 3) OBP: 0.381, SLG: 0.589	K									4	1	3	2	0	1	1											
Cal Ripken Jr., R (1, 5) OBP: 0.343, SLG: 0.400										4	1	1	0	0	0	2											
Harold Baines, L (1, 10) OBP: 0.380, SLG: 0.466										4	0	1	0	0	0	3											
Lenny Webster, R (1, 2) OBP: 0.292, SLG: 0.426										4	0	1	0	0	0	1											
B.J. Surhoff, L (1, 7) OBP: 0.331, SLG: 0.452										4	0	0	0	0	2	1											
Mike Bordick, R (1, 6) OBP: 0.325, SLG: 0.382 Willie Greene, L (9, PH) OBP: 0.371, SLG: 0.439										3	0	1	0	0	0	1											
Inning Stats	R: 0 E: 0 K: 2 S: 9	H: 1 LOB: 1 BB: 0 P: 13	R: 1 E: 0 K: 1 S: 10	H: 2 LOB: 0 BB: 0 P: 18	R: 0 E: 0 K: 2 S: 9	H: 0 LOB: 0 BB: 0 P: 12	R: 0 E: 0 K: 0 S: 6	H: 1 LOB: 1 BB: 0 P: 11	R: 0 E: 0 K: 0 S: 12	H: 1 LOB: 1 BB: 0 P: 16	R: 1 E: 1 K: 0 S: 12	H: 2 LOB: 1 BB: 0 P: 21	R: 0 E: 0 K: 2 S: 12	H: 2 LOB: 2 BB: 0 P: 18	R: 2 E: 0 K: 0 S: 9	H: 2 LOB: 0 BB: 0 P: 13		R: 0 E: 0 K: 1 S: 10	H: 0 LOB: 0 BB: 0 P: 14	1B: 6 2B: 3 3B: 0 HR: 2	SF: 0 SAC: 0 DP: 2 HBP: 0	WP: 0 PB: 0 CS: 0	PA: 37				
PITCHER	IP	WLS	BF	H	R	ER	SO	BB	IBB	HBP	BLK	WP	HR	S	P	ERA	WHIP										
Jim Parque, L (1, 1) ERA: 5.12	6.0	W	24	7	2	2	5	0	0	0	0	0	1	55	91	3.00	1.167										
Keith Foulke, R (7, 1) ERA: 4.13	0.2		4	2	0	0	1	0	0	0	0	0	0	9	13	0.00	3.000										
Bob Howry, R (7, 1) ERA: 3.08	1.1		6	2	2	2	1	0	0	0	0	0	1	12	18	13.50	1.500										
41 Bill Simas, R (9, 1) ERA: 2.48	1.0	S	3	0	0	0	1	0	0	0	0	0	0	10	14	0.00	0.000										

Batter	1	2	3	4	5	6	7	8	9	AB	R	H	RBI	BB	SO	LOB	BOTTOM										
Ray Durham, S (1, 4) OBP: 0.370, SLG: 0.462 Chris Snopce, R (5, 4) OBP: 0.291, SLG: 0.248	BB 1B HBP BB	SH1-3 S 1B			G3				G6-4-3	2	1	1	0	1	0	0	Baltimore Orioles @ Chicago White Sox Comiskey Park, Chicago, IL Thu Aug 27 1998, 8:05 PM EDT Att: 14,241 - Overcast - 80 F										
Mike Canuso, S (1, 6) OBP: 0.337, SLG: 0.398	1B BB HBP	SH1-3			G3				P5	2	1	0	0	1	0	0											
Frank Thomas, R (1, 10) OBP: 0.370, SLG: 0.470	1B 25 SF8 BB	P8								2	1	0	0	2	0	4											
Albert Belle, R (1, 7) OBP: 0.382, SLG: 0.626	25 SF8 1B 1B	K								4	1	1	1	0	1	2											
Robin Ventura, L (1, 5) OBP: 0.339, SLG: 0.414	K									4	1	1	0	0	1	4											
Greg Norton, S (1, 3) OBP: 0.318, SLG: 0.438	1B 1B									3	1	3	3	0	0	0											
25 Jeff Abbott, R (1, 8) OBP: 0.281, SLG: 0.423 Mike Cameron, R (7, 8) OBP: 0.281, SLG: 0.307	SF8									2	1	0	1	0	0	2											
Magglio Ordonez, R (1, 9) OBP: 0.326, SLG: 0.427	1B 1B									4	0	2	1	0	1	1											
Robert Machado, R (1, 2) OBP: 0.267, SLG: 0.345	FC6-4									2	0	0	1	1	0	2											
Inning Stats	R: 4 E: 0 K: 1 S: 18	H: 3 LOB: 2 BB: 2 P: 32	R: 0 E: 0 K: 1 S: 9	H: 1 LOB: 1 BB: 0 P: 12	R: 0 E: 0 K: 0 S: 7	H: 1 LOB: 1 BB: 0 P: 10	R: 0 E: 0 K: 0 S: 5	H: 0 LOB: 0 BB: 0 P: 7	R: 0 E: 0 K: 0 S: 7	H: 0 LOB: 0 BB: 1 P: 14	R: 1 E: 0 K: 1 S: 14	H: 1 LOB: 3 BB: 1 P: 24	R: 2 E: 0 K: 2 S: 10	H: 2 LOB: 0 BB: 0 P: 16	R: 0 E: 0 K: 0 S: 13	H: 0 LOB: 0 BB: 1 P: 20		1B: 6 2B: 1 3B: 0 HR: 1	SF: 1 SAC: 2 DP: 2 HBP: 2	WP: 0 PB: 0 CS: 0	PA: 38						
PITCHER	IP	WLS	BF	H	R	ER	SO	BB	IBB	HBP	BLK	WP	HR	S	P	ERA	WHIP										
Scott Erickson, R (1, 1) ERA: 4.07	6.1	L	33	8	7	7	3	4	0	2	0	0	0	20	30	0.00	0.600										
Alan Mills, L (7, 1) ERA: 3.7	1.2		5	0	0	0	2	1	0	0	0	0	0	20	30	0.00	0.600										

Batter	1	2	3	4	5	6	7	8	9	10	AB	R	H	RBI	BB	SO	LOB	TOP										
Tom Goodwin, L OBP: 0.371, SLG: 0.324	(1, 8) 4-0 CS BB		(1, 2) E6 CS	(0, 0) F7		(0, 1) G4-3			(0, 0) G3		4	0	0	0	1	0	4	Texas Rangers @ Chicago White Sox Comiskey Park, Chicago, IL Fri Aug 28 1998, 4:33 AM EDT Overcast - 73 F livebaseballscorecards.com										
Luis Alica, S OBP: 0.373, SLG: 0.438	(1, 4) 3-3 SAFE K		(1, 0) CS	(0, 0) HR	(4, 1) BB		(3, 2) F9		(2, 2) K		4	1	1	0	1	2	1											
29 Rusty Greer, L OBP: 0.395, SLG: 0.451	(1, 7) 3-3 K			(3, 1) F8	(2, 1) F8		(1, 1) 1B		(2, 2) F7		5	0	1	0	0	1	2											
Juan Gonzalez, R OBP: 0.352, SLG: 0.611	(1, 10) 1-3 K		(1, 0) HR	(3, 3) HR	(1, 2) K		(2, 3) K		(1, 3) K		5	1	1	2	0	4	2											
Will Clark, L OBP: 0.382, SLG: 0.508	(1, 3) 0-0 G6-4-3 1B		(3, H) HR	(0, 0) HR	(0, 0) G1-3		(0, 0) F7		(1, 0) HR		5	2	3	2	0	0	2											
Ivan Rodriguez, R OBP: 0.350, SLG: 0.497	(1, 2) 2-2 G6-4-3		(0, 0) HR			(0, 1) G3 1B		(0, 1) G4-3		(1, 1) G4-3		5	1	2	1	0	1											
Todd Zeile, R OBP: 0.341, SLG: 0.425	(1, 5) 1-2 G6-3 1B		(2, 2) F9 1B			(2, 3) K		(0, 1) P3			4	1	2	0	0	1	1											
Roberto Kelly, R OBP: 0.347, SLG: 0.556	(1, 9) 1-0 P9		(2, 1) 1B			(1, 2) G3 1B		(0, 2) P3			4	0	2	0	0	0	1											
Royce Clayton, R OBP: 0.310, SLG: 0.340	(1, 6) 0-0 G6-3		(0, 0) F9			(0, 0) G3			(1, 3) K		4	0	0	0	0	1	5											
Inning Stats	R: 0 E: 0 K: 2 S: 6	H: 0 LOB: 0 BB: 1 P: 16	R: 0 E: 0 K: 1 S: 11	H: 1 LOB: 0 BB: 0 P: 14	R: 1 E: 1 K: 0 S: 8	H: 1 LOB: 0 BB: 0 P: 12	R: 4 E: 0 K: 1 S: 14	H: 6 LOB: 2 BB: 0 P: 24	R: 0 E: 0 K: 1 S: 7	H: 0 LOB: 1 BB: 0 P: 16	R: 0 E: 0 K: 1 S: 11	H: 2 LOB: 2 BB: 0 P: 14	R: 0 E: 0 K: 1 S: 12	H: 1 LOB: 1 BB: 0 P: 18	R: 0 E: 0 K: 0 S: 7	H: 0 LOB: 0 BB: 0 P: 7	R: 0 E: 0 K: 2 S: 8		H: 0 LOB: 0 BB: 0 P: 11	R: 1 E: 0 K: 1 S: 13	H: 1 LOB: 0 BB: 0 P: 18	1B: 7 2B: 1 3B: 1 HR: 4	SF: 0 SAC: 0 DP: 2 HBP: 0	WP: 0 PB: 0 SB: 1 CS: 2	PA: 43			
PITCHER	IP 7.0	WLS 32	BF 11	H 5	R 4	ER 6	SO 6	BB 2	IBB 0	HBP 0	BLK 0	WP 0	HR 3	S 69	P 114	ERA 5.14	WHIP 1.857											
John Snyder, R ERA: 5.0	(8, 1) 2.0	6	0	0	0	2	0	0	0	0	0	0	0	15	18	0.00	0.000											
Chad Bradford, R ERA: 1.65	(10, 1) 1.0	L	4	1	1	1	1	0	0	0	0	0	0	1	13	18	9.00	1.000										
Bob Howry, R ERA: 3.23																												

Batter	1	2	3	4	5	6	7	8	9	10	AB	R	H	RBI	BB	SO	LOB	BOTTOM										
Ray Durham, S OBP: 0.368, SLG: 0.465	(1, 4) 1-3 K		(2, 0) L4		(1, 2) HR			(2, 0) F9		(2, 2) G5-3		5	1	1	2	0	1	1										
Mike Caruso, S OBP: 0.336, SLG: 0.395	(1, 6) 0-0 L7		(0, 0) G4-3		(1, 2) 1B			(1, 2) G3		(1, 1) G4-3		5	0	1	0	0	0	1										
Frank Thomas, R OBP: 0.369, SLG: 0.467	(1, 10) 1-3 K			(1, 3) K	(2, 2) P4			(4, 1) BB			3	0	0	0	1	2	1											
Albert Belle, R OBP: 0.383, SLG: 0.631	(1, 7) 2-2 25 HR 1B			(0, 0) HR		(0, 0) F8		(2, 3) K			4	2	2	1	0	1	1											
Robin Ventura, L OBP: 0.337, SLG: 0.411	(1, 5) 2-2 P4			(1, 1) F8		(3, 2) G3-1			(1, 0) L8		4	0	0	0	0	0	1											
Greg Norton, S OBP: 0.317, SLG: 0.432	(1, 3) 2-3 K			(1, 3) K		(2, 0) P5			(4, 2) 25 L3 BB		3	0	0	0	1	2	1											
25 Jeff Abbott, R OBP: 0.286, SLG: 0.442	(1, 8) 0-0 1H HR				(1, 0) HR 1B			(1, 0) G5-3		(2, 1) L3		4	2	2	2	0	0	1										
Magglio Ordonez, R OBP: 0.328, SLG: 0.424	(1, 9) 2-2 F9				(2, 1) F9			(1, 0) G5-3		(4, 2) SH3 BB		3	0	0	0	1	0	1										
Chad Kreuter, S OBP: 0.353, SLG: 0.327	(1, 2) 1-3 K				(1, 3) K			(3, 2) F9		(0, 0) SH3		3	0	0	0	0	2	1										
Inning Stats	R: 0 E: 0 K: 2 S: 8	H: 0 LOB: 0 BB: 0 P: 10	R: 2 E: 0 K: 1 S: 18	H: 2 LOB: 0 BB: 0 P: 26	R: 0 E: 0 K: 1 S: 6	H: 0 LOB: 0 BB: 0 P: 9	R: 1 E: 0 K: 2 S: 9	H: 1 LOB: 0 BB: 0 P: 12	R: 2 E: 0 K: 1 S: 16	H: 3 LOB: 1 BB: 0 P: 24	R: 0 E: 0 K: 0 S: 7	H: 0 LOB: 0 BB: 0 P: 12	R: 0 E: 0 K: 1 S: 5	H: 0 LOB: 0 BB: 0 P: 10	R: 0 E: 0 K: 1 S: 8	H: 0 LOB: 1 BB: 1 P: 17	R: 0 E: 0 K: 0 S: 5	H: 0 LOB: 0 BB: 1 P: 12	R: 0 E: 0 K: 0 S: 8	H: 0 LOB: 1 BB: 1 P: 15	1B: 3 2B: 1 3B: 0 HR: 3	SF: 0 SAC: 1 DP: 1 HBP: 0	WP: 0 PB: 0 SB: 0 CS: 0	PA: 38				
PITCHER	IP 7.0	WLS 27	BF 6	H 5	R 5	ER 5	SO 7	BB 0	IBB 0	HBP 0	BLK 0	WP 0	HR 3	S 69	P 103	ERA 6.43	WHIP 0.857											
Rick Helting, R ERA: 4.7	(8, 1) 2.0	W	7	0	0	0	1	2	0	0	0	0	0	0	13	29	0.00	1.000										
Xavier Hernandez, R ERA: 2.81	(10, 1) 1.0	S	4	0	0	0	0	1	0	0	0	0	0	8	15	0.00	1.000											
John Wetteland, R ERA: 1.71																												

Texas Rangers @ Chicago White Sox
Comiskey Park, Chicago, IL
Fri Aug 28 1998, 4:33 AM EDT
Overcast - 73 F

AB	40
R	6
H	12
RBI	5
BB	2
SO	9
LOB	19



Texas Rangers @ Chicago White Sox
Comiskey Park, Chicago, IL
Fri Aug 28 1998, 4:33 AM EDT
Overcast - 73 F

AB	34
R	5
H	6
RBI	5
BB	3
SO	8
LOB	9



Batter	1	2	3	4	5	6	7	8	9	AB	R	H	RBI	BB	SO	LOB	TOP										
Mark McLemore, S OBP: 0.384, SLG: 0.331 (1, 4)	L8		29 HR BB	P7		4-2 BB		4-2 HBP BB		2	1	0	0	3	0	0	Texas Rangers @ Chicago White Sox Comiskey Park, Chicago, IL Fri Aug 28 1998, 8:05 PM EDT Att: 14,280 - Cloudy - 75 F										
Roberto Kelly, R OBP: 0.353, SLG: 0.569 (1, 8) (7, 9)	HR		29 HR 1B		0-1 L8	F3		1-2 HBP BB		4	2	2	2	0	0	3											
29 Rusty Greer, L OBP: 0.394, SLG: 0.454 (1, 7)	F8		HR		0-1 F7		3-2 G4-3	G4-6-3		5	1	1	3	0	0	3											
Juan Gonzalez, R OBP: 0.352, SLG: 0.609 (1, 10)	L8		BB 1B		1-3 K		0-1 G3 1B		K	5	0	2	0	0	2	0											
Will Clark, L OBP: 0.382, SLG: 0.507 (1, 3)		F8	WP BB		1-1 1B 2B		0-1 G3	F9		4	1	1	0	1	0	1											
Todd Zeile, R OBP: 0.340, SLG: 0.423 (1, 5)	L9	L9			FC4-6 2H WP 1B		0-2 G3	F7		5	0	1	1	0	0	2											
Mike Simms, R OBP: 0.386, SLG: 0.629 Tom Goodwin, L OBP: 0.373, SLG: 0.324 (1, 9) (7, 8)	BB		F8		2-3 K		4-1 1B HBP BB			2	0	0	0	1	1	2											
Bill Haselman, R OBP: 0.315, SLG: 0.563 (1, 2)	K			K		4-2 FC4-6 BB		G1-3		3	0	0	0	1	2	2											
Royce Clayton, R OBP: 0.312, SLG: 0.348 (1, 6)			HR	P4		2-2 FC4-6 BB		HBP BB 1B		4	1	2	1	0	0	2											
Inning Stats	R: 1 E: 0 K: 0 S: 15	H: 1 LOB: 0 BB: 0 P: 23	R: 0 E: 0 K: 1 S: 8	H: 0 LOB: 1 BB: 1 P: 15	R: 4 E: 0 K: 0 S: 12	H: 4 LOB: 1 BB: 2 P: 24	R: 0 E: 0 K: 1 S: 8	H: 0 LOB: 0 BB: 0 P: 14	R: 0 E: 0 K: 1 S: 7	H: 0 LOB: 0 BB: 0 P: 8	R: 1 E: 0 K: 0 S: 15	H: 2 LOB: 3 BB: 2 P: 29	R: 0 E: 0 K: 0 S: 10	H: 1 LOB: 1 BB: 0 P: 13	R: 1 E: 0 K: 0 S: 8	H: 1 LOB: 2 BB: 2 P: 20		R: 0 E: 0 K: 1 S: 8	H: 0 LOB: 0 BB: 0 P: 12	1B: 5 2B: 1 3B: 0 HR: 3	SF: 0 SAC: 0 DP: 1 HBP: 1	WP: 2 PB: 0 SB: 0 CS: 0	PA: 42				
PITCHER	IP	WLS	BF	H	R	ER	SO	BB	IBB	HBP	BLK	WP	HR	S	P	ERA	WHIP										
Scott Eyre, L ERA: 5.44 (1, 1)	2.1		14	5	5	5	1	3	0	0	0	0	3	31	57	19.29	3.429										
Mike Heathcott, R ERA: 3.0 (3, 1)	3.0		12	2	1	1	3	1	0	0	0	2	0	28	44	3.00	1.000										
Jaime Navarro, R ERA: 6.26 (6, 1)	2.0		12	2	1	1	0	3	0	1	0	0	0	22	42	4.50	2.500										
Bryan Ward, L ERA: 4.5 (8, 1)	0.2	W	1	0	0	0	0	0	0	0	0	0	0	2	3	0.00	0.000										
Bob Howry, R ERA: 3.15 (9, 1)	1.0	S	3	0	0	0	1	0	0	0	0	0	0	8	12	0.00	0.000										
Batter	1	2	3	4	5	6	7	8	9	AB	R	H	RBI	BB	SO	LOB	BOTTOM										
Ray Durham, S OBP: 0.367, SLG: 0.468 (1, 4)	K		G4-3	FC4-6			G5-3	HR		5	1	1	2	0	1	2	Texas Rangers @ Chicago White Sox Comiskey Park, Chicago, IL Fri Aug 28 1998, 8:05 PM EDT Att: 14,280 - Cloudy - 75 F										
Mike Canuso, S OBP: 0.338, SLG: 0.403 (1, 6)	G4-3		1B 2B 1B		B1		WP BB SF9 BB	HR		4	3	2	1	1	0	0											
Frank Thomas, R OBP: 0.372, SLG: 0.470 (1, 10)	G5-3		2B 1B		2B		SF9 WP BB	G6-3 BB		3	0	2	0	2	0	0											
Albert Belle, R OBP: 0.381, SLG: 0.630 (1, 7)	G3		2B		G6-3		SF9	G6-3		4	0	1	2	0	0	2											
Robin Ventura, L OBP: 0.339, SLG: 0.416 (1, 5)	HR		K		G4-3		BB	FC5-4 IBB		3	1	1	1	2	1	3											
Wil Cordero, R OBP: 0.297, SLG: 0.423 (1, 3)	F8		G6-3		K		G6-3	FC5-4		5	0	0	0	0	1	4											
Magglio Ordonez, R OBP: 0.329, SLG: 0.429 (1, 9)	F7		FC6-4 1B		FC6-4 1B		FC6-4 1B	HR 2B		4	1	3	0	0	0	0											
Mike Cameron, R OBP: 0.284, SLG: 0.318 (1, 8)			G4-3 S G4-3 1B		FC6-4 1B		FC6-4 FC5-4	HR 2B		4	2	2	2	0	0	2											
Robert Machado, R OBP: 0.266, SLG: 0.339 (1, 2)	G4-3		G4-3 FC4-6 1B		FC5-4		FC5-4	F9		4	0	1	0	0	0	2											
Inning Stats	R: 0 E: 0 K: 1 S: 7	H: 0 LOB: 0 BB: 0 P: 12	R: 1 E: 0 K: 0 S: 8	H: 1 LOB: 0 BB: 0 P: 12	R: 2 E: 0 K: 1 S: 17	H: 4 LOB: 2 BB: 0 P: 22	R: 0 E: 0 K: 0 S: 8	H: 2 LOB: 2 BB: 0 P: 14	R: 0 E: 0 K: 1 S: 9	H: 1 LOB: 1 BB: 0 P: 15	R: 0 E: 0 K: 1 S: 14	H: 1 LOB: 1 BB: 0 P: 18	R: 1 E: 0 K: 0 S: 15	H: 0 LOB: 2 BB: 3 P: 33	R: 4 E: 0 K: 0 S: 18	H: 4 LOB: 2 BB: 2 P: 38		R: 0 E: 0 K: 1 S: 8	H: 0 LOB: 0 BB: 0 P: 12	1B: 6 2B: 3 3B: 0 HR: 4	SF: 1 SAC: 0 DP: 0 HBP: 0	WP: 1 PB: 0 SB: 1 CS: 0	PA: 42				
PITCHER	IP	WLS	BF	H	R	ER	SO	BB	IBB	HBP	BLK	WP	HR	S	P	ERA	WHIP										
John Burkett, R ERA: 5.91 (1, 1)	5.0		23	8	3	3	2	0	0	0	0	0	0	49	75	5.40	1.600										
Tim Lincecum, R ERA: 4.01 (6, 1)	1.2		8	1	1	1	1	2	0	0	0	1	0	20	35	5.40	1.800										
Greg Cadaret, L ERA: 4.14 (7, 1)	0.0		1	0	0	0	0	1	0	0	0	0	0	2	6	∞	∞										
Danny Patterson, R ERA: 4.18 (7, 1)	0.2		4	2	2	2	0	0	0	0	0	0	1	14	23	27.00	3.000										
Eric Gunderson, L ERA: 4.58 (8, 1)	0.0	L	3	2	2	2	0	1	0	0	0	0	2	6	14	∞	∞										
PITCHER	IP	WLS	BF	H	R	ER	SO	BB	IBB	HBP	BLK	WP	HR	S	P	ERA	WHIP										
Al Levine, R ERA: 4.33 (8, 1)	0.2		3	0	0	0	0	0	0	0	0	0	0	5	11	0.00	0.000										

Batter	1	2	3	4	5	6	7	8	9	AB	R	H	RBI	BB	SO	LOB	TOP					
Mark McLemore, S (1,4) OBP: 0.382, SLG: 0.329			L6			 1B	F8		G6-3	5	1	1	0	0	1	1	<p>Texas Rangers @ Chicago White Sox Comiskey Park, Chicago, IL Sat Aug 29 1998, 4:33 AM EDT Att: 16,424 - Sunny - 80 F</p> <p>livebaseballscores.com</p>					
Roberto Kelly, R (1,8) OBP: 0.356, SLG: 0.566	G4-3		 1B			P4				3	0	1	1	1	0	1						
29 Rusty Greer, L (1,7) OBP: 0.393, SLG: 0.453	K		K			 1B	P6			4	0	1	0	0	2	2						
Juan Gonzalez, R (1,10) OBP: 0.351, SLG: 0.606		G5-3		G6-3		 1B	K			4	1	1	1	0	1	1						
Will Clark, L (1,3) OBP: 0.383, SLG: 0.507	K		 1B			 1B		G5-3		4	1	2	0	0	1	0						
Ivan Rodriguez, R (1,2) OBP: 0.381, SLG: 0.503			 1B			 HR		F9		4	1	2	3	0	0	1						
Todd Zeile, R (1,5) OBP: 0.339, SLG: 0.421	F8					 1B		K		4	0	1	0	0	1	1						
Mike Simms, R (1,9) OBP: 0.385, SLG: 0.621			K			F7		F9		2	0	0	0	1	1	0						
Tom Goodwin, L (8,8) OBP: 0.372, SLG: 0.323						 BB				1	0	0	0	0	0	0						
Royce Clayton, R (1,6) OBP: 0.311, SLG: 0.347			 1B			G4-3	F8		P4	4	1	1	0	0	0	2						
Inning Stats	R: 0 E: 0 K: 2 S: 10	H: 0 LOB: 0 BB: 0 P: 15	R: 0 E: 0 K: 1 S: 8	H: 1 LOB: 1 BB: 0 P: 11	R: 1 E: 0 K: 2 S: 14	H: 2 LOB: 1 BB: 0 P: 19	R: 0 E: 0 K: 0 S: 6	H: 1 LOB: 0 BB: 0 P: 10	R: 0 E: 0 K: 0 S: 7	H: 0 LOB: 0 BB: 0 P: 10	R: 4 E: 0 K: 0 S: 25	H: 6 LOB: 2 BB: 1 P: 38	R: 0 E: 0 K: 1 S: 8	H: 0 LOB: 1 BB: 1 P: 17	R: 0 E: 0 K: 1 S: 7	H: 0 LOB: 0 BB: 0 P: 9	R: 0 E: 0 K: 0 S: 12	H: 0 LOB: 0 BB: 0 P: 13	1B: 9 2B: 0 3B: 0 HR: 1	SF: 0 SAC: 0 DP: 1 HBP: 0	WP: 0 PB: 0 SB: 0 CS: 0	PA: 37
PITCHER	IP	WLS	BF	H	R	ER	SO	BB	IBB	HBP	BLK	WP	HR	S	P	ERA	WHIP					
Mike Siroka, L (1,1) ERA: 5.22	5.2	L	25	10	5	5	5	0	0	0	0	0	1	65	94	7.94	1.765					
Carlos Castillo, R (6,1) ERA: 5.02	2.1		9	0	0	0	2	2	0	0	0	0	0	20	35	0.00	0.857					
Bryan Ward, L (9,1) ERA: 4.26	1.0		3	0	0	0	0	0	0	0	0	0	0	12	13	0.00	0.000					

Batter	1	2	3	4	5	6	7	8	9	AB	R	H	RBI	BB	SO	LOB	BOTTOM				
Ray Durham, S (1,4) OBP: 0.364, SLG: 0.464	G3	F7			L4		K			4	0	0	0	0	1	1	<p>Texas Rangers @ Chicago White Sox Comiskey Park, Chicago, IL Sat Aug 29 1998, 4:33 AM EDT Att: 16,424 - Sunny - 80 F</p> <p>livebaseballscores.com</p>				
Mike Caruso, S (1,6) OBP: 0.335, SLG: 0.400	E1 2B	F7			G3			B1-3		4	1	0	0	0	0	1					
Frank Thomas, R (1,10) OBP: 0.375, SLG: 0.472	 2B		 BB			 BB		P6		2	1	1	1	2	0	0					
Albert Belle, R (1,7) OBP: 0.382, SLG: 0.631	 2B	F8				 1B		G6-3		4	1	2	1	0	0	1					
Robin Ventura, L (1,5) OBP: 0.339, SLG: 0.417	 1B		G3-6			K			P4	4	0	1	1	0	1	3					
Greg Norton, S (1,3) OBP: 0.312, SLG: 0.425	K				K				F8	4	0	0	0	0	3	3					
Magglio Ordonez, R (1,9) OBP: 0.329, SLG: 0.428	 1B				F7				G6-3	4	0	1	0	0	1	2					
Chad Kreuter, S (1,2) OBP: 0.353, SLG: 0.327		 1B			K			F8		3	0	1	0	0	1	0					
Mike Cameron, R (1,8) OBP: 0.281, SLG: 0.315		 FC3-6			G6-3			G6-3		3	0	0	0	0	0	1					
Inning Stats	R: 3 E: 1 K: 1 S: 16	H: 4 LOB: 2 BB: 0 P: 22	R: 0 E: 0 K: 0 S: 8	H: 1 LOB: 1 BB: 0 P: 15	R: 0 E: 0 K: 2 S: 8	H: 0 LOB: 0 BB: 0 P: 13	R: 0 E: 0 K: 0 S: 6	H: 0 LOB: 0 BB: 0 P: 8	R: 0 E: 0 K: 3 S: 18	H: 1 LOB: 2 BB: 1 P: 29	R: 0 E: 0 K: 1 S: 7	H: 0 LOB: 0 BB: 0 P: 10	R: 0 E: 0 K: 0 S: 6	H: 0 LOB: 0 BB: 0 P: 9	R: 0 E: 0 K: 0 S: 7	H: 0 LOB: 0 BB: 0 P: 11		1B: 3 2B: 3 3B: 0 HR: 0	SF: 0 SAC: 0 DP: 1 HBP: 0	WP: 0 PB: 0 SB: 0 CS: 0	PA: 34
PITCHER	IP	WLS	BF	H	R	ER	SO	BB	IBB	HBP	BLK	WP	HR	S	P	ERA	WHIP				
Aaron Sele, R (1,1) ERA: 4.53	8.0		31	6	3	2	7	2	0	0	0	0	0	7	121	2.25	1.000				
John Wetteland, R (9,1) ERA: 1.69	1.0	S	3	0	0	0	0	0	0	0	0	0	0	7	11	0.00	0.000				

Batter	1	2	3	4	5	6	7	8	9	AB	R	H	RBI	BB	SO	LOB	TOP										
Mark McLemore, S OBP: 0.378, SLG: 0.325	1-0 P6		1-0 G1-3	1-1 G6-3			2-2 G6-3		0-3 K	5	0	0	0	0	1	1											
Roberto Kelly, R OBP: 0.357, SLG: 0.560	4-1 29 1B BB		2-2 1B		0-0 F8		1-3 K		0-1 P4	4	0	1	0	1	1	1											
29 Rusty Greer, L OBP: 0.393, SLG: 0.452	1-2 G6-4-3 1B		0-1 F7		2-0 F8		2-2 1B		2-2 G3	5	0	2	0	0	0	2											
Juan Gonzalez, R OBP: 0.351, SLG: 0.604	3-1 G6-4-3 1-2		0-0 P4		1-2 1B		0-3 K			4	0	1	0	0	1	4											
Will Clark, L OBP: 0.386, SLG: 0.511		1-1 G4-3		1-0 G5-3 HR	1-0 HBP			1-2 G5-3 1B		3	1	2	0	0	0	0											
Ivan Rodriguez, R OBP: 0.380, SLG: 0.500		0-0 G6-3		4-0 G5-3 HR BB	1-2 P3			0-2 G5-3		3	1	0	0	1	0	3											
Todd Zeile, R OBP: 0.339, SLG: 0.419		4-1 BB BB		2-2 F9		1-1 F9		0-2 F8		3	0	0	0	1	0	3											
Mike Simms, R OBP: 0.384, SLG: 0.613		4-2 BB BB		3-2 G5-3		0-0 P3		0-3 K		2	0	0	0	1	0	2											
Tom Goodwin, L OBP: 0.371, SLG: 0.323		1-2 BB		1-2 2-3						1	0	0	0	0	1	1											
Royce Clayton, R OBP: 0.313, SLG: 0.355		1-2 G5		1-0 HR		1-0 F8			3-2 29 WP 1B	4	1	2	3	0	0	2											
Inning Stats	R: 0 E: 0 K: 0 S: 8	H: 1 LOB: 1 BB: 1 P: 17	R: 0 E: 0 K: 0 S: 11	H: 0 LOB: 2 BB: 2 P: 21	R: 0 E: 0 K: 0 S: 7	H: 1 LOB: 1 BB: 0 P: 10	R: 3 E: 0 K: 0 S: 10	H: 2 LOB: 0 BB: 1 P: 22	R: 0 E: 0 K: 0 S: 10	H: 0 LOB: 2 BB: 0 P: 15	R: 0 E: 0 K: 2 S: 12	H: 1 LOB: 1 BB: 0 P: 17	R: 0 E: 0 K: 1 S: 13	H: 1 LOB: 1 BB: 0 P: 14	R: 0 E: 0 K: 1 S: 13	H: 1 LOB: 0 BB: 0 P: 18	1B: 6 2B: 1 3B: 0 HR: 1	SF: 0 SAC: 0 DP: 1 HBP: 1	WP: 1 PB: 0 SB: 0 CS: 0	PA: 39							
PITCHER	IP	WLS	BF	H	R	ER	SO	BB	IBB	HBP	BLK	WP	HR	S	P	ERA	WHIP										
Tom Fordham, L ERA: 6.75	4.2		23	5	3	3	0	4	0	1	0	0	1	43	81	5.79	1.929										
Carlos Castillo, R ERA: 4.88	2.1	W	8	1	0	0	2	0	0	0	0	0	0	19	27	0.00	0.429										
Chad Bradford, R ERA: 1.56	1.0		4	1	0	0	1	0	0	0	0	0	0	13	14	0.00	1.000										
Bob Howry, R ERA: 3.07	1.0	S	4	1	0	0	1	0	0	0	0	1	0	13	18	0.00	1.000										

Texas Rangers @ Chicago White Sox
Comiskey Park, Chicago, IL
Sun Aug 30 1998, 4:33 AM EDT
Att. 16,701 - Sunny - 80 F

AB 34
R 3
H 8
RBI 3
BB 4
SO 4
LOB 19



Batter	1	2	3	4	5	6	7	8	9	AB	R	H	RBI	BB	SO	LOB	BOTTOM										
Ray Durham, S OBP: 0.365, SLG: 0.464	4-1 E BB		1-1 F8		2-0 1B		3-2 F8			3	1	1	0	1	0	0											
Mike Canuso, S OBP: 0.333, SLG: 0.396	3-2 E7 1B 1B		1-3 K		1-0 F7		1-1 G4-3			4	1	0	0	0	1	1											
Frank Thomas, R OBP: 0.374, SLG: 0.470	2-2 1B BB		3-1 F9		0-0 F8				1-3 K	4	1	1	0	0	1	1											
Albert Belle, R OBP: 0.384, SLG: 0.631	4-2 BB 1B BB		3-2 2B 25 SF8		0-0 F7		2-1 1B			3	1	2	0	1	0	0											
Greg Norton, S OBP: 0.311, SLG: 0.426	1-3 K		0-0 1B		1-0 P4		3-2 F7			4	0	1	0	0	1	4											
Wil Cordero, R OBP: 0.300, SLG: 0.422	1-2 BB		2-3 K		4-1 25 2B BB		2-1 F8			3	1	1	1	1	1	3											
Robin Ventura, L OBP: 0.339, SLG: 0.417	1-2 2-3 3-H 1B		1-3 K							0	0	0	0	0	0	0											
25 Jeff Abbott, R OBP: 0.285, SLG: 0.446	2-3 K		0-0 SF8		1-0 1-H 2B				1-0 F8	3	0	1	2	0	1	3											
Mike Cameron, R OBP: 0.284, SLG: 0.316	4-0		3-H K		0-0 F9				1-2 CS 1B	3	0	1	1	1	1	2											
Magglio Ordonez, R OBP: 0.329, SLG: 0.428	1-2 2-3 3-H BB									0	0	0	0	0	0	0											
Robert Machado, R OBP: 0.250, SLG: 0.317	2-2 P2				0-3 K		2-3 K		2-2 F9	4	0	0	0	0	2	4											
Inning Stats	R: 3 E: 1 K: 2 S: 21	H: 2 LOB: 3 BB: 3 P: 44	R: 0 E: 0 K: 1 S: 8	H: 0 LOB: 0 BB: 0 P: 13	R: 1 E: 0 K: 2 S: 12	H: 2 LOB: 1 BB: 0 P: 17	R: 0 E: 0 K: 1 S: 6	H: 1 LOB: 1 BB: 0 P: 9	R: 1 E: 0 K: 0 S: 5	H: 1 LOB: 1 BB: 1 P: 11	R: 0 E: 0 K: 1 S: 9	H: 0 LOB: 0 BB: 0 P: 15	R: 0 E: 0 K: 1 S: 10	H: 1 LOB: 1 BB: 0 P: 18	R: 0 E: 0 K: 0 S: 7	H: 1 LOB: 0 BB: 0 P: 11	1B: 6 2B: 2 3B: 0 HR: 0	SF: 1 SAC: 0 DP: 0 HBP: 0	WP: 0 PB: 0 SB: 1 CS: 1	PA: 36							
PITCHER	IP	WLS	BF	H	R	ER	SO	BB	IBB	HBP	BLK	WP	HR	S	P	ERA	WHIP										
Todd Stottlemyre, R ERA: 3.89	6.0	L	29	6	5	3	7	4	0	0	0	0	0	61	109	4.50	1.667										
Tim Lincecum, R ERA: 3.89	2.0		7	2	0	0	1	0	0	0	0	0	0	17	29	0.00	1.000										

Texas Rangers @ Chicago White Sox
Comiskey Park, Chicago, IL
Sun Aug 30 1998, 4:33 AM EDT
Att. 16,701 - Sunny - 80 F

AB 31
R 5
H 8
RBI 4
BB 4
SO 8
LOB 18



Batter	1	2	3	4	5	6	7	8	9	AB	R	H	RBI	BB	SO	LOB	TOP									
Ray Durham, S OBP: 0.364, SLG: 0.461	G1-3		G4-3			FC6-4 1B	FC5-4		P5	5	1	1	0	0	0	2	Chicago White Sox @ Baltimore Orioles Oriole Park at Camden Yards, Baltimore, MD Mon Aug 31 1998, 7:05 PM EDT Att: 40,056 - Unknown - 92 F									
Mike Caruso, S OBP: 0.334, SLG: 0.397	G5-3		F8			FC6-4 1B		E4 G6-3 1B	4	0	2	0	0	0	0											
Frank Thomas, R OBP: 0.375, SLG: 0.470	HR BB					FC6-4 1B		G6-3	3	1	1	1	1	0	2											
Albert Belle, R OBP: 0.387, SLG: 0.637	HR					G6-4-3			2	1	1	2	2	0	1											
Robin Ventura, L OBP: 0.336, SLG: 0.414	F9					K		K	4	0	0	0	0	3	4											
Greg Norton, S OBP: 0.310, SLG: 0.436		G3				G6-3		K	4	1	1	1	0	1	4											
Magglio Ordonez, R OBP: 0.328, SLG: 0.426	G5-3					G6-3		F7	4	0	1	0	0	0	0											
Chad Kreuter, S OBP: 0.352, SLG: 0.323	G5-3					G3		G5-6-3 BB	3	0	0	0	1	0	1											
Mike Cameron, R OBP: 0.283, SLG: 0.315			G6-3			G4-3		K	4	0	1	0	0	1	1											
Inning Stats	R: 2 E: 0 K: 0 S: 9	H: 1 LOB: 0 BB: 1 P: 15	R: 0 E: 0 K: 0 S: 6	H: 0 LOB: 0 BB: 0 P: 7	R: 0 E: 0 K: 0 S: 6	H: 0 LOB: 0 BB: 0 P: 11	R: 0 E: 0 K: 1 S: 7	H: 1 LOB: 0 BB: 0 P: 10	R: 1 E: 0 K: 0 S: 8	H: 1 LOB: 0 BB: 0 P: 11	R: 1 E: 0 K: 0 S: 14	H: 2 LOB: 2 BB: 1 P: 28	R: 0 E: 0 K: 2 S: 12	H: 2 LOB: 1 BB: 0 P: 11	R: 0 E: 1 K: 2 S: 12	H: 1 LOB: 2 BB: 1 P: 24	R: 0 E: 0 K: 1 S: 7	H: 0 LOB: 1 BB: 1 P: 15	1B: 6 2B: 0 3B: 0 HR: 2	SF: 0 SAC: 0 DP: 2 HBP: 0	WP: 0 PB: 0 CS: 0	PA: 37				
PITCHER	IP	WLS	BF	H	R	ER	SO	BB	IBB	HBP	BLK	WP	HR	S	P	ERA	WHIP	PITCHER								
Scott Erickson, R ERA: 4.1	(1, 1)	7.0	L	29	8	4	4	2	2	0	0	0	0	2	59	96	5.14	1.429								
Alan Mills, R ERA: 3.57	(8, 1)	0.1		2	0	0	0	0	0	1	0	0	0	0	4	11	0.00	0.000								
Arthur Rhodes, L ERA: 3.27	(8, 1)	1.2		6	0	0	0	3	1	0	0	0	0	0	13	25	0.00	0.600								

AB	33
R	4
H	8
RBI	4
BB	4
SO	5
LOB	15



Batter	1	2	3	4	5	6	7	8	9	AB	R	H	RBI	BB	SO	LOB	BOTTOM									
Roberto Alomar, S OBP: 0.362, SLG: 0.427	F8		L7			G3		G4-6-3 BB 1B	4	0	1	0	0	0	0		Chicago White Sox @ Baltimore Orioles Oriole Park at Camden Yards, Baltimore, MD Mon Aug 31 1998, 7:05 PM EDT Att: 40,056 - Unknown - 92 F									
Brady Anderson, L OBP: 0.356, SLG: 0.420	HBP		G4-3			1B		G4-6-3 BB	2	0	1	0	1	0	0											
Harold Baines, L OBP: 0.374, SLG: 0.451	K		F7			F8		G4-6-3	4	0	0	0	0	1	4											
Rafael Palmeiro, L OBP: 0.376, SLG: 0.585	F8					F9		F8	4	0	0	0	0	1	3											
Cal Ripken Jr., R OBP: 0.340, SLG: 0.395		L7				G4-3		G6-3	4	0	0	0	0	0	0											
B.J. Surhoff, L OBP: 0.327, SLG: 0.443	E6 2B					F8		1B 1B	4	1	2	0	0	0	0											
Lenny Webster, R OBP: 0.300, SLG: 0.433						G6-3			3	0	2	1	0	0	0											
Willie Greene, L OBP: 0.374, SLG: 0.439								K	1	0	0	0	0	1	1											
Rich Becker, L OBP: 0.352, SLG: 0.347						F7		K	3	0	1	0	1	1	2											
Mike Bordick, R OBP: 0.323, SLG: 0.392									3	0	0	0	0	1	4											
Eric Davis, R OBP: 0.386, SLG: 0.593						K		F9	1	0	0	0	0	0	2											
Inning Stats	R: 0 E: 0 K: 1 S: 8	H: 0 LOB: 1 BB: 0 P: 12	R: 1 E: 1 K: 0 S: 7	H: 2 LOB: 1 BB: 0 P: 11	R: 0 E: 0 K: 0 S: 5	H: 0 LOB: 0 BB: 0 P: 9	R: 0 E: 0 K: 1 S: 9	H: 0 LOB: 0 BB: 0 P: 14	R: 0 E: 0 K: 1 S: 7	H: 0 LOB: 0 BB: 0 P: 11	R: 0 E: 0 K: 0 S: 8	H: 1 LOB: 1 BB: 0 P: 13	R: 0 E: 0 K: 1 S: 11	H: 2 LOB: 2 BB: 0 P: 17	R: 0 E: 0 K: 0 S: 6	H: 1 LOB: 1 BB: 1 P: 14	R: 0 E: 0 K: 1 S: 17	H: 1 LOB: 2 BB: 1 P: 30	1B: 6 2B: 1 3B: 0 HR: 0	SF: 0 SAC: 0 DP: 2 HBP: 1	WP: 0 PB: 0 CS: 0	PA: 36				
PITCHER	IP	WLS	BF	H	R	ER	SO	BB	IBB	HBP	BLK	WP	HR	S	P	ERA	WHIP	PITCHER								
James Baldwin, R ERA: 5.54	(1, 1)	7.0	W	29	6	1	0	4	1	0	0	0	0	11	17	0.00	1.000									
Chad Bradford, R ERA: 1.45	(8, 1)	1.1		4	1	0	0	0	0	0	0	0	0	0	11	17	0.00	0.750								
Bob Howry, R ERA: 3.02	(9, 1)	0.2	S	3	0	0	0	1	1	0	0	0	0	0	9	17	0.00	1.500								


AB	33
R	1
H	7
RBI	1
BB	2
SO	5
LOB	16




Batter	1	2	3	4	5	6	7	8	9	AB	R	H	RBI	BB	SO	LOB	TOP					
Ray Durham, S OBP: 0.365, SLG: 0.462										4	2	2	0	0	0	0	Chicago White Sox @ Baltimore Orioles Oriole Park at Camden Yards, Baltimore, MD Tue Sep 01 1998, 7:05 PM EDT Att: 40,016 - Cloudy - 87 F					
Mike Caruso, S OBP: 0.335, SLG: 0.397										5	1	2	2	0	1	2						
Frank Thomas, R OBP: 0.374, SLG: 0.466										4	1	0	0	1	1	2						
Albert Belle, R OBP: 0.392, SLG: 0.646										2	2	2	4	3	0	0						
Robin Ventura, L OBP: 0.333, SLG: 0.410										5	0	0	0	0	1	6						
Greg Norton, S OBP: 0.308, SLG: 0.439										5	0	1	2	0	1	1						
25 Jeff Abbott, R Mike Cameron, R OBP: 0.283, SLG: 0.315										3	1	1	1	1	0	0						
Magglio Ordonez, R OBP: 0.325, SLG: 0.422										4	0	0	0	0	1	2						
Robert Machado, R OBP: 0.264, SLG: 0.343										4	2	2	0	0	0	0						
Inning Stats	R: 1 E: 1 K: 0 S: 12	H: 1 LOB: 1 BB: 1 P: 19	R: 0 E: 0 K: 0 S: 9	H: 0 LOB: 0 BB: 0 P: 14	R: 0 E: 0 K: 0 S: 6	H: 0 LOB: 0 BB: 0 P: 9	R: 1 E: 0 K: 1 S: 10	H: 1 LOB: 0 BB: 0 P: 14	R: 1 E: 0 K: 0 S: 8	H: 1 LOB: 0 BB: 0 P: 15	R: 2 E: 0 K: 1 S: 13	H: 2 LOB: 2 BB: 2 P: 28	R: 1 E: 0 K: 0 S: 13	H: 2 LOB: 2 BB: 1 P: 23	R: 0 E: 0 K: 1 S: 6	H: 0 LOB: 0 BB: 0 P: 8	R: 3 E: 0 K: 2 S: 22	H: 3 LOB: 1 BB: 1 P: 33	1B: 5 2B: 2 3B: 1 HR: 2	SF: 0 SAC: 1 DP: 0 HBP: 0	WP: 0 PB: 0 SB: 1 CS: 0	PA: 42
PITCHER	IP WLS BF H R ER SO BB IBB HBP BLK WP HR S P ERA WHIP																					
Doug Drabek, R ERA: 7.05	(1, 1) 5.1 L 22 4 5 0 1 1 1 0 0 0 0 2 51 84 6.75 0.938																					
Jimmy Key, L ERA: 3.74	(6, 1) 0.2 4 1 0 0 1 1 0 0 0 0 0 7 15 0.00 3.000																					
Pete Smith, R ERA: 5.33	(7, 1) 0.2 5 2 1 1 0 1 0 0 0 0 0 12 20 13.50 4.500																					
Doug Johns, L ERA: 4.36	(7, 1) 1.2 7 2 2 2 2 0 0 0 0 0 0 19 29 10.80 1.200																					
Aramando Benitez, R ERA: 3.51	(9, 1) 0.2 4 1 1 1 1 1 0 0 0 0 0 10 15 13.50 3.000																					

Batter	1	2	3	4	5	6	7	8	9	AB	R	H	RBI	BB	SO	LOB	BOTTOM					
Roberto Alomar, S OBP: 0.358, SLG: 0.422										5	0	0	0	0	1	3	Chicago White Sox @ Baltimore Orioles Oriole Park at Camden Yards, Baltimore, MD Tue Sep 01 1998, 7:05 PM EDT Att: 40,016 - Cloudy - 87 F					
Lyle Mouton, R OBP: 0.286, SLG: 0.231										3	1	1	0	0	0	1						
B.J. Surhof, L OBP: 0.327, SLG: 0.442										1	0	0	0	0	0	2						
Harold Baines, L OBP: 0.373, SLG: 0.450										4	1	1	1	0	1	1						
Rafael Palmeiro, L OBP: 0.377, SLG: 0.584										4	1	2	0	0	1	0						
Cal Ripken Jr., R OBP: 0.342, SLG: 0.395										4	1	2	0	0	1	1						
23 Chris Hoiles, R OBP: 0.371, SLG: 0.485										4	1	2	2	0	1	4						
Danny Clyburn, R OBP: 0.333, SLG: 0.333										4	0	1	2	0	1	2						
Rich Becker, L OBP: 0.349, SLG: 0.344										2	0	0	0	0	1	2						
Lenny Webster, R OBP: 0.300, SLG: 0.433										0	0	0	0	0	0	0						
Brady Anderson, L OBP: 0.357, SLG: 0.419										1	0	0	0	1	0	0						
Jeff Reboulet, R OBP: 0.368, SLG: 0.345										1	0	0	0	1	0	0						
Willie Greene, L OBP: 0.373, SLG: 0.438										1	0	0	0	0	0	0						
Mike Bordick, R OBP: 0.325, SLG: 0.394										1	0	1	0	0	0	0						
Inning Stats	R: 0 E: 0 K: 0 S: 7	H: 0 LOB: 0 BB: 0 P: 10	R: 0 E: 0 K: 1 S: 16	H: 1 LOB: 1 BB: 0 P: 23	R: 0 E: 0 K: 2 S: 9	H: 0 LOB: 0 BB: 0 P: 15	R: 2 E: 0 K: 2 S: 14	H: 4 LOB: 2 BB: 0 P: 19	R: 0 E: 0 K: 0 S: 5	H: 0 LOB: 0 BB: 1 P: 12	R: 1 E: 0 K: 2 S: 12	H: 2 LOB: 1 BB: 0 P: 18	R: 0 E: 0 K: 0 S: 6	H: 0 LOB: 0 BB: 0 P: 9	R: 0 E: 0 K: 0 S: 8	H: 0 LOB: 0 BB: 0 P: 10	R: 2 E: 0 K: 0 S: 12	H: 3 LOB: 2 BB: 1 P: 22	1B: 8 2B: 0 3B: 0 HR: 2	SF: 0 SAC: 0 DP: 0 HBP: 0	WP: 0 PB: 0 SB: 0 CS: 1	PA: 38
PITCHER	IP WLS BF H R ER SO BB IBB HBP BLK WP HR S P ERA WHIP																					
Jim Parque, L ERA: 5.08	(1, 1) 6.0 W 25 7 3 3 7 1 0 0 0 0 1 63 97 4.50 1.333																					
Jaime Navarro, R ERA: 6.25	(7, 1) 3.0 S 13 3 2 2 0 1 0 0 0 0 0 1 26 41 6.00 1.333																					

AB	36
R	9
H	10
RBI	9
BB	5
SO	5
LOB	13




AB	36
R	5
H	10
RBI	5
BB	2
SO	7
LOB	16



Batter	1	2	3	4	5	6	7	8	9	AB	R	H	RBI	BB	SO	LOB	TOP										
Ray Durham, S OBP: 0.393, SLG: 0.463 (1, 4)	F7		G3-1			FC6-2 3B	F8		K	5	0	1	0	0	1	2											
Mike Caruso, S OBP: 0.334, SLG: 0.394 (1, 6)	P7			G4-3 SF9 HBP		FC6-2 2B	F7			3	2	0	0	0	0	3											
Frank Thomas, R OBP: 0.374, SLG: 0.468 (1, 10)	F8			G4-3		1B 2B		BB BB 1B		4	1	2	1	0	0	1											
Albert Belle, R OBP: 0.393, SLG: 0.644 (1, 7)		G6-3		SF9		1B IBB		BB BB		1	0	0	1	2	0	0											
Robin Ventura, L OBP: 0.336, SLG: 0.411 (1, 5)				F7		1B IBB		BB BB		3	0	2	1	1	0	0											
Greg Norton, S OBP: 0.303, SLG: 0.432 (1, 3)						1B 2B	P5		K	4	0	0	0	0	2	6											
25 Jeff Abbott, R OBP: 0.284, SLG: 0.451 Mike Cameron, R OBP: 0.283, SLG: 0.315 (1, 8) (8, 8)							F7		P5	4	0	0	0	0	0	4											
Magglio Ordonez, R OBP: 0.325, SLG: 0.421 (1, 9)				G1-3			G5-3		G6-3	4	0	1	0	0	0	0											
Robert Machado, R OBP: 0.263, SLG: 0.329 (1, 2)				F8			K		G6-3	3	0	0	0	1	1	0											
Inning Stats	R: 0 H: 0 E: 0 K: 0 S: 7	H: 0 LOB: 0 BB: 0 P: 9	R: 0 H: 1 E: 0 K: 0 S: 12	LOB: 1 BB: 0 P: 17	R: 0 H: 0 E: 0 K: 0 S: 9	H: 0 LOB: 0 BB: 0 P: 11	R: 1 H: 0 E: 0 K: 0 S: 7	H: 0 LOB: 0 BB: 0 P: 12	R: 0 H: 0 E: 0 K: 1 S: 8	H: 0 LOB: 0 BB: 0 P: 15	R: 2 H: 3 E: 0 K: 1 S: 12	H: 3 LOB: 2 BB: 1 P: 20	R: 0 H: 1 E: 0 K: 0 S: 7	H: 1 LOB: 2 BB: 1 P: 13	R: 0 H: 1 E: 0 K: 1 S: 12	H: 1 LOB: 2 BB: 2 P: 22	R: 0 H: 0 E: 0 K: 1 S: 6	H: 0 LOB: 0 BB: 0 P: 10	1B: 4 2B: 1 3B: 1 HR: 0	SF: 1 SAC: 0 DP: 1 HBP: 1	WP: 0 PB: 0 CS: 0	PA: 37					
PITCHER	IP	WLS	BF	H	R	ER	SO	BB	IBB	HBP	BLK	WP	HR	S	P	ERA	WHIP										
Sidney Ponson, R ERA: 5.4 (1, 1)	5.2		20	2	2	2	2	0	0	1	0	0	0	50	72	3.18	0.353										
Alan Mills, R ERA: 3.67 (6, 1)	0.2	L	7	3	1	1	0	1	1	0	0	0	0	8	20	13.50	6.000										
Arthur Rhodes, L ERA: 3.23 (7, 1)	0.2		2	0	0	0	0	0	0	0	0	0	0	4	5	0.00	0.000										
Armando Benitez, R ERA: 3.61 (8, 1)	0.0		3	1	0	0	0	2	0	0	0	0	0	7	16	∞	∞										
Jesse Orosco, L ERA: 2.7 (8, 1)	2.0		5	0	0	0	2	0	0	0	0	0	0	11	16	0.00	0.000										

Chicago White Sox @ Baltimore Orioles
 Oriole Park at Camden Yards, Baltimore, MD
 Wed Sep 02 1998, 7:05 PM EDT
 Att: 46,123 - Cloudy - 85 F


AB	31
R	3
H	6
RBI	3
BB	4
SO	4
LOB	16



Batter	1	2	3	4	5	6	7	8	9	AB	R	H	RBI	BB	SO	LOB	BOTTOM										
Roberto Alomar, S OBP: 0.356, SLG: 0.419 (1, 4)	F7		G5-3			B3		L7		4	0	0	0	0	2												
Brady Anderson, L OBP: 0.356, SLG: 0.420 (1, 8)	G3-1					F8		G4-3		4	0	1	1	0	0	0											
Eric Davis, R OBP: 0.383, SLG: 0.594 (1, 10)	F9					G4-6-3 1B		K		4	0	1	0	0	1	1											
Rafael Palmeiro, L OBP: 0.374, SLG: 0.580 (1, 3)						G4-6-3		K		4	0	0	0	0	1	1											
Cal Ripken Jr., R OBP: 0.340, SLG: 0.393 (1, 5)								L8		3	0	0	0	0	0	0											
B.J. Surhoff, L OBP: 0.325, SLG: 0.439 (1, 7)								G6-3		3	0	0	0	0	0	0											
23 Chris Hoiles, R OBP: 0.371, SLG: 0.481 (1, 2)								K		2	1	0	0	0	1	0											
Rich Becker, L OBP: 0.350, SLG: 0.342 (1, 9)								P8		1	0	0	0	1	0	0											
Mike Bordick, R OBP: 0.326, SLG: 0.394 Harold Baines, L OBP: 0.372, SLG: 0.448 Jeff Reboulet, R OBP: 0.368, SLG: 0.345 (1, 6) (8, PH) (9, 6)								G4-3		2	1	1	1	0	0	1											
Inning Stats	R: 0 H: 0 E: 0 K: 0 S: 11	H: 0 LOB: 0 BB: 0 P: 18	R: 0 H: 0 E: 0 K: 0 S: 6	LOB: 0 BB: 0 P: 9	R: 2 H: 2 E: 0 K: 0 S: 12	H: 2 LOB: 1 BB: 0 P: 15	R: 0 H: 0 E: 0 K: 0 S: 6	H: 0 LOB: 0 BB: 0 P: 8	R: 0 H: 1 E: 0 K: 0 S: 7	H: 1 LOB: 0 BB: 0 P: 10	R: 0 H: 0 E: 0 K: 1 S: 11	H: 0 LOB: 0 BB: 0 P: 16	R: 0 H: 0 E: 0 K: 0 S: 7	H: 0 LOB: 0 BB: 0 P: 11	R: 0 H: 0 E: 0 K: 2 S: 8	H: 0 LOB: 0 BB: 0 P: 12	1B: 2 2B: 1 3B: 0 HR: 0	SF: 0 SAC: 1 DP: 1 HBP: 1	WP: 0 PB: 0 CS: 0	PA: 31							
PITCHER	IP	WLS	BF	H	R	ER	SO	BB	IBB	HBP	BLK	WP	HR	S	P	ERA	WHIP										
John Snyder, R ERA: 4.76 (1, 1)	7.0	W	25	3	2	2	1	1	0	1	0	0	0	61	90	2.57	0.571										
Carlos Castillo, R ERA: 4.53 (8, 1)	1.0		3	0	0	0	0	0	0	0	0	0	0	7	11	0.00	0.000										
Bob Howry, R ERA: 2.95 (9, 1)	1.0	S	3	0	0	0	2	0	0	0	0	0	0	8	12	0.00	0.000										

Chicago White Sox @ Baltimore Orioles
 Oriole Park at Camden Yards, Baltimore, MD
 Wed Sep 02 1998, 7:05 PM EDT
 Att: 46,123 - Cloudy - 85 F

AB	28
R	2
H	3
RBI	2
BB	1
SO	3
LOB	5



Batter	1	2	3	4	5	6	7	8	9	AB	R	H	RBI	BB	SO	LOB	TOP										
Chuck Knoblauch R (1.4)	P9		P4		K			2S 2B	2-1 2B	5	2	2	0	0	1	2											
2 Derek Jeter R (1.6)	G6-3			G1-3	K			F S HR	1-2 WP 1B	5	2	2	1	0	1	2											
Paul O'Neill, L (1.9)	K			HR		G6-4-3 1B		F8	1B 2B	5	2	3	1	0	1	1											
Bernie Williams, S (1.10)		K		HR		G6-4-3 1B		HR	1B	5	3	3	4	0	1	1											
Tino Martinez, L (1.3)	L7			G5-3		G3-1		HR	2B	5	1	2	3	0	0	0											
20 Jorge Posada, S (1.2)	K			K				HR	K2-3	5	0	0	0	0	4	1											
Chad Curtis, R (1.8)			F9		L8			P8	F8	4	0	0	0	0	0	0											
Shane Spencer, R (1.7)			HR		2PB 1B			1B	F9	3	1	2	1	1	0	0											
Scott Brosius, R (1.5)			P4		2PB 1B			K	G6-3	4	0	1	0	0	1	1											
Inning Stats	R: 0 E: 0 K: 1 S: 8	H: 0 LOB: 0 BB: 0 P: 14	R: 0 E: 0 K: 2 S: 8	H: 0 LOB: 0 BB: 0 P: 11	R: 1 E: 0 K: 0 S: 8	H: 1 LOB: 0 BB: 0 P: 11	R: 2 E: 0 K: 1 S: 11	H: 2 LOB: 2 BB: 1 P: 14	R: 0 E: 0 K: 2 S: 16	H: 1 LOB: 1 BB: 0 P: 6	R: 0 E: 0 K: 1 S: 10	H: 1 LOB: 1 BB: 0 P: 16	R: 4 E: 0 K: 1 S: 15	H: 4 LOB: 0 BB: 0 P: 21	R: 4 E: 1 K: 1 S: 24	H: 5 LOB: 1 BB: 0 P: 35	1B: 9 2B: 2 3B: 0 HR: 4	SF: 0 SAC: 0 DP: 1 HBP: 0	WP: 1 PB: 1 SB: 2 CS: 0	PA: 42							
PITCHER	IP	WLS	BF	H	R	ER	SO	BB	IBB	HBP	BLK	WP	HR	S	P	ERA	WHIP										
Mike Siroka, L (1.1)	7.0		27	6	3	3	7	1	0	0	0	0	2	64	100	3.86	1.000										
Chad Bradford, R (8.1)	0.1	L	3	2	2	2	0	0	0	0	0	0	0	7	10	54.00	6.000										
41 Bill Simas, R (8.1)	0.2		4	2	2	2	1	0	0	0	0	0	2	8	11	27.00	3.000										
Carlos Castillo, R (9.1)	0.2		4	2	2	1	0	0	0	0	0	0	0	14	20	13.50	3.000										
Scott Eyre, L (9.1)	0.1		4	3	2	1	1	0	0	0	0	1	0	10	15	27.00	9.000										

New York Yankees @ Chicago White Sox
Comiskey Park, Chicago, IL

AB 41
R 11
H 15
RBI 10
BB 1
SO 9
LOB 8



livebaseballscores.com

Batter	1	2	3	4	5	6	7	8	9	AB	R	H	RBI	BB	SO	LOB	BOTTOM										
Ray Durham, S (1.4)	K	FC6-4		S 1B		F7		K		5	0	1	0	0	2	4											
Mike Caruso, S (1.6)	F9		WP SF8 1B	P5		P5		K		5	1	1	0	0	1	3											
Frank Thomas, R (1.10)	HR 2B		K		BB 25 SF7 BB		L8		F8	4	2	1	0	1	1	1											
Albert Belle, R (1.7)	HR		SF8	P4		P6		1B 2B		4	2	2	3	0	0	1											
Robin Ventura, L (1.5)	F7		1B		BB	G3-1		1B		4	0	2	1	1	0	0											
Greg Norton, S (1.3)		CS BB	1B		BB			1B BB		2	1	1	0	3	0	1											
25 Jeff Abbott, R (1.8)			P4		SF7			P6		2	0	0	1	0	1	3											
Mike Cameron, R (8.8)								K		2	0	0	0	0	1	2											
Magglio Ordonez, R (1.9)		BB BB			F9	F7		1B 1B		3	0	1	0	1	0	2											
Chad Kreuter, S (1.2)		FC6-4 BB		G4-3		P3		1B		3	0	1	1	1	0	0											
Inning Stats	R: 2 E: 0 K: 1 S: 14	H: 2 LOB: 0 BB: 0 P: 22	R: 0 E: 0 K: 1 S: 13	H: 0 LOB: 3 BB: 3 P: 25	R: 1 E: 0 K: 1 S: 13	H: 3 LOB: 2 BB: 0 P: 22	R: 0 E: 0 K: 0 S: 11	H: 1 LOB: 1 BB: 0 P: 15	R: 1 E: 0 K: 0 S: 10	H: 0 LOB: 2 BB: 3 P: 24	R: 0 E: 0 K: 0 S: 7	H: 0 LOB: 0 BB: 0 P: 10	R: 0 E: 0 K: 0 S: 7	H: 0 LOB: 0 BB: 0 P: 7	R: 1 E: 0 K: 2 S: 15	H: 2 LOB: 2 BB: 1 P: 23	R: 1 E: 0 K: 1 S: 7	H: 2 LOB: 1 BB: 0 P: 12	1B: 7 2B: 2 3B: 0 HR: 1	SF: 2 SAC: 0 DP: 0 HBP: 0	WP: 1 PB: 0 SB: 2 CS: 1	PA: 43					
PITCHER	IP	WLS	BF	H	R	ER	SO	BB	IBB	HBP	BLK	WP	HR	S	P	ERA	WHIP										
Oriando Hernandez, R (1.1)	6.0		29	6	4	4	3	6	0	0	0	0	0	68	118	6.00	2.000										
Jeff Nelson, R (7.1)	0.2		2	0	0	0	0	0	0	0	0	0	0	6	6	0.00	0.000										
Graeme Lloyd, L (7.1)	0.1	W	1	0	0	0	0	0	0	0	0	0	0	1	1	0.00	0.000										
Ramiro Mendoza, R (8.1)	0.1		4	2	1	1	0	1	0	0	0	0	0	6	11	27.00	9.000										
Mike Stanton, L (8.1)	0.2		2	0	0	0	2	0	0	0	0	0	0	9	12	0.00	0.000										

New York Yankees @ Chicago White Sox
Comiskey Park, Chicago, IL

AB 34
R 6
H 10
RBI 6
BB 7
SO 6
LOB 17



livebaseballscores.com

Fri Sep 04 1998, 8:05 PM EDT
Att: 19,876 - Unknown - 75 F

Batter	1	2	3	4	5	6	7	8	9	AB	R	H	RBI	BB	SO	LOB	TOP		
Chuck Knoblauch, R (1, 4) OBP: 0.357, SLG: 0.406	L6		WP G4-3 BB HBP		P3		F9			3	1	0	0	0	0	1			
Tim Lincecum, S (1, 7) OBP: 0.391, SLG: 0.382	G5-3		K		G4-3			HR		4	1	1	0	0	1	1			
Paul O'Neill, L (1, 9) OBP: 0.371, SLG: 0.500	P7		G4-3 WP BB		4-3			K		3	0	0	0	1	1	1			
Bernie Williams, S (1, 8) OBP: 0.427, SLG: 0.602		K	G4-3			G4-3		HR		4	1	1	3	0	1	1			
Tino Martinez, L (1, 3) OBP: 0.364, SLG: 0.510		1B 2B	L4			G3-1		G6-3		4	1	1	0	0	0	1			
Darryl Strawberry, L (1, 10) OBP: 0.351, SLG: 0.556 Homer Bush, R (8, PR) OBP: 0.387, SLG: 0.421		2B 1B			K			20 CS		4	0	2	0	0	2	0			
20 Jorge Posada, S (1, 2) OBP: 0.356, SLG: 0.495		K			WP 2B		K	CS	P6	4	1	1	0	0	2	2			
Scott Brosius, R (1, 5) OBP: 0.367, SLG: 0.465		1B 2B	L8		L8		F7		K	4	0	1	1	0	1	1			
Luis Sojo, R (1, 6) OBP: 0.248, SLG: 0.271 2 Derek Jeter, R (9, PH) OBP: 0.393, SLG: 0.493		G4-3	G6-3		G6-3		2B		K	3	0	1	0	0	0	2			
Inning Stats	R: 0 E: 0 K: 0 S: 8	H: 0 LOB: 0 BB: 0 P: 13	R: 1 E: 0 K: 2 S: 12	H: 3 LOB: 2 BB: 0 P: 18	R: 1 E: 0 K: 1 S: 11	H: 0 LOB: 1 BB: 1 P: 21	R: 1 E: 0 K: 1 S: 10	H: 1 LOB: 0 BB: 0 P: 15	R: 0 E: 0 K: 0 S: 9	H: 0 LOB: 0 BB: 0 P: 12	R: 0 E: 0 K: 1 S: 10	H: 1 LOB: 1 BB: 0 P: 19	R: 2 E: 0 K: 1 S: 16	H: 3 LOB: 1 BB: 0 P: 25	R: 0 E: 0 K: 2 S: 9	H: 0 LOB: 0 BB: 0 P: 14	1B: 4 2B: 3 3B: 0 HR: 1	SF: 0 SAC: 0 DP: 0 HBP: 1	WP: 3 PA: 37
PITCHER	IP	WLS	BF	H	R	ER	SO	BB	IBB	HBP	BLK	WP	HR	S	P	ERA	WHIP		
James Baldwin, R (1, 1) ERA: 5.47	6.2	W	27	5	3	3	6	1	0	1	0	2	0	67	107	4.05	0.900		
41 Bill Simas, R (7, 1) ERA: 3.03	0.2		4	2	2	2	1	0	0	0	0	0	1	13	22	27.00	3.000		
Bob Howry, R (8, 1) ERA: 2.78	1.2	S	5	1	0	0	2	0	0	0	0	0	0	13	20	0.00	0.600		

New York Yankees @ Chicago White Sox
Comiskey Park, Chicago, IL
Sun Sep 06 1998, 4:33 AM EDT
Att: 24,498 - Cloudy - 88 F

AB	34
R	5
H	8
RBI	4
BB	1
SO	9
LOB	10



Batter	1	2	3	4	5	6	7	8	9	AB	R	H	RBI	BB	SO	LOB	BOTTOM		
Ray Durham, S (1, 4) OBP: 0.360, SLG: 0.457	F8 BB	1B 2B		G4-3		G4-3		P6		4	2	1	1	1	0	2			
Craig Wilson, R (1, 6) OBP: 0.750, SLG: 1.429	BB	1B					K			3	0	2	1	1	1	0			
Frank Thomas, R (1, 10) OBP: 0.375, SLG: 0.467	F8	1B		F9		G5-3				4	0	1	0	0	0	3			
Albert Belle, R (1, 7) OBP: 0.393, SLG: 0.655	SF9-3-6	FC6-4			L1-3		2B			3	0	2	1	0	0	2			
Robin Ventura, L (1, 5) OBP: 0.337, SLG: 0.414		K		HR	L1-3		IBB			3	1	1	1	1	1	1			
Greg Norton, S (1, 3) OBP: 0.318, SLG: 0.442		1B		F8		FC4-6		K		3	1	1	0	1	1	2			
Magglio Ordonez, R (1, 9) OBP: 0.329, SLG: 0.428		FC4-6			FC4-6		BB		P4	4	0	2	0	0	0	1			
Chad Kreuter, S (1, 2) OBP: 0.348, SLG: 0.317		FC4-6			K					4	1	0	0	0	2	2			
Mike Cameron, R (1, 8) OBP: 0.288, SLG: 0.329		2B			K					3	1	2	1	1	1	0			
Inning Stats	R: 1 E: 0 K: 0 S: 5	H: 6 LOB: 2 BB: 0 P: 17	R: 4 E: 1 K: 1 S: 18	H: 6 LOB: 0 BB: 0 P: 26	R: 1 E: 0 K: 1 S: 10	H: 2 LOB: 0 BB: 0 P: 18	R: 0 E: 0 K: 1 S: 15	H: 1 LOB: 1 BB: 0 P: 21	R: 0 E: 0 K: 0 S: 8	H: 1 LOB: 1 BB: 1 P: 14	R: 0 E: 0 K: 2 S: 11	H: 1 LOB: 2 BB: 1 P: 22	R: 0 E: 0 K: 1 S: 9	H: 1 LOB: 0 BB: 0 P: 12	1B: 7 2B: 6 3B: 0 HR: 1	SF: 1 SAC: 0 DP: 2 HBP: 0	WP: 0 PA: 37		
PITCHER	IP	WLS	BF	H	R	ER	SO	BB	IBB	HBP	BLK	WP	HR	S	P	ERA	WHIP		
Hideki Irabu, R (1, 1) ERA: 4.29	2.1	L	16	8	6	6	1	2	0	0	0	0	0	28	53	23.14	4.286		
Ramiro Mendoza, R (3, 1) ERA: 3.19	4.2		17	3	0	0	4	2	1	0	0	0	0	46	79	0.00	1.071		
Mike Stanton, L (8, 1) ERA: 5.99	1.0		4	1	0	0	1	0	0	0	0	0	0	9	12	0.00	1.000		

New York Yankees @ Chicago White Sox
Comiskey Park, Chicago, IL
Sun Sep 06 1998, 4:33 AM EDT
Att: 24,498 - Cloudy - 88 F


AB	31
R	6
H	12
RBI	5
BB	5
SO	6
LOB	13



Batter	1	2	3	4	5	6	7	8	9	AB	R	H	RBI	BB	SO	LOB	TOP										
Brian Hunter, R OBP: 0.296, SLG: 0.328 (1, 8)	4-2 BB G4-3	1-2 2B			0-0 F9		1-3 K		0-3 K	4	0	1	2	1	2	0											
Bobby Higginson, L OBP: 0.336, SLG: 0.485 (1, 7)	2-2 G4-3	1-1 G5-3			0-2 2B		3-2 P6		1-2 G4-3	5	0	1	0	0	0	2											
Juan Encarnacion, R OBP: 0.380, SLG: 0.690 (1, 9)	3-1 3B		1-3 K		4-0 BB		0-3 K			3	0	1	0	1	2	0											
Tony Clark, S OBP: 0.349, SLG: 0.508 (1, 3)	1-2 G1-3		3-3 K		2-3 K			3-2 F8		4	0	0	0	0	2	3											
Damon Easley, R OBP: 0.333, SLG: 0.463 (1, 4)		2-3 K	2-1 P6		1-0 P6			4-2 HR BB		3	1	0	0	1	1	2											
Jason Wood, R OBP: 0.500, SLG: 0.500 (8, PH)		3-2 1B 2B		0-1 F8		3-2 CS 1B		2-3 K		3	1	2	0	0	0	0											
Luis Gonzalez, L OBP: 0.341, SLG: 0.462 (8, PH)		0-1 2B 1B		2-2 2B		3-2 G5-3		1-2 HR		4	2	3	2	0	0	1											
Joe Randa, R OBP: 0.318, SLG: 0.346 (1, 5)		1-3 2B 1B		2-1 L8		2-2 1B		0-3 K		4	0	1	0	0	2	3											
Paul Bako, L OBP: 0.318, SLG: 0.356 (1, 2)		0-3 K		2-1 L8		2-2 1B		0-3 K		4	0	1	0	0	2	3											
Deivi Cruz, R OBP: 0.290, SLG: 0.363 (8, PH)		0-1 2B 2B		1-0 G5-3		1-1 P6		0-2 G1-3		3	1	1	1	0	0	2											
Frank Catalanotto, L OBP: 0.327, SLG: 0.456 (8, PH)		1-3 2B 2B		1-0 G5-3		1-1 P6		0-2 G1-3		1	0	0	0	0	0	0											
Inning Stats	R: 0 E: 0 K: 0 S: 12	H: 1 LOB: 1 BB: 1 P: 22	R: 3 E: 0 K: 2 S: 18	H: 4 LOB: 1 BB: 0 P: 25	R: 0 E: 0 K: 2 S: 11	H: 0 LOB: 0 BB: 0 P: 17	R: 0 E: 0 K: 0 S: 8	H: 1 LOB: 1 BB: 0 P: 13	R: 0 E: 0 K: 1 S: 8	H: 2 LOB: 1 BB: 1 P: 20	R: 0 E: 0 K: 2 S: 12	H: 0 LOB: 0 BB: 0 P: 16	R: 2 E: 0 K: 2 S: 19	H: 1 LOB: 0 BB: 1 P: 29	R: 0 E: 0 K: 1 S: 9	H: 0 LOB: 0 BB: 0 P: 10	1B: 4 2B: 4 3B: 1 HR: 1	SF: 0 SAC: 0 DP: 1 HBP: 0	WP: 0 PB: 0 SB: 0 CS: 1	PA: 38							
PITCHER	IP	WLS	BF	H	R	ER	SO	BB	IBB	HBP	BLK	WP	HR	S	P	ERA	WHIP										
Jim Parque, L ERA: 5.06 (1, 1)	5.2	W	26	9	3	3	5	2	0	0	0	0	0	66	109	4.76	1.941										
Carlos Castillo, R ERA: 4.86 (6, 1)	2.1		9	1	2	2	4	1	0	0	0	0	1	33	48	7.71	0.857										
Chad Bradford, R ERA: 2.49 (9, 1)	1.0	S	3	0	0	0	1	0	0	0	0	0	0	9	10	0.00	0.000										

Detroit Tigers @ Chicago White Sox
Comiskey Park, Chicago, IL
Mon Sep 07 1998, 8:05 PM EDT
Att: 12,978 - Unknown - 74 F


AB 35
R 5
H 10
RBI 5
BB 3
SO 10
LOB 14

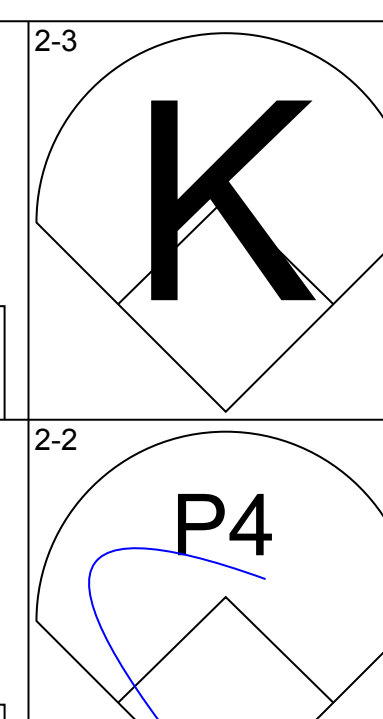
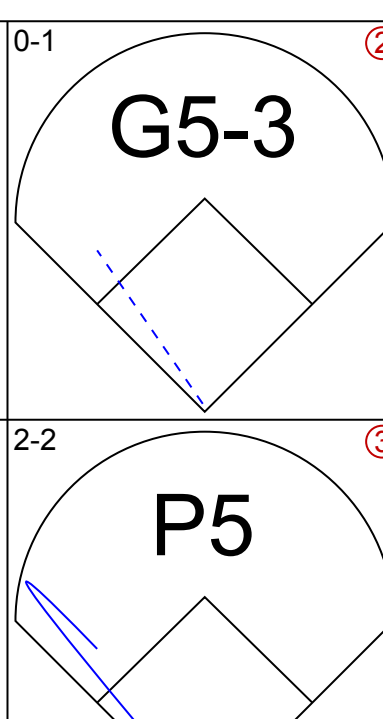
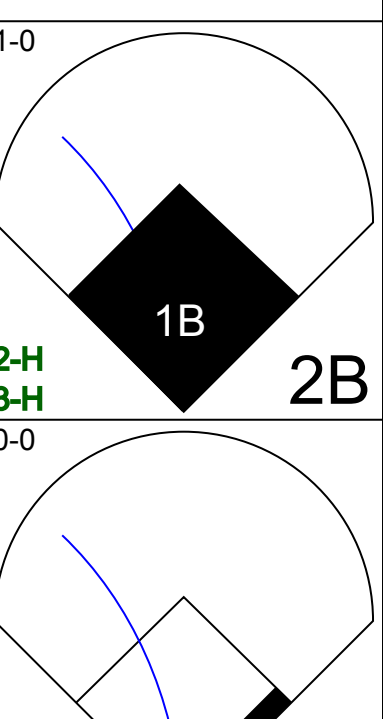
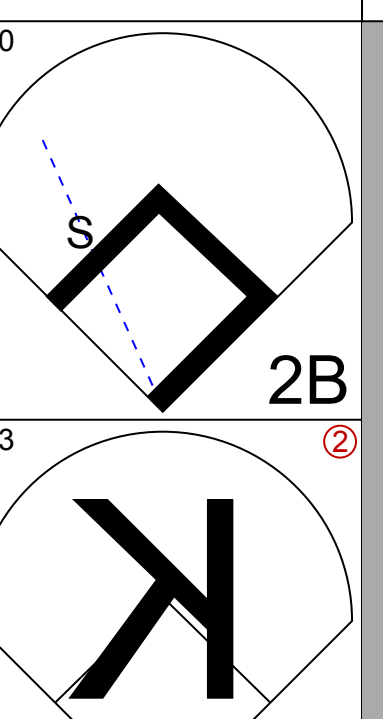
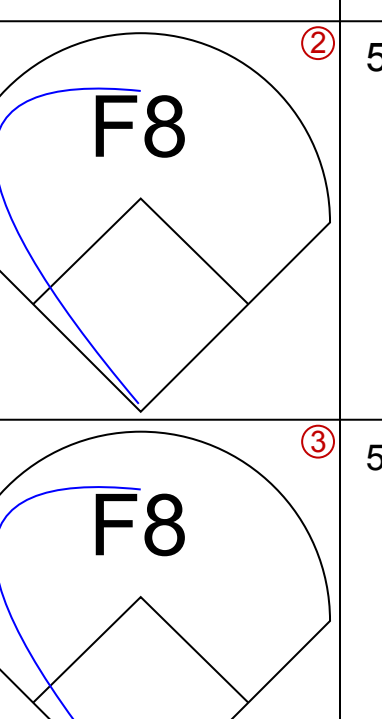
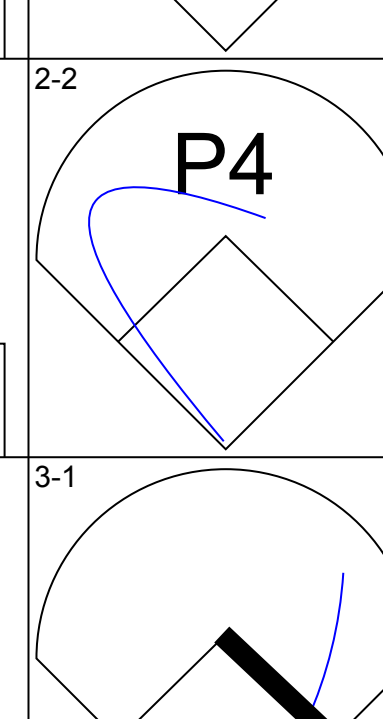
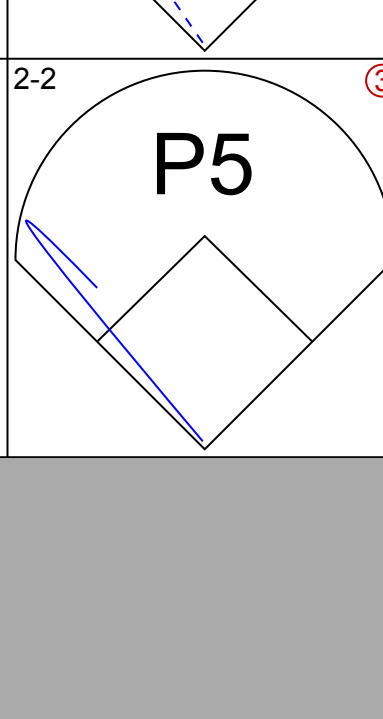
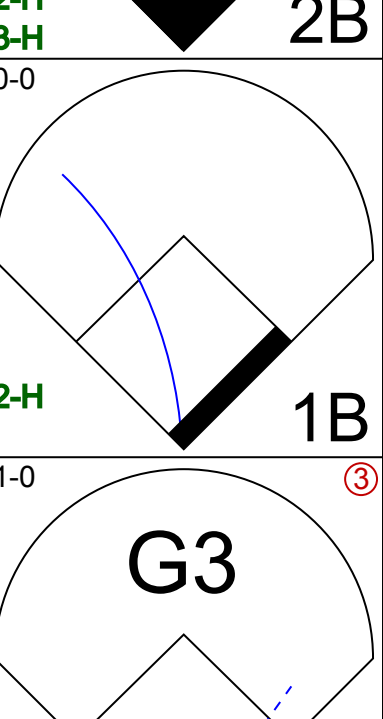

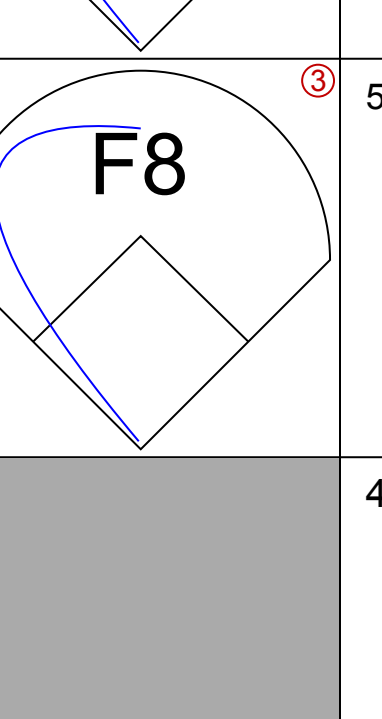
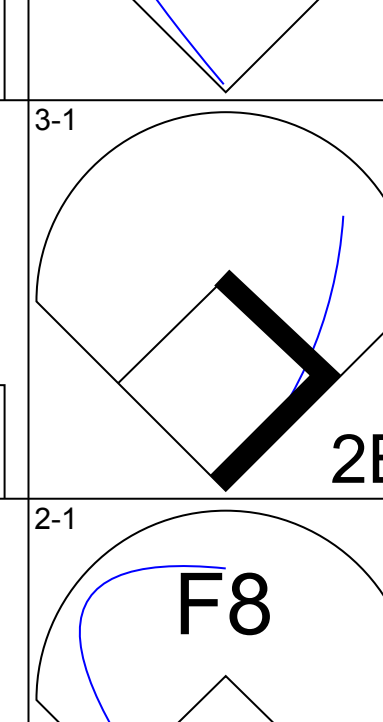
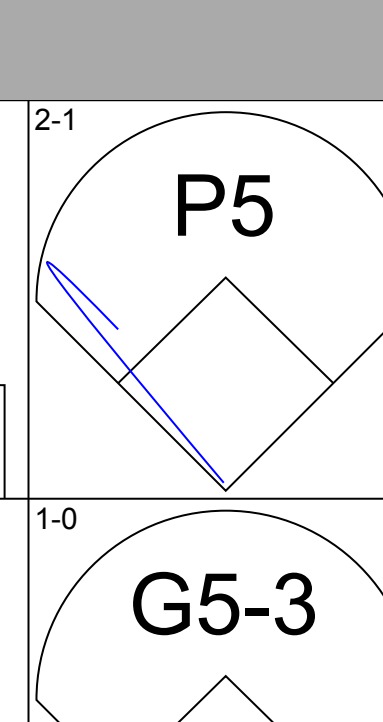
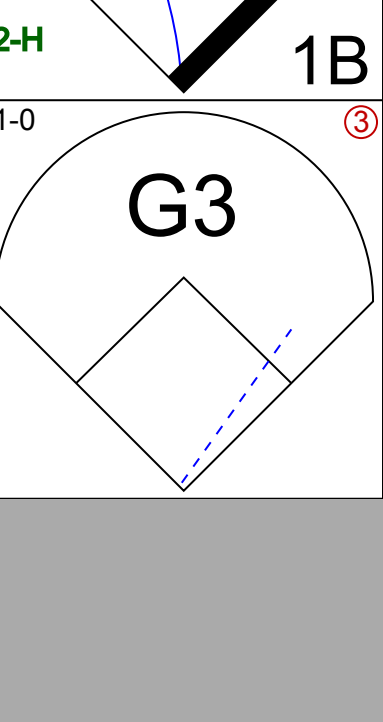

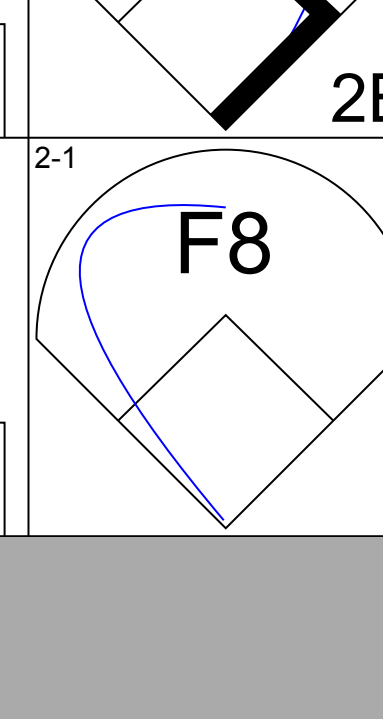
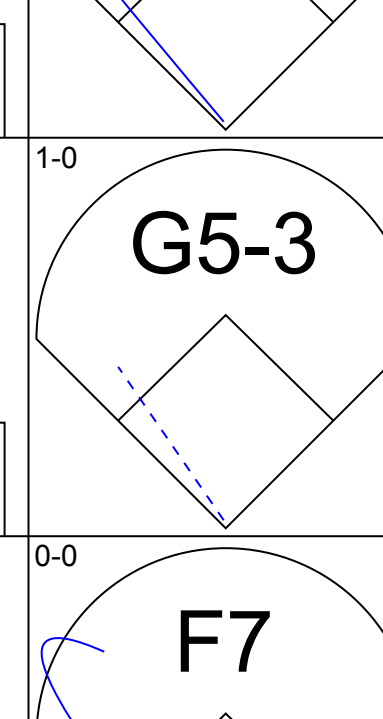
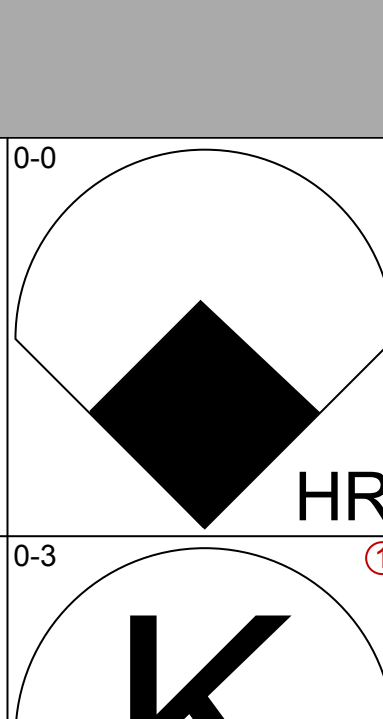
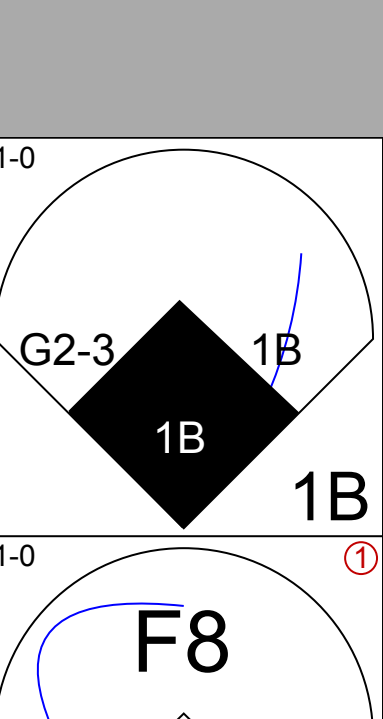
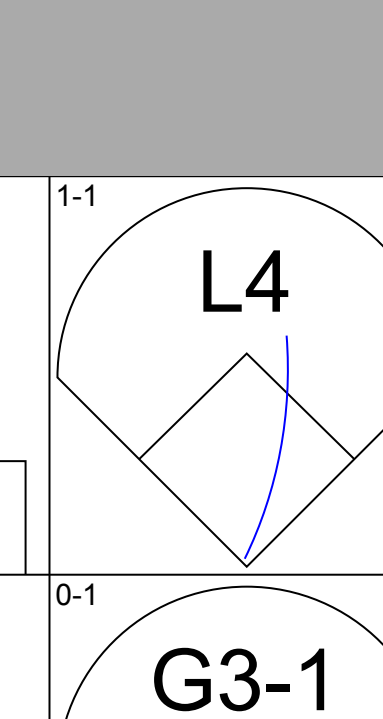
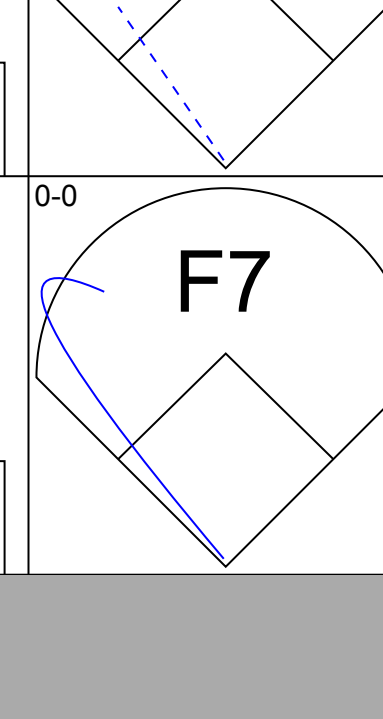
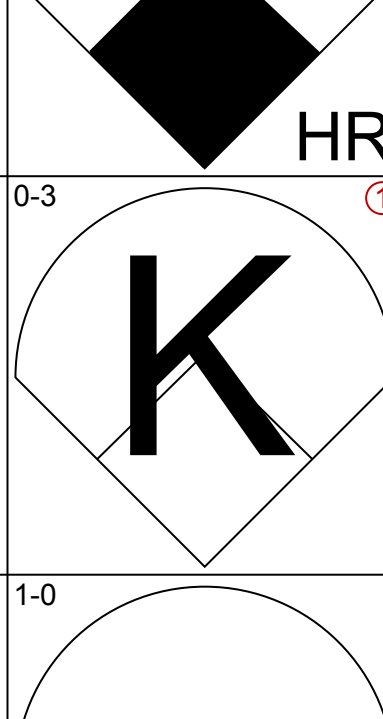
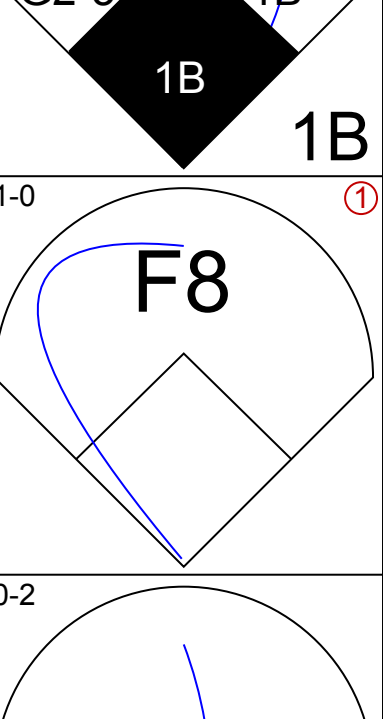
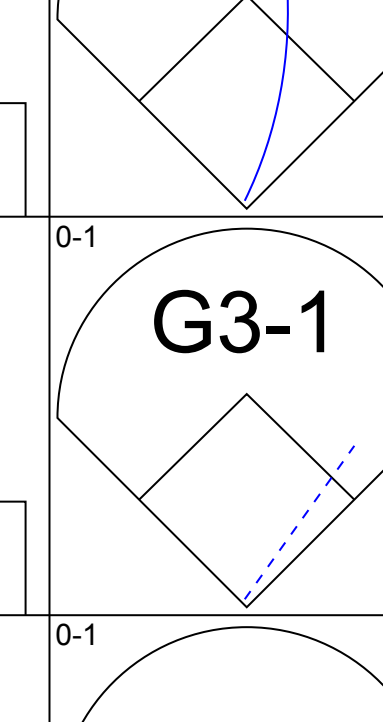
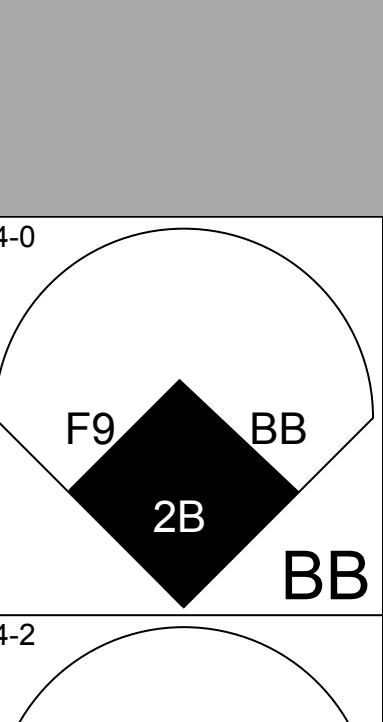
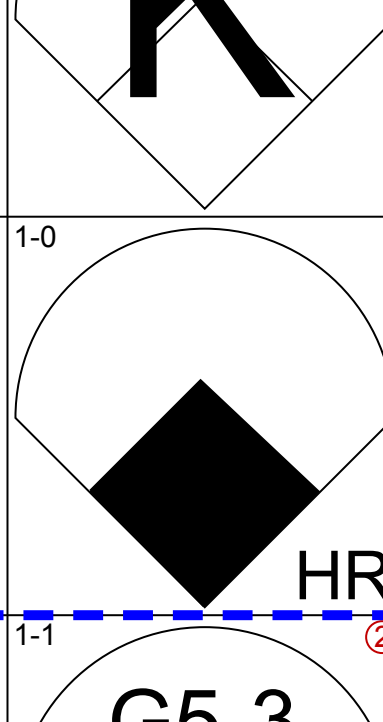
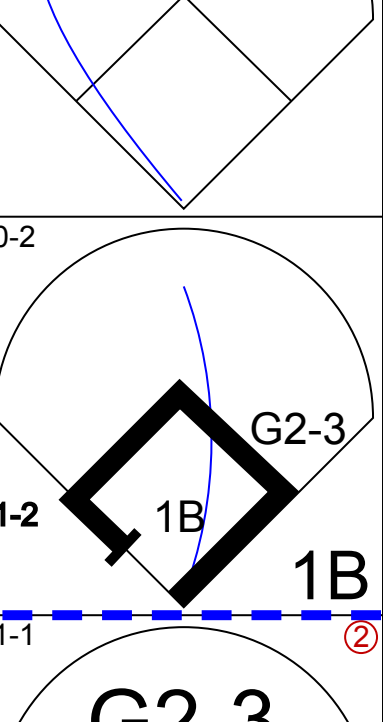
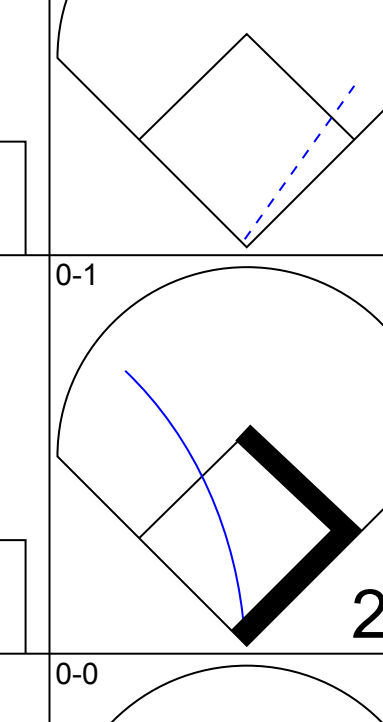
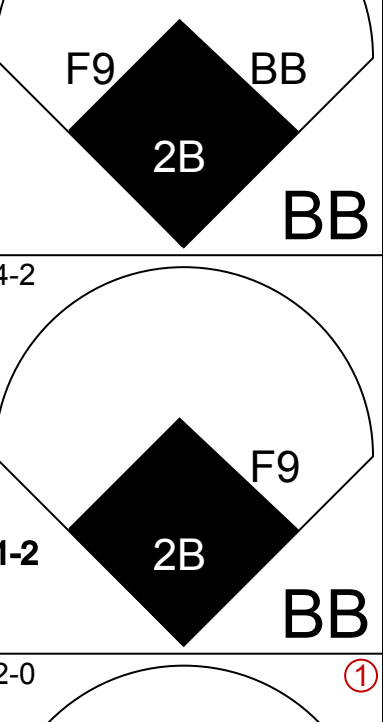
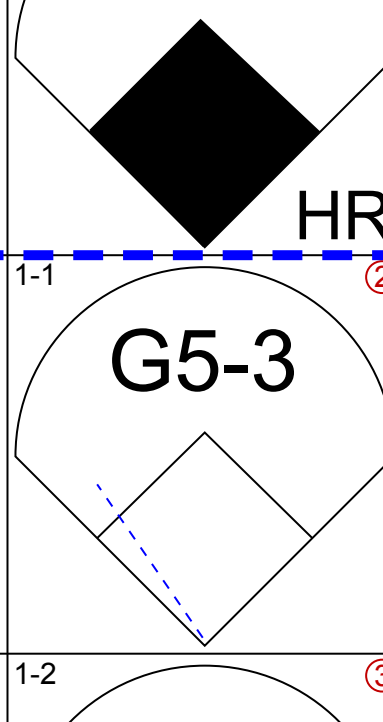
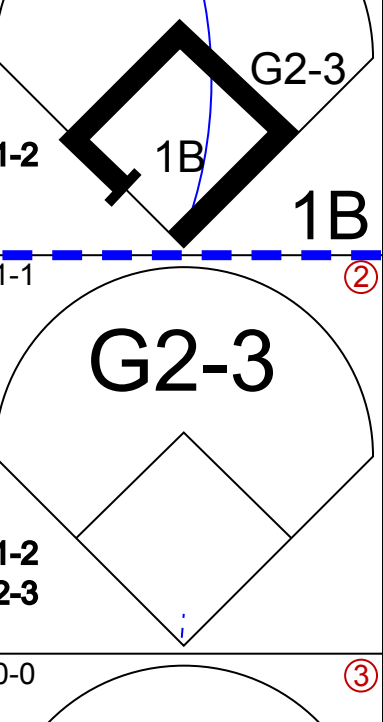
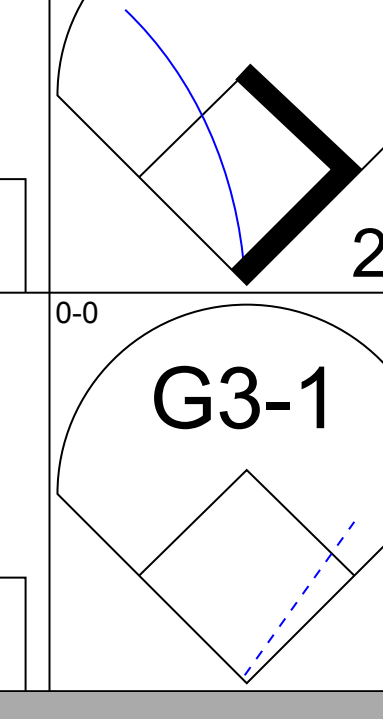
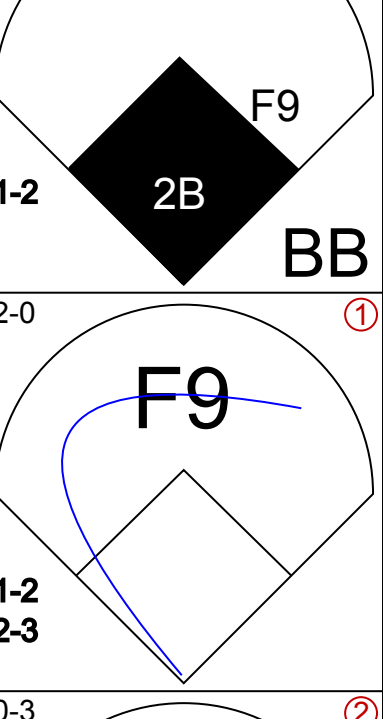
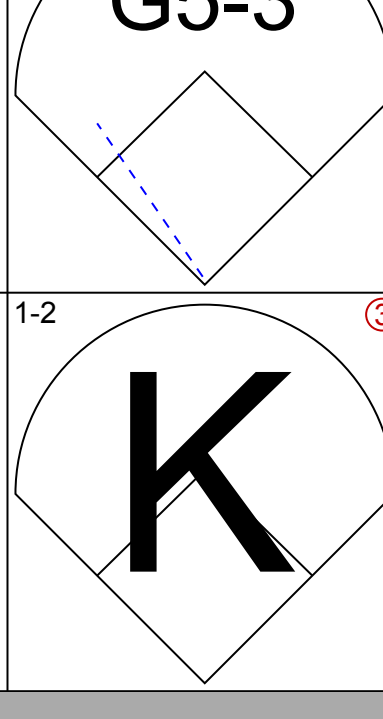
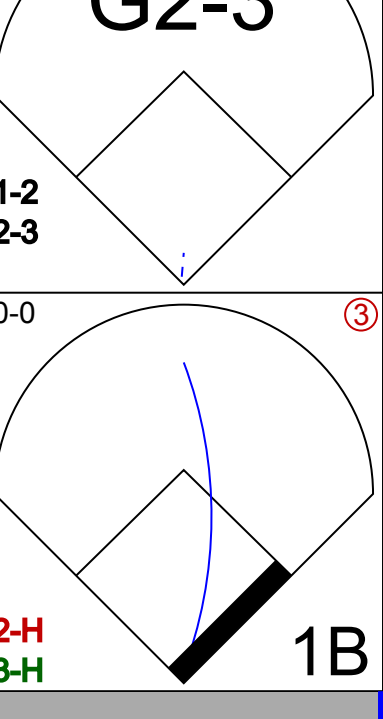
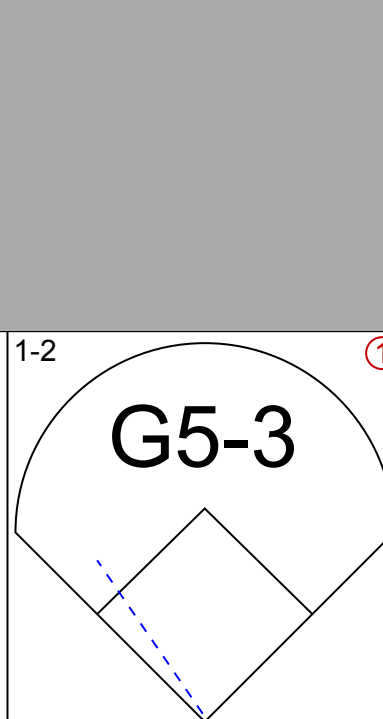
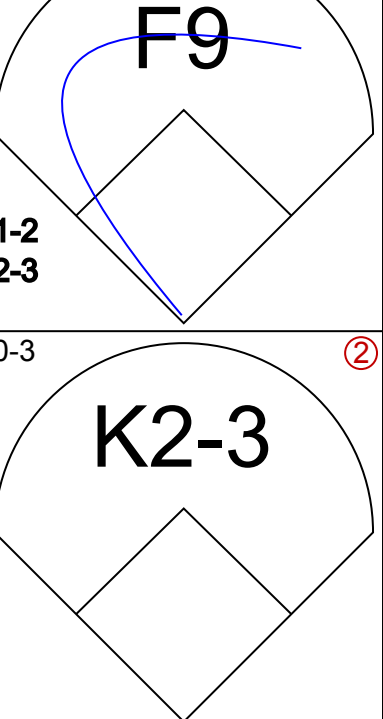
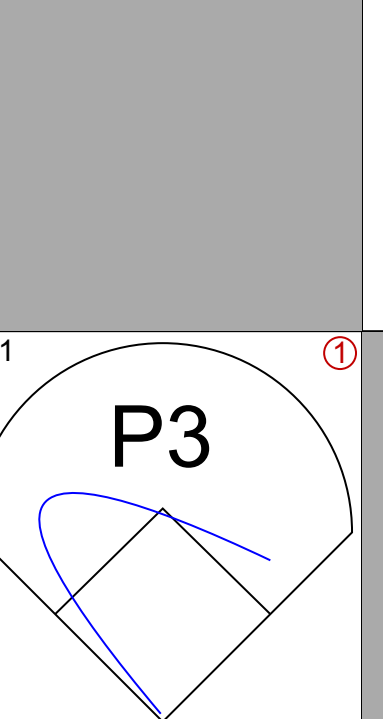
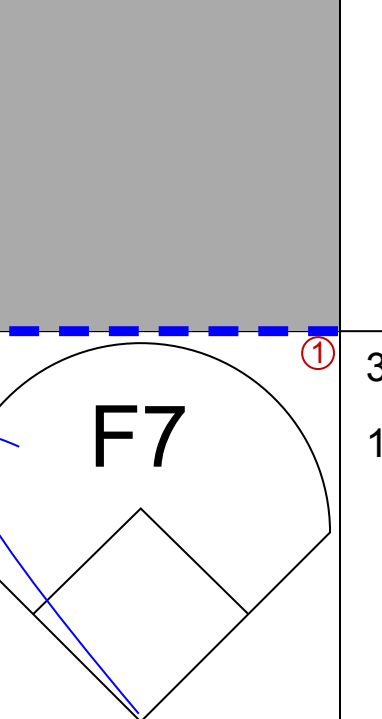


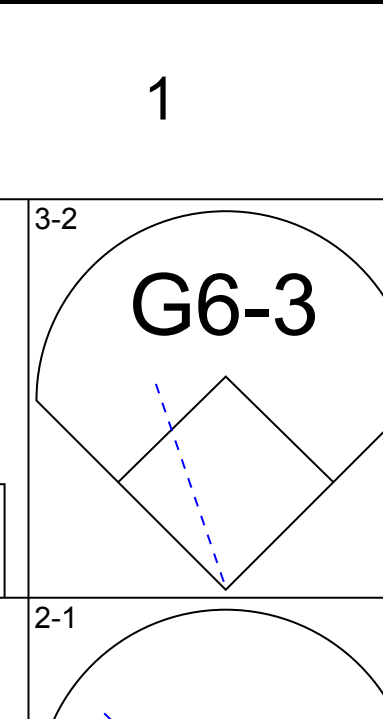
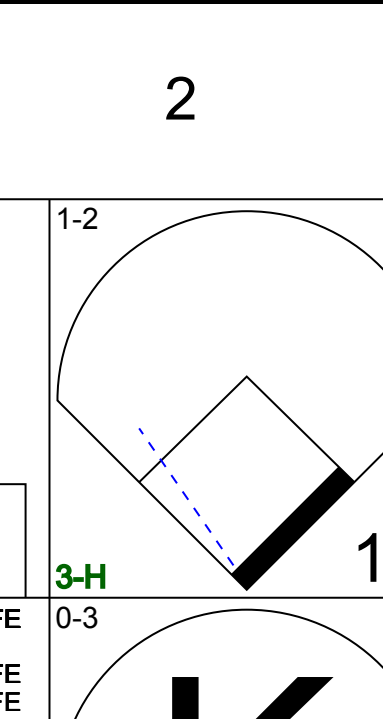
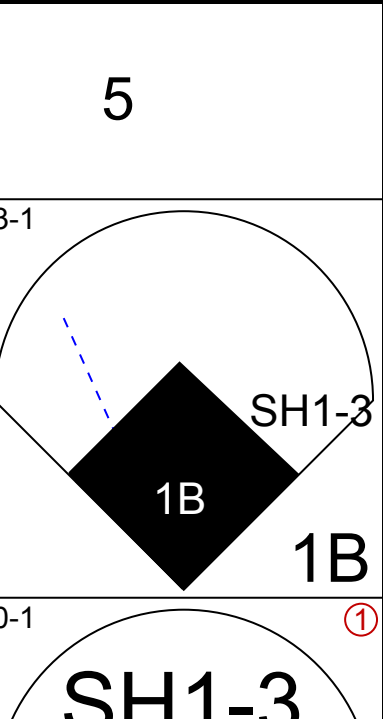
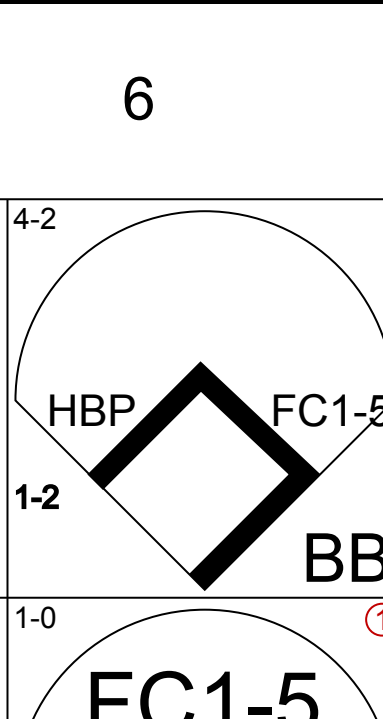
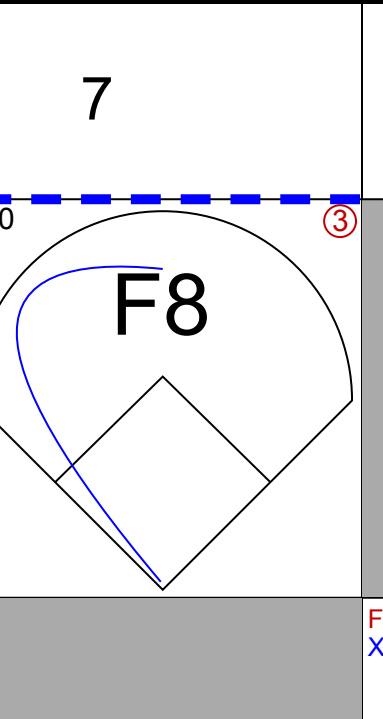
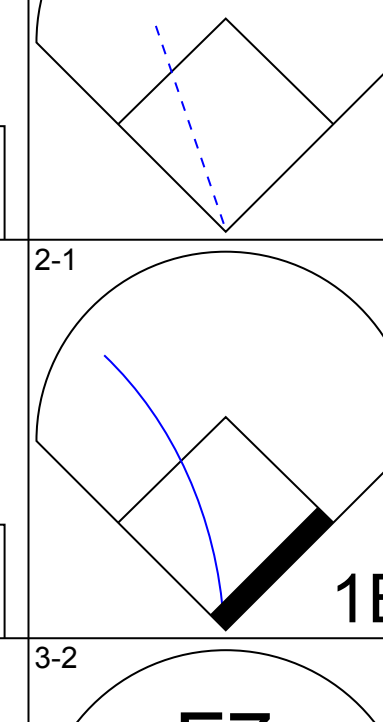
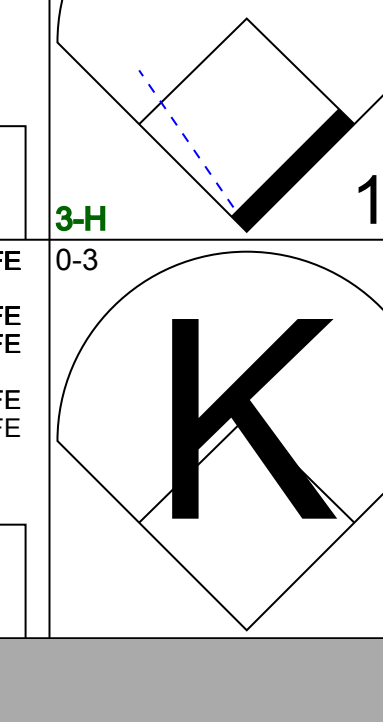

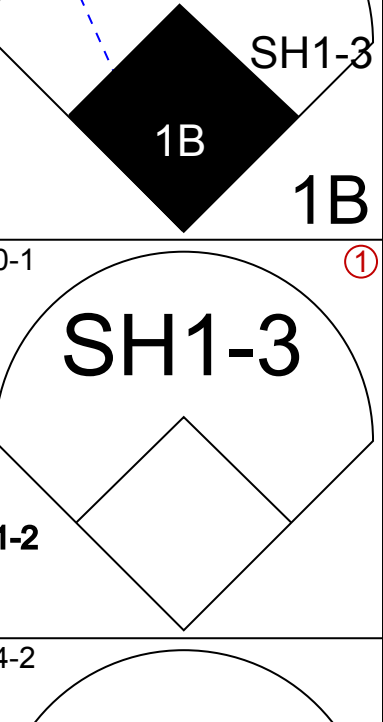
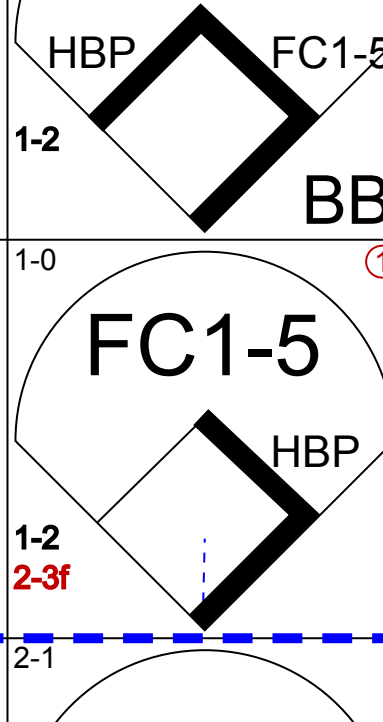
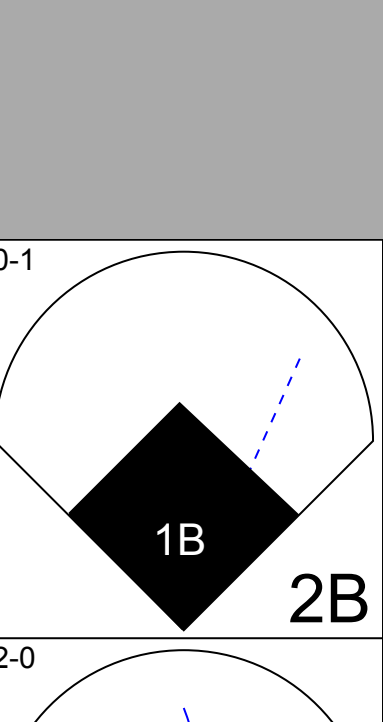
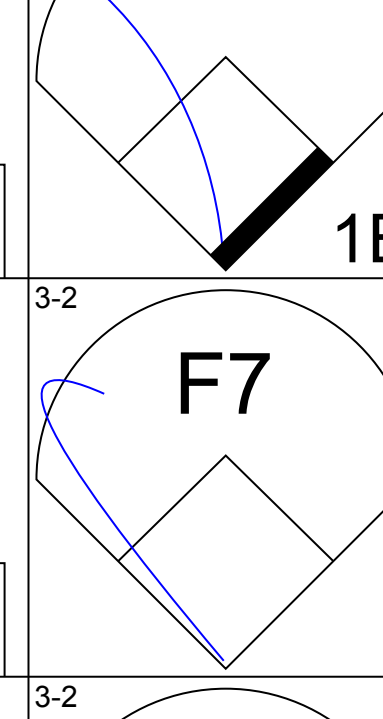
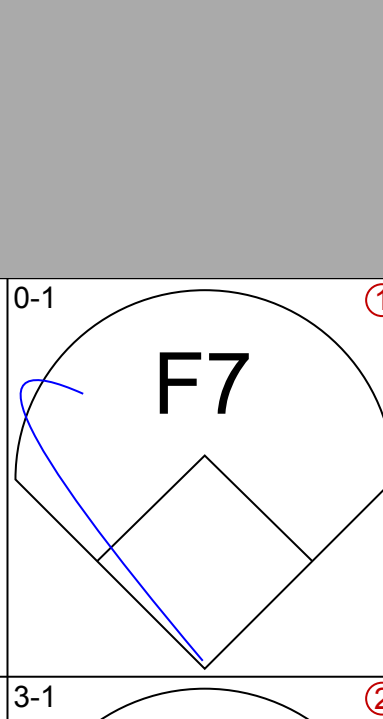
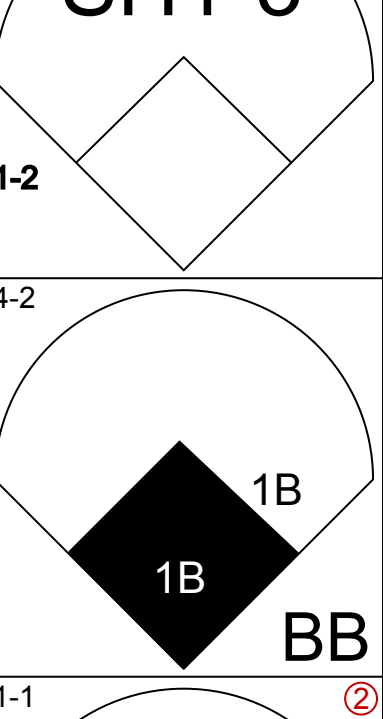
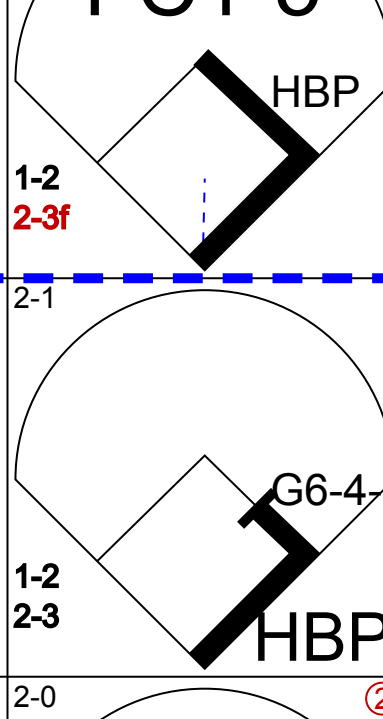
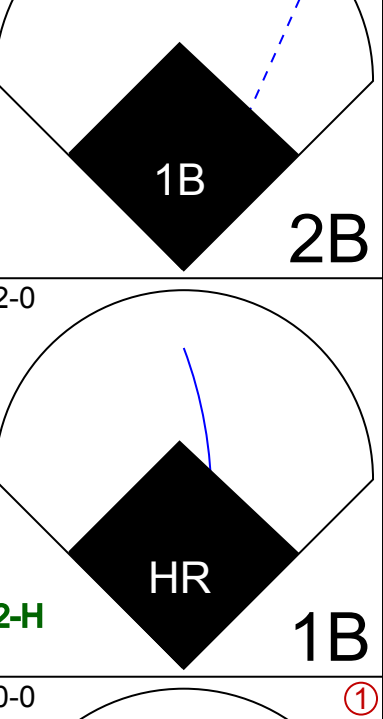
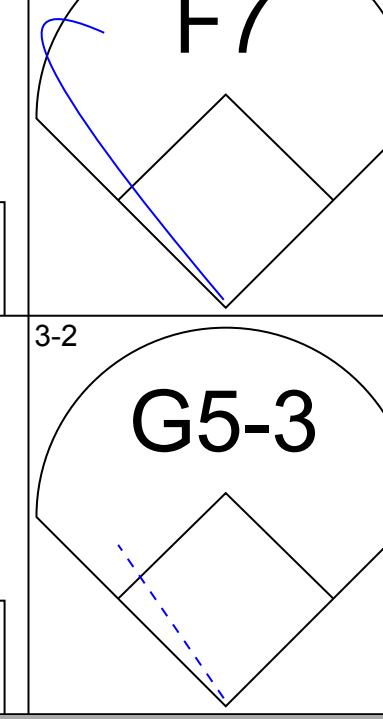
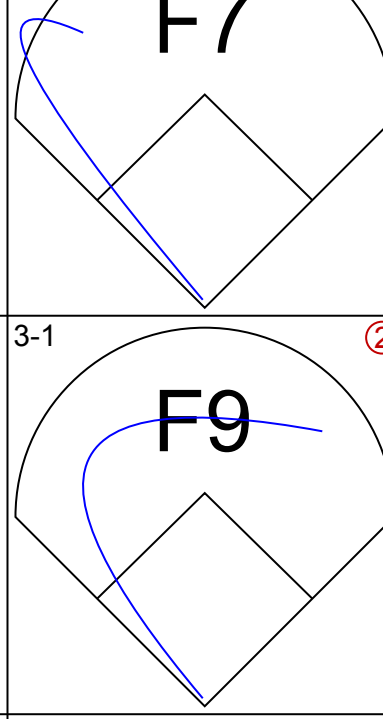
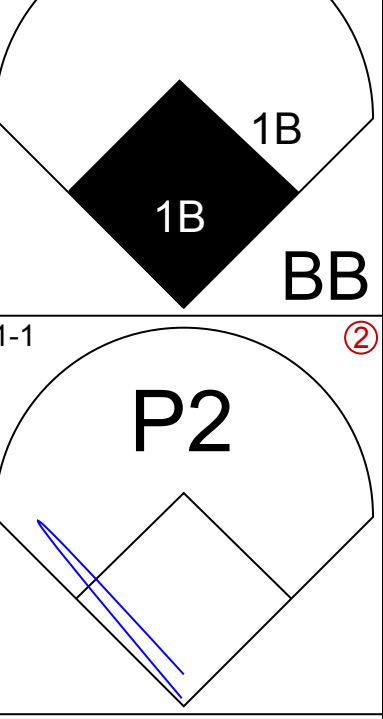
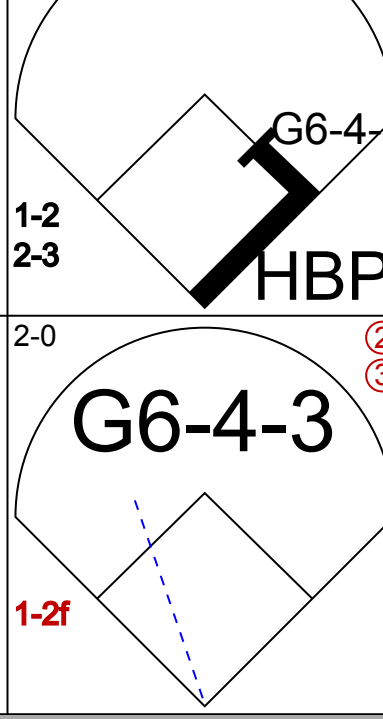
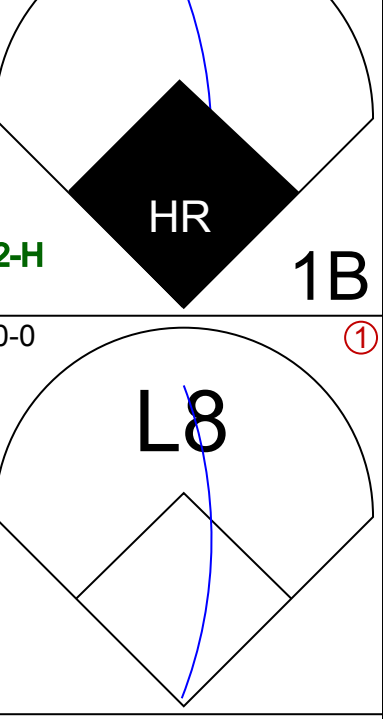
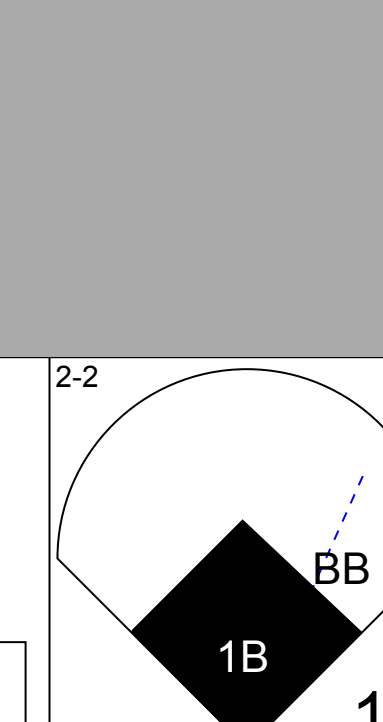
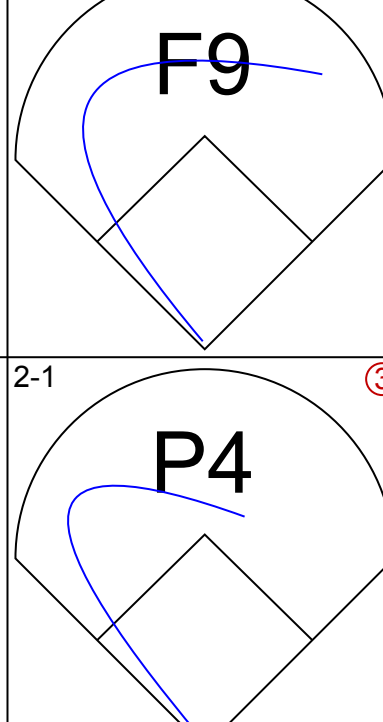
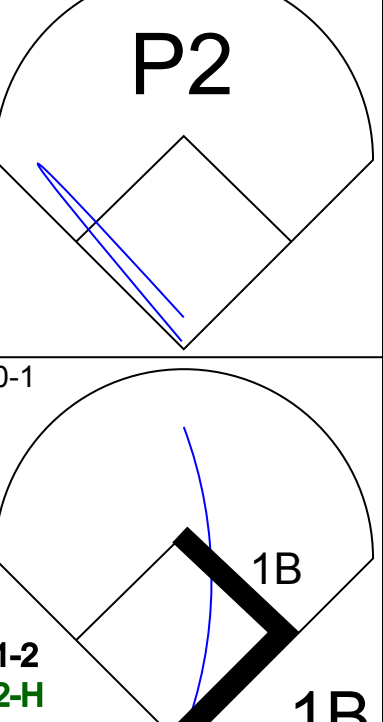
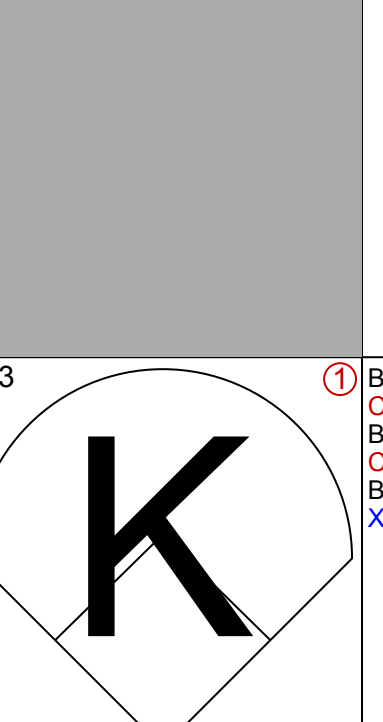
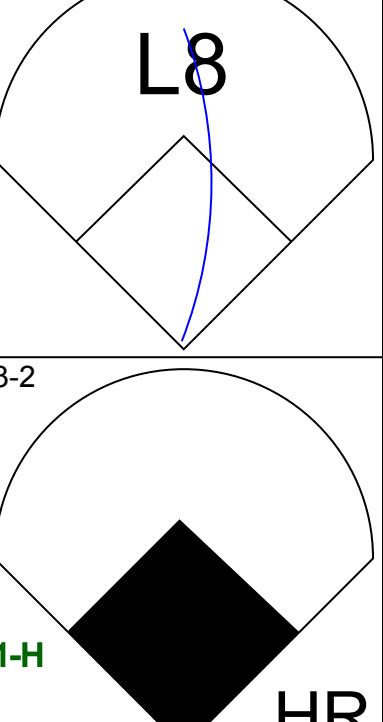
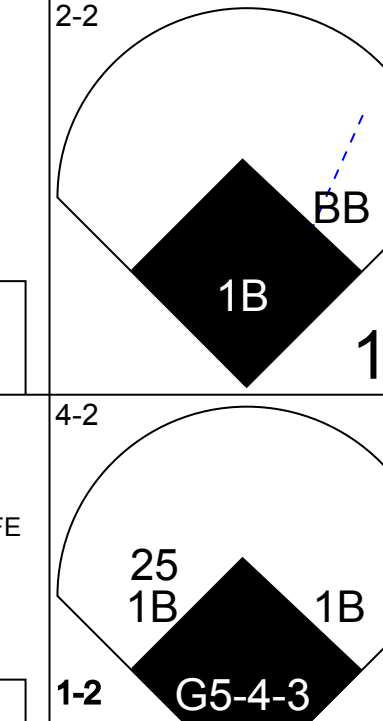
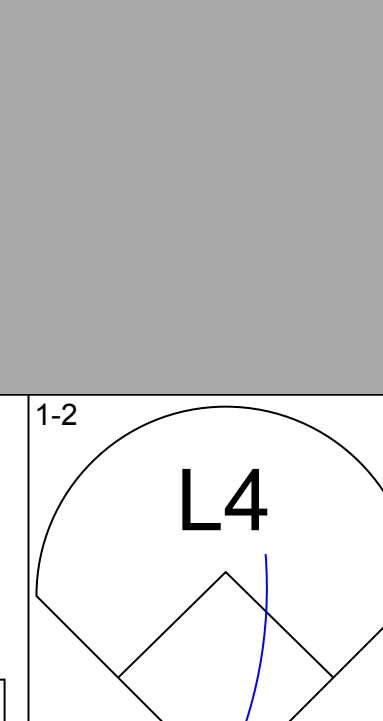
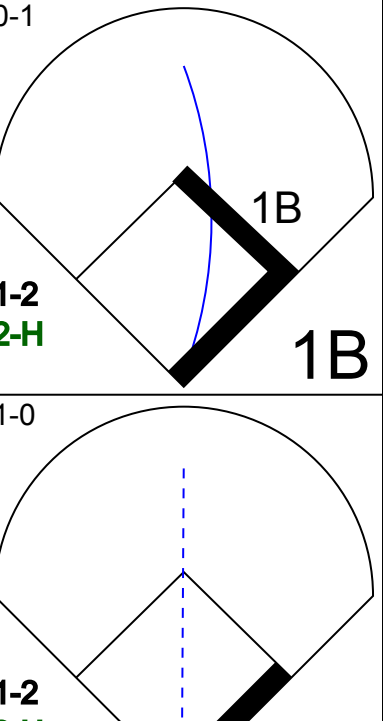
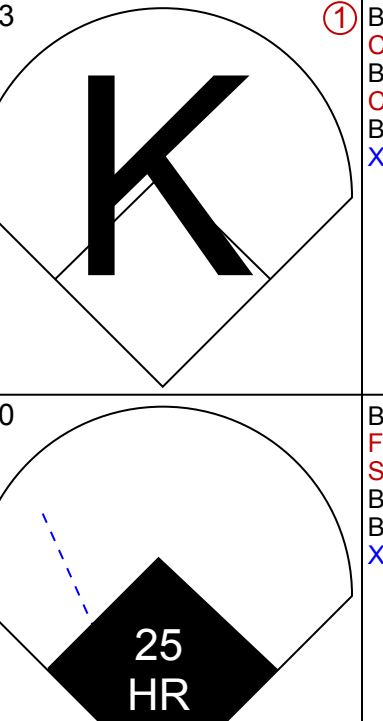
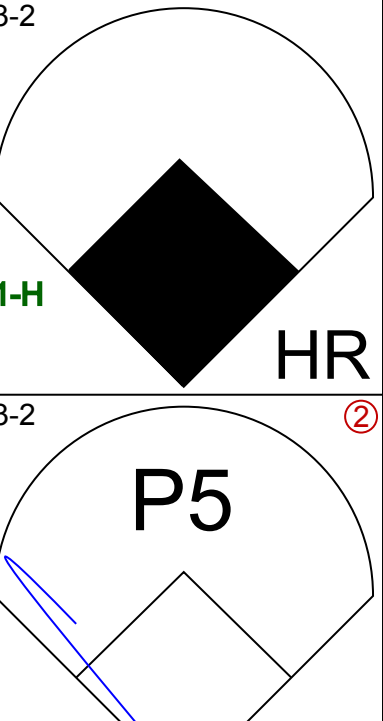
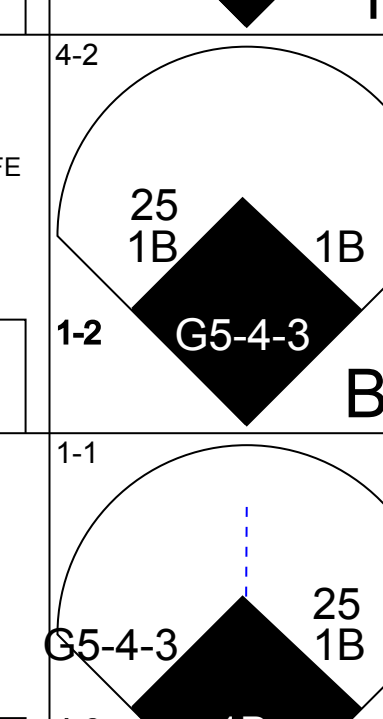
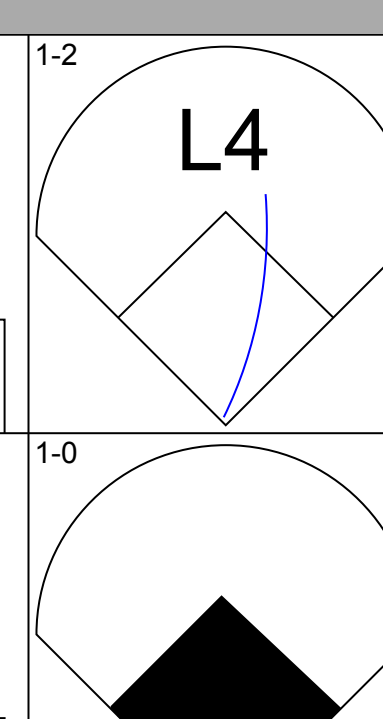
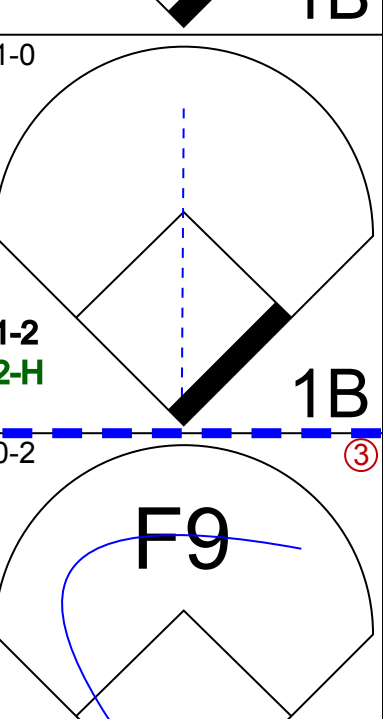
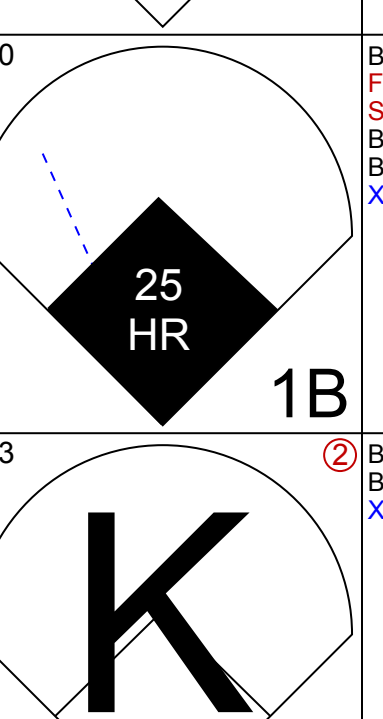
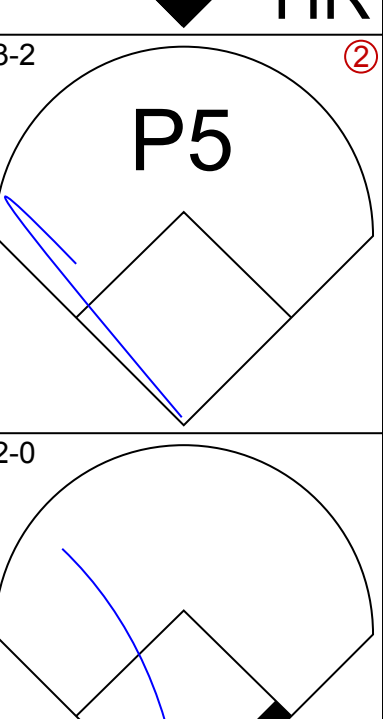
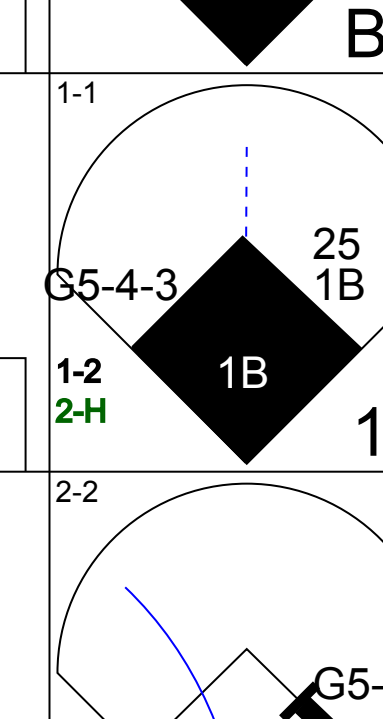
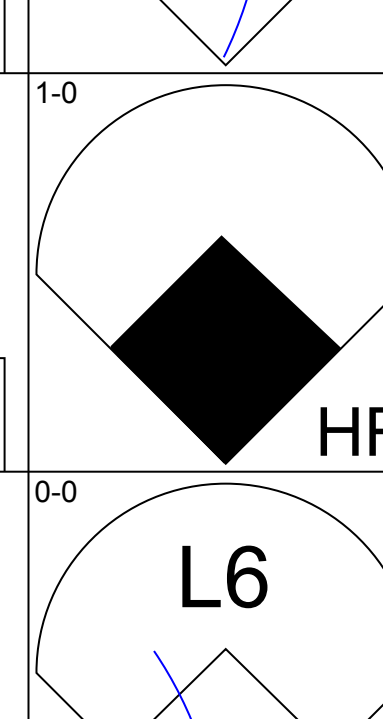
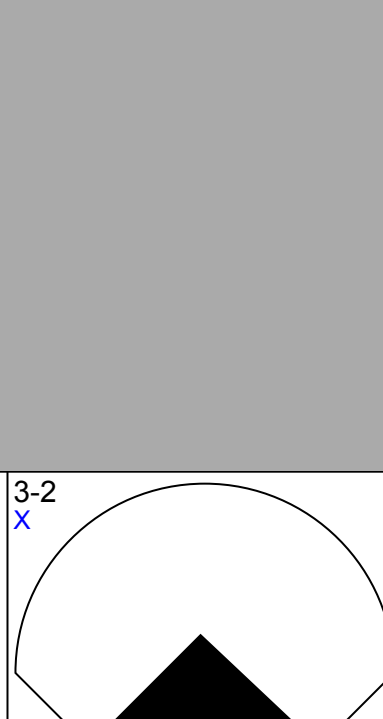
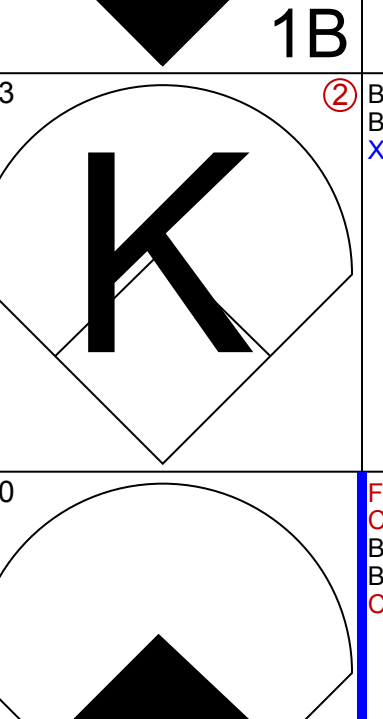
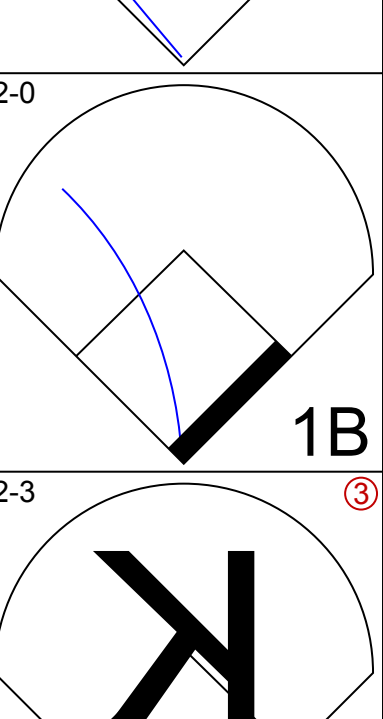
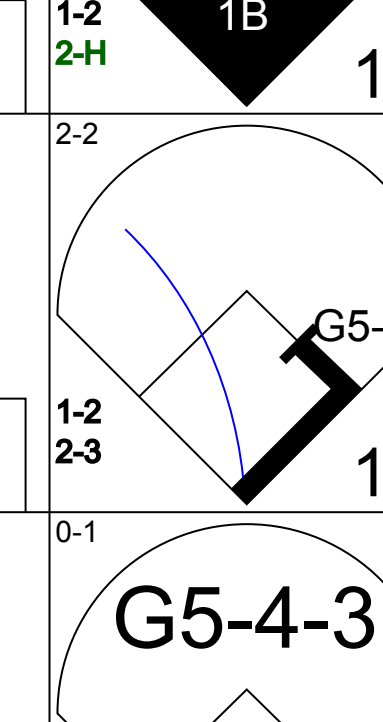
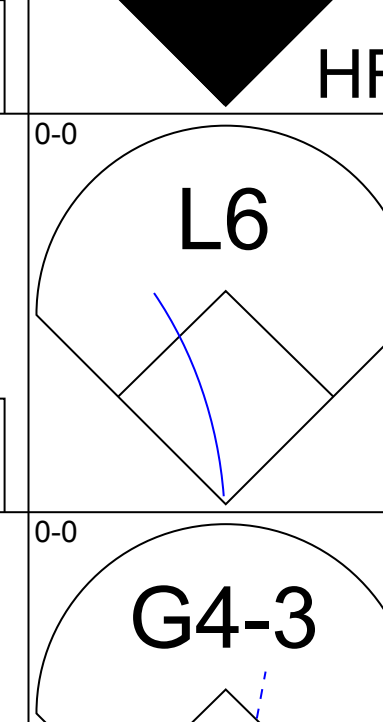
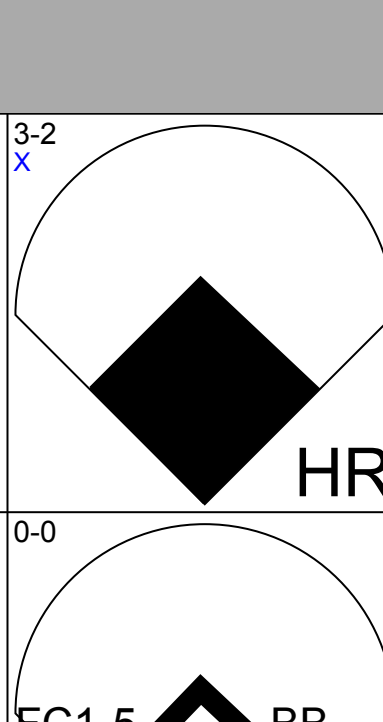
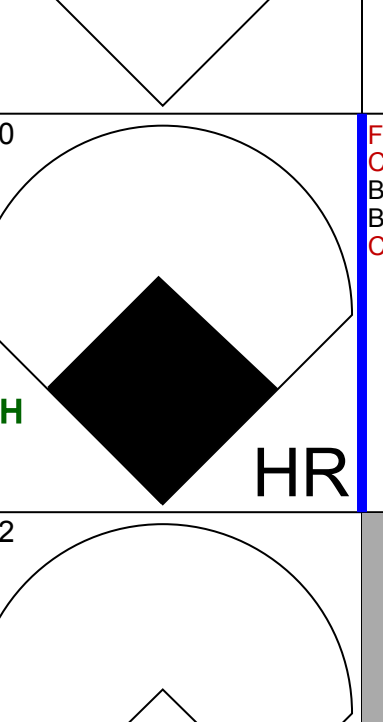
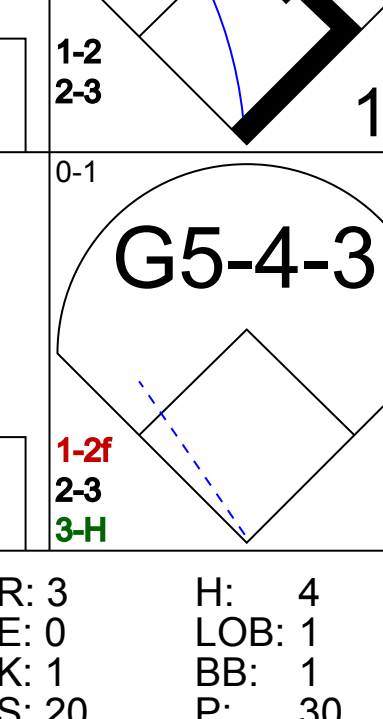
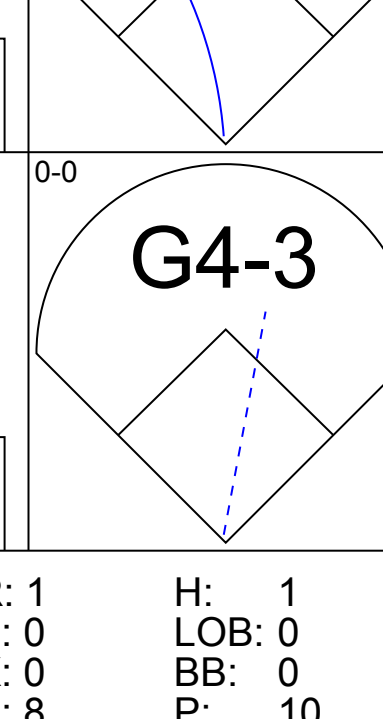
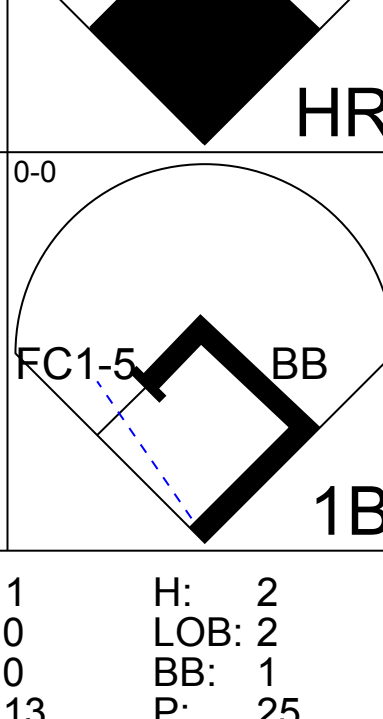
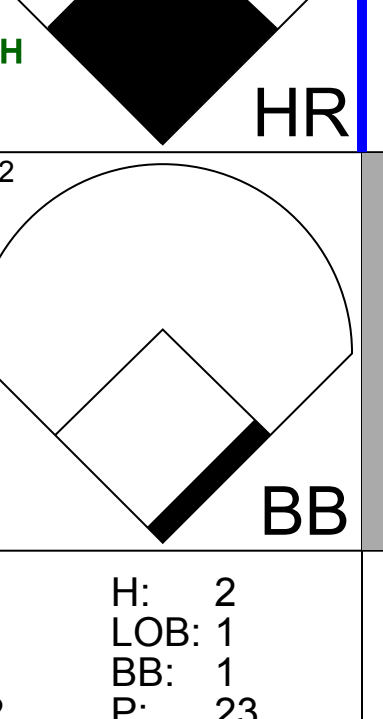
Batter	1	2	3	4	5	6	7	8	9	AB	R	H	RBI	BB	SO	LOB	BOTTOM										
Mike Caruso, S OBP: 0.333, SLG: 0.391 (1, 6)	0-1 L8	0-1 E3		1-0 1B		2-1 F7		4-2 BB		4	0	1	0	1	0	0											
Craig Wilson, R OBP: 0.536, SLG: 0.909 (1, 4)	4-0 HR BB	1-1 FC4-6		0-2 G3		2-2 G4-3	1-1 SAFE SAFE	0-0 G5-3		4	1	0	0	1	0	4											
Frank Thomas, R OBP: 0.377, SLG: 0.473 (1, 10)	3-2 1-H HR		3-0 G6-3		4-1 1B BB		4-2 2B BB			2	3	1	2	2	0	0											
Albert Belle, R OBP: 0.392, SLG: 0.658 (1, 7)	3-2 HR		0-0 F9		2-1 F8		0-0 P3			4	1	1	1	0	0	2											
Robin Ventura, L OBP: 0.340, SLG: 0.423 (1, 5)	2-1 F8		3-1 HR		4-2 1B BB		3-2 1-H 2B			3	1	2	2	1	0	0											
Greg Norton, S OBP: 0.320, SLG: 0.441 (1, 3)	4-2 FC6-4 BB		2-1 P7		1-1 G6-4-3 1B		0-3 K			3	0	1	1	1	1	1											
Magglio Ordonez, R OBP: 0.330, SLG: 0.437 (1, 9)	1-1 FC6-4		3-2 F7 FC4-2 2B		2-1 G6-4-3		1-2 HR			4	1	2	1	0	0	3											
Mike Cameron, R OBP: 0.286, SLG: 0.325 (1, 8)		0-0 F8		0-1 F7		1-0 G6-3		3-3 K		4	0	0	0	0	1	1											
Robert Machado, R OBP: 0.253, SLG: 0.325 (1, 2)		0-1 G6-3		1-0 FC4-2 1B		1-2 G4-3		2-3 K		4	0	0	0	0	1	1											
Inning Stats	R: 3 E: 0 K: 0 S: 14	H: 2 LOB: 1 BB: 2 P: 31	R: 0 E: 1 K: 0 S: 8	H: 0 LOB: 1 BB: 0 P: 8	R: 1 E: 0 K: 0 S: 6	H: 1 LOB: 0 BB: 0 P: 14	R: 0 E: 0 K: 0 S: 10	H: 2 LOB: 2 BB: 0 P: 15	R: 1 E: 0 K: 0 S: 10	H: 1 LOB: 1 BB: 2 P: 22	R: 0 E: 0 K: 0 S: 6	H: 0 LOB: 0 BB: 0 P: 10	R: 1 E: 0 K: 1 S: 13	H: 1 LOB: 1 BB: 1 P: 22	R: 1 E: 0 K: 2 S: 14	H: 1 LOB: 1 BB: 1 P: 24	1B: 2 2B: 2 3B: 0 HR: 4	SF: 0 SAC: 0 DP: 1 HBP: 0	WP: 0 PB: 0 SB: 0 CS: 0	PA: 38							
PITCHER	IP	WLS	BF	H	R	ER	SO	BB	IBB	HBP	BLK	WP	HR	S	P	ERA	WHIP										
Brian Moehler, R ERA: 3.93 (7, 1)	6.2	L	31	6	6	6	0	5	0	0	0	0	0	3	61	8.10	1.650										
Will Brunson, L ERA: 11.97 (7, 1)	0.0		1	1	0	0	0	0	0	0	0	0	0	3	6	∞	∞										
Marino Santana, R ERA: 3.0 (7, 1)	1.1		6	1	1	1	3	1	0	0	0	0	1	17	27	6.75	1.500										

Detroit Tigers @ Chicago White Sox
Comiskey Park, Chicago, IL
Mon Sep 07 1998, 8:05 PM EDT
Att: 12,978 - Unknown - 74 F

AB 32
R 7
H 8
RBI 7
BB 6
SO 3
LOB 12



Batter	1	2	3	4	5	6	7	8	9	AB	R	H	RBI	BB	SO	LOB	TOP					
Brian Hunter, R OBP: 0.297, SLG: 0.332 (1, 8)										5	1	2	2	0	1	0	Detroit Tigers @ Chicago White Sox Comiskey Park, Chicago, IL Tue Sep 08 1998, 8:05 PM EDT Att: 11,550 - Unknown - 67 F					
Frank Catalanotto, L OBP: 0.324, SLG: 0.449 (1, 4)										5	0	1	1	0	1	1						
Bobby Higginson, L OBP: 0.356, SLG: 0.485 (1, 7)										4	0	1	0	0	1	2						
Tony Clark, S OBP: 0.350, SLG: 0.514 (1, 3)										4	2	2	1	0	0	1						
Juan Encarnacion, R OBP: 0.365, SLG: 0.573 (1, 9)										4	0	0	0	0	1	1						
Luis Gonzalez, L OBP: 0.344, SLG: 0.469 (1, 10)										3	2	2	1	1	0	0						
Joe Randa, R OBP: 0.320, SLG: 0.348 (1, 5)										3	1	1	0	1	0	2						
Paul Bako, L OBP: 0.317, SLG: 0.354 (1, 2)										4	0	1	1	0	1	3						
Deivi Cruz, R OBP: 0.288, SLG: 0.360 (1, 6)										3	0	0	0	0	1	2						
Trey Beamon, L OBP: 0.390, SLG: 0.417 (9, PH)										1	0	0	0	0	0	0						
Inning Stats	R: 0 E: 0 K: 1 S: 14	H: 1 LOB: 1 BB: 0 P: 23	R: 0 E: 0 K: 0 S: 7	H: 1 LOB: 1 BB: 0 P: 8	R: 0 E: 0 K: 0 S: 12	H: 0 LOB: 0 BB: 0 P: 15	R: 0 E: 0 K: 0 S: 4	H: 0 LOB: 0 BB: 0 P: 7	R: 3 E: 0 K: 1 S: 9	H: 2 LOB: 1 BB: 2 P: 21	R: 2 E: 0 K: 2 S: 10	H: 2 LOB: 1 BB: 0 P: 13	R: 0 E: 0 K: 2 S: 10	H: 1 LOB: 1 BB: 0 P: 15	R: 1 E: 0 K: 0 S: 8	H: 3 LOB: 2 BB: 0 P: 11	R: 0 E: 0 K: 0 S: 4	H: 0 LOB: 0 BB: 0 P: 6	1B: 4 2B: 4 3B: 0 HR: 2	SF: 0 SAC: 0 DP: 0 HBP: 0	WP: 0 PB: 0 SB: 1 CS: 0	PA: 38
PITCHER	IP WLS BF H R ER SO BB IBB HBP BLK WP HR S P ERA WHIP																					
John Snyder, R ERA: 5.02 (1, 1)	5.1 W 24 6 5 5 3 2 0 0 0 0 0 2 51 80 8.44 1.500																					
41 Bill Simas, R ERA: 3.08 (6, 1)	2.0 9 3 1 1 3 0 0 0 0 0 0 0 20 29 4.50 1.500																					
Chad Bradford, R ERA: 2.42 (8, 1)	0.2 2 1 0 0 0 0 0 0 0 0 0 0 3 4 0.00 1.500																					
Jaime Navarro, R ERA: 6.22 (9, 1)	1.0 3 0 0 0 0 0 0 0 0 0 0 0 4 6 0.00 0.000																					

Batter	1	2	3	4	5	6	7	8	9	AB	R	H	RBI	BB	SO	LOB	BOTTOM					
Ray Durham, S OBP: 0.362, SLG: 0.458 (1, 4)										4	1	2	1	1	0	1	Detroit Tigers @ Chicago White Sox Comiskey Park, Chicago, IL Tue Sep 08 1998, 8:05 PM EDT Att: 11,550 - Unknown - 67 F					
Craig Wilson, R OBP: 0.525, SLG: 0.867 (1, 6)										4	1	2	0	0	1	3						
Frank Thomas, R OBP: 0.379, SLG: 0.472 (1, 10)										3	2	1	1	1	0	1						
Albert Belle, R OBP: 0.389, SLG: 0.652 (1, 7)										5	0	0	0	0	0	7						
Robin Ventura, L OBP: 0.342, SLG: 0.430 (1, 5)										5	2	3	3	0	1	0						
Magglio Ordonez, R OBP: 0.333, SLG: 0.438 (1, 9)										4	2	2	1	1	0	0						
Wil Cordero, R OBP: 0.304, SLG: 0.435 (1, 3)										5	2	3	2	0	1	3						
25 Jeff Abbott, R OBP: 0.289, SLG: 0.484 (1, 8)										4	2	3	3	0	0	0						
Mike Cameron, R OBP: 0.295, SLG: 0.324 (8, 8)									1	0	0	0	0	1	1	1						
Robert Machado, R OBP: 0.264, SLG: 0.325 (1, 2)										3	0	1	0	1	0	2						
Inning Stats	R: 0 E: 0 K: 0 S: 12	H: 1 LOB: 1 BB: 0 P: 23	R: 3 E: 0 K: 1 S: 20	H: 4 LOB: 1 BB: 1 P: 30	R: 0 E: 0 K: 0 S: 6	H: 0 LOB: 0 BB: 0 P: 11	R: 1 E: 0 K: 0 S: 8	H: 1 LOB: 0 BB: 0 P: 10	R: 2 E: 0 K: 0 S: 14	H: 3 LOB: 2 BB: 1 P: 23	R: 1 E: 0 K: 0 S: 13	H: 2 LOB: 1 BB: 1 P: 25	R: 2 E: 0 K: 2 S: 12	H: 2 LOB: 1 BB: 1 P: 23	R: 3 E: 0 K: 1 S: 14	H: 4 LOB: 1 BB: 0 P: 26	R: 0 E: 0 K: 0 S: 0	H: 0 LOB: 0 BB: 0 P: 0	1B: 12 2B: 1 3B: 0 HR: 4	SF: 0 SAC: 1 DP: 2 HBP: 1	WP: 0 PB: 0 SB: 0 CS: 0	PA: 44
PITCHER	IP WLS BF H R ER SO BB IBB HBP BLK WP HR S P ERA WHIP																					
Justin Thompson, L ERA: 4.02 (1, 1)	4.2 L 24 9 6 6 1 2 0 0 0 0 0 1 57 94 11.57 2.357																					
Doug Bochtler, R ERA: 5.37 (5, 1)	0.2 5 2 1 1 0 1 0 0 0 0 0 1 14 22 13.50 4.500																					
Matt Anderson, R ERA: 2.43 (6, 1)	1.1 7 2 2 2 2 1 0 1 0 0 0 1 13 26 13.50 2.250																					
Dean Crow, R ERA: 4.19 (7, 1)	1.1 8 4 3 3 1 0 0 0 0 0 0 1 15 29 20.25 3.000																					

Batter	1	2	3	4	5	6	7	8	9	AB	R	H	RBI	BB	SO	LOB	TOP										
Brian Hunter, R OBP: 0.299, SLG: 0.335 (1, 8)										5	1	3	0	0	0	2	Detroit Tigers @ Chicago White Sox Comiskey Park, Chicago, IL Wed Sep 09 1998, 8:05 PM EDT Att: 12,872 - Unknown - 70 F										
Luis Gonzalez, L OBP: 0.343, SLG: 0.471 Kimera Barteo, R OBP: 0.272, SLG: 0.412 (1, 7)										4	0	1	2	0	1	1											
Juan Encarnacion, R OBP: 0.350, SLG: 0.553 (1, 9)										5	0	1	0	0	1	2											
Tony Clark, S OBP: 0.350, SLG: 0.515 (1, 3)										5	1	2	0	0	0	1											
Damon Easley, R OBP: 0.336, SLG: 0.463 (1, 4)										4	2	2	0	0	0	1											
Jason Wood, R OBP: 0.500, SLG: 0.571 Frank Catalanotto, L OBP: 0.292, SLG: 0.446 (1, 10)										3	2	1	0	1	0	3											
Joe Randa, R OBP: 0.319, SLG: 0.347 (1, 5)										4	0	1	1	0	0	4											
Joe Siddall, L OBP: 0.304, SLG: 0.381 (1, 2)										3	1	2	3	0	1	1											
Deivi Cruz, R OBP: 0.287, SLG: 0.359 (1, 6)										4	1	1	1	0	1	2											
Inning Stats	R: 0 E: 0 K: 0 S: 5	H: 1 LOB: 0 BB: 0 P: 9	R: 5 E: 1 K: 0 S: 26	H: 6 LOB: 1 BB: 0 P: 41	R: 2 E: 0 K: 1 S: 15	H: 2 LOB: 2 BB: 1 P: 24	R: 0 E: 0 K: 0 S: 6	H: 1 LOB: 1 BB: 0 P: 9	R: 1 E: 0 K: 0 S: 7	H: 1 LOB: 0 BB: 0 P: 12	R: 0 E: 0 K: 1 S: 8	H: 1 LOB: 1 BB: 0 P: 11	R: 0 E: 0 K: 1 S: 7	H: 1 LOB: 1 BB: 0 P: 11	R: 0 E: 0 K: 2 S: 11	H: 1 LOB: 1 BB: 0 P: 17	R: 0 E: 0 K: 0 S: 6	H: 0 LOB: 0 BB: 0 P: 7	1B: 11 2B: 3 3B: 1 HR: 0	SF: 0 SAC: 1 DP: 1 HBP: 1	WP: 1 PB: 0 SB: 4 CS: 0	PA: 42					
PITCHER	IP	WLS	BF	H	R	ER	SO	BB	IBB	HBP	BLK	WP	HR	S	P	ERA	WHIP										
Mike Siroka, L ERA: 5.42 (1, 1)	3.0	L	19	9	7	7	1	1	0	0	0	1	0	46	74	21.00	3.333										
Jaime Navarro, R ERA: 6.13 (4, 1)	3.2		15	4	1	1	1	0	0	0	0	0	0	25	40	2.46	1.091										
Bryan Ward, L ERA: 3.98 (7, 1)	1.1		5	1	0	0	3	0	0	0	0	0	0	14	20	0.00	0.750										
Bob Howry, R ERA: 2.72 (9, 1)	1.0		3	0	0	0	0	0	0	0	0	0	0	6	7	0.00	0.000										

Batter	1	2	3	4	5	6	7	8	9	AB	R	H	RBI	BB	SO	LOB	BOTTOM										
Ray Durham, S OBP: 0.361, SLG: 0.455 (1, 4)										4	0	0	0	1	1	0	Detroit Tigers @ Chicago White Sox Comiskey Park, Chicago, IL Wed Sep 09 1998, 8:05 PM EDT Att: 12,872 - Unknown - 70 F										
Mike Canuso, S OBP: 0.333, SLG: 0.390 Greg Norton, S OBP: 0.323, SLG: 0.443 (1, 6)										4	1	1	0	0	1	0											
Frank Thomas, R OBP: 0.381, SLG: 0.475 (1, 10)										5	0	3	1	0	0	2											
Albert Belle, R OBP: 0.388, SLG: 0.649 (1, 7)										4	0	1	0	0	0	3											
Robin Ventura, L OBP: 0.343, SLG: 0.431 (1, 5)										4	1	2	0	0	0	2											
Magglio Ordonez, R OBP: 0.332, SLG: 0.435 (1, 9)										3	1	0	0	1	0	3											
Wil Cordero, R OBP: 0.307, SLG: 0.436 (1, 3)										4	1	2	0	0	0	2											
25 Jeff Abbott, R OBP: 0.288, SLG: 0.482 (1, 8)										3	1	1	1	0	1	1											
Chad Kreuter, S OBP: 0.347, SLG: 0.329 (1, 2)										4	1	1	3	0	1	2											
Inning Stats	R: 0 E: 0 K: 1 S: 15	H: 1 LOB: 1 BB: 0 P: 25	R: 3 E: 0 K: 0 S: 15	H: 3 LOB: 0 BB: 0 P: 25	R: 1 E: 0 K: 0 S: 11	H: 2 LOB: 1 BB: 0 P: 20	R: 0 E: 0 K: 0 S: 10	H: 1 LOB: 0 BB: 0 P: 15	R: 0 E: 0 K: 1 S: 9	H: 1 LOB: 1 BB: 0 P: 13	R: 0 E: 0 K: 0 S: 7	H: 1 LOB: 0 BB: 0 P: 12	R: 0 E: 0 K: 1 S: 5	H: 0 LOB: 0 BB: 0 P: 9	R: 0 E: 0 K: 0 S: 8	H: 1 LOB: 1 BB: 0 P: 16	R: 2 E: 1 K: 1 S: 16	H: 2 LOB: 2 BB: 2 P: 30	1B: 10 2B: 1 3B: 0 HR: 1	SF: 1 SAC: 0 DP: 2 HBP: 0	WP: 0 PB: 0 SB: 0 CS: 0	PA: 39					
PITCHER	IP	WLS	BF	H	R	ER	SO	BB	IBB	HBP	BLK	WP	HR	S	P	ERA	WHIP										
Seth Greisinger, R ERA: 5.88 (1, 1)	6.0	W	25	9	4	4	2	0	0	0	0	0	0	67	110	6.00	1.500										
A.J. Sager, R ERA: 6.47 (7, 1)	1.2		6	1	0	0	1	0	0	0	0	0	0	11	20	0.00	0.600										
44 Sean Runyan, L ERA: 3.56 (8, 1)	0.1		1	0	0	0	0	0	0	0	0	0	0	2	5	0.00	0.000										
Todd Jones, R ERA: 5.4 (9, 1)	1.0		7	2	2	2	1	2	0	0	0	0	0	16	30	18.00	4.000										

AB	39
R	8
H	14
RBI	7
BB	1
SO	5
LOB	18



AB	36
R	6
H	12
RBI	6
BB	2
SO	4
LOB	15



Batter	1	2	3	4	5	6	7	8	9	AB	R	H	RBI	BB	SO	LOB	TOP					
Ray Durham, S (1, 4) OBP: 0.360, SLG: 0.452	G4-3		F7			G6-3 HBP		G3-1		3	1	0	0	0	0	0	Chicago White Sox @ Cleveland Indians Jacobs Field, Cleveland, OH Fri Sep 11 1998, 7:05 PM EDT Att: 43,210 - Unknown - 76 F					
Mike Caruso, S (1, 6) OBP: 0.332, SLG: 0.389	FC6-4 1B		G4-3			K		B3		4	0	1	0	0	1							
Frank Thomas, R (1, 10) OBP: 0.380, SLG: 0.475	F9					G6-3		L9		4	1	1	1	0	0							
Albert Belle, R (1, 7) OBP: 0.387, SLG: 0.646	FC6-4 1-2					L9				4	0	1	0	0	2							
Robin Ventura, L (1, 5) OBP: 0.341, SLG: 0.428			G4-3			G1-3		L8		4	0	0	1	0	1							
Greg Norton, S (1, 3) OBP: 0.318, SLG: 0.436			K			G6-3		L3		4	0	0	0	0	1							
Magglio Ordonez, R (1, 9) OBP: 0.335, SLG: 0.436						F9				3	1	2	0	1	0							
25 Jeff Abbott, R (1, 8) OBP: 0.293, SLG: 0.490								25 2B														
Mike Cameron, R (8, 8) OBP: 0.294, SLG: 0.324	G5-3							F9		3	0	2	1	0	0							
Robert Machado, R (1, 2) OBP: 0.256, SLG: 0.313			G6-3			K				1	0	0	0	0	2							
Inning Stats	R: 0 E: 0 K: 0 S: 7	H: 1 LOB: 1 BB: 0 P: 11	R: 0 E: 0 K: 1 S: 15	H: 1 LOB: 1 BB: 0 P: 21	R: 0 E: 0 K: 0 S: 8	H: 0 LOB: 0 BB: 0 P: 11	R: 1 E: 0 K: 0 S: 11	H: 1 LOB: 0 BB: 0 P: 18	R: 0 E: 0 K: 1 S: 9	H: 1 LOB: 0 BB: 0 P: 10	R: 1 E: 0 K: 1 S: 6	H: 0 LOB: 0 BB: 0 P: 10	R: 1 E: 0 K: 1 S: 11	H: 2 LOB: 1 BB: 0 P: 18	R: 0 E: 0 K: 0 S: 5	H: 0 LOB: 0 BB: 0 P: 9	R: 0 E: 0 K: 1 S: 9	H: 1 LOB: 2 BB: 1 P: 20	1B: 5 2B: 2 3B: 0 HR: 0	SF: 0 SAC: 0 DP: 0 HBP: 1	WP: 1 PB: 0 SB: 4 CS: 1	PA: 35
PITCHER Charles Nagy, R (1, 1) ERA: 5.24	IP: 9.0 WLS: L BF: 35	H: 7 R: 3 ER: 2 SO: 5	BB: 0 IBB: 1 HBP: 1 BLK: 0	WP: 1 HR: 0 S: 81 P: 128	ERA: 2.00 WHIP: 0.778	PITCHER																

Batter	1	2	3	4	5	6	7	8	9	AB	R	H	RBI	BB	SO	LOB	BOTTOM					
Kenny Lofton, L (1, 8) OBP: 0.368, SLG: 0.414	S BB E BB	1B		CS	F9					3	1	2	0	1	0	0	Chicago White Sox @ Cleveland Indians Jacobs Field, Cleveland, OH Fri Sep 11 1998, 7:05 PM EDT Att: 43,210 - Unknown - 76 F					
Omar Vizquel, S (1, 6) OBP: 0.345, SLG: 0.363	S BB	1B			G6-4-3 BB			P5		2	1	1	0	2	0	1						
Travis Fryman, R (1, 5) OBP: 0.345, SLG: 0.505	1B BB				G6-4-3			F8		3	0	0	0	1	1	4						
Manny Ramirez, R (1, 9) OBP: 0.377, SLG: 0.574	K			G3				P4		4	0	0	0	0	2	3						
Richie Sexson, R (1, 3) OBP: 0.379, SLG: 0.632				F8				L5		4	0	2	1	0	0	0						
Joey Cora, S (9, PR) OBP: 0.358, SLG: 0.373										0	0	0	0	0	0	0						
Cecil Fielder, R (1, 10) OBP: 0.323, SLG: 0.401				F9						3	0	0	0	0	2	2						
David Justice, L (9, PH) OBP: 0.367, SLG: 0.463								K		1	0	0	0	0	0	1						
Mark Whiten, S (1, 7) OBP: 0.387, SLG: 0.440	K2-3			G4-3 FC4-2				G5-3		4	0	1	0	0	2	3						
Einar Diaz, R (1, 2) OBP: 0.375, SLG: 0.500				G4-3				G1-3		3	0	0	0	0	0	1						
Brian Giles, L (9, PH) OBP: 0.413, SLG: 0.484										0	0	0	0	1	0	0						
Enrique Wilson, S (1, 4) OBP: 0.304, SLG: 0.358				G1-3				L7		4	0	0	0	0	1	3						
Inning Stats	R: 2 E: 0 K: 3 S: 15	H: 1 LOB: 2 BB: 3 P: 30	R: 0 E: 0 K: 1 S: 12	H: 2 LOB: 2 BB: 0 P: 15	R: 0 E: 0 K: 0 S: 4	H: 0 LOB: 0 BB: 0 P: 6	R: 0 E: 0 K: 0 S: 8	H: 1 LOB: 0 BB: 0 P: 9	R: 0 E: 0 K: 0 S: 2	H: 0 LOB: 0 BB: 1 P: 6	R: 0 E: 0 K: 2 S: 8	H: 0 LOB: 0 BB: 0 P: 11	R: 0 E: 0 K: 0 S: 5	H: 0 LOB: 0 BB: 0 P: 7	R: 0 E: 0 K: 0 S: 10	H: 1 LOB: 1 BB: 0 P: 19	R: 0 E: 0 K: 2 S: 15	H: 1 LOB: 2 BB: 1 P: 26	1B: 4 2B: 2 3B: 0 HR: 0	SF: 0 SAC: 0 DP: 1 HBP: 0	WP: 0 PB: 0 SB: 3 CS: 1	PA: 37
PITCHER Jim Abbott, L (1, 1) ERA: 3.95	IP: 7.1 WLS: W BF: 29	H: 5 R: 2 ER: 2 SO: 6	BB: 4 IBB: 0 HBP: 0 BLK: 0	WP: 0 HR: 0 S: 60 P: 94	ERA: 2.46 WHIP: 1.227	PITCHER																
Bob Howry, R (8, 1) ERA: 2.63	IP: 1.2 WLS: S BF: 7	H: 1 R: 0 ER: 0 SO: 2	BB: 1 IBB: 0 HBP: 0 BLK: 0	WP: 0 HR: 0 S: 19 P: 35	ERA: 0.00 WHIP: 1.200	PITCHER																

Batter	1	2	3	4	5	6	7	8	9	AB	R	H	RBI	BB	SO	LOB	TOP				
Ray Durham, S OBP: 0.359, SLG: 0.450	P6	K			G6-3			WP SH3-4 HR 1B	K	5	1	1	0	0	2	3					
Craig Wilson, R OBP: 0.550, SLG: 0.833	G6-4-3 1B		F7					SH3-4		3	0	2	0	0	0	0					
Frank Thomas, R OBP: 0.379, SLG: 0.479	G6-4-3 1-2							K		4	1	1	1	0	2	2					
Albert Belle, R OBP: 0.389, SLG: 0.646		FC1-6 BB						HR IBB		2	1	1	0	2	0	0					
Robin Ventura, L OBP: 0.342, SLG: 0.434	FC1-6 25 1B 1B 1-2		G1-6-3 1B					HR		4	2	2	3	0	0	1					
Greg Norton, S OBP: 0.314, SLG: 0.430	K		G1-6-3 1-2					HR		4	0	0	0	0	1	3					
Magglio Ordonez, R OBP: 0.335, SLG: 0.435					P5				E5 CS	4	1	1	0	0	0	0					
25 Jeff Abbott, R OBP: 0.294, SLG: 0.487					G1-3				P4	3	0	1	0	0	0	0					
Mike Cameron, R OBP: 0.294, SLG: 0.323	1B 1-2 2-3								P4 1-2	1	0	0	0	0	0	1					
Chad Kreuter, S OBP: 0.349, SLG: 0.329	1-3 2-H 3-H 1B				K				F8 HBP	3	0	1	2	0	1	0					
Inning Stats	R: 0 E: 0 K: 0 S: 11	H: 1 LOB: 0 BB: 0 P: 16	R: 2 E: 0 K: 2 S: 17	H: 3 LOB: 2 BB: 1 P: 26	R: 1 E: 0 K: 0 S: 11	H: 3 LOB: 1 BB: 0 P: 20	R: 0 E: 0 K: 1 S: 7	H: 0 LOB: 0 BB: 0 P: 11	R: 0 E: 0 K: 1 S: 7	H: 0 LOB: 0 BB: 0 P: 12	R: 0 E: 0 K: 0 S: 5	H: 0 LOB: 0 BB: 0 P: 6	R: 3 E: 0 K: 1 S: 13	H: 2 LOB: 0 BB: 0 P: 21	R: 0 E: 1 K: 1 S: 10	H: 0 LOB: 1 BB: 0 P: 15	1B: 8 2B: 0 3B: 0 HR: 2	SF: 0 SAC: 1 DP: 2 HBP: 1	WP: 1 PB: 0 CS: 0	PA: 37	
PITCHER	IP	WLS	BF	H	R	ER	SO	BB	IBB	HBP	BLK	WP	HR	S	P	ERA	WHIP				
Dave Burba, R ERA: 4.21	7.0		27	8	3	3	4	1	0	0	0	0	1	66	100	3.86	1.286				
Paul Shuey, R ERA: 3.09	0.2	L	4	1	2	2	1	0	1	0	0	1	0	7	12	27.00	1.500				
Paul Assenmacher, L ERA: 3.48	0.1		2	1	1	1	0	0	0	0	0	0	1	6	9	27.00	3.000				
Steve Karsay, R ERA: 5.79	1.0		4	0	0	0	1	0	0	1	0	0	0	10	15	0.00	0.000				

Chicago White Sox @ Cleveland Indians
Jacobs Field, Cleveland, OH
Sat Sep 12 1998, 3:33 AM EDT
Att: 43,170 - Sunny - 78 F

AB	33
R	6
H	10
RBI	6
BB	2
SO	6
LOB	10



Batter	1	2	3	4	5	6	7	8	9	AB	R	H	RBI	BB	SO	LOB	BOTTOM				
Kenny Lofton, L OBP: 0.366, SLG: 0.411	L7		G4-3		K 1-2		K			4	0	0	0	0	2	2					
Joey Cora, S OBP: 0.359, SLG: 0.375	G4-3							G3-1		4	0	2	1	0	0	0					
David Justice, L OBP: 0.365, SLG: 0.459	F7		F8		G1-3			F8		4	0	0	0	0	0	2					
Manny Ramirez, R OBP: 0.376, SLG: 0.577		F9			P2			F8 HR		4	1	1	1	0	0	0					
Travis Fryman, R OBP: 0.345, SLG: 0.509		G6-3			HR			K		4	1	1	1	0	1	0					
Brian Giles, L OBP: 0.414, SLG: 0.490		E 2B			K			G3		4	1	2	0	0	1	0					
Richie Sexson, R OBP: 0.368, SLG: 0.613		E5 2-H			G6-3			G6-3		4	0	0	0	0	0	1					
Einar Diaz, R OBP: 0.333, SLG: 0.435		G5-3						P4		3	0	0	0	0	0	1					
Jeff Branson, L OBP: 0.218, SLG: 0.298								F7		1	0	0	0	0	1	1					
Omar Vizquel, S OBP: 0.350, SLG: 0.364					P6				F8	4	1	2	0	0	0	1					
Inning Stats	R: 0 E: 0 K: 0 S: 5	H: 0 LOB: 0 BB: 0 P: 9	R: 1 E: 1 K: 0 S: 12	H: 1 LOB: 0 BB: 0 P: 18	R: 0 E: 0 K: 0 S: 8	H: 1 LOB: 1 BB: 0 P: 12	R: 1 E: 0 K: 1 S: 10	H: 1 LOB: 0 BB: 0 P: 18	R: 1 E: 0 K: 1 S: 11	H: 2 LOB: 1 BB: 0 P: 20	R: 0 E: 0 K: 1 S: 11	H: 0 LOB: 0 BB: 0 P: 15	R: 1 E: 0 K: 0 S: 11	H: 1 LOB: 0 BB: 0 P: 18	R: 0 E: 0 K: 1 S: 8	H: 1 LOB: 1 BB: 0 P: 14	1B: 3 2B: 3 3B: 0 HR: 2	SF: 0 SAC: 0 DP: 0 HBP: 0	WP: 0 PB: 0 CS: 0	PA: 36	
PITCHER	IP	WLS	BF	H	R	ER	SO	BB	IBB	HBP	BLK	WP	HR	S	P	ERA	WHIP				
James Baldwin, R ERA: 5.32	7.0		28	6	3	2	4	0	0	0	0	0	1	70	110	2.57	0.857				
41 Bill Simas, R ERA: 3.19	1.0		5	2	1	1	0	0	0	0	0	0	1	12	19	9.00	2.000				
Bob Howry, R ERA: 2.57	1.0	S	3	0	0	0	1	0	0	0	0	0	0	7	13	0.00	0.000				

Chicago White Sox @ Cleveland Indians
Jacobs Field, Cleveland, OH
Sat Sep 12 1998, 3:33 AM EDT
Att: 43,170 - Sunny - 78 F


AB	36
R	4
H	8
RBI	3
BB	0
SO	5
LOB	8



Batter	1	2	3	4	5	6	7	8	9	AB	R	H	RBI	BB	SO	LOB	TOP										
Ray Durham, S (1, 4) OBP: 0.361, SLG: 0.455	1-0 HR		1-0 HBP		4-2 E 2B S BB		2-2 G3			2	2	1	1	1	0	1											
Mike Caruso, S (1, 6) OBP: 0.333, SLG: 0.392	1-0 F8		1-0 G3-1		2-1 1-H 2B			1-1 WP 1B		4	0	2	1	0	0	1											
Frank Thomas, R (1, 10) OBP: 0.377, SLG: 0.476	0-2 K		3-2 P6		1-0 G6-3			1-3 K		4	0	0	0	0	2	3											
Albert Belle, R (1, 7) OBP: 0.387, SLG: 0.641	2-2 G6-3			0-0 F7		0-2 G5-3		0-3 K		4	0	0	0	0	1	1											
Robin Ventura, L (1, 5) OBP: 0.341, SLG: 0.431		0-0 L9		3-3 K		3-3 K		4-1 1B		3	0	0	0	1	2	0											
Wil Cordero, R (1, 3) OBP: 0.309, SLG: 0.446		3-2 1B		0-2 HR		3-3 K		0-3 K		4	1	2	1	0	2	2											
Magglio Ordonez, R (1, 9) OBP: 0.334, SLG: 0.433		2-1 L7		1-0 P3			0-1 S G4-3 1B		1-1 L4	4	0	1	0	0	0	1											
25 Jeff Abbott, R (1, 8) OBP: 0.288, SLG: 0.478		1-2 G3			2-2 K		2-2 F7		1-2 G6-3	4	0	0	0	0	1	2											
Robert Machado, R (1, 2) OBP: 0.247, SLG: 0.302			1-1 P2		3-2 K		1-0 G4-3		0-0 G4-3	3	0	0	0	0	1	1											
Chad Kreuter, S (9, PH) OBP: 0.348, SLG: 0.328							1-2 G4-3			1	0	0	0	0	0	0											
Inning Stats	R: 1 E: 0 K: 1 S: 9	H: 1 LOB: 0 BB: 0 P: 13	R: 0 E: 0 K: 0 S: 12	H: 1 LOB: 1 BB: 0 P: 18	R: 0 E: 0 K: 0 S: 6	H: 0 LOB: 1 BB: 0 P: 12	R: 1 E: 0 K: 1 S: 8	H: 1 LOB: 0 BB: 0 P: 12	R: 1 E: 0 K: 2 S: 15	H: 1 LOB: 1 BB: 1 P: 27	R: 0 E: 0 K: 2 S: 9	H: 0 LOB: 0 BB: 0 P: 15	R: 0 E: 0 K: 3 S: 10	H: 1 LOB: 1 BB: 0 P: 14	R: 0 E: 0 K: 3 S: 15	H: 1 LOB: 2 BB: 0 P: 21	R: 0 E: 0 K: 0 S: 7	H: 0 LOB: 0 BB: 0 P: 9	1B: 3 2B: 1 3B: 0 HR: 2	SF: 0 SAC: 0 DP: 0 HBP: 1	WP: 1 PB: 0 CS: 0	PA: 36					
PITCHER	IP	WLS	BF	H	R	ER	SO	BB	IBB	HBP	BLK	WP	HR	S	P	ERA	WHIP										
Jaret Wright, R (1, 1) ERA: 4.88	7.0		28	5	3	3	6	1	0	1	0	0	2	69	111	3.86	0.857										
Paul Shuey, R (8, 1) ERA: 3.02	1.0	W	5	1	0	0	3	0	1	0	0	1	0	15	21	0.00	1.000										
Michael Jackson, R (9, 1) ERA: 1.65	1.0	S	3	0	0	0	0	0	0	0	0	0	0	7	9	0.00	0.000										

Chicago White Sox @ Cleveland Indians
Jacobs Field, Cleveland, OH
Sun Sep 13 1998, 3:33 AM EDT
Att: 43,178 - Sunny - 76 F

AB 33
R 3
H 6
RBI 3
BB 2
SO 9
LOB 12



Batter	1	2	3	4	5	6	7	8	9	AB	R	H	RBI	BB	SO	LOB	BOTTOM										
Kenny Lofton, L (1, 8) OBP: 0.363, SLG: 0.408	2-3 K			2-1 G6-3		2-3 K		2-1 G3		4	0	0	0	0	2	0											
Joey Cora, S (1, 4) OBP: 0.360, SLG: 0.377	2-3 K			4-0 BLK BB		0-2 G5-3		1-2 G4-3 HR 2B		3	1	1	0	1	1	0											
Travis Fryman, R (1, 5) OBP: 0.342, SLG: 0.505	1-1 G6-3			2-3 K		3-2 G5-3		2-0 G4-3		4	0	0	0	0	1	2											
Manny Ramirez, R (1, 9) OBP: 0.375, SLG: 0.574		1-2 G6-3		3-2 G6-3			2-3 K	4-0 HR IBB		3	1	0	0	1	1	1											
Richie Sexson, R (1, 3) OBP: 0.365, SLG: 0.624		1-0 G6-3			0-1 P4		2-1 G6-3	3-2 HR		4	1	1	3	0	0	0											
Mark Whiten, S (1, 7) OBP: 0.384, SLG: 0.436		1-3 K			0-0 P4		2-0 2B 1B	2-3 K		4	1	1	0	0	2	0											
Cecil Fielder, R (1, 10) OBP: 0.324, SLG: 0.401			0-0 L9		3-1 1B		0-1 1-H 1B 2B			2	0	1	0	0	0	0											
David Justice, L (7, PH) OBP: 0.366, SLG: 0.462										1	1	1	1	0	0	0											
Einar Diaz, R (1, 2) OBP: 0.310, SLG: 0.400			1-1 F9		1-1 G5-3		0-2 2B			2	0	0	0	0	0	1											
Jeff Branson, L (7, PH) OBP: 0.227, SLG: 0.306										1	0	1	1	0	0	0											
Sandy Alomar Jr., R (8, 2) OBP: 0.270, SLG: 0.352										0	0	0	0	0	0	0											
Omar Vizquel, S (1, 6) OBP: 0.350, SLG: 0.364			2-1 F8			2-1 HR		1-1 F7		0	0	0	0	0	0	0											
Enrique Wilson, S (3, PH) OBP: 0.305, SLG: 0.411										3	1	1	1	0	0	1											
Inning Stats	R: 0 E: 0 K: 2 S: 9	H: 0 LOB: 0 BB: 0 P: 14	R: 0 E: 0 K: 1 S: 11	H: 0 LOB: 0 BB: 0 P: 14	R: 0 E: 0 K: 0 S: 5	H: 0 LOB: 0 BB: 0 P: 8	R: 0 E: 0 K: 1 S: 12	H: 0 LOB: 1 BB: 1 P: 23	R: 0 E: 0 K: 1 S: 7	H: 1 LOB: 1 BB: 0 P: 11	R: 1 E: 0 K: 1 S: 12	H: 1 LOB: 0 BB: 0 P: 19	R: 2 E: 0 K: 1 S: 15	H: 3 LOB: 1 BB: 0 P: 22	R: 3 E: 0 K: 1 S: 13	H: 2 LOB: 0 BB: 1 P: 27	1B: 3 2B: 2 3B: 0 HR: 2	SF: 0 SAC: 0 DP: 0 HBP: 0	WP: 0 PB: 0 CS: 0	PA: 33							
PITCHER	IP	WLS	BF	H	R	ER	SO	BB	IBB	HBP	BLK	WP	HR	S	P	ERA	WHIP										
Jim Parque, L (1, 1) ERA: 4.9	6.2		24	3	2	2	6	1	0	0	1	0	1	64	103	2.70	0.600										
Chad Bradford, R (7, 1) ERA: 2.78	0.1		3	2	1	1	0	0	0	0	0	0	0	7	8	27.00	6.000										
Bryan Ward, L (8, 1) ERA: 4.35	0.1	L	2	1	1	1	0	0	0	0	0	0	0	6	9	27.00	3.000										
41 Bill Simas, R (8, 1) ERA: 3.43	0.2		4	1	2	2	1	0	1	0	0	0	1	7	18	27.00	1.500										

Chicago White Sox @ Cleveland Indians
Jacobs Field, Cleveland, OH
Sun Sep 13 1998, 3:33 AM EDT
Att: 43,178 - Sunny - 76 F

AB 31
R 6
H 7
RBI 6
BB 2
SO 7
LOB 5



Batter	1	2	3	4	5	6	7	8	9	10	11	12	AB	R	H	RBI	BB	SO	LOB									
Ray Durham, S OBP: 0.362, SLG: 0.460 (1, 4)	3-2 E8 G6-3	SAFE 1-1 SF9		0-3 K		1-3 K	1-1 2B	4-0 IBB		1-0 SH3-4		2-1 HR	5	2	2	3	1	2	0									
Craig Wilson, R OBP: 0.571, SLG: 1.000 (1, 6)	0-0 G6-3	1-1 HR		1-0 1B		1-2 G1-3	4-2 2B	1-1 G4-3		SAFE 3-2 2B		0-0 HR	7	4	4	5	1	0	3									
Frank Thomas, R OBP: 0.378, SLG: 0.473 (1, 10)	3-3 K	4-1 1B		2-2 G6-3		4-2 BB	0-2 P3		2-1 L9	4-0 2B		1-0 1B	5	1	1	0	3	1	5									
Albert Belle, R OBP: 0.390, SLG: 0.646 (1, 7)	2-3 K	0-0 1B				0-0 G5-3	1-2 2B		1-2 BB	2-2 1B		0-0 G4-6-3	8	1	5	5	0	1	3									
Robin Ventura, L OBP: 0.342, SLG: 0.429 (1, 5)		F7				3-2 2B			SAFE SAFE SAFE 1-2 BB	2-2 G1-3		2-0 L3	6	0	1	0	2	1	4									
Wil Cordero, R OBP: 0.369, SLG: 0.441 (1, 3)		2-2 E6 1B		0-2 F7		1-1 1B			2-3 K	2-2 L8			6	2	1	1	1	1	6									
Magglio Ordonez, R OBP: 0.337, SLG: 0.433 (1, 9)		2-2 1B		0-0 G4-3		3-2 F9		0-0 BB	4-2 HBP			F8	5	2	2	0	1	0	2									
25 Jeff Abbott, R OBP: 0.291, SLG: 0.476 Mike Cameron, R OBP: 0.292, SLG: 0.321 (8, 8)		0-0 1B		1-0 G4-3		1-2 FC4		2-1 1B	1-1 F8	1-0 G4-3		2-3 K	5	2	2	1	0	0	3									
Robert Machado, R OBP: 0.290, SLG: 0.303 Greg Norton, S OBP: 0.316, SLG: 0.430 Chad Kreuter, S OBP: 0.349, SLG: 0.326 Mike Caruso, S OBP: 0.333, SLG: 0.392 Mark Johnson, L OBP: 0.292, SLG: 0.321 (10, 2)		0-1 HR		1-0 G6-3		2-2 G4-3		1-2 BB	1-3 K	4-2 SH3-4 1B		1-2 F8	3	1	1	2	0	0	2									
Inning Stats	R: 0 E: 1 K: 2 S: 15	H: 0 LOB: 1 BB: 0 P: 23	R: 5 E: 1 K: 0 S: 21	H: 5 LOB: 2 BB: 1 P: 31	R: 0 E: 0 K: 0 S: 5	H: 0 LOB: 0 BB: 0 P: 6	R: 0 E: 0 K: 1 S: 9	H: 1 LOB: 1 BB: 0 P: 13	R: 1 E: 0 K: 0 S: 25	H: 3 LOB: 2 BB: 0 P: 38	R: 0 E: 0 K: 1 S: 9	H: 0 LOB: 1 BB: 1 P: 15	R: 6 E: 0 K: 1 S: 23	H: 4 LOB: 2 BB: 4 P: 46	R: 0 E: 0 K: 1 S: 8	H: 0 LOB: 1 BB: 1 P: 16	R: 0 E: 0 K: 1 S: 16	H: 1 LOB: 3 BB: 2 P: 30	R: 3 E: 0 K: 0 S: 17	H: 2 LOB: 2 BB: 2 P: 35	R: 0 E: 0 K: 1 S: 7	H: 0 LOB: 0 BB: 0 P: 12	R: 2 E: 0 K: 0 S: 6	H: 3 LOB: 0 BB: 0 P: 11	1B: 13 2B: 3 3B: 0 HR: 3	SF: 1 SAC: 1 DP: 1 HBP: 1	WP: 0 PB: 0 SB: 3 CS: 0	PA: 68
PITCHER	Justin Thompson, L ERA: 4.03	IP: 4.0 WLS: 24 BF: 24 H: 6 R: 6 ER: 2 SO: 3 BB: 1 IBB: 0 HBP: 0 BLK: 0	IP: 1.0 WLS: 3 BF: 0 H: 0 R: 0 ER: 0 SO: 0 BB: 0 IBB: 0 HBP: 0 BLK: 0	IP: 0.0 WLS: 0 BF: 0 H: 0 R: 0 ER: 0 SO: 0 BB: 0 IBB: 0 HBP: 0 BLK: 0	IP: 1.0 WLS: 13 BF: 19 H: 0 R: 0 ER: 0 SO: 15 BB: 0 IBB: 0 HBP: 0 BLK: 0	IP: 6.2 WLS: 19 BF: 25 H: 1 R: 0 ER: 0 SO: 12 BB: 1 IBB: 0 HBP: 0 BLK: 0	IP: 2.0 WLS: 19 BF: 19 H: 0 R: 0 ER: 0 SO: 10 BB: 0 IBB: 0 HBP: 0 BLK: 0	IP: 1.1 WLS: 13 BF: 19 H: 0 R: 0 ER: 0 SO: 9 BB: 0 IBB: 0 HBP: 0 BLK: 0	IP: 1.0 WLS: 6 BF: 1 H: 0 R: 0 ER: 0 SO: 1 BB: 0 IBB: 0 HBP: 0 BLK: 0	IP: 0.1 WLS: 2 BF: 0 H: 2 R: 0 ER: 0 SO: 0 BB: 0 IBB: 0 HBP: 0 BLK: 0	IP: 1.2 WLS: 5 BF: 3 H: 3 R: 0 ER: 0 SO: 3 BB: 0 IBB: 0 HBP: 0 BLK: 0	IP: 1.0 WLS: 2 BF: 0 H: 0 R: 0 ER: 0 SO: 0 BB: 0 IBB: 0 HBP: 0 BLK: 0	IP: 1.0 WLS: 16 BF: 19 H: 0 R: 0 ER: 0 SO: 9 BB: 0 IBB: 0 HBP: 0 BLK: 0	IP: 1.0 WLS: 30 BF: 30 H: 0 R: 0 ER: 0 SO: 16 BB: 0 IBB: 0 HBP: 0 BLK: 0	IP: 4.9 WLS: 9 BF: 49 H: 4 R: 4 ER: 4 SO: 9 BB: 2 IBB: 0 HBP: 0 BLK: 0	IP: 24.5 WLS: 45 BF: 162 H: 24 R: 24 ER: 24 SO: 45 BB: 2 IBB: 0 HBP: 0 BLK: 0	IP: 2.0 WLS: 4 BF: 4 H: 0 R: 0 ER: 0 SO: 0 BB: 0 IBB: 0 HBP: 0 BLK: 0	IP: 0.0 WLS: 0 BF: 0 H: 0 R: 0 ER: 0 SO: 0 BB: 0 IBB: 0 HBP: 0 BLK: 0	IP: 2.0 WLS: 12 BF: 12 H: 0 R: 0 ER: 0 SO: 7 BB: 0 IBB: 0 HBP: 0 BLK: 0	IP: 0.0 WLS: 0 BF: 0 H: 0 R: 0 ER: 0 SO: 0 BB: 0 IBB: 0 HBP: 0 BLK: 0	IP: 0.0 WLS: 0 BF: 0 H: 0 R: 0 ER: 0 SO: 0 BB: 0 IBB: 0 HBP: 0 BLK: 0	IP: 0.0 WLS: 0 BF: 0 H: 0 R: 0 ER: 0 SO: 0 BB: 0 IBB: 0 HBP: 0 BLK: 0	IP: 1.0 WLS: 13 BF: 13 H: 1 R: 1 ER: 1 SO: 1 BB: 0 IBB: 0 HBP: 0 BLK: 0	IP: 1.0 WLS: 17 BF: 17 H: 1 R: 1 ER: 1 SO: 1 BB: 0 IBB: 0 HBP: 0 BLK: 0	IP: 1.0 WLS: 17 BF: 17 H: 1 R: 1 ER: 1 SO: 1 BB: 0 IBB: 0 HBP: 0 BLK: 0	IP: 1.0 WLS: 8 BF: 8 H: 0 R: 0 ER: 0 SO: 0 BB: 0 IBB: 0 HBP: 0 BLK: 0	IP: 1.0 WLS: 32 BF: 32 H: 0 R: 0 ER: 0 SO: 0 BB: 0 IBB: 0 HBP: 0 BLK: 0	

Chicago White Sox @ Detroit Tigers
Tiger Stadium, Detroit, MI
Mon Sep 14 1998, 7:05 PM EDT
Alt. 10.687 - Cloudy - 80 F

livebaseballscorecards.com

AB 54
R 17
H 19
RBI 17
BB 11
SO 8
LOB 32




Batter	1	2	3	4	5	6	7	8	9	10	11	12	AB	R	H	RBI	BB	SO	LOB											
Brian Hunter, R OBP: 0.299, SLG: 0.334 (1, 8)	3-2 G4-3		2-2 FC3-6 1B		1-1 WP SF8	2-2 1B		0-0 G4-3		1-1 FC5		2-3 K	7	1	3	1	0	1	4											
Luis Gonzalez, L OBP: 0.338, SLG: 0.462 (1, 10)	1-3 K		0-0 FC3-6 HR		2-1 F8	1-0 1B		1-0 G4-3		3-2 P3		3-2 G3	7	1	1	0	0	1	4											
Juan Encarnacion, R OBP: 0.388, SLG: 0.598 (1, 9)	1-3 K2-3		0-0 HR		2-2 SF8		2-2 1B		0-0 2B	3-2 1B		2-2 E9 F8 G3 1B	6	5	5	4	0	1	0											
Tony Clark, S OBP: 0.350, SLG: 0.522 Kimera Bartee, R OBP: 0.272, SLG: 0.412 Jason Wood, R OBP: 0.400, SLG: 0.643 (10, 3)		3-1 L8		3-1 HR		2-3 K		1-0 1B		3-1 2B		0-1 F8	5	1	3	1	0	1	0											
Damon Easley, R OBP: 0.332, SLG: 0.458 (10, 6)		3-2 E7 2B		1-2 G5-3		0-1 F8		1-3 K		2-1 G3		2-2 HR	7	2	1	2	0	1	4											
Bobby Higginson, L OBP: 0.352, SLG: 0.490 (1, 7)		1-1 G4-3		1-1 F7		0-1 HR		0-0 E4		0-0 2B		3-1 K	7	2	3	4	0	1	3											
Joe Randa, R OBP: 0.328, SLG: 0.372 (1, 5)		3-2 2B				2-2 G5-3		1-2 HR		2-2 G6-3		0-0 L7	6	1	3	4	0	0	1											
Paul Bako, L OBP: 0.313, SLG: 0.347 Geronimo Berroa, R OBP: 0.251, SLG: 0.302 Joe Siddall, L OBP: 0.294, SLG: 0.348 (12, 2)		1-3 K				0-0 HR		1-2 G3-1		4-0 IBB		1-3 K2-3	4	1	1	0	1	2	2											
Deivi Cruz, R OBP: 0.283, SLG: 0.357 Frank Catalanotto, L OBP: 0.322, SLG: 0.443 (10, 4)				0-0 FC3-6 HR		2-1 L4		1-1 G4-3		0-0 F8		0-2 1B	4	1	1	0	0	0	1											
Inning Stats	R: 0 E: 0 K: 2 S: 9	H: 0 LOB: 0 BB: 0 P: 14	R: 1 E: 1 K: 1 S: 16	H: 1 LOB: 1 BB: 0 P: 27	R: 3 E: 0 K: 0 S: 15	H: 4 LOB: 1 BB: 0 P: 22	R: 0 E: 0 K: 1 S: 8	H: 0 LOB: 0 BB: 0 P: 10	R: 1 E: 0 K: 1 S: 12	H: 1 LOB: 0 BB: 0 P: 19	R: 3 E: 0 K: 1 S: 15	H: 5 LOB: 1 BB: 0 P: 21	R: 2 E: 1 K: 1 S: 15	H: 2 LOB: 1 BB: 0 P: 21	R: 0 E: 0 K: 0 S: 3	H: 0 LOB: 0 BB: 0 P: 4	R: 2 E: 0 K: 0 S: 11	H: 4 LOB: 3 BB: 1 P: 22	R: 3 E: 0 K: 2 S: 26	H: 3 LOB: 0 BB: 0 P: 40	R: 0 E: 0 K: 1 S: 13	H: 1 LOB: 1 BB: 0 P: 19	R: 1 E: 1 K: 0 S: 9	H: 1 LOB: 0 BB: 0 P: 13	1B: 14 2B: 4 3B: 1 HR: 3	SF: 1 SAC: 0 DP: 0 HBP: 0	WP: 1 PB: 0 SB: 1 CS: 0	PA: 60		
PITCHER	John Snyder, R ERA: 5.15	IP: 5.0 WLS: 22 BF: 22 H: 6 R: 5 ER: 4 SO: 5 BB: 0 IBB: 0 HBP: 0 BLK: 0	IP: 0.2 WLS: 6 BF: 4 H: 3 R: 3 ER: 3 SO: 1 BB: 0 IBB: 0 HBP: 0 BLK: 0	IP: 6.1 WLS: 10 BF: 32 H: 2 R: 2 ER: 1 SO: 1 BB: 0 IBB: 0 HBP: 0 BLK: 0	IP: 19.1 WLS: 27 BF: 80 H: 19 R: 14 ER: 14 SO: 27 BB: 0 IBB: 0 HBP: 0 BLK: 0	IP: 27.3 WLS: 1286 BF: 1054 H: 27 R: 19 ER: 19 SO: 10 BB: 0 IBB: 0 HBP: 0 BLK: 0	IP: 1.1 WLS: 19 BF: 19 H: 0 R: 0 ER: 0 SO: 10 BB: 0 IBB: 0 HBP: 0 BLK: 0	IP: 1.1 WLS: 19 BF: 19 H: 0 R: 0 ER: 0 SO: 10 BB: 0 IBB: 0 HBP: 0 BLK: 0	IP: 0.1 WLS: 13 BF: 13 H: 0 R: 0 ER: 0 SO: 9 BB: 0 IBB: 0 HBP: 0 BLK: 0	IP: 1.0 WLS: 30 BF: 30 H: 0 R: 0 ER: 0 SO: 16 BB: 0 IBB: 0 HBP: 0 BLK: 0	IP: 4.9 WLS: 9 BF: 49 H: 4 R: 4 ER: 4 SO: 9 BB: 2 IBB: 0 HBP: 0 BLK: 0	IP: 24.5 WLS: 45 BF: 162 H: 24 R: 24 ER: 24 SO: 45 BB: 2 IBB: 0 HBP: 0 BLK: 0	IP: 2.0 WLS: 4 BF: 4 H: 0 R: 0 ER: 0 SO: 7 BB: 0 IBB: 0 HBP: 0 BLK: 0	IP: 0.0 WLS: 0 BF: 0 H: 0 R: 0 ER: 0 SO: 0 BB: 0 IBB: 0 HBP: 0 BLK: 0	IP: 0.0 WLS: 0 BF: 0 H: 0 R: 0 ER: 0 SO: 0 BB: 0 IBB: 0 HBP: 0 BLK: 0	IP: 0.0 WLS: 0 BF: 0 H: 0 R: 0 ER: 0 SO: 0 BB: 0 IBB: 0 HBP: 0 BLK: 0	IP: 0.0 WLS: 0 BF: 0 H: 0 R: 0 ER: 0 SO: 0 BB: 0 IBB: 0 HBP: 0 BLK: 0	IP: 0.0 WLS: 0 BF: 0 H: 0 R: 0 ER: 0 SO: 0 BB: 0 IBB: 0 HBP: 0 BLK: 0	IP: 0.0 WLS: 0 BF: 0 H: 0 R: 0 ER: 0 SO: 0 BB: 0 IBB: 0 HBP: 0 BLK: 0	IP: 0.0 WLS: 0 BF: 0 H: 0 R: 0 ER: 0 SO: 0 BB: 0 IBB: 0 HBP: 0 BLK: 0	IP: 0.0 WLS: 0 BF: 0 H: 0 R: 0 ER: 0 SO: 0 BB: 0 IBB: 0 HBP: 0 BLK: 0	IP: 0.0 WLS: 0 BF: 0 H: 0 R: 0 ER: 0 SO: 0 BB: 0 IBB: 0 HBP: 0 BLK: 0	IP: 0.0 WLS: 0 BF: 0 H: 0 R: 0 ER: 0 SO: 0 BB: 0 IBB: 0 HBP: 0 BLK: 0	IP: 0.0 WLS: 0 BF: 0 H: 0 R: 0 ER: 0 SO: 0 BB: 0 IBB: 0 HBP: 0 BLK: 0	IP: 0.0 WLS: 0 BF: 0 H: 0 R: 0 ER: 0 SO: 0 BB: 0 IBB: 0 HBP: 0 BLK: 0	IP: 0.0 WLS: 0 BF: 0 H: 0 R: 0 ER: 0 SO: 0 BB: 0 IBB: 0 HBP: 0 BLK: 0	IP: 0.0 WLS: 0 BF: 0 H: 0 R: 0 ER: 0 SO: 0 BB: 0 IBB: 0 HBP: 0 BLK: 0	IP: 0.0 WLS: 0 BF: 0 H: 0 R: 0 ER: 0 SO: 0 BB: 0 IBB: 0 HBP: 0 BLK: 0	IP: 0.0 WLS: 0 BF: 0 H: 0 R: 0 ER: 0 SO: 0 BB: 0 IBB: 0 HBP: 0 BLK: 0	IP: 0.0 WLS: 0 BF: 0 H: 0 R: 0 ER: 0 SO: 0 BB: 0 IBB: 0 HBP: 0 BLK: 0

Chicago White Sox @ Detroit Tigers
Tiger Stadium, Detroit, MI
Mon Sep 14 1998, 7:05 PM EDT
Alt. 10.687 - Cloudy - 80 F

livebaseballscorecards.com


AB 58
R 16
H 22
RBI 16
BB 1
SO 10
LOB 24



Batter	1	2	3	4	5	6	7	8	9	AB	R	H	RBI	BB	SO	LOB	TOP			
Ray Durham, S (1,4) OBP: 0.363, SLG: 0.460										4	0	2	0	0	1	0	Chicago White Sox @ Detroit Tigers Tiger Stadium, Detroit, MI Tue Sep 15, 1998, 7:05 PM EDT Att. 10,177 - Overcast - 75 F			
Mike Caruso, S (1,6) OBP: 0.331, SLG: 0.389										3	0	0	0	0	0					
Frank Thomas, R (1,10) OBP: 0.379, SLG: 0.473										4	0	2	0	0	0	1				
Albert Belle, R (1,7) OBP: 0.390, SLG: 0.644										3	0	1	0	1	0	2				
Robin Ventura, L (1,5) OBP: 0.342, SLG: 0.427										2	0	0	0	1	1	1				
Greg Norton, S (1,3) OBP: 0.313, SLG: 0.425										3	0	0	0	0	0	4				
Magglio Ordonez, R (1,9) OBP: 0.335, SLG: 0.430										3	0	0	0	0	1	1				
25 Jeff Abbott, R (1,8) OBP: 0.287, SLG: 0.469										3	0	0	0	0	0	0				
Chad Kreuter, S (1,2) OBP: 0.345, SLG: 0.322										3	0	0	0	0	0	0				
Inning Stats	R: 0 E: 0 K: 1 S: 7	H: 0 LOB: 0 BB: 0 P: 9	R: 0 E: 0 K: 0 S: 8	H: 0 LOB: 1 BB: 1 P: 14	R: 0 E: 0 K: 0 S: 6	H: 2 LOB: 2 BB: 1 P: 14	R: 0 E: 0 K: 1 S: 8	H: 0 LOB: 0 BB: 0 P: 12	R: 0 E: 0 K: 0 S: 8	H: 1 LOB: 1 BB: 0 P: 14	R: 0 E: 0 K: 1 S: 8	H: 0 LOB: 0 BB: 0 P: 12	R: 0 E: 0 K: 0 S: 7	H: 1 LOB: 0 BB: 0 P: 13	R: 0 E: 0 K: 0 S: 11	H: 1 LOB: 0 BB: 0 P: 17	1B: 5 2B: 0 3B: 0 HR: 0	SF: 0 SAC: 1 DP: 2 HBP: 0	WP: 0 PB: 0 SB: 0 CS: 1	PA: 32
PITCHER	IP WLS BF H R ER SO BB IBB HBP BLK WP HR S P ERA WHIP																			
Seth Greisinger, R (1,1) ERA: 5.48	8.0 W 28 4 0 0 3 2 0 0 0 0 0 0 59 97 0.00 0.750																			
Todd Jones, R (9,1) ERA: 5.27	1.0 S 3 1 0 0 0 0 0 0 0 0 0 0 0 11 17 0.00 1.000																			

Batter	1	2	3	4	5	6	7	8	9	AB	R	H	RBI	BB	SO	LOB	BOTTOM	
Brian Hunter, R (1,8) OBP: 0.299, SLG: 0.335										4	0	1	0	0	0	4	Chicago White Sox @ Detroit Tigers Tiger Stadium, Detroit, MI Tue Sep 15, 1998, 7:05 PM EDT Att. 10,177 - Overcast - 75 F	
Luis Gonzalez, L (1,7) OBP: 0.341, SLG: 0.463										3	1	2	0	1	0	1		
Kimera Barteo, R (9,7) OBP: 0.272, SLG: 0.412										0	0	0	0	0	0	0		
Juan Encarnacion, R (1,9) OBP: 0.376, SLG: 0.576										4	0	0	0	0	2	5		
Tony Clark, S (1,10) OBP: 0.353, SLG: 0.519										3	0	0	1	0	1	5		
Damon Easley, R (1,4) OBP: 0.330, SLG: 0.455										4	0	0	0	0	2	5		
Jason Wood, R (1,3) OBP: 0.474, SLG: 0.722										4	1	3	0	0	0	1		
Joe Randa, R (1,5) OBP: 0.326, SLG: 0.369										4	0	0	0	0	1	3		
Joe Siddall, L (1,2) OBP: 0.291, SLG: 0.340										4	0	1	0	0	2	2		
Deivi Cruz, R (1,6) OBP: 0.283, SLG: 0.356										4	0	1	1	0	0	1		
Inning Stats	R: 0 E: 1 K: 2 S: 9	H: 1 LOB: 1 BB: 0 P: 16	R: 0 E: 0 K: 2 S: 11	H: 1 LOB: 0 BB: 0 P: 14	R: 0 E: 2 K: 0 S: 12	H: 1 LOB: 3 BB: 0 P: 19	R: 0 E: 0 K: 1 S: 16	H: 2 LOB: 2 BB: 0 P: 21	R: 0 E: 0 K: 0 S: 10	H: 1 LOB: 1 BB: 0 P: 14	R: 1 E: 1 K: 1 S: 9	H: 0 LOB: 1 BB: 1 P: 19	R: 0 E: 0 K: 1 S: 9	H: 0 LOB: 0 BB: 0 P: 12	1B: 6 2B: 2 3B: 0 HR: 0	SF: 1 SAC: 0 DP: 0 HBP: 0	WP: 0 PB: 0 SB: 1 CS: 0	PA: 36
PITCHER	IP WLS BF H R ER SO BB IBB HBP BLK WP HR S P ERA WHIP																	
Mike Siroka, L (1,1) ERA: 5.27	7.0 L 33 8 2 1 7 1 0 0 0 0 0 0 84 125 1.29 1.286																	
Chad Bradford, R (8,1) ERA: 3.39	1.0 3 0 0 0 1 0 0 0 0 0 0 0 9 12 0.00 0.000																	

AB	28
R	0
H	5
RBI	0
BB	2
SO	3
LOB	9



AB	34
R	2
H	8
RBI	2
BB	1
SO	8
LOB	27



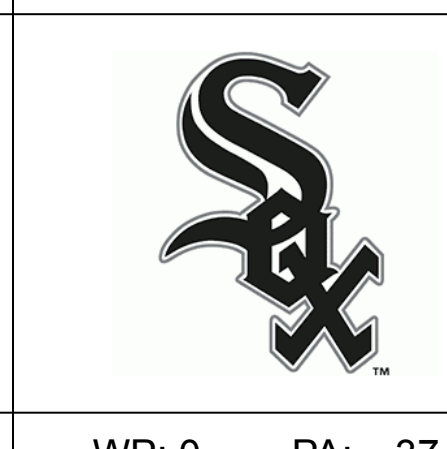
Batter	1	2	3	4	5	6	7	8	9	AB	R	H	RBI	BB	SO	LOB	TOP										
Johnny Damon, L (1, 9) OBP: 0.337, SLG: 0.424	1-2 HR		1-1 P4		0-1 F7		3-1 G1-3			4	1	1	1	0	0	1	Kansas City Royals @ Chicago White Sox Comiskey Park, Chicago, IL Wed Sep 16 1998, 8:05 PM EDT Att: 12,894 - Cloudy - 72 F										
Carlos Beltrán, S (1, 8) OBP: 0.400, SLG: 0.500	2-2 G5-3			1-1 G6-3		0-0 G5-3		0-2 G6-3		4	0	0	0	0	0	0											
Jose Offerman, S (1, 4) OBP: 0.399, SLG: 0.433	0-1 G5-3			0-3 K		0-2 G4-3		0-2 F8		4	0	0	0	0	1	0											
Dean Palmer, R (1, 10) OBP: 0.331, SLG: 0.522	1-1 G6-3			0-1 1B		4-0 1B		3-3 K		3	2	1	0	1	1	0											
Jeff King, R (1, 3) OBP: 0.196, SLG: 0.465		0-0 P3		0-2 FC6-4		2-2 1B		1-2 F8		4	1	2	2	0	0	0											
Jeff Conine, R (1, 7) OBP: 0.312, SLG: 0.418	2-2 F9			0-1 FC6-4		0-0 1B		0-0 G4-3		3	0	1	1	0	0	1											
Jeremy Giambi, L (9, PH) OBP: 0.371, SLG: 0.464				1-2 FC6-4		2-H 1B				1	0	0	0	0	0	0											
Scott Leius, R (1, 5) OBP: 0.196, SLG: 0.178	0-1 G5-3					1-2 F9		0-0 G4-3		3	0	0	0	0	0	1											
Terry Pendleton, S (9, PH) OBP: 0.292, SLG: 0.332								0-3 K		1	0	0	0	0	1	0											
29 Mike Sweeney, R (1, 2) OBP: 0.324, SLG: 0.419			2-2 G6-3		0-0 F1		3-2 P4			3	0	0	0	0	0	0											
Mendy López, R (1, 6) OBP: 0.267, SLG: 0.307			1-1 G1-3		2-2 1B		0-1 P9			3	0	1	0	0	0	0											
Inning Stats	R: 1 E: 0 K: 0 S: 12	H: 1 LOB: 0 BB: 0 P: 16	R: 0 E: 0 K: 0 S: 7	H: 0 LOB: 0 BB: 0 P: 9	R: 0 E: 0 K: 0 S: 7	H: 0 LOB: 0 BB: 0 P: 11	R: 1 E: 0 K: 1 S: 12	H: 2 LOB: 1 BB: 0 P: 13	R: 0 E: 0 K: 0 S: 12	H: 1 LOB: 1 BB: 0 P: 15	R: 2 E: 0 K: 0 S: 10	H: 2 LOB: 1 BB: 1 P: 16	R: 0 E: 0 K: 1 S: 9	H: 0 LOB: 0 BB: 0 P: 15	R: 0 E: 0 K: 1 S: 10	H: 0 LOB: 0 BB: 0 P: 13	R: 0 E: 0 K: 1 S: 8	H: 0 LOB: 0 BB: 0 P: 9	1B: 4 2B: 1 3B: 0 HR: 1	SF: 0 SAC: 0 DP: 0 HBP: 0	WP: 0 PB: 0 SB: 1 CS: 0	PA: 34					
PITCHER	IP	WLS	BF	H	R	ER	SO	BB	IBB	HBP	BLK	WP	HR	S	P	ERA	WHIP										
Jim Abbott, L (1, 1) ERA: 4.35	7.0	W	28	6	4	4	1	1	0	0	0	0	1	69	95	5.14	1.000										
41 Bill Simas, R (8, 1) ERA: 3.29	2.0		6	0	0	0	2	0	0	0	0	0	0	18	22	0.00	0.000										

Batter	1	2	3	4	5	6	7	8	9	AB	R	H	RBI	BB	SO	LOB	BOTTOM										
Ray Durham, S (1, 4) OBP: 0.365, SLG: 0.461	1-1 2B		2-2 G6-3			1-2 FC5-4	4-2 HBP	3-2 F7		4	2	2	1	1	0	1	Kansas City Royals @ Chicago White Sox Comiskey Park, Chicago, IL Wed Sep 16 1998, 8:05 PM EDT Att: 12,894 - Cloudy - 72 F										
Mike Canuso, S (1, 6) OBP: 0.333, SLG: 0.392	0-1 F8		0-0 G6-4-3			2-2 F9	0-0 1B			4	1	2	3	0	0	2											
Frank Thomas, R (1, 10) OBP: 0.381, SLG: 0.476	1-1 1B		1-0 G6-4-3			2-1 FC5-4	1-2 HBP			3	2	2	2	0	0	1											
Albert Belle, R (1, 7) OBP: 0.389, SLG: 0.647	0-0 P6			2-1 P6		2-0 FC5-4	0-0 HR			4	1	1	2	0	0	3											
Robin Ventura, L (1, 5) OBP: 0.343, SLG: 0.428	0-2 1B		3-2 G4-3			1-1 G4-3	0-1 G6-4-3			4	0	2	1	0	0	2											
Greg Norton, S (1, 3) OBP: 0.312, SLG: 0.426	3-2 F9			0-0 G3						4	1	1	0	0	0	2											
Magglio Ordonez, R (1, 9) OBP: 0.335, SLG: 0.429		1-1 G6-3			1-1 F7		1-1 BB	2-2 G5-3		4	1	1	0	0	0	0											
25 Jeff Abbott, R (1, 8) OBP: 0.288, SLG: 0.472		1-0 F8			2-2 P4		1-1 SH	3-2 2B		3	1	1	0	0	0	0											
Robert Machado, R (1, 2) OBP: 0.245, SLG: 0.297		0-0 L1			2-0 F8		1-1 2B	2-3 K		2	0	0	0	0	0	0											
Wil Cordero, R (7, PH) OBP: 0.307, SLG: 0.440							1-2 2B			1	0	0	0	0	0	3											
Chad Kreuter, S (8, 2) OBP: 0.344, SLG: 0.321										1	0	0	0	0	1	1											
Inning Stats	R: 2 E: 0 K: 0 S: 13	H: 3 LOB: 1 BB: 0 P: 18	R: 0 E: 0 K: 0 S: 4	H: 0 LOB: 0 BB: 0 P: 6	R: 0 E: 0 K: 0 S: 5	H: 1 LOB: 0 BB: 0 P: 8	R: 0 E: 0 K: 0 S: 6	H: 0 LOB: 0 BB: 0 P: 11	R: 0 E: 0 K: 0 S: 9	H: 0 LOB: 0 BB: 0 P: 14	R: 0 E: 0 K: 0 S: 10	H: 1 LOB: 2 BB: 1 P: 18	R: 7 E: 1 K: 0 S: 20	H: 6 LOB: 0 BB: 1 P: 29	R: 0 E: 0 K: 1 S: 20	H: 1 LOB: 1 BB: 0 P: 30	1B: 7 2B: 4 3B: 0 HR: 1	SF: 0 SAC: 1 DP: 2 HBP: 1	WP: 0 PB: 0 SB: 0 CS: 0	PA: 37							
PITCHER	IP	WLS	BF	H	R	ER	SO	BB	IBB	HBP	BLK	WP	HR	S	P	ERA	WHIP										
Brian Barber, R (1, 1) ERA: 4.67	5.2		22	5	2	2	0	0	0	0	0	0	0	45	72	3.18	0.882										
Allen McDill, L (6, 1) ERA: 5.4	0.1	1	0	0	0	0	0	0	0	0	0	0	0	2	3	0.00	0.000										
47 Brian Bevil, R (7, 1) ERA: 5.4	0.0	L	3	2	3	3	0	0	0	0	0	0	0	5	7	∞	∞										
Scott Service, R (7, 1) ERA: 3.39	0.1	5	3	4	3	0	1	0	0	0	0	0	1	9	15	81.00	12.000										
Glendon Rusch, L (7, 1) ERA: 6.12	0.2	2	1	0	0	0	0	0	0	0	0	0	0	6	7	0.00	1.500										

AB	33
R	4
H	6
RBI	4
BB	1
SO	3
LOB	3



AB	34
R	9
H	12
RBI	9
BB	1
SO	1
LOB	15



Batter	1	2	3	4	5	6	7	8	9	AB	R	H	RBI	BB	SO	LOB	TOP	
Johnny Damon, L (1, 9) <small>OBP: 0.338, SLG: 0.429</small> Dee Brown, L (8, 9) <small>(8, 9)</small>											3	2	1	4	1	0	4	
Carlos Beltrán, S (1, 8) <small>OBP: 0.313, SLG: 0.357</small>										6	1	1	0	0	1	2		
Jose Offerman, S (1, 4) <small>OBP: 0.332, SLG: 0.440</small> Carlos Febles, R (7, 4) <small>OBP: 0.500, SLG: 0.500</small>										4	4	4	2	1	0	0		
Dean Palmer, R (1, 5) <small>OBP: 0.332, SLG: 0.523</small> Shane Halter, R (8, 5) <small>OBP: 0.262, SLG: 0.310</small>										5	0	2	2	0	1	3		
Jeff King, R (1, 3) <small>OBP: 0.323, SLG: 0.462</small> Héctor Ortiz, R (9, 3)										3	1	0	1	1	1	3		
Terry Pendleton, S (1, 10) <small>OBP: 0.295, SLG: 0.333</small>										5	1	2	1	0	1	3		
Hal Morris, L (1, 7) Chris Hatcher, R (7, 7) <small>OBP: 0.182, SLG: 0.100</small>										4	2	3	1	0	0	1		
Tim Spehr, R (1, 2) <small>OBP: 0.308, SLG: 0.246</small>										3	1	1	0	1	0	3		
Mendy López, R (1, 6) <small>OBP: 0.277, SLG: 0.318</small>										3	1	2	2	0	1	1		
Inning Stats	R: 3 H: 3 E: 0 K: 2 S: 23	R: 0 H: 0 E: 0 K: 0 S: 7	R: 2 H: 3 E: 0 K: 0 S: 14	R: 1 H: 1 E: 1 K: 0 S: 10	R: 1 H: 2 E: 0 K: 1 S: 8	R: 6 H: 5 E: 0 K: 1 S: 27	R: 0 H: 1 E: 0 K: 0 S: 11	R: 0 H: 1 E: 0 K: 1 S: 16	R: 0 H: 0 E: 0 K: 1 S: 7	1B: 12 2B: 2 3B: 1 HR: 1	SF: 2 SAC: 1 DP: 0 HBP: 2	WP: 0 PA: 49 FB: 0 SB: 5 CS: 0						
PITCHER	IP: 2.1 WLS: L BF: 16 H: 6 R: 5 ER: 5 SO: 2 BB: 2 IBB: 0 HBP: 1 BLK: 0 WP: 0 HR: 0 S: 37 P: 59 ERA: 19.29 WHIP: 3.429	IP: 3.1 WLS: 3 BF: 2 H: 3 R: 2 ER: 1 SO: 1 BB: 1 IBB: 0 HBP: 0 BLK: 0 WP: 0 HR: 0 S: 25 P: 39 ERA: 3.38 WHIP: 1.500	IP: 6.1 WLS: 9 BF: 5 H: 6 R: 6 ER: 6 SO: 1 BB: 0 IBB: 0 HBP: 0 BLK: 0 WP: 1 HR: 27 S: 41 P: 54 ERA: 6.000 WHIP: 6.000	IP: 7.1 WLS: 8 BF: 2 H: 2 R: 0 ER: 0 SO: 1 BB: 0 IBB: 0 HBP: 0 BLK: 0 WP: 0 HR: 27 S: 40 P: 41 ERA: 0.00 WHIP: 1.000	IP: 9.1 WLS: 3 BF: 0 H: 0 R: 0 ER: 0 SO: 1 BB: 0 IBB: 0 HBP: 0 BLK: 0 WP: 0 HR: 7 S: 10 P: 10 ERA: 0.00 WHIP: 0.000	PITCHER	IP: 2.0 WLS: 2-0 BF: 2-3 H: 2-3 R: 2-3 ER: 2-3 SO: 2-3 BB: 2-3 IBB: 2-3 HBP: 2-3 BLK: 2-3 WP: 2-3 HR: 2-3 S: 27 P: 41 ERA: 6.000 WHIP: 6.000	IP: 3.0 WLS: 3-0 BF: 1-2 H: 1-2 R: 1-2 ER: 1-2 SO: 1-2 BB: 1-2 IBB: 1-2 HBP: 1-2 BLK: 1-2 WP: 1-2 HR: 1-2 S: 27 P: 41 ERA: 6.000 WHIP: 6.000	IP: 1.7 WLS: 2-2 BF: 2-2 H: 2-2 R: 2-2 ER: 2-2 SO: 2-2 BB: 2-2 IBB: 2-2 HBP: 2-2 BLK: 2-2 WP: 2-2 HR: 2-2 S: 27 P: 41 ERA: 6.000 WHIP: 6.000	IP: 1.5 WLS: 3-2 BF: 1-1 H: 1-1 R: 1-1 ER: 1-1 SO: 1-1 BB: 1-1 IBB: 1-1 HBP: 1-1 BLK: 1-1 WP: 1-1 HR: 1-1 S: 27 P: 41 ERA: 6.000 WHIP: 6.000	IP: 7.5 WLS: 7-0 BF: 29 H: 9 R: 4 ER: 4 SO: 0 BB: 1 IBB: 0 HBP: 0 BLK: 0 WP: 1 HR: 1 S: 62 P: 97 ERA: 5.14 WHIP: 1.429	IP: 8.1 WLS: 8 BF: 2 H: 2 R: 0 ER: 0 SO: 2 BB: 0 IBB: 0 HBP: 0 BLK: 0 WP: 0 HR: 20 S: 29 P: 29 ERA: 0.00 WHIP: 1.000						
Ray Durham, S (1, 4) <small>OBP: 0.365, SLG: 0.462</small>										5	1	2	1	0	1	2		
Mike Canuso, S (1, 6) <small>OBP: 0.332, SLG: 0.391</small>										4	0	1	0	0	0	2		
Frank Thomas, R (1, 10) <small>OBP: 0.382, SLG: 0.475</small>										3	1	1	0	1	0	2		
Albert Belle, R (1, 7) <small>OBP: 0.389, SLG: 0.650</small> Mike Cameron, R (8, 8) <small>OBP: 0.294, SLG: 0.325</small>										3	1	1	3	0	0	2		
Robin Ventura, L (1, 5) <small>OBP: 0.343, SLG: 0.427</small> Craig Wilson, R (7, 5) <small>OBP: 0.552, SLG: 0.962</small>										3	0	1	0	0	0	0		
Greg Norton, S (1, 3) <small>OBP: 0.311, SLG: 0.423</small>										4	0	1	0	0	0	2		
Magglio Ordonez, R (1, 9) <small>OBP: 0.334, SLG: 0.427</small>										4	0	1	0	0	0	1		
25 Jeff Abbott, R (1, 8) <small>OBP: 0.287, SLG: 0.472</small> (8, 7)										4	0	1	0	0	0	2		
Chad Kreuter, S (1, 2) <small>OBP: 0.345, SLG: 0.322</small> Mark Johnson, L (7, 2)										2	1	1	0	0	0	0		
Inning Stats	R: 0 H: 2 E: 0 K: 0 S: 12	R: 0 H: 1 E: 0 K: 0 S: 9	R: 4 H: 3 E: 0 K: 0 S: 12	R: 0 H: 0 E: 0 K: 0 S: 11	R: 0 H: 1 E: 0 K: 0 S: 9	R: 0 H: 1 E: 0 K: 0 S: 3	R: 0 H: 1 E: 0 K: 0 S: 6	R: 0 H: 1 E: 0 K: 0 S: 8	R: 0 H: 1 E: 0 K: 2 S: 12	1B: 7 2B: 3 3B: 0 HR: 1	SF: 0 SAC: 0 DP: 2 HBP: 0	WP: 0 PA: 37 FB: 0 SB: 0 CS: 0						
PITCHER	IP: 7.0 WLS: W BF: 29 H: 9 R: 4 ER: 4 SO: 0 BB: 1 IBB: 0 HBP: 0 BLK: 0 WP: 1 HR: 1 S: 62 P: 97 ERA: 5.14 WHIP: 1.429	IP: 8.1 WLS: 8 BF: 2 H: 2 R: 0 ER: 0 SO: 2 BB: 0 IBB: 0 HBP: 0 BLK: 0 WP: 0 HR: 20 S: 29 P: 29 ERA: 0.00 WHIP: 1.000	PITCHER	IP: 2.0 WLS: 2-0 BF: 2-3 H: 2-3 R: 2-3 ER: 2-3 SO: 2-3 BB: 2-3 IBB: 2-3 HBP: 2-3 BLK: 2-3 WP: 2-3 HR: 2-3 S: 27 P: 41 ERA: 6.000 WHIP: 6.000	IP: 3.0 WLS: 3-0 BF: 1-2 H: 1-2 R: 1-2 ER: 1-2 SO: 1-2 BB: 1-2 IBB: 1-2 HBP: 1-2 BLK: 1-2 WP: 1-2 HR: 1-2 S: 27 P: 41 ERA: 6.000 WHIP: 6.000	IP: 1.7 WLS: 2-2 BF: 2-2 H: 2-2 R: 2-2 ER: 2-2 SO: 2-2 BB: 2-2 IBB: 2-2 HBP: 2-2 BLK: 2-2 WP: 2-2 HR: 2-2 S: 27 P: 41 ERA: 6.000 WHIP: 6.000	IP: 1.5 WLS: 3-2 BF: 1-1 H: 1-1 R: 1-1 ER: 1-1 SO: 1-1 BB: 1-1 IBB: 1-1 HBP: 1-1 BLK: 1-1 WP: 1-1 HR: 1-1 S: 27 P: 41 ERA: 6.000 WHIP: 6.000	IP: 7.5 WLS: 7-0 BF: 29 H: 9 R: 4 ER: 4 SO: 0 BB: 1 IBB: 0 HBP: 0 BLK: 0 WP: 1 HR: 1 S: 62 P: 97 ERA: 5.14 WHIP: 1.429	IP: 8.1 WLS: 8 BF: 2 H: 2 R: 0 ER: 0 SO: 2 BB: 0 IBB: 0 HBP: 0 BLK: 0 WP: 0 HR: 20 S: 29 P: 29 ERA: 0.00 WHIP: 1.000									

Kansas City Royals @ Chicago White Sox
 Comiskey Park, Chicago, IL
 Thu Sep 17 1998, 8:05 PM EDT
 Att: 13,552 - Unknown - 74 F

AB 40
 R 13
 H 16
 RBI 13
 BB 4
 SO 6
 LOB 21



WP: 0
 PA: 49
 FB: 0
 SB: 5
 CS: 0

Kansas City Royals @ Chicago White Sox
 Comiskey Park, Chicago, IL
 Thu Sep 17 1998, 8:05 PM EDT
 Att: 13,552 - Unknown - 74 F

AB 36
 R 4
 H 11
 RBI 4
 BB 1
 SO 2
 LOB 16



WP: 0
 PA: 37
 FB: 0
 SB: 0
 CS: 0

Batter	1	2	3	4	5	6	7	8	9	AB	R	H	RBI	BB	SO	LOB	TOP					
Darren Lewis, R OBP: 0.342, SLG: 0.353 (1, 9)	G6-3		1B 2B			HR 1B		G4-3		4	2	2	0	1	0	1	Boston Red Sox @ Chicago White Sox Comiskey Park, Chicago, IL Fri Sep 18, 1998, 8:05 PM EDT Att: 17,767 - Unknown - 73 F					
John Valentin, R OBP: 0.347, SLG: 0.453 (1, 5)	E5		1B			HR 1B		K		5	1	2	4	0	2	2						
Mo Vaughn, L OBP: 0.399, SLG: 0.578 (1, 3)	F9		FC6-4 1B			HR BB		F7		4	2	2	1	1	0	1						
Nomar Garciaparra, R OBP: 0.361, SLG: 0.577 (1, 6)	K		FC6-4 1-2			HR HR		1B		5	1	2	2	0	2	3						
Mike Stanley, R OBP: 0.362, SLG: 0.484 30 Keith Mitchell, R OBP: 0.292, SLG: 0.190 Trot Nixon, L OBP: 0.167, SLG: 0.167 (1, 10)					F8	G6-3		F8		1	0	1	0	0	0	0						
Troy O'Leary, L OBP: 0.307, SLG: 0.471 (1, 7)	G4-3		1B			F9		G5-3		5	0	1	0	0	1	1						
Damon Buford, R OBP: 0.358, SLG: 0.532 Darren Bragg, L OBP: 0.358, SLG: 0.500 (1, 8)	F9				G6-3			G3-1		3	1	1	1	0	0	0						
Jason Varitek, S OBP: 0.311, SLG: 0.420 (1, 2)			K			1B HR 2B		G1-3		4	2	2	0	0	1	0						
Donnie Sadler, R OBP: 0.308, SLG: 0.449 Midre Cummings, L OBP: 0.360, SLG: 0.500 Lou Merloni, R OBP: 0.357, SLG: 0.393 (1, 4)			K			G1-3		G4-3		3	0	0	0	0	1	1						
Inning Stats	R: 0 E: 1 K: 1 S: 12	H: 0 LOB: 1 BB: 0 P: 18	R: 0 E: 0 K: 0 S: 5	H: 1 LOB: 0 BB: 0 P: 8	R: 1 E: 0 K: 2 S: 16	H: 3 LOB: 2 BB: 0 P: 25	R: 0 E: 0 K: 1 S: 6	H: 0 LOB: 0 BB: 0 P: 10	R: 5 E: 0 K: 0 S: 16	H: 4 LOB: 0 BB: 1 P: 29	R: 1 E: 0 K: 1 S: 9	H: 1 LOB: 1 BB: 1 P: 17	R: 0 E: 0 K: 0 S: 5	H: 1 LOB: 1 BB: 0 P: 7	R: 1 E: 0 K: 1 S: 14	H: 2 LOB: 1 BB: 0 P: 20		R: 1 E: 0 K: 1 S: 15	H: 2 LOB: 1 BB: 0 P: 17	1B: 5 2B: 5 3B: 0 HR: 4	SF: 0 SAC: 0 DP: 0 HBP: 0	WP: 0 PB: 0 SB: 0 CS: 0
PITCHER	IP	WLS	BF	H	R	ER	SO	BB	IBB	HBP	BLK	WP	HR	S	P	ERA	WHIP					
Jim Parque, L ERA: 5.26 (1, 1)	5.0	W	25	9	7	7	4	1	0	0	0	0	3	58	96	12.60	2.000					
Chad Bradford, R ERA: 3.33 (6, 1)	3.0		13	3	1	1	2	1	0	0	0	0	0	25	38	3.00	1.333					
41 Bill Simas, R ERA: 3.38 (9, 1)	1.0	S	5	2	1	1	1	0	0	0	0	0	1	15	17	9.00	2.000					

AB	41
R	9
H	14
RBI	9
BB	2
SO	7
LOB	11



Batter	1	2	3	4	5	6	7	8	9	AB	R	H	RBI	BB	SO	LOB	BOTTOM				
Ray Durham, S OBP: 0.362, SLG: 0.458 (1, 4)	P6		K		L7	G4-6-3		P4		5	0	0	0	0	1	2	Boston Red Sox @ Chicago White Sox Comiskey Park, Chicago, IL Fri Sep 18, 1998, 8:05 PM EDT Att: 17,767 - Unknown - 73 F				
Craig Wilson, R OBP: 0.595, SLG: 0.993 (1, 6)	B5-3		HR 1B		2B 1B		G3	E BB 1B		5	3	3	0	0	0	0					
Frank Thomas, R OBP: 0.383, SLG: 0.484 (1, 10)	K		HR		2B 1B		2B	E4 BB BB		5	2	3	2	0	1	1					
Albert Belle, R OBP: 0.394, SLG: 0.654 (1, 7)		25 1B BB 1B	G3-6 1B		1-3 2H 2B		2B	BB BB		3	2	3	1	2	0	0					
Robin Ventura, L OBP: 0.343, SLG: 0.428 (1, 5)		K	G3-6		G4-3		1B	1-2 2H BB		4	0	1	3	1	1	4					
Wil Cordero, R OBP: 0.312, SLG: 0.439 (1, 3)		25 1B BB			25 HR 1B	25 1B BB	P5	G2		3	2	1	0	2	0	4					
Magglio Ordonez, R OBP: 0.333, SLG: 0.425 (1, 9)	F8		F8		F8		1B	G1-3		5	0	1	0	0	0	4					
25 Jeff Abbott, R OBP: 0.298, SLG: 0.493 Mike Cameron, R OBP: 0.294, SLG: 0.325 (1, 8)		FC6-4 1-2 2H 1B			HR 1B		G5-3	CS S 1B		5	1	4	3	0	0	2					
Robert Machado, R OBP: 0.252, SLG: 0.333 (1, 2)	FC6-4				HR		G4-6-3 1B	P6		5	1	2	2	0	1	3					
Inning Stats	R: 0 E: 0 K: 1 S: 9	H: 0 LOB: 0 BB: 0 P: 13	R: 1 E: 0 K: 1 S: 11	H: 2 LOB: 1 BB: 1 P: 23	R: 2 E: 0 K: 1 S: 10	H: 3 LOB: 0 BB: 0 P: 13	R: 4 E: 0 K: 0 S: 18	H: 6 LOB: 2 BB: 0 P: 27	R: 1 E: 0 K: 0 S: 8	H: 2 LOB: 1 BB: 1 P: 18	R: 2 E: 0 K: 0 S: 12	H: 3 LOB: 2 BB: 1 P: 21	R: 1 E: 1 K: 0 S: 11	H: 1 LOB: 3 BB: 2 P: 23	R: 0 E: 0 K: 1 S: 7	H: 1 LOB: 1 BB: 0 P: 8		1B: 12 2B: 3 3B: 0 HR: 3	SF: 0 SAC: 0 DP: 2 HBP: 0	WP: 0 PB: 0 SB: 1 CS: 1	PA: 45
PITCHER	IP	WLS	BF	H	R	ER	SO	BB	IBB	HBP	BLK	WP	HR	S	P	ERA	WHIP				
Steve Avery, L ERA: 5.2 (1, 1)	3.1	L	17	7	5	5	3	1	0	0	0	0	2	35	57	13.50	2.400				
John Wasdin, R ERA: 5.2 (4, 1)	0.2		6	4	2	2	0	0	0	0	0	0	1	13	19	27.00	6.000				
Dario Veras, R ERA: 14.29 (5, 1)	0.1		3	1	1	1	0	1	0	0	0	0	0	6	15	27.00	6.000				
Derek Lowe, R ERA: 4.16 (5, 1)	1.2		9	4	2	2	0	0	1	0	0	0	0	14	24	10.80	2.400				
Ron Mahay, L ERA: 3.6 (7, 1)	0.2		6	1	1	0	0	2	0	0	0	0	0	10	22	0.00	4.500				

AB	40
R	11
H	18
RBI	11
BB	5
SO	4
LOB	20



Batter	1	2	3	4	5	6	7	8	9	AB	R	H	RBI	BB	SO	LOB	TOP										
Darren Lewis, R (1, 8) OBP: 0.346, SLG: 0.361	2-2 1B		X 0-0 1B		1-1 G4-3		4-1 BB BB		2-2 1-H HR	4	1	3	2	1	0	0	Boston Red Sox @ Chicago White Sox Comiskey Park, Chicago, IL Sat Sep 19 1998, 8:05 PM EDT Att: 21,924 - Sunny - 80 F livebaseballscorecards.com										
John Valentin, R (1, 5) OBP: 0.346, SLG: 0.449	3-2 F7		X 0-0 F8			2-1 F8	4-2 BB BB		1-0 P3	4	0	0	0	1	0	2											
Mo Vaughn, L (1, 3) OBP: 0.400, SLG: 0.580	3-2 1B		X 0-0 F9			2-2 1B 1B	1-0 F8		3-2 2B	5	0	3	0	0	0	4											
Nomar Garciaparra, R (1, 6) OBP: 0.360, SLG: 0.574	1-1 P3			X 0-0 BB 1B		3-3 K		1-2 G6-3	1-2 L3	5	0	1	0	0	1	4											
Troy O'Leary, L (1, 7) OBP: 0.309, SLG: 0.471	3-2 G1-3			4-2 BB G4-6-3 BB		0-0 1B	1-2 1B	4-0 BB		2	0	1	0	2	0	2											
Darren Bragg, L (1, 9) OBP: 0.352, SLG: 0.424		3-2 G3		2-3 BB K		1-1 G3		0-0 F8		4	0	0	0	0	1	5											
Midre Cummings, L (1, 10) 30 Keith Mitchell, R (7, PH) Trot Nixon, L (8, PH)		1-1 F8		1-1 G4-6-3			2-0 P2	2-3 K		2	0	0	0	0	0	2											
Scott Hatteberg, L (1, 2) Jason Varitek, S (7, PH)		3-2 G6-3			0-2 F9		1-0 F8		1-1 L6	2	0	0	0	0	0	0											
Donnie Sadler, R (1, 4) Mandy Romero, S (9, PH)			2-3 K		0-0 F7		1-2 BB BB 1B		1-1 HR 1B	3	0	1	0	0	1	0											
Inning Stats	R: 0 E: 0 K: 0 S: 17	H: 2 LOB: 2 BB: 0 P: 28	R: 0 E: 0 K: 0 S: 14	H: 0 LOB: 0 BB: 0 P: 21	R: 0 E: 0 K: 1 S: 6	H: 1 LOB: 1 BB: 0 P: 8	R: 0 E: 0 K: 1 S: 8	H: 1 LOB: 1 BB: 1 P: 15	R: 0 E: 0 K: 0 S: 6	H: 0 LOB: 0 BB: 0 P: 7	R: 0 E: 0 K: 1 S: 14	H: 2 LOB: 2 BB: 0 P: 22	R: 0 E: 0 K: 0 S: 10	H: 1 LOB: 3 BB: 2 P: 23	R: 0 E: 0 K: 1 S: 7	H: 0 LOB: 1 BB: 1 P: 14		R: 2 E: 0 K: 0 S: 17	H: 3 LOB: 1 BB: 0 P: 26	1B: 8 2B: 1 3B: 0 HR: 1	SF: 0 SAC: 0 DP: 1 HBP: 0	WP: 0 PB: 0 SB: 0 CS: 0	PA: 40				
PITCHER	IP	WLS	BF	H	R	ER	SO	BB	IBB	HBP	BLK	WP	HR	S	P	ERA	WHIP										
John Snyder, R (1, 1) ERA: 4.8	6.0	W	24	6	0	0	3	1	0	0	0	0	0	65	101	0.00	1.167										
Bryan Ward, L (7, 1) ERA: 3.89	0.2		4	1	0	0	0	1	0	0	0	0	0	6	14	0.00	3.000										
Carlos Castillo, R (7, 1) ERA: 5.0	1.1		6	0	0	0	1	2	0	0	0	0	0	11	23	0.00	1.500										
Bob Howry, R (9, 1) ERA: 3.35	1.0		6	3	2	2	0	0	0	0	0	0	1	17	26	18.00	3.000										

Batter	1	2	3	4	5	6	7	8	9	AB	R	H	RBI	BB	SO	LOB	BOTTOM										
Ray Durham, S (1, 4) OBP: 0.363, SLG: 0.456	0-3 K		4-2 WP BB G6-3 BB		2-1 F7		4-2 FC4 BB			2	1	0	0	2	1	0	Boston Red Sox @ Chicago White Sox Comiskey Park, Chicago, IL Sat Sep 19 1998, 8:05 PM EDT Att: 21,924 - Sunny - 80 F livebaseballscorecards.com										
Mike Caruso, S (1, 6) OBP: 0.331, SLG: 0.389	0-0 L3		4-1 G6-3 WP SF7 BB		0-0 G3		1-1 FC4			3	1	0	0	1	0	2											
Frank Thomas, R (1, 10) OBP: 0.383, SLG: 0.482	1-0 G6-3		1-1 G6-3		3-1 F7			3-1 BB 1B		4	0	1	1	0	0	1											
Albert Belle, R (1, 7) OBP: 0.393, SLG: 0.652		0-0 P2	0-2 SF7			3-1 F8		4-1 G4-6-3 BB		2	0	0	1	1	0	0											
Robin Ventura, L (1, 5) OBP: 0.341, SLG: 0.425		3-2 E3 HR 1B	1-3 K			1-3 K2-3		1-3 K		4	1	0	0	0	3	2											
Greg Norton, S (1, 3) OBP: 0.310, SLG: 0.421		1-0 HR 1B		1-3 K		0-3 K		1-1 G4-6-3		4	1	1	0	0	2	2											
25 Jeff Abbott, R (1, 9) OBP: 0.294, SLG: 0.487		1-1 F8		2-3 K			0-3 K			3	0	0	0	0	2	2											
Mike Cameron, R (1, 8) OBP: 0.287, SLG: 0.336		1-2 HR		1-2 WP S 1B			3-3 K			3	1	2	3	0	1	0											
Mark Johnson, L (1, 2) OBP: 0.167, SLG: 0.500		3-2 F7		3-3 K			0-0 3B			3	0	1	0	0	1	1											
Inning Stats	R: 0 E: 0 K: 1 S: 5	H: 0 LOB: 0 BB: 0 P: 6	R: 3 E: 1 K: 0 S: 13	H: 2 LOB: 0 BB: 0 P: 22	R: 2 E: 0 K: 1 S: 13	H: 0 LOB: 0 BB: 2 P: 23	R: 0 E: 0 K: 3 S: 13	H: 1 LOB: 1 BB: 0 P: 20	R: 0 E: 0 K: 0 S: 5	H: 0 LOB: 0 BB: 0 P: 10	R: 0 E: 0 K: 2 S: 9	H: 0 LOB: 0 BB: 0 P: 13	R: 0 E: 0 K: 2 S: 12	H: 1 LOB: 2 BB: 1 P: 20	R: 0 E: 0 K: 1 S: 9	H: 1 LOB: 1 BB: 1 P: 18		R: 0 E: 0 K: 0 S: 17	H: 3 LOB: 1 BB: 0 P: 26	1B: 3 2B: 0 3B: 1 HR: 1	SF: 1 SAC: 0 DP: 1 HBP: 0	WP: 2 PB: 0 SB: 1 CS: 0	PA: 33				
PITCHER	IP	WLS	BF	H	R	ER	SO	BB	IBB	HBP	BLK	WP	HR	S	P	ERA	WHIP										
Pedro Martinez, R (1, 1) ERA: 2.77	7.0	L	29	4	5	2	9	3	0	0	0	0	0	70	114	2.57	1.000										
Carlos Valdez, R (8, 1) ERA:	1.0		4	1	0	0	1	1	0	0	0	0	0	9	18	0.00	2.000										

Batter	1	2	3	4	5	6	7	8	9	AB	R	H	RBI	BB	SO	LOB	TOP										
Darren Lewis, R OBP: 0.348, SLG: 0.365 (1, 9)	G6-3 ①		F9 1B 1B					F9 1B BB		3	2	2	0	1	0	0	Boston Red Sox @ Chicago White Sox Comiskey Park, Chicago, IL Sun Sep 20 1998, 4:33 AM EDT Att: 24,165 - Overcast - 81 F										
John Valentin, R OBP: 0.346, SLG: 0.448 (1, 5)	F8 ②		F9 1B 1B					L8 ①		4	0	1	1	0	0	3											
Mo Vaughn, L OBP: 0.402, SLG: 0.587 Donnie Sadler, R OBP: 0.308, SLG: 0.445 (8, PR) (8, 4)	HR ③		F9 1B 1B					F9 1B 1B		4	1	3	3	0	1	1											
Nomar Garciaparra, R OBP: 0.357, SLG: 0.570 (1, 6)	K ③		K ②					F9 1B 1B		4	0	0	0	0	2	3											
Damon Buford, R OBP: 0.352, SLG: 0.525 Midre Cummings, L OBP: 0.379, SLG: 0.491 (8, PH) (8, 9)	P1 ①		F8 ③					P6 ②		3	0	0	0	0	0	1											
Troy O'Leary, L OBP: 0.305, SLG: 0.469 (1, 7)	BB ②							BB ③		3	0	0	0	1	1	3											
Chris Snopek, R OBP: 0.284, SLG: 0.237 (1, 10)	P3 ②							F9 ①		3	0	0	0	1	0	1											
Jason Varitek, S OBP: 0.308, SLG: 0.413 (1, 2)	L8 ③		G5-4-3 BB ②					K ②		4	0	1	0	0	1	2											
Mike Benjamin, R OBP: 0.310, SLG: 0.371 (8, 3)			F9 1B 1B ①					L7 ③		4	1	1	0	0	0	1											
Inning Stats	R: 1 E: 0 K: 1 S: 11	H: 1 LOB: 0 BB: 0 P: 19	R: 0 E: 0 K: 0 S: 9	H: 0 LOB: 1 BB: 1 P: 17	R: 2 E: 0 K: 1 S: 14	H: 3 LOB: 1 BB: 0 P: 21	R: 0 E: 0 K: 1 S: 6	H: 0 LOB: 0 BB: 1 P: 14	R: 1 E: 0 K: 0 S: 8	H: 2 LOB: 1 BB: 0 P: 13	R: 0 E: 0 K: 0 S: 5	H: 0 LOB: 0 BB: 0 P: 7	R: 0 E: 0 K: 0 S: 3	H: 1 LOB: 0 BB: 0 P: 3	R: 0 E: 0 K: 0 S: 11	H: 1 LOB: 3 BB: 2 P: 23	R: 0 E: 0 K: 1 S: 5	H: 0 LOB: 0 BB: 0 P: 5	1B: 6 2B: 2 3B: 0 HR: 1	SF: 0 SAC: 0 DP: 3 HBP: 0	WP: 0 PB: 0 SB: 0 CS: 1	PA: 36					
PITCHER	IP	WLS	BF	H	R	ER	SO	BB	IBB	HBP	BLK	WP	HR	S	P	ERA	WHIP										
Mike Siroka, L ERA: 5.27 (1, 1)	7.0	W	27	7	4	4	4	2	0	0	0	0	1	56	94	5.14	1.286										
Chad Bradford, R ERA: 3.25 (8, 1)	0.2	S	5	1	0	0	0	2	0	0	0	0	0	9	21	0.00	4.500										
Bryan Ward, L ERA: 3.65 (8, 1)	1.1	S	4	0	0	0	1	0	0	0	0	0	0	7	7	0.00	0.000										

Batter	1	2	3	4	5	6	7	8	9	AB	R	H	RBI	BB	SO	LOB	BOTTOM										
Ray Durham, S OBP: 0.365, SLG: 0.461 (1, 4)	HR ①		PB SF9 BB					K ②		2	2	1	1	2	1	1	Boston Red Sox @ Chicago White Sox Comiskey Park, Chicago, IL Sun Sep 20 1998, 4:33 AM EDT Att: 24,165 - Overcast - 81 F										
Mike Canuso, S OBP: 0.331, SLG: 0.386 (1, 6)	G4-3 ①		E BB					E5 2B S		3	2	0	0	1	0	2											
Frank Thomas, R OBP: 0.382, SLG: 0.483 (1, 10)	F9 ②		SF9 1H 3H					F8 ③		3	1	1	2	0	0	2											
Albert Belle, R OBP: 0.395, SLG: 0.654 (1, 7)	WP 1B ③		F8 ③					2B ②		4	0	3	1	0	0	1											
Robin Ventura, L OBP: 0.342, SLG: 0.424 (1, 5)	P9 ③							2B ②		3	0	1	0	1	1	1											
Greg Norton, S OBP: 0.306, SLG: 0.415 (1, 3)	P8 ①							BB ②		4	0	0	0	0	2	4											
Magglio Ordonez, R OBP: 0.330, SLG: 0.422 (1, 9)	F7 ②							K ③		4	0	0	0	0	0	1											
Mike Cameron, R OBP: 0.289, SLG: 0.343 (1, 8)	K ③							P3 ②		4	1	2	0	0	1	0											
Mark Johnson, L OBP: 0.100, SLG: 0.300 (1, 2)								G4-3 ③		4	0	0	0	0	1	2											
Inning Stats	R: 1 E: 0 K: 0 S: 9	H: 2 LOB: 1 BB: 0 P: 17	R: 0 E: 0 K: 1 S: 8	H: 0 LOB: 0 BB: 0 P: 12	R: 2 E: 1 K: 1 S: 7	H: 0 LOB: 1 BB: 2 P: 15	R: 0 E: 0 K: 2 S: 7	H: 0 LOB: 0 BB: 0 P: 11	R: 0 E: 0 K: 0 S: 13	H: 2 LOB: 2 BB: 0 P: 15	R: 3 E: 1 K: 2 S: 21	H: 3 LOB: 2 BB: 1 P: 39	R: 0 E: 0 K: 0 S: 3	H: 0 LOB: 0 BB: 0 P: 3	R: 0 E: 0 K: 0 S: 13	H: 0 LOB: 0 BB: 0 P: 3	1B: 3 2B: 4 3B: 0 HR: 1	SF: 1 SAC: 0 DP: 1 HBP: 0	WP: 1 PB: 1 SB: 2 CS: 0	PA: 36							
PITCHER	IP	WLS	BF	H	R	ER	SO	BB	IBB	HBP	BLK	WP	HR	S	P	ERA	WHIP										
49 Tim Wakefield, R ERA: 4.83 Derek Lowe, R ERA: 4.13 Jim Corsi, R ERA: 2.57 Dennis Eckerlesley, R ERA: 4.5 Greg Swindell, L ERA: 3.57 (1, 1)	5.0		23	5	3	1	4	3	0	0	0	0	0	47	78	1.80	1.600										
(6, 1)	1.0		2	0	0	0	0	0	0	0	0	0	0	5	5	0.00	0.000										
(7, 1)	0.2	L	4	1	2	1	1	0	0	0	0	0	0	11	19	13.50	1.500										
(7, 1)	0.0		2	2	1	0	0	0	0	0	0	0	0	4	8	=	=										
(7, 1)	0.1		2	0	0	0	1	1	0	0	0	0	0	6	12	0.00	3.000										
PITCHER	IP	WLS	BF	H	R	ER	SO	BB	IBB	HBP	BLK	WP	HR	S	P	ERA	WHIP										
Carlos Reyes, R ERA: 3.41 (8, 1)	1.0		3	0	0	0	0	0	0	0	0	0	0	3	3	0.00	0.000										

AB	32
R	4
H	8
RBI	4
BB	4
SO	5
LOB	15



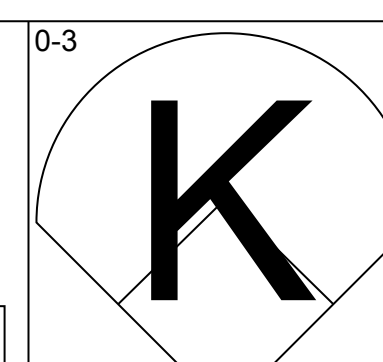
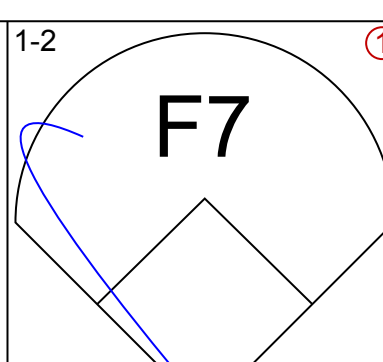
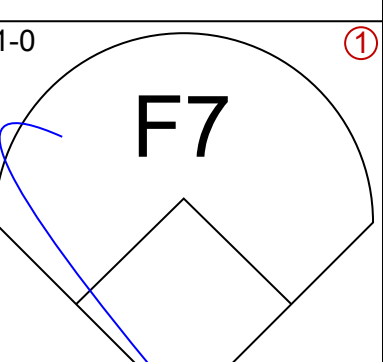
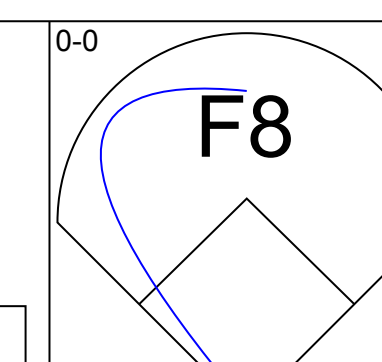
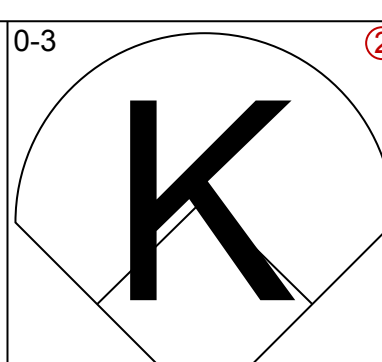
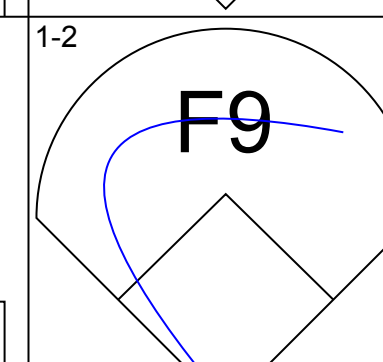
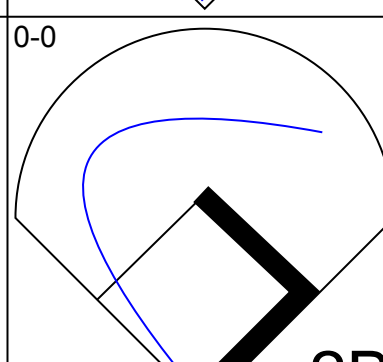
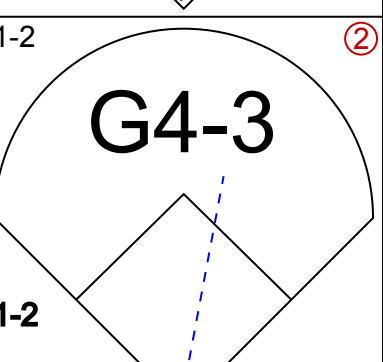
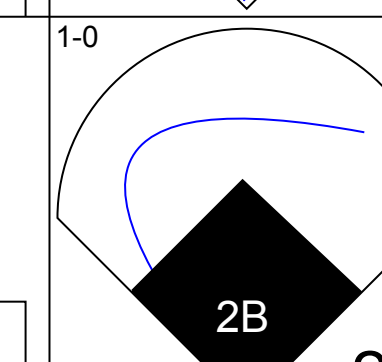
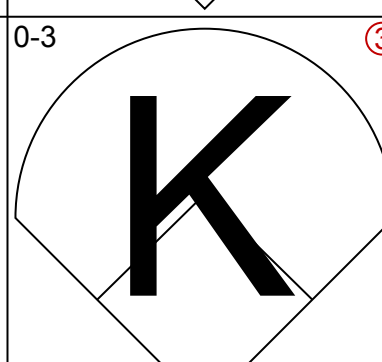
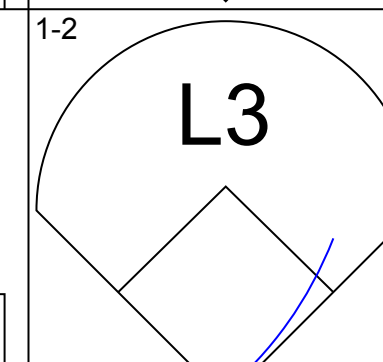
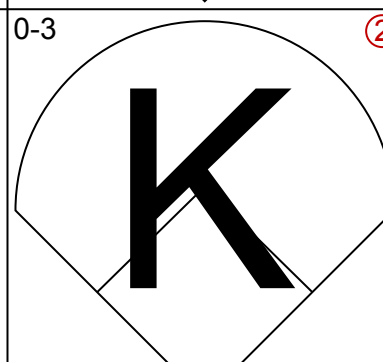
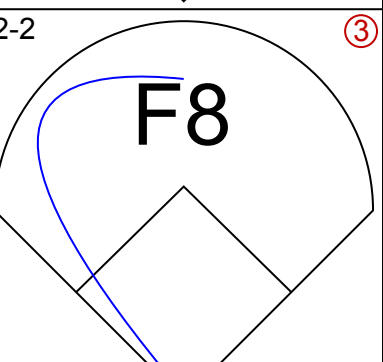
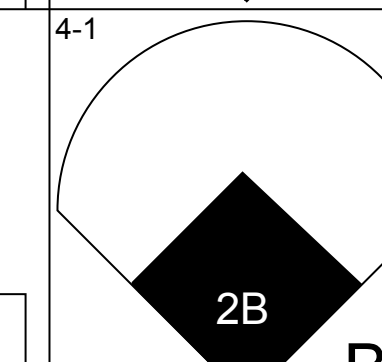
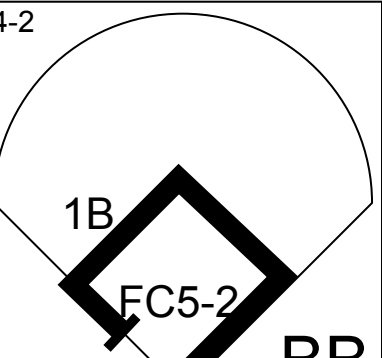
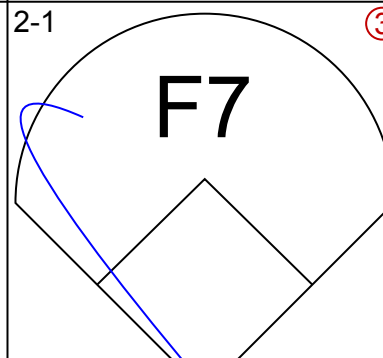
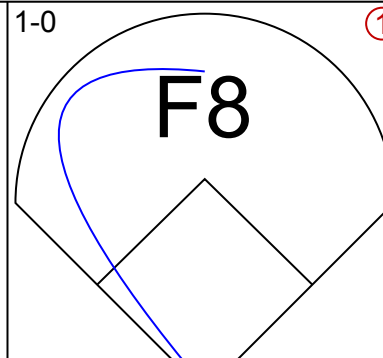
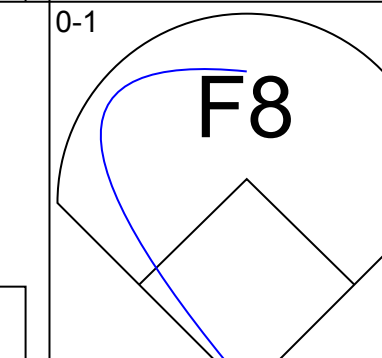
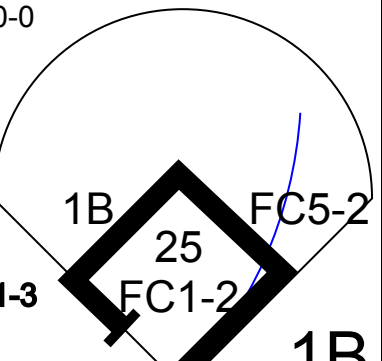
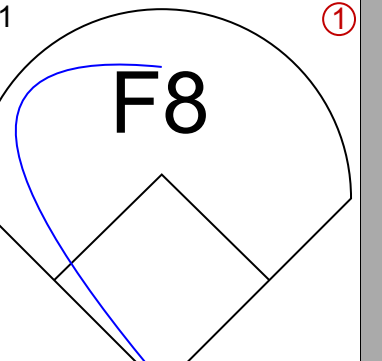
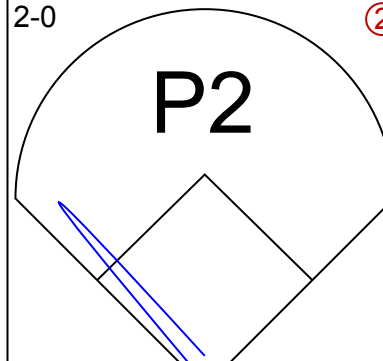
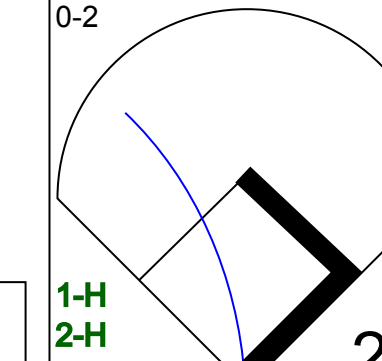
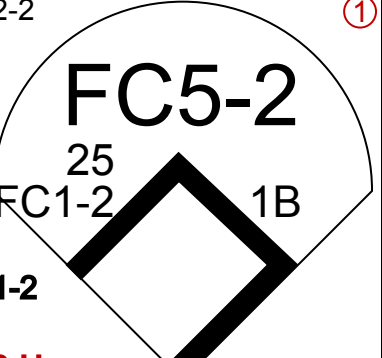
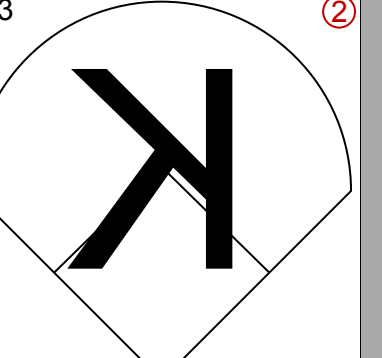
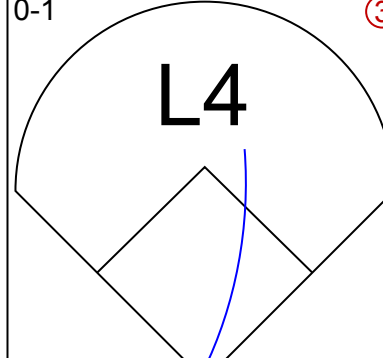
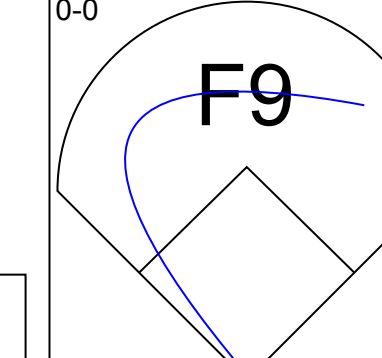
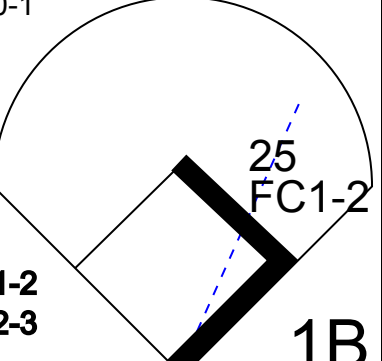
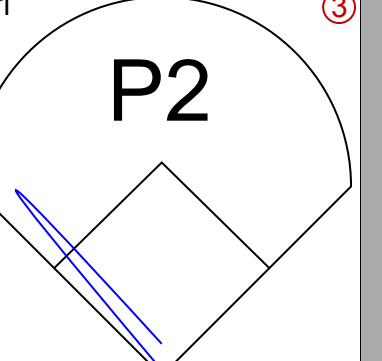
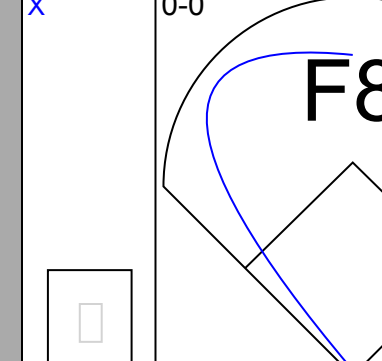
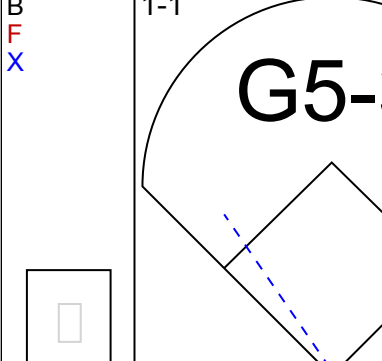
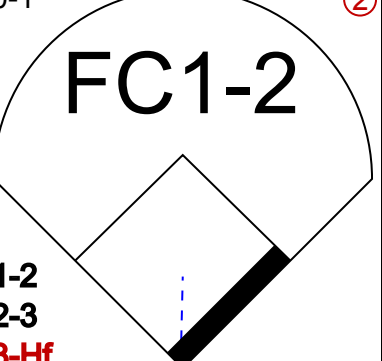
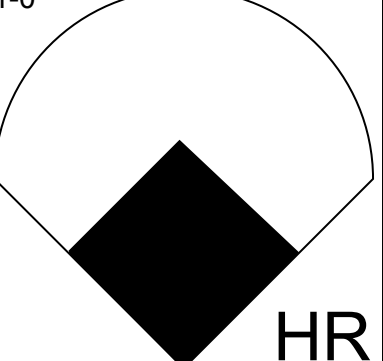
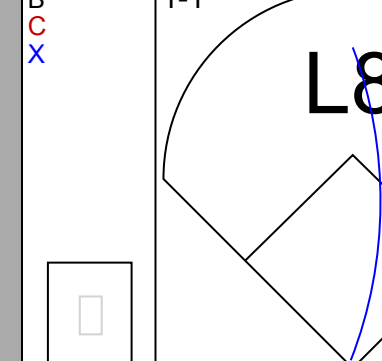
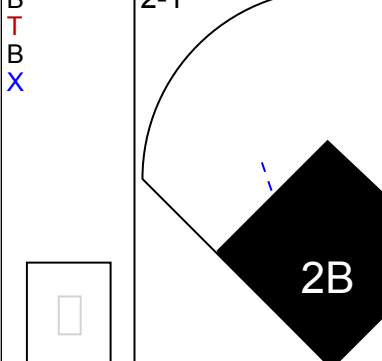
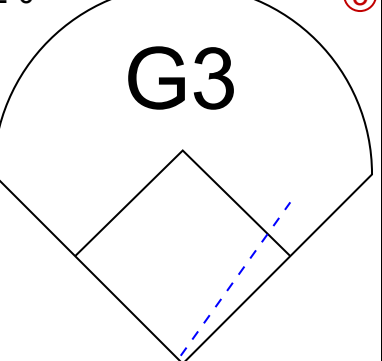
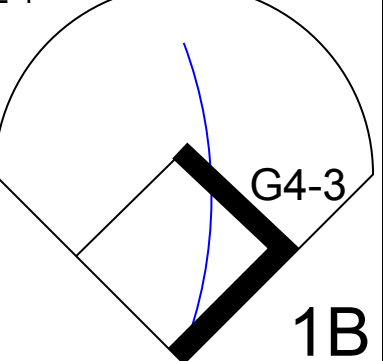
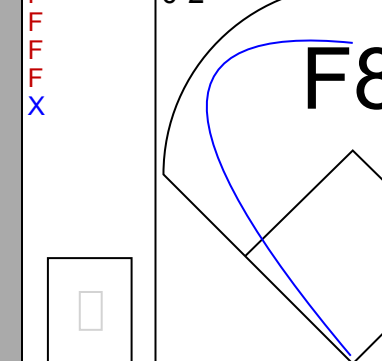
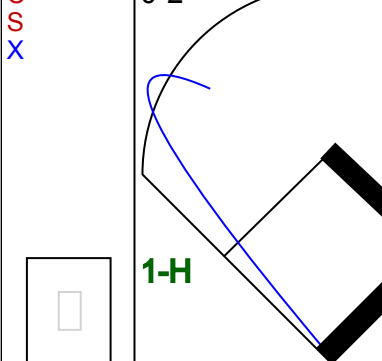
AB	31
R	6
H	8
RBI	4
BB	4
SO	6
LOB	14

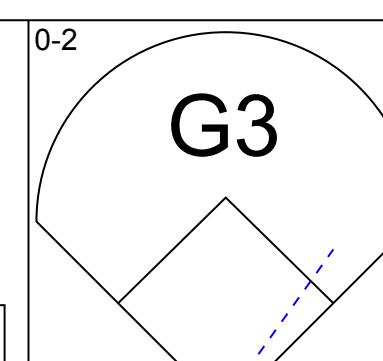
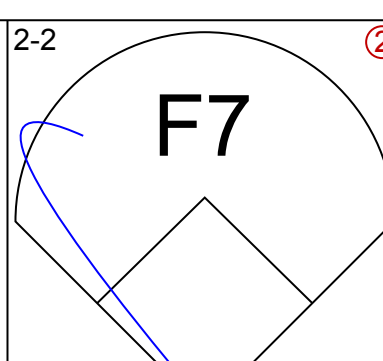
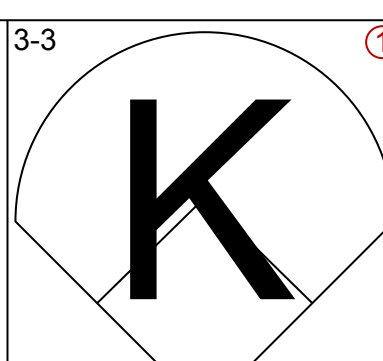
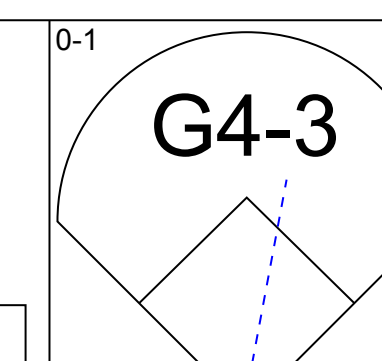
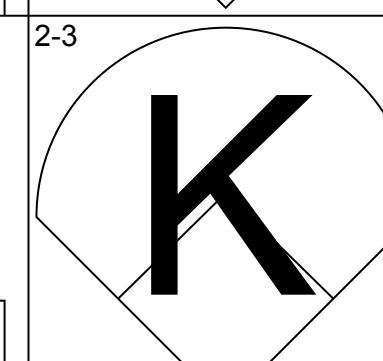
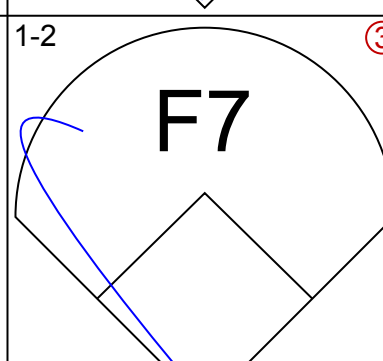
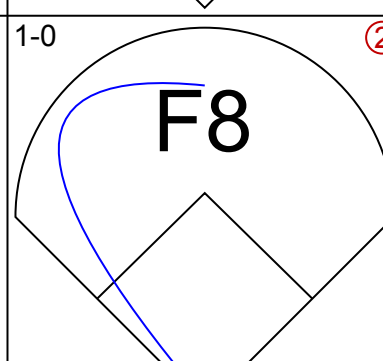
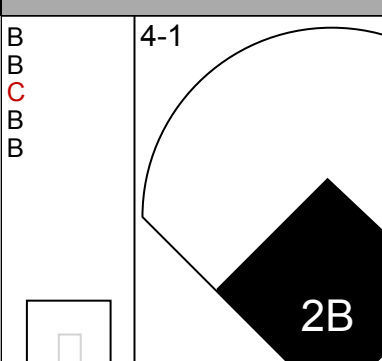
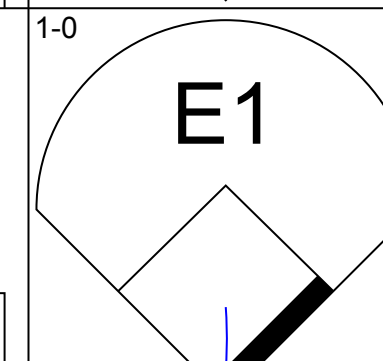
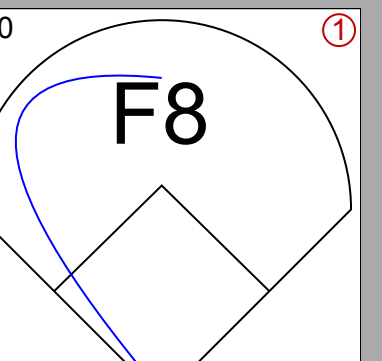
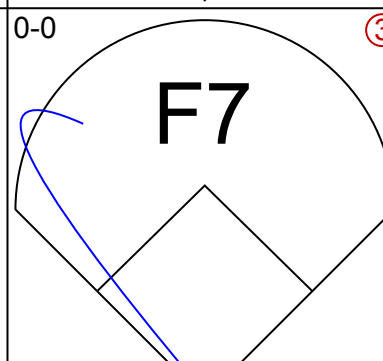
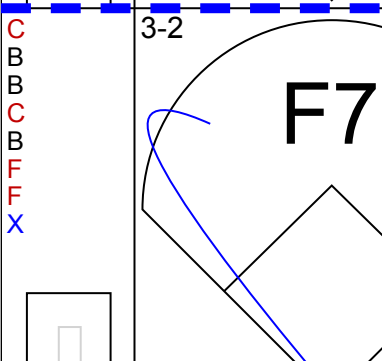
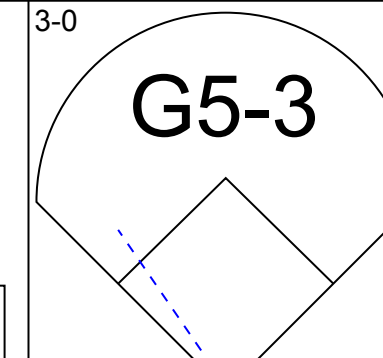
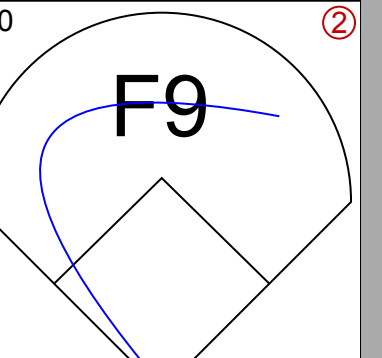
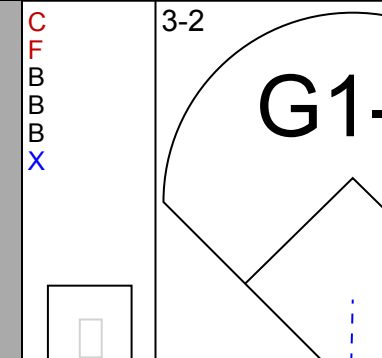
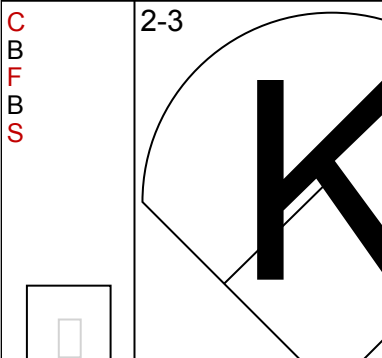
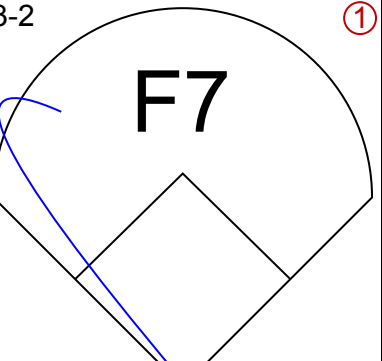
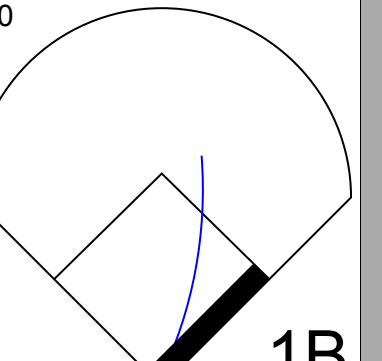
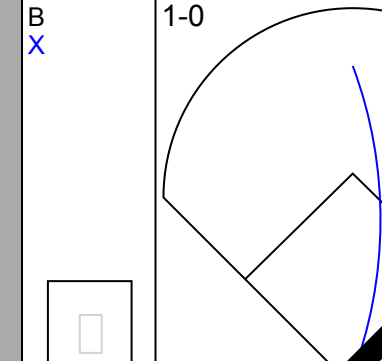
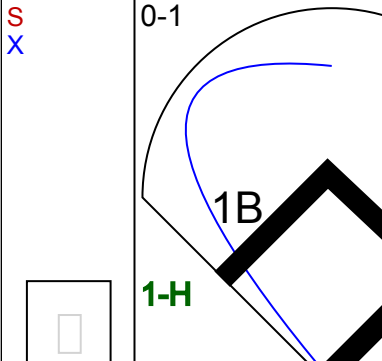
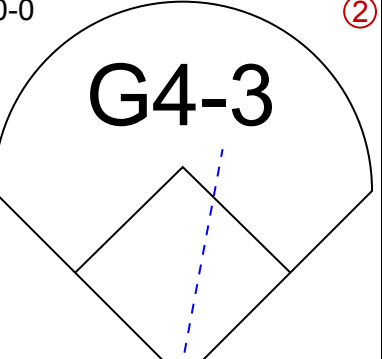
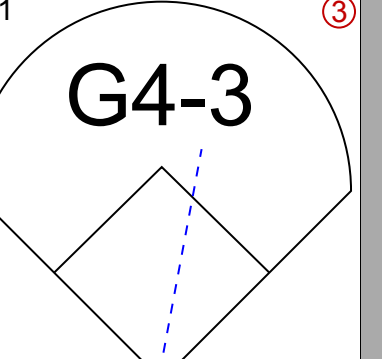
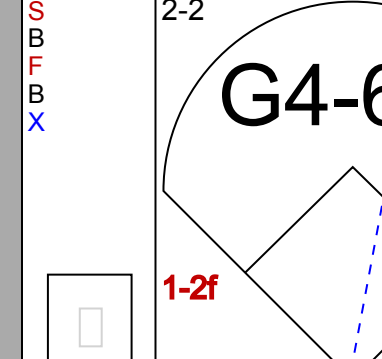
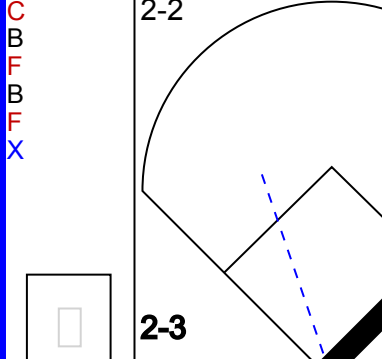
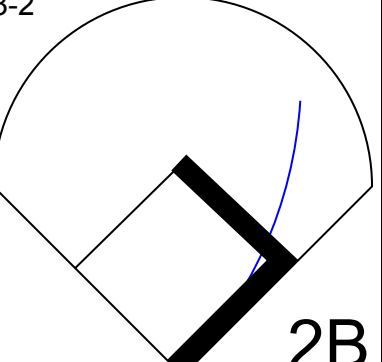
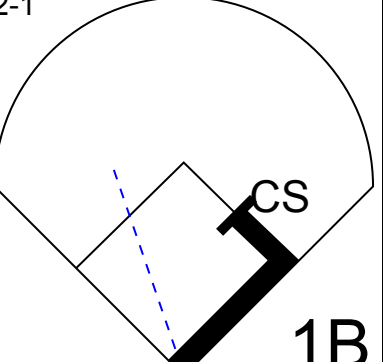
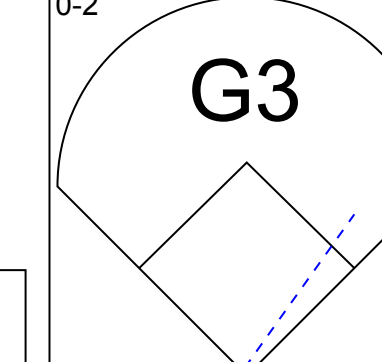
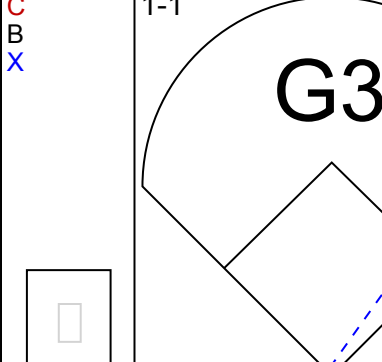
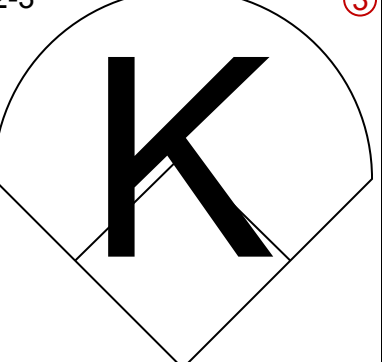
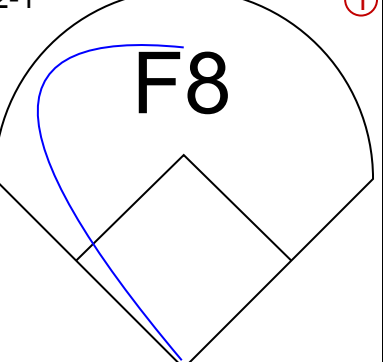
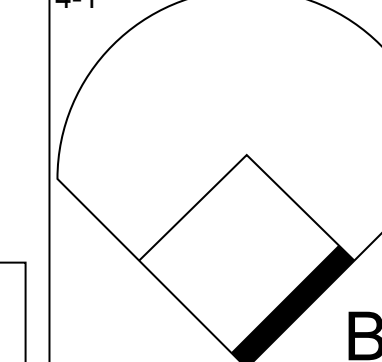
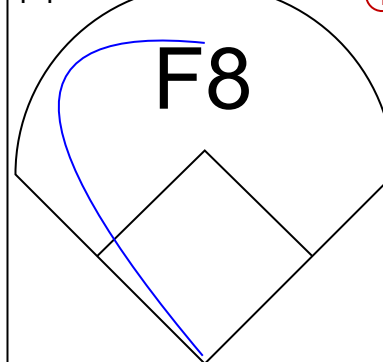
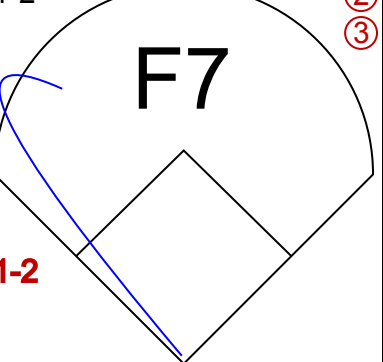
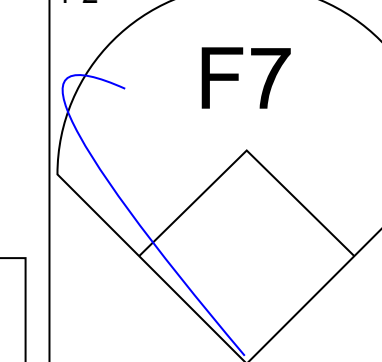


Batter	1	2	3	4	5	6	7	8	9	AB R H RBI BB SO LOB	TOP												
Ray Durham, S (1, 4) OBP: 0.367, SLG: 0.463	G6-3		3B 1B		G4-3		G1-3 2B 1B		1B SF8 1B	5 3 3 1 0 0 0	Chicago White Sox @ Minnesota Twins Hubert H. Humphrey Metrodome, Minneapolis, MN Mon Sep 21 1998, 8:05 PM EDT Att: 6,862 - Dome - 72 F												
Mike Caruso, S (1, 6) OBP: 0.331, SLG: 0.390	F7		1-H 3B		F8		G1-3		SF8 1B	5 0 2 1 0 0 2													
Frank Thomas, R (1, 10) OBP: 0.380, SLG: 0.483	F8		G6-3		G6-3		WP 1B 2B		SF8	4 1 1 3 0 0 1													
Albert Belle, R (1, 7) OBP: 0.395, SLG: 0.651										4 0 1 1 1 1 1													
Brian Simmons, S (9, 7)										0 0 0 0 0 0 0													
Robin Ventura, L (1, 5) OBP: 0.341, SLG: 0.421										4 0 0 0 1 0 2													
Greg Norton, S (1, 3) OBP: 0.311, SLG: 0.414										3 1 1 0 2 0 2													
Magglio Ordonez, R (1, 9) OBP: 0.332, SLG: 0.423										4 1 2 1 0 1 2													
Mike Cameron, R (1, 8) OBP: 0.288, SLG: 0.340										3 0 0 0 0 2 2													
Robert Machado, R (1, 2) OBP: 0.252, SLG: 0.330										4 1 1 0 0 0 3													
Inning Stats	R: 0 E: 0 K: 0 S: 8	H: 0 LOB: 0 BB: 0 P: 12	R: 0 E: 0 K: 0 S: 12	H: 1 LOB: 1 BB: 0 P: 20	R: 1 E: 0 K: 1 S: 12	H: 2 LOB: 1 BB: 0 P: 16	R: 1 E: 1 K: 0 S: 13	H: 1 LOB: 2 BB: 2 P: 28	R: 0 E: 0 K: 0 S: 4	H: 0 LOB: 0 BB: 0 P: 6	R: 0 E: 0 K: 0 S: 5	H: 0 LOB: 0 BB: 0 P: 7	R: 4 E: 0 K: 0 S: 14	H: 5 LOB: 1 BB: 0 P: 24	R: 0 E: 0 K: 2 S: 11	H: 0 LOB: 1 BB: 1 P: 18	R: 1 E: 0 K: 1 S: 8	H: 2 LOB: 2 BB: 1 P: 16	1B: 9 2B: 2 3B: 1 HR: 0	SF: 1 SAC: 0 DP: 1 HBP: 1	WP: 1 PB: 0 SB: 3 CS: 0	PA: 42	
PITCHER	IP WLS BF H R ER SO BB IBB HBP BLK WP HR S P ERA WHIP											PITCHER	IP WLS BF H R ER SO BB IBB HBP BLK WP HR S P ERA WHIP										
Bob Tewksbury, R (1, 1) ERA: 4.99	6.2 L 30 8 6 6 1 2 0 0 1 0 0 0 65 108 8.10 1.500											Hector Carrasco, R (7, 1) ERA: 4.5	0.1 2 1 0 0 0 0 0 0 0 0 1 0 3 5 0.00 3.000										
Frankie Rodriguez, R (8, 1) ERA: 6.66	2.0 10 2 1 1 3 2 0 0 0 0 0 0 19 34 4.50 2.000																						

Batter	1	2	3	4	5	6	7	8	9	AB R H RBI BB SO LOB	BOTTOM												
Otis Nixon, S (1, 8) OBP: 0.360, SLG: 0.338	S G1-3 2B 1B		CS 1B		FC6-5 HBP BB		1B BB		K	3 1 2 0 2 1 1	Chicago White Sox @ Minnesota Twins Hubert H. Humphrey Metrodome, Minneapolis, MN Mon Sep 21 1998, 8:05 PM EDT Att: 6,862 - Dome - 72 F												
Matt Lawton, L (1, 9) OBP: 0.394, SLG: 0.475	G1-3		1B		HBP		F7		K	4 0 1 0 0 1 3													
Paul Molitor, R (1, 10) OBP: 0.334, SLG: 0.387	2-H 2B		F9		FC6-5		1B			4 0 2 1 0 0 4													
Marty Cordova, R (1, 7) OBP: 0.334, SLG: 0.378										2 0 0 0 1 1 1													
Chris Latham, S (7, PH) OBP: 0.250, SLG: 0.125										1 0 0 0 0 1 2													
Ron Coomer, R (1, 3) OBP: 0.304, SLG: 0.417	G6-3									4 0 1 0 0 0 1													
Todd Walker, L (1, 4) OBP: 0.373, SLG: 0.470			L3		S 1B		G3		F9	4 0 1 0 0 0 2													
Terry Steinbach, R (1, 2) OBP: 0.311, SLG: 0.412			K		F7		G5-3		G6-3	4 0 0 0 0 1 3													
Pat Meares, R (1, 6) OBP: 0.297, SLG: 0.370			G4-3							4 0 0 0 0 1 2													
Corey Koskie, L (1, 5) OBP: 0.150, SLG: 0.105			F7		G3-1		P2			4 0 1 0 0 0 0													
Inning Stats	R: 1 E: 0 K: 1 S: 16	H: 2 LOB: 1 BB: 0 P: 26	R: 0 E: 0 K: 1 S: 7	H: 0 LOB: 0 BB: 0 P: 10	R: 0 E: 0 K: 0 S: 5	H: 2 LOB: 1 BB: 0 P: 9	R: 0 E: 0 K: 0 S: 12	H: 1 LOB: 1 BB: 0 P: 16	R: 0 E: 0 K: 1 S: 8	H: 0 LOB: 2 BB: 1 P: 16	R: 0 E: 0 K: 0 S: 5	H: 1 LOB: 2 BB: 1 P: 13	R: 0 E: 0 K: 1 S: 11	H: 1 LOB: 2 BB: 1 P: 19	R: 0 E: 0 K: 0 S: 7	H: 0 LOB: 0 BB: 0 P: 11	R: 0 E: 0 K: 2 S: 10	H: 1 LOB: 1 BB: 0 P: 14	1B: 7 2B: 1 3B: 0 HR: 0	SF: 0 SAC: 0 DP: 0 HBP: 1	WP: 0 PB: 0 SB: 2 CS: 1	PA: 38	
PITCHER	IP WLS BF H R ER SO BB IBB HBP BLK WP HR S P ERA WHIP											PITCHER	IP WLS BF H R ER SO BB IBB HBP BLK WP HR S P ERA WHIP										
Jim Abbott, L (1, 1) ERA: 3.71	6.0 W 26 6 1 1 3 2 0 0 1 0 0 0 53 90 1.50 1.333											41 Bill Simas, R (7, 1) ERA: 3.29	2.0 8 1 0 0 1 1 0 0 0 0 0 0 18 30 0.00 1.000										
Carlos Castillo, R (9, 1) ERA: 4.95	1.0 4 1 0 0 2 0 0 0 0 0 0 0 10 14 0.00 1.000																						



Batter	1	2	3	4	5	6	7	8	9	AB	R	H	RBI	BB	SO	LOB	TOP							
Ray Durham, S OBP: 0.364, SLG: 0.459 (1, 4)										5	0	0	0	0	2	3	Chicago White Sox @ Minnesota Twins Hubert H. Humphrey Metrodome, Minneapolis, MN Tue Sep 22 1998, 8:05 PM EDT Att. 7,313 - Dome - 72 F							
Craig Wilson, R OBP: 0.536, SLG: 0.889 (1, 6)										5	1	2	0	0	1	3								
Frank Thomas, R OBP: 0.380, SLG: 0.481 (1, 10)										3	1	0	0	1	1	2								
Albert Belle, R OBP: 0.394, SLG: 0.648 (1, 7)										3	0	0	0	1	0	3								
Robin Ventura, L OBP: 0.342, SLG: 0.423 (1, 5)										4	0	2	2	0	0	0								
Wil Cordero, R OBP: 0.306, SLG: 0.433 (1, 3)										4	0	0	0	0	1	3								
Magglio Ordonez, R OBP: 0.331, SLG: 0.421 (1, 9)										4	0	1	0	0	0	0								
25 Jeff Abbott, R OBP: 0.298, SLG: 0.500 Mike Cameron, R OBP: 0.286, SLG: 0.340 (9, PR)										4	1	2	1	0	0	3								
Robert Machado, R OBP: 0.261, SLG: 0.346 (1, 2)										4	0	2	1	0	0	3								
Inning Stats	R: 0 E: 0 K: 1 S: 11	H: 0 LOB: 0 BB: 0 P: 13	R: 0 E: 0 K: 0 S: 11	H: 2 LOB: 3 BB: 1 P: 19	R: 0 E: 0 K: 1 S: 9	H: 1 LOB: 1 BB: 0 P: 12	R: 0 E: 0 K: 1 S: 7	H: 0 LOB: 0 BB: 0 P: 9	R: 1 E: 0 K: 0 S: 11	H: 2 LOB: 1 BB: 0 P: 18	R: 0 E: 0 K: 0 S: 4	H: 0 LOB: 0 BB: 0 P: 7	R: 0 E: 0 K: 0 S: 8	H: 0 LOB: 0 BB: 0 P: 9	R: 2 E: 0 K: 0 S: 9	H: 2 LOB: 1 BB: 1 P: 14	R: 1 E: 0 K: 2 S: 13	H: 2 LOB: 2 BB: 0 P: 16	1B: 4 2B: 4 3B: 0 HR: 1	SF: 0 SAC: 0 DP: 0 HBP: 0	WP: 0 PB: 0 SB: 0 CS: 0	PA: 38		
PITCHER	IP WLS BF H R ER SO BB IBB HBP BLK WP HR S P ERA WHIP	IP WLS BF H R ER SO BB IBB HBP BLK WP HR S P ERA WHIP	Eric Milton, L ERA: 5.74 Mike Trombley, R ERA: 3.82	8.0 L 33 7 3 3 3 2 0 0 0 0 1 70 101 3.38 1.125	1.0 5 2 1 1 2 0 0 0 0 0 0 0 13 16 9.00 2.000																			

Batter	1	2	3	4	5	6	7	8	9	AB	R	H	RBI	BB	SO	LOB	BOTTOM						
Todd Walker, L OBP: 0.370, SLG: 0.466 (1, 4)										4	0	0	0	0	1	1	Chicago White Sox @ Minnesota Twins Hubert H. Humphrey Metrodome, Minneapolis, MN Tue Sep 22 1998, 8:05 PM EDT Att. 7,313 - Dome - 72 F						
Chris Latham, S OBP: 0.250, SLG: 0.120 (1, 8)										3	1	0	0	1	0	0							
Matt Lawton, L OBP: 0.382, SLG: 0.471 (1, 9)										4	0	0	0	0	0	1							
Ron Coomer, R OBP: 0.301, SLG: 0.414 (1, 5)										4	0	0	0	0	1	2							
David Ortiz, L OBP: 0.370, SLG: 0.446 (1, 10)										4	0	3	1	0	0	0							
Alex Ochoa, R OBP: 0.288, SLG: 0.353 Otis Nixon, S OBP: 0.361, SLG: 0.340 (9, PH)										3	0	0	0	0	0	2							
Doug Mientkiewicz, L OBP: 0.313, SLG: 0.286 (1, 3)										4	0	2	0	0	0	2							
Denny Hocking, S OBP: 0.255, SLG: 0.278 Corey Koskie, L OBP: 0.190, SLG: 0.105 Pat Meares, R OBP: 0.297, SLG: 0.370 (9, 6)										2	0	0	0	0	1	2							
A.J. Pierzynski, L OBP: 0.300, SLG: 0.222 Brent Gates, S OBP: 0.321, SLG: 0.308 Javier Valentin, S OBP: 0.253, SLG: 0.316 (9, 2)										2	0	0	0	0	0	1							
Inning Stats	R: 0 E: 1 K: 1 S: 9	H: 0 LOB: 1 BB: 0 P: 15	R: 0 E: 0 K: 1 S: 13	H: 1 LOB: 0 BB: 0 P: 21	R: 0 E: 0 K: 0 S: 8	H: 0 LOB: 0 BB: 0 P: 12	R: 0 E: 0 K: 0 S: 5	H: 1 LOB: 1 BB: 0 P: 10	R: 0 E: 0 K: 0 S: 7	H: 0 LOB: 0 BB: 0 P: 12	R: 0 E: 0 K: 1 S: 7	H: 0 LOB: 0 BB: 0 P: 11	R: 0 E: 0 K: 0 S: 7	H: 1 LOB: 0 BB: 0 P: 13	R: 0 E: 0 K: 0 S: 9	H: 0 LOB: 1 BB: 1 P: 14	R: 1 E: 0 K: 1 S: 17	H: 2 LOB: 2 BB: 1 P: 29	1B: 4 2B: 2 3B: 0 HR: 0	SF: 0 SAC: 0 DP: 1 HBP: 0	WP: 0 PB: 0 SB: 1 CS: 1	PA: 34	
PITCHER	IP WLS BF H R ER SO BB IBB HBP BLK WP HR S P ERA WHIP	IP WLS BF H R ER SO BB IBB HBP BLK WP HR S P ERA WHIP	James Baldwin, R ERA: 5.32 Bob Howry, R ERA: 3.29	8.0 W 29 4 1 1 3 4 0 0 0 0 0 66 113 1.12 0.750	1.0 5 2 0 0 1 0 0 0 0 0 0 0 16 24 0.00 2.000																		



Batter	1	2	3	4	5	6	7	8	9	10	11	12	AB	R	H	RBI	BB	SO	LOB	TOP									
Ray Durham, S OBP: 0.366, SLG: 0.459 (1.4)	2-1 CS 1B		1-1 F7		3-2 F9 1B 1B	3-3 K			1-2 K	4-1 BB		1-2 1B	6	1	3	0	1	2	2										
Mike Caruso, S OBP: 0.333, SLG: 0.394 (1.6)	3-3 K		1-2 2B 2B		2-1 1B 1B	1-2 SF8			1-1 FC5-4 1B	1-2 G2-3		2-1 B1-3	6	2	3	1	0	1	5										
Frank Thomas, R OBP: 0.381, SLG: 0.482 (1.10)	0-0 BB 1B		1-1 2H 2B		1-0 F9	3-1 FC6-4			0-0 FC5-4 1B		4-2 SH1-3 BB		5	0	2	1	1	0	4										
Albert Belle, R OBP: 0.356, SLG: 0.647 Mike Cameron, R OBP: 0.288, SLG: 0.340 (1.7) (9.8)	4-0 BB 1B		0-1 P2		0-2 1B 1B		0-1 P3		2-2 1B 1B		2-2 SH1-3		4	0	2	1	1	0	1										
Robin Ventura, L OBP: 0.342, SLG: 0.421 (1.5)	1-3 K		1-1 P6		1-3 2H 1B		2-0 F9		0-0 F9		4-0 IBB		5	0	1	1	1	1	5										
Greg Norton, S OBP: 0.368, SLG: 0.409 (1.3)		1-2 F7		2-1 F7		2-3 K		3-2 K		1-0 FC6-4 1B		0-0 P6	6	0	1	0	0	2	4										
25 Jeff Abbott, R OBP: 0.298, SLG: 0.496 (1.9)		1-1 S 1B		0-0 P4		1-2 1B E 1B		2-0 P6		0-2 FC6-4 BB 1B		0-1 P3	6	2	2	0	0	0	3										
Brian Simmons, S OBP: 0.500, SLG: 0.500 (1.8) (9.7)	2-1 CS 1B		1-1 F7			1-0 E SF8 1B		0-3 K		3-2 BB 1B		2-2 G3-1	6	1	3	1	0	1	0										
Mark Johnson, L OBP: 0.063, SLG: 0.188 (1.2)	2-2 F7		2-2 F7		1-1 P6	1-1 E1 FC6-4		1-1 F8		1-0 F9		2-3 K	6	0	0	0	0	1	4										
Inning Stats	R: 0 E: 0 K: 2 S: 9	H: 2 LOB: 2 BB: 1 P: 19	R: 1 E: 0 K: 0 S: 10	H: 2 LOB: 1 BB: 0 P: 16	R: 1 E: 0 K: 0 S: 12	H: 2 LOB: 1 BB: 0 P: 16	R: 0 E: 0 K: 0 S: 5	H: 0 LOB: 0 BB: 0 P: 8	R: 2 E: 1 K: 1 S: 18	H: 2 LOB: 1 BB: 0 P: 25	R: 0 E: 0 K: 1 S: 7	H: 0 LOB: 0 BB: 0 P: 12	R: 0 E: 0 K: 1 S: 6	H: 0 LOB: 0 BB: 0 P: 9	R: 0 E: 0 K: 1 S: 10	H: 2 LOB: 2 BB: 1 P: 14	R: 0 E: 0 K: 0 S: 15	H: 2 LOB: 3 BB: 1 P: 25	R: 0 E: 0 K: 0 S: 9	H: 0 LOB: 2 BB: 2 P: 19	R: 0 E: 0 K: 1 S: 11	H: 1 LOB: 1 BB: 0 P: 18	1B: 15 2B: 2 3B: 0 HR: 0	SF: 1 SAC: 1 DP: 0 HBP: 0	WP: 0 PB: 0 SB: 1 CS: 2	PA: 56			
PITCHER																													
LaTroy Hawkins, R ERA: 5.25 Travis Miller, L ERA: 3.86 Todd Ritchie, R ERA: 5.63 Dan Serafini, L ERA: 6.32 Hector Carrasco, R ERA: 4.4	IP	WLS	BF	H	R	ER	SO	BB	IBB	HBP	BLK	WP	HR	S	P	ERA	WHIP												
Travis Baptist, L ERA: 5.67 Mike Trombley, R ERA: 3.73	IP	WLS	BF	H	R	ER	SO	BB	IBB	HBP	BLK	WP	HR	S	P	ERA	WHIP												

Chicago White Sox @ Minnesota Twins
Hubert H. Humphrey Metrodome, Minneapolis, MN

Wed Sep 23 1998, 8:05 PM EDT
Att. 6,765 - Dome - 72 F

AB 50
R 6
H 17
RBI 5
BB 4
SO 8
LOB 28



Batter	1	2	3	4	5	6	7	8	9	10	11	12	AB	R	H	RBI	BB	SO	LOB	BOTTOM									
Otis Nixon, S OBP: 0.358, SLG: 0.337 (1.8)	2-1 G4-3		2-1 1B		3-2 F8			0-1 G6-3	2-2 F8			2-1 F9	6	0	1	0	0	0	3										
Brent Gates, S OBP: 0.323, SLG: 0.321 (1.5) (7.4) (10.6)	4-2 G4-3 BB		0-0 F8		2-1 F7			1-1 G1-3 1B 2B	1-2 HR			3-2 G4-3	5	2	2	3	1	0	2										
Paul Molitor, R OBP: 0.332, SLG: 0.384 (1.10)	2-2 G4-3		2-1 L8		1-1 P4			1-2 G1-3	0-2 F8			0-0 S 1B 1B	6	1	1	0	0	0	5										
Ron Coomer, R OBP: 0.300, SLG: 0.412 Doug Mientkiewicz, L OBP: 0.368, SLG: 0.353 (1.3) (8. PH) (9.3)	0-0 G4-3				2-1 G6-3			2-0 E 1B		3-1 P6		0-0 S 1B 1B	3	0	0	0	0	0	1										
Marty Cordova, R OBP: 0.333, SLG: 0.377 Chris Latham, S OBP: 0.250, SLG: 0.127 (1.7) (7.7)		1-0 G4-3		0-0 F7		2-2 G6-3		0-0 E4		0-3 K		3-2 1B	2	0	0	0	0	0	0										
Matt Lawton, L OBP: 0.380, SLG: 0.468 (1.9)		2-2 CS HBP		2-2 G6-3				0-1 G3	1-2 P6			2-0 G6-3	4	0	0	0	0	0	2										
Terry Steinbach, R OBP: 0.314, SLG: 0.417 (1.2)		2-2 F7			1-2 G6-3 1B			2-0 HR 2B		1-2 G1 HR 1B		3-3 K	5	2	3	0	0	1	1										
Pat Meares, R OBP: 0.296, SLG: 0.368 Corey Koskie, L OBP: 0.206, SLG: 0.273 (1.6) (7.5)			0-0 F8		1-2 F8			2-1 HR		1-1 G1		1-3 K	2	0	0	0	0	0	1										
Denny Hocking, S OBP: 0.256, SLG: 0.275 (1.4) (7.6)					0-1 G6-3			0-1 G4-3		4-2 HR BB		0-1 F8	2	0	0	0	1	0	1										
David Ortiz, L OBP: 0.372, SLG: 0.446 Alex Ochoa, R OBP: 0.289, SLG: 0.353 Todd Walker, L OBP: 0.369, SLG: 0.465 (9. PH) (9. PR) (10.4)													0	0	0	0	1	0	0										
Inning Stats	R: 0 E: 0 K: 0 S: 9	H: 0 LOB: 1 BB: 1 P: 17	R: 0 E: 0 K: 0 S: 6	H: 0 LOB: 0 BB: 0 P: 11	R: 0 E: 0 K: 0 S: 6	H: 1 LOB: 2 BB: 1 P: 14	R: 0 E: 0 K: 0 S: 6	H: 0 LOB: 0 BB: 0 P: 10	R: 0 E: 0 K: 0 S: 12	H: 1 LOB: 1 BB: 0 P: 17	R: 0 E: 0 K: 0 S: 6	H: 0 LOB: 0 BB: 0 P: 11	R: 2 E: 0 K: 0 S: 10	H: 2 LOB: 0 BB: 0 P: 16	R: 1 E: 1 K: 0 S: 13	H: 2 LOB: 2 BB: 0 P: 18	R: 3 E: 0 K: 1 S: 18	H: 2 LOB: 1 BB: 1 P: 27	R: 0 E: 0 K: 2 S: 6	H: 0 LOB: 0 BB: 0 P: 11	R: 0 E: 0 K: 0 S: 8	H: 0 LOB: 0 BB: 0 P: 12	R: 1 E: 0 K: 0 S: 10	H: 3 LOB: 2 BB: 0 P: 18	1B: 7 2B: 2 3B: 0 HR: 2	SF: 0 SAC: 0 DP: 0 HBP: 1	WP: 0 PB: 0 SB: 2 CS: 1	PA: 50	
PITCHER																													
Jim Parquette, L ERA: 5.1 Chad Bradford, R ERA: 3.49 Bryan Ward, L ERA: 3.6 41 Bill Simas, R ERA: 3.62 Scott Eyre, L ERA: 5.38	IP	WLS	BF	H	R	ER	SO	BB	IBB	HBP	BLK	WP	HR	S	P	ERA	WHIP												
Travis Baptist, L ERA: 5.67 Mike Trombley, R ERA: 3.73	IP	WLS	BF	H	R	ER	SO	BB	IBB	HBP	BLK	WP	HR	S	P	ERA	WHIP												

Chicago White Sox @ Minnesota Twins
Hubert H. Humphrey Metrodome, Minneapolis, MN

Wed Sep 23 1998, 8:05 PM EDT
Att. 6,765 - Dome - 72 F

AB 46
R 7
H 11
RBI 7
BB 3
SO 3
LOB 18



Batter	1	2	3	4	5	6	7	8	9	AB	R	H	RBI	BB	SO	LOB	TOP								
Ray Durham, S OBP: 0.366, SLG: 0.459			G3-1			G5-3				4	1	1	2	0	1	0	Chicago White Sox @ Kansas City Royals Kauffman Stadium, Kansas City, MO Thu Sep 24 1998, 7:05 PM CDT Att: 13,481 - Overcast - 68 F								
Craig Wilson, R OBP: 0.535, SLG: 0.850			G5-3							4	1	2	1	0	1	0									
Frank Thomas, R OBP: 0.380, SLG: 0.479					P4					3	0	0	0	0	0	1									
Albert Belle, R OBP: 0.395, SLG: 0.646					G6-3					4	0	1	1	0	0	2									
Wil Cordero, R OBP: 0.307, SLG: 0.434										4	0	1	0	0	2	1									
Greg Norton, S OBP: 0.305, SLG: 0.403						L6				4	0	0	0	0	1	1									
Magglio Ordonez, R OBP: 0.329, SLG: 0.418						P6				4	0	0	0	0	1	1									
25 Jeff Abbott, R OBP: 0.298, SLG: 0.492						F8				4	1	1	0	0	1	1									
Robert Machado, R OBP: 0.263, SLG: 0.355						G5-3				3	1	1	0	0	0	0									
Inning Stats	R: 1 E: 0 K: 1 S: 17	H: 2 LOB: 1 BB: 0 P: 25	R: 0 E: 0 K: 3 S: 9	H: 0 LOB: 0 BB: 0 P: 15	R: 0 E: 0 K: 0 S: 9	H: 0 LOB: 0 BB: 0 P: 11	R: 0 E: 0 K: 1 S: 7	H: 0 LOB: 0 BB: 0 P: 11	R: 0 E: 0 K: 0 S: 5	H: 0 LOB: 0 BB: 0 P: 9	R: 0 E: 0 K: 1 S: 8	H: 0 LOB: 0 BB: 0 P: 10	R: 0 E: 0 K: 1 S: 8	H: 0 LOB: 0 BB: 0 P: 13	R: 3 E: 1 K: 0 S: 16	H: 4 LOB: 2 BB: 0 P: 27	R: 0 E: 0 K: 0 S: 6	H: 1 LOB: 1 BB: 0 P: 10	1B: 3 2B: 4 3B: 0 HR: 0	SF: 0 SAC: 0 DP: 0 HBP: 1	WP: 0 PB: 0 SB: 0 CS: 0	PA: 35			
PITCHER	IP	WLS	BF	H	R	ER	SO	BB	IBB	HBP	BLK	WP	HR	S	P	ERA	WHIP								
50 José Rosado, L ERA: 4.69	7.2	W	29	6	4	4	7	0	0	0	0	0	0	76	114	4.70	0.783								
Scott Service, R ERA: 3.31	0.1		2	0	0	0	0	0	0	1	0	0	0	3	7	0.00	0.000								
Jeff Montgomery, R ERA: 5.07	1.0	S	4	1	0	0	0	0	0	0	0	0	0	6	10	0.00	1.000								

Batter	1	2	3	4	5	6	7	8	9	AB	R	H	RBI	BB	SO	LOB	BOTTOM								
Carlos Beltrán, S OBP: 0.306, SLG: 0.478										5	1	2	1	0	1	3	Chicago White Sox @ Kansas City Royals Kauffman Stadium, Kansas City, MO Thu Sep 24 1998, 7:05 PM CDT Att: 13,481 - Overcast - 68 F								
Carlos Febles, R OBP: 0.429, SLG: 0.579										3	1	1	0	1	1	2									
Johnny Damon, L OBP: 0.341, SLG: 0.436										4	1	2	3	0	0	2									
Dean Palmer, R OBP: 0.333, SLG: 0.515										4	0	1	2	0	1	2									
Jeremy Giambi, L OBP: 0.328, SLG: 0.423										4	0	1	0	0	1	1									
Jeff Conine, R OBP: 0.310, SLG: 0.415										0	0	0	0	0	0	0									
Jeff King, R OBP: 0.320, SLG: 0.453										4	0	1	0	0	0	2									
Hal Morris, L OBP: 0.350, SLG: 0.384										4	0	2	0	0	0	1									
Shane Halter, R OBP: 0.265, SLG: 0.309										3	2	1	0	1	0	2									
Tim Spehr, R OBP: 0.337, SLG: 0.264										2	1	0	0	0	0	2									
Inning Stats	R: 0 E: 0 K: 0 S: 7	H: 1 LOB: 0 BB: 0 P: 9	R: 0 E: 0 K: 1 S: 9	H: 2 LOB: 2 BB: 0 P: 14	R: 0 E: 0 K: 1 S: 9	H: 1 LOB: 1 BB: 0 P: 17	R: 0 E: 0 K: 1 S: 10	H: 1 LOB: 1 BB: 0 P: 17	R: 4 E: 1 K: 0 S: 13	H: 3 LOB: 1 BB: 1 P: 23	R: 2 E: 0 K: 1 S: 13	H: 3 LOB: 2 BB: 1 P: 24	R: 0 E: 0 K: 0 S: 4	H: 0 LOB: 0 BB: 0 P: 5	R: 0 E: 0 K: 0 S: 3	H: 0 LOB: 0 BB: 0 P: 6	1B: 10 2B: 1 3B: 0 HR: 0	SF: 0 SAC: 1 DP: 1 HBP: 1	WP: 0 PB: 1 SB: 2 CS: 1	PA: 37					
PITCHER	IP	WLS	BF	H	R	ER	SO	BB	IBB	HBP	BLK	WP	HR	S	P	ERA	WHIP								
Jaime Navarro, R ERA: 6.36	5.0	L	24	3	2	2	1	1	0	0	0	0	0	20	35	6.00	1.333								
Carlos Castillo, R ERA: 4.98	3.0		13	3	2	2	1	1	0	1	0	0	0	20	35	6.00	1.333								

Batter	1	2	3	4	5	6	7	8	9	AB	R	H	RBI	BB	SO	LOB	TOP					
Mike Caruso, S OBP: 0.331, SLG: 0.392 (1, 6)	F8		G5-3		G4-3			G6-3	G6-3	5	0	1	1	0	0	1						
Craig Wilson, R OBP: 0.311, SLG: 0.795 (7, 5)	L1-3			K		G4-3		B1-3	2-4-3	4	0	1	0	0	0	1						
Frank Thomas, R OBP: 0.379, SLG: 0.477 (1, 10)	L1-3			F7		G1-3				3	0	0	0	1	0	1						
Albert Belle, R OBP: 0.395, SLG: 0.645 (1, 7)		K		1B		K				3	0	1	0	1	2	0						
Robin Ventura, L OBP: 0.343, SLG: 0.423 Ray Durham, S OBP: 0.365, SLG: 0.459 (7, PR)	K			1B						3	0	2	0	0	1	0						
Brian Simmons, S OBP: 0.400, SLG: 0.400 (1, 8)				1B						1	0	0	0	0	0	2						
Wil Cordero, R OBP: 0.312, SLG: 0.439 (1, 3)	L8									4	1	1	0	0	0	3						
Mike Cameron, R OBP: 0.286, SLG: 0.337 (1, 9)			G4-3		G6-3					3	1	2	1	1	0	1						
Mark Johnson, L OBP: 0.100, SLG: 0.300 (1, 2)			K		K					4	0	0	0	0	2	4						
										4	1	1	1	0	3	3						
Inning Stats	R: 0 E: 0 K: 0 S: 8	H: 1 LOB: 0 BB: 0 P: 12	R: 0 E: 0 K: 2 S: 13	H: 1 LOB: 1 BB: 0 P: 19	R: 0 E: 0 K: 1 S: 8	H: 0 LOB: 0 BB: 0 P: 9	R: 0 E: 0 K: 1 S: 11	H: 2 LOB: 0 BB: 0 P: 16	R: 0 E: 0 K: 1 S: 12	H: 0 LOB: 1 BB: 1 P: 21	R: 0 E: 0 K: 1 S: 8	H: 0 LOB: 0 BB: 0 P: 15	R: 1 E: 0 K: 2 S: 16	H: 2 LOB: 0 BB: 0 P: 23	R: 0 E: 0 K: 0 S: 9	H: 0 LOB: 2 BB: 2 P: 20	R: 2 E: 0 K: 1 S: 9	H: 3 LOB: 1 BB: 0 P: 13	1B: 7 2B: 2 3B: 1 HR: 0	SF: 0 SAC: 0 DP: 1 HBP: 0	WP: 0 PB: 0 CS: 2	PA: 37
PITCHER	IP	WLS	BF	H	R	ER	SO	BB	IBB	HBP	BLK	WP	HR	S	P	ERA	WHIP					
Jeff Suppan, R ERA: 5.72	6.0		22	4	0	0	6	1	0	0	0	0	0	60	92	0.00	0.833					
Ricky Bones, R ERA: 3.15	1.2	L	9	2	1	1	2	1	1	0	0	0	0	22	37	5.40	1.800					
Scott Service, R ERA: 3.48	1.0		5	2	2	2	1	0	0	0	0	0	0	10	16	18.00	2.000					
Matt Whisenant, L ERA: 4.98	0.1		2	1	0	0	0	0	0	0	0	0	0	2	3	0.00	3.000					

Chicago White Sox @ Kansas City Royals
Kauffman Stadium, Kansas City, MO

Fri Sep 25 1998, 7:05 PM CDT
Att: 16,683 - Cloudy - 80 F

AB 34
R 3
H 9
RBI 3
BB 3
SO 9
LOB 15



Batter	1	2	3	4	5	6	7	8	9	AB	R	H	RBI	BB	SO	LOB	BOTTOM					
Carlos Beltrán, S OBP: 0.302, SLG: 0.460 (1, 8)	K		G5-4-3			F8			1B	4	0	1	0	0	1	2						
Carlos Febles, R OBP: 0.417, SLG: 0.591 Larry Sutton, L OBP: 0.311, SLG: 0.352 (9, PH)	K			K			G6-3		K	3	0	1	0	0	2	0						
Jose Offerman, S OBP: 0.400, SLG: 0.432 (1, 10)	G3			K			L3		B1-3	4	0	0	0	0	1	2						
Dean Palmer, R OBP: 0.333, SLG: 0.513 (1, 5)		G6-4-3		L9			G6-3			2	0	0	0	1	0	1						
Jeff King, R OBP: 0.319, SLG: 0.451 (1, 3)	P9			K			P2			3	0	0	0	0	1	2						
Jeff Conine, R OBP: 0.311, SLG: 0.414 Johnny Damon, L OBP: 0.341, SLG: 0.436 (8, PR)	G6-4-3			G6-3						3	0	1	0	0	0	1						
Chris Hatcher, R OBP: 0.133, SLG: 0.071 (1, 7)			K		G5-3			F8		3	0	0	0	0	1	1						
Tim Spehr, R OBP: 0.341, SLG: 0.260 29 Mike Sweeney, R OBP: 0.321, SLG: 0.409 (8, PH)				1B		P5		G6-4-3		1	0	0	0	1	0	0						
Mendy López, R OBP: 0.292, SLG: 0.333 Terry Pendleton, S OBP: 0.299, SLG: 0.338 (8, PH)				G5-4-3		F9			G6-3	2	0	1	0	0	0	0						
										1	0	0	0	0	0	0						
Inning Stats	R: 0 E: 0 K: 2 S: 8	H: 0 LOB: 0 BB: 0 P: 9	R: 0 E: 0 K: 0 S: 4	H: 0 LOB: 0 BB: 1 P: 11	R: 0 E: 0 K: 1 S: 9	H: 1 LOB: 1 BB: 1 P: 17	R: 0 E: 0 K: 2 S: 11	H: 0 LOB: 0 BB: 0 P: 14	R: 0 E: 0 K: 1 S: 11	H: 0 LOB: 0 BB: 0 P: 15	R: 0 E: 0 K: 0 S: 8	H: 0 LOB: 0 BB: 0 P: 11	R: 0 E: 0 K: 0 S: 11	H: 1 LOB: 1 BB: 0 P: 19	R: 0 E: 0 K: 0 S: 9	H: 1 LOB: 0 BB: 0 P: 11	R: 0 E: 0 K: 1 S: 9	H: 1 LOB: 1 BB: 0 P: 13	1B: 3 2B: 1 3B: 0 HR: 0	SF: 0 SAC: 0 DP: 3 HBP: 0	WP: 0 PB: 0 CS: 0	PA: 30
PITCHER	IP	WLS	BF	H	R	ER	SO	BB	IBB	HBP	BLK	WP	HR	S	P	ERA	WHIP					
Mike Siroka, L ERA: 5.06	8.1		28	4	0	0	6	2	0	0	0	0	0	76	116	0.00	0.720					
Bob Howry, R ERA: 3.25	0.2	S	2	0	0	0	1	0	0	0	0	0	0	4	4	0.00	0.000					

Chicago White Sox @ Kansas City Royals
Kauffman Stadium, Kansas City, MO

Fri Sep 25 1998, 7:05 PM CDT
Att: 16,683 - Cloudy - 80 F

AB 28
R 0
H 4
RBI 0
BB 2
SO 7
LOB 11




Batter	1	2	3	4	5	6	7	8	9	AB	R	H	RBI	BB	SO	LOB	TOP								
Ray Durham, S (1, 4) OBP: 0.363, SLG: 0.455 Craig Wilson, R (8, 4) OBP: 0.511, SLG: 0.795	P6	L1-3		K		K	P3			5	0	0	0	0	2	2									
Mike Caruso, S (1, 6) OBP: 0.330, SLG: 0.390	L5		P4	P5		G4-3		1B		5	0	1	0	0	0	0									
Frank Thomas, R (1, 10) OBP: 0.381, SLG: 0.482	G5-3		F7		HR		BB	1B		4	2	2	1	1	0	0									
Albert Belle, R (1, 7) OBP: 0.397, SLG: 0.650 Mike Cameron, R (8, PH) OBP: 0.295, SLG: 0.336		2B	SF8	L5	HR		WP	1B	L6	3	3	2	1	1	0	0									
Robin Ventura, L (1, 5) OBP: 0.347, SLG: 0.427		SF8	1B	2B	1B	25	2B	BB	FC1-6	4	3	3	1	1	0	2									
Wil Cordero, R (1, 3) OBP: 0.314, SLG: 0.446		SF8		25	2B	1B	F7		G6-3	4	2	2	3	0	0	1									
25 Jeff Abbott, R (1, 9) OBP: 0.300, SLG: 0.494		1B	1B	HR	2B	K	G4-3		F8	5	1	2	2	0	1	2									
Brian Simmons, S (1, 8) OBP: 0.467, SLG: 0.867		1B		HR	2B	FC1-6		HR	G3	5	2	3	5	0	0	1									
Robert Machado, R (1, 2) OBP: 0.254, SLG: 0.342	F8		G3			G4-3	G6-3			4	0	0	0	0	0	2									
Inning Stats	R: 0 E: 0 K: 0 S: 5	H: 0 LOB: 0 BB: 0 P: 8	R: 2 E: 0 K: 0 S: 16	H: 4 LOB: 2 BB: 0 P: 26	R: 0 E: 0 K: 0 S: 6	H: 0 LOB: 0 BB: 0 P: 10	R: 4 E: 0 K: 1 S: 10	H: 3 LOB: 0 BB: 1 P: 20	R: 2 E: 0 K: 1 S: 16	H: 3 LOB: 1 BB: 0 P: 20	R: 0 E: 0 K: 1 S: 5	H: 0 LOB: 0 BB: 0 P: 6	R: 5 E: 0 K: 0 S: 17	H: 3 LOB: 2 BB: 2 P: 34	R: 0 E: 0 K: 0 S: 10	H: 2 LOB: 1 BB: 0 P: 14	R: 0 E: 0 K: 0 S: 9	H: 0 LOB: 0 BB: 0 P: 11	1B: 8 2B: 2 3B: 1 HR: 4	SF: 1 SAC: 0 DP: 1 HBP: 0	WP: 1 PB: 0 SB: 0 CS: 0	PA: 44			
PITCHER	IP	WLS	BF	H	R	ER	SO	BB	IBB	HBP	BLK	WP	HR	S	P	ERA	WHIP								
Brian Barber, R (1, 1) ERA: 6.0	3.0	L	17	7	6	6	0	1	0	0	0	0	1	32	56	18.00	2.667								
Glendon Rusch, L (4, 1) ERA: 5.89	3.0		12	3	2	2	3	0	0	0	0	0	2	26	34	6.00	1.000								
47 Brian Bevil, R (7, 1) ERA: 6.3	0.0		4	2	4	4	0	2	0	0	0	1	0	7	18	∞	∞								
Allen McDill, L (7, 1) ERA: 10.5	1.0		4	1	1	1	0	0	0	0	0	0	1	10	16	9.00	1.000								
Jim Pitsley, R (8, 1) ERA: 6.59	2.0		7	2	0	0	0	0	0	0	0	0	0	19	25	0.00	1.000								

Chicago White Sox @ Kansas City Royals
Kauffman Stadium, Kansas City, MO
Sat Sep 26 1998, 7:05 PM CDT
Att: 21,846 - Cloudy - 80 F

livebaseballscorecards.com

AB 40
R 13
H 15
RBI 13
BB 3
SO 3
LOB 12




Batter	1	2	3	4	5	6	7	8	9	AB	R	H	RBI	BB	SO	LOB	BOTTOM								
Johnny Damon, L (1, 9) OBP: 0.340, SLG: 0.436 Chris Hatcher, R (9, PH) OBP: 0.125, SLG: 0.067	1B	FC3-6		G3		G6-3			F8	4	1	1	0	0	0	2									
Carlos Beltrán, S (1, 8) OBP: 0.328, SLG: 0.463	SF8	BB			K		FC6-4	1B	G5-3	4	1	2	1	1	1	0									
Jose Offerman, S (1, 4) OBP: 0.402, SLG: 0.433 Carlos Febles, R (7, PR) OBP: 0.400, SLG: 0.565	SF8	BB			E	S	FC6-4	1B	G6-3	3	2	2	0	1	0	2									
Dean Palmer, R (1, 5) OBP: 0.333, SLG: 0.513 Scott Leius, R (7, PH) OBP: 0.191, SLG: 0.174	SF8			G1-6-3	K		P3			2	0	1	1	0	1	1									
Jeremy Giambi, L (1, 7) OBP: 0.338, SLG: 0.418	G5-4-3			G1-6-3	2B		FC6-4			3	0	1	2	1	0	3									
Jeff Conine, R (1, 10) OBP: 0.314, SLG: 0.420 Dee Brown, L (7, PH)	G5-4-3				BB		G1-3			3	0	2	1	0	0	1									
Hal Morris, L (1, 3) OBP: 0.352, SLG: 0.384				G1-3		G1-3		G6-4-3		3	0	1	0	1	0	3									
Héctor Ortiz, R (1, 2) OBP: 0.292, SLG: 0.332	FC6-4	1B		G6-3		G4-3		P4		4	1	0	0	0	0	2									
Mendy López, R (1, 6) OBP: 0.292, SLG: 0.332	FC3-6	1B		P3		G5-3		G6-4-3		4	0	1	0	0	0	1									
Inning Stats	R: 3 E: 0 K: 0 S: 15	H: 3 LOB: 0 BB: 1 P: 26	R: 1 E: 0 K: 0 S: 9	H: 3 LOB: 2 BB: 0 P: 15	R: 0 E: 0 K: 0 S: 7	H: 2 LOB: 1 BB: 0 P: 9	R: 0 E: 0 K: 0 S: 9	H: 0 LOB: 0 BB: 0 P: 16	R: 1 E: 0 K: 2 S: 15	H: 2 LOB: 2 BB: 1 P: 21	R: 0 E: 0 K: 0 S: 5	H: 0 LOB: 0 BB: 0 P: 7	R: 0 E: 0 K: 0 S: 8	H: 1 LOB: 2 BB: 1 P: 16	R: 0 E: 0 K: 0 S: 6	H: 0 LOB: 0 BB: 1 P: 11	R: 0 E: 0 K: 0 S: 7	H: 0 LOB: 0 BB: 0 P: 15	1B: 9 2B: 2 3B: 0 HR: 0	SF: 1 SAC: 0 DP: 3 HBP: 0	WP: 0 PB: 0 SB: 3 CS: 0	PA: 39			
PITCHER	IP	WLS	BF	H	R	ER	SO	BB	IBB	HBP	BLK	WP	HR	S	P	ERA	WHIP								
Jim Abbott, L (1, 1) ERA: 4.55	5.0	W	25	10	5	5	2	2	0	0	0	0	0	55	87	9.00	2.400								
Chad Bradford, R (6, 1) ERA: 3.29	2.0		8	1	0	0	0	1	0	0	0	0	0	13	23	0.00	1.000								
41 Bill Simas, R (8, 1) ERA: 3.57	1.0		3	0	0	0	0	1	0	0	0	0	0	6	11	0.00	1.000								
Bryan Ward, L (9, 1) ERA: 3.46	1.0		3	0	0	0	0	0	0	0	0	0	0	7	15	0.00	0.000								

Chicago White Sox @ Kansas City Royals
Kauffman Stadium, Kansas City, MO
Sat Sep 26 1998, 7:05 PM CDT
Att: 21,846 - Cloudy - 80 F

livebaseballscorecards.com

AB 34
R 5
H 11
RBI 5
BB 4
SO 2
LOB 19



Batter	1	2	3	4	5	6	7	8	9	AB	R	H	RBI	BB	SO	LOB	TOP			
Mike Caruso, S OBP: 0.331, SLG: 0.390 (1, 6)	G6-3		SF8 1B				G4-3		G4-3	5	2	2	0	0	0	0	Chicago White Sox @ Kansas City Royals Kauffman Stadium, Kansas City, MO Sun Sep 27 1998, 3:33 AM CDT Att: 13,578 - Overcast - 79 F			
Craig Wilson, R OBP: 0.490, SLG: 0.766 (1, 4)	G5-3		SF8 1B							3	0	1	1	0	1					
Frank Thomas, R OBP: 0.381, SLG: 0.480 25 Jeff Abbott, R OBP: 0.298, SLG: 0.492 (1, 10) (7, FH)	F9		1B BB				F8		FC6-4	2	1	0	0	0	1	0				
Albert Belle, R OBP: 0.399, SLG: 0.655 (1, 7)			1B							4	2	3	3	0	1	1				
Robin Ventura, L OBP: 0.349, SLG: 0.436 (1, 5)			1B							4	1	3	3	0	1	0				
Magglio Ordonez, R OBP: 0.326, SLG: 0.415 (1, 9)			1B							4	0	0	0	0	1	2				
Greg Norton, S OBP: 0.301, SLG: 0.398 (1, 3)	G6-3									4	0	0	0	0	2	0				
Brian Simmons, S OBP: 0.368, SLG: 0.684 (1, 8)	G4-3									4	0	0	0	0	1	0				
Mark Johnson, L OBP: 0.125, SLG: 0.261 (1, 2)			1B SF8 BB							3	1	0	0	1	1	0				
Inning Stats	R: 0 E: 0 K: 0 S: 8	H: 0 LOB: 0 BB: 0 P: 11	R: 2 E: 0 K: 0 S: 7	H: 2 LOB: 0 BB: 0 P: 10	R: 3 E: 0 K: 0 S: 11	H: 3 LOB: 1 BB: 2 P: 23	R: 0 E: 0 K: 1 S: 7	H: 0 LOB: 1 BB: 0 P: 11	R: 2 E: 0 K: 1 S: 15	H: 3 LOB: 1 BB: 0 P: 21	R: 0 E: 0 K: 1 S: 9	H: 1 LOB: 1 BB: 0 P: 14	R: 0 E: 0 K: 3 S: 10	H: 0 LOB: 0 BB: 0 P: 15	R: 0 E: 0 K: 1 S: 5	H: 0 LOB: 0 BB: 0 P: 6	1B: 6 2B: 1 3B: 0 HR: 2	SF: 1 SAC: 0 DP: 0 HBP: 0	WP: 0 PB: 0 SB: 1 CS: 1	PA: 37
PITCHER	IP WLS BF H R ER SO BB IBB HBP BLK WP HR S P ERA WHIP	IP WLS BF H R ER SO BB IBB HBP BLK WP HR S P ERA WHIP																		
Tim Belcher, R ERA: 4.27 (1, 1)	5.0 L 24 8 7 7 2 2 0 0 0 0 2 48 76 12.60 2.000																			
Ricky Bones, R ERA: 3.94 (6, 1)	2.0 7 1 0 0 2 0 0 0 0 0 0 14 24 0.00 0.500																			
Matt Whisenant, L ERA: 4.9 (8, 1)	1.0 3 0 0 0 3 0 0 0 0 0 0 10 15 0.00 0.000																			
Jeff Montgomery, R ERA: 4.98 (9, 1)	1.0 3 0 0 0 1 0 0 0 0 0 0 5 6 0.00 0.000																			



Batter	1	2	3	4	5	6	7	8	9	AB	R	H	RBI	BB	SO	LOB	BOTTOM			
Johnny Damon, L OBP: 0.339, SLG: 0.439 (1, 9)	HR									5	1	1	1	0	2	5	Chicago White Sox @ Kansas City Royals Kauffman Stadium, Kansas City, MO Sun Sep 27 1998, 3:33 AM CDT Att: 13,578 - Overcast - 79 F			
Carlos Beltrán, S OBP: 0.317, SLG: 0.466 (1, 8)	F7									4	1	1	2	0	1	1				
Jose Offerman, S OBP: 0.403, SLG: 0.438 (1, 10)	HR									4	1	2	2	1	1	0				
Dean Palmer, R OBP: 0.333, SLG: 0.510 (1, 5)										3	0	0	0	2	3	3				
Jeremy Giambi, L OBP: 0.343, SLG: 0.397 (1, 7)	G4-3									3	0	0	0	2	1	0				
Hal Morris, L OBP: 0.350, SLG: 0.381 Jeff Conine, R OBP: 0.312, SLG: 0.417 (7, FH) (8, 3)	G5-3									3	0	0	0	0	4	0				
Tim Spehr, R OBP: 0.337, SLG: 0.250 29 Mike Sweeney, R OBP: 0.320, SLG: 0.408 (9, FH)	G4-3									3	1	0	0	1	1	5				
Mendy López, R OBP: 0.286, SLG: 0.325 (1, 6)	G4-3									4	1	0	0	0	0	1				
Carlos Febles, R OBP: 0.483, SLG: 0.600 (1, 4)										2	1	2	1	2	0	0				
Inning Stats	R: 2 E: 0 K: 1 S: 13	H: 2 LOB: 0 BB: 0 P: 22	R: 1 E: 0 K: 1 S: 8	H: 1 LOB: 1 BB: 1 P: 16	R: 0 E: 1 K: 0 S: 9	H: 0 LOB: 3 BB: 2 P: 20	R: 0 E: 0 K: 2 S: 21	H: 0 LOB: 1 BB: 1 P: 30	R: 0 E: 0 K: 1 S: 13	H: 3 LOB: 1 BB: 0 P: 17	R: 0 E: 0 K: 1 S: 6	H: 0 LOB: 0 BB: 0 P: 8	R: 1 E: 1 K: 1 S: 12	H: 0 LOB: 2 BB: 2 P: 26	R: 0 E: 0 K: 0 S: 11	H: 0 LOB: 0 BB: 0 P: 16	1B: 3 2B: 1 3B: 0 HR: 2	SF: 1 SAC: 0 DP: 0 HBP: 0	WP: 0 PB: 0 SB: 0 CS: 0	PA: 43
PITCHER	IP WLS BF H R ER SO BB IBB HBP BLK WP HR S P ERA WHIP	IP WLS BF H R ER SO BB IBB HBP BLK WP HR S P ERA WHIP																		
James Baldwin, R ERA: 5.32 (1, 1)	5.0 W 25 3 3 3 6 6 0 0 0 0 2 64 112 5.40 1.800																			
Carlos Castillo, R ERA: 5.11 (6, 1)	1.0 6 3 2 2 1 0 0 0 0 0 0 13 17 18.00 3.000																			
Bryan Ward, L ERA: 3.33 (7, 1)	1.0 3 0 0 0 1 0 0 0 0 0 0 6 8 0.00 0.000																			
Chad Bradford, R ERA: 3.23 (8, 1)	0.1 3 0 1 0 0 1 0 0 0 0 0 7 15 0.00 3.000																			
Bob Howry, R ERA: 3.15 (8, 1)	1.2 S 6 0 0 0 1 1 0 0 0 0 16 27 0.00 0.600																			

