


Chicago White Sox - 1999

Batter	1	2	3	4	5	6	7	8	9	AB	R	H	RBI	BB	SO	LOB	TOP	
Ray Durham, S (1, 4) OBP: 0.556, SLG: 1.125 Craig Wilson, R (8, FH) (8, 4)	2-2 HR		0-3 K		1-2 G1-3		4-0 1B BB	4-2 BB 1B BB	3-2 P6	3	2	1	1	1	1	0		
Mike Caruso, S (1, 6) OBP: 0.500, SLG: 0.444	1-1 14 G1-4-3 1B		2-0 G4-3		2-2 F8		1-0 1B WP 1B	0-0 14 BB BB 1B		5	1	3	1	0	0	0		
Frank Thomas, R (1, 10) OBP: 0.778, SLG: 1.125	0-1 F7		2-0 1B		3-2 2B		1-0 WP 2B 1B	4-0 14 BB BB		4	1	3	2	1	0	1		
14 Paul Konerko, R (1, 3) OBP: 0.222, SLG: 0.500	0-1 G1-4-3		1-1 G1-3		1-3 K		1-3 2B 1B	4-1 BB		4	0	0	1	1	2	5		
Magglio Ordonez, R (1, 9) OBP: 0.222, SLG: 0.333		2-3 K		0-0 G6-3		2-2 CS 1B	2-0 G3 2B	1-1 P9		5	0	2	1	0	1	3		
Greg Norton, S (1, 5) OBP: 0.444, SLG: 0.167		1-3 K		4-2 HR BB		2-3 K	0-1 G3	4-2 2B SF8 BB		3	2	0	0	2	2	2		
25 Jeff Abbott, R (1, 7) OBP: 0.111, SLG: 0.444 McKay Christensen, L (9, 8)	1-2 HR		0-3 K		0-0 F9		1-3 K	2-2 F7		5	1	1	1	0	2	3		
Darrin Jackson, R (1, 8) OBP: 0.667, SLG: 1.444	0-0 1B		2-2 HR		0-0 S 1B 1B		0-0 G2	0-0 SF8 2B		5	2	4	2	0	0	0		
Brook Fordyce, R (1, 2) OBP: 0.222, SLG: 0.250	1-2 F7		1-3 K		0-2 1B BB 1B		2-3 K	1-2 SF8		4	1	1	1	0	2	1		
Inning Stats	R: 1 E: 0 K: 0 S: 10	H: 2 LOB: 0 BB: 0 P: 13	R: 0 E: 0 K: 2 S: 14	H: 1 LOB: 1 BB: 0 P: 19	R: 2 E: 0 K: 2 S: 12	H: 1 LOB: 0 BB: 1 P: 19	R: 0 E: 0 K: 1 S: 8	H: 1 LOB: 0 BB: 0 P: 12	R: 5 E: 0 K: 2 S: 16	H: 5 LOB: 1 BB: 1 P: 28	R: 1 E: 0 K: 1 S: 10	H: 1 LOB: 3 BB: 3 P: 25	R: 1 E: 0 K: 0 S: 15	H: 1 LOB: 1 BB: 1 P: 25	1B: 9 2B: 4 3B: 0 HR: 3	SF: 1 SAC: 0 DP: 2 HBP: 0	WP: 1 PB: 0 SB: 1 CS: 1	PA: 46
PITCHER	IP WLS BF H R ER SO BB IBB HBP BLK WP HR S P ERA WHIP	IP WLS BF H R ER SO BB IBB HBP BLK WP HR S P ERA WHIP	IP WLS BF H R ER SO BB IBB HBP BLK WP HR S P ERA WHIP	IP WLS BF H R ER SO BB IBB HBP BLK WP HR S P ERA WHIP	IP WLS BF H R ER SO BB IBB HBP BLK WP HR S P ERA WHIP	IP WLS BF H R ER SO BB IBB HBP BLK WP HR S P ERA WHIP	IP WLS BF H R ER SO BB IBB HBP BLK WP HR S P ERA WHIP	IP WLS BF H R ER SO BB IBB HBP BLK WP HR S P ERA WHIP	IP WLS BF H R ER SO BB IBB HBP BLK WP HR S P ERA WHIP	IP WLS BF H R ER SO BB IBB HBP BLK WP HR S P ERA WHIP	IP WLS BF H R ER SO BB IBB HBP BLK WP HR S P ERA WHIP	IP WLS BF H R ER SO BB IBB HBP BLK WP HR S P ERA WHIP	IP WLS BF H R ER SO BB IBB HBP BLK WP HR S P ERA WHIP	IP WLS BF H R ER SO BB IBB HBP BLK WP HR S P ERA WHIP	IP WLS BF H R ER SO BB IBB HBP BLK WP HR S P ERA WHIP	IP WLS BF H R ER SO BB IBB HBP BLK WP HR S P ERA WHIP	IP WLS BF H R ER SO BB IBB HBP BLK WP HR S P ERA WHIP	IP WLS BF H R ER SO BB IBB HBP BLK WP HR S P ERA WHIP

Chicago White Sox @ Seattle Mariners
The Kingdome, Seattle, WA
Tue Apr 06 1999, 10:05 PM EDT
Att: 20,435 - Dome - 72 F

AB 39
R 11
H 15
RBI 10
BB 6
SO 10
LOB 16



Batter	1	2	3	4	5	6	7	8	9	AB	R	H	RBI	BB	SO	LOB	BOTTOM	
Carlos Guillen, S (1, 4) OBP: 0.200, SLG: 0.500	2-1 G6-3	0-1 G1-3			2-3 K2-3		1-0 1B		3-2 F8	5	0	1	1	0	1	2		
Alex Rodriguez, R (1, 6) David Bell, R (7, FH) (8, 6)	4-2 2B G4-3 BB		1-2 L7		3-2 P6		1-3 2H 1B	2-1 G4-3		2	1	0	0	1	0	0		
Ken Griffey Jr., L (1, 8) OBP: 0.500, SLG: 1.000	1-1 G4-3 2B		1-0 G4-3		0-0 F7		4-0 BB BB			3	0	1	0	1	0	0		
Edgar Martinez, R (1, 10) OBP: 0.250, SLG: 0.143	3-1 G4-3		1-2 G5-3		3-2 G6-3		4-2 BB BB	1-2 BB		3	0	0	1	1	0	1		
David Segui, S (1, 3) OBP: 0.250, SLG: 0.143	2-3 3H L7		1-1 L9		1-0 F8		1-3 K			4	0	0	0	0	1	3		
Jay Buhner, R (1, 9) OBP: 0.375, SLG: 0.167	4-2 FC6-4 BB		2-1 F9		2-1 G5-3		2-3 K			3	0	0	0	1	1	2		
Russ Davis, R (1, 5) OBP: 0.250, SLG: 0.750	0-0 F9		1-1 HR		2-0 P3		1-3 K			4	1	1	1	0	1	3		
Butch Huskey, R (1, 7) OBP: 0.250, SLG: 0.250	0-0 FC6-4 1B		3-3 K		0-1 WP 1B 1B		1-1 F7			4	1	1	0	0	1	1		
Tom Lampkin, L (1, 2) OBP: 0.500, SLG: 0.500	1-0 1B		2-2 G6-3		1-2 1B WP 1B		1-1 F8			4	0	2	0	0	0	0		
Inning Stats	R: 1 E: 0 K: 0 S: 13	H: 1 LOB: 1 BB: 1 P: 26	R: 0 E: 0 K: 0 S: 7	H: 1 LOB: 2 BB: 1 P: 12	R: 0 E: 0 K: 1 S: 9	H: 1 LOB: 0 BB: 0 P: 16	R: 0 E: 0 K: 0 S: 5	H: 0 LOB: 0 BB: 0 P: 9	R: 1 E: 0 K: 0 S: 10	H: 3 LOB: 2 BB: 0 P: 17	R: 0 E: 0 K: 3 S: 15	H: 0 LOB: 2 BB: 2 P: 27	R: 0 E: 0 K: 0 S: 7	H: 0 LOB: 0 BB: 0 P: 12	1B: 4 2B: 1 3B: 0 HR: 1	SF: 0 SAC: 0 DP: 0 HBP: 0	WP: 1 PB: 0 SB: 0 CS: 0	PA: 37
PITCHER	IP WLS BF H R ER SO BB IBB HBP BLK WP HR S P ERA WHIP	IP WLS BF H R ER SO BB IBB HBP BLK WP HR S P ERA WHIP	IP WLS BF H R ER SO BB IBB HBP BLK WP HR S P ERA WHIP	IP WLS BF H R ER SO BB IBB HBP BLK WP HR S P ERA WHIP	IP WLS BF H R ER SO BB IBB HBP BLK WP HR S P ERA WHIP	IP WLS BF H R ER SO BB IBB HBP BLK WP HR S P ERA WHIP	IP WLS BF H R ER SO BB IBB HBP BLK WP HR S P ERA WHIP	IP WLS BF H R ER SO BB IBB HBP BLK WP HR S P ERA WHIP	IP WLS BF H R ER SO BB IBB HBP BLK WP HR S P ERA WHIP	IP WLS BF H R ER SO BB IBB HBP BLK WP HR S P ERA WHIP	IP WLS BF H R ER SO BB IBB HBP BLK WP HR S P ERA WHIP	IP WLS BF H R ER SO BB IBB HBP BLK WP HR S P ERA WHIP	IP WLS BF H R ER SO BB IBB HBP BLK WP HR S P ERA WHIP	IP WLS BF H R ER SO BB IBB HBP BLK WP HR S P ERA WHIP	IP WLS BF H R ER SO BB IBB HBP BLK WP HR S P ERA WHIP	IP WLS BF H R ER SO BB IBB HBP BLK WP HR S P ERA WHIP	IP WLS BF H R ER SO BB IBB HBP BLK WP HR S P ERA WHIP	IP WLS BF H R ER SO BB IBB HBP BLK WP HR S P ERA WHIP

Chicago White Sox @ Seattle Mariners
The Kingdome, Seattle, WA
Tue Apr 06 1999, 10:05 PM EDT
Att: 20,435 - Dome - 72 F

AB 33
R 3
H 6
RBI 3
BB 4
SO 5
LOB 14



Batter	1	2	3	4	5	6	7	8	9	AB	R	H	RBI	BB	SO	LOB	TOP					
Ray Durham, S OBP: 0.500, SLG: 0.846	(1, 4) K	(0, 0) 1B			(2, 1) F7		(3, 2) BB 1B		(3, 2) G4-3	5	0	2	1	0	1	1						
Mike Caruso, S OBP: 0.400, SLG: 0.308	(1, 6) P5		(1, 1) G6-3		(1, 0) P8		(4, 0) G6-3 BB		(0, 1) G6-3	4	0	0	1	1	0	0						
Frank Thomas, R OBP: 0.643, SLG: 0.818	(1, 10) 1B 2B BB		(3, 0) F9		(2, 2) G6-3		(2, 1) G6-3		(3, H) 4, 2 BB BB	3	1	0	0	2	0	2						
Jeff Liefer, L OBP: 0.600, SLG: 0.500	(1, 3) 2B 1B		(1, 2) FC6-4 1B		(0, 1) F7		(2, 1) G3-1		(4, 2) 1, 2 BB	4	0	2	0	1	0	0						
Magglio Ordonez, R OBP: 0.286, SLG: 0.385	(1, 9) 1, 3 2B		(2, 1) FC6-4 1, 2		(4, 0) 1B BB		(2, 0) P3		(1, 2) L4	4	0	1	1	1	0	3						
Greg Norton, S OBP: 0.385, SLG: 0.200	(1, 5) K			(2, 2) BLK 1B		(0, 0) F7		(2, 2) E6 2B		4	0	1	0	0	1	3						
Darrin Jackson, R OBP: 0.692, SLG: 1.385		(0, 0) 1B 2B		(2, 3) K		(1, 1) 1, 2 1B		(0, 2) 1, 3 2B		4	1	3	0	0	1	1						
Mark Johnson, L (1, 2)		(3, 3) K		(1, 3) K		(2, 3) K		(0, 0) F8		4	0	0	0	0	3	6						
McKay Christensen, L OBP: 0.250, SLG: 0.500	(1, 8) G6-3		(0, 1) G6-3		(3, 1) F7		(3, 2) G4-3		(1, 0) G4-3 2B	4	1	1	0	0	0	2						
Inning Stats	R: 1 E: 0 K: 2 S: 17	H: 2 LOB: 2 BB: 1 P: 26	R: 1 E: 0 K: 1 S: 9	H: 2 LOB: 1 BB: 0 P: 12	R: 0 E: 0 K: 0 S: 8	H: 1 LOB: 1 BB: 0 P: 15	R: 0 E: 0 K: 2 S: 12	H: 1 LOB: 1 BB: 0 P: 20	R: 0 E: 0 K: 1 S: 6	H: 0 LOB: 0 BB: 1 P: 11	R: 0 E: 0 K: 1 S: 8	H: 1 LOB: 2 BB: 1 P: 15	R: 0 E: 0 K: 0 S: 8	H: 1 LOB: 1 BB: 1 P: 20	R: 0 E: 1 K: 0 S: 10	H: 1 LOB: 2 BB: 0 P: 16	R: 1 E: 0 K: 0 S: 14	H: 1 LOB: 2 BB: 2 P: 27	1B: 6 2B: 4 3B: 0 HR: 0	SF: 0 SAC: 0 DP: 1 HBP: 0	WP: 0 PB: 0 SB: 0 CS: 0	PA: 41
PITCHER	IP WLS BF H R ER SO BB IBB HBP BLK WP HR S P ERA WHIP																					
Freddy Garcia, R ERA: 3.18	(1, 1) 5.2 W 25 7 2 2 5 2 0 0 0 0 0 0 57 94 3.18 1.588																					
Jose Paniagua, R ERA: 6.75	(6, 1) 2.0 H 9 2 0 0 1 1 0 0 0 0 0 0 20 40 0.00 1.500																					
Jose Mesa, R ERA: 6.75	(8, 1) 1.1 S 7 1 1 1 0 2 0 0 0 0 0 0 0 15 28 6.75 2.250																					

Chicago White Sox @ Seattle Mariners
The Kingdome, Seattle, WA
Wed Apr 07 1999, 10:35 PM EDT
Att: 21,050 - Dome - 72 F

AB 36
R 3
H 10
RBI 3
BB 5
SO 6
LOB 18



Batter	1	2	3	4	5	6	7	8	9	AB	R	H	RBI	BB	SO	LOB	BOTTOM			
Carlos Guillen, S OBP: 0.214, SLG: 0.429	(1, 6) K	(3, 2) G1-3		(0, 1) SH1-3	(1, 2) F9 1B		(1, 2) P6			4	0	1	1	0	1	3				
David Bell, R (1, 4)	(1, 1) G6-3		(3, 2) L6	(2, 2) 1B HBP	(3, 2) F9		(2, 0) G6-3			4	1	0	0	0	0	1				
Ken Griffey Jr., L OBP: 0.692, SLG: 1.300	(1, 8) HR		(1, 0) F7 1B	(2, 1) BB 1B	(1, 3) 2, H 1B	(4, 1) BB	(1, 1) 2B 1B			4	2	4	2	1	0	0				
Edgar Martinez, R OBP: 0.385, SLG: 0.364	(1, 10) G6-3		(4, 0) BB	(0, 0) BB 1B	(1, 2) 3, H 1B	(1, 0) P6	(1, 1) 1, H 2B			4	0	2	2	1	0	1				
David Segui, S OBP: 0.154, SLG: 0.083		(0, 1) E5 BB WP	(0, 0) F7	(0, 1) F7	(3, 2) F7	(3, 2) F7	(0, 0) F8			5	0	0	0	0	0	6				
Jay Buhner, R OBP: 0.385, SLG: 0.111		(1, 3) K	(4, 2) BB	(4, 2) BB	(1, 2) 2, 3 BB	(1, 3) K	(0, 0) G1-3			3	0	0	0	2	2	3				
John Mabry, L OBP: 0.143, SLG: 0.143		(0, 0) F8	(2, 3) K	(1, 1) G1-3						3	0	0	0	0	1	7				
Matt Mieske, R OBP: 1.000, SLG: 4.000										1	1	1	1	0	0	0				
Russ Davis, R OBP: 0.417, SLG: 1.091		(4, 2) BB BB		(1, 1) HR	(0, 1) 1B 2B		(2, 3) K			3	2	2	1	1	1	0				
Dan Wilson, R OBP: 0.375, SLG: 0.167		(4, 0) BB		(4, 1) HR	(1, 2) SH1-3 1B BB		(1, 3) K			2	1	0	0	2	1	1				
Inning Stats	R: 1 E: 0 K: 1 S: 9	H: 1 LOB: 0 BB: 0 P: 15	R: 0 E: 1 K: 1 S: 13	H: 0 LOB: 2 BB: 2 P: 25	R: 0 E: 0 K: 1 S: 10	H: 1 LOB: 2 BB: 2 P: 24	R: 3 E: 0 K: 0 S: 17	H: 3 LOB: 3 BB: 2 P: 31	R: 1 E: 0 K: 1 S: 11	H: 2 LOB: 0 BB: 0 P: 16	R: 0 E: 0 K: 1 S: 8	H: 0 LOB: 1 BB: 1 P: 19	R: 1 E: 0 K: 2 S: 11	H: 1 LOB: 0 BB: 0 P: 15	R: 1 E: 0 K: 0 S: 7	H: 2 LOB: 1 BB: 0 P: 11	1B: 5 2B: 2 3B: 0 HR: 3	SF: 0 SAC: 1 DP: 0 HBP: 1	WP: 1 PB: 0 SB: 1 CS: 0	PA: 42
PITCHER	IP WLS BF H R ER SO BB IBB HBP BLK WP HR S P ERA WHIP																			
John Snyder, R ERA: 9.0	(1, 1) 3.0 L 18 3 3 3 3 3 0 0 0 0 0 0 33 58 9.00 2.667																			
Sean Lowe, R ERA: 6.0	(4, 1) 3.0 15 4 2 2 1 2 0 1 0 0 0 0 33 58 6.00 2.000																			
Bryan Ward, L ERA: 9.0	(7, 1) 2.0 9 3 2 2 2 0 0 0 0 0 0 1 18 26 9.00 1.500																			

Chicago White Sox @ Seattle Mariners
The Kingdome, Seattle, WA
Wed Apr 07 1999, 10:35 PM EDT
Att: 21,050 - Dome - 72 F

AB 33
R 7
H 10
RBI 7
BB 7
SO 6
LOB 22



Batter	1	2	3	4	5	6	7	8	9	AB	R	H	RBI	BB	SO	LOB	TOP								
Carlos Beltrán, S OBP: 0.294, SLG: 0.353	F9	FC5-4 1B		G1-3		K		K		5	0	1	0	0	2	2	Kansas City Royals @ Chicago White Sox Comiskey Park, Chicago, IL Fri Apr 09 1999, 4:05 PM EDT Att: 26,243 - Overcast - 43 F								
Joe Randa, R OBP: 0.176, SLG: 0.353	G4-6-3 1B	FC5-4 1-2			SF9 1B	K		G1-3		5	1	2	0	0	1	3									
Johnny Damon, L OBP: 0.118, SLG: 0.063	G4-6-3 1-2				E1 SF9 E	K		P2		5	1	0	0	0	2	3									
Jeff King, R OBP: 0.294, SLG: 0.083		2B BB		P4	SF9			L7		3	1	0	1	1	0	0									
29 Mike Sweeney R OBP: 0.667, SLG: 1.286		BB		G4-3	E HR					4	3	3	2	1	0	0									
Jermaine Dye, R OBP: 0.235, SLG: 0.188		2B			E HR			HR		5	2	2	1	0	1	4									
Scott Leius, R Scott Pose, L	K			F9	HR			F9		4	1	1	3	0	1	3									
Rey Sanchez, R OBP: 0.250, SLG: 0.375	2B			F8	G4-3			P3		5	1	1	1	0	0	4									
Carlos Febles, R OBP: 0.333, SLG: 0.455	1B			E8	G4-3					4	0	3	1	0	0	0									
Inning Stats	R: 0 E: 0 K: 0 S: 8	H: 1 LOB: 0 BB: 0 P: 13	R: 3 E: 0 K: 1 S: 16	H: 4 LOB: 2 BB: 1 P: 24	R: 0 E: 0 K: 1 S: 7	H: 0 LOB: 0 BB: 0 P: 10	R: 1 E: 1 K: 0 S: 7	H: 2 LOB: 1 BB: 0 P: 10	R: 5 E: 2 K: 0 S: 14	H: 2 LOB: 0 BB: 1 P: 23	R: 0 E: 0 K: 3 S: 9	H: 0 LOB: 0 BB: 0 P: 12	R: 1 E: 0 K: 0 S: 13	H: 2 LOB: 1 BB: 0 P: 18	R: 0 E: 0 K: 1 S: 12	H: 1 LOB: 1 BB: 0 P: 15		R: 0 E: 1 K: 1 S: 11	H: 1 LOB: 2 BB: 0 P: 14	1B: 6 2B: 5 3B: 0 HR: 2	SF: 1 SAC: 0 DP: 1 HBP: 0	WP: 0 PB: 0 SB: 0 CS: 0	PA: 44		
PITCHER	IP	WLS	BF	H	R	ER	SO	BB	IBB	HBP	BLK	WP	HR	S	P	ERA	WHIP								
Mike Sirota, L ERA: 5.4	5.0	L	27	9	9	3	2	2	0	0	0	0	1	52	80	5.40	2.200								
David Lundquist, R ERA: 3.0	2.0		8	2	1	1	3	0	0	0	0	0	1	22	30	4.50	1.000								
Bryan Ward, L ERA: 6.0	1.0		4	1	0	0	1	0	0	0	0	0	0	12	15	0.00	1.000								
Keith Foulke, R ERA:	1.0		5	1	0	0	1	0	0	0	0	0	0	11	14	0.00	1.000								


Batter	1	2	3	4	5	6	7	8	9	AB	R	H	RBI	BB	SO	LOB	BOTTOM								
Ray Durham, S OBP: 0.421, SLG: 0.724	G6-3		L9-6 1B		L7	F7			G4-3	5	0	1	1	0	0	4	Kansas City Royals @ Chicago White Sox Comiskey Park, Chicago, IL Fri Apr 09 1999, 4:05 PM EDT Att: 26,243 - Overcast - 43 F								
Mike Canuso, S OBP: 0.316, SLG: 0.235	K		G6-3		L7			G3		4	0	0	0	0	1	3									
Frank Thomas, R OBP: 0.667, SLG: 1.000	HR		IBB		F8			G4-6-3 1B		3	1	2	1	1	0	2									
14 Paul Konerko, R OBP: 0.231, SLG: 0.417	G1-3		L9-6			BB E 1B		G4-6-3		4	1	1	0	0	0	3									
Magglio Ordonez, R OBP: 0.333, SLG: 0.588		HR			F9	BB E FC4-6 1B		G6-3		4	2	2	1	0	0	0									
Greg Norton, S OBP: 0.353, SLG: 0.154	G6-3				G1-3	FC4-6 BB E		G4-3		3	0	0	0	1	0	0									
25 Jeff Abbott, R OBP: 0.077, SLG: 0.308	F7				G5-3	E6 FC4-6		G6-3		4	0	0	1	0	0	2									
Brook Fordyce, R OBP: 0.308, SLG: 0.273	G4-3				1B	F8		G6-3 BB		3	0	1	0	1	0	3									
McKay Christensen, L OBP: 0.375, SLG: 0.500			2B		1B	FC4-6		G6-3		4	1	2	1	0	0	3									
Inning Stats	R: 1 E: 0 K: 1 S: 10	H: 1 LOB: 0 BB: 0 P: 19	R: 1 E: 0 K: 0 S: 9	H: 1 LOB: 0 BB: 0 P: 13	R: 1 E: 0 K: 0 S: 10	H: 2 LOB: 1 BB: 1 P: 22	R: 0 E: 0 K: 0 S: 6	H: 0 LOB: 0 BB: 0 P: 9	R: 0 E: 1 K: 0 S: 15	H: 2 LOB: 2 BB: 1 P: 21	R: 2 E: 1 K: 0 S: 12	H: 2 LOB: 2 BB: 1 P: 23	R: 0 E: 0 K: 0 S: 8	H: 1 LOB: 0 BB: 0 P: 13	R: 0 E: 0 K: 0 S: 6	H: 0 LOB: 0 BB: 0 P: 6		R: 0 E: 0 K: 0 S: 6	H: 0 LOB: 0 BB: 1 P: 15	1B: 6 2B: 2 3B: 0 HR: 2	SF: 0 SAC: 0 DP: 3 HBP: 0	WP: 0 PB: 0 SB: 1 CS: 0	PA: 37		
PITCHER	IP	WLS	BF	H	R	ER	SO	BB	IBB	HBP	BLK	WP	HR	S	P	ERA	WHIP								
Brian Barber, R ERA: 5.4	5.0	W	21	6	3	3	1	0	1	0	0	0	0	50	84	5.40	1.200								
Jay Witasick, R ERA: 9.0	1.0		7	2	2	1	0	1	0	0	0	0	0	12	23	9.00	3.000								
Jose Santiago, R ERA:	2.0		6	1	0	0	0	0	0	0	0	0	0	14	19	0.00	0.500								
Matt Whisenant, L ERA:	1.0		3	0	0	0	0	1	0	0	0	0	0	6	15	0.00	1.000								

Batter	1	2	3	4	5	6	7	8	9	AB	R	H	RBI	BB	SO	LOB	TOP				
Carlos Beltrán, S OBP: 0.364, SLG: 0.619	3-2 F9 29 WP 2B	3-1 HR	0-0 SF4		3-2 G3-1			2-2 BB 1B		4	2	3	2	0	0	0					
Joe Randa, R OBP: 0.182, SLG: 0.286	1-2 F9 2-3	2-1 G4-3	2-3 K			2-2 E5 F7		1 SAFE 4-2 BB 1-2 BB		4	0	0	0	1	1	2					
Johnny Damon, L OBP: 0.182, SLG: 0.100	4-1 29 WP 29 BB 1B	0-0 E S 1B		1-0 P6		3-1 F7 1-2		2-0 P4		4	1	1	0	1	0	3					
Jeff King, R OBP: 0.318, SLG: 0.125	1 SAFE 4-0 29 WP 1B	3-1 G6-3		1-0 29 1B		0-1 E5		0-1 P4		4	1	1	0	1	0	3					
29 Mike Sweeney, R OBP: 0.643, SLG: 1.000	3-2 1B		1-1 SH2-3 1B	2-1 1B		1-0 G5-3		3-2 G1-3		5	1	3	2	0	0	1					
Jermaine Dye, R OBP: 0.364, SLG: 0.333	2-0 FC6-4 1B		1-0 SH2-3 1B	2-1 P5		0-0 G4-6-3 1B		2-0 HR 1B		5	2	4	0	0	0	2					
Chad Kreuter, S	2-0 F7		1-0 SH2-3	1-1 G4-3		0-0 G4-6-3 1-2		1 SAFE 1-0 F8		4	0	0	0	0	0	6					
Rey Sanchez, R OBP: 0.286, SLG: 0.524	0-2 FC6-4 1-2		1-2 2B SF4 1B		1-1 F9		2-1 G6-3		0-0 HR	5	2	2	4	0	0	2					
Carlos Febles, R OBP: 0.294, SLG: 0.438		0-0 B2-3	2-2 2B SF4 1B		1-0 G4-3			1-0 F9	0-3 K	5	0	1	0	0	1	0					
Inning Stats	R: 3 E: 0 K: 0 S: 16	H: 3 LOB: 2 BB: 2 P: 35	R: 1 E: 0 K: 0 S: 8	H: 2 LOB: 1 BB: 0 P: 16	R: 3 E: 0 K: 1 S: 15	H: 4 LOB: 1 BB: 0 P: 23	R: 0 E: 0 K: 0 S: 8	H: 2 LOB: 2 BB: 0 P: 15	R: 0 E: 0 K: 0 S: 9	H: 0 LOB: 1 BB: 0 P: 15	R: 0 E: 2 K: 0 S: 4	H: 1 LOB: 0 BB: 0 P: 6	R: 0 E: 0 K: 0 S: 11	H: 1 LOB: 2 BB: 1 P: 20	R: 2 E: 0 K: 1 S: 14	H: 2 LOB: 0 BB: 0 P: 20	1B: 11 2B: 2 HR: 2	SF: 1 SAC: 1 HBP: 0	WP: 1 PB: 0 SB: 1 CS: 0	PA: 45	
PITCHER	IP WLS BF H R ER SO BB IBB HBP BLK WP HR S P ERA WHIP	IP WLS BF H R ER SO BB IBB HBP BLK WP HR S P ERA WHIP	IP WLS BF H R ER SO BB IBB HBP BLK WP HR S P ERA WHIP	IP WLS BF H R ER SO BB IBB HBP BLK WP HR S P ERA WHIP	IP WLS BF H R ER SO BB IBB HBP BLK WP HR S P ERA WHIP	IP WLS BF H R ER SO BB IBB HBP BLK WP HR S P ERA WHIP	IP WLS BF H R ER SO BB IBB HBP BLK WP HR S P ERA WHIP	IP WLS BF H R ER SO BB IBB HBP BLK WP HR S P ERA WHIP	IP WLS BF H R ER SO BB IBB HBP BLK WP HR S P ERA WHIP	IP WLS BF H R ER SO BB IBB HBP BLK WP HR S P ERA WHIP	IP WLS BF H R ER SO BB IBB HBP BLK WP HR S P ERA WHIP	IP WLS BF H R ER SO BB IBB HBP BLK WP HR S P ERA WHIP	IP WLS BF H R ER SO BB IBB HBP BLK WP HR S P ERA WHIP	IP WLS BF H R ER SO BB IBB HBP BLK WP HR S P ERA WHIP	IP WLS BF H R ER SO BB IBB HBP BLK WP HR S P ERA WHIP	IP WLS BF H R ER SO BB IBB HBP BLK WP HR S P ERA WHIP	IP WLS BF H R ER SO BB IBB HBP BLK WP HR S P ERA WHIP	IP WLS BF H R ER SO BB IBB HBP BLK WP HR S P ERA WHIP	IP WLS BF H R ER SO BB IBB HBP BLK WP HR S P ERA WHIP	IP WLS BF H R ER SO BB IBB HBP BLK WP HR S P ERA WHIP	IP WLS BF H R ER SO BB IBB HBP BLK WP HR S P ERA WHIP
Jaime Navarro, R ERA: 27.0	(1, 1)	2.1 L	17 8	7 7	7 0	0 0	2 0	0 0	0 0	0 0	1 1	32 63	27.00	4.286							
Sean Lowe, R ERA: 2.35	(3, 1)	4.2	18 4	0 0	0 1	0 0	0 0	0 0	0 0	0 0	0 34	58	0.00	0.857							
41 Bill Simas, R ERA: 9.0	(8, 1)	1.0	5 1	0 0	0 1	0 0	0 0	0 0	0 0	0 0	0 11	20	0.00	2.000							
Bob Howry, R ERA: 9.0	(9, 1)	1.0	5 2	2 2	2 1	0 0	0 0	0 0	0 0	0 1	14 20	20	18.00	2.000							
Batter	1	2	3	4	5	6	7	8	9	AB	R	H	RBI	BB	SO	LOB	BOTTOM				
Ray Durham, S OBP: 0.333, SLG: 0.565	1-2 G4-3		2-2 F7	0-1 F7			0-2 G1-3		1-3 K	5	0	0	0	0	1	4					
Mike Canuso, S OBP: 0.346, SLG: 0.286	3-1 G6-3		3-2 G5-3		1-0 L6-3 1B		1-1 2-3 1B			4	0	2	0	0	0	1					
Frank Thomas, R OBP: 0.636, SLG: 0.938	2-1 1B			4-2 14 1B BB	0-0 L6-3		2-0 SF9			2	1	1	1	1	0	1					
14 Paul Konerko, R OBP: 0.235, SLG: 0.375	1-1 F7			0-2 1B SF7 1B	1-1 P6		3-2 G4-3			4	1	1	0	0	0	2					
Magglio Ordonez, R OBP: 0.318, SLG: 0.524		0-1 P4		2-2 25 FC4-6 1B		1-2 G6-3		2-3 K		4	0	1	1	0	1	0					
Greg Norton, S OBP: 0.333, SLG: 0.133		3-1 L5		3-2 SF7		4-1 BB		2-3 K		2	0	0	1	1	1	0					
25 Jeff Abbott, R OBP: 0.059, SLG: 0.235		2-0 G6-3		3-H 2-2 FC4-6 1B		2-3 K		2-2 G6-3		4	1	0	0	0	1	2					
Mark Johnson, L			2-2 F9	4-1 1B BB		1-3 K		2-1 P4		2	0	0	0	1	1	1					
Chris Singleton, L (9, PH)				1-2 BB						1	0	0	0	0	0	0					
McKay Christensen, L OBP: 0.500, SLG: 0.545			4-1 BB	1-1 1-3 2-H 1B		1-1 1B SF9 1B		2-2 P2		3	1	2	1	1	0	0					
Inning Stats	R: 0 E: 0 K: 0 S: 10	H: 1 LOB: 1 BB: 0 P: 17	R: 0 E: 0 K: 0 S: 5	H: 0 LOB: 0 BB: 0 P: 10	R: 0 E: 0 K: 0 S: 11	H: 3 LOB: 2 BB: 1 P: 22	R: 3 E: 0 K: 0 S: 19	H: 3 LOB: 2 BB: 2 P: 35	R: 0 E: 0 K: 2 S: 4	H: 0 LOB: 1 BB: 1 P: 19	R: 1 E: 0 K: 0 S: 12	H: 2 LOB: 1 BB: 0 P: 19	R: 0 E: 0 K: 2 S: 10	H: 0 LOB: 0 BB: 0 P: 16	R: 0 E: 0 K: 1 S: 9	H: 0 LOB: 0 BB: 0 P: 14	1B: 7 2B: 1 HR: 0	SF: 2 SAC: 0 HBP: 0	WP: 0 PB: 0 SB: 0 CS: 0	PA: 37	
PITCHER	IP WLS BF H R ER SO BB IBB HBP BLK WP HR S P ERA WHIP	IP WLS BF H R ER SO BB IBB HBP BLK WP HR S P ERA WHIP	IP WLS BF H R ER SO BB IBB HBP BLK WP HR S P ERA WHIP	IP WLS BF H R ER SO BB IBB HBP BLK WP HR S P ERA WHIP	IP WLS BF H R ER SO BB IBB HBP BLK WP HR S P ERA WHIP	IP WLS BF H R ER SO BB IBB HBP BLK WP HR S P ERA WHIP	IP WLS BF H R ER SO BB IBB HBP BLK WP HR S P ERA WHIP	IP WLS BF H R ER SO BB IBB HBP BLK WP HR S P ERA WHIP	IP WLS BF H R ER SO BB IBB HBP BLK WP HR S P ERA WHIP	IP WLS BF H R ER SO BB IBB HBP BLK WP HR S P ERA WHIP	IP WLS BF H R ER SO BB IBB HBP BLK WP HR S P ERA WHIP	IP WLS BF H R ER SO BB IBB HBP BLK WP HR S P ERA WHIP	IP WLS BF H R ER SO BB IBB HBP BLK WP HR S P ERA WHIP	IP WLS BF H R ER SO BB IBB HBP BLK WP HR S P ERA WHIP	IP WLS BF H R ER SO BB IBB HBP BLK WP HR S P ERA WHIP	IP WLS BF H R ER SO BB IBB HBP BLK WP HR S P ERA WHIP	IP WLS BF H R ER SO BB IBB HBP BLK WP HR S P ERA WHIP	IP WLS BF H R ER SO BB IBB HBP BLK WP HR S P ERA WHIP	IP WLS BF H R ER SO BB IBB HBP BLK WP HR S P ERA WHIP	IP WLS BF H R ER SO BB IBB HBP BLK WP HR S P ERA WHIP	
Jim Pittsley, R ERA: 5.4	(1, 1)	5.0 W	22 5	3 3	3 3	0 0	3 0	0 0	0 0	0 0	0 49	90	5.40	1.600							
Don Wengert, R ERA: 4.05	(6, 1)	2.0	9 2	1 1	1 2	1 0	0 0	0 0	0 0	0 0	23 38	38	4.50	1.500							
Scott Service, R ERA: 9.0	(8, 1)	2.0 S	6 0	0 0	0 3	0 0	0 0	0 0	0 0	0 0	19 30	30	0.00	0.000							

Kansas City Royals @ Chicago White Sox
Comiskey Park, Chicago, IL
Sat Apr 10 1999, 2:05 PM EDT
Att: 11,908 - Sunny - 60 F

livebaseballscores.com


AB 40
R 9
H 15
RBI 8
BB 3
SO 2
LOB 19



Kansas City Royals @ Chicago White Sox
Comiskey Park, Chicago, IL
Sat Apr 10 1999, 2:05 PM EDT
Att: 11,908 - Sunny - 60 F

livebaseballscores.com

AB 31
R 4
H 7
RBI 4
BB 4
SO 5
LOB 11



Batter	1	2	3	4	5	6	7	8	9	AB	R	H	RBI	BB	SO	LOB	TOP						
Carlos Beltrán, S OBP: 0.370, SLG: 0.577 (1, 8)	G4-3 ①		1-2 CS 1B ⑤		3-1 G5-3 ③		1-1 BB 1B ①		1 SAFE 2-2 F7 ③	5	0	2	0	0	0	1							
Joe Randa, R OBP: 0.231, SLG: 0.417 (1, 5)	HR		2-1 G4-3 ①		3-1 G6-3 ①		4-2 BB ①			3	1	1	1	1	0	1							
Johnny Damon, L OBP: 0.192, SLG: 0.167 (1, 7)	2B		1-2 P5 ③		1-0 G3-1 ②		1-3 K ③			4	0	1	0	0	1	3							
Jeff King, R OBP: 0.346, SLG: 0.316 (1, 3)	G6-3 ②			4-2 29 G6-4-3 BB ①		0-0 HR		2-2 F7 ①		3	1	1	1	1	0	1							
29 Mike Sweeney, R OBP: 0.556, SLG: 1.000 (1, 10)	G6-3 ③		0-0 G6-4-3 ①		2-2 HR		1-2 F9 ②			4	1	1	1	0	0	2							
Jermaine Dye, R OBP: 0.385, SLG: 0.333 (1, 9)		3-1 1B ①		4-2 BB ①		0-0 G6-3 ③		3-2 F9 ③		3	0	1	0	1	0	0							
Chad Kreuter, S (1, 2)		2-1 F7 ①		1-3 K ③		1-0 G4-3 ①		1-1 G6-3 ①		4	0	0	0	0	1	2	AB 33						
Rey Sanchez, R OBP: 0.240, SLG: 0.440 (1, 6)		1-3 K ②		0-0 L6 ①		0-1 B5-3 ②		2-2 P3 ②		4	0	0	0	0	1	1	R 3						
Carlos Febles, R OBP: 0.333, SLG: 0.421 (1, 4)		0-1 L8 ③		1-3 K ②		0-0 BB 1B 1B ①		4-2 S BB ①		3	0	1	0	1	1	1	H 8						
Inning Stats	R: 1 E: 0 K: 0 S: 12	H: 2 LOB: 1 BB: 0 P: 15	R: 0 E: 0 K: 1 S: 10	H: 1 LOB: 1 BB: 0 P: 15	R: 0 E: 0 K: 0 S: 9	H: 1 LOB: 0 BB: 2 P: 13	R: 0 E: 0 K: 1 S: 13	H: 0 LOB: 1 BB: 2 P: 22	R: 0 E: 0 K: 1 S: 6	H: 0 LOB: 0 BB: 0 P: 10	R: 2 E: 0 K: 0 S: 9	H: 2 LOB: 3 BB: 1 P: 15	R: 0 E: 0 K: 1 S: 11	H: 2 LOB: 3 BB: 1 P: 18	R: 0 E: 0 K: 0 S: 10	H: 0 LOB: 0 BB: 0 P: 16	R: 0 E: 0 K: 0 S: 11	H: 0 LOB: 1 BB: 1 P: 20	1B: 4 2B: 1 3B: 0 HR: 3	SF: 0 SAC: 0 DP: 1 HBP: 0	WP: 0 PB: 0 SB: 1 CS: 1	PA: 37	
PITCHER	IP WLS BF H R ER SO BB IBB HBP BLK WP HR S P ERA WHIP	6.2 L 29 8 3 3 3 3 0 0 0 0 3 67 104 4.05 1.650	0.1 1 0 0 0 1 0 0 0 0 0 0 0 3 4 0.00 0.000	2.0 7 0 0 0 0 1 0 0 0 0 0 0 21 36 0.00 0.500																			

Kansas City Royals @ Chicago White Sox
Comiskey Park, Chicago, IL
Sun Apr 11 1999, 2:05 PM EDT
Att: 10,503 - Overcast - 50 F

AB	33
R	3
H	8
RBI	3
BB	4
SO	4
LOB	12



Batter	1	2	3	4	5	6	7	8	9	AB	R	H	RBI	BB	SO	LOB	BOTTOM						
Ray Durham, S OBP: 0.321, SLG: 0.500 (1, 4)	K ①		4-1 BB ③		0-2 G3-1 ③			2-2 G6-3 ②		3	0	0	0	1	1	0							
Mike Canuso, S OBP: 0.296, SLG: 0.240 (1, 6)	G3 ②		0-1 P4 ③			1-1 F7 ①		0-0 B3-4 ③		4	0	0	0	0	0	1							
Frank Thomas, R OBP: 0.692, SLG: 1.158 (1, 10)	1B ③			0-0 HR ①		4-2 BB ②		3-2 FC5 2B ①		3	1	3	1	1	0	0							
Jeff Liefer, L OBP: 0.333, SLG: 0.250 (1, 3)	F8 ③			1-3 K ①		2-3 K ②		0-0 G6-3 ①		4	0	0	0	0	2	3							
Magglio Ordonez, R OBP: 0.308, SLG: 0.458 (1, 9)		1-0 G5-3 ①		1-0 G5-3 ②		0-1 F9 ③		4-0 BB ①		3	0	0	0	1	0	1							
Chris Singleton, L OBP: 0.400, SLG: 0.400 (1, 7)		2-0 G3 ②		3-2 1B ①			2-2 G5-4-3 1B ①		2-3 K ②	4	0	2	0	0	1	2							
Darrin Jackson, R OBP: 0.529, SLG: 1.059 (1, 8)		2-1 F8 ③		0-0 G4-3 ③			2-2 L6 ①		2-1 FC5 ③	4	0	0	0	0	0	4	AB 31						
Craig Wilson, R (1, 5)			1-2 G4-3 ①		1-1 P4 ①		1-0 G5-4-3 ②			3	0	0	0	0	0	1	R 1						
Brook Fordyce, R OBP: 0.287, SLG: 0.231 McKay Christensen, L OBP: 0.462, SLG: 0.950 Mark Johnson, L (8, PH) (9, 2)			3-1 L7 ②		3-3 K ②			1-3 K ①		2	0	0	0	0	1	0	H 5						
Inning Stats	R: 0 E: 0 K: 1 S: 10	H: 1 LOB: 0 BB: 0 P: 14	R: 0 E: 0 K: 0 S: 4	H: 0 LOB: 0 BB: 0 P: 9	R: 0 E: 0 K: 0 S: 8	H: 0 LOB: 1 BB: 1 P: 16	R: 1 E: 0 K: 1 S: 11	H: 2 LOB: 1 BB: 0 P: 16	R: 0 E: 0 K: 1 S: 10	H: 0 LOB: 0 BB: 0 P: 14	R: 0 E: 0 K: 1 S: 12	H: 0 LOB: 1 BB: 1 P: 19	R: 0 E: 0 K: 0 S: 10	H: 1 LOB: 0 BB: 0 P: 15	R: 0 E: 0 K: 1 S: 8	H: 0 LOB: 0 BB: 0 P: 11	R: 0 E: 0 K: 1 S: 10	H: 1 LOB: 2 BB: 1 P: 21	1B: 3 2B: 1 3B: 0 HR: 1	SF: 0 SAC: 0 DP: 1 HBP: 0	WP: 0 PB: 0 SB: 0 CS: 0	PA: 34	
PITCHER	IP WLS BF H R ER SO BB IBB HBP BLK WP HR S P ERA WHIP	6.0 W 24 4 1 1 4 2 0 0 0 0 0 13 19 0.00 0.000	2.0 H 5 0 0 0 1 0 0 0 0 0 0 13 19 0.00 0.000	1.0 S 5 1 0 0 1 1 0 0 0 0 0 10 21 0.00 2.000																			

Kansas City Royals @ Chicago White Sox
Comiskey Park, Chicago, IL
Sun Apr 11 1999, 2:05 PM EDT
Att: 10,503 - Overcast - 50 F

AB	31
R	1
H	5
RBI	1
BB	3
SO	6
LOB	12



Batter	1	2	3	4	5	6	7	8	9	AB	R	H	RBI	BB	SO	LOB	TOP										
Ray Durham, S OBP: 0.303, SLG: 0.452	1-1 BB G1-3 1B	3-3 K			1-1 L7		2-1 L6		1-1 L9	5	0	1	0	0	1	2	Chicago White Sox @ Boston Red Sox Fenway Park, Boston, MA Tue Apr 13 1999, 1:05 PM EDT Att: 31,874 - Cloudy - 47 F										
Mike Caruso, S OBP: 0.291, SLG: 0.233	0-0 G1-3	1-3 K			0-1 P7		0-2 2B 1B		0-1 G4-3	5	0	1	0	0	1	3											
Frank Thomas, R OBP: 0.677, SLG: 1.091	4-2 BB BB				4-1 S BB		2-2 1-3 2B		2-2 G6-3	3	0	1	0	2	0	0											
Jeff Liefer, L OBP: 0.308, SLG: 0.182	1-3 K				2-2 L8		4-0 BB			3	0	0	0	1	1	3											
Magglio Ordonez, R OBP: 0.300, SLG: 0.407	4-0 1-2 2-3 BB				3-3 K		0-1 G6-3		3-1 G1-3	3	0	0	0	1	1	3											
14 Paul Konerko, R OBP: 0.238, SLG: 0.350	0-3 K				1-0 FC6-4 1B		0-1 G1-3		3-1 E3	4	0	1	0	0	1	3											
Greg Norton, S OBP: 0.320, SLG: 0.158		3-1 F7			1-0 P6		2-2 FC6-4 1B		0-3 K	4	0	1	0	0	1	2											
Brook Fordyce, R OBP: 0.263, SLG: 0.235		2-1 1B 1B			1-2 FC6-4 1-2		1-2 FC6-4 1-2		1-3 K	4	0	1	0	0	1	3											
McKay Christensen, L OBP: 0.412, SLG: 0.438		3-2 1-2 1B			2-1 P4		0-0 B1-3		3-2 L6	4	0	1	0	0	0	2											
Inning Stats	R: 0 E: 0 K: 2 S: 12	H: 1 LOB: 3 BB: 2 P: 22	R: 0 E: 0 K: 2 S: 14	H: 2 LOB: 2 BB: 0 P: 26	R: 0 E: 0 K: 1 S: 5	H: 0 LOB: 0 BB: 0 P: 9	R: 0 E: 0 K: 0 S: 7	H: 1 LOB: 1 BB: 0 P: 12	R: 0 E: 0 K: 0 S: 9	H: 0 LOB: 1 BB: 1 P: 16	R: 0 E: 0 K: 0 S: 10	H: 1 LOB: 1 BB: 0 P: 13	R: 0 E: 1 K: 2 S: 11	H: 2 LOB: 3 BB: 1 P: 22	R: 0 E: 1 K: 2 S: 13	H: 0 LOB: 1 BB: 0 P: 20	R: 0 E: 0 K: 0 S: 8	H: 0 LOB: 0 BB: 0 P: 11	1B: 6 2B: 1 3B: 0 HR: 0	SF: 0 SAC: 0 DP: 0 HBP: 0	WP: 0 PB: 0 SB: 1 CS: 0	PA: 39					
PITCHER	IP WLS BF ERA	WLS BF H R ER SO BB IBB HBP BLK WP HR S P ERA WHIP	IP WLS BF ERA	WLS BF H R ER SO BB IBB HBP BLK WP HR S P ERA WHIP	IP WLS BF ERA	WLS BF H R ER SO BB IBB HBP BLK WP HR S P ERA WHIP	IP WLS BF ERA	WLS BF H R ER SO BB IBB HBP BLK WP HR S P ERA WHIP	IP WLS BF ERA	WLS BF H R ER SO BB IBB HBP BLK WP HR S P ERA WHIP	IP WLS BF ERA	WLS BF H R ER SO BB IBB HBP BLK WP HR S P ERA WHIP	IP WLS BF ERA	WLS BF H R ER SO BB IBB HBP BLK WP HR S P ERA WHIP	IP WLS BF ERA	WLS BF H R ER SO BB IBB HBP BLK WP HR S P ERA WHIP	IP WLS BF ERA	WLS BF H R ER SO BB IBB HBP BLK WP HR S P ERA WHIP	IP WLS BF ERA	WLS BF H R ER SO BB IBB HBP BLK WP HR S P ERA WHIP	IP WLS BF ERA	WLS BF H R ER SO BB IBB HBP BLK WP HR S P ERA WHIP					
Bret Saberhagen, R ERA: 4.05	(1, 1)	6.2	W	29	6	0	0	5	3	0	0	0	0	0	0	0	0	0	0	0	0	0	0	0	0.00	1.350	
Derek Lowe, R ERA: 2.57	(7, 1)	1.1	H	7	1	0	0	2	1	0	0	0	0	0	0	0	0	0	0	0	0	0	0	0	0	0.00	1.500
Mark Guthrie, L ERA:	(9, 1)	1.0		3	0	0	0	0	0	0	0	0	0	0	0	0	0	0	0	0	0	0	0	0	0.00	0.000	

Batter	1	2	3	4	5	6	7	8	9	AB	R	H	RBI	BB	SO	LOB	BOTTOM									
Jose Offerman, S OBP: 0.500, SLG: 0.844	2-3 K	0-1 1B 3B			1-0 F9		4-0 IBB			3	1	1	2	1	1	0	Chicago White Sox @ Boston Red Sox Fenway Park, Boston, MA Tue Apr 13 1999, 1:05 PM EDT Att: 31,874 - Cloudy - 47 F									
Darren Lewis, R OBP: 0.303, SLG: 0.207	1-1 BB 1B	0-1 1B			3-2 L9		0-3 K			4	0	2	1	0	1	2										
John Valentin, R OBP: 0.250, SLG: 0.464	2-2 F7-5 1B				3-2 G6-3		0-0 L7		4-2 BB HR BB	3	1	1	0	1	0	0										
Mike Stanley, R OBP: 0.615, SLG: 0.579	4-2 1-2 2-3 BB				0-1 F9		4-2 G2-3 BB		4-2 HR BB	1	1	0	0	3	0	0										
Troy O'Leary, L OBP: 0.387, SLG: 0.630	0-0 F7-5				1-0 L9		2-1 G2-3		0-2 HR	4	1	1	3	0	0	4										
Damon Buford, R OBP: 0.308, SLG: 0.273		2-2 P6			2-2 P3		0-0 G5-3		0-0 L5	4	0	0	0	0	0	1										
Jeff Frye, R OBP: 0.440, SLG: 0.300		1-1 L6			2-1 G4-3		0-0 SH1-3 1B		1-0 G6-3 1B	4	0	2	0	0	0	0										
Jason Varitek, S OBP: 0.267, SLG: 0.154		4-2 BB 3B BB			1-3 K		0-0 SH1-3		2-0 G6-3	2	1	0	0	1	1	1										
Donnie Sadler, R OBP: 0.263, SLG: 0.389		1-2 3B BB			0-0 B3		1-3 K			2	1	0	0	1	1	1										
Inning Stats	R: 0 E: 0 K: 1 S: 12	H: 2 LOB: 2 BB: 1 P: 21	R: 3 E: 0 K: 0 S: 14	H: 2 LOB: 1 BB: 2 P: 25	R: 0 E: 0 K: 0 S: 6	H: 0 LOB: 0 BB: 0 P: 10	R: 0 E: 0 K: 1 S: 8	H: 0 LOB: 0 BB: 0 P: 13	R: 0 E: 0 K: 0 S: 6	H: 0 LOB: 0 BB: 0 P: 10	R: 0 E: 0 K: 0 S: 7	H: 0 LOB: 1 BB: 1 P: 13	R: 0 E: 0 K: 2 S: 9	H: 1 LOB: 2 BB: 1 P: 14	R: 3 E: 0 K: 0 S: 10	H: 2 LOB: 2 BB: 2 P: 21	R: 0 E: 0 K: 0 S: 8	H: 0 LOB: 0 BB: 0 P: 11	1B: 5 2B: 1 3B: 1 HR: 1	SF: 0 SAC: 1 DP: 2 HBP: 0	WP: 0 PB: 0 SB: 0 CS: 0	PA: 35				
PITCHER	IP WLS BF ERA	WLS BF H R ER SO BB IBB HBP BLK WP HR S P ERA WHIP	IP WLS BF ERA	WLS BF H R ER SO BB IBB HBP BLK WP HR S P ERA WHIP	IP WLS BF ERA	WLS BF H R ER SO BB IBB HBP BLK WP HR S P ERA WHIP	IP WLS BF ERA	WLS BF H R ER SO BB IBB HBP BLK WP HR S P ERA WHIP	IP WLS BF ERA	WLS BF H R ER SO BB IBB HBP BLK WP HR S P ERA WHIP	IP WLS BF ERA	WLS BF H R ER SO BB IBB HBP BLK WP HR S P ERA WHIP	IP WLS BF ERA	WLS BF H R ER SO BB IBB HBP BLK WP HR S P ERA WHIP	IP WLS BF ERA	WLS BF H R ER SO BB IBB HBP BLK WP HR S P ERA WHIP	IP WLS BF ERA	WLS BF H R ER SO BB IBB HBP BLK WP HR S P ERA WHIP	IP WLS BF ERA	WLS BF H R ER SO BB IBB HBP BLK WP HR S P ERA WHIP	IP WLS BF ERA	WLS BF H R ER SO BB IBB HBP BLK WP HR S P ERA WHIP	IP WLS BF ERA	WLS BF H R ER SO BB IBB HBP BLK WP HR S P ERA WHIP		
Jim Parque, L ERA: 4.05	(1, 1)	6.2	L	28	5	3	3	3	4	1	0	0	0	0	0	0	0	0	0	0	0	0	0	0	0.00	1.350
David Lundquist, R ERA: 8.1	(7, 1)	0.1		3	0	2	2	1	2	0	0	0	0	0	0	0	0	0	0	0	0	0	0	0	54.00	6.000
Bryan Ward, L ERA: 6.23	(8, 1)	1.0		4	2	1	1	0	0	0	0	0	0	0	0	0	0	0	0	0	0	0	0	0	9.00	2.000

Batter	1	2	3	4	5	6	7	8	9	AB	R	H	RBI	BB	SO	LOB	TOP										
Ray Durham, S OBP: 0.263, SLG: 0.389	1-1 P6		3-3 K		0-3 K		2-3 K		2-3 K	5	0	0	0	0	4	3	Chicago White Sox @ Boston Red Sox Fenway Park, Boston, MA Thu Apr 15 1999, 6:05 PM EDT Att: 22,461 - Unknown - 49 F livebaseballscorecards.com										
Mike Caruso, S OBP: 0.250, SLG: 0.206	1-1 E3 1B PB		0-1 B3		0-2 P6			0-0 G6-3		4	1	0	0	0	0	1											
Frank Thomas, R OBP: 0.657, SLG: 1.000 Craig Wilson, R (8, 5)	3-2 PB 1-3 1B		2-1 P3			3-3 K		3-1 CS 1B		4	0	2	0	0	1	1											
Magglio Ordonez, R OBP: 0.324, SLG: 0.400	2-1 P5			0-1 G5-3		2-0 14 1B FC6-4		4-2 14 CS BB		3	1	1	0	1	0	1											
14 Paul Konerko, R OBP: 0.320, SLG: 0.458 Chris Singleton, L (9, PR) OBP: 0.300, SLG: 0.400	1-1 P3			0-0 2B 1B		1 SAFE 0-0 FC6-4 1B		2-2 CS	1-2 25 SH1 SF7 2B	4	1	3	0	0	0	1											
Greg Norton, S OBP: 0.379, SLG: 0.238		4-2 25 CS BB		1-0 2B		1-2 FC6-4 1B			4-2 25 SH1 BB	2	0	1	2	2	0	1											
25 Jeff Abbott, R OBP: 0.050, SLG: 0.200		3-3 K		2-3 K					0-0 SH1	3	0	0	0	0	3	3											
Mark Johnson, L (1, 2)		1-3 K		1-2 G4-3			2-3 K		4-1 BB	3	0	0	0	1	2	1											
McKay Christensen, L OBP: 0.381, SLG: 0.421			2-2 B3 E 1B		0-1 B5-3		2-3 K		2-2 SF7	3	0	1	1	0	1	0											
Inning Stats	R: 1 E: 1 K: 0 S: 14	H: 1 LOB: 1 BB: 0 P: 22	R: 0 E: 0 K: 2 S: 8	H: 0 LOB: 0 BB: 1 P: 16	R: 0 E: 1 K: 1 S: 11	H: 1 LOB: 1 BB: 0 P: 18	R: 1 E: 0 K: 1 S: 10	H: 2 LOB: 1 BB: 0 P: 14	R: 0 E: 0 K: 1 S: 8	H: 0 LOB: 0 BB: 0 P: 8	R: 1 E: 0 K: 2 S: 13	H: 2 LOB: 1 BB: 0 P: 21	R: 0 E: 0 K: 3 S: 10	H: 0 LOB: 0 BB: 0 P: 16	R: 0 E: 0 K: 0 S: 7	H: 1 LOB: 1 BB: 1 P: 16		R: 1 E: 0 K: 1 S: 17	H: 1 LOB: 2 BB: 2 P: 30	1B: 6 2B: 2 3B: 0 HR: 0	SF: 1 SAC: 1 DP: 0 HBP: 0	WP: 0 PB: 1 SB: 0 CS: 3	PA: 38				
PITCHER	IP	WLS	BF	H	R	ER	SO	BB	IBB	HBP	BLK	WP	HR	S	P	ERA	WHIP										
Pedro Martinez, R ERA: 3.15	(1, 1)	7.0	L	28	6	3	2	10	1	0	0	0	0	74	115	2.57	1.000										
Rheal Cormier, L ERA:	(8, 1)	0.1		1	0	0	0	0	0	0	0	0	0	1	1	0.00	0.000										
Jim Corsi, R ERA: 2.45	(8, 1)	1.0		6	2	1	1	0	3	0	0	0	0	13	31	9.00	5.000										
Kip Gross, R ERA:	(9, 1)	0.2		2	0	0	0	1	0	0	0	0	0	10	14	0.00	0.000										

Batter	1	2	3	4	5	6	7	8	9	AB	R	H	RBI	BB	SO	LOB	BOTTOM										
Jose Offerman, S OBP: 0.500, SLG: 0.829	0-2 F9		1-1 L8		2-2 CS			0-0 2B		3	0	1	0	0	0	0	Chicago White Sox @ Boston Red Sox Fenway Park, Boston, MA Thu Apr 15 1999, 6:05 PM EDT Att: 22,461 - Unknown - 49 F livebaseballscorecards.com										
Darren Lewis, R OBP: 0.270, SLG: 0.182	2-2 G5-3		2-1 L8			0-1 HBP		3-2 F9		4	0	0	0	0	0	2											
John Valentin, R OBP: 0.250, SLG: 0.419	4-0 BB			2-0 L7		2-2 P4		0-1 P5		3	0	0	0	1	0	2											
Mike Stanley, R OBP: 0.600, SLG: 0.565	1-3 K			0-2 1B		0-0 F8			2-2 G6-4-3 1B	4	0	2	0	0	1	2											
Troy O'Leary, L OBP: 0.371, SLG: 0.581		3-2 G5-3		0-2 F8			0-0 1B		2-3 K	4	0	1	0	0	1	2											
Jeff Frye, R OBP: 0.414, SLG: 0.292		1-1 1B		1-2 G4-3			2-3 K		1-2 G6-4-3	4	0	1	0	0	1	3											
Scott Hatteberg, L OBP: 0.500, SLG: 0.222 Jason Varitek, S OBP: 0.353, SLG: 0.214		1-0 F7			4-2 14-3 BB		1-2 G6-4-3 1B			1	0	0	0	0	0	1											
Donnie Sadler, R OBP: 0.238, SLG: 0.350 Brian Daubach, L OBP: 0.268, SLG: 0.714 Lou Merloni, R OBP: 0.500, SLG: 0.750		0-2 G4-3			2-2 L4-3		0-0 G6-4-3			2	0	0	0	0	0	2											
Trot Nixon, L OBP: 0.211, SLG: 0.294			1-2 K		4-2 CS BB			1-2 G4-3		2	0	0	0	1	1	0											
Inning Stats	R: 0 E: 0 K: 1 S: 10	H: 0 LOB: 1 BB: 1 P: 17	R: 0 E: 0 K: 0 S: 9	H: 1 LOB: 0 BB: 0 P: 14	R: 0 E: 0 K: 1 S: 8	H: 0 LOB: 0 BB: 0 P: 12	R: 0 E: 0 K: 0 S: 11	H: 1 LOB: 1 BB: 0 P: 14	R: 0 E: 0 K: 0 S: 9	H: 0 LOB: 1 BB: 2 P: 21	R: 0 E: 0 K: 0 S: 8	H: 0 LOB: 1 BB: 0 P: 12	R: 0 E: 0 K: 1 S: 9	H: 2 LOB: 1 BB: 0 P: 12	R: 0 E: 0 K: 0 S: 12	H: 1 LOB: 1 BB: 0 P: 16		R: 0 E: 0 K: 1 S: 11	H: 1 LOB: 0 BB: 0 P: 16	1B: 5 2B: 2 3B: 0 HR: 0	SF: 0 SAC: 0 DP: 3 HBP: 1	WP: 0 PB: 0 SB: 0 CS: 1	PA: 34				
PITCHER	IP	WLS	BF	H	R	ER	SO	BB	IBB	HBP	BLK	WP	HR	S	P	ERA	WHIP										
John Snyder, R ERA: 3.0	(1, 1)	6.0	W	22	2	0	0	2	3	0	0	0	0	55	90	0.00	0.833										
Keith Foulke, R ERA:	(7, 1)	2.0	H	8	3	0	0	1	0	0	0	0	0	21	28	0.00	1.500										
Bob Howry, R ERA: 6.0	(9, 1)	1.0		3	1	0	0	1	0	0	0	0	0	11	16	0.00	1.000										

Batter	1	2	3	4	5	6	7	8	9	AB	R	H	RBI	BB	SO	LOB	TOP																	
Ray Durham, S (1,4) OBP: 0.354, SLG: 0.415										3	1	0	0	2	2	1	Chicago White Sox @ Kansas City Royals Kauffman Stadium, Kansas City, MO Sat Apr 17 1999, 1:05 PM CDT Att: 11,766 - Cloudy - 42 F																	
Craig Wilson, R (1,6) Mike Caruso, S (9,PH) OBP: 0.286, SLG: 0.250										4	0	1	0	0	0	2																		
Frank Thomas, R (1,3) OBP: 0.600, SLG: 0.818										4	1	1	1	1	0	1																		
Magglio Ordonez, R (1,9) OBP: 0.349, SLG: 0.436										5	0	3	2	0	0	1																		
14 Paul Konerko, R (1,10) OBP: 0.265, SLG: 0.364										5	0	0	0	0	1	4																		
Greg Norton, S (1,5) OBP: 0.378, SLG: 0.250										4	0	0	0	0	0	1																		
Darrin Jackson, R (1,8) OBP: 0.476, SLG: 0.952										4	1	1	0	0	1	0																		
25 Jeff Abbott, R (1,7) Jeff Liefer, L (4,7) OBP: 0.353, SLG: 0.333										1	0	1	0	0	0	0																		
Brook Fordyce, R (1,2) Chris Singleton, L (9,PH) Mark Johnson, L (9,2) OBP: 0.333, SLG: 0.333										3	1	1	1	0	0	2																		
										1	0	0	0	0	0	1																		
										0	0	0	0	0	0	0																		
Inning Stats	R: 0 E: 0 K: 1 S: 6	H: 0 LOB: 0 BB: 0 P: 9	R: 0 E: 0 K: 1 S: 7	H: 0 LOB: 0 BB: 13 P: 13	R: 0 E: 0 K: 0 S: 11	H: 1 LOB: 2 BB: 1 P: 18	R: 0 E: 0 K: 0 S: 6	H: 1 LOB: 1 BB: 0 P: 10	R: 3 E: 1 K: 1 S: 18	H: 4 LOB: 2 BB: 1 P: 30	R: 0 E: 0 K: 0 S: 8	H: 1 LOB: 1 BB: 0 P: 13	R: 0 E: 0 K: 0 S: 14	H: 1 LOB: 0 BB: 0 P: 24	R: 0 E: 0 K: 1 S: 7	H: 0 LOB: 0 BB: 0 P: 11	R: 3 E: 1 K: 1 S: 9	H: 3 LOB: 1 BB: 1 P: 23	1B: 7 2B: 4 3B: 0 HR: 0	SF: 0 SAC: 0 DP: 0 HBP: 0	WP: 0 PB: 0 CS: 0	PA: 41												
PITCHER	IP WLS BF H R ER SO BB IBB HBP BLK WP HR S P ERA WHIP																																	
50 José Rosado, L (1,1) ERA: 2.08	5.0	23	6	3	3	3	2	0	0	0	0	0	0	0	48	80	5.40	1.600																
Don Wengert, R (6,1) ERA: 8.69	2.0	8	2	0	0	0	0	0	0	0	0	0	0	22	37	0.00	1.000																	
Scott Service, R (8,1) ERA: 7.71	1.0	3	0	0	0	1	0	0	0	0	0	0	0	7	11	0.00	0.000																	
Jeff Montgomery, R (9,1) ERA: 9.0	1.0	7	3	3	2	1	1	0	0	0	0	0	0	9	23	18.00	4.000																	

Batter	1	2	3	4	5	6	7	8	9	AB	R	H	RBI	BB	SO	LOB	BOTTOM																
Carlos Beltrán, S (1,8) OBP: 0.283, SLG: 0.386										4	1	1	0	1	0	2	Chicago White Sox @ Kansas City Royals Kauffman Stadium, Kansas City, MO Sat Apr 17 1999, 1:05 PM CDT Att: 11,766 - Cloudy - 42 F																
Joe Randa, R (1,5) OBP: 0.310, SLG: 0.459										3	1	0	0	1	1	2																	
Johnny Damon, L (1,7) OBP: 0.238, SLG: 0.237										4	2	2	1	1	0	3																	
Jeff King, R (1,3) OBP: 0.357, SLG: 0.406										3	0	2	2	1	1	2																	
29 Mike Sweeney, R (1,10) OBP: 0.484, SLG: 0.714										4	0	1	0	0	0	4																	
Jermaine Dye, R (1,9) OBP: 0.333, SLG: 0.550										4	1	1	2	0	0	3																	
Steve Scarosne, R (1,6) OBP: 0.333, SLG: 0.290										3	0	0	0	0	0	2																	
Rey Sanchez, R (8,6) OBP: 0.297, SLG: 0.400										1	0	0	0	0	0	0																	
Tim Spehr, R (1,2) OBP: 0.300, SLG: 0.333										3	0	0	0	0	1	0																	
Carlos Febles, R (1,4) Scott Pose, L (9,PH)										2	0	0	0	1	0	1																	
										1	0	0	0	0	0	0																	
Inning Stats	R: 2 E: 1 K: 1 S: 13	H: 3 LOB: 0 BB: 0 P: 21	R: 1 E: 0 K: 0 S: 9	H: 1 LOB: 1 BB: 0 P: 15	R: 1 E: 1 K: 0 S: 11	H: 1 LOB: 2 BB: 2 P: 22	R: 0 E: 0 K: 0 S: 5	H: 0 LOB: 1 BB: 1 P: 13	R: 0 E: 0 K: 0 S: 8	H: 1 LOB: 1 BB: 0 P: 13	R: 0 E: 0 K: 0 S: 6	H: 0 LOB: 0 BB: 0 P: 9	R: 1 E: 0 K: 0 S: 9	H: 1 LOB: 1 BB: 1 P: 17	R: 0 E: 0 K: 1 S: 7	H: 0 LOB: 0 BB: 0 P: 10	R: 0 E: 0 K: 1 S: 12	H: 0 LOB: 2 BB: 1 P: 22	1B: 3 2B: 3 3B: 0 HR: 1	SF: 0 SAC: 0 DP: 2 HBP: 3	WP: 1 PB: 0 CS: 0	PA: 40											
PITCHER	IP WLS BF H R ER SO BB IBB HBP BLK WP HR S P ERA WHIP																																
Jaime Navarro, R (1,1) ERA: 13.5	5.0	24	6	4	4	1	3	0	0	0	0	0	0	46	84	7.20	1.800																
Sean Lowe, R (6,1) ERA: 2.45	3.0	11	1	1	1	1	1	0	0	0	0	0	0	22	36	3.00	0.667																
Bob Howry, R (9,1) ERA: 4.5	1.0	5	0	0	0	1	1	0	1	0	0	0	0	12	22	0.00	1.000																



Batter	1	2	3	4	5	6	7	8	9	AB	R	H	RBI	BB	SO	LOB	TOP					
Ray Durham, S OBP: 0.377, SLG: 0.457										5	2	3	0	0	1	2						
Mike Caruso, S OBP: 0.277, SLG: 0.244										5	0	1	0	0	0	4						
Frank Thomas, R OBP: 0.580, SLG: 0.750										3	1	0	0	2	0	2						
Magglio Ordonez, R OBP: 0.375, SLG: 0.512										4	1	2	4	1	0	0						
14 Paul Konerko, R OBP: 0.263, SLG: 0.333										3	1	0	0	0	0	1						
Craig Wilson, R OBP: 0.200, SLG: 0.111										1	0	0	0	0	0	2						
Jeff Liefer, L OBP: 0.350, SLG: 0.333										3	0	1	0	0	1	0						
McKay Christensen, L OBP: 0.340, SLG: 0.375										1	0	0	0	0	0	0						
Greg Norton, S OBP: 0.439, SLG: 0.387										3	2	3	1	1	0	0						
Chris Singleton, L OBP: 0.333, SLG: 0.444										3	0	1	1	0	0	1						
Darrin Jackson, R OBP: 0.455, SLG: 0.909										1	0	0	0	0	0	1						
Brook Fordyce, R OBP: 0.269, SLG: 0.333										4	0	1	1	0	0	1						
Inning Stats	R: 3 E: 0 K: 1 S: 11	H: 2 LOB: 0 BB: 1 P: 21	R: 1 E: 0 K: 0 S: 10	H: 2 LOB: 1 BB: 0 P: 16	R: 1 E: 1 K: 0 S: 5	H: 2 LOB: 2 BB: 0 P: 11	R: 0 E: 0 K: 0 S: 12	H: 2 LOB: 0 BB: 0 P: 18	R: 0 E: 0 K: 1 S: 8	H: 0 LOB: 0 BB: 1 P: 15	R: 1 E: 0 K: 1 S: 10	H: 1 LOB: 1 BB: 1 P: 18	R: 0 E: 0 K: 0 S: 8	H: 0 LOB: 0 BB: 0 P: 13	R: 0 E: 0 K: 0 S: 4	H: 1 LOB: 2 BB: 0 P: 8	R: 1 E: 0 K: 0 S: 8	H: 2 LOB: 2 BB: 1 P: 15	1B: 6 2B: 6 3B: 0 HR: 1	SF: 0 SAC: 0 DP: 2 HBP: 1	WP: 0 PB: 0 CS: 0	PA: 41
PITCHER	IP	WLS	BF	H	R	ER	SO	BB	IBB	HBP	BLK	WP	HR	S	P	ERA	WHIP					
Brian Barber, R ERA: 9.0	(1, 1)	3.0	L	16	6	5	5	1	1	0	1	0	0	1	26	48	15.00	2.333				
Jay Witasick, R ERA: 5.09	(4, 1)	2.0		10	3	1	1	0	2	0	0	0	0	0	21	38	4.50	2.500				
Jose Santiago, R ERA: 2.53	(6, 1)	2.0		6	0	0	0	1	0	0	0	0	0	17	26	0.00	0.000					
Matt Whisenant, L ERA: 3.0	(8, 1)	1.2		7	2	1	1	0	0	1	0	0	0	9	18	5.40	1.200					
Scott Service, R ERA: 7.35	(9, 1)	0.1		2	1	0	0	0	0	0	0	0	0	3	5	0.00	3.000					
Batter	1	2	3	4	5	6	7	8	9	AB	R	H	RBI	BB	SO	LOB	BOTTOM					
Scott Pose, L OBP: 0.375, SLG: 0.286										4	0	2	0	1	0	1						
Joe Randa, R OBP: 0.340, SLG: 0.488										4	1	2	0	1	0	2						
Johnny Damon, L OBP: 0.255, SLG: 0.238										4	0	1	0	1	0	4						
Jeff King, R OBP: 0.386, SLG: 0.424										1	1	1	0	0	0	0						
29 Mike Sweeney, R OBP: 0.471, SLG: 0.677										3	0	1	1	0	0	3						
Carlos Beltrán, S OBP: 0.283, SLG: 0.386										0	0	0	0	0	0	0						
Larry Sutton, L OBP: 0.188, SLG: 0.200										4	1	0	0	1	0	8						
Jermaine Dye, R OBP: 0.340, SLG: 0.591										4	2	1	3	1	1	5						
Chad Kreuter, S OBP: 0.241, SLG: 0.269										5	0	2	0	0	1	1						
Rey Sanchez, R OBP: 0.262, SLG: 0.350										5	0	0	0	0	1	3						
Carlos Febles, R OBP: 0.375, SLG: 0.600										4	0	1	1	0	1	2						
Inning Stats	R: 0 E: 0 K: 0 S: 10	H: 2 LOB: 3 BB: 0 P: 16	R: 0 E: 0 K: 1 S: 9	H: 1 LOB: 2 BB: 1 P: 15	R: 3 E: 0 K: 0 S: 6	H: 3 LOB: 1 BB: 1 P: 13	R: 0 E: 0 K: 0 S: 11	H: 1 LOB: 2 BB: 1 P: 20	R: 1 E: 1 K: 0 S: 5	H: 0 LOB: 1 BB: 1 P: 14	R: 0 E: 0 K: 2 S: 6	H: 1 LOB: 1 BB: 0 P: 8	R: 0 E: 0 K: 2 S: 11	H: 1 LOB: 1 BB: 0 P: 16	R: 1 E: 1 K: 0 S: 16	H: 2 LOB: 2 BB: 1 P: 24	R: 0 E: 0 K: 1 S: 8	H: 0 LOB: 0 BB: 0 P: 12	1B: 7 2B: 3 3B: 0 HR: 1	SF: 1 SAC: 0 DP: 0 HBP: 1	WP: 0 PB: 0 CS: 0	PA: 45
PITCHER	IP	WLS	BF	H	R	ER	SO	BB	IBB	HBP	BLK	WP	HR	S	P	ERA	WHIP					
James Baldwin, R ERA: 4.08	(1, 1)	5.0	W	28	7	4	3	1	4	0	1	0	0	1	41	78	5.40	2.200				
Keith Foulke, R ERA: 1.0	(6, 1)	2.0	H	10	3	1	1	2	1	0	0	0	0	23	34	4.50	2.000					
Bryan Ward, L ERA: 5.4	(8, 1)	0.1	H	1	0	0	0	0	0	0	0	0	0	1	2	0.00	0.000					
41 Bill Simas, R ERA: 4.5	(8, 1)	0.2	H	3	1	0	0	0	0	0	0	0	0	9	12	0.00	1.500					
Bob Howry, R ERA: 3.6	(9, 1)	1.0	S	3	0	0	0	1	0	0	0	0	0	8	12	0.00	0.000					

Chicago White Sox @ Kansas City Royals
Kauffman Stadium, Kansas City, MO
Sun Apr 18 1999, 1:05 PM CDT
Att: 18,529 - Unknown - 62 F

AB 36
R 7
H 12
RBI 7
BB 4
SO 2
LOB 14



Chicago White Sox @ Kansas City Royals
Kauffman Stadium, Kansas City, MO
Sun Apr 18 1999, 1:05 PM CDT
Att: 18,529 - Unknown - 62 F

AB 38
R 5
H 11
RBI 5
BB 5
SO 4
LOB 29



Batter	1	2	3	4	5	6	7	8	9	AB	R	H	RBI	BB	SO	LOB	TOP								
David Bell, R OBP: 0.214, SLG: 0.407	0-0 B2		0-0 G5-3		2-2 G4-3		1-2 P4			4	0	0	0	0	0	1	Seattle Mariners @ Chicago White Sox Comiskey Park, Chicago, IL Tue Apr 20 1999, 8:05 PM EDT Att. 8,980 - Overcast - 45 F								
David Segui, S OBP: 0.283, SLG: 0.439	0-0 F8		1-0 BB 1B		0-1 G5-3			1-2 1B		4	0	2	0	0	0	0									
Ken Griffey Jr., L OBP: 0.491, SLG: 0.636	0-3 K		1-2 BB 1B		0-0 G3			2-2 L4		4	0	1	0	0	1	1									
Edgar Martinez, R OBP: 0.433, SLG: 0.580		4-2 BB 2B	4-0 BB G4-6-3		2-2 BB 1B			2-2 F8		2	1	1	0	2	0	1									
Jay Buhner, R OBP: 0.366, SLG: 0.452		4-0 BB 2B	3-2 BB G4-6-3		4-2 BB 1B			0-2 K		2	0	0	0	2	1	4									
Butch Huskey, R OBP: 0.375, SLG: 0.650		0-1 P3		0-0 F9		1-2 F9			1-1 F9	4	0	0	0	0	0	4									
Russ Davis, R OBP: 0.286, SLG: 0.547		1-0 BB 2B		2-3 K		3-2 G6-3			0-1 F9	4	0	1	1	0	1	2									
Dan Wilson, R OBP: 0.286, SLG: 0.282		1-0 L4		2-2 F8			0-0 F8		1-3 K	4	0	0	0	0	1	2									
Domingo Cedenio, S OBP: 0.333, SLG: 0.625		1-0 F9			2-3 K		4-2 CS BB			2	0	0	0	1	1	2									
Inning Stats	R: 0 E: 0 K: 1 S: 5	H: 0 LOB: 0 BB: 0 P: 5	R: 1 E: 0 K: 0 S: 8	H: 1 LOB: 2 BB: 2 P: 19	R: 0 E: 0 K: 0 S: 8	H: 2 LOB: 2 BB: 1 P: 17	R: 0 E: 0 K: 1 S: 7	H: 0 LOB: 0 BB: 0 P: 11	R: 0 E: 0 K: 1 S: 8	H: 1 LOB: 2 BB: 1 P: 22	R: 0 E: 0 K: 0 S: 10	H: 0 LOB: 0 BB: 1 P: 15	R: 0 E: 0 K: 1 S: 12	H: 1 LOB: 1 BB: 0 P: 17	R: 0 E: 0 K: 1 S: 7	H: 0 LOB: 0 BB: 0 P: 9	1B: 4 2B: 1 3B: 0 HR: 0	SF: 0 SAC: 0 DP: 1 HBP: 0	WP: 0 PB: 0 SB: 0 CS: 1	PA: 35					
PITCHER	IP	WLS	BF	H	R	ER	SO	BB	IBB	HBP	BLK	WP	HR	S	P	ERA	WHIP								
Jim Parque, L ERA: 3.26	6.0	W	25	4	1	1	3	4	0	0	0	0	0	48	86	1.50	1.333								
Keith Foulke, R ERA: 0.9	1.0	H	4	1	0	0	0	1	0	0	0	0	0	13	19	0.00	2.000								
Bryan Ward, L ERA: 5.06	0.1	H	1	0	0	0	0	0	0	0	0	0	0	3	5	0.00	0.000								
41 Bill Simas, R ERA: 3.86	0.2	H	2	0	0	0	1	0	0	0	0	0	0	6	8	0.00	0.000								
Bob Howry, R ERA: 3.0	1.0	S	3	0	0	0	1	0	0	0	0	0	0	7	9	0.00	0.000								

Batter	1	2	3	4	5	6	7	8	9	AB	R	H	RBI	BB	SO	LOB	BOTTOM								
Ray Durham, S OBP: 0.404, SLG: 0.540	2-0 E 1B	2-1 FC6-4			3-2 S 2B 1B		3-2 HR			4	2	3	1	0	0	2	Seattle Mariners @ Chicago White Sox Comiskey Park, Chicago, IL Tue Apr 20 1999, 8:05 PM EDT Att. 8,980 - Overcast - 45 F								
Mike Canuso, S OBP: 0.275, SLG: 0.245	1-0 E 1B	2-3 K			2-0 F8		2-1 G3			4	0	1	0	0	1	3									
Frank Thomas, R OBP: 0.556, SLG: 0.725	3-1 P3		2-2 G5-3		2-0 2H 2B			2-2 F8		4	0	1	1	0	0	2									
Magglio Ordonez, R OBP: 0.346, SLG: 0.468	0-1 E5 14 G6-4-3		0-1 G6-3		3-2 G1-3			0-1 G6-3		4	0	0	0	0	0	3									
14 Paul Konerko, R OBP: 0.262, SLG: 0.325	0-1 G6-4-3		2-2 G3		1-0 L4 G1-3 1B			1-1 P3		4	0	1	0	0	0	3									
Craig Wilson, R OBP: 0.200, SLG: 0.111										0	0	0	0	0	0	0									
Darin Jackson, R OBP: 0.440, SLG: 0.880		0-2 BB 2B		1-1 L9		2-0 G1-3				3	1	1	0	0	0	1									
Greg Norton, S OBP: 0.409, SLG: 0.353		1-3 K		2-2 G1-3		3-2 L4				3	0	0	0	0	1	2									
25 Jeff Abbott, R OBP: 0.107, SLG: 0.185		4-2 FC6-4 BB		3-2 F9			1-0 L9			2	0	0	0	1	0	0									
McKay Christensen, L OBP: 0.346, SLG: 0.375										0	0	0	0	0	0	0									
Brook Fordyce, R OBP: 0.276, SLG: 0.333		2-2 FC6-4 1B			2-1 G4-3		1-3 K			3	0	1	1	0	1	0									
Inning Stats	R: 0 E: 1 K: 0 S: 8	H: 2 LOB: 2 BB: 0 P: 14	R: 1 E: 0 K: 2 S: 16	H: 2 LOB: 2 BB: 1 P: 27	R: 0 E: 0 K: 0 S: 8	H: 0 LOB: 0 BB: 0 P: 12	R: 0 E: 0 K: 0 S: 11	H: 0 LOB: 0 BB: 0 P: 17	R: 1 E: 0 K: 0 S: 12	H: 2 LOB: 1 BB: 0 P: 24	R: 0 E: 0 K: 0 S: 5	H: 1 LOB: 0 BB: 0 P: 11	R: 1 E: 0 K: 1 S: 11	H: 1 LOB: 0 BB: 0 P: 18	R: 0 E: 0 K: 0 S: 9	H: 0 LOB: 0 BB: 0 P: 12	1B: 5 2B: 3 3B: 0 HR: 1	SF: 0 SAC: 0 DP: 2 HBP: 0	WP: 0 PB: 0 SB: 1 CS: 0	PA: 32					
PITCHER	IP	WLS	BF	H	R	ER	SO	BB	IBB	HBP	BLK	WP	HR	S	P	ERA	WHIP								
Jeff Fassero, L ERA: 6.48	7.0	L	29	8	3	3	3	1	0	0	0	0	1	71	123	3.86	1.286								
Jose Paniagua, R ERA: 1.0	1.0		3	0	0	0	0	0	0	0	0	0	0	9	12	0.00	0.000								

AB	30
R	1
H	5
RBI	1
BB	5
SO	5
LOB	17



AB	31
R	3
H	8
RBI	3
BB	1
SO	3
LOB	16



Batter	1	2	3	4	5	6	7	8	9	AB	R	H	RBI	BB	SO	LOB	TOP										
Domingo Cedeno, S (1,6) OBP: 0.273, SLG: 0.500										4	0	0	0	0	1	3	Seattle Mariners @ Chicago White Sox Comiskey Park, Chicago, IL Wed Apr 21 1999, 8:05 PM EDT Att. 9,405 - Overcast - 49 F										
David Bell, R (1,4) OBP: 0.200, SLG: 0.379										4	0	0	0	0	0	2											
Ken Griffey Jr., L (1,8) OBP: 0.475, SLG: 0.596										3	0	0	0	1	0	0											
Edgar Martinez, R (1,10) OBP: 0.438, SLG: 0.574										4	1	2	0	0	0	3											
David Segui, S (1,3) OBP: 0.281, SLG: 0.443										4	0	1	0	0	1	1											
Jay Buhner, R (1,9) OBP: 0.356, SLG: 0.412										3	0	0	0	1	0	0											
Matt Mieske, R (9, PR) OBP: 0.250, SLG: 1.000										3	0	1	1	0	2	1											
John Mabry, L (1,7) OBP: 0.220, SLG: 0.359										4	0	1	0	0	2	4											
Russ Davis, R (1,5) OBP: 0.283, SLG: 0.544										4	0	1	0	0	2	4											
Tom Lampkin, L (1,2) OBP: 0.353, SLG: 0.353										3	0	1	0	0	0	3											
Inning Stats	R: 0 E: 0 K: 1 S: 11	H: 0 LOB: 0 BB: 0 P: 15	R: 1 E: 0 K: 0 S: 9	H: 2 LOB: 2 BB: 1 P: 13	R: 0 E: 0 K: 0 S: 6	H: 0 LOB: 0 BB: 0 P: 8	R: 0 E: 0 K: 0 S: 5	H: 1 LOB: 0 BB: 0 P: 7	R: 0 E: 0 K: 1 S: 8	H: 2 LOB: 1 BB: 0 P: 11	R: 0 E: 0 K: 0 S: 8	H: 0 LOB: 0 BB: 0 P: 13	R: 0 E: 0 K: 1 S: 6	H: 0 LOB: 0 BB: 0 P: 9	R: 0 E: 1 K: 0 S: 9	H: 1 LOB: 3 BB: 1 P: 18	R: 0 E: 1 K: 3 S: 11	H: 0 LOB: 1 BB: 0 P: 18	1B: 4 2B: 2 3B: 0 HR: 0	SF: 1 SAC: 0 DP: 2 HBP: 0	WP: 0 PB: 0 SB: 0 CS: 0	PA: 35					
PITCHER	IP	WLS	BF	H	R	ER	SO	BB	IBB	HBP	BLK	WP	HR	S	P	ERA	WHIP										
John Snyder, R (1,1) ERA: 2.12	8.0	W	31	6	1	1	3	2	0	0	0	0	0	62	94	1.12	1.000										
Bob Howry, R (9,1) ERA: 2.57	1.0	S	4	0	0	0	3	0	0	0	0	0	0	11	18	0.00	0.000										

AB	32
R	1
H	6
RBI	1
BB	2
SO	6
LOB	17



Batter	1	2	3	4	5	6	7	8	9	AB	R	H	RBI	BB	SO	LOB	BOTTOM										
Ray Durham, S (1,4) OBP: 0.393, SLG: 0.509										3	1	0	0	1	0	0	Seattle Mariners @ Chicago White Sox Comiskey Park, Chicago, IL Wed Apr 21 1999, 8:05 PM EDT Att. 9,405 - Overcast - 49 F										
Mike Canuso, S (1,6) OBP: 0.273, SLG: 0.231										3	0	0	0	1	1	1											
Frank Thomas, R (1,3) OBP: 0.552, SLG: 0.698										3	0	1	2	1	1	1											
Craig Wilson, R (9,5) OBP: 0.200, SLG: 0.111										0	0	0	0	0	0	0											
Magglio Ordonez, R (1,9) OBP: 0.339, SLG: 0.451										4	0	1	0	0	0	2											
14 Paul Konerko, R (1,10) OBP: 0.244, SLG: 0.302										3	0	0	0	0	0	2											
Darin Jackson, R (1,8) OBP: 0.429, SLG: 0.821										3	0	1	0	0	0	0											
Greg Norton, S (1,5) OBP: 0.426, SLG: 0.378										3	0	2	0	0	0	0											
25 Jeff Abbott, R (1,7) OBP: 0.129, SLG: 0.172										2	0	0	0	1	1	3											
McKay Christensen, L (8, PR) OBP: 0.346, SLG: 0.375										0	1	0	0	0	0	0											
Brook Fordyce, R (1,2) OBP: 0.258, SLG: 0.310										2	0	0	0	0	0	3											
Inning Stats	R: 0 E: 1 K: 1 S: 6	H: 0 LOB: 0 BB: 0 P: 7	R: 0 E: 0 K: 0 S: 7	H: 0 LOB: 0 BB: 0 P: 11	R: 0 E: 0 K: 1 S: 6	H: 1 LOB: 0 BB: 0 P: 8	R: 0 E: 0 K: 0 S: 9	H: 2 LOB: 2 BB: 0 P: 14	R: 0 E: 0 K: 0 S: 8	H: 2 LOB: 1 BB: 0 P: 15	R: 0 E: 0 K: 1 S: 7	H: 0 LOB: 0 BB: 0 P: 14	R: 0 E: 0 K: 0 S: 12	H: 0 LOB: 1 BB: 3 P: 25	R: 2 E: 0 K: 0 S: 12	H: 0 LOB: 1 BB: 3 P: 25	1B: 5 2B: 0 3B: 0 HR: 0	SF: 0 SAC: 1 DP: 2 HBP: 0	WP: 1 PB: 0 SB: 1 CS: 1	PA: 31							
PITCHER	IP	WLS	BF	H	R	ER	SO	BB	IBB	HBP	BLK	WP	HR	S	P	ERA	WHIP										
Jamie Moyer, L (1,1) ERA: 7.96	7.0	L	26	5	1	1	3	2	0	0	0	1	0	11	20	9.00	2.000										
Jose Paniagua, R (8,1) ERA: 1.6	1.0	L	5	0	1	1	0	2	0	0	0	1	0	11	20	9.00	2.000										



Batter	1	2	3	4	5	6	7	8	9	AB	R	H	RBI	BB	SO	LOB	TOP				
Brian Hunter, R OBP: 0.305, SLG: 0.302 (1, 8)	1-3 K	1-0 F8			2-3 K		1-2 BB			3	0	0	0	1	2	1	Detroit Tigers @ Chicago White Sox Comiskey Park, Chicago, IL Sat Apr 24 1999, 2:05 PM EDT Att: 11,264 - Unknown - 47 F				
Gregg Jefferies, S OBP: 0.281, SLG: 0.295 (1, 10)	2-1 F7		1-0 G6-3		1-2 L6		1-0 F8			4	0	0	0	0	0	2					
Bobby Higginson, L OBP: 0.303, SLG: 0.561 (1, 9)	3-2 1B 1B		1-0 G3		3-1 P3			4-2 G6-4-3 BB		3	1	1	0	1	0	0					
Tony Clark, S OBP: 0.262, SLG: 0.429 (1, 3)	1-1 1B 1-3 1B		1-0 1B		3-1 G4-3		0-1 P5			4	0	2	0	0	0	1					
Dean Palmer, R OBP: 0.297, SLG: 0.383 (1, 5)	1-0 1-3 1B		3-3 K		0-3 K		2-1 G6-4-3			4	0	1	1	0	2	2					
Damon Easley, R OBP: 0.313, SLG: 0.431 (1, 4)	0-0 G4-3			0-3 K		1-1 L9			1-3 K	4	0	0	0	0	2	2					
Juan Encarnacion, R OBP: 0.217, SLG: 0.333 (1, 7)		1-1 FC5-4 1B		2-2 G5-3			0-3 K		2-2 L7	4	0	1	0	0	1	0					
Brad Ausmus, R OBP: 0.250, SLG: 0.341 (1, 2)		0-1 F8		4-1 HBP		1-2 G6-3		1-2 F7		3	0	0	0	0	0	1					
Deivi Cruz, R OBP: 0.235, SLG: 0.275 (1, 6)		0-0 FC5-4		1-3 K		2-2 BB 1B				3	0	1	0	0	1	2					
Inning Stats	R: 1 E: 0 K: 1 S: 14	H: 3 LOB: 2 BB: 0 P: 22	R: 0 E: 0 K: 0 S: 6	H: 1 LOB: 1 BB: 0 P: 8	R: 0 E: 0 K: 1 S: 8	H: 1 LOB: 1 BB: 0 P: 14	R: 0 E: 0 K: 2 S: 11	H: 0 LOB: 1 BB: 0 P: 18	R: 0 E: 0 K: 1 S: 8	H: 0 LOB: 0 BB: 0 P: 12	R: 0 E: 0 K: 1 S: 10	H: 1 LOB: 2 BB: 1 P: 18	R: 0 E: 0 K: 0 S: 7	H: 0 LOB: 0 BB: 1 P: 13	R: 0 E: 0 K: 1 S: 12	H: 0 LOB: 0 BB: 0 P: 16	1B: 6 2B: 0 3B: 0 HR: 0	SF: 0 SAC: 0 DP: 1 HBP: 1	WP: 0 PB: 0 SB: 1 CS: 0	PA: 35	
PITCHER	IP	WLS	BF	H	R	ER	SO	BB	IBB	HBP	BLK	WP	HR	S	P	ERA	WHIP				
Jaime Navarro, R ERA: 7.71 (1, 1)	6.2	W	28	6	1	1	7	1	0	1	0	0	0	64	104	1.35	1.050				
41 Bill Simas, R ERA: 3.0 (7, 1)	1.1	H	4	0	0	0	0	1	0	0	0	0	0	8	15	0.00	0.750				
Bob Howry, R ERA: 2.25 (9, 1)	1.0	S	3	0	0	0	1	0	0	0	0	0	0	12	16	0.00	0.000				

Batter	1	2	3	4	5	6	7	8	9	AB	R	H	RBI	BB	SO	LOB	BOTTOM				
Ray Durham, S OBP: 0.406, SLG: 0.483 (1, 4)	1-1 G4-3	2-3 K		4-2 BB			4-1 BLK 1B BB			2	1	0	0	2	1	2	Detroit Tigers @ Chicago White Sox Comiskey Park, Chicago, IL Sat Apr 24 1999, 2:05 PM EDT Att: 11,264 - Unknown - 47 F				
Mike Canuso, S OBP: 0.286, SLG: 0.250 (1, 6)	2-2 E G5-3 1B	0-1 G1-3		0-0 G3		1 SAFE 1 SAFE 1-H 1B				4	1	2	1	0	0	5					
Frank Thomas, R OBP: 0.545, SLG: 0.673 (1, 10)	4-1 E 1-2 BB		1-0 L9		2-2 P8		3-3 K			3	0	0	0	1	1	1					
Magglio Ordonez, R OBP: 0.313, SLG: 0.458 (1, 9)	1 SAFE G5-3 1-2 2H		2-3 K		1-3 K		1-2 G6-3			4	0	0	1	0	2	1					
Greg Norton, S OBP: 0.382, SLG: 0.356 (1, 5) (9, 3)	2-3 K		1-1 G6-3		0-1 F8			1-3 K		4	0	0	0	0	2	1					
14 Paul Konerko, R OBP: 0.245, SLG: 0.319 (1, 3) Craig Wilson, R OBP: 0.200, SLG: 0.111 (9, 5)		0-1 G3 E 2B		3-1 F9		1-1 F8		2-3 K		4	1	1	0	0	1	0					
Chris Singleton, L OBP: 0.250, SLG: 0.267 (1, 7)		2-2 G3		0-0 E1 G1-3 1B		1-2 G3				3	0	0	0	0	0	1					
Brook Fordyce, R OBP: 0.265, SLG: 0.313 (1, 2)		0-2 E5		1 SAFE 1 SAFE 1 SAFE G1-3 1-2 1B		1-1 G4-3				3	0	1	0	0	0	0					
McKay Christensen, L OBP: 0.333, SLG: 0.345 (1, 8)		3-H 4-1 BB		0-0 G1-3		1-1 G6-3				2	0	0	0	1	0	2					
Inning Stats	R: 1 E: 1 K: 1 S: 12	H: 1 LOB: 1 BB: 1 P: 22	R: 1 E: 1 K: 1 S: 14	H: 1 LOB: 2 BB: 1 P: 22	R: 0 E: 0 K: 1 S: 8	H: 0 LOB: 0 BB: 0 P: 12	R: 0 E: 1 K: 0 S: 9	H: 1 LOB: 3 BB: 1 P: 16	R: 0 E: 0 K: 1 S: 8	H: 0 LOB: 0 BB: 0 P: 11	R: 0 E: 0 K: 0 S: 7	H: 0 LOB: 0 BB: 0 P: 10	R: 1 E: 0 K: 1 S: 8	H: 1 LOB: 0 BB: 0 P: 18	R: 0 E: 0 K: 2 S: 10	H: 0 LOB: 0 BB: 0 P: 14	1B: 3 2B: 1 3B: 0 HR: 0	SF: 0 SAC: 0 DP: 0 HBP: 0	WP: 0 PB: 0 SB: 0 CS: 1	PA: 33	
PITCHER	IP	WLS	BF	H	R	ER	SO	BB	IBB	HBP	BLK	WP	HR	S	P	ERA	WHIP				
Dave Milcki, R ERA: 1.96 (1, 1)	6.0	L	26	3	2	0	4	3	0	0	0	0	0	58	93	0.00	1.000				
C.J. Nitkowski, L ERA: 6.75 (7, 1)	0.1		3	1	1	1	0	1	0	0	1	0	0	5	12	27.00	6.000				
Matt Anderson, R ERA: 1.0 (7, 1)	1.2		4	0	0	0	3	0	0	0	0	0	0	13	20	0.00	0.000				

AB	32
R	1
H	6
RBI	1
BB	2
SO	8
LOB	11



AB	29
R	3
H	4
RBI	2
BB	4
SO	7
LOB	13



Batter	1	2	3	4	5	6	7	8	9	AB	R	H	RBI	BB	SO	LOB	TOP								
Gregg Jefferies, S (1, 10) OBP: 0.253, SLG: 0.284	3-2 S HBP 1B		1-2 G1-3		0-1 G4-1	3-3 K	0-3 K		1-2 F9	6	1	1	0	0	2	4									
Frank Catalanotto, L (1, 5) OBP: 0.391, SLG: 0.579	1 SAFE 2-1 S HBP 1B		3-2 F9		0-0 E8		1-0 BB 1B	0-1 P2		4	2	2	0	0	0	0									
Bobby Higginson, L (1, 9) OBP: 0.431, SLG: 0.552	1-3 K		4-0 BB		4-1 G4-6-3 BB		4-1 1B SF8 BB	4-1 1B BB		1	1	0	0	4	1	2									
Tony Clark, S (1, 3) OBP: 0.257, SLG: 0.412	1-3 K		1-1 G6-3		1-2 G4-6-3		1-1 BB 1B	2-0 P5		5	1	1	1	0	1	6									
Damon Easley, R (1, 4) OBP: 0.333, SLG: 0.459	1-1 E 1-H 2-H 1B				1-3 K		0-0 1B HBP 2B	0-2 SF8	4-2 1B BB	3	1	2	3	1	1	0									
Karim Garcia, L (1, 7) OBP: 0.278, SLG: 0.235	1 SAFE 2-3 K				2-2 2B 1B		0-1 HBP BB SF8 1B	3-H 4-0 1B BB	1-1 1B	3	2	0	1	1	1										
Brian Hunter, R (7, PR)	1-3 K				1-0 G3 2B 1B		2-3 HBP BB SF8 1B	1-2 1B BB	1-2 2-3 1B	4	0	2	2	1	0	3									
Juan Encarnacion, R (1, 8) (7, 7)		0-1 G2-3		1-0 G3 2B 1B		4-0 SF8 HBP BB	1-1 1B BB	1-1 F8		4	0	2	2	1	0	3									
Brad Ausmus, R (1, 2) OBP: 0.265, SLG: 0.333		1-0 F9		2-2 G3		1-2 HBP CS HBP	1-2 1B		2-2 G3-1	4	0	1	2	0	0	1									
Deivi Cruz, R (1, 6) OBP: 0.218, SLG: 0.259		1-0 F7		0-0 P2		1-2 2-3 3-H 1-0 SF8	0-1 L8		1-1 G5-3	3	0	0	1	0	0	3									
Luis Garcia, R (9, PH)						2-3 3-H 1-0				1	0	0	0	0	0	0									
Inning Stats	R: 2 E: 1 K: 3 S: 16	H: 2 LOB: 1 BB: 0 P: 26	R: 0 E: 0 K: 0 S: 4	H: 0 LOB: 0 BB: 0 P: 6	R: 0 E: 0 K: 0 S: 8	H: 0 LOB: 1 BB: 1 P: 17	R: 1 E: 0 K: 1 S: 11	H: 2 LOB: 1 BB: 0 P: 17	R: 0 E: 1 K: 0 S: 9	H: 1 LOB: 1 BB: 1 P: 14	R: 2 E: 0 K: 1 S: 9	H: 2 LOB: 2 BB: 1 P: 18	R: 4 E: 0 K: 1 S: 18	H: 4 LOB: 2 BB: 2 P: 30	R: 0 E: 0 K: 0 S: 10	H: 1 LOB: 3 BB: 2 P: 22	R: 0 E: 0 K: 0 S: 8	H: 0 LOB: 0 BB: 0 P: 12	1B: 9 2B: 4 3B: 0 HR: 0	SF: 2 SAC: 0 DP: 2 HBP: 2	WP: 0 PB: 0 CS: 1	PA: 46			
PITCHER	IP	WLS	BF	H	R	ER	SO	BB	IBB	HBP	BLK	WP	HR	S	P	ERA	WHIP								
James Baldwin, R (1, 1) ERA: 5.16	5.0	L	26	7	5	5	4	3	0	2	0	0	0	53	90	9.00	2.000								
Sean Lowe, R (6, 1) ERA: 2.25	1.0		2	0	0	0	1	0	0	0	0	0	0	4	8	0.00	0.000								
Bryan Ward, L (7, 1) ERA: 10.13	0.0		3	2	3	3	0	1	0	0	0	0	0	4	10	∞	∞								
David Lundquist, R (7, 1) ERA: 5.88	2.0		12	3	1	1	1	3	0	0	0	0	0	24	42	4.50	3.000								
Keith Foulke, R (9, 1) ERA: 0.82	1.0		3	0	0	0	0	0	0	0	0	0	0	8	12	0.00	0.000								

Detroit Tigers @ Chicago White Sox
Comiskey Park, Chicago, IL
Sun Apr 25 1999, 2:05 PM EDT
Att: 15,370 - Sunny - 48 F

AB	35
R	9
H	12
RBI	9
BB	7
SO	6
LOB	20



Batter	1	2	3	4	5	6	7	8	9	AB	R	H	RBI	BB	SO	LOB	BOTTOM								
Ray Durham, S (1, 4) OBP: 0.425, SLG: 0.597	0-0 G4-3 1B		2-2 G1-3			3-2 HR		3-2 HR		4	2	3	3	0	0	0									
Mike Canuso, S (1, 6) OBP: 0.289, SLG: 0.234	1 SAFE 2-2 G4-3			1-0 G3		0-1 P7		2-2 G3-1		4	0	0	0	0	0	1									
Frank Thomas, R (1, 10) OBP: 0.529, SLG: 0.642	1-2 P3			1-3 K		1-0 F9		2-0 1B		4	0	1	0	0	1	0									
Jeff Liefer, L (1, 9) OBP: 0.321, SLG: 0.308		3-2 L4		3-2 1B		2-3 K		1-3 K		4	0	1	0	0	2	1									
14 Paul Konerko, R (1, 3) OBP: 0.226, SLG: 0.294		3-2 F7		1-3 K		2-1 G4-3		2-2 L6		4	0	0	0	0	1	2									
Greg Norton, S (1, 5) OBP: 0.373, SLG: 0.333		1-0 G6-3			4-0 G4-6-3 BB	3-2 G3		3-2 L7		3	0	0	0	1	0	1									
Chris Singleton, L (1, 7) OBP: 0.211, SLG: 0.222			0-0 B1-3		0-3 K	2-3 K				3	0	0	0	0	2	1									
Mark Johnson, L (1, 2) OBP: 0.143, SLG: 0.053			0-1 G3		1-0 G4-6-3		2-1 G3			3	0	0	0	0	0	1									
McKay Christensen, L (1, 8) OBP: 0.361, SLG: 0.452			2-2 HR		4-2 HR BB		0-2 F7			2	2	1	1	1	0	0									
Inning Stats	R: 0 E: 0 K: 0 S: 7	H: 1 LOB: 0 BB: 0 P: 10	R: 0 E: 0 K: 0 S: 7	H: 0 LOB: 0 BB: 0 P: 14	R: 1 E: 0 K: 0 S: 9	H: 1 LOB: 0 BB: 0 P: 13	R: 0 E: 0 K: 2 S: 10	H: 1 LOB: 1 BB: 0 P: 16	R: 0 E: 0 K: 1 S: 4	H: 0 LOB: 0 BB: 1 P: 9	R: 2 E: 0 K: 1 S: 15	H: 1 LOB: 0 BB: 1 P: 25	R: 0 E: 0 K: 1 S: 8	H: 0 LOB: 0 BB: 0 P: 15	R: 1 E: 0 K: 0 S: 12	H: 1 LOB: 0 BB: 0 P: 19	R: 0 E: 0 K: 1 S: 13	H: 1 LOB: 1 BB: 0 P: 21	1B: 3 2B: 0 3B: 0 HR: 3	SF: 0 SAC: 0 DP: 2 HBP: 0	WP: 0 PB: 0 CS: 0	PA: 33			
PITCHER	IP	WLS	BF	H	R	ER	SO	BB	IBB	HBP	BLK	WP	HR	S	P	ERA	WHIP								
Jeff Weaver, R (1, 1) ERA: 2.12	6.0	W	22	4	3	3	4	2	0	0	0	0	0	8	15	0.00	1.000								
Masao Kida, R (7, 1) ERA: 9.51	1.0		3	0	0	0	1	0	0	0	0	0	0	8	15	0.00	0.000								
Doug Brocail, R (8, 1) ERA: 3.72	1.0		4	1	1	1	0	0	0	0	0	0	1	12	19	9.00	1.000								
Todd Jones, R (9, 1) ERA:	1.0		4	1	0	0	1	0	0	0	0	0	0	13	21	0.00	1.000								

Detroit Tigers @ Chicago White Sox
Comiskey Park, Chicago, IL
Sun Apr 25 1999, 2:05 PM EDT
Att: 15,370 - Sunny - 48 F

AB	31
R	4
H	6
RBI	4
BB	2
SO	6
LOB	7




Batter	1	2	3	4	5	6	7	8	9	AB R H RBI BB SO LOB	TOP									
Randy Winn, S (1, 8) OBP: 0.337, SLG: 0.443										5 1 2 0 0 2 4	Tampa Bay Devil Rays @ Chicago White Sox Comiskey Park, Chicago, IL Wed Apr 28 1999, 6:05 PM EDT Cloudy - 53 F									
David Lamb, S (1, 4) OBP: 0.276, SLG: 0.412										4 2 1 1 1 0 3										
Jose Canseco, R (1, 10) OBP: 0.372, SLG: 0.700										3 1 0 1 1 2 2										
Fred McGriff, L (1, 3) OBP: 0.329, SLG: 0.471										4 1 2 3 0 2 0										
John Flaherty, R (1, 2) OBP: 0.338, SLG: 0.438										4 1 1 0 0 1 1										
Quinton McCracken, S (1, 7) OBP: 0.279, SLG: 0.354										3 0 0 0 1 0 0										
Danny Clyburn, R (1, 9) OBP: 0.229, SLG: 0.318										4 0 0 0 0 0 2										
Bobby Smith, R (1, 5) OBP: 0.260, SLG: 0.295										2 1 1 1 2 0 0										
Kevin Stocker, S (1, 6) OBP: 0.443, SLG: 0.492										4 0 1 0 0 0 1										
Inning Stats	R: 1 E: 0 K: 1 S: 10	H: 1 LOB: 0 BB: 0 P: 19	R: 1 E: 1 K: 0 S: 10	H: 1 LOB: 2 BB: 2 P: 24	R: 0 E: 0 K: 1 S: 9	H: 1 LOB: 1 BB: 0 P: 16	R: 0 E: 0 K: 0 S: 7	H: 0 LOB: 0 BB: 0 P: 13	R: 3 E: 0 K: 0 S: 11	H: 2 LOB: 0 BB: 2 P: 24	R: 1 E: 0 K: 3 S: 12	H: 1 LOB: 0 BB: 0 P: 19	R: 0 E: 0 K: 1 S: 9	H: 0 LOB: 0 BB: 0 P: 14	R: 0 E: 0 K: 1 S: 9	H: 1 LOB: 2 BB: 1 P: 18	1B: 5 2B: 0 3B: 0 HR: 3	SF: 1 SAC: 0 DP: 1 HBP: 0	WP: 0 PB: 1 SB: 0 CS: 1	PA: 39
PITCHER	IP WLS BF H R ER SO BB IBB HBP BLK WP HR S P ERA WHIP											IP WLS BF H R ER SO BB IBB HBP BLK WP HR S P ERA WHIP								
Jim Parque, L (1, 1) ERA: 3.7	5.0 W 23 5 5 3 2 4 0 0 0 0 0 1 47 96 5.40 1.800																			
Keith Foulke, R (6, 1) ERA: 2.99	2.0 H 8 2 2 2 3 0 0 0 0 0 2 22 36 9.00 1.000																			
41 Bill Simas, R (8, 1) ERA: 2.57	1.0 H 3 0 0 0 1 0 0 0 0 0 0 9 14 0.00 0.000																			
Bob Howry, R (9, 1) ERA: 2.0	1.0 S 5 1 0 0 1 1 0 0 0 0 0 0 9 18 0.00 2.000																			

Batter	1	2	3	4	5	6	7	8	9	AB R H RBI BB SO LOB	BOTTOM									
Ray Durham, S (1, 4) OBP: 0.449, SLG: 0.646										3 1 2 3 2 0 1	Tampa Bay Devil Rays @ Chicago White Sox Comiskey Park, Chicago, IL Wed Apr 28 1999, 6:05 PM EDT Cloudy - 53 F									
Mike Canuso, S (1, 6) OBP: 0.276, SLG: 0.279										4 1 2 2 0 0 3										
Frank Thomas, R (1, 10) OBP: 0.533, SLG: 0.679										3 1 1 2 2 1 3										
Magglio Ordonez, R (1, 9) OBP: 0.319, SLG: 0.492										4 2 1 1 1 1 3										
Greg Norton, S (1, 5) OBP: 0.422, SLG: 0.360										2 1 2 0 3 0 0										
14 Paul Konerko, R (1, 3) OBP: 0.224, SLG: 0.273										4 0 0 0 1 1 6										
Craig Wilson, R (9, 5) OBP: 0.200, SLG: 0.111										0 0 0 0 0 0 0										
25 Jeff Abbott, R (1, 7) OBP: 0.167, SLG: 0.206										5 0 2 2 0 0 5										
Darrin Jackson, R (9, 7) OBP: 0.429, SLG: 0.821										0 0 0 0 0 0 0										
Mark Johnson, L (1, 2) OBP: 0.308, SLG: 0.227										3 3 3 0 2 0 0										
McKay Christensen, L (1, 8) OBP: 0.350, SLG: 0.429										4 1 1 0 0 0 5										
Inning Stats	R: 0 E: 0 K: 0 S: 11	H: 1 LOB: 1 BB: 1 P: 18	R: 0 E: 0 K: 0 S: 8	H: 1 LOB: 0 BB: 0 P: 10	R: 4 E: 0 K: 0 S: 20	H: 4 LOB: 2 BB: 2 P: 35	R: 2 E: 0 K: 1 S: 8	H: 3 LOB: 0 BB: 0 P: 16	R: 2 E: 0 K: 1 S: 13	H: 2 LOB: 3 BB: 3 P: 29	R: 0 E: 0 K: 0 S: 5	H: 0 LOB: 2 BB: 2 P: 13	R: 2 E: 0 K: 1 S: 11	H: 1 LOB: 1 BB: 2 P: 26	R: 0 E: 0 K: 0 S: 9	H: 2 LOB: 2 BB: 1 P: 17	1B: 9 2B: 1 3B: 1 HR: 3	SF: 1 SAC: 1 DP: 3 HBP: 0	WP: 0 PB: 0 SB: 4 CS: 1	PA: 45
PITCHER	IP WLS BF H R ER SO BB IBB HBP BLK WP HR S P ERA WHIP											IP WLS BF H R ER SO BB IBB HBP BLK WP HR S P ERA WHIP								
Bryan Rekar, R (1, 1) ERA: 5.4	4.0 L 22 9 7 7 1 4 0 0 0 0 0 0 12 24 15.75 3.250																			
Norm Charlton, L (5, 1) ERA: 4.5	1.0 7 2 1 1 1 2 0 0 0 0 0 0 16 39 9.00 4.000																			
Albie Lopez, R (6, 1) ERA: 6.14	2.0 11 1 2 2 1 4 0 0 0 0 0 1 16 39 9.00 2.500																			
Esteban Yan, R (8, 1) ERA: 5.06	1.0 5 2 0 0 0 1 0 0 0 0 0 0 9 17 0.00 3.000																			

Batter	1	2	3	4	5	6	7	8	9	AB	R	H	RBI	BB	SO	LOB	TOP					
Randy Winn, S OBP: 0.322, SLG: 0.422	G4-3		L8					G6-3		4	0	0	0	0	1	2						
Dave Martinez, L OBP: 0.378, SLG: 0.441	G1-3			G4-3			P6	P6		4	0	0	0	0	0	0						
Jose Canseco, R OBP: 0.375, SLG: 0.695										2	0	1	0	0	1	0						
Danny Clyburn, R OBP: 0.260, SLG: 0.370				K				G6-3		2	0	2	0	0	0	0						
Wade Boggs, L OBP: 0.323, SLG: 0.328										4	0	2	0	0	0	1						
Quinton McCracken, S OBP: 0.278, SLG: 0.348										4	1	1	0	0	1	4						
Paul Sorrento, L OBP: 0.250, SLG: 0.143										4	0	1	0	0	2	1						
Bobby Smith, R OBP: 0.241, SLG: 0.271										4	0	0	0	0	2	3						
Mike DiFelice, R OBP: 0.313, SLG: 0.688										4	0	2	1	0	1	0						
Kevin Stocker, S OBP: 0.425, SLG: 0.469										3	0	0	0	0	1	3						
Inning Stats	R: 0 E: 0 K: 0 S: 9	H: 1 LOB: 1 BB: 0 P: 13	R: 0 E: 0 K: 1 S: 9	H: 1 LOB: 1 BB: 0 P: 12	R: 0 E: 0 K: 1 S: 7	H: 0 LOB: 0 BB: 0 P: 11	R: 0 E: 0 K: 1 S: 14	H: 0 LOB: 0 BB: 0 P: 21	R: 1 E: 0 K: 2 S: 13	H: 3 LOB: 2 BB: 0 P: 20	R: 0 E: 0 K: 0 S: 7	H: 1 LOB: 1 BB: 0 P: 13	R: 0 E: 0 K: 1 S: 10	H: 1 LOB: 1 BB: 0 P: 16	R: 0 E: 0 K: 3 S: 16	H: 2 LOB: 2 BB: 0 P: 27	R: 0 E: 0 K: 3 S: 9	H: 0 LOB: 0 BB: 0 P: 16	1B: 6 2B: 3 3B: 0 HR: 0	SF: 0 SAC: 0 DP: 0 HBP: 0	WP: 0 PB: 0 CS: 0	PA: 35
PITCHER	IP	WLS	BF	H	R	ER	SO	BB	IBB	HBP	BLK	WP	HR	S	P	ERA	WHIP					
John Snyder, R ERA: 1.88	7.0	W	27	7	1	1	5	0	0	0	0	0	0	69	106	1.29	1.000					
Bryan Ward, L ERA: 8.53	1.0		5	2	0	0	1	0	0	0	0	0	0	16	27	0.00	2.000					
Sean Lowe, R ERA: 2.08	1.0		3	0	0	0	3	0	0	0	0	0	0	9	16	0.00	0.000					

Tampa Bay Devil Rays @ Chicago White Sox
Comiskey Park, Chicago, IL
Wed Apr 28 1999, 9:05 PM EDT
Att: 10,300 - Unknown - 51 F

AB	35
R	1
H	9
RBI	1
BB	0
SO	9
LOB	14



Batter	1	2	3	4	5	6	7	8	9	AB	R	H	RBI	BB	SO	LOB	BOTTOM					
Ray Durham, S OBP: 0.434, SLG: 0.629	G1-3			K						5	1	1	2	0	2	4						
Mike Canuso, S OBP: 0.273, SLG: 0.264	L6									4	1	0	0	1	1	2						
Frank Thomas, R OBP: 0.538, SLG: 0.661										3	1	1	0	1	0	0						
Magglio Ordonez, R OBP: 0.338, SLG: 0.588	G3									5	2	3	5	0	1	2						
Greg Norton, S OBP: 0.435, SLG: 0.358										3	2	1	0	2	1	1						
Darin Jackson, R OBP: 0.424, SLG: 0.750										4	1	1	0	1	0	2						
14 Paul Konerko, R OBP: 0.226, SLG: 0.271										4	0	1	0	0	1	4						
25 Jeff Abbott, R OBP: 0.225, SLG: 0.229										1	0	1	1	2	0	0						
Brook Fordyce, R OBP: 0.289, SLG: 0.314										3	1	1	1	1	0	2						
Inning Stats	R: 0 E: 0 K: 0 S: 10	H: 1 LOB: 1 BB: 0 P: 13	R: 1 E: 0 K: 0 S: 9	H: 1 LOB: 1 BB: 1 P: 19	R: 5 E: 1 K: 1 S: 16	H: 4 LOB: 2 BB: 1 P: 28	R: 0 E: 0 K: 1 S: 5	H: 0 LOB: 0 BB: 0 P: 6	R: 3 E: 0 K: 2 S: 18	H: 3 LOB: 2 BB: 2 P: 34	R: 0 E: 0 K: 0 S: 5	H: 1 LOB: 0 BB: 0 P: 8	R: 0 E: 0 K: 1 S: 10	H: 0 LOB: 2 BB: 2 P: 26	R: 0 E: 0 K: 1 S: 9	H: 0 LOB: 2 BB: 2 P: 17	1B: 7 2B: 2 3B: 0 HR: 2	SF: 1 SAC: 0 DP: 2 HBP: 1	WP: 0 PB: 0 CS: 0	PA: 42		
PITCHER	IP	WLS	BF	H	R	ER	SO	BB	IBB	HBP	BLK	WP	HR	S	P	ERA	WHIP					
Tony Saunders, L ERA: 7.5	4.1	L	26	8	8	8	3	4	0	0	0	0	0	12	20	0.00	1.200					
Rick White, R ERA: 1.93	1.2		6	2	0	0	1	0	0	0	0	0	0	10	26	0.00	2.000					
Jim Mecir, R ERA: 2.63	1.0		5	0	0	0	1	2	0	0	0	0	0	9	17	0.00	2.000					
Scott Aldred, L ERA:	1.0		5	0	0	0	1	2	0	0	0	0	0	9	17	0.00	2.000					

Tampa Bay Devil Rays @ Chicago White Sox
Comiskey Park, Chicago, IL
Wed Apr 28 1999, 9:05 PM EDT
Att: 10,300 - Unknown - 51 F

AB	32
R	9
H	10
RBI	9
BB	8
SO	6
LOB	17




Batter	1	2	3	4	5	6	7	8	9	AB	R	H	RBI	BB	SO	LOB	TOP								
Ray Durham, S OBP: 0.402, SLG: 0.595 (1, 4)	G6-3		K				G5-3		HR	5	1	2	4	0	1	1	Chicago White Sox @ Anaheim Angels Edison International Field, Anaheim, CA Sat May 01 1999, 10:05 PM EDT Att: 35,296 - Unknown - 60 F livebaseballscorecards.com								
Mike Caruso, S OBP: 0.279, SLG: 0.284 (1, 6)	2B		FC4-6			1B		K	F8	5	1	2	0	0	1	2									
Frank Thomas, R OBP: 0.527, SLG: 0.609 Craig Wilson, R OBP: 0.286, SLG: 0.091 (1, 3) (9, 5)	BB		CS		FC4-6		F9		S	3	0	2	0	2	0	1									
Magglio Ordonez, R OBP: 0.345, SLG: 0.544 (1, 9)	K		FC4-6		1B		FC6		G1-6-3	4	0	1	0	1	1	4									
Greg Norton, S OBP: 0.427, SLG: 0.381 (1, 5) (9, 3)	K		G6-3		G6-3		FC6		HR	5	1	2	2	0	1	5									
Darin Jackson, R OBP: 0.400, SLG: 0.692 (1, 8) (9, 7)		P4			G6-3		FC6		25 1B	4	2	2	0	0	0	2									
14 Paul Konerko, R OBP: 0.247, SLG: 0.279 (1, 10)	G1-3		G1-3		L9		G4-3		P5	4	0	0	0	0	0	4									
25 Jeff Abbott, R OBP: 0.235, SLG: 0.222 Mickey Christensen, L OBP: 0.318, SLG: 0.385 (1, 7) (9, PR) (9, 8)	G6-3		G6-3		G6-3		G6-3		1B	3	1	1	0	1	0	0									
Brook Fordyce, R OBP: 0.289, SLG: 0.310 Jeff Liefer, L OBP: 0.345, SLG: 0.333 Mark Johnson, L OBP: 0.276, SLG: 0.200 (1, 2) (9, PH) (9, 2)			FC4-6		G6-3		K		HR	1	1	1	1	0	0	0									
Inning Stats	R: 0 E: 0 K: 2 S: 19	H: 1 LOB: 2 BB: 1 P: 30	R: 0 E: 0 K: 0 S: 8	H: 0 LOB: 0 BB: 0 P: 10	R: 0 E: 0 K: 1 S: 7	H: 1 LOB: 0 BB: 0 P: 8	R: 0 E: 0 K: 0 S: 7	H: 1 LOB: 0 BB: 0 P: 11	R: 2 E: 0 K: 0 S: 8	H: 2 LOB: 1 BB: 1 P: 15	R: 1 E: 0 K: 0 S: 15	H: 3 LOB: 2 BB: 0 P: 21	R: 0 E: 0 K: 1 S: 6	H: 0 LOB: 0 BB: 0 P: 7	R: 0 E: 0 K: 1 S: 10	H: 1 LOB: 0 BB: 0 P: 13		R: 5 E: 0 K: 0 S: 22	H: 5 LOB: 2 BB: 2 P: 35	1B: 10 2B: 2 3B: 0 HR: 2	SF: 0 SAC: 0 DP: 1 HBP: 0	WP: 0 PB: 0 SB: 2 CS: 2	PA: 42		
PITCHER	IP	WLS	BF	H	R	ER	SO	BB	IBB	HBP	BLK	WP	HR	S	P	ERA	WHIP								
Chuck Finley, L ERA: 6.19 (1, 1)	7.0		28	8	3	3	4	2	0	0	0	0	0	70	102	3.86	1.429								
Shigetoshi Hasegawa, R ERA: 4.85 (8, 1)	1.0	H	3	1	0	0	1	0	0	0	0	0	0	10	13	0.00	1.000								
Troy Percival, R ERA: 5.59 (9, 1)	0.2	L	8	5	5	5	0	1	0	0	0	0	2	18	27	67.50	9.000								
Mark Petkovsek, R ERA: 0.75 (9, 1)	0.1		2	0	0	0	0	1	0	0	0	0	0	4	8	0.00	3.000								

Batter	1	2	3	4	5	6	7	8	9	AB	R	H	RBI	BB	SO	LOB	BOTTOM								
Orlando Palmeiro, L OBP: 0.360, SLG: 0.364 (1, 7)	WP		G4-3					F8		4	1	2	0	1	0	1	Chicago White Sox @ Anaheim Angels Edison International Field, Anaheim, CA Sat May 01 1999, 10:05 PM EDT Att: 35,296 - Unknown - 60 F livebaseballscorecards.com								
Randy Velarde, R OBP: 0.389, SLG: 0.465 (1, 4)	1B		G5-3			1B		K		4	1	2	2	1	1	2									
Mo Vaughn, L OBP: 0.390, SLG: 0.583 (1, 10)	P7		G6-3		FC4-6		K		K	4	1	0	0	1	2	3									
Tim Salmon, R OBP: 0.459, SLG: 0.667 (1, 9)	P6		F9		FC4-6				G2-3	4	0	2	0	1	0	1									
Darin Erstad, L OBP: 0.348, SLG: 0.392 (1, 3)	1B		K		FC4-6		K		G2-3	5	1	1	0	0	2	6									
Troy Glaus, R OBP: 0.436, SLG: 0.667 (1, 5)	K				G5-3		F8		K	5	1	2	1	0	2	3									
16 Garret Anderson, L OBP: 0.308, SLG: 0.485 (1, 8)	G5-3		G4-3		G5-3				K	5	0	3	2	0	1	1									
Charlie O'Brien, R OBP: 0.143, SLG: 0.080 (1, 2)	K		G4-3		G5-3		K			4	0	0	0	0	2	4									
Andy Sheets, R OBP: 0.286, SLG: 0.443 (1, 6)	2B		G6-3		G6-3		F7			4	0	1	0	0	0	2									
Inning Stats	R: 1 E: 0 K: 1 S: 17	H: 3 LOB: 0 BB: 0 P: 29	R: 0 E: 0 K: 1 S: 11	H: 1 LOB: 0 BB: 0 P: 16	R: 1 E: 0 K: 1 S: 7	H: 1 LOB: 0 BB: 0 P: 12	R: 1 E: 0 K: 0 S: 12	H: 3 LOB: 2 BB: 0 P: 16	R: 2 E: 0 K: 0 S: 11	H: 3 LOB: 1 BB: 1 P: 17	R: 0 E: 0 K: 2 S: 15	H: 0 LOB: 3 BB: 3 P: 33	R: 0 E: 0 K: 1 S: 9	H: 1 LOB: 1 BB: 0 P: 14	R: 0 E: 0 K: 2 S: 9	H: 0 LOB: 0 BB: 0 P: 11		R: 0 E: 0 K: 2 S: 15	H: 1 LOB: 1 BB: 0 P: 19	1B: 10 2B: 2 3B: 0 HR: 1	SF: 0 SAC: 0 DP: 1 HBP: 0	WP: 1 PB: 0 SB: 3 CS: 0	PA: 43		
PITCHER	IP	WLS	BF	H	R	ER	SO	BB	IBB	HBP	BLK	WP	HR	S	P	ERA	WHIP								
James Baldwin, R ERA: 6.0 (1, 1)	4.1		25	11	5	5	3	1	0	0	0	0	0	7	15	0.00	2.000								
Sean Lowe, R ERA: 1.93 (5, 1)	1.0		4	0	0	0	0	2	0	0	0	0	0	7	15	0.00	2.000								
Bryan Ward, L ERA: 7.56 (6, 1)	0.2		3	0	0	0	2	0	1	0	0	0	0	10	20	0.00	0.000								
David Lundquist, R ERA: 4.0 (7, 1)	2.0	W	7	1	0	0	3	0	0	0	0	0	0	18	25	0.00	0.500								
Bob Howry, R ERA: 1.6 (9, 1)	1.0	S	4	1	0	0	2	0	0	0	0	0	0	15	19	0.00	1.000								

Batter	1	2	3	4	5	6	7	8	9	AB	R	H	RBI	BB	SO	LOB	TOP					
Ray Durham, S OBP: 0.386, SLG: 0.568 (1, 4)	G6-3		F7			K		G4-3		4	0	0	0	0	1	1	Chicago White Sox @ Anaheim Angels Edison International Field, Anaheim, CA Sun May 02 1999, 8:05 PM EDT Att: 34,737 - Cloudy - 59 F					
Mike Caruso, S OBP: 0.276, SLG: 0.282 (1, 6)	G6-3			G5-3		E4 1B		F9		4	1	1	0	0	0	1						
Frank Thomas, R OBP: 0.526, SLG: 0.597 (1, 10)	G6-3			G5-4-3 BB		2-H 1B			K	3	0	1	1	1	1	0						
Magglio Ordonez, R OBP: 0.341, SLG: 0.530 (1, 9)		G6-4-3 1B		G5-4-3 1-2		G5-3			G1-3	4	0	1	0	0	0	2						
Greg Norton, S OBP: 0.419, SLG: 0.388 (1, 5)	G6-4-3 1-2				G4-3 SF7 2B		G5-3		F7	4	1	1	0	0	0	1						
Jeff Liefer, L OBP: 0.313, SLG: 0.300 (1, 3)	G3				G4-3 2-3		F7			3	0	0	0	0	0	1						
Chris Singleton, L OBP: 0.227, SLG: 0.400 (1, 7)					SF7 3-H		G4-3		G4-3	2	1	1	2	0	0	0						
Mark Johnson, L OBP: 0.250, SLG: 0.179 (1, 2)			HR	K		G4-3		E1 G4-3		3	0	0	0	0	1	0						
McKay Christensen, L OBP: 0.298, SLG: 0.357 (1, 8)			F8			G5-3		F8		3	0	0	0	0	0	1						
Inning Stats	R: 0 E: 0 K: 0 S: 6	H: 0 LOB: 0 BB: 0 P: 11	R: 0 E: 0 K: 0 S: 6	H: 1 LOB: 0 BB: 0 P: 9	R: 1 E: 0 K: 1 S: 11	H: 1 LOB: 0 BB: 0 P: 19	R: 0 E: 0 K: 0 S: 5	H: 0 LOB: 0 BB: 1 P: 10	R: 1 E: 0 K: 1 S: 9	H: 1 LOB: 0 BB: 0 P: 12	R: 1 E: 1 K: 1 S: 7	H: 2 LOB: 1 BB: 0 P: 10	R: 0 E: 0 K: 0 S: 5	H: 0 LOB: 0 BB: 0 P: 6	R: 0 E: 1 K: 1 S: 7	H: 0 LOB: 1 BB: 0 P: 13	R: 0 E: 0 K: 1 S: 8	H: 0 LOB: 0 BB: 0 P: 12	1B: 3 2B: 1 3B: 0 HR: 1	SF: 1 SAC: 0 DP: 2 HBP: 0	WP: 0 PB: 0 SB: 0 CS: 0	PA: 32
PITCHER Omar Olivares, R ERA: 3.24 (1, 1)	IP: 9.0 WLS: W BF: 32 H: 5 R: 3 ER: 2 SO: 3 BB: 1 IBB: 0 HBP: 0 BLK: 0 WP: 0 HR: 1 S: 64 P: 102 ERA: 2.00 WHIP: 0.667															PITCHER						

Batter	1	2	3	4	5	6	7	8	9	AB	R	H	RBI	BB	SO	LOB	BOTTOM			
Darin Erstad, L OBP: 0.350, SLG: 0.392 (1, 3)	G4-3		F7			BB SF8 1B		K		5	1	2	0	0	1	0	Chicago White Sox @ Anaheim Angels Edison International Field, Anaheim, CA Sun May 02 1999, 8:05 PM EDT Att: 34,737 - Cloudy - 59 F			
Randy Velarde, R OBP: 0.407, SLG: 0.471 (1, 4)	S 1B		E 1B		SF8 SF9 BB	BB 1B		P4		3	2	2	0	2	0	0				
Mo Vaughn, L OBP: 0.391, SLG: 0.550 (1, 10)	L7		E8 1B		FC6-4 BB	K		P7		4	0	1	0	1	1	4				
Tim Salmon, R OBP: 0.451, SLG: 0.656 (1, 9)	K		1B		SF8 1-2 2-3	P4				3	0	1	2	0	1	4				
Troy Glaus, R OBP: 0.429, SLG: 0.667 (1, 5)		G3-1	F8		SF9 3-H	16 HR 2B				3	1	1	1	0	0	2				
16 Garret Anderson, L OBP: 0.315, SLG: 0.515 (1, 8)	F8				FC6-4 1-2	HR				4	1	2	2	0	0	1				
Tim Lincecum, R OBP: 0.660, SLG: 0.846 Orlando Palmeiro, L OBP: 0.356, SLG: 0.359 (1, 7) (7, 7)	1B				L8	HR		P4		3	1	2	1	0	0	1				
Matt Walbeck, S OBP: 0.317, SLG: 0.309 (1, 2)	F8				F7	1B SH3-4 BB		K		3	0	0	0	1	1	2				
Andy Sheets, R OBP: 0.276, SLG: 0.427 (1, 6)			G6-3		G6-3	SH3-4 1-2		K		3	0	0	0	0	1	1				
Inning Stats	R: 0 E: 0 K: 1 S: 11	H: 1 LOB: 1 BB: 0 P: 15	R: 0 E: 0 K: 0 S: 7	H: 1 LOB: 0 BB: 0 P: 13	R: 1 E: 1 K: 0 S: 10	H: 3 LOB: 2 BB: 0 P: 18	R: 0 E: 0 K: 0 S: 11	H: 1 LOB: 1 BB: 0 P: 18	R: 2 E: 0 K: 1 S: 11	H: 1 LOB: 1 BB: 2 P: 20	R: 1 E: 0 K: 1 S: 11	H: 2 LOB: 3 BB: 2 P: 26	R: 2 E: 0 K: 2 S: 10	H: 2 LOB: 0 BB: 0 P: 14	R: 0 E: 0 K: 1 S: 7	H: 0 LOB: 0 BB: 0 P: 10	1B: 8 2B: 1 3B: 0 HR: 2	SF: 2 SAC: 1 DP: 0 HBP: 0	WP: 0 PB: 0 SB: 1 CS: 0	PA: 39
PITCHER Jim Parque, L ERA: 4.3 Keith Foulke, R ERA: 2.81 (1, 1) (6, 1)	IP: 5.0 WLS: L BF: 26 H: 8 R: 4 ER: 4 SO: 4 BB: 3 IBB: 0 HBP: 0 BLK: 0 WP: 0 HR: 1 S: 52 P: 92 ERA: 7.20 WHIP: 2.200															PITCHER				

AB	30
R	3
H	5
RBI	3
BB	1
SO	3
LOB	7




AB	32
R	6
H	11
RBI	6
BB	4
SO	5
LOB	15



Batter	1	2	3	4	5	6	7	8	9	AB	R	H	RBI	BB	SO	LOB	TOP							
Ray Durham, S OBP: 0.387, SLG: 0.554	4-1 2B SF4 BB		3-2 L6		0-0 HR 1B	1-0 FC1-6 1B		0-0 F7		4	2	1	0	1	0	3								
Mike Caruso, S OBP: 0.294, SLG: 0.289	1-2 F8		0-1 F7		0-1 HR 1B	0-0 1B		0-0 L3		5	1	2	1	0	0	1								
Frank Thomas, R OBP: 0.515, SLG: 0.600 Jeff Liefer, L OBP: 0.303, SLG: 0.290	2-0 2B			2-2 F8	0-0 SF8			1-3 K		3	0	1	1	0	1	2								
Magglio Ordonez, R OBP: 0.344, SLG: 0.575	1-1 SF4			1-2 G3 14 3B	0-1 HR			0-1 G6-3		4	2	2	4	0	0	0								
Greg Norton, S OBP: 0.400, SLG: 0.366	2-1 G3-1			3-2 G3	1-3 K			0-2 F8		4	0	0	0	0	1	2								
14 Paul Konerko, R OBP: 0.247, SLG: 0.306		2-2 G6-3		2-2 3B	0-0 G4-3			1-2 G1-3		4	0	1	1	0	0	0								
Chris Singleton, L OBP: 0.231, SLG: 0.417		0-0 F9		2-2 L4				0-2 F8		4	0	1	0	0	0	1								
25 Jeff Abbott, R OBP: 0.255, SLG: 0.306		1-1 F8			0-0 HR	0-1 FC1-6 1B		0-0 G4-3		4	2	2	1	0	0	1								
Brook Fordyce, R OBP: 0.306, SLG: 0.326			0-1 F8		0-1 1B SF8 1B	1-1 FC1-6 1B		0-1 G6-3		4	1	2	0	0	0	1								
Inning Stats	R: 1 E: 0 K: 0 S: 9	H: 1 LOB: 1 BB: 1 P: 19	R: 0 E: 0 K: 0 S: 6	H: 0 LOB: 0 BB: 0 P: 9	R: 0 E: 0 K: 0 S: 7	H: 0 LOB: 0 BB: 0 P: 10	R: 1 E: 0 K: 0 S: 18	H: 2 LOB: 1 BB: 0 P: 28	R: 5 E: 0 K: 1 S: 13	H: 5 LOB: 0 BB: 0 P: 14	R: 1 E: 0 K: 0 S: 12	H: 3 LOB: 2 BB: 0 P: 16	R: 0 E: 0 K: 0 S: 8	H: 0 LOB: 0 BB: 0 P: 10	R: 0 E: 0 K: 0 S: 5	H: 1 LOB: 1 BB: 0 P: 5	R: 0 E: 0 K: 1 S: 6	H: 0 LOB: 0 BB: 0 P: 7	1B: 6 2B: 3 3B: 1 HR: 2	SF: 2 SAC: 0 DP: 0 HBP: 0	WP: 0 PB: 0 SB: 0 CS: 0	PA: 40		
PITCHER	IP WLS BF H R ER SO BB IBB HBP BLK WP HR S P ERA WHIP	4.1 L 22 8 7 7 0 1 0 0 0 0 2 49 75 14.54 2.077	3.2 15 4 1 1 2 0 0 0 0 0 0 0 29 36 2.46 1.091	1.0 3 0 0 0 1 0 0 0 0 0 0 0 6 7 0.00 0.000																				

Chicago White Sox @ Anaheim Angels
Edison International Field, Anaheim, CA
Mon May 03 1999, 4:05 PM EDT
Att: 31,995 - Cloudy - 65 F

AB 37
R 8
H 12
RBI 8
BB 1
SO 3
LOB 11

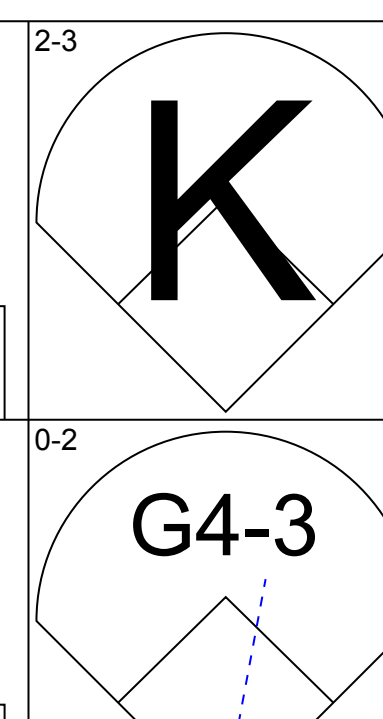
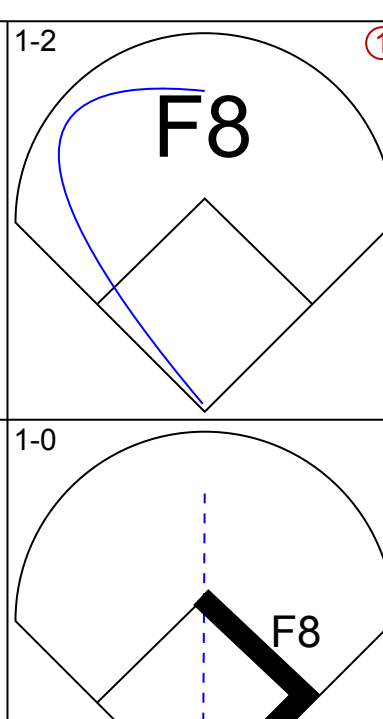
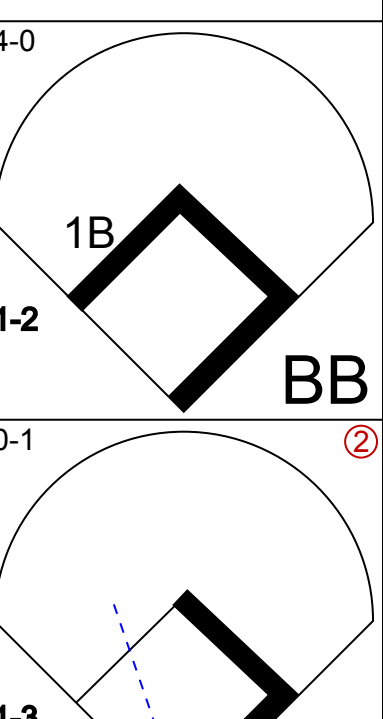
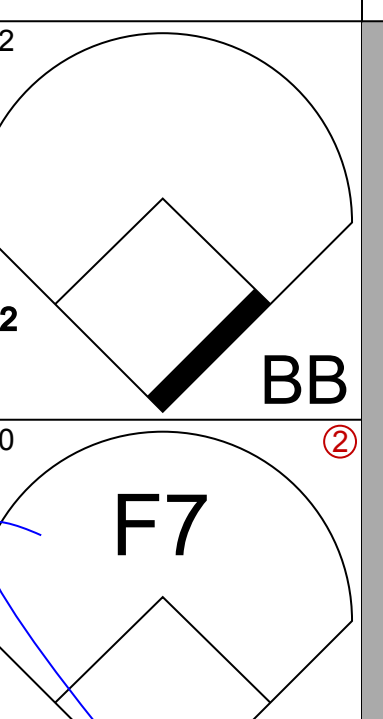
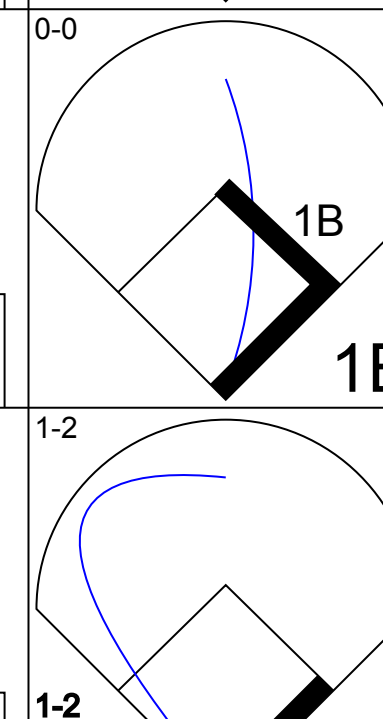
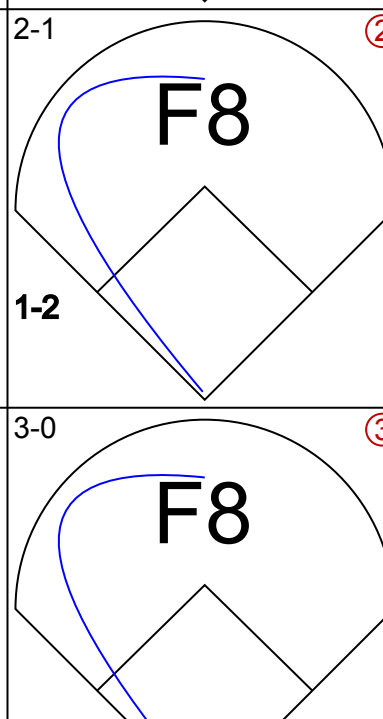
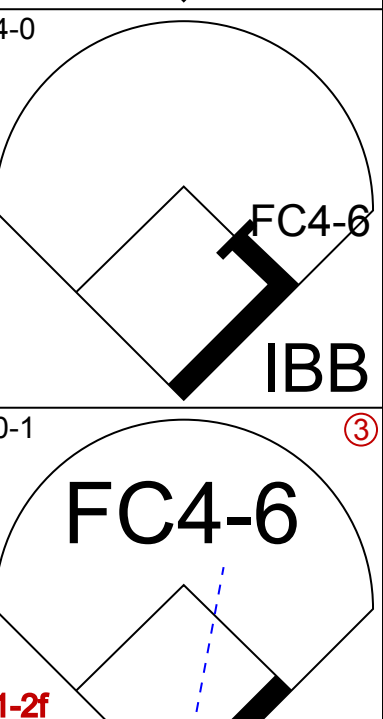
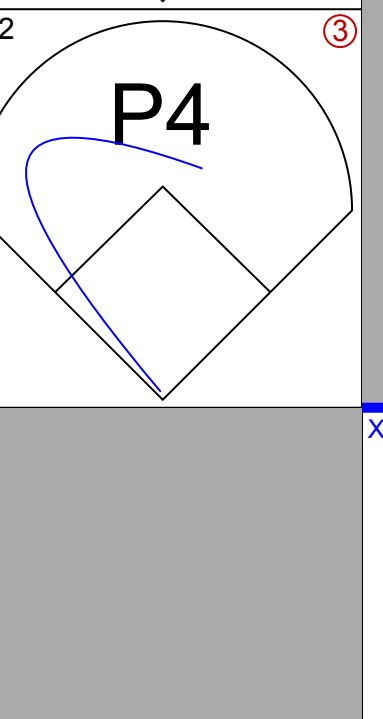
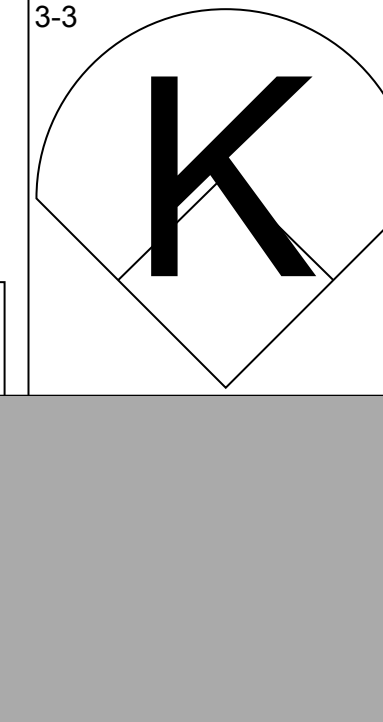





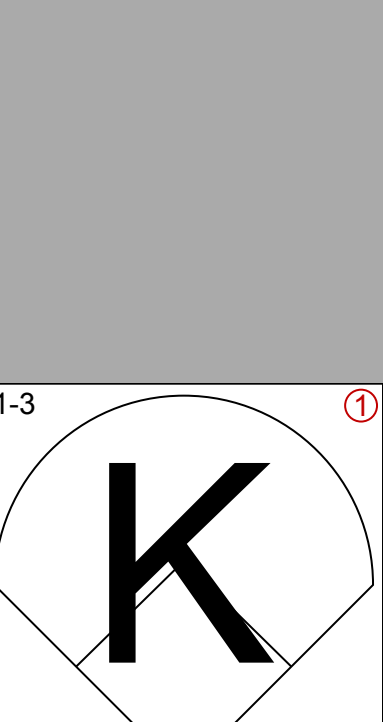

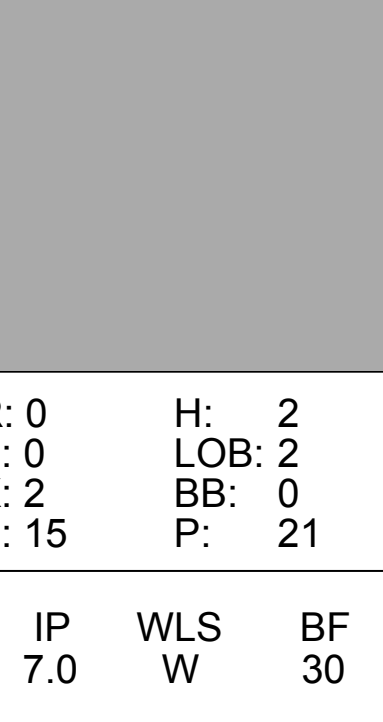

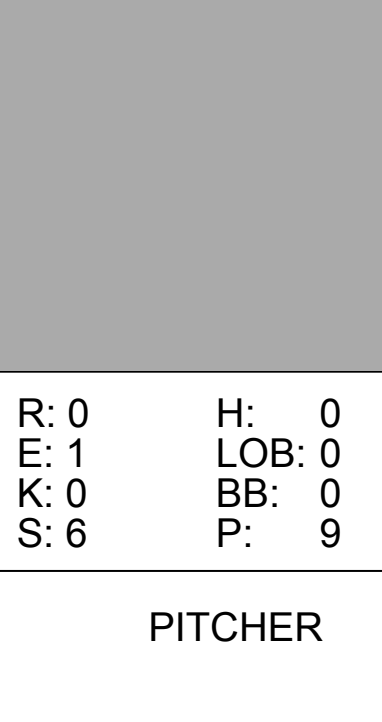

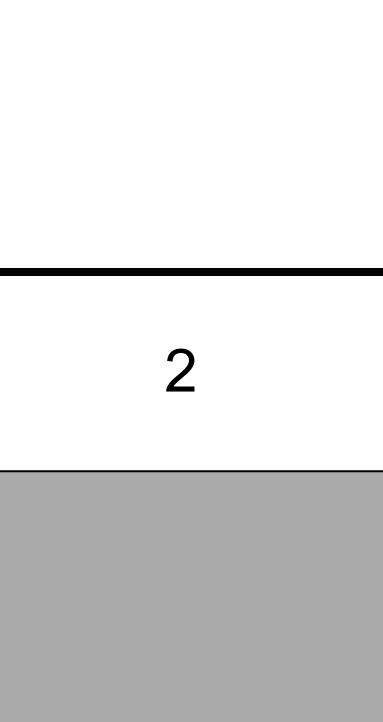
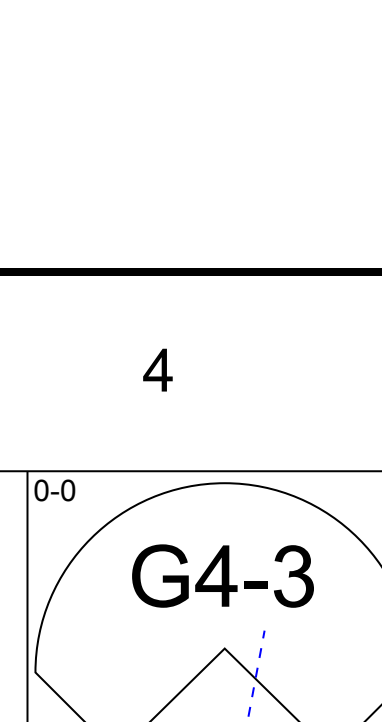
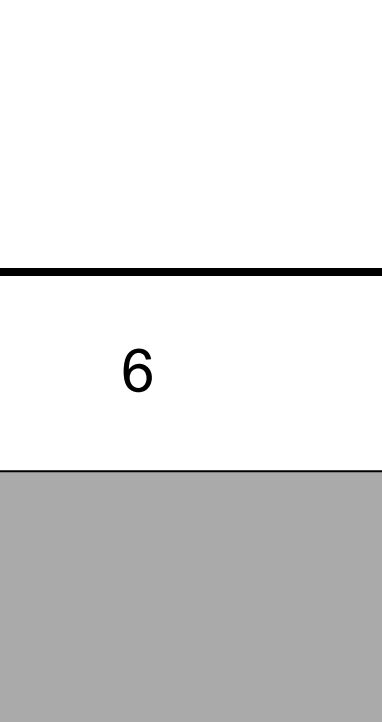
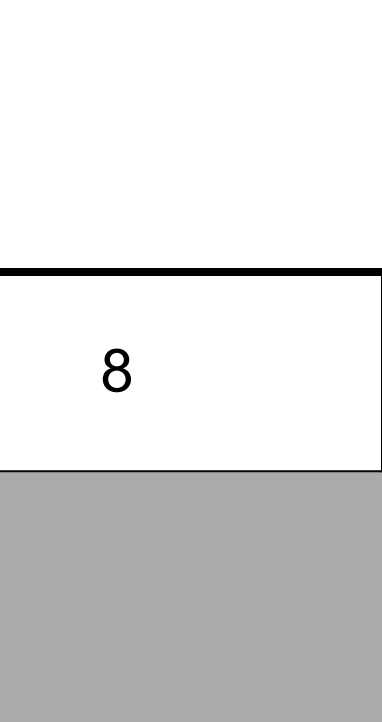

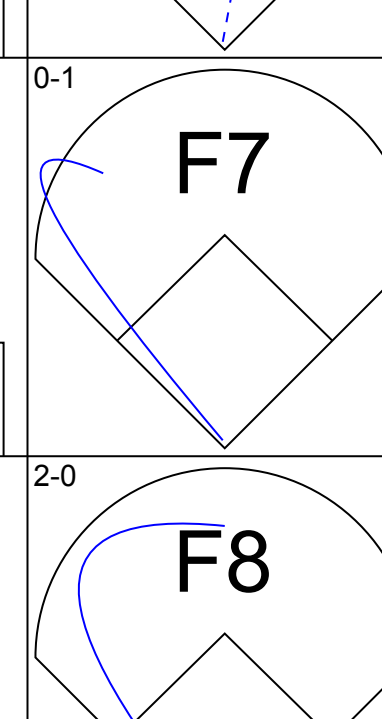


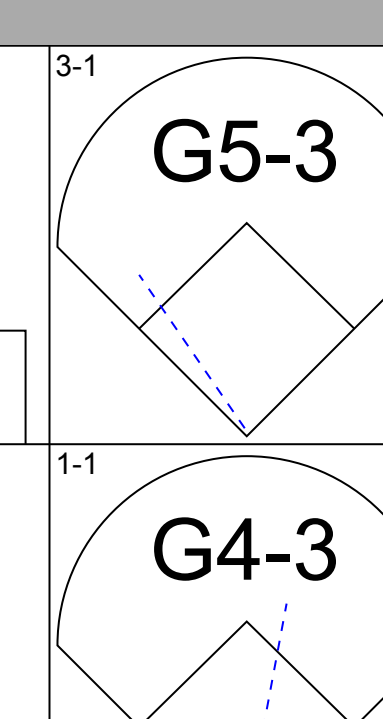
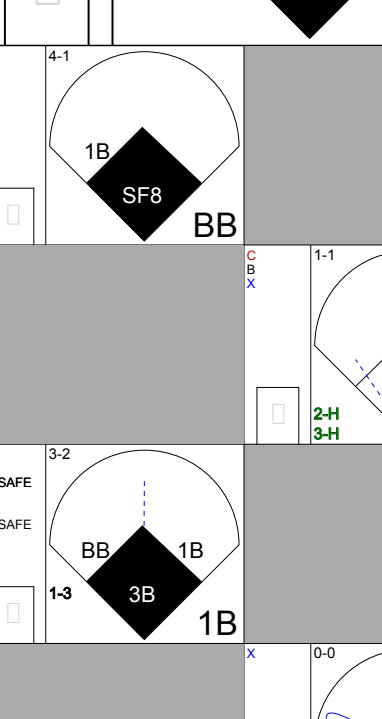
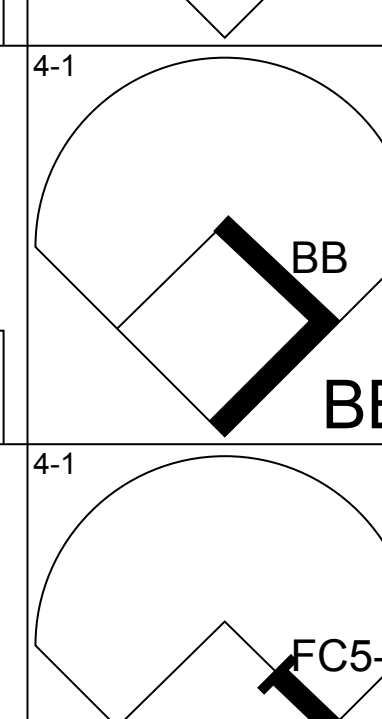
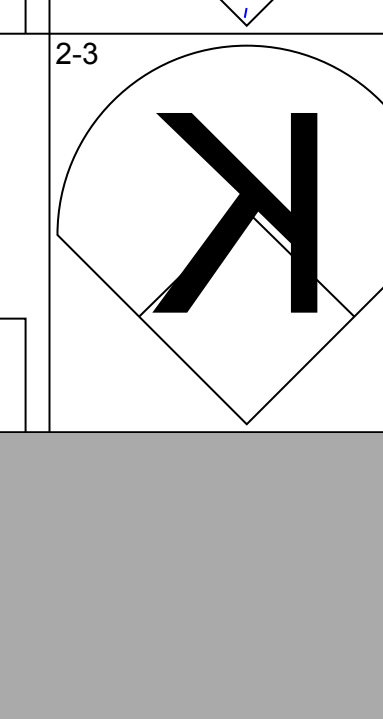
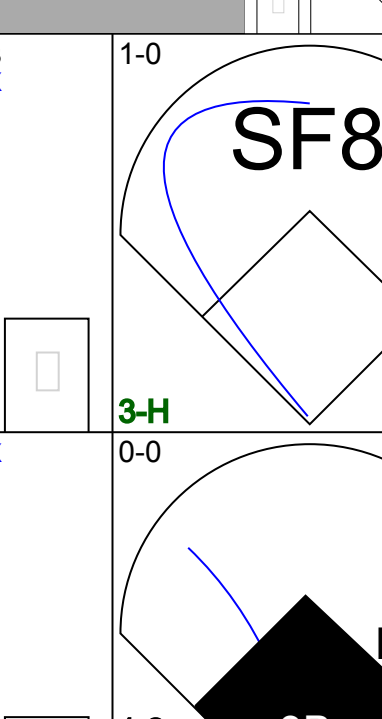
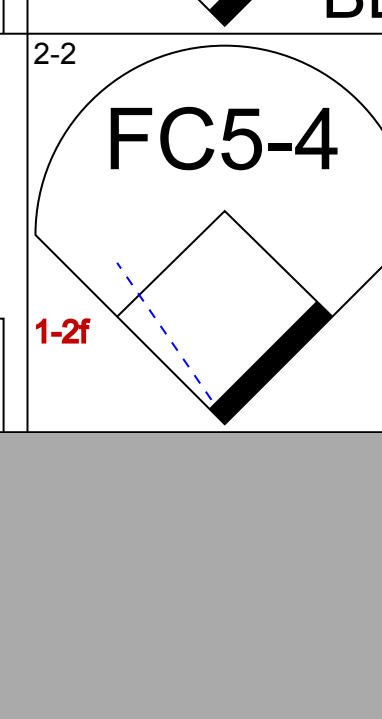
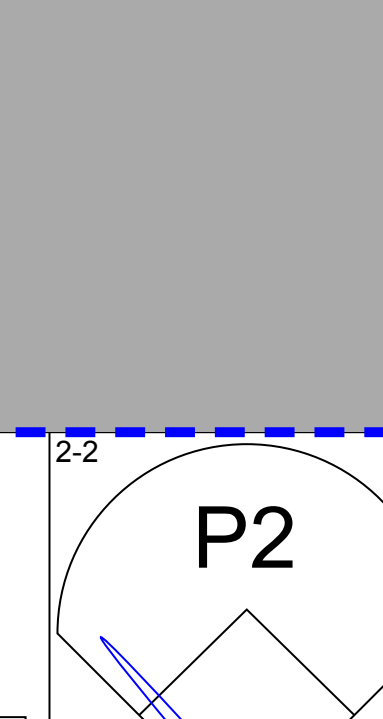


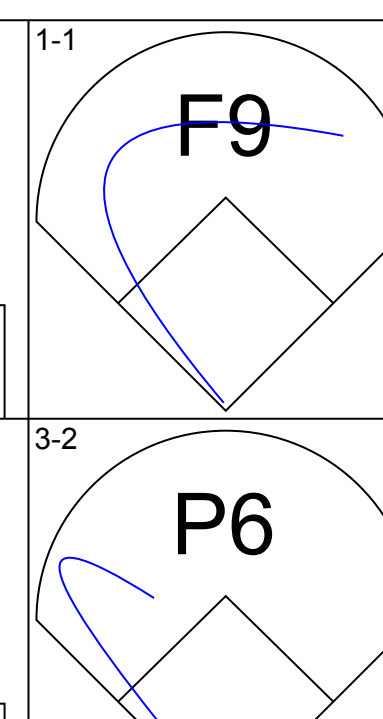
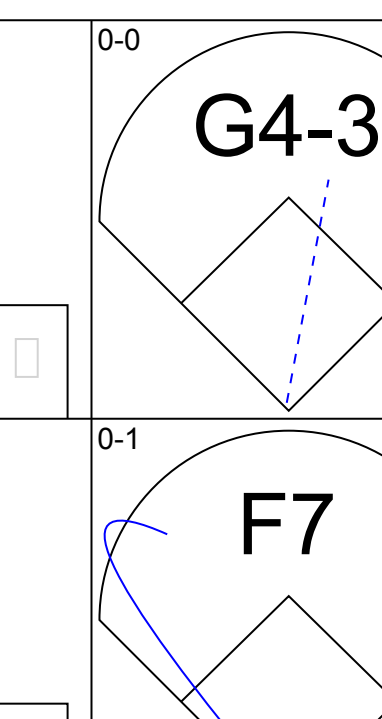
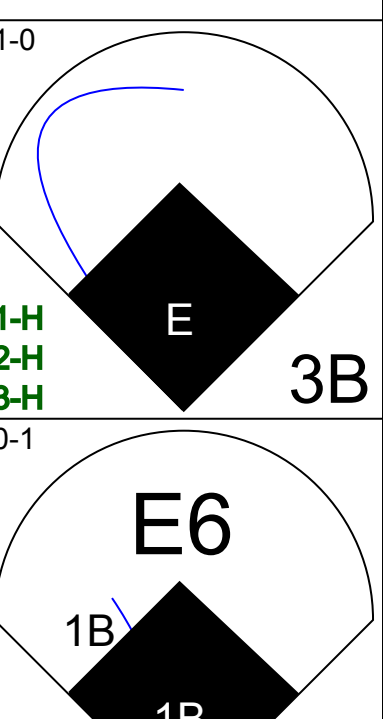
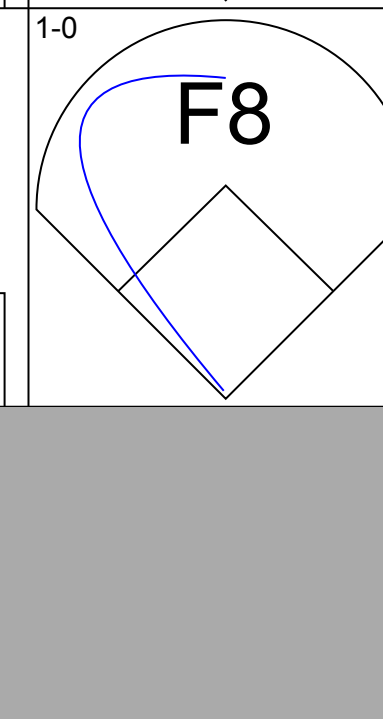
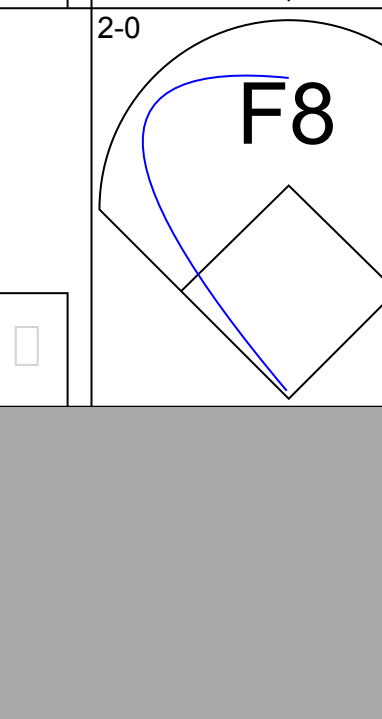
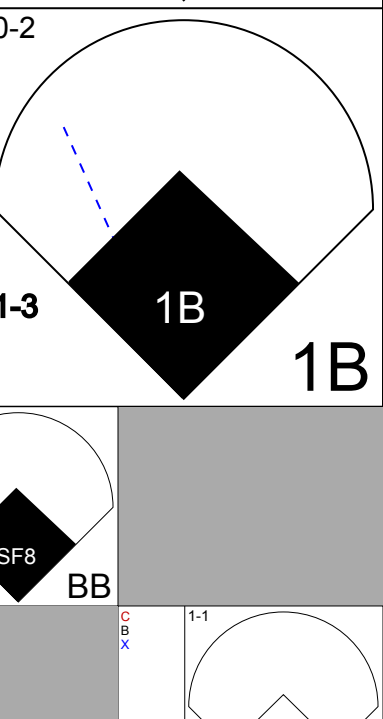
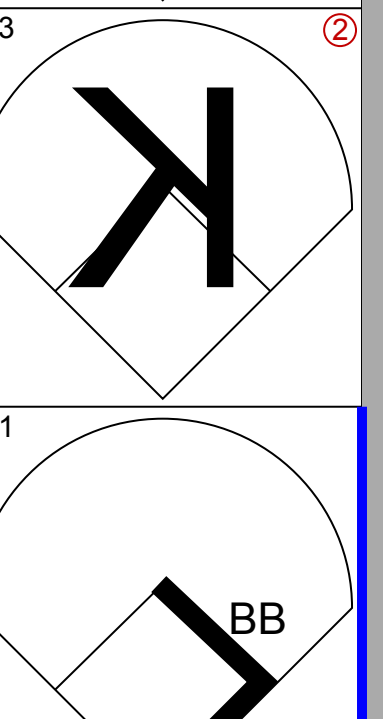


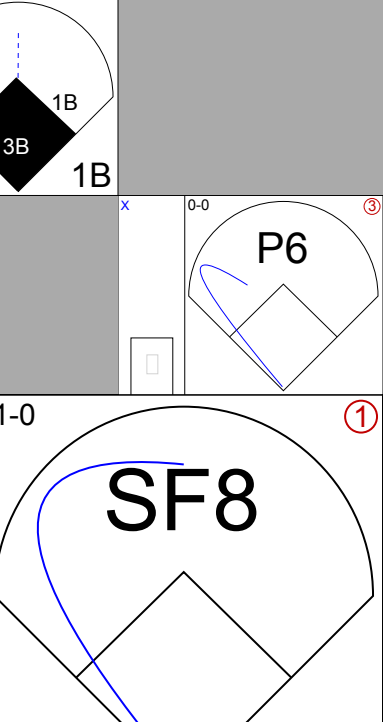
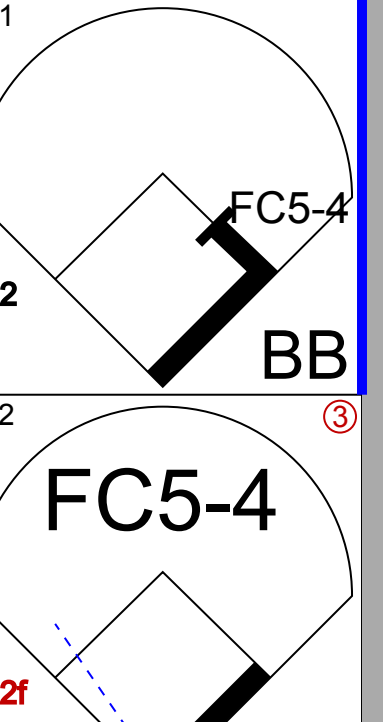
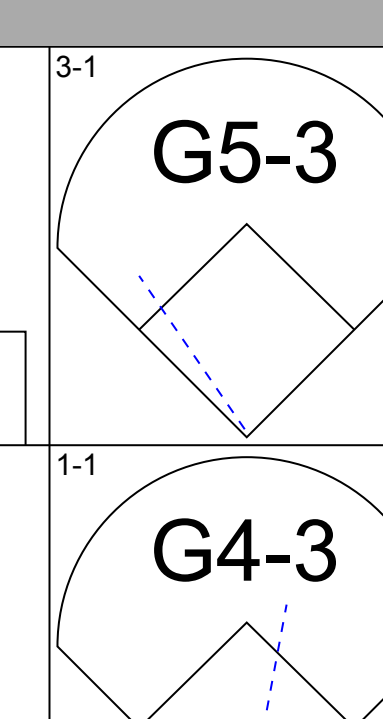
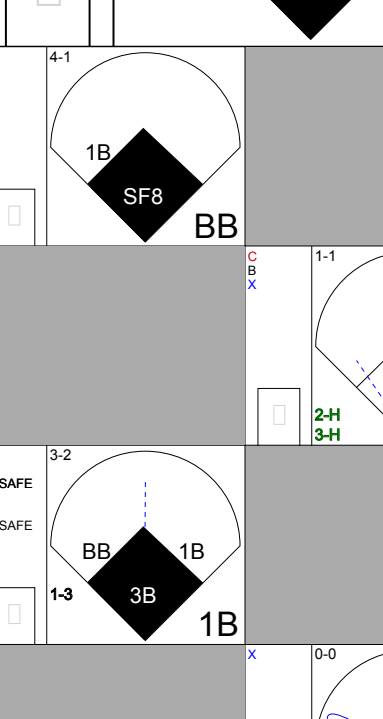
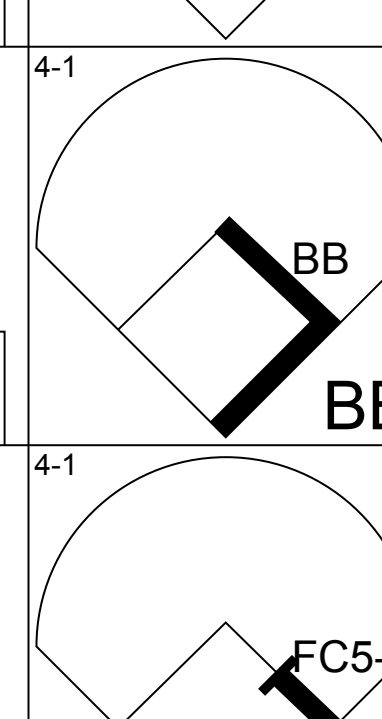

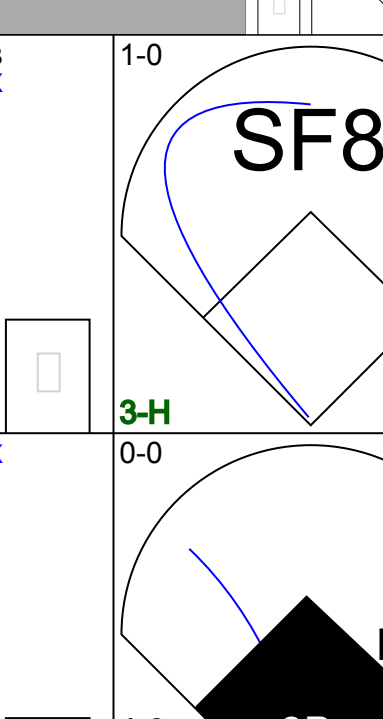
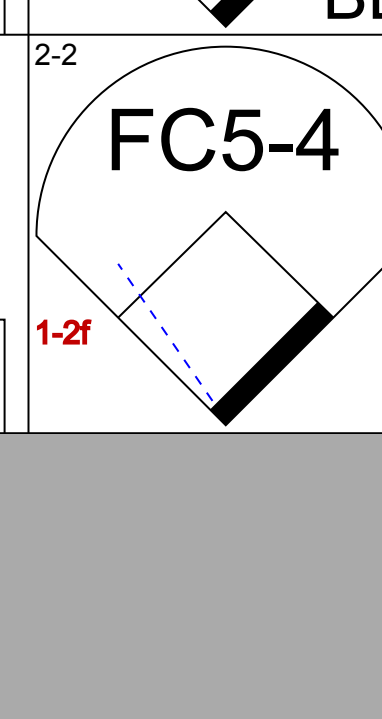


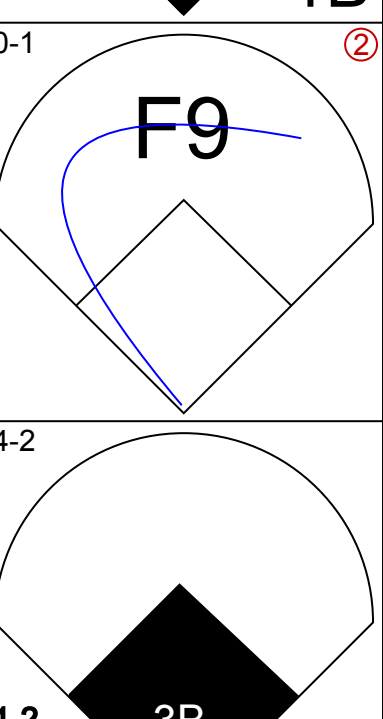

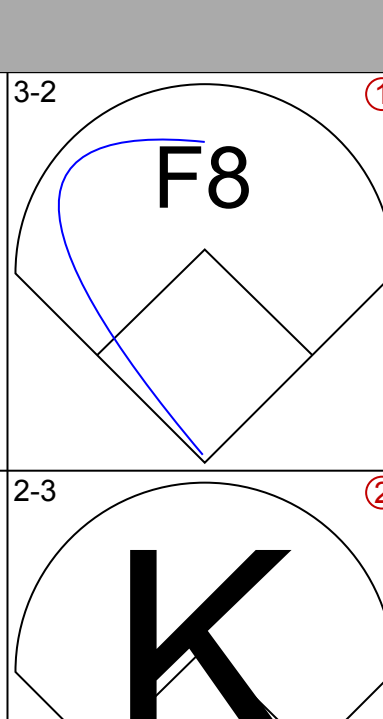
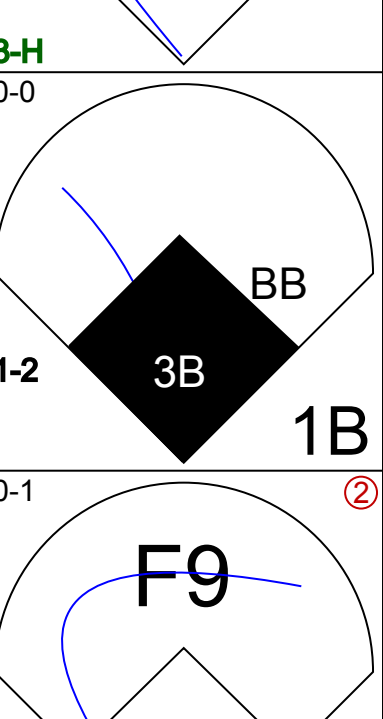
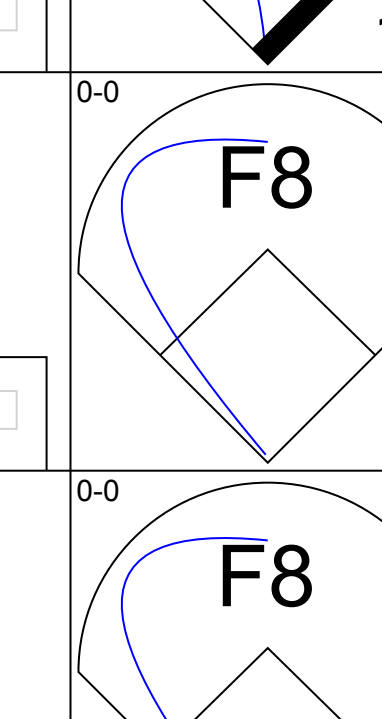
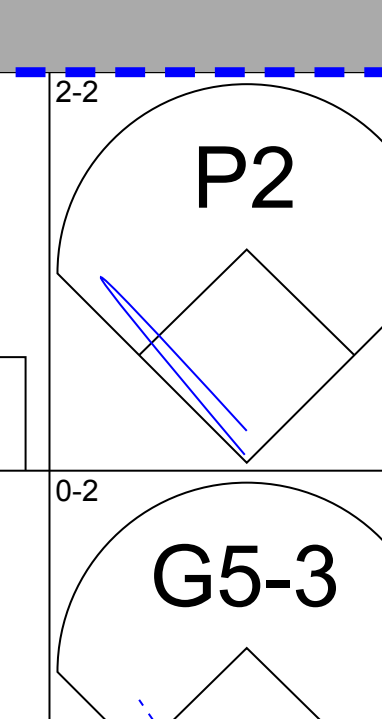
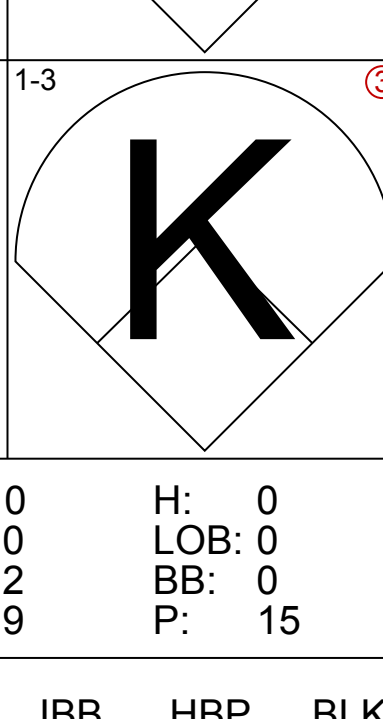
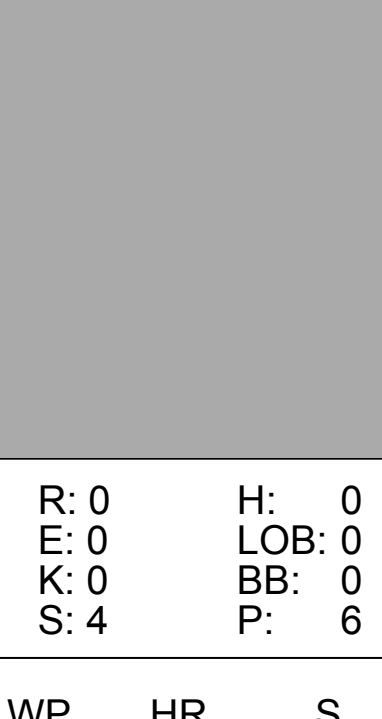
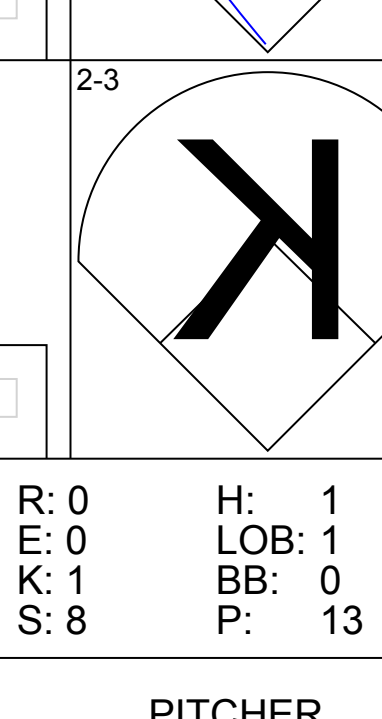
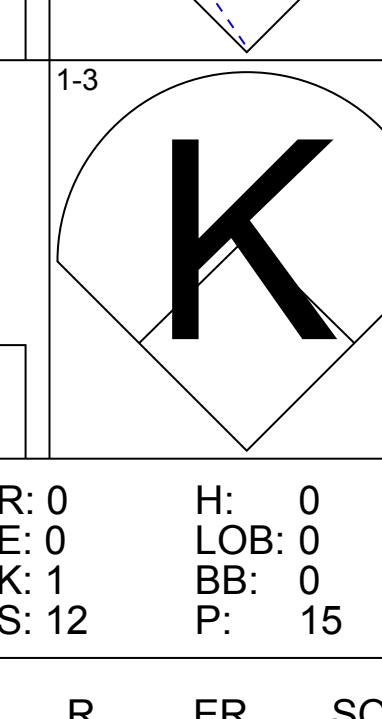

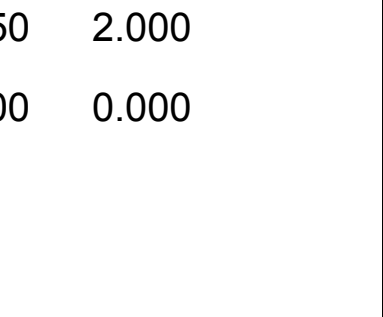


Batter	1	2	3	4	5	6	7	8	9	AB	R	H	RBI	BB	SO	LOB	BOTTOM							
Orlando Palmeiro, L OBP: 0.352, SLG: 0.366	3-2 F9 G3 2B		1-2 P4			1-2 FC5-4 G4-6-3			1-2 G3	4	1	1	0	0	0	1								
Randy Velarde, R OBP: 0.393, SLG: 0.453	1-2 F9			1-2 G6-3		0-0 G4-6-3			2-3 K	4	0	0	0	0	1	2								
Mo Vaughn, L OBP: 0.380, SLG: 0.523	1-2 G3			0-0 G4-3			0-0 FC6-4 1B		0-3 K	4	0	1	1	0	1	0								
Tim Salmon, R OBP: 0.443, SLG: 0.642 Tim Lincecum, R OBP: 0.563, SLG: 0.786	2-1 F8			3-2 F8			0-0 FC6-4			2	0	0	0	0	0	0								
Darin Erstad, L OBP: 0.342, SLG: 0.381		2-1 G6-3			1-2 F8			1-1 F8		3	0	0	0	0	0	1								
Troy Glaus, R OBP: 0.417, SLG: 0.645		3-2 G1-3			0-0 G5-3			2-0 G6-3		3	0	0	0	0	0	1								
16 Garret Anderson, L OBP: 0.316, SLG: 0.519		2-3 K			0-0 2B			2-0 G1-3		3	0	1	0	0	1	0								
Todd Greene, R OBP: 0.254, SLG: 0.418			2-1 G6-3		0-1 G6-3			0-0 F8		3	0	0	0	0	0	1								
Jeff Huson, L OBP: 0.192, SLG: 0.231			2-3 K			1-2 FC5-4 1B			0-0 F8	3	0	1	0	0	1	0								
Inning Stats	R: 1 E: 0 K: 0 S: 11	H: 1 LOB: 0 BB: 0 P: 18	R: 0 E: 0 K: 1 S: 8	H: 0 LOB: 0 BB: 0 P: 15	R: 0 E: 0 K: 1 S: 12	H: 0 LOB: 0 BB: 0 P: 17	R: 0 E: 0 K: 0 S: 7	H: 0 LOB: 0 BB: 0 P: 11	R: 0 E: 0 K: 0 S: 7	H: 1 LOB: 1 BB: 0 P: 8	R: 0 E: 0 K: 0 S: 8	H: 1 LOB: 1 BB: 0 P: 10	R: 0 E: 0 K: 0 S: 5	H: 0 LOB: 0 BB: 0 P: 8	R: 0 E: 0 K: 0 S: 3	H: 0 LOB: 0 BB: 0 P: 5	R: 0 E: 0 K: 2 S: 10	H: 0 LOB: 0 BB: 0 P: 13	1B: 2 2B: 2 3B: 0 HR: 0	SF: 0 SAC: 0 DP: 1 HBP: 0	WP: 0 PB: 0 SB: 0 CS: 0	PA: 30		
PITCHER	IP WLS BF H R ER SO BB IBB HBP BLK WP HR S P ERA WHIP	9.0 W 30 4 1 1 4 0 0 0 0 0 0 71 105 1.00 0.444																						

Chicago White Sox @ Anaheim Angels
Edison International Field, Anaheim, CA
Mon May 03 1999, 4:05 PM EDT
Att: 31,995 - Cloudy - 65 F

AB 30
R 1
H 4
RBI 1
BB 0
SO 4
LOB 7



Batter	1	2	3	4	5	6	7	8	9	AB	R	H	RBI	BB	SO	LOB	TOP				
Ray Durham, S OBP: 0.391, SLG: 0.561 (1, 4)										2	0	0	0	2	1	0	Chicago White Sox @ Baltimore Orioles Oriole Park at Camden Yards, Baltimore, MD Wed May 05 1999, 7:05 PM EDT Att: 40,081 - Cloudy - 78 F				
Mike Caruso, S OBP: 0.279, SLG: 0.283 (1, 6)										4	0	2	0	0	0	2					
Frank Thomas, R OBP: 0.500, SLG: 0.561 (1, 10)										3	0	1	0	1	0	3					
Magglio Ordonez, R OBP: 0.343, SLG: 0.558 (1, 9)										4	0	1	0	0	0	4					
Greg Norton, S OBP: 0.374, SLG: 0.329 (1, 5)										4	0	0	0	0	1	2					
14 Paul Konerko, R OBP: 0.299, SLG: 0.313 (1, 3)										4	0	0	0	0	2	1					
Jeff Abbott, R OBP: 0.222, SLG: 0.263 (1, 7)										4	0	0	0	0	0	1					
Brook Fordyce, R OBP: 0.302, SLG: 0.340 (1, 2)										4	0	1	0	0	3	0					
McKay Christensen, L OBP: 0.294, SLG: 0.348 (1, 8)										4	0	1	0	0	0	1					
Inning Stats	R: 0 E: 0 K: 2 S: 15	H: 2 LOB: 2 BB: 0 P: 21	R: 0 E: 0 K: 1 S: 7	H: 1 LOB: 1 BB: 0 P: 8	R: 0 E: 0 K: 1 S: 8	H: 1 LOB: 1 BB: 0 P: 15	R: 0 E: 0 K: 1 S: 8	H: 0 LOB: 0 BB: 0 P: 14	R: 0 E: 1 K: 1 S: 6	H: 0 LOB: 0 BB: 0 P: 9	R: 0 E: 0 K: 1 S: 13	H: 1 LOB: 2 BB: 1 P: 21	R: 0 E: 0 K: 1 S: 6	H: 0 LOB: 0 BB: 0 P: 10	R: 0 E: 0 K: 1 S: 7	H: 0 LOB: 0 BB: 0 P: 10	1B: 5 2B: 1 3B: 0 HR: 0	SF: 0 SAC: 0 DP: 1 HBP: 0	WP: 0 PB: 0 SB: 0 CS: 0	PA: 36	
PITCHER	IP	WLS	BF	H	R	ER	SO	BB	IBB	HBP	BLK	WP	HR	S	P	ERA	WHIP				
Juan Guzman, R ERA: 6.23 (1, 1)	7.0	W	30	6	0	0	6	2	1	0	0	0	0	65	105	0.00	1.143				
Gabe Molina, R ERA: (8, 1)	2.0		6	0	0	0	1	0	0	0	0	0	0	13	20	0.00	0.000				

Batter	1	2	3	4	5	6	7	8	9	AB	R	H	RBI	BB	SO	LOB	BOTTOM				
Brady Anderson, L OBP: 0.381, SLG: 0.464 (1, 8)										4	2	2	4	0	0	0	Chicago White Sox @ Baltimore Orioles Oriole Park at Camden Yards, Baltimore, MD Wed May 05 1999, 7:05 PM EDT Att: 40,081 - Cloudy - 78 F				
Delino DeShields, L OBP: 0.225, SLG: 0.203 (1, 4)										4	1	0	0	0	0	0					
B.J. Surhoff, L OBP: 0.384, SLG: 0.500 (1, 7)										4	1	1	0	0	1	0					
Albert Belle, R OBP: 0.419, SLG: 0.444 Rich Amaral, R OBP: 0.324, SLG: 0.192 (1, 9) (8, 9)										2	1	1	2	2	0	0					
Harold Baines, L OBP: 0.405, SLG: 0.559 Calvin Pickering, L (7, PR)										3	1	1	0	1	0	1					
Jeff Conine, R OBP: 0.319, SLG: 0.431 (1, 3)										3	0	1	1	0	1	2					
Mike Bordick, R OBP: 0.325, SLG: 0.307 (1, 6)										4	1	1	0	0	0	1					
Willis Otanez, R OBP: 0.297, SLG: 0.373 Jeff Reboulet, R OBP: 0.355, SLG: 0.240 (1, 5) (9, 5)										4	0	0	0	0	1	3					
Charles Johnson, R OBP: 0.286, SLG: 0.298 (1, 2)										3	1	0	0	1	3	1					
Inning Stats	R: 0 E: 0 K: 0 S: 8	H: 0 LOB: 0 BB: 0 P: 13	R: 0 E: 0 K: 1 S: 7	H: 0 LOB: 0 BB: 0 P: 13	R: 0 E: 0 K: 2 S: 9	H: 0 LOB: 0 BB: 0 P: 15	R: 0 E: 0 K: 0 S: 4	H: 0 LOB: 0 BB: 0 P: 6	R: 7 E: 1 K: 0 S: 22	H: 5 LOB: 1 BB: 2 P: 36	R: 0 E: 0 K: 1 S: 8	H: 1 LOB: 1 BB: 0 P: 13	R: 1 E: 0 K: 1 S: 15	H: 1 LOB: 2 BB: 2 P: 32	R: 0 E: 0 K: 1 S: 12	H: 0 LOB: 0 BB: 0 P: 15	1B: 5 2B: 0 3B: 1 HR: 1	SF: 1 SAC: 0 DP: 0 HBP: 0	WP: 0 PB: 0 SB: 0 CS: 0	PA: 36	
PITCHER	IP	WLS	BF	H	R	ER	SO	BB	IBB	HBP	BLK	WP	HR	S	P	ERA	WHIP				
Jaime Navarro, R ERA: 6.23 (1, 1)	5.0	L	23	5	7	4	3	2	0	0	0	0	0	50	83	7.20	1.400				
Sean Lowe, R ERA: 2.16 (6, 1)	2.0		10	2	1	1	2	2	0	0	0	0	1	23	45	4.50	2.000				
David Lundquist, R ERA: 6.97 (8, 1)	1.0		3	0	0	0	1	0	0	0	0	0	0	12	15	0.00	0.000				

AB	33
R	0
H	6
RBI	0
BB	3
SO	7
LOB	14




AB	31
R	8
H	7
RBI	7
BB	4
SO	6
LOB	8




Batter	1	2	3	4	5	6	7	8	9	AB	R	H	RBI	BB	SO	LOB	TOP										
Ray Durham, S OBP: 0.387, SLG: 0.545	G4-3		K2		K			1B BB		3	0	0	0	1	2	1	Chicago White Sox @ Baltimore Orioles Oriole Park at Camden Yards, Baltimore, MD Thu May 06 1999, 3:05 PM EDT Att: 36,880 - Cloudy - 63 F										
Mike Caruso, S OBP: 0.297, SLG: 0.311	G4-3			1B SF8		G5-3		P3		4	2	2	0	0	0	1											
Frank Thomas, R OBP: 0.500, SLG: 0.558	L9			1B		G5-3		1B		4	0	2	1	0	0	0											
Jeff Liefer, L OBP: 0.270, SLG: 0.265		L4		SF8		P6		G4-3		3	0	0	1	0	0	2											
Darrin Jackson, R OBP: 0.409, SLG: 0.674				1B		G4-3			K		4	0	2	0	0	1		0									
Chris Singleton, L OBP: 0.257, SLG: 0.394		F7		1B					L1		4	0	1	0	0	1		1									
Craig Wilson, R OBP: 0.222, SLG: 0.067	G4-3					G1-3			K		3	0	0	0	0	0		3									
Greg Norton, S OBP: 0.370, SLG: 0.325										1	0	0	0	0	1	0											
Mark Johnson, L OBP: 0.282, SLG: 0.235			FC3-6			G1-3				3	0	1	0	0	1	0											
McKay Christensen, L OBP: 0.278, SLG: 0.327			FC3-6			K		B1-3		3	0	0	0	0	1	1											
Inning Stats	R: 0 E: 0 K: 0 S: 6	H: 0 LOB: 0 BB: 0 P: 9	R: 0 E: 0 K: 0 S: 9	H: 1 LOB: 1 BB: 0 P: 11	R: 0 E: 0 K: 1 S: 11	H: 1 LOB: 1 BB: 0 P: 16	R: 1 E: 0 K: 0 S: 10	H: 4 LOB: 2 BB: 0 P: 10	R: 0 E: 0 K: 2 S: 12	H: 0 LOB: 0 BB: 0 P: 15	R: 0 E: 0 K: 2 S: 11	H: 0 LOB: 0 BB: 0 P: 17	R: 0 E: 0 K: 0 S: 10	H: 1 LOB: 2 BB: 1 P: 19	R: 0 E: 0 K: 2 S: 10	H: 0 LOB: 0 BB: 0 P: 13	1B: 7 2B: 1 3B: 1 HR: 0	SF: 1 SAC: 0 DP: 1 HBP: 0	WP: 0 SB: 0 CS: 0	PA: 34							
PITCHER	IP	WLS	BF	H	R	ER	SO	BB	IBB	HBP	BLK	WP	HR	S	P	ERA	WHIP										
Sidney Ponson, R ERA: 3.67	(1, 1)	7.0	W	26	7	2	2	5	0	0	0	0	0	68	93	2.57	1.000										
Arthur Rhodes, L ERA: 4.5	(8, 1)	0.2	H	3	0	0	0	0	1	0	0	0	0	4	10	0.00	1.500										
Mike Timlin, R ERA: 3.0	(8, 1)	1.1	S	5	1	0	0	2	0	0	0	0	0	16	22	0.00	0.750										

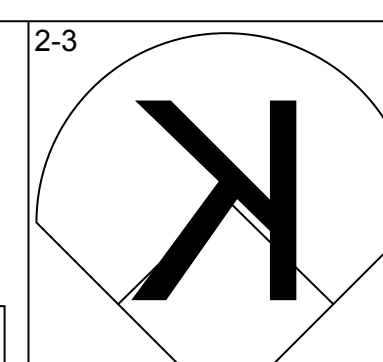
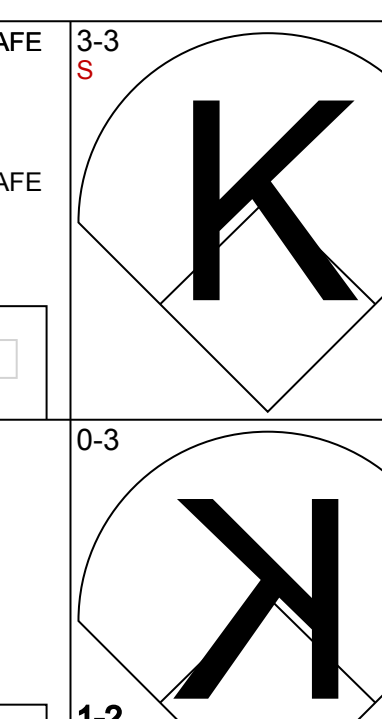
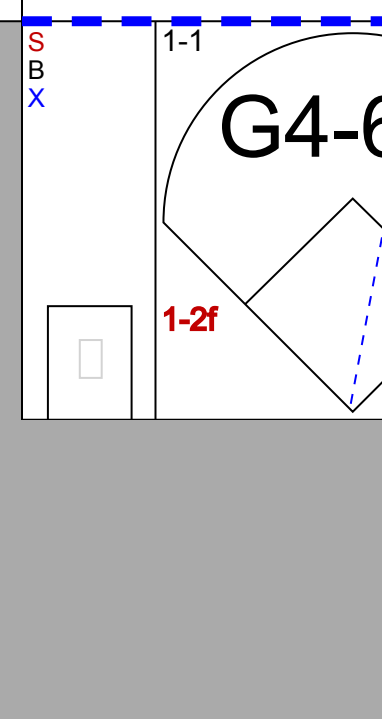
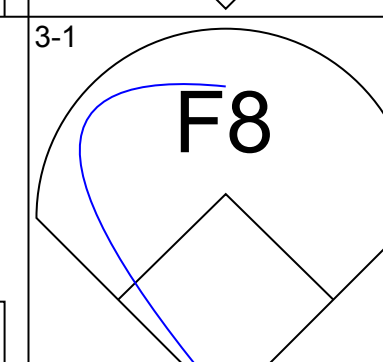

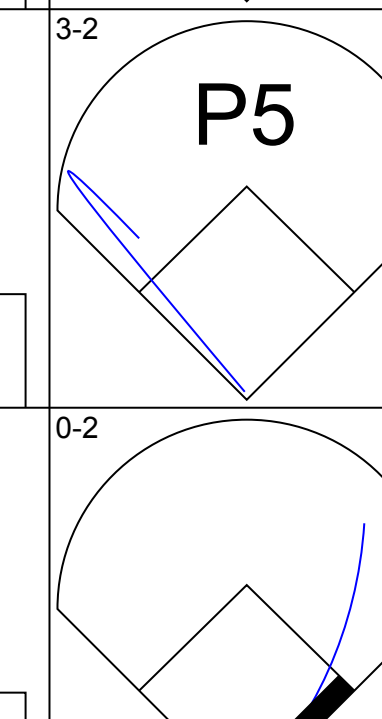
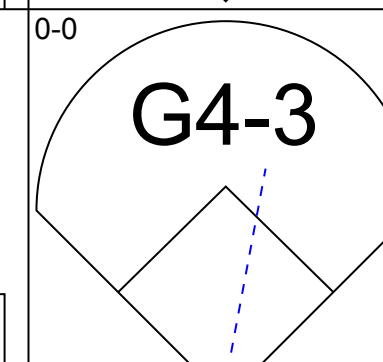
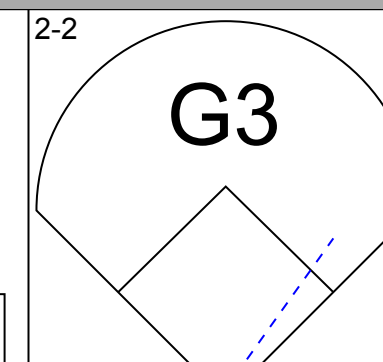

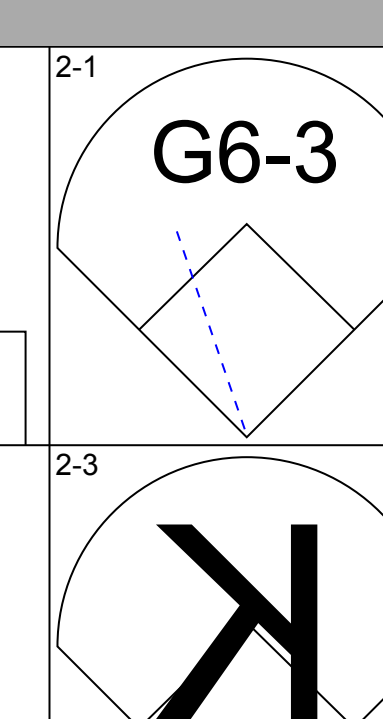
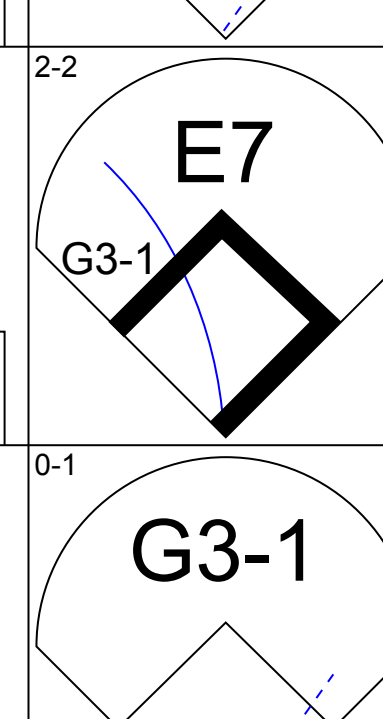
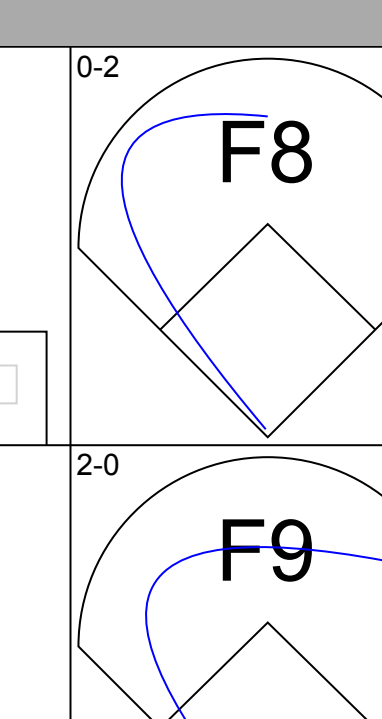

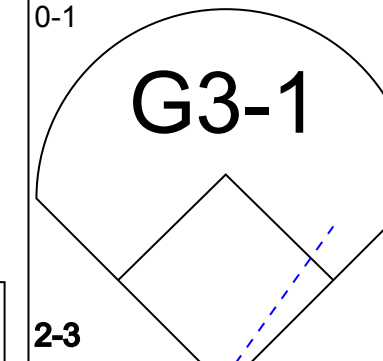
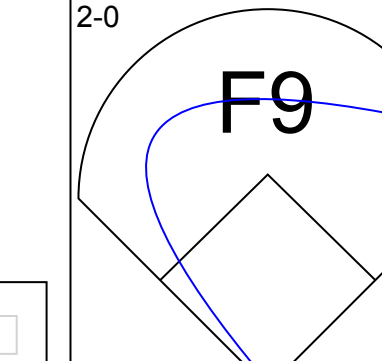

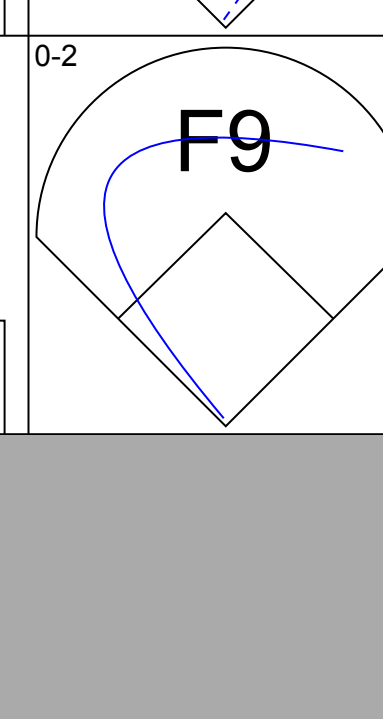
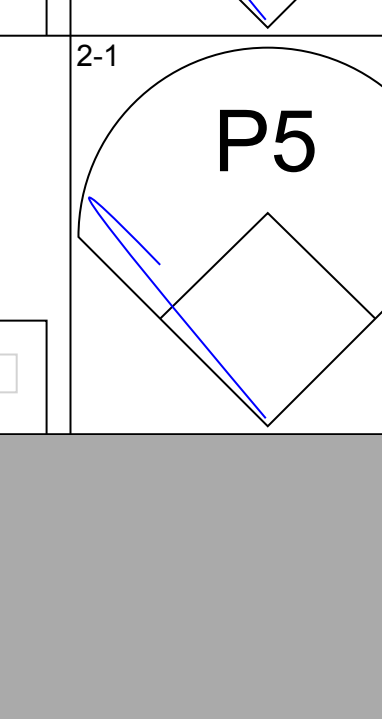
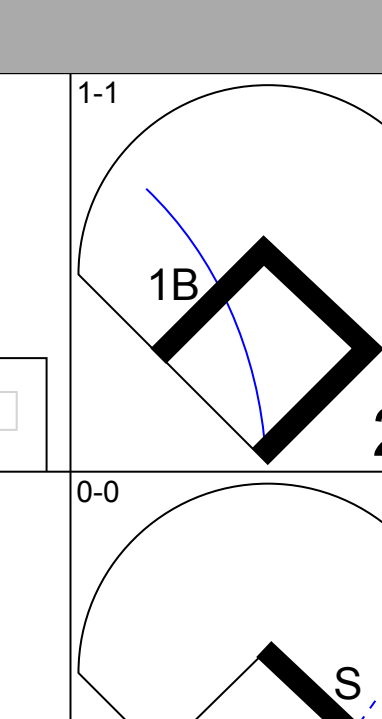
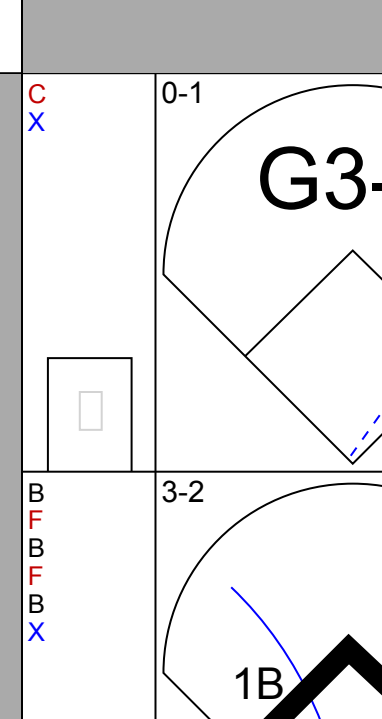
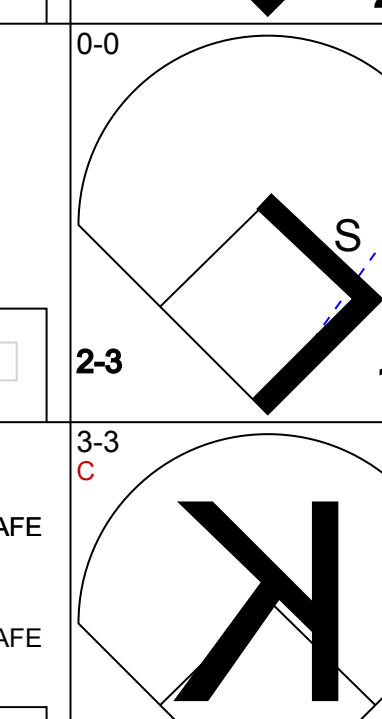
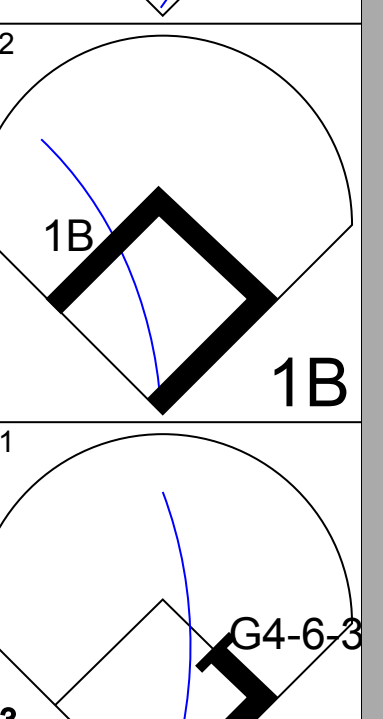
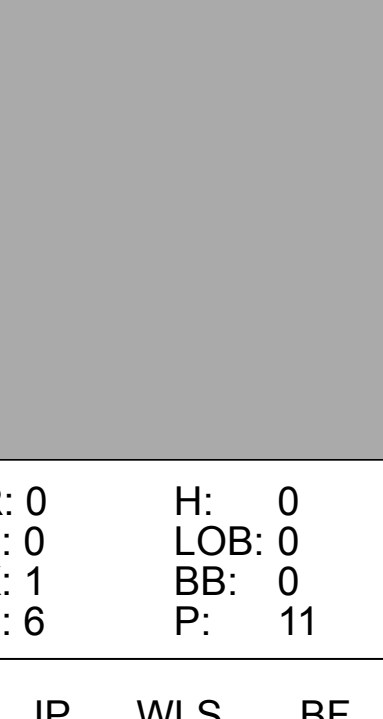
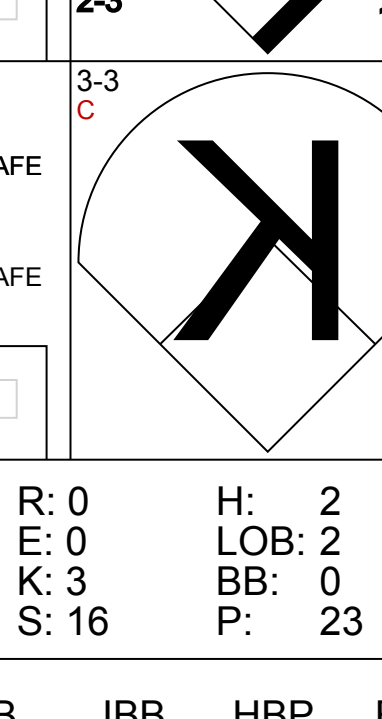
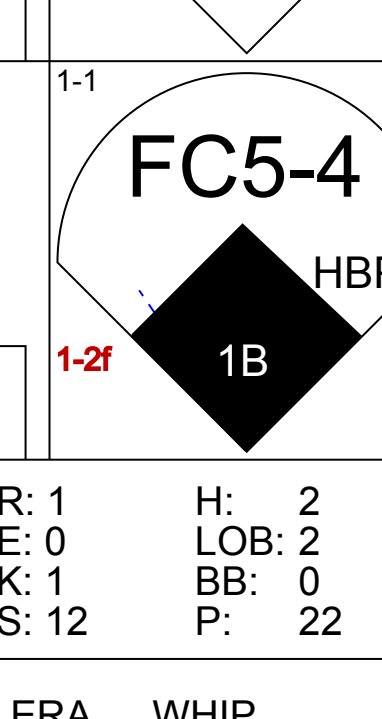
Batter	1	2	3	4	5	6	7	8	9	AB	R	H	RBI	BB	SO	LOB	BOTTOM										
Brady Anderson, L OBP: 0.393, SLG: 0.459	P9		G6-4-3		CS			FC6		1	0	0	0	3	0	0	Chicago White Sox @ Baltimore Orioles Oriole Park at Camden Yards, Baltimore, MD Thu May 06 1999, 3:05 PM EDT Att: 36,880 - Cloudy - 63 F										
Delino DeShields, L OBP: 0.227, SLG: 0.206	WP		L7		F7		FC6			4	1	1	0	0	0	3											
B.J. Surhoff, L OBP: 0.388, SLG: 0.556	G3		G6-4-3		CS		HR			4	2	2	2	0	0	2											
Albert Belle, R OBP: 0.421, SLG: 0.435	1B				P4		P2			2	0	0	0	2	0	0											
Jeff Conine, R OBP: 0.342, SLG: 0.443	1B				WP		G6-3			3	1	2	1	1	0	0											
Calvin Pickering, L OBP: 0.273, SLG: 0.288	G1				WP					2	0	0	0	2	1	3											
Lenny Webster, R OBP: 0.341, SLG: 0.290			K		SF7		G6-3			1	0	0	0	0	1	0											
Charles Johnson, R OBP: 0.273, SLG: 0.288					2-H					2	0	0	1	0	0	2											
Mike Bordick, R OBP: 0.316, SLG: 0.298	P3				G5-3					3	0	0	0	0	0	1											
Jeff Reboulet, R OBP: 0.324, SLG: 0.214	G1-3						P3			3	0	0	0	0	1	0											
Inning Stats	R: 1 E: 0 K: 0 S: 12	H: 2 LOB: 2 BB: 1 P: 24	R: 0 E: 0 K: 1 S: 8	H: 0 LOB: 0 BB: 0 P: 12	R: 0 E: 0 K: 0 S: 3	H: 0 LOB: 0 BB: 1 P: 9	R: 1 E: 0 K: 0 S: 8	H: 1 LOB: 1 BB: 1 P: 15	R: 0 E: 0 K: 0 S: 12	H: 0 LOB: 0 BB: 1 P: 22	R: 1 E: 0 K: 0 S: 7	H: 1 LOB: 1 BB: 1 P: 14	R: 0 E: 0 K: 1 S: 10	H: 0 LOB: 1 BB: 1 P: 18	R: 1 E: 0 K: 1 S: 9	H: 1 LOB: 1 BB: 2 P: 19	1B: 3 2B: 0 3B: 0 HR: 2	SF: 1 SAC: 0 DP: 1 HBP: 0	WP: 2 SB: 0 CS: 2	PA: 35							
PITCHER	IP	WLS	BF	H	R	ER	SO	BB	IBB	HBP	BLK	WP	HR	S	P	ERA	WHIP										
James Baldwin, R ERA: 5.56	(1, 1)	7.0	L	29	4	3	3	2	6	0	0	0	0	60	114	3.86	1.429										
Keith Foulke, R ERA: 3.19	(8, 1)	1.0		5	1	1	1	1	2	0	0	0	0	9	19	9.00	3.000										

AB	32
R	2
H	8
RBI	2
BB	1
SO	7
LOB	9



AB	25
R	4
H	5
RBI	4
BB	8
SO	3
LOB	11

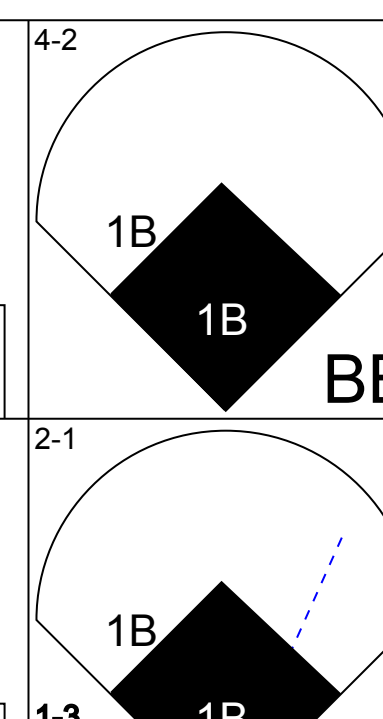
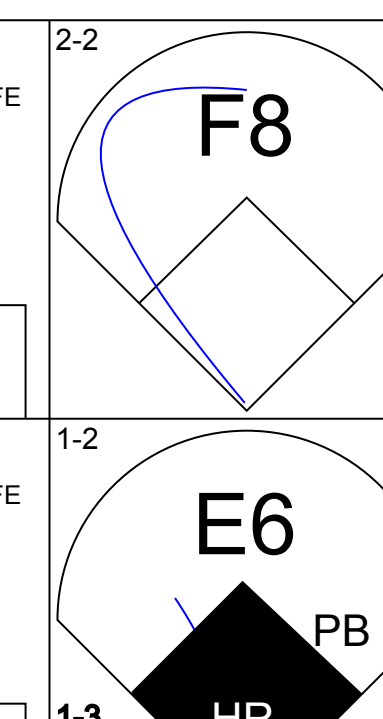
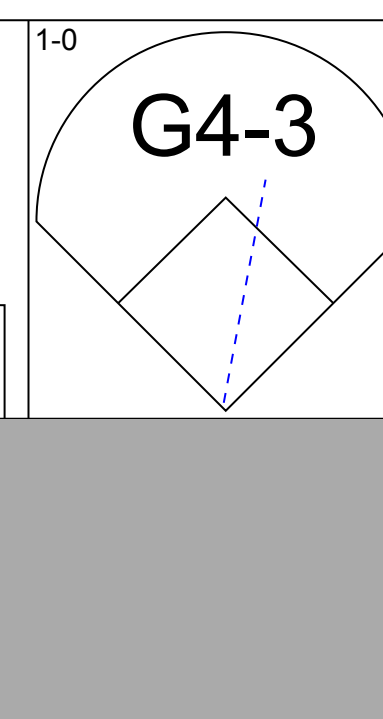
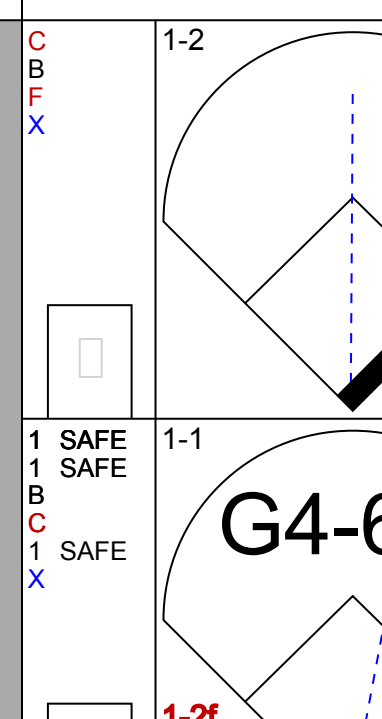
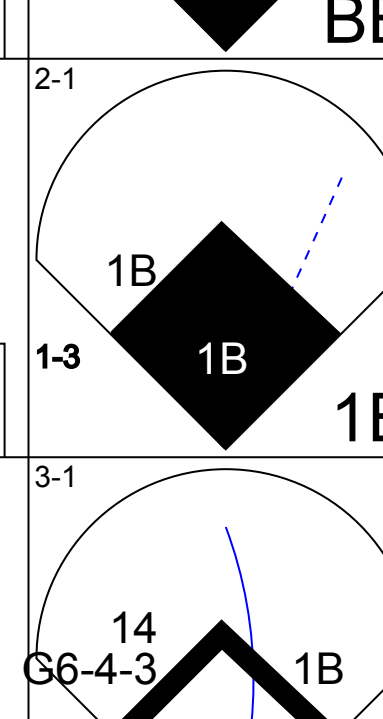
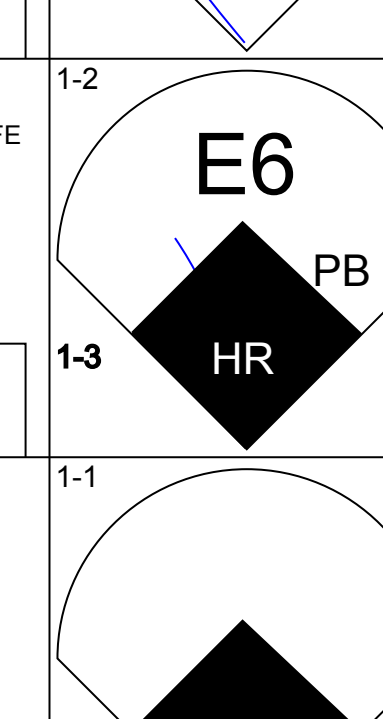
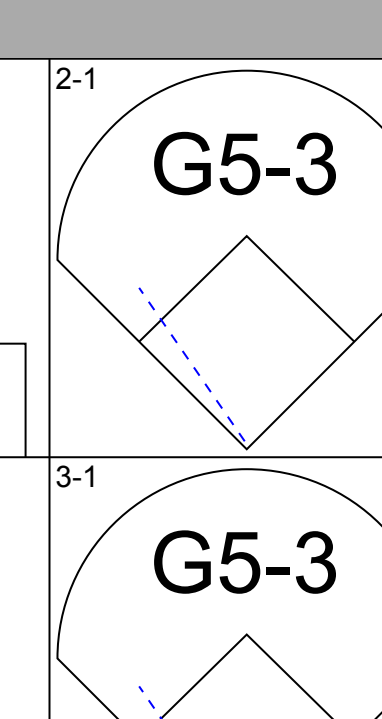
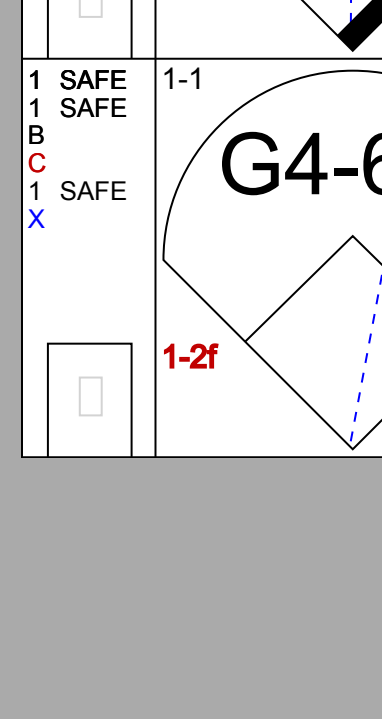
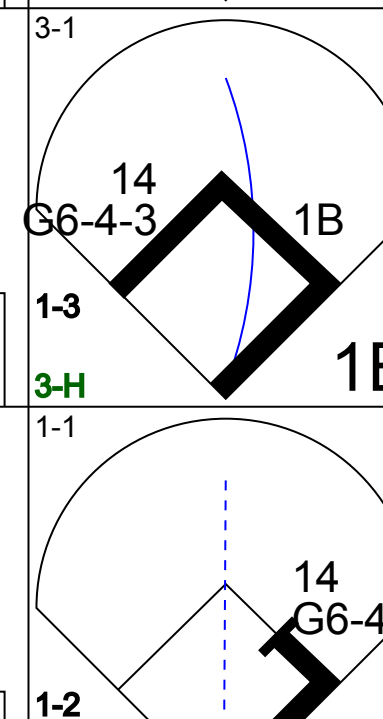
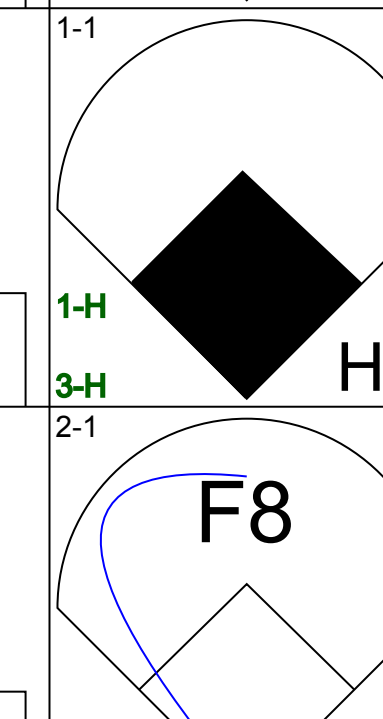
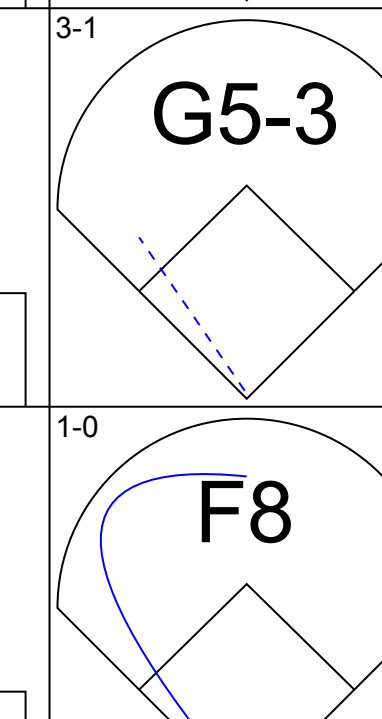
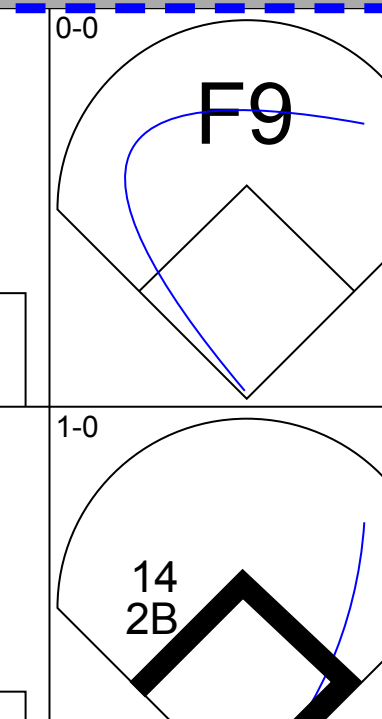
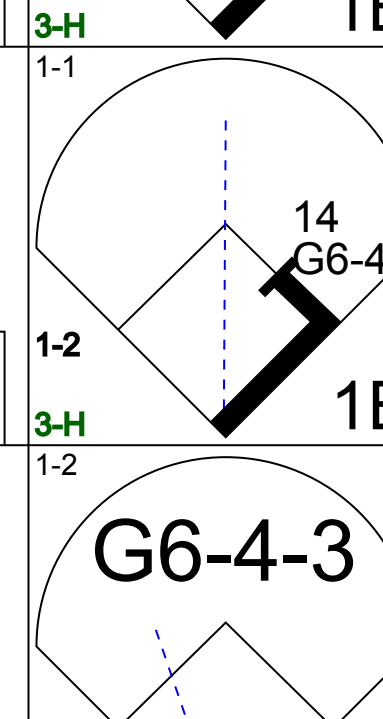
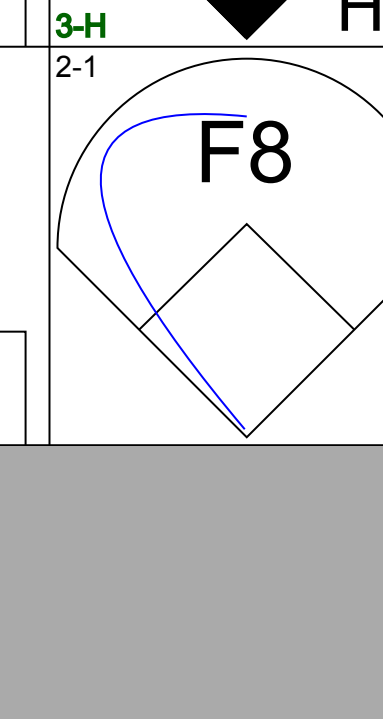
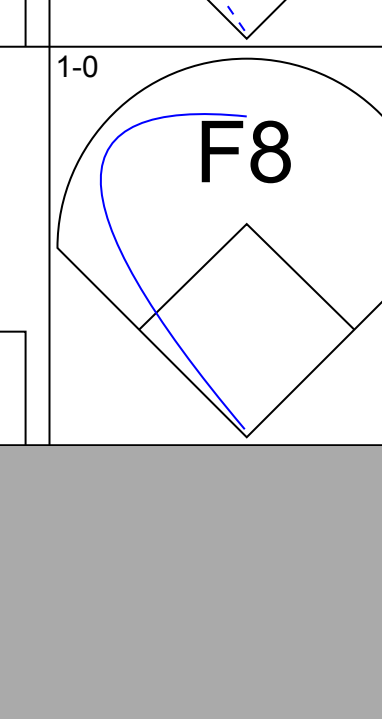
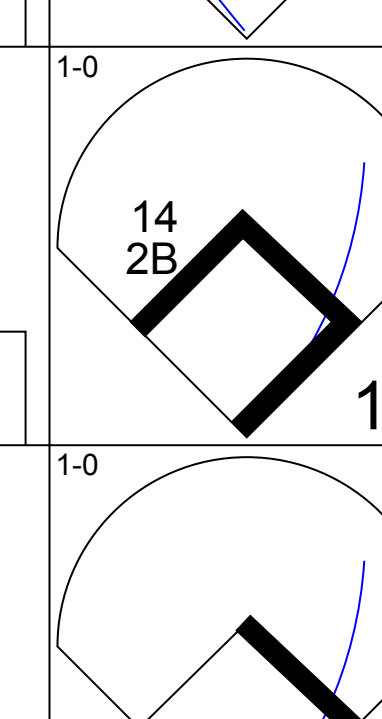
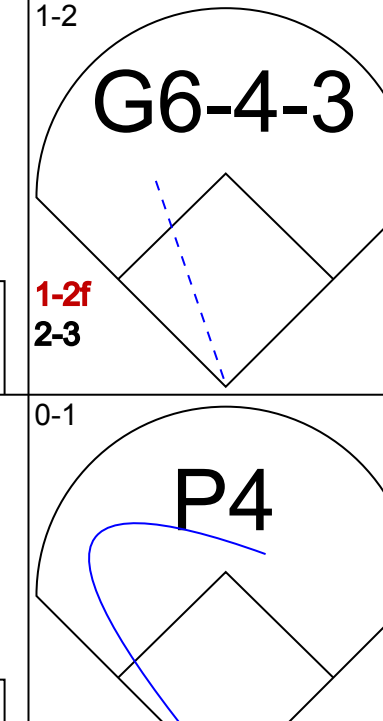
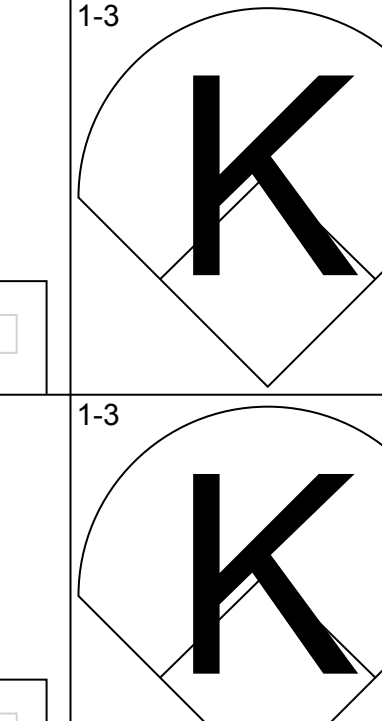
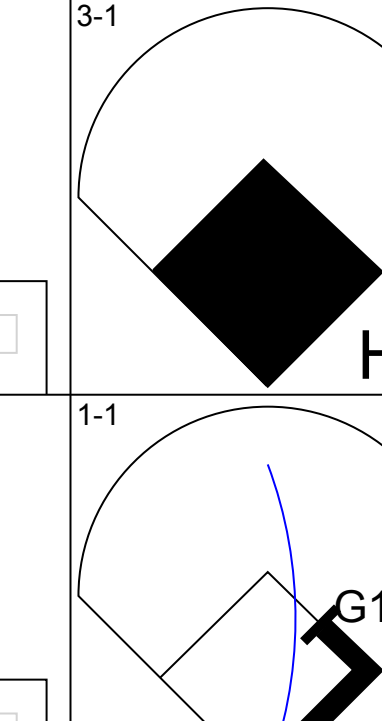
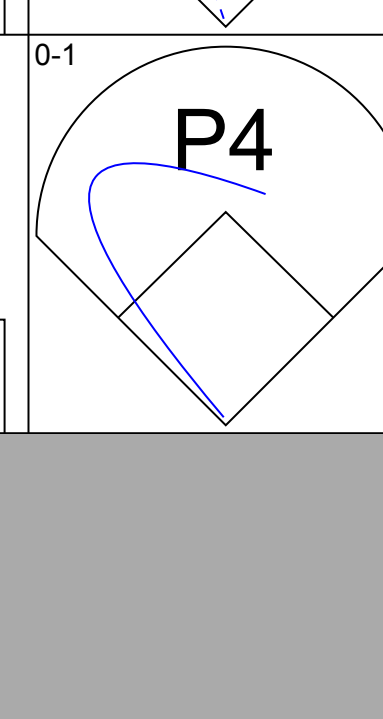
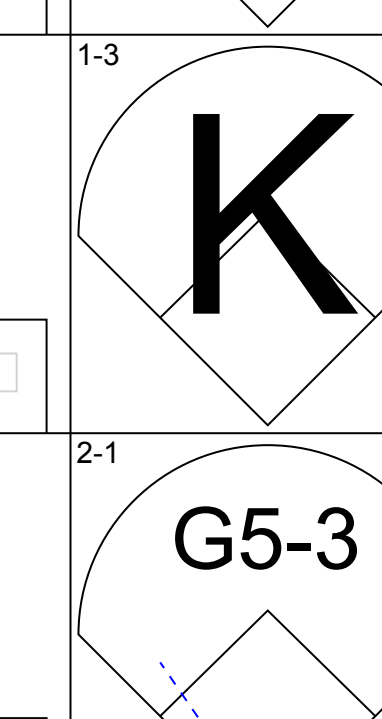
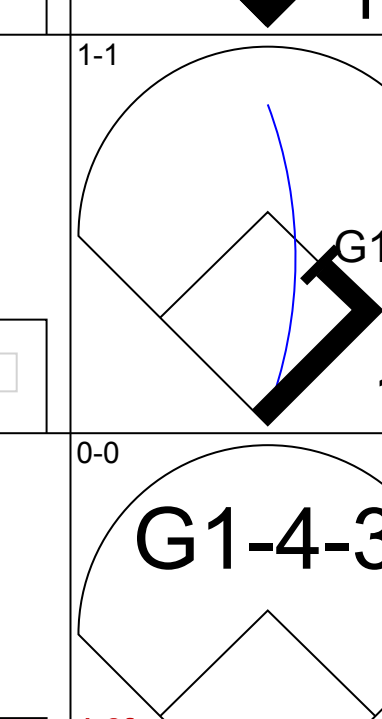
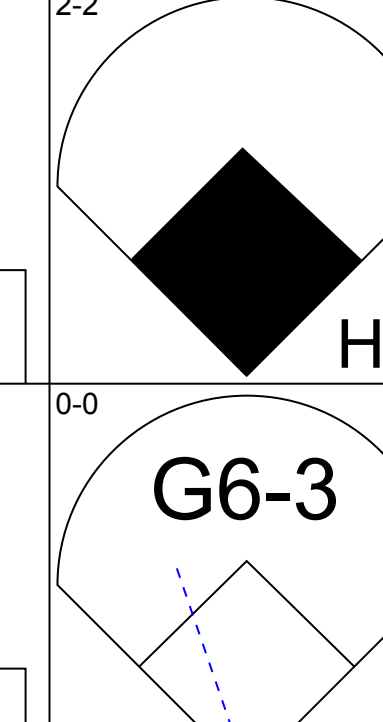
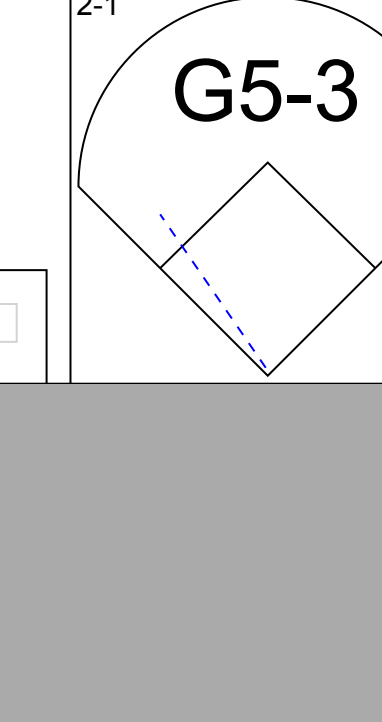
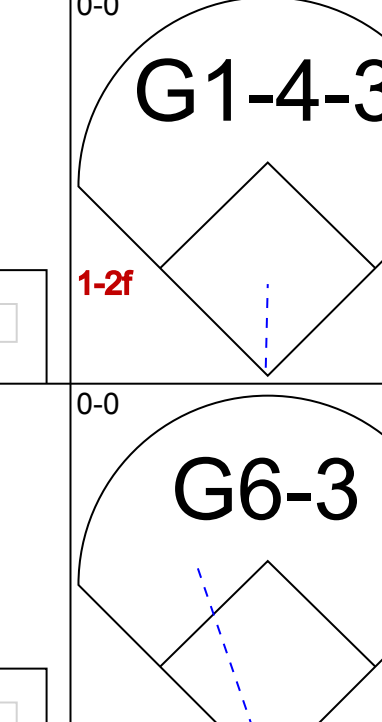
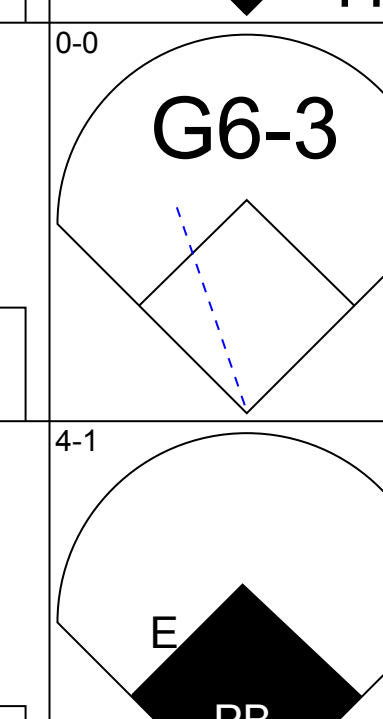
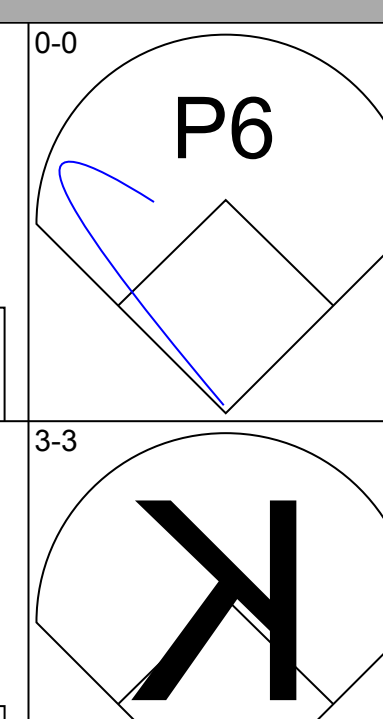
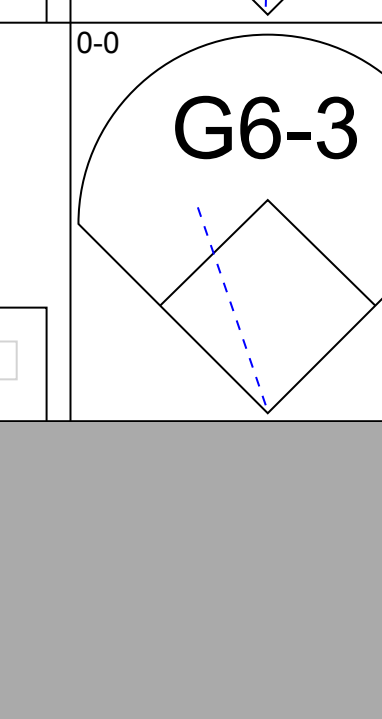
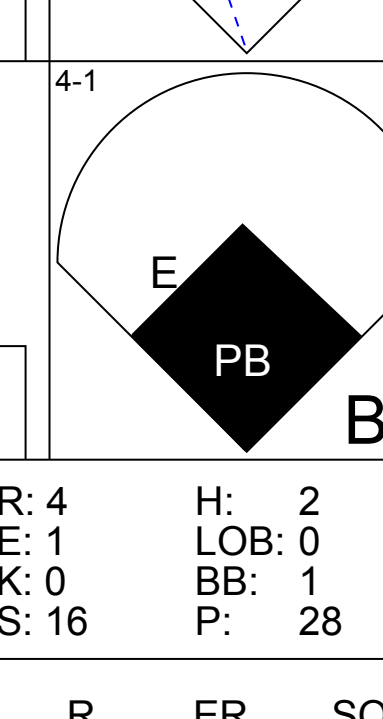
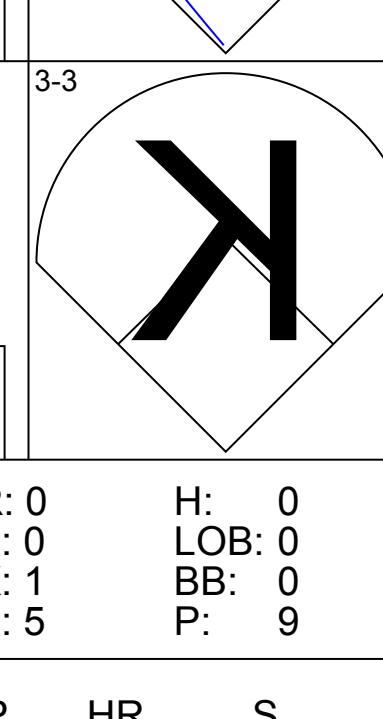
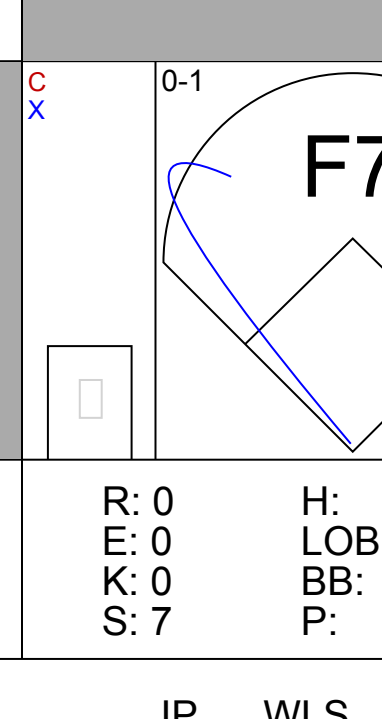


Batter	1	2	3	4	5	6	7	8	9	AB	R	H	RBI	BB	SO	LOB	TOP								
Tony Phillips, S OBP: 0.382, SLG: 0.521 (1, 9)										3	0	0	0	0	2	4									
Tim Raines, S OBP: 0.356, SLG: 0.222 (1, 7)										4	0	1	1	0	1	2									
Jason Giambi, L OBP: 0.382, SLG: 0.545 (1, 3)										4	0	0	0	0	0	2									
Olmedo Saenz, R OBP: 0.443, SLG: 0.574 (1, 5)										4	0	1	0	0	0	0									
Matt Stairs, L OBP: 0.402, SLG: 0.600 (1, 10)										4	0	0	0	0	1	2									
Scott Spiezio, S OBP: 0.315, SLG: 0.364 (1, 4)										4	0	0	0	0	0	1									
Miguel Tejada, R OBP: 0.322, SLG: 0.411 (1, 6)										3	0	2	0	1	0	0									
Jason McDonald, S OBP: 0.351, SLG: 0.280 (1, 8)										4	0	2	0	0	2	2									
A.J. Hinch, R OBP: 0.239, SLG: 0.288 (1, 2)										4	1	1	0	0	1	4									
Inning Stats	R: 0 E: 0 K: 1 S: 6	H: 0 LOB: 0 BB: 0 P: 11	R: 0 E: 0 K: 1 S: 6	H: 0 LOB: 0 BB: 0 P: 12	R: 0 E: 0 K: 3 S: 16	H: 2 LOB: 2 BB: 0 P: 23	R: 0 E: 1 K: 0 S: 16	H: 0 LOB: 1 BB: 0 P: 20	R: 1 E: 0 K: 1 S: 12	H: 2 LOB: 2 BB: 0 P: 22	R: 0 E: 0 K: 0 S: 6	H: 0 LOB: 0 BB: 0 P: 10	R: 0 E: 0 K: 0 S: 9	H: 2 LOB: 1 BB: 0 P: 16	R: 0 E: 0 K: 0 S: 11	H: 1 LOB: 1 BB: 0 P: 16	R: 0 E: 0 K: 1 S: 7	H: 0 LOB: 1 BB: 1 P: 15	1B: 6 2B: 1 3B: 0 HR: 0	SF: 0 SAC: 0 DP: 1 HBP: 1	WP: 0 PB: 0 SB: 1 CS: 0	PA: 36			
PITCHER	IP	WLS	BF	H	R	ER	SO	BB	IBB	HBP	BLK	WP	HR	S	P	ERA	WHIP								
Jim Parque, L ERA: 3.79 (1, 1)	6.1	W	27	6	1	1	6	0	0	1	0	0	0	69	111	1.42	0.947								
41 Bill Simas, R ERA: 1.54 (7, 1)	1.2		5	1	0	0	0	0	0	0	0	0	0	13	19	0.00	0.600								
Bryan Ward, L ERA: 6.3 (9, 1)	1.0		4	0	0	0	1	1	0	0	0	0	0	7	15	0.00	1.000								

Oakland Athletics @ Chicago White Sox
Comiskey Park, Chicago, IL
Fri May 07 1999, 8:05 PM EDT
Att. 11,181 - Overcast - 59 F

AB	34
R	1
H	7
RBI	1
BB	1
SO	7
LOB	17



Batter	1	2	3	4	5	6	7	8	9	AB	R	H	RBI	BB	SO	LOB	BOTTOM								
Ray Durham, S OBP: 0.390, SLG: 0.538 (1, 4)										3	1	1	0	1	0	1									
Mike Canuso, S OBP: 0.286, SLG: 0.308 (1, 6)										4	2	1	0	0	0	2									
Frank Thomas, R OBP: 0.500, SLG: 0.589 (1, 10)										4	1	2	3	0	0	0									
Magglio Ordonez, R OBP: 0.349, SLG: 0.556 (1, 9)										4	0	2	1	0	0	0									
14 Paul Konerko, R OBP: 0.270, SLG: 0.369 (1, 3)										4	1	2	1	0	1	2									
Greg Norton, S OBP: 0.375, SLG: 0.325 (1, 5)										3	0	1	0	1	1	1									
Carlos Lee, R OBP: 0.250, SLG: 1.000 McKay Christensen, L OBP: 0.278, SLG: 0.327 (9, 8)										4	1	1	1	0	0	4									
Darrin Jackson, R OBP: 0.383, SLG: 0.630 (9, 7)										3	0	0	0	0	0	0									
Brook Fordyce, R OBP: 0.304, SLG: 0.327 (1, 2)										2	1	0	0	1	1	0									
Inning Stats	R: 2 E: 0 K: 0 S: 13	H: 3 LOB: 1 BB: 1 P: 24	R: 4 E: 1 K: 0 S: 16	H: 2 LOB: 0 BB: 1 P: 28	R: 0 E: 0 K: 2 S: 8	H: 0 LOB: 0 BB: 0 P: 12	R: 0 E: 0 K: 1 S: 5	H: 0 LOB: 0 BB: 0 P: 9	R: 0 E: 0 K: 0 S: 6	H: 2 LOB: 0 BB: 0 P: 10	R: 0 E: 0 K: 0 S: 7	H: 1 LOB: 0 BB: 0 P: 9	R: 0 E: 0 K: 0 S: 4	H: 2 LOB: 2 BB: 1 P: 10	R: 0 E: 0 K: 0 S: 4	H: 0 LOB: 0 BB: 0 P: 10	1B: 6 2B: 1 3B: 0 HR: 3	SF: 0 SAC: 0 DP: 4 HBP: 0	WP: 0 PB: 1 SB: 0 CS: 0	PA: 34					
PITCHER	IP	WLS	BF	H	R	ER	SO	BB	IBB	HBP	BLK	WP	HR	S	P	ERA	WHIP								
Tom Candiotti, R ERA: 5.97 (1, 1)	7.0	L	29	8	7	4	3	2	0	0	0	0	0	60	103	5.14	1.429								
Brad Rigby, R ERA: 6.16 (8, 1)	1.0		5	2	0	0	0	0	1	0	0	0	0	4	10	0.00	2.000								

Oakland Athletics @ Chicago White Sox
Comiskey Park, Chicago, IL
Fri May 07 1999, 8:05 PM EDT
Att. 11,181 - Overcast - 59 F


AB	31
R	7
H	10
RBI	6
BB	3
SO	3
LOB	10



Batter	1	2	3	4	5	6	7	8	9	AB	R	H	RBI	BB	SO	LOB	TOP										
Tony Phillips, S (1, 4) OBP: 0.378, SLG: 0.537										4	1	1	1	0	2	2	Oakland Athletics @ Chicago White Sox Comiskey Park, Chicago, IL Sat May 08 1999, 7:05 PM EDT Att: 15,489 - Overcast - 59 F										
Jason McDonald, S (1, 8) OBP: 0.337, SLG: 0.267										4	0	0	0	0	1	0											
Jason Giambi, L (1, 10) OBP: 0.379, SLG: 0.536										4	0	1	0	0	0	0											
Olmedo Saenz, R (1, 3) OBP: 0.446, SLG: 0.560										3	0	1	0	1	0	1											
Matt Stairs, L (1, 9) OBP: 0.397, SLG: 0.573										4	0	0	0	0	1	2											
Ben Grieve, L (1, 7) OBP: 0.218, SLG: 0.283										4	2	2	1	0	1	0											
Miguel Tejada, R (1, 6) OBP: 0.311, SLG: 0.396										4	0	0	1	0	1	0											
3 Eric Chavez, L (1, 5) OBP: 0.330, SLG: 0.367										4	0	3	0	0	1	0											
A.J. Hinch, R (1, 2) OBP: 0.247, SLG: 0.284										1	0	0	0	0	0	1											
Tim Raines, S (7, PH) OBP: 0.350, SLG: 0.217										1	0	0	0	0	0	0											
Mike Macfarlane, R (7, 2) OBP: 0.282, SLG: 0.286										1	0	0	0	0	0	1											
Inning Stats	R: 1 E: 0 K: 0 S: 10	H: 1 LOB: 0 BB: 0 P: 20	R: 1 E: 0 K: 1 S: 12	H: 2 LOB: 2 BB: 0 P: 17	R: 0 E: 0 K: 1 S: 7	H: 0 LOB: 1 BB: 1 P: 17	R: 0 E: 0 K: 0 S: 12	H: 1 LOB: 1 BB: 0 P: 20	R: 0 E: 0 K: 1 S: 9	H: 0 LOB: 0 BB: 0 P: 18	R: 0 E: 0 K: 1 S: 7	H: 1 LOB: 0 BB: 0 P: 10	R: 0 E: 0 K: 2 S: 9	H: 0 LOB: 0 BB: 0 P: 12	R: 0 E: 0 K: 1 S: 13	H: 1 LOB: 1 BB: 0 P: 20	R: 1 E: 0 K: 1 S: 10	H: 2 LOB: 1 BB: 0 P: 14	1B: 5 2B: 1 3B: 0 HR: 2	SF: 0 SAC: 0 DP: 1 HBP: 1	WP: 2 PB: 0 SB: 0 CS: 0	PA: 36					
PITCHER	IP	WLS	BF	H	R	ER	SO	BB	IBB	HBP	BLK	WP	HR	S	P	ERA	WHIP										
John Snyder, R (1, 1) ERA: 1.85	6.0	W	24	5	2	2	3	1	0	1	0	2	1	57	102	3.00	1.000										
Keith Foulke, R (7, 1) ERA: 2.94	2.0	H	7	1	0	0	3	0	0	0	0	0	0	22	32	0.00	0.500										
Bob Howry, R (9, 1) ERA: 2.25	1.0	S	5	2	1	1	1	0	0	0	0	0	1	10	14	9.00	2.000										

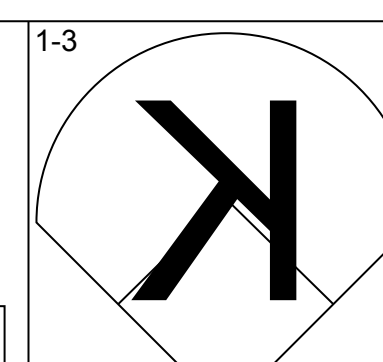
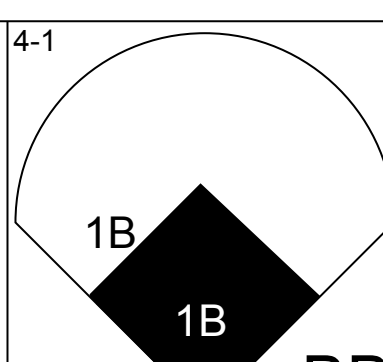
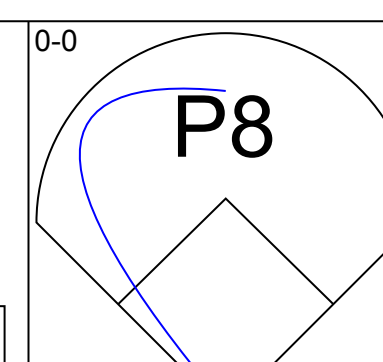
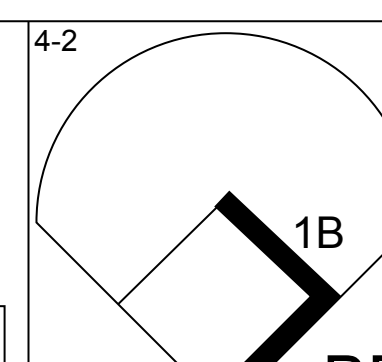
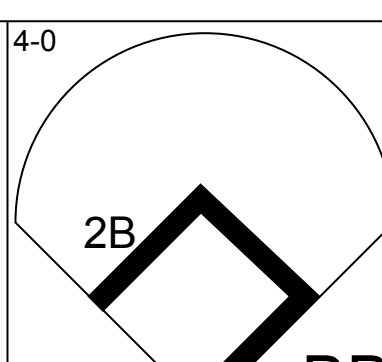
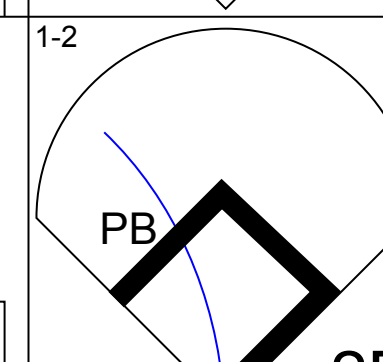
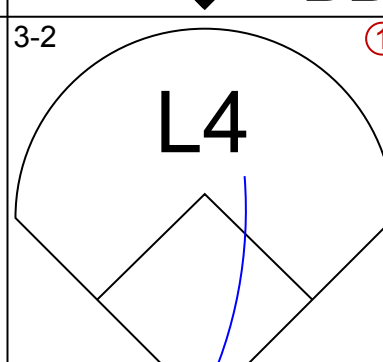
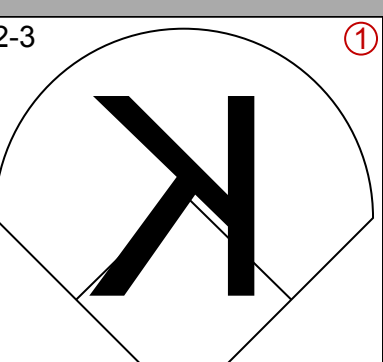
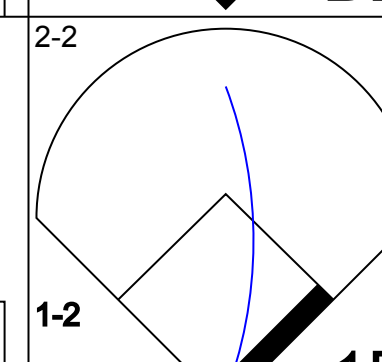
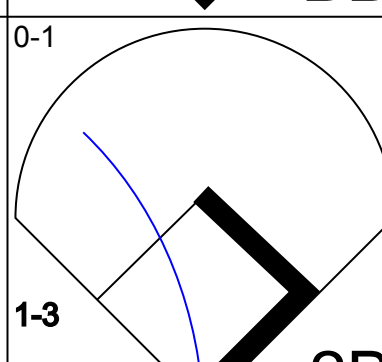
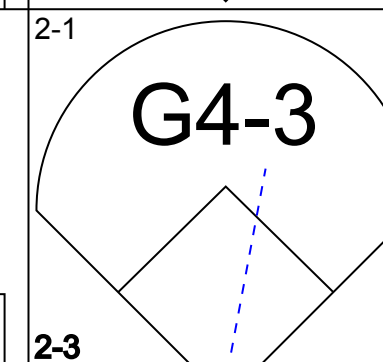
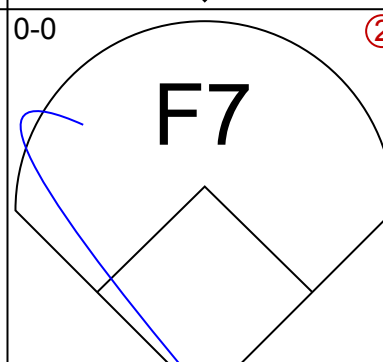
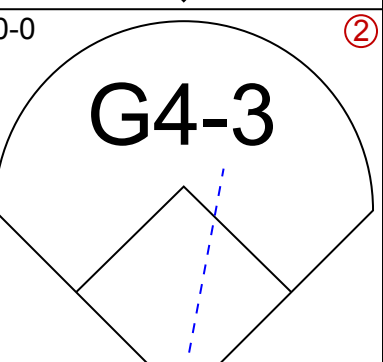
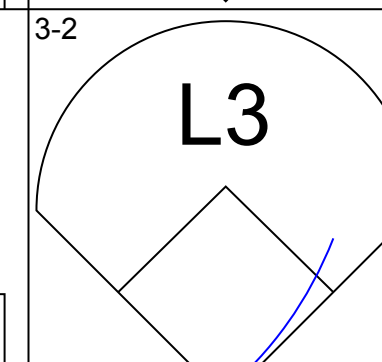
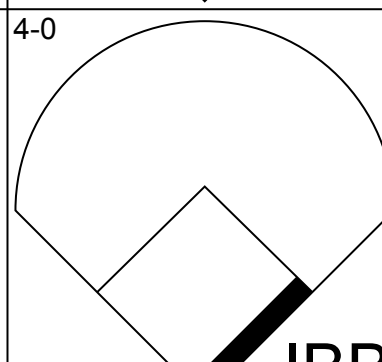
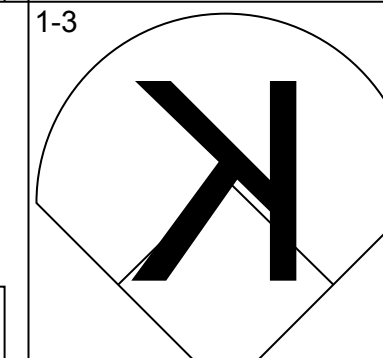
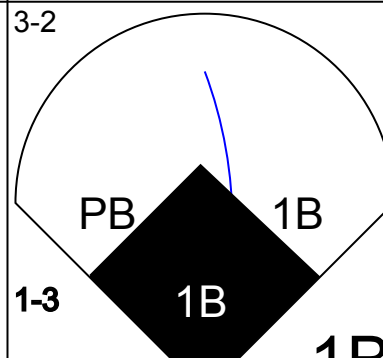
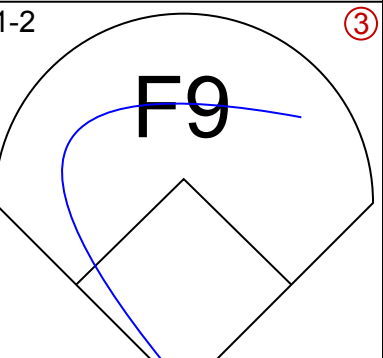
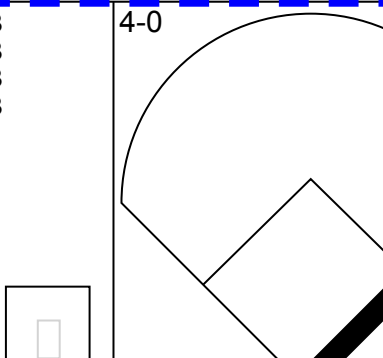
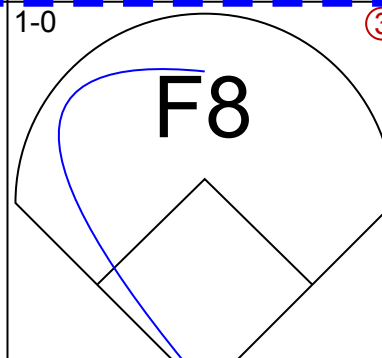
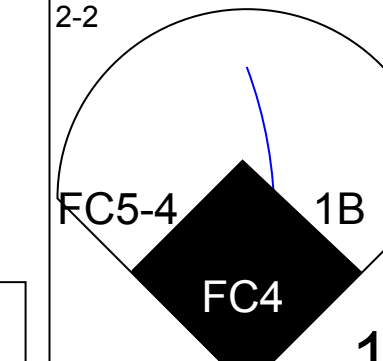
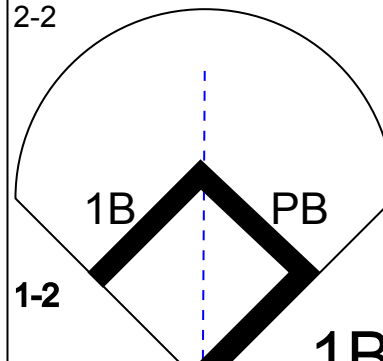
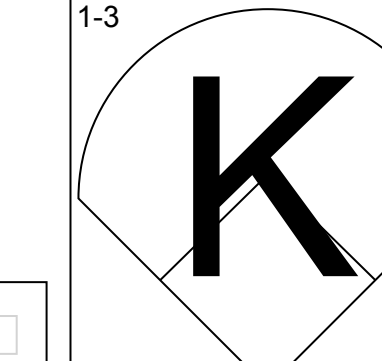
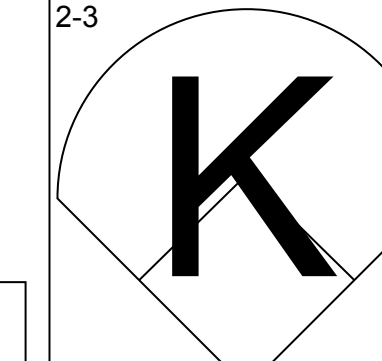
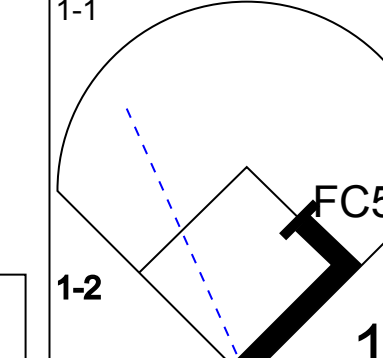
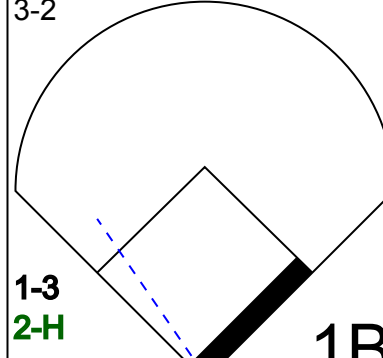
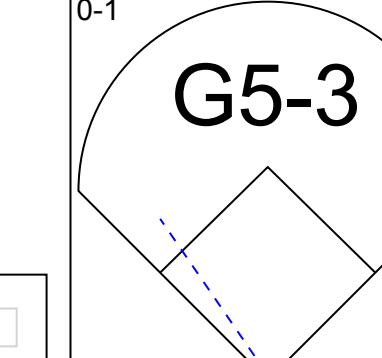
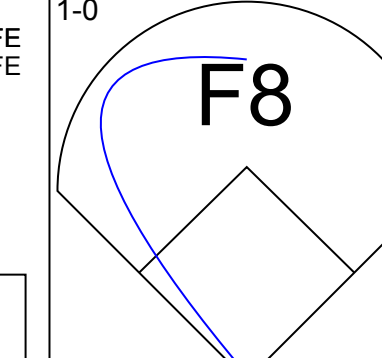
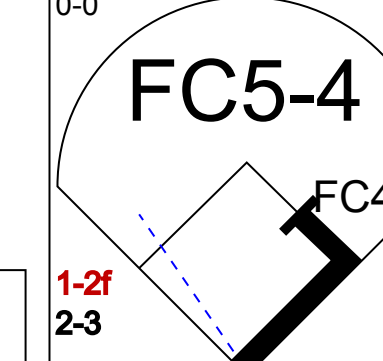
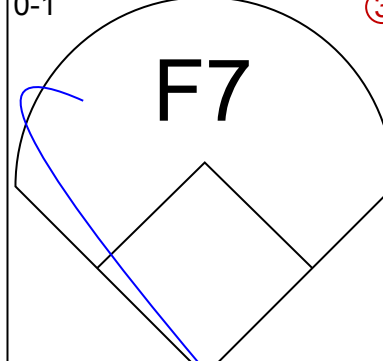
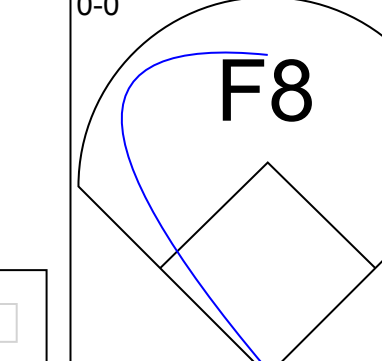
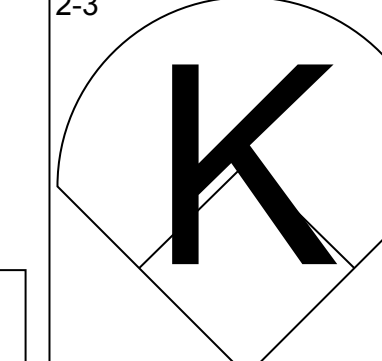
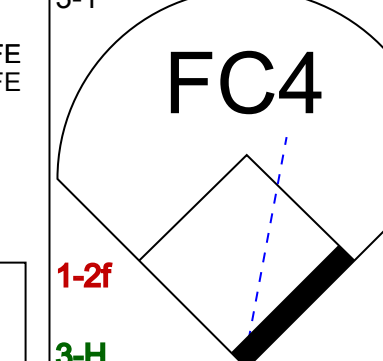
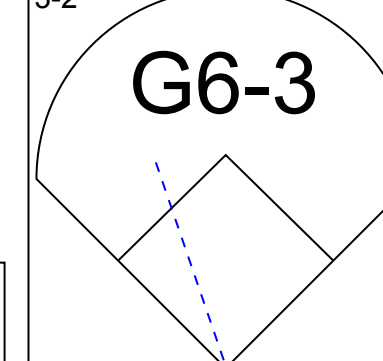
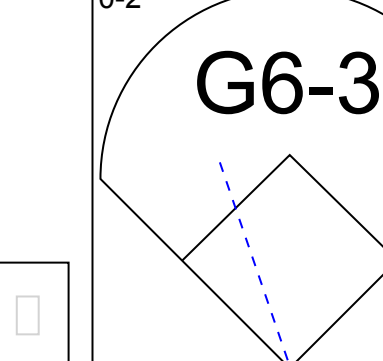
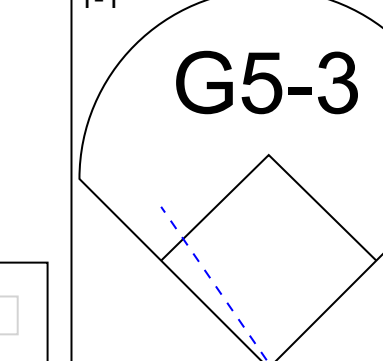
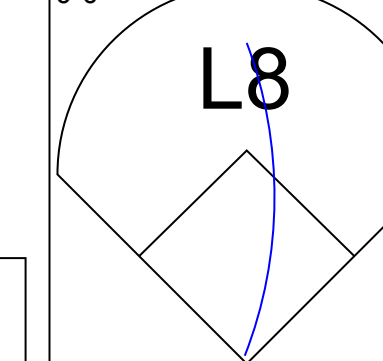
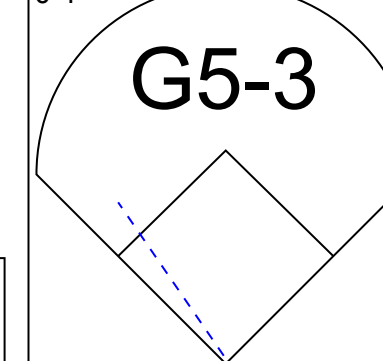
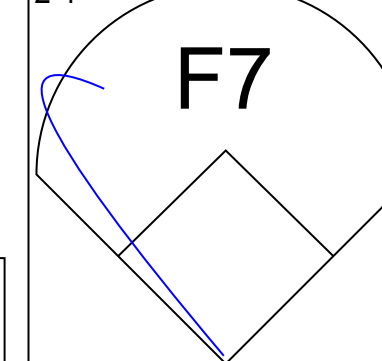
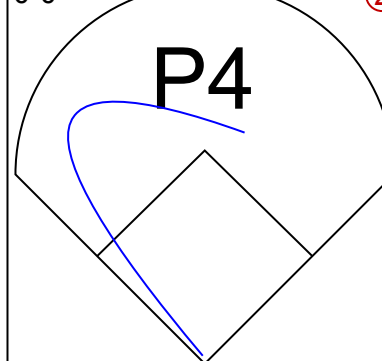
Batter	1	2	3	4	5	6	7	8	9	AB	R	H	RBI	BB	SO	LOB	BOTTOM										
Ray Durham, S (1, 4) OBP: 0.378, SLG: 0.519										4	1	0	0	0	2	2	Oakland Athletics @ Chicago White Sox Comiskey Park, Chicago, IL Sat May 08 1999, 7:05 PM EDT Att: 15,489 - Overcast - 59 F										
Mike Canuso, S (1, 6) OBP: 0.293, SLG: 0.315										4	2	2	0	0	0	1											
Frank Thomas, R (1, 3) OBP: 0.500, SLG: 0.596										4	1	2	1	0	0	1											
Craig Wilson, R (9, 5) OBP: 0.222, SLG: 0.067										0	0	0	0	0	0	0											
Magglio Ordonez, R (1, 9) OBP: 0.354, SLG: 0.553										4	0	2	2	0	0	0											
14 Paul Konerko, R (1, 10) OBP: 0.280, SLG: 0.375										4	0	2	1	0	0	2											
Greg Norton, S (1, 5) OBP: 0.370, SLG: 0.314										3	0	0	0	1	1	3											
Carlos Lee, R (1, 7) OBP: 0.143, SLG: 0.571										3	0	0	0	0	1	4											
McKay Christensen, L (8, 8) OBP: 0.273, SLG: 0.320										1	0	0	0	0	1	0											
Chris Singleton, L (1, 8) OBP: 0.263, SLG: 0.444										3	1	1	0	0	0	0											
Brook Fordyce, R (1, 2) OBP: 0.322, SLG: 0.345										3	0	2	1	0	0	0											
Inning Stats	R: 2 E: 0 K: 3 S: 18	H: 4 LOB: 2 BB: 0 P: 28	R: 3 E: 0 K: 0 S: 18	H: 5 LOB: 1 BB: 0 P: 29	R: 0 E: 0 K: 0 S: 6	H: 0 LOB: 0 BB: 1 P: 14	R: 0 E: 0 K: 0 S: 4	H: 1 LOB: 1 BB: 0 P: 7	R: 0 E: 0 K: 1 S: 7	H: 0 LOB: 0 BB: 0 P: 9	R: 0 E: 0 K: 0 S: 6	H: 0 LOB: 0 BB: 0 P: 9	R: 0 E: 0 K: 1 S: 7	H: 0 LOB: 0 BB: 0 P: 11	1B: 9 2B: 1 3B: 1 HR: 0	SF: 0 SAC: 0 DP: 2 HBP: 0	WP: 0 PB: 0 SB: 0 CS: 0	PA: 34									
PITCHER	IP	WLS	BF	H	R	ER	SO	BB	IBB	HBP	BLK	WP	HR	S	P	ERA	WHIP										
Jimmy Haynes, R (1, 1) ERA: 6.81	1.1	L	13	9	5	5	3	0	0	0	0	0	0	33	53	33.75	6.750										
Brad Rigby, R (2, 1) ERA: 4.74	5.2		18	2	0	0	1	1	0	0	0	0	0	33	52	0.00	0.529										
Tim Worrell, R (8, 1) ERA: 3.38	1.0		3	0	0	0	1	0	0	0	0	0	0	7	11	0.00	0.000										

AB 34
R 3
H 8
RBI 3
BB 1
SO 7
LOB 7



AB 33
R 5
H 11
RBI 5
BB 1
SO 5
LOB 13

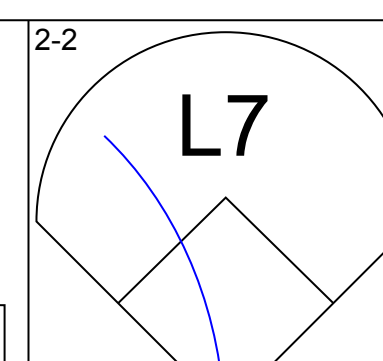
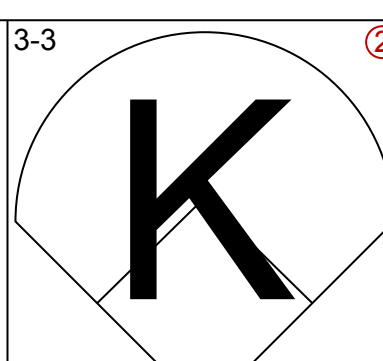
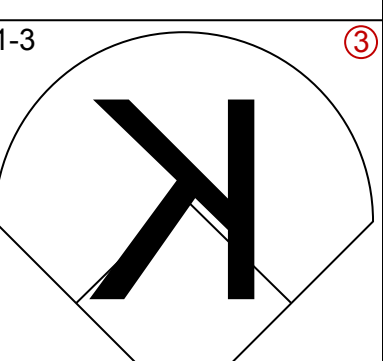
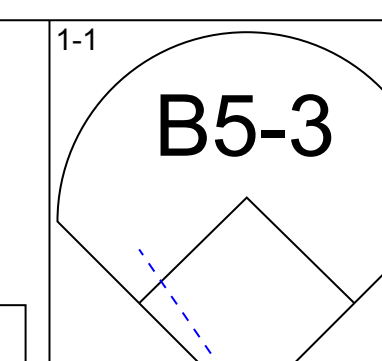
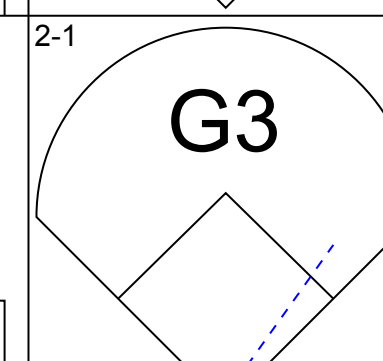
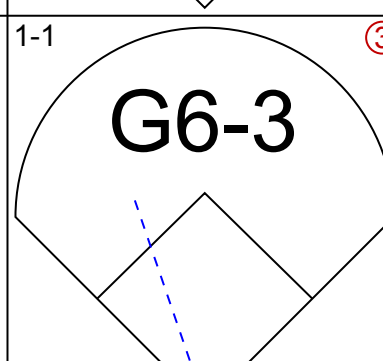
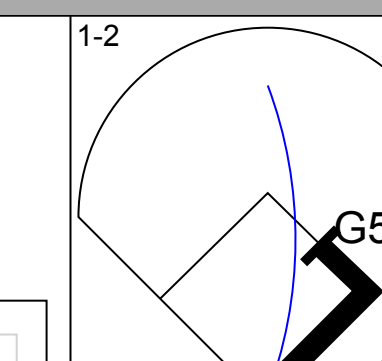
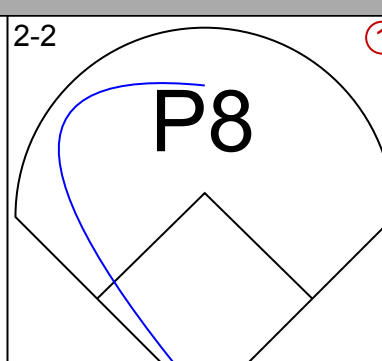
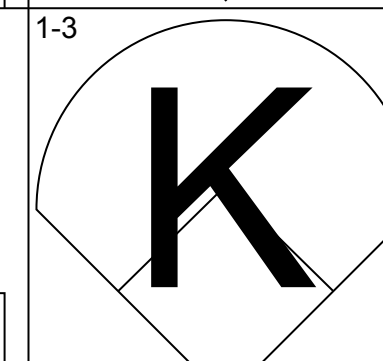
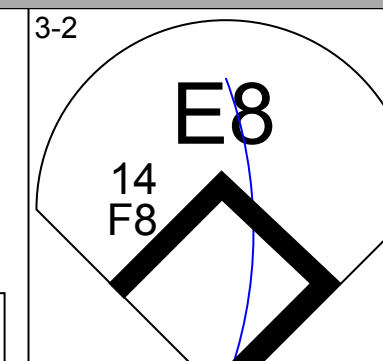
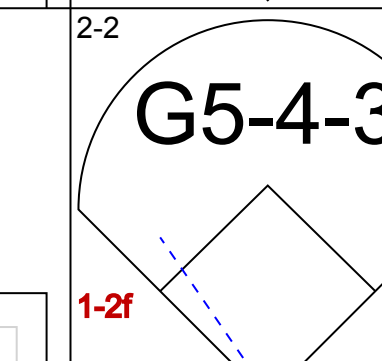
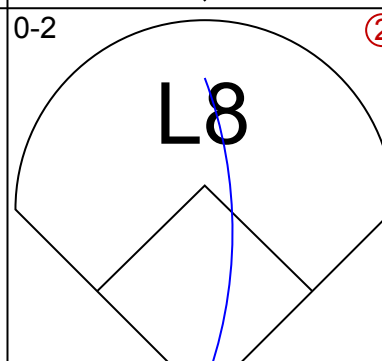
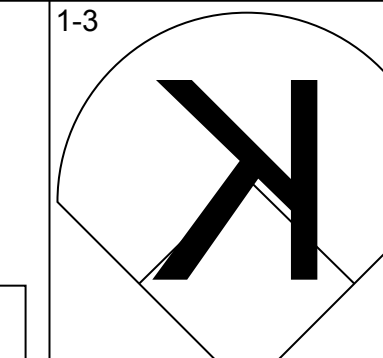
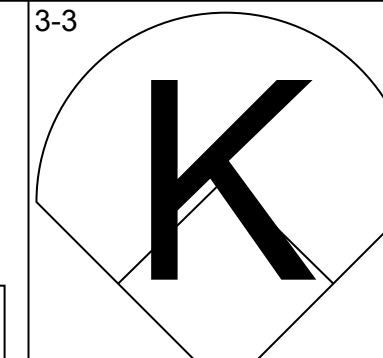
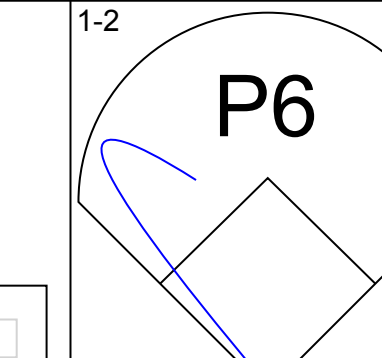
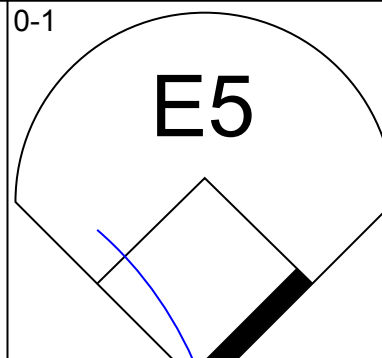
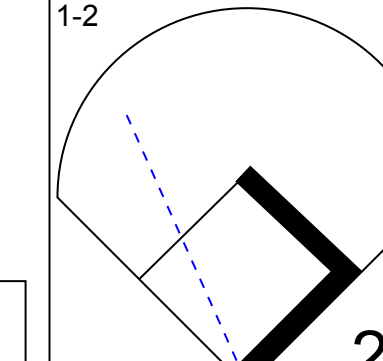
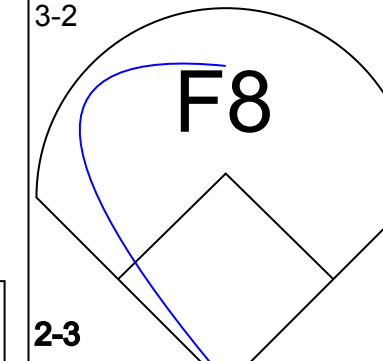
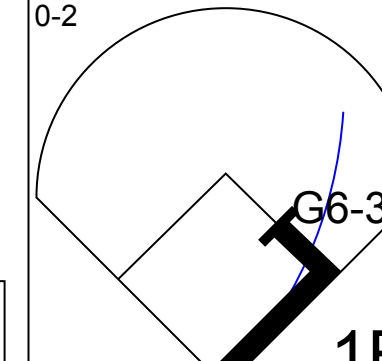
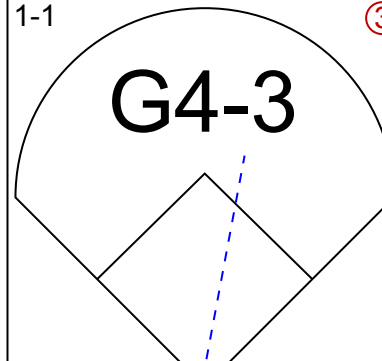
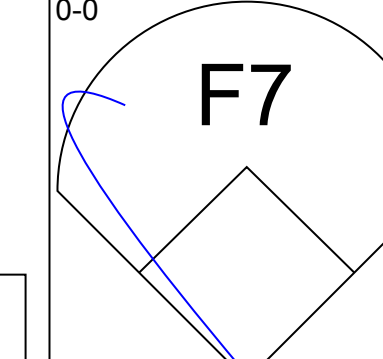
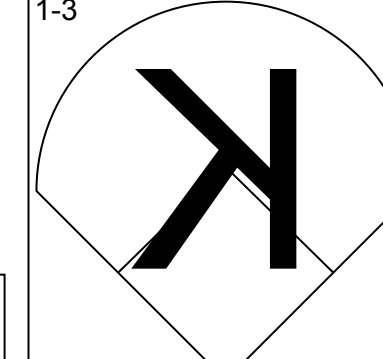
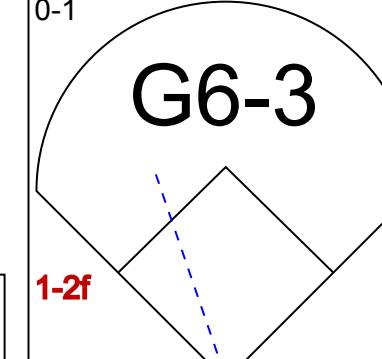
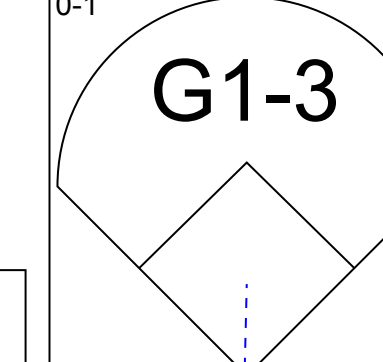
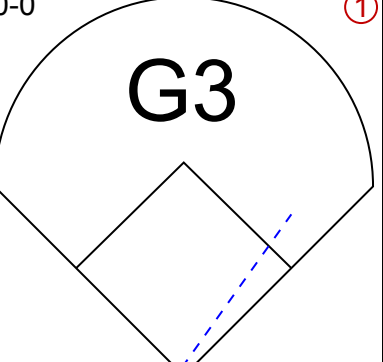
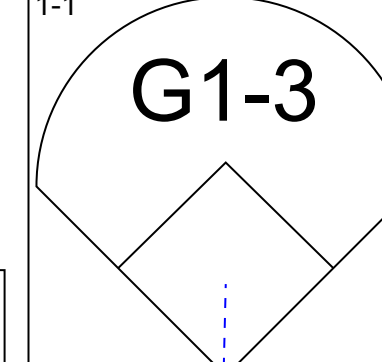
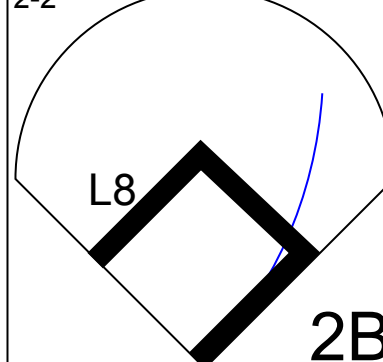
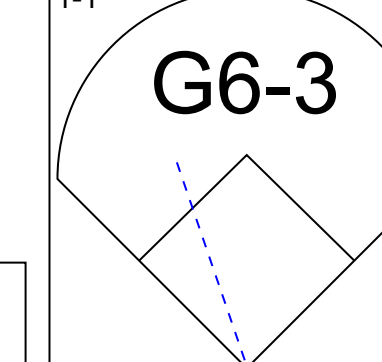
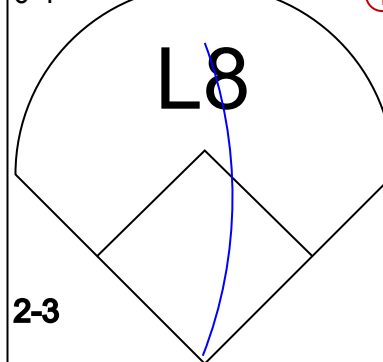
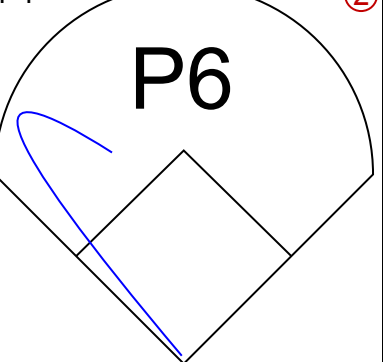
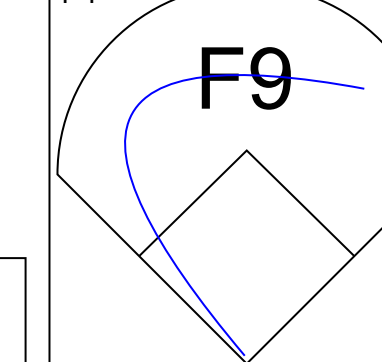


Batter	1	2	3	4	5	6	7	8	9	AB	R	H	RBI	BB	SO	LOB	TOP					
Tony Phillips, S OBP: 0.386, SLG: 0.528 (1, 8)										2	1	0	0	3	1	0						
Tim Raines, S OBP: 0.389, SLG: 0.260 Jorge Velandia, R OBP: 0.286, SLG: 0.429 (1, 7)										4	0	2	0	0	1	1						
Jason Giambi, L OBP: 0.372, SLG: 0.519 (1, 3)										4	0	0	0	1	0	4						
John Jaha, R OBP: 0.446, SLG: 0.679 Eric Chavez, L OBP: 0.326, SLG: 0.363 (8, PR)										3	1	1	0	1	1	1						
Matt Stairs, L OBP: 0.391, SLG: 0.570 (1, 9)										4	1	2	1	0	2	1						
Olmedo Saenz, R OBP: 0.448, SLG: 0.556 (1, 5)										4	0	2	1	0	0	1						
Scott Spiezio, S OBP: 0.304, SLG: 0.350 Jason McDonald, S OBP: 0.333, SLG: 0.264 (7, 8)										3	0	0	0	0	0	4						
Mike Macfarlane, R OBP: 0.256, SLG: 0.256 (1, 2)										4	0	0	1	0	0	1						
Miguel Tejada, R OBP: 0.301, SLG: 0.383 (1, 6)										4	0	0	0	0	0	1						
Inning Stats	R: 0 E: 0 K: 2 S: 11	H: 1 LOB: 1 BB: 0 P: 16	R: 1 E: 0 K: 0 S: 10	H: 2 LOB: 1 BB: 0 P: 16	R: 2 E: 0 K: 0 S: 17	H: 3 LOB: 2 BB: 1 P: 32	R: 0 E: 0 K: 0 S: 7	H: 0 LOB: 0 BB: 0 P: 10	R: 0 E: 0 K: 1 S: 8	H: 0 LOB: 0 BB: 0 P: 11	R: 0 E: 0 K: 1 S: 6	H: 0 LOB: 0 BB: 0 P: 7	R: 0 E: 0 K: 0 S: 15	H: 1 LOB: 2 BB: 1 P: 26	R: 0 E: 0 K: 2 S: 8	H: 0 LOB: 1 BB: 1 P: 17	R: 0 E: 0 K: 0 S: 6	H: 1 LOB: 3 BB: 2 P: 16	1B: 6 2B: 2 3B: 0 HR: 0	SF: 0 SAC: 0 DP: 0 HBP: 0	WP: 0 PB: 0 CS: 0	PA: 40
PITCHER	IP	WLS	BF	H	R	ER	SO	BB	IBB	HBP	BLK	WP	HR	S	P	ERA	WHIP					
Mike Sirota, L ERA: 3.49 (1, 1)	7.0	L	30	7	3	2	4	2	0	0	0	0	0	74	118	2.57	1.286					
Sean Lowe, R ERA: 1.96 (8, 1)	1.2		9	1	0	0	2	2	1	0	0	0	0	13	31	0.00	1.800					
Bryan Ward, L ERA: 6.1 (9, 1)	0.1		1	0	0	0	0	0	0	0	0	0	0	1	2	0.00	0.000					

Oakland Athletics @ Chicago White Sox
Comiskey Park, Chicago, IL
Sun May 09 1999, 2:05 PM EDT
Att. 12,652 - Sunny - 53 F

AB	35
R	3
H	8
RBI	3
BB	5
SO	6
LOB	18



Batter	1	2	3	4	5	6	7	8	9	AB	R	H	RBI	BB	SO	LOB	BOTTOM					
Ray Durham, S OBP: 0.366, SLG: 0.500 (1, 4)										4	0	0	0	0	2	2						
Mike Canuso, S OBP: 0.292, SLG: 0.313 (1, 6)										4	0	1	0	0	0	1						
Frank Thomas, R OBP: 0.484, SLG: 0.571 (1, 10)										4	0	0	0	0	1	1						
Magglio Ordonez, R OBP: 0.342, SLG: 0.533 (1, 9)										4	0	0	0	0	2	1						
14 Paul Konerko, R OBP: 0.289, SLG: 0.391 (1, 3)										4	0	2	0	0	0	2						
Jeff Liefer, L OBP: 0.250, SLG: 0.243 (1, 7)										3	0	0	0	0	1	3						
Greg Norton, S OBP: 0.360, SLG: 0.303 (1, 5)										3	0	0	0	0	0	1						
Chris Singleton, L OBP: 0.293, SLG: 0.474 (1, 8)										2	0	1	0	1	0	0						
Mark Johnson, L OBP: 0.262, SLG: 0.216 (1, 2)										3	0	0	0	0	0	2						
Inning Stats	R: 0 E: 0 K: 1 S: 10	H: 0 LOB: 0 BB: 0 P: 15	R: 0 E: 0 K: 1 S: 9	H: 1 LOB: 1 BB: 0 P: 11	R: 0 E: 0 K: 1 S: 11	H: 1 LOB: 1 BB: 0 P: 17	R: 0 E: 0 K: 2 S: 12	H: 0 LOB: 1 BB: 0 P: 22	R: 0 E: 0 K: 1 S: 6	H: 0 LOB: 0 BB: 1 P: 12	R: 0 E: 0 K: 0 S: 12	H: 1 LOB: 0 BB: 0 P: 16	R: 0 E: 0 K: 0 S: 7	H: 1 LOB: 0 BB: 0 P: 8	R: 0 E: 0 K: 0 S: 6	H: 0 LOB: 0 BB: 0 P: 9	R: 0 E: 1 K: 0 S: 12	H: 0 LOB: 1 BB: 0 P: 15	1B: 2 2B: 2 3B: 0 HR: 0	SF: 0 SAC: 0 DP: 2 HBP: 0	WP: 0 PB: 0 CS: 0	PA: 32
PITCHER	IP	WLS	BF	H	R	ER	SO	BB	IBB	HBP	BLK	WP	HR	S	P	ERA	WHIP					
Mike Oquist, R ERA: 3.73 (1, 1)	6.0	W	23	4	0	0	6	1	0	0	0	0	0	22	29	0.00	0.833					
Doug Jones, R ERA: 1.9 (7, 1)	3.0	S	9	0	0	0	0	0	0	0	0	0	0	22	29	0.00	0.000					

Oakland Athletics @ Chicago White Sox
Comiskey Park, Chicago, IL
Sun May 09 1999, 2:05 PM EDT
Att. 12,652 - Sunny - 53 F

AB	31
R	0
H	4
RBI	0
BB	1
SO	6
LOB	13



Batter	1	2	3	4	5	6	7	8	9	AB	R	H	RBI	BB	SO	LOB	TOP		
Tom Goodwin, L (1, 8) OBP: 0.319, SLG: 0.317	1-2 G3-1 1B		2-1 L7			4-0 BB		1-0 L6		3	0	1	0	1	0	0			
Mark McLemore, S (1, 4) OBP: 0.355, SLG: 0.404	2-0 F8			1-1 G1-4-3 1B		2-1 F7		4-1 1B BB		3	2	1	0	1	0	2			
29 Rusty Greer, L (1, 7) OBP: 0.386, SLG: 0.444	2-2 G3-1			1-2 G1-4-3		3-3 K		2-3 K		4	0	0	0	0	2	4			
Juan Gonzalez, R (1, 9) OBP: 0.360, SLG: 0.544	1-2 P3			2-1 G4-6-3 1B		1-0 F8		1-1 1B 1B		4	0	2	1	0	0	1			
Rafael Palmeiro, L (1, 10) OBP: 0.429, SLG: 0.574 Gregg Zaun, S (9, PR) OBP: 0.368, SLG: 0.267		0-0 G4-3		2-1 G4-6-3		0-0 G4-3		2-1 FC4 1B		4	0	1	1	0	0	1			
Ivan Rodriguez, R (1, 2) OBP: 0.313, SLG: 0.464		0-1 L9			0-3 K		3-2 S 1B		1-3 K		4	0	1	0	0	2			
Todd Zeile, R (1, 5) OBP: 0.323, SLG: 0.522		2-0 F9			2-1 G6-3		2-1 G4-3		0-1 FC4		4	0	0	0	0	3			
Lee Stevens, L (1, 3) OBP: 0.403, SLG: 0.614			1-3 K		1-0 F7			2-1 P5		3	0	0	0	0	1	0			
44 Kelly Dransfeldt, R (1, 6) OBP: 0.214, SLG: 0.154 Luis Alcea, S (8, PH) OBP: 0.236, SLG: 0.231 Jon Shave, R (8, 6) OBP: 0.333, SLG: 0.304			1-3 K		1-1 G6-3			3-2 P2		2	0	0	0	0	1	0			
Inning Stats	R: 0 E: 0 K: 0 S: 13	H: 1 LOB: 1 BB: 0 P: 19	R: 0 E: 0 K: 0 S: 4	H: 0 LOB: 0 BB: 0 P: 6	R: 0 E: 0 K: 2 S: 8	H: 0 LOB: 0 BB: 0 P: 12	R: 1 E: 0 K: 0 S: 9	H: 2 LOB: 0 BB: 0 P: 15	R: 0 E: 0 K: 1 S: 7	H: 0 LOB: 1 BB: 1 P: 17	R: 0 E: 0 K: 0 S: 7	H: 1 LOB: 1 BB: 0 P: 13	R: 0 E: 0 K: 0 S: 9	H: 0 LOB: 0 BB: 0 P: 15	R: 1 E: 0 K: 2 S: 14	H: 2 LOB: 2 BB: 1 P: 24	1B: 6 2B: 0 3B: 0 HR: 0	SF: 0 SAC: 0 DP: 1 HBP: 0	WP: 0 PA: 34 PB: 0 SB: 3 CS: 0
PITCHER	IP WLS BF H R ER SO BB IBB HBP BLK WP HR S P ERA WHIP	IP WLS BF H R ER SO BB IBB HBP BLK WP HR S P ERA WHIP																	
Jaime Navarro, R (1, 1) ERA: 5.03	8.0 W 28 4 1 1 4	1.0 6 2 1 1 2																	
Bob Howry, R (9, 1) ERA: 2.77	1.0 6 2 1 1 2																		

Texas Rangers @ Chicago White Sox
Comiskey Park, Chicago, IL
Mon May 10 1999, 8:05 PM EDT
Att: 12,670 - Unknown - 58 F

AB 32
R 2
H 6
RBI 2
BB 2
SO 6
LOB 13



Batter	1	2	3	4	5	6	7	8	9	AB	R	H	RBI	BB	SO	LOB	BOTTOM		
Ray Durham, S (1, 4) OBP: 0.375, SLG: 0.517	2-1 CS HBP		0-2 G6-3	0-0 G3			2-1 E 3B	1-2 WP 1B		4	1	2	0	0	0	1			
Mike Canuso, S (1, 6) OBP: 0.288, SLG: 0.308	2-1 B3		1-1 P8		1-1 B3		0-1 P5	2-2 WP 1B		5	0	1	0	0	0	2			
Frank Thomas, R (1, 10) OBP: 0.481, SLG: 0.569	1-0 G6-3		1-2 2B		1-0 F9		4-0 FC3-6 E IBB	1-2 G3		4	0	1	0	1	0	2			
Magglio Ordonez, R (1, 9) OBP: 0.347, SLG: 0.555		1-0 HR	1-1 F8		4-0 BB		0-2 E4 FC3-6	1-2 3-H		3	1	1	2	1	0	2			
14 Paul Konerko, R (1, 3) OBP: 0.287, SLG: 0.396 Craig Wilson, R (8, 5) OBP: 0.222, SLG: 0.067		1-1 F9		3-0 1B G4-6-3 2B	3-1 F7		0-1 FC3-6	1-2 2-3		4	1	1	0	0	0	3			
Greg Norton, S (1, 5) OBP: 0.374, SLG: 0.308		4-2 2B BB		4-2 G4-6-3 1B BB		2-2 1B	3-3 K			2	1	1	0	2	1	2			
Carlos Lee, R (1, 7) OBP: 0.273, SLG: 0.545 McKay Christensen, L (8, PR) OBP: 0.273, SLG: 0.320		0-2 L6		0-1 G4-6-3 1B		2-2 F9		1-2 SH1-3 1B		4	0	2	0	0	0	2			
Chris Singleton, L (1, 8) OBP: 0.295, SLG: 0.488		1-2 2B		2-0 G4-6-3		0-0 L9		0-1 SH1-3		3	0	1	0	0	0	3			
Brook Fordyce, R (1, 2) OBP: 0.333, SLG: 0.356		2-1 L8		2-1 G4-6-3 1B		1-0 F7		3-2 1B 1B		4	0	2	2	0	0	3			
Inning Stats	R: 0 E: 0 K: 0 S: 4	H: 0 LOB: 0 BB: 0 P: 9	R: 1 E: 0 K: 0 S: 14	H: 2 LOB: 2 BB: 1 P: 23	R: 0 E: 0 K: 0 S: 10	H: 1 LOB: 1 BB: 0 P: 13	R: 2 E: 0 K: 0 S: 11	H: 3 LOB: 1 BB: 1 P: 20	R: 0 E: 0 K: 0 S: 5	H: 0 LOB: 1 BB: 1 P: 14	R: 0 E: 0 K: 1 S: 9	H: 1 LOB: 2 BB: 1 P: 14	R: 1 E: 1 K: 1 S: 12	H: 1 LOB: 2 BB: 1 P: 21	R: 1 E: 0 K: 0 S: 17	H: 4 LOB: 3 BB: 0 P: 25	1B: 7 2B: 3 3B: 1 HR: 1	SF: 0 SAC: 1 DP: 1 HBP: 1	WP: 1 PA: 39 PB: 0 SB: 0 CS: 1
PITCHER	IP WLS BF H R ER SO BB IBB HBP BLK WP HR S P ERA WHIP	IP WLS BF H R ER SO BB IBB HBP BLK WP HR S P ERA WHIP																	
Rick Helling, R (1, 1) ERA: 6.34	6.1 L 30 8 4 4 0	0.2 3 0 0 0 1																	
Tim Crabtree, R (7, 1) ERA: 4.09	0.2 3 0 0 0 1																		
Mike Venafro, L (8, 1) ERA: 5.4	0.2 5 4 1 1 0																		
Danny Patterson, R (8, 1) ERA: 5.88	0.1 1 0 0 0 0																		

Texas Rangers @ Chicago White Sox
Comiskey Park, Chicago, IL
Mon May 10 1999, 8:05 PM EDT
Att: 12,670 - Unknown - 58 F

AB 33
R 5
H 12
RBI 4
BB 4
SO 1
LOB 20



Batter	1	2	3	4	5	6	7	8	9	AB	R	H	RBI	BB	SO	LOB	TOP																
Tom Goodwin, L (1, 8) OBP: 0.306, SLG: 0.303	F7		L8		F7		L6		F7	5	0	0	0	0	0	6																	
Luis Alica, S (1, 4) OBP: 0.250, SLG: 0.209	F9		F7		P5			F8	29 HR BB	4	1	0	1	1	0	3																	
Jon Shave, R (9, 6) OBP: 0.333, SLG: 0.304										0	0	0	0	0	0	0																	
29 Rusty Greer, L (1, 7) OBP: 0.393, SLG: 0.465	G4-3		K		FC6-4			G5-4-3	29 HR	3	1	1	4	2	1	1																	
Juan Gonzalez, R (1, 9) OBP: 0.369, SLG: 0.583										2	2	2	1	0	0	0																	
Roberto Kelly, R (4, 9) OBP: 0.452, SLG: 0.600					FC6-4			G5-4-3	1B	3	1	1	0	0	0	4																	
Rafael Palmeiro, L (1, 10) OBP: 0.431, SLG: 0.571										4	0	2	1	0	0	0																	
Gregg Zaun, S (9, PR) OBP: 0.400, SLG: 0.313	G4-3									1	2	1	0	0	0	0																	
Ivan Rodriguez, R (1, 2) OBP: 0.317, SLG: 0.470					G6-4-3			L4		5	1	2	2	0	0	1																	
Todd Zeile, R (1, 5) OBP: 0.326, SLG: 0.513					G5-3			G4-3		4	1	1	0	1	0	0																	
Lee Stevens, L (1, 3) OBP: 0.403, SLG: 0.636								P6		4	1	2	2	0	1	2																	
44 Kelly Dransfeldt, R (1, 6) OBP: 0.258, SLG: 0.241										3	0	2	0	0	0	0																	
Mark McLemore, S (9, PH) OBP: 0.351, SLG: 0.409										1	1	1	0	0	0	0																	
Inning Stats	R: 0 E: 0 K: 0 S: 5	H: 0 LOB: 0 BB: 0 P: 8	R: 1 E: 0 K: 0 S: 13	H: 1 LOB: 0 BB: 0 P: 17	R: 1 E: 0 K: 1 S: 12	H: 2 LOB: 1 BB: 0 P: 21	R: 1 E: 0 K: 0 S: 5	H: 2 LOB: 3 BB: 1 P: 9	R: 0 E: 0 K: 0 S: 6	H: 0 LOB: 0 BB: 0 P: 8	R: 0 E: 0 K: 0 S: 7	H: 0 LOB: 0 BB: 0 P: 11	R: 0 E: 0 K: 0 S: 3	H: 0 LOB: 0 BB: 1 P: 8	R: 8 E: 0 K: 1 S: 30	H: 8 LOB: 2 BB: 2 P: 48	1B: 8 2B: 4 3B: 0 HR: 3	SF: 1 SAC: 0 DP: 2 HBP: 0	WP: 1 PB: 0 SB: 0 CS: 0	PA: 44													
PITCHER	IP WLS BF H R ER SO BB IBB HBP BLK WP HR S P ERA WHIP																																
James Baldwin, R (1, 1) ERA: 5.27	7.0	28	7	3	3	1	1	0	0	0	0	1	2	54	89	3.86	1.143																
41 Bill Simas, R (8, 1) ERA: 1.5	1.0	H	3	0	0	0	1	0	0	0	0	0	0	3	8	0.00	1.000																
Bob Howry, R (9, 1) ERA: 5.93	0.2	L	7	3	5	5	0	0	0	0	0	0	0	10	20	67.50	7.500																
Bryan Ward, L (9, 1) ERA: 8.71	0.0		3	3	1	1	0	0	0	0	0	1	9	14	∞	∞																	
David Lundquist, R (9, 1) ERA: 6.75	0.1		3	2	2	2	1	0	0	0	0	0	0	11	14	54.00	6.000																

Texas Rangers @ Chicago White Sox
Comiskey Park, Chicago, IL
Tue May 11, 1999, 8:05 PM EDT
Att: 10,905 - Cloudy - 65 F

AB 39
R 11
H 15
RBI 11
BB 4
SO 2
LOB 17



Batter	1	2	3	4	5	6	7	8	9	AB	R	H	RBI	BB	SO	LOB	BOTTOM																
Ray Durham, S (1, 4) OBP: 0.386, SLG: 0.521	1B		SH1-3						L8	3	1	2	1	1	0	0																	
Mike Canuso, S (1, 6) OBP: 0.292, SLG: 0.312	1B		G3						G4-3	5	0	2	1	0	0	4																	
Frank Thomas, R (1, 3) OBP: 0.478, SLG: 0.561	1B		F8						G6-3	5	0	2	1	0	0	1																	
Magglio Ordonez, R (1, 9) OBP: 0.341, SLG: 0.539	P4		L9						E5	5	0	1	0	0	0	2																	
14 Paul Konerko, R (1, 10) OBP: 0.292, SLG: 0.416	K		2B						L9	5	1	2	0	0	1	5																	
Greg Norton, S (1, 5) OBP: 0.370, SLG: 0.298	G4-3		2B						F8	3	1	0	0	1	1	2																	
Carlos Lee, R (1, 7) OBP: 0.333, SLG: 0.600	L6		1B						G6-3	4	1	2	2	0	0	0																	
McKay Christensen, L (9, 8) OBP: 0.273, SLG: 0.320										0	0	0	0	0	0	0																	
Chris Singleton, L (1, 8) OBP: 0.277, SLG: 0.455	G4-3		2B						L3	4	0	0	0	0	0	2																	
Brook Fordyce, R (1, 2) OBP: 0.343, SLG: 0.371			1B						G6-3	3	1	1	0	1	0	1																	
Inning Stats	R: 1 E: 0 K: 1 S: 10	H: 3 LOB: 2 BB: 0 P: 17	R: 0 E: 0 K: 0 S: 6	H: 0 LOB: 0 BB: 0 P: 7	R: 1 E: 0 K: 0 S: 4	H: 2 LOB: 0 BB: 0 P: 10	R: 3 E: 0 K: 0 S: 17	H: 3 LOB: 2 BB: 2 P: 29	R: 0 E: 0 K: 0 S: 10	H: 1 LOB: 1 BB: 0 P: 15	R: 0 E: 0 K: 0 S: 6	H: 1 LOB: 2 BB: 1 P: 12	R: 0 E: 1 K: 0 S: 11	H: 0 LOB: 1 BB: 0 P: 15	R: 0 E: 0 K: 0 S: 4	H: 0 LOB: 0 BB: 0 P: 7	R: 0 E: 0 K: 0 S: 19	H: 2 LOB: 2 BB: 0 P: 25	1B: 8 2B: 5 3B: 0 HR: 0	SF: 0 SAC: 2 DP: 1 HBP: 0	WP: 0 PB: 0 SB: 0 CS: 2	PA: 41											
PITCHER	IP WLS BF H R ER SO BB IBB HBP BLK WP HR S P ERA WHIP																																
Esteban Loaiza, R (1, 1) ERA: 7.18	5.0		24	9	5	2	2	0	0	0	0	0	0	47	78	9.00	2.200																
Mike Munoz, L (6, 1) ERA: 3.95	1.0		5	1	0	0	0	1	0	0	0	0	0	6	12	0.00	1.000																
59 Jeff Zimmerman, R (7, 1) ERA: 0.77	2.0	W	7	0	0	0	0	0	0	0	0	0	0	15	22	0.00	0.000																
John Wetteland, R (9, 1) ERA: 4.05	1.0		5	2	0	0	0	0	0	0	0	0	0	19	25	0.00	2.000																

Texas Rangers @ Chicago White Sox
Comiskey Park, Chicago, IL
Tue May 11, 1999, 8:05 PM EDT
Att: 10,905 - Cloudy - 65 F


AB 37
R 5
H 12
RBI 5
BB 3
SO 2
LOB 17



Batter	1	2	3	4	5	6	7	8	9	AB	R	H	RBI	BB	SO	LOB	TOP								
Ray Durham, S OBP: 0.372, SLG: 0.500 (1, 4)	F8		F7	FC4-6 2B		F8			F9	5	1	0	1	0	0	2									
Mike Caruso, S OBP: 0.296, SLG: 0.323 (1, 6)	P5		F9	2B		G2			1B	5	1	2	2	0	0	0									
Frank Thomas, R OBP: 0.489, SLG: 0.564 (1, 10)	1B		HBP	BB		G6-3			1B	3	1	2	1	1	0	0									
Magglio Ordonez, R OBP: 0.336, SLG: 0.533 (1, 9)	P6		G1-3	K		K			1B	5	1	1	0	0	2	4									
Jeff Liefer, L OBP: 0.295, SLG: 0.325 14 Paul Konerko, R OBP: 0.299, SLG: 0.422 (9, PH) (9, 3)				BB		K			1B	3	2	2	0	1	1	0									
Greg Norton, S OBP: 0.374, SLG: 0.299 (1, 5)	F7		FC4-6 BB	BB		G3			1B	3	1	1	1	1	0	1									
Carlos Lee, R OBP: 0.353, SLG: 0.474 Darrin Jackson, R OBP: 0.375, SLG: 0.617 (8, PR) (8, 7)	G1-3		K	K		G5-3			P2	4	0	0	1	0	1	3									
Mark Johnson, L OBP: 0.277, SLG: 0.200 (1, 2)	BB		FC4-6 2B	BB		G3			G3	3	1	0	0	2	0	3									
McKay Christensen, L OBP: 0.271, SLG: 0.302 (1, 8)	G3-1		FC4-6 BB	BB		G4-3			K	3	0	0	1	1	1	4									
Inning Stats	R: 0 E: 0 K: 0 S: 7	H: 1 LOB: 1 BB: 0 P: 8	R: 0 E: 0 K: 0 S: 7	H: 1 LOB: 2 BB: 1 P: 14	R: 0 E: 0 K: 0 S: 8	H: 0 LOB: 1 BB: 0 P: 12	R: 4 E: 0 K: 2 S: 36	H: 1 LOB: 2 BB: 5 P: 59	R: 0 E: 0 K: 1 S: 8	H: 0 LOB: 0 BB: 0 P: 11	R: 0 E: 0 K: 1 S: 9	H: 0 LOB: 0 BB: 0 P: 12	R: 0 E: 0 K: 1 S: 9	H: 0 LOB: 0 BB: 0 P: 14	R: 1 E: 0 K: 0 S: 12	H: 1 LOB: 2 BB: 0 P: 21	R: 3 E: 0 K: 0 S: 18	H: 5 LOB: 2 BB: 0 P: 22	1B: 5 2B: 4 3B: 0 HR: 0	SF: 0 SAC: 1 DP: 0 HBP: 1	WP: 0 PB: 0 SB: 3 CS: 0	PA: 44			
PITCHER	IP	WLS	BF	H	R	ER	SO	BB	IBB	HBP	BLK	WP	HR	S	P	ERA	WHIP								
Orlando Hernandez, R ERA: 6.56 Jason Grimsley, R ERA: 2.14 Dan Naulty, R ERA: 4.55 Tony Fossas, L ERA: 36.0 Jay Tessmer, R ERA: 19.64	3.2	L	20	3	4	4	1	5	0	1	0	0	0	51	81	9.82	2.182								

Chicago White Sox @ New York Yankees
Yankee Stadium, Bronx, NY
Fri May 14 1999, 7:30 PM EDT
Att: 33,793 - Unknown - 54 F


AB 36
R 8
H 9
RBI 8
BB 6
SO 5
LOB 19



Batter	1	2	3	4	5	6	7	8	9	AB	R	H	RBI	BB	SO	LOB	BOTTOM								
Chuck Knoblauch, R OBP: 0.414, SLG: 0.409 (1, 4)	P4		2S 1B		P3			F8		4	0	1	0	0	0	0									
Derek Jeter, R OBP: 0.475, SLG: 0.689 (1, 6)	K		K		K			1B		4	1	1	0	0	3	1									
Paul O'Neill, L OBP: 0.358, SLG: 0.444 (1, 9)	K		F8		K			1B		4	0	1	1	0	2	1									
Bernie Williams, S OBP: 0.356, SLG: 0.439 (1, 8)		BLK 1B	G4-3 BB		P5			FC6		3	1	1	0	1	0	1									
Chili Davis, S OBP: 0.444, SLG: 0.581 (1, 10)		1B	G4-3		F9			G4-3		3	0	0	0	1	0	1									
Tino Martinez, L OBP: 0.340, SLG: 0.449 (1, 3)	K		BB		BB			F9		3	0	1	0	1	1	2									
Shane Spencer, R OBP: 0.370, SLG: 0.458 (1, 7)	F9-3 1B		F8		F9			BB		3	0	1	1	1	0	2									
Scott Brosius, R OBP: 0.256, SLG: 0.463 (1, 5)	F9-3		F9		F9			1B		4	0	0	0	0	1	6									
20 Jorge Posada, S OBP: 0.299, SLG: 0.311 (1, 2)			K		L7			F7		4	0	0	0	0	1	2									
Inning Stats	R: 0 E: 0 K: 2 S: 10	H: 0 LOB: 0 BB: 0 P: 15	R: 1 E: 0 K: 1 S: 13	H: 2 LOB: 1 BB: 1 P: 26	R: 0 E: 0 K: 2 S: 8	H: 1 LOB: 0 BB: 0 P: 14	R: 0 E: 0 K: 0 S: 14	H: 0 LOB: 2 BB: 2 P: 29	R: 0 E: 0 K: 1 S: 11	H: 0 LOB: 0 BB: 0 P: 17	R: 0 E: 0 K: 1 S: 9	H: 0 LOB: 0 BB: 0 P: 14	R: 0 E: 0 K: 1 S: 9	H: 0 LOB: 0 BB: 0 P: 14	R: 1 E: 0 K: 0 S: 11	H: 2 LOB: 1 BB: 0 P: 16	R: 0 E: 0 K: 0 S: 9	H: 1 LOB: 2 BB: 1 P: 18	1B: 5 2B: 2 3B: 0 HR: 0	SF: 0 SAC: 0 DP: 1 HBP: 0	WP: 0 PB: 0 SB: 1 CS: 0	PA: 36			
PITCHER	IP	WLS	BF	H	R	ER	SO	BB	IBB	HBP	BLK	WP	HR	S	P	ERA	WHIP								
Jim Parque, L ERA: 3.51 Keith Foulke, R ERA: 2.55 41 Bill Simas, R ERA: 1.35	5.1	W	21	3	1	1	7	3	0	0	1	0	0	22	33	3.86	0.857								

Chicago White Sox @ New York Yankees
Yankee Stadium, Bronx, NY
Fri May 14 1999, 7:30 PM EDT
Att: 33,793 - Unknown - 54 F

AB 32
R 2
H 6
RBI 2
BB 4
SO 8
LOB 16



Batter	1	2	3	4	5	6	7	8	9	AB	R	H	RBI	BB	SO	LOB	TOP								
Ray Durham, S OBP: 0.371, SLG: 0.500 (1, 4)	K	K	G6-3		G3-1			1B	E	6	0	2	2	0	2	3									
Mike Caruso, S OBP: 0.305, SLG: 0.331 (1, 6)	G3	3B		1B	G5-3			1B	E4	6	1	3	1	0	0	1									
Frank Thomas, R OBP: 0.490, SLG: 0.557 (1, 10)	2B	K		F8				1B	F8	5	1	2	0	1	1	5									
Magglio Ordonez, R OBP: 0.338, SLG: 0.552 (1, 9)	1B	1B	3B	K	P4			G5-4-3		5	1	2	3	0	1	5									
Jeff Liefer, L OBP: 0.286, SLG: 0.311 (1, 7)	K	1B	3B	G3	G3				F7	5	0	1	1	0	1	3									
Darrin Jackson, R OBP: 0.375, SLG: 0.617 (9, 7)			14 FC5-4							0	0	0	0	0	0	0									
14 Paul Konerko, R OBP: 0.295, SLG: 0.411 (1, 3)			1B		G3-1				F8	5	1	1	0	0	0	1									
Greg Norton, S OBP: 0.383, SLG: 0.347 (1, 5)		HR		G4-3	HR				F8	4	3	2	2	1	0	0									
Chris Singleton, L OBP: 0.308, SLG: 0.521 (1, 8)	1B	1B		F8	HR				G1-3	4	3	2	3	1	0	0									
Brook Fordyce, R OBP: 0.361, SLG: 0.379 (1, 2)	3B	1B		F9					G5-3	4	2	2	0	0	0	0									
Inning Stats	R: 1 E: 0 K: 2 S: 11	H: 2 LOB: 1 BB: 0 P: 16	R: 6 E: 0 K: 2 S: 23	H: 6 LOB: 1 BB: 1 P: 36	R: 0 E: 0 K: 0 S: 9	H: 1 LOB: 0 BB: 0 P: 15	R: 0 E: 0 K: 1 S: 9	H: 1 LOB: 1 BB: 0 P: 12	R: 2 E: 0 K: 0 S: 15	H: 1 LOB: 0 BB: 1 P: 24	R: 0 E: 0 K: 0 S: 6	H: 0 LOB: 1 BB: 1 P: 12	R: 0 E: 0 K: 0 S: 6	H: 0 LOB: 0 BB: 0 P: 9	R: 0 E: 0 K: 0 S: 8	H: 3 LOB: 2 BB: 0 P: 16	R: 3 E: 1 K: 0 S: 24	H: 3 LOB: 2 BB: 0 P: 34	1B: 11 2B: 3 3B: 1 HR: 2	SF: 0 SAC: 0 DP: 1 HBP: 1	WP: 0 PB: 0 SB: 1 CS: 0	PA: 48			
PITCHER	IP	WLS	BF	H	R	ER	SO	BB	IBB	HBP	BLK	WP	HR	S	P	ERA	WHIP								
Ramiro Mendoza, R ERA: 4.74 (1, 1)	5.0	L	28	11	9	9	5	2	0	0	0	0	2	67	103	16.20	2.600								
Dan Naulty, R ERA: 4.5 (6, 1)	2.0		7	0	0	0	0	1	0	0	0	0	0	12	21	0.00	0.500								
Jay Tessmer, R ERA: 17.47 (8, 1)	2.0		13	6	3	3	0	0	0	1	0	0	0	32	50	13.50	3.000								

Chicago White Sox @ New York Yankees
Yankee Stadium, Bronx, NY
Sat May 15 1999, 1:35 PM EDT
Att: 45,824 - Sunny - 64 F


AB 44
R 12
H 17
RBI 12
BB 3
SO 5
LOB 18



Batter	1	2	3	4	5	6	7	8	9	AB	R	H	RBI	BB	SO	LOB	BOTTOM								
Chuck Knoblauch, R OBP: 0.400, SLG: 0.392 (1, 4)	G5-3		K	P6			G1-3	L5		5	0	0	0	0	1	2									
2 Derek Jeter, R OBP: 0.467, SLG: 0.672 (1, 6)	G5-3		L9		F9		BB		K	5	1	1	0	0	1	0									
Paul O'Neill, L OBP: 0.366, SLG: 0.441 (1, 9)	G3		1B		WP		F8		1B	3	1	1	0	2	0	1									
Bernie Williams, S OBP: 0.364, SLG: 0.441 (1, 8)		P2	1B		1B		2B		F7	4	1	2	1	1	0	1									
Tino Martinez, L OBP: 0.342, SLG: 0.455 (1, 3)	F7		G3		K		1B		1B	5	0	2	2	0	1	3									
Chili Davis, S OBP: 0.450, SLG: 0.607 (1, 10)	1B		1B		HR		G1-3		K	5	1	3	1	0	1	3									
Shane Spencer, R OBP: 0.355, SLG: 0.429 (1, 7)		1B		P6			P4		G4-3	4	0	1	0	0	0	0									
Scott Brosius, R OBP: 0.267, SLG: 0.464 (1, 5)		1B		G4-3			F8		F9	4	0	2	0	0	0	0									
Joe Girardi, R OBP: 0.250, SLG: 0.320 (1, 2)		1B		G4-3			G5-3		1B	3	0	0	0	0	1	4									
20 Jorge Posada, S OBP: 0.307, SLG: 0.320 (8, PH) (9, 2)		K		G4-3						1	0	1	0	0	0	0									
Inning Stats	R: 0 E: 0 K: 0 S: 6	H: 0 LOB: 0 BB: 0 P: 10	R: 0 E: 0 K: 1 S: 13	H: 3 LOB: 3 BB: 0 P: 23	R: 0 E: 0 K: 1 S: 12	H: 2 LOB: 1 BB: 0 P: 20	R: 1 E: 0 K: 0 S: 10	H: 2 LOB: 1 BB: 0 P: 16	R: 1 E: 0 K: 1 S: 12	H: 1 LOB: 1 BB: 1 P: 21	R: 0 E: 0 K: 0 S: 4	H: 0 LOB: 0 BB: 0 P: 8	R: 2 E: 0 K: 0 S: 12	H: 3 LOB: 2 BB: 1 P: 22	R: 0 E: 0 K: 0 S: 12	H: 1 LOB: 1 BB: 0 P: 17	R: 0 E: 0 K: 2 S: 15	H: 1 LOB: 2 BB: 1 P: 27	1B: 11 2B: 1 3B: 0 HR: 1	SF: 0 SAC: 0 DP: 0 HBP: 0	WP: 1 PB: 1 SB: 0 CS: 0	PA: 42			
PITCHER	IP	WLS	BF	H	R	ER	SO	BB	IBB	HBP	BLK	WP	HR	S	P	ERA	WHIP								
John Snyder, R ERA: 2.0 (1, 1)	6.0	W	27	8	2	2	3	1	0	0	0	0	0	12	22	3.00	1.500								
Sean Lowe, R ERA: 2.79 (7, 1)	1.0		6	3	2	2	0	1	0	0	0	0	0	12	22	18.00	4.000								
41 Bill Simas, R ERA: 1.26 (8, 1)	1.0		4	1	0	0	0	0	0	0	0	0	0	12	17	0.00	1.000								
Bob Howry, R ERA: 5.52 (9, 1)	1.0		5	1	0	0	2	1	0	0	0	0	0	15	27	0.00	2.000								

Chicago White Sox @ New York Yankees
Yankee Stadium, Bronx, NY
Sat May 15 1999, 1:35 PM EDT
Att: 45,824 - Sunny - 64 F

AB 39
R 4
H 13
RBI 4
BB 3
SO 5
LOB 14



Batter	1	2	3	4	5	6	7	8	9	AB	R	H	RBI	BB	SO	LOB	TOP										
Ray Durham, S OBP: 0.365, SLG: 0.504										5	1	1	0	0	0	4											
Mike Caruso, S OBP: 0.393, SLG: 0.324										3	0	0	0	0	0	1											
Frank Thomas, R OBP: 0.477, SLG: 0.538										4	0	0	1	0	3	3											
Magglio Ordonez, R OBP: 0.336, SLG: 0.550										4	0	1	0	0	1	1											
14 Paul Konerko, R OBP: 0.227, SLG: 0.414 McKay Christensen, L OBP: 0.271, SLG: 0.302										4	0	2	0	0	0	1											
Darin Jackson, R OBP: 0.346, SLG: 0.569										4	0	0	0	0	1	3											
Carlos Lee, R OBP: 0.280, SLG: 0.409 Jeff Liefer, L OBP: 0.280, SLG: 0.304										3	0	0	0	0	1	2											
Craig Wilson, R OBP: 0.333, SLG: 0.222 Greg Norton, S OBP: 0.380, SLG: 0.343										3	0	3	0	0	0	0											
Brook Fordyce, R OBP: 0.373, SLG: 0.382 Chris Singleton, L OBP: 0.302, SLG: 0.510										2	0	1	0	1	0	3											
Inning Stats	R: 1 E: 0 K: 0 S: 12	H: 1 LOB: 1 BB: 0 P: 19	R: 0 E: 0 K: 1 S: 11	H: 2 LOB: 2 BB: 0 P: 17	R: 0 E: 0 K: 2 S: 9	H: 0 LOB: 0 BB: 0 P: 12	R: 0 E: 0 K: 0 S: 8	H: 0 LOB: 0 BB: 0 P: 14	R: 0 E: 1 K: 1 S: 13	H: 1 LOB: 2 BB: 1 P: 23	R: 0 E: 0 K: 0 S: 16	H: 3 LOB: 3 BB: 0 P: 21	R: 0 E: 0 K: 1 S: 6	H: 0 LOB: 0 BB: 0 P: 10	R: 0 E: 0 K: 1 S: 7	H: 1 LOB: 1 BB: 0 P: 9	R: 0 E: 0 K: 1 S: 7	H: 0 LOB: 0 BB: 0 P: 9	1B: 6 2B: 1 3B: 1 HR: 0	SF: 0 SAC: 0 DP: 0 HBP: 1	WP: 1 PB: 0 SB: 0 CS: 0	PA: 37					
PITCHER	IP	WLS	BF	H	R	ER	SO	BB	IBB	HBP	BLK	WP	HR	S	P	ERA	WHIP										
Andy Pettitte, L ERA: 5.14	6.0	W	27	7	1	1	4	1	0	1	0	1	0	69	106	1.50	1.333										
Jason Grimsley, R ERA: 1.95	2.0	H	7	1	0	0	2	0	0	0	0	0	0	13	19	0.00	0.500										
42 Mariano Rivera, R ERA: 2.35	1.0	S	3	0	0	0	1	0	0	0	0	0	0	7	9	0.00	0.000										

Chicago White Sox @ New York Yankees
Yankee Stadium, Bronx, NY
Sun May 16 1999, 1:35 PM EDT
Att. 51,046 - Sunny - 66 F

AB 35
R 1
H 8
RBI 1
BB 1
SO 7
LOB 19

Batter	1	2	3	4	5	6	7	8	9	AB	R	H	RBI	BB	SO	LOB	BOTTOM										
Chuck Knoblauch, R OBP: 0.389, SLG: 0.379										4	0	0	0	0	2	0											
Derek Jeter, R OBP: 0.462, SLG: 0.660										4	0	1	0	0	0	0											
Paul O'Neill, L OBP: 0.363, SLG: 0.435										4	0	1	0	0	0	0											
Bernie Williams, S OBP: 0.373, SLG: 0.449										4	1	3	0	0	0	2											
Chili Davis, S OBP: 0.444, SLG: 0.619										4	1	1	2	0	0	2											
Tino Martinez, L OBP: 0.348, SLG: 0.459										3	0	2	0	0	0	0											
Shane Spencer, R OBP: 0.324, SLG: 0.387										3	0	0	0	0	1	3											
Scott Brosius, R OBP: 0.258, SLG: 0.448										3	0	0	0	0	1	1											
Joe Girardi, R OBP: 0.236, SLG: 0.302										3	0	0	0	0	0	0											
Inning Stats	R: 0 E: 0 K: 0 S: 9	H: 0 LOB: 0 BB: 0 P: 13	R: 2 E: 0 K: 1 S: 9	H: 2 LOB: 0 BB: 0 P: 17	R: 0 E: 0 K: 1 S: 12	H: 2 LOB: 2 BB: 0 P: 19	R: 0 E: 0 K: 0 S: 8	H: 1 LOB: 1 BB: 0 P: 13	R: 0 E: 0 K: 1 S: 9	H: 0 LOB: 0 BB: 0 P: 12	R: 0 E: 0 K: 1 S: 10	H: 2 LOB: 2 BB: 0 P: 15	R: 0 E: 0 K: 0 S: 3	H: 0 LOB: 0 BB: 0 P: 6	R: 0 E: 0 K: 0 S: 6	H: 1 LOB: 1 BB: 0 P: 8	R: 0 E: 0 K: 0 S: 6	H: 1 LOB: 1 BB: 0 P: 8	1B: 7 2B: 0 3B: 0 HR: 1	SF: 0 SAC: 0 DP: 0 HBP: 0	WP: 1 PB: 0 SB: 0 CS: 0	PA: 32					
PITCHER	IP	WLS	BF	H	R	ER	SO	BB	IBB	HBP	BLK	WP	HR	S	P	ERA	WHIP										
Mike Siroka, L ERA: 3.28	8.0	L	32	8	2	2	4	0	0	0	0	1	1	66	103	2.25	1.000										

Chicago White Sox @ New York Yankees
Yankee Stadium, Bronx, NY
Sun May 16 1999, 1:35 PM EDT
Att. 51,046 - Sunny - 66 F

AB 32
R 2
H 8
RBI 2
BB 0
SO 4
LOB 8

Batter	1	2	3	4	5	6	7	8	9	AB	R	H	RBI	BB	SO	LOB	TOP								
Kenny Lofton, L OBP: 0.442, SLG: 0.550 (1, 8)										3	3	1	1	3	0	1	Cleveland Indians @ Chicago White Sox Comiskey Park, Chicago, IL Tue May 18, 1999, 8:05 PM EDT Att: 13,429 - Unknown - 69 F								
Omar Vizquel, S OBP: 0.396, SLG: 0.422 (1, 6)										6	1	1	0	0	1	4									
Roberto Alomar, S OBP: 0.443, SLG: 0.579 Enrique Wilson, S OBP: 0.333, SLG: 0.411 (1, 4) (8, 4)										3	3	1	1	2	0	0									
Manny Ramirez, R OBP: 0.422, SLG: 0.629 Jolbert Cabrera, R OBP: 0.231, SLG: 0.091 (1, 9) (8, 7)										4	2	2	4	1	0	2									
Jim Thome, L OBP: 0.445, SLG: 0.527 (1, 3)										4	1	2	1	0	1	2									
David Justice, L OBP: 0.384, SLG: 0.589 (1, 7) (8, 9)										4	2	3	2	1	0	2									
Travis Fryman, R OBP: 0.331, SLG: 0.432 (1, 5)										5	0	3	3	0	0	2									
Richie Sexson, R OBP: 0.284, SLG: 0.500 (1, 10)										3	1	0	1	1	2	4									
Einar Diaz, R OBP: 0.295, SLG: 0.473 (1, 2)										5	0	0	0	0	0	2									
Inning Stats	R: 3 E: 0 K: 0 S: 13	H: 2 LOB: 1 BB: 2 P: 32	R: 4 E: 0 K: 2 S: 14	H: 1 LOB: 0 BB: 3 P: 27	R: 1 E: 0 K: 0 S: 10	H: 1 LOB: 0 BB: 0 P: 14	R: 1 E: 0 K: 0 S: 13	H: 3 LOB: 2 BB: 0 P: 24	R: 0 E: 0 K: 1 S: 9	H: 1 LOB: 1 BB: 0 P: 12	R: 2 E: 0 K: 1 S: 24	H: 3 LOB: 2 BB: 1 P: 41	R: 0 E: 0 K: 0 S: 8	H: 0 LOB: 0 BB: 0 P: 10	R: 2 E: 0 K: 0 S: 14	H: 2 LOB: 1 BB: 1 P: 26		R: 0 E: 0 K: 1 S: 13	H: 0 LOB: 1 BB: 1 P: 24	1B: 7 2B: 4 3B: 0 HR: 2	SF: 2 SAC: 0 DP: 0 HBP: 0	WP: 2 PB: 0 SB: 1 CS: 0	PA: 48		
PITCHER	IP	WLS	BF	H	R	ER	SO	BB	IBB	HBP	BLK	WP	HR	S	P	ERA	WHIP	PITCHER							
James Baldwin, R ERA: 6.49 (1, 1)	2.0	L	14	3	7	7	2	5	0	0	0	0	1	32	59	31.50	4.000								
David Lundquist, R ERA: 6.46 (3, 1)	3.0		14	5	2	2	1	0	0	0	0	0	1	32	50	6.00	1.667								
Keith Foulke, R ERA: 3.47 (6, 1)	2.0		10	3	2	2	1	1	0	0	0	0	0	32	51	9.00	2.000								
41 Bill Simas, R ERA: 2.35 (8, 1)	1.0		6	2	2	2	0	1	0	0	0	0	0	14	26	18.00	3.000								
Bob Howry, R ERA: 5.17 (9, 1)	1.0		4	0	0	0	1	1	0	0	0	0	0	13	24	0.00	1.000								
Batter	1	2	3	4	5	6	7	8	9	AB	R	H	RBI	BB	SO	LOB	BOTTOM								
Ray Durham, S OBP: 0.372, SLG: 0.507 Craig Wilson, R OBP: 0.318, SLG: 0.211 (1, 4) (7, 4)										2	0	0	0	1	0	0	Cleveland Indians @ Chicago White Sox Comiskey Park, Chicago, IL Tue May 18, 1999, 8:05 PM EDT Att: 13,429 - Unknown - 69 F								
Mike Canuso, S OBP: 0.299, SLG: 0.324 (1, 6)										4	0	1	0	0	1	2									
Frank Thomas, R OBP: 0.459, SLG: 0.512 Jeff Liefer, L OBP: 0.275, SLG: 0.298 (1, 3) (8, 3)										3	0	0	0	0	0	0									
Magglio Ordonez, R OBP: 0.331, SLG: 0.533 McKay Christensen, L OBP: 0.271, SLG: 0.302 (1, 9) (8, 8)										3	0	0	0	0	0	0									
14 Paul Konerko, R OBP: 0.298, SLG: 0.424 (1, 10)										3	0	0	0	0	1	0									
Greg Norton, S OBP: 0.375, SLG: 0.361 (1, 5)										3	0	0	0	0	0	0									
Carlos Lee, R OBP: 0.207, SLG: 0.448 (1, 7)										3	0	0	0	0	0	0									
Chris Singleton, L OBP: 0.283, SLG: 0.464 (1, 8) (8, 9)										3	0	1	0	0	0	0									
Mark Johnson, L OBP: 0.260, SLG: 0.186 (1, 2)										3	0	0	0	0	1	1									
Inning Stats	R: 0 E: 0 K: 0 S: 7	H: 0 LOB: 0 BB: 0 P: 10	R: 0 E: 0 K: 0 S: 6	H: 0 LOB: 0 BB: 0 P: 11	R: 0 E: 0 K: 1 S: 12	H: 1 LOB: 2 BB: 1 P: 21	R: 0 E: 0 K: 0 S: 5	H: 0 LOB: 0 BB: 0 P: 8	R: 0 E: 0 K: 0 S: 5	H: 0 LOB: 0 BB: 0 P: 9	R: 0 E: 0 K: 0 S: 4	H: 0 LOB: 0 BB: 0 P: 7	R: 0 E: 0 K: 1 S: 8	H: 0 LOB: 0 BB: 0 P: 10	R: 0 E: 0 K: 0 S: 3	H: 0 LOB: 0 BB: 0 P: 4		R: 0 E: 0 K: 1 S: 6	H: 1 LOB: 1 BB: 0 P: 9	1B: 2 2B: 0 3B: 0 HR: 0	SF: 0 SAC: 0 DP: 0 HBP: 0	WP: 0 PB: 0 SB: 1 CS: 0	PA: 30		
PITCHER	IP	WLS	BF	H	R	ER	SO	BB	IBB	HBP	BLK	WP	HR	S	P	ERA	WHIP	PITCHER							
Dwight Gooden, R ERA: 4.64 (1, 1)	7.0	W	23	1	0	0	2	1	0	0	0	0	0	47	76	0.00	0.286								
Ricardo Rincon, L ERA: (8, 1)	1.0		3	0	0	0	0	0	0	0	0	0	0	3	4	0.00	0.000								
Paul Assenmacher, L ERA: 9.52 (9, 1)	1.0		4	1	0	0	1	0	0	0	0	0	0	6	9	0.00	1.000								

Batter	1	2	3	4	5	6	7	8	9	AB	R	H	RBI	BB	SO	LOB	TOP										
Chuck Knoblauch, R (1,4) OBP: 0.377, SLG: 0.364	F7		L4-3		G4-3		L9	G1-3		5	0	0	0	0	0	2											
2 Derek Jeter, R (1,6) OBP: 0.457, SLG: 0.624	G5-3				K		G4-3		1B BB	4	0	1	0	1	1	0											
Paul O'Neill, L (1,9) OBP: 0.354, SLG: 0.408	G3-1		L8		HR			F7	1B BB	4	1	1	0	1	0	1											
Bernie Williams, S (1,8) OBP: 0.386, SLG: 0.491		FC3-6 1B		HR	BB			1B 20 2B	1B BB	4	3	4	2	1	0	0											
Tino Martinez, L (1,3) OBP: 0.353, SLG: 0.477	FC3-6 20 HR			HR			P6	20 BB 1B	K	5	3	2	2	0	1	4											
Chili Davis, S (1,10) OBP: 0.435, SLG: 0.589	L9						L7	20 BB	K	3	0	0	0	1	1	1											
Clay Bellinger, R (8, FR) OBP: 0.136, SLG: 0.182								1-2 20 BB	K	1	1	0	0	0	1	3											
20 Jorge Posada, S (1,2) OBP: 0.311, SLG: 0.366					G1-3		G3-1	1-2 20 BB	K	5	2	2	5	0	1	3											
Mike Figgia, R (9, 2)		HR						1-2 20 BB	K	0	0	0	0	0	0	0											
Chad Curtis, R (1,7) OBP: 0.329, SLG: 0.328	F9						F9	FC4-6 1B		4	0	2	1	0	0	0											
Scott Brosius, R (1,5) OBP: 0.273, SLG: 0.422			L4-3 1B		P6		P4	FC4-6 1-2		4	0	1	0	0	0	2											
Inning Stats	R: 0 E: 0 K: 0 S: 7	H: 0 LOB: 0 BB: 0 P: 13	R: 2 E: 0 K: 0 S: 12	H: 2 LOB: 0 BB: 0 P: 21	R: 0 E: 0 K: 0 S: 8	H: 2 LOB: 1 BB: 0 P: 8	R: 2 E: 0 K: 1 S: 17	H: 2 LOB: 1 BB: 1 P: 28	R: 2 E: 0 K: 0 S: 14	H: 2 LOB: 0 BB: 0 P: 21	R: 0 E: 0 K: 0 S: 7	H: 0 LOB: 0 BB: 0 P: 8	R: 0 E: 0 K: 0 S: 6	H: 0 LOB: 0 BB: 0 P: 8	R: 4 E: 0 K: 0 S: 25	H: 4 LOB: 1 BB: 1 P: 39	R: 0 E: 0 K: 3 S: 20	H: 1 LOB: 3 BB: 2 P: 33	1B: 8 2B: 3 3B: 0 HR: 3	SF: 0 SAC: 0 DP: 1 HBP: 0	WP: 0 PB: 0 SB: 1 CS: 0	PA: 43					
PITCHER	IP	WLS	BF	H	R	ER	SO	BB	IBB	HBP	BLK	WP	HR	S	P	ERA	WHIP										
John Snyder, R (1,1) ERA: 2.82	6.0	L	26	8	6	6	2	1	0	0	0	0	3	65	99	9.00	1.500										
David Lundquist, R (7,1) ERA: 8.1	1.1		8	3	4	4	0	1	0	0	0	0	0	21	35	27.00	3.000										
Chad Bradford, R (8,1) ERA: 27.0	0.2		5	1	0	0	0	2	0	0	0	0	0	16	26	0.00	4.500										
Bryan Ward, L (9,1) ERA: 7.2	1.0		4	1	0	0	3	0	0	0	0	0	0	14	19	0.00	1.000										

New York Yankees @ Chicago White Sox
Comiskey Park, Chicago, IL
Sat May 22 1999, 4:05 PM EDT
Unknown - 66 F

AB 39
R 10
H 13
RBI 10
BB 4
SO 5
LOB 16



Batter	1	2	3	4	5	6	7	8	9	AB	R	H	RBI	BB	SO	LOB	BOTTOM										
Chris Singleton, L (1,8) OBP: 0.279, SLG: 0.429	K		SH1-3 S G6-3 1B		G6-3		P4			3	1	1	0	0	1	0											
Darrin Jackson, R (7, FH) OBP: 0.340, SLG: 0.558										1	0	0	0	0	0	0											
Mike Canuso, S (1,6) OBP: 0.296, SLG: 0.316	G5-3		SH1-3		1B BB			WP 1B		2	0	1	0	1	0	0											
Ray Durham, S (1,4) OBP: 0.372, SLG: 0.500	WP 1B		G6-3		G5-4-3 1B			F9		4	1	2	1	0	0	1											
Frank Thomas, R (1,10) OBP: 0.455, SLG: 0.500	WP 1B		E9		G5-4-3 1-2			K		4	0	1	0	0	1	3											
Magglio Ordonez, R (1,9) OBP: 0.327, SLG: 0.517	E5		K				G5-3	G4-3		4	0	0	0	0	1	3											
Jeff Liefer, L (1,3) OBP: 0.254, SLG: 0.273	G4-3				K		G3		K	4	0	0	0	0	2	2											
Carlos Lee, R (1,7) OBP: 0.216, SLG: 0.486			G6-3 1B		P8		G4-3		G5-3	4	0	1	0	0	0	0											
Greg Norton, S (1,5) OBP: 0.375, SLG: 0.362	G6-3				1B			P4	L7	4	0	1	0	0	0	1											
Brook Fordyce, R (1,2) OBP: 0.360, SLG: 0.418	K				F8			P3		3	0	0	0	0	1	1											
Inning Stats	R: 1 E: 1 K: 1 S: 16	H: 2 LOB: 2 BB: 0 P: 23	R: 0 E: 0 K: 1 S: 8	H: 1 LOB: 0 BB: 0 P: 13	R: 1 E: 1 K: 1 S: 11	H: 1 LOB: 1 BB: 0 P: 17	R: 0 E: 0 K: 1 S: 8	H: 1 LOB: 1 BB: 1 P: 14	R: 0 E: 0 K: 0 S: 8	H: 0 LOB: 0 BB: 0 P: 11	R: 0 E: 0 K: 0 S: 7	H: 0 LOB: 0 BB: 0 P: 11	R: 0 E: 0 K: 1 S: 9	H: 1 LOB: 1 BB: 0 P: 15	R: 0 E: 0 K: 1 S: 10	H: 0 LOB: 0 BB: 0 P: 15	1B: 7 2B: 0 3B: 0 HR: 0	SF: 0 SAC: 1 DP: 1 HBP: 0	WP: 2 PB: 0 SB: 1 CS: 0	PA: 35							
PITCHER	IP	WLS	BF	H	R	ER	SO	BB	IBB	HBP	BLK	WP	HR	S	P	ERA	WHIP										
Roger Clemens, R (1,1) ERA: 4.73	6.0	W	25	6	2	1	4	1	0	0	0	0	0	59	89	1.50	1.167										
Mike Stanton, L (7,1) ERA: 5.51	2.0		7	1	0	0	1	0	0	0	0	1	0	16	26	0.00	0.500										
Dan Naulty, R (9,1) ERA: 4.3	1.0		3	0	0	0	1	0	0	0	0	0	0	10	15	0.00	0.000										

New York Yankees @ Chicago White Sox
Comiskey Park, Chicago, IL
Sat May 22 1999, 4:05 PM EDT
Unknown - 66 F

AB 33
R 2
H 7
RBI 1
BB 1
SO 6
LOB 11



Batter	1	2	3	4	5	6	7	8	9	AB	R	H	RBI	BB	SO	LOB	TOP										
Chad Curtis, R (1, 7) OBP: 0.348, SLG: 0.343	1-1 CS 1B			0-0 BB 1B		1-2 G5-3			4-2 20 BB 2 BB BLK BB	3	1	2	0	1	0	0	New York Yankees @ Chicago White Sox Comiskey Park, Chicago, IL Sat May 22 1999, 8:05 PM EDT Att: 35,310 - Unknown - 59 F livebaseballscorecards.com										
2 Derek Jeter, R (1, 6) OBP: 0.456, SLG: 0.616	2-0 G6-3			4-2 BB 1B		2-2 F8			4-2 BLK 20 BB BB	2	0	0	0	2	0	1											
Paul O'Neill, L (1, 9) OBP: 0.346, SLG: 0.397	1-3 K			1-3 K		1-0 G3-1			0-3 K	4	0	0	0	0	3	4											
Bernie Williams, S (1, 8) OBP: 0.383, SLG: 0.482		0-0 F9		4-2 BB 1B		1-1 G6-3			0-0 L7	3	0	0	0	1	0	2											
20 Jorge Posada, S (1, 10) OBP: 0.309, SLG: 0.354		2-2 K		3-3 K		1-1 G5-3			4-0 BLK BB	3	0	0	0	1	2	3											
Tino Martinez, L (1, 3) OBP: 0.351, SLG: 0.468		1-1 G4-3		3-2 P5		1-1 L8			4-2 BB	3	0	0	0	1	0	3											
Scott Brosius, R (1, 5) Chili Davis, S (9, PH) OBP: 0.265, SLG: 0.410 OBP: 0.433, SLG: 0.585			0-0 G1-3		3-1 P4				1-3 K	3	0	0	0	0	1	0											
Luis Sojo, R (1, 4) OBP: 0.208, SLG: 0.229			1-2 G4-3		1-1 G1-3				1-1 G4-3	3	0	0	0	0	0	0											
Joe Girardi, R (1, 2) Shane Spencer, R (8, PH) Mike Figga, R (8, 2) OBP: 0.228, SLG: 0.291 OBP: 0.275, SLG: 0.324			0-0 G5-3		3-1 P5				2-2 P4	2	0	0	0	0	0	0											
Inning Stats	R: 0 E: 0 K: 1 S: 6	H: 1 LOB: 0 BB: 0 P: 10	R: 0 E: 0 K: 1 S: 6	H: 0 LOB: 0 BB: 0 P: 9	R: 0 E: 0 K: 0 S: 7	H: 0 LOB: 0 BB: 0 P: 8	R: 0 E: 0 K: 2 S: 18	H: 1 LOB: 3 BB: 2 P: 33	R: 0 E: 0 K: 0 S: 6	H: 0 LOB: 0 BB: 0 P: 12	R: 0 E: 0 K: 0 S: 6	H: 0 LOB: 0 BB: 0 P: 9	R: 0 E: 0 K: 1 S: 8	H: 0 LOB: 0 BB: 0 P: 12	R: 1 E: 0 K: 2 S: 15	H: 0 LOB: 3 BB: 4 P: 34		1B: 2 2B: 0 3B: 0 HR: 0	SF: 0 SAC: 0 DP: 0 HBP: 0	WP: 0 PB: 0 CS: 1	PA: 34						
PITCHER	IP	WLS	BF	H	R	ER	SO	BB	IBB	HBP	BLK	WP	HR	S	P	ERA	WHIP										
Mike Siroka, L (1, 1) ERA: 2.96	8.0	W	28	2	1	1	5	3	0	0	0	0	0	69	114	1.12	0.625										
Bob Howry, R (9, 1) ERA: 4.96	0.2	S	5	0	0	0	1	3	0	0	1	0	0	8	20	0.00	4.500										
41 Bill Simas, R (9, 1) ERA: 2.3	0.1	S	1	0	0	0	1	0	0	0	0	0	0	3	6	0.00	0.000										

Batter	1	2	3	4	5	6	7	8	9	AB	R	H	RBI	BB	SO	LOB	BOTTOM										
Ray Durham, S (1, 4) OBP: 0.369, SLG: 0.494	3-2 1B G6-4-3 1B		0-1 G5-3		1-2 G6-3		2-1 FC5-4			4	1	1	0	0	0	2	New York Yankees @ Chicago White Sox Comiskey Park, Chicago, IL Sat May 22 1999, 8:05 PM EDT Att: 35,310 - Unknown - 59 F livebaseballscorecards.com										
Craig Wilson, R (1, 6) OBP: 0.306, SLG: 0.217	1-0 G6-4-3 1B			0-0 G5-3		0-0 G6-3			3-3 K	4	0	1	0	0	1	0											
Frank Thomas, R (1, 10) OBP: 0.456, SLG: 0.493	2-1 G6-4-3			4-2 BB 1B BB		4-1 G5-4-3 BB			1-3 K	2	0	0	0	2	1	1											
Magglio Ordonez, R (1, 9) OBP: 0.325, SLG: 0.510	1-1 L3			1-0 BB 1B		1-0 G5-4-3			1-0 F8	4	0	1	0	0	0	1											
Carlos Lee, R (1, 7) Chris Singleton, L (7, PR) OBP: 0.275, SLG: 0.513 OBP: 0.279, SLG: 0.429		3-2 G5-4-3 1B		4-0 BB 1B		1-2 2-3 BB			2-1 14 SH1-3 1B	2	0	2	0	1	0	0											
14 Paul Konerko, R (1, 3) OBP: 0.294, SLG: 0.417		1-2 K		1-3 K		1-0 SH1-3			1-2 SH1-3	2	0	0	0	0	2	4											
Darrin Jackson, R (1, 8) OBP: 0.321, SLG: 0.527		1-0 G5-4-3		0-2 P4		1-3 K			1-3 K	3	0	0	0	0	1	6											
Greg Norton, S (1, 5) OBP: 0.374, SLG: 0.356			0-2 F8		2-2 G3-1				4-0 1B IBB	2	0	0	0	1	0	0											
Mark Johnson, L (1, 2) OBP: 0.264, SLG: 0.196			0-3 K		2-3 K				1-1 FC5-4 1B	3	0	1	1	0	2	0											
Inning Stats	R: 1 E: 0 K: 0 S: 9	H: 2 LOB: 0 BB: 0 P: 16	R: 0 E: 0 K: 1 S: 7	H: 1 LOB: 0 BB: 0 P: 12	R: 0 E: 0 K: 1 S: 8	H: 0 LOB: 0 BB: 0 P: 8	R: 0 E: 0 K: 1 S: 10	H: 1 LOB: 3 BB: 2 P: 20	R: 0 E: 0 K: 0 S: 3	H: 0 LOB: 0 BB: 1 P: 8	R: 1 E: 0 K: 1 S: 11	H: 2 LOB: 2 BB: 1 P: 22	R: 0 E: 0 K: 2 S: 10	H: 0 LOB: 0 BB: 0 P: 15	R: 0 E: 0 K: 2 S: 10	H: 0 LOB: 0 BB: 0 P: 15		1B: 6 2B: 0 3B: 0 HR: 0	SF: 0 SAC: 1 DP: 3 HBP: 0	WP: 0 PB: 0 CS: 0	PA: 31						
PITCHER	IP	WLS	BF	H	R	ER	SO	BB	IBB	HBP	BLK	WP	HR	S	P	ERA	WHIP										
Andy Pettitte, L (1, 1) ERA: 4.71	7.0	L	28	6	2	2	5	6	2	0	0	0	0	60	103	2.57	1.286										
Jason Grimsley, R (8, 1) ERA: 2.19	1.0	S	3	0	0	0	2	0	0	0	0	0	0	10	15	0.00	0.000										

Batter	1	2	3	4	5	6	7	8	9	10	AB	R	H	RBI	BB	SO	LOB	TOP				
Chuck Knoblauch, R OBP: 0.370, SLG: 0.356	F8	G4-3		F8			P3		1B	P4	6	1	1	0	0	0	0					
2 Derek Jeter, R OBP: 0.462, SLG: 0.632	HR	1B		G4-3			F7		1B	BB	4	2	2	1	1	0	0					
Paul O'Neill, L OBP: 0.337, SLG: 0.385	G3-1	L7			K		P6		P7		5	0	0	0	0	1	4					
Bernie Williams, S OBP: 0.395, SLG: 0.485	1B	BB			FC6-4			G3-1	BLK		3	1	2	2	2	0	0					
Tino Martinez, L OBP: 0.440, SLG: 0.462	1B	BB		FC6-4			K		1B		2	1	0	0	3	1	1					
Chili Davis, S OBP: 0.440, SLG: 0.593	20 1B			FC6-4					IBB		3	0	2	1	1	0	2					
Scott Brosius, R OBP: 0.263, SLG: 0.406	1B			G6-4-3			G6-4-3				1	0	0	0	0	0	2					
20 Jorge Posada, S OBP: 0.304, SLG: 0.347	1B			F7			F7				5	0	1	1	0	1	3					
Chad Curtis, R OBP: 0.351, SLG: 0.378	G1-3			FC6-4			L8		1B	2 WP	4	2	1	1	1	0	4					
Clay Bellinger, R OBP: 0.120, SLG: 0.160		G3-1					L7		BB		3	0	0	0	0	0	0					
Shane Spencer, R OBP: 0.253, SLG: 0.324				L9					1B	BB	0	1	0	0	1	0	0					
Luis Sojo, R OBP: 0.204, SLG: 0.224									1B	BB	1	0	0	0	0	0	0					
Inning Stats	R: 3 E: 0 K: 0 S: 17	H: 3 LOB: 2 P: 35	R: 0 E: 0 K: 0 S: 8	H: 1 LOB: 1 BB: 0	R: 0 E: 0 K: 0 S: 8	H: 0 LOB: 2 BB: 2 P: 20	R: 0 E: 0 K: 0 S: 6	H: 0 LOB: 0 BB: 0 P: 9	R: 0 E: 0 K: 1 S: 8	H: 1 LOB: 1 BB: 1 P: 13	R: 0 E: 0 K: 0 S: 4	H: 0 LOB: 0 BB: 0 P: 7	R: 0 E: 0 K: 0 S: 10	H: 1 LOB: 1 BB: 0 P: 18	R: 4 E: 0 K: 0 S: 16	H: 2 LOB: 1 BB: 4 P: 36	R: 1 E: 0 K: 0 S: 4	H: 1 LOB: 0 BB: 0 P: 4	1B: 6 2B: 1 3B: 0 HR: 2	SF: 0 SAC: 0 DP: 2 HBP: 0	WP: 2 PB: 1 SB: 1 CS: 0	PA: 46
PITCHER	IP	WLS	BF	H	R	ER	SO	BB	IBB	HBP	BLK	WP	HR	S	P	ERA	WHIP					
Jaime Navarro, R ERA: 6.75	(1, 1)	6.0	27	5	3	3	1	5	0	0	0	1	1	51	97	4.50	1.667					
Keith Foulke, R ERA: 3.2	(7, 1)	2.0	7	1	0	0	2	0	0	0	0	0	0	17	27	0.00	0.500					
Bob Howry, R ERA: 6.06	(9, 1)	0.0	2	0	2	2	0	2	0	0	0	0	0	1	9	∞	∞					
41 Bill Simas, R ERA: 3.57	(9, 1)	2.0	10	3	3	3	0	1	1	0	1	1	1	19	31	13.50	2.000					

New York Yankees @ Chicago White Sox
Comiskey Park, Chicago, IL
Sun May 23 1999, 2:05 PM EDT
Att: 22,845 - Overcast - 63 F

AB 37
R 8
H 9
RBI 6
BB 9
SO 3
LOB 16



Batter	1	2	3	4	5	6	7	8	9	10	AB	R	H	RBI	BB	SO	LOB	BOTTOM				
Chris Singleton, L OBP: 0.274, SLG: 0.441	F9	3B		L9			G6-3		G4-3		5	0	1	1	0	0	1					
Mike Caruso, S OBP: 0.305, SLG: 0.321	F8	G3						WP	SF9	1B	4	1	2	0	0	0	1					
Ray Durham, S OBP: 0.365, SLG: 0.481	F8		B3		G1-3			SF9	G4-3		4	1	0	0	1	0	2					
Frank Thomas, R OBP: 0.443, SLG: 0.475		K	G4-3				G6-3			F8	4	0	0	1	0	1	0					
Maggio Ordonez, R OBP: 0.333, SLG: 0.513		1B	1B				G3-1			1B	5	1	3	0	0	1	1					
Greg Norton, S OBP: 0.382, SLG: 0.361		HBP	1B		G3-6-3		F9			K	4	2	2	0	1	1	1					
Carlos Lee, R OBP: 0.333, SLG: 0.558		1B	HBP		K						4	1	3	2	0	1	1					
Jeff Liefer, L OBP: 0.262, SLG: 0.281		FC6-4	HBP				SH1-4			1B												
Darinn Jackson, R OBP: 0.310, SLG: 0.509					G3-6-3					K	2	0	1	2	0	0	1					
Mark Johnson, L OBP: 0.246, SLG: 0.180		FC6-4	3B								4	1	0	1	0	1	2					
Inning Stats	R: 0 E: 0 K: 0 S: 7	H: 0 LOB: 0 BB: 0 P: 14	R: 4 E: 0 K: 1 S: 14	H: 4 LOB: 1 BB: 0 P: 26	R: 0 E: 0 K: 0 S: 9	H: 1 LOB: 1 BB: 0 P: 11	R: 0 E: 0 K: 1 S: 7	H: 1 LOB: 0 BB: 0 P: 8	R: 0 E: 0 K: 0 S: 6	H: 1 LOB: 1 BB: 0 P: 11	R: 0 E: 0 K: 0 S: 8	H: 0 LOB: 0 BB: 0 P: 13	R: 0 E: 0 K: 2 S: 12	H: 1 LOB: 1 BB: 2 P: 29	R: 0 E: 0 K: 0 S: 12	H: 1 LOB: 1 BB: 0 P: 16	R: 0 E: 0 K: 1 S: 7	H: 2 LOB: 2 BB: 0 P: 7	1B: 10 2B: 1 3B: 1 HR: 0	SF: 1 SAC: 1 DP: 1 HBP: 2	WP: 1 PB: 0 SB: 2 CS: 0	PA: 44
PITCHER	IP	WLS	BF	H	R	ER	SO	BB	IBB	HBP	BLK	WP	HR	S	P	ERA	WHIP					
David Cone, R ERA: 2.14	(1, 1)	5.2	23	7	4	4	2	0	0	0	0	0	0	5	8	6.35	1.235					
Mike Stanton, L ERA: 5.4	(6, 1)	0.1	2	1	0	0	0	0	0	0	0	0	0	5	8	0.00	3.000					
Jeff Nelson, R ERA: 7.3	(7, 1)	2.0	10	1	3	3	3	1	1	1	0	1	0	18	39	13.50	1.000					
42 Mariano Rivera, R ERA: 1.96	(9, 1)	2.0	9	3	0	0	1	0	0	0	0	0	0	19	23	0.00	1.500					

New York Yankees @ Chicago White Sox
Comiskey Park, Chicago, IL
Sun May 23 1999, 2:05 PM EDT
Att: 22,845 - Overcast - 63 F

AB 38
R 7
H 12
RBI 7
BB 2
SO 6
LOB 13



Batter	1	2	3	4	5	6	7	8	9	AB	R	H	RBI	BB	SO	LOB	TOP					
Ray Durham, S OBP: 0.358, SLG: 0.476 (1,4)	F9		K	F7		K	2B		G6-3	6	0	1	0	0	2	3	Chicago White Sox @ Cleveland Indians Jacobs Field, Cleveland, OH Mon May 24 1999, 7:05 PM EDT Att: 43,208 - Overcast - 53 F					
Mike Caruso, S OBP: 0.308, SLG: 0.323 (1,6) Craig Wilson, R OBP: 0.333, SLG: 0.231 (3,6)	P5		1B		2B	G5-3	G5-3		1B	2	0	1	0	0	0	0						
Frank Thomas, R OBP: 0.434, SLG: 0.466 (1,3)	F8		F9		L7				G4-3	6	0	1	0	0	1	3						
Magglio Ordonez, R OBP: 0.341, SLG: 0.522 (1,9)		2B	K		1B					5	2	3	0	0	1	1						
Carlos Lee, R OBP: 0.340, SLG: 0.563 (1,7)	E9			1B	1B		L4		F9	5	2	2	1	0	0	3						
Greg Norton, S OBP: 0.376, SLG: 0.349 (1,5)	K		K	K			14 BB		K	4	1	0	0	1	4	7						
14 Paul Konerko, R OBP: 0.305, SLG: 0.410 (1,10)	G4-3		K		1B		2B		P4	2	2	0	0	3	1	3						
Chris Singleton, L OBP: 0.295, SLG: 0.466 (1,8)	G4-3			1B	1B		1B		G4-1	5	1	3	4	0	0	1						
Brook Fordyce, R OBP: 0.385, SLG: 0.470 (1,2)	P6			1B	1B		2B		HR	4	1	3	4	1	0	1						
Inning Stats	R: 0 E: 0 K: 0 S: 6	H: 0 LOB: 0 BB: 0 P: 11	R: 2 E: 1 K: 1 S: 10	H: 1 LOB: 1 BB: 1 P: 20	R: 0 E: 0 K: 2 S: 11	H: 1 LOB: 1 BB: 0 P: 14	R: 0 E: 0 K: 2 S: 12	H: 2 LOB: 3 BB: 1 P: 20	R: 4 E: 0 K: 1 S: 15	H: 4 LOB: 2 BB: 2 P: 31	R: 0 E: 0 K: 2 S: 8	H: 0 LOB: 0 BB: 0 P: 13	R: 3 E: 0 K: 0 S: 23	H: 3 LOB: 2 BB: 2 P: 37	R: 0 E: 0 K: 1 S: 13	H: 2 LOB: 2 BB: 0 P: 19		R: 1 E: 0 K: 0 S: 12	H: 2 LOB: 1 BB: 0 P: 18	1B: 10 2B: 4 3B: 0 HR: 1	SF: 0 SAC: 0 DP: 0 HBP: 0	WP: 1 PB: 0 CS: 0
PITCHER	IP	WLS	BF	H	R	ER	SO	BB	IBB	HBP	BLK	WP	HR	S	P	ERA	WHIP					
Dwight Gooden, R ERA: 5.02 (1,1)	4.2	L	25	6	6	4	6	4	0	0	0	1	0	51	93	7.71	2.143					
Mark Langston, L ERA: 5.14 (5,1)	2.1		13	5	3	3	2	2	0	0	0	0	0	34	53	11.57	3.000					
Ricardo Rincon, L ERA: (8,1)	1.0		5	2	0	0	1	0	0	0	0	0	0	13	19	0.00	2.000					
Michael Jackson, R ERA: 6.62 (9,1)	1.0		5	2	1	1	0	0	0	0	0	0	1	12	18	9.00	2.000					

Batter	1	2	3	4	5	6	7	8	9	AB	R	H	RBI	BB	SO	LOB	BOTTOM					
Kenny Lofton, L OBP: 0.459, SLG: 0.545 (1,8)	E	G4-3		L4-6		G6-4-3		F8		3	1	2	0	2	0	1	Chicago White Sox @ Cleveland Indians Jacobs Field, Cleveland, OH Mon May 24 1999, 7:05 PM EDT Att: 43,208 - Overcast - 53 F					
Omar Vizquel, S OBP: 0.390, SLG: 0.434 (1,6)	BB	G4-3		L4-6		G6-4-3		F8		4	0	0	0	1	0	5						
Roberto Alomar, S OBP: 0.435, SLG: 0.542 (1,4)	G6-3			HBP		1B		F8		4	0	2	1	1	0	2						
Manny Ramirez, R OBP: 0.414, SLG: 0.602 (1,9)	BB	F9		HBP		1B		F9		4	0	1	0	1	0	4						
Jim Thome, L OBP: 0.458, SLG: 0.536 (1,3)	BB		G4-3	FC4-6		HR		K		3	1	1	1	1	1	0						
Travis Fryman, R OBP: 0.348, SLG: 0.467 (1,5)	P5		1B	FC4-6		L8		F9		5	1	1	0	0	0	6						
David Justice, L OBP: 0.374, SLG: 0.579 (1,7)	K		WP			G4-3		G4-6-3		4	0	2	1	0	1	3						
Wil Cordero, R OBP: 0.396, SLG: 0.528 (1,10)		G4-3		K		P4		G4-6-3		4	0	1	0	0	1	2						
Einar Diaz, R OBP: 0.295, SLG: 0.464 (1,2) Enrique Wilson, S OBP: 0.329, SLG: 0.416 (8,PH) Chris Turner, R OBP: 0.143, SLG: 0.143 (9,2)	L4		F8			P4		E6		3	0	0	0	0	0	2						
Inning Stats	R: 1 E: 0 K: 1 S: 11	H: 0 LOB: 3 BB: 4 P: 33	R: 0 E: 0 K: 0 S: 15	H: 2 LOB: 1 BB: 1 P: 25	R: 1 E: 0 K: 1 S: 11	H: 2 LOB: 1 BB: 0 P: 14	R: 0 E: 0 K: 0 S: 7	H: 2 LOB: 3 BB: 1 P: 21	R: 0 E: 0 K: 0 S: 6	H: 0 LOB: 0 BB: 0 P: 11	R: 0 E: 0 K: 0 S: 11	H: 2 LOB: 1 BB: 0 P: 17	R: 1 E: 0 K: 0 S: 8	H: 2 LOB: 0 BB: 0 P: 13	R: 0 E: 1 K: 0 S: 9	H: 0 LOB: 1 BB: 0 P: 15		R: 0 E: 0 K: 1 S: 6	H: 0 LOB: 0 BB: 0 P: 9	1B: 8 2B: 2 3B: 0 HR: 1	SF: 0 SAC: 0 DP: 3 HBP: 1	WP: 1 PB: 0 CS: 0
PITCHER	IP	WLS	BF	H	R	ER	SO	BB	IBB	HBP	BLK	WP	HR	S	P	ERA	WHIP					
James Baldwin, R ERA: 6.36 (1,1)	3.2		23	6	2	2	2	6	0	1	0	0	1	43	90	4.91	3.273					
Sean Lowe, R ERA: 2.87 (4,1)	5.1	W	19	4	1	1	1	0	0	0	0	0	1	41	68	1.69	0.750					

AB	42
R	10
H	15
RBI	9
BB	6
SO	9
LOB	24



Batter	1	2	3	4	5	6	7	8	9	AB	R	H	RBI	BB	SO	LOB	TOP											
Ray Durham, S OBP: 0.359, SLG: 0.468	F7		K					FC3-6 1B		3	0	1	0	1	1	1	Chicago White Sox @ Cleveland Indians Jacobs Field, Cleveland, OH Wed May 26 1999, 7:05 PM EDT Att: 43,228 - Cloudy - 64 F											
Mike Caruso, S OBP: 0.312, SLG: 0.323	G5-4-3 1B			1B BB	CS	B2-3		FC3-6 1-2		3	1	1	0	1	0	1												
Frank Thomas, R OBP: 0.432, SLG: 0.458	G5-4-3 1-2			1B			F7	G1-4-3		4	0	1	0	0	0	2												
Magglio Ordonez, R OBP: 0.331, SLG: 0.503		G6-3		G1-6-3 1B			F7		F9	4	0	1	1	0	0	0												
Carlos Lee, R OBP: 0.328, SLG: 0.509		K		L6			F9		K	4	0	0	0	0	2	2												
Chris Singleton, L OBP: 0.294, SLG: 0.463		G3-1		G1-6-3 1-2			F8		1B	4	0	1	0	0	0	2												
Greg Norton, S OBP: 0.382, SLG: 0.366			F8 2B		G3		1B		G6-3	4	0	2	0	0	0	1												
Jeff Liefer, L OBP: 0.250, SLG: 0.267			F8		K		K			3	0	0	0	0	2	2												
Mark Johnson, L OBP: 0.250, SLG: 0.245			G4-3						K	3	1	1	1	0	1	1												
Inning Stats	R: 0 E: 0 K: 0 S: 6	H: 1 LOB: 0 BB: 0 P: 10	R: 0 E: 0 K: 1 S: 7	H: 0 LOB: 0 BB: 0 P: 12	R: 0 E: 0 K: 1 S: 9	H: 1 LOB: 1 BB: 0 P: 12	R: 1 E: 0 K: 0 S: 14	H: 2 LOB: 1 BB: 1 P: 19	R: 1 E: 0 K: 1 S: 10	H: 1 LOB: 0 BB: 1 P: 21	R: 0 E: 0 K: 0 S: 6	H: 0 LOB: 0 BB: 0 P: 8	R: 0 E: 0 K: 1 S: 11	H: 1 LOB: 1 BB: 0 P: 14	R: 0 E: 0 K: 1 S: 8	H: 1 LOB: 1 BB: 0 P: 8	R: 0 E: 0 K: 1 S: 8	H: 1 LOB: 1 BB: 0 P: 8	1B: 6 2B: 1 3B: 0 HR: 1	SF: 0 SAC: 0 DP: 2 HBP: 0	WP: 0 PB: 0 SB: 0 CS: 1	PA: 35						
PITCHER	IP	WLS	BF	H	R	ER	SO	BB	IBB	HBP	BLK	WP	HR	S	P	ERA	WHIP											
Dave Burba, R ERA: 4.43	(1, 1)	7.0	W	26	6	2	2	4	2	0	0	0	0	1	63	96	2.57	1.143										
Paul Shuey, R ERA: 2.66	(8, 1)	2.0	S	8	2	0	0	2	0	0	0	0	0	0	16	20	0.00	1.000										

Batter	1	2	3	4	5	6	7	8	9	AB	R	H	RBI	BB	SO	LOB	BOTTOM											
Kenny Lofton, L OBP: 0.463, SLG: 0.541	F7		K		1B FC1-2 1B BB	F9		F8		4	1	0	0	1	1	4	Chicago White Sox @ Cleveland Indians Jacobs Field, Cleveland, OH Wed May 26 1999, 7:05 PM EDT Att: 43,228 - Cloudy - 64 F											
Omar Vizquel, S OBP: 0.382, SLG: 0.419	L4-3 BB		G6-3		FC1-2 1B 1B SF9		F9			3	1	0	0	1	0	5												
Roberto Alomar, S OBP: 0.433, SLG: 0.532	L4-3 1-2		G5-3		SF9 1B 1B		S 1B CS BB			3	1	1	1	1	0	3												
Manny Ramirez, R OBP: 0.422, SLG: 0.625							1-2 2-3 3-H		CS 1B	4	1	4	2	0	0	0												
Travis Fryman, R OBP: 0.333, SLG: 0.451		K		G5-3	SF9		1-2 2-3 3-H		P6	3	0	0	1	0	1	2												
Wil Cordero, R OBP: 0.384, SLG: 0.508				F8	G5-3		2-3 3-H		CS	4	1	1	0	0	0	2												
David Justice, L OBP: 0.378, SLG: 0.577		K		G4-3			1-2 3-H		E6 1B SF8	4	0	2	0	0	1	1												
Richie Sexson, R OBP: 0.325, SLG: 0.560			G6-3 1B		G6-3 1B		1-2		P3	4	0	2	0	0	0	3												
Einar Diaz, R OBP: 0.284, SLG: 0.444			G6-3 1B		E1 FC1-2 BB 1B		1-2		SF8	3	1	1	1	0	0	2												
Inning Stats	R: 0 E: 0 K: 0 S: 14	H: 0 LOB: 1 BB: 1 P: 23	R: 0 E: 0 K: 2 S: 8	H: 2 LOB: 1 BB: 0 P: 11	R: 0 E: 0 K: 1 S: 15	H: 2 LOB: 2 BB: 0 P: 18	R: 1 E: 0 K: 0 S: 8	H: 1 LOB: 0 BB: 0 P: 14	R: 3 E: 1 K: 0 S: 16	H: 3 LOB: 2 BB: 1 P: 27	R: 0 E: 0 K: 0 S: 7	H: 1 LOB: 1 BB: 0 P: 9	R: 1 E: 0 K: 0 S: 17	H: 1 LOB: 0 BB: 1 P: 26	R: 1 E: 1 K: 0 S: 8	H: 1 LOB: 1 BB: 0 P: 14	R: 1 E: 1 K: 0 S: 8	H: 1 LOB: 1 BB: 0 P: 14	1B: 9 2B: 2 3B: 0 HR: 1	SF: 2 SAC: 0 DP: 1 HBP: 0	WP: 0 PB: 0 SB: 1 CS: 2	PA: 38						
PITCHER	IP	WLS	BF	H	R	ER	SO	BB	IBB	HBP	BLK	WP	HR	S	P	ERA	WHIP											
Mike Siroka, L ERA: 3.02	(1, 1)	5.0	L	25	9	4	2	3	2	0	0	0	0	0	63	96	3.60	2.200										
David Lundquist, R ERA: 7.71	(6, 1)	2.0		7	1	1	1	0	1	0	0	0	0	22	32	4.50	1.000											
41 Bill Simas, R ERA: 3.38	(8, 1)	1.0		5	1	1	0	0	0	0	0	0	0	8	14	0.00	1.000											

Batter	1	2	3	4	5	6	7	8	9	AB	R	H	RBI	BB	SO	LOB	TOP				
Ray Durham, S OBP: 0.350, SLG: 0.455	(1, 4) K		(1, 1) G4-1			(1, 2) G6-3		(1, 2) E5 FC6-4	(1, 1) L7	5	0	0	0	0	1	2					
Mike Caruso, S OBP: 0.305, SLG: 0.315	(1, 6) F8			(1, 0) G6-3		(1, 0) F7		(1, 2) FC6-4		4	0	0	0	0	0	2					
Frank Thomas, R OBP: 0.428, SLG: 0.459	(1, 10) K			(2, 2) L6			(0, 1) HR	(3, 3) K		4	1	1	0	0	2	1					
Magglio Ordonez, R OBP: 0.330, SLG: 0.503		(1, 1) G1-3		(2, 1) G3		(1, 0) G6-3		(2, 2) 1B 2B		4	1	1	0	0	0	1					
Carlos Lee, R OBP: 0.323, SLG: 0.492	(1, 7) K				(1, 2) F9	(1, 0) G5-3		(1, 1) HR 1B		4	1	1	1	0	1	1					
Greg Norton, S OBP: 0.391, SLG: 0.416	(1, 5) BB				(1, 3) K	(3, 1) HR		(1, 0) HR		3	2	2	4	1	1	0					
Jeff Liefer, L OBP: 0.265, SLG: 0.281	(1, 3) G4-3				(0, 1) L4	(0, 0) FC4-6 1B		(3, 2) G5-3 1B		4	0	2	0	0	0	1					
Chris Singleton, L OBP: 0.292, SLG: 0.452			(2, 2) L6-3 1B			(2, 1) G4-3	(0, 0) FC4-6 1B	(1, 2) F7		4	0	1	0	0	0	2					
Brook Fordyce, R OBP: 0.367, SLG: 0.456			(1, 0) L6-3			(0, 0) G6-3 2B		(3, 0) G5-3	(2, 2) G5-3	4	0	1	0	0	0	2					
Inning Stats	R: 0 E: 0 K: 2 S: 9	H: 0 LOB: 0 BB: 0 P: 14	R: 0 E: 0 K: 1 S: 10	H: 0 LOB: 1 BB: 1 P: 20	R: 0 E: 0 K: 0 S: 7	H: 1 LOB: 0 BB: 0 P: 11	R: 0 E: 0 K: 0 S: 6	H: 0 LOB: 0 BB: 0 P: 11	R: 0 E: 0 K: 1 S: 9	H: 0 LOB: 0 BB: 0 P: 11	R: 2 E: 0 K: 0 S: 9	H: 3 LOB: 1 BB: 0 P: 12	R: 0 E: 1 K: 1 S: 9	H: 0 LOB: 1 BB: 0 P: 16	R: 3 E: 0 K: 0 S: 18	H: 4 LOB: 1 BB: 0 P: 28	1B: 4 2B: 4 3B: 0 HR: 2	SF: 0 SAC: 0 DP: 1 HBP: 0	WP: 0 PB: 0 SB: 0 CS: 0	PA: 37	
PITCHER	IP	WLS	BF	H	R	ER	SO	BB	IBB	HBP	BLK	WP	HR	S	P	ERA	WHIP				
Jeff Weaver, R ERA: 2.89	(1, 1) 8.0	W	30	5	2	2	5	1	0	0	0	0	1	66	105	2.25	0.750				
Masao Kida, R ERA: 5.59	(9, 1) 0.0		4	4	3	3	0	0	0	0	0	0	1	9	16	∞	∞				
Doug Brocail, R ERA: 2.96	(9, 1) 1.0		3	0	0	0	0	0	0	0	0	0	0	9	12	0.00	0.000				

Chicago White Sox @ Detroit Tigers
Tiger Stadium, Detroit, MI
Thu May 27 1999, 7:05 PM EDT
Att: 13,465 - Unknown - 79 F

livebaseballscorecards.com

AB 36
R 5
H 9
RBI 5
BB 1
SO 5
LOB 12



Batter	1	2	3	4	5	6	7	8	9	AB	R	H	RBI	BB	SO	LOB	BOTTOM				
Luis Polonia, L OBP: 0.556, SLG: 0.778	(1, 10) HBP E 1B	(1, 1) E7 1B 2B		(1, 0) HR 2B		(0, 0) BB 1B 2B		(1, 2) WP 1B		5	4	5	1	0	0	0					
Brad Ausmus, R OBP: 0.331, SLG: 0.419	(1, 2) FC3-6 HBP	(0, 0) G5-3 1B		(0, 1) HR 2B		(2, 2) BB 2B 1B		(0, 1) F9		4	2	3	3	0	0	2					
Damion Easley, R OBP: 0.364, SLG: 0.479	(1, 4) FC3-6 1B	(0, 2) G5-3 1B		(0, 1) G4-3		(4, 0) 2B BB		(3, 2) F8-2 1B		4	1	0	0	1	0	4					
Bobby Higginson, L OBP: 0.365, SLG: 0.450	(1, 9) F7	(1, 2) G4-3			(0, 0) G4-3	(2, 2) 2B				4	0	1	3	0	0	2					
Dean Palmer, R OBP: 0.350, SLG: 0.494	(1, 5) 2H 1B			(3, 2) F8		(0, 1) F9				4	0	1	0	0	0	1					
Jason Wood, R OBP: 0.154, SLG: 0.154					(1, 0) G3-1	(0, 1) F9				0	0	0	0	0	0	0					
Karim Garcia, L OBP: 0.284, SLG: 0.357		(2, 2) E4 1B	(0, 0) F8		(0, 1) 2B		(0, 1) P3			4	1	1	0	0	0	0					
Gabe Kapler, R OBP: 0.337, SLG: 0.435	(1, 8) SH5-4 1B 2B	(3, 1) L7	(0, 0) L7		(0, 0) G6-3		(1, 0) F9			4	1	1	0	0	0	1					
Frank Catalanotto, L OBP: 0.355, SLG: 0.495		(1, 1) 2B SH5-4 E 1B		(0, 0) F7		(2, 1) F9	(1, 2) L6			4	1	1	1	0	0	0					
Deivi Cruz, R OBP: 0.254, SLG: 0.297		(0, 0) SH5-4		(0, 1) G5-3		(0, 0) G1-3		(2, 1) WP F8-2 1B		3	0	1	0	0	0	0					
Inning Stats	R: 1 E: 1 K: 0 S: 6	H: 2 LOB: 2 BB: 0 P: 8	R: 4 E: 2 K: 0 S: 17	H: 4 LOB: 1 BB: 0 P: 25	R: 0 E: 0 K: 0 S: 5	H: 0 LOB: 0 BB: 0 P: 8	R: 2 E: 0 K: 0 S: 8	H: 2 LOB: 0 BB: 0 P: 9	R: 0 E: 0 K: 0 S: 5	H: 1 LOB: 1 BB: 0 P: 6	R: 3 E: 0 K: 0 S: 12	H: 3 LOB: 1 BB: 1 P: 22	R: 0 E: 0 K: 0 S: 6	H: 0 LOB: 0 BB: 0 P: 8	R: 0 E: 0 K: 0 S: 11	H: 2 LOB: 1 BB: 0 P: 17	1B: 9 2B: 5 3B: 0 HR: 1	SF: 0 SAC: 1 DP: 1 HBP: 1	WP: 1 PB: 0 SB: 0 CS: 0	PA: 39	
PITCHER	IP	WLS	BF	H	R	ER	SO	BB	IBB	HBP	BLK	WP	HR	S	P	ERA	WHIP				
John Snyder, R ERA: 3.6	(1, 1) 4.0	L	21	8	7	6	0	0	0	0	0	0	1	36	50	13.50	2.000				
Chad Bradford, R ERA: 18.84	(5, 1) 2.0		11	4	3	3	0	1	0	0	0	0	0	17	28	13.50	2.500				
Bob Howry, R ERA: 5.71	(7, 1) 1.0		4	1	0	0	0	0	0	0	0	0	0	8	12	0.00	1.000				
Bryan Ward, L ERA: 6.75	(8, 1) 1.0		3	1	0	0	0	0	0	0	0	1	0	9	13	0.00	1.000				

Chicago White Sox @ Detroit Tigers
Tiger Stadium, Detroit, MI
Thu May 27 1999, 7:05 PM EDT
Att: 13,465 - Unknown - 79 F

livebaseballscorecards.com


AB 36
R 10
H 14
RBI 8
BB 1
SO 0
LOB 10

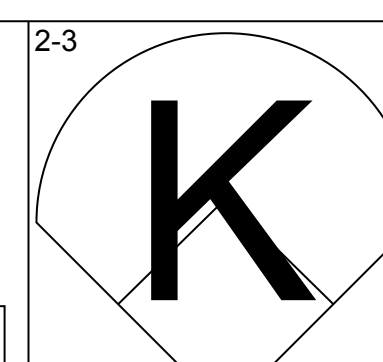
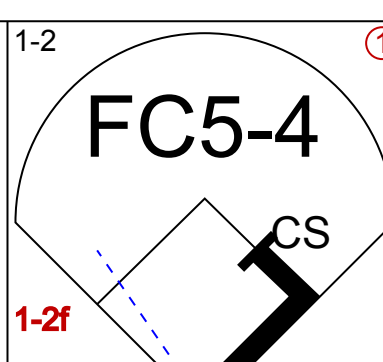
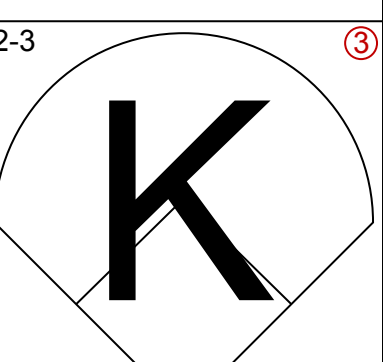
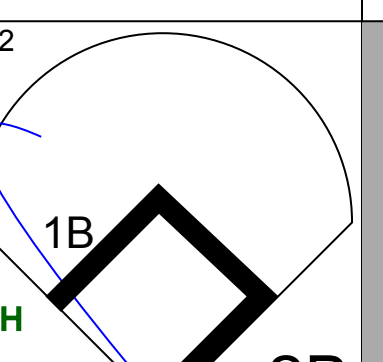
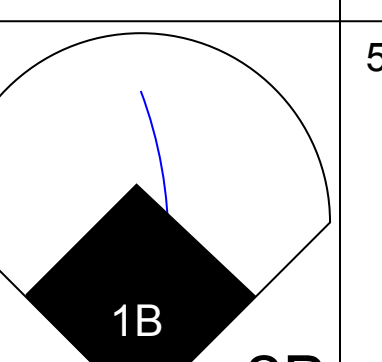
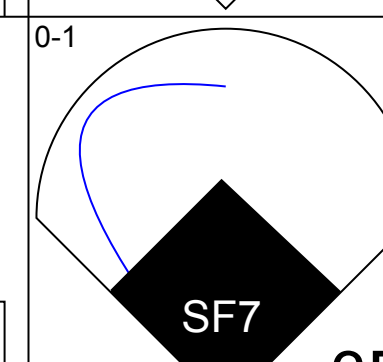
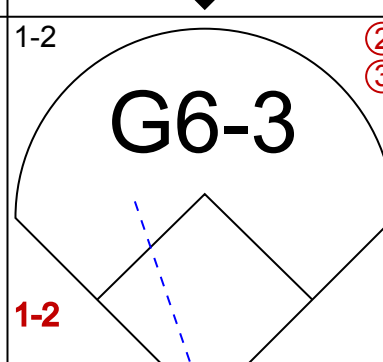
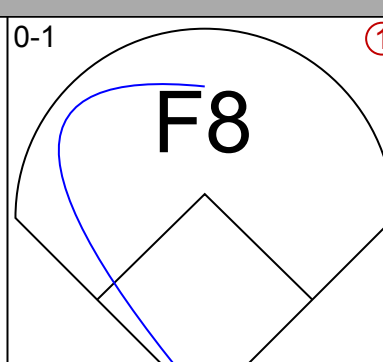
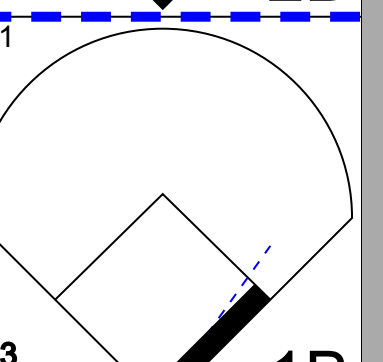
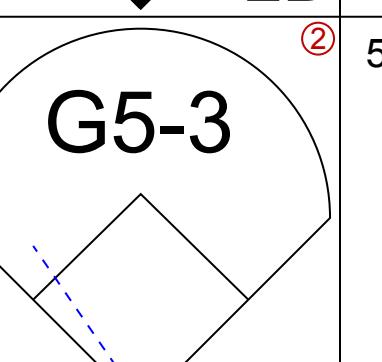
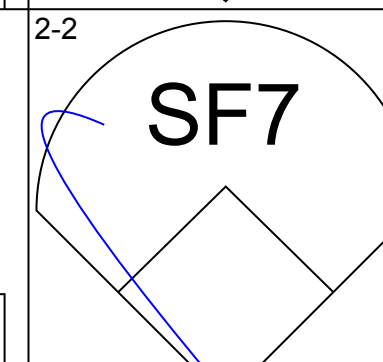
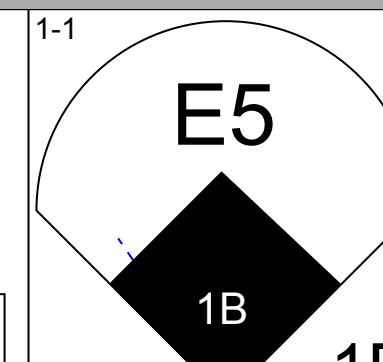
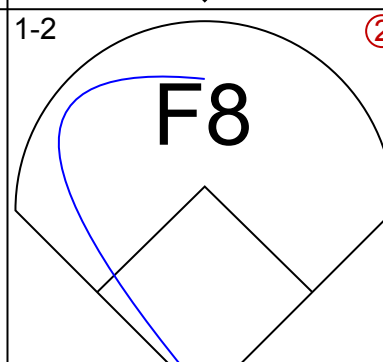
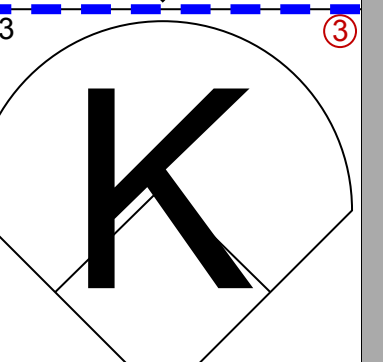
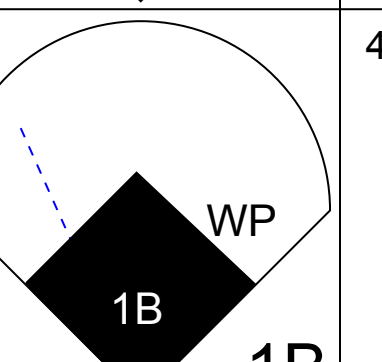
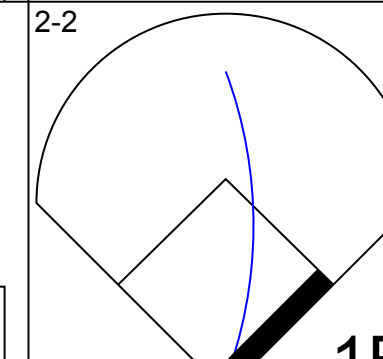
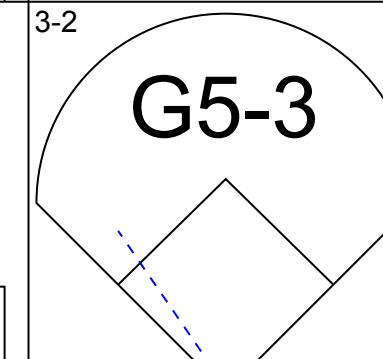
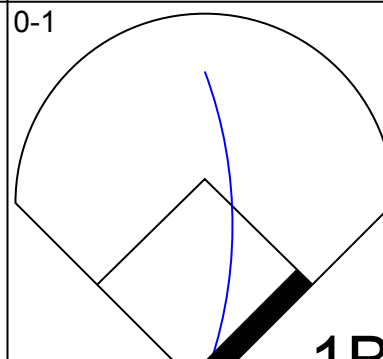
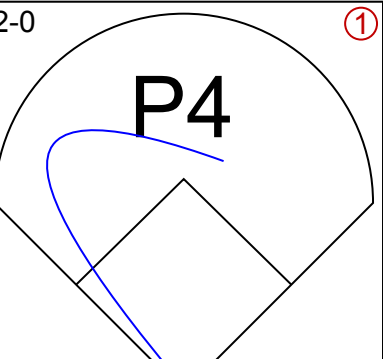
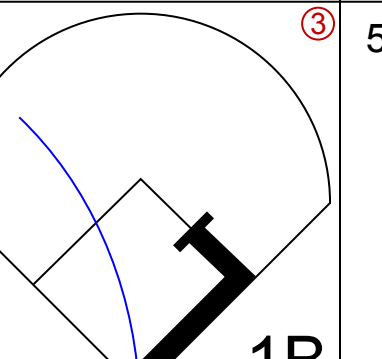
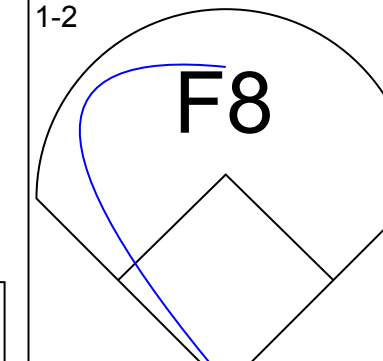
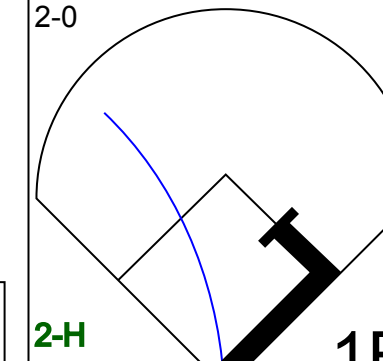
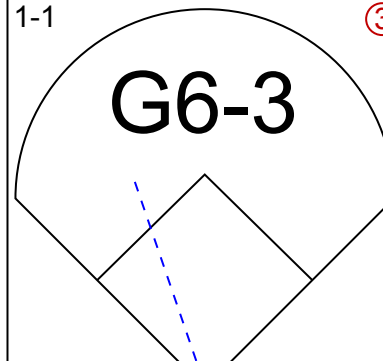
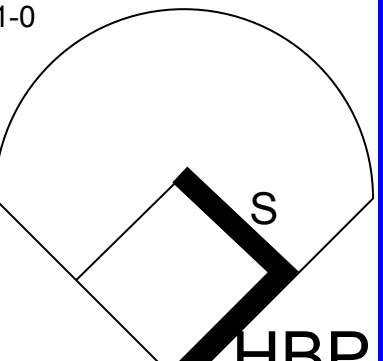
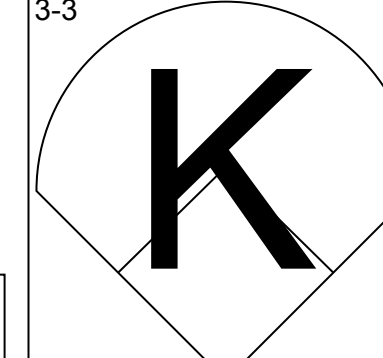
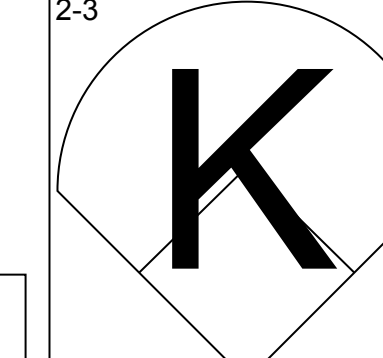
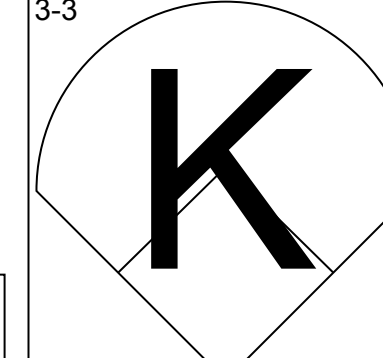
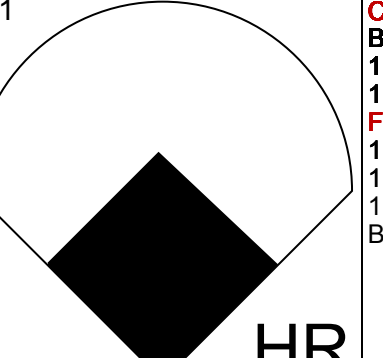
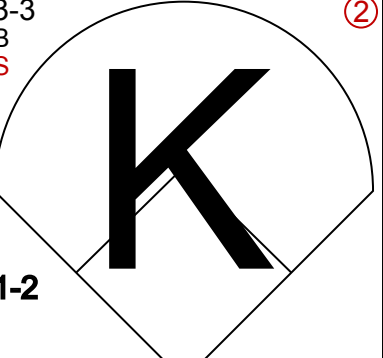
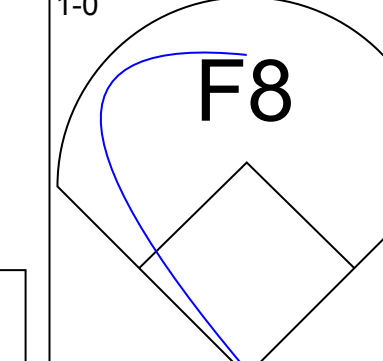
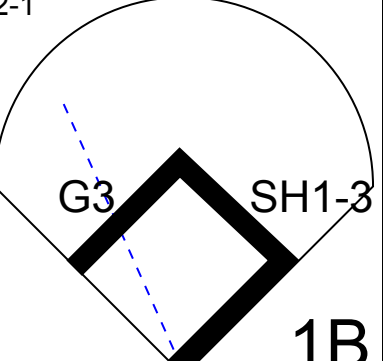
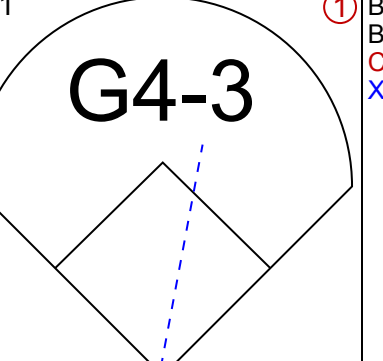
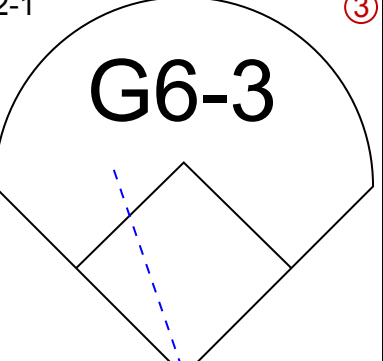
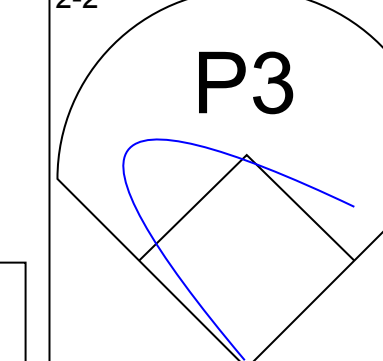
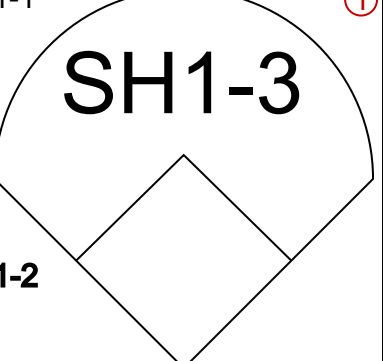
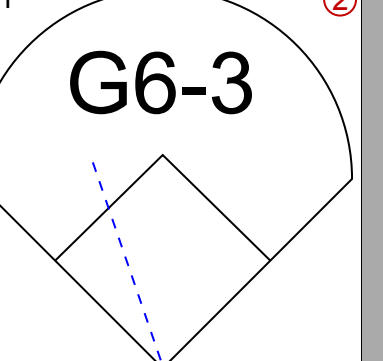
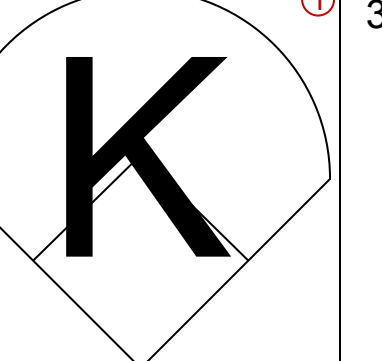
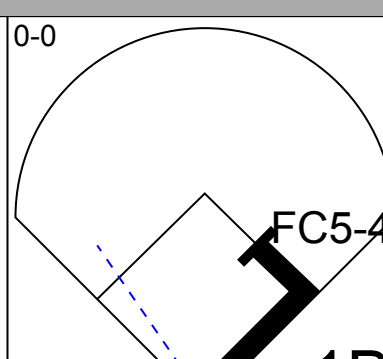
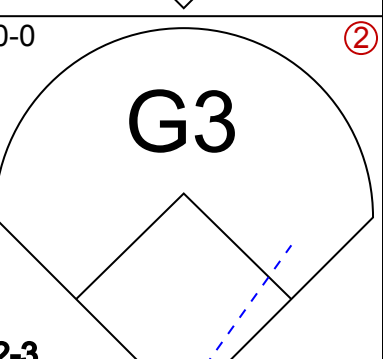
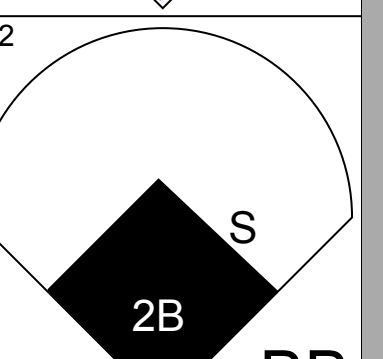



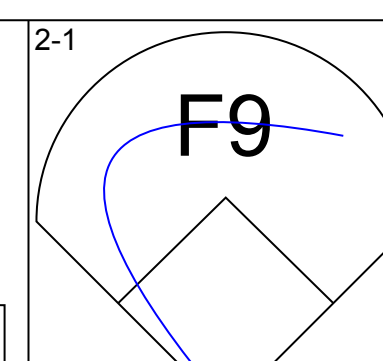
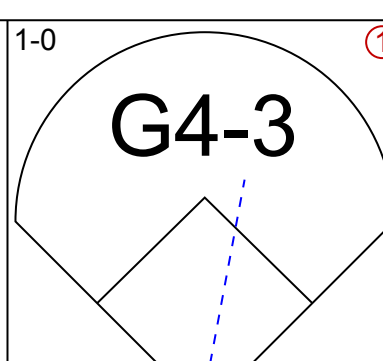
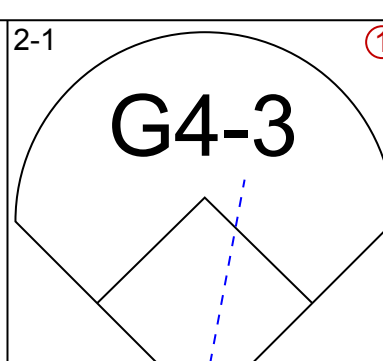
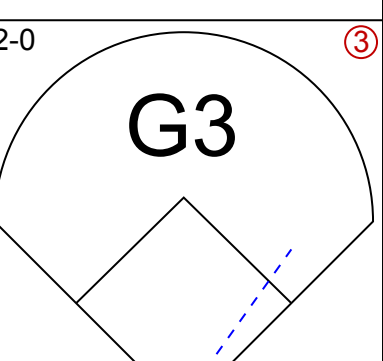
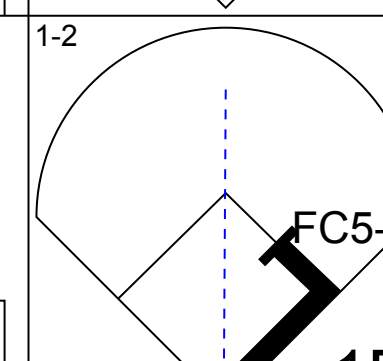
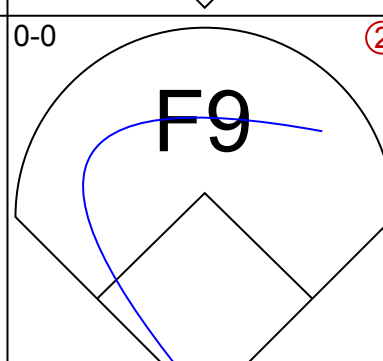
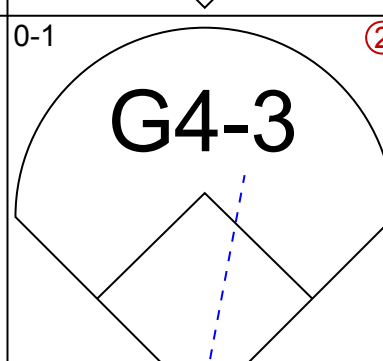
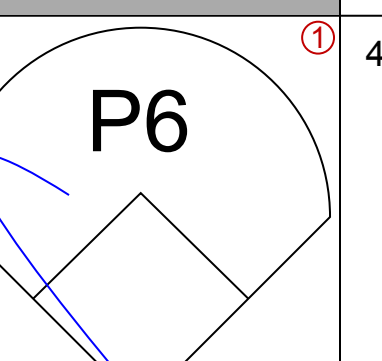
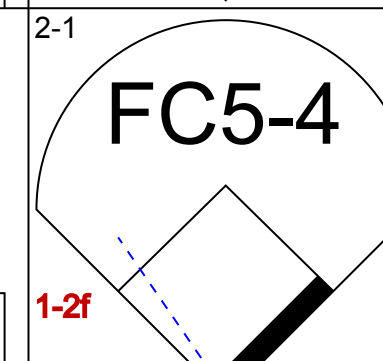
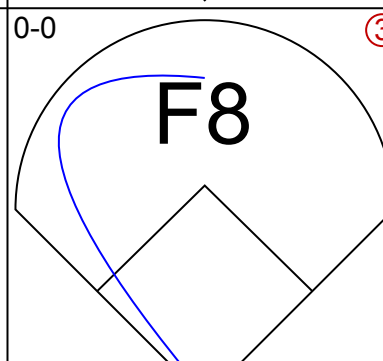
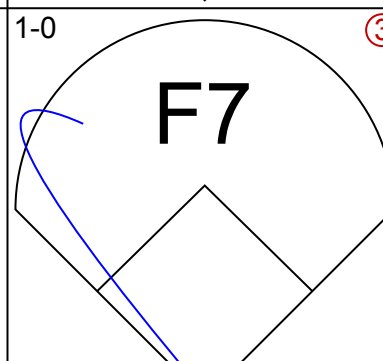
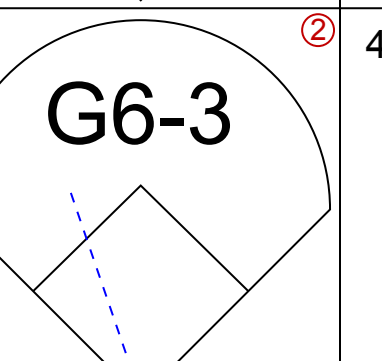
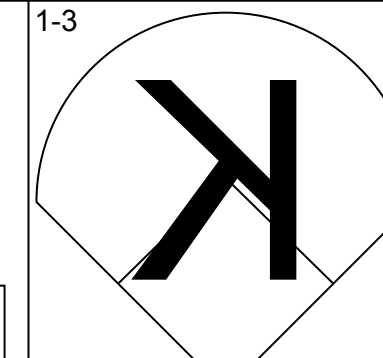
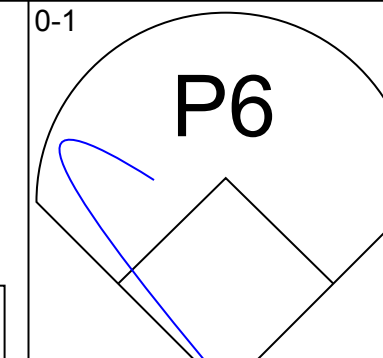
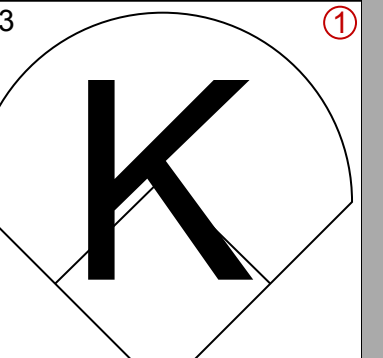
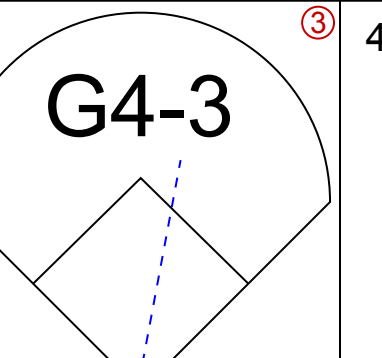
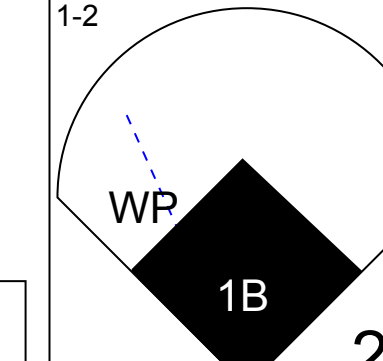
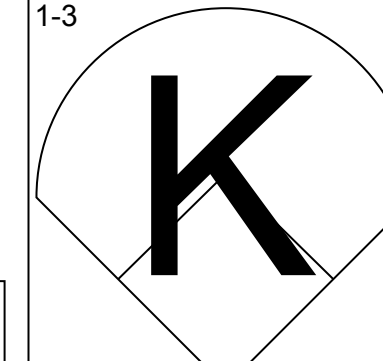

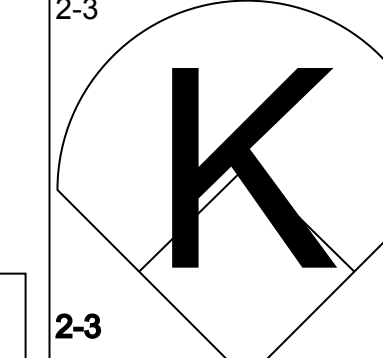
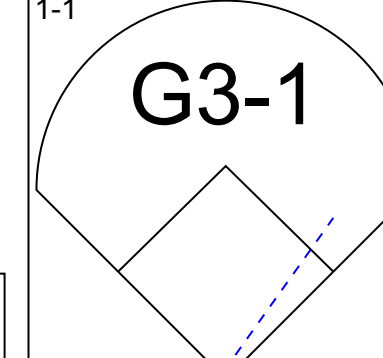
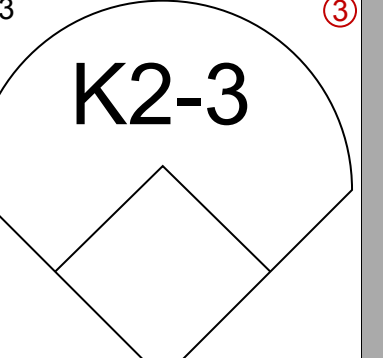
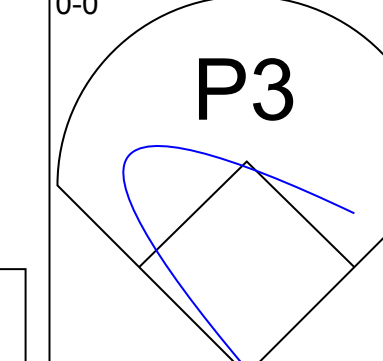
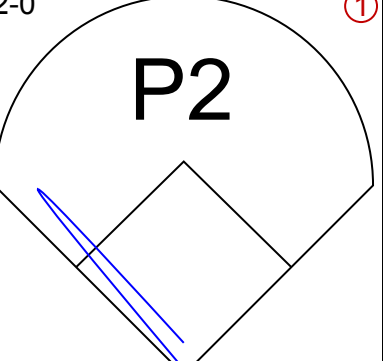
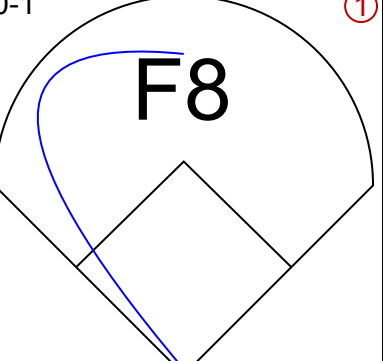
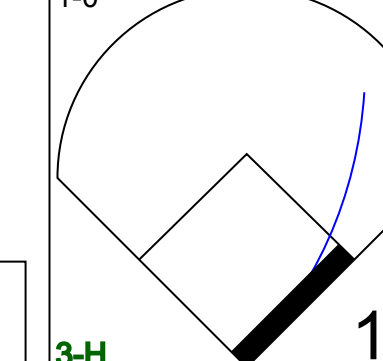
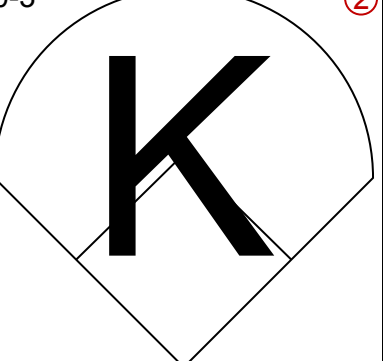
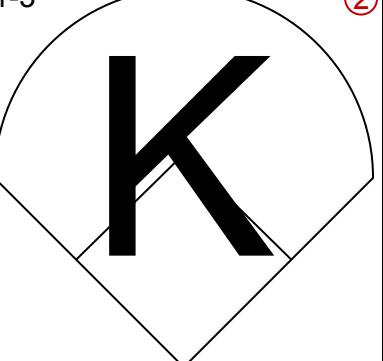
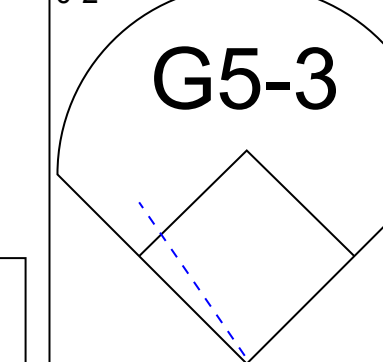
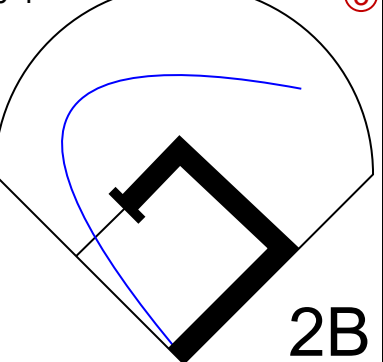
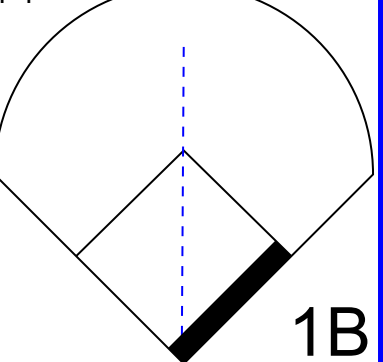
Batter	1	2	3	4	5	6	7	8	9	AB	R	H	RBI	BB	SO	LOB	TOP																						
Ray Durham, S OBP: 0.346, SLG: 0.464	F8		G3-1			L8		K		5	1	1	2	0	1	2	Chicago White Sox @ Detroit Tigers Tiger Stadium, Detroit, MI Fri May 28 1999, 7:05 PM EDT Att: 20,437 - Cloudy - 80 F																						
Darin Jackson, R OBP: 0.302, SLG: 0.484	G5-3		F8		G4-3	1B		P2		5	0	1	0	0	0	1																							
Frank Thomas, R OBP: 0.427, SLG: 0.481	1B	2B	F9			HR			G6-3	5	1	2	1	0	0	2																							
Magglio Ordonez, R OBP: 0.337, SLG: 0.506	2-3	1B		K		2B	14 HR	1B	L9	5	1	3	0	0	1	0																							
Carlos Lee, R OBP: 0.313, SLG: 0.484	L4			G5-3		14 HR	F7	F9		5	1	1	0	0	0	3																							
14 Paul Konerko, R OBP: 0.300, SLG: 0.420		G6-4-3	1B	G5-3		HR	F8	FC4-6		5	1	2	3	0	0	1																							
Greg Norton, S OBP: 0.393, SLG: 0.461	G6-4-3	1-2		L5		HR		HR		4	2	2	2	0	0	1																							
Craig Wilson, R OBP: 0.316, SLG: 0.212	F9			G4-3		G5-3	1B	BB		3	1	1	0	1	0	0																							
Brook Fordyce, R OBP: 0.373, SLG: 0.489			HR	G5-3		1B		F8		4	1	2	1	0	0	2																							
Inning Stats	R: 0 H: 2 E: 0 K: 0 S: 11	H: 2 LOB: 2 BB: 0 P: 17	R: 0 H: 1 E: 0 K: 0 S: 8	H: 1 LOB: 0 BB: 0 P: 13	R: 1 H: 1 E: 0 K: 0 S: 6	H: 1 LOB: 0 BB: 0 P: 9	R: 0 H: 0 E: 0 K: 1 S: 5	H: 0 LOB: 0 BB: 0 P: 5	R: 2 H: 2 E: 0 K: 0 S: 6	H: 2 LOB: 0 BB: 0 P: 6	R: 5 H: 7 E: 0 K: 0 S: 20	H: 7 LOB: 2 BB: 0 P: 34	R: 0 H: 0 E: 0 K: 0 S: 7	H: 0 LOB: 0 BB: 0 P: 13	R: 1 H: 1 E: 0 K: 1 S: 9	H: 1 LOB: 1 BB: 1 P: 18	R: 0 H: 1 E: 0 K: 0 S: 7	H: 1 LOB: 1 BB: 0 P: 13	1B: 7 2B: 2 3B: 0 HR: 6	SF: 0 SAC: 0 DP: 1 HBP: 0	WP: 0 PB: 0 CS: 0	PA: 42																	
PITCHER	IP	WLS	BF	H	R	ER	SO	BB	IBB	HBP	BLK	WP	HR	S	P	ERA	WHIP	PITCHER				IP	WLS	BF	H	R	ER	SO	BB	IBB	HBP	BLK	WP	HR	S	P	ERA	WHIP	
Justin Thompson, L ERA: 5.1	(1, 1)	5.0	L	24	10	7	7	1	0	0	0	0	0	4	42	63	12.60	2.000					IP	WLS	BF	H	R	ER	SO	BB	IBB	HBP	BLK	WP	HR	S	P	ERA	WHIP
Bryce Florie, R ERA: 3.35	(6, 1)	1.0		6	3	1	1	0	0	0	0	0	0	1	14	21	9.00	3.000					IP	WLS	BF	H	R	ER	SO	BB	IBB	HBP	BLK	WP	HR	S	P	ERA	WHIP
Matt Anderson, R ERA: 4.56	(7, 1)	2.0		8	1	1	1	0	1	0	0	0	0	1	16	31	4.50	1.000					IP	WLS	BF	H	R	ER	SO	BB	IBB	HBP	BLK	WP	HR	S	P	ERA	WHIP
Will Brunson, L ERA: 7.71	(9, 1)	1.0		4	1	0	0	0	0	0	0	0	0	0	7	13	0.00	1.000					IP	WLS	BF	H	R	ER	SO	BB	IBB	HBP	BLK	WP	HR	S	P	ERA	WHIP

Batter	1	2	3	4	5	6	7	8	9	AB	R	H	RBI	BB	SO	LOB	BOTTOM																						
Luis Polonia, L OBP: 0.538, SLG: 0.692	S		P3		F7			F8	BB	4	0	2	0	0	0	0	Chicago White Sox @ Detroit Tigers Tiger Stadium, Detroit, MI Fri May 28 1999, 7:05 PM EDT Att: 20,437 - Cloudy - 80 F																						
Brad Ausmus, R OBP: 0.344, SLG: 0.425	1B					P3		1B		3	0	2	0	1	0	0																							
Damon Easley, R OBP: 0.357, SLG: 0.468	1B							BB		4	0	0	0	0	1	4																							
Jason Wood, R OBP: 0.154, SLG: 0.154	G5-3		F8			F7		K		0	0	0	0	0	0	0																							
Bobby Higginson, L OBP: 0.368, SLG: 0.448	BB				F7		FC6-4	1B	F8	3	0	1	0	1	0	2																							
Dean Palmer, R OBP: 0.343, SLG: 0.481	K				F9		FC6-4	P5		4	0	0	0	0	1	5																							
Karim Garcia, L OBP: 0.283, SLG: 0.392	F8				HR			G4-3	F9	4	1	1	1	0	0	0																							
Gabe Kapler, R OBP: 0.333, SLG: 0.427	G6-3				G5-3			G4-3	K	4	0	1	0	0	1	0																							
Frank Catalanotto, L OBP: 0.342, SLG: 0.475	G5-3					F8		G4-3	K	4	0	0	0	0	1	1																							
Deivi Cruz, R OBP: 0.248, SLG: 0.289	F8					G5-3		G5-3		3	0	0	0	0	0	1																							
Inning Stats	R: 0 H: 2 E: 0 K: 1 S: 13	H: 0 LOB: 0 BB: 1 P: 21	R: 0 H: 0 E: 0 K: 0 S: 7	H: 0 LOB: 0 BB: 0 P: 11	R: 0 H: 1 E: 0 K: 0 S: 4	H: 1 LOB: 1 BB: 0 P: 4	R: 1 H: 1 E: 0 K: 0 S: 5	H: 1 LOB: 0 BB: 0 P: 6	R: 0 H: 0 E: 0 K: 0 S: 3	H: 0 LOB: 0 BB: 0 P: 3	R: 0 H: 1 E: 0 K: 0 S: 8	H: 1 LOB: 1 BB: 0 P: 12	R: 0 H: 1 E: 0 K: 0 S: 5	H: 1 LOB: 1 BB: 0 P: 7	R: 0 H: 1 E: 0 K: 1 S: 11	H: 1 LOB: 2 BB: 1 P: 17	R: 0 H: 0 E: 0 K: 2 S: 12	H: 0 LOB: 0 BB: 0 P: 16	1B: 6 2B: 0 3B: 0 HR: 1	SF: 0 SAC: 0 DP: 0 HBP: 0	WP: 0 PB: 0 CS: 0	PA: 35																	
PITCHER	IP	WLS	BF	H	R	ER	SO	BB	IBB	HBP	BLK	WP	HR	S	P	ERA	WHIP	PITCHER				IP	WLS	BF	H	R	ER	SO	BB	IBB	HBP	BLK	WP	HR	S	P	ERA	WHIP	
Jaime Navarro, R ERA: 5.96	(1, 1)	7.0	W	29	7	1	1	1	0	0	0	0	0	0	50	73	1.29	1.286					IP	WLS	BF	H	R	ER	SO	BB	IBB	HBP	BLK	WP	HR	S	P	ERA	WHIP
Keith Foulke, R ERA: 2.85	(8, 1)	2.0		6	0	0	0	3	0	0	0	0	0	0	18	24	0.00	0.000					IP	WLS	BF	H	R	ER	SO	BB	IBB	HBP	BLK	WP	HR	S	P	ERA	WHIP

AB	41
R	9
H	15
RBI	9
BB	1
SO	2
LOB	12



Batter	1	2	3	4	5	6	7	8	9	AB R H RBI BB SO LOB	TOP											
Ray Durham, S OBP: 0.348, SLG: 0.473										5 1 2 2 0 2 2	Chicago White Sox @ Detroit Tigers Tiger Stadium, Detroit, MI Sat May 29 1999, 1:05 PM EDT Att: 27,821 - Unknown - 82 F											
Chris Singleton, L OBP: 0.298, SLG: 0.472										5 1 2 0 0 0 2												
Frank Thomas, R OBP: 0.426, SLG: 0.482										4 2 2 2 0 1 2												
Magglio Ordonez, R OBP: 0.344, SLG: 0.508										5 0 3 1 0 0 1												
Carlos Lee, R OBP: 0.324, SLG: 0.478										3 0 1 1 0 0 2												
Darrin Jackson, R OBP: 0.302, SLG: 0.484										0 0 0 0 0 0 0												
Greg Norton, S OBP: 0.390, SLG: 0.476										4 1 1 1 0 3 1												
14 Paul Konerko, R OBP: 0.299, SLG: 0.415										4 0 1 0 0 0 2												
Craig Wilson, R OBP: 0.293, SLG: 0.194										3 0 0 0 0 1 0												
Mark Johnson, L OBP: 0.281, SLG: 0.255										2 2 1 0 2 0 1												
Inning Stats	R: 1 E: 0 K: 1 S: 14	H: 2 LOB: 1 BB: 0 P: 21	R: 0 E: 0 K: 1 S: 10	H: 0 LOB: 0 BB: 0 P: 15	R: 0 E: 0 K: 0 S: 7	H: 1 LOB: 0 BB: 0 P: 9	R: 1 E: 1 K: 1 S: 9	H: 2 LOB: 0 BB: 0 P: 18	R: 0 E: 0 K: 1 S: 8	H: 1 LOB: 1 BB: 0 P: 13	R: 0 E: 0 K: 0 S: 9	H: 1 LOB: 1 BB: 0 P: 11	R: 2 E: 0 K: 1 S: 16	H: 3 LOB: 2 BB: 1 P: 28	R: 0 E: 0 K: 1 S: 6	H: 0 LOB: 2 BB: 0 P: 14	R: 3 E: 0 K: 1 S: 16	H: 3 LOB: 1 BB: 1 P: 25	1B: 9 2B: 2 3B: 1 HR: 1	SF: 1 SAC: 1 DP: 0 HBP: 1	WP: 1 PB: 0 SB: 2 CS: 1	PA: 40
PITCHER	IP WLS BF H R ER SO BB IBB HBP BLK WP HR S P ERA WHIP																					
Brian Moehler, R ERA: 4.55	(1, 1) 6.2 L 28 9 4 3 4 1 0 0 0 0 0 1 68 106 4.05 1.500																					
Will Brunson, L ERA: 7.71	(7, 1) 0.0 1 1 0 0 0 0 0 0 0 0 0 2 4 ∞ ∞																					
Doug Brocail, R ERA: 2.83	(7, 1) 1.1 5 0 0 2 0 0 0 1 0 0 0 9 19 0.00 0.000																					
Todd Jones, R ERA: 5.89	(9, 1) 1.0 6 3 3 3 1 1 0 0 0 1 0 16 25 27.00 4.000																					

Batter	1	2	3	4	5	6	7	8	9	AB R H RBI BB SO LOB	BOTTOM									
Luis Polonia, L OBP: 0.412, SLG: 0.529										4 0 0 0 0 0 1	Chicago White Sox @ Detroit Tigers Tiger Stadium, Detroit, MI Sat May 29 1999, 1:05 PM EDT Att: 27,821 - Unknown - 82 F									
Frank Catalanotto, L OBP: 0.339, SLG: 0.467										4 0 1 0 0 0 0										
Damion Easley, R OBP: 0.350, SLG: 0.457										4 0 0 0 0 0 1										
Bobby Higginson, L OBP: 0.361, SLG: 0.438										4 0 0 0 0 2 1										
Dean Palmer, R OBP: 0.342, SLG: 0.485										3 1 1 0 0 1 0										
Karim Garcia, L OBP: 0.253, SLG: 0.377										3 0 0 0 0 2 1										
Gabe Kapler, R OBP: 0.324, SLG: 0.414										3 0 0 0 0 0 1										
Bill Haselman, R OBP: 0.373, SLG: 0.511										3 0 1 1 0 2 0										
Deivi Cruz, R OBP: 0.252, SLG: 0.301										2 0 1 0 0 0 1										
Gregg Jefferies, S OBP: 0.282, SLG: 0.314										1 0 1 0 0 0 0										
Jason Wood, R OBP: 0.154, SLG: 0.154										0 0 0 0 0 0 0										
Inning Stats	R: 0 E: 0 K: 1 S: 10	H: 1 LOB: 1 BB: 0 P: 16	R: 1 E: 0 K: 1 S: 11	H: 2 LOB: 1 BB: 0 P: 15	R: 0 E: 0 K: 0 S: 3	H: 0 LOB: 0 BB: 0 P: 4	R: 0 E: 0 K: 1 S: 7	H: 0 LOB: 0 BB: 0 P: 9	R: 0 E: 0 K: 1 S: 6	H: 1 LOB: 1 BB: 0 P: 8	R: 0 E: 0 K: 2 S: 10	H: 0 LOB: 0 BB: 0 P: 13	R: 0 E: 0 K: 1 S: 9	H: 1 LOB: 1 BB: 0 P: 13	R: 0 E: 0 K: 0 S: 5	H: 0 LOB: 0 BB: 0 P: 9	1B: 3 2B: 2 3B: 0 HR: 0	SF: 0 SAC: 0 DP: 0 HBP: 0	WP: 1 PB: 0 SB: 0 CS: 0	PA: 31
PITCHER	IP WLS BF H R ER SO BB IBB HBP BLK WP HR S P ERA WHIP																			
James Baldwin, R ERA: 5.5	(1, 1) 9.0 W 31 5 1 1 7 0 0 0 0 0 1 0 66 95 1.00 0.556																			

Batter	1	2	3	4	5	6	7	8	9	AB R H RBI BB SO LOB	TOP											
Ray Durham, S (1, 4) OBP: 0.395, SLG: 0.485										4 1 0 0 1 3 3	Chicago White Sox @ Toronto Blue Jays SkyDome, Toronto, ON Tue Jun 01 1999, 7:05 PM EDT Att: 20,399 - Overcast - 78 F											
Mike Caruso, S (1, 6) OBP: 0.301, SLG: 0.310										5 0 1 0 0 1 2												
Frank Thomas, R (1, 3) OBP: 0.430, SLG: 0.494										5 1 4 2 0 0 0												
Magglio Ordonez, R (1, 9) OBP: 0.343, SLG: 0.503										5 1 2 0 0 0 3												
Carlos Lee, R (1, 7) OBP: 0.338, SLG: 0.459									4 1 2 0 1 0 3													
Darrin Jackson, R (9, 7) OBP: 0.302, SLG: 0.484										0 0 0 0 0 0 0												
Greg Norton, S (1, 5) OBP: 0.392, SLG: 0.490												5 0 1 0 0 1 7										
14 Paul Konerko, R (1, 10) OBP: 0.288, SLG: 0.399										4 1 1 1 0 0 5												
Chris Singleton, L (1, 8) OBP: 0.288, SLG: 0.444										5 1 2 2 0 0 3												
Mark Johnson, L (1, 2) OBP: 0.279, SLG: 0.246										2 0 0 1 1 1 1												
Inning Stats	R: 0 E: 1 K: 1 S: 10	H: 2 LOB: 2 BB: 0 P: 12	R: 0 E: 0 K: 0 S: 5	H: 0 LOB: 0 BB: 0 P: 8	R: 0 E: 0 K: 2 S: 8	H: 0 LOB: 0 BB: 1 P: 12	R: 2 E: 0 K: 1 S: 16	H: 4 LOB: 3 BB: 1 P: 29	R: 0 E: 1 K: 1 S: 10	H: 1 LOB: 2 BB: 0 P: 17	R: 3 E: 1 K: 0 S: 12	H: 3 LOB: 1 BB: 1 P: 23	R: 1 E: 0 K: 0 S: 9	H: 2 LOB: 1 BB: 0 P: 17	R: 0 E: 0 K: 1 S: 5	H: 0 LOB: 0 BB: 0 P: 9	R: 0 E: 0 K: 0 S: 10	H: 1 LOB: 2 BB: 1 P: 18	1B: 9 2B: 4 3B: 0 HR: 0	SF: 2 SAC: 0 DP: 0 HBP: 0	WP: 0 PB: 0 SB: 0 CS: 1	PA: 44
PITCHER	IP WLS BF H R ER SO BB IBB HBP BLK WP HR S P ERA WHIP											IP WLS BF H R ER SO BB IBB HBP BLK WP HR S P ERA WHIP										
Kelvin Escobar, R (1, 1) ERA: 6.02	6.0 L 31 10 5 5 5 2 0 0 0 0 0 0 61 101 7.50 2.000																					
32 Roy Halladay, R (7, 1) ERA: 4.15	1.0 5 2 1 1 0 0 0 0 0 0 0 0 9 17 9.00 2.000																					
Paul Spoljaric, L (8, 1) ERA: 9.45	1.0 3 0 0 0 1 0 0 0 0 0 0 0 5 9 0.00 0.000																					
Joey Hamilton, R (9, 1) ERA: 16.55	1.0 5 1 0 0 0 1 0 0 0 0 0 0 10 18 0.00 2.000																					

Batter	1	2	3	4	5	6	7	8	9	AB R H RBI BB SO LOB	BOTTOM											
Homer Bush, R (1, 6) OBP: 0.383, SLG: 0.400										4 2 2 0 0 0 0	Chicago White Sox @ Toronto Blue Jays SkyDome, Toronto, ON Tue Jun 01 1999, 7:05 PM EDT Att: 20,399 - Overcast - 78 F											
Craig Grebeck, R (1, 4) OBP: 0.418, SLG: 0.458										4 0 1 1 0 0 2												
Shannon Stewart, R (1, 7) OBP: 0.381, SLG: 0.407										4 0 2 1 0 0 0												
Carlos Delgado, L (1, 3) OBP: 0.368, SLG: 0.539										4 0 0 0 0 3 3												
Tony Fernandez, S (1, 5) OBP: 0.478, SLG: 0.531												4 0 1 0 0 1 0										
Dave Hollins, S (1, 10) OBP: 0.250, SLG: 0.333												4 0 0 0 0 1 1										
José Cruz Jr., S (1, 8) OBP: 0.353, SLG: 0.424												4 0 0 0 0 1 1										
Pat Lennon, R (1, 9) OBP: 0.281, SLG: 0.379										3 0 1 0 0 1 0												
Mike Matheny, R (1, 2) OBP: 0.278, SLG: 0.330										3 0 0 0 0 0 2												
Inning Stats	R: 0 E: 0 K: 0 S: 7	H: 0 LOB: 0 BB: 0 P: 11	R: 0 E: 0 K: 2 S: 9	H: 0 LOB: 0 BB: 0 P: 14	R: 0 E: 0 K: 1 S: 5	H: 0 LOB: 0 BB: 0 P: 10	R: 1 E: 1 K: 1 S: 8	H: 0 LOB: 0 BB: 0 P: 15	R: 0 E: 0 K: 0 S: 9	H: 2 LOB: 2 BB: 0 P: 15		R: 0 E: 0 K: 0 S: 7	H: 2 LOB: 1 BB: 0 P: 13	R: 0 E: 0 K: 0 S: 7	H: 0 LOB: 0 BB: 0 P: 14	R: 1 E: 0 K: 1 S: 15	H: 3 LOB: 2 BB: 0 P: 24	R: 0 E: 0 K: 2 S: 11	H: 0 LOB: 0 BB: 0 P: 14	1B: 6 2B: 1 3B: 0 HR: 0	SF: 0 SAC: 0 DP: 1 HBP: 0	WP: 0 PB: 0 SB: 1 CS: 0
PITCHER	IP WLS BF H R ER SO BB IBB HBP BLK WP HR S P ERA WHIP											IP WLS BF H R ER SO BB IBB HBP BLK WP HR S P ERA WHIP										
Mike Siroka, L (1, 1) ERA: 2.79	8.0 W 31 7 2 1 5 0 0 0 0 0 0 0 67 116 1.12 0.875																					
Keith Foulke, R (9, 1) ERA: 2.79	1.0 3 0 0 0 2 0 0 0 0 0 0 0 11 14 0.00 0.000																					

Batter	1	2	3	4	5	6	7	8	9	AB	R	H	RBI	BB	SO	LOB	TOP					
Ray Durham, S (1, 4) OBP: 0.368, SLG: 0.495	3-2 1B HR	3-2 1B 3B		0-1 1B S	2-3 1B K		2-0 1B FC6-4 WP		4-1 BB	5	3	3	1	1	1	4	Chicago White Sox @ Toronto Blue Jays SkyDome, Toronto, ON Thu Jun 03 1999, 1:05 PM EDT Att: 33,673 - Cloudy - 61 F					
Mike Caruso, S (1, 6) OBP: 0.307, SLG: 0.317	3-2 1B CS	0-0 1B 3H		3-3 1B K		0-1 F9	1-2 L3		0-0 F8	6	0	2	1	0	1	4						
Frank Thomas, R (1, 3) OBP: 0.433, SLG: 0.495	2-2 1B P4	2-0 1B F7		1-3 1B K		4-1 BB	2-1 1B			4	0	1	2	1	1	4						
Magglio Ordonez, R (1, 9) OBP: 0.341, SLG: 0.523	1-0 HR		0-1 F9	0-3 1B K		1-2 P4	0-1 L4			5	1	1	2	0	1	3						
Carlos Lee, R (1, 7) OBP: 0.360, SLG: 0.482	2-2 1B BLK		1-2 1B		1-2 1B 14 G4-6-3		1-0 F9		0-0 F9	5	3	3	0	0	0	1						
Darrin Jackson, R (8, 7) OBP: 0.323, SLG: 0.500										0	0	0	0	0	0	0						
Greg Norton, S (1, 5) OBP: 0.388, SLG: 0.475	0-1 1B FC6		0-2 1B		4-2 1B 14 G4-6-3		1-1 1B E6	2-1 G6-3		4	1	2	1	1	0	0						
Chris Singleton, L (1, 8) OBP: 0.298, SLG: 0.450	1-1 1B FC6		2-2 1B P8		0-0 1B 14 G4-6-3		3-1 1B BB FC6-4	1-2 F8		5	1	2	0	0	0	3						
Jeff Liefer, L (1, 10) OBP: 0.271, SLG: 0.288		1-2 G6-3		0-0 1B	2-2 G4-6-3		0-2 1B FC6-4		1-2 F9	2	0	1	1	0	0	0						
14 Paul Konerko, R (5, PH) OBP: 0.296, SLG: 0.391			1-2 1B		1-2 1B		1-2 1B FC6-4			3	1	1	1	0	0	2						
Mark Johnson, L (1, 2) OBP: 0.288, SLG: 0.233			1-3 K	3-3 K		4-1 BB	4-2 BB FC6-4		3-3 K	3	0	0	0	2	3	2						
Inning Stats	R: 3 E: 0 K: 0 S: 17	H: 5 LOB: 1 BB: 0 P: 29	R: 1 E: 0 K: 1 S: 12	H: 2 LOB: 1 BB: 0 P: 19	R: 1 E: 0 K: 1 S: 16	H: 3 LOB: 2 BB: 0 P: 22	R: 0 E: 0 K: 3 S: 17	H: 1 LOB: 1 BB: 0 P: 21	R: 1 E: 0 K: 1 S: 18	H: 2 LOB: 2 BB: 2 P: 31	R: 0 E: 0 K: 0 S: 7	H: 0 LOB: 0 BB: 1 P: 13	R: 4 E: 1 K: 0 S: 18	H: 3 LOB: 1 BB: 1 P: 31	R: 0 E: 0 K: 0 S: 7	H: 0 LOB: 0 BB: 0 P: 10	R: 0 E: 0 K: 1 S: 8	H: 0 LOB: 1 BB: 1 P: 16	1B: 13 2B: 1 3B: 1 HR: 1	SF: 0 SAC: 0 DP: 1 HBP: 0	WP: 1 PB: 0 SB: 2 CS: 1	PA: 47
PITCHER	IP WLS BF H R ER SO BB IBB HBP BLK WP HR S P ERA WHIP	IP WLS BF H R ER SO BB IBB HBP BLK WP HR S P ERA WHIP	IP WLS BF H R ER SO BB IBB HBP BLK WP HR S P ERA WHIP	IP WLS BF H R ER SO BB IBB HBP BLK WP HR S P ERA WHIP	IP WLS BF H R ER SO BB IBB HBP BLK WP HR S P ERA WHIP	IP WLS BF H R ER SO BB IBB HBP BLK WP HR S P ERA WHIP	IP WLS BF H R ER SO BB IBB HBP BLK WP HR S P ERA WHIP	IP WLS BF H R ER SO BB IBB HBP BLK WP HR S P ERA WHIP	IP WLS BF H R ER SO BB IBB HBP BLK WP HR S P ERA WHIP	IP WLS BF H R ER SO BB IBB HBP BLK WP HR S P ERA WHIP	IP WLS BF H R ER SO BB IBB HBP BLK WP HR S P ERA WHIP	IP WLS BF H R ER SO BB IBB HBP BLK WP HR S P ERA WHIP	IP WLS BF H R ER SO BB IBB HBP BLK WP HR S P ERA WHIP	IP WLS BF H R ER SO BB IBB HBP BLK WP HR S P ERA WHIP	IP WLS BF H R ER SO BB IBB HBP BLK WP HR S P ERA WHIP	IP WLS BF H R ER SO BB IBB HBP BLK WP HR S P ERA WHIP	IP WLS BF H R ER SO BB IBB HBP BLK WP HR S P ERA WHIP					
Pat Hentgen, R (1, 1) ERA: 5.57	2.2	L	17	10	5	5	1	0	0	0	0	1	0	0	0	0	0	16.88	3.750			
Paul Spoljaric, L (3, 1) ERA: 8.57	2.1		11	3	1	1	5	2	0	0	0	0	0	0	38	58	3.86	2.143				
32 Roy Halladay, R (6, 1) ERA: 4.09	3.0		15	3	4	1	0	2	0	0	0	1	0	32	54	3.00	1.667					
Dan Plesac, L (9, 1) ERA: 7.52	1.0		4	0	0	0	1	1	0	0	0	0	0	8	16	0.00	1.000					

Batter	1	2	3	4	5	6	7	8	9	AB	R	H	RBI	BB	SO	LOB	BOTTOM					
Homer Bush, R (1, 6) OBP: 0.374, SLG: 0.429	0-3 K		1-0 G5-3		0-0 P6		1-3 K		2-1 FC5	5	0	0	0	0	2	4	Chicago White Sox @ Toronto Blue Jays SkyDome, Toronto, ON Thu Jun 03 1999, 1:05 PM EDT Att: 33,673 - Cloudy - 61 F					
Craig Grebeck, R (1, 4) OBP: 0.435, SLG: 0.463	1-1 G5-3		2-3 K			1-1 E5 F8 HR 1B	1-3 K			3	1	1	0	0	1	0						
Pat Kelly, R (7, PH) OBP: 0.331, SLG: 0.500										1	0	0	0	0	1	1						
Shannon Stewart, R (1, 7) OBP: 0.372, SLG: 0.392	4-2 2B S BB			2-0 P4		1-1 F8		2-3 K		3	1	0	0	1	1	1						
Carlos Delgado, L (1, 3) OBP: 0.375, SLG: 0.555	2-2 2B 1H			1-1 F9		3-2 HR		2-3 K		4	1	2	3	0	1	0						
Darrin Fletcher, L (1, 2) OBP: 0.358, SLG: 0.568	0-3 K			1-2 1B		0-2 F8		2-3 K		4	0	1	0	0	2	1						
Dave Hollins, S (1, 10) OBP: 0.250, SLG: 0.341		1-2 G6-3		0-1 F9		2-1 2B		0-0 G3-1		4	0	1	0	0	0	1						
Willis Otanez, R (1, 5) OBP: 0.270, SLG: 0.326		2-3 K			3-2 F7		2-3 K		2-0 F7	4	0	0	0	0	2	1						
José Cruz Jr., S (1, 8) OBP: 0.368, SLG: 0.451		1-1 F9			1-1 P6		1-2 F7 2B		3-2 FC5 2B	4	0	2	0	0	0	0						
Jacob Brumfield, R (1, 9) OBP: 0.250, SLG: 0.241			1-2 F9		4-2 BB		2-2 F7		4-2 BB	2	0	0	0	2	0	1						
Inning Stats	R: 1 E: 0 K: 2 S: 15	H: 1 LOB: 1 BB: 1 P: 22	R: 0 E: 0 K: 1 S: 10	H: 0 LOB: 0 BB: 0 P: 14	R: 0 E: 0 K: 1 S: 7	H: 0 LOB: 0 BB: 0 P: 11	R: 0 E: 0 K: 0 S: 8	H: 1 LOB: 1 BB: 0 P: 12	R: 0 E: 0 K: 0 S: 8	H: 0 LOB: 1 BB: 1 P: 16	R: 2 E: 1 K: 1 S: 16	H: 3 LOB: 1 BB: 0 P: 25	R: 0 E: 0 K: 2 S: 12	H: 1 LOB: 1 BB: 0 P: 17	R: 0 E: 0 K: 3 S: 10	H: 0 LOB: 0 BB: 0 P: 16	R: 0 E: 0 K: 0 S: 11	H: 1 LOB: 2 BB: 1 P: 22	1B: 2 2B: 4 3B: 0 HR: 1	SF: 0 SAC: 0 DP: 0 HBP: 0	WP: 0 PB: 0 SB: 1 CS: 0	PA: 37
PITCHER	IP WLS BF H R ER SO BB IBB HBP BLK WP HR S P ERA WHIP	IP WLS BF H R ER SO BB IBB HBP BLK WP HR S P ERA WHIP	IP WLS BF H R ER SO BB IBB HBP BLK WP HR S P ERA WHIP	IP WLS BF H R ER SO BB IBB HBP BLK WP HR S P ERA WHIP	IP WLS BF H R ER SO BB IBB HBP BLK WP HR S P ERA WHIP	IP WLS BF H R ER SO BB IBB HBP BLK WP HR S P ERA WHIP	IP WLS BF H R ER SO BB IBB HBP BLK WP HR S P ERA WHIP	IP WLS BF H R ER SO BB IBB HBP BLK WP HR S P ERA WHIP	IP WLS BF H R ER SO BB IBB HBP BLK WP HR S P ERA WHIP	IP WLS BF H R ER SO BB IBB HBP BLK WP HR S P ERA WHIP	IP WLS BF H R ER SO BB IBB HBP BLK WP HR S P ERA WHIP	IP WLS BF H R ER SO BB IBB HBP BLK WP HR S P ERA WHIP	IP WLS BF H R ER SO BB IBB HBP BLK WP HR S P ERA WHIP	IP WLS BF H R ER SO BB IBB HBP BLK WP HR S P ERA WHIP	IP WLS BF H R ER SO BB IBB HBP BLK WP HR S P ERA WHIP	IP WLS BF H R ER SO BB IBB HBP BLK WP HR S P ERA WHIP						
Jaime Navarro, R (1, 1) ERA: 5.83	5.2	W	24	5	3	3	4	0	0	0	0	0	0	0	0	0	4.76	1.235				
Keith Foulke, R (6, 1) ERA: 2.59	2.1	H	8	1	0	0	6	0	0	0	0	0	0	25	38	0.00	0.429					
David Lundquist, R (9, 1) ERA: 7.32	1.0		5	1	0	0	0	1	0	0	0	0	0	11	22	0.00	2.000					


Batter	1	2	3	4	5	6	7	8	9	AB	R	H	RBI	BB	SO	LOB	TOP		
Al Martin, L OBP: 0.352, SLG: 0.503 (1, 7)										5	1	1	0	0	2	2	Pittsburgh Pirates @ Chicago White Sox Comiskey Park, Chicago, IL Sat Jun 05 1999, 7:05 PM EDT Att: 20,066 - Unknown - 87 F livebaseballscorecards.com		
Ed Sprague, R OBP: 0.416, SLG: 0.530 (1, 5)										3	1	0	0	2	1	1			
Jose Guillen, R OBP: 0.319, SLG: 0.326 (9, PR)										5	1	2	0	0	1	3			
Abraham Nunez, S OBP: 0.281, SLG: 0.263 (9, PR)										0	0	0	0	0	0	0			
Kevin Young, R OBP: 0.434, SLG: 0.502 (1, 3)										5	1	1	0	0	0	3			
1B Jason Kendall, R OBP: 0.452, SLG: 0.532 (1, 2)										4	1	1	1	0	0	4			
Warren Morris, L OBP: 0.385, SLG: 0.457 (1, 4)										3	0	1	0	1	0	2			
Freddy Garcia, R OBP: 0.241, SLG: 0.316 (8, PH)										3	0	1	2	0	1	1			
Brant Brown, L OBP: 0.283, SLG: 0.369 (8, PH)										1	0	0	0	0	0	1			
Turner Ward, S OBP: 0.323, SLG: 0.250 (1, 8)										3	0	0	0	1	1	2			
Mike Benjamin, R OBP: 0.294, SLG: 0.310 (1, 6)										4	0	1	0	0	3	2			
Inning Stats	R: 4 H: 3 E: 2 K: 0 S: 22	H: 3 R: 5 ER: 1 LOB: 1 BB: 1 P: 32	R: 0 H: 1 E: 0 K: 2 S: 9	H: 1 R: 0 ER: 0 LOB: 1 BB: 0 P: 11	R: 0 H: 1 E: 0 K: 1 S: 9	H: 1 R: 0 ER: 0 LOB: 2 BB: 2 P: 19	R: 1 H: 1 E: 0 K: 0 S: 9	H: 1 R: 0 ER: 0 LOB: 1 BB: 0 P: 14	R: 0 H: 0 E: 0 K: 2 S: 9	H: 0 R: 0 ER: 0 LOB: 1 BB: 0 P: 13	R: 0 H: 1 E: 0 K: 1 S: 10	R: 0 H: 0 E: 0 K: 2 S: 10	R: 0 H: 1 E: 0 K: 1 S: 10	R: 0 H: 0 E: 0 K: 2 S: 10	R: 0 H: 1 E: 0 K: 0 S: 7	R: 0 H: 1 E: 0 K: 0 S: 10	1B: 6 2B: 1 3B: 0 HR: 1 SF: 0 SAC: 0 DP: 0 HBP: 0	WP: 0 PB: 0 SB: 1 CS: 0	PA: 40
PITCHER	IP	WLS	BF	H	R	ER	SO	BB	IBB	HBP	BLK	WP	HR	S	P	ERA	WHIP		
Jim Parque, L ERA: 4.1 (1, 1)	6.2	W	31	7	5	1	7	3	0	0	0	0	1	75	112	1.35	1.500		
Sean Lowe, R ERA: 2.7 (7, 1)	0.1	H	2	0	0	0	0	1	0	0	0	0	0	5	9	0.00	3.000		
Keith Foulke, R ERA: 2.41 (8, 1)	2.0	S	7	1	0	0	2	0	0	0	0	0	0	15	20	0.00	0.500		

Batter	1	2	3	4	5	6	7	8	9	AB	R	H	RBI	BB	SO	LOB	BOTTOM		
Ray Durham, S OBP: 0.360, SLG: 0.493 (1, 4)										5	1	2	2	0	0	5	Pittsburgh Pirates @ Chicago White Sox Comiskey Park, Chicago, IL Sat Jun 05 1999, 7:05 PM EDT Att: 20,066 - Unknown - 87 F livebaseballscorecards.com		
Mike Canuso, S OBP: 0.305, SLG: 0.319 (1, 6)										4	1	2	0	1	0	0			
Frank Thomas, R OBP: 0.449, SLG: 0.505 (1, 3)										4	1	3	0	1	0	1			
Magglio Ordonez, R OBP: 0.353, SLG: 0.531 (1, 9)										5	1	4	1	0	0	1			
Carlos Lee, R OBP: 0.374, SLG: 0.511 (1, 7)										5	1	1	1	0	1	8			
Darrin Jackson, R OBP: 0.313, SLG: 0.485 (9, 7)										0	0	0	0	0	0	0			
Greg Norton, S OBP: 0.383, SLG: 0.459 (1, 5)										3	1	0	0	2	1	6			
Chris Singleton, L OBP: 0.298, SLG: 0.440 (1, 8)										4	0	2	2	0	0	1			
Jeff Liefer, L OBP: 0.280, SLG: 0.275 (1, 10)										1	0	0	0	2	0	2			
14 Paul Konerko, R OBP: 0.295, SLG: 0.396 (7, PH)										1	0	1	0	0	0	0			
Brook Fordyce, R OBP: 0.364, SLG: 0.482 (1, 2)										4	0	0	0	0	1	6			
Inning Stats	R: 0 H: 1 E: 0 K: 0 S: 9	H: 1 R: 1 ER: 2 LOB: 2 BB: 1 P: 13	R: 0 H: 2 E: 0 K: 1 S: 10	H: 2 R: 0 ER: 0 LOB: 1 BB: 0 P: 11	R: 1 H: 0 E: 1 K: 0 S: 12	H: 0 R: 1 ER: 1 LOB: 1 BB: 2 P: 20	R: 2 H: 3 E: 0 K: 0 S: 15	H: 3 R: 0 ER: 0 LOB: 2 BB: 1 P: 25	R: 2 H: 4 E: 0 K: 1 S: 12	H: 1 R: 0 ER: 0 LOB: 1 BB: 0 P: 12	R: 0 H: 2 E: 0 K: 1 S: 8	R: 0 H: 2 E: 0 K: 1 S: 8	R: 0 H: 1 E: 0 K: 1 S: 8	R: 0 H: 2 E: 0 K: 1 S: 8	R: 0 H: 2 E: 0 K: 1 S: 8	R: 0 H: 2 E: 0 K: 1 S: 8	1B: 11 2B: 4 3B: 0 HR: 1 SF: 0 SAC: 0 DP: 3 HBP: 0	WP: 0 PB: 0 SB: 1 CS: 1	PA: 42
PITCHER	IP	WLS	BF	H	R	ER	SO	BB	IBB	HBP	BLK	WP	HR	S	P	ERA	WHIP		
Kris Benson, R ERA: 4.33 (1, 1)	5.1	L	29	10	6	5	1	5	0	0	0	0	1	58	96	8.44	2.812		
Brad Clontz, R ERA: 1.99 (6, 1)	0.1		3	2	0	0	0	0	0	0	0	0	0	4	8	0.00	6.000		
Pete Schourek, L ERA: 4.83 (6, 1)	2.1		10	3	0	0	2	0	1	0	0	0	0	19	33	0.00	1.286		

Batter	1	2	3	4	5	6	7	8	9	AB	R	H	RBI	BB	SO	LOB	TOP			
Al Martin, L OBP: 0.344, SLG: 0.491 (1, 7)	1-0 P3		0-2 L7			1-0 L8		0-2 F8		4	0	0	0	0	0	2				
Ed Sprague, R OBP: 0.408, SLG: 0.518 (1, 5)	1-2 G1-3		2-2 P3			3-3 K		1-1 P8		4	0	0	0	0	1	2				
Jose Guillen, R OBP: 0.306, SLG: 0.311 (1, 9)	2-1 G6-3			1-0 L8		1-1 L5		1-1 E6		4	1	0	0	0	0	1				
Kevin Young, R OBP: 0.435, SLG: 0.507 (1, 3)		1-1 G5-3		1-1 G5-3			1-1 18 L5-3	3-2 1B		4	0	2	2	0	0	0				
1B Jason Kendall, R OBP: 0.493, SLG: 0.528 (1, 2)		0-1 CS		4-2 S			2-0 1B	3-3 2B		3	0	1	0	1	1	2				
Warren Morris, L OBP: 0.393, SLG: 0.452 (1, 4)		1-0 F7		3-3 K			0-0 1B		2-3 K	4	0	1	0	0	2	2				
Freddy Garcia, R OBP: 0.256, SLG: 0.367 (9, PH)	0-1 CS		1-2 HR		3-2 F7		1-0 1B		2-2 F7	3	1	2	1	0	0	0				
Brant Brown, L OBP: 0.261, SLG: 0.366 (9, PH)	1-2						1-2 1B			1	0	0	0	0	0	0				
Turner Ward, S OBP: 0.320, SLG: 0.241 (1, 8)			2-3 K		1-0 G6-3		1-1 G1-3		4-2 BB	3	0	0	0	1	1	2				
Mike Benjamin, R OBP: 0.299, SLG: 0.316 (1, 6)			0-0 1B		2-2 L7			1-0 E	3-2 F8	4	1	2	0	0	0	1				
Inning Stats	R: 0 E: 0 K: 0 S: 6	H: 0 LOB: 0 BB: 0 P: 10	R: 0 E: 0 K: 0 S: 6	H: 1 LOB: 0 BB: 0 P: 8	R: 1 E: 0 K: 1 S: 15	H: 2 LOB: 1 BB: 0 P: 20	R: 0 E: 0 K: 1 S: 10	H: 0 LOB: 1 BB: 1 P: 19	R: 0 E: 0 K: 0 S: 7	H: 0 LOB: 0 BB: 0 P: 13	R: 0 E: 0 K: 1 S: 8	H: 3 LOB: 2 BB: 0 P: 12	R: 2 E: 1 K: 1 S: 20	H: 2 LOB: 1 BB: 0 P: 28	R: 0 E: 0 K: 1 S: 13	H: 0 LOB: 1 BB: 1 P: 24	1B: 6 2B: 2 3B: 0 HR: 1	SF: 0 SAC: 0 DP: 1 HBP: 0	WP: 0 PB: 0 SB: 1 CS: 1	PA: 37
PITCHER	IP WLS BF H R ER SO BB IBB HBP BLK WP HR S P ERA WHIP																			
Mike Siroka, L ERA: 2.66 (1, 1)	6.2 W 25 6 1 1 3 1 0 0 0 0 0 1 57 92 1.35 1.050																			
Keith Foulke, R ERA: 2.39 (7, 1)	0.1 H 1 0 0 0 0 0 0 0 0 0 0 0 2 3 0.00 0.000																			
41 Bill Simas, R ERA: 5.4 (8, 1)	0.2 H 5 2 2 0 0 0 0 0 0 0 0 0 0 17 23 0.00 3.000																			
Bob Howry, R ERA: 4.84 (8, 1)	1.1 S 5 0 0 0 2 1 0 0 0 0 0 0 0 16 29 0.00 0.750																			

Pittsburgh Pirates @ Chicago White Sox
Comiskey Park, Chicago, IL
Sun Jun 06 1999, 2:05 PM EDT
Att: 26,827 - Sunny - 87 F


AB 34
R 3
H 8
RBI 3
BB 2
SO 5
LOB 12



Batter	1	2	3	4	5	6	7	8	9	AB	R	H	RBI	BB	SO	LOB	BOTTOM			
Ray Durham, S OBP: 0.359, SLG: 0.491 (1, 4)	0-2 1B		3-3 K			1-1 SH	1-0 FC5-4			3	2	1	0	0	1	1				
Mike Caruso, S OBP: 0.317, SLG: 0.328 (1, 6)	2-1 1B		2-2 G4-3			1-0 1B	0-2 1B			4	1	3	0	0	0	0				
Frank Thomas, R OBP: 0.450, SLG: 0.505 (1, 10)	1-1 G1-4-3			0-1 F8		0-0 G1-2-3	0-0 G2-3			4	0	2	3	0	0	2				
Magglio Ordonez, R OBP: 0.356, SLG: 0.528 (1, 9)	0-1 G1-4-3			0-0 G6-3		4-1 FC5	1-2 G1-2-3	1-2 BB		3	0	1	0	1	0	1				
Carlos Lee, R OBP: 0.363, SLG: 0.495 (1, 7)	1-1 G4-3			0-0 G6-3		2-2 G1-2-3		0-0 G6-3		3	0	0	0	0	0	4				
Darrin Jackson, R OBP: 0.309, SLG: 0.478 (8, 7)				1-2 G6-3		1-2 G1-2-3		1-2 G6-3		1	0	0	0	0	0	0				
Greg Norton, S OBP: 0.386, SLG: 0.457 (1, 5)		2-2 G4-3			1-3 K	4-2 BB		1-2 1B		3	0	1	0	1	1	0				
Chris Singleton, L OBP: 0.288, SLG: 0.425 (1, 8)		1-2 G4-3			0-2 G6-3	1-0 FC5		1-3 K		4	0	0	0	0	1	4				
Jeff Liefer, L OBP: 0.269, SLG: 0.264 (1, 3)		0-1 F8			1-1 G6-3		0-3 K			3	0	0	0	0	1	0				
Mark Johnson, L OBP: 0.299, SLG: 0.226 (1, 2)			2-1 G6-3			4-0 1B	4-2 FC5-4			1	1	0	0	2	0	0				
Inning Stats	R: 2 E: 0 K: 0 S: 11	H: 3 LOB: 0 BB: 0 P: 15	R: 0 E: 0 K: 0 S: 10	H: 0 LOB: 0 BB: 0 P: 13	R: 0 E: 0 K: 1 S: 8	H: 0 LOB: 0 BB: 0 P: 15	R: 0 E: 0 K: 0 S: 4	H: 1 LOB: 0 BB: 0 P: 4	R: 0 E: 0 K: 1 S: 8	H: 0 LOB: 0 BB: 0 P: 10	R: 2 E: 1 K: 0 S: 12	H: 2 LOB: 3 BB: 3 P: 29	R: 0 E: 0 K: 1 S: 10	H: 1 LOB: 2 BB: 1 P: 15	R: 0 E: 0 K: 1 S: 10	H: 1 LOB: 1 BB: 0 P: 13	1B: 8 2B: 0 3B: 0 HR: 0	SF: 0 SAC: 1 DP: 3 HBP: 0	WP: 0 PB: 0 SB: 0 CS: 0	PA: 34
PITCHER	IP WLS BF H R ER SO BB IBB HBP BLK WP HR S P ERA WHIP																			
Jose Silva, R ERA: 6.43 (1, 1)	5.2 L 24 4 0 3 2 3 0 0 0 0 0 0 52 84 4.76 1.588																			
Scott Sauerbeck, L ERA: 1.69 (6, 1)	2.1 10 2 0 0 2 1 0 0 0 0 0 0 21 30 0.00 1.286																			

Pittsburgh Pirates @ Chicago White Sox
Comiskey Park, Chicago, IL
Sun Jun 06 1999, 2:05 PM EDT
Att: 26,827 - Sunny - 87 F

AB 29
R 4
H 8
RBI 3
BB 4
SO 4
LOB 12



Batter	1	2	3	4	5	6	7	8	9	AB	R	H	RBI	BB	SO	LOB	TOP								
Craig Biggio, R OBP: 0.368, SLG: 0.449	1-2 G6-3		0-0 F7	1-2 E6		2-2 E	0-2 G4-6-3			5	2	1	0	0	0	1	Houston Astros @ Chicago White Sox Comiskey Park, Chicago, IL Mon Jun 07 1999, 8:05 PM EDT Att: 16,881 - Unknown - 88 F								
Bill Spillers, L OBP: 0.370, SLG: 0.433	2-2 1B		2-1 F8	2-0 1B		1-3 5 1B	3-1 G4-6-3			5	2	3	2	0	0	2									
5 Jeff Bagwell, R OBP: 0.474, SLG: 0.677	1-1 F8		4-2 1B	1-1 L4		0-1 1B		1-0 FC6-4		4	1	2	1	1	0	3									
Derek Bell, R OBP: 0.290, SLG: 0.364	0-0 F9		1-0 1B	1-1 FC5-4		0-2 F9		0-0 FC6-4		5	0	2	2	0	0	3									
Carl Everett, S OBP: 0.363, SLG: 0.409		2-3 K	0-0 F8	1-1 F8		0-1 G5-3		0-1 G5-4-3		5	0	1	1	0	1	3									
Richard Hidalgo, R OBP: 0.329, SLG: 0.527	1-1 1B		1-1 G6-3	1-1 FC5-4		1-2 1B		0-3 K		5	0	2	0	0	1	3									
Daryle Ward, L OBP: 0.235, SLG: 0.294	0-1 F7			1-2 2B		0-3 K		2-3 K		5	1	1	0	0	3	3									
Tony Eusebio, R OBP: 0.402, SLG: 0.366	0-1 1B			2-2 1B		2-2 F8		1-0 G4-3		5	1	3	0	0	0	0									
Ricky Gutierrez, R OBP: 0.446, SLG: 0.478	0-3 K2-3			1-2 E		0-3 K		1-3 K		4	1	1	1	0	3	3									
Inning Stats	R: 0 E: 0 K: 0 S: 10	H: 1 LOB: 1 BB: 0 P: 14	R: 0 E: 0 K: 2 S: 12	H: 2 LOB: 2 BB: 0 P: 15	R: 1 E: 0 K: 0 S: 9	H: 2 LOB: 2 BB: 1 P: 17	R: 5 E: 1 K: 0 S: 24	H: 5 LOB: 1 BB: 0 P: 34	R: 0 E: 0 K: 2 S: 10	H: 0 LOB: 0 BB: 0 P: 12	R: 2 E: 1 K: 1 S: 25	H: 4 LOB: 2 BB: 0 P: 32	R: 0 E: 0 K: 1 S: 11	H: 2 LOB: 1 BB: 0 P: 17	R: 0 E: 0 K: 0 S: 4	H: 1 LOB: 0 BB: 0 P: 5	R: 0 E: 0 K: 2 S: 9	H: 0 LOB: 0 BB: 0 P: 12	1B: 15 2B: 2 3B: 0 HR: 0	SF: 0 SAC: 0 DP: 2 HBP: 0	WP: 0 PB: 0 CS: 0	PA: 44			
PITCHER	IP	WLS	BF	H	R	ER	SO	BB	IBB	HBP	BLK	WP	HR	S	P	ERA	WHIP								
John Snyder, R ERA: 4.5	3.1	L	22	10	6	5	2	1	0	0	0	0	0	49	73	13.50	3.300								
David Lundquist, R ERA: 7.39	2.1		11	4	2	2	2	0	0	0	0	0	0	38	46	7.71	1.714								
Bryan Ward, L ERA: 6.75	2.1		8	3	0	0	2	0	0	0	0	0	0	18	27	0.00	1.286								
Sean Lowe, R ERA: 2.62	1.0		3	0	0	0	2	0	0	0	0	0	0	9	12	0.00	0.000								

Batter	1	2	3	4	5	6	7	8	9	AB	R	H	RBI	BB	SO	LOB	BOTTOM								
Ray Durham, S OBP: 0.353, SLG: 0.482	0-2 K		0-2 F7		1-0 F8		0-0 P4			4	0	0	0	0	1	2	Houston Astros @ Chicago White Sox Comiskey Park, Chicago, IL Mon Jun 07 1999, 8:05 PM EDT Att: 16,881 - Unknown - 88 F								
Mike Caruso, S OBP: 0.316, SLG: 0.327	0-0 BB		1-0 F8		1-2 P8		1-2 F9			4	0	1	0	0	0	2									
Frank Thomas, R OBP: 0.450, SLG: 0.503	4-1 G6-4-3			0-1 1B	0-0 G1-3			2-2 L7		3	0	1	0	1	0	1									
Magglio Ordonez, R OBP: 0.349, SLG: 0.519	1-2 G6-4-3			1-3 K		0-0 F9		0-2 G6-3		4	0	0	0	0	1	3									
Carlos Lee, R OBP: 0.358, SLG: 0.485		1-2 G5-3		3-2 1B		0-1 F8		1-1 F9		4	0	1	0	0	0	0									
Greg Norton, S OBP: 0.383, SLG: 0.458	0-0 P5			0-0 F7		0-1 2B		3-3 K		4	0	1	0	0	1	2									
Chris Singleton, L OBP: 0.279, SLG: 0.411	0-1 G3			0-1 G5-3		0-0 L6		0-0 P9		4	0	0	0	0	0	3									
14 Paul Konerko, R OBP: 0.304, SLG: 0.437			3-2 HR		0-1 2B		3-2 2B		1-2 G6-3		4	2	3	1	0	0									
Brook Fordyce, R OBP: 0.364, SLG: 0.487			2-1 G5-3		1-0 F8		0-1 F9			3	0	1	1	0	0	1									
Inning Stats	R: 0 E: 0 K: 1 S: 8	H: 1 LOB: 1 BB: 1 P: 14	R: 0 E: 0 K: 0 S: 6	H: 0 LOB: 0 BB: 0 P: 7	R: 1 E: 0 K: 0 S: 14	H: 1 LOB: 0 BB: 0 P: 20	R: 0 E: 0 K: 1 S: 15	H: 2 LOB: 2 BB: 0 P: 19	R: 1 E: 0 K: 0 S: 8	H: 2 LOB: 1 BB: 0 P: 11	R: 0 E: 0 K: 0 S: 6	H: 1 LOB: 1 BB: 0 P: 6	R: 0 E: 0 K: 0 S: 9	H: 1 LOB: 0 BB: 0 P: 13	R: 0 E: 0 K: 0 S: 9	H: 0 LOB: 0 BB: 0 P: 12	R: 0 E: 0 K: 1 S: 11	H: 0 LOB: 0 BB: 0 P: 15	1B: 3 2B: 4 3B: 0 HR: 1	SF: 0 SAC: 0 DP: 1 HBP: 0	WP: 0 PB: 0 CS: 0	PA: 35			
PITCHER	IP	WLS	BF	H	R	ER	SO	BB	IBB	HBP	BLK	WP	HR	S	P	ERA	WHIP								
Jose Lima, R ERA: 2.72	9.0	W	35	8	2	2	3	1	0	0	0	0	1	86	117	2.00	1.000								

AB	43
R	8
H	17
RBI	8
BB	1
SO	8
LOB	21



AB	34
R	2
H	8
RBI	2
BB	1
SO	3
LOB	14



Batter	1	2	3	4	5	6	7	8	9	AB	R	H	RBI	BB	SO	LOB	TOP								
Craig Biggio, R OBP: 0.366, SLG: 0.446 (1, 4)	G4-3		G3		G6-3		1B			4	0	1	0	0	0	0	Houston Astros @ Chicago White Sox Comiskey Park, Chicago, IL Tue Jun 08 1999, 8:05 PM EDT Att: 11,836 - Unknown - 83 F livebaseballscorecards.com								
Bill Spillers, L OBP: 0.374, SLG: 0.454 (1, 5)	G4-3		1B		3B		F8			4	1	2	0	0	0	1									
5 Jeff Bagwell, R OBP: 0.471, SLG: 0.668 (1, 3)	K		K		1B			G5-3		4	0	1	1	0	2	1									
Derek Bell, R OBP: 0.290, SLG: 0.362 (1, 9)		G6-3		1B	CS		F9	G6-3		4	0	1	0	0	0	0									
Carl Everett, S OBP: 0.361, SLG: 0.421 (1, 8)	G6-3		L6		HR			K		4	1	1	1	0	1	1									
Richard Hidalgo, R OBP: 0.327, SLG: 0.527 (1, 7)		2B	2B		L6				F8	4	1	1	0	0	0	1									
Daryle Ward, L OBP: 0.333, SLG: 0.400 (9, PR)		BB	2B		G4-3			CS	1B	3	0	2	1	1	0	0									
Glen Barker, S OBP: 0.400, SLG: 0.467 (9, PR)			2B							0	0	0	0	0	0	0									
Tony Eusebio, R OBP: 0.390, SLG: 0.353 (1, 2)	G1-3		K		G1-3			K		4	0	0	0	0	2	4									
Ricky Gutierrez, R OBP: 0.424, SLG: 0.449 (1, 6)			G4-3		G5-3		G6-3	CS		3	0	0	0	0	0	0									
Inning Stats	R: 0 E: 0 K: 1 S: 8	H: 0 LOB: 0 BB: 0 P: 14	R: 0 E: 0 K: 0 S: 14	H: 1 LOB: 2 BB: 1 P: 24	R: 0 E: 0 K: 1 S: 9	H: 1 LOB: 1 BB: 0 P: 14	R: 1 E: 0 K: 1 S: 13	H: 2 LOB: 1 BB: 0 P: 17	R: 1 E: 0 K: 0 S: 12	H: 2 LOB: 0 BB: 0 P: 19	R: 1 E: 0 K: 0 S: 9	H: 1 LOB: 1 BB: 0 P: 13	R: 0 E: 0 K: 0 S: 8	H: 0 LOB: 1 BB: 0 P: 12	R: 0 E: 0 K: 1 S: 12	H: 1 LOB: 1 BB: 0 P: 15	R: 0 E: 0 K: 1 S: 8	H: 1 LOB: 1 BB: 0 P: 11	1B: 5 2B: 2 3B: 1 HR: 1	SF: 0 SAC: 0 DP: 0 HBP: 0	WP: 0 PB: 0 SB: 1 CS: 2	PA: 37			
PITCHER	IP	WLS	BF	H	R	ER	SO	BB	IBB	HBP	BLK	WP	HR	S	P	ERA	WHIP								
Jaime Navarro, R ERA: 5.52 (1, 1)	8.0	W	32	8	3	3	4	1	0	0	0	0	1	85	128	3.38	1.125								
Bob Howry, R ERA: 4.63 (9, 1)	1.0	S	3	1	0	0	1	0	0	0	0	0	0	8	11	0.00	1.000								

Batter	1	2	3	4	5	6	7	8	9	AB	R	H	RBI	BB	SO	LOB	BOTTOM								
Ray Durham, S OBP: 0.352, SLG: 0.478 (1, 4)	P4		FC4-6		G3			F7		4	0	1	0	0	0	1	Houston Astros @ Chicago White Sox Comiskey Park, Chicago, IL Tue Jun 08 1999, 8:05 PM EDT Att: 11,836 - Unknown - 83 F livebaseballscorecards.com								
Mike Caruso, S OBP: 0.315, SLG: 0.325 (1, 6)	P6		1B		G4-3		K			4	1	1	0	0	1	1									
Frank Thomas, R OBP: 0.451, SLG: 0.512 (1, 3)	G1-3		1B		HR			F7		4	2	2	0	0	0	1									
Magglio Ordonez, R OBP: 0.348, SLG: 0.527 (1, 9)	G6-3		G4-3		HR		G6-3			4	1	1	3	0	0	2									
Carlos Lee, R OBP: 0.358, SLG: 0.480 (1, 7)	L9		1B		K					3	0	1	1	0	1	0									
Darrin Jackson, R OBP: 0.309, SLG: 0.478 (9, 7)										0	0	0	0	0	0	0									
Chris Singleton, L OBP: 0.273, SLG: 0.402 (1, 8)	F7		F8		P6					3	0	0	0	0	0	1									
Greg Norton, S OBP: 0.382, SLG: 0.453 (1, 5)			K		K		14			2	0	0	0	1	2	1									
14 Paul Konerko, R OBP: 0.298, SLG: 0.429 (1, 10)			G5-3		G5-3		G6-4-3			3	0	0	0	0	0	1									
Brook Fordyce, R OBP: 0.363, SLG: 0.483 (1, 2)			1B		G5-3		L9			3	0	1	0	0	0	0									
Inning Stats	R: 0 E: 0 K: 0 S: 11	H: 0 LOB: 0 BB: 0 P: 16	R: 0 E: 0 K: 0 S: 6	H: 0 LOB: 0 BB: 0 P: 7	R: 0 E: 0 K: 1 S: 10	H: 1 LOB: 1 BB: 0 P: 17	R: 2 E: 0 K: 1 S: 12	H: 3 LOB: 1 BB: 0 P: 16	R: 0 E: 0 K: 0 S: 7	H: 0 LOB: 0 BB: 0 P: 11	R: 2 E: 0 K: 1 S: 9	H: 2 LOB: 0 BB: 0 P: 11	R: 0 E: 0 K: 0 S: 7	H: 0 LOB: 1 BB: 1 P: 13	R: 0 E: 0 K: 1 S: 6	H: 1 LOB: 1 BB: 0 P: 10	1B: 4 2B: 2 3B: 0 HR: 1	SF: 0 SAC: 0 DP: 1 HBP: 0	WP: 0 PB: 0 SB: 1 CS: 0	PA: 31					
PITCHER	IP	WLS	BF	H	R	ER	SO	BB	IBB	HBP	BLK	WP	HR	S	P	ERA	WHIP								
Shane Reynolds, R ERA: 4.03 (1, 1)	7.1	L	29	7	4	4	4	1	0	0	0	0	1	66	96	4.91	1.091								
Jay Powell, R ERA: 4.24 (8, 1)	0.2		2	0	0	0	0	0	0	0	0	0	0	2	5	0.00	0.000								

Batter	1	2	3	4	5	6	7	8	9	AB	R	H	RBI	BB	SO	LOB	TOP								
Craig Biggio, R OBP: 0.370, SLG: 0.446 Russ Johnson, R OBP: 0.379, SLG: 0.413 (9, PH)	0-0 1B 1B	4-0 BB		0-1 P3		4-2 1B 5 HR BB	0-0 SF8		2-2 5 HR 2B	2	2	1	1	2	0	0									
Bill Spillers, L OBP: 0.372, SLG: 0.447	0-0 1B SH3	1-0 F8		0-1 P3		3-2 5 HR 1B	2-3 K		3-3 K	6	2	2	0	0	2	3									
5 Jeff Bagwell, R OBP: 0.471, SLG: 0.707	3-0 F9	0-3 K		3-2 P3		0-0 HR		3-2 HR	0-1 HR	6	3	3	6	0	1	3									
Derek Bell, R OBP: 0.298, SLG: 0.370	0-1 BB SH3 1B		1-0 HR		2-1 L7	1-2 1B		2-0 F9 BB 1B	1-3 K	6	2	4	1	0	1	0									
Carl Everett, S OBP: 0.366, SLG: 0.437	0-1 SH3		1-1 HR		2-0 1B	2-1 F8		4-2 F9 1B BB	2-3 K	4	1	2	3	1	1	1									
Richard Hidalgo, R OBP: 0.325, SLG: 0.517	4-2 BB		0-1 F9		3-2 F8	0-2 G6-3		0-1 F9		4	0	0	0	1	0	4									
Daryle Ward, L OBP: 0.385, SLG: 0.417	4-2 BB		1-2 1B		0-1 G3		1-3 K	1-0 1B		4	0	2	1	1	1	1									
Tony Eusebio, R OBP: 0.376, SLG: 0.339	0-0 F8		0-1 F9		0-0 G6-3	1-2 E6 2B SF8		1-2 F9		5	1	0	0	0	0	6									
Tim Bogar, R OBP: 0.358, SLG: 0.385		3-2 P6	0-0 P2		2-1 HR	3-2 SF8 2B		0-3 K		5	1	2	1	0	1	3									
Inning Stats	R: 2 E: 0 K: 0 S: 13	H: 3 LOB: 3 BB: 2 P: 24	R: 0 E: 0 K: 1 S: 9	H: 0 LOB: 1 BB: 1 P: 17	R: 2 E: 0 K: 0 S: 11	H: 3 LOB: 1 BB: 0 P: 14	R: 0 E: 0 K: 0 S: 7	H: 0 LOB: 0 BB: 0 P: 10	R: 0 E: 0 K: 0 S: 8	H: 1 LOB: 1 BB: 0 P: 15	R: 4 E: 0 K: 0 S: 20	H: 4 LOB: 1 BB: 1 P: 32	R: 1 E: 1 K: 2 S: 13	H: 1 LOB: 0 BB: 2 P: 20	R: 2 E: 0 K: 1 S: 21	H: 3 LOB: 2 BB: 1 P: 32	R: 2 E: 0 K: 3 S: 15	H: 2 LOB: 0 BB: 0 P: 23	1B: 10 2B: 2 3B: 0 HR: 5	SF: 1 SAC: 1 DP: 0 HBP: 0	WP: 0 PB: 0 SB: 0 CS: 0	PA: 50			
PITCHER	IP	WLS	BF	H	R	ER	SO	BB	IBB	HBP	BLK	WP	HR	S	P	ERA	WHIP								
James Baldwin, R ERA: 5.48	5.1	L	29	9	7	7	1	4	0	0	0	0	2	59	100	11.81	2.438								
Sean Lowe, R ERA: 2.53	0.2		4	2	1	1	0	0	0	0	0	0	1	9	12	13.50	3.000								
Bryan Ward, L ERA: 6.41	1.0		5	1	1	0	2	0	0	0	0	0	0	13	20	0.00	1.000								
41 Bill Simas, R ERA: 5.96	1.0		7	3	2	2	1	1	0	0	0	0	1	21	32	18.00	4.000								
Keith Foulke, R ERA: 2.53	1.0		5	2	2	2	3	0	0	0	0	0	1	15	23	18.00	2.000								
Ray Durham, S OBP: 0.349, SLG: 0.469	1-3 K		4-1 55 FC6 BB		3-2 G1-3		1-3 K		0-3 K	4	0	0	0	1	3	3									
55 Liu Rodriguez, S	0-1 G6-3		0-0 FC6		4-1 BB SF9	1-3 K		3-3 K	4	1	0	0	1	2	4										
Frank Thomas, R OBP: 0.448, SLG: 0.507	2-0 F9		1-1 G5-3		1-1 BB 1B	1-1 F8			4	0	1	0	0	0	2										
Magglio Ordonez, R OBP: 0.350, SLG: 0.525		2-1 G6-3		1-0 S E 1B	4-0 14 FC6-4 BB		0-3 K		3	1	1	0	1	1	0										
Carlos Lee, R OBP: 0.354, SLG: 0.476		2-1 G5-3		2-2 E 1B	1-0 SF9		1-2 P2		3	0	1	1	0	0	0										
Darin Jackson, R OBP: 0.306, SLG: 0.465		0-1 G1-3		2-3 K	1-3 K		2-2 14 WP HR 1B		4	1	1	0	0	2	3										
14 Paul Konerko, R OBP: 0.297, SLG: 0.442			2-3 K	3-2 G5-3	0-0 FC6-4		3-1 14 HR 1B		4	1	1	2	0	1	3										
Craig Wilson, R OBP: 0.320, SLG: 0.227			0-1 G5-3 1B		1-1 G5-3		0-1 L6		4	0	2	0	0	0	0										
Brook Fordyce, R OBP: 0.367, SLG: 0.483			3-2 G5-3		0-0 G1-3 1B		1-2 1B		4	0	2	0	0	1	1										
Inning Stats	R: 0 E: 0 K: 1 S: 6	H: 0 LOB: 0 BB: 0 P: 9	R: 0 E: 0 K: 0 S: 6	H: 0 LOB: 0 BB: 0 P: 10	R: 0 E: 0 K: 1 S: 12	H: 1 LOB: 1 BB: 1 P: 21	R: 1 E: 0 K: 1 S: 14	H: 2 LOB: 1 BB: 0 P: 23	R: 0 E: 0 K: 0 S: 6	H: 1 LOB: 0 BB: 0 P: 10	R: 1 E: 0 K: 1 S: 8	H: 1 LOB: 2 BB: 2 P: 19	R: 0 E: 0 K: 2 S: 16	H: 2 LOB: 2 BB: 0 P: 20	R: 2 E: 0 K: 1 S: 16	H: 2 LOB: 0 BB: 0 P: 22	R: 0 E: 0 K: 3 S: 11	H: 0 LOB: 0 BB: 0 P: 15	1B: 8 2B: 0 3B: 0 HR: 1	SF: 1 SAC: 0 DP: 0 HBP: 0	WP: 1 PB: 0 SB: 1 CS: 0	PA: 38			
PITCHER	IP	WLS	BF	H	R	ER	SO	BB	IBB	HBP	BLK	WP	HR	S	P	ERA	WHIP								
Mike Hampton, L ERA: 3.12	6.2	W	29	7	2	1	6	3	0	0	0	0	1	18	25	13.50	1.500								
Scott Elarton, R ERA: 2.85	1.1		6	2	2	2	1	0	0	0	0	1	1	18	25	13.50	1.500								
Billy Wagner, L ERA: 2.55	1.0		3	0	0	0	3	0	0	0	0	0	0	11	15	0.00	0.000								

Houston Astros @ Chicago White Sox
Comiskey Park, Chicago, IL
Wed Jun 09 1999, 8:05 PM EDT
Att: 12,138 - Unknown - 81 F

AB	43
R	13
H	17
RBI	13
BB	5
SO	7
LOB	21



Houston Astros @ Chicago White Sox
Comiskey Park, Chicago, IL
Wed Jun 09 1999, 8:05 PM EDT
Att: 12,138 - Unknown - 81 F

AB	34
R	4
H	9
RBI	3
BB	3
SO	10
LOB	16



Batter	1	2	3	4	5	6	7	8	9	AB	R	H	RBI	BB	SO	LOB	TOP																					
Ray Durham, S OBP: 0.347, SLG: 0.466	G1-4-3	F7		G6-3		E6				4	0	1	0	0	0	3	<p>Chicago White Sox @ Chicago Cubs</p> <p>Wrigley Field, Chicago, IL</p> <p>Fri Jun 11 1999, 2:00 PM CDT</p> <p>Att: 38,989 - Sunny - 89 F</p>																					
Mike Caruso, S OBP: 0.313, SLG: 0.324	G3-1		G4-3	G6-3		F8				4	1	1	0	0	0	3																						
Frank Thomas, R OBP: 0.447, SLG: 0.505	G3-1			L7						3	1	1	0	0	0	2																						
Magglio Ordonez, R OBP: 0.358, SLG: 0.544				G5-3						3	1	3	2	0	0	0																						
Carlos Lee, R OBP: 0.345, SLG: 0.463	P4		G5-3			P5				3	0	0	1	0	0	2																						
Chris Singleton, L OBP: 0.267, SLG: 0.392			E4			F7				3	1	0	0	0	0	1																						
Greg Norton, S OBP: 0.386, SLG: 0.473			L6							3	1	2	2	0	0	0																						
Brook Fordyce, R OBP: 0.374, SLG: 0.488			G4-3							3	0	2	0	0	0	0																						
Jim Parque, L OBP: 0.500, SLG: 0.500				G6-3		SH2-4				2	0	1	0	0	0	0																						
Inning Stats	R: 1 E: 0 K: 0 S: 11	H: 2 LOB: 1 BB: 0 P: 13	R: 0 E: 0 K: 0 S: 12	H: 2 LOB: 2 BB: 0 P: 18	R: 4 E: 1 K: 0 S: 13	H: 3 LOB: 0 BB: 0 P: 21	R: 0 E: 0 K: 0 S: 6	H: 1 LOB: 1 BB: 0 P: 8	R: 0 E: 0 K: 0 S: 11	H: 2 LOB: 2 BB: 0 P: 13	R: 0 E: 1 K: 0 S: 7	H: 1 LOB: 2 BB: 0 P: 8						1B: 8 2B: 1 3B: 1 HR: 1	SF: 0 SAC: 1 DP: 0 HBP: 0	WP: 1 PB: 0 SB: 0 CS: 0	PA: 29																	
PITCHER	IP	WLS	BF	H	R	ER	SO	BB	IBB	HBP	BLK	WP	HR	S	P	ERA	WHIP	PITCHER				IP	WLS	BF	H	R	ER	SO	BB	IBB	HBP	BLK	WP	HR	S	P	ERA	WHIP
Jon Lieber, R ERA: 3.48	(1, 1)	5.0	L	25	10	5	3	0	0	0	0	1	1	53	73	5.40	2.000																					
Scott Sanders, R ERA: 4.3	(6, 1)	0.2		4	1	0	0	0	0	0	0	0	0	7	8	0.00	1.500																					

Batter	1	2	3	4	5	6	7	8	9	AB	R	H	RBI	BB	SO	LOB	BOTTOM																					
Jeff Blauser, R OBP: 0.388, SLG: 0.441	P4									2	1	1	1	0	0	0	<p>Chicago White Sox @ Chicago Cubs</p> <p>Wrigley Field, Chicago, IL</p> <p>Fri Jun 11 1999, 2:00 PM CDT</p> <p>Att: 38,989 - Sunny - 89 F</p>																					
Manny Alexander, R OBP: 0.340, SLG: 0.370	G6-3									3	1	1	0	0	0	0																						
Mark Grace, L OBP: 0.414, SLG: 0.480										1	0	1	1	1	0	0																						
Sammy Sosa, R OBP: 0.370, SLG: 0.630	P3									2	0	1	1	0	0	1																						
Glenallen Hill, R OBP: 0.419, SLG: 0.734										3	0	0	0	0	2	3																						
Henry Rodriguez, L OBP: 0.434, SLG: 0.633										2	0	1	0	0	1	0																						
Benito Santiago, R OBP: 0.298, SLG: 0.376										2	0	0	0	0	1	1																						
José Hernández, R OBP: 0.341, SLG: 0.408										2	0	0	0	0	1	1																						
Jon Lieber, L OBP: 0.227, SLG: 0.200										0	1	0	0	1	0	0																						
Curtis Goodwin, L OBP: 0.192, SLG: 0.200										1	0	0	0	0	1	0																						
Scott Sanders, R OBP: 0.182, SLG: 0.273										0	0	0	0	0	0	0																						
Inning Stats	R: 0 E: 0 K: 0 S: 8	H: 0 LOB: 1 BB: 1 P: 17	R: 0 E: 0 K: 2 S: 9	H: 1 LOB: 1 BB: 0 P: 17	R: 1 E: 0 K: 1 S: 10	H: 2 LOB: 2 BB: 1 P: 16	R: 0 E: 0 K: 1 S: 9	H: 0 LOB: 0 BB: 0 P: 12	R: 2 E: 1 K: 2 S: 15	H: 2 LOB: 1 BB: 0 P: 20					1B: 4 2B: 0 3B: 0 HR: 1	SF: 2 SAC: 0 DP: 0 HBP: 1	WP: 0 PB: 0 SB: 0 CS: 0	PA: 23																				
PITCHER	IP	WLS	BF	H	R	ER	SO	BB	IBB	HBP	BLK	WP	HR	S	P	ERA	WHIP	PITCHER				IP	WLS	BF	H	R	ER	SO	BB	IBB	HBP	BLK	WP	HR	S	P	ERA	WHIP
Jim Parque, L ERA: 4.06	(1, 1)	5.0	W	23	5	3	2	6	2	0	1	0	0	51	82	3.60	1.400																					

AB	28
R	5
H	11
RBI	5
BB	0
SO	0
LOB	11



AB	18
R	3
H	5
RBI	3
BB	2
SO	6
LOB	6




Batter	1	2	3	4	5	6	7	8	9	AB	R	H	RBI	BB	SO	LOB	TOP											
Randy Winn, S OBP: 0.324, SLG: 0.374	1-2 G1-3		1-2 G6-3 1B		0-0 B2-3		0-0 G1-3		1-1 G6-3 HR 1B	5	1	2	1	0	0	0	Tampa Bay Devil Rays @ Chicago White Sox Comiskey Park, Chicago, IL Mon Jun 14 1999, 8:05 PM EDT Att: 15,457 - Unknown - 65 F											
Dave Martinez, L OBP: 0.403, SLG: 0.474	1-2 1B FC5-4 2B		3-2 G6-3		1-3 K		4-2 F9 1B BB		1-2 G6-3	4	1	1	1	1	1	3												
Jose Canseco, R OBP: 0.383, SLG: 0.702	2-1 FC5-4 1B		4-0 BB		2-2 HR		0-0 1B		1-2 HR	4	2	4	4	1	0	0												
Fred McGriff, L OBP: 0.416, SLG: 0.603	2-2 FC5-4 1-2 3-H		0-3 K		1-0 G6-3		1-0 L4		1-2 L7	5	0	0	1	0	1	5												
Bubba Trammell, R OBP: 0.400, SLG: 0.250	0-2 F9				3-2 FC4-6 1B		0-0 F7		4-2 F9	4	0	1	0	1	0	3												
Wade Boggs, L OBP: 0.312, SLG: 0.308		4-2 G1-6-3 BB		1-1 FC4-6 1B 1-2f		2-1 L7		2-1 G3		1-2 F8	4	0	0	0	1	0												
Aaron Ledesma, R OBP: 0.289, SLG: 0.302		1-2 G1-6-3 1-2f		2-2 F8		1-2 F9			0-2 1B BB 1B	4	1	1	0	0	0	2												
David Lamb, S OBP: 0.274, SLG: 0.269		3-2 L8		1-0 1B			1-0 G4-3		4-2 1B G6-3 1B BB	3	1	1	0	1	0	0												
Mike DiFelice, R OBP: 0.286, SLG: 0.385			3-3 K		1-0 G4-3		0-3 K		1-1 G6-3 HR 1B	4	1	1	0	0	2	2												
Inning Stats	R: 1 E: 0 K: 0 S: 14	H: 2 LOB: 1 BB: 0 P: 20	R: 0 E: 0 K: 0 S: 9	H: 0 LOB: 0 BB: 1 P: 17	R: 0 E: 0 K: 2 S: 13	H: 1 LOB: 2 BB: 1 P: 24	R: 0 E: 0 K: 0 S: 10	H: 2 LOB: 0 BB: 0 P: 18	R: 1 E: 0 K: 1 S: 8	H: 1 LOB: 0 BB: 0 P: 12	R: 0 E: 0 K: 0 S: 6	H: 0 LOB: 0 BB: 0 P: 9	R: 0 E: 0 K: 0 S: 5	H: 0 LOB: 0 BB: 0 P: 6	R: 0 E: 0 K: 0 S: 7	H: 1 LOB: 2 BB: 1 P: 15	R: 5 E: 0 K: 0 S: 22	H: 4 LOB: 1 BB: 2 P: 36	1B: 8 2B: 1 3B: 0 HR: 2	SF: 0 SAC: 0 DP: 1 HBP: 0	WP: 0 PB: 0 CS: 0	PA: 42						
PITCHER	IP	WLS	BF	H	R	ER	SO	BB	IBB	HBP	BLK	WP	HR	S	P	ERA	WHIP											
John Snyder, R ERA: 4.31	(1, 1)	7.0	W	28	6	2	2	4	2	0	0	0	0	1	65	106	2.57	1.143										
Bryan Ward, L ERA: 5.96	(8, 1)	1.0		5	1	0	0	0	1	0	0	0	0	0	7	15	0.00	2.000										
David Lundquist, R ERA: 8.59	(9, 1)	0.0		3	2	3	3	0	1	0	0	0	0	0	8	13	∞	∞										
41 Bill Simas, R ERA: 6.38	(9, 1)	0.1	S	3	2	2	2	0	0	0	0	0	0	1	6	9	54.00	6.000										
Bob Howry, R ERA: 4.44	(9, 1)	0.2	S	3	0	0	0	0	1	0	0	0	0	0	8	14	0.00	1.500										

Batter	1	2	3	4	5	6	7	8	9	AB	R	H	RBI	BB	SO	LOB	BOTTOM											
Ray Durham, S OBP: 0.367, SLG: 0.494	3-2 L9		0-0 P4					1-3 K		5	1	2	2	0	1	0	Tampa Bay Devil Rays @ Chicago White Sox Comiskey Park, Chicago, IL Mon Jun 14 1999, 8:05 PM EDT Att: 15,457 - Unknown - 65 F											
Mike Canuso, S OBP: 0.307, SLG: 0.330	0-2 G4-3			3-3 K			0-3 K		0-3 K	5	0	0	0	0	2	3												
Frank Thomas, R OBP: 0.449, SLG: 0.528				0-0 HR			4-1 BB BB		0-2 F9	3	2	1	1	1	1	0												
Jeff Liefer, L OBP: 0.263, SLG: 0.257							1-2 BB BB		0-0 G4-3	1	0	0	0	0	0	0												
Magglio Ordonez, R OBP: 0.374, SLG: 0.542		4-1 1B BB		4-1 CI 2B BB		4-1 14 1B BB		2-1 G4-3		1	2	0	0	3	0	0												
Carlos Lee, R OBP: 0.352, SLG: 0.458		0-2 14 G4-3 1B		1-1 CI 2B		1-3 K		0-1 1B		3	0	2	0	0	1	3												
Darin Jackson, R OBP: 0.304, SLG: 0.462		1-0 B5		1-0 1B		0-0 BB 14 1B		1-3 K		4	1	2	3	0	1	3												
14 Paul Konerko, R OBP: 0.294, SLG: 0.435		0-1 G4-3 1-2f		2-0 L5		1-1 BB BB 1B		3-2 F9		4	1	1	1	0	0	4												
Craig Wilson, R OBP: 0.315, SLG: 0.213			0-0 F8		2-2 G3		4-1 BB BB 1B		0-0 P6	3	1	0	0	1	0	2												
Mark Johnson, L OBP: 0.326, SLG: 0.333			3-1 G3				1-1 HR		1-1 G6-3	3	1	1	2	1	0	0												
Inning Stats	R: 0 E: 0 K: 1 S: 13	H: 0 LOB: 0 BB: 0 P: 16	R: 0 E: 0 K: 0 S: 7	H: 1 LOB: 1 BB: 1 P: 12	R: 0 E: 0 K: 0 S: 4	H: 0 LOB: 0 BB: 0 P: 7	R: 2 E: 1 K: 1 S: 13	H: 2 LOB: 2 BB: 1 P: 26	R: 7 E: 0 K: 1 S: 21	H: 5 LOB: 4 BB: 4 P: 43	R: 0 E: 0 K: 1 S: 10	H: 1 LOB: 1 BB: 0 P: 13	R: 0 E: 0 K: 0 S: 6	H: 0 LOB: 0 BB: 0 P: 10	R: 0 E: 0 K: 2 S: 7	H: 0 LOB: 0 BB: 0 P: 8	1B: 6 2B: 1 3B: 0 HR: 2	SF: 0 SAC: 0 DP: 1 HBP: 0	WP: 0 PB: 0 CS: 0	PA: 39								
PITCHER	IP	WLS	BF	H	R	ER	SO	BB	IBB	HBP	BLK	WP	HR	S	P	ERA	WHIP											
Wilson Alvarez, L ERA: 5.79	(1, 1)	4.2	L	25	7	8	7	3	4	0	0	0	0	22	90	13.50	2.357											
Rick White, R ERA: 4.01	(5, 1)	2.1		11	2	1	1	1	2	0	0	0	0	0	22	37	3.86	1.714										
Esteban Yan, R ERA: 5.3	(8, 1)	1.0		3	0	0	0	2	0	0	0	0	0	7	8	0.00	0.000											

AB	37
R	7
H	11
RBI	7
BB	5
SO	4
LOB	19


AB	32
R	9
H	9
RBI	9
BB	6
SO	6
LOB	15



Batter	1	2	3	4	5	6	7	8	9	AB	R	H	RBI	BB	SO	LOB	TOP									
Randy Winn, S OBP: 0.322, SLG: 0.372	G5-3		G5-3				L7			4	1	1	0	0	0	2										
Dave Martinez, L OBP: 0.401, SLG: 0.470	K			G4-3				F8		4	0	1	1	0	1	0										
Jose Canseco, R OBP: 0.377, SLG: 0.690	G6-3			P4			F9	P4		4	0	0	0	0	0	1										
Fred McGriff, L OBP: 0.421, SLG: 0.614		L9		F7						4	1	3	0	0	0	0										
Bubba Trammell, R OBP: 0.222, SLG: 0.125		L9			G4-3			F7		4	1	0	0	0	0	3										
Wade Boggs, L OBP: 0.313, SLG: 0.303																										
Herbert Perry, R OBP: 0.425, SLG: 0.500	K				G6-3					2	0	0	0	1	1											
Miguel Cairo, R OBP: 0.346, SLG: 0.393										1	0	0	0	0	0	0										
John Flaherty, R OBP: 0.301, SLG: 0.429										0	0	0	0	0	0	0										
Aaron Ledesma, R OBP: 0.286, SLG: 0.298				P6						4	0	1	1	0	0	0										
David Lamb, S OBP: 0.270, SLG: 0.265										1	0	0	0	0	0	0										
Kevin Stocker, S OBP: 0.394, SLG: 0.392				L6						2	0	0	0	0	1	2										
Inning Stats	R: 0 E: 0 K: 1 S: 7	H: 0 LOB: 0 BB: 0 P: 10	R: 0 E: 0 K: 1 S: 8	H: 1 LOB: 1 BB: 0 P: 16	R: 0 E: 0 K: 0 S: 11	H: 0 LOB: 0 BB: 0 P: 14	R: 0 E: 0 K: 0 S: 7	H: 0 LOB: 0 BB: 0 P: 11	R: 0 E: 0 K: 0 S: 5	H: 0 LOB: 0 BB: 0 P: 8	R: 1 E: 0 K: 0 S: 11	H: 2 LOB: 1 BB: 0 P: 16	R: 2 E: 1 K: 2 S: 13	H: 2 LOB: 2 BB: 1 P: 22	R: 0 E: 0 K: 0 S: 7	H: 1 LOB: 1 BB: 0 P: 10	R: 0 E: 0 K: 0 S: 7	H: 0 LOB: 0 BB: 0 P: 11	1B: 4 2B: 2 3B: 0 HR: 0	SF: 0 SAC: 0 DP: 0 HBP: 0	WP: 0 PB: 0 SB: 1 CS: 0	PA: 35				
PITCHER	IP	WLS	BF	H	R	ER	SO	BB	IBB	HBP	BLK	WP	HR	S	P	ERA	WHIP									
James Baldwin, R ERA: 5.14	(1, 1)	8.0	L	32	6	3	2	4	1	0	0	1	0	0	69	107	2.25	0.875								
Bryan Ward, L ERA: 5.7	(9, 1)	1.0		3	0	0	0	0	0	0	0	0	0	7	11	0.00	0.000									

Tampa Bay Devil Rays @ Chicago White Sox
 Comiskey Park, Chicago, IL
 Tue Jun 15 1999, 8:05 PM EDT
 Att: 11,347 - Unknown - 61 F

AB 34
 R 3
 H 6
 RBI 2
 BB 1
 SO 4
 LOB 12



Batter	1	2	3	4	5	6	7	8	9	AB	R	H	RBI	BB	SO	LOB	BOTTOM								
Ray Durham, S OBP: 0.368, SLG: 0.494	G3-6-1									2	0	1	0	0	1	2									
55 Liu Rodriguez, S OBP: 0.298, SLG: 0.439		K								2	0	0	0	0	1	1									
14 Paul Konerko, R OBP: 0.298, SLG: 0.439										1	0	1	0	0	0	0									
Craig Wilson, R OBP: 0.315, SLG: 0.213										0	0	0	0	0	0	0									
Mike Canuso, S OBP: 0.301, SLG: 0.323	G3-6-1	P4			G6-3					5	0	0	0	0	0	6									
Frank Thomas, R OBP: 0.450, SLG: 0.527										4	0	2	0	0	0	0									
Magglio Ordonez, R OBP: 0.372, SLG: 0.542	F8			G4-6-3						4	0	1	0	0	0	2									
Carlos Lee, R OBP: 0.348, SLG: 0.447										3	1	0	0	0	1	1									
Chris Singleton, L OBP: 0.288, SLG: 0.426										3	1	3	0	0	0	0									
Brook Fordyce, R OBP: 0.368, SLG: 0.472										1	0	0	0	0	1	1									
Greg Norton, S OBP: 0.378, SLG: 0.456										4	0	2	1	0	0	2									
Darrin Jackson, R OBP: 0.301, SLG: 0.451										4	0	1	1	0	0	2									
Mark Johnson, L OBP: 0.326, SLG: 0.333										3	0	1	0	0	1	3									
Jeff Liefer, L OBP: 0.259, SLG: 0.253										1	0	0	0	0	1	1									
Inning Stats	R: 0 E: 0 K: 0 S: 10	H: 2 LOB: 1 BB: 0 P: 14	R: 2 E: 0 K: 1 S: 19	H: 3 LOB: 2 BB: 0 P: 29	R: 0 E: 0 K: 0 S: 6	H: 1 LOB: 0 BB: 0 P: 11	R: 0 E: 0 K: 1 S: 12	H: 1 LOB: 1 BB: 0 P: 17	R: 0 E: 0 K: 0 S: 7	H: 0 LOB: 0 BB: 0 P: 11	R: 0 E: 0 K: 0 S: 10	H: 1 LOB: 1 BB: 0 P: 14	R: 0 E: 0 K: 0 S: 12	H: 1 LOB: 1 BB: 0 P: 17	R: 0 E: 0 K: 1 S: 11	H: 1 LOB: 1 BB: 0 P: 16	R: 0 E: 0 K: 1 S: 11	H: 2 LOB: 2 BB: 0 P: 20	1B: 9 2B: 3 3B: 0 HR: 0	SF: 0 SAC: 0 DP: 2 HBP: 1	WP: 0 PB: 0 SB: 1 CS: 0	PA: 38			
PITCHER	IP	WLS	BF	H	R	ER	SO	BB	IBB	HBP	BLK	WP	HR	S	P	ERA	WHIP								
Ryan Rupe, R ERA: 4.66	(1, 1)	7.0	W	29	9	2	2	4	0	0	1	0	0	76	113	2.57	1.286								
Norm Charlton, L ERA: 1.35	(8, 1)	0.2	H	3	1	0	0	0	0	0	0	0	0	7	9	0.00	1.500								
Roberto Hernandez, R ERA: 3.86	(8, 1)	1.1	S	6	2	0	0	2	0	0	0	0	0	15	27	0.00	1.500								

Tampa Bay Devil Rays @ Chicago White Sox
 Comiskey Park, Chicago, IL
 Tue Jun 15 1999, 8:05 PM EDT
 Att: 11,347 - Unknown - 61 F

AB 37
 R 2
 H 12
 RBI 2
 BB 0
 SO 6
 LOB 21



Batter	1	2	3	4	5	6	7	8	9	10	11	AB	R	H	RBI	BB	SO	LOB	TOP				
Randy Winn, S OBP: 0.317, SLG: 0.365	G5-3		K			P3		SH1-4		K		4	0	0	0	0	2	0					
Miguel Cairo, R OBP: 0.354, SLG: 0.400	P9		G4-3			G6-4-3 1B		2-1 1B		1B		5	0	3	1	0	0	0					
Jose Canseco, R OBP: 0.378, SLG: 0.695	1B BB				HR	G6-4-3		K		K		4	1	1	1	1	2	3					
Fred McGriff, L OBP: 0.424, SLG: 0.612	3-0 1B				P6							4	0	2	0	1	0	0					
Bubba Trammell, R OBP: 0.143, SLG: 0.077	L9				G1-3			G6-4-3 1B		G1-3		5	0	0	0	0	0	5					
Dave Martinez, L OBP: 0.397, SLG: 0.464			G4-3		K					K		5	0	1	0	0	2	0					
John Flaherty, R OBP: 0.300, SLG: 0.425	G4-3					P4				F8		4	0	1	0	0	0	0					
Aaron Ledesma, R OBP: 0.264, SLG: 0.275	P9					G6-3				G1-3		4	0	0	0	0	0	2					
Kevin Stocker, S OBP: 0.391, SLG: 0.385			G4-3			F7						3	1	0	0	1	0	0					
								SH1-4 1B BB															
Inning Stats	R: 0 E: 0 K: 0 S: 10	H: 1 LOB: 2 BB: 1 P: 23	R: 0 E: 0 K: 0 S: 4	H: 0 LOB: 0 BB: 0 P: 5	R: 0 E: 0 K: 1 S: 7	H: 0 LOB: 0 BB: 0 P: 10	R: 1 E: 0 K: 1 S: 10	H: 1 LOB: 0 BB: 0 P: 16	R: 0 E: 0 K: 0 S: 6	H: 0 LOB: 0 BB: 0 P: 10	R: 0 E: 0 K: 0 S: 3	H: 1 LOB: 2 BB: 2 P: 5	R: 0 E: 0 K: 1 S: 8	H: 0 LOB: 0 BB: 0 P: 9	R: 0 E: 0 K: 2 S: 8	H: 1 LOB: 1 BB: 0 P: 8	R: 0 E: 0 K: 0 S: 3	H: 0 LOB: 0 BB: 0 P: 3	1B: 7 2B: 0 3B: 0 HR: 1	SF: 0 SAC: 1 DP: 2 HBP: 0	WP: 0 PB: 0 SB: 0 CS: 0	PA: 42	
PITCHER	IP 7.0	WLS 3.93	BF 27	H 6	R 2	ER 2	SO 2	BB 2	IBB 0	HBP 0	BLK 0	WP 0	HR 0	S 52	P 89	ERA 2.57	WHIP 1.143						
Jim Parques, L ERA: 3.93	(1, 1)																						
Keith Foulke, R ERA: 2.48	(8, 1)	2.0	B	8	1	0	0	2	0	1	0	0	0	0	15	26	0.00	0.500					
Bob Howry, R ERA: 4.25	(10, 1)	1.0		4	1	0	0	2	0	0	0	0	0	0	8	8	0.00	1.000					
Sean Lowe, R ERA: 2.92	(11, 1)	1.0	W	3	0	0	0	0	0	0	0	0	0	0	3	3	0.00	0.000					

Tampa Bay Devil Rays @ Chicago White Sox
Comiskey Park, Chicago, IL
Wed Jun 16 1999, 8:05 PM EDT
Att. 10,903 - Unknown - 66 F

AB 38
R 2
H 8
RBI 2
BB 3
SO 6
LOB 10



Batter	1	2	3	4	5	6	7	8	9	10	11	AB	R	H	RBI	BB	SO	LOB	BOTTOM					
Ray Durham, S OBP: 0.365, SLG: 0.488	G6-3			F7		K				P6		5	0	1	0	0	1	3						
Mike Caruso, S OBP: 0.295, SLG: 0.316	G4-3			B3		F9		P2				5	0	0	0	0	0	2						
Frank Thomas, R OBP: 0.446, SLG: 0.518	F9			F7		P2						4	0	0	0	1	0	1						
Magglio Ordonez, R OBP: 0.376, SLG: 0.541												4	2	2	0	1	1	0						
Chris Singleton, L OBP: 0.293, SLG: 0.434												4	1	2	1	0	0	1						
Carlos Lee, R OBP: 0.353, SLG: 0.452												1	0	1	0	0	0	0						
14 Paul Konerko, R OBP: 0.301, SLG: 0.431												3	0	0	0	2	0	2						
Greg Norton, S OBP: 0.374, SLG: 0.447												4	0	0	2	1	0	3						
Jeff Liefer, L OBP: 0.250, SLG: 0.244												3	0	0	0	0	2	2						
Darrin Jackson, R OBP: 0.310, SLG: 0.458												1	0	1	0	0	0	0						
Norm Charlton, L ERA: 2.16												3	0	0	0	0	2	2						
Brook Fordyce, R OBP: 0.371, SLG: 0.469												3	0	1	0	1	1	0						
Inning Stats	R: 0 E: 0 K: 0 S: 6	H: 0 LOB: 0 BB: 0 P: 10	R: 0 E: 0 K: 0 S: 7	H: 1 LOB: 0 BB: 0 P: 11	R: 0 E: 0 K: 2 S: 7	H: 0 LOB: 0 BB: 0 P: 13	R: 0 E: 0 K: 0 S: 6	H: 0 LOB: 0 BB: 0 P: 12	R: 1 E: 0 K: 1 S: 11	H: 1 LOB: 1 BB: 1 P: 20	R: 1 E: 1 K: 2 S: 15	H: 1 LOB: 1 BB: 0 P: 24	R: 0 E: 0 K: 0 S: 8	H: 0 LOB: 0 BB: 0 P: 12	R: 0 E: 0 K: 0 S: 6	H: 0 LOB: 0 BB: 0 P: 9	R: 0 E: 0 K: 0 S: 5	H: 2 LOB: 2 BB: 0 P: 5	R: 1 E: 0 K: 0 S: 3	H: 2 LOB: 3 BB: 3 P: 15	1B: 7 2B: 1 3B: 0 HR: 0	SF: 0 SAC: 0 DP: 2 HBP: 0	WP: 0 PB: 0 SB: 0 CS: 1	PA: 43
PITCHER	IP 7.0	WLS 5.88	BF 26	H 3	R 2	ER 1	SO 5	BB 3	IBB 0	HBP 0	BLK 1	WP 0	HR 0	S 61	P 108	ERA 1.29	WHIP 0.857							
Bobby Witt, R ERA: 5.88	(1, 1)																							
Esteban Yan, R ERA: 5.03	(8, 1)	2.0		6	1	0	0	0	0	0	0	0	0	14	21	0.00	0.500							
Norm Charlton, L ERA: 2.16	(10, 1)	1.2	L	11	4	1	1	0	3	0	0	0	0	8	20	5.40	4.200							

Tampa Bay Devil Rays @ Chicago White Sox
Comiskey Park, Chicago, IL
Wed Jun 16 1999, 8:05 PM EDT
Att. 10,903 - Unknown - 66 F

AB 37
R 3
H 8
RBI 3
BB 6
SO 5
LOB 14



Batter	1	2	3	4	5	6	7	8	9	AB	R	H	RBI	BB	SO	LOB	TOP					
Brady Anderson, L (1, 8) OBP: 0.421, SLG: 0.502	P2		G6-4-3 1B		P6		F9		1B 1B BB	4	0	1	0	1	0	1	Baltimore Orioles @ Chicago White Sox Comiskey Park, Chicago, IL Thu Jun 17 1999, 8:05 PM EDT Att: 16,496 - Unknown - 62 F					
Mike Bordick, R (1, 6) OBP: 0.317, SLG: 0.384	1B 1B		G6-4-3 1-2		HR 1B		G4-3 1B		1B	5	1	4	1	0	0	1						
B.J. Surhoff, L (1, 7) OBP: 0.374, SLG: 0.564	F8		F7		HR		G4-3 1-2		1B	5	1	2	2	0	0	2						
Albert Belle, R (1, 9) OBP: 0.389, SLG: 0.429	1B				1B		G4-3		P3	5	0	2	0	0	1	4						
Jeff Conine, R (1, 10) OBP: 0.352, SLG: 0.463	1B				L6		F8			4	0	2	0	0	0	1						
Will Clark, L (1, 3) OBP: 0.369, SLG: 0.513	F7				G6-3		G4-3			3	0	0	0	1	0	3						
Cal Ripken Jr., R (1, 5) OBP: 0.354, SLG: 0.566			G6-3		G1-3		F9			4	0	0	0	0	0	2						
Rich Amaral, R (8, 4) OBP: 0.360, SLG: 0.400					L7					0	0	0	0	0	0	0						
Jeff Reboulet, R (1, 4) OBP: 0.347, SLG: 0.241			G4-3		L9				G4-3	4	0	0	0	0	0	2						
Charles Johnson, R (1, 2) OBP: 0.362, SLG: 0.515			P3		L8				L9	2	0	0	0	0	0	0						
Mike Figga, R (5, 2) OBP: 0.308, SLG: 0.333							F9 1B 2B			2	1	1	0	0	0	0						
Inning Stats	R: 0 E: 0 K: 0 S: 12	H: 3 LOB: 3 BB: 0 P: 18	R: 0 E: 0 K: 0 S: 5	H: 0 LOB: 0 BB: 0 P: 8	R: 0 E: 0 K: 0 S: 5	H: 1 LOB: 0 BB: 0 P: 10	R: 0 E: 0 K: 1 S: 11	H: 1 LOB: 2 BB: 1 P: 21	R: 2 E: 0 K: 0 S: 10	H: 3 LOB: 1 BB: 0 P: 17	R: 0 E: 0 K: 0 S: 9	H: 0 LOB: 0 BB: 0 P: 12	R: 1 E: 0 K: 0 S: 9	H: 2 LOB: 1 BB: 0 P: 16	R: 0 E: 0 K: 0 S: 7	H: 0 LOB: 0 BB: 1 P: 9	R: 0 E: 0 K: 0 S: 11	H: 2 LOB: 3 BB: 1 P: 21	1B: 10 2B: 1 3B: 0 HR: 1	SF: 0 SAC: 0 DP: 1 HBP: 0	WP: 0 PB: 0 SB: 0 CS: 0	PA: 40
PITCHER	IP WLS BF H R ER SO BB IBB HBP BLK WP HR S P ERA WHIP	IP WLS BF H R ER SO BB IBB HBP BLK WP HR S P ERA WHIP	IP WLS BF H R ER SO BB IBB HBP BLK WP HR S P ERA WHIP	IP WLS BF H R ER SO BB IBB HBP BLK WP HR S P ERA WHIP	IP WLS BF H R ER SO BB IBB HBP BLK WP HR S P ERA WHIP	IP WLS BF H R ER SO BB IBB HBP BLK WP HR S P ERA WHIP	IP WLS BF H R ER SO BB IBB HBP BLK WP HR S P ERA WHIP	IP WLS BF H R ER SO BB IBB HBP BLK WP HR S P ERA WHIP	IP WLS BF H R ER SO BB IBB HBP BLK WP HR S P ERA WHIP	IP WLS BF H R ER SO BB IBB HBP BLK WP HR S P ERA WHIP	IP WLS BF H R ER SO BB IBB HBP BLK WP HR S P ERA WHIP	IP WLS BF H R ER SO BB IBB HBP BLK WP HR S P ERA WHIP	IP WLS BF H R ER SO BB IBB HBP BLK WP HR S P ERA WHIP	IP WLS BF H R ER SO BB IBB HBP BLK WP HR S P ERA WHIP	IP WLS BF H R ER SO BB IBB HBP BLK WP HR S P ERA WHIP	IP WLS BF H R ER SO BB IBB HBP BLK WP HR S P ERA WHIP	IP WLS BF H R ER SO BB IBB HBP BLK WP HR S P ERA WHIP					
Mike Siroka, L (1, 1) ERA: 2.54	6.2	W	30	10	3	3	1	1	0	0	0	0	0	0	0	0	4.05	1.650				
Keith Foulke, R (7, 1) ERA: 2.34	2.1	S	10	2	0	0	0	1	0	0	0	0	0	0	0	0	0.00	1.286				

AB	38
R	3
H	12
RBI	3
BB	2
SO	1
LOB	16



Batter	1	2	3	4	5	6	7	8	9	AB	R	H	RBI	BB	SO	LOB	BOTTOM					
Ray Durham, S (1, 4) OBP: 0.369, SLG: 0.488	K		P4	E9 1B		G1-6-3 BB	1B			4	1	2	0	1	1	0	Baltimore Orioles @ Chicago White Sox Comiskey Park, Chicago, IL Thu Jun 17 1999, 8:05 PM EDT Att: 16,496 - Unknown - 62 F					
Mike Canuso, S (1, 6) OBP: 0.293, SLG: 0.314	L3		E6	1-2		G1-6-3 1-H	L4			5	0	1	2	0	0	2						
Frank Thomas, R (1, 3) OBP: 0.438, SLG: 0.506	G6-3		P2	K		P4			G5-3	5	0	0	0	0	1	3						
Magglio Ordonez, R (1, 9) OBP: 0.381, SLG: 0.552		HR	G6-3		F9		SH5-3 14 HR 1B		BB	4	2	2	1	1	0	1						
Carlos Lee, R (1, 7) OBP: 0.365, SLG: 0.477	P3				HR		SH5-3 14 HR 1B		F9	4	1	3	0	0	0	0						
Darrin Jackson, R (7, PR) OBP: 0.306, SLG: 0.452					2B					1	1	0	0	0	0	1						
Chris Singleton, L (1, 8) OBP: 0.294, SLG: 0.453	K		K		HR		SH5-3		G3	3	1	1	2	0	1	1						
Greg Norton, S (1, 5) OBP: 0.376, SLG: 0.443		14 BB BB			F7					2	1	0	0	2	0	2						
14 Paul Konerko, R (1, 10) OBP: 0.311, SLG: 0.452					HR		14 HR BB			3	2	2	4	1	0	2						
Mark Johnson, L (1, 2) OBP: 0.312, SLG: 0.316	FC6-4		F9		F9		K		G6-3	4	0	0	0	0	1	4						
Inning Stats	R: 0 E: 0 K: 1 S: 6	H: 0 LOB: 0 BB: 0 P: 10	R: 1 E: 0 K: 1 S: 16	H: 1 LOB: 2 BB: 2 P: 28	R: 0 E: 1 K: 0 S: 12	H: 0 LOB: 1 BB: 0 P: 20	R: 3 E: 1 K: 1 S: 16	H: 5 LOB: 2 BB: 0 P: 23	R: 0 E: 1 K: 0 S: 9	H: 1 LOB: 2 BB: 0 P: 12	R: 1 E: 0 K: 1 S: 10	H: 0 LOB: 1 BB: 1 P: 21	R: 4 E: 0 K: 0 S: 14	H: 4 LOB: 2 BB: 1 P: 26	R: 0 E: 0 K: 0 S: 9	H: 0 LOB: 1 BB: 1 P: 15	R: 0 E: 0 K: 0 S: 11	H: 6 LOB: 1 BB: 1 P: 21	1B: 6 2B: 2 3B: 0 HR: 3	SF: 0 SAC: 1 DP: 0 HBP: 0	WP: 0 PB: 0 SB: 0 CS: 0	PA: 42
PITCHER	IP WLS BF H R ER SO BB IBB HBP BLK WP HR S P ERA WHIP	IP WLS BF H R ER SO BB IBB HBP BLK WP HR S P ERA WHIP	IP WLS BF H R ER SO BB IBB HBP BLK WP HR S P ERA WHIP	IP WLS BF H R ER SO BB IBB HBP BLK WP HR S P ERA WHIP	IP WLS BF H R ER SO BB IBB HBP BLK WP HR S P ERA WHIP	IP WLS BF H R ER SO BB IBB HBP BLK WP HR S P ERA WHIP	IP WLS BF H R ER SO BB IBB HBP BLK WP HR S P ERA WHIP	IP WLS BF H R ER SO BB IBB HBP BLK WP HR S P ERA WHIP	IP WLS BF H R ER SO BB IBB HBP BLK WP HR S P ERA WHIP	IP WLS BF H R ER SO BB IBB HBP BLK WP HR S P ERA WHIP	IP WLS BF H R ER SO BB IBB HBP BLK WP HR S P ERA WHIP	IP WLS BF H R ER SO BB IBB HBP BLK WP HR S P ERA WHIP	IP WLS BF H R ER SO BB IBB HBP BLK WP HR S P ERA WHIP	IP WLS BF H R ER SO BB IBB HBP BLK WP HR S P ERA WHIP	IP WLS BF H R ER SO BB IBB HBP BLK WP HR S P ERA WHIP	IP WLS BF H R ER SO BB IBB HBP BLK WP HR S P ERA WHIP	IP WLS BF H R ER SO BB IBB HBP BLK WP HR S P ERA WHIP					
Juan Guzman, R (1, 1) ERA: 4.75	6.1	L	33	9	7	5	4	3	0	0	0	0	0	0	0	0	7.11	1.895				
Jesse Orosco, L (7, 1) ERA: 7.31	0.2		5	2	2	2	0	1	0	0	0	0	0	0	0	0	27.00	4.500				
Rocky Coppinger, R (8, 1) ERA: 9.19	1.0		4	0	0	0	0	1	0	0	0	0	0	0	0	0	0.00	1.000				



Batter	1	2	3	4	5	6	7	8	9	AB	R	H	RBI	BB	SO	LOB	TOP			
Brady Anderson, L OBP: 0.418, SLG: 0.496 (1, 8)										5	0	1	0	0	1	2	Baltimore Orioles @ Chicago White Sox Comiskey Park, Chicago, IL Fri Jun 18 1999, 4:05 PM EDT Att: 17,098 - Sunny - 68 F			
Mike Bordick, R OBP: 0.318, SLG: 0.385 (1, 6)										5	0	2	0	0	0	1				
B.J. Surhoff, L OBP: 0.374, SLG: 0.572 (1, 7)										5	1	2	1	0	0	2				
Albert Belle, R OBP: 0.394, SLG: 0.442 (1, 9)										2	2	1	1	1	1	1				
Harold Baines, L OBP: 0.415, SLG: 0.584 (1, 10)										2	0	1	0	2	0	0				
Will Clark, L OBP: 0.366, SLG: 0.500 (1, 3)										3	0	0	0	1	2	4				
Charles Johnson, R OBP: 0.360, SLG: 0.506 (1, 2)										3	0	0	0	1	1	3				
Delino DeShields, L OBP: 0.354, SLG: 0.372 (1, 4)										4	0	1	0	0	0	3				
Jeff Reboulet, R OBP: 0.333, SLG: 0.229 (1, 5)										4	0	0	0	0	1	2				
Inning Stats	R: 2 E: 1 K: 0 S: 14	H: 3 LOB: 2 BB: 1 P: 27	R: 0 E: 0 K: 0 S: 6	H: 1 LOB: 0 BB: 0 P: 11	R: 1 E: 0 K: 1 S: 11	H: 1 LOB: 1 BB: 1 P: 22	R: 0 E: 1 K: 0 S: 7	H: 0 LOB: 1 BB: 0 P: 13	R: 0 E: 0 K: 1 S: 12	H: 1 LOB: 2 BB: 1 P: 22	R: 0 E: 0 K: 1 S: 9	H: 1 LOB: 1 BB: 0 P: 16	R: 0 E: 0 K: 1 S: 6	H: 0 LOB: 1 BB: 0 P: 12	R: 0 E: 0 K: 1 S: 7	H: 1 LOB: 1 BB: 0 P: 12	1B: 6 2B: 1 3B: 0 HR: 2	SF: 0 SAC: 0 DP: 3 HBP: 1	WP: 0 PB: 0 SB: 1 CS: 1	PA: 40
PITCHER	IP	WLS	BF	H	R	ER	SO	BB	IBB	HBP	BLK	WP	HR	S	P	ERA	WHIP			
Jaime Navarro, R ERA: 5.25 (1, 1)	7.0	L	31	7	3	2	4	4	0	1	0	0	2	67	124	2.57	1.571			
Bryan Ward, L ERA: 5.26 (8, 1)	2.0		8	1	0	0	2	1	0	0	0	0	0	13	24	0.00	1.000			

Batter	1	2	3	4	5	6	7	8	9	AB	R	H	RBI	BB	SO	LOB	BOTTOM			
Ray Durham, S OBP: 0.367, SLG: 0.485 (1, 4)										4	0	1	0	0	2	0	Baltimore Orioles @ Chicago White Sox Comiskey Park, Chicago, IL Fri Jun 18 1999, 4:05 PM EDT Att: 17,098 - Sunny - 68 F			
Mike Canuso, S OBP: 0.292, SLG: 0.313 (1, 6)										4	0	1	0	0	0	1				
Frank Thomas, R OBP: 0.439, SLG: 0.509 (1, 3)										3	1	1	0	1	1	1				
Magglio Ordonez, R OBP: 0.379, SLG: 0.560 (1, 9)										4	1	1	1	0	1	2				
Carlos Lee, R OBP: 0.355, SLG: 0.462 (1, 7)										4	0	0	1	0	1	0				
Chris Singleton, L OBP: 0.299, SLG: 0.454 (1, 8)										4	0	2	0	0	0	0				
Greg Norton, S OBP: 0.374, SLG: 0.439 (1, 5)										4	0	1	0	0	2	2				
14 Paul Konerko, R OBP: 0.306, SLG: 0.444 (1, 10)										3	0	0	0	0	1	1				
Brook Fordyce, R OBP: 0.364, SLG: 0.459 (1, 2)										3	0	0	0	0	1	0				
Inning Stats	R: 0 E: 0 K: 2 S: 10	H: 0 LOB: 1 BB: 1 P: 17	R: 0 E: 0 K: 0 S: 10	H: 1 LOB: 0 BB: 0 P: 14	R: 0 E: 0 K: 1 S: 9	H: 1 LOB: 0 BB: 0 P: 13	R: 0 E: 0 K: 1 S: 8	H: 0 LOB: 0 BB: 0 P: 12	R: 1 E: 0 K: 1 S: 12	H: 1 LOB: 0 BB: 0 P: 15	R: 0 E: 0 K: 0 S: 6	H: 0 LOB: 0 BB: 0 P: 10	R: 0 E: 0 K: 1 S: 8	H: 1 LOB: 0 BB: 0 P: 13	R: 1 E: 0 K: 1 S: 12	H: 2 LOB: 1 BB: 0 P: 18	1B: 5 2B: 1 3B: 0 HR: 1	SF: 0 SAC: 0 DP: 1 HBP: 0	WP: 0 PB: 0 SB: 1 CS: 0	PA: 34
PITCHER	IP	WLS	BF	H	R	ER	SO	BB	IBB	HBP	BLK	WP	HR	S	P	ERA	WHIP			
35 Mike Mussina, R ERA: 3.64 (1, 1)	9.0	W	34	7	2	2	9	1	0	0	0	0	1	85	126	2.00	0.889			

Batter	1	2	3	4	5	6	7	8	9	AB	R	H	RBI	BB	SO	LOB	TOP								
Brady Anderson, L (1, 8) OBP: 0.416, SLG: 0.498	1-3 K	2-2 CS	0-1 FC3-6 WP BB	1-1 HR		2-1 F7		2-0 G3-1		5	2	2	1	0	1	1									
Mike Bordick, R (1, 6) OBP: 0.330, SLG: 0.397	1-0 HR		4-1 FC3-6 BB	4-1 BB		4-2 BB		2-0 E6		2	1	1	0	3	0	0									
B.J. Surhoff, L (1, 7) OBP: 0.367, SLG: 0.571	1-1 HR		0-1 FC3-6 WP BB 1B	0-0 G4-3		2-2 F7		1-1 F7		5	2	1	2	0	0	6									
Albert Belle, R (1, 9) OBP: 0.396, SLG: 0.450	1-1 F8		4-1 WP BB 1B		1-0 P4		0-0 HR		0-0 G4-3	4	2	1	1	1	0	1									
Rich Amaral, R (9, 9) OBP: 0.350, SLG: 0.400			1-2 BB							0	0	0	0	0	0	0									
Harold Baines, L (1, 10) OBP: 0.425, SLG: 0.624	4-1 BB		2-2 1B		0-0 HR		0-0 L7		0-1 G4-3	4	1	3	3	1	0	0									
Will Clark, L (1, 3) OBP: 0.368, SLG: 0.512	1-1 P5		1-1 F8		4-0 G5-4-3 BB		3-2 E 1B		2-2 G4-3	4	0	1	0	1	0	3									
Cal Ripken Jr., R (1, 5) OBP: 0.351, SLG: 0.568		0-0 CS 1B	3-2 G4-3		0-0 G5-4-3		1-0 P4		0-0 1B	5	0	2	0	0	0	3									
Jeff Reboulet, R (1, 4) OBP: 0.336, SLG: 0.244		0-0 B1		2-3 K		3-1 2B		2-2 E6		2-2 P3	5	0	1	0	0	1	4								
Mike Figga, R (1, 2) OBP: 0.222, SLG: 0.235	1-1 F8		0-2 G5-3		1-3 K		1-2 F8		2-3 K	5	0	0	0	0	2	6									
Inning Stats	R: 2 E: 0 K: 1 S: 11	H: 2 LOB: 1 BB: 1 P: 20	R: 0 E: 0 K: 0 S: 6	H: 1 LOB: 0 BB: 0 P: 9	R: 3 E: 0 K: 0 S: 18	H: 2 LOB: 1 BB: 2 P: 34	R: 1 E: 0 K: 1 S: 10	H: 1 LOB: 0 BB: 1 P: 17	R: 1 E: 0 K: 0 S: 3	H: 1 LOB: 0 BB: 1 P: 8	R: 0 E: 0 K: 1 S: 12	H: 1 LOB: 2 BB: 1 P: 24	R: 1 E: 1 K: 0 S: 12	H: 2 LOB: 2 BB: 0 P: 19	R: 0 E: 1 K: 0 S: 5	H: 0 LOB: 1 BB: 0 P: 10	R: 0 E: 0 K: 1 S: 16	H: 2 LOB: 2 BB: 0 P: 22	1B: 6 2B: 2 3B: 0 HR: 4	SF: 0 SAC: 0 DP: 1 HBP: 0	WP: 1 PB: 0 SB: 0 CS: 1	PA: 46			
PITCHER	IP	WLS	BF	H	R	ER	SO	BB	IBB	HBP	BLK	WP	HR	S	P	ERA	WHIP								
James Baldwin, R (1, 1) ERA: 5.6	5.0	L	25	7	7	7	2	5	0	0	0	1	3	48	88	12.60	2.400								
Scott Eyre, L (6, 1) ERA: 4.5	2.0		11	3	1	1	1	1	0	0	0	0	1	24	43	4.50	2.000								
Sean Lowe, R (8, 1) ERA: 2.66	1.0		4	0	0	0	0	0	0	0	0	0	0	5	10	0.00	0.000								
41 Bill Simas, R (9, 1) ERA: 5.6	1.0		5	2	0	0	1	0	0	0	0	0	0	16	22	0.00	2.000								

Baltimore Orioles @ Chicago White Sox
Comiskey Park, Chicago, IL
Sun Jun 20 1999, 2:05 PM EDT
Att: 22,755 - Sunny - 69 F

AB 39
R 8
H 12
RBI 7
BB 6
SO 4
LOB 24



Batter	1	2	3	4	5	6	7	8	9	AB	R	H	RBI	BB	SO	LOB	BOTTOM								
Ray Durham, S (1, 4) OBP: 0.376, SLG: 0.500	0-0 1B G3-6 2B		3-2 P6	1-2 2H 1B		1-1 G6-3			0-1 1B	5	1	3	1	0	0	1									
Mike Caruso, S (1, 6) OBP: 0.295, SLG: 0.327	0-1 G3-6 1B		2-1 G5-3	2-1 G5-3			2-2 G4-3		0-0 F8	4	0	2	0	0	0	2									
Darrin Jackson, R (9, PH) OBP: 0.302, SLG: 0.447			2-3 2B							0	0	0	0	0	0	0									
Jeff Liefer, L (9, PH) OBP: 0.256, SLG: 0.263			2-3 2B							1	0	0	0	0	0	2									
Frank Thomas, R (1, 10) OBP: 0.429, SLG: 0.492	3-1 G3-6		4-2 BB		2-2 F9		0-0 G5-3		0-3 K	4	0	0	0	1	1	3									
Magglio Ordonez, R (1, 9) OBP: 0.376, SLG: 0.544	1-1 P3		1-3 K		1-0 G5-3		1-1 G5-3			4	0	0	0	0	1	3									
Carlos Lee, R (1, 7) OBP: 0.344, SLG: 0.451		1-2 P6	1-1 L9		1-1 P6			0-2 L9		4	0	0	0	0	0	3									
Chris Singleton, L (1, 8) OBP: 0.305, SLG: 0.450		4-2 BB		1-1 G4-3		1-1 B2-3		0-0 G1-3		3	0	0	0	1	0	0									
Greg Norton, S (1, 5) OBP: 0.374, SLG: 0.448	1 SAFE K	2-3 K		3-2 1B 1B		4-1 HR BB		1-0 L4		3	2	1	0	1	1	1									
14 Paul Konerko, R (1, 3) OBP: 0.308, SLG: 0.441		2-3 K		0-0 F8		0-2 F9			2-0 F7	4	0	0	0	0	1	3									
Brook Fordyce, R (1, 2) OBP: 0.383, SLG: 0.504			2-2 2B	2-2 1B		1-0 HR			0-0 1B	4	1	4	2	0	0	0									
Inning Stats	R: 1 E: 0 K: 0 S: 7	H: 2 LOB: 0 BB: 0 P: 11	R: 0 E: 0 K: 2 S: 15	H: 0 LOB: 1 BB: 1 P: 24	R: 0 E: 0 K: 1 S: 20	H: 2 LOB: 3 BB: 1 P: 33	R: 1 E: 0 K: 0 S: 18	H: 3 LOB: 2 BB: 0 P: 27	R: 0 E: 0 K: 0 S: 8	H: 0 LOB: 0 BB: 0 P: 12	R: 2 E: 0 K: 0 S: 10	H: 1 LOB: 0 BB: 1 P: 17	R: 0 E: 0 K: 0 S: 8	H: 0 LOB: 0 BB: 0 P: 11	R: 0 E: 0 K: 0 S: 6	H: 0 LOB: 0 BB: 0 P: 7	R: 0 E: 0 K: 1 S: 8	H: 2 LOB: 2 BB: 0 P: 10	1B: 6 2B: 3 3B: 0 HR: 1	SF: 0 SAC: 0 DP: 1 HBP: 0	WP: 0 PB: 0 SB: 1 CS: 0	PA: 39			
PITCHER	IP	WLS	BF	H	R	ER	SO	BB	IBB	HBP	BLK	WP	HR	S	P	ERA	WHIP								
Jason Johnson, R (1, 1) ERA: 8.25	5.2	W	27	8	4	4	3	3	0	0	0	0	0	20	27	0.00	0.750								
Doug Johns, L (6, 1) ERA: 5.4	2.2	H	10	2	0	0	0	0	0	0	0	0	0	4	4	0.00	0.000								
Mike Timlin, R (9, 1) ERA: 5.14	0.2	S	2	0	0	0	1	0	0	0	0	0	0	4	4	0.00	0.000								

Baltimore Orioles @ Chicago White Sox
Comiskey Park, Chicago, IL
Sun Jun 20 1999, 2:05 PM EDT
Att: 22,755 - Sunny - 69 F

AB 36
R 4
H 10
RBI 3
BB 3
SO 4
LOB 18



Batter	1	2	3	4	5	6	7	8	9	AB	R	H	RBI	BB	SO	LOB	TOP								
Jacque Jones, L (1,9) OBP: 0.352, SLG: 0.408	FC6-4 1B		G4-3			G1-3	K2-3		K	5	0	1	0	0	2	6									
Cristian Guzman, S (1,6) OBP: 0.235, SLG: 0.240	FC6-4		G4-3			K		F8	G4-3	4	0	0	0	0	1	2									
Todd Walker, L (9,PH) OBP: 0.326, SLG: 0.374	FC6-4		G4-3			K		F8	G4-3	1	0	0	0	0	0	2									
Brent Gates, S (1,4) OBP: 0.366, SLG: 0.375	K			G5-3				G6-3		4	0	1	0	0	1	1									
Ron Coomer, R (1,3)	G5-3			F8				1B		4	0	1	0	0	0	2									
Marty Cordova, R (1,10) OBP: 0.386, SLG: 0.458		K		F9				1B	G5-3	4	0	0	0	0	1	1									
Chad Allen, R (1,7) OBP: 0.345, SLG: 0.416	G6-3 1B				G4-3				DI 2B	4	1	2	0	0	0	0									
Corey Koskie, L (1,5) OBP: 0.370, SLG: 0.489	G6-3				1B BB				P5	2	0	0	0	1	0	2									
Terry Steinbach, R (1,2) OBP: 0.392, SLG: 0.429			G6-3		G6-4-3 1B			HBP		3	0	2	1	1	0	0									
Tori Hunter, R (1,8) OBP: 0.286, SLG: 0.319			G4-3 1B		G6-4-3 1B			HBP		2	0	1	0	0	0	2									
Inning Stats	R: 0 E: 0 K: 1 S: 8	H: 1 LOB: 1 BB: 0 P: 13	R: 0 E: 0 K: 1 S: 8	H: 1 LOB: 0 BB: 0 P: 12	R: 0 E: 0 K: 0 S: 7	H: 1 LOB: 1 BB: 0 P: 8	R: 0 E: 0 K: 0 S: 6	H: 0 LOB: 0 BB: 0 P: 9	R: 0 E: 0 K: 0 S: 7	H: 1 LOB: 1 BB: 1 P: 11	R: 0 E: 0 K: 1 S: 10	H: 1 LOB: 1 BB: 0 P: 14	R: 0 E: 0 K: 1 S: 17	H: 0 LOB: 3 BB: 1 P: 32	R: 0 E: 0 K: 0 S: 9	H: 1 LOB: 1 BB: 0 P: 17	R: 1 E: 0 K: 1 S: 12	H: 2 LOB: 2 BB: 0 P: 18	1B: 7 2B: 1 3B: 0 HR: 0	SF: 0 SAC: 0 DP: 2 HBP: 3	WP: 0 PB: 0 SB: 0 CS: 0	PA: 38			
PITCHER	IP	WLS	BF	H	R	ER	SO	BB	IBB	HBP	BLK	WP	HR	S	P	ERA	WHIP								
Jim Parque, L (1,1) ERA: 3.55	8.0	W	32	6	0	0	4	2	0	2	0	0	0	72	116	0.00	1.000								
Keith Foulke, R (9,1) ERA: 2.64	1.0		6	2	1	1	1	0	0	1	0	0	0	12	18	9.00	2.000								

Minnesota Twins @ Chicago White Sox
Comiskey Park, Chicago, IL
Tue Jun 22 1999, 8:05 PM EDT
Att: 12,428 - Overcast - 73 F

AB 33
R 1
H 8
RBI 1
BB 2
SO 5
LOB 18



Batter	1	2	3	4	5	6	7	8	9	AB	R	H	RBI	BB	SO	LOB	BOTTOM								
Ray Durham, S (1,4) OBP: 0.376, SLG: 0.496	L4		FC1-2 1B		F7	F7				4	0	1	0	1	0	1									
Mike Canuso, S (1,6) OBP: 0.289, SLG: 0.320	G5-3		FC1-2 FC4		G4-3		F7	L8		5	0	0	0	0	0	3									
Frank Thomas, R (1,3) OBP: 0.430, SLG: 0.504	HR		F9		1B 1B		L9			4	2	2	1	0	0	2									
Magglio Ordonez, R (1,9) OBP: 0.378, SLG: 0.544	1B		FC4		FC5 1B		L6			4	0	2	0	0	0	2									
Carlos Lee, R (1,7) OBP: 0.355, SLG: 0.459	P3			F8 WP	1B			WP 14 WP 1B		4	1	3	1	0	0	1									
Darrin Jackson, R (8,PR) OBP: 0.302, SLG: 0.447					1B			WP 14 WP 1B		0	1	0	0	0	0	0									
Chris Singleton, L (1,8) OBP: 0.304, SLG: 0.445		P6		F8	FC5			14 WP 14 WP 1B		4	1	1	0	0	0	3									
Greg Norton, S (1,5) OBP: 0.372, SLG: 0.442	G6-3			14 G1-4-3 BB		F7		L5		3	0	0	0	1	0	2									
14 Paul Konerko, R (1,10) OBP: 0.307, SLG: 0.453	G5-3			G1-4-3		F7		HR		4	1	1	2	0	0	1									
Brook Fordyce, R (1,2) OBP: 0.386, SLG: 0.524			1B FC1-2 2B	K		3B		F8		4	0	2	0	0	1	2									
Inning Stats	R: 1 E: 0 K: 0 S: 12	H: 2 LOB: 1 BB: 0 P: 18	R: 0 E: 0 K: 0 S: 6	H: 0 LOB: 0 BB: 0 P: 8	R: 0 E: 0 K: 0 S: 10	H: 2 LOB: 2 BB: 0 P: 12	R: 1 E: 0 K: 1 S: 14	H: 1 LOB: 1 BB: 1 P: 25	R: 1 E: 0 K: 0 S: 12	H: 3 LOB: 2 BB: 0 P: 19	R: 0 E: 0 K: 0 S: 8	H: 1 LOB: 1 BB: 0 P: 11	R: 0 E: 0 K: 0 S: 6	H: 0 LOB: 0 BB: 0 P: 10	R: 3 E: 0 K: 0 S: 13	H: 3 LOB: 1 BB: 1 P: 21	1B: 8 2B: 1 3B: 1 HR: 2	SF: 0 SAC: 0 DP: 0 HBP: 0	WP: 4 PB: 0 SB: 0 CS: 0	PA: 38					
PITCHER	IP	WLS	BF	H	R	ER	SO	BB	IBB	HBP	BLK	WP	HR	S	P	ERA	WHIP								
LaTroy Hawkins, R (1,1) ERA: 8.14	7.0	L	33	11	5	5	1	1	0	0	0	1	0	4	7	0.00	0.000								
Gary Raith, L (8,1) ERA: 11.97	0.1		1	0	0	0	0	0	0	0	0	1	0	4	7	0.00	0.000								
Rob Radlosky, R (8,1) ERA: 12.46	0.2		4	1	1	1	0	1	0	0	0	1	1	6	11	13.50	3.000								

Minnesota Twins @ Chicago White Sox
Comiskey Park, Chicago, IL
Tue Jun 22 1999, 8:05 PM EDT
Att: 12,428 - Overcast - 73 F

AB 36
R 6
H 12
RBI 4
BB 2
SO 1
LOB 17



Batter	1	2	3	4	5	6	7	8	9	AB	R	H	RBI	BB	SO	LOB	TOP										
Jacque Jones, L (1, 8) OBP: 0.367, SLG: 0.418	1-1 1B		0-0 1B	2-2 E3		1 SAFE 2-2 1B		3-3 K		5	0	3	0	0	1	2											
Brent Gates, S (1, 5) OBP: 0.372, SLG: 0.379	2-1 1B		1-2 G6-4-3	4-2 1B		3-2 G6-3		1-3 K		4	0	1	1	1	1	2											
Todd Walker, L (1, 4) OBP: 0.335, SLG: 0.376	0-0 F7		2-1 1B	0-0 F8		3-H L7		1-1 1B		5	0	2	0	0	0	6											
Marty Cordova, R (1, 10) OBP: 0.385, SLG: 0.468	1-2 G4-6-3		0-0 FC6-4		0-1 G5-3		0-3 K2-3		0-1 G6-4-3		5	0	0	0	0	14											
Ron Coomer, R (1, 3)		3-2 1B		1-2 F9		1-0 G5-3		3-3 K		4	0	1	0	0	1	0											
Corey Koskie, L (1, 9) OBP: 0.373, SLG: 0.490		0-0 F7		0-0 F8		3-1 1B		2-2 F7		4	1	2	0	0	0	1											
Chad Allen, R (1, 7) OBP: 0.355, SLG: 0.433		3-2 1B		1-0 1B		1-2 1B		2-1 2B		4	1	3	0	0	0	1											
Terry Steinbach, R (1, 2) OBP: 0.379, SLG: 0.413		0-1 E1		0-1 F8		2-1 F9		2-3 K		4	0	0	0	0	1	4											
Cristian Guzman, S (1, 6) OBP: 0.255, SLG: 0.253		0-0 G4-3		1-1 1B		1-1 1B		3-3 K		3	1	2	1	0	0	2											
Doug Mientkiewicz, L (8, PH) OBP: 0.337, SLG: 0.356				1-2 E						1	0	0	0	0	1	1											
Denny Hocking, S (8, 6) OBP: 0.312, SLG: 0.346				1-2 1B		3-H 1B				0	0	0	0	0	0	0											
Inning Stats	R: 0 E: 0 K: 0 S: 9	H: 2 LOB: 1 BB: 0 P: 13	R: 0 E: 1 K: 0 S: 17	H: 2 LOB: 2 BB: 0 P: 23	R: 0 E: 0 K: 0 S: 8	H: 2 LOB: 1 BB: 0 P: 11	R: 2 E: 1 K: 0 S: 15	H: 3 LOB: 3 BB: 0 P: 24	R: 0 E: 0 K: 0 S: 8	H: 1 LOB: 1 BB: 0 P: 13	R: 1 E: 0 K: 0 S: 14	H: 2 LOB: 1 BB: 0 P: 24	R: 0 E: 0 K: 2 S: 14	H: 0 LOB: 0 BB: 0 P: 19	R: 0 E: 0 K: 3 S: 13	H: 1 LOB: 1 BB: 0 P: 23	R: 0 E: 0 K: 1 S: 7	H: 1 LOB: 0 BB: 0 P: 9	1B: 13 2B: 1 3B: 0 HR: 0	SF: 0 SAC: 0 DP: 3 HBP: 0	WP: 0 PB: 0 SB: 0 CS: 1	PA: 40					
PITCHER	IP	WLS	BF	H	R	ER	SO	BB	IBB	HBP	BLK	WP	HR	S	P	ERA	WHIP										
Jaime Navarro, R (1, 1) ERA: 5.1	5.2	W	29	12	3	2	0	1	0	0	0	0	0	69	104	3.18	2.294										
Scott Eyre, L (6, 1) ERA: 3.86	0.1	H	1	0	0	0	0	0	0	0	0	0	0	2	4	0.00	0.000										
Keith Foulke, R (7, 1) ERA: 2.72	2.0	H	7	1	0	0	5	0	0	0	0	0	0	27	42	0.00	0.500										
Bob Howry, R (9, 1) ERA: 4.45	1.0	S	3	1	0	0	1	0	0	0	0	0	0	7	9	0.00	1.000										

Minnesota Twins @ Chicago White Sox
Comiskey Park, Chicago, IL
Thu Jun 24 1999, 2:05 PM EDT
Att: 13,246 - Overcast - 71 F

AB 39
R 3
H 14
RBI 2
BB 1
SO 6
LOB 23



Batter	1	2	3	4	5	6	7	8	9	AB	R	H	RBI	BB	SO	LOB	BOTTOM										
Ray Durham, S (1, 4) OBP: 0.386, SLG: 0.502	0-0 1B		3-1 P6	1-0 1B		1-2 SH5-3		2-1 L8		5	1	3	0	0	0	2											
Mike Casuso, S (1, 6) OBP: 0.291, SLG: 0.321	2-2 F9		0-1 G4-3	0-0 B1-3		0-0 SH5-3		2-1 F9		4	0	0	0	0	0	3											
Frank Thomas, R (1, 3) OBP: 0.434, SLG: 0.523	1-3 K		0-2 G6-3		0-1 1B	2-2 E9				4	1	3	1	0	1	1											
Magglio Ordonez, R (1, 9) OBP: 0.376, SLG: 0.537	1-2 G5-3		0-1 G6-3		0-2 1B	0-2 P3				4	1	1	0	0	0	3											
Carlos Lee, R (1, 7) OBP: 0.348, SLG: 0.445		0-0 F8		0-1 F8		0-0 1B		2-1 P8		4	0	1	0	0	0	2											
Darrin Jackson, R (9, 7) OBP: 0.302, SLG: 0.447					1-2 1B					0	0	0	0	0	0	0											
Chris Singleton, L (1, 8) OBP: 0.322, SLG: 0.494		2-1 1B		2-2 G3		0-2 SF8		3-1 G1-3		3	2	2	1	0	0	0											
Greg Norton, S (1, 5) OBP: 0.371, SLG: 0.432		4-0 G1-3		2-1 G3		1-2 P4		0-0 G6-3		3	0	0	0	1	0	3											
Jeff Liefer, L (1, 10) OBP: 0.278, SLG: 0.286		1-2 G1-3		1-2 1B		0-0 G4-3				4	0	3	3	0	0	0											
Brook Fordyce, R (1, 2) OBP: 0.373, SLG: 0.507		1-2 G1-3		1-3 K		0-0 G6-3				4	0	0	0	0	1	5											
Inning Stats	R: 0 E: 0 K: 1 S: 10	H: 1 LOB: 1 BB: 0 P: 14	R: 1 E: 0 K: 0 S: 13	H: 2 LOB: 2 BB: 1 P: 24	R: 0 E: 0 K: 0 S: 9	H: 1 LOB: 1 BB: 0 P: 9	R: 1 E: 0 K: 1 S: 15	H: 3 LOB: 2 BB: 0 P: 22	R: 2 E: 0 K: 0 S: 14	H: 4 LOB: 2 BB: 0 P: 15	R: 1 E: 1 K: 0 S: 15	H: 2 LOB: 1 BB: 0 P: 20	R: 0 E: 0 K: 0 S: 4	H: 0 LOB: 0 BB: 0 P: 7	R: 0 E: 0 K: 0 S: 5	H: 0 LOB: 0 BB: 0 P: 9	1B: 10 2B: 3 3B: 0 HR: 0	SF: 1 SAC: 1 DP: 0 HBP: 0	WP: 1 PB: 0 SB: 1 CS: 0	PA: 38							
PITCHER	IP	WLS	BF	H	R	ER	SO	BB	IBB	HBP	BLK	WP	HR	S	P	ERA	WHIP										
Brad Radke, R (1, 1) ERA: 3.72	5.1	L	30	13	5	5	2	1	0	0	0	0	0	7	9	0.00	0.000										
Bob Wells, R (6, 1) ERA: 3.97	0.2		2	0	0	0	0	0	0	0	0	0	0	7	9	0.00	0.000										
Travis Miller, L (7, 1) ERA: 1.32	2.0		6	0	0	0	0	0	0	0	0	0	0	9	16	0.00	0.000										

Minnesota Twins @ Chicago White Sox
Comiskey Park, Chicago, IL
Thu Jun 24 1999, 2:05 PM EDT
Att: 13,246 - Overcast - 71 F

AB 35
R 5
H 13
RBI 5
BB 1
SO 2
LOB 19



Batter	1	2	3	4	5	6	7	8	9	AB	R	H	RBI	BB	SO	LOB	TOP			
Ray Durham, S (1,4) OBP: 0.382, SLG: 0.495	E3 L5-3		G1-6-3 1-2		G4-3 2			K 2-3		4	0	0	0	0	1	1	Chicago White Sox @ Boston Red Sox Fenway Park, Boston, MA Fri Jun 25 1999, 7:05 PM EDT Att: 31,097 - Cloudy - 79 F			
Mike Caruso, S (1,6) OBP: 0.290, SLG: 0.320	L5-3 1-2				G5-3 3			G4-3 2		4	0	1	0	0	0	1				
Frank Thomas, R (1,3) OBP: 0.435, SLG: 0.527	E5 1B		G5-3 3				F9 1			4	0	2	0	0	0	1				
Magglio Ordonez, R (1,9) OBP: 0.381, SLG: 0.549										3	1	2	1	1	1	1				
Carlos Lee, R (1,7) OBP: 0.339, SLG: 0.434	F7 3									4	0	0	0	0	1	3				
Chris Singleton, L (1,8) OBP: 0.326, SLG: 0.491		P6 1								3	0	1	0	1	0	0				
Greg Norton, S (1,5) OBP: 0.369, SLG: 0.427		G3 2								3	0	0	0	1	2	1				
Jeff Liefer, L (1,10) OBP: 0.272, SLG: 0.279										2	0	0	0	0	1	1				
14 Paul Konerko, R (7, PH) OBP: 0.302, SLG: 0.442		L5 3								2	0	1	0	0	0	0				
Brook Fordyce, R (1,2) OBP: 0.370, SLG: 0.497										3	0	0	0	0	1	2				
Inning Stats	R: 0 E: 2 K: 0 S: 8	H: 1 LOB: 2 BB: 1 P: 16	R: 0 E: 0 K: 0 S: 5	H: 0 LOB: 0 BB: 0 P: 8	R: 0 E: 0 K: 0 S: 4	H: 1 LOB: 1 BB: 0 P: 9	R: 1 E: 0 K: 1 S: 12	H: 1 LOB: 0 BB: 1 P: 21	R: 0 E: 0 K: 0 S: 11	H: 2 LOB: 1 BB: 0 P: 16	R: 0 E: 0 K: 2 S: 10	H: 0 LOB: 0 BB: 0 P: 12	R: 0 E: 0 K: 2 S: 8	H: 1 LOB: 1 BB: 1 P: 13	R: 0 E: 0 K: 2 S: 11	H: 1 LOB: 2 BB: 1 P: 19	1B: 5 2B: 2 3B: 0 HR: 1	SF: 0 SAC: 0 DP: 2 HBP: 1	WP: 0 PB: 0 SB: 0 CS: 1	PA: 37
PITCHER	IP WLS BF H R ER SO BB IBB HBP BLK WP HR S P ERA WHIP																			
Jin Ho Cho, R (1,1) ERA: 3.5	6.0 W 24 5 1 1 1 2 0 0 0 0 1 49 86 1.50 1.167																			
Mark Guthrie, L (7,1) ERA: 5.79	3.0 S 12 2 0 0 6 1 0 0 0 0 0 29 44 0.00 1.000																			

Batter	1	2	3	4	5	6	7	8	9	AB	R	H	RBI	BB	SO	LOB	BOTTOM			
Jose Offerman, S (1,4) OBP: 0.372, SLG: 0.427	L7 1	G3-1 3		G5-3 1-2	E6 2B			K 2-3		5	0	0	0	0	1	4	Chicago White Sox @ Boston Red Sox Fenway Park, Boston, MA Fri Jun 25 1999, 7:05 PM EDT Att: 31,097 - Cloudy - 79 F			
John Valentin, R (1,5) Creighton Gubanich, R (3,5) OBP: 0.300, SLG: 0.370				P4 1	G5-3 2			K 3-3		0	0	0	0	0	0	0				
Brian Daubach, L (1,3) OBP: 0.361, SLG: 0.603								K 1-3		5	2	2	2	0	2	1				
Mike Stanley, R (1,10) OBP: 0.396, SLG: 0.450										3	1	3	0	1	0	0				
Troy O'Leary, L (1,7) OBP: 0.358, SLG: 0.541										4	1	2	2	0	0	3				
Lou Merlani, R (1,6) OBP: 0.324, SLG: 0.394										4	0	0	0	0	0	3				
Jason Varitek, S (1,2) OBP: 0.299, SLG: 0.455										4	1	3	1	0	0	0				
Darren Lewis, R (1,8) OBP: 0.338, SLG: 0.340										3	0	0	0	1	0	3				
Trot Nixon, L (1,9) OBP: 0.309, SLG: 0.357										4	1	2	0	0	0	2				
Inning Stats	R: 0 E: 0 K: 1 S: 12	H: 0 LOB: 2 BB: 1 P: 20	R: 0 E: 0 K: 0 S: 9	H: 1 LOB: 1 BB: 1 P: 17	R: 3 E: 0 K: 0 S: 11	H: 4 LOB: 1 BB: 0 P: 20	R: 2 E: 0 K: 0 S: 16	H: 4 LOB: 2 BB: 0 P: 26	R: 1 E: 1 K: 0 S: 8	H: 2 LOB: 2 BB: 0 P: 14	R: 0 E: 0 K: 0 S: 5	H: 1 LOB: 1 BB: 0 P: 7	R: 0 E: 0 K: 3 S: 13	H: 0 LOB: 0 BB: 0 P: 19	R: 0 E: 0 K: 3 S: 13	H: 0 LOB: 0 BB: 0 P: 19		1B: 7 2B: 4 3B: 1 HR: 1	SF: 0 SAC: 0 DP: 1 HBP: 1	WP: 0 PB: 0 SB: 1 CS: 0
PITCHER	IP WLS BF H R ER SO BB IBB HBP BLK WP HR S P ERA WHIP																			
John Snyder, R (1,1) ERA: 5.14	3.2 L 22 4 1 0 0 0 0 0 0 0 0 17 28 0.00 1.714																			
Bryan Ward, L (4,1) ERA: 5.46	2.1 10 4 1 0 0 0 0 0 0 0 0 8 13 0.00 1.000																			
Sean Lowe, R (7,1) ERA: 2.95	1.0 4 1 0 0 0 0 0 0 0 0 0 8 13 0.00 1.000																			
41 Bill Simas, R (8,1) ERA: 5.04	1.0 3 0 0 0 3 0 0 0 0 0 0 13 19 0.00 0.000																			

Batter	1	2	3	4	5	6	7	8	9	AB	R	H	RBI	BB	SO	LOB	TOP										
Ray Durham, S OBP: 0.383, SLG: 0.497 55 Liu Rodriguez, S (2, 4)	1-1 CS 1B		1-0 F7			0-0 G4-3		0-0 G3		1	0	1	0	0	0	0											
Mike Caruso, S OBP: 0.296, SLG: 0.315	1-3 K		1-2 G4-3			1-1 P6		0-0 G6-3		4	0	0	0	0	1	2											
Frank Thomas, R OBP: 0.432, SLG: 0.523 Craig Wilson, R OBP: 0.310, SLG: 0.200	1-3 K			1-3 K		2-2 G4-3		1-3 K		2	0	0	0	0	2	0											
Magglio Ordonez, R OBP: 0.382, SLG: 0.549 Jeff Liefer, L OBP: 0.296, SLG: 0.273		0-0 G5-3		0-0 1B				1-2 K		2	0	1	0	0	0	0											
Carlos Lee, R OBP: 0.333, SLG: 0.426		0-1 G6-3		1-2 P4				1-2 F8		3	0	0	0	0	0	1											
Chris Singleton, L OBP: 0.332, SLG: 0.508		0-1 HR		0-0 P6				4-1 BB		2	1	1	1	1	0	1											
Greg Norton, S OBP: 0.365, SLG: 0.421		0-0 F9						0-2 G4-3		3	0	0	0	0	1	1											
14 Paul Konerko, R OBP: 0.296, SLG: 0.436			2-2 G6-3			2-2 G5-3		2-2 P6		3	0	0	0	0	0	0											
Brook Fordyce, R OBP: 0.370, SLG: 0.490			4-1 BB			1-2 G5-3		1-2 G5-3		2	0	0	0	1	0	0											
Inning Stats	R: 0 E: 0 K: 2 S: 8	H: 1 LOB: 0 BB: 0 P: 11	R: 1 E: 0 K: 0 S: 6	H: 1 LOB: 0 BB: 0 P: 6	R: 0 E: 0 K: 0 S: 8	H: 0 LOB: 1 BB: 1 P: 16	R: 0 E: 0 K: 1 S: 10	H: 1 LOB: 0 BB: 0 P: 16	R: 0 E: 0 K: 1 S: 6	H: 0 LOB: 1 BB: 1 P: 9	R: 0 E: 0 K: 1 S: 10	H: 0 LOB: 1 BB: 1 P: 16	R: 0 E: 0 K: 0 S: 7	H: 0 LOB: 0 BB: 0 P: 10	R: 0 E: 0 K: 1 S: 10	H: 0 LOB: 0 BB: 0 P: 12	1B: 2 2B: 1 3B: 0 HR: 1	SF: 0 SAC: 0 DP: 1 HBP: 0	WP: 0 PB: 0 SB: 0 CS: 1	PA: 31							
PITCHER	IP	WLS	BF	H	R	ER	SO	BB	IBB	HBP	BLK	WP	HR	S	P	ERA	WHIP										
Pedro Martinez, R ERA: 2.08	5.0	W	18	3	1	1	4	1	0	0	0	0	1	40	59	1.80	0.800										
John Wasdin, R ERA: 3.06	4.0	S	13	0	0	0	2	1	0	0	0	0	0	33	47	0.00	0.250										

Chicago White Sox @ Boston Red Sox
Fenway Park, Boston, MA
Sat Jun 26 1999, 4:05 PM EDT
Att: 32,758 - Sunny - 90 F

AB 29
R 1
H 3
RBI 1
BB 2
SO 6
LOB 6



Batter	1	2	3	4	5	6	7	8	9	AB	R	H	RBI	BB	SO	LOB	BOTTOM										
Jose Offerman, S OBP: 0.375, SLG: 0.430	2B					4-1 BB				3	2	1	0	2	1	2											
Lou Merten, R OBP: 0.359, SLG: 0.432	HR					2-2 L8				4	3	2	3	0	1	3											
Brian Daubach, L OBP: 0.369, SLG: 0.624 18 Reggie Jefferson, S OBP: 0.330, SLG: 0.438	HR									3	2	2	4	0	0	2											
Nomar Garciaparra, R OBP: 0.406, SLG: 0.631	K									5	2	2	5	0	1	0											
Troy O'Leary, L OBP: 0.355, SLG: 0.535	HR									5	1	1	0	0	0	0											
Mike Stanley, R OBP: 0.396, SLG: 0.467	2B									5	2	2	1	0	1	0											
Jason Varitek, S OBP: 0.305, SLG: 0.481	G1-3									5	3	3	3	0	1	0											
Darren Lewis, R OBP: 0.331, SLG: 0.332	G1-3									5	0	0	0	0	0	2											
Trot Nixon, L OBP: 0.318, SLG: 0.360	BB									1	2	1	1	2	0	0											
Inning Stats	R: 11 E: 0 K: 1 S: 30	H: 9 LOB: 2 BB: 2 P: 56	R: 0 E: 0 K: 1 S: 7	H: 0 LOB: 0 BB: 0 P: 11	R: 3 E: 0 K: 1 S: 18	H: 1 LOB: 0 BB: 1 P: 31	R: 2 E: 1 K: 2 S: 14	H: 3 LOB: 2 BB: 0 P: 25	R: 0 E: 0 K: 0 S: 5	H: 0 LOB: 0 BB: 0 P: 8	R: 1 E: 0 K: 0 S: 10	H: 1 LOB: 1 BB: 1 P: 19	R: 0 E: 0 K: 0 S: 8	H: 0 LOB: 0 BB: 0 P: 13	R: 0 E: 0 K: 1 S: 12	H: 0 LOB: 0 BB: 0 P: 19	1B: 4 2B: 5 3B: 0 HR: 5	SF: 1 SAC: 0 DP: 0 HBP: 1	WP: 0 PB: 1 SB: 0 CS: 0	PA: 44							
PITCHER	IP	WLS	BF	H	R	ER	SO	BB	IBB	HBP	BLK	WP	HR	S	P	ERA	WHIP										
James Baldwin, R ERA: 6.31	0.2	L	9	6	7	7	1	1	0	0	0	0	1	16	31	94.50	10.500										
Scott Eyre, L ERA: 15.88	3.1		21	7	9	9	4	2	0	1	0	0	4	53	92	24.30	2.700										
Sean Lowe, R ERA: 2.89	4.0		14	1	1	1	1	1	0	0	0	0	0	35	59	2.25	0.500										

Chicago White Sox @ Boston Red Sox
Fenway Park, Boston, MA
Sat Jun 26 1999, 4:05 PM EDT
Att: 32,758 - Sunny - 90 F

AB 38
R 17
H 14
RBI 17
BB 4
SO 6
LOB 11



Batter	1	2	3	4	5	6	7	8	9	AB	R	H	RBI	BB	SO	LOB	TOP										
Chris Singleton, L (1, 8) OBP: 0.323, SLG: 0.495	1-2 F8		1-2 G4-3		3-2 G3-1		0-1 L8		2-2 L9	5	0	0	0	0	0	2											
Darin Jackson, R (1, 7) OBP: 0.297, SLG: 0.427	2-1 G4-3		2-0 G6-3		2-2 L5			0-3 K	4-0 FC6-4 BB	4	0	0	0	1	1												
Frank Thomas, R (1, 3) OBP: 0.431, SLG: 0.532	0-0 FC6-4 1B			2-2 HR		0-0 F9		1-1 G6-3	2-0 FC6-4	5	1	2	1	0	0	2											
Magglio Ordonez, R (1, 9) OBP: 0.377, SLG: 0.541	1-2 FC6-4			1-3 K		0-0 G6-3		0-0 P4		4	0	0	0	0	1												
Carlos Lee, R (1, 10) OBP: 0.326, SLG: 0.416		1-3 K		2-1 F8		1-2 G6-3			2-0 E5 2B SF8	4	1	0	0	0	1	0											
Greg Norton, S (1, 5) OBP: 0.371, SLG: 0.442		0-0 B5-3		2-2 HR		4-1 FC6-4 BB			1-1 SF8 1-3 HR 2B	3	2	2	1	1	0	0											
Brook Fordyce, R (1, 2) OBP: 0.367, SLG: 0.494		0-1 G1-3		0-0 HR		0-1 FC6-4			3-2 SF8	3	1	1	1	0	0	1											
Craig Wilson, R (1, 6) OBP: 0.323, SLG: 0.333 (7, 4)			1-1 E5 G4-3	2-2 HR		0-0 G5-3			1-0 HR	4	2	2	4	0	0	0											
55 Liu Rodriguez, S (1, 4) OBP: 0.263, SLG: 0.270 (7, PH) Mike Caruso, S (7, 6) OBP: 0.289, SLG: 0.318			2-1 F7	2-0 P7		1-0 G4-3			1-0 BB 1B	2	0	0	0	0	0	1											
Inning Stats	R: 0 E: 0 K: 0 S: 10	H: 1 LOB: 1 BB: 0 P: 14	R: 0 E: 0 K: 1 S: 6	H: 0 LOB: 0 BB: 0 P: 7	R: 0 E: 1 K: 0 S: 8	H: 0 LOB: 1 BB: 0 P: 14	R: 4 E: 0 K: 1 S: 17	H: 4 LOB: 0 BB: 0 P: 28	R: 0 E: 0 K: 0 S: 8	H: 0 LOB: 0 BB: 0 P: 13	R: 0 E: 0 K: 0 S: 4	H: 0 LOB: 0 BB: 0 P: 5	R: 0 E: 0 K: 1 S: 6	H: 0 LOB: 0 BB: 0 P: 7	R: 3 E: 1 K: 0 S: 20	H: 3 LOB: 2 BB: 1 P: 34	1B: 2 2B: 2 3B: 0 HR: 4	SF: 1 SAC: 0 DP: 0 HBP: 0	WP: 0 PB: 0 SB: 0 CS: 0	PA: 39							
PITCHER	IP	WLS	BF	H	R	ER	SO	BB	IBB	HBP	BLK	WP	HR	S	P	ERA	WHIP										
Brian Rose, R (1, 1) ERA: 2.34	5.0		21	5	4	4	2	0	0	0	0	0	3	49	76	7.20	1.000										
Derek Lowe, R (6, 1) ERA: 3.44	3.0	H	10	0	0	0	1	1	0	0	0	0	0	17	24	0.00	0.333										
49 Tim Wakefield, R (9, 1) ERA: 5.07	0.2	L	7	3	3	2	0	1	0	0	0	0	1	19	31	27.00	6.000										
Pat Rapp, R (9, 1) ERA: 5.23	0.1		1	0	0	0	0	0	0	0	0	0	0	1	3	0.00	0.000										

Chicago White Sox @ Boston Red Sox
Fenway Park, Boston, MA
Sun Jun 27 1999, 1:05 PM EDT
Att: 30,627 - Sunny - 88 F

AB	36
R	7
H	8
RBI	7
BB	2
SO	3
LOB	8



Batter	1	2	3	4	5	6	7	8	9	AB	R	H	RBI	BB	SO	LOB	BOTTOM										
Jose Offerman, S (1, 4) OBP: 0.377, SLG: 0.427	4-1 2B BB	4-2 FC5-2 BB		0-3 K		1 SAFE 3-1 SH1-3		1-1 G3-1		2	2	0	0	2	1	1											
Lou Merten, R (1, 5) OBP: 0.341, SLG: 0.405	0-0 F8	2-0 FC5-2 2B		3-1 F8		1-1 G5-3		1-2 G6-4 1B		5	1	1	1	0	0	5											
Nomar Garciaparra, R (1, 6) OBP: 0.406, SLG: 0.631	1-1 F8	3-2 1-H 2-H 3-H 2B		2-0 BB 1B		3-1 G6-3		0-0 F9		5	0	2	3	0	0	3											
Mike Stanley, R (1, 3) OBP: 0.396, SLG: 0.468	0-0 2B	3-1 P6		1-2 F9		2-1 F8			4-2 18 G6-4 BB	4	1	1	0	1	0	2											
Trot Nixon, L (9, PR) OBP: 0.316, SLG: 0.360	1-3 2B									0	0	0	0	0	0	0											
Troy O'Leary, L (1, 7) OBP: 0.356, SLG: 0.536	1-2 2B		2-1 P6		1-2 BB 1B		2-2 G4-3		2-3 K	5	0	2	2	0	1	1											
Damon Buford, R (1, 8) OBP: 0.312, SLG: 0.386 18 Reggie Jefferson, S (9, PH) OBP: 0.328, SLG: 0.434	0-1 F8		1-0 G5-3		0-0 L9		0-0 E5		2-2 G6-4-3	4	0	0	0	0	0	3											
Brian Daubach, L (1, 10) OBP: 0.370, SLG: 0.616		0-1 G5-3	4-2 BB		4-0 BB		0-0 F8			2	0	0	0	2	0	1											
Creighton Gubanich, R (1, 2) OBP: 0.303, SLG: 0.367 Jason Varitek, S (8, PH) OBP: 0.304, SLG: 0.479 (9, 2)		1-0 FC5-2 1B	3-2 G4-3		0-3 K			2-1 E5 G3-1 SH3 1B		3	0	1	0	0	1	4											
Darren Lewis, R (1, 9) OBP: 0.335, SLG: 0.336	1 SAFE 1 SAFE E5 FC5-2 2B 1B	1-2 E5	1-0 B3		1-1 SH1-3 S 1B		1-0 SH3			3	1	2	0	0	0	0											
Inning Stats	R: 2 E: 0 K: 0 S: 13	H: 2 LOB: 1 BB: 1 P: 19	R: 3 E: 1 K: 0 S: 18	H: 3 LOB: 1 BB: 1 P: 32	R: 0 E: 0 K: 0 S: 8	H: 0 LOB: 0 BB: 1 P: 18	R: 0 E: 0 K: 1 S: 6	H: 0 LOB: 0 BB: 0 P: 10	R: 0 E: 0 K: 0 S: 14	H: 2 LOB: 3 BB: 1 P: 22	R: 0 E: 0 K: 0 S: 8	H: 1 LOB: 1 BB: 0 P: 16	R: 0 E: 1 K: 0 S: 7	H: 0 LOB: 1 BB: 0 P: 11	R: 1 E: 1 K: 0 S: 9	H: 1 LOB: 1 BB: 0 P: 14	R: 0 E: 0 K: 1 S: 12	H: 0 LOB: 1 BB: 1 P: 20	1B: 6 2B: 3 3B: 0 HR: 0	SF: 0 SAC: 2 DP: 1 HBP: 0	WP: 0 PB: 0 SB: 1 CS: 0	PA: 42					
PITCHER	IP	WLS	BF	H	R	ER	SO	BB	IBB	HBP	BLK	WP	HR	S	P	ERA	WHIP										
Jim Parque, L (1, 1) ERA: 3.81	6.0		30	8	5	5	2	4	0	0	0	0	0	17	117	7.50	2.000										
41 Bill Simas, R (7, 1) ERA: 4.73	2.0	W	9	1	1	0	0	0	0	0	0	0	0	16	25	0.00	0.500										
Bob Howry, R (9, 1) ERA: 4.3	1.0	S	3	0	0	0	1	1	0	0	0	0	0	12	20	0.00	1.000										

Chicago White Sox @ Boston Red Sox
Fenway Park, Boston, MA
Sun Jun 27 1999, 1:05 PM EDT
Att: 30,627 - Sunny - 88 F

AB	35
R	6
H	9
RBI	6
BB	5
SO	3
LOB	21



Batter	1	2	3	4	5	6	7	8	9	AB	R	H	RBI	BB	SO	LOB	TOP				
Ray Durham, S OBP: 0.379, SLG: 0.490	1-1 F7		0-3 K		2-1 F7			2-1 F9		4	0	0	0	0	1	2					
Mike Caruso, S OBP: 0.292, SLG: 0.320	1-0 B2-3		0-0 1B		0-0 P6			1-1 FC4-6 1B		4	0	2	0	0	0	1					
Frank Thomas, R OBP: 0.426, SLG: 0.524	0-0 F9		1-1 F7			1-3 K		1-0 FC4-6 1B		4	0	0	0	0	1	3					
Magglio Ordonez, R OBP: 0.379, SLG: 0.554		2-2 14 1B 2B		0-0 F9		0-1 G6-3			0-0 HR	4	1	2	1	0	0	0					
Carlos Lee, R OBP: 0.318, SLG: 0.406		2-3 K		1-2 G5-3		1-1 G6-3			2-2 G6-3	4	0	0	0	0	1	1					
Chris Singleton, L OBP: 0.321, SLG: 0.495		0-2 L5		0-0 2B			0-1 G3-1		1-0 P5	4	0	1	0	0	0	1					
14 Paul Konerko, R OBP: 0.297, SLG: 0.432		0-0 2H 1B		1-1 P3			3-2 F7		0-2 L7	4	0	1	0	0	0	1					
Craig Wilson, R OBP: 0.323, SLG: 0.333			2-1 F9		0-2 1B		1-2 G4-3			3	0	1	0	0	0	0					
Mark Johnson, L OBP: 0.320, SLG: 0.329			1-1 1B 1B		0-1 L7			1-3 K		3	0	1	0	0	1	1					
Inning Stats	R: 0 E: 0 K: 0 S: 4	H: 0 LOB: 0 BB: 0 P: 6	R: 0 E: 0 K: 1 S: 14	H: 2 LOB: 2 BB: 0 P: 18	R: 0 E: 0 K: 1 S: 10	H: 2 LOB: 2 BB: 0 P: 14	R: 0 E: 0 K: 0 S: 8	H: 1 LOB: 1 BB: 0 P: 10	R: 0 E: 0 K: 1 S: 7	H: 0 LOB: 0 BB: 0 P: 9	R: 0 E: 0 K: 0 S: 9	H: 0 LOB: 0 BB: 0 P: 13	R: 0 E: 0 K: 1 S: 8	H: 1 LOB: 1 BB: 0 P: 13	R: 1 E: 0 K: 0 S: 10	H: 1 LOB: 0 BB: 0 P: 13	1B: 5 2B: 2 3B: 0 HR: 1	SF: 0 SAC: 0 DP: 0 HBP: 0	WP: 0 PB: 0 SB: 0 CS: 0	PA: 34	
PITCHER	IP	WLS	BF	H	R	ER	SO	BB	IBB	HBP	BLK	WP	HR	S	P	ERA	WHIP				
Bret Saberhagen, R ERA: 2.02	7.0	W	26	6	0	0	3	0	0	0	0	0	0	60	80	0.00	0.857				
Mark Guthrie, L ERA: 5.59	1.0		4	1	0	0	1	0	0	0	0	0	0	8	13	0.00	1.000				
Bob Wolcott, R ERA: 4.5	1.0		4	1	1	1	0	0	0	0	0	0	1	10	13	9.00	1.000				

Chicago White Sox @ Boston Red Sox
Fenway Park, Boston, MA
Mon Jun 28 1999, 7:05 PM EDT
Att: 24,616 - Cloudy - 87 F

AB 34
R 1
H 8
RBI 1
BB 0
SO 4
LOB 10



Batter	1	2	3	4	5	6	7	8	9	AB	R	H	RBI	BB	SO	LOB	BOTTOM				
Darren Lewis, R OBP: 0.343, SLG: 0.343	3-2 G4-3	1-2 1B			1-1 L4	2-2 1B 1B	0-1 HR	4-2 1B 1B		5	3	3	2	1	0	0					
Jose Offerman, S OBP: 0.382, SLG: 0.452	2-1 F9	1-2 G5-3			3-1 HR	2-2 1B 1B	1-0 HR	3-2 1B 1B		6	3	4	6	0	0	2					
Nomar Garciaparra, R OBP: 0.414, SLG: 0.642	4-1 FC5-4 BB		1-0 2B		0-0 G6-3	2-0 1B 1B	3-2 HR	1-0 1B		5	0	4	2	1	0	0					
Mike Stanley, R OBP: 0.395, SLG: 0.462	0-0 FC5-4		2-3 K		4-2 1B BB	3-1 1B 1B	1-1 F9	2-0 F8		5	0	1	0	1	1	5					
Troy O'Leary, L OBP: 0.360, SLG: 0.537		1-2 1B 1B	1-0 F9		2-2 1B	0-1 FC6-4 1B	0-1 G6-3			5	1	3	1	0	0	2					
Damon Buford, R OBP: 0.303, SLG: 0.374		1-1 E5 1B	1-3 K		1-3 K	1-0 FC6-4		3-3 K		5	1	0	0	0	3	7					
Lou Merloni, R OBP: 0.367, SLG: 0.413		1-2 1B 1B		3-1 G4-3		2-0 G5-3	3-2 1B 1B	1-0 WP 3B 1B		4	3	2	0	0	0	0					
Jason Varitek, S OBP: 0.306, SLG: 0.477		2-1 F8		1-1 G5-3		1-2 1B 1B	2-2 1B 1B	3-3 K		5	2	2	0	0	1	4					
Creighton Gubanich, R OBP: 0.316, SLG: 0.429		0-0 G5-3 1B		1-3 K		1-1 G6-3	2-3 K	0-1 1B 3B		5	1	2	3	0	2	3					
Inning Stats	R: 0 E: 0 K: 0 S: 7	H: 0 LOB: 1 BB: 1 P: 16	R: 3 E: 1 K: 0 S: 18	H: 3 LOB: 1 BB: 0 P: 25	R: 0 E: 0 K: 1 S: 7	H: 0 LOB: 0 BB: 0 P: 12	R: 1 E: 0 K: 1 S: 15	H: 2 LOB: 2 BB: 1 P: 26	R: 3 E: 0 K: 0 S: 18	H: 6 LOB: 3 BB: 0 P: 32	R: 4 E: 0 K: 1 S: 22	H: 5 LOB: 1 BB: 0 P: 34	R: 3 E: 0 K: 2 S: 18	H: 4 LOB: 2 BB: 1 P: 35	1B: 16 2B: 2 3B: 1 HR: 2	SF: 0 SAC: 0 DP: 1 HBP: 1	WP: 1 PB: 0 SB: 0 CS: 0	PA: 49			
PITCHER	IP	WLS	BF	H	R	ER	SO	BB	IBB	HBP	BLK	WP	HR	S	P	ERA	WHIP				
Mike Siroka, L ERA: 3.32	5.2	L	30	10	7	6	4	2	0	1	0	0	1	69	116	9.53	2.118				
Bryan Ward, L ERA: 6.47	0.2		8	6	4	4	1	0	0	0	0	0	1	19	31	54.00	9.000				
James Baldwin, R ERA: 6.51	1.2		11	5	3	3	2	1	0	0	0	1	0	26	47	16.20	3.600				

Chicago White Sox @ Boston Red Sox
Fenway Park, Boston, MA
Mon Jun 28 1999, 7:05 PM EDT
Att: 24,616 - Cloudy - 87 F

AB 45
R 14
H 21
RBI 14
BB 3
SO 7
LOB 23



Batter	1	2	3	4	5	6	7	8	9	AB	R	H	RBI	BB	SO	LOB	TOP					
Ray Durham, S OBP: 0.376, SLG: 0.483	G6-3		K				FC4-6		G4-3	4	0	0	0	1	1	3						
Mike Caruso, S OBP: 0.297, SLG: 0.314	G6-3				P6		FC6-4		G4-3	5	0	0	1	0	0	3						
Frank Thomas, R OBP: 0.424, SLG: 0.531	P6								F9	4	1	1	1	0	0	1						
Magglio Ordonez, R OBP: 0.377, SLG: 0.561									L6	4	1	1	1	0	0	0						
Chris Singleton, L OBP: 0.330, SLG: 0.500									F8	4	1	3	0	0	0	0						
Jeff Liefer, L OBP: 0.273, SLG: 0.280									G6-4-3	4	0	2	0	0	1	1						
Greg Norton, S OBP: 0.369, SLG: 0.438									P6	4	0	1	1	0	0	3						
Craig Wilson, R OBP: 0.319, SLG: 0.328									G5-3	4	1	1	0	0	1	2						
Mark Johnson, L OBP: 0.327, SLG: 0.341									P6	3	0	1	0	1	1	1						
Inning Stats	R: 0 E: 0 K: 0 S: 6	H: 0 LOB: 0 BB: 0 P: 10	R: 0 E: 0 K: 0 S: 4	H: 1 LOB: 0 BB: 0 P: 4	R: 0 E: 0 K: 1 S: 8	H: 1 LOB: 1 BB: 0 P: 13	R: 2 E: 0 K: 1 S: 11	H: 2 LOB: 0 BB: 0 P: 18	R: 0 E: 0 K: 1 S: 16	H: 1 LOB: 2 BB: 1 P: 28	R: 0 E: 0 K: 0 S: 9	H: 2 LOB: 2 BB: 0 P: 14	R: 1 E: 0 K: 0 S: 15	H: 1 LOB: 1 BB: 1 P: 28	R: 1 E: 0 K: 0 S: 11	H: 2 LOB: 1 BB: 0 P: 17	R: 0 E: 0 K: 1 S: 9	H: 0 LOB: 0 BB: 0 P: 14	1B: 7 2B: 1 3B: 0 HR: 2	SF: 0 SAC: 0 DP: 1 HBP: 0	WP: 0 PB: 0 SB: 4 CS: 0	PA: 38
PITCHER	IP	WLS	BF	H	R	ER	SO	BB	IBB	HBP	BLK	WP	HR	S	P	ERA	WHIP					
Kevin Appier, R ERA: 5.0	6.0	W	27	8	3	3	3	2	0	0	0	0	2	58	97	4.50	1.667					
Jeff Montgomery, R ERA: 7.16	2.0	H	8	2	1	1	0	0	0	0	0	0	0	22	35	4.50	1.000					
Scott Service, R ERA: 5.27	1.0	S	3	0	0	0	1	0	0	0	0	0	0	9	14	0.00	0.000					

Chicago White Sox @ Kansas City Royals
Kauffman Stadium, Kansas City, MO

AB 36
R 4
H 10
RBI 4
BB 2
SO 4
LOB 14



Tue Jun 29 1999, 7:05 PM CDT
Att: 15,027 - Cloudy - 71 F

Batter	1	2	3	4	5	6	7	8	9	AB	R	H	RBI	BB	SO	LOB	BOTTOM							
Carlos Beltrán, S OBP: 0.338, SLG: 0.466	2B		E9							5	2	4	1	0	0	0								
Joe Randa, R OBP: 0.349, SLG: 0.449	SF9		G4-3							5	2	1	3	0	1	4								
Johnny Damon, L OBP: 0.378, SLG: 0.483	B3									5	0	1	1	0	0	2								
29 Mike Sweeney, R OBP: 0.388, SLG: 0.494	HBP		G4-3							4	0	1	1	0	2	2								
Jermaine Dye, R OBP: 0.358, SLG: 0.493	SF9		FC5-4							2	0	0	1	1	0	1								
Jeremy Giambi, L OBP: 0.407, SLG: 0.377	BB		K							3	0	0	0	1	1	2								
Chad Kreuter, S OBP: 0.364, SLG: 0.410	L9									3	1	1	0	1	0	4								
Carlos Febles, R OBP: 0.366, SLG: 0.452			K							4	0	0	0	0	1	2								
Rey Sanchez, R OBP: 0.292, SLG: 0.343	1B									4	2	3	0	0	0	0								
Inning Stats	R: 2 E: 0 K: 0 S: 15	H: 2 LOB: 2 BB: 1 P: 26	R: 3 E: 1 K: 0 S: 13	H: 3 LOB: 1 BB: 0 P: 19	R: 1 E: 1 K: 2 S: 10	H: 2 LOB: 2 BB: 1 P: 20	R: 0 E: 0 K: 0 S: 9	H: 1 LOB: 2 BB: 1 P: 19	R: 0 E: 0 K: 2 S: 10	H: 0 LOB: 0 BB: 0 P: 16	R: 0 E: 0 K: 0 S: 9	H: 1 LOB: 1 BB: 0 P: 17	R: 1 E: 0 K: 1 S: 15	H: 2 LOB: 1 BB: 0 P: 21	R: 0 E: 0 K: 0 S: 10	H: 0 LOB: 0 BB: 0 P: 16	R: 0 E: 0 K: 0 S: 9	H: 1 LOB: 1 BB: 0 P: 17	R: 1 E: 0 K: 1 S: 15	H: 2 LOB: 1 BB: 0 P: 21	1B: 9 2B: 2 3B: 0 HR: 0	SF: 1 SAC: 0 DP: 0 HBP: 1	WP: 1 PB: 0 SB: 0 CS: 0	PA: 40
PITCHER	IP	WLS	BF	H	R	ER	SO	BB	IBB	HBP	BLK	WP	HR	S	P	ERA	WHIP							
Jaime Navarro, R ERA: 5.16	6.0	L	31	8	6	4	0	3	0	0	0	0	0	60	106	6.00	1.833							
Sean Lowe, R ERA: 2.83	1.0		4	1	0	0	0	0	0	0	0	0	0	9	17	0.00	1.000							
Keith Foulke, R ERA: 2.85	1.0		5	2	1	1	1	0	0	0	0	0	0	15	21	9.00	2.000							

Chicago White Sox @ Kansas City Royals
Kauffman Stadium, Kansas City, MO

AB 35
R 7
H 11
RBI 7
BB 3
SO 5
LOB 17



Tue Jun 29 1999, 7:05 PM CDT
Att: 15,027 - Cloudy - 71 F

Batter	1	2	3	4	5	6	7	8	9	AB	R	H	RBI	BB	SO	LOB	TOP			
Ray Durham, S OBP: 0.370, SLG: 0.479	1-2 P6		1-0 F8		1-0 G6-3		4-2 2B BB		2-0 F9	4	1	0	0	1	0	1				
Chris Singleton, L OBP: 0.336, SLG: 0.502	1-2 F9			1-1 L3		0-0 L9	0-1 2B		1-2 G1-3	5	0	1	3	0	0	1				
Frank Thomas, R OBP: 0.420, SLG: 0.518	1-1 G5-3			1-0 F9		0-2 G6-3	2-2 P3			4	0	0	0	0	0	1				
Magglio Ordonez, R OBP: 0.376, SLG: 0.567		3-2 G6-3		0-0 BB WP 2B		0-0 L6		1-0 G5-3		4	1	1	0	0	0	0				
Carlos Lee, R OBP: 0.330, SLG: 0.416	0-0 F8			4-1 WP BB		1-0 1B		3-1 1B		3	0	2	0	1	0	0				
Darrin Jackson, R OBP: 0.297, SLG: 0.427				4-2 FC6-4 BB		0-0 1B		1-1 L7		0	0	0	0	0	0	0				
Jeff Liefer, L OBP: 0.282, SLG: 0.292	0-0 F8			1-3 2-H BB		1-3 2B		2-2 G5-3		3	1	1	0	1	0	1				
Brook Fordyce, R OBP: 0.354, SLG: 0.473			2-2 G6-3	1-1 FC6-4 1-2		1-3 K		2-2 G5-3		4	0	0	0	0	1	4				
Craig Wilson, R OBP: 0.333, SLG: 0.357			2-2 55 CS 1B		1-1 G4-3		2-1 BB 55 BLK 2B 1B		1-1 G6-3	4	1	2	1	0	0	0				
55 Liu Rodriguez, S OBP: 0.316, SLG: 0.375			3-1 1-2 HR		2-0 L8		4-1 BB 2B BB		4-1 BB	2	2	1	1	2	0	0				
Inning Stats	R: 0 E: 0 K: 0 S: 9	H: 0 LOB: 0 BB: 0 P: 12	R: 0 E: 0 K: 0 S: 6	H: 0 LOB: 0 BB: 0 P: 9	R: 1 E: 0 K: 0 S: 9	H: 2 LOB: 0 BB: 0 P: 17	R: 1 E: 0 K: 0 S: 9	H: 1 LOB: 2 BB: 2 P: 20	R: 0 E: 0 K: 0 S: 4	H: 0 LOB: 0 BB: 0 P: 8	R: 4 E: 0 K: 1 S: 19	H: 4 LOB: 1 BB: 2 P: 33	R: 0 E: 0 K: 0 S: 9	H: 1 LOB: 2 BB: 0 P: 16	R: 0 E: 0 K: 0 S: 8	H: 0 LOB: 1 BB: 1 P: 16	1B: 4 2B: 3 3B: 0 HR: 1	SF: 0 SAC: 0 DP: 0 HBP: 0	WP: 2 PB: 0 CS: 1	PA: 38
PITCHER	IP WLS BF H R ER SO BB IBB HBP BLK WP HR S P ERA WHIP	IP WLS BF H R ER SO BB IBB HBP BLK WP HR S P ERA WHIP	IP WLS BF H R ER SO BB IBB HBP BLK WP HR S P ERA WHIP	IP WLS BF H R ER SO BB IBB HBP BLK WP HR S P ERA WHIP	IP WLS BF H R ER SO BB IBB HBP BLK WP HR S P ERA WHIP	IP WLS BF H R ER SO BB IBB HBP BLK WP HR S P ERA WHIP	IP WLS BF H R ER SO BB IBB HBP BLK WP HR S P ERA WHIP	IP WLS BF H R ER SO BB IBB HBP BLK WP HR S P ERA WHIP	IP WLS BF H R ER SO BB IBB HBP BLK WP HR S P ERA WHIP	IP WLS BF H R ER SO BB IBB HBP BLK WP HR S P ERA WHIP	IP WLS BF H R ER SO BB IBB HBP BLK WP HR S P ERA WHIP	IP WLS BF H R ER SO BB IBB HBP BLK WP HR S P ERA WHIP	IP WLS BF H R ER SO BB IBB HBP BLK WP HR S P ERA WHIP	IP WLS BF H R ER SO BB IBB HBP BLK WP HR S P ERA WHIP	IP WLS BF H R ER SO BB IBB HBP BLK WP HR S P ERA WHIP	IP WLS BF H R ER SO BB IBB HBP BLK WP HR S P ERA WHIP	IP WLS BF H R ER SO BB IBB HBP BLK WP HR S P ERA WHIP			
Mac Suzuki, R ERA: 8.29	(1, 1)	6.0	22	3	2	2	0	2	0	0	0	0	1	0	0	12	24	3.00	0.833	
Marc Pisciotta, R ERA: 10.13	(7, 1)	0.2	L	6	3	4	4	1	2	0	0	0	1	0	0	12	24	54.00	7.500	
Jeff Montgomery, R ERA: 6.88	(7, 1)	1.1		6	2	0	0	0	0	0	0	0	0	0	0	16	25	0.00	1.500	
Tim Byrdak, L ERA: 10.13	(9, 1)	1.0		4	0	0	0	0	1	0	0	0	0	0	0	8	16	0.00	1.000	

Chicago White Sox @ Kansas City Royals
Kauffman Stadium, Kansas City, MO
Thu Jul 01 1999, 7:05 PM CDT
Att: 18,697 - Cloudy - 83 F

AB 33
R 6
H 8
RBI 5
BB 5
SO 1
LOB 8



Batter	1	2	3	4	5	6	7	8	9	AB	R	H	RBI	BB	SO	LOB	BOTTOM			
Carlos Beltrán, S OBP: 0.337, SLG: 0.465	1-3 K		0-1 G4-3		1-3 K			0-1 P5		4	0	0	0	0	2	0				
Joe Randa, R OBP: 0.345, SLG: 0.439	0-1 L8			1-3 K		1-1 F9		1-0 1B		4	0	1	0	0	1	0				
Johnny Damon, L OBP: 0.376, SLG: 0.482	0-1 G4-3			0-1 P5		2-1 L8		3-1 P2		4	0	0	0	0	0	1				
29 Mike Sweeney, R OBP: 0.393, SLG: 0.518		1-2 L6		0-0 1B 1B		0-1 HR		1-0 G5-3		4	1	2	1	0	0	1				
Jermaine Dye, R OBP: 0.354, SLG: 0.484		3-3 K		2-1 1-2 1B		0-1 F8			1-3 K	4	0	1	0	0	2	0				
Jeremy Giambi, L OBP: 0.421, SLG: 0.382		1-0 1B		1-1 L3			0-3 K		3-3 K	4	0	1	0	0	2	2				
Chad Kreuter, S OBP: 0.361, SLG: 0.404		3-2 L7			0-0 B5		1-1 1B		0-0 F9	4	0	1	0	0	0	1				
Carlos Febles, R OBP: 0.369, SLG: 0.462			3-2 F9		3-2 L6		0-1 F9			3	0	0	0	0	0	1				
Jed Hansen, R OBP: 0.250, SLG: 0.400			2-3 K		1-0 HR		2-3 K			3	1	1	1	0	2	1				
Inning Stats	R: 0 E: 0 K: 1 S: 7	H: 0 LOB: 0 BB: 0 P: 8	R: 0 E: 0 K: 1 S: 10	H: 1 LOB: 0 BB: 0 P: 18	R: 0 E: 0 K: 1 S: 9	H: 0 LOB: 0 BB: 0 P: 14	R: 0 E: 0 K: 1 S: 10	H: 2 LOB: 2 BB: 0 P: 14	R: 1 E: 0 K: 1 S: 8	H: 1 LOB: 0 BB: 0 P: 13	R: 1 E: 0 K: 2 S: 10	H: 1 LOB: 1 BB: 0 P: 13	R: 0 E: 0 K: 0 S: 6	H: 1 LOB: 1 BB: 0 P: 11	R: 0 E: 0 K: 2 S: 7	H: 0 LOB: 0 BB: 0 P: 11	1B: 5 2B: 0 3B: 0 HR: 2	SF: 0 SAC: 0 DP: 0 HBP: 0	WP: 0 PB: 0 CS: 0	PA: 34
PITCHER	IP WLS BF H R ER SO BB IBB HBP BLK WP HR S P ERA WHIP	IP WLS BF H R ER SO BB IBB HBP BLK WP HR S P ERA WHIP	IP WLS BF H R ER SO BB IBB HBP BLK WP HR S P ERA WHIP	IP WLS BF H R ER SO BB IBB HBP BLK WP HR S P ERA WHIP	IP WLS BF H R ER SO BB IBB HBP BLK WP HR S P ERA WHIP	IP WLS BF H R ER SO BB IBB HBP BLK WP HR S P ERA WHIP	IP WLS BF H R ER SO BB IBB HBP BLK WP HR S P ERA WHIP	IP WLS BF H R ER SO BB IBB HBP BLK WP HR S P ERA WHIP	IP WLS BF H R ER SO BB IBB HBP BLK WP HR S P ERA WHIP	IP WLS BF H R ER SO BB IBB HBP BLK WP HR S P ERA WHIP	IP WLS BF H R ER SO BB IBB HBP BLK WP HR S P ERA WHIP	IP WLS BF H R ER SO BB IBB HBP BLK WP HR S P ERA WHIP	IP WLS BF H R ER SO BB IBB HBP BLK WP HR S P ERA WHIP	IP WLS BF H R ER SO BB IBB HBP BLK WP HR S P ERA WHIP	IP WLS BF H R ER SO BB IBB HBP BLK WP HR S P ERA WHIP	IP WLS BF H R ER SO BB IBB HBP BLK WP HR S P ERA WHIP				
James Baldwin, R ERA: 6.14	(1, 1)	8.0	W	31	7	2	2	7	0	0	0	0	0	0	0	102	2.25	0.875		
Keith Foulke, R ERA: 2.79	(9, 1)	1.0		3	0	0	0	2	0	0	0	0	0	0	7	11	0.00	0.000		

Chicago White Sox @ Kansas City Royals
Kauffman Stadium, Kansas City, MO
Thu Jul 01 1999, 7:05 PM CDT
Att: 18,697 - Cloudy - 83 F

AB 34
R 2
H 7
RBI 2
BB 0
SO 9
LOB 7



Batter	1	2	3	4	5	6	7	8	9	AB	R	H	RBI	BB	SO	LOB	TOP		
Darren Lewis, R OBP: 0.333, SLG: 0.336 Trot Nixon, L OBP: 0.322, SLG: 0.356	1-1 G4-3		1-0 F8		0-1 1B		3-3 K		4-2 BB	3	0	1	0	0	0	0	Boston Red Sox @ Chicago White Sox Comiskey Park, Chicago, IL Sat Jul 03 1999, 3:00 PM EDT Att: 18,028 - Sunny - 85 F		
Jose Offerman, S OBP: 0.372, SLG: 0.435	3-2 L6			0-1 F8	0-0 G6-3		4-1 BB		0-3 K	4	0	0	0	1	1	5			
Lou Merloni, R OBP: 0.344, SLG: 0.383	2-2 G5-3			0-1 P6		1-1 1B	1-0 BB		1-1 F8	5	1	1	0	0	0	3			
Mike Stanley, R OBP: 0.396, SLG: 0.464 1B Reggie Jefferson, S OBP: 0.331, SLG: 0.435		0-0 F8		1-1 1B		1-0 1B		0-0 P2		3	1	2	0	0	0	0			
Troy O'Leary, L OBP: 0.367, SLG: 0.545 Brian Daubach, L OBP: 0.364, SLG: 0.599	0-1 G4-3		0-3 K		0-0 1B		0-0 2B		1-0 F7	3	0	1	2	0	1	1			
Creighton Gubanich, R OBP: 0.326, SLG: 0.410	4-2 BB				2-3 K		1-3 K		2-2 1B	3	0	1	0	1	2	1			
Jason Varitek, S OBP: 0.314, SLG: 0.466	1-1 G1-3				2-2 1B		4-1 BB		0-1 F9	3	0	1	0	1	0	2			
Damon Buford, R OBP: 0.299, SLG: 0.366			1-0 F7		1-0 F8		0-3 K		1-1 BB	4	0	1	0	0	1	3			
3B Wilton Veras, R OBP: 0.167, SLG: 0.200			2-2 G5-3		2-2 1B		0-0 FC5-4		1-0 F9	4	0	1	0	0	0	3			
Inning Stats	R: 0 E: 0 K: 0 S: 9	H: 0 LOB: 0 BB: 0 P: 15	R: 0 E: 0 K: 0 S: 8	H: 0 LOB: 1 BB: 1 P: 13	R: 0 E: 0 K: 0 S: 7	H: 0 LOB: 0 BB: 0 P: 11	R: 0 E: 0 K: 1 S: 9	H: 1 LOB: 1 BB: 0 P: 10	R: 0 E: 0 K: 1 S: 15	H: 3 LOB: 3 BB: 0 P: 22	R: 2 E: 0 K: 2 S: 13	H: 3 LOB: 2 BB: 1 P: 20	R: 0 E: 0 K: 0 S: 11	H: 1 LOB: 1 BB: 0 P: 14	R: 0 E: 0 K: 1 S: 12	H: 1 LOB: 2 BB: 1 P: 19	1B: 8 2B: 1 3B: 0 HR: 0	SF: 0 SAC: 0 DP: 1 HBP: 0	WP: 0 PA: 39 PB: 0 SB: 0 CS: 0
PITCHER	IP WLS BF H R ER SO BB IBB HBP BLK WP HR S P ERA WHIP	8.0 W 34 8 2 2 5 3 0 0 0 0 0 77 118 2.25 1.375	1.0 5 1 0 0 1 1 0 0 0 0 0 12 19 0.00 2.000																

Batter	1	2	3	4	5	6	7	8	9	AB	R	H	RBI	BB	SO	LOB	BOTTOM			
Ray Durham, S OBP: 0.372, SLG: 0.481	1-2 1B	1-2 FC6-4	0-0 G6-3		3-1 1B		2-0 G3-1			5	3	2	0	0	0	2	Boston Red Sox @ Chicago White Sox Comiskey Park, Chicago, IL Sat Jul 03 1999, 3:00 PM EDT Att: 18,028 - Sunny - 85 F			
Chris Singleton, L OBP: 0.341, SLG: 0.510	0-2 2B	2-0 G3-1		3-1 G6-3	1-1 1B		2-0 2B		2-0 2B	5	2	3	0	0	0	1				
Frank Thomas, R OBP: 0.418, SLG: 0.516	0-1 G1-6-3	4-2 2B		0-0 2B	1-2 SF7		0-0 L7		0-0 L7	3	3	2	2	1	0	1				
Magglio Ordonez, R OBP: 0.378, SLG: 0.577	0-2 FC	0-1 2B		1-2 2B	0-1 F9		0-1 G6-3		0-1 2B	5	2	3	3	0	0	2				
Carlos Lee, R OBP: 0.330, SLG: 0.422	1-1 G1-6-3	2-1 2B		1-0 G4-3	3-2 G4-3		0-0 G6-3		0-0 G6-3	5	1	2	4	0	0	3				
Greg Norton, S OBP: 0.382, SLG: 0.424	4-2 1B	0-3 K		0-1 G4-3	0-1 L4		2-2 G1-3			4	0	0	0	1	1	3				
Craig Wilson, R OBP: 0.333, SLG: 0.355	2-1 1B		0-0 G6-3	2-1 1B		0-0 G4-3				4	0	2	2	0	0	0				
Mark Johnson, L OBP: 0.324, SLG: 0.337	1-1 P6		1-0 G4-3	0-3 K			2-1 F7			4	0	1	0	0	1	3				
Mike Caruso, S OBP: 0.289, SLG: 0.323		0-0 FC6-4	2-1 G4-3		1-1 G4-3		0-2 G4-3			4	0	1	0	0	0	1				
Inning Stats	R: 3 E: 0 K: 0 S: 20	H: 4 LOB: 2 BB: 1 P: 29	R: 3 E: 0 K: 1 S: 15	H: 3 LOB: 1 BB: 1 P: 23	R: 0 E: 0 K: 0 S: 5	H: 1 LOB: 1 BB: 0 P: 8	R: 3 E: 0 K: 1 S: 14	H: 4 LOB: 1 BB: 0 P: 21	R: 1 E: 0 K: 0 S: 11	H: 2 LOB: 1 BB: 0 P: 17	R: 0 E: 0 K: 0 S: 6	H: 0 LOB: 0 BB: 0 P: 9	R: 0 E: 0 K: 0 S: 6	H: 0 LOB: 0 BB: 0 P: 10	R: 1 E: 0 K: 0 S: 8	H: 2 LOB: 1 BB: 0 P: 12	1B: 10 2B: 6 3B: 0 HR: 0	SF: 1 SAC: 0 DP: 1 HBP: 0	WP: 0 PA: 42 PB: 0 SB: 1 CS: 0	
PITCHER	IP WLS BF H R ER SO BB IBB HBP BLK WP HR S P ERA WHIP	4.0 L 26 2 1 1 0 0 0 0 0 0 23 36 3.00 0.667	3.0 11 2 1 1 0 0 0 0 0 0 0 1 3 ∞ ∞	1.0 4 1 0 0 0 0 0 0 0 0 0 7 9 0.00 1.000																

Batter	1	2	3	4	5	6	7	8	9	AB	R	H	RBI	BB	SO	LOB	TOP										
Darren Lewis, R OBP: 0.331, SLG: 0.331 (1, 8)	F7	G5-3		G6-3		G6-3		P3		4	1	0	1	1	0	5	Boston Red Sox @ Chicago White Sox Comiskey Park, Chicago, IL Sun Jul 04 1999, 2:05 PM EDT Att: 16,495 - Sunny - 95 F										
Jose Offerman, S OBP: 0.387, SLG: 0.429 (1, 4)	L7		F7	L6		E4		F8		5	0	0	0	0	0	1											
Brian Daubach, L OBP: 0.365, SLG: 0.590 (1, 10)	FC5-4 1B		G5-3		G6-4-3 1B	K2-3		G4-3		4	1	1	0	1	1												
Mike Stanley, R OBP: 0.399, SLG: 0.469 (1, 3)	FC5-4		HR		G6-4-3 1B		L9-3 BB		K	4	1	2	0	1	1												
Troy O'Leary, L OBP: 0.365, SLG: 0.551 (1, 7)		G5-3		G6-4-3		K				4	1	1	2	0	1												
Lou Merten, R OBP: 0.353, SLG: 0.391 (1, 6)	1B 38 E		P3		1B	L9-3				4	0	2	1	0	0	1											
Jason Varitek, S OBP: 0.313, SLG: 0.466 (1, 2)	F8			G3		K				4	1	1	0	0	1												
38 Wilton Veras, R OBP: 0.188, SLG: 0.214 (1, 5)	E4 1B		G4-3		F7					4	0	1	0	0	0	2											
Trot Nixon, L OBP: 0.330, SLG: 0.361 (1, 9)	1B		G6-3 BB		K					3	0	2	0	1	1												
Inning Stats	R: 0 E: 0 K: 0 S: 10	H: 1 LOB: 1 BB: 0 P: 17	R: 0 E: 1 K: 0 S: 12	H: 2 LOB: 3 BB: 0 P: 16	R: 2 E: 0 K: 0 S: 12	H: 2 LOB: 0 BB: 0 P: 22	R: 1 E: 0 K: 0 S: 9	H: 1 LOB: 1 BB: 1 P: 16	R: 1 E: 0 K: 2 S: 11	H: 0 LOB: 0 BB: 1 P: 20	R: 0 E: 0 K: 1 S: 6	H: 0 LOB: 0 BB: 1 P: 12	R: 0 E: 0 K: 1 S: 8	H: 2 LOB: 1 BB: 0 P: 17	R: 0 E: 0 K: 1 S: 6	H: 0 LOB: 0 BB: 0 P: 9	1B: 7 2B: 3 3B: 0 HR: 1	SF: 0 SAC: 0 DP: 2 HBP: 0	WP: 1 PB: 0 CS: 1	PA: 40							
PITCHER	IP	WLS	BF	H	R	ER	SO	BB	IBB	HBP	BLK	WP	HR	S	P	ERA	WHIP										
Jaime Navarro, R ERA: 5.22 (1, 1)	6.0	L	30	8	5	4	2	3	0	0	0	1	1	62	109	6.00	1.833										
Sean Lowe, R ERA: 2.79 (7, 1)	2.0	H	7	2	0	0	2	1	0	0	0	0	0	14	29	0.00	1.500										
Bob Howry, R ERA: 3.9 (9, 1)	1.0	S	3	0	0	0	1	0	0	0	0	0	0	6	9	0.00	0.000										

AB	36
R	5
H	10
RBI	4
BB	4
SO	5
LOB	16



Batter	1	2	3	4	5	6	7	8	9	AB	R	H	RBI	BB	SO	LOB	BOTTOM										
Ray Durham, S OBP: 0.370, SLG: 0.478 (1, 4)	P9		1B			G1-3		G6-3		4	0	1	0	0	0	1	Boston Red Sox @ Chicago White Sox Comiskey Park, Chicago, IL Sun Jul 04 1999, 2:05 PM EDT Att: 16,495 - Sunny - 95 F										
Chris Singleton, L OBP: 0.335, SLG: 0.500 (1, 8)	L9		G3			P6		K		4	0	0	0	0	1	1											
Frank Thomas, R OBP: 0.413, SLG: 0.509 (1, 10)	P3				F9	P3		K		4	0	0	0	0	1	0											
Magglio Ordonez, R OBP: 0.376, SLG: 0.572 (1, 9)		G4-3		L7		G4-3				4	0	1	0	0	0	0											
Carlos Lee, R OBP: 0.323, SLG: 0.414 (1, 7)		G6-3		K		P5		F8		4	0	0	0	0	1	1											
14 Paul Konerko, R OBP: 0.301, SLG: 0.451 (1, 3)		HR		F9 G4-3		F8				3	2	2	1	0	0	0											
Brook Fordyce, R OBP: 0.353, SLG: 0.474 (1, 2)		K		F9				G6-3 2B		3	0	1	0	0	1	1											
Craig Wilson, R OBP: 0.333, SLG: 0.354 (1, 5)			FC5-4 1B		G4-3			G6-3		3	0	1	1	0	0	1											
Mike Caruso, S OBP: 0.286, SLG: 0.320 (1, 6)		FC5-4 CS		B3		G1-3				3	0	0	0	0	0	2											
Inning Stats	R: 0 E: 0 K: 0 S: 5	H: 0 LOB: 0 BB: 0 P: 6	R: 1 E: 0 K: 1 S: 11	H: 1 LOB: 0 BB: 0 P: 16	R: 0 E: 0 K: 0 S: 8	H: 2 LOB: 1 BB: 0 P: 12	R: 0 E: 0 K: 1 S: 7	H: 0 LOB: 0 BB: 0 P: 9	R: 1 E: 0 K: 0 S: 11	H: 1 LOB: 0 BB: 0 P: 13	R: 0 E: 0 K: 0 S: 5	H: 0 LOB: 0 BB: 0 P: 7	R: 0 E: 0 K: 0 S: 5	H: 1 LOB: 1 BB: 0 P: 16	R: 0 E: 0 K: 2 S: 10	H: 1 LOB: 1 BB: 0 P: 14	1B: 3 2B: 2 3B: 0 HR: 1	SF: 0 SAC: 0 DP: 0 HBP: 0	WP: 0 PB: 0 SB: 0 CS: 1	PA: 32							
PITCHER	IP	WLS	BF	H	R	ER	SO	BB	IBB	HBP	BLK	WP	HR	S	P	ERA	WHIP										
Bret Saberhagen, R ERA: 2.09 (1, 1)	7.0	W	25	5	2	2	2	5	0	0	0	0	1	53	70	2.57	0.714										
Derek Lowe, R ERA: 3.33 (8, 1)	1.0	H	3	0	0	0	0	0	0	0	0	0	0	9	15	0.00	0.000										
49 Tim Wakefield, R ERA: 5.05 (9, 1)	1.0	S	4	1	0	0	2	0	0	0	0	0	0	10	14	0.00	1.000										

AB	32
R	2
H	6
RBI	2
BB	0
SO	4
LOB	7



Batter	1	2	3	4	5	6	7	8	9	AB	R	H	RBI	BB	SO	LOB	TOP					
Carlos Beltrán, S OBP: 0.338, SLG: 0.458	F9		K2-3		F8		G6-3		1B	5	0	1	0	0	1	0	Kansas City Royals @ Chicago White Sox Comiskey Park, Chicago, IL Wed Jul 07 1999, 8:05 PM EDT Att: 11,963 - Unknown - 79 F					
Joe Randa, R OBP: 0.382, SLG: 0.475	1B		2B		G4-3		1B		1B	5	0	4	0	0	0							
Johnny Damon, L OBP: 0.380, SLG: 0.478	1B		G1-3		E5		F7		G3	5	0	1	0	0	0	4						
29 Mike Sweeney, R OBP: 0.395, SLG: 0.523	L5				K				P3	4	0	1	0	0	1	3						
Jermaine Dye, R OBP: 0.361, SLG: 0.546	F9				E4		G4-6-3		1B	4	1	2	0	0	0	3						
Chad Kreuter, S OBP: 0.351, SLG: 0.385		G5-3			L5		G4-6-3		1B	4	0	1	0	0	0	3						
Carlos Febles, R OBP: 0.366, SLG: 0.456		K			BB		G4-6-3		L9	3	0	0	0	1	1	2						
Steve Scarosone, R OBP: 0.279, SLG: 0.254		K			P1		L5		K	3	0	0	0	0	1	3						
Scott Pose, L OBP: 0.405, SLG: 0.365										1	0	0	0	0	1	0						
Rey Sanchez, R OBP: 0.294, SLG: 0.348			L9		F8		F8		F9	4	0	0	0	0	0	3						
Inning Stats	R: 0 E: 0 K: 0 S: 11	H: 2 LOB: 2 BB: 0 P: 16	R: 0 E: 0 K: 2 S: 8	H: 0 LOB: 0 BB: 0 P: 14	R: 0 E: 0 K: 1 S: 12	H: 1 LOB: 1 BB: 0 P: 21	R: 0 E: 1 K: 0 S: 10	H: 1 LOB: 3 BB: 1 P: 16	R: 0 E: 1 K: 1 S: 8	H: 0 LOB: 1 BB: 0 P: 12	R: 1 E: 0 K: 0 S: 6	H: 2 LOB: 0 BB: 0 P: 12	R: 0 E: 0 K: 0 S: 11	H: 1 LOB: 1 BB: 0 P: 17	R: 0 E: 0 K: 0 S: 8	H: 1 LOB: 1 BB: 0 P: 12	R: 0 E: 0 K: 1 S: 18	H: 2 LOB: 2 BB: 0 P: 24	1B: 9 2B: 1 3B: 0 HR: 0	SF: 0 SAC: 0 DP: 1 HBP: 0	WP: 0 PB: 0 SB: 1 CS: 1	PA: 39
PITCHER	IP	WLS	BF	H	R	ER	SO	BB	IBB	HBP	BLK	WP	HR	S	P	ERA	WHIP					
Jim Parque, L ERA: 3.97	(1, 1)	7.0	W	30	7	1	1	4	1	0	0	0	0	66	108	1.29	1.143					
41 Bill Simas, R ERA: 4.14	(8, 1)	1.0		4	1	0	0	0	0	0	0	0	0	8	12	0.00	1.000					
Bob Howry, R ERA: 3.78	(9, 1)	1.0		5	2	0	0	1	0	0	0	0	0	18	24	0.00	2.000					

AB	38
R	1
H	10
RBI	0
BB	1
SO	5
LOB	21



Batter	1	2	3	4	5	6	7	8	9	AB	R	H	RBI	BB	SO	LOB	BOTTOM				
Ray Durham, S OBP: 0.371, SLG: 0.474	G4-3		F8		G4-3		F7			4	1	1	0	0	0	0	Kansas City Royals @ Chicago White Sox Comiskey Park, Chicago, IL Wed Jul 07 1999, 8:05 PM EDT Att: 11,963 - Unknown - 79 F				
Chris Singleton, L OBP: 0.342, SLG: 0.527	G4-3		F8		G3		G4-3			4	0	0	0	0	1						
Frank Thomas, R OBP: 0.417, SLG: 0.513	G5-3		2B						E1	4	2	3	1	0	0	0					
Magglio Ordonez, R OBP: 0.372, SLG: 0.566	P4		F9				L6		G6-3	4	0	0	0	0	0	3					
Carlos Lee, R OBP: 0.333, SLG: 0.420		14 HR			P6		14 1B		14 BB	4	2	3	2	0	0	0					
14 Paul Konerko, R OBP: 0.311, SLG: 0.466	G4-3				HR		FC4-6		BB	3	1	2	2	1	0	1					
Greg Norton, S OBP: 0.351, SLG: 0.409	L6				G3-1		FC4-6		F8	4	0	0	0	0	0	4					
Mark Johnson, L OBP: 0.330, SLG: 0.368	HR				G3		G3		BB	3	1	1	2	1	0	1					
Mike Caruso, S OBP: 0.282, SLG: 0.315	G4-3						G3-1		F8	4	0	0	0	0	0	3					
Inning Stats	R: 1 E: 0 K: 0 S: 6	H: 1 LOB: 0 BB: 0 P: 10	R: 2 E: 0 K: 0 S: 20	H: 2 LOB: 0 BB: 0 P: 23	R: 0 E: 0 K: 0 S: 10	H: 1 LOB: 0 BB: 0 P: 14	R: 1 E: 0 K: 0 S: 10	H: 1 LOB: 0 BB: 0 P: 15	R: 0 E: 0 K: 0 S: 5	H: 0 LOB: 0 BB: 0 P: 7	R: 2 E: 0 K: 0 S: 11	H: 3 LOB: 1 BB: 0 P: 23	R: 0 E: 0 K: 0 S: 4	H: 0 LOB: 0 BB: 0 P: 5	R: 1 E: 1 K: 0 S: 17	H: 2 LOB: 2 BB: 2 P: 34		1B: 6 2B: 2 3B: 0 HR: 2	SF: 0 SAC: 0 DP: 0 HBP: 0	WP: 1 PB: 0 SB: 1 CS: 0	PA: 36
PITCHER	IP	WLS	BF	H	R	ER	SO	BB	IBB	HBP	BLK	WP	HR	S	P	ERA	WHIP				
Mac Suzuki, R ERA: 8.47	(1, 1)	5.1	L	24	8	6	6	0	0	0	0	0	0	9	14	0.00	0.000				
Avrin Morman, L ERA: 3.91	(6, 1)	1.2		5	0	0	0	0	0	0	0	0	0	9	14	0.00	0.000				
Marc Pisciotta, R ERA: 8.64	(8, 1)	1.0		7	2	1	1	0	2	0	0	0	0	17	34	9.00	4.000				

AB	34
R	7
H	10
RBI	7
BB	2
SO	0
LOB	13



Batter	1	2	3	4	5	6	7	8	9	AB	R	H	RBI	BB	SO	LOB	TOP		
Carlos Beltrán, S OBP: 0.341, SLG: 0.468 (1, 8)	1-2 FC4-6 29 SF8 BB 1B		0-0 G6-3			3-2 G4-3 1B	1-2 FC4-6		1-2 HR	5	2	3	2	0	0	1			
Joe Randa, R OBP: 0.366, SLG: 0.476 (1, 5)	4-2 FC4-6 BB		2-0 F7			1-0 G4-3 1B	2-1 F8		0-1 1B	4	0	2	1	1	0	1			
Johnny Damon, L OBP: 0.375, SLG: 0.471 (1, 7)	0-1 FC4-6 29 1-2 2-3		2-2 G4-3			1-1 G4-3	0-0 F9		2-2 G4-3	5	0	0	0	0	0	6			
29 Mike Sweeney, R OBP: 0.390, SLG: 0.518 (1, 3)	1-1 SF8			0-0 F7		3-2 G5-3		1-2 F9		3	0	0	1	0	0	2			
Jermaine Dye, R OBP: 0.357, SLG: 0.539 (1, 9)	0-0 F8			1-2 G5-3			0-0 F8		0-0 G6-3	4	0	0	0	0	0	1			
Jeremy Giambi, L OBP: 0.400, SLG: 0.357 (1, 10)				0-1 F8			3-3 K		1-3 K	4	0	1	0	0	2	0			
Jed Hansen, R OBP: 0.318, SLG: 0.389 (1, 4)				0-0 SH1-3 1B			4-2 SH1-3 1B BB		0-0 HR 1B	2	2	2	0	1	0	0			
Tim Spehr, R OBP: 0.315, SLG: 0.385 (1, 2)				1-3 K			0-0 SH1-3		2-1 B1	2	0	0	0	0	1	2			
Scott Pose, L OBP: 0.400, SLG: 0.359 (9, PH)							1-2 P4			1	0	0	0	0	0	1			
Chad Kreuter, S OBP: 0.351, SLG: 0.385 (9, 2)										0	0	0	0	0	0	0			
Rey Sanchez, R OBP: 0.297, SLG: 0.351 (1, 6)				0-1 L6			0-0 1B 2H 1B		1-3 K	4	1	2	1	0	1	2			
Inning Stats	R: 1 E: 1 K: 0 S: 11	H: 1 LOB: 1 BB: 1 P: 17	R: 0 E: 0 K: 1 S: 7	H: 1 LOB: 1 BB: 0 P: 8	R: 0 E: 0 K: 0 S: 5	H: 0 LOB: 0 BB: 0 P: 9	R: 0 E: 0 K: 0 S: 6	H: 0 LOB: 0 BB: 0 P: 7	R: 2 E: 0 K: 0 S: 14	H: 3 LOB: 2 BB: 1 P: 26	R: 0 E: 0 K: 1 S: 6	H: 1 LOB: 1 BB: 0 P: 10	R: 0 E: 0 K: 0 S: 7	H: 0 LOB: 0 BB: 0 P: 9	R: 2 E: 0 K: 1 S: 17	H: 3 LOB: 0 BB: 0 P: 23	1B: 8 2B: 1 3B: 0 HR: 1	SF: 1 SAC: 2 DP: 0 HBP: 0	WP: 0 PA: 39
PITCHER	IP WLS BF H R ER SO BB IBB HBP BLK WP HR S P ERA WHIP	IP WLS BF H R ER SO BB IBB HBP BLK WP HR S P ERA WHIP																	
Pat Daneker, R ERA: 2.7 (1, 1)	7.0 30 7 3 3 2 2 0 0 0 0 0 56 87 3.86 1.286																		
Keith Foulke, R ERA: 3.16 (8, 1)	2.0 9 3 2 2 2 0 0 0 0 0 1 24 32 9.00 1.500																		

Kansas City Royals @ Chicago White Sox
Comiskey Park, Chicago, IL
Thu Jul 08, 1999, 2:05 PM EDT
Att: 14,738 - Sunny - 81 F

livebaseballscorecards.com

AB 34
R 5
H 10
RBI 5
BB 2
SO 4
LOB 16



Batter	1	2	3	4	5	6	7	8	9	AB	R	H	RBI	BB	SO	LOB	BOTTOM		
Ray Durham, S OBP: 0.370, SLG: 0.470 (1, 4)	1-3 K		1-0 P9			0-2 L6	4-2 FC6-4 BB		1-0 SH BB 2B	3	1	0	0	1	1	1			
Darin Jackson, R OBP: 0.292, SLG: 0.415 (1, 8)	1-0 G6-3		1-1 1B			0-2 F7	0-2 FC6-4		0-0 P4	5	0	1	0	0	0	5			
Frank Thomas, R OBP: 0.416, SLG: 0.520 (1, 3)	1-0 F8		1-2 G6-3			0-0 HR	1-0 P3		4-1 2B BB	4	1	1	1	1	0	3			
Magglio Ordonez, R OBP: 0.372, SLG: 0.566 (1, 9)			0-1 G4-3			3-2 F9	0-0 G5-4-3 1B		0-0 P6	5	0	2	2	0	0	0			
Carlos Lee, R OBP: 0.336, SLG: 0.436 (1, 7)			3-2 HR 1B			1-3 K	1-2 G5-4-3		1-2 HR	4	2	2	1	0	1	1			
Chris Singleton, L OBP: 0.342, SLG: 0.527 (9, 8)							1-2 K			0	0	0	0	0	0	0			
14 Paul Konerko, R OBP: 0.318, SLG: 0.469 (1, 10)			2-2 P6			2-2 1B	4-2 FC6-4 BB		1-2 1B	3	0	2	0	1	0	1			
Mike Caruso, S OBP: 0.282, SLG: 0.315 (8, FR)										0	0	0	0	0	0	0			
Brook Fordyce, R OBP: 0.352, SLG: 0.483 (1, 2)			1-0 HR			0-3 K	0-1 FC6-4		2-1 F8	4	1	1	2	0	1	3			
Craig Wilson, R OBP: 0.330, SLG: 0.349 (1, 5)			3-2 P6			0-1 G6-3	0-2 FC5-6 1B		0-1 G6-3	4	0	1	0	0	0	1			
55 Liu Rodríguez, S OBP: 0.308, SLG: 0.286 (1, 6)						4-1 F8	1-2 FC5-6 BB		4-1 BB SH 2B BB	2	1	0	0	2	0	1			
Inning Stats	R: 0 E: 0 K: 1 S: 6	H: 0 LOB: 0 BB: 0 P: 9	R: 2 E: 0 K: 0 S: 13	H: 2 LOB: 0 BB: 0 P: 22	R: 0 E: 0 K: 2 S: 14	H: 1 LOB: 1 BB: 0 P: 20	R: 0 E: 0 K: 0 S: 10	H: 0 LOB: 1 BB: 1 P: 14	R: 1 E: 0 K: 0 S: 11	H: 2 LOB: 1 BB: 1 P: 16	R: 0 E: 0 K: 0 S: 11	H: 1 LOB: 2 BB: 1 P: 16	R: 1 E: 0 K: 0 S: 14	H: 2 LOB: 1 BB: 0 P: 18	R: 2 E: 1 K: 0 S: 6	H: 1 LOB: 2 BB: 2 P: 18	1B: 6 2B: 1 3B: 0 HR: 3	SF: 0 SAC: 1 DP: 1 HBP: 0	WP: 0 PA: 40
PITCHER	IP WLS BF H R ER SO BB IBB HBP BLK WP HR S P ERA WHIP	IP WLS BF H R ER SO BB IBB HBP BLK WP HR S P ERA WHIP																	
50 José Rosado, L ERA: 3.01 (1, 1)	8.0 35 4 4 4 3 3 0 0 0 0 0 3 125 4.50 1.500																		
Tim Byrdak, L ERA: 9.0 (9, 1)	0.1 3 0 2 1 0 1 0 0 0 0 0 3 8 27.00 3.000																		
Don Wengert, R ERA: 9.25 (9, 1)	0.0 2 1 0 0 0 1 0 0 0 0 0 3 10 ∞ ∞																		

Kansas City Royals @ Chicago White Sox
Comiskey Park, Chicago, IL
Thu Jul 08, 1999, 2:05 PM EDT
Att: 14,738 - Sunny - 81 F

livebaseballscorecards.com

AB 34
R 6
H 10
RBI 6
BB 5
SO 3
LOB 16



Batter	1	2	3	4	5	6	7	8	9	AB	R	H	RBI	BB	SO	LOB	TOP					
Jeff Blausler, R (1, 4) OBP: 0.378, SLG: 0.481	G6-3		1B			1B	K			4	1	2	0	0	1	2	Chicago Cubs @ Chicago White Sox Comiskey Park, Chicago, IL Fri Jul 09 1999, 3:00 PM EDT Att: 44,153 - Unknown - 86 F					
Manny Alexander, R (1, 6) OBP: 0.336, SLG: 0.367	P3		F7			K		F8		4	0	0	0	0	1	2						
Mark Grace, L (1, 3) OBP: 0.397, SLG: 0.485	G4-3			G4-3		2H	K	K		4	0	1	1	0	1	0						
Sammy Sosa, R (1, 9) OBP: 0.362, SLG: 0.638		FC6-4		G4-3		K		1B		4	0	2	0	0	1	1						
Glenallen Hill, R (1, 10) OBP: 0.374, SLG: 0.679	K			G6-3			FC1-5	K		4	0	1	0	0	2	2						
José Hernández, R (1, 7) OBP: 0.355, SLG: 0.446	L9				F9		F9	K		4	1	1	0	0	1	1						
Benito Santiago, R (1, 2) OBP: 0.286, SLG: 0.345	FC6-4				G5-3		FC1-5	1B		4	0	1	0	0	0	3						
Gary Gaetti, R (1, 5) OBP: 0.261, SLG: 0.331			F9		K		F9			3	0	0	0	0	1	2						
Tyler Houston, L (9, PH) OBP: 0.343, SLG: 0.471								K		1	0	0	0	0	1	1						
Curtis Goodwin, L (1, 8) OBP: 0.333, SLG: 0.365			K			G5-3		K		4	0	1	1	0	2	1						
Inning Stats	R: 0 E: 0 K: 0 S: 7	H: 0 LOB: 0 BB: 0 P: 13	R: 0 E: 0 K: 1 S: 7	H: 1 LOB: 1 BB: 0 P: 13	R: 0 E: 0 K: 1 S: 12	H: 1 LOB: 1 BB: 0 P: 18	R: 0 E: 0 K: 0 S: 7	H: 0 LOB: 0 BB: 0 P: 8	R: 0 E: 0 K: 1 S: 9	H: 0 LOB: 0 BB: 0 P: 14	R: 1 E: 0 K: 2 S: 14	H: 2 LOB: 1 BB: 0 P: 22	R: 0 E: 0 K: 1 S: 12	H: 3 LOB: 2 BB: 0 P: 16	R: 0 E: 0 K: 2 S: 14	H: 1 LOB: 1 BB: 0 P: 23	R: 0 E: 0 K: 3 S: 20	H: 1 LOB: 1 BB: 0 P: 28	1B: 8 2B: 1 3B: 0 HR: 0	SF: 0 SAC: 0 DP: 0 HBP: 0	WP: 0 PB: 0 SB: 0 CS: 0	PA: 36
PITCHER	IP	WLS	BF	H	R	ER	SO	BB	IBB	HBP	BLK	WP	HR	S	P	ERA	WHIP					
Mike Siroka, L (1, 1) ERA: 3.2	6.2		27	7	2	2	5	0	0	0	0	0	0	64	100	2.70	1.050					
41 Bill Simas, R (7, 1) ERA: 3.99	1.1		5	1	0	0	3	0	0	0	0	0	0	18	27	0.00	0.750					
Bob Howry, R (9, 1) ERA: 3.67	1.0	W	4	1	0	0	3	0	0	0	0	0	0	20	28	0.00	1.000					

AB	36
R	2
H	9
RBI	2
BB	0
SO	11
LOB	15



Batter	1	2	3	4	5	6	7	8	9	AB	R	H	RBI	BB	SO	LOB	BOTTOM					
Ray Durham, S (1, 4) OBP: 0.373, SLG: 0.473	L8-4		G4-3		F7		G3		E	4	1	2	0	1	0	0	Chicago Cubs @ Chicago White Sox Comiskey Park, Chicago, IL Fri Jul 09 1999, 3:00 PM EDT Att: 44,153 - Unknown - 86 F					
Chris Singleton, L (1, 8) OBP: 0.328, SLG: 0.524	L8-4		PB		G3		B1		K	5	0	1	0	0	1	3						
Frank Thomas, R (1, 3) OBP: 0.419, SLG: 0.518	F9		F8-2		2B		G3		E	3	1	1	0	2	0	1						
Magglio Ordonez, R (1, 9) OBP: 0.376, SLG: 0.568		G1-3	F8-2		2B		FC6-4		E6	4	1	2	1	1	0	4						
Carlos Lee, R (1, 7) OBP: 0.333, SLG: 0.433	G1-3			G5-3	G6-3		FC6-4		SF8	4	0	1	1	0	0	4						
14 Paul Konerko, R (1, 10) OBP: 0.321, SLG: 0.474										4	0	2	1	0	1	1						
55 Liu Rodriguez, S (8, FR) OBP: 0.308, SLG: 0.286						K2-3			FC1-6	0	0	0	0	0	0	0						
Greg Norton, S (1, 5) OBP: 0.353, SLG: 0.406							G6-3		FC1-6	2	0	0	0	2	0	1						
Mark Johnson, L (1, 2) OBP: 0.328, SLG: 0.357		G1-3			F8		WP		FC4-6	3	0	0	0	1	0	5						
Mike Caruso, S (1, 6) OBP: 0.279, SLG: 0.311		L4			G3-1		G3		G6-3	4	0	0	0	0	0	6						
Inning Stats	R: 0 E: 0 K: 0 S: 4	H: 1 LOB: 0 BB: 0 P: 5	R: 1 E: 0 K: 0 S: 13	H: 2 LOB: 2 BB: 1 P: 19	R: 0 E: 0 K: 0 S: 7	H: 1 LOB: 1 BB: 1 P: 14	R: 0 E: 0 K: 0 S: 14	H: 1 LOB: 2 BB: 1 P: 19	R: 1 E: 0 K: 0 S: 9	H: 2 LOB: 1 BB: 0 P: 10	R: 0 E: 0 K: 1 S: 6	H: 0 LOB: 1 BB: 1 P: 14	R: 0 E: 0 K: 0 S: 5	H: 0 LOB: 2 BB: 2 P: 16	R: 0 E: 0 K: 0 S: 14	H: 1 LOB: 2 BB: 0 P: 18	R: 1 E: 1 K: 1 S: 12	H: 1 LOB: 2 BB: 1 P: 20	1B: 5 2B: 6 3B: 0 HR: 0	SF: 1 SAC: 0 DP: 2 HBP: 0	WP: 2 PB: 1 SB: 0 CS: 0	PA: 41
PITCHER	IP	WLS	BF	H	R	ER	SO	BB	IBB	HBP	BLK	WP	HR	S	P	ERA	WHIP					
Kevin Tapani, R (1, 1) ERA: 4.04	2.0		9	3	1	1	0	2	0	0	0	0	0	17	24	4.50	2.000					
Matt Karchner, R (3, 1) ERA: 2.5	2.2		12	3	1	1	0	2	0	0	0	0	0	26	39	3.38	1.875					
Ray King, L (5, 1) ERA: 17.18	1.1		6	1	0	0	1	1	0	0	0	1	0	10	18	0.00	1.500					
Terry Adams, R (7, 1) ERA: 3.28	2.2	L	14	2	1	0	1	2	1	0	0	1	0	31	54	0.00	1.500					

AB	33
R	3
H	9
RBI	3
BB	7
SO	2
LOB	25



Batter	1	2	3	4	5	6	7	8	9	AB	R	H	RBI	BB	SO	LOB	TOP								
Mickey Morandini, L (1.4) OBP: 0.334, SLG: 0.361	G5-3		BB 1B		E6	K		L6		5	1	1	1	0	1	2									
Tyler Houston, L (1.5) OBP: 0.350, SLG: 0.478	L7		1B BB		L8			BB 2B	BB 1B	4	1	2	0	1	0	1									
Sammy Sosa, R (1.9) OBP: 0.358, SLG: 0.628	K		K		K			F9	F9	5	0	0	0	0	3	5									
Mark Grace, L (1.3) OBP: 0.402, SLG: 0.492		F7	1B			F8 HR 1B	BB BB		BB 1B 2B	4	2	3	2	1	0	0									
Henry Rodriguez, L (1.10) OBP: 0.420, SLG: 0.593	G1-3		F9			F8			BB 1B BB	3	1	0	0	2	0	3									
Glenallen Hill, R (1.7) OBP: 0.375, SLG: 0.690	K				P6				BB 1B FC5-4	5	2	2	3	0	2	3									
Jeff Reed, L (1.2) OBP: 0.369, SLG: 0.364			FC1-6 1B		P4				BB 1B BB	4	0	2	2	1	1	3									
José Hernández, R (1.6) OBP: 0.353, SLG: 0.453			SH 1B		HR				FC5-4	5	2	1	2	0	2	3									
Curtis Goodwin, L (1.8) OBP: 0.330, SLG: 0.360			SH 1B		G5-3				FC5-4	4	1	1	0	0	1	1									
Inning Stats	R: 0 E: 0 K: 1 S: 10	H: 0 LOB: 0 BB: 0 P: 14	R: 0 E: 0 K: 1 S: 10	H: 0 LOB: 0 BB: 0 P: 14	R: 3 E: 1 K: 1 S: 16	H: 3 LOB: 2 BB: 1 P: 27	R: 1 E: 0 K: 0 S: 10	H: 1 LOB: 0 BB: 0 P: 16	R: 0 E: 0 K: 2 S: 18	H: 0 LOB: 0 BB: 1 P: 13	R: 2 E: 0 K: 2 S: 18	H: 3 LOB: 2 BB: 1 P: 32	R: 0 E: 0 K: 2 S: 17	H: 1 LOB: 3 BB: 2 P: 29	R: 0 E: 0 K: 1 S: 10	H: 0 LOB: 0 BB: 0 P: 13	R: 4 E: 1 K: 1 S: 21	H: 4 LOB: 1 BB: 1 P: 33	1B: 8 2B: 2 3B: 0 HR: 2	SF: 0 SAC: 1 DP: 0 HBP: 0	WP: 0 PB: 0 SB: 0 CS: 1	PA: 45			
PITCHER	IP	WLS	BF	H	R	ER	SO	BB	IBB	HBP	BLK	WP	HR	S	P	ERA	WHIP								
Jaime Navarro, R (1.1) ERA: 5.31	5.1	L	25	6	6	4	4	2	0	0	0	0	2	62	102	6.75	1.500								
Sean Lowe, R (6.1) ERA: 2.53	0.1		1	0	0	0	1	0	0	0	0	0	0	5	7	0.00	0.000								
Todd Rizzo, L (6.1) ERA: 5.8	0.2		5	2	0	0	1	1	0	0	0	0	0	12	20	0.00	4.500								
Bryan Ward, L (7.1) ERA: 15.26	1.2		6	0	0	0	3	1	0	0	0	0	0	20	29	0.00	0.600								
Scott Eyre, L (9.1) ERA: 15.26	1.0		8	4	4	3	1	1	0	0	0	0	0	21	33	27.00	5.000								

Chicago Cubs @ Chicago White Sox
Comiskey Park, Chicago, IL
Sat Jul 10 1999, 1:10 PM EDT
Att: 44,008 - Sunny - 73 F

AB 39
R 10
H 12
RBI 10
BB 5
SO 10
LOB 21



Batter	1	2	3	4	5	6	7	8	9	AB	R	H	RBI	BB	SO	LOB	BOTTOM								
Ray Durham, S (1.4) OBP: 0.377, SLG: 0.485	1B FC5-2		K					G4-3		4	1	3	0	0	1	1									
Chris Singleton, L (1.8) OBP: 0.333, SLG: 0.515	F8		FC4-6		K			G4-3		4	0	0	1	0	1	3									
Frank Thomas, R (1.3) OBP: 0.417, SLG: 0.514	FC5-2 1B		G6-3		K			K		4	0	1	0	0	2	2									
Magglio Ordonez, R (1.9) OBP: 0.374, SLG: 0.565	FC5-2				14 1B			E5		4	0	1	0	0	0	2									
Carlos Lee, R (1.7) OBP: 0.327, SLG: 0.425	K				F8			F7		4	0	0	0	0	1	4									
14 Paul Konerko, R (1.10) OBP: 0.324, SLG: 0.487			K					G5-3		4	1	2	1	0	1	0									
Greg Norton, S (1.5) OBP: 0.348, SLG: 0.490									HR	4	0	0	0	0	0	2									
Brook Fordyce, R (1.2) OBP: 0.345, SLG: 0.473			F9		F9			L7		4	0	0	0	0	0	2									
Mike Caruso, S (1.6) OBP: 0.278, SLG: 0.310			K		L4			P3		4	0	0	0	0	1	2									
								F8		4	0	1	0	0	1	0									
Inning Stats	R: 0 E: 0 K: 1 S: 11	H: 2 LOB: 2 BB: 0 P: 18	R: 0 E: 0 K: 2 S: 10	H: 0 LOB: 0 BB: 0 P: 16	R: 0 E: 0 K: 1 S: 12	H: 1 LOB: 1 BB: 0 P: 16	R: 0 E: 0 K: 0 S: 10	H: 2 LOB: 2 BB: 0 P: 14	R: 0 E: 0 K: 2 S: 13	H: 1 LOB: 1 BB: 0 P: 20	R: 0 E: 0 K: 0 S: 8	H: 0 LOB: 0 BB: 0 P: 10	R: 0 E: 0 K: 0 S: 6	H: 0 LOB: 0 BB: 0 P: 10	R: 1 E: 1 K: 1 S: 11	H: 1 LOB: 1 BB: 0 P: 16	R: 1 E: 0 K: 1 S: 17	H: 1 LOB: 0 BB: 0 P: 26	1B: 5 2B: 1 3B: 1 HR: 1	SF: 0 SAC: 0 DP: 0 HBP: 0	WP: 0 PB: 0 SB: 0 CS: 0	PA: 36			
PITCHER	IP	WLS	BF	H	R	ER	SO	BB	IBB	HBP	BLK	WP	HR	S	P	ERA	WHIP								
Jon Lieber, R (1.1) ERA: 3.26	8.0	W	32	7	1	1	7	0	0	0	0	0	0	81	120	1.12	0.875								
Rick Aguilera, R (9.1) ERA: 4.05	1.0		4	1	1	1	1	0	0	0	0	0	1	17	26	9.00	1.000								

Chicago Cubs @ Chicago White Sox
Comiskey Park, Chicago, IL
Sat Jul 10 1999, 1:10 PM EDT
Att: 44,008 - Sunny - 73 F

AB 36
R 2
H 8
RBI 2
BB 0
SO 8
LOB 16



Batter	1	2	3	4	5	6	7	8	9	AB	R	H	RBI	BB	SO	LOB	TOP											
Mickey Morandini, L (1.4)	G4-3						F8		P6	4	0	0	0	1	1	1	Chicago Cubs @ Chicago White Sox Comiskey Park, Chicago, IL Sun Jul 11 1999, 8:05 PM EDT Att: 43,115 - Unknown - 75 F											
Tyler Houston, L (1.5)	P4	P4		G1-3			HR		K	5	1	1	1	0	1	3												
Sammy Sosa, R (1.9)	G5-3		G6-3				G5-3		F8	5	0	0	0	0	0	0												
Mark Grace, L (1.3)		1B	1B	HR						1	2	1	0	3	0	0												
Henry Rodriguez, L (1.10)		BB	BB	HR						3	2	1	0	1	2	2												
Glenallen Hill, R (1.7)		BB	HR						G5-3	4	1	2	4	0	1	1												
Jeff Reed, L (1.2)	F7		K						K	4	0	0	0	0	3	2												
José Hernández, R (1.6)		BB	G5-3							3	0	1	0	1	0	0												
Curtis Goodwin, L (1.8)	SF8			CS					K	3	0	1	1	0	2	1												
Inning Stats	R: 0 E: 0 K: 0 S: 6	H: 0 LOB: 0 BB: 0 P: 9	R: 2 E: 0 K: 0 S: 21	H: 2 LOB: 3 BB: 3 P: 38	R: 3 E: 0 K: 1 S: 14	H: 1 LOB: 0 BB: 2 P: 29	R: 0 E: 0 K: 1 S: 9	H: 1 LOB: 0 BB: 0 P: 15	R: 0 E: 0 K: 2 S: 8	H: 1 LOB: 1 BB: 0 P: 12	R: 1 E: 0 K: 1 S: 11	H: 1 LOB: 1 BB: 1 P: 21	R: 0 E: 0 K: 2 S: 12	H: 1 LOB: 1 BB: 0 P: 15	R: 0 E: 0 K: 1 S: 5	H: 0 LOB: 0 BB: 0 P: 8	1B: 5 2B: 0 3B: 0 HR: 2	SF: 1 SAC: 0 DP: 0 HBP: 0	WP: 0 PB: 0 SB: 0 CS: 1	PA: 39								
PITCHER	IP	WLS	BF	H	R	ER	SO	BB	IBB	HBP	BLK	WP	HR	S	P	ERA	WHIP											
James Baldwin, R (1.1)	2.1	L	15	3	5	5	0	5	0	0	0	0	0	1	36	69	19.29	3.429										
Bryan Ward, L (3.1)	1.2		5	1	0	0	2	0	0	0	0	0	0	14	22	0.00	0.600											
Jim Parque, L (5.1)	3.0		12	2	1	1	5	1	0	0	0	0	0	1	50	50	3.00	1.000										
Keith Foulke, R (8.1)	2.0		7	1	0	0	3	0	0	0	0	0	0	17	23	0.00	0.500											

Batter	1	2	3	4	5	6	7	8	9	AB	R	H	RBI	BB	SO	LOB	BOTTOM										
Ray Durham, S (1.4)	G4-3		B1-3							4	0	0	0	0	2	1	Chicago Cubs @ Chicago White Sox Comiskey Park, Chicago, IL Sun Jul 11 1999, 8:05 PM EDT Att: 43,115 - Unknown - 75 F										
Chris Singleton, L (1.8)	L1		1B				F8		HR	4	2	2	2	0	0	0											
Frank Thomas, R (1.3)	K		2B				G6-3			3	0	1	0	1	1	0											
Magglio Ordonez, R (1.9)		F7	G6-4-3				G5-3		G6-4-3	4	0	1	1	0	0	1											
Carlos Lee, R (1.7)		G1-3	G6-4-3				G6-3		G5-3	4	0	0	0	0	0	2											
14 Paul Konerko, R (1.10)		1B	BB				K		K	2	0	0	0	2	2	0											
Greg Norton, S (1.5)		1B					P6		K	4	0	1	0	0	2	1											
Mark Johnson, L (1.2)		K					K		K	3	0	0	0	0	3	3											
Craig Wilson, R (1.6)			2B				G4-3			3	1	1	0	0	0	1											
Inning Stats	R: 0 E: 0 K: 1 S: 7	H: 0 LOB: 0 BB: 0 P: 10	R: 0 E: 0 K: 1 S: 10	H: 1 LOB: 2 BB: 1 P: 21	R: 2 E: 0 K: 0 S: 11	H: 3 LOB: 1 BB: 1 P: 20	R: 0 E: 0 K: 1 S: 11	H: 0 LOB: 1 BB: 1 P: 20	R: 0 E: 0 K: 1 S: 6	H: 0 LOB: 0 BB: 0 P: 8	R: 0 E: 0 K: 1 S: 7	H: 0 LOB: 0 BB: 0 P: 11	R: 0 E: 0 K: 2 S: 10	H: 0 LOB: 0 BB: 0 P: 13	R: 1 E: 0 K: 1 S: 8	H: 2 LOB: 0 BB: 0 P: 13	R: 0 E: 0 K: 2 S: 8	H: 0 LOB: 0 BB: 0 P: 11	1B: 3 2B: 2 3B: 0 HR: 1	SF: 0 SAC: 0 DP: 2 HBP: 0	WP: 0 PB: 0 SB: 0 CS: 0	PA: 34					
PITCHER	IP	WLS	BF	H	R	ER	SO	BB	IBB	HBP	BLK	WP	HR	S	P	ERA	WHIP										
Steve Trachsel, R (1.1)	7.1	W	30	6	3	3	8	3	0	0	0	0	0	10	14	3.68	1.227										
Terry Adams, R (8.1)	1.2	S	4	0	0	0	2	0	0	0	0	0	0	10	13	0.00	0.000										

Batter	1	2	3	4	5	6	7	8	9	10	11	12	13	AB	R	H	RBI	BB	SO	LOB	TOP				
Ray Durham, S OBP: 0.372, SLG: 0.477 (1, 4)														6	1	2	0	0	0	1					
Chris Singleton, L OBP: 0.341, SLG: 0.541 (1, 8)														5	1	2	2	0	1	3					
Frank Thomas, R OBP: 0.410, SLG: 0.509 14 Paul Konerko, R OBP: 0.324, SLG: 0.479 Todd Rizzo, R (13, 1)															4	0	1	0	0	1	3				
Magglio Ordonez, R OBP: 0.371, SLG: 0.556 (1, 9)															5	0	1	0	0	3					
Carlos Lee, R OBP: 0.325, SLG: 0.416 Bob Howry, L (10, 8)															3	0	1	0	1	1	0				
Brian Simmons, S (10, 8)															0	0	0	0	0	0	0				
Greg Norton, S OBP: 0.348, SLG: 0.393 (13, 3)														3	0	0	0	2	1	2					
Craig Wilson, R OBP: 0.316, SLG: 0.344 (1, 6)														4	0	0	0	0	1	2					
Mark Johnson, L OBP: 0.312, SLG: 0.337 Brook Forzyes, R OBP: 0.347, SLG: 0.470 (10, 2)														3	0	0	0	0	2	0					
Mike Sirota, L OBP: 0.333, SLG: 0.333 Mike Caruso, S OBP: 0.281, SLG: 0.313 Keith Foulke, R (8, 1)														2	0	0	0	0	1	0					
Darrin Jackson, R OBP: 0.289, SLG: 0.411 (9, 7)														1	0	0	0	0	0	0					
Darrin Jackson, R OBP: 0.289, SLG: 0.411 (9, 7)														1	0	0	0	0	0	1					
Inning Stats	R: 2 E: 0 K: 1 S: 13	H: 3 LOB: 1 BB: 0 P: 18	R: 0 E: 0 K: 1 S: 7	H: 0 LOB: 0 BB: 0 P: 10	R: 0 E: 0 K: 0 S: 8	H: 1 LOB: 0 BB: 0 P: 12	R: 0 E: 0 K: 0 S: 6	H: 1 LOB: 1 BB: 1 P: 12	R: 0 E: 0 K: 2 S: 8	H: 0 LOB: 0 BB: 0 P: 14	R: 0 E: 0 K: 1 S: 9	H: 0 LOB: 0 BB: 0 P: 14	R: 0 E: 0 K: 0 S: 3	H: 0 LOB: 0 BB: 1 P: 7	R: 0 E: 0 K: 0 S: 3	H: 0 LOB: 0 BB: 0 P: 5	R: 0 E: 0 K: 0 S: 3	H: 0 LOB: 0 BB: 1 P: 7	R: 0 E: 0 K: 0 S: 3	H: 0 LOB: 0 BB: 0 P: 3	1B: 7 2B: 1 3B: 0 HR: 1	SF: 0 SAC: 2 DP: 1 HBP: 0	W/P: 0 P/B: 0 S/B: 0 CS: 2	PA: 48	
PITCHER	IP 7.0	WLS 26	BF 6	H 2	ER 2	SO 6	BB 1	IBB 0	HBP 0	BLK 0	WP 0	HR 1	S 58	P 94	ERA 2.57	WHIP 1.000									
Jose Jimenez, R ERA: 5.54 (1, 1)	7.0	26	6	2	2	6	1	0	0	0	0	1	58	94	2.57	1.000									
Manny Aybar, R ERA: 3.54 (8, 1)	0.0	2	2	0	0	0	0	0	0	0	0	0	3	6											
Lance Painter, L ERA: 5.85 (8, 1)	0.1	1	0	0	0	0	0	0	0	0	0	0	3	4	0.00	0.000									
Ricky Bottalico, R ERA: 3.86 (8, 1)	1.2	5	0	0	0	1	1	0	0	0	0	0	7	14	0.00	0.600									
Scott Radinsky, L ERA: 4.76 (10, 1)	1.0	4	0	0	0	0	1	0	0	0	0	0	3	7	0.00	1.000									

Chicago White Sox @ St. Louis Cardinals
 Busch Stadium, St. Louis, MO
 Thu Jul 15 1999, 7:10 PM CDT
 Att. 40,258 - Unknown - 89 F

AB	42
R	2
H	8
RBI	2
BB	4
SO	8
LOB	17



Batter	1	2	3	4	5	6	7	8	9	10	11	12	13	AB	R	H	RBI	BB	SO	LOB	BOTTOM				
Joe Mauer, R OBP: 0.347, SLG: 0.414 (10, 4)															6	0	1	0	0	2					
J.D. Drew, L OBP: 0.324, SLG: 0.459 (1, 8)														6	0	2	0	0	3	0					
Mark McGwire, R OBP: 0.423, SLG: 0.611 (1, 3)														4	1	1	1	2	0	2					
Fernando Tatis, R OBP: 0.405, SLG: 0.543 (1, 5)														6	0	2	0	0	1	2					
Ray Lankford, L OBP: 0.375, SLG: 0.564 (1, 7)														5	1	1	0	1	3	4					
Edgar Renteria, R OBP: 0.352, SLG: 0.433 Rick Crasnow, R OBP: 0.667, SLG: 0.500 (11, 1)															5	0	2	0	0	1	4				
Alberto Castillo, R OBP: 0.288, SLG: 0.306 Darren Daulton, L OBP: 0.388, SLG: 0.376 (10, 9)															3	0	1	0	0	1	1				
Placido Polanco, R OBP: 0.324, SLG: 0.338 Willie McCoy, S OBP: 0.299, SLG: 0.277 Eli Marrero, R OBP: 0.246, SLG: 0.332 (10, 2)															3	0	0	0	0	2					
Jose Jimenez, R ERA: 5.09 Thomas Howard, S ERA: 2.72 Manny Aybar, R ERA: 2.98 Lance Painter, L ERA: 5.82 Ricky Bottalico, L ERA: 3.86 Shawon Dunston, R ERA: 3.96 Scott Radinsky, L ERA: 4.76 (11, 6)															2	0	0	0	0	1					
Inning Stats	R: 0 E: 0 K: 0 S: 11	H: 2 LOB: 1 BB: 0 P: 16	R: 0 E: 0 K: 1 S: 5	H: 0 LOB: 0 BB: 0 P: 8	R: 0 E: 0 K: 0 S: 11	H: 0 LOB: 0 BB: 0 P: 16	R: 1 E: 0 K: 1 S: 11	H: 2 LOB: 1 BB: 0 P: 17	R: 0 E: 0 K: 0 S: 10	H: 1 LOB: 2 BB: 0 P: 22	R: 0 E: 0 K: 2 S: 9	H: 0 LOB: 1 BB: 1 P: 17	R: 0 E: 0 K: 0 S: 7	H: 2 LOB: 3 BB: 1 P: 11	R: 0 E: 0 K: 0 S: 6	H: 1 LOB: 1 BB: 1 P: 6	R: 1 E: 1 K: 0 S: 1	H: 0 LOB: 1 BB: 1 P: 5	1B: 7 2B: 3 3B: 0 HR: 1	SF: 0 SAC: 2 DP: 1 HBP: 0	W/P: 0 P/B: 0 S/B: 1 CS: 0	PA: 52			
PITCHER	IP 7.0	WLS 27	BF 6	H 1	ER 1	SO 5	BB 0	IBB 0	HBP 0	BLK 0	WP 0	HR 1	S 68	P 105	ERA 1.29	WHIP 0.857									
Mike Sirota, L ERA: 3.09 (1, 1)	7.0	27	6	1	1	5	0	0	0	0	0	1	68	105	1.29	0.857									
Keith Foulke, R ERA: 2.98 (8, 1)	1.0	4	0	0	0	2	0	1	0	0	0	0	9	17	0.00	0.000									
Bob Howry, R ERA: 5.82 (9, 1)	1.0	5	1	1	1	0	1	0	0	0	0	0	18	26	9.00	2.000									
41 Bill Simas, R ERA: 3.96 (10, 1)	0.1	4	2	0	0	0	0	1	0	0	0	0	3	7	0.00	6.000									
Bryan Ward, L ERA: 5.5 (10, 1)	0.1	1	0	0	0	1	0	0	0	0	0	0	3	3	0.00	0.000									

Chicago White Sox @ St. Louis Cardinals
 Busch Stadium, St. Louis, MO
 Thu Jul 15 1999, 7:10 PM CDT
 Att. 40,258 - Unknown - 89 F

AB	45
R	3
H	10
RBI	2
BB	5
SO	9
LOB	25



Batter	1	2	3	4	5	6	7	8	9	AB	R	H	RBI	BB	SO	LOB	TOP						
Ray Durham, S OBP: 0.380, SLG: 0.490 (1, 4)	G4-3		1B				K		K	4	1	0	1	2	1		Chicago White Sox @ St. Louis Cardinals Busch Stadium, St. Louis, MO Sat Jul 17 1999, 7:10 PM CDT Att: 48,650 - Cloudy - 92 F						
Chris Singleton, L OBP: 0.344, SLG: 0.534 (1, 8)	G6-3		G4-3							3	1	1	1	2	0	1							
Frank Thomas, R OBP: 0.418, SLG: 0.509 (1, 3)										3	1	1	0	2	0	1							
Magglio Ordonez, R OBP: 0.374, SLG: 0.573 (1, 9)	L9									5	1	2	4	0	0	4							
Carlos Lee, R OBP: 0.318, SLG: 0.405 Darrin Jackson, R OBP: 0.280, SLG: 0.398 (8, 7)			P9							4	0	0	0	0	0	1							
Brook Fordyce, R OBP: 0.341, SLG: 0.461 (1, 2)	F8									4	0	0	0	0	0	1							
Craig Wilson, R OBP: 0.336, SLG: 0.357 (1, 5)	F9									3	1	1	0	1	0	0							
55 Liu Rodriguez, S OBP: 0.286, SLG: 0.241 Sean Lowe, R (6, 1) 14 Paul Konerko, R OBP: 0.323, SLG: 0.477 Bryan Ward, L (8, 1) 41 Bill Simas, L (8, 1)			G4-3							3	0	0	0	0	0	1							
James Baldwin, R OBP: 0.500, SLG: 1.500 Mike Caruso, S OBP: 0.282, SLG: 0.314 (6, 6)			K							2	1	1	1	0	1	0							
										2	0	1	0	0	0	0							
Inning Stats	R: 0 E: 0 K: 0 S: 12	H: 0 LOB: 1 BB: 1 P: 20	R: 0 E: 0 K: 0 S: 7	H: 0 LOB: 0 BB: 0 P: 11	R: 0 E: 0 K: 1 S: 14	H: 1 LOB: 1 BB: 0 P: 17	R: 0 E: 0 K: 0 S: 6	H: 0 LOB: 0 BB: 0 P: 9	R: 6 E: 0 K: 0 S: 16	H: 4 LOB: 2 BB: 2 P: 30	R: 0 E: 0 K: 0 S: 10	H: 0 LOB: 0 BB: 0 P: 17	R: 0 E: 0 K: 1 S: 13	H: 0 LOB: 1 BB: 1 P: 20	R: 0 E: 0 K: 0 S: 10	H: 1 LOB: 2 BB: 1 P: 22		R: 0 E: 0 K: 1 S: 11	H: 2 LOB: 3 BB: 1 P: 20	1B: 6 2B: 0 3B: 1 HR: 1	SF: 0 SAC: 0 DP: 0 HBP: 0	WP: 0 PA: 41 PB: 0 SB: 1 CS: 0	
PITCHER	IP WLS BF H R ER SO BB IBB HBP BLK WP HR S P ERA WHIP	IP WLS BF H R ER SO BB IBB HBP BLK WP HR S P ERA WHIP	IP WLS BF H R ER SO BB IBB HBP BLK WP HR S P ERA WHIP	IP WLS BF H R ER SO BB IBB HBP BLK WP HR S P ERA WHIP	IP WLS BF H R ER SO BB IBB HBP BLK WP HR S P ERA WHIP	IP WLS BF H R ER SO BB IBB HBP BLK WP HR S P ERA WHIP	IP WLS BF H R ER SO BB IBB HBP BLK WP HR S P ERA WHIP	IP WLS BF H R ER SO BB IBB HBP BLK WP HR S P ERA WHIP	IP WLS BF H R ER SO BB IBB HBP BLK WP HR S P ERA WHIP	IP WLS BF H R ER SO BB IBB HBP BLK WP HR S P ERA WHIP	IP WLS BF H R ER SO BB IBB HBP BLK WP HR S P ERA WHIP	IP WLS BF H R ER SO BB IBB HBP BLK WP HR S P ERA WHIP	IP WLS BF H R ER SO BB IBB HBP BLK WP HR S P ERA WHIP	IP WLS BF H R ER SO BB IBB HBP BLK WP HR S P ERA WHIP	IP WLS BF H R ER SO BB IBB HBP BLK WP HR S P ERA WHIP	IP WLS BF H R ER SO BB IBB HBP BLK WP HR S P ERA WHIP		IP WLS BF H R ER SO BB IBB HBP BLK WP HR S P ERA WHIP	IP WLS BF H R ER SO BB IBB HBP BLK WP HR S P ERA WHIP	IP WLS BF H R ER SO BB IBB HBP BLK WP HR S P ERA WHIP	IP WLS BF H R ER SO BB IBB HBP BLK WP HR S P ERA WHIP	IP WLS BF H R ER SO BB IBB HBP BLK WP HR S P ERA WHIP	IP WLS BF H R ER SO BB IBB HBP BLK WP HR S P ERA WHIP

AB	35
R	6
H	8
RBI	6
BB	6
SO	3
LOB	15



Batter	1	2	3	4	5	6	7	8	9	AB	R	H	RBI	BB	SO	LOB	BOTTOM					
J.D. Drew, L OBP: 0.329, SLG: 0.477 (1, 8)	G4-3		HR				K		P6	5	1	2	3	0	1	1	Chicago White Sox @ St. Louis Cardinals Busch Stadium, St. Louis, MO Sat Jul 17 1999, 7:10 PM CDT Att: 48,650 - Cloudy - 92 F					
Edgar Renteria, R OBP: 0.351, SLG: 0.430 (1, 6)	F8		F8							4	0	1	0	0	1	0						
Mark McGwire, R OBP: 0.424, SLG: 0.628 Shawon Dunston, R OBP: 0.358, SLG: 0.527 David Howard, S OBP: 0.289, SLG: 0.294 (9, 3)			F8							1	0	0	0	0	1	0						
Ray Lankford, L OBP: 0.378, SLG: 0.557 (1, 7)			G3							4	1	1	0	0	1	2						
Fernando Tatis, R OBP: 0.401, SLG: 0.543 (1, 5)										4	2	2	1	0	1	0						
Darren Bragg, L OBP: 0.380, SLG: 0.369 (1, 9)										3	0	0	0	0	1	0						
Joe McEwing, R OBP: 0.349, SLG: 0.411 (1, 4)										2	1	0	0	1	0	0						
Eli Marrero, R OBP: 0.249, SLG: 0.338 (1, 2)										4	1	2	3	0	0	1						
Kent Bottenfield, R OBP: 0.179, SLG: 0.256 Willie McGee, S OBP: 0.255, SLG: 0.273 Garrett Stephenson, R OBP: 0.252 Thomas Howard, S OBP: 0.305, SLG: 0.322 Ricky Bottalico, L OBP: 0.282, SLG: 0.314 (9, 1)			SH							1	2	1	0	0	0	0						
										1	0	0	0	0	0	0						
										0	0	0	0	0	0	0						
										1	0	0	0	0	1	1						
										0	0	0	0	0	0	0						
Inning Stats	R: 0 E: 0 K: 1 S: 6	H: 0 LOB: 0 BB: 0 P: 8	R: 1 E: 0 K: 2 S: 13	H: 1 LOB: 0 BB: 0 P: 18	R: 3 E: 0 K: 0 S: 13	H: 2 LOB: 0 BB: 0 P: 20	R: 0 E: 0 K: 1 S: 12	H: 0 LOB: 0 BB: 0 P: 19	R: 1 E: 0 K: 0 S: 13	H: 3 LOB: 2 BB: 0 P: 17	R: 0 E: 0 K: 0 S: 9	H: 0 LOB: 1 BB: 0 P: 15	R: 0 E: 0 K: 2 S: 14	H: 0 LOB: 1 BB: 0 P: 21	R: 3 E: 0 K: 1 S: 12	H: 3 LOB: 1 BB: 1 P: 20		R: 0 E: 0 K: 0 S: 10	H: 0 LOB: 1 BB: 1 P: 20	1B: 6 2B: 1 3B: 0 HR: 2	SF: 0 SAC: 2 DP: 0 HBP: 1	WP: 1 PA: 37 PB: 0 SB: 1 CS: 0
PITCHER	IP WLS BF H R ER SO BB IBB HBP BLK WP HR S P ERA WHIP	IP WLS BF H R ER SO BB IBB HBP BLK WP HR S P ERA WHIP	IP WLS BF H R ER SO BB IBB HBP BLK WP HR S P ERA WHIP	IP WLS BF H R ER SO BB IBB HBP BLK WP HR S P ERA WHIP	IP WLS BF H R ER SO BB IBB HBP BLK WP HR S P ERA WHIP	IP WLS BF H R ER SO BB IBB HBP BLK WP HR S P ERA WHIP	IP WLS BF H R ER SO BB IBB HBP BLK WP HR S P ERA WHIP	IP WLS BF H R ER SO BB IBB HBP BLK WP HR S P ERA WHIP	IP WLS BF H R ER SO BB IBB HBP BLK WP HR S P ERA WHIP	IP WLS BF H R ER SO BB IBB HBP BLK WP HR S P ERA WHIP	IP WLS BF H R ER SO BB IBB HBP BLK WP HR S P ERA WHIP	IP WLS BF H R ER SO BB IBB HBP BLK WP HR S P ERA WHIP	IP WLS BF H R ER SO BB IBB HBP BLK WP HR S P ERA WHIP	IP WLS BF H R ER SO BB IBB HBP BLK WP HR S P ERA WHIP	IP WLS BF H R ER SO BB IBB HBP BLK WP HR S P ERA WHIP	IP WLS BF H R ER SO BB IBB HBP BLK WP HR S P ERA WHIP		IP WLS BF H R ER SO BB IBB HBP BLK WP HR S P ERA WHIP	IP WLS BF H R ER SO BB IBB HBP BLK WP HR S P ERA WHIP	IP WLS BF H R ER SO BB IBB HBP BLK WP HR S P ERA WHIP	IP WLS BF H R ER SO BB IBB HBP BLK WP HR S P ERA WHIP	IP WLS BF H R ER SO BB IBB HBP BLK WP HR S P ERA WHIP

AB	33
R	8
H	9
RBI	8
BB	1
SO	7
LOB	8



Batter	1	2	3	4	5	6	7	8	9	AB	R	H	RBI	BB	SO	LOB	TOP					
Ray Durham, S OBP: 0.375, SLG: 0.483	P6	G6-4-3			G5-3	FC			G4-3	5	0	0	1	0	0	2	Chicago White Sox @ Milwaukee Brewers Milwaukee County Stadium, Milwaukee, WI Sun Jul 18 1999, 2:05 PM EDT Att: 27,295 - Cloudy - 75 F					
Chris Singleton, L OBP: 0.341, SLG: 0.528	HBP 1B		F7		G4-3	K			G4-3	5	1	1	0	0	1	2						
Frank Thomas, R 14 Paul Konerko, R Todd Rizzo, R	1B FC1-2 HBP					G6-3			F9	0	0	0	0	0	0	0						
Magglio Ordonez, R OBP: 0.373, SLG: 0.569	FC1-2 1B		K		G5-3				G6-3	4	0	1	1	0	1	2						
Carlos Lee, R Keith Foulke, R	1B		F8			BB 55 2B			K	4	1	2	0	0	1	1						
Greg Norton, S	FC1-2 1B					BB 55 2B			K	0	0	0	0	0	0	0						
Brook Fordyce, R OBP: 0.340, SLG: 0.454	FC1-2 FC4-6			G6-3		BB 55 2B			G6-3	3	1	0	0	1	0	3						
Craig Wilson, R OBP: 0.333, SLG: 0.347	FC4-6			G6-3		BB 55 2B			K	3	1	0	0	1	1	3						
55 Liu Rodriguez, S OBP: 0.308, SLG: 0.303		G4-3				FC 1-3 2-H 3-H			L5	4	0	2	2	0	0	0						
Jim Parque, L 41 Bill Simas, L Darrin Jackson, R				G3-1		FC 1-3 2-H 3-H			G5-3	3	0	1	0	0	1	3						
Inning Stats	R: 1 E: 0 K: 0 S: 18	H: 3 LOB: 3 BB: 0 P: 27	R: 0 E: 0 K: 0 S: 5	H: 1 LOB: 0 BB: 0 P: 10	R: 0 E: 0 K: 1 S: 10	H: 1 LOB: 1 BB: 0 P: 18	R: 0 E: 0 K: 0 S: 8	H: 1 LOB: 1 BB: 0 P: 11	R: 0 E: 0 K: 0 S: 10	H: 1 LOB: 1 BB: 0 P: 12	R: 3 E: 0 K: 2 S: 20	H: 2 LOB: 2 BB: 2 P: 35	R: 0 E: 0 K: 1 S: 7	H: 0 LOB: 0 BB: 0 P: 8	R: 0 E: 0 K: 1 S: 15	H: 0 LOB: 0 BB: 0 P: 21	R: 0 E: 0 K: 0 S: 9	H: 0 LOB: 0 BB: 0 P: 14	1B: 7 2B: 2 3B: 0 HR: 0	SF: 0 SAC: 0 DP: 1 HBP: 1	WP: 0 PB: 0 SB: 1 CS: 0	PA: 39
PITCHER	IP WLS BF H R ER SO BB IBB HBP BLK WP HR S P ERA WHIP																					
Bill Pulsipher, L ERA: 5.21	(1, 1) 5.0 0 B 24 8 3 3 1 1 0 1 0 0 0 0 0 0 58 89 5.40 1.800																					
Jim Pittsley, R ERA: 5.0	(6, 1) 0.0 0 B 2 1 0 0 0 1 0 0 0 0 0 0 0 0 1 5 ∞ ∞																					
Mike Myers, L ERA: 5.88	(6, 1) 0.2 3 0 1 1 2 0 0 0 0 0 0 0 9 14 13.50 0.000																					
David Weathers, R ERA: 3.88	(6, 1) 1.1 4 0 0 0 1 0 0 0 0 0 0 0 10 13 0.00 0.000																					
Eric Plunk, R ERA: 2.89	(8, 1) 2.0 W 6 0 0 0 1 0 0 0 0 0 0 0 24 35 0.00 0.000																					

Batter	1	2	3	4	5	6	7	8	9	AB	R	H	RBI	BB	SO	LOB	BOTTOM					
Mark Loretta, R OBP: 0.368, SLG: 0.432	F9		G4-3			1B 1B				5	2	2	1	0	0	1	Chicago White Sox @ Milwaukee Brewers Milwaukee County Stadium, Milwaukee, WI Sun Jul 18 1999, 2:05 PM EDT Att: 27,295 - Cloudy - 75 F					
Ronnie Belliard, R OBP: 0.432, SLG: 0.488					L7				K	4	0	2	0	1	1	1						
Jeff Cirillo, R OBP: 0.397, SLG: 0.442	G5-3				1B 1B				K	5	1	2	0	0	2	3						
Alex Ochoa, R OBP: 0.447, SLG: 0.585			G6-3			1B 1B				4	1	2	1	1	0	2						
Geoff Jenkins, L Lou Collier, R	G6-3				1B 1B				E1	5	0	2	2	0	0	3						
Marquis Grissom, R OBP: 0.342, SLG: 0.414					G5-3				SH3-4	0	1	0	0	0	0	0						
Bobby Hughes, R David Weathers, R Rich Becker, L Eric Plunk, R						1B 1B			SH3-4	3	0	1	0	0	1	2						
Sean Berry, R Jose Valentin, S						1B 1B			1B 2B	1	0	0	0	0	0	0						
Bill Pulsipher, L Jim Pittsley, R Mike Myers, L Dave Nilsson, L									1B HBP	4	0	1	1	0	2	3						
Inning Stats	R: 0 E: 0 K: 0 S: 11	H: 1 LOB: 2 BB: 1 P: 23	R: 0 E: 0 K: 2 S: 7	H: 0 LOB: 0 BB: 0 P: 13	R: 0 E: 0 K: 1 S: 11	H: 1 LOB: 1 BB: 1 P: 21	R: 0 E: 0 K: 1 S: 10	H: 1 LOB: 1 BB: 0 P: 15	R: 3 E: 0 K: 1 S: 22	H: 5 LOB: 2 BB: 0 P: 32	R: 0 E: 0 K: 1 S: 14	H: 1 LOB: 2 BB: 0 P: 21	R: 0 E: 1 K: 1 S: 14	H: 1 LOB: 2 BB: 0 P: 20	R: 1 E: 0 K: 2 S: 12	H: 1 LOB: 0 BB: 0 P: 17		R: 1 E: 0 K: 0 S: 13	H: 2 LOB: 2 BB: 1 P: 25	1B: 10 2B: 2 3B: 0 HR: 1	SF: 0 SAC: 1 DP: 0 HBP: 1	WP: 0 PB: 0 SB: 0 CS: 0
PITCHER	IP WLS BF H R ER SO BB IBB HBP BLK WP HR S P ERA WHIP																					
Jim Parque, L 41 Bill Simas, R Keith Foulke, R Todd Rizzo, L	(1, 1) 5.2 0 H 1 0 0 0 1 0 0 0 0 0 0 5 7 0.00 0.000																					
(6, 1) 0.1 H 1 0 0 0 1 0 0 0 0 0 0 1 26 37 4.50 1.000																						
(7, 1) 2.0 B 9 2 1 1 3 0 0 0 0 0 1 26 37 4.50 1.000																						
(9, 1) 0.2 L 5 2 1 1 1 0 1 0 0 0 0 0 13 25 13.50 3.000																						

Batter	1	2	3	4	5	6	7	8	9	10	11	12	AB	R	H	RBI	BB	SO	LOB	TOP									
Ray Durham, S OBP: 0.373, SLG: 0.488	F8	L8		K		K		1B		G6-3		HR	7	2	2	2	0	2	2										
Chris Singleton, L OBP: 0.354, SLG: 0.546	HR			G4-3				1B				HR	6	2	5	2	1	0	0										
14 Paul Konerko, R OBP: 0.321, SLG: 0.466	P5			G4-3				1B		FC6		G5-3	6	1	0	0	1	0	6										
Magglio Ordonez, R OBP: 0.375, SLG: 0.575	HR			G4-3				1B				F8	5	3	2	2	1	0	0										
Carlos Lee, R OBP: 0.323, SLG: 0.411				G4-3						SH5-3		F7	5	0	2	0	0	0	2										
41 Bill Simas, L Keith Foulke, R				G4-3				1B					0	0	0	0	0	0	0										
Brook Fordyce, R OBP: 0.349, SLG: 0.463				1B				K				K	5	0	3	3	1	2	1										
Craig Wilson, R OBP: 0.339, SLG: 0.352	G6-3							1B		G6-3			4	1	2	0	0	0	3										
55 Liu Rodriguez, S OBP: 0.300, SLG: 0.294								1B		G3		K	1	0	0	0	0	0	0										
Bob Howry, L													1	0	0	0	0	0	0										
Brian Simmons, S													1	0	0	0	0	1	0										
Mike Caruso, S OBP: 0.280, SLG: 0.311		P5		F7				G6-3		B3		F9	6	0	1	0	0	0	3										
Pat Daneke, R																													
Darrin Jackson, R OBP: 0.284, SLG: 0.400										G1-4-3		B1	2	0	0	0	0	1	0										
Bryan Ward, L													1	0	1	1	0	0	0										
Sean Lowe, R													0	0	0	0	0	0	0										
Greg Norton, S OBP: 0.345, SLG: 0.390												HR	2	1	0	0	1	0	1										
Inning Stats	R: 2 E: 0 K: 0 S: 15	H: 3 LOB: 2 BB: 1 P: 29	R: 0 E: 0 K: 1 S: 7	H: 0 LOB: 0 BB: 0 P: 12	R: 2 E: 0 K: 0 S: 11	H: 3 LOB: 2 BB: 2 P: 24	R: 0 E: 0 K: 1 S: 8	H: 0 LOB: 0 BB: 0 P: 16	R: 0 E: 0 K: 1 S: 8	H: 1 LOB: 1 BB: 0 P: 11	R: 1 E: 0 K: 1 S: 20	H: 3 LOB: 2 BB: 0 P: 27	R: 0 E: 0 K: 0 S: 14	H: 1 LOB: 1 BB: 0 P: 18	R: 1 E: 0 K: 0 S: 11	H: 2 LOB: 0 BB: 0 P: 9	R: 0 E: 0 K: 0 S: 4	H: 1 LOB: 2 BB: 1 P: 8	R: 0 E: 0 K: 1 S: 5	H: 0 LOB: 0 BB: 0 P: 5	R: 3 E: 0 K: 1 S: 7	H: 2 LOB: 0 BB: 1 P: 11	1B: 14 2B: 1 3B: 0 HR: 3	SF: 0 SAC: 1 DP: 0 HBP: 0	WP: 0 PB: 0 SB: 2 CS: 1	PA: 57			
PITCHER	IP WLS BF H R ER SO BB IBB HBP BLK WP HR S P ERA WHIP	41 Kyle Peterson, R ERA: 3.9	52 Rafael Roque, L ERA: 5.59	David Weathers, R ERA: 3.9	Bob Wickman, R ERA: 3.09	Rocky Coppinger, R ERA: 6.75	PITCHER	IP WLS BF H R ER SO BB IBB HBP BLK WP HR S P ERA WHIP	41 Bill Simas, R ERA: 4.39	Keith Foulke, R ERA: 2.88																			

Chicago White Sox @ Milwaukee Brewers
Milwaukee County Stadium, Milwaukee, WI
Mon Jul 19 1999, 8:05 PM EDT
Alt. 33,250 - Cloudy - 67 F

AB 51
R 10
H 18
RBI 10
BB 5
SO 6
LOB 18



Batter	1	2	3	4	5	6	7	8	9	10	11	12	AB	R	H	RBI	BB	SO	LOB	BOTTOM									
Mark Loretta, R OBP: 0.371, SLG: 0.440	G4-3			G6-3		K				SH5-4		F8	5	2	3	0	0	1	2										
Ronnie Belliard, R OBP: 0.425, SLG: 0.476	F8			G6-3		G6-4-3		G4-3		G4-3		G6-3	5	0	0	1	1	0	4										
Jeff Cirillo, R OBP: 0.399, SLG: 0.439	G4-3			HR		1B		G4-3		P5			4	2	1	1	2	0	2										
Dave Nilsson, L OBP: 0.384, SLG: 0.584	F8			HR		G4-3		G4-3				K	5	1	1	0	1	1	1										
Geoff Jenkins, L OBP: 0.383, SLG: 0.592				G6-3		HR		2B				BB	5	0	1	1	1	1	2										
Marquis Grissom, R OBP: 0.342, SLG: 0.411				G1-3		P6		K		P4			5	0	1	1	1	1	2										
Alex Ochoa, R OBP: 0.244, SLG: 0.482				F8				P3					4	1	2	1	0	0	1										
Bob Wickman, R													0	0	0	0	0	0	0										
Brian Blank, S OBP: 0.254, SLG: 0.339													0	0	0	0	0	0	0										
Rocky Coppinger, R OBP: 0.256, SLG: 0.400													0	0	0	0	0	0	0										
Bob Howry, L OBP: 0.280, SLG: 0.385													0	0	0	0	0	0	0										
Lou Colletti, R OBP: 0.344, SLG: 0.487													0	0	0	0	0	0	0										
Jose Valentin, S OBP: 0.403, SLG: 0.523	F8					G3		F7				P3	6	0	0	0	0	1	6										
41 Kyle Peterson, R													2	0	0	0	0	1	0										
52 Rafael Roque, L OBP: 0.188, SLG: 0.071													0	0	0	0	0	0	0										
Sean Berry, R OBP: 0.256, SLG: 0.325													1	0	1	1	0	0	0										
David Weathers, R OBP: 0.280, SLG: 0.167													0	0	0	0	0	0	0										
Rich Becker, R OBP: 0.389, SLG: 0.400													1	0	0	0	2	1	3										
Inning Stats	R: 1 E: 0 K: 0 S: 8	H: 1 LOB: 0 BB: 0 P: 14	R: 0 E: 0 K: 0 S: 5	H: 0 LOB: 1 BB: 1 P: 10	R: 4 E: 0 K: 0 S: 13	H: 2 LOB: 0 BB: 2 P: 29	R: 0 E: 0 K: 1 S: 8	H: 0 LOB: 0 BB: 0 P: 14	R: 0 E: 0 K: 0 S: 6	H: 2 LOB: 1 BB: 0 P: 15	R: 2 E: 0 K: 1 S: 13	H: 3 LOB: 1 BB: 0 P: 21	R: 0 E: 0 K: 0 S: 6	H: 0 LOB: 0 BB: 1 P: 12	R: 0 E: 0 K: 0 S: 10	H: 1 LOB: 1 BB: 0 P: 13	R: 0 E: 0 K: 0 S: 11	H: 0 LOB: 1 BB: 1 P: 17	R: 0 E: 0 K: 0 S: 5	H: 0 LOB: 1 BB: 0 P: 9	R: 0 E: 0 K: 0 S: 3	H: 0 LOB: 1 BB: 1 P: 7	R: 1 E: 1 K: 3 S: 12	H: 2 LOB: 3 BB: 1 P: 16	1B: 8 2B: 1 3B: 1 HR: 1	SF: 0 SAC: 1 DP: 1 HBP: 0	WP: 0 PB: 0 SB: 1 CS: 0	PA: 54	
PITCHER	IP WLS BF H R ER SO BB IBB HBP BLK WP HR S P ERA WHIP	Pat Daneke, R ERA: 6.34	Bryan Ward, L ERA: 6.34	Sean Lowe, R ERA: 2.58	Scott Eyre, L ERA: 13.0	Bob Howry, R ERA: 3.52	PITCHER	IP WLS BF H R ER SO BB IBB HBP BLK WP HR S P ERA WHIP	41 Bill Simas, R ERA: 4.39	Keith Foulke, R ERA: 2.88																			

Chicago White Sox @ Milwaukee Brewers
Milwaukee County Stadium, Milwaukee, WI
Mon Jul 19 1999, 8:05 PM EDT
Alt. 33,250 - Cloudy - 67 F

AB 45
R 8
H 11
RBI 8
BB 8
SO 7
LOB 26



Batter	1	2	3	4	5	6	7	8	9	AB	R	H	RBI	BB	SO	LOB	TOP			
Ray Durham, S (1,4) OBP: 0.369, SLG: 0.481	G1-3		G4-3		F8		G6-3		G4-3	5	0	0	0	0	0	0	Chicago White Sox @ Milwaukee Brewers Milwaukee County Stadium, Milwaukee, WI Tue Jul 20 1999, 8:05 PM EDT Att: 20,342 - Cloudy - 71 F livebaseballscorecards.com			
Chris Singleton, L (1,8) OBP: 0.351, SLG: 0.540	G4-3		G4-3		G3		1B		G6-3	5	0	1	0	0	0	0				
14 Paul Konerko, R (1,3) Darrin Jackson, R (9, PR) OBP: 0.284, SLG: 0.400	1B		HR		F7		E3		E1	5	1	3	1	0	0	0				
Magglio Ordonez, R (1,9) OBP: 0.372, SLG: 0.569	K		E6 HR		F9		BB		G6-3	4	1	0	0	1	1	2				
Carlos Lee, R (1,7) OBP: 0.329, SLG: 0.429		2B 1B	HR		F9		F9			4	2	3	2	0	0	3				
Craig Wilson, R (1,5) OBP: 0.326, SLG: 0.339	K		G3		F9				F7	4	0	0	0	0	1	2				
Mark Johnson, L (1,2) Brian Simmons, S (8, PR) Brook Fordyce, R (8, 2) OBP: 0.349, SLG: 0.463	F9				F9		BB			3	0	1	0	1	0	1				
Mike Caruso, S (1,6) OBP: 0.280, SLG: 0.313	1B		P4		L9		K			4	0	1	1	0	1	3				
Mike Sirotko, L (1,1) 55 Liu Rodriguez, S (7, PH) Sean Lowe, R (7, 1) Frank Thomas, R (8, PH) Joe Davenport, R (8, 1)	P5		K		L4		F8			2	0	0	0	0	1	1				
										1	0	0	0	0	0	0				
										0	0	0	0	0	0	0				
										1	0	0	0	0	0	1				
										0	0	0	0	0	0	0				
Inning Stats	R: 0 E: 0 K: 1 S: 9	H: 1 LOB: 1 BB: 0 P: 13	R: 1 E: 0 K: 1 S: 9	H: 2 LOB: 1 BB: 0 P: 12	R: 3 E: 1 K: 0 S: 12	H: 2 LOB: 0 BB: 0 P: 19	R: 0 E: 0 K: 1 S: 7	H: 0 LOB: 0 BB: 0 P: 9	R: 0 E: 0 K: 0 S: 11	H: 2 LOB: 2 BB: 1 P: 16	R: 0 E: 1 K: 0 S: 13	H: 2 LOB: 3 BB: 1 P: 28	R: 0 E: 1 K: 1 S: 10	H: 0 LOB: 2 BB: 1 P: 16	R: 0 E: 1 K: 0 S: 7	H: 0 LOB: 1 BB: 0 P: 9	1B: 6 2B: 1 3B: 0 HR: 2	SF: 0 SAC: 0 DP: 0 HBP: 0	WP: 0 PB: 0 SB: 0 CS: 0	PA: 40
PITCHER	IP WLS BF H R ER SO BB IBB HBP BLK WP HR S P ERA WHIP																			
Steve Woodard, R (1,1) ERA: 4.04	6.1	27	7	4	2	3	0	0	0	0	0	0	0	0	2	57	84	2.84	1.105	
Mike Myers, L (7,1) ERA: 5.81	0.1	3	2	0	0	0	0	0	0	0	0	0	0	0	5	12	0.00	6.000		
Eric Plunk, R (7,1) ERA: 2.81	1.1	W	6	0	0	1	2	0	0	0	0	0	0	0	14	26	0.00	1.500		
Bob Wickman, R (9,1) ERA: 3.02	1.0	S	4	0	0	0	0	0	0	0	0	0	0	7	9	0.00	0.000			

Batter	1	2	3	4	5	6	7	8	9	AB	R	H	RBI	BB	SO	LOB	BOTTOM			
Mark Loretta, R (1,3) OBP: 0.372, SLG: 0.438	FC6-4 1B		L7		F9		F9		FC1-5 BB	4	0	1	0	1	0	3	Chicago White Sox @ Milwaukee Brewers Milwaukee County Stadium, Milwaukee, WI Tue Jul 20 1999, 8:05 PM EDT Att: 20,342 - Cloudy - 71 F livebaseballscorecards.com			
Ronnie Belliard, R (1,4) OBP: 0.421, SLG: 0.467	FC6-4 1B		E5		FC4-6 BB		F7		FC1-5 G5-4-3	4	0	0	1	1	0	3				
Jeff Cirillo, R (1,5) OBP: 0.396, SLG: 0.435	F8		F9		FC4-6				G5-4-3	4	0	0	0	1	0	7				
Dave Nilsson, L (1,2) OBP: 0.385, SLG: 0.594	FC6-4 1B		G4-3		HR		K			4	1	2	1	0	1	2				
Alex Ochoa, R (1,9) OBP: 0.456, SLG: 0.619	FC6-4				BB SF8 1B		G1-3 1B 2B		HR	4	3	3	1	0	0	2				
Geoff Jenkins, L (1,7) OBP: 0.381, SLG: 0.585			G6-3		SH BB BB		G1-3		F7	3	1	0	0	1	0	1				
Marquis Grissom, R (1,8) OBP: 0.346, SLG: 0.413					BB SH BB				G5-3	3	0	2	1	1	0	0				
Jose Valentin, S (1,6) OBP: 0.398, SLG: 0.518			E8		SF8		K		K	3	0	1	1	0	2	1				
Steve Woodard, L (1,1) Mike Myers, L (7,1) Eric Plunk, R (7,1) Rich Becker, L (8, PH) Bob Wickman, R (9,1)			F8-2 1B		SH BB		F7		FC1-5 BB 1B	2	0	0	0	0	0	3				
										0	0	0	0	0	0	0				
										0	0	0	0	0	0	0				
										1	0	1	0	0	0	0				
										0	0	0	0	0	0	0				
Inning Stats	R: 0 E: 0 K: 0 S: 15	H: 2 LOB: 2 BB: 0 P: 22	R: 0 E: 1 K: 0 S: 13	H: 2 LOB: 1 BB: 0 P: 19	R: 0 E: 1 K: 0 S: 7	H: 0 LOB: 1 BB: 0 P: 14	R: 2 E: 0 K: 0 S: 21	H: 1 LOB: 3 BB: 3 P: 41	R: 2 E: 0 K: 1 S: 15	H: 3 LOB: 1 BB: 1 P: 21	R: 0 E: 0 K: 1 S: 9	H: 0 LOB: 1 BB: 1 P: 15	R: 1 E: 0 K: 1 S: 13	H: 1 LOB: 0 BB: 0 P: 18	R: 0 E: 0 K: 0 S: 7	H: 1 LOB: 1 BB: 1 P: 14	1B: 7 2B: 2 3B: 0 HR: 2	SF: 1 SAC: 1 DP: 2 HBP: 0	WP: 0 PB: 0 SB: 0 CS: 0	PA: 39
PITCHER	IP WLS BF H R ER SO BB IBB HBP BLK WP HR S P ERA WHIP																			
Mike Sirotko, L (1,1) ERA: 3.23	6.0	31	8	4	4	2	4	0	0	0	0	0	0	0	1	80	132	6.00	2.000	
Sean Lowe, R (7,1) ERA: 2.69	1.0	L	4	1	1	1	0	0	0	0	0	0	0	1	13	18	9.00	1.000		
Joe Davenport, R (8,1) ERA:	1.0		4	1	0	0	1	0	0	0	0	0	0	7	14	0.00	2.000			

Batter	1	2	3	4	5	6	7	8	9	AB	R	H	RBI	BB	SO	LOB	TOP							
Ray Durham, S OBP: 0.368, SLG: 0.476	0-0 1B		2-3 K		2-2 G6-3			2-3 K		4	0	1	0	0	2	1	Chicago White Sox @ Minnesota Twins Hubert H. Humphrey Metrodome, Minneapolis, MN Thu Jul 22 1999, 8:05 PM EDT Att: 12,397 - Dome - 72 F							
Chris Singleton, L OBP: 0.351, SLG: 0.547	1-2 F9		1-1 G3			3-2 G4-3		1-1 2B		4	0	1	0	0	0	2								
Frank Thomas, R OBP: 0.422, SLG: 0.503	4-2 BB		4-2 FC5-4 BB			2-1 F9		4-1 BB		1	0	0	0	3	0	0								
Magglio Ordonez, R OBP: 0.369, SLG: 0.560	0-1 F9		1-2 FC5-4		0-0 G4-3			0-3 K		4	0	0	0	0	1	6								
Carlos Lee, R OBP: 0.323, SLG: 0.419	2-3 K			0-0 G5-3			0-1 G3 1B		3-1 G5-3	4	0	1	0	0	1	2								
14 Paul Konerko, R OBP: 0.333, SLG: 0.498		2-2 G1-3		1-0 G4-3			1-3 K		3-2 2B	4	0	1	0	0	1	1								
Mark Johnson, L OBP: 0.308, SLG: 0.324		1-3 K		1-3 K			3-2 G3		2-3 K	4	0	0	0	0	3	2								
Craig Wilson, R OBP: 0.315, SLG: 0.325		3-2 G5-3			1-2 G4-3		1-0 G6-3		0-0 P4	4	0	0	0	0	0	2								
Mike Caruso, S OBP: 0.280, SLG: 0.314			0-0 G3 1B		1-0 G3			0-0 G1-3		3	0	1	0	0	0	0								
Inning Stats	R: 0 E: 0 K: 1 S: 11	H: 1 LOB: 2 BB: 1 P: 18	R: 0 E: 0 K: 1 S: 9	H: 0 LOB: 0 BB: 0 P: 15	R: 0 E: 0 K: 1 S: 12	H: 1 LOB: 2 BB: 1 P: 20	R: 0 E: 0 K: 1 S: 5	H: 0 LOB: 0 BB: 0 P: 7	R: 0 E: 0 K: 0 S: 7	H: 0 LOB: 0 BB: 0 P: 11	R: 0 E: 0 K: 0 S: 6	H: 0 LOB: 0 BB: 0 P: 11	R: 0 E: 0 K: 1 S: 9	H: 1 LOB: 1 BB: 0 P: 14	R: 0 E: 0 K: 2 S: 11	H: 1 LOB: 2 BB: 1 P: 18	R: 0 E: 0 K: 1 S: 11	H: 1 LOB: 1 BB: 0 P: 19	1B: 3 2B: 2 3B: 0 HR: 0	SF: 0 SAC: 0 DP: 0 HBP: 0	WP: 0 PB: 0 SB: 2 CS: 0	PA: 35		
PITCHER	IP WLS BF H R ER SO BB IBB HBP BLK WP HR S P ERA WHIP	8.1 W 33 5 0 0 7 3 0 0 0 0 0 76 126 0.00 0.960	0.2 S 2 0 0 0 1 0 0 0 0 0 0 5 7 0.00 0.000																					

Batter	1	2	3	4	5	6	7	8	9	AB	R	H	RBI	BB	SO	LOB	BOTTOM						
Jacque Jones, L OBP: 0.345, SLG: 0.455	3-1 F8		1-0 P8		1-1 G3		2-3 K	1-0 FC6-4		4	0	0	0	0	1	1	Chicago White Sox @ Minnesota Twins Hubert H. Humphrey Metrodome, Minneapolis, MN Thu Jul 22 1999, 8:05 PM EDT Att: 12,397 - Dome - 72 F						
Brent Gates, S OBP: 0.374, SLG: 0.393								1-2 1B		1	0	0	0	0	0	2							
Cristian Guzman, S OBP: 0.275, SLG: 0.291	0-1 G4-3		1-2 S 1B		1-3 K		0-0 FC1-5-6			4	0	1	0	0	1	1							
Todd Walker, L OBP: 0.340, SLG: 0.420	2-2 2B		3-2 G6-3		1-1 HR		1-3 K			4	1	2	1	0	1	2							
Ron Coomer, R OBP: 0.312, SLG: 0.453	1-0 G4-3			0-1 G6-3 1B	0-1 F9			4-0 SH BB		3	0	1	0	1	0	1							
Chad Allen, R OBP: 0.334, SLG: 0.398								0-0 SH BB		0	0	0	0	0	0	0							
Corey Koskie, L OBP: 0.372, SLG: 0.462		2-3 K		1-2 G6-3 1B		3-2 G3-1 1B		0-1 SH 1B		3	0	2	0	0	1	0							
Denny Hocking, S OBP: 0.324, SLG: 0.388								1-3 1B		0	1	0	0	0	0	0							
Terry Steinbach, R OBP: 0.380, SLG: 0.433		0-0 2B		0-1 G6-3		1-2 2-3		0-0 FC5-2-5		4	0	1	0	0	0	5							
Matt Lawton, L OBP: 0.337, SLG: 0.390		3-2 K		4-0 BB		1-2 G3-1		2-1 1B 1B		3	1	1	1	1	1	2							
Tori Hunter, R OBP: 0.293, SLG: 0.356		2-3 K		0-3 K		1-1 G6-3		0-0 1B 1B		4	0	1	0	0	2	5							
Doug Mientkiewicz, L OBP: 0.346, SLG: 0.346			1-1 L4		3-3 K		0-0 FC1-5	2-1 FC6-4 1B		4	0	2	1	0	1	3							
Inning Stats	R: 0 E: 0 K: 0 S: 8	H: 1 LOB: 1 BB: 0 P: 14	R: 0 E: 0 K: 3 S: 10	H: 1 LOB: 1 BB: 0 P: 17	R: 0 E: 0 K: 2 S: 16	H: 2 LOB: 3 BB: 1 P: 24	R: 1 E: 0 K: 1 S: 10	H: 1 LOB: 0 BB: 0 P: 13	R: 0 E: 0 K: 0 S: 10	H: 1 LOB: 1 BB: 0 P: 14	R: 0 E: 0 K: 2 S: 8	H: 1 LOB: 1 BB: 0 P: 11	R: 2 E: 1 K: 0 S: 9	H: 3 LOB: 2 BB: 1 P: 18	1B: 7 2B: 3 3B: 0 HR: 1	SF: 0 SAC: 1 DP: 0 HBP: 0	WP: 0 PB: 0 SB: 1 CS: 0	PA: 37					
PITCHER	IP WLS BF H R ER SO BB IBB HBP BLK WP HR S P ERA WHIP	7.1 L 33 8 3 3 8 2 0 0 0 0 0 74 115 3.68 1.364	0.1 3 3 0 0 0 0 0 0 0 0 0 0 5 9 0.00 9.000	0.1 1 0 0 0 0 0 0 0 0 0 0 0 1 2 0.00 0.000																			



Batter	1	2	3	4	5	6	7	8	9	AB	R	H	RBI	BB	SO	LOB	TOP					
Shannon Stewart, R OBP: 0.381, SLG: 0.431	G6-3		1B	G6-4-3			HR	FC6-4	1B	5	1	3	1	1	0	2	<p>Toronto Blue Jays @ Chicago White Sox</p> <p>Comiskey Park, Chicago, IL</p> <p>Sun Jul 25 1999, 1:05 PM EDT</p> <p>Att: 18,299 - Cloudy - 88 F</p>					
Homer Bush, R OBP: 0.328, SLG: 0.355	1B		1B		F9		K	FC6-4	P4	6	0	2	0	0	1	6						
Shawn Green, L OBP: 0.407, SLG: 0.649	F7		K		G4-3		HR		FC3-6	5	2	2	3	0	1	3						
Carlos Delgado, L OBP: 0.359, SLG: 0.521	K			P6	FC4-6		K		FC3-6	5	0	2	0	0	2	1						
Tony Fernandez, S OBP: 0.453, SLG: 0.492	G6-3			2B	FC4-6		G6-3		FC3-6	5	2	1	0	0	0	3						
Tony Batista, R OBP: 0.336, SLG: 0.482	F7			2B			F7		1B	3	2	1	1	1	0	0						
Willis Oteaz, R OBP: 0.279, SLG: 0.372	K			1B			F9		P6	5	2	2	2	0	1	1						
Jacob Brumfield, R OBP: 0.303, SLG: 0.368			P4				G6-3		1B	5	1	3	2	0	0	0						
Mike Matheny, R OBP: 0.268, SLG: 0.315	F7						HR		K	4	1	1	1	1	1	3						
Inning Stats	R: 0 E: 0 K: 1 S: 10	H: 1 LOB: 1 BB: 0 P: 12	R: 0 E: 0 K: 1 S: 8	H: 0 LOB: 0 BB: 0 P: 11	R: 0 E: 0 K: 1 S: 11	H: 2 LOB: 2 BB: 0 P: 17	R: 3 E: 0 K: 0 S: 14	H: 4 LOB: 1 BB: 1 P: 22	R: 0 E: 0 K: 0 S: 7	H: 0 LOB: 0 BB: 0 P: 16	R: 3 E: 0 K: 2 S: 13	H: 2 LOB: 0 BB: 1 P: 20	R: 0 E: 0 K: 1 S: 13	H: 1 LOB: 3 BB: 2 P: 22	R: 5 E: 0 K: 0 S: 20	H: 6 LOB: 1 BB: 0 P: 31		1B: 12 2B: 4 3B: 0 HR: 1	SF: 0 SAC: 0 DP: 1 HBP: 1	WP: 0 PB: 1 SB: 1 CS: 0	PA: 47	
PITCHER	IP	WLS	BF	H	R	ER	SO	BB	IBB	HBP	BLK	WP	HR	S	P	ERA	WHIP					
Mike Siroka, L ERA: 3.47	(1, 1)	7.0	L	32	10	6	6	5	2	0	0	0	0	1	71	109	7.71	1.714				
41 Bill Simas, R ERA: 4.19	(8, 1)	1.0		6	1	0	0	1	1	0	1	0	0	0	13	22	0.00	2.000				
Bryan Ward, L ERA: 7.55	(9, 1)	0.1		6	5	5	0	0	0	0	0	0	0	0	14	21	135.00	15.000				
Scott Eyre, L ERA: 10.97	(9, 1)	0.2		3	1	0	0	0	0	0	0	0	0	6	10	0.00	1.500					


AB	43
R	11
H	17
RBI	10
BB	3
SO	6
LOB	19




Batter	1	2	3	4	5	6	7	8	9	AB	R	H	RBI	BB	SO	LOB	BOTTOM					
Ray Durham, S OBP: 0.365, SLG: 0.467	F9		G4-3		F9			K		4	0	0	0	0	1	0	<p>Toronto Blue Jays @ Chicago White Sox</p> <p>Comiskey Park, Chicago, IL</p> <p>Sun Jul 25 1999, 1:05 PM EDT</p> <p>Att: 18,299 - Cloudy - 88 F</p>					
Chris Singleton, L OBP: 0.347, SLG: 0.544	L7		L4				K		2B	4	1	1	0	0	1	0						
Frank Thomas, R OBP: 0.420, SLG: 0.509	BB			P9			P4		G6-3	2	0	0	0	1	0	0						
Brian Simmons, S OBP: 0.428, SLG: 0.500	BB								SF9	1	1	1	1	0	0	0						
Magglio Ordonez, R OBP: 0.368, SLG: 0.558	BB			G4-3			G6-3		G6-3	3	1	1	0	1	0	1						
Carlos Lee, R OBP: 0.320, SLG: 0.417	K			G4-3			K		SF9	3	0	0	2	0	2	2						
14 Paul Konerko, R OBP: 0.344, SLG: 0.496			G1-6-3				P3		1B	3	0	2	0	1	0	0						
Mark Johnson, L OBP: 0.312, SLG: 0.316	K			K			G3-1		G3	4	0	0	0	0	2	3						
Craig Wilson, R OBP: 0.308, SLG: 0.317	G1-6-3				F9				G6-3	3	0	0	0	0	0	1						
55 Liu Rodriguez, S OBP: 0.292, SLG: 0.268			K		P5				G6-3	3	0	0	0	0	1	0						
Inning Stats	R: 0 E: 0 K: 1 S: 13	H: 0 LOB: 2 BB: 2 P: 27	R: 0 E: 0 K: 1 S: 7	H: 1 LOB: 0 BB: 0 P: 9	R: 0 E: 0 K: 1 S: 9	H: 0 LOB: 0 BB: 0 P: 11	R: 1 E: 0 K: 0 S: 12	H: 1 LOB: 1 BB: 1 P: 22	R: 0 E: 0 K: 0 S: 7	H: 0 LOB: 0 BB: 0 P: 11	R: 0 E: 0 K: 1 S: 6	H: 0 LOB: 0 BB: 0 P: 7	R: 0 E: 0 K: 1 S: 6	H: 0 LOB: 0 BB: 0 P: 9	R: 0 E: 0 K: 1 S: 11	H: 0 LOB: 0 BB: 0 P: 19	R: 2 E: 0 K: 0 S: 12	H: 3 LOB: 1 BB: 0 P: 18	1B: 2 2B: 1 3B: 2 HR: 0	SF: 1 SAC: 0 DP: 1 HBP: 0	WP: 0 PB: 0 SB: 0 CS: 0	PA: 34
PITCHER	IP	WLS	BF	H	R	ER	SO	BB	IBB	HBP	BLK	WP	HR	S	P	ERA	WHIP					
Chris Carpenter, R ERA: 3.45	(1, 1)	8.0	W	28	2	1	1	7	3	0	0	0	0	0	71	115	1.12	0.625				
Graeme Lloyd, L ERA: 3.21	(9, 1)	1.0		6	3	2	2	0	0	0	0	0	0	12	18	18.00	3.000					

AB	30
R	3
H	5
RBI	3
BB	3
SO	7
LOB	7



Batter	1	2	3	4	5	6	7	8	9	AB	R	H	RBI	BB	SO	LOB	TOP										
Chuck Knoblauch, R (1, 4) OBP: 0.381, SLG: 0.385	1-1 F8		2-0 G5-3		2-1 G5-3		0-2 F8		3-2 SF8	4	0	0	1	0	0	0	New York Yankees @ Chicago White Sox Comiskey Park, Chicago, IL Tue Jul 27 1999, 8:05 PM EDT Att: 21,364 - Unknown - 81 F livebaseballscorecards.com										
2 Derek Jeter, R (1, 6) OBP: 0.449, SLG: 0.611	3-3 K		0-0 G6-3		4-1 G1-3 1B BB		0-0 G6-3		3-H 3-1 L5	4	1	0	0	1	1	1											
Paul O'Neill, L (1, 9) OBP: 0.366, SLG: 0.476	3-2 F8			1-0 1B 2B	2-0 G1-3		2-2 G6-3			4	1	1	0	0	0	1											
Bernie Williams, S (1, 8) OBP: 0.429, SLG: 0.509		3-1 G4-3		0-1 F8 1B	1-0 G1-3		4-0 CS BB			3	1	2	1	1	0	0											
Tino Martinez, L (1, 3) OBP: 0.359, SLG: 0.445		0-2 G1-3		2-2 SF8 F8 20 2B 1B	2-1 G4-3		1-1 L8			4	1	1	1	0	0	2											
Chili Davis, S (1, 10) OBP: 0.389, SLG: 0.482		0-0 1B 2B		0-0 F8		2-2 G4-3		0-0 F7		4	0	1	0	0	0	3											
Ricky Ledee, L (1, 7) Shane Spencer, R (2, PR) OBP: 0.331, SLG: 0.440		1-2 1B		0-1 SF8		3-3 K		0-1 CS	1-0 20 SF8 1B	1	0	1	0	0	0	0		AB 34 R 5 H 10 RBI 5 BB 2 SO 2 LOB 13									
20 Jorge Posada, S (1, 2) OBP: 0.328, SLG: 0.402		1-0 F9		2-3 3-H 2-2		1-0 2B		2-0 E8 1B	4	0	3	1	0	0	2												
Scott Brosius, R (1, 5) OBP: 0.325, SLG: 0.430			2-0 F7	0-1 G4-3		3-2 G4-3		0-2 L4	4	0	0	0	0	0	4												
Inning Stats	R: 0 E: 0 K: 1 S: 10	H: 0 LOB: 0 BB: 0 P: 17	R: 0 E: 0 K: 0 S: 11	H: 2 LOB: 2 BB: 0 P: 16	R: 0 E: 0 K: 0 S: 3	H: 0 LOB: 0 BB: 0 P: 7	R: 3 E: 0 K: 0 S: 15	H: 4 LOB: 1 BB: 0 P: 20	R: 1 E: 0 K: 0 S: 8	H: 1 LOB: 1 BB: 0 P: 18	R: 0 E: 0 K: 0 S: 10	H: 1 LOB: 1 BB: 0 P: 19	R: 0 E: 0 K: 0 S: 9	H: 0 LOB: 0 BB: 0 P: 11	R: 0 E: 0 K: 0 S: 4			H: 0 LOB: 0 BB: 1 P: 9	R: 1 E: 1 K: 0 S: 10	H: 2 LOB: 1 BB: 0 P: 19	1B: 6 2B: 4 3B: 0 HR: 0	SF: 2 SAC: 0 DP: 0 HBP: 0	WP: 0 PB: 0 CS: 1	PA: 39			
PITCHER	IP	WLS	BF	H	R	ER	SO	BB	IBB	HBP	BLK	WP	HR	S	P	ERA	WHIP										
James Baldwin, R (1, 1) ERA: 6.38	7.0	L	30	8	4	4	2	1	0	0	0	0	0	66	108	5.14	1.286										
Sean Lowe, R (8, 1) ERA: 2.81	2.0		8	2	1	1	0	1	0	0	0	0	0	14	28	4.50	1.500										

Batter	1	2	3	4	5	6	7	8	9	AB	R	H	RBI	BB	SO	LOB	BOTTOM										
Ray Durham, S (1, 4) OBP: 0.366, SLG: 0.466	2-1 B2-3		1-0 P4		3-2 F7			1-1 1B E 1B	3-3 K	5	1	1	0	0	1	3	New York Yankees @ Chicago White Sox Comiskey Park, Chicago, IL Tue Jul 27 1999, 8:05 PM EDT Att: 21,364 - Unknown - 81 F livebaseballscorecards.com										
Chris Singleton, L (1, 8) OBP: 0.348, SLG: 0.545	0-1 G1-3		1-0 CS 2B		0-1 L9			0-0 E 1B		4	0	2	0	0	0	1											
Frank Thomas, R (1, 10) OBP: 0.417, SLG: 0.503	3-3 K		1-1 P3			0-0 F8		0-0 E4		4	0	0	1	0	1	2											
Magglio Ordonez, R (1, 9) OBP: 0.369, SLG: 0.568		1-0 HR		2-0 HR		2-3 K		1-3 L6		4	2	2	2	0	1	2											
14 Paul Konerko, R (1, 3) OBP: 0.343, SLG: 0.493		1-0 P4		0-3 K		1-3 K		1-3 K		4	0	0	0	0	3	2											
Brian Simmons, S (1, 7) OBP: 0.375, SLG: 0.533		1-1 1B		2-2 P6			1-1 G5-3		0-3 K	4	0	1	0	0	1	0											
Greg Norton, S (1, 5) Craig Wilson, R (7, PH) OBP: 0.308, SLG: 0.311		0-0 F8		2-2 G6-3			0-3 K		0-2 G4-3	2	0	0	0	0	0	1		AB 37 R 3 H 10 RBI 3 BB 0 SO 8 LOB 14									
Mark Johnson, L (1, 2) Brook Fordyce, R (7, PH) OBP: 0.339, SLG: 0.442		0-0 SAFE 1B		0-0 SAFE 1B			2-2 F9		2-2 1B 1B	2	0	2	0	0	0	0											
Mike Caruso, S (1, 6) Carlos Lee, R (8, PH) OBP: 0.320, SLG: 0.426		2-1 P2		1-0 P2			1-1 P4		1-2 1B	3	0	0	0	0	0	3											
Inning Stats	R: 0 E: 0 K: 1 S: 7	H: 0 LOB: 0 BB: 0 P: 12	R: 1 E: 0 K: 0 S: 8	H: 3 LOB: 2 BB: 0 P: 13	R: 0 E: 0 K: 0 S: 4	H: 1 LOB: 0 BB: 0 P: 7	R: 1 E: 0 K: 1 S: 10	H: 1 LOB: 0 BB: 0 P: 16	R: 0 E: 0 K: 2 S: 8	H: 0 LOB: 0 BB: 0 P: 11	R: 0 E: 0 K: 1 S: 9	H: 0 LOB: 0 BB: 0 P: 12	R: 1 E: 1 K: 1 S: 12	H: 2 LOB: 2 BB: 0 P: 15	R: 0 E: 0 K: 2 S: 20	H: 2 LOB: 2 BB: 0 P: 26			1B: 7 2B: 1 3B: 0 HR: 2	SF: 0 SAC: 0 DP: 0 HBP: 0	WP: 0 PB: 0 CS: 1	PA: 37					
PITCHER	IP	WLS	BF	H	R	ER	SO	BB	IBB	HBP	BLK	WP	HR	S	P	ERA	WHIP										
Orlando Hernandez, R (1, 1) ERA: 4.07	6.0	W	23	6	2	2	4	0	0	0	0	0	0	45	71	3.00	1.000										
Allen Watson, L (7, 1) ERA: 4.4	1.1	H	6	2	1	1	1	0	0	0	0	0	0	14	19	6.75	1.500										
Jason Grimsley, R (8, 1) ERA: 0.74	0.2	H	3	0	0	0	1	0	0	0	0	0	0	7	8	0.00	0.000										
42 Mariano Rivera, R (9, 1) ERA: 3.12	1.0	S	5	2	0	0	2	0	0	0	0	0	0	20	26	0.00	2.000										

Batter	1	2	3	4	5	6	7	8	9	AB	R	H	RBI	BB	SO	LOB	TOP				
Scott Brosius, R OBP: 0.324, SLG: 0.436	P9		HR	G5-3			P9		P3	5	1	1	1	0	0	4					
2 Derek Jeter, R OBP: 0.449, SLG: 0.610	1B		1B			F9		F8		4	0	2	0	0	0	0					
Paul O'Neill, L OBP: 0.365, SLG: 0.474	L7		G4-3		F8			2B 1B		4	1	1	0	0	0	2					
Bernie Williams, S OBP: 0.430, SLG: 0.512	P4			1B 1B	F8			1B 2B		4	1	2	0	0	0	1					
Chili Davis, S OBP: 0.388, SLG: 0.479		G4-3		K			F8			4	0	1	1	0	1	1					
Tino Martinez, L OBP: 0.358, SLG: 0.443	P5			1B 1B		F7		L3		4	0	1	0	0	0	2					
Shane Spencer, R OBP: 0.320, SLG: 0.425				F7			P3			4	0	0	0	0	1	2					
Luis Sojo, R OBP: 0.276, SLG: 0.338			G5-3		1B 1B		K			4	0	2	0	0	1	0					
Joe Girardi, R OBP: 0.235, SLG: 0.290			G5-3		1-2 2-3 3-H		F8		P4	4	0	1	1	0	0	1					
Inning Stats	R: 0 E: 0 K: 0 S: 11	H: 1 LOB: 1 BB: 0 P: 13	R: 0 E: 0 K: 1 S: 5	H: 0 LOB: 0 BB: 0 P: 11	R: 1 E: 0 K: 0 S: 13	H: 2 LOB: 1 BB: 0 P: 19	R: 1 E: 0 K: 1 S: 15	H: 4 LOB: 3 BB: 0 P: 23	R: 0 E: 0 K: 0 S: 8	H: 0 LOB: 0 BB: 0 P: 11	R: 0 E: 0 K: 1 S: 6	H: 0 LOB: 0 BB: 0 P: 9	R: 1 E: 0 K: 0 S: 11	H: 3 LOB: 1 BB: 0 P: 18	R: 0 E: 0 K: 0 S: 9	H: 1 LOB: 1 BB: 0 P: 10	1B: 9 2B: 2 3B: 0 HR: 1	SF: 0 SAC: 0 DP: 1 HBP: 0	WP: 0 PB: 0 CS: 0	PA: 37	
PITCHER	IP	WLS	BF	H	R	ER	SO	BB	IBB	HBP	BLK	WP	HR	S	P	ERA	WHIP				
Jim Parque, L ERA: 3.92	(1, 1)	4.0	19	7	2	2	2	0	0	0	0	0	1	44	66	4.50	1.750				
Carlos Castillo, R ERA: 1.8	(5, 1)	5.0	W	18	4	1	1	1	0	0	0	0	0	39	55	1.80	0.800				

New York Yankees @ Chicago White Sox
Comiskey Park, Chicago, IL
Wed Jul 28 1999, 8:05 PM EDT
Att: 22,523 - Cloudy - 91 F

AB 37
R 3
H 11
RBI 3
BB 0
SO 3
LOB 13



Batter	1	2	3	4	5	6	7	8	9	AB	R	H	RBI	BB	SO	LOB	BOTTOM				
Ray Durham, S OBP: 0.366, SLG: 0.478	G5-3	G6-3		K	HR		1B 3B			5	2	2	3	0	1	4					
Chris Singleton, L OBP: 0.348, SLG: 0.542	K		G3	G4-6-3 1B	L9		1B			5	0	2	2	0	1	0					
Frank Thomas, R OBP: 0.417, SLG: 0.504	F9		14 1B	G4-6-3 1B	2B		L7			5	0	2	0	0	0	3					
Magglio Ordonez, R OBP: 0.369, SLG: 0.573		G6-3	14 1B	BB	HR	G6-3	P6			4	1	1	1	1	0	2					
Carlos Lee, R OBP: 0.325, SLG: 0.433		14 3B	1B	K		14 1B	K			5	2	3	0	0	2	3					
14 Paul Konerko, R OBP: 0.348, SLG: 0.502		1B 3B		FC6-4 1B	G1-3	1B	K			5	1	3	1	0	1	1					
Brook Fordyce, R OBP: 0.340, SLG: 0.436		FC1-6 1B	BB	FC6-4	2B 1B	BB	FC5-4-2		G5-3	3	1	0	0	2	0	5					
Craig Wilson, R OBP: 0.326, SLG: 0.333		FC1-6 1B		2B 1B	1B 2B		F7			4	2	3	2	1	0	1					
Mike Caruso, S OBP: 0.273, SLG: 0.310		FC1-6		1B 2B	HR		3B 2B		G1-3	5	2	3	2	0	0	3					
Inning Stats	R: 0 E: 0 K: 1 S: 9	H: 0 LOB: 0 BB: 0 P: 15	R: 2 E: 0 K: 0 S: 21	H: 3 LOB: 2 BB: 1 P: 37	R: 0 E: 0 K: 1 S: 13	H: 2 LOB: 3 BB: 1 P: 20	R: 1 E: 0 K: 1 S: 13	H: 3 LOB: 1 BB: 0 P: 19	R: 6 E: 0 K: 0 S: 26	H: 6 LOB: 1 BB: 1 P: 44	R: 0 E: 0 K: 0 S: 6	H: 2 LOB: 1 BB: 0 P: 10	R: 2 E: 0 K: 1 S: 13	H: 3 LOB: 1 BB: 0 P: 22	R: 0 E: 0 K: 1 S: 12	H: 0 LOB: 1 BB: 1 P: 21	1B: 10 2B: 6 3B: 2 HR: 2	SF: 0 SAC: 0 DP: 2 HBP: 0	WP: 0 PB: 0 CS: 0	PA: 45	
PITCHER	IP	WLS	BF	H	R	ER	SO	BB	IBB	HBP	BLK	WP	HR	S	P	ERA	WHIP				
Andy Pettitte, L ERA: 5.65	(1, 1)	3.1	L	20	8	3	3	2	0	0	0	0	0	55	90	8.10	3.000				
Dan Naulty, R ERA: 5.05	(4, 1)	1.0		8	5	6	6	1	0	0	0	0	2	17	31	54.00	6.000				
Allen Watson, L ERA: 4.25	(5, 1)	1.2		7	3	0	0	0	0	0	0	0	0	16	24	0.00	1.800				
Mike Stanton, L ERA: 4.98	(7, 1)	1.0		6	3	2	2	1	0	0	0	0	0	13	22	18.00	3.000				
Jason Grimsley, R ERA: 3.67	(8, 1)	1.0		4	0	0	0	1	1	0	0	0	0	12	21	0.00	1.000				

New York Yankees @ Chicago White Sox
Comiskey Park, Chicago, IL
Wed Jul 28 1999, 8:05 PM EDT
Att: 22,523 - Cloudy - 91 F

AB 41
R 11
H 19
RBI 11
BB 4
SO 5
LOB 22



Batter	1	2	3	4	5	6	7	8	9	AB R H RBI BB SO LOB	TOP											
Scott Brosius, R (1, 5) OBP: 0.324, SLG: 0.439	G5-3		SH1-3			L4			G4-3 2B	3 0 1 0 0 0 0	New York Yankees @ Chicago White Sox Comiskey Park, Chicago, IL Thu Jul 29 1999, 2:05 PM EDT Att: 24,056 - Sunny - 83 F livebaseballscorecards.com											
2 Derek Jeter, R (1, 6) OBP: 0.447, SLG: 0.608	F8		SF7			G6-3 1B			G4-3	3 0 1 1 0 0 1												
Paul O'Neill, L (1, 9) OBP: 0.361, SLG: 0.469	G6-3		F8			G6-3 1-2			K	4 0 0 0 0 1 3												
Bernie Williams, S (1, 8) OBP: 0.428, SLG: 0.512		G4-3 2B		L8		K			K	4 0 1 0 0 2 1												
Tino Martinez, L (1, 3) OBP: 0.355, SLG: 0.440	G4-3		F9			K				3 0 0 0 0 1 1												
Chili Davis, S (1, 10) OBP: 0.385, SLG: 0.474	K		K			G4-3				3 0 0 0 0 2 1												
Shane Spencer, R (1, 7) OBP: 0.321, SLG: 0.422	L7				P5			G4-6-3 1B		3 0 1 0 0 0 1												
Luis Sojo, R (1, 4) OBP: 0.278, SLG: 0.329			SH1-3 2 SF7 BB		G1-3			G4-6-3 1-2		2 1 0 0 1 0 1												
Joe Girardi, R (1, 2) OBP: 0.239, SLG: 0.293					K2-3					2 0 1 0 0 1 0												
20 Jorge Posada, S (8, PH) OBP: 0.327, SLG: 0.400								K		1 0 0 0 0 1 0												
Inning Stats	R: 0 E: 0 K: 0 S: 5	H: 0 LOB: 0 BB: 0 P: 9	R: 0 E: 0 K: 1 S: 7	H: 1 LOB: 1 BB: 0 P: 12	R: 1 E: 0 K: 0 S: 9	H: 1 LOB: 1 BB: 1 P: 17	R: 0 E: 0 K: 1 S: 10	H: 0 LOB: 0 BB: 0 P: 14	R: 0 E: 0 K: 1 S: 10	H: 0 LOB: 0 BB: 0 P: 12	R: 0 E: 0 K: 2 S: 6	H: 1 LOB: 0 BB: 0 P: 8	R: 0 E: 0 K: 2 S: 9	H: 0 LOB: 0 BB: 0 P: 16	R: 0 E: 0 K: 1 S: 6	H: 1 LOB: 0 BB: 0 P: 9	R: 0 E: 0 K: 2 S: 12	H: 1 LOB: 1 BB: 0 P: 18	1B: 3 2B: 2 3B: 0 HR: 0	SF: 1 SAC: 1 DP: 2 HBP: 0	WP: 0 PB: 0 CS: 0	PA: 31
PITCHER	IP WLS BF H R ER SO BB IBB HBP BLK WP HR S P ERA WHIP											PITCHER	IP WLS BF H R ER SO BB IBB HBP BLK WP HR S P ERA WHIP									
John Snyder, R (1, 1) ERA: 5.54	7.0 W 24 3 1 1 5 1 0 0 0 0 0 0 56 88 1.29 0.571																					
Keith Foulke, R (8, 1) ERA: 2.99	2.0 S 7 2 0 0 3 0 0 0 0 0 0 0 18 27 0.00 1.000																					

Batter	1	2	3	4	5	6	7	8	9	AB R H RBI BB SO LOB	BOTTOM									
Ray Durham, S (1, 4) OBP: 0.368, SLG: 0.477	G3-1		P4			S BB			S 1B	3 1 1 0 1 0 1	New York Yankees @ Chicago White Sox Comiskey Park, Chicago, IL Thu Jul 29 1999, 2:05 PM EDT Att: 24,056 - Sunny - 83 F livebaseballscorecards.com									
Chris Singleton, L (1, 8) OBP: 0.347, SLG: 0.538	F9		E9 1B		L7				K	4 0 1 1 0 1 2										
Frank Thomas, R (1, 10) OBP: 0.418, SLG: 0.503			G5-3		L7				L7 1B	3 0 1 1 1 0 2										
Magglio Ordonez, R (1, 9) OBP: 0.366, SLG: 0.567	F8		K						G4-3	4 0 0 0 0 1 3										
14 Paul Konerko, R (1, 3) OBP: 0.350, SLG: 0.523		F8			F8				HR	4 2 2 2 0 0 0										
Brian Simmons, S (1, 7) OBP: 0.400, SLG: 0.611		K2-3			L7				HR	3 1 1 0 1 1 0										
Greg Norton, S (1, 5) OBP: 0.346, SLG: 0.389									G3	4 0 2 1 0 1 1										
Mark Johnson, L (1, 2) OBP: 0.313, SLG: 0.317									G3	4 0 2 1 0 1 1										
Mike Caruso, S (1, 6) OBP: 0.273, SLG: 0.313									G3	4 0 0 0 0 1 3										
									F9	3 1 1 0 0 0 0										
Inning Stats	R: 0 E: 0 K: 0 S: 7	H: 0 LOB: 1 BB: 1 P: 13	R: 0 E: 0 K: 2 S: 8	H: 1 LOB: 0 BB: 0 P: 13	R: 1 E: 1 K: 1 S: 15	H: 2 LOB: 1 BB: 0 P: 23	R: 0 E: 0 K: 1 S: 9	H: 1 LOB: 0 BB: 0 P: 16	R: 0 E: 0 K: 1 S: 9	H: 0 LOB: 1 BB: 1 P: 16	R: 2 E: 0 K: 0 S: 10	H: 2 LOB: 0 BB: 1 P: 18	R: 1 E: 0 K: 1 S: 12	H: 2 LOB: 1 BB: 0 P: 20	R: 1 E: 0 K: 0 S: 8	H: 1 LOB: 0 BB: 0 P: 11	1B: 4 2B: 2 3B: 1 HR: 2	SF: 0 SAC: 0 DP: 0 HBP: 0	WP: 1 PB: 0 CS: 1	PA: 36
PITCHER	IP WLS BF H R ER SO BB IBB HBP BLK WP HR S P ERA WHIP											PITCHER	IP WLS BF H R ER SO BB IBB HBP BLK WP HR S P ERA WHIP							
David Cone, R (1, 1) ERA: 2.84	7.0 L 31 8 4 4 5 0 0 0 0 0 0 1 70 119 5.14 1.571																			
Ramiro Mendoza, R (8, 1) ERA: 4.57	1.0 4 1 1 1 0 0 0 0 0 0 0 1 8 11 9.00 1.000																			

Batter	1	2	3	4	5	6	7	8	9	AB	R	H	RBI	BB	SO	LOB	TOP										
Ray Durham, S OBP: 0.372, SLG: 0.475	F8		G4-3			WP 1B	FC6-5 1B	G5-3		5	1	2	0	0	0	2											
Chris Singleton, L OBP: 0.343, SLG: 0.531	G6-3			G4-3		SF8 1B	FC6-5 1B	G6-3		4	0	0	1	0	0	1											
Frank Thomas, R OBP: 0.419, SLG: 0.500	F9			1B		1B 2B	1B	1B		5	1	4	1	0	0	0											
Magglio Ordonez, R OBP: 0.362, SLG: 0.564		K		F9		2B 1B	P3	K		5	1	1	0	0	2	4											
Carlos Lee, R OBP: 0.328, SLG: 0.438		K		G5-3		1B		K		4	1	2	2	0	1	1											
Brian Simmons, S OBP: 0.344, SLG: 0.567						1B 2B	FC4-6 1B	K		1	1	0	0	0	1	1											
14 Paul Konerko, R OBP: 0.348, SLG: 0.521					G6-3	K		F8		3	0	0	0	1	1	2											
Greg Norton, S OBP: 0.350, SLG: 0.391						G3-1	FC4-6 BB			3	0	1	1	1	1	1											
Mark Johnson, L OBP: 0.306, SLG: 0.311					L8	G3-1	FC4-6 1B			3	0	0	0	0	1	1											
Brook Fordyce, R OBP: 0.348, SLG: 0.442						K	FC4-6 1B			1	0	0	1	0	0	2											
Mike Caruso, S OBP: 0.273, SLG: 0.310					F9	1B SF8 HBP	B1-3			3	1	1	0	0	0	0											
Inning Stats	R: 0 E: 0 K: 0 S: 4	H: 0 LOB: 0 BB: 0 P: 6	R: 0 E: 0 K: 3 S: 11	H: 0 LOB: 1 BB: 1 P: 19	R: 0 E: 0 K: 0 S: 6	H: 0 LOB: 0 BB: 0 P: 11	R: 0 E: 0 K: 0 S: 10	H: 1 LOB: 1 BB: 0 P: 16	R: 0 E: 0 K: 1 S: 9	H: 0 LOB: 0 BB: 0 P: 15	R: 5 E: 0 K: 1 S: 19	H: 5 LOB: 1 BB: 0 P: 35	R: 0 E: 0 K: 0 S: 14	H: 2 LOB: 2 BB: 0 P: 21	R: 1 E: 1 K: 0 S: 15	H: 2 LOB: 2 BB: 1 P: 29	R: 0 E: 0 K: 2 S: 13	H: 1 LOB: 1 BB: 0 P: 20	1B: 10 2B: 1 3B: 0 HR: 0	SF: 1 SAC: 0 DP: 0 HBP: 1	WP: 2 PA: 41 PB: 0 SB: 1 CS: 0						
PITCHER	IP	WLS	BF	H	R	ER	SO	BB	IBB	HBP	BLK	WP	HR	S	P	ERA	WHIP										
Brian Moehler, R ERA: 5.54	5.1	L	23	5	5	5	4	1	0	1	0	1	0	51	89	8.44	1.125										
Nelson Cruz, R ERA: 5.73	1.2		8	3	0	0	1	0	0	0	0	1	0	22	34	0.00	1.800										
Willie Blair, R ERA: 6.89	0.1		3	1	1	1	0	1	0	0	0	0	0	4	11	27.00	6.000										
C.J. Nitkowski, L ERA: 5.86	0.2		3	1	0	0	0	0	0	0	0	0	0	11	18	0.00	1.500										
Francisco Cordero, R ERA:	1.0		4	1	0	0	2	0	0	0	0	0	0	13	20	0.00	1.000										

Chicago White Sox @ Detroit Tigers
Tiger Stadium, Detroit, MI
Mon Aug 02 1999, 7:05 PM EDT
Att: 26,637 - Cloudy - 77 F

AB	37
R	6
H	11
RBI	6
BB	2
SO	7
LOB	15



Batter	1	2	3	4	5	6	7	8	9	AB	R	H	RBI	BB	SO	LOB	BOTTOM										
Luis Polonia, L OBP: 0.394, SLG: 0.583	K		CS 1B		E 2B		P6			4	1	2	0	0	1	1											
Brad Ausmus, R OBP: 0.355, SLG: 0.439	G5-3		K2-3		E1 CS			G4-3		4	0	0	0	0	1	1											
Juan Encarnacion, R OBP: 0.297, SLG: 0.476	K			HR	CS 1-2		L4	K		4	1	1	1	0	2	0											
Dean Palmer, R OBP: 0.340, SLG: 0.538		G5-3		P4		G4-1 1B		L6		4	0	1	0	0	0	0											
Tony Clark, S OBP: 0.347, SLG: 0.480		1B BB		FC5-4-3 1B BB		G4-1		P5		2	0	0	0	2	0	1											
Karin Garcia, L OBP: 0.282, SLG: 0.399		K		CS-4-3-1 1B		F9		FC6 1B		3	0	1	0	0	1	2											
Gabe Alvarez, R OBP: 0.167, SLG: 0.389										1	0	1	0	0	0	0											
Frank Catalanotto, L OBP: 0.329, SLG: 0.451		1B		FC5-4-3-5			G3		P4	4	0	1	0	0	0	3											
Gregg Jefferies, S OBP: 0.264, SLG: 0.337		F7				F8		FC6-4 BB		3	0	0	0	1	0	3											
Deivi Cruz, R OBP: 0.284, SLG: 0.388			G6-3		G6-3		FC6-4			3	0	0	0	0	0	1											
Inning Stats	R: 0 E: 0 K: 2 S: 9	H: 0 LOB: 0 BB: 0 P: 14	R: 0 E: 0 K: 1 S: 10	H: 1 LOB: 2 BB: 1 P: 17	R: 0 E: 0 K: 1 S: 6	H: 1 LOB: 0 BB: 0 P: 11	R: 1 E: 0 K: 0 S: 11	H: 2 LOB: 1 BB: 1 P: 17	R: 1 E: 1 K: 0 S: 13	H: 1 LOB: 0 BB: 0 P: 20	R: 0 E: 0 K: 0 S: 8	H: 1 LOB: 1 BB: 0 P: 13	R: 0 E: 0 K: 0 S: 10	H: 0 LOB: 0 BB: 1 P: 21	R: 0 E: 0 K: 1 S: 9	H: 0 LOB: 0 BB: 0 P: 10	R: 0 E: 0 K: 0 S: 9	H: 1 LOB: 1 BB: 0 P: 12	1B: 5 2B: 1 3B: 0 HR: 1	SF: 0 SAC: 0 DP: 1 HBP: 0	WP: 0 PA: 36 PB: 0 SB: 0 CS: 2						
PITCHER	IP	WLS	BF	H	R	ER	SO	BB	IBB	HBP	BLK	WP	HR	S	P	ERA	WHIP										
Kip Wells, R ERA: 1.69	5.1	W	22	6	2	1	4	2	0	0	0	0	0	13	24	0.00	0.600										
41 Bill Simas, R ERA: 4.69	1.2	H	6	0	0	0	0	1	0	0	0	0	0	9	10	0.00	0.000										
Keith Foulke, R ERA: 2.47	1.0		3	0	0	0	1	0	0	0	0	0	0	9	10	0.00	0.000										
Bob Howry, R ERA: 3.25	1.0		4	1	0	0	0	0	0	0	0	0	0	9	12	0.00	1.000										

Chicago White Sox @ Detroit Tigers
Tiger Stadium, Detroit, MI
Mon Aug 02 1999, 7:05 PM EDT
Att: 26,637 - Cloudy - 77 F


AB	32
R	2
H	7
RBI	1
BB	3
SO	5
LOB	12



Batter	1	2	3	4	5	6	7	8	9	AB	R	H	RBI	BB	SO	LOB	TOP					
Ray Durham, S OBP: 0.374, SLG: 0.477										5	2	3	0	0	0	3						
Chris Singleton, L OBP: 0.348, SLG: 0.544										5	2	4	3	0	0	0						
Frank Thomas, R OBP: 0.419, SLG: 0.499										3	1	1	1	1	0	3						
Magglio Ordonez, R OBP: 0.361, SLG: 0.562										5	0	1	1	0	0	2						
Carlos Lee, R OBP: 0.329, SLG: 0.436										4	1	1	0	1	0	1						
Brian Simmons, S OBP: 0.344, SLG: 0.567										0	0	0	0	0	0	0						
14 Paul Konerko, R OBP: 0.343, SLG: 0.513										5	0	0	0	0	0	4						
Brook Fordyce, R OBP: 0.351, SLG: 0.443										4	1	2	1	0	0	2						
Craig Wilson, R OBP: 0.327, SLG: 0.356										4	1	2	2	0	0	1						
Mike Caruso, S OBP: 0.273, SLG: 0.309										4	1	1	0	0	1	2						
Inning Stats	R: 2 E: 0 K: 0 S: 8	H: 2 LOB: 0 BB: 0 P: 12	R: 0 E: 0 K: 0 S: 13	H: 2 LOB: 2 BB: 0 P: 21	R: 0 E: 0 K: 0 S: 4	H: 0 LOB: 0 BB: 1 P: 11	R: 2 E: 0 K: 0 S: 12	H: 2 LOB: 0 BB: 0 P: 14	R: 4 E: 0 K: 0 S: 20	H: 4 LOB: 1 BB: 1 P: 33	R: 0 E: 0 K: 1 S: 7	H: 2 LOB: 1 BB: 0 P: 13	R: 0 E: 0 K: 0 S: 6	H: 1 LOB: 1 BB: 0 P: 7	R: 1 E: 0 K: 0 S: 14	H: 2 LOB: 1 BB: 0 P: 23	R: 0 E: 0 K: 0 S: 5	H: 0 LOB: 0 BB: 0 P: 8	1B: 12 2B: 1 3B: 0 HR: 2	SF: 1 SAC: 0 DP: 2 HBP: 0	WP: 2 PB: 0 SB: 2 CS: 0	PA: 42
PITCHER	IP	WLS	BF	H	R	ER	SO	BB	IBB	HBP	BLK	WP	HR	S	P	ERA	WHIP					
Justin Thompson, L ERA: 4.96	4.0	L	21	9	7	6	0	1	0	0	0	0	2	46	70	13.50	2.500					
Masao Kida, R ERA: 5.25	2.0		9	3	1	1	1	1	0	0	0	2	0	18	34	4.50	2.000					
Willie Blair, R ERA: 6.83	2.0		9	3	1	1	0	0	0	0	0	0	0	20	30	4.50	1.500					
Todd Jones, R ERA: 4.6	1.0		3	0	0	0	0	0	0	0	0	0	0	5	8	0.00	0.000					

Chicago White Sox @ Detroit Tigers
Tiger Stadium, Detroit, MI
Tue Aug 03 1999, 7:05 PM EDT
Att: 24,484 - Cloudy - 81 F


AB	39
R	9
H	15
RBI	8
BB	2
SO	1
LOB	18



Batter	1	2	3	4	5	6	7	8	9	AB	R	H	RBI	BB	SO	LOB	BOTTOM					
Luis Polonia, L OBP: 0.394, SLG: 0.578										5	0	2	1	0	0	2						
Frank Catalanotto, L OBP: 0.325, SLG: 0.443										4	0	0	0	1	1	2						
Juan Encarnacion, R OBP: 0.294, SLG: 0.470										4	0	0	0	0	2	2						
Dean Palmer, R OBP: 0.341, SLG: 0.544										3	2	1	1	1	0	1						
Tony Clark, S OBP: 0.346, SLG: 0.477										4	1	1	0	0	0	1						
Damon Easley, R OBP: 0.343, SLG: 0.429										4	1	1	0	0	1	2						
Gabe Alvarez, R OBP: 0.273, SLG: 0.591										4	2	3	2	0	0	0						
Bill Haselman, R OBP: 0.333, SLG: 0.431										3	0	1	0	1	1	3						
Deivi Cruz, R OBP: 0.281, SLG: 0.383										4	0	0	0	0	0	4						
Inning Stats	R: 0 E: 0 K: 0 S: 6	H: 0 LOB: 0 BB: 0 P: 10	R: 2 E: 1 K: 1 S: 13	H: 2 LOB: 2 BB: 1 P: 24	R: 1 E: 0 K: 1 S: 9	H: 1 LOB: 0 BB: 0 P: 13	R: 2 E: 0 K: 0 S: 12	H: 3 LOB: 0 BB: 0 P: 17	R: 0 E: 0 K: 1 S: 8	H: 0 LOB: 1 BB: 1 P: 13	R: 0 E: 0 K: 0 S: 7	H: 0 LOB: 0 BB: 0 P: 11	R: 0 E: 0 K: 1 S: 11	H: 1 LOB: 1 BB: 0 P: 17	R: 0 E: 0 K: 1 S: 9	H: 0 LOB: 0 BB: 0 P: 12	R: 1 E: 0 K: 0 S: 12	H: 2 LOB: 1 BB: 1 P: 21	1B: 7 2B: 1 3B: 0 HR: 2	SF: 0 SAC: 0 DP: 2 HBP: 0	WP: 1 PB: 0 SB: 0 CS: 0	PA: 38
PITCHER	IP	WLS	BF	H	R	ER	SO	BB	IBB	HBP	BLK	WP	HR	S	P	ERA	WHIP					
John Snyder, R ERA: 5.53	5.0	W	23	6	5	3	3	2	0	0	0	0	0	48	77	5.40	1.600					
Carlos Castillo, R ERA: 4.22	3.0	H	12	2	1	1	2	1	0	0	0	0	0	31	50	3.00	1.000					
Bob Howry, R ERA: 3.18	1.0	S	3	1	0	0	0	0	0	0	0	1	0	8	11	0.00	1.000					

Chicago White Sox @ Detroit Tigers
Tiger Stadium, Detroit, MI
Tue Aug 03 1999, 7:05 PM EDT
Att: 24,484 - Cloudy - 81 F

AB	35
R	6
H	9
RBI	4
BB	3
SO	5
LOB	17



Batter	1	2	3	4	5	6	7	8	9	10	11	AB	R	H	RBI	BB	SO	LOB	TOP		
Ray Durham, S OBP: 0.370, SLG: 0.471	(1,4) 2-3 K		(0,2) FC6-4		(2,2) L6		(2,3) K		(0,2) G6-3			5	0	0	0	0	2	3			
Chris Singleton, L OBP: 0.360, SLG: 0.541	(1,8) 4-0 CS BB		(0,0) F9		(1,0) F7		(0,0) 1B			(0,0) G4-3		4	0	1	0	1	0	2			
Frank Thomas, R OBP: 0.417, SLG: 0.494	(1,10) 3-3 K			(1,0) P7		(3,2) 2B SF9 HBP		(2,2) F8		(0,0) F9		4	1	0	0	0	1	1			
Magglio Ordonez, R OBP: 0.369, SLG: 0.560	(1,9) 0-2 G3		(2,2) L1		(1,0) 2B SF9 14 1B 2B		(0,1) G5-3		(0,0) G6-3			5	1	1	0	0	0	0			
Carlos Lee, R OBP: 0.333, SLG: 0.431	(1,7) 1-0 G1-3		(2,2) G1-3		(2,1) SF9		(0,0) G5-3			(0,0) G6-4-3 1B		3	0	0	1	0	0	0			
Brian Simmons, S OBP: 0.364, SLG: 0.581	(8,7) 1-3 K			(4,2) 2B BB		(3,2) 2B 1B		(0,0) G6-3		(0,3) K		4	1	1	1	1	2	1			
14 Paul Konerko, R OBP: 0.344, SLG: 0.510	(1,3) 3-2 1B 2B		(3,2) 1-3 2B 2B		(1,2) G3-1 2B		(0,0) G4-3		(3,2) HR		(0,0) G6-4-3 1-2	5	3	3	1	0	0	2			
Greg Norton, S OBP: 0.354, SLG: 0.411	(1,5) 2-2 K		(1,2) 2-2 1B		(0,0) G3-1							4	0	2	3	0	2	1			
Mark Johnson, L OBP: 0.311, SLG: 0.324	(1,2) 0-0 1B		(2,2) G3-1		(2,2) G4-3							4	0	2	0	0	0	1			
Mike Caruso, S OBP: 0.275, SLG: 0.311	(1,6) R:0 E:0 K:2 S:7 H:0 LOB:1 BB:1 P:16	R:0 E:0 K:1 S:7 H:0 LOB:0 BB:0 P:9	R:1 E:0 K:0 S:11 H:3 LOB:1 BB:0 P:16	R:0 E:0 K:0 S:11 H:0 LOB:0 BB:0 P:16	R:2 E:0 K:0 S:22 H:2 LOB:1 BB:1 P:35	R:0 E:0 K:1 S:5 H:1 LOB:1 BB:0 P:7	R:0 E:0 K:0 S:6 H:0 LOB:0 BB:0 P:8	R:1 E:0 K:1 S:17 H:2 LOB:1 BB:0 P:22	R:0 E:0 K:0 S:3 H:0 LOB:0 BB:0 P:3	R:0 E:0 K:1 S:5 H:1 LOB:0 BB:0 P:5	1B:6 2B:5 3B:0 HR:1 SF:1 SAC:0 DP:2 HBP:1	WP:0 PB:0 SB:0 CS:1 PA:43									
PITCHER	IP WLS BF H R ER SO BB IBB HBP BLK WP HR S P ERA WHIP	PITCHER																			
Omar Olivares, R ERA: 4.02	(1,1) 5.1 24 5 1 0 0 2 0 0 0 0 0 0 0 10 13 0.00 0.600																				
Buddy Groom, L ERA: 5.56	(6,1) 1.2 5 1 0 0 0 0 0 0 0 0 0 0 6 8 0.00 0.000																				
Greg McMichael, R ERA: 4.58	(8,1) 1.0 B 5 2 1 1 1 0 0 0 0 0 1 17 22 9.00 2.000																				
Doug Jones, R ERA: 3.46	(10,1) 2.0 W 6 1 0 0 0 1 0 0 0 0 0 0 8 8 0.00 0.500																				
T.J. Mathews, R ERA: 3.76																					

Chicago White Sox @ Oakland Athletics
Network Associates Coliseum, Oakland, CA
Thu Aug 05 1999, 10:05 PM EDT
Att: 9,305 - Overcast - 63 F

livebaseballscores.com
AB 39
R 6
H 11
RBI 6
BB 2
SO 7
LOB 11



Batter	1	2	3	4	5	6	7	8	9	10	11	AB	R	H	RBI	BB	SO	LOB	BOTTOM		
Ryan Christenson, R OBP: 0.313, SLG: 0.325	(1,8) 4-1 CS BB			(3,2) G5-3		(1,1) F8			(1,2) G4-3		(0,0) 1B 3B	4	1	1	0	2	0	1			
Randy Velarde, R OBP: 0.373, SLG: 0.418	(1,4) 1-1 CS BB		(0,0) F9		(1,0) F8		(1,1) G1-3		(0,1) G6-3		(4,0) 1B G4-3 IBB	5	1	1	0	1	0	1			
Jason Giambi, L OBP: 0.403, SLG: 0.536	(1,3) 2-1 1H 2B		(0,0) G1-3		(1,1) G4-3		(1,2) G1-3		(3,3) K		(0,0) G4-3 1-2	6	0	1	1	0	1	2			
John Jaha, R OBP: 0.422, SLG: 0.623	(1,10) 4-2 BB BB		(3,2) 2B 2B		(4,2) G6-3 BB		(0,0) G5-3		(0,3) K		(4,0) 1B IBB	3	1	1	0	3	1	0			
Matt Stairs, L OBP: 0.367, SLG: 0.527	(1,9) 3-2 F7		(2,3) K		(0,2) G6-3 1-2		(2,1) HR 1B		(0,0) BB G1-3 1B		(0,3) K	6	1	2	0	0	2	7			
Scott Spiezio, S OBP: 0.281, SLG: 0.368	(1,5) 2-3 K		(1,2) 2B		(2,2) F7		(0,2) P7		(0,0) G1-3 1-2		(0,0) 1-2 2-3 3-H 1B	6	0	2	2	0	1	4			
Miguel Tejada, R OBP: 0.321, SLG: 0.421	(1,6) 3-1 PB SF8 2B		(4,0) IBB		(4,1) 2B BB		(2,1) HR		(4,0) BB IBB			2	3	2	2	3	0	0			
Ben Grieve, L OBP: 0.350, SLG: 0.443	(1,7) 3-2 L4		(0,1) F7		(0,0) 1H 2B		(3,1) G3-1		(4,0) BB IBB			4	0	1	1	0	0	3			
Jason McDonald, S OBP: 0.312, SLG: 0.263	(9,7) 2-3 1-2 2B				(1,1) F7		(0,3) K		(3,2) G6-3		(1,2) BB	1	0	0	0	1	0	0			
Mike Mactarlane, R OBP: 0.294, SLG: 0.362	(1,2) 1-1 SF8				(2,2) F7				(0,0) F7			3	0	0	1	0	1	1			
3 Eric Chavez, L OBP: 0.334, SLG: 0.440	(10,PH) 3-H											1	0	0	0	0	0	3			
A.J. Hinch, R OBP: 0.234, SLG: 0.304	(11,2) 3-H											0	0	0	0	0	0	0			
PITCHER	IP WLS BF H R ER SO BB IBB HBP BLK WP HR S P ERA WHIP	PITCHER																			
Mike Strotka, L ERA: 3.86	(1,1) 5.1 26 6 0 0 0 1 0 0 0 0 0 0 5 6 0.00 0.000																				
Sean Lowe, R ERA: 2.85	(6,1) 0.2 H 2 0 0 0 0 0 0 0 0 0 1 18 30 9.00 1.000																				
Keith Foulke, R ERA: 2.65	(7,1) 2.0 B 8 2 2 2 0 0 0 0 0 0 0 15 27 0.00 1.000																				
41 Bill Simas, R ERA: 4.47	(9,1) 2.0 L 6 2 1 1 1 0 2 0 0 0 0 0 6 14 13.50 3.000																				
Scott Eyre, L ERA: 9.86	(11,1) 0.2 L 6 2 1 1 1 0 2 0 0 0 0 0 6 14 13.50 3.000																				
Inning Stats	R:1 E:0 K:1 S:14 H:2 LOB:2 BB:2 P:30	R:1 E:0 K:0 S:8 H:1 LOB:1 BB:1 P:19	R:1 E:0 K:1 S:13 H:2 LOB:2 BB:1 P:23	R:0 E:0 K:0 S:8 H:0 LOB:0 BB:0 P:14	R:0 E:0 K:0 S:9 H:0 LOB:0 BB:1 P:14	R:1 E:0 K:1 S:13 H:1 LOB:1 BB:1 P:20	R:0 E:0 K:0 S:6 H:0 LOB:0 BB:0 P:8	R:2 E:0 K:0 S:12 H:2 LOB:2 BB:0 P:22	R:0 E:0 K:1 S:9 H:0 LOB:0 BB:0 P:13	R:0 E:0 K:1 S:6 H:1 LOB:3 BB:2 P:14	R:1 E:0 K:1 S:6 H:2 LOB:3 BB:2 P:14	1B:4 2B:5 3B:1 HR:1 SF:1 SAC:0 DP:1 HBP:0	WP:0 PB:1 SB:0 CS:1 PA:51								

Chicago White Sox @ Oakland Athletics
Network Associates Coliseum, Oakland, CA
Thu Aug 05 1999, 10:05 PM EDT
Att: 9,305 - Overcast - 63 F

livebaseballscores.com
AB 40
R 7
H 11
RBI 7
BB 10
SO 6
LOB 22




Batter	1	2	3	4	5	6	7	8	9	AB	R	H	RBI	BB	SO	LOB	TOP					
Ray Durham, S OBP: 0.369, SLG: 0.469 55 Liu Rodriguez, S OBP: 0.283, SLG: 0.261	2-1 1B		3-3 K			2-3 K		0-0 G4-3		4	1	1	0	0	2	1						
Chris Singleton, L OBP: 0.346, SLG: 0.534	1-2 F7		1-0 G3			0-0 G1-3			2-1 F8	4	0	0	0	0	0	1						
Frank Thomas, R OBP: 0.413, SLG: 0.488	3-3 K			0-1 L9			3-2 G5-3		2-3 K	4	0	0	0	0	2	1						
Magglio Ordóñez, R OBP: 0.360, SLG: 0.559	0-2 2H 1B			2-2 G5-3			0-1 L6		2-2 FC5-4 1B	4	0	2	1	0	0	0						
Carlos Lee, R OBP: 0.324, SLG: 0.429	2-3 K			2-2 G1-3			0-2 1B		0-2 FC5-4	4	0	1	0	0	1	2						
14 Paul Konerko, R OBP: 0.341, SLG: 0.505		2-1 G6-3			1-1 G4-3					3	0	0	0	0	0	1						
Greg Norton, S OBP: 0.351, SLG: 0.407		1-0 G3			2-3 K			0-1 F9		3	0	0	0	0	1	0						
Brook Fordyce, R OBP: 0.347, SLG: 0.437		1-1 F7			3-2 F9			0-1 G6-3		3	0	0	0	0	0	0						
Mike Caruso, S OBP: 0.276, SLG: 0.311			0-1 G6-3			2-1 P3		3-2 1B		3	0	1	0	0	0	0						
Inning Stats	R: 1 E: 0 K: 2 S: 15	H: 2 LOB: 1 BB: 0 P: 22	R: 0 E: 0 K: 0 S: 5	H: 0 LOB: 0 BB: 0 P: 9	R: 0 E: 0 K: 1 S: 6	H: 0 LOB: 0 BB: 0 P: 10	R: 0 E: 0 K: 0 S: 9	H: 0 LOB: 0 BB: 0 P: 13	R: 0 E: 0 K: 1 S: 8	H: 0 LOB: 0 BB: 0 P: 14	R: 0 E: 0 K: 0 S: 6	H: 1 LOB: 1 BB: 0 P: 10	R: 0 E: 0 K: 0 S: 10	H: 1 LOB: 1 BB: 0 P: 13	R: 0 E: 0 K: 0 S: 8	H: 1 LOB: 1 BB: 0 P: 11	R: 0 E: 0 K: 1 S: 14	H: 1 LOB: 1 BB: 0 P: 20	1B: 5 2B: 0 3B: 0 HR: 0	SF: 0 SAC: 0 DP: 0 HBP: 0	WP: 0 PB: 0 CS: 0	PA: 32
PITCHER	IP	WLS	BF	H	R	ER	SO	BB	IBB	HBP	BLK	WP	HR	S	P	ERA	WHIP					
Gil Heredia, R ERA: 5.07	(1, 1)	8.0	W	28	4	1	1	5	0	0	0	0	0	67	102	1.12	0.500					
Jason Isringhausen, R ERA: 6.1	(9, 1)	1.0		4	1	0	0	1	0	0	0	0	0	14	20	0.00	1.000					

Chicago White Sox @ Oakland Athletics
Network Associates Coliseum, Oakland, CA
Fri Aug 06 1999, 10:35 PM EDT
Att: 11,267 - Cloudy - 64 F

livebaseballscorecards.com

AB 32
R 1
H 5
RBI 1
BB 0
SO 6
LOB 6



Batter	1	2	3	4	5	6	7	8	9	AB	R	H	RBI	BB	SO	LOB	BOTTOM				
Ryan Christenson, R OBP: 0.306, SLG: 0.316	3-3 K		1-0 P2		3-3 K	0-0 F8			1-3 K	5	0	0	0	0	3	4					
Randy Velarde, R OBP: 0.374, SLG: 0.419 Jorge Velandía, R OBP: 0.235, SLG: 0.208	2-1 G6-3		1-0 F9			0-1 HR 1B	2-1 G4-3 HR 1B	2-3 K		4	2	2	0	0	0	0					
Jason Giambi, L OBP: 0.403, SLG: 0.544 Scott Spiezio, S OBP: 0.295, SLG: 0.372	1-1 G4-3			2-1 HR 1B	2-0 HR 1B	2-2 G4-3		1-1 1B		4	2	2	2	0	0	1					
John Jaha, R OBP: 0.426, SLG: 0.622 Jason McDonald, S OBP: 0.310, SLG: 0.261		1-2 BB 1B		4-0 HR 1B	4-2 FC3-6 2B BB	1-3 K		0-3 K		2	2	1	0	2	1	1					
Matt Stairs, L OBP: 0.370, SLG: 0.537		0-1 BB 1B		2-0 P5	0-2 FC3-6 1B	1-0 HR		1-3 K		5	1	3	2	0	1	3					
Ben Grieve, L OBP: 0.361, SLG: 0.453		0-2 F9		1-0 HR	0-2 FC3-6 2B	3-2 HR 1B				4	1	2	3	0	0	4					
Miguel Tejada, R OBP: 0.325, SLG: 0.425		4-1 G6-4-3 BB		1-2 HR 1B	1-2 SAFE 2B	2-2 G4-3				3	1	2	1	1	0	1					
3 Eric Chavez, L OBP: 0.340, SLG: 0.446		1-0 G6-4-3		1-2 HR 2B	1-2 SAFE 2B		0-1 G6-4-3 1B			3	0	2	1	1	0	3					
Mike Macfarlane, R OBP: 0.287, SLG: 0.353			2-3 K	0-3 K	1-3 K		0-0 G6-4-3			4	0	0	0	0	3	5					
Inning Stats	R: 0 E: 0 K: 1 S: 7	H: 0 LOB: 0 BB: 0 P: 13	R: 0 E: 0 K: 0 S: 10	H: 2 LOB: 2 BB: 1 P: 16	R: 0 E: 0 K: 1 S: 5	H: 0 LOB: 0 BB: 0 P: 9	R: 4 E: 0 K: 2 S: 17	H: 4 LOB: 1 BB: 1 P: 31	R: 3 E: 0 K: 1 S: 19	H: 4 LOB: 3 BB: 2 P: 30	R: 2 E: 0 K: 1 S: 15	H: 3 LOB: 1 BB: 0 P: 26	R: 0 E: 0 K: 3 S: 11	H: 1 LOB: 1 BB: 0 P: 15	R: 0 E: 0 K: 3 S: 11	H: 1 LOB: 1 BB: 0 P: 15	1B: 10 2B: 2 3B: 0 HR: 3	SF: 0 SAC: 0 DP: 2 HBP: 0	WP: 0 PB: 0 CS: 0	PA: 41	
PITCHER	IP	WLS	BF	H	R	ER	SO	BB	IBB	HBP	BLK	WP	HR	S	P	ERA	WHIP				
Jaime Navarro, R ERA: 5.71	(1, 1)	4.0	L	22	8	7	7	4	0	0	0	0	0	44	80	15.75	2.750				
Carlos Castillo, R ERA: 4.97	(5, 1)	2.0		12	5	2	2	2	0	1	0	0	0	29	45	9.00	2.500				
Scott Eyre, L ERA: 9.2	(7, 1)	1.0		3	1	0	0	1	0	0	0	0	0	6	7	0.00	1.000				
Bob Howry, R ERA: 3.11	(8, 1)	1.0		4	1	0	0	3	0	0	0	0	0	11	15	0.00	1.000				

Chicago White Sox @ Oakland Athletics
Network Associates Coliseum, Oakland, CA
Fri Aug 06 1999, 10:35 PM EDT
Att: 11,267 - Cloudy - 64 F

livebaseballscorecards.com

AB 37
R 9
H 15
RBI 9
BB 4
SO 10
LOB 23



Batter	1	2	3	4	5	6	7	8	9	AB	R	H	RBI	BB	SO	LOB	TOP					
Ray Durham, S OBP: 0.368, SLG: 0.467 (1, 10)										4	0	1	0	0	1	4	<p>Chicago White Sox @ Oakland Athletics Network Associates Coliseum, Oakland, CA Sat Aug 07 1999, 4:05 PM EDT Att: 26,091 - Cloudy - 63 F</p> <p>livebaseballscores.com</p>					
Chris Singleton, L OBP: 0.342, SLG: 0.527 (1, 8)										4	0	0	0	0	1	3						
Frank Thomas, R OBP: 0.412, SLG: 0.494 (1, 3)										4	1	1	1	0	1	0						
Magglio Ordonez, R OBP: 0.357, SLG: 0.554 (1, 9)										4	0	0	0	0	0	0						
Brian Simmons, S OBP: 0.324, SLG: 0.514 (1, 7)										4	0	0	0	0	0	0						
Greg Norton, S OBP: 0.350, SLG: 0.405 (1, 5)										4	0	1	0	0	2	0						
Mark Johnson, L OBP: 0.317, SLG: 0.326 (1, 2)										2	0	1	0	1	0	1						
Craig Wilson, R OBP: 0.327, SLG: 0.355 (1, 6)										3	0	1	0	0	0	2						
55 Liu Rodriguez, S OBP: 0.291, SLG: 0.271 (1, 4)										2	0	1	0	0	0	1						
Inning Stats	R: 0 E: 0 K: 0 S: 9	H: 1 LOB: 0 BB: 0 P: 12	R: 0 E: 0 K: 1 S: 10	H: 0 LOB: 0 BB: 0 P: 16	R: 0 E: 0 K: 1 S: 11	H: 2 LOB: 2 BB: 0 P: 12	R: 0 E: 0 K: 1 S: 11	H: 0 LOB: 0 BB: 0 P: 14	R: 0 E: 0 K: 0 S: 15	H: 1 LOB: 2 BB: 1 P: 25	R: 1 E: 0 K: 1 S: 9	H: 1 LOB: 1 BB: 0 P: 14	R: 0 E: 0 K: 0 S: 6	H: 1 LOB: 1 BB: 0 P: 9	R: 0 E: 0 K: 1 S: 10	H: 0 LOB: 0 BB: 0 P: 13	R: 0 E: 0 K: 1 S: 6	H: 0 LOB: 0 BB: 0 P: 9	1B: 5 2B: 0 3B: 0 HR: 1	SF: 0 SAC: 1 DP: 1 HBP: 0	WP: 0 PB: 0 SB: 0 CS: 0	PA: 33
PITCHER	IP WLS BF H R ER SO BB IBB HBP BLK WP HR S P ERA WHIP																					
Kevin Appier, R ERA: 4.52 (1, 1)	7.0 W 27 6 1 1 4 1 0 0 0 0 1 71 102 1.29 1.000																					
T.J. Mathews, R ERA: 3.59 (8, 1)	2.0 6 0 0 0 1 0 0 0 0 0 0 16 22 0.00 0.000																					

Batter	1	2	3	4	5	6	7	8	9	AB	R	H	RBI	BB	SO	LOB	BOTTOM					
Ryan Christenson, R OBP: 0.308, SLG: 0.323 (1, 8)										5	1	2	0	0	2	4	<p>Chicago White Sox @ Oakland Athletics Network Associates Coliseum, Oakland, CA Sat Aug 07 1999, 4:05 PM EDT Att: 26,091 - Cloudy - 63 F</p> <p>livebaseballscores.com</p>					
Randy Velazquez, R OBP: 0.374, SLG: 0.422 (1, 4)										4	1	1	0	1	0	4						
Jason Giambi, L OBP: 0.406, SLG: 0.547 (1, 3)										5	1	3	2	0	0	0						
John Jaha, R OBP: 0.424, SLG: 0.616 3 Eric Chavez, L OBP: 0.342, SLG: 0.452 (1, 10) (8, PH)										3	1	0	0	1	1	3						
Matt Stairs, L OBP: 0.374, SLG: 0.536 Jason McDonald, S OBP: 0.308, SLG: 0.259 (1, 9) (8, 9)										2	2	1	0	2	0	0						
Scott Spiezio, S OBP: 0.304, SLG: 0.383 (1, 5)										4	1	2	1	1	0	4						
Miguel Tejada, R OBP: 0.326, SLG: 0.426 (1, 6)										4	2	1	2	1	2	2						
Ben Grieve, L OBP: 0.365, SLG: 0.463 (1, 7)										2	1	1	4	2	0	1						
A.J. Hinch, R OBP: 0.260, SLG: 0.309 (1, 2)										4	0	2	2	0	0	0						
Inning Stats	R: 1 E: 0 K: 0 S: 12	H: 2 LOB: 0 BB: 0 P: 19	R: 0 E: 0 K: 0 S: 13	H: 1 LOB: 1 BB: 0 P: 19	R: 0 E: 0 K: 0 S: 8	H: 1 LOB: 0 BB: 0 P: 10	R: 5 E: 0 K: 0 S: 16	H: 3 LOB: 2 BB: 2 P: 35	R: 0 E: 0 K: 1 S: 9	H: 1 LOB: 2 BB: 2 P: 18	R: 0 E: 0 K: 2 S: 14	H: 1 LOB: 2 BB: 1 P: 25	R: 3 E: 0 K: 1 S: 17	H: 2 LOB: 3 BB: 3 P: 34	R: 2 E: 0 K: 2 S: 11	H: 3 LOB: 1 BB: 0 P: 15	R: 2 E: 0 K: 2 S: 11	H: 3 LOB: 1 BB: 0 P: 15	1B: 7 2B: 6 3B: 1 HR: 1	SF: 0 SAC: 0 DP: 2 HBP: 0	WP: 0 PB: 0 SB: 0 CS: 0	PA: 43
PITCHER	IP WLS BF H R ER SO BB IBB HBP BLK WP HR S P ERA WHIP																					
Jim Parque, L ERA: 4.23 (1, 1)	4.0 L 19 7 6 6 0 2 0 0 0 0 0 49 83 13.50 2.250																					
Sean Lowe, R ERA: 3.13 (5, 1)	2.2 15 3 3 3 3 5 0 0 0 0 0 32 63 10.12 3.000																					
Jesus Pena, L ERA: (7, 1)	0.1 3 1 0 0 1 1 0 0 0 0 0 8 14 0.00 6.000																					
41 Bill Simas, R ERA: 4.74 (8, 1)	1.0 6 3 2 2 2 0 0 0 0 0 0 11 15 18.00 3.000																					




Batter	1	2	3	4	5	6	7	8	9	AB	R	H	RBI	BB	SO	LOB	TOP					
Ray Durham, S OBP: 0.369, SLG: 0.466 (1, 4)											5	0	2	0	0	0	4	<p>Chicago White Sox @ Oakland Athletics Network Associates Coliseum, Oakland, CA</p> <p>Sun Aug 08 1999, 4:05 PM EDT Att: 22,821 - Cloudy - 69 F</p> <p>livebaseballscores.com</p>				
Mike Caruso, S OBP: 0.291, SLG: 0.314 (1, 6)										3	1	2	0	1	0	1						
Frank Thomas, R OBP: 0.410, SLG: 0.489 (1, 3)										4	0	0	0	1	1	5						
Magglio Ordonez, R OBP: 0.355, SLG: 0.557 (1, 9)										5	2	1	1	0	2	4						
Carlos Lee, R OBP: 0.325, SLG: 0.431 (1, 7)										5	1	2	2	0	2	0						
14 Paul Konerko, R OBP: 0.343, SLG: 0.514 Chris Singleton, L OBP: 0.342, SLG: 0.527 (8, PR)										4	1	2	2	0	0	1						
Brian Simmons, S OBP: 0.317, SLG: 0.513 (1, 8)										4	0	1	0	0	0	1						
Greg Norton, S OBP: 0.351, SLG: 0.404 (1, 5)										3	0	1	0	1	0	1						
Brook Fordyce, R OBP: 0.349, SLG: 0.433 (1, 2)										2	0	0	0	2	0	1						
Inning Stats	R: 0 E: 0 K: 1 S: 14	H: 1 LOB: 1 BB: 0 P: 24	R: 0 E: 0 K: 1 S: 9	H: 0 LOB: 0 BB: 0 P: 15	R: 0 E: 0 K: 1 S: 10	H: 1 LOB: 2 BB: 2 P: 21	R: 2 E: 0 K: 1 S: 15	H: 3 LOB: 1 BB: 0 P: 26	R: 2 E: 0 K: 0 S: 13	H: 2 LOB: 1 BB: 1 P: 22	R: 0 E: 0 K: 0 S: 4	H: 0 LOB: 0 BB: 0 P: 5	R: 0 E: 0 K: 0 S: 7	H: 1 LOB: 1 BB: 0 P: 10	R: 0 E: 0 K: 1 S: 17	H: 1 LOB: 3 BB: 2 P: 30	R: 1 E: 0 K: 0 S: 7	H: 2 LOB: 0 BB: 0 P: 9	1B: 7 2B: 2 3B: 0 HR: 2	SF: 0 SAC: 1 DP: 1 HBP: 0	WP: 0 PB: 0 SB: 2 CS: 1	PA: 41
PITCHER	IP WLS BF H R ER SO BB IBB HBP BLK WP HR S P ERA WHIP																					
Tim Hudson, R ERA: 2.75 (1, 1)	4.2 23 7 4 4 4 3 0 0 0 0 0 1 59 105 7.71 2.143																					
Greg McMichael, R ERA: 4.22 (5, 1)	1.2 6 1 0 0 0 0 0 0 0 0 0 0 9 12 0.00 0.600																					
Tim Worrell, R ERA: 4.04 (7, 1)	1.0 H 4 1 0 0 1 0 0 0 0 0 0 0 9 13 0.00 1.000																					
Buddy Groom, L ERA: 5.5 (8, 1)	0.1 H 2 0 0 0 0 1 0 0 0 0 0 0 5 10 0.00 3.000																					
Doug Jones, R ERA: 3.52 (8, 1)	1.1 W 6 2 1 1 0 1 0 0 0 0 0 1 14 22 6.75 2.250																					

Batter	1	2	3	4	5	6	7	8	9	AB	R	H	RBI	BB	SO	LOB	BOTTOM					
Ryan Christenson, R OBP: 0.305, SLG: 0.317 (1, 8)											4	0	0	0	1	1	5	<p>Chicago White Sox @ Oakland Athletics Network Associates Coliseum, Oakland, CA</p> <p>Sun Aug 08 1999, 4:05 PM EDT Att: 22,821 - Cloudy - 69 F</p> <p>livebaseballscores.com</p>				
Randy Velarde, R OBP: 0.377, SLG: 0.424 (1, 4)										5	1	3	0	0	1	0						
Jason Giambi, L OBP: 0.404, SLG: 0.547 Jason McDonald, S OBP: 0.306, SLG: 0.257 (9, 7)										4	1	1	1	0	0	3						
John Jaha, R OBP: 0.424, SLG: 0.611 (1, 10)										4	2	1	0	1	1	3						
Matt Stairs, L OBP: 0.371, SLG: 0.540 (1, 9)										5	2	1	3	0	0	4						
Ben Grieve, L OBP: 0.384, SLG: 0.459 Mike Macfarlane, R OBP: 0.287, SLG: 0.353 (9, 2)										3	1	0	0	1	1	0						
Miguel Tejada, R OBP: 0.330, SLG: 0.431 (1, 6)										4	0	3	3	0	0	0						
3 Eric Chavez, L OBP: 0.341, SLG: 0.447 (1, 5)										3	0	0	0	1	0	2						
A.J. Hinch, R OBP: 0.281, SLG: 0.305 Scott Spiezio, S OBP: 0.302, SLG: 0.380 (8, PH) (9, 3)										2	0	0	0	1	1	1						
Inning Stats	R: 0 E: 0 K: 0 S: 10	H: 1 LOB: 2 BB: 1 P: 18	R: 0 E: 0 K: 0 S: 13	H: 1 LOB: 1 BB: 1 P: 25	R: 0 E: 0 K: 1 S: 9	H: 0 LOB: 0 BB: 0 P: 16	R: 0 E: 0 K: 0 S: 5	H: 0 LOB: 0 BB: 0 P: 10	R: 0 E: 0 K: 0 S: 7	H: 0 LOB: 0 BB: 0 P: 12	R: 5 E: 1 K: 2 S: 22	H: 4 LOB: 1 BB: 1 P: 37	R: 0 E: 0 K: 0 S: 8	H: 1 LOB: 1 BB: 0 P: 15	R: 0 E: 1 K: 2 S: 10	H: 1 LOB: 2 BB: 1 P: 16	R: 2 E: 0 K: 1 S: 7	H: 1 LOB: 0 BB: 1 P: 14	1B: 6 2B: 2 3B: 0 HR: 1	SF: 0 SAC: 0 DP: 0 HBP: 0	WP: 0 PB: 0 SB: 0 CS: 0	PA: 41
PITCHER	IP WLS BF H R ER SO BB IBB HBP BLK WP HR S P ERA WHIP																					
James Baldwin, R ERA: 6.2 (1, 1)	5.0 23 5 4 4 1 2 0 0 0 0 0 0 53 97 7.20 1.400																					
Scott Eyre, L ERA: 9.82 (6, 1)	0.0 1 0 0 0 0 1 0 0 0 0 0 0 1 5 ∞ ∞																					
41 Bill Simas, R ERA: 4.56 (8, 1)	2.0 B 8 2 1 0 2 0 0 0 0 0 0 0 20 31 0.00 1.000																					
Keith Foulke, R ERA: 2.84 (8, 1)	1.2 L 9 2 2 2 3 1 1 0 0 0 0 1 17 30 10.80 1.800																					

Batter	1	2	3	4	5	6	7	8	9	AB	R	H	RBI	BB	SO	LOB	TOP					
Ray Durham, S OBP: 0.366, SLG: 0.462 55 Liu Rodriguez, S OBP: 0.304, SLG: 0.271	G5-3	F8		F7			K			4	0	0	0	0	1	5						
Chris Singleton, L OBP: 0.426, SLG: 0.526	F8		1B				P4		B1	5	1	1	0	0	1	4						
Frank Thomas, R OBP: 0.410, SLG: 0.488	K		FC9-6				P4		F9	5	0	2	2	0	1	2						
Magglio Ordonez, R OBP: 0.352, SLG: 0.551		F7	FC9-6				G4-3		G4-3	5	0	0	0	0	0	5						
Carlos Lee, R OBP: 0.321, SLG: 0.426		G6-3	F9				F8		G6-3	4	0	0	0	0	0	1						
14 Paul Konerko, R OBP: 0.345, SLG: 0.516		HR	F7				G6-3		G3	3	1	1	0	1	0	1						
Greg Norton, S OBP: 0.350, SLG: 0.411		HR					F7		G3	4	1	1	2	0	0	1						
Brook Fordyce, R OBP: 0.351, SLG: 0.430		BB	F9				F9		K	2	1	0	0	2	1	1						
Mike Caruso, S OBP: 0.288, SLG: 0.316		BB					BB		BB	1	0	1	0	3	0	0						
Inning Stats	R: 0 E: 0 K: 1 S: 10	H: 0 LOB: 0 BB: 0 P: 14	R: 2 E: 0 K: 0 S: 17	H: 1 LOB: 2 BB: 3 P: 31	R: 1 E: 0 K: 0 S: 9	H: 2 LOB: 1 BB: 1 P: 16	R: 0 E: 0 K: 0 S: 9	H: 0 LOB: 1 BB: 0 P: 20	R: 0 E: 0 K: 1 S: 11	H: 0 LOB: 0 BB: 0 P: 15	R: 0 E: 0 K: 0 S: 7	H: 0 LOB: 0 BB: 0 P: 13	R: 1 E: 0 K: 1 S: 9	H: 1 LOB: 2 BB: 2 P: 20	R: 0 E: 0 K: 1 S: 11	H: 1 LOB: 1 BB: 0 P: 15	R: 0 E: 0 K: 0 S: 7	H: 1 LOB: 2 BB: 1 P: 15	1B: 3 2B: 2 3B: 0 HR: 1	SF: 0 SAC: 0 DP: 0 HBP: 0	WP: 0 PB: 0 CS: 0	PA: 40
PITCHER	IP	WLS	BF	H	R	ER	SO	BB	IBB	HBP	BLK	WP	HR	S	P	ERA	WHIP					
Gil Meche, R ERA: 6.61	6.0	W	25	3	3	3	2	4	0	0	0	0	1	63	109	4.50	1.167					
Jose Paniagua, R ERA: 3.92	2.0	H	10	2	1	1	2	2	0	0	0	0	0	20	35	4.50	2.000					
Jose Mesa, R ERA: 5.7	1.0	S	5	1	0	0	0	1	0	0	0	0	0	7	15	0.00	2.000					

Chicago White Sox @ Seattle Mariners
Safeco Field, Seattle, WA
Mon Aug 09 1999, 7:05 PM PDT
Att: 42,978 - Unknown - 70 F

AB 33
R 4
H 6
RBI 4
BB 7
SO 4
LOB 20



Batter	1	2	3	4	5	6	7	8	9	AB	R	H	RBI	BB	SO	LOB	BOTTOM				
Brian Hunter, R OBP: 0.302, SLG: 0.338	G5-3		G4-3				L6			4	0	0	0	0	0	0					
John Mabry, L OBP: 0.300, SLG: 0.406	BB		P5				P5		P9	4	1	1	0	0	0	0					
Ken Griffey Jr., L OBP: 0.400, SLG: 0.604	L9		G3				HR		F8	3	1	0	0	1	0	1					
Alex Rodriguez, R OBP: 0.378, SLG: 0.636	BB		L6				HR		K	4	2	2	0	0	1	0					
Edgar Martinez, R OBP: 0.436, SLG: 0.522	BB		K				HR		WP	4	1	3	2	0	1	0					
Jay Buhner, R OBP: 0.404, SLG: 0.503	K		BB				HR		FC5-2	2	1	1	4	2	1	1					
Tom Lampkin, L OBP: 0.376, SLG: 0.533			F8				BB		FC5-2	2	0	0	0	1	0	1					
Dan Wilson, R OBP: 0.329, SLG: 0.382			G3				BB		IBB	0	0	0	0	1	0	0					
Russ Davis, R OBP: 0.295, SLG: 0.450			F9				K		FC5-2	4	0	0	0	0	1	4					
Rafael Bourquigal, R OBP: 0.328, SLG: 0.450			G4-3				G4-3		F7	3	0	0	0	0	0	1					
Raul Ibanez, L OBP: 0.317, SLG: 0.361							P2			1	0	0	0	0	0	3					
David Bell, R OBP: 0.334, SLG: 0.437										0	0	0	0	0	0	0					
Inning Stats	R: 2 E: 0 K: 1 S: 16	H: 3 LOB: 1 BB: 0 P: 27	R: 0 E: 0 K: 0 S: 8	H: 0 LOB: 0 BB: 0 P: 10	R: 0 E: 0 K: 1 S: 7	H: 0 LOB: 1 BB: 1 P: 15	R: 0 E: 0 K: 1 S: 7	H: 0 LOB: 0 BB: 0 P: 11	R: 4 E: 0 K: 0 S: 15	H: 3 LOB: 1 BB: 2 P: 33	R: 0 E: 0 K: 0 S: 4	H: 0 LOB: 0 BB: 0 P: 5	R: 0 E: 0 K: 1 S: 17	H: 1 LOB: 3 BB: 2 P: 30	R: 0 E: 0 K: 1 S: 17	H: 1 LOB: 2 BB: 2 P: 30	1B: 5 2B: 1 3B: 0 HR: 1	SF: 0 SAC: 0 DP: 0 HBP: 0	WP: 1 PB: 0 CS: 0	PA: 36	
PITCHER	IP	WLS	BF	H	R	ER	SO	BB	IBB	HBP	BLK	WP	HR	S	P	ERA	WHIP				
John Snyder, R ERA: 5.77	5.1	L	25	6	6	6	3	3	0	0	0	0	1	55	100	10.12	1.688				
Carlos Castillo, R ERA: 4.3	2.0		8	1	0	0	1	1	0	0	0	0	0	17	27	0.00	1.000				
Jesus Pena, L ERA:	0.1		2	0	0	0	0	0	1	0	0	1	0	3	7	0.00	0.000				
Bob Howry, R ERA: 3.09	0.1		1	0	0	0	0	0	0	0	0	0	0	3	5	0.00	0.000				

Chicago White Sox @ Seattle Mariners
Safeco Field, Seattle, WA
Mon Aug 09 1999, 7:05 PM PDT
Att: 42,978 - Unknown - 70 F


AB 31
R 6
H 7
RBI 6
BB 5
SO 4
LOB 11



Batter	1	2	3	4	5	6	7	8	9	AB	R	H	RBI	BB	SO	LOB	TOP			
Ray Durham, S OBP: 0.365, SLG: 0.460	F8		1-2 1B	CS	G1-3		G6-3			4	0	1	0	0	0	0				
Chris Singleton, L OBP: 0.336, SLG: 0.519	G4-3		F8		G3-1			F7		4	0	0	0	0	0	2				
Frank Thomas, R OBP: 0.406, SLG: 0.483	K		F9		K			F8		4	0	0	0	0	2	2				
Magglio Ordonez, R OBP: 0.351, SLG: 0.548		F7		14 1B HR		F9		P7		4	1	1	0	0	0	0				
14 Paul Konerko, R OBP: 0.349, SLG: 0.517		3-1 1B		2-2 HR 1B		4-1 BB		P6		3	1	2	0	1	0	0				
Carlos Lee, R OBP: 0.320, SLG: 0.433		2-3 K		0-1 HR		2-3 K		P6		4	1	1	3	0	2	2				
Brian Simmons, S OBP: 0.317, SLG: 0.513				1-H HR						0	0	0	0	0	0	0				
Craig Wilson, R OBP: 0.325, SLG: 0.352		2-2 F9		0-1 G5-3		1-0 F8				4	0	1	0	0	0	2				
Mark Johnson, L OBP: 0.315, SLG: 0.324			1-1 1B	3-2 L3		1-1 G3-1		1-3 K		4	0	1	0	0	1	1				
Mike Caruso, S OBP: 0.291, SLG: 0.317			0-0 1-4	4-0 CS BB		0-0 1B				2	0	1	0	1	0	1				
Inning Stats	R: 0 E: 0 K: 1 S: 8	H: 0 LOB: 0 BB: 0 P: 12	R: 0 E: 0 K: 1 S: 13	H: 1 LOB: 1 BB: 0 P: 21	R: 0 E: 0 K: 0 S: 8	H: 2 LOB: 2 BB: 0 P: 11	R: 3 E: 0 K: 0 S: 16	H: 3 LOB: 0 BB: 1 P: 28	R: 0 E: 0 K: 1 S: 7	H: 0 LOB: 0 BB: 0 P: 12	R: 0 E: 0 K: 0 S: 4	H: 1 LOB: 0 BB: 0 P: 5	R: 0 E: 0 K: 0 S: 4	H: 0 LOB: 0 BB: 0 P: 6	R: 0 E: 0 K: 1 S: 13	H: 1 LOB: 1 BB: 0 P: 18	1B: 7 2B: 0 3B: 0 HR: 1	SF: 0 SAC: 0 DP: 0 HBP: 0	WP: 0 PB: 0 SB: 0 CS: 1	PA: 36
PITCHER Jamie Moyer, L ERA: 4.58	IP: 9.0 WLS: W BF: 35 H: 8 R: 3 ER: 3 SO: 5 BB: 2 IBB: 0 HBP: 0 BLK: 0 WP: 0 HR: 1 S: 81 P: 129 ERA: 3.00 WHIP: 1.111															PITCHER				

Chicago White Sox @ Seattle Mariners
Safeco Field, Seattle, WA
Tue Aug 10 1999, 7:05 PM PDT
Att: 43,696 - Unknown - 77 F

AB 33
R 3
H 8
RBI 3
BB 2
SO 5
LOB 10

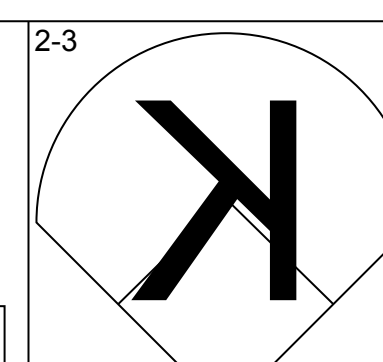
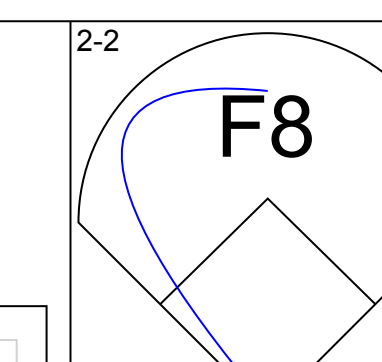
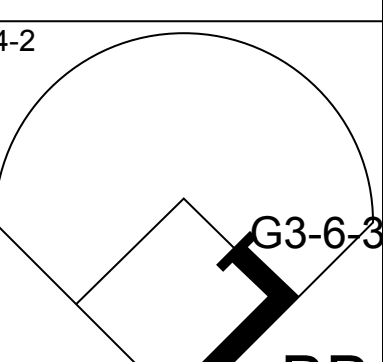
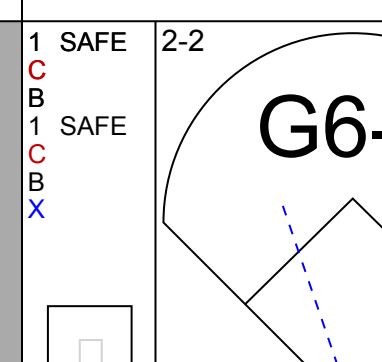
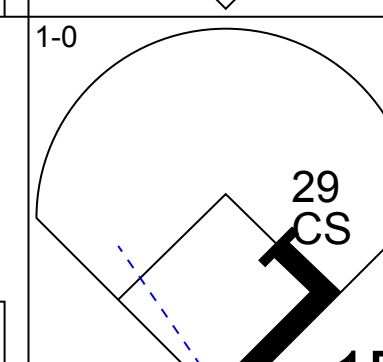
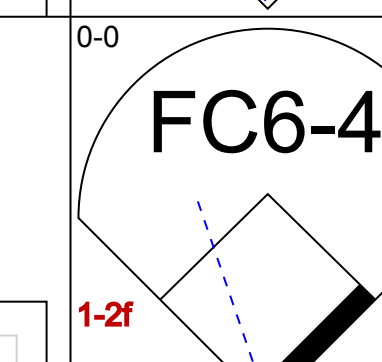
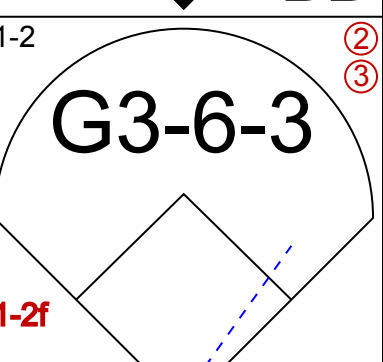
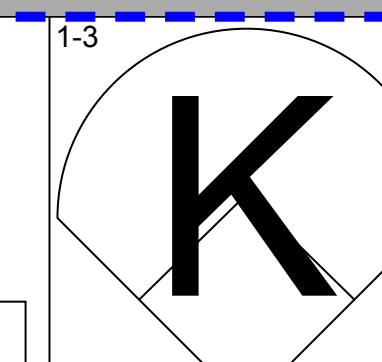
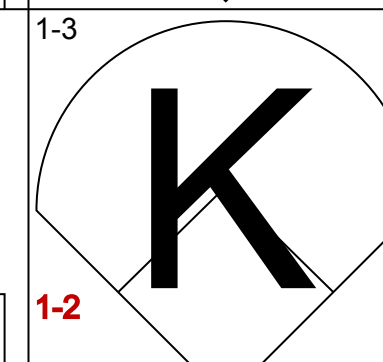
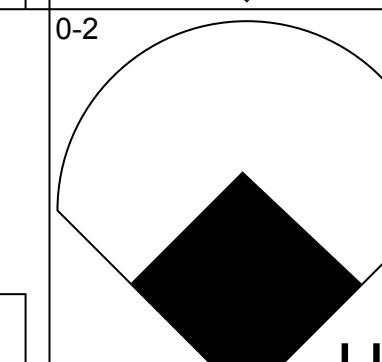
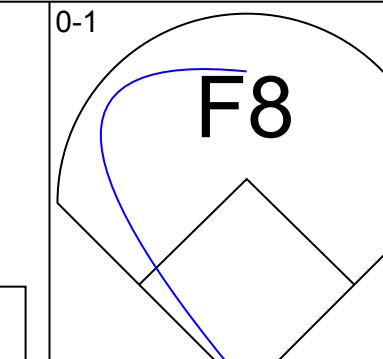
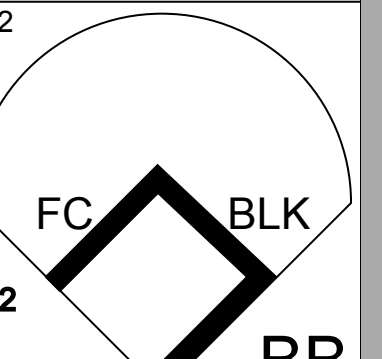
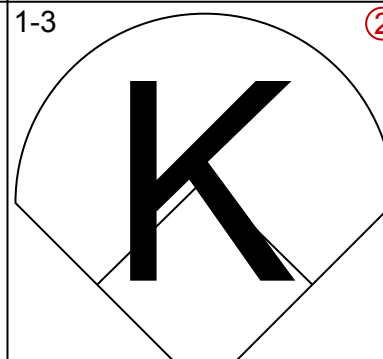
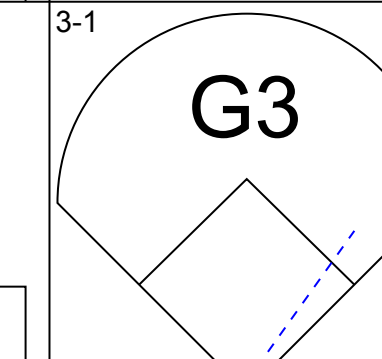
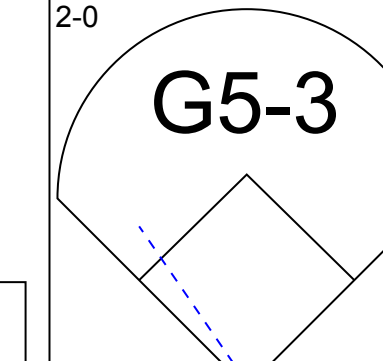
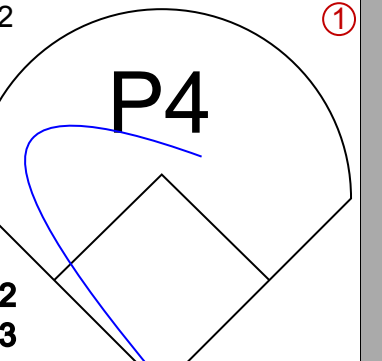
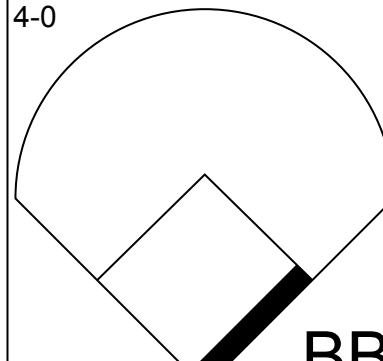
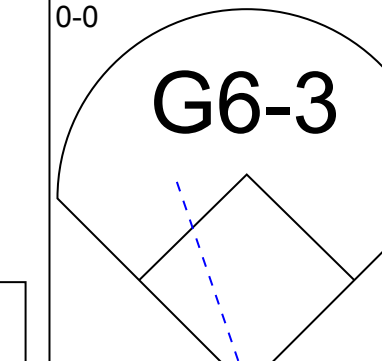
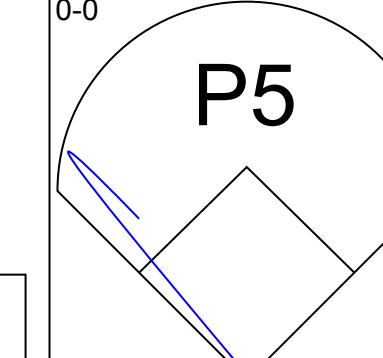
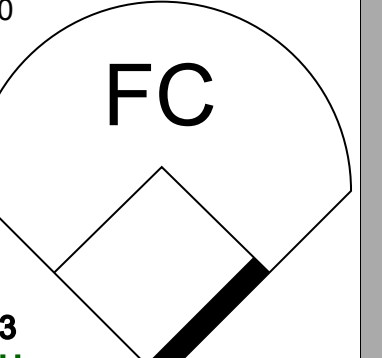
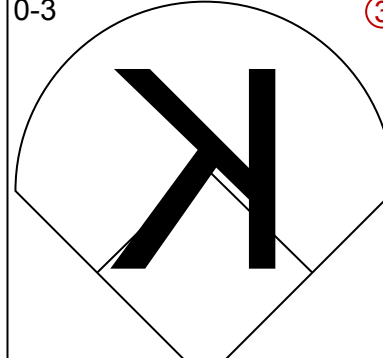
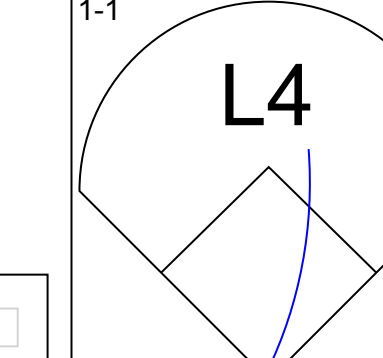
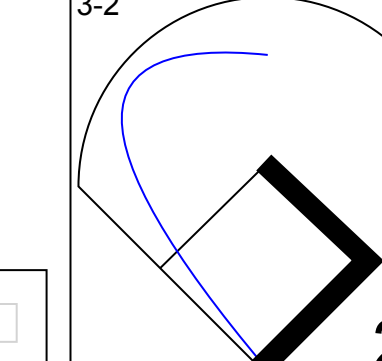

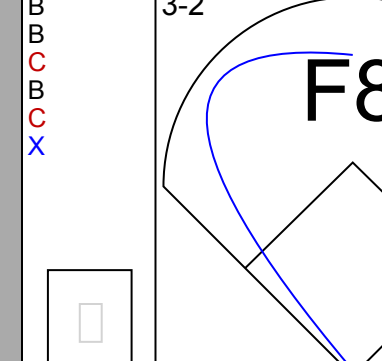
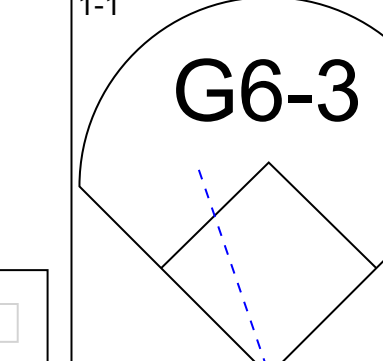
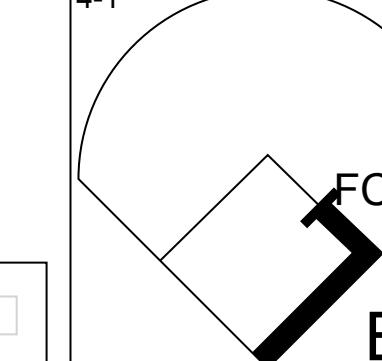

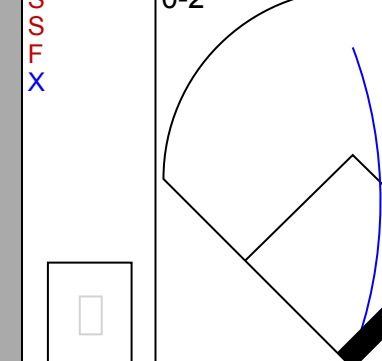
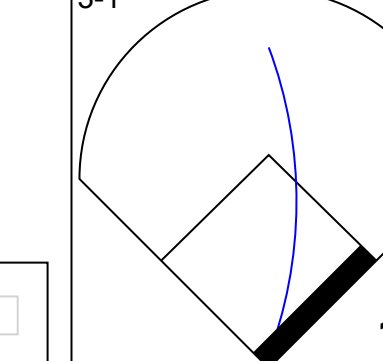
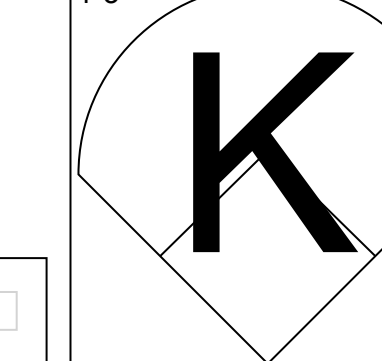
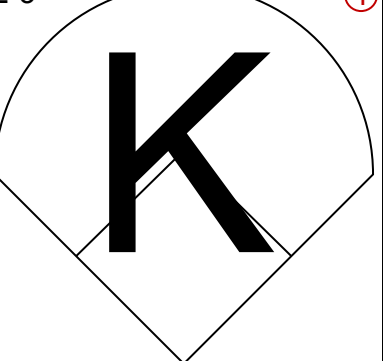
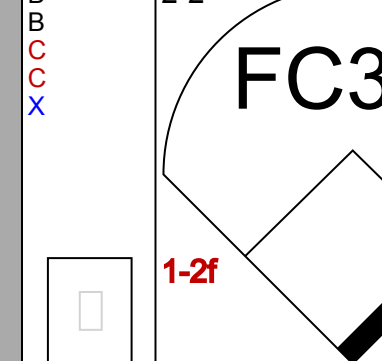
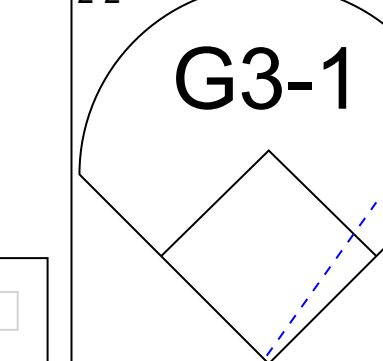


Batter	1	2	3	4	5	6	7	8	9	AB	R	H	RBI	BB	SO	LOB	BOTTOM					
Brian Hunter, R OBP: 0.299, SLG: 0.334	K		G3-1		G6-3		G5-3			4	0	0	0	0	1	2						
David Bell, R OBP: 0.333, SLG: 0.442	K			P9		HR		F7		4	1	1	1	0	1	0						
Ken Griffey Jr., L OBP: 0.398, SLG: 0.608	P7			HR		F7		G1-3		4	1	1	1	0	0	0						
Alex Rodriguez, R OBP: 0.376, SLG: 0.631		P5		G5-3		PB 1B		F8		4	0	1	0	0	0	0						
Edgar Martinez, R OBP: 0.439, SLG: 0.524		CS BB 1B		FC5-4 1B		K		SH1-4 2B BB		3	0	2	0	1	1	1						
Frankie Rodriguez, R OBP: 0.333, SLG: 0.333				FC5-4 1B		K		SH1-4 2B BB		0	1	0	0	0	0	0						
Jay Buhner, R OBP: 0.406, SLG: 0.500		4-1 1B		FC5-4		K		SH1-4 2B 1B		3	0	1	0	1	1	2						
John Mabry, L OBP: 0.300, SLG: 0.406		1-2 BB		1-2		K		SH1-4 2B 1B		0	1	0	0	0	0	0						
Ozzie Timmons, R OBP: 0.293, SLG: 0.333		3-3 K				F8		SH1-4		3	0	0	0	0	1	2						
Rafael Bourquigal, R OBP: 0.328, SLG: 0.450										0	0	0	0	0	0	0						
Dan Wilson, R OBP: 0.331, SLG: 0.381			G5-3		G5-3 1B		G6-3		2B IBB	3	0	1	0	1	0	0						
Russ Davis, R OBP: 0.295, SLG: 0.449			F9		G5-3					3	0	1	0	0	0	1						
Tom Lampkin, L OBP: 0.361, SLG: 0.545										1	0	1	2	0	0	0						
Inning Stats	R: 0 E: 0 K: 2 S: 10	H: 0 LOB: 0 BB: 0 P: 14	R: 0 E: 0 K: 1 S: 8	H: 1 LOB: 2 BB: 1 P: 16	R: 0 E: 0 K: 0 S: 8	H: 0 LOB: 0 BB: 0 P: 12	R: 1 E: 0 K: 0 S: 12	H: 2 LOB: 1 BB: 0 P: 20	R: 0 E: 0 K: 2 S: 8	H: 1 LOB: 1 BB: 0 P: 9	R: 1 E: 0 K: 0 S: 12	H: 2 LOB: 1 BB: 0 P: 19	R: 0 E: 0 K: 0 S: 9	H: 1 LOB: 0 BB: 0 P: 15	R: 0 E: 0 K: 0 S: 6	H: 0 LOB: 0 BB: 0 P: 11	R: 2 E: 0 K: 0 S: 6	H: 2 LOB: 3 BB: 2 P: 16	1B: 6 2B: 2 3B: 0 HR: 2	SF: 0 SAC: 1 DP: 1 HBP: 0	WP: 0 PB: 1 SB: 0 CS: 1	PA: 36
PITCHER Mike Sirota, L ERA: 3.82	IP: 1.0 WLS: H BF: 3 H: 0 R: 0 ER: 0 SO: 0 BB: 0 IBB: 0 HBP: 0 BLK: 0 WP: 0 HR: 0 S: 6 P: 105 ERA: 0.00 WHIP: 0.000															PITCHER						
Keith Foulke, R ERA: 2.5	0.1 L 5 2 2 2 0 1 1 0 0 0 0 0 0 6 16 54.00 9.000																					

Chicago White Sox @ Seattle Mariners
Safeco Field, Seattle, WA
Tue Aug 10 1999, 7:05 PM PDT
Att: 43,696 - Unknown - 77 F

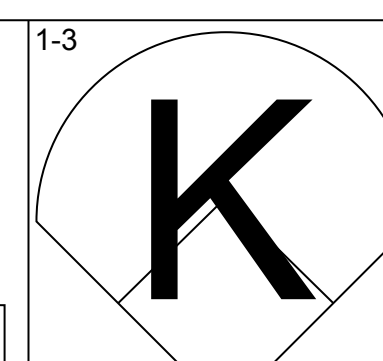
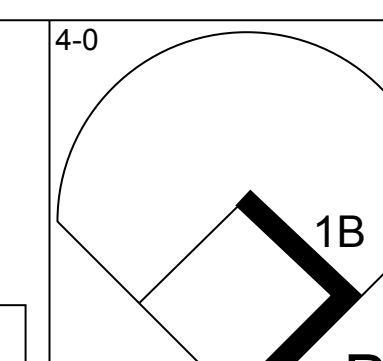
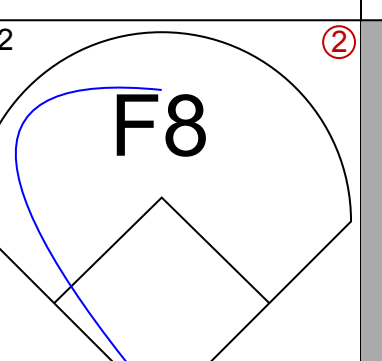
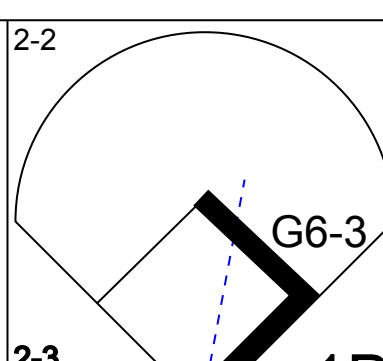
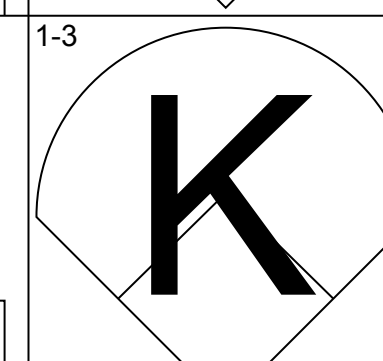
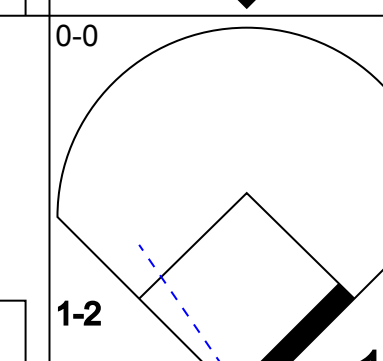
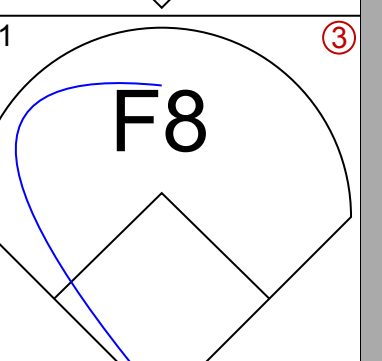
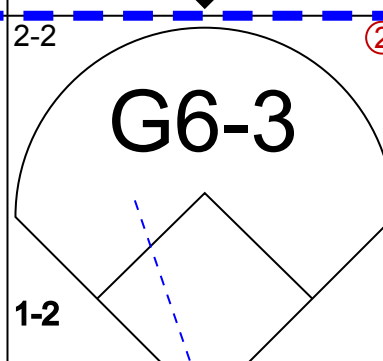
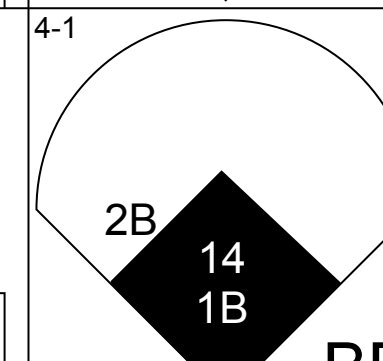
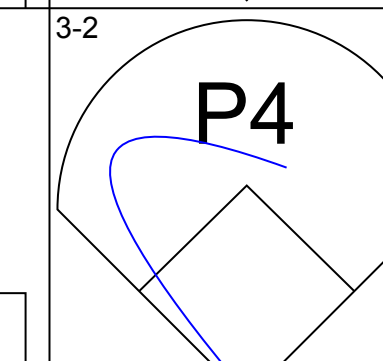
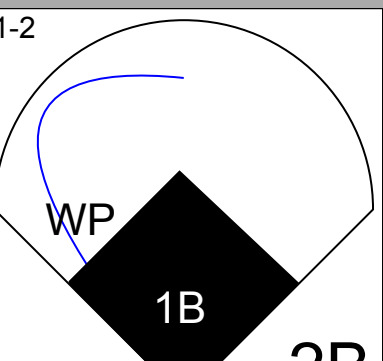
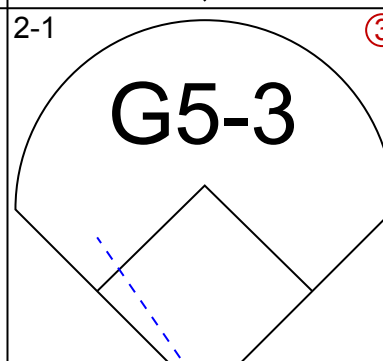
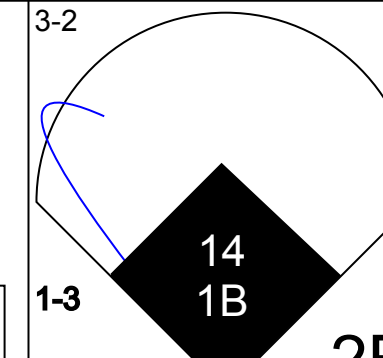
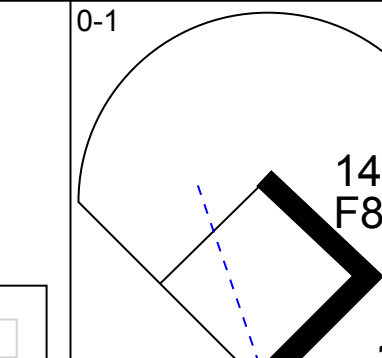
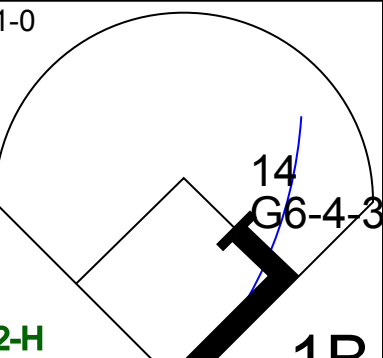
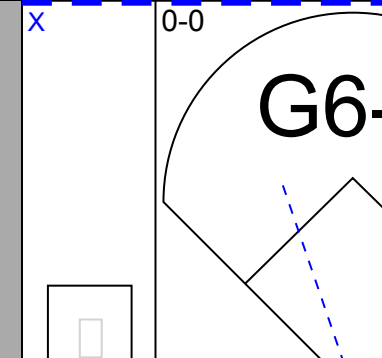
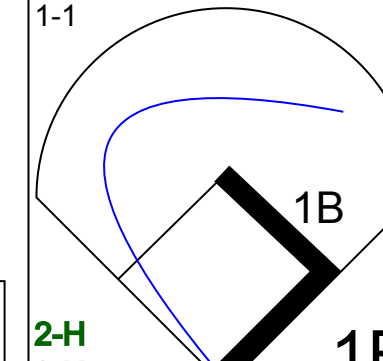
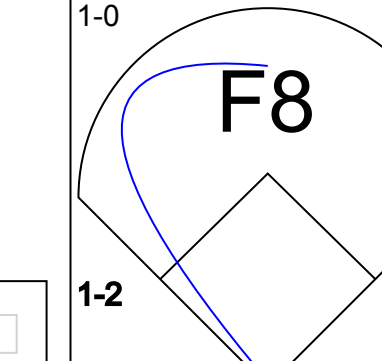
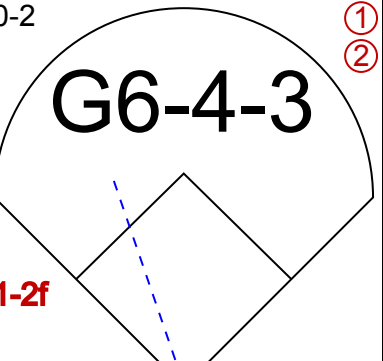
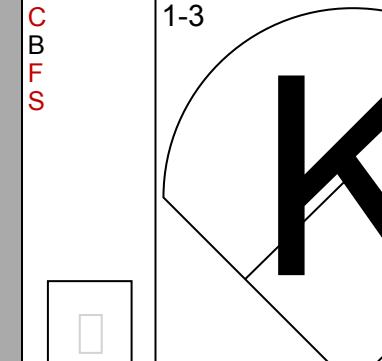
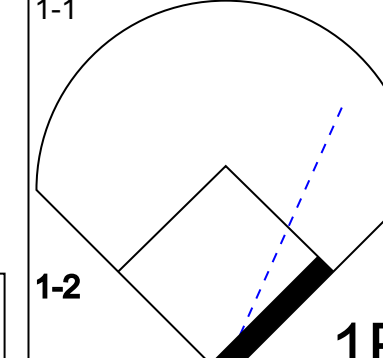
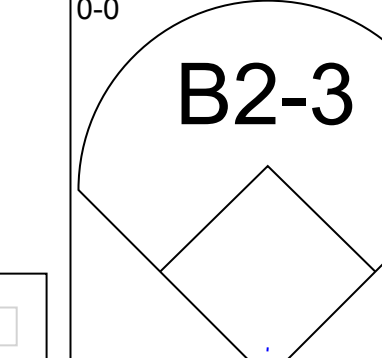
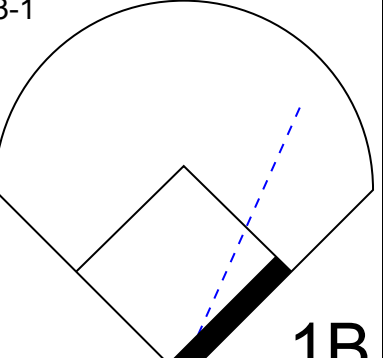
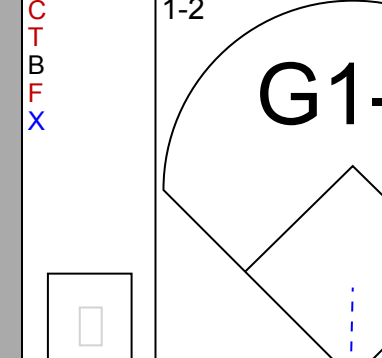
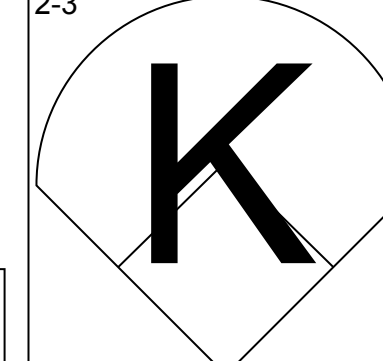
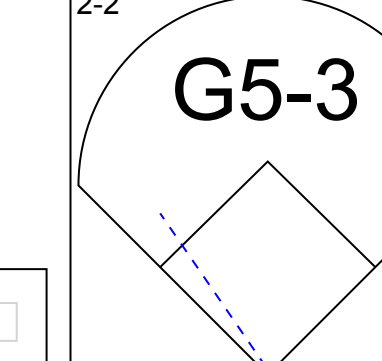
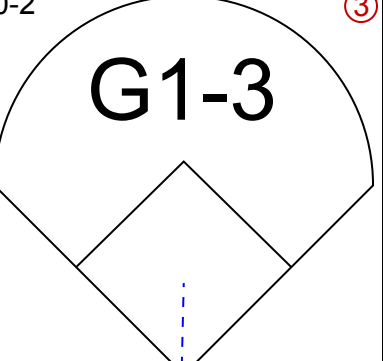
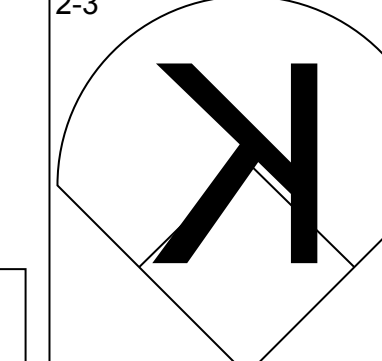
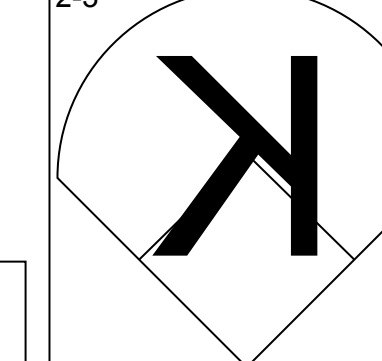
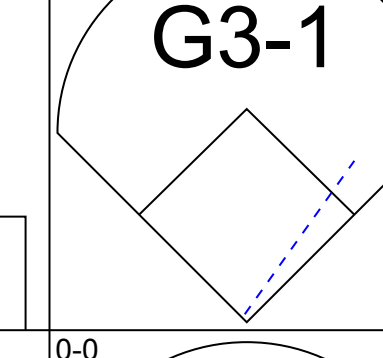
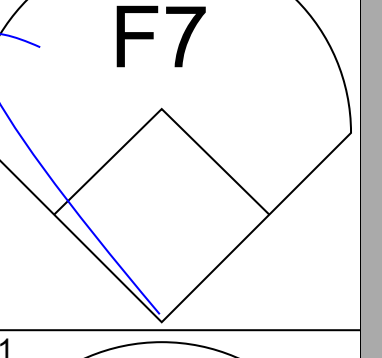
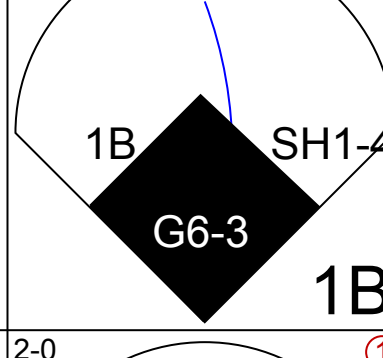
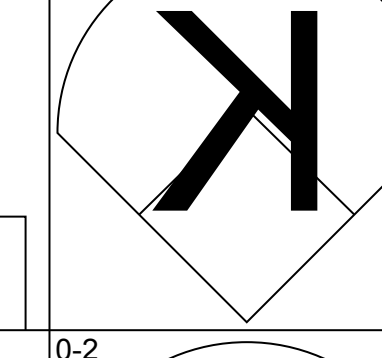
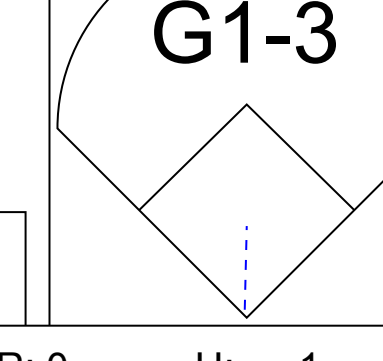
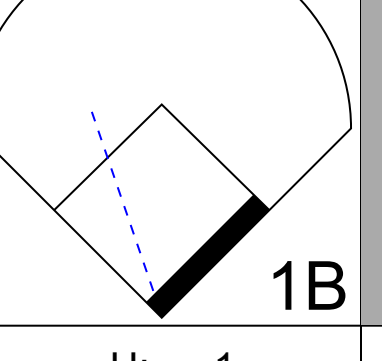
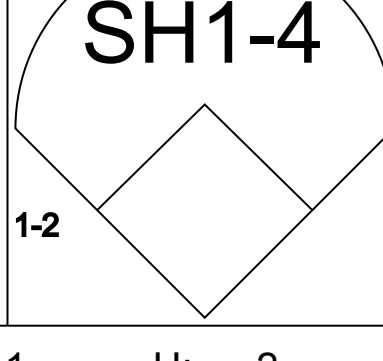
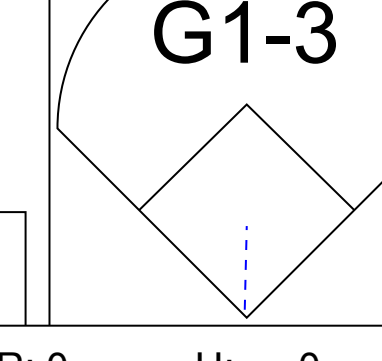
AB 32
R 4
H 9
RBI 4
BB 3
SO 5
LOB 8



Batter	1	2	3	4	5	6	7	8	9	AB	R	H	RBI	BB	SO	LOB	TOP										
Mark McLemore, S (1.4) OBP: 0.373, SLG: 0.380										3	0	0	0	1	1	3	Texas Rangers @ Chicago White Sox Comiskey Park, Chicago, IL Fri Aug 13 1999, 5:05 PM EDT Cloudy - 73 F										
Ivan Rodriguez, R (1.2) OBP: 0.346, SLG: 0.536										4	0	1	0	0	1	3											
29 Rusty Greer, L (1.7) OBP: 0.401, SLG: 0.444										4	2	2	1	0	1	1											
Rafael Palmeiro, L (1.3)										3	0	0	0	1	1	0											
Todd Zeile, R (1.5)										3	0	0	0	1	0	2											
Lee Stevens, L (1.10)										4	0	0	1	0	1	2											
Roberto Kelly, R (1.9)										4	0	1	0	0	1	2											
Royce Clayton, R (1.6)										3	0	2	0	1	1	2											
Tom Goodwin, L (1.8)										4	0	0	0	0	2	4											
Inning Stats	R: 0 E: 0 K: 2 S: 8	H: 1 LOB: 1 BB: 0 P: 12	R: 0 E: 0 K: 0 S: 4	H: 0 LOB: 0 BB: 0 P: 6	R: 0 E: 0 K: 1 S: 12	H: 1 LOB: 2 BB: 1 P: 22	R: 1 E: 0 K: 2 S: 20	H: 1 LOB: 0 BB: 1 P: 32	R: 0 E: 0 K: 1 S: 8	H: 0 LOB: 0 BB: 1 P: 15	R: 0 E: 0 K: 2 S: 13	H: 1 LOB: 1 BB: 0 P: 20	R: 1 E: 0 K: 1 S: 11	H: 1 LOB: 0 BB: 0 P: 15	R: 0 E: 0 K: 0 S: 9	H: 1 LOB: 1 BB: 0 P: 16	1B: 4 2B: 2 3B: 0 HR: 1	SF: 0 SAC: 0 DP: 2 HBP: 0	WP: 0 PB: 0 SB: 0 CS: 1	PA: 36							
PITCHER	IP	WLS	BF	H	R	ER	SO	BB	IBB	HBP	BLK	WP	HR	S	P	ERA	WHIP										
Kip Wells, R (1.1) ERA: 1.74	5.0	W	20	3	1	1	6	3	0	0	1	0	0	52	87	1.80	1.200										
Jesus Pena, L (6.1)	1.0	H	4	0	0	0	2	1	0	0	0	0	0	8	15	0.00	1.000										
41 Bill Simas, R (7.1) ERA: 4.39	1.0	H	4	1	0	0	2	0	0	0	0	0	0	13	20	0.00	1.000										
Keith Foulke, R (8.1) ERA: 2.88	1.0	H	4	1	1	1	1	0	0	0	0	0	1	11	15	9.00	1.000										
Bob Howry, R (9.1) ERA: 3.39	1.0	S	4	1	0	0	0	0	0	0	0	0	0	9	16	0.00	1.000										

AB 32
R 2
H 6
RBI 2
BB 4
SO 9
LOB 19



Batter	1	2	3	4	5	6	7	8	9	AB	R	H	RBI	BB	SO	LOB	BOTTOM										
Ray Durham, S (1.4) OBP: 0.365, SLG: 0.458										3	0	1	0	1	1	1	Texas Rangers @ Chicago White Sox Comiskey Park, Chicago, IL Fri Aug 13 1999, 5:05 PM EDT Cloudy - 73 F										
Mike Canuso, S (1.6) OBP: 0.288, SLG: 0.313										4	0	1	1	0	1	2											
Frank Thomas, R (1.10) OBP: 0.408, SLG: 0.492										3	2	1	0	1	0	3											
Magglio Ordonez, R (1.9) OBP: 0.351, SLG: 0.547										4	1	3	1	0	0	0											
14 Paul Konerko, R (1.3) OBP: 0.350, SLG: 0.512										4	0	1	2	0	1	2											
Chris Singleton, L (1.8) OBP: 0.337, SLG: 0.516										4	0	2	0	0	0	1											
Carlos Lee, R (1.7) OBP: 0.314, SLG: 0.425										3	0	0	0	0	1	4											
Brian Simmons, S (8.7) OBP: 0.310, SLG: 0.500										1	0	0	0	0	1	0											
Greg Norton, S (1.5) OBP: 0.346, SLG: 0.406										4	1	1	0	0	1	0											
Mark Johnson, L (1.2) OBP: 0.316, SLG: 0.324										3	0	1	0	0	0	0											
Inning Stats	R: 2 E: 0 K: 3 S: 17	H: 3 LOB: 2 BB: 1 P: 30	R: 0 E: 0 K: 0 S: 9	H: 1 LOB: 2 BB: 1 P: 19	R: 0 E: 0 K: 0 S: 7	H: 1 LOB: 1 BB: 0 P: 10	R: 0 E: 0 K: 0 S: 11	H: 1 LOB: 1 BB: 0 P: 16	R: 1 E: 0 K: 0 S: 15	H: 3 LOB: 1 BB: 0 P: 20	R: 1 E: 0 K: 1 S: 8	H: 2 LOB: 1 BB: 0 P: 10	R: 0 E: 0 K: 2 S: 9	H: 0 LOB: 0 BB: 0 P: 13	R: 0 E: 0 K: 0 S: 9	H: 0 LOB: 0 BB: 0 P: 13	1B: 9 2B: 2 3B: 0 HR: 0	SF: 0 SAC: 1 DP: 1 HBP: 0	WP: 1 PB: 0 SB: 0 CS: 0	PA: 36							
PITCHER	IP	WLS	BF	H	R	ER	SO	BB	IBB	HBP	BLK	WP	HR	S	P	ERA	WHIP										
John Burkett, R (1.1) ERA: 6.3	5.1	L	28	11	4	4	3	2	0	0	0	1	0	66	109	6.75	2.438										
Tim Lincecum, R (6.1) ERA: 2.93	0.2		2	0	0	0	0	0	0	0	0	0	0	5	9	0.00	0.000										
Mike Venafro, L (7.1) ERA: 2.72	2.0		6	0	0	0	3	0	0	0	0	0	0	17	23	0.00	0.000										

AB 33
R 4
H 11
RBI 4
BB 2
SO 6
LOB 13



Batter	1	2	3	4	5	6	7	8	9	AB	R	H	RBI	BB	SO	LOB	TOP					
Tom Goodwin, L (1, 8) OBP: 0.308, SLG: 0.295	G1-3		G4-3			FC1-6 BB	F8	K		4	0	0	0	1	2							
Luis Alica, S (1, 4) OBP: 0.297, SLG: 0.256	1B		BB			FC1-6 1-2	E2 1B		F7	4	1	2	0	1	0	1						
29 Rusty Greer, L (1, 7) OBP: 0.403, SLG: 0.453	G6-4-3		1B			G5-4-3	1B		HR	5	1	3	3	0	0	2						
Rafael Palmeiro, L (1, 10) OBP: 0.428, SLG: 0.610		G3	P5			F8	P6		F8	5	0	0	0	0	0	3						
Lee Stevens, L (1, 3) OBP: 0.346, SLG: 0.491		F8			F7	FC4-6 1B	FC5-4 1B		HR	5	1	3	1	0	0	0						
Roberto Kelly, R (1, 9) OBP: 0.396, SLG: 0.481		BB 1B			1B	FC4-6 1B	FC5-4 1-2		G6-3	5	0	3	0	0	0	2						
Royce Clayton, R (1, 6) OBP: 0.316, SLG: 0.375		BB			1B	FC4-6 1-2 2-3		1B		3	0	2	0	1	0	2						
Gregg Zaun, S (1, 2) OBP: 0.294, SLG: 0.280	G4-3				P6	P4		P3		4	0	0	0	0	0	7						
Jon Shave, R (1, 5) OBP: 0.306, SLG: 0.262			K		G6-3		E 29 1B	F7		4	1	1	0	0	1	3						
Inning Stats	R: 0 E: 0 K: 0 S: 3	H: 1 LOB: 2 BB: 0 P: 6	R: 0 E: 0 K: 0 S: 11	H: 1 LOB: 2 BB: 1 P: 18	R: 0 E: 0 K: 1 S: 15	H: 1 LOB: 2 BB: 1 P: 24	R: 0 E: 0 K: 0 S: 11	H: 2 LOB: 2 BB: 0 P: 16	R: 0 E: 0 K: 0 S: 6	H: 0 LOB: 0 BB: 1 P: 13	R: 0 E: 0 K: 0 S: 11	H: 2 LOB: 2 BB: 0 P: 13	R: 2 E: 1 K: 0 S: 11	H: 4 LOB: 2 BB: 0 P: 16	R: 0 E: 0 K: 1 S: 8	H: 1 LOB: 1 BB: 0 P: 8	R: 2 E: 0 K: 0 S: 12	H: 2 LOB: 0 BB: 0 P: 24	1B: 12 2B: 0 3B: 0 HR: 2	SF: 0 SAC: 0 DP: 2 HBP: 0	WP: 0 PB: 0 SB: 0 CS: 0	PA: 42
PITCHER	IP	WLS	BF	H	R	ER	SO	BB	IBB	HBP	BLK	WP	HR	S	P	ERA	WHIP					
James Baldwin, R (1, 1) ERA: 6.04	6.1	W	30	10	2	2	1	3	0	0	0	0	0	63	98	2.84	2.053					
Jesus Pena, L (7, 1) ERA:	0.1		2	1	0	0	0	0	0	0	0	0	0	4	6	0.00	3.000					
Carlos Castillo, R (7, 1) ERA: 4.76	2.1		10	3	2	2	1	0	0	0	0	0	2	21	34	7.71	1.286					

Texas Rangers @ Chicago White Sox
Comiskey Park, Chicago, IL
Fri Aug 13 1999, 8:05 PM EDT
Att: 20,444 - Unknown - 69 F

AB 39
R 4
H 14
RBI 4
BB 3
SO 2
LOB 22



Batter	1	2	3	4	5	6	7	8	9	AB	R	H	RBI	BB	SO	LOB	BOTTOM					
Ray Durham, S (1, 4) OBP: 0.365, SLG: 0.464	L4					P6		G4-3		5	1	2	3	0	0	2						
Mike Canuso, S (1, 6) OBP: 0.285, SLG: 0.310	E5 2B	F9		G4-3		G4-3				4	1	0	1	0	0	2						
Frank Thomas, R (1, 10) OBP: 0.410, SLG: 0.495	2B	CS		F9						3	1	2	0	1	0	0						
Magglio Ordonez, R (1, 9) OBP: 0.348, SLG: 0.542	G6-3		P6		G5-3	F8				4	0	0	1	0	0	4						
14 Paul Konerko, R (1, 3) OBP: 0.352, SLG: 0.509			F8		G6-3		L9-3 BB			2	0	0	0	2	0	1						
Chris Singleton, L (1, 8) OBP: 0.338, SLG: 0.517	G4-3			F9		L9-3 BB		L9-3		3	0	1	1	1	0	3						
Brian Simmons, S (1, 7) OBP: 0.283, SLG: 0.455		P4	F7		FC1-6 BB	G4-3				4	0	0	0	0	0	2						
Craig Wilson, R (1, 5) OBP: 0.335, SLG: 0.359		2B 1B		HR 1B		1B G4-3 BB		G4-3		3	3	2	0	1	0	0						
Brook Fordyce, R (1, 2) OBP: 0.353, SLG: 0.434		1B 2B		F8		1B G4-3		K		4	1	2	1	0	1	1						
Inning Stats	R: 1 E: 1 K: 0 S: 13	H: 1 LOB: 2 BB: 1 P: 22	R: 2 E: 0 K: 0 S: 12	H: 3 LOB: 0 BB: 0 P: 18	R: 1 E: 0 K: 0 S: 7	H: 2 LOB: 1 BB: 0 P: 9	R: 2 E: 0 K: 0 S: 11	H: 2 LOB: 0 BB: 0 P: 16	R: 0 E: 0 K: 0 S: 8	H: 0 LOB: 1 BB: 1 P: 16	R: 1 E: 0 K: 0 S: 14	H: 1 LOB: 2 BB: 2 P: 25	R: 0 E: 0 K: 0 S: 9	H: 0 LOB: 0 BB: 1 P: 13	R: 0 E: 0 K: 1 S: 7	H: 0 LOB: 0 BB: 0 P: 11	1B: 5 2B: 4 3B: 0 HR: 1	SF: 0 SAC: 0 DP: 1 HBP: 0	WP: 0 PB: 1 SB: 0 CS: 1	PA: 38		
PITCHER	IP	WLS	BF	H	R	ER	SO	BB	IBB	HBP	BLK	WP	HR	S	P	ERA	WHIP					
Ryan Glynn, R (1, 1) ERA: 7.24	5.0	L	27	9	7	6	0	3	0	0	1	58	93	10.80	2.400							
Danny Patterson, R (6, 1) ERA: 4.72	2.0		7	0	0	0	0	2	0	0	0	0	0	16	26	0.00	1.000					
John Wetteland, R (8, 1) ERA: 4.47	1.0		3	0	0	0	1	0	0	0	0	0	0	7	11	0.00	0.000					

Texas Rangers @ Chicago White Sox
Comiskey Park, Chicago, IL
Fri Aug 13 1999, 8:05 PM EDT
Att: 20,444 - Unknown - 69 F

AB 32
R 7
H 9
RBI 7
BB 5
SO 1
LOB 15



Batter	1	2	3	4	5	6	7	8	9	AB R H RBI BB SO LOB	TOP																	
Mark McLemore, S (1,9) OBP: 0.373, SLG: 0.379										4 1 1 0 1 2 3	<p>Texas Rangers @ Chicago White Sox Comiskey Park, Chicago, IL Sat Aug 14 1999, 7:05 PM EDT Att: 27,476 - Unknown - 67 F</p> <p>livebaseballscores.com</p> <p>AB 38 R 7 H 11 RBI 7 BB 5 SO 6 LOB 21</p>																	
Ivan Rodriguez, R (1,2) OBP: 0.346, SLG: 0.534										5 1 2 0 0 0 3																		
29 Rusty Greer, L (1,7) OBP: 0.403, SLG: 0.451										4 1 1 2 1 0 2																		
Juan Gonzalez, R (1,10) OBP: 0.350, SLG: 0.563										5 1 2 3 0 1 2																		
Rafael Palmeiro, L (1,3) OBP: 0.428, SLG: 0.614										4 1 1 1 1 1 2																		
Todd Zeile, R (1,5) OBP: 0.363, SLG: 0.494										5 1 2 1 0 0 3																		
Roberto Kelly, R (1,8) OBP: 0.388, SLG: 0.470										5 0 0 0 0 0 4																		
Royce Clayton, R (1,6) OBP: 0.315, SLG: 0.373										4 0 1 0 0 1 1																		
Luis Alicea, S (1,4) OBP: 0.309, SLG: 0.268									2 1 1 0 2 1 1																			
Inning Stats	R: 2 E: 1 K: 1 S: 11	H: 1 LOB: 0 BB: 0 P: 21	R: 0 E: 1 K: 0 S: 16	H: 0 LOB: 2 BB: 1 P: 28	R: 1 E: 0 K: 1 S: 17	H: 2 LOB: 2 BB: 1 P: 28	R: 2 E: 0 K: 0 S: 7	H: 3 LOB: 1 BB: 1 P: 14	R: 0 E: 0 K: 1 S: 12	H: 1 LOB: 1 BB: 0 P: 22	R: 0 E: 0 K: 1 S: 9	H: 0 LOB: 1 BB: 1 P: 18	R: 0 E: 0 K: 2 S: 12	H: 1 LOB: 1 BB: 0 P: 15	R: 2 E: 0 K: 0 S: 18	H: 2 LOB: 0 BB: 0 P: 25	1B: 5 2B: 3 3B: 0 HR: 3	SF: 0 SAC: 0 DP: 2 HBP: 0	WP: 1 PB: 0 SB: 1 CS: 0	PA: 43								
PITCHER	IP WLS BF H R ER SO BB IBB HBP BLK WP HR S P ERA WHIP											IP WLS BF H R ER SO BB IBB HBP BLK WP HR S P ERA WHIP																
Jim Parque, L (1,1) ERA: 4.33	3.1	21	6	5	3	2	3	0	0	0	0	0	1	0	50	89	8.10	2.700										
Sean Lowe, R (4,1) ERA: 2.97	3.2	13	2	0	0	2	2	0	0	0	1	0	34	59	0.00	1.091												
Keith Foulke, R (8,1) ERA: 2.84	1.0	H	4	1	0	2	0	0	0	0	0	0	12	15	0.00	1.000												
Bob Howry, R (9,1) ERA: 3.67	1.0	W	5	2	2	0	0	0	0	0	0	2	18	25	18.00	2.000												

Batter	1	2	3	4	5	6	7	8	9	AB R H RBI BB SO LOB	BOTTOM																
Ray Durham, S (1,4) OBP: 0.368, SLG: 0.464										4 2 2 1 1 0 2	<p>Texas Rangers @ Chicago White Sox Comiskey Park, Chicago, IL Sat Aug 14 1999, 7:05 PM EDT Att: 27,476 - Unknown - 67 F</p> <p>livebaseballscores.com</p> <p>AB 38 R 8 H 16 RBI 8 BB 2 SO 2 LOB 17</p>																
Mike Canuso, S (1,6) OBP: 0.286, SLG: 0.311										5 0 2 0 0 0 5																	
Frank Thomas, R (1,10) OBP: 0.414, SLG: 0.502										4 3 3 1 1 0 1																	
Magglio Ordonez, R (1,9) OBP: 0.349, SLG: 0.543										5 1 2 1 0 0 4																	
14 Paul Konerko, R (1,3) OBP: 0.352, SLG: 0.512										4 1 2 4 0 1 1																	
Chris Singleton, L (1,8) OBP: 0.338, SLG: 0.514										4 1 1 1 0 1 1																	
Carlos Lee, R (1,7) OBP: 0.317, SLG: 0.427										3 0 2 0 0 0 0																	
Brian Simmons, S (8,7) OBP: 0.277, SLG: 0.444										1 0 0 0 0 0 0																	
Craig Wilson, R (1,5) OBP: 0.327, SLG: 0.349										4 0 0 0 0 0 3																	
Brook Fordyce, R (1,2) OBP: 0.356, SLG: 0.435										4 0 2 0 0 0 0																	
Inning Stats	R: 2 E: 0 K: 1 S: 13	H: 3 LOB: 0 BB: 0 P: 22	R: 0 E: 0 K: 0 S: 9	H: 0 LOB: 0 BB: 0 P: 11	R: 0 E: 0 K: 0 S: 8	H: 1 LOB: 1 BB: 0 P: 15	R: 0 E: 1 K: 0 S: 8	H: 0 LOB: 0 BB: 0 P: 12	R: 0 E: 0 K: 0 S: 11	H: 2 LOB: 2 BB: 1 P: 18		R: 4 E: 0 K: 0 S: 19	H: 6 LOB: 2 BB: 0 P: 26	R: 1 E: 0 K: 1 S: 12	H: 2 LOB: 0 BB: 0 P: 14	R: 0 E: 0 K: 0 S: 7	H: 0 LOB: 0 BB: 0 P: 8	R: 1 E: 0 K: 0 S: 8	H: 2 LOB: 2 BB: 1 P: 21	1B: 12 2B: 4 3B: 0 HR: 0	SF: 1 SAC: 0 DP: 2 HBP: 0	WP: 0 PB: 0 SB: 0 CS: 1	PA: 42				
PITCHER	IP WLS BF H R ER SO BB IBB HBP BLK WP HR S P ERA WHIP											IP WLS BF H R ER SO BB IBB HBP BLK WP HR S P ERA WHIP															
Mike Morgan, R (1,1) ERA: 5.63	5.0	24	10	6	6	1	1	0	0	0		0	0	23	28	4.50	2.000										
Tim Lincecum, R (6,1) ERA: 3.0	2.0	9	4	1	1	1	0	0	0	0		0	0	15	29	5.40	1.200										
59 Jeff Zimmerman, R (8,1) ERA: 1.3	1.2	L	8	2	1	1	0	0	1	0		0	0	0	15	29	5.40	1.200									

Batter	1	2	3	4	5	6	7	8	9	AB	R	H	RBI	BB	SO	LOB	TOP			
Trent Durrington, R (1.4) OBP: 0.333, SLG: 0.367	1-1 G4-3		0-0 SH5-3		2-0 FC6-4			1-3 K		3	0	0	0	0	1	1	Anaheim Angels @ Chicago White Sox Comiskey Park, Chicago, IL Mon Aug 16 1999, 8:05 PM EDT Att: 18,212 - Unknown - 84 F			
16 Garret Anderson, L (1.7) OBP: 0.324, SLG: 0.477	0-1 G4-3		1-3 K		2-3 K			1-0 G4-3		4	0	0	0	0	2	2				
Tim Salmon, R (1.9) OBP: 0.375, SLG: 0.502	1-1 F8		2-1 F8					2-2 1B		4	0	2	0	0	0	1				
Mo Vaughn, L (1.3) OBP: 0.343, SLG: 0.453		1-2 BB HBP		2-1 HR				3-3 K		3	1	1	1	0	2	2				
Troy Glaus, R (1.5) OBP: 0.329, SLG: 0.457		2-3 K		3-2 L5				0-1 P5		3	0	0	0	1	1	2				
Jim Edmonds, L (1.8) OBP: 0.305, SLG: 0.333		4-2 BB		0-0 G5-4-3 1B				1-1 F8		3	0	1	0	1	0	2				
Todd Greene, R (1.10) OBP: 0.270, SLG: 0.446		2-3 K		1-0 G5-4-3				1-0 P6		4	0	0	0	0	1	4				
Matt Walbeck, S (1.2) OBP: 0.310, SLG: 0.320		0-0 G5-3		2-2 FC5-4 1B				1-0 F7		4	0	1	0	0	0	3				
Gary Disarcina, R (1.6) OBP: 0.254, SLG: 0.229			0-0 SH5-3 2B		1-2 FC5-4			0-1 G5-3		3	0	1	0	0	0	1				
Inning Stats	R: 0 E: 0 K: 0 S: 6	H: 0 LOB: 0 BB: 0 P: 8	R: 0 E: 0 K: 2 S: 12	H: 0 LOB: 2 BB: 1 P: 21	R: 0 E: 0 K: 1 S: 7	H: 1 LOB: 0 BB: 0 P: 10	R: 1 E: 0 K: 0 S: 7	H: 2 LOB: 2 BB: 0 P: 13	R: 0 E: 0 K: 1 S: 13	H: 1 LOB: 1 BB: 0 P: 20	R: 0 E: 0 K: 0 S: 4	H: 0 LOB: 0 BB: 0 P: 6	R: 0 E: 0 K: 2 S: 11	H: 1 LOB: 1 BB: 1 P: 18	R: 0 E: 0 K: 0 S: 8	H: 0 LOB: 1 BB: 1 P: 15	1B: 4 2B: 1 3B: 0 HR: 1	SF: 0 SAC: 1 DP: 1 HBP: 1	WP: 0 PB: 0 SB: 0 CS: 0	PA: 35
PITCHER Mike Siroka, L (1.1) ERA: 3.66	IP: 9.0 WLS: W BF: 35 H: 6 R: 1 ER: 1 SO: 7 BB: 2 IBB: 0 HBP: 1 BLK: 0 WP: 0 HR: 1 S: 79 P: 128 ERA: 1.00 WHIP: 0.889															PITCHER				

Batter	1	2	3	4	5	6	7	8	9	AB	R	H	RBI	BB	SO	LOB	BOTTOM			
Ray Durham, S (1.4) OBP: 0.368, SLG: 0.462	1-0 F8		1-0 FC6-4 1B	1-2 BB 1B		2-1 G3				4	0	2	1	0	0	2	Anaheim Angels @ Chicago White Sox Comiskey Park, Chicago, IL Mon Aug 16 1999, 8:05 PM EDT Att: 18,212 - Unknown - 84 F			
Mike Canuso, S (1.6) OBP: 0.289, SLG: 0.311	3-2 G6-3		1-0 P5	4-0 BB		3-1 BB 1B				3	0	1	2	1	0	2				
Frank Thomas, R (1.10) OBP: 0.410, SLG: 0.498	1-1 F9		0-0 FC6-4	1-0 F9		2-1 F8				4	0	0	0	0	0	5				
Magglio Ordonez, R (1.9) OBP: 0.348, SLG: 0.540		1-0 G6-3		4-2 14 HR BB	2-0 G6-3			0-0 P6		3	1	0	0	1	0	0				
14 Paul Konerko, R (1.3) OBP: 0.350, SLG: 0.514		3-1 G6-3		0-1 HR	3-1 P7			3-1 BB 1B		4	1	2	2	0	0	0				
Carlos Lee, R (1.7) OBP: 0.316, SLG: 0.425	1-1 BB		1-1 P9	1-1 P9	1-2 P6			1-1 F8		4	0	1	0	0	0	0				
Brian Simmons, S (8.8) OBP: 0.255, SLG: 0.408										0	0	0	0	0	0	0				
Darrin Jackson, R (1.8) OBP: 0.279, SLG: 0.404		3-2 G5-3		2-0 SF9 3B		2-2 G3 BB 1B		2-1 L8		4	2	2	0	0	0	1				
Craig Wilson, R (1.5) OBP: 0.314, SLG: 0.335			2-0 G5-3	1-0 SF9		0-0 F9		3-1 G6-3		3	0	0	1	0	0	1				
Mark Johnson, L (1.2) OBP: 0.331, SLG: 0.347			1-1 BB	3-H 1B		4-2 SAFE SAFE SAFE 1B BB		3-2 F8		3	2	2	0	1	0	0				
Inning Stats	R: 0 E: 0 K: 0 S: 6	H: 0 LOB: 0 BB: 0 P: 11	R: 0 E: 0 K: 0 S: 8	H: 1 LOB: 1 BB: 0 P: 16	R: 0 E: 0 K: 0 S: 6	H: 2 LOB: 2 BB: 0 P: 11	R: 4 E: 0 K: 0 S: 17	H: 4 LOB: 2 BB: 2 P: 32	R: 0 E: 0 K: 0 S: 7	H: 0 LOB: 0 BB: 0 P: 13	R: 2 E: 0 K: 0 S: 13	H: 2 LOB: 1 BB: 1 P: 26	R: 0 E: 0 K: 0 S: 5	H: 1 LOB: 0 BB: 0 P: 9	R: 0 E: 0 K: 0 S: 7	H: 0 LOB: 0 BB: 0 P: 15	1B: 7 2B: 1 3B: 1 HR: 1	SF: 1 SAC: 0 DP: 0 HBP: 0	WP: 0 PB: 0 SB: 0 CS: 0	PA: 36
PITCHER Jarrod Washburn, L (1.1) ERA: 3.44 Al Levine, R (4.1) ERA: 3.62 Shigetoshi Hasegawa, R (7.1) ERA: 4.56	IP: 3.2 WLS: L BF: 20 H: 7 R: 4 ER: 4 SO: 7 BB: 2 IBB: 0 HBP: 0 BLK: 0 WP: 0 HR: 1 S: 36 P: 68 ERA: 9.82 WHIP: 2.455															PITCHER				

Batter	1	2	3	4	5	6	7	8	9	10	11	12	AB	R	H	RBI	BB	SO	LOB	TOP							
Orlando Palmeiro, L OBP: 0.360, SLG: 0.332	1-1 G3 16 G5-3 1B		1-2 F9		2-2 F7		0-1 16 G4-6-3 1B		0-1 F9		4-0 16 1B BB		5 0 2 0 1 0 1														
16 Garret Anderson, L OBP: 0.324, SLG: 0.475	3-2 G5-3		1-0 F7		1-0 1B		1-1 G4-6-3		3-2 G1-3		0-0 1B		6 0 2 0 0 0 3														
Mo Vaughn, L OBP: 0.348, SLG: 0.462	0-0 G3			1-1 HR		1-1 1B	4-0 1B		4-2 BB		0-0 P5		4 1 2 2 2 0 3														
Tim Salmon, R OBP: 0.370, SLG: 0.490	2-3 G6-3			4-2 1B BB		0-1 G6-4-3		0-0 F9		0-0 G4-3		0-3 K	5 1 0 0 1 1 8														
Jim Edmonds, L OBP: 0.308, SLG: 0.321		4-2 CS BB		3-2 1B		2-2 G3		0-0 G4-3		0-3 K		0-0 F8	5 0 1 0 1 1 0														
Troy Claus, R OBP: 0.327, SLG: 0.453	0-1 F9		1-2 P3		1-2 P3		1-0 G1-3		3-2 F8		4-0 FC5-4 BB		4 0 0 0 1 0 3														
Trent Durrington, R OBP: 0.323, SLG: 0.355	1-2 F9												1 0 0 0 0 1 0														
Jeff Huson, L OBP: 0.329, SLG: 0.331	3-1 1B		0-1 G6-4-3 1B		3-2 1B		3-2 1B		4-1 1B BB		0-0 FC5-4		5 0 3 1 1 0 1														
Benjie Molina, R OBP: 0.235, SLG: 0.294	1-1 G5-3		1-1 G6-4-3 1B		1-2 P4		0-1 P4		0-0 1B		0-3 K		4 0 1 0 0 0 4														
Matt Walbeck, S OBP: 0.309, SLG: 0.319			1-2 G6-4-3 1B		1-2 P4		1-2 1B		1-2 1B				1 0 0 0 0 1 2														
Gary Disarcina, R OBP: 0.259, SLG: 0.230			1-0 P3		0-1 16 1B 1B		1-1 16 G4-6-3 1B HBP		0-1 F9		0-0 G5-3		4 1 1 0 0 0 2														
Inning Stats	R: 0 E: 0 K: 7 S: 7	H: 1 LOB: 1 BB: 0 P: 13	R: 0 E: 0 K: 9 S: 9	H: 1 LOB: 1 BB: 1 P: 17	R: 0 E: 0 K: 0 S: 6	H: 0 LOB: 0 BB: 0 P: 9	R: 2 E: 0 K: 0 S: 21	H: 3 LOB: 1 BB: 1 P: 31	R: 1 E: 0 K: 0 S: 12	H: 3 LOB: 1 BB: 0 P: 16	R: 0 E: 0 K: 10 S: 10	H: 1 LOB: 1 BB: 0 P: 16	R: 0 E: 0 K: 6 S: 6	H: 0 LOB: 1 BB: 1 P: 16	R: 0 E: 1 K: 2 S: 7	H: 0 LOB: 2 BB: 1 P: 11	R: 0 E: 0 K: 1 S: 6	H: 1 LOB: 2 BB: 1 P: 10	R: 0 E: 0 K: 1 S: 5	H: 0 LOB: 0 BB: 0 P: 6	1B: 11 2B: 0 3B: 0 HR: 1	SF: 0 SAC: 0 DP: 3 HBP: 1	WP: 0 PB: 0 SB: 0 CS: 0	PA: 52			
PITCHER	IP 7.2	WLS 7.2	BF 35	H 11	R 3	ER 3	SO 0	BB 3	IBB 1	HBP 1	BLK 0	WP 0	HR 1	S 77	P 127	ERA 1.826	WHIP 3.52										
Jaime Navarro, R ERA: 5.88	(1, 1)																										
41 Bill Simas, R ERA: 4.28	(8, 1)	1.1	5	0	0	0	0	1	0	0	0	0	0	0	11	18	0.00	0.750									
Keith Foulke, R ERA: 2.77	(10, 1)	2.0	9	1	0	0	3	2	0	0	0	0	0	0	13	21	0.00	1.500									
Bob Howry, R ERA: 3.6	(12, 1)	1.0	W	3	0	0	0	1	0	0	0	0	0	0	5	5	0.00	0.000									

Anaheim Angels @ Chicago White Sox
Comiskey Park, Chicago, IL
Tue Aug 17 1999, 8:05 PM EDT
Alt. 14.943 - Cloudy - 80 F

AB 44
R 3
H 12
RBI 3
BB 7
SO 4
LOB 27



Batter	1	2	3	4	5	6	7	8	9	10	11	12	AB	R	H	RBI	BB	SO	LOB	BOTTOM						
Ray Durham, S OBP: 0.369, SLG: 0.461	4-2 L3 BB		0-0 G6-3		4-0 1B BB		0-1 G1-3			0-3 K		0-0 1B BB	4 1 1 0 2 1 1													
Mike Caruso, S OBP: 0.292, SLG: 0.312	1-1 L3		1-1 G6-3		0-0 1B		0-2 P5		0-0 1B BB		0-0 1B BB		5 0 2 0 1 0 1													
Frank Thomas, R OBP: 0.413, SLG: 0.497	4-1 HR BB		4-2 BB		1-3 K		3-0 F7		3-0 G6-3 1B		4-0 G6-3 1B		3 1 1 1 3 1 2													
Magglio Ordonez, R OBP: 0.347, SLG: 0.542	2-2 HR		3-2 L5		1-1 P4		0-0 G1-3		0-0 G6-3		0-0 G6-3		5 1 1 2 0 0 6													
14 Paul Konerko, R OBP: 0.353, SLG: 0.521	4-0 BB			4-1 BB		2-3 K			1-1 HR		0-0 G5-3		3 1 1 1 2 1 0													
Chris Singleton, L OBP: 0.332, SLG: 0.504	2-1 F8			0-1 F8		0-1 F9			2-2 F7		0-0 G4-3		5 0 0 0 0 0 2													
Carlos Lee, R OBP: 0.315, SLG: 0.422		2-2 F9		1-2 F8		1-1 G5-3			0-1 G4-3		0-0 1B		5 0 1 0 0 0 1													
Craig Wilson, R OBP: 0.305, SLG: 0.325		3-2 G5-3		1-1 F9			1-1 G4-3		1-1 G5-3		0-3 K		5 0 0 0 0 1 2													
Brook Fordyce, R OBP: 0.354, SLG: 0.430			2-2 F7		0-1 F9				4-0 1B BB		0-0 F8		3 0 0 0 1 0 0													
Brian Simmons, S OBP: 0.255, SLG: 0.408							1-0 G1-3						0 0 0 0 0 0 0													
Mark Johnson, L OBP: 0.330, SLG: 0.344										4-0 1B BB			1 0 0 0 0 0 0													
Inning Stats	R: 2 E: 0 K: 10 S: 10	H: 1 LOB: 1 BB: 3 P: 27	R: 0 E: 0 K: 9 S: 9	H: 0 LOB: 0 BB: 0 P: 16	R: 0 E: 0 K: 0 S: 9	H: 0 LOB: 1 BB: 1 P: 15	R: 0 E: 0 K: 1 S: 8	H: 0 LOB: 0 BB: 0 P: 14	R: 0 E: 0 K: 1 S: 8	H: 0 LOB: 0 BB: 0 P: 11	R: 0 E: 0 K: 6 S: 6	H: 0 LOB: 0 BB: 0 P: 13	R: 0 E: 0 K: 1 S: 5	H: 1 LOB: 3 BB: 2 P: 13	R: 0 E: 0 K: 0 S: 6	H: 1 LOB: 1 BB: 0 P: 6	R: 1 E: 0 K: 0 S: 3	H: 2 LOB: 2 BB: 1 P: 7	1B: 5 2B: 1 3B: 0 HR: 2	SF: 0 SAC: 0 DP: 2 HBP: 0	WP: 0 PB: 0 SB: 0 CS: 0	PA: 48				
PITCHER	IP 8.0	WLS 7.2	BF 31	H 2	R 2	ER 2	SO 2	BB 6	IBB 0	HBP 0	BLK 0	WP 0	HR 1	S 65	P 116	ERA 2.25	WHIP 1.000									
Steve Sparks, R ERA: 4.74	(1, 1)																									
Troy Percival, R ERA: 2.54	(9, 1)	1.0	B	4	1	1	1	0	0	0	0	0	0	1	9	13	9.00	1.000								
Mark Petkovsek, R ERA: 2.25	(10, 1)	2.0	9	2	0	0	2	1	1	0	0	0	0	0	11	19	0.00	1.500								
Mike Holtz, L ERA: 10.13	(12, 1)	0.1	L	3	1	1	1	0	1	0	0	0	0	0	2	6	27.00	6.000								
Lou Pote, R ERA: 1.69	(12, 1)	0.0		1	0	0	0	0	0	0	0	0	0	0	1	1										

Anaheim Angels @ Chicago White Sox
Comiskey Park, Chicago, IL
Tue Aug 17 1999, 8:05 PM EDT
Alt. 14.943 - Cloudy - 80 F

AB 39
R 4
H 7
RBI 4
BB 9
SO 4
LOB 15



Batter	1	2	3	4	5	6	7	8	9	AB	R	H	RBI	BB	SO	LOB	TOP																						
Trent Durrington, R OBP: 0.286, SLG: 0.314 (1, 4)	L7		G5-3		G1-3			K2-3		4	0	0	0	0	1	0	Anaheim Angels @ Chicago White Sox Comiskey Park, Chicago, IL Wed Aug 18 1999, 8:05 PM EDT Att: 11,666 - Overcast - 70 F																						
16 Garret Anderson, L OBP: 0.322, SLG: 0.471 (1, 7)	K		G1-3			E3 L9 SF7		F7		4	1	0	0	0	1	0																							
Mo Vaughn, L OBP: 0.344, SLG: 0.457 (1, 10)	K		K			L9		G4-3		4	0	0	0	0	2	1																							
Tim Salmon, R OBP: 0.372, SLG: 0.495 (1, 9)						SF7			K	2	1	1	1	1	1	0																							
Jim Edmonds, L OBP: 0.319, SLG: 0.367 (1, 8)						G6-3		L7		4	0	2	1	0	0	1																							
Troy Glaus, R OBP: 0.327, SLG: 0.453 Andy Sheets, R OBP: 0.247, SLG: 0.300 (9, PR)						F9		F9		4	0	1	0	0	0	3																							
Jeff Huson, L OBP: 0.327, SLG: 0.329 (1, 3)										0	0	0	0	0	0	0																							
Matt Walbeck, S OBP: 0.309, SLG: 0.319 (1, 2)										4	1	1	0	0	2	3																							
Gary Disarcina, R OBP: 0.254, SLG: 0.226 (1, 6)										3	0	1	1	0	0	1																							
Inning Stats	R: 0 E: 0 K: 2 S: 9	H: 0 LOB: 0 BB: 0 P: 15	R: 2 E: 0 K: 0 S: 18	H: 2 LOB: 1 BB: 1 P: 30	R: 0 E: 0 K: 1 S: 7	H: 0 LOB: 0 BB: 0 P: 8	R: 0 E: 0 K: 0 S: 8	H: 1 LOB: 1 BB: 0 P: 11	R: 0 E: 0 K: 0 S: 9	H: 0 LOB: 0 BB: 0 P: 14	R: 1 E: 1 K: 0 S: 5	H: 1 LOB: 1 BB: 0 P: 10	R: 0 E: 0 K: 0 S: 6	H: 1 LOB: 0 BB: 0 P: 9	R: 0 E: 0 K: 1 S: 8	H: 0 LOB: 0 BB: 0 P: 13		R: 0 E: 0 K: 2 S: 15	H: 1 LOB: 1 BB: 0 P: 22	1B: 2 2B: 4 3B: 0 HR: 0	SF: 1 SAC: 0 DP: 1 HBP: 0	WP: 0 PB: 0 SB: 1 CS: 0	PA: 34																
PITCHER	IP	WLS	BF	H	R	ER	SO	BB	IBB	HBP	BLK	WP	HR	S	P	ERA	WHIP	PITCHER				IP	WLS	BF	H	R	ER	SO	BB	IBB	HBP	BLK	WP	HR	S	P	ERA	WHIP	
James Baldwin, R ERA: 5.83 Bob Howry, R ERA: 3.53	(1, 1)	8.0	W	30	5	3	2	5	1	0	0	0	0	0	70	110	2.25	0.750					(9, 1)	1.0	S	4	1	0	0	2	0	0	0	0	0	15	22	0.00	1.000

AB 32
R 3
H 6
RBI 3
BB 1
SO 7
LOB 10



Batter	1	2	3	4	5	6	7	8	9	AB	R	H	RBI	BB	SO	LOB	BOTTOM																																			
Ray Durham, S OBP: 0.370, SLG: 0.460 (1, 4)	F7		G1							3	1	1	0	0	0	0	Anaheim Angels @ Chicago White Sox Comiskey Park, Chicago, IL Wed Aug 18 1999, 8:05 PM EDT Att: 11,666 - Overcast - 70 F																																			
Mike Caruso, S OBP: 0.292, SLG: 0.313 Brook Fordyce, R OBP: 0.356, SLG: 0.436 Greg Norton, S OBP: 0.348, SLG: 0.407 (8, PR)										3	0	1	0	0	0	1																																				
Frank Thomas, R OBP: 0.410, SLG: 0.492 (1, 10)										1	0	1	1	0	0	0																																				
Magglio Ordonez, R OBP: 0.344, SLG: 0.538 (1, 9)										0	1	0	0	0	0	0																																				
14 Paul Konerko, R OBP: 0.356, SLG: 0.531 (1, 3)										4	0	0	0	0	0	2																																				
Chris Singleton, L OBP: 0.330, SLG: 0.500 (1, 8)										4	0	0	0	0	0	2																																				
Carlos Lee, R OBP: 0.315, SLG: 0.430 Brian Simmons, S OBP: 0.255, SLG: 0.408 (9, 7)										4	0	0	0	0	0	2																																				
Craig Wilson, R OBP: 0.299, SLG: 0.319 (9, 6)										3	1	2	1	0	0	0																																				
Mark Johnson, L OBP: 0.324, SLG: 0.338 (1, 2)										3	0	0	0	0	0	1																																				
Inning Stats	R: 0 E: 0 K: 0 S: 10	H: 1 LOB: 1 BB: 0 P: 15	R: 0 E: 0 K: 1 S: 6	H: 0 LOB: 0 BB: 0 P: 10	R: 0 E: 0 K: 0 S: 7	H: 0 LOB: 0 BB: 0 P: 10	R: 0 E: 0 K: 0 S: 6	H: 0 LOB: 0 BB: 0 P: 8	R: 1 E: 0 K: 0 S: 7	H: 2 LOB: 0 BB: 0 P: 13	R: 0 E: 0 K: 0 S: 6	H: 1 LOB: 1 BB: 0 P: 7	R: 1 E: 0 K: 0 S: 9	H: 1 LOB: 0 BB: 0 P: 14	R: 2 E: 1 K: 0 S: 7	H: 1 LOB: 1 BB: 0 P: 10		R: 3 E: 1 K: 0 S: 15	H: 3 LOB: 1 BB: 0 P: 22	SF: 0 SAC: 0 DP: 1 HBP: 1	WP: 0 PB: 0 SB: 0 CS: 0	PA: 31																														
PITCHER	IP	WLS	BF	H	R	ER	SO	BB	IBB	HBP	BLK	WP	HR	S	P	ERA	WHIP	PITCHER				IP	WLS	BF	H	R	ER	SO	BB	IBB	HBP	BLK	WP	HR	S	P	ERA	WHIP														
Tim Belcher, R ERA: 6.67 Mike Magnante, L ERA: 4.19 Mike Fyhrie, R ERA: 4.83	(1, 1)	7.2	L	28	5	3	3	1	0	0	0	0	0	2	2	∞	∞					(8, 1)	0.0	L	1	1	0	0	0	0	0	0	0	2	2	∞	∞	(8, 1)	0.1	2	0	1	0	0	0	0	0	0	2	3	0.00	0.000

AB 30
R 4
H 6
RBI 3
BB 0
SO 1
LOB 6



Batter	1	2	3	4	5	6	7	8	9	AB	R	H	RBI	BB	SO	LOB	TOP										
Trent Durrington, R OBP: 0.259, SLG: 0.275 (1, 4)	F7		F8	FC3-6 16 S 1-2f		F9		P2		5	0	0	0	0	0	1	Anaheim Angels @ Chicago White Sox Comiskey Park, Chicago, IL Thu Aug 19 1999, 2:05 PM EDT Att: 14,171 - Cloudy - 69 F										
16 Garrett Anderson, L OBP: 0.323, SLG: 0.470 (1, 7)	E6			G1-3		G6-3		1B		5	0	2	0	0	0	1											
Tim Salmon, R OBP: 0.380, SLG: 0.502 (1, 9)	K							1B		3	2	2	0	2	1	1											
Mo Vaughn, L OBP: 0.345, SLG: 0.464 Jeff Huson, L OBP: 0.327, SLG: 0.329 (8, 3)			G1-3			K		K		5	1	2	2	0	2	5											
Troy Glaus, R OBP: 0.330, SLG: 0.461 (1, 5)	F7							K		4	2	2	1	1	1	3											
Jim Edmonds, L OBP: 0.311, SLG: 0.354 (1, 8)	K			E6 1B		K				5	1	1	0	0	2	4											
Todd Greene, R OBP: 0.272, SLG: 0.445 (1, 10)	G4-3									5	2	2	1	0	0	2											
Bengie Molina, R OBP: 0.282, SLG: 0.410 (1, 2)										5	1	3	4	0	1	1											
Gary Disarcina, R OBP: 0.247, SLG: 0.219 (1, 6)										5	0	0	1	0	0	3											
Inning Stats	R: 0 E: 1 K: 1 S: 6	H: 0 LOB: 1 BB: 0 P: 9	R: 0 E: 0 K: 1 S: 12	H: 1 LOB: 1 BB: 0 P: 20	R: 1 E: 0 K: 0 S: 9	H: 2 LOB: 2 BB: 1 P: 16	R: 3 E: 1 K: 0 S: 14	H: 3 LOB: 1 BB: 0 P: 22	R: 3 E: 0 K: 0 S: 19	H: 2 LOB: 1 BB: 2 P: 31	R: 2 E: 0 K: 1 S: 11	H: 3 LOB: 0 BB: 0 P: 17	R: 0 E: 0 K: 1 S: 8	H: 0 LOB: 0 BB: 0 P: 11	R: 0 E: 0 K: 2 S: 13	H: 2 LOB: 2 BB: 0 P: 16		R: 0 E: 1 K: 0 S: 8	H: 1 LOB: 1 BB: 0 P: 12	1B: 10 2B: 2 3B: 0 HR: 3	SF: 0 SAC: 0 DP: 1 HBP: 0	WP: 0 PB: 0 SB: 2 CS: 1	PA: 45				
PITCHER	IP	WLS	BF	H	R	ER	SO	BB	IBB	HBP	BLK	WP	HR	S	P	ERA	WHIP										
Jim Parque, L ERA: 4.58 (1, 1)	4.2	L	26	8	7	6	4	3	0	0	0	0	2	59	97	11.57	2.357										
Sean Lowe, R ERA: 3.16 (5, 1)	1.1		7	3	2	2	0	0	0	0	0	0	1	12	18	13.50	2.250										
Carlos Castillo, R ERA: 5.85 (7, 1)	1.0		3	0	0	0	1	0	0	0	0	0	0	8	11	0.00	0.000										
Jesus Pena, L ERA: (8, 1)	1.0		5	2	0	0	2	0	0	0	0	0	0	13	16	0.00	2.000										
Scott Eyre, L ERA: 8.14 (9, 1)	1.0		4	1	0	0	0	0	0	0	0	0	0	8	12	0.00	1.000										

AB	42
R	9
H	14
RBI	9
BB	3
SO	7
LOB	21



Batter	1	2	3	4	5	6	7	8	9	AB	R	H	RBI	BB	SO	LOB	BOTTOM										
Ray Durham, S OBP: 0.368, SLG: 0.457 Craig Wilson, R OBP: 0.298, SLG: 0.317 (1, 4)	G6-3		G6-3			G4-3		F8		3	0	0	0	0	0	0	Anaheim Angels @ Chicago White Sox Comiskey Park, Chicago, IL Thu Aug 19 1999, 2:05 PM EDT Att: 14,171 - Cloudy - 69 F										
Mike Canuso, S OBP: 0.289, SLG: 0.309 (1, 6)	P7					G4-3				4	0	0	0	0	0	0											
Frank Thomas, R OBP: 0.410, SLG: 0.494 (1, 10)	F9									4	2	2	0	0	0	0											
14 Paul Konerko, R OBP: 0.355, SLG: 0.528 (1, 3)										4	0	1	0	0	1	1											
Carlos Lee, R OBP: 0.314, SLG: 0.426 (1, 7)										3	0	0	0	1	2	3											
Brian Simmons, S OBP: 0.273, SLG: 0.415 (1, 9)										4	0	2	2	0	1	1											
Darrin Jackson, R OBP: 0.278, SLG: 0.398 (1, 8)										4	0	1	0	0	1	4											
Greg Norton, S OBP: 0.348, SLG: 0.404 (1, 5)										2	0	0	0	1	0	1											
Brook Fordyce, R OBP: 0.353, SLG: 0.431 (1, 2)										3	0	0	0	0	0	1											
Inning Stats	R: 0 E: 0 K: 0 S: 7	H: 0 LOB: 0 BB: 0 P: 11	R: 0 E: 0 K: 1 S: 9	H: 1 LOB: 1 BB: 0 P: 12	R: 0 E: 0 K: 0 S: 7	H: 0 LOB: 0 BB: 0 P: 12	R: 0 E: 1 K: 0 S: 7	H: 0 LOB: 1 BB: 0 P: 10	R: 0 E: 0 K: 0 S: 9	H: 0 LOB: 0 BB: 0 P: 10	R: 1 E: 0 K: 1 S: 14	H: 2 LOB: 1 BB: 0 P: 21	R: 0 E: 0 K: 0 S: 6	H: 0 LOB: 0 BB: 1 P: 13	R: 1 E: 0 K: 2 S: 13	H: 2 LOB: 2 BB: 1 P: 24		1B: 5 2B: 1 3B: 0 HR: 0	SF: 0 SAC: 0 DP: 2 HBP: 0	WP: 0 PB: 1 SB: 0 CS: 0	PA: 34						
PITCHER	IP	WLS	BF	H	R	ER	SO	BB	IBB	HBP	BLK	WP	HR	S	P	ERA	WHIP										
Ramon Ortiz, R ERA: 1.13 (1, 1)	8.0	W	28	4	1	1	3	1	0	0	0	0	0	65	97	1.12	0.625										
Lou Pote, R ERA: 2.84 (9, 1)	1.0		6	2	1	1	2	1	0	0	0	0	0	13	24	9.00	3.000										



Batter	1	2	3	4	5	6	7	8	9	10	AB	R	H	RBI	BB	SO	LOB	TOP
Ray Durham, S OBP: 0.372, SLG: 0.458 (1, 4)	3-2 FC6-4 14 HR G1-3 1B		2-2 G4-3		0-0 G4-3		1-2 F9		4-2 E 1B BB	0-0 PB 1B BB	5	3	2	0	1	0	0	
Craig Wilson, R OBP: 0.298, SLG: 0.322 (1, 6) (8, 5)	1-0 G1-3		0-0 F9		2-1 F8		0-1 P4		1-2 G6-3	0-3 K	6	0	0	0	0	1	4	
Frank Thomas, R OBP: 0.415, SLG: 0.492 (1, 10)	4-2 FC6-4 BB		1-3 K		4-2 BB		3-1 G4-3		4-0 BB 1B IBB	4-0 PB 1B BB	2	1	0	0	4	1	0	
Magglio Ordonez, R OBP: 0.346, SLG: 0.537 (1, 9)	1-2 FC6-4 14 HR 2-3		2-0 1B		0-0 F8		3-2 P4		0-0 BB 1B	1-0 1B	6	1	3	3	0	0	3	
14 Paul Konerko, R OBP: 0.315, SLG: 0.429 Mike Caruso, S OBP: 0.290, SLG: 0.308 (8, PR) (8, 6)	2-1 1-H 3-H HR		0-0 F8		3-1 L8		2-2 1B 1B 1B		1-2 BB		4	1	2	3	0	0	1	
Chris Singleton, L OBP: 0.330, SLG: 0.499 (1, 8)	1-2 G6-3		0-0 1B		0-0 P8		1-3 K		1-3 K		5	0	1	0	0	2	4	
Carlos Lee, R OBP: 0.315, SLG: 0.429 Brian Simmons, S OBP: 0.273, SLG: 0.415 (9, 7)		2-2 F9		1-2 P6		1-0 2B		0-0 1B 1B	3-2 G4-3		5	0	2	0	0	0	5	
Greg Norton, S OBP: 0.351, SLG: 0.404 (8, 3)		1-1 G3		4-1 1B		4-2 BB		1-0 1B 1B		0-3 K	3	0	1	0	2	1	0	
Mark Johnson, L OBP: 0.323, SLG: 0.335 Brook Fordyce, R OBP: 0.355, SLG: 0.434 (10, PH) (10, 2)		2-3 K		2-2 F7		0-0 F7		2-0 1B		0-0 1B PB 2B	4	0	1	1	0	1	5	
Inning Stats	R: 3 E: 0 K: 0 S: 17	H: 2 LOB: 0 BB: 1 P: 29	R: 0 E: 0 K: 1 S: 8	H: 0 LOB: 0 BB: 0 P: 13	R: 0 E: 0 K: 1 S: 7	H: 2 LOB: 3 BB: 1 P: 19	R: 0 E: 0 K: 0 S: 6	H: 1 LOB: 2 BB: 1 P: 12	R: 0 E: 0 K: 0 S: 9	H: 0 LOB: 0 BB: 0 P: 11	R: 1 E: 1 K: 1 S: 13	H: 1 LOB: 3 BB: 3 P: 14	R: 3 E: 0 K: 2 S: 9	H: 3 LOB: 1 BB: 1 P: 14	1B: 10 2B: 2 3B: 0 HR: 1	SF: 0 SAC: 0 DP: 0 HBP: 0	WP: 0 PB: 1 SB: 1 CS: 0	PA: 49
PITCHER	IP 7.0	WLS 3	BF 30	H 5	R 3	ER 3	SO 2	BB 4	IBB 0	HBP 0	BLK 0	WP 0	HR 1	S 64	P 111	ERA 3.86	WHIP 1.286	
Sidney Ponson, R ERA: 4.09																		
Jim Corsi, R ERA: 4.6																		
Mike Timlin, R ERA: 4.27																		
Jesse Ornosco, L ERA: 6.12																		
Scott Kamieniecki, R ERA: 5.44																		

Chicago White Sox @ Baltimore Orioles
Oriole Park at Camden Yards, Baltimore, MD

Sat Aug 21 1999, 4:05 PM EDT
Att: 47,735 - Unknown - 76 F

AB 41
R 8
H 13
RBI 7
BB 8
SO 6
LOB 22



Batter	1	2	3	4	5	6	7	8	9	10	AB	R	H	RBI	BB	SO	LOB	BOTTOM		
Brady Anderson, L OBP: 0.418, SLG: 0.483 (1, 8)	0-1 HR		2-2 G6-3		1-1 G4-3		2-2 F8		3-3 K	0-0 E8 2B	6	1	2	1	0	1	4			
Mike Bordick, R OBP: 0.330, SLG: 0.390 (1, 6)	2-0 1B SF7 1B		2-0 1B		0-1 F7		0-1 G4-3		2-2 P2	0-0 P2	6	1	2	0	0	0	3			
B.J. Surhoff, L OBP: 0.359, SLG: 0.524 (1, 7)	2-1 1B 1B		0-0 L8		1-2 HR		2-2 2B		2-1 F7	0-0 P4	6	2	3	1	0	0	2			
Albert Belle, R OBP: 0.390, SLG: 0.489 (1, 10)	2-1 1B 1B		1-0 G5-4-3 1B		1-3 K		4-0 IBB		4-1 L9 HBP 1B BB		3	1	2	0	2	1	0			
Jeff Conine, R OBP: 0.350, SLG: 0.503 (1, 3)	1-1 SF7		2-0 G5-4-3		0-0 P3		1-1 L9		2-2 1B HBP		3	0	0	1	0	0	3			
Charles Johnson, R OBP: 0.333, SLG: 0.426 Harold Baines, L OBP: 0.403, SLG: 0.598 Mike Figg, R OBP: 0.200, SLG: 0.245 (10, 2)	2-0 1B		1-0 1B		0-0 G6-3		1-2 G4-3		3-1 L9		4	0	2	1	0	0	2			
Rich Amaral, R OBP: 0.356, SLG: 0.376 Derrick May, L OBP: 0.500, SLG: 0.500 (10, 9)	0-0 P4		1-2 G5-3		1-1 G5-3 1B		1-1 G4-3		0-0 G4-3	1-1 1B	4	0	1	0	0	0	3			
Ryan Minor, R OBP: 0.270, SLG: 0.379 Delino DeShields, L OBP: 0.337, SLG: 0.375 (8, PH) (8, 4)	3-2 G5-3		0-1 L7		1-2 G5-3		1-2 1B BB		4-2 K		3	0	0	0	0	0	3			
Jeff Reboulet, R OBP: 0.315, SLG: 0.194 (9, 5)		2-3 K		1-0 F8		4-2 BB		0-1 1B		0-0 F9	4	0	1	0	1	1	0			
Inning Stats	R: 3 E: 0 K: 0 S: 15	H: 5 LOB: 2 BB: 0 P: 27	R: 0 E: 0 K: 1 S: 9	H: 1 LOB: 1 BB: 0 P: 15	R: 0 E: 0 K: 0 S: 6	H: 2 LOB: 1 BB: 0 P: 11	R: 0 E: 0 K: 0 S: 5	H: 0 LOB: 0 BB: 0 P: 7	R: 1 E: 0 K: 1 S: 9	H: 1 LOB: 0 BB: 0 P: 11	R: 0 E: 0 K: 0 S: 10	H: 1 LOB: 2 BB: 1 P: 18	R: 0 E: 0 K: 1 S: 13	H: 1 LOB: 2 BB: 3 P: 27	R: 1 E: 1 K: 0 S: 4	H: 1 LOB: 1 BB: 0 P: 4	1B: 10 2B: 2 3B: 0 HR: 2	SF: 1 SAC: 0 DP: 1 HBP: 1	WP: 0 PB: 0 SB: 1 CS: 0	PA: 48
PITCHER	IP 7.0	WLS 3	BF 33	H 11	R 4	ER 4	SO 2	BB 1	IBB 1	HBP 0	BLK 0	WP 0	HR 2	S 66	P 109	ERA 5.14	WHIP 1.714			
Mike Siroka, L ERA: 3.72																				
41 Bill Simas, R ERA: 4.18																				
Jesus Pena, L ERA: 3.15																				
Sean Lowe, R ERA: 3.15																				
Bob Howry, R ERA: 3.57																				

Chicago White Sox @ Baltimore Orioles
Oriole Park at Camden Yards, Baltimore, MD

Sat Aug 21 1999, 4:05 PM EDT
Att: 47,735 - Unknown - 76 F

AB 42
R 5
H 14
RBI 5
BB 4
SO 4
LOB 24



Batter	1	2	3	4	5	6	7	8	9	AB	R	H	RBI	BB	SO	LOB	TOP				
Ray Durham, S OBP: 0.374, SLG: 0.457	0-0 G6-3 1B		4-2 G4-3 BB		4-2 G6-3 BB		3-3 K		2-0 G4-6-3	3	0	1	0	2	1	1					
Mike Caruso, S OBP: 0.289, SLG: 0.308	1-0 G6-3		0-0 G4-3		0-2 K			1-2 F SF9 1B		4	1	1	0	0	1	4					
Frank Thomas, R OBP: 0.414, SLG: 0.489	2-2 F9		4-0 IBB		0-0 G6-3			3-1 E6 14 HR		3	1	0	0	1	0	3					
Magglio Ordonez, R OBP: 0.344, SLG: 0.534	0-0 F9		1-0 P3			1-1 G6-3		2-2 SF9		3	0	0	1	0	0	4					
14 Paul Konerko, R OBP: 0.351, SLG: 0.534		1-2 G4-3		2-3 K		1-1 G4-3		3-H 2-1 HR		4	1	1	2	0	1	0					
Chris Singleton, L OBP: 0.332, SLG: 0.499		2-3 K		1-1 3B 1B		0-2 FC5-4 1B		2-3 K		4	1	2	0	0	2	0					
Carlos Lee, R OBP: 0.311, SLG: 0.424		2-3 K		1-0 F8		1-1 FC5-4 1B		1-1 F7		4	0	0	0	0	1	2					
Craig Wilson, R OBP: 0.302, SLG: 0.337			0-1 G4-3 G1-5-3 1B	3-0 1-H 3B			0-2 F7		0-0 F9	4	0	2	1	0	0	0					
Brook Fordyce, R OBP: 0.352, SLG: 0.429		2-2 G1-5-3		2-0 F7			0-1 G1-3		4-2 G4-6-3 BB	3	0	0	0	1	0	2					
Inning Stats	R: 0 E: 0 K: 0 S: 7	H: 1 LOB: 1 BB: 0 P: 10	R: 0 E: 0 K: 2 S: 10	H: 0 LOB: 0 BB: 0 P: 15	R: 0 E: 0 K: 0 S: 9	H: 1 LOB: 3 BB: 2 P: 20	R: 1 E: 0 K: 1 S: 8	H: 2 LOB: 1 BB: 0 P: 17	R: 0 E: 0 K: 0 S: 10	H: 1 LOB: 1 BB: 0 P: 13	R: 0 E: 0 K: 1 S: 10	H: 0 LOB: 0 BB: 0 P: 13	R: 3 E: 1 K: 1 S: 16	H: 2 LOB: 0 BB: 1 P: 27	R: 0 E: 0 K: 0 S: 4	H: 0 LOB: 0 BB: 1 P: 10	1B: 5 2B: 0 3B: 1 HR: 1	SF: 1 SAC: 0 DP: 2 HBP: 0	WP: 0 PB: 0 CS: 0	PA: 37	
PITCHER	IP WLS BF H R ER SO BB IBB HBP BLK WP HR S P ERA WHIP	IP WLS BF H R ER SO BB IBB HBP BLK WP HR S P ERA WHIP	IP WLS BF H R ER SO BB IBB HBP BLK WP HR S P ERA WHIP	IP WLS BF H R ER SO BB IBB HBP BLK WP HR S P ERA WHIP	IP WLS BF H R ER SO BB IBB HBP BLK WP HR S P ERA WHIP	IP WLS BF H R ER SO BB IBB HBP BLK WP HR S P ERA WHIP	IP WLS BF H R ER SO BB IBB HBP BLK WP HR S P ERA WHIP	IP WLS BF H R ER SO BB IBB HBP BLK WP HR S P ERA WHIP	IP WLS BF H R ER SO BB IBB HBP BLK WP HR S P ERA WHIP	IP WLS BF H R ER SO BB IBB HBP BLK WP HR S P ERA WHIP	IP WLS BF H R ER SO BB IBB HBP BLK WP HR S P ERA WHIP	IP WLS BF H R ER SO BB IBB HBP BLK WP HR S P ERA WHIP	IP WLS BF H R ER SO BB IBB HBP BLK WP HR S P ERA WHIP	IP WLS BF H R ER SO BB IBB HBP BLK WP HR S P ERA WHIP	IP WLS BF H R ER SO BB IBB HBP BLK WP HR S P ERA WHIP	IP WLS BF H R ER SO BB IBB HBP BLK WP HR S P ERA WHIP	IP WLS BF H R ER SO BB IBB HBP BLK WP HR S P ERA WHIP	IP WLS BF H R ER SO BB IBB HBP BLK WP HR S P ERA WHIP	IP WLS BF H R ER SO BB IBB HBP BLK WP HR S P ERA WHIP	IP WLS BF H R ER SO BB IBB HBP BLK WP HR S P ERA WHIP	IP WLS BF H R ER SO BB IBB HBP BLK WP HR S P ERA WHIP
35 Mike Mussina, R ERA: 3.6	2.1	9	2	0	0	2	0	0	0	0	0	22	32	0.00	0.857						
Arthur Rhodes, L ERA: 5.89	1.0	6	1	1	1	1	1	1	0	0	0	9	21	9.00	2.000						
Doug Johns, L ERA: 5.25	4.1	W	18	4	3	2	3	1	0	0	0	1	45	71	4.15	1.154					
Al Reyes, R ERA: 3.42	1.1	4	0	0	0	0	1	0	0	0	0	6	13	0.00	0.750						

Chicago White Sox @ Baltimore Orioles
 Oriole Park at Camden Yards, Baltimore, MD
 Sun Aug 22 1999, 1:35 PM EDT
 Att: 43,335 - Cloudy - 83 F


AB 32
 R 4
 H 7
 RBI 4
 BB 4
 SO 6
 LOB 16



Batter	1	2	3	4	5	6	7	8	9	AB	R	H	RBI	BB	SO	LOB	BOTTOM				
Brady Anderson, L OBP: 0.417, SLG: 0.484	1-0 G3-6-3 1B		0-0 1B 2B	0-1 G4-3		0-2 G3		1-0 F8		5	1	2	0	0	0	3					
Delino DeShields, L OBP: 0.338, SLG: 0.375	0-0 F8		0-0 1B 1B		2-0 G4-6-3 1B		3-2 G3	3-2 G6-3		5	1	2	2	0	0	3					
B.J. Surhoff, L OBP: 0.359, SLG: 0.528	2-1 G3-6-3		2-H 3-H 1B HR		0-2 G4-6-3		1-1 HR	0-1 P5		5	2	2	1	0	0	4					
Albert Belle, R OBP: 0.391, SLG: 0.501		1-0 F8	3-2 L8		0-0 1B		0-1 2B			4	1	2	0	0	0	2					
Harold Baines, L OBP: 0.404, SLG: 0.600		1-3 K	3-1 HR 1B		3-1 G4-3		3-2 2B			4	1	2	2	0	1	1					
Jeff Conine, R OBP: 0.358, SLG: 0.517		4-1 BB	2-1 HR 1B			2-0 WP 1B G6-3	0-1 G6-4-3 1B			3	2	3	3	1	0	0					
Mike Bordick, R OBP: 0.328, SLG: 0.386	1-0 G3		0-1 G6-3			0-0 G6-3	1-1 G6-4-3			4	0	0	0	0	0	4					
Charles Johnson, R OBP: 0.335, SLG: 0.425			2-2 2B 1B 1B	0-1 P2		0-3 K		4-2 F8 1B BB		3	1	1	0	1	1	1					
Ryan Minor, R OBP: 0.284, SLG: 0.387			0-0 L7	2-1 F8			3-1 1B	0-1 F8 1B		4	0	2	1	0	0	1					
Inning Stats	R: 0 E: 0 K: 0 S: 4	H: 1 LOB: 0 BB: 0 P: 7	R: 0 E: 0 K: 1 S: 8	H: 0 LOB: 1 BB: 1 P: 15	R: 6 E: 0 K: 0 S: 17	H: 6 LOB: 0 BB: 0 P: 28	R: 0 E: 0 K: 0 S: 6	H: 0 LOB: 0 BB: 0 P: 8	R: 0 E: 0 K: 0 S: 7	H: 2 LOB: 1 BB: 0 P: 12	R: 1 E: 0 K: 1 S: 12	H: 2 LOB: 1 BB: 0 P: 17	R: 2 E: 0 K: 0 S: 15	H: 4 LOB: 1 BB: 0 P: 23	R: 0 E: 0 K: 0 S: 10	H: 1 LOB: 2 BB: 1 P: 18	1B: 11 2B: 3 3B: 0 HR: 2	SF: 0 SAC: 0 DP: 3 HBP: 0	WP: 1 PB: 0 CS: 0	PA: 39	
PITCHER	IP WLS BF H R ER SO BB IBB HBP BLK WP HR S P ERA WHIP	IP WLS BF H R ER SO BB IBB HBP BLK WP HR S P ERA WHIP	IP WLS BF H R ER SO BB IBB HBP BLK WP HR S P ERA WHIP	IP WLS BF H R ER SO BB IBB HBP BLK WP HR S P ERA WHIP	IP WLS BF H R ER SO BB IBB HBP BLK WP HR S P ERA WHIP	IP WLS BF H R ER SO BB IBB HBP BLK WP HR S P ERA WHIP	IP WLS BF H R ER SO BB IBB HBP BLK WP HR S P ERA WHIP	IP WLS BF H R ER SO BB IBB HBP BLK WP HR S P ERA WHIP	IP WLS BF H R ER SO BB IBB HBP BLK WP HR S P ERA WHIP	IP WLS BF H R ER SO BB IBB HBP BLK WP HR S P ERA WHIP	IP WLS BF H R ER SO BB IBB HBP BLK WP HR S P ERA WHIP	IP WLS BF H R ER SO BB IBB HBP BLK WP HR S P ERA WHIP	IP WLS BF H R ER SO BB IBB HBP BLK WP HR S P ERA WHIP	IP WLS BF H R ER SO BB IBB HBP BLK WP HR S P ERA WHIP	IP WLS BF H R ER SO BB IBB HBP BLK WP HR S P ERA WHIP	IP WLS BF H R ER SO BB IBB HBP BLK WP HR S P ERA WHIP	IP WLS BF H R ER SO BB IBB HBP BLK WP HR S P ERA WHIP	IP WLS BF H R ER SO BB IBB HBP BLK WP HR S P ERA WHIP	IP WLS BF H R ER SO BB IBB HBP BLK WP HR S P ERA WHIP	IP WLS BF H R ER SO BB IBB HBP BLK WP HR S P ERA WHIP	IP WLS BF H R ER SO BB IBB HBP BLK WP HR S P ERA WHIP
Jaime Navarro, R ERA: 6.19	1.1	31	13	9	2	0	1	0	0	0	0	18	30	0.00	2.400						
Scott Eyre, L ERA: 7.54	1.2	8	3	0	0	0	1	0	0	0	0	18	30	0.00	2.400						

Chicago White Sox @ Baltimore Orioles
 Oriole Park at Camden Yards, Baltimore, MD
 Sun Aug 22 1999, 1:35 PM EDT
 Att: 43,335 - Cloudy - 83 F

AB 37
 R 9
 H 16
 RBI 9
 BB 2
 SO 2
 LOB 19




Batter	1	2	3	4	5	6	7	8	9	AB	R	H	RBI	BB	SO	LOB	TOP																	
Ray Durham, S OBP: 0.377, SLG: 0.462	G4-3		G3		G6-3		F8 1B 2B 1B	K		5	1	1	0	0	1	0	Chicago White Sox @ Tampa Bay Devil Rays Tropicana Field, St. Petersburg, FL Thu Aug 26 1999, 12:35 PM EDT Att: 13,526 - Dome - 72 F livebaseballscorecards.com																	
Mike Caruso, S OBP: 0.289, SLG: 0.303	G4-3				G1-3		F8 1B 2B 1B	L8	4	1	1	0	1	0	0																			
Frank Thomas, R OBP: 0.417, SLG: 0.486			F8			14 1B 2B	F8	F9	5	1	2	0	0	0	3																			
Magglio Ordonez, R OBP: 0.339, SLG: 0.523	F8				F8		P3	L9	5	0	1	2	0	0	2																			
14 Paul Konerko, R OBP: 0.320, SLG: 0.528		G4-3			2B G6-3 1B		2B 1B	G6-3	4	2	2	0	0	0	1																			
Chris Singleton, L OBP: 0.338, SLG: 0.504							P5	CS 1B 1B	4	0	3	0	0	0	2																			
Carlos Lee, R OBP: 0.320, SLG: 0.442					G6-3		1H 2B	HR 1B	4	1	3	3	0	0	1																			
Greg Norton, S OBP: 0.343, SLG: 0.393					G1-3		F7	K	3	0	0	0	0	0	4																			
Craig Wilson, R OBP: 0.338, SLG: 0.330	G1-6-3								1	0	0	0	0	1	2																			
Brook Fordyce, R OBP: 0.346, SLG: 0.431			F8		G6-3		F8	HR	4	1	1	2	0	0	0																			
Inning Stats	R: 0 E: 0 K: 0 S: 10	H: 1 LOB: 1 BB: 0 P: 16	R: 0 E: 0 K: 0 S: 12	H: 2 LOB: 1 BB: 0 P: 18	R: 0 E: 0 K: 0 S: 6	H: 0 LOB: 1 BB: 1 P: 16	R: 1 E: 0 K: 0 S: 9	H: 2 LOB: 1 BB: 0 P: 14	R: 0 E: 0 K: 0 S: 7	H: 0 LOB: 0 BB: 0 P: 12	R: 2 E: 0 K: 0 S: 9	H: 3 LOB: 1 BB: 0 P: 13	R: 2 E: 0 K: 0 S: 14	H: 3 LOB: 1 BB: 0 P: 20	R: 2 E: 0 K: 2 S: 12	H: 3 LOB: 0 BB: 0 P: 18	R: 0 E: 0 K: 0 S: 7	H: 0 LOB: 0 BB: 0 P: 7	1B: 9 2B: 4 3B: 0 HR: 1	SF: 0 SAC: 0 DP: 1 HBP: 0	WP: 0 PB: 0 CS: 1	PA: 40												
PITCHER	IP WLS BF H R ER SO BB IBB HBP BLK WP HR S P ERA WHIP																																	
Dave Eiland, R ERA: 5.48	(1, 1)	2.2	11	3	0	0	0	1	0	0	0	0	0	0	26	47	0.00	1.500																
Rick White, R ERA: 4.24	(3, 1)	3.0	W	14	5	3	3	0	0	0	0	0	0	0	26	41	9.00	1.667																
Albie Lopez, R ERA: 6.26	(6, 1)	1.1		9	5	4	4	0	0	0	0	0	0	0	19	26	27.00	3.750																
Norm Charlton, L ERA: 3.15	(8, 1)	1.0	H	3	1	0	0	2	0	0	0	0	0	1	8	13	0.00	1.000																
Roberto Hernandez, R ERA: 3.23	(9, 1)	1.0	S	3	0	0	0	0	0	0	0	0	0	0	7	7	0.00	0.000																

Batter	1	2	3	4	5	6	7	8	9	AB	R	H	RBI	BB	SO	LOB	BOTTOM																	
Miguel Cairo, R OBP: 0.343, SLG: 0.380	WP G4-3 1B BB		G4-3 1B	G6-3		1B 1B		F9		4	2	2	0	1	0	0	Chicago White Sox @ Tampa Bay Devil Rays Tropicana Field, St. Petersburg, FL Thu Aug 26 1999, 12:35 PM EDT Att: 13,526 - Dome - 72 F livebaseballscorecards.com																	
Terrell Lowery, R OBP: 0.382, SLG: 0.479	F9		K			2B 1B		G6-3	5	1	2	0	0	1	2																			
Wade Boggs, L OBP: 0.379, SLG: 0.381	G4-3		G4-3			HR 2B		SF7	4	1	2	2	0	0	2																			
Bobby Smith, R OBP: 0.231, SLG: 0.222	G4-3					HR 2B		CS 1B	0	0	0	0	0	0	0																			
Jose Canseco, R OBP: 0.369, SLG: 0.606	FC5 1B BB					L3		CS	3	0	2	1	1	0	1																			
Paul Sorrento, L OBP: 0.361, SLG: 0.428	F8		F8			HR BB		BB	2	1	1	1	2	0	1																			
Bubba Trammell, R OBP: 0.385, SLG: 0.516	FC5					HR 1B		HR	4	2	2	3	0	1	5																			
Dave Martinez, L OBP: 0.351, SLG: 0.383						HR		K	0	0	0	0	0	0	0																			
Jose Guillen, R OBP: 0.325, SLG: 0.351			F9		G6-3			K	4	1	1	2	0	1	0																			
Tony Graffanino, R OBP: 0.319, SLG: 0.485			G6-3		L7			K	4	0	0	0	0	1	0																			
Mike DiFelice, R OBP: 0.336, SLG: 0.512			K		K			G5-3	4	1	1	0	0	2	0																			
Inning Stats	R: 1 E: 0 K: 0 S: 9	H: 1 LOB: 2 BB: 2 P: 22	R: 0 E: 0 K: 1 S: 10	H: 0 LOB: 0 BB: 0 P: 15	R: 1 E: 0 K: 1 S: 7	H: 2 LOB: 1 BB: 0 P: 11	R: 2 E: 0 K: 1 S: 13	H: 2 LOB: 0 BB: 0 P: 17	R: 4 E: 0 K: 1 S: 12	H: 3 LOB: 3 BB: 1 P: 20	R: 1 E: 0 K: 0 S: 19	H: 4 LOB: 1 BB: 1 P: 33	R: 0 E: 0 K: 1 S: 9	H: 0 LOB: 0 BB: 0 P: 13	R: 0 E: 0 K: 0 S: 9	H: 1 LOB: 1 BB: 0 P: 14	R: 0 E: 0 K: 0 S: 7	H: 0 LOB: 0 BB: 0 P: 7	1B: 10 2B: 1 3B: 0 HR: 2	SF: 1 SAC: 0 DP: 0 HBP: 0	WP: 1 PB: 0 SB: 1 CS: 1	PA: 40												
PITCHER	IP WLS BF H R ER SO BB IBB HBP BLK WP HR S P ERA WHIP																																	
John Snyder, R ERA: 6.34	(1, 1)	4.1	L	24	8	8	3	3	0	0	0	0	0	0	42	68	2.46	1.636																
Sean Lowe, R ERA: 3.04	(5, 1)	3.2		15	5	1	1	3	1	0	0	0	0	0	42	68	2.46	1.636																

Batter	1	2	3	4	5	6	7	8	9	AB	R	H	RBI	BB	SO	LOB	TOP					
Ryan Christenson, R OBP: 0.302, SLG: 0.313	1-2 F7		1-0 E2 1B	0-3 K2-3			0-0 B2	0-1 G4-3		5	1	0	0	0	1	2						
Randy Velarde, R OBP: 0.388, SLG: 0.453	2-2 F8		0-2 1B SF8				1-0 2B		4-0 FC4-6 BB	4	2	2	0	1	0	0						
Jason Giambi, L OBP: 0.420, SLG: 0.553	3-1 F8		2-1 1B				0-1 1B SF8		0-0 FC4-6 BB	5	2	2	3	0	1	1						
John Jaha, R OBP: 0.427, SLG: 0.601 Rich Becker, L OBP: 0.402, SLG: 0.401		3-1 1B E	3-1 SF8				3-1 1B		4-2 BB BB	3	2	3	1	1	0	0						
Matt Stairs, L OBP: 0.397, SLG: 0.514		0-0 E	0-2 F8				0-1 F8		2-0 P6	4	0	1	1	0	0	4						
Olmedo Saenz, R OBP: 0.381, SLG: 0.466 Scott Spiezio, S OBP: 0.318, SLG: 0.423		2-3 K	1-3 K				1-1 HBP	0-1 HR	4-0 BB	3	1	1	2	0	2	3						
Miguel Tejada, R OBP: 0.321, SLG: 0.417		1-2 E5					0-0 P3	2-0 F9	4-0 BB	4	0	0	2	1	0	2						
Ben Grieve, L OBP: 0.368, SLG: 0.484 Jason McDonald, S OBP: 0.298, SLG: 0.273		0-1 G6-4-3					1-3 K		0-2 F7	4	0	0	0	0	1	3						
Ramon Hernandez, R OBP: 0.375, SLG: 0.471			1-2 1B				3-1 F9		3-2 F8	3	1	1	0	1	0	1						
Inning Stats	R: 0 E: 0 K: 0 S: 9	H: 0 LOB: 0 BB: 0 P: 15	R: 1 E: 1 K: 1 S: 13	H: 2 LOB: 1 BB: 0 P: 19	R: 3 E: 1 K: 1 S: 17	H: 3 LOB: 1 BB: 0 P: 25	R: 0 E: 0 K: 1 S: 7	H: 0 LOB: 1 BB: 0 P: 13	R: 0 E: 0 K: 1 S: 10	H: 0 LOB: 1 BB: 0 P: 12	R: 4 E: 0 K: 0 S: 12	H: 4 LOB: 0 BB: 0 P: 19	R: 0 E: 0 K: 0 S: 9	H: 0 LOB: 0 BB: 0 P: 12	R: 1 E: 0 K: 1 S: 7	H: 0 LOB: 3 BB: 4 P: 26	1B: 6 2B: 3 3B: 0 HR: 1	SF: 2 SAC: 0 DP: 1 HBP: 1	WP: 0 PB: 0 SB: 0 CS: 0	PA: 44		
PITCHER	IP WLS BF H R ER SO BB IBB HBP BLK WP HR S P ERA WHIP	IP WLS BF H R ER SO BB IBB HBP BLK WP HR S P ERA WHIP	IP WLS BF H R ER SO BB IBB HBP BLK WP HR S P ERA WHIP	IP WLS BF H R ER SO BB IBB HBP BLK WP HR S P ERA WHIP	IP WLS BF H R ER SO BB IBB HBP BLK WP HR S P ERA WHIP	IP WLS BF H R ER SO BB IBB HBP BLK WP HR S P ERA WHIP	IP WLS BF H R ER SO BB IBB HBP BLK WP HR S P ERA WHIP	IP WLS BF H R ER SO BB IBB HBP BLK WP HR S P ERA WHIP	IP WLS BF H R ER SO BB IBB HBP BLK WP HR S P ERA WHIP	IP WLS BF H R ER SO BB IBB HBP BLK WP HR S P ERA WHIP	IP WLS BF H R ER SO BB IBB HBP BLK WP HR S P ERA WHIP	IP WLS BF H R ER SO BB IBB HBP BLK WP HR S P ERA WHIP	IP WLS BF H R ER SO BB IBB HBP BLK WP HR S P ERA WHIP	IP WLS BF H R ER SO BB IBB HBP BLK WP HR S P ERA WHIP	IP WLS BF H R ER SO BB IBB HBP BLK WP HR S P ERA WHIP	IP WLS BF H R ER SO BB IBB HBP BLK WP HR S P ERA WHIP	IP WLS BF H R ER SO BB IBB HBP BLK WP HR S P ERA WHIP	IP WLS BF H R ER SO BB IBB HBP BLK WP HR S P ERA WHIP	IP WLS BF H R ER SO BB IBB HBP BLK WP HR S P ERA WHIP	IP WLS BF H R ER SO BB IBB HBP BLK WP HR S P ERA WHIP	IP WLS BF H R ER SO BB IBB HBP BLK WP HR S P ERA WHIP	IP WLS BF H R ER SO BB IBB HBP BLK WP HR S P ERA WHIP

Oakland Athletics @ Chicago White Sox
Comiskey Park, Chicago, IL
Fri Aug 27 1999, 8:05 PM EDT
Att: 14,270 - Unknown - 80 F


AB 36
R 9
H 10
RBI 9
BB 5
SO 6
LOB 19





Batter	1	2	3	4	5	6	7	8	9	AB	R	H	RBI	BB	SO	LOB	BOTTOM					
Ray Durham, S OBP: 0.379, SLG: 0.461	4-2 WP G4-3 BB		1-0 G1-3	1-2 1B			1-0 L7		3-0 1-0 2-0 1	3	0	1	0	2	0	1						
Mike Caruso, S OBP: 0.291, SLG: 0.305 Brook Fordyce, R OBP: 0.345, SLG: 0.430 Craig Wilson, R OBP: 0.303, SLG: 0.330	1-0 G4-3		0-1 1B	1-1 G4-3			1-0 S 1B	2-0 F8	4-1 BB	4	1	2	1	0	0	4						
Frank Thomas, R OBP: 0.418, SLG: 0.486	2-3 K		1-0 1B				4-2 1B BB		0-0 14 1B	4	1	2	0	1	1	1						
Magglio Ordonez, R OBP: 0.339, SLG: 0.521	2-2 P4		1-1 G6-4-3				2-2 1B		0-1 G4-6-3 14 1B	5	0	2	1	0	0	3						
14 Paul Konerko, R OBP: 0.351, SLG: 0.529		3-2 G5-3					4-2 P4		2-1 G4-6-3 1B	5	1	2	1	0	0	2						
Chris Singleton, L OBP: 0.337, SLG: 0.508		0-3 K					1-3 K		0-1 G4-6-3	5	1	1	1	0	2	3						
Carlos Lee, R OBP: 0.321, SLG: 0.452		2-1 HR					0-1 G6-3		1-2 G6-3	5	1	2	2	0	0	1						
Greg Norton, S OBP: 0.340, SLG: 0.388		3-2 F7					2-3 K		1-0 F7	4	0	0	0	0	2	1						
Mark Johnson, L OBP: 0.335, SLG: 0.343			2-2 G1-3 1B				4-1 1B		4-2 BB	2	1	1	0	2	0	0						
Inning Stats	R: 0 E: 0 K: 1 S: 10	H: 0 LOB: 1 BB: 1 P: 19	R: 1 E: 0 K: 1 S: 14	H: 1 LOB: 0 BB: 0 P: 22	R: 1 E: 0 K: 0 S: 9	H: 3 LOB: 1 BB: 0 P: 14	R: 1 E: 0 K: 1 S: 15	H: 3 LOB: 3 BB: 1 P: 24	R: 0 E: 0 K: 2 S: 9	H: 0 LOB: 0 BB: 0 P: 10	R: 0 E: 0 K: 2 S: 9	H: 0 LOB: 0 BB: 0 P: 12	R: 1 E: 0 K: 0 S: 13	H: 2 LOB: 2 BB: 1 P: 22	R: 1 E: 0 K: 0 S: 11	H: 1 LOB: 2 BB: 2 P: 23	R: 1 E: 0 K: 0 S: 9	H: 3 LOB: 1 BB: 0 P: 13	1B: 9 2B: 2 3B: 0 HR: 2	SF: 0 SAC: 0 DP: 2 HBP: 0	WP: 1 PB: 0 SB: 1 CS: 0	PA: 43
PITCHER	IP WLS BF H R ER SO BB IBB HBP BLK WP HR S P ERA WHIP	IP WLS BF H R ER SO BB IBB HBP BLK WP HR S P ERA WHIP	IP WLS BF H R ER SO BB IBB HBP BLK WP HR S P ERA WHIP	IP WLS BF H R ER SO BB IBB HBP BLK WP HR S P ERA WHIP	IP WLS BF H R ER SO BB IBB HBP BLK WP HR S P ERA WHIP	IP WLS BF H R ER SO BB IBB HBP BLK WP HR S P ERA WHIP	IP WLS BF H R ER SO BB IBB HBP BLK WP HR S P ERA WHIP	IP WLS BF H R ER SO BB IBB HBP BLK WP HR S P ERA WHIP	IP WLS BF H R ER SO BB IBB HBP BLK WP HR S P ERA WHIP	IP WLS BF H R ER SO BB IBB HBP BLK WP HR S P ERA WHIP	IP WLS BF H R ER SO BB IBB HBP BLK WP HR S P ERA WHIP	IP WLS BF H R ER SO BB IBB HBP BLK WP HR S P ERA WHIP	IP WLS BF H R ER SO BB IBB HBP BLK WP HR S P ERA WHIP	IP WLS BF H R ER SO BB IBB HBP BLK WP HR S P ERA WHIP	IP WLS BF H R ER SO BB IBB HBP BLK WP HR S P ERA WHIP	IP WLS BF H R ER SO BB IBB HBP BLK WP HR S P ERA WHIP	IP WLS BF H R ER SO BB IBB HBP BLK WP HR S P ERA WHIP	IP WLS BF H R ER SO BB IBB HBP BLK WP HR S P ERA WHIP	IP WLS BF H R ER SO BB IBB HBP BLK WP HR S P ERA WHIP	IP WLS BF H R ER SO BB IBB HBP BLK WP HR S P ERA WHIP	IP WLS BF H R ER SO BB IBB HBP BLK WP HR S P ERA WHIP	IP WLS BF H R ER SO BB IBB HBP BLK WP HR S P ERA WHIP

Oakland Athletics @ Chicago White Sox
Comiskey Park, Chicago, IL
Fri Aug 27 1999, 8:05 PM EDT
Att: 14,270 - Unknown - 80 F

AB 38
R 6
H 13
RBI 6
BB 5
SO 5
LOB 18



Batter	1	2	3	4	5	6	7	8	9	AB	R	H	RBI	BB	SO	LOB	TOP										
Rich Becker, L OBP: 0.402, SLG: 0.401 (1, 8)	G5-3		E6 1B			P6 1B		K		5	1	2	1	0	1	1	Oakland Athletics @ Chicago White Sox Comiskey Park, Chicago, IL Sat Aug 28 1999, 7:05 PM EDT Att: 27,121 - Unknown - 80 F AB 36 R 7 H 10 RBI 7 BB 7 SO 8 LOB 24 										
Randy Velarde, R OBP: 0.388, SLG: 0.453 (1, 4)	G4-3		F7				WP 1B	G1-4-3		5	0	2	1	0	0	2											
Jason Giambi, L OBP: 0.422, SLG: 0.552 (1, 3)	L9			L8			WP 1B		HR BB	3	1	1	0	2	0	0											
John Jaha, R OBP: 0.424, SLG: 0.603 (1, 10)		K		F8		K		K	HR BB	5	1	1	2	0	3	4											
Matt Stairs, L OBP: 0.360, SLG: 0.512 Jason McDonald, S OBP: 0.298, SLG: 0.273 (9, PR) (9, 9)				WP HBP		G4-3		K	SH2-3 BB	2	0	0	0	2	1	4											
Ben Grievs, L OBP: 0.358, SLG: 0.481 Olimedo Saenz, R OBP: 0.354, SLG: 0.486 Ryan Christenson, R OBP: 0.302, SLG: 0.313 (7, PH) (7, PR) (7, 8)		L7		G3-1			HR BB		SH2-3 1-2	2	1	0	0	1	0	2											
Scott Spiezio, S OBP: 0.315, SLG: 0.418 (1, 5)		L8				F9 3B		P3	F9	5	1	1	0	0	0	7											
Miguel Tejada, R OBP: 0.326, SLG: 0.433 (1, 6)			F7				HR BB		2B IBB	4	2	3	3	1	0	0											
Mike Macfarlane, R OBP: 0.259, SLG: 0.317 (1, 2)						L6		G5-3	K	5	0	0	0	0	3	4											
Inning Stats	R: 0 E: 0 K: 0 S: 12	H: 0 LOB: 0 BB: 0 P: 16	R: 0 E: 0 K: 1 S: 9	H: 0 LOB: 1 BB: 1 P: 16	R: 0 E: 1 K: 1 S: 12	H: 1 LOB: 1 BB: 0 P: 19	R: 0 E: 0 K: 0 S: 6	H: 0 LOB: 1 BB: 0 P: 14	R: 3 E: 0 K: 1 S: 20	H: 4 LOB: 2 BB: 1 P: 39	R: 2 E: 0 K: 0 S: 10	H: 1 LOB: 0 BB: 1 P: 20	R: 0 E: 0 K: 2 S: 13	H: 2 LOB: 3 BB: 1 P: 24	R: 0 E: 0 K: 2 S: 15	H: 1 LOB: 1 BB: 0 P: 21		R: 2 E: 0 K: 1 S: 14	H: 1 LOB: 2 BB: 3 P: 33	1B: 6 2B: 1 3B: 1 HR: 2	SF: 0 SAC: 1 DP: 0 HBP: 1	WP: 2 PB: 0 SB: 1 CS: 0	PA: 45				
PITCHER	IP	WLS	BF	H	R	ER	SO	BB	IBB	HBP	BLK	WP	HR	S	P	ERA	WHIP										
Jaime Navarro, R ERA: 6.27 41 Bill Simas, R ERA: 4.1 Jesus Pena, L ERA: 1.42 Keith Foulke, R ERA: 2.57 Bob Howry, R ERA: 3.76	(1, 1)	5.1	L	26	6	5	5	3	3	0	1	0	1	66	119	8.44	1.688										

Batter	1	2	3	4	5	6	7	8	9	AB	R	H	RBI	BB	SO	LOB	BOTTOM										
Ray Durham, S OBP: 0.379, SLG: 0.461 (1, 4)	1B PB 2B		B1-3			F8		FC2-6 BB	G4-3	4	1	1	0	1	0	1	Oakland Athletics @ Chicago White Sox Comiskey Park, Chicago, IL Sat Aug 28 1999, 7:05 PM EDT Att: 27,121 - Unknown - 80 F AB 34 R 5 H 7 RBI 3 BB 2 SO 2 LOB 11 										
Mike Canuso, S OBP: 0.290, SLG: 0.304 (1, 6)	2B PB 1B		F9			G5-3		FC2-6 PB		4	1	1	0	0	0	2											
Frank Thomas, R OBP: 0.419, SLG: 0.487 (1, 10)	2B 1H 3H		G4-3			G6-3			BB	3	0	1	1	1	0	0											
Magglio Ordonez, R OBP: 0.339, SLG: 0.520 (1, 9)	P4				G5-3		E8 14 E 1B	SF8		3	1	1	1	0	0	1											
14 Paul Konerko, R OBP: 0.347, SLG: 0.524 (1, 3)	G6-3				G5-3		E5	P6		4	0	0	0	0	0	3											
Chris Singleton, L OBP: 0.333, SLG: 0.503 (1, 8)	G4-3				G3-1		F8		P3	4	0	0	0	0	0	2											
Carlos Lee, R OBP: 0.320, SLG: 0.458 (1, 7)						K		K	HR	4	1	1	1	0	2	1											
Craig Wilson, R OBP: 0.299, SLG: 0.324 Brian Simmons, S OBP: 0.291, SLG: 0.418 (9, PH)		G6-3				G6-3			G1-3	3	0	0	0	0	0	1											
Brook Fordyce, R OBP: 0.347, SLG: 0.431 (1, 2)	F8					G6-3		FC2-6 BB SF8 1B	1B	4	1	2	0	0	0	0											
Inning Stats	R: 2 E: 0 K: 0 S: 15	H: 3 LOB: 1 BB: 0 P: 27	R: 0 E: 0 K: 0 S: 5	H: 0 LOB: 0 BB: 0 P: 7	R: 0 E: 0 K: 0 S: 6	H: 0 LOB: 0 BB: 0 P: 9	R: 0 E: 0 K: 1 S: 6	H: 0 LOB: 0 BB: 0 P: 9	R: 0 E: 0 K: 0 S: 5	H: 0 LOB: 0 BB: 0 P: 7	R: 1 E: 2 K: 1 S: 14	H: 1 LOB: 1 BB: 0 P: 20	R: 1 E: 0 K: 0 S: 9	H: 1 LOB: 2 BB: 2 P: 19	R: 1 E: 0 K: 0 S: 13	H: 2 LOB: 1 BB: 0 P: 21		1B: 4 2B: 2 3B: 0 HR: 1	SF: 1 SAC: 0 DP: 0 HBP: 0	WP: 0 PB: 2 SB: 0 CS: 0	PA: 37						
PITCHER	IP	WLS	BF	H	R	ER	SO	BB	IBB	HBP	BLK	WP	HR	S	P	ERA	WHIP										
Gil Heredia, R ERA: 4.7 Buddy Groom, L ERA: 4.69 Greg McMichael, R ERA: 4.05 Doug Jones, R ERA: 4.02	(1, 1)	7.0	W	27	5	4	3	2	0	0	0	0	0	60	93	3.86	0.714										

Batter	1	2	3	4	5	6	7	8	9	AB	R	H	RBI	BB	SO	LOB	TOP				
Rich Becker, L OBP: 0.402, SLG: 0.398 (1, 8)	G4-3	FC6-4 HBP		1B		K		FC1-2		4	0	1	0	0	1	4					
Randy Velarde, R OBP: 0.397, SLG: 0.450 (1, 4)	L8	FC6-4		1B			G5-3	P7		5	0	1	0	0	0	6					
Jason Giambi, L OBP: 0.422, SLG: 0.548 (1, 3)	BB		L7	K			FC5-4 BB	F8		3	0	0	0	2	1	2					
John Jaha, R OBP: 0.419, SLG: 0.595 (1, 10)	K		P9		K		FC5-4	F9		5	0	0	0	0	2	2					
Matt Stairs, L OBP: 0.360, SLG: 0.517 (1, 9)		HR	2B	1B	F7		F9	P6		5	2	2	1	0	0	1					
Ben Griever, L OBP: 0.369, SLG: 0.484 (1, 7)	K		2B		K			1B FC1-2 1B		4	0	2	1	0	2	0					
Scott Spiezio, S OBP: 0.310, SLG: 0.409 (1, 5)		P5	K		P6			P6		4	0	0	0	0	1	2					
Miguel Tejada, R OBP: 0.331, SLG: 0.435 (1, 6)	HBP 1B BB			G6-3 1B			FC6-4 BB	FC1-2 1B 1-2 1B		2	0	2	0	2	0	0					
Ramon Hernandez, R OBP: 0.381, SLG: 0.473 (1, 2)	1-2 HBP 1B		G6-3		FC6-4			FC1-2		4	0	2	0	0	0	2					
Inning Stats	R: 0 E: 0 K: 1 S: 11	H: 0 LOB: 1 BB: 1 P: 19	R: 1 E: 0 K: 1 S: 14	H: 2 LOB: 3 BB: 1 P: 25	R: 1 E: 0 K: 1 S: 10	H: 2 LOB: 1 BB: 0 P: 15	R: 0 E: 0 K: 1 S: 13	H: 3 LOB: 2 BB: 0 P: 20	R: 0 E: 0 K: 2 S: 7	H: 0 LOB: 1 BB: 1 P: 14	R: 0 E: 0 K: 1 S: 9	H: 0 LOB: 1 BB: 1 P: 17	R: 0 E: 0 K: 0 S: 14	H: 3 LOB: 3 BB: 0 P: 21	R: 0 E: 0 K: 0 S: 5	H: 0 LOB: 0 BB: 0 P: 7	1B: 8 2B: 1 3B: 0 HR: 1	SF: 0 SAC: 0 DP: 1 HBP: 1	WP: 0 PB: 0 SB: 0 CS: 0	PA: 41	
PITCHER	IP	WLS	BF	H	R	ER	SO	BB	IBB	HBP	BLK	WP	HR	S	P	ERA	WHIP				
James Baldwin, R ERA: 5.58 (1, 1)	6.0	W	28	7	2	2	7	3	0	1	0	0	1	64	111	3.00	1.667				
Sean Lowe, R ERA: 2.59 (7, 1)	1.1		8	3	0	0	0	1	0	0	0	0	0	20	34	0.00	3.000				
Keith Foulke, R ERA: 2.52 (8, 1)	1.2	S	5	0	0	0	0	0	0	0	0	0	0	8	11	0.00	0.000				

Oakland Athletics @ Chicago White Sox
Comiskey Park, Chicago, IL
Sun Aug 29 1999, 2:05 PM EDT
Att: 16,403 - Sunny - 72 F

AB	36
R	2
H	10
RBI	2
BB	4
SO	7
LOB	19



Batter	1	2	3	4	5	6	7	8	9	AB	R	H	RBI	BB	SO	LOB	BOTTOM				
Ray Durham, S OBP: 0.380, SLG: 0.458 (1, 4)	K		BB 2B	G3	G4-3 BB			G6-3		3	1	0	0	2	1	1					
Craig Wilson, R OBP: 0.297, SLG: 0.318 (1, 6)	P4		F7	BB	G4-3			G1-3		4	0	0	0	1	0	4					
Frank Thomas, R OBP: 0.419, SLG: 0.484 (1, 10)	FC5-4 BB		2B 1B BB	F9			K	L6		3	1	0	0	2	1	2					
Magglio Ordonez, R OBP: 0.340, SLG: 0.524 (1, 9)	FC5-4		1B 2B		1B 2B		F8			4	1	2	1	0	0	1					
14 Paul Konerko, R OBP: 0.349, SLG: 0.521 (1, 3)		P9	1B BB		1B BB		K			2	1	0	0	2	1	0					
Chris Singleton, L OBP: 0.335, SLG: 0.502 (1, 8)		1B	K		1B			F7		4	2	2	0	0	1	3					
Carlos Lee, R OBP: 0.325, SLG: 0.461 (1, 7)		2B 1B		FC6-4 1B	E8 1B			F9		4	1	3	4	0	0	0					
Greg Norton, S OBP: 0.341, SLG: 0.393 (1, 5)		2B	FC6-4		BB			K		4	0	2	1	0	1	3					
Mark Johnson, L OBP: 0.333, SLG: 0.341 (1, 2)	F7			G3	F7			G6-3 S 1B		4	0	1	0	0	0	2					
Inning Stats	R: 0 E: 0 K: 1 S: 12	H: 0 LOB: 1 BB: 1 P: 22	R: 1 E: 0 K: 0 S: 10	H: 3 LOB: 1 BB: 0 P: 16	R: 2 E: 0 K: 1 S: 13	H: 2 LOB: 3 BB: 3 P: 31	R: 0 E: 0 K: 0 S: 7	H: 0 LOB: 1 BB: 1 P: 15	R: 4 E: 1 K: 0 S: 15	H: 4 LOB: 1 BB: 2 P: 29	R: 0 E: 0 K: 2 S: 12	H: 0 LOB: 0 BB: 0 P: 16	R: 0 E: 0 K: 1 S: 5	H: 0 LOB: 0 BB: 0 P: 7	R: 0 E: 0 K: 0 S: 12	H: 1 LOB: 1 BB: 0 P: 20	1B: 7 2B: 3 3B: 0 HR: 0	SF: 0 SAC: 0 DP: 1 HBP: 0	WP: 0 PB: 0 SB: 0 CS: 0	PA: 39	
PITCHER	IP	WLS	BF	H	R	ER	SO	BB	IBB	HBP	BLK	WP	HR	S	P	ERA	WHIP				
Kevin Appier, R ERA: 5.1 (1, 1)	4.0	L	25	8	7	6	2	6	0	0	0	0	0	49	96	13.50	3.500				
Mike Quist, R ERA: 5.5 (5, 1)	4.0		14	2	0	0	3	1	0	0	0	0	0	37	60	0.00	0.750				

Oakland Athletics @ Chicago White Sox
Comiskey Park, Chicago, IL
Sun Aug 29 1999, 2:05 PM EDT
Att: 16,403 - Sunny - 72 F


AB	32
R	7
H	10
RBI	6
BB	7
SO	5
LOB	16



Batter	1	2	3	4	5	6	7	8	9	AB	R	H	RBI	BB	SO	LOB	TOP					
Brian Hunter, R OBP: 0.295, SLG: 0.320 (1, 7)										6	3	3	0	0	0	0						
Raul Ibanez, L OBP: 0.306, SLG: 0.391 (1, 9)										5	2	3	1	1	0	1						
Ken Griffey Jr., L OBP: 0.392, SLG: 0.598 Ozzie Timmons, R OBP: 0.200, SLG: 0.321 (1, 8)										5	2	1	1	0	1	6						
Alex Rodriguez, R OBP: 0.379, SLG: 0.629 (1, 6)										3	3	1	2	2	0	2						
Edgar Martinez, R OBP: 0.446, SLG: 0.546 (1, 10)										5	3	3	5	0	1	2						
Tom Lampkin, L OBP: 0.384, SLG: 0.493 (1, 2)										5	0	1	2	0	2	3						
Ryan Jackson, L OBP: 0.350, SLG: 0.286 (1, 3)										5	0	2	2	0	1	1						
Russ Davis, R OBP: 0.291, SLG: 0.418 (1, 5)										5	0	0	0	0	2	4						
Rafael Bourquiel, R OBP: 0.337, SLG: 0.443 (1, 4)											5	1	1	0	0	0						
Inning Stats	R: 4 E: 0 K: 0 S: 21	H: 4 LOB: 1 BB: 1 P: 33	R: 0 E: 0 K: 0 S: 10	H: 1 LOB: 1 BB: 0 P: 13	R: 0 E: 0 K: 0 S: 4	H: 0 LOB: 0 BB: 0 P: 7	R: 0 E: 0 K: 0 S: 6	H: 0 LOB: 0 BB: 0 P: 12	R: 4 E: 0 K: 2 S: 19	H: 5 LOB: 1 BB: 0 P: 27	R: 2 E: 0 K: 3 S: 18	H: 3 LOB: 2 BB: 1 P: 31	R: 0 E: 0 K: 1 S: 5	H: 0 LOB: 0 BB: 0 P: 9	R: 4 E: 2 K: 1 S: 12	H: 2 LOB: 1 BB: 1 P: 21	R: 0 E: 0 K: 0 S: 7	H: 0 LOB: 0 BB: 0 P: 9	1B: 10 2B: 4 3B: 0 HR: 1	SF: 0 SAC: 0 DP: 0 HBP: 0	WP: 1 PB: 0 SB: 3 CS: 1	PA: 47
PITCHER	IP WLS BF H R ER SO BB IBB HBP BLK WP HR S P ERA WHIP																					
Carlos Castillo, R ERA: 6.99	(1, 1) 4.1 L 23 9 8 8 0 1 0 0 0 0 0 0 51 79 16.61 2.308																					
Scott Eyre, L ERA: 7.56	(5, 1) 0.2 5 3 2 2 2 0 0 0 0 0 0 12 17 27.00 4.500																					
Jesus Pena, L ERA: 0.93	(6, 1) 2.1 12 1 3 1 4 1 1 0 0 0 1 0 25 46 3.86 0.857																					
41 Bill Simas, R ERA: 4.13	(8, 1) 1.2 7 2 1 0 1 0 0 0 0 0 0 1 14 20 0.00 1.200																					

Seattle Mariners @ Chicago White Sox
Comiskey Park, Chicago, IL
Mon Aug 30 1999, 8:05 PM EDT
Att: 17,190 - Unknown - 68 F

AB 44
R 14
H 15
RBI 13
BB 3
SO 7
LOB 19



Batter	1	2	3	4	5	6	7	8	9	AB	R	H	RBI	BB	SO	LOB	BOTTOM					
Ray Durham, S OBP: 0.381, SLG: 0.458 Craig Wilson, R OBP: 0.290, SLG: 0.315 (1, 4)										1	0	1	0	0	0	0						
Mike Caruso, S OBP: 0.293, SLG: 0.305 (1, 6)										5	1	2	0	0	0	1						
Frank Thomas, R OBP: 0.415, SLG: 0.476 (1, 10)										5	0	0	0	0	2	3						
Magglio Ordonez, R OBP: 0.337, SLG: 0.519 Darin Jackson, R OBP: 0.297, SLG: 0.429 (7, PH)										3	0	0	0	0	0	2						
14 Paul Konerko, R OBP: 0.354, SLG: 0.533 (1, 3)										4	1	2	2	0	0	0						
Brian Simmons, S OBP: 0.279, SLG: 0.397 (1, 8)										3	1	0	0	1	2	1						
Carlos Lee, R OBP: 0.328, SLG: 0.467 (1, 7)										4	1	2	0	0	0	0						
Greg Norton, S OBP: 0.348, SLG: 0.415 (1, 5)										3	2	3	4	1	0	0						
Brook Fordyce, R OBP: 0.345, SLG: 0.428 (1, 2)										4	0	1	0	0	1	2						
Inning Stats	R: 0 E: 0 K: 0 S: 7	H: 1 LOB: 1 BB: 0 P: 12	R: 1 E: 0 K: 1 S: 12	H: 2 LOB: 1 BB: 1 P: 20	R: 0 E: 0 K: 0 S: 12	H: 0 LOB: 0 BB: 0 P: 15	R: 2 E: 0 K: 1 S: 13	H: 2 LOB: 0 BB: 0 P: 21	R: 0 E: 0 K: 1 S: 11	H: 1 LOB: 1 BB: 0 P: 16	R: 1 E: 0 K: 1 S: 11	H: 2 LOB: 2 BB: 1 P: 21	R: 1 E: 0 K: 1 S: 10	H: 2 LOB: 1 BB: 0 P: 17	R: 1 E: 0 K: 0 S: 9	H: 1 LOB: 0 BB: 0 P: 14	R: 0 E: 0 K: 0 S: 6	H: 0 LOB: 0 BB: 0 P: 7	1B: 6 2B: 2 3B: 0 HR: 3	SF: 0 SAC: 0 DP: 0 HBP: 0	WP: 0 PB: 0 SB: 0 CS: 0	PA: 40
PITCHER	IP WLS BF H R ER SO BB IBB HBP BLK WP HR S P ERA WHIP																					
28 Ken Cloude, R ERA: 7.71	(1, 1) 5.2 W 26 7 4 4 4 2 0 0 0 0 0 0 1 28 6.35 1.588																					
Frankie Rodriguez, R ERA: 6.1	(6, 1) 3.1 S 14 4 2 2 1 0 0 0 0 0 0 1 28 43 5.40 1.200																					

Seattle Mariners @ Chicago White Sox
Comiskey Park, Chicago, IL
Mon Aug 30 1999, 8:05 PM EDT
Att: 17,190 - Unknown - 68 F

AB 38
R 6
H 11
RBI 6
BB 2
SO 5
LOB 14



Batter	1	2	3	4	5	6	7	8	9	AB	R	H	RBI	BB	SO	LOB	TOP										
Brian Hunter, R OBP: 0.294, SLG: 0.319	E5 SF8	CS 1B		SF7	P3		FC6-4			4	1	1	1	0	0	3	Seattle Mariners @ Chicago White Sox Comiskey Park, Chicago, IL Tue Aug 31 1999, 8:05 PM EDT Att: 12,579 - Cloudy - 73 F										
Raul Ibanez, L OBP: 0.304, SLG: 0.406	E4 F9 1B	CS	G4-3		F7		F9			5	2	1	3	0	0	4											
Ken Griffey Jr., L OBP: 0.389, SLG: 0.594 Ryan Jackson, L OBP: 0.350, SLG: 0.286	SF8		P2	G6-3		F7	K			4	0	0	1	0	1												
Alex Rodriguez, R OBP: 0.384, SLG: 0.646 Rafael Bourquard, R OBP: 0.337, SLG: 0.443	1B BB							F8		4	2	3	2	1	0	0											
Edgar Martinez, R OBP: 0.445, SLG: 0.544	F9		F8					F8		5	0	2	0	0	0	2											
Jay Buhner, R OBP: 0.380, SLG: 0.467	1B					FC6-4 HR		K		5	2	2	1	0	1	3											
Tom Lampkin, L OBP: 0.371, SLG: 0.516	F7									5	2	3	2	0	0	2											
Russ Davis, R OBP: 0.293, SLG: 0.421		F9								5	1	2	1	0	2	0											
David Bell, R OBP: 0.328, SLG: 0.422	K									3	1	1	0	1	1	0											
Inning Stats	R: 2 E: 0 K: 0 S: 13	H: 1 LOB: 2 BB: 1 P: 23	R: 0 E: 0 K: 1 S: 8	H: 1 LOB: 0 BB: 0 P: 14	R: 1 E: 0 K: 0 S: 6	H: 1 LOB: 0 BB: 0 P: 11	R: 5 E: 0 K: 0 S: 18	H: 6 LOB: 2 BB: 1 P: 39	R: 0 E: 0 K: 1 S: 14	H: 2 LOB: 2 BB: 0 P: 23	R: 3 E: 0 K: 1 S: 14	H: 3 LOB: 1 BB: 0 P: 21	R: 0 E: 0 K: 1 S: 10	H: 1 LOB: 1 BB: 0 P: 14	R: 0 E: 0 K: 1 S: 9	H: 0 LOB: 0 BB: 0 P: 14		R: 0 E: 0 K: 1 S: 13	H: 0 LOB: 0 BB: 0 P: 21	1B: 9 2B: 2 3B: 0 HR: 4	SF: 2 SAC: 1 DP: 0 HBP: 0	WP: 1 PB: 0 SB: 0 CS: 1	PA: 46				
PITCHER	IP	WLS	BF	H	R	ER	SO	BB	IBB	HBP	BLK	WP	HR	S	P	ERA	WHIP										
John Snyder, R ERA: 6.62	3.1	L	20	7	8	6	1	2	0	0	0	1	2	38	72	16.20	2.700										
Jaime Navarro, R ERA: 6.3	2.1	13	6	2	2	0	0	0	0	0	0	0	1	30	52	7.71	2.571										
Sean Lowe, R ERA: 3.14	0.1	2	1	1	1	1	0	0	0	0	0	0	1	5	7	27.00	3.000										
James Baldwin, R ERA: 5.55	1.0	4	1	0	0	1	0	0	0	0	0	0	0	10	14	0.00	1.000										
Keith Foulke, R ERA: 2.49	1.0	3	0	0	0	1	0	0	0	0	0	0	0	9	14	0.00	0.000										
Bob Howry, R ERA: 3.7	9.1	1.0	3	0	0	0	1	0	0	0	0	0	0	13	21	0.00	0.000										
Batter	1	2	3	4	5	6	7	8	9	AB	R	H	RBI	BB	SO	LOB	BOTTOM										
Mike Caruso, S OBP: 0.294, SLG: 0.306	HR 1B		P5		G4-3		G3		FC5-4 1B	5	1	2	0	0	0	1	Seattle Mariners @ Chicago White Sox Comiskey Park, Chicago, IL Tue Aug 31 1999, 8:05 PM EDT Att: 12,579 - Cloudy - 73 F										
Darin Jackson, R OBP: 0.291, SLG: 0.455	HR		1B BB 14 WP		SF8			F7	K	4	2	2	3	0	1	2											
Frank Thomas, R OBP: 0.415, SLG: 0.473	G6-3		14 WP 1B BB		G5-3			G6-3 1B BB	FC5-4	3	0	0	0	2	0	2											
Magglio Ordonez, R OBP: 0.339, SLG: 0.519	G1-3		14 WP 1B					G4-3 1B		4	0	2	0	0	0	0											
14 Paul Konerko, R OBP: 0.351, SLG: 0.528	K		G5-3					G6-3	G6-3	4	0	0	0	0	1	4											
Carlos Lee, R OBP: 0.330, SLG: 0.466		F7			P5				HBP	3	0	1	0	0	0	0											
Craig Wilson, R OBP: 0.285, SLG: 0.309 55 Liu Rodriguez, S OBP: 0.304, SLG: 0.271	L5				K			G6-3	G4-3	4	0	0	0	0	1	4											
Greg Norton, S OBP: 0.347, SLG: 0.416		G6-3			K					4	0	1	0	0	1	0											
Brook Fordyce, R OBP: 0.344, SLG: 0.429			K						G5-3	4	1	1	0	0	1	1											
Inning Stats	R: 2 E: 0 K: 1 S: 12	H: 2 LOB: 0 BB: 0 P: 16	R: 0 E: 0 K: 0 S: 8	H: 0 LOB: 0 BB: 0 P: 12	R: 1 E: 0 K: 1 S: 12	H: 2 LOB: 1 BB: 0 P: 20	R: 0 E: 0 K: 2 S: 9	H: 0 LOB: 0 BB: 0 P: 14	R: 1 E: 0 K: 0 S: 8	H: 1 LOB: 0 BB: 0 P: 10	R: 0 E: 0 K: 0 S: 10	H: 1 LOB: 1 BB: 0 P: 12	R: 0 E: 0 K: 0 S: 10	H: 0 LOB: 0 BB: 0 P: 14	R: 0 E: 0 K: 0 S: 11	H: 1 LOB: 3 BB: 1 P: 20		R: 0 E: 0 K: 1 S: 13	H: 2 LOB: 2 BB: 0 P: 17	1B: 6 2B: 2 3B: 0 HR: 1	SF: 1 SAC: 0 DP: 0 HBP: 1	WP: 1 PB: 0 SB: 0 CS: 0	PA: 39				
PITCHER	IP	WLS	BF	H	R	ER	SO	BB	IBB	HBP	BLK	WP	HR	S	P	ERA	WHIP										
John Halama, L ERA: 4.1	7.0	28	6	4	4	4	0	1	0	0	0	0	1	69	98	5.14	1.000										
Tom Davey, R ERA: 5.24	2.0	11	3	0	0	1	1	0	0	1	0	0	0	24	37	0.00	2.000										

Batter	1	2	3	4	5	6	7	8	9	AB	R	H	RBI	BB	SO	LOB	TOP
Brian Hunter, R OBP: 0.293, SLG: 0.318 (1, 7)	G5-3		F8			FC5-6	1B		B1-3	5	0	1	0	0	0	2	Seattle Mariners @ Chicago White Sox Comiskey Park, Chicago, IL Wed Sep 01 1999, 8:05 PM EDT Att: 12,472 - Cloudy - 85 F
David Bell, R OBP: 0.329, SLG: 0.421 (1, 4)	K			G1-3		1B	1B		L9	5	0	2	1	0	1	0	
Ken Griffey Jr., L OBP: 0.386, SLG: 0.589 (1, 8)	G4-3			F9		K	F8			4	0	0	0	0	1	4	
Alex Rodriguez, R OBP: 0.381, SLG: 0.639 (1, 6)		P4		P3		K			F7	4	0	0	0	0	1	2	
Edgar Martinez, R OBP: 0.446, SLG: 0.554 (1, 10)		G6-3			L8		HR		2B	4	1	2	1	0	0	0	
Jay Buhner, R OBP: 0.382, SLG: 0.480 (1, 9)				G6-3		HR				3	1	1	1	1	1	0	
Charles Gipson, R OBP: 0.375, SLG: 0.455 (9, 9)		K				HR			BB	0	0	0	0	0	0	0	
Mike Blowers, R OBP: 0.333, SLG: 0.333 (1, 3)			F9				G5-3		L7	3	0	1	0	0	0	0	
Raul Ibanez, L OBP: 0.302, SLG: 0.403 (8, PH)					1B					1	0	0	0	0	0	2	
Ryan Jackson, L OBP: 0.350, SLG: 0.286 (8, 3)										0	0	0	0	0	0	0	
Dan Wilson, R OBP: 0.313, SLG: 0.367 (1, 2)				F8			F8		K	4	0	1	0	0	1	3	
Russ Davis, R OBP: 0.295, SLG: 0.421 (1, 5)			L7						L9	4	1	2	0	0	0	1	
Inning Stats	R: 0 H: 0 E: 0 K: 1 S: 9	H: 0 R: 0 ER: 0 LOB: 0 BB: 0 P: 10	R: 0 H: 0 E: 0 K: 1 S: 8	H: 1 R: 0 ER: 0 LOB: 1 BB: 0 P: 12	R: 0 H: 0 E: 0 K: 0 S: 6	H: 0 R: 0 ER: 0 LOB: 0 BB: 0 P: 8	R: 0 H: 1 E: 0 K: 0 S: 6	H: 2 R: 3 ER: 0 LOB: 2 BB: 0 P: 17	R: 3 H: 5 E: 0 K: 0 S: 20	H: 1 R: 0 ER: 0 LOB: 2 BB: 1 P: 16	R: 0 H: 0 E: 0 K: 0 S: 4	H: 0 R: 0 ER: 0 LOB: 0 BB: 0 P: 6	1B: 6 2B: 2 3B: 0 HR: 2	SF: 0 SAC: 0 DP: 0 HBP: 0	WP: 0 PB: 0 SB: 1 CS: 0	PA: 38	
PITCHER	IP WLS BF H R ER SO BB IBB HBP BLK WP HR S P ERA WHIP	IP WLS BF H R ER SO BB IBB HBP BLK WP HR S P ERA WHIP	IP WLS BF H R ER SO BB IBB HBP BLK WP HR S P ERA WHIP	IP WLS BF H R ER SO BB IBB HBP BLK WP HR S P ERA WHIP	IP WLS BF H R ER SO BB IBB HBP BLK WP HR S P ERA WHIP	IP WLS BF H R ER SO BB IBB HBP BLK WP HR S P ERA WHIP	IP WLS BF H R ER SO BB IBB HBP BLK WP HR S P ERA WHIP	IP WLS BF H R ER SO BB IBB HBP BLK WP HR S P ERA WHIP	IP WLS BF H R ER SO BB IBB HBP BLK WP HR S P ERA WHIP	IP WLS BF H R ER SO BB IBB HBP BLK WP HR S P ERA WHIP	IP WLS BF H R ER SO BB IBB HBP BLK WP HR S P ERA WHIP	IP WLS BF H R ER SO BB IBB HBP BLK WP HR S P ERA WHIP	IP WLS BF H R ER SO BB IBB HBP BLK WP HR S P ERA WHIP	IP WLS BF H R ER SO BB IBB HBP BLK WP HR S P ERA WHIP	IP WLS BF H R ER SO BB IBB HBP BLK WP HR S P ERA WHIP	IP WLS BF H R ER SO BB IBB HBP BLK WP HR S P ERA WHIP	IP WLS BF H R ER SO BB IBB HBP BLK WP HR S P ERA WHIP
Mike Siroka, L ERA: 3.94 (1, 1)	7.0 L 30 9 3 3 4 0 0 0 0 0 0 2 70 108 3.86 1.286	7.0 L 30 9 3 3 4 0 0 0 0 0 0 2 70 108 3.86 1.286	7.0 L 30 9 3 3 4 0 0 0 0 0 0 2 70 108 3.86 1.286	7.0 L 30 9 3 3 4 0 0 0 0 0 0 2 70 108 3.86 1.286	7.0 L 30 9 3 3 4 0 0 0 0 0 0 2 70 108 3.86 1.286	7.0 L 30 9 3 3 4 0 0 0 0 0 0 2 70 108 3.86 1.286	7.0 L 30 9 3 3 4 0 0 0 0 0 0 2 70 108 3.86 1.286	7.0 L 30 9 3 3 4 0 0 0 0 0 0 2 70 108 3.86 1.286	7.0 L 30 9 3 3 4 0 0 0 0 0 0 2 70 108 3.86 1.286	7.0 L 30 9 3 3 4 0 0 0 0 0 0 2 70 108 3.86 1.286	7.0 L 30 9 3 3 4 0 0 0 0 0 0 2 70 108 3.86 1.286	7.0 L 30 9 3 3 4 0 0 0 0 0 0 2 70 108 3.86 1.286	7.0 L 30 9 3 3 4 0 0 0 0 0 0 2 70 108 3.86 1.286	7.0 L 30 9 3 3 4 0 0 0 0 0 0 2 70 108 3.86 1.286	7.0 L 30 9 3 3 4 0 0 0 0 0 0 2 70 108 3.86 1.286	7.0 L 30 9 3 3 4 0 0 0 0 0 0 2 70 108 3.86 1.286	7.0 L 30 9 3 3 4 0 0 0 0 0 0 2 70 108 3.86 1.286
41 Bill Simas, R ERA: 4.11 (8, 1)	0.1 3 1 0 0 0 1 0 0 0 0 0 0 3 10 0.00 6.000	0.1 3 1 0 0 0 1 0 0 0 0 0 0 3 10 0.00 6.000	0.1 3 1 0 0 0 1 0 0 0 0 0 0 3 10 0.00 6.000	0.1 3 1 0 0 0 1 0 0 0 0 0 0 3 10 0.00 6.000	0.1 3 1 0 0 0 1 0 0 0 0 0 0 3 10 0.00 6.000	0.1 3 1 0 0 0 1 0 0 0 0 0 0 3 10 0.00 6.000	0.1 3 1 0 0 0 1 0 0 0 0 0 0 3 10 0.00 6.000	0.1 3 1 0 0 0 1 0 0 0 0 0 0 3 10 0.00 6.000	0.1 3 1 0 0 0 1 0 0 0 0 0 0 3 10 0.00 6.000	0.1 3 1 0 0 0 1 0 0 0 0 0 0 3 10 0.00 6.000	0.1 3 1 0 0 0 1 0 0 0 0 0 0 3 10 0.00 6.000	0.1 3 1 0 0 0 1 0 0 0 0 0 0 3 10 0.00 6.000	0.1 3 1 0 0 0 1 0 0 0 0 0 0 3 10 0.00 6.000	0.1 3 1 0 0 0 1 0 0 0 0 0 0 3 10 0.00 6.000	0.1 3 1 0 0 0 1 0 0 0 0 0 0 3 10 0.00 6.000	0.1 3 1 0 0 0 1 0 0 0 0 0 0 3 10 0.00 6.000	0.1 3 1 0 0 0 1 0 0 0 0 0 0 3 10 0.00 6.000
Keith Foulke, R ERA: 2.45 (8, 1)	1.2 5 0 0 0 1 0 0 0 0 0 0 0 8 12 0.00 0.000	1.2 5 0 0 0 1 0 0 0 0 0 0 0 8 12 0.00 0.000	1.2 5 0 0 0 1 0 0 0 0 0 0 0 8 12 0.00 0.000	1.2 5 0 0 0 1 0 0 0 0 0 0 0 8 12 0.00 0.000	1.2 5 0 0 0 1 0 0 0 0 0 0 0 8 12 0.00 0.000	1.2 5 0 0 0 1 0 0 0 0 0 0 0 8 12 0.00 0.000	1.2 5 0 0 0 1 0 0 0 0 0 0 0 8 12 0.00 0.000	1.2 5 0 0 0 1 0 0 0 0 0 0 0 8 12 0.00 0.000	1.2 5 0 0 0 1 0 0 0 0 0 0 0 8 12 0.00 0.000	1.2 5 0 0 0 1 0 0 0 0 0 0 0 8 12 0.00 0.000	1.2 5 0 0 0 1 0 0 0 0 0 0 0 8 12 0.00 0.000	1.2 5 0 0 0 1 0 0 0 0 0 0 0 8 12 0.00 0.000	1.2 5 0 0 0 1 0 0 0 0 0 0 0 8 12 0.00 0.000	1.2 5 0 0 0 1 0 0 0 0 0 0 0 8 12 0.00 0.000	1.2 5 0 0 0 1 0 0 0 0 0 0 0 8 12 0.00 0.000	1.2 5 0 0 0 1 0 0 0 0 0 0 0 8 12 0.00 0.000	1.2 5 0 0 0 1 0 0 0 0 0 0 0 8 12 0.00 0.000

AB	37
R	3
H	10
RBI	3
BB	1
SO	5
LOB	14



Batter	1	2	3	4	5	6	7	8	9	AB	R	H	RBI	BB	SO	LOB	BOTTOM
Mike Caruso, S OBP: 0.291, SLG: 0.303 (1, 6)	B1-3	P6			SH5-3		K		L9	4	0	0	0	0	1	5	Seattle Mariners @ Chicago White Sox Comiskey Park, Chicago, IL Wed Sep 01 1999, 8:05 PM EDT Att: 12,472 - Cloudy - 85 F
55 Liu Rodriguez, S OBP: 0.322, SLG: 0.280 (1, 4)					F7		K		P4	2	0	1	0	1	0	1	
Frank Thomas, R OBP: 0.414, SLG: 0.472 (7, PH)										1	0	0	0	0	1	2	
Greg Norton, S OBP: 0.346, SLG: 0.415 (8, 5)										1	0	0	0	0	0	0	
Magglio Ordonez, R OBP: 0.342, SLG: 0.519 (1, 9)										2	0	1	1	2	0	1	
14 Paul Konerko, R OBP: 0.350, SLG: 0.524 (1, 3)										3	0	0	0	1	0	5	
Chris Singleton, L OBP: 0.331, SLG: 0.495 (1, 8)										4	1	1	0	0	1	1	
Carlos Lee, R OBP: 0.334, SLG: 0.475 (1, 10)										3	0	2	1	1	1	0	
Brian Simmons, S OBP: 0.292, SLG: 0.393 (1, 7)										3	0	1	0	1	0	2	
Craig Wilson, R OBP: 0.284, SLG: 0.304 (1, 5)										3	1	0	0	1	0	3	
Mark Johnson, L OBP: 0.336, SLG: 0.341 (1, 2)										2	0	2	0	1	0	0	
Ray Durham, S OBP: 0.380, SLG: 0.457 (8, PH)										1	0	0	0	0	0	0	
Inning Stats	R: 0 H: 0 E: 0 K: 0 S: 9	H: 1 R: 0 ER: 0 LOB: 3 BB: 2 P: 20	R: 0 H: 1 E: 0 K: 1 S: 10	H: 1 R: 0 ER: 0 LOB: 1 BB: 1 P: 11	R: 0 H: 0 E: 0 K: 0 S: 4	H: 0 R: 0 ER: 0 LOB: 0 BB: 1 P: 12	R: 0 H: 1 E: 0 K: 0 S: 6	H: 2 R: 1 ER: 0 LOB: 1 BB: 1 P: 20	H: 2 R: 1 ER: 0 LOB: 2 BB: 1 P: 24	H: 1 R: 0 ER: 0 LOB: 1 BB: 0 P: 9	R: 0 H: 0 E: 0 K: 0 S: 6	H: 0 R: 0 ER: 0 LOB: 0 BB: 0 P: 10	1B: 6 2B: 1 3B: 1 HR: 0	SF: 0 SAC: 1 DP: 4 HBP: 0	WP: 0 PB: 0 SB: 1 CS: 1	PA: 38	
PITCHER	IP WLS BF H R ER SO BB IBB HBP BLK WP HR S P ERA WHIP	IP WLS BF H R ER SO BB IBB HBP BLK WP HR S P ERA WHIP	IP WLS BF H R ER SO BB IBB HBP BLK WP HR S P ERA WHIP	IP WLS BF H R ER SO BB IBB HBP BLK WP HR S P ERA WHIP	IP WLS BF H R ER SO BB IBB HBP BLK WP HR S P ERA WHIP	IP WLS BF H R ER SO BB IBB HBP BLK WP HR S P ERA WHIP	IP WLS BF H R ER SO BB IBB HBP BLK WP HR S P ERA WHIP	IP WLS BF H R ER SO BB IBB HBP BLK WP HR S P ERA WHIP	IP WLS BF H R ER SO BB IBB HBP BLK WP HR S P ERA WHIP	IP WLS BF H R ER SO BB IBB HBP BLK WP HR S P ERA WHIP	IP WLS BF H R ER SO BB IBB HBP BLK WP HR S P ERA WHIP	IP WLS BF H R ER SO BB IBB HBP BLK WP HR S P ERA WHIP	IP WLS BF H R ER SO BB IBB HBP BLK WP HR S P ERA WHIP	IP WLS BF H R ER SO BB IBB HBP BLK WP HR S P ERA WHIP	IP WLS BF H R ER SO BB IBB HBP BLK WP HR S P ERA WHIP	IP WLS BF H R ER SO BB IBB HBP BLK WP HR S P ERA WHIP	IP WLS BF H R ER SO BB IBB HBP BLK WP HR S P ERA WHIP
Gil Meche, R ERA: 5.56 (1, 1)	6.0 W 27 6 2 2 1 8 0 0 0 0 0 0 16 24 3.00 2.333	6.0 W 27 6 2 2 1 8 0 0 0 0 0 0 16 24 3.00 2.333	6.0 W 27 6 2 2 1 8 0 0 0 0 0 0 16 24 3.00 2.333	6.0 W 27 6 2 2 1 8 0 0 0 0 0 0 16 24 3.00 2.333	6.0 W 27 6 2 2 1 8 0 0 0 0 0 0 16 24 3.00 2.333	6.0 W 27 6 2 2 1 8 0 0 0 0 0 0 16 24 3.00 2.333	6.0 W 27 6 2 2 1 8 0 0 0 0 0 0 16 24 3.00 2.333	6.0 W 27 6 2 2 1 8 0 0 0 0 0 0 16 24 3.00 2.333	6.0 W 27 6 2 2 1 8 0 0 0 0 0 0 16 24 3.00 2.333	6.0 W 27 6 2 2 1 8 0 0 0 0 0 0 16 24 3.00 2.333	6.0 W 27 6 2 2 1 8 0 0 0 0 0 0 16 24 3.00 2.333	6.0 W 27 6 2 2 1 8 0 0 0 0 0 0 16 24 3.00 2.333	6.0 W 27 6 2 2 1 8 0 0 0 0 0 0 16 24 3.00 2.333	6.0 W 27 6 2 2 1 8 0 0 0 0 0 0 16 24 3.00 2.333	6.0 W 27 6 2 2 1 8 0 0 0 0 0 0 16 24 3.00 2.333	6.0 W 27 6 2 2 1 8 0 0 0 0 0 0 16 24 3.00 2.333	6.0 W 27 6 2 2 1 8 0 0 0 0 0 0 16 24 3.00 2.333
Jose Paniagua, R ERA: 3.56 (7, 1)	2.0 H 8 2 0 0 3 0 0 0 0 0 0 0 6 10 0.00 1.000	2.0 H 8 2 0 0 3 0 0 0 0 0 0 0 6 10 0.00 1.000	2.0 H 8 2 0 0 3 0 0 0 0 0 0 0 6 10 0.00 1.000	2.0 H 8 2 0 0 3 0 0 0 0 0 0 0 6 10 0.00 1.000	2.0 H 8 2 0 0 3 0 0 0 0 0 0 0 6 10 0.00 1.000	2.0 H 8 2 0 0 3 0 0 0 0 0 0 0 6 10 0.00 1.000	2.0 H 8 2 0 0 3 0 0 0 0 0 0 0 6 10 0.00 1.000	2.0 H 8 2 0 0 3 0 0 0 0 0 0 0 6 10 0.00 1.000	2.0 H 8 2 0 0 3 0 0 0 0 0 0 0 6 10 0.00 1.000	2.0 H 8 2 0 0 3 0 0 0 0 0 0 0 6 10 0.00 1.000	2.0 H 8 2 0 0 3 0 0 0 0 0 0 0 6 10 0.00 1.000	2.0 H 8 2 0 0 3 0 0 0 0 0 0 0 6 10 0.00 1.000	2.0 H 8 2 0 0 3 0 0 0 0 0 0 0 6 10 0.00 1.000	2.0 H 8 2 0 0 3 0 0 0 0 0 0 0 6 10 0.00 1.000	2.0 H 8 2 0 0 3 0 0 0 0 0 0 0 6 10 0.00 1.000	2.0 H 8 2 0 0 3 0 0 0 0 0 0 0 6 10 0.00 1.000	2.0 H 8 2 0 0 3 0 0 0 0 0 0 0 6 10 0.00 1.000
Jose Mesa, R ERA: 5.63 (9, 1)	1.0 S 3 0 0 0 0 0 0 0 0 0 0 0 6 10 0.00 0.000	1.0 S 3 0 0 0 0 0 0 0 0 0 0 0 6 10 0.00 0.000	1.0 S 3 0 0 0 0 0 0 0 0 0 0 0 6 10 0.00 0.000	1.0 S 3 0 0 0 0 0 0 0 0 0 0 0 6 10 0.00 0.000	1.0 S 3 0 0 0 0 0 0 0 0 0 0 0 6 10 0.00 0.000	1.0 S 3 0 0 0 0 0 0 0 0 0 0 0 6 10 0.00 0.000	1.0 S 3 0 0 0 0 0 0 0 0 0 0 0 6 10 0.00 0.000	1.0 S 3 0 0 0 0 0 0 0 0 0 0 0 6 10 0.00 0.000	1.0 S 3 0 0 0 0 0 0 0 0 0 0 0 6 10 0.00 0.000	1.0 S 3 0 0 0 0 0 0 0 0 0 0 0 6 10 0.00 0.000	1.0 S 3 0 0 0 0 0 0 0 0 0 0 0 6 10 0.00 0.000	1.0 S 3 0 0 0 0 0 0 0 0 0 0 0 6 10 0.00 0.000	1.0 S 3 0 0 0 0 0 0 0 0 0 0 0 6 10 0.00 0.000	1.0 S 3 0 0 0 0 0 0 0 0 0 0 0 6 10 0.00 0.000	1.0 S 3 0 0 0 0 0 0 0 0 0 0 0 6 10 0.00 0.000	1.0 S 3 0 0 0 0 0 0 0 0 0 0 0 6 10 0.00 0.000	1.0 S 3 0 0 0 0 0 0 0 0 0 0 0 6 10 0.00 0.000



Batter	1	2	3	4	5	6	7	8	9	AB	R	H	RBI	BB	SO	LOB	TOP					
Mike Caruso, S (1, 6) OBP: 0.293, SLG: 0.307	0-1 G5-4-3 1B		1-2 55 1B SF9 2B		0-1 G3		0-1 G5-3		0-0 L3	5	1	2	0	0	0	1						
55 Liu Rodriguez, S (1, 4) OBP: 0.344, SLG: 0.283	2-2 L8		0-0		0-1 G4-3		2-2 BB HBP		4-1 BB	3	0	1	0	1	0	1						
Magglio Ordonez, R (1, 9) OBP: 0.340, SLG: 0.516	1-0 G5-4-3 1-2		1-0 SF9		1-3 K		4-0 BB		0-0 G5-3	3	0	0	1	1	1	2						
Frank Thomas, R (1, 10) OBP: 0.414, SLG: 0.472		1-0 FC8-4 14 FC8-4 1B		1-0 F7		2-3 K		2-3 K		2	0	1	0	0	0	1						
Brian Simmons, S (6, PH) OBP: 0.294, SLG: 0.381										2	0	0	0	0	2	3						
14 Paul Konerko, R (1, 3) OBP: 0.347, SLG: 0.519		1-1 FC8-4 G4-3 2B 1-2		0-0 G6-3		0-2 F7		1-0 F9		4	1	0	0	0	0	2						
Chris Singleton, L (1, 8) OBP: 0.333, SLG: 0.495		1-1 G4-3		3-2 G6-4-3 1B		2-2 FC5-4 1B		0-2 P5		4	0	2	0	0	0	1						
Carlos Lee, R (1, 7) OBP: 0.336, SLG: 0.478		1-2 HR 2B		0-0 G6-4-3 1-2		0-2 FC5-4 1-2		1-0 1B		4	1	2	1	0	0	2						
Craig Wilson, R (1, 5) OBP: 0.288, SLG: 0.322		0-0 HR		0-2 1B				1-2 L4		4	1	2	2	0	0	1						
Mark Johnson, L (1, 2) OBP: 0.333, SLG: 0.337		1-0 P4		0-3 K				0-0 G1-3		2	0	0	0	0	1	1						
Brook Fordyce, R (7, PH) OBP: 0.342, SLG: 0.426								1-2 1B		2	0	0	0	0	0	1						
Inning Stats	R: 0 E: 0 K: 0 S: 7	H: 1 LOB: 0 BB: 0 P: 10	R: 3 E: 0 K: 0 S: 10	H: 3 LOB: 0 BB: 0 P: 15	R: 1 E: 0 K: 0 S: 7	H: 2 LOB: 1 BB: 0 P: 10	R: 0 E: 0 K: 1 S: 10	H: 2 LOB: 1 BB: 0 P: 13	R: 0 E: 0 K: 1 S: 15	H: 0 LOB: 0 BB: 0 P: 8	R: 0 E: 0 K: 1 S: 15	H: 1 LOB: 1 BB: 0 P: 19	R: 0 E: 1 K: 1 S: 9	H: 0 LOB: 1 BB: 1 P: 18	R: 0 E: 0 K: 0 S: 10	H: 1 LOB: 1 BB: 0 P: 13	R: 0 E: 0 K: 0 S: 4	H: 0 LOB: 1 BB: 1 P: 8	1B: 7 2B: 2 3B: 0 HR: 1	SF: 1 SAC: 0 DP: 2 HBP: 1	WP: 0 PB: 0 SB: 0 CS: 0	PA: 39
PITCHER	IP WLS BF H R ER SO BB IBB HBP BLK WP HR S P ERA WHIP	IP WLS BF H R ER SO BB IBB HBP BLK WP HR S P ERA WHIP																				
John Burkett, R (1, 1) ERA: 6.13	6.0 W 26 9 4 4 3 0 0 0 0 0 1 57 77 6.00 1.500																					
Mike Venafro, L (7, 1) ERA: 3.3	2.0 H 9 1 0 0 1 1 0 1 0 0 0 18 29 0.00 1.000																					
Danny Patterson, R (9, 1) ERA: 5.33	1.0 4 0 0 0 0 0 1 0 0 0 0 0 4 8 0.00 1.000																					

Chicago White Sox @ Texas Rangers
The Ballpark at Arlington, Arlington, TX
Fri Sep 03 1999, 8:05 PM EDT
Att: 29,266 - Cloudy - 91 F

AB 35
R 4
H 10
RBI 4
BB 2
SO 4
LOB 16



Batter	1	2	3	4	5	6	7	8	9	AB	R	H	RBI	BB	SO	LOB	BOTTOM			
Mark McLemore, S (1, 4) OBP: 0.365, SLG: 0.373	1-0 F8 G5-3 1B		1-1 G3		1-1 SF8		2-0 G4-3		1-0 F7	4	0	1	1	0	0	2				
Ivan Rodriguez, R (1, 2) OBP: 0.346, SLG: 0.556	0-1 G5-3		0-3 K		2-2 P8		HR		FC6-4	5	1	1	1	0	1	5				
29 Rusty Greer, L (1, 7) OBP: 0.411, SLG: 0.496	3-2 1B		3-2 L8		3-1 1B		0-1 2B		1-2 G4-3	5	1	3	0	0	0	0				
Juan Gonzalez, R (1, 9) OBP: 0.367, SLG: 0.580	2-2 F8		0-0 HR		0-3 K		1-1 2B		3-1 P3	5	2	2	2	0	1	3				
Rafael Palmeiro, L (1, 10) OBP: 0.425, SLG: 0.647	0-0 L9		4-1 1B BB		2-1 F8		0-0 P4		2-3 K	4	1	0	0	1	1	4				
Todd Zeile, R (1, 5) OBP: 0.387, SLG: 0.506		2-0 HR		2-1 F9		2-3 K		4-0 2B IBB		3	2	1	1	1	1	2				
Lee Stevens, L (1, 3) OBP: 0.357, SLG: 0.510		0-0 G1-5-3		0-0 1B SF8 1B		2-1 HR		0-0 1B		4	3	3	3	0	0	0				
Royce Clayton, R (1, 6) OBP: 0.326, SLG: 0.395		2-3 K		2-1 SF8 1B		0-0 G6-3		2-2 1B		4	0	2	2	0	1	0				
Tom Goodwin, L (1, 8) OBP: 0.310, SLG: 0.322		2-1 G4-3		1-1 1B		2-0 G3-1		0-0 FC6-4 1B		4	0	2	0	0	0	0				
Inning Stats	R: 0 E: 0 K: 0 S: 12	H: 2 LOB: 2 BB: 0 P: 18	R: 1 E: 0 K: 1 S: 9	H: 1 LOB: 0 BB: 0 P: 15	R: 0 E: 0 K: 1 S: 9	H: 0 LOB: 0 BB: 0 P: 13	R: 3 E: 0 K: 0 S: 14	H: 4 LOB: 2 BB: 1 P: 26	R: 0 E: 0 K: 2 S: 10	H: 1 LOB: 1 BB: 0 P: 17	R: 1 E: 0 K: 0 S: 5	H: 1 LOB: 0 BB: 0 P: 11	R: 5 E: 0 K: 0 S: 17	H: 6 LOB: 2 BB: 1 P: 26	R: 0 E: 0 K: 1 S: 10	H: 0 LOB: 0 BB: 0 P: 16	1B: 8 2B: 3 3B: 0 HR: 4	SF: 1 SAC: 0 DP: 0 HBP: 0	WP: 0 PB: 0 SB: 0 CS: 0	PA: 41
PITCHER	IP WLS BF H R ER SO BB IBB HBP BLK WP HR S P ERA WHIP	IP WLS BF H R ER SO BB IBB HBP BLK WP HR S P ERA WHIP																		
James Baldwin, R (1, 1) ERA: 5.62	6.0 L 28 9 5 5 4 1 0 0 0 0 0 1 6 8 7.50 1.667																			
Sean Lowe, R (7, 1) ERA: 3.47	0.0 3 3 3 3 0 0 0 0 0 0 0 1 6 8 -																			
Jesus Pena, L (7, 1) ERA: 2.53	1.0 7 3 2 2 0 0 1 0 0 0 0 0 11 18 18.00 3.000																			
Bob Howry, R (8, 1) ERA: 3.63	1.0 3 0 0 0 0 1 0 0 0 0 0 0 10 16 0.00 0.000																			

Chicago White Sox @ Texas Rangers
The Ballpark at Arlington, Arlington, TX
Fri Sep 03 1999, 8:05 PM EDT
Att: 29,266 - Cloudy - 91 F


AB 38
R 10
H 15
RBI 10
BB 2
SO 5
LOB 16



Batter	1	2	3	4	5	6	7	8	9	AB	R	H	RBI	BB	SO	LOB	TOP							
Ray Durham, S OBP: 0.381, SLG: 0.457 Mike Caruso, S OBP: 0.292, SLG: 0.308	4-2 FC3-6 BB		0-0 SH 55 1B		1-1 G3		1-0 55 1B 2B	0-2 G4-3	0-2 G4-3	0	0	0	0	1	0	0								
55 Liu Rodriguez, S OBP: 0.335, SLG: 0.298	0-0 FC3-6 1B 1-2		0-1 2H		3-1 P6		0-0 1B 1B	4-1 FC1-4 BB		4	1	2	3	1	0	1								
Carlos Lee, R OBP: 0.335, SLG: 0.476 Brian Simmons, S OBP: 0.279, SLG: 0.375	1-3 K		1-1 P4		2-0 F8		0-0 14 WP 1B 2B	2-2 FC1-4		4	1	1	0	0	0	1								
Maglio Ordonez, R OBP: 0.341, SLG: 0.515	0-0 1B		0-1 P5				1-2 L6	0-2 14 WP 1B		5	1	2	1	0	1	2								
14 Paul Konerko, R OBP: 0.347, SLG: 0.523	0-2 G1-3		0-1 F8				0-0 F8	2-1 G4-3 1B 2B		5	2	2	2	0	0	3								
Chris Singleton, L OBP: 0.329, SLG: 0.489		2-1 G3			1-2 G4-3		1-2 F9	1-2 G4-3		5	0	0	0	0	0	2								
Greg Norton, S OBP: 0.351, SLG: 0.421		2-2 L6		4-2 SH1-3 BB				0-1 2B		4	2	3	2	1	0	0								
Craig Wilson, R OBP: 0.284, SLG: 0.318		0-3 K		0-0 SH1-3				1-3 K		3	0	0	0	0	2	2								
Brook Fordyce, R OBP: 0.349, SLG: 0.439			3-2 SH 2B		0-0 G1-3			2-0 55 WP FC1-4 1B		5	3	4	1	0	0	1								
Inning Stats	R: 0 E: 0 K: 1 S: 12	H: 1 LOB: 2 BB: 1 P: 17	R: 0 E: 0 K: 1 S: 10	H: 0 LOB: 0 BB: 0 P: 14	R: 2 E: 1 K: 0 S: 14	H: 2 LOB: 1 BB: 0 P: 18	R: 0 E: 0 K: 0 S: 10	H: 0 LOB: 0 BB: 0 P: 15	R: 0 E: 0 K: 0 S: 5	H: 0 LOB: 0 BB: 0 P: 11	R: 0 E: 0 K: 0 S: 7	H: 0 LOB: 0 BB: 0 P: 9	R: 7 E: 0 K: 0 S: 20	H: 8 LOB: 1 BB: 0 P: 28	R: 1 E: 0 K: 1 S: 14	H: 1 LOB: 1 BB: 1 P: 25	R: 2 E: 0 K: 1 S: 12	H: 3 LOB: 1 BB: 0 P: 14	1B: 9 2B: 6 3B: 0 HR: 0	SF: 0 SAC: 3 DP: 0 HBP: 0	WP: 2 PB: 0 SB: 0 CS: 0	PA: 46		
PITCHER	IP WLS BF H R ER SO BB IBB HBP BLK WP HR S P ERA WHIP	6.1 L 28 6 5 4 2 2 0 0 0 0 0 64 92 5.68 1.263	7.1 0.0 4 4 3 3 0 0 0 0 0 1 0 7 9 ∞ ∞	7.1 0.2 3 1 1 1 0 0 0 0 0 0 0 7 11 13.50 1.500	8.1 2.0 11 4 3 3 2 1 0 0 0 1 0 26 39 13.50 2.500																			

Chicago White Sox @ Texas Rangers
The Ballpark at Arlington, Arlington, TX
Sat Sep 04 1999, 3:00 PM EDT
Att: 29,279 - Sunny - 87 F


AB 40
R 12
H 15
RBI 11
BB 3
SO 4
LOB 16



Batter	1	2	3	4	5	6	7	8	9	AB	R	H	RBI	BB	SO	LOB	BOTTOM							
Mark McLemore, S OBP: 0.363, SLG: 0.371	1-2 S 29 1B		3-1 G4-3		2-3 K		3-2 F8	1-2 G5-3		5	1	1	0	0	1	2								
Ivan Rodriguez, R OBP: 0.352, SLG: 0.556 Scarborough Green, S OBP: 0.600, SLG: 0.500	4-2 29 1B BB	4-2 29 CS BB		1-1 29 S 1B			1-2 G5-3		2-1 1B 1B 1B	2	0	1	0	2	0	0								
29 Rusty Greer, L OBP: 0.411, SLG: 0.495	2-0 1-3 2H 1B	2-1 CS	3-2 HR 1B	2-2 G4-3			0-1 F8		0-0 F7	5	1	2	1	0	0	2								
Juan Gonzalez, R OBP: 0.366, SLG: 0.576	0-2 P6		1-0 P3	1-2 P9			0-2 L7		2-2 1B 1B	5	0	1	0	0	0	4								
Rafael Palmeiro, L OBP: 0.428, SLG: 0.653 Jon Shave, R OBP: 0.324, SLG: 0.313	1-1 FC4-6 HBP		3-2 HR		2-1 G3		4-2 BB		0-0 G6-4-3 1B	3	1	2	2	1	0	0								
Todd Zeile, R OBP: 0.366, SLG: 0.502	1-3 K		4-2 1B BB		3-1 G5-3		2-3 K		0-2 G6-4-3 1B	4	0	0	0	1	2	7								
Lee Stevens, L OBP: 0.356, SLG: 0.507	1-0 FC4-6		3-3 K		4-2 FC6 BB				2-3 K	3	0	0	0	1	2	4								
Royce Clayton, R OBP: 0.325, SLG: 0.393		1-0 F8	2-2 1B		1-2 FC6				2-3 K	4	0	1	0	0	1	1								
Tom Goodwin, L OBP: 0.312, SLG: 0.330		2-2 3B	2-1 F8				2-2 G4-3		2-0 1B	4	0	2	0	0	0	2								
Inning Stats	R: 1 E: 0 K: 1 S: 14	H: 2 LOB: 3 BB: 1 P: 24	R: 0 E: 0 K: 0 S: 10	H: 1 LOB: 1 BB: 1 P: 22	R: 2 E: 0 K: 1 S: 22	H: 3 LOB: 2 BB: 1 P: 40	R: 0 E: 0 K: 1 S: 12	H: 1 LOB: 0 BB: 0 P: 18	R: 0 E: 0 K: 0 S: 10	H: 0 LOB: 1 BB: 1 P: 20	R: 0 E: 0 K: 0 S: 14	H: 0 LOB: 0 BB: 0 P: 20	R: 0 E: 0 K: 1 S: 14	H: 0 LOB: 1 BB: 1 P: 20	R: 0 E: 0 K: 2 S: 11	H: 1 LOB: 0 BB: 0 P: 18	R: 0 E: 0 K: 0 S: 11	H: 3 LOB: 3 BB: 0 P: 15	1B: 9 2B: 0 3B: 1 HR: 1	SF: 0 SAC: 0 DP: 1 HBP: 1	WP: 0 PB: 0 SB: 2 CS: 1	PA: 43		
PITCHER	IP WLS BF H R ER SO BB IBB HBP BLK WP HR S P ERA WHIP	5.0 W 7 0 0 0 1 1 0 0 0 0 0 28 40 0.00 0.500	6.1 2.0 7 0 0 0 1 1 0 0 0 0 0 28 40 0.00 0.500	8.1 1.0 4 1 0 0 2 0 0 0 0 0 0 11 18 0.00 1.000	9.1 1.0 5 3 0 0 0 0 0 0 0 0 0 11 15 0.00 3.000																			

Chicago White Sox @ Texas Rangers
The Ballpark at Arlington, Arlington, TX
Sat Sep 04 1999, 3:00 PM EDT
Att: 29,279 - Sunny - 87 F

AB 36
R 3
H 11
RBI 3
BB 5
SO 6
LOB 22



Batter	1	2	3	4	5	6	7	8	9	AB	R	H	RBI	BB	SO	LOB	TOP						
Mike Caruso, S OBP: 0.290, SLG: 0.306 (1, 6)										4	0	0	0	0	1	2							
55 Liu Rodriguez, S OBP: 0.370, SLG: 0.344 (1, 4)										4	1	2	0	0	1	0							
Carlos Lee, R OBP: 0.334, SLG: 0.481 (1, 7)										4	2	1	2	0	0	1							
Magglio Ordonez, R OBP: 0.342, SLG: 0.515 (1, 9)										4	1	2	0	0	0	1							
14 Paul Konerko, R OBP: 0.346, SLG: 0.524 (1, 10)										3	1	1	2	0	1	0							
Chris Singleton, L OBP: 0.328, SLG: 0.494 (1, 8)										4	1	1	1	0	1	1							
Greg Norton, S OBP: 0.353, SLG: 0.425 (1, 3)										4	0	2	0	0	0	1							
Craig Wilson, R OBP: 0.285, SLG: 0.318 Frank Thomas, R OBP: 0.314, SLG: 0.471 (9, PH)										3	0	1	1	0	0	1							
Mark Johnson, L OBP: 0.335, SLG: 0.335 Brook Fordyce, R OBP: 0.347, SLG: 0.436 (7, PH)										1	0	0	0	1	1	0							
										2	0	0	0	0	0	2							
Inning Stats	R: 0 E: 0 K: 2 S: 18	H: 0 LOB: 0 BB: 0 P: 24	R: 0 E: 0 K: 1 S: 9	H: 0 LOB: 0 BB: 0 P: 13	R: 0 E: 0 K: 0 S: 9	H: 1 LOB: 1 BB: 1 P: 18	R: 0 E: 0 K: 0 S: 9	H: 1 LOB: 0 BB: 0 P: 13	R: 1 E: 0 K: 1 S: 10	H: 1 LOB: 0 BB: 0 P: 19	R: 0 E: 0 K: 1 S: 11	H: 0 LOB: 0 BB: 0 P: 17	R: 3 E: 0 K: 0 S: 17	H: 4 LOB: 1 BB: 0 P: 25	R: 2 E: 1 K: 0 S: 14	H: 2 LOB: 1 BB: 0 P: 18	R: 0 E: 0 K: 1 S: 11	H: 1 LOB: 1 BB: 0 P: 15	1B: 5 2B: 2 3B: 1 HR: 2	SF: 1 SAC: 0 DP: 2 HBP: 0	WP: 0 PB: 0 SB: 0 CS: 0	PA: 36	
PITCHER	IP WLS BF H R ER SO BB IBB HBP BLK WP HR S P ERA WHIP	IP WLS BF H R ER SO BB IBB HBP BLK WP HR S P ERA WHIP	IP WLS BF H R ER SO BB IBB HBP BLK WP HR S P ERA WHIP	IP WLS BF H R ER SO BB IBB HBP BLK WP HR S P ERA WHIP	IP WLS BF H R ER SO BB IBB HBP BLK WP HR S P ERA WHIP	IP WLS BF H R ER SO BB IBB HBP BLK WP HR S P ERA WHIP	IP WLS BF H R ER SO BB IBB HBP BLK WP HR S P ERA WHIP	IP WLS BF H R ER SO BB IBB HBP BLK WP HR S P ERA WHIP	IP WLS BF H R ER SO BB IBB HBP BLK WP HR S P ERA WHIP	IP WLS BF H R ER SO BB IBB HBP BLK WP HR S P ERA WHIP	IP WLS BF H R ER SO BB IBB HBP BLK WP HR S P ERA WHIP	IP WLS BF H R ER SO BB IBB HBP BLK WP HR S P ERA WHIP	IP WLS BF H R ER SO BB IBB HBP BLK WP HR S P ERA WHIP	IP WLS BF H R ER SO BB IBB HBP BLK WP HR S P ERA WHIP	IP WLS BF H R ER SO BB IBB HBP BLK WP HR S P ERA WHIP	IP WLS BF H R ER SO BB IBB HBP BLK WP HR S P ERA WHIP	IP WLS BF H R ER SO BB IBB HBP BLK WP HR S P ERA WHIP	IP WLS BF H R ER SO BB IBB HBP BLK WP HR S P ERA WHIP	IP WLS BF H R ER SO BB IBB HBP BLK WP HR S P ERA WHIP	IP WLS BF H R ER SO BB IBB HBP BLK WP HR S P ERA WHIP	IP WLS BF H R ER SO BB IBB HBP BLK WP HR S P ERA WHIP	IP WLS BF H R ER SO BB IBB HBP BLK WP HR S P ERA WHIP	IP WLS BF H R ER SO BB IBB HBP BLK WP HR S P ERA WHIP

Chicago White Sox @ Texas Rangers
The Ballpark at Arlington, Arlington, TX
Mon Sep 06 1999, 5:05 PM EDT
Cloudy - 87 F

AB	34
R	6
H	10
RBI	6
BB	1
SO	6
LOB	10



Batter	1	2	3	4	5	6	7	8	9	AB	R	H	RBI	BB	SO	LOB	BOTTOM						
Luis Altea, S OBP: 0.315, SLG: 0.318 (1, 4)										4	1	2	0	0	0	3							
Ivan Rodriguez, R OBP: 0.353, SLG: 0.558 (1, 2)										4	1	2	2	0	0	2							
29 Rusty Greer, L OBP: 0.408, SLG: 0.491 (1, 7)										4	0	0	0	0	1	4							
Juan Gonzalez, R OBP: 0.363, SLG: 0.571 (1, 9)										4	1	0	0	0	2	2							
Rafael Palmeiro, L OBP: 0.430, SLG: 0.652 (1, 3)										1	1	0	0	2	1	0							
Todd Zeile, R OBP: 0.385, SLG: 0.506 (1, 5)										4	1	1	4	0	0	2							
Roberto Kelly, R OBP: 0.376, SLG: 0.453 (1, 8)										4	1	1	0	0	0	0							
Lee Stevens, L OBP: 0.355, SLG: 0.505 Scarborough Green, S OBP: 0.650, SLG: 0.500 (8, PR)										4	0	1	0	0	2	1							
Royce Clayton, R OBP: 0.329, SLG: 0.403 (1, 6)										3	2	2	1	1	1	1							
Inning Stats	R: 5 E: 0 K: 2 S: 26	H: 3 LOB: 0 BB: 0 P: 43	R: 1 E: 0 K: 0 S: 10	H: 2 LOB: 1 BB: 0 P: 14	R: 0 E: 0 K: 1 S: 8	H: 0 LOB: 0 BB: 0 P: 15	R: 0 E: 0 K: 0 S: 9	H: 1 LOB: 1 BB: 0 P: 14	R: 0 E: 0 K: 1 S: 9	H: 0 LOB: 1 BB: 1 P: 19	R: 2 E: 0 K: 2 S: 21	H: 2 LOB: 1 BB: 1 P: 34	R: 0 E: 0 K: 0 S: 5	H: 0 LOB: 0 BB: 1 P: 11	R: 0 E: 0 K: 1 S: 9	H: 1 LOB: 1 BB: 0 P: 13	R: 0 E: 0 K: 1 S: 9	H: 1 LOB: 1 BB: 0 P: 15	1B: 5 2B: 2 3B: 0 HR: 2	SF: 0 SAC: 0 DP: 1 HBP: 1	WP: 0 PB: 1 SB: 1 CS: 0	PA: 36	
PITCHER	IP WLS BF H R ER SO BB IBB HBP BLK WP HR S P ERA WHIP	IP WLS BF H R ER SO BB IBB HBP BLK WP HR S P ERA WHIP	IP WLS BF H R ER SO BB IBB HBP BLK WP HR S P ERA WHIP	IP WLS BF H R ER SO BB IBB HBP BLK WP HR S P ERA WHIP	IP WLS BF H R ER SO BB IBB HBP BLK WP HR S P ERA WHIP	IP WLS BF H R ER SO BB IBB HBP BLK WP HR S P ERA WHIP	IP WLS BF H R ER SO BB IBB HBP BLK WP HR S P ERA WHIP	IP WLS BF H R ER SO BB IBB HBP BLK WP HR S P ERA WHIP	IP WLS BF H R ER SO BB IBB HBP BLK WP HR S P ERA WHIP	IP WLS BF H R ER SO BB IBB HBP BLK WP HR S P ERA WHIP	IP WLS BF H R ER SO BB IBB HBP BLK WP HR S P ERA WHIP	IP WLS BF H R ER SO BB IBB HBP BLK WP HR S P ERA WHIP	IP WLS BF H R ER SO BB IBB HBP BLK WP HR S P ERA WHIP	IP WLS BF H R ER SO BB IBB HBP BLK WP HR S P ERA WHIP	IP WLS BF H R ER SO BB IBB HBP BLK WP HR S P ERA WHIP	IP WLS BF H R ER SO BB IBB HBP BLK WP HR S P ERA WHIP	IP WLS BF H R ER SO BB IBB HBP BLK WP HR S P ERA WHIP	IP WLS BF H R ER SO BB IBB HBP BLK WP HR S P ERA WHIP	IP WLS BF H R ER SO BB IBB HBP BLK WP HR S P ERA WHIP	IP WLS BF H R ER SO BB IBB HBP BLK WP HR S P ERA WHIP	IP WLS BF H R ER SO BB IBB HBP BLK WP HR S P ERA WHIP	IP WLS BF H R ER SO BB IBB HBP BLK WP HR S P ERA WHIP	IP WLS BF H R ER SO BB IBB HBP BLK WP HR S P ERA WHIP

Chicago White Sox @ Texas Rangers
The Ballpark at Arlington, Arlington, TX
Mon Sep 06 1999, 5:05 PM EDT
Cloudy - 87 F

AB	32
R	8
H	9
RBI	7
BB	3
SO	7
LOB	15




Batter	1	2	3	4	5	6	7	8	9	AB	R	H	RBI	BB	SO	LOB	TOP										
Mike Caruso, S OBP: 0.293, SLG: 0.307	1-2 1B		1-0 2B SH3-4		4-1 BB	1-3 K			0-2 P6	4	1	2	0	1	1	4											
55 Liu Rodriguez, S OBP: 0.351, SLG: 0.323	1-0 F7		0-0 SH3-4		1-1 G6-4-3			0-2 G3-1	0-3 K	4	0	0	0	0	1	3											
Carlos Lee, R OBP: 0.333, SLG: 0.478	0-3 K		2-3 K		0-0 G6-3 1B			1-2 F9	0-1 G4-3	5	1	1	0	0	2	3											
Magglio Ordonez, R OBP: 0.345, SLG: 0.518	1-1 14 BB 1B		2-1 2B		2-2 G6-3 1B			2-2 G6-3		4	1	3	1	0	0	0											
14 Paul Konerko, R OBP: 0.345, SLG: 0.520	4-2 FC6-4 BB		2-0 L6		1-3 K			2-0 G5-3		3	0	0	0	1	1	3											
Darin Jackson, R OBP: 0.290, SLG: 0.449	1-2 FC6-4 1-2				0-1 G6-3			1-2 G6-3		4	0	1	0	0	0	5											
Brook Fordyce, R OBP: 0.349, SLG: 0.437		2-0 G6-4-3 1B		1-0 L9		1-0 1B 1B		2-2 FC4-6 1-2		4	0	2	2	0	0	1											
Brian Simmons, S OBP: 0.278, SLG: 0.368		3-1 G6-4-3 1-2		1-0 P4		2-1 1B		0-2 G5-3		4	0	1	0	0	0	2											
Craig Wilson, R OBP: 0.289, SLG: 0.326		2-0 G5-3			0-0 G6-3		1-1 1B	2-2 2B		4	0	2	0	0	0	0											
Inning Stats	R: 0 E: 0 K: 1 S: 16	H: 2 LOB: 3 BB: 1 P: 24	R: 0 E: 0 K: 0 S: 4	H: 1 LOB: 0 BB: 0 P: 11	R: 1 E: 0 K: 1 S: 9	H: 2 LOB: 1 BB: 0 P: 16	R: 0 E: 0 K: 0 S: 4	H: 0 LOB: 0 BB: 0 P: 6	R: 0 E: 0 K: 0 S: 4	H: 0 LOB: 0 BB: 1 P: 9	R: 2 E: 0 K: 2 S: 20	H: 5 LOB: 3 BB: 0 P: 29	R: 0 E: 0 K: 0 S: 10	H: 0 LOB: 0 BB: 0 P: 13	R: 0 E: 0 K: 0 S: 10	H: 1 LOB: 1 BB: 0 P: 15	R: 0 E: 0 K: 1 S: 13	H: 1 LOB: 1 BB: 0 P: 15	1B: 10 2B: 2 3B: 0 HR: 0	SF: 0 SAC: 1 DP: 2 HBP: 0	WP: 0 PB: 0 SB: 0 CS: 0	PA: 39					
PITCHER	IP	WLS	BF	H	R	ER	SO	BB	IBB	HBP	BLK	WP	HR	S	P	ERA	WHIP										
Jeff Fassero, L ERA: 7.46	5.0	W	21	6	2	2	2	2	0	0	0	0	0	38	67	3.60	1.600										
Dan Kolb, R ERA: 4.39	0.2		6	4	1	1	1	0	0	0	0	0	0	15	23	13.50	6.000										
Mike Munoz, L ERA: 3.7	1.2	H	6	1	0	0	1	0	0	0	0	0	0	18	25	0.00	0.600										
Tim Crabtree, R ERA: 3.27	0.2	H	2	0	0	0	0	0	0	0	0	0	0	6	8	0.00	0.000										
John Wetteland, R ERA: 3.95	1.0	S	4	1	0	0	1	0	0	0	0	0	0	13	15	0.00	1.000										

Chicago White Sox @ Texas Rangers
The Ballpark at Arlington, Arlington, TX
Mon Sep 06 1999, 8:05 PM EDT
Att: 31,443 - Cloudy - 83 F

livebaseballscorecards.com

AB 36
R 3
H 12
RBI 3
BB 2
SO 5
LOB 21




Batter	1	2	3	4	5	6	7	8	9	AB	R	H	RBI	BB	SO	LOB	BOTTOM										
Tom Goodwin, L OBP: 0.311, SLG: 0.330	2-2 G5-3		0-1 G3-1 29 HR	1-1 SF9		0-1 SH1-3		0-3 K		3	1	1	1	0	1	0											
Mark McLemore, S OBP: 0.380, SLG: 0.367	2-2 G3		1-2 G3-1	0-0 P4		0-0 G6-3		1-0 F7		5	0	0	0	0	0	4											
29 Rusty Greer, L OBP: 0.412, SLG: 0.499	0-1 1B		1-1 HR		4-0 HR	4-2 BB				2	2	2	3	2	0	0											
Juan Gonzalez, R OBP: 0.364, SLG: 0.576	0-2 P4		4-2 2B BB		0-1 HR	0-0 F9				3	1	1	2	1	0	3											
Rafael Palmeiro, L OBP: 0.429, SLG: 0.650		1-2 P6	0-0 2B		2-2 F7			0-0 F7		4	0	1	0	0	0	0											
Todd Zeile, R OBP: 0.384, SLG: 0.506		2-0 F9	2-1 F8		3-2 2B			3-2 G5-3		4	0	1	0	0	0	2											
Lee Stevens, L OBP: 0.356, SLG: 0.503		3-2 G3-1		1-0 1B SH3-4 SF9		0-0 F8		4-2 BB		3	1	1	0	1	0	1											
Royce Clayton, R OBP: 0.327, SLG: 0.400			0-0 G1-3	0-1 SH3-4		3-3 K		0-2 G6-3		3	0	0	0	0	1	2											
Gregg Zaun, S OBP: 0.316, SLG: 0.325			4-2 G3-1 29 HR		0-2 1B	4-1 G6-3 SH1-3 BB		0-1 B2		2	1	1	0	2	0	0											
Inning Stats	R: 0 E: 0 K: 0 S: 13	H: 1 LOB: 1 BB: 0 P: 17	R: 0 E: 0 K: 0 S: 8	H: 0 LOB: 0 BB: 0 P: 14	R: 3 E: 0 K: 0 S: 19	H: 3 LOB: 2 BB: 2 P: 31	R: 1 E: 0 K: 0 S: 10	H: 2 LOB: 1 BB: 0 P: 12	R: 2 E: 0 K: 1 S: 14	H: 2 LOB: 1 BB: 1 P: 26	R: 0 E: 0 K: 0 S: 7	H: 0 LOB: 2 BB: 2 P: 15	R: 0 E: 0 K: 0 S: 12	H: 0 LOB: 1 BB: 1 P: 19	R: 0 E: 0 K: 1 S: 6	H: 0 LOB: 0 BB: 0 P: 7	1B: 4 2B: 2 3B: 0 HR: 2	SF: 1 SAC: 2 DP: 0 HBP: 0	WP: 0 PB: 0 SB: 0 CS: 0	PA: 38							
PITCHER	IP	WLS	BF	H	R	ER	SO	BB	IBB	HBP	BLK	WP	HR	S	P	ERA	WHIP										
John Snyder, R ERA: 6.82	4.1	L	24	8	6	6	0	3	0	0	0	0	0	5	8	0.00	2.538										
Carlos Castillo, R ERA: 6.39	0.2		2	0	0	0	1	0	0	0	0	0	0	16	31	0.00	1.800										
Jesus Pena, L ERA: 2.03	1.2		8	0	0	0	0	3	0	0	0	0	0	9	10	0.00	0.000										
Keith Foulke, R ERA: 2.41	1.1		4	0	0	0	1	0	0	0	0	0	0	9	10	0.00	0.000										

Chicago White Sox @ Texas Rangers
The Ballpark at Arlington, Arlington, TX
Mon Sep 06 1999, 8:05 PM EDT
Att: 31,443 - Cloudy - 83 F

livebaseballscorecards.com

AB 29
R 6
H 8
RBI 6
BB 6
SO 2
LOB 12



Batter	1	2	3	4	5	6	7	8	9	AB	R	H	RBI	BB	SO	LOB	TOP										
Omar Vizquel, S OBP: 0.390, SLG: 0.427	1-1 G4-3	1-1 1B		3-2 G5-3		3-3 K			2-2 F8	5	0	1	0	0	1	3											
Jolbert Cabrera, R OBP: 0.226, SLG: 0.207	1-1 G6-3	1-1 CS	0-1 1B	0-0 F7		0-0 F7			1-3 K	5	1	1	0	0	1	3											
Roberto Alomar, S OBP: 0.430, SLG: 0.554	4-2 HBP		0-1 E		0-3 K			2-2 L8	2-3 K	2	1	1	0	1	1	0											
Enrique Wilson, S OBP: 0.307, SLG: 0.349			2-3 1B							2	0	0	0	0	1	0											
Manny Ramirez, R OBP: 0.440, SLG: 0.665	3-2 HBP		1-0 E6		4-1 FC5-4			2-2 G6-3		0	0	0	0	0	0	0											
David Justice, L OBP: 0.415, SLG: 0.497	1-2 HR		1-2 3-H		2-1 BB					2	1	0	1	1	0	1											
Richie Sexson, R OBP: 0.314, SLG: 0.524	1-0 HR		2-1 F7		3-2 FC5-4			2-1 P3		4	1	1	3	0	0	3											
Wil Cordero, R OBP: 0.381, SLG: 0.487	2-2 P3		2-1 F8		1-1 FC6-4			3-2 1B		4	0	1	0	0	0	4											
Travis Fryman, R OBP: 0.316, SLG: 0.413			0-3 K		3-1 2B			0-3 K		4	0	1	0	0	2	3											
John McDonald, R OBP: 0.357, SLG: 0.357			3-2 G6-3							0	0	0	0	0	0	0											
Alex Ramirez, R OBP: 0.298, SLG: 0.425		2-0 1B		2-1 F7		1-3 2B		0-3 K		4	0	2	0	0	1	1											
Einar Diaz, R OBP: 0.316, SLG: 0.350	1-2 F8		1-0 G5-3		1-1 1B			1-3 K		4	0	2	0	0	1	2											
Inning Stats	R: 3 E: 0 K: 0 S: 14	H: 1 LOB: 1 BB: 1 P: 26	R: 0 E: 0 K: 1 S: 11	H: 2 LOB: 1 BB: 0 P: 16	R: 1 E: 1 K: 0 S: 12	H: 2 LOB: 2 BB: 0 P: 20	R: 0 E: 0 K: 1 S: 7	H: 1 LOB: 1 BB: 0 P: 13	R: 0 E: 0 K: 1 S: 12	H: 0 LOB: 1 BB: 1 P: 20	R: 0 E: 0 K: 1 S: 13	H: 3 LOB: 2 BB: 0 P: 22	R: 0 E: 0 K: 3 S: 13	H: 0 LOB: 0 BB: 0 P: 19	R: 0 E: 0 K: 3 S: 13	H: 1 LOB: 1 BB: 0 P: 17	R: 0 E: 0 K: 2 S: 11	H: 0 LOB: 0 BB: 0 P: 16	1B: 7 2B: 2 3B: 0 HR: 1	SF: 0 SAC: 0 DP: 0 HBP: 1	WP: 0 PB: 0 SB: 1 CS: 1	PA: 40					
PITCHER	IP	WLS	BF	H	R	ER	SO	BB	IBB	HBP	BLK	WP	HR	S	P	ERA	WHIP										
Jim Parque, L ERA: 4.99	5.0	L	26	8	4	4	2	2	0	1	0	0	1	62	106	7.20	2.000										
41 Bill Simas, R ERA: 3.95	2.0		6	1	0	0	1	0	0	0	0	0	0	20	30	0.00	0.500										
Keith Foulke, R ERA: 2.29	2.0		7	1	0	0	5	0	0	0	0	0	0	24	33	0.00	0.500										

Cleveland Indians @ Chicago White Sox
Comiskey Park, Chicago, IL
Sat Sep 11 1999, 7:05 PM EDT
Att: 34,400 - Unknown - 76 F

AB 36
R 4
H 10
RBI 4
BB 2
SO 8
LOB 20



Batter	1	2	3	4	5	6	7	8	9	AB	R	H	RBI	BB	SO	LOB	BOTTOM										
Ray Durham, S OBP: 0.380, SLG: 0.453	1-1 55 SH5-3 HBP		0-2 FC6-4	2-0 P6			0-2 G6-3		0-1 G4-3	4	0	1	0	0	0	1											
55 Liu Rodriguez, S OBP: 0.330, SLG: 0.313	0-0 SH5-3		0-0 L8		2-2 G6-3		0-2 K		1-2 G6-3	4	0	0	0	0	1	1											
Carlos Lee, R OBP: 0.334, SLG: 0.474	1-0 F9		0-0 FC6-4		4-2 BB		3-1 1B		1-3 K	3	0	1	0	1	0	2											
Magglio Ordonez, R OBP: 0.342, SLG: 0.507	4-1 BB			4-2 1B	3-2 F8		1-3 K		1-2 K	2	1	0	0	2	1	2											
14 Paul Konerko, R OBP: 0.342, SLG: 0.511	0-1 F9		1-3 K	1-3 K	2-3 K			1-3 K		4	0	0	0	0	3	4											
Chris Singleton, L OBP: 0.325, SLG: 0.492		2-3 K		1-0 F8		0-2 1B		0-2 G4-3		4	0	1	0	0	1	1											
Greg Norton, S OBP: 0.359, SLG: 0.423	3-2 F7		3-2 HR	1-2 1B		2-1 34 L4-3		4-2 FC6-4		3	1	2	0	1	0	0											
Brook Fordyce, R OBP: 0.347, SLG: 0.452	1-2 P3		0-1 HR	1-2 HR		2-3 K		0-2 FC6-4		4	1	1	3	0	1	3											
34 Jason Dellaero, S OBP: 0.091, SLG: 0.100			0-0 B1-3	0-0 1B		1-0 L4-3		1-3 K		4	0	1	0	0	1	2											
Inning Stats	R: 0 E: 0 K: 0 S: 6	H: 0 LOB: 2 BB: 1 P: 12	R: 0 E: 0 K: 1 S: 10	H: 0 LOB: 0 BB: 0 P: 16	R: 0 E: 0 K: 0 S: 6	H: 1 LOB: 1 BB: 0 P: 6	R: 3 E: 0 K: 1 S: 15	H: 3 LOB: 1 BB: 1 P: 26	R: 0 E: 0 K: 1 S: 12	H: 0 LOB: 1 BB: 1 P: 23	R: 0 E: 0 K: 1 S: 11	H: 2 LOB: 1 BB: 0 P: 16	R: 0 E: 0 K: 2 S: 11	H: 1 LOB: 0 BB: 0 P: 15	R: 0 E: 0 K: 1 S: 11	H: 0 LOB: 1 BB: 1 P: 16	R: 0 E: 0 K: 1 S: 8	H: 0 LOB: 0 BB: 0 P: 10	1B: 6 2B: 1 3B: 0 HR: 1	SF: 0 SAC: 1 DP: 1 HBP: 1	WP: 0 PB: 0 SB: 1 CS: 0	PA: 38					
PITCHER	IP	WLS	BF	H	R	ER	SO	BB	IBB	HBP	BLK	WP	HR	S	P	ERA	WHIP										
Dave Burba, R ERA: 4.28	6.0	W	27	6	3	3	4	3	0	1	0	0	0	11	15	0.00	1.000										
Sean DePaula, R ERA: 15.42	1.0	H	4	1	0	0	2	0	0	0	0	0	0	11	16	0.00	1.000										
Paul Shuey, R ERA: 3.28	1.0	H	4	0	0	0	1	1	0	0	0	0	0	8	10	0.00	0.000										
Michael Jackson, R ERA: 4.06	1.0	S	3	0	0	0	1	0	0	0	0	0	0	8	10	0.00	0.000										

Cleveland Indians @ Chicago White Sox
Comiskey Park, Chicago, IL
Sat Sep 11 1999, 7:05 PM EDT
Att: 34,400 - Unknown - 76 F

AB 32
R 3
H 7
RBI 3
BB 4
SO 8
LOB 16



Batter	1	2	3	4	5	6	7	8	9	AB	R	H	RBI	BB	SO	LOB	TOP			
Jolbert Cabrera, R (1, 8) OBP: 0.229, SLG: 0.212 Roberto Alomar, S (9, PH) OBP: 0.430, SLG: 0.552	F7		S 1B		K		F7		K	4	1	1	0	0	1	1	Cleveland Indians @ Chicago White Sox Comiskey Park, Chicago, IL Sun Sep 12 1999, 2:05 PM EDT Att: 20,481 - Cloudy - 80 F			
Enrique Wilson, S (1, 6) OBP: 0.310, SLG: 0.348 Harold Baines, L (9, PH) OBP: 0.388, SLG: 0.551	1B		S 1B		G5-3		L4		P7	3	1	1	0	1	0	1				
Alex Ramirez, R (1, 9) OBP: 0.318, SLG: 0.440 David Justice, L (9, PH) OBP: 0.416, SLG: 0.497 Dave Roberts, L (9, FR) OBP: 0.289, SLG: 0.301	1B		S 1B				L6		1B	4	0	3	2	0	0	0				
Richie Sexson, R (1, 3) OBP: 0.315, SLG: 0.529	G6-4-3		S 1B				HR		FC5 1B	5	1	2	1	0	2	5				
Wil Cordero, R (1, 7) OBP: 0.372, SLG: 0.475		G6-3	F7				G6-3		F8	4	0	0	0	0	0	3				
Jim Thome, L (1, 10) OBP: 0.427, SLG: 0.535		G5-3 1B			G4-3				BB	2	0	1	0	2	0	0				
Sandy Alomar Jr., R (1, 2) OBP: 0.309, SLG: 0.500		G4-3 1B			G4-3				P8	4	0	1	0	0	1	4				
Travis Fryman, R (1, 5) OBP: 0.312, SLG: 0.407		G5-3			G6-3				G5-3	4	0	0	0	0	0	5				
Carlos Baerga, S (1, 4) OBP: 0.314, SLG: 0.328 Omar Vizquel, S (9, PH) OBP: 0.391, SLG: 0.430			G5-3				G6-3		1B	3	0	1	0	0	0	0				
Inning Stats	R: 0 E: 0 K: 0 S: 9	H: 2 LOB: 1 BB: 0 P: 13	R: 0 E: 0 K: 0 S: 8	H: 2 LOB: 1 BB: 0 P: 14	R: 2 E: 0 K: 1 S: 12	H: 2 LOB: 1 BB: 1 P: 23	R: 0 E: 0 K: 0 S: 8	H: 0 LOB: 0 BB: 0 P: 12	R: 0 E: 0 K: 1 S: 8	H: 1 LOB: 1 BB: 1 P: 17	R: 0 E: 0 K: 0 S: 7	H: 1 LOB: 1 BB: 0 P: 11	R: 0 E: 0 K: 1 S: 16	H: 2 LOB: 3 BB: 1 P: 22	R: 0 E: 0 K: 2 S: 13	H: 1 LOB: 2 BB: 1 P: 25		1B: 9 2B: 1 HR: 1	SF: 0 SAC: 0 DP: 2 HBP: 0	WP: 0 PB: 0 SB: 3 CS: 0
PITCHER	IP WLS BF H R ER SO BB IBB HBP BLK WP HR S P ERA WHIP																			
Mike Siroka, L (1, 1) ERA: 4.19	7.0 W 29 8 3 3 2 2 0 0 0 0 0 1 60 103 3.86 1.429																			
Keith Foulke, R (8, 1) ERA: 2.27	1.0 H 6 2 0 0 1 1 0 0 0 0 0 0 16 22 0.00 3.000																			
Bob Howry, R (9, 1) ERA: 3.92	1.0 S 5 1 0 0 2 1 0 0 0 0 0 0 13 25 0.00 2.000																			

Batter	1	2	3	4	5	6	7	8	9	AB	R	H	RBI	BB	SO	LOB	BOTTOM			
Mike Caruso, S (1, 6) OBP: 0.289, SLG: 0.303	K		SH1-3							2	0	0	0	0	1	1	Cleveland Indians @ Chicago White Sox Comiskey Park, Chicago, IL Sun Sep 12 1999, 2:05 PM EDT Att: 20,481 - Cloudy - 80 F			
55 Liu Rodriguez, S (1, 4) OBP: 0.327, SLG: 0.310	G3		G1-3							4	0	1	1	0	0	2				
Ray Durham, S (1, 10) OBP: 0.379, SLG: 0.452	G6-3		L6							4	0	1	0	0	0	3				
Magglio Ordonez, R (1, 9) OBP: 0.344, SLG: 0.514		L4-3 1B								4	1	3	1	0	0	1				
Carlos Lee, R (1, 7) OBP: 0.333, SLG: 0.472 Brian Simmons, S (8, 7) OBP: 0.270, SLG: 0.357		L4-3								4	1	1	0	0	2	2				
Chris Singleton, L (1, 8) OBP: 0.323, SLG: 0.492		BB								2	1	1	0	2	0	0				
14 Paul Konerko, R (1, 3) OBP: 0.344, SLG: 0.511		F8								4	0	2	1	0	0	2				
Craig Wilson, R (1, 5) OBP: 0.296, SLG: 0.328			SH1-3 1B							3	0	1	0	0	1	2				
Mark Johnson, L (1, 2) OBP: 0.338, SLG: 0.337			SH1-3 1B							3	1	2	1	0	1	1				
Inning Stats	R: 0 E: 0 K: 1 S: 7	H: 0 LOB: 0 BB: 0 P: 11	R: 0 E: 0 K: 0 S: 6	H: 1 LOB: 1 BB: 1 P: 11	R: 0 E: 0 K: 0 S: 10	H: 2 LOB: 2 BB: 0 P: 14	R: 1 E: 0 K: 2 S: 14	H: 2 LOB: 1 BB: 0 P: 18	R: 1 E: 0 K: 0 S: 9	H: 3 LOB: 2 BB: 0 P: 19	R: 2 E: 0 K: 0 S: 8	H: 3 LOB: 1 BB: 0 P: 12	R: 0 E: 0 K: 1 S: 9	H: 1 LOB: 1 BB: 0 P: 14	R: 0 E: 0 K: 1 S: 10	H: 0 LOB: 1 BB: 1 P: 22		1B: 11 2B: 1 3B: 0 HR: 1	SF: 1 SAC: 3 DP: 1 HBP: 0	WP: 0 PB: 0 SB: 2 CS: 0
PITCHER	IP WLS BF H R ER SO BB IBB HBP BLK WP HR S P ERA WHIP																			
Jaret Wright, R (1, 1) ERA: 5.96	5.0 L 24 10 4 4 3 1 0 0 0 0 0 0 14 22 0.00 1.000																			
David Riske, R (6, 1) ERA: 8.71	2.0 B 8 2 0 0 0 1 0 0 0 0 0 0 0 14 22 0.00 1.000																			
Paul Assenmacher, L (8, 1) ERA: 0.28	0.0 1 0 0 0 0 0 1 0 0 0 0 0 0 1 5 * * * *																			
Jim Brower, R (8, 1) ERA: 0.28	0.2 2 0 0 0 0 0 0 0 0 0 0 0 0 6 11 0.00 0.000																			
Ricardo Rincon, L (8, 1) ERA: 4.71	0.1 1 0 0 0 0 1 0 0 0 0 0 0 0 3 6 0.00 0.000																			

Batter	1	2	3	4	5	6	7	8	9	AB	R	H	RBI	BB	SO	LOB	TOP										
Brad Ausmus, R OBP: 0.364, SLG: 0.420 (1, 2)	0-0 CS 1B		4-2 G6-4-3 BB		3-1 FC1-6 1B		2-1 G5-3		2-3 K	4	0	2	0	1	1	0	Detroit Tigers @ Chicago White Sox Comiskey Park, Chicago, IL Mon Sep 13 1999, 8:05 PM EDT Att: 12,217 - Overcast - 65 F										
Deivi Cruz, R OBP: 0.502, SLG: 0.429 (1, 6)	1-0 F7		3-1 G6-4-3 1-2		0-3 K		0-1 G6-3		1-1 P5	5	0	0	0	0	1	3											
Tony Clark, S OBP: 0.363, SLG: 0.514 (1, 3)	3-2 BB 1B			1-2 G4-3	1-0 FC1-6 WP		4-1 HBP BB		3-3 K	4	0	1	0	1	1	1											
Dean Palmer, R OBP: 0.337, SLG: 0.506 (1, 5)	4-2 1B			0-0 2B HR 1B	4-2 1B		1-2 HBP			1	1	1	0	2	0	0											
Damon Easley, R OBP: 0.356, SLG: 0.454 (1, 4)	3-2 G6-3			1-1 HR 2B	0-1 G1-6-3		1-3 K			4	1	1	0	0	1	6											
Robert Fick, L OBP: 0.071, SLG: 0.286 (1, 10)		2-3 K		1-2 HR		0-1 G4-3		3-2 F9		4	1	1	3	0	1	0											
Juan Encarnacion, R OBP: 0.289, SLG: 0.448 (1, 7)		2-2 G6-3		2-2 F7		0-1 1B		2-1 G5-3		4	0	1	0	0	0	0											
Gabe Kapler, R OBP: 0.318, SLG: 0.453 (1, 8)		0-0 G4-3		0-0 1B		1 SAFE 0-1 P8		3-2 1B		4	0	2	0	0	0	1											
Karim Garcia, L OBP: 0.275, SLG: 0.418 (1, 9)			0-0 L9	1-0 F7		1 SAFE 0-0 F8		3-3 K		4	0	0	0	0	1	3											
Inning Stats	R: 0 E: 0 K: 0 S: 14	H: 2 LOB: 2 BB: 1 P: 25	R: 0 E: 0 K: 0 S: 7	H: 0 LOB: 0 BB: 0 P: 11	R: 0 E: 0 K: 0 S: 5	H: 0 LOB: 0 BB: 1 P: 12	R: 3 E: 0 K: 0 S: 12	H: 4 LOB: 1 BB: 0 P: 16	R: 0 E: 0 K: 1 S: 10	H: 1 LOB: 2 BB: 1 P: 18	R: 0 E: 0 K: 1 S: 11	H: 0 LOB: 2 BB: 1 P: 19	R: 0 E: 0 K: 1 S: 12	H: 1 LOB: 1 BB: 0 P: 23	R: 0 E: 0 K: 2 S: 8	H: 0 LOB: 0 BB: 0 P: 14	1B: 7 2B: 1 3B: 0 HR: 1	SF: 0 SAC: 0 DP: 1 HBP: 1	WP: 1 PB: 0 SB: 0 CS: 1	PA: 39							
PITCHER	IP	WLS	BF	H	R	ER	SO	BB	IBB	HBP	BLK	WP	HR	S	P	ERA	WHIP										
John Snyder, R ERA: 6.68 (1, 1)	6.2	L	31	8	3	3	2	4	0	1	0	1	1	62	103	4.05	1.800										
Sean Lowe, R ERA: 3.68 (7, 1)	2.1		8	1	0	0	4	0	0	0	0	0	0	24	42	0.00	0.429										

Batter	1	2	3	4	5	6	7	8	9	AB	R	H	RBI	BB	SO	LOB	BOTTOM										
Ray Durham, S OBP: 0.377, SLG: 0.448 (1, 4)	1-0 G6-3		1-3 K			2-2 F7		1-0 E1 FC6-4		4	0	0	0	0	1	3	Detroit Tigers @ Chicago White Sox Comiskey Park, Chicago, IL Mon Sep 13 1999, 8:05 PM EDT Att: 12,217 - Overcast - 65 F										
34 Jason Dellaero, S OBP: 0.071, SLG: 0.077 (1, 6)	2-2 G3		2-2 P5			2-0 F7		1-1 L7		3	0	0	0	0	0	2											
Brian Simmons, S OBP: 0.267, SLG: 0.352 (8, FH)										1	0	0	0	0	0	2											
Mike Caruso, S OBP: 0.289, SLG: 0.303 (9, 6)										0	0	0	0	0	0	0											
Carlos Lee, R OBP: 0.333, SLG: 0.472 (1, 7)	1-3 K			2-2 F7		0-2 2B		1-0 L7		4	0	1	0	0	1	2											
Magglio Ordonez, R OBP: 0.342, SLG: 0.511 (1, 9)		1-0 G5-3		2-3 K		0-1 F9		3-1 FC6-4		4	0	0	0	0	1	3											
Chris Singleton, L OBP: 0.328, SLG: 0.489 (1, 8)		0-1 F9		4-0 BB		1-2 P7		1-2 E5 HR		3	1	0	0	1	0	0											
14 Paul Konerko, R OBP: 0.341, SLG: 0.507 (1, 10)		1-0 G4-3		1-3 K		1-0 P6		0-0 L7		4	0	0	0	0	1	2											
Greg Norton, S OBP: 0.360, SLG: 0.432 (1, 3)			1-0 F7			3-2 1B		1-1 HR		4	1	2	2	0	0	0											
Craig Wilson, R OBP: 0.296, SLG: 0.323 (1, 5)			4-1 1B BB			0-3 K		2-0 F9		3	0	0	0	1	2	1											
Brook Fordyce, R OBP: 0.347, SLG: 0.452 (1, 2)			0-0 BB			1-1 G3-1		4-2 E BB		0	0	0	0	0	0	0											
Mark Johnson, L OBP: 0.341, SLG: 0.337 (2, 2)			1-2 1B						1-2 G3-1	3	0	1	0	1	0	0											
Inning Stats	R: 0 E: 0 K: 1 S: 9	H: 0 LOB: 0 BB: 0 P: 13	R: 0 E: 0 K: 0 S: 4	H: 0 LOB: 0 BB: 0 P: 6	R: 0 E: 0 K: 1 S: 10	H: 1 LOB: 2 BB: 1 P: 18	R: 0 E: 0 K: 2 S: 9	H: 0 LOB: 1 BB: 1 P: 18	R: 0 E: 0 K: 1 S: 7	H: 0 LOB: 0 BB: 0 P: 8	R: 0 E: 0 K: 0 S: 10	H: 1 LOB: 1 BB: 0 P: 14	R: 0 E: 1 K: 0 S: 8	H: 1 LOB: 2 BB: 1 P: 15	R: 0 E: 1 K: 0 S: 10	H: 0 LOB: 2 BB: 1 P: 20	R: 2 E: 1 K: 1 S: 14	H: 1 LOB: 0 BB: 0 P: 18	1B: 2 2B: 1 3B: 0 HR: 1	SF: 0 SAC: 0 DP: 0 HBP: 0	WP: 0 PB: 0 SB: 0 CS: 0	PA: 36					
PITCHER	IP	WLS	BF	H	R	ER	SO	BB	IBB	HBP	BLK	WP	HR	S	P	ERA	WHIP										
Dave Milcki, R ERA: 4.53 (1, 1)	7.0	W	28	3	0	0	5	3	0	0	0	0	0	62	102	0.00	0.857										
Doug Brocail, R ERA: 2.77 (8, 1)	1.0	H	3	0	0	0	0	0	0	0	0	0	0	5	10	0.00	0.000										
Todd Jones, R ERA: 3.92 (9, 1)	1.0	S	5	1	2	1	1	0	0	0	0	0	1	14	18	9.00	1.000										

AB	34
R	3
H	9
RBI	3
BB	4
SO	6
LOB	14




AB	33
R	2
H	4
RBI	2
BB	3
SO	6
LOB	15



Batter	1	2	3	4	5	6	7	8	9	AB	R	H	RBI	BB	SO	LOB	TOP										
Brad Ausmus, R OBP: 0.364, SLG: 0.417	4-1 BB WP BB	4-1 2B WP BB		1-2 FC5-4 1-2 BB		1-2 G1-3		2-0 F8		3	1	0	0	2	0	1											
Deivi Cruz, R OBP: 0.303, SLG: 0.431	1-0 F9	0-1 WP 1-3 2B		0-1 L4		0-0 G5-3		2-1 1B		5	0	2	0	0	0	2											
Tony Clark, S OBP: 0.365, SLG: 0.513	4-0 BB 1-2 BB	1-3 K		4-1 1-2 BB		0-0 1B		0-1 F7		3	1	1	0	2	1	3											
Dean Palmer, R OBP: 0.337, SLG: 0.510	4-0 1-2 2-3 BB	1-3 K2-3		0-0 F9		1-0 HR		2-3 K		4	1	1	2	1	2	3											
Damon Easley, R OBP: 0.355, SLG: 0.451	1-2 P4	2-1 P4		1-0 G5-3 1B		0-1 G5-3		1-0 G5-3		5	0	1	0	0	0	4											
Robert Fick, L OBP: 0.053, SLG: 0.211	2-2 P6		0-0 F9		1-1 P6		1-1 G3		0-2 G4-3	5	0	0	0	0	0	4											
Juan Encarnacion, R OBP: 0.289, SLG: 0.446		1-2 S 1B	2-1 F9		0-0 G5-3		0-3 K			4	1	1	0	0	1	1											
Kimera Barteaux, R OBP: 0.302, SLG: 0.291		2-2 1B	2-0 G6-3		0-1 F8			2-1 G5-3		4	1	1	1	0	0	1											
Gabe Kapler, R OBP: 0.317, SLG: 0.451		1-0 HR 1B		0-0 FC5-4 1B		0-0 2B				4	2	4	3	0	0	0											
Karim Garcia, L OBP: 0.287, SLG: 0.458										4	2	4	3	0	0	0											
Inning Stats	R: 0 E: 0 K: 0 S: 10	H: 0 LOB: 3 BB: 3 P: 26	R: 4 E: 0 K: 2 S: 20	H: 4 LOB: 1 BB: 1 P: 31	R: 0 E: 0 K: 0 S: 4	H: 0 LOB: 0 BB: 0 P: 8	R: 0 E: 0 K: 0 S: 8	H: 1 LOB: 2 BB: 1 P: 13	R: 0 E: 0 K: 0 S: 6	H: 1 LOB: 1 BB: 0 P: 8	R: 0 E: 0 K: 0 S: 6	H: 1 LOB: 0 BB: 0 P: 7	R: 2 E: 0 K: 1 S: 11	H: 2 LOB: 0 BB: 0 P: 13	R: 1 E: 0 K: 0 S: 9	H: 2 LOB: 1 BB: 0 P: 18	R: 0 E: 0 K: 1 S: 10	H: 0 LOB: 0 BB: 0 P: 13	1B: 6 2B: 2 3B: 0 HR: 3	SF: 0 SAC: 0 DP: 0 HBP: 0	WP: 2 PB: 0 SB: 1 CS: 0	PA: 42					
PITCHER	IP	WLS	BF	H	R	ER	SO	BB	IBB	HBP	BLK	WP	HR	S	P	ERA	WHIP										
Aaron Myette, R ERA: 7.5	4.0	L	22	5	4	4	2	5	0	0	0	2	1	42	78	9.00	2.500										
Jaime Navarro, R ERA: 6.11	2.0		7	2	0	0	0	0	0	0	0	0	0	12	15	0.00	1.000										
Jesus Pena, L ERA: 4.2	1.0		5	2	2	2	1	0	0	0	0	0	1	11	13	18.00	2.000										
Carlos Castillo, R ERA: 6.49	1.0		5	2	1	1	0	0	0	0	0	0	1	9	18	9.00	2.000										
41 Bill Simas, R ERA: 3.9	1.0		3	0	0	0	1	0	0	0	0	0	0	10	13	0.00	0.000										

Detroit Tigers @ Chicago White Sox
Comiskey Park, Chicago, IL
Tue Sep 14 1999, 8:05 PM EDT
Att: 11,475 - Cloudy - 71 F


AB 37
R 7
H 11
RBI 6
BB 5
SO 4
LOB 19



Batter	1	2	3	4	5	6	7	8	9	AB	R	H	RBI	BB	SO	LOB	BOTTOM										
Ray Durham, S OBP: 0.376, SLG: 0.446	K		0-1 G5-3			4-0 G4-3 BB		3-1 P6		3	0	0	0	1	1	2											
Darin Jackson, R OBP: 0.281, SLG: 0.435	1-1 L8			0-3 K		0-2 P4		1-2 FC6-4 FC5-4		4	0	0	0	0	1	3											
Carlos Lee, R OBP: 0.330, SLG: 0.467	2-1 F9			0-0 P3		0-0 G4-3		1-2 FC5-4		4	0	0	0	0	0	3											
Magglio Ordonez, R OBP: 0.341, SLG: 0.509		3-2 G3-1		2-2 14 BB 1B		1-0 G5-3			2-3 K	4	0	1	0	0	1	1											
14 Paul Konerko, R OBP: 0.344, SLG: 0.507		1-2 1B		4-1 1-2 BB			0-0 P6		4-1 1B BB	2	0	1	0	2	0	0											
Craig Wilson, R OBP: 0.295, SLG: 0.322		2-2 L4		2-2 F9			1-0 P3		3-1 1B	4	0	1	0	0	0	3											
Brian Simmons, S OBP: 0.253, SLG: 0.333			0-1 G6-3		1-3 K		2-1 F8		2-3 K	4	0	0	0	0	2	3											
Greg Norton, S OBP: 0.359, SLG: 0.429			1-0 G4-3		2-3 K			4-1 FC6-4 1B BB	0-1 G1-3	3	0	0	0	1	1	2											
Josh Paul, R OBP: 0.125, SLG: 0.125			0-1 F9		2-2 G6-3			2-1 FC6-4 1B		3	0	1	0	0	0	0											
Inning Stats	R: 0 E: 0 K: 1 S: 9	H: 0 LOB: 0 BB: 0 P: 14	R: 0 E: 0 K: 0 S: 12	H: 1 LOB: 1 BB: 0 P: 18	R: 0 E: 0 K: 0 S: 5	H: 0 LOB: 0 BB: 0 P: 6	R: 0 E: 0 K: 1 S: 11	H: 1 LOB: 1 BB: 1 P: 19	R: 0 E: 0 K: 2 S: 16	H: 0 LOB: 0 BB: 0 P: 21	R: 0 E: 0 K: 0 S: 6	H: 0 LOB: 1 BB: 1 P: 11	R: 0 E: 0 K: 0 S: 4	H: 0 LOB: 0 BB: 0 P: 7	R: 0 E: 0 K: 0 S: 11	H: 1 LOB: 2 BB: 1 P: 22	R: 0 E: 0 K: 2 S: 12	H: 1 LOB: 2 BB: 1 P: 23	1B: 4 2B: 0 3B: 0 HR: 0	SF: 0 SAC: 0 DP: 0 HBP: 0	WP: 0 PB: 0 SB: 0 CS: 0	PA: 35					
PITCHER	IP	WLS	BF	H	R	ER	SO	BB	IBB	HBP	BLK	WP	HR	S	P	ERA	WHIP										
C.J. Nitkowski, L ERA: 4.78	7.0	W	25	2	0	0	4	2	0	0	0	0	0	63	96	0.00	0.571										
Matt Anderson, R ERA: 4.79	1.0		5	1	0	0	0	1	0	0	0	0	0	11	22	0.00	2.000										
Nelson Cruz, R ERA: 6.12	1.0		5	1	0	0	2	1	0	0	0	0	0	12	23	0.00	2.000										

Detroit Tigers @ Chicago White Sox
Comiskey Park, Chicago, IL
Tue Sep 14 1999, 8:05 PM EDT
Att: 11,475 - Cloudy - 71 F

AB 31
R 0
H 4
RBI 0
BB 4
SO 6
LOB 17




Batter	1	2	3	4	5	6	7	8	9	AB	R	H	RBI	BB	SO	LOB	TOP										
Luis Polonia, L (1, 10) OBP: 0.350, SLG: 0.502	G4-3		F8			F8		P2		4	0	0	0	0	0	2	Detroit Tigers @ Chicago White Sox Comiskey Park, Chicago, IL Wed Sep 15 1999, 8:05 PM EDT Att: 11,528 - Unknown - 64 F										
Brad Ausmus, R (1, 2) OBP: 0.381, SLG: 0.413	K			F8		F9		F7		4	0	0	0	0	1	1											
Tony Clark, S (1, 3) OBP: 0.362, SLG: 0.508	K			P6				P6		4	0	0	0	0	2	0											
Dean Palmer, R (1, 5) OBP: 0.335, SLG: 0.506		L9		F8			G5-3	P6		4	0	0	0	0	0	0											
Karim Garcia, L (1, 9) OBP: 0.283, SLG: 0.452		G3			F7		P5			3	0	0	0	0	0	0											
Juan Encarnacion, R (1, 7) OBP: 0.288, SLG: 0.444		S HBP			K			G5-3		2	0	0	0	0	1	0											
Frank Catalanotto, L (1, 4) OBP: 0.325, SLG: 0.446		L8			K			L4		3	0	0	0	0	1	1											
Gabe Kapler, R (1, 8) OBP: 0.317, SLG: 0.458			K			P5		HR		3	1	1	1	0	1	0											
Deivi Cruz, R (1, 6) OBP: 0.305, SLG: 0.433			P6			1B		1B		3	0	2	0	0	0	0											
Inning Stats	R: 0 E: 0 K: 2 S: 12	H: 0 LOB: 0 BB: 0 P: 16	R: 0 E: 0 K: 0 S: 10	H: 0 LOB: 1 BB: 0 P: 14	R: 0 E: 0 K: 1 S: 10	H: 0 LOB: 0 BB: 0 P: 15	R: 0 E: 0 K: 0 S: 15	H: 0 LOB: 0 BB: 0 P: 19	R: 0 E: 0 K: 2 S: 11	H: 1 LOB: 0 BB: 0 P: 15	R: 0 E: 0 K: 1 S: 8	H: 0 LOB: 0 BB: 0 P: 12	R: 1 E: 0 K: 0 S: 13	H: 2 LOB: 1 BB: 0 P: 18	R: 0 E: 0 K: 0 S: 10	H: 0 LOB: 0 BB: 0 P: 13	1B: 2 2B: 0 3B: 0 HR: 1	SF: 0 SAC: 0 DP: 0 HBP: 1	WP: 0 PB: 0 SB: 1 CS: 0	PA: 31							
PITCHER	IP	WLS	BF	H	R	ER	SO	BB	IBB	HBP	BLK	WP	HR	S	P	ERA	WHIP										
James Baldwin, R (1, 1) ERA: 5.3	7.2	W	27	3	1	1	6	0	0	1	0	0	1	84	117	1.17	0.391										
Keith Foulke, R (8, 1) ERA: 2.23	1.1	S	4	0	0	0	0	0	0	0	0	0	0	14	19	0.00	0.000										

Batter	1	2	3	4	5	6	7	8	9	AB	R	H	RBI	BB	SO	LOB	BOTTOM										
Mike Caruso, S (1, 6) OBP: 0.287, SLG: 0.300	G5-3	K		FC4-6 CS		G6-3				4	0	0	1	0	1	5	Detroit Tigers @ Chicago White Sox Comiskey Park, Chicago, IL Wed Sep 15 1999, 8:05 PM EDT Att: 11,528 - Unknown - 64 F										
Greg Norton, S (1, 5) OBP: 0.356, SLG: 0.424	K	L8		CS	L3		K			4	0	0	0	0	2	2											
Ray Durham, S (1, 4) OBP: 0.377, SLG: 0.446	1B			G5-3	P6		G5-3 1B			4	0	2	0	0	0	0											
Magglio Ordonez, R (1, 10) OBP: 0.342, SLG: 0.510	L7			S 1B	2B		G5-3			4	0	2	0	0	0	2											
Carlos Lee, R (1, 7) OBP: 0.329, SLG: 0.465		14 E 1B		F7			G4-3			4	1	1	0	0	0	3											
Darrin Jackson, R (9, 7) OBP: 0.281, SLG: 0.435					F8					0	0	0	0	0	0	0											
Chris Singleton, L (1, 8) OBP: 0.330, SLG: 0.489		14 E 1B		P2		G5-3 1B		F8		4	1	2	0	0	0	1											
14 Paul Konerko, R (1, 3) OBP: 0.343, SLG: 0.504		E6 G4-3 1B		FC5-4 FC4-6 1B		G5-3		P3		4	1	1	0	0	0	2											
Craig Wilson, R (9, 5) OBP: 0.295, SLG: 0.322		1-3 2-H			FC5-4 1B					0	0	0	0	0	0	0											
Brian Simmons, S (1, 9) OBP: 0.277, SLG: 0.346		G4-3 1B			FC5-4 1B		G5-3 BB		G3-1	3	0	2	1	1	0	0											
Brook Fordyce, R (1, 2) OBP: 0.343, SLG: 0.448	G4-3			FC5-4		G5-3				3	0	0	0	0	0	6											
Inning Stats	R: 0 E: 0 K: 1 S: 10	H: 1 LOB: 1 BB: 0 P: 18	R: 2 E: 1 K: 1 S: 18	H: 3 LOB: 2 BB: 0 P: 26	R: 0 E: 0 K: 0 S: 9	H: 1 LOB: 1 BB: 0 P: 12	R: 1 E: 0 K: 0 S: 9	H: 2 LOB: 0 BB: 0 P: 18	R: 0 E: 0 K: 0 S: 12	H: 1 LOB: 1 BB: 0 P: 15	R: 0 E: 0 K: 0 S: 11	H: 1 LOB: 2 BB: 1 P: 19	R: 0 E: 0 K: 1 S: 11	H: 1 LOB: 1 BB: 0 P: 18	R: 0 E: 0 K: 0 S: 7	H: 0 LOB: 0 BB: 0 P: 10	1B: 9 2B: 1 3B: 0 HR: 0	SF: 0 SAC: 0 DP: 0 HBP: 0	WP: 0 PB: 0 SB: 1 CS: 1	PA: 36							
PITCHER	IP	WLS	BF	H	R	ER	SO	BB	IBB	HBP	BLK	WP	HR	S	P	ERA	WHIP										
Brian Moehler, R (1, 1) ERA: 4.95	7.0	L	32	10	3	2	3	1	0	0	0	0	0	7	10	0.00	0.000										
Francisco Cordero, R (8, 1) ERA: 3.68	1.0		3	0	0	0	0	0	0	0	0	0	0	7	10	0.00	0.000										

Batter	1	2	3	4	5	6	7	8	9	AB	R	H	RBI	BB	SO	LOB	TOP					
Mike Caruso, S OBP: 0.288, SLG: 0.300 (1, 6)	G6-3	K		CS 1B		G4-3 WP 1B BB		SH1-4		3	1	1	0	1	1	0	Chicago White Sox @ Toronto Blue Jays SkyDome, Toronto, ON Fri Sep 17 1999, 7:05 PM EDT Att: 30,743 - Unknown - 67 F					
Greg Norton, S OBP: 0.357, SLG: 0.426 (1, 5)		G6-3		F8		G4-3		FC5-4 1B		5	0	2	0	0	0	2						
Ray Durham, S OBP: 0.378, SLG: 0.450 (1, 4)	P4			1B SF8		G4-6-3 1B		FC5-4 1B		5	1	3	2	0	0	1						
Magglio Ordonez, R OBP: 0.344, SLG: 0.512 (1, 9)				FC5-4 1B		G4-6-3 1B		FC5-4 FC6-4		4	1	2	0	1	0	3						
Carlos Lee, R OBP: 0.328, SLG: 0.463 (1, 10)	K			SF8		14 1B		FC6-4		4	0	1	1	0	1	4						
Chris Singleton, L OBP: 0.331, SLG: 0.487 (1, 8)		14 HR BB		FC5-4 BB 14 1B		SF9		F8		2	1	0	1	2	0	1						
14 Paul Konerko, R OBP: 0.346, SLG: 0.505 (1, 3)		HR 1B		BB 1B		1B		G6-3		5	1	3	0	0	0	1						
Brian Simmons, S OBP: 0.284, SLG: 0.378 (1, 7)		HR		BB		P2		F7		4	1	1	3	1	0	3						
Mark Johnson, L OBP: 0.339, SLG: 0.335 (1, 2)	F9			P5		K		1B SH1-4 1B		4	1	1	0	0	1	5						
Inning Stats	R: 0 E: 0 K: 1 S: 11	H: 1 LOB: 2 P: 18	R: 3 E: 0 K: 1 S: 9	H: 2 LOB: 0 BB: 1 P: 17	R: 1 E: 0 K: 0 S: 11	H: 3 LOB: 3 BB: 1 P: 26	R: 0 E: 0 K: 0 S: 6	H: 1 LOB: 0 BB: 0 P: 12	R: 1 E: 0 K: 1 S: 13	H: 3 LOB: 2 BB: 0 P: 19	R: 1 E: 0 K: 0 S: 5	H: 1 LOB: 1 BB: 1 P: 11	R: 0 E: 0 K: 0 S: 7	H: 0 LOB: 1 BB: 1 P: 18	R: 1 E: 0 K: 0 S: 16	H: 3 LOB: 2 BB: 0 P: 21		R: 0 E: 0 K: 0 S: 7	H: 0 LOB: 0 BB: 0 P: 11	1B: 10 2B: 3 HR: 1	SF: 2 SAC: 1 DP: 1 HBP: 0	WP: 1 PB: 0 CS: 1
PITCHER	IP	WLS	BF	H	R	ER	SO	BB	IBB	HBP	BLK	WP	HR	S	P	ERA	WHIP					
Kelvin Escobar, R ERA: 5.76 (1, 1)	4.0	L	23	9	5	5	2	3	0	0	0	0	1	0	14	24	11.25	3.000				
Mike Romano, R ERA: 3.86 (5, 1)	2.0		8	2	1	1	1	1	0	0	0	0	0	0	19	33	4.50	1.500				
Paul Spoljaric, L ERA: 5.4 (7, 1)	1.1		3	1	1	0	0	1	0	0	0	0	0	0	11	17	6.75	3.000				
John Frascatore, R ERA: 3.7 (8, 1)	1.2		5	0	0	0	0	0	0	0	0	0	0	0	11	17	0.00	0.000				

Batter	1	2	3	4	5	6	7	8	9	AB	R	H	RBI	BB	SO	LOB	BOTTOM				
Homer Bush, R OBP: 0.343, SLG: 0.414 (1, 4)	F9 1B HBP	F7			G4-6-3		1B 1-H 2B		K	4	0	1	1	0	1	2	Chicago White Sox @ Toronto Blue Jays SkyDome, Toronto, ON Fri Sep 17 1999, 7:05 PM EDT Att: 30,743 - Unknown - 67 F				
David Segui, S OBP: 0.354, SLG: 0.458 (1, 10)	F7			F7		FC6-4 1B		G3-6-3 1B		4	0	2	0	0	0	1					
Shawn Green, L OBP: 0.386, SLG: 0.594 (1, 9)	1B			G3-1		FC6-4 1B SF7		G3-6-3		4	1	1	0	0	0	3					
Carlos Delgado, L OBP: 0.376, SLG: 0.579 (1, 3)	F9			G5-3		BB 1B		G3 1B		4	0	2	0	0	0	2					
Tony Fernandez, S OBP: 0.430, SLG: 0.456 (1, 5)	L1			K		SF7		K		3	0	0	1	0	2	3					
Darin Fletcher, L OBP: 0.344, SLG: 0.510 (1, 2)		2B 2B		G6-3		BB		G3		3	1	1	0	1	0	1					
Tony Batista, R OBP: 0.333, SLG: 0.522 (1, 6)		2B		K		L6		P5		4	0	1	1	0	1	3					
José Cruz Jr., S OBP: 0.342, SLG: 0.406 (1, 8)		K2-3		FC5-4 BB		K 2B		K		2	1	0	0	1	2	1					
Brian McRae, S OBP: 0.322, SLG: 0.354 (9, PH)										1	0	0	0	0	1	0					
Jacob Brumfield, R OBP: 0.289, SLG: 0.343 (1, 7)		P2		FC5-4 G4-6-3		K		K		3	0	0	0	0	1	3					
Willie Greene, L OBP: 0.267, SLG: 0.398 (9, PH)										1	0	0	0	0	1	0					
Inning Stats	R: 0 E: 0 K: 0 S: 12	H: 1 LOB: 2 P: 20	R: 1 E: 0 K: 1 S: 13	H: 2 LOB: 1 BB: 0 P: 20	R: 0 E: 0 K: 2 S: 10	H: 0 LOB: 0 BB: 0 P: 16	R: 0 E: 0 K: 0 S: 5	H: 0 LOB: 1 BB: 1 P: 11	R: 1 E: 0 K: 0 S: 11	H: 2 LOB: 1 BB: 1 P: 19	R: 1 E: 0 K: 2 S: 16	H: 2 LOB: 1 BB: 0 P: 23	R: 0 E: 0 K: 1 S: 10	H: 1 LOB: 1 BB: 0 P: 14	R: 0 E: 0 K: 3 S: 9	H: 0 LOB: 0 BB: 0 P: 11	1B: 5 2B: 3 HR: 0	SF: 1 SAC: 0 DP: 2 HBP: 1	WP: 1 PB: 0 CS: 0	PA: 37	
PITCHER	IP	WLS	BF	H	R	ER	SO	BB	IBB	HBP	BLK	WP	HR	S	P	ERA	WHIP				
Kip Wells, R ERA: 5.49 (1, 1)	5.2	W	23	5	2	2	3	1	0	0	0	0	0	2	6	5.49	1.059				
Jesus Pena, L ERA: 4.2 (6, 1)	0.0		1	0	0	0	0	1	0	0	0	0	0	2	6	0.00	0.000				
41 Bill Simas, R ERA: 3.99 (6, 1)	0.2	H	5	2	1	1	2	0	0	0	0	1	0	16	25	13.50	3.000				
Keith Foulke, R ERA: 2.2 (7, 1)	1.2	H	5	1	0	0	1	0	0	0	0	0	0	13	18	0.00	0.600				
Bob Howry, R ERA: 3.66 (9, 1)	1.0		3	0	0	0	3	0	0	0	0	0	0	9	11	0.00	0.000				

AB	36
R	7
H	14
RBI	7
BB	5
SO	3
LOB	20



AB	33
R	3
H	8
RBI	3
BB	2
SO	9
LOB	19



Batter	1	2	3	4	5	6	7	8	9	AB	R	H	RBI	BB	SO	LOB	TOP				
Mike Caruso, S OBP: 0.291, SLG: 0.303	F8	1B			K		BB S	CS		5	0	3	1	0	1	0					
Craig Wilson, R OBP: 0.298, SLG: 0.322	BB	SAFE			G6-3		BB	CS	G4-3	3	1	1	0	1	0	1					
Greg Norton, S OBP: 0.356, SLG: 0.425	BB	1B					BB			1	0	0	0	0	0	0					
Ray Durham, S OBP: 0.382, SLG: 0.452	BB	BB			K		BB			3	2	2	0	2	1	0					
Magglio Ordonez, R OBP: 0.345, SLG: 0.509	P5				F7		BB			3	1	0	0	2	1	5					
Carlos Lee, R OBP: 0.328, SLG: 0.472	BB				P9		BB			5	2	2	5	0	0	5					
14 Paul Konerko, R OBP: 0.346, SLG: 0.503	BB				BB					4	0	1	0	1	1	0					
Chris Singleton, L OBP: 0.324, SLG: 0.484	BB				F8		K			5	0	1	1	0	1	1					
Darrin Jackson, R OBP: 0.288, SLG: 0.437					G4-6-3		G5-3			4	1	2	0	0	0	0					
Brook Fordyce, R OBP: 0.342, SLG: 0.445					G4-6-3		G6-3			4	0	1	0	0	0	3					
Inning Stats	R: 3 E: 0 K: 0 S: 11	H: 3 LOB: 2 BB: 2 P: 23	R: 0 E: 1 K: 0 S: 5	H: 1 LOB: 1 BB: 0 P: 8	R: 0 E: 0 K: 1 S: 9	H: 0 LOB: 0 BB: 0 P: 10	R: 0 E: 0 K: 0 S: 7	H: 2 LOB: 1 BB: 0 P: 11	R: 0 E: 0 K: 1 S: 13	H: 0 LOB: 0 BB: 0 P: 17	R: 0 E: 0 K: 1 S: 11	H: 1 LOB: 3 BB: 2 P: 20	R: 1 E: 0 K: 0 S: 14	H: 3 LOB: 1 BB: 0 P: 16	R: 3 E: 0 K: 0 S: 12	H: 2 LOB: 0 BB: 1 P: 17	1B: 10 2B: 2 3B: 0 HR: 1	SF: 0 SAC: 0 DP: 2 HBP: 0	WP: 0 PB: 0 SB: 3 CS: 1	PA: 44	
PITCHER	IP WLS BF H R ER SO	IP WLS BF H R ER SO	IP WLS BF H R ER SO	IP WLS BF H R ER SO	IP WLS BF H R ER SO	IP WLS BF H R ER SO	IP WLS BF H R ER SO	IP WLS BF H R ER SO	IP WLS BF H R ER SO	IP WLS BF H R ER SO	IP WLS BF H R ER SO	IP WLS BF H R ER SO	IP WLS BF H R ER SO	IP WLS BF H R ER SO	IP WLS BF H R ER SO	IP WLS BF H R ER SO	ERA WHIP	ERA WHIP			
David Wells, L ERA: 4.98	8.0	37	11	4	4	5	5	0	0	0	0	0	0	0	0	0	0	4.50	2.000		
Paul Quantrill, R ERA: 3.35	1.0	L 6	2	3	3	0	1	0	0	0	0	0	0	1	12	17	27.00	3.000			

Chicago White Sox @ Toronto Blue Jays
SkyDome, Toronto, ON
Sat Sep 18 1999, 4:05 PM EDT
Att: 28,260 - Cloudy - 69 F

AB	37
R	7
H	13
RBI	7
BB	6
SO	5
LOB	15



Batter	1	2	3	4	5	6	7	8	9	AB	R	H	RBI	BB	SO	LOB	BOTTOM					
Shannon Stewart, R OBP: 0.374, SLG: 0.416	K				K			F7		5	0	2	0	0	2	1						
Homer Bush, R OBP: 0.344, SLG: 0.414	BB				P4					5	1	2	2	0	0	1						
Shawn Green, L OBP: 0.384, SLG: 0.590	K				G5-3					4	0	0	0	1	2	2						
Carlos Delgado, L OBP: 0.379, SLG: 0.578	BB				G5-3					1	0	0	0	4	0	3						
Tony Fernandez, S OBP: 0.429, SLG: 0.455	K				F8					1	0	0	0	0	1	2						
Willis Oltanez, R OBP: 0.288, SLG: 0.369	K				F9					4	0	2	1	0	0	1						
Tony Batista, R OBP: 0.330, SLG: 0.518	K				F7					4	0	0	0	0	1	4						
Darrin Fletcher, L OBP: 0.343, SLG: 0.515	K				HR					4	1	1	1	0	1	0						
Pat Borders, R OBP: 0.273, SLG: 0.424	G1-3				G5-3					3	0	1	0	0	0	0						
David Segui, S OBP: 0.353, SLG: 0.457					G5-3					1	0	0	0	0	1	0						
10 Vernon Wells, R OBP: 0.226, SLG: 0.275					BB					3	2	2	0	0	0	1						
Willie Greene, L OBP: 0.266, SLG: 0.396					BB					1	0	0	0	0	1	0						
José Cruz Jr., S OBP: 0.342, SLG: 0.406					BB					0	0	0	0	0	0	0						
Inning Stats	R: 0 E: 0 K: 3 S: 15	H: 1 LOB: 2 BB: 1 P: 27	R: 0 E: 0 K: 2 S: 10	H: 0 LOB: 0 BB: 0 P: 18	R: 2 E: 0 K: 1 S: 16	H: 3 LOB: 2 BB: 1 P: 23	R: 1 E: 0 K: 1 S: 11	H: 2 LOB: 1 BB: 0 P: 18	R: 0 E: 0 K: 0 S: 5	H: 1 LOB: 2 BB: 1 P: 11	R: 1 E: 0 K: 0 S: 13	H: 3 LOB: 3 BB: 1 P: 25	R: 0 E: 0 K: 0 S: 5	H: 0 LOB: 0 BB: 0 P: 10	R: 0 E: 0 K: 2 S: 9	H: 0 LOB: 0 BB: 0 P: 15	R: 0 E: 0 K: 0 S: 10	H: 0 LOB: 1 BB: 1 P: 19	1B: 9 2B: 1 3B: 0 HR: 1	SF: 0 SAC: 0 DP: 1 HBP: 0	WP: 0 PB: 0 SB: 1 CS: 1	PA: 41
PITCHER	IP WLS BF H R ER SO	IP WLS BF H R ER SO	IP WLS BF H R ER SO	IP WLS BF H R ER SO	IP WLS BF H R ER SO	IP WLS BF H R ER SO	IP WLS BF H R ER SO	IP WLS BF H R ER SO	IP WLS BF H R ER SO	IP WLS BF H R ER SO	IP WLS BF H R ER SO	IP WLS BF H R ER SO	IP WLS BF H R ER SO	IP WLS BF H R ER SO	IP WLS BF H R ER SO	IP WLS BF H R ER SO	ERA WHIP	ERA WHIP				
Jim Parque, L ERA: 5.03	5.2	28	9	4	4	7	3	0	0	0	0	0	0	0	0	0	6.35	2.118				
Sean Lowe, R ERA: 3.68	0.0	1	1	0	0	0	0	0	0	0	0	1	2									
Jesus Pena, L ERA: 4.11	0.1	2	0	0	0	0	1	0	0	0	0	2	7	0.00	3.000							
Jaime Navarro, R ERA: 6.03	2.0	W 6	0	0	0	2	0	0	0	0	0	14	25	0.00	0.000							
Bob Howry, R ERA: 3.79	1.0	S 4	0	0	0	0	1	0	0	0	0	10	19	0.00	1.000							

Chicago White Sox @ Toronto Blue Jays
SkyDome, Toronto, ON
Sat Sep 18 1999, 4:05 PM EDT
Att: 28,260 - Cloudy - 69 F

AB	36
R	4
H	10
RBI	4
BB	5
SO	9
LOB	15



Batter	1	2	3	4	5	6	7	8	9	AB	R	H	RBI	BB	SO	LOB	TOP										
Mike Caruso, S (1, 6) OBP: 0.290, SLG: 0.302	G3	FC6-4							G1-3	5	0	1	0	0	0	3	Chicago White Sox @ Toronto Blue Jays SkyDome, Toronto, ON Sun Sep 19 1999, 1:05 PM EDT Att: 27,120 - Sunny - 71 F										
Greg Norton, S (1, 5) OBP: 0.354, SLG: 0.422	K								K	5	0	1	0	0	3	2											
Ray Durham, S (1, 4) OBP: 0.382, SLG: 0.451	F8									2	0	0	0	2	0	0											
Magglio Ordonez, R (1, 9) OBP: 0.344, SLG: 0.507		1B HR								3	1	0	0	1	1	3											
Carlos Lee, R (1, 10) OBP: 0.326, SLG: 0.468	K									4	0	0	0	0	2	4											
Chris Singleton, L (1, 8) OBP: 0.331, SLG: 0.486										4	1	2	0	0	0	2											
14 Paul Konerko, R (1, 3) OBP: 0.344, SLG: 0.499	F9									4	0	0	0	0	0	3											
Brian Simmons, S (1, 7) OBP: 0.293, SLG: 0.412										3	1	1	3	1	1	0											
Mark Johnson, L (1, 2) OBP: 0.345, SLG: 0.335										0	0	0	0	1	0	0											
Brook Fordyce, R (4, 2) OBP: 0.340, SLG: 0.442										2	0	0	0	0	0	2											
Inning Stats	R: 0 E: 0 K: 1 S: 6	H: 0 LOB: 0 BB: 0 P: 10	R: 3 E: 0 K: 1 S: 16	H: 2 LOB: 1 BB: 1 P: 29	R: 0 E: 0 K: 1 S: 10	H: 1 LOB: 2 BB: 1 P: 18	R: 0 E: 0 K: 0 S: 7	H: 1 LOB: 2 BB: 1 P: 14	R: 0 E: 0 K: 0 S: 4	H: 0 LOB: 0 BB: 0 P: 7	R: 0 E: 0 K: 0 S: 13	H: 1 LOB: 2 BB: 1 P: 22	R: 0 E: 0 K: 2 S: 11	H: 0 LOB: 1 BB: 1 P: 19	R: 0 E: 0 K: 1 S: 8	H: 0 LOB: 0 BB: 0 P: 10	R: 0 E: 0 K: 1 S: 6	H: 0 LOB: 0 BB: 0 P: 10	1B: 3 2B: 1 3B: 0 HR: 1	SF: 0 SAC: 0 DP: 0 HBP: 1	WP: 0 PB: 0 SB: 1 CS: 0	PA: 38					
PITCHER	IP	WLS	BF	H	R	ER	SO	BB	IBB	HBP	BLK	WP	HR	S	P	ERA	WHIP										
32 Roy Halladay, R (1, 1) ERA: 3.92	6.2	L	31	5	3	3	4	5	0	1	0	0	1	62	113	4.05	1.500										
John Frascatore, R (7, 1) ERA: 3.63	1.1		4	0	0	0	2	0	0	0	0	0	0	13	16	0.00	0.000										
Billy Koch, R (9, 1) ERA: 3.1	1.0		3	0	0	0	1	0	0	0	0	0	0	6	10	0.00	0.000										

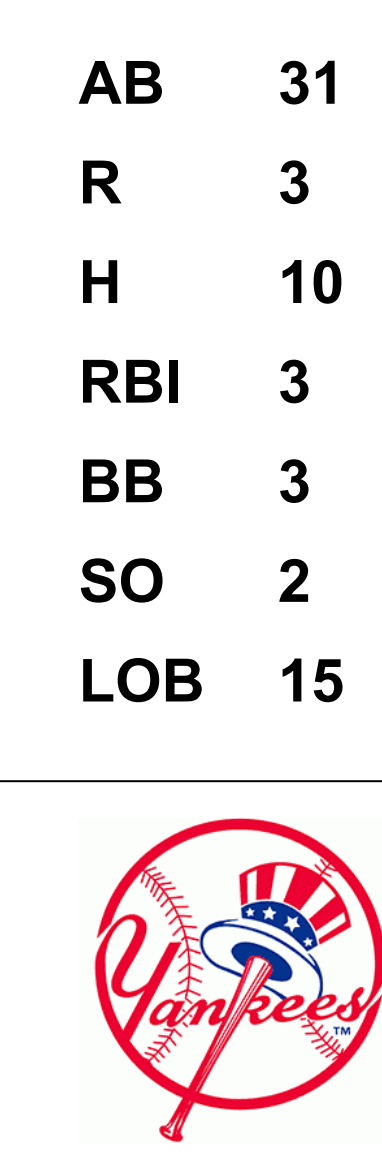
Batter	1	2	3	4	5	6	7	8	9	AB	R	H	RBI	BB	SO	LOB	BOTTOM										
Shannon Stewart, R (1, 7) OBP: 0.372, SLG: 0.413	F9									4	0	0	0	0	0	2	Chicago White Sox @ Toronto Blue Jays SkyDome, Toronto, ON Sun Sep 19 1999, 1:05 PM EDT Att: 27,120 - Sunny - 71 F										
Homer Bush, R (1, 4) OBP: 0.347, SLG: 0.417										4	0	3	1	0	1	0											
Shawn Green, L (1, 9) OBP: 0.382, SLG: 0.586										4	0	0	0	0	0	4											
Carlos Delgado, L (1, 3) OBP: 0.379, SLG: 0.574										3	0	0	0	1	1	0											
Tony Batista, R (1, 6) OBP: 0.329, SLG: 0.515										3	0	0	0	1	1	1											
Brian McRae, S (1, 10) OBP: 0.324, SLG: 0.354										3	0	1	0	1	0	0											
Willis Otañez, R (1, 5) OBP: 0.287, SLG: 0.363										3	1	0	0	1	0	4											
Mike Matheny, R (1, 2) OBP: 0.276, SLG: 0.313										2	0	0	0	0	0	1											
David Segui, S (8, PH) OBP: 0.265, SLG: 0.461										1	0	1	0	0	0	0											
Darrin Fletcher, L (9, 2) OBP: 0.343, SLG: 0.515										0	0	0	0	0	0	0											
10 Vernon Wells, R (1, 8) OBP: 0.236, SLG: 0.302										2	1	1	1	0	1	0											
Willie Greene, L (8, PH) OBP: 0.265, SLG: 0.395										1	0	0	0	0	0	1											
José Cruz Jr., S (8, PR) OBP: 0.342, SLG: 0.406										0	0	0	0	0	0	0											
Inning Stats	R: 0 E: 0 K: 0 S: 7	H: 1 LOB: 0 BB: 0 P: 13	R: 0 E: 0 K: 1 S: 12	H: 0 LOB: 0 BB: 0 P: 19	R: 2 E: 0 K: 0 S: 11	H: 2 LOB: 1 BB: 1 P: 22	R: 0 E: 0 K: 0 S: 7	H: 1 LOB: 1 BB: 1 P: 13	R: 0 E: 0 K: 1 S: 6	H: 0 LOB: 0 BB: 0 P: 8	R: 0 E: 0 K: 1 S: 11	H: 0 LOB: 0 BB: 0 P: 16	R: 0 E: 0 K: 0 S: 6	H: 0 LOB: 0 BB: 0 P: 8	R: 0 E: 0 K: 0 S: 12	H: 2 LOB: 2 BB: 0 P: 19	R: 0 E: 0 K: 1 S: 6	H: 0 LOB: 1 BB: 2 P: 17	1B: 4 2B: 2 3B: 0 HR: 0	SF: 0 SAC: 0 DP: 2 HBP: 0	WP: 0 PB: 0 SB: 0 CS: 1	PA: 34					
PITCHER	IP	WLS	BF	H	R	ER	SO	BB	IBB	HBP	BLK	WP	HR	S	P	ERA	WHIP										
Mike Siroka, L (1, 1) ERA: 4.13	7.0		25	4	2	2	3	2	0	0	0	0	0	60	99	2.57	0.857										
Keith Foulke, R (8, 1) ERA: 2.17	1.0	H	5	2	0	0	0	0	0	0	0	0	0	12	19	0.00	2.000										
Bob Howry, R (9, 1) ERA: 3.73	1.0	S	4	0	0	0	1	2	0	0	0	0	0	6	17	0.00	2.000										



Batter	1	2	3	4	5	6	7	8	9	AB	R	H	RBI	BB	SO	LOB	TOP				
Mike Caruso, S (1, 6) OBP: 0.290, SLG: 0.302	G6-3		1B		P5		K			4	0	1	0	0	1	2	Chicago White Sox @ New York Yankees Yankee Stadium, Bronx, NY Tue Sep 21 1999, 7:30 PM EDT Att: 29,248 - Cloudy - 58 F				
Craig Wilson, R (1, 5) OBP: 0.297, SLG: 0.318	L4		FC6-4		FC6-4		G6-3			3	0	0	0	1	0	1					
Ray Durham, S (1, 4) OBP: 0.382, SLG: 0.449	L4		FC6-4		G1-3		S	BB		3	0	0	0	1	0	2					
Magglio Ordonez, R (1, 9)		K		G4-3		G4-3		F7		4	0	1	0	0	1	1					
Carlos Lee, R (1, 10) OBP: 0.325, SLG: 0.472		HR		G4-3		P6		K		4	1	1	1	0	1	2					
14 Paul Konerko, R (1, 3) OBP: 0.343, SLG: 0.497	G4-3			G4-3		G6-3		F8		4	0	1	0	0	0	1					
Chris Singleton, L (1, 8) OBP: 0.328, SLG: 0.482	K			G4-3		F8		G3-1		4	0	0	0	0	1	1					
Darrin Jackson, R (1, 7) OBP: 0.287, SLG: 0.432			G5-3		FC6-4		G6-3		P4	4	0	1	0	0	0	0					
Brook Fordyce, R (1, 2) OBP: 0.340, SLG: 0.441	F8			FC6-4		FC6-4		E	BB	3	0	1	0	0	0	1					
Inning Stats	R: 0 E: 0 K: 0 S: 9	H: 0 LOB: 0 BB: 0 P: 16	R: 1 E: 0 K: 2 S: 9	H: 1 LOB: 0 BB: 0 P: 14	R: 0 E: 0 K: 0 S: 8	H: 1 LOB: 2 BB: 1 P: 18	R: 0 E: 0 K: 0 S: 9	H: 1 LOB: 1 BB: 0 P: 15	R: 0 E: 0 K: 0 S: 12	H: 1 LOB: 1 BB: 0 P: 17	R: 0 E: 0 K: 1 S: 11	H: 1 LOB: 1 BB: 0 P: 17	R: 0 E: 0 K: 1 S: 9	H: 0 LOB: 1 BB: 1 P: 19	R: 0 E: 0 K: 0 S: 11	H: 0 LOB: 0 BB: 0 P: 16		1B: 5 2B: 0 3B: 0 HR: 1	SF: 0 SAC: 0 DP: 0 HBP: 0	WP: 0 PB: 0 SB: 3 CS: 0	PA: 35
PITCHER	IP	WLS	BF	H	R	ER	SO	BB	IBB	HBP	BLK	WP	HR	S	P	ERA	WHIP				
Andy Pettitte, L (1, 1) ERA: 4.46	7.1	W	30	6	1	1	3	2	0	0	0	0	1	69	119	1.23	1.091				
Jeff Nelson, R (8, 1) ERA: 4.21	0.2	H	2	0	0	0	1	0	0	0	0	0	0	6	11	0.00	0.000				
42 Mariano Rivera, R (9, 1) ERA: 2.01	1.0	S	3	0	0	0	0	0	0	0	0	0	0	11	16	0.00	0.000				

Batter	1	2	3	4	5	6	7	8	9	AB	R	H	RBI	BB	SO	LOB	BOTTOM				
Chuck Knoblauch, R (1, 4) OBP: 0.388, SLG: 0.450	FC3-6		FC1-4		2B		P3			4	1	3	0	0	0	0	Chicago White Sox @ New York Yankees Yankee Stadium, Bronx, NY Tue Sep 21 1999, 7:30 PM EDT Att: 29,248 - Cloudy - 58 F				
2 Derek Jeter, R (1, 6) OBP: 0.434, SLG: 0.557	FC3-6		FC1-4		2B		F9			4	1	1	0	0	0	2					
Paul O'Neill, L (1, 9) OBP: 0.356, SLG: 0.470	BB		L5		2B		G4-3			3	0	1	2	1	0	1					
Bernie Williams, S (1, 8) OBP: 0.427, SLG: 0.541	K		G6-4-3		G5-3		BB	G1-3		4	0	2	0	0	1	3					
Tino Martinez, L (1, 3) OBP: 0.338, SLG: 0.446	G4-3		G6-4-3		G6-3		G1-3			4	0	0	0	0	0	4					
Chili Davis, S (1, 10) OBP: 0.368, SLG: 0.448			F8							3	0	1	0	0	1	0					
Alfonso Soriano, R (6, FR)										0	0	0	0	0	0	0					
Jim Leyritz, R (8, PH) OBP: 0.332, SLG: 0.421							BB	IBB		0	0	0	0	1	0	0					
Ricky Ledee, L (1, 7) OBP: 0.353, SLG: 0.475	F8				1B		F8			3	1	1	0	0	0	1					
Chad Curtis, R (6, PH) OBP: 0.386, SLG: 0.366					SH3		F8			0	0	0	0	1	0	0					
D'Angelo Jimenez, S (1, 5) OBP: 0.429, SLG: 0.571	G6-3									3	0	1	0	0	0	1					
Clay Bellinger, R (8, 5) OBP: 0.195, SLG: 0.317										0	0	0	0	0	0	0					
Daryl Strawberry, L (8, PH) OBP: 0.275, SLG: 0.607										1	0	0	0	0	0	3					
Scott Brosius, R (9, 5) OBP: 0.307, SLG: 0.409										0	0	0	0	0	0	0					
Joe Girardi, R (1, 2) OBP: 0.266, SLG: 0.330	G5-3				SH3		F8			2	0	0	1	0	0	0					
Inning Stats	R: 0 E: 0 K: 1 S: 12	H: 1 LOB: 2 BB: 1 P: 18	R: 0 E: 0 K: 1 S: 7	H: 0 LOB: 0 BB: 0 P: 12	R: 0 E: 0 K: 0 S: 6	H: 1 LOB: 1 BB: 0 P: 9	R: 0 E: 0 K: 0 S: 6	H: 1 LOB: 0 BB: 0 P: 10	R: 3 E: 0 K: 0 S: 15	H: 5 LOB: 1 BB: 0 P: 19	R: 0 E: 0 K: 0 S: 10	H: 1 LOB: 1 BB: 0 P: 14	R: 0 E: 0 K: 0 S: 4	H: 0 LOB: 0 BB: 0 P: 6	R: 0 E: 0 K: 0 S: 11	H: 1 LOB: 3 BB: 2 P: 26	1B: 9 2B: 1 3B: 0 HR: 0	SF: 0 SAC: 1 DP: 1 HBP: 0	WP: 0 PB: 0 SB: 1 CS: 0	PA: 35	
PITCHER	IP	WLS	BF	H	R	ER	SO	BB	IBB	HBP	BLK	WP	HR	S	P	ERA	WHIP				
James Baldwin, R (1, 1) ERA: 5.24	7.0	L	29	9	3	3	2	1	0	0	0	0	0	60	88	3.86	1.429				
Jesus Pena, L (8, 1) ERA: 3.94	0.2		5	1	0	0	0	1	1	0	0	0	0	8	20	0.00	3.000				
41 Bill Simas, R (8, 1) ERA: 3.97	0.1		1	0	0	0	0	0	0	0	0	0	0	3	6	0.00	0.000				

AB 33
R 1
H 6
RBI 1
BB 2
SO 4
LOB 11



Batter	1	2	3	4	5	6	7	8	9	AB	R	H	RBI	BB	SO	LOB	TOP								
Mike Caruso, S (1, 6) OBP: 0.287, SLG: 0.305 34 Jason Dellaero, S (8, 6) OBP: 0.067, SLG: 0.071	P5		P4		F9		G3		G3	4	0	0	0	0	0	2	Chicago White Sox @ New York Yankees Yankee Stadium, Bronx, NY Thu Sep 23 1999, 7:30 PM EDT Att: 33,586 - Unknown - 69 F livebaseballscorecards.com								
Greg Norton, S (1, 5) OBP: 0.358, SLG: 0.428	P6		F8		E9		G6-4-3			4	0	2	1	0	0	0									
Ray Durham, S (1, 4) OBP: 0.381, SLG: 0.447	1B		K		K		G6-4-3			4	0	1	0	0	2	3									
Magglio Ordonez, R (1, 10) Darnin Jackson, R (6, PH) OBP: 0.296, SLG: 0.427	BB				K				K	1	0	0	0	1	0	0									
Carlos Lee, R (1, 7) OBP: 0.324, SLG: 0.468	K				F8		G5-3		K	4	0	1	0	0	1	2									
Chris Singleton, L (1, 8) OBP: 0.331, SLG: 0.495		BB			G3-1				FC3-6	3	0	1	0	1	0	1									
14 Paul Konerko, R (1, 3) OBP: 0.344, SLG: 0.495	P3						F7		K	4	1	1	0	0	1	3									
Brian Simmons, S (1, 9) OBP: 0.296, SLG: 0.400	K				F9				G4-3	3	1	1	1	1	1	1									
Mark Johnson, L (1, 2) OBP: 0.343, SLG: 0.330	K				E		P5		G4-3	3	0	0	0	1	1	3									
Inning Stats	R: 0 E: 0 K: 12 S: 12	H: 1 LOB: 2 BB: 1 P: 20	R: 0 E: 0 K: 2 S: 9	H: 0 LOB: 1 BB: 1 P: 16	R: 0 E: 0 K: 1 S: 6	H: 0 LOB: 0 BB: 0 P: 10	R: 0 E: 0 K: 0 S: 9	H: 0 LOB: 0 BB: 0 P: 13	R: 2 E: 1 K: 2 S: 15	H: 3 LOB: 2 BB: 1 P: 28	R: 0 E: 0 K: 0 S: 12	H: 1 LOB: 2 BB: 1 P: 22	R: 0 E: 0 K: 0 S: 5	H: 1 LOB: 0 BB: 0 P: 9	R: 0 E: 0 K: 2 S: 10	H: 1 LOB: 1 BB: 0 P: 15		R: 0 E: 0 K: 0 S: 10	H: 0 LOB: 0 BB: 0 P: 13	1B: 6 2B: 1 3B: 0 HR: 0	SF: 0 SAC: 0 DP: 1 HBP: 0	WP: 0 PB: 0 SB: 3 CS: 0	PA: 37		
PITCHER	IP	WLS	BF	H	R	ER	SO	BB	IBB	HBP	BLK	WP	HR	S	P	ERA	WHIP								
Roger Clemens, R (1, 1) ERA: 4.51	6.1	W	29	6	2	2	6	4	0	0	0	0	0	66	116	2.84	1.579								
Mike Stanton, L (7, 1) ERA: 4.55	0.2	H	1	0	0	0	0	0	0	0	0	0	0	2	2	0.00	0.000								
Jeff Nelson, R (8, 1) ERA: 4.33	1.0	H	4	1	0	0	2	0	0	0	0	0	0	10	15	0.00	1.000								
42 Mariano Rivera, R (9, 1) ERA: 1.97	1.0	S	3	0	0	0	0	0	0	0	0	0	0	10	13	0.00	0.000								

Batter	1	2	3	4	5	6	7	8	9	AB	R	H	RBI	BB	SO	LOB	BOTTOM								
Chuck Knoblauch, R (1, 4) OBP: 0.388, SLG: 0.446	L9							F7		2	0	0	0	3	0	0	Chicago White Sox @ New York Yankees Yankee Stadium, Bronx, NY Thu Sep 23 1999, 7:30 PM EDT Att: 33,586 - Unknown - 69 F livebaseballscorecards.com								
2 Derek Jeter, R (1, 6) OBP: 0.436, SLG: 0.557	1B				F9			K		4	1	2	0	1	1	1									
Paul O'Neill, L (1, 9) OBP: 0.360, SLG: 0.471	G1-3				G6-4-3		P5		1B	4	0	2	1	1	0	3									
Bernie Williams, S (1, 8) OBP: 0.430, SLG: 0.544	G1-3								BB	5	1	4	1	0	1	3									
Jim Leyritz, R (1, 10) Alfonso Soriano, R (7, PR) Darryl Strawberry, L (8, PH) OBP: 0.568, SLG: 0.677	G1-3								1B	3	1	1	0	1	0	3									
Tino Martinez, L (1, 3) OBP: 0.336, SLG: 0.450	K								1B	0	0	0	0	0	0	0									
Shane Spencer, R (1, 7) Chili Davis, S (7, PH) Chad Curtis, R (7, PR) OBP: 0.386, SLG: 0.366	F9								1B	1	0	0	0	0	0	0									
Scott Brosius, R (1, 5) OBP: 0.311, SLG: 0.411									1B	3	1	2	1	1	0	0									
Joe Girardi, R (1, 2) OBP: 0.262, SLG: 0.325	K								1B	3	0	0	0	0	1	3									
Inning Stats	R: 1 E: 0 K: 1 S: 16	H: 3 LOB: 0 BB: 0 P: 25	R: 1 E: 0 K: 2 S: 18	H: 1 LOB: 3 BB: 3 P: 33	R: 2 E: 0 K: 1 S: 12	H: 2 LOB: 0 BB: 0 P: 18	R: 0 E: 0 K: 0 S: 7	H: 0 LOB: 1 BB: 1 P: 14	R: 0 E: 0 K: 0 S: 10	H: 1 LOB: 1 BB: 0 P: 16	R: 0 E: 0 K: 0 S: 11	H: 2 LOB: 2 BB: 1 P: 17	R: 1 E: 0 K: 0 S: 11	H: 2 LOB: 2 BB: 1 P: 20	R: 0 E: 0 K: 2 S: 13	H: 1 LOB: 2 BB: 1 P: 23		1B: 9 2B: 2 3B: 0 HR: 1	SF: 0 SAC: 1 DP: 1 HBP: 0	WP: 1 PB: 0 SB: 1 CS: 0	PA: 41				
PITCHER	IP	WLS	BF	H	R	ER	SO	BB	IBB	HBP	BLK	WP	HR	S	P	ERA	WHIP								
Jim Parque, L (1, 1) ERA: 5.1	5.0	L	25	7	4	4	4	4	0	0	0	0	0	63	106	7.20	2.200								
Sean Lowe, R (6, 1) ERA: 3.7	2.0		11	4	1	1	0	2	0	0	0	0	0	22	37	4.50	3.000								
Bob Howry, R (8, 1) ERA: 3.68	1.0		5	1	0	0	2	1	0	0	0	0	0	13	23	0.00	2.000								

Batter	1	2	3	4	5	6	7	8	9	AB	R	H	RBI	BB	SO	LOB	TOP					
34 Jason Dellaero, S OBP: 0.053, SLG: 0.056	0-3 K			1-2 P6		0-3 K		0-3 K2-3		4	0	0	0	0	3	3						
Greg Norton, S OBP: 0.357, SLG: 0.429	1-0 G5-3			3-1 G6-3		0-1 2B			2-3 K	4	0	1	2	0	1	0						
Ray Durham, S OBP: 0.379, SLG: 0.443	0-3 K			0-0 F7		1-0 F7			2-1 F8	4	0	0	0	0	1	1						
Magglio Ordonez, R OBP: 0.342, SLG: 0.498		0-1 G5-3			0-0 G1-3				1-1 F9	4	0	0	0	0	0	0						
Carlos Lee, R OBP: 0.322, SLG: 0.465		1-0 F9			2-1 F9				2-1 P2	3	0	0	0	0	0	0						
Chris Singleton, L OBP: 0.329, SLG: 0.492		3-3 K			1-2 G4-3				0-0 P8	3	0	0	0	0	1	0						
14 Paul Konerko, R OBP: 0.343, SLG: 0.493			2-2 G5-3			4-0 34 WP 2B BB		1-2 E6		2	1	0	0	1	0	0						
Brian Simmons, S OBP: 0.287, SLG: 0.387			3-3 K			0-3 K		3-3 K		3	0	0	0	0	3	2						
Josh Paul, R OBP: 0.182, SLG: 0.182			0-0 G4-3			1-1 34 WP 2B 1B		1-2 K		3	1	1	0	0	1	1						
Inning Stats	R: 0 H: 0 E: 0 K: 2 S: 7	H: 0 LOB: 0 BB: 0 P: 8	R: 0 H: 0 E: 0 K: 1 S: 6	H: 0 LOB: 0 BB: 0 P: 10	R: 0 H: 0 E: 0 K: 1 S: 8	H: 0 LOB: 0 BB: 0 P: 13	R: 0 H: 0 E: 0 K: 0 S: 6	H: 0 LOB: 0 BB: 0 P: 10	R: 0 H: 0 E: 0 K: 0 S: 6	H: 0 LOB: 0 BB: 0 P: 9	R: 2 H: 2 E: 0 K: 2 S: 11	H: 2 LOB: 1 BB: 1 P: 17	R: 0 H: 0 E: 0 K: 0 S: 5	H: 0 LOB: 0 BB: 0 P: 8	R: 0 H: 0 E: 1 K: 3 S: 13	H: 0 LOB: 1 BB: 0 P: 18	R: 0 H: 0 E: 0 K: 1 S: 8	H: 0 LOB: 0 BB: 0 P: 14	1B: 1 2B: 1 3B: 0 HR: 0	SF: 0 SAC: 0 DP: 0 HBP: 0	WP: 1 PA: 31 CS: 0	
PITCHER	IP	WLS	BF	H	R	ER	SO	BB	IBB	HBP	BLK	WP	HR	S	P	ERA	WHIP					
Joe Mays, R ERA: 4.2	(1, 1)	8.0	W	28	2	2	2	9	1	0	0	0	1	0	62	93	2.25	0.375				
Bob Wells, R ERA: 3.43	(9, 1)	1.0	3	0	0	0	0	1	0	0	0	0	0	8	14	0.00	0.000					

Chicago White Sox @ Minnesota Twins
Hubert H. Humphrey Metrodome, Minneapolis, MN

AB 30
R 2
H 2
RBI 2
BB 1
SO 10
LOB 7



WP: 1 PA: 31
CS: 0

Batter	1	2	3	4	5	6	7	8	9	AB	R	H	RBI	BB	SO	LOB	BOTTOM					
Jacque Jones, L OBP: 0.320, SLG: 0.447	4-2 FC5 BB		2-1 HR	0-0 1B 2B	1 SAFE 3-3 K			0-3 K		4	2	2	2	1	2	3						
Matt Lawton, L OBP: 0.345, SLG: 0.337	4-1 E BB		1-1 P6	4-1 1B BB	2-2 G1-3			2-2 SF7		2	0	0	1	2	0	2						
Todd Walker, L OBP: 0.348, SLG: 0.409	2-3 K		4-1 E S BB	1-0 HBP 1B		0-0 F8		3-2 G6-3		4	0	1	2	1	1	2						
Denny Hocking, S OBP: 0.310, SLG: 0.385				1-3 2-H 3-H						0	0	0	0	0	0	0						
Terry Steinbach, R OBP: 0.363, SLG: 0.394	3-2 FC5		2-0 P4	1-2 HBP		0-1 F8				3	0	0	0	0	0	3						
Corey Koskie, L OBP: 0.379, SLG: 0.465	2-3 K		0-0 E4	2-3 K		2-3 K				4	0	0	0	0	3	6						
Chad Allen, R OBP: 0.332, SLG: 0.401		0-0 G1-3	1 SAFE 1-2 F8		2-0 HR			0-1 G4-3		4	1	1	1	0	0	2						
David Ortiz, L OBP: 0.328, SLG: 0.339		1-3 K		4-1 2B 1B BB	4-2 FC4-6 1B BB			0-3 K		2	1	0	0	2	0							
Doug Mientkiewicz, L OBP: 0.328, SLG: 0.339		2-1 F8		1-2 P9	1-2 FC4-6 1B			1-2 G3		4	0	1	0	0	0	1						
Cristian Guzman, S OBP: 0.273, SLG: 0.287			1-0 HR 1B	1-3 K	1-1 FC4-6			1-1 E6 SF7 1B		4	2	2	0	0	1	3						
Inning Stats	R: 0 H: 0 E: 1 K: 2 S: 16	H: 0 LOB: 2 BB: 2 P: 31	R: 0 H: 0 E: 0 K: 1 S: 6	H: 0 LOB: 0 BB: 0 P: 9	R: 2 H: 2 E: 1 K: 0 S: 11	H: 2 LOB: 1 BB: 1 P: 22	R: 2 H: 2 E: 0 K: 2 S: 13	H: 2 LOB: 2 BB: 2 P: 28	R: 1 H: 1 E: 1 K: 1 S: 11	H: 1 LOB: 0 BB: 0 P: 17	1B: 4 2B: 1 3B: 0 HR: 2	SF: 1 SAC: 0 DP: 0 HBP: 1	WP: 1 PA: 39 CS: 0									
PITCHER	IP	WLS	BF	H	R	ER	SO	BB	IBB	HBP	BLK	WP	HR	S	P	ERA	WHIP					
Aaron Myette, R ERA: 8.38	(1, 1)	3.2	L	22	4	4	4	4	5	0	1	0	0	1	43	85	9.82	2.455				
Carlos Castillo, R ERA: 6.16	(4, 1)	3.1	13	2	1	1	4	1	0	0	0	0	1	32	50	2.70	0.900					
41 Bill Simas, R ERA: 3.91	(8, 1)	1.0	4	1	1	0	1	0	0	0	0	1	0	11	17	0.00	1.000					

Chicago White Sox @ Minnesota Twins
Hubert H. Humphrey Metrodome, Minneapolis, MN

AB 31
R 6
H 7
RBI 6
BB 6
SO 9
LOB 22



WP: 1 PA: 39
CS: 0

Batter	1	2	3	4	5	6	7	8	9	AB	R	H	RBI	BB	SO	LOB	TOP					
Mike Caruso, S (1, 6) OBP: 0.285, SLG: 0.302	L9		G3 1B		K		G6-3		P6	5	0	1	0	0	1	1						
Greg Norton, S (1, 5) OBP: 0.380, SLG: 0.433 Craig Wilson, R (7, FR) OBP: 0.300, SLG: 0.321 (7, 5)	L8		F7		2B		G4-3 1B		1B	4	0	2	1	0	0	1						
Ray Durham, S (1, 4) OBP: 0.382, SLG: 0.446	1B		G3		2B		G4-3		1B	5	0	3	0	0	0	2						
Magglio Ordonez, R (1, 9) OBP: 0.342, SLG: 0.503	F8		P6		F9		G4-3		F8	5	0	0	0	0	0	8						
Carlos Lee, R (1, 10) OBP: 0.318, SLG: 0.462			K		G5-3		G6-3		P3	4	0	0	0	0	1	0						
Chris Singleton, L (1, 8) OBP: 0.327, SLG: 0.492			F7		F8		HR		G4-3	4	1	1	1	0	0	0						
14 Paul Konerko, R (1, 3) OBP: 0.347, SLG: 0.505			2B 1B		G6-3		HR		E BB	3	1	2	1	1	0	0						
Brian Simmons, S (1, 7) OBP: 0.291, SLG: 0.422			2B		K		G4-3		K	4	0	1	0	0	2	1						
Brook Fordyce, R (1, 2) OBP: 0.336, SLG: 0.438	F8		F8		1B 2B		F8		P4	4	1	1	0	0	0	2						
Inning Stats	R: 0 E: 0 K: 0 S: 13	H: 1 LOB: 1 BB: 0 P: 16	R: 0 E: 0 K: 1 S: 13	H: 2 LOB: 2 BB: 0 P: 22	R: 0 E: 0 K: 0 S: 9	H: 1 LOB: 1 BB: 0 P: 16	R: 0 E: 0 K: 0 S: 7	H: 0 LOB: 0 BB: 0 P: 7	R: 1 E: 0 K: 2 S: 15	H: 3 LOB: 2 BB: 0 P: 21	R: 2 E: 0 K: 0 S: 12	H: 2 LOB: 2 BB: 0 P: 20	R: 0 E: 0 K: 0 S: 8	H: 1 LOB: 2 BB: 0 P: 12	R: 0 E: 1 K: 1 S: 13	H: 0 LOB: 1 BB: 1 P: 23	R: 0 E: 0 K: 0 S: 8	H: 2 LOB: 2 BB: 0 P: 13	1B: 7 2B: 3 3B: 0 HR: 2	SF: 0 SAC: 0 DP: 0 HBP: 0	WP: 0 PB: 0 CS: 0	PA: 40
PITCHER	IP	WLS	BF	H	R	ER	SO	BB	IBB	HBP	BLK	WP	HR	S	P	ERA	WHIP					
54 Jason Ryan, R (1, 1) ERA: 3.83	6.0	L	27	9	3	3	3	0	0	0	0	0	2	69	102	4.50	1.500					
Travis Miller, L (7, 1) ERA: 2.72	0.2	3	1	0	0	0	0	0	0	0	0	0	0	7	11	0.00	1.500					
Hector Carrasco, R (7, 1) ERA: 5.21	1.1	5	0	0	0	1	1	1	0	0	0	0	0	14	24	0.00	0.750					
Mike Trombley, R (9, 1) ERA: 3.92	1.0	5	2	0	0	0	0	0	0	0	0	0	0	8	13	0.00	2.000					

Chicago White Sox @ Minnesota Twins
Hubert H. Humphrey Metrodome, Minneapolis, MN

AB 39
R 3
H 12
RBI 3
BB 1
SO 4
LOB 15



WP: 0 PA: 40
PB: 0
CS: 0

Sun Sep 26 1999, 2:05 PM EDT
Att: 11,947 - Dome - 72 F

Batter	1	2	3	4	5	6	7	8	9	AB	R	H	RBI	BB	SO	LOB	BOTTOM					
Jacque Jones, L (1, 8) OBP: 0.319, SLG: 0.447	K		2B		G6-4-3 1-2			F8		4	0	1	0	0	1	2						
Denny Hocking, S (1, 6) OBP: 0.306, SLG: 0.382	G1-4-3		F9		F8		F8	G4-3		4	0	0	0	0	0	1						
Todd Walker, L (1, 10) OBP: 0.345, SLG: 0.403	BB		K		G3		G3	G4-3		3	0	0	0	1	1	1						
Matt Lawton, L (1, 7) OBP: 0.346, SLG: 0.337	P4		G3		G3		1B	1B	BB	3	0	1	0	1	0	1						
Midre Cummings, L (1, 9) OBP: 0.333, SLG: 0.250			E S BB		G6-3		F8	F8	G6-4-3 1B	3	0	1	0	1	0	1						
Corey Koskie, L (1, 5) OBP: 0.380, SLG: 0.466			K		F8		F8	2B	K	4	0	1	0	0	2	3						
Doug Mientkiewicz, L (1, 3) OBP: 0.339, SLG: 0.539 Marty Cordova, R (9, PH) OBP: 0.365, SLG: 0.465	G4-3		G4-3		1B		F8	F8	G6-4-3 1-2	3	0	1	0	0	0	2						
Javier Valentin, S (1, 2) OBP: 0.332, SLG: 0.407			K		K		G4-3		K	3	0	0	0	0	2	3						
Brent Gates, S (1, 4) OBP: 0.329, SLG: 0.338			G1-3		G6-4-3 1B		G6-3		G6-3	3	0	1	0	0	0	1						
Inning Stats	R: 0 E: 0 K: 1 S: 7	H: 0 LOB: 1 BB: 1 P: 15	R: 0 E: 0 K: 2 S: 16	H: 0 LOB: 1 BB: 1 P: 26	R: 0 E: 0 K: 1 S: 9	H: 1 LOB: 1 BB: 0 P: 15	R: 0 E: 0 K: 0 S: 9	H: 0 LOB: 0 BB: 0 P: 15	R: 0 E: 0 K: 1 S: 6	H: 2 LOB: 1 BB: 0 P: 10	R: 0 E: 0 K: 0 S: 6	H: 1 LOB: 1 BB: 0 P: 10	R: 0 E: 0 K: 0 S: 7	H: 1 LOB: 1 BB: 0 P: 12	R: 0 E: 0 K: 0 S: 7	H: 0 LOB: 0 BB: 0 P: 10	R: 0 E: 0 K: 1 S: 9	H: 1 LOB: 1 BB: 1 P: 14	1B: 4 2B: 2 3B: 0 HR: 0	SF: 0 SAC: 0 DP: 2 HBP: 0	WP: 0 PB: 0 CS: 0	PA: 34
PITCHER	IP	WLS	BF	H	R	ER	SO	BB	IBB	HBP	BLK	WP	HR	S	P	ERA	WHIP					
James Baldwin, R (1, 1) ERA: 5.03	8.0	W	31	5	0	0	5	3	0	0	0	0	0	70	120	0.00	1.000					
Bob Howry, R (9, 1) ERA: 3.62	1.0	S	3	1	0	0	1	0	0	0	0	0	0	6	7	0.00	1.000					

Chicago White Sox @ Minnesota Twins
Hubert H. Humphrey Metrodome, Minneapolis, MN

AB 31
R 0
H 6
RBI 0
BB 3
SO 6
LOB 17



WP: 0 PA: 34
PB: 0
CS: 0

Sun Sep 26 1999, 2:05 PM EDT
Att: 11,947 - Dome - 72 F

Batter	1	2	3	4	5	6	7	8	9	AB	R	H	RBI	BB	SO	LOB	TOP								
Mike Caruso, S (1, 6) OBP: 0.283, SLG: 0.300	1-1 F9		1-0 P6			1-1 F9		0-0 SH5-3	0-2 F8	4	0	0	0	0	0	3									
Greg Norton, S (1, 5) OBP: 0.359, SLG: 0.430	0-2 G4-3			2-2 L4		0-2 G4-3		4-1 G4-3		3	0	0	0	1	0	0									
Ray Durham, S (1, 4) OBP: 0.381, SLG: 0.445	3-3 K			2-2 G6-3		1-1 G4-3		1-1 G4-6-3		4	0	1	0	0	1	2									
Magglio Ordonez, R (1, 9) OBP: 0.342, SLG: 0.502		0-2 G5-3		1-2 G4-3		0-1 G1-3			0-0 G4-3	1	0	0	0	0	0	0									
Jeff Liefer, L (3, 7) OBP: 0.271, SLG: 0.280										3	0	0	0	0	0	1									
Carlos Lee, R (1, 10) OBP: 0.315, SLG: 0.458	1-1 P4				2-3 K			1-2 G6-3	3-2 F8	4	0	0	0	0	1	0									
Chris Singleton, L (1, 8) OBP: 0.326, SLG: 0.492	0-0 F7				2-2 G3			1-2 F8	1-2 BB	4	1	1	0	0	0	0									
14 Paul Konerko, R (1, 3) OBP: 0.352, SLG: 0.506			2-1 FC4-6		4-1 3B			4-2 BB	4-1 BB	1	2	1	0	3	0	0									
Brian Simmons, S (1, 7) OBP: 0.298, SLG: 0.438			0-0 FC4-6		1-1 BB			2-2 F8	4-1 BB	3	0	1	1	1	0	2									
Mark Johnson, L (1, 2) OBP: 0.348, SLG: 0.343			0-2 G1-3		0-1 G3				1-2 BB	2	0	0	0	1	0	2									
Darwin Jackson, R (8, PR) OBP: 0.286, SLG: 0.427			1-2 G1-3					4-0 SH5-3	1-1 BB	0	0	0	0	0	0	0									
Brook Fordyce, R (8, 2) OBP: 0.338, SLG: 0.443									1-3 2-H	1	0	1	2	0	0	0									
Inning Stats	R: 0 E: 0 K: 1 S: 8	H: 0 LOB: 0 BB: 0 P: 12	R: 0 E: 0 K: 0 S: 10	H: 0 LOB: 0 BB: 0 P: 11	R: 0 E: 0 K: 0 S: 7	H: 1 LOB: 1 BB: 0 P: 10	R: 0 E: 0 K: 0 S: 11	H: 0 LOB: 0 BB: 0 P: 16	R: 1 E: 0 K: 1 S: 14	H: 1 LOB: 1 BB: 1 P: 23	R: 0 E: 0 K: 0 S: 9	H: 1 LOB: 1 BB: 0 P: 11	R: 0 E: 0 K: 0 S: 15	H: 0 LOB: 1 BB: 1 P: 23	R: 0 E: 0 K: 0 S: 4	H: 0 LOB: 2 BB: 2 P: 13	R: 2 E: 0 K: 0 S: 17	H: 2 LOB: 2 BB: 2 P: 30	1B: 2 2B: 2 3B: 1 HR: 0	SF: 0 SAC: 1 DP: 1 HBP: 0	WP: 0 PB: 0 SB: 0 CS: 0	PA: 37			
PITCHER	IP	WLS	BF	H	R	ER	SO	BB	IBB	HBP	BLK	WP	HR	S	P	ERA	WHIP								
Brad Radke, R (1, 1) ERA: 3.75	8.0		30	3	1	1	2	4	0	0	0	0	0	78	119	1.12	0.875								
Bob Wells, R (9, 1) ERA: 3.61	0.2	L	4	1	2	2	0	1	0	0	0	0	0	10	18	27.00	3.000								
Eddie Guardado, L (9, 1) ERA: 4.63	0.0		1	0	0	0	0	1	0	0	0	0	0	1	5	∞	∞								
Mike Trombley, R (9, 1) ERA: 3.9	0.1		2	1	0	0	0	0	0	0	0	0	0	6	7	0.00	3.000								

Chicago White Sox @ Minnesota Twins
Hubert H. Humphrey Metrodome, Minneapolis, MN

AB 30
R 3
H 5
RBI 3
BB 6
SO 2
LOB 10



WP: 0 PA: 37
PB: 0
SB: 0
CS: 0

Batter	1	2	3	4	5	6	7	8	9	AB	R	H	RBI	BB	SO	LOB	BOTTOM								
Jacque Jones, L (1, 8) OBP: 0.321, SLG: 0.444	4-1 BB		1-1 BB			1-3 K		0-0 G4-3		2	0	0	0	1	1	1									
Chad Allen, R (1, 7) OBP: 0.334, SLG: 0.400	2-2 K		4-2 HBP			0-1 F8		3-1 G4-3		3	1	1	0	1	1	1									
Midre Cummings, L (1, 9) OBP: 0.321, SLG: 0.250	0-3 K		1-1 G4-3			0-1 F8		0-2 FC4-6		4	0	1	0	0	1	4									
Todd Walker, L (1, 4) OBP: 0.343, SLG: 0.400	1-0 F9			3-1 P6		2-2 F8		0-0 FC4-6		4	0	0	0	0	0	3									
Corey Koskie, L (1, 5) OBP: 0.384, SLG: 0.466		4-1 G4-6-3		4-0 BB		2-2 BB		1-0 G4-3		2	0	1	1	2	0	1									
Terry Steinbach, R (1, 2) OBP: 0.359, SLG: 0.390	0-0 F9		1-0 F7			0-0 G6-3			0-3 K	4	0	0	0	0	1	3									
David Ortiz, L (1, 10) OBP: 0.359, SLG: 0.390	0-0 G4-6-3		1-0 G4-3				1-3 K		2-1 P6	4	0	0	0	0	1	2									
Doug Mientkiewicz, L (1, 3) OBP: 0.326, SLG: 0.336			2-0 G3		0-1 P7			0-0 P6	1-0 BB	2	0	0	0	0	0	0									
Denny Hocking, S (7, PH) OBP: 0.307, SLG: 0.382										2	0	1	0	0	0	0									
Cristian Guzman, S (1, 6) OBP: 0.272, SLG: 0.283			3-3 K		0-1 G6-3			2-0 BB	3-2 G4-3	2	0	0	0	0	1	0									
Brent Gates, S (7, PH) OBP: 0.330, SLG: 0.339										2	0	1	0	0	0	1									
Inning Stats	R: 0 E: 0 K: 2 S: 10	H: 0 LOB: 1 BB: 1 P: 17	R: 0 E: 0 K: 0 S: 3	H: 0 LOB: 0 BB: 1 P: 7	R: 0 E: 0 K: 1 S: 10	H: 0 LOB: 2 BB: 1 P: 21	R: 0 E: 0 K: 0 S: 4	H: 0 LOB: 1 BB: 1 P: 13	R: 0 E: 0 K: 1 S: 7	H: 0 LOB: 0 BB: 0 P: 8	R: 1 E: 0 K: 0 S: 15	H: 2 LOB: 1 BB: 0 P: 18	R: 0 E: 0 K: 1 S: 8	H: 1 LOB: 1 BB: 0 P: 11	R: 0 E: 1 K: 0 S: 8	H: 1 LOB: 1 BB: 0 P: 12	R: 0 E: 0 K: 1 S: 10	H: 1 LOB: 1 BB: 0 P: 16	1B: 5 2B: 0 3B: 0 HR: 0	SF: 0 SAC: 0 DP: 1 HBP: 1	WP: 0 PB: 0 SB: 0 CS: 0	PA: 36			
PITCHER	IP	WLS	BF	H	R	ER	SO	BB	IBB	HBP	BLK	WP	HR	S	P	ERA	WHIP								
Kip Wells, R (1, 1) ERA: 4.4	6.0		24	2	1	1	4	4	0	0	0	0	0	49	84	1.50	1.000								
41 Bill Simas, R (7, 1) ERA: 3.5	2.0	W	8	2	0	0	1	0	0	0	0	0	0	16	23	0.00	1.000								
Keith Foulke, R (9, 1) ERA: 2.29	1.0	S	4	1	0	0	1	0	0	0	0	0	0	10	16	0.00	1.000								

Chicago White Sox @ Minnesota Twins
Hubert H. Humphrey Metrodome, Minneapolis, MN

AB 31
R 1
H 5
RBI 1
BB 4
SO 6
LOB 16



WP: 0 PA: 36
PB: 0
SB: 0
CS: 0

Mon Sep 27 1999, 8:05 PM EDT
Alt: 9,022 - Dome - 72 F

livebaseballscorecards.com

Batter	1	2	3	4	5	6	7	8	9	AB	R	H	RBI	BB	SO	LOB	TOP			
Trot Nixon, L OBP: 0.356, SLG: 0.473 (1, 9)										4	1	1	0	0	1	1	Boston Red Sox @ Chicago White Sox Comiskey Park, Chicago, IL Wed Sep 29 1999, 8:05 PM EDT Att: 12,974 - Unknown - 60 F			
Jeff Frys, R OBP: 0.354, SLG: 0.324 (1, 4)										4	0	1	1	0	0	1				
Brian Daubach, L OBP: 0.355, SLG: 0.561 (1, 3)										4	0	1	0	0	2	1				
18 Reggie Jefferson, S OBP: 0.344, SLG: 0.432 (1, 10)										3	0	1	0	1	2	1				
Scott Hatteberg, L OBP: 0.396, SLG: 0.342 (1, 2)										3	0	0	0	1	1	2				
Lou Merten, R OBP: 0.304, SLG: 0.313 (1, 6)										4	0	1	0	0	0	4				
Jon Nunnally, L OBP: 0.286, SLG: 0.357 (1, 7)										4	1	1	0	0	0	1				
38 Wilton Veras, R OBP: 0.328, SLG: 0.407 (1, 5)										4	0	1	1	0	1	1				
Donnie Sadler, R OBP: 0.303, SLG: 0.347 (1, 8)										3	0	0	0	0	1	1				
Inning Stats	R: 1 E: 0 K: 2 S: 19	H: 3 LOB: 2 BB: 0 P: 27	R: 1 E: 0 K: 1 S: 8	H: 2 LOB: 1 BB: 0 P: 10	R: 0 E: 0 K: 0 S: 7	H: 0 LOB: 1 BB: 2 P: 18	R: 0 E: 0 K: 0 S: 8	H: 0 LOB: 0 BB: 0 P: 11	R: 0 E: 0 K: 1 S: 11	H: 1 LOB: 1 BB: 0 P: 16	R: 0 E: 0 K: 0 S: 6	H: 0 LOB: 0 BB: 0 P: 7	R: 0 E: 0 K: 2 S: 8	H: 0 LOB: 0 BB: 0 P: 10	R: 0 E: 0 K: 2 S: 9	H: 1 LOB: 1 BB: 0 P: 16	1B: 4 2B: 3 3B: 0 HR: 0	SF: 0 SAC: 0 DP: 1 HBP: 0	WP: 0 PB: 0 SB: 0 CS: 0	PA: 35
PITCHER	IP WLS BF H R ER SO BB IBB HBP BLK WP HR S P ERA WHIP	IP WLS BF H R ER SO BB IBB HBP BLK WP HR S P ERA WHIP																		
Aaron Myette, R ERA: 6.32 (1, 1)	6.0	25	6	2	2	4	2	0	0	0	0	0	0	0	59	89	3.00	1.333		
Keith Foulke, R ERA: 2.24 (7, 1)	2.0	6	0	0	0	4	0	0	0	0	0	0	0	0	17	20	0.00	0.000		
Bob Howry, R ERA: 3.56 (9, 1)	1.0	4	1	0	0	0	0	0	0	0	0	0	0	12	16	0.00	1.000			

AB	33
R	2
H	7
RBI	2
BB	2
SO	8
LOB	13



Batter	1	2	3	4	5	6	7	8	9	AB	R	H	RBI	BB	SO	LOB	BOTTOM			
Brian Simmons, S OBP: 0.297, SLG: 0.431 (1, 7)										4	1	1	0	0	0	0	Boston Red Sox @ Chicago White Sox Comiskey Park, Chicago, IL Wed Sep 29 1999, 8:05 PM EDT Att: 12,974 - Unknown - 60 F			
Greg Norton, S OBP: 0.358, SLG: 0.427 (1, 5)										4	1	1	0	0	1	0				
Ray Durham, S OBP: 0.377, SLG: 0.439 (1, 4)										3	0	0	0	0	2	2				
Magglio Ordonez, R OBP: 0.346, SLG: 0.506 (1, 9)										3	0	1	1	0	1	2				
Chris Singleton, L OBP: 0.326, SLG: 0.489 (1, 8)										3	1	1	0	0	0	3				
14 Paul Konerko, R OBP: 0.351, SLG: 0.509 (1, 10)										3	1	1	2	0	0	1				
Jeff Liefer, L OBP: 0.273, SLG: 0.282 (1, 3)										3	0	1	0	0	0	0				
Mark Johnson, L OBP: 0.344, SLG: 0.338 (1, 2)										3	0	0	0	0	1	1				
34 Jason Dellaero, S OBP: 0.045, SLG: 0.048 (1, 6)										3	0	0	0	0	1	0				
Inning Stats	R: 0 E: 0 K: 0 S: 4	H: 0 LOB: 0 BB: 0 P: 6	R: 0 E: 0 K: 0 S: 8	H: 1 LOB: 0 BB: 0 P: 11	R: 0 E: 0 K: 0 S: 10	H: 0 LOB: 0 BB: 0 P: 14	R: 2 E: 2 K: 0 S: 11	H: 2 LOB: 1 BB: 0 P: 15	R: 0 E: 0 K: 0 S: 8	H: 1 LOB: 0 BB: 0 P: 10	R: 0 E: 0 K: 0 S: 6	H: 0 LOB: 0 BB: 0 P: 12	R: 2 E: 0 K: 2 S: 13	H: 2 LOB: 0 BB: 0 P: 21	R: 0 E: 0 K: 2 S: 10	H: 0 LOB: 0 BB: 0 P: 11	1B: 5 2B: 0 3B: 0 HR: 1	SF: 0 SAC: 0 DP: 3 HBP: 0	WP: 0 PB: 0 SB: 0 CS: 0	PA: 29
PITCHER	IP WLS BF H R ER SO BB IBB HBP BLK WP HR S P ERA WHIP	IP WLS BF H R ER SO BB IBB HBP BLK WP HR S P ERA WHIP																		
Pat Rapp, R ERA: 4.18 (1, 1)	6.0	21	4	2	1	0	0	0	0	0	0	0	0	0	47	68	1.50	0.667		
Tom Gordon, R ERA: 5.4 (7, 1)	1.0	5	2	2	2	2	0	0	0	0	1	13	21	18.00	2.000					
Tomo Ohka, R ERA: 8.1 (8, 1)	1.0	3	0	0	0	2	0	0	0	0	0	10	11	0.00	0.000					

AB	29
R	4
H	6
RBI	3
BB	0
SO	4
LOB	9



Batter	1	2	3	4	5	6	7	8	9	AB	R	H	RBI	BB	SO	LOB	TOP					
Darren Lewis, R OBP: 0.313, SLG: 0.311 (1, 9)	G5-3	G1-3			G6-4-3			K		5	0	1	2	0	1	3	Boston Red Sox @ Chicago White Sox Comiskey Park, Chicago, IL Thu Sep 30 1999, 8:05 PM EDT Att: 12,788 - Unknown - 71 F					
John Valentin, R OBP: 0.311, SLG: 0.396 (1, 5)	BB 1B		F8		P6	K		P4		5	0	1	0	0	1	3						
Damon Buford, R OBP: 0.293, SLG: 0.358 (1, 7)	BB 1-2		K		E3			BB F8 BB		3	0	0	0	2	1	1						
Mike Stanley, R OBP: 0.394, SLG: 0.462 (1, 3)	K		K		F9			BB 1B HBP		4	0	0	0	0	2	5						
Butch Huskey, R OBP: 0.337, SLG: 0.496 Brian Daubach, L OBP: 0.358, SLG: 0.563 (7, PH)	F9				F8			BB 1B FC5-2 1B		3	0	1	0	0	0	2						
Scott Hatteberg, L OBP: 0.417, SLG: 0.368 Jon Nunnally, L OBP: 0.286, SLG: 0.357 (9, PR)					P2			BB 1B		1	0	1	0	1	0	0						
Lou Merloni, R OBP: 0.302, SLG: 0.311 Jason Varitek, S OBP: 0.331, SLG: 0.480 (9, PH)		K				L7		BB 1B		3	1	2	0	2	0	0						
Michael Coleman, R OBP: 0.667, SLG: 0.500 Trot Nixon, L OBP: 0.355, SLG: 0.472 (8, PH)					G5-3			BB		4	0	1	0	0	1	6						
Donnie Sadler, R OBP: 0.304, SLG: 0.340 18 Reggie Jefferson, S OBP: 0.342, SLG: 0.430 Jeff Frye, R OBP: 0.354, SLG: 0.324 (8, PH)		F9						FC5-2 1B		1	0	0	0	0	1	0						
Inning Stats	R: 0 E: 0 K: 1 S: 14	H: 1 LOB: 2 BB: 1 P: 21	R: 0 E: 0 K: 1 S: 12	H: 1 LOB: 2 BB: 1 P: 17	R: 0 E: 0 K: 2 S: 9	H: 0 LOB: 0 BB: 0 P: 14	R: 0 E: 0 K: 0 S: 9	H: 1 LOB: 1 BB: 0 P: 14	R: 0 E: 1 K: 0 S: 8	H: 0 LOB: 2 BB: 1 P: 16	R: 2 E: 0 K: 1 S: 17	H: 4 LOB: 2 BB: 0 P: 25	R: 0 E: 0 K: 0 S: 9	H: 0 LOB: 2 BB: 3 P: 24	R: 0 E: 0 K: 3 S: 14	H: 0 LOB: 0 BB: 0 P: 20		R: 0 E: 0 K: 0 S: 15	H: 1 LOB: 3 BB: 1 P: 26	1B: 7 2B: 1 3B: 0 HR: 0	SF: 0 SAC: 0 DP: 1 HBP: 1	WP: 0 PB: 0 SB: 0 CS: 0
PITCHER	IP	WLS	BF	H	R	ER	SO	BB	IBB	HBP	BLK	WP	HR	S	P	ERA	WHIP					
Mike Siroka, L ERA: 4.0	6.0		29	7	2	2	5	3	0	0	0	0	0	69	107	3.00	1.667					
41 Bill Simas, R ERA: 3.75	0.1		3	0	0	0	0	2	0	0	0	0	0	7	17	0.00	6.000					
Jesus Pena, L ERA: 5.89	0.0		1	0	0	0	0	1	0	0	0	0	0	1	5	∞	∞					
Sean Lowe, R ERA: 3.59	0.2	W	1	0	0	0	0	0	0	0	0	0	0	1	2	0.00	0.000					
Keith Foulke, R ERA: 2.22	1.0	H	3	0	0	0	3	0	0	0	0	0	0	14	20	0.00	0.000					
Bob Howry, R ERA: 3.51	1.0	S	6	1	0	0	0	1	0	1	0	0	0	15	26	0.00	2.000					

AB 35
R 2
H 8
RBI 2
BB 7
SO 8
LOB 29



Batter	1	2	3	4	5	6	7	8	9	AB	R	H	RBI	BB	SO	LOB	BOTTOM				
Brian Simmons, S OBP: 0.287, SLG: 0.416 (1, 8)	P5		F7		K			F7		4	0	0	0	0	1	0	Boston Red Sox @ Chicago White Sox Comiskey Park, Chicago, IL Thu Sep 30 1999, 8:05 PM EDT Att: 12,788 - Unknown - 71 F				
Greg Norton, S OBP: 0.359, SLG: 0.430 (8, 3)	G3-1		K					HR 2B		4	1	2	0	0	1	0					
Ray Durham, S OBP: 0.375, SLG: 0.437 (1, 4)	K				G1-3			L6		4	0	0	0	0	2	2					
Maglio Ordonez, R OBP: 0.348, SLG: 0.512 (1, 9)								K		4	3	3	2	0	1	1					
Jeff Liefer, L OBP: 0.289, SLG: 0.318 (1, 7)								HR		4	0	3	2	0	0	1					
14 Paul Konerko, R OBP: 0.348, SLG: 0.505 (1, 10)								14 S 1B		4	0	0	0	0	3	3					
Carlos Lee, R OBP: 0.313, SLG: 0.459 Craig Wilson, R OBP: 0.300, SLG: 0.325 (8, 5)								K		3	1	1	1	0	1	2					
Josh Paul, R OBP: 0.143, SLG: 0.143 (1, 2)								HR		0	0	0	0	0	0	0					
34 Jason Dellaero, S OBP: 0.040, SLG: 0.042 (1, 6)										3	0	0	0	0	0	1					
Inning Stats	R: 0 E: 1 K: 1 S: 9	H: 0 LOB: 0 BB: 0 P: 14	R: 1 E: 0 K: 2 S: 14	H: 2 LOB: 1 BB: 0 P: 21	R: 0 E: 0 K: 2 S: 7	H: 0 LOB: 0 BB: 0 P: 10	R: 1 E: 0 K: 1 S: 10	H: 2 LOB: 1 BB: 0 P: 13	R: 0 E: 0 K: 1 S: 8	H: 1 LOB: 1 BB: 0 P: 12	R: 1 E: 0 K: 0 S: 10	H: 1 LOB: 0 BB: 0 P: 15	R: 2 E: 0 K: 2 S: 22	H: 3 LOB: 1 BB: 0 P: 35	R: 0 E: 0 K: 0 S: 15	H: 0 LOB: 0 BB: 0 P: 26		1B: 4 2B: 3 3B: 0 HR: 2	SF: 0 SAC: 0 DP: 0 HBP: 0	WP: 0 PB: 0 SB: 1 CS: 0	PA: 33
PITCHER	IP	WLS	BF	H	R	ER	SO	BB	IBB	HBP	BLK	WP	HR	S	P	ERA	WHIP				
Bryce Florie, R ERA: 4.65	3.0		11	2	1	1	5	0	0	0	0	0	0	30	45	3.00	0.667				
49 Tim Wakefield, R ERA: 5.15	2.0		8	2	1	1	2	0	0	0	0	0	0	18	25	4.50	1.000				
Rheal Cormier, L ERA: 3.75	1.0		4	1	0	0	1	0	0	0	0	0	0	8	12	0.00	1.000				
Brian Rose, R ERA: 4.97	1.0	L	4	1	1	1	0	0	0	0	0	0	1	10	15	9.00	1.000				
John Wasdin, R ERA: 4.17	1.0		6	3	2	2	2	0	0	0	0	0	1	22	35	18.00	3.000				

AB 33
R 5
H 9
RBI 5
BB 0
SO 10
LOB 10



Batter	1	2	3	4	5	6	7	8	9	AB	R	H	RBI	BB	SO	LOB	TOP										
Jacque Jones, L (1, 8) OBP: 0.329, SLG: 0.463 Tori Hunter, R (7, PH) OBP: 0.306, SLG: 0.373	G3-1		2B		FC6-4 1B		FC4-6 1B		F8	3	0	2	0	0	0	0	3 0 2 0 0 0 0										
Cristian Guzman, S (1, 6) OBP: 0.297, SLG: 0.276	G3		K		FC6-4 1B		K			4	0	0	0	0	2	4	4 0 0 0 0 0 2 4										
Todd Walker, L (1, 4) OBP: 0.343, SLG: 0.397	F8		G6-3		1B		1B			4	0	2	0	0	0	2	4 0 2 0 0 0 0 2										
Corey Koskie, L (1, 5) OBP: 0.390, SLG: 0.472		G4-3 WP BB		G4-3	K		K			3	0	0	0	1	2	4	3 0 0 0 1 2 4										
Matt Lawton, L (1, 9) OBP: 0.353, SLG: 0.355	F7		G1-3 1B			F8		G3		4	1	1	0	0	0	1	4 1 1 0 0 0 0 1										
Chad Allen, R (1, 7) OBP: 0.330, SLG: 0.395	G4-3		G1-3		G1-3		G1-3		K	4	0	0	0	0	1	2	4 0 0 0 0 0 1 2										
Midre Cummings, L (1, 10) OBP: 0.333, SLG: 0.371	K		1B		1B		1B		F7	4	0	2	1	0	1	1	4 0 2 1 0 1 1										
Javier Valentin, S (1, 2) OBP: 0.317, SLG: 0.386		E6 2B	G3-1		K				G4-3	4	0	0	0	0	1	2	4 0 0 0 0 1 2										
Doug Mientkiewicz, L (1, 3) OBP: 0.324, SLG: 0.330 Brent Gates, S (7, PH) OBP: 0.328, SLG: 0.340	F9		F9		G6-3		FC4-6 1B		F8	2	0	0	0	0	0	1	2 0 0 0 0 0 0 1										
Inning Stats	R: 0 H: 0 E: 0 K: 0 S: 11	WLS: 0 BF: 0 LOB: 0 BB: 0 P: 15	R: 0 H: 0 E: 0 K: 1 S: 10	WLS: 1 BF: 1 LOB: 1 BB: 1 P: 16	R: 0 H: 1 E: 1 K: 1 S: 10	WLS: 0 BF: 0 LOB: 2 BB: 0 P: 12	R: 1 H: 2 E: 0 K: 0 S: 14	WLS: 2 BF: 1 LOB: 1 BB: 0 P: 23	R: 0 H: 2 E: 0 K: 1 S: 14	WLS: 1 BF: 0 LOB: 2 BB: 0 P: 23	R: 0 H: 1 E: 0 K: 1 S: 11	WLS: 0 BF: 1 LOB: 1 BB: 0 P: 16	R: 0 H: 2 E: 0 K: 2 S: 17	WLS: 2 BF: 0 LOB: 2 BB: 0 P: 25	R: 0 H: 0 E: 0 K: 1 S: 9	WLS: 0 BF: 0 LOB: 0 BB: 0 P: 11	R: 0 H: 0 E: 0 K: 0 S: 8	WLS: 0 BF: 0 LOB: 0 BB: 0 P: 12	1B: 6 2B: 2 3B: 0 HR: 0	SF: 0 SAC: 0 DP: 0 HBP: 0	WP: 1 PB: 0 SB: 0 CS: 0	PA: 37					
PITCHER	IP	WLS	BF	H	R	ER	SO	BB	IBB	HBP	BLK	WP	HR	S	P	ERA	WHIP										
Kip Wells, R (1, 1) ERA: 4.04	5.0	W	22	5	1	1	3	1	0	0	0	1	0	59	89	1.80	1.200										
Jesus Pena, L (6, 1) ERA: 5.31	2.0		9	3	0	0	3	0	0	0	0	0	0	28	41	0.00	1.500										
Carlos Castillo, R (8, 1) ERA: 5.71	2.0		6	0	0	0	1	0	0	0	0	0	0	17	23	0.00	0.000										

Minnesota Twins @ Chicago White Sox
Comiskey Park, Chicago, IL
Sat Oct 02 1999, 7:05 PM EDT
Att: 17,904 - Unknown - 55 F

AB 36
R 1
H 8
RBI 1
BB 1
SO 7
LOB 18



Batter	1	2	3	4	5	6	7	8	9	AB	R	H	RBI	BB	SO	LOB	BOTTOM										
Brian Simmons, S (1, 8) OBP: 0.288, SLG: 0.407	K			G5-3		G3		K		5	0	1	0	0	2	2	5 0 1 0 0 2 2										
Greg Norton, S (1, 5) OBP: 0.358, SLG: 0.424	K		F8	G5-3		G4-6-3 1B		F9		5	0	1	0	0	1	4	5 0 1 0 0 1 4										
Ray Durham, S (1, 4) OBP: 0.373, SLG: 0.435	K		K		S 14 1B	G4-6-3 1B		F8		5	1	1	0	0	2	1	5 1 1 0 0 2 1										
Magglio Ordonez, R (1, 9) OBP: 0.349, SLG: 0.510		F9	F8		14 1B E BB		14 1B S BB			2	2	0	0	2	0	0	2 2 0 0 2 0 0										
Jeff Liefer, L (1, 7) OBP: 0.295, SLG: 0.327	K						F9			3	0	0	0	1	2	3	3 0 0 0 1 2 3										
14 Paul Konerko, R (1, 10) OBP: 0.352, SLG: 0.510		S 1B	G1-3			E 1B	2B 1B			4	1	3	2	0	0	1	4 1 3 2 0 0 1										
Carlos Lee, R (1, 3) OBP: 0.314, SLG: 0.466 Craig Wilson, R (8, 5) OBP: 0.299, SLG: 0.324		2B 1B		G6-3	E5		2B			4	1	2	2	0	0	1	4 1 2 2 0 0 1										
Josh Paul, R (1, 2) OBP: 0.222, SLG: 0.278		34 1B 2B		G5-3 34 BB	K		F9			0	0	0	0	0	0	0	0 0 0 0 0 0 0 0										
34 Jason Dellaero, S (1, 6) OBP: 0.121, SLG: 0.097		1B		G5-3	K		P5			4	1	2	1	0	1	4	4 1 2 1 0 1 4										
Inning Stats	R: 0 H: 0 E: 0 K: 3 S: 17	WLS: 0 BF: 0 LOB: 0 BB: 0 P: 22	R: 3 H: 5 E: 0 K: 1 S: 19	WLS: 5 BF: 0 LOB: 0 BB: 0 P: 31	R: 0 H: 0 E: 0 K: 1 S: 10	WLS: 0 BF: 1 LOB: 1 BB: 1 P: 16	R: 0 H: 1 E: 0 K: 0 S: 11	WLS: 1 BF: 0 LOB: 2 BB: 1 P: 20	R: 2 H: 2 E: 1 K: 3 S: 18	WLS: 2 BF: 1 LOB: 2 BB: 1 P: 28	R: 0 H: 1 E: 0 K: 0 S: 9	WLS: 0 BF: 0 LOB: 0 BB: 0 P: 12	R: 1 H: 2 E: 0 K: 0 S: 11	WLS: 2 BF: 1 LOB: 2 BB: 1 P: 17	R: 0 H: 0 E: 0 K: 1 S: 14	WLS: 0 BF: 0 LOB: 0 BB: 0 P: 21	R: 0 H: 0 E: 0 K: 0 S: 8	WLS: 0 BF: 0 LOB: 0 BB: 0 P: 12	1B: 9 2B: 2 3B: 0 HR: 0	SF: 0 SAC: 0 DP: 1 HBP: 0	WP: 0 PB: 0 SB: 3 CS: 0	PA: 39					
PITCHER	IP	WLS	BF	H	R	ER	SO	BB	IBB	HBP	BLK	WP	HR	S	P	ERA	WHIP										
Dan Perkins, R (1, 1) ERA: 6.54	3.1	L	18	6	3	3	5	2	0	0	0	0	0	52	78	8.10	2.400										
Travis Miller, L (4, 1) ERA: 2.72	0.2		2	0	0	0	0	0	0	0	0	0	0	5	11	0.00	0.000										
Joe Mays, R (5, 1) ERA: 4.37	2.0		10	3	2	2	3	1	0	0	0	0	0	27	40	9.00	2.000										
Bob Wells, R (7, 1) ERA: 3.81	1.0		6	2	1	1	0	1	0	0	0	0	0	11	17	9.00	3.000										
Eddie Guardado, L (8, 1) ERA: 4.5	1.0		3	0	0	0	1	0	0	0	0	0	0	14	21	0.00	0.000										

Minnesota Twins @ Chicago White Sox
Comiskey Park, Chicago, IL
Sat Oct 02 1999, 7:05 PM EDT
Att: 17,904 - Unknown - 55 F

AB 35
R 6
H 11
RBI 6
BB 4
SO 9
LOB 20



Batter	1	2	3	4	5	6	7	8	9	AB	R	H	RBI	BB	SO	LOB	TOP																				
Jacque Jones, L (1, 8) OBP: 0.329, SLG: 0.460	F7		G6-3-2														2 0 0 0 1 0 1																				
Denny Hocking, S (1, 6) OBP: 0.307, SLG: 0.378	K																2 0 1 0 1 1 0																				
Matt Lawton, L (1, 9) OBP: 0.353, SLG: 0.355	K																3 0 1 0 0 1 2																				
Midre Cummings, L (1, 10) OBP: 0.310, SLG: 0.342																	3 0 0 0 0 0 4																				
Corey Koskie, L (1, 5) OBP: 0.387, SLG: 0.468																	3 0 0 0 0 0 2																				
Brent Gates, S (1, 4) OBP: 0.328, SLG: 0.340																	3 0 1 0 0 1 0																				
Doug Mientkiewicz, L (1, 3) OBP: 0.324, SLG: 0.330																	3 1 1 0 0 0 1																				
Tori Hunter, R (1, 7) OBP: 0.309, SLG: 0.380																	3 0 2 1 0 0 0																				
Javier Valentin, S (1, 2) OBP: 0.313, SLG: 0.381																	3 0 0 0 0 1 2																				
Inning Stats	R: 0 H: 0 E: 0 K: 2 S: 9	H: 0 LOB: 0 BB: 0 P: 15	R: 0 H: 1 E: 0 K: 0 S: 7	LOB: 1 BB: 0 P: 11	R: 0 H: 1 E: 0 K: 0 S: 4	LOB: 0 BB: 0 P: 5	R: 0 H: 1 E: 0 K: 0 S: 10	LOB: 1 BB: 1 P: 22	R: 0 H: 0 E: 0 K: 0 S: 6	LOB: 0 BB: 0 P: 14	R: 0 H: 1 E: 0 K: 0 S: 10	LOB: 2 BB: 1 P: 19	R: 1 H: 2 E: 0 K: 2 S: 13	H: 2 LOB: 1 BB: 0 P: 18				1B: 4 2B: 3 3B: 0 HR: 0	SF: 0 SAC: 0 DP: 2 HBP: 0	WP: 0 PB: 0 SB: 0 CS: 0	PA: 27																
PITCHER	IP	WLS	BF	H	R	ER	SO	BB	IBB	HBP	BLK	WP	HR	S	P	ERA	WHIP	PITCHER			IP	WLS	BF	H	R	ER	SO	BB	IBB	HBP	BLK	WP	HR	S	P	ERA	WHIP
Tanyon Sturtze, R (1, 1) ERA: 3.67	6.0	22	4	0	0	2	2	0	0	0	0	0	0	46	86	0.00	1.000																				
Sean Lowe, R (7, 1) ERA: 3.67	1.0	B	5	2	1	1	2	0	0	0	0	0	0	13	18	9.00	2.000																				

Minnesota Twins @ Chicago White Sox
Comiskey Park, Chicago, IL
Sun Oct 03 1999, 2:05 PM EDT
Att. 18,694 - Overcast - 45 F

AB	25
R	1
H	6
RBI	1
BB	2
SO	4
LOB	12



Batter	1	2	3	4	5	6	7	8	9	AB	R	H	RBI	BB	SO	LOB	BOTTOM																				
Brian Simmons, S (1, 9) OBP: 0.281, SLG: 0.397	F7		G5-3														3 0 0 0 0 0 1																				
55 Liu Rodriguez, S (1, 4) OBP: 0.343, SLG: 0.333																	3 1 1 0 0 0 0																				
Carlos Lee, R (1, 3) OBP: 0.312, SLG: 0.463																	3 0 0 0 0 2 1																				
14 Paul Konerko, R (1, 10) OBP: 0.352, SLG: 0.511																	3 0 1 1 0 0 0																				
Chris Singleton, L (1, 8) OBP: 0.328, SLG: 0.490																	1 0 0 0 0 0 1																				
Magglio Ordonez, R (4, PH) OBP: 0.349, SLG: 0.510																	1 0 0 0 0 0 0																				
Jeff Liefer, L (5, 9) OBP: 0.295, SLG: 0.327																	0 0 0 0 0 0 0																				
Darin Jackson, R (1, 7) OBP: 0.288, SLG: 0.430																	2 0 0 0 0 0 0																				
Craig Wilson, R (1, 5) OBP: 0.301, SLG: 0.325																	2 0 1 0 0 0 0																				
Brook Fordyce, R (1, 2) OBP: 0.343, SLG: 0.459																	2 0 1 0 0 1 1																				
34 Jason Dellaero, S (1, 6) OBP: 0.114, SLG: 0.091																	2 0 0 0 0 1 2																				
Inning Stats	R: 1 H: 2 E: 0 K: 0 S: 15	H: 2 LOB: 1 BB: 0 P: 21	R: 0 H: 1 E: 0 K: 1 S: 14	LOB: 1 BB: 0 P: 17	R: 0 H: 0 E: 0 K: 0 S: 9	LOB: 0 BB: 0 P: 12	R: 0 H: 0 E: 0 K: 0 S: 7	LOB: 0 BB: 0 P: 12	R: 0 H: 1 E: 0 K: 1 S: 8	LOB: 1 BB: 0 P: 9	R: 0 H: 0 E: 0 K: 1 S: 8	LOB: 0 BB: 0 P: 11				1B: 2 2B: 2 3B: 0 HR: 0	SF: 0 SAC: 0 DP: 0 HBP: 0	WP: 0 PB: 0 SB: 0 CS: 0	PA: 22																		
PITCHER	IP	WLS	BF	H	R	ER	SO	BB	IBB	HBP	BLK	WP	HR	S	P	ERA	WHIP	PITCHER			IP	WLS	BF	H	R	ER	SO	BB	IBB	HBP	BLK	WP	HR	S	P	ERA	WHIP
Eric Milton, L (1, 1) ERA: 4.49	6.0	22	4	1	1	4	0	0	0	0	0	0	0	61	82	1.50	0.667																				

Minnesota Twins @ Chicago White Sox
Comiskey Park, Chicago, IL
Sun Oct 03 1999, 2:05 PM EDT
Att. 18,694 - Overcast - 45 F

AB	22
R	1
H	4
RBI	1
BB	0
SO	4
LOB	6

