Chicago White Sox - 2000

Chicago White Sox @ Texas Rangers

The Ballpark at Arlington, Arlington, TX

Mon Apr 03 2000, 3:05 PM EDT

Att. 49,332 - Cloudy - 59 F

TOP

livebaseballscorecards.com

Batter	1	2	3	4	5	6	7	8	9	AB	R	H	RBI	BB	SO	LOB
Ray Durham, S (1, 4)	G6-3		F7			G1-3		G6-3		4	0	0	0	0	0	2
Jose Valentin, S (1, 6) OBP: 0.500, SLG: 0.500	G5-3			F8			F9 1B 1B		FC4-6 1B 1B 1B	4	1	2	0	0	0	0
Frank Thomas, R (1, 3) OBP: 0.750, SLG: 0.667	G5-3			G6-4-3 BB			14 G5-4-3 1-2 1B		FC4-6 1B 1-2 1B	3	1	2	0	1	0	0
Magglio Ordonez, R (1, 9) OBP: 0.500, SLG: 0.333		14 G5-4-3 BB		G6-4-3 1-2f			F9 2-3		FC4-6 1-2 2-3 1B	3	0	1	0	1	0	3
14 Paul Konerko, R (1, 10)		G5-4-3 1-2f			F9		G5-4-3 1-2f		P4	4	0	0	0	0	0	6
Chris Singleton, L (1, 8)		G1-3			B5-3			F8	FC4-6 1B 1-2f 2-3 3-H WP	4	1	0	1	0	0	2
Carlos Lee, R (1, 7) OBP: 0.750, SLG: 0.750			1B G4-6-3 1B		G1-3			2B 1B	WP 1-2 3-H 1B	4	1	3	1	0	0	0
Craig Wilson, R (1, 5) OBP: 0.500, SLG: 0.750			G4-6-3 1-3 1B			G5-3		1-3 2B	K 1-2 2-H	4	0	2	0	0	1	1
Mark Johnson, L (1, 2)			G4-6-3 1-2f 3-H			F7		F9	L9	2	0	0	0	0	0	1
Jeff Abbott, R (8, PH)										1	0	0	0	0	0	2
Josh Paul, R (8, 2)										1	0	0	0	0	0	2

	AB	34
	R	4
	H	10
	RBI	2
	BB	2
	SO	1
	LOB	19

Inning Stats																																
	R: 0	H: 0		R: 0	H: 0		R: 1	H: 2		R: 0	H: 0		R: 0	H: 0		R: 0	H: 0		R: 0	H: 2		R: 0	H: 2		R: 3	H: 4		1B: 9	SF: 0		WP: 1	PA: 36	
	E: 0	LOB: 0		E: 0	LOB: 0		E: 0	LOB: 0		E: 0	LOB: 0		E: 0	LOB: 1		E: 0	LOB: 2		E: 0	LOB: 2		E: 0	LOB: 1		E: 0	LOB: 2		2B: 1	SAC: 0		PB: 0		
	K: 0	BB: 0		K: 0	BB: 1		S: 11	BB: 0		S: 7	BB: 1		S: 5	BB: 0		S: 5	BB: 0		S: 8	BB: 0		S: 5	BB: 0		S: 17	BB: 0		3B: 0	DP: 4		SB: 0		
	S: 5	P: 12		S: 4	P: 9			P: 19			P: 14		S: 5	P: 7		S: 5	P: 7		S: 8	P: 12		S: 0	P: 7		S: 1	P: 29		HR: 0	HBP: 0		CS: 0		

PITCHER		IP	WLS	BF	H	R	ER	SO	BB	IBB	HBP	BLK	WP	HR	S	P	ERA	WHIP
Kenny Rogers, L ERA: 1.13	(1, 1)	8.0	W	28	6	1	1	0	2	0	0	0	0	0	50	88	1.12	1.000
Tim Crabtree, R ERA: 81.0	(9, 1)	0.1		4	3	3	3	0	0	0	0	0	0	0	8	13	81.00	9.000
Mike Munoz, L ERA:	(9, 1)	0.1		1	0	0	0	0	0	0	0	0	0	0	2	3	0.00	0.000
59 Jeff Zimmerman, R ERA:	(9, 1)	0.1		3	1	0	0	1	0	0	0	0	1	0	7	13	0.00	3.000

PITCHER	IP	WLS	BF	H	R	ER	SO	BB	IBB	HBP	BLK	WP	HR	S	P	ERA	WHIP

Batter	1	2	3	4	5	6	7	8	9	AB	R	H	RBI	BB	SO	LOB
Royce Clayton, R (1, 6)	BCBBB 4-1 29 CS BB		CFX 0-2 E5 1-2 HR	BBX 2-0 ③ G6-3	X 0-0 ③ G4-3		BX 1-0 ②③ G6-3 1-2f			4	1	0	0	1	0	6
29 Rusty Greer, L (1, 7)	CSBBBF1S SAFE 1-2 2-3 ①② K		FOS 0-3 ① K		BFBH 3-1 ① HR HBP	SFX 0-2 ① F9		BBX 2-0 ① G5-3		4	1	0	0	0	2	3
Ivan Rodriguez, R (1, 2) OBP: 0.600, SLG: 2.000 Bill Haselman, R (9, 2)	FFFBBFBB 4-2 BB		CBX 1-1 1-H 2-H HR		BBBX 3-0 1-H HR	FBSFBS 2-3 ② K		BCBFX 2-2 ② G5-3		4 0	2 0	2 0	5 0	1 0	1 0	0 0
Rafael Palmeiro, L (1, 10) OBP: 0.200, SLG: 0.200	X 0-0 ③ F8		CBFX 1-2 G6-3 1B		CBX 1-1 ① F8	BX 1-0 ③ G3		SCBX 1-2 ③ F8		5	0	1	0	0	0	1
Ruben Mateo, R (1, 8)		CSSFBX 2-2 ① G5-3	SEBX 1-2 ② G6-3 1-2		BBFBFB 4-2 2B 1B BB		BFFFS 1-3 ① K			3	1	0	0	1	1	1
David Segui, S (1, 3) OBP: 0.500, SLG: 0.750		X 0-0 ② G6-3	BSBBCFS 2-3 ③ K		BBX 2-0 1-3 1B 2B		X 0-0 HBP E 1B 1B			4	1	2	0	0	1	1
Gabe Kapler, R (1, 9) OBP: 0.750, SLG: 2.250		BX 1-0 HR	X 0-0 HR	BFFFX 1-2 ② 1B E 2-H 3-H 1B			FBBBFX 2-2 E5 1B HBP 1-2			4	3	3	3	0	0	1
Tom Evans, R (1, 5)		CBFFBFFEX 2-2 ③ G6-3		BCFBS 2-3 ① K	BBBB 4-0 E BB		H 1-0 1B 1-2 2-3 HBP			2	0	0	0	1	1	0
Luis Alicea, S (1, 4) OBP: 0.750, SLG: 0.750			BX 1-0 E HR 1B	X 0-0 ② L5	CBX 1-1 E2 1-3 2-H 1B		X 0-0 G6-3 1-2 2-3 3-H 1B			4	1	3	1	0	0	0
Inning Stats	R: 0 E: 0 K: 1 S: 10 H: 0 LOB: 1 BB: 2 P: 20	R: 1 E: 0 K: 0 S: 12 H: 1 LOB: 0 BB: 0 P: 17	R: 3 E: 1 K: 2 S: 19 H: 3 LOB: 1 BB: 0 P: 25	R: 1 E: 0 K: 1 S: 6 H: 1 LOB: 0 BB: 0 P: 10	R: 4 E: 1 K: 0 S: 13 H: 4 LOB: 2 BB: 2 P: 32	R: 0 E: 0 K: 1 S: 8 H: 0 LOB: 0 BB: 0 P: 11	R: 1 E: 1 K: 1 S: 10 H: 2 LOB: 2 BB: 0 P: 15	R: 0 E: 0 K: 0 S: 7 H: 0 LOB: 0 BB: 0 P: 12		1B: 6 2B: 1 3B: 0 HR: 4	SF: 0 SAC: 0 DP: 1 HBP: 2			WP: 0 PB: 0 SB: 0 CS: 1	PA: 40	

PITCHER		IP	WLS	BF	H	R	ER	SO	BB	IBB	HBP	BLK	WP	HR	S	P	ERA	WHIP
Mike Sirotka, L ERA: 12.46	(1, 1)	4.1	L	22	6	7	6	4	2	0	1	0	0	4	51	83	12.46	1.846
Tanyon Sturtze, R ERA: 13.5	(5, 1)	0.2		6	3	2	1	0	2	0	0	0	0	0	9	21	13.50	7.500
Scott Eyre, L ERA:	(6, 1)	1.0		3	0	0	0	1	0	0	0	0	0	0	8	11	0.00	0.000
Sean Lowe, R ERA:	(7, 1)	1.0		6	2	1	0	1	0	0	1	0	0	0	10	15	0.00	2.000
Kelly Wunsch, L ERA:	(8, 1)	1.0		3	0	0	0	0	0	0	0	0	0	0	7	12	0.00	0.000

PITCHER	IP	WLS	BF	H	R	ER	SO	BB	IBB	HBP	BLK	WP	HR	S	P	ERA	WHIP

BOTTOM

Chicago White Sox @ Texas Rangers

The Ballpark at Arlington, Arlington, TX

Mon Apr 03 2000, 3:05 PM EDT

Att. 49,332 - Cloudy - 59 F

livebaseballscorecards.com

AB	34
R	10
H	11
RBI	9
BB	4
SO	6
LOB	13

Batter	1	2	3	4	5	6	7	8	9	AB	R	H	RBI	BB	SO	LOB
Ray Durham, S (1, 4)	B B F B C S 3-3 ① K		C C B X 1-2 ③ F7	B C C X 1-2 ③ FC6-4 1-2f		B B B B 4-0 FC6-4 1B 1-2 BB	C F F B S 1-3 ③ K2-3			4	0	0	0	1	2	3
Jose Valentin, S (1, 6) OBP: 0.333, SLG: 0.444	B X 1-0 ② F9			B F B F F B X 3-2 2B 2B	C F B B B X 3-2 ① F6	B S B X 2-1 ② F4		B C F F B B X 3-2 ① F8		5	1	1	0	0	0	2
Frank Thomas, R (1, 3) OBP: 0.444, SLG: 0.375	B X 1-0 ③ F8			X 0-0 ① F7	B C F X 1-2 ② F9	B C B B F F F F F 3-2 X FC6-4 1-2 2-H 1B		C F X 0-2 ② F8		5	0	1	1	0	0	1
Magglio Ordonez, R (1, 9) OBP: 0.556, SLG: 0.750		C F B C 1-3 ① K		B B F X 2-1 14 2B 2-H 2B	X 0-0 14 HBP E 1B	C S X 0-2 ③ FC6-4 1-2f 2-3		B S S F F X 1-2 2B		5	2	3	1	0	1	2
14 Paul Konerko, R (1, 5) OBP: 0.444, SLG: 0.625		B S B F X 2-2 FC6-4 1B		X 0-0 3B 2B 2-H	H 1-0 E 1-2 HBP		B F B B X 3-1 HR 2B	C B C S 1-3 ③ K		4	2	3	1	0	1	1
Chris Singleton, L (1, 8) OBP: 0.222, SLG: 0.444		B B F X 2-1 ② FC6-4 1-2f		F B B B F X 3-2 1B 3B 2-H	B X 1-0 E8 1-3 2-H 1B		L F B B X 2-2 ① F2		C C B S 1-3 ① K	5	1	2	2	0	1	2
Carlos Lee, R (1, 10) OBP: 0.556, SLG: 0.889		C X 0-1 ③ B2		B B B C C X 3-2 FC4-6 1B 3-H 1B	C B F X 1-2 ③ F8		B B C X 2-1 2-H HR		C C X 0-2 ② G5-3	5	1	2	3	0	0	3
Jeff Abbott, R (1, 7) OBP: 0.333, SLG: 0.200		C F X 0-2 ① G6-3		X 0-0 FC4-6 1-2 1B		C F F X 0-2 ① G4-3	B B B B 4-0 BB		F C B F B F B F F 3-3 S ③ K	4	0	1	0	1	1	0
Mark Johnson, L (1, 2) OBP: 0.200, SLG: 0.200		S X 0-1 ② F9		C B S X 1-2 ② FC4-6 FC6-4 1-2f 2-3		X 0-0 S 1B 1B	F B B B X 3-1 ② F7			3	1	1	0	0	0	2
Greg Norton, S (7, PH)										1	0	0	0	0	0	1
Josh Paul, R (7, 2)										0	0	0	0	0	0	0

TOP

Chicago White Sox @ Texas Rangers

The Ballpark at Arlington, Arlington, TX

Tue Apr 04 2000, 8:05 PM EDT

Att. 29,418 - Sunny - 69 F

livebaseballscorecards.com

AB	41
R	8
H	14
RBI	8
BB	2
SO	6
LOB	17

Inning Stats	1	2	3	4	5	6	7	8	9
	R: 0 E: 0 K: 1 S: 5	H: 0 LOB: 0 BB: 0 P: 10	R: 0 E: 0 K: 1 S: 10	H: 1 LOB: 1 BB: 0 P: 15	R: 0 E: 0 K: 0 S: 8	H: 0 LOB: 0 BB: 0 P: 9	R: 4 E: 0 K: 0 S: 21	H: 6 LOB: 2 BB: 0 P: 34	R: 1 E: 1 K: 0 S: 11	H: 2 LOB: 2 BB: 0 P: 18	R: 1 E: 0 K: 0 S: 17	H: 2 LOB: 2 BB: 1 P: 26	R: 2 E: 0 K: 1 S: 13	H: 2 LOB: 1 BB: 1 P: 28	R: 0 E: 0 K: 1 S: 15	H: 1 LOB: 1 BB: 0 P: 20	R: 0 E: 0 K: 2 S: 13	H: 0 LOB: 0 BB: 0 P: 17

1B: 7	SF: 0	WP: 0
2B: 5	SAC: 0	PB: 0
3B: 1	DP: 0	SB: 1
HR: 1	HBP: 1	CS: 0

PA: 44

PITCHER		IP	WLS	BF	H	R	ER	SO	BB	IBB	HBP	BLK	WP	HR	S	P	ERA	WHIP
Rick Helling, R ERA: 10.8	(1, 1)	3.1		17	7	4	4	2	0	0	0	0	0	0	38	60	10.80	2.100
Mike Venafro, L ERA: 6.75	(4, 1)	1.1		7	2	1	1	0	0	0	1	0	0	0	14	22	6.75	1.500
Francisco Cordero, R ERA: 13.5	(5, 1)	1.1	W	8	3	2	2	0	1	0	0	0	0	0	22	35	13.50	3.000
Mike Munoz, L ERA: 13.5	(7, 1)	0.1		3	1	1	1	0	1	0	0	0	0	1	5	13	27.00	6.000
Tim Crabtree, R ERA: 13.5	(7, 1)	1.2	H	6	1	0	0	2	0	0	0	0	0	0	21	30	0.00	0.600

PITCHER		IP	WLS	BF	H	R	ER	SO	BB	IBB	HBP	BLK	WP	HR	S	P	ERA	WHIP
John Wetteland, R ERA:	(9, 1)	1.0		3	0	0	0	2	0	0	0	0	0	0	13	17	0.00	0.000

Batter	1	2	3	4	5	6	7	8	9	AB	R	H	RBI	BB	SO	LOB
Royce Clayton, R (1, 6)	B B B B 4-0 BB HR BB	B C B B C F X 3-2 ③ F8		B C X 1-1 ③ L6		X 0-0 ① SH3 1-2	F S F S 0-3 ② K2-3	C B X 1-1 ③ P3		4	1	0	0	1	1	6
29 Rusty Greer, L (1, 7) OBP: 0.400, SLG: 0.375	B S F C 1-3 ① K	C F S 0-3 ① K			B C B B F B 4-2 BB 1B BB	X 0-0 1B 2-H 2B	B C X 1-1 1B			4	2	2	1	1	2	1
Ivan Rodriguez, R (1, 2) OBP: 0.600, SLG: 1.429	B C B B F B 4-2 HR 1-2 BB	F S X 0-2 2B			B C F F B C 2-3 ① K	I I I I 4-0 BB 1B G3 IBB	X 0-0 ③ F9			3	2	1	0	2	1	2
Rafael Palmeiro, L (1, 3) OBP: 0.400, SLG: 0.667	C X 0-1 1-H 2-H HR	C C B S 1-3 ② K			B B B B 4-0 1B 1-2 BB	B F C X 1-2 G3 BB E 1-2 2-H 1B		X 0-0 ① F8		4	2	2	4	1	1	1
Ruben Mateo, R (1, 8) OBP: 0.333, SLG: 0.143	B F C X 1-2 ② F4	X 0-0 ③ G6-3			B X 1-0 G4-6-3 1-2 2-H 1B	B F B B B 4-1 G3 E 1-2 2-3 BB		C C S 0-3 ② K2-3		4	1	1	1	1	1	1
David Segui, S (1, 10) OBP: 0.333, SLG: 0.375	B F F B S 2-3 ③ K			F B B S S 2-3 ① K	F B X 1-1 ②③ G4-6-3 1-2f	B X 1-0 ② G3 1-2 2-3 3-H		B B F B C B 4-2 1B E 1B BB		4	1	0	1	1	2	4
Gabe Kapler, R (1, 9) OBP: 0.667, SLG: 1.444		B B C X 2-1 S 1B		C B S X 1-2 ② F8		HR 2B E5 2-H 3-H		B C C B X 2-2 BB E 1-2 1B		5	1	3	0	0	0	0
Frank Catalanotto, L (1, 4) OBP: 0.600, SLG: 1.250		B B C B X 3-1 ① G5-3 1-2		B B B C B 4-1 BB BB		HR 2-H G6-3		B F S B X 2-2 E6 BB 1-2 2-H 1B		4	1	2	2	1	0	2
Tom Evans, R (1, 5) OBP: 0.556, SLG: 0.200		C X 0-1 ② P6		C B B B B 4-1 1-2 BB		B C X 1-1 SH3 29 2B 1B	B F F B S 2-3 ① K	B B S B B 4-1 1-2 2-3 BB		3	1	1	0	2	1	1
Inning Stats	R: 3 H: 1 E: 0 LOB: 0 K: 2 BB: 2 S: 13 P: 25	R: 0 H: 1 E: 0 LOB: 1 K: 0 BB: 0 S: 10 P: 18	R: 0 H: 1 E: 0 LOB: 1 K: 2 BB: 0 S: 11 P: 12	R: 0 H: 0 E: 0 LOB: 2 K: 1 BB: 2 S: 10 P: 22	R: 1 H: 1 E: 0 LOB: 1 K: 1 BB: 2 S: 9 P: 21	R: 7 H: 5 E: 1 LOB: 1 K: 0 BB: 2 S: 18 P: 33	R: 0 H: 1 E: 0 LOB: 1 K: 2 BB: 0 S: 10 P: 13	R: 1 H: 2 E: 1 LOB: 3 K: 1 BB: 2 S: 15 P: 28		1B: 7 SF: 0 2B: 3 SAC: 1 3B: 0 DP: 1 HR: 2 HBP: 0						

PITCHER		IP	WLS	BF	H	R	ER	SO	BB	IBB	HBP	BLK	WP	HR	S	P	ERA	WHIP
Kip Wells, R ERA: 8.31	(1, 1)	4.1		23	4	4	4	6	6	0	0	0	0	1	51	95	8.31	2.308
Sean Lowe, R ERA:	(5, 1)	0.2		1	0	0	0	0	0	0	0	0	0	0	2	3	0.00	0.000
41 Bill Simas, R ERA: 81.0	(6, 1)	0.1	L	4	3	3	3	0	0	0	0	0	0	1	6	8	81.00	9.000
Kelly Wunsch, L ERA: 18.0	(6, 1)	0.0		3	2	1	1	0	0	1	0	0	0	0	4	9	∞	∞
Tanyon Sturtze, R ERA: 6.75	(6, 1)	0.2		4	0	3	1	0	1	0	0	0	0	0	8	16	13.50	1.500

PITCHER		IP	WLS	BF	H	R	ER	SO	BB	IBB	HBP	BLK	WP	HR	S	P	ERA	WHIP
Keith Foulke, R ERA:	(7, 1)	1.0		4	1	0	0	2	0	0	0	0	0	0	10	13	0.00	1.000
Bob Howry, R ERA: 9.0	(8, 1)	1.0		7	2	1	1	1	2	0	0	0	0	0	15	28	9.00	4.000

BOTTOM

Chicago White Sox @ Texas Rangers

The Ballpark at Arlington, Arlington, TX

Tue Apr 04 2000, 8:05 PM EDT

Att. 29,418 - Sunny - 69 F

livebaseballscorecards.com

AB	35
R	12
H	12
RBI	9
BB	10
SO	9
LOB	18

WP: 0 PA: 46
PB: 0
SB: 1
CS: 0

Chicago White Sox @ Texas Rangers

The Ballpark at Arlington, Arlington, TX

Wed Apr 05 2000, 3:05 PM EDT

Att. 25,544 - Sunny - 73 F

livebaseballscorecards.com

TOP

Batter	1	2	3	4	5	6	7	8	9	AB	R	H	RBI	BB	SO	LOB
Ray Durham, S (1, 4) OBP: 0.267, SLG: 0.214	G6-3	1-3 2-H 1B		K	1-2 3-H 1B		K		S 2B 1B	6	1	3	3	0	2	2
Jose Valentin, S (1, 6) OBP: 0.467, SLG: 0.615	2B SF7 BB	F2		2B	K			2B	1-2 2B BB	4	2	2	0	2	1	4
Frank Thomas, R (1, 10) OBP: 0.533, SLG: 0.583	14 WP 1-3 14 2B 2B	IBB		F9		G6-4-3 BB		F8	WP 1-H 2-H 14 1B 2B	4	2	2	2	2	0	2
Magglio Ordonez, R (1, 9) OBP: 0.400, SLG: 0.545	SF7 3-H	SF4 3-H			E6 G1-3 14 S 2B	G6-4-3 1-2f		L7	14 1B 2-3 BB	3	1	0	2	1	0	2
14 Paul Konerko, R (1, 3) OBP: 0.400, SLG: 0.571	FC5 2-H 2B	P3			L4 1-2	K		K	1-2 3-H 1B	6	0	2	2	0	2	4
Chris Singleton, L (1, 8) (9, 7) OBP: 0.333, SLG: 0.714	FC5 BB		G6-3		G1-3 2-3		SH1-4 2B		HR P6	5	1	2	1	1	0	3
Carlos Lee, R (1, 7) OBP: 0.571, SLG: 0.833 McKay Christensen, L (9, PR) (9, 8)	FC5 1-2 2-3f		P5		E 3-H 2B		SH1-4 BB		G4-3 SH1-4 1B BB	3 0	1 1	1 0	1 0	2 0	0 0	2 0
Craig Wilson, R (1, 5) OBP: 0.571, SLG: 0.667		1B 1B BB	G4-3		E8 1B 1B 2-H 1B		SH1-4 1-2 2-3		SH1-4 1-2	2	2	1	1	1	0	0
Josh Paul, R (1, 2) OBP: 0.500, SLG: 0.500 Greg Norton, S (7, PH) Mark Johnson, L (7, 2) OBP: 0.167, SLG: 0.167		1B 1-2 SF4 1B		K	1B 2-3 1B		K		G4-3 2-3	3 1 1	1 0 0	2 0 0	0 0 0	0 0 0	1 1 0	0 2 2
Inning Stats	R: 2 E: 0 K: 0 S: 22 H: 2 LOB: 2 BB: 2 P: 37	R: 2 E: 0 K: 0 S: 11 H: 2 LOB: 2 BB: 2 P: 26	R: 0 E: 0 K: 0 S: 6 H: 0 LOB: 0 BB: 0 P: 10	R: 0 E: 0 K: 2 S: 10 H: 1 LOB: 1 BB: 0 P: 13	R: 3 E: 2 K: 1 S: 26 H: 4 LOB: 2 BB: 0 P: 40	R: 0 E: 0 K: 1 S: 8 H: 0 LOB: 0 BB: 1 P: 15	R: 0 E: 0 K: 2 S: 13 H: 1 LOB: 2 BB: 1 P: 20	R: 0 E: 0 K: 1 S: 11 H: 1 LOB: 1 BB: 0 P: 17	R: 5 E: 0 K: 0 S: 16 H: 4 LOB: 2 BB: 3 P: 33	1B: 7 2B: 7 3B: 0 HR: 1	SF: 2 SAC: 2 DP: 1 HBP: 0						

	AB	38
	R	12
	H	15
	RBI	12
	BB	9
	SO	7
	LOB	23

WP: 2 PB: 0 SB: 2 CS: 0 PA: 51

PITCHER		IP	WLS	BF	H	R	ER	SO	BB	IBB	HBP	BLK	WP	HR	S	P	ERA	WHIP
Darren Oliver, L ERA: 7.71	(1, 1)	4.2		26	7	7	4	2	3	1	0	0	1	0	62	106	7.71	2.143
40 Matt Perisho, L ERA:	(5, 1)	1.2		9	3	0	0	2	2	0	0	0	0	0	28	49	0.00	3.000
59 Jeff Zimmerman, R ERA: 13.5	(7, 1)	2.1	L	12	3	4	4	3	2	0	0	0	0	1	26	43	15.43	2.143
Francisco Cordero, R ERA: 20.25	(9, 1)	0.0		3	2	1	1	0	1	0	0	0	1	0	6	11	∞	∞
Mike Venafro, L ERA: 5.4	(9, 1)	0.1		1	0	0	0	0	0	0	0	0	0	0	1	2	0.00	0.000

PITCHER	IP	WLS	BF	H	R	ER	SO	BB	IBB	HBP	BLK	WP	HR	S	P	ERA	WHIP

BOTTOM

Chicago White Sox @ Texas Rangers

The Ballpark at Arlington, Arlington, TX

Wed Apr 05 2000, 3:05 PM EDT

Att. 25,544 - Sunny - 73 F

Batter	1	2	3	4	5	6	7	8	9	AB	R	H	RBI	BB	SO	LOB
Royce Clayton, R (1, 6) OBP: 0.200, SLG: 0.154	F F X 0-2 ① F9		B F X 1-1 ② F9		C X 0-1 1-3 1B 2B	F F F B S 1-3 ② K		C X 0-1 ③ F7		5	1	1	0	0	1	2
Chad Curtis, R (1, 7) OBP: 0.400, SLG: 1.000	B B C F C 2-3 ② K		B B X 2-0 ③ G5-3		B B F B B 4-1 1B HR BB	B C C B B S 3-3 ③ K			C B B X 2-1 HR	4	2	1	1	1	2	1
Ivan Rodriguez, R (1, 2) OBP: 0.533, SLG: 1.000	B X 1-0 1B			B S X 1-1 ① F9	X 0-0 1-3 2-H 3-H HR 1B		S F S 0-3 ① K		S B F B X 2-2 ① G6-3	5	1	2	2	0	1	0
Rafael Palmeiro, L (1, 10) OBP: 0.400, SLG: 0.786	B B B X 3-0 ③ F9			B C B X 2-1 1B 1B 1B	X 0-0 1-H 3-H HR		C F B F B B X 3-2 ② F8		S X 0-1 ② G6-3	5	2	2	3	0	0	1
Ruben Mateo, R (1, 8) OBP: 0.286, SLG: 0.167		B X 1-0 ① L4		C X 0-1 G5-3 1B 1-2 1B	B B X 2-0 E6 G5-3 1B		C F F C 0-3 ③ K		B C S B X 2-2 ③ G6-3	5	0	1	0	0	1	0
David Segui, S (1, 3) OBP: 0.538, SLG: 0.545		B B B B 4-0 G6-4-3 BB	F B X 1-1 G5-3 1-2 2-H 1B		B F B X 2-1 1-2 1B			B X 1-0 SH5-4 E 1B		3	1	3	1	1	0	0
Gabe Kapler, R (1, 9) OBP: 0.500, SLG: 1.083	C X 0-1 ② ③ G6-4-3 1-2f		C X 0-1 ② G5-3 1-2 2-3		C S F S 0-3 ① K			X 0-0 ① SH5-4 1-2		3	0	0	0	0	1	5
Luis Alicea, S (1, 4) OBP: 0.500, SLG: 0.500 (9, 5)		B X 1-0 1B	B X 1-0 ③ G4-3		B C X 1-1 ② ③ G5-3 2-3f			B B C X 2-1 ② F8		4	0	1	0	0	0	5
Tom Evans, R (1, 5) OBP: 0.500, SLG: 0.250 Frank Catalanotto, L (8, PH) OBP: 0.667, SLG: 1.200 (9, 4)			B F B F B F S 3-3 ① K		F B C B B X 3-2 2B 1B 1B	B C C C 1-3 ① K		X 0-0 E4 2-H 1B		3 1	1 0	1 1	0 0	0 0	2 0	1 0
Inning Stats	R: 0 E: 0 K: 1 S: 8 H: 1 LOB: 1 BB: 0 P: 14	R: 0 E: 0 K: 0 S: 3 H: 0 LOB: 0 BB: 1 P: 8	R: 0 E: 0 K: 1 S: 8 H: 1 LOB: 1 BB: 0 P: 15	R: 1 E: 0 K: 0 S: 11 H: 3 LOB: 2 BB: 0 P: 16	R: 5 E: 1 K: 1 S: 17 H: 5 LOB: 1 BB: 1 P: 29	R: 0 E: 0 K: 3 S: 11 H: 0 LOB: 0 BB: 0 P: 16	R: 0 E: 0 K: 2 S: 12 H: 0 LOB: 0 BB: 0 P: 15	R: 1 E: 1 K: 0 S: 7 H: 2 LOB: 1 BB: 0 P: 10	R: 1 E: 0 K: 0 S: 10 H: 1 LOB: 0 BB: 0 P: 16	1B: 10 2B: 1 3B: 0 HR: 2	SF: 0 SAC: 1 DP: 2 HBP: 0						

PITCHER		IP	WLS	BF	H	R	ER	SO	BB	IBB	HBP	BLK	WP	HR	S	P	ERA	WHIP
Jim Parque, L ERA: 13.5	(1, 1)	4.0		22	9	6	6	2	2	0	0	0	0	1	38	68	13.50	2.750
Sean Lowe, R ERA:	(5, 1)	2.0		7	1	0	0	4	0	0	0	0	0	0	20	30	0.00	0.500
Keith Foulke, R ERA:	(7, 1)	2.0	W	8	2	1	0	2	0	0	0	0	0	0	19	25	0.00	1.000
Bob Howry, R ERA: 9.0	(9, 1)	1.0		4	1	1	1	0	0	0	0	0	0	1	10	16	9.00	1.000

PITCHER	IP	WLS	BF	H	R	ER	SO	BB	IBB	HBP	BLK	WP	HR	S	P	ERA	WHIP

livebaseballscorecards.com

AB	38
R	8
H	13
RBI	7
BB	2
SO	8
LOB	15

WP: 0 PB: 0 SB: 0 CS: 0 PA: 41

Chicago White Sox @ Texas Rangers

The Ballpark at Arlington, Arlington, TX

Thu Apr 06 2000, 8:05 PM EDT

Att. 28,466 - Sunny - 78 F

TOP

livebaseballscorecards.com

Batter	1	2	3	4	5	6	7	8	9	AB	R	H	RBI	BB	SO	LOB
Ray Durham, S (1, 4) OBP: 0.300, SLG: 0.389	HR		FC6 FC1-6 1-2f	BB			K		G3 2-3	4	1	1	1	1	1	2
Jose Valentin, S (1, 6) OBP: 0.400, SLG: 0.500	F8		FC1-6 1B 1-2f	G4-3			G3-1		1B 3-H	5	0	1	1	0	0	2
Frank Thomas, R (1, 10) OBP: 0.579, SLG: 0.875	G6-3		1B 1-2		HR		2B			4	1	3	1	0	0	0
Magglio Ordonez, R (1, 9) OBP: 0.316, SLG: 0.400	G4-3		K		K		G6-3			4	0	0	0	0	2	3
14 Paul Konerko, R (1, 3) OBP: 0.421, SLG: 0.556		1B 1B		2B HR 1B	G4-3			G6-3		4	1	2	0	0	0	0
Chris Singleton, L (1, 8) (8, 7) OBP: 0.316, SLG: 0.667		F3		HR 1-3 2B	K			B1-3		4	1	1	0	0	1	1
Carlos Lee, R (1, 7) OBP: 0.556, SLG: 0.938		G5-4-3 1-2 1B		HR 2-H 3-H	G4-3			G1-3		4	1	2	3	0	0	0
McKay Christensen, L (8, 8)										0	0	0	0	0	0	0
Craig Wilson, R (1, 5) OBP: 0.455, SLG: 0.500	G5-4-3 1-2f			G4-3		G4-3			SH5-3 G3 1B	4	1	1	0	0	0	2
Mark Johnson, L (1, 2) OBP: 0.222, SLG: 0.125			FC6 HBP	K		G4-3			SH5-3 1-2	2	0	0	0	0	1	0

| Inning Stats | | | | | | | | | |

Batter	1	2	3	4	5	6	7	8	9	AB	R	H	RBI	BB	SO	LOB
Royce Clayton, R (1, 6) OBP: 0.158, SLG: 0.118	C X 0-1 G6-3 ①			X 0-0 F8 ①	C B X 1-1 F8 ③			C B X 1-1 G5-3 ①		4	0	0	0	0	0	2
29 Rusty Greer, L (1, 7) OBP: 0.286, SLG: 0.250	F B X 1-1 F8 ②			C X 0-1 G1-3 ②		B F B X 2-1 G3 ①		C B B B F S 3-3 K ②		4	0	0	0	0	1	0
Ivan Rodriguez, R (1, 2) OBP: 0.526, SLG: 0.938	X 0-0 G5-3 ③			B F S F F B X 2-2 G6-3 ③		C X 0-1 2B		X 0-0 BB 1B		4	0	2	0	0	0	0
Rafael Palmeiro, L (1, 3) OBP: 0.368, SLG: 0.647		X 0-0 F8 ①			B X 1-0 F7 ①	F C F S 0-3 K ②		B B B B 4-0 1-2 BB		3	0	0	0	1	1	1
Ruben Mateo, R (1, 8) OBP: 0.278, SLG: 0.188		B X 1-0 P6 ②			B B C X 2-1 G4-3 1B 1B 1B	X 0-0 F8 ③		C F F S 0-3 K ③		4	1	1	0	0	1	3
David Segui, S (1, 10) OBP: 0.471, SLG: 0.467		B B X 2-0 G4-3 ③			X 0-0 1B G4-3 1-2 1B 1B		F X 0-1 F7 ①		B B C F F X 2-2 G4-3 ①	4	1	1	0	0	0	0
Gabe Kapler, R (1, 9) OBP: 0.438, SLG: 0.867			B B F F B F F X 3-2 F9 ①		B C X 1-1 G4-3 ② 1-2 2-3		B B B C F F B 4-2 G3-1 BB		C F B B F X 2-2 F2 ②	3	0	0	0	1	0	2
Frank Catalanotto, L (1, 4) OBP: 0.500, SLG: 0.778			B B F C F X 2-2 G6-3 ②		B X 1-0 1B 2-3 3-H 1B		X 0-0 G3-1 ② 1-2		B B C F F C 2-3 K ③	4	0	1	1	0	1	1
Tom Evans, R (1, 5) OBP: 0.467, SLG: 0.273			F B X 1-1 G5-3 ③		B F F B X 2-2 1-2 3-H 1B		F B F B X 2-2 F9 ③			3	0	1	1	0	0	1
Inning Stats	R: 0 E: 0 K: 0 S: 5 H: 0 LOB: 0 BB: 0 P: 6	R: 0 E: 0 K: 0 S: 3 H: 0 LOB: 0 BB: 0 P: 6	R: 0 E: 0 K: 0 S: 11 H: 0 LOB: 0 BB: 0 P: 17	R: 0 E: 0 K: 0 S: 8 H: 0 LOB: 0 BB: 0 P: 10	R: 2 E: 0 K: 0 S: 12 H: 4 LOB: 2 BB: 0 P: 20	R: 0 E: 0 K: 1 S: 9 H: 1 LOB: 1 BB: 0 P: 11	R: 0 E: 0 K: 0 S: 9 H: 0 LOB: 1 BB: 1 P: 15	R: 0 E: 0 K: 2 S: 10 H: 1 LOB: 2 BB: 1 P: 18	R: 0 E: 0 K: 1 S: 12 H: 0 LOB: 0 BB: 0 P: 18	1B: 5 2B: 1 3B: 0 HR: 0	SF: 0 SAC: 0 DP: 0 HBP: 0						

PITCHER		IP	WLS	BF	H	R	ER	SO	BB	IBB	HBP	BLK	WP	HR	S	P	ERA	WHIP
James Baldwin, R ERA: 2.25	(1, 1)	8.0	W	32	6	2	2	3	2	0	0	0	0	0	67	103	2.25	1.000
Bob Howry, R ERA: 6.0	(9, 1)	1.0		3	0	0	0	1	0	0	0	0	0	0	12	18	0.00	0.000

PITCHER	IP	WLS	BF	H	R	ER	SO	BB	IBB	HBP	BLK	WP	HR	S	P	ERA	WHIP

BOTTOM

Chicago White Sox @ Texas Rangers

The Ballpark at Arlington, Arlington, TX

Thu Apr 06 2000, 8:05 PM EDT

Att. 28,466 - Sunny - 78 F

livebaseballscorecards.com

AB	33
R	2
H	6
RBI	2
BB	2
SO	4
LOB	10

1B: 5	SF: 0	WP: 0	PA: 35
2B: 1	SAC: 0	PB: 0	
3B: 0	DP: 0	SB: 0	
HR: 0	HBP: 0	CS: 0	

Batter	1	2	3	4	5	6	7	8	9	AB	R	H	RBI	BB	SO	LOB
Ray Durham, S (1, 4) OBP: 0.400, SLG: 0.636	X 0-0 BB 2B 1B		B S B C S 2-3 ① K		B B C F B B 4-2 G2-3 1-2 BB		X 0-0 G3 1-3 2B	X 0-0 1-H 2-H HR		4	2	3	3	1	1	0
Jose Valentin, S (1, 6) OBP: 0.360, SLG: 0.409	F B B F B B 4-2 2B G6-3 1-2 BB		B C B C X 2-2 ② G4-3		F X 0-1 ② G2-3 1-2 2-3		X 0-0 ① G3 2-3 3-H	X 0-0 ③ G6-3		4	1	0	1	1	0	3
Frank Thomas, R (1, 3) OBP: 0.625, SLG: 0.895	B F X 1-1 G6-3 1-3 2-H 2B		B C B S B F S 3-3 ③ K		B B B I 4-0 IBB		B B B F F B 4-2 CS BB		B C X 1-1 14 G5-3 1B 1B	3	0	2	1	2	1	0
Magglio Ordonez, R (1, 9) OBP: 0.333, SLG: 0.368	C B X 1-1 ① G6-3 2-3 3-H			S B B B F B 4-2 14 FC6-4 BB	B C X 1-1 ③ F3		B F C B F B S 3-3 ② ③ K 1-2		X 0-0 FC5 14 G5-3 1-2 1B	4	0	1	1	1	1	6
14 Paul Konerko, R (1, 10) OBP: 0.375, SLG: 0.455	B F X 1-1 ② G6-3			X 0-0 ① FC6-4 1-2f		C F C 0-3 ① K		L B F H 2-2 G4-3 2B HBP	C C X 0-2 ① ② G5-3 1-2 2-3f	4	1	0	0	0	1	4
Chris Singleton, L (1, 8) OBP: 0.292, SLG: 0.545	F S B F S 1-3 ③ K			B B C X 2-1 ② F9	C B X 1-1 ② F3			C B F B X 2-2 ① G4-3 1-2	I I I I 4-0 FC5 IBB	4	0	0	0	1	1	3
Carlos Lee, R (1, 7) OBP: 0.545, SLG: 0.900 Craig Wilson, R (8, 5) OBP: 0.417, SLG: 0.455		C F S 0-3 ① K		C B C F S 1-3 ③ K	S S F X 0-2 1B			C C B X 1-2 2-H HR 2B	C S B B X 2-2 ③ FC5 1-2 2-3f	4 1	1 0	2 0	1 0	0 0	2 0	1 2
Greg Norton, S (1, 5) Mark Johnson, L (8, 2) OBP: 0.222, SLG: 0.125		B F X 1-1 ② P6			C B F B F B S 3-3 ① ③ K	B X 1-0 ③ G4-3		B X 1-0 ② G6-3		4 0	0 0	0 0	0 0	0 0	1 0	2 0
Josh Paul, R (1, 2) OBP: 0.571, SLG: 0.500 Jeff Abbott, R (8, PH) (8, 7) OBP: 0.333, SLG: 0.200		B S B B B S S 3-3 ③ K			X 0-0 G2-3 BB 1B		B B B C F B 4-2 2B G3 BB	C S X 0-2 CI HR		2 0	1 1	1 0	0 0	1 0	1 0	0 0
Inning Stats	R: 2 H: 2 E: 0 LOB: 1 K: 1 BB: 1 S: 14 P: 22	R: 0 H: 0 E: 0 LOB: 0 K: 2 BB: 0 S: 8 P: 12	R: 0 H: 0 E: 0 LOB: 0 K: 2 BB: 0 S: 10 P: 17	R: 0 H: 0 E: 0 LOB: 1 K: 1 BB: 1 S: 9 P: 16	R: 0 H: 1 E: 0 LOB: 3 K: 1 BB: 2 S: 12 P: 24	R: 0 H: 1 E: 0 LOB: 1 K: 1 BB: 0 S: 10 P: 12	R: 1 H: 1 E: 0 LOB: 2 K: 1 BB: 2 S: 10 P: 21	R: 4 H: 2 E: 1 LOB: 0 K: 0 BB: 0 S: 14 P: 20	R: 0 H: 2 E: 0 LOB: 2 K: 0 BB: 1 S: 9 P: 16	1B: 5 SF: 0 2B: 4 SAC: 0 3B: 0 DP: 2 HR: 1 HBP: 1						

TOP

Chicago White Sox @ Oakland Athletics

Network Associates Coliseum, Oakland, CA

Fri Apr 07 2000, 10:05 PM EDT

Att. 10,549 - Sunny - 57 F

livebaseballscorecards.com

AB	34
R	7
H	9
RBI	7
BB	7
SO	9
LOB	21

PITCHER		IP	WLS	BF	H	R	ER	SO	BB	IBB	HBP	BLK	WP	HR	S	P	ERA	WHIP
Gil Heredia, R ERA: 3.0	(1, 1)	6.0		26	4	2	2	8	3	1	0	0	0	0	63	103	3.00	1.167
T.J. Mathews, R ERA: 6.75	(7, 1)	0.1		4	1	1	1	0	2	0	0	0	0	0	6	14	27.00	9.000
Scott Service, R ERA: 9.0	(7, 1)	1.0		4	1	2	2	1	0	0	1	0	0	0	12	20	18.00	1.000
Mike Magnante, L ERA: 6.75	(8, 1)	0.2	L	4	1	2	1	0	0	0	0	0	0	1	6	7	13.50	1.500
Jeff Tam, R ERA:	(9, 1)	1.0		5	2	0	0	0	0	1	0	0	0	0	9	16	0.00	2.000

PITCHER	IP	WLS	BF	H	R	ER	SO	BB	IBB	HBP	BLK	WP	HR	S	P	ERA	WHIP

WP: 0	PA: 43																
PB: 0																	
SB: 0																	
CS: 1																	

BOTTOM

Chicago White Sox @ Oakland Athletics

Network Associates Coliseum, Oakland, CA

Fri Apr 07 2000, 10:05 PM EDT

Att. 10,549 - Sunny - 57 F

livebaseballscorecards.com

Batter	1	2	3	4	5	6	7	8	9	AB	R	H	RBI	BB	SO	LOB
Rich Becker, L (1, 8)	1-2 BB, 2B, HBP	2-3 K			1-3 K		3-3 K		0-0 G1; 2-3	4	1	0	0	0	3	2
Frank Menechino, R (1, 4) OBP: 0.333, SLG: 0.846	4-2 2B; 1-2 BB		3-3 K		4-0 E S, BB		3-3 K		1-2 G4-3	3	1	0	0	2	2	2
Jason Giambi, L (1, 3) OBP: 0.438, SLG: 0.929	3-1 BB, G4-6-3; 1-H; 2-H; 2B		1-2 G6-4-3, 1B		3-3 K; 1-3		2-2 1B			4	1	3	2	0	1	1
John Jaha, R (1, 10) Ron Mahay, L (8, PR)	4-2 G4-6-3, BB, BB		0-0 G6-4-3; 1-2f		2-3 K			4-2 F B, BB		2 0	0 0	0 0	0 0	2 0	1 0	2 0
Matt Stairs, L (1, 9) OBP: 0.500, SLG: 0.692	4-2 G4-6-3; 1-2; 2-3; BB			2-1 F8		4-1 HR, BB		2-3 K		2	1	0	0	2	1	1
Ben Grieve, L (1, 7) OBP: 0.200, SLG: 0.429	0-1 G4-6-3; 1-2f; 2-3; 3-H			3-2 HR		2-3 K		2-3 K		4	1	1	1	0	2	4
Ramon Hernandez, R (1, 2) OBP: 0.133, SLG: 0.308	1-3 K			4-1 3 G1-3, BB		2-2 1-H, HR		3-1 F7		3	1	1	2	1	1	2
3 Eric Chavez, L (1, 5) OBP: 0.357, SLG: 0.643 Ryan Christenson, R (9, PR)		1-2 F7		0-1 G1-3; 1-2		1-2 F7			0-0 G1, SH3, 1B	4 0	0 0	1 0	0 0	0 0	0 0	1 0
Miguel Tejada, R (1, 6) OBP: 0.267, SLG: 0.154		1-2 L8		0-1 F8		2-1 F9			0-0 SH3; 1-2	3	0	0	0	0	0	1

| Inning Stats | | |

Chicago White Sox @ Oakland Athletics

Network Associates Coliseum, Oakland, CA

Sat Apr 08 2000, 4:05 PM EDT

Att. 13,125 - Overcast - 53 F

TOP

livebaseballscorecards.com

Batter	1	2	3	4	5	6	7	8	9	AB	R	H	RBI	BB	SO	LOB
Ray Durham, S (1, 4) OBP: 0.367, SLG: 0.556	K		0-2 S 1B 1B 1B	0-0 F8		1-1 F8			1-3 K	5	1	1	0	0	2	1
Jose Valentin, S (1, 6) OBP: 0.367, SLG: 0.407	K		1-1 S 1-2 1B 1B	3-2 HR 1-3 1B			2-1 F8		2-1 G1-3	5	2	2	0	0	1	0
Frank Thomas, R (1, 10) OBP: 0.621, SLG: 0.958	1-1 FC6-4 1B		1-1 F3	3-1 HR 1-H 3-H			0-2 14 G4-6-3 1B		1-2 F3	5	1	3	3	0	0	2
Magglio Ordonez, R (1, 9) OBP: 0.357, SLG: 0.391	0-1 FC6-4 1-2f		3-2 G3-1 14 BB 1-H 2-H 1B	3-2 F7			0-2 14 G4-6-3 1-2 1B			4	0	2	2	0	0	1
14 Paul Konerko, R (1, 3) OBP: 0.393, SLG: 0.440		1-0 FC4-6 1B	4-0 G3-1 1-2 BB		0-3 K		2-1 G4-6-3 1-2f 2-3			3	0	1	0	1	1	2
Chris Singleton, L (1, 8) (8, 7) OBP: 0.286, SLG: 0.500		0-0 FC4-6 CS 1-2f	1-2 G3-1 1-2 2-3		0-0 F7			1-0 1B G1-6-3 1B		4	1	1	0	0	0	3
Carlos Lee, R (1, 7) OBP: 0.538, SLG: 0.826 McKay Christensen, L (8, PR) (8, 8)	1 SAFE	4-1 2B 1-2 BB	1-1 G5-3		1-2 F8			0-2 G1-6-3 1-3 1B		3 0	1 0	1 0	0 0	1 0	0 0	2 0
Craig Wilson, R (1, 5) OBP: 0.438, SLG: 0.533		2-0 1-H 2B		0-1 1B HR 1B		0-0 G4-3		0-0 G1-6-3 1-2f 3-H		4	1	2	1	0	0	1
Mark Johnson, L (1, 2) OBP: 0.154, SLG: 0.083		1-0 P4		1-2 P6		1-2 F9		2-1 G3		4	0	0	0	0	0	3
Inning Stats	R: 0 E: 0 K: 2 S: 10 H: 1 LOB: 1 BB: 0 P: 15	R: 1 E: 0 K: 0 S: 5 H: 2 LOB: 1 BB: 1 P: 13	R: 2 E: 0 K: 0 S: 15 H: 3 LOB: 2 BB: 1 P: 26	R: 3 E: 0 K: 0 S: 17 H: 3 LOB: 0 BB: 0 P: 27	R: 0 E: 0 K: 1 S: 7 H: 0 LOB: 0 BB: 0 P: 8	R: 0 E: 0 K: 0 S: 7 H: 0 LOB: 0 BB: 0 P: 9	R: 0 E: 0 K: 0 S: 10 H: 2 LOB: 1 BB: 0 P: 14	R: 1 E: 0 K: 0 S: 7 H: 2 LOB: 1 BB: 0 P: 10	R: 0 E: 0 K: 1 S: 8 H: 0 LOB: 0 BB: 0 P: 12	1B: 11 2B: 1 3B: 0 HR: 1 SF: 0 SAC: 0 DP: 2 HBP: 0						

AB	37
R	7
H	13
RBI	6
BB	2
SO	4
LOB	15

WP: 0 PB: 0 SB: 2 CS: 1 PA: 39

PITCHER		IP	WLS	BF	H	R	ER	SO	BB	IBB	HBP	BLK	WP	HR	S	P	ERA	WHIP
Ron Mahay, L ERA: 13.5	(1, 1)	4.0	L	22	9	6	6	2	2	0	0	0	0	1	47	81	13.50	2.750
Luis Vizcaino, R ERA: 3.86	(5, 1)	3.0		12	4	1	1	1	0	0	0	0	0	0	28	36	3.00	1.333
Jeff Tam, R ERA:	(8, 1)	2.0		5	0	0	0	1	0	0	0	0	0	0	11	17	0.00	0.000

PITCHER		IP	WLS	BF	H	R	ER	SO	BB	IBB	HBP	BLK	WP	HR	S	P	ERA	WHIP

Batter	1	2	3	4	5	6	7	8	9	AB	R	H	RBI	BB	SO	LOB
Ryan Christenson, R (1, 8) Rich Becker, L (6, PH) (7, 8)	G5-3	G1-3			P2	E6			E BB	3 1	0 0	0 0	0 0	0 1	0 0	1 2
Frank Menechino, R (1, 4) OBP: 0.300, SLG: 0.647	E6 BB 1B SF9		F8		F6	F9			E BB	4	1	0	0	1	0	3
Jason Giambi, L (1, 3) OBP: 0.429, SLG: 0.789	SF9 BB 1-2 1B		1B		G6-3		K		F7	5	0	2	0	0	1	2
John Jaha, R (1, 10) OBP: 0.381, SLG: 0.071 3 Eric Chavez, L (9, PR) OBP: 0.357, SLG: 0.643	FC5-4 1-2 2-3 BB		F9			2B BB 1B	K		E6 1-2 2-3	4 0	1 0	1 0	0 0	1 0	1 0	3 0
Matt Stairs, L (1, 9) OBP: 0.381, SLG: 0.529	SF9 2-3 3-H		G4-3			K	G6-3		K	4	0	0	1	0	2	5
Olmedo Saenz, R (1, 5) OBP: 0.200, SLG: 0.400	FC5-4 1-2f			K		BB E 1-3 2B		F8	P3	5	1	1	0	0	1	5
Ben Grieve, L (1, 7) OBP: 0.263, SLG: 0.412		K		FC6 1B		E BB		K		3	0	1	0	1	2	0
Miguel Tejada, R (1, 6) OBP: 0.316, SLG: 0.188		F8		FC6 1-2f		E 1-2 2-3 3-H BB		1B		3	0	1	1	1	0	1
Sal Fasano, R (1, 2) OBP: 0.333, SLG: 0.667 Jeremy Giambi, L (8, PH) Ramon Hernandez, R (9, 2) OBP: 0.133, SLG: 0.308		2B		G4-3		K		F7		3 1 0	0 0 0	1 0 0	0 0 0	0 0 0	1 0 0	4 1 0
Inning Stats	R: 1 H: 1 E: 1 LOB: 2 K: 0 BB: 1 S: 17 P: 30	R: 0 H: 1 E: 0 LOB: 1 K: 1 BB: 0 S: 7 P: 9	R: 0 H: 1 E: 0 LOB: 1 K: 0 BB: 0 S: 8 P: 12	R: 0 H: 1 E: 1 LOB: 1 K: 1 BB: 0 S: 9 P: 12	R: 0 H: 0 E: 0 LOB: 0 K: 0 BB: 0 S: 7 P: 9	R: 2 H: 2 E: 1 LOB: 3 K: 2 BB: 2 S: 15 P: 30	R: 0 H: 0 E: 0 LOB: 0 K: 2 BB: 0 S: 10 P: 16	R: 0 H: 1 E: 0 LOB: 1 K: 1 BB: 0 S: 10 P: 16	R: 0 H: 0 E: 1 LOB: 3 K: 1 BB: 2 S: 15 P: 29	1B: 5 SF: 1 2B: 2 SAC: 0 3B: 0 DP: 0 HR: 0 HBP: 0						

PITCHER		IP	WLS	BF	H	R	ER	SO	BB	IBB	HBP	BLK	WP	HR	S	P	ERA	WHIP
Mike Sirotka, L ERA: 6.52	(1, 1)	5.1	W	25	6	3	1	3	2	0	0	0	0	0	57	88	1.69	1.500
Sean Lowe, R ERA:	(6, 1)	0.2	H	4	0	0	0	1	1	0	0	0	0	0	6	14	0.00	1.500
Kelly Wunsch, L ERA: 5.4	(7, 1)	1.2	H	6	1	0	0	3	0	0	0	0	0	0	16	26	0.00	0.600
41 Bill Simas, R ERA: 40.5	(8, 1)	0.1		2	0	0	0	0	1	0	0	0	0	0	5	11	0.00	3.000
Bob Howry, R ERA: 4.5	(9, 1)	1.0		5	0	0	0	1	1	0	0	0	0	0	14	24	0.00	1.000

PITCHER	IP	WLS	BF	H	R	ER	SO	BB	IBB	HBP	BLK	WP	HR	S	P	ERA	WHIP

BOTTOM

Chicago White Sox @ Oakland Athletics

Network Associates Coliseum, Oakland, CA

Sat Apr 08 2000, 4:05 PM EDT
Att. 13,125 - Overcast - 53 F

livebaseballscorecards.com

AB	36
R	3
H	7
RBI	2
BB	5
SO	8
LOB	27

WP: 0 PA: 42
PB: 0
SB: 0
CS: 0

Batter	1	2	3	4	5	6	7	8	9	AB	R	H	RBI	BB	SO	LOB
Ray Durham, S (1, 4) OBP: 0.353, SLG: 0.613	B S F B S 2-3 ① K		B X 1-0 ③ F9			B X 1-0 2-H HR		X 0-0 ① B2-3		4	1	1	2	0	1	0
Jose Valentin, S (1, 6) OBP: 0.382, SLG: 0.419	C F B X 1-2 1B 1B			B X 1-0 ① F9		C X 0-1 ① F8		B C X 1-1 1B 1B		4	0	2	0	0	0	0
Frank Thomas, R (1, 3) OBP: 0.606, SLG: 0.893	B F X 1-1 G6-4-3 1-3 1B			B B C B X 3-1 ② F9		B C B X 2-1 ② F3		C B F X 1-2 1-2 1B		4	0	2	0	0	0	0
Magglio Ordonez, R (1, 9) OBP: 0.313, SLG: 0.333	C F X 0-2 ② ③ G6-4-3 1-2f			C B B S B S 3-3 ③ K		C C B X 1-2 ③ G1-3		F S F C 0-3 ② K		4	0	0	0	0	2	4
14 Paul Konerko, R (1, 10) OBP: 0.344, SLG: 0.379		F B C F B F F B X 3-2 ① G6-3			C B F S 1-3 ① K		B B F X 2-1 ① F8	B B X 2-0 ③ L4		4	0	0	0	0	1	2
Chris Singleton, L (1, 8) OBP: 0.281, SLG: 0.448		S B C X 1-2 ② F9			C X 0-1 ② F7		F B S F B F B F B 4-2 1B BB		S F B X 1-2 ① P6	3	0	0	0	1	0	0
Carlos Lee, R (1, 7) OBP: 0.533, SLG: 0.769		S B C X 1-2 ③ G6-3			C B B B 4-1 BB		B C X 1-1 ② F3		X 0-0 1B 1B	3	0	1	0	1	0	1
Greg Norton, S (1, 5) OBP: 0.200, SLG: 0.200			X 0-0 ① F8		C B B F X 2-2 ③ F7		C X 0-1 1-3 1B		X 0-0 1-2 G6-3 1B	4	0	2	0	0	0	1
Mark Johnson, L (1, 2) OBP: 0.176, SLG: 0.188			C B B F F X 2-2 ② G4-3			C C B B X 2-2 HR 2B	C C S 0-3 ③ K		C B X 1-1 ② ③ G6-3 1-2f	4	1	1	0	0	1	4
Inning Stats	R: 0 H: 2 E: 0 LOB: 1 K: 1 BB: 0 S: 11 P: 15	R: 0 H: 0 E: 0 LOB: 0 K: 0 BB: 0 S: 12 P: 17	R: 0 H: 0 E: 0 LOB: 0 K: 0 BB: 0 S: 6 P: 9	R: 0 H: 0 E: 0 LOB: 0 K: 1 BB: 0 S: 6 P: 13	R: 0 H: 0 E: 0 LOB: 1 K: 1 BB: 1 S: 9 P: 16	R: 2 H: 2 E: 0 LOB: 0 K: 0 BB: 0 S: 11 P: 17	R: 0 H: 1 E: 0 LOB: 2 K: 1 BB: 1 S: 14 P: 21	R: 0 H: 2 E: 0 LOB: 2 K: 1 BB: 0 S: 11 P: 15	R: 0 H: 2 E: 0 LOB: 1 K: 0 BB: 0 S: 7 P: 9	1B: 7 SF: 0 2B: 1 SAC: 0 3B: 0 DP: 2 HR: 1 HBP: 0						

TOP

Chicago White Sox @ Oakland Athletics

Network Associates Coliseum, Oakland, CA

Sun Apr 09 2000, 4:05 PM EDT
Att. 13,280 - Sunny - 58 F

livebaseballscorecards.com

AB	34
R	2
H	9
RBI	2
BB	2
SO	5
LOB	12

PITCHER		IP	WLS	BF	H	R	ER	SO	BB	IBB	HBP	BLK	WP	HR	S	P	ERA	WHIP
Kevin Appier, R ERA: 3.55	(1, 1)	6.2	W	26	5	2	2	3	2	0	0	0	0	1	66	105	2.70	1.050
Doug Jones, R ERA:	(7, 1)	1.1		6	2	0	0	2	0	0	0	0	0	0	14	18	0.00	1.500
Jason Isringhausen, R ERA:	(9, 1)	1.0		4	2	0	0	0	0	0	0	0	0	0	7	9	0.00	2.000

PITCHER		IP	WLS	BF	H	R	ER	SO	BB	IBB	HBP	BLK	WP	HR	S	P	ERA	WHIP

WP: 0	PA: 36		
PB: 0			
SB: 0			
CS: 0			

Batter	1	2	3	4	5	6	7	8	9	AB	R	H	RBI	BB	SO	LOB
Rich Becker, L (1, 8) (8, 7) OBP: 0.300, SLG: 0.313	C X 0-1 ① P4		B S B F B F F B 4-2 BB		B B X 2-0 HR	B B B 4-0 S 1-2 2-3 BB	X 0-0 1-3 2-H 3-H HR 1B			3	2	2	3	2	0	0
Frank Menechino, R (1, 4) OBP: 0.360, SLG: 0.632	B C B C X 2-2 1B		C C C S 1-3 ③ K		B B F B B 4-1 G6-4-3 BB	F B X 1-1 ① SF9 2-3 3-H	B B F B B 4-1 HR BB			2	1	1	1	2	1	1
Jason Giambi, L (1, 3) OBP: 0.423, SLG: 0.870	C F S 0-3 ② K			C X 0-1 BB BB SF9 1B	B C F X 1-2 ①② G6-4-3 1-2f	B B X 2-0 ② SF8 3-H	B F B F X 2-2 1-H 2-H 3-H HR			4	2	2	5	0	1	2
Matt Stairs, L (1, 9) OBP: 0.346, SLG: 0.429	C B B X 2-1 ③ F5			B B C B B 4-1 SF9 BB 1-2 G6-3 BB	B B C C F X 2-2 ③ F7	B C C B F F X 2-2 ③ F5 1-2	B X 1-0 ③ G4-3			4	1	0	0	1	0	2
Ben Grieve, L (1, 7) OBP: 0.261, SLG: 0.350 Ryan Christenson, R (8, 8)		B B F C F X 2-2 ① F7		B B B B 4-1 G6-3 SF9 1-2 2-3 BB		B B X 2-0 E3 3B	C C B F B C 2-3 ① K	B X 1-0 ① P5		3 1	1 0	0 0	0 0	1 0	1 0	0 0
Jeremy Giambi, L (1, 10) OBP: 0.167, SLG: 0.600	C C B X 1-2 ② L6			B X 1-0 ① SF9 1-2 2-3 3-H		X 0-0 3 1B 1-H 3B	F C B S 1-3 ② K	B B X 2-0 ② F8		4	1	1	2	0	1	0
Miguel Tejada, R (1, 6) OBP: 0.348, SLG: 0.167 Jorge Velandia, R (8, PH) (9, 6)	S B C X 1-2 ③ F8			X 0-0 ② G6-3 2-3 3-H		B F B B F B 4-2 3 1B 1B BB	C B C B B B 4-2 3 1B 1B BB	B F F F B C 2-3 ③ K		2 1	2 0	0 0	1 0	2 0	0 1	1 0
3 Eric Chavez, L (1, 5) OBP: 0.444, SLG: 0.647			C X 0-1 ① G3-1	B B I 4-0 IBB		B S S B X 2-2 BB 1B 1-2 SF9 3-H 1B	C F F B B B X 2-2 BB 1-3 1B 1B			3	2	2	1	1	0	0
Sal Fasano, R (1, 2) OBP: 0.429, SLG: 0.500			C B F B S 2-3 ② K	B X 1-0 ③ F8		C L X 0-2 SF9 BB 1-2 2-H SF8 1B	C B C B B B 4-2 1B 1-2 HR BB			3	2	1	1	1	1	2
Inning Stats	R: 0 E: 0 K: 1 S: 10 H: 1 LOB: 1 BB: 0 P: 14	R: 0 E: 0 K: 0 S: 10 H: 0 LOB: 0 BB: 0 P: 14	R: 0 E: 0 K: 2 S: 12 H: 0 LOB: 1 BB: 1 P: 19	R: 2 E: 0 K: 0 S: 7 H: 1 LOB: 2 BB: 3 P: 21	R: 1 E: 0 K: 0 S: 9 H: 1 LOB: 0 BB: 1 P: 18	R: 5 E: 1 K: 0 S: 18 H: 3 LOB: 1 BB: 2 P: 35	R: 6 E: 0 K: 2 S: 21 H: 3 LOB: 0 BB: 3 P: 41	R: 0 E: 0 K: 1 S: 6 H: 0 LOB: 0 BB: 0 P: 11		1B: 6 2B: 0 3B: 1 HR: 2 SF: 3 SAC: 0 DP: 1 HBP: 0						

BOTTOM

Chicago White Sox @ Oakland Athletics

Network Associates Coliseum, Oakland, CA

Sun Apr 09 2000, 4:05 PM EDT
Att. 13,280 - Sunny - 58 F

livebaseballscorecards.com

AB	30
R	14
H	9
RBI	14
BB	10
SO	6
LOB	8

WP: 0 PA: 43
PB: 0
SB: 1
CS: 0

PITCHER		IP	WLS	BF	H	R	ER	SO	BB	IBB	HBP	BLK	WP	HR	S	P	ERA	WHIP
Kip Wells, R ERA: 8.68	(1, 1)	5.0	L	25	4	6	5	3	5	1	0	0	0	1	52	96	9.00	1.800
Scott Eyre, L ERA: 9.0	(6, 1)	1.0		6	2	2	2	0	1	0	0	0	0	0	14	25	18.00	3.000
Tanyon Sturtze, R ERA: 27.0	(7, 1)	1.0		9	3	6	6	2	3	0	0	0	0	1	21	41	54.00	6.000
41 Bill Simas, R ERA: 16.2	(8, 1)	1.0		3	0	0	0	1	0	0	0	0	0	0	6	11	0.00	0.000

PITCHER	IP	WLS	BF	H	R	ER	SO	BB	IBB	HBP	BLK	WP	HR	S	P	ERA	WHIP

Batter	1	2	3	4	5	6	7	8	9	AB	R	H	RBI	BB	SO	LOB
Ray Durham, S (1, 4) OBP: 0.375, SLG: 0.657	B X 1-0 HR	C B S S 1-3 ② K		B B S C S 2-3 ② K		B X 1-0 ① F5 1-2		B B B 4-0 1B 1B BB	C H 1-1 HBP	4	2	1	1	1	2	4
Jose Valentin, S (1, 6) OBP: 0.350, SLG: 0.378	C C F S 0-3 ① K	C F B X 1-2 ③ F9		F C S 0-3 ③ K		C C F C 0-3 ② K		X 0-0 1B 14 2B 1-3 1B	B C B B C S 3-3 ③ K	6	1	1	0	0	4	5
Frank Thomas, R (1, 10) OBP: 0.583, SLG: 0.839 Jeff Abbott, R (6, PH) OBP: 0.500, SLG: 0.571	C C C 0-3 ② K		C F X 0-2 FC4-6 1B		C B F B X 2-2 ① G4-3	B X 1-0 2-H 2B		X 0-0 G1-3 14 2B 1-3 3-H 1B		3 2	0 1	1 2	0 2	0 0	1 0	0 0
Magglio Ordonez, R (1, 9) OBP: 0.297, SLG: 0.313	B C F F B X 2-2 14 HR 1B		F B B X 2-1 ① FC4-6 14 G6-3 1-2f		B X 1-0 ② P4	B F F F S 1-3 ③ K		X 0-0 ② G1-3 1-2		5	1	1	0	0	1	4
14 Paul Konerko, R (1, 3) OBP: 0.405, SLG: 0.559	B B F X 2-1 1-H HR	F B S X 1-2 ② G6-3 1-2			C X 0-1 HR 1B		C B F X 1-2 SH5-3 1B 1B	C F X 0-2 1B 2-H 3-H 2B		5	4	4	4	0	0	1
Chris Singleton, L (1, 8) (8, 7) OBP: 0.333, SLG: 0.576	X 0-0 S 1B	F S S 0-3 ③ K			B B X 2-0 1-H HR		X 0-0 ① SH5-3 1-2	B X 1-0 2-H 1B		4	1	3	3	0	1	1
Carlos Lee, R (1, 7) OBP: 0.543, SLG: 0.833 McKay Christensen, L (8, 8)	C B C F S 1-3 ③ K2-3 1-2			C B B B F B 4-2 SH4-3 S 2B BB	C C B X 1-2 HR		C B X 1-1 G6-4-3 2-H 1B	C F X 0-2 ③ G5-3		4 0	2 0	2 0	2 0	1 0	1 0	2 0
Greg Norton, S (1, 5) OBP: 0.273, SLG: 0.364 Craig Wilson, R (2, PR) OBP: 0.368, SLG: 0.444 (2, 5)		S X 0-1 G6-3 2B		X 0-0 ① SH4-3 1-3	B F B S B X 3-2 ③ G5-3		B B C X 2-1 ② ③ G6-4-3 1-2f		X 0-0 ① L8	1 3	0 0	1 0	0 0	0 0	0 0	0 1
Josh Paul, R (1, 2) OBP: 0.500, SLG: 0.545		S F X 0-2 ① G6-3 2-3		X 0-0 3-H 2B		B C C F B X 2-2 WP 2B 1B		S F B F S 1-3 ① K	C X 0-1 ② G6-3	5	1	2	1	0	1	1
Inning Stats	R: 3 H: 4 E: 0 LOB: 1 K: 3 BB: 0 S: 19 P: 25	R: 0 H: 1 E: 0 LOB: 2 K: 1 BB: 0 S: 11 P: 13	R: 0 H: 1 E: 0 LOB: 1 K: 1 BB: 0 S: 11 P: 14	R: 1 H: 1 E: 0 LOB: 1 K: 2 BB: 1 S: 10 P: 16	R: 3 H: 3 E: 0 LOB: 0 K: 0 BB: 0 S: 13 P: 22	R: 1 H: 2 E: 0 LOB: 1 K: 2 BB: 0 S: 14 P: 19	R: 1 H: 2 E: 0 LOB: 0 K: 0 BB: 0 S: 8 P: 12	R: 4 H: 4 E: 0 LOB: 1 K: 1 BB: 1 S: 14 P: 20	R: 0 H: 0 E: 0 LOB: 1 K: 1 BB: 0 S: 7 P: 11	1B: 10 SF: 0 2B: 4 SAC: 2 3B: 0 DP: 1 HR: 4 HBP: 1						

PITCHER		IP	WLS	BF	H	R	ER	SO	BB	IBB	HBP	BLK	WP	HR	S	P	ERA	WHIP
Esteban Yan, R ERA: 5.25	(1, 1)	5.0	L	26	10	7	7	7	1	0	0	0	0	4	64	90	12.60	2.200
Jeff Sparks, R ERA: 2.7	(6, 1)	1.0		5	2	1	1	2	0	0	0	0	1	0	14	19	9.00	2.000
Albie Lopez, R ERA: 14.4	(7, 1)	1.2		11	6	5	5	1	1	0	0	0	0	0	19	29	27.00	4.200
Rick White, R ERA: 8.1	(8, 1)	1.1		5	0	0	0	1	0	0	1	0	0	0	10	14	0.00	0.000

PITCHER	IP	WLS	BF	H	R	ER	SO	BB	IBB	HBP	BLK	WP	HR	S	P	ERA	WHIP

TOP

Chicago White Sox @ Tampa Bay Devil Rays

Tropicana Field, St. Petersburg, FL

Tue Apr 11 2000, 7:15 PM EDT

Att. 13,639 - Dome - 72 F

livebaseballscorecards.com

AB	42
R	13
H	18
RBI	13
BB	2
SO	11
LOB	19

WP: 1	PA: 47								
PB: 0									
SB: 2									
CS: 0									

Batter	1	2	3	4	5	6	7	8	9	AB	R	H	RBI	BB	SO	LOB
Gerald Williams, R (1, 8) OBP: 0.300, SLG: 0.447	B X 1-0 G5-3 ①	X 0-0 B5-3 ①		F C F F F B B S 2-3 K ②		C B C S 1-3 K ②		C B X 1-1 FC6-4 ③ 1-2f		5	0	0	0	0	2	4
Miguel Cairo, R (1, 4) OBP: 0.333, SLG: 0.367	C B X 1-1 HR 1B	C S F X 0-2 P6 ②		B F X 1-1 G6-3 ③		B C T X 1-2 FC6-4 1B 1-2 2-H			B C C B B X 3-2 L5 ①	5	1	2	1	0	0	1
Jose Canseco, R (1, 10) OBP: 0.395, SLG: 0.545	C B S B F F X 2-2 HR 1-H	X 0-0 F8 ③			B F F B B B F B 4-2 FC5-4 BB	B X 1-0 FC6-4 ③ 1-2f 2-3			B X 1-0 G3-1 2B	4	1	2	2	1	0	2
Fred McGriff, L (1, 3) OBP: 0.303, SLG: 0.357	C X 0-1 G3 ②		C C X 0-2 G5-3 ①		X 0-0 P6 ①		B B F X 2-1 G6-3 ①		B F F B X 2-2 G3-1 ② 2-3	5	0	0	0	0	0	2
Greg Vaughn, R (1, 7) OBP: 0.353, SLG: 0.733 Dave Martinez, L (8, 9) OBP: 0.208, SLG: 0.261	B C F F B X 2-2 HR		B B B C C X 3-1 L7 ②		B B B X 3-0 FC5-4 ② FC5-4 1-2f		B C B C B C 3-3 K ②		B X 1-0 F7 ③	4 1	1 0	1 0	1 0	0 0	1 0	1 1
Vinny Castilla, R (1, 5)	C F B X 1-2 E5 2B		F B S B S 2-3 K ③		X 0-0 FC5-4 ③ 1-2f		X 0-0 L5 ③			4	1	0	0	0	1	1
Bubba Trammell, R (1, 9) OBP: 0.400, SLG: 0.615 (8, 7)	B B F F F B B 4-2 2B BB			C B B X 2-1 1B PB G5-3 1B		C S B S 1-3 K ① 1B		X 0-0 G6-3 ①		3	1	1	0	1	1	0
John Flaherty, R (1, 2) OBP: 0.440, SLG: 0.680	X 0-0 1-3 2-H 2B			S B S X 1-2 G5-3 1-3 1B		B B F B X 3-1 1B 1B 1B		C X 0-1 F8 ②		4	1	3	1	0	0	0
Kevin Stocker, S (1, 6) OBP: 0.464, SLG: 0.615	B F B X 2-1 F9 ③			B X 1-0 G5-3 ① 1-2 3-H		B X 1-0 FC6-4 1B FC6-4 1-2 1B		C B B B C B 4-2 FC6-4 BB		3	0	1	1	1	0	3
Inning Stats	R: 4 E: 1 K: 0 S: 23 H: 4 LOB: 2 BB: 1 P: 36	R: 0 E: 0 K: 0 S: 6 H: 0 LOB: 0 BB: 0 P: 6	R: 0 E: 0 K: 1 S: 8 H: 0 LOB: 0 BB: 0 P: 13	R: 1 E: 0 K: 1 S: 14 H: 2 LOB: 1 BB: 0 P: 21	R: 0 E: 0 K: 0 S: 6 H: 0 LOB: 1 BB: 1 P: 13	R: 1 E: 0 K: 2 S: 13 H: 3 LOB: 2 BB: 0 P: 21	R: 0 E: 0 K: 1 S: 6 H: 0 LOB: 0 BB: 0 P: 11	R: 0 E: 0 K: 0 S: 7 H: 0 LOB: 1 BB: 1 P: 12	R: 0 E: 0 K: 0 S: 8 H: 1 LOB: 1 BB: 0 P: 15	1B: 6 2B: 2 3B: 0 HR: 2 SF: 0 SAC: 0 DP: 0 HBP: 0						

PITCHER		IP	WLS	BF	H	R	ER	SO	BB	IBB	HBP	BLK	WP	HR	S	P	ERA	WHIP
Jim Parque, L ERA: 9.0	(1, 1)	5.0	W	24	6	5	3	2	2	0	0	0	0	2	57	89	5.40	1.600
Sean Lowe, R ERA: 1.42	(6, 1)	2.0	H	9	3	1	1	3	0	0	0	0	0	0	19	32	4.50	1.500
Keith Foulke, R ERA:	(8, 1)	1.0		4	0	0	0	0	1	0	0	0	0	0	7	12	0.00	1.000
Bob Howry, R ERA: 3.6	(9, 1)	1.0		4	1	0	0	0	0	0	0	0	0	0	8	15	0.00	1.000

PITCHER	IP	WLS	BF	H	R	ER	SO	BB	IBB	HBP	BLK	WP	HR	S	P	ERA	WHIP

BOTTOM

Chicago White Sox @ Tampa Bay Devil Rays

Tropicana Field, St. Petersburg, FL

Tue Apr 11 2000, 7:15 PM EDT
Att. 13,639 - Dome - 72 F

livebaseballscorecards.com

AB	38
R	6
H	10
RBI	6
BB	3
SO	5
LOB	15

WP: 0 PB: 1 SB: 0 CS: 0
PA: 41

Chicago White Sox @ Tampa Bay Devil Rays

Tropicana Field, St. Petersburg, FL

Wed Apr 12 2000, 7:15 PM EDT
Att. 14,034 - Dome - 72 F

TOP

livebaseballscorecards.com

Batter	1	2	3	4	5	6	7	8	9	AB	R	H	RBI	BB	SO	LOB
Ray Durham, S (1, 4) OBP: 0.400, SLG: 0.700	C B X 1-2 1B 1B 1B	X 0-0 1-H 3B		B B F B F X 3-2 1-3 3B 1B	C B S S 1-3 ③ K			B B X 2-0 ② G4-3		5	2	3	1	0	1	1
Jose Valentin, S (1, 6) OBP: 0.333, SLG: 0.405	B X 1-0 ① F8	X 0-0 ③ P5		B X 1-0 1-H 3-H 1B 3B		C B S C 1-3 ① K		B F B C C 2-3 ③ K		5	1	1	2	0	2	2
Frank Thomas, R (1, 10) OBP: 0.561, SLG: 0.778 Jeff Abbott, R (9, PR) OBP: 0.500, SLG: 0.571	C B B X 2-1 1-2 1B 1B		F F B X 1-2 ① G5-3	B B X 2-0 ② G5-3		B F S B C 2-3 ② K			B B X 2-0 14 2B 1B	5 0	0 0	2 0	0 0	0 0	1 0	1 0
Magglio Ordonez, R (1, 9) OBP: 0.333, SLG: 0.432	X 0-0 1-2 2-H 1B		B B X 2-0 HR	B B B C X 3-1 14 1B 3-H 1B		F C B F X 1-2 ③ G6-3			B B X 2-0 ① F3	5	1	3	3	0	0	1
14 Paul Konerko, R (1, 3) OBP: 0.429, SLG: 0.590	C B S B S 2-3 ② K		B C B B S F B X 3-2 ② G6-3	C B F X 1-2 1-2 1B			B B X 2-0 WP 1B 1B		C S X 0-2 1-3 2B	5	1	3	0	0	1	2
Chris Singleton, L (1, 8) (9, 7) OBP: 0.317, SLG: 0.514	X 0-0 ③ G4-3		B B B B 4-0 BB	B F B X 2-1 ③ F8			S S B F S 1-3 ① K		S S S 0-3 ② K	4	0	0	0	1	2	8
Carlos Lee, R (1, 7) OBP: 0.475, SLG: 0.714 McKay Christensen, L (9, 8)		B C B X 2-1 ① F8	C C X 0-2 ③ F8		X 0-0 ① F8		C B B X 2-1 ② P6		B F B B S C 3-3 ③ K	5 0	0 0	0 0	0 0	0 0	1 0	5 0
Craig Wilson, R (1, 5) OBP: 0.435, SLG: 0.476		B C C B B B 4-2 FC1-6 BB		X 0-0 1B 3B 1B	B C C B X 2-2 ② G6-3		C B X 1-1 ③ 1-H 1B			3	1	2	1	1	0	0
Mark Johnson, L (1, 2) OBP: 0.190, SLG: 0.250		B C X 1-1 ② FC1-6 1-2f 3B		L B F B X 2-2 ① F8	B F X 1-1 2B			F C B X 1-2 ① G3		4	1	1	0	0	0	2
Inning Stats	R: 1 E: 0 K: 1 S: 11 H: 3 LOB: 2 BB: 0 P: 17	R: 1 E: 0 K: 0 S: 8 H: 1 LOB: 1 BB: 1 P: 15	R: 1 E: 0 K: 0 S: 11 H: 1 LOB: 1 BB: 1 P: 21	R: 3 E: 0 K: 0 S: 16 H: 5 LOB: 2 BB: 0 P: 30	R: 0 E: 0 K: 1 S: 9 H: 1 LOB: 1 BB: 0 P: 13	R: 0 E: 0 K: 2 S: 10 H: 0 LOB: 0 BB: 0 P: 14	R: 1 E: 0 K: 1 S: 10 H: 2 LOB: 1 BB: 0 P: 16	R: 0 E: 0 K: 1 S: 7 H: 0 LOB: 0 BB: 0 P: 12	R: 0 E: 0 K: 2 S: 11 H: 2 LOB: 3 BB: 0 P: 18	1B: 10 2B: 2 3B: 2 HR: 1 SF: 0 SAC: 0 DP: 0 HBP: 0						

	AB	41
	R	7
	H	15
	RBI	7
	BB	2
	SO	8
	LOB	22

WP: 1 PB: 0 SB: 0 CS: 0 PA: 43

PITCHER		IP	WLS	BF	H	R	ER	SO	BB	IBB	HBP	BLK	WP	HR	S	P	ERA	WHIP
Dan Wheeler, R ERA: 9.31	(1, 1)	3.2	L	22	9	6	6	1	2	0	0	0	0	1	41	75	14.73	3.000
Dave Eiland, R ERA: 13.5	(4, 1)	1.0		5	2	0	0	0	0	0	0	0	0	0	11	17	0.00	2.000
Jim Morris, L ERA: 6.75	(5, 1)	1.1		4	0	0	0	3	0	0	0	0	0	0	13	18	0.00	0.000
Jeff Sparks, R ERA: 4.15	(7, 1)	1.0		4	2	1	1	1	0	0	0	0	1	0	10	16	9.00	2.000
Jim Mecir, R ERA: 3.6	(8, 1)	1.0		3	0	0	0	1	0	0	0	0	0	0	7	12	0.00	0.000

PITCHER		IP	WLS	BF	H	R	ER	SO	BB	IBB	HBP	BLK	WP	HR	S	P	ERA	WHIP
Roberto Hernandez, R ERA:	(9, 1)	1.0		5	2	0	0	2	0	0	0	0	0	0	11	18	0.00	2.000

Batter	1	2	3	4	5	6	7	8	9	AB	R	H	RBI	BB	SO	LOB
Gerald Williams, R (1, 8) OBP: 0.311, SLG: 0.442	C B B F F X 2-2 G5-3 ①		X 0-0 1B		B X 1-0 FC5-4 ② 1-2f 2-3		S X 0-1 G1-3 ①		S S B B X 2-2 E3 1B	5	0	2	0	0	0	2
Dave Martinez, L (1, 9) OBP: 0.214, SLG: 0.259 Bubba Trammell, R (9, PH) OBP: 0.375, SLG: 0.571	B C X 1-1 F7 ②		B C X 1-1 F8 ③		F B C S 1-3 K ③		B C B F F X 2-2 1B		B C B F F X 2-2 L9 ③	4 1	0 0	1 0	0 0	0 0	1 0	3 1
Jose Canseco, R (1, 10) OBP: 0.381, SLG: 0.514	B F C B B S 3-3 K ③			F C B B C 2-3 K ①		F B B F B X 3-2 BB 1B BB 1B	B B X 2-0 L8 ②			4	1	1	0	0	2	1
Fred McGriff, L (1, 3) OBP: 0.270, SLG: 0.313		C B B S B X 3-2 G3 ①		S B S S 1-3 K ②		C S C 0-3 K ①	C B F B S 2-3 K ③			4	0	0	0	0	3	2
Greg Vaughn, R (1, 7) OBP: 0.395, SLG: 0.758		B F S B B B 4-2 WP BB		B B F F X 2-2 2B		X 0-0 BB BB 1-2 1B		C X 0-1 G6-3 ①		3	0	2	0	1	0	0
Vinny Castilla, R (1, 5)		B B B B 4-0 G5-4-3 1-3 BB		S B B C S 2-3 K ③		B C X 1-1 F7 ②		X 0-0 G4-3 ②		3	0	0	0	1	1	3
John Flaherty, R (1, 2) OBP: 0.448, SLG: 0.679		F X 0-1 G5-4-3 ② ③ 1-2f			X 0-0 FC5-4 2B	B B B B 4-0 BB 1-2 2-3 BB		C F B X 1-2 P3 ③		3	0	1	0	1	0	2
Kevin Stocker, S (1, 6) OBP: 0.433, SLG: 0.571 Steve Cox, L (6, PH) OBP: 0.667, SLG: 0.500 Ozzie Guillen, L (6, PR) (7, 6) Tony Graffanino, R (9, PH) OBP: 0.800, SLG: 0.750			L F B S 1-3 K ①		F B C B B S 3-3 K ①	B B B C B B 4-1 1-2 2-3 3-H BB			C B X 1-1 G6-3 ①	2 0 0 1	0 0 0 0	0 0 0 0	0 1 0 0	0 1 0 0	2 0 0 0	1 0 0 0
Miguel Cairo, R (1, 4) OBP: 0.297, SLG: 0.324			C B C F F X 1-2 G6-3 ②		C B F F F X 1-2 E1 FC5-4	B C X 1-1 F8 ③			C B B F F F B F F 3-2 X G5-3 ②	4	0	0	0	0	0	4
Inning Stats	R: 0 E: 0 K: 1 S: 9 H: 0 LOB: 0 BB: 0 P: 15	R: 0 E: 0 K: 0 S: 7 H: 0 LOB: 1 BB: 2 P: 18	R: 0 E: 0 K: 1 S: 10 H: 1 LOB: 1 BB: 0 P: 13	R: 0 E: 0 K: 3 S: 12 H: 1 LOB: 1 BB: 0 P: 19	R: 0 E: 1 K: 2 S: 12 H: 1 LOB: 2 BB: 0 P: 18	R: 1 E: 0 K: 1 S: 12 H: 2 LOB: 3 BB: 2 P: 25	R: 0 E: 0 K: 1 S: 10 H: 1 LOB: 1 BB: 0 P: 16	R: 0 E: 0 K: 0 S: 6 H: 0 LOB: 0 BB: 0 P: 7	R: 0 E: 1 K: 0 S: 15 H: 1 LOB: 1 BB: 0 P: 23	1B: 5 2B: 2 3B: 0 HR: 0	SF: 0 SAC: 0 DP: 1 HBP: 0						

PITCHER	IP	WLS	BF	H	R	ER	SO	BB	IBB	HBP	BLK	WP	HR	S	P	ERA	WHIP
James Baldwin, R (1, 1) ERA: 2.03	5.1	W	23	5	1	1	8	2	0	0	0	1	0	57	93	1.69	1.312
Sean Lowe, R (6, 1) ERA: 1.29	0.2		4	0	0	0	0	2	0	0	0	0	0	5	15	0.00	3.000
41 Bill Simas, R (7, 1) ERA: 7.36	2.0		7	1	0	0	1	0	0	0	0	0	0	16	23	0.00	0.500
Kelly Wunsch, L (9, 1) ERA: 4.15	1.0		4	1	0	0	0	0	0	0	0	0	0	15	23	0.00	1.000

PITCHER	IP	WLS	BF	H	R	ER	SO	BB	IBB	HBP	BLK	WP	HR	S	P	ERA	WHIP

BOTTOM

Chicago White Sox @ Tampa Bay Devil Rays

Tropicana Field, St. Petersburg, FL

Wed Apr 12 2000, 7:15 PM EDT
Att. 14,034 - Dome - 72 F

livebaseballscorecards.com

AB	34
R	1
H	7
RBI	1
BB	4
SO	9
LOB	19

1B: 5 SF: 0 WP: 2 PA: 38
2B: 2 SAC: 0 PB: 0
3B: 0 DP: 1 SB: 0
HR: 0 HBP: 0 CS: 0

Batter	1	2	3	4	5	6	7	8	9	10	11	12	AB	R	H	RBI	BB	SO	LOB
Ray Durham, S (1, 4) OBP: 0.412, SLG: 0.667	2-1 G3	0-0 SF7 3-H			4-0 2B BB	3-2 S HBP			4-1 1B BB		3-2 G4-3 2-3		2	1	0	1	2	0	1
Jose Valentin, S (1, 6) OBP: 0.354, SLG: 0.467 Greg Norton, S (5, PR) OBP: 0.286, SLG: 0.357 (5, 3)	1-2 F8 2B	1-3 K			3-1 1B 2B 1-H	2-2 G4-3 1-2			1-1 FC6-4 1B 1-3			1-0 G6-3	3 3	0 1	2 1	1 0	0 0	1 0	2 1
Frank Thomas, R (1, 10) OBP: 0.532, SLG: 0.714 Chris Singleton, L (12, PR) OBP: 0.317, SLG: 0.514	2-0 F8 2-3		2-3 K		2-1 FC5-4 BB 1B 2-H		2-2 G6-3		1-3 K			3-2 FC6-4 1B	6 0	0 0	2 0	1 0	0 0	2 0	3 0
Magglio Ordonez, R (1, 9) OBP: 0.333, SLG: 0.476	1-2 L9		3-2 HR		4-2 FC5-4 BB 1-2		3-3 K		1-1 FC6-4 1-2f			0-2 FC6-4 14 CS 1-2f	5	1	1	1	1	1	4
14 Paul Konerko, R (1, 3) OBP: 0.404, SLG: 0.545 (5, 5)		2-2 G5-3 HBP BB 1B	2-0 F9		2-3 K		2-3 K			0-0 F8		1-2 CS 1-2	5	1	1	0	0	2	2
McKay Christensen, L (1, 8)		4-2 HBP G5-3 SF7 1-2 BB	0-3 K		3-3 K	1-2 G6-3				0-0 B1-3			4	1	0	0	1	2	2
Jeff Abbott, R (1, 7) OBP: 0.308, SLG: 0.333	2-0 G5-3 1-2 2-3	0-0 G6-3			1-1 FC5-4 1-2f 2-3	1-1 F8				0-2 G1-3			5	0	0	0	0	0	4
Craig Wilson, R (1, 5) OBP: 0.429, SLG: 0.440 (5, 6)	2-2 HBP HBP	1-2 G4-3			2-3 K	0-1 G5-3					2-2 G4-3 SH1-4 1B		4	0	1	0	0	1	0
Josh Paul, R (1, 2) OBP: 0.438, SLG: 0.429	1-2 HBP 1-2 2-3 3-H	1-2 G6-3			2-3 K				0-1 B1		0-0 SH1-4 1-2		3	0	0	1	0	1	0
Inning Stats	R: 0 E: 0 K: 0 S: 9 H: 1 LOB: 1 BB: 0 P: 15	R: 2 E: 0 K: 1 S: 18 H: 1 LOB: 2 BB: 1 P: 30	R: 1 E: 0 K: 2 S: 12 H: 1 LOB: 0 BB: 0 P: 19	R: 0 E: 0 K: 0 S: 7 H: 0 LOB: 0 BB: 0 P: 9	R: 2 E: 0 K: 2 S: 14 H: 2 LOB: 2 BB: 2 P: 33	R: 0 E: 0 K: 2 S: 13 H: 0 LOB: 1 BB: 0 P: 22	R: 0 E: 0 K: 2 S: 10 H: 0 LOB: 0 BB: 0 P: 17	R: 0 E: 0 K: 0 S: 7 H: 0 LOB: 0 BB: 0 P: 9	R: 0 E: 0 K: 1 S: 11 H: 1 LOB: 2 BB: 1 P: 18	R: 0 E: 0 K: 0 S: 5 H: 0 LOB: 0 BB: 0 P: 5	R: 0 E: 0 K: 0 S: 12 H: 1 LOB: 1 BB: 0 P: 17	R: 0 E: 0 K: 0 S: 9 H: 1 LOB: 1 BB: 0 P: 14	1B: 5 2B: 2 3B: 0 HR: 1	SF: 1 SAC: 1 DP: 0 HBP: 3		WP: 0 PB: 0 SB: 1 CS: 1		PA: 50	

PITCHER		IP	WLS	BF	H	R	ER	SO	BB	IBB	HBP	BLK	WP	HR	S	P	ERA	WHIP
Steve Trachsel, R ERA: 6.32	(1, 1)	4.0		21	5	5	5	3	2	0	2	0	0	1	50	86	11.25	1.750
Rick White, R ERA: 5.59	(5, 1)	3.0		11	0	0	0	6	1	0	1	0	0	0	33	59	0.00	0.333
Albie Lopez, R ERA: 10.29	(8, 1)	2.0		8	1	0	0	1	1	0	0	0	0	0	18	27	0.00	1.000
Roberto Hernandez, R ERA:	(10, 1)	2.0		6	1	0	0	0	0	0	0	0	0	0	17	22	0.00	0.500
Jim Mecir, R ERA: 3.0	(12, 1)	1.0	W	3	1	0	0	0	0	0	0	0	0	0	9	14	0.00	1.000

PITCHER		IP	WLS	BF	H	R	ER	SO	BB	IBB	HBP	BLK	WP	HR	S	P	ERA	WHIP

TOP

Chicago White Sox @ Tampa Bay Devil Rays

Tropicana Field, St. Petersburg, FL

Thu Apr 13 2000, 12:15 PM EDT

Att. 15,464 - Dome - 72 F

livebaseballscorecards.com

AB	40
R	5
H	8
RBI	5
BB	4
SO	10
LOB	19

Batter	1	2	3	4	5	6	7	8	9	10	11	12	AB	R	H	RBI	BB	SO	LOB
Gerald Williams, R (1, 8) OBP: 0.314, SLG: 0.417	P3	P4		CS 1B			P3		FC6-4 1-2f 2-3 3-H			1B 1-2 BB	5	0	1	1	1	0	5
Dave Martinez, L (1, 9) OBP: 0.235, SLG: 0.333	CS 1B	1-H 2-H 3B		CS 1-2	L3		B2-3 1-2f		F7			P4	6	0	2	2	0	0	5
Jose Canseco, R (1, 10) OBP: 0.354, SLG: 0.452	1-2 BB	K			F8			K		G5-3		K	5	0	0	0	1	3	3
Greg Vaughn, R (1, 7) OBP: 0.386, SLG: 0.692	K		L7		1B			K		G5-3		1B 1-2 2-H	6	0	2	1	0	2	1
Steve Cox, L (1, 3) OBP: 0.545, SLG: 0.286		BB 1B BB	FC5-4 BB		P6			G6-3		G6-3			3	1	0	0	2	0	1
Vinny Castilla, R (1, 5) OBP: 0.231, SLG: 0.167		F7	FC5-4 1-2f			F8			SH3-4 FC6-4 1B		FC1-6 1B		5	1	2	0	0	0	2
Tony Graffanino, R (1, 4) OBP: 0.600, SLG: 0.500 (8, 6) (10, 4)	1B 1-2 1B BB	F9				G4-3			FC6-4 1-2 SH3-4 1B		FC1-6 1-2f G6-4-3		4	1	1	0	1	0	2
Mike DiFelice, R (1, 2) OBP: 0.455, SLG: 0.400	1B 1-3 2-H 3B 1B			F9		F8			SH3-4 1-2 2-3		G6-4-3 1-2f		4	1	1	1	0	0	1
Ozzie Guillen, L (1, 6) OBP: 0.200, SLG: 0.200 Miguel Cairo, R (7, PH) (8, 4) OBP: 0.316, SLG: 0.343 Fred McGriff, L (9, PH) OBP: 0.289, SLG: 0.313 Kevin Stocker, S (9, PR) (10, 6) OBP: 0.452, SLG: 0.571	1-2 3-H 3B 1B	G1-3					B2-3 1B		FC6-4 IBB			BB 1B BB	2 1 0 0	1 0 0 1	1 1 0 0	1 0 0 1	0 0 1 0	0 0 0 0	0 0 0 0
Inning Stats	R: 0 E: 0 K: 1 S: 9 H: 1 LOB: 1 BB: 1 P: 16	R: 4 E: 0 K: 1 S: 16 H: 3 LOB: 1 BB: 2 P: 31	R: 0 E: 0 K: 0 S: 8 H: 0 LOB: 1 BB: 1 P: 16	R: 0 E: 0 K: 0 S: 10 H: 1 LOB: 0 BB: 0 P: 14	R: 0 E: 0 K: 0 S: 9 H: 1 LOB: 1 BB: 0 P: 14	R: 0 E: 0 K: 0 S: 4 H: 0 LOB: 0 BB: 0 P: 6	R: 0 E: 0 K: 0 S: 7 H: 1 LOB: 0 BB: 0 P: 9	R: 0 E: 0 K: 2 S: 7 H: 0 LOB: 0 BB: 0 P: 10	R: 1 E: 0 K: 0 S: 10 H: 2 LOB: 2 BB: 1 P: 16	R: 0 E: 0 K: 0 S: 6 H: 0 LOB: 0 BB: 0 P: 9	R: 0 E: 0 K: 0 S: 8 H: 1 LOB: 0 BB: 0 P: 8	R: 1 E: 0 K: 1 S: 13 H: 1 LOB: 2 BB: 2 P: 23	1B: 10 2B: 1 3B: 1 HR: 0	SF: 0 SAC: 1 DP: 2 HBP: 0	WP: 0 PB: 0 SB: 0 CS: 2	PA: 50	

PITCHER		IP	WLS	BF	H	R	ER	SO	BB	IBB	HBP	BLK	WP	HR	S	P	ERA	WHIP
21 Cal Eldred, R ERA: 6.55	(1, 1)	6.0		26	6	4	4	2	4	0	0	0	0	0	56	97	6.00	1.667
Kelly Wunsch, L ERA: 3.38	(7, 1)	1.0	H	3	1	0	0	0	0	0	0	0	0	0	7	9	0.00	1.000
Keith Foulke, R ERA:	(8, 1)	1.0	H	3	0	0	0	2	0	0	0	0	0	0	7	10	0.00	0.000
Bob Howry, R ERA: 4.5	(9, 1)	1.0	B	6	2	1	1	0	0	1	0	0	0	0	10	16	9.00	2.000
41 Bill Simas, R ERA: 4.76	(10, 1)	2.0		6	1	0	0	0	0	0	0	0	0	0	14	17	0.00	0.500

PITCHER		IP	WLS	BF	H	R	ER	SO	BB	IBB	HBP	BLK	WP	HR	S	P	ERA	WHIP
Tanyon Sturtze, R ERA: 24.0	(12, 1)	0.2	L	5	1	1	1	1	2	0	0	0	0	0	13	23	13.50	4.500

BOTTOM

Chicago White Sox @ Tampa Bay Devil Rays

Tropicana Field, St. Petersburg, FL

Thu Apr 13 2000, 12:15 PM EDT

Att. 15,464 - Dome - 72 F

livebaseballscorecards.com

AB	41
R	6
H	11
RBI	6
BB	7
SO	5
LOB	20

Batter	1	2	3	4	5	6	7	8	9	AB	R	H	RBI	BB	SO	LOB
Darin Erstad, L (1, 7) OBP: 0.500, SLG: 0.733	B F B X 2-1 1B 2B	C F X 0-2 ③ F7			C C B F B B X 3-2 1B 2B		B C B B F F X 3-2 ① G3 2-3 3-H		C F F B B B S 3-3 ① K	5	1	2	1	0	1	2
Adam Kennedy, L (1, 4) OBP: 0.413, SLG: 0.452	L F B X 1-2 16 PB 1B 2-3	X 0-0 S 1B			C C B F B X 2-2 G3-6-3 1B 2-H		C C F F B S 1-3 ② K		F C F X 0-2 ② G4-3	5	0	3	1	0	1	1
Mo Vaughn, L (1, 3) OBP: 0.341, SLG: 0.351	C X 0-1 ① F7	C B F F X 1-2 ① F7			S B B X 2-1 ②③ G3-6-3 1-2f		B S C B F B F S 3-3 ③ K		B C S X 1-2 ③ F8	5	0	0	0	0	1	5
Tim Salmon, R (1, 9) OBP: 0.359, SLG: 0.387	B B F F F B F X 3-2 ② P4	B B B C F F S 3-3 ② K 1-2				B B F X 2-1 16 G6-3 2B		X 0-0 16 HR 2B		4	1	2	0	0	1	3
16 Garret Anderson, L (1, 8) OBP: 0.262, SLG: 0.487	C B B B B C F B 4-2 1-2 BB	F F B B B X 2-2 ③ F7				B S C F X 1-2 ① G6-3 2-3		B B F F X 2-2 HR 2-H		3	1	1	2	1	0	2
Troy Glaus, R (1, 5) OBP: 0.415, SLG: 0.469	C B S F F B F F C 2-3 ③ K		B B F B X 3-1 ① G6-3			S B F S 1-3 ② K		X 0-0 1B		4	0	1	0	0	2	4
Edgard Clemente, R (1, 10) Scott Spiezio, S (6, PH) OBP: 0.417, SLG: 0.500		X 0-0 ① F9	C B B F X 2-2 ② F8			B X 1-0 ③ F8		B B B C F F S 3-3 ① K		2 2	0 0	0 0	0 0	0 0	0 1	0 2
Bengie Molina, R (1, 2) OBP: 0.310, SLG: 0.296 Orlando Palmeiro, L (8, PH) OBP: 0.500, SLG: 0.600 Matt Walbeck, S (8, 2) OBP: 0.111, SLG: 0.111		B B X 2-0 ② F9	F X 0-1 ③ G6-3				F X 0-1 2B G3 1B	F B S S S 1-3 ② K		3 1 0	1 0 0	1 0 0	0 0 0	0 0 0	0 1 0	0 1 0
Benji Gil, R (1, 6) OBP: 0.333, SLG: 0.444		B X 1-0 1B			B S B F X 2-2 ① F9		L B X 1-1 G3 1-3 2B	B S B S S 2-3 ③ K		4	0	2	0	0	1	1
Inning Stats	R: 0 E: 0 K: 1 S: 22 H: 2 LOB: 3 BB: 1 P: 34	R: 0 E: 0 K: 0 S: 6 H: 1 LOB: 1 BB: 0 P: 9	R: 0 E: 0 K: 1 S: 12 H: 1 LOB: 1 BB: 0 P: 18	R: 0 E: 0 K: 0 S: 7 H: 0 LOB: 0 BB: 0 P: 12	R: 1 E: 0 K: 0 S: 13 H: 2 LOB: 0 BB: 0 P: 22	R: 0 E: 0 K: 1 S: 10 H: 1 LOB: 1 BB: 0 P: 15	R: 1 E: 0 K: 2 S: 18 H: 2 LOB: 1 BB: 0 P: 26	R: 2 E: 0 K: 3 S: 17 H: 3 LOB: 1 BB: 0 P: 25	R: 0 E: 0 K: 1 S: 11 H: 0 LOB: 0 BB: 0 P: 15	1B: 6 2B: 5 3B: 0 HR: 1 SF: 0 SAC: 0 DP: 1 HBP: 0						

TOP

Anaheim Angels @ Chicago White Sox

Comiskey Park, Chicago, IL

Fri Apr 14 2000, 7:05 PM EDT
Att. 38,912 - Sunny - 73 F

livebaseballscorecards.com

AB	38
R	4
H	12
RBI	4
BB	1
SO	9
LOB	21

PITCHER		IP	WLS	BF	H	R	ER	SO	BB	IBB	HBP	BLK	WP	HR	S	P	ERA	WHIP
Mike Sirotka, L ERA: 4.8	(1, 1)	5.1	W	23	7	1	1	2	1	0	0	0	0	0	66	104	1.69	1.500
Sean Lowe, R ERA: 2.35	(6, 1)	0.2		4	2	1	1	1	0	0	0	0	0	0	8	11	13.50	3.000
Kelly Wunsch, L ERA: 2.84	(7, 1)	1.0		3	0	0	0	2	0	0	0	0	0	0	14	21	0.00	0.000
Scott Eyre, L ERA: 13.5	(8, 1)	0.0		3	3	2	2	0	0	0	0	0	0	1	5	7	∞	∞
Keith Foulke, R ERA:	(8, 1)	2.0		6	0	0	0	4	0	0	0	0	0	0	23	33	0.00	0.000

PITCHER	IP	WLS	BF	H	R	ER	SO	BB	IBB	HBP	BLK	WP	HR	S	P	ERA	WHIP

Batter	1	2	3	4	5	6	7	8	9	AB	R	H	RBI	BB	SO	LOB
Ray Durham, S (1, 4) OBP: 0.393, SLG: 0.644	C C X 0-2 ① L1	B C B F B X 3-2 ② SF7 3-H		B S C X 1-2 ② SF7 1-2 3-H		B S X 1-1 ② G4-3		B B X 2-0 G6-3 1-2 3-H 1B		3	0	1	3	0	0	0
Greg Norton, S (1, 3) OBP: 0.263, SLG: 0.368	C F B B B F X 3-2 ② G1-3	B X 1-0 2B 1-H 2-H		B F B C S 2-3 ③ K		B S B S B F F X 3-2 ③ G4-3		F B X 1-1 ② ③ G6-3 1-2f		5	0	1	2	0	1	3
Frank Thomas, R (1, 10) OBP: 0.529, SLG: 0.761	B C B B X 3-1 HR	B C C B B X 3-2 ③ L7			S B C X 1-2 G3-1 14 2B 1B		B B F C B C 3-3 ① K			4	2	2	1	0	1	1
Magglio Ordonez, R (1, 9) OBP: 0.327, SLG: 0.457	B B X 2-0 14 WP 1B		F B X 1-1 ① G5-3		C F F B X 1-2 ① G3-1 1-2		B B C F B S 3-3 ② K			4	0	1	0	0	1	1
14 Paul Konerko, R (1, 5) OBP: 0.412, SLG: 0.625	C B B F B F F F X 3-2 ③ G6-3 1-2		B B X 2-0 ② F9		C B B B X 3-1 FC1-6-5 2-H 2B		F C B B B X 3-2 HR			4	1	2	2	0	0	1
Chris Singleton, L (1, 8) OBP: 0.289, SLG: 0.463 (9, 7)		B C B F B X 3-2 ① G4-3	F B B C B F S 3-3 ③ K		B X 1-0 ② FC1-6-5 1B 2-3		B B F C S 2-3 ③ K			4	1	0	0	0	2	1
Carlos Lee, R (1, 7) OBP: 0.500, SLG: 0.703 McKay Christensen, L (9, 8)	B S F H 2-2 1B SF7 HBP			B B B B 4-0 1B SF7 BB	B C X 2-1 2-H 1B			B X 1-0 ① F9		2 0	2 0	1 0	1 0	1 0	0 0	0 0
Craig Wilson, R (1, 6) OBP: 0.469, SLG: 0.483	X 0-0 BB 2B 1-3 1B			B C B B X 3-1 SF7 1-3 1B	B X 1-0 ③ G4-3			C F B X 1-2 1B 1B 1B		4	2	3	0	0	0	1
Mark Johnson, L (1, 2) OBP: 0.240, SLG: 0.261	B B B C B 4-1 2B 1-2 BB			B X 1-0 ① F9		B B C B X 3-1 ① G3		B B B C F X 3-2 1B 1-3 1B		3	1	1	0	1	0	2
Inning Stats	R: 1 E: 0 K: 0 S: 16 H: 2 LOB: 1 BB: 0 P: 27	R: 3 E: 0 K: 0 S: 14 H: 2 LOB: 1 BB: 1 P: 30	R: 0 E: 0 K: 1 S: 7 H: 0 LOB: 0 BB: 0 P: 13	R: 1 E: 0 K: 1 S: 9 H: 1 LOB: 1 BB: 1 P: 20	R: 2 E: 0 K: 0 S: 13 H: 3 LOB: 1 BB: 0 P: 22	R: 0 E: 0 K: 0 S: 9 H: 0 LOB: 0 BB: 0 P: 16	R: 1 E: 0 K: 3 S: 12 H: 1 LOB: 0 BB: 0 P: 23	R: 1 E: 0 K: 0 S: 10 H: 3 LOB: 1 BB: 0 P: 18		1B: 8 2B: 2 3B: 0 HR: 2 SF: 2 SAC: 0 DP: 1 HBP: 1						

PITCHER		IP	WLS	BF	H	R	ER	SO	BB	IBB	HBP	BLK	WP	HR	S	P	ERA	WHIP
Ken Hill, R ERA: 4.8	(1, 1)	3.2	L	19	5	5	5	1	2	0	1	0	1	1	43	85	12.27	1.909
Al Levine, R ERA: 6.43	(4, 1)	2.1		10	3	2	2	1	0	0	0	0	0	0	25	43	7.71	1.286
Lou Pote, R ERA: 7.2	(7, 1)	2.0		9	4	2	2	3	0	0	0	0	0	1	22	41	9.00	2.000

PITCHER	IP	WLS	BF	H	R	ER	SO	BB	IBB	HBP	BLK	WP	HR	S	P	ERA	WHIP

BOTTOM

Anaheim Angels @ Chicago White Sox

Comiskey Park, Chicago, IL

Fri Apr 14 2000, 7:05 PM EDT
Att. 38,912 - Sunny - 73 F

livebaseballscorecards.com

AB	33
R	9
H	12
RBI	9
BB	2
SO	5
LOB	10

WP: 1 PB: 0 SB: 0 CS: 0 PA: 38

Batter	1	2	3	4	5	6	7	8	9	AB	R	H	RBI	BB	SO	LOB
Darin Erstad, L (1, 7) OBP: 0.500, SLG: 0.708	B C X 1-1 G6-3	X 0-0 G3-6-3 1-2 1B		B B B B 4-0 CS BB			B X 1-0 F7			3	0	1	0	1	0	0
Adam Kennedy, L (1, 4) OBP: 0.400, SLG: 0.478	B S C B B X 3-2 16 1B 3B	C L X 0-2 G3-6-3 1-2f 2-3		C C B P 2-2 CS 1-2	F B C S 1-3 K		B B S X 2-1 P6			4	1	1	0	0	1	2
Mo Vaughn, L (1, 3) OBP: 0.333, SLG: 0.325	B B B F B 4-1 16 1B BB 2B BB	B F C S 1-3 K			C X 0-1 F8		C S B B S 2-3 K			3	1	0	0	1	2	1
Tim Salmon, R (1, 9) OBP: 0.419, SLG: 0.406	C F F B F F B F F 4-2 B B 16 1B 1-2 2B BB	X 0-0 16 L3 1B			B B C F B B 4-2 BB			B F B C B B 4-2 CS BB		1	1	1	0	3	0	0
16 Garret Anderson, L (1, 8) OBP: 0.261, SLG: 0.465	C B X 1-1 2B 1-2 2-3 3-H 1B	F X 0-1 L3 1-2			F F S 0-3 K			B B F X 2-1 F8		4	0	1	1	0	1	3
Troy Glaus, R (1, 5) OBP: 0.422, SLG: 0.500	S B X 1-1 1-3 2-H 3-H 2B	B S B B X 3-1 1B				C B C F S 2-3 K		F B B S B S 3-3 1-2 K		4	0	2	2	0	2	1
Scott Spiezio, S (1, 10) OBP: 0.375, SLG: 0.433	F F B F X 1-2 F7	C F B B X 2-2 F7				F B B X 2-1 F7			B S F F C 1-3 K	4	0	0	0	0	1	3
Matt Walbeck, S (1, 2) OBP: 0.154, SLG: 0.154	X 0-0 L4		F F F B X 1-2 P4			C C F B F X 1-2 1B			F B C B B X 3-2 P5	4	0	1	0	0	0	2
Benji Gil, R (1, 6) OBP: 0.273, SLG: 0.364		B F F B B S 3-3 K G3-6-3 1B	B C F X 1-2 L6			S C B B X 2-2 G4-3			X 0-0 G5-3	4	0	0	0	0	1	1
Inning Stats	R: 3 H: 3 E: 0 LOB: 2 K: 0 BB: 2 S: 22 P: 37	R: 0 H: 1 E: 0 LOB: 1 K: 2 BB: 0 S: 11 P: 15	R: 0 H: 2 E: 0 LOB: 1 K: 0 BB: 0 S: 8 P: 13	R: 0 H: 0 E: 0 LOB: 0 K: 0 BB: 1 S: 10 P: 17	R: 0 H: 0 E: 0 LOB: 1 K: 2 BB: 1 S: 10 P: 15	R: 0 H: 1 E: 0 LOB: 1 K: 1 BB: 0 S: 14 P: 21	R: 0 H: 0 E: 0 LOB: 0 K: 1 BB: 0 S: 6 P: 11	R: 0 H: 0 E: 0 LOB: 1 K: 1 BB: 1 S: 7 P: 16	R: 0 H: 0 E: 0 LOB: 0 K: 1 BB: 0 S: 8 P: 12	1B: 5 SF: 0 2B: 3 SAC: 0 3B: 1 DP: 3 HR: 0 HBP: 0						

PITCHER		IP	WLS	BF	H	R	ER	SO	BB	IBB	HBP	BLK	WP	HR	S	P	ERA	WHIP
Kip Wells, R ERA: 7.04	(1, 1)	6.0	L	27	7	3	3	5	4	0	0	0	1	0	75	118	4.50	1.833
Scott Eyre, L ERA: 9.0	(7, 1)	2.0		6	0	0	0	2	1	0	0	0	0	0	13	27	0.00	0.500
41 Bill Simas, R ERA: 4.05	(9, 1)	1.0		3	0	0	0	1	0	0	0	0	0	0	8	12	0.00	0.000

PITCHER	IP	WLS	BF	H	R	ER	SO	BB	IBB	HBP	BLK	WP	HR	S	P	ERA	WHIP

TOP

Anaheim Angels @ Chicago White Sox

Comiskey Park, Chicago, IL

Sat Apr 15 2000, 2:05 PM EDT
Att. 14,135 - Sunny - 65 F

livebaseballscorecards.com

AB	31
R	3
H	7
RBI	3
BB	5
SO	8
LOB	13

Batter	1	2	3	4	5	6	7	8	9	AB	R	H	RBI	BB	SO	LOB
Ray Durham, S (1, 4) OBP: 0.383, SLG: 0.612	F2		L6-3		1B		G6-3			4	0	1	0	0	0	2
Greg Norton, S (1, 3) OBP: 0.261, SLG: 0.478	G4-3			G4-1	K			HR		4	1	1	1	0	1	1
Frank Thomas, R (1, 10) OBP: 0.491, SLG: 0.700	G3			E5		G5-3		K		4	0	0	0	0	1	0
Magglio Ordonez, R (1, 9) OBP: 0.339, SLG: 0.460		F9		BB 1B		F8		14 FC5-4 1B		4	0	2	0	0	0	0
14 Paul Konerko, R (1, 5) OBP: 0.418, SLG: 0.608		G4-3 1B		L5		FC6 BB		FC5-4		3	0	1	0	1	0	3
Chris Singleton, L (1, 8) OBP: 0.286, SLG: 0.432		G4-3		BB		FC6		F9		3	0	0	0	1	0	3
Carlos Lee, R (1, 7) OBP: 0.458, SLG: 0.634		F8		F9			F7		G5-3	4	0	0	0	0	0	4
Craig Wilson, R (1, 6) OBP: 0.417, SLG: 0.424			G5-3		F7		G1-3		K	4	0	0	0	0	1	0
Mark Johnson, L (1, 2) OBP: 0.276, SLG: 0.333			L6-3 1B		P4		2B		F8	4	0	2	0	0	0	0
Inning Stats	R: 0 H: 0 E: 0 LOB: 0 K: 0 BB: 0 S: 5 P: 9	R: 0 H: 1 E: 0 LOB: 1 K: 0 BB: 0 S: 12 P: 20	R: 0 H: 1 E: 0 LOB: 0 K: 0 BB: 0 S: 9 P: 13	R: 0 H: 1 E: 1 LOB: 3 K: 0 BB: 1 S: 12 P: 23	R: 0 H: 1 E: 0 LOB: 1 K: 1 BB: 0 S: 16 P: 21	R: 0 H: 0 E: 0 LOB: 1 K: 0 BB: 1 S: 10 P: 18	R: 0 H: 1 E: 0 LOB: 1 K: 0 BB: 0 S: 11 P: 16	R: 1 H: 2 E: 0 LOB: 1 K: 1 BB: 0 S: 12 P: 18	R: 0 H: 0 E: 0 LOB: 0 K: 1 BB: 0 S: 7 P: 10	1B: 5 SF: 0 2B: 2 SAC: 0 3B: 0 DP: 1 HR: 1 HBP: 0						

PITCHER		IP	WLS	BF	H	R	ER	SO	BB	IBB	HBP	BLK	WP	HR	S	P	ERA	WHIP
Kent Bottenfield, R ERA: 2.41	(1, 1)	7.0	W	28	5	0	0	1	2	0	0	0	0	0	75	120	0.00	1.000
Shigetoshi Hasegawa, R ERA: 7.36	(8, 1)	1.0	H	5	2	1	1	1	0	0	0	0	0	1	12	18	9.00	2.000
Troy Percival, R ERA: 4.5	(9, 1)	1.0	S	3	0	0	0	1	0	0	0	0	0	0	7	10	0.00	0.000

PITCHER	IP	WLS	BF	H	R	ER	SO	BB	IBB	HBP	BLK	WP	HR	S	P	ERA	WHIP

BOTTOM

Anaheim Angels @ Chicago White Sox

Comiskey Park, Chicago, IL

Sat Apr 15 2000, 2:05 PM EDT
Att. 14,135 - Sunny - 65 F

livebaseballscorecards.com

AB	34
R	1
H	7
RBI	1
BB	2
SO	3
LOB	13

WP: 0 PA: 36
PB: 0
SB: 0
CS: 0

Batter	1	2	3	4	5	6	7	8	9	AB	R	H	RBI	BB	SO	LOB
Darin Erstad, L (1, 8) OBP: 0.509, SLG: 0.698	C B X 1-1 G6-3		C 1 SAFE B C X 1-2 FC9-5 1B 1-2	B 1-0 CS 1-2	B X 1-0 F9 S 1B		B C S B S 2-3 K		F B B F X 2-2 L6-4 G6-3 1B	5	0	3	0	0	1	0
Adam Kennedy, L (1, 4) OBP: 0.382, SLG: 0.451	C B C B X 2-2 F8		X 0-0 FC9-5 1-3 1B		S B X 1-1 F9 1-3		B B C F X 2-2 G4-3		B X 1-0 G6-3 1-2	5	0	1	0	0	0	2
Mo Vaughn, L (1, 3) OBP: 0.358, SLG: 0.349	B B X 2-0 2B		B F B B X 3-1 FC9-5 1-2 3-H		X 0-0 L6		C B B F B F B 4-2 1B BB		I I I I 4-0 IBB	3	0	1	0	2	0	3
Tim Salmon, R (1, 9) OBP: 0.396, SLG: 0.378	X 0-0 G6-3		B X 1-0 F8		C B X 1-1 F9		X 0-0 1-2 1B		F B C B B X 3-2 L6-4 2-3	5	0	1	0	0	0	6
Troy Glaus, R (1, 5) OBP: 0.429, SLG: 0.513		C B F X 1-2 F7		B B C B C B 4-2 2B BB		B C B X 2-1 1B G3 2B	B X 1-0 F3			3	2	1	0	1	0	2
Scott Spiezio, S (1, 10) OBP: 0.409, SLG: 0.500		C B C F X 1-2 1B		B B X 2-0 1B SF9 1-H 2B		X 0-0 G3 2-3 1B		C C B S 1-3 K		4	1	3	1	0	1	0
Edgard Clemente, R (1, 7) OBP: 0.143, SLG: 0.143 Orlando Palmeiro, L (8, PH) OBP: 0.571, SLG: 0.667 (8, 7)		C S S 0-3 K		F B S F F X 1-2 FC5-4 2-3 1B		X 0-0 G3 1-2 3-H		S B C F F X 1-2 1B		3 1	0 0	1 1	1 0	0 0	1 0	2 0
Bengie Molina, R (1, 2) OBP: 0.273, SLG: 0.267		B F X 1-1 F9		B S X 1-1 SF9 3-H		B X 1-0 F9		S F B F S 1-3 K		3	0	0	1	0	1	3
Benji Gil, R (1, 6) OBP: 0.269, SLG: 0.346			B C X 1-1 CS 1B	C B S X 1-2 FC5-4 CS 1-2f		C B B B X 3-1 G4-3		S S P S 1-3 K		4	0	1	0	0	1	3
Inning Stats	R: 0 E: 0 K: 0 S: 7 H: 1 LOB: 1 BB: 0 P: 12	R: 0 E: 0 K: 1 S: 12 H: 1 LOB: 1 BB: 0 P: 15	R: 0 E: 0 K: 0 S: 9 H: 3 LOB: 2 BB: 0 P: 15	R: 2 E: 0 K: 0 S: 13 H: 2 LOB: 0 BB: 1 P: 23	R: 0 E: 0 K: 0 S: 6 H: 1 LOB: 1 BB: 0 P: 9	R: 1 E: 0 K: 0 S: 7 H: 2 LOB: 1 BB: 0 P: 13	R: 0 E: 0 K: 1 S: 11 H: 1 LOB: 2 BB: 1 P: 20	R: 0 E: 0 K: 3 S: 16 H: 1 LOB: 1 BB: 0 P: 19	R: 0 E: 0 K: 0 S: 7 H: 1 LOB: 1 BB: 1 P: 17	1B: 10 2B: 4 3B: 0 HR: 0	SF: 1 SAC: 0 DP: 1 HBP: 0						

TOP

Anaheim Angels @ Chicago White Sox

Comiskey Park, Chicago, IL

Sun Apr 16 2000, 2:05 PM EDT
Att. 10,929 - Overcast - 49 F

livebaseballscorecards.com

AB	36
R	3
H	13
RBI	3
BB	3
SO	5
LOB	21

WP: 0 PB: 0 SB: 1 CS: 2 PA: 41

PITCHER		IP	WLS	BF	H	R	ER	SO	BB	IBB	HBP	BLK	WP	HR	S	P	ERA	WHIP
Jim Parque, L ERA: 7.2	(1, 1)	6.0	L	27	10	3	3	1	1	0	0	0	0	0	54	87	4.50	1.833
Kelly Wunsch, L ERA: 2.57	(7, 1)	0.2		3	0	0	0	1	1	0	0	0	0	0	9	17	0.00	1.500
Sean Lowe, R ERA: 2.0	(7, 1)	1.1		6	2	0	0	3	0	0	0	0	0	0	18	22	0.00	1.500
Bob Howry, R ERA: 3.86	(9, 1)	1.0		4	1	0	0	0	0	1	0	0	0	0	7	17	0.00	1.000

PITCHER	IP	WLS	BF	H	R	ER	SO	BB	IBB	HBP	BLK	WP	HR	S	P	ERA	WHIP

Batter	1	2	3	4	5	6	7	8	9	AB	R	H	RBI	BB	SO	LOB
Ray Durham, S (1, 4) OBP: 0.375, SLG: 0.604	C C B F X 1-2 F9 ①		X 0-0 1-H 2B ③			B B X 2-0 G6-3 ①		C B C B B X 3-2 G6-3 ③		4	0	1	1	0	0	0
Greg Norton, S (1, 3) OBP: 0.222, SLG: 0.407	X 0-0 G1-3 ②			B X 1-0 L7 ①		B X 1-0 G6-3 ②			C C S 0-3 K ①	4	0	0	0	0	1	0
Frank Thomas, R (1, 10) OBP: 0.492, SLG: 0.679	C B X 1-1 F9 ③			B B B B 4-0 FC6-4 BB		C C X 0-2 1B			B B C X 2-1 F8 ②	3	0	1	0	1	0	0
Magglio Ordonez, R (1, 9) OBP: 0.317, SLG: 0.426		C B B B F X 3-2 G6-3 ①		B B S B X 3-1 1-2f FC6-4 ②		F X 0-1 F8 ③			S S X 0-2 F8 ③	4	0	0	0	0	0	2
14 Paul Konerko, R (1, 5) OBP: 0.397, SLG: 0.574		F B X 1-1 F9 ②		B C F X 1-2 L6 ③			C X 0-1 F8 ①			3	0	0	0	0	0	1
Jeff Abbott, R (1, 8) OBP: 0.250, SLG: 0.267		C B B S S 2-3 K ③			C C X 0-2 G5-3 ①		C X 0-1 F9 ②			3	0	0	0	0	1	0
Carlos Lee, R (1, 7) OBP: 0.451, SLG: 0.636			C B C X 1-2 G5-3 ①		X 0-0 2B		C F C 0-3 K ③			3	0	1	0	0	1	0
Craig Wilson, R (1, 6) OBP: 0.410, SLG: 0.400			B B B C F B 4-2 FC4 BB		F B B B X 3-1 G5-3 ②			C B X 1-1 G6-3 ①		2	0	0	0	1	0	1
Josh Paul, R (1, 2) OBP: 0.368, SLG: 0.353			X 0-0 1-2f FC4 2B ②		S S X 0-2 F8 ③			C B F F X 1-2 F8 ②		3	1	0	0	0	0	2
Inning Stats	R: 0 E: 0 K: 0 S: 7 H: 0 LOB: 0 BB: 0 P: 9	R: 0 E: 0 K: 1 S: 8 H: 0 LOB: 0 BB: 0 P: 14	R: 1 E: 0 K: 0 S: 7 H: 1 LOB: 1 BB: 1 P: 12	R: 0 E: 0 K: 0 S: 6 H: 0 LOB: 1 BB: 1 P: 15	R: 0 E: 0 K: 0 S: 9 H: 1 LOB: 1 BB: 0 P: 12	R: 0 E: 0 K: 0 S: 7 H: 1 LOB: 1 BB: 0 P: 10	R: 0 E: 0 K: 1 S: 7 H: 0 LOB: 0 BB: 0 P: 7	R: 0 E: 0 K: 0 S: 9 H: 0 LOB: 0 BB: 0 P: 14	R: 0 E: 0 K: 1 S: 8 H: 0 LOB: 0 BB: 0 P: 10	1B: 1 2B: 2 3B: 0 HR: 0 SF: 0 SAC: 0 DP: 0 HBP: 0						

PITCHER		IP	WLS	BF	H	R	ER	SO	BB	IBB	HBP	BLK	WP	HR	S	P	ERA	WHIP
Scott Schoeneweis, L ERA: 2.35	(1, 1)	8.0	W	28	3	1	1	2	2	0	0	0	0	0	60	93	1.12	0.625
Troy Percival, R ERA: 3.6	(9, 1)	1.0	S	3	0	0	0	1	0	0	0	0	0	0	8	10	0.00	0.000

PITCHER	IP	WLS	BF	H	R	ER	SO	BB	IBB	HBP	BLK	WP	HR	S	P	ERA	WHIP

BOTTOM

Anaheim Angels @ Chicago White Sox

Comiskey Park, Chicago, IL

Sun Apr 16 2000, 2:05 PM EDT
Att. 10,929 - Overcast - 49 F

livebaseballscorecards.com

AB	29
R	1
H	3
RBI	1
BB	2
SO	3
LOB	6

Batter	1	2	3	4	5	6	7	8	9	AB	R	H	RBI	BB	SO	LOB
Inning Stats										1B: 0 2B: 0 3B: 0 HR: 0		SF: 0 SAC: 0 DP: 0 HBP: 0			WP: 0 PB: 0 SB: 0 CS: 0		PA: 0

TOP

Seattle Mariners @ Chicago White Sox

Comiskey Park, Chicago, IL

Mon Apr 17 2000, 8:05 PM EDT

livebaseballscorecards.com

AB	0
R	0
H	0
RBI	0
BB	0
SO	0
LOB	0

PITCHER	IP	WLS	BF	H	R	ER	SO	BB	IBB	HBP	BLK	WP	HR	S	P	ERA	WHIP

PITCHER	IP	WLS	BF	H	R	ER	SO	BB	IBB	HBP	BLK	WP	HR	S	P	ERA	WHIP

Batter	1	2	3	4	5	6	7	8	9	AB	R	H	RBI	BB	SO	LOB
Inning Stats																

BOTTOM

Seattle Mariners @ Chicago White Sox

Comiskey Park, Chicago, IL

Mon Apr 17 2000, 8:05 PM EDT

livebaseballscorecards.com

AB	**0**
R	**0**
H	**0**
RBI	**0**
BB	**0**
SO	**0**
LOB	**0**

1B: 0 SF: 0
2B: 0 SAC: 0
3B: 0 DP: 0
HR: 0 HBP: 0

WP: 0 PA: 0
PB: 0
SB: 0
CS: 0

PITCHER	IP	WLS	BF	H	R	ER	SO	BB	IBB	HBP	BLK	WP	HR	S	P	ERA	WHIP

PITCHER	IP	WLS	BF	H	R	ER	SO	BB	IBB	HBP	BLK	WP	HR	S	P	ERA	WHIP

Batter	1	2	3	4	5	6	7	8	9	AB	R	H	RBI	BB	SO	LOB
Mark McLemore, S (1, 7) OBP: 0.407, SLG: 0.304	L8	F8 2-3	F7		G6-3			F7	F8	6	0	0	0	0	0	3
Stan Javier, S (1, 9) OBP: 0.500, SLG: 0.586	1B 1B BB	G3-1		G6-3 SF7 2B		K		G6-3		4	2	1	0	1	1	1
Alex Rodriguez, R (1, 6) OBP: 0.517, SLG: 0.804	K		WP 1B 1B	G6-3 2-3		G5-3		1B		4	1	1	0	0	1	2
Charles Gipson, R (8, PH) OBP: 0.375, SLG: 0.375 (8, 6)										1	0	1	0	0	0	0
John Olerud, L (1, 3) OBP: 0.508, SLG: 0.581	1B 1-3 1B		1B 1-2 2B BB	SF7 3-H		HR BB		G4-3		1	2	1	1	2	0	0
Raul Ibanez, L (8, PH) OBP: 0.357, SLG: 0.571 (8, 3)										1	0	0	0	0	0	1
Edgar Martinez, R (1, 10) OBP: 0.405, SLG: 0.615	1-3 3-H 1B		1-2 2-H 2B 1B	FC6-4 2B		1-H HR			E HR BB	4	3	4	4	1	0	0
John Mabry, L (1, 5) OBP: 0.333, SLG: 0.407	K		K	FC6-4 BB		F8			F9	4	0	0	0	1	2	5
David Bell, R (1, 4) OBP: 0.234, SLG: 0.311		S 2B 1B	1-H 2-H 1B 2B	1-2f 2-3 FC6-4			F7		E4 1-2 HR	5	2	2	2	0	0	3
Dan Wilson, R (1, 2) OBP: 0.381, SLG: 0.459	K 1-2		HBP 2-H 1B		F9		K		1-H 2-H HR	3	0	1	0	0	1	1
Tom Lampkin, L (5, 2) OBP: 0.200, SLG: 0.800										2	1	1	3	0	1	0
Mike Cameron, R (1, 8) OBP: 0.305, SLG: 0.442		F8 2-H 2B	1-2 HBP		K		F9		L9	3	0	1	1	0	1	0
Joe Oliver, R (9, PH) OBP: 0.400, SLG: 0.667										1	0	0	0	0	0	0
Inning Stats	R: 1 E: 0 K: 2 S: 12 H: 2 LOB: 2 BB: 1 P: 24	R: 1 E: 0 K: 1 S: 13 H: 2 LOB: 1 BB: 0 P: 24	R: 3 E: 0 K: 1 S: 16 H: 4 LOB: 2 BB: 1 P: 29	R: 1 E: 0 K: 0 S: 9 H: 2 LOB: 2 BB: 1 P: 24	R: 0 E: 0 K: 1 S: 10 H: 0 LOB: 0 BB: 0 P: 13	R: 2 E: 0 K: 1 S: 7 H: 1 LOB: 0 BB: 1 P: 14	R: 0 E: 0 K: 1 S: 6 H: 0 LOB: 0 BB: 0 P: 10	R: 0 E: 0 K: 0 S: 10 H: 1 LOB: 1 BB: 0 P: 16	R: 3 E: 1 K: 0 S: 13 H: 1 LOB: 0 BB: 1 P: 26	1B: 7 2B: 4 3B: 0 HR: 2 SF: 1 SAC: 0 DP: 0 HBP: 1						WP: 1 PB: 0 SB: 1 CS: 0 PA: 46

PITCHER		IP	WLS	BF	H	R	ER	SO	BB	IBB	HBP	BLK	WP	HR	S	P	ERA	WHIP
21 Cal Eldred, R ERA: 8.78	(1, 1)	2.1		16	7	5	5	4	2	0	0	0	1	0	38	70	19.29	3.857
Tanyon Sturtze, R ERA: 14.85	(3, 1)	3.2	W	17	4	3	3	2	2	0	1	0	0	1	29	58	7.36	1.636
41 Bill Simas, R ERA: 3.12	(7, 1)	2.0		7	1	0	0	1	0	0	0	0	0	0	16	26	0.00	0.500
Keith Foulke, R ERA: 1.93	(9, 1)	1.0		6	1	3	2	0	1	0	0	0	0	1	13	26	18.00	2.000

PITCHER	IP	WLS	BF	H	R	ER	SO	BB	IBB	HBP	BLK	WP	HR	S	P	ERA	WHIP

TOP

Seattle Mariners @ Chicago White Sox

Comiskey Park, Chicago, IL

Tue Apr 18 2000, 8:05 PM EDT
Att. 9,898 - Overcast - 48 F

livebaseballscorecards.com

AB	39
R	11
H	13
RBI	11
BB	5
SO	7
LOB	16

Batter	1	2	3	4	5	6	7	8	9	AB	R	H	RBI	BB	SO	LOB
Ray Durham, S (1, 4) OBP: 0.386, SLG: 0.586	3-1 1B S G5-3 1B	2-1 G6-4-3 1-2f		1-0 SF7 14 HBP 1B 1-2 1B 3-2 L3		1-3 K	4-0 1-2 BB			5	2	2	0	1	1	2
Jose Valentin, S (1, 6) OBP: 0.370, SLG: 0.460	2-2 14 BB G5-3 SF8 1-3 1B		1-0 P6	1-2 14 HBP SF7 1-2 2-3 1B	4-1 PB 1B BB	1-3 K	3-3 K			5	3	2	0	1	2	3
Frank Thomas, R (1, 10) OBP: 0.484, SLG: 0.684 Jeff Abbott, R (8, PH) OBP: 0.235, SLG: 0.250	3-1 G5-3 1-2 3-H		1-1 G6-3 1B	2-0 SF7 1-2 2-3 3-H	1-0 P4		3-1 14 HR 2B	0-3 K2-3		4 1	1 0	2 0	2 0	0 0	0 1	2 0
Magglio Ordonez, R (1, 9) OBP: 0.348, SLG: 0.411	4-0 SF8 14 BB BB		3-2 G6-3 1-2	4-0 14 HBP 1B IBB	4-1 1B 1-2 BB		2-0 P6	4-2 BB		2	1	0	0	4	0	2
14 Paul Konerko, R (1, 5) OBP: 0.406, SLG: 0.603	4-2 SF8 1-2 2-3 BB		3-1 G5-3	1-0 1B 1B 1-2 2-3 3-H HBP	1-1 F7		1-1 2-H HR	0-0 F7		4	2	1	3	1	0	4
Chris Singleton, L (1, 8) OBP: 0.327, SLG: 0.490 (8, 7)	1-0 SF8 1-2 2-3 3-H			2-1 1B 2B 1-1 1B HR 1-2 2-H 3-H 1B	0-2 1-2 2-H 1B		1-2 2B 1B 1B	1-3 K		5	3	4	4	0	1	1
Carlos Lee, R (1, 7) OBP: 0.464, SLG: 0.653 McKay Christensen, L (8, 8)	1-2 G6-3			0-0 HR 1B 2-2 1-3 2-H HR 1B	0-1 F8		0-0 1-3 1B 2B			5 0	3 0	3 0	2 0	0 0	0 0	4 0
Greg Norton, S (1, 3) OBP: 0.313, SLG: 0.548		4-2 G6-4-3 BB		1-0 1-H HR 3-2 G3-1		0-0 1B	0-1 BB 2-H 3-H 1B			4	1	3	4	1	0	2
Mark Johnson, L (1, 2) OBP: 0.294, SLG: 0.438		1-2 F2		0-1 1B SF7 1B 1-2 2-H 3-H HR		2-0 L8	3-2 P6			5	2	2	3	0	0	3
Inning Stats	R: 2 E: 0 K: 0 S: 18 H: 2 LOB: 2 BB: 2 P: 36	R: 0 E: 0 K: 0 S: 7 H: 0 LOB: 0 BB: 1 P: 14	R: 0 E: 0 K: 0 S: 8 H: 1 LOB: 1 BB: 0 P: 16	R: 11 E: 0 K: 0 S: 29 H: 9 LOB: 0 BB: 1 P: 51	R: 1 E: 0 K: 0 S: 10 H: 1 LOB: 2 BB: 2 P: 20	R: 0 E: 0 K: 2 S: 8 H: 1 LOB: 1 BB: 0 P: 12	R: 4 E: 0 K: 1 S: 20 H: 5 LOB: 2 BB: 1 P: 37	R: 0 E: 0 K: 2 S: 13 H: 0 LOB: 1 BB: 1 P: 18		1B: 13 2B: 3 3B: 0 HR: 3		SF: 2 SAC: 0 DP: 1 HBP: 1		WP: 0 PB: 1 SB: 1 CS: 0	PA: 51	

PITCHER		IP	WLS	BF	H	R	ER	SO	BB	IBB	HBP	BLK	WP	HR	S	P	ERA	WHIP
Aaron Sele, R ERA: 5.0	(1, 1)	3.0	L	20	9	8	8	0	3	0	0	0	0	1	43	81	24.00	4.000
Jose Paniagua, R ERA: 3.68	(4, 1)	0.1		3	0	0	0	0	0	1	1	0	0	0	1	8	0.00	0.000
Paul Abbott, R ERA: 11.17	(4, 1)	3.0		19	8	9	9	2	2	0	0	0	0	2	46	77	27.00	3.333
Jose Mesa, R ERA: 4.91	(7, 1)	0.2		5	2	1	1	1	1	0	0	0	0	0	10	20	13.50	4.500
Kazuhiro Sasaki, R ERA: 3.6	(8, 1)	1.0		4	0	0	0	2	1	0	0	0	0	0	13	18	0.00	1.000

PITCHER	IP	WLS	BF	H	R	ER	SO	BB	IBB	HBP	BLK	WP	HR	S	P	ERA	WHIP

BOTTOM

Seattle Mariners @ Chicago White Sox

Comiskey Park, Chicago, IL

Tue Apr 18 2000, 8:05 PM EDT

Att. 9,898 - Overcast - 48 F

livebaseballscorecards.com

AB	40
R	18
H	19
RBI	18
BB	8
SO	5
LOB	23

Batter	1	2	3	4	5	6	7	8	9	AB	R	H	RBI	BB	SO	LOB
Mark McLemore, S (1, 4) OBP: 0.391, SLG: 0.294	B2-3		1B		G4-3	G1-3			K	5	0	1	0	0	1	1
Stan Javier, S (1, 7) OBP: 0.512, SLG: 0.606	G6-3		G5-4-3 1-3		2B BB		G6-3 2B		F7	4	0	2	0	1	0	0
Alex Rodriguez, R (1, 6) OBP: 0.500, SLG: 0.780	K		K		2B 1-3		G6-3 2-3			4	0	1	0	0	2	3
Edgar Martinez, R (1, 10) OBP: 0.391, SLG: 0.571		K	G5-4-3 1-2f		P9		G3-6-1 BB			3	0	0	0	1	1	4
John Olerud, L (1, 3) OBP: 0.524, SLG: 0.578		HR 1B	1B BB		IBB		G3-6-1 1-2f			2	1	1	0	2	0	2
Jay Buhner, R (1, 9) OBP: 0.372, SLG: 0.707 Raul Ibanez, L (5, 9) OBP: 0.333, SLG: 0.533		HR 1-H	L5		K			F8		3 1	1 0	1 0	2 0	0 0	1 0	4 0
David Bell, R (1, 5) OBP: 0.216, SLG: 0.286		E6 FC4-6	K			G4-3		F9		4	0	0	0	0	1	1
Dan Wilson, R (1, 2) OBP: 0.370, SLG: 0.439		K	1B 1-2			K		G6-3		4	0	1	0	0	2	1
Charles Gipson, R (1, 8) OBP: 0.364, SLG: 0.364 Tom Lampkin, L (9, PH) OBP: 0.167, SLG: 0.667		FC4-6 1-2f	K			1B			P5	3 1	0 0	1 0	0 0	0 0	1 0	3 0
Inning Stats	R: 0 E: 0 K: 1 S: 8 H: 0 LOB: 0 BB: 0 P: 12	R: 2 E: 1 K: 2 S: 14 H: 2 LOB: 1 BB: 0 P: 22	R: 0 E: 0 K: 1 S: 8 H: 2 LOB: 1 BB: 0 P: 10	R: 0 E: 0 K: 2 S: 13 H: 1 LOB: 2 BB: 1 P: 21	R: 0 E: 0 K: 1 S: 14 H: 1 LOB: 3 BB: 2 P: 30	R: 0 E: 0 K: 1 S: 10 H: 1 LOB: 1 BB: 0 P: 12	R: 0 E: 0 K: 0 S: 14 H: 1 LOB: 1 BB: 1 P: 22	R: 0 E: 0 K: 0 S: 10 H: 0 LOB: 0 BB: 0 P: 14	R: 0 E: 0 K: 1 S: 5 H: 0 LOB: 0 BB: 0 P: 6	1B: 5 2B: 2 3B: 0 HR: 1 SF: 0 SAC: 0 DP: 2 HBP: 0	WP: 0 PB: 0 SB: 0 CS: 0 PA: 38					

PITCHER	IP	WLS	BF	H	R	ER	SO	BB	IBB	HBP	BLK	WP	HR	S	P	ERA	WHIP
Scott Eyre, L (1, 1) ERA: 7.45	3.2		17	5	2	2	5	1	0	0	0	0	1	39	59	4.91	1.636
Sean Lowe, R (4, 1) ERA: 1.59	2.1	W	11	2	0	0	3	1	1	0	0	0	0	28	48	0.00	1.286
Keith Foulke, R (7, 1) ERA: 1.59	2.0	H	7	1	0	0	0	1	0	0	0	0	0	24	36	0.00	1.000
Bob Howry, R (9, 1) ERA: 3.38	1.0	S	3	0	0	0	1	0	0	0	0	0	0	5	6	0.00	0.000

PITCHER	IP	WLS	BF	H	R	ER	SO	BB	IBB	HBP	BLK	WP	HR	S	P	ERA	WHIP

TOP

Seattle Mariners @ Chicago White Sox

Comiskey Park, Chicago, IL

Wed Apr 19 2000, 2:05 PM EDT

Att. 8,425 - Cloudy - 51 F

livebaseballscorecards.com

AB	34
R	2
H	8
RBI	2
BB	4
SO	9
LOB	19

Batter	1	2	3	4	5	6	7	8	9	AB	R	H	RBI	BB	SO	LOB
Ray Durham, S (1, 4) OBP: 0.392, SLG: 0.590	S B B B B 4-1 FC6-4 G4-3 BB		B B X 2-0 G5-4-3 14 1B 1-3 2B	B B C X 2-1 ③ G3		B S B F F S 2-3 ③ K				3	1	1	0	1	1	1
Jose Valentin, S (1, 6) OBP: 0.345, SLG: 0.426	C C B B B X 3-2 ① G4-3 1-2		C F B B B X 3-2 E5 G5-4-3		C C X 0-2 ① F9		C B X 1-1 ① G1-3			4	0	0	0	0	0	3
Frank Thomas, R (1, 10) OBP: 0.471, SLG: 0.650	B B F F B B B 4-2 FC6-4 BB		B S F X 1-2 ①② G5-4-3 1-2f 2-3 3-H		X 0-0 ② F3		C B B B S S S 3-3 ② K			3	0	0	0	1	1	2
Magglio Ordonez, R (1, 9) OBP: 0.371, SLG: 0.431	B B F F B F X 3-2 ② FC6-4 14 FC6-4 1-2f 2-3		B B F F F F B B 4-2 14 1B BB		C B B F B B 4-2 BB 14 BB 1B BB		F B X 1-1 14 1B 2B			2	2	1	0	2	0	2
14 Paul Konerko, R (1, 5) OBP: 0.426, SLG: 0.607 McKay Christensen, L (7, PR) (8, 8)	B C X 1-1 ③ FC6-4 1-2f		B X 1-0 1-3 3-H 1B		B B B F B 4-1 BB 1-2 1B BB		B F B B X 2-1 S 2-H 1B			3 0	1 0	2 0	2 0	1 0	0 0	2 0
Chris Singleton, L (1, 8) OBP: 0.322, SLG: 0.462 (8, 7)	X 0-0 ① G1-3		F B F B S 2-3 ③ K		B B B B 4-0 1B 1-2 2-3 BB		C S F B S 1-3 ③ K 1-2			3	0	0	0	1	2	3
Carlos Lee, R (1, 7) OBP: 0.458, SLG: 0.635 Craig Wilson, R (8, 5) OBP: 0.400, SLG: 0.389	C S F B B C 2-3 ② K		B C F X 1-2 ① L9	C B F F X 1-2 ③ 1-3 2-H 3-H 1B			B X 1-0 ① G5-3			3 1	0 0	1 0	2 0	0 0	1 0	0 0
Greg Norton, S (1, 3) OBP: 0.306, SLG: 0.500	B X 1-0 ③ G3-1		F B B B B 4-1 G3-1 BB			B B B C F F S 2-3 ① K	B S B X 2-1 ② L6			3	0	0	0	1	1	0
Josh Paul, R (1, 2) OBP: 0.348, SLG: 0.333			C X 0-1 2B G5-4-3 1B	B F B B B X 3-1 ② G3-1 1-2		B S X 1-1 ② G6-3	F S B B B X 2-2 ③ G6-3			4	1	1	0	0	0	1
Inning Stats	R: 0 H: 0 E: 0 LOB: 2 K: 0 BB: 2 S: 12 P: 27	R: 0 H: 0 E: 0 LOB: 0 K: 1 BB: 0 S: 6 P: 9	R: 2 H: 3 E: 1 LOB: 2 K: 1 BB: 1 S: 17 P: 30	R: 0 H: 0 E: 0 LOB: 1 K: 0 BB: 1 S: 8 P: 18	R: 2 H: 1 E: 0 LOB: 2 K: 0 BB: 3 S: 11 P: 24	R: 0 H: 0 E: 0 LOB: 0 K: 2 BB: 0 S: 10 P: 15	R: 1 H: 2 E: 0 LOB: 2 K: 2 BB: 0 S: 13 P: 21	R: 0 H: 0 E: 0 LOB: 0 K: 0 BB: 0 S: 6 P: 11		1B: 4 SF: 0 2B: 2 SAC: 0 3B: 0 DP: 1 HR: 0 HBP: 0						WP: 0 PA: 36 PB: 0 SB: 1 CS: 0

PITCHER		IP	WLS	BF	H	R	ER	SO	BB	IBB	HBP	BLK	WP	HR	S	P	ERA	WHIP
Gil Meche, R ERA: 2.93	(1, 1)	4.2	L	24	3	4	4	2	7	0	0	0	0	0	50	103	7.71	2.143
Jose Paniagua, R ERA: 3.86	(5, 1)	2.0		8	3	1	1	3	0	0	0	0	0	0	23	36	4.50	1.500
Arthur Rhodes, L ERA: 1.5	(7, 1)	1.1		4	0	0	0	1	0	0	0	0	0	0	10	16	0.00	0.000

PITCHER	IP	WLS	BF	H	R	ER	SO	BB	IBB	HBP	BLK	WP	HR	S	P	ERA	WHIP

BOTTOM

Seattle Mariners @ Chicago White Sox

Comiskey Park, Chicago, IL

Wed Apr 19 2000, 2:05 PM EDT
Att. 8,425 - Cloudy - 51 F

livebaseballscorecards.com

AB	29
R	5
H	6
RBI	4
BB	7
SO	6
LOB	14

Batter	1	2	3	4	5	6	7	8	9	AB	R	H	RBI	BB	SO	LOB
Luis Polonia, L (1, 9) OBP: 0.250, SLG: 0.222	B C B B B 4-1 E 2B BB		X 0-0 ① F9		B C B C F X 2-2 ③ F8			B C F B C 2-3 ① K		3	1	0	0	1	1	0
Brad Ausmus, R (1, 2) OBP: 0.407, SLG: 0.451	C B 1 SAFE C F F B F F 2-3 S ① K 1-2		C X 0-1 G6-3 1B			B F B B X 3-1 G3-6 1B		B C S F B F F F X 2-2 ② G6-3		4	0	2	0	0	1	1
Gregg Jefferies, S (1, 4) OBP: 0.381, SLG: 0.395	C B B X 2-1 2-H 2B		C B F B X 2-2 ② ③ G6-3 1-2f			B B B X 3-0 ① ② G3-6 1-2f		C C X 0-2 1B		4	0	2	1	0	0	2
Juan Gonzalez, R (1, 10) OBP: 0.353, SLG: 0.533	C S B S 1-3 ② K			B X 1-0 ① F9		C F S 0-3 ③ K		C B F X 1-2 ③ F3		4	0	0	0	0	2	2
Bobby Higginson, L (1, 7) OBP: 0.302, SLG: 0.283	C B C X 1-2 ③ P5			C B F F F B X 2-2 ② G1-3			B B B C X 3-1 ① P6		C C B B X 2-2 ① F8	4	0	0	0	0	0	1
Dean Palmer, R (1, 5) OBP: 0.381, SLG: 0.547		B F X 1-1 SH5-3 1B		F F B S 1-3 ③ K2-3			C B B X 1-2 1B 1B		X 0-0 ② F8	4	0	2	0	0	1	0
Juan Encarnacion, R (1, 8) OBP: 0.404, SLG: 0.585		X 0-0 ① SH5-3 1-2			S B X 1-1 HR		S B C B F F F X 2-2 1-2 1B		C B S F F B B X 3-2 ③ F7	3	1	2	1	0	0	0
Tony Clark, S (1, 3) OBP: 0.255, SLG: 0.311		C B F F F F B B B 4-2 G6-3 BB			F F B B F S 2-3 ① K		C B F B B S 2-3 ② K			2	0	0	0	1	2	2
Deivi Cruz, R (1, 6) OBP: 0.240, SLG: 0.292		C X 0-1 ② ③ G6-3 1-2f			C X 0-1 ② F9		B B C X 2-1 ③ G3			3	0	0	0	0	0	4
Inning Stats	R: 1 H: 1 E: 1 LOB: 1 K: 2 BB: 1 S: 16 P: 26	R: 0 H: 1 E: 0 LOB: 1 K: 0 BB: 1 S: 10 P: 15	R: 0 H: 1 E: 0 LOB: 0 K: 0 BB: 0 S: 6 P: 8	R: 0 H: 0 E: 0 LOB: 0 K: 1 BB: 0 S: 9 P: 13	R: 1 H: 1 E: 0 LOB: 0 K: 1 BB: 0 S: 12 P: 17	R: 0 H: 1 E: 0 LOB: 0 K: 1 BB: 0 S: 6 P: 12	R: 0 H: 2 E: 0 LOB: 2 K: 1 BB: 0 S: 15 P: 25	R: 0 H: 1 E: 0 LOB: 1 K: 1 BB: 0 S: 16 P: 21	R: 0 H: 0 E: 0 LOB: 0 K: 0 BB: 0 S: 9 P: 14	1B: 6 SF: 0 2B: 1 SAC: 1 3B: 0 DP: 3 HR: 1 HBP: 0						WP: 0 PA: 34 PB: 0 SB: 0 CS: 0

TOP

Detroit Tigers @ Chicago White Sox

Comiskey Park, Chicago, IL

Fri Apr 21 2000, 8:05 PM EDT

Att. 11,278 - Sunny - 49 F

livebaseballscorecards.com

AB	31
R	2
H	8
RBI	2
BB	2
SO	7
LOB	12

PITCHER		IP	WLS	BF	H	R	ER	SO	BB	IBB	HBP	BLK	WP	HR	S	P	ERA	WHIP
Kip Wells, R ERA: 5.4	(1, 1)	6.1	W	25	7	2	1	5	2	0	0	0	0	1	69	107	1.42	1.421
Kelly Wunsch, L ERA: 2.16	(7, 1)	1.1		5	1	0	0	2	0	0	0	0	0	0	18	26	0.00	0.750
41 Bill Simas, R ERA: 2.7	(8, 1)	1.1		4	0	0	0	0	0	0	0	0	0	0	12	18	0.00	0.000

PITCHER	IP	WLS	BF	H	R	ER	SO	BB	IBB	HBP	BLK	WP	HR	S	P	ERA	WHIP

Detroit Tigers @ Chicago White Sox

Comiskey Park, Chicago, IL

Fri Apr 21 2000, 8:05 PM EDT
Att. 11,278 - Sunny - 49 F

livebaseballscorecards.com

Batter	1	2	3	4	5	6	7	8	9	AB	R	H	RBI	BB	SO	LOB
Ray Durham, S (1, 4) OBP: 0.372, SLG: 0.554	B B C S F F B S 3-3 K ①		C B F F C 1-3 K ①		B B X 2-0 E6 BB 1B 2-H	S F B X 1-2 F7 ③				4	1	0	0	0	2	0
Jose Valentin, S (1, 6) OBP: 0.339, SLG: 0.404	C F X 1-2 F8 ②		C X 1-1 F9 ②		F B B B B 4-1 1B BB 1B BB		B X 1-0 F7 ①			3	1	0	0	1	0	0
Frank Thomas, R (1, 10) OBP: 0.500, SLG: 0.705	B B C F B 4-2 BB		B B C B X 3-1 HR		B B C F F B B 4-2 1B 1B BB 1-2 2-3		B B C B B 4-1 BB			1	2	1	1	3	0	0
Maggio Ordonez, R (1, 9) OBP: 0.378, SLG: 0.426	B F X 1-1 G6-3 ③		C B B B S B F B 4-2 BB		B B F X 2-1 1B SF8 1B 1-2 2-3 3-H		F F S 0-3 K ②			3	1	1	1	1	1	2
14 Paul Konerko, R (1, 3) OBP: 0.403, SLG: 0.569		B B F X 2-1 F8 ①	B B X 2-0 F7 ③		B C B B S 2-3 K ①		B C B F B F F X 3-2 G6-3 ③			4	0	0	0	0	1	5
Chris Singleton, L (1, 8) OBP: 0.333, SLG: 0.464 (9, 7)		B X 1-0 1B 1B 1B	F X 0-1 G4-3 ①		F F F X 0-2 CS 1B 1-3 2-H 3-H			X 0-0 F7 ①		4	1	2	2	0	0	0
Carlos Lee, R (1, 7) OBP: 0.429, SLG: 0.600 McKay Christensen, L (9, 8)	C B B X 2-1 F9 ②		B B S F S 2-3 K ②		B X 1-0 SF8 ② 3-H			B C X 1-1 G4-3 ②		3 0	0 0	0 0	1 0	0 0	1 0	1 0
Craig Wilson, R (1, 5) OBP: 0.409, SLG: 0.400	B C S X 1-2 1B 1B 1B 1-3		B X 1-0 P6 ③		B B S S B 3-2 CS ③ 1-2	S B F S 1-3 K ①		B B C X 2-1 1B		4	0	2	0	0	1	0
Josh Paul, R (1, 2) OBP: 0.370, SLG: 0.400	C S B B X 2-2 1B ③ 1-H 3-H				C X 0-1 E 2B	S S F S 0-3 K ②		F C S 0-3 K2-3 ③		4	1	2	1	0	2	1
Inning Stats	R: 0 H: 0 E: 0 LOB: 1 K: 1 BB: 1 S: 12 P: 21	R: 1 H: 3 E: 0 LOB: 2 K: 0 BB: 0 S: 11 P: 19	R: 1 H: 1 E: 0 LOB: 1 K: 1 BB: 1 S: 12 P: 23	R: 0 H: 0 E: 0 LOB: 0 K: 1 BB: 0 S: 6 P: 9	R: 5 H: 3 E: 1 LOB: 0 K: 1 BB: 2 S: 20 P: 38	R: 0 H: 0 E: 0 LOB: 0 K: 2 BB: 0 S: 10 P: 12	R: 0 H: 0 E: 0 LOB: 1 K: 1 BB: 1 S: 10 P: 18	R: 0 H: 1 E: 0 LOB: 1 K: 1 BB: 0 S: 8 P: 11		1B: 6 2B: 1 3B: 0 HR: 1	SF: 1 SAC: 0 DP: 0 HBP: 0			WP: 0 PB: 0 SB: 0 CS: 1	PA: 37	

	AB	30
	R	7
	H	8
	RBI	6
	BB	5
	SO	8
	LOB	9

PITCHER		IP	WLS	BF	H	R	ER	SO	BB	IBB	HBP	BLK	WP	HR	S	P	ERA	WHIP
C.J. Nitkowski, L ERA: 7.52	(1, 1)	4.0	L	21	5	6	6	3	4	0	0	0	0	1	49	90	13.50	2.250
Matt Anderson, R ERA: 8.59	(5, 1)	2.0		7	2	1	0	3	0	0	0	0	0	0	22	32	0.00	1.000
Danny Patterson, R ERA: 4.5	(7, 1)	1.0		4	0	0	0	1	1	0	0	0	0	0	10	18	0.00	1.000
Willie Blair, R ERA: 4.76	(8, 1)	1.0		4	1	0	0	1	0	0	0	0	0	0	8	11	0.00	1.000

PITCHER	IP	WLS	BF	H	R	ER	SO	BB	IBB	HBP	BLK	WP	HR	S	P	ERA	WHIP

Batter	1	2	3	4	5	6	7	8	9	AB	R	H	RBI	BB	SO	LOB
Luis Polonia, L (1, 10) OBP: 0.265, SLG: 0.293	F9		P6		G6-3			1B WP 1B	1-H 2-H 3B	5	1	2	2	0	0	1
Brad Ausmus, R (1, 2) OBP: 0.391, SLG: 0.418	G5-3		FC6-4 1-2 BB			G2-3		K	K	4	0	0	0	1	2	2
Gregg Jefferies, S (1, 4) OBP: 0.391, SLG: 0.390	BB		P6			G5-3		WP 1-3 1B		3	0	1	0	1	0	2
Juan Gonzalez, R (1, 9) OBP: 0.316, SLG: 0.471	G4-3		FC6-4 1-2f 2-3			L3		G6-3 1-2 3-H		4	0	0	0	0	0	4
Dean Palmer, R (1, 5) OBP: 0.379, SLG: 0.527		K		G5-3			G6-4-3 PB 1B HBP		WP G4-3 HBP	2	0	0	0	0	1	0
Deivi Cruz, R (7, PR) (7, 6) OBP: 0.255, SLG: 0.292										0	2	0	0	0	0	0
Juan Encarnacion, R (1, 8) OBP: 0.393, SLG: 0.561		K		K			G6-4-3 1-2 1B		G4-3 1-H	4	0	1	1	0	2	0
Wendell Magee, R (1, 7) OBP: 0.294, SLG: 0.625		HR		L9			G6-4-3 1-2f 2-3		HBP 3B BB	3	2	1	1	1	0	2
Tony Clark, S (1, 3) OBP: 0.236, SLG: 0.286		G1-3			G6-3		K 3-H		K	4	0	0	0	0	2	2
Shane Halter, R (1, 6) (7, 5) OBP: 0.333, SLG: 0.200			FC6-4 S 1B		G4-3			F8	1-2 3B HBP	3	1	1	0	0	0	0
Inning Stats	R: 0 E: 0 K: 0 S: 12 H: 0 LOB: 1 BB: 1 P: 22	R: 1 E: 0 K: 2 S: 12 H: 1 LOB: 0 BB: 0 P: 20	R: 0 E: 0 K: 0 S: 10 H: 1 LOB: 2 BB: 1 P: 16	R: 0 E: 0 K: 1 S: 8 H: 0 LOB: 0 BB: 0 P: 11	R: 0 E: 0 K: 0 S: 5 H: 0 LOB: 0 BB: 0 P: 8	R: 0 E: 0 K: 0 S: 4 H: 0 LOB: 0 BB: 0 P: 6	R: 1 E: 0 K: 1 S: 10 H: 1 LOB: 1 BB: 0 P: 16	R: 1 E: 0 K: 1 S: 12 H: 2 LOB: 1 BB: 0 P: 22	R: 3 E: 0 K: 2 S: 20 H: 1 LOB: 1 BB: 1 P: 36	1B: 4 2B: 0 3B: 1 HR: 1	SF: 0 SAC: 0 DP: 1 HBP: 3			WP: 3 PB: 1 SB: 1 CS: 0	PA: 38		

PITCHER	IP	WLS	BF	H	R	ER	SO	BB	IBB	HBP	BLK	WP	HR	S	P	ERA	WHIP
Jim Parque, L (1, 1) ERA: 5.32	7.0	W	26	3	2	1	4	2	0	1	0	0	1	61	99	1.29	0.714
Sean Lowe, R (8, 1) ERA: 2.19	1.0		5	2	1	1	1	0	0	0	0	1	0	12	22	9.00	2.000
Tanyon Sturtze, R (9, 1) ERA: 16.2	0.0		1	0	1	1	0	0	0	1	0	0	0	1	3	∞	∞
Bob Howry, R (9, 1) ERA: 5.19	0.2		4	0	0	0	1	1	0	1	0	1	0	13	22	0.00	1.500
Scott Eyre, L (9, 1) ERA: 7.2	0.1		2	1	2	2	1	0	0	0	0	0	0	6	11	54.00	3.000

PITCHER	IP	WLS	BF	H	R	ER	SO	BB	IBB	HBP	BLK	WP	HR	S	P	ERA	WHIP

TOP

Detroit Tigers @ Chicago White Sox

Comiskey Park, Chicago, IL

Sat Apr 22 2000, 2:05 PM EDT
Att. 16,410 - Sunny - 50 F

livebaseballscorecards.com

AB	32
R	6
H	6
RBI	4
BB	3
SO	7
LOB	13

Batter	1	2	3	4	5	6	7	8	9	AB	R	H	RBI	BB	SO	LOB
Ray Durham, S (1, 4) OBP: 0.361, SLG: 0.529	S B X 1-1 ① G4-3		C X 0-1 ② F9		B F B C X 2-2 ① G1-3	C B X 1-1 ② FC4-6 FC5-4 1B 1-2f 2-3 3-H		C B B X 2-1 14 HR 1B 1B		5	1	1	1	0	0	2
Jose Valentin, S (1, 6) OBP: 0.343, SLG: 0.403	F B C S 1-3 ② K		B B C B B X 3-1 ③ G3		B B C B B S X 3-2 ② G4-3	B B X 2-0 FC5-4 1-2 3-H 1B		B B F C F F X 2-2 14 HR 1-2 1B		5	1	2	1	0	1	0
Frank Thomas, R (1, 10) OBP: 0.481, SLG: 0.682	C C B C 1-3 ③ K			C X 0-1 14 HBP 1B 2B	C B B C B X 3-2 ③ F8	X 0-0 ③ FC5-4 1-2f 2-3		B C S S 1-3 ① K		5	1	1	0	0	2	4
Magglio Ordonez, R (1, 9) OBP: 0.403, SLG: 0.460 Jeff Abbott, R (7, 9) OBP: 0.211, SLG: 0.222		B B F X 2-1 14 G5-3 1B 1B		B F B B C B 4-2 14 HBP 1B BB		F F B X 1-2 2B 2B	B X 1-0 ① G6-3	B C B B C X 3-2 ② L7		2 2	3 0	2 0	0 0	1 0	0 0	0 2
14 Paul Konerko, R (1, 3) OBP: 0.429, SLG: 0.618		B F B B X 3-1 ① G5-3 1-3 1B	H 1-0 1B SF8 1-2 2-3 HBP		B B F C B B 4-2 2B BB BB	B X 1-0 1B 1B	B B S S F B F X 3-2 1-H 2-H HR			3	4	2	3	1	0	1
Chris Singleton, L (1, 8) OBP: 0.382, SLG: 0.574 (8, 7)		C B X 1-1 FC4-6 3-H 1B	S X 0-1 1-3 2-H 3-H 1B		F B X 1-1 BB FC4-6 1-3 2-H 2B	B F X 1-1 1B E 1-2 1B	F X 0-1 HR			5	3	5	5	0	0	0
Carlos Lee, R (1, 7) OBP: 0.433, SLG: 0.586 McKay Christensen, L (8, 8)		B S B X 2-1 F9	C S S 0-3 ① K		H 1-0 FC4-6 BB 1B HBP	F B B X 2-1 E2 1-H 2-H 1B	B B X 2-0 ③ F7			3 1	1 0	1 0	1 0	0 0	1 0	3 0
Greg Norton, S (1, 5) OBP: 0.275, SLG: 0.459		B B X 2-0 ③ FC4-6 1-2f	B C B X 2-1 ② SF8 3-H		F C B B S 2-3 ① K	B C B F S 2-3 ② K				3	0	0	1	0	2	5
Mark Johnson, L (1, 2) OBP: 0.289, SLG: 0.400			X 0-0 ① F9	B B B C X 3-1 ③ L3		B B B B 4-0 FC4-6 1-2 2-3 3-H BB	F B B X 2-1 ③ G3-1			3	0	0	1	1	0	2
Inning Stats	R: 0 E: 0 K: 2 S: 8 H: 0 LOB: 0 BB: 0 P: 11	R: 1 E: 0 K: 0 S: 9 H: 2 LOB: 1 BB: 0 P: 19	R: 0 E: 0 K: 0 S: 5 H: 0 LOB: 0 BB: 0 P: 8	R: 3 E: 0 K: 1 S: 13 H: 2 LOB: 1 BB: 1 P: 23	R: 0 E: 0 K: 0 S: 9 H: 0 LOB: 0 BB: 0 P: 17	R: 4 E: 0 K: 1 S: 14 H: 3 LOB: 2 BB: 2 P: 30	R: 2 E: 1 K: 1 S: 11 H: 3 LOB: 1 BB: 0 P: 20	R: 4 E: 0 K: 1 S: 21 H: 4 LOB: 0 BB: 0 P: 34		1B: 9 2B: 3 3B: 0 HR: 2 SF: 1 SAC: 0 DP: 0 HBP: 2				WP: 0 PB: 0 SB: 0 CS: 0 PA: 43	

PITCHER		IP	WLS	BF	H	R	ER	SO	BB	IBB	HBP	BLK	WP	HR	S	P	ERA	WHIP
Jeff Weaver, R ERA: 8.25	(1, 1)	5.0	L	25	6	8	8	3	2	0	2	0	0	0	51	92	14.40	1.600
Jim Poole, L ERA: 5.4	(6, 1)	0.2		4	1	0	0	1	1	0	0	0	0	0	6	15	0.00	3.000
Danny Patterson, R ERA: 4.26	(6, 1)	0.1		1	0	0	0	0	0	0	0	0	0	0	1	1	0.00	0.000
Doug Brocail, R ERA: 4.32	(7, 1)	1.0		6	3	2	1	1	0	0	0	0	0	0	11	20	9.00	3.000
Todd Jones, R ERA: 9.53	(8, 1)	0.2		5	3	3	3	1	0	0	0	0	0	1	18	29	40.50	4.500

PITCHER		IP	WLS	BF	H	R	ER	SO	BB	IBB	HBP	BLK	WP	HR	S	P	ERA	WHIP
Willie Blair, R ERA: 6.0	(8, 1)	0.1		2	1	1	1	0	0	0	0	0	0	1	3	5	27.00	3.000

BOTTOM

Detroit Tigers @ Chicago White Sox

Comiskey Park, Chicago, IL

Sat Apr 22 2000, 2:05 PM EDT
Att. 16,410 - Sunny - 50 F

livebaseballscorecards.com

AB	37
R	14
H	14
RBI	13
BB	3
SO	6
LOB	19

Batter	1	2	3	4	5	6	7	8	9	AB	R	H	RBI	BB	SO	LOB
Luis Polonia, L (1, 10) OBP: 0.259, SLG: 0.283	B C C X 1-2 ① L8		B X 1-0 E5 1B		F C F X 0-2 ① G1-3		B B C F X 2-2 ① G3		C X 0-1 ② G3	5	0	1	0	0	0	0
Robert Fick, L (1, 2) OBP: 0.257, SLG: 0.242	B C F S 1-3 ② K		B S F B F B F B B 4-2 BB		B C F S 1-3 ② K		B C X 1-1 ② G5-3		C B F S 1-3 ③ K	4	0	0	0	1	3	0
Gregg Jefferies, S (1, 4) OBP: 0.360, SLG: 0.356	C X 0-1 ③ F9		C X 0-1 ③ F7		X 0-0 ③ F7		C F B B B X 3-2 ③ G4-3			4	0	0	0	0	0	2
Juan Gonzalez, R (1, 9) OBP: 0.333, SLG: 0.553		S F B S 1-3 ① K		F B S B F B X 3-2 HR		C X 0-1 ① P8		C X 0-1 1B		4	1	2	1	0	1	0
Bobby Higginson, L (1, 7) OBP: 0.343, SLG: 0.456		C B S F B X 2-2 HR		B C B B B C X 3-2 2B		B F X 1-1 HR		C B B C F X 2-2 1-3 1B		4	2	4	2	0	0	0
Dean Palmer, R (1, 5) OBP: 0.371, SLG: 0.559		C F B B B X 2-2 ② F3		B F B X 2-1 ① L4		C F F B B B F B X 3-2 HR		S F B S 1-3 ① K		4	1	1	1	0	1	3
Juan Encarnacion, R (1, 8) OBP: 0.385, SLG: 0.541		C X 0-1 ③ G1-3		C B B B X 3-1 ② G5-3		X 0-0 1B		C C B S 1-3 ② K		4	0	1	0	0	1	3
Tony Clark, S (1, 3) OBP: 0.237, SLG: 0.269	B B S X 2-1 ① F5		B B F B F F F B 4-2 BB		B S S X 1-2 ② F9			C B S X 1-2 ③ G1-3		3	0	0	0	1	0	3
Deivi Cruz, R (1, 6) OBP: 0.236, SLG: 0.269		X 0-0 ② F3	B C X 1-1 ③ P3		S X 0-1 ③ L8				B C X 1-1 ① P4	4	0	0	0	0	0	3
Inning Stats	R: 0 H: 0 E: 0 LOB: 0 K: 1 BB: 0 S: 8 P: 10	R: 1 H: 1 E: 0 LOB: 0 K: 1 BB: 0 S: 12 P: 17	R: 0 H: 1 E: 1 LOB: 2 K: 0 BB: 1 S: 10 P: 17	R: 1 H: 2 E: 0 LOB: 2 K: 0 BB: 1 S: 17 P: 33	R: 0 H: 0 E: 0 LOB: 0 K: 1 BB: 0 S: 8 P: 9	R: 2 H: 3 E: 0 LOB: 1 K: 0 BB: 0 S: 15 P: 20	R: 0 H: 0 E: 0 LOB: 0 K: 0 BB: 0 S: 8 P: 14	R: 0 H: 2 E: 0 LOB: 2 K: 2 BB: 0 S: 15 P: 20	R: 0 H: 0 E: 0 LOB: 0 K: 1 BB: 0 S: 7 P: 9	1B: 4 SF: 0 2B: 1 SAC: 0 3B: 0 DP: 0 HR: 4 HBP: 0						WP: 0 PA: 38 PB: 0 SB: 0 CS: 0

TOP

Detroit Tigers @ Chicago White Sox

Comiskey Park, Chicago, IL

Sun Apr 23 2000, 2:05 PM EDT
Att. 12,154 - Overcast - 51 F

livebaseballscorecards.com

AB	36
R	4
H	9
RBI	4
BB	2
SO	6
LOB	14

PITCHER		IP	WLS	BF	H	R	ER	SO	BB	IBB	HBP	BLK	WP	HR	S	P	ERA	WHIP
James Baldwin, R ERA: 3.38	(1, 1)	5.1	W	25	7	4	4	3	2	0	0	0	0	4	65	100	6.75	1.688
Kelly Wunsch, L ERA: 1.8	(6, 1)	1.2		7	2	0	0	0	0	0	0	0	0	0	19	28	0.00	1.200
41 Bill Simas, R ERA: 2.45	(8, 1)	1.0		3	0	0	0	2	0	0	0	0	0	0	9	12	0.00	0.000
Keith Foulke, R ERA: 1.46	(9, 1)	1.0		3	0	0	0	1	0	0	0	0	0	0	7	9	0.00	0.000

PITCHER	IP	WLS	BF	H	R	ER	SO	BB	IBB	HBP	BLK	WP	HR	S	P	ERA	WHIP

Detroit Tigers @ Chicago White Sox

Comiskey Park, Chicago, IL

Sun Apr 23 2000, 2:05 PM EDT

Att. 12,154 - Overcast - 51 F

livebaseballscorecards.com

Batter	1	2	3	4	5	6	7	8	9	AB	R	H	RBI	BB	SO	LOB
Ray Durham, S (1, 4) OBP: 0.364, SLG: 0.547	C C B F X 1-2 PB 3B	B F B X 2-1 1B SF8 1B	X 0-0 ① G1-3		C X 0-1 ① F8		B B C B C S 3-3 ③ K			5	2	2	0	0	1	1
Jose Valentin, S (1, 6) OBP: 0.347, SLG: 0.394	B B B C B 4-1 BB HR 3-H BB	B B X 2-0 S 1-3 2B 1B	C F X 1-2 ② F5		B X 1-0 ② F9			B B F X 2-1 ① F9		4	2	1	0	1	0	1
Frank Thomas, R (1, 10) OBP: 0.476, SLG: 0.667	B S B B S B 4-2 HR 1-2 BB	C F X 0-2 ① SF8 3-H	C C B X 1-2 1B		C X 0-1 ③ F8			C S X 0-2 ② G5-3		3	1	1	1	1	0	1
Maggio Ordonez, R (1, 9) OBP: 0.415, SLG: 0.559	F C X 0-2 ③ HR 1-H 2-H	S B F F F B B X 3-2 BB 1B 1-H 2B	B S B F B C 3-3 ③ K			C B X 1-1 14 SF8 3B		C B F S 1-3 ③ K		5	3	3	4	0	2	1
14 Paul Konerko, R (1, 3) OBP: 0.420, SLG: 0.600	S C B B S 2-3 ① K	C X 0-1 ② F7		B B F B B 4-1 G5-3 BB		X 0-0 ① SF8 3-H				2	0	0	1	1	1	1
Chris Singleton, L (1, 8) OBP: 0.389, SLG: 0.578	B X 1-0 2B	I I I 4-0 BB 1B IBB	X 0-0 ① G5-3 1-2			B B C B X 3-1 ② F8				3	1	1	0	1	0	1
Carlos Lee, R (1, 7) OBP: 0.423, SLG: 0.557	C S B X 1-2 ② F8	B B B 4-0 1B 1-2 2-3 BB		S X 0-1 ② F9		B B B C S F F S 3-3 ③ K				3	0	0	0	1	1	2
Greg Norton, S (1, 5) OBP: 0.295, SLG: 0.450	B S B S B F B 4-2 BB	B F X 1-1 1-3 2-H 3-H 1B		B B X 2-0 ③ G3-1			B F B X 2-1 ① F8			3	0	1	2	1	0	1
Mark Johnson, L (1, 2) OBP: 0.286, SLG: 0.368	X 0-0 ③ F7	B F F C 1-3 ③ K			B B B C F B 4-2 BB		C F F B F F B F B 3-2 X ② G1-3			3	0	0	0	1	1	4
Inning Stats	R: 4 E: 0 K: 1 S: 22 H: 3 LOB: 2 BB: 3 P: 39	R: 4 E: 0 K: 1 S: 18 H: 4 LOB: 2 BB: 2 P: 35	R: 0 E: 0 K: 1 S: 10 H: 1 LOB: 1 BB: 0 P: 15	R: 0 E: 0 K: 0 S: 5 H: 0 LOB: 1 BB: 1 P: 11	R: 0 E: 0 K: 0 S: 7 H: 0 LOB: 1 BB: 1 P: 12	R: 1 E: 0 K: 1 S: 10 H: 1 LOB: 0 BB: 0 P: 17	R: 0 E: 0 K: 1 S: 12 H: 0 LOB: 0 BB: 0 P: 20	R: 0 E: 0 K: 1 S: 8 H: 0 LOB: 0 BB: 0 P: 11		1B: 4 2B: 2 3B: 2 HR: 1 SF: 2 SAC: 0 DP: 0 HBP: 0						

	AB	31
	R	9
	H	9
	RBI	8
	BB	7
	SO	6
	LOB	13

WP: 0 PB: 1 SB: 1 CS: 0 PA: 40

PITCHER		IP	WLS	BF	H	R	ER	SO	BB	IBB	HBP	BLK	WP	HR	S	P	ERA	WHIP
Dave Borkowski, R ERA: 43.2	(1, 1)	1.2	L	16	6	8	8	1	4	1	0	0	0	1	35	67	43.20	6.000
Mark Johnson, R ERA: 4.5	(2, 1)	4.1		18	3	1	1	3	2	0	0	0	0	0	37	62	2.08	1.154
Jim Poole, L ERA: 4.15	(7, 1)	1.0		3	0	0	0	1	0	0	0	0	0	0	12	20	0.00	0.000
Matt Anderson, R ERA: 7.56	(8, 1)	1.0		3	0	0	0	1	0	0	0	0	0	0	8	11	0.00	0.000

PITCHER	IP	WLS	BF	H	R	ER	SO	BB	IBB	HBP	BLK	WP	HR	S	P	ERA	WHIP

Batter	1	2	3	4	5	6	7	8	9	AB	R	H	RBI	BB	SO	LOB
Brady Anderson, L (1, 8) OBP: 0.310, SLG: 0.371	B B B B 4-0 2B BB		B B X 2-0 ③ F7			C X 0-1 ② F9			F C S 0-3 ② K	3	1	0	0	1	1	0
Delino DeShields, L (1, 4) OBP: 0.356, SLG: 0.418	B B C S B X 3-2 CS 1-H 2B			B C F S 1-3 ① K		B F B B C C 3-3 ③ K			C B B X 2-1 ③ F7	4	0	1	1	0	2	0
B.J. Surhoff, L (1, 7) OBP: 0.390, SLG: 0.461	X 0-0 ① F9			C F S 0-3 ② K			B C B X 2-1 ① G4-3			3	0	0	0	0	1	1
Albert Belle, R (1, 9) OBP: 0.407, SLG: 0.484	B C B B C S 3-3 ② ③ K 2-3			X 0-0 ③ P4			B X 1-0 ② G6-3			3	0	0	0	0	1	1
Harold Baines, L (1, 10) OBP: 0.277, SLG: 0.349		C F S 0-3 ① K			B C S S 1-3 ① K		S B B B F X 3-2 ③ P5			3	0	0	0	0	2	0
Jeff Conine, R (1, 5) OBP: 0.368, SLG: 0.500		X 0-0 ② G4-3			F B X 1-1 ② F9			X 0-0 ① F8		3	0	0	0	0	0	0
Will Clark, L (1, 3) OBP: 0.508, SLG: 0.422		S B S F B F S 2-3 ③ K			F B B B F X 3-2 ③ G4-3			B C C B S 2-3 ② K		3	0	0	0	0	2	0
Charles Johnson, R (1, 2) OBP: 0.300, SLG: 0.667			C B X 1-1 ① F9			F X 0-1 HR		F B S B S 2-3 ③ K		3	1	1	1	0	1	0
Mike Bordick, R (1, 6) OBP: 0.356, SLG: 0.676			B C C X 1-2 ② G5-3			B F F S 1-3 ① K2-3			X 0-0 ① G6-3	3	0	0	0	0	1	0
Inning Stats	R: 1 H: 1 E: 0 LOB: 0 K: 1 BB: 1 S: 7 P: 17	R: 0 H: 0 E: 0 LOB: 0 K: 2 BB: 0 S: 9 P: 11	R: 0 H: 0 E: 0 LOB: 0 K: 0 BB: 0 S: 6 P: 10	R: 0 H: 0 E: 0 LOB: 0 K: 2 BB: 0 S: 7 P: 8	R: 0 H: 0 E: 0 LOB: 0 K: 1 BB: 0 S: 8 P: 13	R: 1 H: 1 E: 0 LOB: 0 K: 2 BB: 0 S: 10 P: 14	R: 0 H: 0 E: 0 LOB: 0 K: 0 BB: 0 S: 6 P: 12	R: 0 H: 0 E: 0 LOB: 0 K: 2 BB: 0 S: 7 P: 11	R: 0 H: 0 E: 0 LOB: 0 K: 1 BB: 0 S: 6 P: 8	1B: 0 SF: 0 2B: 1 SAC: 0 3B: 0 DP: 0 HR: 1 HBP: 0						

PITCHER		IP	WLS	BF	H	R	ER	SO	BB	IBB	HBP	BLK	WP	HR	S	P	ERA	WHIP
21 Cal Eldred, R ERA: 6.04	(1, 1)	9.0	W	29	2	2	2	11	1	0	0	0	0	1	66	104	2.00	0.333

PITCHER	IP	WLS	BF	H	R	ER	SO	BB	IBB	HBP	BLK	WP	HR	S	P	ERA	WHIP

TOP

Baltimore Orioles @ Chicago White Sox

Comiskey Park, Chicago, IL

Mon Apr 24 2000, 8:05 PM EDT

Att. 15,461 - Sunny - 51 F

livebaseballscorecards.com

AB	28
R	2
H	2
RBI	2
BB	1
SO	11
LOB	2

WP: 0 PA: 29
PB: 0
SB: 0
CS: 1

Batter	1	2	3	4	5	6	7	8	9	AB	R	H	RBI	BB	SO	LOB
Ray Durham, S (1, 4) OBP: 0.370, SLG: 0.544	C F C 0-3 ① K	B C S S 1-3 ① K		B C C F B X 2-2 1B			C B C B B F X 3-2 G3 2B 1B 3-H			4	1	2	1	0	2	0
Jose Valentin, S (1, 6) OBP: 0.355, SLG: 0.435	B B X 2-0 HR	B B F B F B 4-2 FC6-4 BB		B C F B X 2-2 ③ G4-3			X 0-0 ① G3 1-2			3	1	1	1	1	0	2
Frank Thomas, R (1, 10) OBP: 0.465, SLG: 0.658	B B B X 3-0 ② G6-3	S B F S 1-3 ② K			S C B F X 1-2 ① G1-3		C B X 1-1 2-H 2B			4	0	1	1	0	1	1
Magglio Ordonez, R (1, 9) OBP: 0.407, SLG: 0.535	C B B B B 4-1 14 FC5-4 BB	B C X 1-1 ③ FC6-4 1-2f			C B X 1-1 ② G5-3		B C B X 2-1 ② F9			3	0	0	0	1	0	2
14 Paul Konerko, R (1, 3) OBP: 0.412, SLG: 0.575	X 0-0 ③ FC5-4 1-2f		B B B C B 4-1 FC4-6 BB		C X 0-1 ③ G5-3		B B B C S C 3-3 ③ K			3	0	0	0	1	1	2
Chris Singleton, L (1, 8) OBP: 0.382, SLG: 0.559		X 0-0 FC6 1B 1B	X 0-0 ① FC4-6 CS 1-2f			C F F B X 1-2 ① P4		B B X 2-0 ① G4-3		4	1	1	0	0	0	1
Carlos Lee, R (1, 7) OBP: 0.400, SLG: 0.523		B F B F B F X 3-2 FC6 1B HR 1-2	B F F X 1-2 ② F7			B B F X 2-1 ② F3		B F B C F F F F B 3-2 F X ② F8		4	1	0	0	0	0	2
Greg Norton, S (1, 5) OBP: 0.313, SLG: 0.523		B L X 1-1 HR 1-3 2-H 1B	P F C 1-2 ③ CS 1-2	F B B S X 2-2 ① G5-3		C C F X 0-2 ③ F7		X 0-0 HR		4	2	2	2	0	0	0
Josh Paul, R (1, 2) OBP: 0.387, SLG: 0.586		B X 1-0 1-H 3-H HR		X 0-0 ② B1-3			X 0-0 1B 3B	C S S 0-3 ③ K		4	2	2	3	0	1	0
Inning Stats	R: 1 H: 1 E: 0 LOB: 1 K: 1 BB: 1 S: 7 P: 16	R: 4 H: 3 E: 0 LOB: 1 K: 2 BB: 1 S: 18 P: 30	R: 0 H: 0 E: 0 LOB: 0 K: 0 BB: 1 S: 8 P: 13	R: 0 H: 1 E: 0 LOB: 1 K: 0 BB: 0 S: 11 P: 17	R: 0 H: 0 E: 0 LOB: 0 K: 0 BB: 0 S: 8 P: 10	R: 0 H: 0 E: 0 LOB: 0 K: 0 BB: 0 S: 10 P: 13	R: 2 H: 3 E: 0 LOB: 1 K: 1 BB: 0 S: 13 P: 22	R: 1 H: 1 E: 0 LOB: 0 K: 1 BB: 0 S: 13 P: 18		1B: 4 SF: 0 2B: 1 SAC: 0 3B: 1 DP: 0 HR: 3 HBP: 0						

PITCHER		IP	WLS	BF	H	R	ER	SO	BB	IBB	HBP	BLK	WP	HR	S	P	ERA	WHIP
35 Mike Mussina, R ERA: 4.5	(1, 1)	6.1	L	30	8	7	7	3	3	0	0	0	0	2	70	111	9.95	1.737
Calvin Maduro, R ERA: 6.92	(7, 1)	0.2		2	0	0	0	1	0	0	0	0	0	0	5	10	0.00	0.000
Chuck McElroy, L ERA: 20.25	(8, 1)	1.0		4	1	1	1	1	0	0	0	0	0	1	13	18	9.00	1.000

PITCHER	IP	WLS	BF	H	R	ER	SO	BB	IBB	HBP	BLK	WP	HR	S	P	ERA	WHIP

BOTTOM

Baltimore Orioles @ Chicago White Sox

Comiskey Park, Chicago, IL

Mon Apr 24 2000, 8:05 PM EDT
Att. 15,461 - Sunny - 51 F

livebaseballscorecards.com

AB	33
R	8
H	9
RBI	8
BB	3
SO	5
LOB	10

Batter	1	2	3	4	5	6	7	8	9	AB	R	H	RBI	BB	SO	LOB
Brady Anderson, L (1, 10) OBP: 0.312, SLG: 0.397	G1-3	1-H 1B 2B	1-H 1B 2B		F8		F7		G3-1	6	2	2	2	0	0	2
Delino DeShields, L (1, 4) OBP: 0.392, SLG: 0.451	BB BB	2-H 1B	F8 2-H 1B		HBP BB		1B 1-3 2-H 2B		F8	4	0	3	3	2	0	0
B.J. Surhoff, L (1, 7) OBP: 0.409, SLG: 0.500	1-2 BB	P6	F8 2-3		G4-6-3 1-2 HBP		FC6-4 2-3 3-H 1B		HR	4	1	2	2	1	0	2
Albert Belle, R (1, 9) OBP: 0.402, SLG: 0.478	K	P6 BB			G4-6-3 1-2f		P4		2B	5	0	1	0	1	1	6
Jeff Conine, R (1, 3) OBP: 0.341, SLG: 0.439	P4	1B BB G5-3				F9	FC6-4 1-2f		G5-3	5	1	0	0	1	0	7
Cal Ripken Jr., R (1, 5) OBP: 0.319, SLG: 0.476		G4-6-3 BB E BB	1-2 1B 3B 1B	L9		G4-3		G4-3		4	2	1	0	1	0	0
Charles Johnson, R (1, 2) OBP: 0.338, SLG: 0.661		G4-6-3 1-2 BB	1-2 3B 2-H 1B	1B BB		G4-3		BB		2	1	1	1	3	0	0
Rich Amaral, R (1, 8) OBP: 0.500, SLG: 0.529		G4-6-3 1-2f 2-3	SF 1-H 2-H 3B	G6-4-3 1-3 1B			S 2B BB	G4-6-3 1-2 BB		3	2	2	2	2	0	2
Mike Bordick, R (1, 6) OBP: 0.346, SLG: 0.648		E5 S 2B 3-H	SF 2B 3-H	G6-4-3 1-2f			2B 1-2 1B BB	G4-6-3 1-2f		3	3	0	1	1	0	4
Inning Stats	R: 0 E: 0 K: 1 S: 7 H: 0 LOB: 2 BB: 2 P: 17	R: 3 E: 1 K: 0 S: 13 H: 2 LOB: 1 BB: 2 P: 25	R: 6 E: 1 K: 0 S: 23 H: 5 LOB: 2 BB: 2 P: 42	R: 0 E: 0 K: 0 S: 4 H: 1 LOB: 1 BB: 1 P: 10	R: 0 E: 0 K: 0 S: 8 H: 0 LOB: 1 BB: 1 P: 15	R: 0 E: 0 K: 0 S: 5 H: 0 LOB: 0 BB: 0 P: 11	R: 2 E: 0 K: 0 S: 16 H: 2 LOB: 2 BB: 2 P: 28	R: 0 E: 0 K: 0 S: 7 H: 0 LOB: 1 BB: 2 P: 18	R: 1 E: 0 K: 0 S: 10 H: 2 LOB: 1 BB: 0 P: 12	1B: 6 2B: 4 3B: 1 HR: 1 SF: 1 SAC: 0 DP: 4 HBP: 1						

TOP

Baltimore Orioles @ Chicago White Sox

Comiskey Park, Chicago, IL

Tue Apr 25 2000, 8:05 PM EDT

Att. 11,658 - Sunny - 54 F

livebaseballscorecards.com

AB	36
R	12
H	12
RBI	11
BB	12
SO	1
LOB	23

PITCHER		IP	WLS	BF	H	R	ER	SO	BB	IBB	HBP	BLK	WP	HR	S	P	ERA	WHIP
Mike Sirotka, L ERA: 6.23	(1, 1)	2.1	L	18	5	8	5	1	5	0	0	0	0	0	31	63	19.29	4.286
Scott Eyre, L ERA: 6.39	(3, 1)	2.2		13	3	1	0	0	3	0	1	0	0	0	24	46	0.00	2.250
Tanyon Sturtze, R ERA: 14.54	(6, 1)	2.0		10	2	2	2	0	2	0	0	0	0	0	21	39	9.00	2.000
Sean Lowe, R ERA: 2.03	(8, 1)	1.0		4	0	0	0	0	2	0	0	0	0	0	7	18	0.00	2.000
Bob Howry, R ERA: 5.59	(9, 1)	1.0		5	2	1	1	0	0	0	0	0	0	1	10	12	9.00	2.000

PITCHER	IP	WLS	BF	H	R	ER	SO	BB	IBB	HBP	BLK	WP	HR	S	P	ERA	WHIP

Batter	1	2	3	4	5	6	7	8	9	AB	R	H	RBI	BB	SO	LOB
Ray Durham, S (1, 4) OBP: 0.361, SLG: 0.548	G3	K			G4-3		SF9 3B		FC5-4 1-2f	5	1	1	0	0	1	3
Jose Valentin, S (1, 6) OBP: 0.333, SLG: 0.411	G5-3		F3		F9		SF9 3-H		G4-3	4	0	0	1	0	0	1
Frank Thomas, R (1, 10) OBP: 0.467, SLG: 0.640	CS 1 BB		K		14 HR 1B BB		P6			2	1	0	0	2	1	0
Magglio Ordonez, R (1, 9) OBP: 0.411, SLG: 0.533	CS 1-2	K	14 FC4-6 1B		14 HR 1B 1-2		G4-3			4	1	2	0	0	1	0
14 Paul Konerko, R (1, 3) OBP: 0.416, SLG: 0.623		1B 2B	FC4-6 1-2f		HR 1-H 2-H			F8		4	2	2	3	0	0	1
Chris Singleton, L (1, 8) OBP: 0.388, SLG: 0.556		1B 1B 1B 2-H		1B	F9			F8		4	1	2	1	0	0	0
Carlos Lee, R (1, 7) OBP: 0.392, SLG: 0.522		P4		F2		G1-3 L1-5 2B		G1-3		4	0	1	0	0	0	2
Greg Norton, S (1, 5) OBP: 0.327, SLG: 0.521		1B 1-3 1B		K		G1-3 2-3			FC5-4 1B	4	0	2	0	0	1	2
Mark Johnson, L (1, 2) OBP: 0.295, SLG: 0.375 Herbert Perry, R (6, PH) OBP: 0.258, SLG: 0.241 Josh Paul, R (7, 2) OBP: 0.375, SLG: 0.567		1-3 3-H 1B		G4-3		L1-5 3-H			K	2 1 1	0 0 0	1 0 0	1 0 0	0 0 0	0 0 1	1 1 1
Inning Stats	R: 0 E: 0 K: 0 S: 6 H: 0 LOB: 0 BB: 1 P: 14	R: 2 E: 0 K: 2 S: 16 H: 4 LOB: 2 BB: 0 P: 30	R: 0 E: 0 K: 1 S: 9 H: 1 LOB: 1 BB: 0 P: 11	R: 0 E: 0 K: 1 S: 11 H: 1 LOB: 1 BB: 0 P: 19	R: 3 E: 0 K: 0 S: 13 H: 2 LOB: 0 BB: 1 P: 26	R: 0 E: 0 K: 0 S: 5 H: 1 LOB: 0 BB: 0 P: 6	R: 1 E: 0 K: 0 S: 12 H: 1 LOB: 0 BB: 0 P: 21	R: 0 E: 0 K: 0 S: 8 H: 0 LOB: 0 BB: 0 P: 12	R: 0 E: 0 K: 1 S: 6 H: 1 LOB: 1 BB: 0 P: 7	1B: 7 2B: 3 3B: 1 HR: 1	SF: 1 SAC: 0 DP: 1 HBP: 0				WP: 0 PB: 0 SB: 0 CS: 1	PA: 39	

BOTTOM

Baltimore Orioles @ Chicago White Sox

Comiskey Park, Chicago, IL

Tue Apr 25 2000, 8:05 PM EDT

Att. 11,658 - Sunny - 54 F

livebaseballscorecards.com

AB	35
R	6
H	11
RBI	6
BB	2
SO	5
LOB	12

PITCHER		IP	WLS	BF	H	R	ER	SO	BB	IBB	HBP	BLK	WP	HR	S	P	ERA	WHIP
Pat Rapp, R ERA: 4.7	(1, 1)	5.0	W	24	8	5	5	4	2	0	0	0	0	1	55	100	9.00	2.000
Calvin Maduro, R ERA: 6.75	(6, 1)	0.1		2	1	0	0	0	0	0	0	0	0	0	3	4	0.00	3.000
Buddy Groom, L ERA: 2.61	(6, 1)	1.2		5	1	1	1	0	0	0	0	0	0	0	14	23	5.40	0.600
Mike Trombley, R ERA: 4.91	(8, 1)	1.0		3	0	0	0	0	0	0	0	0	0	0	8	12	0.00	0.000
Mike Timlin, R ERA: 7.36	(9, 1)	1.0		4	1	0	0	1	0	0	0	0	0	0	6	7	0.00	1.000

PITCHER	IP	WLS	BF	H	R	ER	SO	BB	IBB	HBP	BLK	WP	HR	S	P	ERA	WHIP

Batter	1	2	3	4	5	6	7	8	9	AB	R	H	RBI	BB	SO	LOB
Brady Anderson, L (1, 8) OBP: 0.329, SLG: 0.394	G3		HR 1B	BB		BB		F7		3	1	1	0	2	0	1
Delino DeShields, L (1, 4) OBP: 0.393, SLG: 0.487	E4		HR	P5		1B		F7		5	1	2	3	0	0	3
B.J. Surhoff, L (1, 7) OBP: 0.398, SLG: 0.476	G3		G6-3		BB	G6-3		G4-3		4	0	0	0	1	0	4
Albert Belle, R (1, 9) OBP: 0.380, SLG: 0.446	K		G5-3		F7	G5-3			P5	5	0	0	0	0	1	4
Harold Baines, L (1, 10) OBP: 0.279, SLG: 0.394 Jeff Conine, R (7, PH) OBP: 0.326, SLG: 0.419		G4-3	HR		G3-1		G4-3		F9	3 2	1 0	1 0	1 0	0 0	0 0	1 0
Cal Ripken Jr., R (1, 5) OBP: 0.311, SLG: 0.456		G4-3	F8		F8		1B		G4-3	5	0	1	0	0	0	1
Will Clark, L (1, 3) OBP: 0.507, SLG: 0.429		1B	F8		HR 1B		K			4	1	2	0	0	1	1
Greg Myers, L (1, 2) OBP: 0.125, SLG: 0.125		K	K		F8		G1-3			4	0	0	0	0	2	3
Mike Bordick, R (1, 6) OBP: 0.378, SLG: 0.703			1B HR 1B	BB 1B		HR		BB		3	2	3	2	1	0	0
Inning Stats	R: 0 E: 1 K: 1 S: 11 H: 0 LOB: 1 BB: 0 P: 15	R: 0 E: 0 K: 1 S: 10 H: 1 LOB: 1 BB: 0 P: 14	R: 4 E: 0 K: 0 S: 13 H: 4 LOB: 0 BB: 0 P: 21	R: 0 E: 0 K: 1 S: 10 H: 1 LOB: 2 BB: 1 P: 20	R: 0 E: 0 K: 0 S: 7 H: 0 LOB: 1 BB: 1 P: 13	R: 2 E: 0 K: 0 S: 17 H: 3 LOB: 2 BB: 1 P: 30	R: 0 E: 0 K: 1 S: 9 H: 1 LOB: 1 BB: 0 P: 16	R: 0 E: 0 K: 0 S: 8 H: 0 LOB: 1 BB: 1 P: 15	R: 0 E: 0 K: 0 S: 6 H: 0 LOB: 0 BB: 0 P: 7	1B: 7 2B: 0 3B: 0 HR: 3 SF: 0 SAC: 0 DP: 0 HBP: 0						

PITCHER	IP	WLS	BF	H	R	ER	SO	BB	IBB	HBP	BLK	WP	HR	S	P	ERA	WHIP
Kip Wells, R (1, 1) ERA: 6.33	5.1	W	27	8	6	6	3	2	0	0	0	0	3	57	94	10.12	1.875
Kelly Wunsch, L (6, 1) ERA: 1.54	1.2		8	2	0	0	1	1	0	0	0	0	0	20	35	0.00	1.800
41 Bill Simas, R (8, 1) ERA: 2.25	1.0		4	0	0	0	0	1	0	0	0	0	0	8	15	0.00	1.000
Keith Foulke, R (9, 1) ERA: 1.35	1.0		3	0	0	0	0	0	0	0	0	0	0	6	7	0.00	0.000

PITCHER	IP	WLS	BF	H	R	ER	SO	BB	IBB	HBP	BLK	WP	HR	S	P	ERA	WHIP

TOP

Baltimore Orioles @ Chicago White Sox

Comiskey Park, Chicago, IL

Wed Apr 26 2000, 8:05 PM EDT

Att. 13,649 - Sunny - 54 F

livebaseballscorecards.com

AB	38
R	6
H	10
RBI	6
BB	4
SO	4
LOB	18

WP: 0 PA: 42
PB: 0
SB: 1
CS: 0

BOTTOM

Baltimore Orioles @ Chicago White Sox

Comiskey Park, Chicago, IL

Wed Apr 26 2000, 8:05 PM EDT

Att. 13,649 - Sunny - 54 F

livebaseballscorecards.com

Batter	1	2	3	4	5	6	7	8	9	AB	R	H	RBI	BB	SO	LOB
Ray Durham, S (1, 4) OBP: 0.363, SLG: 0.540	G5-3	K		HR, BB, 1B		SF7		BB		3	1	1	2	1	1	0
Jose Valentin, S (1, 6) OBP: 0.337, SLG: 0.395	K		K	HR, BB		BB		K		3	1	0	0	2	3	3
Frank Thomas, R (1, 3) OBP: 0.463, SLG: 0.667	F9		1B, BB	HR		F9		SF9		3	1	1	5	1	0	1
Magglio Ordonez, R (1, 9) OBP: 0.400, SLG: 0.513		F9	1B	G4-3		F9		F8		5	0	1	0	0	0	3
14 Paul Konerko, R (1, 10) OBP: 0.409, SLG: 0.617		E, HR, 2B	P3	P4			F7			4	1	1	0	0	0	2
Chris Singleton, L (1, 8) OBP: 0.369, SLG: 0.526		E4, HR	K		G4-3		G5-3			4	1	0	0	0	1	3
Carlos Lee, R (1, 7) OBP: 0.398, SLG: 0.556		HR	1B, S, 1B, BB		L9		K			3	2	1	3	1	1	0
Herbert Perry, R (1, 5) OBP: 0.286, SLG: 0.364		HR	G6-3		K			BB, 1B, SF9, 1B		4	2	2	1	0	1	1
Josh Paul, R (1, 2) OBP: 0.417, SLG: 0.647		F8	BB, 1B, HR, 1B			SF7, 3B		BB, 1B		4	2	3	0	0	0	0
Inning Stats	R: 0 E: 0 K: 1 S: 8 H: 0 LOB: 0 BB: 0 P: 13	R: 4 E: 1 K: 1 S: 21 H: 3 LOB: 0 BB: 0 P: 31	R: 0 E: 0 K: 2 S: 13 H: 1 LOB: 2 BB: 1 P: 23	R: 5 E: 0 K: 0 S: 19 H: 3 LOB: 0 BB: 2 P: 35	R: 0 E: 0 K: 1 S: 7 H: 0 LOB: 0 BB: 0 P: 12	R: 1 E: 0 K: 0 S: 8 H: 1 LOB: 1 BB: 1 P: 15	R: 0 E: 0 K: 1 S: 9 H: 0 LOB: 0 BB: 0 P: 13	R: 1 E: 0 K: 1 S: 14 H: 2 LOB: 2 BB: 1 P: 23		1B: 5 2B: 1 3B: 1 HR: 3	SF: 2 SAC: 0 DP: 0 HBP: 0				WP: 0 PB: 0 SB: 1 CS: 0	PA: 40	

	AB	33
	R	11
	H	10
	RBI	11
	BB	5
	SO	7
	LOB	13

PITCHER		IP	WLS	BF	H	R	ER	SO	BB	IBB	HBP	BLK	WP	HR	S	P	ERA	WHIP
Sidney Ponson, R ERA: 5.4	(1, 1)	4.0	L	23	7	9	8	4	3	0	0	0	0	3	61	102	18.00	2.500
B.J. Ryan, L ERA: 0.96	(5, 1)	1.0		3	0	0	0	1	0	0	0	0	0	0	7	12	0.00	0.000
Chuck McElroy, L ERA: 14.14	(6, 1)	3.0		14	3	2	2	2	2	0	0	0	0	0	31	51	6.00	1.667

PITCHER	IP	WLS	BF	H	R	ER	SO	BB	IBB	HBP	BLK	WP	HR	S	P	ERA	WHIP

Baltimore Orioles @ Chicago White Sox

Comiskey Park, Chicago, IL

Thu Apr 27 2000, 8:05 PM EDT

Att. 13,225 - Sunny - 65 F

TOP

livebaseballscorecards.com

Batter	1	2	3	4	5	6	7	8	9	AB	R	H	RBI	BB	SO	LOB
Brady Anderson, L (1, 8) OBP: 0.356, SLG: 0.405	S H 1-1 2B HBP		C B F X 1-2 CS 1B		F X 0-1 ② L4		X 0-0 2B 1B		B F B B C B 4-2 BB	3	2	2	0	1	0	1
Delino DeShields, L (1, 4) OBP: 0.393, SLG: 0.506	X 0-0 G4-3 FC4-2 1-H 2B		C B F B 1 X SAFE 3-2 ①② G4-3 1-2		B B C X 2-1 ③ G4-3		S B B X 2-1 1-H 2B		C B B F B F X 3-2 ② F8	5	0	2	2	0	0	3
B.J. Surhoff, L (1, 7) OBP: 0.388, SLG: 0.455	B X 1-0 ① G4-3 2-3		B B X 2-0 ③ G6-3			B X 1-0 ① G4-3	B B C F F B B 4-2 BB		F F X 0-2 ③ F7	4	0	0	0	1	0	2
Albert Belle, R (1, 10) OBP: 0.375, SLG: 0.436	B B B X 3-0 ② FC4-2 CS 3-H			C B B B C F X 3-2 FC5-4 1B		C B B B C B X 3-2 ② P4	B F B C C 2-3 ③ K			4	0	1	0	0	1	3
Jeff Conine, R (1, 9) (5, 3) OBP: 0.340, SLG: 0.511	1 SAFE 0-0 ③ CS 1-2	B B B C X 3-1 G5-3 G1-3 2B		B B C X 2-1 ① P4		F C B B B X 3-2 HR		C X 1-1 ① F3		4	2	2	1	0	0	1
Cal Ripken Jr., R (1, 5) OBP: 0.312, SLG: 0.443 Mark Lewis, R (7, 5) OBP: 0.190, SLG: 0.250		L B X 1-1 ① G5-3 2-3		B X 1-0 ② FC5-4 1-2f		B B B B 4-0 BB		B B F X 2-1 2B		2 1	0 0	0 1	0 0	1 0	0 0	2 0
Will Clark, L (1, 3) OBP: 0.507, SLG: 0.420 Rich Amaral, R (5, 9) OBP: 0.455, SLG: 0.474		C B H 2-1 G1-3 HBP		F S B X 1-2 ③ G3		B B B C X 3-1 ③ F8		C S S 0-3 ② K		1 2	0 0	0 0	0 0	0 1	0 2	1 2
Charles Johnson, R (1, 2) OBP: 0.319, SLG: 0.619		B X 1-0 ② G1-3 1-2 3-H		C B B B F S 3-3 ① K			F F B B B F F X 2-2 ① F9	B X 1-0 ③ F7		4	0	0	1	0	1	2
Mike Bordick, R (1, 6) OBP: 0.376, SLG: 0.688 Jesse Garcia, R (7, 6)		C C X 0-2 ③ F9		B F C X 1-2 1B			C X 0-1 ② F8		X 0-0 ① F9	3 1	0 0	1 0	0 0	0 0	0 0	1 0
Inning Stats	R: 1 E: 0 K: 0 S: 4 H: 1 LOB: 0 BB: 0 P: 9	R: 1 E: 0 K: 0 S: 9 H: 1 LOB: 1 BB: 0 P: 16	R: 0 E: 0 K: 0 S: 8 H: 1 LOB: 0 BB: 0 P: 14	R: 0 E: 0 K: 0 S: 10 H: 1 LOB: 1 BB: 0 P: 17	R: 0 E: 0 K: 1 S: 10 H: 1 LOB: 1 BB: 0 P: 16	R: 1 E: 0 K: 0 S: 9 H: 1 LOB: 1 BB: 1 P: 23	R: 1 E: 0 K: 1 S: 16 H: 2 LOB: 2 BB: 1 P: 26	R: 0 E: 0 K: 1 S: 8 H: 1 LOB: 1 BB: 0 P: 12	R: 0 E: 0 K: 0 S: 10 H: 0 LOB: 1 BB: 1 P: 17	1B: 4 2B: 4 3B: 0 HR: 1 SF: 0 SAC: 0 DP: 0 HBP: 2						

	AB	34
	R	4
	H	9
	RBI	4
	BB	3
	SO	3
	LOB	18

WP: 0 PB: 0 SB: 0 CS: 2 PA: 40

PITCHER		IP	WLS	BF	H	R	ER	SO	BB	IBB	HBP	BLK	WP	HR	S	P	ERA	WHIP
Jim Parque, L ERA: 5.34	(1, 1)	6.2	W	30	8	4	4	1	2	0	2	0	0	1	63	116	5.40	1.500
Sean Lowe, R ERA: 1.84	(7, 1)	1.1		5	1	0	0	2	0	0	0	0	0	0	11	17	0.00	0.750
Tanyon Sturtze, R ERA: 13.03	(9, 1)	1.0		4	0	0	0	0	1	0	0	0	0	0	10	17	0.00	1.000

PITCHER	IP	WLS	BF	H	R	ER	SO	BB	IBB	HBP	BLK	WP	HR	S	P	ERA	WHIP

BOTTOM

Baltimore Orioles @ Chicago White Sox

Comiskey Park, Chicago, IL

Thu Apr 27 2000, 8:05 PM EDT
Att. 13,225 - Sunny - 65 F

livebaseballscorecards.com

Batter	1	2	3	4	5	6	7	8	9	AB	R	H	RBI	BB	SO	LOB
Ray Durham, S (1, 4) OBP: 0.365, SLG: 0.551	1-1 1B SF8 2B	3-2 ② FC4-6 2B 1-2f 2-3	0-0 ① F7	2-1 ③ FC6 1-2f			X 0-0 ② G5-3			2	1	1	0	0	0	2
Craig Wilson, R (3, PH) OBP: 0.383, SLG: 0.372 (4, 4)										3	0	0	0	0	0	5
Jose Valentin, S (1, 6) OBP: 0.363, SLG: 0.494	0-0 G6-4-3 1B 2-3	1-1 2B 1-3 3-H	3-2 SF8 3B 1-H 2-H 3-H		0-3 ① K		1-1 HR			5	2	4	5	0	1	0
Frank Thomas, R (1, 10) OBP: 0.470, SLG: 0.675	2-1 ① SF8 3-H	4-0 IBB	4-0 IBB		2-1 G4-3 2B		2-0 F9			2	0	1	1	2	0	0
Magglio Ordonez, R (1, 9) OBP: 0.380, SLG: 0.488	2-0 ②③ G6-4-3 1-2f	1-0 ③ F9	2-0 ② SF8 3-H		3-2 ② G4-3 2-3			1-0 E3 14 2B 1B		4	1	0	1	0	0	5
14 Paul Konerko, R (1, 3) OBP: 0.418, SLG: 0.663		2-1 E 1B	HR F3		1-0 ③ G6-3			0-2 1-3 1B 2B		5	3	3	1	0	0	2
Chris Singleton, L (1, 8) OBP: 0.382, SLG: 0.550	0-2 E4 1-H 3B	4-2 BB BB 1B BB	0-1 BB 1B		0-1 ① G6-3			0-0 ① P4		4	2	2	1	1	0	2
Carlos Lee, R (1, 7) OBP: 0.395, SLG: 0.541	2-3 ① K	4-0 1B BB 1-2 3B BB	2-3 ① K		0-3 ② K			0-3 ② K		2	1	0	0	1	2	1
Jeff Abbott, R (6, PH) OBP: 0.190, SLG: 0.200 (7, 7)										2	0	0	0	0	2	2
Greg Norton, S (1, 5) OBP: 0.351, SLG: 0.510	4-2 FC4-6 BB 2B BB	4-1 1B 1-2 2-3 3B BB	1-2 ② F8		0-0 ③ F8			0-1 ③ 2-H 3-H 1B		3	2	1	2	2	0	1
Mark Johnson, L (1, 2) OBP: 0.333, SLG: 0.381	4-2 FC4-6 1-2 BB	1-2 3B 1B 1-2 2-3 3-H	4-1 FC6 1-2 BB				2-2 ① F9			2	1	1	1	2	0	0

Inning Stats									
	R: 1 H: 2 E: 0 LOB: 0 K: 0 BB: 0 S: 6 P: 11	R: 3 H: 3 E: 1 LOB: 3 K: 1 BB: 3 S: 25 P: 46	R: 6 H: 3 E: 0 LOB: 1 K: 0 BB: 4 S: 16 P: 38	R: 0 H: 1 E: 0 LOB: 2 K: 1 BB: 1 S: 12 P: 21	R: 0 H: 1 E: 0 LOB: 1 K: 1 BB: 0 S: 10 P: 16	R: 0 H: 0 E: 0 LOB: 0 K: 1 BB: 0 S: 6 P: 6	R: 1 H: 1 E: 0 LOB: 0 K: 0 BB: 0 S: 7 P: 12	R: 2 H: 2 E: 1 LOB: 1 K: 1 BB: 0 S: 10 P: 11	

1B: 5	SF: 2	WP: 0
2B: 4	SAC: 0	PB: 0
3B: 2	DP: 1	SB: 0
HR: 2	HBP: 0	CS: 0

PA: 44

AB	34
R	13
H	13
RBI	12
BB	8
SO	5
LOB	20

PITCHER		IP	WLS	BF	H	R	ER	SO	BB	IBB	HBP	BLK	WP	HR	S	P	ERA	WHIP
Jose Mercedes, R ERA: 6.38	(1, 1)	1.2	L	12	5	4	4	1	2	1	0	0	0	0	30	55	21.60	4.200
Calvin Maduro, R ERA: 9.82	(2, 1)	1.1		11	3	6	6	0	3	1	0	0	0	1	17	40	40.50	4.500
B.J. Ryan, L ERA: 0.79	(4, 1)	2.0		9	2	0	0	2	1	0	0	0	0	0	22	37	0.00	1.500
Buddy Groom, L ERA: 2.38	(6, 1)	1.0		3	0	0	0	1	0	0	0	0	0	0	6	6	0.00	0.000
Mike Trombley, R ERA: 5.4	(7, 1)	1.0		4	1	1	1	0	0	0	0	0	0	1	7	12	9.00	1.000

PITCHER		IP	WLS	BF	H	R	ER	SO	BB	IBB	HBP	BLK	WP	HR	S	P	ERA	WHIP
Mike Timlin, R ERA: 5.79	(8, 1)	1.0		5	2	2	0	1	0	0	0	0	0	0	10	11	0.00	2.000

Batter	1	2	3	4	5	6	7	8	9	AB	R	H	RBI	BB	SO	LOB
Ray Durham, S (1, 4) OBP: 0.361, SLG: 0.538	F B B B X 3-1 F7		C C X 0-2 G1-3 1-2 3-H		B B X 2-0 G3-1 1-2 1B		F B 1 SAFE 1-1 CS 1-2	B X 1-0 F8		4	0	1	1	0	0	1
Jose Valentin, S (1, 6) OBP: 0.368, SLG: 0.529	B C B B X 3-1 F9		B B C X 2-1 2-H HR		C B B C X 2-2 G3-1 1-2 2-3			C C B F F B X 2-2 1B 1B		4	1	2	2	0	0	2
Frank Thomas, R (1, 3) OBP: 0.462, SLG: 0.655 Craig Wilson, R (9, 5) OBP: 0.383, SLG: 0.372	X 0-0 F9		B B X 2-0 E6 FC6-4		C B X 1-1 F9			X 0-0 G5-4-3 1-2 1B		4 0	0 0	1 0	0 0	0 0	0 0	2 0
Magglio Ordonez, R (1, 9) OBP: 0.365, SLG: 0.466		B C S X 1-2 G6-3	C B X 1-1 FC6-4 1-2f			C B B X 2-1 F3		C B X 1-1 G5-4-3 1-2f		4	0	0	0	0	0	3
14 Paul Konerko, R (1, 10) OBP: 0.412, SLG: 0.644		C B X 1-1 F8		C F B S 2-3 K		C C S 0-3 K			B S X 1-1 G6-4-3 1B	4	0	1	0	0	2	0
Chris Singleton, L (1, 8) OBP: 0.366, SLG: 0.524		X 0-0 G3		B B B C X 3-1 G6-3		F X 0-1 F9			X 0-0 G6-4-3 1-2f	4	0	0	0	0	0	1
Jeff Abbott, R (1, 7) OBP: 0.240, SLG: 0.217			B B C B B 4-1 1B 1B BB	C X 0-1 G1			C B B F S 2-3 K		C X 0-1 1B	3	0	1	0	1	1	0
Greg Norton, S (1, 5) OBP: 0.377, SLG: 0.564 (9, 3)			B X 1-0 1B G1-3 1-2 1B		B F B F B X 3-2 G3-1 1B		S C F X 0-2 FC2 3B		C B F F X 1-2 P5	4	1	3	0	0	0	1
Mark Johnson, L (1, 2) OBP: 0.333, SLG: 0.378			L X 0-1 G1-3 HR 1-3 2-H 1B		C C S 0-3 K		B X 1-0 FC2 CS 3-H			3	1	1	0	0	1	2
Inning Stats	R: 0 E: 0 K: 0 S: 5 H: 0 LOB: 0 BB: 0 P: 11	R: 0 E: 0 K: 0 S: 6 H: 0 LOB: 0 BB: 0 P: 8	R: 3 E: 1 K: 0 S: 12 H: 3 LOB: 1 BB: 1 P: 22	R: 0 E: 0 K: 1 S: 7 H: 0 LOB: 0 BB: 0 P: 12	R: 0 E: 0 K: 1 S: 12 H: 2 LOB: 2 BB: 0 P: 20	R: 0 E: 0 K: 1 S: 7 H: 0 LOB: 0 BB: 0 P: 9	R: 0 E: 0 K: 1 S: 9 H: 1 LOB: 0 BB: 0 P: 13	R: 0 E: 0 K: 0 S: 9 H: 2 LOB: 1 BB: 0 P: 13	R: 0 E: 0 K: 0 S: 9 H: 2 LOB: 1 BB: 0 P: 11	1B: 8 2B: 0 3B: 1 HR: 1	SF: 0 SAC: 0 DP: 2 HBP: 0						

TOP

Chicago White Sox @ Detroit Tigers

Comerica Park, Detroit, MI

Fri Apr 28 2000, 7:05 PM EDT
Att. 26,916 - Sunny - 63 F

livebaseballscorecards.com

AB	34
R	3
H	10
RBI	3
BB	1
SO	4
LOB	12

WP: 0 PB: 0 SB: 0 CS: 1 PA: 36

PITCHER	IP	WLS	BF	H	R	ER	SO	BB	IBB	HBP	BLK	WP	HR	S	P	ERA	WHIP
Jeff Weaver, R (1, 1) ERA: 6.0	9.0	L	35	10	3	3	4	1	0	0	0	0	1	76	119	3.00	1.222

PITCHER	IP	WLS	BF	H	R	ER	SO	BB	IBB	HBP	BLK	WP	HR	S	P	ERA	WHIP

Batter	1	2	3	4	5	6	7	8	9	AB	R	H	RBI	BB	SO	LOB
Luis Polonia, L (1, 10) OBP: 0.299, SLG: 0.390	C S X 0-2 HR		F B B X 2-1 CS 1B			C X 0-1 FC4-6 1B		C X 0-1 ② G6-3		3	1	3	1	0	0	0
Wendell Magee, R (8, PH) OBP: 0.238, SLG: 0.500										1	0	0	0	0	0	0
Gregg Jefferies, S (1, 5) OBP: 0.367, SLG: 0.382	C B F X 1-2 ① G6-3		B B 2-0 ③ CS 1-2	B B C X 2-1 ① G3-1		B X 1-0 ① FC4-6 FC5-4 1-2f		C X 0-1 ③ G3		4	0	0	0	0	0	1
Juan Encarnacion, R (1, 8) OBP: 0.415, SLG: 0.566	S C X 0-2 F8 1B			B F S X 1-2 HR		B B C F X 2-2 ② FC5-4 1-2f			C B S B F F F B 3-3 ① K	4	1	2	1	0	1	1
Juan Gonzalez, R (1, 9) OBP: 0.322, SLG: 0.509	1 SAFE X 0-0 ② ③ F8 1-2			B C B B B 4-1 1B BB		X 0-0 ③ P6			S B F F S 1-3 ② K	3	0	0	0	1	1	2
Bobby Higginson, L (1, 7) OBP: 0.333, SLG: 0.411		B F F F B F X 2-2 ① G4-3		B X 1-0 G6-4-3 1-2 1B			C B F F X 1-2 ① F8		C B B B B F S 3-3 ③ K	4	0	1	0	0	1	0
Damion Easley, R (1, 4) OBP: 0.233, SLG: 0.231		C F C 0-3 ② K		X 0-0 ② ③ G6-4-3 1-2f			F F X 0-2 ② F8			3	0	0	0	0	1	2
Brad Ausmus, R (1, 2) OBP: 0.346, SLG: 0.343		B F X 1-1 ③ F9			C B C X 1-2 ① F9		B B S B F B 4-2 WP BB			2	0	0	0	1	0	0
Tony Clark, S (1, 3) OBP: 0.206, SLG: 0.230			X 0-0 ① F3		C B F F X 1-2 ② G4-3		S B B F B B F S 3-3 ③ K 1-2			3	0	0	0	0	1	1
Deivi Cruz, R (1, 6) OBP: 0.246, SLG: 0.369			C B C F F B X 2-2 ② F8		B X 1-0 ③ G6-3			C C B B S 2-3 ① K		3	0	0	0	0	1	0

BOTTOM

Chicago White Sox @ Detroit Tigers

Comerica Park, Detroit, MI

Fri Apr 28 2000, 7:05 PM EDT
Att. 26,916 - Sunny - 63 F

livebaseballscorecards.com

AB	30
R	2
H	6
RBI	2
BB	2
SO	6
LOB	7

Inning Stats	1	2	3	4	5	6	7	8	9
	R: 1 E: 0 K: 0 S: 10	H: 2 LOB: 0 BB: 0 P: 11	R: 0 E: 0 K: 1 S: 10	H: 0 LOB: 0 BB: 0 P: 13	R: 0 E: 0 K: 0 S: 8	H: 1 LOB: 0 BB: 0 P: 14	R: 1 E: 0 K: 0 S: 8	H: 2 LOB: 1 BB: 1 P: 16	R: 0 E: 0 K: 0 S: 8	H: 0 LOB: 0 BB: 0 P: 11	R: 0 E: 0 K: 0 S: 7	H: 1 LOB: 1 BB: 0 P: 10	R: 0 E: 0 K: 1 S: 13	H: 0 LOB: 1 BB: 1 P: 21	R: 0 E: 0 K: 1 S: 7	H: 0 LOB: 0 BB: 0 P: 9	R: 0 E: 0 K: 3 S: 16	H: 0 LOB: 0 BB: 0 P: 23

| | | | | | | | | | |

Batter	1	2	3	4	5	6	7	8	9	AB	R	H	RBI	BB	SO	LOB
Ray Durham, S (1, 4) OBP: 0.366, SLG: 0.526	C B F F X 1-2 G4-3		B B X 2-0 F7		B B C B S B 4-2 2B BB			B F C H 2-2 CS SH2-3 HBP		2	0	0	0	1	0	0
Jose Valentin, S (1, 6) OBP: 0.367, SLG: 0.534	C T B F B F B F F X 3-2 P4		C C B X 1-2 G4-3		B B F X 2-1 1-3 3-H 2B			F B X 1-1 SH2-3 1-2		3	0	1	1	0	0	0
Frank Thomas, R (1, 10) OBP: 0.454, SLG: 0.632	B B F F F F B B 4-2 BB			X 0-0 L7	C T F B F F F X 1-2 G5-3			C B 2 SAFE X 1-1 G6-3 2-3		3	0	0	0	1	0	3
Magglio Ordonez, R (1, 9) OBP: 0.361, SLG: 0.457	X 0-0 F8			C B B X 2-1 G5-3		X 0-0 G4-3			X 0-0 G4-3 1B	4	0	1	0	0	0	1
14 Paul Konerko, R (1, 3) OBP: 0.396, SLG: 0.617		B C T F S 1-3 K		C S B C 1-3 K		F B X 1-1 F9			C B B C X 2-2 F3	4	0	0	0	0	2	1
Chris Singleton, L (1, 8) OBP: 0.351, SLG: 0.500		B C B X 2-1 P6			C F B X 1-2 G3-1	C C B F X 1-2 G3			C X 0-1 G4-3 1-2	4	0	0	0	0	0	1
Jeff Abbott, R (1, 7) OBP: 0.276, SLG: 0.296		X 0-0 1B			B B S F F X 2-2 2B 2B		B X 1-0 F7		C B S X 1-2 G3-1	4	1	2	0	0	0	1
Greg Norton, S (1, 5) OBP: 0.375, SLG: 0.569		S C T F B S 1-3 K			S X 0-1 G1-3 2-H 2B		B B F X 2-1 G3-1			3	1	1	1	0	1	1
Josh Paul, R (1, 2) OBP: 0.385, SLG: 0.595			B C S X 1-2 L4		X 0-0 G1-3 2-3		X 0-0 F8			3	0	0	0	0	0	1
Inning Stats	R: 0 H: 0 E: 0 LOB: 1 K: 0 BB: 1 S: 14 P: 22	R: 0 H: 1 E: 0 LOB: 1 K: 2 BB: 0 S: 12 P: 16	R: 0 H: 0 E: 0 LOB: 0 K: 0 BB: 0 S: 7 P: 11	R: 0 H: 0 E: 0 LOB: 0 K: 1 BB: 0 S: 6 P: 9	R: 2 H: 3 E: 0 LOB: 2 K: 0 BB: 1 S: 21 P: 31	R: 0 H: 0 E: 0 LOB: 0 K: 0 BB: 0 S: 7 P: 9	R: 0 H: 0 E: 0 LOB: 0 K: 0 BB: 0 S: 4 P: 7	R: 0 H: 0 E: 0 LOB: 0 K: 0 BB: 0 S: 6 P: 10	R: 0 H: 1 E: 0 LOB: 1 K: 0 BB: 0 S: 9 P: 12	1B: 2 SF: 0 2B: 3 SAC: 1 3B: 0 DP: 0 HR: 0 HBP: 1						

TOP

Chicago White Sox @ Detroit Tigers

Comerica Park, Detroit, MI

Sat Apr 29 2000, 1:05 PM EDT

Att. 28,393 - Sunny - 66 F

livebaseballscorecards.com

AB	30
R	2
H	5
RBI	2
BB	2
SO	3
LOB	9

PITCHER		IP	WLS	BF	H	R	ER	SO	BB	IBB	HBP	BLK	WP	HR	S	P	ERA	WHIP
Dave Micki, R ERA: 7.2	(1, 1)	7.0	L	27	4	2	2	3	2	0	0	0	0	0	71	105	2.57	0.857
Jim Poole, L ERA: 6.0	(8, 1)	0.1		2	0	0	0	0	0	0	1	0	0	0	4	7	0.00	0.000
Matt Anderson, R ERA: 5.73	(8, 1)	1.2		5	1	0	0	0	0	0	0	0	0	0	11	15	0.00	0.600

PITCHER	IP	WLS	BF	H	R	ER	SO	BB	IBB	HBP	BLK	WP	HR	S	P	ERA	WHIP

WP: 0	PA: 34																
PB: 0																	
SB: 0																	
CS: 1																	

Batter	1	2	3	4	5	6	7	8	9	AB	R	H	RBI	BB	SO	LOB
Luis Polonia, L (1, 10) OBP: 0.292, SLG: 0.375	C X 0-1 G4-3 ①	B X 1-0 G1-3 ③		X 0-0 G3-1 ③			C B X 1-1 1B		S B X 1-1 P6 ③	5	0	1	0	0	0	6
Gregg Jefferies, S (1, 5) OBP: 0.344, SLG: 0.356 Shane Halter, R (8, 5) OBP: 0.313, SLG: 0.214	B C B X 2-1 L9 ②		C B X 1-1 G6-3 ①		B C B X 2-1 F5 ①		C F B X 1-2 L3 ③			4 0	0 0	0 0	0 0	0 0	0 0	1 0
Juan Encarnacion, R (1, 8) OBP: 0.407, SLG: 0.550	X 0-0 FC5-4 1B		L C K S 0-3 K ②		C C X 0-2 G6-3 ②			F B F X 1-2 F9 ①		4	0	1	0	0	1	0
Juan Gonzalez, R (1, 9) OBP: 0.302, SLG: 0.474	X 0-0 FC5-4 1-2f ③		B B X 2-0 G6-3 ③		B F X 1-1 F8 ③			F X 0-1 G6-3 ②		4	0	0	0	0	0	1
Bobby Higginson, L (1, 7) OBP: 0.341, SLG: 0.429		B X 1-0 F9 SF9 2B	B F S F B F B X 3-2 P5 ①			X 0-0 F8 ①		B S B X 2-1 1B		4	1	2	0	0	0	0
Damion Easley, R (1, 4) OBP: 0.235, SLG: 0.207		F B X 1-1 F9 ① 2-3	H 1-0 FC6 BB HBP			F B X 1-1 G5-3 ②		F C B C 1-3 K ③		3	0	0	0	0	1	2
Brad Ausmus, R (1, 2) OBP: 0.353, SLG: 0.347		X 0-0 SF9 ② 3-H	B B B C B 4-1 FC6 1-2 BB			B B B C X 3-1 G6-3 ③			F B X 1-1 1B	2	0	1	1	1	0	0
Robert Fick, L (1, 3) OBP: 0.295, SLG: 0.293	C X 0-1 WP 2B		C B X 1-1 FC6 BB 1-2f 2-3 ②				C X 0-1 F9 ①		X 0-0 F9 ①	4	0	1	0	0	0	3
Deivi Cruz, R (1, 6) OBP: 0.260, SLG: 0.358		B B B B 4-0 2-3 BB	B F B B B 4-1 1-2 BB				X 0-0 P6 ②		B F S S 1-3 K ②	2	0	0	0	2	1	1
Inning Stats	R: 0 H: 1 E: 0 LOB: 1 K: 0 BB: 0 S: 6 P: 8	R: 1 H: 2 E: 0 LOB: 2 K: 0 BB: 1 S: 7 P: 14	R: 0 H: 0 E: 0 LOB: 0 K: 1 BB: 0 S: 7 P: 10	R: 0 H: 0 E: 0 LOB: 3 K: 0 BB: 2 S: 10 P: 23	R: 0 H: 0 E: 0 LOB: 0 K: 0 BB: 0 S: 7 P: 10	R: 0 H: 0 E: 0 LOB: 0 K: 0 BB: 0 S: 5 P: 9	R: 0 H: 1 E: 0 LOB: 1 K: 0 BB: 0 S: 8 P: 10	R: 0 H: 1 E: 0 LOB: 1 K: 1 BB: 0 S: 10 P: 14	R: 0 H: 1 E: 0 LOB: 1 K: 1 BB: 0 S: 8 P: 11	1B: 4 SF: 1 2B: 2 SAC: 0 3B: 0 DP: 0 HR: 0 HBP: 1						WP: 1 PA: 37 PB: 0 SB: 0 CS: 0	

PITCHER		IP	WLS	BF	H	R	ER	SO	BB	IBB	HBP	BLK	WP	HR	S	P	ERA	WHIP
21 Cal Eldred, R ERA: 4.91	(1, 1)	7.0	W	29	4	1	1	1	3	0	1	0	1	0	50	84	1.29	1.000
41 Bill Simas, R ERA: 2.13	(8, 1)	0.2	H	2	0	0	0	0	0	0	0	0	0	0	5	6	0.00	0.000
Kelly Wunsch, L ERA: 1.5	(8, 1)	0.0		1	1	0	0	0	0	0	0	0	0	0	2	4	∞	∞
Keith Foulke, R ERA: 1.13	(8, 1)	1.1	S	5	1	0	0	2	0	0	0	0	0	0	11	15	0.00	0.750

PITCHER	IP	WLS	BF	H	R	ER	SO	BB	IBB	HBP	BLK	WP	HR	S	P	ERA	WHIP

BOTTOM

Chicago White Sox @ Detroit Tigers

Comerica Park, Detroit, MI

Sat Apr 29 2000, 1:05 PM EDT
Att. 28,393 - Sunny - 66 F

livebaseballscorecards.com

AB	32
R	1
H	6
RBI	1
BB	3
SO	3
LOB	14

Batter	1	2	3	4	5	6	7	8	9	10	11	12	AB	R	H	RBI	BB	SO	LOB
Ray Durham, S (1, 4) OBP: 0.373, SLG: 0.525	B B B C X 3-1 CS 1B		B S X 1-1 F7 ③			B C X 1-1 WP 1B FC5-2 1B	B S B B F C 3-3 K ③		C X 0-1 PO 2-H 1B			C X 0-1 G1-3 ①	6	0	3	1	0	1	1
Jose Valentin, S (1, 6) OBP: 0.356, SLG: 0.511	C B C S 1-3 K ① ② 1-2			X 0-0 F9 ①		F B X 1-1 FC5-2 WP 1-2 1B		S B X 1-1 F5 ①	F B X 1-1 F8 ②			C F B X 1-2 P6 ②	6	0	1	0	0	1	2
Frank Thomas, R (1, 10) OBP: 0.446, SLG: 0.615 Herbert Perry, R (8, PR) OBP: 0.270, SLG: 0.343	C X 0-1 F9 ③			C B B X 2-1 F8 ②		B B B B X 3-0 FC5-2 BB 1-3 2-H		X 0-0 14 1B 1B 1B	S 1 SAFE 0-1 PO 1-2	C B F B C 2-3 K ①		X 0-0 P4 ③	4 2	0 1	1 0	0 0	0 0	0 1	2 0
Magglio Ordonez, R (1, 9) OBP: 0.363, SLG: 0.479		B B S S X 2-1 HR		C B B B C S 3-3 K ③		B B B B S B 4-2 1-2 BB		F O S 0-3 K ②		B F B B X 2-1 G6-3 ②			4	1	1	1	1	2	1
14 Paul Konerko, R (1, 3) OBP: 0.396, SLG: 0.616		F B C B X 2-2 F7 ①	X 0-0 G4-3 2B			B B S C C 2-3 K ②		X 0-0 1B 1-3 1B		S C F B S 1-3 K ③			5	0	2	0	0	2	3
Chris Singleton, L (1, 8) OBP: 0.343, SLG: 0.484		B C F X 1-2 F8 ②	X 0-0 G4-3 ① 2-3			C F B S 1-3 K ③		X 0-0 1-2 3-H 1B			X 0-0 F9 ①		5	0	1	1	0	1	4
Jeff Abbott, R (1, 7) OBP: 0.235, SLG: 0.250		B C C C 1-3 K ③	B X 1-0 F7 ②				F B X 1-1 G5-3 ①	S C F B F S 1-3 K ③			B S F S 1-3 K ②		5	0	0	0	0	3	4
Greg Norton, S (1, 5) OBP: 0.406, SLG: 0.567			C B S S 1-3 K ①		B B B B 4-0 BB		B B B B 4-0 G1-3 BB		B B B C B 4-1 SH3-4 1B BB		X 0-0 1B		2	1	1	0	3	1	0
Mark Johnson, L (1, 2) OBP: 0.309, SLG: 0.347		B B B C S S 3-3 K ②			C F B F X 1-2 P6 ③		B X 1-0 G1-3 ② 1-2		X 0-0 SH3-4 1-2		B F B C B F X 3-2 G4-3 ③		4	0	0	0	0	1	4
Inning Stats	R: 0 H: 1 E: 0 LOB: 0 K: 1 BB: 0 S: 7 P: 11	R: 1 H: 1 E: 0 LOB: 0 K: 1 BB: 0 S: 11 P: 17	R: 0 H: 0 E: 0 LOB: 0 K: 2 BB: 0 S: 8 P: 13	R: 0 H: 0 E: 0 LOB: 0 K: 1 BB: 0 S: 6 P: 11	R: 0 H: 1 E: 0 LOB: 2 K: 0 BB: 1 S: 7 P: 13	R: 0 H: 2 E: 0 LOB: 3 K: 2 BB: 1 S: 13 P: 25	R: 0 H: 0 E: 0 LOB: 1 K: 1 BB: 1 S: 7 P: 16	R: 1 H: 3 E: 0 LOB: 3 K: 2 BB: 0 S: 13 P: 15	R: 1 H: 1 E: 0 LOB: 0 K: 0 BB: 1 S: 7 P: 12	R: 0 H: 0 E: 0 LOB: 0 K: 2 BB: 0 S: 9 P: 14	R: 0 H: 1 E: 0 LOB: 1 K: 1 BB: 0 S: 9 P: 13	R: 0 H: 0 E: 0 LOB: 0 K: 0 BB: 0 S: 6 P: 7	1B: 8 SF: 0 2B: 1 SAC: 1 3B: 0 DP: 0 HR: 1 HBP: 0						

PITCHER		IP	WLS	BF	H	R	ER	SO	BB	IBB	HBP	BLK	WP	HR	S	P	ERA	WHIP
Hideo Nomo, R ERA: 2.54	(1, 1)	7.2		33	8	2	2	9	3	0	0	0	1	1	67	115	2.35	1.435
Todd Jones, R ERA: 7.88	(8, 1)	1.1		5	1	1	1	1	1	0	0	0	0	0	12	18	6.75	1.500
Danny Patterson, R ERA: 3.12	(10, 1)	2.0		7	1	0	0	3	0	0	0	0	0	0	18	27	0.00	0.500
Jim Poole, L ERA: 5.4	(12, 1)	0.2		2	0	0	0	0	0	0	0	0	0	0	5	6	0.00	0.000
Matt Anderson, R ERA: 5.56	(12, 1)	0.1	W	1	0	0	0	0	0	0	0	0	0	0	1	1	0.00	0.000

PITCHER	IP	WLS	BF	H	R	ER	SO	BB	IBB	HBP	BLK	WP	HR	S	P	ERA	WHIP

TOP

Chicago White Sox @ Detroit Tigers

Comerica Park, Detroit, MI

Sun Apr 30 2000, 1:05 PM EDT

Att. 28,435 - Sunny - 55 F

livebaseballscorecards.com

AB	43
R	3
H	10
RBI	3
BB	4
SO	13
LOB	21

WP: 1 PA: 49
PB: 0
SB: 0
CS: 1

Batter	1	2	3	4	5	6	7	8	9	10	11	12	AB	R	H	RBI	BB	SO	LOB
Gregg Jefferies, S (1, 3) (10, 5) OBP: 0.329, SLG: 0.328	G6-3		F8		F8		E6		FC6-2 1B IBB		G6-3		5	0	0	0	1	0	2
Brad Ausmus, R (1, 2) OBP: 0.374, SLG: 0.355	1B BB		L6		G5-3			FC6-4 1B	1-2 2-3 FC6-2 1B			1B 1B BB	4	1	2	0	2	0	1
Juan Encarnacion, R (1, 8) OBP: 0.402, SLG: 0.535	1-3 G4-6-3 1B		1B			G5-3		K	1-2 2-3 3-Hf FC6-2			F8	6	0	2	0	0	1	5
Juan Gonzalez, R (1, 10) OBP: 0.290, SLG: 0.444	G4-6-3 1-2f		K			P6		FC6-4 1-2f	F7			1B 1-2	6	0	1	0	0	1	7
Bobby Higginson, L (1, 7) OBP: 0.340, SLG: 0.422		1B 1B 1B		F8		F8		G1-3		F5		1-2 2-H	6	0	2	1	0	0	1
Damion Easley, R (1, 4) OBP: 0.256, SLG: 0.235		F8		F8			FC4-6 1B		SH1-4 1B 2B	G6-3			5	1	2	0	0	0	1
Wendell Magee, R (1, 9) OBP: 0.250, SLG: 0.478		1B 1-2 1B		G5-3			FC4-6 1-2f 2B		SH1-4 1-2 2B 1B	CS BB			3	1	1	0	0	0	1
Luis Polonia, L (9, PH) (10, 9) OBP: 0.311, SLG: 0.385													1	1	1	0	1	0	0
Shane Halter, R (1, 5) (10, 6) OBP: 0.350, SLG: 0.278		G5-4-3 1-2 2-3 1B			1B		K		SH1-4 1-2 2-3	CS 1-2			4	0	2	0	0	2	1
Deivi Cruz, R (1, 6) OBP: 0.263, SLG: 0.371		G5-4-3 1-2f			F9		E6 2-H		1B FC6-2 2-H 3-H 2B				3	0	1	1	0	0	4
Robert Fick, L (9, PH) (10, 3) OBP: 0.304, SLG: 0.326												G1-3	2	0	1	2	0	0	0
Inning Stats	R: 0 E: 0 K: 0 S: 5 H: 1 LOB: 1 BB: 1 P: 9	R: 0 E: 0 K: 0 S: 9 H: 3 LOB: 2 BB: 0 P: 13	R: 0 E: 0 K: 1 S: 11 H: 1 LOB: 1 BB: 0 P: 17	R: 0 E: 0 K: 0 S: 5 H: 0 LOB: 0 BB: 0 P: 10	R: 0 E: 0 K: 0 S: 9 H: 1 LOB: 1 BB: 0 P: 14	R: 0 E: 0 K: 0 S: 4 H: 0 LOB: 0 BB: 0 P: 5	R: 1 E: 2 K: 1 S: 12 H: 2 LOB: 2 BB: 0 P: 18	R: 0 E: 0 K: 1 S: 9 H: 1 LOB: 1 BB: 0 P: 15	R: 2 E: 0 K: 0 S: 14 H: 4 LOB: 3 BB: 1 P: 21	R: 0 E: 0 K: 0 S: 6 H: 0 LOB: 0 BB: 1 P: 14	R: 0 E: 0 K: 1 S: 5 H: 0 LOB: 0 BB: 0 P: 9	R: 1 E: 0 K: 0 S: 5 H: 2 LOB: 2 BB: 1 P: 11	1B: 13 2B: 2 3B: 0 HR: 0 SF: 0 SAC: 1 DP: 2 HBP: 0						

PITCHER		IP	WLS	BF	H	R	ER	SO	BB	IBB	HBP	BLK	WP	HR	S	P	ERA	WHIP
Mike Sirotka, L ERA: 4.44	(1, 1)	7.0		28	8	1	0	2	1	0	0	0	0	0	55	86	0.00	1.286
Sean Lowe, R ERA: 1.76	(8, 1)	0.2	H	3	1	0	0	1	0	0	0	0	0	0	7	11	0.00	1.500
Kelly Wunsch, L ERA: 1.46	(8, 1)	0.1	H	1	0	0	0	0	0	0	0	0	0	0	2	4	0.00	0.000
41 Bill Simas, R ERA: 3.29	(9, 1)	1.0	B	8	4	2	2	0	0	1	0	0	0	0	14	21	18.00	4.000
Scott Eyre, L ERA: 6.0	(10, 1)	2.1	L	10	2	1	1	1	2	0	0	0	0	0	16	34	3.86	1.714

PITCHER	IP	WLS	BF	H	R	ER	SO	BB	IBB	HBP	BLK	WP	HR	S	P	ERA	WHIP

BOTTOM

Chicago White Sox @ Detroit Tigers

Comerica Park, Detroit, MI

Sun Apr 30 2000, 1:05 PM EDT

Att. 28,435 - Sunny - 55 F

livebaseballscorecards.com

AB	45
R	4
H	15
RBI	4
BB	4
SO	4
LOB	23

WP: 0 PB: 0 SB: 0 CS: 1 PA: 51

Batter	1	2	3	4	5	6	7	8	9	AB	R	H	RBI	BB	SO	LOB
José Cruz Jr., S (1, 8) OBP: 0.322, SLG: 0.539	F B F B B B 4-2 BB		B X 1-0 HR		C S C 0-3 ② K		B B X 2-0 ① G3	S S B C 1-3 ③ K		4	1	1	1	1	2	4
Homer Bush, R (1, 4) OBP: 0.228, SLG: 0.188	C B B F X 2-2 ① F8		S X 0-1 ③ G1-3		S B X 1-1 ③ G1-3		F S F S 0-3 ② K		C C S 0-3 ① K	5	0	0	0	0	2	3
Raul Mondesi, R (1, 9) OBP: 0.313, SLG: 0.528	X 0-0 ② P3			C B S B B S 2-3 ① K		B X 1-0 HR	X 0-0 3B		F F X 0-2 ② G5-3	5	1	2	1	0	1	1
Carlos Delgado, L (1, 3) OBP: 0.437, SLG: 0.660	F X 0-1 ③ F7			B C B B X 3-1 ② G3		B B F X 2-1 HR 2B	B B B S C B 4-2 BB		B B C B B 4-1 BB	3	1	1	0	2	0	1
Brad Fullmer, L (1, 10) OBP: 0.443, SLG: 0.690		C F F B F X 1-2 ① L8		B X 1-1 1B		B B F X 2-1 2-H HR	B B B B 4-0 1-2 BB		B B X 2-0 ③ F8	4	1	2	2	1	0	1
Tony Batista, R (1, 5) OBP: 0.327, SLG: 0.607		S B B S S 2-3 ② K		C S X 0-2 ③ L8		B X 1-0 ① G6-3	S B B S F B X 3-2 ③ G5-3			4	0	0	0	0	1	4
Darrin Fletcher, L (1, 2) OBP: 0.338, SLG: 0.500		B X 1-0 ③ L8			C C X 0-2 ① P6	B X 1-0 ② G6-3		X 0-0 ① F8		4	0	0	0	0	0	0
Marty Cordova, R (1, 7) OBP: 0.353, SLG: 0.383		B B C X 2-1 ① F8			C B B B B 4-1 1B BB	B C C C 1-3 ③ K		C B X 1-1 BB 2B		3	0	1	0	1	1	0
Dewayne Wise, L (8, PR) OBP: 0.167, SLG: 0.118 (8, 7)										0	0	0	0	0	0	0
Alex Gonzalez, R (1, 6) OBP: 0.333, SLG: 0.341		B C C B B X 3-2 ② F8			C B X 1-1 1-2 1B		F B B X 2-1 HR	C B B B B 4-1 2-3 ② BB		3	1	2	1	1	0	0
Inning Stats	R: 0 H: 0 E: 0 LOB: 1 K: 0 BB: 1 S: 8 P: 14	R: 0 H: 0 E: 0 LOB: 0 K: 1 BB: 0 S: 9 P: 13	R: 1 H: 1 E: 0 LOB: 0 K: 0 BB: 0 S: 8 P: 14	R: 0 H: 1 E: 0 LOB: 1 K: 1 BB: 0 S: 10 P: 16	R: 0 H: 1 E: 0 LOB: 2 K: 1 BB: 1 S: 11 P: 17	R: 3 H: 3 E: 0 LOB: 0 K: 1 BB: 0 S: 10 P: 18	R: 1 H: 2 E: 0 LOB: 3 K: 1 BB: 2 S: 14 P: 29	R: 0 H: 1 E: 0 LOB: 2 K: 1 BB: 1 S: 7 P: 13	R: 0 H: 0 E: 0 LOB: 1 K: 1 BB: 1 S: 8 P: 14	1B: 2 SF: 0 2B: 2 SAC: 0 3B: 1 DP: 0 HR: 4 HBP: 0						WP: 0 PA: 41 PB: 0 SB: 0 CS: 0

TOP

Toronto Blue Jays @ Chicago White Sox

Comiskey Park, Chicago, IL

Mon May 01 2000, 8:05 PM EDT

Att. 14,448 - Sunny - 55 F

livebaseballscorecards.com

AB	35
R	5
H	9
RBI	5
BB	6
SO	7
LOB	14

PITCHER		IP	WLS	BF	H	R	ER	SO	BB	IBB	HBP	BLK	WP	HR	S	P	ERA	WHIP
Kip Wells, R ERA: 6.42	(1, 1)	6.2	L	30	8	5	5	5	2	0	0	0	0	4	64	104	6.75	1.500
Scott Eyre, L ERA: 5.74	(7, 1)	0.2		4	0	0	0	0	2	0	0	0	0	0	7	18	0.00	3.000
Bob Howry, R ERA: 5.23	(8, 1)	0.2		3	1	0	0	1	1	0	0	0	0	0	6	12	0.00	3.000
Sean Lowe, R ERA: 1.65	(9, 1)	1.0		4	0	0	0	1	1	0	0	0	0	0	8	14	0.00	1.000

PITCHER	IP	WLS	BF	H	R	ER	SO	BB	IBB	HBP	BLK	WP	HR	S	P	ERA	WHIP

BOTTOM

Toronto Blue Jays @ Chicago White Sox

Comiskey Park, Chicago, IL

Mon May 01 2000, 8:05 PM EDT

Att. 14,448 - Sunny - 55 F

livebaseballscorecards.com

Batter	1	2	3	4	5	6	7	8	9	AB	R	H	RBI	BB	SO	LOB
Ray Durham, S (1, 4) OBP: 0.369, SLG: 0.510	G3		G5-3		K			BB		3	0	0	0	1	1	2
Jose Valentin, S (1, 6) OBP: 0.352, SLG: 0.495	F7			G3-1		F7		1-2 BB		3	0	0	0	1	0	0
Frank Thomas, R (1, 10) OBP: 0.440, SLG: 0.600	G5-3			G6-3		14 G6-4-3 1B		G5-3		4	0	1	0	0	0	2
14 Paul Konerko, R (1, 3) OBP: 0.383, SLG: 0.592		G5-3		G6-3		G6-4-3 1-2f			G6-3	4	0	0	0	0	0	1
Chris Singleton, L (1, 8) OBP: 0.349, SLG: 0.536		F8			HR		G4-3		G5-3 3B	4	2	2	1	0	0	0
Carlos Lee, R (1, 7) OBP: 0.389, SLG: 0.564		G6-3			HR		K		G5-3 3-H	4	1	1	2	0	1	0
Greg Norton, S (1, 5) OBP: 0.411, SLG: 0.571			SH1-3 FC3-2-5-3 2B		G4-3		F7		FC6 BB	3	0	1	0	1	0	0
Jeff Abbott, R (1, 9) OBP: 0.216, SLG: 0.229			SH1-3 2-3		K			G4-3	FC6 1-2f	3	0	0	0	0	1	1
Josh Paul, R (1, 2) OBP: 0.381, SLG: 0.575			FC3-2-5-3 3-H		1B			K		3	0	1	0	0	1	1
Inning Stats	R: 0 H: 0 E: 0 LOB: 0 K: 0 BB: 0 S: 6 P: 8	R: 0 H: 0 E: 0 LOB: 0 K: 0 BB: 0 S: 7 P: 10	R: 0 H: 1 E: 0 LOB: 1 K: 0 BB: 0 S: 7 P: 9	R: 0 H: 0 E: 0 LOB: 0 K: 0 BB: 0 S: 6 P: 13	R: 2 H: 3 E: 0 LOB: 1 K: 2 BB: 0 S: 14 P: 24	R: 0 H: 1 E: 0 LOB: 0 K: 0 BB: 0 S: 3 P: 4	R: 0 H: 0 E: 0 LOB: 0 K: 1 BB: 0 S: 8 P: 13	R: 0 H: 0 E: 0 LOB: 2 K: 1 BB: 2 S: 13 P: 26	R: 1 H: 1 E: 0 LOB: 1 K: 0 BB: 1 S: 21 P: 33	1B: 2 SF: 0 2B: 1 SAC: 1 3B: 1 DP: 1 HR: 2 HBP: 0							

	AB	31
	R	3
	H	6
	RBI	3
	BB	3
	SO	4
	LOB	7

WP: 0 PB: 0 SB: 0 CS: 0 PA: 35

PITCHER		IP	WLS	BF	H	R	ER	SO	BB	IBB	HBP	BLK	WP	HR	S	P	ERA	WHIP
Chris Carpenter, R ERA: 4.5	(1, 1)	7.2	W	29	5	2	2	4	2	0	0	0	0	2	61	103	2.35	0.913
Billy Koch, R ERA: 4.26	(8, 1)	1.1	S	6	1	1	1	0	1	0	0	0	0	0	24	37	6.75	1.500

PITCHER	IP	WLS	BF	H	R	ER	SO	BB	IBB	HBP	BLK	WP	HR	S	P	ERA	WHIP

Batter	1	2	3	4	5	6	7	8	9	AB	R	H	RBI	BB	SO	LOB
José Cruz Jr., S (1, 8) OBP: 0.325, SLG: 0.561	G5-3		G6-3	G3			FC5-4 1B	HR		5	1	2	1	0	0	2
Craig Grebeck, R (1, 4) OBP: 0.400, SLG: 0.579	L4		BB 1B	E5			FC5-4 (FC5, 1B, 1B)	F9		5	1	1	1	0	0	1
Raul Mondesi, R (1, 9) OBP: 0.325, SLG: 0.527	G6-3		BB	K			1B E SF8 1B		16 S S 1B	4	1	2	0	1	1	1
Carlos Delgado, L (1, 3) OBP: 0.419, SLG: 0.627		G6-3	F7	K			FC5 1B		K	5	0	0	0	0	2	6
Tony Batista, R (1, 5) OBP: 0.331, SLG: 0.595		1B BB	G6-3	F9			1B		P4	4	0	1	1	1	0	4
Marty Cordova, R (1, 10) OBP: 0.352, SLG: 0.381 Brad Fullmer, L (7, PH) OBP: 0.444, SLG: 0.690		16 BB 1B	G5-3	F9			SF8		16 S IBB	3 0	0 0	1 0	0 1	0 1	0 0	0 0
16 Andy Thompson, R (1, 7)		BB	F8 BLK BB	G3			F9		K	3	0	0	0	2	1	4
Alex Gonzalez, R (1, 6) OBP: 0.320, SLG: 0.326		K	E6		K			G6-3		4	0	0	0	0	2	4
Alberto Castillo, R (1, 2) OBP: 0.273, SLG: 0.333		G3	F8				1B FC5-4 BB	F9		3	1	0	0	1	0	5
Inning Stats	R: 0 E: 0 K: 0 S: 6 H: 0 LOB: 0 BB: 0 P: 13	R: 0 E: 0 K: 1 S: 15 H: 1 LOB: 3 BB: 2 P: 27	R: 0 E: 0 K: 0 S: 18 H: 1 LOB: 2 BB: 1 P: 28	R: 0 E: 1 K: 0 S: 12 H: 0 LOB: 2 BB: 1 P: 20	R: 0 E: 1 K: 2 S: 11 H: 0 LOB: 1 BB: 0 P: 15	R: 0 E: 0 K: 1 S: 5 H: 0 LOB: 0 BB: 0 P: 8	R: 3 E: 1 K: 0 S: 18 H: 3 LOB: 2 BB: 1 P: 30	R: 1 E: 0 K: 0 S: 7 H: 1 LOB: 0 BB: 0 P: 10	R: 0 E: 0 K: 2 S: 15 H: 1 LOB: 2 BB: 1 P: 22	1B: 6 2B: 0 3B: 0 HR: 1 SF: 1 SAC: 0 DP: 0 HBP: 0							

TOP

Toronto Blue Jays @ Chicago White Sox

Comiskey Park, Chicago, IL

Tue May 02 2000, 8:05 PM EDT
Att. 10,397 - Sunny - 57 F

livebaseballscorecards.com

AB	36
R	4
H	7
RBI	4
BB	6
SO	6
LOB	27

PITCHER		IP	WLS	BF	H	R	ER	SO	BB	IBB	HBP	BLK	WP	HR	S	P	ERA	WHIP
Jim Parque, L ERA: 4.41	(1, 1)	6.0		26	2	0	0	4	4	0	0	1	0	0	67	111	0.00	1.000
Kelly Wunsch, L ERA: 2.84	(7, 1)	0.1	L	6	3	3	2	0	1	0	0	0	0	0	14	23	54.00	12.000
Bob Howry, R ERA: 4.91	(7, 1)	0.2		2	0	0	0	0	0	0	0	0	0	0	4	7	0.00	0.000
41 Bill Simas, R ERA: 3.68	(8, 1)	1.0		4	1	1	1	0	0	0	0	0	0	1	7	10	9.00	1.000
Keith Foulke, R ERA: 1.06	(9, 1)	1.0		5	1	0	0	2	0	1	0	0	0	0	15	22	0.00	1.000

PITCHER	IP	WLS	BF	H	R	ER	SO	BB	IBB	HBP	BLK	WP	HR	S	P	ERA	WHIP

Batter	1	2	3	4	5	6	7	8	9	AB	R	H	RBI	BB	SO	LOB
Ray Durham, S (1, 4) OBP: 0.365, SLG: 0.500	X 0-0 14 CS 1B		B F C X 1-2 ② ③ G1-6-3 1-2f		F C B B F S 2-3 ③ K			C B B C F F B X 3-2 ② F7		4	0	1	0	0	1	5
Jose Valentin, S (1, 6) OBP: 0.339, SLG: 0.475	C S B B F B F X 2-2 ① F9			C B X 1-1 ① G3		B B C X 2-1 ① P4		C B B C C 2-3 ③ K		4	0	0	0	0	1	2
Frank Thomas, R (1, 10) OBP: 0.433, SLG: 0.582	B C B B F F F X 3-2 ② F9			C B B B C F F X 3-2 ② F9		X 0-0 ② G5-3			B B B B 4-0 FC5-4 BB	3	0	0	0	1	0	1
14 Paul Konerko, R (1, 3) OBP: 0.378, SLG: 0.607	C B F B 2-2 ③ CS 1-2	C F B B B X 2-2 HR		B B C B X 3-1 ③ F3		B B S X 2-1 ③ G5-3			C F B S 1-3 ① K	4	1	1	1	0	1	1
Chris Singleton, L (1, 8) OBP: 0.345, SLG: 0.535		B B C X 2-1 ① P5			F B X 1-1 F9 2B		B X 1-0 ① G4-3		C X 0-1 ② F8	4	0	1	0	0	0	1
Carlos Lee, R (1, 7) OBP: 0.372, SLG: 0.537		B C B X 2-1 ② G5-3			C B B X 2-1 ① F9 2-3		B C B B S X 3-2 ② G5-3		C X 0-1 ③ FC5-4 1-2f	4	0	0	0	0	0	2
Greg Norton, S (1, 5) OBP: 0.408, SLG: 0.554		C X 0-1 ③ F2			C B B B C B 4-2 G1-3 BB		C B X 1-1 ③ F8			2	0	0	0	1	0	0
Jeff Abbott, R (1, 9) OBP: 0.225, SLG: 0.237			C B B B F X 3-2 ① G6-3		X 0-0 ② G1-3 1-2			B B C C X 2-2 1B		3	0	1	0	0	0	2
Mark Johnson, L (1, 2) OBP: 0.328, SLG: 0.353			X 0-0 G1-6-3 1B		B B C C B F B 4-2 BB			C B X 1-1 ① F5		2	0	1	0	1	0	1
Inning Stats	R: 0 H: 1 E: 0 LOB: 0 K: 0 BB: 0 S: 12 P: 19	R: 1 H: 1 E: 0 LOB: 0 K: 0 BB: 0 S: 9 P: 15	R: 0 H: 1 E: 0 LOB: 0 K: 0 BB: 0 S: 7 P: 11	R: 0 H: 0 E: 0 LOB: 0 K: 0 BB: 0 S: 9 P: 16	R: 0 H: 1 E: 0 LOB: 3 K: 1 BB: 2 S: 14 P: 27	R: 0 H: 0 E: 0 LOB: 0 K: 0 BB: 0 S: 5 P: 9	R: 0 H: 0 E: 0 LOB: 0 K: 0 BB: 0 S: 6 P: 11	R: 0 H: 1 E: 0 LOB: 1 K: 1 BB: 0 S: 13 P: 21	R: 0 H: 0 E: 0 LOB: 1 K: 1 BB: 1 S: 7 P: 12	1B: 3 SF: 0 2B: 1 SAC: 0 3B: 0 DP: 1 HR: 1 HBP: 0						

PITCHER		IP	WLS	BF	H	R	ER	SO	BB	IBB	HBP	BLK	WP	HR	S	P	ERA	WHIP
Frank Castillo, R ERA: 6.86	(1, 1)	6.0	W	22	4	1	1	1	2	0	0	0	0	1	56	97	1.50	1.000
Pedro Borbon, L ERA: 7.2	(7, 1)	0.1	H	1	0	0	0	0	0	0	0	0	0	0	1	2	0.00	0.000
Paul Quantrill, R ERA: 5.02	(7, 1)	1.2	H	6	1	0	0	1	0	0	0	0	0	0	18	30	0.00	0.600
Billy Koch, R ERA: 3.95	(9, 1)	1.0	S	4	0	0	0	1	1	0	0	0	0	0	7	12	0.00	1.000

PITCHER	IP	WLS	BF	H	R	ER	SO	BB	IBB	HBP	BLK	WP	HR	S	P	ERA	WHIP

BOTTOM

Toronto Blue Jays @ Chicago White Sox

Comiskey Park, Chicago, IL

Tue May 02 2000, 8:05 PM EDT
Att. 10,397 - Sunny - 57 F

livebaseballscorecards.com

AB	30
R	1
H	5
RBI	1
BB	3
SO	3
LOB	15

Batter	1	2	3	4	5	6	7	8	9	AB	R	H	RBI	BB	SO	LOB
José Cruz Jr., S (1, 8) OBP: 0.315, SLG: 0.541	X 0-0 ① F9		B B F C F C 2-3 ② K		S F B F F S 1-3 ③ K			C B X 1-1 ① P4		4	0	0	0	0	2	2
Homer Bush, R (1, 4) OBP: 0.229, SLG: 0.191	B B X 2-0 ② F8		B F B F B X 3-2 ③ G3-1			C X 0-1 ① G6-3		C S B F X 1-2 G3 1B 1-2 2-H		4	0	1	1	0	0	0
Raul Mondesi, R (1, 9) OBP: 0.315, SLG: 0.509	B F C B S 2-3 ③ K			X 0-0 ① G4-3		B X 1-0 ② G4-3		X 0-0 ② G3 1-2 2-3		4	0	0	0	0	1	2
Carlos Delgado, L (1, 3) OBP: 0.430, SLG: 0.625		C B B B B 4-1 BB		B S F X 1-2 1B		B X 1-0 ③ G4-3		B B B C S B 4-2 BB		2	0	1	0	2	0	0
Brad Fullmer, L (1, 10) OBP: 0.427, SLG: 0.659		X 0-0 ① F9		B X 1-0 ② P6			F B F X 1-2 ① F8	S B X 1-1 ③ F7		4	0	0	0	0	0	5
Tony Batista, R (1, 5) OBP: 0.320, SLG: 0.574		B B X 2-0 ② F7		C B F B B X 3-2 ③ F7			B C X 1-1 ② P4		B X 1-0 ① F7	4	0	0	0	0	0	2
Darrin Fletcher, L (1, 2) OBP: 0.333, SLG: 0.526		B X 1-0 ③ F9			C F X 0-2 HR		B F B F F X 2-2 ③ F9		X 0-0 ② F7	4	1	1	1	0	0	1
Marty Cordova, R (1, 7) OBP: 0.360, SLG: 0.433			X 0-0 HR		B C X 1-1 ① P6			B F X 1-1 E3 BB 1B	S B X 1-1 1B	4	2	2	1	0	0	0
Alex Gonzalez, R (1, 6) OBP: 0.318, SLG: 0.316			X 0-0 ① F4		F X 0-1 ② G6-3			B B B C F F B 4-2 G3 1B BB 1-2	X 0-0 ③ G5-3	3	0	0	0	1	0	1
Inning Stats	R: 0 E: 0 K: 1 S: 5 H: 0 LOB: 0 BB: 0 P: 9	R: 0 E: 0 K: 0 S: 4 H: 0 LOB: 1 BB: 1 P: 11	R: 1 E: 0 K: 1 S: 10 H: 1 LOB: 0 BB: 0 P: 15	R: 0 E: 0 K: 0 S: 8 H: 1 LOB: 1 BB: 0 P: 13	R: 1 E: 0 K: 1 S: 12 H: 1 LOB: 0 BB: 0 P: 14	R: 0 E: 0 K: 0 S: 4 H: 0 LOB: 0 BB: 0 P: 6	R: 0 E: 0 K: 0 S: 9 H: 0 LOB: 0 BB: 0 P: 13	R: 1 E: 1 K: 0 S: 16 H: 1 LOB: 3 BB: 2 P: 28	R: 0 E: 0 K: 0 S: 5 H: 1 LOB: 1 BB: 0 P: 7	1B: 3 2B: 0 3B: 0 HR: 2	SF: 0 SAC: 0 DP: 0 HBP: 0						

TOP

Toronto Blue Jays @ Chicago White Sox

Comiskey Park, Chicago, IL

Wed May 03 2000, 8:05 PM EDT

Att. 12,026 - Sunny - 62 F

livebaseballscorecards.com

AB	33
R	3
H	5
RBI	3
BB	3
SO	3
LOB	13

PITCHER		IP	WLS	BF	H	R	ER	SO	BB	IBB	HBP	BLK	WP	HR	S	P	ERA	WHIP
James Baldwin, R ERA: 2.97	(1, 1)	7.1	W	29	4	3	2	3	2	0	0	0	0	2	63	99	2.46	0.818
Keith Foulke, R ERA: 0.96	(8, 1)	1.2	S	7	1	0	0	0	1	0	0	0	0	0	10	17	0.00	1.200

PITCHER	IP	WLS	BF	H	R	ER	SO	BB	IBB	HBP	BLK	WP	HR	S	P	ERA	WHIP

Batter	1	2	3	4	5	6	7	8	9	AB	R	H	RBI	BB	SO	LOB
Ray Durham, S (1, 4) OBP: 0.351, SLG: 0.478	B X 1-0 ① F8	B X 1-0 ③ F5		B X 1-0 ③ FC4-6 1-2f 2-3		B F B B X 3-1 ② F7	C X 0-1 ③ G1-3			5	0	0	0	0	0	5
Jose Valentin, S (1, 6) OBP: 0.342, SLG: 0.528	B B F B F F X 3-2 HR	C B B X 2-1 ① L7			B C B X 2-1 ① L6	B B F B F X 3-2 HR		F X 0-1 ① L5		5	2	2	2	0	0	0
Frank Thomas, R (1, 10) OBP: 0.440, SLG: 0.608	C C S 0-3 ② K	B F X 1-1 ② G5-3			C B S F B B B X 3-2 FC5-4 14 BB 1B	B C F B X 2-2 HR		B F B C B B 4-2 BB		4	1	2	1	1	1	0
14 Paul Konerko, R (1, 3) OBP: 0.395, SLG: 0.633	F C B F B B B 4-2 BB	B F B B B 4-1 BB			B B C B B 4-1 FC5-4 1-2 BB	C X 0-1 HR		X 0-0 ② F7		2	1	1	1	3	0	1
Chris Singleton, L (1, 8) OBP: 0.330, SLG: 0.509	X 0-0 ③ F9	C S S 0-3 ③ K			X 0-0 ② F9	C X 0-1 ③ G4-3		F B X 1-1 ③ G1-3		5	0	0	0	0	1	5
Carlos Lee, R (1, 7) OBP: 0.378, SLG: 0.524		F B F B F B F F F 4-2 F B G6-3 G5-3 1B BB		B B B B 4-0 FC4-6 BB BB	B X 1-0 ③ FC5-4 1-2f 2-3		X 0-0 ① G6-3			2	1	0	0	2	0	2
Herbert Perry, R (1, 5) OBP: 0.317, SLG: 0.351		X 0-0 ① G5-3 1-2		B B B C F B 4-2 FC4-6 1-2 BB		X 0-0 SH3-4 HR 1B	B F B B B 4-1 BB BB			2	1	1	0	2	0	1
Jeff Abbott, R (1, 9) OBP: 0.233, SLG: 0.225		B X 1-0 ② G6-3 2-3		X 0-0 ① P3		L X 0-1 ① SH3-4 1-2	B B B B C B 4-1 BB 1-2			2	0	0	0	1	0	3
Mark Johnson, L (1, 2) OBP: 0.339, SLG: 0.418		B C B X 2-1 1B 3-H		B B X 2-0 ② F9		C F X 0-2 HR 2-H	B C B C B F X 3-2 ② F8			4	1	2	3	0	0	4
Inning Stats	R: 1 E: 0 K: 1 S: 12 H: 1 LOB: 1 BB: 1 P: 20	R: 1 E: 0 K: 0 S: 12 H: 1 LOB: 1 BB: 1 P: 20	R: 0 E: 0 K: 1 S: 8 H: 0 LOB: 1 BB: 1 P: 15	R: 0 E: 0 K: 0 S: 5 H: 0 LOB: 2 BB: 2 P: 16	R: 0 E: 0 K: 0 S: 9 H: 1 LOB: 2 BB: 1 P: 19	R: 5 E: 0 K: 0 S: 18 H: 5 LOB: 0 BB: 0 P: 26	R: 0 E: 0 K: 0 S: 9 H: 0 LOB: 2 BB: 2 P: 20	R: 0 E: 0 K: 0 S: 7 H: 0 LOB: 1 BB: 1 P: 12		1B: 3 2B: 0 3B: 0 HR: 5 SF: 0 SAC: 1 DP: 0 HBP: 0						

PITCHER		IP	WLS	BF	H	R	ER	SO	BB	IBB	HBP	BLK	WP	HR	S	P	ERA	WHIP
Kelvim Escobar, R ERA: 4.58	(1, 1)	5.2	L	29	6	5	5	2	6	0	0	0	0	3	57	107	7.94	2.118
John Frascatore, R ERA: 10.95	(6, 1)	0.2		6	2	2	2	0	2	0	0	0	0	2	10	20	27.00	6.000
Lance Painter, L ERA: 3.12	(7, 1)	1.2		6	0	0	0	0	1	0	0	0	0	0	13	21	0.00	0.600

PITCHER	IP	WLS	BF	H	R	ER	SO	BB	IBB	HBP	BLK	WP	HR	S	P	ERA	WHIP

BOTTOM

Toronto Blue Jays @ Chicago White Sox

Comiskey Park, Chicago, IL

Wed May 03 2000, 8:05 PM EDT
Att. 12,026 - Sunny - 62 F

livebaseballscorecards.com

AB	31
R	7
H	8
RBI	7
BB	9
SO	2
LOB	21

WP: 0 PB: 0 SB: 0 CS: 0 PA: 41

Batter	1	2	3	4	5	6	7	8	9	AB	R	H	RBI	BB	SO	LOB
Ray Durham, S (1, 4) OBP: 0.346, SLG: 0.466	F7	G5-3		1B			F8		K	5	0	1	0	0	1	2
Jose Valentin, S (1, 6) OBP: 0.336, SLG: 0.514	K		1B 1B	F8			G4-3		G4-3	5	0	1	0	0	1	1
Frank Thomas, R (1, 10) OBP: 0.450, SLG: 0.606	14 FC5-4 BB		1-3 FC1 1B		14 1B BB		K			2	0	1	0	2	1	0
14 Paul Konerko, R (1, 3) OBP: 0.391, SLG: 0.619	FC5-4 1-2f		P6		1-2 G5-4-3 1B			G4-3		4	0	1	0	0	0	3
Chris Singleton, L (1, 8) OBP: 0.319, SLG: 0.491		G3-1	1-2 FC1		K			G1-3		4	0	0	0	0	1	4
Carlos Lee, R (1, 7) OBP: 0.382, SLG: 0.557		HR	K		1-2f G5-4-3			1B 1B		4	1	2	1	0	1	5
Greg Norton, S (1, 5) OBP: 0.400, SLG: 0.536		K	G3-1			K		1-2 1B		4	0	1	0	0	2	3
Jeff Abbott, R (1, 9) OBP: 0.255, SLG: 0.233		S HBP	G6-3			L3 1B		L8		3	0	1	0	0	0	2
Josh Paul, R (1, 2) OBP: 0.370, SLG: 0.535		1-2 BB	G4-3			1-2 L3			F9	3	0	0	0	1	0	1
Inning Stats	R: 0 E: 0 K: 1 S: 8 H: 0 LOB: 1 BB: 1 P: 15	R: 1 E: 0 K: 1 S: 17 H: 1 LOB: 2 BB: 1 P: 31	R: 0 E: 0 K: 1 S: 9 H: 2 LOB: 3 BB: 0 P: 16	R: 0 E: 0 K: 0 S: 10 H: 1 LOB: 1 BB: 0 P: 15	R: 0 E: 0 K: 1 S: 9 H: 1 LOB: 1 BB: 1 P: 15	R: 0 E: 0 K: 1 S: 7 H: 1 LOB: 0 BB: 0 P: 9	R: 0 E: 0 K: 1 S: 8 H: 0 LOB: 0 BB: 0 P: 15	R: 0 E: 0 K: 0 S: 15 H: 2 LOB: 2 BB: 0 P: 22	R: 0 E: 0 K: 1 S: 8 H: 0 LOB: 0 BB: 0 P: 10	1B: 7 2B: 1 3B: 0 HR: 1 SF: 0 SAC: 0 DP: 2 HBP: 1						

PITCHER	IP	WLS	BF	H	R	ER	SO	BB	IBB	HBP	BLK	WP	HR	S	P	ERA	WHIP
49 Chris Fussell, R (1, 1) ERA: 4.7	7.0	W	30	6	1	1	6	3	0	1	0	0	1	68	116	1.29	1.286
Jose Santiago, R (8, 1) ERA: 1.74	2.0		8	2	0	0	1	0	0	0	0	0	0	23	32	0.00	1.000

PITCHER	IP	WLS	BF	H	R	ER	SO	BB	IBB	HBP	BLK	WP	HR	S	P	ERA	WHIP

TOP

Chicago White Sox @ Kansas City Royals

Kauffman Stadium, Kansas City, MO

Fri May 05 2000, 7:05 PM CDT
Att. 19,622 - Sunny - 77 F

livebaseballscorecards.com

AB	34
R	1
H	8
RBI	1
BB	3
SO	7
LOB	21

WP: 0 PA: 38
PB: 0
SB: 1
CS: 0

Batter	1	2	3	4	5	6	7	8	9	AB	R	H	RBI	BB	SO	LOB
Johnny Damon, L (1, 8) OBP: 0.320, SLG: 0.394	C X 0-1 SH1-3 29 2B 2B	F X 0-1 ③ G3-1		X 0-0 ③ L9		B X 1-0 ③ G4-3				4	1	1	0	0	0	2
Carlos Febles, R (1, 4) OBP: 0.384, SLG: 0.360	X 0-0 ① SH1-3 2-3		B B C X 2-1 S 2B 1B		C C B B F F X 2-2 29 E S 1B 1B		X 0-0 ① F9			3	2	2	0	0	0	0
29 Mike Sweeney, R (1, 10) OBP: 0.368, SLG: 0.616	B F B F X 2-2 3-H 2B		X 0-0 ① F7		C S F S 0-3 ① K 1-2		C S X 0-2 HR			4	1	2	2	0	1	2
Jermaine Dye, R (1, 9) OBP: 0.431, SLG: 0.784	X 0-0 ② F9		B B C B X 3-1 ② G6-3 1-2		X 0-0 ② G6-3		B F B X 2-1 2B			4	0	1	0	0	0	3
Mark Quinn, R (1, 7) OBP: 0.337, SLG: 0.515	X 0-0 ③ G5-3		B B F B X 3-1 1B 2-H 2B		C B F F X 2-2 E4 1B 2-3		B B B C C S 3-3 ② K			4	1	1	1	0	1	3
Joe Randa, R (1, 5) OBP: 0.421, SLG: 0.532		B X 1-0 S 1B	X 0-0 E S 2-H 1B		X 0-0 1-3 3-H 1B		C X 0-1 ③ G4-3			4	0	3	2	0	0	1
Dave McCarty, R (1, 3) OBP: 0.269, SLG: 0.400		B B C F B S 3-3 ① K 1-2	S B C S 1-3 ③ K 1-3		C B F S 1-3 ③ K			C C S 0-3 ① K		4	0	0	0	0	4	4
Brian Johnson, R (1, 2) OBP: 0.219, SLG: 0.317		B F B B B B 4-1 BB		X 0-0 ① F3		F B F X 1-2 ① G4-3		B F B S S 2-3 ② K		3	0	0	0	1	1	0
Rey Sanchez, R (1, 6) OBP: 0.292, SLG: 0.402		B X 1-0 ② F7		C F X 0-2 ② G5-3		C X 0-1 ② G4-3		B F B F B F X 3-2 ③ L6		4	0	0	0	0	0	2
Inning Stats	R: 1 E: 0 K: 0 S: 8 H: 2 LOB: 1 BB: 0 P: 10	R: 0 E: 0 K: 1 S: 8 H: 1 LOB: 2 BB: 1 P: 17	R: 2 E: 0 K: 1 S: 11 H: 3 LOB: 1 BB: 0 P: 20	R: 0 E: 0 K: 0 S: 6 H: 0 LOB: 0 BB: 0 P: 6	R: 1 E: 1 K: 2 S: 19 H: 2 LOB: 2 BB: 0 P: 24	R: 0 E: 0 K: 0 S: 6 H: 0 LOB: 0 BB: 0 P: 8	R: 1 E: 0 K: 1 S: 11 H: 2 LOB: 1 BB: 0 P: 16	R: 0 E: 0 K: 2 S: 10 H: 0 LOB: 0 BB: 0 P: 15		1B: 5 2B: 4 3B: 0 HR: 1	SF: 0 SAC: 1 DP: 0 HBP: 0					

BOTTOM

Chicago White Sox @ Kansas City Royals

Kauffman Stadium, Kansas City, MO

Fri May 05 2000, 7:05 PM CDT
Att. 19,622 - Sunny - 77 F

livebaseballscorecards.com

AB	34
R	5
H	10
RBI	5
BB	1
SO	7
LOB	17

PITCHER		IP	WLS	BF	H	R	ER	SO	BB	IBB	HBP	BLK	WP	HR	S	P	ERA	WHIP
21 Cal Eldred, R ERA: 5.05	(1, 1)	6.1	L	31	10	5	4	4	1	0	0	0	0	1	64	93	5.68	1.737
Sean Lowe, R ERA: 1.59	(7, 1)	0.2		2	0	0	0	1	0	0	0	0	0	0	5	8	0.00	0.000
Bob Howry, R ERA: 4.5	(8, 1)	1.0		3	0	0	0	2	0	0	0	0	0	0	10	15	0.00	0.000

PITCHER	IP	WLS	BF	H	R	ER	SO	BB	IBB	HBP	BLK	WP	HR	S	P	ERA	WHIP

WP: 0 PB: 0 SB: 4 CS: 0 PA: 36

Chicago White Sox @ Kansas City Royals

Kauffman Stadium, Kansas City, MO

Sat May 06 2000, 7:05 PM CDT

Att. 28,300 - Overcast - 62 F

livebaseballscorecards.com

TOP

Batter	1	2	3	4	5	6	7	8	9	AB	R	H	RBI	BB	SO	LOB
Ray Durham, S (1, 4) OBP: 0.340, SLG: 0.463	B C S T C 1-3 ① K		B B B C X 3-1 G4-3 1B 2B	X 0-0 ③ G3-1		F B F B F S 2-3 ② K			F F S 0-3 ① K	5	1	1	0	0	3	0
Jose Valentin, S (1, 6) OBP: 0.339, SLG: 0.526	X 0-0 G6-3 2B		C X 0-1 ① G4-3 2-3		B B B X 3-0 14 1B 2B	B X 1-0 ③ F9			C F X 0-2 ② G5-3	5	1	2	0	0	0	1
Frank Thomas, R (1, 10) OBP: 0.448, SLG: 0.593	C S B X 1-2 ② G6-3 2-3		X 0-0 BB 14 BB 3-H 1B		C B B B B 4-1 14 1B 1B BB		C B B S X 2-2 ① G6-3		B B X 2-0 ③ G4-3	4	1	1	1	1	0	1
14 Paul Konerko, R (1, 3) OBP: 0.394, SLG: 0.612	B B F S B S 3-3 ③ K		C B B B B 4-1 BB 1-2 BB		B X 1-0 1B G5-4-3 1-2 2-H 1B		S F B X 1-2 ② G5-3			3	1	1	1	1	1	1
Chris Singleton, L (1, 8) OBP: 0.333, SLG: 0.496		F C B X 1-2 ① G4-1	B B B C B 4-1 1-2 2-3 BB		C F X 0-2 G5-4-3 1-3 2-H 1B		S X 0-1 1B			3	0	2	1	1	0	0
Carlos Lee, R (1, 7) OBP: 0.368, SLG: 0.533		C B X 1-1 ② G6-3	B B X 2-0 ② F8		X 0-0 ① ② G5-4-3 1-2f 3-H		S B S F B X 2-2 ③ G5-3			4	0	0	0	0	0	5
Greg Norton, S (1, 5) OBP: 0.405, SLG: 0.534		B B X 2-0 2B 1B	B F C B B X 3-2 ③ F8		X 0-0 1B			F X 0-1 ① G3-1		4	1	2	0	0	0	3
Jeff Abbott, R (1, 9) OBP: 0.255, SLG: 0.255		X 0-0 1-H 2B	C B F B F B X 3-2 ① G4-3		C B F B F X 2-2 ③ P5			F B B B C S 3-3 ② K		4	0	1	1	0	1	1
Mark Johnson, L (1, 2) OBP: 0.318, SLG: 0.390		B B C X 2-1 ③ G3		F C B C 1-3 ② K		B C S B X 2-2 ① G4-3		B C X 1-1 ③ P6		4	0	0	0	0	1	1

Inning Stats																		
	R: 0	H: 1	R: 1	H: 2	R: 1	H: 2	R: 0	H: 0	R: 3	H: 4	R: 0	H: 0	R: 0	H: 1	R: 0	H: 0	R: 0	H: 0
	E: 0	LOB: 1	E: 0	LOB: 1	E: 0	LOB: 3	E: 0	LOB: 0	E: 0	LOB: 1	E: 0	LOB: 0	E: 0	LOB: 1	E: 0	LOB: 0	E: 0	LOB: 0
	K: 2	BB: 0	K: 0	BB: 0	K: 0	BB: 2	K: 1	BB: 0	K: 0	BB: 1	K: 1	BB: 0	K: 0	BB: 0	K: 1	BB: 0	K: 1	BB: 0
	S: 11	P: 16	S: 9	P: 15	S: 11	P: 27	S: 8	P: 12	S: 12	P: 22	S: 9	P: 14	S: 12	P: 17	S: 7	P: 11	S: 7	P: 9

PITCHER		IP	WLS	BF	H	R	ER	SO	BB	IBB	HBP	BLK	WP	HR	S	P	ERA	WHIP	PITCHER	IP	WLS	BF	H	R	ER	SO	BB	IBB	HBP	BLK	WP	HR	S	P	ERA	WHIP
Chad Durbin, R ERA: 5.92	(1, 1)	4.0		23	8	5	5	3	3	0	0	0	0	0	45	84	11.25	2.750																	
Jerry Spradlin, R ERA: 2.63	(5, 1)	4.0	W	13	2	0	0	2	0	0	0	0	0	0	34	50	0.00	0.500																	
Dan Reichert, R ERA: 3.0	(9, 1)	1.0		3	0	0	0	1	0	0	0	0	0	0	7	9	0.00	0.000																	

AB	36
R	5
H	10
RBI	4
BB	3
SO	6
LOB	13

1B: 6	SF: 0	WP: 0	PA: 39
2B: 4	SAC: 0	PB: 0	
3B: 0	DP: 1	SB: 0	
HR: 0	HBP: 0	CS: 0	

Batter	1	2	3	4	5	6	7	8	9	AB	R	H	RBI	BB	SO	LOB
Johnny Damon, L (1, 8) OBP: 0.338, SLG: 0.465	C B B X 2-1 FC5-4 1B		B B X 2-0 1-H HR	F X 0-1 1-H HR	C X 0-1 29 BB 1B 1B		B B F X 2-1 ① G3			5	2	4	4	0	0	0
Carlos Febles, R (1, 4) OBP: 0.385, SLG: 0.362	C C B X 1-2 ① FC5-4 1-2f		C F B F X 1-2 ② G6-3	B B F X 2-1 29 1B 1B 1B	F X 0-1 29 BB 1-2 1B		C F S 0-3 ② K			5	1	2	0	0	1	1
29 Mike Sweeney, R (1, 10) OBP: 0.377, SLG: 0.612	B X 1-0 ② F8		C X 0-1 3B 1B	C B X 1-1 1B 1-2 1B	F B B B 4-1 FC5-4 1-2 2-3 BB		B S B C S 2-3 ③ K			4	1	2	0	1	1	1
Jermaine Dye, R (1, 9) OBP: 0.430, SLG: 0.785	B X 1-0 ③ G5-3		B X 1-0 1-H 1B 3B	C F F F B B X 2-2 ② 1-3 2-H 1B 1B	B X 1-0 ③ FC5-4 1-2f			C S C 0-3 ① K		5	2	2	2	0	1	4
Mark Quinn, R (1, 7) OBP: 0.349, SLG: 0.549		B B X 2-0 ① G6-3	B X 1-0 3-H 1B	X 0-0 2-H 3B 1B		B F X 1-1 ① G6-3		F B B X 2-1 HR		5	2	3	3	0	0	0
Joe Randa, R (1, 5) OBP: 0.421, SLG: 0.540	C S B B F X 2-2 ② F9	B B X 2-0 ③ P3	X 0-0 1-H 3B			B C B B B 4-1 FC3-6 1B BB		B C X 1-1 ② F9		4	0	1	1	1	0	1
Dave McCarty, R (1, 3) OBP: 0.290, SLG: 0.500	C B B X 2-1 ③ F9	C X 0-1 HR C S X 1-2 ③ G6-3				C C F B X 1-2 FC3-6 1-2 1B		B B B C X 3-1 ③ G6-3		5	1	2	1	0	0	1
Brian Johnson, R (1, 2) OBP: 0.221, SLG: 0.313		C C B B X 2-2 ① G5-3	B B X 2-0 HR 1B	B B X 2-0 ① L8	X 0-0 ② FC3-6 FC6-4 1-2f 2-3					4	1	1	0	0	0	2
Rey Sanchez, R (1, 6) OBP: 0.290, SLG: 0.396		B X 1-0 HR 1B	C X 0-1 ① F9	F F X 0-2 ② F8	F B F X 1-2 ③ FC6-4 1-2f					4	1	1	0	0	0	3
Inning Stats	R: 0 E: 0 K: 0 S: 7 H: 1 LOB: 1 BB: 0 P: 12	R: 0 E: 0 K: 0 S: 7 H: 0 LOB: 0 BB: 0 P: 13	R: 4 E: 0 K: 0 S: 14 H: 5 LOB: 1 BB: 0 P: 24	R: 6 E: 0 K: 0 S: 22 H: 8 LOB: 1 BB: 0 P: 30	R: 0 E: 0 K: 0 S: 10 H: 2 LOB: 3 BB: 1 P: 17	R: 0 E: 0 K: 0 S: 11 H: 1 LOB: 2 BB: 1 P: 18	R: 0 E: 0 K: 2 S: 8 H: 0 LOB: 0 BB: 0 P: 12	R: 1 E: 0 K: 1 S: 9 H: 1 LOB: 0 BB: 0 P: 15		1B: 12 2B: 0 3B: 2 HR: 4 SF: 0 SAC: 0 DP: 0 HBP: 0						

PITCHER		IP	WLS	BF	H	R	ER	SO	BB	IBB	HBP	BLK	WP	HR	S	P	ERA	WHIP
Mike Sirotka, L ERA: 6.18	(1, 1)	3.1	L	19	9	7	7	0	0	0	0	0	0	3	35	58	18.90	2.700
Scott Eyre, L ERA: 6.75	(4, 1)	1.2		12	7	3	3	0	1	0	0	0	0	0	25	38	16.20	4.800
Jim Parque, L ERA: 4.17	(6, 1)	2.0		8	1	0	0	2	1	0	0	0	0	0	19	30	0.00	1.000
Kelly Wunsch, L ERA: 3.29	(8, 1)	1.0		4	1	1	1	1	0	0	0	0	0	1	9	15	9.00	1.000

PITCHER	IP	WLS	BF	H	R	ER	SO	BB	IBB	HBP	BLK	WP	HR	S	P	ERA	WHIP

BOTTOM

Chicago White Sox @ Kansas City Royals

Kauffman Stadium, Kansas City, MO

Sat May 06 2000, 7:05 PM CDT
Att. 28,300 - Overcast - 62 F

livebaseballscorecards.com

AB	41
R	11
H	18
RBI	11
BB	2
SO	3
LOB	13

Chicago White Sox @ Kansas City Royals

Kauffman Stadium, Kansas City, MO

Sun May 07 2000, 1:05 PM CDT

Att. 23,107 - Overcast - 68 F

livebaseballscorecards.com

Batter	1	2	3	4	5	6	7	8	9	AB	R	H	RBI	BB	SO	LOB
Ray Durham, S (1, 4) OBP: 0.342, SLG: 0.480	B C S B F X 2-2 ① F9		C C B B X 2-2 1-H HR		B B B B 4-0 1-2 2B BB		C B B B S F S 3-3 ① K	C C B C 1-3 ③ K		4	1	1	2	1	2	3
Jose Valentin, S (1, 6) OBP: 0.333, SLG: 0.521	C B X 1-1 ② F8		B X 1-0 ② G3-1		B C X 1-1 ③ 1-H 2-H 2B		X 0-0 ② F9		C F B X 1-2 ① F7	5	0	1	1	0	0	1
Frank Thomas, R (1, 10) OBP: 0.446, SLG: 0.584	F B B X 2-1 ③ F9		B B X 2-0 ③ G4-3			C B B X 2-1 2B 14 G4-3 1B	B C F X 2-2 ③ L7		C B B S S X 2-2 14 1B 1B 1B	5	2	2	0	0	0	1
Magglio Ordonez, R (1, 9) OBP: 0.373, SLG: 0.525		B C F B C B F F X 3-2 HR		B B F B C X 3-2 ① L9		F B S X 1-2 14 G4-3 1-3 FC3-2 2B		B X 1-0 14 F7 14 WP 1B 1B	B B F X 2-1 ② F8	5	2	3	1	0	0	1
14 Paul Konerko, R (1, 3) OBP: 0.387, SLG: 0.595		B B F X 2-1 ① P4		B B X 2-0 ② G5-3		C S B X 1-2 ① G4-3 2-3 3-H		B C S F X 1-2 ① F7 1-3	F C X 0-2 1B 1-2 1B	5	0	1	1	0	0	2
Chris Singleton, L (1, 8) OBP: 0.336, SLG: 0.487		F F B X 1-2 ② F5		C X 0-1 ③ F5		X 0-0 ② FC3-2 1B 3-H		F F H 1-2 1B 1B 1B HBP	C B F X 1-2 1-3 2-H 1B	4	1	1	1	0	0	1
Carlos Lee, R (1, 7) OBP: 0.369, SLG: 0.526		B X 1-0 ③ L8			B B X 2-0 ① G5-3	B C X 1-1 1-2 1B		C X 0-1 1B 1-2 3-H 1B	S F B B X 2-2 ③ F9	5	0	2	1	0	0	2
Greg Norton, S (1, 5) OBP: 0.409, SLG: 0.532			B F F X 1-2 ① F9		B X 1-0 FC1-6 1B	C X 0-1 ③ G4-3		S B B F B X 3-2 1-2 2-H 1B		4	0	2	1	0	0	2
Josh Paul, R (1, 2) OBP: 0.380, SLG: 0.511			B C B F F F B B 4-2 HR BB		X 0-0 ② FC1-6 BB 1-2f 2B		B B B C B 4-1 BB	F C C 0-3 ② K		2	2	0	0	2	1	3
Inning Stats	R: 0 E: 0 K: 0 S: 8 H: 0 LOB: 0 BB: 0 P: 13	R: 1 E: 0 K: 0 S: 11 H: 1 LOB: 0 BB: 0 P: 18	R: 2 E: 0 K: 0 S: 12 H: 1 LOB: 0 BB: 1 P: 22	R: 0 E: 0 K: 0 S: 6 H: 0 LOB: 0 BB: 0 P: 11	R: 1 E: 0 K: 0 S: 5 H: 2 LOB: 2 BB: 1 P: 13	R: 1 E: 0 K: 0 S: 13 H: 3 LOB: 2 BB: 0 P: 18	R: 0 E: 0 K: 1 S: 9 H: 0 LOB: 1 BB: 1 P: 18	R: 2 E: 0 K: 2 S: 18 H: 3 LOB: 2 BB: 0 P: 25	R: 1 E: 0 K: 0 S: 17 H: 3 LOB: 2 BB: 0 P: 25	1B: 9 2B: 2 3B: 0 HR: 2 SF: 0 SAC: 0 DP: 0 HBP: 1						

	AB	39
	R	8
	H	13
	RBI	8
	BB	3
	SO	3
	LOB	16

WP: 1 PB: 0 SB: 0 CS: 0 PA: 43

PITCHER		IP	WLS	BF	H	R	ER	SO	BB	IBB	HBP	BLK	WP	HR	S	P	ERA	WHIP
Miguel Batista, R ERA: 10.24	(1, 1)	5.0		20	4	4	4	0	2	0	0	0	0	2	42	77	7.20	1.200
Dan Reichert, R ERA: 3.54	(6, 1)	2.1	H	12	4	2	2	1	1	0	0	0	1	0	27	43	7.71	2.143
Ricky Bottalico, R ERA: 8.74	(8, 1)	1.2	W	11	5	2	2	2	0	0	1	0	0	0	30	43	10.80	3.000

PITCHER	IP	WLS	BF	H	R	ER	SO	BB	IBB	HBP	BLK	WP	HR	S	P	ERA	WHIP

Batter	1	2	3	4	5	6	7	8	9	AB	R	H	RBI	BB	SO	LOB
Johnny Damon, L (1, 8) (8, 7) OBP: 0.341, SLG: 0.471	2-0 BBX 29 WP S 29 G6-3 1B	2-2 BFBFX P5 ③		2-1 BBFX L6 ③		1-0 BX B2-6 2B		0-2 SCFFFX L9 ①		5	1	2	0	0	0	2
Carlos Febles, R (1, 4) OBP: 0.393, SLG: 0.356	4-0 BBBBB 29 WP 1-2 HR BB		0-1 CX E1 CS		4-1 SBBBB FC6-5 29 G1-3 BB	1-0 BX B2-6 ①② 2-3f		4-1 CBBBBB 29 E 1-2 2B BB		2	2	0	0	3	0	1
29 Mike Sweeney, R (1, 10) OBP: 0.370, SLG: 0.595	1-1 BFX G6-3 ① 1-2 2-H		1-0 BX F9 ①		2-2 PCSBX G1-3 ① 1-2	1-2 CBCX G3 ③		1-1 SBX E2 1-3 2-H 2B 1B		5	1	1	2	0	0	3
Jermaine Dye, R (1, 9) OBP: 0.450, SLG: 0.813	0-2 SFX 2-H HR		4-1 BCPBB ② 1-2 BB		4-0 BBBI PB FC6-5 BB IBB		0-1 CX G6-4-3 1B	4-0 IIII 2B IBB		2	3	2	2	3	0	0
Mark Quinn, R (1, 7) OBP: 0.345, SLG: 0.547 Carlos Beltrán, S (8, 8) OBP: 0.308, SLG: 0.358	0-2 CSX 2B		2-2 CBBFX F9 ③		0-0 X FC6-5 ② BB PB 1-2 2-3f 1B		0-0 X G6-4-3 ①② 1-2f	0-0 X 1-H 2-H 3-H 1B 2B		4 1	1 1	1 1	0 3	0 0	0 0	4 0
Joe Randa, R (1, 5) OBP: 0.427, SLG: 0.538	1-3 SBCFS ② K			2-2 CBBCX G6-3 ①	4-0 BIII BB 1-2 2-3 1B IBB		0-0 X 1B 1B	0-0 X 2-H 1B		4	1	2	1	1	1	1
Dave McCarty, R (1, 3) OBP: 0.333, SLG: 0.500	2-0 BBX G6-3 ③			3-1 BCBBBX G4-3 E 1B	4-0 BBBB 1B 1-2 2-3 3-H BB		0-0 X 1-2 1B	1-3 CSBFS ② K		4	1	2	1	1	1	2
Jorge Fabregas, L (1, 2) OBP: 0.297, SLG: 0.265		3-2 BBBCFFX F8 ①		0-1 CX G4-3 ② 1-2	1-1 CBX 1-2 2-H 3-H 1B		1-2 CSFBX G4-3 ③	1-1 SBX F7 ③		5	0	1	2	0	0	4
Rey Sanchez, R (1, 6) OBP: 0.298, SLG: 0.394		1-0 BX G6-3 ②		0-1 CX E9 2-H 1B	0-3 CSC K ③			4-1 BBCBB 29 E BB BB		3	1	1	1	1	1	2
Inning Stats	R: 3 E: 0 K: 1 S: 14 H: 3 LOB: 1 BB: 1 P: 24	R: 0 E: 0 K: 0 S: 8 H: 0 LOB: 0 BB: 0 P: 14	R: 0 E: 1 K: 0 S: 8 H: 0 LOB: 1 BB: 1 P: 14	R: 1 E: 1 K: 0 S: 11 H: 2 LOB: 1 BB: 0 P: 18	R: 3 E: 0 K: 1 S: 11 H: 1 LOB: 2 BB: 4 P: 29	R: 0 E: 0 K: 0 S: 5 H: 1 LOB: 0 BB: 0 P: 8	R: 0 E: 0 K: 0 S: 9 H: 3 LOB: 2 BB: 0 P: 10	R: 5 E: 1 K: 1 S: 18 H: 3 LOB: 1 BB: 3 P: 33		1B: 9 2B: 4 3B: 0 HR: 1	SF: 0 SAC: 0 DP: 2 HBP: 0					

PITCHER		IP	WLS	BF	H	R	ER	SO	BB	IBB	HBP	BLK	WP	HR	S	P	ERA	WHIP
Kip Wells, R ERA: 7.28	(1, 1)	4.2		26	6	7	7	1	4	2	0	0	1	1	49	96	13.50	2.143
41 Bill Simas, R ERA: 3.24	(5, 1)	2.0		8	4	0	0	1	0	0	0	0	0	0	13	16	0.00	2.000
Kelly Wunsch, L ERA: 3.77	(7, 1)	0.2	L	3	0	1	1	0	1	0	0	0	0	0	11	16	13.50	1.500
Sean Lowe, R ERA: 3.57	(8, 1)	0.2		7	3	4	4	1	1	1	0	0	0	0	11	22	54.00	6.000

PITCHER	IP	WLS	BF	H	R	ER	SO	BB	IBB	HBP	BLK	WP	HR	S	P	ERA	WHIP

BOTTOM

Chicago White Sox @ Kansas City Royals

Kauffman Stadium, Kansas City, MO

Sun May 07 2000, 1:05 PM CDT
Att. 23,107 - Overcast - 68 F

livebaseballscorecards.com

AB	35
R	12
H	13
RBI	12
BB	9
SO	3
LOB	19

WP: 1 PA: 44
PB: 1
SB: 1
CS: 1

TOP

Chicago White Sox @ Boston Red Sox

Fenway Park, Boston, MA

Mon May 08 2000, 7:05 PM EDT

Att. 23,468 - Cloudy - 66 F

livebaseballscorecards.com

Batter	1	2	3	4	5	6	7	8	9	AB	R	H	RBI	BB	SO	LOB
Ray Durham, S (1, 4) OBP: 0.347, SLG: 0.504	G4-3			SH1-3; SF9; 2B		SF4; 3B		G1-3		4	2	2	0	0	0	0
Jose Valentin, S (1, 6) OBP: 0.341, SLG: 0.520	F7			SH1-3; 2-3		CS; 1B		FC6; 1B; BB		2	0	1	0	1	0	0
Frank Thomas, R (1, 10) OBP: 0.441, SLG: 0.583	G6-3			SF9; 3-H		SF4; 3-H		1-2; FC6; 1B		2	0	1	2	0	0	0
Magglio Ordonez, R (1, 9) OBP: 0.369, SLG: 0.524		G4-3		2B		CS; 1-2	F9	FC6; 1-2f; 2-3		4	0	1	0	0	0	2
14 Paul Konerko, R (1, 3) OBP: 0.383, SLG: 0.584 Josh Paul, R (9, PR) OBP: 0.380, SLG: 0.511		K		F7			F5		FC5; SH1-3; 1B	4 0	0 0	1 0	0 0	0 0	1 0	1 0
Chris Singleton, L (1, 8) OBP: 0.336, SLG: 0.483		G6-3			K	2B; 1B			SH1-3; 1-2	3	0	1	0	0	1	0
Carlos Lee, R (1, 7) OBP: 0.365, SLG: 0.525			F9		F8		1-3; 2B		G5-3	4	0	1	0	0	0	2
Greg Norton, S (1, 5) OBP: 0.402, SLG: 0.513		F2			G4-3		K		FC5; BB	3	0	0	0	1	1	2
Mark Johnson, L (1, 2) OBP: 0.304, SLG: 0.371 Herbert Perry, R (9, PH) OBP: 0.310, SLG: 0.342		F7				F7		P6	FC5; 1-2; 2-3f	3 1	0 0	0 0	0 0	0 0	0 0	0 2

	AB	30
	R	2
	H	8
	RBI	2
	BB	2
	SO	3
	LOB	9

Inning Stats	1	2	3	4	5	6	7	8	9
	R: 0 E: 0 K: 0 S: 6	H: 0 LOB: 0 BB: 0 P: 8	R: 0 E: 0 K: 1 S: 7	H: 0 LOB: 0 BB: 0 P: 12	R: 0 E: 0 K: 0 S: 10	H: 0 LOB: 0 BB: 0 P: 14	R: 1 E: 0 K: 0 S: 9	H: 2 LOB: 1 BB: 0 P: 15	R: 0 E: 0 K: 1 S: 9	H: 0 LOB: 0 BB: 0 P: 14
	R: 1 E: 0 K: 0 S: 14	H: 2 LOB: 0 BB: 0 P: 21	R: 0 E: 0 K: 1 S: 13	H: 2 LOB: 2 BB: 0 P: 18	R: 0 E: 0 K: 0 S: 10	H: 1 LOB: 2 BB: 1 P: 19	R: 0 E: 0 K: 0 S: 9	H: 1 LOB: 2 BB: 1 P: 17		

	1B: 4	SF: 2
	2B: 3	SAC: 2
	3B: 1	DP: 0
	HR: 0	HBP: 0

	WP: 0	PA: 37
	PB: 0	
	SB: 0	
	CS: 1	

PITCHER		IP	WLS	BF	H	R	ER	SO	BB	IBB	HBP	BLK	WP	HR	S	P	ERA	WHIP
Brian Rose, R ERA: 7.4	(1, 1)	6.0	W	21	4	2	2	2	0	0	0	0	0	0	55	84	3.00	0.667
49 Tim Wakefield, R ERA: 2.22	(7, 1)	1.2	H	8	2	0	0	1	1	0	0	0	0	0	19	31	0.00	1.800
Derek Lowe, R ERA: 0.87	(8, 1)	1.1	S	7	2	0	0	0	1	0	0	0	0	0	13	23	0.00	2.250

PITCHER	IP	WLS	BF	H	R	ER	SO	BB	IBB	HBP	BLK	WP	HR	S	P	ERA	WHIP

Batter	1	2	3	4	5	6	7	8	9	AB	R	H	RBI	BB	SO	LOB
Jose Offerman, S (1, 10) OBP: 0.325, SLG: 0.323	C F B B X 2-2 1B 1B SF8 1B		L B X 1-1 ① G4-3 1-2		X 0-0 ①② G4-6-3 1-2f			B X 1-0 ① SH3 1-2		3	1	1	0	0	0	2
Trot Nixon, L (1, 9) OBP: 0.389, SLG: 0.600	S X 0-1 SF8 1B 1-2 1B		B B F X 2-1 ② F5		C C X 0-2 ③ F7			C F S 0-3 ② K		4	0	1	0	0	1	2
Brian Daubach, L (1, 3) OBP: 0.413, SLG: 0.613	B X 1-0 G3-6 1-2 2-3 1B		C B B B C F F F X 3-2 2-H 2B			F B S F S 1-3 ① K		B C C F S 1-3 ③ K		4	0	2	1	0	2	1
Nomar Garciaparra, R (1, 6) OBP: 0.404, SLG: 0.500	B B F B F X 3-2 ① SF8 2-3 3-H		B X 1-0 ③ F8			B X 1-0 ② F8				2	0	0	1	0	0	1
Troy O'Leary, L (1, 7) OBP: 0.284, SLG: 0.439	B F B X 2-1 ②③ G3-6 1-2f			B B B F F B X 3-2 ① F9		F B B B F F S 2-3 ③ K				3	0	0	0	0	1	2
Carl Everett, S (1, 8) OBP: 0.385, SLG: 0.714		B C B F S 2-3 ① K		B X 1-0 HR			B C S B B X 3-2 ① P4			3	1	1	1	0	1	0
Jason Varitek, S (1, 2) OBP: 0.463, SLG: 0.513		C X 0-1 ② F8		C B C B X 2-2 G6-4-3 1B			B C B B F B 4-2 CS BB			2	0	1	0	1	0	0
Jeff Frye, R (1, 4) OBP: 0.200, SLG: 0.206		C C X 0-2 ③ G4-3		X 0-0 ②③ G6-4-3 1-2f			S C S 0-3 ②③ K 1-2			3	0	0	0	0	1	2
38 Wilton Veras, R (1, 5) OBP: 0.283, SLG: 0.316			B C B C B B 4-2 G4-3 2B BB		B B F B X 3-1 G4-6-3 1B			C B X 1-1 SH3 1B		2	1	2	0	1	0	0
Inning Stats	R: 1 H: 3 E: 0 LOB: 1 K: 0 BB: 0 S: 11 P: 19	R: 0 H: 0 E: 0 LOB: 0 K: 1 BB: 0 S: 8 P: 10	R: 1 H: 1 E: 0 LOB: 1 K: 0 BB: 1 S: 13 P: 24	R: 1 H: 2 E: 0 LOB: 0 K: 0 BB: 0 S: 8 P: 14	R: 0 H: 1 E: 0 LOB: 0 K: 0 BB: 0 S: 6 P: 9	R: 0 H: 0 E: 0 LOB: 0 K: 2 BB: 0 S: 8 P: 12	R: 0 H: 0 E: 0 LOB: 0 K: 1 BB: 1 S: 8 P: 15	R: 0 H: 1 E: 0 LOB: 1 K: 2 BB: 0 S: 10 P: 13		1B: 6 SF: 1 2B: 1 SAC: 1 3B: 0 DP: 3 HR: 1 HBP: 0						

PITCHER		IP	WLS	BF	H	R	ER	SO	BB	IBB	HBP	BLK	WP	HR	S	P	ERA	WHIP
Tanyon Sturtze, R ERA: 10.43	(1, 1)	5.0	L	20	7	3	3	1	1	0	0	0	0	1	46	76	5.40	1.600
Kelly Wunsch, L ERA: 3.52	(6, 1)	1.0		3	0	0	0	2	0	0	0	0	0	0	8	12	0.00	0.000
Keith Foulke, R ERA: 0.87	(7, 1)	2.0		7	1	0	0	3	1	0	0	0	0	0	18	28	0.00	1.000

PITCHER	IP	WLS	BF	H	R	ER	SO	BB	IBB	HBP	BLK	WP	HR	S	P	ERA	WHIP

BOTTOM

Chicago White Sox @ Boston Red Sox

Fenway Park, Boston, MA

Mon May 08 2000, 7:05 PM EDT

Att. 23,468 - Cloudy - 66 F

livebaseballscorecards.com

AB	26
R	3
H	8
RBI	3
BB	2
SO	6
LOB	10

Chicago White Sox @ Boston Red Sox

Fenway Park, Boston, MA

Tue May 09 2000, 7:05 PM EDT

Att. 25,371 - Overcast - 57 F

TOP

livebaseballscorecards.com

Batter	1	2	3	4	5	6	7	8	9	AB	R	H	RBI	BB	SO	LOB
Ray Durham, S (1, 4) OBP: 0.344, SLG: 0.496	F C B S 1-3 ① K		B C B X 2-1 ② G6-3			B C B X 2-1 SH1-4 14 1B 1B	B C X 1-1 ① SH3-4 1-2 2-3	S B X 1-1 ③ G4-3		4	1	1	0	0	1	0
Craig Wilson, R (1, 6) OBP: 0.373, SLG: 0.362	C B B X 2-1 1B 1B		B S C S 1-3 ③ K			L X 0-1 ① SH1-4 1-2	C X 0-1 E5 S 1B 3-H		X 0-0 ① G3-1	4	1	1	0	0	1	1
Frank Thomas, R (1, 10) OBP: 0.453, SLG: 0.585	X 0-0 G5-4-3 1-3 1B			C C X 0-2 ① G6-3		B B I I 4-0 14 1B 1B IBB	B B F B I 4-1 14 1B 1B 1-2 2-3 IBB		C B X 1-1 FC4-6 1B	3	1	2	0	2	0	0
Magglio Ordonez, R (1, 9) OBP: 0.362, SLG: 0.509	X 0-0 ② ③ G5-4-3 1-2f			C B X 1-1 ② F8		B B C F F B X 3-2 ② F7	B X 1-0 14 1B 1-2 2-H 3-H 1B		B F B C B X 3-2 ② FC4-6 1-2f	5	0	1	2	0	0	5
14 Paul Konerko, R (1, 3) OBP: 0.384, SLG: 0.577		B X 1-0 ① G6-3		B B C X 2-1 ③ L3		C X 0-1 WP 1B 1-3 2-H 1B	C B S B X 2-2 1-2 2-3 1B		C B X 1-1 ③ F8	5	1	2	1	0	0	1
Carlos Lee, R (1, 7) OBP: 0.370, SLG: 0.519		B B S B B 4-1 S BB			C X 0-1 ① G5-3	F F B X 1-2 1-H 3-H 1B	B C B F S 2-3 ② K			3	0	1	2	1	1	3
Jeff Abbott, R (1, 8) OBP: 0.255, SLG: 0.255 Chris Singleton, L (7, 8) OBP: 0.336, SLG: 0.483		B C S F X 1-2 ② P4			F F B X 1-2 E4 1B	C X 0-1 ③ G3	X 0-0 ③ P3			4 0	0 0	1 0	0 0	0 0	0 0	5 0
Herbert Perry, R (1, 5) OBP: 0.304, SLG: 0.333		B X 1-0 ③ L9 1-2			C B B C S 2-3 ② K		B B X 2-0 SH3-4 E E 1B	F X 0-1 ① F9		4	1	1	0	0	1	2
Josh Paul, R (1, 2) OBP: 0.352, SLG: 0.469			B B C F S 2-3 ① K		F B X 1-1 ③ F9	X 0-0 E1 S SH3-4 1-2 1B	C F B F C 1-3 ② K			4	1	0	0	0	2	2
Inning Stats	R: 0 H: 2 E: 0 LOB: 1 K: 1 BB: 0 S: 7 P: 10	R: 0 H: 0 E: 0 LOB: 1 K: 0 BB: 1 S: 7 P: 14	R: 0 H: 0 E: 0 LOB: 0 K: 2 BB: 0 S: 8 P: 13	R: 0 H: 0 E: 0 LOB: 0 K: 0 BB: 0 S: 7 P: 10	R: 0 H: 1 E: 1 LOB: 1 K: 1 BB: 0 S: 10 P: 14	R: 3 H: 3 E: 0 LOB: 1 K: 0 BB: 1 S: 15 P: 25	R: 3 H: 3 E: 2 LOB: 3 K: 1 BB: 1 S: 16 P: 28	R: 0 H: 0 E: 0 LOB: 0 K: 1 BB: 0 S: 8 P: 10	R: 0 H: 1 E: 0 LOB: 1 K: 0 BB: 0 S: 8 P: 13	1B: 10 SF: 0 2B: 0 SAC: 2 3B: 0 DP: 1 HR: 0 HBP: 0						WP: 1 PA: 41 PB: 0 SB: 3 CS: 0

	AB	36
	R	6
	H	10
	RBI	5
	BB	3
	SO	6
	LOB	19

PITCHER		IP	WLS	BF	H	R	ER	SO	BB	IBB	HBP	BLK	WP	HR	S	P	ERA	WHIP
Pete Schourek, L ERA: 3.38	(1, 1)	6.1	L	29	7	6	3	4	1	1	0	0	1	0	60	95	4.26	1.263
John Wasdin, R ERA: 4.15	(7, 1)	1.2		8	2	0	0	2	0	1	0	0	0	0	18	29	0.00	1.200
Tim Young, L ERA:	(9, 1)	1.0		4	1	0	0	0	0	0	0	0	0	0	8	13	0.00	1.000

PITCHER		IP	WLS	BF	H	R	ER	SO	BB	IBB	HBP	BLK	WP	HR	S	P	ERA	WHIP

Chicago White Sox @ Boston Red Sox

Fenway Park, Boston, MA

Tue May 09 2000, 7:05 PM EDT
Att. 25,371 - Overcast - 57 F

livebaseballscorecards.com

Batter	1	2	3	4	5	6	7	8	9	AB	R	H	RBI	BB	SO	LOB
Jose Offerman, S (1, 4) OBP: 0.314, SLG: 0.311	1-0 F9		1-3 K			0-0 G6-3		2-3 K		4	0	0	0	0	2	0
Trot Nixon, L (1, 9) OBP: 0.393, SLG: 0.596	2-0 1B			1-1 F7		1-1 G4-3			1-2 G5-4-3 1B	4	0	2	0	0	0	0
Brian Daubach, L (1, 10) OBP: 0.398, SLG: 0.588	1-2 P6			2-2 G1-3		0-3 K			1-3 K	4	0	0	0	0	2	2
Nomar Garciaparra, R (1, 6) OBP: 0.393, SLG: 0.485	2-3 K			0-0 G6-3			1-0 P4		0-0 G5-4-3 1-2f	3	0	0	0	0	1	1
Andy Sheets, R (8, 6) (9, 3)										1	0	0	0	0	0	1
Troy O'Leary, L (1, 7) OBP: 0.286, SLG: 0.436		0-1 G6-3			0-0 G3 E 1B		0-3 K			3	0	1	0	0	1	0
Carl Everett, S (1, 8) OBP: 0.383, SLG: 0.701		1-1 G1-3			1-3 K		4-2 BB			2	0	0	0	1	1	1
Mike Stanley, R (1, 3) OBP: 0.354, SLG: 0.475		2-2 G5-3			0-0 E1 G3 1-2		0-3 K			3	0	0	0	0	1	2
Manny Alexander, R (9, 6) OBP: 0.194, SLG: 0.286										0	0	0	0	0	0	0
Scott Hatteberg, L (1, 2) OBP: 0.231, SLG: 0.136			2-1 F8		2-0 G3 1-2 2-3			2-2 G3-1		3	0	0	0	0	0	2
38 Wilton Veras, R (1, 5) OBP: 0.270, SLG: 0.300			0-0 F3		1-2 G5-3			0-1 G6-3		3	0	0	0	0	0	2

Inning Stats	R	E	K	S	H	LOB	BB	P
	0	0	1	10	1	1	0	16
	0	0	0	7	0	0	0	10
	0	0	1	6	0	0	0	9
	0	0	0	7	0	0	0	10
	0	1	1	9	1	2	0	13
	0	0	1	6	0	0	0	7
	0	0	2	9	0	1	1	14
	0	0	1	9	0	0	0	13
	0	0	1	8	1	0	0	10

PITCHER	IP	WLS	BF	H	R	ER	SO	BB	IBB	HBP	BLK	WP	HR	S	P	ERA	WHIP
James Baldwin, R (1, 1) ERA: 2.34	9.0	W	31	3	0	0	8	1	0	0	0	0	0	71	102	0.00	0.444

PITCHER	IP	WLS	BF	H	R	ER	SO	BB	IBB	HBP	BLK	WP	HR	S	P	ERA	WHIP

AB	30
R	0
H	3
RBI	0
BB	1
SO	8
LOB	11

1B: 3	SF: 0	WP: 0	PA: 31
2B: 0	SAC: 0	PB: 0	
3B: 0	DP: 1	SB: 0	
HR: 0	HBP: 0	CS: 0	

Batter	1	2	3	4	5	6	7	8	9	AB	R	H	RBI	BB	SO	LOB
Ray Durham, S (1, 4) OBP: 0.344, SLG: 0.500	B B X 2-0 ① F7		C B B X 2-1 1-3 2B		C B B F X 2-2 ③ L4					3	0	1	0	0	0	0
Jose Valentin, S (1, 6) OBP: 0.341, SLG: 0.516	C F S 0-3 ② K		X 0-0 ② ③ FC9-2 3-H			C B F X 1-2 FC5-4 1B				3	0	1	0	0	1	2
Frank Thomas, R (1, 10) OBP: 0.457, SLG: 0.583	C B B F B B 4-2 FC6-4 BB			X 0-0 G4-3 BB 1B		B B F X 2-1 ① FC5-4 HR 1-2f				2	1	1	0	1	0	1
Magglio Ordonez, R (1, 9) OBP: 0.369, SLG: 0.536	B C X 1-1 ③ FC6-4 1-2f			S B B B B 4-1 G4-3 1-2 BB		X 0-0 1-H HR				2	1	1	2	1	0	1
14 Paul Konerko, R (1, 3) OBP: 0.383, SLG: 0.571		S C B B S 1-3 ① K		C B C X 1-2 ① P5		X 0-0 FC3-6 1B				3	0	1	0	0	1	2
Chris Singleton, L (1, 8) OBP: 0.328, SLG: 0.472		S F B B S 2-3 ② K		S F X 0-2 ② G4-3 1-2 2-3		X 0-0 ② FC3-6 S 1-2f 1B				3	1	0	0	0	1	3
Carlos Lee, R (1, 7) OBP: 0.369, SLG: 0.514		F C B X 1-2 ③ G6-3		S F X 0-2 ③ G6-3		B F B X 2-1 1-H 1B				3	0	1	1	0	0	2
Herbert Perry, R (1, 5) OBP: 0.286, SLG: 0.311			B C B F B X 3-2 ① F9		C X 0-1 ① F8	B C F B X 2-2 ③ F2				3	0	0	0	0	0	1
Josh Paul, R (1, 2) OBP: 0.357, SLG: 0.471			X 0-0 2B FC9-2 1B		B C C F C 1-3 ② K		0-0			3	0	1	0	0	1	0
Inning Stats	R: 0 H: 0 E: 0 LOB: 1 K: 1 BB: 1 S: 8 P: 15	R: 0 H: 0 E: 0 LOB: 0 K: 2 BB: 0 S: 9 P: 13	R: 0 H: 2 E: 0 LOB: 1 K: 0 BB: 0 S: 7 P: 12	R: 0 H: 1 E: 0 LOB: 2 K: 0 BB: 1 S: 11 P: 16	R: 0 H: 0 E: 0 LOB: 0 K: 1 BB: 0 S: 9 P: 12	R: 3 H: 4 E: 0 LOB: 1 K: 0 BB: 0 S: 13 P: 20	R: 0 H: 0 E: 0 LOB: 0 K: 0 BB: 0 S: 0 P: 0			1B: 5 SF: 0 2B: 2 SAC: 0 3B: 0 DP: 1 HR: 1 HBP: 0						

TOP

Chicago White Sox @ Boston Red Sox

Fenway Park, Boston, MA

Wed May 10 2000, 7:05 PM EDT

Att. 28,911 - Overcast - 50 F

livebaseballscorecards.com

AB	25
R	3
H	7
RBI	3
BB	2
SO	4
LOB	12

WP: 0 PA: 27
PB: 0
SB: 1
CS: 0

PITCHER		IP	WLS	BF	H	R	ER	SO	BB	IBB	HBP	BLK	WP	HR	S	P	ERA	WHIP
Ramon Martinez, R ERA: 5.46	(1, 1)	5.0	W	19	3	0	0	4	2	0	0	0	0	0	44	68	0.00	1.000
49 Tim Wakefield, R ERA: 3.24	(6, 1)	0.2		6	4	3	3	0	0	0	0	0	0	1	10	15	40.50	6.000
Rich Garces, R ERA: 2.65	(6, 1)	0.1	S	2	0	0	0	0	0	0	0	0	0	0	3	5	0.00	0.000

PITCHER	IP	WLS	BF	H	R	ER	SO	BB	IBB	HBP	BLK	WP	HR	S	P	ERA	WHIP

Batter	1	2	3	4	5	6	7	8	9	AB	R	H	RBI	BB	SO	LOB
Jose Offerman, S (1, 4) OBP: 0.312, SLG: 0.302	B B C X 2-1 ① F8		B C F X 1-2 ② F7		B F F X 1-2 E3 BB 1-3 3-H	B B B 4-0 1-2 2-3 BB				3	0	0	0	1	0	1
Trot Nixon, L (1, 9) OBP: 0.391, SLG: 0.604 Jeff Frye, R (6, PH) OBP: 0.194, SLG: 0.200 Darren Lewis, R (7, 9) OBP: 0.286, SLG: 0.200	B C F X 1-2 ② P6		C C B X 1-2 HR 2B		F X 0-1 ① SF9 3-H	C S X 0-2 ③ G4-3				2 1 0	1 0 0	1 0 0	1 0 0	0 0 0	0 3 0	0 3 0
Brian Daubach, L (1, 3) OBP: 0.405, SLG: 0.630	F B B B F X 3-2 2B 2B		C C X 0-2 2-H HR		F C B S 1-3 ② K					3	2	2	2	0	1	1
Nomar Garciaparra, R (1, 6) OBP: 0.400, SLG: 0.495	F B C X 1-2 2-H 2B		B X 1-0 ③ P6		B B B C B 4-1 1-2 BB					2	0	1	1	1	0	0
Troy O'Leary, L (1, 7) OBP: 0.279, SLG: 0.425	B X 1-0 ③ L5			X 0-0 ① F5	B B F X 2-1 ③ P4					3	0	0	0	0	0	3
Carl Everett, S (1, 8) OBP: 0.382, SLG: 0.688		S B F F B X 2-2 ① G4-3		C B F S 1-3 ② K		B B B C B 4-1 E S 38 1B BB				2	0	0	0	1	1	0
Mike Stanley, R (1, 10) OBP: 0.354, SLG: 0.463		F F F B X 1-2 ② G4-3		B S F B F X 2-2 ③ G6-3		C B B B B 4-1 BB E 1-2 BB				2	0	0	0	1	0	0
Jason Varitek, S (1, 2) OBP: 0.459, SLG: 0.519		C B F B C 2-3 ③ K			L B C X 1-2 38 1B E 2B	B C B C B 1 SAFE F X 3-2 ① G4-3 1-2 2-3				3	1	1	0	0	1	2
38 Wilton Veras, R (1, 5) OBP: 0.288, SLG: 0.317			X 0-0 ① F8		B B X 2-0 E SF9 2-3 1B	B F F B X 2-2 ② BB 3-H 1B				3	1	2	0	0	0	0
Inning Stats	R: 1 H: 2 E: 0 LOB: 1 K: 0 BB: 0 S: 12 P: 20	R: 0 H: 0 E: 0 LOB: 0 K: 1 BB: 0 S: 11 P: 16	R: 2 H: 2 E: 0 LOB: 0 K: 0 BB: 0 S: 11 P: 14	R: 0 H: 0 E: 0 LOB: 0 K: 1 BB: 0 S: 8 P: 11	R: 2 H: 2 E: 1 LOB: 2 K: 1 BB: 1 S: 15 P: 26	R: 0 H: 1 E: 1 LOB: 3 K: 0 BB: 3 S: 12 P: 29				1B: 2 SF: 1 2B: 4 SAC: 0 3B: 0 DP: 0 HR: 1 HBP: 0						

PITCHER		IP	WLS	BF	H	R	ER	SO	BB	IBB	HBP	BLK	WP	HR	S	P	ERA	WHIP
21 Cal Eldred, R ERA: 5.36	(1, 1)	4.2	L	22	6	5	4	3	1	0	0	0	0	1	55	83	7.71	1.500
Sean Lowe, R ERA: 3.38	(5, 1)	1.0		6	1	0	0	0	3	0	0	0	0	0	11	30	0.00	4.000
Kelly Wunsch, L ERA: 3.45	(6, 1)	0.1		1	0	0	0	0	0	0	0	0	0	0	3	3	0.00	0.000

PITCHER	IP	WLS	BF	H	R	ER	SO	BB	IBB	HBP	BLK	WP	HR	S	P	ERA	WHIP

BOTTOM

Chicago White Sox @ Boston Red Sox

Fenway Park, Boston, MA

Wed May 10 2000, 7:05 PM EDT

Att. 28,911 - Overcast - 50 F

livebaseballscorecards.com

AB	24
R	5
H	7
RBI	4
BB	4
SO	3
LOB	10

WP: 0 PA: 29
PB: 0
SB: 1
CS: 0

Batter	1	2	3	4	5	6	7	8	9	10	AB	R	H	RBI	BB	SO	LOB
Cristian Guzman, S (1, 6) OBP: 0.361, SLG: 0.457	B C C B F B F X 3-2 F8 ①	B X 1-0 1B 1-3 2-H		B B X 2-0 F7 ③			B C F C 1-3 K		B B B B 4-0 FC4 BB		4	0	1	1	1	1	1
Jay Canizaro, R (1, 4) OBP: 0.292, SLG: 0.273 Midre Cummings, L (9, PH) OBP: 0.348, SLG: 0.455 (9, 9)	B C F X 1-2 2B 1B	B B S S B S 3-3 K ③			B B X 2-0 F7 ①		C B X 1-1 1B		C B X 1-1 F8 ②		4 1	0 0	2 0	0 0	0 0	1 0	2 2
Matt Lawton, L (1, 9) OBP: 0.433, SLG: 0.535 (9, 7)	F C F X 0-2 2B 1-H ②		B B F X 2-1 F6 ①		B C B F F F X 3-2 G6-3 ②		S F X 0-2 F8 ②		B F B X 2-1 FC4 ③ 1-2f		5	0	1	0	0	0	3
Ron Coomer, R (1, 3) OBP: 0.321, SLG: 0.468	B S B F S 2-3 K ③		B F F X 1-2 F8 ②		C B S B B X 3-2 P4 ③		B S F S 1-3 K ③			B B F B B 4-1 1B 1B BB	4	1	0	0	1	2	2
Butch Huskey, R (1, 10) OBP: 0.324, SLG: 0.315 David Ortiz, L (10, PH) OBP: 0.385, SLG: 0.375		F C S 0-3 K ①	B B F X 2-1 G5-3 ③			B X 1-0 G5-3 ①		C X 0-1 F9 ①		B C B B S X 3-2 SH1-4 1B 1-2 1B	4 1	0 0	0 1	0 0	0 0	1 0	0 0
Corey Koskie, L (1, 5) OBP: 0.372, SLG: 0.430		B C B B B 4-1 BB 1B BB		C B B X 2-1 WP 1B 2B		C B F B F B X 3-2 BB 1B		F B X 1-1 CS 1B		F B X 1-1 L4-6 SH1-4 1-2 2-H 1B	4	2	4	1	1	0	0
Matthew LeCroy, R (1, 2) OBP: 0.256, SLG: 0.343	B B S F B B 4-2 1B 1B 1-2 BB		B B F X 2-1 G6-3 ① 2-3			B B F B F B 4-2 1-2 BB		B S B F S 2-3 K ② ③ 1-2		X 0-0 SH1-4 ① 1-2 2-3	2	1	0	0	2	1	2
Jacque Jones, L (1, 7) OBP: 0.385, SLG: 0.563 (9, 8)	B B B C F X 3-2 1B 1-2 2-H 1B		B B B C F X 3-2 3-H 1B			S C B S 1-3 K ②			F B F F X 1-2 SH1-4 1B	I I I I 4-0 IBB	4	0	3	2	1	1	2
Torii Hunter, R (1, 8) OBP: 0.286, SLG: 0.360 Denny Hocking, S (9, PH) OBP: 0.316, SLG: 0.406 (9, 4)		F B F F S 1-3 K ②		B C X 1-1 F9 ②		C F B C 1-3 K ③			X 0-0 SH1-4 ① 1-2	B C X 1-1 L4-6 ② ③ 2-3	3 1	0 0	0 0	0 0	0 0	2 0	5 3
Inning Stats	R: 0 H: 2 E: 0 LOB: 1 K: 1 BB: 0 S: 16 P: 22	R: 2 H: 2 E: 0 LOB: 2 K: 3 BB: 2 S: 17 P: 33	R: 0 H: 0 E: 0 LOB: 0 K: 0 BB: 0 S: 7 P: 12	R: 1 H: 2 E: 0 LOB: 1 K: 0 BB: 0 S: 10 P: 20	R: 0 H: 0 E: 0 LOB: 0 K: 0 BB: 0 S: 9 P: 17	R: 0 H: 1 E: 0 LOB: 2 K: 2 BB: 1 S: 13 P: 23	R: 0 H: 1 E: 0 LOB: 1 K: 2 BB: 0 S: 11 P: 14	R: 0 H: 1 E: 0 LOB: 0 K: 1 BB: 0 S: 7 P: 10	R: 0 H: 1 E: 0 LOB: 2 K: 0 BB: 1 S: 9 P: 17	R: 1 H: 2 E: 0 LOB: 2 K: 0 BB: 2 S: 9 P: 22	1B: 10 2B: 3 3B: 0 HR: 0	SF: 0 SAC: 2 DP: 1 HBP: 0					

PITCHER	IP	WLS	BF	H	R	ER	SO	BB	IBB	HBP	BLK	WP	HR	S	P	ERA	WHIP
Jim Parque, L (1, 1) ERA: 4.25	5.2		26	7	3	3	5	3	0	0	0	1	0	69	123	4.76	1.765
41 Bill Simas, R (6, 1) ERA: 3.18	0.1		1	0	0	0	1	0	0	0	0	0	0	3	4	0.00	0.000
Keith Foulke, R (7, 1) ERA: 0.79	2.0		7	2	0	0	3	0	0	0	0	0	0	18	24	0.00	1.000
Bob Howry, R (9, 1) ERA: 4.26	0.2		4	1	0	0	0	1	0	0	0	0	0	7	13	0.00	3.000
Kelly Wunsch, L (9, 1) ERA: 3.38	0.1		1	0	0	0	0	0	0	0	0	0	0	2	4	0.00	0.000

PITCHER	IP	WLS	BF	H	R	ER	SO	BB	IBB	HBP	BLK	WP	HR	S	P	ERA	WHIP
Sean Lowe, R (10, 1) ERA: 3.66	1.0	L	6	2	1	1	0	1	1	0	0	0	0	9	22	9.00	3.000

TOP

Minnesota Twins @ Chicago White Sox

Comiskey Park, Chicago, IL

Fri May 12 2000, 8:05 PM EDT
Att. 12,526 - Overcast - 68 F

livebaseballscorecards.com

AB	37
R	4
H	12
RBI	4
BB	6
SO	9
LOB	22

1B: 10	SF: 0	WP: 1	PA: 45
2B: 3	SAC: 2	PB: 0	
3B: 0	DP: 1	SB: 0	
HR: 0	HBP: 0	CS: 1	

Minnesota Twins @ Chicago White Sox

Comiskey Park, Chicago, IL

Fri May 12 2000, 8:05 PM EDT

Att. 12,526 - Overcast - 68 F

livebaseballscorecards.com

BOTTOM

Batter	1	2	3	4	5	6	7	8	9	10	AB	R	H	RBI	BB	SO	LOB
Ray Durham, S (1, 4) OBP: 0.340, SLG: 0.486	BBBB 4-0 G4-6-3 BB		BBCX 2-1 ② G1-3		FCFBC 1-3 ① K		FBBX 2-1 ② G4-3		CSS 0-3 ② K		4	0	0	0	1	2	1
Jose Valentin, S (1, 6) OBP: 0.350, SLG: 0.527	BBCX 2-1 ①② G4-6-3 1-2f		CX 0-1 1B		BFBFX 2-2 2B 1-3 E 1B		BBBCCFX 2-2 2B		CFFFBBBX 3-2 F8 ③		5	1	3	0	0	0	1
Frank Thomas, R (1, 10) OBP: 0.462, SLG: 0.589	SBBFBX 3-2 1B 1B		CBFX 1-2 ③ P4		BX 1-0 E9 1-H 3-H 2B		BBBI 4-0 IBB			BFX 1-1 ① G5-3	4	0	2	1	1	0	1
Magglio Ordonez, R (1, 9) OBP: 0.363, SLG: 0.521	CBBX 2-1 1-2 1B			BFBX 2-1 ① G6-3	BCX 1-1 ② G5-3		BSBFX 2-2 ③ G1-3			BSBBSX 3-2 ② G6-3	5	0	1	0	0	0	3
14 Paul Konerko, R (1, 3) OBP: 0.370, SLG: 0.551	BBX 2-0 ③ G1-3			X 0-0 ② G5-3	CX 0-1 ③ G6-3			X 0-0 ① L5		X 0-0 ③ P6	5	0	0	0	0	0	3
Chris Singleton, L (1, 8) OBP: 0.333, SLG: 0.468		CFX 0-2 ① G4-3		BX 1-0 2B 1B		FX 0-1 ① P6		BBBB 4-0 BB			3	1	1	0	1	0	0
Carlos Lee, R (1, 7) OBP: 0.365, SLG: 0.514		BX 1-0 ② G5-3		X 0-0 1-H 2B		BCBFBFS 3-3 ② K		CBX 1-1 ② F7			4	0	1	1	0	1	1
Greg Norton, S (1, 5) OBP: 0.389, SLG: 0.494		X 0-0 ③ F8		CFBFFBBBX 3-2 ③ F9		X 0-0 ③ G6-3		BSFBX 2-2 ③ F8			3	0	0	0	0	0	1
Herbert Perry, R (8, PH) OBP: 0.280, SLG: 0.304 (9, 5)											1	0	0	0	0	0	1
Mark Johnson, L (1, 2) OBP: 0.306, SLG: 0.369			FBFC 1-3 ① K		BX 1-0 1B 2B 1B		CX 0-1 ① G4-3		BBCX 2-1 ① F9		3	1	1	0	0	1	0
Jeff Abbott, R (9, PH) OBP: 0.250, SLG: 0.250											1	0	0	0	0	0	0
Josh Paul, R (10, 2) OBP: 0.357, SLG: 0.471											0	0	0	0	0	0	0
Inning Stats	R: 0 E: 0 K: 0 S: 8 H: 2 LOB: 2 BB: 1 P: 21	R: 0 E: 0 K: 0 S: 5 H: 0 LOB: 0 BB: 0 P: 6	R: 0 E: 0 K: 1 S: 10 H: 1 LOB: 1 BB: 0 P: 14	R: 1 E: 0 K: 0 S: 10 H: 2 LOB: 1 BB: 0 P: 16	R: 2 E: 1 K: 1 S: 13 H: 3 LOB: 1 BB: 0 P: 19	R: 0 E: 0 K: 1 S: 7 H: 0 LOB: 0 BB: 0 P: 10	R: 0 E: 0 K: 0 S: 11 H: 1 LOB: 2 BB: 1 P: 21	R: 0 E: 0 K: 0 S: 6 H: 0 LOB: 1 BB: 1 P: 13	R: 0 E: 0 K: 1 S: 10 H: 0 LOB: 0 BB: 0 P: 15	R: 0 E: 0 K: 0 S: 6 H: 0 LOB: 0 BB: 0 P: 10	1B: 6 2B: 3 3B: 0 HR: 0 SF: 0 SAC: 0 DP: 1 HBP: 0						

	AB	38
	R	3
	H	9
	RBI	2
	BB	3
	SO	4
	LOB	12

WP: 0 PB: 0 SB: 0 CS: 0 PA: 41

PITCHER		IP	WLS	BF	H	R	ER	SO	BB	IBB	HBP	BLK	WP	HR	S	P	ERA	WHIP
Joe Mays, R ERA: 5.33	(1, 1)	7.2		34	9	3	2	3	2	1	0	0	0	0	67	115	2.35	1.435
Travis Miller, L ERA: 6.57	(8, 1)	1.1	W	4	0	0	0	1	0	0	0	0	0	0	13	20	0.00	0.000
Hector Carrasco, R ERA: 2.08	(10, 1)	1.0	S	3	0	0	0	0	0	0	0	0	0	0	6	10	0.00	0.000

PITCHER	IP	WLS	BF	H	R	ER	SO	BB	IBB	HBP	BLK	WP	HR	S	P	ERA	WHIP

Batter	1	2	3	4	5	6	7	8	9	AB	R	H	RBI	BB	SO	LOB
Cristian Guzman, S (1, 6) OBP: 0.364, SLG: 0.458	C B X 1-1 L3-6 BLK 1B		B X 1-0 WP 1B 1B		B B B C F X 3-2 ② ③ G6-4-3 1-2f			B F C C 1-3 K ③		4	1	2	0	0	1	1
Jay Canizaro, R (1, 4) OBP: 0.286, SLG: 0.269	F F B C 1-3 K ①		B X 1-0 WP 1-2 1B 1B			C B X 1-1 G5-3 ①			B F X 1-1 F9 ①	4	1	1	0	0	1	1
Matt Lawton, L (1, 9) OBP: 0.435, SLG: 0.531	B C C F B X 2-2 ② ③ L3-6 1-3		C B B F F X 2-2 1-H 2-H 1B			X 0-0 ② G4-3			B C B B B 4-1 CS 1B BB	3	0	1	2	1	0	1
Ron Coomer, R (1, 3) OBP: 0.319, SLG: 0.462		C B B F B F F X 3-2 ① G6-3	F X 0-1 ③ G4-3			B X 1-0 ③ G4-3			F F B F B X 2-2 1-2 1B	4	0	1	0	0	0	1
Butch Huskey, R (1, 10) OBP: 0.324, SLG: 0.316 David Ortiz, L (9, PH) OBP: 0.385, SLG: 0.375 Denny Hocking, S (9, PH) OBP: 0.313, SLG: 0.400	C F X 0-2 ② G4-3			C B S S 1-3 K ①			C X 0-1 CS 1B		B F B F B S 3-3 ② ③ K 2-3	3 0 1	0 0 0	1 0 0	0 0 0	0 0 0	1 0 1	0 0 2
Corey Koskie, L (1, 5) OBP: 0.363, SLG: 0.418	F B C B F C 2-3 ③ K			X 0-0 ② G6-3			B F X 1-1 ① F9			3	0	0	0	0	1	1
Matthew LeCroy, R (1, 2) OBP: 0.259, SLG: 0.384			B X 1-0 HR	B F B B F X 3-2 ③ F3			P B B S S S 3-3 ② ③ K 1-2			3	1	1	1	0	1	1
Jacque Jones, L (1, 7) OBP: 0.375, SLG: 0.547			X 0-0 ① L7		B X 1-0 ① G4-3			S X 0-1 ① G3		3	0	0	0	0	0	0
Torii Hunter, R (1, 8) OBP: 0.287, SLG: 0.360			C F S 0-3 ② K		X 0-0 G6-4-3 1B			F B X 1-1 ② G6-3		3	0	1	0	0	1	0
Inning Stats	R: 0 E: 0 K: 1 S: 9 H: 1 LOB: 0 BB: 0 P: 13	R: 0 E: 0 K: 1 S: 12 H: 0 LOB: 0 BB: 0 P: 17	R: 3 E: 0 K: 1 S: 12 H: 4 LOB: 1 BB: 0 P: 17	R: 0 E: 0 K: 1 S: 7 H: 0 LOB: 0 BB: 0 P: 11	R: 0 E: 0 K: 0 S: 5 H: 1 LOB: 0 BB: 0 P: 9	R: 0 E: 0 K: 0 S: 4 H: 0 LOB: 0 BB: 0 P: 6	R: 0 E: 0 K: 1 S: 8 H: 1 LOB: 1 BB: 0 P: 11	R: 0 E: 0 K: 1 S: 7 H: 0 LOB: 0 BB: 0 P: 9	R: 0 E: 0 K: 1 S: 10 H: 1 LOB: 2 BB: 1 P: 20	1B: 7 2B: 3 3B: 0 HR: 1	SF: 0 SAC: 0 DP: 4 HBP: 0						

TOP

Minnesota Twins @ Chicago White Sox

Comiskey Park, Chicago, IL

Sat May 13 2000, 7:05 PM EDT
Att. 22,545 - Cloudy - 55 F

livebaseballscorecards.com

AB	31
R	3
H	8
RBI	3
BB	1
SO	7
LOB	8

| | | | | | |

Batter	1	2	3	4	5	6	7	8	9	AB	R	H	RBI	BB	SO	LOB
Ray Durham, S (1, 4) OBP: 0.337, SLG: 0.479	X 0-0 ① F8		B F F F B S 2-3 ② K		B C B F X 2-2 1-2 2-3 1B		B B X 2-0 ② G3 1-2			4	0	1	0	0	1	1
Jose Valentin, S (1, 6) OBP: 0.340, SLG: 0.511	B B X 2-0 ② L5		C F B X 1-2 ③ F2		X 0-0 ③ F7		B X 1-0 ③ F5			4	0	0	0	0	0	4
Frank Thomas, R (1, 10) OBP: 0.456, SLG: 0.578	C B X 1-1 1B			S F B F B X 2-2 ① P4		B C B F F X 2-2 ① F7		C B F S 1-3 ① K		4	0	1	0	0	1	0
Magglio Ordonez, R (1, 9) OBP: 0.360, SLG: 0.537	C C B C 1-3 ③ K			X 0-0 ② F8		B B S F F X 2-2 HR		B C B S B F F X 3-2 ② L4		4	1	1	1	0	1	1
14 Paul Konerko, R (1, 3) OBP: 0.361, SLG: 0.535		F C B C 1-3 ① K		X 0-0 ③ F7		C S X 0-2 ② P4		B C F F B S 2-3 ③ K		4	0	0	0	0	2	0
Chris Singleton, L (1, 8) OBP: 0.338, SLG: 0.465		B C B X 2-1 CS 1B 1B			B F B B B 4-1 1B BB BB	X 0-0 ③ F8			B C X 1-1 ① G4-3	3	0	1	0	1	0	0
Carlos Lee, R (1, 7) OBP: 0.385, SLG: 0.553		C X 0-1 1-2 1B			B B B B 4-0 1B 1-2 BB		X 0-0 HR		C B X 1-1 HR 1B	3	2	3	1	1	0	0
Herbert Perry, R (1, 5) OBP: 0.264, SLG: 0.286 Greg Norton, S (9, PH) OBP: 0.385, SLG: 0.488		C B B F B F S 3-3 ② ③ K 2-3			S S F B S 1-3 ① K		X 0-0 ① F9		F C B B C 2-3 ② K	3 1	0 0	0 0	0 0	0 0	2 1	4 1
Josh Paul, R (1, 2) OBP: 0.356, SLG: 0.453 Jeff Abbott, R (9, PH) OBP: 0.263, SLG: 0.321			C C F S 0-3 ① K		C F B S 1-3 ② K		B F C B B B 4-2 G3 BB		B X 1-0 1-H HR	2 1	0 1	0 1	0 2	1 0	2 0	2 0
Inning Stats	R: 0 E: 0 K: 1 S: 7 H: 1 LOB: 1 BB: 0 P: 11	R: 0 E: 0 K: 2 S: 11 H: 2 LOB: 2 BB: 0 P: 17	R: 0 E: 0 K: 2 S: 11 H: 0 LOB: 0 BB: 0 P: 14	R: 0 E: 0 K: 0 S: 6 H: 0 LOB: 0 BB: 0 P: 8	R: 0 E: 0 K: 2 S: 12 H: 1 LOB: 3 BB: 2 P: 24	R: 1 E: 0 K: 0 S: 12 H: 1 LOB: 0 BB: 0 P: 16	R: 1 E: 0 K: 0 S: 6 H: 1 LOB: 1 BB: 1 P: 13	R: 0 E: 0 K: 2 S: 12 H: 0 LOB: 0 BB: 0 P: 18	R: 2 E: 0 K: 1 S: 8 H: 2 LOB: 0 BB: 0 P: 13	1B: 5 2B: 1 3B: 0 HR: 3	SF: 0 SAC: 0 DP: 1 HBP: 0						

PITCHER	IP	WLS	BF	H	R	ER	SO	BB	IBB	HBP	BLK	WP	HR	S	P	ERA	WHIP
Mark Redman, L (1, 1) ERA: 3.14	6.1		27	6	2	2	7	3	0	0	0	0	2	63	98	2.84	1.421
LaTroy Hawkins, R (7, 1) ERA: 3.42	1.2	H	5	0	0	0	2	0	0	0	0	0	0	14	23	0.00	0.000
Eddie Guardado, L (9, 1) ERA: 6.57	0.1	H	1	0	0	0	0	0	0	0	0	0	0	2	3	0.00	0.000
Bob Wells, R (9, 1) ERA: 5.14	0.1	L	3	2	2	2	1	0	0	0	0	0	1	6	10	54.00	6.000

PITCHER	IP	WLS	BF	H	R	ER	SO	BB	IBB	HBP	BLK	WP	HR	S	P	ERA	WHIP

BOTTOM

Minnesota Twins @ Chicago White Sox

Comiskey Park, Chicago, IL

Sat May 13 2000, 7:05 PM EDT
Att. 22,545 - Cloudy - 55 F

livebaseballscorecards.com

AB	33
R	4
H	8
RBI	4
BB	3
SO	10
LOB	13

1B: 5	SF: 0	WP: 0	PA: 36		
2B: 1	SAC: 0	PB: 0			
3B: 0	DP: 1	SB: 0			
HR: 3	HBP: 0	CS: 1			

Batter	1	2	3	4	5	6	7	8	9	AB	R	H	RBI	BB	SO	LOB
Jacque Jones, L (1, 7) OBP: 0.376, SLG: 0.541	B C X 1-1 BB BB G6-3 1B		B F B F S 2-3 ② K		F F X 0-2 G4-3 PB FC6-2 2-3 1B		B S S S 1-3 ② K		F S S 0-3 ③ K	5	1	2	0	0	3	1
Denny Hocking, S (1, 6) OBP: 0.321, SLG: 0.397	B B B C B 4-1 G6-3 BB 1-2 BB		C F B X 1-2 1B		B B B C X 3-1 ① G4-3 1-3 3-H		C X 0-1 ③ G2-3			3	0	1	0	1	0	1
Matt Lawton, L (1, 9) OBP: 0.436, SLG: 0.527	F B B B C B 4-2 G6-3 1-2 2-3 BB		B X 1-0 ③ F7		S B B B X 3-1 ② FC6-2 1B 3-H			C C X 0-2 G4-3 1B		3	0	1	0	1	0	2
Ron Coomer, R (1, 3) OBP: 0.324, SLG: 0.463	C S X 0-2 ① ② G6-3 1-2f 2-3 3-H			B X 1-0 FC4-6 1B	C P S X 1-2 1-2 1B			B F F B F F X 2-2 ① G4-3 1-2		4	0	2	0	0	0	3
Corey Koskie, L (1, 5) OBP: 0.352, SLG: 0.404	C F B F B S 2-3 ③ K			B C S B X 2-2 ① FC4-6 1-2f	C X 0-1 ③ F9			B C S S S 1-3 ② K		4	0	0	0	0	2	5
David Ortiz, L (1, 10) OBP: 0.362, SLG: 0.350		F X 0-1 ① G6-3		F X 0-1 ② F7		B B F S F X 2-2 ① G5-3		B F C S 1-3 ③ K		4	0	0	0	0	1	2
Torii Hunter, R (1, 8) OBP: 0.280, SLG: 0.350 Cristian Guzman, S (9, PH) OBP: 0.362, SLG: 0.455		B C S S S 1-3 ② K		F X 0-1 ③ F4	X 0-0 ② F9				B B C C S F S 2-3 ① K	3 1	0 0	0 0	0 0	0 0	1 1	1 0
Marcus Jensen, S (1, 2) OBP: 0.286, SLG: 0.411		B S S S B B B 4-2 CS BB			B B B C B 4-1 2B BB	B B S X 2-1 ③ F9			B F B B X 3-1 ② F8	2	1	0	0	2	0	0
Jay Canizaro, R (1, 4) OBP: 0.290, SLG: 0.310 Midre Cummings, L (9, PH) OBP: 0.362, SLG: 0.489		C 0-1 ③ CS 1-2	X 0-0 ① G6-3		C B B F B F X 3-2 1B PB 1-H 2B		B B X 2-0 ① F9		S B B F F F F X 1-2 2B	3 1	1 0	1 1	1 0	0 0	0 0	0 0
Inning Stats	R: 1 H: 1 E: 0 LOB: 1 K: 1 BB: 2 S: 12 P: 23	R: 0 H: 0 E: 0 LOB: 0 K: 1 BB: 1 S: 8 P: 13	R: 0 H: 1 E: 0 LOB: 1 K: 1 BB: 0 S: 8 P: 12	R: 0 H: 1 E: 0 LOB: 1 K: 0 BB: 0 S: 8 P: 11	R: 2 H: 3 E: 0 LOB: 2 K: 0 BB: 1 S: 18 P: 31	R: 0 H: 0 E: 0 LOB: 0 K: 0 BB: 0 S: 7 P: 11	R: 0 H: 0 E: 0 LOB: 0 K: 1 BB: 0 S: 6 P: 9	R: 0 H: 1 E: 0 LOB: 1 K: 2 BB: 0 S: 14 P: 18	R: 0 H: 1 E: 0 LOB: 1 K: 2 BB: 0 S: 14 P: 20	1B: 6 SF: 0 2B: 2 SAC: 0 3B: 0 DP: 1 HR: 0 HBP: 0						

PITCHER		IP	WLS	BF	H	R	ER	SO	BB	IBB	HBP	BLK	WP	HR	S	P	ERA	WHIP
James Baldwin, R ERA: 2.61	(1, 1)	6.0		26	6	3	3	3	4	0	0	0	0	0	61	101	4.50	1.667
Kelly Wunsch, L ERA: 3.06	(7, 1)	1.0	W	3	0	0	0	1	0	0	0	0	0	0	6	9	0.00	0.000
Keith Foulke, R ERA: 0.73	(8, 1)	2.0	S	8	2	0	0	4	0	0	0	0	0	0	28	38	0.00	1.000

PITCHER	IP	WLS	BF	H	R	ER	SO	BB	IBB	HBP	BLK	WP	HR	S	P	ERA	WHIP

TOP

Minnesota Twins @ Chicago White Sox

Comiskey Park, Chicago, IL

Sun May 14 2000, 2:05 PM EDT
Att. 29,177 - Sunny - 56 F

livebaseballscorecards.com

AB	33
R	3
H	8
RBI	1
BB	4
SO	8
LOB	15

Batter	1	2	3	4	5	6	7	8	9	AB	R	H	RBI	BB	SO	LOB
Ray Durham, S (1, 4) OBP: 0.331, SLG: 0.470	B5-3		G4-3		B2		SH3-4 1-2			3	0	0	0	0	0	0
Jose Valentin, S (1, 6) OBP: 0.338, SLG: 0.504	F5		F7		G3-1		F8-3 2-H			4	0	1	1	0	0	0
Frank Thomas, R (1, 10) OBP: 0.451, SLG: 0.565	F9		1B 14 2B BB		K		F8-3 1-2			3	1	0	0	1	1	1
Magglio Ordonez, R (1, 9) OBP: 0.364, SLG: 0.544		1B 1B 2B	14 2B 1-2 1B			F8		K		4	2	2	0	0	1	0
14 Paul Konerko, R (1, 3) OBP: 0.370, SLG: 0.545		G6-3	1-H 2-H 2B			1B 1B		BB 1B HBP		3	1	2	2	0	0	1
Chris Singleton, L (1, 8) OBP: 0.343, SLG: 0.469 Jeff Abbott, R (2, PR) OBP: 0.267, SLG: 0.309 (3, 8)		1B 2-3 1B	K			F3		1B 1-2 BB		1 2	0 0	1 0	0 0	0 1	0 1	0 2
Carlos Lee, R (1, 7) OBP: 0.388, SLG: 0.551		P6	F7			1B 1-2		1B 1-2 2-H		4	0	2	1	0	0	2
Greg Norton, S (1, 5) OBP: 0.380, SLG: 0.477		1B 1-2 2-3 3-H	K			F9		L9		4	0	1	1	0	1	4
Mark Johnson, L (1, 2) OBP: 0.303, SLG: 0.362		F9	F8				SH3-4 1B 1B	G1-3		4	1	1	0	0	0	5
Inning Stats	R: 0 H: 0 E: 0 LOB: 0 K: 0 BB: 0 S: 6 P: 7	R: 1 H: 3 E: 0 LOB: 3 K: 0 BB: 0 S: 19 P: 26	R: 2 H: 2 E: 0 LOB: 1 K: 1 BB: 1 S: 16 P: 24	R: 0 H: 0 E: 0 LOB: 0 K: 1 BB: 0 S: 11 P: 15	R: 0 H: 0 E: 0 LOB: 0 K: 1 BB: 0 S: 8 P: 12	R: 0 H: 2 E: 0 LOB: 2 K: 0 BB: 0 S: 14 P: 19	R: 1 H: 2 E: 0 LOB: 0 K: 0 BB: 0 S: 7 P: 13	R: 1 H: 1 E: 0 LOB: 2 K: 1 BB: 1 S: 13 P: 22		1B: 8 SF: 0 2B: 3 SAC: 1 3B: 0 DP: 1 HR: 0 HBP: 1						

PITCHER		IP	WLS	BF	H	R	ER	SO	BB	IBB	HBP	BLK	WP	HR	S	P	ERA	WHIP
Brad Radke, R ERA: 4.55	(1, 1)	6.1	L	29	9	4	4	3	1	0	0	0	0	0	78	110	5.68	1.579
Hector Carrasco, R ERA: 2.38	(7, 1)	1.0		5	1	1	1	1	1	0	1	0	0	0	12	24	9.00	2.000
Travis Miller, L ERA: 6.23	(8, 1)	0.2		2	0	0	0	0	0	0	0	0	0	0	4	4	0.00	0.000

PITCHER	IP	WLS	BF	H	R	ER	SO	BB	IBB	HBP	BLK	WP	HR	S	P	ERA	WHIP

BOTTOM

Minnesota Twins @ Chicago White Sox

Comiskey Park, Chicago, IL

Sun May 14 2000, 2:05 PM EDT
Att. 29,177 - Sunny - 56 F

livebaseballscorecards.com

AB	32
R	5
H	10
RBI	5
BB	2
SO	4
LOB	15

WP: 0 PA: 36
PB: 0
SB: 1
CS: 0

Batter	1	2	3	4	5	6	7	8	9	AB	R	H	RBI	BB	SO	LOB
Ray Durham, S (1, 4) OBP: 0.322, SLG: 0.455	B C B X 2-1 F7 ①		C B X 1-1 FC2-5 ② 1-2 2-3f		B C B F X 2-2 L8 ③			C B B C S 2-3 K ①	F B B S F X 2-2 F7 ③	5	0	0	0	0	1	5
Jose Valentin, S (1, 6) OBP: 0.329, SLG: 0.490	F F B B X 2-2 F7 ②		B B X 2-0 F7 ③			C X 0-1 G4-3 ①		B C X 1-1 L3 ②		4	0	0	0	0	0	2
Frank Thomas, R (1, 10) OBP: 0.440, SLG: 0.548	B C X 1-1 G1-3 ③			B B S X 2-1 P4 ①		C B C B S 2-3 K ②		B B B X 3-0 L9 ③		4	0	0	0	0	1	0
Magglio Ordonez, R (1, 9) OBP: 0.361, SLG: 0.531		X 0-0 G6-3 ①		C B B B S S 3-3 K ②		C B C B X 2-2 F8 ③			B B B C B 4-1 1B G4-3 BB	3	1	0	0	1	1	0
14 Paul Konerko, R (1, 3) OBP: 0.367, SLG: 0.550		B C B X 2-1 F7 ②		B B F F B X 3-2 G5-3 ③			C B X 1-1 2B 3B		B B X 2-0 P4 ①	4	1	1	0	0	0	1
Chris Singleton, L (1, 8) OBP: 0.347, SLG: 0.478		C S X 0-2 G1-3 ③			L B X 1-1 G1-3 ①		B B B C F X 3-2 3-H 2B		B F F X 1-2 G4-3 1-3 1B 1B	4	1	2	1	0	0	0
Carlos Lee, R (1, 7) OBP: 0.384, SLG: 0.566			B B C S F X 2-2 P6 ①		B C X 1-1 HR		B B B C S X 3-2 F3 ①		F X 0-1 G4-3 ② 1-2 3-H	4	1	1	2	0	0	2
Greg Norton, S (1, 5) OBP: 0.385, SLG: 0.478			C B X 1-1 FC2-5 PB 1B		C S X 0-2 F7 ②		S B B B B S X 3-2 G6-3 ②		B S B F B F F F X 3-2 2B 2-H 1B	4	0	2	1	0	0	1
Mark Johnson, L (1, 2) OBP: 0.325, SLG: 0.380			B B B B 4-0 FC2-5 1-2 BB		B B B B 4-0 BB		B C B F B X 3-2 G3-1 ③		X 0-0 1-3 2B	2	0	1	0	2	0	1
Inning Stats	R: 0 E: 0 K: 0 S: 7 H: 0 LOB: 0 BB: 0 P: 12	R: 0 E: 0 K: 0 S: 6 H: 0 LOB: 0 BB: 0 P: 8	R: 0 E: 0 K: 0 S: 9 H: 1 LOB: 2 BB: 1 P: 19	R: 0 E: 0 K: 1 S: 8 H: 0 LOB: 0 BB: 0 P: 16	R: 1 E: 0 K: 0 S: 10 H: 1 LOB: 1 BB: 1 P: 18	R: 0 E: 0 K: 1 S: 8 H: 0 LOB: 0 BB: 0 P: 12	R: 1 E: 0 K: 0 S: 14 H: 2 LOB: 1 BB: 0 P: 27	R: 0 E: 0 K: 1 S: 6 H: 0 LOB: 0 BB: 0 P: 12	R: 2 E: 0 K: 0 S: 18 H: 3 LOB: 2 BB: 1 P: 30	1B: 3 2B: 2 3B: 1 HR: 1	SF: 0 SAC: 0 DP: 0 HBP: 0						

TOP

Chicago White Sox @ New York Yankees

Yankee Stadium, Bronx, NY

Tue May 16 2000, 7:05 PM EDT
Att. 31,143 - Sunny - 63 F

livebaseballscorecards.com

AB	34
R	4
H	7
RBI	4
BB	3
SO	3
LOB	12

PITCHER		IP	WLS	BF	H	R	ER	SO	BB	IBB	HBP	BLK	WP	HR	S	P	ERA	WHIP
Orlando Hernandez, R ERA: 3.62	(1, 1)	8.0	L	30	4	2	2	3	2	0	0	0	0	1	68	124	2.25	0.750
42 Mariano Rivera, R ERA: 4.12	(9, 1)	1.0		7	3	2	2	0	1	0	0	0	0	0	18	30	18.00	4.000

PITCHER	IP	WLS	BF	H	R	ER	SO	BB	IBB	HBP	BLK	WP	HR	S	P	ERA	WHIP

BOTTOM

Chicago White Sox @ New York Yankees

Yankee Stadium, Bronx, NY

Tue May 16 2000, 7:05 PM EDT

Att. 31,143 - Sunny - 63 F

livebaseballscorecards.com

Batter	1	2	3	4	5	6	7	8	9	AB	R	H	RBI	BB	SO	LOB
Chuck Knoblauch, R (1, 4) OBP: 0.278, SLG: 0.312	B C F B X 2-2 G6-3 ①		B B C B B 4-1 S BB		C C B B X 2-2 BB 1-3 1B		B B C B C F F X 3-2 F8 ③			3	0	1	0	1	0	0
Ricky Ledee, L (1, 10) OBP: 0.315, SLG: 0.326	B F S X 1-2 G1-3 ②		B C S F S 1-3 K ②		C B B F B B 4-2 BB 1-2			C C B S 1-3 K ①		3	0	0	0	1	2	1
Paul O'Neill, L (1, 9) OBP: 0.355, SLG: 0.416	C B B B B 4-1 BB		C B F X 1-2 G1-3 ③ 1-2		F F F B X 1-2 F7 ③			B B C C B X 3-2 F8 ②		3	0	0	0	1	0	4
Bernie Williams, S (1, 8) OBP: 0.385, SLG: 0.581	C B B X 2-1 G4-3 ③			S S F B X 1-2 G4-3 ①		B B C F F B F C 3-3 K ①		B B B B C B 4-1 BB		3	0	0	0	1	1	1
Tino Martinez, L (1, 3) OBP: 0.362, SLG: 0.478		C B B B B 4-1 BB		B F F B B F B X 3-2 L7 ②		C B X 1-1 1B		C B B X 2-1 G3 ③		3	0	1	0	1	0	1
20 Jorge Posada, S (1, 2) OBP: 0.424, SLG: 0.617		B S B B C S 2-3 K ①		B F F X 1-2 G3 ③		F C S 0-3 K ②			B B C X 2-1 F8 ①	4	0	0	0	0	2	2
Shane Spencer, R (1, 7) OBP: 0.271, SLG: 0.450		B S B B C X 2-2 F8 ②			F B B B X 2-1 G6-4-3 1B	B B F S F X 2-2 F8 ③			B X 1-0 F8 ②	4	0	1	0	0	0	2
Scott Brosius, R (1, 5) OBP: 0.319, SLG: 0.317		B C X 1-1 G1-3 ③			B B X 2-0 G6-4-3 ① ② 1-2f		B B C X 2-1 G6-3 ①		C B S F F C 1-3 K ③	4	0	0	0	0	1	2
Clay Bellinger, R (1, 6) OBP: 0.259, SLG: 0.327			B B X 2-0 P3 ①		B C F H 2-2 1B HBP		B C F X 1-2 P6 ②			1	0	0	0	0	0	0
Lance Johnson, L (7, PH) OBP: 0.261, SLG: 0.304										1	0	0	0	0	0	0
Wilson Delgado, S (8, 6) OBP: 0.385, SLG: 0.333										0	0	0	0	0	0	0
Inning Stats	R: 0 H: 0 E: 0 LOB: 1 K: 0 BB: 1 S: 9 P: 18	R: 0 H: 0 E: 0 LOB: 1 K: 1 BB: 1 S: 9 P: 18	R: 0 H: 0 E: 0 LOB: 1 K: 1 BB: 1 S: 9 P: 17	R: 0 H: 0 E: 0 LOB: 0 K: 0 BB: 0 S: 11 P: 16	R: 0 H: 2 E: 0 LOB: 3 K: 0 BB: 1 S: 14 P: 27	R: 0 H: 1 E: 0 LOB: 1 K: 2 BB: 0 S: 14 P: 20	R: 0 H: 0 E: 0 LOB: 0 K: 0 BB: 0 S: 11 P: 17	R: 0 H: 0 E: 0 LOB: 1 K: 1 BB: 1 S: 9 P: 19	R: 0 H: 0 E: 0 LOB: 0 K: 1 BB: 0 S: 8 P: 12	1B: 3 SF: 0 2B: 0 SAC: 0 3B: 0 DP: 1 HR: 0 HBP: 1						WP: 0 PA: 35 PB: 0 SB: 1 CS: 0

	AB	29
	R	0
	H	3
	RBI	0
	BB	5
	SO	6
	LOB	13

PITCHER		IP	WLS	BF	H	R	ER	SO	BB	IBB	HBP	BLK	WP	HR	S	P	ERA	WHIP
21 Cal Eldred, R ERA: 4.66	(1, 1)	6.0	W	25	3	0	0	4	4	0	1	0	0	0	66	116	0.00	1.167
Bob Howry, R ERA: 3.68	(7, 1)	2.0	H	7	0	0	0	1	1	0	0	0	0	0	20	36	0.00	0.500
Keith Foulke, R ERA: 0.7	(9, 1)	1.0		3	0	0	0	1	0	0	0	0	0	0	8	12	0.00	0.000

PITCHER	IP	WLS	BF	H	R	ER	SO	BB	IBB	HBP	BLK	WP	HR	S	P	ERA	WHIP

Batter	1	2	3	4	5	6	7	8	9	AB	R	H	RBI	BB	SO	LOB
Ray Durham, S (1, 4) OBP: 0.316, SLG: 0.446	C S B F C 1-3 ① K	C C F S 0-3 ② K	C F S 0-3 ③ K					B S S B S 2-3 ② K	C B B F F X 2-2 ③ F7	3	0	0	0	0	3	1
Craig Wilson, R (7, 4) OBP: 0.358, SLG: 0.347										2	0	0	0	0	1	1
Jose Valentin, S (1, 6) OBP: 0.327, SLG: 0.479	H 1-0 ② G6-3 S HBP	X 0-0 ③ L4				C S B F S 1-3 ① K		B X 1-0 E4 BB 2B		3	1	0	0	0	1	1
Frank Thomas, R (1, 10) OBP: 0.433, SLG: 0.536	F B B X 2-1 ② G6-3 1-3			C B X 1-1 ① G5-3		C B F B B F S 3-3 ② K		C B B F B B 4-2 1-2 2B BB		3	0	0	0	0	1	1
Herbert Perry, R (8, PH) OBP: 0.278, SLG: 0.286										0	1	0	0	1	0	0
Magglio Ordonez, R (1, 9) OBP: 0.364, SLG: 0.561	F B F S 1-3 ③ K			X 0-0 ② G1-3		X 0-0 HR		F F X 0-2 14 1B 1-H 2-H 2B		4	1	2	3	0	1	1
14 Paul Konerko, R (1, 3) OBP: 0.371, SLG: 0.556		X 0-0 ① F8		B F C B B X 3-2 2B		B C F F B S 2-3 ③ K		B B X 2-0 2-3 1B		4	0	2	0	0	1	0
Chris Singleton, L (1, 8) OBP: 0.338, SLG: 0.464		B X 1-0 ② P4		F S B S 1-3 ③ K			X 0-0 ① F9	C X 0-1 ③ F7		4	0	0	0	0	1	3
Carlos Lee, R (1, 7) OBP: 0.373, SLG: 0.548		C F B S 1-3 ③ K			X 0-0 ① F8		B S B X 2-1 ② G4-3		F B F B X 2-2 ① P3	4	0	0	0	0	1	0
Greg Norton, S (1, 5) OBP: 0.398, SLG: 0.521			C B B X 2-1 G3-1 1B		C F B B F B X 3-2 HR		B C X 1-1 ③ G6-3		X 0-0 1B	4	1	3	1	0	0	0
Josh Paul, R (1, 2) OBP: 0.333, SLG: 0.421			F B X 1-1 ① G3-1 1-2		X 0-0 ② G1-6-3			B B C B X 3-1 ① G6-3	B B B C F F F F F 3-3 ② K	4	0	0	0	0	1	2
Inning Stats	R: 0 E: 0 K: 2 S: 9 H: 0 LOB: 1 BB: 0 P: 14	R: 0 E: 0 K: 1 S: 5 H: 0 LOB: 0 BB: 0 P: 7	R: 0 E: 0 K: 1 S: 9 H: 1 LOB: 1 BB: 0 P: 12	R: 0 E: 0 K: 1 S: 9 H: 1 LOB: 1 BB: 0 P: 14	R: 1 E: 0 K: 1 S: 9 H: 1 LOB: 0 BB: 0 P: 12	R: 1 E: 0 K: 3 S: 13 H: 1 LOB: 0 BB: 0 P: 19	R: 0 E: 0 K: 0 S: 5 H: 0 LOB: 0 BB: 0 P: 8	R: 2 E: 1 K: 1 S: 14 H: 2 LOB: 2 BB: 1 P: 26	R: 0 E: 0 K: 1 S: 17 H: 1 LOB: 1 BB: 0 P: 24	1B: 3 2B: 2 3B: 0 HR: 2 SF: 0 SAC: 0 DP: 0 HBP: 1						

TOP

Chicago White Sox @ New York Yankees

Yankee Stadium, Bronx, NY

Wed May 17 2000, 7:05 PM EDT

Att. 26,887 - Sunny - 63 F

livebaseballscorecards.com

AB	35
R	4
H	7
RBI	4
BB	1
SO	11
LOB	10

WP: 0 PB: 0 SB: 1 CS: 0 PA: 37

PITCHER		IP	WLS	BF	H	R	ER	SO	BB	IBB	HBP	BLK	WP	HR	S	P	ERA	WHIP
Roger Clemens, R ERA: 3.61	(1, 1)	7.0	W	26	4	2	2	9	0	0	1	0	0	2	59	86	2.57	0.571
Jason Grimsley, R ERA: 1.88	(8, 1)	0.2		5	1	2	0	1	1	0	0	0	0	0	11	21	0.00	3.000
Jeff Nelson, R ERA: 1.23	(8, 1)	0.1		2	1	0	0	0	0	0	0	0	0	0	3	5	0.00	3.000
Mike Stanton, L ERA: 3.45	(9, 1)	1.0		4	1	0	0	1	0	0	0	0	0	0	17	24	0.00	1.000

PITCHER	IP	WLS	BF	H	R	ER	SO	BB	IBB	HBP	BLK	WP	HR	S	P	ERA	WHIP

Batter	1	2	3	4	5	6	7	8	9	AB	R	H	RBI	BB	SO	LOB
Chuck Knoblauch, R (1, 4) OBP: 0.292, SLG: 0.336	B C F B X 2-2 2B 3B	C B B C H 3-2 FC5 HBP		C C X 0-2 ① G6-3	C X 0-1 HR 1B 1-2 2-3	C B X 1-1 ② F8				4	2	2	0	0	0	2
Bernie Williams, S (1, 8) OBP: 0.385, SLG: 0.617	B F X 1-1 ① L6	F B F X 1-2 ③ FC5 1-2 2-3f		B X 1-0 HR	F F F F X 0-2 HR 1-H 2-H 3-H	B S C S 1-3 ③ K				5	2	2	5	0	1	5
Paul O'Neill, L (1, 9) OBP: 0.357, SLG: 0.430 Ricky Ledee, L (8, 9) OBP: 0.315, SLG: 0.326	F C B F F B X 2-2 1B 20 SF8 2B 3-H	B F B F B X 3-2 G4-3 E 2B	X 0-0 ② G3	B B X 2-0 ② F7	C F S 0-3 ① K				5 0	2 0	2 0	1 0	0 0	1 0	0 0
Shane Spencer, R (1, 7) OBP: 0.284, SLG: 0.464	X 0-0 1B 2-3	S B B F X 2-2 ① P3	F F B B F B X 3-2 20 BB 1B	C B C B X 2-2 2B	B S B B X 3-1 ② G1-3				5	0	3	0	0	0	1
20 Jorge Posada, S (1, 2) OBP: 0.431, SLG: 0.612 (7, 3)	B X 1-0 ② SF8 3-H	B B B B 4-0 G4-3 E BB	S B B B B 4-1 BB 1-2	F B B B B 4-1 BB	C C B X 1-2 ③ F9				1	1	0	1	3	0	0
Tino Martinez, L (1, 3) OBP: 0.353, SLG: 0.464 Chris Turner, R (7, 2) OBP: 0.667, SLG: 1.000	B S X 1-1 ③ P3	C X 0-1 ② G4-3 1-2 2-3	C F B B X 2-2 ③ F8	S X 0-1 ③ G4-3				X 0-0 1B 1B		4 1	0 0	0 1	0 0	0 0	0 0	7 0
Jim Leyritz, R (1, 10) OBP: 0.235, SLG: 0.303		B C B X 2-1 ① G4-3	F B X 1-1 E8 FC6-4 2-H 3-H	B B S F X 2-2 1B WP HR 1B	B X 1-0 ① F9			B X 1-0 G4-3 1-2 1B		5	1	2	0	0	0	0
Scott Brosius, R (1, 5) OBP: 0.338, SLG: 0.343		B B F B X 3-1 FC5 2B	B C S B B B 4-2 FC6-4 BB	B C B X 2-1 ① F8	F B B X 2-1 E 1B			B B X 2-0 ① F9		4	0	2	0	1	0	3
Wilson Delgado, S (1, 6) OBP: 0.355, SLG: 0.308		C X 0-1 ② L4	X 0-0 ③ FC6-4 1-2f 2-3	C B F X 1-2 1B HR 1B 1-2	C B F F B X 2-2 E4 1-2			X 0-0 ② ③ G4-3 1-2f		5	1	1	0	0	0	6
Inning Stats	R: 2 E: 0 K: 0 S: 14 H: 3 LOB: 1 BB: 0 P: 21	R: 0 E: 0 K: 0 S: 11 H: 1 LOB: 2 BB: 0 P: 20	R: 2 E: 1 K: 0 S: 13 H: 1 LOB: 2 BB: 2 P: 27	R: 1 E: 0 K: 0 S: 13 H: 2 LOB: 2 BB: 1 P: 23	R: 4 E: 0 K: 0 S: 23 H: 5 LOB: 2 BB: 1 P: 36	R: 0 E: 1 K: 1 S: 12 H: 1 LOB: 2 BB: 0 P: 19	R: 0 E: 0 K: 1 S: 8 H: 0 LOB: 0 BB: 0 P: 12	R: 0 E: 0 K: 0 S: 4 H: 2 LOB: 1 BB: 0 P: 7		1B: 8 2B: 4 3B: 1 HR: 2		SF: 1 SAC: 0 DP: 1 HBP: 1		WP: 1 PB: 0 SB: 0 CS: 0		PA: 45

BOTTOM

Chicago White Sox @ New York Yankees

Yankee Stadium, Bronx, NY

Wed May 17 2000, 7:05 PM EDT
Att. 26,887 - Sunny - 63 F

livebaseballscorecards.com

AB	39
R	9
H	15
RBI	7
BB	4
SO	2
LOB	24

PITCHER		IP	WLS	BF	H	R	ER	SO	BB	IBB	HBP	BLK	WP	HR	S	P	ERA	WHIP
Jim Parque, L ERA: 4.47	(1, 1)	4.0	L	24	7	5	3	0	3	0	1	0	0	1	51	91	6.75	2.500
Tanyon Sturtze, R ERA: 12.06	(5, 1)	1.0		9	5	4	4	0	1	0	0	0	1	1	23	36	36.00	6.000
Kevin Beirne, R ERA:	(6, 1)	1.0		5	1	0	0	1	0	0	0	0	0	0	12	19	0.00	1.000
Scott Eyre, L ERA: 6.5	(7, 1)	0.2		2	0	0	0	1	0	0	0	0	0	0	5	8	0.00	0.000
Sean Lowe, R ERA: 3.6	(7, 1)	0.1		1	0	0	0	0	0	0	0	0	0	0	3	4	0.00	0.000

PITCHER		IP	WLS	BF	H	R	ER	SO	BB	IBB	HBP	BLK	WP	HR	S	P	ERA	WHIP
41 Bill Simas, R ERA: 3.0	(8, 1)	1.0		4	2	0	0	0	0	0	0	0	0	0	4	7	0.00	2.000

Batter	1	2	3	4	5	6	7	8	9	AB	R	H	RBI	BB	SO	LOB
Ray Durham, S (1, 4) OBP: 0.315, SLG: 0.447	X 0-0 ① G3		C F X 0-2 1-H 2-H HR 2B		C B B C B S 3-3 ① K		X 0-0 ② G4-3 2-3			4	1	1	2	0	1	1
Jose Valentin, S (1, 6) OBP: 0.325, SLG: 0.470	C F S 0-3 ② K		B F B B F B 4-2 HR BB		B B C F B F S 3-3 ② K		S B X 1-1 ③ G4-3			3	1	0	0	1	2	1
Frank Thomas, R (1, 10) OBP: 0.429, SLG: 0.549	F F B B B C 3-3 ③ K		B X 1-0 1-H 2-H HR		C F F F X 0-2 ③ F9			C C X 0-2 ① G6-3		4	1	1	3	0	1	0
Magglio Ordonez, R (1, 9) OBP: 0.368, SLG: 0.556		C B S T S 1-3 ① K	C B C X 1-2 14 S 1B			B B B 4-0 G4-3 14 G3 BB		B C C B X 2-2 ② G4-3		3	0	1	0	1	1	0
14 Paul Konerko, R (1, 3) OBP: 0.362, SLG: 0.541		C B C B S 2-3 ② K	B C F F S 1-3 ② K 1-2			B B B C F X 3-2 ① G3 1-2		B C X 1-1 ③ G1-3		4	0	0	0	0	2	2
Chris Singleton, L (1, 8) OBP: 0.329, SLG: 0.451		S T F S 0-3 ③ K	C C X 0-2 ③ P3			F F X 0-2 ② G4-3 2-3			B B C X 2-1 ① G4-3	4	0	0	0	0	1	2
Carlos Lee, R (1, 7) OBP: 0.370, SLG: 0.546			B B C B X 3-1 2B 2B	B C C F X 1-2 ① L9		B C B X 2-1 ③ F8			F B X 1-1 ② F8	4	1	1	0	0	0	1
Greg Norton, S (1, 5) OBP: 0.384, SLG: 0.500			C S B S 1-3 ① K	C F B B X 2-2 ② G4-3			B X 1-0 ① G3		B X 1-0 ③ F8	4	0	0	0	0	1	1
Mark Johnson, L (1, 2) OBP: 0.337, SLG: 0.397			F B C F B F B B 4-2 2B BB	C C X 0-2 ③ F9			C B B S X 2-2 G4-3 2B			2	1	1	0	1	0	0

TOP

Chicago White Sox @ Toronto Blue Jays

SkyDome, Toronto, ON

Fri May 19 2000, 7:05 PM EDT

Att. 18,268 - Dome - 72 F

livebaseballscorecards.com

AB	32
R	5
H	5
RBI	5
BB	3
SO	9
LOB	8

Inning Stats	1	2	3	4	5	6	7	8	9
	R: 0 E: 0 K: 2 S: 7	H: 0 LOB: 0 BB: 0 P: 10	R: 0 E: 0 K: 3 S: 11	H: 0 LOB: 0 BB: 0 P: 14	R: 5 E: 0 K: 2 S: 25	H: 4 LOB: 1 BB: 2 P: 40	R: 0 E: 0 K: 0 S: 10	H: 0 LOB: 0 BB: 0 P: 13	R: 0 E: 0 K: 2 S: 11	H: 0 LOB: 0 BB: 0 P: 17
	R: 0 E: 0 K: 0 S: 8	H: 0 LOB: 1 BB: 1 P: 17	R: 0 E: 0 K: 0 S: 7	H: 1 LOB: 1 BB: 0 P: 11	R: 0 E: 0 K: 0 S: 8	H: 0 LOB: 0 BB: 0 P: 11	R: 0 E: 0 K: 0 S: 5	H: 0 LOB: 0 BB: 0 P: 9	1B: 1 2B: 3 3B: 0 HR: 1	SF: 0 SAC: 0 DP: 0 HBP: 0

WP: 0 PB: 0 SB: 1 CS: 0 PA: 35

PITCHER	IP	WLS	BF	H	R	ER	SO	BB	IBB	HBP	BLK	WP	HR	S	P	ERA	WHIP
Kelvim Escobar, R (1, 1) ERA: 5.09	7.0	L	29	5	5	5	9	3	0	0	0	0	1	79	122	6.43	1.143
Paul Quantrill, R (8, 1) ERA: 4.24	2.0		6	0	0	0	0	0	0	0	0	0	0	13	20	0.00	0.000

PITCHER	IP	WLS	BF	H	R	ER	SO	BB	IBB	HBP	BLK	WP	HR	S	P	ERA	WHIP

BOTTOM

Chicago White Sox @ Toronto Blue Jays

SkyDome, Toronto, ON

Fri May 19 2000, 7:05 PM EDT
Att. 18,268 - Dome - 72 F

livebaseballscorecards.com

Batter	1	2	3	4	5	6	7	8	9	AB	R	H	RBI	BB	SO	LOB
Shannon Stewart, R (1, 7) OBP: 0.397, SLG: 0.556	C S C 0-3 ① K		B C B F S 2-3 ① K 1-2		X 0-0 G6-4-3 1B		B B B C X 3-1 ③ G6-3		C X 0-1 1B	5	0	2	0	0	2	1
José Cruz Jr., S (1, 8) OBP: 0.327, SLG: 0.526	B B S X 2-1 ② F4		X 0-0 P3-1 1B 2-3		C B S F B X 2-2 ②③ G6-4-3 1-2f			X 0-0 1B 2B	C B F S 1-3 ② K	5	1	2	0	0	1	2
Raul Mondesi, R (1, 9) OBP: 0.344, SLG: 0.555	C B X 1-1 ③ P6		C B B F X 2-2 ②③ P3-1 1-2f			X 0-0 F8 G6-3 2B		F B S X 1-2 ① G6-3	B X 1-0 ③ P3	5	1	1	0	0	0	4
Carlos Delgado, L (1, 3) OBP: 0.437, SLG: 0.635		B C F F F X 1-2 FC6-4 1B		F B B X 2-1 ① G4-3		X 0-0 ① F8 2-3		B X 1-0 BB 1B 2-H		4	0	2	1	0	0	1
Tony Batista, R (1, 5) OBP: 0.339, SLG: 0.559	C F S 0-3 ① K			B B S S B B 4-2 2B BB		F B F X 1-2 ② G6-3 3-H		X 0-0 BB 1-2 1B		3	0	1	1	1	1	1
Marty Cordova, R (1, 10) OBP: 0.333, SLG: 0.382 Brad Fullmer, L (8, PH) OBP: 0.399, SLG: 0.575	B B F X 2-1 FC6-4 1-2 1B			X 0-0 1-3 2B		B B F X 2-1 ③ F9		B C S F S 1-3 ② K		3 1	0 0	2 0	0 0	0 0	0 1	0 2
Alex Gonzalez, R (1, 6) OBP: 0.327, SLG: 0.379	X 0-0 ② F9			B F B B C X 3-2 ② P3			X 0-0 WP G5-3 2B	B B C B C B 4-2 1-2 2-3 BB		3	1	1	0	1	0	4
Alberto Castillo, R (1, 2) OBP: 0.265, SLG: 0.295 Darrin Fletcher, L (8, PH) OBP: 0.374, SLG: 0.615 (9, 2)	B X 1-0 ③ FC6-4 1-2f 2-3			B C B X 2-1 ③ G4-3			X 0-0 ① L4	S F F B F F S 1-3 ③ K		3 1	0 0	0 0	0 0	0 0	0 1	5 3
Homer Bush, R (1, 4) OBP: 0.269, SLG: 0.243			C B S B B B 4-2 1B WP BB		F B S S 1-3 ① K2-3		B B C C F B F X 3-2 ② G5-3 2-H		B X 1-0 ① L1	3	0	0	1	1	1	0

| | | |

Batter	1	2	3	4	5	6	7	8	9	AB	R	H	RBI	BB	SO	LOB
Ray Durham, S (1, 4) OBP: 0.312, SLG: 0.440	G6-3	1B 1B 2-3 1B		F9		FC4-6 G5-3 1-2f		F8		5	1	1	0	0	0	1
Craig Wilson, R (1, 6) OBP: 0.379, SLG: 0.389	BB 1B 1B	1B 1B 1-2 3-H 1B		2B 2B		G5-3 1-2			G6-3	5	3	3	1	0	0	1
Frank Thomas, R (1, 10) OBP: 0.444, SLG: 0.566	FC6-4 1B 1-2 BB	1B 1-2 2-H 1B		2-H 2B		BB			G1-6-3 1B	3	0	3	2	2	0	0
Magglio Ordonez, R (1, 9) OBP: 0.369, SLG: 0.550	FC6-4 1-2 2-H 1B	1-3 2-H 1B		F3		K			G1-6-3 1-2f	5	0	2	2	0	1	4
14 Paul Konerko, R (1, 3) OBP: 0.354, SLG: 0.528	F9	P6		F9			G5-3			4	0	0	0	0	0	5
Jeff Abbott, R (1, 8) OBP: 0.297, SLG: 0.368	FC6-4 1-2f 2-3		HR		P3-1 BB		G5-4-3 BB			2	1	1	1	2	0	2
Carlos Lee, R (1, 7) OBP: 0.360, SLG: 0.530		G5-3	K		P3-1 1-2f		G5-4-3 1-2f			4	0	0	0	0	1	2
Herbert Perry, R (1, 5) OBP: 0.293, SLG: 0.288		E5 1B 1B 1B	K2-3		G4-3			G1-6-3 HBP		3	1	1	0	0	1	0
Josh Paul, R (1, 2) OBP: 0.328, SLG: 0.410		G6-3	K			FC4-6 1B		G1-6-3 1-2f		4	0	1	0	0	1	2
Inning Stats	R: 1 H: 2 E: 0 LOB: 2 K: 0 BB: 1 S: 11 P: 19	R: 3 H: 5 E: 1 LOB: 2 K: 0 BB: 0 S: 18 P: 24	R: 1 H: 1 E: 0 LOB: 0 K: 3 BB: 0 S: 13 P: 16	R: 1 H: 2 E: 0 LOB: 1 K: 0 BB: 0 S: 11 P: 14	R: 0 H: 0 E: 0 LOB: 0 K: 0 BB: 1 S: 7 P: 16	R: 0 H: 1 E: 0 LOB: 2 K: 1 BB: 1 S: 15 P: 25	R: 0 H: 0 E: 0 LOB: 0 K: 0 BB: 1 S: 4 P: 11	R: 0 H: 0 E: 0 LOB: 0 K: 0 BB: 0 S: 7 P: 13	R: 0 H: 1 E: 0 LOB: 0 K: 0 BB: 0 S: 5 P: 7	1B: 9 SF: 0 2B: 3 SAC: 0 3B: 0 DP: 4 HR: 1 HBP: 1						

TOP

Chicago White Sox @ Toronto Blue Jays

SkyDome, Toronto, ON

Sat May 20 2000, 4:05 PM EDT
Att. 20,091 - Dome - 72 F

livebaseballscorecards.com

AB	35
R	6
H	12
RBI	6
BB	4
SO	4
LOB	17

PITCHER		IP	WLS	BF	H	R	ER	SO	BB	IBB	HBP	BLK	WP	HR	S	P	ERA	WHIP
David Wells, L ERA: 3.6	(1, 1)	3.1	L	21	10	6	6	3	1	0	0	0	0	1	49	67	16.20	3.300
Darwin Cubillan, R ERA:	(4, 1)	2.2		10	1	0	0	1	2	0	0	0	0	0	26	47	0.00	1.125
John Frascatore, R ERA: 7.4	(7, 1)	3.0		9	1	0	0	0	1	0	1	0	0	0	16	31	0.00	0.667

PITCHER	IP	WLS	BF	H	R	ER	SO	BB	IBB	HBP	BLK	WP	HR	S	P	ERA	WHIP

Batter	1	2	3	4	5	6	7	8	9	AB	R	H	RBI	BB	SO	LOB
Shannon Stewart, R (1, 7) OBP: 0.390, SLG: 0.579	C X 0-1 P4 ①		F X 0-1 G5-3 ①		C S B X 1-2 G5-3 ③			B F B F X 2-2 HR		4	1	1	1	0	0	1
José Cruz Jr., S (1, 8) OBP: 0.320, SLG: 0.514	B X 1-0 G6-3 ②		X 0-0 L6 ②			C B X 1-1 G3 ①		F F B F B F X 2-2 L7 ②		4	0	0	0	0	0	0
Raul Mondesi, R (1, 9) OBP: 0.342, SLG: 0.548	B B X 2-0 S 1B		S X 0-1 G5-3 ③			B F F B S 2-3 K ②		B C X 1-1 F8 ③		4	0	1	0	0	1	0
Carlos Delgado, L (1, 3) OBP: 0.433, SLG: 0.644	C S X 0-2 L7 ③ 1-2			B X 1-0 F9 ①		X 0-0 G4-3 ③			X 0-0 HR	4	1	1	1	0	0	1
Brad Fullmer, L (1, 10) OBP: 0.389, SLG: 0.558		B C F B B X 3-2 F8 ①		B X 1-0 F8 ②			C B C F X 1-2 G5-3 ①		C X 0-1 P6 ①	4	0	0	0	0	0	0
Tony Batista, R (1, 5) OBP: 0.332, SLG: 0.546		C B F X 1-2 P3 ②		B X 1-0 F7 ③			B B B C F X 3-2 P6 ②		F B F S 1-3 K ②	4	0	0	0	0	1	0
Darrin Fletcher, L (1, 2) OBP: 0.386, SLG: 0.620		X 0-0 FC6-4 1B 1B			C B X 1-1 G5-3 1B		X 0-0 1B		B F F X 1-2 G6-3 ③	4	0	3	0	0	0	0
Alex Gonzalez, R (1, 6) OBP: 0.327, SLG: 0.378		C C X 0-2 FC6-4 1-2 1B			F B X 1-1 G5-3 ① 1-2		C B S S 1-3 K ③			3	0	1	0	0	1	2
Homer Bush, R (1, 4) OBP: 0.264, SLG: 0.238		F C X 0-2 FC6-4 ③ 1-2f 2-3			B X 1-0 G5-3 ②			X 0-0 G6-3 ①		3	0	0	0	0	0	3
Inning Stats	R: 0 H: 1 E: 0 LOB: 1 K: 0 BB: 0 S: 7 P: 10	R: 0 H: 2 E: 0 LOB: 2 K: 0 BB: 0 S: 13 P: 17	R: 0 H: 0 E: 0 LOB: 0 K: 0 BB: 0 S: 5 P: 5	R: 0 H: 0 E: 0 LOB: 0 K: 0 BB: 0 S: 3 P: 6	R: 0 H: 1 E: 0 LOB: 1 K: 0 BB: 0 S: 8 P: 12	R: 0 H: 0 E: 0 LOB: 0 K: 1 BB: 0 S: 6 P: 9	R: 0 H: 1 E: 0 LOB: 1 K: 1 BB: 0 S: 11 P: 16	R: 1 H: 1 E: 0 LOB: 0 K: 0 BB: 0 S: 11 P: 16	R: 1 H: 1 E: 0 LOB: 0 K: 1 BB: 0 S: 9 P: 11	1B: 5 SF: 0 2B: 0 SAC: 0 3B: 0 DP: 0 HR: 2 HBP: 0						

PITCHER	IP	WLS	BF	H	R	ER	SO	BB	IBB	HBP	BLK	WP	HR	S	P	ERA	WHIP
James Baldwin, R (1, 1) ERA: 2.51	9.0	W	34	7	2	2	3	0	0	0	0	0	2	73	102	2.00	0.778

PITCHER	IP	WLS	BF	H	R	ER	SO	BB	IBB	HBP	BLK	WP	HR	S	P	ERA	WHIP

BOTTOM

Chicago White Sox @ Toronto Blue Jays

SkyDome, Toronto, ON

Sat May 20 2000, 4:05 PM EDT

Att. 20,091 - Dome - 72 F

livebaseballscorecards.com

AB	34
R	2
H	7
RBI	2
BB	0
SO	3
LOB	7

Batter	1	2	3	4	5	6	7	8	9	AB	R	H	RBI	BB	SO	LOB
Ray Durham, S (1, 4) OBP: 0.305, SLG: 0.429	B B X 2-0 ① P4		C 1 SAFE B B B F X 2-2 ③ G4-3 1-2			X 0-0 ② G6-3		X 0-0 ② L5		4	0	0	0	0	0	1
Jose Valentin, S (1, 6) OBP: 0.317, SLG: 0.458	C T F B B F B S 3-3 ② K			B C C X 1-2 ① G3		C X 0-1 ③ F5		C S B S 1-3 ③ K		4	0	0	0	0	2	0
Frank Thomas, R (1, 10) OBP: 0.440, SLG: 0.554	C B F S 1-3 ③ K			F S B B B X 3-2 E5 FC1-6			B F B B B F B 4-2 E 14 E BB		B F B F B F F C 3-3 ① K	3	1	0	0	1	2	0
Magglio Ordonez, R (1, 9) OBP: 0.366, SLG: 0.538		C B X 1-1 ① F9		X 0-0 ② FC1-6 14 E 14 S 1-2f			B C F B X 2-2 E4 SH3-4 14 E 1-3 SF8		B B B C F B 4-2 14 G6-4-3 BB	3	1	0	0	1	0	2
14 Paul Konerko, R (1, 3) OBP: 0.346, SLG: 0.515		X 0-0 ② L4		B B C C B S 3-3 ③ K 1-3			B F B B B X 3-1 E5 SF8 SH3-4 1-2 3-H		S F X 0-2 ②③ G6-4-3 1-2f	4	0	0	0	0	1	3
Chris Singleton, L (1, 8) OBP: 0.325, SLG: 0.444		B C F S 1-3 ③ K			F S C 0-3 ① K		L X 0-1 ① SH3-4 1-2 2-3			2	0	0	0	0	2	0
Carlos Lee, R (1, 7) OBP: 0.353, SLG: 0.522			B S F B F X 2-2 ① F7		B X 1-0 ② G5-3		B X 1-0 ② SF8 2-3 3-H			2	0	0	1	0	0	0
Greg Norton, S (1, 5) OBP: 0.374, SLG: 0.485			B F B C B F X 3-2 ② F5		C S B F X 1-2 ③ G4-3		C B B F S 2-3 ③ K			3	0	0	0	0	1	1
Mark Johnson, L (1, 2) OBP: 0.337, SLG: 0.395			C B C B B X 3-2 CS 1B			B B C F F X 2-2 ① G3		C B S C 1-3 ① K		3	0	1	0	0	1	0
Inning Stats	R: 0 E: 0 K: 2 S: 9 H: 0 LOB: 0 BB: 0 P: 15	R: 0 E: 0 K: 1 S: 6 H: 0 LOB: 0 BB: 0 P: 8	R: 0 E: 0 K: 0 S: 14 H: 1 LOB: 1 BB: 0 P: 24	R: 0 E: 1 K: 1 S: 10 H: 0 LOB: 1 BB: 0 P: 17	R: 0 E: 0 K: 1 S: 8 H: 0 LOB: 0 BB: 0 P: 10	R: 0 E: 0 K: 0 S: 7 H: 0 LOB: 0 BB: 0 P: 9	R: 2 E: 2 K: 1 S: 13 H: 0 LOB: 1 BB: 1 P: 25	R: 0 E: 0 K: 2 S: 7 H: 0 LOB: 0 BB: 0 P: 9	R: 0 E: 0 K: 1 S: 10 H: 0 LOB: 0 BB: 1 P: 17	1B: 1 2B: 0 3B: 0 HR: 0	SF: 1 SAC: 1 DP: 1 HBP: 0						

TOP

Chicago White Sox @ Toronto Blue Jays

SkyDome, Toronto, ON

Sun May 21 2000, 1:05 PM EDT
Att. 18,264 - Cloudy - 65 F

livebaseballscorecards.com

AB	28
R	2
H	1
RBI	1
BB	2
SO	9
LOB	7

PITCHER		IP	WLS	BF	H	R	ER	SO	BB	IBB	HBP	BLK	WP	HR	S	P	ERA	WHIP
Frank Castillo, R ERA: 5.09	(1, 1)	7.0	L	26	1	2	0	6	1	0	0	0	0	0	67	108	0.00	0.286
Pedro Borbon, L ERA: 5.87	(8, 1)	1.0		3	0	0	0	2	0	0	0	0	0	0	7	9	0.00	0.000
Billy Koch, R ERA: 3.43	(9, 1)	1.0		3	0	0	0	1	1	0	0	0	0	0	10	17	0.00	1.000

PITCHER	IP	WLS	BF	H	R	ER	SO	BB	IBB	HBP	BLK	WP	HR	S	P	ERA	WHIP

WP: 0	PB: 0	SB: 1	CS: 1	PA: 32													

Batter	1	2	3	4	5	6	7	8	9	AB	R	H	RBI	BB	SO	LOB
Shannon Stewart, R (1, 7) OBP: 0.384, SLG: 0.575	C S X 0-2 2B		F F C 0-3 ② K			F B B S F B X 3-2 ② F3		B B C S B S 3-3 ② ③ K 2-3		4	0	1	0	0	2	1
José Cruz Jr., S (1, 8) OBP: 0.319, SLG: 0.506	B C B F S 2-3 ① K		X 0-0 ③ F9			B B B B 4-0 S BB			B C B C C 2-3 ① K	3	0	0	0	1	2	1
Raul Mondesi, R (1, 9) OBP: 0.335, SLG: 0.536	B B B S S S 3-3 ② K			S B F X 1-2 ① F8		B F C F X 1-2 ③ G6-3 1-2			B S B C X 2-2 ② G5-3	4	0	0	0	0	1	2
Carlos Delgado, L (1, 3) OBP: 0.429, SLG: 0.652	B S S B B S 3-3 ③ K			C C B B F F B C 3-3 ② K			C S X 0-2 ① G3		S B X 1-1 HR	4	1	1	1	0	2	1
Brad Fullmer, L (1, 10) OBP: 0.391, SLG: 0.570 Dewayne Wise, L (9, PR) OBP: 0.158, SLG: 0.111		B B C B X 3-1 ① F9		B B C B B X 3-1 ③ G4-3			C F F F X 0-2 2B		B B S F X 2-2 2B	4 0	0 0	2 0	0 0	0 0	0 0	0 0
Tony Batista, R (1, 5) OBP: 0.325, SLG: 0.534		C S X 0-2 ② P6			F F F F B B B X 3-2 ① F7		F S B S 1-3 ② K		B S B C B S 3-3 ③ K	4	0	0	0	0	2	2
Darrin Fletcher, L (1, 2) OBP: 0.385, SLG: 0.613		B X 1-0 1B			B B F B X 3-1 ② G4-3		B C C B S 2-3 ③ K			3	0	1	0	0	1	1
Alex Gonzalez, R (1, 6) OBP: 0.327, SLG: 0.384		S B C S 1-3 ③ K			B B B C C X 3-2 ③ P6			B C B C B F X 3-2 CS 2B		3	0	1	0	0	1	1
Homer Bush, R (1, 4) OBP: 0.259, SLG: 0.233			B B C S X 2-2 ① L4			S X 0-1 ① G6-3		B X 1-0 ① F9		3	0	0	0	0	0	1
Inning Stats	R: 0 H: 1 E: 0 LOB: 1 K: 3 BB: 0 S: 12 P: 20	R: 0 H: 1 E: 0 LOB: 1 K: 1 BB: 0 S: 9 P: 14	R: 0 H: 0 E: 0 LOB: 0 K: 1 BB: 0 S: 7 P: 9	R: 0 H: 0 E: 0 LOB: 0 K: 1 BB: 0 S: 10 P: 17	R: 0 H: 0 E: 0 LOB: 0 K: 0 BB: 0 S: 10 P: 19	R: 0 H: 0 E: 0 LOB: 1 K: 0 BB: 1 S: 10 P: 18	R: 0 H: 1 E: 0 LOB: 1 K: 2 BB: 0 S: 14 P: 17	R: 0 H: 1 E: 0 LOB: 0 K: 1 BB: 0 S: 8 P: 15	R: 1 H: 2 E: 0 LOB: 1 K: 2 BB: 0 S: 14 P: 24	1B: 1 SF: 0 2B: 4 SAC: 0 3B: 0 DP: 0 HR: 1 HBP: 0						WP: 0 PA: 33 PB: 0 SB: 1 CS: 1

PITCHER		IP	WLS	BF	H	R	ER	SO	BB	IBB	HBP	BLK	WP	HR	S	P	ERA	WHIP
21 Cal Eldred, R ERA: 4.08	(1, 1)	6.2	W	24	3	0	0	7	1	0	0	0	0	0	69	109	0.00	0.600
Kelly Wunsch, L ERA: 3.44	(7, 1)	0.1	H	1	0	0	0	1	0	0	0	0	0	0	3	5	0.00	0.000
Bob Howry, R ERA: 3.45	(8, 1)	1.0	H	3	1	0	0	1	0	0	0	0	0	0	8	15	0.00	1.000
Keith Foulke, R ERA: 0.95	(9, 1)	1.0	S	5	2	1	1	2	0	0	0	0	0	1	14	24	9.00	2.000

PITCHER	IP	WLS	BF	H	R	ER	SO	BB	IBB	HBP	BLK	WP	HR	S	P	ERA	WHIP

BOTTOM

Chicago White Sox @ Toronto Blue Jays

SkyDome, Toronto, ON

Sun May 21 2000, 1:05 PM EDT
Att. 18,264 - Cloudy - 65 F

livebaseballscorecards.com

AB	32
R	1
H	6
RBI	1
BB	1
SO	11
LOB	10

Batter	1	2	3	4	5	6	7	8	9	AB	R	H	RBI	BB	SO	LOB
Jose Valentin, S (1, 6) OBP: 0.322, SLG: 0.455	B C B S C 2-3 ① K		B B X 2-0 ① G1-3		B X 1-0 PO S 1B 3-H			B B B C B 4-1 14 G6-3 14 S BB		3	0	1	1	1	1	0
Craig Wilson, R (1, 4) OBP: 0.361, SLG: 0.368 14 Paul Konerko, R (8, PH) OBP: 0.344, SLG: 0.512 Mark Johnson, L (8, 2) OBP: 0.337, SLG: 0.395	B B F B C C 3-3 ② K		B C C F S 1-3 ② K		C F B F C 2-3 ② K 1-2			C F B F F F X 1-2 ② G6-3 1-3		3 1 0	0 0 0	0 0 0	0 0 0	0 0 0	3 0 0	1 1 0
Frank Thomas, R (1, 10) OBP: 0.441, SLG: 0.550	C B B X 2-1 E6 WP		C B X 1-1 ③ G5-3		B B 2 SAFE 2-0 ③ PO 2-3	X 0-0 G6-4-3 1B		B F F B B B 4-2 BB		3	0	1	0	1	0	0
Magglio Ordonez, R (1, 9) OBP: 0.363, SLG: 0.527	C S B B B B 4-2 1-2 BB			X 0-0 ① F9		F B B X 2-1 ① ② G6-4-3 1-2f		C C B C 1-3 ③ K		3	0	0	0	1	1	3
Greg Norton, S (1, 3) OBP: 0.361, SLG: 0.467	X 0-0 ③ G3			C B B X 2-1 ② G6-3		C B C X 1-2 ③ G3			B S X 1-1 ① G4-3	4	0	0	0	0	0	2
Chris Singleton, L (1, 8) OBP: 0.323, SLG: 0.446		C X 0-1 ① G3		B X 1-0 2B			B B X 2-0 ① F7		C B S S F S 1-3 ② K	4	0	1	0	0	1	0
Jeff Abbott, R (1, 7) OBP: 0.309, SLG: 0.367		C B B B B 4-1 HBP BB		C C B S 1-3 ③ K			C B F X 1-2 ② G6-3		B B B C C F F F F 3-2 X HR 1B	3	1	1	0	1	1	1
Herbert Perry, R (1, 5) OBP: 0.323, SLG: 0.382		C H 1-1 G3-6-1 1-2 HBP			C F X 0-2 SH5-3 1B 2B		B C B S X 2-2 ③ G4-3		X 0-0 1-H HR	3	2	2	2	0	0	0
Josh Paul, R (1, 2) OBP: 0.324, SLG: 0.403 Ray Durham, S (8, PH) OBP: 0.302, SLG: 0.424 (8, 4)		X 0-0 ② ③ G3-6-1 1-2f			X 0-0 ① SH5-3 2-3			C B B X 2-1 ① F7	C C S 0-3 ③ K	1 2	0 0	0 0	0 0	0 1	0 0	2 0
Inning Stats	R: 0 E: 1 K: 2 S: 11 H: 0 LOB: 2 BB: 1 P: 22	R: 0 E: 0 K: 0 S: 5 H: 0 LOB: 1 BB: 1 P: 10	R: 0 E: 0 K: 1 S: 7 H: 0 LOB: 0 BB: 0 P: 11	R: 0 E: 0 K: 1 S: 7 H: 1 LOB: 1 BB: 0 P: 11	R: 1 E: 0 K: 1 S: 9 H: 2 LOB: 0 BB: 0 P: 14	R: 0 E: 0 K: 0 S: 6 H: 1 LOB: 0 BB: 0 P: 9	R: 0 E: 0 K: 0 S: 7 H: 0 LOB: 0 BB: 0 P: 12	R: 0 E: 0 K: 1 S: 14 H: 0 LOB: 2 BB: 2 P: 26	R: 2 E: 0 K: 2 S: 17 H: 2 LOB: 0 BB: 0 P: 22	1B: 3 2B: 2 3B: 0 HR: 1 SF: 0 SAC: 1 DP: 2 HBP: 1						

PITCHER		IP	WLS	BF	H	R	ER	SO	BB	IBB	HBP	BLK	WP	HR	S	P	ERA	WHIP
Pete Munro, R ERA: 5.0	(1, 1)	7.1		28	4	1	1	5	3	0	1	0	1	0	55	98	1.23	0.955
Billy Koch, R ERA: 3.97	(8, 1)	1.2	W	8	2	2	2	3	1	0	0	0	0	1	28	39	10.80	1.800

PITCHER	IP	WLS	BF	H	R	ER	SO	BB	IBB	HBP	BLK	WP	HR	S	P	ERA	WHIP

TOP

Chicago White Sox @ Toronto Blue Jays

SkyDome, Toronto, ON

Mon May 22 2000, 1:05 PM EDT
Att. 19,167 - Cloudy - 61 F

livebaseballscorecards.com

AB	30
R	3
H	6
RBI	3
BB	4
SO	8
LOB	10

1B: 3	SF: 0	WP: 1	PA: 37
2B: 2	SAC: 1	PB: 0	
3B: 0	DP: 2	SB: 2	
HR: 1	HBP: 1	CS: 0	

BOTTOM

Chicago White Sox @ Toronto Blue Jays

SkyDome, Toronto, ON

Mon May 22 2000, 1:05 PM EDT

Att. 19,167 - Cloudy - 61 F

livebaseballscorecards.com

Batter	1	2	3	4	5	6	7	8	9	AB	R	H	RBI	BB	SO	LOB
Shannon Stewart, R (1, 7) OBP: 0.385, SLG: 0.576	G4-3		G4-3		FC6-4 1B 1-2 3-H		G6-4-3 1-2f		1B 2B 1-3	5	0	2	1	0	0	1
Craig Grebeck, R (1, 4) OBP: 0.408, SLG: 0.638	K			HR	FC6-4 1-2f 2-3				WP 2B 2-3 3-H 1B	5	1	3	2	0	1	2
Raul Mondesi, R (1, 9) OBP: 0.338, SLG: 0.541	2B			CS 1B	F3			K		4	0	2	0	0	1	3
Carlos Delgado, L (1, 3) OBP: 0.431, SLG: 0.647	F7			K 1-2		FC5-4 1B		WP IBB		3	0	1	0	1	1	2
Tony Batista, R (1, 5) OBP: 0.318, SLG: 0.522		F3		G6-3		FC5-4 BLK 1-2f		K 1-2 2-3		4	0	0	0	0	1	3
Todd Greene, R (1, 10) OBP: 0.333, SLG: 0.333 Brad Fullmer, L (8, PH) OBP: 0.395, SLG: 0.570		L1			SH5-3 E 1B	F9		IBB		3 0	1 0	1 0	0 0	0 1	0 0	1 0
José Cruz Jr., S (1, 8) OBP: 0.314, SLG: 0.497	K				SH5-3 1-2	K 1-2		K		3	0	0	0	0	3	4
Alex Gonzalez, R (1, 6) OBP: 0.326, SLG: 0.381			G3		E3 1B 1B 2-H		G6-4-3 1B		G6-3	4	1	1	0	0	0	0
Alberto Castillo, R (1, 2) OBP: 0.269, SLG: 0.298 Darrin Fletcher, L (9, PH) OBP: 0.389, SLG: 0.613			G6-3		FC6-4 1B 2-3		K		2B 1B BB	3 0	0 1	1 0	0 0	0 1	1 0	1 0
Inning Stats	R: 0 E: 0 K: 1 S: 8 H: 1 LOB: 1 BB: 0 P: 13	R: 0 E: 0 K: 1 S: 8 H: 0 LOB: 0 BB: 0 P: 11	R: 0 E: 0 K: 0 S: 8 H: 0 LOB: 0 BB: 0 P: 10	R: 1 E: 0 K: 1 S: 8 H: 2 LOB: 0 BB: 0 P: 12	R: 2 E: 1 K: 0 S: 22 H: 3 LOB: 2 BB: 0 P: 31	R: 0 E: 0 K: 1 S: 7 H: 1 LOB: 1 BB: 0 P: 10	R: 0 E: 0 K: 1 S: 6 H: 1 LOB: 0 BB: 0 P: 7	R: 0 E: 0 K: 3 S: 10 H: 1 LOB: 3 BB: 2 P: 21	R: 1 E: 0 K: 0 S: 7 H: 2 LOB: 2 BB: 1 P: 13	1B: 7 2B: 3 3B: 0 HR: 1 SF: 0 SAC: 1 DP: 1 HBP: 0						

	AB	34
	R	4
	H	11
	RBI	3
	BB	3
	SO	8
	LOB	17

WP: 1 PB: 0 SB: 0 CS: 1 PA: 38

PITCHER		IP	WLS	BF	H	R	ER	SO	BB	IBB	HBP	BLK	WP	HR	S	P	ERA	WHIP
Jim Parque, L ERA: 4.22	(1, 1)	7.0		28	8	3	2	5	0	0	0	1	0	1	67	94	2.57	1.143
41 Bill Simas, R ERA: 2.84	(8, 1)	1.0		6	1	0	0	3	0	2	0	0	1	0	10	21	0.00	1.000
Bob Howry, R ERA: 3.94	(9, 1)	0.1	L	4	2	1	1	0	1	0	0	0	0	0	7	13	27.00	9.000

PITCHER		IP	WLS	BF	H	R	ER	SO	BB	IBB	HBP	BLK	WP	HR	S	P	ERA	WHIP

Batter	1	2	3	4	5	6	7	8	9	AB	R	H	RBI	BB	SO	LOB
Chuck Knoblauch, R (1, 4) OBP: 0.317, SLG: 0.357	C B F S 1-3 ① K		B X 1-0 S 1B 1-2 1B		B B B 4-0 1B BB		C B C C 1-3 ① K		C B X 1-1 ② F8	4	1	1	0	1	2	0
Bernie Williams, S (1, 8) OBP: 0.370, SLG: 0.578	B C X 1-1 ② G6-3		S B S S 1-3 ① K 1-2 2-3		C B X 1-1 ② F8		X 0-0 ② G3		F C F B F X 1-2 ③ G6-3	5	0	0	0	0	1	3
Paul O'Neill, L (1, 9) OBP: 0.375, SLG: 0.456	C X 0-1 FC6 1B		F C S 0-3 ② K		C X 0-1 1-2 1B		C B B C B F F B 4-2 FC6-4 BB			3	0	2	0	1	1	2
Tino Martinez, L (1, 3) OBP: 0.341, SLG: 0.441	B B C X 2-1 ③ FC6 1-2f		B B C X 2-1 2-H 3-H 1B		X 0-0 ③ F8		X 0-0 ③ FC6-4 1-2f			4	0	1	2	0	0	4
20 Jorge Posada, S (1, 2) OBP: 0.435, SLG: 0.600		C C C 0-3 ① K	C X 0-1 ③ G4-3			B X 1-0 G5-4-3 1B		X 0-0 ① G6-3		4	0	1	0	0	1	1
Ricky Ledee, L (1, 7) OBP: 0.325, SLG: 0.352		B F X 1-1 E 1B		X 0-0 ① F7		B C B X 2-1 ①② G5-4-3 1-2f		C S B F S 1-3 ② K		4	0	1	0	0	1	1
Jim Leyritz, R (1, 10) OBP: 0.289, SLG: 0.275		C B 1 SAFE C S 1-3 ② K 1-2		B B S F F B B 4-2 G6-4-3 BB		X 0-0 1B 1B		C B F F F B B B 4-2 BB		2	0	1	0	2	1	1
Scott Brosius, R (1, 5) OBP: 0.323, SLG: 0.300		X 0-0 ③ G6-3		B X 1-0 ②③ G6-4-3 1-2f		B X 1-0 1-2 1B		B F B B X 3-1 ③ F9		4	0	1	0	0	0	3
Alfonso Soriano, R (1, 6) OBP: 0.186, SLG: 0.357			B C X 1-1 S 1B 1B 1B		C S B F B S 2-3 ① K	S B X 1-1 ③ F9			C F B S 1-3 ① K	4	1	1	0	0	2	2
Inning Stats	R: 0 E: 0 K: 1 S: 9 H: 1 LOB: 1 BB: 0 P: 13	R: 0 E: 1 K: 2 S: 9 H: 1 LOB: 1 BB: 0 P: 11	R: 2 E: 0 K: 2 S: 13 H: 3 LOB: 1 BB: 0 P: 18	R: 0 E: 0 K: 0 S: 5 H: 0 LOB: 0 BB: 1 P: 10	R: 0 E: 0 K: 1 S: 9 H: 1 LOB: 2 BB: 1 P: 16	R: 0 E: 0 K: 0 S: 7 H: 3 LOB: 2 BB: 0 P: 12	R: 0 E: 0 K: 1 S: 9 H: 0 LOB: 1 BB: 1 P: 14	R: 0 E: 0 K: 1 S: 11 H: 0 LOB: 1 BB: 1 P: 19	R: 0 E: 0 K: 1 S: 10 H: 0 LOB: 0 BB: 0 P: 13	1B: 9 2B: 0 3B: 0 HR: 0	SF: 0 SAC: 0 DP: 2 HBP: 0						

TOP

New York Yankees @ Chicago White Sox

Comiskey Park, Chicago, IL

Tue May 23 2000, 8:05 PM EDT

Att. 21,863 - Sunny - 70 F

livebaseballscorecards.com

AB	34
R	2
H	9
RBI	2
BB	4
SO	9
LOB	17

WP: 0 PB: 0 SB: 2 CS: 0 PA: 38

PITCHER		IP	WLS	BF	H	R	ER	SO	BB	IBB	HBP	BLK	WP	HR	S	P	ERA	WHIP
Kip Wells, R ERA: 6.6	(1, 1)	6.2	W	30	9	2	2	7	3	0	0	0	0	0	60	93	2.70	1.800
Kelly Wunsch, L ERA: 3.26	(7, 1)	1.0		4	0	0	0	1	1	0	0	0	0	0	10	15	0.00	1.000
Sean Lowe, R ERA: 3.38	(8, 1)	1.1		4	0	0	0	1	0	0	0	0	0	0	12	18	0.00	0.000

PITCHER	IP	WLS	BF	H	R	ER	SO	BB	IBB	HBP	BLK	WP	HR	S	P	ERA	WHIP

Batter	1	2	3	4	5	6	7	8	9	AB	R	H	RBI	BB	SO	LOB
Ray Durham, S (1, 4) OBP: 0.301, SLG: 0.438	C B B F X 2-2 G3-1 ①		B B F X 2-1 F7 ②	B F B X 2-1 HR		C F B B X 2-2 G1-3 ②				4	1	1	1	0	0	1
Jose Valentin, S (1, 6) OBP: 0.326, SLG: 0.472	B B X 2-0 HR		B S B B B 4-1 1B 1-2 BB	S X 0-1 F7 ③		C X 0-1 F8 ③				3	1	1	1	1	0	0
Frank Thomas, R (1, 10) OBP: 0.438, SLG: 0.542	C C C 0-3 K ②		F B F X 1-2 1-2 2-H 1B		C F B S 1-3 K ①		X 0-0 F9 ①			4	0	1	1	0	2	0
Magglio Ordonez, R (1, 9) OBP: 0.360, SLG: 0.540	B F B X 2-1 E4 ③		X 0-0 L4 ③		B S S S 1-3 K ②		B F F F B B X 3-2 HR			4	1	1	1	0	1	2
14 Paul Konerko, R (1, 3) OBP: 0.342, SLG: 0.524		C B X 1-1 G5-3 ①		F B F X 1-2 G1-3 ①	B B B C X 3-1 HR		C F F S 0-3 K ②			4	1	1	1	0	1	0
Chris Singleton, L (1, 8) OBP: 0.327, SLG: 0.447		C F S 0-3 K ②		S B F F F F B B X 3-2 1B HR 1B	X 0-0 1B 1B		X 0-0 G3 ③			4	1	2	0	0	1	0
Carlos Lee, R (1, 7) OBP: 0.357, SLG: 0.521		C S S 0-3 K ③		C X 0-1 1-2 HR 1B	C X 0-1 1-2 1B			F B B X 2-1 F9 ①		4	1	2	0	0	1	0
Greg Norton, S (1, 5) OBP: 0.367, SLG: 0.472			F B F X 1-2 BB 1B 1B	F B C B F B S 3-3 K ②	C F B F B S 2-3 K ③			S C B F B F C 2-3 K ②		1	0	1	0	0	0	0
Herbert Perry, R (3, PR) OBP: 0.308, SLG: 0.362 (4, 5)										3	1	0	0	0	3	4
Brook Fordyce, R (1, 2) OBP: 0.250, SLG: 1.000			B C X 1-1 F9 ①	X 0-0 1-H 2-H HR		X 0-0 F8 ①		X 0-0 F7 ③		4	1	1	3	0	0	1
Inning Stats	R: 1 E: 1 K: 1 S: 9 H: 1 LOB: 1 BB: 0 P: 15	R: 0 E: 0 K: 2 S: 8 H: 0 LOB: 0 BB: 0 P: 9	R: 1 E: 0 K: 0 S: 12 H: 2 LOB: 2 BB: 1 P: 21	R: 4 E: 0 K: 1 S: 20 H: 4 LOB: 0 BB: 0 P: 29	R: 1 E: 0 K: 3 S: 15 H: 3 LOB: 2 BB: 0 P: 22	R: 0 E: 0 K: 0 S: 6 H: 0 LOB: 0 BB: 0 P: 8	R: 1 E: 0 K: 1 S: 10 H: 1 LOB: 0 BB: 0 P: 13	R: 0 E: 0 K: 1 S: 8 H: 0 LOB: 0 BB: 0 P: 12		1B: 6 2B: 0 3B: 0 HR: 5	SF: 0 SAC: 0 DP: 0 HBP: 0					

PITCHER	IP	WLS	BF	H	R	ER	SO	BB	IBB	HBP	BLK	WP	HR	S	P	ERA	WHIP
Roger Clemens, R (1, 1) ERA: 4.26	4.0	L	20	7	6	6	4	1	0	0	0	0	3	49	74	13.50	2.000
Jason Grimsley, R (5, 1) ERA: 1.93	2.0		9	3	1	1	3	0	0	0	0	0	1	21	30	4.50	1.500
Todd Erdos, R (7, 1) ERA: 6.0	2.0		7	1	1	1	2	0	0	0	0	0	1	18	25	4.50	0.500

PITCHER	IP	WLS	BF	H	R	ER	SO	BB	IBB	HBP	BLK	WP	HR	S	P	ERA	WHIP

BOTTOM

New York Yankees @ Chicago White Sox

Comiskey Park, Chicago, IL

Tue May 23 2000, 8:05 PM EDT
Att. 21,863 - Sunny - 70 F

livebaseballscorecards.com

AB	35
R	8
H	11
RBI	8
BB	1
SO	9
LOB	8

WP: 0 PB: 0 SB: 0 CS: 0 PA: 36

Batter	1	2	3	4	5	6	7	8	9	AB	R	H	RBI	BB	SO	LOB
Chuck Knoblauch, R (1, 4) OBP: 0.324, SLG: 0.358	B C F B C 2-3 ① K		B X 1-0 ① P4		B C S X 1-2 ① F8		C B C B B X 3-2 1B 2B 1B 1-2 3-H	B B F B B 4-2 1B 1B SF8 BB	B B C C F B X 3-2 E 1B 1-2	5	2	2	1	1	1	0
Bernie Williams, S (1, 8) OBP: 0.369, SLG: 0.569	X 0-0 ② F9		B C C F X 1-2 ② G6-3		C B B X 2-1 ② G5-3		B S B B X 2-1 2B 1B 1-2 2-3	B C F X 1-2 SF8 1B 1B 1-2 2-H	B S B B F X 3-2 E6 1-2 2-H	6	1	2	1	0	0	1
Paul O'Neill, L (1, 9) OBP: 0.374, SLG: 0.457	B B X 2-0 ③ F7		F F C 0-3 ③ K		B F B F F B S 3-3 ③ K		B X 1-0 20 HR 2B 1-H 2-H 3-H	S B B F B X 3-2 1B 1-2 2-3	F B S S 1-3 ③ K	6	1	2	3	0	3	2
Shane Spencer, R (1, 10) OBP: 0.301, SLG: 0.462		X 0-0 ① G6-3		C C B X 1-2 20 FC3-6 1B 1B 1B		B B B C F B 4-2 20 G6-4-3 BB	B F B S S 2-3 ① K	B B F X 2-1 ② SF8 2-3 3-H		3	1	1	1	1	1	2
20 Jorge Posada, S (1, 2) OBP: 0.442, SLG: 0.626 Chris Turner, R (8, PH) OBP: 0.429, SLG: 0.500 (8, 2)		B C B F F F F X 2-2 1B 1B		X 0-0 FC3-6 1-2 1B		B F B X 2-1 ①② G6-4-3 1-2f	B C F F F X 1-2 2-H HR	C B C C 1-3 ③ K		4 1	1 0	3 0	2 0	0 0	0 1	1 2
Tino Martinez, L (1, 3) OBP: 0.343, SLG: 0.446		C F X 0-2 BB 1-3 1B		C X 0-1 ① FC3-6 1B 1-2f 2-3		S F F B B B F B X 3-2 ③ P5	X 0-0 ② F8		C B X 1-1 1B 2B	5	1	2	0	0	0	3
Scott Brosius, R (1, 5) OBP: 0.347, SLG: 0.321		B C B B B 4-1 BB 1-2		X 0-0 1B 1-2 3-H			x 0-0 BB 1B 1B B F X 1-2 F8 ③		B C C X 1-2 1B 1B 2-H	4	1	3	2	1	0	1
Ricky Ledee, L (1, 7) OBP: 0.320, SLG: 0.346 Jim Leyritz, R (7, PH) OBP: 0.304, SLG: 0.275 Wilson Delgado, S (7, PR) OBP: 0.324, SLG: 0.276 (7, 6)		B F C S S 1-3 ② K		X 0-0 ② F7			C B B F B B 4-2 1B 1B BB 1-2	F B B B B X 3-1 ① F6	C B C B B S 3-3 ① K	2 0 2	0 0 1	0 0 0	0 0 0	0 1 1	1 0 1	5 0 1
Clay Bellinger, R (1, 6) OBP: 0.250, SLG: 0.314 Lance Johnson, L (7, PH) OBP: 0.310, SLG: 0.345 (7, 7)		C S B B C 2-3 ③ K		F F C 0-3 ③ K			L B B X 2-1 1B 1B 2B 1B 1-3 2-H	C C X 0-2 E2 1B 1B	B C F X 1-2 ② 1B E 1B 1-3	2 3	0 3	0 3	0 1	0 0	2 0	5 0
Inning Stats	R: 0 H: 0 E: 0 LOB: 0 K: 1 BB: 0 S: 5 P: 9	R: 0 H: 2 E: 0 LOB: 3 K: 2 BB: 1 S: 17 P: 26	R: 0 H: 0 E: 0 LOB: 0 K: 1 BB: 0 S: 8 P: 10	R: 1 H: 3 E: 0 LOB: 2 K: 1 BB: 0 S: 11 P: 12	R: 0 H: 0 E: 0 LOB: 0 K: 1 BB: 0 S: 9 P: 15	R: 0 H: 0 E: 0 LOB: 0 K: 0 BB: 1 S: 9 P: 18	R: 7 H: 6 E: 0 LOB: 1 K: 1 BB: 1 S: 24 P: 40	R: 2 H: 3 E: 1 LOB: 2 K: 1 BB: 1 S: 19 P: 33	R: 2 H: 4 E: 1 LOB: 2 K: 2 BB: 0 S: 22 P: 35	1B: 15 SF: 1 2B: 2 SAC: 0 3B: 0 DP: 1 HR: 1 HBP: 0						

PITCHER		IP	WLS	BF	H	R	ER	SO	BB	IBB	HBP	BLK	WP	HR	S	P	ERA	WHIP
Mike Sirotka, L ERA: 4.96	(1, 1)	6.0	L	26	6	3	3	6	3	0	0	0	0	0	62	97	4.50	1.500
Bob Howry, R ERA: 5.63	(7, 1)	0.0	B	3	3	0	0	0	0	0	0	0	0	0	8	15	∞	∞
41 Bill Simas, R ERA: 3.6	(7, 1)	1.0		5	2	5	5	1	0	0	0	0	0	1	13	18	45.00	2.000
Kevin Beirne, R ERA: 9.0	(8, 1)	1.0		7	3	2	2	1	1	0	0	0	0	0	19	33	18.00	4.000
Scott Eyre, L ERA: 6.63	(9, 1)	1.0		7	4	2	1	2	0	0	0	0	0	0	22	35	9.00	4.000

PITCHER	IP	WLS	BF	H	R	ER	SO	BB	IBB	HBP	BLK	WP	HR	S	P	ERA	WHIP

TOP

New York Yankees @ Chicago White Sox

Comiskey Park, Chicago, IL

Wed May 24 2000, 8:05 PM EDT

Att. 23,144 - Sunny - 81 F

livebaseballscorecards.com

AB	43
R	12
H	18
RBI	11
BB	4
SO	10
LOB	23

Batter	1	2	3	4	5	6	7	8	9	AB	R	H	RBI	BB	SO	LOB
Ray Durham, S (1, 4) OBP: 0.299, SLG: 0.431	B F F X 1-2 ① G5-3		C X 0-1 3B 1B		B B X 2-0 ② G6-3		C B B X 2-1 ③ F9		B X 1-0 ③ F8	5	1	1	0	0	0	1
Jose Valentin, S (1, 6) OBP: 0.324, SLG: 0.479	X 0-0 ② G1-3		B I X 1-1 1-H 3B		B B B C F X 3-2 ③ F9			B C S S 1-3 ① K		4	0	1	1	0	1	1
Frank Thomas, R (1, 10) OBP: 0.439, SLG: 0.566	S B B B X 2-1 HR	X 0-0 ③ G5-3	F B B B F F C 3-3 ② K			B F B X 2-1 ① F9		B X 1-0 E 2B		4	2	2	1	0	1	1
Magglio Ordonez, R (1, 9) OBP: 0.364, SLG: 0.536	B B B C S X 3-2 1B		B F S B B S 3-3 ③ K			B B B C X 3-1 ② F2		B B S B B 4-1 E BB		3	0	1	0	1	1	1
14 Paul Konerko, R (1, 3) OBP: 0.340, SLG: 0.514	B X 1-0 ③ F9			C F B B B F F F F F 2-2 ① F9		B B B B 4-0 BB		B X 1-0 ② F3		3	0	0	0	1	0	3
Chris Singleton, L (1, 8) OBP: 0.320, SLG: 0.436		B X 1-0 ① F8		B C X 1-1 ② G4-3		F X 0-1 ③ G4-3		B B X 2-0 E4 1-3 2-H		4	0	0	0	0	0	2
Carlos Lee, R (1, 7) OBP: 0.348, SLG: 0.507		B B X 2-0 ② F9		C B B X 2-1 ③ F9			X 0-0 ① G4-3	B X 1-0 ③ G5-3		4	0	0	0	0	0	2
Herbert Perry, R (1, 5) OBP: 0.319, SLG: 0.419		X 0-0 ③ G5-3			B B X 2-0 SH2-4 1B		B F S S B B X 3-2 HR		S C B S 1-3 ① K	4	1	2	1	0	1	0
Mark Johnson, L (1, 2) OBP: 0.326, SLG: 0.380			L B B F B S 3-3 ① K		X 0-0 ① SH2-4 1-2		C B F F B B F X 2-2 ② G3		C F F B B F X 2-2 ② G6-3	3	0	0	0	0	1	0
Inning Stats	R: 1 E: 0 K: 0 S: 10 H: 2 LOB: 1 BB: 0 P: 17	R: 0 E: 0 K: 0 S: 3 H: 0 LOB: 0 BB: 0 P: 6	R: 1 E: 0 K: 3 S: 14 H: 2 LOB: 1 BB: 0 P: 24	R: 0 E: 0 K: 0 S: 14 H: 0 LOB: 0 BB: 0 P: 19	R: 0 E: 0 K: 0 S: 6 H: 1 LOB: 1 BB: 0 P: 13	R: 0 E: 0 K: 0 S: 6 H: 0 LOB: 1 BB: 1 P: 15	R: 1 E: 0 K: 0 S: 10 H: 1 LOB: 0 BB: 0 P: 17	R: 1 E: 1 K: 1 S: 8 H: 1 LOB: 2 BB: 1 P: 18	R: 0 E: 0 K: 1 S: 9 H: 0 LOB: 0 BB: 0 P: 13	1B: 3 2B: 1 3B: 1 HR: 2	SF: 0 SAC: 1 DP: 0 HBP: 0			WP: 0 PB: 0 SB: 0 CS: 0	PA: 37		

PITCHER		IP	WLS	BF	H	R	ER	SO	BB	IBB	HBP	BLK	WP	HR	S	P	ERA	WHIP
Andy Pettitte, L ERA: 4.7	(1, 1)	7.0	W	28	6	3	3	3	1	0	0	0	0	2	63	111	3.86	1.000
Jeff Nelson, R ERA: 1.4	(8, 1)	1.0		6	1	1	0	1	1	0	0	0	0	0	8	18	0.00	2.000
42 Mariano Rivera, R ERA: 3.92	(9, 1)	1.0		3	0	0	0	1	0	0	0	0	0	0	9	13	0.00	0.000

PITCHER	IP	WLS	BF	H	R	ER	SO	BB	IBB	HBP	BLK	WP	HR	S	P	ERA	WHIP

BOTTOM

New York Yankees @ Chicago White Sox

Comiskey Park, Chicago, IL

Wed May 24 2000, 8:05 PM EDT

Att. 23,144 - Sunny - 81 F

livebaseballscorecards.com

AB	34
R	4
H	7
RBI	3
BB	2
SO	5
LOB	11

Batter	1	2	3	4	5	6	7	8	9	AB	R	H	RBI	BB	SO	LOB
Chuck Knoblauch, R (1, 4) OBP: 0.320, SLG: 0.353	C B X 1-1 ① F8		C F X 0-2 ① G6-3	C B X 1-1 ① F9 1-2		C B X 1-1 1B 1B		B B C F X 2-2 ② ③ G6-4-3 1-2f		5	0	1	0	0	0	2
Bernie Williams, S (1, 8) OBP: 0.365, SLG: 0.558	B X 1-0 ② G1-3		B B B C F X 3-2 ② F8	F B B B S F F X 3-2 ② G4-3 2-3		F B X 1-1 1-2 1B			B C F F F B B S 3-3 ① K	5	0	1	0	0	1	1
Paul O'Neill, L (1, 9) OBP: 0.369, SLG: 0.450	X 0-0 ③ F9		C B F X 1-2 2B 1B 1B	F F X 0-2 ③ P6		B X 1-0 ③ P6			B F F B F F S 2-3 ② K	5	1	1	0	0	1	3
Tino Martinez, L (1, 3) OBP: 0.347, SLG: 0.450 Clay Bellinger, R (9, PH) OBP: 0.246, SLG: 0.308 (9, 3)		B B X 2-0 ① F3	B B B C F F F X 3-2 1B 1-3 1B 2B		B C F X 1-2 ① G3		B B C B B 4-1 20 WP BB		C X 0-1 ③ P6	3	1	1	0	1	0	0
										1	0	0	0	0	0	0
20 Jorge Posada, S (1, 2) OBP: 0.444, SLG: 0.620		B F X 1-1 G5-3 2B 1B	B B I 4-0 1B 1B IBB		X 0-0 ② G4-3		C B C S 1-3 ① K 1-2			3	2	1	0	1	1	1
Shane Spencer, R (1, 10) OBP: 0.300, SLG: 0.456		F B S F B B X 3-2 ② G5-3 1-2	B X 1-0 FC5-4 1B 1-2 2-3 3-H 1B		B C F S 1-3 ③ K		B C F X 1-2 ② F7			4	0	1	1	0	1	2
Ricky Ledee, L (1, 7) OBP: 0.326, SLG: 0.360		S B C X 1-2 HR 2-H 2B	B F S B X 2-2 FC5-4 1-2 2-H 3-H 1B			F C B F B S 2-3 ① K	X 0-0 ③ G4-3			4	1	2	3	0	1	1
Scott Brosius, R (1, 5) OBP: 0.343, SLG: 0.352		B X 1-0 HR 2-H	B B X 2-0 ③ FC5-4 1-2f 2-3		X 0-0 ② G5-3			B C X 1-1 ① F8		4	1	1	2	0	0	2
Wilson Delgado, S (1, 6) OBP: 0.368, SLG: 0.424		B B F C X 2-2 ③ G5-3		B B F C X 2-2 G4-3 S 1B		C X 0-1 HR		C B F B X 2-2 G6-4-3 1B		4	1	3	1	0	0	0
Inning Stats	R: 0 H: 0 E: 0 LOB: 0 K: 0 BB: 0 S: 4 P: 6	R: 3 H: 3 E: 0 LOB: 0 K: 0 BB: 0 S: 14 P: 24	R: 3 H: 4 E: 0 LOB: 2 K: 0 BB: 1 S: 19 P: 35	R: 0 H: 1 E: 0 LOB: 1 K: 0 BB: 0 S: 14 P: 20	R: 0 H: 0 E: 0 LOB: 0 K: 1 BB: 0 S: 7 P: 9	R: 1 H: 3 E: 0 LOB: 2 K: 1 BB: 0 S: 12 P: 17	R: 0 H: 0 E: 0 LOB: 1 K: 1 BB: 1 S: 8 P: 14	R: 0 H: 1 E: 0 LOB: 0 K: 0 BB: 0 S: 8 P: 13	R: 0 H: 0 E: 0 LOB: 0 K: 2 BB: 0 S: 12 P: 17	1B: 8 SF: 0 2B: 2 SAC: 0 3B: 0 DP: 1 HR: 2 HBP: 0						

PITCHER		IP	WLS	BF	H	R	ER	SO	BB	IBB	HBP	BLK	WP	HR	S	P	ERA	WHIP
James Baldwin, R ERA: 3.29	(1, 1)	5.2	L	28	10	7	7	2	0	1	0	0	0	2	67	106	11.12	1.765
Sean Lowe, R ERA: 3.18	(6, 1)	1.1		6	1	0	0	1	1	0	0	0	1	0	11	19	0.00	1.500
Kevin Beirne, R ERA: 6.0	(8, 1)	1.0		3	1	0	0	0	0	0	0	0	0	0	8	13	0.00	1.000
Keith Foulke, R ERA: 0.92	(9, 1)	1.0		3	0	0	0	2	0	0	0	0	0	0	12	17	0.00	0.000

PITCHER	IP	WLS	BF	H	R	ER	SO	BB	IBB	HBP	BLK	WP	HR	S	P	ERA	WHIP

TOP

New York Yankees @ Chicago White Sox

Comiskey Park, Chicago, IL

Thu May 25 2000, 8:05 PM EDT

Att. 23,636 - Sunny - 77 F

livebaseballscorecards.com

AB	38
R	7
H	12
RBI	7
BB	2
SO	5
LOB	12

Batter	1	2	3	4	5	6	7	8	9	AB	R	H	RBI	BB	SO	LOB
Ray Durham, S (1, 4) OBP: 0.302, SLG: 0.432	F7		L9			BB, 1B		G4-6-3, 1B		4	0	2	0	0	0	1
Jose Valentin, S (1, 6) OBP: 0.317, SLG: 0.467	K		G3			F8		G4-6-3, 1-2f		4	0	0	0	0	1	3
Frank Thomas, R (1, 10) OBP: 0.440, SLG: 0.559	HBP			G6-3		4-2 BB			F9	2	0	0	0	1	0	0
Magglio Ordonez, R (1, 9) OBP: 0.356, SLG: 0.522	F7			K		P6			F9	4	0	0	0	0	1	3
14 Paul Konerko, R (1, 3) OBP: 0.339, SLG: 0.511		L6		F8			K		G4-3	1	0	0	0	0	0	0
Craig Wilson, R (4, PH) OBP: 0.344, SLG: 0.350										3	0	0	0	0	1	0
(5, 5)																
Chris Singleton, L (1, 8) OBP: 0.320, SLG: 0.434		G4-3		G6-3			2-2 1B			3	0	1	0	0	0	0
Carlos Lee, R (1, 7) OBP: 0.341, SLG: 0.497		L7		F7			L7			3	0	0	0	0	0	1
Herbert Perry, R (1, 5) OBP: 0.319, SLG: 0.415			2-2 1B	G6-3			G5-3			3	0	1	0	0	0	1
(5, 3)																
Mark Johnson, L (1, 2) OBP: 0.315, SLG: 0.366			L8			K		G3-1		3	0	0	0	0	1	1
Inning Stats	R: 0 E: 0 K: 1 S: 6 H: 0 LOB: 1 BB: 0 P: 10	R: 0 E: 0 K: 0 S: 7 H: 0 LOB: 0 BB: 0 P: 9	R: 0 E: 0 K: 0 S: 7 H: 1 LOB: 1 BB: 0 P: 10	R: 0 E: 0 K: 1 S: 7 H: 0 LOB: 0 BB: 0 P: 11	R: 0 E: 0 K: 0 S: 6 H: 0 LOB: 0 BB: 0 P: 8	R: 0 E: 0 K: 1 S: 12 H: 1 LOB: 2 BB: 1 P: 19	R: 0 E: 0 K: 1 S: 9 H: 1 LOB: 1 BB: 0 P: 13	R: 0 E: 0 K: 0 S: 6 H: 1 LOB: 0 BB: 0 P: 10	R: 0 E: 0 K: 0 S: 6 H: 0 LOB: 0 BB: 0 P: 9	1B: 4 2B: 0 3B: 0 HR: 0 SF: 0 SAC: 0 DP: 1 HBP: 1						

PITCHER	IP	WLS	BF	H	R	ER	SO	BB	IBB	HBP	BLK	WP	HR	S	P	ERA	WHIP
Ramiro Mendoza, R (1, 1) ERA: 3.74	9.0	W	32	4	0	0	4	1	0	1	0	0	0	66	99	0.00	0.556

PITCHER	IP	WLS	BF	H	R	ER	SO	BB	IBB	HBP	BLK	WP	HR	S	P	ERA	WHIP

BOTTOM

New York Yankees @ Chicago White Sox

Comiskey Park, Chicago, IL

Thu May 25 2000, 8:05 PM EDT
Att. 23,636 - Sunny - 77 F

livebaseballscorecards.com

AB	30
R	0
H	4
RBI	0
BB	1
SO	4
LOB	10

WP: 0 PB: 0 SB: 0 CS: 0 PA: 32

Batter	1	2	3	4	5	6	7	8	9	AB	R	H	RBI	BB	SO	LOB
Roberto Alomar, S (1, 4) OBP: 0.360, SLG: 0.444	S F X 0-2 ① F2		B C C X 1-2 E4 WP			S F X 0-2 ① F9	F B C X 1-2 ③ G5-3			4	0	0	0	0	0	1
Omar Vizquel, S (1, 6) OBP: 0.356, SLG: 0.369	C C X 0-2 ② G3		B F B B X 3-1 ③ F8 1-2			X 0-0 BB 1-3 1B		B C B F X 2-2 ① F5		4	0	1	0	0	0	1
David Justice, L (1, 10) OBP: 0.380, SLG: 0.552	B C F S 1-3 ③ K			B C B S B X 3-2 G4-6-3 1B		B B B C F B 4-2 BB 1-2		X 0-0 ② F9		3	0	1	0	1	1	0
Manny Ramirez, R (1, 9) OBP: 0.397, SLG: 0.615		B C F C 1-3 ① K		F S F B X 1-2 ①② G4-6-3 1-2f		B F C F S 1-3 ② K		B F X 1-1 ③ G4-3		4	0	0	0	0	2	4
Jim Thome, L (1, 3) OBP: 0.355, SLG: 0.597		B B F B X 3-1 HR		C B B B F S 2-3 ③ K		C F B B B C 2-3 ③ K			F B S B B F F S 3-3 ① K	4	1	1	1	0	3	3
Travis Fryman, R (1, 5) OBP: 0.375, SLG: 0.509		C S B B B F X 3-2 ② G6-3			F C B B F X 2-2 ① G6-3		C C B F X 1-2 HR 2B		C B S F F F B X 2-2 ② G6-3	4	1	1	0	0	0	0
Richie Sexson, R (1, 7) OBP: 0.326, SLG: 0.449		B B X 2-0 ③ F9			F B B S F B S 3-3 ② K		B F X 1-1 ① G6-3		X 0-0 E 2B	4	0	1	0	0	1	1
Einar Díaz, R (1, 2) OBP: 0.355, SLG: 0.455			B B B C X 3-1 L1-3 1B		X 0-0 ③ F7		C B X 1-1 2-H HR		C X 0-1 E5 2-3	4	1	2	2	0	0	1
Dave Roberts, L (1, 8) OBP: 0.333, SLG: 0.333 Kenny Lofton, L (9, PH) OBP: 0.355, SLG: 0.389			X 0-0 ①② L1-3 1-2			C B S B X 2-2 1B 1B	B F F C 1-3 ② K		F B B F X 2-2 ③ F2	3 1	0 0	1 0	0 0	0 0	1 0	1 2
Inning Stats	R: 0 E: 0 K: 1 S: 9 H: 0 LOB: 0 BB: 0 P: 10	R: 1 E: 0 K: 1 S: 10 H: 1 LOB: 0 BB: 0 P: 19	R: 0 E: 1 K: 0 S: 8 H: 1 LOB: 1 BB: 0 P: 15	R: 0 E: 0 K: 1 S: 10 H: 1 LOB: 0 BB: 0 P: 16	R: 0 E: 0 K: 1 S: 9 H: 0 LOB: 0 BB: 0 P: 14	R: 0 E: 0 K: 2 S: 16 H: 2 LOB: 3 BB: 1 P: 25	R: 2 E: 0 K: 1 S: 14 H: 2 LOB: 0 BB: 0 P: 19	R: 0 E: 0 K: 0 S: 6 H: 0 LOB: 0 BB: 0 P: 9	R: 0 E: 1 K: 1 S: 18 H: 1 LOB: 2 BB: 0 P: 25	1B: 4 2B: 3 3B: 0 HR: 2 SF: 0 SAC: 0 DP: 2 HBP: 0						

TOP

Cleveland Indians @ Chicago White Sox

Comiskey Park, Chicago, IL

Fri May 26 2000, 8:05 PM EDT
Att. 18,225 - Cloudy - 58 F

livebaseballscorecards.com

AB	35
R	3
H	8
RBI	3
BB	1
SO	8
LOB	14

PITCHER		IP	WLS	BF	H	R	ER	SO	BB	IBB	HBP	BLK	WP	HR	S	P	ERA	WHIP
21 Cal Eldred, R ERA: 4.1	(1, 1)	6.1	W	26	7	3	3	6	1	0	0	0	1	2	70	110	4.26	1.263
Kelly Wunsch, L ERA: 3.15	(7, 1)	0.2	H	2	0	0	0	1	0	0	0	0	0	0	6	8	0.00	0.000
Keith Foulke, R ERA: 0.86	(8, 1)	2.0	S	8	1	0	0	1	0	0	0	0	0	0	24	34	0.00	0.500

PITCHER	IP	WLS	BF	H	R	ER	SO	BB	IBB	HBP	BLK	WP	HR	S	P	ERA	WHIP

Batter	1	2	3	4	5	6	7	8	9	AB	R	H	RBI	BB	SO	LOB
Ray Durham, S (1, 4) OBP: 0.301, SLG: 0.439	B X 1-0 ① F9		B F C X 1-2 ② G6-3		C B B X 2-1 1-H 3B			B S C X 1-2 ① G4-3		4	0	1	1	0	0	0
Jose Valentin, S (1, 6) OBP: 0.321, SLG: 0.471	F B B B B F F X 3-2 HR 2B		B C B C X 2-2 ③ G5-3		C B X 1-1 ② P6			B F S B B F F B 4-2 S BB		3	1	1	0	1	0	1
Frank Thomas, R (1, 3) OBP: 0.441, SLG: 0.573	B B X 2-0 2-H HR			B B C F S 2-3 ① K	X 0-0 ③ F8			B I I I 4-0 1-2 G6-4-3 IBB		3	1	1	2	1	1	1
Magglio Ordonez, R (1, 9) OBP: 0.348, SLG: 0.509	C X 0-1 ② G4-3			C B S B X 2-2 ② G2-3		B B X 2-0 ① G4-3		S B X 1-1 ②③ G6-4-3 1-2f		4	0	0	0	0	0	2
Carlos Lee, R (1, 10) OBP: 0.335, SLG: 0.487	C F S 0-3 ③ K			F S F B B B S 3-3 ③ K		C F S 0-3 ② K				3	0	0	0	0	3	0
Jeff Abbott, R (1, 7) OBP: 0.324, SLG: 0.371		B C B B B 4-1 G6-4-3 BB			X 0-0 1B 1B 1B	C S B B C 2-3 ③ K				2	1	1	0	1	1	0
Chris Singleton, L (1, 8) OBP: 0.320, SLG: 0.432	C X 0-1 ①② G6-4-3 1-2f				S F X 0-2 1B 1-2 FC1-6 1B		B C X 1-1 ① P5			3	1	1	0	0	0	1
Herbert Perry, R (1, 5) OBP: 0.320, SLG: 0.412	C F B B S 2-3 ③ K				B X 1-0 FC1-6 1-3 2-H 1B		B C X 1-1 ② G6-3			3	0	1	1	0	1	0
Brook Fordyce, R (1, 2) OBP: 0.143, SLG: 0.571			C S S 0-3 ① K		B X 1-0 ① FC1-6 1-2f 3-H 3B		C B S B B S 3-3 ③ K			3	1	0	1	0	2	1
Inning Stats	R: 2 H: 2 E: 0 LOB: 0 K: 1 BB: 0 S: 11 P: 17	R: 0 H: 0 E: 0 LOB: 0 K: 1 BB: 1 S: 6 P: 12	R: 0 H: 0 E: 0 LOB: 0 K: 1 BB: 0 S: 9 P: 12	R: 0 H: 0 E: 0 LOB: 0 K: 2 BB: 0 S: 10 P: 17	R: 3 H: 4 E: 0 LOB: 1 K: 0 BB: 0 S: 11 P: 16	R: 0 H: 0 E: 0 LOB: 0 K: 2 BB: 0 S: 8 P: 12	R: 0 H: 0 E: 0 LOB: 0 K: 1 BB: 0 S: 7 P: 12	R: 0 H: 0 E: 0 LOB: 1 K: 0 BB: 2 S: 9 P: 19		1B: 3 SF: 0 2B: 1 SAC: 0 3B: 1 DP: 2 HR: 1 HBP: 0						

PITCHER	IP	WLS	BF	H	R	ER	SO	BB	IBB	HBP	BLK	WP	HR	S	P	ERA	WHIP
Chuck Finley, L (1, 1) ERA: 4.04	8.0	L	31	6	5	5	8	2	1	0	0	0	1	71	117	5.62	1.000

PITCHER	IP	WLS	BF	H	R	ER	SO	BB	IBB	HBP	BLK	WP	HR	S	P	ERA	WHIP

BOTTOM

Cleveland Indians @ Chicago White Sox

Comiskey Park, Chicago, IL

Fri May 26 2000, 8:05 PM EDT
Att. 18,225 - Cloudy - 58 F

livebaseballscorecards.com

AB	28
R	5
H	6
RBI	5
BB	3
SO	8
LOB	6

WP: 0 PA: 31
PB: 0
SB: 1
CS: 0

Batter	1	2	3	4	5	6	7	8	9	AB	R	H	RBI	BB	SO	LOB
Kenny Lofton, L (1, 8) OBP: 0.348, SLG: 0.379	C X 0-1 ① G4-3		B C B F X 2-2 ② G6-3		C B B F B C 3-3 ③ K			X 0-0 HR 1B	F B F S 1-3 ① K	5	1	1	0	0	2	1
Omar Vizquel, S (1, 6) OBP: 0.347, SLG: 0.358	B B C X 2-1 ② G5-3		B B S C X 2-2 ③ P4			B X 1-0 ① G5-3		B C F B S 2-3 ① K	B B X 2-0 ② G4-3 2-3	5	0	0	0	0	1	2
Roberto Alomar, S (1, 4) OBP: 0.356, SLG: 0.454	B C F F B S 2-3 ③ K			F B X 1-1 ① G4-3		F B B X 2-1 ② F8		F B B B F F X 3-2 1-H HR	C S 0-3 ③ K	5	1	1	2	0	2	1
Manny Ramirez, R (1, 9) OBP: 0.409, SLG: 0.621		B C B B X 3-1 G2-3 1B 1B		B B B 4-0 G4-3 BB		F B C B F X 2-2 1B		B B C B X 3-1 BB 1B 1B		3	1	3	0	1	0	0
Jim Thome, L (1, 10) OBP: 0.348, SLG: 0.583		F B S B S 2-3 ① K		X 0-0 ② G4-3 1-2		B S B X 2-1 ③ F8		C B F F X 1-2 ② F9		4	0	0	0	0	1	4
Travis Fryman, R (1, 5) OBP: 0.383, SLG: 0.509		C B C X 1-2 G2-3 1-2 1B		B F B B B 4-1 BB			C B F X 1-2 ① G6-3	B B F C B B 4-2 1B 1-2 BB		2	0	1	0	2	0	0
Richie Sexson, R (1, 3) OBP: 0.324, SLG: 0.444		C X 0-1 ② G2-3 1-2 2-3		X 0-0 ③ G3			B F B X 2-1 ② G6-3	B X 1-0 1-2 2-H 1B		4	0	1	1	0	0	4
Alex Ramirez, R (1, 7) OBP: 0.306, SLG: 0.500		F B S S S 1-3 ③ K			B S F F X 1-2 ① P3		C S B F X 1-2 1B	B C S F C 1-3 ③ K		4	0	1	0	0	2	4
Einar Díaz, R (1, 2) OBP: 0.351, SLG: 0.457			C X 0-1 ① G5-3		B X 1-0 ② G4-3		C S B X 1-2 ③ F7		F B B X 2-1 G4-3 2B	4	0	1	0	0	0	1
Inning Stats	R: 0 H: 0 E: 0 LOB: 0 K: 1 BB: 0 S: 8 P: 12	R: 0 H: 2 E: 0 LOB: 2 K: 2 BB: 0 S: 13 P: 20	R: 0 H: 0 E: 0 LOB: 0 K: 0 BB: 0 S: 8 P: 12	R: 0 H: 0 E: 0 LOB: 2 K: 0 BB: 2 S: 5 P: 14	R: 0 H: 0 E: 0 LOB: 0 K: 1 BB: 0 S: 8 P: 13	R: 0 H: 1 E: 0 LOB: 1 K: 0 BB: 0 S: 9 P: 16	R: 0 H: 1 E: 0 LOB: 1 K: 0 BB: 1 S: 12 P: 17	R: 3 H: 4 E: 0 LOB: 2 K: 2 BB: 1 S: 22 P: 37	R: 0 H: 1 E: 0 LOB: 1 K: 2 BB: 0 S: 9 P: 14	1B: 7 SF: 0 2B: 1 SAC: 0 3B: 0 DP: 0 HR: 1 HBP: 0						WP: 0 PA: 39 PB: 0 SB: 0 CS: 0	

PITCHER		IP	WLS	BF	H	R	ER	SO	BB	IBB	HBP	BLK	WP	HR	S	P	ERA	WHIP
Jim Parque, L ERA: 4.01	(1, 1)	7.1	W	30	6	2	2	5	2	0	0	0	0	1	72	118	2.46	1.091
Jesus Pena, L ERA: 13.5	(8, 1)	0.2		5	2	1	1	1	1	0	0	0	0	0	13	23	13.50	4.500
Bob Howry, R ERA: 5.29	(9, 1)	1.0		4	1	0	0	2	0	0	0	0	0	0	9	14	0.00	1.000

PITCHER	IP	WLS	BF	H	R	ER	SO	BB	IBB	HBP	BLK	WP	HR	S	P	ERA	WHIP

TOP

Cleveland Indians @ Chicago White Sox

Comiskey Park, Chicago, IL

Sat May 27 2000, 7:05 PM EDT
Att. 30,250 - Overcast - 65 F

livebaseballscorecards.com

AB	36
R	3
H	9
RBI	3
BB	3
SO	8
LOB	17

Batter	1	2	3	4	5	6	7	8	9	AB	R	H	RBI	BB	SO	LOB
Ray Durham, S (1, 4) OBP: 0.307, SLG: 0.443	HR 1B	3B BB	G4-3 ② 2-3		2B 2B	F8 ③		G4-6-3 ②③ 1-2f		5	3	2	0	1	0	3
Jose Valentin, S (1, 6) OBP: 0.333, SLG: 0.511	1-H HR	1-H 2-H 3-H 2B 3B	3-H 1B 2B		2B 1B BB		G5-3 ①			4	4	3	6	1	0	0
Frank Thomas, R (1, 3) OBP: 0.445, SLG: 0.583	G6-3 ①	3-H 1B 2B	1B BB		1B FC6-4 1-3 2-H 2B		K ②			4	2	2	2	1	1	0
Magglio Ordonez, R (1, 9) OBP: 0.360, SLG: 0.515	E8 S	1B BB	1-2 2-H 1B		FC6-4 2-3 3-H 1B		HR 1B			4	1	3	2	1	0	0
Carlos Lee, R (1, 7) OBP: 0.331, SLG: 0.497	K ② 2-3	K ②	F8 ③		FC6-4 ① 1-2f 3-H		1-H HR			5	1	1	3	0	2	6
Chris Singleton, L (1, 8) OBP: 0.317, SLG: 0.425	K ③	1-3 2-H 1B		G3 ①	F8 ②		G3-1 ③			5	0	1	1	0	1	2
Jeff Abbott, R (1, 10) OBP: 0.316, SLG: 0.358		2B 3B 1B P3		G6-3 ②	K ③			P5 ①		5	1	1	0	0	1	3
Herbert Perry, R (1, 5) OBP: 0.350, SLG: 0.458		1-3 3B 2B	G4-3 2B 2B	FC4-6 1B	K ①			HBP BB		4	2	3	0	1	1	0
Brook Fordyce, R (1, 2) OBP: 0.167, SLG: 0.364		K ①	F7 ①	FC4-6 ③ 1-2f	P9 ②			G4-6-3 HBP 1-2		4	0	0	0	0	1	4
Inning Stats	R: 2 E: 1 K: 2 S: 14 H: 2 LOB: 1 BB: 0 P: 25	R: 5 E: 0 K: 2 S: 29 H: 5 LOB: 2 BB: 2 P: 51	R: 2 E: 0 K: 0 S: 12 H: 3 LOB: 2 BB: 1 P: 20	R: 0 E: 0 K: 0 S: 5 H: 1 LOB: 1 BB: 0 P: 9	R: 3 E: 0 K: 1 S: 15 H: 3 LOB: 1 BB: 1 P: 25	R: 0 E: 0 K: 1 S: 8 H: 0 LOB: 0 BB: 0 P: 10	R: 2 E: 0 K: 1 S: 9 H: 2 LOB: 0 BB: 0 P: 14	R: 0 E: 0 K: 0 S: 8 H: 0 LOB: 1 BB: 1 P: 15		1B: 7 2B: 6 3B: 1 HR: 2 SF: 0 SAC: 0 DP: 1 HBP: 1						

PITCHER		IP	WLS	BF	H	R	ER	SO	BB	IBB	HBP	BLK	WP	HR	S	P	ERA	WHIP
Jaret Wright, R ERA: 4.4	(1, 1)	1.1	L	12	6	7	7	3	1	0	0	0	0	1	33	59	47.25	5.250
Sean DePaula, R ERA: 5.94	(2, 1)	1.1		10	4	2	2	1	2	0	0	0	0	0	21	36	13.50	4.500
Mark Watson, L ERA: 10.13	(3, 1)	2.1		12	4	3	3	1	1	0	0	0	0	0	21	35	11.57	2.143
Tom Martin, L ERA: 4.42	(6, 1)	2.0		8	2	2	2	2	0	0	0	0	0	1	17	24	9.00	1.000
Justin Speier, R ERA:	(8, 1)	1.0		4	0	0	0	0	1	0	1	0	0	0	8	15	0.00	1.000

PITCHER	IP	WLS	BF	H	R	ER	SO	BB	IBB	HBP	BLK	WP	HR	S	P	ERA	WHIP

BOTTOM

Cleveland Indians @ Chicago White Sox

Comiskey Park, Chicago, IL

Sat May 27 2000, 7:05 PM EDT
Att. 30,250 - Overcast - 65 F

livebaseballscorecards.com

AB	40
R	14
H	16
RBI	14
BB	5
SO	7
LOB	18

WP: 0 PB: 0 SB: 1 CS: 0 PA: 46

Batter	1	2	3	4	5	6	7	8	9	AB	R	H	RBI	BB	SO	LOB
Kenny Lofton, L (1, 8) OBP: 0.373, SLG: 0.410	0-1 G4-3		1-1 1B 1-2		1-0 CS S 1B	1-1 E E 2B 1-2 1B		4-2 G4-3 2B BB	2-0 2B	5	2	4	0	1	0	0
Omar Vizquel, S (1, 6) OBP: 0.346, SLG: 0.354	2-1 G4-3		0-2 1B 1-2 2-H		4-0 S 2B 1-3 BB	3-2 E6 E 2B 1-2 2-3		3-2 G4-3 1-2	1-3 K	5	2	1	1	1	1	4
Roberto Alomar, S (1, 4) OBP: 0.355, SLG: 0.460	3-2 G5-3		1-1 G4-3		3-2 S 2B 1-H	0-0 F6		0-2 2B 2-H 2B	0-3 K	6	1	2	2	0	1	6
Manny Ramirez, R (1, 9) OBP: 0.413, SLG: 0.624		1-3 K		3-2 S BB SF9 1B	4-0 2-3 BB	0-1 E5 2B 1-2 2-3 3-H		3-1 G3 2-H 2B		4	1	2	1	1	1	2
Jim Thome, L (1, 3) OBP: 0.349, SLG: 0.581		2-2 G4-3		4-2 1-2 BB	3-3 K	2-1 1-3 2-H 3-H 2B		2-0 G3 2-3		4	0	1	2	1	1	3
David Justice, L (1, 10) OBP: 0.374, SLG: 0.537		2-0 G3-1		1-1 F5	HR BB	F8		0-0 F9		4	1	0	0	1	0	5
Travis Fryman, R (1, 5) OBP: 0.383, SLG: 0.526			1-2 F8	2-1 SF9 2-H		2-2 1-H HR	3-2 F8		2-2 HR 1B	4	2	2	3	0	0	0
Richie Sexson, R (1, 7) OBP: 0.315, SLG: 0.431			3-1 G6-3	1-2 G1-3		1-3 K	0-1 G5-3		0-3 K	5	0	0	0	0	2	2
Einar Díaz, R (1, 2) OBP: 0.362, SLG: 0.491			0-0 1B 1B 1B		1-2 G6-3	2-1 E 1B E 1B	3-1 F7		1-2 1-H HR	5	3	3	2	0	0	0
Inning Stats	R: 0 E: 0 K: 0 S: 7 H: 0 LOB: 0 BB: 0 P: 12	R: 0 E: 0 K: 1 S: 7 H: 0 LOB: 0 BB: 0 P: 12	R: 1 E: 0 K: 0 S: 14 H: 3 LOB: 2 BB: 0 P: 20	R: 1 E: 0 K: 0 S: 14 H: 1 LOB: 1 BB: 1 P: 25	R: 1 E: 0 K: 1 S: 11 H: 2 LOB: 2 BB: 2 P: 27	R: 5 E: 2 K: 1 S: 22 H: 4 LOB: 2 BB: 1 P: 37	R: 0 E: 0 K: 0 S: 7 H: 0 LOB: 0 BB: 0 P: 13	R: 2 E: 0 K: 0 S: 12 H: 2 LOB: 1 BB: 1 P: 24	R: 2 E: 0 K: 3 S: 20 H: 3 LOB: 1 BB: 0 P: 26	1B: 8 2B: 5 3B: 0 HR: 2 SF: 1 SAC: 0 DP: 0 HBP: 0	WP: 0 PB: 0 SB: 4 CS: 1 PA: 48					

PITCHER		IP	WLS	BF	H	R	ER	SO	BB	IBB	HBP	BLK	WP	HR	S	P	ERA	WHIP
Kip Wells, R ERA: 6.52	(1, 1)	4.2	L	22	6	3	3	1	3	0	0	0	0	0	50	90	5.79	1.929
Jesus Pena, L ERA: 18.0	(5, 1)	0.1		2	0	1	1	1	1	0	0	0	0	0	6	13	27.00	3.000
Sean Lowe, R ERA: 3.47	(6, 1)	0.2		8	4	4	1	1	0	0	0	0	0	1	18	29	13.50	6.000
Kevin Beirne, R ERA: 6.75	(6, 1)	2.1		10	2	2	2	0	1	0	0	0	0	0	20	38	7.71	1.286
41 Bill Simas, R ERA: 4.29	(9, 1)	1.0		6	3	2	2	3	0	0	0	0	0	1	20	26	18.00	3.000

PITCHER	IP	WLS	BF	H	R	ER	SO	BB	IBB	HBP	BLK	WP	HR	S	P	ERA	WHIP

TOP

Cleveland Indians @ Chicago White Sox

Comiskey Park, Chicago, IL

Sun May 28 2000, 2:05 PM EDT

Att. 24,192 - Overcast - 56 F

livebaseballscorecards.com

AB	42
R	12
H	15
RBI	11
BB	5
SO	6
LOB	22

BOTTOM

Cleveland Indians @ Chicago White Sox

Comiskey Park, Chicago, IL

Sun May 28 2000, 2:05 PM EDT

Att. 24,192 - Overcast - 56 F

livebaseballscorecards.com

Batter	1	2	3	4	5	6	7	8	9	AB	R	H	RBI	BB	SO	LOB
Ray Durham, S (1, 4) OBP: 0.305, SLG: 0.437	K	FC6-4 (1-2f, 2-3)		G3-1			HR, 1B	FC6-4 (1-2f)		5	1	1	0	0	1	5
Jose Valentin, S (1, 6) OBP: 0.330, SLG: 0.500	WP, SF9, 1B, BB	K			K		K		K	4	1	0	0	1	4	3
Frank Thomas, R (1, 3) OBP: 0.449, SLG: 0.607	BB, 1B (1-2)		F8		2B		1-H, HR		K	5	1	3	2	0	1	0
Magglio Ordonez, R (1, 9) OBP: 0.361, SLG: 0.518	SF9 (2-H)		F9		BB		2B		K	3	0	1	1	1	1	0
Carlos Lee, R (1, 7) OBP: 0.330, SLG: 0.487	BB (1-2)		F3		K		P3			3	0	0	0	1	1	3
Chris Singleton, L (1, 8) OBP: 0.310, SLG: 0.415	K			F7	K		G4-3			4	0	0	0	0	2	5
Jeff Abbott, R (1, 10) OBP: 0.313, SLG: 0.366		K		2B		G5-3		G6-3		4	0	1	0	0	1	0
Herbert Perry, R (1, 5) OBP: 0.369, SLG: 0.459		FC6-4, WP, 1B		BB		G1-3		FC6-4, BB		2	0	1	0	2	0	0
Mark Johnson, L (1, 2) OBP: 0.313, SLG: 0.353		FC6-4 (1-2), BB		K		G3		K		3	0	0	0	1	2	3
Inning Stats	R: 1 E: 0 K: 2 S: 14 H: 1 LOB: 2 BB: 2 P: 27	R: 0 E: 0 K: 2 S: 15 H: 1 LOB: 2 BB: 1 P: 21	R: 0 E: 0 K: 0 S: 6 H: 0 LOB: 0 BB: 0 P: 7	R: 0 E: 0 K: 1 S: 19 H: 1 LOB: 2 BB: 1 P: 33	R: 0 E: 0 K: 3 S: 15 H: 1 LOB: 2 BB: 1 P: 28	R: 0 E: 0 K: 0 S: 9 H: 0 LOB: 0 BB: 0 P: 13	R: 2 E: 0 K: 1 S: 14 H: 3 LOB: 1 BB: 0 P: 26	R: 0 E: 0 K: 1 S: 9 H: 0 LOB: 1 BB: 1 P: 14	R: 0 E: 0 K: 3 S: 9 H: 0 LOB: 0 BB: 0 P: 16	1B: 3 2B: 3 3B: 0 HR: 1	SF: 1 SAC: 0 DP: 0 HBP: 0						

	AB	33
	R	3
	H	7
	RBI	3
	BB	6
	SO	13
	LOB	19

WP: 2 PB: 0 SB: 0 CS: 0 PA: 40

PITCHER		IP	WLS	BF	H	R	ER	SO	BB	IBB	HBP	BLK	WP	HR	S	P	ERA	WHIP
Bartolo Colon, R (1, 1) ERA: 4.66		5.0	W	24	4	1	1	8	5	0	0	0	2	0	69	116	1.80	1.800
Scott Kamieniecki, R (6, 1) ERA: 6.1		2.0		9	3	2	2	1	0	0	0	0	0	1	23	39	9.00	1.500
Steve Reed, R (8, 1) ERA: 5.6		1.0		4	0	0	0	1	1	0	0	0	0	0	9	14	0.00	1.000
Justin Speier, R (9, 1) ERA:		1.0		3	0	0	0	3	0	0	0	0	0	0	9	16	0.00	0.000

PITCHER	IP	WLS	BF	H	R	ER	SO	BB	IBB	HBP	BLK	WP	HR	S	P	ERA	WHIP

Batter	1	2	3	4	5	6	7	8	9	AB	R	H	RBI	BB	SO	LOB
Ray Durham, S (1, 4) OBP: 0.304, SLG: 0.433	C B X 1-1 G6-3 ①			C X 0-1 F9 ①		B C X 1-1 G6-4-3 1B		B F B X 2-1 G6-3 ③		4	0	1	0	0	0	0
Jose Valentin, S (1, 6) OBP: 0.323, SLG: 0.489	B C B X 2-1 G4-3 ②			B F C B X 2-2 E5 WP HR		L B X 1-1 G6-4-3 ①② 1-2f			S L B F C 1-3 K ①	4	1	0	0	0	1	1
Frank Thomas, R (1, 3) OBP: 0.445, SLG: 0.597	C S B B B X 3-2 F7 ③			B B B B 4-0 HR 1-3 BB		B C X 1-1 G4-3 ③			B C B S S 2-3 K ②	3	1	0	0	1	1	0
Magglio Ordonez, R (1, 9) OBP: 0.369, SLG: 0.541		C B B S X 2-2 F9 ①		X 0-0 1-H 3-H HR			C S B X 1-2 14 G4-6-3 1B		B B S B F X 3-2 1B	4	1	3	3	0	0	0
14 Paul Konerko, R (1, 10) OBP: 0.332, SLG: 0.500		C C B F F F F B F B 3-2 X G6-3 ②		F S X 0-2 G6-3 ②			C B S B X 2-2 G4-6-3 ①② 1-2f		C F P X 1-2 F8 ③	4	0	0	0	0	0	2
Jeff Abbott, R (1, 8) OBP: 0.313, SLG: 0.365		B B F X 2-1 G5-3 ③		B B X 2-0 CS 1B			C F B X 1-2 G6-3 ③			3	0	1	0	0	0	0
Carlos Lee, R (1, 7) OBP: 0.335, SLG: 0.516			B C F B B X 3-2 CS 2B	C C 1 SAFE 0-2 CS 1-2 ③	X 0-0 P6 ①			B F F F F B F F F 2-2 X HR		3	1	2	1	0	0	0
Herbert Perry, R (1, 5) OBP: 0.356, SLG: 0.442			C S X 0-2 F9 ①		F X 0-1 F8 ②			C C F B S 1-3 K ①		3	0	0	0	0	1	1
Brook Fordyce, R (1, 2) OBP: 0.133, SLG: 0.286			C X 0-1 G6-3 2-3 ②③		B C B B X 3-1 F9 ③			F B B X 2-1 F9 ②		3	0	0	0	0	0	1
Inning Stats	R: 0 E: 0 K: 0 S: 7 H: 0 LOB: 0 BB: 0 P: 13	R: 0 E: 0 K: 0 S: 12 H: 0 LOB: 0 BB: 0 P: 19	R: 0 E: 0 K: 0 S: 8 H: 1 LOB: 0 BB: 0 P: 11	R: 3 E: 1 K: 0 S: 12 H: 2 LOB: 0 BB: 1 P: 20	R: 0 E: 0 K: 0 S: 5 H: 0 LOB: 0 BB: 0 P: 8	R: 0 E: 0 K: 0 S: 6 H: 1 LOB: 0 BB: 0 P: 9	R: 0 E: 0 K: 0 S: 9 H: 1 LOB: 0 BB: 0 P: 13	R: 1 E: 0 K: 1 S: 16 H: 1 LOB: 0 BB: 0 P: 23	R: 0 E: 0 K: 2 S: 14 H: 1 LOB: 1 BB: 0 P: 20	1B: 4 2B: 1 3B: 0 HR: 2 SF: 0 SAC: 0 DP: 2 HBP: 0							

TOP

Chicago White Sox @ Seattle Mariners

Safeco Field, Seattle, WA

Mon May 29 2000, 6:05 PM PDT

Att. 34,429 - Sunny - 63 F

livebaseballscorecards.com

AB	31
R	4
H	7
RBI	4
BB	1
SO	3
LOB	5

PITCHER		IP	WLS	BF	H	R	ER	SO	BB	IBB	HBP	BLK	WP	HR	S	P	ERA	WHIP
John Halama, L ERA: 4.01	(1, 1)	7.0	W	25	6	4	3	0	1	0	0	0	1	2	67	103	3.86	1.000
Arthur Rhodes, L ERA: 2.91	(8, 1)	1.0	H	3	0	0	0	1	0	0	0	0	0	0	8	13	0.00	0.000
Kazuhiro Sasaki, R ERA: 4.76	(9, 1)	1.0	S	4	1	0	0	2	0	0	0	0	0	0	14	20	0.00	1.000

PITCHER	IP	WLS	BF	H	R	ER	SO	BB	IBB	HBP	BLK	WP	HR	S	P	ERA	WHIP

WP: 2	PB: 0	SB: 0	CS: 2
PA: 33			

Batter	1	2	3	4	5	6	7	8	9	AB	R	H	RBI	BB	SO	LOB
Rickey Henderson, R (1, 7) OBP: 0.360, SLG: 0.292	C B C B X 2-2 ① F8		B B F X 2-1 ③ G5-3		B C B C F F F 3-3 F S ② K	C C X 0-2 ③ F9				4	0	0	0	0	1	3
Mike Cameron, R (1, 8) OBP: 0.367, SLG: 0.487	B S B B X 3-1 ② F9			C B B X 2-1 ① G6-3	C B B B C B 4-2 1B 1B 1-2 2-3 BB		X 0-0 G4-6-3 2B			3	1	1	0	1	0	0
Alex Rodriguez, R (1, 6) OBP: 0.452, SLG: 0.652	C B B S C 2-3 ③ K			B F B B S B 4-2 G4-3 1B BB	S F B B X 1-2 1B WP 1-2 2-3 3-H 1B		B C S F B S 2-3 ① K			3	1	1	1	1	2	1
Edgar Martinez, R (1, 10) OBP: 0.445, SLG: 0.723		B B C B B 4-1 BB		F F B B B X 3-2 G4-3 1-2 1B	C B B B X 3-1 WP 1-3 2-H 3-H 1B		I I I I 4-0 G4-6-3 IBB			2	0	2	2	2	0	0
John Olerud, L (1, 3) OBP: 0.439, SLG: 0.452		C C B B S 2-3 ① K		C B X 1-1 ② G4-3 1-2 2-3	B B X 2-0 ③ G4-3 1-2 3-H		B X 1-0 ②③ G4-6-3 1-2f 2-3			4	0	0	0	0	1	6
Jay Buhner, R (1, 9) OBP: 0.405, SLG: 0.609 Raul Ibanez, L (9, 9) OBP: 0.323, SLG: 0.356		C C B C 1-3 ② K		B C B B C X 3-2 G6-3		C F B B F X 2-2 HR		B C B B B F S 3-3 ① K		4 0	1 0	1 0	1 0	0 0	2 0	3 0
David Bell, R (1, 5) OBP: 0.263, SLG: 0.348		B X 1-0 ③ F9			C F B C 1-3 ① K	B B B B 4-0 SH1 BB		B F B F B F F F X 3-2 ② F9		3	0	0	0	1	1	1
Dan Wilson, R (1, 2) OBP: 0.315, SLG: 0.365			C B F X 1-2 ① 1B		C F B F B X 2-2 E5 BB BB 1B	X 0-0 ① SH1 1-2		S F B F B C 2-3 ③ K		3	1	1	0	0	1	0
Mark McLemore, S (1, 4) OBP: 0.347, SLG: 0.287			B C C B S 2-3 ② K		B B B B 4-0 1B BB 1B 1-2 BB	C B F B C 2-3 ② K				2	1	0	0	1	2	1
Inning Stats	R: 0 E: 0 K: 1 S: 8 H: 0 LOB: 0 BB: 0 P: 15	R: 0 E: 0 K: 2 S: 8 H: 0 LOB: 1 BB: 1 P: 16	R: 0 E: 0 K: 1 S: 8 H: 1 LOB: 0 BB: 0 P: 13	R: 0 E: 0 K: 0 S: 12 H: 1 LOB: 2 BB: 1 P: 25	R: 4 E: 1 K: 2 S: 24 H: 2 LOB: 1 BB: 2 P: 44	R: 1 E: 0 K: 1 S: 11 H: 1 LOB: 1 BB: 1 P: 19	R: 0 E: 0 K: 1 S: 6 H: 1 LOB: 1 BB: 1 P: 13	R: 0 E: 0 K: 2 S: 13 H: 0 LOB: 0 BB: 0 P: 21		1B: 4 2B: 1 3B: 0 HR: 1	SF: 0 SAC: 1 DP: 1 HBP: 0			WP: 1 PB: 0 SB: 0 CS: 0	PA: 35	

PITCHER		IP	WLS	BF	H	R	ER	SO	BB	IBB	HBP	BLK	WP	HR	S	P	ERA	WHIP
Mike Sirotka, L ERA: 4.5	(1, 1)	5.0	L	23	4	4	0	6	4	0	0	0	1	0	60	113	0.00	1.600
41 Bill Simas, R ERA: 4.43	(6, 1)	1.1		8	2	1	1	2	1	1	0	0	0	1	16	30	6.75	2.250
Kelly Wunsch, L ERA: 3.05	(7, 1)	0.2		1	0	0	0	0	0	0	0	0	0	0	1	2	0.00	0.000
Bob Howry, R ERA: 5.0	(8, 1)	1.0		3	0	0	0	2	0	0	0	0	0	0	13	21	0.00	0.000

PITCHER	IP	WLS	BF	H	R	ER	SO	BB	IBB	HBP	BLK	WP	HR	S	P	ERA	WHIP

BOTTOM

Chicago White Sox @ Seattle Mariners

Safeco Field, Seattle, WA

Mon May 29 2000, 6:05 PM PDT

Att. 34,429 - Sunny - 63 F

livebaseballscorecards.com

AB	28
R	5
H	6
RBI	4
BB	6
SO	10
LOB	15

Batter	1	2	3	4	5	6	7	8	9	AB	R	H	RBI	BB	SO	LOB
Ray Durham, S (1, 4) OBP: 0.307, SLG: 0.447	B B F X 2-1 ① F8		F F B F F F B S 2-3 ③ K			S C B B B B X 3-2 HR		B B B B 4-0 WP 1-2 BB		3	1	1	1	1	1	1
Jose Valentin, S (1, 6) OBP: 0.317, SLG: 0.478	B B F S B S 3-3 ② K			C B B F F F F X 2-2 ① F5		B C X 1-1 ② F7		C B C F S 1-3 ③ K 1-2 2-3		4	0	0	0	0	2	2
Frank Thomas, R (1, 3) OBP: 0.437, SLG: 0.583	X 0-0 ③ G6-3			B C C B X 2-2 ② F8		B C B F X 2-2 ③ G3			C C B X 1-2 ① F3	4	0	0	0	0	0	0
Magglio Ordonez, R (1, 9) OBP: 0.361, SLG: 0.528		C B S S 1-3 ① K		B X 1-0 ③ F7			C C X 0-2 ① F8		B B X 2-0 ② F2	4	0	0	0	0	1	0
Greg Norton, S (1, 10) OBP: 0.363, SLG: 0.464		C B S S X 1-2 ② G1-3			B X 1-0 ① G4-3		X 0-0 FC6-4 1B		B F B B B X 3-1 ③ G4-3	4	0	1	0	0	0	0
Chris Singleton, L (1, 8) OBP: 0.305, SLG: 0.408		B F C C 1-3 ③ K			S B C S 1-3 ② K		C B B B X 3-1 ② FC6-4 CS 1-2f			3	0	0	0	0	2	1
Carlos Lee, R (1, 7) OBP: 0.335, SLG: 0.530			B B F F X 2-2 ① P3		C B X 1-1 HR		B 1-0 ③ CS 1-2	B C C S 1-3 ① K		3	1	1	1	0	1	0
Herbert Perry, R (1, 5) OBP: 0.344, SLG: 0.425			C S B S X 1-2 ② F3		C S B S 1-3 ③ K			F X 0-1 ② G4-3		3	0	0	0	0	1	0
Mark Johnson, L (1, 2) OBP: 0.323, SLG: 0.356			B L B X 2-1 1B			C B B C B S 3-3 ① K		B B C C B B 4-2 WP S BB		2	0	1	0	1	1	0
Inning Stats	R: 0 E: 0 K: 1 S: 6 H: 0 LOB: 0 BB: 0 P: 11	R: 0 E: 0 K: 2 S: 9 H: 0 LOB: 0 BB: 0 P: 12	R: 0 E: 0 K: 1 S: 13 H: 1 LOB: 1 BB: 0 P: 20	R: 0 E: 0 K: 0 S: 10 H: 0 LOB: 0 BB: 0 P: 15	R: 1 E: 0 K: 2 S: 9 H: 1 LOB: 0 BB: 0 P: 13	R: 1 E: 0 K: 1 S: 11 H: 1 LOB: 0 BB: 0 P: 20	R: 0 E: 0 K: 0 S: 6 H: 1 LOB: 0 BB: 0 P: 10	R: 0 E: 0 K: 2 S: 11 H: 0 LOB: 2 BB: 2 P: 21	R: 0 E: 0 K: 0 S: 6 H: 0 LOB: 0 BB: 0 P: 12	1B: 2 2B: 0 3B: 0 HR: 2 SF: 0 SAC: 0 DP: 0 HBP: 0							

TOP

Chicago White Sox @ Seattle Mariners

Safeco Field, Seattle, WA

Tue May 30 2000, 7:05 PM PDT

Att. 25,788 - Dome - 72 F

livebaseballscorecards.com

AB	30
R	2
H	4
RBI	2
BB	2
SO	9
LOB	4

WP: 1 PB: 0 SB: 1 CS: 1 PA: 33

PITCHER	IP	WLS	BF	H	R	ER	SO	BB	IBB	HBP	BLK	WP	HR	S	P	ERA	WHIP
Paul Abbott, R (1, 1) ERA: 5.88	7.0	L	24	4	2	2	7	0	0	0	0	0	2	64	101	2.57	0.571
58 Kevin Hodges, R (8, 1) ERA: 3.86	0.2		4	0	0	0	1	2	0	0	0	0	0	7	16	0.00	3.000
37 Robert Ramsay, L (8, 1) ERA: 1.65	0.1		1	0	0	0	1	0	0	0	0	1	0	4	5	0.00	0.000
Jose Paniagua, R (9, 1) ERA: 5.33	1.0		3	0	0	0	0	0	0	0	0	0	0	6	12	0.00	0.000

PITCHER	IP	WLS	BF	H	R	ER	SO	BB	IBB	HBP	BLK	WP	HR	S	P	ERA	WHIP

BOTTOM

Chicago White Sox @ Seattle Mariners

Safeco Field, Seattle, WA

Tue May 30 2000, 7:05 PM PDT

Att. 25,788 - Dome - 72 F

livebaseballscorecards.com

Batter	1	2	3	4	5	6	7	8	9	AB	R	H	RBI	BB	SO	LOB
Rickey Henderson, R (1, 7) OBP: 0.364, SLG: 0.293	C C C 0-3 ① K		B B B B 4-0 S 1B BB		B X 1-0 ③ FC5-4 1-2f			F F B B F B X 3-2 1B		3	1	1	0	1	1	1
Mike Cameron, R (1, 8) OBP: 0.364, SLG: 0.481	B B S C B C 3-3 ② K		C C B B X 2-2 1-H 1B			B C B F X 2-2 ① F3		C C S 0-3 ② K		4	0	1	1	0	2	1
Alex Rodriguez, R (1, 6) OBP: 0.448, SLG: 0.643	F B X 1-1 ③ G4-3		B C F F B F S 2-3 ③ K			C X 0-1 1B		X 0-0 ③ F9		4	0	1	0	0	1	2
John Olerud, L (1, 3) OBP: 0.436, SLG: 0.448		B F C B B X 3-2 1B		B X 1-0 ① F7		X 0-0 ② F8			C B X 1-1 ① G6-3	4	0	1	0	0	0	1
Edgar Martinez, R (1, 10) OBP: 0.435, SLG: 0.706		C B F F F B X 2-2 ① F8		B C B C B F X 3-2 ② G6-3		B B B S C X 3-2 ③ G6-3			B B B S C B F X 3-2 ② F2	4	0	0	0	0	0	2
Jay Buhner, R (1, 9) OBP: 0.395, SLG: 0.591		C S S 0-3 ② K		B F C C 1-3 ③ K			B B B B F X 3-1 ① F9		X 0-0 ③ G6-3	4	0	0	0	0	2	1
David Bell, R (1, 5) OBP: 0.270, SLG: 0.345		S X 0-1 ③ F3			B B F B B 4-1 CS BB		B C B B B 4-1 G4-6-3 BB			1	0	0	0	2	0	1
Dan Wilson, R (1, 2) OBP: 0.307, SLG: 0.356			C B X 1-1 ① G1-3		B F P F S 2-3 ① ② K 1-2		X 0-0 ② ③ G4-6-3 1-2f			3	0	0	0	0	1	2
Mark McLemore, S (1, 4) OBP: 0.347, SLG: 0.287			B B C B X 3-1 ② G3		X 0-0 FC5-4 1B			C X 0-1 ① F7		3	0	1	0	0	0	0
Inning Stats	R: 0 H: 0 E: 0 LOB: 0 K: 2 BB: 0 S: 8 P: 12	R: 0 H: 1 E: 0 LOB: 1 K: 1 BB: 0 S: 13 P: 18	R: 1 H: 1 E: 0 LOB: 1 K: 1 BB: 1 S: 12 P: 24	R: 0 H: 0 E: 0 LOB: 0 K: 1 BB: 0 S: 8 P: 13	R: 0 H: 1 E: 0 LOB: 1 K: 1 BB: 1 S: 7 P: 13	R: 0 H: 1 E: 0 LOB: 1 K: 0 BB: 0 S: 9 P: 14	R: 0 H: 0 E: 0 LOB: 0 K: 0 BB: 1 S: 4 P: 11	R: 0 H: 1 E: 0 LOB: 1 K: 1 BB: 0 S: 10 P: 13	R: 0 H: 0 E: 0 LOB: 0 K: 0 BB: 0 S: 7 P: 11	1B: 5 SF: 0 2B: 1 SAC: 0 3B: 0 DP: 2 HR: 0 HBP: 0						

	AB	30
	R	1
	H	5
	RBI	1
	BB	3
	SO	7
	LOB	11

WP: 0 PA: 33
PB: 0
SB: 1
CS: 1

PITCHER		IP	WLS	BF	H	R	ER	SO	BB	IBB	HBP	BLK	WP	HR	S	P	ERA	WHIP
James Baldwin, R ERA: 3.09	(1, 1)	7.0	W	26	4	1	1	6	3	0	0	0	0	0	61	105	1.29	1.000
Keith Foulke, R ERA: 0.81	(8, 1)	2.0	S	7	1	0	0	1	0	0	0	0	0	0	17	24	0.00	0.500

PITCHER	IP	WLS	BF	H	R	ER	SO	BB	IBB	HBP	BLK	WP	HR	S	P	ERA	WHIP

Batter	1	2	3	4	5	6	7	8	9	AB	R	H	RBI	BB	SO	LOB
Ray Durham, S (1, 4) OBP: 0.300, SLG: 0.436	C B F B C 2-3 K		B F F X 1-2 F8 2-3		C B B X 2-1 L7		X 0-0 G4-6-3 1-2f		B S F S 1-3 K	5	0	0	0	0	2	4
Jose Valentin, S (1, 6) OBP: 0.316, SLG: 0.474	C F F S 0-3 K		X 0-0 G3-1			B C X 1-1 F9 E 1B		X 0-0 F3		4	0	1	0	0	1	1
Frank Thomas, R (1, 10) OBP: 0.429, SLG: 0.571	X 0-0 G6-3			C B B C F S 2-3 K		F X 0-1 E5 G6-4-3 1-2		B B X 2-0 F8		4	0	0	0	0	1	1
Magglio Ordonez, R (1, 9) OBP: 0.364, SLG: 0.525		F B X 1-1 F7		B B F C B B 4-2 BB		B X 1-0 F9 2-3		X 0-0 1B		3	0	1	0	1	0	2
Greg Norton, S (1, 3) OBP: 0.354, SLG: 0.452 14 Paul Konerko, R (8, PH) OBP: 0.330, SLG: 0.497 (8, 3)		B C C S 1-3 K		F B X 1-1 F7		F C X 0-2 G6-4-3 1-2f		X 0-0 F7		3 1	0 0	0 0	0 0	0 0	1 0	3 1
Chris Singleton, L (1, 8) OBP: 0.304, SLG: 0.404		S F B F X 1-2 G1-3		X 0-0 L3			C B X 1-1 WP G1-4-3 1B 1B		S B B S S 2-3 K	4	1	1	0	0	1	1
Carlos Lee, R (1, 7) OBP: 0.339, SLG: 0.545			B B F B X 3-1 HR		B B B B 4-0 BB		B B C C X 2-2 G1-4-3 1-2		X 0-0 E5 2B	3	2	1	1	1	0	1
Herbert Perry, R (1, 5) OBP: 0.351, SLG: 0.434 Craig Wilson, R (9, 5) OBP: 0.344, SLG: 0.350			F B X 1-1 E8 F8		X 0-0 F9		F F H 1-2 WP 1B HBP		X 0-0 G6-3 2-H 2B	3 0	1 0	1 0	1 0	0 0	0 0	1 0
Mark Johnson, L (1, 2) OBP: 0.317, SLG: 0.348 Brook Fordyce, R (7, PH) OBP: 0.176, SLG: 0.313 (7, 2)			B B C C F B X 3-2 F8		X 0-0 F7		B X 1-0 G4-6-3 1-H 2-H 1B		X 0-0 G6-3 2-3	2 2	0 0	0 1	0 2	0 0	0 0	2 1
Inning Stats	R: 0 H: 0 E: 0 LOB: 0 K: 2 BB: 0 S: 8 P: 10	R: 0 H: 0 E: 0 LOB: 0 K: 1 BB: 0 S: 9 P: 12	R: 1 H: 1 E: 1 LOB: 1 K: 0 BB: 0 S: 12 P: 20	R: 0 H: 0 E: 0 LOB: 1 K: 1 BB: 1 S: 9 P: 16	R: 0 H: 0 E: 0 LOB: 1 K: 0 BB: 1 S: 4 P: 10	R: 0 H: 1 E: 1 LOB: 1 K: 0 BB: 0 S: 8 P: 10	R: 2 H: 2 E: 0 LOB: 0 K: 0 BB: 0 S: 9 P: 14	R: 0 H: 1 E: 0 LOB: 1 K: 0 BB: 0 S: 4 P: 6	R: 1 H: 1 E: 1 LOB: 1 K: 2 BB: 0 S: 10 P: 13	1B: 4 SF: 0 2B: 1 SAC: 0 3B: 0 DP: 2 HR: 1 HBP: 1						

TOP

Chicago White Sox @ Seattle Mariners

Safeco Field, Seattle, WA

Wed May 31 2000, 3:35 PM PDT

Att. 35,823 - Overcast - 58 F

livebaseballscorecards.com

AB	34
R	4
H	6
RBI	4
BB	2
SO	6
LOB	18

WP: 1 PA: 37
PB: 0
SB: 0
CS: 0

PITCHER		IP	WLS	BF	H	R	ER	SO	BB	IBB	HBP	BLK	WP	HR	S	P	ERA	WHIP
Aaron Sele, R ERA: 4.27	(1, 1)	6.1		26	3	3	3	4	2	0	1	0	0	1	57	89	4.26	0.789
Arthur Rhodes, L ERA: 2.78	(7, 1)	1.0	B	3	1	0	0	0	0	0	0	0	1	0	3	4	0.00	1.000
58 Kevin Hodges, R ERA: 3.68	(8, 1)	0.1		2	1	0	0	0	0	0	0	0	0	0	2	4	0.00	3.000
37 Robert Ramsay, L ERA: 1.62	(8, 1)	0.1		1	0	0	0	0	0	0	0	0	0	0	1	1	0.00	0.000
Kazuhiro Sasaki, R ERA: 4.5	(9, 1)	1.0	L	5	1	1	0	2	0	0	0	0	0	0	10	13	0.00	1.000

PITCHER	IP	WLS	BF	H	R	ER	SO	BB	IBB	HBP	BLK	WP	HR	S	P	ERA	WHIP

BOTTOM

Chicago White Sox @ Seattle Mariners

Safeco Field, Seattle, WA

Wed May 31 2000, 3:35 PM PDT

Att. 35,823 - Overcast - 58 F

livebaseballscorecards.com

Batter	1	2	3	4	5	6	7	8	9	AB	R	H	RBI	BB	SO	LOB
Rickey Henderson, R (1, 7) OBP: 0.365, SLG: 0.292	B F B X 2-1 G5-3 ①	C B S S 1-3 K ②		B B F B B 4-1 BB		B F S X 1-2 E 1B 1B	C B S B X 2-2 F9 ③			4	0	1	0	1	1	3
Mark McLemore, S (1, 4) OBP: 0.348, SLG: 0.287	B B B B 4-0 BB BB BB BB	B B C T C 2-3 K ③		C X 0-1 F7 ③		B B F X 2-1 E 1-2 1B		B B C X 2-1 F8 ①		4	1	1	0	1	1	1
Alex Rodriguez, R (1, 6) OBP: 0.443, SLG: 0.629	B B B C T B 4-2 BB BB 1-2 BB	C S S 0-3 K ①	X 0-0 G6-3 ①	B B S B X 3-1 E5 1-2 2-3			F X 0-1 F8 ②			4	0	0	0	1	1	2
Edgar Martinez, R (1, 10) OBP: 0.445, SLG: 0.703	B B B C B 4-1 BB 1-2 2-3 BB	B B S X 2-1 BB E G3-2 1B	B B B C B 4-1 WP 1B BB	B X 1-0 P4 ③			B B B B 4-0 BB			2	1	1	0	3	0	3
John Olerud, L (1, 3) OBP: 0.430, SLG: 0.441	B X 1-0 L7 ②	F B X 1-1 E7 BB 1-2	B F X 1-1 1-H 1B			B X 1-0 G3 ①	B B C X 2-1 F7 ③			5	0	1	1	0	0	5
Mike Cameron, R (1, 8) OBP: 0.376, SLG: 0.482	B F F B B F B 4-2 1-2 2-3 3-H BB	B B S B B 4-1 1-2 2-3 BB	B B S B F C 3-3 K ②			B C B B F F F X 3-2 BB BB 1B			B B B B 4-0 BB	2	0	1	1	3	1	1
Raul Ibanez, L (1, 9) OBP: 0.309, SLG: 0.339 Jay Buhner, R (7, PH) OBP: 0.396, SLG: 0.586 (8, 9)	F B B S S 2-3 K ③	B S X 1-1 G3-2 ② ③ 3-Hf	B F S S 1-3 K ③			B B B B 4-0 1-2 BB BB			X 0-0 F6 ①	3 1	0 0	0 0	0 0	0 1	2 0	7 1
Tom Lampkin, L (1, 2) OBP: 0.303, SLG: 0.500 Dan Wilson, R (7, PH) OBP: 0.302, SLG: 0.350 (8, 2)		F B X 1-1 HR		B F B X 2-1 G3-1 ①		B F F X 1-2 G4-3 ①	B S X 1-1 F3 ②		C S X 0-2 F4 ②	3 2	1 0	1 0	1 0	0 0	0 0	0 3
Carlos Guillen, S (1, 5) OBP: 0.239, SLG: 0.159 John Mabry, L (7, PH) OBP: 0.265, SLG: 0.273 (8, 5)	C S S 0-3 K ①		F C B S 1-3 K ②			B F F F F S 1-3 K ②	B B F B B 4-1 1-2 2-3 BB		S S B X 1-2 F7 ③	3 1	0 0	0 0	0 0	0 1	3 0	0 1
Inning Stats	R: 1 H: 0 E: 0 LOB: 3 K: 1 BB: 4 S: 12 P: 33	R: 1 H: 1 E: 0 LOB: 0 K: 3 BB: 0 S: 11 P: 15	R: 0 H: 1 E: 1 LOB: 2 K: 1 BB: 1 S: 10 P: 18	R: 0 H: 0 E: 0 LOB: 1 K: 1 BB: 1 S: 8 P: 15	R: 1 H: 1 E: 0 LOB: 1 K: 2 BB: 1 S: 10 P: 19	R: 0 H: 2 E: 1 LOB: 3 K: 1 BB: 0 S: 16 P: 25	R: 0 H: 1 E: 0 LOB: 3 K: 0 BB: 2 S: 12 P: 27	R: 0 H: 0 E: 0 LOB: 1 K: 0 BB: 1 S: 6 P: 14	R: 0 H: 0 E: 0 LOB: 1 K: 0 BB: 1 S: 7 P: 12	1B: 5 2B: 0 3B: 0 HR: 1	SF: 0 SAC: 0 DP: 1 HBP: 0			WP: 1 PB: 0 SB: 0 CS: 0	PA: 45		

	AB	34
	R	3
	H	6
	RBI	3
	BB	11
	SO	9
	LOB	27

PITCHER		IP	WLS	BF	H	R	ER	SO	BB	IBB	HBP	BLK	WP	HR	S	P	ERA	WHIP
21 Cal Eldred, R ERA: 4.15	(1, 1)	5.2		29	5	3	3	9	7	0	0	0	1	1	64	118	4.76	2.118
Sean Lowe, R ERA: 3.42	(6, 1)	0.1		2	0	0	0	0	0	0	0	0	0	0	3	7	0.00	0.000
Kelly Wunsch, L ERA: 3.0	(7, 1)	0.1		3	1	0	0	0	1	0	0	0	0	0	6	14	0.00	6.000
Bob Howry, R ERA: 4.58	(7, 1)	1.2	W	7	0	0	0	0	2	0	0	0	0	0	12	27	0.00	1.200
Keith Foulke, R ERA: 0.79	(9, 1)	1.0	S	4	0	0	0	0	1	0	0	0	0	0	7	12	0.00	1.000

PITCHER	IP	WLS	BF	H	R	ER	SO	BB	IBB	HBP	BLK	WP	HR	S	P	ERA	WHIP

Chicago White Sox @ Houston Astros

Enron Field, Houston, TX

Fri Jun 02 2000, 8:05 PM EDT

Att. 39,028 - Dome - 72 F

TOP

livebaseballscorecards.com

Batter	1	2	3	4	5	6	7	8	9	AB	R	H	RBI	BB	SO	LOB
Ray Durham, S (1, 4) OBP: 0.294, SLG: 0.426	K	E6 1B HR 2-H 3-H		G4-3			B2		K	5	1	0	0	0	2	2
Jose Valentin, S (1, 6) OBP: 0.313, SLG: 0.467	G5-3	HR 1B 1-3		F9			F5		G3	5	1	1	0	0	0	2
Frank Thomas, R (1, 3) OBP: 0.430, SLG: 0.585	1B 1B	HR 1-H 3-H			F9		FC6-4 1-2f			4	1	2	3	0	0	1
Magglio Ordonez, R (1, 9) OBP: 0.362, SLG: 0.519	1B 1-2	F9			G4-3			G6-3		4	0	1	0	0	0	0
Chris Singleton, L (1, 8) OBP: 0.303, SLG: 0.407	F8		G4-3 SF8 2B		G4-3			K		4	1	1	0	0	1	2
Carlos Lee, R (1, 7) OBP: 0.337, SLG: 0.538 Keith Foulke, R (8, 1)		F8 1B E 1B	G4-3 2-3			F9		F9		4 0	1 0	1 0	0 0	0 0	0 0	1 0
Greg Norton, S (1, 5) OBP: 0.354, SLG: 0.453 41 Bill Simas, L (6, 1) Jeff Abbott, R (8, 7) OBP: 0.321, SLG: 0.365	S E 1B 1-2	SF8 3-H				F8			SH1-3 2B BB	2 0 0	1 0 1	1 0 0	1 0 0	0 0 1	0 0 0	0 0 0
Mark Johnson, L (1, 2) OBP: 0.308, SLG: 0.337	F8 2-3	K				F7			SH1-3 1-2	3	0	0	0	0	1	2
Jim Parque, L (1, 1) Sean Lowe, R (6, 1) Kelly Wunsch, L (6, 1) Craig Wilson, R (6, 5) OBP: 0.354, SLG: 0.361 Herbert Perry, R (7, PR) OBP: 0.358, SLG: 0.452 (7, 5)	K 1-2		K		FC6-4 1B				2B 2-H	2 0 0 1 1	0 0 0 0 0	0 0 0 1 1	0 0 0 0 1	0 0 0 0 0	2 0 0 0 0	2 0 0 0 0
Inning Stats	R: 0 E: 0 K: 1 S: 11 H: 2 LOB: 2 BB: 0 P: 15	R: 5 E: 1 K: 1 S: 23 H: 4 LOB: 0 BB: 0 P: 33	R: 1 E: 0 K: 1 S: 9 H: 1 LOB: 0 BB: 0 P: 17	R: 0 E: 0 K: 1 S: 6 H: 0 LOB: 0 BB: 0 P: 7	R: 0 E: 0 K: 0 S: 7 H: 0 LOB: 0 BB: 0 P: 7	R: 0 E: 0 K: 0 S: 8 H: 0 LOB: 0 BB: 0 P: 11	R: 0 E: 0 K: 0 S: 6 H: 1 LOB: 1 BB: 0 P: 7	R: 0 E: 0 K: 1 S: 8 H: 0 LOB: 0 BB: 0 P: 12	R: 1 E: 0 K: 1 S: 10 H: 1 LOB: 1 BB: 1 P: 19	1B: 6 2B: 2 3B: 0 HR: 1	SF: 1 SAC: 1 DP: 0 HBP: 0					

	AB	35
	R	7
	H	9
	RBI	5
	BB	1
	SO	6
	LOB	12

WP: 0 PB: 0 SB: 1 CS: 0 PA: 38

PITCHER		IP	WLS	BF	H	R	ER	SO	BB	IBB	HBP	BLK	WP	HR	S	P	ERA	WHIP
Shane Reynolds, R ERA: 3.58	(1, 1)	6.0	L	26	7	6	1	4	0	0	0	0	0	1	64	90	1.50	1.167
Marc Valdes, R ERA: 2.7	(7, 1)	2.0		7	1	0	0	1	0	0	0	0	0	0	14	19	0.00	0.500
Jose Cabrera, R ERA: 4.97	(9, 1)	1.0		5	1	1	1	1	1	0	0	0	0	0	10	19	9.00	2.000

PITCHER		IP	WLS	BF	H	R	ER	SO	BB	IBB	HBP	BLK	WP	HR	S	P	ERA	WHIP

BOTTOM

Chicago White Sox @ Houston Astros

Enron Field, Houston, TX

Fri Jun 02 2000, 8:05 PM EDT

Att. 39,028 - Dome - 72 F

livebaseballscorecards.com

Batter	1	2	3	4	5	6	7	8	9	AB	R	H	RBI	BB	SO	LOB
Julio Lugo, R (1, 6) OBP: 0.370, SLG: 0.273	C B C B X 2-2 F9 ①			C B B F X 2-2 G4-3 ①		4-1 1B BB 3-2 F7			C B C S 1-3 K ①	4	1	0	0	1	1	3
Craig Biggio, R (1, 4) OBP: 0.402, SLG: 0.340	C F X 0-2 L3 ②			B F B X 2-1 1B ②		S B B X 2-1 1B 1-2 1B B C S C 1-3 K ①			F X 0-1 F9 ②	5	1	2	0	0	1	0
5 Jeff Bagwell, R (1, 3) OBP: 0.414, SLG: 0.568	B B B S F X 3-2 G5-3 ③			X 0-0 BB 1B		F B B B X 3-1 F9 ① B B B X 3-0 F7 ②			F C F X 0-2 P6 ③	5	0	1	0	0	0	2
Ken Caminiti, S (1, 5) OBP: 0.451, SLG: 0.652		B B S F S 2-3 K ①		B B B B 4-0 1-2 BB		B X 1-0 17 1B 1B 1-2 2-H 1B B S F F B B X 3-2 P6 ③				3	1	1	1	1	1	0
Richard Hidalgo, R (1, 8) OBP: 0.396, SLG: 0.618		C B B F B F X 3-2 P4 ②		C F C 0-3 K ③		C B B X 2-1 17 1B 1B 1-2 2-H 1B		F B B B F X 3-2 P6 ①		4	1	1	1	0	1	2
17 Lance Berkman, S (1, 9) OBP: 0.373, SLG: 0.600		C B F X 1-2 G3 ③			C S S 0-3 K ①	B X 1-0 FC6-4 1B 1-2 2-3 1B		F B C F X 1-2 FC6-4 1B		4	0	2	0	0	1	0
Daryle Ward, L (1, 7) OBP: 0.285, SLG: 0.509 Matt Mieske, R (6, PH) OBP: 0.277, SLG: 0.326 (7, 7) Jose Cabrera, R (9, 1)		B F B X 2-1 F5 ①			B B X 2-0 G4-3 ②	C S B X 1-2 FC6-4 1-2 2-H 3-H 1B		B S S X 1-2 FC6-4 2B 1-2f ②		2 2 0	0 0 0	0 1 0	0 2 0	0 0 0	0 0 0	0 1 0
Tony Eusebio, R (1, 2) OBP: 0.362, SLG: 0.307 Marc Valdes, R (7, 1) Bill Spiers, L (8, PH) OBP: 0.368, SLG: 0.398 (9, 7)		C X 0-1 G6-3 ②			X 0-0 1B	S F X 0-2 FC6-4 BB ② 1-2f 2-3		S B B B X 2-1 1-3 2B		3 0 1	0 0 0	1 0 1	0 0 0	0 0 0	0 0 0	2 0 0
Shane Reynolds, R (1, 1) OBP: 0.259, SLG: 0.346 Mitch Meluskey, S (6, PH) OBP: 0.379, SLG: 0.538 (7, 2)		X 0-0 F9 ③			F X 0-1 G6-3 ③	B B C F B B 4-2 1-2 BB		S B F S 1-3 K ③		2 1	0 0	0 0	0 0	0 1	0 1	1 2
Inning Stats	R: 0 H: 0 E: 0 LOB: 0 K: 0 BB: 0 S: 9 P: 14	R: 0 H: 0 E: 0 LOB: 0 K: 1 BB: 0 S: 10 P: 16	R: 0 H: 0 E: 0 LOB: 0 K: 0 BB: 0 S: 5 P: 7	R: 0 H: 2 E: 0 LOB: 2 K: 1 BB: 1 S: 9 P: 17	R: 0 H: 1 E: 0 LOB: 1 K: 1 BB: 0 S: 7 P: 9	R: 4 H: 5 E: 0 LOB: 3 K: 0 BB: 2 S: 22 P: 43	R: 0 H: 0 E: 0 LOB: 0 K: 1 BB: 0 S: 8 P: 15	R: 0 H: 2 E: 0 LOB: 2 K: 1 BB: 0 S: 15 P: 23	R: 0 H: 0 E: 0 LOB: 0 K: 1 BB: 0 S: 9 P: 10	1B: 9 SF: 0 2B: 1 SAC: 0 3B: 0 DP: 0 HR: 0 HBP: 0						

	AB	36
	R	4
	H	10
	RBI	4
	BB	3
	SO	6
	LOB	13

PITCHER		IP	WLS	BF	H	R	ER	SO	BB	IBB	HBP	BLK	WP	HR	S	P	ERA	WHIP
Jim Parque, L ERA: 4.09	(1, 1)	5.1	W	22	5	3	3	3	2	0	0	0	0	0	46	79	5.06	1.312
Sean Lowe, R ERA: 3.8	(6, 1)	0.0		1	1	0	0	0	0	0	0	0	0	0	2	4	∞	∞
Kelly Wunsch, L ERA: 2.95	(6, 1)	0.1	H	4	2	1	1	0	1	0	0	0	0	0	9	15	27.00	9.000
41 Bill Simas, R ERA: 4.07	(6, 1)	2.0	H	7	1	0	0	1	0	0	0	0	0	0	23	38	0.00	0.500
Keith Foulke, R ERA: 0.76	(8, 1)	1.1	S	5	1	0	0	2	0	0	0	0	0	0	14	18	0.00	0.750

PITCHER	IP	WLS	BF	H	R	ER	SO	BB	IBB	HBP	BLK	WP	HR	S	P	ERA	WHIP

Chicago White Sox @ Houston Astros

Enron Field, Houston, TX

Sat Jun 03 2000, 1:15 PM EDT

Att. 39,459 - Dome - 72 F

TOP

livebaseballscorecards.com

Batter	1	2	3	4	5	6	7	8	9	AB	R	H	RBI	BB	SO	LOB
Ray Durham, S (1, 4) OBP: 0.306, SLG: 0.434	G3-6-3 1B		BB			1B				3	0	3	0	1	0	0
Jose Valentin, S (1, 6) OBP: 0.312, SLG: 0.460	G3-6-3 1-2f		CS 1-2	K		G6-3 BB 1-2		G1-6-3 1-2f		3	0	0	0	1	1	2
Frank Thomas, R (1, 3) OBP: 0.423, SLG: 0.573	G5-3			F8		G6-3 1-2f 2-3			F8	4	0	0	0	0	0	2
Magglio Ordonez, R (1, 9) OBP: 0.360, SLG: 0.519		F8		2B		F8			G3-1	4	0	1	0	0	0	1
Chris Singleton, L (1, 8) OBP: 0.296, SLG: 0.398		G3-1		G4-3			G4-3		K	4	0	0	0	0	1	1
Carlos Lee, R (1, 7) OBP: 0.347, SLG: 0.569		2B			S 1B		HR			3	1	3	1	0	0	0
Greg Norton, S (1, 5) OBP: 0.353, SLG: 0.450		K			G1-3 1-2		G6-4-3 1B			3	0	1	0	0	1	2
Kevin Beirne, L (7, 1)										0	0	0	0	0	0	0
Brook Fordyce, R (1, 2) OBP: 0.150, SLG: 0.263			G6-3		K		G6-4-3 1-2f			3	0	0	0	0	1	2
Kip Wells, R (1, 1)			K		K			F9		2	0	0	0	0	2	1
Jesus Pena, L (6, 1)										0	0	0	0	0	0	0
Tony Graffanino, R (7, 5) OBP: 0.348, SLG: 0.333										1	0	0	0	0	0	0
Inning Stats	R: 0 E: 0 K: 0 S: 8 H: 1 LOB: 0 BB: 0 P: 11	R: 0 E: 0 K: 1 S: 8 H: 1 LOB: 1 BB: 0 P: 11	R: 0 E: 0 K: 1 S: 5 H: 0 LOB: 0 BB: 1 P: 11	R: 0 E: 0 K: 1 S: 11 H: 1 LOB: 1 BB: 0 P: 16	R: 0 E: 0 K: 2 S: 13 H: 1 LOB: 1 BB: 0 P: 19	R: 0 E: 0 K: 0 S: 4 H: 1 LOB: 1 BB: 1 P: 11	R: 1 E: 0 K: 0 S: 10 H: 2 LOB: 0 BB: 0 P: 15	R: 0 E: 0 K: 0 S: 6 H: 1 LOB: 0 BB: 0 P: 12	R: 0 E: 0 K: 1 S: 6 H: 0 LOB: 0 BB: 0 P: 8	1B: 5 2B: 2 3B: 0 HR: 1 SF: 0 SAC: 0 DP: 4 HBP: 0	WP: 0 PB: 0 SB: 2 CS: 1 PA: 33					

	AB	30
	R	1
	H	8
	RBI	1
	BB	2
	SO	6
	LOB	11

PITCHER	IP	WLS	BF	H	R	ER	SO	BB	IBB	HBP	BLK	WP	HR	S	P	ERA	WHIP
Chris Holt, R (1, 1) ERA: 4.97	8.0	W	29	8	1	1	5	2	0	0	0	0	1	65	106	1.12	1.250
Jay Powell, R (9, 1) ERA: 3.72	1.0		3	0	0	0	1	0	0	0	0	0	0	6	8	0.00	0.000

PITCHER	IP	WLS	BF	H	R	ER	SO	BB	IBB	HBP	BLK	WP	HR	S	P	ERA	WHIP

Batter	1	2	3	4	5	6	7	8	9	AB	R	H	RBI	BB	SO	LOB
Bill Spiers, L (1, 6) OBP: 0.376, SLG: 0.402	C X 0-1 2B 1B		B B S X 2-1 G6-3 1B		B B B B 4-0 5 CS 1B 2-3 BB	C B F B S 2-3 ③ K		B B X 2-0 ③ G3		4	0	2	0	1	1	3
Craig Biggio, R (1, 4) OBP: 0.407, SLG: 0.354	C B F F B F X 2-2 1-3 2B		C B S S X 1-2 ① ② G6-3 1-2f		X 0-0 1-2 3-H 1B		C B F F B B X 3-2 CS 1B			4	0	3	1	0	0	1
5 Jeff Bagwell, R (1, 3) OBP: 0.407, SLG: 0.557	S B B B X 2-1 ① F9		F B B B F F S 2-3 ③ K		B B B B C S C 3-3 ② ③ K 2-3		B B X 2-0 ① L7			4	0	0	0	0	2	5
Ken Caminiti, S (1, 5) OBP: 0.447, SLG: 0.641	C C B B F F F B S 3-3 ② K			C B F F B F X 2-2 ① F8		B F B B B 4-1 HR BB	C B X 1-1 ② P5			3	1	0	0	1	1	3
Richard Hidalgo, R (1, 8) OBP: 0.397, SLG: 0.630	B C X 1-1 ③ G5-3			X 0-0 ② G6-3		B C C B X 1-2 1-H HR	1 SAFE 0-0 ③ CS 1-2	C S B F B F B B 4-2 17 FC4-6 BB		3	1	1	2	1	0	2
17 Lance Berkman, S (1, 9) OBP: 0.352, SLG: 0.563 (9, 7)		X 0-0 ① E1		B X 1-0 ③ G4-3		C B C X 1-2 ① P6		F B X 1-1 ① FC4-6 E 1-2f E		4	1	0	0	0	0	1
Daryle Ward, L (1, 7) OBP: 0.291, SLG: 0.509 Jay Powell, R (9, 1)		F F X 0-2 ② G4-3			B X 1-0 2B 1B	B B F S B X 3-2 BB 1B		B F F B X 2-2 ② F8		4 0	1 0	2 0	0 0	0 0	0 0	1 0
Mitch Meluskey, S (1, 2) OBP: 0.396, SLG: 0.562		B C C T B B X 3-2 2B			C B B B B F X 3-2 WP 1-H 1B 2B	C B F B B B 4-2 1-2 BB		1 SAFE 4-0 1-2 E IBB		2	2	2	1	2	0	0
Chris Holt, R (1, 1) OBP: 0.167, SLG: 0.130 Matt Mieske, R (8, PH) OBP: 0.271, SLG: 0.318 Glen Barker, S (8, PR) (9, 9)		S S B X 1-2 ③ G5-3			L C B B B L 3-3 ① K	C C L 0-3 ② K		B S X 1-1 E9 1-H 2-H		3 1 0	0 0 0	0 0 0	0 0 0	0 0 0	2 0 0	4 0 0
Inning Stats	R: 0 H: 2 E: 0 LOB: 2 K: 1 BB: 0 S: 17 P: 25	R: 0 H: 1 E: 1 LOB: 1 K: 0 BB: 0 S: 11 P: 15	R: 0 H: 1 E: 0 LOB: 0 K: 1 BB: 0 S: 9 P: 14	R: 0 H: 0 E: 0 LOB: 0 K: 0 BB: 0 S: 7 P: 10	R: 2 H: 3 E: 0 LOB: 2 K: 2 BB: 1 S: 11 P: 25	R: 2 H: 2 E: 0 LOB: 2 K: 2 BB: 2 S: 18 P: 33	R: 0 H: 1 E: 0 LOB: 0 K: 0 BB: 0 S: 7 P: 13	R: 2 H: 0 E: 2 LOB: 1 K: 0 BB: 2 S: 12 P: 26		1B: 6 SF: 0 2B: 4 SAC: 0 3B: 0 DP: 2 HR: 1 HBP: 0						WP: 1 PA: 38 PB: 0 SB: 0 CS: 2

PITCHER		IP	WLS	BF	H	R	ER	SO	BB	IBB	HBP	BLK	WP	HR	S	P	ERA	WHIP
Kip Wells, R ERA: 6.59	(1, 1)	5.0	L	23	8	4	4	4	2	0	0	0	1	1	59	98	7.20	2.000
Jesus Pena, L ERA: 9.0	(6, 1)	1.0		5	1	0	0	2	1	0	0	0	0	0	14	24	0.00	2.000
Kevin Beirne, R ERA: 4.91	(7, 1)	2.0		9	1	2	0	0	1	1	0	0	0	0	19	39	0.00	1.000

PITCHER	IP	WLS	BF	H	R	ER	SO	BB	IBB	HBP	BLK	WP	HR	S	P	ERA	WHIP

BOTTOM

Chicago White Sox @ Houston Astros

Enron Field, Houston, TX

Sat Jun 03 2000, 1:15 PM EDT
Att. 39,459 - Dome - 72 F

livebaseballscorecards.com

AB	32
R	6
H	10
RBI	4
BB	5
SO	6
LOB	20

Chicago White Sox @ Houston Astros

Enron Field, Houston, TX

Sun Jun 04 2000, 3:05 PM EDT

Att. 41,117 - Dome - 72 F

TOP

livebaseballscorecards.com

Batter	1	2	3	4	5	6	7	8	9	AB	R	H	RBI	BB	SO	LOB
Ray Durham, S (1, 4) OBP: 0.308, SLG: 0.446	HR		1B	FC4-6		K		P3		5	2	2	1	0	1	1
Jose Valentin, S (1, 6) OBP: 0.309, SLG: 0.458	K		2B		F8	K2-3		G4-3		5	1	1	0	0	2	0
14 Paul Konerko, R (1, 3) OBP: 0.342, SLG: 0.514	K		2B		BB		2B		G5-4-3 1B	4	2	3	2	1	1	0
Magglio Ordonez, R (1, 9) OBP: 0.361, SLG: 0.516	F8		1B		K		WP 1B		G5-4-3	5	0	2	1	0	1	2
Chris Singleton, L (1, 8) OBP: 0.304, SLG: 0.419		HR	K		E2 2B 1B		K		FC5-4 1B	5	2	3	1	0	2	3
Carlos Lee, R (1, 7) OBP: 0.348, SLG: 0.567		G6-3	G5-3		1B 2B		IBB		FC5-4	4	0	1	1	1	0	2
Herbert Perry, R (1, 5) OBP: 0.354, SLG: 0.443		K		F3	1B		K			4	0	1	0	0	2	3
Mark Johnson, L (1, 2) OBP: 0.296, SLG: 0.323		G3-1		K	K		F7			4	0	0	0	0	2	5
Mike Sirotka, L (1, 1)			K	FC4-6 BB		K		K		2	0	0	0	1	2	0
Jeff Abbott, R (8, PH) OBP: 0.318, SLG: 0.360										1	0	0	0	0	1	0
Bob Howry, L (8, 1)										0	0	0	0	0	0	0
Inning Stats	R: 1 E: 0 K: 2 S: 11 H: 1 LOB: 0 BB: 0 P: 15	R: 1 E: 0 K: 1 S: 11 H: 1 LOB: 0 BB: 0 P: 15	R: 3 E: 0 K: 2 S: 12 H: 4 LOB: 1 BB: 0 P: 16	R: 0 E: 0 K: 1 S: 7 H: 0 LOB: 1 BB: 1 P: 14	R: 2 E: 1 K: 2 S: 18 H: 3 LOB: 2 BB: 1 P: 29	R: 0 E: 0 K: 3 S: 10 H: 0 LOB: 0 BB: 0 P: 14	R: 0 E: 0 K: 2 S: 14 H: 2 LOB: 3 BB: 1 P: 25	R: 0 E: 0 K: 1 S: 10 H: 0 LOB: 0 BB: 0 P: 18	R: 0 E: 0 K: 0 S: 8 H: 2 LOB: 1 BB: 0 P: 12	1B: 7 2B: 4 3B: 0 HR: 2	SF: 0 SAC: 0 DP: 1 HBP: 0						

	AB	39
	R	7
	H	13
	RBI	6
	BB	3
	SO	14
	LOB	16

WP: 2 PB: 0 SB: 1 CS: 0 PA: 42

PITCHER		IP	WLS	BF	H	R	ER	SO	BB	IBB	HBP	BLK	WP	HR	S	P	ERA	WHIP
Octavio Dotel, R ERA: 5.51	(1, 1)	4.2	L	24	8	7	5	7	2	0	0	0	1	2	55	81	9.64	2.143
Joe Slusarski, R ERA: 2.7	(5, 1)	0.1		2	1	0	0	1	0	0	0	0	0	0	4	8	0.00	3.000
Doug Henry, R ERA: 5.16	(6, 1)	2.0		9	2	0	0	5	0	1	0	0	1	0	24	39	0.00	1.000
Yorkis Perez, L ERA: 5.93	(8, 1)	1.0		3	0	0	0	1	0	0	0	0	0	0	10	18	0.00	0.000
Marc Valdes, R ERA: 2.08	(9, 1)	1.0		4	2	0	0	0	0	0	0	0	0	0	8	12	0.00	2.000

PITCHER	IP	WLS	BF	H	R	ER	SO	BB	IBB	HBP	BLK	WP	HR	S	P	ERA	WHIP

BOTTOM

Chicago White Sox @ Houston Astros

Enron Field, Houston, TX

Sun Jun 04 2000, 3:05 PM EDT

Att. 41,117 - Dome - 72 F

Batter	1	2	3	4	5	6	7	8	9	AB	R	H	RBI	BB	SO	LOB
Julio Lugo, R (1, 6) OBP: 0.387, SLG: 0.280	G4-3		G6-4-3, 1B		G5-3			BB		3	0	1	0	1	0	0
Craig Biggio, R (1, 4) OBP: 0.401, SLG: 0.347	G6-3		G6-4-3		F8			K		4	0	0	0	0	1	3
5 Jeff Bagwell, R (1, 3) OBP: 0.405, SLG: 0.549	BB		K			F7		K		3	0	0	0	1	2	2
Ken Caminiti, S (1, 5) OBP: 0.443, SLG: 0.629 Marc Valdes, R (9, 1)	F5			K		17 FC6-4, BB		K		3 0	0 0	0 0	0 0	1 0	2 0	2 0
Richard Hidalgo, R (1, 8) OBP: 0.399, SLG: 0.648		HR		2B		K			F8	4	1	2	1	0	1	1
17 Lance Berkman, S (1, 9) OBP: 0.347, SLG: 0.544		G6-3		HR, 1B		FC6-4			K	4	1	1	0	0	1	1
Daryle Ward, L (1, 7) OBP: 0.290, SLG: 0.525		F5		HR			K		F7	4	1	1	2	0	1	0
Tony Eusebio, R (1, 2) OBP: 0.351, SLG: 0.295		F9		F9			K			3	0	0	0	0	1	0
Octavio Dotel, R (1, 1) OBP: 0.105, SLG: 0.056 Joe Slusarski, R (5, 1) Matt Mieske, R (5, PH) OBP: 0.265, SLG: 0.311 Doug Henry, R (6, 1) Tim Bogar, R (7, PH) OBP: 0.230, SLG: 0.257 Yorkis Perez, L (8, 1) Bill Spiers, L (9, 5) OBP: 0.376, SLG: 0.402			G6-4-3, 1B, BB		K		L5			0 0 1 0 1 0 0 0	0 0 0 0 0 0 0 0	0 0 0 0 0 0 0 0	0 0 0 0 0 0 0 0	1 0 0 0 0 0 0 0	0 0 1 0 0 0 0 0	0 0 0 0 0 0 0 0
Inning Stats	R: 0 E: 0 K: 0 S: 8 H: 0 LOB: 1 BB: 1 P: 12	R: 1 E: 0 K: 0 S: 11 H: 1 LOB: 0 BB: 0 P: 17	R: 0 E: 0 K: 1 S: 7 H: 1 LOB: 1 BB: 1 P: 15	R: 2 E: 0 K: 1 S: 9 H: 3 LOB: 0 BB: 0 P: 14	R: 0 E: 0 K: 1 S: 6 H: 0 LOB: 0 BB: 0 P: 11	R: 0 E: 0 K: 1 S: 10 H: 0 LOB: 1 BB: 1 P: 16	R: 0 E: 0 K: 2 S: 12 H: 0 LOB: 0 BB: 0 P: 17	R: 0 E: 0 K: 3 S: 11 H: 0 LOB: 1 BB: 1 P: 19	R: 0 E: 0 K: 1 S: 7 H: 0 LOB: 0 BB: 0 P: 10	1B: 2 2B: 1 3B: 0 HR: 2	SF: 0 SAC: 0 DP: 1 HBP: 0			WP: 0 PB: 0 SB: 0 CS: 0	PA: 34	

livebaseballscorecards.com

AB	30
R	3
H	5
RBI	3
BB	4
SO	10
LOB	9

PITCHER		IP	WLS	BF	H	R	ER	SO	BB	IBB	HBP	BLK	WP	HR	S	P	ERA	WHIP
Mike Sirotka, L ERA: 4.43	(1, 1)	7.0	W	27	5	3	3	6	3	0	0	0	0	2	63	102	3.86	1.143
Bob Howry, R ERA: 4.15	(8, 1)	2.0		7	0	0	0	4	1	0	0	0	0	0	18	29	0.00	0.500

PITCHER	IP	WLS	BF	H	R	ER	SO	BB	IBB	HBP	BLK	WP	HR	S	P	ERA	WHIP

Batter	1	2	3	4	5	6	7	8	9	AB	R	H	RBI	BB	SO	LOB
Ray Durham, S (1, 4) OBP: 0.306, SLG: 0.450	C X 0-1 G3-1 3B		C C B X 1-2 ② F8		B C B X 2-1 ③ G4-3		X 0-0 ③ FC6 1-2f		B B X 2-0 ③ G4-3	5	1	1	0	0	0	4
Jose Valentin, S (1, 6) OBP: 0.308, SLG: 0.469	F B B C X 2-2 ① G3-1 3-H		C B B X 2-1 ③ G4-3			X 0-0 HR		X 0-0 ① G3-1		4	1	1	2	0	0	1
Frank Thomas, R (1, 3) OBP: 0.424, SLG: 0.567 Keith Foulke, R (8, 1)	B B C F B S 3-3 ② K			B B C B F F B 4-2 BB BB		C B X 1-1 ① F9		B S B S B 4-2 L4-3 BB		2	0	0	0	2	1	0
										0	0	0	0	0	0	0
Magglio Ordonez, R (1, 9) OBP: 0.354, SLG: 0.505	B C B F S 2-3 ③ K			C F F X 0-2 ① F9		F S B X 1-2 ② G1-4-3		B S S B X 2-2 ②③ L4-3 1-2		4	0	0	0	0	1	2
Chris Singleton, L (1, 8) OBP: 0.303, SLG: 0.412		B C B B F X 2-2 ① L3		B B B B 4-0 1-2 BB		B X 1-0 ③ F7			B X 1-0 ① G3	3	0	0	0	1	0	0
Carlos Lee, R (1, 7) OBP: 0.347, SLG: 0.560		C C B X 1-2 ② G5-3		B B X 2-0 ② P4			F F B B F X 2-2 ① F9		S B C F F X 1-2 1B 14 1B 1B	4	1	1	0	0	0	2
Greg Norton, S (1, 5) OBP: 0.358, SLG: 0.476 (8, 3)		B B F B C X 3-2 ③ G6-3		F B F S 1-3 ③ K			B F F B F X 2-2 HR		X 0-0 14 1B 1-3 1B	4	1	2	1	0	1	2
Mark Johnson, L (1, 2) OBP: 0.297, SLG: 0.323 14 Paul Konerko, R (9, PH) OBP: 0.345, SLG: 0.516 Brook Fordyce, R (9, 2) OBP: 0.150, SLG: 0.263			B B X 2-0 FC5-4 1B		C X 0-1 ① G3		C B B B C C 3-3 ② K		B F B X 2-1 1-3 3-H 1B	3	0	1	0	0	1	0
										1	0	1	1	0	0	0
										0	0	0	0	0	0	0
James Baldwin, R (1, 1) Kelly Wunsch, L (7, 1) Bob Howry, L (7, 1) Tony Graffanino, R (8, 5) OBP: 0.333, SLG: 0.318			S B X 1-1 ① FC5-4 1-2f		F X 0-1 ② F2		S S F S 0-3 K FC6		S F B B X 2-2 ② L6	3	0	0	0	0	1	1
										0	0	0	0	0	0	0
										0	0	0	0	0	0	0
										1	0	0	0	0	0	2
Inning Stats	R: 1 E: 0 K: 2 S: 11 H: 1 LOB: 0 BB: 0 P: 18	R: 0 E: 0 K: 0 S: 9 H: 0 LOB: 0 BB: 0 P: 15	R: 0 E: 0 K: 0 S: 8 H: 1 LOB: 1 BB: 0 P: 14	R: 0 E: 0 K: 1 S: 11 H: 0 LOB: 2 BB: 2 P: 22	R: 0 E: 0 K: 0 S: 6 H: 0 LOB: 0 BB: 0 P: 8	R: 1 E: 0 K: 0 S: 7 H: 1 LOB: 0 BB: 0 P: 10	R: 1 E: 0 K: 2 S: 16 H: 1 LOB: 1 BB: 0 P: 23	R: 0 E: 0 K: 0 S: 6 H: 0 LOB: 0 BB: 1 P: 12	R: 1 E: 0 K: 0 S: 13 H: 3 LOB: 2 BB: 0 P: 21	1B: 4 2B: 1 3B: 1 HR: 2	SF: 0 SAC: 0 DP: 1 HBP: 0					

TOP

Chicago White Sox @ Cincinnati Reds

Cinergy Field, Cincinnati, OH

Mon Jun 05 2000, 7:35 PM EDT

Att. 26,624 - Cloudy - 67 F

livebaseballscorecards.com

AB	34
R	4
H	7
RBI	4
BB	3
SO	5
LOB	14

WP: 1 PB: 0 SB: 0 CS: 0 PA: 37

PITCHER		IP	WLS	BF	H	R	ER	SO	BB	IBB	HBP	BLK	WP	HR	S	P	ERA	WHIP
Steve Parris, R ERA: 5.04	(1, 1)	6.0	L	23	3	2	2	3	2	0	0	0	0	1	52	87	3.00	0.833
Scott Sullivan, R ERA: 4.5	(7, 1)	1.0		5	1	1	1	2	0	0	0	0	1	1	16	23	9.00	1.000
Elmer Dessens, R ERA: 6.97	(8, 1)	1.1		6	2	1	1	0	1	0	0	0	0	0	13	21	6.75	2.250
Dennys Reyes, L ERA: 5.14	(9, 1)	0.0		1	1	0	0	0	0	0	0	0	0	0	2	4	∞	∞
Danny Graves, R ERA: 1.79	(9, 1)	0.2		2	0	0	0	0	0	0	0	0	0	0	4	8	0.00	0.000

PITCHER	IP	WLS	BF	H	R	ER	SO	BB	IBB	HBP	BLK	WP	HR	S	P	ERA	WHIP

BOTTOM

Chicago White Sox @ Cincinnati Reds

Cinergy Field, Cincinnati, OH

Mon Jun 05 2000, 7:35 PM EDT

Att. 26,624 - Cloudy - 67 F

livebaseballscorecards.com

Batter	1	2	3	4	5	6	7	8	9	AB	R	H	RBI	BB	SO	LOB
Pokey Reese, R (1, 4) OBP: 0.365, SLG: 0.407	B B B C B 4-1 1B BB		B C F B B S 3-3 ② ③ K 1-2			B B F B C F X 3-2 ② G4-3	C B X 1-1 ③ F8			3	0	0	0	1	1	2
Barry Larkin, R (1, 6) OBP: 0.412, SLG: 0.511	C X 0-1 ① F8			B S B F F F B B 4-2 A4 D8 BB		C B B X 2-1 1B 1B		C F F X 0-2 ① F9		3	0	1	0	1	0	1
Ken Griffey Jr., L (1, 8) OBP: 0.378, SLG: 0.474	C X 0-1 G1-4-3 1-2 1B			F S 1 SAFE C 0-3 ① ② K 1-2		B C B X 2-1 1-3 1B		B C F F F S 1-3 ② K		4	0	2	0	0	2	1
Dante Bichette, R (1, 9) OBP: 0.338, SLG: 0.465	B X 1-0 ② ③ G1-4-3 1-2f			B B S F X 2-2 ③ F8		F S S 0-3 ③ K		X 0-0 1B		4	0	1	0	0	1	4
Michael Tucker, L (1, 7) OBP: 0.440, SLG: 0.671		B B C X 2-1 ① G4-3			B C B X 2-1 ① G4-3		F B X 1-1 1B 2B 1B	B B S X 2-1 ③ F9		4	1	1	0	0	0	1
Sean Casey, L (1, 3) OBP: 0.323, SLG: 0.331		C X 0-1 ② G4-3			S C B F X 1-2 ② L4		X 0-0 ① F7		F B X 1-1 HR	4	1	1	1	0	0	1
Aaron Boone, R (1, 5) OBP: 0.356, SLG: 0.477		C B B C B F X 3-2 ③ G3-1			F B X 1-1 1B		F X 0-1 2B 1-2 G4-3 1B		B B C F S 2-3 ① K	4	1	2	0	0	1	0
Eddie Taubensee, L (1, 2) OBP: 0.353, SLG: 0.411 Dmitri Young, S (7, PH) OBP: 0.317, SLG: 0.412 Elmer Dessens, R (8, 1) Dennys Reyes, R (9, 1) Danny Graves, R (9, 1) OBP: 0.500, SLG: 2.000 Chris Stynes, R (9, 7) OBP: 0.417, SLG: 0.488			X 0-0 ① G4-3		B S F C 1-3 ③ K		F B X 1-1 G4-3 1-3 2-H 2B		X 0-0 ② F3	2 1 0 0 0 1	0 0 0 0 0 0	0 1 0 0 0 0	0 1 0 0 0 0	0 1 0 0 0 0	1 0 0 0 0 0	1 0 0 0 0 0
Steve Parris, R (1, 1) OBP: 0.167, SLG: 0.294 D.T. Cromer, L (6, PH) OBP: 0.407, SLG: 0.625 Scott Sullivan, R (7, 1) OBP: 0.250, SLG: 0.250 Benito Santiago, R (7, PH) OBP: 0.333, SLG: 0.438 (8, 2)			B C B X 2-1 CS 1B			S B C B C 2-3 ① K	B B X 1-0 ② G4-3 2-3 3-H		B C X 1-1 ③ G6-3	1 1 0 2	0 0 0 0	1 0 0 1	0 0 0 0	0 1 0 0	0 0 0 1	0 0 0 1

	AB	34
	R	3
	H	10
	RBI	3
	BB	2
	SO	7
	LOB	12

Inning Stats										
	R: 0	H: 1	R: 0	H: 0	R: 0	H: 1	R: 0	H: 0	R: 0	H: 1
	E: 0	LOB: 1	E: 0	LOB: 0	E: 0	LOB: 1	K: 1	LOB: 0	K: 1	LOB: 1
	K: 0	BB: 1	K: 0	BB: 0	K: 1	BB: 0	S: 10	BB: 1	S: 11	BB: 0
	S: 6	P: 11	S: 8	P: 13	S: 6	P: 11		P: 16		P: 16

Inning Stats										
	R: 2	H: 2	R: 2	H: 3	R: 0	H: 1	R: 1	H: 1	1B: 8	SF: 0
	E: 0	LOB: 2	E: 0	LOB: 1	E: 0	LOB: 1	E: 0	LOB: 0	2B: 2	SAC: 0
	K: 2	BB: 0	K: 0	BB: 0	K: 1	BB: 0	K: 1	BB: 0	3B: 0	DP: 2
	S: 14	P: 23	S: 10	P: 14	S: 12	P: 15	S: 8	P: 12	HR: 1	HBP: 0

	WP: 0	PA: 36
	PB: 0	
	SB: 0	
	CS: 1	

PITCHER		IP	WLS	BF	H	R	ER	SO	BB	IBB	HBP	BLK	WP	HR	S	P	ERA	WHIP
James Baldwin, R ERA: 3.07	(1, 1)	6.1	W	25	7	2	2	5	2	0	0	0	0	0	60	96	2.84	1.421
Kelly Wunsch, L ERA: 2.95	(7, 1)	0.0		1	1	0	0	0	0	0	0	0	0	0	2	3	∞	∞
Bob Howry, R ERA: 4.03	(7, 1)	0.2	H	2	0	0	0	0	0	0	0	0	0	0	3	5	0.00	0.000
Keith Foulke, R ERA: 0.96	(8, 1)	2.0	S	8	2	1	1	2	0	0	0	0	0	1	20	27	4.50	1.000

PITCHER	IP	WLS	BF	H	R	ER	SO	BB	IBB	HBP	BLK	WP	HR	S	P	ERA	WHIP

Batter	1	2	3	4	5	6	7	8	9	AB	R	H	RBI	BB	SO	LOB
Ray Durham, S (1, 4) OBP: 0.310, SLG: 0.457	C C B F H 2-2 BB BB 2B HBP	X 0-0 ① F9		B S B C F X 2-2 WP 2B		B C X 1-1 ① G2-3 1-2	B S C B X 2-2 1B SF9 1-3 3-H 2B	B F X 1-1 ① ② G6-4-3 1-2f 2-3 3-H		5	2	2	1	0	0	4
Tony Graffanino, R (1, 6) OBP: 0.333, SLG: 0.357	B B F C X 2-2 ① P4	S X 0-1 1-3 HR 2B		B C S B F F B S 3-3 ② K		X 0-0 ② G1-4-3 2-3	B X 1-0 2B 2-3 3-H 1B	B X 1-0 ③ P4		6	1	2	1	0	1	4
Frank Thomas, R (1, 3) OBP: 0.430, SLG: 0.586	B C B B B 4-1 BB 1-2 2B BB	C F F X 0-2 2-H 3-H HR		B C S B B B X 3-2 ③ F4 2-3		F X 0-1 1B 3-H 1B 2B	C B S S 1-3 ① K		C B B F B B 4-2 BB E BB	4	4	2	4	2	1	3
Magglio Ordonez, R (1, 9) OBP: 0.362, SLG: 0.508	B B B B 4-0 2B 1-2 2-3 1B BB	X 0-0 ② F9			B B F X 2-1 FC1-6 BB 1B	B X 0-0 1B 2-3 2B 1B	B X 1-0 ② SF9 3-H		F S F B B B B B 4-2 E 14 1-2 1B BB	3	3	2	1	2	0	0
Carlos Lee, R (1, 7) OBP: 0.361, SLG: 0.578	C S X 0-2 1-3 2-H 3-H 1B 2B	F C B B F F S 2-3 ③ K			B B B B 4-0 FC1-6 1-2 BB	C F X 0-2 2B 1-2 3-H 1B	F B S S X 1-2 1-3 2B		B B B B C C X 3-2 E7 14 1B 1-3 2-H FC3-6 1B	5	2	4	4	1	1	0
Jeff Abbott, R (1, 8) OBP: 0.322, SLG: 0.375 Kevin Beirne, L (9, 1) Jesus Pena, L (9, 1)	F S F B B B B F X 3-2 2-H 3-H 1B	F C S 0-3 ① K			B F F S 1-3 ① K	B B X 2-0 1-3 2-H 2B	X 0-0 ③ F9		B F B X 2-1 2-3 3-H FC3-6 1B	5 0 0	0 0 0	2 0 0	3 0 0	0 0 0	2 0 0	4 0 0
Herbert Perry, R (1, 5) OBP: 0.343, SLG: 0.426	C B B B S F S 3-3 ② K	F B B X 2-1 ② F8			X 0-0 ② FC1-6 1-2f 2-3	B X 1-0 ③ F8		B B X 2-0 1B G6-4-3 1B	F S X 0-2 ① FC3-6 1-2f 3-H	6	1	1	1	0	1	6
Brook Fordyce, R (1, 2) OBP: 0.192, SLG: 0.280	B B B C F F X 3-2 ③ F8	S C B X 1-2 ③ G4-3			F X 0-1 ③ L8		X 0-0 21 E 2B 1B	X 0-0 G6-4-3 BB 1-3 1B	B C B X 2-1 F8	6	1	2	0	0	0	4
21 Cal Eldred, R (1, 1) OBP: 0.500, SLG: 0.333 Sean Lowe, R (7, 1) Chris Singleton, L (7, 8) OBP: 0.305, SLG: 0.410 41 Bill Simas, L (7, 1) 14 Paul Konerko, R (9, PH) OBP: 0.348, SLG: 0.519		C F B B B F F B 4-2 2B HR BB		B B C X 2-1 ① G4-3		C X 0-1 G1-4-3 G2-3 2B 1B	B B C X 1-1 E4 2B 1-3 1B	B B B B 4-0 G6-4-3 1-2 BB	S S S 0-3 ③ K	3 0 1 0 1	3 0 0 0 0	1 0 0 0 1	0 0 0 0 1	1 0 1 0 0	0 0 1 0 0	1 0 1 0 0
Inning Stats	R: 4 H: 2 E: 0 LOB: 1 K: 1 BB: 2 S: 23 P: 44	R: 3 H: 2 E: 0 LOB: 0 K: 1 BB: 1 S: 17 P: 23	R: 0 H: 0 E: 0 LOB: 0 K: 1 BB: 0 S: 8 P: 11	R: 0 H: 1 E: 0 LOB: 1 K: 1 BB: 0 S: 14 P: 24	R: 0 H: 1 E: 0 LOB: 2 K: 1 BB: 1 S: 8 P: 15	R: 3 H: 5 E: 0 LOB: 2 K: 0 BB: 0 S: 13 P: 17	R: 3 H: 4 E: 1 LOB: 2 K: 1 BB: 0 S: 15 P: 22	R: 1 H: 2 E: 0 LOB: 1 K: 0 BB: 1 S: 5 P: 13	R: 3 H: 2 E: 1 LOB: 1 K: 1 BB: 2 S: 18 P: 33	1B: 11 SF: 1 2B: 7 SAC: 0 3B: 0 DP: 1 HR: 1 HBP: 1						

TOP

Chicago White Sox @ Cincinnati Reds

Cinergy Field, Cincinnati, OH

Tue Jun 06 2000, 7:35 PM EDT

Att. 28,908 - Sunny - 71 F

livebaseballscorecards.com

AB	45
R	17
H	19
RBI	16
BB	7
SO	7
LOB	27

WP: 1 PB: 0 SB: 0 CS: 0 PA: 54

PITCHER		IP	WLS	BF	H	R	ER	SO	BB	IBB	HBP	BLK	WP	HR	S	P	ERA	WHIP
Ron Villone, L ERA: 5.54	(1, 1)	1.1	L	12	4	7	7	1	3	0	1	0	0	1	34	59	47.25	5.250
Manny Aybar, R ERA: 5.7	(2, 1)	4.2		22	7	3	3	4	1	0	0	0	1	0	49	75	5.79	1.714
Scott Sullivan, R ERA: 4.62	(7, 1)	1.0		8	4	3	1	1	0	0	0	0	0	0	15	22	9.00	4.000
Dennys Reyes, L ERA: 6.75	(8, 1)	2.0		12	4	4	4	1	3	0	0	0	0	0	23	46	18.00	3.500

PITCHER		IP	WLS	BF	H	R	ER	SO	BB	IBB	HBP	BLK	WP	HR	S	P	ERA	WHIP

Chicago White Sox @ Cincinnati Reds

Cinergy Field, Cincinnati, OH

Tue Jun 06 2000, 7:35 PM EDT

Att. 28,908 - Sunny - 71 F

livebaseballscorecards.com

BOTTOM

Batter	1	2	3	4	5	6	7	8	9	AB	R	H	RBI	BB	SO	LOB
Pokey Reese, R (1, 4) OBP: 0.360, SLG: 0.401	G4-3		F8			F9	HR		1B WP HR 1B	3	0	0	0	0	0	1
Chris Stynes, R (7, 4) OBP: 0.440, SLG: 0.578										2	2	2	3	0	0	0
Barry Larkin, R (1, 6) OBP: 0.417, SLG: 0.511	FC4 BB 1B		G6-4-3			G1-6-3 BB	2B		1B HR BB	2	0	1	0	1	0	1
Juan Castro, R (7, 6) OBP: 0.292, SLG: 0.457										1	1	1	0	1	0	0
Ken Griffey Jr., L (1, 8) OBP: 0.378, SLG: 0.469	FC4 BB			F8		G1-6-3	G4-6-3 BB		1B HR 1B	2	0	0	0	1	0	1
Scott Sullivan, R (7, 1) OBP: 0.250, SLG: 0.250										0	0	0	0	0	0	0
Hal Morris, L (7, PH) OBP: 0.358, SLG: 0.350										0	0	0	0	1	0	0
Dennys Reyes, R (8, 1)										0	0	0	0	0	0	0
Benito Santiago, R (9, PH) OBP: 0.342, SLG: 0.446										1	1	1	1	0	0	0
Dante Bichette, R (1, 9) OBP: 0.335, SLG: 0.473	FC4			E6		F7	G4-6-3		HR	5	2	1	4	0	0	5
Michael Tucker, L (1, 7) OBP: 0.438, SLG: 0.655	G5-3			G4-6-3			K	G6-4-3	F8	5	0	2	1	0	1	2
(7, 8)																
Sean Casey, L (1, 3) OBP: 0.320, SLG: 0.322		L6		G4-6-3			2B BB	K	F7	4	1	0	0	1	1	2
Aaron Boone, R (1, 5) OBP: 0.357, SLG: 0.480		G6-3			L1-3		2B	G6-4-3	K	5	1	2	0	0	1	1
Eddie Taubensee, L (1, 2) OBP: 0.357, SLG: 0.409		G3-1			L1-3		2B HR BB		1B BB WP 1B	3	2	1	0	1	0	1
Ron Villone, L (1, 1) OBP: 0.158, SLG: 0.211			G6-4-3 BB		G4-6-3		HR 2B		WP 1B 1B BB	0	0	0	0	0	0	0
Manny Aybar, R (2, 1)										1	0	0	0	1	0	0
Dmitri Young, S (7, 7) OBP: 0.324, SLG: 0.421										1	2	1	2	1	0	0

	AB	R	H	RBI	BB	SO	LOB
	35	12	12	11	8	3	14

Inning Stats	1	2	3	4	5	6	7	8	9
	R: 0 E: 0 K: 0 S: 13	H: 1 LOB: 2 BB: 1 P: 21	R: 0 E: 0 K: 0 S: 9	H: 0 LOB: 0 BB: 0 P: 14	R: 0 E: 0 K: 0 S: 7	H: 0 LOB: 0 BB: 1 P: 16	R: 1 E: 1 K: 0 S: 12	H: 1 LOB: 0 BB: 0 P: 17	R: 0 E: 0 K: 0 S: 6	H: 1 LOB: 0 BB: 0 P: 9	R: 0 E: 0 K: 0 S: 6	H: 0 LOB: 1 BB: 1 P: 14	R: 5 E: 0 K: 1 S: 27	H: 4 LOB: 1 BB: 3 P: 44	R: 0 E: 0 K: 1 S: 7	H: 1 LOB: 0 BB: 0 P: 12	R: 6 E: 0 K: 1 S: 19	H: 4 LOB: 0 BB: 2 P: 38

	1B: 7	SF: 0	WP: 1	PA: 43
	2B: 4	SAC: 0	PB: 0	
	3B: 0	DP: 5	SB: 0	
	HR: 2	HBP: 0	CS: 0	

PITCHER		IP	WLS	BF	H	R	ER	SO	BB	IBB	HBP	BLK	WP	HR	S	P	ERA	WHIP
21 Cal Eldred, R ERA: 4.16	(1, 1)	6.1	W	26	4	4	3	1	5	0	0	0	0	0	65	111	4.26	1.421
Sean Lowe, R ERA: 4.56	(7, 1)	0.0		4	3	2	2	0	1	0	0	0	0	1	11	19	∞	∞
41 Bill Simas, R ERA: 3.81	(7, 1)	1.2		4	1	0	0	1	0	0	0	0	0	0	11	17	0.00	0.600
Kevin Beirne, R ERA: 9.82	(9, 1)	0.0		4	2	4	4	0	2	0	0	0	1	0	8	19	∞	∞
Jesus Pena, L ERA: 12.0	(9, 1)	1.0		5	2	2	2	1	0	0	0	0	0	1	11	19	18.00	2.000

PITCHER		IP	WLS	BF	H	R	ER	SO	BB	IBB	HBP	BLK	WP	HR	S	P	ERA	WHIP

Batter	1	2	3	4	5	6	7	8	9	AB	R	H	RBI	BB	SO	LOB
Jose Valentin, S (1, 6) OBP: 0.306, SLG: 0.462	C C S 0-3 ① K		B B X 2-0 ② F8		C X 0-1 ① F9	B C X 1-1 FC6-4 1B		C B F S 1-3 ① K		5	0	1	0	0	2	0
Tony Graffanino, R (1, 4) OBP: 0.371, SLG: 0.375	X 0-0 ② F8		C B X 1-1 1B		B B C B B 4-1 G3 BB	B X 1-0 ③ FC6-4 1-2f		X 0-0 CS 1B		4	0	2	0	1	0	1
Carlos Lee, R (1, 7) OBP: 0.357, SLG: 0.578	C B B B F F F F X 3-2 3B		C C S 0-3 ③ K		F X 0-1 ② G3 1-2		F B X 1-1 ① F8	C B B B S X 3-2 ②③ P4 1-2		5	0	1	0	0	1	3
14 Paul Konerko, R (1, 3) OBP: 0.354, SLG: 0.521	F X 0-1 ③ F2			C B B B X 3-1 2B 2B	B B B X 3-0 ③ F8		B B F B B 4-1 1B 2B BB		B C F F B B B 4-2 E BB	3	2	1	0	2	0	2
Chris Singleton, L (1, 8) OBP: 0.307, SLG: 0.415		X 0-0 G6-3 2B		X 0-0 ① F2		C F S 1-3 ① K	F B B B X 3-1 1-3 2B 1B		B B 1 SAFE X 2-0 ① F5 1-3	5	1	2	0	0	1	2
Jeff Abbott, R (1, 9) OBP: 0.337, SLG: 0.412		X 0-0 ① G5-3		X 0-0 FC1-6 2-H 2B		B F X 1-1 WP FC5-4 1B	B B B C F F X 3-2 G6-3 1-H 3-H 2B		C S B S 1-3 ② K	5	1	3	3	0	1	2
Greg Norton, S (1, 5) OBP: 0.366, SLG: 0.468		F B X 1-1 ② G6-3 2-3		C B B S F B B 4-2 FC1-6 BB		C B F B B B 4-2 FC5-4 1-3 BB	B B B B 4-0 G6-3 BB		B C F F B F X 2-2 ③ G6-3	2	0	0	0	3	0	2
Brook Fordyce, R (1, 2) OBP: 0.167, SLG: 0.241		S B S C 1-3 ③ K		B B F F F X 2-2 ② FC1-6 1-2f 2-3		B F X 1-1 ② FC5-4 HR 1-2f 3-H	F S B X 1-2 ② G6-3 1-2 2-3			4	1	0	1	0	1	6
Jim Parque, L (1, 1)			C B S S 1-3 ① K	X 0-0 ③ F8		B C X 1-1 1-H HR	B F X 1-1 ③ F8			2	0	0	0	0	1	2
Frank Thomas, R (6, PH) OBP: 0.433, SLG: 0.603										1	1	1	2	0	0	0
Sean Lowe, R (6, 1)										0	0	0	0	0	0	0
Kelly Wunsch, L (6, 1)										0	0	0	0	0	0	0
Magglio Ordonez, R (7, PH) OBP: 0.361, SLG: 0.505										1	0	0	0	0	0	2
41 Bill Simas, L (7, 1)										0	0	0	0	0	0	0
Bob Howry, L (8, 1)										0	0	0	0	0	0	0
Keith Foulke, R (9, 1)										0	0	0	0	0	0	0
Inning Stats	R: 0 E: 0 K: 1 S: 12 H: 1 LOB: 1 BB: 0 P: 15	R: 0 E: 0 K: 1 S: 7 H: 1 LOB: 1 BB: 0 P: 9	R: 0 E: 0 K: 2 S: 9 H: 1 LOB: 0 BB: 0 P: 13	R: 1 E: 0 K: 0 S: 12 H: 2 LOB: 2 BB: 1 P: 21	R: 0 E: 0 K: 0 S: 6 H: 0 LOB: 1 BB: 1 P: 13	R: 3 E: 0 K: 1 S: 14 H: 3 LOB: 1 BB: 1 P: 24	R: 2 E: 0 K: 0 S: 14 H: 2 LOB: 2 BB: 2 P: 31	R: 0 E: 0 K: 1 S: 8 H: 1 LOB: 0 BB: 0 P: 12	R: 0 E: 1 K: 1 S: 12 H: 0 LOB: 1 BB: 1 P: 21	1B: 5 2B: 4 3B: 1 HR: 1	SF: 0 SAC: 0 DP: 0 HBP: 0						

TOP

Chicago White Sox @ Cincinnati Reds

Cinergy Field, Cincinnati, OH

Wed Jun 07 2000, 12:35 PM EDT

Att. 31,023 - Sunny - 72 F

livebaseballscorecards.com

AB	37
R	6
H	11
RBI	6
BB	6
SO	7
LOB	22

PITCHER		IP	WLS	BF	H	R	ER	SO	BB	IBB	HBP	BLK	WP	HR	S	P	ERA	WHIP
Rob Bell, R ERA: 4.36	(1, 1)	6.0	L	29	8	4	4	5	3	0	0	0	1	1	60	95	6.00	1.833
Scott Williamson, R ERA: 2.7	(7, 1)	0.1		5	2	2	2	0	2	0	0	0	0	0	9	24	54.00	12.000
Elmer Dessens, R ERA: 6.17	(7, 1)	2.2		9	1	0	0	2	1	0	0	0	0	0	25	40	0.00	0.750

PITCHER		IP	WLS	BF	H	R	ER	SO	BB	IBB	HBP	BLK	WP	HR	S	P	ERA	WHIP

WP: 2 PB: 0 SB: 0 CS: 1 PA: 43

BOTTOM

Chicago White Sox @ Cincinnati Reds

Cinergy Field, Cincinnati, OH

Wed Jun 07 2000, 12:35 PM EDT

Att. 31,023 - Sunny - 72 F

livebaseballscorecards.com

Batter	1	2	3	4	5	6	7	8	9	AB	R	H	RBI	BB	SO	LOB
Pokey Reese, R (1, 4) OBP: 0.365, SLG: 0.405	2-1 2B HR 1B		2-0 F8		3-2 G6-3 WP 1B		3-2 F8		1-0 FC6-4 3-H 1B	5	1	3	1	0	0	0
Barry Larkin, R (1, 6) OBP: 0.416, SLG: 0.514	0-1 1-3 HR 2B		2-2 S 1B		1-2 L5 1-2		2-0 P2		1-0 FC6-4 1-2f	5	1	2	0	0	0	2
Ken Griffey Jr., L (1, 8) OBP: 0.378, SLG: 0.480	0-1 2-H 3-H HR		3-3 K 1-2		1-0 G6-3 2-3		4-2 FC6-4 BB		0-0 F9	4	1	1	3	1	1	3
Dante Bichette, R (1, 9) OBP: 0.329, SLG: 0.464	0-2 G4-3		1-3 K		1-3 K		2-2 FC6-4 1-2f			4	0	0	0	0	2	3
Dmitri Young, S (1, 3) OBP: 0.318, SLG: 0.412	2-3 K			1-2 G4-3		2-2 G4-3		1-3 K		4	0	0	0	0	2	0
Chris Stynes, R (1, 7) OBP: 0.444, SLG: 0.563	4-0 CS BB			2-3 K		0-1 HBP 1B		2-3 K		3	0	1	0	1	2	0
Aaron Boone, R (1, 5) OBP: 0.350, SLG: 0.471	1 SAFE 0-0 CS 1-2		3-1 L8		3-2 E5 S		2-1 F7	2-3 K		4	0	0	0	0	1	1
Benito Santiago, R (1, 2) OBP: 0.361, SLG: 0.474			1-1 G5-3		4-1 1-2 IBB		1-0 1-2 HBP		1-2 1B 3B	2	1	1	0	1	0	0
Rob Bell, R (1, 1)			1-3 K		0-3 K		3-3 K		0-0 P4	2	0	0	0	0	2	2
D.T. Cromer, L (6, PH) OBP: 0.393, SLG: 0.600										1	0	0	0	0	1	2
Scott Williamson, R (7, 1)										0	0	0	0	0	0	0
Elmer Dessens, R (7, 1)										0	0	0	0	0	0	0
Michael Tucker, L (9, PH) OBP: 0.434, SLG: 0.647										1	0	0	0	0	0	1
Inning Stats	R: 3 H: 3 E: 0 LOB: 0 K: 1 BB: 1 S: 12 P: 20		R: 0 H: 0 E: 0 LOB: 0 K: 1 BB: 0 S: 7 P: 12		R: 0 H: 1 E: 0 LOB: 1 K: 2 BB: 0 S: 11 P: 19		R: 0 H: 0 E: 1 LOB: 2 K: 2 BB: 1 S: 14 P: 24		R: 0 H: 1 E: 0 LOB: 1 K: 1 BB: 0 S: 10 P: 16							
Inning Stats	R: 0 H: 1 E: 0 LOB: 2 K: 1 BB: 0 S: 10 P: 18		R: 0 H: 0 E: 0 LOB: 1 K: 0 BB: 1 S: 11 P: 22		R: 0 H: 0 E: 0 LOB: 0 K: 3 BB: 0 S: 9 P: 14		R: 1 H: 2 E: 0 LOB: 1 K: 0 BB: 0 S: 9 P: 12			1B: 5 SF: 0 2B: 1 SAC: 0 3B: 1 DP: 0 HR: 1 HBP: 1						

PITCHER		IP	WLS	BF	H	R	ER	SO	BB	IBB	HBP	BLK	WP	HR	S	P	ERA	WHIP
Jim Parque, L ERA: 4.18	(1, 1)	5.0	W	22	5	3	3	7	1	1	0	0	1	1	54	91	5.40	1.200
Sean Lowe, R ERA: 4.44	(6, 1)	0.2	H	4	1	0	0	0	0	0	1	0	0	0	7	12	0.00	1.500
Kelly Wunsch, L ERA: 2.91	(6, 1)	0.1	H	1	0	0	0	1	0	0	0	0	0	0	3	6	0.00	0.000
41 Bill Simas, R ERA: 3.67	(7, 1)	1.0	H	4	0	0	0	0	1	0	0	0	0	0	11	22	0.00	1.000
Bob Howry, R ERA: 3.86	(8, 1)	1.0	H	3	0	0	0	3	0	0	0	0	0	0	9	14	0.00	0.000
Keith Foulke, R ERA: 1.16	(9, 1)	1.0	S	5	2	1	1	0	0	0	0	0	0	0	9	12	9.00	2.000

AB	35
R	4
H	8
RBI	4
BB	3
SO	11
LOB	14

WP: 1 PA: 40
PB: 0
SB: 2
CS: 1

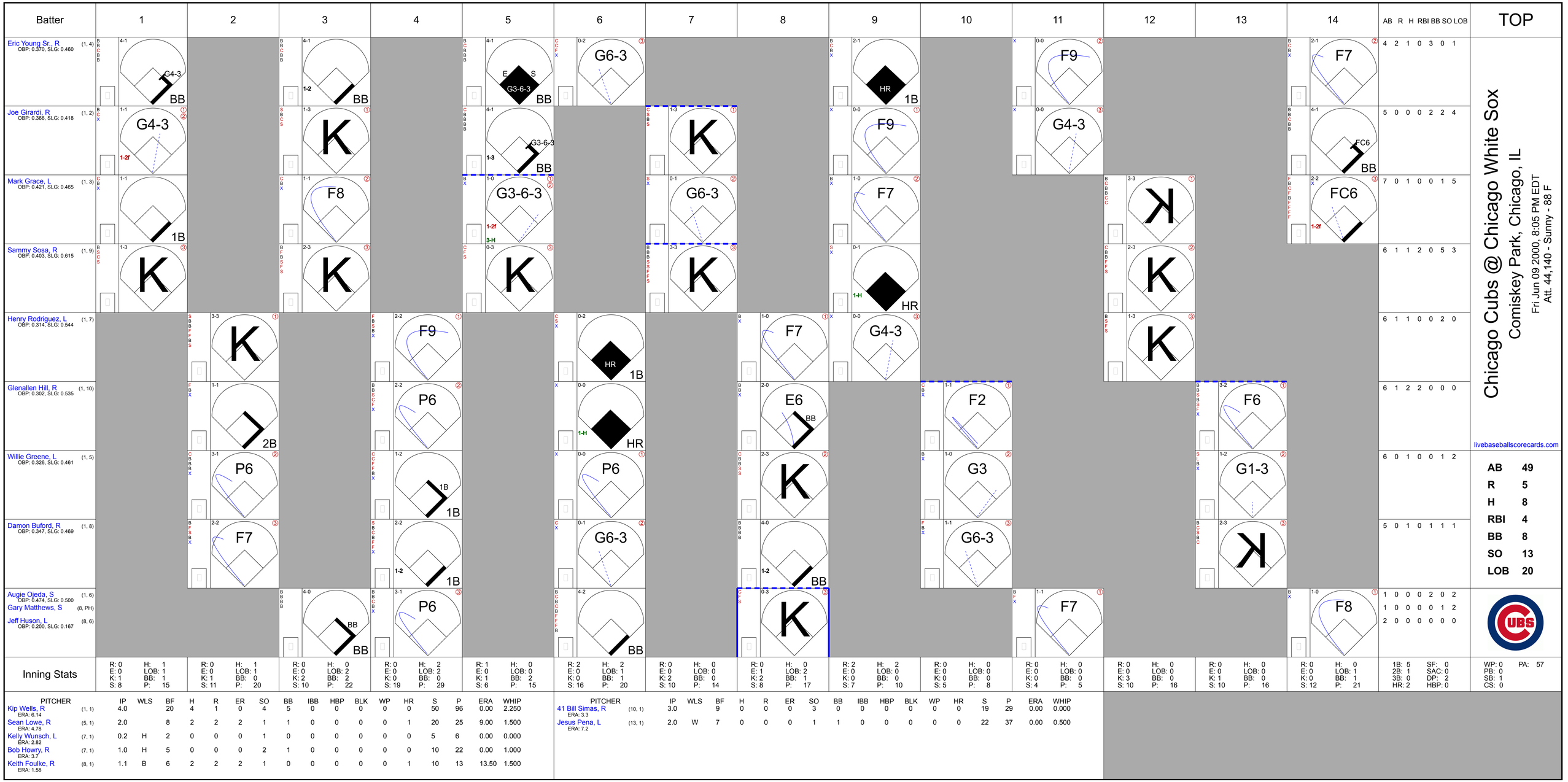
Batter
1
2
3
4
5
6
7
8
9
10
11
12
13
14
AB R H RBI BB SO LOB
TOP
Eric Young Sr., R (1, 4) OBP: 0.370, SLG: 0.460
Joe Girardi, R (1, 2) OBP: 0.366, SLG: 0.418
Mark Grace, L (1, 3) OBP: 0.421, SLG: 0.465
Sammy Sosa, R (1, 9) OBP: 0.403, SLG: 0.615
Henry Rodriguez, L (1, 7) OBP: 0.314, SLG: 0.544
Glenallen Hill, R (1, 10) OBP: 0.302, SLG: 0.535
Willie Greene, L (1, 5) OBP: 0.326, SLG: 0.461
Damon Buford, R (1, 8) OBP: 0.347, SLG: 0.469
Augie Ojeda, S (1, 6) OBP: 0.474, SLG: 0.500
Gary Matthews, S (8, PH)
Jeff Huson, L (8, 6) OBP: 0.200, SLG: 0.167
4 2 1 0 3 0 1
5 0 0 0 2 2 4
7 0 1 0 0 1 5
6 1 1 2 0 5 3
6 1 1 0 0 2 0
6 1 2 2 0 0 0
6 0 1 0 0 1 2
5 0 1 0 1 1 1
1 0 0 0 2 0 2
1 0 0 0 0 1 2
2 0 0 0 0 0 0
Chicago Cubs @ Chicago White Sox
Comiskey Park, Chicago, IL
Fri Jun 09 2000, 8:05 PM EDT
Att. 44,140 - Sunny - 88 F
livebaseballscorecards.com
AB 49
R 5
H 8
RBI 4
BB 8
SO 13
LOB 20
Inning Stats
R: 0 H: 1 E: 0 LOB: 1 K: 1 BB: 1 S: 8 P: 15
R: 0 H: 1 E: 0 LOB: 1 K: 1 BB: 0 S: 11 P: 20
R: 0 H: 0 E: 0 LOB: 2 K: 2 BB: 2 S: 10 P: 22
R: 0 H: 2 E: 0 LOB: 2 K: 0 BB: 0 S: 19 P: 29
R: 1 H: 0 E: 0 LOB: 0 K: 1 BB: 2 S: 6 P: 15
R: 2 H: 2 E: 0 LOB: 1 K: 0 BB: 1 S: 16 P: 20
R: 0 H: 0 E: 0 LOB: 0 K: 2 BB: 0 S: 10 P: 14
R: 0 H: 0 E: 1 LOB: 2 K: 2 BB: 1 S: 8 P: 17
R: 2 H: 2 E: 0 LOB: 0 K: 0 BB: 0 S: 7 P: 10
R: 0 H: 0 E: 0 LOB: 0 K: 0 BB: 0 S: 5 P: 8
R: 0 H: 0 E: 0 LOB: 0 K: 0 BB: 0 S: 4 P: 5
R: 0 H: 0 E: 0 LOB: 0 K: 3 BB: 0 S: 10 P: 16
R: 0 H: 0 E: 0 LOB: 0 K: 1 BB: 0 S: 10 P: 16
R: 0 H: 0 E: 0 LOB: 1 K: 0 BB: 1 S: 12 P: 21
1B: 5 SF: 0 2B: 1 SAC: 0 3B: 0 DP: 2 HR: 2 HBP: 0
WP: 0 PA: 57 PB: 0 SB: 1 CS: 0
PITCHER IP WLS BF H R ER SO BB IBB HBP BLK WP HR S P ERA WHIP
Kip Wells, R (1, 1) ERA: 6.14 4.0 8 20 4 1 0 4 5 0 0 0 0 0 50 96 0.00 2.250
Sean Lowe, R (5, 1) ERA: 4.78 2.0 8 2 2 2 1 1 0 0 0 0 1 20 25 9.00 1.500
Kelly Wunsch, L (7, 1) ERA: 2.82 0.2 H 2 0 0 0 1 0 0 0 0 0 0 5 6 0.00 0.000
Bob Howry, R (7, 1) ERA: 3.7 1.0 H 5 0 0 0 2 1 0 0 0 0 0 10 22 0.00 1.000
Keith Foulke, R (8, 1) ERA: 1.58 1.1 B 6 2 2 2 1 0 0 0 0 0 1 10 13 13.50 1.500
PITCHER IP WLS BF H R ER SO BB IBB HBP BLK WP HR S P ERA WHIP
41 Bill Simas, R (10, 1) ERA: 3.3 3.0 9 0 0 0 3 0 0 0 0 0 0 0 19 29 0.00 0.000
Jesus Pena, L (13, 1) ERA: 7.2 2.0 W 7 0 0 0 1 1 0 0 0 0 0 0 22 37 0.00 0.500

BOTTOM

Chicago Cubs @ Chicago White Sox

Comiskey Park, Chicago, IL

Fri Jun 09 2000, 8:05 PM EDT

Att. 44,140 - Sunny - 88 F

livebaseballscorecards.com

Batter	1	2	3	4	5	6	7	8	9	10	11	12	13	14	AB	R	H	RBI	BB	SO	LOB
Ray Durham, S (1, 4) OBP: 0.317, SLG: 0.458	4-2 L3 BB		0-0 1B		1-1 CS 1B		0-0 G6-3 ②			0-3 K ①		1-2 F9 ②		2-1 1-2 2-H 1B	6	0	3	1	1	1	1
Jose Valentin, S (1, 6) OBP: 0.303, SLG: 0.468	1-0 L3 ① ② 1-2		2-2 P6 ③		2-1 G3-1 ① ② 1-2		3-2 HR			1-0 G3 ②		1-0 G6-3 ③			6	1	1	1	0	0	4
Frank Thomas, R (1, 10) OBP: 0.434, SLG: 0.615	1-1 G5-3 ③			2-0 3B 1B	2-1 HR		2-2 F9 ③			2-2 1B			3-2 G6-3 ①		6	2	3	1	0	0	0
Magglio Ordonez, R (1, 9) OBP: 0.364, SLG: 0.519		1-2 1B ①		0-1 1-H 2B 3B	3-2 G4-3 ③			0-0 G6-3 ①		2-1 F9 ③			0-1 2B		6	1	3	1	0	0	1
14 Paul Konerko, R (1, 3) OBP: 0.349, SLG: 0.510		1-1 1B		1-0 G6-3 ①		0-1 P4 ①		3-1 G5-3 ②			3-3 K ①		2-0 P4 ②		6	0	1	0	0	1	2
Chris Singleton, L (1, 8) OBP: 0.308, SLG: 0.417		0-0 F8 ②		2-2 1B 3-H 2B		0-1 G6-3 1B		1-1 F5 ③			2-2 L4 ②		1-0 P5 ③		6	1	2	1	0	0	2
Carlos Lee, R (1, 7) OBP: 0.352, SLG: 0.566		0-1 F7 ③		1-2 G4-3 2-H 1B		0-2 G6-3 ② 1-2			0-1 G6-3 ①		1-3 K ③			2-3 S K ①	6	0	1	1	0	2	2
Greg Norton, S (1, 5) OBP: 0.356, SLG: 0.454	0-0 F8 ①		3-2 G4-3 ② 1-2			0-0 G4-3 ③			2-3 K ②			4-2 SH5-4 BB		1-1 S 1B 1B	4	0	0	0	0	1	2
Herbert Perry, R (12, PH) (13, 5) OBP: 0.355, SLG: 0.432															1	1	1	0	1	0	0
Mark Johnson, L (1, 2) OBP: 0.287, SLG: 0.311	2-1 G3 ②		1-0 G4-3 ③				3-2 F7 ①		1-2 F7 ③			0-0 SH5-4 ① 1-2		4-2 1B 1-2 BB	4	0	0	0	0	0	1
Jeff Abbott, R (14, PH) OBP: 0.344, SLG: 0.412															0	0	0	0	1	0	0

Inning Stats														
	R: 0 E: 0 K: 0 S: 6	H: 0 LOB: 0 BB: 1 P: 12	R: 0 E: 0 K: 0 S: 8	H: 2 LOB: 1 BB: 0 P: 10	R: 0 E: 0 K: 0 S: 9	H: 1 LOB: 1 BB: 0 P: 13	R: 3 E: 0 K: 0 S: 16	H: 4 LOB: 1 BB: 0 P: 26	R: 1 E: 0 K: 0 S: 10	H: 2 LOB: 0 BB: 0 P: 18	R: 0 E: 0 K: 0 S: 8	H: 1 LOB: 1 BB: 0 P: 8	R: 1 E: 0 K: 0 S: 10	H: 1 LOB: 0 BB: 0 P: 18
	R: 0 E: 0 K: 0 S: 5	H: 0 LOB: 0 BB: 0 P: 9	R: 0 E: 0 K: 1 S: 10	H: 0 LOB: 0 BB: 0 P: 13	R: 0 E: 0 K: 1 S: 10	H: 1 LOB: 1 BB: 0 P: 15	R: 0 E: 0 K: 2 S: 13	H: 0 LOB: 0 BB: 0 P: 19	R: 0 E: 0 K: 0 S: 9	H: 0 LOB: 1 BB: 1 P: 15	R: 0 E: 0 K: 0 S: 7	H: 1 LOB: 1 BB: 0 P: 13	R: 1 E: 0 K: 1 S: 15	H: 2 LOB: 2 BB: 1 P: 24

	AB	SF: 0
1B: 10	R: 6	SAC: 1
2B: 3	H: 15	DP: 1
3B: 1	RBI: 6	HBP: 0
HR: 2	BB: 3	
	SO: 5	
	LOB: 15	

WP: 0 PB: 0 SB: 1 CS: 1 PA: 55

PITCHER		IP	WLS	BF	H	R	ER	SO	BB	IBB	HBP	BLK	WP	HR	S	P	ERA	WHIP
Jon Lieber, R ERA: 3.71	(1, 1)	8.0		33	11	5	5	0	1	0	0	0	0	2	72	114	5.62	1.500
Tim Worrell, R ERA: 3.45	(9, 1)	3.0		10	1	0	0	4	0	0	0	0	0	0	33	47	0.00	0.333
Felix Heredia, L ERA: 5.63	(12, 1)	1.0		4	0	0	0	0	1	0	0	0	0	0	9	15	0.00	1.000
Todd Van Poppel, R ERA: 1.37	(13, 1)	1.1	L	7	2	1	1	1	1	0	0	0	0	0	20	33	6.75	2.250
76 Daniel Garibay, L ERA: 2.81	(14, 1)	0.0		1	1	0	0	0	0	0	0	0	0	0	2	4	∞	∞

PITCHER	IP	WLS	BF	H	R	ER	SO	BB	IBB	HBP	BLK	WP	HR	S	P	ERA	WHIP

Batter	1	2	3	4	5	6	7	8	9	AB	R	H	RBI	BB	SO	LOB
Eric Young Sr., R (1, 4) OBP: 0.375, SLG: 0.462	B B B C C F F F F 4-2 B 1B E BB		X 0-0 ② G6-3			C B B X 2-1 G5-4-3 1B		C X 0-1 FC3-6 BB 1-2 1B		3	1	2	0	1	0	0
Joe Girardi, R (1, 2) OBP: 0.370, SLG: 0.417	B X 1-0 FC3-6 1-2 1B		C B X 1-1 ③ F8			C X 0-1 ① ② G5-4-3 1-2f		B S B B B 4-1 FC3-6 BB 1-2 2-3		3	0	1	0	1	0	1
Mark Grace, L (1, 3) OBP: 0.423, SLG: 0.485	B F F F X 1-2 ① FC3-6 WP 1-2f 2-H			B B F X 2-1 G6-4-3 1B		F F X 0-2 HR		C B B F X 2-2 ② FC3-6 PO 1-2f 2-3 3-H		4	1	2	2	0	0	3
Sammy Sosa, R (1, 9) OBP: 0.397, SLG: 0.605	C F F B C 1-3 ② K 2-3			S F B B B S 3-3 ① K		B F B B B S F F F S 3-3 ③ K		C F 1 SAFE 0-2 ③ PO 1-2	B B S X 2-1 ① F9	4	0	0	0	0	3	2
Glenallen Hill, R (1, 10) OBP: 0.291, SLG: 0.515	C B X 1-1 ③ F9			F B F F B X 2-2 ② ③ G6-4-3 1-2f			B C F B B F X 3-2 ① F9		C B S C 1-3 ② K	4	0	0	0	0	1	2
Damon Buford, R (1, 8) OBP: 0.346, SLG: 0.465		C X 0-1 ① F7			B B X 2-0 F7 1B		C F X 0-2 ② F8		F B X 1-1 ③ G5-3	4	0	1	0	0	0	0
Gary Matthews, S (1, 7)		B B F F X 2-2 ② G1-3			F C X 0-2 ① F7 1-2		C B B X 2-1 ③ P3			3	0	0	0	0	0	1
Chad Meyers, R (1, 5) OBP: 0.222, SLG: 0.333		F B F F S 1-3 ③ K			F C F B B F F S 2-3 ② K			C X 0-1 FC6-4 1B		3	0	1	0	0	2	1
Augie Ojeda, S (1, 6) OBP: 0.409, SLG: 0.412			B X 1-0 ① B5-3		C F F B F B B X 3-2 ③ G5-3			B C B X 2-1 ① FC6-4 BB 1B 1-2f FC3-6		3	1	0	0	0	0	2
Inning Stats	R: 1 H: 1 E: 1 LOB: 1 K: 1 BB: 1 S: 17 P: 25	R: 0 H: 0 E: 0 LOB: 0 K: 1 BB: 0 S: 8 P: 11	R: 0 H: 0 E: 0 LOB: 0 K: 0 BB: 0 S: 4 P: 6	R: 0 H: 1 E: 0 LOB: 0 K: 1 BB: 0 S: 9 P: 16	R: 0 H: 1 E: 0 LOB: 1 K: 1 BB: 0 S: 15 P: 22	R: 1 H: 2 E: 0 LOB: 0 K: 1 BB: 0 S: 13 P: 18	R: 0 H: 0 E: 0 LOB: 0 K: 0 BB: 0 S: 9 P: 14	R: 1 H: 2 E: 0 LOB: 1 K: 0 BB: 1 S: 12 P: 20	R: 0 H: 0 E: 0 LOB: 0 K: 1 BB: 0 S: 7 P: 11	1B: 6 SF: 0 2B: 0 SAC: 0 3B: 0 DP: 2 HR: 1 HBP: 0						

TOP

Chicago Cubs @ Chicago White Sox

Comiskey Park, Chicago, IL

Sat Jun 10 2000, 1:15 PM EDT
Att. 43,806 - Cloudy - 92 F

livebaseballscorecards.com

AB	31
R	3
H	7
RBI	2
BB	2
SO	6
LOB	12

PITCHER		IP	WLS	BF	H	R	ER	SO	BB	IBB	HBP	BLK	WP	HR	S	P	ERA	WHIP
Mike Sirotka, L ERA: 4.37	(1, 1)	7.0	W	26	6	3	3	5	1	0	0	0	1	1	77	114	3.86	1.000
Kelly Wunsch, L ERA: 2.74	(8, 1)	0.2	H	4	1	0	0	0	1	0	0	0	0	0	8	16	0.00	3.000
Sean Lowe, R ERA: 4.73	(8, 1)	0.1	H	0	0	0	0	0	0	0	0	0	0	0	2	2	0.00	0.000
Keith Foulke, R ERA: 1.54	(9, 1)	1.0	S	3	0	0	0	1	0	0	0	0	0	0	7	11	0.00	0.000

PITCHER	IP	WLS	BF	H	R	ER	SO	BB	IBB	HBP	BLK	WP	HR	S	P	ERA	WHIP

WP: 1 PA: 34
PB: 0
SB: 0
CS: 0

BOTTOM

Chicago Cubs @ Chicago White Sox

Comiskey Park, Chicago, IL

Sat Jun 10 2000, 1:15 PM EDT

Att. 43,806 - Cloudy - 92 F

livebaseballscorecards.com

Batter	1	2	3	4	5	6	7	8	9	AB	R	H	RBI	BB	SO	LOB
Ray Durham, S (1, 4) OBP: 0.320, SLG: 0.457	G3		G4-3		F2 BB		S 1B			3	0	1	0	1	0	0
Jose Valentin, S (1, 6) OBP: 0.302, SLG: 0.462	E S HR BB		K		SAFE F2 1-2		F7			3	1	0	0	1	1	2
Frank Thomas, R (1, 10) OBP: 0.427, SLG: 0.603	K 1-3			F9		K	K 1-2			4	0	0	0	0	3	2
Magglio Ordonez, R (1, 9) OBP: 0.371, SLG: 0.534	3-H HR			BB 14 BB BB		14 2B 1B BB	G4-3			2	2	1	2	2	0	1
14 Paul Konerko, R (1, 3) OBP: 0.356, SLG: 0.518	L6			BB 1-2 BB		1B 1-3 SF8 2B		SH3 1B		3	1	2	0	1	0	0
Chris Singleton, L (1, 8) OBP: 0.313, SLG: 0.415		G4-3		1-2 2-3 BB		BB		SH3 1-2		1	0	0	0	2	0	0
Carlos Lee, R (1, 7) OBP: 0.354, SLG: 0.562		F9		K		1-2 2-3 3-H 1B		BB		3	0	1	1	1	1	3
Herbert Perry, R (1, 5) OBP: 0.342, SLG: 0.418		G3-1		K		SF8 3-H		F9		3	0	0	1	0	1	5
Brook Fordyce, R (1, 2) OBP: 0.147, SLG: 0.212			F8		G5-3	G4-3		F9		4	0	0	0	0	0	4
Inning Stats	R: 2 E: 1 K: 1 S: 9 H: 1 LOB: 0 BB: 1 P: 17	R: 0 E: 0 K: 0 S: 7 H: 0 LOB: 0 BB: 0 P: 9	R: 0 E: 0 K: 1 S: 7 H: 0 LOB: 0 BB: 0 P: 13	R: 0 E: 0 K: 2 S: 14 H: 0 LOB: 3 BB: 3 P: 32	R: 0 E: 0 K: 0 S: 9 H: 0 LOB: 0 BB: 1 P: 14	R: 2 E: 0 K: 1 S: 13 H: 2 LOB: 2 BB: 2 P: 31	R: 0 E: 0 K: 1 S: 11 H: 1 LOB: 1 BB: 0 P: 16	R: 0 E: 0 K: 0 S: 11 H: 1 LOB: 2 BB: 1 P: 21		1B: 3 2B: 1 3B: 0 HR: 1	SF: 1 SAC: 1 DP: 0 HBP: 0			WP: 0 PB: 0 SB: 2 CS: 0	PA: 36		

	AB	26
	R	4
	H	5
	RBI	4
	BB	8
	SO	6
	LOB	17

PITCHER		IP	WLS	BF	H	R	ER	SO	BB	IBB	HBP	BLK	WP	HR	S	P	ERA	WHIP
34 Kerry Wood, R ERA: 5.57	(1, 1)	6.0	L	27	3	4	4	5	7	0	0	0	0	1	59	116	6.00	1.667
Felix Heredia, L ERA: 5.55	(7, 1)	0.1		2	1	0	0	0	0	0	0	0	0	0	4	6	0.00	3.000
Matt Karchner, R ERA: 5.54	(7, 1)	1.2		7	1	0	0	1	1	0	0	0	0	0	18	31	0.00	1.200

PITCHER	IP	WLS	BF	H	R	ER	SO	BB	IBB	HBP	BLK	WP	HR	S	P	ERA	WHIP

Batter	1	2	3	4	5	6	7	8	9	AB	R	H	RBI	BB	SO	LOB
Eric Young Sr., R (1, 4) OBP: 0.375, SLG: 0.461	C B F F B X 2-2 F8 ①		B C X 1-1 G6-3 ②		S X 0-1 L8 ③		B F B C X 2-2 2B 1-2 2-H 1B		S B X 1-1 1B FC6-4 1B	5	2	2	1	0	0	2
Brant Brown, L (1, 3) (9, 7) OBP: 0.247, SLG: 0.423	X 0-0 G5-3 ②		B B C X 2-1 3-H HR			X 0-0 2B	C S S 0-3 K ②		X 0-0 FC6-4 BB 1-3 1B	5	1	3	2	0	1	2
Sammy Sosa, R (1, 9) OBP: 0.397, SLG: 0.603	B B F C S 2-3 K ③		B S X 1-1 F9 ③			S B B X 2-1 E5	B C X 1-1 1-H 2-H 2B		B B B F B 4-1 FC6-4 1-2 BB	4	0	1	2	1	1	1
Willie Greene, L (1, 5) OBP: 0.316, SLG: 0.445 Chad Meyers, R (9, PH) OBP: 0.200, SLG: 0.300 (9, 5)		B B X 2-0 F8 ①		F B B F F F F S 3-3 K ①		C S B F F B F F C 2-3 K ①	B B F B C X 3-2 P5 ③		S B F F F X 1-2 FC6-4 1-2f 2-3 3-H ②	4 1	0 0	0 0	0 1	0 0	2 0	3 2
Glenallen Hill, R (1, 10) OBP: 0.278, SLG: 0.491		F B F S 1-3 K ②		S B B S S 2-3 K ②		C B F C 1-3 K ②		X 0-0 F8 ①	F B S S S 1-3 K ③	5	0	0	0	0	4	4
Henry Rodriguez, L (1, 7) OBP: 0.313, SLG: 0.537 Mark Grace, L (9, 3) OBP: 0.423, SLG: 0.485		F F F B X 1-2 FC6-4 1B		C S B B B X 2-2 F8 ③		X 0-0 F7 ③		X 0-0 F8 ②		4 0	0 0	1 0	0 0	0 0	0 0	2 0
Damon Buford, R (1, 8) OBP: 0.348, SLG: 0.461		B X 1-0 FC6-4 1-2f ③			B B B C X 3-1 P4 ①		B H 2-0 BB 1B HBP	B B F B F B 4-2 BB		2	1	0	0	1	0	1
Jeff Reed, L (1, 2) OBP: 0.362, SLG: 0.357			C B X 1-1 SH1-4 HR 2B		C B B B B 4-1 FC1-6 BB		B B B B 4-0 1B 1-2 2B BB	C B C F B B X 3-2 G3 ③		2	2	1	0	2	0	1
Augie Ojeda, S (1, 6) OBP: 0.360, SLG: 0.350			L X 0-1 SH1-4 2-3 ①		C F X 0-2 FC1-6 1-2f ②		B C L X 1-2 F9 ①		C B B X 2-1 F9 ①	3	0	0	0	0	0	3
Inning Stats	R: 0 H: 0 E: 0 LOB: 0 K: 1 BB: 0 S: 8 P: 12	R: 0 H: 1 E: 0 LOB: 1 K: 1 BB: 0 S: 9 P: 14	R: 2 H: 2 E: 0 LOB: 0 K: 0 BB: 0 S: 10 P: 15	R: 0 H: 0 E: 0 LOB: 0 K: 2 BB: 0 S: 12 P: 19	R: 0 H: 0 E: 0 LOB: 1 K: 0 BB: 1 S: 8 P: 15	R: 0 H: 1 E: 1 LOB: 2 K: 2 BB: 0 S: 14 P: 19	R: 3 H: 2 E: 0 LOB: 1 K: 1 BB: 1 S: 14 P: 27	R: 0 H: 0 E: 0 LOB: 1 K: 0 BB: 1 S: 8 P: 15	R: 1 H: 2 E: 0 LOB: 2 K: 1 BB: 1 S: 14 P: 23	1B: 4 SF: 0 2B: 3 SAC: 1 3B: 0 DP: 0 HR: 1 HBP: 1						

TOP

Chicago Cubs @ Chicago White Sox

Comiskey Park, Chicago, IL

Sun Jun 11 2000, 2:05 PM EDT

Att. 43,158 - Overcast - 79 F

livebaseballscorecards.com

AB	35
R	6
H	8
RBI	6
BB	4
SO	8
LOB	21

PITCHER		IP	WLS	BF	H	R	ER	SO	BB	IBB	HBP	BLK	WP	HR	S	P	ERA	WHIP
James Baldwin, R ERA: 3.28	(1, 1)	6.0		26	4	4	4	6	2	0	1	0	0	1	61	100	6.00	1.000
Kelly Wunsch, L ERA: 3.04	(7, 1)	0.2	H	3	1	0	0	1	0	0	0	0	0	0	9	12	0.00	1.500
41 Bill Simas, R ERA: 3.19	(7, 1)	1.0	B	5	1	1	1	0	1	0	0	0	0	0	9	17	9.00	2.000
Jesus Pena, L ERA: 7.11	(8, 1)	1.1	L	7	2	1	1	1	1	0	0	0	0	0	18	30	6.75	2.250

PITCHER	IP	WLS	BF	H	R	ER	SO	BB	IBB	HBP	BLK	WP	HR	S	P	ERA	WHIP

WP: 0	PB: 0	SB: 0	CS: 0	PA: 41													

Batter	1	2	3	4	5	6	7	8	9	AB	R	H	RBI	BB	SO	LOB
Ray Durham, S (1, 4) OBP: 0.325, SLG: 0.470	X 0-0 ① G4-3	B C B B B 4-1 1-2 BB		B B B C X 3-1 FC5 1B 1-2 1B		X 0-0 HR			B B C X 2-1 ① F9	4	1	2	1	1	0	0
Jose Valentin, S (1, 6) OBP: 0.308, SLG: 0.491	C F X 0-2 HR	C B S T B T C 2-3 ③ K		B X 1-0 FC5 1-2 2-3 1B		S C X 0-2 HR			B S B X 2-1 ② P5	5	2	3	2	0	1	2
Frank Thomas, R (1, 10) OBP: 0.427, SLG: 0.610	B F B B B 4-1 14 1B BB		B B X 2-0 HR	C F B B F S 2-3 ② K		B X 1-0 ③ L9			B C X 1-1 ③ F7	4	1	1	1	1	1	3
Magglio Ordonez, R (1, 9) OBP: 0.369, SLG: 0.542	F F C 0-3 ② K		X 0-0 HR	B F B X 2-1 ③ FC5 1-2 2-3f			B X 1-0 ① F7			4	1	1	1	0	1	4
14 Paul Konerko, R (1, 3) OBP: 0.354, SLG: 0.512	B F C B X 2-2 1-3 1B		X 0-0 ① G5-3		B B C F C 2-3 ① K		B C B X 2-1 ② G6-3			4	0	1	0	0	1	0
Chris Singleton, L (1, 8) OBP: 0.307, SLG: 0.408	B F F F X 1-2 ③ G1-3		L S X 0-2 ② G4-3		F F S 0-3 ② K		C C B S 1-3 ③ K			4	0	0	0	0	2	2
Carlos Lee, R (1, 7) OBP: 0.348, SLG: 0.551		C X 0-1 ① F7	B F X 1-1 ③ F9		F F F B B F B S 3-3 ③ K			B C B B X 3-1 ① F9		4	0	0	0	0	1	0
Greg Norton, S (1, 5) OBP: 0.353, SLG: 0.448		B F X 1-1 ② G3-1		F B X 1-1 1B 1B 1B		C F B X 1-2 ① F8		F S S 0-3 ② K		4	0	1	0	0	1	0
Mark Johnson, L (1, 2) OBP: 0.286, SLG: 0.308		F B B X 2-1 BB 1B		B X 1-0 ① P4		C B C B X 2-2 ② F9		C F B C 1-3 ③ K		4	0	1	0	0	1	1
Inning Stats	R: 1 H: 2 E: 0 LOB: 2 K: 1 BB: 1 S: 16 P: 23	R: 0 H: 1 E: 0 LOB: 2 K: 1 BB: 1 S: 12 P: 21	R: 2 H: 2 E: 0 LOB: 0 K: 0 BB: 0 S: 8 P: 11	R: 0 H: 3 E: 0 LOB: 3 K: 1 BB: 0 S: 12 P: 22	R: 0 H: 0 E: 0 LOB: 0 K: 3 BB: 0 S: 11 P: 16	R: 2 H: 2 E: 0 LOB: 0 K: 0 BB: 0 S: 11 P: 15	R: 0 H: 0 E: 0 LOB: 0 K: 1 BB: 0 S: 6 P: 10	R: 0 H: 0 E: 0 LOB: 0 K: 2 BB: 0 S: 8 P: 12	R: 0 H: 0 E: 0 LOB: 0 K: 0 BB: 0 S: 6 P: 11							

PITCHER		IP	WLS	BF	H	R	ER	SO	BB	IBB	HBP	BLK	WP	HR	S	P	ERA	WHIP
Ismael Valdez, R ERA: 5.8	(1, 1)	5.2		29	10	5	5	6	2	0	0	0	0	0	69	106	7.94	2.118
Todd Van Poppel, R ERA: 1.23	(6, 1)	2.1	W	7	0	0	0	3	0	0	0	0	0	0	15	24	0.00	0.000
Felix Heredia, L ERA: 5.4	(9, 1)	0.2	H	2	0	0	0	0	0	0	0	0	0	0	4	8	0.00	0.000
Rick Aguilera, R ERA: 5.73	(9, 1)	0.1	S	1	0	0	0	0	0	0	0	0	0	0	2	3	0.00	0.000

PITCHER	IP	WLS	BF	H	R	ER	SO	BB	IBB	HBP	BLK	WP	HR	S	P	ERA	WHIP

BOTTOM

Chicago Cubs @ Chicago White Sox

Comiskey Park, Chicago, IL

Sun Jun 11 2000, 2:05 PM EDT

Att. 43,158 - Overcast - 79 F

livebaseballscorecards.com

AB	37
R	5
H	10
RBI	5
BB	2
SO	9
LOB	12

1B: 5	SF: 0	WP: 0	PA: 39
2B: 0	SAC: 0	PB: 0	
3B: 0	DP: 0	SB: 0	
HR: 5	HBP: 0	CS: 0	

Batter	1	2	3	4	5	6	7	8	9	AB	R	H	RBI	BB	SO	LOB
Ray Durham, S (1, 4) OBP: 0.333, SLG: 0.488	B B C B C B 4-2 G6-4-3 BB		B C B X 2-1 HR 2B 2-H 3-H		C C B F B B X 3-2 HR		B B B C B 4-1 1B 1B BB	C B X 1-1 ② F7		3	3	2	3	2	0	2
Jose Valentin, S (1, 6) OBP: 0.310, SLG: 0.494	B C F F S 1-3 ① K		B B C F C 2-3 ② K		X 0-0 2B		X 0-0 1B 1B 1B 1-3	C B X 1-1 E1 1-2 2-3		5	1	2	0	0	2	4
Frank Thomas, R (1, 10) OBP: 0.430, SLG: 0.622	C B X 1-1 ② ③ G6-4-3 1-2f		C B B X 2-1 HR 2-H		I I I I 4-0 IBB		C B X 1-1 14 FC3-6 1B 1-2 3-H	C C B F C 1-3 ③ K		4	1	2	3	1	1	4
Magglio Ordonez, R (1, 9) OBP: 0.369, SLG: 0.539	C B X 1-1 ① P6	B C S B C 2-3 ③ K		F C S 0-3 ③ K		X 0-0 14 FC3-6 1B 1-2 2-H		X 0-0 1B 1B		5	0	2	1	0	2	2
14 Paul Konerko, R (1, 3) OBP: 0.351, SLG: 0.502	C B X 1-1 ② G5-3	F F B B F B X 3-2 ① G5-3		B B C B B 4-1 1B G6-4-3 BB	B B S C X 2-2 ② FC3-6 1-2f 2-3		B C B F S 2-3 ① K		4	1	0	0	1	1	3
Chris Singleton, L (1, 8) OBP: 0.313, SLG: 0.412	C X 0-1 CS 1B	C B B B B F S 3-3 ② K		X 0-0 G6-4-3 1B 1-3	X 0-0 ③ G1-3		L C F B F X 1-2 G4-3 1B 1-2		5	0	3	0	0	1	2
Carlos Lee, R (1, 7) OBP: 0.345, SLG: 0.543	C 0-1 ③ CS 1-2	X 0-0 2B 2B 1B	C F F B B B B F X 3-2 ③ G5-3		X 0-0 ① ② G6-4-3 1-2f 3-H		S B B X 2-1 ① F7	B B B C X 3-1 ② ③ G4-3 1-2f	5	1	1	0	0	0	3
Greg Norton, S (1, 5) OBP: 0.351, SLG: 0.438 Tony Graffanino, R (8, PR) OBP: 0.371, SLG: 0.375 (8, 5)	B F B F F S 2-3 ① K	B X 1-0 ① F7		F S X 0-2 ③ P4			B B B B 4-0 E 1B BB		3 0	0 0	0 0	0 0	1 0	1 0	1 0
Brook Fordyce, R (1, 2) OBP: 0.184, SLG: 0.270	X 0-0 1-3 2B 2B	F C B F X 1-2 ② G6-3		X 0-0 ① F8	B S X 1-1 E 1-2 1B				4	1	2	0	0	0	0
Inning Stats	R: 0 E: 0 K: 1 S: 8 H: 0 LOB: 0 BB: 1 P: 14	R: 0 E: 0 K: 0 S: 7 H: 1 LOB: 0 BB: 0 P: 9	R: 4 E: 0 K: 3 S: 16 H: 4 LOB: 0 BB: 0 P: 26	R: 0 E: 0 K: 1 S: 12 H: 0 LOB: 0 BB: 0 P: 21	R: 1 E: 0 K: 1 S: 13 H: 2 LOB: 2 BB: 1 P: 22	R: 1 E: 0 K: 0 S: 6 H: 1 LOB: 0 BB: 1 P: 10	R: 2 E: 0 K: 0 S: 10 H: 3 LOB: 2 BB: 1 P: 17	R: 0 E: 1 K: 1 S: 12 H: 1 LOB: 3 BB: 1 P: 22	R: 0 E: 0 K: 1 S: 11 H: 2 LOB: 1 BB: 0 P: 17	1B: 9 2B: 3 3B: 0 HR: 2 SF: 0 SAC: 0 DP: 3 HBP: 0						

TOP

Chicago White Sox @ Cleveland Indians

Jacobs Field, Cleveland, OH

Mon Jun 12 2000, 7:05 PM EDT

Att. 43,229 - Overcast - 67 F

livebaseballscorecards.com

AB	38
R	8
H	14
RBI	7
BB	5
SO	8
LOB	21

PITCHER		IP	WLS	BF	H	R	ER	SO	BB	IBB	HBP	BLK	WP	HR	S	P	ERA	WHIP
Paul Rigdon, R ERA: 6.57	(1, 1)	5.0	L	22	7	5	5	6	1	1	0	0	0	2	56	92	9.00	1.600
Kane Davis, R ERA: 20.25	(6, 1)	1.1		7	2	3	3	0	2	0	0	0	0	0	9	17	20.25	3.000
Steve Reed, R ERA: 4.7	(7, 1)	1.2		10	3	0	0	1	1	0	0	0	0	0	19	32	0.00	2.400
Tom Martin, L ERA: 3.47	(9, 1)	1.0		4	2	0	0	1	0	0	0	0	0	0	11	17	0.00	2.000

PITCHER	IP	WLS	BF	H	R	ER	SO	BB	IBB	HBP	BLK	WP	HR	S	P	ERA	WHIP

BOTTOM

Chicago White Sox @ Cleveland Indians

Jacobs Field, Cleveland, OH

Mon Jun 12 2000, 7:05 PM EDT

Att. 43,229 - Overcast - 67 F

livebaseballscorecards.com

Batter	1	2	3	4	5	6	7	8	9	AB	R	H	RBI	BB	SO	LOB
Kenny Lofton, L (1, 8) OBP: 0.363, SLG: 0.416	1-1 G3	2-0 G3-6-3 1-2f		0-1 FC4-6 1-2f			1-1 HR 2-H	0-0 S 1B 1-2		5	1	2	2	0	0	3
Omar Vizquel, S (1, 6) OBP: 0.338, SLG: 0.356	0-3 K		4-2 BB		2-2 CS 1B		3-2 E 1B 1B	2-1 F9 2-3		4	0	2	0	1	1	2
Roberto Alomar, S (1, 4) OBP: 0.355, SLG: 0.459	0-2 3B		2-2 F7		2-0 F8		0-2 E8 S 1B 1-3	0-3 K 1-2		5	0	2	0	0	1	4
David Justice, L (1, 9) OBP: 0.359, SLG: 0.589	3-1 F8		1-3 K		1-1 F8		3-3 K 1-2		2-1 G4-3	5	0	0	0	0	2	5
Jim Thome, L (1, 3) OBP: 0.360, SLG: 0.536		4-2 HR BB	0-3 K		1-1 CS 1-2	4-2 FC6-4 BB	2-3 K		0-0 HR	3	2	1	1	2	2	3
Travis Fryman, R (1, 5) OBP: 0.372, SLG: 0.532 Enrique Wilson, S (8, 5) OBP: 0.397, SLG: 0.485 Jolbert Cabrera, R (9, PR) OBP: 0.308, SLG: 0.306		0-0 F8		3-2 HR		3-2 FC6-4 1-2f	3-2 G2-3		1-1 BB BB 1B	4 1 0	1 0 0	1 1 0	1 0 0	0 0 0	0 0 0	4 0 0
Russell Branyan, L (1, 10) OBP: 0.565, SLG: 1.526		1-0 HR 1-H		1-3 K		2-3 K		0-0 HR	4-0 BB 1-2	4	2	2	3	1	2	1
Richie Sexson, R (1, 7) OBP: 0.314, SLG: 0.482		3-1 2B		2-3 K		1-3 K		1-0 P3	4-2 G6-4-3 1-2 2-3	4	0	1	0	1	2	1
Sandy Alomar Jr., R (1, 2) OBP: 0.393, SLG: 0.453		4-1 G3-6-3 BB		4-2 FC4-6 BB			1-1 HR 2B	4-2 F9 1B BB	1-1 G6-4-3 1-2f	2	1	1	0	3	0	3

	AB	R	H	RBI	BB	SO	LOB
	37	**7**	**13**	**7**	**8**	**10**	**26**

Inning Stats	1	2	3	4	5	6	7	8	9	1B: 5	SF: 0	WP: 0	PA: 46
R:	0	2	0	1	0	0	2	1	1	2B: 2	SAC: 0	PB: 0	
E:	0	0	0	0	0	0	1	0	0	3B: 1	DP: 2	SB: 2	
K:	1	0	2	2	0	2	2	1	0	HR: 5	HBP: 0	CS: 1	
S:	10	8	14	14	7	12	21	10	9				
H:	1	2	0	1	1	0	4	2	2				
LOB:	1	1	1	1	0	1	2	2	3				
BB:	0	2	1	1	1	1	0	1	2				
P:	14	22	21	24	13	22	34	17	21				

PITCHER		IP	WLS	BF	H	R	ER	SO	BB	IBB	HBP	BLK	WP	HR	S	P	ERA	WHIP
21 Cal Eldred, R ERA: 4.19	(1, 1)	6.0	W	26	5	3	3	7	5	0	0	0	0	2	65	116	4.50	1.667
Sean Lowe, R ERA: 5.4	(7, 1)	0.0		3	3	2	2	0	0	0	0	0	0	1	8	13	∞	∞
Bob Howry, R ERA: 3.76	(7, 1)	2.0	H	10	3	1	1	3	1	0	0	0	0	1	23	38	4.50	2.000
Keith Foulke, R ERA: 1.71	(9, 1)	1.0	S	6	2	1	1	0	2	0	0	0	0	1	9	21	9.00	4.000

PITCHER	IP	WLS	BF	H	R	ER	SO	BB	IBB	HBP	BLK	WP	HR	S	P	ERA	WHIP

TOP

Chicago White Sox @ Cleveland Indians

Jacobs Field, Cleveland, OH

Tue Jun 13 2000, 7:05 PM EDT
Att. 43,233 - Overcast - 83 F

livebaseballscorecards.com

Batter	1	2	3	4	5	6	7	8	9	10	AB	R	H	RBI	BB	SO	LOB
Ray Durham, S (1, 4) OBP: 0.331, SLG: 0.494	F8		L8		F7		F8			HR	5	1	1	1	0	0	1
Jose Valentin, S (1, 6) OBP: 0.307, SLG: 0.492	F8		G3		1B 2B 2-H		F9			K	5	1	1	1	0	1	0
Frank Thomas, R (1, 10) OBP: 0.433, SLG: 0.618	BB			2B 1B	1B IBB			P4		G5-3	3	0	1	0	2	0	0
Magglio Ordonez, R (1, 9) OBP: 0.372, SLG: 0.543	G1-3			1-H 2B	1-3 2-H 1B			G6-3			4	0	2	1	0	0	1
14 Paul Konerko, R (1, 3) OBP: 0.349, SLG: 0.498		FC3-6 1B		P6	F7			F7			4	0	1	0	0	0	3
Chris Singleton, L (1, 8) OBP: 0.308, SLG: 0.405		FC3-6 G1-3 1-2f		F9		F5			G4-3		4	0	0	0	0	0	2
Carlos Lee, R (1, 7) OBP: 0.343, SLG: 0.537		G1-3 1-2			2B SF8 1B	F7			K		4	1	1	0	0	1	1
Herbert Perry, R (1, 5) OBP: 0.339, SLG: 0.422		G5-3			1-3 2B 2B	K			G5-3		4	1	1	0	0	1	1
Brook Fordyce, R (1, 2) OBP: 0.167, SLG: 0.250			G6-3		SF8 3-H		F8			K	3	0	0	1	0	1	0
Inning Stats	R: 0 E: 0 K: 0 S: 10 H: 0 LOB: 1 BB: 1 P: 20	R: 0 E: 0 K: 0 S: 11 H: 1 LOB: 1 BB: 0 P: 16	R: 0 E: 0 K: 0 S: 12 H: 0 LOB: 0 BB: 0 P: 20	R: 0 E: 0 K: 0 S: 9 H: 2 LOB: 1 BB: 0 P: 14	R: 3 E: 0 K: 0 S: 16 H: 4 LOB: 2 BB: 1 P: 29	R: 0 E: 0 K: 1 S: 9 H: 0 LOB: 0 BB: 0 P: 12	R: 0 E: 0 K: 0 S: 7 H: 0 LOB: 0 BB: 0 P: 10	R: 0 E: 0 K: 0 S: 7 H: 0 LOB: 0 BB: 0 P: 11	R: 0 E: 0 K: 1 S: 10 H: 0 LOB: 0 BB: 0 P: 17	R: 1 E: 0 K: 2 S: 10 H: 1 LOB: 0 BB: 0 P: 15	1B: 4 2B: 3 3B: 0 HR: 1 SF: 1 SAC: 0 DP: 0 HBP: 0						

	AB	36
	R	4
	H	8
	RBI	4
	BB	2
	SO	4
	LOB	9

WP: 0 PB: 0 SB: 0 CS: 0 PA: 39

PITCHER	IP	WLS	BF	H	R	ER	SO	BB	IBB	HBP	BLK	WP	HR	S	P	ERA	WHIP
Bartolo Colon, R (1, 1) ERA: 4.03	8.0		32	7	3	3	1	1	1	0	0	0	0	81	132	3.38	1.000
Steve Karsay, R (9, 1) ERA: 2.1	1.0		3	0	0	0	1	0	0	0	0	0	0	10	17	0.00	0.000
Justin Speier, R (10, 1) ERA: 2.31	1.0	L	4	1	1	1	2	0	0	0	0	0	1	10	15	9.00	1.000

PITCHER	IP	WLS	BF	H	R	ER	SO	BB	IBB	HBP	BLK	WP	HR	S	P	ERA	WHIP

Batter	1	2	3	4	5	6	7	8	9	10	AB	R	H	RBI	BB	SO	LOB
Kenny Lofton, L (1, 8) OBP: 0.358, SLG: 0.409	B C B F B X 3-2 ① L8	X 0-0 ③ G5-3			B B X 2-0 ① G3		C X 0-1 1B		C S B F C 1-3 ① K		5	0	1	0	0	1	1
Omar Vizquel, S (1, 6) OBP: 0.332, SLG: 0.349	C C F C 0-3 ② K		C X 0-1 ① G3		S F X 0-2 ② F9		B B B C X 3-1 ③ G4-3		B C B X 2-1 ② F7		5	0	0	0	0	1	1
Roberto Alomar, S (1, 4) OBP: 0.356, SLG: 0.462	F B B X 2-1 E9 1B 1B		C C X 0-2 ② G6-3		B F B X 2-1 ③ G6-3			B X 1-0 1B 2B	C X 0-1 ③ G6-3		5	2	2	0	0	0	0
David Justice, L (1, 9) OBP: 0.360, SLG: 0.583	B B B B 4-0 1B BB		B F X 1-1 ③ F8			B X 1-0 ① F8		B F S X 1-2 FC6-4 2-H 1B		X 0-0 E4 FC1-6	4	0	1	1	1	0	0
Travis Fryman, R (1, 5) OBP: 0.377, SLG: 0.531	C F B B B B X 3-2 1-2 2-H 1B			B B C X 2-1 1B FC1-2 1B		B B B C S B 4-2 FC5-4 BB		C F B B B X 2-2 ① FC6-4 F8 1B 1-2f PB		B X 1-0 ① FC1-6 BB 1-2f	4	1	2	1	1	0	2
Richie Sexson, R (1, 7) (9, 3) OBP: 0.320, SLG: 0.482	X 0-0 ③ G4-3			B F B X 2-1 FC1-2 1-3 1B		B B X 2-0 ② FC5-4 1-2f		S B S B B B X 3-2 PB 1-2 1B		B B B B 4-0 G4-6-3 1-2 BB	4	0	2	0	1	0	3
Jim Thome, L (1, 3) OBP: 0.356, SLG: 0.529 Enrique Wilson, S (8, PH) OBP: 0.392, SLG: 0.478 Jolbert Cabrera, R (9, 7) OBP: 0.308, SLG: 0.306 Russell Branyan, L (10, PH) OBP: 0.542, SLG: 1.450		B B S F X 2-2 ① G6-3		F S S 0-3 ① K		B F F B B F S 3-3 ③ K		X 0-0 ② F8 2-3		B B X 2-0 ② ③ G4-6-3 1-2f	3 1 0 1	0 0 0 0	0 0 0 0	0 0 0 0	0 0 0 0	2 0 0 0	3 2 0 2
Alex Ramirez, R (1, 10) OBP: 0.317, SLG: 0.439		B F B X 2-1 ② G6-3		F B F X 1-2 ② FC1-2 1-2 3-H			F B B X 2-1 ① G6-3	C B F B B B 4-2 1-2 3-H BB			3	0	0	0	1	0	2
Einar Díaz, R (1, 2) OBP: 0.353, SLG: 0.442		C H 1-1 HBP		B C F F B S 2-3 ③ K			X 0-0 ② G6-3	B C F F F X 1-2 ③ G5-3			3	0	0	0	0	1	4
Inning Stats	R: 1 E: 1 K: 1 S: 13 H: 2 LOB: 2 BB: 1 P: 25	R: 0 E: 0 K: 0 S: 7 H: 0 LOB: 1 BB: 0 P: 12	R: 0 E: 0 K: 0 S: 7 H: 0 LOB: 0 BB: 0 P: 8	R: 0 E: 0 K: 2 S: 14 H: 2 LOB: 2 BB: 0 P: 21	R: 0 E: 0 K: 0 S: 6 H: 0 LOB: 0 BB: 0 P: 10	R: 0 E: 0 K: 1 S: 8 H: 0 LOB: 1 BB: 1 P: 18	R: 0 E: 0 K: 0 S: 7 H: 1 LOB: 1 BB: 0 P: 12	R: 2 E: 0 K: 0 S: 18 H: 3 LOB: 2 BB: 1 P: 30	R: 0 E: 0 K: 1 S: 8 H: 0 LOB: 0 BB: 0 P: 11	R: 0 E: 1 K: 0 S: 3 H: 0 LOB: 1 BB: 1 P: 10	1B: 7 2B: 1 3B: 0 HR: 0 SF: 0 SAC: 0 DP: 1 HBP: 1						

PITCHER		IP	WLS	BF	H	R	ER	SO	BB	IBB	HBP	BLK	WP	HR	S	P	ERA	WHIP
Jim Parque, L ERA: 4.04	(1, 1)	7.0		31	7	3	2	4	2	0	1	0	0	0	66	112	2.57	1.286
Kelly Wunsch, L ERA: 2.88	(8, 1)	1.1	B	6	1	0	0	1	1	0	0	0	0	0	18	29	0.00	1.500
41 Bill Simas, R ERA: 3.13	(9, 1)	0.2	W	2	0	0	0	0	0	0	0	0	0	0	4	6	0.00	0.000
Bob Howry, R ERA: 3.62	(10, 1)	1.0	S	4	0	0	0	0	1	0	0	0	0	0	3	10	0.00	1.000

PITCHER	IP	WLS	BF	H	R	ER	SO	BB	IBB	HBP	BLK	WP	HR	S	P	ERA	WHIP

BOTTOM

Chicago White Sox @ Cleveland Indians

Jacobs Field, Cleveland, OH

Tue Jun 13 2000, 7:05 PM EDT

Att. 43,233 - Overcast - 83 F

livebaseballscorecards.com

AB	38
R	3
H	8
RBI	2
BB	4
SO	5
LOB	20

WP: 0 PB: 1 SB: 0 CS: 0

PA: 43

Batter	1	2	3	4	5	6	7	8	9	AB	R	H	RBI	BB	SO	LOB
Ray Durham, S (1, 4) OBP: 0.332, SLG: 0.492	B B C C B F B 4-2 G1-3 14 1B S BB	C X 0-1 CS 1B	C B S B F X 2-2 F9 ①		X 0-0 SF7 ② 3-H		B C B B X 3-1 F8 ②	B S C C 1-3 K ③		3	1	1	1	1	0	1
Herbert Perry, R (8, 5) OBP: 0.336, SLG: 0.417										1	0	0	0	0	1	2
Jose Valentin, S (1, 6) OBP: 0.305, SLG: 0.483	B S L S 1-3 K ① 1-2	B F B F B B 4-2 1B 2B ① 1-2 BB	B F B B X 2-1 F7 ②		F X 0-1 F8 ③		C B F F F B F F S 2-3 K ③			4	1	0	0	1	2	3
Frank Thomas, R (1, 10) OBP: 0.436, SLG: 0.614	B B C B B 4-1 14 1B G1-3 BB	C F B X 1-2 2B 1B 1-2	C C F B S 2-3 K ③			B B C F F B B 4-2 FC4 G1-3 BB		C S C 0-3 K ①		3	2	1	0	2	2	0
Magglio Ordonez, R (1, 9) OBP: 0.368, SLG: 0.540	F X 0-1 G1-3 ② 1-2 2-3	S S X 0-2 FC4 1B 1-H 2-H 2B		B F B B X 3-1 F8 ①		B X 1-0 G1-3 ① 1-2		X 0-0 F9 ②		5	1	1	2	0	0	3
14 Paul Konerko, R (1, 3) OBP: 0.354, SLG: 0.495	B C S B X 2-2 1B 1B 1B 2-H 3-H 1B	C B B B B 4-1 FC4 BB		C B B S X 2-2 G1-3 ②		B F S B H 3-2 FC4 HBP		C X 0-1 F8 ③		3	1	1	2	1	0	0
Chris Singleton, L (1, 8) OBP: 0.306, SLG: 0.400	B C X 1-1 1B 1B 1B 1-2	S F B B B X 3-2 FC4 S 1B 1-2f 2-3 ②		C B B F X 2-2 G1-3 ③		F B F X 1-2 FC4 FC4-6 ② 1-2f 2-3			F B B X 2-1 F7 ①	5	2	1	0	0	0	4
Jeff Abbott, R (1, 7) OBP: 0.356, SLG: 0.422	X 0-0 1B 1B 1-3 2-H	B B F C X 2-2 1B E 1-H 3-H			B B X 2-0 F9 BB SF7	B B X 2-0 FC4-6 ③ 1-2f			C X 0-1 G5-3 ②	5	3	3	3	0	0	2
Tony Graffanino, R (1, 5) (8, 4) OBP: 0.425, SLG: 0.417	C C B B B X 3-2 S 1B 2-H 3-H	B B X 2-0 E9 1B 1-H			C B B B F B 4-2 BB 1-2		C B F B S 2-3 K ①		C B S F F X 1-2 BB 1B	4	0	3	2	1	1	0
Mark Johnson, L (1, 2) OBP: 0.290, SLG: 0.315	F B C B B X 3-2 F9 ③ 1-2	C F B S 1-3 K ③			B X 1-0 F9 ① 2-3		F X 0-1 2B		B S S B B B 4-2 BB 1-2	4	0	1	0	1	1	4
Inning Stats	R: 5 E: 0 K: 1 S: 21 H: 4 LOB: 1 BB: 2 P: 39	R: 5 E: 1 K: 1 S: 21 H: 5 LOB: 1 BB: 2 P: 38	R: 0 E: 0 K: 1 S: 10 H: 0 LOB: 0 BB: 0 P: 16	R: 0 E: 0 K: 0 S: 8 H: 0 LOB: 0 BB: 0 P: 15	R: 1 E: 0 K: 0 S: 7 H: 1 LOB: 1 BB: 1 P: 14	R: 0 E: 0 K: 0 S: 10 H: 0 LOB: 2 BB: 1 P: 21	R: 0 E: 0 K: 2 S: 14 H: 1 LOB: 1 BB: 0 P: 21	R: 0 E: 0 K: 1 S: 6 H: 0 LOB: 0 BB: 0 P: 6	R: 0 E: 0 K: 1 S: 14 H: 1 LOB: 2 BB: 1 P: 22	1B: 10 2B: 2 3B: 0 HR: 0 SF: 1 SAC: 0 DP: 0 HBP: 1						

TOP

Chicago White Sox @ Cleveland Indians

Jacobs Field, Cleveland, OH

Wed Jun 14 2000, 7:05 PM EDT

Att. 43,284 - Cloudy - 77 F

livebaseballscorecards.com

AB	37
R	11
H	12
RBI	10
BB	7
SO	7
LOB	19

PITCHER		IP	WLS	BF	H	R	ER	SO	BB	IBB	HBP	BLK	WP	HR	S	P	ERA	WHIP
Jim Brower, R (ERA: 6.38)	(1, 1)	1.1	L	12	6	7	7	1	3	0	0	0	0	0	28	51	47.25	6.750
Jamie Brewington, R (ERA: 4.26)	(2, 1)	0.2		6	3	3	2	1	1	0	0	0	0	0	14	26	27.00	6.000
Willie Martinez, R (ERA: 3.0)	(3, 1)	3.0		11	1	1	1	1	1	0	0	0	0	0	25	45	3.00	0.667
Kane Davis, R (ERA: 11.57)	(6, 1)	1.0		5	0	0	0	0	1	0	1	0	0	0	10	21	0.00	1.000
Justin Speier, R (ERA: 2.13)	(7, 1)	1.0		4	1	0	0	2	0	0	0	0	0	0	14	21	0.00	1.000

PITCHER		IP	WLS	BF	H	R	ER	SO	BB	IBB	HBP	BLK	WP	HR	S	P	ERA	WHIP
Paul Rigdon, R (ERA: 6.08)	(8, 1)	1.0		3	0	0	0	1	0	0	0	0	0	0	6	6	0.00	0.000
Scott Kamieniecki, R (ERA: 5.1)	(9, 1)	1.0		5	1	0	0	1	1	0	0	0	0	0	14	22	0.00	2.000

BOTTOM

Batter	1	2	3	4	5	6	7	8	9	AB	R	H	RBI	BB	SO	LOB
Kenny Lofton, L (1, 8) OBP: 0.354, SLG: 0.399	C B B C X 2-2 G4-3 ①	X 0-0 G4-3 ② 2-3			L B B F B F X 3-2 G4-3 ①		B F B S B F F B 4-2 BB		B B F C B F F F X 3-2 G4-3 ①	4	0	0	0	1	0	1
Enrique Wilson, S (1, 6) OBP: 0.380, SLG: 0.459	F F B B B S 3-3 K BB HR	C B S S 1-3 K ③			B B C X 2-1 P5-4 1B		C X 0-1 F7 ②		F S B X 1-2 F7 ②	5	1	1	0	0	2	2
Roberto Alomar, S (1, 4) OBP: 0.356, SLG: 0.458 Jolbert Cabrera, R (7, 4) OBP: 0.299, SLG: 0.297	B B B B 4-0 HR 1-2 BB		B B C F F F F S 2-3 K ①		B C C B X 2-2 P5-4 ②③ 1-2f		C B B F F C 2-3 K ③		B X 1-0 G6-3 ③	2 2	1 0	0 0	0 0	1 0	1 1	1 1
David Justice, L (1, 9) OBP: 0.360, SLG: 0.593 Alex Ramirez, R (7, 9) OBP: 0.311, SLG: 0.431	F X 0-1 HR 1-H 2-H		X 0-0 F9 ②			F X 0-1 L9 ①		B F B F X 2-2 G5-3 ①		3 1	1 0	1 0	3 0	0 0	0 0	0 0
Jim Thome, L (1, 3) OBP: 0.358, SLG: 0.540	B C B X 2-1 HR		B S B X 2-1 F5 ③			F B B B F S 2-3 K ②		B B F B F B 4-2 BB BB BB		3	1	1	1	1	1	0
Travis Fryman, R (1, 5) OBP: 0.383, SLG: 0.535	B S B B S S 3-3 K ②			B C C B F B F F F 4-2 F F B BB		B X 1-0 2B		B B B C B 4-1 BB 1-2 BB		2	0	1	0	2	1	0
Russell Branyan, L (1, 10) OBP: 0.536, SLG: 1.318	B B S B X 3-1 F7 ③			B F B B F B 4-2 G5-4-3 1-2 BB		B B B 4-0 BB		C B S S 1-3 K ②		2	0	0	0	2	1	2
Richie Sexson, R (1, 7) OBP: 0.322, SLG: 0.484		B B B C F X 3-2 G4-3 2B		B C F F B F F S 2-3 K ①		F C X 1-2 G1-3 ③		C B B B B 4-2 FC6 1-2 2-3 BB		3	0	1	0	1	1	4
Sandy Alomar Jr., R (1, 2) OBP: 0.378, SLG: 0.434		C S B F S 1-3 K ①		F B S F B X 2-2 G5-4-3 ②③ 1-2f			S F B F X 1-2 F8 ①	B C B X 2-1 FC6 ③ 1-2f		4	0	0	0	0	1	6
Inning Stats	R: 4 H: 2 E: 0 LOB: 0 K: 2 BB: 1 S: 15 P: 32	R: 0 H: 1 E: 0 LOB: 1 K: 2 BB: 0 S: 11 P: 16	R: 0 H: 0 E: 0 LOB: 0 K: 1 BB: 0 S: 10 P: 14	R: 0 H: 0 E: 0 LOB: 1 K: 1 BB: 2 S: 21 P: 33	R: 0 H: 1 E: 0 LOB: 0 K: 0 BB: 0 S: 9 P: 16	R: 0 H: 1 E: 0 LOB: 2 K: 1 BB: 1 S: 9 P: 17	R: 0 H: 0 E: 0 LOB: 1 K: 1 BB: 1 S: 14 P: 21	R: 0 H: 0 E: 0 LOB: 3 K: 1 BB: 3 S: 13 P: 30	R: 0 H: 0 E: 0 LOB: 0 K: 0 BB: 0 S: 10 P: 15	1B: 1 SF: 0 2B: 3 SAC: 0 3B: 0 DP: 2 HR: 2 HBP: 0						WP: 0 PA: 39 PB: 1 SB: 0 CS: 0

PITCHER		IP	WLS	BF	H	R	ER	SO	BB	IBB	HBP	BLK	WP	HR	S	P	ERA	WHIP
Kip Wells, R ERA: 6.38	(1, 1)	2.0		11	3	4	3	4	1	0	0	0	0	2	26	48	13.50	2.000
Kevin Beirne, R ERA: 6.55	(3, 1)	3.2	W	13	2	0	0	3	2	0	0	0	0	0	46	72	0.00	1.091
Jesus Pena, L ERA: 5.4	(6, 1)	2.0		10	0	0	0	2	4	0	0	0	0	0	26	49	0.00	2.000
Sean Lowe, R ERA: 5.14	(8, 1)	1.1		5	0	0	0	0	1	0	0	0	0	0	14	25	0.00	0.750

PITCHER	IP	WLS	BF	H	R	ER	SO	BB	IBB	HBP	BLK	WP	HR	S	P	ERA	WHIP

Chicago White Sox @ Cleveland Indians

Jacobs Field, Cleveland, OH

Wed Jun 14 2000, 7:05 PM EDT

Att. 43,284 - Cloudy - 77 F

livebaseballscorecards.com

AB	31
R	4
H	5
RBI	4
BB	8
SO	9
LOB	17

Batter	1	2	3	4	5	6	7	8	9	AB	R	H	RBI	BB	SO	LOB
Ray Durham, S (1, 4) OBP: 0.332, SLG: 0.494	C B X 1-1 1B 2B		B B X 2-0 E4 FC5-4 1B	C C C 0-3 ③ K		F B F B X 2-2 BB E 1B	B B B C F X 3-2 ① SF7 3-H	X 0-0 ③ G1-3		5	2	2	1	0	1	3
Tony Graffanino, R (1, 6) OBP: 0.413, SLG: 0.390	C B F C 1-3 ① K		B C X 1-1 FC5-4 1-2 1B		B C F F X 1-2 ① G3-1	B B B B 4-0 FC6-4 1-2 BB	B X 1-0 ② F9 2-3		S S S 0-3 ① K	5	0	1	0	1	2	3
Frank Thomas, R (1, 10) OBP: 0.441, SLG: 0.611	B B X 2-0 14 BB 2-H 1B		C B B C F X 2-2 ①② FC5-4 1-2 2-3		C B F B B B 4-2 14 1B 2B BB	B X 1-0 ② FC6-4 2B 1-2f 2-H	B F F B B B 4-2 1-2 BB		B C B B B 4-1 HR BB	3	2	1	1	3	0	3
Magglio Ordonez, R (1, 9) OBP: 0.371, SLG: 0.556	X 0-0 ② F9		B F B X 2-1 ③ F8		S B B S X 2-2 14 2B 1-2 1B	B F B X 2-1 1-3 2B	B B B C X 3-1 ③ F8		C X 0-1 1-H HR	6	2	3	2	0	0	5
14 Paul Konerko, R (1, 3) OBP: 0.362, SLG: 0.516	C B F F B B B 4-2 1-2 BB			B B X 2-0 HR	C F F X 0-2 G1-3 1-H 2-H E 2B	B F B X 2-1 ③ G6-3		X 0-0 FC6-4 1B	C B C S 1-3 ② K	5	2	3	3	1	1	2
Jeff Abbott, R (1, 8) OBP: 0.346, SLG: 0.409 Chris Singleton, L (6, 8) OBP: 0.306, SLG: 0.399	C F B F X 1-2 ③ F8			B B X 2-0 ① L5	C S B B X 2-2 ② G1-3 2-3		B C L F B X 2-2 ① 1B 1B 1B	C B B X 2-1 ① FC6-4 FC5-4 1-2f	F B F S 1-3 ③ K	3 3	0 1	0 1	0 0	0 0	0 1	3 1
Carlos Lee, R (1, 7) OBP: 0.340, SLG: 0.530		F F X 0-2 ① G3-1		C B X 1-1 ② P5	B F F X 1-2 E4 3-H		X 0-0 1B BB SF7 1-3 1B	X 0-0 ② FC5-4 1B 1-2f 2B		5	2	1	0	0	0	1
Herbert Perry, R (1, 5) OBP: 0.347, SLG: 0.415		C C B X 1-2 ② G4-3		F H 1-1 BB HBP	C X 0-1 ③ G3		B B S F F B B 4-2 F9 1B 1-2 BB	X 0-0 2B 1-2 1B		3	1	1	0	1	0	1
Brook Fordyce, R (1, 2) OBP: 0.234, SLG: 0.318		X 0-0 ③ 1B		B F B B B C F B 4-2 1-2 BB		F B B B B C X 3-2 ① G5-3	B B X 2-0 BB 1-2 2-3 3-H 1B	B X 1-0 1-H 2-H 2B		4	0	3	3	1	0	0
Inning Stats	R: 1 H: 2 E: 0 LOB: 2 K: 1 BB: 1 S: 14 P: 23	R: 0 H: 1 E: 0 LOB: 1 K: 0 BB: 0 S: 7 P: 8	R: 0 H: 1 E: 1 LOB: 1 K: 0 BB: 0 S: 9 P: 16	R: 1 H: 1 E: 0 LOB: 2 K: 1 BB: 1 S: 11 P: 21	R: 3 H: 2 E: 1 LOB: 1 K: 0 BB: 1 S: 22 P: 32	R: 1 H: 2 E: 1 LOB: 2 K: 0 BB: 1 S: 11 P: 25	R: 2 H: 3 E: 0 LOB: 3 K: 0 BB: 2 S: 18 P: 37	R: 2 H: 3 E: 0 LOB: 1 K: 0 BB: 0 S: 7 P: 10	R: 2 H: 1 E: 0 LOB: 0 K: 3 BB: 1 S: 12 P: 18	1B: 10 SF: 1 2B: 4 SAC: 0 3B: 0 DP: 1 HR: 2 HBP: 1						

TOP

Chicago White Sox @ New York Yankees

Yankee Stadium, Bronx, NY

Thu Jun 15 2000, 7:05 PM EDT

Att. 30,803 - Cloudy - 75 F

livebaseballscorecards.com

AB	42
R	12
H	16
RBI	10
BB	7
SO	5
LOB	22

PITCHER		IP	WLS	BF	H	R	ER	SO	BB	IBB	HBP	BLK	WP	HR	S	P	ERA	WHIP
Andy Pettitte, L ERA: 5.05	(1, 1)	5.2	L	31	9	6	5	2	4	0	1	0	0	1	72	121	7.94	2.294
Jason Grimsley, R ERA: 2.58	(6, 1)	1.0		8	3	2	2	0	2	0	0	0	0	0	18	36	18.00	5.000
56 Darrell Einertson, R ERA: 5.4	(7, 1)	1.1		7	3	2	2	0	0	0	0	0	0	0	9	15	13.50	2.250
Allen Watson, L ERA: 3.72	(9, 1)	1.0		5	1	2	2	3	1	0	0	0	0	1	12	18	18.00	2.000

PITCHER	IP	WLS	BF	H	R	ER	SO	BB	IBB	HBP	BLK	WP	HR	S	P	ERA	WHIP

BOTTOM

Chicago White Sox @ New York Yankees

Yankee Stadium, Bronx, NY

Thu Jun 15 2000, 7:05 PM EDT

Att. 30,803 - Cloudy - 75 F

livebaseballscorecards.com

Batter	1	2	3	4	5	6	7	8	9	AB	R	H	RBI	BB	SO	LOB
Chuck Knoblauch, R (1, 4) OBP: 0.340, SLG: 0.409	B B C X 2-1 ① F7		C B B F B B 4-2 2 S 2 1B BB		C X 0-1 ① G6-3		C B S X 1-2 ① G6-3		B B B C F X 3-2 ① F5	2	1	0	0	1	0	0
Wilson Delgado, S (7, 4) OBP: 0.313, SLG: 0.349										2	0	0	0	0	0	2
2 Derek Jeter, R (1, 6) OBP: 0.390, SLG: 0.480	B B S X 2-1 F9 2B		C B S S X 1-2 1-H 1B		B X 1-0 ② P4		C B B F F B F S 3-3 ② K		C F F B S 1-3 ② K	5	0	2	1	0	2	2
Paul O'Neill, L (1, 9) OBP: 0.360, SLG: 0.447	B B X 2-0 ② F9 2-3		F B B B X 3-1 ③ G3		C X 0-1 1B		B B C B B 4-1 BB		S F S 0-3 ③ K	3	0	1	0	1	0	2
Felix Jose, S (9, 9) OBP: 0.143, SLG: 0.154										1	0	0	0	0	1	2
Bernie Williams, S (1, 8) OBP: 0.361, SLG: 0.529	B C C B F X 2-2 ③ G6-3			C B F B B F X 3-2 ① G4-3	F S F X 0-2 ③ G5-3		C B B F F S 2-3 ③ K			4	0	0	0	0	1	3
Clay Bellinger, R (9, 8) OBP: 0.305, SLG: 0.411										0	0	0	0	0	0	0
20 Jorge Posada, S (1, 2) OBP: 0.455, SLG: 0.588		C B F S 1-3 ① K		C S B B X 2-2 1B 1B 1B		X 0-0 G4-6-3 1B		B X 1-0 ① G6-3		4	1	2	0	0	1	0
Chris Turner, R (9, 2) OBP: 0.450, SLG: 0.588										0	0	0	0	0	0	0
Tino Martinez, L (1, 3) OBP: 0.347, SLG: 0.471		C B X 1-1 ② G1-3		B X 1-0 ② F9		B B C S X 2-2 ① ② G4-6-3 1-2f		C F B B F B F X 3-2 ② G4-3		4	0	0	0	0	0	2
Shane Spencer, R (1, 7) OBP: 0.306, SLG: 0.461		C C B S 1-3 ③ K		C B B B X 3-1 1B 1-3 1B		B X 1-0 1B		B F X 1-1 ③ G6-3		4	1	2	0	0	1	0
Jim Leyritz, R (1, 10) OBP: 0.339, SLG: 0.306			F B F B B X 3-2 ① G5-3	X 0-0 1B 1-2 3-H 1B		B X 1-0 1-2 1B			C S F X 0-2 1B	4	0	3	1	0	0	0
Scott Brosius, R (1, 5) OBP: 0.329, SLG: 0.358			B S C S 1-3 ② K	B X 1-0 ③ 1-3 2-H 1B		B B X 2-0 ③ F3			C S X 0-2 1-2 1B	4	0	2	1	0	1	2

	AB	R	H	RBI	BB	SO	LOB
	37	3	12	3	2	7	15

Inning Stats	1	2	3	4	5	6	7	8	9	1B	SF	WP	PA
R	0	0	1	2	0	0	0	0	0	11	0	0	39
E	0	0	0	0	0	0	0	0	0	2B 1	SAC 0	PB 0	
K	0	2	1	0	0	3	2	2	2	3B 0	DP 1	SB 1	
S	9	8	13	12	9	7	13	9	17	HR 0	HBP 0	CS 0	
H	1	0	1	4	1	3	0	0	2				
LOB	1	0	1	2	1	2	1	0	2				
BB	0	0	1	0	0	0	0	0	0				
P	17	11	25	22	10	13	23	14	21				

PITCHER		IP	WLS	BF	H	R	ER	SO	BB	IBB	HBP	BLK	WP	HR	S	P	ERA	WHIP
Mike Sirotka, L ERA: 4.4	(1, 1)	5.2	W	26	10	3	3	3	1	0	0	0	0	0	57	95	4.76	1.941
41 Bill Simas, R ERA: 3.0	(6, 1)	1.1	H	5	0	0	0	2	1	0	0	0	0	0	14	26	0.00	0.750
Kelly Wunsch, L ERA: 2.77	(8, 1)	1.0		3	0	0	0	0	0	0	0	0	0	0	9	14	0.00	0.000
Keith Foulke, R ERA: 1.67	(9, 1)	1.0		5	2	0	0	2	0	0	0	0	0	0	17	21	0.00	2.000

PITCHER	IP	WLS	BF	H	R	ER	SO	BB	IBB	HBP	BLK	WP	HR	S	P	ERA	WHIP

Chicago White Sox @ New York Yankees

Yankee Stadium, Bronx, NY

Fri Jun 16 2000, 7:05 PM EDT

Att. 41,910 - Sunny - 83 F

livebaseballscorecards.com

Batter	1	2	3	4	5	6	7	8	9	AB	R	H	RBI	BB	SO	LOB
Ray Durham, S (1, 4) OBP: 0.330, SLG: 0.487	L8			F9		1B BB	G5-3		G5-3	4	0	0	0	1	0	2
Jose Valentin, S (1, 6) OBP: 0.308, SLG: 0.488	K			2B		1B		F9		4	0	2	0	0	1	0
Frank Thomas, R (1, 10) OBP: 0.435, SLG: 0.600	P3			K		L5		F2		4	0	0	0	0	1	4
Magglio Ordonez, R (1, 9) OBP: 0.369, SLG: 0.553		F7		F8		SF7		1B		3	0	1	1	0	0	1
14 Paul Konerko, R (1, 3) OBP: 0.360, SLG: 0.516		P4			2B	G1-3		F9		4	0	1	0	0	0	3
Chris Singleton, L (1, 8) OBP: 0.305, SLG: 0.405		K			FC3-5		3B		B1-3	4	1	1	0	0	1	1
Carlos Lee, R (1, 7) OBP: 0.335, SLG: 0.520			G5-3		G6-3	P6			G4-3	4	0	0	0	0	0	2
Greg Norton, S (1, 5) OBP: 0.346, SLG: 0.432			K		K		G6-3		1B	2	0	0	0	0	2	1
Tony Graffanino, R (7, PH) OBP: 0.417, SLG: 0.419 (7, 5)									2B	2	1	1	1	0	0	0
Mark Johnson, L (1, 2) OBP: 0.305, SLG: 0.330			G3			1B SF7	1B		1B	4	1	3	1	0	0	0

TOP

AB	35
R	3
H	9
RBI	3
BB	1
SO	5
LOB	14

Inning Stats	1	2	3	4	5	6	7	8	9
	R: 0 E: 0 K: 1 S: 9	H: 0 LOB: 0 BB: 0 P: 13	R: 0 E: 0 K: 1 S: 8	H: 0 LOB: 0 BB: 0 P: 12	R: 0 E: 0 K: 1 S: 7	H: 0 LOB: 0 BB: 0 P: 9	R: 0 E: 0 K: 1 S: 12	H: 1 LOB: 1 BB: 0 P: 16	R: 0 E: 0 K: 1 S: 10	H: 1 LOB: 1 BB: 0 P: 15	R: 1 E: 0 K: 0 S: 14	H: 2 LOB: 2 BB: 1 P: 23	R: 1 E: 0 K: 0 S: 9	H: 2 LOB: 1 BB: 0 P: 17	R: 0 E: 0 K: 0 S: 12	H: 1 LOB: 1 BB: 0 P: 21	R: 1 E: 0 K: 0 S: 9	H: 2 LOB: 1 BB: 0 P: 12

1B: 5	SF: 1
2B: 3	SAC: 0
3B: 1	DP: 0
HR: 0	HBP: 0

WP: 0	PA: 37
PB: 0	
SB: 1	
CS: 0	

PITCHER		IP	WLS	BF	H	R	ER	SO	BB	IBB	HBP	BLK	WP	HR	S	P	ERA	WHIP
David Cone, R ERA: 6.08	(1, 1)	6.0		23	4	1	1	5	1	0	0	0	0	0	60	88	1.50	0.833
Mike Stanton, L ERA: 3.23	(7, 1)	1.1	L	6	2	1	1	0	0	0	0	0	0	0	10	18	6.75	1.500
Jeff Nelson, R ERA: 1.59	(8, 1)	0.2		3	1	0	0	0	0	0	0	0	0	0	11	20	0.00	1.500
42 Mariano Rivera, R ERA: 3.1	(9, 1)	1.0		5	2	1	1	0	0	0	0	0	0	0	9	12	9.00	2.000

PITCHER	IP	WLS	BF	H	R	ER	SO	BB	IBB	HBP	BLK	WP	HR	S	P	ERA	WHIP

Batter	1	2	3	4	5	6	7	8	9	AB	R	H	RBI	BB	SO	LOB
Chuck Knoblauch, R (1, 4) OBP: 0.343, SLG: 0.411	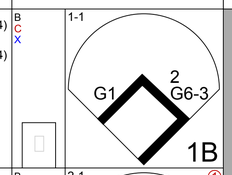		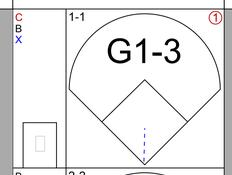		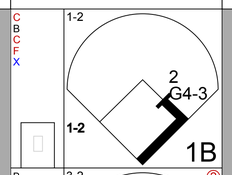			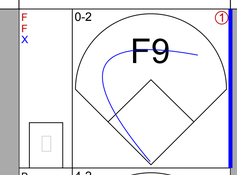		4	0	2	0	0	0	0
Clay Bellinger, R (9, 4) OBP: 0.305, SLG: 0.411										0	0	0	0	0	0	0
2 Derek Jeter, R (1, 6) OBP: 0.392, SLG: 0.478	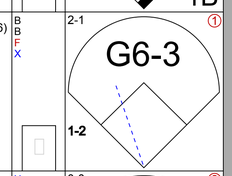		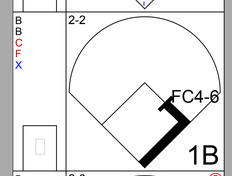		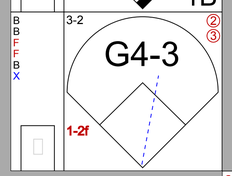			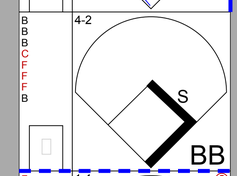		3	0	1	0	1	0	3
Paul O'Neill, L (1, 9) OBP: 0.355, SLG: 0.439	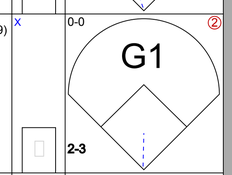		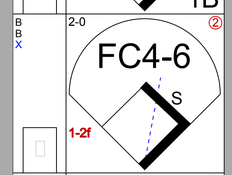			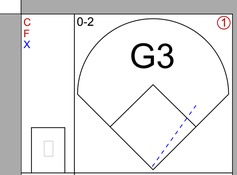		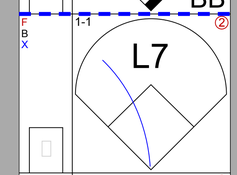		4	0	0	0	0	0	3
Bernie Williams, S (1, 8) OBP: 0.363, SLG: 0.527	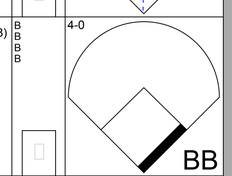		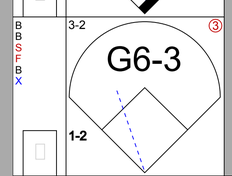			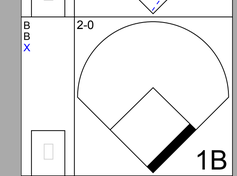		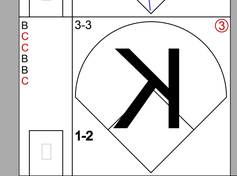		3	0	1	0	1	1	2
Tino Martinez, L (1, 3) OBP: 0.341, SLG: 0.463	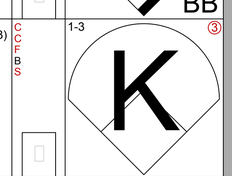			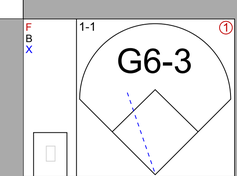		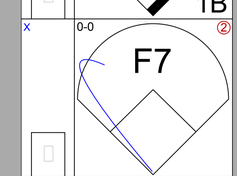			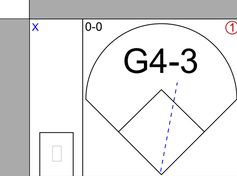	4	0	0	0	0	1	3
20 Jorge Posada, S (1, 10) OBP: 0.447, SLG: 0.576		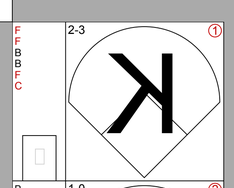		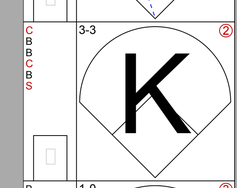		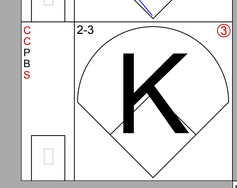			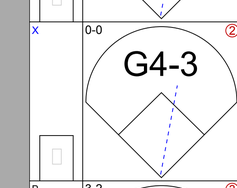	4	0	0	0	0	3	1
Ricky Ledee, L (1, 7) OBP: 0.333, SLG: 0.418		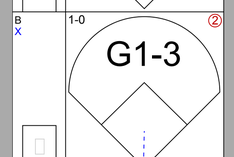		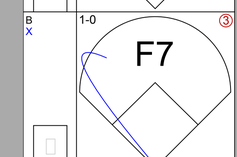			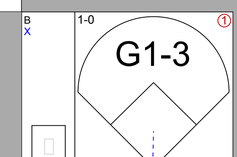		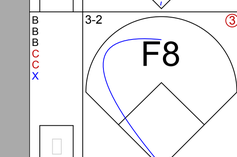	4	0	0	0	0	0	0
Chris Turner, R (1, 2) OBP: 0.435, SLG: 0.550		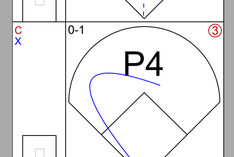			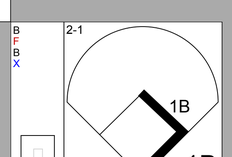		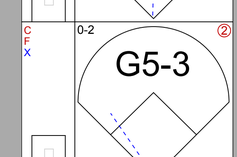			3	0	1	0	0	0	0
Scott Brosius, R (1, 5) OBP: 0.329, SLG: 0.377			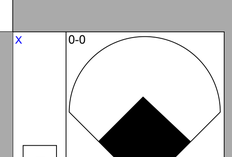		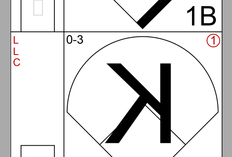		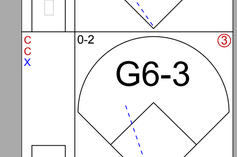			3	1	1	1	0	1	1
Inning Stats	R: 0 H: 1 E: 0 LOB: 2 K: 1 BB: 1 S: 9 P: 17	R: 0 H: 0 E: 0 LOB: 0 K: 1 BB: 0 S: 7 P: 10	R: 1 H: 2 E: 0 LOB: 1 K: 0 BB: 0 S: 10 P: 18	R: 0 H: 0 E: 0 LOB: 0 K: 1 BB: 0 S: 6 P: 11	R: 0 H: 2 E: 0 LOB: 1 K: 1 BB: 0 S: 12 P: 18	R: 0 H: 1 E: 0 LOB: 1 K: 1 BB: 0 S: 9 P: 12	R: 0 H: 0 E: 0 LOB: 0 K: 0 BB: 0 S: 7 P: 8	R: 0 H: 0 E: 0 LOB: 1 K: 1 BB: 1 S: 12 P: 20	R: 0 H: 0 E: 0 LOB: 0 K: 0 BB: 0 S: 5 P: 8	1B: 5 SF: 0 2B: 0 SAC: 0 3B: 0 DP: 1 HR: 1 HBP: 0						

PITCHER		IP	WLS	BF	H	R	ER	SO	BB	IBB	HBP	BLK	WP	HR	S	P	ERA	WHIP
James Baldwin, R ERA: 3.11	(1, 1)	7.1	W	29	6	1	1	5	2	0	0	0	0	1	67	105	1.23	1.091
Bob Howry, R ERA: 3.41	(8, 1)	1.2	S	5	0	0	0	1	0	0	0	0	0	0	10	17	0.00	0.000

PITCHER	IP	WLS	BF	H	R	ER	SO	BB	IBB	HBP	BLK	WP	HR	S	P	ERA	WHIP

BOTTOM

Chicago White Sox @ New York Yankees

Yankee Stadium, Bronx, NY

Fri Jun 16 2000, 7:05 PM EDT
Att. 41,910 - Sunny - 83 F

livebaseballscorecards.com

AB	32
R	1
H	6
RBI	1
BB	2
SO	6
LOB	13

Batter	1	2	3	4	5	6	7	8	9	AB	R	H	RBI	BB	SO	LOB
Ray Durham, S (1, 4) OBP: 0.337, SLG: 0.489	SBBBFBB 4-2 F9 1B SF9 BB	B X 1-0 1B HR 1-2 1B	CCFBBBFFFX 2-2 WP 1-2 2-3 1B		X 0-0 ① F7	CBX 1-1 ③ F8			CBCBX 2-2 HBP 1B	5	2	3	0	1	0	2
Jose Valentin, S (1, 6) OBP: 0.313, SLG: 0.488	X 0-0 14 2B 1-2 1B	S X 0-1 ② P5	BBX 2-0 ① SF7 3-H		BBX 2-0 1B		X 0-0 ① L9		BFCBH 3-2 1-2 HBP	4	0	2	1	0	0	2
Frank Thomas, R (1, 10) OBP: 0.430, SLG: 0.589	CBFX 1-2 ① F9 2-3	X 0-0 ② HR 1-3 2-H 1B	CX 0-1 ② L9 2-3		CBFBS 2-3 ② K		BBCX 2-1 ② F9		SX 0-1 ③ P3	6	1	1	1	0	1	7
Magglio Ordonez, R (1, 9) OBP: 0.366, SLG: 0.561	FFBBBX 3-2 ② SF9 3-H	B X 1-0 1-H 3-H HR	B X 1-0 ③ G5-3 1-2 3-H		CFBBFFS 2-3 ③ K		CX 0-1 ③ G4-3			4	1	1	4	0	1	2
14 Paul Konerko, R (1, 3) OBP: 0.365, SLG: 0.520	CX 0-1 1-3 2B	BFFBBB 4-2 E BB		B X 1-0 ① P6		CBBCFX 2-2 FC6-4 1B		BBX 2-0 ① P6		4	0	2	0	1	0	0
Chris Singleton, L (1, 8) OBP: 0.303, SLG: 0.414	BX 1-0 ③ G3-1	CX 0-1 1-2 E6		FX 0-1 HR		FBX 1-1 ① FC6-4 1-2f 2B		FBSC 1-3 ② K		5	2	1	1	0	1	4
Carlos Lee, R (1, 7) OBP: 0.336, SLG: 0.526		0-2 F9 1B 2B 1-3 ③ K		B X 1-0 ② F7		CBCFX 1-2 1-H 2B		CBCX 1-2 ③ F7		5	1	2	1	0	1	2
Greg Norton, S (1, 5) OBP: 0.350, SLG: 0.434 Tony Graffanino, R (9, PH) OBP: 0.408, SLG: 0.409 (9, 5)	BBX 2-0 ① F9 2-3	X 0-0 1B BB SF7 1B	X 0-0 E4 1B			CSBFFFC 1-3 ② K			BBX 2-0 F7	4 1	1 0	2 0	0 0	0 0	1 0	2 0
Brook Fordyce, R (1, 2) OBP: 0.269, SLG: 0.319	BCBX 2-1 1B 1B 3-H 1B	CBBCBB 4-2 L9 1B 1-2 WP BB	FCFBX 1-2 ③ F9			BBCBFB 4-2 BB			X 0-0 ② L6	3	2	1	1	2	0	1
Inning Stats	R: 1 H: 2 E: 0 LOB: 2 K: 0 BB: 1 S: 12 P: 21	R: 5 H: 5 E: 1 LOB: 2 K: 1 BB: 1 S: 19 P: 30	R: 2 H: 2 E: 0 LOB: 1 K: 0 BB: 1 S: 14 P: 23	R: 1 H: 2 E: 1 LOB: 1 K: 0 BB: 0 S: 9 P: 12	R: 0 H: 1 E: 0 LOB: 1 K: 2 BB: 0 S: 10 P: 16	R: 1 H: 2 E: 0 LOB: 2 K: 1 BB: 1 S: 20 P: 30	R: 0 H: 0 E: 0 LOB: 0 K: 0 BB: 0 S: 5 P: 7	R: 0 H: 0 E: 0 LOB: 0 K: 1 BB: 0 S: 7 P: 11	R: 0 H: 1 E: 0 LOB: 2 K: 0 BB: 0 S: 9 P: 16	1B: 10 SF: 2 2B: 3 SAC: 0 3B: 0 DP: 0 HR: 2 HBP: 1						

PITCHER		IP	WLS	BF	H	R	ER	SO	BB	IBB	HBP	BLK	WP	HR	S	P	ERA	WHIP
Jake Westbrook, R ERA: 32.4	(1, 1)	1.2	L	14	7	6	6	0	2	0	0	0	0	1	26	45	32.40	5.400
Jason Grimsley, R ERA: 3.02	(2, 1)	2.1		13	4	3	3	1	1	0	0	0	1	1	28	41	11.57	2.143
Todd Erdos, R ERA: 5.79	(5, 1)	2.1		11	3	1	1	3	1	0	0	0	0	0	31	47	3.86	1.714
Jeff Nelson, R ERA: 1.51	(7, 1)	1.2		5	0	0	0	1	0	0	0	0	0	0	11	17	0.00	0.000
Mike Stanton, L ERA: 3.13	(9, 1)	1.0		5	1	0	0	0	0	0	1	0	0	0	9	16	0.00	1.000

PITCHER	IP	WLS	BF	H	R	ER	SO	BB	IBB	HBP	BLK	WP	HR	S	P	ERA	WHIP

TOP

Chicago White Sox @ New York Yankees

Yankee Stadium, Bronx, NY

Sat Jun 17 2000, 4:35 PM EDT
Att. 54,053 - Cloudy - 87 F

livebaseballscorecards.com

AB	41
R	10
H	15
RBI	9
BB	4
SO	5
LOB	22

Batter	1	2	3	4	5	6	7	8	9	AB	R	H	RBI	BB	SO	LOB
Chuck Knoblauch, R (1, 4) OBP: 0.345, SLG: 0.407	C B F B X 2-2 ① L7		C C X 0-2 ② 1-2 2B 1B	C X 0-1 ② L8		C B B B B 4-1 2 1B 2 DI E BB		C F B B C 2-3 ① K		4	2	1	0	1	1	2
2 Derek Jeter, R (1, 6) OBP: 0.392, SLG: 0.476	X 0-0 S 1B		X 0-0 ① F8	C X 0-1 ③ G6-3		B B F B B X 3-1 BB E 1-3 1B		C B B F F B X 3-2 ② L8		5	1	2	0	0	0	4
Paul O'Neill, L (1, 10) OBP: 0.356, SLG: 0.436	C B B C F X 2-2 ② P6		B F F S 1-3 ② K		B C X 1-1 ① G3	C B B B B 4-1 E 1-2 BB		C B C F F B X 2-2 HR 1B		4	2	1	0	1	1	3
Bernie Williams, S (1, 8) OBP: 0.374, SLG: 0.555	C B S B B B 4-2 1-2 BB		X 0-0 1B 1-H 2-H 2B		B X 1-0 20 BB 1B	B B C X 2-1 E4 1B 1-H 2-H 3-H 2B		B B F C X 2-2 1-H HR		4	3	4	7	1	0	0
Tino Martinez, L (1, 3) OBP: 0.342, SLG: 0.462	C X 0-1 ③ F8		F S B B B X 2-2 2-H 1B		F B B B C S 2-3 ② K	B X 1-0 3-H 1B		B C X 1-1 ③ F7		5	0	2	2	0	1	3
20 Jorge Posada, S (1, 2) OBP: 0.442, SLG: 0.564		C F X 0-2 ① F8	C C F S 0-3 ③ K		S B F B B B 4-2 1-2 BB	S B C S 1-3 ③ K			B C B S C 2-3 ① K	4	0	0	0	1	3	2
Shane Spencer, R (1, 9) OBP: 0.308, SLG: 0.459		S B F B F C 2-3 ② K		X 0-0 1B 1B	X 0-0 ③ G6-3		X 0-0 G3-6-3 1B		F B X 1-1 ② G6-3	5	0	2	0	0	1	2
Ricky Ledee, L (1, 7) OBP: 0.335, SLG: 0.424		B F B S S S 2-3 ③ K2-3		B C B F X 2-2 1-2 1B		C F B F X 1-2 ① G3	F B B C X 2-2 ① P4		C S X 0-2 2B	5	0	2	0	0	1	1
Scott Brosius, R (1, 5) OBP: 0.326, SLG: 0.371			S X 0-1 1B 2B 1B	F F X 0-2 ① P4		C B S B C 2-3 ② K	C S X 0-2 ②③ G3-6-3 1-2f		X 0-0 ③ G5-3	5	1	1	0	0	1	4
Inning Stats	R: 0 E: 0 K: 0 S: 12 H: 1 LOB: 2 BB: 1 P: 20	R: 0 E: 0 K: 2 S: 10 H: 0 LOB: 0 BB: 0 P: 14	R: 3 E: 0 K: 2 S: 17 H: 4 LOB: 1 BB: 0 P: 20	R: 0 E: 0 K: 0 S: 11 H: 2 LOB: 2 BB: 0 P: 13	R: 0 E: 0 K: 1 S: 9 H: 1 LOB: 2 BB: 1 P: 17	R: 4 E: 1 K: 2 S: 17 H: 3 LOB: 1 BB: 2 P: 35	R: 0 E: 0 K: 0 S: 7 H: 1 LOB: 0 BB: 0 P: 9	R: 2 E: 0 K: 1 S: 17 H: 2 LOB: 0 BB: 0 P: 27	R: 0 E: 0 K: 1 S: 9 H: 1 LOB: 1 BB: 0 P: 12	1B: 11 2B: 3 3B: 0 HR: 1		SF: 0 SAC: 0 DP: 1 HBP: 0		WP: 0 PB: 0 SB: 1 CS: 0	PA: 45	

PITCHER		IP	WLS	BF	H	R	ER	SO	BB	IBB	HBP	BLK	WP	HR	S	P	ERA	WHIP
21 Cal Eldred, R ERA: 4.26	(1, 1)	5.0	W	25	8	3	3	5	2	0	0	0	0	0	59	84	5.40	2.000
Sean Lowe, R ERA: 5.97	(6, 1)	0.2		5	1	3	3	1	2	0	0	0	0	0	11	25	40.50	4.500
Kelly Wunsch, L ERA: 3.08	(6, 1)	0.1		3	2	1	1	1	0	0	0	0	0	0	6	10	27.00	6.000
41 Bill Simas, R ERA: 3.12	(7, 1)	1.2	H	6	2	1	1	1	0	0	0	0	0	0	19	28	5.40	1.200
Keith Foulke, R ERA: 1.83	(8, 1)	1.1	S	6	2	1	1	1	0	0	0	0	0	1	14	20	6.75	1.500

PITCHER	IP	WLS	BF	H	R	ER	SO	BB	IBB	HBP	BLK	WP	HR	S	P	ERA	WHIP

BOTTOM

Chicago White Sox @ New York Yankees

Yankee Stadium, Bronx, NY

Sat Jun 17 2000, 4:35 PM EDT
Att. 54,053 - Cloudy - 87 F

livebaseballscorecards.com

AB	41
R	9
H	15
RBI	9
BB	4
SO	9
LOB	21

Batter	1	2	3	4	5	6	7	8	9	AB	R	H	RBI	BB	SO	LOB
Ray Durham, S (1, 4) OBP: 0.341, SLG: 0.489	G3-1 HR, BB	FC6 1-2f		1-2 1B	1-2 1B		1-2 BB 2-H 1B		G4-3	4	1	2	0	1	0	1
Tony Graffanino, R (6, 4) OBP: 0.412, SLG: 0.413										2	0	1	1	0	0	0
Jose Valentin, S (1, 6) OBP: 0.315, SLG: 0.500	S 2B, BB HR		G5-3	K	G3		K		2B	6	2	2	4	1	2	6
Frank Thomas, R (1, 10) OBP: 0.432, SLG: 0.590	14 1B 2B K		BB		14 1B BB 1B BB	F8	1-2 BB		F8	3	2	1	1	2	1	0
Herbert Perry, R (7, PH) OBP: 0.350, SLG: 0.411										1	0	0	0	1	0	1
Magglio Ordonez, R (1, 9) OBP: 0.378, SLG: 0.567	14 1B 2B BB	14 G4-3 2B	1-2 BB		1B 14 1B 1-2 G6-3 BB	4-2 BB	G5-3			1	3	1	0	4	0	0
Jeff Abbott, R (6, 9) OBP: 0.343, SLG: 0.404										1	0	0	0	0	0	3
14 Paul Konerko, R (1, 3) OBP: 0.368, SLG: 0.519	1-3 2-H 2B 1B	G4-3 2-3	L7		G6-3 1B 1-2 2-3 1B	L9		1B		6	2	3	1	0	0	4
Chris Singleton, L (1, 8) OBP: 0.308, SLG: 0.417	1-H 3-H 1B 2B	2B BB	K		2-2 G6-3 1-2 2-3 3-H 1B	K		F8		5	3	2	3	1	2	4
Carlos Lee, R (1, 7) OBP: 0.340, SLG: 0.530	BB 1B HR 2-H 1B	1-H 1B 2B 3-H		G4-3	G6-3 1-2 2-3 3-H		FC3-6 1B	L9		6	2	3	4	0	0	3
Greg Norton, S (1, 5) OBP: 0.343, SLG: 0.419	K	K		1B BB	K		1-2f FC3-6 BB 1B	G3		5	1	0	0	1	3	6
Mark Johnson, L (1, 2) OBP: 0.321, SLG: 0.342	BB HR 1-2 1B	FC6 2-H 1B		K	1B 2-H 3-H 1B		BB 1B 1-2 BB		G4-3	5	1	3	3	1	1	1
Inning Stats	R: 9 E: 0 K: 2 S: 29 H: 6 LOB: 0 BB: 3 P: 54	R: 3 E: 0 K: 1 S: 13 H: 3 LOB: 1 BB: 1 P: 25	R: 0 E: 0 K: 1 S: 9 H: 0 LOB: 2 BB: 2 P: 23	R: 0 E: 0 K: 2 S: 15 H: 1 LOB: 2 BB: 1 P: 23	R: 4 E: 0 K: 1 S: 18 H: 4 LOB: 2 BB: 2 P: 32	R: 0 E: 0 K: 1 S: 16 H: 0 LOB: 1 BB: 1 P: 27	R: 1 E: 0 K: 1 S: 13 H: 2 LOB: 3 BB: 2 P: 26	R: 0 E: 0 K: 0 S: 7 H: 1 LOB: 1 BB: 0 P: 13	R: 0 E: 0 K: 0 S: 8 H: 1 LOB: 1 BB: 0 P: 10	1B: 12 2B: 5 3B: 0 HR: 1 SF: 0 SAC: 0 DP: 0 HBP: 0						

PITCHER		IP	WLS	BF	H	R	ER	SO	BB	IBB	HBP	BLK	WP	HR	S	P	ERA	WHIP
Orlando Hernandez, R ERA: 4.65	(1, 1)	0.2	L	11	6	9	9	1	3	0	0	0	0	1	26	49	121.50	13.500
Allen Watson, L ERA: 7.62	(1, 1)	3.1		22	6	7	7	5	6	0	0	0	0	0	47	93	18.90	3.600
Todd Erdos, R ERA: 5.48	(5, 1)	2.2		15	4	1	1	3	3	0	0	0	0	0	37	64	3.38	2.625
Jake Westbrook, R ERA: 13.5	(7, 1)	2.1		9	2	0	0	0	0	0	0	0	0	0	18	27	0.00	0.857

PITCHER	IP	WLS	BF	H	R	ER	SO	BB	IBB	HBP	BLK	WP	HR	S	P	ERA	WHIP

TOP

Chicago White Sox @ New York Yankees

Yankee Stadium, Bronx, NY

Sun Jun 18 2000, 1:05 PM EDT
Att. 52,856 - Overcast - 65 F

livebaseballscorecards.com

AB	45
R	17
H	18
RBI	17
BB	12
SO	9
LOB	29

WP: 0	PB: 0	SB: 1	CS: 0
PA: 57			

Batter	1	2	3	4	5	6	7	8	9	AB	R	H	RBI	BB	SO	LOB
Chuck Knoblauch, R (1, 4) OBP: 0.341, SLG: 0.403	F9	K			F9	F8			P4	2	0	0	0	0	1	1
Clay Bellinger, R (5, PH) OBP: 0.294, SLG: 0.395 (6, 4)										3	0	0	0	0	0	0
2 Derek Jeter, R (1, 6) OBP: 0.390, SLG: 0.471	BB, BB, 1B		L6		K	F8			K	4	0	1	0	0	1	0
Wilson Delgado, S (8, 6) OBP: 0.306, SLG: 0.341										1	0	0	0	0	1	0
Paul O'Neill, L (1, 9) OBP: 0.363, SLG: 0.441	BB, 1-2 BB		FC6-4, 1B		1B		1B		K	2	0	2	0	1	0	0
Felix Jose, S (5, PR) OBP: 0.188, SLG: 0.200 (6, 9)										2	0	1	0	0	1	0
Bernie Williams, S (1, 8) OBP: 0.374, SLG: 0.550	1-2, 2-3 BB		K		F8		L3			2	0	0	0	1	1	2
Ricky Ledee, L (7, PH) OBP: 0.333, SLG: 0.421 (8, 8)										1	0	0	0	0	0	1
Tino Martinez, L (1, 3) OBP: 0.340, SLG: 0.458	P6		FC6-4, 1-2f			20, 2B, 1B	F7			2	0	0	0	0	0	4
Chris Turner, R (6, 2) OBP: 0.440, SLG: 0.545										2	1	1	0	0	0	1
20 Jorge Posada, S (1, 2) OBP: 0.443, SLG: 0.568	G1-3			G5-4-3, 1B		1B, 1-H HR, 2B	F7			4	1	2	1	0	0	4
(6, 3)																
Shane Spencer, R (1, 7) OBP: 0.312, SLG: 0.460		1B		G5-4-3, 1-2f		HR, 2-3 1B			F7	4	1	2	0	0	0	1
Jim Leyritz, R (1, 10) OBP: 0.333, SLG: 0.288		K		BB		P4			K	3	0	0	0	1	2	3
Scott Brosius, R (1, 5) OBP: 0.324, SLG: 0.387		P4		F8		HR, 1-H 3-H			F8	4	1	1	3	0	0	2
Inning Stats	R: 0 E: 0 K: 0 S: 11 H: 1 LOB: 3 BB: 2 P: 23	R: 0 E: 0 K: 2 S: 10 H: 1 LOB: 1 BB: 0 P: 16	R: 0 E: 0 K: 1 S: 9 H: 1 LOB: 1 BB: 0 P: 13	R: 0 E: 0 K: 0 S: 6 H: 1 LOB: 1 BB: 1 P: 13	R: 0 E: 0 K: 1 S: 8 H: 1 LOB: 1 BB: 0 P: 14	R: 4 E: 0 K: 0 S: 14 H: 4 LOB: 0 BB: 0 P: 22	R: 0 E: 0 K: 0 S: 12 H: 1 LOB: 1 BB: 0 P: 19	R: 0 E: 0 K: 1 S: 6 H: 0 LOB: 0 BB: 0 P: 8	R: 0 E: 0 K: 2 S: 9 H: 0 LOB: 0 BB: 0 P: 15	1B: 8 2B: 1 3B: 0 HR: 1 SF: 0 SAC: 0 DP: 1 HBP: 0							

PITCHER	IP	WLS	BF	H	R	ER	SO	BB	IBB	HBP	BLK	WP	HR	S	P	ERA	WHIP
Jim Parque, L (1, 1) ERA: 4.18	6.0	W	29	9	4	4	4	3	0	0	0	0	1	58	101	6.00	2.000
Kevin Beirne, R (7, 1) ERA: 5.54	2.0		7	1	0	0	1	0	0	0	0	0	0	18	27	0.00	0.500
Jesus Pena, L (9, 1) ERA: 4.82	1.0		3	0	0	0	2	0	0	0	0	0	0	9	15	0.00	0.000

PITCHER	IP	WLS	BF	H	R	ER	SO	BB	IBB	HBP	BLK	WP	HR	S	P	ERA	WHIP

BOTTOM

Chicago White Sox @ New York Yankees

Yankee Stadium, Bronx, NY

Sun Jun 18 2000, 1:05 PM EDT
Att. 52,856 - Overcast - 65 F

livebaseballscorecards.com

AB	36
R	4
H	10
RBI	4
BB	3
SO	7
LOB	19

WP: 0 PB: 0 SB: 0 CS: 0 PA: 39

Batter	1	2	3	4	5	6	7	8	9	AB	R	H	RBI	BB	SO	LOB
Kenny Lofton, L (1, 8) OBP: 0.348, SLG: 0.385	P6		G3-1			F8		BB		3	1	0	0	1	0	0
Omar Vizquel, S (1, 6) OBP: 0.340, SLG: 0.347	G4-6-3 BB			K		G6-3		G4-6-3 1B		3	0	1	1	1	1	0
Roberto Alomar, S (1, 4) OBP: 0.353, SLG: 0.467	G4-6-3 1-2f			2B			P3	G4-6-3 1-2f		4	0	1	0	0	0	2
David Justice, L (1, 9) OBP: 0.359, SLG: 0.594		G4-3		K			2B 1B		K	4	0	1	0	0	2	1
Jim Thome, L (1, 3) OBP: 0.351, SLG: 0.533		2B		K			F8		G3-1	4	0	1	0	0	1	2
Travis Fryman, R (1, 5) OBP: 0.388, SLG: 0.546		F7			G5-3		1-3 2B		F9	4	0	1	0	0	0	1
Russell Branyan, L (1, 10) OBP: 0.409, SLG: 0.919		K			K		HBP			2	0	0	0	0	2	1
Richie Sexson, R (1, 7) OBP: 0.319, SLG: 0.469			G6-3		P5		G4-3			3	0	0	0	0	0	3
Einar Díaz, R (1, 2) OBP: 0.338, SLG: 0.422			P5			K		P4		3	0	0	0	0	1	0
Inning Stats	R: 0 E: 0 K: 0 S: 3 H: 0 LOB: 0 BB: 1 P: 8	R: 0 E: 0 K: 1 S: 12 H: 1 LOB: 1 BB: 0 P: 20	R: 0 E: 0 K: 0 S: 6 H: 0 LOB: 0 BB: 0 P: 12	R: 0 E: 0 K: 3 S: 13 H: 1 LOB: 1 BB: 0 P: 18	R: 0 E: 0 K: 1 S: 7 H: 0 LOB: 0 BB: 0 P: 10	R: 0 E: 0 K: 1 S: 6 H: 0 LOB: 0 BB: 0 P: 7	R: 0 E: 0 K: 0 S: 13 H: 2 LOB: 3 BB: 0 P: 25	R: 1 E: 0 K: 0 S: 7 H: 1 LOB: 0 BB: 1 P: 14	R: 0 E: 0 K: 1 S: 6 H: 0 LOB: 0 BB: 0 P: 11	1B: 2 2B: 3 3B: 0 HR: 0	SF: 0 SAC: 0 DP: 2 HBP: 1						

TOP

Cleveland Indians @ Chicago White Sox

Comiskey Park, Chicago, IL

Mon Jun 19 2000, 8:05 PM EDT

Att. 43,062 - Sunny - 78 F

livebaseballscorecards.com

AB	30
R	1
H	5
RBI	1
BB	2
SO	7
LOB	10

PITCHER		IP	WLS	BF	H	R	ER	SO	BB	IBB	HBP	BLK	WP	HR	S	P	ERA	WHIP
Kip Wells, R ERA: 5.75	(1, 1)	6.2	W	25	4	0	0	6	1	0	1	0	0	0	58	96	0.00	0.750
Bob Howry, R ERA: 3.56	(7, 1)	1.1	H	5	1	1	1	0	1	0	0	0	0	0	9	18	6.75	1.500
Kelly Wunsch, L ERA: 2.96	(9, 1)	1.0		3	0	0	0	1	0	0	0	0	0	0	6	11	0.00	0.000

PITCHER	IP	WLS	BF	H	R	ER	SO	BB	IBB	HBP	BLK	WP	HR	S	P	ERA	WHIP

BOTTOM

Cleveland Indians @ Chicago White Sox

Comiskey Park, Chicago, IL

Mon Jun 19 2000, 8:05 PM EDT

Att. 43,062 - Sunny - 78 F

livebaseballscorecards.com

Batter	1	2	3	4	5	6	7	8	9	AB	R	H	RBI	BB	SO	LOB
Ray Durham, S (1, 4) OBP: 0.339, SLG: 0.484	C X 0-1 PB 1B		B C X 1-1 ① L6		F F S 0-3 ② K	B C C F X 1-2 ② FC3-6 1-2f 2-3		C B B X 2-1 ② G3 2-3		5	0	1	0	0	1	3
Jose Valentin, S (1, 6) OBP: 0.313, SLG: 0.494	C S B S 1-3 ① K		B F F C 1-3 ② K		C S B X 1-2 2B 1B	C S B X 1-2 ③ G1-3		B S X 1-1 ③ F7		5	1	1	0	0	2	4
Frank Thomas, R (1, 10) OBP: 0.433, SLG: 0.593	B B C F C C 2-3 ② K 1-2		B F C B B F X 3-2 1B		C X 0-1 1B 1-H 2B		B B B C X 3-1 ① P4			4	1	2	1	0	1	1
Maggio Ordonez, R (1, 9) OBP: 0.376, SLG: 0.561	F B B B F F F X 3-2 ③ F3		C X 0-1 ③ G1-3		B S X 1-1 1B 2-H		B B B X 3-0 ② G6-3			4	0	1	1	0	0	2
14 Paul Konerko, R (1, 3) OBP: 0.363, SLG: 0.511		C X 0-1 ① F7		B B C F X 2-2 ① G3-1	B C B F F F B X 3-2 ③ G6-3		C X 0-1 ③ F8			4	0	0	0	0	0	1
Chris Singleton, L (1, 8) OBP: 0.311, SLG: 0.416		B C B X 2-1 ② F8		L F F B S 1-3 ② K		B B B B 4-1 1B 1B BB		B B C F X 2-2 2B 2B 1B		3	2	1	0	1	1	0
Carlos Lee, R (1, 7) OBP: 0.346, SLG: 0.538	X 0-0 1B 1B			S B C S 1-3 ③ K		B X 1-0 FC3-6 1B 1-3 1B		C S X 0-2 2B 1-3 2B		4	1	3	0	0	1	0
Herbert Perry, R (1, 5) OBP: 0.362, SLG: 0.450		F S B B X 2-2 1-2 1B			B X 1-0 HR	X 0-0 FC3-6 1-2 3-H 1B		B X 1-0 ① G6-3		4	1	3	2	0	0	2
Mark Johnson, L (1, 2) OBP: 0.319, SLG: 0.347		F F B C 1-3 ③ K			C F B X 1-2 ① F5	C L L 0-3 ① K		C C X 0-2 G3 2-H 3-H 2B		4	0	1	2	0	2	4
Inning Stats	R: 0 E: 0 K: 2 S: 14 H: 1 LOB: 1 BB: 0 P: 20	R: 0 E: 0 K: 1 S: 11 H: 2 LOB: 2 BB: 0 P: 16	R: 0 E: 0 K: 1 S: 11 H: 1 LOB: 1 BB: 0 P: 16	R: 0 E: 0 K: 2 S: 10 H: 0 LOB: 0 BB: 0 P: 14	R: 3 E: 0 K: 1 S: 19 H: 4 LOB: 1 BB: 0 P: 26	R: 1 E: 0 K: 1 S: 13 H: 2 LOB: 2 BB: 1 P: 20	R: 0 E: 0 K: 0 S: 5 H: 0 LOB: 0 BB: 0 P: 11	R: 2 E: 0 K: 0 S: 14 H: 3 LOB: 1 BB: 0 P: 20		1B: 9 2B: 3 3B: 0 HR: 1	SF: 0 SAC: 0 DP: 0 HBP: 0		WP: 0 PB: 1 SB: 0 CS: 0	PA: 38		

	AB	37
	R	6
	H	13
	RBI	6
	BB	1
	SO	8
	LOB	17

PITCHER		IP	WLS	BF	H	R	ER	SO	BB	IBB	HBP	BLK	WP	HR	S	P	ERA	WHIP
Bartolo Colon, R ERA: 4.27	(1, 1)	5.0	L	25	9	4	4	7	1	0	0	0	0	1	67	99	7.20	2.000
Brian Williams, R ERA: 8.46	(6, 1)	2.0		7	1	0	0	1	0	0	0	0	0	0	16	24	0.00	0.500
Scott Kamieniecki, R ERA: 5.52	(8, 1)	1.0		6	3	2	2	0	0	0	0	0	0	0	14	20	18.00	3.000

PITCHER		IP	WLS	BF	H	R	ER	SO	BB	IBB	HBP	BLK	WP	HR	S	P	ERA	WHIP

Batter	1	2	3	4	5	6	7	8	9	AB	R	H	RBI	BB	SO	LOB
Jolbert Cabrera, R (1, 8) (5, 9) OBP: 0.278, SLG: 0.275	F B F X 1-2 ① F8		B F X 1-1 ② P6		F S F B F S 1-3 ② K	X 0-0 ② ③ 4-3-6-2-5 3-Hf			S L F F B C 1-3 ③ K	5	0	0	0	0	2	4
Omar Vizquel, S (1, 6) OBP: 0.336, SLG: 0.341	C B C B X 2-2 ② G3		X 0-0 ③ G6-3		B X 1-0 ③ FC6-4 1-2f 2-3		C F B F X 1-2 ① F9			4	0	0	0	0	0	2
Roberto Alomar, S (1, 4) OBP: 0.352, SLG: 0.463	X 0-0 ③ G6-3			B B X 2-0 ① G5-3		B C F B X 2-2 SH 2B 1B	B B X 2-0 ② F8			4	1	1	0	0	0	0
David Justice, L (1, 9) OBP: 0.357, SLG: 0.588 Kenny Lofton, L (5, 8) OBP: 0.346, SLG: 0.383		B B B C C S 3-3 ① K		F B S S 1-3 ② K		X 0-0 SH 2B 1-2	C B B X 2-1 ③ F7			2 1	0 1	0 0	0 0	0 0	2 0	0 0
Travis Fryman, R (1, 5) OBP: 0.390, SLG: 0.547		C B B F F X 2-2 ② F8		C B F B B B 4-2 BB		S X 0-1 1B 2B 1-H 2-H		B B X 2-0 ① G6-3		3	1	1	2	1	0	0
Richie Sexson, R (1, 7) OBP: 0.318, SLG: 0.465		C B F B F X 2-2 1B 1B		C F S 0-3 ③ K		X 0-0 ① G1-3		C F F S 0-3 ② K		4	0	1	0	0	2	2
Jim Thome, L (1, 3) OBP: 0.356, SLG: 0.536	X 0-0 1-3 1B			X 0-0 FC6-4 1B 1B		B B F X 2-1 E 1B 1B 3-H		C F B B F F B S 3-3 ③ K		4	1	3	1	0	1	0
Alex Ramirez, R (1, 10) OBP: 0.313, SLG: 0.426 Russell Branyan, L (9, PH) OBP: 0.400, SLG: 0.895		C F B X 1-2 ③ F8		B X 1-0 ① F7		X 0-0 E 4-3-6-2-5 1B 1-2			C B B C S 2-3 ① K	3 1	0 0	1 0	0 0	0 0	0 1	3 0
Sandy Alomar Jr., R (1, 2) OBP: 0.374, SLG: 0.432			B X 1-0 ① G6-3		B X 1-0 FC6-4 1-2	X 0-0 E4 1-3 2-H			B X 1-0 ② G6-3	4	0	2	1	0	0	0
Inning Stats	R: 0 E: 0 K: 0 S: 7 H: 0 LOB: 0 BB: 0 P: 10	R: 0 E: 0 K: 1 S: 15 H: 2 LOB: 2 BB: 0 P: 23	R: 0 E: 0 K: 0 S: 4 H: 0 LOB: 0 BB: 0 P: 6	R: 0 E: 0 K: 2 S: 9 H: 0 LOB: 1 BB: 1 P: 16	R: 0 E: 0 K: 1 S: 10 H: 2 LOB: 2 BB: 0 P: 14	R: 4 E: 2 K: 0 S: 12 H: 5 LOB: 1 BB: 0 P: 16	R: 0 E: 0 K: 0 S: 7 H: 0 LOB: 0 BB: 0 P: 12	R: 0 E: 0 K: 2 S: 10 H: 0 LOB: 0 BB: 0 P: 15	R: 0 E: 0 K: 2 S: 9 H: 0 LOB: 0 BB: 0 P: 13	1B: 8 2B: 2 3B: 0 HR: 0	SF: 0 SAC: 1 DP: 1 HBP: 0					

PITCHER	IP	WLS	BF	H	R	ER	SO	BB	IBB	HBP	BLK	WP	HR	S	P	ERA	WHIP
Mike Sirotka, L (1, 1) ERA: 4.3	8.0	L	34	9	4	3	6	1	0	0	0	0	0	74	112	3.38	1.250
Sean Lowe, R (9, 1) ERA: 5.76	1.0		3	0	0	0	2	0	0	0	0	0	0	9	13	0.00	0.000

PITCHER	IP	WLS	BF	H	R	ER	SO	BB	IBB	HBP	BLK	WP	HR	S	P	ERA	WHIP

TOP

Cleveland Indians @ Chicago White Sox

Comiskey Park, Chicago, IL

Tue Jun 20 2000, 8:05 PM EDT

Att. 20,005 - Cloudy - 84 F

livebaseballscorecards.com

AB	35
R	4
H	9
RBI	4
BB	1
SO	8
LOB	11

WP: 0	PA: 37		
PB: 0			
SB: 0			
CS: 0			

Batter	1	2	3	4	5	6	7	8	9	AB	R	H	RBI	BB	SO	LOB
Ray Durham, S (1, 4) OBP: 0.338, SLG: 0.479	B B X 2-0 ① G3		C B S B B X 3-2 ③ F8		B B B C F B 4-2 BB			C B B B F F F X 3-2 ① G4-3		3	0	0	0	1	0	0
Jose Valentin, S (1, 6) OBP: 0.319, SLG: 0.496	B B B B 4-0 S BB			C X 0-1 G4-6-3 14 1B 1B	C B B S F B F X 3-2 ③ F9			C B B X 2-1 1B 1B		3	1	2	0	1	0	2
Frank Thomas, R (1, 10) OBP: 0.431, SLG: 0.587	C B F X 1-2 ② F9			B C B X 2-1 G4-6-3 1-2 1B		C B X 1-1 ① G4-3		C S B B S 2-3 ② K		4	0	1	0	0	1	2
Magglio Ordonez, R (1, 9) OBP: 0.374, SLG: 0.556	C B C B F B X 3-2 ③ G4-3 1-2			C X 0-1 ① ② G4-6-3 1-2f 2-3		S C B S 1-3 ② K		C X 0-1 1-3 1B		4	0	1	0	0	1	3
14 Paul Konerko, R (1, 3) OBP: 0.361, SLG: 0.506		X 0-0 ① L9		B F B B X 3-1 3-H 1B		C B X 1-1 ③ L9		C C B F X 1-2 ③ G4-3		4	0	1	1	0	0	2
Chris Singleton, L (1, 8) OBP: 0.310, SLG: 0.418		C F B B S 2-3 ② K		B S B B B F X 3-2 ③ F2			B F X 1-1 FC1-5 2B		C F F B C 1-3 ① K	4	0	1	0	0	2	1
Carlos Lee, R (1, 7) OBP: 0.341, SLG: 0.529		B X 1-0 ③ F9			C B B X 2-1 ① F7		C B B X 2-1 ① FC1-5 2-3		C S X 0-2 ② G4-3	4	0	0	0	0	0	1
Herbert Perry, R (1, 5) OBP: 0.351, SLG: 0.435			B C X 1-1 ① F8		B B B C X 3-1 ② G5-3		B X 1-0 ② F8		B C X 1-1 ③ G5-3	4	0	0	0	0	0	1
Brook Fordyce, R (1, 2) OBP: 0.273, SLG: 0.340			C B B B X 3-1 ② G4-3		B B B C F X 3-2 2B		B X 1-0 ③ F9			3	0	1	0	0	0	1
Inning Stats	R: 0 H: 0 E: 0 LOB: 1 K: 0 BB: 1 S: 8 P: 18	R: 0 H: 0 E: 0 LOB: 0 K: 1 BB: 0 S: 5 P: 8	R: 0 H: 0 E: 0 LOB: 0 K: 0 BB: 0 S: 7 P: 14	R: 1 H: 3 E: 0 LOB: 1 K: 0 BB: 0 S: 11 P: 19	R: 0 H: 1 E: 0 LOB: 2 K: 0 BB: 1 S: 14 P: 29	R: 0 H: 0 E: 0 LOB: 0 K: 1 BB: 0 S: 7 P: 10	R: 0 H: 1 E: 0 LOB: 1 K: 0 BB: 0 S: 6 P: 11	R: 0 H: 2 E: 0 LOB: 2 K: 1 BB: 0 S: 16 P: 24	R: 0 H: 0 E: 0 LOB: 0 K: 1 BB: 0 S: 9 P: 11	1B: 5 SF: 0 2B: 2 SAC: 0 3B: 0 DP: 1 HR: 0 HBP: 0						WP: 0 PA: 35 PB: 0 SB: 1 CS: 0	

PITCHER		IP	WLS	BF	H	R	ER	SO	BB	IBB	HBP	BLK	WP	HR	S	P	ERA	WHIP
Jim Brower, R ERA: 5.17	(1, 1)	7.1	W	29	6	1	1	2	2	0	0	0	0	0	65	121	1.23	1.091
Steve Reed, R ERA: 4.81	(8, 1)	0.2	H	3	1	0	0	1	0	0	0	0	0	0	9	12	0.00	1.500
Steve Karsay, R ERA: 2.53	(9, 1)	1.0	S	3	0	0	0	1	0	0	0	0	0	0	9	11	0.00	0.000

PITCHER	IP	WLS	BF	H	R	ER	SO	BB	IBB	HBP	BLK	WP	HR	S	P	ERA	WHIP

BOTTOM

Cleveland Indians @ Chicago White Sox

Comiskey Park, Chicago, IL

Tue Jun 20 2000, 8:05 PM EDT
Att. 20,005 - Cloudy - 84 F

livebaseballscorecards.com

AB	33
R	1
H	7
RBI	1
BB	2
SO	4
LOB	13

Batter	1	2	3	4	5	6	7	8	9	AB	R	H	RBI	BB	SO	LOB
Kenny Lofton, L (1, 8) OBP: 0.352, SLG: 0.405	0-1 2B 3B	1-0 ② F7			0-0 1B SF9 1B 3-H		2-0 1B G4-6-3 2B		2-2 ② F8	5	3	3	1	0	0	0
Omar Vizquel, S (1, 6) OBP: 0.340, SLG: 0.350	1-0 SH1-3 HR 2B 3-H	2-1 ③ G5-3			2-0 CS 1B 1-3		2-2 G4-6-3 1B 2-3		0-0 ③ F9	5	1	3	1	0	0	0
Roberto Alomar, S (1, 4) OBP: 0.348, SLG: 0.460	1-1 ① SH1-3 2-3		1-0 ① F5		1-2 ① ② SF9 1-2 3-H		2-1 ① ② G4-6-3 1-2f 3-H			2	0	0	1	0	0	1
Jim Thome, L (1, 3) OBP: 0.362, SLG: 0.565	2-1 HR 3-H		1-3 ② K		3-2 HR		3-2 1B			4	2	3	3	0	1	0
Travis Fryman, R (1, 5) OBP: 0.391, SLG: 0.545	0-1 1B		3-2 ③ G1-3		4-2 BB		0-0 ③ F8			3	0	1	0	1	0	1
Richie Sexson, R (1, 7) OBP: 0.317, SLG: 0.459	2-3 ② K			4-2 G5-4-3 BB	1-3 ③ K			3-2 ① F8		3	0	0	0	1	2	2
Russell Branyan, L (1, 10) OBP: 0.367, SLG: 0.810	0-1 ③ G1-3			1-3 ① K		1-0 ① F9		0-0 ② G4-3		4	0	0	0	0	1	2
Alex Ramirez, R (1, 9) OBP: 0.309, SLG: 0.462 Jolbert Cabrera, R (8, 9) OBP: 0.278, SLG: 0.275		1-0 HR		0-0 ② ③ G5-4-3 1-2f		0-0 ② P6		2-1 ③ F8		4 0	1 0	1 0	1 0	0 0	0 0	1 0
Sandy Alomar Jr., R (1, 2) OBP: 0.370, SLG: 0.443		0-1 ① P4			0-0 1B 3B	1-1 ③ G4-3			1-3 ① K	4	1	1	0	0	1	0
Inning Stats	R: 3 H: 4 E: 0 LOB: 1 K: 1 BB: 0 S: 15 P: 21	R: 1 H: 1 E: 0 LOB: 0 K: 0 BB: 0 S: 6 P: 10	R: 0 H: 0 E: 0 LOB: 0 K: 1 BB: 0 S: 9 P: 14	R: 0 H: 0 E: 0 LOB: 0 K: 1 BB: 1 S: 6 P: 11	R: 3 H: 4 E: 0 LOB: 1 K: 1 BB: 1 S: 16 P: 26	R: 0 H: 0 E: 0 LOB: 0 K: 0 BB: 0 S: 4 P: 6	R: 1 H: 3 E: 0 LOB: 1 K: 0 BB: 0 S: 12 P: 21	R: 0 H: 0 E: 0 LOB: 0 K: 0 BB: 0 S: 8 P: 13	R: 0 H: 0 E: 0 LOB: 0 K: 1 BB: 0 S: 8 P: 11	1B: 5 SF: 1 2B: 2 SAC: 1 3B: 2 DP: 2 HR: 3 HBP: 0						WP: 0 PA: 38 PB: 0 SB: 0 CS: 1	

TOP

Cleveland Indians @ Chicago White Sox

Comiskey Park, Chicago, IL

Wed Jun 21 2000, 8:05 PM EDT

Att. 23,516 - Sunny - 86 F

livebaseballscorecards.com

AB	34
R	8
H	12
RBI	7
BB	2
SO	5
LOB	7

PITCHER		IP	WLS	BF	H	R	ER	SO	BB	IBB	HBP	BLK	WP	HR	S	P	ERA	WHIP
James Baldwin, R ERA: 3.56	(1, 1)	4.0	L	20	8	7	7	3	1	0	0	0	0	2	40	61	15.75	2.250
Kevin Beirne, R ERA: 5.4	(5, 1)	2.0		7	1	0	0	1	1	0	0	0	0	1	16	27	0.00	1.000
Jesus Pena, L ERA: 5.23	(7, 1)	1.0		5	3	1	1	0	0	0	0	0	0	0	12	21	9.00	3.000
41 Bill Simas, R ERA: 3.03	(8, 1)	1.0		3	0	0	0	0	0	0	0	0	0	0	8	13	0.00	0.000
Keith Foulke, R ERA: 1.79	(9, 1)	1.0		3	0	0	0	1	0	0	0	0	0	0	8	11	0.00	0.000

PITCHER	IP	WLS	BF	H	R	ER	SO	BB	IBB	HBP	BLK	WP	HR	S	P	ERA	WHIP

Batter	1	2	3	4	5	6	7	8	9	AB	R	H	RBI	BB	SO	LOB
Ray Durham, S (1, 4) OBP: 0.335, SLG: 0.474	SH5-3 1B 1B		K		K		G3-1	F9 2-3		5	1	1	0	0	2	2
Jose Valentin, S (1, 6) OBP: 0.315, SLG: 0.489	SH5-3 1-2		K		G1-3		K	F8		4	0	0	0	0	2	2
Frank Thomas, R (1, 10) OBP: 0.437, SLG: 0.615	K		BB 1B			14 HR 1B	HR		HR	5	3	4	2	0	1	1
Magglio Ordonez, R (1, 9) OBP: 0.378, SLG: 0.556	14 S 14 1B 2-H 1B		1-2 BB			F8	14 1B 1B		G6-3	4	1	2	1	1	0	1
14 Paul Konerko, R (1, 3) OBP: 0.369, SLG: 0.525	FC4-6 1-H 1B		F9			1-H HR	1-3 1B		1B	5	1	4	3	0	0	2
Chris Singleton, L (1, 8) OBP: 0.308, SLG: 0.413	FC4-6 1-2f			F6		BB 1B	L4		K	5	0	1	0	0	1	4
Jeff Abbott, R (1, 7) OBP: 0.336, SLG: 0.394		K	K	K		P6		F9 1B 1B	G3	5	0	1	0	0	2	2
Greg Norton, S (1, 5) OBP: 0.347, SLG: 0.417		K		G5-3		1-2 BB		1-2 1B		3	0	1	0	1	1	0
Mark Johnson, L (1, 2) OBP: 0.314, SLG: 0.341		F7			F8	F2		L5		2	0	0	0	0	0	0
Carlos Lee, R (6, PH) OBP: 0.340, SLG: 0.527										1	0	0	0	0	0	2
Brook Fordyce, R (7, 2) OBP: 0.268, SLG: 0.333										1	0	0	0	0	0	2
Inning Stats	R: 2 E: 0 K: 1 S: 13 H: 3 LOB: 1 BB: 0 P: 16	R: 0 E: 0 K: 2 S: 10 H: 0 LOB: 0 BB: 0 P: 17	R: 0 E: 0 K: 2 S: 13 H: 1 LOB: 2 BB: 1 P: 25	R: 0 E: 0 K: 1 S: 8 H: 0 LOB: 0 BB: 0 P: 12	R: 0 E: 0 K: 1 S: 10 H: 0 LOB: 0 BB: 0 P: 18	R: 2 E: 0 K: 0 S: 17 H: 3 LOB: 2 BB: 1 P: 26	R: 1 E: 0 K: 1 S: 21 H: 3 LOB: 2 BB: 0 P: 29	R: 0 E: 0 K: 0 S: 10 H: 2 LOB: 2 BB: 0 P: 19	R: 1 E: 0 K: 1 S: 14 H: 2 LOB: 1 BB: 0 P: 22	1B: 11 2B: 0 3B: 0 HR: 3 SF: 0 SAC: 1 DP: 0 HBP: 0						

PITCHER		IP	WLS	BF	H	R	ER	SO	BB	IBB	HBP	BLK	WP	HR	S	P	ERA	WHIP
Dave Burba, R ERA: 5.23	(1, 1)	5.1	W	24	7	4	4	7	1	0	0	0	0	1	63	102	6.75	1.500
Justin Speier, R ERA: 2.0	(6, 1)	1.2	H	9	3	1	1	1	1	0	0	0	0	1	29	41	5.40	2.400
Steve Reed, R ERA: 4.74	(8, 1)	0.1	H	3	2	0	0	0	0	0	0	0	0	0	6	9	0.00	6.000
Steve Karsay, R ERA: 2.67	(8, 1)	1.2	S	7	2	1	1	1	0	0	0	0	0	1	18	32	5.40	1.200

PITCHER	IP	WLS	BF	H	R	ER	SO	BB	IBB	HBP	BLK	WP	HR	S	P	ERA	WHIP

BOTTOM

Cleveland Indians @ Chicago White Sox

Comiskey Park, Chicago, IL

Wed Jun 21 2000, 8:05 PM EDT
Att. 23,516 - Sunny - 86 F

livebaseballscorecards.com

AB	40
R	6
H	14
RBI	6
BB	2
SO	9
LOB	18

PA: 43
WP: 0
PB: 0
SB: 1
CS: 0

Batter	1	2	3	4	5	6	7	8	9	AB	R	H	RBI	BB	SO	LOB
Kenny Lofton, L (1, 8) OBP: 0.345, SLG: 0.397	C B F F B B X 3-2 ① F7		B X 1-0 ② P4			C B L S 1-3 ① K		C B C F F F X 1-2 ② G4-3		4	0	0	0	0	1	0
Omar Vizquel, S (1, 6) OBP: 0.346, SLG: 0.360	B F B B B C X 3-2 1B		C X 0-1 ③ G4-3			X 0-0 G6-4-3 1B		B B B B C X 3-1 2B		4	0	3	0	0	0	0
Roberto Alomar, S (1, 4) OBP: 0.344, SLG: 0.453	B X 1-0 ② P6			C F F B X 1-2 ① G5-3		X 0-0 ② ③ G6-4-3 1-2f		C X 0-1 ③ F7		4	0	0	0	0	0	3
Jim Thome, L (1, 3) OBP: 0.360, SLG: 0.560	F S S 0-3 ③ K			F B B B F F S 3-3 ② K			S B B X 2-1 ① F8		B C F X 1-2 FC5-4 1B	4	0	1	0	0	2	1
Travis Fryman, R (1, 5) OBP: 0.396, SLG: 0.554		B X 1-0 3B		X 0-0 1B			C B B B S B 4-2 1B BB		B X 1-0 ① FC5-4 FC6-4 BB 1-2f	3	0	2	0	1	0	1
Richie Sexson, R (1, 7) OBP: 0.320, SLG: 0.458		X 0-0 ① G5-3		B B X 2-0 ③ F9			C X 0-1 1-2 1B		B B B C F B 4-2 FC6-4 1-2 BB	3	0	1	0	1	0	2
Russell Branyan, L (1, 10) OBP: 0.340, SLG: 0.739		B S S S 1-3 ② K			F X 0-1 ① F7		S B F S 1-3 ② K		S B F B B C 3-3 ② K	4	0	0	0	0	3	5
Alex Ramirez, R (1, 9) OBP: 0.292, SLG: 0.435		B X 1-0 ③ L5			B F X 1-1 ② F8		S S X 0-2 ③ L6		X 0-0 ③ FC6-4 1-2f 2-3	4	0	0	0	0	0	5
Sandy Alomar Jr., R (1, 2) OBP: 0.362, SLG: 0.432			B B X 2-0 ① G6-3		B B X 2-0 ③ F9			C B X 1-1 ① G4-3		3	0	0	0	0	0	0
Inning Stats	R: 0 H: 1 E: 0 LOB: 1 K: 1 BB: 0 S: 11 P: 18	R: 0 H: 1 E: 0 LOB: 1 K: 1 BB: 0 S: 6 P: 9	R: 0 H: 0 E: 0 LOB: 0 K: 0 BB: 0 S: 4 P: 7	R: 0 H: 1 E: 0 LOB: 1 K: 1 BB: 0 S: 10 P: 16	R: 0 H: 0 E: 0 LOB: 0 K: 0 BB: 0 S: 5 P: 8	R: 0 H: 1 E: 0 LOB: 0 K: 1 BB: 0 S: 5 P: 6	R: 0 H: 1 E: 0 LOB: 0 K: 1 BB: 1 S: 12 P: 19	R: 0 H: 1 E: 0 LOB: 1 K: 0 BB: 0 S: 12 P: 17	R: 0 H: 1 E: 0 LOB: 2 K: 1 BB: 1 S: 10 P: 19	1B: 5 SF: 0 2B: 1 SAC: 0 3B: 1 DP: 1 HR: 0 HBP: 0						

TOP

Cleveland Indians @ Chicago White Sox

Comiskey Park, Chicago, IL

Thu Jun 22 2000, 8:05 PM EDT

Att. 23,374 - Sunny - 79 F

livebaseballscorecards.com

AB	33
R	0
H	7
RBI	0
BB	2
SO	6
LOB	17

PITCHER	IP	WLS	BF	H	R	ER	SO	BB	IBB	HBP	BLK	WP	HR	S	P	ERA	WHIP
21 Cal Eldred, R (1, 1) ERA: 3.84	9.0	W	35	7	0	0	6	2	0	0	0	0	0	75	119	0.00	1.000

PITCHER	IP	WLS	BF	H	R	ER	SO	BB	IBB	HBP	BLK	WP	HR	S	P	ERA	WHIP

Batter	1	2	3	4	5	6	7	8	9	AB	R	H	RBI	BB	SO	LOB
Ray Durham, S (1, 4) OBP: 0.339, SLG: 0.485	HR	BB BB 2-H 3-H 1B	P4		F9			2B 1B HBP		4	2	2	2	0	0	3
Tony Graffanino, R (1, 6) OBP: 0.393, SLG: 0.412	K	F9	K	K		K		1B 1-3 2B		5	0	1	0	0	3	1
Frank Thomas, R (1, 10) OBP: 0.439, SLG: 0.616	G5-3	BB 1-2 BB	2B	2B		K		1B IBB		3	0	1	0	2	1	0
Magglio Ordonez, R (1, 9) OBP: 0.382, SLG: 0.553	14 BB BB	1-2 2-3 BB	G6-3	G6-3		G6-3		1-2 2-3 3-H 1B		3	0	1	1	2	0	1
14 Paul Konerko, R (1, 3) OBP: 0.370, SLG: 0.524	1-2 BB	G5-3	F7				FC1-5 2B	K		4	0	1	0	1	1	7
Jeff Abbott, R (1, 8) OBP: 0.336, SLG: 0.392 Chris Singleton, L (6, 8) OBP: 0.305, SLG: 0.410	K		G4-3		G5-3 1B		FC1-5 F9 WP 2-3	P4		3 2	0 1	1 0	0 0	0 0	1 0	2 4
Carlos Lee, R (1, 7) OBP: 0.338, SLG: 0.522		SH2-4 WP 1B 1B	G6-3		G5-3 1-2		F9 2-3			4	1	1	0	0	0	2
Herbert Perry, R (1, 5) OBP: 0.363, SLG: 0.449		WP SH2-4 1-2 1B 1B	1B 2B		BB		K 3-H			3	2	2	0	1	1	0
Brook Fordyce, R (1, 2) OBP: 0.271, SLG: 0.333		SH2-4 1-2 2-3	2-H 1B		L6			G4-3		3	0	1	1	0	0	2
Inning Stats	R: 1 E: 0 K: 2 S: 20 H: 1 LOB: 2 BB: 2 P: 36	R: 2 E: 0 K: 0 S: 15 H: 3 LOB: 3 BB: 2 P: 28	R: 1 E: 0 K: 0 S: 9 H: 2 LOB: 1 BB: 0 P: 16	R: 0 E: 0 K: 1 S: 7 H: 1 LOB: 1 BB: 0 P: 9	R: 0 E: 0 K: 0 S: 12 H: 1 LOB: 2 BB: 1 P: 25	R: 0 E: 0 K: 2 S: 9 H: 0 LOB: 0 BB: 0 P: 15	R: 1 E: 0 K: 1 S: 7 H: 1 LOB: 0 BB: 0 P: 12	R: 1 E: 0 K: 1 S: 15 H: 2 LOB: 3 BB: 1 P: 31		1B: 6 2B: 4 3B: 0 HR: 1 SF: 0 SAC: 1 DP: 0 HBP: 1						

PITCHER		IP	WLS	BF	H	R	ER	SO	BB	IBB	HBP	BLK	WP	HR	S	P	ERA	WHIP
Chuck Finley, L ERA: 4.09	(1, 1)	5.0	L	28	8	4	4	3	5	0	0	0	1	1	63	114	7.20	2.600
Scott Kamieniecki, R ERA: 5.67	(6, 1)	2.1		12	3	2	2	3	0	1	1	0	1	0	26	48	7.71	1.286
Jamie Brewington, R ERA: 3.86	(8, 1)	0.2		2	0	0	0	1	0	0	0	0	0	0	5	10	0.00	0.000

PITCHER	IP	WLS	BF	H	R	ER	SO	BB	IBB	HBP	BLK	WP	HR	S	P	ERA	WHIP

BOTTOM

Cleveland Indians @ Chicago White Sox

Comiskey Park, Chicago, IL

Thu Jun 22 2000, 8:05 PM EDT
Att. 23,374 - Sunny - 79 F

livebaseballscorecards.com

AB	34
R	6
H	11
RBI	4
BB	6
SO	7
LOB	22

Batter	1	2	3	4	5	6	7	8	9	AB	R	H	RBI	BB	SO	LOB
Chuck Knoblauch, R (1, 10) OBP: 0.332, SLG: 0.384	G5-3		K		P4 1-2			2 HBP 1B	BB CS HBP	4	1	1	0	0	1	1
2 Derek Jeter, R (1, 6) OBP: 0.376, SLG: 0.476	G6-4-3 1B		F8			G6-3		20 FC6-5 1B 1-2 HBP	F8	4	0	1	0	0	0	1
Paul O'Neill, L (1, 9) OBP: 0.365, SLG: 0.462	G6-4-3 1-2			G1-3		HR		F7	BB 1-2	4	1	2	1	1	0	2
Bernie Williams, S (1, 8) OBP: 0.377, SLG: 0.576	G6-4-3 1-2f 2-3			2B		2B		20 FC6-5 2B 1-2 2-H	20 FC4-6 1-2 2-3	4	1	3	1	1	0	2
20 Jorge Posada, S (1, 2) OBP: 0.437, SLG: 0.550		K	K	K		K		FC6-5 2B 1-2 2-3f	FC4-6 1-2f	5	0	0	0	0	3	7
Shane Spencer, R (1, 7) OBP: 0.322, SLG: 0.483		1B	L5			F7		2B 1-3 2-H		4	0	2	1	0	0	2
Tino Martinez, L (1, 3) OBP: 0.331, SLG: 0.439		F7			P4		G4-3	IBB		3	0	0	0	1	0	1
Scott Brosius, R (1, 5) OBP: 0.330, SLG: 0.399		K			L4		K	K		4	0	0	0	0	3	4
Jose Vizcaino, S (1, 4) OBP: 0.291, SLG: 0.253			K		S 1B		G5-3		1B	4	0	2	0	0	1	0
Inning Stats	R: 0 E: 0 K: 0 S: 8 H: 2 LOB: 1 BB: 0 P: 11	R: 0 E: 0 K: 2 S: 12 H: 1 LOB: 1 BB: 0 P: 18	R: 0 E: 0 K: 2 S: 10 H: 0 LOB: 0 BB: 0 P: 13	R: 0 E: 0 K: 1 S: 7 H: 1 LOB: 1 BB: 0 P: 12	R: 0 E: 0 K: 0 S: 12 H: 1 LOB: 1 BB: 0 P: 20	R: 1 E: 0 K: 1 S: 10 H: 2 LOB: 1 BB: 0 P: 18	R: 0 E: 0 K: 1 S: 8 H: 0 LOB: 0 BB: 0 P: 11	R: 2 E: 0 K: 1 S: 12 H: 3 LOB: 3 BB: 1 P: 23	R: 0 E: 0 K: 0 S: 14 H: 1 LOB: 3 BB: 2 P: 26	1B: 7 2B: 3 3B: 0 HR: 1 SF: 0 SAC: 0 DP: 1 HBP: 2						

PITCHER		IP	WLS	BF	H	R	ER	SO	BB	IBB	HBP	BLK	WP	HR	S	P	ERA	WHIP
Jim Parque, L ERA: 4.0	(1, 1)	6.0		24	7	1	1	6	0	0	0	0	0	1	59	92	1.50	1.167
Bob Howry, R ERA: 3.98	(7, 1)	1.1	B	7	2	2	2	1	0	0	1	0	0	0	14	22	13.50	1.500
Kelly Wunsch, L ERA: 2.93	(8, 1)	0.1		1	0	0	0	0	0	0	0	0	0	0	1	2	0.00	0.000
41 Bill Simas, R ERA: 2.95	(8, 1)	1.0		8	2	0	0	1	2	1	1	0	0	0	17	34	0.00	4.000
Sean Lowe, R ERA: 5.7	(9, 1)	0.1	W	1	0	0	0	0	0	0	0	0	0	0	2	2	0.00	0.000

PITCHER	IP	WLS	BF	H	R	ER	SO	BB	IBB	HBP	BLK	WP	HR	S	P	ERA	WHIP

TOP

New York Yankees @ Chicago White Sox

Comiskey Park, Chicago, IL

Fri Jun 23 2000, 8:05 PM EDT

Att. 38,773 - Overcast - 71 F

livebaseballscorecards.com

AB	36
R	3
H	11
RBI	3
BB	3
SO	8
LOB	20

WP: 0 PB: 0 SB: 1 CS: 1 PA: 41

Batter	1	2	3	4	5	6	7	8	9	AB	R	H	RBI	BB	SO	LOB
Ray Durham, S (1, 4) OBP: 0.337, SLG: 0.478	G4-6-3 1B BB		L8		F8		FC6 1-2f		G4-3 2-3	4	0	0	0	1	0	4
Jose Valentin, S (1, 6) OBP: 0.320, SLG: 0.491	G4-6-3 1-2 1B			BB BB 14 G5-4-3 1B		F7		L6	1B 3-H	5	1	3	1	0	0	0
Frank Thomas, R (1, 10) OBP: 0.440, SLG: 0.611	F7			14 G5-4-3 BB 1B 1-2 BB		G6-4-3 HBP		K		2	1	0	0	1	1	2
Magglio Ordonez, R (1, 9) OBP: 0.383, SLG: 0.549	G4-6-3 1-2f 2-3			14 G5-4-3 1-2 2-3 BB		G6-4-3 1-2f		14 S BB		2	0	0	0	2	0	3
14 Paul Konerko, R (1, 3) OBP: 0.371, SLG: 0.522		K	G5-4-3 1-2f 2-3 3-H				FC5-4 1B	1-2 BB		3	0	1	0	1	1	2
Chris Singleton, L (1, 8) OBP: 0.305, SLG: 0.408		G4-3	S 1B 3-H				FC5-4 1B HBP 1-2f	K		4	0	1	1	0	1	3
Carlos Lee, R (1, 7) OBP: 0.341, SLG: 0.532		K	K 1-2				1B HBP 1-2		HR	3	1	1	1	0	2	1
Herbert Perry, R (1, 5) OBP: 0.367, SLG: 0.451			K	L4			FC6 1-2 2-3 1B		G4-3 SH3 1B 1B	4	1	2	0	0	1	0
Brook Fordyce, R (1, 2) OBP: 0.258, SLG: 0.316			F3	K			K		SH3 1-2	3	0	0	0	0	2	3
Inning Stats	R: 0 H: 1 E: 0 LOB: 1 K: 0 BB: 1 S: 6 P: 12	R: 0 H: 0 E: 0 LOB: 0 K: 2 BB: 0 S: 8 P: 12	R: 0 H: 0 E: 0 LOB: 0 K: 1 BB: 0 S: 8 P: 10	R: 2 H: 2 E: 0 LOB: 1 K: 1 BB: 2 S: 11 P: 25	R: 0 H: 0 E: 0 LOB: 0 K: 1 BB: 0 S: 6 P: 10	R: 0 H: 0 E: 0 LOB: 0 K: 0 BB: 0 S: 6 P: 7	R: 0 H: 2 E: 0 LOB: 3 K: 1 BB: 0 S: 12 P: 20	R: 0 H: 0 E: 0 LOB: 2 K: 2 BB: 2 S: 11 P: 21	R: 2 H: 3 E: 0 LOB: 1 K: 0 BB: 0 S: 7 P: 11	1B: 7 SF: 0 2B: 0 SAC: 1 3B: 0 DP: 3 HR: 1 HBP: 2						WP: 0 PA: 38 PB: 0 SB: 2 CS: 0

PITCHER		IP	WLS	BF	H	R	ER	SO	BB	IBB	HBP	BLK	WP	HR	S	P	ERA	WHIP
Ben Ford, R ERA: 2.84	(1, 1)	6.1		26	5	2	2	5	3	0	2	0	0	0	51	87	2.84	1.263
Jeff Nelson, R ERA: 1.37	(7, 1)	1.1		5	0	0	0	2	1	0	0	0	0	0	13	22	0.00	0.750
42 Mariano Rivera, R ERA: 3.45	(8, 1)	1.0	L	7	3	2	2	1	1	0	0	0	0	1	11	19	18.00	4.000

PITCHER	IP	WLS	BF	H	R	ER	SO	BB	IBB	HBP	BLK	WP	HR	S	P	ERA	WHIP

BOTTOM

New York Yankees @ Chicago White Sox

Comiskey Park, Chicago, IL

Fri Jun 23 2000, 8:05 PM EDT
Att. 38,773 - Overcast - 71 F

livebaseballscorecards.com

AB	30
R	4
H	8
RBI	3
BB	5
SO	8
LOB	18

New York Yankees @ Chicago White Sox

Comiskey Park, Chicago, IL

Sat Jun 24 2000, 1:15 PM EDT

Att. 32,623 - Cloudy - 80 F

livebaseballscorecards.com

TOP

Batter	1	2	3	4	5	6	7	8	9	AB	R	H	RBI	BB	SO	LOB
Chuck Knoblauch, R (1, 4) OBP: 0.335, SLG: 0.383	G5-3	K			2 1B FC5-2 1B	2 2B SF9 1-2 BB		G4-3	1-0 FC5 1-2 2-3f	3	1	1	0	1	1	1
Clay Bellinger, R (6, 5) OBP: 0.301, SLG: 0.398										2	0	0	0	0	0	2
2 Derek Jeter, R (1, 6) OBP: 0.381, SLG: 0.487	E1 1B		F9		1B FC5-2 SF9 1-3 1B	SF9 1-3 2-H 2B		2B		5	2	3	1	0	0	0
Paul O'Neill, L (1, 9) OBP: 0.364, SLG: 0.461	1B G3-6 3-H 1B		G3		FC5-2 SF9 1B 20 2B 1-2 3-H	SF9 2-3 3-H		K		3	2	1	2	0	0	2
Felix Jose, S (6, 9) OBP: 0.222, SLG: 0.412										1	0	0	0	0	1	1
Bernie Williams, S (1, 8) OBP: 0.384, SLG: 0.580	G3-6 1-3 1B	2B 1B			20 2B 1-2 2-3 1B	G5-3			2B HBP 1B	5	3	4	0	0	0	1
Tino Martinez, L (1, 3) OBP: 0.332, SLG: 0.448	G3-6 1-2f 3-H	2B 1-H			SF9 2-3 3-H	G4-3			HBP G1-3 1-3 2B	4	1	2	2	0	0	2
20 Jorge Posada, S (1, 2) OBP: 0.440, SLG: 0.554		WP 2B 1B	K		1B 1-3 3-H 2B		K		G1-3 HBP FC5-2 BB	4	2	2	1	1	2	1
Shane Spencer, R (1, 7) OBP: 0.328, SLG: 0.488		L6-4 1-H 2B		K	F9 2-H 3-H 1B		F7		FC5 G1-3 1-2 2-3 3-H HBP	4	0	2	4	0	1	0
Ricky Ledee, L (1, 10) OBP: 0.330, SLG: 0.404		BB	K	K	K		F7		G1-3 1-2 2-3 3-H	3	0	0	0	1	2	1
Scott Brosius, R (9, PH) OBP: 0.328, SLG: 0.397										1	0	0	1	0	0	2
Jose Vizcaino, S (1, 5) OBP: 0.287, SLG: 0.250		L6-4 2-3		F7		BB 2 2B 1B		F9	FC5-2 FC5 3-H	5	1	1	0	0	0	4
(6, 4)																

	AB	R	H	RBI	BB	SO	LOB
TOP	40	12	16	11	3	7	17

Inning Stats

	1	2	3	4	5	6	7	8	9	1B	SF	WP	PA
R	2	1	1	0	4	2	0	0	2	10	2	1	46
E	1	0	0	0	0	0	0	0	0	2B 7	SAC 0	PB 0	
K	0	1	1	2	1	0	1	1	0	3B 0	DP 2	SB 0	
S	11	12	9	9	19	14	7	9	10	HR 0	HBP 1	CS 0	
H	2	2	2	0	5	2	0	1	2				
LOB	0	1	0	0	1	1	0	1	2				
BB	0	1	0	0	0	1	0	0	1				
P	17	22	14	12	29	23	10	13	25				

PITCHER

PITCHER		IP	WLS	BF	H	R	ER	SO	BB	IBB	HBP	BLK	WP	HR	S	P	ERA	WHIP
Kip Wells, R ERA: 6.03	(1, 1)	4.1	L	22	9	7	5	4	1	0	0	0	1	0	51	81	10.38	2.308
Kevin Beirne, R ERA: 6.89	(5, 1)	0.2		7	4	3	3	1	1	0	0	0	0	0	17	27	40.50	7.500
Jesus Pena, L ERA: 4.05	(6, 1)	3.0		10	1	0	0	2	0	0	0	0	0	0	22	32	0.00	0.333
Sean Lowe, R ERA: 6.3	(9, 1)	0.0		4	2	2	2	0	1	0	1	0	0	0	5	15	∞	∞
Kelly Wunsch, L ERA: 2.83	(9, 1)	1.0		3	0	0	0	0	0	0	0	0	0	0	5	10	0.00	0.000

Batter	1	2	3	4	5	6	7	8	9	AB	R	H	RBI	BB	SO	LOB
Ray Durham, S (1, 4) OBP: 0.335, SLG: 0.472	G4-3		G4-3 2-3 3-H		F8	G6-3		DI 1B BB		4	1	0	1	1	0	3
Jose Valentin, S (1, 6) OBP: 0.331, SLG: 0.498	G5-4-3 1B		BB		BB		14 1B 2B	1B 1-2 BB		2	1	2	0	3	0	0
Frank Thomas, R (1, 10) OBP: 0.433, SLG: 0.602	G5-4-3 1-2f		P3		F7		F7	SF9 3-H		4	0	0	1	0	0	5
Magglio Ordonez, R (1, 9) OBP: 0.390, SLG: 0.563		L5		14 FC6-4 1B		HR	L5-4 14 1B BB	1-2 2-H 1B		4	1	3	2	1	0	0
14 Paul Konerko, R (1, 3) OBP: 0.372, SLG: 0.518		F8		FC6-4 1B 1-2f		G4-3 2B BB	1-2 2-H 1B	P3		4	1	1	1	1	0	3
Chris Singleton, L (1, 8) OBP: 0.305, SLG: 0.407 Jeff Abbott, R (7, PH) OBP: 0.339, SLG: 0.404 (8, 8)	G4-3			1-2 1B	G4-3 1-2	L5-4 2-3		WP WP 2B		3 2	0 1	1 1	0 0	0 0	0 0	1 2
Carlos Lee, R (1, 7) OBP: 0.342, SLG: 0.529			SH1-4 1B G4-3 1B	F2		K	2B 1B	K 2-3		5	2	2	0	0	2	4
Herbert Perry, R (1, 5) OBP: 0.375, SLG: 0.472			G4-3 SH1-4 1-2 1B	L5		2-H 2B		L9 1-H SF9 2B	K 3-H	5	1	3	2	0	1	2
Mark Johnson, L (1, 2) OBP: 0.317, SLG: 0.339 Tony Graffanino, R (8, PH) OBP: 0.393, SLG: 0.412 Greg Norton, S (8, PH) OBP: 0.345, SLG: 0.414 Brook Fordyce, R (9, 2) OBP: 0.254, SLG: 0.310			SH1-4 1-2 2-3		G6-3	BB		L9 2-3	F8	1 0 1 1	0 0 0 0	0 0 0 0	0 0 1 0	1 0 0 0	0 0 0 0	0 0 1 0

Inning Stats	1	2	3	4	5	6	7	8	9
	R: 0 E: 0 K: 0 S: 7	H: 1 LOB: 0 BB: 0 P: 10	R: 0 E: 0 K: 0 S: 4	H: 0 LOB: 0 BB: 0 P: 8	R: 1 E: 0 K: 0 S: 12	H: 2 LOB: 2 BB: 1 P: 21	R: 0 E: 0 K: 0 S: 9	H: 2 LOB: 2 BB: 0 P: 12	R: 0 E: 0 K: 0 S: 8	H: 0 LOB: 1 BB: 1 P: 16	R: 2 E: 0 K: 1 S: 20	H: 2 LOB: 2 BB: 2 P: 35	R: 1 E: 0 K: 0 S: 8	H: 2 LOB: 1 BB: 1 P: 15	R: 3 E: 0 K: 0 S: 18	H: 3 LOB: 2 BB: 2 P: 36	R: 1 E: 0 K: 2 S: 14	H: 1 LOB: 0 BB: 0 P: 20

1B: 8 SF: 1 PA: 45
2B: 5 SAC: 1 WP: 2
3B: 0 DP: 2 PB: 0
HR: 1 HBP: 0 SB: 0
CS: 0

PITCHER		IP	WLS	BF	H	R	ER	SO	BB	IBB	HBP	BLK	WP	HR	S	P	ERA	WHIP
Ramiro Mendoza, R ERA: 3.72	(1, 1)	5.0	W	23	6	3	3	0	3	0	0	0	0	1	43	74	5.40	1.800
Todd Erdos, R ERA: 5.56	(6, 1)	1.1		9	3	1	1	1	2	0	0	0	0	0	23	41	6.75	3.750
Mike Stanton, L ERA: 3.57	(7, 1)	0.2		3	2	2	2	0	0	0	0	0	0	0	7	8	27.00	3.000
Jeff Nelson, R ERA: 1.59	(8, 1)	0.1		3	0	0	0	0	2	0	0	0	0	0	5	16	0.00	6.000
42 Mariano Rivera, R ERA: 3.55	(8, 1)	1.2	S	7	2	2	2	2	0	0	0	0	2	0	22	34	10.80	1.200

PITCHER	IP	WLS	BF	H	R	ER	SO	BB	IBB	HBP	BLK	WP	HR	S	P	ERA	WHIP

BOTTOM

New York Yankees @ Chicago White Sox

Comiskey Park, Chicago, IL

Sat Jun 24 2000, 1:15 PM EDT
Att. 32,623 - Cloudy - 80 F

livebaseballscorecards.com

AB	36
R	8
H	13
RBI	7
BB	7
SO	3
LOB	21

Batter	1	2	3	4	5	6	7	8	9	AB	R	H	RBI	BB	SO	LOB
Chuck Knoblauch, R (1, 10) OBP: 0.333, SLG: 0.378	B B C F B X 3-2 P6 ①		B C B B C F X 3-2 F7 ② ③ 1-2			B C B C X 2-2 F3 ①			F B H 2-1 1B 2 1B 1B HBP	3	1	0	0	0	0	1
2 Derek Jeter, R (1, 6) OBP: 0.383, SLG: 0.488	C X 0-1 S 1B			F B S S 1-3 K ①		X 0-0 F9 ②			B F F X 1-2 1B 1B 1B 1-2 1B	4	1	2	0	0	1	0
Paul O'Neill, L (1, 9) OBP: 0.361, SLG: 0.457 Felix Jose, S (4, 9) OBP: 0.250, SLG: 0.421	C C B F B B C 3-3 K ② 1-2			B C B C S 2-3 K ②		B B X 2-0 G6-3 ③			S S X 0-2 1B 1B G4-3 1-2 2-3 1B	2 2	0 1	0 1	0 0	0 0	2 0	1 0
Bernie Williams, S (1, 8) OBP: 0.385, SLG: 0.579	B X 1-0 G1-3 ③			B B X 2-0 1B			B X 1-0 G5-3 ①		B B C X 2-1 G4-3 1B 1-2 2-3 3-H HR 1B	4	1	2	1	0	0	1
20 Jorge Posada, S (1, 2) OBP: 0.434, SLG: 0.544		B B B C F S 3-3 K ①		F C S 0-3 K ③			B B X 2-0 F9 ②		C F B B B F S 3-3 K ①	4	0	0	0	0	3	4
Shane Spencer, R (1, 7) OBP: 0.331, SLG: 0.488		C B B F B X 3-2 G5-3 ②			X 0-0 G1-4-3 1B WP 1B		F X 0-1 G5-3 ③		F B S B X 2-2 G4-3 1-2 2-3 3-H HR 1B	4	2	2	1	0	0	0
Tino Martinez, L (1, 3) OBP: 0.331, SLG: 0.445		B B C S B X 3-2 P4 ③			C F X 0-2 G1-4-3 1-2 1B			B X 1-0 F8 ①	C X 0-1 G4-3 ② 1-2 2-3 3-H	4	0	1	1	0	0	2
Scott Brosius, R (1, 5) OBP: 0.325, SLG: 0.392 Clay Bellinger, R (5, 5) OBP: 0.298, SLG: 0.393 Ricky Ledee, L (9, PH) OBP: 0.333, SLG: 0.424			X 0-0 F7 ①		B X 1-0 G1-4-3 ① ② 1-2f 2-3			C B B X 2-1 P6 ②	C F B F B F X 2-2 2-H 3-H HR	2 1 1	0 0 1	0 0 1	0 0 3	0 0 0	0 0 0	2 0 0
Jose Vizcaino, S (1, 4) OBP: 0.286, SLG: 0.250			C B C X 1-2 CS 1B		C C F B B X 2-2 G5-3 ③ 3-H			F B B X 2-1 G5-3 ③	C F B C 1-3 K ③	4	0	1	0	0	1	0
Inning Stats	R: 0 H: 1 E: 0 LOB: 1 K: 1 BB: 0 S: 10 P: 17	R: 0 H: 0 E: 0 LOB: 0 K: 1 BB: 0 S: 9 P: 18	R: 0 H: 1 E: 0 LOB: 0 K: 0 BB: 0 S: 8 P: 12	R: 0 H: 1 E: 0 LOB: 1 K: 3 BB: 0 S: 10 P: 15	R: 1 H: 2 E: 0 LOB: 0 K: 0 BB: 0 S: 9 P: 12	R: 0 H: 0 E: 0 LOB: 0 K: 0 BB: 0 S: 5 P: 9	R: 0 H: 0 E: 0 LOB: 0 K: 0 BB: 0 S: 4 P: 7	R: 0 H: 0 E: 0 LOB: 0 K: 0 BB: 0 S: 5 P: 10	R: 6 H: 5 E: 0 LOB: 0 K: 2 BB: 0 S: 26 P: 39	1B: 9 SF: 0 2B: 0 SAC: 0 3B: 0 DP: 1 HR: 1 HBP: 1						WP: 1 PA: 36 PB: 0 SB: 1 CS: 1	

PITCHER		IP	WLS	BF	H	R	ER	SO	BB	IBB	HBP	BLK	WP	HR	S	P	ERA	WHIP
Mike Sirotka, L ERA: 4.01	(1, 1)	8.0	W	27	5	1	1	5	0	0	0	0	1	0	60	100	1.12	0.625
Keith Foulke, R ERA: 2.93	(9, 1)	0.2		8	5	6	6	1	0	0	1	0	0	1	23	35	81.00	7.500
Bob Howry, R ERA: 3.94	(9, 1)	0.1	S	1	0	0	0	1	0	0	0	0	0	0	3	4	0.00	0.000

PITCHER	IP	WLS	BF	H	R	ER	SO	BB	IBB	HBP	BLK	WP	HR	S	P	ERA	WHIP

TOP

New York Yankees @ Chicago White Sox

Comiskey Park, Chicago, IL

Sun Jun 25 2000, 2:05 PM EDT

Att. 40,817 - Sunny - 80 F

livebaseballscorecards.com

AB	35
R	7
H	10
RBI	6
BB	0
SO	7
LOB	11

Batter	1	2	3	4	5	6	7	8	9	AB	R	H	RBI	BB	SO	LOB
Jose Valentin, S (1, 6) OBP: 0.336, SLG: 0.498	C B B X 2-1 ① G6-3		C C F X 0-2 2B 14 1B 1B	B B B C S B 4-2 BB BB		B X 1-0 BB SH3-4 14 FC6-4 1B	B F B B X 3-1 ③ G1-3			4	2	2	0	1	0	0
Tony Graffanino, R (1, 4) OBP: 0.433, SLG: 0.463	B C X 1-1 1B 3B 1B		L X 0-1 14 1-3 1B 2B	B F B F F B B 4-2 1-2 2-3 BB		C X 0-1 ① SH3-4 1-2		C B X 1-1 HR 1B		3	3	3	0	1	0	0
Frank Thomas, R (1, 10) OBP: 0.433, SLG: 0.596	B X 1-0 1-2 3B 1B		C X 0-1 ① F9	B B F B C X 3-2 ② P4		B F C B F B B 4-2 14 FC6-4 BB 1B BB		S B B S C 2-3 ① K		4	2	1	0	1	1	6
Maggio Ordonez, R (1, 9) OBP: 0.397, SLG: 0.583	S B F X 1-2 1-H 2-H 3B		I I I I 4-0 14 1B IBB	F F F X 0-2 ③ F7		B B B B 4-0 14 FC6-4 1-2 2-3 BB		F B X 1-1 1-H HR		3	1	2	4	2	0	3
14 Paul Konerko, R (1, 3) OBP: 0.369, SLG: 0.512	B B F B X 3-1 ② G1-6-3		B X 1-0 1-2 2-H 3-H 1B		B C B B X 3-1 ① G6-3	C B F X 1-2 ② FC6-4 WP 1B 1-2f 2-3 3-H		B F C B S 2-3 ② K		5	0	1	3	0	1	3
Jeff Abbott, R (1, 8) OBP: 0.345, SLG: 0.407 Chris Singleton, L (7, 8) OBP: 0.304, SLG: 0.405	C S B X 1-2 ③ G4-3		C X 0-1 ② P6		C B B X 2-1 E G4-3 1B	B B F X 2-1 1-2 3-H 1B		B B B C X 3-1 ③ G1-3		4 1	0 0	2 0	1 0	0 0	0 0	3 0
Carlos Lee, R (1, 7) OBP: 0.340, SLG: 0.525		B B B C X 3-1 CS 1B	F C X 0-2 ③ L5		B F X 1-1 ② G4-3 1-2	B B B C X 3-1 ③ F8 2-3				4	0	1	0	0	0	5
Herbert Perry, R (1, 5) OBP: 0.365, SLG: 0.458		1 SAFE F B C S 1-3 ① ② K 1-2		B B C X 2-1 ① F7	F B F F F X 1-2 E6 2-3		B B F B X 3-1 ① F9			4	0	0	0	0	1	2
Brook Fordyce, R (1, 2) OBP: 0.254, SLG: 0.323		B C S S F F S 1-3 ③ K		S C B X 1-2 BB 2B	C S B X 1-2 ③ P6		X 0-0 ② G6-3			4	0	1	0	0	1	2
Inning Stats	R: 2 E: 0 K: 0 S: 13 H: 3 LOB: 1 BB: 0 P: 22		R: 0 E: 0 K: 2 S: 10 H: 1 LOB: 0 BB: 0 P: 15	R: 2 E: 0 K: 0 S: 14 H: 3 LOB: 2 BB: 1 P: 19	R: 0 E: 0 K: 0 S: 17 H: 1 LOB: 3 BB: 2 P: 31	R: 0 E: 1 K: 0 S: 14 H: 1 LOB: 2 BB: 0 P: 22	R: 2 E: 0 K: 0 S: 14 H: 2 LOB: 2 BB: 2 P: 29	R: 0 E: 0 K: 0 S: 5 H: 0 LOB: 0 BB: 0 P: 11	R: 2 E: 0 K: 2 S: 12 H: 2 LOB: 0 BB: 0 P: 21		1B: 9 2B: 2 3B: 1 HR: 1 SF: 0 SAC: 1 DP: 0 HBP: 0					

PITCHER		IP	WLS	BF	H	R	ER	SO	BB	IBB	HBP	BLK	WP	HR	S	P	ERA	WHIP
Andy Pettitte, L ERA: 4.9	(1, 1)	5.1	L	30	10	6	6	2	3	1	0	0	0	0	75	121	10.12	2.438
Jason Grimsley, R ERA: 3.38	(6, 1)	1.2		7	1	0	0	0	1	0	0	0	1	0	12	28	0.00	1.200
Allen Watson, L ERA: 8.36	(8, 1)	1.0		5	2	2	2	2	0	0	0	0	0	1	12	21	18.00	2.000

PITCHER	IP	WLS	BF	H	R	ER	SO	BB	IBB	HBP	BLK	WP	HR	S	P	ERA	WHIP

BOTTOM

New York Yankees @ Chicago White Sox

Comiskey Park, Chicago, IL

Sun Jun 25 2000, 2:05 PM EDT

Att. 40,817 - Sunny - 80 F

livebaseballscorecards.com

AB	36
R	8
H	13
RBI	8
BB	5
SO	4
LOB	24

Minnesota Twins @ Chicago White Sox

Comiskey Park, Chicago, IL

Tue Jun 27 2000, 8:05 PM EDT

Att. 20,283 - Sunny - 76 F

TOP

livebaseballscorecards.com

Batter	1	2	3	4	5	6	7	8	9	AB	R	H	RBI	BB	SO	LOB
Jay Canizaro, R (1, 4) OBP: 0.333, SLG: 0.400	4-2 BB, 1B, BB	4-2 WP, 2B, BB	0-2 G3, 1-H, 2B		3-1 CS, 1-2	3-2 G4-3		0-0 G5-3		3	1	1	1	2	0	0
Denny Hocking, S (1, 9) OBP: 0.367, SLG: 0.429	0-1 BB, 1-2, 1B	3-2 F5, 1-2, 2-3	0-0 G3, 2-3			1-0 G3		2-3 K		5	0	1	0	0	1	3
Matt Lawton, L (1, 7) OBP: 0.434, SLG: 0.473	4-2 G4-6-3, 1-2, 2-3, BB	4-0 2B, IBB	1-0 G4-3			0-0 G6-3			2-3 K	3	0	0	0	2	1	1
Ron Coomer, R (1, 3) OBP: 0.332, SLG: 0.446	1-3 K	0-0 2B, 1-3, 2-H, 3-H		0-0 L4			0-0 FC1-5, 1B, 1B		1-0 G6-3	5	0	2	2	0	1	3
David Ortiz, L (1, 10) OBP: 0.360, SLG: 0.418	2-2 G4-6-3, 1-2f	2-3 K		3-3 K			0-1 FC1-5, E, 1-2, 1B		1-3 K	5	1	1	0	0	3	5
Corey Koskie, L (1, 5) OBP: 0.387, SLG: 0.426		1-1 2B, 1B	IBB	1-0 F8			0-0 FC1-5, FC4-6, 1-2, 2-3f			3	1	1	0	1	0	2
Marcus Jensen, S (1, 2) OBP: 0.345, SLG: 0.378		0-0 1-H, HR, 2B	0-0 F5		3-2 G4-6-3, 1B		1-2 FC4-6, 1-2f, 2-H			4	1	2	1	0	0	4
Jacque Jones, L (1, 8) OBP: 0.343, SLG: 0.524		0-2 2-H, HR	1-3 K		1-1 G4-6-3, 1-2f		1-2 G6-3			4	1	1	2	0	1	2
Cristian Guzman, S (1, 6) OBP: 0.311, SLG: 0.431		0-1 WP, 2B, 2B	0-1 2B, 1B		0-0 CS, 1B			1-2 G4-3		4	2	3	0	0	0	0

Inning Stats	R: 0 E: 0 K: 1 S: 14	H: 1 LOB: 2 BB: 2 P: 25	R: 5 E: 0 K: 1 S: 19	H: 5 LOB: 3 BB: 3 P: 37	R: 1 E: 0 K: 1 S: 11	H: 2 LOB: 1 BB: 0 P: 13	R: 0 E: 0 K: 1 S: 8	H: 0 LOB: 0 BB: 0 P: 12	R: 0 E: 0 K: 0 S: 8	H: 2 LOB: 0 BB: 0 P: 14	R: 0 E: 0 K: 0 S: 5	H: 0 LOB: 0 BB: 0 P: 9	R: 1 E: 1 K: 0 S: 10	H: 2 LOB: 1 BB: 0 P: 12	R: 0 E: 0 K: 1 S: 8	H: 0 LOB: 0 BB: 0 P: 11	R: 0 E: 0 K: 2 S: 8	H: 0 LOB: 0 BB: 0 P: 12	1B: 7 2B: 4 3B: 0 HR: 1	SF: 0 SAC: 0 DP: 2 HBP: 0	WP: 1 PB: 0 SB: 0 CS: 1	PA: 42

	AB	36
	R	7
	H	12
	RBI	6
	BB	5
	SO	7
	LOB	20

PITCHER		IP	WLS	BF	H	R	ER	SO	BB	IBB	HBP	BLK	WP	HR	S	P	ERA	WHIP
James Baldwin, R ERA: 3.88	(1, 1)	6.0	L	31	11	7	6	4	3	2	0	0	1	1	66	111	9.00	2.333
Jesus Pena, L ERA: 3.77	(7, 1)	1.0		4	1	0	0	0	0	0	0	0	0	0	9	11	0.00	1.000
41 Bill Simas, R ERA: 2.87	(8, 1)	1.0		3	0	0	0	1	0	0	0	0	0	0	8	11	0.00	0.000
Kevin Beirne, R ERA: 6.48	(9, 1)	1.0		3	0	0	0	2	0	0	0	0	0	0	8	12	0.00	0.000

PITCHER	IP	WLS	BF	H	R	ER	SO	BB	IBB	HBP	BLK	WP	HR	S	P	ERA	WHIP

Batter	1	2	3	4	5	6	7	8	9	AB	R	H	RBI	BB	SO	LOB
Ray Durham, S (1, 4) OBP: 0.345, SLG: 0.484	B B C B C X 3-2 SH1-3 WP 2B		B B X 2-0 F7 1B SF6 1B		C X 0-1 2B		C C F B F B B B 4-2 CS BB		C B B B S B 4-2 BB 1-2 2-3 BB	3	2	3	0	2	0	0
Jose Valentin, S (1, 6) OBP: 0.334, SLG: 0.495	X 0-0 ① SH1-3 2-3		C X 0-1 14 WP F7 1-2 1B		X 0-0 ① P6		F F B B B X 2-2 ② ③ G1-3 1-2		F X 0-1 ② P4	4	0	1	0	0	0	5
Frank Thomas, R (1, 10) OBP: 0.429, SLG: 0.587	F B B F B B F X 3-2 ② G5-3 3-H		B B X 2-0 ① F7 1-2 2-3		C C X 0-2 ② F8			F F F B B B X 2-2 ① F9	B C S F B F B F 4-2 F F B 1-2 2-3 3-H BB	4	0	0	1	1	0	3
Magglio Ordonez, R (1, 9) OBP: 0.397, SLG: 0.586	B B B C C X 3-2 1B		C F B X 1-2 ② SF6 3-H		F F F B B F X 2-2 ③ F7			X 0-0 14 WP 14 G4-3 2B	F B B B F X 3-2 ③ L7	4	1	2	1	0	0	4
14 Paul Konerko, R (1, 3) OBP: 0.364, SLG: 0.504	C C B B B X 3-2 ③ L7		F C B B B S 3-3 ③ K 2-3			B C X 1-1 ① F7		C B B X 2-1 ② G4-3 2-H		4	0	0	1	0	1	2
Jeff Abbott, R (1, 8) OBP: 0.350, SLG: 0.414		F X 0-1 2B		B B B C B 4-1 BB		B B X 2-0 ② G5-3		C B F B X 2-2 ③ G4-3		3	0	1	0	1	0	0
Carlos Lee, R (1, 7) OBP: 0.339, SLG: 0.521		B B X 2-0 ① G6-3		C X 0-1 ① F9		C X 0-1 1B			F F F F F S 0-3 ① K	4	0	1	0	0	1	2
Herbert Perry, R (1, 5) OBP: 0.362, SLG: 0.452		C F B B F X 1-2 ② G5-3		B F B F X 2-2 ② F7		X 0-0 ③ F7			B X 1-0 BB BB BB 1B	4	1	1	0	0	0	3
Mark Johnson, L (1, 2) OBP: 0.315, SLG: 0.331		X 0-0 ③ P6		C X 0-1 ③ F7			B F B B B F C 3-3 ① K		B B B B B 4-0 BB BB 1-2 BB	3	0	0	0	1	1	2
Inning Stats	R: 1 H: 2 E: 0 LOB: 1 K: 0 BB: 0 S: 14 P: 26	R: 0 H: 1 E: 0 LOB: 1 K: 0 BB: 0 S: 8 P: 11	R: 1 H: 2 E: 0 LOB: 1 K: 1 BB: 0 S: 10 P: 18	R: 0 H: 0 E: 0 LOB: 1 K: 0 BB: 1 S: 8 P: 14	R: 0 H: 1 E: 0 LOB: 1 K: 0 BB: 0 S: 11 P: 13	R: 0 H: 1 E: 0 LOB: 1 K: 0 BB: 0 S: 6 P: 9	R: 0 H: 0 E: 0 LOB: 0 K: 1 BB: 1 S: 10 P: 19	R: 1 H: 1 E: 0 LOB: 0 K: 0 BB: 0 S: 10 P: 16	R: 1 H: 1 E: 0 LOB: 3 K: 1 BB: 3 S: 22 P: 38	1B: 5 SF: 1 2B: 4 SAC: 1 3B: 0 DP: 0 HR: 0 HBP: 0						

PITCHER		IP	WLS	BF	H	R	ER	SO	BB	IBB	HBP	BLK	WP	HR	S	P	ERA	WHIP
Joe Mays, R ERA: 5.35	(1, 1)	7.1	W	31	8	3	3	2	2	0	0	0	2	0	72	117	3.68	1.364
LaTroy Hawkins, R ERA: 4.12	(8, 1)	1.0		6	1	1	1	1	2	0	0	0	1	0	14	27	9.00	3.000
Eddie Guardado, L ERA: 3.26	(9, 1)	0.1	H	1	0	0	0	0	0	0	0	0	0	0	2	2	0.00	0.000
Bob Wells, R ERA: 3.66	(9, 1)	0.1	S	2	0	0	0	0	1	0	0	0	0	0	11	18	0.00	3.000

PITCHER	IP	WLS	BF	H	R	ER	SO	BB	IBB	HBP	BLK	WP	HR	S	P	ERA	WHIP

BOTTOM

Minnesota Twins @ Chicago White Sox

Comiskey Park, Chicago, IL

Tue Jun 27 2000, 8:05 PM EDT

Att. 20,283 - Sunny - 76 F

livebaseballscorecards.com

AB	33
R	4
H	9
RBI	3
BB	5
SO	3
LOB	21

Batter	1	2	3	4	5	6	7	8	9	AB	R	H	RBI	BB	SO	LOB
Jay Canizaro, R (1, 4) OBP: 0.325, SLG: 0.390	C B B F X 2-2 G6-3 ①		B B B C X 3-1 F9 ③		B F C S 1-3 K ③		F S F B S 1-3 K ②			4	0	0	0	0	2	1
Midre Cummings, L (1, 9) OBP: 0.347, SLG: 0.446	C T F F B X 1-2 G4-3 ②			S F F B B F X 2-2 1B 1B 1B		B S F F F B B X 3-2 F8 ①	C B X 1-1 G3-1 ③			4	1	1	0	0	0	0
Matt Lawton, L (1, 7) OBP: 0.438, SLG: 0.474	B C B B B 4-1 1B 1B BB			B X 1-0 1B 1-3 G4-6-3 1B		B C B C B B 4-2 BB S SF8 BB		F C S 0-3 K ①		2	2	1	0	2	1	0
Ron Coomer, R (1, 3) OBP: 0.338, SLG: 0.448	B X 1-0 ③ 1-H 1B			X 0-0 G4-6-3 1-3 3-H 1B		B H 2-0 SF8 BB 1-2 HBP		B B C B X 3-1 G6-3 ②		3	0	2	1	0	0	0
Corey Koskie, L (1, 5) OBP: 0.389, SLG: 0.422		F B B F X 2-2 G4-3 ①		B B C B X 3-1 ① ② G4-6-3 1-2f 3-H		B B F C B B 4-2 BB 1-2 2-3 BB		B B S S B B 4-1 BB		2	0	0	0	2	0	1
Butch Huskey, R (1, 10) OBP: 0.320, SLG: 0.369		C F S 0-3 ② K		C S X 0-2 F9 ③		B F B F X 2-2 ② SF8 2-3 3-H		C B S X 1-2 G1-3 ③		3	0	0	1	0	1	1
Jacque Jones, L (1, 8) OBP: 0.341, SLG: 0.520 Denny Hocking, S (6, PH) OBP: 0.368, SLG: 0.427 (6, 8)		B C S C 1-3 ③ K			B C S C 1-3 ① K	B C B F B B 4-2 FC6 1-2 BB			F B F S 1-3 ① K	2 1	0 0	0 0	0 0	0 1	2 1	0 0
Chad Moeller, R (1, 2) OBP: 0.333, SLG: 0.273 Marcus Jensen, S (9, PH) OBP: 0.342, SLG: 0.374			B F F C X 1-2 G4-3 ①		S B B S F B X 2-2 G6-3 ②	B X 1-0 FC6 ③ 1-2f			B C F S 1-3 K ②	3 1	0 0	0 0	0 0	0 0	0 1	3 0
Cristian Guzman, S (1, 6) OBP: 0.310, SLG: 0.427			C B B B C S 2-3 K ②		B B B B 4-0 BB		B B C B S C 3-3 ① K		B X 1-0 ③ G6-3	3	0	0	0	1	2	0
Inning Stats	R: 0 H: 1 E: 0 LOB: 2 K: 0 BB: 1 S: 10 P: 18	R: 0 H: 0 E: 0 LOB: 0 K: 2 BB: 0 S: 9 P: 12	R: 0 H: 0 E: 0 LOB: 0 K: 1 BB: 0 S: 8 P: 14	R: 2 H: 3 E: 0 LOB: 0 K: 0 BB: 0 S: 12 P: 18	R: 0 H: 0 E: 0 LOB: 1 K: 2 BB: 1 S: 10 P: 18	R: 1 H: 0 E: 0 LOB: 3 K: 0 BB: 3 S: 15 P: 35	R: 0 H: 0 E: 0 LOB: 0 K: 2 BB: 0 S: 9 P: 14	R: 0 H: 0 E: 0 LOB: 1 K: 1 BB: 1 S: 9 P: 17	R: 0 H: 0 E: 0 LOB: 0 K: 2 BB: 0 S: 7 P: 10	1B: 4 SF: 1 2B: 0 SAC: 0 3B: 0 DP: 1 HR: 0 HBP: 1						WP: 0 PA: 36 PB: 0 SB: 1 CS: 0

PITCHER		IP	WLS	BF	H	R	ER	SO	BB	IBB	HBP	BLK	WP	HR	S	P	ERA	WHIP
21 Cal Eldred, R ERA: 3.91	(1, 1)	5.1	W	23	4	3	3	5	4	0	1	0	0	0	58	102	5.06	1.500
41 Bill Simas, R ERA: 2.84	(6, 1)	0.1	H	1	0	0	0	0	0	0	0	0	0	0	3	5	0.00	0.000
Kelly Wunsch, L ERA: 2.64	(6, 1)	2.0	H	8	0	0	0	3	2	0	0	0	0	0	18	35	0.00	1.000
Bob Howry, R ERA: 3.78	(8, 1)	1.1		4	0	0	0	2	0	0	0	0	0	0	10	14	0.00	0.000

PITCHER	IP	WLS	BF	H	R	ER	SO	BB	IBB	HBP	BLK	WP	HR	S	P	ERA	WHIP

TOP

Minnesota Twins @ Chicago White Sox

Comiskey Park, Chicago, IL

Wed Jun 28 2000, 8:05 PM EDT
Att. 17,541 - Cloudy - 71 F

livebaseballscorecards.com

AB	28
R	3
H	4
RBI	2
BB	6
SO	10
LOB	6

Batter	1	2	3	4	5	6	7	8	9	AB	R	H	RBI	BB	SO	LOB
Ray Durham, S (1, 4) OBP: 0.349, SLG: 0.485	B X 1-0 HR 1B 1B	F B C B F B F X 3-2 ② G5-3 3-H		C S B X 1-2 1B		B B B C F X 3-2 1B		B C S B B S 3-3 ② K		5	1	3	1	0	1	1
Jose Valentin, S (1, 6) OBP: 0.332, SLG: 0.490	C B C B X 2-2 HR 1-2 1B	B X 1-0 ③ G4-3		B X 1-0 ② F9		B B B C F X 3-1 ③ F5		C B X 1-1 ③ G4-3		5	1	1	0	0	0	3
Frank Thomas, R (1, 10) OBP: 0.430, SLG: 0.608	B C X 1-1 1-H 2-H HR	C X 0-1 HR		B F B X 2-1 ③ P4			X 0-0 ① F8			4	2	2	4	0	0	1
Magglio Ordonez, R (1, 9) OBP: 0.404, SLG: 0.603	X 0-0 CS 1B	B B X 2-0 HR			B X 1-0 G4-3 1B		F B X 1-1 14 1B 1B 1B			4	2	4	1	0	0	0
14 Paul Konerko, R (1, 3) OBP: 0.362, SLG: 0.500	B F B C F S 2-3 ① K	C B S C 1-3 ① K			X 0-0 ① F5		B B C F X 2-2 E 1B 1-3 1B			4	0	1	0	0	2	2
Chris Singleton, L (1, 8) OBP: 0.303, SLG: 0.403	B C F C 1-3 ② ③ K 1-2	B F B X 2-1 ② G3			X 0-0 ② G4-3 1-2		B B S X 2-1 E1 1-3 3-H 1B			4	0	1	1	0	1	2
Carlos Lee, R (1, 7) OBP: 0.338, SLG: 0.517		F X 0-1 ① G5-3	X 0-0 1B		B B S C X 2-2 ③ L1		F F F S 0-3 ② K			4	0	1	0	0	1	3
Greg Norton, S (1, 5) OBP: 0.343, SLG: 0.406		B F B B F B 4-2 2B G5-3 BB	C F B B X 2-2 ③ G3			S X 0-1 ① F7	C F S 0-3 ③ K			3	1	0	0	1	1	3
Brook Fordyce, R (1, 2) OBP: 0.254, SLG: 0.333		B F S X 1-2 1-3 2B		B C F X 1-2 ① G5-3		F C C 0-3 ② K		C B F S 1-3 ① K		4	0	1	0	0	2	0
Inning Stats	R: 3 H: 4 E: 0 LOB: 0 K: 2 BB: 0 S: 14 P: 21	R: 1 H: 1 E: 0 LOB: 1 K: 0 BB: 1 S: 13 P: 22	R: 2 H: 3 E: 0 LOB: 1 K: 1 BB: 0 S: 12 P: 19	R: 0 H: 1 E: 0 LOB: 1 K: 0 BB: 0 S: 9 P: 14	R: 0 H: 1 E: 0 LOB: 1 K: 0 BB: 0 S: 6 P: 9	R: 0 H: 1 E: 0 LOB: 1 K: 1 BB: 0 S: 10 P: 16	R: 1 H: 3 E: 1 LOB: 2 K: 2 BB: 0 S: 16 P: 21	R: 0 H: 0 E: 0 LOB: 0 K: 2 BB: 0 S: 8 P: 13		1B: 10 SF: 0 2B: 1 SAC: 0 3B: 0 DP: 0 HR: 3 HBP: 0						WP: 0 PA: 38 PB: 0 SB: 0 CS: 1

PITCHER		IP	WLS	BF	H	R	ER	SO	BB	IBB	HBP	BLK	WP	HR	S	P	ERA	WHIP
Mike Lincoln, R ERA: 11.57	(1, 1)	3.0	L	17	8	6	6	3	1	0	0	0	0	3	39	62	18.00	3.000
54 Jason Ryan, R ERA: 5.14	(4, 1)	4.0		18	6	1	1	3	0	0	0	0	0	0	41	60	2.25	1.500
Hector Carrasco, R ERA: 4.97	(8, 1)	1.0		3	0	0	0	2	0	0	0	0	0	0	8	13	0.00	0.000

PITCHER	IP	WLS	BF	H	R	ER	SO	BB	IBB	HBP	BLK	WP	HR	S	P	ERA	WHIP

BOTTOM

Minnesota Twins @ Chicago White Sox

Comiskey Park, Chicago, IL

Wed Jun 28 2000, 8:05 PM EDT
Att. 17,541 - Cloudy - 71 F

livebaseballscorecards.com

AB	37
R	7
H	14
RBI	7
BB	1
SO	8
LOB	15

Batter	1	2	3	4	5	6	7	8	9	AB	R	H	RBI	BB	SO	LOB
Jay Canizaro, R (1, 4) OBP: 0.339, SLG: 0.421	C B X 1-1 F7 E WP 1B	C X 0-1 1B 1-2 1B		C C B X 1-2 HR	C B B B X 3-1 ③ G4-3			C X 0-1 F7 WP 1B 1B		5	3	4	1	0	0	0
Midre Cummings, L (1, 9) OBP: 0.350, SLG: 0.443	X 0-0 E3 BB BB 1-2 SF8	B B X 2-0 ① F5		B C X 1-1 G3-1 PB 2B 1B		B F X 1-1 G4-6-3 1B 1B		B C B B X 3-1 ① F7 1-3		5	2	2	0	0	0	4
Matt Lawton, L (1, 7) OBP: 0.438, SLG: 0.472	C B B F B X 3-2 ① F7 2-3	F C F S 0-3 ② K		C B B B X 3-1 ① G3-1 1-3		F X 0-1 G4-6-3 1-2 1B		X 0-0 HR 3-H 1B		5	1	2	1	0	1	5
Ron Coomer, R (1, 3) OBP: 0.342, SLG: 0.452	B B B B 4-0 BB 1-2 2B 3-H BB	C B B B F F F X 3-2 1-3 2-H 1B		B F S B X 2-2 1B 3-H 2B		B F X 1-1 ① ② G4-6-3 1-2f 2-3		B S S S 1-3 ② K		4	1	2	2	1	1	3
Corey Koskie, L (1, 5) OBP: 0.397, SLG: 0.439	B B B B 4-0 1-2 2-3 2B BB	B C B F S 2-3 ③ K		F S B B B F F X 3-2 2-3 1B		F F B B B F F B 4-2 BB		B F B B B X 3-1 1-H HR		3	2	2	2	2	1	2
David Ortiz, L (1, 10) OBP: 0.349, SLG: 0.407	B B C B C F X 3-2 ② SF8 3-H	X 0-0 E3 G4-6-3 1B	B C B F S 2-3 ② K		C C B B X 2-2 ③ F8		B C B F C 2-3 ③ K		4	0	0	1	0	2	4
Marcus Jensen, S (1, 2) OBP: 0.344, SLG: 0.385	F B F X 1-2 1-H 2-H 2B	B F X 1-1 G4-6-3 1-2 1B	B B F C B F C 3-3 ③ K				F B F F B F X 2-2 ① F8		C C C 0-3 ① K	5	0	2	2	0	2	2
Jacque Jones, L (1, 8) OBP: 0.335, SLG: 0.510	C C B F F X 1-2 ③ G3	F S X 0-2 ① ② G4-6-3 1-2f 2-3		B X 1-0 ① L8		C F X 0-2 ② G6-3		S X 0-1 ② G1-3		5	0	0	0	0	0	3
Cristian Guzman, S (1, 6) OBP: 0.309, SLG: 0.423		S B C X 1-2 1B 1B 1B	C X 0-1 ③ G6-3		B X 1-0 ② G6-3		B B C S S 2-3 ③ K		F F X 0-2 ③ G6-3	5	1	1	0	0	1	1
Inning Stats	R: 4 E: 1 K: 0 S: 18 H: 2 LOB: 1 BB: 2 P: 35	R: 1 E: 0 K: 2 S: 18 H: 3 LOB: 2 BB: 0 P: 26	R: 0 E: 1 K: 0 S: 8 H: 1 LOB: 1 BB: 0 P: 9	R: 2 E: 0 K: 2 S: 21 H: 4 LOB: 2 BB: 0 P: 36	R: 0 E: 0 K: 0 S: 4 H: 0 LOB: 0 BB: 0 P: 9	R: 0 E: 0 K: 0 S: 14 H: 2 LOB: 2 BB: 1 P: 22	R: 0 E: 0 K: 1 S: 11 H: 0 LOB: 0 BB: 0 P: 15	R: 3 E: 0 K: 2 S: 14 H: 3 LOB: 0 BB: 0 P: 23	R: 0 E: 0 K: 1 S: 8 H: 0 LOB: 0 BB: 0 P: 8	1B: 11 2B: 2 3B: 0 HR: 2 SF: 1 SAC: 0 DP: 2 HBP: 0						

TOP

Minnesota Twins @ Chicago White Sox

Comiskey Park, Chicago, IL

Thu Jun 29 2000, 2:05 PM EDT

Att. 21,239 - Sunny - 77 F

livebaseballscorecards.com

AB	41
R	10
H	15
RBI	9
BB	3
SO	8
LOB	24

WP: 2 PB: 1 SB: 0 CS: 0 PA: 45

PITCHER		IP	WLS	BF	H	R	ER	SO	BB	IBB	HBP	BLK	WP	HR	S	P	ERA	WHIP
Kip Wells, R ERA: 6.03	(1, 1)	3.0	L	18	6	5	2	2	2	0	0	0	1	0	44	70	6.00	2.667
Sean Lowe, R ERA: 6.34	(4, 1)	2.2		14	6	2	2	2	1	0	0	0	0	1	36	62	6.75	2.625
Jesus Pena, L ERA: 3.45	(6, 1)	1.1		4	0	0	0	1	0	0	0	0	0	0	14	20	0.00	0.000
Keith Foulke, R ERA: 3.45	(8, 1)	1.0		6	3	3	3	2	0	0	0	0	1	1	14	23	27.00	3.000
Kevin Beirne, R ERA: 6.11	(9, 1)	1.0		3	0	0	0	1	0	0	0	0	0	0	8	8	0.00	0.000

PITCHER	IP	WLS	BF	H	R	ER	SO	BB	IBB	HBP	BLK	WP	HR	S	P	ERA	WHIP

BOTTOM

Minnesota Twins @ Chicago White Sox

Comiskey Park, Chicago, IL

Thu Jun 29 2000, 2:05 PM EDT
Att. 21,239 - Sunny - 77 F

livebaseballscorecards.com

Batter	1	2	3	4	5	6	7	8	9	AB	R	H	RBI	BB	SO	LOB
Ray Durham, S (1, 4) OBP: 0.347, SLG: 0.482	C C B S 1-3 K ①	C F B B B S 3-3 K ③			B X 1-0 F8 ②		C F B B X 2-2 G1-3 ③			2	0	0	0	0	2	2
Jose Valentin, S (5, 6) OBP: 0.330, SLG: 0.486										2	0	0	0	0	0	0
Tony Graffanino, R (1, 6) (5, 4) OBP: 0.406, SLG: 0.431	C F B S 1-3 K ②		C F X 0-2 G5-3 ①		C C B X 1-2 P4 ③			C X 0-1 F8 ①		4	0	0	0	0	1	0
Frank Thomas, R (1, 10) OBP: 0.431, SLG: 0.606	C C X 0-2 FC6-4 1B		F B F B B X 3-2 P6 ②			C F B F B F B X 3-2 14 BB 1B		B C F X 1-2 F7 ②		4	0	2	0	0	0	0
Magglio Ordonez, R (1, 9) OBP: 0.402, SLG: 0.598	S C X 0-2 FC6-4 ③ 1-2f		B S S X 1-2 1B			B S C F X 1-2 F7 ①		X 0-0 P9 ③		4	0	1	0	0	0	2
14 Paul Konerko, R (1, 3) OBP: 0.364, SLG: 0.498		B X 1-0 F8 ①	F C B F F X 1-2 G5-3 ③			B F B B F B 4-2 1-2 BB			B B B C X 3-1 F7 BB 1B	3	0	1	0	1	0	1
Jeff Abbott, R (1, 8) OBP: 0.346, SLG: 0.404		X 0-0 F9 ②		C X 0-1 P6 ①		C C F F B B F X 2-2 F9 ②			B B B C B 4-1 1-2 BB	3	0	0	0	1	0	2
Carlos Lee, R (1, 7) OBP: 0.337, SLG: 0.511		B B B C B 4-1 1B 1B BB		C F S 0-3 K ②		F B F X 1-2 P6 ③			C S S 0-3 K ①	3	1	0	0	1	2	4
Herbert Perry, R (1, 5) OBP: 0.359, SLG: 0.446		B X 1-0 1B 1-2 1B		B B C B S S 3-3 K ③			F C S 0-3 K ①		C X 0-1 F7 ② 2-3	4	0	1	0	0	2	2
Mark Johnson, L (1, 2) OBP: 0.313, SLG: 0.328		C X 0-1 1-2 2-H 1B			B B F F F B X 3-2 F9 ①		X 0-0 F8 ②		C B B F S 2-3 K ③	4	0	1	1	0	1	2

Inning Stats										
	R: 0	H: 1	R: 1	H: 2	R: 0	H: 1	R: 0	H: 0	R: 0	H: 0
	E: 0	LOB: 1	E: 0	LOB: 2	E: 0	LOB: 1	E: 0	LOB: 0	E: 0	LOB: 0
	K: 2	BB: 0	K: 1	BB: 1	K: 0	BB: 0	K: 2	BB: 0	K: 0	BB: 0
	S: 12	P: 14	S: 9	P: 18	S: 15	P: 20	S: 8	P: 11	S: 8	P: 13

Inning Stats										
	R: 0	H: 1	R: 0	H: 0	R: 0	H: 1	R: 0	H: 0	R: 0	H: 1
	E: 0	LOB: 2	E: 0	LOB: 0	E: 0	LOB: 0	E: 0	LOB: 0	E: 0	LOB: 2
	K: 0	BB: 1	K: 1	BB: 0	K: 0	BB: 0	K: 2	BB: 1	K: 2	BB: 1
	S: 20	P: 31	S: 7	P: 9	S: 6	P: 7	S: 11	P: 20	1B: 6	SF: 0
									2B: 0	SAC: 0
									3B: 0	DP: 0
									HR: 0	HBP: 0

AB	33
R	1
H	6
RBI	1
BB	3
SO	8
LOB	15

PITCHER		IP	WLS	BF	H	R	ER	SO	BB	IBB	HBP	BLK	WP	HR	S	P	ERA	WHIP	
Eric Milton, L ERA: 4.81	(1, 1)	7.0	W	28	5	1	1	6	2	0	0	0	0	0	79	116	1.29	1.000	
Bob Wells, R ERA: 3.57	(8, 1)	1.0		3	0	0	0	0	0	0	0	0	0	0	6	7	0.00	0.000	
Travis Miller, L ERA: 2.75	(9, 1)	1.0		5	1	0	0	2	1	0	0	0	0	0	11	20	0.00	2.000	

PITCHER	IP	WLS	BF	H	R	ER	SO	BB	IBB	HBP	BLK	WP	HR	S	P	ERA	WHIP

WP: 0 PA: 36
PB: 0
SB: 0
CS: 0

Boston Red Sox @ Chicago White Sox

Comiskey Park, Chicago, IL

Fri Jun 30 2000, 8:05 PM EDT

Att. 32,157 - Cloudy - 73 F

TOP

livebaseballscorecards.com

Batter	1	2	3	4	5	6	7	8	9	AB	R	H	RBI	BB	SO	LOB
Jose Offerman, S (1, 4) (8, 3) OBP: 0.337, SLG: 0.320	B F B F X 2-2 F8 ①		C B X 1-1 F8 ①		C B B F X 2-2 F8 ②	C F B B B X 3-2 1-3 1B		C B B C F X 2-2 F7 ③		5	0	1	0	0	0	0
Jason Varitek, S (1, 2) OBP: 0.389, SLG: 0.419	X 0-0 1B 1B		C B B B F F F X 3-2 G5-3 ②		B F X 1-1 E6 HBP 1B 1B	C F B B B X 3-2 G4-3 ③			C B B F B S 3-3 K ①	5	1	1	0	0	1	2
Nomar Garciaparra, R (1, 6) OBP: 0.454, SLG: 0.608	S B X 1-1 F8 ②		B B B B 4-0 BB		B B X 2-0 1-2 HBP 1B 1B		X 0-0 2B		X 0-0 1B	4	1	3	0	1	0	1
Carl Everett, S (1, 8) OBP: 0.400, SLG: 0.663	B X 1-0 1-2 1B		C B F B F S 2-3 K ③		S B C F F B H 3-2 1-2 2-3 1B HBP		C S S 0-3 K ①		S B S S 1-3 K ②	4	0	1	0	0	3	3
Morgan Burkhart, S (1, 10) OBP: 0.632, SLG: 0.600	C B F X 1-2 G1-3 ③			C B C X 1-2 G4-6-3 1B	S B F X 1-2 1-3 2-H 3-H 1B		C B B B C X 3-2 F7 ②		B C B C B S 3-3 K ③	5	0	2	2	0	1	4
Brian Daubach, L (1, 7) OBP: 0.349, SLG: 0.506		C B B X 2-1 G5-3 ①		C F F B F B F X 2-2 1-2f G4-6-3 ① ②	F X 0-1 F7 ③		B X 1-0 F7 ③			4	0	0	0	0	0	4
Mike Stanley, R (1, 3) OBP: 0.324, SLG: 0.408		C B C B S 2-3 K ②		B F B B F F F C 3-3 K ③		C B X 1-1 F8 ①		C F S 0-3 K ①		3	0	0	0	0	2	0
Jeff Frye, R (8, PH) OBP: 0.365, SLG: 0.341 (8, 4)										1	0	0	0	0	1	0
Izzy Alcantara, R (1, 9) OBP: 0.400, SLG: 0.571		F B F B B F B F B 4-2 BB			X 0-0 HR	B B X 2-0 1B 1B		X 0-0 F7 ②		3	1	2	1	1	0	0
Manny Alexander, R (1, 5) OBP: 0.234, SLG: 0.286		F F B B B S 2-3 K ③			C X 0-1 G6-3 ①	S F X 0-2 P6 ②		C B B B B X 3-1 HR		3	0	0	0	0	1	2
Scott Hatteberg, L (8, PH) OBP: 0.333, SLG: 0.438										1	1	1	1	0	0	0
38 Wilton Veras, R (8, 5) OBP: 0.278, SLG: 0.299										0	0	0	0	0	0	0
Inning Stats	R: 0 E: 0 K: 0 S: 10 H: 2 LOB: 2 BB: 0 P: 15	R: 0 E: 0 K: 2 S: 12 H: 0 LOB: 1 BB: 1 P: 22	R: 0 E: 0 K: 1 S: 11 H: 0 LOB: 1 BB: 1 P: 21	R: 0 E: 0 K: 1 S: 14 H: 1 LOB: 0 BB: 0 P: 20	R: 3 E: 1 K: 0 S: 18 H: 3 LOB: 2 BB: 0 P: 27	R: 0 E: 0 K: 0 S: 14 H: 2 LOB: 2 BB: 0 P: 23	R: 0 E: 0 K: 1 S: 8 H: 1 LOB: 1 BB: 0 P: 12	R: 1 E: 0 K: 1 S: 10 H: 1 LOB: 0 BB: 0 P: 15	R: 0 E: 0 K: 3 S: 10 H: 1 LOB: 1 BB: 0 P: 17	1B: 8 2B: 1 3B: 0 HR: 2		SF: 0 SAC: 0 DP: 1 HBP: 1				

	AB	38
	R	4
	H	11
	RBI	4
	BB	2
	SO	9
	LOB	16

WP: 0 PB: 0 SB: 0 CS: 0 PA: 41

PITCHER	IP	WLS	BF	H	R	ER	SO	BB	IBB	HBP	BLK	WP	HR	S	P	ERA	WHIP
Jim Parque, L (1, 1) ERA: 3.86	5.2	W	28	8	3	1	4	2	0	1	0	0	1	75	121	1.59	1.765
41 Bill Simas, R (6, 1) ERA: 2.9	2.1	H	9	2	1	1	2	0	0	0	0	0	1	22	34	3.86	0.857
Bob Howry, R (9, 1) ERA: 3.67	1.0		4	1	0	0	3	0	0	0	0	0	0	10	17	0.00	1.000

PITCHER	IP	WLS	BF	H	R	ER	SO	BB	IBB	HBP	BLK	WP	HR	S	P	ERA	WHIP

Batter	1	2	3	4	5	6	7	8	9	AB	R	H	RBI	BB	SO	LOB
Ray Durham, S (1, 4) OBP: 0.345, SLG: 0.484	C B C F F B B X 3-2 ① F7		B S B X 2-1 ① F7	C B B F X 2-2 3B		C B X 1-1 ① F9		C B B B F S 3-3 ① K		5	0	1	0	0	1	1
Jose Valentin, S (1, 6) OBP: 0.328, SLG: 0.485	B B C F X 2-2 ② F7		X 0-0 FC6-4 1-3 2B 2B	B B F X 2-1 ③ G3		C B X 1-1 ② G5-3		B B X 2-0 ② G4-3		5	1	1	0	0	0	1
Frank Thomas, R (1, 10) OBP: 0.436, SLG: 0.630	B B X 2-0 FC4-6 BB 1B		I I I I 4-0 FC6-4 IBB		C B C X 1-2 HR	B C B C F X 2-2 HR		F B F B B X 3-2 ③ F8		4	2	3	2	1	0	0
Magglio Ordonez, R (1, 9) OBP: 0.405, SLG: 0.601 Jeff Abbott, R (6, 9) OBP: 0.344, SLG: 0.400	B B C B B 4-1 FC4-6 1-2 BB		B B X 2-0 ② FC6-4 1-2f 2-3 3-H 2B		C B F B X 2-2 G3-1 HR 2B	X 0-0 ③ G6-3				2 1	2 0	1 0	1 0	1 0	0 0	2 0
Chris Singleton, L (1, 8) OBP: 0.302, SLG: 0.404	C F X 0-2 ③ FC4-6 1-2f 2-3		X 0-0 1-H 3-H 2B		L X 0-1 ① G3-1 2-3		F F X 0-2 ① F2			4	0	1	2	0	0	3
Carlos Lee, R (1, 7) OBP: 0.336, SLG: 0.518		C F B C 1-3 ① K	B X 1-0 ③ G6-3		B X 1-0 3-H HR		X 0-0 ② F5			4	1	1	2	0	1	1
Greg Norton, S (1, 3) OBP: 0.335, SLG: 0.396		F C B B B F S 2-3 ② K		C F B B B X 2-2 ① F7	F B B F F S 2-3 ② K		C S S 0-3 ③ K			4	0	0	0	0	3	0
Herbert Perry, R (1, 5) OBP: 0.363, SLG: 0.448		B X 1-0 ③ G4-3		F S B B X 2-2 ② G3-1	C S B X 1-2 S 1B			X 0-0 HR 1B		4	1	2	0	0	0	0
Brook Fordyce, R (1, 2) OBP: 0.280, SLG: 0.443			B C B X 2-1 2B FC6-4 1B	C F B B B X 3-2 HR	B F B S F F F C 2-3 ③ K 1-2			X 0-0 1-H HR		4	3	3	3	0	1	1
Inning Stats	R: 0 H: 1 E: 0 LOB: 2 K: 0 BB: 1 S: 13 P: 24	R: 0 H: 0 E: 0 LOB: 0 K: 2 BB: 0 S: 8 P: 12	R: 3 H: 3 E: 0 LOB: 1 K: 0 BB: 1 S: 8 P: 19	R: 1 H: 2 E: 0 LOB: 1 K: 0 BB: 0 S: 14 P: 25	R: 3 H: 4 E: 0 LOB: 1 K: 2 BB: 0 S: 22 P: 31	R: 1 H: 1 E: 0 LOB: 0 K: 0 BB: 0 S: 9 P: 13	R: 0 H: 0 E: 0 LOB: 0 K: 1 BB: 0 S: 7 P: 7	R: 2 H: 2 E: 0 LOB: 0 K: 1 BB: 0 S: 9 P: 17		1B: 4 SF: 0 2B: 3 SAC: 0 3B: 1 DP: 0 HR: 5 HBP: 0						

BOTTOM

Boston Red Sox @ Chicago White Sox

Comiskey Park, Chicago, IL

Fri Jun 30 2000, 8:05 PM EDT

Att. 32,157 - Cloudy - 73 F

livebaseballscorecards.com

AB	37
R	10
H	13
RBI	10
BB	2
SO	6
LOB	9

WP: 0 PA: 39
PB: 0
SB: 1
CS: 0

PITCHER		IP	WLS	BF	H	R	ER	SO	BB	IBB	HBP	BLK	WP	HR	S	P	ERA	WHIP
Hipolito Pichardo, R ERA: 3.38	(1, 1)	4.0	L	20	6	4	4	2	1	1	0	0	0	1	43	80	9.00	1.750
Bryce Florie, R ERA: 7.0	(5, 1)	0.1		4	3	3	3	0	0	0	0	0	0	2	9	13	81.00	9.000
Rheal Cormier, L ERA: 3.86	(5, 1)	1.1		6	2	1	1	2	0	0	0	0	0	1	21	30	6.75	1.500
John Wasdin, R ERA: 5.45	(6, 1)	2.1		9	2	2	2	2	0	0	0	0	0	1	17	25	7.71	0.857

PITCHER	IP	WLS	BF	H	R	ER	SO	BB	IBB	HBP	BLK	WP	HR	S	P	ERA	WHIP

Batter	1	2	3	4	5	6	7	8	9	AB	R	H	RBI	BB	SO	LOB
Jose Offerman, S (1, 3) OBP: 0.336, SLG: 0.319	C B F B X 2-2 G6-3 ①		X 0-0 FC6-4 ③ 1-2f		B B C X 2-1 1B			C F B S 1-3 K ①		4	0	1	0	0	1	2
Jeff Frye, R (1, 4) OBP: 0.368, SLG: 0.337	C X 0-1 G5-3 ②			B B B B 4-0 G3 1B BB	C B F S 1-3 K ③			B B B B 4-0 1-2 BB		2	1	0	0	2	1	1
Nomar Garciaparra, R (1, 6) OBP: 0.451, SLG: 0.602	F X 0-1 G6-3 ③			B B X 2-0 G3 1-2 1B 1B		B X 1-0 F7 ①		B F F S 1-3 K ②		4	0	1	0	0	1	2
Ed Sprague, R (1, 5) OBP: 0.326, SLG: 0.595		C C F F B S 1-3 K ①		F B X 1-1 F7 ①		X 0-0 F7 ②		B F S 1-2 2-5 2-3 ③	F X 0-1 F3 ①	4	0	0	0	0	1	2
Carl Everett, S (1, 8) OBP: 0.395, SLG: 0.653		B B X 2-0 F7 ②		B B C S F F X 2-2 G3 1-2 2-3 ②		C B B B F X 3-2 G5-3 ③			C X 0-1 P4 ②	4	0	0	0	0	0	2
Morgan Burkhart, S (1, 10) OBP: 0.609, SLG: 0.529		B F B F C 2-3 K ③		B B B C B 4-1 1B BB			B X 1-0 P3 ①		B B F S B F F B 4-2 1B 2B BB	2	1	0	0	2	1	0
Brian Daubach, L (1, 7) OBP: 0.351, SLG: 0.506			B S F X 1-2 F7 ①	S B B B X 3-1 1-2 2-H 3-H 1B ③			C F X 0-2 G4-3 ②		F B F B X 2-2 2B 1-2 1B	4	0	2	1	0	0	0
Jason Varitek, S (1, 2) OBP: 0.387, SLG: 0.420			C X 0-1 L1 ②		S B B X 2-1 G6-3 ①		X 0-0 G6-3 ③		X 0-0 1-3 2-H 2B	4	0	1	1	0	0	0
Izzy Alcantara, R (1, 9) OBP: 0.444, SLG: 0.563 Scott Hatteberg, L (9, PH) OBP: 0.330, SLG: 0.433			S B B B B 4-1 FC6-4 BB		S X 0-1 G4-3 ②			B F X 1-1 2-5 BB 1B	C B S X 1-2 F7 ③	2 1	0 0	1 0	0 0	1 0	0 0	0 2
Inning Stats	R: 0 H: 0 E: 0 LOB: 0 K: 0 BB: 0 S: 7 P: 9	R: 0 H: 0 E: 0 LOB: 0 K: 2 BB: 0 S: 9 P: 14	R: 0 H: 0 E: 0 LOB: 1 K: 0 BB: 1 S: 7 P: 12	R: 1 H: 2 E: 0 LOB: 2 K: 0 BB: 2 S: 11 P: 27	R: 0 H: 1 E: 0 LOB: 1 K: 1 BB: 0 S: 9 P: 14	R: 0 H: 0 E: 0 LOB: 0 K: 0 BB: 0 S: 5 P: 9	R: 0 H: 0 E: 0 LOB: 0 K: 0 BB: 0 S: 5 P: 6	R: 0 H: 1 E: 0 LOB: 2 K: 2 BB: 1 S: 10 P: 18	R: 1 H: 2 E: 0 LOB: 2 K: 0 BB: 1 S: 15 P: 22	1B: 5 SF: 0 2B: 1 SAC: 0 3B: 0 DP: 0 HR: 0 HBP: 0						WP: 0 PA: 36 PB: 0 SB: 0 CS: 0

TOP

Boston Red Sox @ Chicago White Sox

Comiskey Park, Chicago, IL

Sat Jul 01 2000, 7:05 PM EDT
Att. 28,006 - Cloudy - 91 F

livebaseballscorecards.com

AB	31
R	2
H	6
RBI	2
BB	5
SO	5
LOB	11

PITCHER		IP	WLS	BF	H	R	ER	SO	BB	IBB	HBP	BLK	WP	HR	S	P	ERA	WHIP
Mike Sirotka, L ERA: 3.78	(1, 1)	8.0	W	31	4	1	1	5	4	0	0	0	0	0	63	109	1.12	1.000
Keith Foulke, R ERA: 3.56	(9, 1)	1.0		6	2	1	1	0	1	0	0	0	0	0	15	22	9.00	3.000

PITCHER	IP	WLS	BF	H	R	ER	SO	BB	IBB	HBP	BLK	WP	HR	S	P	ERA	WHIP

Boston Red Sox @ Chicago White Sox

Comiskey Park, Chicago, IL

Sat Jul 01 2000, 7:05 PM EDT

Att. 28,006 - Cloudy - 91 F

livebaseballscorecards.com

BOTTOM

Batter	1	2	3	4	5	6	7	8	9	AB	R	H	RBI	BB	SO	LOB
Ray Durham, S (1, 4) OBP: 0.346, SLG: 0.483	3-1 L6		3-2 2B 1B 1-H		0-0 G5-3	4-0 3B BB 1-2				3	2	1	1	1	0	0
Jose Valentin, S (1, 9) OBP: 0.330, SLG: 0.495	0-3 K		2-0 14 FC6-4 2B 2-H		2-2 P4	1-0 3B 1-H 2-H 3-H				4	0	2	4	0	1	0
Frank Thomas, R (1, 10) OBP: 0.437, SLG: 0.625	0-0 G4-3		4-0 14 FC6-4 IBB		4-1 BB	3-3 K				2	0	0	0	2	1	1
14 Paul Konerko, R (1, 3) OBP: 0.359, SLG: 0.491		1-2 P3	0-0 FC6-4 1-2f 2-3		1-1 P4		2-2 G5-3			4	0	0	0	0	0	3
Chris Singleton, L (1, 8) OBP: 0.308, SLG: 0.405		2-3 K		4-1 E SF8 BB		1-1 E9 E SF9 1B	4-2 G1-6-3 BB			2	2	1	0	2	1	0
Carlos Lee, R (1, 7) OBP: 0.331, SLG: 0.511		1-2 F9		1-0 G6-3 1-3		0-0 E5 SF9 3B 2-3	2-0 G1-6-3 1-2f			4	1	0	0	0	0	3
Herbert Perry, R (1, 5) OBP: 0.360, SLG: 0.441			0-0 F7	2-2 SF8 3-H		4-0 BB 3B IBB		2-2 G3-1		2	1	0	1	1	0	0
Tony Graffanino, R (1, 6) OBP: 0.397, SLG: 0.426			1-2 G6-3	0-1 1B		3-1 SF9 2-3 3-H		1-0 F8		3	0	1	1	0	0	0
Mark Johnson, L (1, 2) OBP: 0.312, SLG: 0.321			4-0 1B 1B BB	1-2 F9		3-3 K		0-0 F7		3	1	0	0	1	1	3
Inning Stats	R: 0 H: 0 E: 0 LOB: 0 K: 1 BB: 0 S: 6 P: 9	R: 0 H: 0 E: 0 LOB: 0 K: 1 BB: 0 S: 9 P: 13	R: 2 H: 2 E: 0 LOB: 2 K: 0 BB: 2 S: 11 P: 25	R: 1 H: 1 E: 1 LOB: 1 K: 0 BB: 1 S: 12 P: 20	R: 0 H: 0 E: 0 LOB: 1 K: 0 BB: 1 S: 7 P: 14	R: 4 H: 2 E: 2 LOB: 1 K: 2 BB: 2 S: 14 P: 33	R: 0 H: 0 E: 0 LOB: 0 K: 0 BB: 1 S: 6 P: 14	R: 0 H: 0 E: 0 LOB: 0 K: 0 BB: 0 S: 7 P: 10		1B: 3 SF: 2 2B: 1 SAC: 0 3B: 1 DP: 1 HR: 0 HBP: 0						

AB	27
R	7
H	5
RBI	7
BB	7
SO	4
LOB	10

WP: 0 PA: 36
PB: 0
SB: 0
CS: 0

PITCHER		IP	WLS	BF	H	R	ER	SO	BB	IBB	HBP	BLK	WP	HR	S	P	ERA	WHIP
63 Paxton Crawford, R ERA: 3.38	(1, 1)	5.1	L	26	4	6	3	2	3	2	0	0	0	0	50	94	5.06	1.312
Rich Garces, R ERA: 2.36	(6, 1)	0.2		4	1	1	0	2	1	0	0	0	0	0	9	20	0.00	3.000
Bryce Florie, R ERA: 5.73	(7, 1)	2.0		6	0	0	0	0	1	0	0	0	0	0	13	24	0.00	0.500

PITCHER	IP	WLS	BF	H	R	ER	SO	BB	IBB	HBP	BLK	WP	HR	S	P	ERA	WHIP

Batter	1	2	3	4	5	6	7	8	9	AB	R	H	RBI	BB	SO	LOB
Jose Offerman, S (1, 4) OBP: 0.338, SLG: 0.332	B B C B B 4-1 CS BB		B C B B F X 3-2 ① G6-3 1-2 2-3		B B C B X 3-1 ① F7			B X 1-0 HR		3	1	1	1	1	0	2
Jeff Frye, R (1, 9) OBP: 0.370, SLG: 0.333	C C F B B B F F S 3-3 ① ② K 1-2		B B B B C B 4-1 BB		X 0-0 ② G6-3			B C B B B 4-1 1B BB		2	0	0	0	2	1	1
Nomar Garciaparra, R (1, 6) OBP: 0.444, SLG: 0.594	C B X 1-1 ③ F7		X 0-0 ② SF8 2-3 3-H		X 0-0 ③ L7			F B B B F X 3-2 ① F8		3	0	0	1	0	0	1
Brian Daubach, L (1, 3) OBP: 0.351, SLG: 0.504 Mike Stanley, R (8, PH) OBP: 0.327, SLG: 0.411 (8, 3)		B X 1-0 1B	B B S B X 3-1 ③ L4			B S B X 2-1 ① F8		X 0-0 1-2 1B		3 1	0 0	1 1	0 0	0 0	0 0	2 0
Carl Everett, S (1, 8) OBP: 0.393, SLG: 0.646		C B S X 1-2 ① L7	C F B F F F B B X 3-2 BB 1B			B C C B X 2-2 ② G4-3		F B S F B B S 3-3 ② K		4	0	1	0	0	1	3
Morgan Burkhart, S (1, 10) OBP: 0.519, SLG: 0.429		S C F B B S 2-3 ② K	B B F C X 2-2 ① F7			C C C 0-3 ③		F B X 1-1 ③ G1-3		4	0	0	0	0	2	4
Scott Hatteberg, L (1, 2) OBP: 0.320, SLG: 0.419 Manny Alexander, R (9, PH) OBP: 0.232, SLG: 0.283		C C B X 1-2 ③ F8	B C X 1-1 ② F7				B C X 1-1 ① G4-3		C X 0-1 ① G3-1	3 1	0 0	0 0	0 0	0 0	0 0	2 0
Ed Sprague, R (1, 5) OBP: 0.331, SLG: 0.589			C X 0-1 G6-3 1B SF8 1B	F B B B B 4-1 1-2 BB			B B F F F C 2-3 ② K		B X 1-0 ② F7	3	1	1	0	1	1	0
Curtis Pride, L (1, 7) OBP: 0.286, SLG: 0.300 Jason Varitek, S (9, PH) OBP: 0.386, SLG: 0.418			B X 1-0 SF8 G6-3 1-2 1B	C B C S 1-3 ③ K			X 0-0 ③ G4-3		B F B C S 2-3 ③ K	3 1	0 0	1 0	0 0	0 0	1 1	2 0
Inning Stats	R: 0 H: 0 E: 0 LOB: 0 K: 1 BB: 1 S: 9 P: 17	R: 0 H: 1 E: 0 LOB: 1 K: 1 BB: 0 S: 11 P: 16	R: 1 H: 2 E: 0 LOB: 2 K: 0 BB: 1 S: 10 P: 21	R: 0 H: 1 E: 0 LOB: 2 K: 1 BB: 1 S: 15 P: 26	R: 0 H: 0 E: 0 LOB: 0 K: 0 BB: 0 S: 4 P: 7	R: 0 H: 0 E: 0 LOB: 0 K: 1 BB: 0 S: 8 P: 12	R: 0 H: 0 E: 0 LOB: 0 K: 1 BB: 0 S: 7 P: 10	R: 1 H: 2 E: 0 LOB: 2 K: 1 BB: 1 S: 12 P: 24	R: 0 H: 0 E: 0 LOB: 0 K: 1 BB: 0 S: 6 P: 9	1B: 5 SF: 1 2B: 0 SAC: 0 3B: 0 DP: 0 HR: 1 HBP: 0						

PITCHER		IP	WLS	BF	H	R	ER	SO	BB	IBB	HBP	BLK	WP	HR	S	P	ERA	WHIP
James Baldwin, R ERA: 3.79	(1, 1)	7.1	W	30	5	2	2	5	4	0	0	0	0	1	69	122	2.46	1.227
Kelly Wunsch, L ERA: 2.51	(8, 1)	1.2		6	1	0	0	2	0	0	0	0	0	0	13	20	0.00	0.600

PITCHER	IP	WLS	BF	H	R	ER	SO	BB	IBB	HBP	BLK	WP	HR	S	P	ERA	WHIP

TOP

Boston Red Sox @ Chicago White Sox

Comiskey Park, Chicago, IL

Sun Jul 02 2000, 2:05 PM EDT
Att. 32,934 - Cloudy - 84 F

livebaseballscorecards.com

AB	31
R	2
H	6
RBI	2
BB	4
SO	7
LOB	17

Batter	1	2	3	4	5	6	7	8	9	AB	R	H	RBI	BB	SO	LOB
Ray Durham, S (1, 4) OBP: 0.345, SLG: 0.483	K		F7	FC6-4 1-2f			2B 1B SF9			4	1	1	0	0	1	1
Tony Graffanino, R (1, 6) OBP: 0.403, SLG: 0.446	2B S HR		F7		G6-3		1B SF9 BB 14 SF7 2-3			4	2	2	0	0	0	0
Frank Thomas, R (1, 10) OBP: 0.444, SLG: 0.639	BB HR		HR		1B		BB 1-2			2	2	2	1	2	0	0
Magglio Ordonez, R (1, 9) OBP: 0.406, SLG: 0.623	HR 1-H 2-H		HR		F9		SF9 2-3 3-H			3	2	2	5	0	0	1
14 Paul Konerko, R (1, 3) OBP: 0.358, SLG: 0.489	F8		1B		P4		SF7 3-H			3	0	1	1	0	0	1
Carlos Lee, R (1, 7) OBP: 0.327, SLG: 0.504	G6-3		F5			G4-3	K			4	0	0	0	0	1	2
Chris Singleton, L (1, 8) OBP: 0.314, SLG: 0.408		F7		FC6-4 BB		1B E S		G5-4-3		3	1	2	0	1	0	0
Herbert Perry, R (1, 5) OBP: 0.363, SLG: 0.439		CS HBP		FC6-4 FC6-4 1-2f		F8-3 1-H		G5-4-3 1-2f		3	0	1	1	0	0	2
Brook Fordyce, R (1, 2) OBP: 0.266, SLG: 0.419		F3 SAFE 1-2		K		F8-3 1-2		F7		4	0	0	0	0	1	3
Inning Stats	R: 3 E: 0 K: 1 S: 21 H: 2 LOB: 0 BB: 1 P: 35	R: 0 E: 0 K: 0 S: 10 H: 0 LOB: 0 BB: 0 P: 16	R: 2 E: 0 K: 0 S: 10 H: 3 LOB: 1 BB: 0 P: 18	R: 0 E: 0 K: 1 S: 8 H: 0 LOB: 1 BB: 1 P: 16	R: 0 E: 0 K: 0 S: 11 H: 1 LOB: 1 BB: 0 P: 13	R: 1 E: 0 K: 0 S: 9 H: 2 LOB: 0 BB: 0 P: 9	R: 2 E: 0 K: 1 S: 14 H: 2 LOB: 1 BB: 1 P: 22	R: 0 E: 0 K: 0 S: 7 H: 1 LOB: 0 BB: 0 P: 10		1B: 6 2B: 3 3B: 0 HR: 3 SF: 2 SAC: 0 DP: 2 HBP: 1						

PITCHER	IP	WLS	BF	H	R	ER	SO	BB	IBB	HBP	BLK	WP	HR	S	P	ERA	WHIP
Pete Schourek, L (1, 1) ERA: 4.25	5.0	L	23	6	5	5	2	2	0	1	0	0	3	60	98	9.00	1.600
John Wasdin, R (6, 1) ERA: 5.91	2.0		10	4	3	3	1	1	0	0	0	0	0	23	31	13.50	2.500
Derek Lowe, R (8, 1) ERA: 2.68	1.0		3	1	0	0	0	0	0	0	0	0	0	7	10	0.00	1.000

PITCHER	IP	WLS	BF	H	R	ER	SO	BB	IBB	HBP	BLK	WP	HR	S	P	ERA	WHIP

BOTTOM

Boston Red Sox @ Chicago White Sox

Comiskey Park, Chicago, IL

Sun Jul 02 2000, 2:05 PM EDT
Att. 32,934 - Cloudy - 84 F

livebaseballscorecards.com

AB	30
R	8
H	11
RBI	8
BB	3
SO	3
LOB	10

WP: 0 PA: 36
PB: 0
SB: 2
CS: 1

Batter	1	2	3	4	5	6	7	8	9	AB	R	H	RBI	BB	SO	LOB
Ray Durham, S (1, 4) OBP: 0.350, SLG: 0.489	C F B X 1-2 S HR 1B	X 0-0 S 1B		B C F X 1-2 G5-3 ①	B B B C X 3-1 BB 14 1B 1B 1-2 3-H	C B X 1-1 WP 2B 2-H	B S F S 1-3 K ③			6	3	4	2	0	1	2
Jose Valentin, S (1, 6) OBP: 0.327, SLG: 0.488	X 0-0 F5 ①	C C B B B F X 3-2 G4-3 ③ 1-2		B C C F B B S 3-3 K ②	B L X 1-1 BB 14 1B 1B 1-2 2-3	B X 1-0 G5-3 ②		B F X 1-1 F9 ①		6	1	1	0	0	1	3
Frank Thomas, R (1, 10) OBP: 0.450, SLG: 0.654	B C X 1-1 HR 1-H	B X 1-0 1B 1B 2B	C B B X 2-1 F9 ③	B B B C B 4-1 1B 14 1B BB 1-2 2-3 3-H	B F C F F F B B B 4-2 WP 2B BB	B F F F F F X 1-2 G4-3 1B				4	3	3	3	2	0	0
Magglio Ordonez, R (1, 9) OBP: 0.405, SLG: 0.619	C X 0-1 L6 ②	F B S F F F B B F 3-2 F8 ①		C B B B B 4-2 1B 14 1B BB 0-1 L8 ①	B B X 2-0 1-H 2-H 2B	B B B C F X 3-2 G4-3 ② 1-2				5	1	1	2	1	0	5
14 Paul Konerko, R (1, 3) OBP: 0.364, SLG: 0.491	B X 1-0 BB 1B	B B B B F B 4-1 1B 1B BB		X 0-0 1B 1B E 1B 1-2 B B B X 3-2 1B 1-2 2-H 3-H	B X 1-0 F9 ③			C B B X 2-1 F8 ③		5	1	3	2	1	0	2
Chris Singleton, L (1, 8) OBP: 0.321, SLG: 0.411	B B S B B 4-1 1-2 BB	B S X 1-1 1B 1-2 2-3 1B		X 2-1 1B E 1B 1-2 2-3 X 1-1 G5-4-3 1-2 2-3 1B			S F X 0-2 G6-3 ①		C X 0-1 G3-1 ①	5	1	3	0	1	0	0
Carlos Lee, R (1, 7) OBP: 0.327, SLG: 0.500	C S B S 1-3 K ③	C F B F F F E C 1-3 K ②		X 0-1 E 1B 1-2 2-3 3-H 0-2 G5-4-3 ③ 1-2f		B X 1-0 G5-3 ②			X 0-0 G6-4-3 1B	6	1	2	1	0	2	8
Herbert Perry, R (1, 5) OBP: 0.368, SLG: 0.448		B X 1-0 L5 ① F X 0-1 1-2 2-3 3-H 1B		X 0-0 E5 1B 1B 1-2 2-H 3-H	B X 1-0 2B 2B	X 0-0 1B 1B		B B X 2-0 G6-4-3 ②③ 1-2f		6	2	3	2	0	0	2
Brook Fordyce, R (1, 2) OBP: 0.274, SLG: 0.418		B B F C X 2-2 F9 ② F S B F B F X 2-2 F9 ③		B C C F B F X 2-2 1B 1B BB 1B 1-3 2-H	F F S 0-3 K ①	B B F C X 2-2 1-2 1B				5	1	2	1	0	1	4
Inning Stats	R: 2 E: 0 K: 1 S: 13 H: 3 LOB: 2 BB: 1 P: 21	R: 0 E: 0 K: 0 S: 9 H: 1 LOB: 1 BB: 0 P: 15	R: 1 E: 0 K: 1 S: 25 H: 3 LOB: 3 BB: 1 P: 37	R: 0 E: 0 K: 1 S: 9 H: 0 LOB: 0 BB: 0 P: 15	R: 8 E: 1 K: 0 S: 31 H: 8 LOB: 2 BB: 2 P: 51	R: 3 E: 0 K: 1 S: 14 H: 3 LOB: 1 BB: 1 P: 24	R: 0 E: 0 K: 1 S: 11 H: 2 LOB: 2 BB: 0 P: 15	R: 0 E: 0 K: 0 S: 12 H: 1 LOB: 1 BB: 0 P: 19	R: 0 E: 0 K: 0 S: 4 H: 1 LOB: 0 BB: 0 P: 6	1B: 17 2B: 4 3B: 0 HR: 1 SF: 0 SAC: 0 DP: 2 HBP: 0						

TOP

Chicago White Sox @ Kansas City Royals

Kauffman Stadium, Kansas City, MO

Mon Jul 03 2000, 7:05 PM CDT

Att. 24,496 - Cloudy - 87 F

livebaseballscorecards.com

AB	48
R	14
H	22
RBI	13
BB	5
SO	5
LOB	26

PITCHER		IP	WLS	BF	H	R	ER	SO	BB	IBB	HBP	BLK	WP	HR	S	P	ERA	WHIP
Jay Witasick, R ERA: 5.89	(1, 1)	4.0		26	10	8	8	3	3	0	0	0	0	1	64	102	18.00	3.250
Jose Santiago, R ERA: 4.08	(5, 1)	0.1	L	6	4	3	2	0	1	0	0	0	0	0	15	28	54.00	15.000
Brett Laxton, R ERA: 8.8	(5, 1)	3.2		18	7	3	3	2	1	0	0	0	1	0	45	67	7.36	2.182
Ricky Bottalico, R ERA: 5.17	(9, 1)	1.0		3	1	0	0	0	0	0	0	0	0	0	4	6	0.00	1.000

PITCHER	IP	WLS	BF	H	R	ER	SO	BB	IBB	HBP	BLK	WP	HR	S	P	ERA	WHIP

Batter	1	2	3	4	5	6	7	8	9	AB	R	H	RBI	BB	SO	LOB
Johnny Damon, L (1, 7) (6, 8) OBP: 0.354, SLG: 0.405	C B X 1-1 ① G6-3	F B X 1-1 2-H 1B	C B B X 2-1 ③ G6-3			B X 1-0 ① F8		X 0-0 ③ G4-3		5	0	1	1	0	0	0
Jeff Reboulet, R (1, 4) OBP: 0.367, SLG: 0.331	B B B C C 2-3 ② K	B C C B F F B X 3-2 ③ G1-3		X 0-0 ① F7		B B C C C X 2-2 G5-3			B C B C C F X 2-2 ① G5-3	4	0	0	0	0	1	1
Scott Pose, L (9, PH) OBP: 0.316, SLG: 0.212										1	0	0	0	0	0	0
29 Mike Sweeney, R (1, 3) OBP: 0.410, SLG: 0.562	B C B C S 2-3 ③ K		F B L B B F X 3-2 ① G6-3	C B B B X 3-1 G4-6-3 1B		C X 0-1 ③ F8			B B X 2-0 ② G5-3	5	0	1	0	0	1	0
Jermaine Dye, R (1, 9) OBP: 0.388, SLG: 0.608		B B X 2-0 ① P4	B S X 1-1 1B BB E 1B	C B F X 1-2 ②③ G4-6-3 1-2f			F C X 0-2 ① G5-3		C B X 1-1 ③ F9	5	1	1	0	0	0	1
Mark Quinn, R (1, 10) OBP: 0.333, SLG: 0.466		F B B B F F B 4-2 1B 2B BB	B B B B 4-0 BB E 1-2 HR BB		F X 0-1 HR		C S B B C 2-3 ② K			2	3	1	1	2	1	0
Joe Randa, R (1, 5) OBP: 0.374, SLG: 0.466		B X 1-0 1-2 2B 1B	B B C F F X 2-2 E8 BB 1-2 2-H HR 1B		B X 1-0 1B		C B C X 1-2 E6			4	2	3	0	0	0	0
Carlos Beltrán, S (1, 8) OBP: 0.312, SLG: 0.382	B C C S 1-3 ② K	C B B B B 4-1 1-2 2-3 HR BB			B B S B S F F X 3-2 ① F5		X 0-0 ③ G1-3			1	1	0	0	1	1	2
Todd Dunwoody, L (5, PH) OBP: 0.267, SLG: 0.317										1	0	0	0	0	0	1
(6, 7)																
Dave McCarty, R (7, PH) OBP: 0.358, SLG: 0.569										1	0	0	0	0	0	1
(8, 7)																
Jorge Fabregas, L (1, 2) OBP: 0.302, SLG: 0.337	B B F X 2-1 1-H 2-H 1B 2B	B B C F B F F X 3-2 1-H 2-H 3-H HR			B X 1-0 ② F8			B C F B S 2-3 ① K		3	2	2	6	0	0	1
Gregg Zaun, S (8, PH) OBP: 0.360, SLG: 0.365										1	0	0	0	0	1	0
(9, 2)																
Rey Sanchez, R (1, 6) OBP: 0.264, SLG: 0.294	C X 0-1 2-H 1B 1B	B B C X 2-1 ② G4-3			B C X 1-1 ③ G1-3			C B F B F X 2-2 ② G5-3		4	1	1	1	0	0	1
Inning Stats	R: 0 E: 0 K: 2 S: 8 H: 0 LOB: 0 BB: 0 P: 13	R: 4 E: 0 K: 1 S: 19 H: 4 LOB: 1 BB: 1 P: 33	R: 5 E: 1 K: 0 S: 20 H: 3 LOB: 0 BB: 2 P: 41	R: 0 E: 0 K: 0 S: 6 H: 1 LOB: 0 BB: 0 P: 10	R: 1 E: 0 K: 0 S: 11 H: 2 LOB: 1 BB: 0 P: 17	R: 0 E: 0 K: 0 S: 6 H: 0 LOB: 0 BB: 0 P: 9	R: 0 E: 1 K: 1 S: 10 H: 0 LOB: 1 BB: 0 P: 13	R: 0 E: 0 K: 1 S: 8 H: 0 LOB: 0 BB: 0 P: 12	R: 0 E: 0 K: 0 S: 7 H: 0 LOB: 0 BB: 0 P: 12	1B: 7 2B: 1 3B: 0 HR: 2 SF: 0 SAC: 0 DP: 1 HBP: 0						

PITCHER		IP	WLS	BF	H	R	ER	SO	BB	IBB	HBP	BLK	WP	HR	S	P	ERA	WHIP
21 Cal Eldred, R ERA: 4.55	(1, 1)	2.1		16	6	8	8	3	3	0	0	0	0	0	38	71	30.86	3.857
Kevin Beirne, R ERA: 6.52	(3, 1)	1.2		8	4	2	2	0	0	0	0	0	0	2	18	30	10.80	2.400
Jesus Pena, L ERA: 3.18	(5, 1)	1.1	W	4	0	0	0	0	0	0	0	0	0	0	9	15	0.00	0.000
Sean Lowe, R ERA: 6.09	(6, 1)	1.1		5	0	0	0	1	0	0	0	0	0	0	14	19	0.00	0.000
Kelly Wunsch, L ERA: 2.48	(7, 1)	0.1		1	0	0	0	0	0	0	0	0	0	0	1	1	0.00	0.000

PITCHER		IP	WLS	BF	H	R	ER	SO	BB	IBB	HBP	BLK	WP	HR	S	P	ERA	WHIP
Keith Foulke, R ERA: 3.42	(8, 1)	2.0		6	0	0	0	1	0	0	0	0	0	0	15	24	0.00	0.000

BOTTOM

Chicago White Sox @ Kansas City Royals

Kauffman Stadium, Kansas City, MO

Mon Jul 03 2000, 7:05 PM CDT

Att. 24,496 - Cloudy - 87 F

livebaseballscorecards.com

AB	37
R	10
H	10
RBI	9
BB	3
SO	5
LOB	8

WP: 0	PA: 40					
PB: 0						
SB: 0						
CS: 0						

Batter	1	2	3	4	5	6	7	8	9	AB	R	H	RBI	BB	SO	LOB
Ray Durham, S (1, 4) OBP: 0.348, SLG: 0.494	B X 1-0 HR	C B C B S 2-3 ① K		B C F B X 2-2 ② G6-3		B C C X 1-2 ① F8		B X 1-0 ② F7		5	1	1	1	0	1	0
Jose Valentin, S (1, 6) OBP: 0.331, SLG: 0.500	X 0-0 HR	B C C B F B F X 3-2 ② F7		C X 0-1 1B 2B 1B		F C B F X 1-2 F8-4 1B		B B C F X 2-2 ③ G4-3		5	2	3	1	0	0	0
Frank Thomas, R (1, 10) OBP: 0.449, SLG: 0.660	B B C S B F X 3-2 ① F8	C B B X 2-1 HR		X 0-0 2B 1-2 1B		C B X 1-1 ② ③ F8-4 1-2			C C S 0-3 ① K	5	1	2	1	0	1	1
Magglio Ordonez, R (1, 9) OBP: 0.413, SLG: 0.626	B B X 2-0 14 WP 14 S 14 1B 1B	B B S C B B 4-2 BB		X 0-0 1-3 2-H 2B			B F B B F B 4-2 FC4-6 14 1B 1B BB		F B X 1-1 14 G6-4-3 1B	3	2	3	1	2	0	0
14 Paul Konerko, R (1, 3) OBP: 0.364, SLG: 0.490	C S T B B X 2-2 BB 1B 1-H 1B	X 0-0 ③ F7		C B C B B X 3-2 ③ F5			B X 1-0 FC4-6 1-2 1B		C C B F F X 1-2 ② ③ G6-4-3 1-2f	5	0	2	1	0	0	4
Chris Singleton, L (1, 8) OBP: 0.317, SLG: 0.406	B B B B C X 3-1 ② F8		F C B S 1-3 ① K		C F B C 1-3 ① K		C X 0-1 ① FC4-6 1B 1-2f 2-3			4	0	0	0	0	2	3
Carlos Lee, R (1, 7) OBP: 0.332, SLG: 0.510	C B F X 1-2 BB 1-2 1B		S F B B X 2-2 ② F9		C B X 1-1 SF9 3B		C B X 1-1 G3-6-1 1-2 3-H 1B			4	1	3	1	0	0	0
Herbert Perry, R (1, 5) OBP: 0.365, SLG: 0.442	B F B B B F B 4-2 1-2 2-3 BB		C B B B X 3-1 ③ G5-3		F B X 1-1 ② SF9 3-H		B F F F B X 2-2 ② ③ G3-6-1 1-2f			2	0	0	1	1	0	2
Mark Johnson, L (1, 2) OBP: 0.306, SLG: 0.314	B B B C X 3-1 ③ F8			C X 0-1 ① G5-3	F F F S 0-3 ③ K			S S B S 1-3 ① K		3	0	0	0	0	1	3
Greg Norton, S (8, PH) OBP: 0.333, SLG: 0.394										1	0	0	0	0	1	0
Brook Fordyce, R (8, 2) OBP: 0.274, SLG: 0.418										0	0	0	0	0	0	0
Inning Stats	R: 3 E: 0 K: 0 S: 20 H: 5 LOB: 3 BB: 1 P: 39	R: 1 E: 0 K: 1 S: 13 H: 1 LOB: 1 BB: 1 P: 24	R: 0 E: 0 K: 1 S: 8 H: 0 LOB: 0 BB: 0 P: 14	R: 1 E: 0 K: 0 S: 12 H: 3 LOB: 2 BB: 0 P: 17	R: 1 E: 0 K: 2 S: 11 H: 1 LOB: 0 BB: 0 P: 14	R: 0 E: 0 K: 0 S: 9 H: 1 LOB: 0 BB: 0 P: 12	R: 1 E: 0 K: 0 S: 11 H: 2 LOB: 1 BB: 1 P: 19	R: 0 E: 0 K: 1 S: 7 H: 0 LOB: 0 BB: 0 P: 11	R: 0 E: 0 K: 1 S: 10 H: 1 LOB: 0 BB: 0 P: 12	1B: 9 2B: 2 3B: 1 HR: 3 SF: 1 SAC: 0 DP: 3 HBP: 0						

TOP

Chicago White Sox @ Kansas City Royals

Kauffman Stadium, Kansas City, MO

Tue Jul 04 2000, 7:05 PM CDT

Att. 29,884 - Cloudy - 84 F

livebaseballscorecards.com

AB	37
R	7
H	14
RBI	7
BB	3
SO	6
LOB	13

WP: 1 PB: 0 SB: 1 CS: 0 PA: 41

PITCHER		IP	WLS	BF	H	R	ER	SO	BB	IBB	HBP	BLK	WP	HR	S	P	ERA	WHIP
Chad Durbin, R ERA: 8.61	(1, 1)	4.0		23	9	5	5	2	2	0	0	0	1	3	53	94	11.25	2.750
Jeff Suppan, R ERA: 5.61	(5, 1)	2.1		11	4	2	2	2	1	0	0	0	0	0	27	39	7.71	2.143
Jerry Spradlin, R ERA: 3.35	(7, 1)	2.2	W	7	1	0	0	2	0	0	0	0	0	0	21	29	0.00	0.375

PITCHER	IP	WLS	BF	H	R	ER	SO	BB	IBB	HBP	BLK	WP	HR	S	P	ERA	WHIP

BOTTOM

Chicago White Sox @ Kansas City Royals

Kauffman Stadium, Kansas City, MO

Tue Jul 04 2000, 7:05 PM CDT
Att. 29,884 - Cloudy - 84 F

livebaseballscorecards.com

Batter	1	2	3	4	5	6	7	8	9	AB	R	H	RBI	BB	SO	LOB
Johnny Damon, L (1, 8) OBP: 0.357, SLG: 0.409	C X 0-1 WP S 29 G6-3 1B	B X 1-0 1-H 2-H 3-H 2B		B B B C B 4-1 1B 29 G6-4-3 BB	B C X 1-1 ③ G3			C F X 0-2 ① G3		4	2	2	3	1	0	2
Rey Sanchez, R (1, 6) OBP: 0.263, SLG: 0.292	B C B X 2-1 ① G5-3 1-3	B B X 2-0 ③ G5-3		X 0-0 29 G6-4-3 1-3 1B		F B X 1-1 ① L9		X 0-0 ② F9		5	0	1	0	0	0	2
29 Mike Sweeney, R (1, 10) OBP: 0.404, SLG: 0.553	B F B B X 3-1 ② G6-3 3-H		F F X 0-2 ① G4-3	B F X 1-1 ① ② G6-4-3 1-2f 3-H		C B S S 1-3 ② K		B X 1-0 ③ F9		5	0	0	1	0	1	1
Jermaine Dye, R (1, 9) OBP: 0.389, SLG: 0.617	B C S X 1-2 ③ G6-3		S X 0-1 HR	C F F F B X 1-2 ③ F7		F B C B X 2-2 1B				4	1	2	1	0	0	0
Mark Quinn, R (1, 7) OBP: 0.336, SLG: 0.486		C B F B F X 2-2 FC5 2B	S S B B B S 3-3 ② K		C B B S F F X 2-2 HR	B C F F S 1-3 ③ K				4	1	2	1	0	2	1
Joe Randa, R (1, 5) OBP: 0.375, SLG: 0.465		B B X 2-0 ① FC5 1B BB 2B 2-3	B S X 1-1 2B 1B		B B B B 4-0 FC1-5 E BB		F B X 1-1 ① F9			3	2	1	0	1	0	1
Dave McCarty, R (1, 3) OBP: 0.379, SLG: 0.613		B B B C B 4-1 1B 2B 1-2 BB	B C B X 2-1 1-H 1B 2B		1 SAFE B F B B B 4-1 F9 FC1-5 1-2 BB		B B S B X 3-1 HR			2	3	2	2	2	0	0
Jorge Fabregas, L (1, 2) OBP: 0.300, SLG: 0.333		C B B B X 3-1 ② F7	X 0-0 2-H 1B		F X 0-1 ① FC1-5 1-2 2-3f		C C X 0-2 ② G5-3			4	0	1	1	0	0	4
Luis Ordaz, R (1, 4) OBP: 0.250, SLG: 0.234		C B F X 1-2 1-2 2-3 2B 1B	B X 1-0 ③ L3		B B B C X 3-1 ② F9 2-3		B X 1-0 ③ G6-3			4	1	1	0	0	0	3
Inning Stats	R: 1 H: 1 E: 0 LOB: 0 K: 0 BB: 0 S: 9 P: 15	R: 3 H: 3 E: 0 LOB: 1 K: 0 BB: 1 S: 13 P: 28	R: 3 H: 4 E: 0 LOB: 1 K: 1 BB: 0 S: 14 P: 21	R: 1 H: 1 E: 0 LOB: 0 K: 0 BB: 1 S: 9 P: 15	R: 1 H: 1 E: 1 LOB: 2 K: 0 BB: 2 S: 12 P: 26	R: 0 H: 1 E: 0 LOB: 1 K: 2 BB: 0 S: 12 P: 17	R: 1 H: 1 E: 0 LOB: 0 K: 0 BB: 0 S: 8 P: 13	R: 0 H: 0 E: 0 LOB: 0 K: 0 BB: 0 S: 5 P: 6		1B: 6 SF: 0 2B: 3 SAC: 0 3B: 0 DP: 1 HR: 3 HBP: 0						WP: 1 PA: 39 PB: 0 SB: 1 CS: 0

	AB	35
	R	10
	H	12
	RBI	9
	BB	4
	SO	3
	LOB	14

PITCHER		IP	WLS	BF	H	R	ER	SO	BB	IBB	HBP	BLK	WP	HR	S	P	ERA	WHIP
Jon Garland, R ERA: 21.0	(1, 1)	3.0	L	18	8	7	7	1	1	0	0	0	1	1	36	64	21.00	3.000
Jesus Pena, L ERA: 3.93	(4, 1)	1.1		8	2	2	2	0	3	0	0	0	0	1	17	33	13.50	3.750
Kevin Beirne, R ERA: 6.0	(5, 1)	1.2		6	1	0	0	2	0	0	0	0	0	0	16	25	0.00	0.600
41 Bill Simas, R ERA: 3.05	(7, 1)	1.0		4	1	1	1	0	0	0	0	0	0	1	8	13	9.00	1.000
Bob Howry, R ERA: 3.57	(8, 1)	1.0		3	0	0	0	0	0	0	0	0	0	0	5	6	0.00	0.000

PITCHER	IP	WLS	BF	H	R	ER	SO	BB	IBB	HBP	BLK	WP	HR	S	P	ERA	WHIP

Batter	1	2	3	4	5	6	7	8	9	10	11	12	13	AB	R	H	RBI	BB	SO	LOB
Ray Durham, S (1, 4) OBP: 0.347, SLG: 0.491	G1-3		WP SH5-3 1B BB		G4-6-3 1-2f		K		K			E4 WP SH3-4	2B	6	1	1	0	1	2	4
Jose Valentin, S (1, 6) OBP: 0.332, SLG: 0.500	F7		SH5-3 1-2		F9		K			F8 2B		SH3-4 1-2	IBB	4	0	1	0	1	1	2
Frank Thomas, R (1, 10) OBP: 0.450, SLG: 0.656 Tony Graffanino, R (12, PR) OBP: 0.397, SLG: 0.439	WP 1B		2-H 1B			G6-3		G5-3		K		G6-4-3 2-3 IBB	F9	5 1	0 0	2 0	1 0	1 0	1 0	1 2
Magglio Ordonez, R (1, 9) OBP: 0.409, SLG: 0.617	G6-3 1-2		L9			14 G5-3 1B		K		F8 2-3		G6-4-3 1-2f		6	0	1	0	0	1	5
14 Paul Konerko, R (1, 3) OBP: 0.364, SLG: 0.495 Greg Norton, S (13, PR) OBP: 0.333, SLG: 0.394 (13, 3)		K	G4-3			G5-3 1-2		HR		F7			FC4-6 BB	5 0	1 0	1 0	1 0	1 0	1 0	3 0
Chris Singleton, L (1, 8) OBP: 0.314, SLG: 0.408	SF9 3B			K		P6		P5			E7 SH5-4		FC4-6 S HR 1-2f	6	2	1	0	0	1	2
Carlos Lee, R (1, 7) OBP: 0.330, SLG: 0.507	SF9 3-H			K			G5-3		SH5-4 1B		SH5-4 1-2		L9	4	0	1	1	0	1	1
Herbert Perry, R (1, 5) OBP: 0.372, SLG: 0.466	1B			G1-3			1B 1B		SH5-4 1-2		P4		HR 1-H	5	1	3	2	0	0	1
Brook Fordyce, R (1, 2) OBP: 0.284, SLG: 0.415 Jeff Abbott, R (11, PH) OBP: 0.341, SLG: 0.397 Mark Johnson, L (11, 2) OBP: 0.310, SLG: 0.340	L8				G4-6-3 HBP		1B		K		G4-3		HR	3 1 1	0 0 1	1 0 1	0 0 1	0 0 0	1 0 0	2 1 0
Inning Stats	R: 0 E: 0 K: 0 S: 8 H: 1 LOB: 1 BB: 0 P: 12	R: 1 E: 0 K: 1 S: 11 H: 2 LOB: 1 BB: 0 P: 15	R: 1 E: 0 K: 0 S: 10 H: 1 LOB: 1 BB: 1 P: 17	R: 0 E: 0 K: 2 S: 8 H: 0 LOB: 0 BB: 0 P: 11	R: 0 E: 0 K: 0 S: 6 H: 0 LOB: 0 BB: 0 P: 11	R: 0 E: 0 K: 0 S: 11 H: 1 LOB: 1 BB: 0 P: 16	R: 0 E: 0 K: 2 S: 16 H: 2 LOB: 2 BB: 0 P: 22	R: 1 E: 0 K: 1 S: 10 H: 1 LOB: 0 BB: 0 P: 16	R: 0 E: 0 K: 2 S: 10 H: 1 LOB: 1 BB: 0 P: 13	R: 0 E: 0 K: 1 S: 7 H: 1 LOB: 1 BB: 0 P: 10	R: 0 E: 1 K: 0 S: 8 H: 0 LOB: 1 BB: 0 P: 11	R: 0 E: 1 K: 0 S: 7 H: 0 LOB: 2 BB: 1 P: 13	R: 3 E: 0 K: 0 S: 19 H: 3 LOB: 2 BB: 2 P: 33	1B: 7 2B: 2 3B: 1 HR: 3 SF: 1 SAC: 4 DP: 2 HBP: 1	WP: 3 PB: 0 SB: 1 CS: 0 PA: 57						

PITCHER	IP	WLS	BF	H	R	ER	SO	BB	IBB	HBP	BLK	WP	HR	S	P	ERA	WHIP
Dan Reichert, R (1, 1) ERA: 4.16	8.0		33	8	3	3	6	1	0	1	0	2	1	80	120	3.38	1.125
Ricky Bottalico, R (9, 1) ERA: 4.79	3.0		12	2	0	0	3	0	0	0	0	0	0	25	34	0.00	0.667
Doug Bochtler, R (12, 1) ERA: 9.0	2.0	L	12	3	3	3	0	1	2	0	0	1	2	26	46	13.50	2.000

PITCHER	IP	WLS	BF	H	R	ER	SO	BB	IBB	HBP	BLK	WP	HR	S	P	ERA	WHIP

TOP

Chicago White Sox @ Kansas City Royals

Kauffman Stadium, Kansas City, MO

Wed Jul 05 2000, 7:05 PM CDT

Att. 15,009 - Overcast - 83 F

livebaseballscorecards.com

AB	47
R	6
H	13
RBI	6
BB	4
SO	9
LOB	24

Batter	1	2	3	4	5	6	7	8	9	10	11	12	13	AB	R	H	RBI	BB	SO	LOB
Johnny Damon, L (1, 8) OBP: 0.356, SLG: 0.404	B C B B C X 3-2 G6-4-3 1B		X 0-0 ② G3 1-2		C B F F F B X 2-2 ① F8	X 0-0 ③ FC4-6 1-2f			C B C F B B F X 3-2 ② F6		I I I I 4-0 1B IBB		B C S B F S 2-3 ② K	6	0	1	0	1	1	2
Rey Sanchez, R (1, 6) OBP: 0.271, SLG: 0.300	F B F B X 2-2 ① ② G6-4-3 1-2f		B B C X 2-1 ③ F9		X 0-0 29 1B 1B		C X 0-1 F8 29 1B 1B		X 0-0 1B		C X 0-1 29 G4-3 1-2 2-3 1B		B C X 1-1 ③ G5-3	7	0	4	0	0	0	2
29 Mike Sweeney, R (1, 10) OBP: 0.406, SLG: 0.552	B F S 1-3 ③ K			X 0-0 G3 1B G6-3 1B	F C F B X 1-2 1-2 1B		X 0-0 G4-6-3 1-2 1B		B S F F S 1-3 ③ K		B B B C C X 3-2 ② ③ G4-3 1-2f			6	1	3	0	0	2	4
Jermaine Dye, R (1, 9) OBP: 0.388, SLG: 0.611		B B C F B C 3-3 ① K		F B X 1-1 G3 1-2 2B 1B	F B F B B X 3-2 P4		F C X 0-2 ① F8 2-3			F C F B F X 1-2 FC5-4 1B		B C B X 2-1 ① G4-3		6	1	2	0	0	1	4
Mark Quinn, R (1, 7) OBP: 0.328, SLG: 0.472		C F B C 1-3 ② K	X 0-0 ① G3 1-2 2-3		X 0-0 ③ L3		X 0-0 ② ③ G4-6-3 1-2f			F B B X 2-1 ① FC5-4 1-2f		B F X 1-1 ② G5-3		6	0	0	0	0	1	7
Joe Randa, R (1, 5) OBP: 0.378, SLG: 0.466	B X 1-0 1B		C B C X 1-2 ② G6-3 3-H			C B X 1-1 E6 2B		F X 0-1 G1-6-3 1B		C B X 1-1 ② F8		C X 0-1 BB 1B		6	1	3	1	0	0	2
Dave McCarty, R (1, 3) OBP: 0.385, SLG: 0.621	C C B S 1-3 ③ K		X 0-0 2-H 2B			B C B B F B X 3-2 1B 1-H 2B		F C B X 1-2 G1-6-3 1-2f		F B B S S 2-3 ③ K		B B B B 4-0 1-2 BB		5	0	2	2	1	2	3
Gregg Zaun, S (1, 2) OBP: 0.368, SLG: 0.360			C B X 1-1 ① G6-3	B B B B 4-0 BB		B F C X 1-2 ① FC3-6 2-2		C B B B B X 3-1 ③ G6-3			B F F B F B F B 4-2 1B SH3-4 BB	X 0-0 ③ F8		4	0	1	0	2	0	2
Luis Ordaz, R (1, 4) OBP: 0.255, SLG: 0.240 Todd Dunwoody, L (9, PH) OBP: 0.261, SLG: 0.310 Jeff Reboulet, R (10, 4) OBP: 0.367, SLG: 0.331 Scott Pose, L (13, PH) OBP: 0.308, SLG: 0.206			C B B B F B X 3-2 G3 1B	C F B F B F X 1-2 ③ G5-3		C B X 1-1 ② FC3-6 FC4-6 1-2f		C B S B S 2-3 ① K			X 0-0 ① SH3-4 1-2		C B F F B S 2-3 ① K	3 1 0 1	0 0 0 0	1 0 0 0	0 0 0 0	0 1 0 1	0 0 0 0	3 0 0 0
Inning Stats	R: 0 H: 1 E: 0 LOB: 0 K: 1 BB: 0 S: 9 P: 15	R: 0 H: 1 E: 0 LOB: 1 K: 3 BB: 0 S: 10 P: 16	R: 0 H: 1 E: 0 LOB: 1 K: 0 BB: 0 S: 9 P: 15	R: 2 H: 3 E: 0 LOB: 2 K: 0 BB: 1 S: 13 P: 20	R: 0 H: 2 E: 0 LOB: 2 K: 0 BB: 0 S: 13 P: 19	R: 1 H: 2 E: 1 LOB: 1 K: 0 BB: 0 S: 12 P: 18	R: 0 H: 2 E: 0 LOB: 1 K: 0 BB: 0 S: 7 P: 7	R: 0 H: 1 E: 0 LOB: 0 K: 0 BB: 0 S: 7 P: 11	R: 0 H: 1 E: 0 LOB: 1 K: 2 BB: 0 S: 15 P: 21	R: 0 H: 1 E: 0 LOB: 1 K: 1 BB: 0 S: 12 P: 18	R: 0 H: 1 E: 0 LOB: 2 K: 0 BB: 2 S: 10 P: 21	R: 0 H: 1 E: 0 LOB: 2 K: 0 BB: 1 S: 7 P: 14	R: 0 H: 0 E: 0 LOB: 0 K: 2 BB: 0 S: 10 P: 15	1B: 15 SF: 0 2B: 2 SAC: 1 3B: 0 DP: 4 HR: 0 HBP: 0	WP: 0 PA: 56 PB: 0 SB: 0 CS: 0					

PITCHER		IP	WLS	BF	H	R	ER	SO	BB	IBB	HBP	BLK	WP	HR	S	P	ERA	WHIP
Jim Parque, L ERA: 3.81	(1, 1)	6.0		28	10	3	2	4	1	0	0	0	0	0	66	103	3.00	1.833
41 Bill Simas, R ERA: 2.98	(7, 1)	1.0		4	2	0	0	0	0	0	0	0	0	0	7	7	0.00	2.000
Bob Howry, R ERA: 3.38	(8, 1)	2.0		7	2	0	0	2	0	0	0	0	0	0	22	32	0.00	1.000
Keith Foulke, R ERA: 3.29	(10, 1)	2.0		9	2	0	0	1	1	1	0	0	0	0	22	39	0.00	1.500
Kelly Wunsch, L ERA: 2.34	(12, 1)	2.0	W	8	1	0	0	2	1	0	0	0	0	0	17	29	0.00	1.000

PITCHER		IP	WLS	BF	H	R	ER	SO	BB	IBB	HBP	BLK	WP	HR	S	P	ERA	WHIP

BOTTOM

Chicago White Sox @ Kansas City Royals

Kauffman Stadium, Kansas City, MO

Wed Jul 05 2000, 7:05 PM CDT
Att. 15,009 - Overcast - 83 F

livebaseballscorecards.com

AB	51
R	3
H	17
RBI	3
BB	4
SO	9
LOB	29

Batter	1	2	3	4	5	6	7	8	9	10	11	12	AB	R	H	RBI	BB	SO	LOB
Ray Durham, S (1, 4) OBP: 0.352, SLG: 0.494	C B C B S 2-3 K		C B B B F B 4-2 S BB		B C C B B F F F X 3-2 3-H 2B		C B B B 4-1 1-2 2-3 BB		C C X 0-2 P6			B C X 1-1 SH1-4 1B 1B	4	1	2	1	2	1	0
Jose Valentin, S (1, 6) OBP: 0.328, SLG: 0.492	X 0-0 P4		B S F S 1-3 K 1-2		B F F S 1-3 K		X 0-0 F2		B B F B X 3-1 P4			B B X 2-0 SH1-4 1-2	5	0	0	0	0	2	5
Frank Thomas, R (1, 3) OBP: 0.446, SLG: 0.646	B C B X 2-1 G4-3		X 0-0 L8			B C S S 1-3 K	C C 0-3 K			C B B X 2-1 L6		C B B X 2-1 2-H 2B 1B	6	1	1	1	0	2	4
Magglio Ordonez, R (1, 9) OBP: 0.408, SLG: 0.609		F X 0-1 G6-3		F X 0-1 G5-3		B B B B C B 4-1 G4-6-3 BB		B C S S B X 2-2 F7		B S S C C 2-3 K		I I I I 4-0 2B CS IBB	4	0	0	0	2	1	0
Herbert Perry, R (1, 5) OBP: 0.376, SLG: 0.470		B S F X 1-2 1B 1B		X 0-0 G6-3		F S F F X 1-2 G4-6-3 1-2f		B B H 3-0 1B HBP		C B B B F B S 3-3 K		B B X 2-1 1-3 2-H 2B	5	0	2	1	0	1	1
Chris Singleton, L (1, 8) OBP: 0.312, SLG: 0.403	S X 0-1 F8			C F B X 1-2 P6			C X 0-1 G3-1	F B S X 1-2 1B			C F B B X 2-2 F7	C S B B F X 2-2 3-H P1-3	6	0	1	0	0	0	3
Carlos Lee, R (1, 7) OBP: 0.337, SLG: 0.515	F X 0-1 1-2 1B				C C B X 1-2 SH5-3 2B 2B		X 0-0 14 BB 1B 1B	B B C C S 2-3 K			C B X 1-1 S 1B		5	2	4	0	0	1	2
Mark Johnson, L (1, 2) OBP: 0.309, SLG: 0.333	B X 1-0 F8				X 0-0 SH5-3 2-3		B B B B 4-0 BB 14 1B 1-2 BB	B F F X 1-2 L8			F B S B C 2-3 K 1-2		3	0	0	0	1	1	5
Mike Sirotka, L (1, 1) 14 Paul Konerko, R (7, PH) 41 Bill Simas, L (7, 1) Kelly Wunsch, L (8, 1) Jeff Abbott, R (8, PH) Keith Foulke, R (8, 1) Bob Howry, L (9, 1) Greg Norton, S (11, PH) Sean Lowe, R (11, 1) Jesus Pena, L (12, 1)			C B X 1-1 L8		B X 1-0 G6-3		F X 0-1 1-2 2-H 1B		C B B B X 3-1 F7		C B C C X 1-2 G5-3		2 0 0 0 0 0 1 1 0 1 1 0 0 0 0 0 0 0 0 0 0 0 0 0 0 0 0 0 1 0 0 0 0 0 0 0 0 0 0 0 0 0 0 0 0 0 0 0 0 1 0 0 0 0 0 1 0 0 0 0 0 0 0 0 0 0 0 0 0 0						
Inning Stats	R: 0 E: 0 K: 1 S: 6 H: 0 LOB: 0 BB: 0 P: 10	R: 0 E: 0 K: 0 S: 10 H: 2 LOB: 2 BB: 0 P: 12	R: 0 E: 0 K: 1 S: 8 H: 0 LOB: 1 BB: 1 P: 14	R: 0 E: 0 K: 0 S: 6 H: 0 LOB: 0 BB: 0 P: 7	R: 1 E: 0 K: 1 S: 14 H: 2 LOB: 1 BB: 0 P: 20	R: 0 E: 0 K: 1 S: 8 H: 0 LOB: 0 BB: 1 P: 14	R: 1 E: 0 K: 1 S: 10 H: 2 LOB: 3 BB: 2 P: 18	R: 0 E: 0 K: 1 S: 12 H: 1 LOB: 2 BB: 0 P: 21	R: 0 E: 0 K: 0 S: 7 H: 0 LOB: 0 BB: 0 P: 13	R: 0 E: 0 K: 2 S: 8 H: 0 LOB: 0 BB: 0 P: 15	R: 0 E: 0 K: 1 S: 11 H: 1 LOB: 1 BB: 0 P: 17	R: 2 E: 0 K: 0 S: 11 H: 3 LOB: 1 BB: 1 P: 24	1B: 8 2B: 3 3B: 0 HR: 0	SF: 0 SAC: 2 DP: 1 HBP: 1		WP: 0 PB: 0 SB: 2 CS: 1	PA: 51		

PITCHER		IP	WLS	BF	H	R	ER	SO	BB	IBB	HBP	BLK	WP	HR	S	P	ERA	WHIP
34 Kerry Wood, R ERA: 5.25	(1, 1)	8.0		35	7	2	2	6	4	0	1	0	0	0	74	116	2.25	1.375
Tim Worrell, R ERA: 2.79	(9, 1)	3.0		10	1	0	0	3	0	0	0	0	0	0	26	45	0.00	0.333
Todd Van Poppel, R ERA: 2.29	(12, 1)	1.0	L	6	3	2	2	0	0	1	0	0	0	0	11	24	18.00	3.000

PITCHER	IP	WLS	BF	H	R	ER	SO	BB	IBB	HBP	BLK	WP	HR	S	P	ERA	WHIP

Chicago White Sox @ Chicago Cubs

Wrigley Field, Chicago, IL

Fri Jul 07 2000, 2:20 PM CDT

Att. 39,112 - Sunny - 73 F

TOP

livebaseballscorecards.com

AB	43
R	4
H	11
RBI	4
BB	5
SO	9
LOB	22

Batter	1	2	3	4	5	6	7	8	9	10	11	12	AB	R	H	RBI	BB	SO	LOB
Eric Young Sr., R (1, 4) OBP: 0.381, SLG: 0.433	G4-3		G4-6-3			F9			F8		G6-3		5	0	0	0	0	0	2
Ricky Gutierrez, R (1, 6) OBP: 0.370, SLG: 0.426	G4-3		F9			F8			S G4-3 BB		G5-3		4	0	0	0	1	0	1
Mark Grace, L (1, 3) OBP: 0.393, SLG: 0.432	K			G6-3		F8			G4-3			L3 1B	5	0	1	0	0	1	1
Sammy Sosa, R (1, 9) OBP: 0.390, SLG: 0.559		HR G4-3 BB		G5-3 1B			F8		K			L3	4	1	1	0	1	1	2
Glenallen Hill, R (1, 7) OBP: 0.290, SLG: 0.489		G4-3		G5-3			K			K		K	3	0	0	0	0	1	2
Brant Brown, L (8, 7) OBP: 0.231, SLG: 0.362													2	0	0	0	0	2	0
Jose Nieves, R (1, 5) OBP: 0.270, SLG: 0.447		P4		P6			G5-3			F8			4	0	0	0	0	0	2
Damon Buford, R (1, 8) OBP: 0.347, SLG: 0.444		HR	G6-4-3 1B			G6-3				F7			4	1	2	2	0	0	0
Joe Girardi, R (1, 2) OBP: 0.373, SLG: 0.422		G6-3	G6-4-3			K					G6-3 SH1-3 1B		4	0	1	0	0	1	1
34 Kerry Wood, R (1, 1) OBP: 0.292, SLG: 0.364													2	0	1	0	0	1	0
Jeff Huson, L (8, PH) OBP: 0.254, SLG: 0.264													1	0	0	0	0	0	0
Tim Worrell, R (9, 1)													0	0	0	0	0	0	0
Ismael Valdez, R (11, PH) OBP: 0.308, SLG: 0.462													0	0	0	0	0	0	0
Todd Van Poppel, R (12, 1)			G4-6-3 1B				G1-3				SH1-3		0	0	0	0	0	0	0
Inning Stats	R: 0 H: 0 E: 0 LOB: 0 K: 1 BB: 0 S: 10 P: 14	R: 2 H: 1 E: 0 LOB: 0 K: 0 BB: 1 S: 15 P: 25	R: 0 H: 1 E: 0 LOB: 0 K: 0 BB: 0 S: 8 P: 12	R: 0 H: 1 E: 0 LOB: 1 K: 0 BB: 0 S: 8 P: 12	R: 0 H: 1 E: 0 LOB: 0 K: 1 BB: 0 S: 8 P: 12	R: 0 H: 0 E: 0 LOB: 0 K: 0 BB: 0 S: 5 P: 7	R: 0 H: 0 E: 0 LOB: 0 K: 1 BB: 0 S: 7 P: 10	R: 0 H: 0 E: 0 LOB: 0 K: 1 BB: 0 S: 5 P: 6	R: 0 H: 0 E: 0 LOB: 1 K: 1 BB: 1 S: 8 P: 13	R: 0 H: 0 E: 0 LOB: 0 K: 1 BB: 0 S: 8 P: 12	R: 0 H: 1 E: 0 LOB: 1 K: 0 BB: 0 S: 9 P: 11	R: 0 H: 1 E: 0 LOB: 0 K: 1 BB: 0 S: 11 P: 15	1B: 5 2B: 1 3B: 0 HR: 1	SF: 0 SAC: 1 DP: 3 HBP: 0	WP: 0 PB: 0 SB: 1 CS: 0	PA: 41		

PITCHER		IP	WLS	BF	H	R	ER	SO	BB	IBB	HBP	BLK	WP	HR	S	P	ERA	WHIP
Mike Sirotka, L ERA: 3.73	(1, 1)	6.0		21	4	2	2	2	1	0	0	0	0	1	54	82	3.00	0.833
41 Bill Simas, R ERA: 2.86	(7, 1)	1.2		5	0	0	0	2	0	0	0	0	0	0	11	15	0.00	0.000
Kelly Wunsch, L ERA: 2.31	(8, 1)	0.1		1	0	0	0	0	0	0	0	0	0	0	1	1	0.00	0.000
Keith Foulke, R ERA: 3.23	(9, 1)	1.0		4	0	0	0	1	1	0	0	0	0	0	8	13	0.00	1.000
Bob Howry, R ERA: 3.29	(10, 1)	1.0		3	0	0	0	1	0	0	0	0	0	0	8	12	0.00	0.000

PITCHER		IP	WLS	BF	H	R	ER	SO	BB	IBB	HBP	BLK	WP	HR	S	P	ERA	WHIP
Sean Lowe, R ERA: 5.8	(11, 1)	1.2	W	6	2	0	0	0	0	0	0	0	0	0	17	21	0.00	1.200
Jesus Pena, L ERA: 3.86	(12, 1)	0.1	S	1	0	0	0	1	0	0	0	0	0	0	3	5	0.00	0.000

BOTTOM

Chicago White Sox @ Chicago Cubs

Wrigley Field, Chicago, IL

Fri Jul 07 2000, 2:20 PM CDT

Att. 39,112 - Sunny - 73 F

livebaseballscorecards.com

AB	38
R	2
H	6
RBI	2
BB	2
SO	7
LOB	11

Batter	1	2	3	4	5	6	7	8	9	AB	R	H	RBI	BB	SO	LOB
Ray Durham, S (1, 4) OBP: 0.349, SLG: 0.489	C F B S 1-3 ① K		C B C X 1-2 ② G3		C B S S 1-3 ② K		B X 1-0 ③ G3-1			4	0	0	0	0	2	2
Jose Valentin, S (1, 6) OBP: 0.330, SLG: 0.491	B B B B 4-0 BB		C B B B X 3-1 1B		B F S S 1-3 ③ K			C F B B F B S 3-3 ① K		3	0	1	0	1	2	2
Frank Thomas, R (1, 3) OBP: 0.441, SLG: 0.638	B X 1-0 ② P3		S B F F S 1-3 ③ K			C F B S 1-3 ① K		C F S 0-3 ② K		4	0	0	0	0	3	2
Magglio Ordonez, R (1, 9) OBP: 0.406, SLG: 0.614	S F P X 1-2 ③ G5-3			S F B X 1-2 ① G6-3		S X 0-1 HR		B F B F B X 3-2 ③ F2		4	1	1	1	0	0	1
Herbert Perry, R (1, 5) OBP: 0.373, SLG: 0.482		X 0-0 ① L9		S B X 1-1 ② F7		C B B X 2-1 ② G5-3			X 0-0 HR	4	1	1	1	0	0	0
Chris Singleton, L (1, 8) OBP: 0.309, SLG: 0.399		C X 0-1 ② G3-1		X 0-0 ③ G3		C F X 0-2 CI			C F B F B B S 3-3 ① K	3	0	0	0	0	1	0
Carlos Lee, R (1, 7) OBP: 0.339, SLG: 0.518		B S T B F X 2-2 2B			X 0-0 SH2-4 E 1B	X 0-0 ③ G4-3			F X 0-1 ② P4	4	0	2	0	0	0	1
Brook Fordyce, R (1, 2) OBP: 0.272, SLG: 0.395		B B C F S 2-3 ③ K			F X 0-1 E4 SH2-4 1-2		S S C 0-3 ① K		C C B S 1-3 ③ K	4	0	0	0	0	3	2
James Baldwin, R (1, 1)			C S S 0-3 ① K		S X 0-1 ① SH2-4 1-2 2-3		C B X 1-1 ② G4-3			1	0	0	0	0	1	0
Kevin Beirne, L (5, 1)										0	0	0	0	0	0	0
Greg Norton, S (7, PH) OBP: 0.330, SLG: 0.389										1	0	0	0	0	0	0
Jesus Pena, L (7, 1)										0	0	0	0	0	0	0
Jon Garland, R (8, 1)										0	0	0	0	0	0	0
Inning Stats	R: 0 E: 0 K: 1 S: 8 H: 0 LOB: 1 BB: 1 P: 14	R: 0 E: 0 K: 1 S: 10 H: 1 LOB: 1 BB: 0 P: 14	R: 0 E: 0 K: 2 S: 12 H: 1 LOB: 1 BB: 0 P: 17	R: 0 E: 0 K: 0 S: 6 H: 0 LOB: 0 BB: 0 P: 8	R: 0 E: 1 K: 2 S: 11 H: 1 LOB: 2 BB: 0 P: 13	R: 1 E: 1 K: 1 S: 11 H: 1 LOB: 1 BB: 0 P: 14	R: 0 E: 0 K: 1 S: 6 H: 0 LOB: 0 BB: 0 P: 8	R: 0 E: 0 K: 2 S: 10 H: 0 LOB: 0 BB: 0 P: 16	R: 1 E: 0 K: 2 S: 10 H: 1 LOB: 0 BB: 0 P: 14	1B: 2 2B: 1 3B: 0 HR: 2	SF: 0 SAC: 1 DP: 0 HBP: 0					

PITCHER	IP	WLS	BF	H	R	ER	SO	BB	IBB	HBP	BLK	WP	HR	S	P	ERA	WHIP
Jon Lieber, R (1, 1) ERA: 3.63	9.0	W	35	5	2	2	12	1	0	0	0	0	2	84	118	2.00	0.667

PITCHER	IP	WLS	BF	H	R	ER	SO	BB	IBB	HBP	BLK	WP	HR	S	P	ERA	WHIP

TOP

Chicago White Sox @ Chicago Cubs

Wrigley Field, Chicago, IL

Sat Jul 08 2000, 12:15 PM CDT

Att. 38,933 - Overcast - 76 F

livebaseballscorecards.com

AB	32
R	2
H	5
RBI	2
BB	1
SO	12
LOB	10

1B: 2	SF: 0
2B: 1	SAC: 1
3B: 0	DP: 0
HR: 2	HBP: 0

WP: 0	PA: 35
PB: 0	
SB: 0	
CS: 0	

Batter	1	2	3	4	5	6	7	8	9	AB	R	H	RBI	BB	SO	LOB
Eric Young Sr., R (1, 4) OBP: 0.381, SLG: 0.442	B C B B X 3-1 HR	B X 1-0 P3-1 2-3 1B		C B C F X 1-2 ③ G5-3		C B B C C 2-3 ② K		B C B X 2-1 ① P4		5	1	2	1	0	1	0
Joe Girardi, R (1, 2) OBP: 0.373, SLG: 0.421	B F X 1-2 1B HR 1B	C X 0-1 ① ② P3-1 1-2f			X 0-0 BB HR 1B	C S B S 1-3 ③ K		F B F B C 2-3 ② K		5	2	2	0	0	2	2
Mark Grace, L (1, 3) OBP: 0.397, SLG: 0.430	X 0-0 1-2 HR 1B	B X 1-0 ③ P4			B B B B 4-0 1-2 HR BB		B F S X 1-2 ① F7	B B B B 4-0 BB		3	2	1	0	2	0	1
Sammy Sosa, R (1, 9) OBP: 0.390, SLG: 0.569	B X 1-0 1-H 2-H HR	S X 0-1 G4-3 SF8 2B			B F B S S 2-3 ① K		B C B F B S 3-3 ② K	S B B B S S 3-3 ③ K		5	2	2	3	0	3	3
Henry Rodriguez, L (1, 7) OBP: 0.308, SLG: 0.535	S F B X 1-2 ① G4-3	B B X 2-0 ① G4-3 2-3			C S F B B B F X 3-2 1-H 2-H HR		C B B S X 2-2 1B 2B			4	2	2	3	0	0	1
Ricky Gutierrez, R (1, 6) OBP: 0.372, SLG: 0.429	C B S X 1-2 ② G5-3	X 0-0 ② SF8 3-H			F B B B F F X 2-2 G3-1 1B		X 0-0 BB 1B 2-H 1B			3	0	2	2	0	0	0
Willie Greene, L (1, 5) OBP: 0.320, SLG: 0.414	S S F B X 1-2 S 1B		B B C B F X 3-2 ③ G4-3		S C B B B F X 3-2 ② G3-1 1-2		X 0-0 BB 1-2 1B			4	0	2	0	0	0	1
Damon Buford, R (1, 8) OBP: 0.346, SLG: 0.440	C B B F F B F X 3-2 ③ P1 1-2			B B B C X 3-1 ① G6-3	B F B X 2-1 ③ G6-3		S B B B B 4-1 1-2 2-3 BB			3	0	0	0	1	0	2
Jon Lieber, L (1, 1) OBP: 0.204, SLG: 0.250		X 0-0 1B 2B		C B F B C 2-3 ② K		S C B F C 1-3 ① K	B B C B S F X 3-2 ③ G1-3			4	0	1	0	0	2	3
Inning Stats	R: 4 E: 0 K: 0 S: 22 H: 5 LOB: 1 BB: 0 P: 33	R: 0 E: 0 K: 0 S: 5 H: 2 LOB: 1 BB: 0 P: 7	R: 1 E: 0 K: 0 S: 7 H: 1 LOB: 0 BB: 0 P: 12	R: 0 E: 0 K: 1 S: 9 H: 0 LOB: 0 BB: 0 P: 15	R: 3 E: 0 K: 1 S: 19 H: 3 LOB: 1 BB: 1 P: 35	R: 0 E: 0 K: 3 S: 10 H: 0 LOB: 0 BB: 0 P: 14	R: 1 E: 0 K: 1 S: 16 H: 3 LOB: 3 BB: 1 P: 29	R: 0 E: 0 K: 2 S: 8 H: 0 LOB: 1 BB: 1 P: 19		1B: 8 2B: 4 3B: 0 HR: 3 SF: 1 SAC: 0 DP: 1 HBP: 0						

PITCHER		IP	WLS	BF	H	R	ER	SO	BB	IBB	HBP	BLK	WP	HR	S	P	ERA	WHIP
James Baldwin, R ERA: 4.28	(1, 1)	4.1	L	23	10	8	8	2	1	0	0	0	0	3	52	85	16.61	2.538
Kevin Beirne, R ERA: 5.56	(5, 1)	1.2		6	1	0	0	3	0	0	0	0	0	0	20	31	0.00	0.600
Jesus Pena, L ERA: 4.12	(7, 1)	1.0		7	3	1	1	1	1	0	0	0	0	0	16	29	9.00	4.000
Jon Garland, R ERA: 15.75	(8, 1)	1.0		4	0	0	0	2	1	0	0	0	0	0	8	19	0.00	1.000

PITCHER	IP	WLS	BF	H	R	ER	SO	BB	IBB	HBP	BLK	WP	HR	S	P	ERA	WHIP

BOTTOM

Chicago White Sox @ Chicago Cubs

Wrigley Field, Chicago, IL

Sat Jul 08 2000, 12:15 PM CDT

Att. 38,933 - Overcast - 76 F

livebaseballscorecards.com

AB	36
R	9
H	14
RBI	9
BB	3
SO	8
LOB	13

Batter	1	2	3	4	5	6	7	8	9	AB	R	H	RBI	BB	SO	LOB
Ray Durham, S (1, 4) OBP: 0.347, SLG: 0.484	S C B B F X 2-2 ① G4-3		B X 1-0 1B	X 0-0 ③ G3			S B X 1-1 ① L9		S B S B X 2-2 ② G5-3	5	0	1	0	0	0	2
Jose Valentin, S (1, 6) OBP: 0.325, SLG: 0.483	B B F C F S 2-3 ② K		C B F B X 2-2 ③ G4-3		B F F B B X 3-2 ① P4		F S F C 0-3 ② K		B F X 1-1 ③ F9	5	0	0	0	0	2	1
Frank Thomas, R (1, 3) OBP: 0.442, SLG: 0.644	B X 1-0 ③ F9			C B X 1-1 HR	B B B C S C 3-3 ② K		B C B C B B 4-2 BB			3	1	1	1	1	1	0
Magglio Ordonez, R (1, 9) OBP: 0.407, SLG: 0.621		C F B T F B X 2-2 ① F3		B C B X 2-1 HR	F X 0-1 ③ F7		B B F B B 1-2 4-1 BB			3	1	1	1	1	0	0
Herbert Perry, R (1, 5) OBP: 0.371, SLG: 0.477		B F X 1-1 ② P5		C F F X 1-2 ① G4-3		S X 0-1 G3 HR 1B	S B S S X 1-2 ③ P3			4	1	1	0	0	0	2
Chris Singleton, L (1, 8) OBP: 0.305, SLG: 0.393		X 0-0 ③ F8		B F X 1-1 ② F8		C X 0-1 ① G3 1-2		F B X 1-1 ① G4-3		4	0	0	0	0	0	1
Keith Foulke, R (8, 1)										0	0	0	0	0	0	0
Carlos Lee, R (1, 7) OBP: 0.344, SLG: 0.540			B S F X 1-2 HR	C C B F X 1-2 2B 1B		B C B X 2-1 2-H HR		C X 0-1 ② P4		4	3	3	3	0	0	0
Mark Johnson, L (1, 2) OBP: 0.307, SLG: 0.338			X 0-0 ① F8	L X 0-1 1-H 2B		B B F B S X 3-2 ② G4-3		C F C 0-3 ③ K		4	0	1	1	0	1	0
21 Cal Eldred, R (1, 1) OBP: 0.500, SLG: 0.250			B C C F S 1-3 ② K	C B B B C B 4-2 BB		C B X 1-1 ③ F9			C S B F X 1-2 ① P3	1	0	0	0	1	1	0
Tony Graffanino, R (6, PH) OBP: 0.392, SLG: 0.433										1	0	0	0	0	0	0
41 Bill Simas, L (6, 1)										0	0	0	0	0	0	0
Kelly Wunsch, L (6, 1)										0	0	0	0	0	0	0
Bob Howry, L (7, 1)										0	0	0	0	0	0	0
Jeff Abbott, R (8, 8) OBP: 0.336, SLG: 0.390										1	0	0	0	0	0	0
Inning Stats	R: 0 E: 0 K: 1 S: 9 H: 0 LOB: 0 BB: 0 P: 14	R: 0 E: 0 K: 0 S: 8 H: 0 LOB: 0 BB: 0 P: 11	R: 1 E: 0 K: 1 S: 12 H: 2 LOB: 1 BB: 0 P: 17	R: 3 E: 0 K: 0 S: 18 H: 4 LOB: 2 BB: 1 P: 28	R: 0 E: 0 K: 1 S: 8 H: 0 LOB: 0 BB: 0 P: 14	R: 2 E: 0 K: 0 S: 11 H: 2 LOB: 0 BB: 0 P: 17	R: 0 E: 0 K: 1 S: 12 H: 0 LOB: 2 BB: 2 P: 22	R: 0 E: 0 K: 1 S: 7 H: 0 LOB: 0 BB: 0 P: 8	R: 0 E: 0 K: 0 S: 9 H: 0 LOB: 0 BB: 0 P: 13	1B: 3 2B: 1 3B: 0 HR: 4 SF: 0 SAC: 0 DP: 0 HBP: 0						

PITCHER		IP	WLS	BF	H	R	ER	SO	BB	IBB	HBP	BLK	WP	HR	S	P	ERA	WHIP
Kevin Tapani, R ERA: 4.74	(1, 1)	6.0	W	27	8	6	6	3	1	0	0	0	0	4	66	101	9.00	1.500
Steve Rain, R ERA: 2.4	(7, 1)	1.0	H	5	0	0	0	1	2	0	0	0	0	0	12	22	0.00	2.000
Todd Van Poppel, R ERA: 2.23	(8, 1)	1.0	H	3	0	0	0	1	0	0	0	0	0	0	7	8	0.00	0.000
Tim Worrell, R ERA: 2.7	(9, 1)	1.0	S	3	0	0	0	0	0	0	0	0	0	0	9	13	0.00	0.000

PITCHER	IP	WLS	BF	H	R	ER	SO	BB	IBB	HBP	BLK	WP	HR	S	P	ERA	WHIP

TOP

Chicago White Sox @ Chicago Cubs

Wrigley Field, Chicago, IL

Sun Jul 09 2000, 1:20 PM CDT

Att. 38,706 - Overcast - 82 F

livebaseballscorecards.com

AB	35
R	6
H	8
RBI	6
BB	3
SO	5
LOB	6

WP: 0 PB: 0 SB: 0 CS: 0 PA: 38

Batter	1	2	3	4	5	6	7	8	9	AB	R	H	RBI	BB	SO	LOB
Eric Young Sr., R (1, 4) OBP: 0.383, SLG: 0.441	F F X 0-2 P4 ①		B B B B 4-0 BB S 1B BB	C B X 1-1 G4-3 ② 2-3		X 0-0 SH1-3 ① 2-3 3-H		X 0-0 1B ①		3	1	1	1	1	0	1
Joe Girardi, R (1, 2) OBP: 0.374, SLG: 0.415	X 0-0 G6-3 ②		P B F B B 4-1 BB 1-2 1B BB	X 0-0 G3-1 ③		C B F B B B 4-2 HR BB		B S B B X 3-1 G6-3 ②		3	2	0	0	2	0	1
Mark Grace, L (1, 3) OBP: 0.400, SLG: 0.435	B B B B 4-0 BB		B B B B 4-0 1B 1B 1-2 2-3 BB		X 0-0 HR 2B	B X 1-0 SF7 ② 3-H		C X 0-1 F8 ③		2	2	1	1	2	0	0
Sammy Sosa, R (1, 9) OBP: 0.388, SLG: 0.574	X 0-0 G3 ③		S B B S F S 2-3 K ②		C B F B C 2-3 K ①	B X 1-0 1-H HR				4	1	1	2	0	2	5
Henry Rodriguez, L (1, 7) OBP: 0.311, SLG: 0.548		F B F S 1-3 K ①	C B B X 2-1 1B 1-3 2-H 3-H 1B		S B F B X 2-2 2-H HR	C X 0-1 P5 ③				4	1	2	4	0	1	0
Ricky Gutierrez, R (1, 6) OBP: 0.371, SLG: 0.426		B C B B C T X 3-2 L4 ②	B B X 2-0 1-2 3-H 1B		B S C F X 1-2 F8 ②		X 0-0 G4-3 ①			4	0	1	1	0	0	0
Willie Greene, L (1, 5) OBP: 0.324, SLG: 0.416		X 0-0 1B	C B C B F X 2-2 F8 ③		C B B X 2-1 G3 ③		C B S B X 2-2 1B			4	0	2	0	0	0	2
Damon Buford, R (1, 8) OBP: 0.348, SLG: 0.441	S C C 0-3 ③			B X 1-0 G4-3 SH1-3 1B		B X 1-0 1B SH1-3 1B	C C B X 1-2 L5 ②			4	1	2	0	0	1	2
Kevin Tapani, R (1, 1) OBP: 0.150, SLG: 0.231 Jeff Huson, L (6, PH) OBP: 0.267, SLG: 0.278 Steve Rain, R (7, 1) Glenallen Hill, R (7, PH) OBP: 0.288, SLG: 0.486 Todd Van Poppel, R (8, 1) Tim Worrell, R (9, 1)			F B B C B S 3-3 K ①	X 0-0 SH1-3 ① 1-2		B B B C T X 3-2 SH1-3 1-3 SF7 1B	B C S S S 1-3 K ③			1 1 0 1 0 0	0 1 0 0 0 0	0 1 0 0 0 0	0 0 0 1 0 0	0 0 0 1 0 0	1 0 0 0 0 0	0 0 0 1 0 0
Inning Stats	R: 0 E: 0 K: 0 S: 6 H: 0 LOB: 1 BB: 1 P: 10	R: 0 E: 0 K: 2 S: 11 H: 1 LOB: 1 BB: 0 P: 15	R: 3 E: 0 K: 2 S: 16 H: 2 LOB: 2 BB: 3 P: 38	R: 0 E: 0 K: 0 S: 5 H: 1 LOB: 1 BB: 0 P: 7	R: 2 E: 0 K: 1 S: 13 H: 2 LOB: 0 BB: 0 P: 20	R: 4 E: 0 K: 0 S: 11 H: 3 LOB: 0 BB: 1 P: 21	R: 0 E: 0 K: 1 S: 11 H: 1 LOB: 1 BB: 0 P: 15	R: 0 E: 0 K: 0 S: 5 H: 1 LOB: 0 BB: 0 P: 8		1B: 8 2B: 1 3B: 0 HR: 2	SF: 1 SAC: 2 DP: 0 HBP: 0		WP: 0 PB: 0 SB: 1 CS: 0	PA: 39		

PITCHER		IP	WLS	BF	H	R	ER	SO	BB	IBB	HBP	BLK	WP	HR	S	P	ERA	WHIP
21 Cal Eldred, R ERA: 4.76	(1, 1)	5.0		25	6	5	5	5	4	0	0	0	0	1	51	90	9.00	2.000
41 Bill Simas, R ERA: 3.45	(6, 1)	0.1	L	4	2	3	3	0	1	0	0	0	0	0	7	15	81.00	9.000
Kelly Wunsch, L ERA: 2.48	(6, 1)	1.1		6	2	1	1	0	0	0	0	0	0	1	11	16	6.75	1.500
Bob Howry, R ERA: 3.2	(7, 1)	1.0		3	1	0	0	1	0	0	0	0	0	0	7	11	0.00	1.000
Keith Foulke, R ERA: 3.21	(8, 1)	0.1		1	0	0	0	0	0	0	0	0	0	0	2	2	0.00	0.000

PITCHER	IP	WLS	BF	H	R	ER	SO	BB	IBB	HBP	BLK	WP	HR	S	P	ERA	WHIP

BOTTOM

Chicago White Sox @ Chicago Cubs

Wrigley Field, Chicago, IL

Sun Jul 09 2000, 1:20 PM CDT

Att. 38,706 - Overcast - 82 F

livebaseballscorecards.com

AB	31
R	9
H	11
RBI	9
BB	5
SO	6
LOB	12

St. Louis Cardinals @ Chicago White Sox

Comiskey Park, Chicago, IL

Thu Jul 13 2000, 8:05 PM EDT

Att. 32,263 - Sunny - 83 F

TOP

livebaseballscorecards.com

Batter	1	2	3	4	5	6	7	8	9	AB	R	H	RBI	BB	SO	LOB
Fernando Vina, L (1, 4) OBP: 0.387, SLG: 0.415	G4-3	1-3 1B		15 CS PB BB	F8		15 WP BB 15 SF8 1B		F9	5	1	2	0	1	0	2
Edgar Renteria, R (1, 6) OBP: 0.325, SLG: 0.421	HR	G5-3		L9 1-2	K	K	15 SF8 15 WP 1-2 BB		K	4	1	1	1	1	1	3
Thomas Howard, S (9, PH) OBP: 0.217, SLG: 0.379 (9, 9)										1	0	0	0	0	1	1
15 Jim Edmonds, L (1, 8) OBP: 0.452, SLG: 0.652	F8		S 1B 1B	2-3 HR BB	K	K	SF8 1-3 2-H		G4-3	3	2	1	1	1	1	0
Keith McDonald, R (9, PH) OBP: 0.571, SLG: 0.600 (9, 2)										1	0	0	0	0	0	1
Fernando Tatis, R (1, 5) OBP: 0.477, SLG: 0.764	HR	1B 1-2 2B BB		1-H HR	F9		BB			3	3	2	3	2	0	0
Eduardo Perez, R (7, PR) OBP: 1.000, SLG: 2.000 (7, 3) (9, 7)										0	0	0	0	0	0	0
Eric Davis, R (1, 9) OBP: 0.400, SLG: 0.491	1B	1-3 2-H 2B 1B		F9			0-2 BB HR 1B 3-3 K			5	2	3	1	0	1	2
Heathcliff Slocumb, R (9, 1)										0	0	0	0	0	0	0
Ray Lankford, L (1, 7) OBP: 0.360, SLG: 0.500	K	F7 2-H 3-H 2B			P8		0-2 BB HR 1-2 1B	G6-4-3 BB		4	1	2	2	1	1	1
Craig Paquette, R (1, 3) OBP: 0.310, SLG: 0.449 (7, 5)		F8	K		P3		F8	G6-4-3 1-2f		5	0	0	0	0	1	4
Mike Matheny, R (1, 2) OBP: 0.313, SLG: 0.351 (9, 3)		K	F7 2-3		2B E 1B		4-1 HR 1-2 2-3 BB		F9	4	2	1	0	1	1	1
Shawon Dunston, R (1, 10) OBP: 0.298, SLG: 0.559 (9, 6)		1B BB	F7		E7 1-H 2B		0-0 1-H 2-H 3-H HR		BB	3	1	2	4	2	0	1
Inning Stats	R: 2 E: 0 K: 1 S: 16 H: 3 LOB: 1 BB: 0 P: 26	R: 0 E: 0 K: 1 S: 15 H: 1 LOB: 2 BB: 1 P: 22	R: 3 E: 0 K: 1 S: 15 H: 3 LOB: 1 BB: 1 P: 26	R: 2 E: 0 K: 0 S: 9 H: 1 LOB: 0 BB: 2 P: 20	R: 1 E: 1 K: 0 S: 12 H: 2 LOB: 1 BB: 0 P: 20	R: 0 E: 0 K: 2 S: 9 H: 0 LOB: 0 BB: 0 P: 16	R: 5 E: 0 K: 1 S: 27 H: 4 LOB: 2 BB: 3 P: 47	R: 0 E: 0 K: 0 S: 5 H: 0 LOB: 0 BB: 1 P: 11	R: 0 E: 0 K: 1 S: 6 H: 0 LOB: 1 BB: 1 P: 13	1B: 8 2B: 2 3B: 0 HR: 4	SF: 1 SAC: 0 DP: 1 HBP: 0						

AB	38
R	13
H	14
RBI	12
BB	9
SO	7
LOB	16

WP: 1 PB: 1 SB: 1 CS: 1 PA: 48

PITCHER		IP	WLS	BF	H	R	ER	SO	BB	IBB	HBP	BLK	WP	HR	S	P	ERA	WHIP
Mike Sirotka, L ERA: 4.19	(1, 1)	3.2	L	22	8	7	7	3	4	0	0	0	0	3	54	91	17.18	3.273
Kevin Beirne, R ERA: 6.04	(4, 1)	2.2		13	4	4	3	2	1	0	0	0	0	0	32	54	10.12	1.875
Jesus Pena, L ERA: 4.87	(7, 1)	0.2		6	2	2	2	1	2	0	0	0	1	1	17	32	27.00	6.000
Kelly Wunsch, L ERA: 2.41	(8, 1)	1.0		3	0	0	0	0	1	0	0	0	0	0	5	11	0.00	1.000
Keith Foulke, R ERA: 3.15	(9, 1)	1.0		4	0	0	0	1	1	0	0	0	0	0	6	13	0.00	1.000

PITCHER	IP	WLS	BF	H	R	ER	SO	BB	IBB	HBP	BLK	WP	HR	S	P	ERA	WHIP

Batter	1	2	3	4	5	6	7	8	9	AB	R	H	RBI	BB	SO	LOB
Ray Durham, S (1, 4) OBP: 0.349, SLG: 0.485 Tony Graffanino, R (7, PH) OBP: 0.408, SLG: 0.478 (8, 4)	C C B B X 2-2 G5-4-3 S 1B		C B B B B 4-1 BB		C X 0-1 ③ G1-3		S B S X 1-2 1B 3B		X 0-0 WP BLK 1-2 SF9 1B	2 2	0 2	1 2	0 0	1 0	0 0	1 0
Jose Valentin, S (1, 6) OBP: 0.323, SLG: 0.480	B B X 2-0 ① P5		B X 1-0 ② F9			C B X 1-1 ① P9	X 0-0 3-H 1B		C B B X 2-1 ② 1-H 2-H SF9	4	0	1	2	0	0	2
Frank Thomas, R (1, 10) OBP: 0.441, SLG: 0.642	B B B C B 4-1 1-2 G5-4-3 BB		X 0-0 ③ F9			B X 1-0 F9 14 1B 2B	X 0-0 ③ F8		S B F F S 1-3 ③ K	4	1	1	0	1	1	2
Magglio Ordonez, R (1, 9) OBP: 0.404, SLG: 0.615 Jeff Abbott, R (8, 9) OBP: 0.333, SLG: 0.387	C B C B X 2-2 ② ③ G5-4-3 1-2f 2-3			S B B F X 2-2 ① F9		B X 1-0 ② F9 2-3		C T B C 1-3 ① K		3 1	0 0	0 0	0 0	0 0	0 1	3 0
14 Paul Konerko, R (1, 3) OBP: 0.367, SLG: 0.497		C C B B X 2-2 FC4-6 1B 1B		C X 0-1 ② G6-3		B B F X 2-1 1B 3-H 1B		C X 0-1 ② F5		4	0	2	1	0	0	0
Chris Singleton, L (1, 8) OBP: 0.310, SLG: 0.408	C X 0-1 FC4-6 1-2 1B			B S F S 1-3 ③ K		B C B B F X 3-2 1-3 1B		C S T F F X 0-2 HR		4	1	3	1	0	1	0
Carlos Lee, R (1, 7) OBP: 0.340, SLG: 0.534	C F B B F F F X 2-2 ① FC4-6 G3-6-3 1-2f 2-3		F S B S 1-3 ① K2-3			C X 0-1 ③ F8		C S F C 0-3 ③ K		4	0	0	0	0	2	4
Herbert Perry, R (1, 5) OBP: 0.372, SLG: 0.477 Greg Norton, S (7, PH) OBP: 0.326, SLG: 0.384 (8, 5)	B B C X 2-1 ② ③ G3-6-3 1-2f		B C X 1-1 1B				C F C 0-3 ① K		C X 0-1 ① G3-1	2 2	0 0	1 0	0 0	0 0	0 1	2 0
Mark Johnson, L (1, 2) OBP: 0.306, SLG: 0.331			C C X 0-2 ① G6-3		B X 1-0 ② F9		B C B F S 2-3 ② K		B B B B 4-0 BLK 1B WP BB	3	1	0	0	1	1	1
Inning Stats	R: 0 H: 1 E: 0 LOB: 1 K: 0 BB: 1 S: 8 P: 18	R: 0 H: 2 E: 0 LOB: 1 K: 0 BB: 0 S: 13 P: 19	R: 0 H: 0 E: 0 LOB: 1 K: 0 BB: 1 S: 6 P: 11	R: 0 H: 0 E: 0 LOB: 0 K: 1 BB: 0 S: 8 P: 11	R: 0 H: 1 E: 0 LOB: 1 K: 1 BB: 0 S: 8 P: 11	R: 1 H: 3 E: 0 LOB: 2 K: 0 BB: 0 S: 11 P: 19	R: 1 H: 2 E: 0 LOB: 1 K: 2 BB: 0 S: 11 P: 14	R: 1 H: 1 E: 0 LOB: 0 K: 2 BB: 0 S: 15 P: 16	R: 2 H: 1 E: 0 LOB: 0 K: 1 BB: 1 S: 9 P: 16	1B: 8 SF: 1 2B: 1 SAC: 0 3B: 1 DP: 2 HR: 1 HBP: 0						WP: 1 PA: 39 PB: 0 SB: 1 CS: 0

PITCHER		IP	WLS	BF	H	R	ER	SO	BB	IBB	HBP	BLK	WP	HR	S	P	ERA	WHIP
Andy Benes, R ERA: 4.36	(1, 1)	7.0	W	30	9	2	2	4	2	0	0	0	0	0	65	103	2.57	1.571
Mike James, R ERA: 3.86	(8, 1)	1.0		4	1	1	1	2	0	0	0	0	0	1	15	16	9.00	1.000
Heathcliff Slocumb, R ERA: 5.53	(9, 1)	1.0		5	1	2	2	1	1	0	0	1	1	0	9	16	18.00	2.000

PITCHER	IP	WLS	BF	H	R	ER	SO	BB	IBB	HBP	BLK	WP	HR	S	P	ERA	WHIP

BOTTOM

St. Louis Cardinals @ Chicago White Sox

Comiskey Park, Chicago, IL

Thu Jul 13 2000, 8:05 PM EDT
Att. 32,263 - Sunny - 83 F

livebaseballscorecards.com

AB	35
R	5
H	11
RBI	4
BB	3
SO	7
LOB	15

Batter	1	2	3	4	5	6	7	8	9	AB	R	H	RBI	BB	SO	LOB
Fernando Vina, L (1, 4) OBP: 0.389, SLG: 0.413	C X 0-1 ① F8		H 1-0 E 1B HBP	B B B B 4-0 BB		B B C X 2-1 BB 1B		C S F F B F X 1-2 ① G6-3	B B C F X 2-2 ① L7	4	1	1	0	1	0	1
Edgar Renteria, R (1, 6) OBP: 0.325, SLG: 0.418	B X 1-0 ② P4		B X 1-0 E4 1B 1-2	S X 0-1 ③ G1-3		B C B B B B 4-1 1-2 BB		X 0-0 HBP 15 BB 1B	X 0-0 ②③ G5-4-3 1-2f	5	1	1	0	1	0	4
15 Jim Edmonds, L (1, 8) OBP: 0.454, SLG: 0.659	C B B B C B 4-2 BB		B C F B F C 2-3 ① K		B C F B X 2-2 HR	F C B B F C 2-3 ③ K		B B B C B 4-1 BB HBP HR 1-2 BB		3	2	1	1	2	2	4
Fernando Tatis, R (1, 5) OBP: 0.481, SLG: 0.752 Craig Paquette, R (8, PR) OBP: 0.310, SLG: 0.449 (8, 5)	F X 0-1 ③ F9		B B C B X 3-1 ② F8		C F B B B X 3-2 1B		C F H 1-2 3B HBP	H 1-0 BB 1-2 HR 2-3 HBP		3	1	1	0	0	0	3
										0	1	0	0	0	0	0
Ray Lankford, L (1, 7) OBP: 0.365, SLG: 0.509		F B B F B B 4-2 G5-3 1B BB	B C X 1-1 1-3 2-H 1B		C F S 1-3 ① K		C B B F X 2-2 1-H 1B 3B	S S S C 1-3 ② K		4	1	2	2	1	2	4
Thomas Howard, S (1, 10) OBP: 0.221, SLG: 0.378 Eric Davis, R (7, PH) OBP: 0.406, SLG: 0.494		X 0-0 G5-3 1-2 1B	C S B B F F F B S 3-3 ③ K2-3		C F B B B C 2-3 ② K		B X 1-0 G6-3 SH3-4 3-H 1B	B C B B B 4-1 1-2 HR 2-3 BB 3-H		3	0	1	0	0	2	3
										1	1	1	2	1	0	0
Eduardo Perez, R (1, 3) OBP: 0.600, SLG: 1.400		X 0-0 ① G5-3 1-2 2-3		C C B X 1-2 SH5-3 1B	B B F C F B X 3-2 ③ G6-3		B X 1-0 ① SH3-4 1-2	C X 0-1 HR 1-H 2-H 3-H		4	1	2	4	0	0	3
Mike Matheny, R (1, 2) OBP: 0.307, SLG: 0.343		B F X 1-1 ② P6		X 0-0 ① F9		F C B B F B X 3-2 ① G6-3	B F F X 1-2 ② G6-3 2-3	C S X 0-2 ③ G1-3		5	0	0	0	0	0	5
Shawon Dunston, R (1, 9) OBP: 0.297, SLG: 0.549		B F B B X 3-1 ③ F9		X 0-0 ② SH5-3 1-2		B F B X 2-1 ② F9	B X 1-0 ③ G6-3		B F B B C X 3-2 G5-4-3 1B	4	0	1	0	0	0	3

Inning Stats										
	R: 0	H: 0	R: 0	H: 1	R: 1	H: 1	R: 0	H: 1	R: 1	H: 2
	E: 0	LOB: 1	E: 0	LOB: 2	E: 1	LOB: 2	E: 0	LOB: 2	E: 0	LOB: 1
	K: 0	BB: 1	K: 0	BB: 1	K: 2	BB: 0	K: 0	BB: 1	K: 2	BB: 0
	S: 7	P: 12	S: 8	P: 16	S: 16	P: 27	S: 7	P: 12	S: 16	P: 27

Inning Stats										
	R: 0	H: 1	R: 2	H: 2	R: 5	H: 2	R: 0	H: 1	1B: 8	SF: 0
	E: 0	LOB: 2	E: 0	LOB: 1	E: 0	LOB: 1	E: 0	LOB: 0	2B: 0	SAC: 2
	K: 0	BB: 1	K: 0	BB: 0	K: 1	BB: 2	K: 0	BB: 0	3B: 1	DP: 1
	S: 14	P: 27	S: 11	P: 18	S: 17	P: 28	S: 7	P: 12	HR: 2	HBP: 3

Inning Stats		
WP: 0	PA:	47
PB: 0		
SB: 0		
CS: 0		

PITCHER		IP	WLS	BF	H	R	ER	SO	BB	IBB	HBP	BLK	WP	HR	S	P	ERA	WHIP
21 Cal Eldred, R ERA: 4.64	(1, 1)	4.2		24	5	2	1	4	3	0	1	0	0	1	50	87	1.93	1.714
41 Bill Simas, R ERA: 3.38	(5, 1)	1.0		5	1	0	0	0	1	0	0	0	0	0	13	27	0.00	2.000
Kelly Wunsch, L ERA: 2.87	(6, 1)	0.1	L	4	2	2	2	1	0	0	1	0	0	0	11	17	54.00	6.000
Sean Lowe, R ERA: 6.32	(7, 1)	1.1		7	1	3	3	0	1	0	1	0	0	0	13	22	20.25	1.500
Bob Howry, R ERA: 3.6	(8, 1)	0.2		4	1	2	2	1	1	0	0	0	0	1	9	14	27.00	3.000

PITCHER		IP	WLS	BF	H	R	ER	SO	BB	IBB	HBP	BLK	WP	HR	S	P	ERA	WHIP
Jesus Pena, L ERA: 4.64	(9, 1)	1.0		3	1	0	0	0	0	0	0	0	0	0	7	12	0.00	1.000

TOP

St. Louis Cardinals @ Chicago White Sox

Comiskey Park, Chicago, IL

Fri Jul 14 2000, 8:05 PM EDT

Att. 34,862 - Sunny - 80 F

livebaseballscorecards.com

AB	36
R	9
H	11
RBI	9
BB	6
SO	6
LOB	30

Batter	1	2	3	4	5	6	7	8	9	AB	R	H	RBI	BB	SO	LOB
Ray Durham, S (1, 4) OBP: 0.351, SLG: 0.485	X 0-0 HR 1B		F B B B X 3-1 ① G3			C B B X 2-1 SH1-3 1B		C B B X 2-1 ② L6		4	1	2	0	0	0	1
Jose Valentin, S (1, 6) OBP: 0.323, SLG: 0.479	B C B X 2-1 ① F8		B C F X 1-2 G6-4-3 1B			B X 1-0 ① SH1-3 1-2		B F C S 1-3 ③ K		3	0	1	0	0	1	2
Frank Thomas, R (1, 10) OBP: 0.444, SLG: 0.652	B X 1-0 1-H HR		B C F B X 2-2 ②③ G6-4-3 1-2f			B B C B B 4-1 G5-4-3 BB			B C B B X 3-1 BB 14 1B 1B	3	2	2	2	1	0	1
Magglio Ordonez, R (1, 9) OBP: 0.402, SLG: 0.609	X 0-0 ② F9			C F B B F X 2-2 ① P3		B X 1-0 ②③ G5-4-3 1-2f			B B S F F B B 4-2 14 1B 1-2 SF8 BB	3	1	0	0	1	0	2
14 Paul Konerko, R (1, 3) OBP: 0.366, SLG: 0.493	C C B X 1-2 ③ F8			C S B B F B X 3-2 ② F8			X 0-0 ① G6-3		B F B B B F F X 3-2 1-3 2-H G4-6-3 1B	4	0	1	1	0	0	0
Chris Singleton, L (1, 8) OBP: 0.307, SLG: 0.404		F B F X 1-2 ① P6		F F B F F B X 2-2 ③ F8			B C B X 2-1 ② F8		B S S F F X 1-2 ① 3-H SF8	3	0	0	1	0	0	0
Carlos Lee, R (1, 7) OBP: 0.336, SLG: 0.527		X 0-0 ② F9			X 0-0 ① F3		B C C F X 1-2 ③ G4-3		B B B B C F X 3-2 ②③ 1-2f G4-6-3	4	0	0	0	0	0	1
Herbert Perry, R (1, 5) OBP: 0.376, SLG: 0.480		B S X 1-1 1B			C C F S 0-3 ② K			X 0-0 1B		3	0	2	0	0	1	0
Brook Fordyce, R (1, 2) OBP: 0.263, SLG: 0.382		B C B X 2-1 ③ F8			X 0-0 ③ G4-3			B C X 1-1 ① F9		3	0	0	0	0	0	2
Inning Stats	R: 2 H: 2 E: 0 LOB: 0 K: 0 BB: 0 S: 8 P: 12	R: 0 H: 1 E: 0 LOB: 1 K: 0 BB: 0 S: 8 P: 12	R: 0 H: 1 E: 0 LOB: 0 K: 0 BB: 0 S: 8 P: 14	R: 0 H: 0 E: 0 LOB: 0 K: 0 BB: 0 S: 13 P: 20	R: 0 H: 0 E: 0 LOB: 0 K: 1 BB: 0 S: 6 P: 6	R: 0 H: 1 E: 0 LOB: 1 K: 0 BB: 1 S: 5 P: 13	R: 0 H: 0 E: 0 LOB: 0 K: 0 BB: 0 S: 7 P: 10	R: 0 H: 1 E: 0 LOB: 1 K: 1 BB: 0 S: 8 P: 12	R: 2 H: 2 E: 0 LOB: 0 K: 0 BB: 1 S: 17 P: 31	1B: 7 SF: 1 2B: 0 SAC: 1 3B: 0 DP: 3 HR: 1 HBP: 0						

PITCHER		IP	WLS	BF	H	R	ER	SO	BB	IBB	HBP	BLK	WP	HR	S	P	ERA	WHIP
Garrett Stephenson, R ERA: 4.46	(1, 1)	8.0	W	29	6	2	2	2	1	0	0	0	0	1	63	99	2.25	0.875
Alan Benes, R ERA: 5.24	(9, 1)	0.0		3	2	2	2	0	1	0	0	0	0	0	9	19	∞	∞
Dave Veres, R ERA: 2.98	(9, 1)	1.0		2	0	0	0	0	0	0	0	0	0	0	8	12	0.00	0.000

PITCHER	IP	WLS	BF	H	R	ER	SO	BB	IBB	HBP	BLK	WP	HR	S	P	ERA	WHIP

BOTTOM

St. Louis Cardinals @ Chicago White Sox

Comiskey Park, Chicago, IL

Fri Jul 14 2000, 8:05 PM EDT
Att. 34,862 - Sunny - 80 F

livebaseballscorecards.com

AB	30
R	4
H	8
RBI	4
BB	2
SO	2
LOB	9

Batter	1	2	3	4	5	6	7	8	9	AB	R	H	RBI	BB	SO	LOB
Fernando Vina, L (1, 4) OBP: 0.392, SLG: 0.412	F4	G4-6-3 1B			FC6-4 BB	F3		1B BB		3	0	1	0	2	0	2
Edgar Renteria, R (1, 6) OBP: 0.326, SLG: 0.416	S BB 1B BB	G4-6-3			FC6-4 15 FC4-6	FC5		1B		4	1	1	0	1	0	5
15 Jim Edmonds, L (1, 8) OBP: 0.447, SLG: 0.648	K		G4-3		FC4-6 1B		K	K		5	1	0	0	0	3	4
Craig Paquette, R (8, 9) OBP: 0.310, SLG: 0.449										0	0	0	0	0	0	0
Fernando Tatis, R (1, 5) OBP: 0.493, SLG: 0.786	1B BB				E HBP		1B 2B		HR	3	2	2	1	1	1	0
Eric Davis, R (1, 10) OBP: 0.421, SLG: 0.509	1B	1B			E9 1B		1B		G6-4-3 1B	5	0	5	2	0	0	0
Ray Lankford, L (1, 7) OBP: 0.359, SLG: 0.500	K	F8			G3-1		K		G6-4-3	4	0	0	0	0	2	6
Thomas Howard, S (9, PH) OBP: 0.219, SLG: 0.374										1	0	0	0	0	0	1
Eduardo Perez, R (1, 3) OBP: 0.500, SLG: 0.875		1B SF8 BB		G4-3		K	K		HR HBP	3	2	0	0	1	2	2
Mike Matheny, R (1, 2) OBP: 0.310, SLG: 0.346	1B 1B			F7		FC5 1B		G6-3	HR	4	0	2	0	0	0	0
Keith McDonald, R (9, PH) OBP: 0.625, SLG: 2.000										1	1	1	2	0	0	0
Shawon Dunston, R (1, 9) OBP: 0.293, SLG: 0.540		SF8		G5-3		FC5 1B		E7 1B	F8	4	0	1	1	0	0	0
(8, 8)																
Inning Stats	R: 1 E: 0 K: 2 S: 18 H: 1 LOB: 2 BB: 2 P: 31	R: 1 E: 0 K: 0 S: 9 H: 2 LOB: 1 BB: 1 P: 16	R: 0 E: 0 K: 1 S: 12 H: 1 LOB: 1 BB: 0 P: 19	R: 0 E: 0 K: 0 S: 8 H: 0 LOB: 0 BB: 0 P: 15	R: 2 E: 2 K: 0 S: 11 H: 1 LOB: 1 BB: 1 P: 26	R: 0 E: 0 K: 1 S: 12 H: 2 LOB: 2 BB: 0 P: 13	R: 0 E: 0 K: 3 S: 13 H: 2 LOB: 2 BB: 0 P: 18	R: 0 E: 1 K: 1 S: 13 H: 1 LOB: 2 BB: 1 P: 21	R: 3 E: 0 K: 0 S: 12 H: 3 LOB: 0 BB: 0 P: 21	1B: 10 2B: 1 3B: 0 HR: 2 SF: 1 SAC: 0 DP: 2 HBP: 2							

TOP

St. Louis Cardinals @ Chicago White Sox

Comiskey Park, Chicago, IL

Sat Jul 15 2000, 7:05 PM EDT

Att. 40,681 - Sunny - 76 F

livebaseballscorecards.com

AB	37
R	7
H	13
RBI	6
BB	5
SO	8
LOB	20

PITCHER		IP	WLS	BF	H	R	ER	SO	BB	IBB	HBP	BLK	WP	HR	S	P	ERA	WHIP
Jim Parque, L ERA: 3.88	(1, 1)	5.0	W	24	5	4	3	3	4	0	1	0	0	0	58	107	5.40	1.800
41 Bill Simas, R ERA: 3.28	(6, 1)	1.1	H	8	4	0	0	2	0	0	0	0	0	0	19	24	0.00	3.000
Kelly Wunsch, L ERA: 2.84	(7, 1)	0.1	H	1	0	0	0	1	0	0	0	0	0	0	3	4	0.00	0.000
Keith Foulke, R ERA: 3.07	(7, 1)	1.1	H	6	1	0	0	2	1	0	0	0	0	0	16	24	0.00	1.500
Jesus Pena, L ERA: 5.64	(9, 1)	1.0		6	3	3	3	0	0	0	1	0	0	2	12	21	27.00	3.000

PITCHER	IP	WLS	BF	H	R	ER	SO	BB	IBB	HBP	BLK	WP	HR	S	P	ERA	WHIP

WP: 0	PB: 0	SB: 1	CS: 0
PA: 45			

BOTTOM

St. Louis Cardinals @ Chicago White Sox

Comiskey Park, Chicago, IL

Sat Jul 15 2000, 7:05 PM EDT
Att. 40,681 - Sunny - 76 F

livebaseballscorecards.com

Batter	1	2	3	4	5	6	7	8	9	AB	R	H	RBI	BB	SO	LOB
Ray Durham, S (1, 4) OBP: 0.358, SLG: 0.488	F C B B F B B 4-2 1B HR BB	S B B S S 2-3 ② K		C B C B B F X 3-2 CS 3-H 1B		F C F F X 0-2 WP G6-3 1B	B B C B B 4-1 HBP 1-2 2-3 3-H 2B BB	B X 1-0 1B		4	2	3	2	2	1	1
Jose Valentin, S (1, 6) OBP: 0.326, SLG: 0.481	F B B X 2-1 1-3 HR 1B	B X 1-0 1-3 2B		C B S X 1-2 ② F9		B B C X 2-1 ② G6-3 1-2	B F F B F H 3-2 1-2 2-3 3-H 2B HBP	B B B C F F S 3-3 ③ K		5	2	2	1	0	1	3
Frank Thomas, R (1, 10) OBP: 0.444, SLG: 0.660	B X 1-0 1-H 3-H HR	C C X 0-2 ③ G5-3		C B B B 3-1 ③ CS 1-2	C B S B S 2-3 ① K	B F B B F C 2-3 ③ K 2-3	B C X 1-1 1-H 2-H 3-H 14 2B 2B			5	2	2	6	0	2	3
Magglio Ordonez, R (1, 9) OBP: 0.405, SLG: 0.606 Carlos Lee, R (7, PR) (8, 7) OBP: 0.336, SLG: 0.527	C S B B B F X 3-2 S 1B	C B C S 1-3 ① K			H 1-0 14 1B SF8 HBP		G1-3 4-1 14 2B G4-3 BB			3 0	1 1	1 0	0 0	1 0	1 0	0 0
14 Paul Konerko, R (1, 3) OBP: 0.370, SLG: 0.498	B C B F B X 3-2 ① F3	C X 0-1 ② F9			C X 0-1 BB 1-3 1B		2-1 BB 1B 1-1 G4-3 1-3 2-H 2B			5	1	3	1	0	0	1
Chris Singleton, L (1, 8) OBP: 0.305, SLG: 0.400	S F X 0-2 ② L9	C F B F F X 1-2 ③ G3			X 0-0 ② SF8 3-H		4-2 1B 1-2 2B BB 2-2 G4-3 2-3 3-H			3	1	0	2	1	0	3
Jeff Abbott, R (1, 7) (8, 9) OBP: 0.343, SLG: 0.398	B F B C S 2-3 ③ K 1-2			X 0-0 2B 2B	B C B B B 4-1 1-2 BB		2-1 2B BB 1B 1-3 2-H 1-0 F7			4	2	2	1	1	1	3
Herbert Perry, R (1, 5) OBP: 0.377, SLG: 0.489		C B X 1-1 E5 2B		B B X 2-0 G3-1 2-H 1B 2B	B B B C X 3-1 ③ P4		X 0-0 BB 1-3 3-H HBP 2B	F F S 0-3 ① K		5	2	2	2	0	1	2
Brook Fordyce, R (1, 2) OBP: 0.260, SLG: 0.366		F S F B B X 2-2 ① P4		F B B B X 3-1 ① G3-1 2-3		C B S B B B F X 3-2 ① F8	S C B B B F B F B 4-2 HBP BB 2B BB	F B F F S 1-3 ② K		4	1	0	0	1	1	2
Inning Stats	R: 3 H: 3 E: 0 LOB: 1 K: 1 BB: 1 S: 19 P: 34	R: 0 H: 1 E: 1 LOB: 2 K: 1 BB: 0 S: 13 P: 19	R: 0 H: 0 E: 0 LOB: 0 K: 1 BB: 0 S: 10 P: 12	R: 2 H: 3 E: 0 LOB: 0 K: 0 BB: 0 S: 12 P: 24	R: 1 H: 1 E: 0 LOB: 2 K: 1 BB: 1 S: 9 P: 19	R: 0 H: 1 E: 0 LOB: 1 K: 1 BB: 0 S: 14 P: 21	R: 9 H: 5 E: 0 LOB: 2 K: 0 BB: 4 S: 25 P: 53	R: 0 H: 1 E: 0 LOB: 1 K: 3 BB: 0 S: 13 P: 18		1B: 8 SF: 1 2B: 6 SAC: 0 3B: 0 DP: 0 HR: 1 HBP: 2						

AB	38
R	15
H	15
RBI	15
BB	6
SO	8
LOB	18

WP: 1 PA: 48
PB: 0
SB: 1
CS: 1

PITCHER		IP	WLS	BF	H	R	ER	SO	BB	IBB	HBP	BLK	WP	HR	S	P	ERA	WHIP
Darryl Kile, R ERA: 4.77	(1, 1)	4.2	L	25	8	6	6	4	2	0	1	0	0	1	61	103	11.57	2.143
Mark Thompson, R ERA: 3.97	(5, 1)	1.2		8	2	2	2	1	1	0	0	0	1	0	21	37	10.80	1.800
Mike James, R ERA: 5.14	(7, 1)	0.0		3	2	0	0	0	1	0	0	0	0	0	7	13	∞	∞
Mike Matthews, L ERA: 11.57	(7, 1)	0.2		7	2	7	7	0	2	0	1	0	0	0	13	29	94.50	6.000
Heathcliff Slocumb, R ERA: 5.4	(8, 1)	1.0		4	1	0	0	3	0	0	0	0	0	0	13	18	0.00	1.000

PITCHER	IP	WLS	BF	H	R	ER	SO	BB	IBB	HBP	BLK	WP	HR	S	P	ERA	WHIP

Batter	1	2	3	4	5	6	7	8	9	AB	R	H	RBI	BB	SO	LOB
Ronnie Belliard, R (1, 4) OBP: 0.375, SLG: 0.426	B C X 1-1 ① G5-3		S F X 0-2 1B 1B		S B F S 1-3 ② K			B C X 1-1 ① G6-3	F B F B F B B 4-2 BB	4	0	1	0	1	1	0
Marquis Grissom, R (1, 8) OBP: 0.284, SLG: 0.374	B S T S 1-3 ② K		B B X 2-0 ① F9		F B S B X 2-2 ③ G6-3			X 0-0 ② F7	C C B X 1-2 ③ P6	5	0	0	0	0	1	3
Geoff Jenkins, L (1, 7) OBP: 0.332, SLG: 0.565	B X 1-0 HR 2B		F C B S 1-3 ② K			B X 1-0 1B		B F X 1-1 HR		4	2	3	1	0	1	1
Charlie Hayes, R (1, 10) OBP: 0.382, SLG: 0.424	F X 0-1 2-H HR		X 0-0 1-3 1B			S S S 0-3 ① K		C B B S B T F B 4-2 BB		3	1	2	2	1	1	1
Jeromy Burnitz, L (1, 9) OBP: 0.337, SLG: 0.443	C C T S 0-3 ③ K		B F B B B X 3-1 ③ P3			B C S S X 1-2 ② P1		B B X 2-0 ③ F9		4	0	0	0	0	1	4
José Hernández, R (1, 5) OBP: 0.321, SLG: 0.420		C F C 0-3 ① K		X 0-0 ① F9		S P B T F S 2-3 ③ K			F F F B F S 1-3 ① K	4	0	0	0	0	3	1
Raul Casanova, S (1, 2) OBP: 0.327, SLG: 0.420		C X 0-1 ② G3-1		B B C X 2-1 ② F8			C S B S 1-3 ① K		X 0-0 ② G6-3	4	0	0	0	0	1	0
Tyler Houston, L (1, 3) OBP: 0.310, SLG: 0.517 Chris Jones, R (9, PH) OBP: 0.250, SLG: 0.250		B C B B B X 3-1 HR		F B B B C C 3-3 ③ K			F F F C 0-3 ② K		C X 0-1 2B 1B	3 1	1 1	1 1	1 0	0 0	2 0	0 0
Luis Lopez, S (1, 6) OBP: 0.336, SLG: 0.433		B C B S S 2-3 ③ K			B B C X 2-1 ① G1-3		B F X 1-1 ③ F8		C F X 0-2 1-H 2B	4	0	1	1	0	1	0
Inning Stats	R: 2 H: 2 E: 0 LOB: 0 K: 2 BB: 0 S: 12 P: 15	R: 1 H: 1 E: 0 LOB: 0 K: 2 BB: 0 S: 10 P: 15	R: 0 H: 2 E: 0 LOB: 2 K: 1 BB: 0 S: 10 P: 16	R: 0 H: 0 E: 0 LOB: 0 K: 1 BB: 0 S: 6 P: 11	R: 0 H: 0 E: 0 LOB: 0 K: 1 BB: 0 S: 8 P: 13	R: 0 H: 1 E: 0 LOB: 1 K: 2 BB: 0 S: 11 P: 14	R: 0 H: 0 E: 0 LOB: 0 K: 2 BB: 0 S: 9 P: 11	R: 1 H: 1 E: 0 LOB: 1 K: 0 BB: 1 S: 10 P: 18	R: 1 H: 2 E: 0 LOB: 2 K: 1 BB: 1 S: 17 P: 23	1B: 4 SF: 0 2B: 2 SAC: 0 3B: 0 DP: 0 HR: 3 HBP: 0						WP: 0 PA: 38 PB: 0 SB: 0 CS: 0	

PITCHER	IP	WLS	BF	H	R	ER	SO	BB	IBB	HBP	BLK	WP	HR	S	P	ERA	WHIP
James Baldwin, R (1, 1) ERA: 4.3	8.0	W	32	7	4	4	11	1	0	0	0	0	3	76	113	4.50	1.000
56 Mark Buehrle, L (9, 1) ERA: 9.0	1.0		6	2	1	1	1	1	0	0	0	0	0	17	23	9.00	3.000

PITCHER	IP	WLS	BF	H	R	ER	SO	BB	IBB	HBP	BLK	WP	HR	S	P	ERA	WHIP

TOP

Milwaukee Brewers @ Chicago White Sox

Comiskey Park, Chicago, IL

Sun Jul 16 2000, 2:05 PM EDT

Att. 30,050 - Sunny - 81 F

livebaseballscorecards.com

AB	36
R	5
H	9
RBI	5
BB	2
SO	12
LOB	10

Batter	1	2	3	4	5	6	7	8	9	AB	R	H	RBI	BB	SO	LOB
Ray Durham, S (1, 4) OBP: 0.358, SLG: 0.485	C C F B X 1-2 ① P6	B X 1-0 ① F9		C H 1-1 HBP 1B HBP		C X 0-1 S 1-3 HR 1B	F B B F X 2-2 ② P3			4	2	1	0	0	0	1
Jose Valentin, S (1, 6) OBP: 0.330, SLG: 0.481	B B C X 2-1 S 1B 1B	C B C B B X 3-2 ② F7		C H 1-1 1B 1-2 2-3 HBP		B B F B X 3-1 ① F8	B X 1-0 2-H 1B			4	1	2	1	0	0	2
Frank Thomas, R (1, 10) OBP: 0.448, SLG: 0.661	C B B B B 4-1 1B 14 2B 1-2 BB	X 0-0 ③ 1B		B C B C X 2-2 BB 1-3 2-H 3-H 1B		B S F F B B B 4-2 1-2 HR BB	C B B X 2-1 ③ F7			3	2	2	2	2	0	1
Magglio Ordonez, R (1, 9) OBP: 0.413, SLG: 0.630	B X 1-0 14 2B 1-2 2-H 1B	F B X 1-1 14 G6-4-3 1B	B B C B B 4-1 1-2 BB		B X 1-0 1-H 2-H 3-H HR			C B C B X 2-2 HR		4	3	4	6	1	0	0
14 Paul Konerko, R (1, 3) OBP: 0.367, SLG: 0.497	C B B F B X 3-2 1B 1-H 2-H 2B	B B X 2-0 ① S C B X ② G6-4-3 1-2f	1-2 ③ G5-3		B F F B X 2-2 ② P3		C X 0-1 ① G5-3			5	0	1	2	0	0	4
Chris Singleton, L (1, 8) OBP: 0.306, SLG: 0.400	C F C 0-3 ② K	F S X 0-2 ③ G4-3		C B X 1-1 ① G1-3	F F B B X 2-2 1B		C F X 0-2 FC4-6 1B			5	0	2	0	0	1	1
Jeff Abbott, R (1, 7) OBP: 0.338, SLG: 0.386	B B B C F B 4-2 1B BB	X 0-0 ① P6	B F F F B X 2-2 ② F8	F X 0-1 ③ F9			C F X 0-2 ② FC4-6 1-2f			4	0	0	0	1	0	2
Herbert Perry, R (1, 5) OBP: 0.377, SLG: 0.492	F B S F X 1-2 1-2 2-3 1B	S B X 1-1 ② F7	B B X 2-0 ③ G5-3		C B X 1-1 1B 2B		S X 0-1 ③ F3			5	1	2	0	0	0	1
Mark Johnson, L (1, 2) OBP: 0.310, SLG: 0.342	X 0-0 ③ P6			C B X 1-1 HBP 1B 2B	X 0-0 1B HR 1B	B F X 1-1 ① G5-3				4	2	2	0	0	0	4
Inning Stats	R: 3 H: 4 E: 0 LOB: 3 K: 1 BB: 2 S: 21 P: 37	R: 0 H: 1 E: 0 LOB: 1 K: 0 BB: 0 S: 5 P: 9	R: 0 H: 1 E: 0 LOB: 0 K: 0 BB: 0 S: 6 P: 9	R: 2 H: 2 E: 0 LOB: 3 K: 0 BB: 1 S: 14 P: 25	R: 0 H: 0 E: 0 LOB: 0 K: 0 BB: 0 S: 7 P: 12	R: 4 H: 4 E: 0 LOB: 1 K: 0 BB: 1 S: 17 P: 29	R: 1 H: 2 E: 0 LOB: 1 K: 0 BB: 0 S: 10 P: 17	R: 1 H: 2 E: 0 LOB: 1 K: 0 BB: 0 S: 13 P: 15		1B: 11 SF: 0 2B: 3 SAC: 0 3B: 0 DP: 1 HR: 2 HBP: 2						

BOTTOM

Milwaukee Brewers @ Chicago White Sox

Comiskey Park, Chicago, IL

Sun Jul 16 2000, 2:05 PM EDT

Att. 30,050 - Sunny - 81 F

livebaseballscorecards.com

AB	38
R	11
H	16
RBI	11
BB	4
SO	1
LOB	16

PITCHER		IP	WLS	BF	H	R	ER	SO	BB	IBB	HBP	BLK	WP	HR	S	P	ERA	WHIP
John Snyder, R ERA: 5.17	(1, 1)	4.0	L	23	8	5	5	1	3	0	2	0	0	0	46	80	11.25	2.750
Juan Acevedo, R ERA: 4.34	(5, 1)	2.0		11	4	4	4	0	1	0	0	0	0	1	24	41	18.00	2.500
Ray King, L ERA: 6.0	(7, 1)	1.0		5	2	1	1	0	0	0	0	0	0	0	10	17	9.00	2.000
David Weathers, R ERA: 3.63	(8, 1)	1.0		5	2	1	1	0	0	0	0	0	0	1	13	15	9.00	2.000

PITCHER	IP	WLS	BF	H	R	ER	SO	BB	IBB	HBP	BLK	WP	HR	S	P	ERA	WHIP

Batter	1	2	3	4	5	6	7	8	9	AB	R	H	RBI	BB	SO	LOB
Ronnie Belliard, R (1, 4) OBP: 0.371, SLG: 0.423	B B C B S X 3-2 ① G4-3		C X 0-1 ① G5-3		F B X 1-1 ② SF7 3-H		F F B X 1-2 ② F8			3	0	0	1	0	0	1
Marquis Grissom, R (1, 8) OBP: 0.286, SLG: 0.372	C B S B F B B 4-2 F7 S BB		C B B X 2-1 ② G5-3		F B S B B F B 4-2 BB		B B S S F S 2-3 ③ K			2	0	0	0	2	1	1
Geoff Jenkins, L (1, 7) OBP: 0.327, SLG: 0.556	B X 1-0 ② F7 1-3		X 0-0 ③ F9		B X 1-0 ③ G4-3			C B F S 1-3 ① K		4	0	0	0	0	1	3
Charlie Hayes, R (1, 5) OBP: 0.388, SLG: 0.444	B F B C B F B 4-2 BB			C X 0-1 ① L4		X 0-0 HR		B X 1-0 G6-3 2B		3	1	2	1	1	0	0
Jeromy Burnitz, L (1, 9) OBP: 0.333, SLG: 0.438	B F B B B X 3-1 ③ G3			B B B C F S 3-3 ② K		X 0-0 ① G3		X 0-0 ② G6-3 2-3		4	0	0	0	0	1	3
José Hernández, R (1, 6) OBP: 0.317, SLG: 0.414		F X 0-1 ① G6-3		B B X 2-0 ③ L9		C B X 1-1 ② G5-3		F X 0-1 ③ G5-3		4	0	0	0	0	0	1
Tyler Houston, L (1, 3) OBP: 0.302, SLG: 0.503		C B F B X 2-2 ② P6			B B X 2-0 ① F8	X 0-0 ③ G5-3			C B S F S 1-3 ① K	4	0	0	0	0	1	0
Mark Sweeney, L (1, 10) OBP: 0.333, SLG: 0.304		X 0-0 2B			B F S B B B 4-2 2B SF7 BB		F B F B F S 2-3 ① K		X 0-0 ② G1-3	3	1	1	0	1	1	0
Henry Blanco, R (1, 2) OBP: 0.327, SLG: 0.400		B B X 2-0 ③ P6			X 0-0 1-3 2B		B C B F F B B B 4-2 BB		X 0-0 ③ G3	3	0	1	0	1	0	1
Inning Stats	R: 0 E: 0 K: 0 S: 12 H: 0 LOB: 2 BB: 2 P: 27	R: 0 E: 0 K: 0 S: 7 H: 1 LOB: 1 BB: 0 P: 11	R: 0 E: 0 K: 0 S: 5 H: 0 LOB: 0 BB: 0 P: 7	R: 0 E: 0 K: 1 S: 6 H: 0 LOB: 0 BB: 0 P: 11	R: 1 E: 0 K: 0 S: 10 H: 1 LOB: 2 BB: 2 P: 22	R: 1 E: 0 K: 0 S: 5 H: 1 LOB: 0 BB: 0 P: 6	R: 0 E: 0 K: 2 S: 14 H: 0 LOB: 1 BB: 1 P: 23	R: 0 E: 0 K: 1 S: 7 H: 1 LOB: 1 BB: 0 P: 9	R: 0 E: 0 K: 1 S: 6 H: 0 LOB: 0 BB: 0 P: 7	1B: 0 2B: 3 3B: 0 HR: 1 SF: 1 SAC: 0 DP: 0 HBP: 0						

PITCHER		IP	WLS	BF	H	R	ER	SO	BB	IBB	HBP	BLK	WP	HR	S	P	ERA	WHIP
Jon Garland, R ERA: 7.36	(1, 1)	7.0	W	29	3	2	2	3	5	0	0	0	0	1	59	107	2.57	1.143
Kelly Wunsch, L ERA: 2.77	(8, 1)	1.0		4	1	0	0	1	0	0	0	0	0	0	7	9	0.00	1.000
Bob Howry, R ERA: 3.51	(9, 1)	1.0		3	0	0	0	1	0	0	0	0	0	0	6	7	0.00	0.000

PITCHER		IP	WLS	BF	H	R	ER	SO	BB	IBB	HBP	BLK	WP	HR	S	P	ERA	WHIP

TOP

Milwaukee Brewers @ Chicago White Sox

Comiskey Park, Chicago, IL

Mon Jul 17 2000, 8:05 PM EDT

Att. 31,369 - Sunny - 81 F

livebaseballscorecards.com

AB	30
R	2
H	4
RBI	2
BB	5
SO	5
LOB	10

Batter	1	2	3	4	5	6	7	8	9	AB	R	H	RBI	BB	SO	LOB
Ray Durham, S (1, 4) OBP: 0.363, SLG: 0.486	B F B X 2-1 ① P5	B B B C B 4-1 BB 1-2 2-3 BB		B C X 1-1 1B 1-2 E 1B		L B B F B X 3-2 ① F7	B B C F S 2-3 ③ K			3	3	2	2	2	0	0
Jose Valentin, S (1, 6) OBP: 0.333, SLG: 0.484	S B B B F B 4-2 CS BB BB	B B B B C B 4-2 1-2 2-3 3-H BB		X 0-0 WP 1-3 2-H E 1B		F B B B B 4-1 PB F8 HR BB		X 0-0 2B 1B		4	0	2	3	1	0	4
Frank Thomas, R (1, 10) OBP: 0.450, SLG: 0.667	B C B B B 4-1 CS 1-2 BB	C F F B X 1-2 ③ P6		B S X 1-1 E7 1-H 3-H 1B		X 0-0 ② F8 1-2		X 0-0 F9 1-H 2B		3	1	1	2	2	2	2
Magglio Ordonez, R (1, 9) OBP: 0.410, SLG: 0.623	C C B B 2-2 ②③ CS 1-2 2-3		B F B B B 4-1 14 G4-6-3 BB	C F B S 1-3 ② K		C F B X 1-2 2-H HR		B C B F B C 3-3 ① K		5	1	1	0	0	1	3
14 Paul Konerko, R (1, 3) OBP: 0.365, SLG: 0.492		B B X 2-0 14 1B E 1B	B B X 2-0 ① F3	B C B B X 3-1 ③ G5-3		C C C 0-3 ③ K		X 0-0 ② F9 2-3		5	0	1	0	0	2	2
Jeff Abbott, R (1, 8) OBP: 0.342, SLG: 0.389		B B B C X 3-1 FC4-6 1-2 1B	C B S X 1-2 ②③ G4-6-3 1-2f		C B B S B F S 3-3 ① K		C B X 1-1 ① G1	C S C 0-3 ③ K		4	2	2	0	0	0	1
Carlos Lee, R (1, 7) OBP: 0.338, SLG: 0.539	C S B X 1-2 ① FC4-6 BB BB BB 1-2f 2-H			B X 1-0 ① F8	F C X 0-2 1B		B X 1-0 HR 1B			4	2	2	2	0	1	2
Herbert Perry, R (1, 5) OBP: 0.380, SLG: 0.490		B B F F S 2-3 ② K		X 0-0 S 1B 2B	B X 1-0 ② F9		B X 1-0 1-H HR			3	1	1	1	1	1	1
Mark Johnson, L (1, 2) OBP: 0.315, SLG: 0.342		B B B B C B 4-1 BB BB 1-2 BB		B X 1-0 1B 2-H 1B 1B	C S S 0-3 ③ K		B X 1-0 ② G4-3			3	1	1	0	1	1	0
Inning Stats	R: 0 E: 0 K: 0 S: 7 H: 0 LOB: 1 BB: 2 P: 19	R: 2 E: 1 K: 1 S: 17 H: 2 LOB: 3 BB: 3 P: 38	R: 0 E: 0 K: 0 S: 5 H: 0 LOB: 0 BB: 1 P: 12	R: 4 E: 1 K: 1 S: 13 H: 5 LOB: 1 BB: 0 P: 21	R: 0 E: 0 K: 2 S: 11 H: 1 LOB: 1 BB: 0 P: 15	R: 2 E: 0 K: 1 S: 11 H: 1 LOB: 0 BB: 1 P: 19	R: 2 E: 0 K: 1 S: 8 H: 2 LOB: 0 BB: 0 P: 14	R: 1 E: 0 K: 2 S: 9 H: 2 LOB: 1 BB: 0 P: 12		1B: 9 2B: 3 3B: 0 HR: 2 SF: 0 SAC: 0 DP: 2 HBP: 0				WP: 1 PB: 1 SB: 1 CS: 1 PA: 42		

PITCHER		IP	WLS	BF	H	R	ER	SO	BB	IBB	HBP	BLK	WP	HR	S	P	ERA	WHIP
Jason Bere, R ERA: 5.17	(1, 1)	3.1	L	20	7	6	6	1	6	0	0	0	1	0	37	81	16.20	3.900
Steve Woodard, R ERA: 6.08	(4, 1)	2.2		11	2	2	2	4	1	0	0	0	0	1	27	43	6.75	1.125
Curt Leskanic, R ERA: 3.3	(7, 1)	1.0		5	2	2	2	1	0	0	0	0	0	1	8	14	18.00	2.000
Bob Wickman, R ERA: 3.14	(8, 1)	1.0		5	2	1	1	2	0	0	0	0	0	0	9	12	9.00	2.000

PITCHER	IP	WLS	BF	H	R	ER	SO	BB	IBB	HBP	BLK	WP	HR	S	P	ERA	WHIP

BOTTOM

Milwaukee Brewers @ Chicago White Sox

Comiskey Park, Chicago, IL

Mon Jul 17 2000, 8:05 PM EDT

Att. 31,369 - Sunny - 81 F

livebaseballscorecards.com

AB	34
R	11
H	13
RBI	10
BB	7
SO	8
LOB	15

Batter	1	2	3	4	5	6	7	8	9	AB	R	H	RBI	BB	SO	LOB
Ronnie Belliard, R (1, 4) OBP: 0.372, SLG: 0.421	L4		G6-4-3, BB, 1B		G5-3		F8		HBP, 1B, BB	4	1	1	0	1	0	0
James Mouton, R (1, 7) OBP: 0.348, SLG: 0.323	F8		G6-4-3, BB, 1B		G6-3		1B		1B, SF9, HBP	3	0	1	0	1	0	0
Geoff Jenkins, L (9, PH) OBP: 0.330, SLG: 0.556										0	1	0	1	0	0	0
Marquis Grissom, R (1, 8) OBP: 0.285, SLG: 0.369	G5-3		G6-4-3, 1-2f, 2-3		K		G5-3		DI, 1B	5	0	1	2	0	1	3
Charlie Hayes, R (1, 3) OBP: 0.384, SLG: 0.441		E, G5-3, 1B	K			K		G6-3	SF9	4	0	1	1	0	2	1
José Hernández, R (1, 5) OBP: 0.317, SLG: 0.410		G5-3, 1-2		FC6-4, BB		G1-3		K	HBP, 1-2	3	0	0	0	1	1	1
Jeromy Burnitz, L (9, PH) OBP: 0.335, SLG: 0.438										0	0	0	0	0	0	0
Chris Jones, R (1, 9) OBP: 0.375, SLG: 0.429		E, BB	K			1B, 2B		K	K	3	1	1	0	1	2	1
Tyler Houston, L (9, PH) OBP: 0.300, SLG: 0.500										1	0	0	0	0	1	2
Raul Casanova, S (1, 10) OBP: 0.333, SLG: 0.423		E5, 1-2, 2-3		FC6-4, 1-2f, 1B		2-H, 1B			1B, HBP, 1B	4	1	2	1	0	0	3
Luis Lopez, S (1, 6) OBP: 0.342, SLG: 0.436		K		1-2, 1B		K			HBP, BB, 1-3, 1B	4	1	2	0	0	2	4
Henry Blanco, R (1, 2) OBP: 0.321, SLG: 0.391		G3		K		K			F2	4	0	0	0	0	2	7

| Inning Stats | | | | | | | | | |

BOTTOM

Milwaukee Brewers @ Chicago White Sox

Comiskey Park, Chicago, IL

Tue Jul 18 2000, 8:05 PM EDT

Att. 18,542 - Cloudy - 67 F

livebaseballscorecards.com

Batter	1	2	3	4	5	6	7	8	9	AB	R	H	RBI	BB	SO	LOB
Ray Durham, S (1, 4) OBP: 0.366, SLG: 0.487	C F B X 1-2 G3 1B		B B S B B 4-1 S 2B BB	B B X 2-0 ① G4-3		B X 1-0 ① L4		C B X 1-1 1B		4	1	2	0	1	0	0
Jose Valentin, S (1, 6) OBP: 0.332, SLG: 0.479	B B X 2-0 ① G3 1-2		B B B C B 4-1 2B 1-2 1B BB	B B X 2-0 ② F9		B X 1-0 ② F5		S B X 1-1 ③ F2		4	1	0	0	1	0	2
Frank Thomas, R (1, 10) OBP: 0.450, SLG: 0.668	B C B F C 2-3 ② K		B X 1-0 1-3 2-H 1B 2B	X 0-0 ③ F9		B C B X 2-1 1B				4	1	2	1	0	1	1
Magglio Ordonez, R (1, 9) OBP: 0.408, SLG: 0.619	B B F C F X 2-2 ③ F9		X 0-0 ① G5-3		F B B X 2-1 14 G6-4-3 1B	C B F F F B B X 3-2 ③ G6-3				4	0	1	0	0	0	4
14 Paul Konerko, R (1, 3) OBP: 0.366, SLG: 0.491		F F C 0-3 ① K	B B B C B 4-1 1B 1B BB		B C B F B X 3-2 ① ② G6-4-3 1-2f		B X 1-0 G4-6-3 1B			3	1	1	0	1	1	1
Chris Singleton, L (1, 8) OBP: 0.309, SLG: 0.399	B X 1-0 ② P6		F B F B X 2-2 1B 1-3 2-H 3-H 1B		B B B 4-0 E E BB		X 0-0 ① ② G4-6-3 1-2f			3	1	1	2	1	0	1
Carlos Lee, R (1, 7) OBP: 0.340, SLG: 0.537	B B B B 4-0 2B BB	C X 0-1 ② L4		B C X 1-1 E7 1-H 1B			C C F B B F X 2-2 ③ G6-3			3	2	1	0	1	0	2
Greg Norton, S (1, 5) OBP: 0.337, SLG: 0.398	X 0-0 1-H 2B	X 0-0 FC6 1-3 3-H 1B		C H 1-1 FC6-4 HBP				B C B B C X 3-2 ① P5		2	0	2	2	0	0	0
Tony Graffanino, R (8, PH) OBP: 0.403, SLG: 0.471 (9, 5)										1	0	0	0	0	0	0
Brook Fordyce, R (1, 2) OBP: 0.250, SLG: 0.351	B F F B B C 3-3 ③ K	B B F X 2-1 ③ FC6 1-2f		B F X 1-1 ③ FC6-4 1-2f				B B F X 2-1 ② F7		4	0	0	0	0	1	4

Inning Stats	1	2	3	4	5	6	7	8	9
	R: 0 H: 1 E: 0 LOB: 1 K: 1 BB: 0 S: 12 P: 19	R: 1 H: 1 E: 0 LOB: 1 K: 2 BB: 1 S: 8 P: 16	R: 4 H: 3 E: 0 LOB: 2 K: 0 BB: 3 S: 13 P: 30	R: 0 H: 0 E: 0 LOB: 0 K: 0 BB: 0 S: 3 P: 7	R: 2 H: 2 E: 1 LOB: 1 K: 0 BB: 1 S: 10 P: 22	R: 0 H: 1 E: 0 LOB: 1 K: 0 BB: 0 S: 9 P: 16	R: 0 H: 1 E: 0 LOB: 0 K: 0 BB: 0 S: 7 P: 10	R: 0 H: 1 E: 0 LOB: 1 K: 0 BB: 0 S: 9 P: 16	

AB	32
R	7
H	10
RBI	5
BB	5
SO	3
LOB	15

PITCHER		IP	WLS	BF	H	R	ER	SO	BB	IBB	HBP	BLK	WP	HR	S	P	ERA	WHIP	PITCHER	IP	WLS	BF	H	R	ER	SO	BB	IBB	HBP	BLK	WP	HR	S	P	ERA	WHIP
Jamey Wright, R ERA: 3.53	(1, 1)	7.0	L	34	9	7	5	3	5	0	1	0	0	0	62	120	6.43	2.000																	
Valerio De Los Santos, L ERA: 5.87	(8, 1)	1.0		4	1	0	0	0	0	0	0	0	0	0	9	16	0.00	1.000																	

1B: 8	SF: 0	WP: 0	PA: 38
2B: 2	SAC: 0	PB: 0	
3B: 0	DP: 2	SB: 1	
HR: 0	HBP: 1	CS: 0	

Batter	1	2	3	4	5	6	7	8	9	AB	R	H	RBI	BB	SO	LOB
Ray Durham, S (1, 4) OBP: 0.365, SLG: 0.487	F X 0-1 1B 1B 2B	S B B S X 2-2 ① P6		B X 1-0 ③ F8			B S B B F F S 3-3 ① K			4	1	1	0	0	1	2
Tony Graffanino, R (1, 6) OBP: 0.407, SLG: 0.473	C X 0-1 1B 1B 1B 2-3	X 0-0 G5-4-3 1B			C B F B X 2-2 ① F3		X 0-0 ② F8			4	1	2	0	0	0	1
Frank Thomas, R (1, 10) OBP: 0.448, SLG: 0.663	B X 1-0 14 1B 1B 1B 1-2 3-H	B C F F B X 2-2 ②③ G5-4-3 1-2f			C B X 1-1 E6 G5-3		S F B B B X 3-2 ③ P6			4	0	1	1	0	0	2
Magglio Ordonez, R (1, 9) OBP: 0.407, SLG: 0.614	X 0-0 14 1B 1-2 2-H 1B		B B X 2-0 ① F8		B C B F X 2-2 ② G5-3 1-2			F B X 1-1 ① L8		4	0	1	1	0	0	1
14 Paul Konerko, R (1, 3) OBP: 0.365, SLG: 0.488	C C B X 1-2 1-2 2-3 1B		C C B X 1-2 ② F7		B X 1-0 ③ G6-3			C X 0-1 ② F9		4	0	1	0	0	0	1
Jeff Abbott, R (1, 8) OBP: 0.336, SLG: 0.381 Chris Singleton, L (8, PH) OBP: 0.308, SLG: 0.398 (8, 8)	B B B C X 3-1 ① P6		C B B B C F F F F 3-2 ③ F F7			C C X 0-2 ① G4-3		B C B B X 3-1 ③ F9		3 1	0 0	0 0	0 0	0 0	0 0	3 0
Carlos Lee, R (1, 7) OBP: 0.336, SLG: 0.530	B S B S B F S 3-3 ② K			B C F F F S 1-3 ① K		S B S F S 1-3 ② K			C C B X 1-2 ① F8	4	0	0	0	0	3	3
Herbert Perry, R (1, 5) OBP: 0.373, SLG: 0.480	F B X 1-1 ③ G5-3			B C B B F S 3-3 ② K		S B F F B X 2-2 ③ G5-3			B X 1-0 ② G4-3	4	0	0	0	0	1	3
Brook Fordyce, R (1, 2) OBP: 0.269, SLG: 0.396		F X 0-1 HR		F B F B F X 2-2 1B			C X 0-1 1B		X 0-0 ③ F7	4	1	3	1	0	0	0
Inning Stats	R: 2 H: 5 E: 0 LOB: 3 K: 1 BB: 0 S: 17 P: 26	R: 1 H: 2 E: 0 LOB: 0 K: 0 BB: 0 S: 10 P: 14	R: 0 H: 0 E: 0 LOB: 0 K: 0 BB: 0 S: 12 P: 18	R: 0 H: 1 E: 0 LOB: 1 K: 2 BB: 0 S: 13 P: 20	R: 0 H: 0 E: 1 LOB: 1 K: 0 BB: 0 S: 9 P: 15	R: 0 H: 0 E: 0 LOB: 0 K: 1 BB: 0 S: 11 P: 14	R: 0 H: 1 E: 0 LOB: 1 K: 1 BB: 0 S: 10 P: 16	R: 0 H: 0 E: 0 LOB: 0 K: 0 BB: 0 S: 6 P: 10	R: 0 H: 0 E: 0 LOB: 0 K: 0 BB: 0 S: 5 P: 7	1B: 7 SF: 0 2B: 1 SAC: 0 3B: 0 DP: 1 HR: 1 HBP: 0						WP: 0 PA: 36 PB: 0 SB: 0 CS: 0	

PITCHER		IP	WLS	BF	H	R	ER	SO	BB	IBB	HBP	BLK	WP	HR	S	P	ERA	WHIP
Eric Milton, L ERA: 5.36	(1, 1)	7.0	L	30	9	3	3	5	0	0	0	0	0	1	82	123	3.86	1.286
Bob Wells, R ERA: 3.44	(8, 1)	2.0		6	0	0	0	0	0	0	0	0	0	0	11	17	0.00	0.000

PITCHER		IP	WLS	BF	H	R	ER	SO	BB	IBB	HBP	BLK	WP	HR	S	P	ERA	WHIP

TOP

Chicago White Sox @ Minnesota Twins

Hubert H. Humphrey Metrodome, Minneapolis, MN

Wed Jul 19 2000, 8:05 PM EDT

Att. 12,494 - Dome - 72 F

livebaseballscorecards.com

AB	36
R	3
H	9
RBI	3
BB	0
SO	5
LOB	16

BOTTOM

Chicago White Sox @ Minnesota Twins

Hubert H. Humphrey Metrodome, Minneapolis, MN

Wed Jul 19 2000, 8:05 PM EDT

Att. 12,494 - Dome - 72 F

livebaseballscorecards.com

Batter	1	2	3	4	5	6	7	8	9	AB	R	H	RBI	BB	SO	LOB
Cristian Guzman, S (1, 6) OBP: 0.317, SLG: 0.421	F B F X 1-2 G5-3 ①		X 0-0 G3 3B		C F B X 1-2 G5-3 ②		B X 1-0 G6-3 ①		C B S X 1-2 F8 ①	5	1	1	0	0	0	0
Denny Hocking, S (1, 8) (9, 4) OBP: 0.347, SLG: 0.397	F C B X 1-2 G6-3 ②		B F B C X 2-2 L3 ①		B C B X 2-1 G5-3 ③		B C C B S 2-3 K ②		B C X 1-1 F8 ②	5	0	0	0	0	1	1
Matt Lawton, L (1, 7) OBP: 0.436, SLG: 0.483	C X 0-1 F7 ③		B X 1-0 G3 ② 3-H			B F B B X 3-1 L8 ①	X 0-0 F9 ③		X 0-0 G4-3 ③	5	0	0	1	0	0	0
Ron Coomer, R (1, 3) OBP: 0.328, SLG: 0.439		B X 1-0 G4-3 ①	B C X 1-1 G6-3 ③			X 0-0 1B HBP 2B		B X 1-0 BB 1B 1B		4	1	2	0	0	0	0
David Ortiz, L (1, 10) OBP: 0.377, SLG: 0.459		F F F X 0-2 E E 1B		X 0-0 1B 2B		B S X 1-1 HBP BB 2-3 1B		B C B F F F X 2-2 BB 1-2 1B		4	0	4	0	0	0	0
Jay Canizaro, R (1, 4) OBP: 0.353, SLG: 0.446		B F F B X 2-2 E4 E 1-2		C B S X 1-2 K 2-3 1B		F B C S 1-3 K ②		C C C 0-3 K ①		0	0	0	0	0	0	0
Corey Koskie, L (2, PH) (3, 5) OBP: 0.404, SLG: 0.463										4	0	1	0	0	2	5
Chad Allen, R (1, 9) OBP: 0.345, SLG: 0.346		B B X 2-0 F8 ②		B 1 SAFE S F B S 2-3 K ① ② 1-2		B B C B B 4-1 HBP BB 1-2		S S S 0-3 K ②		2	0	0	0	1	1	4
Jacque Jones, L (8, PH) (9, 8) OBP: 0.318, SLG: 0.495										1	0	0	0	0	1	2
Jason Maxwell, R (1, 5) (3, 4) OBP: 0.311, SLG: 0.316		C B B F X 2-2 E6 1-2 2-3		C F S 0-3 K ③		B F H 2-1 HBP 1-2 2-3 3-H		B B B B 4-0 BB 1-2 2-3		2	0	0	1	0	1	3
Midre Cummings, L (8, PH) (9, 9) OBP: 0.361, SLG: 0.448										0	0	0	0	1	0	0
Chad Moeller, R (1, 2) OBP: 0.246, SLG: 0.204		B C S S 1-3 K ③			C S B B B X 3-2 F3 ①	F B X 1-1 P3 ③		F B X 1-1 G1-3 ③		3	0	0	0	0	1	6
Marcus Jensen, S (8, PH) (9, 2) OBP: 0.318, SLG: 0.336										1	0	0	0	0	0	3
Inning Stats	R: 0 E: 0 K: 0 S: 8 H: 0 LOB: 0 BB: 0 P: 10	R: 0 E: 2 K: 1 S: 15 H: 1 LOB: 3 BB: 0 P: 23	R: 1 E: 0 K: 0 S: 7 H: 1 LOB: 0 BB: 0 P: 11	R: 0 E: 0 K: 2 S: 10 H: 2 LOB: 1 BB: 0 P: 13	R: 0 E: 0 K: 0 S: 8 H: 0 LOB: 0 BB: 0 P: 14	R: 1 E: 0 K: 1 S: 12 H: 2 LOB: 3 BB: 1 P: 24	R: 0 E: 0 K: 1 S: 5 H: 0 LOB: 0 BB: 0 P: 8	R: 0 E: 0 K: 2 S: 14 H: 2 LOB: 3 BB: 1 P: 22	R: 0 E: 0 K: 0 S: 6 H: 0 LOB: 0 BB: 0 P: 8	1B: 5 2B: 2 3B: 1 HR: 0	SF: 0 SAC: 0 DP: 0 HBP: 1						

	AB	36
	R	2
	H	8
	RBI	2
	BB	2
	SO	7
	LOB	24

WP: 0 PB: 0 SB: 0 CS: 0 PA: 39

PITCHER		IP	WLS	BF	H	R	ER	SO	BB	IBB	HBP	BLK	WP	HR	S	P	ERA	WHIP
56 Mark Buehrle, L ERA: 3.38	(1, 1)	7.0	W	30	6	2	2	5	1	0	1	0	0	0	65	103	2.57	1.000
41 Bill Simas, R ERA: 3.26	(8, 1)	0.1	H	3	2	0	0	1	0	0	0	0	0	0	9	12	0.00	6.000
Keith Foulke, R ERA: 3.59	(8, 1)	1.2	S	6	0	0	0	1	1	0	0	0	0	0	11	18	0.00	0.600

PITCHER	IP	WLS	BF	H	R	ER	SO	BB	IBB	HBP	BLK	WP	HR	S	P	ERA	WHIP

Batter	1	2	3	4	5	6	7	8	9	AB	R	H	RBI	BB	SO	LOB
Ray Durham, S (1, 4) OBP: 0.362, SLG: 0.482	B X 1-0 F8 ①		C B F F F B F F S 2-3 K ②			C C B B S 2-3 K ①		B C F B X 2-2 G4-3 ②		4	0	0	0	0	2	0
Jose Valentin, S (1, 6) OBP: 0.333, SLG: 0.487	C T B B F B C 2-3 K ②		S B S S S 1-3 K ③			F F X 0-2 BB 1B		C F X 0-2 HR		4	1	2	1	0	2	0
Frank Thomas, R (1, 10) OBP: 0.449, SLG: 0.659	X 0-0 F8 ③			C C B F B B B 4-2 14 1B BB		B B B B 4-0 14 G5-4-3 1-2 BB		F X 0-1 G5-3 ③		2	0	0	0	2	0	0
14 Paul Konerko, R (1, 3) OBP: 0.369, SLG: 0.491		X 0-0 G6-4-3 1B 1B		B X 1-0 F9-5-4-3 1-2 1B		X 0-0 G5-4-3 ② ③ 1-2f			B C B X 2-1 G5-3 1B	4	0	3	0	0	0	2
Chris Singleton, L (1, 8) OBP: 0.310, SLG: 0.398		F X 0-1 G6-4-3 1-2 1B		F S B F X 1-2 F9-5-4-3 ① ② 1-2			B B C B F B 4-2 G5-3 BB		C F F X 0-2 F7 ①	3	0	1	0	1	0	3
Carlos Lee, R (1, 7) OBP: 0.332, SLG: 0.524		C B X 1-1 G6-4-3 ① ② 1-2f 2-3		C X 0-1 G1-3 ③			C C F X 0-2 G5-3 ① 1-2		S C B X 1-2 G5-3 ② 1-2	4	0	0	0	0	0	5
Greg Norton, S (1, 5) OBP: 0.335, SLG: 0.391		B B F B B 4-1 BB			C S C 0-3 K ①		S B B B X 3-1 P4 ②		C C F X 0-2 G6-3 ③	3	0	0	0	1	1	2
Jeff Abbott, R (1, 9) OBP: 0.329, SLG: 0.372		F S X 0-2 G5-3 ③			B C F X 1-2 F8 ②		B B C C X 2-2 F8 ③			3	0	0	0	0	0	3
Mark Johnson, L (1, 2) OBP: 0.309, SLG: 0.335			B C B X 2-1 G6-3 ①		C B F S 1-3 K ③			C X 0-1 F7 ①		3	0	0	0	0	1	0
Inning Stats	R: 0 E: 0 K: 1 S: 7 H: 0 LOB: 0 BB: 0 P: 10	R: 0 E: 0 K: 0 S: 9 H: 2 LOB: 2 BB: 1 P: 14	R: 0 E: 0 K: 2 S: 12 H: 0 LOB: 0 BB: 0 P: 17	R: 0 E: 0 K: 0 S: 10 H: 1 LOB: 1 BB: 1 P: 16	R: 0 E: 0 K: 2 S: 9 H: 0 LOB: 0 BB: 0 P: 11	R: 0 E: 0 K: 1 S: 7 H: 1 LOB: 1 BB: 1 P: 13	R: 0 E: 0 K: 0 S: 11 H: 0 LOB: 1 BB: 1 P: 20	R: 1 E: 0 K: 0 S: 10 H: 1 LOB: 0 BB: 0 P: 12	R: 0 E: 0 K: 0 S: 13 H: 1 LOB: 1 BB: 0 P: 16	1B: 5 2B: 1 3B: 0 HR: 1 SF: 0 SAC: 0 DP: 3 HBP: 0							

PITCHER		IP	WLS	BF	H	R	ER	SO	BB	IBB	HBP	BLK	WP	HR	S	P	ERA	WHIP
Joe Mays, R ERA: 5.68	(1, 1)	8.0	W	30	5	1	1	6	4	0	0	0	0	1	75	113	1.12	1.125
LaTroy Hawkins, R ERA: 3.75	(9, 1)	1.0		4	1	0	0	0	0	0	0	0	0	0	13	16	0.00	1.000

PITCHER	IP	WLS	BF	H	R	ER	SO	BB	IBB	HBP	BLK	WP	HR	S	P	ERA	WHIP

TOP

Chicago White Sox @ Minnesota Twins

Hubert H. Humphrey Metrodome, Minneapolis, MN

Thu Jul 20 2000, 1:05 PM EDT

Att. 18,676 - Dome - 72 F

livebaseballscorecards.com

AB	30
R	1
H	6
RBI	1
BB	4
SO	6
LOB	15

WP: 0 PA: 34
PB: 0
SB: 0
CS: 0

Batter	1	2	3	4	5	6	7	8	9	AB	R	H	RBI	BB	SO	LOB
Cristian Guzman, S (1, 6) OBP: 0.316, SLG: 0.427	G4-3		F9		G5-3		HR			4	1	1	1	0	0	0
Denny Hocking, S (1, 4) OBP: 0.346, SLG: 0.394	P4		G6-3		E9 1B		F8			4	0	1	0	0	0	0
Matt Lawton, L (1, 7) OBP: 0.434, SLG: 0.481	K		K		G5-3			CS 1B		4	0	1	0	0	2	1
Ron Coomer, R (1, 3) OBP: 0.324, SLG: 0.434		G6-3		L5		F8		P4		4	0	0	0	0	0	1
David Ortiz, L (1, 10) OBP: 0.388, SLG: 0.468		1B 1B		FC1-6 1B		FC6-4 1B		SAFE 2B 1-2 1B BB		3	2	3	0	1	0	0
Corey Koskie, L (1, 5) OBP: 0.402, SLG: 0.464		K		FC1-6 1-2f 1B		FC6-4 1-2f		1-3 1B 2B		4	2	1	0	0	1	3
Chad Allen, R (1, 9) OBP: 0.394, SLG: 0.400		1B 1-2 1B		2-H 1B 1B		P4		2-H 3-H 1B		4	0	3	3	0	0	1
Jacque Jones, L (1, 8) OBP: 0.320, SLG: 0.495		1-3 2-H 1B		2-H 1B			K	G4-3		4	0	2	1	0	1	1
Chad Moeller, R (1, 2) OBP: 0.233, SLG: 0.193		B1-3	G3				G6-3			3	0	0	0	0	0	2
Inning Stats	R: 0 E: 0 K: 1 S: 7 H: 0 LOB: 0 BB: 0 P: 12	R: 1 E: 0 K: 1 S: 11 H: 3 LOB: 2 BB: 0 P: 22	R: 0 E: 0 K: 1 S: 7 H: 0 LOB: 0 BB: 0 P: 12	R: 1 E: 1 K: 0 S: 12 H: 3 LOB: 2 BB: 0 P: 20	R: 0 E: 1 K: 0 S: 7 H: 1 LOB: 1 BB: 0 P: 12	R: 0 E: 0 K: 0 S: 10 H: 1 LOB: 1 BB: 0 P: 17	R: 1 E: 0 K: 1 S: 8 H: 1 LOB: 0 BB: 0 P: 12	R: 2 E: 0 K: 0 S: 14 H: 3 LOB: 1 BB: 1 P: 28		1B: 10 2B: 1 3B: 0 HR: 1	SF: 0 SAC: 0 DP: 0 HBP: 0					

PITCHER		IP	WLS	BF	H	R	ER	SO	BB	IBB	HBP	BLK	WP	HR	S	P	ERA	WHIP
Jim Parque, L ERA: 3.88	(1, 1)	7.0	L	30	10	4	4	4	0	0	0	0	0	1	65	113	5.14	1.429
Sean Lowe, R ERA: 6.63	(8, 1)	1.0		5	2	1	1	0	1	0	0	0	0	0	11	22	9.00	3.000

PITCHER	IP	WLS	BF	H	R	ER	SO	BB	IBB	HBP	BLK	WP	HR	S	P	ERA	WHIP

BOTTOM

Chicago White Sox @ Minnesota Twins

Hubert H. Humphrey Metrodome, Minneapolis, MN

Thu Jul 20 2000, 1:05 PM EDT
Att. 18,676 - Dome - 72 F

livebaseballscorecards.com

AB	34
R	5
H	12
RBI	5
BB	1
SO	4
LOB	9

WP: 0 PB: 0 SB: 0 CS: 1 PA: 35

Batter	1	2	3	4	5	6	7	8	9	AB	R	H	RBI	BB	SO	LOB
Jose Valentin, S (1, 6) OBP: 0.332, SLG: 0.493	B B C X 2-1 HR	C X 0-1 ② G3 2-3 3-H			C S X 0-2 ① P5		B B B C X 3-1 ① G4-3	B F B F B F X 3-2 ① SF7 3-H		4	1	1	3	0	0	1
Tony Graffanino, R (1, 4) OBP: 0.395, SLG: 0.449	C S T S 0-3 ① K	C F B X 1-2 ③ G6-3			L C B F X 1-2 ② G6-3		B B B B 4-0 1B 1B BB	S B X 1-1 ② L3		4	1	0	0	1	1	3
Frank Thomas, R (1, 10) OBP: 0.451, SLG: 0.658	B S X 1-1 ② G6-3		X 0-0 G6-4-3 1B		B F B X 2-1 ③ F8		C B C B F X 2-2 1B 1-3 1B	F B S B F F X 2-2 1-3 2-H 1B		5	0	3	1	0	0	0
Magglio Ordonez, R (1, 9) OBP: 0.409, SLG: 0.620	B C X 1-1 2B		B B C X 2-1 ① ② G6-4-3 1-2f			C S X 0-2 14 S 14 SF8 2B	F B X 1-1 1-2 3-H 1B	B B C F B X 3-2 ③ G5-3		5	1	3	1	0	0	3
14 Paul Konerko, R (1, 3) OBP: 0.367, SLG: 0.486	B B B B 4-0 BB		C S T F F X 0-2 ③ F8			B B F F F B X 3-2 ① SF8 2-H	C B C F S 1-3 ② K		S B B X 2-1 ① G6-3	3	0	0	1	1	1	2
Chris Singleton, L (1, 8) OBP: 0.311, SLG: 0.398	C F X 0-2 ③ P1			C X 0-1 ① G4-3		L F X 0-2 S 1B 1B	X 0-0 ③ G3		B F X 1-1 E4 1B	5	1	2	0	0	0	4
Carlos Lee, R (1, 7) OBP: 0.339, SLG: 0.525		B S B B C B 4-2 2B G3 BB		C F F X 0-2 ② 1B		P B B B 4-0 1B 1-2 1B BB		B F F B X 2-2 1B BB SF7 1B	C C F B B F S 2-3 ② K	3	2	2	0	2	1	1
Herbert Perry, R (1, 5) OBP: 0.373, SLG: 0.480		S F X 0-2 G3 1-3 2B		X 0-0 ③ P3		X 0-0 ② F9		B B B B 4-0 1B 1-2 1B BB	F X 0-1 ③ F9	4	1	1	0	1	0	3
Brook Fordyce, R (1, 2) OBP: 0.286, SLG: 0.438		B C X 1-1 ① F5			X 0-0 HR	F F X 0-2 ③ 1-H 2-H 1B		X 0-0 1B 1-2 2-3 1B		4	1	3	2	0	0	2
Inning Stats	R: 1 H: 2 E: 0 LOB: 2 K: 1 BB: 1 S: 13 P: 21	R: 1 H: 1 E: 0 LOB: 1 K: 0 BB: 1 S: 12 P: 18	R: 0 H: 1 E: 0 LOB: 0 K: 0 BB: 0 S: 9 P: 11	R: 0 H: 1 E: 0 LOB: 0 K: 0 BB: 0 S: 7 P: 7	R: 1 H: 1 E: 0 LOB: 0 K: 0 BB: 0 S: 10 P: 13	R: 2 H: 3 E: 0 LOB: 2 K: 0 BB: 1 S: 15 P: 21	R: 1 H: 2 E: 0 LOB: 2 K: 1 BB: 1 S: 13 P: 24	R: 2 H: 3 E: 0 LOB: 2 K: 0 BB: 1 S: 18 P: 33	R: 0 H: 1 E: 1 LOB: 1 K: 1 BB: 0 S: 11 P: 16	1B: 10 SF: 2 2B: 3 SAC: 0 3B: 0 DP: 1 HR: 2 HBP: 0						

TOP

Chicago White Sox @ Boston Red Sox

Fenway Park, Boston, MA

Fri Jul 21 2000, 7:05 PM EDT

Att. 33,869 - Sunny - 77 F

livebaseballscorecards.com

AB	37
R	8
H	15
RBI	8
BB	5
SO	3
LOB	19

PITCHER		IP	WLS	BF	H	R	ER	SO	BB	IBB	HBP	BLK	WP	HR	S	P	ERA	WHIP
49 Tim Wakefield, R ERA: 4.87	(1, 1)	6.0		27	9	5	5	1	3	0	0	0	0	2	66	91	7.50	2.000
Hipolito Pichardo, R ERA: 2.87	(7, 1)	1.0	L	6	2	1	0	1	1	0	0	0	0	0	13	24	0.00	3.000
Rheal Cormier, L ERA: 3.95	(8, 1)	0.2		5	2	2	2	0	1	0	0	0	0	0	10	20	27.00	4.500
Tomo Ohka, R ERA:	(8, 1)	1.1		6	2	0	0	1	0	0	0	0	0	0	19	29	0.00	1.500

PITCHER	IP	WLS	BF	H	R	ER	SO	BB	IBB	HBP	BLK	WP	HR	S	P	ERA	WHIP

Batter	1	2	3	4	5	6	7	8	9	AB	R	H	RBI	BB	SO	LOB
Jose Offerman, S (1, 4) OBP: 0.334, SLG: 0.336	4-2 HR 1B BB	2-1 L9			1-1 G3-1	1-1 G6-4-3 1-2f			3-2 F7	4	1	0	0	1	0	4
Brian Daubach, L (1, 3) OBP: 0.351, SLG: 0.508	2-3 K		0-0 2B		1-2 2B		1-1 G4-3		0-0 DI 1B	5	0	3	0	0	1	1
Carl Everett, S (1, 8) OBP: 0.396, SLG: 0.628	3-3 K		1-1 F7		1-2 F7		0-2 S 1B		2-3 K 1-2	5	0	1	0	0	2	4
Nomar Garciaparra, R (1, 6) OBP: 0.451, SLG: 0.648	1-2 HR 1B		1-2 G6-3		0-2 F9		0-0 F9			4	1	1	0	0	0	3
Troy O'Leary, L (1, 7) OBP: 0.327, SLG: 0.420	0-1 1-H 2-H HR		3-2 F8			0-0 BB E E 1B	3-2 G4-3 1-2			4	2	2	3	0	0	2
Jason Varitek, S (1, 2) OBP: 0.370, SLG: 0.435	0-0 F7			0-0 G3		0-0 E6 E BB 1-2		0-2 P4		4	0	0	0	0	0	1
Ed Sprague, R (1, 5) OBP: 0.314, SLG: 0.512		0-0 2B 1B		2-1 HR		0-0 P4		0-0 F9		4	1	2	1	0	0	2
Scott Hatteberg, L (1, 10) OBP: 0.341, SLG: 0.464		2-0 1-H 2B		1-1 G5-4-3 1B		4-1 E 1-2 2-3 BB		1-2 G4-3		3	0	2	0	1	0	0
Darren Lewis, R (1, 9) OBP: 0.312, SLG: 0.319		0-1 F8		0-0 G5-4-3 1-2f		1-1 E6 G6-4-3 1-2 2-3 3-H			2-2 P4	4	0	0	1	0	0	4
Inning Stats	R: 3 H: 2 E: 0 LOB: 0 K: 2 BB: 1 S: 19 P: 29	R: 0 H: 2 E: 0 LOB: 1 K: 0 BB: 0 S: 6 P: 10	R: 0 H: 1 E: 0 LOB: 1 K: 0 BB: 0 S: 11 P: 16	R: 1 H: 2 E: 0 LOB: 0 K: 0 BB: 0 S: 6 P: 9	R: 0 H: 1 E: 0 LOB: 1 K: 0 BB: 0 S: 12 P: 15	R: 1 H: 1 E: 2 LOB: 2 K: 0 BB: 1 S: 8 P: 14	R: 0 H: 1 E: 0 LOB: 1 K: 0 BB: 0 S: 9 P: 13	R: 0 H: 0 E: 0 LOB: 0 K: 0 BB: 0 S: 8 P: 9	R: 0 H: 1 E: 0 LOB: 1 K: 1 BB: 0 S: 14 P: 21	1B: 6 SF: 0 2B: 3 SAC: 0 3B: 0 DP: 2 HR: 2 HBP: 0							

PITCHER		IP	WLS	BF	H	R	ER	SO	BB	IBB	HBP	BLK	WP	HR	S	P	ERA	WHIP
James Baldwin, R ERA: 4.4	(1, 1)	5.1		26	9	5	4	2	2	0	0	0	0	2	58	87	6.75	2.062
41 Bill Simas, R ERA: 3.21	(6, 1)	0.2	W	2	0	0	0	0	0	0	0	0	0	0	4	6	0.00	0.000
Kelly Wunsch, L ERA: 2.68	(7, 1)	1.0	H	4	1	0	0	0	0	0	0	0	0	0	9	13	0.00	1.000
Bob Howry, R ERA: 3.32	(8, 1)	2.0	S	7	1	0	0	1	0	0	0	0	0	0	22	30	0.00	0.500

PITCHER	IP	WLS	BF	H	R	ER	SO	BB	IBB	HBP	BLK	WP	HR	S	P	ERA	WHIP

BOTTOM

Chicago White Sox @ Boston Red Sox

Fenway Park, Boston, MA

Fri Jul 21 2000, 7:05 PM EDT
Att. 33,869 - Sunny - 77 F

livebaseballscorecards.com

AB	37
R	5
H	11
RBI	5
BB	2
SO	3
LOB	21

Batter	1	2	3	4	5	6	7	8	9	AB	R	H	RBI	BB	SO	LOB
Ray Durham, S (1, 4) OBP: 0.360, SLG: 0.481	S B C S 1-3 ① K		C B C B C 2-3 ③ K			F F X 0-2 ② G4-3		B C X 1-1 ① G6-3	S S X 0-2 2-H 2B	5	0	1	1	0	2	1
Tony Graffanino, R (1, 6) OBP: 0.389, SLG: 0.439 Jose Valentin, S (9, PH) OBP: 0.331, SLG: 0.492	B C C B B X 3-2 ② G4-3			L B C B X 2-2 ① G5-3		C F F B B B X 3-2 ③ G5-3		B C X 1-1 FC5-4 1B	B B C B X 3-1 ③ P4	4 1	0 0	1 0	0 0	0 0	0 0	0 1
Frank Thomas, R (1, 10) OBP: 0.451, SLG: 0.654	S B B C C 2-3 ③ K			C B B B B 4-1 G4-6-3 BB			B B F B F B 4-2 ② 1B 2B BB	B C F B X 2-2 1-2f FC5-4		2	1	0	0	2	1	1
Maggio Ordonez, R (1, 9) OBP: 0.408, SLG: 0.616		B C F B F B X 3-2 ① G5-3		C B B S X 2-2 ② ③ G4-6-3 1-2f			B F C X 1-2 2B 1B	B S F F C 1-3 ③ K		4	1	1	0	0	1	2
14 Paul Konerko, R (1, 3) OBP: 0.363, SLG: 0.481		B F X 1-1 ② G6-3			C B B X 2-1 ① G5-3		C B B B F B C 3-3 ① K		X 0-0 ① G5-3	4	0	0	0	0	1	2
Carlos Lee, R (1, 7) OBP: 0.341, SLG: 0.528		B B C B X 3-1 ③ F9			B B F X 2-1 ② L8		X 0-0 1-H 2-H 1B 2B		B C C X 1-2 1B 2B 1B	4	2	2	2	0	0	0
Jeff Abbott, R (1, 8) OBP: 0.340, SLG: 0.383		C B C F F C 1-3 ① K			F F F X 0-2 1B		S B X 1-1 2-H FC5-4 1B		C C X 0-2 1-2 2B G6-3 1B	4	1	3	1	0	1	0
Herbert Perry, R (1, 5) OBP: 0.371, SLG: 0.480		B B F S S 2-3 ② K			B B C F X 2-2 ③ F9		B B S X 2-1 ② FC5-4 1-2f		X 0-0 1-3 2-H 2B	4	1	1	1	0	1	2
Brook Fordyce, R (1, 2) OBP: 0.284, SLG: 0.431		X 0-0 1B				F B B C B X 3-2 ① G6-3	C F B S 1-3 ③ K		C X 0-1 ② G6-3 3-H	4	0	1	1	0	1	2
Inning Stats	R: 0 E: 0 K: 2 S: 9 H: 0 LOB: 0 BB: 0 P: 15	R: 0 E: 0 K: 0 S: 8 H: 0 LOB: 0 BB: 0 P: 15	R: 0 E: 0 K: 3 S: 12 H: 1 LOB: 0 BB: 0 P: 17	R: 0 E: 0 K: 0 S: 7 H: 0 LOB: 0 BB: 1 P: 15	R: 0 E: 0 K: 0 S: 11 H: 1 LOB: 1 BB: 0 P: 17	R: 0 E: 0 K: 0 S: 10 H: 0 LOB: 0 BB: 0 P: 16	R: 3 E: 0 K: 2 S: 16 H: 3 LOB: 1 BB: 1 P: 28	R: 0 E: 0 K: 1 S: 11 H: 1 LOB: 1 BB: 0 P: 16	R: 3 E: 0 K: 0 S: 15 H: 4 LOB: 1 BB: 0 P: 19	1B: 7 2B: 3 3B: 0 HR: 0 SF: 0 SAC: 0 DP: 1 HBP: 0						

TOP

Chicago White Sox @ Boston Red Sox

Fenway Park, Boston, MA

Sat Jul 22 2000, 1:05 PM EDT

Att. 33,384 - Sunny - 82 F

livebaseballscorecards.com

AB	36
R	6
H	10
RBI	6
BB	2
SO	8
LOB	11

WP: 0 PB: 0 SB: 0 CS: 0 PA: 38

PITCHER		IP	WLS	BF	H	R	ER	SO	BB	IBB	HBP	BLK	WP	HR	S	P	ERA	WHIP
Jeff Fassero, L ERA: 4.52	(1, 1)	6.0	W	20	2	0	0	5	1	0	0	0	0	0	57	95	0.00	0.500
Rich Garces, R ERA: 3.46	(7, 1)	1.0		7	3	3	3	2	1	0	0	0	0	0	16	28	27.00	4.000
Derek Lowe, R ERA: 3.4	(8, 1)	2.0		11	5	3	3	1	0	0	0	0	0	0	26	35	13.50	2.500

PITCHER	IP	WLS	BF	H	R	ER	SO	BB	IBB	HBP	BLK	WP	HR	S	P	ERA	WHIP

Batter	1	2	3	4	5	6	7	8	9	AB	R	H	RBI	BB	SO	LOB
Jose Offerman, S (1, 4) OBP: 0.335, SLG: 0.343	B X 1-0 ① F8		C B F F F F C 1-3 ② K		C B X 1-1 SF8 3B	B X 1-0 FC6-4 1B		F F B F F C 1-3 ① K		5	1	2	0	0	2	0
Manny Alexander, R (9, 4) OBP: 0.227, SLG: 0.298										0	0	0	0	0	0	0
Brian Daubach, L (1, 3) OBP: 0.352, SLG: 0.505	B C S S B S 2-3 ② K		X 0-0 1B		B B B C B 4-1 1B 1B BB	F X 1-1 ③ FC6-4 1-2f		C B S B S 2-3 ② K		4	1	1	0	1	2	1
Carl Everett, S (1, 8) OBP: 0.396, SLG: 0.631	C B B B S B 4-2 BB		B B F C C S 3-3 ③ K		B C B B F X 3-2 ① SF8 3-H		B C S X 1-2 2B 3B	C X 0-1 ③ G3		3	1	1	1	1	1	1
Nomar Garciaparra, R (1, 6) OBP: 0.452, SLG: 0.649	B X 1-0 ③ F2			F X 0-1 ① L7	S B X 1-1 1B E 1B 1-2		X 0-0 1B G4-3 2B 3-H			4	2	2	1	0	0	1
Troy O'Leary, L (1, 7) OBP: 0.332, SLG: 0.425		B B B F B F F F S 3-3 ① K		C X 0-1 BB HR 1B	B B X 2-0 E8 1B 1-H 2-H		C F F B B X 2-2 FC6-4 G4-3 1B 2-3			4	1	3	1	0	1	0
Jason Varitek, S (1, 2) OBP: 0.369, SLG: 0.430		C X 0-1 ② G1-3		B B B B 4-0 HR BB 1-2	B S X 1-1 ② G4-3		F F X 0-2 ① G4-3 1-2 3-H			3	1	0	1	1	0	2
Ed Sprague, R (1, 5) OBP: 0.313, SLG: 0.506		B F B B C X 3-2 1B		F F B S 1-3 ② K	C C B S 1-3 ③ K		B C X 1-1 ② P6			4	0	1	0	0	2	4
Scott Hatteberg, L (1, 10) OBP: 0.346, SLG: 0.487		C B F C 1-3 ③ K		B F F X 1-2 1-H 2-H HR		B X 1-0 ① G3	I I I I 4-0 FC6-4 IBB			3	1	1	3	1	1	1
Darren Lewis, R (1, 9) OBP: 0.304, SLG: 0.311			B C B X 2-1 ① G6-3	C F F F F X 0-2 ③ G3		X 0-0 ② L4	C X 0-1 ③ FC6-4 1-2f 2-3			4	0	0	0	0	0	2
Inning Stats	R: 0 E: 0 K: 1 S: 7 H: 0 LOB: 1 BB: 1 P: 15	R: 0 E: 0 K: 2 S: 13 H: 1 LOB: 1 BB: 0 P: 20	R: 0 E: 0 K: 2 S: 12 H: 1 LOB: 1 BB: 0 P: 18	R: 3 E: 0 K: 1 S: 15 H: 2 LOB: 0 BB: 1 P: 21	R: 3 E: 1 K: 1 S: 14 H: 3 LOB: 1 BB: 1 P: 27	R: 0 E: 0 K: 0 S: 5 H: 1 LOB: 1 BB: 0 P: 8	R: 2 E: 0 K: 0 S: 15 H: 3 LOB: 2 BB: 1 P: 23	R: 0 E: 0 K: 2 S: 10 H: 0 LOB: 0 BB: 0 P: 13		1B: 7 2B: 1 3B: 2 HR: 1	SF: 1 SAC: 0 DP: 0 HBP: 0					

PITCHER	IP	WLS	BF	H	R	ER	SO	BB	IBB	HBP	BLK	WP	HR	S	P	ERA	WHIP
Jon Garland, R (1, 1) ERA: 8.22	4.1	L	23	7	6	5	6	3	0	0	0	0	1	56	94	10.38	2.308
Lorenzo Barcelo, R (5, 1) ERA: 6.75	2.2		13	4	2	2	1	0	1	0	0	0	0	25	38	6.75	1.500
Kevin Beirne, R (8, 1) ERA: 5.81	1.0		3	0	0	0	2	0	0	0	0	0	0	10	13	0.00	0.000

PITCHER	IP	WLS	BF	H	R	ER	SO	BB	IBB	HBP	BLK	WP	HR	S	P	ERA	WHIP

BOTTOM

Chicago White Sox @ Boston Red Sox

Fenway Park, Boston, MA

Sat Jul 22 2000, 1:05 PM EDT

Att. 33,384 - Sunny - 82 F

livebaseballscorecards.com

AB	34
R	8
H	11
RBI	7
BB	4
SO	9
LOB	12

1B: 7 SF: 1
2B: 1 SAC: 0
3B: 2 DP: 0
HR: 1 HBP: 0

WP: 0 PA: 39
PB: 0
SB: 0
CS: 0

Chicago White Sox @ Boston Red Sox

Fenway Park, Boston, MA

Sun Jul 23 2000, 1:05 PM EDT

Att. 33,224 - Sunny - 78 F

livebaseballscorecards.com

Batter	1	2	3	4	5	6	7	8	9	AB	R	H	RBI	BB	SO	LOB
Ray Durham, S (1, 4) OBP: 0.357, SLG: 0.476	B S B X 2-1 ① F8		B C X 1-1 ② G4-3			C X 0-1 ① G4-3		B C C C 1-3 ② K		4	0	0	0	0	1	0
Jose Valentin, S (1, 6) OBP: 0.330, SLG: 0.489	C B X 1-1 ② P3		B F S F S 1-3 ③ K			C L F S 0-3 ② K		B C X 1-1 1B		4	0	1	0	0	2	0
Frank Thomas, R (1, 10) OBP: 0.447, SLG: 0.647	C B C X 1-2 ③ P6			C S F C 0-3 ① K		C B C B B X 3-2 L8		C B S S 1-3 ③ K		4	0	0	0	0	2	1
Magglio Ordonez, R (1, 9) OBP: 0.406, SLG: 0.614		C B X 1-1 ① F9		C B C S 1-3 ② K			X 0-0 ① G1-3		C B B S B F X 3-2 2B	4	0	1	0	0	1	0
14 Paul Konerko, R (1, 3) OBP: 0.364, SLG: 0.479		C B B C H 3-2 1B HBP		X 0-0 1B			C B S C 1-3 ② K		B S F B F F S 2-3 ① K	3	0	1	0	0	2	1
Chris Singleton, L (1, 8) OBP: 0.313, SLG: 0.399		S S X 0-2 1-2 1B		C X 0-1 ③ F5			X 0-0 1B 1B		F B B X 2-1 ② P6	4	0	2	0	0	0	2
Carlos Lee, R (1, 7) OBP: 0.340, SLG: 0.525		C F S 0-3 ② K			B B C X 2-1 ① P3		C B B B C X 2-2 1-2 1B		C B B B F F F F S 3-3 ③ K	4	0	1	0	0	2	3
Herbert Perry, R (1, 5) OBP: 0.366, SLG: 0.473		C F B C 1-3 ③ K			C F F S 0-3 ② K		C F S 0-3 ③ K			3	0	0	0	0	3	4
Mark Johnson, L (1, 2) OBP: 0.306, SLG: 0.331			X 0-0 ① G3		C B C B F S 2-3 ③ K			C C B C 1-3 ① K		2	0	0	0	0	1	0
Brook Fordyce, R (8, PH) (8, 2) OBP: 0.282, SLG: 0.427										1	0	0	0	0	1	0

TOP	
AB	33
R	0
H	6
RBI	0
BB	0
SO	15
LOB	11

Inning Stats	1	2	3	4	5	6	7	8	9
	R: 0 E: 0 K: 0 S: 7	H: 0 LOB: 0 BB: 0 P: 11	R: 0 E: 0 K: 2 S: 13	H: 1 LOB: 2 BB: 0 P: 18	R: 0 E: 0 K: 1 S: 7	H: 0 LOB: 0 BB: 0 P: 9	R: 0 E: 0 K: 2 S: 10	H: 1 LOB: 1 BB: 0 P: 11	R: 0 E: 0 K: 2 S: 10	H: 0 LOB: 0 BB: 0 P: 14	R: 0 E: 0 K: 1 S: 9	H: 0 LOB: 0 BB: 0 P: 12	R: 0 E: 0 K: 2 S: 11	H: 2 LOB: 2 BB: 0 P: 14	R: 0 E: 0 K: 3 S: 11	H: 1 LOB: 1 BB: 0 P: 15	R: 0 E: 0 K: 2 S: 17	H: 1 LOB: 1 BB: 0 P: 27

1B: 5	SF: 0	WP: 0	PA: 34																													
2B: 1	SAC: 0	PB: 0																														
3B: 0	DP: 0	SB: 0																														
HR: 0	HBP: 1	CS: 0																														

PITCHER		IP	WLS	BF	H	R	ER	SO	BB	IBB	HBP	BLK	WP	HR	S	P	ERA	WHIP
Pedro Martinez, R ERA: 1.38	(1, 1)	9.0	W	34	6	0	0	15	0	0	1	0	0	0	95	131	0.00	0.667

PITCHER		IP	WLS	BF	H	R	ER	SO	BB	IBB	HBP	BLK	WP	HR	S	P	ERA	WHIP

Batter	1	2	3	4	5	6	7	8	9	AB	R	H	RBI	BB	SO	LOB
Darren Lewis, R (1, 8) OBP: 0.305, SLG: 0.307	G5-3		G1-3 1B BB		SH3		G5-3			2	0	0	0	1	0	0
Brian Daubach, L (1, 3) OBP: 0.353, SLG: 0.508	G4-3 2B		1-2 G1-3 1B		K			G4-3		4	0	2	0	0	1	1
Nomar Garciaparra, R (1, 6) OBP: 0.449, SLG: 0.643	G4-3		G1-3		FC6-4 IBB			K		3	0	0	0	1	1	3
Ed Sprague, R (1, 5) OBP: 0.307, SLG: 0.494	G6-3		G6-3		FC6-4			G4-3		4	0	0	0	0	0	5
Troy O'Leary, L (1, 7) OBP: 0.329, SLG: 0.420		K		F8		F2				3	0	0	0	0	1	0
Izzy Alcantara, R (1, 10) OBP: 0.440, SLG: 0.565		G4-3 1B		E6 1B		P4				3	1	1	0	0	0	0
Jason Varitek, S (1, 2) OBP: 0.368, SLG: 0.429		G4-3 1-2		2-H G5-4-3 1B		K				3	0	1	1	0	1	1
Bernard Gilkey, R (1, 9) OBP: 0.229, SLG: 0.268		G5-3		1-2f G5-4-3			F8			3	0	0	0	0	0	2
Manny Alexander, R (1, 4) OBP: 0.229, SLG: 0.299			F3		FC6-4 SH3 1B		F8			3	0	1	0	0	0	0
Inning Stats	R: 0 E: 0 K: 0 S: 6 H: 1 LOB: 1 BB: 0 P: 11	R: 0 E: 0 K: 1 S: 9 H: 1 LOB: 1 BB: 0 P: 15	R: 0 E: 0 K: 0 S: 15 H: 1 LOB: 2 BB: 1 P: 26	R: 1 E: 1 K: 0 S: 12 H: 1 LOB: 0 BB: 0 P: 17	R: 0 E: 0 K: 1 S: 10 H: 1 LOB: 2 BB: 1 P: 19	R: 0 E: 0 K: 1 S: 7 H: 0 LOB: 0 BB: 0 P: 9	R: 0 E: 0 K: 0 S: 9 H: 0 LOB: 0 BB: 0 P: 15	R: 0 E: 0 K: 1 S: 10 H: 0 LOB: 0 BB: 0 P: 13		1B: 4 2B: 1 3B: 0 HR: 0	SF: 0 SAC: 1 DP: 1 HBP: 0					

PITCHER	IP	WLS	BF	H	R	ER	SO	BB	IBB	HBP	BLK	WP	HR	S	P	ERA	WHIP
Mike Sirotka, L (1, 1) ERA: 3.72	8.0	L	31	5	1	0	4	1	1	0	0	0	0	78	125	0.00	0.750

PITCHER	IP	WLS	BF	H	R	ER	SO	BB	IBB	HBP	BLK	WP	HR	S	P	ERA	WHIP

BOTTOM

Chicago White Sox @ Boston Red Sox

Fenway Park, Boston, MA

Sun Jul 23 2000, 1:05 PM EDT
Att. 33,224 - Sunny - 78 F

livebaseballscorecards.com

AB	28
R	1
H	5
RBI	1
BB	2
SO	4
LOB	12

PA: 31
WP: 0
PB: 0
SB: 0
CS: 0

Batter	1	2	3	4	5	6	7	8	9	AB	R	H	RBI	BB	SO	LOB
Johnny Damon, L (1, 8) OBP: 0.378, SLG: 0.453	K	BB 1-3 2-H 1B		FC4-6 3-H 1B		29 1B SH1-4 SF7 1-2 1B	G4-3 1-2 2-3 3-H			5	1	3	3	0	1	2
Rey Sanchez, R (1, 6) OBP: 0.286, SLG: 0.300	F9 29 BB 1B	BB 1-2		P6		SH1-4 1-2 2-3	F7			3	0	1	0	1	0	3
29 Mike Sweeney, R (1, 10) OBP: 0.415, SLG: 0.535	FC6-4 1-2 BB	F8		F7		2-3 3-H 1B		L9		4	0	1	1	1	0	4
Jermaine Dye, R (1, 9) OBP: 0.382, SLG: 0.583	F9 2-3		P6	FC4-6 1-2f		SF7 3-H		K		4	0	0	1	0	1	3
Joe Randa, R (1, 5) OBP: 0.372, SLG: 0.471	FC6-4 1-2f		K		G5-3	F9		F8		5	0	0	0	0	1	3
Mark Quinn, R (1, 7) OBP: 0.350, SLG: 0.489		CS 1B	1B		2B		1B G4-3 1B		K	5	1	4	0	0	1	0
Dave McCarty, R (1, 3) OBP: 0.333, SLG: 0.546		SAFE K 1-2	F7		K		K		K	5	0	0	0	0	4	4
Héctor Ortiz, R (1, 2) OBP: 0.667, SLG: 1.000		BB 1B 1B		3B 2B	F8		G4-3 BB 1-3 1B		F9	5	2	3	0	0	0	1
Carlos Febles, R (1, 4) OBP: 0.373, SLG: 0.371		1B BB 1-2		1B 3B 2-H		SH1-4 29 1B 1B	G4-3 BB 1-2			2	2	2	1	2	0	0
Inning Stats	R: 0 E: 0 K: 1 S: 7 H: 1 LOB: 2 BB: 1 P: 15	R: 1 E: 0 K: 1 S: 16 H: 3 LOB: 3 BB: 2 P: 32	R: 0 E: 0 K: 1 S: 15 H: 1 LOB: 1 BB: 0 P: 21	R: 2 E: 0 K: 0 S: 8 H: 3 LOB: 1 BB: 0 P: 13	R: 0 E: 0 K: 1 S: 8 H: 1 LOB: 1 BB: 0 P: 14	R: 2 E: 0 K: 0 S: 13 H: 3 LOB: 2 BB: 0 P: 20	R: 1 E: 0 K: 1 S: 18 H: 2 LOB: 2 BB: 1 P: 33	R: 0 E: 0 K: 1 S: 7 H: 0 LOB: 0 BB: 0 P: 9	R: 0 E: 0 K: 2 S: 8 H: 0 LOB: 0 BB: 0 P: 12	1B: 11 2B: 2 3B: 1 HR: 0	SF: 1 SAC: 1 DP: 0 HBP: 0						

TOP

Kansas City Royals @ Chicago White Sox

Comiskey Park, Chicago, IL

Mon Jul 24 2000, 8:05 PM EDT

Att. 34,473 - Sunny - 76 F

livebaseballscorecards.com

AB	38
R	6
H	14
RBI	6
BB	4
SO	8
LOB	20

PITCHER		IP	WLS	BF	H	R	ER	SO	BB	IBB	HBP	BLK	WP	HR	S	P	ERA	WHIP
56 Mark Buehrle, L ERA: 4.15	(1, 1)	5.0		26	9	3	3	4	3	0	0	0	0	0	54	95	5.40	2.400
41 Bill Simas, R ERA: 3.67	(6, 1)	1.1		9	5	3	3	1	0	0	0	0	0	0	26	42	20.25	3.750
Sean Lowe, R ERA: 6.63	(7, 1)	0.0		1	0	0	0	0	1	0	0	0	0	0	1	5	∞	∞
Kelly Wunsch, L ERA: 2.63	(7, 1)	0.2	W	2	0	0	0	0	0	0	0	0	0	0	4	6	0.00	0.000
Keith Foulke, R ERA: 3.47	(8, 1)	2.0	S	6	0	0	0	3	0	0	0	0	0	0	15	21	0.00	0.000

PITCHER	IP	WLS	BF	H	R	ER	SO	BB	IBB	HBP	BLK	WP	HR	S	P	ERA	WHIP

Batter	1	2	3	4	5	6	7	8	9	AB	R	H	RBI	BB	SO	LOB
Ray Durham, S (1, 4) OBP: 0.358, SLG: 0.475	F B B B F X 3-2 G5-3 ①		C B B X 2-1 FC6-4 BB 1B		B B X 2-0 F7 ②		B B B C B 4-1 HR SH5-3 BB			3	1	1	0	1	0	0
Jose Valentin, S (1, 6) OBP: 0.330, SLG: 0.490	B B X 2-0 P6 ②		F X 0-1 P5 ②		C B F F X 1-2 WP 2B		B X 1-0 SH5-3 ① 1-2 2-3			3	0	1	0	0	0	1
Frank Thomas, R (1, 10) OBP: 0.445, SLG: 0.641	F X 0-1 P6 ③		B B B B 4-0 FC6-4 BB 1-2		C B C B S 2-3 K ③ 2-3		C X 0-1 F5 ②			3	0	0	0	1	1	3
Magglio Ordonez, R (1, 9) OBP: 0.407, SLG: 0.621		B B F B X 3-1 F8 ①	C S B B F X 2-2 FC6-4 ③ 1-2f 2-3			B B F B F B 4-2 1B 14 S BB	B S B S X 2-2 HR 2-H 3-H			3	2	1	3	1	0	2
14 Paul Konerko, R (1, 3) OBP: 0.363, SLG: 0.480		X 0-0 G6-3 HR 2B	B B X 2-0 F5 ①			B C C F B F F X 2-2 P3 ① 1-2	C C B F B X 2-2 G1-3 ③			4	1	1	0	0	0	1
Chris Singleton, L (1, 8) OBP: 0.313, SLG: 0.397		F C X 0-2 G6-3 ② 2-3	F X 0-1 F8 ②			F S B F B B S 3-3 K ②		C S X 0-2 G5-4-3 1B		4	0	1	0	0	1	2
Carlos Lee, R (1, 7) OBP: 0.344, SLG: 0.536		X 0-0 HR 3-H	C B C X 1-2 E S WP 1B			X 0-0 FC6-4 1B 2-H		C X 0-1 G5-4-3 ① ② 1-2f		4	2	3	3	0	0	1
Herbert Perry, R (1, 5) OBP: 0.364, SLG: 0.467		B X 1-0 F9 ③	F F B B B X 3-2 G5-3 ③ 1-H			F X 0-1 FC6-4 ③ 1-2f		B S S S B B B 4-2 BB		3	0	0	0	1	0	1
Brook Fordyce, R (1, 2) OBP: 0.281, SLG: 0.430			X 0-0 F7 ①		S B B X 2-1 L5 ①		B X 1-0 SH5-3 HR 2B	F C X 0-2 F7 ③		4	1	1	0	0	0	1
Inning Stats	R: 0 H: 0 E: 0 LOB: 0 K: 0 BB: 0 S: 6 P: 11	R: 2 H: 2 E: 0 LOB: 0 K: 0 BB: 0 S: 8 P: 12	R: 0 H: 1 E: 0 LOB: 2 K: 0 BB: 1 S: 9 P: 17	R: 1 H: 1 E: 0 LOB: 0 K: 0 BB: 0 S: 9 P: 15	R: 0 H: 1 E: 0 LOB: 1 K: 1 BB: 0 S: 10 P: 17	R: 1 H: 1 E: 0 LOB: 1 K: 1 BB: 1 S: 15 P: 24	R: 3 H: 2 E: 0 LOB: 0 K: 0 BB: 1 S: 12 P: 22	R: 0 H: 1 E: 0 LOB: 1 K: 0 BB: 1 S: 10 P: 14		1B: 4 SF: 0 2B: 3 SAC: 1 3B: 0 DP: 1 HR: 2 HBP: 0						

PITCHER		IP	WLS	BF	H	R	ER	SO	BB	IBB	HBP	BLK	WP	HR	S	P	ERA	WHIP
Mac Suzuki, R ERA: 3.83	(1, 1)	6.2	L	31	8	7	6	2	3	0	0	0	2	2	65	112	8.10	1.650
Andy Larkin, R ERA: 3.6	(7, 1)	1.1		5	1	0	0	0	1	0	0	0	0	0	14	20	0.00	1.500

PITCHER	IP	WLS	BF	H	R	ER	SO	BB	IBB	HBP	BLK	WP	HR	S	P	ERA	WHIP

BOTTOM

Kansas City Royals @ Chicago White Sox

Comiskey Park, Chicago, IL

Mon Jul 24 2000, 8:05 PM EDT

Att. 34,473 - Sunny - 76 F

livebaseballscorecards.com

AB	31
R	7
H	9
RBI	6
BB	4
SO	2
LOB	12

WP: 2 PA: 36
PB: 0
SB: 2
CS: 0

Batter	1	2	3	4	5	6	7	8	9	AB	R	H	RBI	BB	SO	LOB
Johnny Damon, L (1, 8) OBP: 0.377, SLG: 0.451	X 0-0 E1 1B		C B B B F F X 3-2 ③ G1-3		B C C B B F X 3-2 ③ L6			X 0-0 E3 29 1B BB		4	1	1	0	0	0	0
Rey Sanchez, R (1, 6) OBP: 0.288, SLG: 0.300	X 0-0 ① F2			F F X 0-2 ① F8		S B B B B X 3-1 HR 1B		B B C B C F B 4-2 29 1B 1-2 SF8 BB		3	2	1	0	1	0	1
29 Mike Sweeney, R (1, 3) OBP: 0.416, SLG: 0.535	B B B F C C 3-3 ② K			X 0-0 HR 1B	B S X 1-1 ① F8			B B B X 3-0 1-3 2-H 1B		4	1	2	1	0	1	2
Jermaine Dye, R (1, 9) OBP: 0.383, SLG: 0.599	C B B X 2-1 ③ G1-4-3			B B X 2-0 1-H HR	B C X 1-1 1-H HR			B C F B X 2-2 ① P4		4	2	2	4	0	0	3
Joe Randa, R (1, 5) OBP: 0.368, SLG: 0.468		C B F S 1-3 ① K		C F B C 1-3 ② K	X 0-0 ② G1-3			B X 1-0 ② SF8 3-H		3	0	0	1	0	2	0
Mark Quinn, R (1, 7) OBP: 0.348, SLG: 0.486		B F X 1-1 ② G4-3		B B X 2-0 1B	X 0-0 ③ G4-3			X 0-0 ③ G5-3		4	0	1	0	0	0	1
Dave McCarty, R (1, 10) OBP: 0.331, SLG: 0.538		C X 0-1 ③ G1-3		B F B C B S 3-3 ③ K			C X 0-1 G5-4-3 1B		C B B B X 3-1 ① G6-3	4	0	1	0	0	1	1
Héctor Ortiz, R (1, 2) OBP: 0.462, SLG: 0.692			B B X 2-0 ① F8		C B B B C X 3-2 ① G6-3		B C X 1-1 ① F8		B F F B S 2-3 ② K	4	0	0	0	0	1	1
Carlos Febles, R (1, 4) OBP: 0.367, SLG: 0.364			C B B F X 2-2 ② G4-3		B B C C X 2-1 ② P3		B C X 1-1 ②③ G5-4-3 1-2f		B F X 1-1 ③ F9	4	0	0	0	0	0	1
Inning Stats	R: 0 E: 1 K: 1 S: 7 H: 1 LOB: 1 BB: 0 P: 12	R: 0 E: 0 K: 1 S: 7 H: 0 LOB: 0 BB: 0 P: 9	R: 0 E: 0 K: 0 S: 8 H: 0 LOB: 0 BB: 0 P: 15	R: 2 E: 0 K: 2 S: 12 H: 3 LOB: 1 BB: 0 P: 20	R: 0 E: 0 K: 0 S: 9 H: 0 LOB: 0 BB: 0 P: 17	R: 2 E: 0 K: 0 S: 8 H: 2 LOB: 0 BB: 0 P: 13	R: 0 E: 0 K: 0 S: 6 H: 1 LOB: 0 BB: 0 P: 8	R: 2 E: 1 K: 0 S: 10 H: 1 LOB: 1 BB: 1 P: 20	R: 0 E: 0 K: 1 S: 7 H: 0 LOB: 0 BB: 0 P: 13	1B: 6 2B: 0 3B: 0 HR: 2 SF: 1 SAC: 0 DP: 1 HBP: 0							

PITCHER		IP	WLS	BF	H	R	ER	SO	BB	IBB	HBP	BLK	WP	HR	S	P	ERA	WHIP
Jim Parque, L (1, 1) ERA: 3.95		7.0	L	29	7	6	4	4	1	0	0	0	0	2	61	102	5.14	1.143
Lorenzo Barcelo, R (8, 1) ERA: 4.91		1.0		4	1	0	0	0	0	0	0	0	0	0	6	12	0.00	1.000
Kevin Beirne, R (9, 1) ERA: 5.6		1.0		3	0	0	0	1	0	0	0	0	0	0	7	13	0.00	0.000

PITCHER	IP	WLS	BF	H	R	ER	SO	BB	IBB	HBP	BLK	WP	HR	S	P	ERA	WHIP

TOP

Kansas City Royals @ Chicago White Sox

Comiskey Park, Chicago, IL

Tue Jul 25 2000, 8:05 PM EDT

Att. 21,091 - Sunny - 81 F

livebaseballscorecards.com

AB	34
R	6
H	8
RBI	6
BB	1
SO	5
LOB	10

WP: 0	PB: 0	SB: 0	CS: 0
PA: 36			

Batter	1	2	3	4	5	6	7	8	9	AB	R	H	RBI	BB	SO	LOB
Ray Durham, S (1, 4) OBP: 0.358, SLG: 0.471	F C S 0-3 ① K	B B B C F F B 4-2 1-2 BB		B C X 1-1 ②③ G4-6-3 1-2f			B C B C B B 4-2 BB		B F B C X 2-2 ③ G4-3	3	0	0	0	2	1	3
Jose Valentin, S (1, 6) OBP: 0.327, SLG: 0.485	B C F B S 2-3 ② K	B B C X 2-1 ③ F5			B B B C X 3-1 ① F9		C B F F X 1-2 ② F8			4	0	0	0	0	1	3
Frank Thomas, R (1, 10) OBP: 0.443, SLG: 0.637	B F B S X 2-2 BB 1B		B B B X 3-0 ① G5-3		C X 0-1 ② P3		X 0-0 ③ F9			4	0	1	0	0	0	1
Magglio Ordonez, R (1, 9) OBP: 0.405, SLG: 0.615	C B B B B 4-1 1-2 BB		B C X 1-1 ② G6-3		F X 0-1 ③ P2			B B F X 2-1 ① F9		3	0	0	0	1	0	0
14 Paul Konerko, R (1, 3) OBP: 0.365, SLG: 0.477	C F B B B X 3-2 ③ G6-3		C B S B B F B 4-2 BB			B S F B B F F B 4-2 G3 BB		B F C B F F X 2-2 ② P5		2	0	0	0	2	0	2
Chris Singleton, L (1, 8) OBP: 0.309, SLG: 0.392		B C C B B X 3-2 ① F9	X 0-0 ③ F7			F F F F B B X 2-2 ① G3 1-2		F F B S 1-3 ③ K		4	0	0	0	0	1	2
Carlos Lee, R (1, 7) OBP: 0.340, SLG: 0.530		B C S F E B F X 2-2 ② F7		C C B S 1-3 ① K		B X 1-0 ② G6-3			S B X 1-1 ① F8	4	0	0	0	0	1	1
Herbert Perry, R (1, 5) OBP: 0.371, SLG: 0.488		B X 1-0 HR		F S H 1-2 BB HBP		F F B F X 1-2 ③ G6-3			S B S B X 2-2 G4-3 2B	3	1	2	1	0	0	1
Brook Fordyce, R (1, 2) OBP: 0.288, SLG: 0.427		C X 0-1 WP 1B		B B B B 4-0 G4-6-3 1-2 BB			X 0-0 ① F8		X 0-0 ② G4-3 2-3	3	0	1	0	1	0	1
Inning Stats	R: 0 H: 1 E: 0 LOB: 2 K: 2 BB: 1 S: 13 P: 24	R: 1 H: 2 E: 0 LOB: 2 K: 0 BB: 1 S: 17 P: 29	R: 0 H: 0 E: 0 LOB: 1 K: 0 BB: 1 S: 7 P: 15	R: 0 H: 0 E: 0 LOB: 1 K: 1 BB: 1 S: 7 P: 14	R: 0 H: 0 E: 0 LOB: 0 K: 0 BB: 0 S: 6 P: 9	R: 0 H: 0 E: 0 LOB: 1 K: 0 BB: 1 S: 14 P: 22	R: 0 H: 0 E: 0 LOB: 1 K: 0 BB: 1 S: 8 P: 13	R: 0 H: 0 E: 0 LOB: 0 K: 1 BB: 0 S: 10 P: 15	R: 0 H: 1 E: 0 LOB: 1 K: 0 BB: 0 S: 9 P: 14	1B: 2 SF: 0 2B: 1 SAC: 0 3B: 0 DP: 1 HR: 1 HBP: 1						

PITCHER		IP	WLS	BF	H	R	ER	SO	BB	IBB	HBP	BLK	WP	HR	S	P	ERA	WHIP
Jeff Suppan, R ERA: 5.49	(1, 1)	7.0	W	30	3	1	1	3	6	0	1	0	1	1	72	126	1.29	1.286
Ricky Bottalico, R ERA: 4.56	(8, 1)	2.0		7	1	0	0	1	0	0	0	0	0	0	19	29	0.00	0.500

PITCHER	IP	WLS	BF	H	R	ER	SO	BB	IBB	HBP	BLK	WP	HR	S	P	ERA	WHIP

BOTTOM

Kansas City Royals @ Chicago White Sox

Comiskey Park, Chicago, IL

Tue Jul 25 2000, 8:05 PM EDT
Att. 21,091 - Sunny - 81 F

livebaseballscorecards.com

AB	30
R	1
H	4
RBI	1
BB	6
SO	4
LOB	14

Batter	1	2	3	4	5	6	7	8	9	AB	R	H	RBI	BB	SO	LOB
Johnny Damon, L (1, 10) OBP: 0.375, SLG: 0.450	B B C X 2-1 ① G1-3		C S B B X 2-2 ② P6		B B C F F S 2-3 ① K		C X 0-1 ③ G4-3		C F F F X 0-2 1B 1-3 2-H 2B	5	0	1	1	0	1	0
Rey Sanchez, R (1, 6) OBP: 0.293, SLG: 0.308	C C X 0-2 HR 1B		B B X 2-0 2B		C C F X 0-2 ② G4-3			C F B F F B F X 2-2 ① P4	X 0-0 2-3 3-H 1B	5	1	3	1	0	0	0
29 Mike Sweeney, R (1, 3) OBP: 0.413, SLG: 0.529	C X 0-1 ② P5		X 0-0 ③ G4-3		B B B C H 4-1 HBP			C S B B B F X 2-2 ② G6-3	B F F X 1-2 ③ L4	4	0	0	0	0	0	4
Jermaine Dye, R (1, 9) OBP: 0.382, SLG: 0.603	C B X 1-1 1-H HR			B B C B F X 3-2 ① F9	B C F B B F F X 3-2 ③ F4			B B B C C S 3-3 ③ K		4	1	1	2	0	1	1
Joe Randa, R (1, 5) OBP: 0.367, SLG: 0.465	B C C B X 2-2 ③ G6-3			X 0-0 HR 1B		C B F X 1-2 ① F3			X 0-0 ① F8	4	1	1	0	0	0	0
Mark Quinn, R (1, 7) OBP: 0.347, SLG: 0.493		X 0-0 ① P4		S X 0-1 1-H HR		S F F S 0-3 ② K			B C B F F S 2-3 ② K	4	1	1	2	0	2	0
Todd Dunwoody, L (1, 8) OBP: 0.289, SLG: 0.316		C B B F X 2-2 ② G4-3		C F F X 0-2 S 1B		C C F C 0-3 ③ K			C B F X 1-2 BB 1B 1B	4	1	2	0	0	1	0
Gregg Zaun, S (1, 2) OBP: 0.356, SLG: 0.381		B F C F B X 2-2 ③ F8		B C B B X 3-1 ② F7			F X 0-1 ① F9		B F B B B F F B 4-2 1-2 1B 2B BB	3	1	0	0	1	0	1
Jeff Reboulet, R (1, 4) OBP: 0.352, SLG: 0.304 Dave McCarty, R (9, PH) OBP: 0.335, SLG: 0.541 Carlos Febles, R (9, PR) OBP: 0.367, SLG: 0.364 (9, 4)			F X 0-1 ① G4-3	C B B S B S 3-3 ③ K 1-2			B F B S X 2-2 ② G4-3		X 0-0 2B 1-2 2-H 1B 1B	3 1 0	0 0 1	0 1 0	0 1 0	0 0 0	1 0 0	1 0 0
Inning Stats	R: 2 H: 2 E: 0 LOB: 0 K: 0 BB: 0 S: 12 P: 17	R: 0 H: 0 E: 0 LOB: 0 K: 0 BB: 0 S: 8 P: 12	R: 0 H: 1 E: 0 LOB: 1 K: 0 BB: 0 S: 7 P: 11	R: 2 H: 3 E: 0 LOB: 1 K: 1 BB: 0 S: 15 P: 24	R: 0 H: 0 E: 0 LOB: 0 K: 1 BB: 0 S: 14 P: 23	R: 0 H: 0 E: 0 LOB: 0 K: 2 BB: 0 S: 11 P: 12	R: 0 H: 0 E: 0 LOB: 0 K: 0 BB: 0 S: 7 P: 9	R: 0 H: 0 E: 0 LOB: 0 K: 1 BB: 0 S: 13 P: 20	R: 3 H: 4 E: 0 LOB: 2 K: 1 BB: 1 S: 21 P: 29	1B: 6 SF: 0 2B: 2 SAC: 0 3B: 0 DP: 0 HR: 2 HBP: 1						WP: 0 PA: 39 PB: 0 SB: 1 CS: 0

PITCHER		IP	WLS	BF	H	R	ER	SO	BB	IBB	HBP	BLK	WP	HR	S	P	ERA	WHIP
James Baldwin, R ERA: 4.44	(1, 1)	7.0		28	6	4	4	4	0	0	1	0	0	2	74	108	5.14	0.857
Bob Howry, R ERA: 3.6	(8, 1)	1.2	L	7	1	2	2	2	1	0	0	0	0	0	24	38	10.80	1.200
Keith Foulke, R ERA: 3.6	(9, 1)	0.1	B	4	3	1	1	0	0	0	0	0	0	0	10	11	27.00	9.000

PITCHER	IP	WLS	BF	H	R	ER	SO	BB	IBB	HBP	BLK	WP	HR	S	P	ERA	WHIP

TOP

Kansas City Royals @ Chicago White Sox

Comiskey Park, Chicago, IL

Wed Jul 26 2000, 2:05 PM EDT

Att. 26,615 - Sunny - 81 F

livebaseballscorecards.com

AB	37
R	7
H	10
RBI	7
BB	1
SO	6
LOB	7

Batter	1	2	3	4	5	6	7	8	9	AB	R	H	RBI	BB	SO	LOB
Ray Durham, S (1, 4) OBP: 0.361, SLG: 0.469	B B B B 4-0 WP G5-3 BB		B B B B 4-0 BB		B B B C C B 4-2 FC6-4 BB	B X 1-0 ③ F8			C X 0-1 ① G4-3	2	0	0	0	3	0	1
Tony Graffanino, R (1, 6) OBP: 0.372, SLG: 0.419 Jose Valentin, S (9, PH) OBP: 0.328, SLG: 0.495	C S B F S 1-3 ① K		B B F X 2-1 ③ G6-3		X 0-0 ③ FC6-4 1-2f		B X 1-0 ① G5-3		F B B F X 2-2 HR	4 1	0 1	0 1	0 1	0 0	1 0	5 0
Frank Thomas, R (1, 10) OBP: 0.443, SLG: 0.635	C B B C X 2-2 ② G5-3 1-2			B B B B C 4-1 G5-4-3 BB		X 0-0 E 1B 2B	C B B S C 2-3 ② K		B F C B B F C 3-3 ② K	4	1	1	0	1	2	1
Magglio Ordonez, R (1, 9) OBP: 0.403, SLG: 0.610	S B B C B X 3-2 ③ F9 2-3			B B X 2-0 ① ② G5-4-3 1-2f		F C X 0-2 E2 1B 1B 2-3	B X 1-0 ③ G6-3		S B X 1-1 1B	5	1	1	0	0	0	3
Herbert Perry, R (1, 5) OBP: 0.371, SLG: 0.500		B S B F B F X 3-2 ① G5-3		B B X 2-0 ③ G6-3		B B X 2-0 BB 1B G6-4-3 1-2 3-H 1B		C X 0-1 HR	X 0-0 ③ F9	5	2	2	2	0	0	1
Greg Norton, S (1, 3) OBP: 0.338, SLG: 0.390		S C F B X 1-2 ② G4-3			B C B B X 3-1 ① G3-1	B B F X 2-1 G6-4-3 BB 14 1B 1-2 2-H 1B		C S B B B B 4-2 G6-3 BB		3	1	1	1	1	0	0
Carlos Lee, R (1, 7) OBP: 0.342, SLG: 0.527		X 0-0 ③ G5-3			B B C B C B 4-2 SH1-3 1B BB	B B B B 4-0 G6-4-3 1-2 2-3 BB		B X 1-0 ① G6-3 1-2		2	0	0	0	2	0	1
Jeff Abbott, R (1, 8) OBP: 0.344, SLG: 0.386 Chris Singleton, L (9, 8) OBP: 0.309, SLG: 0.392			S X 0-1 G6-3 1B		C X 0-1 SH1-3 1-2 1B	B S S C X 1-2 ① ② G6-4-3 1-2f 2-3 3-H		S F B B S 2-3 ② K		4 0	0 0	2 0	0 0	0 0	1 0	3 0
Mark Johnson, L (1, 2) OBP: 0.304, SLG: 0.329 14 Paul Konerko, R (6, PH) OBP: 0.366, SLG: 0.478 Brook Fordyce, R (6, PR) OBP: 0.286, SLG: 0.424 (7, 2)			X 0-0 ① ② G6-3 1-2f		X 0-0 ② SH1-3 1-2 2-3	B C X 1-1 1B 3-H		S B C B X 2-2 ③ F8		1 1 1	0 0 0	0 1 0	0 1 0	0 0 0	0 0 0	1 0 1
Inning Stats	R: 0 H: 0 E: 0 LOB: 1 K: 1 BB: 1 S: 10 P: 20	R: 0 H: 0 E: 0 LOB: 0 K: 0 BB: 0 S: 9 P: 13	R: 0 H: 1 E: 0 LOB: 1 K: 0 BB: 1 S: 5 P: 11	R: 0 H: 0 E: 0 LOB: 0 K: 0 BB: 1 S: 3 P: 11	R: 0 H: 1 E: 0 LOB: 3 K: 0 BB: 2 S: 10 P: 21	R: 4 H: 4 E: 1 LOB: 1 K: 0 BB: 1 S: 13 P: 24	R: 0 H: 0 E: 0 LOB: 0 K: 1 BB: 0 S: 5 P: 9	R: 1 H: 1 E: 0 LOB: 1 K: 1 BB: 1 S: 11 P: 20	R: 1 H: 2 E: 0 LOB: 1 K: 1 BB: 0 S: 12 P: 18							

PITCHER		IP	WLS	BF	H	R	ER	SO	BB	IBB	HBP	BLK	WP	HR	S	P	ERA	WHIP
Dan Reichert, R ERA: 4.22	(1, 1)	5.0		25	5	4	1	1	6	0	0	0	1	0	44	91	1.80	2.200
Andy Larkin, R ERA: 3.75	(6, 1)	2.0	B	8	2	1	1	1	1	0	0	0	0	1	15	26	4.50	1.500
Jerry Spradlin, R ERA: 4.26	(8, 1)	1.2	W	7	2	1	1	2	0	0	0	0	0	1	18	29	5.40	1.200
Ricky Bottalico, R ERA: 4.53	(9, 1)	0.1	S	1	0	0	0	0	0	0	0	0	0	0	1	1	0.00	0.000

PITCHER	IP	WLS	BF	H	R	ER	SO	BB	IBB	HBP	BLK	WP	HR	S	P	ERA	WHIP

BOTTOM

Kansas City Royals @ Chicago White Sox

Comiskey Park, Chicago, IL

Wed Jul 26 2000, 2:05 PM EDT
Att. 26,615 - Sunny - 81 F

livebaseballscorecards.com

AB	33
R	6
H	9
RBI	5
BB	7
SO	4
LOB	17

1B: 6	SF: 0	WP: 1	PA: 41
2B: 1	SAC: 1	PB: 0	
3B: 0	DP: 3	SB: 0	
HR: 2	HBP: 0	CS: 0	

Chicago White Sox @ Anaheim Angels

Edison International Field, Anaheim, CA

Thu Jul 27 2000, 10:05 PM EDT

Att. 24,394 - Sunny - 76 F

livebaseballscorecards.com

TOP

Batter	1	2	3	4	5	6	7	8	9	AB	R	H	RBI	BB	SO	LOB
Ray Durham, S (1, 4) OBP: 0.361, SLG: 0.467	4-2 S BB	3-2 X G1-3 1-2 ②		2-0 CS 1B 3-H		1-2 G4-6-3 1-2f ①②	2-2 FC5-4 1-2f ③			4	0	1	0	1	0	5
Jose Valentin, S (1, 6) OBP: 0.329, SLG: 0.493	3-1 L9 1-2 ①	3-1 E S 1B 2-H		2-2 F7 1-2 ②③		2-2 1B 1B		2-1 G4-3 ①		5	0	2	1	0	0	2
Frank Thomas, R (1, 10) OBP: 0.446, SLG: 0.636 Greg Norton, S (8, PH) OBP: 0.337, SLG: 0.387	4-2 BB	2-3 K 1-3 ③			1-2 14 G6-4-3 HR 1B	0-2 1-3 1B		1-3 K ②		3 1	1 0	2 0	0 0	1 0	1 1	1 0
Magglio Ordonez, R (1, 9) OBP: 0.403, SLG: 0.607	2-1 F7 ②		0-1 F9 ①		1-0 14 G6-4-3 1-2 1B	3-3 K ③		0-0 1B		5	0	2	0	0	1	4
14 Paul Konerko, R (1, 3) OBP: 0.364, SLG: 0.474	0-1 F7 ③		0-0 1B ②		0-2 G6-4-3 1-2f 2-3 ①②		1-1 L6 ①	0-0 G6-3 ③		5	0	1	0	0	0	5
Chris Singleton, L (1, 8) OBP: 0.309, SLG: 0.399		0-0 F7 ①	3-2 CI S		0-0 HR 3-H		3-1 G1-3 ②		3-3 K ①	4	1	1	2	0	1	0
Carlos Lee, R (1, 7) OBP: 0.348, SLG: 0.534		3-2 HR 1B	2-1 G5-3 1-2 ③		2-1 1B		2-2 1B 2B		1-0 CS 1B	5	1	4	0	0	0	1
Herbert Perry, R (1, 5) OBP: 0.372, SLG: 0.511		0-1 1-H HR		1-0 G5-3 ①	0-0 F9 ③		2-2 BB 2-3		0-2 G6-3 1-2 ②③	5	1	2	2	0	0	2
Brook Fordyce, R (1, 2) OBP: 0.308, SLG: 0.455		1-1 G1-3 1B 1B		2-1 PB 3B		0-0 G4-6-3 1B	4-1 FC5-4 1-2 BB			3	2	3	0	1	0	0

	AB	40
	R	6
	H	18
	RBI	5
	BB	3
	SO	4
	LOB	20

Inning Stats	1	2	3	4	5	6	7	8	9
	R: 0 E: 0 K: 0 S: 10	H: 0 LOB: 2 BB: 2 P: 23	R: 3 E: 0 K: 1 S: 21	H: 4 LOB: 1 BB: 0 P: 32	R: 0 E: 1 K: 0 S: 9	H: 1 LOB: 1 BB: 0 P: 14	R: 1 E: 0 K: 0 S: 7	H: 2 LOB: 0 BB: 0 P: 14	R: 2 E: 0 K: 0 S: 12	H: 4 LOB: 1 BB: 0 P: 16	R: 0 E: 0 K: 1 S: 14	H: 3 LOB: 2 BB: 0 P: 20	R: 0 E: 0 K: 0 S: 16	H: 2 LOB: 3 BB: 1 P: 30	R: 0 E: 0 K: 1 S: 7	H: 1 LOB: 1 BB: 0 P: 10	R: 0 E: 0 K: 1 S: 8	H: 1 LOB: 0 BB: 0 P: 12

1B: 14	SF: 0
2B: 1	SAC: 0
3B: 1	DP: 2
HR: 2	HBP: 0

WP: 0	PA: 44
PB: 1	
SB: 3	
CS: 2	

PITCHER		IP	WLS	BF	H	R	ER	SO	BB	IBB	HBP	BLK	WP	HR	S	P	ERA	WHIP
Brian Cooper, R ERA: 5.05	(1, 1)	4.2	L	24	10	6	5	1	2	0	0	0	0	2	56	94	9.64	2.571
Mike Fyhrie, R ERA: 2.33	(5, 1)	1.1		7	4	0	0	1	0	0	0	0	0	0	17	25	0.00	3.000
Mark Petkovsek, R ERA: 4.62	(7, 1)	2.0		10	3	0	0	1	1	0	0	0	0	0	23	40	0.00	2.000
Al Levine, R ERA: 3.18	(9, 1)	1.0		3	1	0	0	1	0	0	0	0	0	0	8	12	0.00	1.000

PITCHER		IP	WLS	BF	H	R	ER	SO	BB	IBB	HBP	BLK	WP	HR	S	P	ERA	WHIP

Batter	1	2	3	4	5	6	7	8	9	AB	R	H	RBI	BB	SO	LOB
Darin Erstad, L (1, 7) OBP: 0.431, SLG: 0.591	C B S C 1-3 K ①		C B B B X 3-1 L6 ③		F X 0-1 FC4-6 1-3 2-H 3-H 1B		C C B S 1-3 K ②		S C F F F F B F 1-2 X SF8 3-H ②	4	0	1	3	0	2	2
Kevin Stocker, S (1, 6) OBP: 0.373, SLG: 0.358	B B C X 2-1 CS 1B			B B B B 4-0 G5-3 BB	B S B S S 2-3 K ①		F X 0-1 E4 1-3 1B		B B C X 2-1 F8 ③	4	0	2	0	1	1	2
Mo Vaughn, L (1, 3) OBP: 0.381, SLG: 0.542	X 0-0 F8 ②			B B F X 2-1 F8 ①	B S X 1-1 FC4-6 FC5-4 1-2f 3-H ②		B B S F S 2-3 K ③			4	0	0	1	0	1	5
Tim Salmon, R (1, 9) OBP: 0.394, SLG: 0.507	B C 1-1 CS 1-2 ③	C C X 0-2 16 FC1-6 1B		B F C B X 2-2 G5-3 1-2 ②	X 0-0 FC5-4 1-2f ③			C B C S 1-3 K ①		4	0	1	0	0	1	2
16 Garret Anderson, L (1, 8) OBP: 0.277, SLG: 0.518		B X 1-0 FC1-6 G5-4-3 1-2f ①		C F X 0-2 F8 ③		B C X 1-1 F9 ①		C C F S 0-3 K ②		4	0	0	0	0	1	2
Troy Glaus, R (1, 5) OBP: 0.395, SLG: 0.603		B B C X 2-1 G5-4-3 1-2f ② ③			C B B F B B 4-2 1B BB E BB	B X 1-0 G6-3 ②		X 0-0 FC6-4 1B		3	1	1	0	1	0	1
Bengie Molina, R (1, 2) OBP: 0.318, SLG: 0.446			B X 1-0 F8 ①		F B B B B B 4-1 E 1B 1B 1-2 BB	F F B B B X 3-2 F3 ③		C B F X 1-2 FC6-4 1-2f ③		3	1	0	0	1	0	1
Adam Kennedy, L (1, 4) OBP: 0.316, SLG: 0.419			B B X 2-0 P3 ②		C B X 1-1 E 1B 1-2 2-3 1B		C B B X 2-1 G4-3 ①		X 0-0 SF8 3B	4	2	2	0	0	0	0
Orlando Palmeiro, L (1, 10) OBP: 0.415, SLG: 0.421 Scott Spiezio, S (7, PH) OBP: 0.337, SLG: 0.430			B C F F F B B F F 3-2 X 1B		F B X 1-1 E6 1B FC4-6 1-2 2-3 3-H		B B X 2-0 E 1B 1B		S T S 0-3 K ①	2 2	1 0	1 1	1 0	0 0	0 1	2 1
Inning Stats	R: 0 E: 0 K: 1 S: 7 H: 1 LOB: 0 BB: 0 P: 11	R: 0 E: 0 K: 0 S: 6 H: 1 LOB: 0 BB: 0 P: 9	R: 0 E: 0 K: 0 S: 11 H: 1 LOB: 1 BB: 0 P: 20	R: 0 E: 0 K: 0 S: 8 H: 0 LOB: 1 BB: 1 P: 16	R: 4 E: 1 K: 1 S: 15 H: 2 LOB: 1 BB: 2 P: 28	R: 0 E: 0 K: 0 S: 6 H: 0 LOB: 0 BB: 0 P: 11	R: 0 E: 1 K: 2 S: 11 H: 2 LOB: 2 BB: 0 P: 18	R: 0 E: 0 K: 2 S: 11 H: 1 LOB: 1 BB: 0 P: 13	R: 1 E: 0 K: 1 S: 15 H: 1 LOB: 0 BB: 0 P: 18	1B: 8 2B: 0 3B: 1 HR: 0 SF: 1 SAC: 0 DP: 1 HBP: 0						

PITCHER		IP	WLS	BF	H	R	ER	SO	BB	IBB	HBP	BLK	WP	HR	S	P	ERA	WHIP
Jon Garland, R ERA: 6.75	(1, 1)	6.0	W	25	5	4	2	2	3	0	0	0	0	0	53	95	3.00	1.333
Kelly Wunsch, L ERA: 2.57	(7, 1)	1.0	H	5	2	0	0	2	0	0	0	0	0	0	11	18	0.00	2.000
41 Bill Simas, R ERA: 3.6	(8, 1)	1.0	H	4	1	0	0	2	0	0	0	0	0	0	11	13	0.00	1.000
Keith Foulke, R ERA: 3.69	(9, 1)	1.0	S	4	1	1	1	1	0	0	0	0	0	0	15	18	9.00	1.000

PITCHER	IP	WLS	BF	H	R	ER	SO	BB	IBB	HBP	BLK	WP	HR	S	P	ERA	WHIP

BOTTOM

Chicago White Sox @ Anaheim Angels

Edison International Field, Anaheim, CA

Thu Jul 27 2000, 10:05 PM EDT

Att. 24,394 - Sunny - 76 F

livebaseballscorecards.com

AB	34
R	5
H	9
RBI	5
BB	3
SO	7
LOB	18

Batter	1	2	3	4	5	6	7	8	9	AB	R	H	RBI	BB	SO	LOB
Ray Durham, S (1, 4) OBP: 0.360, SLG: 0.463	B X 1-0 G6-3 ①	B C F C 1-3 K ②		F B X 1-1 G1-3 ①		B X 1-0 1B 1B	B F B B F F X 3-2 G4-3 ③			5	1	1	0	0	1	2
Jose Valentin, S (1, 6) OBP: 0.333, SLG: 0.496	C C B X 1-2 F8 ②	B X 1-0 2-H 1B 2B		C B B F B B 4-2 BB		X 0-0 BB 1-3 1B 1B		F X 0-1 B1-3 ①		4	2	2	1	1	0	0
Frank Thomas, R (1, 10) OBP: 0.447, SLG: 0.633	B C B X 2-2 FC5-4 1B	B B C B B B 4-1 14 BB 1B BB		S B S B F S 2-3 K ②		B B B C F B 4-2 1-2 1B BB		F X 0-1 P5 ②		3	0	1	0	2	1	1
Magglio Ordonez, R (1, 9) OBP: 0.403, SLG: 0.604	S X 0-1 1-2f FC5-4 ③	C F T F B X 1-2 2-H 14 BB 1B		S B P X 2-1 G5-3 ③		C B B F X 2-2 1-2 2-H 3-H 1B		C B B B X 3-1 F9 ③		5	0	2	3	0	0	2
14 Paul Konerko, R (1, 3) OBP: 0.367, SLG: 0.483	x 0-0 HR 1-2 2-3 BB				B B C C F B X 3-2 1B 1B	B X 1-0 P4 ②			B C C X 1-2 G6-3 ①	4	1	2	1	1	0	2
Chris Singleton, L (1, 8) OBP: 0.310, SLG: 0.398	B B B B 4-1 1B 2B BB x 0-0 G4-3 ③				L X 0-1 1-2 G4-6-3 1B	C X 0-1 F8 ③			B C S B B F X 3-2 F7 ②	4	1	1	0	1	0	5
Carlos Lee, R (1, 7) OBP: 0.346, SLG: 0.529	C P B X 2-1 1-3 2B 1B	C C X 0-2 G5-3 ①			B S B B B F S 3-3 K ①		F X 0-1 F9 ①		B B B C F X 3-2 F3 ③	5	1	1	0	0	1	2
Herbert Perry, R (1, 5) OBP: 0.370, SLG: 0.511	B X 1-0 1-H 3-H 2B ①	C S F B S 1-3 K ②			B B F X 2-1 1-2f G4-6-3 ② ③		F B S B F X 2-2 G6-3 ②			4	0	1	2	0	1	2
Brook Fordyce, R (1, 2) OBP: 0.313, SLG: 0.464	B X 1-0 2B 2B	F B B B S F X 2-2 F8 ③				F B F B C 2-3 K ①	X 0-0 1B			4	1	2	0	0	1	0
Inning Stats	R: 0 H: 1 E: 0 LOB: 1 K: 0 BB: 0 S: 9 P: 13	R: 5 H: 6 E: 0 LOB: 3 K: 1 BB: 3 S: 18 P: 36	R: 0 H: 0 E: 0 LOB: 0 K: 1 BB: 0 S: 11 P: 14	R: 0 H: 0 E: 0 LOB: 1 K: 1 BB: 1 S: 11 P: 19	R: 0 H: 2 E: 0 LOB: 1 K: 1 BB: 0 S: 12 P: 20	R: 2 H: 3 E: 0 LOB: 2 K: 1 BB: 1 S: 13 P: 23	R: 0 H: 1 E: 0 LOB: 1 K: 0 BB: 0 S: 11 P: 16	R: 0 H: 0 E: 0 LOB: 0 K: 0 BB: 0 S: 6 P: 9	R: 0 H: 0 E: 0 LOB: 0 K: 0 BB: 0 S: 10 P: 17	1B: 9 2B: 3 3B: 0 HR: 1	SF: 0 SAC: 0 DP: 1 HBP: 0	WP: 0 PB: 0 SB: 0 CS: 0	PA: 43				

PITCHER		IP	WLS	BF	H	R	ER	SO	BB	IBB	HBP	BLK	WP	HR	S	P	ERA	WHIP
Ken Hill, R ERA: 6.56	(1, 1)	5.1		30	11	7	7	5	5	0	0	0	0	1	68	116	11.81	3.000
Mike Fyhrie, R ERA: 2.31	(6, 1)	0.1		2	1	0	0	0	0	0	0	0	0	0	4	7	0.00	3.000
Mike Holtz, L ERA: 3.7	(6, 1)	0.1	W	1	0	0	0	0	0	0	0	0	0	0	2	2	0.00	0.000
Shigetoshi Hasegawa, R ERA: 3.94	(7, 1)	2.0	H	7	1	0	0	0	0	0	0	0	0	0	17	25	0.00	0.500
Troy Percival, R ERA: 3.93	(9, 1)	1.0	S	3	0	0	0	0	0	0	0	0	0	0	10	17	0.00	0.000

PITCHER	IP	WLS	BF	H	R	ER	SO	BB	IBB	HBP	BLK	WP	HR	S	P	ERA	WHIP

Chicago White Sox @ Anaheim Angels

Edison International Field, Anaheim, CA

Fri Jul 28 2000, 10:05 PM EDT

Att. 40,711 - Cloudy - 77 F

TOP

livebaseballscorecards.com

AB	38
R	7
H	13
RBI	7
BB	5
SO	5
LOB	16

Batter	1	2	3	4	5	6	7	8	9	AB	R	H	RBI	BB	SO	LOB
Darin Erstad, L (1, 7) OBP: 0.427, SLG: 0.586	C S C 0-3 ① K	B F B X 2-1 ③ G3			C B B X 2-1 ① FC4-6 1-2f	F B F B X 2-2 ② SF9 2-3 3-H		F F B X 1-2 ② G4-3		4	0	0	1	0	1	2
Kevin Stocker, S (1, 6) OBP: 0.370, SLG: 0.354	X 0-0 ② G5-3		B B B S C 2-3 ① K		X 0-0 ② F9	X 0-0 HR 1-3 3-H 1B		B B F X 2-1 ③ F7		5	1	1	1	0	1	1
Mo Vaughn, L (1, 3) OBP: 0.382, SLG: 0.548	B B F B B 4-1 BB		C F B F B B C 3-3 ② K		B X 1-0 ③ L6	B B B X 3-0 1-H 3-H HR				3	1	1	3	1	1	1
Tim Salmon, R (1, 9) OBP: 0.393, SLG: 0.513	C B F S 1-3 ③ K		B B F B X 3-1 ③ G5-3			HR K				4	1	1	1	0	2	1
16 Garret Anderson, L (1, 8) OBP: 0.284, SLG: 0.531		C X 0-1 F9 PB 2B		F X 0-1 HR		B S F B F X 2-2 1B 1B 1B	B B B B 4-0 BB			3	3	3	1	1	0	0
Troy Glaus, R (1, 5) OBP: 0.396, SLG: 0.599	B B B F B 4-1 PB 1B BB			C B B B S F B F B 4-2 G6-4-3 BB		X 0-0 ① L7	B C B X 2-1 ① F8			2	1	0	0	2	0	2
Bengie Molina, R (1, 2) OBP: 0.317, SLG: 0.443	X 0-0 ① F9 2-3			X 0-0 ① ② G6-4-3 1-2f		C F X 0-2 1B 1-2 SF9 1B	X 0-0 ② F7			4	1	1	0	0	0	4
Adam Kennedy, L (1, 4) OBP: 0.317, SLG: 0.420	B B C C X 2-2 G2-3 1-H 3-H 1B			X 0-0 ③ G5-3		C F X 0-2 SF9 HBP 1-3 2-H 1B	C F B F X 1-2 ③ F9			4	1	2	2	0	0	1
Benji Gil, R (1, 10) OBP: 0.293, SLG: 0.320 Scott Spiezio, S (6, PH) OBP: 0.339, SLG: 0.429	B C C F B X 2-2 ② G2-3 1-2				B X 1-0 FC4-6 1B	H 1-0 1B 1-2 HR HBP		B F X 1-1 ① G4-3		2 1	0 1	1 0	0 0	0 0	0 0	1 0
Inning Stats	R: 0 H: 0 E: 0 LOB: 1 K: 2 BB: 1 S: 8 P: 13	R: 2 H: 2 E: 0 LOB: 1 K: 0 BB: 1 S: 13 P: 23	R: 0 H: 0 E: 0 LOB: 0 K: 2 BB: 0 S: 9 P: 17	R: 1 H: 1 E: 0 LOB: 0 K: 0 BB: 1 S: 8 P: 12	R: 0 H: 1 E: 0 LOB: 1 K: 0 BB: 0 S: 5 P: 9	R: 7 H: 6 E: 0 LOB: 0 K: 1 BB: 0 S: 20 P: 30	R: 0 H: 0 E: 0 LOB: 1 K: 0 BB: 1 S: 7 P: 14	R: 0 H: 0 E: 0 LOB: 0 K: 0 BB: 0 S: 7 P: 11		1B: 6 SF: 1 2B: 1 SAC: 0 3B: 0 DP: 1 HR: 3 HBP: 1						

BOTTOM

Chicago White Sox @ Anaheim Angels

Edison International Field, Anaheim, CA

Fri Jul 28 2000, 10:05 PM EDT

Att. 40,711 - Cloudy - 77 F

livebaseballscorecards.com

AB	32
R	10
H	10
RBI	9
BB	4
SO	5
LOB	13

PITCHER		IP	WLS	BF	H	R	ER	SO	BB	IBB	HBP	BLK	WP	HR	S	P	ERA	WHIP
Mike Sirotka, L ERA: 3.99	(1, 1)	5.1		26	8	7	6	4	3	0	0	0	0	2	55	89	10.12	2.062
Kevin Beirne, R ERA: 6.43	(6, 1)	0.2	L	5	2	3	3	1	0	0	1	0	0	1	8	15	40.50	3.000
Sean Lowe, R ERA: 6.46	(7, 1)	1.0		4	0	0	0	0	1	0	0	0	0	0	7	14	0.00	1.000
Lorenzo Barcelo, R ERA: 3.86	(8, 1)	1.0		3	0	0	0	0	0	0	0	0	0	0	7	11	0.00	0.000

PITCHER	IP	WLS	BF	H	R	ER	SO	BB	IBB	HBP	BLK	WP	HR	S	P	ERA	WHIP

Batter	1	2	3	4	5	6	7	8	9	AB	R	H	RBI	BB	SO	LOB
Ray Durham, S (1, 4) OBP: 0.361, SLG: 0.464	F B F B X 2-2 ① G6-3		B X 1-0 ① BB 14 2B 1-3 2-H 1B	B C B X 2-1 1B 2-H 1B		B C F F B F F X 2-2 ② G6-3		B X 1-0 ① SH1-4 1-2		4	1	2	2	0	0	0
Jose Valentin, S (1, 6) OBP: 0.336, SLG: 0.499	B C F C 1-3 ② K		B B B C F F B 4-2 14 2B 1-2 BB	F X 0-1 1-2 1B		F F B X 1-2 FC6-4 2B		B C C B B X 3-2 ② P6		4	1	2	0	1	1	1
Frank Thomas, R (1, 10) OBP: 0.445, SLG: 0.626	C B X 1-1 ③ L6		C B C F S 1-3 ① K	F B X 1-1 ③ F7		B B B C B 4-1 FC6-4 BB		C B B C B X 3-2 ③ F9		4	0	0	0	1	1	6
Magglio Ordonez, R (1, 9) OBP: 0.400, SLG: 0.598		B F X 1-1 ① G4-3 S 1B	S F T F F X 0-2 ② F9		F B X 1-1 ① G6-3	F B X 1-1 ③ FC6-4 1-2f 2-3			F B C B F F X 2-2 ① F8	5	0	1	0	0	0	5
14 Paul Konerko, R (1, 3) OBP: 0.365, SLG: 0.482		F B F X 1-2 ① F9	X 0-0 1-H 2-H 3-H 2B		B B X 2-0 ② F9		B B B C X 3-1 ① G4-3		C F C 0-3 ② K	5	0	1	3	0	1	1
Chris Singleton, L (1, 8) OBP: 0.308, SLG: 0.393		B B B C C X 3-1 ② G4-3 1-3	B C F X 1-2 ③ F9		B B C B C B 4-2 1B BB		C F C 0-3 ② K		B F B X 2-1 ③ G4-3	4	0	0	0	1	1	2
Carlos Lee, R (1, 7) OBP: 0.348, SLG: 0.527		C B B X 2-1 ③ F9		F F B B S 2-3 ① K	X 0-0 1-2 1B		B B B C B 4-1 BB			3	0	1	0	1	1	1
Herbert Perry, R (1, 5) OBP: 0.368, SLG: 0.506			B C B C X 2-2 BB 1B 1B	B B X 2-0 ② F9	C F B X 1-2 ③ F8		B C B B C X 3-2 ③ G5-3			4	1	1	0	0	0	3
Mark Johnson, L (1, 2) OBP: 0.310, SLG: 0.337 Greg Norton, S (8, PH) OBP: 0.340, SLG: 0.387 Brook Fordyce, R (8, 2) OBP: 0.313, SLG: 0.464			B B B C B 4-1 1B 14 2B 1-2 BB	F B X 1-1 1B 2B		B C C F B B X 2-2 ① F9		B F B B B 4-1 SH1-4 BB		2 0 0	2 0 0	1 0 0	0 0 0	1 1 0	0 0 0	0 0 0
Inning Stats	R: 0 H: 0 E: 0 LOB: 0 K: 1 BB: 0 S: 8 P: 12	R: 0 H: 1 E: 0 LOB: 1 K: 0 BB: 0 S: 9 P: 16	R: 4 H: 3 E: 0 LOB: 1 K: 1 BB: 2 S: 22 P: 35	R: 1 H: 3 E: 0 LOB: 2 K: 1 BB: 0 S: 12 P: 20	R: 0 H: 1 E: 0 LOB: 2 K: 0 BB: 1 S: 9 P: 17	R: 0 H: 1 E: 0 LOB: 1 K: 0 BB: 1 S: 17 P: 27	R: 0 H: 0 E: 0 LOB: 1 K: 1 BB: 1 S: 9 P: 19	R: 0 H: 0 E: 0 LOB: 1 K: 0 BB: 1 S: 8 P: 19	R: 0 H: 0 E: 0 LOB: 0 K: 1 BB: 0 S: 10 P: 14	1B: 6 2B: 3 3B: 0 HR: 0	SF: 0 SAC: 1 DP: 0 HBP: 0					

TOP

Chicago White Sox @ Anaheim Angels

Edison International Field, Anaheim, CA

Sat Jul 29 2000, 4:05 PM EDT

Att. 25,881 - Cloudy - 84 F

livebaseballscorecards.com

AB	35
R	5
H	9
RBI	5
BB	6
SO	5
LOB	19

WP: 0 PA: 42
PB: 0
SB: 1
CS: 0

PITCHER		IP	WLS	BF	H	R	ER	SO	BB	IBB	HBP	BLK	WP	HR	S	P	ERA	WHIP
Kent Bottenfield, R ERA: 5.71	(1, 1)	5.2	W	29	9	5	5	3	3	0	0	0	0	0	74	119	7.94	2.118
Al Levine, R ERA: 3.13	(6, 1)	1.1	H	6	0	0	0	1	2	0	0	0	0	0	12	27	0.00	1.500
Shigetoshi Hasegawa, R ERA: 3.88	(8, 1)	1.0	H	4	0	0	0	0	1	0	0	0	0	0	8	19	0.00	1.000
Troy Percival, R ERA: 3.82	(9, 1)	1.0	S	3	0	0	0	1	0	0	0	0	0	0	10	14	0.00	0.000

PITCHER	IP	WLS	BF	H	R	ER	SO	BB	IBB	HBP	BLK	WP	HR	S	P	ERA	WHIP

Batter	1	2	3	4	5	6	7	8	9	AB	R	H	RBI	BB	SO	LOB
Darin Erstad, L (1, 7) OBP: 0.423, SLG: 0.580	C X 0-1 F9 ①	B F B X 2-1 F8 ③		B C F B F S 2-3 K ①	C X 0-1 F9 ③			B S X 1-1 F8 ③		5	0	0	0	0	1	1
Benji Gil, R (1, 6) OBP: 0.300, SLG: 0.340	C B X 1-1 S 1B		B B X 2-0 HR	B S X 1-1 2B 1B		C X 0-1 G3 ①				4	2	3	1	0	0	0
Mo Vaughn, L (1, 3) OBP: 0.381, SLG: 0.544	S B B B S F C 3-3 K ② 1-2		B C C B B F B 4-2 E BB	X 0-0 P5 ②		B B B C X 3-1 P5 ②				3	0	0	0	1	1	2
Tim Salmon, R (1, 9) OBP: 0.394, SLG: 0.514	B C B B B 4-1 BB		B F B F B F X 3-2 F7 ①	X 0-0 16 2B 1-H 2B		B S B B C S 3-3 K ③				3	1	1	1	1	1	1
16 Garret Anderson, L (1, 8) OBP: 0.284, SLG: 0.531	B C C B B S 3-3 K ③		X 0-0 F9 ②	B B F X 2-1 2B 3-H			F X 0-1 F7 ①			4	0	1	1	0	1	3
Troy Glaus, R (1, 5) OBP: 0.397, SLG: 0.607		B B C B X 3-1 HR	B C B F X 2-2 E5 1-3 1B	C F B F B F F S 3-3 K ③			C C X 0-2 F8 ②			4	1	2	1	0	1	1
Bengie Molina, R (1, 10) OBP: 0.316, SLG: 0.439		B C X 1-1 F8 ①	B C F B B B 4-2 BB	X 0-0 G5-3 ①			B S F B S 2-3 K ③			3	0	0	0	1	1	0
Adam Kennedy, L (1, 4) OBP: 0.322, SLG: 0.431		X 0-0 SH5-3 1B	X 0-0 G3 ③	C B B X 2-1 HR				C X 0-1 CS 1B		4	1	3	1	0	0	3
Matt Walbeck, S (1, 2) OBP: 0.269, SLG: 0.447		B B F X 2-1 SH5-3 ② 1-2		C B X 1-1 HR	X 0-0 F7 ②			B L S S 1-3 K ① ② 1-2		3	1	1	1	0	1	1
Inning Stats	R: 0 H: 1 E: 0 LOB: 2 K: 2 BB: 1 S: 12 P: 23	R: 1 H: 2 E: 0 LOB: 1 K: 0 BB: 0 S: 9 P: 17	R: 1 H: 2 E: 1 LOB: 3 K: 0 BB: 2 S: 15 P: 30	R: 3 H: 4 E: 0 LOB: 1 K: 2 BB: 0 S: 18 P: 27	R: 1 H: 1 E: 0 LOB: 0 K: 0 BB: 0 S: 6 P: 8	R: 0 H: 0 E: 0 LOB: 0 K: 1 BB: 0 S: 7 P: 13	R: 0 H: 0 E: 0 LOB: 0 K: 1 BB: 0 S: 8 P: 10	R: 0 H: 1 E: 0 LOB: 0 K: 1 BB: 0 S: 7 P: 9		1B: 5 SF: 0 2B: 2 SAC: 1 3B: 0 DP: 0 HR: 4 HBP: 0					WP: 0 PA: 37 PB: 0 SB: 1 CS: 1	

PITCHER		IP	WLS	BF	H	R	ER	SO	BB	IBB	HBP	BLK	WP	HR	S	P	ERA	WHIP
56 Mark Buehrle, L ERA: 5.94	(1, 1)	3.2		23	9	5	5	3	3	0	0	0	0	3	48	88	12.27	3.273
Lorenzo Barcelo, R ERA: 3.38	(4, 1)	3.1	L	11	1	1	1	3	0	0	0	0	0	1	27	40	2.70	0.300
Kelly Wunsch, L ERA: 2.51	(8, 1)	1.0		3	1	0	0	1	0	0	0	0	0	0	7	9	0.00	1.000

PITCHER	IP	WLS	BF	H	R	ER	SO	BB	IBB	HBP	BLK	WP	HR	S	P	ERA	WHIP

BOTTOM

Chicago White Sox @ Anaheim Angels

Edison International Field, Anaheim, CA

Sat Jul 29 2000, 4:05 PM EDT
Att. 25,881 - Cloudy - 84 F

livebaseballscorecards.com

AB	33
R	6
H	11
RBI	6
BB	3
SO	7
LOB	12

Batter	1	2	3	4	5	6	7	8	9	10	AB	R	H	RBI	BB	SO	LOB
Ray Durham, S (1, 4) OBP: 0.358, SLG: 0.461	F8		K	FC4-6 1-2f 2-3		K		G5-3 1-2 2-3	2B 2-H	F7	7	0	1	1	0	2	8
Jose Valentin, S (1, 6) OBP: 0.336, SLG: 0.504	HR		K	1B		G4-3		E5 2B 2-3 3-H	F7		6	1	2	1	0	1	5
Frank Thomas, R (1, 10) OBP: 0.445, SLG: 0.630	F9		E6 1B	P4			F9 2B	0-0 1-3 3-H 2B		SH E 1B 2-2 1B	6	1	3	1	0	0	1
Magglio Ordonez, R (1, 9) OBP: 0.400, SLG: 0.594	G5-3		1-3 1B	F9			F9 2-3	G6-3		SH E 1-2 1B	6	1	2	0	0	0	4
Herbert Perry, R (1, 5) OBP: 0.365, SLG: 0.500		2B 1B	L7	G1-3			F8			SH E 1-2 2-3 1B	5	2	1	0	0	0	4
Chris Singleton, L (1, 8) OBP: 0.311, SLG: 0.398 Jeff Abbott, R (7, PH) OBP: 0.350, SLG: 0.392 (7, 8)		FC5 1-H 2B	K			FC5-4 1B	K2-3		DI 2B 1B	E9 1-3 2-H 3-H 1B	3 3	0 2	2 2	1 2	0 0	1 1	0 1
Carlos Lee, R (1, 7) OBP: 0.347, SLG: 0.524		FC5 2-3		G6-3		FC5-4 BB 1-2f		G5-3 BB E 1B	K	S 2-H 3-H 1B	6	1	2	2	0	1	3
Greg Norton, S (1, 3) OBP: 0.350, SLG: 0.386	F5			FC4-6 1B 1B		BB BB		E G5-3 2B 1-2 BB	2B 1-2 BB	L3 1-2	3	2	1	0	3	0	2
Mark Johnson, L (1, 2) OBP: 0.316, SLG: 0.345	L7			FC4-6 1-2 1B		1-2 2-3 BB		K	2B 1-H 2-H 2B	K	5	1	2	2	1	2	4
Inning Stats	R: 1 H: 1 E: 0 LOB: 0 K: 0 BB: 0 S: 11 P: 15	R: 1 H: 2 E: 1 LOB: 1 K: 0 BB: 0 S: 14 P: 25	R: 0 H: 1 E: 1 LOB: 2 K: 2 BB: 0 S: 12 P: 20	R: 0 H: 2 E: 0 LOB: 2 K: 1 BB: 0 S: 11 P: 16	R: 0 H: 1 E: 0 LOB: 1 K: 0 BB: 0 S: 6 P: 8	R: 0 H: 1 E: 1 LOB: 3 K: 1 BB: 2 S: 14 P: 24	R: 0 H: 1 E: 0 LOB: 1 K: 1 BB: 0 S: 13 P: 16	R: 2 H: 2 E: 1 LOB: 2 K: 1 BB: 1 S: 10 P: 17	R: 3 H: 3 E: 0 LOB: 1 K: 1 BB: 1 S: 18 P: 29	R: 4 H: 4 E: 1 LOB: 1 K: 1 BB: 0 S: 18 P: 27	1B: 12 SF: 0 2B: 5 SAC: 1 3B: 0 DP: 0 HR: 1 HBP: 0						

PITCHER		IP	WLS	BF	H	R	ER	SO	BB	IBB	HBP	BLK	WP	HR	S	P	ERA	WHIP
Seth Etherton, R ERA: 4.53	(1, 1)	6.2		32	9	2	2	4	2	0	0	0	0	1	77	119	2.70	1.650
Mike Holtz, L ERA: 3.55	(7, 1)	1.0	H	6	1	2	0	2	1	0	0	0	0	0	11	17	0.00	2.000
Mark Petkovsek, R ERA: 4.59	(8, 1)	0.1	H	2	1	0	0	0	0	0	0	0	0	0	3	5	0.00	3.000
Troy Percival, R ERA: 4.42	(9, 1)	1.0	B	7	3	3	3	1	1	0	0	0	0	0	18	29	27.00	4.000
Al Levine, R ERA: 3.5	(10, 1)	0.0	L	5	4	4	3	0	0	0	0	0	0	0	10	15	∞	∞

PITCHER		IP	WLS	BF	H	R	ER	SO	BB	IBB	HBP	BLK	WP	HR	S	P	ERA	WHIP
Derrick Turnbow, R ERA: 5.21	(10, 1)	1.0		3	0	0	0	1	0	0	0	0	0	0	8	12	0.00	0.000

TOP

Chicago White Sox @ Anaheim Angels

Edison International Field, Anaheim, CA

Sun Jul 30 2000, 8:05 PM EDT
Att. 27,538 - Sunny - 77 F

livebaseballscorecards.com

AB	50
R	11
H	18
RBI	10
BB	4
SO	8
LOB	32

1B: 12	SF: 0	WP: 0	PA:	55
2B: 5	SAC: 1	PB: 0		
3B: 0	DP: 0	SB: 1		
HR: 1	HBP: 0	CS: 0		

Chicago White Sox @ Anaheim Angels

Edison International Field, Anaheim, CA

Sun Jul 30 2000, 8:05 PM EDT

Att. 27,538 - Sunny - 77 F

BOTTOM

Batter	1	2	3	4	5	6	7	8	9	10	AB	R	H	RBI	BB	SO	LOB
Darin Erstad, L (1, 7) (10, 3) OBP: 0.424, SLG: 0.580	G6-4-3 1B		G6-3		2B 1B		3B 1B		K		5	2	3	0	0	1	0
Benji Gil, R (1, 10) OBP: 0.301, SLG: 0.353 Orlando Palmeiro, L (7, PH) OBP: 0.415, SLG: 0.421 Scott Spiezio, S (9, PH) OBP: 0.341, SLG: 0.429	G6-4-3 1-2f		HR		F8 1-2		SH1-3 1-2 3-H		BB 16 SF7 1B BB		3 0 0	1 0 1	1 0 0	1 1 0	0 0 1	0 0 0	2 0 0
Mo Vaughn, L (1, 3) OBP: 0.383, SLG: 0.546 Edgard Clemente, R (9, PR) OBP: 0.228, SLG: 0.244 (10, 7)	G6-3		G4-3		2-H 2B		3B IBB		BB 1-2 1B		4 0	1 0	2 0	1 0	1 0	0 0	0 0
Tim Salmon, R (1, 9) OBP: 0.396, SLG: 0.519		1B 16 BB SF7 1B	F9		K		1-H 2-H 3B		1-2 2-3 BB		4	1	2	2	1	1	1
16 Garret Anderson, L (1, 8) OBP: 0.285, SLG: 0.530		SF7 1B 1-2 BB		E1 G6-3 1B		F7	K		3-H		3	0	1	1	1	1	1
Troy Glaus, R (1, 5) OBP: 0.395, SLG: 0.601		SF7 1B 1-2 2-3		F8		F9		K	L5		5	0	1	0	0	1	3
Bengie Molina, R (1, 2) OBP: 0.314, SLG: 0.436		SF7 1-2 2-3 3-H		G6-3 2-3		G1-3		1B		F9	4	0	1	1	0	0	1
Adam Kennedy, L (1, 4) OBP: 0.320, SLG: 0.431		K		F8			SH5-4 SH1-3 2B	K		F7	5	1	1	0	0	2	4
Kevin Stocker, S (1, 6) OBP: 0.364, SLG: 0.348		G4-3			F9		SH5-4 2-3	K		K	4	0	0	0	0	2	3
Inning Stats	R: 0 H: 1 E: 0 LOB: 0 K: 0 BB: 0 S: 7 P: 11	R: 1 H: 2 E: 0 LOB: 2 K: 1 BB: 1 S: 10 P: 22	R: 1 H: 1 E: 0 LOB: 0 K: 0 BB: 0 S: 14 P: 23	R: 0 H: 1 E: 1 LOB: 1 K: 0 BB: 0 S: 9 P: 14	R: 1 H: 2 E: 0 LOB: 1 K: 1 BB: 0 S: 13 P: 23	R: 0 H: 0 E: 0 LOB: 0 K: 0 BB: 0 S: 5 P: 8	R: 3 H: 3 E: 0 LOB: 1 K: 1 BB: 1 S: 10 P: 20	R: 0 H: 1 E: 0 LOB: 1 K: 3 BB: 0 S: 11 P: 16	R: 1 H: 1 E: 0 LOB: 2 K: 1 BB: 2 S: 12 P: 25	R: 0 H: 0 E: 0 LOB: 0 K: 1 BB: 0 S: 9 P: 16	1B: 8 SF: 2 2B: 2 SAC: 2 3B: 1 DP: 1 HR: 1 HBP: 0						

livebaseballscorecards.com

AB	37
R	7
H	12
RBI	7
BB	4
SO	8
LOB	15

WP: 0 PA: 45
PB: 0
SB: 1
CS: 0

PITCHER		IP	WLS	BF	H	R	ER	SO	BB	IBB	HBP	BLK	WP	HR	S	P	ERA	WHIP
Jim Parque, L ERA: 4.11	(1, 1)	6.1		28	9	5	5	2	1	0	0	0	0	1	61	106	7.11	1.579
41 Bill Simas, R ERA: 3.73	(7, 1)	0.2		4	1	1	1	1	0	1	0	0	0	0	7	15	13.50	1.500
Bob Howry, R ERA: 3.52	(8, 1)	1.0		4	1	0	0	3	0	0	0	0	0	0	11	16	0.00	1.000
Kelly Wunsch, L ERA: 2.7	(9, 1)	0.1	H	3	1	1	1	1	1	0	0	0	0	0	6	13	27.00	6.000
Keith Foulke, R ERA: 3.59	(9, 1)	1.2	W	6	0	0	0	1	1	0	0	0	0	0	15	28	0.00	0.600

PITCHER		IP	WLS	BF	H	R	ER	SO	BB	IBB	HBP	BLK	WP	HR	S	P	ERA	WHIP

Batter	1	2	3	4	5	6	7	8	9	AB	R	H	RBI	BB	SO	LOB
Ray Durham, S (1, 4) OBP: 0.359, SLG: 0.461	C F B X 1-2 ① F7		X 0-0 ① SH1-3 1-2 2-3		X 0-0 FC6-4 1B			B C S S 1-3 ① K	X 0-0 CS 1B	4	0	2	0	0	1	0
Jose Valentin, S (1, 6) OBP: 0.339, SLG: 0.504	B B B B 4-0 G6-4-3 BB		X 0-0 2-3 3-H 1B		C B B X 2-1 ③ FC6-4 1-2f			S C X 0-2 G4-3 S 2B 1B	C B B F S 2-3 ② ③ K 1-2	4	1	2	1	1	1	2
Frank Thomas, R (1, 3) OBP: 0.444, SLG: 0.628	B X 1-0 ② ③ G6-4-3 1-2f		B F C F F X 1-2 ② F9			C F B F F B F B X 3-2 F9 2B		B C B F X 2-2 ② G4-3 1-3		4	0	1	0	0	0	4
Magglio Ordonez, R (1, 9) OBP: 0.398, SLG: 0.593		X 0-0 ① F3	C C B F B C 2-3 ③ K			B F B F B X 3-2 ① F9 2-3		B S B B X 3-1 1B 3-H 2B		4	1	1	1	0	1	3
Harold Baines, L (1, 10) OBP: 0.352, SLG: 0.438		C B B C B X 3-2 ② G3		B X 2-0 G6-4-3 1B		C X 0-1 ② G4-3		X 0-0 1B 2-H 1B		4	0	2	1	0	0	1
Herbert Perry, R (1, 5) OBP: 0.367, SLG: 0.500		B B X 2-0 1B		B X 1-0 ① F9		X 0-0 ③ G5-3		X 0-0 1-2 1B		4	0	2	0	0	0	2
Carlos Lee, R (1, 7) OBP: 0.344, SLG: 0.519		B B C B X 3-1 ③ F7	C C B X 1-2 ② ③ G6-4-3 1-2f				B X 1-0 ① F2	B C F X 1-2 ③ F9		4	0	0	0	0	0	4
Chris Singleton, L (1, 8) OBP: 0.310, SLG: 0.399		B C X 1-1 SH1-3 1B 2B			C B B B C F X 3-2 ① G3-1		F F B X 1-2 ② G6-3		B B C S S 2-3 ① K	4	1	1	0	0	1	0
Charles Johnson, R (1, 2) OBP: 0.365, SLG: 0.578		C B B B B 4-1 1B SH1-3 BB			B C B F B F S 3-3 ② K		B B X 2-0 ③ P6		X 0-0 HR	3	1	1	1	1	1	0
Inning Stats	R: 0 H: 0 E: 0 LOB: 0 K: 0 BB: 1 S: 4 P: 10	R: 0 H: 1 E: 0 LOB: 1 K: 0 BB: 0 S: 7 P: 15	R: 1 H: 2 E: 0 LOB: 2 K: 1 BB: 1 S: 14 P: 22	R: 0 H: 1 E: 0 LOB: 0 K: 0 BB: 0 S: 5 P: 9	R: 0 H: 1 E: 0 LOB: 1 K: 1 BB: 0 S: 11 P: 19	R: 0 H: 1 E: 0 LOB: 1 K: 0 BB: 0 S: 12 P: 18	R: 0 H: 0 E: 0 LOB: 0 K: 0 BB: 0 S: 5 P: 9	R: 2 H: 4 E: 0 LOB: 2 K: 1 BB: 0 S: 16 P: 23	R: 1 H: 2 E: 0 LOB: 0 K: 2 BB: 0 S: 8 P: 12	1B: 8 SF: 0 2B: 3 SAC: 1 3B: 0 DP: 2 HR: 1 HBP: 0						WP: 0 PA: 38 PB: 0 SB: 1 CS: 1

PITCHER		IP	WLS	BF	H	R	ER	SO	BB	IBB	HBP	BLK	WP	HR	S	P	ERA	WHIP
Ryan Glynn, R ERA: 4.25	(1, 1)	7.0		27	6	1	1	2	2	0	0	0	0	0	58	102	1.29	1.143
Doug Davis, L ERA: 7.01	(8, 1)	0.1		2	1	1	1	1	0	0	0	0	0	0	6	7	27.00	3.000
59 Jeff Zimmerman, R ERA: 5.4	(8, 1)	0.2		5	3	1	1	0	0	0	0	0	0	0	10	16	13.50	4.500
John Wetteland, R ERA: 4.37	(9, 1)	1.0	L	4	2	1	1	2	0	0	0	0	0	1	8	12	9.00	2.000

PITCHER	IP	WLS	BF	H	R	ER	SO	BB	IBB	HBP	BLK	WP	HR	S	P	ERA	WHIP

Chicago White Sox @ Texas Rangers

The Ballpark at Arlington, Arlington, TX

Tue Aug 01 2000, 8:35 PM EDT

Att. 37,784 - Sunny - 97 F

TOP

livebaseballscorecards.com

AB	35
R	4
H	12
RBI	4
BB	2
SO	5
LOB	16

BOTTOM

Chicago White Sox @ Texas Rangers

The Ballpark at Arlington, Arlington, TX

Tue Aug 01 2000, 8:35 PM EDT

Att. 37,784 - Sunny - 97 F

livebaseballscorecards.com

Batter	1	2	3	4	5	6	7	8	9	AB	R	H	RBI	BB	SO	LOB
Luis Alicea, S (1, 4) OBP: 0.374, SLG: 0.412	F X 0-1 G6-3 1B		B F X 1-1 F7 ②		B B S F B S 3-3 K ③			C X 0-1 F8 ①		4	0	1	0	0	1	4
Frank Catalanotto, L (1, 10) OBP: 0.467, SLG: 0.598	B B X 2-0 G6-3 ① ② 1-2f		F X 0-1 F8 ③			C C S 0-3 K ①		F X 0-1 29 FC1-6 1B 1-2		4	0	1	0	0	1	3
29 Rusty Greer, L (1, 7) OBP: 0.355, SLG: 0.415	B C B X 2-1 G3-1 ③			X 0-0 F7 ①		B B B 4-0 BB		B B X 2-0 FC1-6 BB 1B ② 1-2f 2-3		3	1	0	0	1	0	2
Rafael Palmeiro, L (1, 3) OBP: 0.381, SLG: 0.551		C F X 0-2 E5 FC5-4		S B F B C 2-3 K ②		X 0-0 F9 ②		C B B B B 4-1 1B BB 1-2		3	0	0	0	1	1	1
Gabe Kapler, R (1, 8) OBP: 0.329, SLG: 0.450		C B B F X 2-2 FC5-4 G6-3 ① 1-2f		C B S F X 1-2 G6-3 ③		S F X 0-2 F9 ③		C B F F X 1-2 1B ③ 1-3 2-H 3-H		4	0	1	2	0	0	2
Ricky Ledee, L (1, 9) OBP: 0.326, SLG: 0.401		C C X 0-2 G6-3 ② ③ 1-2f			B B X 2-0 G5-3 ①		X 0-0 F8 ①		X 0-0 F8 ①	4	0	0	0	0	0	1
Bill Haselman, R (1, 2) Scarborough Green, S (9, PR) OBP: 0.250, SLG: 0.208			B B C X 2-1 P4 ①		C C B B B X 3-2 1B 2B		F S S 0-3 K ②		B B F B B 4-1 CS BB	3 0	1 0	1 0	0 0	1 0	1 0	0 0
Mike Lamb, L (1, 5) OBP: 0.348, SLG: 0.414			C B X 1-1 1B 1B		C B S F B X 2-2 2-H 1B		B F F X 1-2 F9 ③		B F C F B S 2-3 K ② ③ 1-2	4	0	2	1	0	1	1
Royce Clayton, R (1, 6) OBP: 0.309, SLG: 0.431			C B F F B F X 2-2 1-2 1B		B F F C 1-3 K ②			B B B C B 4-1 29 FC1-6 1B 1B BB		2	1	1	0	1	1	1
Inning Stats	R: 0 E: 0 K: 0 S: 5 H: 1 LOB: 0 BB: 0 P: 9	R: 0 E: 1 K: 0 S: 9 H: 0 LOB: 0 BB: 0 P: 11	R: 0 E: 0 K: 0 S: 13 H: 2 LOB: 2 BB: 0 P: 19	R: 0 E: 0 K: 1 S: 8 H: 0 LOB: 0 BB: 0 P: 11	R: 1 E: 0 K: 2 S: 14 H: 2 LOB: 1 BB: 0 P: 25	R: 0 E: 0 K: 1 S: 7 H: 0 LOB: 1 BB: 1 P: 11	R: 0 E: 0 K: 1 S: 7 H: 0 LOB: 0 BB: 0 P: 8	R: 2 E: 0 K: 0 S: 11 H: 2 LOB: 2 BB: 2 P: 22	R: 0 E: 0 K: 1 S: 6 H: 0 LOB: 1 BB: 1 P: 12	1B: 6 2B: 1 3B: 0 HR: 0	SF: 0 SAC: 0 DP: 2 HBP: 0						

	AB	31
	R	3
	H	7
	RBI	3
	BB	4
	SO	6
	LOB	15

WP: 0 PB: 0 SB: 0 CS: 1 PA: 35

PITCHER		IP	WLS	BF	H	R	ER	SO	BB	IBB	HBP	BLK	WP	HR	S	P	ERA	WHIP
James Baldwin, R ERA: 4.4	(1, 1)	7.1		29	6	3	3	5	2	0	0	0	0	0	68	103	3.68	1.091
Kelly Wunsch, L ERA: 2.68	(8, 1)	0.1	H	2	0	0	0	0	1	0	0	0	0	0	2	8	0.00	3.000
Bob Howry, R ERA: 3.42	(8, 1)	1.1	W	4	1	0	0	1	1	0	0	0	0	0	10	17	0.00	1.500

PITCHER	IP	WLS	BF	H	R	ER	SO	BB	IBB	HBP	BLK	WP	HR	S	P	ERA	WHIP

Batter	1	2	3	4	5	6	7	8	9	AB	R	H	RBI	BB	SO	LOB
Ray Durham, S (1, 4) OBP: 0.355, SLG: 0.456	C B S B B S 3-3 ① K		X 0-0 ② P6		X 0-0 ① F7		C F X 0-2 ② L7		F X 0-1 ③ G4-3	5	0	0	0	0	1	2
Jose Valentin, S (1, 6) OBP: 0.342, SLG: 0.505	B F B C X 2-2 G6-3 1B		S B B F F B S 3-3 ③ K		C B B X 2-1 14 BB 1-2 1B		B F C F B B B 4-2 BB BB			3	0	2	0	1	1	1
Frank Thomas, R (1, 10) OBP: 0.442, SLG: 0.623	B B X 2-0 ② G6-3 1-2			X 0-0 ① F9	C B C C 1-3 ② K		S B B B F B 4-2 1-2 BB			3	0	0	0	1	1	3
14 Paul Konerko, R (1, 3) OBP: 0.364, SLG: 0.478	C B F C 1-3 ③ K			B C B F X 2-2 ② F9	B B B C S F B 4-2 1-2 2-3 BB		B B B C X 3-1 ③ P5			3	0	0	0	1	1	3
Herbert Perry, R (1, 5) OBP: 0.365, SLG: 0.496		B S S S B X 2-2 ① F9		B C B B B X 3-1 BB 2B 1B	B C B B F C 2-3 ③ K			B X 1-0 ① L9		4	1	1	0	0	1	3
Carlos Lee, R (1, 7) OBP: 0.343, SLG: 0.515		S B B B B S X 3-2 ② P4		B B B 4-0 2B 1-2 BB		B C B X 2-1 ① F2		B B F S F F B F X 3-2 ② L5		3	1	0	0	1	0	0
Chris Singleton, L (1, 8) OBP: 0.310, SLG: 0.401		C B B X 2-1 ③ G6-3		B C X 1-1 1-H 2-H 2B		F F B B X 2-2 ② L9		C B F F S 1-3 ③ K		4	0	1	2	0	1	0
Jeff Abbott, R (1, 9) OBP: 0.341, SLG: 0.382			C X 0-1 ① L9	F C X 0-2 ③ P6		B X 1-0 ③ F9			C B B X 2-1 ① G4-3	4	0	0	0	0	0	1
Charles Johnson, R (1, 2) OBP: 0.367, SLG: 0.574			C B B B F B B 4-2 BB		B B S C F B B 4-2 14 BB 1B BB		B B C S B S 3-3 ① K		B F X 1-1 ② F2	2	0	0	0	2	1	0
Inning Stats	R: 0 H: 1 E: 0 LOB: 1 K: 2 BB: 0 S: 10 P: 18	R: 0 H: 0 E: 0 LOB: 0 K: 0 BB: 0 S: 8 P: 15	R: 0 H: 0 E: 0 LOB: 1 K: 1 BB: 1 S: 9 P: 16	R: 2 H: 2 E: 0 LOB: 1 K: 0 BB: 1 S: 11 P: 21	R: 0 H: 1 E: 0 LOB: 3 K: 2 BB: 2 S: 15 P: 28	R: 0 H: 0 E: 0 LOB: 0 K: 0 BB: 0 S: 6 P: 11	R: 0 H: 0 E: 0 LOB: 2 K: 1 BB: 2 S: 13 P: 27	R: 0 H: 0 E: 0 LOB: 0 K: 1 BB: 0 S: 11 P: 16	R: 0 H: 0 E: 0 LOB: 0 K: 0 BB: 0 S: 6 P: 9	1B: 3 SF: 0 2B: 1 SAC: 0 3B: 0 DP: 0 HR: 0 HBP: 0						WP: 0 PA: 37 PB: 0 SB: 0 CS: 0

TOP

Chicago White Sox @ Texas Rangers

The Ballpark at Arlington, Arlington, TX

Wed Aug 02 2000, 7:05 PM EDT

Att. 36,786 - Cloudy - 95 F

livebaseballscorecards.com

AB	31
R	2
H	4
RBI	2
BB	6
SO	7
LOB	13

PITCHER		IP	WLS	BF	H	R	ER	SO	BB	IBB	HBP	BLK	WP	HR	S	P	ERA	WHIP
Rick Helling, R ERA: 3.82	(1, 1)	6.2	W	29	4	2	2	6	5	0	0	0	0	0	68	125	2.70	1.350
Tim Crabtree, R ERA: 5.27	(7, 1)	2.1	S	8	0	0	0	1	1	0	0	0	0	0	21	36	0.00	0.429

PITCHER	IP	WLS	BF	H	R	ER	SO	BB	IBB	HBP	BLK	WP	HR	S	P	ERA	WHIP

Chicago White Sox @ Texas Rangers

The Ballpark at Arlington, Arlington, TX

Wed Aug 02 2000, 7:05 PM EDT

Att. 36,786 - Cloudy - 95 F

livebaseballscorecards.com

BOTTOM

Batter	1	2	3	4	5	6	7	8	9	AB	R	H	RBI	BB	SO	LOB
Luis Alicea, S (1, 4) OBP: 0.369, SLG: 0.406	F9	F8		G4-3		K		F8		5	0	0	0	0	1	3
Frank Catalanotto, L (1, 10) OBP: 0.457, SLG: 0.590	F7		29 1B 2B	L9		G1-3		F5		5	1	1	0	0	0	1
29 Rusty Greer, L (1, 7) OBP: 0.359, SLG: 0.422	2B		BB 2B 1B 2-H	1B		F7		E6 BB BB		5	1	3	1	0	0	1
Rafael Palmeiro, L (1, 3) OBP: 0.385, SLG: 0.553	BB		2B G4-3 BB 1-2	P5			G4-3 1B 2B	BB 1-2		2	2	1	0	3	0	1
Gabe Kapler, R (1, 8) OBP: 0.333, SLG: 0.453	F8		1B 2B 1-3 2-H		FC6-4 BB		G4-3 2-3	BB 1-2 2-3		3	1	1	1	2	0	3
Ricky Ledee, L (1, 9) OBP: 0.322, SLG: 0.396 Chad Curtis, R (7, PH) OBP: 0.336, SLG: 0.442 Scarborough Green, S (8, 9) OBP: 0.245, SLG: 0.204		G6-3	G4-3 3-H		FC6-4 G6-3 S 1-2f		2B 1B 3-H	F5		3 1 1	0 1 0	0 1 0	1 1 0	0 0 0	0 0 0	2 0 3
Bill Haselman, R (1, 2) OBP: 0.361, SLG: 0.494		1B 1B	2-H 1B		G6-3 1-3		1B 2B 1-H			4	1	3	2	0	0	1
Mike Lamb, L (1, 5) OBP: 0.350, SLG: 0.415		1B 1-2	F7		G4-3		G6-4-3 2-H 1B			4	0	2	1	0	0	2
Royce Clayton, R (1, 6) OBP: 0.309, SLG: 0.429		F9	F2			S 1B	G6-4-3 1-2f			4	0	1	0	0	0	4

	AB	37
	R	7
	H	13
	RBI	7
	BB	5
	SO	1
	LOB	21

Inning Stats	1	2	3	4	5	6	7	8	9
	R: 0 E: 0 K: 0 S: 8	H: 1 LOB: 2 BB: 1 P: 18	R: 0 E: 0 K: 0 S: 11	H: 2 LOB: 2 BB: 0 P: 18	R: 4 E: 0 K: 0 S: 11	H: 4 LOB: 1 BB: 1 P: 22	R: 0 E: 0 K: 0 S: 9	H: 1 LOB: 1 BB: 0 P: 11	R: 0 E: 0 K: 0 S: 7	H: 0 LOB: 1 BB: 1 P: 13
	R: 0 E: 0 K: 1 S: 12	H: 1 LOB: 1 BB: 0 P: 16	R: 3 E: 0 K: 0 S: 12	H: 4 LOB: 0 BB: 0 P: 17	R: 0 E: 1 K: 0 S: 14	H: 0 LOB: 3 BB: 2 P: 26				

	1B: 8	SF: 0	WP: 0	PA: 42
	2B: 5	SAC: 0	PB: 0	
	3B: 0	DP: 1	SB: 2	
	HR: 0	HBP: 0	CS: 0	

PITCHER		IP	WLS	BF	H	R	ER	SO	BB	IBB	HBP	BLK	WP	HR	S	P	ERA	WHIP
Jon Garland, R ERA: 6.59	(1, 1)	6.0	L	30	9	4	4	1	3	0	0	0	0	0	58	98	6.00	2.000
56 Mark Buehrle, L ERA: 7.41	(7, 1)	0.1		5	4	3	3	0	0	0	0	0	0	0	8	12	81.00	12.000
Kevin Beirne, R ERA: 6.28	(7, 1)	0.2		1	0	0	0	0	0	0	0	0	0	0	4	5	0.00	0.000
Keith Foulke, R ERA: 3.53	(8, 1)	1.0		6	0	0	0	0	2	0	0	0	0	0	14	26	0.00	2.000

PITCHER		IP	WLS	BF	H	R	ER	SO	BB	IBB	HBP	BLK	WP	HR	S	P	ERA	WHIP

Batter	1	2	3	4	5	6	7	8	9	AB	R	H	RBI	BB	SO	LOB
Terrence Long, L (1, 8) OBP: 0.343, SLG: 0.446	B C B B F F F F B 4-2 BB		B C X 1-1 G5-4-3 1B			B F X 1-1 BB HR 1B		S B B X 2-1 G4-3 G3 2B	C F B F B S 2-3 ② K	4	2	3	0	1	1	3
Randy Velarde, R (1, 4) OBP: 0.373, SLG: 0.436	C X 0-1 ① F9		B C B X 2-1 ② ③ G5-4-3 1-2f			C B B B B 4-1 1-2 HR BB		C S B X 1-2 ① G4-3 2-3	B F B X 2-1 ③ F8	4	1	0	0	1	0	6
Jason Giambi, L (1, 3) OBP: 0.462, SLG: 0.612	B C B F B F F X 3-2 ② F9			B C B X 2-1 ① P6		B C B F X 2-2 1-H 2-H HR		H 1-0 G3 HBP		3	1	1	3	0	0	1
Adam Piatt, R (1, 9) OBP: 0.388, SLG: 0.645 Matt Stairs, L (8, PH) OBP: 0.326, SLG: 0.414 (8, 9)	B C B F F F F S 2-3 ③ K			B B X 2-0 ② G5-3		C S B S 1-3 ① K		C B B S F B F X 3-2 ② G3 1-2 3-H		3 1	0 0	0 0	0 1	0 0	2 0	1 1
Mike Stanley, R (1, 10) OBP: 0.326, SLG: 0.407		C C B F S 1-3 ① K		B B B C F C 3-3 ③ K		B S B X 2-1 L3 1B		C S B B X 2-2 ③ G6-3		4	0	1	0	0	2	1
Ben Grieve, L (1, 7) OBP: 0.357, SLG: 0.498 Ryan Christenson, R (9, PR) OBP: 0.381, SLG: 0.433 (9, 7)		B S B B B C B 4-2 FC1-6 BB			B B C X 2-1 ① G3	B X 1-0 ② ③ L3 1-2			C B B B X 3-1 BB 3 2B 1B	3 0	0 1	1 0	0 0	1 0	0 0	1 0
Miguel Tejada, R (1, 6) OBP: 0.344, SLG: 0.478		X 0-0 ② FC1-6 1-2f			B B C X 2-1 1B		B X 1-0 ① G5-3		B B B B C B 4-1 3 2B 1-2 BB	3	0	1	0	1	0	1
3 Eric Chavez, L (1, 5) OBP: 0.352, SLG: 0.480		B C B F B X 3-2 ③ G4-3			B C S F B X 2-2 ② F7		B B F F C 2-3 ② K		X 0-0 1-3 2-H 2B	4	0	1	1	0	1	2
Sal Fasano, R (1, 2) OBP: 0.284, SLG: 0.406 Jeremy Giambi, L (9, PH) OBP: 0.336, SLG: 0.400 Ramon Hernandez, R (9, 2) OBP: 0.313, SLG: 0.393			B F F F F B X 2-2 ① F8		S F S 0-3 ③ K		B F C B B B S 3-3 ③ K		F C X 0-2 ① F8	3 1 0	0 0 0	0 0 0	0 0 0	0 0 0	2 0 0	1 3 0
Inning Stats	R: 0 H: 0 E: 0 LOB: 1 K: 1 BB: 1 S: 17 P: 26	R: 0 H: 0 E: 0 LOB: 1 K: 1 BB: 1 S: 10 P: 18	R: 0 H: 1 E: 0 LOB: 0 K: 0 BB: 0 S: 8 P: 13	R: 0 H: 0 E: 0 LOB: 0 K: 1 BB: 0 S: 6 P: 13	R: 0 H: 1 E: 0 LOB: 1 K: 1 BB: 0 S: 11 P: 17	R: 3 H: 3 E: 0 LOB: 0 K: 1 BB: 1 S: 12 P: 23	R: 0 H: 0 E: 0 LOB: 0 K: 2 BB: 0 S: 7 P: 13	R: 1 H: 1 E: 0 LOB: 1 K: 0 BB: 0 S: 13 P: 22	R: 1 H: 2 E: 0 LOB: 3 K: 1 BB: 1 S: 13 P: 24	1B: 5 SF: 0 2B: 3 SAC: 0 3B: 0 DP: 2 HR: 1 HBP: 1						

PITCHER		IP	WLS	BF	H	R	ER	SO	BB	IBB	HBP	BLK	WP	HR	S	P	ERA	WHIP
Mike Sirotka, L ERA: 3.98	(1, 1)	7.0	L	27	5	3	3	7	3	0	0	0	0	1	71	123	3.86	1.143
Kelly Wunsch, L ERA: 2.86	(8, 1)	0.1		3	1	1	1	0	0	0	1	0	0	0	5	9	27.00	3.000
41 Bill Simas, R ERA: 3.86	(8, 1)	0.2		5	2	1	1	0	1	0	0	0	0	0	12	24	13.50	4.500
56 Mark Buehrle, L ERA: 7.0	(9, 1)	1.0		3	0	0	0	1	0	0	0	0	0	0	9	13	0.00	0.000

PITCHER	IP	WLS	BF	H	R	ER	SO	BB	IBB	HBP	BLK	WP	HR	S	P	ERA	WHIP

TOP

Oakland Athletics @ Chicago White Sox

Comiskey Park, Chicago, IL

Fri Aug 04 2000, 8:05 PM EDT

Att. 30,019 - Sunny - 85 F

livebaseballscorecards.com

AB	33
R	5
H	8
RBI	5
BB	4
SO	8
LOB	21

OAKLAND A's ATHLETICS™

Batter	1	2	3	4	5	6	7	8	9	AB	R	H	RBI	BB	SO	LOB
Ray Durham, S (1, 4) OBP: 0.356, SLG: 0.453	C B X 1-1 ① P6		C B B B B 4-1 HR BB		F B B F B F B 4-2 CS BB		B S X 1-1 ② ③ G6-4-3 1-2f			2	1	0	0	2	0	2
Jose Valentin, S (1, 6) OBP: 0.346, SLG: 0.516	B B B C B 4-1 1B BB		F F B B F B F X 3-2 1-H HR		B C B X 2-1 ② ③ G4-3 1-2			X 0-0 F3 SF8 2B		3	2	2	2	1	0	1
Frank Thomas, R (1, 3) OBP: 0.443, SLG: 0.621	B S F B B F X 3-2 G5-4-3 1-3 1B		B F H 2-1 L4-3 HBP			X 0-0 ① F8		B C B C X 2-2 ① F3 2-3		3	0	1	0	0	0	1
Magglio Ordonez, R (1, 9) OBP: 0.397, SLG: 0.591	F X 0-1 ② ③ G5-4-3 1-2f		C S X 0-2 ② ③ L4-3 1-2			B X 1-0 1B		X 0-0 ② SF8 3-H		3	0	1	1	0	0	3
Harold Baines, L (1, 10) OBP: 0.350, SLG: 0.435		B B X 2-0 ① P6		X 0-0 1B		C B B B X 3-1 ② L9		B B C F B X 3-2 ③ F7		4	0	1	0	0	0	1
Herbert Perry, R (1, 5) OBP: 0.367, SLG: 0.500		B X 1-0 2B	C B B B X 3-1 ① F9			S S B B B F F X 2-2 ③ F8			B B C X 2-1 G5-3 1B	4	0	2	0	0	0	2
Carlos Lee, R (1, 7) OBP: 0.342, SLG: 0.512		B B C B X 3-1 ② G6-3	B B B C F X 3-2 ② F7				C X 0-1 WP 1B		C X 0-1 ① G5-3 1-2	4	0	1	0	0	0	3
Chris Singleton, L (1, 8) OBP: 0.308, SLG: 0.397 14 Paul Konerko, R (9, PH) OBP: 0.363, SLG: 0.477	X 0-0 ③ G6-3		B C F B F F X 2-2 ③ P5				C B B B L B S 3-3 ① K 1-2		B X 1-0 ② G6-3	3 1	0 0	0 0	0 0	1 0	3 0	3 1
Charles Johnson, R (1, 2) OBP: 0.366, SLG: 0.568			B B B C X 3-1 ① G6-3		C S B B S 2-3 ① K		S B B B B C F F B 4-2 G6-4-3 BB		C B S C 1-3 ③ K	3	0	0	0	1	2	1
Inning Stats	R: 0 H: 1 E: 0 LOB: 1 K: 0 BB: 1 S: 9 P: 17	R: 0 H: 1 E: 0 LOB: 1 K: 0 BB: 0 S: 5 P: 11	R: 2 H: 1 E: 0 LOB: 0 K: 0 BB: 1 S: 12 P: 24	R: 0 H: 1 E: 0 LOB: 1 K: 0 BB: 0 S: 11 P: 19	R: 0 H: 0 E: 0 LOB: 0 K: 1 BB: 1 S: 8 P: 16	R: 0 H: 1 E: 0 LOB: 1 K: 0 BB: 0 S: 9 P: 15	R: 0 H: 1 E: 0 LOB: 1 K: 0 BB: 1 S: 11 P: 19	R: 1 H: 1 E: 0 LOB: 0 K: 0 BB: 0 S: 8 P: 13	R: 0 H: 1 E: 0 LOB: 1 K: 1 BB: 0 S: 8 P: 12	1B: 5 SF: 1 2B: 3 SAC: 0 3B: 0 DP: 3 HR: 1 HBP: 1				WP: 1 PA: 36 PB: 0 SB: 0 CS: 1		

PITCHER		IP	WLS	BF	H	R	ER	SO	BB	IBB	HBP	BLK	WP	HR	S	P	ERA	WHIP
Kevin Appier, R ERA: 4.39	(1, 1)	6.1	W	27	6	2	2	2	4	0	1	0	1	1	63	118	2.84	1.579
Mike Magnante, L ERA: 5.47	(7, 1)	0.2	H	2	1	1	1	0	0	0	0	0	0	0	3	4	13.50	1.500
Jim Mecir, R ERA: 3.17	(8, 1)	1.0	H	3	0	0	0	0	0	0	0	0	0	0	7	12	0.00	0.000
Jason Isringhausen, R ERA: 3.2	(9, 1)	1.0	S	4	1	0	0	1	0	0	0	0	0	0	8	12	0.00	1.000

PITCHER	IP	WLS	BF	H	R	ER	SO	BB	IBB	HBP	BLK	WP	HR	S	P	ERA	WHIP

BOTTOM

Oakland Athletics @ Chicago White Sox

Comiskey Park, Chicago, IL

Fri Aug 04 2000, 8:05 PM EDT
Att. 30,019 - Sunny - 85 F

livebaseballscorecards.com

AB	30
R	3
H	8
RBI	3
BB	4
SO	3
LOB	18

Oakland Athletics @ Chicago White Sox

Comiskey Park, Chicago, IL

Sat Aug 05 2000, 7:05 PM EDT
Att. 35,314 - Overcast - 72 F

TOP

livebaseballscorecards.com

Batter	1	2	3	4	5	6	7	8	9	10	AB	R	H	RBI	BB	SO	LOB
Ryan Christenson, R (1, 9) OBP: 0.371, SLG: 0.420 Jeremy Giambi, L (7, PH) OBP: 0.333, SLG: 0.398 (7, 9)	B B C S B X 3-2 F9 ①		B B F S C 2-3 K ③		B X 1-0 G4-3 ③		X 0-0 SF7 ② 3-H		B S S F B X 2-2 G5-3 ③		3 1	0 0	0 0	0 1	0 0	1 0	2 1
Randy Velarde, R (1, 4) OBP: 0.371, SLG: 0.432	C X 0-1 G4-3 ②			B B C F X 2-2 BLK 1B 1B		C B X 1-1 G4-3 ①	B B B C X 3-1 F9 ③			C F B F B F B S 3-3 K ①	5	1	1	0	0	1	2
Jason Giambi, L (1, 3) OBP: 0.457, SLG: 0.604	C B B F S 2-3 K ③			B B C F S 2-3 K ①		B C B F B X 3-2 F2 ②		B B X 2-0 F7 ①		B B S B F X 3-2 G3 ②	5	0	0	0	0	2	1
Adam Piatt, R (1, 5) OBP: 0.371, SLG: 0.615 3 Eric Chavez, L (8, PH) OBP: 0.350, SLG: 0.477 (8, 5)		B C B B B C F C 3-3 K ①		S B B S S B F S 3-3 K ② 1-2		C B F B F S 2-3 K ③		B F S F S 1-3 K ②		S B B F F S 2-3 K ③	3 2	0 0	0 0	0 0	0 0	3 2	1 0
Ben Grieve, L (1, 7) OBP: 0.363, SLG: 0.509		C B B F F B F B 4-2 G5-4-3 BB		B B B C F F X 3-2 2-H 1B			B X 1-0 HR	B B F X 2-1 FC6-4 1B			3	1	3	2	1	0	0
Mike Stanley, R (1, 10) OBP: 0.326, SLG: 0.406 Frank Menechino, R (7, PR) OBP: 0.331, SLG: 0.459 Matt Stairs, L (8, PH) OBP: 0.326, SLG: 0.413		C B B F X 2-2 G5-4-3 ② ③ 1-2f		F S B F B B S 3-3 K ③			C B X 1-1 HBP 1B SF7 1B	C B X 1-1 FC6-4 ③ 1-2f			3 0 1	0 1 0	1 0 0	0 0 0	0 0 0	1 0 0	2 0 1
Terrence Long, L (1, 8) OBP: 0.342, SLG: 0.444			C F B C 1-3 K ①		C B X 1-1 G6-4-3 BB 1B		C F C 0-3 K ①		B F S B F F X 2-2 G3-1 ①		4	0	1	0	0	2	1
Miguel Tejada, R (1, 6) OBP: 0.348, SLG: 0.478			B B B B 4-0 G6-3 BB		B B B B 4-0 G6-4-3 1-2 BB		X 0-0 HBP 1-2 1B		C B B B X 2-1 F2 ②		2	0	1	0	2	0	0
Ramon Hernandez, R (1, 2) OBP: 0.312, SLG: 0.389			C X 0-1 G6-3 ② 1-2		B S F B X 2-2 G6-4-3 ① ② 1-2f 2-3		B C C B F H 3-2 1-2 2-3 HBP		B S S X 1-2 E6		3	0	0	0	0	0	3
Inning Stats	R: 0 E: 0 K: 1 S: 8 H: 0 LOB: 0 BB: 0 P: 13	R: 0 E: 0 K: 1 S: 11 H: 0 LOB: 0 BB: 1 P: 20	R: 0 E: 0 K: 2 S: 8 H: 0 LOB: 1 BB: 1 P: 15	R: 1 E: 0 K: 3 S: 18 H: 2 LOB: 1 BB: 0 P: 31	R: 0 E: 0 K: 0 S: 6 H: 1 LOB: 1 BB: 1 P: 14	R: 0 E: 0 K: 1 S: 9 H: 0 LOB: 0 BB: 0 P: 15	R: 2 E: 0 K: 1 S: 13 H: 3 LOB: 2 BB: 0 P: 21	R: 0 E: 0 K: 1 S: 9 H: 1 LOB: 1 BB: 0 P: 15	R: 0 E: 1 K: 0 S: 14 H: 0 LOB: 1 BB: 0 P: 21	R: 0 E: 0 K: 2 S: 11 H: 0 LOB: 0 BB: 0 P: 19	1B: 6 2B: 0 3B: 0 HR: 1	SF: 1 SAC: 0 DP: 2 HBP: 1					

	AB	35
	R	3
	H	7
	RBI	3
	BB	3
	SO	12
	LOB	14

WP: 0 PB: 0 SB: 0 CS: 0 PA: 40

PITCHER		IP	WLS	BF	H	R	ER	SO	BB	IBB	HBP	BLK	WP	HR	S	P	ERA	WHIP
Jim Parque, L ERA: 4.12	(1, 1)	6.1		25	5	3	3	9	3	0	0	1	0	1	66	116	4.26	1.263
Bob Howry, R ERA: 3.33	(7, 1)	1.1		7	2	0	0	1	0	0	1	0	0	0	14	25	0.00	1.500
Kelly Wunsch, L ERA: 2.84	(8, 1)	0.1		1	0	0	0	0	0	0	0	0	0	0	2	3	0.00	0.000
Keith Foulke, R ERA: 3.43	(9, 1)	2.0	W	7	0	0	0	2	0	0	0	0	0	0	25	40	0.00	0.000

PITCHER	IP	WLS	BF	H	R	ER	SO	BB	IBB	HBP	BLK	WP	HR	S	P	ERA	WHIP

Batter	1	2	3	4	5	6	7	8	9	10	AB	R	H	RBI	BB	SO	LOB
Ray Durham, S (1, 4) OBP: 0.355, SLG: 0.452	L X 0-1 G3 ①		B B B C X 3-1 SF7 ① 3-H		X 0-0 G4-3 ①		B B X 2-0 1B			B C S S 1-3 K ①	4	0	1	1	0	1	0
Jose Valentin, S (1, 6) OBP: 0.347, SLG: 0.515	C X 0-1 F9 ②		C X 0-1 FC4-6 ② BB 1B 1-2f		C B X 1-1 FC6-4 1B		B C F B S 2-3 K ③			B X 1-0 2B 1B	5	1	2	0	0	1	2
Frank Thomas, R (1, 3) OBP: 0.444, SLG: 0.631	B X 1-0 HR		C B B X 2-1 BB 1-2 1B		X 0-0 F8 ②			B C B C X 2-2 L9 ①		B X 1-0 2B 1-H	5	1	3	2	0	0	1
Magglio Ordonez, R (1, 9) OBP: 0.396, SLG: 0.587	X 0-0 G1-3 ③		B B B C F B 4-2 BB 1-2 2-3		B X 1-0 FC6-4 ③ 1-2f			B X 1-0 F7 ②			3	0	0	0	1	0	1
Harold Baines, L (1, 10) OBP: 0.345, SLG: 0.427		B F X 1-1 P6 ①	S B X 1-1 F8 ③			S B S C 1-3 K ①		B X 1-0 G4-3 ③			4	0	0	0	0	1	3
Herbert Perry, R (1, 5) OBP: 0.366, SLG: 0.496		F F B X 1-2 F8 ②	B F B X 2-1 G6-3 1B			B F S B X 2-2 G5-3 ②				X 0-0 F4 ①	4	0	1	0	0	0	0
Carlos Lee, R (1, 7) OBP: 0.341, SLG: 0.508 Chris Singleton, L (9, PR) OBP: 0.308, SLG: 0.397 (10, 8)		B B B C X 3-1 G1-3 ③	C B X 1-1 G6-3 ① 1-2			X 0-0 G5-3 ③				B B B B 4-0 E S BLK BB	3 0	0 1	0 0	0 0	1 0	0 0	1 0
Jeff Abbott, R (1, 8) OBP: 0.339, SLG: 0.385 (10, 7)		C B X 1-1 1B SF7 2B	X 0-0 F8 ②				B F B F X 2-2 G6-3 ①			B B X 2-0 G6-3 ② 1-H	4	1	1	0	0	0	1
Charles Johnson, R (1, 2) OBP: 0.364, SLG: 0.564		B F X 1-1 FC4-6 2-3 1B	S B F B X 2-2 G5-3 ③				X 0-0 G6-3 ②			B B X 2-0 F3 ③	4	0	1	0	0	0	2
Inning Stats	R: 1 E: 0 K: 0 S: 6 H: 1 LOB: 0 BB: 0 P: 7	R: 0 E: 0 K: 0 S: 7 H: 0 LOB: 0 BB: 0 P: 12	R: 1 E: 0 K: 0 S: 14 H: 3 LOB: 3 BB: 1 P: 26	R: 0 E: 0 K: 0 S: 8 H: 1 LOB: 1 BB: 0 P: 13	R: 0 E: 0 K: 0 S: 5 H: 1 LOB: 1 BB: 0 P: 7	R: 0 E: 0 K: 1 S: 7 H: 0 LOB: 0 BB: 0 P: 10	R: 0 E: 0 K: 1 S: 8 H: 1 LOB: 1 BB: 0 P: 14	R: 0 E: 0 K: 0 S: 5 H: 0 LOB: 0 BB: 0 P: 9	R: 1 E: 0 K: 0 S: 3 H: 0 LOB: 1 BB: 1 P: 11	R: 1 E: 0 K: 1 S: 5 H: 2 LOB: 1 BB: 0 P: 8	1B: 6 2B: 2 3B: 0 HR: 1	SF: 1 SAC: 0 DP: 0 HBP: 0			WP: 0 PB: 0 SB: 1 CS: 0	PA: 39		

PITCHER		IP	WLS	BF	H	R	ER	SO	BB	IBB	HBP	BLK	WP	HR	S	P	ERA	WHIP
Gil Heredia, R ERA: 3.74	(1, 1)	6.2		28	7	2	2	1	1	0	0	0	0	1	52	84	2.70	1.200
Mike Magnante, L ERA: 5.4	(7, 1)	0.1	H	1	0	0	0	1	0	0	0	0	0	0	3	5	0.00	0.000
Jeff Tam, R ERA: 2.93	(8, 1)	1.0	H	3	0	0	0	0	0	0	0	0	0	0	5	9	0.00	0.000
Jason Isringhausen, R ERA: 3.14	(9, 1)	1.0	B	4	0	1	0	0	1	0	0	1	0	0	3	11	0.00	1.000
T.J. Mathews, R ERA: 6.23	(10, 1)	0.1	L	3	2	1	1	1	0	0	0	0	0	0	5	8	27.00	6.000

PITCHER	IP	WLS	BF	H	R	ER	SO	BB	IBB	HBP	BLK	WP	HR	S	P	ERA	WHIP

BOTTOM

Oakland Athletics @ Chicago White Sox

Comiskey Park, Chicago, IL

Sat Aug 05 2000, 7:05 PM EDT
Att. 35,314 - Overcast - 72 F

livebaseballscorecards.com

AB	36
R	4
H	9
RBI	3
BB	2
SO	3
LOB	11

Oakland Athletics @ Chicago White Sox

Comiskey Park, Chicago, IL

Sun Aug 06 2000, 2:05 PM EDT
Att. 32,952 - Cloudy - 85 F

livebaseballscorecards.com

Batter	1	2	3	4	5	6	7	8	9	AB	R	H	RBI	BB	SO	LOB
Terrence Long, L (1, 8) OBP: 0.341, SLG: 0.442	G5-3		K			G1-3		BB 1-3 1B		4	0	1	0	0	1	0
Randy Velarde, R (1, 4) OBP: 0.370, SLG: 0.431	K			G3-1 E 1B		G4-3				3	0	1	0	0	1	0
Frank Menechino, R (7, 4) OBP: 0.336, SLG: 0.459								BB 1-2		0	0	0	0	1	0	0
Jason Giambi, L (1, 3) OBP: 0.459, SLG: 0.603	1B			F8		BB		K		2	0	1	0	1	0	1
Mike Stanley, R (7, 3) OBP: 0.324, SLG: 0.404										1	0	0	0	0	1	3
Ben Grieve, L (1, 7) OBP: 0.360, SLG: 0.504	K			E3 G3-1 1-2		K		G4-3		4	0	0	0	0	2	6
Ryan Christenson, R (8, 7) OBP: 0.371, SLG: 0.420										0	0	0	0	0	0	0
Matt Stairs, L (1, 10) OBP: 0.322, SLG: 0.408		K		G3-1 1-2 2-3			P4		K	4	0	0	0	0	2	2
Miguel Tejada, R (1, 6) OBP: 0.348, SLG: 0.477		G3-6-3 1B		K			P6		G4-3	3	0	1	0	0	1	2
Adam Piatt, R (7, 5) OBP: 0.366, SLG: 0.606										1	0	0	0	0	0	0
Jeremy Giambi, L (1, 9) OBP: 0.328, SLG: 0.390		G3-6-3 1-2f			G3		F7		P5	4	0	0	0	0	0	1
3 Eric Chavez, L (1, 5) OBP: 0.347, SLG: 0.472 (7, 6)			G3		P2			F7		3	0	0	0	0	0	0
Ramon Hernandez, R (1, 2) OBP: 0.312, SLG: 0.388			F8		G3			1B 1B		3	0	1	0	0	0	0
Inning Stats	R: 0 E: 0 K: 2 S: 12 H: 1 LOB: 1 BB: 0 P: 20	R: 0 E: 0 K: 1 S: 6 H: 1 LOB: 0 BB: 0 P: 9	R: 0 E: 0 K: 1 S: 9 H: 0 LOB: 0 BB: 0 P: 13	R: 0 E: 1 K: 1 S: 13 H: 1 LOB: 2 BB: 0 P: 17	R: 0 E: 0 K: 0 S: 8 H: 0 LOB: 0 BB: 0 P: 13	R: 0 E: 0 K: 1 S: 11 H: 0 LOB: 1 BB: 1 P: 18	R: 0 E: 0 K: 0 S: 9 H: 0 LOB: 0 BB: 0 P: 14	R: 0 E: 0 K: 1 S: 15 H: 2 LOB: 3 BB: 1 P: 23	R: 0 E: 0 K: 1 S: 5 H: 0 LOB: 0 BB: 0 P: 7	1B: 5 2B: 0 3B: 0 HR: 0 SF: 0 SAC: 0 DP: 1 HBP: 0						

TOP

AB	32
R	0
H	5
RBI	0
BB	2
SO	8
LOB	15

WP: 0 PB: 0 SB: 0 CS: 0 PA: 34

PITCHER	IP	WLS	BF	H	R	ER	SO	BB	IBB	HBP	BLK	WP	HR	S	P	ERA	WHIP
James Baldwin, R (1, 1) ERA: 4.16	8.0	W	31	5	0	0	7	2	0	0	0	0	0	83	127	0.00	0.875
56 Mark Buehrle, L (9, 1) ERA: 6.63	1.0		3	0	0	0	1	0	0	0	0	0	0	5	7	0.00	0.000

PITCHER	IP	WLS	BF	H	R	ER	SO	BB	IBB	HBP	BLK	WP	HR	S	P	ERA	WHIP

Batter	1	2	3	4	5	6	7	8	9	AB	R	H	RBI	BB	SO	LOB
Jose Valentin, S (1, 6) OBP: 0.347, SLG: 0.512	K	1B	E BB		P5		F5			4	0	1	0	1	1	2
Tony Graffanino, R (1, 4) OBP: 0.364, SLG: 0.407	F7	F7	E6 1-3 3-H			F9		1B HR 1B		5	1	1	0	0	0	2
Frank Thomas, R (1, 10) OBP: 0.447, SLG: 0.631	14 2B 1B BB		14 BB FC5-2 1B F9			G6-4-3 1B		K		3	1	2	0	1	0	2
Greg Norton, S (8, PH) OBP: 0.348, SLG: 0.384										1	0	0	0	0	1	1
Magglio Ordonez, R (1, 9) OBP: 0.398, SLG: 0.586	14 2B 1B 1-2		FC5-2 14 BB 1B BB 1-2	K		G6-4-3 1-2f		HR 1B 1-3		4	3	2	0	1	1	1
14 Paul Konerko, R (1, 3) OBP: 0.366, SLG: 0.480	1B 2B 1-H 2-H		FC5-2 1B BB 1-2 2-3	G5-3			1B 1B 1B 1-2	L6		4	3	2	2	1	0	2
Herbert Perry, R (1, 5) OBP: 0.370, SLG: 0.510	FC6-4 1B 2-H		FC5-2 1B 1B 1-2 2-3 3-Hf	G5-3			1B SF7 1B 1-2	HR 1-H 3-H		5	3	3	4	0	0	3
Carlos Lee, R (1, 7) OBP: 0.347, SLG: 0.510	FC6-4 1-2f		S 1B G3 1B 1-2 2-H 3-H		G3 BB		1B 1-3 2-H	1B		4	1	3	3	1	0	1
Jeff Abbott, R (1, 8) OBP: 0.335, SLG: 0.381		G6-3	G3 S E 1B 1-2 2-H		L4		SF7 3-H	F9		4	1	1	2	0	0	2
Mark Johnson, L (1, 2) OBP: 0.310, SLG: 0.337		G4-3	G3 1-3 2-H		G3 1-2		F7			4	0	0	1	0	0	3
Inning Stats	R: 3 E: 0 K: 1 S: 16 H: 3 LOB: 1 BB: 1 P: 31	R: 0 E: 0 K: 0 S: 12 H: 1 LOB: 1 BB: 0 P: 19	R: 5 E: 1 K: 0 S: 19 H: 3 LOB: 2 BB: 3 P: 38	R: 0 E: 0 K: 1 S: 7 H: 0 LOB: 0 BB: 0 P: 12	R: 0 E: 0 K: 0 S: 10 H: 0 LOB: 1 BB: 1 P: 19	R: 0 E: 0 K: 0 S: 10 H: 1 LOB: 0 BB: 0 P: 14	R: 2 E: 0 K: 0 S: 15 H: 3 LOB: 1 BB: 0 P: 21	R: 3 E: 0 K: 1 S: 15 H: 4 LOB: 1 BB: 0 P: 18		1B: 13 2B: 1 3B: 0 HR: 1 SF: 1 SAC: 0 DP: 1 HBP: 0						

PITCHER		IP	WLS	BF	H	R	ER	SO	BB	IBB	HBP	BLK	WP	HR	S	P	ERA	WHIP
Tim Hudson, R ERA: 4.74	(1, 1)	2.2	L	19	7	8	7	1	4	0	0	0	0	0	44	83	23.62	4.125
Doug Jones, R ERA: 4.67	(3, 1)	3.1		12	1	0	0	1	1	0	0	0	0	0	30	50	0.00	0.600
T.J. Mathews, R ERA: 6.89	(7, 1)	2.0		13	7	5	5	1	0	0	0	0	0	1	30	39	22.50	3.500

PITCHER	IP	WLS	BF	H	R	ER	SO	BB	IBB	HBP	BLK	WP	HR	S	P	ERA	WHIP

BOTTOM

Oakland Athletics @ Chicago White Sox

Comiskey Park, Chicago, IL

Sun Aug 06 2000, 2:05 PM EDT
Att. 32,952 - Cloudy - 85 F

livebaseballscorecards.com

AB	38
R	13
H	15
RBI	12
BB	5
SO	3
LOB	19

WP: 0 PA: 44
PB: 0
SB: 2
CS: 0

Batter	1	2	3	4	5	6	7	8	9	AB	R	H	RBI	BB	SO	LOB
Al Martin, L (1, 7) OBP: 0.359, SLG: 0.471	1-1 G6-4-3 1B	2-0 ② FC4-6 1B 1-2f 1B		2-0 ① 1-2 1B 2B		2-1 3B		1-1 BB 1B 1-2 HR 1B	1-3 ② K	6	3	4	0	0	1	3
Carlos Guillen, S (1, 5) (8, 6) OBP: 0.324, SLG: 0.310	2-2 ①② G6-4-3 1-2f	0-1 FC4-6 1B 1-3 1B		2-2 ② F8		3-2 ③ F8		0-0 BB 1-2 2-H HR 1B	0-2 ③ P6	6	1	2	1	0	0	5
Alex Rodriguez, R (1, 6) OBP: 0.443, SLG: 0.645 David Bell, R (8, 5) OBP: 0.297, SLG: 0.350	4-0 BB BB HR BB	2-0 FC4-6 1-2 3-H 1B		3-2 2-H 1B			0-0 HR	4-1 1-2 2-3 HR BB		3 3 3 3 2 0 0 0 0 0 0 0 0 0						
Edgar Martinez, R (1, 10) OBP: 0.435, SLG: 0.627	4-2 BB 1-2 HR BB	0-0 ③ FC4-6 1-2f 2-3		3-3 ③ K			2-3 ① K	0-0 1-H 2-H 3-H HR		4	2	1	4	1	2	3
John Olerud, L (1, 3) OBP: 0.408, SLG: 0.459	4-2 1-2 2-3 HR BB	1-0 E1 FC6-5		1-0 ① G4-3			0-2 FC5-4 1B	2-3 ② K		4	1	1	0	1	1	0
Jay Buhner, R (1, 9) OBP: 0.390, SLG: 0.560	3-2 1-H 2-H 3-H HR	2-2 ① FC6-5 FC5-4 2-3		2-3 ② K			1-2 ② FC5-4 1-2f	0-0 ③ F8		5	1	1	4	0	1	2
Mike Cameron, R (1, 8) OBP: 0.350, SLG: 0.430	2-3 ③ K	0-1 ② FC5-4 FC6-4 1-2f		2-3 ③ K			2-1 ③ F8		3-2 2B 1B	5	0	1	0	0	2	2
Joe Oliver, R (1, 2) OBP: 0.315, SLG: 0.533		1-3 ① K	0-2 ③ FC6-4 1-2f			1-2 ① L4		0-2 ① P6	2-2 1-3 2B	5	0	1	0	0	1	1
Mark McLemore, S (1, 4) OBP: 0.354, SLG: 0.299		0-0 FC4-6 1B		1-0 CS 1B		3-2 ② G6-3		0-2 1B 1B 1B	3-2 ① L3	5	1	3	0	0	0	2
Inning Stats	R: 4 H: 2 E: 0 LOB: 0 K: 1 BB: 3 S: 22 P: 42	R: 1 H: 3 E: 0 LOB: 2 K: 1 BB: 0 S: 9 P: 14	R: 0 H: 0 E: 1 LOB: 1 K: 0 BB: 0 S: 9 P: 12	R: 1 H: 3 E: 0 LOB: 1 K: 1 BB: 0 S: 14 P: 25	R: 0 H: 0 E: 0 LOB: 0 K: 2 BB: 0 S: 7 P: 12	R: 0 H: 1 E: 0 LOB: 1 K: 0 BB: 0 S: 13 P: 22	R: 1 H: 2 E: 0 LOB: 1 K: 1 BB: 0 S: 14 P: 19	R: 5 H: 4 E: 0 LOB: 0 K: 1 BB: 1 S: 18 P: 25	R: 0 H: 2 E: 0 LOB: 2 K: 1 BB: 0 S: 19 P: 28	1B: 11 SF: 0 2B: 2 SAC: 0 3B: 1 DP: 1 HR: 3 HBP: 0						

PITCHER	IP	WLS	BF	H	R	ER	SO	BB	IBB	HBP	BLK	WP	HR	S	P	ERA	WHIP
Jon Garland, R (1, 1) ERA: 7.55	3.2	L	21	8	6	6	2	3	0	0	0	0	1	51	87	14.73	3.000
Kevin Beirne, R (4, 1) ERA: 6.96	3.2		18	6	5	5	4	1	0	0	0	0	1	47	74	12.27	1.909
41 Bill Simas, R (8, 1) ERA: 3.91	1.2		8	3	1	1	2	0	0	0	0	0	1	27	38	5.40	1.800

PITCHER	IP	WLS	BF	H	R	ER	SO	BB	IBB	HBP	BLK	WP	HR	S	P	ERA	WHIP

TOP

Seattle Mariners @ Chicago White Sox

Comiskey Park, Chicago, IL

Tue Aug 08 2000, 5:05 PM EDT

Att. 23,647 - Sunny - 84 F

livebaseballscorecards.com

AB	43
R	12
H	17
RBI	12
BB	4
SO	8
LOB	18

WP: 0	PA: 47					
PB: 0						
SB: 0						
CS: 1						

BOTTOM

Seattle Mariners @ Chicago White Sox

Comiskey Park, Chicago, IL

Tue Aug 08 2000, 5:05 PM EDT
Att. 23,647 - Sunny - 84 F

livebaseballscorecards.com

Batter	1	2	3	4	5	6	7	8	9	AB	R	H	RBI	BB	SO	LOB
Ray Durham, S (1, 4) OBP: 0.353, SLG: 0.451	F9		G5-3		G5-3		2B		G4-3	5	0	1	0	0	0	0
Jose Valentin, S (1, 6) OBP: 0.348, SLG: 0.509	F8		FC6-4 BB		K		G3-1		BB	3	0	0	0	2	1	1
Frank Thomas, R (1, 10) OBP: 0.444, SLG: 0.625	1B BB		F4		K			K	F8	4	0	0	0	1	2	2
Magglio Ordonez, R (1, 9) OBP: 0.399, SLG: 0.592	14 FC6-4 1-3 1B		FC6-4 1-2f			F7		HR		4	1	2	1	0	0	1
14 Paul Konerko, R (1, 3) OBP: 0.365, SLG: 0.477	FC6-4 1-2f			K		G4-3		1B 1B		4	0	1	0	0	1	2
Herbert Perry, R (1, 5) OBP: 0.372, SLG: 0.510		L4		G1-3 1B		P4		G6-4-3 1-2 1B		4	0	2	0	0	0	0
Carlos Lee, R (1, 7) OBP: 0.346, SLG: 0.510		K		G1-3 1-2			G4-3 SF7 2B	G6-4-3 1-2f		4	1	1	0	0	1	3
Jeff Abbott, R (1, 8) OBP: 0.335, SLG: 0.380	1B			F9			G4-3 2-3		F7	3	0	1	0	0	0	2
Chris Singleton, L (8, 8) OBP: 0.307, SLG: 0.396										1	0	0	0	0	0	0
Charles Johnson, R (1, 2) OBP: 0.366, SLG: 0.585		P4			HR		SF7 3-H		HR	3	2	2	3	0	0	1
Inning Stats	R: 0 E: 0 K: 0 S: 12 H: 1 LOB: 2 BB: 1 P: 21	R: 0 E: 0 K: 1 S: 11 H: 1 LOB: 1 BB: 0 P: 16	R: 0 E: 0 K: 0 S: 8 H: 0 LOB: 1 BB: 1 P: 14	R: 0 E: 0 K: 1 S: 7 H: 1 LOB: 1 BB: 0 P: 15	R: 1 E: 0 K: 2 S: 11 H: 1 LOB: 0 BB: 0 P: 16	R: 0 E: 0 K: 0 S: 8 H: 0 LOB: 0 BB: 0 P: 13	R: 1 E: 0 K: 0 S: 11 H: 2 LOB: 1 BB: 0 P: 14	R: 1 E: 0 K: 1 S: 8 H: 3 LOB: 1 BB: 0 P: 12	R: 1 E: 0 K: 0 S: 13 H: 1 LOB: 1 BB: 1 P: 21	1B: 5 2B: 2 3B: 0 HR: 3 SF: 1 SAC: 0 DP: 1 HBP: 0						

	AB	35
	R	4
	H	10
	RBI	4
	BB	3
	SO	5
	LOB	12

PITCHER		IP	WLS	BF	H	R	ER	SO	BB	IBB	HBP	BLK	WP	HR	S	P	ERA	WHIP
Joel Pineiro, R ERA: 3.0	(1, 1)	6.0	W	25	5	2	2	4	2	0	0	0	0	1	58	97	3.00	1.167
Brett Tomko, R ERA: 4.14	(7, 1)	3.0	S	14	5	2	2	1	1	0	0	0	0	2	31	45	6.00	2.000

PITCHER	IP	WLS	BF	H	R	ER	SO	BB	IBB	HBP	BLK	WP	HR	S	P	ERA	WHIP

Batter	1	2	3	4	5	6	7	8	9	AB	R	H	RBI	BB	SO	LOB
Rickey Henderson, R (1, 7) OBP: 0.377, SLG: 0.312	CBFBBB 4-2 CS BB		CBBBFFFX 2-2 ② G3		BCBBX 3-1 2B FC4-6 1-2 2-3 1B	BBBCB 4-1 CS BB			X 0-0 ① G6-3	3	1	1	0	2	0	0
Al Martin, L (1, 8) OBP: 0.359, SLG: 0.476 Mike Cameron, R (5, PH) OBP: 0.354, SLG: 0.443 (5, 8)	FCBX 1-2 ① 1-2 3B		CFBX 1-2 ③ G2-3		X 0-0 E 1-3 2-H 3-H 2B	BBSC1 SAFE 2-2 ③ CS 1-2	BBCBB 4-1 F9 S BB		BBFBX 3-1 HR	2 2	0 2	1 2	0 3	0 1	0 0	0 0
Alex Rodriguez, R (1, 6) OBP: 0.441, SLG: 0.647	CBCBFX 2-2 ② G4-3			CSBBX 2-2 HR	BBX 2-0 ① F2		BBFSFBS 3-3 ① K 1-2		CSS 0-3 ② K	5	1	1	1	0	2	4
Edgar Martinez, R (1, 10) OBP: 0.433, SLG: 0.620	CCFS 0-3 ③ K			SFBS 1-3 ① K	4-0 FC4-6 IBB		BFBFBX 3-2 ② F9 2-3		BX 1-0 ③ G4-3	4	0	0	0	1	2	2
John Olerud, L (1, 3)		CBBFBX 3-2 1B 1B		CFBC 1-3 ② K	X 0-0 ② FC4-6 FC5-4 BB 1-2f 2-H 3-H		X 0-0 ③ G6-3			4	0	1	1	0	1	2
Stan Javier, S (1, 9)		CBBBFX 2-2 G6-4-3 1-2 1B		BBBCFX 2-2 ③ F7	BBBCB 4-1 FC5-4 1-2 BB			BCBCBS 2-3 ① K		3	0	1	0	1	1	0
Carlos Guillen, S (1, 5) OBP: 0.322, SLG: 0.304		BLBBBX 3-1 ① F7			BBBB 4-2 1B 1B BB CBBX 2-2 ③ FC5-4 1-2f 2-3			FBFBS 2-3 ② K		3	1	0	0	1	1	4
Dan Wilson, R (1, 2) OBP: 0.295, SLG: 0.318		X 0-0 ② ③ G6-4-3 1-2f			CBFX 1-2 1B 1B 2B 1B	BCBBFFFFFF 3-2 X ① F8		BBBCB 4-1 BB		3	1	1	0	1	0	2
Mark McLemore, S (1, 4) OBP: 0.353, SLG: 0.298			CBBX 2-1 ① F7		BX 1-0 1B 1-2 2-H 2B 1B	CBCBBFFX 3-2 ② G6-3		BCCBC 2-3 ③ K		4	1	1	1	0	1	1
Inning Stats	R: 0 E: 0 K: 1 S: 13 H: 1 LOB: 1 BB: 1 P: 20	R: 0 E: 0 K: 0 S: 9 H: 2 LOB: 1 BB: 0 P: 17	R: 0 E: 0 K: 0 S: 10 H: 0 LOB: 0 BB: 0 P: 15	R: 1 E: 0 K: 2 S: 12 H: 1 LOB: 0 BB: 0 P: 18	R: 5 E: 1 K: 0 S: 15 H: 4 LOB: 2 BB: 3 P: 36	R: 0 E: 0 K: 0 S: 15 H: 0 LOB: 0 BB: 1 P: 27	R: 0 E: 0 K: 1 S: 9 H: 0 LOB: 1 BB: 1 P: 19	R: 0 E: 0 K: 3 S: 10 H: 0 LOB: 1 BB: 1 P: 20	R: 1 E: 0 K: 1 S: 7 H: 1 LOB: 0 BB: 0 P: 11	1B: 5 2B: 1 3B: 1 HR: 2	SF: 0 SAC: 0 DP: 1 HBP: 0						

TOP

Seattle Mariners @ Chicago White Sox

Comiskey Park, Chicago, IL

Tue Aug 08 2000, 8:05 PM EDT

Att. 23,647 - Sunny - 82 F

livebaseballscorecards.com

AB	33
R	7
H	9
RBI	6
BB	7
SO	8
LOB	15

PITCHER		IP	WLS	BF	H	R	ER	SO	BB	IBB	HBP	BLK	WP	HR	S	P	ERA	WHIP
Lorenzo Barcelo, R ERA: 6.0	(1, 1)	4.0		19	7	5	5	3	2	0	0	0	0	1	52	87	11.25	2.250
56 Mark Buehrle, L ERA: 6.0	(5, 1)	2.0	L	9	1	1	0	0	2	1	0	0	0	0	22	46	0.00	1.500
Aaron Myette, R ERA:	(7, 1)	0.2		3	0	0	0	1	1	0	0	0	0	0	8	18	0.00	1.500
Kelly Wunsch, L ERA: 2.76	(7, 1)	1.1		5	0	0	0	3	1	0	0	0	0	0	11	21	0.00	0.750
Bob Howry, R ERA: 3.44	(9, 1)	1.0		4	1	1	1	1	0	0	0	0	0	1	7	11	9.00	1.000

PITCHER	IP	WLS	BF	H	R	ER	SO	BB	IBB	HBP	BLK	WP	HR	S	P	ERA	WHIP

Batter	1	2	3	4	5	6	7	8	9	AB	R	H	RBI	BB	SO	LOB
Jose Valentin, S (1, 6) OBP: 0.349, SLG: 0.514	F7	1B 1-2 2-3 3-H BB		HR		SH1-3 1-2		G5-3		3	1	1	2	1	0	1
Tony Graffanino, R (1, 4) OBP: 0.363, SLG: 0.404 Ray Durham, S (6, PH) OBP: 0.354, SLG: 0.450 (7, 4)	G6-3	1B 1-2 2-3 3-H		K		L5			PB S BB	3 1	0 0	1 0	1 0	0 1	1 0	0 1
Frank Thomas, R (1, 3) OBP: 0.448, SLG: 0.633	HR		FC5-4 BB	PB 1B			F8		1-2 HBP	3	1	2	1	1	0	0
Magglio Ordonez, R (1, 9) OBP: 0.394, SLG: 0.585	P6		FC5-4 1-2f 2B	K 1-2			K		L8	5	1	0	0	0	2	4
Harold Baines, L (1, 10) OBP: 0.346, SLG: 0.435		P5 PB 1-H 2B			F7		2B		L3	5	0	2	1	0	0	2
Herbert Perry, R (1, 5) OBP: 0.369, SLG: 0.502		FC6-4 1B BB BB	F9		F3		K		K 2-3	4	1	0	0	1	2	4
Jeff Abbott, R (1, 7) OBP: 0.343, SLG: 0.384 Carlos Lee, R (5, PH) OBP: 0.347, SLG: 0.510 (6, 7)		FC6-4 1-2 1B	BB 2-3		K			G6-3 SH1-4 1B		1 2	0 0	1 1	0 0	1 0	0 1	0 0
Chris Singleton, L (1, 8) OBP: 0.304, SLG: 0.393		FC6-4 BB S 1B 1-2f 2-3	F9			K		SH1-4 1-2		3	1	0	0	0	1	4
Mark Johnson, L (1, 2) OBP: 0.313, SLG: 0.333		1B BB 1-2 BB		G3		SH1-3 BB		G6-3 2-3		2	0	0	0	2	0	1
Inning Stats	R: 1 E: 0 K: 0 S: 7 H: 1 LOB: 0 BB: 0 P: 11	R: 2 E: 0 K: 0 S: 7 H: 2 LOB: 2 BB: 3 P: 23	R: 1 E: 0 K: 0 S: 13 H: 1 LOB: 2 BB: 2 P: 27	R: 1 E: 0 K: 2 S: 13 H: 2 LOB: 1 BB: 0 P: 24	R: 0 E: 0 K: 1 S: 6 H: 0 LOB: 0 BB: 0 P: 9	R: 0 E: 0 K: 1 S: 9 H: 0 LOB: 1 BB: 1 P: 14	R: 0 E: 0 K: 2 S: 12 H: 1 LOB: 1 BB: 0 P: 19	R: 0 E: 0 K: 0 S: 9 H: 1 LOB: 1 BB: 0 P: 17	R: 0 E: 0 K: 1 S: 13 H: 0 LOB: 2 BB: 1 P: 21	1B: 4 2B: 2 3B: 0 HR: 2 SF: 0 SAC: 2 DP: 0 HBP: 1						

PITCHER		IP	WLS	BF	H	R	ER	SO	BB	IBB	HBP	BLK	WP	HR	S	P	ERA	WHIP
Freddy Garcia, R ERA: 4.62	(1, 1)	5.0	W	25	6	5	5	3	5	0	0	0	0	2	46	94	9.00	2.200
37 Robert Ramsay, L ERA: 2.84	(6, 1)	0.2	H	3	0	0	0	1	1	0	0	0	0	0	7	12	0.00	1.500
Jose Mesa, R ERA: 5.81	(6, 1)	2.0	H	8	2	0	0	2	0	0	0	0	0	0	20	33	0.00	1.000
Arthur Rhodes, L ERA: 3.25	(8, 1)	0.1	H	1	0	0	0	0	0	0	0	0	0	0	3	5	0.00	0.000
Kazuhiro Sasaki, R ERA: 4.03	(9, 1)	1.0	S	5	0	0	0	1	1	0	1	0	0	0	13	21	0.00	1.000

PITCHER	IP	WLS	BF	H	R	ER	SO	BB	IBB	HBP	BLK	WP	HR	S	P	ERA	WHIP

BOTTOM

Seattle Mariners @ Chicago White Sox

Comiskey Park, Chicago, IL

Tue Aug 08 2000, 8:05 PM EDT
Att. 23,647 - Sunny - 82 F

livebaseballscorecards.com

AB	32
R	5
H	8
RBI	5
BB	7
SO	7
LOB	17

Seattle Mariners @ Chicago White Sox

Comiskey Park, Chicago, IL

Wed Aug 09 2000, 8:05 PM EDT

Att. 24,947 - Sunny - 84 F

TOP

livebaseballscorecards.com

Batter	1	2	3	4	5	6	7	8	9	AB	R	H	RBI	BB	SO	LOB
Rickey Henderson, R (1, 7) OBP: 0.372, SLG: 0.307	C C B F F B X 2-2 ① G6-3		B B F B C X 3-2 ③ F9			C F B B B X 2-2 ① L5	C B B B X 3-1 ③ F8		X 0-0 ③ F2	5	0	0	0	0	0	4
Carlos Guillen, S (1, 5) (5, 6) OBP: 0.326, SLG: 0.304	F F X 0-2 ② G3			B C B X 2-1 ① G6-3		C X 0-1 1B		B B B C B 4-1 BB		3	0	1	0	1	0	0
Alex Rodriguez, R (1, 6) OBP: 0.439, SLG: 0.644	F B S B X 2-2 ③ F7			B B C X 2-1 ② G3		X 0-0 ② L5		C X 0-1 ① L5		2	0	0	0	0	0	0
Joe Oliver, R (5, 3) OBP: 0.310, SLG: 0.523										2	0	0	0	0	0	2
Edgar Martinez, R (1, 10) OBP: 0.432, SLG: 0.618		B B S T F X 2-2 G6-4-3 1B 1B		C B C B F F B X 3-2 G5-3		B B X 2-0 F9		B B X 2-0 F7		3	0	1	0	0	0	1
Stan Javier, S (8, PH) OBP: 0.367, SLG: 0.416										1	0	0	0	0	0	1
John Olerud, L (1, 3) OBP: 0.408, SLG: 0.458		C B C T F F B F X 2-2 G6-4-3 1-2 1B			X 0-0 HR		B F X 1-1 ① F9	B B X 2-0 ③ F9		1	0	1	0	0	0	0
Chris Widger, R (4, 3) (5, 2) OBP: 0.311, SLG: 0.451										3	1	1	1	0	0	1
Jay Buhner, R (1, 9) OBP: 0.392, SLG: 0.566	B X 1-0 ① ② G6-4-3 1-2f 2-3				C B B X 2-1 F8 SF8 2B		C X 0-1 1B 1B 2B		S X 0-1 ① F7	4	2	2	0	0	0	2
Mike Cameron, R (1, 8) OBP: 0.353, SLG: 0.441	B S B C C 2-3 ③ K				F X 0-1 ① F8 2-3		B X 1-0 1B 2-3 1B		C X 0-1 ② G6-3	4	0	1	0	0	1	2
David Bell, R (1, 4) OBP: 0.297, SLG: 0.348			F X 0-1 ① G4-3		F B X 1-1 ② SF8 3-H		B B X 2-0 ② F3		B B B C B 4-1 BB BB	2	0	0	1	1	0	2
Dan Wilson, R (1, 2) (5, 5) OBP: 0.299, SLG: 0.318			B B F X 2-1 ② G5-3		B F F B B X 3-2 ③ G6-3		B X 1-0 1-2 3-H 1B		B B B B 4-0 1-2 BB	3	0	1	1	1	0	0

Inning Stats	1	2	3	4	5	6	7	8	9	1B	SF	WP	PA
	R: 0 E: 0 K: 0 S: 11	H: 0 LOB: 0 BB: 0 P: 15	R: 0 E: 0 K: 1 S: 14	H: 2 LOB: 1 BB: 0 P: 21	R: 0 E: 0 K: 0 S: 7	H: 0 LOB: 0 BB: 0 P: 12	R: 0 E: 0 K: 0 S: 9	H: 0 LOB: 0 BB: 0 P: 16	R: 2 E: 0 K: 0 S: 10	H: 2 LOB: 0 BB: 0 P: 16	R: 0 E: 0 K: 0 S: 8	H: 1 LOB: 1 BB: 0 P: 12	R: 1 E: 0 K: 0 S: 9	H: 3 LOB: 2 BB: 0 P: 17	R: 0 E: 0 K: 0 S: 5	H: 0 LOB: 1 BB: 1 P: 13	R: 0 E: 0 K: 0 S: 6	H: 0 LOB: 2 BB: 2 P: 14	1B: 5 2B: 2 3B: 0 HR: 1	SF: 1 SAC: 0 DP: 1 HBP: 0	WP: 0 PB: 0 SB: 0 CS: 0	PA: 37

PITCHER		IP	WLS	BF	H	R	ER	SO	BB	IBB	HBP	BLK	WP	HR	S	P	ERA	WHIP
Mike Sirotka, L ERA: 3.97	(1, 1)	7.0	W	28	8	3	3	1	0	0	0	0	0	1	68	109	3.86	1.143
Aaron Myette, R ERA:	(8, 1)	2.0		9	0	0	0	0	3	0	0	0	0	0	11	27	0.00	1.500

PITCHER	IP	WLS	BF	H	R	ER	SO	BB	IBB	HBP	BLK	WP	HR	S	P	ERA	WHIP

AB	33
R	3
H	8
RBI	3
BB	3
SO	1
LOB	15

Batter	1	2	3	4	5	6	7	8	9	AB	R	H	RBI	BB	SO	LOB
Ray Durham, S (1, 4) OBP: 0.358, SLG: 0.458	L6	HR, BB, 1B	HR	F9		HR, BB	FC6, 1B			5	3	3	2	1	0	2
Tony Graffanino, R (1, 6) OBP: 0.370, SLG: 0.429	WP, S, HR, BB	HR, BB	K		G6-3	HR	P4			4	3	1	4	2	1	1
Frank Thomas, R (1, 10) OBP: 0.451, SLG: 0.651 Mark Johnson, L (7, PH) OBP: 0.312, SLG: 0.331	HR	HR		F8	F9, 14, 1B, 2B	2B, 14, 1B, BB	FC6, 1B			4 1	4 0	3 0	5 0	1 0	0 0	0 1
Magglio Ordonez, R (1, 9) OBP: 0.398, SLG: 0.591	F2	14, 1B, 1B		14, G1-3, 1B, 2B	F9	14, 1B, 1B, 2B	1B			6	2	4	0	0	0	1
14 Paul Konerko, R (1, 3) OBP: 0.369, SLG: 0.483	2B	1B		G1-3	1B	1B, 1B, 1B	F8			6	1	4	2	0	0	3
Herbert Perry, R (1, 5) OBP: 0.365, SLG: 0.494	F8	K		WP, 1B, 1B	G4-3	K	G6-3			6	1	1	1	0	2	6
Carlos Lee, R (1, 7) OBP: 0.349, SLG: 0.510	G5-3	G4-3		WP, 1B, 1B		E4, 1B, HR 1B	G4-6-3, 1B			6	2	3	1	0	0	2
Chris Singleton, L (1, 8) OBP: 0.307, SLG: 0.395	2B, 1B	G1-3		BB, 1B		K 1B	G4-6-3			6	1	3	3	0	1	2
Charles Johnson, R (1, 2) OBP: 0.369, SLG: 0.587	1B, 2B	G5-3		BB		HR, BB, 1B P3				4	2	2	1	1	0	2
Inning Stats	R: 2 E: 0 K: 0 S: 14 H: 2 LOB: 1 BB: 1 P: 28	R: 5 E: 0 K: 1 S: 20 H: 6 LOB: 2 BB: 1 P: 39	R: 1 E: 0 K: 1 S: 10 H: 1 LOB: 0 BB: 0 P: 15	R: 3 E: 0 K: 0 S: 15 H: 4 LOB: 2 BB: 1 P: 28	R: 1 E: 0 K: 0 S: 13 H: 2 LOB: 1 BB: 0 P: 17	R: 7 E: 1 K: 2 S: 34 H: 6 LOB: 2 BB: 2 P: 49	R: 0 E: 0 K: 0 S: 10 H: 2 LOB: 2 BB: 0 P: 15	R: 0 E: 0 K: 0 S: 6 H: 1 LOB: 0 BB: 0 P: 7								

PITCHER		IP	WLS	BF	H	R	ER	SO	BB	IBB	HBP	BLK	WP	HR	S	P	ERA	WHIP
Jamie Moyer, L ERA: 5.3	(1, 1)	3.2	L	26	13	11	11	2	2	0	0	0	2	3	55	101	27.00	4.091
37 Robert Ramsay, L ERA: 3.83	(4, 1)	2.0		18	8	8	5	2	3	0	0	0	1	1	50	73	22.50	5.500
Jose Paniagua, R ERA: 3.47	(6, 1)	2.1		9	3	0	0	0	0	0	0	0	0	0	17	24	0.00	1.286

PITCHER	IP	WLS	BF	H	R	ER	SO	BB	IBB	HBP	BLK	WP	HR	S	P	ERA	WHIP

BOTTOM

Seattle Mariners @ Chicago White Sox

Comiskey Park, Chicago, IL

Wed Aug 09 2000, 8:05 PM EDT

Att. 24,947 - Sunny - 84 F

livebaseballscorecards.com

AB	48
R	19
H	24
RBI	19
BB	5
SO	4
LOB	20

1B: 15	SF: 0	WP: 3	PA: 53
2B: 5	SAC: 0	PB: 0	
3B: 0	DP: 1	SB: 1	
HR: 4	HBP: 0	CS: 0	

Batter	1	2	3	4	5	6	7	8	9	AB	R	H	RBI	BB	SO	LOB
Al Martin, L (1, 7) OBP: 0.358, SLG: 0.474	X 0-0 ① G4-3	F B B F B X 3-2 ③ L3		S F X 0-2 ③ F8			B C B X 2-1 G6-4-3 1B			4	0	1	0	0	0	2
Mark McLemore, S (1, 4) OBP: 0.352, SLG: 0.296	B B B B 4-0 WP S BB	X 0-0 ① F7		C B X 1-1 ① F7			C F X 0-2 ①② G6-4-3 1-2f			3	0	0	0	1	0	1
Alex Rodriguez, R (1, 6) OBP: 0.435, SLG: 0.637	C B B X 2-1 ② P5 1-3	C C B B B X 3-2 ② G5-3		X 0-0 ② G6-3			B B B C X 3-1 ③ G5-3			4	0	0	0	0	0	1
Edgar Martinez, R (1, 10) OBP: 0.428, SLG: 0.611	B B C X 2-1 ③ F9	B B C C C F X 2-2 ③ G4-3		B C C B B F F X 3-2 ③ F9				C S X 0-2 ① F7		4	0	0	0	0	0	1
John Olerud, L (1, 3) OBP: 0.405, SLG: 0.453		B C X 1-1 ① F7		B F X 1-1 ① G6-3		B X 1-0 ① G4-3		B C C B X 2-2 ② F7		4	0	0	0	0	0	0
Stan Javier, S (1, 9) OBP: 0.365, SLG: 0.414		C B B C C X 2-2 ② L5		B C C F B S 2-3 ② K		C B X 1-1 HR 1B		X 0-0 ③ G4-3		4	1	1	0	0	1	0
Mike Cameron, R (1, 8) OBP: 0.357, SLG: 0.452		L B X 1-1 S HR 1B		B C B X 2-1 1B 3B 1B		B B B C C X 3-2 1-H HR			C C B B C 2-3 ① K	4	3	3	2	0	1	0
Joe Oliver, R (1, 2) OBP: 0.316, SLG: 0.550		P B C X 2-1 1-H HR		B B X 2-0 1-3 3B 1B		C B S X 1-2 ② F9			C S B B C 2-3 ② K	4	2	2	2	0	1	0
Carlos Guillen, S (1, 5) OBP: 0.330, SLG: 0.327		F B B S B F X 3-2 2B		B C C C X 1-2 1-H 3-H 3B		B X 1-0 ③ G6-3			C B F S 1-3 ③ K	4	0	2	2	0	1	0
Inning Stats	R: 0 H: 0 E: 0 LOB: 1 K: 0 BB: 1 S: 5 P: 13	R: 2 H: 3 E: 0 LOB: 1 K: 0 BB: 0 S: 17 P: 28	R: 0 H: 0 E: 0 LOB: 0 K: 0 BB: 0 S: 8 P: 13	R: 2 H: 3 E: 0 LOB: 1 K: 1 BB: 0 S: 15 P: 23	R: 0 H: 0 E: 0 LOB: 0 K: 0 BB: 0 S: 8 P: 12	R: 2 H: 2 E: 0 LOB: 0 K: 0 BB: 0 S: 10 P: 17	R: 0 H: 1 E: 0 LOB: 0 K: 0 BB: 0 S: 7 P: 12	R: 0 H: 0 E: 0 LOB: 0 K: 0 BB: 0 S: 7 P: 9	R: 0 H: 0 E: 0 LOB: 0 K: 3 BB: 0 S: 9 P: 14	1B: 5 SF: 0 2B: 1 SAC: 0 3B: 1 DP: 1 HR: 2 HBP: 0						WP: 1 PA: 36 PB: 0 SB: 2 CS: 0

PITCHER		IP	WLS	BF	H	R	ER	SO	BB	IBB	HBP	BLK	WP	HR	S	P	ERA	WHIP
Rocky Biddle, R ERA: 10.13	(1, 1)	5.1	L	25	8	6	6	1	1	0	0	0	1	2	59	100	10.12	1.688
41 Bill Simas, R ERA: 3.79	(6, 1)	1.2		5	1	0	0	0	0	0	0	0	0	0	11	18	0.00	0.600
Keith Foulke, R ERA: 3.33	(8, 1)	2.0		6	0	0	0	3	0	0	0	0	0	0	16	23	0.00	0.000

PITCHER	IP	WLS	BF	H	R	ER	SO	BB	IBB	HBP	BLK	WP	HR	S	P	ERA	WHIP

TOP

Seattle Mariners @ Chicago White Sox

Comiskey Park, Chicago, IL

Thu Aug 10 2000, 2:05 PM EDT

Att. 23,924 - Sunny - 80 F

livebaseballscorecards.com

AB	35
R	6
H	9
RBI	6
BB	1
SO	4
LOB	5

Batter	1	2	3	4	5	6	7	8	9	AB	R	H	RBI	BB	SO	LOB
Ray Durham, S (1, 4) OBP: 0.356, SLG: 0.458	X 0-0 G3 ①		B F X 1-1 G4-3 ③			C C C 0-3 K ①		S X 0-1 G3 1-3 1B 2B	X 0-0 F8 ③	5	1	1	0	0	1	2
Jose Valentin, S (1, 6) OBP: 0.346, SLG: 0.510	B C C X 1-2 G4-3 ②			C C C 0-3 K ①		X 0-0 F5 ②		C X 0-1 G3 2-3 3-H ②		4	0	0	1	0	1	1
Frank Thomas, R (1, 3) OBP: 0.454, SLG: 0.659	B X 1-0 1B			B B C C F X 2-2 HR		B X 1-0 G1-3 ③		C B X 1-1 1B 3-H 1B		4	1	3	2	0	0	0
Magglio Ordonez, R (1, 9) OBP: 0.397, SLG: 0.588	B F X 1-1 F9 ③			B B C X 2-1 F8 ②			C X 0-1 F8 ①	F C B F X 1-2 1B		4	0	1	0	0	0	1
Harold Baines, L (1, 10) OBP: 0.344, SLG: 0.432		B X 1-0 F8 ①		B C S F B S 2-3 K ③			F B B X 2-1 1B	B C C B F F B F S 3-3 K ③		4	0	1	0	0	2	2
Herbert Perry, R (1, 5) OBP: 0.363, SLG: 0.491		C X 0-1 G6-3 1B			B C B X 2-1 G6-3 ①		S C F F B X 1-2 F7 ②		F S F S 0-3 K ①	4	0	1	0	0	1	1
Carlos Lee, R (1, 7) OBP: 0.348, SLG: 0.507		C X 0-1 G6-3 1-2f ② ③			C B F X 1-2 G3-1 ②		C B S S 1-3 K ③		C B F B F F F F X 2-2 1B 1B	4	0	1	0	0	1	2
Chris Singleton, L (1, 8) OBP: 0.309, SLG: 0.396			B B C L S 2-3 K ①		C X 0-1 S 1B			F S X 0-2 G1-3 ①	B X 1-0 1-2 1B	4	0	2	0	0	1	0
Mark Johnson, L (1, 2) OBP: 0.312, SLG: 0.331 Charles Johnson, R (9, PH) OBP: 0.368, SLG: 0.585			B X 1-0 F7 ②		C B B F B X 3-2 G3-1 1-2 ③			C X 0-1 2B G3 1B	S C S 0-3 K ②	3	1	1	0	0	0	1
										1	0	0	0	0	1	2
Inning Stats	R: 0 H: 1 E: 0 LOB: 1 K: 0 BB: 0 S: 7 P: 10	R: 0 H: 1 E: 0 LOB: 0 K: 0 BB: 0 S: 5 P: 6	R: 0 H: 0 E: 0 LOB: 0 K: 1 BB: 0 S: 6 P: 10	R: 1 H: 1 E: 0 LOB: 0 K: 2 BB: 0 S: 13 P: 19	R: 0 H: 1 E: 0 LOB: 1 K: 0 BB: 0 S: 10 P: 16	R: 0 H: 0 E: 0 LOB: 0 K: 1 BB: 0 S: 5 P: 6	R: 0 H: 1 E: 0 LOB: 1 K: 1 BB: 0 S: 12 P: 16	R: 2 H: 4 E: 0 LOB: 2 K: 1 BB: 0 S: 21 P: 26	R: 0 H: 2 E: 0 LOB: 2 K: 2 BB: 0 S: 16 P: 19	1B: 9 SF: 0 2B: 1 SAC: 0 3B: 0 DP: 1 HR: 1 HBP: 0						WP: 0 PA: 37 PB: 0 SB: 1 CS: 0	

PITCHER		IP	WLS	BF	H	R	ER	SO	BB	IBB	HBP	BLK	WP	HR	S	P	ERA	WHIP
Aaron Sele, R ERA: 4.38	(1, 1)	7.2	W	30	8	3	3	5	0	0	0	0	0	1	69	95	3.52	1.043
Jose Mesa, R ERA: 5.81	(8, 1)	0.0		1	1	0	0	0	0	0	0	0	0	0	4	5	∞	∞
Arthur Rhodes, L ERA: 3.23	(8, 1)	0.1	H	1	0	0	0	1	0	0	0	0	0	0	6	9	0.00	0.000
Kazuhiro Sasaki, R ERA: 3.94	(9, 1)	1.0	S	5	2	0	0	2	0	0	0	0	0	0	16	19	0.00	2.000

PITCHER	IP	WLS	BF	H	R	ER	SO	BB	IBB	HBP	BLK	WP	HR	S	P	ERA	WHIP

BOTTOM

Seattle Mariners @ Chicago White Sox

Comiskey Park, Chicago, IL

Thu Aug 10 2000, 2:05 PM EDT
Att. 23,924 - Sunny - 80 F

livebaseballscorecards.com

AB	37
R	3
H	11
RBI	3
BB	0
SO	8
LOB	12

Batter	1	2	3	4	5	6	7	8	9	AB	R	H	RBI	BB	SO	LOB
Ray Durham, S (1, 4) OBP: 0.355, SLG: 0.458	C F X 0-2 ① F7		X 0-0 ② G1-3 2-3		X 0-0 1B 1-3 2B		L B X 1-1 SH SF8 SH5-4 1-2	B B C F B X 3-2 ③ G4-3		4	1	1	0	0	0	2
Jose Valentin, S (1, 6) OBP: 0.345, SLG: 0.509	S T B B F S 2-3 ② K		C B F X 1-2 2B 3-H		F X 0-1 ② P6		B X 1-0 ① SH5-4 1-2 2-3		B S B F X 2-2 ① G3-1	4	0	1	1	0	1	2
Frank Thomas, R (1, 10) OBP: 0.453, SLG: 0.655	B B C B X 3-1 ③ G5-3		B C X 1-1 ③ F8		B B I 4-0 1B IBB		I I I 4-0 14 HBP IBB		C B F B C 2-3 ② K	3	0	0	0	2	1	1
Maggio Ordonez, R (1, 9) OBP: 0.395, SLG: 0.585		C B X 1-1 ① G6-3		B X 1-0 ① F9	F X 0-1 1-3 2-H 3-H 1B		B B X 2-0 ② SF8 2-3 3-H		S S F B B S 2-3 ③ K	4	0	1	3	0	1	0
14 Paul Konerko, R (1, 3) OBP: 0.370, SLG: 0.489		B B C X 2-1 ② G6-3		X 0-0 HR	B B C C S 2-3 ③ K		C B H 2-1 FC5-4 1-2 HBP			3	1	1	1	0	1	2
Carlos Lee, R (1, 7) OBP: 0.345, SLG: 0.502		C B C F F F F B 2-3 S ③ K		C X 0-1 ② G5-3		B C C B B F F X 3-2 ① F8	C X 0-1 ③ FC5-4 1-2f			4	0	0	0	0	1	3
Chris Singleton, L (1, 8) OBP: 0.309, SLG: 0.397			X 0-0 F9 2B 2B	X 0-0 ③ P5		B B C F X 2-2 ② G4-3		X 0-0 ① F7		4	1	1	0	0	0	0
Tony Graffanino, R (1, 5) OBP: 0.366, SLG: 0.422			B B X 2-0 ① F9 2-3	B C X 1-1 ① G6-3	C B S B B X 3-2 ③ G6-3		L B X 1-1 CS 1B			4	0	1	0	0	0	1
Charles Johnson, R (1, 2) OBP: 0.375, SLG: 0.591			B B S S B X 3-2 G1-3 2B 3-H 2B	X 0-0 2B 1B 1B	S B B F B B 4-2 SH5-4 SH SF8 BB		B B B B 4-0 ② 1-2 BB			2	3	2	1	2	0	0
Inning Stats	R: 0 H: 0 E: 0 LOB: 0 K: 1 BB: 0 S: 9 P: 14	R: 0 H: 0 E: 0 LOB: 0 K: 1 BB: 0 S: 12 P: 17	R: 2 H: 3 E: 0 LOB: 1 K: 0 BB: 0 S: 11 P: 18	R: 1 H: 1 E: 0 LOB: 0 K: 0 BB: 0 S: 5 P: 6	R: 2 H: 3 E: 0 LOB: 2 K: 1 BB: 1 S: 11 P: 18	R: 0 H: 0 E: 0 LOB: 0 K: 0 BB: 0 S: 11 P: 19	R: 1 H: 0 E: 0 LOB: 3 K: 0 BB: 2 S: 9 P: 23	R: 0 H: 1 E: 0 LOB: 1 K: 0 BB: 1 S: 6 P: 14	R: 0 H: 0 E: 0 LOB: 0 K: 2 BB: 0 S: 10 P: 16	1B: 3 SF: 1 2B: 4 SAC: 2 3B: 0 DP: 0 HR: 1 HBP: 1						

TOP

Chicago White Sox @ Tampa Bay Devil Rays

Tropicana Field, St. Petersburg, FL

Fri Aug 11 2000, 7:15 PM EDT
Att. 18,370 - Dome - 72 F

livebaseballscorecards.com

AB	32
R	6
H	8
RBI	6
BB	4
SO	5
LOB	11

WP: 0 PA: 40
PB: 0
SB: 0
CS: 1

PITCHER		IP	WLS	BF	H	R	ER	SO	BB	IBB	HBP	BLK	WP	HR	S	P	ERA	WHIP
Ryan Rupe, R ERA: 7.99	(1, 1)	5.0		23	7	5	5	3	0	1	0	0	0	1	48	73	9.00	1.400
Paul Wilson, R ERA: 1.35	(6, 1)	3.0	L	14	1	1	1	0	2	1	1	0	0	0	26	56	3.00	1.000
Esteban Yan, R ERA: 6.77	(9, 1)	1.0		3	0	0	0	2	0	0	0	0	0	0	10	16	0.00	0.000

PITCHER	IP	WLS	BF	H	R	ER	SO	BB	IBB	HBP	BLK	WP	HR	S	P	ERA	WHIP

Batter	1	2	3	4	5	6	7	8	9	AB	R	H	RBI	BB	SO	LOB
Gerald Williams, R (1, 8) OBP: 0.326, SLG: 0.460	C B F X 1-2 G4-3 ①	B X 1-0 BB 1B 1B 1-2 2-H 3-H		S B B F B X 3-2 P4 ①		B B C X 2-1 G6-3 ①		F S P X 1-2 G6-3 ② 1-2		5	1	1	2	0	0	2
Miguel Cairo, R (1, 4) OBP: 0.327, SLG: 0.339 Aubrey Huff, L (8, PH) OBP: 0.375, SLG: 0.609 (9, 5)	B C X 1-1 BLK 1B	B B B C B 4-1 1B 1B BB 1-2 2-3		F F S 0-3 K ②		B C B B C F X 3-2 1B		S S B X 1-2 G6-3 ③		3 1	1 0	2 0	0 0	1 0	1 0	1 2
Greg Vaughn, R (1, 10) OBP: 0.389, SLG: 0.554	B B B B 4-0 FC5-4 BB 1-2	F C S 0-3 K ②		B B C B B 4-1 BB BB 1-2		C X 0-1 L5 ②			B B S B B 4-1 G4-3 BB	2	0	0	0	3	1	4
Fred McGriff, L (1, 3) OBP: 0.363, SLG: 0.457	B X 1-0 F8 ②	B X 1-0 1B 1-H 2-H 3-H		C B B B F F B 4-2 BB 1-2 2-3		B C B S B X 3-2 F8 ③			B B C X 2-1 G4-3 ① 1-2	4	0	1	3	1	0	4
John Flaherty, R (1, 2) OBP: 0.318, SLG: 0.392	B X 1-0 FC5-4 ③ 1-2f	B B B F B F F X 3-2 G6-3 ③		B F B X 2-1 F7 ③			C B F S 1-3 K ①		S B B S S 2-3 K ②	5	0	0	0	0	2	7
Jose Guillen, R (1, 9) OBP: 0.337, SLG: 0.475		B B S B X 3-1 G4-3 ① B B X 2-0 G4-3 ①		B C X 1-1 2B			C B B X 2-1 G6-3 ②		F B B F B F X 3-2 F7 ③	5	0	1	0	0	0	1
Russ Johnson, R (1, 5) OBP: 0.309, SLG: 0.288 (9, 4)	B F B B B 4-1 BB BB 1B BB B B F S X 2-2 G5-3 ②			X 0-0 F9 ①			S C B B C 2-3 K ③			3	1	0	0	1	1	1
Steve Cox, L (1, 7) OBP: 0.390, SLG: 0.437 Jason Tyner, L (8, PR) OBP: 0.241, SLG: 0.260 (9, 7)	B B B C B 4-1 BB 1B BB 1-2 C B B X 2-1 L5 ③			B F F B S 2-3 K ②				C X 0-1 G6-3 1B		3 0	1 0	1 0	0 0	1 0	1 0	1 0
Felix Martinez, S (1, 6) OBP: 0.325, SLG: 0.283	C B B B L B 4-2 BB 1B 1B BB 1-2 2-3			B C C H 2-2 BB BB HBP F S B X 1-2 L3 ③				B B X 2-0 B5 ①		2	1	0	0	1	0	2
Inning Stats	R: 0 E: 0 K: 0 S: 7 H: 1 LOB: 2 BB: 1 P: 15	R: 5 E: 0 K: 1 S: 16 H: 2 LOB: 1 BB: 4 P: 40	R: 0 E: 0 K: 0 S: 6 H: 0 LOB: 0 BB: 0 P: 12	R: 0 E: 0 K: 1 S: 14 H: 0 LOB: 3 BB: 2 P: 29	R: 0 E: 0 K: 1 S: 9 H: 1 LOB: 1 BB: 0 P: 13	R: 0 E: 0 K: 0 S: 11 H: 1 LOB: 1 BB: 0 P: 19	R: 0 E: 0 K: 2 S: 8 H: 0 LOB: 0 BB: 0 P: 13	R: 0 E: 0 K: 0 S: 10 H: 1 LOB: 2 BB: 0 P: 13	R: 0 E: 0 K: 1 S: 10 H: 0 LOB: 1 BB: 1 P: 21	1B: 5 2B: 1 3B: 0 HR: 0 SF: 0 SAC: 0 DP: 0 HBP: 1						

BOTTOM

Chicago White Sox @ Tampa Bay Devil Rays

Tropicana Field, St. Petersburg, FL

Fri Aug 11 2000, 7:15 PM EDT

Att. 18,370 - Dome - 72 F

livebaseballscorecards.com

AB	33
R	5
H	6
RBI	5
BB	8
SO	6
LOB	25

PITCHER		IP	WLS	BF	H	R	ER	SO	BB	IBB	HBP	BLK	WP	HR	S	P	ERA	WHIP
Jim Parque, L ERA: 4.34	(1, 1)	3.2		22	3	5	5	2	7	0	1	1	0	0	41	92	12.27	2.727
Lorenzo Barcelo, R ERA: 5.14	(4, 1)	2.0		8	2	0	0	1	0	0	0	0	0	0	19	30	0.00	1.000
56 Mark Buehrle, L ERA: 5.91	(6, 1)	0.1	W	1	0	0	0	0	0	0	0	0	0	0	3	6	0.00	0.000
41 Bill Simas, R ERA: 3.72	(7, 1)	1.0	H	3	0	0	0	2	0	0	0	0	0	0	8	13	0.00	0.000
Bob Howry, R ERA: 3.38	(8, 1)	1.0	H	5	1	0	0	0	1	0	0	0	0	0	11	18	0.00	2.000

PITCHER		IP	WLS	BF	H	R	ER	SO	BB	IBB	HBP	BLK	WP	HR	S	P	ERA	WHIP
Kelly Wunsch, L ERA: 2.74	(9, 1)	0.1	H	1	0	0	0	0	0	0	0	0	0	0	2	4	0.00	0.000
Keith Foulke, R ERA: 3.29	(9, 1)	0.2	S	2	0	0	0	1	0	0	0	0	0	0	7	12	0.00	0.000

Batter	1	2	3	4	5	6	7	8	9	10	AB	R	H	RBI	BB	SO	LOB
Ray Durham, S (1, 4) OBP: 0.356, SLG: 0.458	CBBBX 3-1 CS 1B		BSSSBBX 3-2 1B 2B 1B	CCBBFS 2-3 ② K			X 0-0 ① G1-3		CBBBX 3-1 ① P4		5	1	2	0	0	1	1
Jose Valentin, S (1, 6) OBP: 0.344, SLG: 0.506	CBBFS 2-3 ①② K 1-2		LX 0-1 2B SF9 1-2 1B	BBCBSS 3-3 ③ K			BBCBX 3-1 ② F7		CFBFFFBFB 3-2 ② F F X P4		5	1	1	0	0	2	2
Frank Thomas, R (1, 10) OBP: 0.453, SLG: 0.656	BBFFBX 3-2 1B 2B		BCFBFFBX 3-2 SF9 1-3 2-H 2B		CBBX 2-1 ① G6-3		BFX 1-1 ③ G6-3		CX 0-1 ③ F7		5	1	2	1	0	0	0
Magglio Ordonez, R (1, 9) OBP: 0.399, SLG: 0.589	X 0-0 2-H 1B		CBBX 2-1 ① SF9 2-3 3-H		BX 1-0 14 S 1B			X 0-0 WP 14 FC5 1B		BX 1-0 14 BLK 14 PB SF7 1B	4	1	4	2	0	0	0
14 Paul Konerko, R (1, 3) OBP: 0.368, SLG: 0.484	BSBBX 3-1 ③ G6-3		BX 1-0 ② F9		BBCBB 4-1 G6-4-3 1-2 BB			CCX 0-2 FC5 WP 1-2		CX 0-1 ① G5-3 1-3	4	0	0	0	1	0	4
Carlos Lee, R (1, 7) OBP: 0.345, SLG: 0.508		X 0-0 HR	BBBCFB 4-2 BB		CX 0-1 ②③ G6-4-3 1-2f			BSLBBC 3-3 ① K		BFFFBX 2-2 ② SF7 3-H	3	1	1	2	1	1	4
Chris Singleton, L (1, 8) OBP: 0.306, SLG: 0.394 Jeff Abbott, R (8, PH) OBP: 0.350, SLG: 0.384 (8, 8)		BCBX 2-1 ① G4-3	FX 0-1 ③ G4-3			BX 1-0 ① G6-3		BIII 4-0 1-2 2-3 IBB		BCSH 2-2 HBP	3 0	0 0	0 0	0 0	0 1	0 0	2 0
Tony Graffanino, R (1, 5) OBP: 0.357, SLG: 0.410 Harold Baines, L (8, PH) OBP: 0.343, SLG: 0.430 Herbert Perry, R (8, 5) OBP: 0.362, SLG: 0.489		BBFCX 2-2 ② G4-3		X 0-0 ① F8		X 0-0 ② L7		CBFBBS 3-3 ② K		X 0-0 ③ G6-3	3 1 1	0 0 0	0 0 0	0 0 0	0 1 0	0 0 0	0 3 1
Charles Johnson, R (1, 2) OBP: 0.374, SLG: 0.587		CBX 1-1 ③ F7		FBX 1-1 1B		BFBSBC 3-3 ③ K		SBSFFBS 2-3 ③ K			4	0	1	0	0	2	3
Inning Stats	R: 1 E: 0 K: 1 S: 11 H: 3 LOB: 1 BB: 0 P: 22	R: 1 E: 0 K: 0 S: 8 H: 1 LOB: 0 BB: 0 P: 13	R: 2 E: 0 K: 0 S: 17 H: 3 LOB: 2 BB: 1 P: 30	R: 0 E: 0 K: 2 S: 10 H: 1 LOB: 1 BB: 0 P: 16	R: 0 E: 0 K: 0 S: 6 H: 1 LOB: 1 BB: 1 P: 13	R: 0 E: 0 K: 1 S: 5 H: 0 LOB: 0 BB: 0 P: 9	R: 0 E: 0 K: 0 S: 5 H: 0 LOB: 0 BB: 0 P: 9	R: 0 E: 0 K: 3 S: 15 H: 1 LOB: 3 BB: 1 P: 27	R: 0 E: 0 K: 0 S: 13 H: 0 LOB: 0 BB: 0 P: 19	R: 1 E: 0 K: 0 S: 10 H: 1 LOB: 1 BB: 0 P: 15	1B: 8 2B: 3 3B: 0 HR: 1	SF: 2 SAC: 0 DP: 2 HBP: 1					

PITCHER		IP	WLS	BF	H	R	ER	SO	BB	IBB	HBP	BLK	WP	HR	S	P	ERA	WHIP
Bryan Rekar, R ERA: 4.62	(1, 1)	4.0		20	8	4	4	3	1	0	0	0	0	1	46	81	9.00	2.250
Cory Lidle, R ERA: 6.09	(5, 1)	3.1		13	2	0	0	2	1	0	0	0	0	0	23	41	0.00	0.900
Doug Creek, L ERA: 3.29	(8, 1)	0.0		1	0	0	0	0	0	1	0	0	1	0	0	4	∞	∞
Esteban Yan, R ERA: 6.67	(8, 1)	1.2		5	0	0	0	2	0	0	0	0	0	0	21	32	0.00	0.000
Roberto Hernandez, R ERA: 3.25	(10, 1)	1.0	L	5	1	1	0	0	0	0	1	1	0	0	10	15	0.00	1.000

PITCHER	IP	WLS	BF	H	R	ER	SO	BB	IBB	HBP	BLK	WP	HR	S	P	ERA	WHIP

TOP

Chicago White Sox @ Tampa Bay Devil Rays

Tropicana Field, St. Petersburg, FL

Sat Aug 12 2000, 4:15 PM EDT
Att. 27,538 - Dome - 72 F

livebaseballscorecards.com

AB	38
R	5
H	11
RBI	5
BB	3
SO	7
LOB	20

WP: 1	PA: 44		
PB: 1			
SB: 1			
CS: 1			

Batter	1	2	3	4	5	6	7	8	9	10	AB	R	H	RBI	BB	SO	LOB
Gerald Williams, R (1, 8) OBP: 0.322, SLG: 0.455	C B X 1-1 F8 ①		C F B F B F X 2-2 F8 ①		X 0-0 F7 ②			S C B X 1-2 G4-3 ①	F F B X 1-2 FC4-6 ③ 1-2f		5	0	0	0	0	0	3
Miguel Cairo, R (1, 4) OBP: 0.325, SLG: 0.334	B B C B B 4-1 CS BB		C B X 1-1 L9-3 ② ③ 1-2		F X 0-1 P5 ③			B C B X 2-1 F8 ②		B B B C C F X 3-2 G4-3 ①	4	0	0	0	1	0	2
Greg Vaughn, R (1, 10) OBP: 0.395, SLG: 0.564	B B B C B 4-1 ② 1-2 BB			C B F X 1-2 HR	C X 0-1 G5-3 ①			B C S B B 4-2 BB 1B BB		C B S B X 3-2 L4-3 1B	3	2	2	1	2	0	0
Fred McGriff, L (1, 3) OBP: 0.362, SLG: 0.453	F B C B C 2-3 K ③			F B B X 2-1 G3 ①	B X 1-0 G3 ②			B B B B 4-0 1B BB 1-2		B X 1-0 L4-3 ② ③ 1-2	4	0	0	0	1	1	2
Jose Guillen, R (1, 9) OBP: 0.340, SLG: 0.476		B B X 2-0 G3-6-3 1B	X 0-0 G6-3 ②		C C X 0-2 F8 ③		X 0-0 1B 1-3 2-H				4	0	2	1	0	0	0
Steve Cox, L (1, 7) OBP: 0.393, SLG: 0.449	X 0-0 G3-6-3 ① ② 1-2f		C F B X 1-2 2B			B B X 2-0 1B 2B	B S F X 1-2 G6-3 ③				4	1	2	0	0	0	3
Aubrey Huff, L (1, 5) OBP: 0.393, SLG: 0.704	B F X 1-1 HR		F B S S 1-3 K ③			C X 0-1 G4-6-3 1B 2-H			X 0-0 G3 ①		4	1	2	2	0	1	1
Mike DiFelice, R (1, 2) OBP: 0.280, SLG: 0.378	C C F B X 1-2 G6-3 ③				X 0-0 G5-3 ①	X 0-0 F8 ①			F X 0-1 G4-3 ②		4	0	0	0	0	0	1
Felix Martinez, S (1, 6) OBP: 0.330, SLG: 0.286 Quinton McCracken, S (7, PH) OBP: 0.242, SLG: 0.107 Ozzie Guillen, L (8, 6) OBP: 0.306, SLG: 0.380 Russ Johnson, R (9, PH) OBP: 0.313, SLG: 0.292 (10, 6)			B B B B C B 4-1 L9-3 BB		B C X 1-1 1B	B B F F X 2-2 G4-6-3 ② ③ 1-2f			B X 1-0 FC4-6 1B		1 1 0 1	0 0 0 0	1 0 0 1	0 0 0 0	1 0 0 0	0 0 0 0	0 1 0 0
Inning Stats	R: 0 H: 0 E: 0 LOB: 1 K: 1 BB: 2 S: 7 P: 18	R: 1 H: 2 E: 0 LOB: 0 K: 0 BB: 0 S: 8 P: 12	R: 0 H: 0 E: 0 LOB: 0 K: 0 BB: 1 S: 8 P: 15	R: 1 H: 2 E: 0 LOB: 1 K: 1 BB: 0 S: 12 P: 17	R: 0 H: 1 E: 0 LOB: 1 K: 0 BB: 0 S: 6 P: 7	R: 0 H: 0 E: 0 LOB: 0 K: 0 BB: 0 S: 6 P: 7	R: 1 H: 2 E: 0 LOB: 0 K: 0 BB: 0 S: 7 P: 11	R: 1 H: 1 E: 0 LOB: 2 K: 0 BB: 2 S: 12 P: 24	R: 0 H: 1 E: 0 LOB: 1 K: 0 BB: 0 S: 7 P: 9	R: 0 H: 1 E: 0 LOB: 0 K: 0 BB: 0 S: 8 P: 15	1B: 6 2B: 4 3B: 0 HR: 2	SF: 0 SAC: 0 DP: 4 HBP: 0						

PITCHER		IP	WLS	BF	H	R	ER	SO	BB	IBB	HBP	BLK	WP	HR	S	P	ERA	WHIP
James Baldwin, R ERA: 4.15	(1, 1)	7.0		27	7	3	3	2	3	0	0	0	0	2	54	87	3.86	1.429
Bob Howry, R ERA: 3.51	(8, 1)	0.2	H	3	0	1	1	0	1	0	0	0	0	0	7	14	13.50	1.500
Kelly Wunsch, L ERA: 2.72	(8, 1)	0.1	B	3	1	0	0	0	1	0	0	0	0	0	5	10	0.00	6.000
56 Mark Buehrle, L ERA: 5.64	(9, 1)	1.0	W	4	1	0	0	0	0	0	0	0	0	0	7	9	0.00	1.000
Keith Foulke, R ERA: 3.25	(10, 1)	1.0	S	3	1	0	0	0	0	0	0	0	0	0	8	15	0.00	1.000

PITCHER	IP	WLS	BF	H	R	ER	SO	BB	IBB	HBP	BLK	WP	HR	S	P	ERA	WHIP

BOTTOM

Chicago White Sox @ Tampa Bay Devil Rays

Tropicana Field, St. Petersburg, FL

Sat Aug 12 2000, 4:15 PM EDT
Att. 27,538 - Dome - 72 F

livebaseballscorecards.com

AB	35
R	4
H	10
RBI	4
BB	5
SO	2
LOB	13

1B: 6	SF: 0	WP: 0	PA: 40
2B: 4	SAC: 0	PB: 0	
3B: 0	DP: 4	SB: 0	
HR: 2	HBP: 0	CS: 1	

Chicago White Sox @ Tampa Bay Devil Rays

Tropicana Field, St. Petersburg, FL

Sun Aug 13 2000, 1:15 PM EDT
Att. 19,685 - Dome - 72 F

livebaseballscorecards.com

TOP

Batter	1	2	3	4	5	6	7	8	9	AB	R	H	RBI	BB	SO	LOB
Ray Durham, S (1, 4) OBP: 0.353, SLG: 0.454	C B B X 2-1 ① G4-3		F S B B B X 3-2 ① FC6-4 G6-3 1-2f 3-H			B F B B C X 3-1 ① G4-3		B B B C C X 3-2 ② G5-3		4	0	0	1	0	0	1
Jose Valentin, S (1, 6) OBP: 0.345, SLG: 0.508	X 0-0 ② G4-3		C S F B X 1-2 ②③ G6-3 1-2f			B C B X 2-1 S 2B 1B		C C B F B X 2-2 2B		4	1	2	0	0	0	1
Frank Thomas, R (1, 3) OBP: 0.451, SLG: 0.660	X 0-0 ③ G5-3			F C F B B B X 3-2 HR		B X 1-0 ② F4		C X 0-1 ③ G5-3		4	1	1	1	0	0	2
Magglio Ordonez, R (1, 9) OBP: 0.398, SLG: 0.588		C B C S 1-3 ① K		X 0-0 ① G5-3		B S X 1-1 1-H 2B			B X 1-0 ① F8	4	0	1	1	0	1	0
Harold Baines, L (1, 10) OBP: 0.342, SLG: 0.425		B F C F B F B B 4-2 BB		F X 0-1 ② F7		X 0-0 ③ G4-3			X 0-0 ② G3-1	3	0	0	0	1	0	1
Herbert Perry, R (1, 5) OBP: 0.357, SLG: 0.482		B B X 2-0 ② F3		B F X 1-1 ③ G5-3			X 0-0 ① F3		C X 0-1 ③ G5-3	4	0	0	0	0	0	1
Carlos Lee, R (1, 7) OBP: 0.343, SLG: 0.505		C B S B F S 2-3 ③ K			S F S 0-3 ① K		B C F F B X 2-2 ② F8			3	0	0	0	0	2	1
Chris Singleton, L (8, 8) OBP: 0.306, SLG: 0.394										0	0	0	0	0	0	0
Jeff Abbott, R (1, 8) (8, 7) OBP: 0.349, SLG: 0.389			F F X 0-2 E FC6-4 2B		C B F X 1-2 ② F7		F B S S 1-3 ③ K			3	1	1	0	0	1	0
Mark Johnson, L (1, 2) OBP: 0.308, SLG: 0.326			C B X 1-1 E5 FC6-4 2-3		F X 0-1 ③ F7			X 0-0 ① F7		3	0	0	0	0	0	1

	AB	32
	R	3
	H	5
	RBI	3
	BB	1
	SO	4
	LOB	8

Inning Stats																																		
	R: 0	E: 0	K: 0	S: 4	H: 0	LOB: 0	BB: 0	P: 6	R: 0	E: 0	K: 2	S: 12	H: 0	LOB: 1	BB: 1	P: 21	R: 1	E: 1	K: 0	S: 12	H: 1	LOB: 0	BB: 0	P: 17	R: 1	E: 0	K: 0	S: 10	H: 1	LOB: 0	BB: 0	P: 14
	R: 0	E: 0	K: 1	S: 8	H: 0	LOB: 0	BB: 0	P: 9	R: 1	E: 0	K: 0	S: 8	H: 2	LOB: 1	BB: 0	P: 15	R: 0	E: 0	K: 1	S: 8	H: 0	LOB: 0	BB: 0	P: 11	R: 0	E: 0	K: 0	S: 10	H: 1	LOB: 1	BB: 0	P: 15
	R: 0	E: 0	K: 0	S: 4	H: 0	LOB: 0	BB: 0	P: 5	1B: 1	2B: 3	3B: 0	HR: 1	SF: 0	SAC: 0	DP: 1	HBP: 0	WP: 0	PB: 0	SB: 1	CS: 0	PA: 33														

PITCHER		IP	WLS	BF	H	R	ER	SO	BB	IBB	HBP	BLK	WP	HR	S	P	ERA	WHIP
Albie Lopez, R ERA: 3.51	(1, 1)	9.0	W	33	5	3	3	4	1	0	0	0	0	1	76	113	3.00	0.667

PITCHER		IP	WLS	BF	H	R	ER	SO	BB	IBB	HBP	BLK	WP	HR	S	P	ERA	WHIP

BOTTOM

Chicago White Sox @ Tampa Bay Devil Rays

Tropicana Field, St. Petersburg, FL

Sun Aug 13 2000, 1:15 PM EDT
Att. 19,685 - Dome - 72 F

livebaseballscorecards.com

Batter	1	2	3	4	5	6	7	8	9	AB	R	H	RBI	BB	SO	LOB
Gerald Williams, R (1, 8) OBP: 0.324, SLG: 0.462	B C B X 2-2 G5-3 ①			S S B X 1-2 HR		X 0-0 CS 1B		B X 1-0 G4-3 ②		4	1	2	1	0	0	0
Russ Johnson, R (1, 4) OBP: 0.316, SLG: 0.293	B C X 1-1 G5-3 ②			B X 1-0 1B 1B		B B 1 SAFE C F X 2-2 F9 ①② 1-2		B B B B 4-0 BB		3	0	1	0	1	0	1
Greg Vaughn, R (1, 10) OBP: 0.391, SLG: 0.558	B S X 1-1 G6-3 ③			C B B B F F F X 3-2 P4 ①		B S B F F B F X 3-2 G1-3 ③		X 0-0 F8 ③		4	0	0	0	0	0	2
Fred McGriff, L (1, 3) OBP: 0.361, SLG: 0.451		S C B F B F X 2-2 F8 ①		1 SAFE B X 1-0 2B 1-2 1B ②			F X 0-1 F9 ①		S B F B S 2-3 K ①	4	0	1	0	0	1	0
Jose Guillen, R (1, 9) OBP: 0.343, SLG: 0.478 Jason Tyner, L (9, PR) OBP: 0.241, SLG: 0.260		B C F C 1-3 K ②		X 0-0 1-3 2B			B B X 2-0 F8 ②		C B B B C F B B 4-2 S HR BB	3 0	0 1	1 0	0 0	1 0	1 0	0 0
Steve Cox, L (1, 7) OBP: 0.392, SLG: 0.453 Miguel Cairo, R (9, PH) OBP: 0.327, SLG: 0.334		X 0-0 G4-3 ③		B S B F X 2-2 G4-3 ③			X 0-0 1B 2B		C B B B B S S B 4-2 1-2 HR BB	3 0	1 1	1 0	0 0	0 1	0 0	2 0
John Flaherty, R (1, 2) OBP: 0.320, SLG: 0.404			X 0-0 P3 ①		X 0-0 P4 ①		F F B F X 1-2 2-H 1B		B F F F F F B B F F 3-2 F F X 1-H 2-H HR	4	1	2	4	0	0	0
Aubrey Huff, L (1, 5) OBP: 0.355, SLG: 0.633			C C B F B X 2-2 G3 ②		B B X 2-0 G4-3 ②		C B B B B C X 3-2 F2 ③			3	0	0	0	0	0	1
Ozzie Guillen, L (1, 6) OBP: 0.295, SLG: 0.366			C C X 0-2 G4-3 ③		F F B X 1-2 G5-3 ③			L B F X 1-2 G5-3 ①		3	0	0	0	0	0	0

Inning Stats									
	R: 0 E: 0 K: 0 S: 7	H: 0 LOB: 0 BB: 0 P: 11	R: 0 E: 0 K: 1 S: 9	H: 0 LOB: 0 BB: 0 P: 12	R: 0 E: 0 K: 0 S: 8	H: 0 LOB: 0 BB: 0 P: 10	R: 1 E: 0 K: 0 S: 13	H: 4 LOB: 2 BB: 0 P: 21	R: 0 E: 0 K: 0 S: 5	H: 0 LOB: 0 BB: 0 P: 8
	R: 0 E: 0 K: 0 S: 9	H: 1 LOB: 0 BB: 0 P: 14	R: 1 E: 0 K: 0 S: 11	H: 2 LOB: 1 BB: 0 P: 17	R: 0 E: 0 K: 0 S: 5	H: 0 LOB: 1 BB: 1 P: 11	R: 3 E: 0 K: 1 S: 17	H: 1 LOB: 1 BB: 2 P: 30		

	1B: 4	SF: 0	WP: 0	PA: 34
	2B: 2	SAC: 0	PB: 0	
	3B: 0	DP: 0	SB: 1	
	HR: 2	HBP: 0	CS: 1	

PITCHER		IP	WLS	BF	H	R	ER	SO	BB	IBB	HBP	BLK	WP	HR	S	P	ERA	WHIP
Jon Garland, R ERA: 6.63	(1, 1)	7.0		26	7	2	2	1	0	0	0	0	0	1	62	93	2.57	1.000
41 Bill Simas, R ERA: 3.65	(8, 1)	1.0	H	4	0	0	0	0	1	0	0	0	0	0	5	11	0.00	1.000
Kelly Wunsch, L ERA: 2.89	(9, 1)	0.1	H	2	0	1	1	1	1	0	0	0	0	0	6	12	27.00	3.000
Bob Howry, R ERA: 3.86	(9, 1)	0.0	L	2	1	2	2	0	1	0	0	0	0	1	11	18	∞	∞

PITCHER		IP	WLS	BF	H	R	ER	SO	BB	IBB	HBP	BLK	WP	HR	S	P	ERA	WHIP

Batter	1	2	3	4	5	6	7	8	9	AB	R	H	RBI	BB	SO	LOB
Ray Durham, S (1, 4) OBP: 0.350, SLG: 0.449	B C C B S 2-3 ① K		B F S B X 2-2 ① FC4-6 FC1-6 1-2f		C F B F B X 2-2 ③ G1-3 1-2		C S F B B S 2-3 ③ K		B B S B X 3-1 ③ FC4-6 1-2f	5	0	0	0	0	2	5
Jose Valentin, S (1, 6) OBP: 0.344, SLG: 0.508	C F B X 1-2 ② F8		C B X 1-1 ② ③ FC1-6 1-2f			X 0-0 1B 2B		C C B B B X 3-2 ① F8		4	1	1	0	0	0	1
Frank Thomas, R (1, 10) OBP: 0.450, SLG: 0.655	B B C B B 4-1 BB			B B X 2-0 ① L8		C B F F B F S 2-3 ① K		X 0-0 ② G4-3		3	0	0	0	1	1	1
Magglio Ordonez, R (1, 9) OBP: 0.400, SLG: 0.589	B X 1-0 ③ F8			C C X 0-2 14 G6-3 1B		B B F B X 3-1 14 G4-6-3 2-H 1B		B B X 2-0 E6 14 WP 1B		4	0	3	1	0	0	1
14 Paul Konerko, R (1, 3) OBP: 0.365, SLG: 0.479		C B B X 2-1 ① F2		B C X 1-1 ② G6-3 1-2		X 0-0 ② ③ G4-6-3 1-2f		B B C B F X 3-2 ③ F9 2-3		4	0	0	0	0	0	3
Herbert Perry, R (1, 5) OBP: 0.359, SLG: 0.482		C F X 0-2 WP 1B		B X 1-0 ③ G6-3			B X 1-0 ① G5-3		C F X 0-2 G4-6-3 1B 1B 1B	4	1	2	0	0	0	1
Carlos Lee, R (1, 7) OBP: 0.344, SLG: 0.505		B F B C S 2-3 ② K 1-2			F B F X 1-2 ① G6-3		B F X 1-1 1B 1B		X 0-0 G4-6-3 1-2 1B	4	0	2	0	0	1	1
Chris Singleton, L (1, 8) OBP: 0.306, SLG: 0.391		B C B F X 2-2 ③ G1-3			B B C S B B 4-2 S BB		F C B F F S 1-3 ② K		F X 0-1 ① ② G4-6-3 1-2f 2-3	3	0	0	0	1	1	4
Charles Johnson, R (1, 2) OBP: 0.378, SLG: 0.587			B S C B B B F B 4-2 FC4-6 BB		C B B B S X 3-2 ② F7		X 0-0 1-3 1B		B X 1-0 FC4-6 3-H 1B	3	0	2	1	1	0	1
Inning Stats	R: 0 H: 0 E: 0 LOB: 1 K: 1 BB: 1 S: 8 P: 16	R: 0 H: 1 E: 0 LOB: 1 K: 1 BB: 0 S: 11 P: 17	R: 0 H: 0 E: 0 LOB: 1 K: 0 BB: 1 S: 8 P: 15	R: 0 H: 1 E: 0 LOB: 1 K: 0 BB: 0 S: 7 P: 11	R: 0 H: 0 E: 0 LOB: 1 K: 0 BB: 1 S: 12 P: 22	R: 1 H: 2 E: 0 LOB: 0 K: 1 BB: 0 S: 9 P: 14	R: 0 H: 2 E: 0 LOB: 2 K: 2 BB: 0 S: 13 P: 18	R: 0 H: 1 E: 1 LOB: 1 K: 0 BB: 0 S: 8 P: 16	R: 1 H: 3 E: 0 LOB: 1 K: 0 BB: 0 S: 9 P: 13	1B: 9 SF: 0 2B: 1 SAC: 0 3B: 0 DP: 2 HR: 0 HBP: 0						

PITCHER		IP	WLS	BF	H	R	ER	SO	BB	IBB	HBP	BLK	WP	HR	S	P	ERA	WHIP
Jose Mercedes, R ERA: 4.31	(1, 1)	8.0	W	32	7	1	1	5	3	0	0	0	2	0	76	129	1.12	1.250
Mike Trombley, R ERA: 5.29	(9, 1)	1.0		5	3	1	1	0	0	0	0	0	0	0	9	13	9.00	3.000

PITCHER	IP	WLS	BF	H	R	ER	SO	BB	IBB	HBP	BLK	WP	HR	S	P	ERA	WHIP

TOP

Chicago White Sox @ Baltimore Orioles

Oriole Park at Camden Yards, Baltimore, MD

Mon Aug 14 2000, 7:35 PM EDT
Att. 40,047 - Cloudy - 78 F

livebaseballscorecards.com

AB	34
R	2
H	10
RBI	2
BB	3
SO	5
LOB	18

WP: 2 PA: 37
PB: 0
SB: 1
CS: 0

Batter	1	2	3	4	5	6	7	8	9	AB	R	H	RBI	BB	SO	LOB
Jerry Hairston, R (1, 4) OBP: 0.500, SLG: 0.765	B B C X 2-1 HR	B B C X 2-1 ① 1B	C F B B X 2-2 E6		C B B B B 4-1 6 BB BB BB		C B F B F X 2-2 ① F7			4	1	2	1	1	0	0
6 Melvin Mora, R (1, 6) OBP: 0.354, SLG: 0.459	B B C B B B 4-1 S 1B BB	C S B F B S 2-3 ② K	C B B F B S 3-3 ③ K		C B B B C B 4-2 BB 1-2 BB		C C F B B X 2-2 ② F9			3	1	0	0	2	2	1
Delino DeShields, L (1, 10) OBP: 0.371, SLG: 0.467	B C B S B S 3-3 ① K 1-2	C B F B F X 2-2 FC6-4 1B		S B X 1-1 ① F8	B B F B B 4-1 FC4-6 1-2 2-3 BB		X 0-0 ③ P6			4	0	1	0	1	1	1
Albert Belle, R (1, 9) OBP: 0.353, SLG: 0.504 Trenidad Hubbard, R (9, 9) OBP: 0.269, SLG: 0.272	C F X 0-2 BB 1B 2-H 1B	C X 0-1 ③ FC6-4 1-2f		B X 1-0 FC1-5 2B	C B B X 2-1 ② P4			B X 1-0 ① G6-3		5 0	1 0	2 0	1 0	0 0	0 0	4 0
Jeff Conine, R (1, 7) OBP: 0.336, SLG: 0.430	B B B B 4-0 1B 1B 1-2 BB	C B B X 2-1 ① F7	X 0-0 ② FC1-5 BB 2-3		C F X 0-2 ③ FC4-6 1-2f			B F C B X 2-2 1B 1B		4	1	1	0	1	0	4
Chris Richard, L (1, 3) OBP: 0.282, SLG: 0.486	C B B F B X 3-2 ② F8	B B X 2-0 ② F9	F B B F B B 4-2 BB BB			B X 1-0 SF7 3B		X 0-0 1-3 1B		4	1	2	0	1	0	2
Brook Fordyce, R (1, 2) OBP: 0.349, SLG: 0.538	B C B X 2-1 1B 1-3 2-H 1B	F B S B B F B 4-2 E HR BB	C B B F F F F B B 4-2 1-2 2-3 BB			C X 0-1 ① SF7 3-H		B F F B F S 2-3 ② K		2	1	1	2	2	1	2
Ryan Minor, R (1, 5) OBP: 0.203, SLG: 0.193	B S B F X 2-2 1-3 3-H 1B	B C C X 1-2 E5 HR 1-2	X 0-0 ③ G5-3			C C B B S 2-3 ② K		B B X 2-0 ③ P4		5	1	1	1	0	1	6
Luis Matos, R (1, 8) OBP: 0.279, SLG: 0.355	C C X 0-2 ③ F3	X 0-0 1-H 2-H HR			C C C 0-3 ① K	C C X 0-2 ③ G6-3				4	1	1	3	0	1	2
Inning Stats	R: 4 E: 0 K: 1 S: 20 H: 4 LOB: 2 BB: 2 P: 40	R: 0 E: 0 K: 1 S: 12 H: 2 LOB: 1 BB: 0 P: 18	R: 3 E: 2 K: 1 S: 16 H: 1 LOB: 1 BB: 1 P: 30	R: 0 E: 0 K: 0 S: 12 H: 1 LOB: 3 BB: 2 P: 22	R: 0 E: 0 K: 1 S: 12 H: 0 LOB: 3 BB: 3 P: 26	R: 1 E: 0 K: 1 S: 9 H: 1 LOB: 0 BB: 0 P: 12	R: 0 E: 0 K: 0 S: 9 H: 0 LOB: 0 BB: 0 P: 13	R: 0 E: 0 K: 1 S: 10 H: 2 LOB: 2 BB: 0 P: 17		1B: 7 2B: 1 3B: 1 HR: 2	SF: 1 SAC: 0 DP: 0 HBP: 0			WP: 0 PB: 0 SB: 1 CS: 0	PA: 44	

PITCHER		IP	WLS	BF	H	R	ER	SO	BB	IBB	HBP	BLK	WP	HR	S	P	ERA	WHIP
Mike Sirotka, L ERA: 4.12	(1, 1)	3.2	L	25	8	7	4	3	5	0	0	0	0	2	59	109	9.82	3.545
Kevin Beirne, R ERA: 6.38	(4, 1)	4.1		19	3	1	1	3	3	0	0	0	0	0	41	69	2.08	1.385

PITCHER	IP	WLS	BF	H	R	ER	SO	BB	IBB	HBP	BLK	WP	HR	S	P	ERA	WHIP

BOTTOM

Chicago White Sox @ Baltimore Orioles

Oriole Park at Camden Yards, Baltimore, MD

Mon Aug 14 2000, 7:35 PM EDT

Att. 40,047 - Cloudy - 78 F

livebaseballscorecards.com

AB	35
R	8
H	11
RBI	8
BB	8
SO	6
LOB	22

Chicago White Sox @ Baltimore Orioles

Oriole Park at Camden Yards, Baltimore, MD

Tue Aug 15 2000, 7:35 PM EDT
Att. 37,707 - Cloudy - 84 F

TOP

livebaseballscorecards.com

Batter	1	2	3	4	5	6	7	8	9	AB	R	H	RBI	BB	SO	LOB
Ray Durham, S (1, 4) OBP: 0.351, SLG: 0.448	2-1 G6-3 1B	4-1 BB		0-1 E4	2-3 K		2-2 HR 1B		0-1 FC4-6 1B	5	3	2	0	1	1	3
Jose Valentin, S (1, 6) OBP: 0.344, SLG: 0.508	1-2 G6-3 SF8 1B	2-2 P5		2-2 1B 2B	1-2 P6		1-2 P4		0-0 F8	6	2	2	1	0	0	5
Frank Thomas, R (1, 3) OBP: 0.451, SLG: 0.661 Tony Graffanino, R (7, 5) OBP: 0.362, SLG: 0.415	3-2 G6-3		2-2 E6 FC5-4	0-0 HR 1B		1-1 2B 1B	0-0 HR		0-1 1B	5 1	3 0	3 1	5 0	0 0	0 0	1 0
Magglio Ordonez, R (1, 9) OBP: 0.402, SLG: 0.593 Mark Johnson, L (8, 2) OBP: 0.306, SLG: 0.324	0-0 SF8		1-2 FC5-4 FC6-5 S	0-0 HR 1B		1-1 2B	1-1 1B		2-1 G1-4-3	4 1	2 0	3 0	1 0	0 0	0 0	1 2
Harold Baines, L (1, 10) OBP: 0.343, SLG: 0.440	0-1 G5-3		0-2 FC6-5 BB	0-0 1-H HR		1-1 E G4-6-3 2B	0-0 F8			5	2	2	5	0	0	2
Herbert Perry, R (1, 5) (7, 3) OBP: 0.356, SLG: 0.476	0-3 K	4-2 BB		1-1 G5-3		0-1 E5 G4-6-3		0-0 F8		4	0	0	0	1	1	1
Jeff Abbott, R (1, 7) (8, 9) OBP: 0.346, SLG: 0.401	1-0 HR	1-1 P4	1-3 K			2-1 G4-6-3		1-1 F8		5	1	1	1	0	1	3
Chris Singleton, L (1, 8) OBP: 0.305, SLG: 0.387	3-1 F8		4-1 BB	2-2 L9		1-0 G4-3		0-0 F9		4	0	0	0	1	0	0
Charles Johnson, R (1, 2) OBP: 0.380, SLG: 0.585 Carlos Lee, R (8, 7) OBP: 0.346, SLG: 0.506	4-1 BB			2-2 E 2B 1B	2-3 K		2-2 G1-6-3		2-2 FC4-6 1B	3 1	1 0	1 1	0 0	1 0	1 0	1 0
Inning Stats	R: 2 E: 0 K: 0 S: 11 H: 2 LOB: 0 BB: 0 P: 17	R: 1 E: 0 K: 1 S: 11 H: 1 LOB: 2 BB: 2 P: 25	R: 0 E: 1 K: 0 S: 14 H: 0 LOB: 2 BB: 1 P: 22	R: 6 E: 1 K: 1 S: 19 H: 5 LOB: 0 BB: 0 P: 27	R: 0 E: 0 K: 2 S: 11 H: 0 LOB: 1 BB: 1 P: 20	R: 3 E: 1 K: 0 S: 11 H: 3 LOB: 0 BB: 0 P: 17	R: 2 E: 0 K: 0 S: 14 H: 3 LOB: 1 BB: 0 P: 20	R: 0 E: 0 K: 0 S: 4 H: 0 LOB: 0 BB: 0 P: 5	R: 0 E: 0 K: 0 S: 10 H: 2 LOB: 2 BB: 0 P: 14	1B: 10 2B: 3 3B: 0 HR: 3	SF: 1 SAC: 0 DP: 1 HBP: 0						

AB	44
R	14
H	16
RBI	13
BB	4
SO	4
LOB	19

WP: 0 PB: 0 SB: 3 CS: 0 PA: 49

PITCHER		IP	WLS	BF	H	R	ER	SO	BB	IBB	HBP	BLK	WP	HR	S	P	ERA	WHIP
Jason Johnson, R ERA: 7.14	(1, 1)	5.0	L	32	11	12	10	4	4	0	0	0	0	2	72	120	18.00	3.000
B.J. Ryan, L ERA: 8.31	(6, 1)	2.0		9	3	2	2	0	0	0	0	0	0	1	19	28	9.00	1.500
Jay Spurgeon, R ERA:	(8, 1)	1.0		3	0	0	0	0	0	0	0	0	0	0	4	5	0.00	0.000
Ryan Kohlmeier, R ERA:	(9, 1)	1.0		5	2	0	0	0	0	0	0	0	0	0	10	14	0.00	2.000

PITCHER	IP	WLS	BF	H	R	ER	SO	BB	IBB	HBP	BLK	WP	HR	S	P	ERA	WHIP

Batter	1	2	3	4	5	6	7	8	9	AB	R	H	RBI	BB	SO	LOB
Jerry Hairston, R (1, 4) OBP: 0.417, SLG: 0.619	C B B C X 2-2 ① P5		S C X 0-2 ① P4			C C X 0-2 ① F9		C X 0-1 ① G4-3		4	0	0	0	0	0	0
6 Melvin Mora, R (1, 6) OBP: 0.354, SLG: 0.458 Trenidad Hubbard, R (8, 9) OBP: 0.276, SLG: 0.280	C F X 0-2 ② F7		C B C C X 1-2 CS 1B			C C X 0-2 ② F7		C B B C B X 3-2 G2-3 1B		3 1	0 0	1 1	0 0	0 0	0 0	0 0
Delino DeShields, L (1, 7) OBP: 0.374, SLG: 0.467	B B B B B 4-0 2B BB		C B F B S 2-3 ② ③ K 1-2			B F B B B 4-1 BB		C X 0-1 G2-3 1-2 1B		2	1	1	0	2	1	1
Albert Belle, R (1, 9) OBP: 0.352, SLG: 0.505 Ryan Minor, R (8, 5) OBP: 0.200, SLG: 0.190	C B B B X 3-1 1-H 1B 2B			X 0-0 ① F8		B B B X 3-0 ③ P5		X 0-0 ② G2-3 1-2 2-3		3 1	1 0	1 0	1 0	0 0	0 0	1 2
Jeff Conine, R (1, 10) OBP: 0.335, SLG: 0.428	C B B X 2-1 2-H 1B			C C X 0-2 ② G6-3			F X 0-1 ① P6	F B C B X 2-2 ③ G3		4	0	1	1	0	0	2
Chris Richard, L (1, 3) OBP: 0.280, SLG: 0.487	C B S C 1-3 ③ K			B F X 1-1 ③ F7			X 0-0 G4-3 HR 2B		B C B F S 2-3 ① K	4	1	1	0	0	2	1
Brook Fordyce, R (1, 2) OBP: 0.342, SLG: 0.526		X 0-0 ① F8			C X 0-1 ① G6-3		C B B C X 2-2 ② G4-3 2-3		B C X 1-1 ② L8	4	0	0	0	0	0	1
Mark Lewis, R (1, 5) OBP: 0.281, SLG: 0.372 (8, 6)		B X 1-0 ② G5-3			B C B X 2-1 G6-4-3 1B		B B F B X 3-1 3-H HR		C F B B S 2-3 ③ K	4	1	2	2	0	1	0
Luis Matos, R (1, 8) OBP: 0.271, SLG: 0.344		B B X 2-0 ③ F8			B B F B F X 3-2 ② ③ G6-4-3 1-2f		F B X 1-1 ③ G6-3			3	0	0	0	0	0	1
Inning Stats	R: 2 E: 0 K: 1 S: 13 H: 2 LOB: 1 BB: 1 P: 25	R: 0 E: 0 K: 0 S: 3 H: 0 LOB: 0 BB: 0 P: 6	R: 0 E: 0 K: 1 S: 9 H: 1 LOB: 1 BB: 0 P: 12	R: 0 E: 0 K: 0 S: 6 H: 0 LOB: 0 BB: 0 P: 7	R: 0 E: 0 K: 0 S: 7 H: 1 LOB: 0 BB: 0 P: 12	R: 0 E: 0 K: 0 S: 8 H: 0 LOB: 1 BB: 1 P: 15	R: 2 E: 0 K: 0 S: 10 H: 2 LOB: 0 BB: 0 P: 16	R: 0 E: 0 K: 0 S: 11 H: 2 LOB: 2 BB: 0 P: 16	R: 0 E: 0 K: 2 S: 8 H: 0 LOB: 0 BB: 0 P: 13	1B: 5 2B: 3 3B: 0 HR: 1	SF: 0 SAC: 0 DP: 2 HBP: 0			WP: 0 PB: 0 SB: 0 CS: 1	PA: 35		

PITCHER		IP	WLS	BF	H	R	ER	SO	BB	IBB	HBP	BLK	WP	HR	S	P	ERA	WHIP
Rocky Biddle, R ERA: 7.3	(1, 1)	7.0	W	27	6	4	4	2	2	0	0	0	0	1	56	93	5.14	1.143
56 Mark Buehrle, L ERA: 5.4	(8, 1)	1.0		5	2	0	0	0	0	0	0	0	0	0	11	16	0.00	2.000
Lorenzo Barcelo, R ERA: 4.8	(9, 1)	1.0		3	0	0	0	2	0	0	0	0	0	0	8	13	0.00	0.000

PITCHER	IP	WLS	BF	H	R	ER	SO	BB	IBB	HBP	BLK	WP	HR	S	P	ERA	WHIP

BOTTOM

Chicago White Sox @ Baltimore Orioles

Oriole Park at Camden Yards, Baltimore, MD

Tue Aug 15 2000, 7:35 PM EDT

Att. 37,707 - Cloudy - 84 F

livebaseballscorecards.com

AB	33
R	4
H	8
RBI	4
BB	2
SO	4
LOB	9

Batter	1	2	3	4	5	6	7	8	9	AB	R	H	RBI	BB	SO	LOB
Ray Durham, S (1, 4) OBP: 0.354, SLG: 0.450	F X 0-1 1B S 2B 1B	B B F X 2-1 1B 1-3 HR 1B		C B X 1-1 1B			B C X 1-1 ① F8		F F F B S 1-3 ① K	5	2	3	0	0	1	0
Jose Valentin, S (1, 6) OBP: 0.343, SLG: 0.504	B C X 1-1 ① F2	C X 0-1 1-3 HR 3-H 1B		C F S 0-3 ② K			C B C F C 1-3 ② K		S B B F F F F S 2-3 ② K	5	1	1	1	0	3	2
Frank Thomas, R (1, 3) OBP: 0.451, SLG: 0.666	B B B B 4-0 1B 1-2 2B BB	C B S X 1-2 1-H 3-H HR		X 0-0 ③ F8			B X 1-0 ③ G5-3		B X 1-0 ③ F8	3	2	1	3	1	0	1
Tony Graffanino, R (8, 5) OBP: 0.359, SLG: 0.411										1	0	0	0	0	0	0
Magglio Ordonez, R (1, 9) OBP: 0.403, SLG: 0.592	C F B B X 2-2 2B 1-2 2-3 1B	B B F S S 2-3 ② K			F B B F X 2-2 ① P4			C X 0-1 14 2B 1B		4	1	2	0	0	1	0
Harold Baines, L (1, 10) OBP: 0.340, SLG: 0.437	F B F B S 2-3 ② K	F X 0-1 ③ P5			F F B X 1-2 ② G4-3			B S X 1-1 1-H 2B		2	0	0	0	0	1	3
14 Paul Konerko, R (5, PH) OBP: 0.366, SLG: 0.482										2	0	1	1	0	0	0
Herbert Perry, R (1, 5) OBP: 0.355, SLG: 0.476	X 0-0 1-3 2-H 3-H 2B	F X 0-1 ① G4-3			B X 1-0 ③ G4-3			F B F F F S 1-3 ① K		4	0	1	2	0	1	1
(8, 3)																
Carlos Lee, R (1, 7) OBP: 0.345, SLG: 0.502	C B C C 1-3 ③ K	B F B X 2-1 ② G6-3				C X 0-1 ① G4-3		B B B B 4-0 BB		3	0	0	0	1	1	2
Chris Singleton, L (1, 8) OBP: 0.302, SLG: 0.383		X 0-0 E6 1B S 1B	B X 1-0 ③ G3			C B F X 1-2 ② G1-3		B C S C 1-3 ② K		4	1	0	0	0	1	2
Charles Johnson, R (1, 2) OBP: 0.375, SLG: 0.578		C F C 0-3 ① K		B B S F S 2-3 ① K		C B X 1-1 ③ L3		X 0-0 ③ F8		4	0	0	0	0	2	3
Inning Stats	R: 2 E: 0 K: 2 S: 14 H: 3 LOB: 2 BB: 1 P: 24	R: 4 E: 1 K: 2 S: 16 H: 3 LOB: 0 BB: 0 P: 21	R: 0 E: 0 K: 0 S: 5 H: 0 LOB: 0 BB: 0 P: 8	R: 0 E: 0 K: 2 S: 9 H: 1 LOB: 1 BB: 0 P: 12	R: 0 E: 0 K: 0 S: 7 H: 0 LOB: 0 BB: 0 P: 11	R: 0 E: 0 K: 0 S: 7 H: 0 LOB: 0 BB: 0 P: 9	R: 0 E: 0 K: 1 S: 7 H: 0 LOB: 0 BB: 0 P: 10	R: 1 E: 0 K: 2 S: 13 H: 2 LOB: 2 BB: 1 P: 20	R: 0 E: 0 K: 2 S: 12 H: 0 LOB: 0 BB: 0 P: 16	1B: 6 2B: 2 3B: 0 HR: 1 SF: 0 SAC: 0 DP: 0 HBP: 0						

PITCHER	IP	WLS	BF	H	R	ER	SO	BB	IBB	HBP	BLK	WP	HR	S	P	ERA	WHIP
35 Mike Mussina, R (1, 1) ERA: 4.24	4.0	L	21	7	6	5	6	1	0	0	0	0	1	44	65	11.25	2.000
Chuck McElroy, L (5, 1) ERA: 6.2	3.1		12	2	1	1	2	0	0	0	0	0	0	30	41	2.70	0.600
Mike Trombley, R (8, 1) ERA: 5.21	0.2		3	0	0	0	1	1	0	0	0	0	0	4	9	0.00	1.500
Buddy Groom, L (9, 1) ERA: 4.03	1.0		3	0	0	0	2	0	0	0	0	0	0	12	16	0.00	0.000

PITCHER	IP	WLS	BF	H	R	ER	SO	BB	IBB	HBP	BLK	WP	HR	S	P	ERA	WHIP

Chicago White Sox @ Baltimore Orioles

Oriole Park at Camden Yards, Baltimore, MD

Wed Aug 16 2000, 7:35 PM EDT
Att. 39,079 - Cloudy - 86 F

TOP

livebaseballscorecards.com

AB	37
R	7
H	9
RBI	7
BB	2
SO	11
LOB	14

WP: 0	PB: 0	SB: 2	CS: 0	PA:	39

Batter	1	2	3	4	5	6	7	8	9	AB	R	H	RBI	BB	SO	LOB
Jerry Hairston, R (1, 4) OBP: 0.357, SLG: 0.520	B C X 1-1 ① L5		B F C F F X 1-2 ① F8		B X 1-0 ① F9		B F X 1-1 ③ F8			4	0	0	0	0	0	1
6 Melvin Mora, R (1, 6) OBP: 0.356, SLG: 0.466	C B B C F B X 3-2 1B 1B		C S S X 1-2 1-H BLK 3B		B C X 1-1 ② F8			F F F S 0-3 ① K		4	1	2	1	0	1	0
Delino DeShields, L (1, 7) OBP: 0.376, SLG: 0.466	C B B F B X 3-2 1-2 G4-6-3 1B		B B F B B 4-1 G6-3 BLK BB		B B B C X 3-1 ③ L4			B B C S B X 3-2 ② F7		3	0	1	0	1	0	0
Albert Belle, R (1, 9) OBP: 0.350, SLG: 0.501	F B B X 2-1 ②③ G4-6-3 1-2f		B X 1-0 ② G6-3 1-3 3-H			F F X 0-2 ① F5		C X 0-1 ③ F8		4	0	0	0	0	0	3
Jeff Conine, R (1, 3) OBP: 0.331, SLG: 0.423		B F X 1-1 E5 F9-6-5 HBP	X 0-0 ③ F9			B X 1-0 ② G4-3			X 0-0 ① F8	4	0	0	0	0	0	1
Chris Richard, L (1, 10) OBP: 0.279, SLG: 0.468		B F F H 2-2 1-2 HBP	B B F F F X 2-2 ① F7			S B B B X 3-1 ③ F8			B B B C C S 3-3 ② K	3	0	0	0	0	1	0
Brook Fordyce, R (1, 2) OBP: 0.340, SLG: 0.536		B B X 2-0 ①② F9-6-5 2-3	X 0-0 ② G4-3				B B X 2-0 HR		F F X 0-2 ③ F7	4	1	1	1	0	0	2
Ryan Minor, R (1, 5) OBP: 0.206, SLG: 0.183		B B X 2-0 ③ G5-3	C B C B B B 4-2 BB				B X 1-0 ① F9			2	0	0	0	1	0	1
Luis Matos, R (1, 8) OBP: 0.273, SLG: 0.343			C B S B B B F X 3-2 6 3B 1B		B F C B F F X 2-2 ③ G4-3		X 0-0 ② B1-3			3	1	1	0	0	0	1
Inning Stats	R: 0 H: 2 E: 0 LOB: 1 K: 0 BB: 0 S: 11 P: 20	R: 0 H: 0 E: 1 LOB: 1 K: 0 BB: 0 S: 6 P: 13	R: 2 H: 2 E: 0 LOB: 1 K: 0 BB: 1 S: 15 P: 25	R: 0 H: 0 E: 0 LOB: 1 K: 0 BB: 1 S: 12 P: 20	R: 0 H: 0 E: 0 LOB: 0 K: 0 BB: 0 S: 5 P: 10	R: 0 H: 0 E: 0 LOB: 0 K: 0 BB: 0 S: 6 P: 10	R: 1 H: 1 E: 0 LOB: 0 K: 0 BB: 0 S: 5 P: 9	R: 0 H: 0 E: 0 LOB: 0 K: 1 BB: 0 S: 9 P: 12	R: 0 H: 0 E: 0 LOB: 0 K: 1 BB: 0 S: 7 P: 10	1B: 3 SF: 0 2B: 1 SAC: 0 3B: 1 DP: 2 HR: 1 HBP: 1						WP: 0 PA: 34 PB: 0 SB: 0 CS: 0

BOTTOM

Chicago White Sox @ Baltimore Orioles

Oriole Park at Camden Yards, Baltimore, MD

Wed Aug 16 2000, 7:35 PM EDT

Att. 39,079 - Cloudy - 86 F

livebaseballscorecards.com

AB	31
R	3
H	5
RBI	2
BB	2
SO	2
LOB	9

PITCHER		IP	WLS	BF	H	R	ER	SO	BB	IBB	HBP	BLK	WP	HR	S	P	ERA	WHIP
Jim Parque, L ERA: 4.34	(1, 1)	6.0	W	25	5	3	3	0	2	0	1	1	0	1	56	101	4.50	1.167
41 Bill Simas, R ERA: 3.53	(7, 1)	2.0	H	6	0	0	0	1	0	0	0	0	0	0	13	18	0.00	0.000
Keith Foulke, R ERA: 3.2	(9, 1)	1.0		3	0	0	0	1	0	0	0	0	0	0	7	10	0.00	0.000

PITCHER	IP	WLS	BF	H	R	ER	SO	BB	IBB	HBP	BLK	WP	HR	S	P	ERA	WHIP

Chicago White Sox @ Baltimore Orioles

Oriole Park at Camden Yards, Baltimore, MD

Thu Aug 17 2000, 3:05 PM EDT
Att. 40,205 - Cloudy - 82 F

TOP

livebaseballscorecards.com

Batter	1	2	3	4	5	6	7	8	9	AB	R	H	RBI	BB	SO	LOB
Ray Durham, S (1, 4) OBP: 0.352, SLG: 0.446	C B B C X 2-2 G6-3 ①		B C S B B C 3-3 K ③		C B X 1-1 G6-3 ③		S B B B B 4-1 BB		S C X 0-2 E6 HR	4	1	0	0	1	1	3
Tony Graffanino, R (1, 6) Harold Baines, L (7, PH) Jose Valentin, S (7, 6) OBP: 0.367, SLG: 0.440 OBP: 0.339, SLG: 0.435 OBP: 0.344, SLG: 0.512	B S F X 1-2 E5 CS			B C F X 1-2 HR		B B C B B 4-1 G4-6-3 BB BB	F B B S S 2-3 K ③		F B X 1-1 1-H HR	2 1 1	1 0 1	1 0 1	1 0 2	1 0 0	0 1 0	0 2 0
Frank Thomas, R (1, 10) OBP: 0.451, SLG: 0.661	C B X 1-1 F9 ②			C B B B B B 4-1 14 G6-4-3 BB		C B B B B 4-1 G4-6-3 1-2 BB		C F B B C 1-3 K ①	F F B X 1-2 F9 ③	3	0	0	0	2	1	1
Magglio Ordonez, R (1, 9) OBP: 0.400, SLG: 0.587	B 1 SAFE 1-0 CS ③ 1-2	C C B B F S 2-3 K ①		X 0-0 F9 ①		B X 1-0 G4-6-3 ① ② 1-2f 2-3		B F B S B X 3-2 E5 14 1B		4	0	0	0	0	1	3
14 Paul Konerko, R (1, 3) OBP: 0.367, SLG: 0.481		B C F B C 2-3 K ②		C S F F B F X 1-2 G6-4-3 ② ③ 1-2f		C B B B B 4-1 BB		S X 0-1 1-2 1B		3	0	1	0	1	1	1
Herbert Perry, R (1, 5) OBP: 0.354, SLG: 0.471		S C S 0-3 K2-3 ③			B B B B 4-0 2B BB	B C X 1-1 G1-3 ③		B S C B S 2-3 K ②		3	0	0	0	1	2	4
Carlos Lee, R (1, 7) OBP: 0.344, SLG: 0.502			C B B F B C 3-3 K ①		B F S B X 2-2 1-3 2B		C B X 1-1 F8 ①	C C X 0-2 F9 ③		4	0	1	0	0	1	2
Jeff Abbott, R (1, 8) OBP: 0.349, SLG: 0.397			B B B C C F B 4-2 FC5-4 BB		C F F S 0-3 K2-3 ①		B B C B B 4-1 G5-3 BB		C B C F S 1-3 K ①	2	0	0	0	2	2	2
Charles Johnson, R (1, 2) OBP: 0.371, SLG: 0.571			F B B B X 3-1 FC5-4 ② 1-2f		B F B B S S 3-3 K ②		X 0-0 G5-3 ② 1-2		B B B C X 3-1 F9 ②	4	0	0	0	0	1	4
Inning Stats	R: 0 E: 1 K: 0 S: 8 H: 0 LOB: 0 BB: 0 P: 13	R: 0 E: 0 K: 3 S: 10 H: 0 LOB: 0 BB: 0 P: 14	R: 0 E: 0 K: 2 S: 11 H: 0 LOB: 1 BB: 1 P: 24	R: 1 E: 0 K: 0 S: 11 H: 1 LOB: 0 BB: 1 P: 17	R: 0 E: 0 K: 2 S: 12 H: 1 LOB: 2 BB: 1 P: 22	R: 0 E: 0 K: 0 S: 6 H: 0 LOB: 2 BB: 3 P: 20	R: 0 E: 0 K: 1 S: 8 H: 0 LOB: 2 BB: 2 P: 19	R: 0 E: 1 K: 2 S: 15 H: 1 LOB: 2 BB: 0 P: 21	R: 2 E: 1 K: 1 S: 14 H: 1 LOB: 0 BB: 0 P: 20	1B: 1 2B: 1 3B: 0 HR: 2 SF: 0 SAC: 0 DP: 2 HBP: 0							

	AB	31
	R	3
	H	4
	RBI	3
	BB	8
	SO	11
	LOB	22

WP: 0 PB: 0 SB: 0 CS: 1 PA: 40

PITCHER		IP	WLS	BF	H	R	ER	SO	BB	IBB	HBP	BLK	WP	HR	S	P	ERA	WHIP
John Parrish, L ERA: 4.4	(1, 1)	6.2	W	28	2	1	1	7	8	0	0	0	0	1	63	124	1.35	1.500
Mike Trombley, R ERA: 5.07	(7, 1)	1.1	H	6	1	0	0	3	0	0	0	0	0	0	18	26	0.00	0.750
Ryan Kohlmeier, R ERA:	(9, 1)	1.0		5	1	2	0	1	0	0	0	0	0	1	14	20	0.00	1.000

PITCHER		IP	WLS	BF	H	R	ER	SO	BB	IBB	HBP	BLK	WP	HR	S	P	ERA	WHIP

Batter	1	2	3	4	5	6	7	8	9	AB	R	H	RBI	BB	SO	LOB
Jerry Hairston, R (1, 4) OBP: 0.406, SLG: 0.519	C B B F X 2-2 G6-3 ①		B F F F F B F H 3-2 6 HBP 1-2 HBP		H 1-0 6 G2-3 1-2 HBP	B F B F B X 3-2 6 CS 1-2 2-H 3-H 1B				2	0	1	2	0	0	0
6 Melvin Mora, R (1, 6) OBP: 0.355, SLG: 0.461	B C B F X 2-2 G5-3 ②		H 1-0 G6-4-3 1-2 2-3 HBP		B B C F F F B X 3-2 G2-3 ① 1-2 2-3	C B C B F B X 3-2 F3 ②③ 1-2 2-3				3	0	0	0	0	0	4
Delino DeShields, L (1, 7) OBP: 0.374, SLG: 0.464	B F F B B B 4-2 S BB		X 0-0 ②③ G6-4-3 1-2f		B C F X 1-2 ② SF7 3-H		X 0-0 ① G3			2	0	0	1	1	0	3
Albert Belle, R (1, 10) OBP: 0.351, SLG: 0.501	F C B X 1-2 ③ G1-3 1-2			X 0-0 G6-4-3 1B	B C B S S 2-3 ③ K		X 0-0 1B			4	0	2	0	0	1	2
Jeff Conine, R (1, 9) OBP: 0.331, SLG: 0.430		X 0-0 ① G5-3		B X 1-0 ①② G6-4-3 1-2f		X 0-0 HR	C X 0-1 ② F7			4	1	1	1	0	0	2
Chris Richard, L (1, 3) OBP: 0.289, SLG: 0.470		B X 1-0 ② G3		B B X 2-0 1B		C X 0-1 SH5-3 HBP 1B 1B	C F X 0-2 ③ F5			4	1	2	0	0	0	1
Mark Lewis, R (1, 5) OBP: 0.280, SLG: 0.362		C C X 0-2 ③ G5-3		C C B C 1-3 ③ K		B H 2-0 SH5-3 1-2 1B HBP		B B X 2-0 ① G5-3		3	1	0	0	0	1	1
Greg Myers, L (1, 2) OBP: 0.284, SLG: 0.326			C B B X 2-1 ① G4-3		X 0-0 1B 2B	X 0-0 ① SH5-3 1-2 2-3		F X 0-1 G6-4-3 1B		3	1	2	0	0	0	0
Luis Matos, R (1, 8) OBP: 0.289, SLG: 0.353			B C X 1-1 6 HBP HBP 1B		X 0-0 6 G2-3 HBP SF7 2-H 1B	C B B B B 4-1 6 CS 1B BB		F B X 1-1 ②③ G6-4-3 1-2f		3	1	2	1	1	0	1
Inning Stats	R: 0 H: 0 E: 0 LOB: 1 K: 0 BB: 1 S: 11 P: 20	R: 0 H: 0 E: 0 LOB: 0 K: 0 BB: 0 S: 5 P: 6	R: 0 H: 1 E: 0 LOB: 2 K: 0 BB: 0 S: 10 P: 17	R: 0 H: 2 E: 0 LOB: 1 K: 1 BB: 0 S: 6 P: 10	R: 2 H: 2 E: 0 LOB: 1 K: 1 BB: 0 S: 13 P: 20	R: 3 H: 3 E: 0 LOB: 1 K: 0 BB: 1 S: 12 P: 24	R: 0 H: 1 E: 0 LOB: 1 K: 0 BB: 0 S: 7 P: 7	R: 0 H: 1 E: 0 LOB: 0 K: 0 BB: 0 S: 5 P: 8		1B: 8 SF: 1 2B: 1 SAC: 1 3B: 0 DP: 3 HR: 1 HBP: 4						

PITCHER		IP	WLS	BF	H	R	ER	SO	BB	IBB	HBP	BLK	WP	HR	S	P	ERA	WHIP
James Baldwin, R ERA: 4.29	(1, 1)	5.1	L	28	8	5	5	2	2	0	4	0	0	1	53	90	8.44	1.875
Lorenzo Barcelo, R ERA: 4.32	(6, 1)	1.2		5	1	0	0	0	0	0	0	0	0	0	11	14	0.00	0.600
Bob Howry, R ERA: 3.78	(8, 1)	1.0		3	1	0	0	0	0	0	0	0	0	0	5	8	0.00	1.000

PITCHER	IP	WLS	BF	H	R	ER	SO	BB	IBB	HBP	BLK	WP	HR	S	P	ERA	WHIP

BOTTOM

Chicago White Sox @ Baltimore Orioles

Oriole Park at Camden Yards, Baltimore, MD

Thu Aug 17 2000, 3:05 PM EDT
Att. 40,205 - Cloudy - 82 F

livebaseballscorecards.com

AB	28
R	5
H	10
RBI	5
BB	2
SO	2
LOB	14

WP: 0 PA: 36
PB: 0
SB: 1
CS: 2

Batter	1	2	3	4	5	6	7	8	9	AB	R	H	RBI	BB	SO	LOB
Gerald Williams, R (1, 8) OBP: 0.325, SLG: 0.461	F X 0-1 F9 ①		B C F B S 2-3 K ③			X 0-0 HR	B F X 1-1 G4-3 1-2 ③			4	1	1	1	0	1	2
Miguel Cairo, R (1, 4) OBP: 0.330, SLG: 0.347	B X 1-0 G6-3 ②			C C B F X 1-2 G5-3 ①		B X 1-0 G1-5-3 1B		C B F B X 2-2 F7 ①		4	0	1	0	0	0	0
Greg Vaughn, R (1, 10) OBP: 0.384, SLG: 0.538	C B X 1-1 G6-3 ③			F B B C X 2-2 F3 ②		B C S B F C 2-3 K ①		B F X 1-1 F2 ②		4	0	0	0	0	1	1
Fred McGriff, L (1, 3) OBP: 0.365, SLG: 0.448		B X 1-0 G4-1 ①		B B B C F B 4-2 FC6-4 1B BB		B B C X 2-1 G1-5-3 1-2 ②		F S B F S 1-3 K ③		3	0	0	0	1	1	1
Steve Cox, L (1, 7) OBP: 0.399, SLG: 0.484		B F B X 2-1 G3 ②		B X 2-0 FC6-4 1-2 1B		C X 0-1 F8 ③			B B F X 2-1 FC6-4 1B	4	0	2	0	0	0	1
Jose Guillen, R (1, 9) OBP: 0.328, SLG: 0.451		B C B S F X 2-2 G5-3 ③		C B B X 2-1 FC6-4 1-2f 2-3 ③			B C F X 1-2 P6 ①		F B S B F X 2-2 FC6-4 FC5-4 1-2f ①	4	0	0	0	0	0	3
Aubrey Huff, L (1, 5) OBP: 0.317, SLG: 0.538			F B B B X 2-1 P4 ①		B F X 1-1 F7 ①		B B B C B 4-1 1B 1B BB		B B C F B X 3-2 F2 ②	3	1	0	0	1	0	1
Mike DiFelice, R (1, 2) OBP: 0.279, SLG: 0.375			B B B C S S 3-3 K ②		B F S B X 2-2 F9 ②		F B X 1-1 1-3 1B ②		B X 1-0 FC5-4 1-2f ③	4	0	1	0	0	1	1
Felix Martinez, S (1, 6) OBP: 0.326, SLG: 0.288 Russ Johnson, R (7, PH) OBP: 0.325, SLG: 0.320 (7, 6)			X 0-0 2B		C B C B B C 3-3 K ③		X 0-0 PB 3-H 1B			2 1	0 0	1 1	0 1	0 1	1 0	0 0
Inning Stats	R: 0 H: 0 E: 0 LOB: 0 K: 0 BB: 0 S: 5 P: 7	R: 0 H: 0 E: 0 LOB: 0 K: 0 BB: 0 S: 7 P: 12	R: 0 H: 1 E: 0 LOB: 1 K: 2 BB: 0 S: 9 P: 16	R: 0 H: 1 E: 0 LOB: 2 K: 0 BB: 1 S: 12 P: 23	R: 0 H: 0 E: 0 LOB: 0 K: 1 BB: 0 S: 8 P: 14	R: 1 H: 2 E: 0 LOB: 1 K: 1 BB: 0 S: 10 P: 15	R: 1 H: 2 E: 0 LOB: 1 K: 0 BB: 1 S: 9 P: 16	R: 0 H: 0 E: 0 LOB: 0 K: 1 BB: 0 S: 9 P: 13	R: 0 H: 1 E: 0 LOB: 1 K: 0 BB: 0 S: 10 P: 18	1B: 5 SF: 0 2B: 1 SAC: 0 3B: 0 DP: 0 HR: 1 HBP: 0						WP: 0 PA: 35 PB: 1 SB: 0 CS: 0

TOP

Tampa Bay Devil Rays @ Chicago White Sox

Comiskey Park, Chicago, IL

Fri Aug 18 2000, 8:05 PM EDT
Att. 25,160 - Sunny - 73 F

livebaseballscorecards.com

AB	33
R	2
H	7
RBI	2
BB	2
SO	5
LOB	10

PITCHER		IP	WLS	BF	H	R	ER	SO	BB	IBB	HBP	BLK	WP	HR	S	P	ERA	WHIP
Jon Garland, R ERA: 5.98	(1, 1)	5.2	W	22	4	1	1	4	1	0	0	0	0	1	49	85	1.59	0.882
56 Mark Buehrle, L ERA: 5.55	(6, 1)	1.0	H	4	1	1	1	0	1	0	0	0	0	0	8	14	9.00	2.000
Bob Howry, R ERA: 3.69	(7, 1)	1.1	H	5	1	0	0	1	0	0	0	0	0	0	12	17	0.00	0.750
Keith Foulke, R ERA: 3.15	(9, 1)	1.0	S	4	1	0	0	0	0	0	0	0	0	0	10	18	0.00	1.000

PITCHER	IP	WLS	BF	H	R	ER	SO	BB	IBB	HBP	BLK	WP	HR	S	P	ERA	WHIP

Batter	1	2	3	4	5	6	7	8	9	AB	R	H	RBI	BB	SO	LOB
Ray Durham, S (1, 4) OBP: 0.355, SLG: 0.451	C B C X 1-2 HR 1B		X 0-0 K 1B		B C B C X 2-2 F9 2B		C B B B F F F X 3-2 G4-3 2-3 ②			4	1	3	0	0	0	1
Jose Valentin, S (1, 6) OBP: 0.343, SLG: 0.517	L B L X 1-2 1-H HR		1 SAFE C B S S S 1-3 ① ② K 1-2		X 0-0 ② F9 2-3		B B C C S 2-3 ③ K			4	1	1	2	0	2	3
Frank Thomas, R (1, 10) OBP: 0.448, SLG: 0.655	C B C B F X 2-2 ① P6		C B S B X 2-2 ③ F8		B X 1-0 ③ G6-3			C X 0-1 ① G6-3		4	0	0	0	0	0	1
Magglio Ordonez, R (1, 9) OBP: 0.401, SLG: 0.585	C B B X 2-1 ② G6-3			F F B F F F B B X 3-2 ① F8		B S B B F T F B 4-2 14 G5-4-3 BB		X 0-0 S 1B		3	0	1	0	1	0	0
14 Paul Konerko, R (1, 3) OBP: 0.363, SLG: 0.476	B C B C B C 3-3 ③ K			C S S 0-3 ② K		B X 1-0 ① ② G5-4-3 1-2f		S F F F S 0-3 ② K		4	0	0	0	0	3	2
Herbert Perry, R (1, 5) OBP: 0.350, SLG: 0.465		B C X 1-1 ① F7		C X 0-1 ③ L9		B C F X 1-2 ③ G5-3		B C B X 2-1 ③ G6-3 1-2		4	0	0	0	0	0	1
Carlos Lee, R (1, 7) OBP: 0.346, SLG: 0.513		B B B C C F F X 3-2 ② F9			X 0-0 HR 2B		F C X 0-2 HR			3	2	2	1	0	0	0
Chris Singleton, L (1, 8) OBP: 0.305, SLG: 0.394		C B X 1-1 1B			B X 1-0 2-H HR		C F X 0-2 CI G4-3 SH2-3			2	1	2	2	0	0	0
Mark Johnson, L (1, 2) OBP: 0.303, SLG: 0.321		B C X 1-1 ③ F8			X 0-0 ① G4-3		X 0-0 ① SH2-3 1-2			2	0	0	0	0	0	1
Inning Stats	R: 2 E: 0 K: 1 S: 15 H: 2 LOB: 0 BB: 0 P: 24	R: 0 E: 0 K: 0 S: 11 H: 1 LOB: 1 BB: 0 P: 17	R: 0 E: 0 K: 1 S: 7 H: 1 LOB: 0 BB: 0 P: 10	R: 0 E: 0 K: 1 S: 10 H: 0 LOB: 0 BB: 0 P: 13	R: 2 E: 0 K: 0 S: 8 H: 3 LOB: 1 BB: 0 P: 12	R: 0 E: 0 K: 0 S: 7 H: 0 LOB: 0 BB: 1 P: 13	R: 1 E: 1 K: 1 S: 15 H: 1 LOB: 1 BB: 0 P: 20	R: 0 E: 0 K: 1 S: 10 H: 1 LOB: 1 BB: 0 P: 12		1B: 4 2B: 2 3B: 0 HR: 3	SF: 0 SAC: 1 DP: 1 HBP: 0					WP: 0 PB: 0 SB: 1 CS: 0	PA: 33

PITCHER		IP	WLS	BF	H	R	ER	SO	BB	IBB	HBP	BLK	WP	HR	S	P	ERA	WHIP
Bryan Rekar, R ERA: 4.72	(1, 1)	7.0	L	29	8	5	5	4	1	0	0	0	0	3	73	109	6.43	1.286
Cory Lidle, R ERA: 5.95	(8, 1)	1.0		4	1	0	0	1	0	0	0	0	0	0	10	12	0.00	1.000

PITCHER	IP	WLS	BF	H	R	ER	SO	BB	IBB	HBP	BLK	WP	HR	S	P	ERA	WHIP

BOTTOM

Tampa Bay Devil Rays @ Chicago White Sox

Comiskey Park, Chicago, IL

Fri Aug 18 2000, 8:05 PM EDT
Att. 25,160 - Sunny - 73 F

livebaseballscorecards.com

AB	30
R	5
H	9
RBI	5
BB	1
SO	5
LOB	9

Batter	1	2	3	4	5	6	7	8	9	AB	R	H	RBI	BB	SO	LOB
Gerald Williams, R (1, 8) OBP: 0.323, SLG: 0.457	F B B B X 3-1 ① G5-3		B X 1-0 ② G5-3		X 0-0 ② G4-3 1-2		B C B C X 2-2 ② F9			4	0	0	0	0	0	1
Russ Johnson, R (1, 5) (7, 6) OBP: 0.329, SLG: 0.321	B X 1-0 ② F8		C B X 1-1 BB 1B		B C B S B F B 4-2 FC6-4 BB		B C F X 1-2 ③ P4			3	0	1	0	1	0	0
Greg Vaughn, R (1, 10) OBP: 0.383, SLG: 0.533	S B C B F B C 3-3 ③ K		B S B B C F B 4-2 1-2 BB		C B C X 1-2 ③ FC6-4 1-2f 2-3			C C X 0-2 ① G6-3		3	0	0	0	1	1	2
Fred McGriff, L (1, 3) OBP: 0.364, SLG: 0.445		B B F X 2-1 ① F7	X 0-0 ③ G3			B S B B B F B 4-2 BB BB		B B F F F B F X 3-2 ② G4-3		3	0	0	0	1	0	2
Bobby Smith, R (1, 4) (7, 5) OBP: 0.337, SLG: 0.487		X 0-0 S 1B		X 0-0 ① G5-3		B F F F B S 2-3 ① K		C B C C X 1-2 ③ G4-3		4	0	1	0	0	1	1
John Flaherty, R (1, 2) OBP: 0.310, SLG: 0.386		X 0-0 ② F3		B B C S X 2-2 ② G5-3		B X 1-0 ② F7			C B B F X 2-2 ① F8	4	0	0	0	0	0	2
Steve Cox, L (1, 7) OBP: 0.401, SLG: 0.479		F F F B B F B B 4-2 1-2 BB		B B F X 2-1 ③ G3		F B B B 4-1 1-2 BB			C B S B C 2-3 ② K	2	0	0	0	2	1	0
Jose Guillen, R (1, 9) OBP: 0.327, SLG: 0.448		F B X 1-1 ③ P4			B B B C F X 3-2 FC6-4 G4-3 1B	B X 1-0 ③ F8			B C X 1-1 ③ G6-3	4	0	1	0	0	0	4
Felix Martinez, S (1, 6) OBP: 0.324, SLG: 0.286			X 0-0 ① G6-3		C B B F F X 2-2 ① F9		C B S S 1-3 ① K			2	0	0	0	0	0	1
Miguel Cairo, R (7, PH) (7, 4) OBP: 0.329, SLG: 0.346										1	0	0	0	0	1	0

TOP

Tampa Bay Devil Rays @ Chicago White Sox

Comiskey Park, Chicago, IL

Sat Aug 19 2000, 7:05 PM EDT
Att. 38,926 - Overcast - 69 F

livebaseballscorecards.com

AB	30
R	0
H	3
RBI	0
BB	5
SO	4
LOB	13

Inning Stats	1	2	3	4	5	6	7	8	9
	R: 0 E: 0 K: 1 S: 7	H: 0 LOB: 0 BB: 0 P: 14	R: 0 E: 0 K: 0 S: 10	H: 1 LOB: 2 BB: 1 P: 17	R: 0 E: 0 K: 0 S: 8	H: 1 LOB: 2 BB: 1 P: 14	R: 0 E: 0 K: 0 S: 6	H: 0 LOB: 0 BB: 0 P: 10	R: 0 E: 0 K: 0 S: 14	H: 1 LOB: 2 BB: 1 P: 24	R: 0 E: 0 K: 1 S: 9	H: 0 LOB: 2 BB: 2 P: 21	R: 0 E: 0 K: 1 S: 9	H: 0 LOB: 0 BB: 0 P: 13	R: 0 E: 0 K: 0 S: 10	H: 0 LOB: 0 BB: 0 P: 14	R: 0 E: 0 K: 1 S: 8	H: 0 LOB: 0 BB: 0 P: 13

| | | | | | | | | | |

Batter	1	2	3	4	5	6	7	8	9	AB	R	H	RBI	BB	SO	LOB
Ray Durham, S (1, 4) OBP: 0.356, SLG: 0.453	1-1 1B		0-1 G6-3 ②		0-2 G4-3 1-3 2B		0-2 G1-3 ② 2-3			4	1	2	0	0	0	1
Jose Valentin, S (1, 6) OBP: 0.347, SLG: 0.518	0-0 1B 1-2 1B		1-1 2B 1B		2-1 G4-3 ② 2-3 3-H		4-1 HR BB			3	2	2	1	1	0	1
Frank Thomas, R (1, 10) OBP: 0.448, SLG: 0.663	0-0 F7 ①		1-1 1-H 2B		2-1 F8 ③		2-2 1-H 3-H HR			4	1	2	4	0	0	3
Magglio Ordonez, R (1, 9) OBP: 0.402, SLG: 0.583	1-0 14 G6-3 1B 1-2 2-H		1-2 F8 ③			2-0 E7 14 G4-3 1B	4-2 BB			3	1	1	1	1	0	1
14 Paul Konerko, R (1, 3) OBP: 0.360, SLG: 0.471	2-2 G6-3 ② ③ 1-2f			2-3 K ①		0-2 G4-3 ① 2-3	3-2 G5-3 ③			4	0	0	0	0	1	4
Herbert Perry, R (1, 5) OBP: 0.351, SLG: 0.465		2-1 G5-4-3 1B		0-1 P4 ②		0-0 G6-4-3 3-H 1B		1-3 K ①		4	0	2	1	0	1	0
Carlos Lee, R (1, 7) OBP: 0.343, SLG: 0.508		1-1 G5-4-3 ① ② 1-2f		0-1 G5-3 ③		0-2 G6-4-3 ② ③ 1-2f		1-2 G1-3 ②		4	0	0	0	0	0	2
Chris Singleton, L (1, 8) OBP: 0.307, SLG: 0.395		0-1 F8 ③			2-2 G4-3 ①		1-1 G1-3 S HR 1B	0-1 1B		4	1	2	0	0	0	0
Charles Johnson, R (1, 2) OBP: 0.370, SLG: 0.565			0-0 G5-3 ①		4-1 2B G4-3 BB		1-2 G6-3 ① 1-2	3-2 G4-3 ③		3	1	0	0	1	0	2
Inning Stats	R: 1 E: 0 K: 0 S: 8 H: 3 LOB: 1 BB: 0 P: 12	R: 0 E: 0 K: 0 S: 6 H: 1 LOB: 0 BB: 0 P: 9	R: 1 E: 0 K: 0 S: 10 H: 2 LOB: 1 BB: 0 P: 13	R: 0 E: 0 K: 1 S: 7 H: 0 LOB: 0 BB: 0 P: 9	R: 1 E: 0 K: 0 S: 12 H: 1 LOB: 1 BB: 1 P: 22	R: 1 E: 1 K: 0 S: 8 H: 1 LOB: 0 BB: 0 P: 10	R: 3 E: 0 K: 0 S: 18 H: 2 LOB: 1 BB: 2 P: 33	R: 0 E: 0 K: 1 S: 12 H: 1 LOB: 1 BB: 0 P: 17		1B: 8 2B: 2 3B: 0 HR: 1	SF: 0 SAC: 0 DP: 3 HBP: 0					

PITCHER		IP	WLS	BF	H	R	ER	SO	BB	IBB	HBP	BLK	WP	HR	S	P	ERA	WHIP
Albie Lopez, R ERA: 3.74	(1, 1)	6.2	L	30	10	7	6	1	2	0	0	0	0	1	63	95	8.10	1.800
Billy Taylor, R ERA: 7.45	(7, 1)	0.1		2	0	0	0	0	1	0	0	0	0	0	6	13	0.00	3.000
Esteban Yan, R ERA: 6.46	(8, 1)	1.0		4	1	0	0	1	0	0	0	0	0	0	12	17	0.00	1.000

PITCHER	IP	WLS	BF	H	R	ER	SO	BB	IBB	HBP	BLK	WP	HR	S	P	ERA	WHIP

BOTTOM

Tampa Bay Devil Rays @ Chicago White Sox

Comiskey Park, Chicago, IL

Sat Aug 19 2000, 7:05 PM EDT
Att. 38,926 - Overcast - 69 F

livebaseballscorecards.com

AB	33
R	7
H	11
RBI	7
BB	3
SO	2
LOB	14

Batter	1	2	3	4	5	6	7	8	9	AB	R	H	RBI	BB	SO	LOB
Gerald Williams, R (1, 8) OBP: 0.323, SLG: 0.457	G1-3	E3		G6-3		1B		FC6-4	K	5	2	1	1	1	1	5
Steve Cox, L (1, 9) OBP: 0.397, SLG: 0.477	K	1B		G4-3		K		FC6-4		5	1	1	3	0	2	4
Miguel Cairo, R (8, PR) OBP: 0.329, SLG: 0.346										0	0	0	0	0	0	0
Jose Guillen, R (8, 9) OBP: 0.327, SLG: 0.448										0	0	0	0	0	0	0
Greg Vaughn, R (1, 10) OBP: 0.386, SLG: 0.533	G5-3	1B		G5-3		1B		BB		4	0	2	3	1	0	1
Fred McGriff, L (1, 3) OBP: 0.362, SLG: 0.444		SF8 2B	F9		F7	K		F8		5	1	1	0	0	1	4
Bobby Smith, R (1, 4) OBP: 0.341, SLG: 0.518	G5-3	1B			F3	L6			HR	5	1	2	1	0	0	2
Aubrey Huff, L (1, 5) OBP: 0.326, SLG: 0.523	1B	F7			K		G4-3		SH3-4 2B	5	1	2	0	0	1	1
Felix Martinez, S (9, PR) OBP: 0.324, SLG: 0.286										0	1	0	0	0	0	0
(9, 6)																
Mike DiFelice, R (1, 2) OBP: 0.284, SLG: 0.393	E 1B 2B BB	F9				HR	F9		SH3-4	3	2	1	1	1	0	1
Jason Tyner, L (1, 7) OBP: 0.267, SLG: 0.296	SF8	F8				1B 2B BB	CS		G3 2B	3	1	2	2	1	0	1
Ozzie Guillen, L (1, 6) OBP: 0.316, SLG: 0.380	E 2B 1B			G4-3 WP 1B		2B 1B 1B	CS	G3	G3	5	2	3	1	0	0	2
Russ Johnson, R (9, 5) OBP: 0.329, SLG: 0.321										0	0	0	0	0	0	0

Inning Stats										
	R: 0	H: 0	R: 6	H: 5	R: 0	H: 1	R: 0	H: 1	R: 0	H: 0
	E: 0	LOB: 0	E: 1	LOB: 1	E: 0	LOB: 1	E: 0	LOB: 1	E: 0	LOB: 0
	K: 1	BB: 0	K: 0	BB: 1	K: 0	BB: 0	K: 0	BB: 0	K: 1	BB: 0
	S: 8	P: 11	S: 20	P: 34	S: 11	P: 16	S: 9	P: 14	S: 7	P: 10

Inning Stats										
	R: 4	H: 4	R: 0	H: 1	R: 0	H: 0	R: 2	H: 3	1B: 9	SF: 1
	E: 0	LOB: 1	K: 0	LOB: 0	E: 0	LOB: 2	E: 0	LOB: 2	2B: 4	SAC: 1
	K: 2	BB: 1	S: 7	BB: 0	K: 0	BB: 2	K: 1	BB: 0	3B: 0	DP: 0
	S: 21	P: 37		P: 11	S: 12	P: 24	S: 18	P: 21	HR: 2	HBP: 0

PITCHER		IP	WLS	BF	H	R	ER	SO	BB	IBB	HBP	BLK	WP	HR	S	P	ERA	WHIP
Rocky Biddle, R ERA: 7.27	(1, 1)	5.0		26	8	8	4	2	2	0	0	0	1	1	59	95	7.20	2.000
56 Mark Buehrle, L ERA: 6.12	(6, 1)	0.2	B	5	3	2	2	2	0	0	0	0	0	0	14	22	27.00	4.500
Lorenzo Barcelo, R ERA: 4.0	(6, 1)	0.1		1	0	0	0	0	0	0	0	0	0	0	3	5	0.00	0.000
Kelly Wunsch, L ERA: 2.74	(7, 1)	1.2		6	1	0	0	0	1	0	0	0	0	0	13	23	0.00	1.200
Bob Howry, R ERA: 3.67	(8, 1)	0.1		2	0	0	0	0	1	0	0	0	0	0	6	12	0.00	3.000

PITCHER		IP	WLS	BF	H	R	ER	SO	BB	IBB	HBP	BLK	WP	HR	S	P	ERA	WHIP
Keith Foulke, R ERA: 3.36	(9, 1)	1.0	L	6	3	2	2	1	0	0	0	0	0	1	18	21	18.00	3.000

TOP

Tampa Bay Devil Rays @ Chicago White Sox

Comiskey Park, Chicago, IL

Sun Aug 20 2000, 2:05 PM EDT
Att. 27,744 - Sunny - 73 F

livebaseballscorecards.com

AB	40
R	12
H	15
RBI	12
BB	4
SO	5
LOB	21

WP: 1	PA: 47
PB: 0	
SB: 1	
CS: 1	

Batter	1	2	3	4	5	6	7	8	9	AB	R	H	RBI	BB	SO	LOB
Ray Durham, S (1, 4) OBP: 0.361, SLG: 0.458	2-1 1B 3B		4-1 S 2B BB	4-2 2B BB	2-2 1B 1-2 2-3 1B		1-2 G6-3 ③		4-2 1B BB	3	3	2	0	3	0	0
Jose Valentin, S (1, 6) OBP: 0.352, SLG: 0.522	1-0 S 1B 3-H 1B		4-1 2B 1-2 G6-3 BB	1-2 1-H 1B 2B	2-0 1-2 2-3 3-H 1B			4-1 F8 S 14 WP BB	0-3 ② K	4	4	3	3	2	1	2
Frank Thomas, R (1, 10) OBP: 0.448, SLG: 0.662	2-1 ① G6-3 1-2		0-0 14 1B 1-3 2-H HR 2B	0-3 ② K	2-3 ③ K2-3			4-2 FC6 14 WP 1-2 BB	1-2 1-2 2-3 1B	5	1	2	1	1	2	5
Magglio Ordonez, R (1, 9) OBP: 0.401, SLG: 0.580	1-2 14 G5-3 2-H 1B		1-0 ① G6-3 3-H	0-1 14 S 14 1B 2-H 1B		0-0 ① P6		0-0 ① F8 2-3	3-3 ③ K	6	0	2	3	0	1	6
14 Paul Konerko, R (1, 3) OBP: 0.361, SLG: 0.470	1-0 ② G5-3 1-2		3-2 HR 2-3 1B	3-2 ③ 1-H 1B		2-1 ② G5-3		2-2 ② G1-3 1-2 3-H		5	1	2	0	0	0	2
Herbert Perry, R (1, 5) OBP: 0.358, SLG: 0.479	1-1 ③ L9		0-0 1-H 3-H HR		0-0 1B 1B 1B 1B	1-1 FC6-4 1B		1-1 FC6 HBP		4	2	3	3	0	0	1
Carlos Lee, R (1, 7) OBP: 0.340, SLG: 0.502		1-1 ① G1-3	3-2 ② G4-3		0-0 ① F7	0-0 ③ FC6-4 1-2f		1-0 ③ FC6 1-2f 2-3		5	0	0	0	0	0	4
Chris Singleton, L (1, 8) OBP: 0.308, SLG: 0.393		2-1 ② G3	1-2 ③ G4-3		3-1 1B 1B 1-2 1B		1-2 ① P6		4-2 1B SH1-4 BB	4	0	1	0	1	0	0
Mark Johnson, L (1, 2) OBP: 0.298, SLG: 0.314		0-0 ③ G3-1		2-0 ① G3-1	0-3 ② K		3-1 ② L5		0-1 ① SH1-4 1-2	4	0	0	0	0	1	2
Inning Stats	R: 2 E: 0 K: 0 S: 12 H: 3 LOB: 1 BB: 0 P: 20	R: 0 E: 0 K: 0 S: 5 H: 0 LOB: 0 BB: 0 P: 8	R: 5 E: 0 K: 0 S: 14 H: 3 LOB: 0 BB: 2 P: 30	R: 2 E: 0 K: 1 S: 14 H: 3 LOB: 2 BB: 1 P: 24	R: 1 E: 0 K: 2 S: 14 H: 4 LOB: 3 BB: 0 P: 23	R: 0 E: 0 K: 0 S: 6 H: 1 LOB: 1 BB: 0 P: 9	R: 0 E: 0 K: 0 S: 8 H: 0 LOB: 0 BB: 0 P: 13	R: 1 E: 0 K: 0 S: 12 H: 0 LOB: 2 BB: 2 P: 24	R: 0 E: 0 K: 2 S: 22 H: 1 LOB: 3 BB: 2 P: 34	1B: 11 2B: 2 3B: 1 HR: 1	SF: 0 SAC: 1 DP: 0 HBP: 1						

PITCHER		IP	WLS	BF	H	R	ER	SO	BB	IBB	HBP	BLK	WP	HR	S	P	ERA	WHIP
Dave Eiland, R ERA: 6.91	(1, 1)	2.1		14	5	6	6	0	2	0	0	0	0	0	24	47	23.14	3.000
Cory Lidle, R ERA: 6.23	(3, 1)	1.2		9	4	3	3	1	1	0	0	0	0	1	21	35	16.20	3.000
Paul Wilson, R ERA: 3.6	(5, 1)	3.0		14	5	1	1	2	0	0	0	0	0	0	28	45	3.00	1.667
Esteban Yan, R ERA: 6.48	(8, 1)	1.0	W	6	0	1	1	0	2	0	1	0	1	0	12	24	9.00	2.000
Roberto Hernandez, R ERA: 3.1	(9, 1)	1.0	S	6	1	0	0	2	2	0	0	0	0	0	22	34	0.00	3.000

PITCHER	IP	WLS	BF	H	R	ER	SO	BB	IBB	HBP	BLK	WP	HR	S	P	ERA	WHIP

BOTTOM

Tampa Bay Devil Rays @ Chicago White Sox

Comiskey Park, Chicago, IL

Sun Aug 20 2000, 2:05 PM EDT
Att. 27,744 - Sunny - 73 F

livebaseballscorecards.com

AB	40
R	11
H	15
RBI	10
BB	7
SO	5
LOB	22

WP: 1 PB: 0 SB: 4 CS: 0 PA: 49

Batter	1	2	3	4	5	6	7	8	9	AB	R	H	RBI	BB	SO	LOB
Gerald Williams, R (1, 8) OBP: 0.326, SLG: 0.464	C F X 0-2 ① F8		B S F B B X 3-2 HR		X 0-0 BB 1-2 3-H 1B		B C C X 1-2 BB 1B BB 1B	B F F F C 1-3 ① K		5	3	3	2	0	1	0
Russ Johnson, R (1, 5) OBP: 0.325, SLG: 0.317	C C B X 1-2 ② P6		B F X 1-1 ② F7		C B C S 1-3 ② K		B B C B X 3-1 BB BB 1-2 1B	B C C X 1-1 ② F9		5	1	1	0	0	1	2
Greg Vaughn, R (1, 10) OBP: 0.388, SLG: 0.530	B B B F F B 4-1 BB 1B BB		B F F C 1-3 ③ K		B B B F B 4-1 1B S 1-2 2-3 BB		B B B B 4-0 BB 1B 1-2 2-3 BB	B F F F B B F S 3-3 ③ K		2	3	0	0	3	2	0
Fred McGriff, L (1, 3) OBP: 0.367, SLG: 0.447 Ozzie Guillen, L (9, PH) OBP: 0.313, SLG: 0.376 (9, 3)	B C B B S B 4-2 1B 1-2 BB			F B B F B X 3-2 G6-4-3 1B	B F B X 2-1 S 1-3 2-H 3-H 1B		B B B B 4-0 1B 2B 1-2 2-3 3-H BB		B X 1-0 ① F9 X 0-0 ② L9	2 1	1 0	2 0	3 0	2 0	0 0	0 0
Bobby Smith, R (1, 4) OBP: 0.344, SLG: 0.511	F X 0-1 ③ 1-3 2-H 1B			F B S X 1-2 ①② G6-4-3 1-2f	B F F F F F F B B 3-3 ③ K 1-2 3-H		B X 1-0 2B 1-2 2-H 3-H 1B			5	0	2	3	0	1	2
John Flaherty, R (1, 2) OBP: 0.305, SLG: 0.380		C C C 0-3 ① K		B X 1-0 ③ F8		F B F F X 1-2 ① F5	S B X 1-1 P5		C S B B B X 3-2 ③ G1-3	5	0	0	0	0	1	2
Jose Guillen, R (1, 9) OBP: 0.333, SLG: 0.452		B C B C T F F B B B 4-2 G6-4-3 BB			C C B B B F F B 4-2 E SH2-3 1B BB	B B F S B F X 3-2 ② F8	S X 0-1 1-3 2-H 2B			2	1	1	1	2	0	0
Jason Tyner, L (1, 7) OBP: 0.270, SLG: 0.286		B X 1-0 ②③ G6-4-3 1-2f			X 0-0 ① SH2-3 1-2	C C S 0-3 ③ K	H 1-0 G4-6-3 HBP			2	0	0	0	0	1	1
Felix Martinez, S (1, 6) OBP: 0.323, SLG: 0.299			S B X 1-1 ① G1-3		C B X 1-1 E1 BB 1B 1B 2-3		S B X 1-2 HR 1-1 G4-6-3 1-2f			4	2	1	1	0	0	4
Inning Stats	R: 1 H: 1 E: 0 LOB: 2 K: 0 BB: 2 S: 11 P: 20	R: 0 H: 0 E: 0 LOB: 0 K: 1 BB: 1 S: 8 P: 13	R: 1 H: 1 E: 0 LOB: 0 K: 1 BB: 0 S: 10 P: 16	R: 0 H: 1 E: 0 LOB: 0 K: 0 BB: 0 S: 7 P: 12	R: 4 H: 2 E: 1 LOB: 1 K: 2 BB: 2 S: 22 P: 37	R: 0 H: 0 E: 0 LOB: 0 K: 1 BB: 0 S: 11 P: 15	R: 5 H: 5 E: 0 LOB: 2 K: 0 BB: 2 S: 16 P: 33	R: 0 H: 0 E: 0 LOB: 0 K: 2 BB: 0 S: 11 P: 16	R: 0 H: 0 E: 0 LOB: 0 K: 0 BB: 0 S: 5 P: 9	1B: 7 SF: 0 2B: 1 SAC: 1 3B: 0 DP: 3 HR: 2 HBP: 1						WP: 0 PA: 42 PB: 0 SB: 2 CS: 0

TOP

Tampa Bay Devil Rays @ Chicago White Sox

Comiskey Park, Chicago, IL

Mon Aug 21 2000, 8:05 PM EDT

Att. 31,744 - Sunny - 73 F

livebaseballscorecards.com

AB	33
R	11
H	10
RBI	10
BB	7
SO	7
LOB	11

PITCHER		IP	WLS	BF	H	R	ER	SO	BB	IBB	HBP	BLK	WP	HR	S	P	ERA	WHIP
Jim Parque, L ERA: 4.39	(1, 1)	4.2	L	22	5	6	3	3	5	0	0	0	0	1	50	87	5.79	2.143
Kevin Beirne, R ERA: 7.34	(5, 1)	1.1		9	3	5	5	2	2	0	0	0	0	1	28	48	33.75	3.750
56 Mark Buehrle, L ERA: 5.46	(7, 1)	3.0		11	2	0	0	2	0	0	1	0	0	0	23	36	0.00	0.667

PITCHER	IP	WLS	BF	H	R	ER	SO	BB	IBB	HBP	BLK	WP	HR	S	P	ERA	WHIP

Batter	1	2	3	4	5	6	7	8	9	AB	R	H	RBI	BB	SO	LOB
Ray Durham, S (1, 4) OBP: 0.363, SLG: 0.457	B C B S B F F B 4-2 FC6-5 S BB		B X 1-0 ② F8		B C B B B 4-1 BB			C B S B F B F F C 3-3 ① K	B B B C C B 4-2 WP BB	2	0	0	0	3	1	1
Jose Valentin, S (1, 6) OBP: 0.351, SLG: 0.523	B B C F B C 3-3 ① K 1-2		C S X 0-2 ③ P3		C X 0-1 ③ L1			B X 1-0 G4-3 3B	B S F X 1-2 ③ G3 1-2 2-3	5	1	1	0	0	1	5
Frank Thomas, R (1, 10) OBP: 0.447, SLG: 0.661	B C X 1-1 ② FC6-5 2-3			C S B B B X 3-2 G4-3 2B 2B		B F B X 2-1 ① F8		B B F B X 3-1 ② G4-3 3-H		4	1	1	1	0	0	1
Magglio Ordonez, R (1, 9) OBP: 0.400, SLG: 0.577	F B S B S 2-3 ③ K			B C F X 1-2 ① G4-3 2-3		C B S F X 1-2 14 1B 1B		F B X 1-1 ③ F8		4	0	1	0	0	1	2
14 Paul Konerko, R (1, 3) OBP: 0.360, SLG: 0.468		B C X 1-1 ① L8		X 0-0 ② L6		C F B X 1-2 ② 1-3 1B			B C X 1-1 ① F8	4	0	1	0	0	0	1
Carlos Lee, R (1, 7) OBP: 0.341, SLG: 0.505		C F X 0-2 ② G5-3		F B B X 2-1 3-H 2B		B F F S 1-3 ③ K2-3			F S F X 0-2 BB 2B 1B	4	1	2	1	0	1	1
Chris Singleton, L (1, 8) OBP: 0.307, SLG: 0.390		B C F F X 1-2 ③ G1-3		B C B X 2-1 ③ G3			B B C F F S 2-3 ① K		B B B B 4-0 1-2 2B BB	3	1	0	0	1	1	1
Tony Graffanino, R (1, 5) OBP: 0.355, SLG: 0.425			B C F B B C 3-3 ① K		X 0-0 ① G6-3		C F B X 1-2 ② G5-3		B B B B C F S 3-3 ② K	4	0	0	0	0	2	2
Charles Johnson, R (1, 2) OBP: 0.371, SLG: 0.571			B F S X 1-2 2B		C F S 0-3 ② K		X 0-0 ③ G5-3		S X 0-1 WP 1-H 2-H 2B	4	0	2	2	0	1	0
Inning Stats	R: 0 H: 0 E: 0 LOB: 1 K: 2 BB: 1 S: 13 P: 23	R: 0 H: 0 E: 0 LOB: 0 K: 0 BB: 0 S: 9 P: 11	R: 0 H: 1 E: 0 LOB: 1 K: 1 BB: 0 S: 10 P: 15	R: 1 H: 2 E: 0 LOB: 1 K: 0 BB: 0 S: 11 P: 19	R: 0 H: 0 E: 0 LOB: 1 K: 1 BB: 1 S: 7 P: 11	R: 0 H: 2 E: 0 LOB: 1 K: 1 BB: 0 S: 12 P: 17	R: 0 H: 2 E: 0 LOB: 1 K: 1 BB: 0 S: 8 P: 11	R: 1 H: 1 E: 0 LOB: 0 K: 1 BB: 0 S: 11 P: 19	R: 2 H: 2 E: 0 LOB: 2 K: 1 BB: 2 S: 16 P: 29	1B: 3 SF: 0 2B: 4 SAC: 0 3B: 1 DP: 0 HR: 0 HBP: 0						WP: 1 PA: 38 PB: 0 SB: 1 CS: 0	

PITCHER	IP	WLS	BF	H	R	ER	SO	BB	IBB	HBP	BLK	WP	HR	S	P	ERA	WHIP
Tanyon Sturtze, R (1, 1) ERA: 4.88	7.0	W	27	5	1	1	6	2	0	0	0	0	0	70	107	1.29	1.000
Billy Taylor, R (8, 1) ERA: 7.59	1.0		4	1	1	1	1	0	0	0	0	0	0	11	19	9.00	1.000
Doug Creek, L (9, 1) ERA: 3.83	0.2		6	2	2	2	1	2	0	0	0	0	0	13	25	27.00	6.000
Esteban Yan, R (9, 1) ERA: 6.46	0.1		1	0	0	0	0	0	0	0	0	1	0	3	4	0.00	0.000

PITCHER	IP	WLS	BF	H	R	ER	SO	BB	IBB	HBP	BLK	WP	HR	S	P	ERA	WHIP

BOTTOM

Tampa Bay Devil Rays @ Chicago White Sox

Comiskey Park, Chicago, IL

Mon Aug 21 2000, 8:05 PM EDT
Att. 31,744 - Sunny - 73 F

livebaseballscorecards.com

AB	34
R	4
H	8
RBI	4
BB	4
SO	8
LOB	14

Baltimore Orioles @ Chicago White Sox

Comiskey Park, Chicago, IL

Wed Aug 23 2000, 8:05 PM EDT

Att. 22,528 - Cloudy - 80 F

TOP

livebaseballscorecards.com

Batter	1	2	3	4	5	6	7	8	9	AB	R	H	RBI	BB	SO	LOB
Brady Anderson, L (1, 7) OBP: 0.355, SLG: 0.414	K		F8		HR		K		G4-3	5	1	1	1	0	2	3
6 Melvin Mora, R (1, 6) OBP: 0.352, SLG: 0.448	F7		K		1B		F8			4	0	1	0	0	1	2
Delino DeShields, L (1, 10) OBP: 0.374, SLG: 0.459	2B		K		P3			G6-3		4	0	1	0	0	1	3
Albert Belle, R (1, 9) OBP: 0.344, SLG: 0.486	F8			G5-3	F9			P4		4	0	0	0	0	0	2
Jeff Conine, R (1, 5) OBP: 0.335, SLG: 0.438		G4-6-3 BB		G6-3		HR		FC6-4 1B		3	1	2	1	1	0	0
Chris Richard, L (1, 3) OBP: 0.299, SLG: 0.485		G4-6-3 1-2f		HR		F9		FC6-4 1-2f		3	1	1	1	0	0	1
Mike Kinkade, R (8, PH) (8, 3)										1	0	0	0	0	0	1
Brook Fordyce, R (1, 2) OBP: 0.343, SLG: 0.536		F8		F9		K			F7	4	0	0	0	0	1	0
Luis Matos, R (1, 8) OBP: 0.308, SLG: 0.357			F8 E BB		G3-1	F8			FC6-4 1B	3	0	1	0	1	0	0
Jerry Hairston, R (1, 4) OBP: 0.294, SLG: 0.413			E1 6 S 1-2		HR		G5-3		FC6-4 1-2f	4	1	1	1	0	0	2
Inning Stats	R: 0 E: 0 K: 1 S: 9 H: 1 LOB: 1 BB: 0 P: 13	R: 0 E: 0 K: 0 S: 5 H: 0 LOB: 0 BB: 1 P: 10	R: 0 E: 1 K: 2 S: 10 H: 0 LOB: 2 BB: 1 P: 18	R: 1 E: 0 K: 0 S: 16 H: 1 LOB: 0 BB: 0 P: 21	R: 2 E: 0 K: 0 S: 11 H: 3 LOB: 1 BB: 0 P: 19	R: 1 E: 0 K: 1 S: 9 H: 1 LOB: 0 BB: 0 P: 15	R: 0 E: 0 K: 1 S: 8 H: 0 LOB: 0 BB: 0 P: 14	R: 0 E: 0 K: 0 S: 10 H: 1 LOB: 1 BB: 0 P: 15	R: 0 E: 0 K: 0 S: 8 H: 1 LOB: 1 BB: 0 P: 10	1B: 3 2B: 1 3B: 0 HR: 4 SF: 0 SAC: 0 DP: 1 HBP: 0						

AB	35
R	4
H	8
RBI	4
BB	2
SO	5
LOB	14

WP: 0 PB: 0 SB: 1 CS: 0 PA: 37

PITCHER		IP	WLS	BF	H	R	ER	SO	BB	IBB	HBP	BLK	WP	HR	S	P	ERA	WHIP
Sean Lowe, R (1, 1) ERA: 6.44		4.1		20	5	3	3	3	2	0	0	0	0	3	46	72	6.23	1.615
Lorenzo Barcelo, R (5, 1) ERA: 3.8		3.1	W	12	2	1	1	2	0	0	0	0	0	1	30	49	2.70	0.600
Kelly Wunsch, L (8, 1) ERA: 2.72		0.1		1	0	0	0	0	0	0	0	0	0	0	2	4	0.00	0.000
Bob Howry, R (9, 1) ERA: 3.6		1.0		4	1	0	0	0	0	0	0	0	0	0	8	10	0.00	1.000

PITCHER		IP	WLS	BF	H	R	ER	SO	BB	IBB	HBP	BLK	WP	HR	S	P	ERA	WHIP

BOTTOM

Baltimore Orioles @ Chicago White Sox

Comiskey Park, Chicago, IL

Wed Aug 23 2000, 8:05 PM EDT
Att. 22,528 - Cloudy - 80 F

livebaseballscorecards.com

Batter	1	2	3	4	5	6	7	8	9	AB	R	H	RBI	BB	SO	LOB
Ray Durham, S (1, 4) OBP: 0.365, SLG: 0.455	4-1 S BB 2B BB	1-1 G5-2-3 1-2 2-3 3-Hf		4-2 BB FC1-5 E 1-2 BB		4-1 S 2B BB		2-3 K		2	3	0	0	3	1	4
Tony Graffanino, R (1, 6) OBP: 0.357, SLG: 0.414	4-1 S 2B 1-2 BB	4-0 BB 1B BB		1-0 FC1-5 BB E 1-2 2-3f		2-3 K 1-2		0-2 FC6-4 1B 1-2f		3	2	0	0	2	1	4
Frank Thomas, R (1, 10) OBP: 0.450, SLG: 0.664	1-3 K	1-0 BB 1B 1-2 2-3 3-H		4-2 E BB 1-2 2-3		0-0 2B 2-H		2-2 1B 1-3		4	0	3	2	1	1	2
Magglio Ordonez, R (1, 9) OBP: 0.400, SLG: 0.576	1-1 1B 2B 1-H 2-H	4-0 BB 1-2 2-3 3-H		0-0 P5		2-3 K		3-2 F3		4	1	1	3	1	1	6
Carlos Lee, R (1, 7) OBP: 0.340, SLG: 0.502	1-1 G5-4-3 1B 2-H	1-1 G5-3		1-1 E5 1-3 2-H 3-H		1-2 G3				4	0	1	1	0	0	5
Herbert Perry, R (1, 5) OBP: 0.354, SLG: 0.473	1-0 G5-4-3 1-2f		3-3 K	1-1 F3			1-3 K			4	0	0	0	0	2	3
14 Paul Konerko, R (1, 3) OBP: 0.359, SLG: 0.466		2-2 SH G5-2-3 1B	1-1 F8	3-1 F3			1-0 P6			4	0	1	0	0	0	0
Chris Singleton, L (1, 8) OBP: 0.305, SLG: 0.388		2-2 SH G5-2-3 1B 1-3	2-2 P4	1-1 G4-3			2-2 G4-3			3	1	0	0	0	0	0
Charles Johnson, R (1, 2) OBP: 0.375, SLG: 0.570		4-0 1B G5-2-3 BB BB		4-2 FC1-5 BB		0-0 G6-3		0-1 FC6-4 1B		2	1	1	0	2	0	0
Inning Stats	R: 3 H: 2 E: 0 LOB: 0 K: 1 BB: 2 S: 10 P: 22	R: 2 H: 2 E: 1 LOB: 3 K: 0 BB: 3 S: 11 P: 30	R: 0 H: 0 E: 0 LOB: 0 K: 1 BB: 0 S: 8 P: 14	R: 2 H: 0 E: 1 LOB: 2 K: 0 BB: 3 S: 15 P: 30	R: 0 H: 0 E: 0 LOB: 0 K: 0 BB: 0 S: 5 P: 9	R: 1 H: 1 E: 0 LOB: 1 K: 2 BB: 1 S: 12 P: 21	R: 0 H: 0 E: 0 LOB: 0 K: 1 BB: 0 S: 12 P: 16	R: 0 H: 2 E: 0 LOB: 2 K: 1 BB: 0 S: 15 P: 22		1B: 5 SF: 0 2B: 2 SAC: 1 3B: 0 DP: 2 HR: 0 HBP: 0						WP: 0 PA: 40 PB: 0 SB: 3 CS: 0

PITCHER		IP	WLS	BF	H	R	ER	SO	BB	IBB	HBP	BLK	WP	HR	S	P	ERA	WHIP
John Parrish, L ERA: 5.01	(1, 1)	1.2	L	13	4	5	3	1	5	0	0	0	0	0	19	49	16.20	5.400
Jason Johnson, R ERA: 6.75	(2, 1)	6.1		27	3	3	1	5	4	0	0	0	0	0	69	115	1.42	1.105

PITCHER	IP	WLS	BF	H	R	ER	SO	BB	IBB	HBP	BLK	WP	HR	S	P	ERA	WHIP

AB	30
R	8
H	7
RBI	6
BB	9
SO	6
LOB	24

Baltimore Orioles @ Chicago White Sox

Comiskey Park, Chicago, IL

Thu Aug 24 2000, 2:05 PM EDT

Att. 20,007 - Sunny - 74 F

TOP

livebaseballscorecards.com

Batter	1	2	3	4	5	6	7	8	9	AB	R	H	RBI	BB	SO	LOB
Brady Anderson, L (1, 7) OBP: 0.357, SLG: 0.415	3-2 SH1-3 6 FC4-2 2B		4-0 6 3B BB	4-2 BB		1-3 K			2-3 K 1-2	3	1	1	0	2	2	2
Jerry Hairston, R (1, 4) OBP: 0.309, SLG: 0.429	0-0 SH1-3 2-3		2-1 F8	1-1 F9			4-2 CS BB		2-2 2-H 2B	3	0	1	1	1	0	2
6 Melvin Mora, R (1, 6) OBP: 0.349, SLG: 0.451	3-2 FC4-2 CS 3-H		2-2 1-H 1B 3B	0-1 G6-3			1-3 K		1-2 G1-3	5	1	1	1	0	1	4
Albert Belle, R (1, 10) OBP: 0.342, SLG: 0.483	1-2 CS 1-2	1-0 F7	1-0 BB 1B 1B 3-H 1B		3-1 G6-3		2-3 K 1-2		2-3 K	5	1	1	1	0	2	2
Jeff Conine, R (1, 9) OBP: 0.339, SLG: 0.440		4-1 S 2B BB	0-0 BB 1B 1-2 1B		1-3 K			1-1 1B SF9 1B		3	3	2	0	1	1	0
Chris Richard, L (1, 3) OBP: 0.315, SLG: 0.485		4-0 2B 1-2 BB	4-0 G1-4-3 1B 1-2 2-3 BB		2-3 K			0-1 G6-4-3 1-3 1B		2	1	1	0	2	1	0
Brook Fordyce, R (1, 2) OBP: 0.346, SLG: 0.536		3-1 P6	0-2 G1-4-3 1-2 2-H 3-H 1B			4-2 G5-3 BB		0-1 SF9 3-H		2	0	1	3	1	0	2
Mark Lewis, R (1, 5) OBP: 0.288, SLG: 0.382		1-2 1-H 2-H 2B	2-1 G1-4-3 1-2f 2-3			3-2 F8		0-0 G6-4-3 1-2f		4	0	1	2	0	0	4
Luis Matos, R (1, 8) OBP: 0.306, SLG: 0.353		1-2 F3		1-1 G5-3		2-2 G5-3 1-2			2-1 S 2B 1B	4	1	1	0	0	0	2

	AB	31
	R	8
	H	10
	RBI	8
	BB	7
	SO	7
	LOB	18

Inning Stats																																		
	R: 0	H: 1	E: 0	LOB: 0	K: 0	BB: 0	S: 10	P: 17	R: 2	H: 1	E: 0	LOB: 1	K: 0	BB: 2	S: 10	P: 24	R: 4	H: 4	E: 0	LOB: 1	K: 0	BB: 2	S: 12	P: 27	R: 0	H: 0	E: 0	LOB: 1	K: 0	BB: 1	S: 8	P: 14	R: 0	H: 0	E: 0	LOB: 0	K: 2	BB: 0	S: 9	P: 15
	R: 0	H: 0	E: 0	LOB: 1	K: 1	BB: 1	S: 14	P: 24	R: 0	H: 0	E: 0	LOB: 0	K: 2	BB: 1	S: 10	P: 17	R: 1	H: 2	E: 0	LOB: 0	K: 0	BB: 0	S: 7	P: 8	R: 1	H: 2	E: 0	LOB: 1	K: 2	BB: 0	S: 18	P: 27	1B: 6	SF: 1	2B: 3	SAC: 1	3B: 1	DP: 2	HR: 0	HBP: 0
	WP: 0	PA: 41	PB: 0	SB: 2	CS: 2																													

PITCHER		IP	WLS	BF	H	R	ER	SO	BB	IBB	HBP	BLK	WP	HR	S	P	ERA	WHIP
Ken Hill, R ERA: 7.0	(1, 1)	2.1	L	15	5	6	6	0	4	0	0	0	0	0	27	61	23.14	3.857
56 Mark Buehrle, L ERA: 4.68	(3, 1)	4.2		16	1	0	0	5	3	0	0	0	0	0	46	77	0.00	0.857
41 Bill Simas, R ERA: 3.56	(8, 1)	1.0		4	2	1	1	0	0	0	0	0	0	0	7	8	9.00	2.000
Keith Foulke, R ERA: 3.44	(9, 1)	1.0		5	2	1	1	2	0	0	0	0	0	0	18	27	9.00	2.000

PITCHER	IP	WLS	BF	H	R	ER	SO	BB	IBB	HBP	BLK	WP	HR	S	P	ERA	WHIP

Batter	1	2	3	4	5	6	7	8	9	AB	R	H	RBI	BB	SO	LOB
Ray Durham, S (1, 4) OBP: 0.366, SLG: 0.456 Tony Graffanino, R (8, PR) OBP: 0.354, SLG: 0.410 (9, 4)	4-2 FC6-4 BB	2-3 K ③				3-1 E 2B		2-1 E4 2B SF7	2-3 K ③	3 1	1 1	1 0	0 0	1 0	1 0	1 1
Jose Valentin, S (1, 6) OBP: 0.352, SLG: 0.525	0-1 FC6-4 G6-4-3 ① 1-2f			1-2 F2 ①		1-0 E9 2-H 1B		1-2 F7 1-3 2B		4	0	2	1	0	0	1
Frank Thomas, R (1, 3) OBP: 0.447, SLG: 0.659	2-1 G6-4-3 ② ③ 1-2f			0-0 F9 ②		2-1 G6-3 ③		2-1 SF7 ① 3-H		3	0	0	1	0	0	2
Magglio Ordonez, R (1, 9) OBP: 0.397, SLG: 0.571		0-2 G6-3 ①		3-2 F7 ③			3-2 F7 ①	2-2 F7 ② 2-3		4	0	0	0	0	0	2
Harold Baines, L (1, 10) OBP: 0.334, SLG: 0.429		2-2 G4-3 ②			0-1 G4-3 ①		1-0 F8 ②	1-0 G4-3 ③		4	0	0	0	0	0	2
Carlos Lee, R (1, 7) OBP: 0.344, SLG: 0.504		0-1 G4-3 ③			3-1 G6-4-3 1B		1-1 2B 1B		2-2 1B SF8 1B	4	2	3	0	0	0	0
Herbert Perry, R (1, 5) OBP: 0.355, SLG: 0.476			1-0 E5 SH1-3		1-1 G6-4-3 ② ③ 1-2f		0-2 1B 2B 1-H		0-1 1-3 1B	4	1	2	1	0	0	1
Chris Singleton, L (1, 8) OBP: 0.305, SLG: 0.387			0-0 SH1-3 ① 1-2			2-1 F8 ①	1-1 1B 2-H		2-3 K ①	3	0	1	1	0	1	2
Mark Johnson, L (1, 2) OBP: 0.295, SLG: 0.311 14 Paul Konerko, R (7, PH) OBP: 0.358, SLG: 0.465 Charles Johnson, R (8, 2) OBP: 0.374, SLG: 0.570			1-3 K ②			2-1 F8 ②	1-1 G6-3 ③		0-0 SF8 ② 3-H	2 1 0	0 0 0	0 0 0	0 0 1	0 0 0	1 0 0	1 1 0
Inning Stats	R: 0 E: 0 K: 0 S: 6 H: 0 LOB: 0 P: 12	R: 0 E: 0 K: 0 S: 8 H: 0 LOB: 0 BB: 0 P: 10	R: 0 E: 1 K: 2 S: 9 H: 0 LOB: 1 BB: 0 P: 13	R: 0 E: 0 K: 0 S: 8 H: 0 LOB: 0 BB: 0 P: 12	R: 0 E: 0 K: 0 S: 6 H: 1 LOB: 0 BB: 0 P: 10	R: 1 E: 1 K: 0 S: 9 H: 2 LOB: 1 BB: 0 P: 19	R: 2 E: 0 K: 0 S: 16 H: 3 LOB: 1 BB: 0 P: 23	R: 1 E: 1 K: 0 S: 11 H: 1 LOB: 2 BB: 0 P: 19	R: 1 E: 0 K: 2 S: 15 H: 2 LOB: 1 BB: 0 P: 21	1B: 6 2B: 3 3B: 0 HR: 0 SF: 2 SAC: 1 DP: 2 HBP: 0				WP: 0 PB: 0 SB: 0 CS: 0	PA: 37		

BOTTOM

Baltimore Orioles @ Chicago White Sox

Comiskey Park, Chicago, IL

Thu Aug 24 2000, 2:05 PM EDT
Att. 20,007 - Sunny - 74 F

livebaseballscorecards.com

AB	33
R	5
H	9
RBI	5
BB	1
SO	4
LOB	14

PITCHER		IP	WLS	BF	H	R	ER	SO	BB	IBB	HBP	BLK	WP	HR	S	P	ERA	WHIP
Jose Mercedes, R ERA: 4.57	(1, 1)	6.2	W	26	6	3	3	2	1	0	0	0	0	0	60	96	4.05	1.050
Buddy Groom, L ERA: 3.94	(7, 1)	0.1	H	3	1	1	0	0	0	0	0	0	0	0	7	11	0.00	3.000
Mike Trombley, R ERA: 4.94	(8, 1)	1.0	H	3	0	0	0	0	0	0	0	0	0	0	6	11	0.00	0.000
Ryan Kohlmeier, R ERA: 0.69	(9, 1)	1.0		5	2	1	1	2	0	0	0	0	0	0	15	21	9.00	2.000

PITCHER	IP	WLS	BF	H	R	ER	SO	BB	IBB	HBP	BLK	WP	HR	S	P	ERA	WHIP

Batter	1	2	3	4	5	6	7	8	9	AB	R	H	RBI	BB	SO	LOB
Ray Durham, S (1, 4) OBP: 0.368, SLG: 0.458	G1-3	G1-3		CS 1-2	F7 1B 1B		2B		G3-6-3 BB	4	0	2	0	1	0	0
Jose Valentin, S (1, 6) OBP: 0.352, SLG: 0.525	1B 2B	K			FC6-4 1-2 1B		F5		G3-6-3 1-2f	5	1	2	0	0	1	2
Frank Thomas, R (1, 10) OBP: 0.446, SLG: 0.655	14 BB 1B 1B BB		F8		F7		K			3	1	0	0	1	1	3
Magglio Ordonez, R (1, 9) OBP: 0.396, SLG: 0.569	F7		1B		F7 2-3			K		4	0	1	0	0	1	4
Carlos Lee, R (1, 7) OBP: 0.345, SLG: 0.504	14 BB 1B 1-2 2-H 1B		K		FC6-4 1-2f			1B 1B		4	2	2	1	0	1	3
14 Paul Konerko, R (1, 3) OBP: 0.357, SLG: 0.462	1B 1-2 2-3 BB		G4-3			G6-3		K 1-2		3	0	0	0	1	1	2
Herbert Perry, R (1, 5) OBP: 0.357, SLG: 0.476	1B 1-3 2-H 3-H			G6-3		G4-3		1B 2-H		4	0	2	3	0	0	0
Chris Singleton, L (1, 8) OBP: 0.305, SLG: 0.386	F3			CS 1B		F7		G1-3		4	0	1	0	0	0	3
Charles Johnson, R (1, 2) OBP: 0.370, SLG: 0.563		K		F8			G6-3		G5-3	4	0	0	0	0	1	1

TOP

Chicago White Sox @ Seattle Mariners

Safeco Field, Seattle, WA

Fri Aug 25 2000, 7:05 PM PDT
Att. 44,745 - Cloudy - 73 F

livebaseballscorecards.com

AB	35
R	4
H	10
RBI	4
BB	3
SO	6
LOB	18

Inning Stats	1	2	3	4	5	6	7	8	9
	R: 3 E: 0 K: 0 S: 16	H: 3 LOB: 2 BB: 2 P: 28	R: 0 E: 0 K: 2 S: 10	H: 0 LOB: 0 BB: 0 P: 16	R: 0 E: 0 K: 1 S: 8	H: 1 LOB: 1 BB: 0 P: 10	R: 0 E: 0 K: 0 S: 10	H: 1 LOB: 0 BB: 0 P: 16	R: 0 E: 0 K: 0 S: 11	H: 2 LOB: 2 BB: 0 P: 17
	R: 0 E: 0 K: 0 S: 9	H: 0 LOB: 0 BB: 0 P: 14	R: 0 E: 0 K: 1 S: 12	H: 1 LOB: 1 BB: 0 P: 18	R: 1 E: 0 K: 2 S: 19	H: 2 LOB: 1 BB: 0 P: 31	R: 0 E: 0 K: 0 S: 6	H: 0 LOB: 0 BB: 1 P: 14	1B: 8 2B: 2 3B: 0 HR: 0	SF: 0 SAC: 0 DP: 1 HBP: 0	WP: 0 PB: 0 SB: 1 CS: 1	PA: 39

PITCHER		IP	WLS	BF	H	R	ER	SO	BB	IBB	HBP	BLK	WP	HR	S	P	ERA	WHIP
Aaron Sele, R ERA: 4.85	(1, 1)	7.1	L	32	9	4	4	5	2	0	0	0	0	0	84	133	4.91	1.500
Jose Paniagua, R ERA: 3.68	(8, 1)	0.2		3	1	0	0	1	0	0	0	0	0	0	11	17	0.00	1.500
Joel Pineiro, R ERA: 6.57	(9, 1)	1.0		3	0	0	0	0	1	0	0	0	0	0	6	14	0.00	1.000

PITCHER	IP	WLS	BF	H	R	ER	SO	BB	IBB	HBP	BLK	WP	HR	S	P	ERA	WHIP

Batter	1	2	3	4	5	6	7	8	9	AB	R	H	RBI	BB	SO	LOB
Rickey Henderson, R (1, 7) OBP: 0.374, SLG: 0.310	C B F X 1-2 G6-4-3 1B		B X 1-0 ① G5-3			C B B F X 2-2 ① G5-3		B X 1-0 ③ F8		4	0	1	0	0	0	0
David Bell, R (1, 5) OBP: 0.305, SLG: 0.347 Carlos Guillen, S (9, PH) OBP: 0.339, SLG: 0.390	B C S C B B F F F X 3-2 ① F7		B X 1-0 ② G5-3			B C B B F F X 3-2 ② F9			C X 0-1 BB BB 1B	3 1	0 0	0 1	0 0	0 0	0 0	1 0
Alex Rodriguez, R (1, 6) OBP: 0.432, SLG: 0.620	B X 1-0 ② ③ G6-4-3 1-2f		B B C C B S 3-3 ③ K			F B B S S 2-3 ③ K			B B B C B 4-1 BB 1-2	3	0	0	0	1	2	1
Edgar Martinez, R (1, 10) OBP: 0.431, SLG: 0.620		C B F C 1-3 ① K		C B B X 2-1 ① G6-3			B B C B B 4-1 G4-3 BB		B C B C S 2-3 ① K	3	0	0	0	1	2	2
John Olerud, L (1, 3) OBP: 0.399, SLG: 0.442	C S S X 1-2 BB 1B 1B			C C B X 1-2 ② G6-3			B X 1-0 ① ② G4-3 1-2f		B B B B 4-0 BB 1-2 2-3	3	1	1	0	1	0	1
Mike Cameron, R (1, 8) OBP: 0.348, SLG: 0.438		F B F F S 1-3 ② K		C X 0-1 ③ G1-3			C B B B B 4-1 BLK BB		B B C C B S 3-3 ② K	3	0	0	0	1	2	4
Chris Widger, R (1, 9) OBP: 0.309, SLG: 0.444 Raul Ibanez, L (8, 9) OBP: 0.298, SLG: 0.299 Stan Javier, S (9, PH) OBP: 0.348, SLG: 0.394		B B F B B 4-1 1B 1-2 BB			C B S C 1-3 ① K		B X 1-0 ③ G1-6-3 1-2		C S S S 0-3 ③ K	2 0 1	0 0 0	0 0 0	0 0 0	1 0 0	1 0 3	1 0 1
Dan Wilson, R (1, 2) OBP: 0.305, SLG: 0.344		B X 1-0 1-2 2-H 1B			B B C F X 2-2 ② G4-3			B B B B C B 4-1 G4-6-3 BB		2	0	1	1	1	0	0
Mark McLemore, S (1, 4) OBP: 0.344, SLG: 0.293		B B C B X 3-1 ③ G5-3			X 0-0 ③ G5-3			C F B B F B F F F 3-2 F F F X ① ② G4-6-3 1-2f		3	0	0	0	0	0	3
Inning Stats	R: 0 E: 0 K: 0 S: 10 H: 1 LOB: 0 BB: 0 P: 15	R: 1 E: 0 K: 2 S: 14 H: 2 LOB: 2 BB: 1 P: 25	R: 0 E: 0 K: 1 S: 5 H: 0 LOB: 0 BB: 0 P: 10	R: 0 E: 0 K: 0 S: 7 H: 0 LOB: 0 BB: 0 P: 10	R: 0 E: 0 K: 1 S: 7 H: 0 LOB: 0 BB: 0 P: 10	R: 0 E: 0 K: 1 S: 10 H: 0 LOB: 0 BB: 0 P: 17	R: 0 E: 0 K: 0 S: 4 H: 0 LOB: 1 BB: 2 P: 14	R: 0 E: 0 K: 0 S: 12 H: 0 LOB: 0 BB: 1 P: 20	R: 0 E: 0 K: 3 S: 12 H: 1 LOB: 3 BB: 2 P: 25	1B: 4 2B: 0 3B: 0 HR: 0	SF: 0 SAC: 0 DP: 3 HBP: 0			WP: 0 PB: 0 SB: 0 CS: 0	PA: 34		

PITCHER		IP	WLS	BF	H	R	ER	SO	BB	IBB	HBP	BLK	WP	HR	S	P	ERA	WHIP
Mike Sirotka, L ERA: 3.84	(1, 1)	7.0	W	26	3	1	1	5	4	0	0	1	0	0	58	106	1.29	1.000
Bob Howry, R ERA: 3.51	(8, 1)	1.1	H	5	1	0	0	1	1	0	0	0	0	0	17	27	0.00	1.500
Kelly Wunsch, L ERA: 2.72	(9, 1)	0.0		1	0	0	0	0	1	0	0	0	0	0	0	4	∞	∞
Keith Foulke, R ERA: 3.41	(9, 1)	0.2	S	2	0	0	0	2	0	0	0	0	0	0	6	9	0.00	0.000

PITCHER	IP	WLS	BF	H	R	ER	SO	BB	IBB	HBP	BLK	WP	HR	S	P	ERA	WHIP

BOTTOM

Chicago White Sox @ Seattle Mariners

Safeco Field, Seattle, WA

Fri Aug 25 2000, 7:05 PM PDT
Att. 44,745 - Cloudy - 73 F

livebaseballscorecards.com

AB	28
R	1
H	4
RBI	1
BB	6
SO	8
LOB	16

Batter	1	2	3	4	5	6	7	8	9	AB	R	H	RBI	BB	SO	LOB
Ray Durham, S (1, 4) OBP: 0.367, SLG: 0.456	G4-3		F9			K	1-3 BB 1B		K	5	0	1	0	0	2	0
Tony Graffanino, R (1, 6) OBP: 0.356, SLG: 0.405	G6-3			F8			FC5 BB 1B; 1-2 BB		K	4	0	1	0	1	1	0
Frank Thomas, R (1, 10) OBP: 0.446, SLG: 0.653	1B			G6-3			1-2 FC5 14 2B BB; K			3	1	1	0	1	1	3
Magglio Ordonez, R (1, 9) OBP: 0.394, SLG: 0.566	P5			G5-3			F2	G6-3 1B		4	0	1	0	0	0	3
Carlos Lee, R (1, 7) OBP: 0.342, SLG: 0.500		K			L5		FC5 14 2B 1-2 2-3f	G6-3 1B 1-2		4	1	0	0	0	1	3
14 Paul Konerko, R (1, 3) OBP: 0.358, SLG: 0.463		F9			G3		1B 2B 1-H 2-H	BB		3	1	1	2	1	0	0
Herbert Perry, R (1, 5) OBP: 0.356, SLG: 0.474		G4-1			F4		2B 1B 1B 2-H	F9		4	1	1	1	0	0	2
Jeff Abbott, R (1, 8) OBP: 0.347, SLG: 0.399			L8			G6-3	1B 2B 1-3	K		4	1	1	0	0	1	2
Charles Johnson, R (1, 2) OBP: 0.369, SLG: 0.560			K			F9	1B 1B 2-H 3-H		P4	4	0	1	2	0	1	0
Inning Stats	R: 0 E: 0 K: 0 S: 7 H: 1 LOB: 1 BB: 0 P: 10	R: 0 E: 0 K: 1 S: 9 H: 0 LOB: 0 BB: 0 P: 17	R: 0 E: 0 K: 1 S: 7 H: 0 LOB: 0 BB: 0 P: 11	R: 0 E: 0 K: 0 S: 4 H: 0 LOB: 0 BB: 0 P: 7	R: 0 E: 0 K: 0 S: 6 H: 0 LOB: 0 BB: 0 P: 11	R: 0 E: 0 K: 1 S: 7 H: 0 LOB: 0 BB: 0 P: 11	R: 5 E: 0 K: 1 S: 25 H: 6 LOB: 3 BB: 2 P: 43	R: 0 E: 0 K: 1 S: 12 H: 1 LOB: 2 BB: 1 P: 21	R: 0 E: 0 K: 2 S: 8 H: 0 LOB: 0 BB: 0 P: 11	1B: 6 2B: 2 3B: 0 HR: 0	SF: 0 SAC: 0 DP: 0 HBP: 0						

TOP

Chicago White Sox @ Seattle Mariners

Safeco Field, Seattle, WA

Sat Aug 26 2000, 6:05 PM PDT
Att. 45,191 - Cloudy - 65 F

livebaseballscorecards.com

AB	35
R	5
H	8
RBI	5
BB	3
SO	7
LOB	13

PITCHER		IP	WLS	BF	H	R	ER	SO	BB	IBB	HBP	BLK	WP	HR	S	P	ERA	WHIP
John Halama, L ERA: 5.08	(1, 1)	6.2	W	26	5	5	5	3	1	0	0	0	0	0	53	89	6.75	0.900
Jose Paniagua, R ERA: 3.65	(7, 1)	0.2	H	7	3	0	0	1	2	0	0	0	0	0	18	33	0.00	7.500
Arthur Rhodes, L ERA: 4.47	(8, 1)	0.2		2	0	0	0	1	0	0	0	0	0	0	6	9	0.00	0.000
Kazuhiro Sasaki, R ERA: 3.83	(9, 1)	1.0		3	0	0	0	2	0	0	0	0	0	0	8	11	0.00	0.000

PITCHER	IP	WLS	BF	H	R	ER	SO	BB	IBB	HBP	BLK	WP	HR	S	P	ERA	WHIP

WP: 0 PB: 0 SB: 0 CS: 0 PA: 38

Batter	1	2	3	4	5	6	7	8	9	AB	R	H	RBI	BB	SO	LOB
Rickey Henderson, R (1, 7) OBP: 0.374, SLG: 0.311	B B B C B 4-1 G3 BB		B X 1-0 ③ F7		B B B C F X 3-2 E SF8 1B	B X 2-0 ② SF8 1-3 2-H		C C F C 0-3 ① K		3	1	1	1	1	1	1
Al Martin, L (1, 9) OBP: 0.351, SLG: 0.474 Raul Ibanez, L (7, 9) OBP: 0.303, SLG: 0.331	F B F F F B 1 B F SAFE 3-2 ① ② X G3 1-2			B F B S B X 3-2 ① G4-3	B F B 1 X SAFE 2-1 ① SF8 1-H	B X 1-0 ③ G6-3		S S B X 1-2 HR		3 0 0 1 0 0 2 1 1 1 1 0 0 0						
Alex Rodriguez, R (1, 6) OBP: 0.434, SLG: 0.625	C F S 0-3 ③ K			F B S B X 2-2 ② F8	C C F B X 1-2 HR		B B C B B 4-1 BB BB SF9 BB	B C C B B B 4-2 2B BB		3 2 1 1 2 1 0						
Edgar Martinez, R (1, 10) OBP: 0.431, SLG: 0.616		C X 0-1 ① G4-3		S B C F F F X 1-2 1B 1B	B B B C X 3-1 ② G6-3		B B B B 4-0 BB 1-2 2B BB	B B C F X 2-2 ② F9		4 2 1 0 1 0 1						
John Olerud, L (1, 3) OBP: 0.401, SLG: 0.444		B F C S 1-3 ② K		X 0-0 1B 1-3 1B	B X 1-0 ③ F7		B B B B 4-0 2B 1-2 2-3 BB	S B C F X 1-2 1-3 2B		4 2 2 0 1 1 0						
Carlos Guillen, S (1, 5) OBP: 0.345, SLG: 0.394		B X 1-0 ③ F8		C B F B X 2-2 BB 1B 1-3 3-H 1B		X 0-0 2B 1B	X 0-0 ① SF9 3-H	B B B C B 4-1 BB		3 2 2 2 1 0 0						
Mike Cameron, R (1, 8) OBP: 0.351, SLG: 0.443			X 0-0 ① F2	C B B B S B 4-2 1B 1-2 BB		X 0-0 S SF8 1-H 2B	C B B B X 3-1 F8 1-H 2-H 2B	B B F C F S 2-3 ③ K		4 1 2 3 1 1 3						
Joe Oliver, R (1, 2) OBP: 0.315, SLG: 0.528			C F X 0-2 ② F8	C C B B X 2-2 1-3 2-H 3-H 1B		B X 1-0 ① F9	B S S X 1-2 ② F8 2-3			4 0 1 2 0 0 2						
Mark McLemore, S (1, 4) OBP: 0.345, SLG: 0.293			B B C X 2-1 1B	B L X 1-1 ③ G1-3		B C B B C B 4-2 SF8 S BB	B C C F C 1-3 ③ K			3 0 1 0 1 1 3						
Inning Stats	R: 0 E: 0 K: 1 S: 10 H: 0 LOB: 0 BB: 1 P: 17	R: 0 E: 0 K: 1 S: 6 H: 0 LOB: 0 BB: 0 P: 8	R: 0 E: 0 K: 0 S: 7 H: 1 LOB: 1 BB: 0 P: 10	R: 3 E: 0 K: 0 S: 23 H: 4 LOB: 2 BB: 1 P: 38	R: 2 E: 1 K: 0 S: 12 H: 2 LOB: 0 BB: 0 P: 22	R: 2 E: 0 K: 0 S: 7 H: 2 LOB: 1 BB: 1 P: 15	R: 3 E: 0 K: 1 S: 11 H: 1 LOB: 1 BB: 3 P: 28	R: 1 E: 0 K: 2 S: 21 H: 2 LOB: 3 BB: 2 P: 35		1B: 7 2B: 3 3B: 0 HR: 2 SF: 3 SAC: 0 DP: 0 HBP: 0						

PITCHER		IP	WLS	BF	H	R	ER	SO	BB	IBB	HBP	BLK	WP	HR	S	P	ERA	WHIP
Rocky Biddle, R ERA: 8.34	(1, 1)	5.1	L	27	9	7	7	2	3	0	0	0	0	1	63	105	11.81	2.250
Ken Hill, R ERA: 7.16	(6, 1)	0.2		4	0	2	2	0	2	0	0	0	0	0	3	14	27.00	3.000
41 Bill Simas, R ERA: 3.73	(7, 1)	2.0		12	3	2	2	3	3	0	0	0	0	1	31	54	9.00	3.000

PITCHER	IP	WLS	BF	H	R	ER	SO	BB	IBB	HBP	BLK	WP	HR	S	P	ERA	WHIP

BOTTOM

Chicago White Sox @ Seattle Mariners

Safeco Field, Seattle, WA

Sat Aug 26 2000, 6:05 PM PDT
Att. 45,191 - Cloudy - 65 F

livebaseballscorecards.com

AB	32
R	11
H	12
RBI	11
BB	8
SO	5
LOB	12

WP: 0 PA: 43
PB: 0
SB: 2
CS: 0

Batter	1	2	3	4	5	6	7	8	9	AB	R	H	RBI	BB	SO	LOB
Ray Durham, S (1, 4) OBP: 0.368, SLG: 0.462	C B B B X 3-1 G6-4-3 1B	B X 1-0 ③ G3	C B F X 1-2 ③ G4-3					B B B C C F X 3-2 HR		4	1	2	1	0	0	3
Tony Graffanino, R (1, 6) OBP: 0.355, SLG: 0.403 Harold Baines, L (8, PH) OBP: 0.333, SLG: 0.427 Charles Johnson, R (8, 2) OBP: 0.369, SLG: 0.560	C B B B X 3-1 ① ② G6-4-3 1-2f			C B B X 2-1 ① P6		L B X 1-1 S E5 1B		B X 1-0 ② P6		3 1 0	0 0 0	1 0 0	0 0 0	0 0 0	0 0 0	1 0 0
Frank Thomas, R (1, 10) OBP: 0.445, SLG: 0.649	B X 1-0 ③ G5-3			C C X 0-2 ② F9		X 0-0 ① P4		B F B B F B 4-2 FC6-4 14 1B BB		3	0	0	0	1	0	1
14 Paul Konerko, R (1, 3) OBP: 0.359, SLG: 0.471		B S X 1-1 HR		B C S S S 2-3 K		C B S X 1-2 ② F8		C X 0-1 FC6-4 1-2 1B		4	1	2	1	0	1	1
Carlos Lee, R (1, 7) OBP: 0.339, SLG: 0.496		B C B B S S 3-3 ① K			C S S 0-3 ① K	C F B X 1-2 ③ E5 1-H		B C F F F B X 2-2 ③ FC6-4 1-2f 2-3		4	0	0	0	0	2	3
Herbert Perry, R (1, 5) OBP: 0.358, SLG: 0.472		X 0-0 ② P4			B B C B X 3-1 FC3-6 1B		F X 0-1 ① F8		B S B F B F B 4-2 S BB	3	0	1	0	1	0	0
Chris Singleton, L (1, 8) OBP: 0.302, SLG: 0.382		C X 0-1 ③ G6-3			C B X 1-1 ② FC3-6 BB S 1-2f		X 0-0 ② F8		B F L L 1-3 ① K	4	0	0	0	0	1	2
Jeff Abbott, R (1, 9) OBP: 0.345, SLG: 0.392 Magglio Ordonez, R (9, 9) OBP: 0.394, SLG: 0.566			C X 0-1 ① F7		B B C B B 4-1 BB 1-2 BB		B X 1-0 ③ G5-3		B B F S X 2-2 ② F9 1-2	3 0	0 0	0 0	0 0	1 0	0 0	1 0
Mark Johnson, L (1, 2) OBP: 0.297, SLG: 0.309 Jose Valentin, S (8, PH) OBP: 0.351, SLG: 0.523 (8, 6)			C B S B S 2-3 ② K		B B B C B 4-1 1-2 2-3 BB			C X 0-1 ① G3	X 0-0 ③ F7	1 2	0 0	0 0	0 0	1 0	1 0	0 1
Inning Stats	R: 0 H: 1 E: 0 LOB: 0 K: 0 BB: 0 S: 5 P: 12	R: 1 H: 1 E: 0 LOB: 0 K: 1 BB: 0 S: 8 P: 12	R: 0 H: 0 E: 0 LOB: 0 K: 1 BB: 0 S: 6 P: 9	R: 0 H: 0 E: 0 LOB: 0 K: 1 BB: 0 S: 8 P: 12	R: 0 H: 1 E: 0 LOB: 3 K: 1 BB: 2 S: 12 P: 25	R: 0 H: 1 E: 1 LOB: 2 K: 0 BB: 0 S: 10 P: 13	R: 0 H: 0 E: 0 LOB: 0 K: 0 BB: 0 S: 4 P: 5	R: 1 H: 2 E: 0 LOB: 2 K: 0 BB: 1 S: 16 P: 26	R: 0 H: 0 E: 0 LOB: 1 K: 1 BB: 1 S: 10 P: 17	1B: 4 SF: 0 2B: 0 SAC: 0 3B: 0 DP: 1 HR: 2 HBP: 0						WP: 0 PA: 36 PB: 0 SB: 3 CS: 0

PITCHER	IP	WLS	BF	H	R	ER	SO	BB	IBB	HBP	BLK	WP	HR	S	P	ERA	WHIP
Freddy Garcia, R (1, 1) ERA: 4.34	8.0	L	32	6	2	2	4	3	0	0	0	0	2	69	114	2.25	1.125
Jose Mesa, R (9, 1) ERA: 5.45	1.0		4	0	0	0	1	1	0	0	0	0	0	10	17	0.00	1.000

PITCHER	IP	WLS	BF	H	R	ER	SO	BB	IBB	HBP	BLK	WP	HR	S	P	ERA	WHIP

TOP

Chicago White Sox @ Seattle Mariners

Safeco Field, Seattle, WA

Sun Aug 27 2000, 1:35 PM PDT
Att. 45,525 - Cloudy - 62 F

livebaseballscorecards.com

AB	32
R	2
H	6
RBI	2
BB	4
SO	5
LOB	13

Batter	1	2	3	4	5	6	7	8	9	AB	R	H	RBI	BB	SO	LOB
Rickey Henderson, R (1, 7) OBP: 0.373, SLG: 0.308 Dan Wilson, R (9, 2) OBP: 0.305, SLG: 0.344	S C B B X 2-2 ① F8		B B B C B 4-1 BB		C F B F B 1 X SAFE 2-2 ②③ G6-3 1-2			F B C F B B X 3-2 ③ L8		3 0 0 0 1 0 1 0 0 0 0 0 0 0						
Al Martin, L (1, 9) OBP: 0.348, SLG: 0.471 Raul Ibanez, L (7, 9) OBP: 0.301, SLG: 0.328	B S S S 1-3 ② K		B F B X 2-1 ③ F5			B X 1-0 ① F9			C C F F B X 1-2 ① P1	3 0 0 0 0 1 2 1 0 0 0 0 0 0						
Alex Rodriguez, R (1, 6) OBP: 0.433, SLG: 0.624	B C B F S 2-3 ③ K			B S X 1-1 F9 2B		C B B C X 2-2 ② G1-3			S F B B F B F S 3-3 ② K	4 0 1 0 0 2 0						
Edgar Martinez, R (1, 10) OBP: 0.427, SLG: 0.611		B B X 2-0 ① F9		C B B B X 3-1 ① F9 2-3		C X 0-1 ③ G4-3			B C B F S 2-3 ③ K	4 0 0 0 0 1 1						
John Olerud, L (1, 3) OBP: 0.399, SLG: 0.441		B F C B X 2-2 ② L3		C B B B X 3-1 ② L4			F F F B F X 1-2 ① G4-3			3 0 0 0 0 0 1						
Carlos Guillen, S (1, 5) OBP: 0.340, SLG: 0.389		C B F B B F F F C 3-3 ③ K		B X 1-0 ③ G4-3			F C X 0-2 ② F7			3 0 0 0 0 1 1						
Mike Cameron, R (1, 8) OBP: 0.353, SLG: 0.444			B B B C B 4-1 1B BB		B F B X 2-1 S 1B 1B		X 0-0 ③ G5-3			2 1 1 0 1 0 0						
Joe Oliver, R (1, 2) OBP: 0.318, SLG: 0.528 Stan Javier, S (8, PH) OBP: 0.347, SLG: 0.392 (9, 7)			C X 0-1 ① G4-3 1-3 1B		F F X 0-2 ① P4			B C B B C S 3-3 ① K		2 0 1 0 0 0 1 1 0 0 0 0 1 0						
Mark McLemore, S (1, 4) OBP: 0.345, SLG: 0.294			B B X 2-0 ② G4-3 2-3		B B C X 2-1 G6-3 1-H 1B			F B C B F X 2-2 ② F7		3 0 1 1 0 0 1						
Inning Stats	R: 0 H: 0 E: 0 LOB: 0 K: 2 BB: 0 S: 9 P: 14	R: 0 H: 0 E: 0 LOB: 0 K: 1 BB: 0 S: 10 P: 17	R: 0 H: 1 E: 0 LOB: 2 K: 0 BB: 2 S: 7 P: 19	R: 0 H: 1 E: 0 LOB: 1 K: 0 BB: 0 S: 7 P: 15	R: 1 H: 2 E: 0 LOB: 0 K: 0 BB: 0 S: 11 P: 17	R: 0 H: 0 E: 0 LOB: 0 K: 0 BB: 0 S: 6 P: 9	R: 0 H: 0 E: 0 LOB: 0 K: 0 BB: 0 S: 9 P: 10	R: 0 H: 0 E: 0 LOB: 0 K: 1 BB: 0 S: 11 P: 19	R: 0 H: 0 E: 0 LOB: 0 K: 2 BB: 0 S: 13 P: 19	1B: 3 SF: 0 2B: 1 SAC: 0 3B: 0 DP: 0 HR: 0 HBP: 0						

PITCHER		IP	WLS	BF	H	R	ER	SO	BB	IBB	HBP	BLK	WP	HR	S	P	ERA	WHIP
Sean Lowe, R ERA: 5.96	(1, 1)	5.0		19	4	1	1	3	2	0	0	0	0	0	44	82	1.80	1.200
Lorenzo Barcelo, R ERA: 3.33	(6, 1)	3.0	W	9	0	0	0	1	0	0	0	0	0	0	26	38	0.00	0.000
Keith Foulke, R ERA: 3.36	(9, 1)	1.0	S	3	0	0	0	2	0	0	0	0	0	0	13	19	0.00	0.000

PITCHER	IP	WLS	BF	H	R	ER	SO	BB	IBB	HBP	BLK	WP	HR	S	P	ERA	WHIP

BOTTOM

Chicago White Sox @ Seattle Mariners

Safeco Field, Seattle, WA

Sun Aug 27 2000, 1:35 PM PDT
Att. 45,525 - Cloudy - 62 F

livebaseballscorecards.com

AB	29
R	1
H	4
RBI	1
BB	2
SO	6
LOB	8

Batter	1	2	3	4	5	6	7	8	9	AB	R	H	RBI	BB	SO	LOB
Ray Durham, S (1, 4) OBP: 0.365, SLG: 0.458	X 0-0 ① G4-3		B B C C S 2-3 ③ K			B C C S 1-3 ③ K			X 0-0 ③ G1-3	4	0	0	0	0	2	1
Jose Valentin, S (1, 6) OBP: 0.349, SLG: 0.520	C C S 0-3 ② K			B S X 1-1 ① P5			S X 0-1 ① B1-3			3	0	0	0	0	1	0
Frank Thomas, R (1, 10) OBP: 0.444, SLG: 0.647	B B C B C X 3-2 ③ G5-3			C B B B X 3-1 G6-4-3 1B			B C B S X 2-2 ② F9			3	0	1	0	0	0	0
Magglio Ordonez, R (1, 9) OBP: 0.392, SLG: 0.562		B C X 1-1 ① F9		B B C F X 2-2 ② ③ G6-4-3 1-2f			B X 1-0 ③ F8			3	0	0	0	0	0	1
Carlos Lee, R (1, 7) OBP: 0.337, SLG: 0.493		B B B B C X 3-1 ② G4-3			F F X 0-2 ① G6-3			C X 0-1 ① G6-3		3	0	0	0	0	0	0
Herbert Perry, R (1, 5) OBP: 0.355, SLG: 0.468		C S S S 0-3 ③ K			B B X 2-0 ② G6-3			X 0-0 ② G6-3		3	0	0	0	0	1	0
14 Paul Konerko, R (1, 3) OBP: 0.359, SLG: 0.468			C S F F F B F B B 4-2 B FC5-4 BB		C B C B B X 3-2 ③ G6-3			C S S 0-3 ③ K		2	0	0	0	1	1	0
Chris Singleton, L (1, 8) OBP: 0.300, SLG: 0.380			B C S S 1-3 ① K			X 0-0 ① F7			C B S S 1-3 ① K2-3	3	0	0	0	0	2	1
Charles Johnson, R (1, 2) OBP: 0.366, SLG: 0.555			B F F B B X 3-2 ② FC5-4 1-2f			F B B B X 3-1 ② G6-3			B C S S 1-3 ② K	3	0	0	0	0	1	1
Inning Stats	R: 0 H: 0 E: 0 LOB: 0 K: 1 BB: 0 S: 7 P: 10	R: 0 H: 0 E: 0 LOB: 0 K: 1 BB: 0 S: 8 P: 12	R: 0 H: 0 E: 0 LOB: 1 K: 2 BB: 1 S: 15 P: 25	R: 0 H: 1 E: 0 LOB: 0 K: 0 BB: 0 S: 7 P: 13	R: 0 H: 0 E: 0 LOB: 0 K: 0 BB: 0 S: 7 P: 12	R: 0 H: 0 E: 0 LOB: 0 K: 1 BB: 0 S: 6 P: 10	R: 0 H: 0 E: 0 LOB: 0 K: 0 BB: 0 S: 6 P: 9	R: 0 H: 0 E: 0 LOB: 0 K: 1 BB: 0 S: 6 P: 6	R: 0 H: 0 E: 0 LOB: 0 K: 2 BB: 0 S: 7 P: 9	1B: 1 SF: 0 2B: 0 SAC: 0 3B: 0 DP: 1 HR: 0 HBP: 0						

PITCHER	IP	WLS	BF	H	R	ER	SO	BB	IBB	HBP	BLK	WP	HR	S	P	ERA	WHIP
Tim Hudson, R (1, 1) ERA: 4.93	9.0	W	28	1	0	0	8	1	0	0	0	0	0	69	106	0.00	0.222

PITCHER	IP	WLS	BF	H	R	ER	SO	BB	IBB	HBP	BLK	WP	HR	S	P	ERA	WHIP

TOP

Chicago White Sox @ Oakland Athletics

Network Associates Coliseum, Oakland, CA

Mon Aug 28 2000, 10:05 PM EDT

Att. 12,436 - Sunny - 64 F

livebaseballscorecards.com

AB	27
R	0
H	1
RBI	0
BB	1
SO	8
LOB	4

PA: 28

WP: 0
PB: 0
SB: 0
CS: 0

BOTTOM

Chicago White Sox @ Oakland Athletics

Network Associates Coliseum, Oakland, CA

Mon Aug 28 2000, 10:05 PM EDT

Att. 12,436 - Sunny - 64 F

livebaseballscorecards.com

Batter	1	2	3	4	5	6	7	8	9	AB	R	H	RBI	BB	SO	LOB
Ryan Christenson, R (1, 7) OBP: 0.345, SLG: 0.372	C B C B X 2-2 G4-3 ①		L X 0-1 G1-3 ②		B X 1-0 F8 ②	B X 1-0 F9 ③				4	0	0	0	0	0	2
Randy Velarde, R (1, 4) OBP: 0.357, SLG: 0.406	B C F X 1-2 L3 ②		B B C X 2-2 E3 1B		C B B C B 4-2 BB 1B BB		B C B F X 2-2 F9 ①			3	1	0	0	1	0	0
Terrence Long, L (1, 8) OBP: 0.340, SLG: 0.459	C B F S 1-3 K ③		X 0-0 1-2 1B		B F B F B B 4-2 1B 1-2 2-3 BB		B X 1-0 G4-3 ②			3	0	1	0	1	1	0
Mike Stanley, R (1, 3) OBP: 0.340, SLG: 0.413		X 0-0 F9 ①	B X 1-0 F9 ③		B X 1-0 1-3 2-H 3-H 1B		B B B C B 4-1 BB			3	0	1	2	1	0	2
Ben Grieve, L (1, 10) OBP: 0.365, SLG: 0.508		B C X 1-1 BB BB 1B		C B C C 1-3 K ①	F X 0-1 G3 ③		C B C F F B S 2-3 K ③			4	0	1	0	0	2	3
Miguel Tejada, R (1, 6) OBP: 0.347, SLG: 0.466		B C S B F B B 4-2 BB 1-2 BB		B C X 1-1 L3 ②		S F F B F S 1-3 K ①		C B X 1-1 F3 ①		3	0	0	0	1	1	0
Adam Piatt, R (1, 9) OBP: 0.381, SLG: 0.573		B B C B B 4-1 3 G4-6-3 1-2 2-3 BB		B B X 2-0 L6 ③		F B C B F X 2-2 3 3B 1B		C B B F X 2-2 3 F8 1B		3	1	2	0	1	0	0
3 Eric Chavez, L (1, 5) OBP: 0.350, SLG: 0.491		F S B F X 1-2 G4-6-3 ② ③ 1-2f			C B B F F F B B 4-2 BB SH1-4 1B BB	B X 1-0 1-H 3B		C 1 B F F B X SAFE 2-2 F8 ② ③ 1-2		3	1	1	1	1	0	4
Ramon Hernandez, R (1, 2) OBP: 0.297, SLG: 0.382			B B C B C S 3-3 K ①		X 0-0 SH1-4 ① 1-2	B F B B X 3-1 F7 ②				2	0	0	0	0	1	1
Inning Stats	R: 0 E: 0 K: 1 S: 9 H: 0 LOB: 0 BB: 0 P: 13	R: 0 E: 0 K: 0 S: 11 H: 1 LOB: 2 BB: 2 P: 21	R: 0 E: 1 K: 1 S: 10 H: 1 LOB: 2 BB: 0 P: 16	R: 0 E: 0 K: 1 S: 6 H: 0 LOB: 0 BB: 0 P: 10	R: 2 E: 0 K: 0 S: 13 H: 1 LOB: 2 BB: 3 P: 27	R: 1 E: 0 K: 1 S: 13 H: 2 LOB: 1 BB: 0 P: 21	R: 0 E: 0 K: 1 S: 10 H: 0 LOB: 1 BB: 1 P: 19	R: 0 E: 0 K: 0 S: 8 H: 1 LOB: 0 BB: 0 P: 13		1B: 5 2B: 0 3B: 1 HR: 0	SF: 0 SAC: 1 DP: 1 HBP: 0					

	AB	28
	R	3
	H	6
	RBI	3
	BB	6
	SO	5
	LOB	12

WP: 0 PB: 0 SB: 0 CS: 0 PA: 35

PITCHER		IP	WLS	BF	H	R	ER	SO	BB	IBB	HBP	BLK	WP	HR	S	P	ERA	WHIP
Jim Parque, L ERA: 4.36	(1, 1)	7.0	L	32	5	3	3	5	6	0	0	0	0	0	72	127	3.86	1.571
56 Mark Buehrle, L ERA: 4.54	(8, 1)	1.0		3	1	0	0	0	0	0	0	0	0	0	8	13	0.00	1.000

PITCHER	IP	WLS	BF	H	R	ER	SO	BB	IBB	HBP	BLK	WP	HR	S	P	ERA	WHIP

Batter	1	2	3	4	5	6	7	8	9	AB	R	H	RBI	BB	SO	LOB
Ray Durham, S (1, 4) OBP: 0.364, SLG: 0.455	C B B B B 4-1 BB BB	B C S C 1-3 ③ K			B S X 1-1 ①② G6-4-3 1-2f			B C S F C 1-3 ① K	C B C B X 2-2 ③ F9	4	0	0	0	1	2	3
Tony Graffanino, R (1, 6) OBP: 0.359, SLG: 0.402	C B B C 1 B B SAFE 4-2 ① 1-2 BB		B C C F S 1-3 ① K		B C X 1-1 ③ F9			X 0-0 S 1B		3	0	1	0	1	1	0
Frank Thomas, R (1, 10) OBP: 0.443, SLG: 0.643	C F S B F S 1-3 ② K		B C S B B B 4-2 BB			C F B X 1-2 ① F8		C C B S 1-3 ② K 1-2		3	0	0	0	1	2	2
Magglio Ordonez, R (1, 9) OBP: 0.391, SLG: 0.559	S B S C 1-3 ③ K		S B F X 1-2 ② L6			B F B X 2-1 ② G6-3		B B B B 4-0 BB		3	0	0	0	1	1	2
Carlos Lee, R (1, 7) OBP: 0.339, SLG: 0.491		C B X 1-1 14 HR 1B 1B	B B C X 2-1 ③ F7			B B S S B 4-1 BB		S C X 0-2 ③ F7		3	1	1	0	1	0	3
Herbert Perry, R (1, 5) OBP: 0.353, SLG: 0.465		B C X 1-1 1-2 14 HR 1B		F X 0-1 ① G4-3		B B F S F S 2-3 ③ K2-3			B B X 2-0 ① F8	4	1	1	0	0	1	1
14 Paul Konerko, R (1, 3) OBP: 0.360, SLG: 0.476		C X 0-1 1-H 2-H HR	B B F C B X 3-2 ② F7			C B C F F F X 1-2 ① F8			C B X 1-1 1B 1B	4	1	2	3	0	0	0
Chris Singleton, L (1, 8) OBP: 0.298, SLG: 0.376		B X 1-0 ① G1-3		C X 0-1 ③ F7			B X 1-0 ② G6-3		B X 1-0 ② F7	4	0	0	0	0	0	1
Charles Johnson, R (1, 2) OBP: 0.368, SLG: 0.554		B X 1-0 ② F3			B X 1-0 G6-4-3 1B		F B F X 1-2 ③ G4-3		S S B X 1-2 1B	4	0	2	0	0	0	0
Inning Stats	R: 0 H: 0 E: 0 LOB: 1 K: 2 BB: 2 S: 11 P: 21	R: 3 H: 3 E: 0 LOB: 0 K: 1 BB: 0 S: 11 P: 16	R: 0 H: 0 E: 0 LOB: 1 K: 1 BB: 1 S: 11 P: 19	R: 0 H: 0 E: 0 LOB: 0 K: 0 BB: 0 S: 7 P: 10	R: 0 H: 1 E: 0 LOB: 0 K: 0 BB: 0 S: 5 P: 8	R: 0 H: 0 E: 0 LOB: 1 K: 1 BB: 1 S: 10 P: 19	R: 0 H: 0 E: 0 LOB: 0 K: 0 BB: 0 S: 10 P: 13	R: 0 H: 1 E: 0 LOB: 2 K: 2 BB: 1 S: 11 P: 17	R: 0 H: 2 E: 0 LOB: 2 K: 0 BB: 0 S: 10 P: 17	1B: 6 SF: 0 2B: 0 SAC: 0 3B: 0 DP: 1 HR: 1 HBP: 0						

PITCHER		IP	WLS	BF	H	R	ER	SO	BB	IBB	HBP	BLK	WP	HR	S	P	ERA	WHIP
Barry Zito, L ERA: 3.53	(1, 1)	7.0	L	27	4	3	3	5	4	0	0	0	0	1	65	106	3.86	1.143
Doug Jones, R ERA: 3.95	(8, 1)	2.0		10	3	0	0	2	1	0	0	0	0	0	21	34	0.00	2.000

PITCHER	IP	WLS	BF	H	R	ER	SO	BB	IBB	HBP	BLK	WP	HR	S	P	ERA	WHIP

TOP

Chicago White Sox @ Oakland Athletics

Network Associates Coliseum, Oakland, CA

Tue Aug 29 2000, 10:05 PM EDT
Att. 12,129 - Cloudy - 60 F

livebaseballscorecards.com

AB	32
R	3
H	7
RBI	3
BB	5
SO	7
LOB	12

Batter	1	2	3	4	5	6	7	8	9	AB	R	H	RBI	BB	SO	LOB
Terrence Long, L (1, 8) OBP: 0.342, SLG: 0.459	C B F C 1-3 ① K		S X 0-1 ② G6-4-3 1B		F B F F B X 2-2 ③ G6-4-3 1B 1-2 2-3			B B B C F F X 3-2 ② L7		4	0	2	0	0	1	0
Randy Velarde, R (1, 4) OBP: 0.353, SLG: 0.402	B X 1-0 ② F3		C X 0-1 ②③ G6-4-3 1-2f		B C B X 2-1 ②③ G6-4-3 1-2f			C S B F B X 2-2 ③ F3		4	0	0	0	0	0	4
Jason Giambi, L (1, 10) OBP: 0.464, SLG: 0.602	C F H 1-2 HBP			C B X 1-1 ① F7		B B C X 2-1 ① F8			C B X 1-1 ① F8	3	0	0	0	0	0	0
Mike Stanley, R (1, 3) OBP: 0.339, SLG: 0.411	B B F X 2-1 ③ F8			B C X 1-1 1B		B B C X 2-1 ② G5-3			B S F B S 2-3 ② K	4	0	1	0	0	1	1
Ben Grieve, L (1, 7) OBP: 0.363, SLG: 0.504		C S S B S 1-3 ① K		F X 0-1 ② F8		S B F F B F S 2-3 ③ K			B F B S S S 2-3 ③ K	4	0	0	0	0	3	1
Matt Stairs, L (1, 9) OBP: 0.320, SLG: 0.401		B X 1-0 ② F9		B S B X 2-1 ③ F8			B B X 2-0 ① G4-3			3	0	0	0	0	0	1
Miguel Tejada, R (1, 6) OBP: 0.347, SLG: 0.465		B B F C X 2-2 1B			B B X 2-0 ① G6-3		B B C X 2-1 ② F5			3	0	1	0	0	0	0
3 Eric Chavez, L (1, 5) OBP: 0.350, SLG: 0.489		C C F F X 0-2 ③ G1-3			B C B B C B 4-2 1B 1B BB		B C X 1-1 ③ G3-1			2	0	0	0	1	0	1
Ramon Hernandez, R (1, 2) OBP: 0.297, SLG: 0.382			B B F B F X 3-2 ① G4-3		C F X 0-2 1B 1-2 1B			C B B X 2-1 ① F7		3	0	1	0	0	0	0
Inning Stats	R: 0 H: 0 E: 0 LOB: 1 K: 1 BB: 0 S: 8 P: 13	R: 0 H: 1 E: 0 LOB: 1 K: 1 BB: 0 S: 12 P: 16	R: 0 H: 1 E: 0 LOB: 0 K: 0 BB: 0 S: 7 P: 10	R: 0 H: 1 E: 0 LOB: 1 K: 0 BB: 0 S: 8 P: 12	R: 0 H: 2 E: 0 LOB: 2 K: 0 BB: 1 S: 12 P: 22	R: 0 H: 0 E: 0 LOB: 0 K: 1 BB: 0 S: 9 P: 15	R: 0 H: 0 E: 0 LOB: 0 K: 0 BB: 0 S: 5 P: 10	R: 0 H: 0 E: 0 LOB: 0 K: 0 BB: 0 S: 11 P: 18	R: 0 H: 0 E: 0 LOB: 0 K: 2 BB: 0 S: 8 P: 13	1B: 5 SF: 0 2B: 0 SAC: 0 3B: 0 DP: 2 HR: 0 HBP: 1						WP: 0 PA: 32 PB: 0 SB: 0 CS: 0	

PITCHER		IP	WLS	BF	H	R	ER	SO	BB	IBB	HBP	BLK	WP	HR	S	P	ERA	WHIP
James Baldwin, R ERA: 4.16	(1, 1)	5.0	W	20	5	0	0	2	1	0	1	0	0	0	47	73	0.00	1.200
56 Mark Buehrle, L ERA: 4.17	(6, 1)	3.0	H	9	0	0	0	1	0	0	0	0	0	0	25	43	0.00	0.000
Keith Foulke, R ERA: 3.32	(9, 1)	1.0	S	3	0	0	0	2	0	0	0	0	0	0	8	13	0.00	0.000

PITCHER	IP	WLS	BF	H	R	ER	SO	BB	IBB	HBP	BLK	WP	HR	S	P	ERA	WHIP

BOTTOM

Chicago White Sox @ Oakland Athletics

Network Associates Coliseum, Oakland, CA

Tue Aug 29 2000, 10:05 PM EDT

Att. 12,129 - Cloudy - 60 F

livebaseballscorecards.com

AB	30
R	0
H	5
RBI	0
BB	1
SO	5
LOB	8

Batter	1	2	3	4	5	6	7	8	9	AB	R	H	RBI	BB	SO	LOB
Ray Durham, S (1, 4) OBP: 0.364, SLG: 0.452	C F B F B C 2-3 ① K		X 0-0 ① G4-3		C C B X 1-2 ② FC5-4 1-2f		B B B B 4-0 S 1B 1-2 1B BB		B B C C B F B 4-2 HBP SH1-4 1-2 BB BB	3	2	0	0	2	1	1
Jose Valentin, S (1, 6) OBP: 0.348, SLG: 0.518	B C B C S 2-3 ② K		C F X 0-2 ② F8		X 0-0 ③ F7		F B B X 2-1 FC5 1B 1-2 2-H 3-H 1B		X 0-0 ① SH1-4 1-2 2-3	4	0	1	2	0	1	1
Frank Thomas, R (1, 3) OBP: 0.444, SLG: 0.644	B C B S X 2-2 2B		C B X 1-1 ③ G6-3			B B B C X 3-1 ① F9	C B B C X 2-2 FC5 1-2 2-H 1B		I I I I 4-0 BB HBP FC6-4 IBB	4	1	2	1	1	0	0
Magglio Ordonez, R (1, 9) OBP: 0.389, SLG: 0.554	B X 1-0 ③ G6-3			F X 0-1 ① G6-3		B B F B X 3-1 ② P3	S C X 0-2 ② FC5 1-2 2-3f		B H 2-0 BB E 1-2 2-3 3-H HBP	4	1	0	1	0	0	3
Harold Baines, L (1, 10) OBP: 0.338, SLG: 0.426		B X 1-0 ① P4		C B B B B 4-1 BB		F X 0-1 1B	B F X 1-1 ③ P6		B F B B B 4-1 FC6-4 1-2 2-3 3-H BB	3	0	1	1	2	0	2
Carlos Lee, R (1, 7) OBP: 0.339, SLG: 0.493		C B B B X 2-1 1B SF8 2B		B X 1-0 ② F9		S B F C 1-3 ③ K		B X 1-0 G6-4-3 1B	B X 1-0 ② FC6-4 1-2f 2-H 3-H	5	1	2	1	0	1	3
Herbert Perry, R (1, 5) OBP: 0.351, SLG: 0.462		C B X 1-1 WP 2-3 1B		B S F B S 2-3 ③ K			C B C B X 2-2 ① G4-3	S F X 0-2 ①② G6-4-3 1-2f	B C C F S 1-3 ③ K	5	0	1	0	0	2	3
Chris Singleton, L (1, 8) OBP: 0.297, SLG: 0.376		B X 1-0 ② SF8 3-H			F B C S 1-3 ① K		F B S F B F B X 3-2 1B 1B 1B	F B F S 1-3 ③ K		3	1	1	1	0	2	0
Mark Johnson, L (1, 2) OBP: 0.305, SLG: 0.318		C B C X 1-2 ③ L4 1-2			C B B X 2-1 FC5-4 1B		B X 1-0 BB 1-3 1B 1B		B C X 1-1 SH1-4 S HBP 1B	4	2	3	0	0	0	1
Inning Stats	R: 0 H: 1 E: 0 LOB: 1 K: 2 BB: 0 S: 11 P: 18	R: 1 H: 2 E: 0 LOB: 1 K: 0 BB: 0 S: 9 P: 15	R: 0 H: 0 E: 0 LOB: 0 K: 0 BB: 0 S: 6 P: 7	R: 0 H: 0 E: 0 LOB: 1 K: 1 BB: 1 S: 7 P: 14	R: 0 H: 1 E: 0 LOB: 1 K: 1 BB: 0 S: 9 P: 13	R: 0 H: 1 E: 0 LOB: 1 K: 1 BB: 0 S: 9 P: 16	R: 3 H: 4 E: 0 LOB: 2 K: 0 BB: 1 S: 19 P: 34	R: 0 H: 1 E: 0 LOB: 0 K: 1 BB: 0 S: 7 P: 9	R: 4 H: 1 E: 1 LOB: 1 K: 1 BB: 3 S: 12 P: 29	1B: 9 SF: 1 2B: 2 SAC: 1 3B: 0 DP: 1 HR: 0 HBP: 1						

TOP

Chicago White Sox @ Oakland Athletics

Network Associates Coliseum, Oakland, CA

Wed Aug 30 2000, 3:35 PM EDT
Att. 19,458 - Cloudy - 66 F

livebaseballscorecards.com

AB	35
R	8
H	11
RBI	7
BB	5
SO	7
LOB	14

PITCHER		IP	WLS	BF	H	R	ER	SO	BB	IBB	HBP	BLK	WP	HR	S	P	ERA	WHIP
Kevin Appier, R ERA: 4.44	(1, 1)	6.1	L	28	7	4	4	5	2	0	0	0	1	0	60	102	5.68	1.421
Jim Mecir, R ERA: 3.34	(7, 1)	1.2	B	7	3	0	0	1	0	0	0	0	0	0	17	24	0.00	1.800
Jason Isringhausen, R ERA: 4.21	(9, 1)	0.1		6	1	4	3	0	2	1	1	0	0	0	7	22	81.00	9.000
Jeff Tam, R ERA: 2.68	(9, 1)	0.2		2	0	0	0	1	0	0	0	0	0	0	5	7	0.00	0.000

PITCHER	IP	WLS	BF	H	R	ER	SO	BB	IBB	HBP	BLK	WP	HR	S	P	ERA	WHIP

Batter	1	2	3	4	5	6	7	8	9	AB	R	H	RBI	BB	SO	LOB
Terrence Long, L (1, 8) OBP: 0.338, SLG: 0.454	B B C X 2-1 ① F8	X 0-0 ③ G6-3		F B X 1-1 ③ G4-3			C X 0-1 ③ F7		C X 0-1 ③ G6-3	5	0	0	0	0	0	4
Randy Velarde, R (1, 4) OBP: 0.355, SLG: 0.403	C X 0-1 1B		B S C B X 2-2 ① P4		C B B F F F X 2-2 ① P3			B B C X 2-1 2B 1B		4	1	2	0	0	0	0
Jason Giambi, L (1, 10) OBP: 0.462, SLG: 0.601 Frank Menechino, R (8, PR) OBP: 0.335, SLG: 0.446	C B F S 1-3 ② K		C B F F S 1-3 ② K		B X 1-0 ② G3-1			B B X 2-0 1-H 2B		4 0	0 0	1 0	1 0	0 0	2 0	1 0
Mike Stanley, R (1, 3) OBP: 0.338, SLG: 0.406	C C B B B X 3-2 ③ G5-3		B B S B B 4-1 BB		F S F B X 1-2 ③ F2			B C S F B B F S 3-3 ① K		3	0	0	0	1	1	2
Ben Grieve, L (1, 7) OBP: 0.362, SLG: 0.502		C B X 1-2 3 1B 2B 1B	X 0-0 ③ G3			X 0-0 ① F8		F B F X 1-2 ② F5		4	1	1	0	0	0	2
Adam Piatt, R (1, 9) OBP: 0.367, SLG: 0.550		B C F F B S 2-3 ① K		C B S B B X 3-2 ① F9		B S B X 2-1 ② G6-3		C X 0-1 ③ L9		4	0	0	0	0	1	2
Miguel Tejada, R (1, 6) OBP: 0.344, SLG: 0.462		B F F B F F S 2-3 ② K		X 0-0 ② F8		C B B F B X 3-2 ③ P4			B B C X 2-1 ① L7	4	0	0	0	0	1	1
3 Eric Chavez, L (1, 5) OBP: 0.355, SLG: 0.502		B B X 2-0 2B 1-3 1B		B X 1-0 HR			B B C B C B 4-2 G6-4-3 BB		C B B F F X 2-2 G4-3 2B	3	1	3	1	1	0	0
Ramon Hernandez, R (1, 2) OBP: 0.299, SLG: 0.389		B B X 2-0 1-3 3-H 2B		B B F X 2-1 2B			B B C B C X 3-2 ① ② G6-4-3 1-2f		B S B F B X 3-2 ② G4-3 2-3	4	0	2	1	0	0	2
Inning Stats	R: 0 E: 0 K: 1 S: 10 H: 1 LOB: 1 BB: 0 P: 16	R: 1 E: 0 K: 2 S: 15 H: 3 LOB: 2 BB: 0 P: 24	R: 0 E: 0 K: 1 S: 9 H: 0 LOB: 1 BB: 1 P: 16	R: 1 E: 0 K: 0 S: 9 H: 2 LOB: 1 BB: 0 P: 16	R: 0 E: 0 K: 0 S: 10 H: 0 LOB: 0 BB: 0 P: 14	R: 0 E: 0 K: 0 S: 6 H: 0 LOB: 0 BB: 0 P: 11	R: 0 E: 0 K: 0 S: 7 H: 0 LOB: 0 BB: 1 P: 14	R: 1 E: 0 K: 1 S: 13 H: 2 LOB: 1 BB: 0 P: 21	R: 0 E: 0 K: 0 S: 11 H: 1 LOB: 1 BB: 0 P: 18	1B: 4 2B: 4 3B: 0 HR: 1	SF: 0 SAC: 0 DP: 1 HBP: 0						

PITCHER		IP	WLS	BF	H	R	ER	SO	BB	IBB	HBP	BLK	WP	HR	S	P	ERA	WHIP
Mike Sirotka, L ERA: 3.79	(1, 1)	7.0	W	28	6	2	2	4	2	0	0	0	0	1	66	111	2.57	1.143
Kelly Wunsch, L ERA: 2.9	(8, 1)	0.0		2	2	1	1	0	0	0	0	0	0	0	3	7	∞	∞
Bob Howry, R ERA: 3.39	(8, 1)	2.0	S	7	1	0	0	1	0	0	0	0	0	0	21	32	0.00	0.500

PITCHER	IP	WLS	BF	H	R	ER	SO	BB	IBB	HBP	BLK	WP	HR	S	P	ERA	WHIP

BOTTOM

Chicago White Sox @ Oakland Athletics

Network Associates Coliseum, Oakland, CA

Wed Aug 30 2000, 3:35 PM EDT
Att. 19,458 - Cloudy - 66 F

livebaseballscorecards.com

AB	35
R	3
H	9
RBI	3
BB	2
SO	5
LOB	14

1B: 4	SF: 0	WP: 0	PA: 37
2B: 4	SAC: 0	PB: 0	
3B: 0	DP: 1	SB: 0	
HR: 1	HBP: 0	CS: 0	

Batter	1	2	3	4	5	6	7	8	9	AB	R	H	RBI	BB	SO	LOB
Darin Erstad, L (1, 10) OBP: 0.413, SLG: 0.554	1-1 SH5-3 16 3B 1B	0-0 2B			4-2 1B 1-2 HR BB	3-3 ③ K			1-2 1B	4	2	3	0	1	1	1
Orlando Palmeiro, L (1, 7) OBP: 0.383, SLG: 0.392	0-1 ① SH5-3 1-2	2-1 ③ G6-3			0-0 ① HR 1-2 2-3 1B		2-2 ① F7		0-2 ① B1	4	1	1	0	0	0	2
Mo Vaughn, L (1, 3) OBP: 0.385, SLG: 0.548	4-2 16 3B BB		3-2 ① F8		0-0 ① HR 1-H 2-H 3-H		1-2 FC6-4 1B		2-3 ② K	4	2	2	4	1	1	1
Tim Salmon, R (1, 9) OBP: 0.409, SLG: 0.571	2-2 ② F8		2-1 ② G3		1-1 ① G5-3		0-0 ② FC6-4 16 1B 1-2f		2-3 ③ K	5	0	0	0	0	1	4
16 Garret Anderson, L (1, 8) OBP: 0.296, SLG: 0.510	0-0 1-H 2-H HR 3B		3-2 ③ F8		3-2 ② L6		0-0 1-2 1B			4	1	2	2	0	0	0
Troy Glaus, R (1, 5) OBP: 0.399, SLG: 0.603	1-2 3-H HR			4-1 CS BB	3-3 ③ K		3-2 ③ F8			3	1	1	2	1	1	2
Adam Kennedy, L (1, 4) OBP: 0.302, SLG: 0.403	1-1 ③ G4-3			1-2 ① F7		1-1 ① F8		3-2 ① F9		4	0	0	0	0	0	1
Matt Walbeck, S (1, 2) OBP: 0.243, SLG: 0.380		2-3 ① K		0-0 ② L6		1-0 ② F7		1-2 ② F7		4	0	0	0	0	1	1
Kevin Stocker, S (1, 6) OBP: 0.348, SLG: 0.332		2-3 ② K		2-2 ③ CS 1-2	0-0 1B BB HR 1B		4-1 BB		0-1 ③ F6	3	1	1	0	1	1	0
Inning Stats	R: 4 E: 0 K: 0 S: 15 H: 3 LOB: 0 BB: 1 P: 24	R: 0 E: 0 K: 2 S: 9 H: 1 LOB: 1 BB: 0 P: 15	R: 0 E: 0 K: 0 S: 13 H: 0 LOB: 0 BB: 0 P: 21	R: 0 E: 0 K: 0 S: 7 H: 0 LOB: 0 BB: 1 P: 14	R: 4 E: 0 K: 1 S: 15 H: 3 LOB: 0 BB: 1 P: 26	R: 0 E: 0 K: 1 S: 8 H: 0 LOB: 1 BB: 1 P: 17	R: 0 E: 0 K: 0 S: 13 H: 2 LOB: 2 BB: 0 P: 19	R: 0 E: 0 K: 0 S: 11 H: 0 LOB: 0 BB: 0 P: 15	R: 0 E: 0 K: 2 S: 13 H: 1 LOB: 1 BB: 0 P: 18	1B: 6 2B: 1 3B: 1 HR: 2	SF: 0 SAC: 1 DP: 0 HBP: 0						

PITCHER		IP	WLS	BF	H	R	ER	SO	BB	IBB	HBP	BLK	WP	HR	S	P	ERA	WHIP
Sean Lowe, R ERA: 6.71	(1, 1)	4.0		20	6	7	7	2	3	0	0	0	0	1	50	84	15.75	2.250
Lorenzo Barcelo, R ERA: 3.42	(5, 1)	2.0		8	1	1	1	2	1	0	0	0	0	1	17	33	4.50	1.000
41 Bill Simas, R ERA: 3.68	(7, 1)	1.0		5	2	0	0	0	0	0	0	0	0	0	13	19	0.00	2.000
Matt Ginter, R ERA:	(8, 1)	1.0	W	3	0	0	0	0	0	0	0	0	0	0	11	15	0.00	0.000
Keith Foulke, R ERA: 3.27	(9, 1)	1.0	S	4	1	0	0	2	0	0	0	0	0	0	13	18	0.00	1.000

PITCHER	IP	WLS	BF	H	R	ER	SO	BB	IBB	HBP	BLK	WP	HR	S	P	ERA	WHIP

Anaheim Angels @ Chicago White Sox

Comiskey Park, Chicago, IL

Fri Sep 01 2000, 8:05 PM EDT

Att. 16,377 - Sunny - 88 F

TOP

livebaseballscorecards.com

AB	35
R	8
H	10
RBI	8
BB	4
SO	6
LOB	12

1B: 6	SF: 0	WP: 0	PA: 41
2B: 1	SAC: 1	PB: 0	
3B: 1	DP: 0	SB: 0	
HR: 2	HBP: 0	CS: 1	

Batter	1	2	3	4	5	6	7	8	9	AB	R	H	RBI	BB	SO	LOB
Ray Durham, S (1, 4) OBP: 0.365, SLG: 0.459	F8		HR		F9		FC3-6 1-2f 2-3 3-H	1B 1-3 2-H 2B		5	2	2	3	0	0	2
Tony Graffanino, R (1, 6) OBP: 0.356, SLG: 0.392	G6-4-3 BB		F9		G4-3		P5	1B 2-H 3-H		3	0	0	0	1	0	2
Jose Valentin, S (8, PH) OBP: 0.350, SLG: 0.519 (9, 6)										1	0	1	2	0	0	0
Frank Thomas, R (1, 10) OBP: 0.442, SLG: 0.645	G6-4-3 1-2f		G6-3			G4-3		HR F9		5	1	1	1	0	0	2
Magglio Ordonez, R (1, 9) OBP: 0.392, SLG: 0.564		2B 2B	F8			G1-6-3 1B		HR		4	2	3	1	0	0	0
Carlos Lee, R (1, 7) OBP: 0.338, SLG: 0.491		K	K			G1-6-3 1-2f		1B 14 1B		4	1	1	0	0	2	2
Herbert Perry, R (1, 5) OBP: 0.353, SLG: 0.465		E 2-H 2B	K				FC3-6 BB 14 1B	F8 1B		4	1	2	1	0	1	1
14 Paul Konerko, R (1, 3) OBP: 0.364, SLG: 0.478		L4	FC6-4 1B				FC3-6 1-2 BB 1B	2B 1-3 1B		4	1	3	0	0	0	1
Chris Singleton, L (1, 8) OBP: 0.296, SLG: 0.373	E6 2-3		FC6-4 1-2f				F7	K		3	0	0	0	0	0	4
Harold Baines, L (8, PH) OBP: 0.337, SLG: 0.424										1	0	0	0	0	1	2
Jeff Abbott, R (9, 8) OBP: 0.345, SLG: 0.392										0	0	0	0	0	0	0
Charles Johnson, R (1, 2) OBP: 0.369, SLG: 0.552	K				G6-3		FC3-6 1-2 2-3 BB	2B 1B 3-H 1B		3	0	1	1	1	1	2
Josh Paul, R (8, PR) OBP: 0.324, SLG: 0.403 (9, 2)										0	1	0	0	0	0	0
Inning Stats	R: 0 E: 0 K: 0 S: 6 H: 0 LOB: 0 BB: 1 P: 12	R: 1 E: 1 K: 2 S: 14 H: 2 LOB: 2 BB: 0 P: 23	R: 1 E: 0 K: 0 S: 10 H: 1 LOB: 0 BB: 0 P: 16	R: 0 E: 0 K: 2 S: 12 H: 1 LOB: 1 BB: 0 P: 18	R: 0 E: 0 K: 0 S: 6 H: 0 LOB: 0 BB: 0 P: 12	R: 0 E: 0 K: 0 S: 5 H: 1 LOB: 0 BB: 0 P: 7	R: 1 E: 0 K: 0 S: 14 H: 2 LOB: 2 BB: 1 P: 26	R: 6 E: 0 K: 1 S: 23 H: 7 LOB: 1 BB: 0 P: 32		1B: 8 2B: 3 3B: 0 HR: 3 SF: 0 SAC: 0 DP: 2 HBP: 0						

BOTTOM

Anaheim Angels @ Chicago White Sox

Comiskey Park, Chicago, IL

Fri Sep 01 2000, 8:05 PM EDT

Att. 16,377 - Sunny - 88 F

livebaseballscorecards.com

AB	37
R	9
H	14
RBI	9
BB	2
SO	5
LOB	18

PITCHER		IP	WLS	BF	H	R	ER	SO	BB	IBB	HBP	BLK	WP	HR	S	P	ERA	WHIP
Scott Schoeneweis, L ERA: 5.15	(1, 1)	6.1		26	7	3	3	4	1	0	0	0	0	1	62	104	4.26	1.263
Al Levine, R ERA: 3.68	(7, 1)	0.2		6	3	3	3	0	1	0	0	0	0	2	12	20	40.50	6.000
Shigetoshi Hasegawa, R ERA: 3.44	(8, 1)	1.0	L	7	4	3	3	1	0	0	0	0	0	0	16	22	27.00	4.000

PITCHER	IP	WLS	BF	H	R	ER	SO	BB	IBB	HBP	BLK	WP	HR	S	P	ERA	WHIP

Batter	1	2	3	4	5	6	7	8	9	AB	R	H	RBI	BB	SO	LOB
Darin Erstad, L (1, 10) OBP: 0.411, SLG: 0.550	C X 0-1 ① P5		B C C B X 2-2 ② P5		C B X 1-1 ③ G6-3		C X 0-1 BB BB SF8 1B		B C B X 2-1 ① G6-3	5	1	1	0	0	0	0
Troy Glaus, R (1, 5) OBP: 0.403, SLG: 0.603	B C B B B 4-1 G1-3 BB		C B B F C 2-3 ③ K			C B B F F F F B F F 4-2 F F B BB BB E BB	B C B B B 4-1 FC5-4 BB 1-2 BB		C C X 0-2 G5-4-3 1B	2	1	1	0	3	1	0
Tim Salmon, R (1, 9) OBP: 0.409, SLG: 0.567	C B B F F X 2-2 ② G1-3 1-2			B F B B X 3-1 ① L4		B B B 4-0 BB E 1-2 BB	F B S B B B 4-2 FC5-4 1-2 2-3 BB		B F F B B X 3-2 ②③ G5-4-3 1-2f	3	1	0	0	2	0	2
Mo Vaughn, L (1, 3) OBP: 0.384, SLG: 0.545	C B S C 1-3 ③ K			C B C B S 2-3 ② K		F B B F F B B 4-2 E 16 HR 1-2 2-3 BB	F B C F X 1-2 ① SF8 3-H			2	1	0	1	1	2	1
Ron Gant, R (1, 7) OBP: 0.328, SLG: 0.494		S B F B F X 2-2 ① G5-3		B B B C F F F B 4-2 16 1B BB		F B F X 1-2 E4 16 HR 1-2 2-H 3-H	C B S B B X 3-2 ② FC5-4 1-2f 2-3			3	1	0	1	1	0	3
16 Garret Anderson, L (1, 8) OBP: 0.298, SLG: 0.516		F C X 0-2 ② G1-3		C B S X 1-2 1-2 1B		X 0-0 1-H 2-H HR	B B C F X 2-2 ③ F9			4	1	2	3	0	0	2
Bengie Molina, R (1, 2) OBP: 0.312, SLG: 0.409		B S T B X 2-2 FC4-6 1B		S T C 0-3 ③ K		B X 1-0 ① G6-3		B B B C X 3-1 ① G6-3		4	0	1	0	0	1	2
Adam Kennedy, L (1, 4) OBP: 0.299, SLG: 0.400		C B F B X 2-2 ③ FC4-6 1-2f			C B B F X 2-2 ① F7	B C S T X 1-2 ② L4		C B B X 2-1 ② F8		4	0	0	0	0	0	1
Benji Gil, R (1, 6) OBP: 0.310, SLG: 0.339			B B B C X 3-1 ① F8		X 0-0 ② L5	X 0-0 ③ G5-3		B C B T C 2-3 ③ K		3	0	0	0	0	0	0
Scott Spiezio, S (8, PH) OBP: 0.331, SLG: 0.436										1	0	0	0	0	1	0
8 Justin Baughman, R (8, 6) OBP: 0.278, SLG: 0.353										0	0	0	0	0	0	0
Inning Stats	R: 0 E: 0 K: 1 S: 10 H: 0 LOB: 1 BB: 1 P: 17	R: 0 E: 0 K: 0 S: 13 H: 1 LOB: 1 BB: 0 P: 19	R: 0 E: 0 K: 1 S: 8 H: 0 LOB: 0 BB: 0 P: 15	R: 0 E: 0 K: 2 S: 14 H: 1 LOB: 2 BB: 1 P: 24	R: 0 E: 0 K: 0 S: 6 H: 0 LOB: 0 BB: 0 P: 9	R: 5 E: 1 K: 0 S: 21 H: 1 LOB: 0 BB: 3 P: 36	R: 1 E: 0 K: 0 S: 15 H: 1 LOB: 2 BB: 2 P: 29	R: 0 E: 0 K: 1 S: 7 H: 0 LOB: 0 BB: 0 P: 14	R: 0 E: 0 K: 0 S: 8 H: 1 LOB: 0 BB: 0 P: 13	1B: 4 2B: 0 3B: 0 HR: 1 SF: 1 SAC: 0 DP: 1 HBP: 0						

PITCHER		IP	WLS	BF	H	R	ER	SO	BB	IBB	HBP	BLK	WP	HR	S	P	ERA	WHIP
Jim Parque, L ERA: 4.4	(1, 1)	5.0	W	22	2	3	3	4	5	0	0	0	0	0	62	107	5.40	1.400
56 Mark Buehrle, L ERA: 4.54	(6, 1)	1.0		8	2	3	2	0	2	0	0	0	0	1	15	26	18.00	4.000
Kelly Wunsch, L ERA: 2.84	(7, 1)	1.0	H	3	0	0	0	0	0	0	0	0	0	0	10	16	0.00	0.000
Bob Howry, R ERA: 3.34	(8, 1)	1.0		3	0	0	0	1	0	0	0	0	0	0	7	14	0.00	0.000
Chad Bradford, R ERA:	(9, 1)	1.0		3	1	0	0	0	0	0	0	0	0	0	8	13	0.00	1.000

PITCHER	IP	WLS	BF	H	R	ER	SO	BB	IBB	HBP	BLK	WP	HR	S	P	ERA	WHIP

TOP

Anaheim Angels @ Chicago White Sox

Comiskey Park, Chicago, IL

Sat Sep 02 2000, 7:05 PM EDT
Att. 29,785 - Sunny - 87 F

livebaseballscorecards.com

AB	31
R	6
H	5
RBI	5
BB	7
SO	5
LOB	11

Batter	1	2	3	4	5	6	7	8	9	AB	R	H	RBI	BB	SO	LOB
Ray Durham, S (1, 4) OBP: 0.363, SLG: 0.457	F8	L6		F8	E3 1-3 2-H 1B		G5-3			5	0	1	0	0	0	2
Jose Valentin, S (1, 6) OBP: 0.348, SLG: 0.515	K	F7			S 1B F8		F7			5	1	1	0	0	1	3
Frank Thomas, R (1, 10) OBP: 0.442, SLG: 0.644	F7		F3		1B 1-2 2B BB	F9 2B	K			4	1	1	0	1	1	0
Magglio Ordonez, R (1, 9) OBP: 0.392, SLG: 0.562		F8	F9		2B 1-2 2-H 1B	G5-4-3 1B		G4-3		5	1	2	1	0	0	0
Carlos Lee, R (1, 7) OBP: 0.339, SLG: 0.491		14 WP 1B BB BB	F7		G5-3 14 WP 1-H 2-H 2B	F9 2-3		F8		4	2	1	2	1	0	2
Herbert Perry, R (1, 5) OBP: 0.354, SLG: 0.462		1B 14 WP 2B 1-2 BB	G6-3 14 S 1B 1B	0-1	G5-3 2-3	G5-4-3 1-2f		K		4	2	1	0	1	1	3
14 Paul Konerko, R (1, 3) OBP: 0.367, SLG: 0.478		1B 2B 1-2 2-3 BB	K 1-2		1B E 3-H BB		1B HR 1B			2	3	1	0	2	1	1
Jeff Abbott, R (1, 8) OBP: 0.353, SLG: 0.400		2B 1-2 2-3 3-H 1B	G6-3 2-3		E 1-2 1B		HR 1-3 1B			4	2	3	1	0	0	1
Charles Johnson, R (1, 2) OBP: 0.373, SLG: 0.566		1-H 2-H 3-H 2B	3-H 1B	F7			1-H 3-H HR			4	1	3	7	0	0	2
Inning Stats	R: 0 E: 0 K: 1 S: 8 H: 0 LOB: 0 BB: 0 P: 16	R: 4 E: 0 K: 0 S: 14 H: 2 LOB: 1 BB: 3 P: 32	R: 0 E: 0 K: 0 S: 5 H: 0 LOB: 0 BB: 0 P: 10	R: 1 E: 0 K: 1 S: 14 H: 2 LOB: 1 BB: 0 P: 21	R: 5 E: 1 K: 0 S: 17 H: 5 LOB: 2 BB: 2 P: 33	R: 0 E: 0 K: 0 S: 7 H: 2 LOB: 1 BB: 0 P: 11	R: 3 E: 0 K: 1 S: 13 H: 3 LOB: 0 BB: 0 P: 24	R: 0 E: 0 K: 1 S: 9 H: 0 LOB: 0 BB: 0 P: 15		1B: 10 2B: 3 3B: 0 HR: 1 SF: 0 SAC: 0 DP: 1 HBP: 0						

PITCHER		IP	WLS	BF	H	R	ER	SO	BB	IBB	HBP	BLK	WP	HR	S	P	ERA	WHIP
Kent Mercker, L ERA: 6.28	(1, 1)	2.0	L	11	2	4	4	1	3	0	0	0	1	0	22	48	18.00	2.500
Lou Pote, R ERA: 4.8	(3, 1)	2.0		11	4	4	4	1	1	0	0	0	0	0	26	45	18.00	2.500
Mark Petkovsek, R ERA: 4.85	(5, 1)	2.0		11	5	2	1	0	1	0	0	0	1	0	17	30	4.50	3.000
Bryan Ward, L ERA: 3.54	(7, 1)	1.0		6	3	3	3	1	0	0	0	0	0	1	13	24	27.00	3.000
Derrick Turnbow, R ERA: 4.2	(8, 1)	1.0		3	0	0	0	1	0	0	0	0	0	0	9	15	0.00	0.000

PITCHER	IP	WLS	BF	H	R	ER	SO	BB	IBB	HBP	BLK	WP	HR	S	P	ERA	WHIP

BOTTOM

Anaheim Angels @ Chicago White Sox

Comiskey Park, Chicago, IL

Sat Sep 02 2000, 7:05 PM EDT
Att. 29,785 - Sunny - 87 F

livebaseballscorecards.com

AB	37
R	13
H	14
RBI	11
BB	5
SO	4
LOB	14

WP: 2 PA: 42
PB: 0
SB: 2
CS: 0

Anaheim Angels @ Chicago White Sox

Comiskey Park, Chicago, IL

Sun Sep 03 2000, 2:05 PM EDT

Att. 22,020 - Overcast - 76 F

TOP

livebaseballscorecards.com

Batter	1	2	3	4	5	6	7	8	9	AB	R	H	RBI	BB	SO	LOB
Darin Erstad, L (1, 10) OBP: 0.411, SLG: 0.559	HR	F5	F9		F7		HR		K	6	2	2	2	0	1	2
Kevin Stocker, S (1, 6) OBP: 0.355, SLG: 0.342	BB, 16, 2B, 1B	2B		1B		BB, HR	F2			4	2	3	0	1	0	0
Mo Vaughn, L (1, 3) OBP: 0.384, SLG: 0.542	16, 2B, BB	K		K		BB, HR	G3			3	2	0	0	2	2	2
Tim Salmon, R (1, 9) OBP: 0.409, SLG: 0.572	F3		P4	1B		HR	K			5	1	2	3	0	1	2
16 Garret Anderson, L (1, 8) OBP: 0.299, SLG: 0.516	SF7, 2B		BB, HR, BB	K		G4-3		G6-3		4	2	1	2	1	1	2
Troy Glaus, R (1, 5) OBP: 0.404, SLG: 0.607	CS, SF7, BB		BB, HR	F9		HR		L9		3	2	1	1	2	0	2
Scott Spiezio, S (1, 7) OBP: 0.333, SLG: 0.448	SF7		HR		K	BB		G4-3		2	1	1	4	1	1	0
Orlando Palmeiro, L (7, 7) OBP: 0.381, SLG: 0.390										1	0	0	0	0	0	0
Bengie Molina, R (1, 2) OBP: 0.313, SLG: 0.406	BB		BB		L4	F9			F8	3	0	0	0	2	0	1
Adam Kennedy, L (1, 4) OBP: 0.298, SLG: 0.400	CS	F8	F7		2B	P6			F8	5	0	1	0	0	0	2
Inning Stats	R: 4 E: 0 K: 0 S: 13 H: 3 LOB: 1 BB: 3 P: 31	R: 0 E: 0 K: 1 S: 11 H: 1 LOB: 1 BB: 0 P: 16	R: 3 E: 0 K: 0 S: 19 H: 1 LOB: 1 BB: 3 P: 34	R: 0 E: 0 K: 2 S: 13 H: 2 LOB: 2 BB: 0 P: 19	R: 0 E: 0 K: 1 S: 9 H: 1 LOB: 1 BB: 0 P: 16	R: 4 E: 0 K: 0 S: 19 H: 2 LOB: 1 BB: 3 P: 38	R: 1 E: 0 K: 1 S: 8 H: 1 LOB: 0 BB: 0 P: 10	R: 0 E: 0 K: 0 S: 7 H: 0 LOB: 0 BB: 0 P: 11	R: 0 E: 0 K: 1 S: 7 H: 0 LOB: 0 BB: 0 P: 9							

AB	36
R	12
H	11
RBI	12
BB	9
SO	6
LOB	13

1B: 3 SF: 1
2B: 3 SAC: 0
3B: 0 DP: 0
HR: 5 HBP: 0

WP: 0 PA: 47
PB: 0
SB: 0
CS: 1

PITCHER		IP	WLS	BF	H	R	ER	SO	BB	IBB	HBP	BLK	WP	HR	S	P	ERA	WHIP
James Baldwin, R ERA: 4.48	(1, 1)	2.1		17	5	7	7	1	6	0	0	0	0	2	35	70	27.00	4.714
Lorenzo Barcelo, R ERA: 3.1	(3, 1)	2.2		11	3	0	0	3	0	0	0	0	0	0	30	46	0.00	1.125
Matt Ginter, R ERA: 18.0	(6, 1)	1.0	B	8	2	4	4	0	3	0	0	0	0	2	19	38	36.00	5.000
Kelly Wunsch, L ERA: 2.91	(7, 1)	2.0	W	7	1	1	1	1	0	0	0	0	0	1	15	21	4.50	0.500
Keith Foulke, R ERA: 3.23	(9, 1)	1.0	S	3	0	0	0	1	0	0	0	0	0	0	7	9	0.00	0.000

PITCHER	IP	WLS	BF	H	R	ER	SO	BB	IBB	HBP	BLK	WP	HR	S	P	ERA	WHIP

Batter	1	2	3	4	5	6	7	8	9	AB	R	H	RBI	BB	SO	LOB
Ray Durham, S (1, 4) OBP: 0.365, SLG: 0.460	S 2B 1B 0-0 1-H 2B		2-1 BB 1B		1-2 FC6-4 G4-6-3 1-2f ①		2-1 FC7-6 1B 1-2f 2-3 ②			5	2	3	1	0	0	3
Jose Valentin, S (1, 6) OBP: 0.351, SLG: 0.514	4-2 2B WP 1-2 BB 4-2 2B BB		0-0 F9 ①		0-0 G4-6-3 1-2f ②③		1-0 1-3 3-H 1B			3	2	1	1	2	0	2
Frank Thomas, R (1, 10) OBP: 0.445, SLG: 0.655	2-0 WP SF9 1-3 2-H 2B 2-1 1-H 2-H 2B		4-0 G6-4-3 1-2 BB			1-0 HR	3-1 F7 ③			4	2	3	4	1	0	2
Magglio Ordonez, R (1, 9) OBP: 0.389, SLG: 0.558	2-2 SF9 2-H 3-H 3-1 F7 ③		3-1 G6-4-3 1-2f ②③			2-1 G6-3 ①		3-1 F8 ①		4	0	0	1	0	0	3
Carlos Lee, R (1, 7) OBP: 0.338, SLG: 0.490	0-0 L5 ②	2-0 G5-3 ①		3-2 G3 ①		1-0 P5 ②		1-2 3B 2B		5	1	1	0	0	0	0
Herbert Perry, R (1, 5) OBP: 0.359, SLG: 0.474	1-0 14 1B 2B	1-0 BB HBP		0-1 14 FC5-4 1B		3-3 K ③		1-2 14 SF9 2-H 3B		4	2	3	1	0	1	0
14 Paul Konerko, R (1, 3) OBP: 0.365, SLG: 0.476	3-2 2B 1B 2-H 1B	0-0 F8 ②		1-0 FC5-4 S 1-2f ②			1-1 E5 FC7-6 1B 1B	0-1 SF9 3-H ②		4	2	1	2	0	0	2
Chris Singleton, L (1, 8) OBP: 0.297, SLG: 0.374	0-1 1-3 1B 2B	4-1 1-2 BB		3-2 F9 1-2 ③			2-1 F8 ①	2-3 K ③		4	1	1	0	1	1	2
Mark Johnson, L (1, 2) OBP: 0.310, SLG: 0.320 Harold Baines, L (7, PH) OBP: 0.339, SLG: 0.426 Josh Paul, R (7, PR) OBP: 0.324, SLG: 0.403 (8, 2)	1-0 2-H 3-H 2B 1B	3-1 F7 ③			4-2 FC6-4 BB		1-2 FC7-6 1-2 1B			2 1 0	1 0 0	1 1 0	2 0 0	1 0 0	0 0 0	2 0 0
Inning Stats	R: 9 E: 0 K: 0 S: 24 H: 8 LOB: 1 BB: 2 P: 48	R: 0 E: 0 K: 0 S: 5 H: 0 LOB: 2 BB: 1 P: 15	R: 0 E: 0 K: 0 S: 5 H: 1 LOB: 1 BB: 1 P: 14	R: 0 E: 0 K: 0 S: 10 H: 1 LOB: 1 BB: 0 P: 17	R: 0 E: 0 K: 0 S: 6 H: 0 LOB: 0 BB: 1 P: 11	R: 1 E: 0 K: 1 S: 9 H: 1 LOB: 0 BB: 0 P: 16	R: 1 E: 1 K: 0 S: 12 H: 2 LOB: 2 BB: 0 P: 22	R: 2 E: 0 K: 1 S: 13 H: 2 LOB: 0 BB: 0 P: 20		1B: 7 2B: 6 3B: 1 HR: 1	SF: 2 SAC: 0 DP: 2 HBP: 1					

PITCHER		IP	WLS	BF	H	R	ER	SO	BB	IBB	HBP	BLK	WP	HR	S	P	ERA	WHIP
Ramon Ortiz, R ERA: 6.19	(1, 1)	0.2		12	8	9	9	0	2	0	0	0	1	0	22	43	121.50	15.000
Al Levine, R ERA: 3.54	(1, 1)	3.0		13	2	0	0	0	2	0	1	0	0	0	19	45	0.00	1.333
Mike Holtz, L ERA: 4.95	(4, 1)	1.1		4	0	0	0	0	1	0	0	0	0	0	9	17	0.00	0.750
Derrick Turnbow, R ERA: 4.35	(6, 1)	1.0	H	4	1	1	1	1	0	0	0	0	0	1	9	16	9.00	1.000
Shigetoshi Hasegawa, R ERA: 3.58	(7, 1)	2.0	L	11	4	3	2	1	0	0	0	0	0	0	25	42	9.00	2.000

PITCHER	IP	WLS	BF	H	R	ER	SO	BB	IBB	HBP	BLK	WP	HR	S	P	ERA	WHIP

BOTTOM

Anaheim Angels @ Chicago White Sox

Comiskey Park, Chicago, IL

Sun Sep 03 2000, 2:05 PM EDT
Att. 22,020 - Overcast - 76 F

livebaseballscorecards.com

AB	36
R	13
H	15
RBI	12
BB	5
SO	2
LOB	16

Batter	1	2	3	4	5	6	7	8	9	AB	R	H	RBI	BB	SO	LOB
Frank Catalanotto, L (1, 10) OBP: 0.390, SLG: 0.498	C B F C 1-3 ① K		B B X 2-0 ① F2	X 0-0 ③ F7		B C B F C 2-3 ③ K		B B C X 2-1 G4-6-3 1B 1-3 2-H		5	0	1	1	0	2	2
Luis Alicea, S (1, 4) OBP: 0.352, SLG: 0.389	B X 1-0 ② G3-1		B C X 1-1 ② G4-3		C B B B X 3-1 ① F7		B B B C F F B 4-2 G6-3 BB	F C F B X 1-2 ②③ G4-6-3 1-2f		4	0	0	0	1	0	2
Rafael Palmeiro, L (1, 3) OBP: 0.394, SLG: 0.546	B S B F B F F X 3-2 2B		B B F C C X 2-2 ③ G4-3		B X 1-0 1B 1B 1B		C B F F F F S 1-3 ① K		B F S B X 2-2 ① F8	5	1	2	0	0	1	1
Gabe Kapler, R (1, 9) OBP: 0.340, SLG: 0.448	C B X 1-1 ③ F7			C C B X 1-2 HR	F C X 0-2 1B 1-2 1B		B F S B X 2-2 ② G6-3 1-2		C B B B X 3-1 S 1B	5	1	3	1	0	0	2
Ricky Ledee, L (1, 7) OBP: 0.318, SLG: 0.373		C X 0-1 ① F7		F B S B F C 2-3 ① K	F X 0-1 1B 1-2 2-H		B B C X 2-1 ③ F7		X 0-0 ② F7	5	0	1	1	0	1	2
Bill Haselman, R (1, 2) OBP: 0.324, SLG: 0.452		B B B C C X 3-2 G3 2B		B B X 2-0 G4-3 2B	B C C S 1-3 ② K			S C C 0-3 ① K	B B C S B B 4-2 BB 1-2	4	1	2	0	1	2	2
Mike Lamb, L (1, 5) OBP: 0.338, SLG: 0.398		B F C F B B X 3-2 ② G3 2-3		B F X 1-1 ② G4-3 2-3	F B F F B X 2-2 ③ G3			B B C X 2-1 1B 1B 1B	C B B C X 2-2 ③ G3-1	5	1	1	0	0	0	6
Royce Clayton, R (1, 6) OBP: 0.302, SLG: 0.394		C H 1-1 HBP		B F C B X 2-2 2B 3-H	C B B X 2-1 ① F9			B S B X 2-1 1B 1B 1B 1-2		3	1	2	1	0	0	0
Scarborough Green, S (1, 8) OBP: 0.236, SLG: 0.194		F B S C 1-3 ③ K		B B B C F B 4-2 BB	B X 1-0 ② G4-3			F X 0-1 1B 1-2 2-H 1B		3	0	1	1	1	1	2
Inning Stats	R: 0 H: 1 E: 0 LOB: 1 K: 1 BB: 0 S: 11 P: 17	R: 0 H: 1 E: 0 LOB: 2 K: 1 BB: 0 S: 13 P: 21	R: 0 H: 0 E: 0 LOB: 0 K: 0 BB: 0 S: 6 P: 11	R: 2 H: 3 E: 0 LOB: 2 K: 1 BB: 1 S: 16 P: 28	R: 1 H: 3 E: 0 LOB: 2 K: 1 BB: 0 S: 15 P: 22	R: 0 H: 0 E: 0 LOB: 0 K: 1 BB: 0 S: 6 P: 11	R: 0 H: 0 E: 0 LOB: 1 K: 1 BB: 1 S: 14 P: 23	R: 2 H: 4 E: 0 LOB: 1 K: 1 BB: 0 S: 15 P: 22	R: 0 H: 1 E: 0 LOB: 2 K: 0 BB: 1 S: 11 P: 22	1B: 8 SF: 0 2B: 4 SAC: 0 3B: 0 DP: 1 HR: 1 HBP: 1						

TOP

Texas Rangers @ Chicago White Sox

Comiskey Park, Chicago, IL

Mon Sep 04 2000, 2:05 PM EDT

Att. 29,614 - Cloudy - 68 F

livebaseballscorecards.com

AB	39
R	5
H	13
RBI	5
BB	3
SO	7
LOB	19

PITCHER		IP	WLS	BF	H	R	ER	SO	BB	IBB	HBP	BLK	WP	HR	S	P	ERA	WHIP
Jon Garland, R ERA: 5.92	(1, 1)	5.0	L	25	8	3	3	4	1	0	1	0	0	1	61	99	5.40	1.800
56 Mark Buehrle, L ERA: 4.31	(6, 1)	2.0		7	0	0	0	2	1	0	0	0	0	0	20	34	0.00	0.500
Chad Bradford, R ERA: 9.0	(8, 1)	1.0		6	4	2	2	1	0	0	0	0	0	0	15	22	18.00	4.000
Kevin Beirne, R ERA: 7.15	(9, 1)	1.0		5	1	0	0	0	1	0	0	0	0	0	11	22	0.00	2.000

PITCHER	IP	WLS	BF	H	R	ER	SO	BB	IBB	HBP	BLK	WP	HR	S	P	ERA	WHIP

Batter	1	2	3	4	5	6	7	8	9	AB	R	H	RBI	BB	SO	LOB
Ray Durham, S (1, 4) OBP: 0.365, SLG: 0.461	C X 0-1 1B 2B	F B B X 2-1 ③ F3			L F B B X 2-2 ② F8		C B X 1-1 ② G6-3		B F C B B X 3-2 S 1B	5	1	2	0	0	0	2
Tony Graffanino, R (1, 6) OBP: 0.362, SLG: 0.389 Jose Valentin, S (7, PH) OBP: 0.351, SLG: 0.513 (8, 6)	B F X 1-1 ① G2		C C B B F B F B 4-2 F9-3 BB		B B B B 4-0 BB		B B X 2-0 ③ G4-3		B S S B F B B 4-2 1-2 BB	1 1	0 0	0 0	0 0	2 1	0 0	1 0
Frank Thomas, R (1, 10) OBP: 0.443, SLG: 0.651	C B F B X 2-2 G6-4-3 2-H 1B		F B X 1-1 ① L7		C B F F F B C 2-3 ③ K			B C X 1-1 ① G6-3	X 0-0 ③ F8	5	0	1	1	0	1	4
Magglio Ordonez, R (1, 9) OBP: 0.388, SLG: 0.555	B B C F X 2-2 ② ③ G6-4-3 1-2f		B S X 1-1 ② ③ F9-3 1-2			C F B X 1-2 1B 1B		X 0-0 ② F9		4	0	1	0	0	0	2
Carlos Lee, R (1, 7) OBP: 0.343, SLG: 0.500		C C X 0-2 14 1B 1B 1B		F B B S B F X 3-2 FC6-4 1B		B B X 2-0 1-2 1B		C X 0-1 HR		4	2	4	1	0	0	0
Herbert Perry, R (1, 5) OBP: 0.358, SLG: 0.472	B X 1-0 G5-3 14 1B 1-2 1B			B F X 1-1 ① FC6-4 1-2f		B F B X 2-1 ① P6		B B X 2-0 ③ G6-3		4	0	1	0	0	0	3
14 Paul Konerko, R (1, 3) OBP: 0.364, SLG: 0.474	B X 1-0 G5-3 1-2 2-H 1B			B B X 2-0 ② G5-3		C C X 0-2 ② F9			C X 0-1 ① G6-3	4	0	1	1	0	0	3
Jeff Abbott, R (1, 8) OBP: 0.348, SLG: 0.394 Harold Baines, L (9, PH) OBP: 0.338, SLG: 0.425	C F B B B X 2-2 ① G5-3 1-2 2-3			C B B B B X 3-1 ③ P4		B B B X 2-0 ③ L4			S B S S B F C 2-3 ② K	3 1	0 0	0 0	0 0	0 0	0 1	5 0
Charles Johnson, R (1, 2) OBP: 0.372, SLG: 0.571	S F B S 1-3 ② K				B F B F S 2-3 ① K		B B S B X 3-1 ① F2		X 0-0 HR	4	1	1	1	0	2	2
Inning Stats	R: 1 H: 2 E: 0 LOB: 0 K: 0 BB: 0 S: 10 P: 15	R: 1 H: 3 E: 0 LOB: 2 K: 1 BB: 0 S: 13 P: 20	R: 0 H: 0 E: 0 LOB: 0 K: 0 BB: 1 S: 8 P: 14	R: 0 H: 1 E: 1 LOB: 1 K: 0 BB: 0 S: 9 P: 18	R: 0 H: 0 E: 0 LOB: 1 K: 2 BB: 1 S: 11 P: 21	R: 0 H: 2 E: 0 LOB: 2 K: 0 BB: 0 S: 10 P: 17	R: 0 H: 0 E: 0 LOB: 0 K: 0 BB: 0 S: 5 P: 11	R: 1 H: 1 E: 0 LOB: 0 K: 0 BB: 0 S: 6 P: 9	R: 1 H: 2 E: 0 LOB: 2 K: 1 BB: 1 S: 14 P: 23	1B: 8 2B: 2 3B: 0 HR: 2	SF: 0 SAC: 0 DP: 2 HBP: 0						

PITCHER		IP	WLS	BF	H	R	ER	SO	BB	IBB	HBP	BLK	WP	HR	S	P	ERA	WHIP
Doug Davis, L ERA: 5.47	(1, 1)	6.0	W	26	8	2	2	3	2	0	0	0	0	0	61	105	3.00	1.667
Tim Crabtree, R ERA: 5.51	(7, 1)	2.0	H	7	1	1	1	0	0	0	0	0	0	1	11	20	4.50	0.500
John Wetteland, R ERA: 4.02	(9, 1)	1.0	S	6	2	1	1	1	1	0	0	0	0	1	14	23	9.00	3.000

PITCHER	IP	WLS	BF	H	R	ER	SO	BB	IBB	HBP	BLK	WP	HR	S	P	ERA	WHIP

BOTTOM

Texas Rangers @ Chicago White Sox

Comiskey Park, Chicago, IL

Mon Sep 04 2000, 2:05 PM EDT
Att. 29,614 - Cloudy - 68 F

livebaseballscorecards.com

AB	36
R	4
H	11
RBI	4
BB	3
SO	4
LOB	22

Batter	1	2	3	4	5	6	7	8	9	AB	R	H	RBI	BB	SO	LOB
Luis Alicea, S (1, 4) OBP: 0.353, SLG: 0.389	C C B X 1-2 G5-3 ①		F X 0-1 G5-3 ③		S C B B X 2-2 1B 1-2 1B		C B B X 2-1 FC1-5 FC4-6 ② 2-3		F B B F F F B X 3-2 1B 1-3 1B	5	0	2	0	0	0	1
Chad Curtis, R (1, 10) OBP: 0.346, SLG: 0.444	B C B B C S 3-3 K ②			B B C S F X 2-2 G4-3 ①	C B X 1-1 1-2 2-3 1B		B B X 2-0 FC4-6 ③ 1-2f		B B C F B X 3-2 1-2 3-H 1B	5	0	2	1	0	1	1
Rafael Palmeiro, L (1, 3) OBP: 0.391, SLG: 0.541	C B F B B F S 2-3 K ③			X 0-0 F8 ②	S F B B B S 3-3 K ③			B B B C F X 3-2 P6 ①	B S S T X 1-2 F9 ③	5	0	0	0	0	2	5
Gabe Kapler, R (1, 9) OBP: 0.341, SLG: 0.447 (9, 8)		B X 1-0 F3 ①		X 0-0 S 1B		B S C B B B X 3-2 G6-3 ①		B C B B B 4-1 BB		3	0	1	0	1	0	0
Bill Haselman, R (1, 2) OBP: 0.323, SLG: 0.448		B C X 1-1 F8 ②		C B B X 2-1 F8 ③ 1-2		B C B X 2-1 1B		F C B S 1-3 K ②		4	0	1	0	0	1	2
Ricky Ledee, L (1, 7) OBP: 0.320, SLG: 0.372		B B B B 4-0 BB			C B B B C X 3-2 2B 1B	C F B C 1-3 K ②		X 0-0 F8 ③		3	1	1	0	1	1	2
Royce Clayton, R (1, 6) OBP: 0.300, SLG: 0.391 29 Rusty Greer, L (9, PH) OBP: 0.376, SLG: 0.456 Mike Lamb, L (9, 5) OBP: 0.338, SLG: 0.398		C S B B X 2-2 P4 ③			C S B S 1-3 K ①	B B F X 2-1 F8 ③			C C B B F X 2-2 E6 FC4-6	3 1 0	0 0 0	0 0 0	0 0 0	0 0 0	1 0 0	3 0 0
Scott Sheldon, R (1, 5) OBP: 0.344, SLG: 0.430 Frank Catalanotto, L (9, PH) OBP: 0.388, SLG: 0.495 Pedro Valdes, L (9, 9) OBP: 0.133, SLG: 0.133			B C F X 1-2 G1-3 ①		F B S X 1-2 ② 1-H 2B		C B S B X 2-2 FC1-5 SH5-4 1B		C F B X 1-2 FC4-6 ① 1B 1-2f 1B	3 1 0	0 1 0	2 0 0	1 0 0	0 0 0	0 0 0	0 1 0
Scarborough Green, S (1, 8) OBP: 0.243, SLG: 0.203 Ruben Sierra, S (9, PH) 44 Kelly Dransfeldt, R (9, 6) OBP: 0.200, SLG: 0.400			F S X 0-2 P6 ②		C B X 1-1 1B 1B 1B		L X 0-1 SH5-4 ① 1-2		B C B X 2-1 F7 ②	2 1 0	0 0 0	1 0 0	0 0 0	0 0 0	0 0 0	0 1 0
Inning Stats	R: 0 H: 0 E: 0 LOB: 0 K: 2 BB: 0 S: 10 P: 16	R: 0 H: 0 E: 0 LOB: 1 K: 0 BB: 1 S: 6 P: 14	R: 0 H: 0 E: 0 LOB: 0 K: 0 BB: 0 S: 8 P: 9	R: 0 H: 1 E: 0 LOB: 1 K: 0 BB: 0 S: 8 P: 12	R: 1 H: 5 E: 0 LOB: 3 K: 2 BB: 0 S: 19 P: 31	R: 0 H: 1 E: 0 LOB: 1 K: 1 BB: 0 S: 10 P: 18	R: 0 H: 1 E: 0 LOB: 1 K: 0 BB: 0 S: 8 P: 14	R: 0 H: 0 E: 0 LOB: 1 K: 1 BB: 1 S: 8 P: 16	R: 1 H: 2 E: 1 LOB: 2 K: 0 BB: 0 S: 21 P: 33	1B: 9 SF: 0 2B: 1 SAC: 1 3B: 0 DP: 0 HR: 0 HBP: 0						

PITCHER	IP	WLS	BF	H	R	ER	SO	BB	IBB	HBP	BLK	WP	HR	S	P	ERA	WHIP
Mike Sirotka, L (1, 1) ERA: 3.69	7.0		29	8	1	1	5	1	0	0	0	0	0	69	114	1.29	1.286
Kelly Wunsch, L (8, 1) ERA: 2.89	0.1		1	0	0	0	0	0	0	0	0	0	0	3	6	0.00	0.000
Bob Howry, R (8, 1) ERA: 3.26	1.1	L	8	2	1	0	1	1	0	0	0	0	0	22	38	0.00	2.250
56 Mark Buehrle, L (9, 1) ERA: 4.28	0.1		1	0	0	0	0	0	0	0	0	0	0	4	5	0.00	0.000

PITCHER	IP	WLS	BF	H	R	ER	SO	BB	IBB	HBP	BLK	WP	HR	S	P	ERA	WHIP

TOP

Texas Rangers @ Chicago White Sox

Comiskey Park, Chicago, IL

Tue Sep 05 2000, 8:05 PM EDT

Att. 13,899 - Sunny - 67 F

livebaseballscorecards.com

AB	36
R	2
H	10
RBI	2
BB	2
SO	6
LOB	16

WP: 0 PA: 39
PB: 0
SB: 1
CS: 0

BOTTOM

Texas Rangers @ Chicago White Sox

Comiskey Park, Chicago, IL

Tue Sep 05 2000, 8:05 PM EDT

Att. 13,899 - Sunny - 67 F

livebaseballscorecards.com

Batter	1	2	3	4	5	6	7	8	9	AB	R	H	RBI	BB	SO	LOB
Ray Durham, S (1, 4) OBP: 0.365, SLG: 0.462	C B X 1-1 F7 ①		B C B C X 2-2 2B		B C X 1-1 G4-3 ②			B X 1-0 P6 ①		4	0	1	0	0	0	0
Jose Valentin, S (1, 6) OBP: 0.354, SLG: 0.515	C S B B F B B 4-2 CS 1B BB		B B B C C B 4-2 BB		X 0-0 2B			C B X 1-1 F7 ②		2	0	1	0	2	0	0
Frank Thomas, R (1, 10) OBP: 0.443, SLG: 0.649	C X 0-1 1-2 1B		C B C X 1-2 F9 ③		C X 0-1 G5-3 ③			B C B X 2-1 1B		4	0	2	0	0	0	3
Magglio Ordonez, R (1, 9) OBP: 0.387, SLG: 0.553	C B B B F X 3-2 G5-3 ② ③ 2-3			B X 1-0 1B G4-6-3 1B		C F B B X 2-2 F8 ①		F B C F B X 2-2 F9 ③		4	1	1	0	0	0	3
Carlos Lee, R (1, 7) OBP: 0.342, SLG: 0.498		C B B X 2-1 F9 ①		B S B S F B F X 3-2 G4-6-3 1-3 1B		X 0-0 G4-3 ②			B B C S C 2-3 K ①	4	0	1	0	0	1	0
Herbert Perry, R (1, 5) OBP: 0.355, SLG: 0.466		C S B F F B X 2-2 F8 ②		X 0-0 G4-6-3 ① ② 1-2f 3-H		B C B B X 3-1 P4 ③			B S F S 1-3 K ②	4	0	0	0	0	1	1
14 Paul Konerko, R (1, 3) OBP: 0.365, SLG: 0.477 Chris Singleton, L (9, PR) OBP: 0.297, SLG: 0.374		B S F B X 2-2 P6 ③		C B C B X 2-2 2B			X 0-0 F9 ①		B B F B F X 3-2 S 1B	4 0	0 0	2 0	0 0	0 0	0 0	0 0
Jeff Abbott, R (1, 8) OBP: 0.343, SLG: 0.387 McKay Christensen, L (8, 8) Harold Baines, L (9, PH) OBP: 0.340, SLG: 0.425 Tony Graffanino, R (9, PR) OBP: 0.362, SLG: 0.389			S C B X 1-2 G5-3 ①	C B F S 1-3 K ③			B S X 1-1 F8 ②		B B B B 4-0 1-2 BB	3 0 0 0	0 0 0 0	0 0 0 0	0 0 1 0	1 0 0 0	0 0 0 0	1 0 0 0
Charles Johnson, R (1, 2) OBP: 0.368, SLG: 0.564			C B B X 2-1 G6-3 ②		B F C X 1-2 G5-3 ①		B C B F B S 3-3 K ③		C C S 0-3 K ③	4	0	0	0	0	2	2
Inning Stats	R: 0 H: 1 E: 0 LOB: 1 K: 0 BB: 1 S: 10 P: 18	R: 0 H: 0 E: 0 LOB: 0 K: 0 BB: 0 S: 11 P: 17	R: 0 H: 1 E: 0 LOB: 2 K: 0 BB: 1 S: 13 P: 23	R: 1 H: 3 E: 0 LOB: 1 K: 1 BB: 0 S: 13 P: 20	R: 0 H: 1 E: 0 LOB: 1 K: 0 BB: 0 S: 8 P: 10	R: 0 H: 0 E: 0 LOB: 0 K: 0 BB: 0 S: 6 P: 11	R: 0 H: 0 E: 0 LOB: 0 K: 1 BB: 0 S: 6 P: 10	R: 0 H: 1 E: 0 LOB: 1 K: 0 BB: 0 S: 9 P: 15	R: 0 H: 1 E: 0 LOB: 2 K: 3 BB: 1 S: 12 P: 22	1B: 5 2B: 3 3B: 0 HR: 0	SF: 0 SAC: 0 DP: 1 HBP: 0			WP: 0 PB: 0 SB: 1 CS: 1	PA: 36		

	AB	33
	R	1
	H	8
	RBI	0
	BB	3
	SO	5
	LOB	10

PITCHER		IP	WLS	BF	H	R	ER	SO	BB	IBB	HBP	BLK	WP	HR	S	P	ERA	WHIP
Darren Oliver, L ERA: 6.95	(1, 1)	6.0		24	6	1	1	1	2	0	0	0	0	0	61	99	1.50	1.333
Jonathan Johnson, R ERA: 3.18	(7, 1)	2.0	W	7	1	0	0	1	0	0	0	0	0	0	15	25	0.00	0.500
John Wetteland, R ERA: 3.95	(9, 1)	1.0	S	5	1	0	0	3	1	0	0	0	0	0	12	22	0.00	2.000

PITCHER		IP	WLS	BF	H	R	ER	SO	BB	IBB	HBP	BLK	WP	HR	S	P	ERA	WHIP

Batter	1	2	3	4	5	6	7	8	9	AB	R	H	RBI	BB	SO	LOB
Frank Catalanotto, L OBP: 0.386, SLG: 0.489 (1, 4) (6, 3) (7, 4)	B B B C B 4-1 L6-3 BB		C C F B S 1-3 ① K		B B C X 2-1 ③ F5			B X 1-0 ② F7		3	0	0	0	1	1	1
Chad Curtis, R OBP: 0.342, SLG: 0.439 (1, 7) Randy Knorr, R (7, 2)	C B F X 1-2 ①② L6-3 1-2	X 0-0 ② F9				B C B C B F F F F 3-2 ① X F8		C S B B B X 3-2 ③ G5-3		3 1	0 0	0 0	0 0	0 0	0 0	1 0
Rafael Palmeiro, L OBP: 0.389, SLG: 0.539 (1, 3) B.J. Waszgis, R OBP: 0.222, SLG: 0.231 (5, 2) (7, 3)	B B C F X 2-2 ③ F7		C S B B C 2-3 ③ K			F C X 0-2 ② G6-3			S C S 0-3 ① K	2 2	0 0	0 0	0 0	0 0	1 1	0 0
Gabe Kapler, R OBP: 0.343, SLG: 0.447 (1, 8) (7, 9)		B B X 2-0 E 1B G3-1 1B		X 0-0 G3-6 1B		B X 1-0 ③ G3-1			B C B S X 2-2 ② P3	4	1	2	0	0	0	0
Ricky Ledee, L OBP: 0.317, SLG: 0.369 (1, 9) (7, 7) (8, 8)		X 0-0 ① F7		B X 1-0 ①② G3-6 1-2f			B B C B X 3-1 ① L5		C B F B X 2-2 ③ F7	4	0	0	0	0	0	2
Ruben Sierra, S OBP: 0.250, SLG: 0.250 (1, 10) Pedro Valdes, L OBP: 0.133, SLG: 0.133 (8, 7)		B C S X 1-2 G3-1 E 1-2 1B		X 0-0 ③ G4-3			F B C X 1-2 ② F8			3 0	0 0	1 0	0 0	0 0	0 0	0 0
Bill Haselman, R OBP: 0.321, SLG: 0.448 Scott Sheldon, R OBP: 0.347, SLG: 0.432 (1, 2) (4, 2) (5, 5) (6, 4) (6, 6) (7, 9) (7, 5) (8, 1) (8, 5)		B X 1-0 E6 G3-1 1-2 2-3			S B F X 1-2 E6		X 0-0 1B			1 2	0 0	0 1	0 0	0 0	0 0	2 0
Mike Lamb, L OBP: 0.336, SLG: 0.395 (1, 5) Francisco Cordero, R (8, 1)		C B X 1-1 ② G3-1 1-2 2-3 3-H			C S F F F X 0-2 ① F8		B S X 1-1 ③ G4-3			3 0	0 0	0 0	1 0	0 0	0 0	4 0
44 Kelly Dransfeldt, R OBP: 0.125, SLG: 0.250 (1, 6) (6, 4) (7, 6)		C S S 0-3 ③ K			F C F F S 0-3 ② K			B F S S 1-3 ① K		3	0	0	0	0	3	3
Inning Stats	R: 0 E: 0 K: 0 S: 7 H: 0 LOB: 0 BB: 1 P: 14	R: 1 E: 1 K: 1 S: 11 H: 2 LOB: 2 BB: 0 P: 16	R: 0 E: 0 K: 2 S: 8 H: 0 LOB: 0 BB: 0 P: 11	R: 0 E: 0 K: 0 S: 3 H: 1 LOB: 0 BB: 0 P: 4	R: 0 E: 1 K: 1 S: 16 H: 0 LOB: 1 BB: 0 P: 19	R: 0 E: 0 K: 0 S: 11 H: 0 LOB: 0 BB: 0 P: 15	R: 0 E: 0 K: 0 S: 8 H: 1 LOB: 1 BB: 0 P: 13	R: 0 E: 0 K: 1 S: 7 H: 0 LOB: 0 BB: 0 P: 12	R: 0 E: 0 K: 1 S: 9 H: 0 LOB: 0 BB: 0 P: 13	1B: 4 2B: 1 3B: 0 HR: 0 SF: 0 SAC: 0 DP: 2 HBP: 0						

PITCHER		IP	WLS	BF	H	R	ER	SO	BB	IBB	HBP	BLK	WP	HR	S	P	ERA	WHIP
Kip Wells, R ERA: 5.51	(1, 1)	7.0	W	26	4	1	0	4	1	0	0	0	0	0	64	92	0.00	0.714
Sean Lowe, R ERA: 6.58	(8, 1)	1.0		3	0	0	0	1	0	0	0	0	0	0	7	12	0.00	0.000
41 Bill Simas, R ERA: 3.62	(9, 1)	1.0		3	0	0	0	1	0	0	0	0	0	0	9	13	0.00	0.000

PITCHER	IP	WLS	BF	H	R	ER	SO	BB	IBB	HBP	BLK	WP	HR	S	P	ERA	WHIP

TOP

Texas Rangers @ Chicago White Sox

Comiskey Park, Chicago, IL

Wed Sep 06 2000, 8:05 PM EDT

Att. 15,622 - Sunny - 73 F

livebaseballscorecards.com

AB	31
R	1
H	4
RBI	1
BB	1
SO	6
LOB	13

WP: 0 PA: 32
PB: 0
SB: 0
CS: 0

BOTTOM

Texas Rangers @ Chicago White Sox

Comiskey Park, Chicago, IL

Wed Sep 06 2000, 8:05 PM EDT

Att. 15,622 - Sunny - 73 F

livebaseballscorecards.com

Batter	1	2	3	4	5	6	7	8	9	AB	R	H	RBI	BB	SO	LOB
Ray Durham, S (1, 4) OBP: 0.364, SLG: 0.462	F5		G6-3		F9		F8			4	0	1	2	0	0	0
Tony Graffanino, R (7, 4) OBP: 0.360, SLG: 0.386	2B									1	0	0	0	0	0	2
Jose Valentin, S (1, 6) OBP: 0.353, SLG: 0.512	HR, BB		F8			P5	G6-4-3 1-2f			3	1	0	0	1	0	1
Craig Wilson, R (7, 6) OBP: 0.348, SLG: 0.355	G3-1									1	0	0	0	0	0	2
Frank Thomas, R (1, 10) OBP: 0.443, SLG: 0.653	HR 1-H	K		G5-3		1B, BB 14 1B		G6-3		3	2	1	2	1	1	0
Jeff Abbott, R (8, PH) OBP: 0.341, SLG: 0.385										1	0	0	0	0	0	0
Magglio Ordonez, R (1, 9) OBP: 0.386, SLG: 0.556	HR	K		K		F8			K	4	1	1	1	0	2	1
Jeff Liefer, L (8, 9)										1	0	0	0	0	1	0
Carlos Lee, R (1, 7) OBP: 0.345, SLG: 0.500	1B 14 E 14 S	1B 14 BB		F7		1B 14 1B 1-2			F7	4	2	3	0	0	0	0
McKay Christensen, L (8, PH) (9, 8)		HR								1	0	0	0	0	0	0
14 Paul Konerko, R (1, 3) OBP: 0.368, SLG: 0.477	BB 1-3	BB 1-2			F9	1B 1-3 2-H				2	2	1	1	2	0	0
Greg Norton, S (1, 5) OBP: 0.351, SLG: 0.400	BB 1B 1-2	HR 1-H 2-H			K	F9				3	2	1	3	1	1	2
Chris Singleton, L (1, 8) OBP: 0.300, SLG: 0.378	1B S 2B 1-3 2-H 3-H	F7			HR	1B	1B			4	2	3	2	0	0	0
(9, 7)																
Charles Johnson, R (1, 2) OBP: 0.369, SLG: 0.572	L6 1-2		K		HR 1-H		G6-4-3 1-2 1B			4	1	2	2	0	1	2
Josh Paul, R (8, 2) OBP: 0.324, SLG: 0.403										0	0	0	0	0	0	0
Inning Stats	R: 7 E: 0 K: 0 S: 24 H: 5 LOB: 1 BB: 3 P: 43	R: 3 E: 0 K: 2 S: 19 H: 2 LOB: 0 BB: 1 P: 29	R: 0 E: 0 K: 1 S: 8 H: 0 LOB: 0 BB: 0 P: 9	R: 0 E: 0 K: 1 S: 7 H: 0 LOB: 0 BB: 0 P: 10	R: 2 E: 0 K: 1 S: 18 H: 2 LOB: 0 BB: 0 P: 30	R: 1 E: 0 K: 0 S: 17 H: 2 LOB: 2 BB: 1 P: 24	R: 0 E: 0 K: 0 S: 7 H: 2 LOB: 1 BB: 0 P: 12	R: 0 E: 0 K: 1 S: 7 H: 0 LOB: 0 BB: 0 P: 9		1B: 8 2B: 1 3B: 0 HR: 4 SF: 0 SAC: 0 DP: 1 HBP: 0						

	AB	36
	R	13
	H	13
	RBI	13
	BB	5
	SO	6
	LOB	10

PITCHER		IP	WLS	BF	H	R	ER	SO	BB	IBB	HBP	BLK	WP	HR	S	P	ERA	WHIP
Rick Helling, R ERA: 4.31	(1, 1)	0.2	L	10	5	7	7	0	3	0	0	0	0	2	22	41	94.50	12.000
Brian Sikorski, R ERA: 5.47	(1, 1)	4.1		18	4	5	5	5	1	0	0	0	0	2	54	80	10.38	1.154
Darwin Cubillan, R ERA: 6.35	(6, 1)	1.0		6	2	1	1	0	1	0	0	0	0	0	17	24	9.00	3.000
40 Matt Perisho, L ERA: 7.19	(7, 1)	1.1		5	2	0	0	0	0	0	0	0	0	0	8	13	0.00	1.500
Scott Sheldon, R ERA:	(8, 1)	0.1		1	0	0	0	1	0	0	0	0	0	0	3	5	0.00	0.000

PITCHER		IP	WLS	BF	H	R	ER	SO	BB	IBB	HBP	BLK	WP	HR	S	P	ERA	WHIP
Francisco Cordero, R ERA: 5.48	(8, 1)	0.1		1	0	0	0	0	0	0	0	0	0	0	3	3	0.00	0.000

WP: 0 PB: 0 SB: 2 CS: 0 PA: 41

Batter	1	2	3	4	5	6	7	8	9	AB	R	H	RBI	BB	SO	LOB
Luis Alicea, S (1, 4) OBP: 0.353, SLG: 0.394	C B B X 2-1 G4-6-3 3B		B X 1-0 F9 ①		B F B S F X 2-2 1B 1-2 3-H 1B		B X 1-0 F6 ③		C C B S 1-3 K ③	5	1	2	1	0	1	0
Chad Curtis, R (1, 10) OBP: 0.344, SLG: 0.440	C B B F X 2-2 G4-6-3 1B		S F C 0-3 K ②		B F B B S F X 3-2 G4-6-3 1-3 2-H 1B			B B C X 2-1 G6-3 ①		4	0	2	1	0	1	0
Rafael Palmeiro, L (1, 3) OBP: 0.389, SLG: 0.536 29 Rusty Greer, L (8, PR) OBP: 0.376, SLG: 0.456 B.J. Waszgis, R (8, 2) OBP: 0.222, SLG: 0.231	B B X 2-0 G4-6-3 ① ② 1-2f 3-H		C F X 0-2 G3 ③		X 0-0 G4-6-3 ② ③ 1-2f			C B S B X 2-2 1B 1B		4 0 0	0 0 0	1 0 0	0 0 0	0 0 0	0 0 0	3 0 0
Gabe Kapler, R (1, 9) OBP: 0.344, SLG: 0.450	C S X 0-2 E6			X 0-0 F9 ①		C S B X 1-2 1B 2B		B B X 2-0 1-2 1B		4	1	2	0	0	0	0
Bill Haselman, R (1, 2) OBP: 0.321, SLG: 0.443 Frank Catalanotto, L (8, PH) OBP: 0.384, SLG: 0.487 (8, 3)	B C X 1-1 G5-3 ③			B F X 1-1 G5-3 ②		B B C X 2-1 CS 2-H 1B		B C X 1-1 P6 ②		3 1	0 0	1 0	1 0	0 0	0 0	1 2
Ricky Ledee, L (1, 7) OBP: 0.316, SLG: 0.375		B F C X 1-2 HR		B C X 1-1 F7 ③		B X 1-0 F7 ①		B S X 1-1 F9 ③		4	1	1	1	0	0	3
Royce Clayton, R (1, 6) OBP: 0.298, SLG: 0.389 Pedro Valdes, L (9, PH) OBP: 0.188, SLG: 0.250		B F X 1-1 G6-3 ①			B F F S 1-3 K ①	B C B B F S 3-3 K ② ③ 1-2			C F X 0-2 G3-1 G4-3 2B	3 1	0 1	0 1	0 0	0 0	2 0	1 0
Scott Sheldon, R (1, 5) OBP: 0.347, SLG: 0.440 Ruben Sierra, S (9, PH) OBP: 0.200, SLG: 0.200		C S B C 1-3 K ②			B F F F X 1-2 1B 1B 2B		C B B B C X 3-2 G5-3 ①		C S X 0-2 G3-1 ① 2-3	3 1	1 0	1 0	0 0	0 0	1 0	0 1
Scarborough Green, S (1, 8) OBP: 0.244, SLG: 0.205		X 0-0 F9 ③			F B F F F X 1-2 1B 1B 2-3 1B		B C C F F F X 1-2 F8 ②		C C B X 1-2 G4-3 ② 3-H	4	1	1	1	0	0	0
Inning Stats	R: 1 E: 1 K: 0 S: 11 H: 2 LOB: 1 BB: 0 P: 18	R: 1 E: 0 K: 1 S: 9 H: 1 LOB: 0 BB: 0 P: 12	R: 0 E: 0 K: 1 S: 7 H: 0 LOB: 0 BB: 0 P: 8	R: 0 E: 0 K: 0 S: 5 H: 0 LOB: 0 BB: 0 P: 7	R: 2 E: 0 K: 1 S: 20 H: 4 LOB: 1 BB: 0 P: 28	R: 1 E: 0 K: 1 S: 9 H: 2 LOB: 1 BB: 0 P: 16	R: 0 E: 0 K: 0 S: 9 H: 0 LOB: 0 BB: 0 P: 14	R: 0 E: 0 K: 0 S: 10 H: 2 LOB: 2 BB: 0 P: 18	R: 1 E: 0 K: 1 S: 12 H: 1 LOB: 0 BB: 0 P: 14	1B: 7 2B: 4 3B: 1 HR: 1	SF: 0 SAC: 0 DP: 3 HBP: 0						

TOP

Texas Rangers @ Chicago White Sox

Comiskey Park, Chicago, IL

Thu Sep 07 2000, 8:05 PM EDT

Att. 18,219 - Sunny - 88 F

livebaseballscorecards.com

AB	37
R	6
H	12
RBI	5
BB	0
SO	5
LOB	11

PITCHER		IP	WLS	BF	H	R	ER	SO	BB	IBB	HBP	BLK	WP	HR	S	P	ERA	WHIP
Jim Parque, L ERA: 4.48	(1, 1)	5.0		21	7	4	4	3	0	0	0	0	0	1	52	73	7.20	1.400
Lorenzo Barcelo, R ERA: 3.16	(6, 1)	2.1	W	8	2	1	1	1	0	0	0	0	0	0	20	34	3.86	0.857
Kelly Wunsch, L ERA: 2.89	(8, 1)	0.0		1	1	0	0	0	0	0	0	0	0	0	3	5	∞	∞
Keith Foulke, R ERA: 3.28	(8, 1)	1.2	S	7	2	1	1	1	0	0	0	0	0	0	17	23	5.40	1.200

PITCHER	IP	WLS	BF	H	R	ER	SO	BB	IBB	HBP	BLK	WP	HR	S	P	ERA	WHIP

BOTTOM

Texas Rangers @ Chicago White Sox

Comiskey Park, Chicago, IL

Thu Sep 07 2000, 8:05 PM EDT

Att. 18,219 - Sunny - 88 F

livebaseballscorecards.com

Batter	1	2	3	4	5	6	7	8	9	AB	R	H	RBI	BB	SO	LOB
Ray Durham, S (1, 4) OBP: 0.363, SLG: 0.459	G4-3			K		1B 2B HBP 1-2	F7	SF8 2-3 3-H		3	1	0	1	0	1	1
Tony Graffanino, R (1, 6) OBP: 0.368, SLG: 0.390	G4-3			B2-3		2B 1B 1-3 2-H	1B 1-2	1B BB 1-2		4	1	2	1	1	0	0
Frank Thomas, R (1, 10) OBP: 0.443, SLG: 0.653	K			F9		HR 2B 1-H 3-H	F8	1B 1-2 2-3 3-H		5	1	2	3	0	1	2
Magglio Ordonez, R (1, 9) OBP: 0.386, SLG: 0.567		G6-3			G5-3	HR 2-H		HR	F7	5	2	2	3	0	0	3
Carlos Lee, R (1, 7) OBP: 0.346, SLG: 0.506 McKay Christensen, L (9, 8)		G4-3			SF9 14 1B	F9		HR		4 0	2 0	2 0	1 0	0 0	0 0	0 0
14 Paul Konerko, R (1, 3) OBP: 0.369, SLG: 0.477	K				1B 1-3	F8		SF8 1B 1B		4	1	2	0	0	1	0
Herbert Perry, R (1, 5) OBP: 0.351, SLG: 0.463		G5-3			SF9 3-H	K		F9		3	0	0	1	0	1	1
Chris Singleton, L (1, 8) (9, 7) OBP: 0.300, SLG: 0.377		F7			L1		F8	SF8 1B 1-2		4	1	1	0	0	0	1
Charles Johnson, R (1, 2) OBP: 0.371, SLG: 0.570 Josh Paul, R (7, PR) (8, 2) OBP: 0.333, SLG: 0.413		G1-3				HBP 1B BB	1B BB	1B BB 1-2 2-3		1 1	1 0	0 1	0 0	2 0	0 0	0 0
Inning Stats	R: 0 E: 0 K: 1 S: 5 H: 0 LOB: 0 BB: 0 P: 9	R: 0 E: 0 K: 1 S: 7 H: 0 LOB: 0 BB: 0 P: 12	R: 0 E: 0 K: 0 S: 7 H: 0 LOB: 0 BB: 0 P: 7	R: 0 E: 0 K: 1 S: 7 H: 0 LOB: 0 BB: 0 P: 10	R: 1 E: 0 K: 0 S: 12 H: 2 LOB: 1 BB: 0 P: 15	R: 5 E: 0 K: 1 S: 17 H: 3 LOB: 0 BB: 1 P: 28	R: 0 E: 0 K: 0 S: 12 H: 1 LOB: 2 BB: 1 P: 24	R: 4 E: 0 K: 0 S: 19 H: 6 LOB: 3 BB: 1 P: 36		1B: 8 2B: 1 3B: 0 HR: 3 SF: 2 SAC: 0 DP: 0 HBP: 1						

PITCHER		IP	WLS	BF	H	R	ER	SO	BB	IBB	HBP	BLK	WP	HR	S	P	ERA	WHIP
Kenny Rogers, L ERA: 4.63	(1, 1)	5.0		21	4	5	5	3	1	0	1	0	0	0	48	72	9.00	1.000
59 Jeff Zimmerman, R ERA: 5.71	(6, 1)	2.0	L	9	2	1	1	1	1	0	0	0	0	1	19	33	4.50	1.500
Darwin Cubillan, R ERA: 7.45	(8, 1)	0.2		8	5	4	4	0	1	0	0	0	0	2	14	27	54.00	9.000
Jonathan Johnson, R ERA: 3.12	(8, 1)	0.1		2	1	0	0	0	0	0	0	0	0	0	5	9	0.00	3.000

PITCHER	IP	WLS	BF	H	R	ER	SO	BB	IBB	HBP	BLK	WP	HR	S	P	ERA	WHIP

AB	34
R	10
H	12
RBI	10
BB	3
SO	4
LOB	8

WP: 0 PB: 0 SB: 0 CS: 0 PA: 40

TOP

Chicago White Sox @ Cleveland Indians

Jacobs Field, Cleveland, OH

Fri Sep 08 2000, 7:05 PM EDT
Att. 42,526 - Cloudy - 78 F

livebaseballscorecards.com

Batter	1	2	3	4	5	6	7	8	9	AB	R	H	RBI	BB	SO	LOB
Ray Durham, S (1, 4) OBP: 0.363, SLG: 0.457	G4-3		K		WP E BB	BB			G4-3	3	0	0	0	2	1	0
Jose Valentin, S (1, 6) OBP: 0.352, SLG: 0.515	P5		HR		E1 WP 1-2	F7			G3	5	1	1	1	0	0	4
Frank Thomas, R (1, 10) OBP: 0.443, SLG: 0.650	1B		F8		L3 1-2 2-3		F9		FC6-4 BB	4	0	1	0	1	0	2
Magglio Ordonez, R (1, 9) OBP: 0.383, SLG: 0.561	F7		G6-3		K		G5-3		FC6-4 1-2f	5	0	0	0	0	1	4
Carlos Lee, R (1, 7) OBP: 0.349, SLG: 0.508		14 HR 1B		S 1B 1B	F9		1B			4	2	3	0	0	0	2
14 Paul Konerko, R (1, 3) OBP: 0.368, SLG: 0.481		1-H HR		F9	K		F8			4	1	1	2	0	1	2
Herbert Perry, R (1, 5) OBP: 0.348, SLG: 0.458		K		2-3 K 1-2	P6			G5-3		4	0	0	0	0	2	1
Chris Singleton, L (1, 8) OBP: 0.302, SLG: 0.378		G4-3		S 1B 2-H 1B	2B 1B			K		4	1	2	1	0	1	0
Charles Johnson, R (1, 2) OBP: 0.373, SLG: 0.572		K		1-H	1-3 2B			K		4	0	2	1	0	2	0
Inning Stats	R: 0 E: 0 K: 0 S: 10 H: 1 LOB: 1 BB: 0 P: 16	R: 2 E: 0 K: 2 S: 12 H: 2 LOB: 0 BB: 0 P: 19	R: 1 E: 0 K: 1 S: 12 H: 1 LOB: 0 BB: 0 P: 16	R: 2 E: 0 K: 1 S: 15 H: 3 LOB: 1 BB: 0 P: 21	R: 0 E: 1 K: 1 S: 10 H: 0 LOB: 2 BB: 1 P: 19	R: 0 E: 0 K: 1 S: 19 H: 2 LOB: 3 BB: 1 P: 31	R: 0 E: 0 K: 0 S: 9 H: 1 LOB: 1 BB: 0 P: 14	R: 0 E: 0 K: 2 S: 8 H: 0 LOB: 0 BB: 0 P: 8	R: 0 E: 0 K: 0 S: 4 H: 0 LOB: 1 BB: 1 P: 11	1B: 7 2B: 1 3B: 0 HR: 2 SF: 0 SAC: 0 DP: 0 HBP: 0							

AB	37
R	5
H	10
RBI	5
BB	3
SO	8
LOB	15

WP: 1 PB: 0 SB: 2 CS: 0 PA: 40

PITCHER		IP	WLS	BF	H	R	ER	SO	BB	IBB	HBP	BLK	WP	HR	S	P	ERA	WHIP
Steve Woodard, R ERA: 6.32	(1, 1)	4.0	L	18	7	5	5	4	0	0	0	0	0	2	49	72	11.25	1.750
Justin Speier, R ERA: 3.26	(5, 1)	1.2		10	2	0	0	2	2	0	0	0	1	0	27	47	0.00	2.400
Cameron Cairncross, L ERA: 1.59	(6, 1)	0.1		1	0	0	0	0	0	0	0	0	0	0	2	3	0.00	0.000
Steve Reed, R ERA: 4.99	(7, 1)	1.1		5	1	0	0	0	0	0	0	0	0	0	10	15	0.00	0.750
Ricardo Rincon, L ERA: 2.7	(8, 1)	0.1		1	0	0	0	1	0	0	0	0	0	0	3	3	0.00	0.000

PITCHER		IP	WLS	BF	H	R	ER	SO	BB	IBB	HBP	BLK	WP	HR	S	P	ERA	WHIP
Paul Shuey, R ERA: 3.38	(8, 1)	1.1		5	0	0	0	1	1	0	0	0	0	0	8	15	0.00	0.750

Batter	1	2	3	4	5	6	7	8	9	AB	R	H	RBI	BB	SO	LOB
Kenny Lofton, L (1, 8) OBP: 0.372, SLG: 0.439	BBBCCX 3-2 G4-3 G4-3 1B 1B		BCBX 2-1 ② G4-3		FCBFBX 2-2 F8 1B 1B 1B		BBBB 4-0 BB BB BB		BFX 1-1 ① F6	4	2	2	0	1	0	0
Omar Vizquel, S (1, 6) OBP: 0.364, SLG: 0.376	BBCBCX 3-2 ① G4-3 1-2		CFX 0-2 ③ F7		X 0-0 1B F8 1-2 1B		BBBB 4-0 BB 1-2 BB		FCX 0-2 ② G3	4	0	1	0	1	0	1
Roberto Alomar, S (1, 4) OBP: 0.362, SLG: 0.457	BBFX 2-1 ② G4-3 2-3			CBFX 1-2 S 2B 1B	BSBX 2-1 ① F8 1-2 2-3		LLFFBFBX 2-2 ① F3		CBFBFX 2-2 ③ G4-3	5	1	1	0	0	0	5
Manny Ramirez, R (1, 9) OBP: 0.456, SLG: 0.666	BFX 1-1 1B 3-H			CBBFFFFFFB 3-2 FFX 1B 1-H 2B	X 0-0 G4-6-3 1B 2-3 3-H		FFBFBBFB 4-2 1B 1-2 2-3 BB			3	1	3	3	1	0	0
Jim Thome, L (1, 10) OBP: 0.412, SLG: 0.566	FBFS 1-3 ③ K			CCX 0-2 G3 G3-1 2B 2-H 1B	FBFBFBX 3-2 ② ③ G4-6-3 1-2f		BX 1-0 ② L3			4	0	1	1	0	1	6
David Segui, S (1, 3) OBP: 0.392, SLG: 0.504		CBBBFX 2-2 ① F8		FSX 0-2 ① G3-1 1-2		FBX 1-1 ① G1-3 1B	CBFBFX 2-2 ③ F9			4	0	0	0	0	0	4
Travis Fryman, R (1, 5) OBP: 0.400, SLG: 0.525		CCBBBFS 2-3 ② K		FCBBBBB 4-2 BB G3		BSFBBBX 3-2 ② F9		X 0-0 ① G6-3		3	0	0	0	1	1	0
Wil Cordero, R (1, 7) OBP: 0.328, SLG: 0.465		CSX 0-2 ③ G5-3		X 0-0 ② G3 1-2 2-3		FSBX 1-2 1B		BX 1-0 ② G5-3		4	0	1	0	0	0	2
Sandy Alomar Jr., R (1, 2) OBP: 0.329, SLG: 0.411 Russell Branyan, L (8, PH) OBP: 0.333, SLG: 0.589 Einar Díaz, R (9, 2) OBP: 0.323, SLG: 0.397			BBX 2-0 ① G6-3	X 0-0 ③ G6-3		BBCBSX 3-2 ③ P6		BX 1-0 ③ P6		3 1 0	0 0 0	0 0 0	0 0 0	0 0 0	0 0 0	3 0 0
Inning Stats	R: 1 H: 2 E: 0 LOB: 1 K: 1 BB: 0 S: 13 P: 23	R: 0 H: 0 E: 0 LOB: 0 K: 1 BB: 0 S: 10 P: 14	R: 0 H: 0 E: 0 LOB: 0 K: 0 BB: 0 S: 6 P: 10	R: 2 H: 3 E: 0 LOB: 2 K: 0 BB: 1 S: 22 P: 30	R: 1 H: 3 E: 0 LOB: 1 K: 0 BB: 0 S: 12 P: 19	R: 0 H: 1 E: 0 LOB: 1 K: 0 BB: 0 S: 11 P: 19	R: 0 H: 0 E: 0 LOB: 3 K: 0 BB: 3 S: 15 P: 32	R: 0 H: 0 E: 0 LOB: 0 K: 0 BB: 0 S: 3 P: 5	R: 0 H: 0 E: 0 LOB: 0 K: 0 BB: 0 S: 9 P: 12	1B: 8 SF: 0 2B: 1 SAC: 0 3B: 0 DP: 1 HR: 0 HBP: 0						WP: 0 PA: 39 PB: 0 SB: 1 CS: 0

PITCHER		IP	WLS	BF	H	R	ER	SO	BB	IBB	HBP	BLK	WP	HR	S	P	ERA	WHIP
James Baldwin, R ERA: 4.58	(1, 1)	4.1		22	8	4	4	2	1	0	0	0	0	0	59	89	8.31	2.077
56 Mark Buehrle, L ERA: 4.14	(5, 1)	1.1	W	4	1	0	0	0	0	0	0	0	0	0	12	20	0.00	0.750
Sean Lowe, R ERA: 6.54	(6, 1)	0.1	H	1	0	0	0	0	0	0	0	0	0	0	3	6	0.00	0.000
Kelly Wunsch, L ERA: 2.89	(7, 1)	0.0		2	0	0	0	0	2	0	0	0	0	0	0	8	∞	∞
Bob Howry, R ERA: 3.16	(7, 1)	2.0	H	7	0	0	0	0	1	0	0	0	0	0	18	29	0.00	0.500

PITCHER		IP	WLS	BF	H	R	ER	SO	BB	IBB	HBP	BLK	WP	HR	S	P	ERA	WHIP
Keith Foulke, R ERA: 3.24	(9, 1)	1.0	S	3	0	0	0	0	0	0	0	0	0	0	9	12	0.00	0.000

BOTTOM

Chicago White Sox @ Cleveland Indians

Jacobs Field, Cleveland, OH

Fri Sep 08 2000, 7:05 PM EDT

Att. 42,526 - Cloudy - 78 F

livebaseballscorecards.com

AB	35
R	4
H	9
RBI	4
BB	4
SO	2
LOB	21

Batter	1	2	3	4	5	6	7	8	9	AB	R	H	RBI	BB	SO	LOB
Ray Durham, S (1, 4) OBP: 0.362, SLG: 0.454	C C B S 1-3 K ①		C C B X 1-2 F7 ②		C B B F B B 4-2 G4-6-3 BB 1-2 2-3		B B X 2-0 F7 ①		C C X 0-2 F8 ②	4	0	0	0	1	1	1
Jose Valentin, S (1, 6) OBP: 0.351, SLG: 0.511	B F X 1-1 F8 ②		B F F F S 1-3 K ③		X 0-0 G4-6-3 ① ② 1-2f 2-3 3-H		F B F B B F B 4-2 PB BB 1-2		C B B F X 2-2 P5 ③	4	0	0	0	1	1	2
Frank Thomas, R (1, 10) OBP: 0.443, SLG: 0.651	F B X 1-1 1B 1B			X 0-0 F8 ① C B B X 2-1 2B 3-H			B B B S X 3-1 G5-3 ② 1-2 2-H			4	0	2	2	0	0	1
Magglio Ordonez, R (1, 9) OBP: 0.382, SLG: 0.559	C X 0-1 1B 1-2			C C B B X 2-2 F7 ② B B C C X 2-2 G6-3 ③			B B C S B S 3-3 K ③			4	0	1	0	0	1	2
Carlos Lee, R (1, 7) OBP: 0.348, SLG: 0.506	B B C F X 2-2 P3 ③			B B B C C X 3-2 14 BB 1B		C B B F F X 2-2 G5-3 ①		C B C S 1-3 K ①		4	0	1	0	0	1	2
14 Paul Konerko, R (1, 3) OBP: 0.368, SLG: 0.478		C C B S 1-3 K ①		B S B B B 4-1 BB 1-2		C C X 0-2 F7 ②		X 0-0 G5-3 ②		3	0	0	0	1	1	0
Greg Norton, S (1, 5) OBP: 0.354, SLG: 0.404		B F B B C C 2-3 K ②		C B B B F C 3-3 K ③		B F S B B F B 4-2 BB		F C X 0-2 2B		3	0	1	0	1	2	2
Chris Singleton, L (1, 8) OBP: 0.302, SLG: 0.378 Jeff Abbott, R (6, PH) OBP: 0.338, SLG: 0.381 (6, 8)		B B X 2-0 F7 ③			B S X 1-1 BB 1B G4-6-3 1B	X 0-0 G1-3 ③		C S C 0-3 K ③		2	1	1	0	0	0	0
										2	0	0	0	0	1	2
Mark Johnson, L (1, 2) OBP: 0.311, SLG: 0.322 Tony Graffanino, R (7, PH) OBP: 0.372, SLG: 0.390 Josh Paul, R (7, 2) OBP: 0.329, SLG: 0.406			C B X 1-1 G3-1 ①		X 0-0 G4-6-3 BB 2B 1-2 1B		C B F B B B 4-2 PB WP G5-3 BB		X 0-0 G1-3 ①	2	1	1	0	0	0	0
										0	1	0	0	1	0	0
										1	0	0	0	0	0	0
Inning Stats	R: 0 E: 0 K: 1 S: 12 H: 2 LOB: 2 BB: 0 P: 17	R: 0 E: 0 K: 2 S: 7 H: 0 LOB: 0 BB: 0 P: 12	R: 0 E: 0 K: 1 S: 9 H: 0 LOB: 0 BB: 0 P: 12	R: 0 E: 0 K: 1 S: 11 H: 1 LOB: 2 BB: 1 P: 23	R: 2 E: 0 K: 0 S: 11 H: 3 LOB: 1 BB: 1 P: 20	R: 0 E: 0 K: 0 S: 11 H: 0 LOB: 1 BB: 1 P: 17	R: 1 E: 0 K: 1 S: 11 H: 0 LOB: 1 BB: 2 P: 27	R: 0 E: 0 K: 2 S: 10 H: 1 LOB: 1 BB: 0 P: 11	R: 0 E: 0 K: 0 S: 7 H: 0 LOB: 0 BB: 0 P: 9	1B: 5 2B: 2 3B: 0 HR: 0		SF: 0 SAC: 0 DP: 1 HBP: 0				

PITCHER		IP	WLS	BF	H	R	ER	SO	BB	IBB	HBP	BLK	WP	HR	S	P	ERA	WHIP
Dave Burba, R ERA: 4.51	(1, 1)	5.2	W	25	6	2	2	5	3	0	0	0	0	0	60	100	3.18	1.588
Ricardo Rincon, L ERA: 2.57	(6, 1)	0.2	H	4	0	1	0	0	2	0	0	0	1	0	7	17	0.00	3.000
Paul Shuey, R ERA: 3.33	(7, 1)	0.2		2	0	0	0	1	0	0	0	0	0	0	5	11	0.00	0.000
Steve Karsay, R ERA: 3.94	(8, 1)	1.0		4	1	0	0	2	0	0	0	0	0	0	10	11	0.00	1.000
Bob Wickman, R ERA: 2.95	(9, 1)	1.0		3	0	0	0	0	0	0	0	0	0	0	7	9	0.00	0.000

PITCHER	IP	WLS	BF	H	R	ER	SO	BB	IBB	HBP	BLK	WP	HR	S	P	ERA	WHIP

TOP

Chicago White Sox @ Cleveland Indians

Jacobs Field, Cleveland, OH

Sat Sep 09 2000, 1:25 PM EDT
Att. 42,561 - Cloudy - 76 F

livebaseballscorecards.com

AB	33
R	3
H	7
RBI	2
BB	5
SO	8
LOB	12

1B: 5	SF: 0	WP: 1	PA: 38
2B: 2	SAC: 0	PB: 1	
3B: 0	DP: 1	SB: 0	
HR: 0	HBP: 0	CS: 0	

BOTTOM

Chicago White Sox @ Cleveland Indians

Jacobs Field, Cleveland, OH

Sat Sep 09 2000, 1:25 PM EDT

Att. 42,561 - Cloudy - 76 F

livebaseballscorecards.com

Batter	1	2	3	4	5	6	7	8	9	AB	R	H	RBI	BB	SO	LOB
Kenny Lofton, L (1, 8) OBP: 0.371, SLG: 0.436	K	G3-6-3 1-2f		F5		HBP 2B 1B		F7		5	1	1	0	0	1	1
Omar Vizquel, S (1, 6) OBP: 0.367, SLG: 0.377	E 2B BB	CS 1B		BB		1-2 2B HBP		G3		2	2	1	0	2	0	0
Roberto Alomar, S (1, 4) OBP: 0.366, SLG: 0.466	G6-3 1-H 1B 2B	CS 1-2	2B 2B	F7		1-H 2-H 2B		BB 1B		5	2	4	3	0	0	1
Manny Ramirez, R (1, 9) OBP: 0.454, SLG: 0.664 Dave Roberts, L (8, PH) OBP: 0.400, SLG: 0.250 (9, 7)	G6-3 2-3		1B 2-H 2B	K		K		1-2 BB		4 0	1 0	1 0	1 0	0 1	2 0	3 0
Jim Thome, L (1, 10) OBP: 0.410, SLG: 0.561	1B 2B BB	F8		K	F8	G6-3				4	1	0	0	1	1	3
David Segui, S (1, 3) OBP: 0.395, SLG: 0.506	2B 1-2 3-H 1B	0-0 2-H 1B		G3		FC5-4 1B				4	0	3	2	0	0	0
Travis Fryman, R (1, 5) OBP: 0.399, SLG: 0.525	1-3 2-H 2B	E6 HBP		G4-3		FC5-4 1-2f HR				4	1	1	1	0	0	1
Wil Cordero, R (1, 7) OBP: 0.328, SLG: 0.464 Russell Branyan, L (3, PR) OBP: 0.336, SLG: 0.611 (4, 7) Jolbert Cabrera, R (8, 7) OBP: 0.304, SLG: 0.318 (9, 9)	G3	1-2 HBP				K		1-H HR		1 2 0	0 1 0	0 1 0	0 2 0	0 0 0	0 1 0	2 0 0
Einar Díaz, R (1, 2) OBP: 0.322, SLG: 0.392		G3-6-3 BB	P6			F7		K		3	0	0	0	1	1	2
Inning Stats	R: 3 E: 1 K: 1 S: 19 H: 3 LOB: 2 BB: 2 P: 37	R: 0 E: 0 K: 0 S: 4 H: 1 LOB: 0 BB: 1 P: 12	R: 2 E: 1 K: 0 S: 13 H: 3 LOB: 2 BB: 0 P: 27	R: 0 E: 0 K: 1 S: 10 H: 0 LOB: 1 BB: 1 P: 17	R: 0 E: 0 K: 1 S: 8 H: 0 LOB: 0 BB: 0 P: 13	R: 2 E: 0 K: 2 S: 13 H: 2 LOB: 1 BB: 0 P: 16	R: 2 E: 0 K: 1 S: 12 H: 2 LOB: 0 BB: 0 P: 16	R: 0 E: 0 K: 0 S: 11 H: 1 LOB: 2 BB: 1 P: 23		1B: 6 2B: 5 3B: 0 HR: 1 SF: 0 SAC: 0 DP: 1 HBP: 2				WP: 0 PB: 0 SB: 0 CS: 1 PA: 42		

	AB	34
	R	9
	H	12
	RBI	9
	BB	5
	SO	6
	LOB	13

PITCHER		IP	WLS	BF	H	R	ER	SO	BB	IBB	HBP	BLK	WP	HR	S	P	ERA	WHIP
Jon Garland, R ERA: 6.49	(1, 1)	2.2	L	15	7	5	5	1	3	0	0	0	0	0	30	62	16.88	3.750
Kevin Beirne, R ERA: 7.07	(3, 1)	3.0		15	2	2	2	3	1	0	2	0	0	0	34	57	6.00	1.000
Chad Bradford, R ERA: 7.71	(6, 1)	0.1		1	0	0	0	1	0	0	0	0	0	0	3	3	0.00	0.000
Matt Ginter, R ERA: 13.5	(7, 1)	2.0		10	3	2	2	1	1	0	0	0	0	1	23	39	9.00	2.000

PITCHER	IP	WLS	BF	H	R	ER	SO	BB	IBB	HBP	BLK	WP	HR	S	P	ERA	WHIP

Batter	1	2	3	4	5	6	7	8	9	AB	R	H	RBI	BB	SO	LOB
Inning Stats										1B: 0 2B: 0 3B: 0 HR: 0		SF: 0 SAC: 0 DP: 0 HBP: 0		WP: 0 PB: 0 SB: 0 CS: 0		PA: 0	

TOP

Chicago White Sox @ Cleveland Indians

Jacobs Field, Cleveland, OH

Sun Sep 10 2000, 1:05 PM EDT

livebaseballscorecards.com

AB	**0**
R	**0**
H	**0**
RBI	**0**
BB	**0**
SO	**0**
LOB	**0**

PITCHER	IP	WLS	BF	H	R	ER	SO	BB	IBB	HBP	BLK	WP	HR	S	P	ERA	WHIP

PITCHER	IP	WLS	BF	H	R	ER	SO	BB	IBB	HBP	BLK	WP	HR	S	P	ERA	WHIP

Batter	1	2	3	4	5	6	7	8	9	AB	R	H	RBI	BB	SO	LOB
Inning Stats																

BOTTOM

Chicago White Sox @ Cleveland Indians

Jacobs Field, Cleveland, OH

Sun Sep 10 2000, 1:05 PM EDT

livebaseballscorecards.com

AB	0
R	0
H	0
RBI	0
BB	0
SO	0
LOB	0

1B: 0
2B: 0
3B: 0
HR: 0

SF: 0
SAC: 0
DP: 0
HBP: 0

WP: 0
PB: 0
SB: 0
CS: 0

PA: 0

PITCHER	IP	WLS	BF	H	R	ER	SO	BB	IBB	HBP	BLK	WP	HR	S	P	ERA	WHIP

PITCHER	IP	WLS	BF	H	R	ER	SO	BB	IBB	HBP	BLK	WP	HR	S	P	ERA	WHIP

Batter	1	2	3	4	5	6	7	8	9	AB	R	H	RBI	BB	SO	LOB
Damion Easley, R (1, 4) OBP: 0.350, SLG: 0.413	B C B B F X 2-2 ① P6	F B S B S 2-3 ③ K			B X 1-0 ③ L5		B C B X 2-1 ③ G1-3			4	0	0	0	0	1	1
Juan Encarnacion, R (1, 8) OBP: 0.326, SLG: 0.431	B B F B X 3-1 WP 1B 1B	C X 0-1 ① P3				S B F S 1-3 ① K		B X 1-0 ① G6-3		4	1	1	0	0	1	0
Bobby Higginson, L (1, 7) OBP: 0.371, SLG: 0.527	B B B C B 4-1 1B 1-2 2B BB	S B B F F S 2-3 ② K				B B F B F B 4-2 1B BB		B X 1-0 ② G3-1		2	1	0	0	2	1	0
Juan Gonzalez, R (1, 10) OBP: 0.342, SLG: 0.509	F S S 0-3 ② K		B F B X 2-1 ③ P4			B B S S S C 2-3 ② K		B F C S 1-3 ③ K		4	0	0	0	0	3	3
Dean Palmer, R (1, 5) OBP: 0.342, SLG: 0.479	B B B B C X 3-1 2B 1-2 2-H 1B			F X 0-1 ① F9		B B F F F X 2-2 1-3 1B			B X 1-0 FC3-6 1B	4	1	3	1	0	0	0
Tony Clark, S (1, 3) OBP: 0.336, SLG: 0.518	F F B F B X 2-2 1-H 2-H 2B			C F F B B X 2-2 ② G6-3		C B X 1-1 ③ G5-3			S X 0-1 ① FC3-6 1-2f	4	0	1	2	0	0	3
Wendell Magee, R (1, 9) OBP: 0.320, SLG: 0.445	B X 1-0 ③ G5-3			L X 0-1 ③ F7			C F B X 1-2 ① F7		B S B S S 2-3 ② K	3	0	0	0	0	0	1
Robert Fick, L (9, PH) OBP: 0.340, SLG: 0.343									S B F X 1-2 ③ P5	1	0	0	0	0	1	1
Deivi Cruz, R (1, 6) OBP: 0.312, SLG: 0.448		X 0-0 ① G6-3			C X 0-1 G5-4-3 1B		B X 1-0 G5-3 1B			4	0	2	0	0	0	1
Brad Ausmus, R (1, 2) OBP: 0.353, SLG: 0.371		B C C X 1-2 ② F9			X 0-0 ① ② G5-4-3 1-2f		F F B X 1-2 ② G5-3 1-2			3	0	0	0	0	0	2
Inning Stats	R: 3 H: 3 E: 0 LOB: 1 K: 1 BB: 1 S: 16 P: 31	R: 0 H: 0 E: 0 LOB: 0 K: 1 BB: 0 S: 7 P: 10	R: 0 H: 0 E: 0 LOB: 0 K: 1 BB: 0 S: 8 P: 12	R: 0 H: 0 E: 0 LOB: 0 K: 0 BB: 0 S: 8 P: 10	R: 0 H: 1 E: 0 LOB: 0 K: 0 BB: 0 S: 4 P: 5	R: 0 H: 1 E: 0 LOB: 2 K: 2 BB: 1 S: 13 P: 23	R: 0 H: 1 E: 0 LOB: 1 K: 0 BB: 0 S: 9 P: 14	R: 0 H: 0 E: 0 LOB: 0 K: 1 BB: 0 S: 5 P: 8	R: 0 H: 1 E: 0 LOB: 1 K: 1 BB: 0 S: 9 P: 13	1B: 6 SF: 0 2B: 1 SAC: 0 3B: 0 DP: 1 HR: 0 HBP: 0						

PITCHER		IP	WLS	BF	H	R	ER	SO	BB	IBB	HBP	BLK	WP	HR	S	P	ERA	WHIP
Mike Sirotka, L ERA: 3.69	(1, 1)	7.0	W	28	6	3	3	5	2	0	0	0	1	0	65	105	3.86	1.143
Bob Howry, R ERA: 3.06	(8, 1)	2.0	S	7	1	0	0	2	0	0	0	0	0	0	14	21	0.00	0.500

PITCHER	IP	WLS	BF	H	R	ER	SO	BB	IBB	HBP	BLK	WP	HR	S	P	ERA	WHIP

TOP

Detroit Tigers @ Chicago White Sox

Comiskey Park, Chicago, IL

Mon Sep 11 2000, 8:05 PM EDT

Att. 21,527 - Overcast - 71 F

livebaseballscorecards.com

AB	33
R	3
H	7
RBI	3
BB	2
SO	7
LOB	12

WP: 1 PA: 35
PB: 0
SB: 0
CS: 0

Batter	1	2	3	4	5	6	7	8	9	AB	R	H	RBI	BB	SO	LOB
Ray Durham, S (1, 4) OBP: 0.362, SLG: 0.452	C C X 0-2 ① G5-3	B S B F X 2-2 ③ G4-3			B C X 1-1 FC1-6 1B 1B 1B	B F B F B X 3-2 ② G4-3 1-2 2-3		B C B B F B 4-2 BB HR BB 1-2 2-3		4	2	1	0	1	0	3
Jose Valentin, S (1, 6) OBP: 0.353, SLG: 0.513 Tony Graffanino, R (7, 6) OBP: 0.376, SLG: 0.390	B F B S T F B X 3-2 2B 1B	C B X 1-1 ① G4-3			X 0-0 FC1-6 1B 1-2	X 0-0 E2 2-H 3-H 1B		B F B C B B 4-2 HR BB 1-2 2-3 3-H		4 0	1 1	3 0	1 1	0 1	0 0	0 0
Frank Thomas, R (1, 10) OBP: 0.443, SLG: 0.656	B X 1-0 14 FC5-4 2B 1-H	C F B B S 2-3 ② K			X 0-0 ② FC1-6 1B 1-2f 2-3	B C F B F F C 2-3 ③ K		B C B X 2-1 HR 1-H 2-H 3-H		5	1	2	5	0	2	3
Magglio Ordonez, R (1, 9) OBP: 0.380, SLG: 0.555	S X 0-1 ② G5-3		X 0-0 ③ G5-3		C B X 1-1 FC6-4 1B 1-3 3-H		B F X 1-1 ① F7	C B C B X 2-2 ② G6-3		5	0	1	1	0	0	1
Carlos Lee, R (1, 7) OBP: 0.350, SLG: 0.504 McKay Christensen, L (8, 8)	B B C B C F B 4-2 14 FC5-4 BB			B B B C F F B 4-2 14 G6-4-3 BB	X 0-0 ③ FC6-4 1-2f		F X 0-1 ② L7	B F X 1-1 ③ G4-3		2 1	0 0	0 0	0 0	2 0	0 0	2 0
14 Paul Konerko, R (1, 3) OBP: 0.367, SLG: 0.479	X 0-0 ③ FC5-4 1-2f 2-3			B B B C F X 2-2 ① ② G6-4-3 1-2f		B B B B C X 3-1 1B 2B	F C B B B X 3-2 ③ G1-3			4	1	1	0	0	0	3
Herbert Perry, R (1, 5) OBP: 0.351, SLG: 0.466		B C F X 1-2 ① F8		X 0-0 2B		B X 1-0 G4-3 SH1-4 1B 1B 2-H		X 0-0 BB BB 2B		4	2	3	1	0	0	0
Chris Singleton, L (1, 8) OBP: 0.301, SLG: 0.376 (8, 7)		X 0-0 ② F7		B B C S B X 3-2 G3-1		B X 1-0 ① SH1-4 1-2		B F B C F X 2-2 ① F7		3	0	0	0	0	0	2
Charles Johnson, R (1, 2) OBP: 0.376, SLG: 0.572		F C B B F X 2-2 1B			X 0-0 ① F9	B B B C B 4-1 G4-3 E BB		B S B S B B 4-2 BB BB HR BB		2	2	1	0	2	0	0
Inning Stats	R: 1 H: 2 E: 0 LOB: 2 K: 0 BB: 1 S: 15 P: 23	R: 0 H: 1 E: 0 LOB: 1 K: 0 BB: 0 S: 11 P: 16	R: 0 H: 0 E: 0 LOB: 0 K: 1 BB: 0 S: 6 P: 9	R: 0 H: 1 E: 0 LOB: 1 K: 0 BB: 1 S: 10 P: 19	R: 1 H: 3 E: 0 LOB: 2 K: 0 BB: 0 S: 8 P: 10	R: 3 H: 3 E: 1 LOB: 1 K: 1 BB: 1 S: 14 P: 28	R: 0 H: 0 E: 0 LOB: 0 K: 0 BB: 0 S: 7 P: 11	R: 5 H: 2 E: 0 LOB: 0 K: 0 BB: 3 S: 18 P: 37		1B: 7 SF: 0 2B: 4 SAC: 1 3B: 0 DP: 1 HR: 1 HBP: 0						

BOTTOM

Detroit Tigers @ Chicago White Sox

Comiskey Park, Chicago, IL

Mon Sep 11 2000, 8:05 PM EDT

Att. 21,527 - Overcast - 71 F

livebaseballscorecards.com

AB	34
R	10
H	12
RBI	9
BB	6
SO	2
LOB	14

PITCHER		IP	WLS	BF	H	R	ER	SO	BB	IBB	HBP	BLK	WP	HR	S	P	ERA	WHIP
Brian Moehler, R ERA: 4.18	(1, 1)	5.0	L	25	9	4	4	1	2	0	0	0	0	0	53	84	7.20	2.200
C.J. Nitkowski, L ERA: 4.87	(6, 1)	0.2		4	1	1	0	0	1	0	0	0	0	0	6	14	0.00	3.000
Doug Brocail, R ERA: 4.09	(6, 1)	0.1		1	0	0	0	1	0	0	0	0	0	0	5	7	0.00	0.000
Matt Anderson, R ERA: 4.08	(7, 1)	1.1		6	1	2	2	0	1	0	0	0	0	0	14	24	13.50	1.500
Kevin Tolar, L ERA:	(8, 1)	0.0		1	0	0	0	0	1	0	0	0	0	0	2	6	∞	∞

PITCHER		IP	WLS	BF	H	R	ER	SO	BB	IBB	HBP	BLK	WP	HR	S	P	ERA	WHIP
Nelson Cruz, R ERA: 2.97	(8, 1)	0.2		4	1	3	3	0	1	0	0	0	0	1	9	18	40.50	3.000

Detroit Tigers @ Chicago White Sox

Comiskey Park, Chicago, IL

Tue Sep 12 2000, 8:05 PM EDT

Att. 15,297 - Sunny - 72 F

livebaseballscorecards.com

Batter	1	2	3	4	5	6	7	8	9	AB	R	H	RBI	BB	SO	LOB
Damion Easley, R (1, 4) OBP: 0.348, SLG: 0.409	F8	F3	HR, HBP		F7			K		4	1	0	0	0	1	3
Billy McMillon, L (1, 10) OBP: 0.407, SLG: 0.465	BB	1-2, 2-3, 3-H: 1B	SF7, 3-H		BB			G4-3		2	0	1	2	2	0	0
Bobby Higginson, L (1, 7) OBP: 0.370, SLG: 0.530	F9	P4	1-H, 2-H: HR		P6			K		5	1	1	3	0	1	5
54 Rod Lindsey, R (9, 7)										0	0	0	0	0	0	0
Juan Gonzalez, R (1, 9) OBP: 0.338, SLG: 0.503	K	F8	G5-3			K			K	5	0	0	0	0	3	4
Wendell Magee, R (9, 9) OBP: 0.320, SLG: 0.445										0	0	0	0	0	0	0
Dean Palmer, R (1, 5) OBP: 0.343, SLG: 0.477	1B, 2B: BB	1B: 1B	F9			K			K	4	2	1	0	1	2	0
Shane Halter, R (9, 5) OBP: 0.274, SLG: 0.332										0	0	0	0	0	0	0
Tony Clark, S (1, 3) OBP: 0.344, SLG: 0.522	1-2: 2B, 1B	1-3: 1B, E	F9			G6-3			HR	4	2	3	0	0	0	0
Hal Morris, L (6, 3) OBP: 0.396, SLG: 0.402										1	1	1	1	0	0	0
Deivi Cruz, R (1, 6) OBP: 0.313, SLG: 0.450	BB, 1-3, 2-H: 1B	E, 1-2: SF7	F9				G5-3		F3	5	2	2	2	0	0	1
Juan Encarnacion, R (1, 8) OBP: 0.326, SLG: 0.429	1B, BB, 3-H: 1B	K	G4-3				G5-3			4	0	1	1	0	1	3
Brad Ausmus, R (1, 2) OBP: 0.354, SLG: 0.371	1-2, 2-3: BB	E2, 1-3, 2-H: HR			K		G5-3			3	1	1	1	1	1	0

	AB	R	H	RBI	BB	SO	LOB
TOP	37	10	11	10	4	9	16

Inning Stats																												
	R: 0	H: 0	R: 3	H: 4	R: 6	H: 5	R: 0	H: 1	R: 0	H: 0	R: 0	H: 0	R: 0	H: 0	R: 0	H: 0	R: 1	H: 1	1B: 8	SF: 1	WP: 0	PA: 43
	E: 0	LOB: 1	E: 0	LOB: 3	E: 1	LOB: 0	E: 0	LOB: 1	E: 0	LOB: 0	E: 0	LOB: 0	E: 0	LOB: 0	E: 0	LOB: 0	E: 0	LOB: 0	2B: 1	SAC: 0	PB: 0	
	K: 1	BB: 1	K: 0	BB: 2	K: 1	BB: 0	K: 0	BB: 0	K: 2	BB: 0	K: 0	BB: 0	K: 2	BB: 0	K: 2	BB: 0	3B: 0	DP: 0	SB: 0	
	S: 14	P: 24	S: 13	P: 27	S: 18	P: 25	S: 6	P: 10	S: 9	P: 16	S: 11	P: 15	S: 7	P: 10	S: 11	P: 13	S: 10	P: 15	HR: 2	HBP: 1	CS: 0	

PITCHER		IP	WLS	BF	H	R	ER	SO	BB	IBB	HBP	BLK	WP	HR	S	P	ERA	WHIP
Kip Wells, R ERA: 6.02	(1, 1)	2.0	L	16	7	6	6	1	3	0	0	0	0	0	32	57	27.00	5.000
Sean Lowe, R ERA: 6.67	(3, 1)	3.0		14	3	3	3	2	1	0	1	0	0	1	28	45	9.00	1.333
Chad Bradford, R ERA: 4.15	(6, 1)	2.0		6	0	0	0	2	0	0	0	0	0	0	18	25	0.00	0.000
Kelly Wunsch, L ERA: 2.83	(8, 1)	1.0		3	0	0	0	2	0	0	0	0	0	0	11	13	0.00	0.000
Matt Ginter, R ERA: 12.6	(9, 1)	1.0		4	1	1	1	2	0	0	0	0	0	1	10	15	9.00	1.000

PITCHER	IP	WLS	BF	H	R	ER	SO	BB	IBB	HBP	BLK	WP	HR	S	P	ERA	WHIP

Batter	1	2	3	4	5	6	7	8	9	AB	R	H	RBI	BB	SO	LOB
Ray Durham, S (1, 4) OBP: 0.361, SLG: 0.449	X 0-0 ① G3		B C B B C B 4-2 S 1B BB	B B X 2-0 ② G4-3 1-2 2-3			C B B F F X 2-2 ① G6-3		F F F B F F S 1-3 ③ K	4	0	0	0	1	1	2
Tony Graffanino, R (1, 6) OBP: 0.385, SLG: 0.396	B B C B C B 4-2 HR BB		B B X 2-0 S 1-2 1B	C S B S 1-3 ③ K			B C X 1-1 1B			3	1	2	0	1	1	2
Frank Thomas, R (1, 10) OBP: 0.440, SLG: 0.651	C C S 0-3 ② K		C X 0-1 ① F9		C B F F C B F X 2-2 ① G6-3		B B B C X 3-1 ② F7			4	0	0	0	0	1	4
Magglio Ordonez, R (1, 9) OBP: 0.383, SLG: 0.567	C C B F B F X 2-2 1-H HR		B C B B B 4-1 1-2 2-3 BB		F X 0-1 HR		B C B B X 3-1 ③ F8			3	2	2	3	1	0	1
Carlos Lee, R (1, 7) OBP: 0.347, SLG: 0.500	B B S S X 2-2 E5		F F F X 0-2 ② F7		F B X 1-1 ② F9			X 0-0 ① F9		4	0	0	0	0	0	3
14 Paul Konerko, R (1, 3) OBP: 0.364, SLG: 0.474	B B C C C 2-3 ③ K		B B C B F X 3-2 ③ G6-3		F B X 1-1 ③ G5-3			B B X 2-0 ② F7		4	0	0	0	0	1	4
Herbert Perry, R (1, 5) OBP: 0.349, SLG: 0.462		C X 0-1 ① F3		X 0-0 E6 G4-3 HBP		X 0-0 ① F8		C X 0-1 ③ F9		3	0	0	0	0	0	0
24 Joe Crede, R (7, 5)										1	0	0	0	0	0	0
Chris Singleton, L (1, 8) OBP: 0.300, SLG: 0.373		B C F B B F X 3-2 ② F7		B S X 1-1 ① F9		C B B X 2-1 ② F9			B B S F B B 4-2 G5-4-3 BB	3	0	0	0	1	0	1
Charles Johnson, R (1, 2) OBP: 0.376, SLG: 0.569		C X 0-1 ③ F2		C F H 1-2 G4-3 1-2 HBP		B C F S 1-3 ③ K			C C X 0-2 ①② G5-4-3 1-2f	2	0	0	0	0	1	0
Josh Paul, R (8, 2) OBP: 0.324, SLG: 0.400										1	0	0	0	0	0	1
Inning Stats	R: 2 H: 1 E: 1 LOB: 1 K: 2 BB: 1 S: 17 P: 27	R: 0 H: 0 E: 0 LOB: 0 K: 0 BB: 0 S: 8 P: 11	R: 0 H: 1 E: 0 LOB: 3 K: 0 BB: 2 S: 13 P: 26	R: 0 H: 0 E: 1 LOB: 2 K: 1 BB: 0 S: 9 P: 14	R: 1 H: 1 E: 0 LOB: 0 K: 0 BB: 0 S: 11 P: 15	R: 0 H: 0 E: 0 LOB: 0 K: 1 BB: 0 S: 6 P: 9	R: 0 H: 1 E: 0 LOB: 1 K: 0 BB: 0 S: 10 P: 19	R: 0 H: 0 E: 0 LOB: 0 K: 0 BB: 0 S: 4 P: 6	R: 0 H: 0 E: 0 LOB: 0 K: 1 BB: 1 S: 11 P: 16	1B: 2 SF: 0 2B: 0 SAC: 0 3B: 0 DP: 1 HR: 2 HBP: 1						

PITCHER		IP	WLS	BF	H	R	ER	SO	BB	IBB	HBP	BLK	WP	HR	S	P	ERA	WHIP
Dave Micki, R	(1, 1)	5.0	W	24	3	3	3	3	3	0	1	0	0	2	58	93	5.40	1.200
ERA: 5.87																		
Willie Blair, R	(6, 1)	3.0		10	1	0	0	1	0	0	0	0	0	0	20	34	0.00	0.333
ERA: 4.91																		
Todd Jones, R	(9, 1)	1.0		3	0	0	0	1	1	0	0	0	0	0	11	16	0.00	1.000
ERA: 3.21																		

PITCHER	IP	WLS	BF	H	R	ER	SO	BB	IBB	HBP	BLK	WP	HR	S	P	ERA	WHIP

BOTTOM

Detroit Tigers @ Chicago White Sox

Comiskey Park, Chicago, IL

Tue Sep 12 2000, 8:05 PM EDT

Att. 15,297 - Sunny - 72 F

livebaseballscorecards.com

AB	32
R	3
H	4
RBI	3
BB	4
SO	5
LOB	18

WP: 0 PA: 37
PB: 0
SB: 2
CS: 0

Batter	1	2	3	4	5	6	7	8	9	AB	R	H	RBI	BB	SO	LOB
Damion Easley, R (1, 4) OBP: 0.346, SLG: 0.406	C B F B F F S 2-3 ① K		B S X 1-1 ② F7			X 0-0 ① SH1-3 1-2		C B 1-1 ③ CS 1-2	S C F X 0-2 ① F9	3	0	0	0	0	1	0
Juan Encarnacion, R (1, 8) OBP: 0.325, SLG: 0.430	B X 1-0 2B		C B B F F X 2-2 ③ P4			B F X 1-1 ② G6-3			S B S S 1-3 ② K	4	0	1	0	0	1	1
Bobby Higginson, L (1, 10) OBP: 0.369, SLG: 0.527	C B F F B B X 3-2 ② F7			B C F X 1-2 G6-4-3 1B		B B F F X 2-2 ③ L6			C B C B S 2-3 ③ K	4	0	1	0	0	1	2
Juan Gonzalez, R (1, 9) OBP: 0.336, SLG: 0.500	C B C B C 2-3 ③ K			F B B X 2-1 ①② G6-4-3 1-2f			S B X 1-1 ① G5-3			3	0	0	0	0	1	2
Dean Palmer, R (1, 5) OBP: 0.342, SLG: 0.475		C B B B X 3-1 ① F9		C F B B B C 3-3 ③ K			B C B S X 2-2 G6-4-3 1B			2	0	0	0	0	1	0
Shane Halter, R (4, 5) OBP: 0.277, SLG: 0.335										1	0	1	0	0	0	0
Tony Clark, S (1, 3) OBP: 0.345, SLG: 0.522		S X 0-1 FC6-4 1B			X 0-0 ① F9		B B B C X 3-1 ②③ G6-4-3 1-2f			2	0	1	0	0	0	0
Hal Morris, L (5, 3) OBP: 0.393, SLG: 0.398										1	0	0	0	0	0	1
Deivi Cruz, R (1, 6) OBP: 0.311, SLG: 0.447		B S F C 1-3 ② K			B F X 1-1 ② G1-3			X 0-0 ① F7		3	0	0	0	0	1	1
Wendell Magee, R (1, 7) OBP: 0.316, SLG: 0.440		C B S F X 1-2 ③ FC6-4 1-2f			B B F X 2-1 ③ G6-3			C B S S 1-3 ② K		2	0	0	0	0	0	1
Rich Becker, L (8, PH) OBP: 0.397, SLG: 0.385										1	0	0	0	0	1	0
(8, 7)																
Brad Ausmus, R (1, 2) OBP: 0.356, SLG: 0.372			X 0-0 ① G6-3			C B C B F F X 2-2 SH1-3 1B		S C B B B B 4-2 CS BB		2	0	1	0	1	0	0
54 Rod Lindsey, R (8, PR)										0	0	0	0	0	0	0
Javier Cardona, R (8, 2) OBP: 0.195, SLG: 0.282										0	0	0	0	0	0	0
Inning Stats	R: 0 H: 1 E: 0 LOB: 1 K: 2 BB: 0 S: 13 P: 21	R: 0 H: 1 E: 0 LOB: 1 K: 1 BB: 0 S: 11 P: 16	R: 0 H: 0 E: 0 LOB: 0 K: 0 BB: 0 S: 7 P: 10	R: 0 H: 1 E: 0 LOB: 0 K: 1 BB: 0 S: 9 P: 15	R: 0 H: 0 E: 0 LOB: 0 K: 0 BB: 0 S: 5 P: 8	R: 0 H: 1 E: 0 LOB: 1 K: 0 BB: 0 S: 11 P: 16	R: 0 H: 1 E: 0 LOB: 0 K: 0 BB: 0 S: 7 P: 13	R: 0 H: 0 E: 0 LOB: 1 K: 1 BB: 1 S: 7 P: 13	R: 0 H: 0 E: 0 LOB: 0 K: 2 BB: 0 S: 10 P: 13	1B: 4 SF: 0 2B: 1 SAC: 1 3B: 0 DP: 2 HR: 0 HBP: 0						

PITCHER		IP	WLS	BF	H	R	ER	SO	BB	IBB	HBP	BLK	WP	HR	S	P	ERA	WHIP
Jim Parque, L ERA: 4.3	(1, 1)	7.0	W	24	5	0	0	4	0	0	0	0	0	0	63	99	0.00	0.714
Bob Howry, R ERA: 3.02	(8, 1)	1.0	H	3	0	0	0	1	1	0	0	0	0	0	7	13	0.00	1.000
Keith Foulke, R ERA: 3.2	(9, 1)	1.0	S	3	0	0	0	2	0	0	0	0	0	0	10	13	0.00	0.000

PITCHER	IP	WLS	BF	H	R	ER	SO	BB	IBB	HBP	BLK	WP	HR	S	P	ERA	WHIP

Detroit Tigers @ Chicago White Sox

Comiskey Park, Chicago, IL

Wed Sep 13 2000, 8:05 PM EDT

Att. 16,651 - Cloudy - 80 F

TOP

livebaseballscorecards.com

AB	28
R	0
H	5
RBI	0
BB	1
SO	7
LOB	8

Batter	1	2	3	4	5	6	7	8	9	AB	R	H	RBI	BB	SO	LOB
Ray Durham, S (1, 4) OBP: 0.360, SLG: 0.448	C B X 1-1 ① P6		X 0-0 BB 1B			C B B X 2-1 ① G4-3		C X 0-1 ② F8		4	0	1	0	0	0	0
Jose Valentin, S (1, 6) OBP: 0.353, SLG: 0.510	C C X 0-2 ② G6-3		C S S B B F B 4-2 G6-4-3 1-2 BB			B B X 2-0 ② F5		B B C F C 2-3 ③ K		3	0	0	0	1	1	0
Frank Thomas, R (1, 3) OBP: 0.439, SLG: 0.651	X 0-0 2B 2B		B C X 1-1 ②③ G6-4-3 1-2f			C B B B F X 3-2 ③ F8				3	1	1	0	0	0	2
Harold Baines, L (1, 10) OBP: 0.343, SLG: 0.429 Tony Graffanino, R (7, PR) OBP: 0.385, SLG: 0.396	F C F X 0-2 2-H 2B			X 0-0 ① L6			B S B B B 4-1 FC1-6 BB			2 0	0 0	1 0	1 0	1 0	0 0	0 0
Jeff Liefer, L (1, 9) Magglio Ordonez, R (9, 9) OBP: 0.383, SLG: 0.567	B B S F X 2-2 ③ G3			B C X 1-1 ② F8			X 0-0 ① FC1-6 1B 1-2f			3 0	0 0	0 0	0 0	0 0	0 0	2 0
Greg Norton, S (1, 5) OBP: 0.353, SLG: 0.400		B B F F H 3-2 FC3-6 HBP		B C S X 1-2 ③ G4-3			F B P S F S 2-3 ② K			2	0	0	0	0	1	1
Chris Singleton, L (1, 7) OBP: 0.300, SLG: 0.373		S B B B B X 3-1 ① F7			C S B C 1-3 ① K		B X 1-0 1-3 1B			3	0	1	0	0	1	1
McKay Christensen, L (1, 8)		C B C X 1-2 ② FC3-6 CS 1-2f			F C B X 1-2 ② F8		B B S B C F S 3-3 ③ K			3	0	0	0	0	1	3
Mark Johnson, L (1, 2) OBP: 0.307, SLG: 0.317		C C B F B B 3-2 ③ CS 1-2	F C B X 1-2 ① G6-3		C C F B X 1-2 ③ G3-1			F B S B C 2-3 ① K		3	0	0	0	0	1	0
Inning Stats	R: 1 E: 0 K: 0 S: 13 H: 2 LOB: 1 BB: 0 P: 16	R: 0 E: 0 K: 0 S: 10 H: 0 LOB: 0 BB: 0 P: 20	R: 0 E: 0 K: 0 S: 9 H: 1 LOB: 1 BB: 1 P: 15	R: 0 E: 0 K: 0 S: 6 H: 0 LOB: 0 BB: 0 P: 8	R: 0 E: 0 K: 1 S: 10 H: 0 LOB: 0 BB: 0 P: 13	R: 0 E: 0 K: 0 S: 6 H: 0 LOB: 0 BB: 0 P: 13	R: 0 E: 0 K: 2 S: 12 H: 1 LOB: 2 BB: 1 P: 21	R: 0 E: 0 K: 2 S: 8 H: 0 LOB: 0 BB: 0 P: 12		1B: 2 2B: 2 3B: 0 HR: 0	SF: 0 SAC: 0 DP: 1 HBP: 1			WP: 0 PB: 0 SB: 0 CS: 1	PA: 30	

PITCHER		IP	WLS	BF	H	R	ER	SO	BB	IBB	HBP	BLK	WP	HR	S	P	ERA	WHIP
Jeff Weaver, R ERA: 4.59	(1, 1)	7.0	L	26	4	1	1	3	2	0	1	0	0	0	66	106	1.29	0.857
Willie Blair, R ERA: 4.88	(8, 1)	1.0		3	0	0	0	2	0	0	0	0	0	0	8	12	0.00	0.000

PITCHER	IP	WLS	BF	H	R	ER	SO	BB	IBB	HBP	BLK	WP	HR	S	P	ERA	WHIP

BOTTOM

Detroit Tigers @ Chicago White Sox

Comiskey Park, Chicago, IL

Wed Sep 13 2000, 8:05 PM EDT
Att. 16,651 - Cloudy - 80 F

livebaseballscorecards.com

AB	26
R	1
H	4
RBI	1
BB	2
SO	5
LOB	9

Batter	1	2	3	4	5	6	7	8	9	AB	R	H	RBI	BB	SO	LOB
Shannon Stewart, R (1, 7) OBP: 0.373, SLG: 0.527	B B C B C B 4-2 G6-4-3 BB		B B B C X 3-1 E3 HR	B F F X 1-2 ② F8		B B B C C S 3-3 ② K			B B B C F X 3-2 ② F8	4	1	0	0	1	1	1
Alex Gonzalez, R (1, 6) OBP: 0.308, SLG: 0.398	L C B X 1-2 ① ② G6-4-3 1-2f		X 0-0 1-H HR	B B X 2-0 ③ G4-3		X 0-0 ③ G6-3			B C C C 1-3 ③ K	5	1	1	2	0	1	2
Dave Martinez, L (1, 9) OBP: 0.350, SLG: 0.371	B B B C B 4-1 BB BB		B B B 4-0 G6-3 1B BB		C X 0-1 ① G6-3		B B B C C S 3-3 ① K			2	1	0	0	2	1	0
Carlos Delgado, L (1, 3) OBP: 0.478, SLG: 0.685	B B F B B 4-1 1-2 BB		B X 1-0 ② G6-3 1-2		F B B S B B 4-2 2B BB		C C B F F B H 3-2 G1-6-3 HBP			1	1	0	0	2	0	1
Brad Fullmer, L (1, 10) OBP: 0.345, SLG: 0.570	S X 0-1 ③ G3		F X 0-1 2-H 1B		C F F X 0-2 1-H 2B 2B		B C F B F X 2-2 ② ③ G1-6-3 1-2f			4	1	2	2	0	0	3
Tony Batista, R (1, 5) OBP: 0.309, SLG: 0.525		C S B B S 2-3 ① K	B C B C S 2-3 ③ K		F F X 0-2 ② F9			F F B F F C 1-3 ① K		4	0	0	0	0	3	2
Darrin Fletcher, L (1, 2) OBP: 0.343, SLG: 0.504		S B S B S 2-3 ② K		B F F F X 1-2 HR	B X 1-0 2-H 2B			S C B F S 1-3 ② K		4	1	2	2	0	2	0
José Cruz Jr., S (1, 8) OBP: 0.322, SLG: 0.467		B C B B X 3-1 ③ F8		B F X 1-1 ① F9	F X 0-1 ③ F8			X 0-0 ③ G1-3		4	0	0	0	0	0	1
Mickey Morandini, L (1, 4) OBP: 0.337, SLG: 0.328			B B C C B F S 3-3 ① K	X 0-0 1B		C B X 1-1 ① F7			F F C 0-3 ① K	4	0	1	0	0	2	0
Inning Stats	R: 0 E: 0 K: 0 S: 9 H: 0 LOB: 2 BB: 3 P: 22	R: 0 E: 0 K: 2 S: 8 H: 0 LOB: 0 BB: 0 P: 15	R: 3 E: 1 K: 2 S: 13 H: 2 LOB: 1 BB: 1 P: 26	R: 1 E: 0 K: 0 S: 11 H: 2 LOB: 1 BB: 0 P: 16	R: 2 E: 0 K: 0 S: 14 H: 2 LOB: 1 BB: 1 P: 19	R: 0 E: 0 K: 1 S: 6 H: 0 LOB: 0 BB: 0 P: 10	R: 0 E: 0 K: 1 S: 11 H: 0 LOB: 0 BB: 0 P: 19	R: 0 E: 0 K: 2 S: 10 H: 0 LOB: 0 BB: 0 P: 12	R: 0 E: 0 K: 2 S: 9 H: 0 LOB: 0 BB: 0 P: 13	1B: 2 2B: 2 3B: 0 HR: 2 SF: 0 SAC: 0 DP: 2 HBP: 1						

PITCHER		IP	WLS	BF	H	R	ER	SO	BB	IBB	HBP	BLK	WP	HR	S	P	ERA	WHIP
Jon Garland, R ERA: 6.59	(1, 1)	4.2	L	25	6	6	4	4	5	0	0	0	0	2	53	96	7.71	2.357
56 Mark Buehrle, L ERA: 3.83	(5, 1)	3.1		10	0	0	0	4	0	0	1	0	0	0	29	43	0.00	0.000
Lorenzo Barcelo, R ERA: 3.06	(9, 1)	1.0		3	0	0	0	2	0	0	0	0	0	0	9	13	0.00	0.000

PITCHER	IP	WLS	BF	H	R	ER	SO	BB	IBB	HBP	BLK	WP	HR	S	P	ERA	WHIP

TOP

Toronto Blue Jays @ Chicago White Sox

Comiskey Park, Chicago, IL

Fri Sep 15 2000, 8:05 PM EDT
Att. 23,105 - Overcast - 61 F

livebaseballscorecards.com

AB	32
R	6
H	6
RBI	6
BB	5
SO	10
LOB	10

WP: 0 PA: 38
PB: 0
SB: 0
CS: 0

Batter	1	2	3	4	5	6	7	8	9	AB	R	H	RBI	BB	SO	LOB
Ray Durham, S (1, 4) OBP: 0.357, SLG: 0.444	F B B X 2-1 P6 ①		C B B X 2-1 G4-6-3 1-2f ②③		B F C C 1-3 K ②		B B B C X 3-1 G3-1 ①		B C X 1-1 F9 ②	5	0	0	0	0	1	3
Jose Valentin, S (1, 6) OBP: 0.358, SLG: 0.518	C B X 1-1 F8 1B			C F B B F B B 4-2 1B BB 1B BB	B B X 2-0 2-H HR		B B B C B 4-1 WP BB		B X 1-0 1-3 1B	3	2	3	2	2	0	0
Frank Thomas, R (1, 10) OBP: 0.438, SLG: 0.646	C B B C X 2-2 F8 1-2 ②③			B B B B B 4-1 1B 14 1B G5-2-3 1-2 BB	C S X 0-2 P4 ③		B X 1-0 F5 ②		C F S 0-3 K ③	4	0	0	0	1	1	4
Magglio Ordonez, R (1, 9) OBP: 0.382, SLG: 0.565		B C B C T F B X 3-2 G6-3 ①		C B B F F X 2-2 14 G5-2-3 1B 1-2 2-3 1B		B F B X 2-1 F9 ①	B F B F B X 3-2 G5-3 1-2 ③			4	0	1	0	0	0	1
Carlos Lee, R (1, 7) OBP: 0.348, SLG: 0.500		S B C B F B F X 3-2 F3 ②		X 0-0 14 G5-2-3 1-2 2-3 3-H 1B		B C X 1-1 1B 1B		S B B B X 3-1 F2 ①		4	0	2	1	0	0	0
14 Paul Konerko, R (1, 3) OBP: 0.361, SLG: 0.470		C B B X 2-1 F8 ③		C B B B X 3-1 G5-2-3 1-2 2-3 3-Hf ①②		F B C B X 2-2 P4 ②		B B C X 2-1 F7 ②		4	0	0	0	0	0	4
Herbert Perry, R (1, 5) OBP: 0.350, SLG: 0.461			C B F F B F B B 4-2 SH5-3 1B BB	B X 1-0 F8 ③		F X 0-1 1-2 1B		S B S B F X 2-2 F8 ③		3	1	1	0	1	0	2
Chris Singleton, L (1, 8) OBP: 0.301, SLG: 0.373			X 0-0 SH5-3 1-2 ①		S B B B X 2-1 S HR 1B	F B B F X 2-2 G4-3 ③			C F B X 1-2 G4-3 ①	3	1	1	0	0	0	2
Charles Johnson, R (1, 2) OBP: 0.379, SLG: 0.579 McKay Christensen, L (9, PR)			S X 0-1 G4-6-3 2-H 1B		B C F B B S 3-3 K 1-2 ①		B X 1-0 HR		S S B F B X 2-2 1B 1B	4	1	3	2	0	1	1
										0	0	0	0	0	0	0
Inning Stats	R: 0 E: 0 K: 0 S: 7 H: 1 LOB: 1 BB: 0 P: 12	R: 0 E: 0 K: 0 S: 12 H: 0 LOB: 0 BB: 0 P: 20	R: 1 E: 0 K: 0 S: 10 H: 1 LOB: 0 BB: 1 P: 16	R: 1 E: 0 K: 0 S: 12 H: 2 LOB: 2 BB: 2 P: 26	R: 2 E: 0 K: 2 S: 12 H: 2 LOB: 0 BB: 0 P: 20	R: 0 E: 0 K: 0 S: 12 H: 2 LOB: 2 BB: 0 P: 19	R: 1 E: 0 K: 0 S: 8 H: 1 LOB: 1 BB: 1 P: 20	R: 0 E: 0 K: 0 S: 8 H: 0 LOB: 0 BB: 0 P: 15	R: 0 E: 0 K: 1 S: 13 H: 2 LOB: 2 BB: 0 P: 18	1B: 9 2B: 0 3B: 0 HR: 2	SF: 0 SAC: 1 DP: 2 HBP: 0						

PITCHER		IP	WLS	BF	H	R	ER	SO	BB	IBB	HBP	BLK	WP	HR	S	P	ERA	WHIP
Steve Trachsel, R ERA: 4.74	(1, 1)	3.0		14	4	2	2	0	3	0	0	0	0	0	38	67	6.00	2.333
Paul Quantrill, R ERA: 4.71	(4, 1)	2.0		7	2	2	2	2	0	0	0	0	0	1	15	27	9.00	1.000
John Frascatore, R ERA: 5.43	(6, 1)	1.1	H	8	3	1	1	0	1	0	0	0	0	1	16	31	6.75	3.000
Kelvim Escobar, R ERA: 5.1	(7, 1)	1.2	W	5	0	0	0	0	0	0	0	0	1	0	12	23	0.00	0.000
Billy Koch, R ERA: 2.69	(9, 1)	1.0	S	5	2	0	0	1	0	0	0	0	0	0	13	18	0.00	2.000

PITCHER	IP	WLS	BF	H	R	ER	SO	BB	IBB	HBP	BLK	WP	HR	S	P	ERA	WHIP

BOTTOM

Toronto Blue Jays @ Chicago White Sox

Comiskey Park, Chicago, IL

Fri Sep 15 2000, 8:05 PM EDT

Att. 23,105 - Overcast - 61 F

livebaseballscorecards.com

AB	34
R	5
H	11
RBI	5
BB	4
SO	3
LOB	17

WP: 1 PB: 0 SB: 1 CS: 0 PA: 39

Batter	1	2	3	4	5	6	7	8	9	AB	R	H	RBI	BB	SO	LOB
Shannon Stewart, R (1, 7) OBP: 0.374, SLG: 0.529	C B X 1-1 ① 2B		C B B X 2-1 ③ F7 2-3		F X 0-1 1B 1-3 3-H 1B		X 0-0 ③ G5-3			4	0	2	1	0	0	1
Alex Gonzalez, R (1, 6) OBP: 0.307, SLG: 0.397	B F B X 2-1 ② L6			C B C B X 2-2 ① G5-3	C X 0-1 1-2 3-H 1B			B C B B C X 3-2 ① G6-3		4	0	1	1	0	0	0
Dave Martinez, L (1, 9) OBP: 0.349, SLG: 0.372	C B C B S 2-3 ③ K			C X 0-1 2B	B C B B S X 3-2 ② F7			B B C X 2-1 ② G4-3		4	0	1	0	0	1	2
Carlos Delgado, L (1, 3) OBP: 0.477, SLG: 0.681		B B X 2-0 G4-6-3 1B		B B B X 3-0 ② F7	C S B S 1-3 ③ K			F B S S 1-3 ③ K		4	0	1	0	0	2	3
Tony Batista, R (1, 5) OBP: 0.309, SLG: 0.522		F F B F F F B F C 2-3 ① K		F B B F B F X 3-2 ③ G5-3		B F B F F F F F 3-2 F X ① G6-3			B B B C B 4-1 G4-6-3 BB	3	0	0	0	1	1	2
Brad Fullmer, L (1, 10) OBP: 0.342, SLG: 0.565		C F F F F X 0-2 ② ③ G4-6-3 1-2f			C B B X 2-1 ① G6-3	B F B X 2-1 ② G6-3			F X 0-1 ① ② G4-6-3 1-2f	4	0	0	0	0	0	2
José Cruz Jr., S (1, 8) OBP: 0.325, SLG: 0.472			L B X 1-1 WP 2B		B X 1-0 2B	F X 0-1 ③ G4-3			S B X 1-1 1B	4	1	3	0	0	0	0
Darrin Fletcher, L (1, 2) OBP: 0.344, SLG: 0.507 Dewayne Wise, L (9, PR) OBP: 0.227, SLG: 0.150			C B C S S 1-3 ① K		C B X 1-1 1B 1B 2-H 2B		F F F B S 1-3 ① K		X 0-0 1-2 1B	4 0	1 0	2 0	1 0	0 0	2 0	1 0
Craig Grebeck, R (1, 4) OBP: 0.364, SLG: 0.418			C B X 1-1 ② G6-3		X 0-0 1B 1B 2-3 1B		B B C F B S 3-3 ② K		X 0-0 ③ F7	4	1	1	0	0	1	3
Inning Stats	R: 0 E: 0 K: 1 S: 7 H: 1 LOB: 0 BB: 0 P: 12	R: 0 E: 0 K: 1 S: 13 H: 1 LOB: 0 BB: 0 P: 17	R: 0 E: 0 K: 1 S: 9 H: 1 LOB: 1 BB: 0 P: 14	R: 0 E: 0 K: 0 S: 10 H: 1 LOB: 1 BB: 0 P: 18	R: 3 E: 0 K: 1 S: 16 H: 5 LOB: 2 BB: 0 P: 24	R: 0 E: 0 K: 0 S: 12 H: 0 LOB: 0 BB: 0 P: 17	R: 0 E: 0 K: 2 S: 8 H: 0 LOB: 0 BB: 0 P: 12	R: 0 E: 0 K: 1 S: 8 H: 0 LOB: 0 BB: 0 P: 14	R: 0 E: 0 K: 0 S: 7 H: 2 LOB: 2 BB: 1 P: 12	1B: 6 2B: 5 3B: 0 HR: 0 SF: 0 SAC: 0 DP: 2 HBP: 0						

TOP

Toronto Blue Jays @ Chicago White Sox

Comiskey Park, Chicago, IL

Sat Sep 16 2000, 7:05 PM EDT

Att. 33,204 - Sunny - 67 F

livebaseballscorecards.com

AB	35
R	3
H	11
RBI	3
BB	1
SO	7
LOB	14

PITCHER		IP	WLS	BF	H	R	ER	SO	BB	IBB	HBP	BLK	WP	HR	S	P	ERA	WHIP
Mike Sirotka, L ERA: 3.7	(1, 1)	7.0		28	9	3	3	6	0	0	0	0	1	0	75	114	3.86	1.286
Kelly Wunsch, L ERA: 2.78	(8, 1)	1.0	W	3	0	0	0	1	0	0	0	0	0	0	8	14	0.00	0.000
Keith Foulke, R ERA: 3.16	(9, 1)	1.0	S	5	2	0	0	0	1	0	0	0	0	0	7	12	0.00	3.000

PITCHER	IP	WLS	BF	H	R	ER	SO	BB	IBB	HBP	BLK	WP	HR	S	P	ERA	WHIP

BOTTOM

Toronto Blue Jays @ Chicago White Sox

Comiskey Park, Chicago, IL

Sat Sep 16 2000, 7:05 PM EDT

Att. 33,204 - Sunny - 67 F

livebaseballscorecards.com

Batter	1	2	3	4	5	6	7	8	9	AB	R	H	RBI	BB	SO	LOB
Ray Durham, S (1, 4) OBP: 0.358, SLG: 0.443	BFBBBCFB 4-2 G5-3 BB BB		BCTFTFBX 2-2 G4-3 2-H 1B		CCX 0-2 E6			F7 2-1 ① K 2-3 ③		4	0	1	1	1	1	2
Jose Valentin, S (1, 6) OBP: 0.359, SLG: 0.517	BBFBBB 4-1 G5-3 1-2 BB		X 0-0 G4-3 ② 2-3		SBBX 2-1 F7 ③			BBCX 2-1 2B 1B		3	1	1	0	1	0	2
Frank Thomas, R (1, 3) OBP: 0.436, SLG: 0.645	CFX 0-2 G5-3 ①② 1-2 2-3f		BCX 1-1 L9 ③			BFBX 2-1 F3 ①		BBX 2-0 1-H 2B 2B		4	1	1	1	0	0	3
Magglio Ordonez, R (1, 9) OBP: 0.381, SLG: 0.564	X 0-0 G5-3 ③			BFX 1-1 E4 G1-3		BX 1-0 F9 ②		X 0-0 BB 14 1B 2-H 2B		4	1	1	1	0	0	1
Harold Baines, L (1, 10) OBP: 0.342, SLG: 0.424 Tony Graffanino, R (8, PR) OBP: 0.385, SLG: 0.396		CFC 0-3 K ①		CBX 1-1 G1-3 ① 1-2		FCS 0-3 K ③		IIII 4-0 14 1B BB 1B IBB		3 0	0 1	0 0	0 0	1 0	2 0	1 0
Carlos Lee, R (1, 7) OBP: 0.346, SLG: 0.496		BFCS 1-3 K ②		BCSSS 1-3 K ②			SX 0-1 P4 ①	X 0-0 F9 ②		4	0	0	0	0	2	3
Herbert Perry, R (1, 5) OBP: 0.349, SLG: 0.458		BX 1-0 G4-3 ③		BBX 2-0 G4-3 ③			CFS 0-3 K ②	FSBBBBB 4-2 14 1B 1-2 2-3 1B BB		3	1	0	0	1	1	1
Chris Singleton, L (1, 8) OBP: 0.301, SLG: 0.375 14 Paul Konerko, R (8, PH) OBP: 0.362, SLG: 0.472 McKay Christensen, L (8, PR) (9, 8)			SFBBBFBX 3-2 F8 ①		SBBBX 2-1 F7 ①		CFBBBX 2-2 2B	BX 1-0 1B 1-2 2-3 3-H 1B		3 1 0	0 0 0	1 1 0	0 1 0	0 0 0	0 0 0	0 0 0
Charles Johnson, R (1, 2) OBP: 0.380, SLG: 0.578			X 0-0 E4 1B 1B		SSBBBX 2-2 G6-3 ②		FX 0-1 G5-3 ③	X 0-0 1-2 2-H 3-H 1B		4	1	2	2	0	0	1
Inning Stats	R: 0 E: 0 K: 0 S: 8 H: 0 LOB: 1 BB: 2 P: 16	R: 0 E: 0 K: 2 S: 7 H: 0 LOB: 0 BB: 0 P: 9	R: 1 E: 1 K: 0 S: 13 H: 2 LOB: 1 BB: 0 P: 19	R: 0 E: 1 K: 1 S: 8 H: 0 LOB: 1 BB: 0 P: 13	R: 0 E: 1 K: 0 S: 10 H: 0 LOB: 1 BB: 0 P: 16	R: 0 E: 0 K: 1 S: 6 H: 0 LOB: 0 BB: 0 P: 9	R: 0 E: 0 K: 1 S: 10 H: 1 LOB: 1 BB: 0 P: 12	R: 5 E: 0 K: 1 S: 14 H: 5 LOB: 2 BB: 2 P: 31		1B: 5 2B: 3 3B: 0 HR: 0	SF: 0 SAC: 0 DP: 1 HBP: 0					

	AB	33
	R	6
	H	8
	RBI	6
	BB	4
	SO	6
	LOB	14

WP: 0 PB: 0 SB: 0 CS: 0 PA: 37

PITCHER		IP	WLS	BF	H	R	ER	SO	BB	IBB	HBP	BLK	WP	HR	S	P	ERA	WHIP
Chris Carpenter, R ERA: 6.17	(1, 1)	7.1		29	4	2	1	5	2	0	0	0	0	0	66	102	1.23	0.818
Kelvim Escobar, R ERA: 5.3	(8, 1)	0.1	L	5	2	1	1	0	1	1	0	0	0	0	5	15	27.00	9.000
Mark Guthrie, L ERA: 4.74	(8, 1)	0.0		1	1	1	1	0	0	0	0	0	0	0	1	2	∞	∞
John Frascatore, R ERA: 5.4	(8, 1)	0.1		2	1	2	2	1	0	0	0	0	0	0	4	6	54.00	3.000

PITCHER	IP	WLS	BF	H	R	ER	SO	BB	IBB	HBP	BLK	WP	HR	S	P	ERA	WHIP

Toronto Blue Jays @ Chicago White Sox

Comiskey Park, Chicago, IL

Sun Sep 17 2000, 2:05 PM EDT

Att. 26,113 - Sunny - 72 F

TOP

livebaseballscorecards.com

Batter	1	2	3	4	5	6	7	8	9	AB	R	H	RBI	BB	SO	LOB
Shannon Stewart, R (1, 7) OBP: 0.372, SLG: 0.525	P3	G5-3		G6-3		K	1B		E5 G4-3	6	1	1	0	0	1	5
Alex Gonzalez, R (1, 6) OBP: 0.312, SLG: 0.399	HR BB 1B	CS 1B			G4-3 WP 2B 1B	K	1B BB		G4-3	5	2	3	1	1	1	3
Dave Martinez, L (1, 9) OBP: 0.355, SLG: 0.374	HR BB	CS	S 1B		2B BB	HR BB	1B		G4-3	3	3	2	1	3	0	1
Carlos Delgado, L (1, 3) OBP: 0.475, SLG: 0.682	F7		K		G4-3	HR	G4-3			5	1	1	4	0	1	7
Chris Woodward, R (8, 3) OBP: 0.257, SLG: 0.340										0	0	0	0	0	0	0
Brad Fullmer, L (1, 10) OBP: 0.343, SLG: 0.569	HR		K		2B IBB	L8		K		4	2	1	3	1	2	1
Tony Batista, R (1, 5) OBP: 0.311, SLG: 0.526	1B		G5-3		2B		2B	K		5	1	3	3	0	1	1
Darrin Fletcher, L (1, 2) OBP: 0.345, SLG: 0.504	1B			BB	G4-3		K	F8		4	0	1	0	1	1	1
Alberto Castillo, R (8, 2) OBP: 0.290, SLG: 0.271										0	0	0	0	0	0	0
José Cruz Jr., S (1, 8) OBP: 0.325, SLG: 0.477	F7			G6-3 1B		E3 1B HR	HR		K	5	2	2	2	0	1	2
Mickey Morandini, L (1, 4) OBP: 0.335, SLG: 0.326		K		K		BB HR 1B	F7		E4 E G4-3	5	2	1	0	0	2	2

	AB	R	H	RBI	BB	SO	LOB
	42	14	15	14	6	10	23

Inning Stats	1	2	3	4	5	6	7	8	9
	R: 3 E: 0 K: 0 S: 19	R: 0 E: 0 K: 1 S: 8	R: 0 E: 0 K: 2 S: 10	R: 0 E: 0 K: 1 S: 9	R: 3 E: 0 K: 0 S: 12	R: 4 E: 1 K: 2 S: 16	R: 3 E: 0 K: 1 S: 17	R: 0 E: 0 K: 2 S: 9	R: 1 E: 2 K: 1 S: 14
	H: 4 LOB: 2 BB: 1 P: 31	H: 1 LOB: 0 BB: 0 P: 14	H: 1 LOB: 1 BB: 0 P: 14	H: 1 LOB: 1 BB: 1 P: 16	H: 2 LOB: 2 BB: 2 P: 26	H: 2 LOB: 0 BB: 1 P: 27	H: 4 LOB: 2 BB: 1 P: 31	H: 0 LOB: 0 BB: 0 P: 13	H: 0 LOB: 1 BB: 0 P: 19

1B: 10	SF: 0	WP: 2	PA: 49
2B: 2	SAC: 0	PB: 0	
3B: 0	DP: 1	SB: 1	
HR: 3	HBP: 0	CS: 1	

PITCHER		IP	WLS	BF	H	R	ER	SO	BB	IBB	HBP	BLK	WP	HR	S	P	ERA	WHIP
Kip Wells, R ERA: 6.29	(1, 1)	5.0	L	25	9	6	6	4	3	1	0	0	1	1	58	101	10.80	2.400
Jesus Pena, L ERA: 5.4	(6, 1)	1.0		7	2	4	0	2	1	0	0	0	0	1	16	27	0.00	3.000
Matt Ginter, R ERA: 15.0	(7, 1)	1.0		8	4	3	3	1	1	0	0	0	1	1	17	31	27.00	5.000
Kevin Beirne, R ERA: 6.91	(8, 1)	1.0		3	0	0	0	2	0	0	0	0	0	0	9	13	0.00	0.000
Chad Bradford, R ERA: 3.38	(9, 1)	1.0		5	0	1	0	1	0	0	0	0	0	0	14	19	0.00	0.000

PITCHER	IP	WLS	BF	H	R	ER	SO	BB	IBB	HBP	BLK	WP	HR	S	P	ERA	WHIP

Batter	1	2	3	4	5	6	7	8	9	AB	R	H	RBI	BB	SO	LOB
McKay Christensen, L (1, 8) OBP: 0.200, SLG: 0.143	C B B X 2-1 1B 1B		B B S C B X 3-2 P6 ③			B C F X 1-2 1-H 1B		C B B F S 2-3 K ②		4	0	2	1	0	1	0
Jose Valentin, S (1, 6) OBP: 0.358, SLG: 0.515	C X 0-1 F7 ①			C F B B X 2-2 F3 ①		C F B B C 1-3 K ②		B S B B X 2-1 G5-3 ③		2	0	0	0	0	0	1
Craig Wilson, R (6, PH) OBP: 0.338, SLG: 0.344										2	0	0	0	0	1	1
(7, 6)																
Harold Baines, L (1, 10) OBP: 0.342, SLG: 0.423	B B X 2-0 1-2 G4-6-3 1B			C C X 0-2 F7 ②		S B B B X 2-1 G3 ③			X 0-0 F7 ①	3	0	1	0	0	0	1
Jeff Abbott, R (9, PH) OBP: 0.336, SLG: 0.379										1	0	0	0	0	0	0
Magglio Ordonez, R (1, 9) OBP: 0.380, SLG: 0.562	C B B X 2-1 G4-6-3 ②③ 1-2f			B X 1-0 G6-3 ③			B C B F B X 3-2 2B 1B		C X 0-1 P3 ②	2	0	0	0	0	0	2
24 Joe Crede, R (7, 5) OBP: 0.333, SLG: 0.333										2	0	1	0	0	0	0
Jeff Liefer, L (1, 3)		B C B F S 2-3 K ①			B C C B C 2-3 K ①		F B B C B F F S 3-3 K ①		B C B X 2-1 P5 ③	4	0	0	0	0	3	1
(7, 9)																
Greg Norton, S (1, 5) OBP: 0.349, SLG: 0.394		C B C X 1-2 G4-3 ②			B X 1-0 F7 ②		F C C 0-3 K ②			3	0	0	0	0	1	1
(7, 3)																
Chris Singleton, L (1, 7) OBP: 0.301, SLG: 0.377		X 0-0 F8 ③			C X 0-1 G6-3 ③		F X 0-1 1-3 2B			3	0	1	0	0	0	0
Tony Graffanino, R (1, 4) OBP: 0.378, SLG: 0.387			C F X 0-2 G6-3 ①			C X 0-1 P4 ①	C F C 0-3 K ③			3	0	0	0	0	1	2
Mark Johnson, L (1, 2) OBP: 0.308, SLG: 0.317			B F B X 2-1 G3-1 ②			B X 1-0 WP 1B 1B		X 0-0 P3 ①		3	1	1	0	0	0	0
Inning Stats	R: 0 E: 0 K: 0 S: 7 H: 2 LOB: 1 BB: 0 P: 13	R: 0 E: 0 K: 1 S: 7 H: 0 LOB: 0 BB: 0 P: 10	R: 0 E: 0 K: 0 S: 8 H: 0 LOB: 0 BB: 0 P: 13	R: 0 E: 0 K: 0 S: 7 H: 0 LOB: 0 BB: 0 P: 10	R: 0 E: 0 K: 1 S: 6 H: 0 LOB: 0 BB: 0 P: 9	R: 1 E: 0 K: 1 S: 12 H: 2 LOB: 1 BB: 0 P: 17	R: 0 E: 0 K: 3 S: 16 H: 2 LOB: 2 BB: 0 P: 22	R: 0 E: 0 K: 1 S: 6 H: 0 LOB: 0 BB: 0 P: 10	R: 0 E: 0 K: 0 S: 5 H: 0 LOB: 0 BB: 0 P: 7	1B: 5 2B: 1 3B: 0 HR: 0	SF: 0 SAC: 0 DP: 1 HBP: 0						

PITCHER	IP	WLS	BF	H	R	ER	SO	BB	IBB	HBP	BLK	WP	HR	S	P	ERA	WHIP
Joey Hamilton, R (1, 1) ERA: 3.55	3.0		10	2	0	0	1	0	0	0	0	0	0	22	36	0.00	0.667
Lance Painter, L (4, 1) ERA: 3.94	3.0	W	11	2	1	1	2	0	0	0	0	1	0	25	36	3.00	0.667
Paul Quantrill, R (7, 1) ERA: 4.65	1.0		5	2	0	0	3	0	0	0	0	0	0	16	22	0.00	2.000
Mark Guthrie, L (8, 1) ERA: 4.66	1.0		3	0	0	0	1	0	0	0	0	0	0	6	10	0.00	0.000
Frank Castillo, R (9, 1) ERA: 3.83	1.0		3	0	0	0	0	0	0	0	0	0	0	5	7	0.00	0.000

PITCHER	IP	WLS	BF	H	R	ER	SO	BB	IBB	HBP	BLK	WP	HR	S	P	ERA	WHIP

BOTTOM

Toronto Blue Jays @ Chicago White Sox

Comiskey Park, Chicago, IL

Sun Sep 17 2000, 2:05 PM EDT

Att. 26,113 - Sunny - 72 F

livebaseballscorecards.com

AB	32
R	1
H	6
RBI	1
BB	0
SO	7
LOB	9

1B: 5 2B: 1 3B: 0 HR: 0 SF: 0 SAC: 0 DP: 1 HBP: 0

WP: 1 PB: 0 SB: 0 CS: 0 PA: 32

Batter	1	2	3	4	5	6	7	8	9	AB	R	H	RBI	BB	SO	LOB
Ray Durham, S (1, 4) OBP: 0.356, SLG: 0.440	B F B F B F X 3-2 ① F8			C B X 1-1 ① L5		C X 0-1 ② F7		C F B C 1-3 ③ K 1-2		4	0	0	0	0	1	1
Jose Valentin, S (1, 6) OBP: 0.356, SLG: 0.511	B B X 2-0 ② F8			B S B F F B X 3-2 ② F9		B B X 2-0 ③ G3			C F X 0-2 ① F9	4	0	0	0	0	0	0
Frank Thomas, R (1, 10) OBP: 0.435, SLG: 0.644	B B X 2-0 ③ F8			X 0-0 ③ P3			C B C F B F B X 3-2 2B		X 0-0 ② F8	4	0	1	0	0	0	0
Magglio Ordonez, R (1, 9) OBP: 0.377, SLG: 0.558		B X 1-0 ① G3			B S X 1-1 ① G4-3		B F X 1-1 ① F8		C B B B C X 3-2 ③ G4-3	4	0	0	0	0	0	1
Carlos Lee, R (1, 7) OBP: 0.346, SLG: 0.494		C C F F C 0-3 ② K			C C F F B F F F F 4-2 14 HR BB		C F B B B C 2-3 ② K			2	1	0	0	1	2	1
14 Paul Konerko, R (1, 3) OBP: 0.362, SLG: 0.477		B B X 2-0 ③ G6-3			X 0-0 1-H HR		X 0-0 ③ F9			3	1	1	2	0	0	1
Herbert Perry, R (1, 5) OBP: 0.349, SLG: 0.457			B B C F S 2-3 ① K		X 0-0 ② G4-3			S B X 1-1 FC1-6 1B		3	0	1	0	0	1	0
Chris Singleton, L (1, 8) OBP: 0.299, SLG: 0.374			F X 0-1 ② F8		B F F X 1-2 ③ F8			C B X 1-1 ① FC1-6 BLK 1-2f		3	0	0	0	0	0	1
Charles Johnson, R (1, 2) OBP: 0.378, SLG: 0.573			B X 1-0 ③ F2			B S B S S S 2-3 ① K		B B F C S 2-3 ② K		3	0	0	0	0	2	1
Inning Stats	R: 0 H: 0 E: 0 LOB: 0 K: 0 BB: 0 S: 6 P: 13	R: 0 H: 0 E: 0 LOB: 0 K: 1 BB: 0 S: 7 P: 10	R: 0 H: 0 E: 0 LOB: 0 K: 1 BB: 0 S: 6 P: 9	R: 0 H: 0 E: 0 LOB: 0 K: 0 BB: 0 S: 7 P: 11	R: 2 H: 1 E: 0 LOB: 0 K: 0 BB: 1 S: 18 P: 24	R: 0 H: 0 E: 0 LOB: 0 K: 1 BB: 0 S: 6 P: 10	R: 0 H: 1 E: 0 LOB: 1 K: 1 BB: 0 S: 11 P: 17	R: 0 H: 1 E: 0 LOB: 1 K: 2 BB: 0 S: 10 P: 15	R: 0 H: 0 E: 0 LOB: 0 K: 0 BB: 0 S: 7 P: 10	1B: 1 SF: 0 2B: 1 SAC: 0 3B: 0 DP: 0 HR: 1 HBP: 0						

PITCHER		IP	WLS	BF	H	R	ER	SO	BB	IBB	HBP	BLK	WP	HR	S	P	ERA	WHIP
Jeff Weaver, R ERA: 4.49	(1, 1)	8.0	W	28	3	2	2	6	1	0	0	1	0	1	71	109	2.25	0.500
Todd Jones, R ERA: 3.47	(9, 1)	1.0	S	3	0	0	0	0	0	0	0	0	0	0	7	10	0.00	0.000

PITCHER	IP	WLS	BF	H	R	ER	SO	BB	IBB	HBP	BLK	WP	HR	S	P	ERA	WHIP

Chicago White Sox @ Detroit Tigers

Comerica Park, Detroit, MI

Mon Sep 18 2000, 7:05 PM EDT

Att. 22,718 - Sunny - 73 F

TOP

livebaseballscorecards.com

AB	30
R	2
H	3
RBI	2
BB	1
SO	6
LOB	6

WP: 0 PB: 0 SB: 0 CS: 0 PA: 31

BOTTOM

Chicago White Sox @ Detroit Tigers

Comerica Park, Detroit, MI

Mon Sep 18 2000, 7:05 PM EDT

Att. 22,718 - Sunny - 73 F

livebaseballscorecards.com

Batter	1	2	3	4	5	6	7	8	9	AB	R	H	RBI	BB	SO	LOB
Damion Easley, R (1, 4) OBP: 0.356, SLG: 0.416	F7		G6-3 2-3		BB 1B		P4	1-H 3-H 3B		5	0	2	2	0	0	1
Juan Encarnacion, R (1, 8) OBP: 0.327, SLG: 0.433	3B		G4-3		G6-4-3 1-2 BB		1B 2B	L3		4	1	2	0	1	0	3
Bobby Higginson, L (1, 7) OBP: 0.366, SLG: 0.518	K			F7	P6		E 1B BB	P5		4	1	0	0	1	1	5
Juan Gonzalez, R (1, 10) OBP: 0.338, SLG: 0.508	K			1B SF8 1B	G6-4-3 1-2f		E2 1-H 2-H 1B			4	1	2	1	0	1	3
Dean Palmer, R (1, 5) OBP: 0.342, SLG: 0.478		L9		SF8 1-3 HBP 1B		G6-4-3 BB	K			3	0	1	0	1	1	1
Deivi Cruz, R (1, 6) OBP: 0.309, SLG: 0.442		F7		BB 1-2 HBP		G6-4-3 1-2f	K			3	0	0	0	0	1	2
Wendell Magee, R (1, 9) OBP: 0.318, SLG: 0.438 Rich Becker, L (8, PH) OBP: 0.392, SLG: 0.390 (9, 9)		G5-3		SF8 2-3 3-H	1B 1B			K		2 1	0 0	1 0	1 0	0 0	0 1	0 0
Brad Ausmus, R (1, 2) OBP: 0.363, SLG: 0.374			F8	BB 1-2	1B 1-2			1B 3B 1B		3	1	2	0	1	0	0
Dusty Allen, R (1, 3) OBP: 0.217, SLG: 0.381 Billy McMillon, L (8, PH) OBP: 0.388, SLG: 0.489 54 Rod Lindsey, R (8, PR) Hal Morris, L (9, 3) OBP: 0.392, SLG: 0.400			G6-3 2B	K	K			1-3 3B 1B		3 1 0 0	0 0 1 0	1 1 0 0	0 0 0 0	0 0 0 0	2 0 0 0	5 0 0 0
Inning Stats	R: 0 E: 0 K: 2 S: 9 H: 1 LOB: 1 BB: 0 P: 11	R: 0 E: 0 K: 0 S: 9 H: 0 LOB: 0 BB: 0 P: 13	R: 0 E: 0 K: 0 S: 8 H: 1 LOB: 1 BB: 0 P: 10	R: 1 E: 0 K: 1 S: 16 H: 2 LOB: 3 BB: 1 P: 30	R: 0 E: 0 K: 0 S: 8 H: 1 LOB: 1 BB: 1 P: 13	R: 0 E: 0 K: 1 S: 10 H: 2 LOB: 2 BB: 1 P: 18	R: 2 E: 1 K: 2 S: 19 H: 2 LOB: 1 BB: 1 P: 27	R: 2 E: 0 K: 1 S: 11 H: 3 LOB: 2 BB: 0 P: 18		1B: 8 2B: 2 3B: 2 HR: 0 SF: 1 SAC: 0 DP: 2 HBP: 1						

	AB	33
	R	5
	H	12
	RBI	4
	BB	4
	SO	7
	LOB	20

PITCHER		IP	WLS	BF	H	R	ER	SO	BB	IBB	HBP	BLK	WP	HR	S	P	ERA	WHIP
Jim Parque, L ERA: 4.2	(1, 1)	6.0		27	7	1	1	4	3	0	1	0	0	0	60	95	1.50	1.667
Lorenzo Barcelo, R ERA: 3.24	(7, 1)	1.0	L	6	2	2	1	2	1	0	0	0	0	0	19	27	9.00	3.000
Bob Howry, R ERA: 3.24	(8, 1)	1.0		6	3	2	2	1	0	0	0	0	0	0	11	18	18.00	3.000

PITCHER	IP	WLS	BF	H	R	ER	SO	BB	IBB	HBP	BLK	WP	HR	S	P	ERA	WHIP

Chicago White Sox @ Detroit Tigers

Comerica Park, Detroit, MI

Tue Sep 19 2000, 7:05 PM EDT

Att. 24,951 - Sunny - 79 F

TOP

livebaseballscorecards.com

Batter	1	2	3	4	5	6	7	8	9	AB	R	H	RBI	BB	SO	LOB
Ray Durham, S (1, 4) OBP: 0.356, SLG: 0.441	C S X 0-2 1B E FC1-2 1B	C X 0-1 F8 1-H 1B 2B	X 0-0 G4-3 ③			C X 0-1 F7 ③			C C B X 1-2 FC6-4 G6-4-3 1-2f ①	5	1	2	1	0	0	2
Jose Valentin, S (1, 6) OBP: 0.353, SLG: 0.507	L B S B F X 2-2 E4 FC1-2 1B 1-2 FC4-6	B X 1-0 F8 ② 2-3		C B F B F B F F X 3-2 L9 ①			B C X 1-1 F9 ①		X 0-0 G6-4-3 ② ③ 1-2f	5	1	0	0	0	0	3
Frank Thomas, R (1, 10) OBP: 0.437, SLG: 0.645	B X 1-0 FC4-6 14 1B FC1-2 1B 1-2 2-3	B B F F B X 3-2 3-H 1B		B B F X 2-1 G6-4-3 1B			B F S X 1-2 G4-3 ②			4	1	3	1	0	0	0
Magglio Ordonez, R (1, 9) OBP: 0.376, SLG: 0.556	S B X 1-1 FC1-2 ① FC4-6 1-2 2-3 3-Hf	X 0-0 G4-3 ③		B F S X 1-2 G6-4-3 ② ③ 1-2f			X 0-0 FC6-4 1B			4	0	1	0	0	0	5
Carlos Lee, R (1, 7) OBP: 0.343, SLG: 0.491 McKay Christensen, L (9, 8) OBP: 0.200, SLG: 0.143	C B X 1-1 FC4-6 ② 14 1B 1-2f 2-3 3-H		B C X 1-1 G6-3 ①		F B X 1-1 F9 ①		C B F X 1-2 FC6-4 ③ 1-2f			4 0	0 0	0 0	1 0	0 0	0 0	3 0
14 Paul Konerko, R (1, 3) OBP: 0.363, SLG: 0.477	X 0-0 1-3 3-H 1B		B C B B X 3-1 F9 ②		B C X 1-1 G6-3 ②			S X 0-1 ① 1B		4	0	2	1	0	0	0
Herbert Perry, R (1, 5) OBP: 0.348, SLG: 0.455	F C X 0-2 F7 ③		X 0-0 HR 1B		X 0-0 G6-3 ③			C F B B C 2-3 K ②		4	1	1	0	0	1	2
Chris Singleton, L (1, 8) (9, 7) OBP: 0.301, SLG: 0.381		C X 0-1 2B 1B	B X 1-0 1-H HR			B S X 1-1 G6-3 ①		C C S 0-3 K ③		4	2	2	2	0	1	0
Charles Johnson, R (1, 2) OBP: 0.379, SLG: 0.573		B B X 2-0 F8 ①	F F F B B X 2-2 1B			S S C 0-3 K ②			C B X 1-1 FC6-4 1B	4	0	2	0	0	1	1
Inning Stats	R: 2 E: 1 K: 0 S: 16 H: 3 LOB: 2 BB: 0 P: 21	R: 2 E: 0 K: 0 S: 10 H: 3 LOB: 1 BB: 0 P: 16	R: 2 E: 0 K: 0 S: 11 H: 3 LOB: 0 BB: 0 P: 18	R: 0 E: 0 K: 0 S: 11 H: 1 LOB: 0 BB: 0 P: 17	R: 0 E: 0 K: 0 S: 5 H: 0 LOB: 0 BB: 0 P: 7	R: 0 E: 0 K: 1 S: 7 H: 0 LOB: 0 BB: 0 P: 8	R: 0 E: 0 K: 0 S: 9 H: 1 LOB: 1 BB: 0 P: 12	R: 0 E: 0 K: 2 S: 8 H: 1 LOB: 0 BB: 0 P: 10	R: 0 E: 0 K: 0 S: 6 H: 1 LOB: 0 BB: 0 P: 8	1B: 11 2B: 1 3B: 0 HR: 1	SF: 0 SAC: 0 DP: 2 HBP: 0			WP: 0 PB: 0 SB: 0 CS: 0	PA: 38		

	AB	38
	R	6
	H	13
	RBI	6
	BB	0
	SO	3
	LOB	16

PITCHER		IP	WLS	BF	H	R	ER	SO	BB	IBB	HBP	BLK	WP	HR	S	P	ERA	WHIP
Steve Sparks, R ERA: 3.8	(1, 1)	3.1	L	21	10	6	4	0	0	0	0	0	0	1	45	68	10.80	3.000
Adam Bernero, R ERA: 3.24	(4, 1)	4.2		14	2	0	0	3	0	0	0	0	0	0	32	41	0.00	0.429
Kevin Tolar, L ERA: 6.75	(9, 1)	1.0		3	1	0	0	0	0	0	0	0	0	0	6	8	0.00	1.000

PITCHER	IP	WLS	BF	H	R	ER	SO	BB	IBB	HBP	BLK	WP	HR	S	P	ERA	WHIP

Batter	1	2	3	4	5	6	7	8	9	AB	R	H	RBI	BB	SO	LOB
Billy McMillon, L (1, 10) OBP: 0.380, SLG: 0.473	B C B B X 3-1 G3-1 ①		X 0-0 L3 ①		C B F X 1-2 F9 ②		C B B B X 3-1 E 1B 2-3 3-H		S B S X 1-2 F7 ②	5	0	1	1	0	0	0
Juan Encarnacion, R (1, 8) OBP: 0.324, SLG: 0.429	B C F X 1-2 G4-3 ②		S F C 0-3 K ②		C B S B F B F F X 3-2 G5-3 ③		B F X 1-1 E1 1-3 3-H		C B F B F C 2-3 K ③	5	0	0	0	0	2	1
Bobby Higginson, L (1, 7) OBP: 0.365, SLG: 0.515	B B B B 4-0 BB		F F X 0-2 P6 ③			B C B B F F X 3-2 F9 ①	F X 0-1 G4-3 ③			3	0	0	0	1	0	2
Juan Gonzalez, R (1, 9) OBP: 0.337, SLG: 0.505 Rich Becker, L (6, 9) OBP: 0.390, SLG: 0.389 Wendell Magee, R (8, PH) OBP: 0.317, SLG: 0.435 (9, 9)	B S B S T S 2-3 K ③			C B S S 1-3 K ①		B B X 2-0 G3 ②		C T X 0-2 G5-3 ①		2 1 1	0 0 0	0 0 0	0 0 0	0 0 0	2 0 0	1 0 0
Dean Palmer, R (1, 5) OBP: 0.342, SLG: 0.475		B B B C S X 3-2 G4-3 ①		X 0-0 G6-3 ②		B C F B S 2-3 K ③		B B B B 4-0 FC3-6 BB		3	0	0	0	1	1	0
Hal Morris, L (1, 3) OBP: 0.395, SLG: 0.398		B C X 1-1 PB 1B 1B		B B B C B 4-1 1B BB			C S B B B X 2-2 G4-3 ①	C B X 1-1 FC3-6 1B ② 1-2f		3	0	1	0	1	0	1
Deivi Cruz, R (1, 6) OBP: 0.313, SLG: 0.444	S B B F F X 2-2 PB 1B 1-2			X 0-0 1B 1-2			B F X 1-1 G3 ②	B X 1-0 1B 1-2		4	0	3	0	0	0	0
Damion Easley, R (1, 4) OBP: 0.355, SLG: 0.415 Jose Macias, S (9, 4) OBP: 0.329, SLG: 0.366	B B X 2-0 P4 ②			C B C B X 2-2 G4-3 ③			C C B F B X 2-2 2B 1B 1B	X 0-0 G4-3 ③		4 0	1 0	1 0	0 0	0 0	0 0	6 0
Brad Ausmus, R (1, 2) OBP: 0.363, SLG: 0.375	B B C X 2-1 G6-3 ③ 1-2 2-3				B B C C C 2-3 K ①		B X 1-0 1B E 2B 1-3		B X 1-0 F8 ①	4	1	1	0	0	1	2
Inning Stats	R: 0 H: 0 E: 0 LOB: 1 K: 1 BB: 1 S: 9 P: 19	R: 0 H: 2 E: 0 LOB: 2 K: 0 BB: 0 S: 12 P: 22	R: 0 H: 0 E: 0 LOB: 0 K: 1 BB: 0 S: 7 P: 7	R: 0 H: 1 E: 0 LOB: 2 K: 1 BB: 1 S: 9 P: 16	R: 0 H: 0 E: 0 LOB: 0 K: 1 BB: 0 S: 12 P: 18	R: 0 H: 0 E: 0 LOB: 0 K: 1 BB: 0 S: 8 P: 15	R: 2 H: 3 E: 1 LOB: 2 K: 0 BB: 0 S: 16 P: 26	R: 0 H: 1 E: 0 LOB: 2 K: 0 BB: 1 S: 7 P: 13	R: 0 H: 0 E: 0 LOB: 0 K: 1 BB: 0 S: 8 P: 12	1B: 6 SF: 0 2B: 1 SAC: 0 3B: 0 DP: 0 HR: 0 HBP: 0						

PITCHER		IP	WLS	BF	H	R	ER	SO	BB	IBB	HBP	BLK	WP	HR	S	P	ERA	WHIP
Sean Lowe, R ERA: 6.13	(1, 1)	5.0	W	20	3	0	0	4	2	0	0	0	0	0	49	82	0.00	1.000
56 Mark Buehrle, L ERA: 3.88	(6, 1)	1.2		9	3	2	1	1	0	0	0	0	0	0	22	39	5.40	1.800
Kelly Wunsch, L ERA: 2.73	(7, 1)	1.0	H	4	0	0	0	0	1	0	0	0	0	0	7	12	0.00	1.000
Chad Bradford, R ERA: 3.18	(8, 1)	0.1		2	1	0	0	0	0	0	0	0	0	0	2	3	0.00	3.000
Keith Foulke, R ERA: 3.12	(9, 1)	1.0		3	0	0	0	1	0	0	0	0	0	0	8	12	0.00	0.000

PITCHER	IP	WLS	BF	H	R	ER	SO	BB	IBB	HBP	BLK	WP	HR	S	P	ERA	WHIP

BOTTOM

Chicago White Sox @ Detroit Tigers

Comerica Park, Detroit, MI

Tue Sep 19 2000, 7:05 PM EDT
Att. 24,951 - Sunny - 79 F

livebaseballscorecards.com

AB	35
R	2
H	7
RBI	1
BB	3
SO	6
LOB	13

WP: 0 PA: 38
PB: 1
SB: 0
CS: 0

Batter	1	2	3	4	5	6	7	8	9	AB	R	H	RBI	BB	SO	LOB
Ray Durham, S (1, 4) OBP: 0.358, SLG: 0.451	C B F B B F X 3-2 1B 3B		X 0-0 FC4 1B	C X 0-1 ② G6-3		B B X 2-0 ②③ G4-6-3 1-2f		B X 1-0 1-H 2-H 3-H HR		5	2	3	4	0	0	1
Jose Valentin, S (1, 6) OBP: 0.351, SLG: 0.504	X 0-0 ① F2		L F B X 1-2 ① FC4 BB 1-2f 1B	C X 0-1 1B			B X 1-0 ① G3	F F S 0-3 ③ K		5	1	1	0	0	1	2
Frank Thomas, R (1, 10) OBP: 0.437, SLG: 0.642	B X 1-0 FC6-4 3-H 1B		B C B B B 4-1 1B 1B 14 2B 1-2 BB	X 0-0 ③ L6			C F B X 1-2 ② G6-3		B F F F B B X 3-2 ① G6-3	4	1	1	1	1	0	1
Magglio Ordonez, R (1, 9) OBP: 0.375, SLG: 0.553	X 0-0 ② FC6-4 1-2f		B C C F B B F X 3-2 1B 14 2B 1-2 2-H 1B	C S C 0-3 ① K			B X 1-0 ③ F8		F B F B C 2-3 ② K	5	1	1	1	0	2	1
Carlos Lee, R (1, 7) OBP: 0.344, SLG: 0.491 McKay Christensen, L (8, 8) OBP: 0.250, SLG: 0.143	B X 1-0 ③ G4-3		B F B B F X 2-2 14 2B 1-2 2-3 1B	F B X 1-1 14 1B 1B				C F X 0-2 ① G2-3	C S F H 1-2 14 HR HBP	4 0	1 1	2 0	0 0	0 0	0 0	1 0
14 Paul Konerko, R (1, 3) OBP: 0.367, SLG: 0.488		B X 1-0 ① G3-1	X 0-0 1B 1-H 2-H 3-H 2B	B S X 1-1 G5-4-3 1-3 1B				B B B B 4-0 1B HR BB	C F X 0-2 1-H HR	4	3	3	5	1	0	0
Herbert Perry, R (1, 5) OBP: 0.347, SLG: 0.451		C X 0-1 ② G4-3	C B B X 2-1 G4-6-3 2-H 1B	S X 0-1 ②③ G5-4-3 1-2f				B X 1-0 ② F8	B S S S 1-3 ③ K	5	0	1	1	0	1	3
Chris Singleton, L (1, 8) (8, 7) OBP: 0.300, SLG: 0.380		S S B S 1-3 ③ K	B B X 2-0 ②③ G4-6-3 1-2f		S X 0-1 ① G6-3			B X 1-0 BB HR 1-3 1B		4	1	1	0	0	1	1
Charles Johnson, R (1, 2) OBP: 0.382, SLG: 0.581			B B X 2-0 HR	F S B S 1-3 ① K		X 0-0 G4-6-3 1B		B B B C S B 4-2 1-2 HR BB		3	2	2	1	1	1	0
Inning Stats	R: 1 H: 2 E: 0 LOB: 1 K: 0 BB: 0 S: 8 P: 13	R: 0 H: 0 E: 0 LOB: 0 K: 1 BB: 0 S: 6 P: 8	R: 6 H: 6 E: 0 LOB: 0 K: 0 BB: 1 S: 18 P: 34	R: 0 H: 1 E: 0 LOB: 1 K: 1 BB: 0 S: 8 P: 9	R: 0 H: 2 E: 0 LOB: 1 K: 1 BB: 0 S: 9 P: 11	R: 0 H: 1 E: 0 LOB: 0 K: 0 BB: 0 S: 4 P: 6	R: 0 H: 0 E: 0 LOB: 0 K: 0 BB: 0 S: 5 P: 8	R: 4 H: 2 E: 0 LOB: 0 K: 1 BB: 2 S: 11 P: 22	R: 2 H: 1 E: 0 LOB: 0 K: 2 BB: 0 S: 16 P: 23	1B: 10 SF: 0 2B: 1 SAC: 0 3B: 1 DP: 3 HR: 3 HBP: 1						

TOP

Chicago White Sox @ Detroit Tigers

Comerica Park, Detroit, MI

Wed Sep 20 2000, 7:05 PM EDT

Att. 28,422 - Cloudy - 55 F

livebaseballscorecards.com

AB	39
R	13
H	15
RBI	13
BB	3
SO	6
LOB	10

PITCHER		IP	WLS	BF	H	R	ER	SO	BB	IBB	HBP	BLK	WP	HR	S	P	ERA	WHIP
Brian Moehler, R ERA: 4.47	(1, 1)	2.1	L	15	7	7	7	1	1	0	0	0	0	1	29	48	27.00	3.429
Willie Blair, R ERA: 4.77	(3, 1)	5.1		19	5	1	1	2	1	0	0	0	0	0	33	50	1.69	1.125
C.J. Nitkowski, L ERA: 5.07	(8, 1)	0.0		1	1	0	0	0	0	0	0	0	0	0	1	2	∞	∞
Matt Anderson, R ERA: 4.71	(8, 1)	1.1		8	2	5	5	3	1	0	1	0	0	2	22	34	33.75	2.250

PITCHER	IP	WLS	BF	H	R	ER	SO	BB	IBB	HBP	BLK	WP	HR	S	P	ERA	WHIP

Batter	1	2	3	4	5	6	7	8	9	AB	R	H	RBI	BB	SO	LOB
Rich Becker, L (1, 9) OBP: 0.393, SLG: 0.387 Wendell Magee, R (7, PH) OBP: 0.313, SLG: 0.430 (8, 9)	F B S C 1-3 ① K	B B F B B 4-1 1-2 2-3 3-H BB		B B B B 4-0 WP BB		X	X 0-0 ① G4-3	X 0-0 ③ G6-3		1 2	0 0	0 0	1 0	2 0	1 0	0 1
Billy McMillon, L (1, 10) OBP: 0.389, SLG: 0.469	B B X 2-0 G3-6-3 1B	C F B B C 2-3 ③ K		C S B B X 2-2 ③ P6 1-2			B B B B 4-0 FC6-4 BB		B C S F B F B B 4-2 1B BB	3	0	1	0	2	1	4
Bobby Higginson, L (1, 7) OBP: 0.364, SLG: 0.519 Dusty Allen, R (9, PH) OBP: 0.250, SLG: 0.409	B C X 1-1 ② ③ G3-6-3 1-2f		X 0-0 HR		X 0-0 ① G4-3		C C B B F X 2-2 ② FC6-4 1-2f HR		B B F X 2-1 1-2 1B	4 1	2 0	1 1	1 0	0 0	0 0	2 0
Dean Palmer, R (1, 5) OBP: 0.342, SLG: 0.482		C X 0-1 F9 FC3-6 2B	B S F B X 2-2 ① G5-3		C S F B B C 2-3 ② K		C X 0-1 1-H HR		X 0-0 ① F3	5	2	2	2	0	1	2
Hal Morris, L (1, 3) OBP: 0.395, SLG: 0.390		B B B B C B 4-1 FC3-6 BB	B B B B C B 4-1 BB		B X 1-0 ③ G4-3		B C X 1-1 ③ F7		C C F C 0-3 ② K	3	0	0	0	2	1	2
Deivi Cruz, R (1, 6) OBP: 0.312, SLG: 0.443 Robert Fick, L (9, 2) OBP: 0.341, SLG: 0.362		X 0-0 ① F9 2-3 C F F F X 0-2 ② F7				F B X 1-1 ① F8		F F F F X 0-2 G4-6-3 1B 1B 1B	B F B C S 2-3 ③ K	4 1	1 0	1 0	0 0	0 1	0 2	3 2
Damion Easley, R (1, 4) OBP: 0.354, SLG: 0.413 Jose Macias, S (9, 4) OBP: 0.329, SLG: 0.366	B C X 1-1 ② FC3-6 BB 1B BB 1-2f 3-H F C B B X 2-2 ③ F8				L F X 0-2 ② G1-3			B F C F X 1-2 G4-6-3 1-2 1B		4 0	1 0	1 0	1 0	0 0	0 0	2 0
Juan Encarnacion, R (1, 8) OBP: 0.325, SLG: 0.431	B F X 1-1 BB BB 1-2 1B			X 0-0 ① G1-3		B C X 1-1 2B		B C X 1-1 ① ② G4-6-3 1-2f 2-3		4	0	2	0	0	0	2
Brad Ausmus, R (1, 2) OBP: 0.363, SLG: 0.375 Shane Halter, R (9, 6) OBP: 0.286, SLG: 0.341	C B C B F B F F F 4-2 F F B BB 1-2 2-3 BB			B B B C C X 3-2 ② G4-3		B C S S 1-3 ③ K		B C B B X 3-1 3-H 1B		3 0	0 0	1 0	1 0	1 0	1 0	1 0
Inning Stats	R: 0 H: 1 E: 0 LOB: 0 K: 1 BB: 0 S: 6 P: 10	R: 2 H: 2 E: 0 LOB: 3 K: 1 BB: 3 S: 20 P: 36	R: 1 H: 1 E: 0 LOB: 1 K: 0 BB: 1 S: 13 P: 21	R: 0 H: 0 E: 0 LOB: 1 K: 0 BB: 1 S: 7 P: 16	R: 0 H: 0 E: 0 LOB: 0 K: 1 BB: 0 S: 6 P: 9	R: 0 H: 1 E: 0 LOB: 1 K: 1 BB: 0 S: 10 P: 13	R: 2 H: 1 E: 0 LOB: 0 K: 0 BB: 1 S: 9 P: 16	R: 1 H: 3 E: 0 LOB: 1 K: 0 BB: 0 S: 14 P: 19	R: 0 H: 1 E: 0 LOB: 2 K: 2 BB: 1 S: 14 P: 22	1B: 6 2B: 2 3B: 0 HR: 2	SF: 0 SAC: 0 DP: 2 HBP: 0			WP: 1 PB: 0 SB: 0 CS: 0	PA: 42		

PITCHER		IP	WLS	BF	H	R	ER	SO	BB	IBB	HBP	BLK	WP	HR	S	P	ERA	WHIP
Jon Garland, R ERA: 6.39	(1, 1)	6.0	W	27	5	3	3	4	5	0	0	0	1	1	62	105	4.50	1.667
Kelly Wunsch, L ERA: 3.0	(7, 1)	1.0		5	1	2	2	0	1	0	0	0	0	1	9	16	18.00	2.000
Bob Howry, R ERA: 3.33	(8, 1)	1.0		5	3	1	1	0	0	0	0	0	0	0	14	19	9.00	3.000
Lorenzo Barcelo, R ERA: 3.15	(9, 1)	1.0		5	1	0	0	2	1	0	0	0	0	0	14	22	0.00	2.000

PITCHER	IP	WLS	BF	H	R	ER	SO	BB	IBB	HBP	BLK	WP	HR	S	P	ERA	WHIP

BOTTOM

Chicago White Sox @ Detroit Tigers

Comerica Park, Detroit, MI

Wed Sep 20 2000, 7:05 PM EDT
Att. 28,422 - Cloudy - 55 F

livebaseballscorecards.com

AB	35
R	6
H	10
RBI	6
BB	7
SO	6
LOB	21

Chicago White Sox @ Minnesota Twins

Hubert H. Humphrey Metrodome, Minneapolis, MN

Thu Sep 21 2000, 8:05 PM EDT

Att. 6,688 - Dome - 72 F

TOP

livebaseballscorecards.com

Batter	1	2	3	4	5	6	7	8	9	AB	R	H	RBI	BB	SO	LOB
Ray Durham, S (1, 4) OBP: 0.359, SLG: 0.452	B B C C F F B F X 3-2 ① F7		F X 0-1 1B		C B B X 2-1 SF9 BB 1-2 1B 1B	C B C S 1-3 ① K		X 0-0 BB FC5-2 2-3 FC5 1B		5	2	3	0	0	1	1
Jose Valentin, S (1, 6) OBP: 0.350, SLG: 0.500	B F S F B S 2-3 ② K		S B B B F X 2-2 ③ G1-3		L B L B B F B 4-2 14 E 1B 1-2 2-3 2B BB	B B S S S 2-3 ② K		B B S C F X 2-2 ① FC5-2 FC5 BB 1-2 3-H		4	1	0	0	1	2	4
Frank Thomas, R (1, 10) OBP: 0.440, SLG: 0.641	B B F F F B F B 4-2 BB			C B B B F X 3-2 14 F9 1B 2B 1B	F B X 1-1 ① P4	S B B B B 4-1 FC6-4 1-2 BB		B B B B 4-0 FC5 1-2 2-3 BB		2	1	1	0	3	0	3
Magglio Ordonez, R (1, 9) OBP: 0.374, SLG: 0.551	B C B B C C 3-3 ③ K			F B B C F F X 2-2 2B 1-2 1B 1B	F C X 0-2 ② SF9 2-3 3-H	B B X 2-0 FC6-4 1-2f 2-3		F B X 1-1 ② FC5 1-2 2-3f 3-H		4	1	1	2	0	1	5
Carlos Lee, R (1, 7) OBP: 0.343, SLG: 0.488		F C S 0-3 ① K		S C X 0-2 ① F8	F X 0-2 14 E 1-2 2B 1B 3-H		C F F F X 0-2 ① G5-3	B X 1-0 ③ G5-3		5	1	1	1	0	1	4
14 Paul Konerko, R (1, 3) OBP: 0.366, SLG: 0.484		C X 0-1 ② G6-3		X 0-0 ② F9 2-3	C F F 2 B H SAFE 2-2 2B 1-2 2-3 HBP		B C C S 1-3 ② K		C B X 1-1 ① F9	4	0	0	0	0	1	2
Herbert Perry, R (1, 5) OBP: 0.347, SLG: 0.456		B B B C S F X 3-2 ③ F9		B B X 2-0 1-3 1B 3-H 2B	X 0-0 1-3 2-H 3-H 2B		X 0-0 ③ G6-3		C S X 0-2 ② F9	5	1	2	3	0	0	0
Jeff Abbott, R (1, 8) McKay Christensen, L (7, 8) OBP: 0.278, SLG: 0.133		C X 0-1 ① G4-3	X 0-0 2-4 2-H 3-H 1B	X 0-0 ③ G5-3			B C B B B 4-1 2B BB	B F F B S 2-3 ③ K		3 1	0 1	1 0	2 0	0 1	0 1	2 0
Charles Johnson, R (1, 2) OBP: 0.385, SLG: 0.584 Josh Paul, R (9, 2) OBP: 0.324, SLG: 0.400		F C B S 1-3 ② K	C B 1-1 ③ 2-4 1-2	B S B B S B 4-2 BB 1B SF9 BB	S X 0-1 FC6-4 BB 1B			F X 0-1 1B 1-H FC5-2 2B		3 0	1 0	2 0	1 0	1 0	1 0	0 0
Inning Stats	R: 0 H: 0 E: 0 LOB: 1 K: 2 BB: 1 S: 17 P: 29	R: 0 H: 0 E: 0 LOB: 0 K: 1 BB: 0 S: 9 P: 12	R: 0 H: 1 E: 0 LOB: 1 K: 1 BB: 0 S: 10 P: 13	R: 3 H: 4 E: 0 LOB: 1 K: 0 BB: 0 S: 15 P: 23	R: 4 H: 3 E: 1 LOB: 2 K: 0 BB: 2 S: 20 P: 33	R: 0 H: 1 E: 0 LOB: 2 K: 2 BB: 1 S: 10 P: 19	R: 0 H: 0 E: 0 LOB: 0 K: 1 BB: 0 S: 9 P: 10	R: 2 H: 2 E: 0 LOB: 2 K: 0 BB: 2 S: 11 P: 23	R: 0 H: 0 E: 0 LOB: 0 K: 1 BB: 0 S: 8 P: 11	1B: 8 SF: 1 2B: 3 SAC: 0 3B: 0 DP: 0 HR: 0 HBP: 1						WP: 0 PA: 44 PB: 0 SB: 0 CS: 0	

	AB	36
	R	9
	H	11
	RBI	9
	BB	6
	SO	8
	LOB	21

PITCHER		IP	WLS	BF	H	R	ER	SO	BB	IBB	HBP	BLK	WP	HR	S	P	ERA	WHIP
Johan Santana, L ERA: 6.46	(1, 1)	4.2	L	24	7	7	7	4	3	0	0	0	0	0	66	103	13.50	2.143
54 Jason Ryan, R ERA: 8.34	(5, 1)	2.1		13	3	2	2	3	2	0	1	0	0	0	27	43	7.71	2.143
Travis Miller, L ERA: 4.19	(8, 1)	0.1		3	1	0	0	0	1	0	0	0	0	0	5	11	0.00	6.000
52 Danny Mota, R ERA: 8.44	(8, 1)	1.2		5	0	0	0	1	0	0	0	0	0	0	11	16	0.00	0.000

PITCHER	IP	WLS	BF	H	R	ER	SO	BB	IBB	HBP	BLK	WP	HR	S	P	ERA	WHIP

Batter	1	2	3	4	5	6	7	8	9	AB	R	H	RBI	BB	SO	LOB
Cristian Guzman, S (1, 6) OBP: 0.301, SLG: 0.395	F X 0-1 G5-3 ①		S B L F X 1-2 SH5-4 1B 1B		B S B X 2-1 G6-3 ①		B X 1-0 G6-3 ②		S C B B X 2-2 G3 ① 2-3	5	1	1	0	0	0	1
Luis Rivas, R (1, 4) OBP: 0.357, SLG: 0.520	C B B B X 3-1 G1-3 ②		B X 1-0 SH5-4 ① 1-2 2-3		X 0-0 1B 1B		B X 1-0 E5 BB		X 0-0 SF8 ② 3-H	3	0	1	1	0	0	0
Matt Lawton, L (1, 9) OBP: 0.411, SLG: 0.463	F B X 1-1 2B 1B 1B		B B X 2-0 2-H 3-H 1B		C X 0-1 G3-6-3 1-3 1B		C B B B C B 4-2 1-2 BB		B B F X 2-1 G6-3 ③	4	1	3	2	1	0	0
Ron Coomer, R (1, 3) OBP: 0.318, SLG: 0.419	B C X 1-1 1-3 1B 2B		B C B X 2-1 F8 ②		B X 1-0 G3-6-3 ② ③ 1-2f		B F F X 1-2 G4-3 ③			4	0	1	0	0	0	5
David Ortiz, L (1, 10) OBP: 0.375, SLG: 0.463	B S B F B X 3-2 2-H 3-H 1B ③		C F B X 1-2 F7 ③		F F S 0-3 K ①		B B C B B 4-1 G4-3 BB			3	0	1	1	1	1	1
Torii Hunter, R (1, 8) OBP: 0.307, SLG: 0.372		C S B X 1-2 P6 ①		B S X 1-1 FC5-4 1B 1B		C F B F X 1-2 FC6-4 1B		B X 1-0 G4-3 ① ② 1-2f		4	0	2	0	0	0	1
Corey Koskie, L (1, 5) OBP: 0.402, SLG: 0.452 Casey Blake, R (8, PH) OBP: 0.571, SLG: 0.600 (9, 5)		B B C B X 3-1 F5 ②		X 0-0 FC5-4 1-2 1B		B B C X 2-1 P6 ②		C S B B B B 4-2 BB		3	0	1	0	0	0	1
										0	0	0	0	1	0	0
Chad Moeller, R (1, 2) OBP: 0.267, SLG: 0.280		C B X 1-1 G6-3 ③		B B B C X 3-1 FC5-4 ① ② 1-2 2-3		X 0-0 FC6-4 ③ 1-2f		C B B B B X 3-1 F7 ③		4	0	0	0	0	0	4
Jacque Jones, L (1, 7) OBP: 0.315, SLG: 0.469			B C F B B B 4-2 SH5-4 1B 1B BB	B C B X 2-1 G1 ③			C B B S X 2-2 P6 ①		B X 1-0 G3 SF8 2B	3	2	1	0	1	0	1
Inning Stats	R: 1 E: 0 K: 0 S: 11 H: 3 LOB: 2 BB: 0 P: 19	R: 0 E: 0 K: 0 S: 7 H: 0 LOB: 0 BB: 0 P: 12	R: 2 E: 0 K: 0 S: 13 H: 2 LOB: 1 BB: 1 P: 24	R: 0 E: 0 K: 0 S: 7 H: 2 LOB: 1 BB: 0 P: 13	R: 0 E: 0 K: 0 S: 6 H: 2 LOB: 1 BB: 0 P: 9	R: 0 E: 0 K: 1 S: 10 H: 1 LOB: 1 BB: 0 P: 13	R: 0 E: 1 K: 0 S: 10 H: 0 LOB: 2 BB: 1 P: 19	R: 0 E: 0 K: 0 S: 6 H: 0 LOB: 1 BB: 2 P: 18	R: 1 E: 0 K: 0 S: 7 H: 1 LOB: 0 BB: 0 P: 12	1B: 9 2B: 2 3B: 0 HR: 0	SF: 1 SAC: 1 DP: 3 HBP: 0						

PITCHER		IP	WLS	BF	H	R	ER	SO	BB	IBB	HBP	BLK	WP	HR	S	P	ERA	WHIP
Mike Sirotka, L ERA: 3.71	(1, 1)	6.2	W	30	10	3	3	1	2	0	0	0	0	0	61	105	4.05	1.800
Chad Bradford, R ERA: 3.0	(7, 1)	0.1	H	1	0	0	0	0	0	0	0	0	0	0	3	4	0.00	0.000
Kelly Wunsch, L ERA: 2.95	(8, 1)	1.0		4	0	0	0	0	2	0	0	0	0	0	6	18	0.00	2.000
Matt Ginter, R ERA: 14.14	(9, 1)	1.0		4	1	1	1	0	0	0	0	0	0	0	7	12	9.00	1.000

PITCHER	IP	WLS	BF	H	R	ER	SO	BB	IBB	HBP	BLK	WP	HR	S	P	ERA	WHIP

BOTTOM

Chicago White Sox @ Minnesota Twins

Hubert H. Humphrey Metrodome, Minneapolis, MN

Thu Sep 21 2000, 8:05 PM EDT

Att. 6,688 - Dome - 72 F

livebaseballscorecards.com

AB	33
R	4
H	11
RBI	4
BB	4
SO	1
LOB	14

WP: 0	PB: 0	SB: 0	CS: 0
PA: 39			

Batter	1	2	3	4	5	6	7	8	9	AB	R	H	RBI	BB	SO	LOB
Ray Durham, S (1, 4) OBP: 0.358, SLG: 0.450	C C B X 1-2 ① F5		C X 0-1 E4 SH5-3 E	C C F X 0-2 ③ G3		B F X 1-1 ③ G6-3			X 0-0 ② F8	2	1	0	0	0	0	0
Tommy Graffanino, R (3, 4) OBP: 0.371, SLG: 0.379										3	0	0	0	0	0	1
Jose Valentin, S (1, 6) OBP: 0.348, SLG: 0.496	B B C F B F S 3-3 ② K		X 0-0 ① SH5-3 1-2		X 0-0 ① F9		C B X 1-1 ① G1-3		B C F F X 1-2 ③ G3	4	0	0	0	0	1	0
Frank Thomas, R (1, 10) OBP: 0.439, SLG: 0.638	F F B B S 2-3 ③ K		C X 0-1 E7 1B 2-H 1B		B B X 2-0 ② G5-3		C B B F F X 2-2 ② F8			4	0	1	0	0	1	0
Magglio Ordonez, R (1, 9) OBP: 0.374, SLG: 0.550		C B B F X 2-2 14 1B 2B 1B	F X 0-1 ② G6-3		B C S X 1-2 1B		F B B B X 3-1 ③ F9			4	1	2	0	0	0	1
Carlos Lee, R (1, 7) OBP: 0.342, SLG: 0.486		F X 0-1 ① P6	X 0-0 2-3 1B		C S F X 0-2 ③ G3			F B B B X 2-1 ① G4-3		4	0	1	0	0	0	2
McKay Christensen, L (8, 8) OBP: 0.278, SLG: 0.133										0	0	0	0	0	0	0
14 Paul Konerko, R (1, 3) OBP: 0.368, SLG: 0.492		B F X 1-1 2B 1-3 1B	X 0-0 ③ F9			B C F F X 1-2 HR 1B		X 0-0 HR		4	2	3	1	0	0	2
Herbert Perry, R (1, 5) OBP: 0.349, SLG: 0.466		B F F B X 2-2 1-3 3-H 2B	S F B S 1-3 ① K			X 0-0 1-H HR		B F S S 1-3 ② K		4	1	2	3	0	2	0
Chris Singleton, L (1, 8) OBP: 0.300, SLG: 0.379 (8, 7)		S F B F F X 1-2 ② G3	C B X 1-1 1B			F B X 1-1 ① G4-3		B C B F F C 2-3 ③ K		4	0	1	0	0	1	2
Charles Johnson, R (1, 2) OBP: 0.382, SLG: 0.578		B S F F X 1-2 ③ G1-3	C X 0-1 ② F8			X 0-0 ② F8			X 0-0 ① G6-3	4	0	0	0	0	0	3
Inning Stats	R: 0 E: 0 K: 2 S: 10 H: 0 LOB: 0 BB: 0 P: 16	R: 1 E: 0 K: 0 S: 19 H: 3 LOB: 2 BB: 0 P: 26	R: 1 E: 2 K: 0 S: 9 H: 2 LOB: 2 BB: 0 P: 9	R: 0 E: 0 K: 1 S: 11 H: 1 LOB: 1 BB: 0 P: 13	R: 0 E: 0 K: 0 S: 9 H: 1 LOB: 1 BB: 0 P: 12	R: 2 E: 0 K: 0 S: 10 H: 2 LOB: 0 BB: 0 P: 13	R: 0 E: 0 K: 0 S: 8 H: 0 LOB: 0 BB: 0 P: 14	R: 1 E: 0 K: 2 S: 10 H: 1 LOB: 0 BB: 0 P: 15	R: 0 E: 0 K: 0 S: 6 H: 0 LOB: 0 BB: 0 P: 7	1B: 7 2B: 1 3B: 0 HR: 2 SF: 0 SAC: 1 DP: 0 HBP: 0						

PITCHER		IP	WLS	BF	H	R	ER	SO	BB	IBB	HBP	BLK	WP	HR	S	P	ERA	WHIP
Brad Radke, R ERA: 4.24	(1, 1)	7.0		31	9	4	3	3	0	0	0	0	0	1	76	103	3.86	1.286
Bob Wells, R ERA: 3.29	(8, 1)	2.0	L	7	1	1	1	2	0	0	0	0	0	1	16	22	4.50	0.500

PITCHER	IP	WLS	BF	H	R	ER	SO	BB	IBB	HBP	BLK	WP	HR	S	P	ERA	WHIP

TOP

Chicago White Sox @ Minnesota Twins

Hubert H. Humphrey Metrodome, Minneapolis, MN

Fri Sep 22 2000, 8:05 PM EDT

Att. 9,060 - Dome - 72 F

livebaseballscorecards.com

AB	37
R	5
H	10
RBI	4
BB	0
SO	5
LOB	11

1B: 7 SF: 0
2B: 1 SAC: 1
3B: 0 DP: 0
HR: 2 HBP: 0

WP: 0 PA: 38
PB: 0
SB: 0
CS: 0

Batter	1	2	3	4	5	6	7	8	9	AB	R	H	RBI	BB	SO	LOB
Cristian Guzman, S (1, 6) OBP: 0.298, SLG: 0.392	B C B X 2-1 ① F8	B B X 2-0 ③ G3		F B X 1-1 E4 1-2 2-3		B X 1-0 ③ G2-3		C X 0-1 ② FC6-4 FC4 1-2f		5	0	0	0	0	0	4
Luis Rivas, R (1, 4) OBP: 0.333, SLG: 0.467	B F F B F X 2-2 ② G6-3		X 0-0 FC4-6 1B	C B X 1-1 ③ G6-3			B C S S 1-3 ① K	B X 1-0 ③ FC4 1-2f		5	0	1	0	0	1	4
Matt Lawton, L (1, 9) OBP: 0.410, SLG: 0.467	B B B B 4-0 BB	X 0-0 ① FC4-6 G4-6-3 1-2f			B F X 1-1 ① F8		B X 1-0 HR		S F B X 1-2 ① F7	4	1	1	1	1	0	1
Ron Coomer, R (1, 3) OBP: 0.319, SLG: 0.418	B C S F F F B X 3-2 ③ G6-3		X 0-0 ②③ G4-6-3 1-2f		C B B F B B 4-2 FC4-6 BB		C B B X 2-1 2B 1B		C B B F S 2-3 ② K	4	0	1	0	1	1	2
David Ortiz, L (1, 10) OBP: 0.375, SLG: 0.464		X 0-0 1B 1B		C F F B F S 1-3 ① K	X 0-0 ② FC4-6 1B 1-2f		B X 1-0 1-3 2B		X 0-0 ③ L3	5	0	2	0	0	1	1
Corey Koskie, L (1, 5) OBP: 0.401, SLG: 0.450	B B B C X 3-1 ① F5			S B X 1-1 ② G4-3	S B B X 2-1 FC5-4 1-3 1B		B B C S B F F X 3-2 ② P5			4	0	1	0	0	0	3
Torii Hunter, R (1, 8) OBP: 0.310, SLG: 0.377	C X 0-1 ② 1-3 1B 1B			X 0-0 1B 2B	X 0-0 ③ FC5-4 1-2f		X 0-0 ③ G4-3			4	2	2	0	0	0	4
Jacque Jones, L (1, 7) OBP: 0.317, SLG: 0.468		B B X 2-0 1B 2-H 1B		B F S B B F B 4-2 E 1B BB		F F S 0-3 ① K		C F X 0-2 ① F7		3	1	1	1	1	1	0
A.J. Pierzynski, L (1, 2) OBP: 0.333, SLG: 0.449 Brian Buchanan, R (6, PH) OBP: 0.276, SLG: 0.295 Chad Moeller, R (7, 2) OBP: 0.267, SLG: 0.280 Denny Hocking, S (8, PH) OBP: 0.378, SLG: 0.422 Matthew LeCroy, R (9, 2) OBP: 0.254, SLG: 0.336		B X 1-0 2-H 1B		F C F F X 0-2 E 1-2 2-H 1B		B X 1-0 ② G6-3		B F B F X 2-2 FC6-4 1B		2 1 0 1 0	0 0 0 0 0	2 0 0 1 0	2 0 0 0 0	0 0 0 0 0	0 0 0 0 0	0 0 0 0 0
Inning Stats	R: 0 E: 0 K: 0 S: 12 H: 0 LOB: 1 BB: 1 P: 22	R: 2 E: 0 K: 0 S: 8 H: 4 LOB: 1 BB: 0 P: 16	R: 0 E: 0 K: 0 S: 3 H: 1 LOB: 0 BB: 0 P: 3	R: 1 E: 1 K: 1 S: 20 H: 2 LOB: 3 BB: 1 P: 28	R: 0 E: 0 K: 0 S: 8 H: 1 LOB: 2 BB: 1 P: 15	R: 0 E: 0 K: 1 S: 5 H: 0 LOB: 0 BB: 0 P: 7	R: 1 E: 0 K: 1 S: 13 H: 3 LOB: 2 BB: 0 P: 21	R: 0 E: 0 K: 0 S: 9 H: 1 LOB: 1 BB: 0 P: 12	R: 0 E: 0 K: 1 S: 7 H: 0 LOB: 0 BB: 0 P: 10	1B: 9 2B: 2 3B: 0 HR: 1	SF: 0 SAC: 0 DP: 1 HBP: 0			WP: 0 PB: 0 SB: 0 CS: 0	PA: 41		

PITCHER		IP	WLS	BF	H	R	ER	SO	BB	IBB	HBP	BLK	WP	HR	S	P	ERA	WHIP
Kip Wells, R ERA: 6.25	(1, 1)	5.0		25	8	3	3	1	3	0	0	0	0	0	51	84	5.40	2.200
56 Mark Buehrle, L ERA: 3.94	(6, 1)	1.2	B	8	3	1	1	2	0	0	0	0	0	1	17	27	5.40	1.800
Lorenzo Barcelo, R ERA: 3.03	(7, 1)	1.1	W	5	1	0	0	0	0	0	0	0	0	0	10	13	0.00	0.750
Keith Foulke, R ERA: 3.08	(9, 1)	1.0	S	3	0	0	0	1	0	0	0	0	0	0	7	10	0.00	0.000

PITCHER	IP	WLS	BF	H	R	ER	SO	BB	IBB	HBP	BLK	WP	HR	S	P	ERA	WHIP

BOTTOM

Chicago White Sox @ Minnesota Twins

Hubert H. Humphrey Metrodome, Minneapolis, MN

Fri Sep 22 2000, 8:05 PM EDT

Att. 9,060 - Dome - 72 F

livebaseballscorecards.com

AB	38
R	4
H	12
RBI	4
BB	3
SO	4
LOB	19

Batter	1	2	3	4	5	6	7	8	9	AB	R	H	RBI	BB	SO	LOB
Tony Graffanino, R (1, 4) OBP: 0.372, SLG: 0.376	B B B C B 4-1 CS BB BB		B B X 2-0 FC5-4 2-H 1B		F B F B F X 2-2 E6 2B	C F X 0-2 ③ F9			C F B F X 1-2 ① G5-3	4	1	1	1	1	0	1
Jose Valentin, S (1, 6) OBP: 0.350, SLG: 0.497	B L C B F B B 4-2 1-2 BB		B B F X 2-1 ② FC5-4 S 1-2f		B B X 2-0 G6-3 1-H 1B 2B		C B B B B 4-1 E S BB		C B F B F C 2-3 ② K	3	1	1	1	2	1	1
Frank Thomas, R (1, 10) OBP: 0.435, SLG: 0.633	B B C X 2-1 ① F9		C B S B X 2-2 ③ G5-3 1-2		B B F B S X 3-2 ① G6-3 2-3		C F X 0-2 ① F9		B F B F X 2-2 ③ F8	5	0	0	0	0	0	5
Magglio Ordonez, R (1, 9) OBP: 0.375, SLG: 0.549	B C C F B C 2-3 ② ③ K 2-3			F X 0-1 ① G6-3	F C F F X 0-2 F7 3-H 1B		B F B B B 4-1 E 1-2 BB			3	0	1	1	1	1	2
Carlos Lee, R (1, 7) OBP: 0.342, SLG: 0.485		C X 0-1 ① F7		B F F X 1-2 E5 1B 1B	X 0-0 ② F7 1-2		F B S 1 SAFE X 1-2 ② P4 1-2 2-3			4	1	1	0	0	0	3
14 Paul Konerko, R (1, 3) OBP: 0.366, SLG: 0.488		B X 1-0 ② G5-3		B S C S 1-3 ② K	C S B X 1-2 ③ F9		X 0-0 ③ G6-3			4	0	0	0	0	1	4
Herbert Perry, R (1, 5) OBP: 0.348, SLG: 0.464		F B X 1-1 ③ F8		C B X 1-1 2-H 1B		X 0-0 ① G1-3		C F B B S 2-3 ① K		4	0	1	1	0	1	0
Jeff Abbott, R (1, 8) McKay Christensen, L (8, 8) OBP: 0.339, SLG: 0.391 OBP: 0.278, SLG: 0.133			X 0-0 1B 2B	C F C 0-3 ③ K		C B S X 1-2 2B		C X 0-1 ② G5-3		4 0	1 0	2 0	0 0	0 0	1 0	1 0
Charles Johnson, R (1, 2) OBP: 0.381, SLG: 0.582			S B F S 1-3 ① K		B F B X 2-1 HR	C B X 1-1 ② G5-3		B F S X 1-2 ③ G6-3		4	1	1	1	0	1	2
Inning Stats	R: 0 H: 0 E: 0 LOB: 1 K: 1 BB: 2 S: 10 P: 22	R: 0 H: 0 E: 0 LOB: 0 K: 0 BB: 0 S: 5 P: 7	R: 1 H: 2 E: 0 LOB: 1 K: 1 BB: 0 S: 10 P: 17	R: 1 H: 2 E: 1 LOB: 1 K: 2 BB: 0 S: 13 P: 16	R: 3 H: 3 E: 1 LOB: 1 K: 0 BB: 0 S: 19 P: 29	R: 0 H: 1 E: 0 LOB: 1 K: 0 BB: 0 S: 9 P: 11	R: 0 H: 0 E: 1 LOB: 2 K: 0 BB: 2 S: 9 P: 18	R: 0 H: 0 E: 0 LOB: 0 K: 1 BB: 0 S: 8 P: 11	R: 0 H: 0 E: 0 LOB: 0 K: 1 BB: 0 S: 11 P: 16	1B: 4 SF: 0 2B: 3 SAC: 0 3B: 0 DP: 0 HR: 1 HBP: 0						WP: 0 PA: 39 PB: 0 SB: 2 CS: 1

TOP

Chicago White Sox @ Minnesota Twins

Hubert H. Humphrey Metrodome, Minneapolis, MN

Sat Sep 23 2000, 7:05 PM EDT

Att. 20,263 - Dome - 72 F

livebaseballscorecards.com

AB	35
R	5
H	8
RBI	5
BB	4
SO	6
LOB	19

PITCHER		IP	WLS	BF	H	R	ER	SO	BB	IBB	HBP	BLK	WP	HR	S	P	ERA	WHIP
Eric Milton, L ERA: 4.97	(1, 1)	6.0	L	28	8	5	3	4	2	0	0	0	0	1	66	102	4.50	1.667
LaTroy Hawkins, R ERA: 3.47	(7, 1)	3.0		11	0	0	0	2	2	0	0	0	0	0	28	45	0.00	0.667

PITCHER	IP	WLS	BF	H	R	ER	SO	BB	IBB	HBP	BLK	WP	HR	S	P	ERA	WHIP

Chicago White Sox @ Minnesota Twins

Hubert H. Humphrey Metrodome, Minneapolis, MN

Sat Sep 23 2000, 7:05 PM EDT

Att. 20,263 - Dome - 72 F

livebaseballscorecards.com

BOTTOM

Batter	1	2	3	4	5	6	7	8	9	AB	R	H	RBI	BB	SO	LOB
Luis Rivas, R (1, 4) (9, 6) OBP: 0.324, SLG: 0.441	F9			FC5 HBP 1B	G5-3			K		4	0	1	0	0	1	1
Cristian Guzman, S (1, 6) OBP: 0.298, SLG: 0.391	F7			1-2 FC5 1B HBP		G1-3		G4-3		2	1	0	0	0	0	0
Jason Maxwell, R (7, 6) OBP: 0.297, SLG: 0.330										0	0	0	0	0	0	0
Jay Canizaro, R (8, PH) (9, 4) OBP: 0.320, SLG: 0.396										1	0	0	0	0	0	0
Matt Lawton, L (1, 10) OBP: 0.408, SLG: 0.464	G6-3			FC5 L5-4 1B 1-2 2-3f		G4-3		G4-3		4	0	0	0	0	0	2
David Ortiz, L (1, 3) OBP: 0.376, SLG: 0.465		G6-3		1B 1-2 2-H		G4-3			CS 1B	4	0	2	1	0	0	0
Brian Buchanan, R (9, PR) OBP: 0.276, SLG: 0.295										0	0	0	0	0	0	0
John Barnes, R (1, 9) OBP: 0.409, SLG: 0.421		K		L5-4 2-3			G3 E 2B		K 1-2	3	1	1	0	0	1	2
Denny Hocking, S (9, PH) OBP: 0.377, SLG: 0.420										1	0	0	0	0	1	1
Corey Koskie, L (1, 5) OBP: 0.398, SLG: 0.446	F7				L7		G3 2-3		K	4	0	0	0	0	1	2
Torii Hunter, R (1, 8) OBP: 0.310, SLG: 0.387		F8			HR		E6 1B 3-H			3	1	1	2	0	0	0
Jacque Jones, L (1, 7) OBP: 0.319, SLG: 0.470		F9-3 1B			G6-3		G3-6-3 1-2 1B			3	0	2	0	0	0	0
Matthew LeCroy, R (1, 2) OBP: 0.256, SLG: 0.335		F9-3 1-2			1B		G3-6-3 1-2f			3	0	1	0	0	0	3
Inning Stats	R: 0 E: 0 K: 0 S: 7 H: 0 LOB: 0 BB: 0 P: 10	R: 0 E: 0 K: 1 S: 6 H: 0 LOB: 0 BB: 0 P: 10	R: 0 E: 0 K: 0 S: 8 H: 1 LOB: 0 BB: 0 P: 11	R: 1 E: 0 K: 0 S: 15 H: 2 LOB: 1 BB: 0 P: 26	R: 1 E: 0 K: 0 S: 10 H: 2 LOB: 1 BB: 0 P: 17	R: 0 E: 0 K: 0 S: 11 H: 0 LOB: 0 BB: 0 P: 16	R: 1 E: 1 K: 0 S: 9 H: 2 LOB: 1 BB: 0 P: 16	R: 0 E: 0 K: 1 S: 7 H: 0 LOB: 0 BB: 0 P: 8	R: 0 E: 0 K: 2 S: 9 H: 1 LOB: 1 BB: 0 P: 14	1B: 6 2B: 4 3B: 0 HR: 1	SF: 0 SAC: 0 DP: 4 HBP: 1						

	AB	32
	R	3
	H	8
	RBI	3
	BB	0
	SO	4
	LOB	11

WP: 0 PB: 0 SB: 0 CS: 1 PA: 33

PITCHER		IP	WLS	BF	H	R	ER	SO	BB	IBB	HBP	BLK	WP	HR	S	P	ERA	WHIP
Jim Parque, L ERA: 4.21	(1, 1)	6.1	W	26	7	3	3	1	0	0	1	0	0	1	65	103	4.26	1.105
Chad Bradford, R ERA: 2.45	(7, 1)	1.1	H	3	0	0	0	1	0	0	0	0	0	0	6	9	0.00	0.000
Kelly Wunsch, L ERA: 2.93	(8, 1)	0.1	H	1	0	0	0	0	0	0	0	0	0	0	2	2	0.00	0.000
Keith Foulke, R ERA: 3.05	(9, 1)	1.0	S	3	1	0	0	2	0	0	0	0	0	0	9	14	0.00	1.000

PITCHER	IP	WLS	BF	H	R	ER	SO	BB	IBB	HBP	BLK	WP	HR	S	P	ERA	WHIP

Batter	1	2	3	4	5	6	7	8	9	10	AB	R	H	RBI	BB	SO	LOB
Jose Valentin, S (1, 6) OBP: 0.347, SLG: 0.493	G3		F9 2-3		F1		F8			K	5	0	0	0	0	1	3
Tony Graffanino, R (1, 4) OBP: 0.367, SLG: 0.370	G6-3			1B		F7	F9			F3	5	0	1	0	0	0	1
Frank Thomas, R (1, 10) OBP: 0.435, SLG: 0.631	G4-3			F8		G4-6-3 1B	F6			1B	5	0	2	0	0	0	2
Magglio Ordonez, R (1, 9) OBP: 0.374, SLG: 0.546		F9		F7		G4-6-3 1-2f		14 G3-6-3 1B		F9	5	0	1	0	0	0	3
Carlos Lee, R (1, 7) OBP: 0.341, SLG: 0.483		G6-3		K			14 1B 14 1B 1B	F8			4	1	1	0	0	1	2
14 Paul Konerko, R (1, 3) OBP: 0.365, SLG: 0.486		F3			F8		1B 1-H 1B	G3-6-3 1-2f			4	1	1	0	0	0	1
Herbert Perry, R (1, 5) OBP: 0.351, SLG: 0.467			1B		PB 1B		1B 2-H 2B		F9		2	0	2	0	0	0	0
Greg Norton, S (5, PR) OBP: 0.352, SLG: 0.397 (5, 5)											1	2	1	1	0	0	0
Craig Wilson, R (9, PH) OBP: 0.333, SLG: 0.338 (9, 5)											1	0	0	0	0	0	0
Chris Singleton, L (1, 8) OBP: 0.301, SLG: 0.380			SH1-4 1-2		F8		1B 1-3 2B		K		2	1	1	0	0	0	1
Jeff Abbott, R (9, PH) OBP: 0.338, SLG: 0.389											1	0	0	0	0	1	0
McKay Christensen, L (9, 8) OBP: 0.278, SLG: 0.133											0	0	0	0	0	0	0
Charles Johnson, R (1, 2) OBP: 0.382, SLG: 0.584			K		1-H 1B		1-H 3-H 2B		K		4	0	2	3	0	2	1
Inning Stats	R: 0 E: 0 K: 0 S: 7 H: 0 LOB: 0 BB: 0 P: 12	R: 0 E: 0 K: 0 S: 7 H: 0 LOB: 0 BB: 0 P: 12	R: 0 E: 0 K: 1 S: 10 H: 1 LOB: 1 BB: 0 P: 13	R: 0 E: 0 K: 1 S: 11 H: 1 LOB: 1 BB: 0 P: 17	R: 1 E: 0 K: 0 S: 11 H: 2 LOB: 1 BB: 0 P: 15	R: 0 E: 0 K: 0 S: 6 H: 1 LOB: 0 BB: 0 P: 9	R: 4 E: 0 K: 0 S: 14 H: 5 LOB: 1 BB: 0 P: 17	R: 0 E: 0 K: 0 S: 5 H: 1 LOB: 0 BB: 0 P: 5	R: 0 E: 0 K: 2 S: 8 H: 0 LOB: 0 BB: 0 P: 12	R: 0 E: 0 K: 1 S: 11 H: 1 LOB: 1 BB: 0 P: 17	1B: 11 2B: 1 3B: 0 HR: 0 SF: 0 SAC: 1 DP: 2 HBP: 0						

PITCHER	IP	WLS	BF	H	R	ER	SO	BB	IBB	HBP	BLK	WP	HR	S	P	ERA	WHIP
Joe Mays, R (1, 1) ERA: 5.79	6.0		27	10	5	4	2	0	0	0	0	1	0	61	89	6.00	1.667
Bob Wells, R (7, 1) ERA: 3.21	2.0		6	1	0	0	0	0	0	0	0	0	0	10	11	0.00	0.500
Eddie Guardado, L (9, 1) ERA: 3.68	2.0	W	7	1	0	0	3	0	0	0	0	0	0	19	29	0.00	0.500

PITCHER	IP	WLS	BF	H	R	ER	SO	BB	IBB	HBP	BLK	WP	HR	S	P	ERA	WHIP

TOP

Chicago White Sox @ Minnesota Twins

Hubert H. Humphrey Metrodome, Minneapolis, MN

Sun Sep 24 2000, 2:05 PM EDT
Att. 9,716 - Dome - 72 F

livebaseballscorecards.com

AB	39
R	5
H	12
RBI	4
BB	0
SO	5
LOB	14

WP: 1 PB: 1 SB: 0 CS: 0 PA: 40

Batter	1	2	3	4	5	6	7	8	9	10	AB	R	H	RBI	BB	SO	LOB
Jacque Jones, L (1, 7) OBP: 0.317, SLG: 0.467	B B C X 2-1 F5 ①		C C B S 1-3 K ②			S B F F F B X 2-2 L5 ②		B X 1-0 1B 3B		B F X 1-1 F7 ①	3	0	0	0	0	1	1
Torii Hunter, R (8, PH) OBP: 0.311, SLG: 0.394 (9, 7)											2	1	1	0	0	0	0
Denny Hocking, S (1, 6) OBP: 0.378, SLG: 0.420 (8, 3)	B C S X 1-2 WP 1B		C S S 0-3 K ③			F C F B B C 2-3 K ③		B C F B X 2-2 FC4-6 1B 1B 3-H		C F B X 1-2 F7 ②	5	0	2	1	0	2	1
Matt Lawton, L (1, 9) OBP: 0.409, SLG: 0.472	B C B C B X 3-2 F9 ② 1-2			B B X 2-0 F7 ①			B B F F B X 3-2 1B 2B	B C X 1-1 FC4-6 1B 1-2		C C B F B B X 3-2 HR	5	2	3	1	0	0	1
Ron Coomer, R (1, 3) OBP: 0.317, SLG: 0.415	C B X 1-1 G4-3 ③			F B S B B X 3-2 F8 ②			X 0-0 G6-3 ①	L L B X 1-2 FC4-6 ① 1-2f 2-3 G4-6-3			3	0	0	0	0	0	2
Luis Rivas, R (8, 6) OBP: 0.316, SLG: 0.429											1	0	0	0	0	0	2
David Ortiz, L (1, 10) OBP: 0.375, SLG: 0.461		B B C B B 4-1 G4-6-3 BB		B F B F X 2-2 F7 ③			C C F B B B X 3-2 F7 ②	B B X 2-0 G4-6-3 ②③ 1-2f			3	0	0	0	1	0	3
Corey Koskie, L (1, 5) OBP: 0.397, SLG: 0.444	C B B F B X 3-2 F8 ①				X 0-0 L6 ①		B C F F F B F X 2-2 2B HR 1B 2-H	B X 1-0 G3 ①			4	1	1	1	0	0	1
Jay Canizaro, R (1, 4) OBP: 0.319, SLG: 0.398	B C C F X 1-2 G4-6-3 ②③ 1-2f				B C F S 1-3 K ②		B X 1-0 HR 2B 1-3	B S S S X 1-2 P4 ②			4	1	1	0	0	1	1
A.J. Pierzynski, L (1, 2) OBP: 0.342, SLG: 0.493			F B F F F B X 2-2 P5 ①		C F F F X 0-2 G3 ③		B X 1-0 HR 2-H 3-H	F S B B X 1-2 1B			4	1	2	3	0	0	0
John Barnes, R (1, 8) OBP: 0.385, SLG: 0.364			C F H 1-2 HBP			B B F X 2-1 G3 ①	B B B B C X 3-1 F7 ③			C B S S 1-3 K ③	3	0	0	0	0	1	1
Inning Stats	R: 0 H: 1 E: 0 LOB: 1 K: 0 BB: 0 S: 10 P: 17	R: 0 H: 0 E: 0 LOB: 0 K: 0 BB: 1 S: 8 P: 16	R: 0 H: 0 E: 0 LOB: 1 K: 2 BB: 0 S: 13 P: 17	R: 0 H: 0 E: 0 LOB: 0 K: 0 BB: 0 S: 7 P: 14	R: 0 H: 0 E: 0 LOB: 0 K: 1 BB: 0 S: 9 P: 10	R: 0 H: 0 E: 0 LOB: 0 K: 1 BB: 0 S: 11 P: 17	R: 4 H: 4 E: 0 LOB: 0 K: 0 BB: 0 S: 18 P: 31	R: 1 H: 3 E: 0 LOB: 1 K: 0 BB: 0 S: 10 P: 17	R: 0 H: 1 E: 0 LOB: 1 K: 1 BB: 0 S: 10 P: 14	R: 1 H: 1 E: 0 LOB: 0 K: 0 BB: 0 S: 9 P: 14	1B: 5 SF: 0 2B: 2 SAC: 0 3B: 1 DP: 2 HR: 2 HBP: 1						

PITCHER		IP	WLS	BF	H	R	ER	SO	BB	IBB	HBP	BLK	WP	HR	S	P	ERA	WHIP
Sean Lowe, R ERA: 5.59	(1, 1)	6.0		20	1	0	0	4	1	0	1	0	1	0	58	91	0.00	0.333
56 Mark Buehrle, L ERA: 4.25	(7, 1)	0.2		4	2	2	2	0	0	0	0	0	0	0	14	22	27.00	3.000
Lorenzo Barcelo, R ERA: 3.5	(7, 1)	0.1		3	2	2	2	0	0	0	0	0	0	1	4	9	54.00	6.000
Kelly Wunsch, L ERA: 3.09	(8, 1)	0.0	B	3	3	1	1	0	0	0	0	0	0	0	6	10	∞	∞
Bob Howry, R ERA: 3.23	(8, 1)	2.0		6	1	0	0	1	0	0	0	0	0	0	14	21	0.00	0.500

PITCHER		IP	WLS	BF	H	R	ER	SO	BB	IBB	HBP	BLK	WP	HR	S	P	ERA	WHIP
Kevin Beirne, R ERA: 7.01	(10, 1)	0.2	L	3	1	1	1	0	0	0	0	0	0	1	9	14	13.50	1.500

BOTTOM

Chicago White Sox @ Minnesota Twins

Hubert H. Humphrey Metrodome, Minneapolis, MN

Sun Sep 24 2000, 2:05 PM EDT
Att. 9,716 - Dome - 72 F

livebaseballscorecards.com

AB	37
R	6
H	10
RBI	6
BB	1
SO	5
LOB	13

WP: 1 PA: 39
PB: 0
SB: 0
CS: 0

Batter	1	2	3	4	5	6	7	8	9	AB	R	H	RBI	BB	SO	LOB
Chris Singleton, L (1, 8) OBP: 0.301, SLG: 0.378	S C S 0-3 ① K		X 0-0 ② P4		B B C B F B 4-2 PO S BB	F B B X 2-1 1-2 1B	B B C X 2-1 ③ F7			2	0	0	0	1	1	2
Jeff Liefer, L (7, PH) (7, 9) OBP: 0.100, SLG: 0.100										2	0	1	0	0	0	1
Tony Graffanino, R (1, 4) OBP: 0.370, SLG: 0.373	C C X 0-2 ② F8		B C B B B C F F F X 3-2 1-3 2-H 1B		B B B 2 SAFE 3-0 ③ PO 1-3	C X 0-1 FC6-4 1B	B S X 1-1 ③ P6			4	0	2	1	0	0	2
Harold Baines, L (1, 10) OBP: 0.338, SLG: 0.417	C X 0-1 ③ G1-3		S S F F B B S 2-3 ③ K			B B X 2-0 ① F8		B F B X 2-1 ① L1		4	0	0	0	0	1	3
Magglio Ordonez, R (1, 9) OBP: 0.374, SLG: 0.547		C F B B X 2-2 ① G1-4-3		X 0-0 1B 14 G5-4-3 2B		C X 0-1 ② FC6-4 14 FC6-4 1B 1-2f		C C X 0-2 ② G5-3		3	1	1	0	0	0	1
24 Joe Crede, R (7, 5) OBP: 0.250, SLG: 0.250										1	0	0	0	0	0	0
Carlos Lee, R (1, 7) OBP: 0.344, SLG: 0.485		B F C S 1-3 ② K		X 0-0 14 G5-4-3 2-3 1B		X 0-0 14 FC6-4 1-2 1B		X 0-0 1B		4	0	3	0	0	1	0
Josh Paul, R (8, 7) OBP: 0.324, SLG: 0.400										0	0	0	0	0	0	0
14 Paul Konerko, R (1, 3) OBP: 0.363, SLG: 0.483		B X 1-0 ③ G4-3		X 0-0 ①② G5-4-3 1-2f 3-H		C B B X 2-1 ③ FC6-4 1-2f 2-3		F C C 0-3 ③ K		3	0	0	0	0	0	3
McKay Christensen, L (7, 8) OBP: 0.263, SLG: 0.125										1	0	0	0	0	1	1
Greg Norton, S (1, 5) (7, 3) OBP: 0.345, SLG: 0.389			X 0-0 ① G4-3	X 0-0 ③ F5			B X 1-0 ① F3		F F X 0-2 ① G6-3	4	0	0	0	0	0	0
Craig Wilson, R (1, 6) OBP: 0.329, SLG: 0.324			C B F B B B 4-2 BB 1B BB	F X 0-1 ① F9			X 0-0 ② G5-3		X 0-0 ② G5-3	3	1	0	0	1	0	0
Mark Johnson, L (1, 2) OBP: 0.315, SLG: 0.319			C B C B F B B 4-2 1B 1-2 BB	C F X 0-2 ② G3-1			C X 0-1 1B 1B		C B B B F B 4-2 BB	2	0	1	0	2	0	0
Inning Stats	R: 0 H: 0 E: 0 LOB: 0 K: 1 BB: 0 S: 8 P: 8	R: 0 H: 0 E: 0 LOB: 0 K: 1 BB: 0 S: 7 P: 11	R: 1 H: 1 E: 0 LOB: 2 K: 1 BB: 2 S: 18 P: 31	R: 1 H: 2 E: 0 LOB: 0 K: 0 BB: 0 S: 4 P: 4	R: 0 H: 0 E: 0 LOB: 0 K: 0 BB: 1 S: 7 P: 14	R: 0 H: 2 E: 0 LOB: 2 K: 0 BB: 0 S: 8 P: 12	R: 0 H: 2 E: 0 LOB: 2 K: 0 BB: 0 S: 8 P: 12	R: 0 H: 1 E: 0 LOB: 1 K: 1 BB: 0 S: 9 P: 11	R: 0 H: 0 E: 0 LOB: 1 K: 0 BB: 1 S: 8 P: 14	1B: 7 SF: 0 2B: 1 SAC: 0 3B: 0 DP: 1 HR: 0 HBP: 0						

TOP

Chicago White Sox @ Cleveland Indians

Jacobs Field, Cleveland, OH

Mon Sep 25 2000, 1:05 PM EDT

Att. 42,500 - Cloudy - 55 F

livebaseballscorecards.com

AB	33
R	2
H	8
RBI	1
BB	4
SO	4
LOB	13

PITCHER		IP	WLS	BF	H	R	ER	SO	BB	IBB	HBP	BLK	WP	HR	S	P	ERA	WHIP
Dave Burba, R ERA: 4.32	(1, 1)	7.0	W	29	7	2	2	3	3	0	0	0	0	0	60	92	2.57	1.429
Steve Karsay, R ERA: 3.93	(8, 1)	1.0		4	1	0	0	1	0	0	0	0	0	0	9	11	0.00	1.000
Justin Speier, R ERA: 3.46	(9, 1)	1.0		4	0	0	0	0	1	0	0	0	0	0	8	14	0.00	1.000

PITCHER	IP	WLS	BF	H	R	ER	SO	BB	IBB	HBP	BLK	WP	HR	S	P	ERA	WHIP

WP: 0 PA: 38
PB: 0
SB: 1
CS: 0

Batter	1	2	3	4	5	6	7	8	9	AB	R	H	RBI	BB	SO	LOB
Kenny Lofton, L (1, 8) OBP: 0.372, SLG: 0.423	C B B F F B X 3-2 G4-3 ①		B B B C B 4-1 S BB		C S B B B 4-2 BB 1B BB	B B B C B 4-1 1B G1-4-3 BB	C B F F X 1-2 F8 ②			2	2	0	0	3	0	1
Omar Vizquel, S (1, 6) OBP: 0.382, SLG: 0.379 John McDonald, R (9, 6) OBP: 0.444, SLG: 0.444	C B X 1-1 G6-3 ②		B B B B 4-0 1-2 BB		B B F B B 4-1 1-2 1B 1B BB	B B X 2-0 1-3 G1-4-3 1B 1B	X 0-0 1-2 1B			3	2	2	0	2	0	0
										0	0	0	0	0	0	0
Roberto Alomar, S (1, 4) OBP: 0.370, SLG: 0.467 Dave Roberts, L (9, 7) OBP: 0.333, SLG: 0.200	B B C X 2-1 G4-3 ③		B C C F X 1-2 L7 ②		B F F X 1-2 2-H 1B FC4-6 1B	X 0-0 1-2 3-H G1-4-3 ①	C B X 1-1 F7 ③			5	1	1	2	0	0	5
										0	0	0	0	0	0	0
Manny Ramirez, R (1, 9) OBP: 0.461, SLG: 0.680		B F F F B F B S 3-3 K ①	C B B F X 2-2 F9 ③		B F B S B X 3-2 1-3 2-H FC4-6 1B	X 0-0 2-H 2B BB 1B		C B X 1-1 G5-3 ①		5	1	2	2	0	1	2
David Segui, S (1, 3) OBP: 0.387, SLG: 0.507		F B C B X 2-2 G1-3 BB 1B		X 0-0 WP G6-3 2B	C B F B X 2-2 1-2f 3-H FC4-6 1B BB 1B ②	C F B S 1-3 K ②		B S X 1-1 G5-3 1B 1B		5	2	3	1	0	1	2
Jim Thome, L (1, 10) OBP: 0.398, SLG: 0.518	B B C F B B 4-2 1-2 G1-3 BB		B C B X 2-1 P5 ①	B B C F B B 4-2 1-2 1B 1B BB	C B B B 4-1 1-2 2B BB			S C B X 1-2 1-2 1B		2	1	1	0	3	0	1
Travis Fryman, R (1, 5) OBP: 0.398, SLG: 0.523	X 0-0 1-2 2-3 G1-3 ②		C B X 1-1 2-H G6-3 ②	B B X 2-0 1-2 2-3 1B 1B	B F B X 2-1 1-H 2-H 2B ③			C B X 1-1 2-3f G5-3 ② ③		5	0	2	2	0	0	4
Russell Branyan, L (1, 7) OBP: 0.316, SLG: 0.530 Jolbert Cabrera, R (8, 7) OBP: 0.299, SLG: 0.311 (9, 4)	B B F B F S 3-3 K ③		B B F S C 2-3 K ③		B B F C X 2-2 1-3 2-H 3-H 1B	X 0-0 F8 ①				4	0	1	2	0	2	2
										0	0	0	0	0	0	0
Einar Díaz, R (1, 2) OBP: 0.321, SLG: 0.389			B F C X 1-2 G5-3 ①		1-1 F5 ③ 0-3 K ③	X 0-0 1B 1B				4	0	1	0	0	1	2
Inning Stats	R: 0 E: 0 K: 0 S: 8 H: 0 LOB: 0 BB: 0 P: 14	R: 0 E: 0 K: 2 S: 14 H: 1 LOB: 2 BB: 1 P: 26	R: 0 E: 0 K: 0 S: 11 H: 0 LOB: 2 BB: 2 P: 23	R: 1 E: 0 K: 1 S: 8 H: 1 LOB: 0 BB: 0 P: 13	R: 5 E: 0 K: 1 S: 23 H: 4 LOB: 2 BB: 3 P: 46	R: 3 E: 0 K: 1 S: 10 H: 3 LOB: 2 BB: 2 P: 23	R: 0 E: 0 K: 0 S: 9 H: 2 LOB: 2 BB: 0 P: 11	R: 0 E: 0 K: 0 S: 9 H: 2 LOB: 1 BB: 0 P: 13		1B: 11 2B: 2 3B: 0 HR: 0 SF: 0 SAC: 0 DP: 1 HBP: 0						

BOTTOM

Chicago White Sox @ Cleveland Indians

Jacobs Field, Cleveland, OH

Mon Sep 25 2000, 1:05 PM EDT

Att. 42,500 - Cloudy - 55 F

livebaseballscorecards.com

AB	35
R	9
H	13
RBI	9
BB	8
SO	5
LOB	19

WP: 1 PB: 0 SB: 1 CS: 0 PA: 43

PITCHER		IP	WLS	BF	H	R	ER	SO	BB	IBB	HBP	BLK	WP	HR	S	P	ERA	WHIP
Jon Garland, R ERA: 6.75	(1, 1)	4.2	L	24	4	6	6	3	6	0	0	0	1	0	57	111	11.57	2.143
Matt Ginter, R ERA: 13.5	(5, 1)	2.1		15	7	3	3	2	2	0	0	0	0	0	26	45	11.57	3.857
Chad Bradford, R ERA: 2.16	(8, 1)	1.0		4	2	0	0	0	0	0	0	0	0	0	9	13	0.00	2.000

PITCHER	IP	WLS	BF	H	R	ER	SO	BB	IBB	HBP	BLK	WP	HR	S	P	ERA	WHIP

Batter	1	2	3	4	5	6	7	8	9	AB	R	H	RBI	BB	SO	LOB
Trot Nixon, L (1, 9) OBP: 0.372, SLG: 0.464	C B F S 1-3 ① K			C C B F X 1-2 ① F8	C B F B X 2-2 ② F8		C F C 0-3 ③ K			4	0	0	0	0	2	3
Jose Offerman, S (1, 4) OBP: 0.352, SLG: 0.356 Mike Lansing, R (8, 4) OBP: 0.297, SLG: 0.371	C T B S 1-3 ② K			X 0-0 ② F7	B F B F B S 3-3 ③ K			C B C B X 2-2 ① G1-3		4 0	0 0	0 0	0 0	0 0	2 0	2 0
Carl Everett, S (1, 8) OBP: 0.373, SLG: 0.587 Darren Lewis, R (8, 8) OBP: 0.306, SLG: 0.309	S S T F F F X 0-2 ③ G4-3			B C B B B 4-1 HR BB		C X 0-1 ① F8		C B X 1-1 ② G6-3		3 0	1 0	0 0	0 0	1 0	0 0	0 0
Nomar Garciaparra, R (1, 6) OBP: 0.432, SLG: 0.597		B F B X 2-1 ① F7		F X 0-1 1-H HR		F B F X 1-2 ② G6-3		X 0-0 ③ G1-3		4	1	1	2	0	0	0
Troy O'Leary, L (1, 7) OBP: 0.319, SLG: 0.405		F B B F B X 3-2 ② F7		B X 1-0 ③ F7		F B X 1-1 ③ G4-3			C X 0-1 CS G3 1B	4	0	1	0	0	0	0
Dante Bichette, R (1, 10) OBP: 0.344, SLG: 0.473		B B X 2-0 ③ F8			B B C F B X 3-2 HR		C B X 1-1 ① F8		B C X 1-1 ① G3 1-2	4	1	1	1	0	0	1
Jason Varitek, S (1, 2) OBP: 0.344, SLG: 0.395			C B F X 1-2 ① F9	F F H 1-2 SH1-3 1B HBP			C C F B X 1-2 S 1B		I I I I 4-0 IBB	2	1	1	0	1	0	0
Lou Merloni, R (1, 5) OBP: 0.370, SLG: 0.482		B B X 2-0 ② P3		F S B F F X 1-2 1-2 SH1-3 1B			B B C F B S 3-3 ② K 1-2		B C B F F B S 3-3 ②③ K 2-3	4	0	1	0	0	2	3
Rico Brogna, L (1, 3) OBP: 0.275, SLG: 0.347			F S S 0-3 ③ K	X 0-0 ① SH1-3 1-2 2-3			X 0-0 2-H 1B			2	0	1	1	0	1	0
Inning Stats	R: 0 E: 0 K: 2 S: 13 H: 0 LOB: 0 BB: 0 P: 15	R: 0 E: 0 K: 0 S: 6 H: 0 LOB: 0 BB: 0 P: 13	R: 0 E: 0 K: 1 S: 7 H: 0 LOB: 0 BB: 0 P: 10	R: 2 E: 0 K: 0 S: 9 H: 1 LOB: 0 BB: 1 P: 15	R: 1 E: 0 K: 1 S: 17 H: 2 LOB: 2 BB: 0 P: 27	R: 0 E: 0 K: 0 S: 7 H: 0 LOB: 0 BB: 0 P: 9	R: 1 E: 0 K: 2 S: 13 H: 2 LOB: 1 BB: 0 P: 18	R: 0 E: 0 K: 0 S: 6 H: 0 LOB: 0 BB: 0 P: 9	R: 0 E: 0 K: 1 S: 8 H: 1 LOB: 2 BB: 1 P: 16	1B: 4 2B: 1 3B: 0 HR: 2 SF: 0 SAC: 1 DP: 1 HBP: 1						

PITCHER		IP	WLS	BF	H	R	ER	SO	BB	IBB	HBP	BLK	WP	HR	S	P	ERA	WHIP
Kevin Beirne, R ERA: 6.84	(1, 1)	5.0	L	20	3	3	3	4	1	0	1	0	0	2	52	80	5.40	0.800
41 Bill Simas, R ERA: 3.56	(6, 1)	1.0		3	0	0	0	0	0	0	0	0	0	0	7	9	0.00	0.000
Chad Bradford, R ERA: 2.38	(7, 1)	3.0		12	3	1	1	3	0	1	0	0	0	0	27	43	3.00	1.000

PITCHER	IP	WLS	BF	H	R	ER	SO	BB	IBB	HBP	BLK	WP	HR	S	P	ERA	WHIP

TOP

Boston Red Sox @ Chicago White Sox

Comiskey Park, Chicago, IL

Tue Sep 26 2000, 8:05 PM EDT

Att. 23,319 - Sunny - 68 F

livebaseballscorecards.com

AB	31
R	4
H	6
RBI	4
BB	2
SO	7
LOB	9

WP: 0	PA: 35					
PB: 0						
SB: 1						
CS: 1						

Boston Red Sox @ Chicago White Sox

Comiskey Park, Chicago, IL

Tue Sep 26 2000, 8:05 PM EDT

Att. 23,319 - Sunny - 68 F

livebaseballscorecards.com

BOTTOM

Batter	1	2	3	4	5	6	7	8	9	AB	R	H	RBI	BB	SO	LOB
Jose Valentin, S (1, 6) OBP: 0.345, SLG: 0.489	S S B S 1-3 ① K			X 0-0 ① G3		B X 1-0 ② F9		B F X 1-1 ② P4		4	0	0	0	0	1	2
Chris Singleton, L (1, 8) OBP: 0.299, SLG: 0.376	X 0-0 ② F7			B F B F F F F S 2-3 ② K		C B B X 2-1 ③ G3-1		C F X 0-2 ③ P6		3	0	0	0	0	1	1
Frank Thomas, R (8, PH) OBP: 0.434, SLG: 0.630										1	0	0	0	0	0	1
McKay Christensen, L (9, 8) OBP: 0.263, SLG: 0.125										0	0	0	0	0	0	0
Harold Baines, L (1, 10) OBP: 0.336, SLG: 0.418	B X 1-0 ③ L9			X 0-0 ③ F9			B X 1-0 ① G3		S C X 0-2 WP 2B 2B	4	0	1	0	0	0	0
24 Joe Crede, R (9, PR) OBP: 0.250, SLG: 0.250										0	1	0	0	0	0	0
Magglio Ordonez, R (1, 9) OBP: 0.373, SLG: 0.546		B C C F X 1-2 ① G3-1			X 0-0 ① G6-3		C B F X 1-2 ② G6-3		S S B X 1-2 S 2B 2-H	4	0	1	1	0	0	0
Carlos Lee, R (1, 7) OBP: 0.345, SLG: 0.490		B B B C F F F F X 3-2 ② G5-3			C B X 1-1 14 G1-3 1B		F X 0-1 HR		B C F F B S 2-3 ① K 2-3	4	1	2	1	0	1	1
14 Paul Konerko, R (1, 3) OBP: 0.360, SLG: 0.479		C F B C 1-3 ③ K			F B B C X 2-2 ② G1-3 1-2		C F B F S 1-3 ③ K		B F F X 1-2 ② P3	4	0	0	0	0	2	3
Greg Norton, S (1, 5) OBP: 0.339, SLG: 0.381		S C B S 1-3 ① K			C X 0-1 ③ G4-3			C X 0-1 E3 F9 1B	B F B F B S 3-3 ③ K	4	1	0	0	0	2	3
Tony Graffanino, R (1, 4) OBP: 0.370, SLG: 0.369		B C B C S 2-3 ② K				B B B C B F H 4-2 HBP		B B X 2-0 ① F9 2-3		2	0	0	0	0	1	1
Charles Johnson, R (1, 2) OBP: 0.382, SLG: 0.582		B C S B S 2-3 ③ K				C S C 0-3 ① K		B X 1-0 3-H 1B		3	0	1	1	0	2	1
Josh Paul, R (8, PR) (9, 2) OBP: 0.324, SLG: 0.400										0	0	0	0	0	0	0

	AB	33
	R	3
	H	5
	RBI	3
	BB	0
	SO	10
	LOB	13

Inning Stats	1	2	3	4	5	6	7	8	9
	R: 0 E: 0 K: 1 S: 5	H: 0 LOB: 0 BB: 0 P: 7	R: 0 E: 0 K: 1 S: 13	H: 0 LOB: 0 BB: 0 P: 18	R: 0 E: 0 K: 3 S: 9	H: 0 LOB: 0 BB: 0 P: 14	R: 0 E: 0 K: 1 S: 8	H: 0 LOB: 0 BB: 0 P: 10	R: 0 E: 0 K: 0 S: 8	H: 1 LOB: 1 BB: 0 P: 11	R: 0 E: 0 K: 1 S: 8	H: 0 LOB: 1 BB: 0 P: 15	R: 1 E: 0 K: 1 S: 10	H: 1 LOB: 0 BB: 0 P: 13	R: 1 E: 1 K: 0 S: 9	H: 1 LOB: 1 BB: 0 P: 13	R: 1 E: 0 K: 2 S: 16	H: 2 LOB: 2 BB: 0 P: 23

	1B: 2	SF: 0	WP: 1	PA: 34
	2B: 2	SAC: 0	PB: 0	
	3B: 0	DP: 0	SB: 1	
	HR: 1	HBP: 1	CS: 0	

PITCHER		IP	WLS	BF	H	R	ER	SO	BB	IBB	HBP	BLK	WP	HR	S	P	ERA	WHIP
Pedro Martinez, R ERA: 1.74	(1, 1)	5.0	W	16	1	0	0	6	0	0	0	0	0	0	43	60	0.00	0.200
49 Tim Wakefield, R ERA: 5.45	(6, 1)	2.0	H	8	1	1	1	2	0	0	1	0	0	1	18	28	4.50	0.500
Rod Beck, R ERA: 2.82	(8, 1)	1.0	H	5	1	1	0	0	0	0	0	0	0	0	9	13	0.00	1.000
Derek Lowe, R ERA: 2.65	(9, 1)	1.0	S	5	2	1	1	2	0	0	0	0	1	0	16	23	9.00	2.000

PITCHER	IP	WLS	BF	H	R	ER	SO	BB	IBB	HBP	BLK	WP	HR	S	P	ERA	WHIP

Batter	1	2	3	4	5	6	7	8	9	AB	R	H	RBI	BB	SO	LOB
Trot Nixon, L (1, 9) OBP: 0.371, SLG: 0.463	B C B F S 2-3 ① K		C B B B X 3-1 ② F9		B X 1-0 ② SF8 2-H			C B B B X 3-1 G3 SH1-4 1B		3	0	1	1	0	1	0
Lou Merloni, R (1, 5) OBP: 0.361, SLG: 0.470	B F X 1-1 ② F3		B X 1-0 ③ F9		C C F B C 1-3 ③ K			X 0-0 ① SH1-4 1-2		3	0	0	0	0	1	0
Brian Daubach, L (1, 3) OBP: 0.315, SLG: 0.455 Rico Brogna, L (8, 3) OBP: 0.275, SLG: 0.347	X 0-0 ③ F7			B B B C F S 3-3 ① K		C B S S 1-3 ① K		B X 1-0 ② G3 2-3		4 0	0 0	0 0	0 0	0 0	2 0	1 0
Nomar Garciaparra, R (1, 6) OBP: 0.431, SLG: 0.600		X 0-0 ① F9		B B X 2-0 HR		B B F B X 3-1 ② L8		X 0-0 ③ F9		4	1	1	1	0	0	1
Troy O'Leary, L (1, 7) OBP: 0.317, SLG: 0.402		B B C S S 2-3 ② K		B C B X 2-1 ② F5		B X 1-0 ③ F7			B B C C B X 3-2 ① L4	4	0	0	0	0	1	0
Dante Bichette, R (1, 10) OBP: 0.347, SLG: 0.475	C B F F X 1-2 BB 1B			C X 0-1 1B			B C F X 1-2 1B 1B		X 0-0 ② G1-3	4	0	3	0	0	0	0
Jason Varitek, S (1, 2) OBP: 0.344, SLG: 0.393	F B B B B 4-1 1-2 BB			C B B S X 2-2 ③ F2			B F F X 1-2 ① F7		B C F F X 1-2 ③ G4-3	3	0	0	0	1	0	2
Mike Lansing, R (1, 4) OBP: 0.297, SLG: 0.371	B X 1-0 ③ F7				C B X 1-1 PB SH1-4 SF8 1B		X 0-0 ② F9			3	1	1	0	0	0	3
Donnie Sadler, R (1, 8) OBP: 0.253, SLG: 0.310			B C C E B S 2-3 ① K		C X 0-1 ① SH1-4 1-2		X 0-0 ③ 1 1-2 1B			2	0	1	0	0	1	0
Inning Stats	R: 0 H: 0 E: 0 LOB: 0 K: 1 BB: 0 S: 6 P: 9	R: 0 H: 1 E: 0 LOB: 2 K: 1 BB: 1 S: 10 P: 18	R: 0 H: 0 E: 0 LOB: 0 K: 1 BB: 0 S: 7 P: 13	R: 1 H: 2 E: 0 LOB: 1 K: 1 BB: 0 S: 11 P: 20	R: 1 H: 1 E: 0 LOB: 0 K: 1 BB: 0 S: 9 P: 12	R: 0 H: 0 E: 0 LOB: 0 K: 1 BB: 0 S: 6 P: 11	R: 0 H: 2 E: 0 LOB: 2 K: 0 BB: 0 S: 8 P: 10	R: 0 H: 1 E: 0 LOB: 1 K: 0 BB: 0 S: 5 P: 9	R: 0 H: 0 E: 0 LOB: 0 K: 0 BB: 0 S: 8 P: 12	1B: 6 SF: 1 2B: 0 SAC: 2 3B: 0 DP: 0 HR: 1 HBP: 0						WP: 0 PA: 34 PB: 1 SB: 0 CS: 0	

PITCHER		IP	WLS	BF	H	R	ER	SO	BB	IBB	HBP	BLK	WP	HR	S	P	ERA	WHIP
21 Cal Eldred, R ERA: 4.58	(1, 1)	3.1		13	2	1	1	4	1	0	0	0	0	1	27	49	2.70	0.900
Kelly Wunsch, L ERA: 3.05	(4, 1)	0.2		3	1	0	0	0	0	0	0	0	0	0	7	11	0.00	1.500
James Baldwin, R ERA: 4.47	(5, 1)	4.0	L	15	4	1	0	2	0	0	0	0	0	0	28	42	0.00	1.000
Keith Foulke, R ERA: 3.01	(9, 1)	1.0		3	0	0	0	0	0	0	0	0	0	0	8	12	0.00	0.000

PITCHER	IP	WLS	BF	H	R	ER	SO	BB	IBB	HBP	BLK	WP	HR	S	P	ERA	WHIP

TOP

Boston Red Sox @ Chicago White Sox

Comiskey Park, Chicago, IL

Wed Sep 27 2000, 8:05 PM EDT
Att. 16,368 - Cloudy - 60 F

livebaseballscorecards.com

AB	30
R	2
H	7
RBI	2
BB	1
SO	6
LOB	7

Batter	1	2	3	4	5	6	7	8	9	AB	R	H	RBI	BB	SO	LOB
Jose Valentin, S (1, 6) OBP: 0.342, SLG: 0.486	C C S 0-3 ① K		B B C F C 2-3 ① K		B C X 1-1 ③ G3			F F B S 1-3 ② K		4	0	0	0	0	3	1
Chris Singleton, L (1, 8) OBP: 0.301, SLG: 0.376	X 0-0 S 1B 1B		X 0-0 ② P6			B C B B F B 4-2 F9 G6-3 BB		B B X 2-0 ③ G6-3		3	1	1	0	1	0	0
Frank Thomas, R (1, 10) OBP: 0.432, SLG: 0.625	C X 0-1 ② F8		C C F F B B B C 3-3 ③ K			B B C X 2-1 ① G6-3 1-2			C B F X 1-2 ① P4	4	0	0	0	0	1	2
Magglio Ordonez, R (1, 9) OBP: 0.374, SLG: 0.545	P F P B B 4-1 1B BB 1-2			F F B X 1-2 CS 1B		B B X 2-0 ② F9 2-3			X 0-0 ② G4-3	3	0	1	0	1	0	1
Carlos Lee, R (1, 7) OBP: 0.346, SLG: 0.490 McKay Christensen, L (9, PR) OBP: 0.263, SLG: 0.125	F X 0-1 1B 1-3 2-H			B C X 1-1 ① ② F7 1-2		X 0-0 ③ G5-3			B C B F B X 3-2 14 FC4 1B	4 0	0 0	2 0	1 0	0 0	0 0	2 0
14 Paul Konerko, R (1, 3) OBP: 0.358, SLG: 0.476	B B X 2-0 ③ F8			B C S X 1-2 ③ G5-3			C B X 1-1 ① F8		C F B F X 1-2 ③ FC4 1-2f	4	0	0	0	0	0	3
Greg Norton, S (1, 5) OBP: 0.335, SLG: 0.375		C X 0-1 ① P5			B C X 1-1 ① F9		C X 0-1 ② G6-3			3	0	0	0	0	0	0
Tony Graffanino, R (1, 4) OBP: 0.369, SLG: 0.368		C C X 0-2 ② G5-3			S X 0-1 1B		C X 0-1 ③ G6-3			3	0	1	0	0	0	0
Charles Johnson, R (1, 2) OBP: 0.379, SLG: 0.578		X 0-0 ③ F9			X 0-0 ② F8			B C X 1-1 ① G1-3		3	0	0	0	0	0	1
Inning Stats	R: 1 H: 2 E: 0 LOB: 2 K: 1 BB: 1 S: 12 P: 16	R: 0 H: 0 E: 0 LOB: 0 K: 0 BB: 0 S: 6 P: 6	R: 0 H: 0 E: 0 LOB: 0 K: 2 BB: 0 S: 10 P: 15	R: 0 H: 1 E: 0 LOB: 0 K: 0 BB: 0 S: 8 P: 11	R: 0 H: 1 E: 0 LOB: 1 K: 0 BB: 0 S: 7 P: 9	R: 0 H: 0 E: 0 LOB: 1 K: 0 BB: 1 S: 6 P: 14	R: 0 H: 0 E: 0 LOB: 0 K: 0 BB: 0 S: 6 P: 7	R: 0 H: 0 E: 0 LOB: 0 K: 1 BB: 0 S: 6 P: 10	R: 0 H: 1 E: 0 LOB: 1 K: 0 BB: 0 S: 11 P: 16	1B: 5 SF: 0 2B: 0 SAC: 0 3B: 0 DP: 0 HR: 0 HBP: 0						WP: 0 PA: 33 PB: 0 SB: 1 CS: 1

PITCHER	IP	WLS	BF	H	R	ER	SO	BB	IBB	HBP	BLK	WP	HR	S	P	ERA	WHIP
63 Paxton Crawford, R (1, 1) ERA: 3.41	6.0	W	23	4	1	1	3	2	0	0	0	0	0	49	71	1.50	1.000
Jeff Fassero, L (7, 1) ERA: 4.84	2.0	H	6	0	0	0	1	0	0	0	0	0	0	12	17	0.00	0.000
Derek Lowe, R (9, 1) ERA: 2.62	1.0	S	4	1	0	0	0	0	0	0	0	0	0	11	16	0.00	1.000

PITCHER	IP	WLS	BF	H	R	ER	SO	BB	IBB	HBP	BLK	WP	HR	S	P	ERA	WHIP

BOTTOM

Boston Red Sox @ Chicago White Sox

Comiskey Park, Chicago, IL

Wed Sep 27 2000, 8:05 PM EDT

Att. 16,368 - Cloudy - 60 F

livebaseballscorecards.com

AB	31
R	1
H	5
RBI	1
BB	2
SO	4
LOB	10

Batter	1	2	3	4	5	6	7	8	9	AB	R	H	RBI	BB	SO	LOB
Donnie Sadler, R (1, 8) OBP: 0.263, SLG: 0.310	C X	0-1 ① G5-3	C B B L B X	3-2 ① G6-3	C C B X	1-2 **1-2** **2-3** **3-H** 1B	C B B S B B	4-2 1B 1B BB	B B B C B	4-1 BB		3	1	1	1	1	0	0
Jason Varitek, S (8, PH) OBP: 0.345, SLG: 0.393												0	0	0	0	1	0	0
(8, 2)																		
Trot Nixon, L (1, 9) OBP: 0.367, SLG: 0.458	B B B C X	3-1 ② G4-3	X	0-0 ② G3-1	B C X	1-1 ③ F8	B X	1-0 ① F2	C F C	0-3 ③ K		5	0	0	0	0	1	6
Bernard Gilkey, R (1, 7) OBP: 0.265, SLG: 0.280	B B B B	4-0 1B HR BB	B B B S F B S	3-3 ③ K	X	0-0 ① G5-3	C X	0-1 1B **1-2** 1B	F B X	1-1 E4 G6-4-3		3	1	1	0	1	1	0
Darren Lewis, R (7, PR) OBP: 0.305, SLG: 0.307												1	0	0	0	0	0	0
(7, 7)																		
(8, 8)																		
Nomar Garciaparra, R (1, 6) OBP: 0.434, SLG: 0.601	B B X	2-0 HR **1-3** 1B	S X	0-1 FC5-4 1B	B B B B	4-0 BB	X	0-0 G4-6-3 **1-2** **2-H** 1B	C X	0-1 ① ② G6-4-3 **1-2f**		4	1	3	1	1	0	1
Izzy Alcantara, R (1, 10) OBP: 0.333, SLG: 0.578	B B B X	3-0 **1-H** **3-H** HR	B X	1-0 ① FC5-4 WP BB **1-2f** 1B	F X	0-1 ② P6	C X	0-1 ② ③ G4-6-3 **1-2f**	B B B B	4-0 BB		3	2	1	3	0	0	2
Midre Cummings, L (7, PH) OBP: 0.335, SLG: 0.390												1	0	0	0	0	0	2
Dante Bichette, R (9, PH) OBP: 0.348, SLG: 0.475												0	0	0	0	1	0	0
Scott Hatteberg, L (1, 2) OBP: 0.365, SLG: 0.439	B C B B C X	3-2 ③ G3	B B B B	4-0 1B BB **1-2** 1B BB	C F F B F X	1-2 ③ P6			B C F B F B X	3-2 E 1B SF9 1B	C F B F S	1-3 ③ K		3	1	1	0	1	0	1
Rico Brogna, L (8, PR) OBP: 0.274, SLG: 0.345												1	1	0	0	0	1	1
(8, 3)																		
Lou Merloni, R (1, 5) OBP: 0.357, SLG: 0.462		C B B X	2-1 ① L3	C B X	1-1 ② P6	B X	1-0 ① G4-3	X	0-0 E2 SF9 **1-3** 1B			4	0	1	0	0	0	2
Brian Daubach, L (1, 3) OBP: 0.315, SLG: 0.452		B F B F F S	2-3 ② K	B S B B F F B	4-2 1B 1B **1-2** **2-3** BB	C S C	0-3 ② K	B S F B S	2-3 ① K			3	0	0	0	1	3	2
Troy O'Leary, L (8, 7) OBP: 0.317, SLG: 0.402												0	0	0	0	0	0	0
Mike Lansing, R (1, 4) OBP: 0.297, SLG: 0.371		X	0-0 ③ F8	C X	0-1 1B **1-2** **2-3** **3-H** 1B	B C B C F B F S	3-3 ③ K	B B B F F F X	3-2 ② SF9 **1-2** **3-H**			3	0	1	2	0	1	0
Inning Stats	R: 3 E: 0 K: 0 S: 9 H: 2 LOB: 0 BB: 1 P: 24	R: 0 E: 0 K: 1 S: 7 H: 0 LOB: 0 BB: 0 P: 11	R: 0 E: 0 K: 1 S: 7 H: 0 LOB: 0 BB: 0 P: 13	R: 2 E: 0 K: 0 S: 15 H: 3 LOB: 3 BB: 2 P: 27	R: 0 E: 0 K: 0 S: 8 H: 0 LOB: 1 BB: 1 P: 13	R: 0 E: 0 K: 2 S: 9 H: 0 LOB: 0 BB: 0 P: 13	R: 1 E: 0 K: 0 S: 8 H: 2 LOB: 2 BB: 1 P: 13	R: 1 E: 1 K: 2 S: 16 H: 2 LOB: 2 BB: 1 P: 28	R: 0 E: 1 K: 1 S: 8 H: 0 LOB: 1 BB: 1 P: 14	1B: 8 2B: 0 3B: 0 HR: 1 SF: 1 SAC: 0 DP: 2 HBP: 0						

PITCHER		IP	WLS	BF	H	R	ER	SO	BB	IBB	HBP	BLK	WP	HR	S	P	ERA	WHIP
Mike Sirotka, L ERA: 3.79	(1, 1)	3.0		12	2	3	3	2	1	0	0	0	0	1	23	48	9.00	1.000
Lorenzo Barcelo, R ERA: 3.79	(4, 1)	2.0		12	3	2	2	0	3	0	0	0	1	0	23	40	9.00	3.000
56 Mark Buehrle, L ERA: 4.32	(6, 1)	1.1		7	2	1	1	2	1	0	0	0	0	0	15	24	6.75	2.250
41 Bill Simas, R ERA: 3.51	(7, 1)	1.0	L	4	2	1	0	1	0	0	0	0	0	0	10	15	0.00	2.000
Bob Howry, R ERA: 3.21	(8, 1)	0.1		2	0	0	0	0	1	0	0	0	0	0	5	12	0.00	3.000

PITCHER		IP	WLS	BF	H	R	ER	SO	BB	IBB	HBP	BLK	WP	HR	S	P	ERA	WHIP
Kelly Wunsch, L ERA: 2.98	(8, 1)	1.1		5	0	0	0	2	1	0	0	0	0	0	11	17	0.00	0.750

TOP

Boston Red Sox @ Chicago White Sox

Comiskey Park, Chicago, IL

Thu Sep 28 2000, 8:05 PM EDT

Att. 18,326 - Sunny - 60 F

livebaseballscorecards.com

AB	34
R	7
H	9
RBI	7
BB	7
SO	7
LOB	17

WP: 1 PA: 42
PB: 0
SB: 0
CS: 0

Batter	1	2	3	4	5	6	7	8	9	AB	R	H	RBI	BB	SO	LOB
Chris Singleton, L (1, 8) OBP: 0.300, SLG: 0.374	B C F B B F B 4-2 HBP 14 HBP BB BB	F B B F X 2-2 ② G6-3 1-3		C B B X 2-1 ① G6-3		B B X 2-0 ③ F7		L B X 1-1 ① SH1-3 1-2		3	1	0	0	1	0	1
Jose Valentin, S (1, 6) OBP: 0.343, SLG: 0.483	B B B C C B 4-2 14 HBP HBP SF8 1-2 BB	B B F F B B 4-2 PB BB		B X 1-0 ② F7			B F C F X 1-2 ① P6	X 0-0 ② F8		3	1	0	0	2	0	2
Frank Thomas, R (1, 10) OBP: 0.435, SLG: 0.630	B B C B F H 4-2 F7 14 HBP 1-2 2-3 HBP	B B X 2-0 ③ F8 1-2		C F B B B B 4-2 BB			B B X 2-0 HR	I I I I 4-0 IBB		2	1	1	1	2	0	2
14 Paul Konerko, R (1, 3) OBP: 0.360, SLG: 0.475	B B H 3-0 FC5-4 1-2 2-3 3-H HBP		C B B B B 4-1 2B 3B BB	S C C 0-3 ③			B C B C X 2-2 24 1B 1B 1B	B B B C S S C 3-3 ③		3	2	1	1	1	2	3
Carlos Lee, R (1, 7) OBP: 0.343, SLG: 0.487	S S X 0-2 ① SF8 3-H		C F S 0-3 ① K	C F S 0-3 ① K			F B X 1-1 ② F7		C F S 0-3 ① K	4	0	0	1	0	3	2
Herbert Perry, R (1, 5) OBP: 0.351, SLG: 0.469 24 Joe Crede, R (5, 5) OBP: 0.429, SLG: 0.429 McKay Christensen, L (9, PR) OBP: 0.263, SLG: 0.125	S B S F X 1-2 ② F7 2-3	X 0-0 3B 1-3 2B		S B F C 1-3 ② K		X 0-0 1B 1-3 1B		B S X 1-1 G4-3 1B		2 3 0	1 0 0	1 2 0	0 0 0	0 1 0	0 0 0	2 0 0
Jeff Abbott, R (1, 9) OBP: 0.339, SLG: 0.399	C B X 1-1 ③ FC5-4 1-2f		C X 0-1 3B 2-H 3-H		X 0-0 ③ P3		B S B X 2-1 1-2 3-H 1B		B X 1-0 ② G4-3 1-2	5	0	2	3	0	0	3
Tony Graffanino, R (1, 4) OBP: 0.359, SLG: 0.357		C S B S 1-3 ① K	S C S 0-3 ② K			F X 0-1 ① L1	S B C B B S 3-3 K		B C S C 1-3 ③ K	5	0	0	0	0	4	5
Mark Johnson, L (1, 2) OBP: 0.315, SLG: 0.319 Harold Baines, L (8, PH) OBP: 0.339, SLG: 0.418 Josh Paul, R (8, PR) OBP: 0.324, SLG: 0.400 (9, 2)		B C X 1-1 G6-3 PB 1B	C B B S S 2-3 ③ K			B S C C 1-3 ② K		C B B B B 4-1 SH1-3 BB		3 0 0	0 0 0	1 0 0	0 0 0	0 1 0	2 0 0	1 0 0
Inning Stats	R: 2 H: 0 E: 0 LOB: 2 K: 0 BB: 2 S: 17 P: 34	R: 0 H: 1 E: 0 LOB: 2 K: 1 BB: 1 S: 11 P: 21	R: 2 H: 2 E: 0 LOB: 1 K: 3 BB: 1 S: 13 P: 19	R: 0 H: 0 E: 0 LOB: 1 K: 1 BB: 1 S: 8 P: 15	R: 0 H: 0 E: 0 LOB: 0 K: 2 BB: 0 S: 8 P: 9	R: 0 H: 0 E: 0 LOB: 0 K: 1 BB: 0 S: 6 P: 9	R: 2 H: 4 E: 0 LOB: 2 K: 1 BB: 0 S: 16 P: 27	R: 0 H: 0 E: 0 LOB: 2 K: 1 BB: 2 S: 7 P: 19	R: 0 H: 1 E: 0 LOB: 2 K: 2 BB: 0 S: 9 P: 12	1B: 5 2B: 1 3B: 1 HR: 1	SF: 1 SAC: 1 DP: 0 HBP: 2			WP: 0 PB: 2 SB: 0 CS: 0	PA: 44		

PITCHER		IP	WLS	BF	H	R	ER	SO	BB	IBB	HBP	BLK	WP	HR	S	P	ERA	WHIP
Ramon Martinez, R ERA: 6.13	(1, 1)	0.0		4	0	2	2	0	2	0	2	0	0	0	8	23	∞	∞
49 Tim Wakefield, R ERA: 5.46	(1, 1)	3.0		14	3	2	2	4	2	0	0	0	0	0	33	51	6.00	1.667
Rheal Cormier, L ERA: 4.54	(4, 1)	2.0		7	0	0	0	3	1	0	0	0	0	0	16	24	0.00	0.500
Jeff Fassero, L ERA: 4.8	(6, 1)	1.0	H	3	0	0	0	1	0	0	0	0	0	0	6	9	0.00	0.000
Rich Garces, R ERA: 3.25	(7, 1)	0.2	H	5	3	2	2	0	0	0	0	0	0	1	11	17	27.00	4.500

PITCHER		IP	WLS	BF	H	R	ER	SO	BB	IBB	HBP	BLK	WP	HR	S	P	ERA	WHIP
Rod Beck, R ERA: 2.72	(7, 1)	1.1	W	7	1	0	0	2	1	1	0	0	0	0	12	29	0.00	1.500
Derek Lowe, R ERA: 2.59	(9, 1)	1.0	S	4	1	0	0	2	0	0	0	0	0	0	9	12	0.00	1.000

BOTTOM

Boston Red Sox @ Chicago White Sox

Comiskey Park, Chicago, IL

Thu Sep 28 2000, 8:05 PM EDT

Att. 18,326 - Sunny - 60 F

livebaseballscorecards.com

AB	33
R	6
H	8
RBI	6
BB	7
SO	12
LOB	21

Batter	1	2	3	4	5	6	7	8	9	AB	R	H	RBI	BB	SO	LOB
Johnny Damon, L (1, 8) OBP: 0.384, SLG: 0.499	1-0 1B	0-0 CS 1B 1-2 3-H		2-1 F3			3-1 E S 1B		1-1 L4	5	2	3	1	0	0	2
Rey Sanchez, R (1, 6) OBP: 0.313, SLG: 0.321	1-0 F9	1-2 1-H 2-3		0-2 L4			1-0 29 G5-3 1-H		1-3 K	4	0	2	2	0	0	3
Scott Pose, L (9, PH) OBP: 0.278, SLG: 0.188										1	0	0	0	0	1	0
29 Mike Sweeney, R (1, 10) OBP: 0.408, SLG: 0.521	1-2 F8	3-1 L4		2-1 P3			0-2 G5-3 1-2		1-3 K	5	0	0	0	0	1	5
Jermaine Dye, R (1, 9) OBP: 0.390, SLG: 0.561	1-1 1-2		1-1 F8		4-0 CS BB		1-0 F7			3	0	1	0	1	0	1
Joe Randa, R (1, 5) OBP: 0.344, SLG: 0.438	1-1 G6-3		0-0 G4-3		3-2 L8		0-2 G4-3			4	0	0	0	0	0	4
Mark Quinn, R (1, 7) OBP: 0.343, SLG: 0.490		1-2 F8 1B 1B	2-0		3-3 K 1-2			0-2 G6-3		4	1	2	0	0	1	1
Dave McCarty, R (1, 3) OBP: 0.330, SLG: 0.481		3-2 1-2	0-0 F8			3-2 G4-3		0-1 G5-3		4	1	1	0	0	0	1
Héctor Ortiz, R (1, 2) OBP: 0.443, SLG: 0.455	0-0 F8 2-3			1-1 1-3		3-1 L3		2-1		3	0	2	0	0	0	2
Gregg Zaun, S (8, PH) OBP: 0.392, SLG: 0.409										1	0	1	0	0	0	0
(8, 2)																
Carlos Febles, R (1, 4) OBP: 0.344, SLG: 0.318	3-2 CS 1B 1-3 3-H			1-2 1-3		2-2 L3 1-2		0-0 F8		3	0	2	1	0	0	1
Carlos Beltrán, S (8, PH) OBP: 0.312, SLG: 0.370										1	0	0	0	0	0	1
Wilson Delgado, S (8, 4) OBP: 0.319, SLG: 0.309										0	0	0	0	0	0	0
Inning Stats	R: 0 E: 0 K: 0 S: 9 / H: 2 LOB: 2 BB: 0 P: 14	R: 3 E: 0 K: 0 S: 20 / H: 5 LOB: 1 BB: 0 P: 31	R: 0 E: 0 K: 0 S: 5 / H: 1 LOB: 1 BB: 0 P: 8	R: 0 E: 0 K: 0 S: 13 / H: 2 LOB: 2 BB: 0 P: 19	R: 0 E: 0 K: 1 S: 6 / H: 0 LOB: 0 BB: 1 P: 16	R: 0 E: 0 K: 0 S: 9 / H: 1 LOB: 0 BB: 0 P: 17	R: 1 E: 0 K: 0 S: 10 / H: 2 LOB: 1 BB: 0 P: 15	R: 0 E: 0 K: 0 S: 9 / H: 1 LOB: 1 BB: 0 P: 11	R: 0 E: 0 K: 2 S: 11 / H: 0 LOB: 0 BB: 0 P: 14	1B: 14 2B: 1 3B: 0 HR: 0	SF: 0 SAC: 0 DP: 1 HBP: 0						

PITCHER		IP	WLS	BF	H	R	ER	SO	BB	IBB	HBP	BLK	WP	HR	S	P	ERA	WHIP
Jim Parque, L ERA: 4.28	(1, 1)	3.0		16	8	3	3	0	0	0	0	0	0	0	34	53	9.00	2.667
Sean Lowe, R ERA: 5.48	(4, 1)	3.0		13	5	1	1	1	1	0	0	0	0	0	31	59	3.00	2.000
Chad Bradford, R ERA: 2.08	(7, 1)	1.2	W	6	1	0	0	0	0	0	0	0	0	0	15	18	0.00	0.600
56 Mark Buehrle, L ERA: 4.29	(8, 1)	0.1	H	1	0	0	0	0	0	0	0	0	0	0	1	1	0.00	0.000
Keith Foulke, R ERA: 2.98	(9, 1)	1.0	S	3	0	0	0	2	0	0	0	0	0	0	11	14	0.00	0.000

PITCHER	IP	WLS	BF	H	R	ER	SO	BB	IBB	HBP	BLK	WP	HR	S	P	ERA	WHIP

TOP

Kansas City Royals @ Chicago White Sox

Comiskey Park, Chicago, IL

Fri Sep 29 2000, 8:05 PM EDT

Att. 17,735 - Sunny - 70 F

livebaseballscorecards.com

AB	38
R	4
H	14
RBI	4
BB	1
SO	3
LOB	21

WP: 0	PA: 39		
PB: 0			
SB: 1			
CS: 3			

Batter	1	2	3	4	5	6	7	8	9	AB	R	H	RBI	BB	SO	LOB
Ray Durham, S (1, 4) OBP: 0.358, SLG: 0.449	C C X 0-2 G6-3 1B	B B C X 2-1 ② FC4-6 1-2f			B X 1-0 ① F8		F B F F B B C 3-3 ① K			4	0	1	0	0	1	1
Craig Wilson, R (1, 6) OBP: 0.312, SLG: 0.306	C 1 SAFE X 0-1 ①② G6-3 1-2	F B X 1-1 ③ F9			C X 0-1 ② G6-3		X 0-0 ② F9			4	0	0	0	0	0	2
Frank Thomas, R (1, 10) OBP: 0.436, SLG: 0.630	B B X 2-0 1B		B B X 2-0 ① F9		B B B C X 3-1 S 1B		B B B 4-0 HR BB			3	1	2	0	1	0	0
Magglio Ordonez, R (1, 9) OBP: 0.373, SLG: 0.548	F S S 0-3 ③ K		B B F X 2-1 ② F9		B C S B F X 2-2 ③ G6-3 1-2		X 0-0 1-H HR			4	1	1	2	0	1	2
14 Paul Konerko, R (1, 3) OBP: 0.361, SLG: 0.475		B B X 2-0 WP HR 1B	B B C C B X 3-2 ③ F7			B X 1-0 FC3-6 24 SF8 1B	C S X 0-2 ③ G6-3			4	2	2	0	0	0	0
Jeff Abbott, R (1, 7) OBP: 0.343, SLG: 0.400 McKay Christensen, L (8, 8) OBP: 0.250, SLG: 0.118		B B B B 4-0 1-2 HR BB		B X 1-0 ① G4-3		S B X 1-1 FC3-6 1-2 1B		C X 0-1 ① G4-3		2 1	1 0	1 0	0 0	1 0	0 0	0 0
Chris Singleton, L (1, 8) OBP: 0.302, SLG: 0.382 (8, 7)		B C B F B X 3-2 1-H 2-H HR		S X 0-1 2B		C B F B F F B X 3-2 ① FC3-6 1-2f 2-3		L F S 0-3 ② K		4	1	2	3	0	1	2
24 Joe Crede, R (1, 5) OBP: 0.273, SLG: 0.300		B B F X 2-1 ① F8		S S B S 1-3 ② K		S C F B X 1-2 ② SF8 3-H		C B B B X 2-1 ③ F9		3	0	0	1	0	1	1
Charles Johnson, R (1, 2) OBP: 0.379, SLG: 0.575		C B B B B 4-1 FC4-6 BB		B S F S 1-3 ③ K		X 0-0 ③ P4				2	0	0	0	1	1	2
Inning Stats	R: 0 H: 2 E: 0 LOB: 1 K: 1 BB: 0 S: 9 P: 11	R: 3 H: 2 E: 0 LOB: 1 K: 0 BB: 2 S: 11 P: 29	R: 0 H: 0 E: 0 LOB: 0 K: 0 BB: 0 S: 6 P: 13	R: 0 H: 1 E: 0 LOB: 1 K: 2 BB: 0 S: 9 P: 12	R: 0 H: 1 E: 0 LOB: 1 K: 0 BB: 0 S: 9 P: 15	R: 1 H: 2 E: 0 LOB: 1 K: 0 BB: 0 S: 14 P: 20	R: 2 H: 1 E: 0 LOB: 0 K: 1 BB: 1 S: 9 P: 16	R: 0 H: 0 E: 0 LOB: 0 K: 1 BB: 0 S: 7 P: 9		1B: 6 SF: 1 2B: 1 SAC: 0 3B: 0 DP: 0 HR: 2 HBP: 0					WP: 1 PA: 35 PB: 0 SB: 1 CS: 0	

PITCHER	IP	WLS	BF	H	R	ER	SO	BB	IBB	HBP	BLK	WP	HR	S	P	ERA	WHIP
Dan Reichert, R (1, 1) ERA: 4.7	6.2	L	31	9	6	6	4	3	0	0	0	1	2	64	113	8.10	1.800
51 Kris Wilson, R (7, 1) ERA: 4.32	1.1		4	0	0	0	1	0	0	0	0	0	0	10	12	0.00	0.000

PITCHER	IP	WLS	BF	H	R	ER	SO	BB	IBB	HBP	BLK	WP	HR	S	P	ERA	WHIP

BOTTOM

Kansas City Royals @ Chicago White Sox

Comiskey Park, Chicago, IL

Fri Sep 29 2000, 8:05 PM EDT

Att. 17,735 - Sunny - 70 F

livebaseballscorecards.com

AB	31
R	6
H	9
RBI	6
BB	3
SO	5
LOB	10

Batter	1	2	3	4	5	6	7	8	9	AB	R	H	RBI	BB	SO	LOB
Johnny Damon, L (1, 8) OBP: 0.382, SLG: 0.496	C B F X 1-2 G4-3		C X 0-1 P4		X 0-0 F2		C B B B F X 3-2 P5			4	0	0	0	0	0	1
Rey Sanchez, R (1, 6) OBP: 0.314, SLG: 0.322	B B C X 2-1 F8		B X 1-0 G6-3 29 E 1B		B B B C X 3-1 FC6-4 1-2 1B		F C X 0-2 G6-3			4	0	2	0	0	0	0
29 Mike Sweeney, R (1, 3) OBP: 0.407, SLG: 0.519	B B B C C X 3-2 WP 1B 1B		F B X 1-1 E6 G6-3 1-2		B F X 1-1 P6			X 0-0 F9		4	1	1	0	0	0	3
Jermaine Dye, R (1, 10) OBP: 0.389, SLG: 0.558	B B C B B 4-1 1B 1-2 BB		C B X 1-1 G6-3 1-2 2-3		C B X 1-1 FC6-4 1-2f 2-3			B C S 1-3 K		3	0	0	0	1	1	4
Joe Randa, R (1, 5) OBP: 0.343, SLG: 0.437	B B F B F F X 3-2 1-2 2-H 1B		F B S B X 2-2 L7			X 0-0 F7		C S S 0-3 K		4	0	1	1	0	1	2
Carlos Beltrán, S (1, 9) OBP: 0.309, SLG: 0.366	B B X 2-0 L5			B F B F X 2-2 G6-3		C F S 0-3 K			C B X 1-1 F3	4	0	0	0	0	1	2
Mark Quinn, R (1, 7) OBP: 0.342, SLG: 0.488		F X 0-1 G5-3		F X 0-1 F8		B B X 2-0 WP 1B			B S F X 1-2 F3	4	0	1	0	0	0	0
Gregg Zaun, S (1, 2) OBP: 0.390, SLG: 0.410		B X 1-0 2B		B C B X 2-1 F8		B C B F F S 2-3 K 1-2			C B F X 1-2 F7	4	0	1	0	0	1	1
Carlos Febles, R (1, 4) OBP: 0.345, SLG: 0.318		C S B B C 2-3 K			C B H 2-1 FC6-4 1B HBP		C C X 0-2 F7			1	0	0	0	0	1	0
Wilson Delgado, S (7, PH) (7, 4) OBP: 0.316, SLG: 0.306										1	0	0	0	0	0	0

TOP

Kansas City Royals @ Chicago White Sox

Comiskey Park, Chicago, IL

Sat Sep 30 2000, 7:05 PM EDT

Att. 29,692 - Cloudy - 77 F

livebaseballscorecards.com

AB	33
R	1
H	6
RBI	1
BB	1
SO	5
LOB	13

Inning Stats	1	2	3	4	5	6	7	8	9
	R: 1 E: 0 K: 0 S: 14 H: 2 LOB: 2 BB: 1 P: 29	R: 0 E: 0 K: 1 S: 6 H: 1 LOB: 0 BB: 0 P: 9	R: 0 E: 1 K: 0 S: 10 H: 1 LOB: 2 BB: 0 P: 15	R: 0 E: 0 K: 0 S: 7 H: 0 LOB: 0 BB: 0 P: 11	R: 0 E: 0 K: 0 S: 8 H: 1 LOB: 2 BB: 0 P: 15	R: 0 E: 0 K: 2 S: 10 H: 1 LOB: 1 BB: 0 P: 14	R: 0 E: 0 K: 0 S: 9 H: 0 LOB: 0 BB: 0 P: 12	R: 0 E: 0 K: 2 S: 7 H: 0 LOB: 0 BB: 0 P: 8	R: 0 E: 0 K: 0 S: 8 H: 0 LOB: 0 BB: 0 P: 11

1B: 5 SF: 0
2B: 1 SAC: 0
3B: 0 DP: 0
HR: 0 HBP: 1

WP: 2 PA: 35
PB: 0
SB: 0
CS: 0

PITCHER		IP	WLS	BF	H	R	ER	SO	BB	IBB	HBP	BLK	WP	HR	S	P	ERA	WHIP
Kip Wells, R ERA: 6.02	(1, 1)	5.0	W	22	5	1	1	1	1	0	1	0	1	0	45	79	1.80	1.200
Jon Garland, R ERA: 6.46	(6, 1)	3.0	H	10	1	0	0	4	0	0	0	0	1	0	26	34	0.00	0.333
41 Bill Simas, R ERA: 3.46	(9, 1)	1.0		3	0	0	0	0	0	0	0	0	0	0	8	11	0.00	0.000

PITCHER	IP	WLS	BF	H	R	ER	SO	BB	IBB	HBP	BLK	WP	HR	S	P	ERA	WHIP

Batter	1	2	3	4	5	6	7	8	9	AB	R	H	RBI	BB	SO	LOB
Ray Durham, S (1, 4) OBP: 0.359, SLG: 0.449	B F B B X 3-1 ① G4-3		B F C B F B B 4-2 CS BB		C F X 0-2 BB 1B	B X 1-0 1-3 2-H 1B		X 0-0 ② G5-3		4	0	2	1	1	0	1
Jose Valentin, S (1, 6) OBP: 0.343, SLG: 0.493	F F C 0-3 ② K		B C B F F B X 3-2 ① 1-2 HR		C X 0-1 ① P6	X 0-0 ③ G3		X 0-0 2-H HR		5	2	2	3	0	1	3
Frank Thomas, R (1, 10) OBP: 0.438, SLG: 0.629	B B C B S X 3-2 ③ F9		C B X 1-1 1B		B C B F F B B 4-2 1-2 BB		B C B B X 3-1 ① G5-3	C C B B F B B 4-2 BB		3	0	1	0	2	0	0
Magglio Ordonez, R (1, 9) OBP: 0.370, SLG: 0.544		B X 1-0 ① G4-3	B F F B F S 2-3 ② K		B S X 1-1 ② L8		B C C B X 2-2 ② G1-3	B F B F B X 3-2 ③ G4-3		5	0	0	0	0	1	4
Carlos Lee, R (1, 7) OBP: 0.343, SLG: 0.484		B F B C F F B B 4-2 14 E 14 S 24 2B BB	C B X 1-1 ③ P6		F B F S 1-3 ③ K		C F B X 1-2 ③ G4-3			3	1	0	0	1	1	3
14 Paul Konerko, R (1, 3) OBP: 0.364, SLG: 0.482		C S B X 1-2 ② 1-3 L1	B C B B X 3-1 HR		B B B B 4-0 1B 1B BB			F X 0-1 24 1B 2B 1B		3	3	2	1	1	0	1
Jeff Abbott, R (1, 8) OBP: 0.342, SLG: 0.394 McKay Christensen, L (9, 8) OBP: 0.250, SLG: 0.118		B B F B B 4-1 24 2B BB	C F X 0-2 ① G6-3		L B S S 1-3 ① K			F B X 1-1 ① F7		3 0	1 0	0 0	0 0	1 0	1 0	2 0
24 Joe Crede, R (1, 5) OBP: 0.333, SLG: 0.429		X 0-0 1-H 3-H 2B	S S S 0-3 ② K		X 0-0 ② F7			B B F S X 2-2 1-2 2B 1B		4	1	2	2	0	1	1
Josh Paul, R (1, 2) OBP: 0.333, SLG: 0.420		B B B C X 3-1 ③ G4-3	X 0-0 ③ G6-3		S F B X 1-2 1B 1-2 1B			B X 1-0 1-H 2-H HR 2B		4	1	2	2	0	0	1
Inning Stats	R: 0 H: 0 E: 0 LOB: 0 K: 1 BB: 0 S: 8 P: 14	R: 2 H: 1 E: 0 LOB: 1 K: 0 BB: 2 S: 12 P: 25	R: 1 H: 2 E: 0 LOB: 1 K: 1 BB: 1 S: 16 P: 26	R: 1 H: 1 E: 0 LOB: 0 K: 1 BB: 0 S: 9 P: 12	R: 0 H: 1 E: 0 LOB: 2 K: 1 BB: 1 S: 13 P: 19	R: 1 H: 2 E: 0 LOB: 2 K: 1 BB: 1 S: 9 P: 16	R: 0 H: 0 E: 0 LOB: 0 K: 0 BB: 0 S: 8 P: 14	R: 4 H: 4 E: 0 LOB: 1 K: 0 BB: 1 S: 16 P: 27		1B: 6 SF: 0 2B: 2 SAC: 0 3B: 0 DP: 0 HR: 3 HBP: 0						

PITCHER		IP	WLS	BF	H	R	ER	SO	BB	IBB	HBP	BLK	WP	HR	S	P	ERA	WHIP
Blake Stein, R ERA: 4.68	(1, 1)	5.0	L	23	5	4	4	4	4	0	0	0	0	2	58	96	7.20	1.800
Dan Murray, R ERA: 4.66	(6, 1)	2.0		9	2	1	1	1	1	0	0	0	0	0	17	30	4.50	1.500
Scott Mullen, L ERA: 4.35	(8, 1)	1.0		8	4	4	4	0	1	0	0	0	0	1	16	27	36.00	5.000

PITCHER	IP	WLS	BF	H	R	ER	SO	BB	IBB	HBP	BLK	WP	HR	S	P	ERA	WHIP

BOTTOM

Kansas City Royals @ Chicago White Sox

Comiskey Park, Chicago, IL

Sat Sep 30 2000, 7:05 PM EDT
Att. 29,692 - Cloudy - 77 F

livebaseballscorecards.com

AB	34
R	9
H	11
RBI	9
BB	6
SO	5
LOB	16

WP: 0 PA: 40
PB: 0
SB: 1
CS: 1

Batter	1	2	3	4	5	6	7	8	9	AB	R	H	RBI	BB	SO	LOB
Johnny Damon, L (1, 8) OBP: 0.382, SLG: 0.495	C B B C F B 4-2 HBP BB BB	B X 1-0 29 HR BLK 2-3 3-H 1B		B B C X 2-1 ① P4		B B C F B F X 3-2 ② F7		C S B X 1-2 ② F5		4	1	1	1	1	0	1
Wilson Delgado, S (1, 6) OBP: 0.312, SLG: 0.297	B B B C B 4-1 L6-4 HBP 1-2 BB	S F B B S 3-3 ② K 1-2 3-H		C B F F X 1-2 E4 2B		B S X 1-1 E4 29 1B		B F B X 2-1 ③ FC4-6 1-2f		4	1	0	0	1	1	2
29 Mike Sweeney, R (1, 10) OBP: 0.407, SLG: 0.523	C X 0-1 ① P6	B B F B C F T F F X 3-2 2-H HR		C B B S S S 2-3 ② K		X 0-0 1-3 1B			B B F F F X 2-2 ① P4	5	1	2	2	0	1	3
Jermaine Dye, R (1, 9) OBP: 0.390, SLG: 0.561	H 1-0 1-2 2-3 HBP	F B B F X 2-2 ③ G5-3		C B B F X 2-2 1-H 2B		B X 1-0 ③ P4			C C X 0-2 2B	4	0	2	1	0	0	2
Joe Randa, R (1, 5) OBP: 0.343, SLG: 0.438	C B B X 2-1 ② ③ L6-4 2-3	C F B X 1-2 BB 1B		B X 1-0 ③ F9			X 0-0 L4-6 2B		C C X 0-2 ② G5-3	5	0	2	0	0	0	5
Dee Brown, L (1, 7) OBP: 0.250, SLG: 0.200		B B X 2-0 1B 2B	B B B B 4-0 1-2 BB		B C X 1-1 ① G5-3		B B F S S 2-3 ① K		F F B F X 1-2 ③ G3	4	1	1	0	1	1	2
Dave McCarty, R (1, 3) OBP: 0.329, SLG: 0.478		B X 1-0 SH1-4 1B 2-H 1B 1B	F C B S 1-3 ① K		B C S F B F F S 2-3 ② K		X 0-0 ② ③ L4-6 2-3			4	1	1	1	0	2	3
Jorge Fabregas, L (1, 2) OBP: 0.320, SLG: 0.373		C X 0-1 1B SH1-4 1-2 BLK 1B	C F S 0-3 ② K		B C B S X 2-2 ③ G4-3			C S S 0-3 ① K		4	1	1	0	0	2	2
Carlos Febles, R (1, 4) OBP: 0.345, SLG: 0.316		B X 1-0 ① SH1-4 1-2 2-3	C B S S 1-3 ③ K			B B B C X 3-1 ① F8		B B B B 4-0 FC4-6 BB		2	0	0	0	1	1	2
Inning Stats	R: 0 H: 0 E: 0 LOB: 2 K: 0 BB: 2 S: 8 P: 19	R: 5 H: 5 E: 0 LOB: 0 K: 1 BB: 0 S: 18 P: 31	R: 0 H: 1 E: 0 LOB: 2 K: 3 BB: 1 S: 12 P: 19	R: 1 H: 1 E: 1 LOB: 1 K: 1 BB: 0 S: 13 P: 21	R: 0 H: 0 E: 0 LOB: 0 K: 1 BB: 0 S: 11 P: 16	R: 0 H: 1 E: 1 LOB: 2 K: 0 BB: 0 S: 11 P: 19	R: 0 H: 1 E: 0 LOB: 0 K: 1 BB: 0 S: 5 P: 7	R: 0 H: 0 E: 0 LOB: 1 K: 1 BB: 1 S: 8 P: 15	R: 0 H: 1 E: 0 LOB: 1 K: 0 BB: 0 S: 15 P: 18	1B: 5 SF: 0 2B: 6 SAC: 1 3B: 0 DP: 2 HR: 1 HBP: 1						

PITCHER		IP	WLS	BF	H	R	ER	SO	BB	IBB	HBP	BLK	WP	HR	S	P	ERA	WHIP
James Baldwin, R ERA: 4.65	(1, 1)	3.0	L	18	6	5	5	4	3	0	1	1	0	1	38	69	15.00	3.000
Kevin Beirne, R ERA: 6.7	(4, 1)	1.0		5	1	1	0	1	0	0	0	0	0	0	13	21	0.00	1.000
56 Mark Buehrle, L ERA: 4.21	(5, 1)	1.0		3	0	0	0	1	0	0	0	0	0	0	11	16	0.00	0.000
Lorenzo Barcelo, R ERA: 3.69	(6, 1)	1.0		5	1	0	0	0	0	0	0	0	0	0	11	19	0.00	1.000
Bob Howry, R ERA: 3.17	(7, 1)	1.0		3	1	0	0	1	0	0	0	0	0	0	5	7	0.00	1.000

PITCHER		IP	WLS	BF	H	R	ER	SO	BB	IBB	HBP	BLK	WP	HR	S	P	ERA	WHIP
Kelly Wunsch, L ERA: 2.93	(8, 1)	1.0		4	0	0	0	1	1	0	0	0	0	0	8	15	0.00	1.000
Keith Foulke, R ERA: 2.97	(9, 1)	0.1		1	0	0	0	0	0	0	0	0	0	0	5	7	0.00	0.000
Chad Bradford, R ERA: 1.98	(9, 1)	0.2		3	1	0	0	0	0	0	0	0	0	0	10	11	0.00	1.500

TOP

Kansas City Royals @ Chicago White Sox

Comiskey Park, Chicago, IL

Sun Oct 01 2000, 2:05 PM EDT
Att. 30,071 - Sunny - 78 F

livebaseballscorecards.com

AB	36
R	6
H	10
RBI	5
BB	4
SO	8
LOB	22

Batter	1	2	3	4	5	6	7	8	9	AB	R	H	RBI	BB	SO	LOB
Ray Durham, S (1, 4) OBP: 0.361, SLG: 0.450	C B B X 2-1 G3-4-3 1B		C B F C 1-3 ③ K		F B B B B 4-1 G4-6-3 BB		B F F F B B B F B 4-2 BB BB		S X 0-1 ② ③ G3-6-3 1-2f	2	0	1	0	1	1	1
Craig Wilson, R (6, 4) OBP: 0.316, SLG: 0.301										1	0	0	0	1	0	1
Jose Valentin, S (1, 6) OBP: 0.343, SLG: 0.491	B S X 1-1 ① F5			B B B C B 4-1 BB 1B 14 SF8 BB	F X 0-2 ② ③ G4-6-3 1-2f		F B B F B F F B 4-2 1-2 BB			2	1	0	0	1	0	2
Tony Graffanino, R (6, 6) OBP: 0.363, SLG: 0.357										0	0	0	0	1	0	0
Frank Thomas, R (1, 10) OBP: 0.436, SLG: 0.625	C T F X 0-2 ② ③ G3-4-3 1-2f			X 0-0 ① F8		C C B X 1-2 ① F8	S B B F X 2-2 ③ G3			3	0	0	0	0	0	2
Harold Baines, L (7, PH) OBP: 0.338, SLG: 0.417										1	0	0	0	0	0	2
Magglio Ordonez, R (1, 9) OBP: 0.371, SLG: 0.546		X 0-0 ① G6-3		B X 1-0 BB 1-2 1B		S C X 0-2 2B		B B X 2-0 1B 1B		3	0	2	0	0	0	0
Jeff Liefer, L (8, 9) OBP: 0.182, SLG: 0.182										1	0	1	0	0	0	0
Carlos Lee, R (1, 7) OBP: 0.345, SLG: 0.484		B B B C B 4-1 CS BB		C F B B B B 4-2 1-2 2-3 BB		C B X 1-1 ② G5-3		F B C B F F F X 2-2 G5-4-3 1-2 1B		0	0	0	0	2	0	0
Jeff Abbott, R (6, 7) OBP: 0.343, SLG: 0.395										2	0	1	0	0	0	1
14 Paul Konerko, R (1, 3) OBP: 0.363, SLG: 0.481		C B C C 1-3 ② K		F X 0-1 ② SF8 3-H		F B B B B C B 4-2 BB		B X 1-0 ① F7		1	0	0	1	1	1	1
Greg Norton, S (7, 3) OBP: 0.333, SLG: 0.373										1	0	0	0	0	0	2
Herbert Perry, R (1, 5) OBP: 0.350, SLG: 0.467	B 1-0 ③ CS 1-2	X 0-0 SH1-3 1B		B S B F B S 3-3 ③ K		X 0-0 ③ G4-3		C B B S B F F X 3-2 ② ③ G5-4-3 1-2f		4	0	1	0	0	1	6
Chris Singleton, L (1, 8) OBP: 0.301, SLG: 0.382		X 0-0 ① SH1-3 1-2			B C B B C F X 3-2 ① P6		B B C X 2-1 ① F7		B X 1-0 ① G3	1	0	0	0	0	0	0
McKay Christensen, L (6, 8) OBP: 0.227, SLG: 0.105										2	0	0	0	0	0	0
Charles Johnson, R (1, 2) OBP: 0.379, SLG: 0.582		C F S 0-3 ② K			B X 1-0 HR		X 0-0 ② G6-3		C X 0-1 G3-6-3 1B	2	1	1	1	0	1	1
Josh Paul, R (7, 2) OBP: 0.338, SLG: 0.423										2	0	1	0	0	0	0
Inning Stats	R: 0 H: 1 E: 0 LOB: 0 K: 0 BB: 0 S: 8 P: 11	R: 0 H: 0 E: 0 LOB: 0 K: 1 BB: 1 S: 5 P: 11	R: 0 H: 1 E: 0 LOB: 1 K: 2 BB: 0 S: 8 P: 9	R: 1 H: 1 E: 0 LOB: 2 K: 1 BB: 2 S: 10 P: 22	R: 1 H: 1 E: 0 LOB: 0 K: 0 BB: 1 S: 9 P: 17	R: 0 H: 1 E: 0 LOB: 2 K: 0 BB: 1 S: 11 P: 17	R: 0 H: 0 E: 0 LOB: 2 K: 0 BB: 2 S: 14 P: 26	R: 0 H: 2 E: 0 LOB: 1 K: 0 BB: 0 S: 13 P: 21	R: 0 H: 1 E: 0 LOB: 0 K: 0 BB: 0 S: 5 P: 6	1B: 6 SF: 1 2B: 1 SAC: 1 3B: 0 DP: 4 HR: 1 HBP: 0						

PITCHER		IP	WLS	BF	H	R	ER	SO	BB	IBB	HBP	BLK	WP	HR	S	P	ERA	WHIP
49 Chris Fussell, R ERA: 6.3	(1, 1)	5.0	W	20	4	2	2	4	4	0	0	0	0	1	40	70	3.60	1.600
Jose Santiago, R ERA: 3.91	(6, 1)	2.0		10	1	0	0	0	3	0	0	0	0	0	25	43	0.00	2.000
51 Kris Wilson, R ERA: 4.19	(8, 1)	1.0		4	2	0	0	0	0	0	0	0	0	0	13	21	0.00	2.000
Ricky Bottalico, R ERA: 4.83	(9, 1)	1.0		3	1	0	0	0	0	0	0	0	0	0	5	6	0.00	1.000

PITCHER	IP	WLS	BF	H	R	ER	SO	BB	IBB	HBP	BLK	WP	HR	S	P	ERA	WHIP

BOTTOM

Kansas City Royals @ Chicago White Sox

Comiskey Park, Chicago, IL

Sun Oct 01 2000, 2:05 PM EDT

Att. 30,071 - Sunny - 78 F

livebaseballscorecards.com

AB	28
R	2
H	8
RBI	2
BB	7
SO	4
LOB	19

Batter	1	2	3	4	5	6	7	8	9	10	AB	R	H	RBI	BB	SO	LOB
Rickey Henderson, R (1, 7) OBP: 0.333, SLG: 0.333 Stan Javier, S (7, PH) (7, 7)	B C C F B F X 2-2 HBP 1B 1B	B B X 2-0 ① P4			B B C C X 2-2 ② F9		F B F C 1-3 ② K	X 0-0 ③ B5-3			3	1	1	0	0	0	1
											2	0	0	0	0	1	3
Mike Cameron, R (1, 8) OBP: 0.600, SLG: 0.500	H 1-0 1B FC4-6 HBP 1-2	C C F X 0-2 ② ③ G4-6-3 1-2f			X 0-0 ③ F8		B C C X 1-2 ③ 1B 1-2 2-H 3-H			C X 0-1 S HR 1B	4	2	2	1	0	0	1
Alex Rodriguez, R (1, 6) OBP: 0.600, SLG: 0.600	B B B B C X 3-1 FC4-6 1B 1-3 2-H		C B C B B F X 3-2 CS 1B 1B			C B B B C F X 3-2 ① G6-3		B C B B X 3-1 FC6-4 1B		C X 0-1 ① F7	5	0	3	1	0	0	1
Edgar Martinez, R (1, 10) OBP: 0.400, SLG: 1.000	C B X 1-1 ① L6		C B B X 2-1 G4-6-3 1B 1-2			B C X 1-1 ② G6-3		C C F F F P B X 2-2 ① P4		B P S X 2-1 1-H HR	5	1	2	2	0	0	3
John Olerud, L (1, 3) OBP: 0.200, SLG: 0.800	C B B F F X 2-2 ② FC4-6 BB 1-2f 3-H		B X 1-0 ① ② ③ G4-6-3 1-2f 2-3			B C C C 1-3 ③ K		X 0-0 ② FC6-4 1B 1-2f		X 0-0 HR	5	1	1	2	0	1	4
Jay Buhner, R (1, 9) Raul Ibanez, L (7, PR) OBP: 0.500, SLG: 0.500 (7, 9)	C B B B B B 4-1 1-2 BB			C B X 1-1 ① F9			B B B 4-0 2B 1B BB	B F B X 2-1 1-2 1B		B F B C F F X 2-2 ② F9	1	0	0	0	2	0	0
											2	1	1	0	0	0	0
David Bell, R (1, 5) OBP: 0.400, SLG: 0.500	C B B X 2-1 ③ P6			F S C 0-3 ② K			C X 0-1 1-3 1B 2B	B B B C F X 3-2 ③ F8		B B B B 4-0 BB	4	0	1	0	1	1	4
Joe Oliver, R (1, 2) OBP: 0.500, SLG: 2.000 Al Martin, L (7, PH) Dan Wilson, R (7, 2)		B X 1-0 HR		B B S B X 3-1 ③ P4			B C S B F F F X 2-2 ① G4-3		S B F S 1-3 ① K	S B F F B F F S 2-3 ③ K	2	1	1	1	0	0	0
											1	0	0	0	0	0	2
											2	0	0	0	0	2	1
Mark McLemore, S (1, 4) OBP: 0.500, SLG: 0.333		B C F B X 2-2 G4-6-3 1B			B B C C F X 2-2 ① F9		C B B B B 4-1 1B BB		X 0-0 ② F7		3	0	1	0	1	0	0
Inning Stats	R: 2 H: 2 E: 0 LOB: 2 K: 0 BB: 1 S: 16 P: 31	R: 1 H: 2 E: 0 LOB: 0 K: 0 BB: 0 S: 9 P: 14	R: 0 H: 2 E: 0 LOB: 0 K: 0 BB: 0 S: 7 P: 13	R: 0 H: 0 E: 0 LOB: 0 K: 1 BB: 0 S: 7 P: 11	R: 0 H: 0 E: 0 LOB: 0 K: 0 BB: 0 S: 8 P: 12	R: 0 H: 0 E: 0 LOB: 0 K: 1 BB: 0 S: 9 P: 14	R: 1 H: 2 E: 0 LOB: 2 K: 1 BB: 2 S: 15 P: 27	R: 0 H: 2 E: 0 LOB: 2 K: 0 BB: 0 S: 15 P: 24	R: 0 H: 0 E: 0 LOB: 0 K: 1 BB: 0 S: 5 P: 6	R: 3 H: 3 E: 0 LOB: 1 K: 1 BB: 1 S: 20 P: 29	1B: 9 SF: 0 2B: 1 SAC: 0 3B: 0 DP: 2 HR: 3 HBP: 1						

PITCHER		IP	WLS	BF	H	R	ER	SO	BB	IBB	HBP	BLK	WP	HR	S	P	ERA	WHIP
Jim Parque, L ERA: 4.5	(1, 1)	6.0		23	6	3	3	2	1	0	1	0	0	1	56	95	4.50	1.167
Bob Howry, R ERA: 13.5	(7, 1)	0.2	H	5	1	1	1	1	2	0	0	0	0	0	12	23	13.50	4.500
Chad Bradford, R ERA:	(7, 1)	0.2	B	3	2	0	0	0	0	0	0	0	0	0	12	17	0.00	3.000
Kelly Wunsch, L ERA:	(8, 1)	0.1		2	1	0	0	0	0	0	0	0	0	0	3	5	0.00	3.000
41 Bill Simas, R ERA:	(8, 1)	0.1		1	0	0	0	0	0	0	0	0	0	0	3	6	0.00	0.000

PITCHER		IP	WLS	BF	H	R	ER	SO	BB	IBB	HBP	BLK	WP	HR	S	P	ERA	WHIP
Keith Foulke, R ERA: 13.5	(9, 1)	2.0	L	10	3	3	3	2	1	0	0	0	0	2	25	35	13.50	2.000

TOP

Seattle Mariners @ Chicago White Sox

Comiskey Park, Chicago, IL

Tue Oct 03 2000, 4:00 PM EDT

Att. 45,290 - Sunny - 70 F

livebaseballscorecards.com

AB	39
R	7
H	13
RBI	7
BB	4
SO	5
LOB	20

1B: 9 SF: 0
2B: 1 SAC: 0
3B: 0 DP: 2
HR: 3 HBP: 1

WP: 0 PA: 44
PB: 0
SB: 1
CS: 1

Batter	1	2	3	4	5	6	7	8	9	10	AB	R	H	RBI	BB	SO	LOB
Ray Durham, S (1, 4) OBP: 0.500, SLG: 1.333	K		HR	BB		G6-4-3			SH1-3		3	1	1	1	1	1	2
Jose Valentin, S (1, 6) OBP: 0.400, SLG: 0.500	S 2B		3B BB	F8			G6-3		F7		4	1	1	0	1	0	5
Frank Thomas, R (1, 10)	P3		F2	F9			BB		IBB		3	0	0	0	2	0	5
Magglio Ordonez, R (1, 9) OBP: 0.200, SLG: 0.600	G5-3		1-H 3B		F9		K		F9		5	0	1	1	0	1	4
Carlos Lee, R (1, 7) OBP: 0.200, SLG: 0.400		F8	K		P4		K			14 G4-3 2B	5	0	1	0	0	2	2
14 Paul Konerko, R (1, 3)		G1-3 3B BB	F7		F8			G5-3		G4-3	4	1	0	0	1	0	2
Herbert Perry, R (1, 5) OBP: 0.400, SLG: 0.250		G1-3		FC1-6 1B		1B WP BB		F7		K	4	0	1	0	1	1	2
Chris Singleton, L (1, 8) OBP: 0.200, SLG: 0.600		WP 3B		FC1-6 1B		F8		F7		K	5	1	1	1	0	1	3
Charles Johnson, R (1, 2) OBP: 0.750, SLG: 0.750		G5-3		BB 1B		G6-4-3 1B			SH1-3 1B		4	0	3	0	0	0	0
Josh Paul, R (9, PR) (10, 2)											0	0	0	0	0	0	0
Inning Stats	R: 0 H: 1 E: 0 LOB: 1 K: 1 BB: 0 S: 10 P: 17	R: 2 H: 1 E: 0 LOB: 0 K: 0 BB: 1 S: 13 P: 23	R: 2 H: 2 E: 0 LOB: 1 K: 1 BB: 1 S: 14 P: 24	R: 0 H: 2 E: 0 LOB: 3 K: 0 BB: 1 S: 13 P: 22	R: 0 H: 0 E: 0 LOB: 0 K: 0 BB: 0 S: 5 P: 8	R: 0 H: 1 E: 0 LOB: 1 K: 0 BB: 1 S: 8 P: 19	R: 0 H: 0 E: 0 LOB: 1 K: 2 BB: 1 S: 13 P: 22	R: 0 H: 0 E: 0 LOB: 0 K: 0 BB: 0 S: 6 P: 9	R: 0 H: 1 E: 0 LOB: 2 K: 0 BB: 1 S: 11 P: 18	R: 0 H: 1 E: 0 LOB: 1 K: 2 BB: 0 S: 14 P: 18	1B: 4 SF: 0 2B: 2 SAC: 1 3B: 2 DP: 1 HR: 1 HBP: 0						

PITCHER		IP	WLS	BF	H	R	ER	SO	BB	IBB	HBP	BLK	WP	HR	S	P	ERA	WHIP
Freddy Garcia, R ERA: 10.8	(1, 1)	3.1		19	6	4	4	2	3	0	0	0	1	1	45	79	10.80	2.700
Brett Tomko, R ERA:	(4, 1)	2.2		9	1	0	0	0	1	0	0	0	1	0	18	34	0.00	0.750
Jose Paniagua, R ERA:	(7, 1)	2.0		8	1	0	0	2	1	0	0	0	0	0	25	39	0.00	1.000
Arthur Rhodes, L ERA:	(9, 1)	0.2		2	0	0	0	0	0	0	0	0	0	0	4	5	0.00	0.000
Jose Mesa, R ERA:	(9, 1)	0.1	W	2	0	0	0	0	0	1	0	0	0	0	1	5	0.00	0.000

PITCHER		IP	WLS	BF	H	R	ER	SO	BB	IBB	HBP	BLK	WP	HR	S	P	ERA	WHIP
Kazuhiro Sasaki, R ERA:	(10, 1)	1.0	S	4	1	0	0	2	0	0	0	0	0	0	14	18	0.00	1.000

Seattle Mariners @ Chicago White Sox

Comiskey Park, Chicago, IL

Tue Oct 03 2000, 4:00 PM EDT

Att. 45,290 - Sunny - 70 F

BOTTOM

livebaseballscorecards.com

AB	37
R	4
H	9
RBI	3
BB	6
SO	6
LOB	25

Batter	1	2	3	4	5	6	7	8	9	AB	R	H	RBI	BB	SO	LOB
Rickey Henderson, R (1, 7) OBP: 0.500, SLG: 0.400 Raul Ibanez, L (5, 7) (8, 9) OBP: 0.500, SLG: 0.500	G1-6-3 1B	P4			S SH3 G5-3 BB		G4-3		1B 1-3 1B	2 2	1 0	1 1	0 0	1 0	0 0	2 0
Mike Cameron, R (1, 8) OBP: 0.444, SLG: 0.375	F3		G5-3		SH3 1-2		G6-3		1-3 3-H 1B	4	0	1	1	0	0	1
Alex Rodriguez, R (1, 6) OBP: 0.400, SLG: 0.400	G1-6-3 1-2f		G6-3 1B		G5-3 2-H			G5-3	K	5	0	1	1	0	1	3
Edgar Martinez, R (1, 10) OBP: 0.444, SLG: 0.875		E 1B 2B	G6-3 1-2f		F9			FC6-4 BB		3	1	1	0	1	0	1
John Olerud, L (1, 3) OBP: 0.333, SLG: 0.625		1B SF8 E HBP		P5		G2-6-3 1B		FC6-4 1-2f		3	1	1	0	0	0	1
Jay Buhner, R (1, 9) OBP: 0.429, SLG: 0.800 Joe Oliver, R (8, 2) OBP: 0.500, SLG: 2.000		E6 G5-3 1B 1-2 2-3		HR		G2-6-3 1-2f		P6		4 0	1 0	1 0	1 0	0 0	0 0	4 0
David Bell, R (1, 5) OBP: 0.444, SLG: 0.500		G5-3 1-2 2-3 3-H 1B	G6-3			1B			K	4	0	2	1	0	1	0
Dan Wilson, R (1, 2) Stan Javier, S (8, 7)		SF8 3-H		FC6-4 BB		L7			K	1 1	0 0	0 0	1 0	1 0	0 1	1 0
Mark McLemore, S (1, 4) OBP: 0.375, SLG: 0.167		G5-3 1-2 2-3		FC6-4 1-2f			F8		1B 1B BB	3	1	0	0	1	0	3
Inning Stats	R: 0 H: 1 E: 0 LOB: 0 K: 0 BB: 0 S: 4 P: 5	R: 2 H: 2 E: 1 LOB: 2 K: 0 BB: 0 S: 14 P: 24	R: 0 H: 1 E: 0 LOB: 0 K: 0 BB: 0 S: 8 P: 13	R: 1 H: 1 E: 0 LOB: 1 K: 0 BB: 1 S: 9 P: 15	R: 1 H: 0 E: 0 LOB: 0 K: 0 BB: 1 S: 8 P: 15	R: 0 H: 2 E: 0 LOB: 1 K: 0 BB: 0 S: 7 P: 10	R: 0 H: 0 E: 0 LOB: 0 K: 0 BB: 0 S: 6 P: 11	R: 0 H: 0 E: 0 LOB: 1 K: 0 BB: 1 S: 8 P: 14	R: 1 H: 2 E: 0 LOB: 2 K: 3 BB: 1 S: 20 P: 28	1B: 7 SF: 1 2B: 1 SAC: 1 3B: 0 DP: 3 HR: 1 HBP: 1						WP: 0 PA: 39 PB: 0 SB: 1 CS: 0

PITCHER		IP	WLS	BF	H	R	ER	SO	BB	IBB	HBP	BLK	WP	HR	S	P	ERA	WHIP
Mike Sirotka, L ERA: 4.76	(1, 1)	5.2	L	25	7	4	3	0	2	0	1	0	0	1	49	81	4.76	1.588
Lorenzo Barcelo, R ERA:	(6, 1)	1.2		6	0	0	0	0	1	0	0	0	0	0	10	19	0.00	0.600
Kelly Wunsch, L ERA:	(8, 1)	0.2		2	0	0	0	0	0	0	0	0	0	0	5	7	0.00	0.000
41 Bill Simas, R ERA: 9.0	(9, 1)	0.2		3	0	1	1	2	1	0	0	0	0	0	10	16	13.50	1.500
56 Mark Buehrle, L ERA:	(9, 1)	0.1		3	2	0	0	1	0	0	0	0	0	0	10	12	0.00	6.000

PITCHER	IP	WLS	BF	H	R	ER	SO	BB	IBB	HBP	BLK	WP	HR	S	P	ERA	WHIP

TOP

Seattle Mariners @ Chicago White Sox

Comiskey Park, Chicago, IL

Wed Oct 04 2000, 1:00 PM EDT

Att. 45,383 - Overcast - 61 F

livebaseballscorecards.com

AB	32
R	5
H	9
RBI	5
BB	4
SO	3
LOB	16

BOTTOM

Seattle Mariners @ Chicago White Sox

Comiskey Park, Chicago, IL

Wed Oct 04 2000, 1:00 PM EDT

Att. 45,383 - Overcast - 61 F

livebaseballscorecards.com

Batter	1	2	3	4	5	6	7	8	9	AB	R	H	RBI	BB	SO	LOB
Ray Durham, S (1, 4) OBP: 0.444, SLG: 0.857	2B	FC6-4 1-2f		G4-6-3 1-2f			F8 BB BB		K	4	1	1	0	1	1	3
Jose Valentin, S (1, 6) OBP: 0.556, SLG: 0.714	S 2-H 2B		E S SF9 1B		F9		FC4-6 1-2 BB			3	1	2	1	1	0	0
Frank Thomas, R (1, 10)	F7 2-3		P5		F7		F8 2-3			4	0	0	0	0	0	4
Magglio Ordonez, R (1, 9) OBP: 0.333, SLG: 0.429	BB		14 S 1-3 BB		G5-3		FC4-6 1-2f			2	0	0	0	2	0	2
Carlos Lee, R (1, 7) OBP: 0.111, SLG: 0.250	P3		SF9 3-H			F7		G6-3		3	0	0	1	0	0	2
14 Paul Konerko, R (1, 3)	G1-3		F3 1-2			P6		K		4	0	0	0	0	1	3
Herbert Perry, R (1, 5) OBP: 0.444, SLG: 0.500		G6-3		FC4-6 1B		2B		K		4	0	2	0	0	1	0
Chris Singleton, L (1, 8) OBP: 0.143, SLG: 0.429		K		FC4-6 BB 1-2f		F8		K	K	2	0	0	0	0	1	1
Jeff Abbott, R (6, PH) (7, 8) Harold Baines, L (9, PH)										1 1	0 0	0 0	0 0	0 0	0 1	1 0
Charles Johnson, R (1, 2) OBP: 0.625, SLG: 0.500		FC6-4 HBP		G4-6-3 1-2 BB			P4		K	2	0	0	0	1	1	0
Inning Stats	R: 1 H: 2 E: 0 LOB: 2 K: 0 BB: 1 S: 12 P: 24	R: 0 H: 0 E: 0 LOB: 1 K: 1 BB: 0 S: 8 P: 14	R: 1 H: 1 E: 0 LOB: 1 K: 0 BB: 1 S: 14 P: 22	R: 0 H: 1 E: 0 LOB: 1 K: 0 BB: 1 S: 11 P: 17	R: 0 H: 0 E: 0 LOB: 0 K: 0 BB: 0 S: 6 P: 9	R: 0 H: 1 E: 0 LOB: 1 K: 0 BB: 0 S: 9 P: 16	R: 0 H: 0 E: 0 LOB: 2 K: 0 BB: 2 S: 9 P: 20	R: 0 H: 0 E: 0 LOB: 0 K: 2 BB: 0 S: 8 P: 10	R: 0 H: 0 E: 0 LOB: 0 K: 3 BB: 0 S: 9 P: 12							

AB	30
R	2
H	5
RBI	2
BB	5
SO	6
LOB	16

1B: 2	SF: 1	WP: 0	PA: 37
2B: 3	SAC: 0	PB: 0	
3B: 0	DP: 1	SB: 3	
HR: 0	HBP: 1	CS: 0	

PITCHER		IP	WLS	BF	H	R	ER	SO	BB	IBB	HBP	BLK	WP	HR	S	P	ERA	WHIP
Paul Abbott, R ERA: 1.59	(1, 1)	5.2	W	25	5	2	1	1	3	0	1	0	0	0	57	97	1.59	1.412
Arthur Rhodes, L ERA:	(6, 1)	0.2	H	4	0	0	0	0	2	0	0	0	0	0	10	20	0.00	3.000
Jose Mesa, R ERA:	(7, 1)	1.2	H	5	0	0	0	2	0	0	0	0	0	0	10	15	0.00	0.000
Kazuhiro Sasaki, R ERA:	(9, 1)	1.0	S	3	0	0	0	3	0	0	0	0	0	0	9	12	0.00	0.000

Batter	1	2	3	4	5	6	7	8	9	AB	R	H	RBI	BB	SO	LOB
Ray Durham, S (1, 4) OBP: 0.385, SLG: 0.600	F B B B B B 4-1 SH4-3 BB	B F B C F X 2-2 ② G3	B X 1-0 ① L5	S B S S 1-3 ① K	3	0	0	0	1	1	0
Jose Valentin, S (1, 6) OBP: 0.417, SLG: 0.500	X 0-0 ① SH4-3 1-2	C C B S 1-3 ③ K	X 0-0 ② L8	F F C 0-3 ② K	3	0	0	0	0	2	0
Frank Thomas, R (1, 3)	B B B B 4-0 G1-6-3 BB	B C S B B X 3-2 ① F7	X 0-0 ③ G6-3	B B B F F F B 4-2 BB	2	0	0	0	2	0	0
Magglio Ordonez, R (1, 9) OBP: 0.308, SLG: 0.364	F B B C X 2-2 ② ③ G1-6-3 1-2f	B C F B X 2-2 G4-6-3 1B	B F X 1-1 ① F3	B C B S S 2-3 ③ K	4	0	1	0	0	1	3
Harold Baines, L (1, 10) OBP: 0.250, SLG: 0.500	B X 1-0 F8 SF8 2B	F S B B X 2-2 ② ③ G4-6-3 1-2f	X 0-0 ② G3	3	1	1	0	0	0	1
Charles Johnson, R (1, 2) OBP: 0.455, SLG: 0.333	X 0-0 ① F8 2-3	B B C C B X 3-2 ① F8	F B B B F X 3-2 ③ L6	3	0	0	0	0	0	1
Herbert Perry, R (1, 5) OBP: 0.500, SLG: 0.556	B X 1-0 ② SF8 3-H	B C B S B B 4-2 BB	S F B F B X 2-2 14 G4-3 1B	1	0	1	1	1	0	0
Tony Graffanino, R (8, PR) (8, 5)				0	0	0	0	0	0	0
Carlos Lee, R (1, 7) OBP: 0.083, SLG: 0.182	F F X 0-2 ③ F8	F B F B F X 2-2 ② F8	1 SAFE B 1 SAFE X 1-0 ① F9	3	0	0	0	0	0	2
Chris Singleton, L (1, 8) OBP: 0.111, SLG: 0.333	F B X 1-1 ① G3	B F X 1-1 ③ G3	C X 0-1 ② ③ G4-3 1-2f	2	0	0	0	0	0	1
14 Paul Konerko, R (8, PH)				1	0	0	0	0	0	1
McKay Christensen, L (8, 8)				0	0	0	0	0	0	0
Inning Stats	R: 0 E: 0 K: 0 S: 5 H: 0 LOB: 1 BB: 2 P: 15	R: 1 E: 0 K: 0 S: 6 H: 1 LOB: 0 BB: 0 P: 8	R: 0 E: 0 K: 1 S: 9 H: 0 LOB: 0 BB: 0 P: 13	R: 0 E: 0 K: 0 S: 9 H: 1 LOB: 0 BB: 0 P: 16	R: 0 E: 0 K: 0 S: 11 H: 0 LOB: 1 BB: 1 P: 21	R: 0 E: 0 K: 0 S: 3 H: 0 LOB: 0 BB: 0 P: 4	R: 0 E: 0 K: 0 S: 6 H: 0 LOB: 0 BB: 0 P: 10	R: 0 E: 0 K: 0 S: 7 H: 1 LOB: 1 BB: 0 P: 10	R: 0 E: 0 K: 3 S: 12 H: 0 LOB: 1 BB: 1 P: 19	1B: 2 2B: 1 3B: 0 HR: 0 SF: 1 SAC: 1 DP: 3 HBP: 0						

TOP

Chicago White Sox @ Seattle Mariners

Safeco Field, Seattle, WA

Fri Oct 06 2000, 1:00 PM PDT

Att. 48,010 - Sunny - 66 F

livebaseballscorecards.com

AB	25
R	1
H	3
RBI	1
BB	4
SO	4
LOB	9

PITCHER		IP	WLS	BF	H	R	ER	SO	BB	IBB	HBP	BLK	WP	HR	S	P	ERA	WHIP
Aaron Sele, R ERA: 1.23	(1, 1)	7.1		26	3	1	1	1	3	0	0	0	0	0	54	95	1.23	0.818
Arthur Rhodes, L ERA:	(8, 1)	1.1		3	0	0	0	2	0	0	0	0	0	0	8	9	0.00	0.000
Jose Paniagua, R ERA:	(9, 1)	0.1	W	2	0	0	0	1	1	0	0	0	0	0	6	12	0.00	3.000

PITCHER	IP	WLS	BF	H	R	ER	SO	BB	IBB	HBP	BLK	WP	HR	S	P	ERA	WHIP

WP: 0 PB: 0 SB: 0 CS: 0 PA: 31

BOTTOM

Chicago White Sox @ Seattle Mariners

Safeco Field, Seattle, WA

Fri Oct 06 2000, 1:00 PM PDT

Att. 48,010 - Sunny - 66 F

livebaseballscorecards.com

Batter	1	2	3	4	5	6	7	8	9	AB	R	H	RBI	BB	SO	LOB
Mike Cameron, R (1, 8) OBP: 0.308, SLG: 0.250	G5-3		G6-3		F9		G6-3			4	0	0	0	0	0	1
Raul Ibanez, L (1, 9) OBP: 0.375, SLG: 0.375	G4-3			G6-3 SH1-3 1B 1B		P5		G6-3		4	1	1	0	0	0	0
Alex Rodriguez, R (1, 6) OBP: 0.308, SLG: 0.308	F9			SH1-3 1-2		G5-3		K		3	0	0	0	0	1	0
Edgar Martinez, R (1, 10) OBP: 0.462, SLG: 0.727		1B		G6-3 2-3		BB		K		3	0	1	0	1	1	1
John Olerud, L (1, 3) OBP: 0.462, SLG: 0.600 Rickey Henderson, R (9, PR) OBP: 0.500, SLG: 0.400		F7		FC5 1B BB		BB 1-2			E1 SH5-3 1B 1B	2 0	0 1	1 0	0 0	2 0	0 0	1 0
Stan Javier, S (1, 7) OBP: 0.167, SLG: 0.167	F5			FC5 1-2 3-H		K			SH5-3 2-3	3	0	1	1	0	1	3
David Bell, R (1, 5) OBP: 0.462, SLG: 0.455	F7			FC5 1-2 2-3f			SH1-4 1B		1B BB	3	0	1	0	1	0	3
Joe Oliver, R (1, 2) OBP: 0.250, SLG: 1.000 Carlos Guillen, S (9, PH) OBP: 1.000, SLG: 1.000		K	F9				SH1-4 1-2		1B 1-2 3-H	2 1	0 0	0 1	0 1	0 0	1 0	0 0
Mark McLemore, S (1, 4) OBP: 0.273, SLG: 0.111		P6	F7				K			3	0	0	0	0	1	1

Inning Stats	1	2	3	4	5	6	7	8	9
	R: 0 E: 0 K: 0 S: 9	H: 0 LOB: 0 BB: 0 P: 13	R: 0 E: 0 K: 0 S: 6	H: 1 LOB: 1 BB: 0 P: 9	R: 0 E: 0 K: 1 S: 8	H: 0 LOB: 0 BB: 0 P: 14	R: 1 E: 0 K: 0 S: 12	H: 2 LOB: 2 BB: 1 P: 19	R: 0 E: 0 K: 0 S: 5	H: 0 LOB: 0 BB: 0 P: 8
	R: 0 E: 0 K: 1 S: 18	H: 0 LOB: 2 BB: 2 P: 29	R: 0 E: 0 K: 1 S: 11	H: 1 LOB: 1 BB: 0 P: 15	R: 0 E: 0 K: 2 S: 9	H: 0 LOB: 0 BB: 0 P: 13	R: 1 E: 1 K: 0 S: 5	H: 2 LOB: 2 BB: 1 P: 12		

1B: 6 SF: 0
2B: 0 SAC: 3
3B: 0 DP: 0
HR: 0 HBP: 0

WP: 0 PA: 35
PB: 0
SB: 0
CS: 0

	AB	28
	R	2
	H	6
	RBI	2
	BB	4
	SO	5
	LOB	10

PITCHER		IP	WLS	BF	H	R	ER	SO	BB	IBB	HBP	BLK	WP	HR	S	P	ERA	WHIP
James Baldwin, R ERA: 1.5	(1, 1)	6.0		24	3	1	1	2	3	0	0	0	0	0	58	92	1.50	1.000
Bob Howry, R ERA: 3.38	(7, 1)	2.0		7	1	0	0	3	0	0	0	0	0	0	20	28	0.00	0.500
Kelly Wunsch, L ERA:	(9, 1)	0.0	L	1	1	1	0	0	0	0	0	0	0	0	2	5	∞	∞
Keith Foulke, R ERA: 11.57	(9, 1)	0.1		3	1	0	0	0	1	0	0	0	0	0	3	7	0.00	6.000

PITCHER	IP	WLS	BF	H	R	ER	SO	BB	IBB	HBP	BLK	WP	HR	S	P	ERA	WHIP