


Chicago White Sox - 2001

Batter	1	2	3	4	5	6	7	8	9	AB R H RBI BB SO LOB	TOP		
Ray Durham, S (1, 4) OBP: 0.500, SLG: 0.333	1-3 K		0-1 F8			1-0 SH2-4 HR 1B	4-2 2B BB			3 2 1 0 1 1 0			
Jose Valentin, S (1, 8) OBP: 0.667, SLG: 1.000	0-3 K			3-2 G3-1 14 1B 1B		2-1 SH2-4	0-0 2B			3 1 2 1 0 1 0			
Frank Thomas, R (1, 10) OBP: 0.750, SLG: 1.000	1-0 P6			4-0 G3-1 14 1B BB		4-0 HR IBB		2-1 2B		2 2 1 0 2 0 0			
Magglio Ordonez, R (1, 9) OBP: 0.250, SLG: 1.000		3-1 G6-3		1-0 G3-1		0-0 HR		1-2 F8		4 1 1 3 0 0 3			
14 Paul Konerko, R (1, 3) OBP: 0.500, SLG: 0.750		0-1 1B 2B		1-2 1B		1-3 K		3-3 K		4 1 2 2 0 2 1			
Carlos Lee, R (1, 7) Chris Singleton, L (8, 7)		1-1 1B		0-3 K		0-1 FC6-4 1B		2-3 K		4 0 2 1 0 2 1 0 0 0 0 0 0 0			
Herbert Perry, R (1, 5)		0-2 G6-3			1-3 K	0-0 FC6-4		1-1 G5-3		4 0 0 0 0 1 1	AB 31 R 7 H 9 RBI 7 BB 4 SO 9 LOB 7		
Sandy Alomar Jr., R (1, 2)			2-2 F8		0-1 G3		1-0 G6-3		4-1 CS BB	3 0 0 0 1 0 0			
Royce Clayton, R (1, 6)			3-2 G1-3		2-3 K		0-0 G1		2-3 K	4 0 0 0 0 2 1			
Inning Stats	R: 0 E: 0 K: 2 S: 7 H: 0 LOB: 0 BB: 0 P: 9	R: 1 E: 0 K: 0 S: 10 H: 2 LOB: 0 BB: 0 P: 14	R: 0 E: 0 K: 0 S: 9 H: 0 LOB: 0 BB: 0 P: 14	R: 2 E: 0 K: 1 S: 10 H: 2 LOB: 0 BB: 1 P: 19	R: 0 E: 0 K: 2 S: 8 H: 0 LOB: 0 BB: 0 P: 11	R: 3 E: 0 K: 1 S: 10 H: 3 LOB: 1 BB: 1 P: 18	R: 1 E: 0 K: 0 S: 6 H: 1 LOB: 1 BB: 1 P: 11	R: 0 E: 0 K: 2 S: 13 H: 1 LOB: 1 BB: 0 P: 21	R: 0 E: 0 K: 1 S: 9 H: 0 LOB: 0 BB: 1 P: 16	1B: 5 2B: 3 3B: 0 HR: 1 SF: 0 SAC: 1 DP: 0 HBP: 0	WP: 0 PB: 0 SB: 0 CS: 1 PA: 36		
PITCHER	IP WLS BF H R ER SO BB IBB HBP BLK WP HR S P ERA WHIP											PITCHER	IP WLS BF H R ER SO BB IBB HBP BLK WP HR S P ERA WHIP
Bartolo Colon, R (1, 1) ERA: 9.0	7.0 L 29 8 7 7 6 2 1 0 0 0 0 1 60 96 9.00 1.429												
Paul Shuey, R (8, 1) ERA:	1.0 4 1 0 0 2 0 0 0 0 0 0 0 13 21 0.00 1.000												
Bob Wickman, R (9, 1) ERA:	1.0 3 0 0 0 1 1 0 0 0 0 0 0 9 16 0.00 1.000												

Chicago White Sox @ Cleveland Indians
 Jacobs Field, Cleveland, OH
 Mon Apr 02 2001, 1:05 PM EDT
 Att. 42,606 - Sunny - 41 F

livebaseballscorecards.com

Batter	1	2	3	4	5	6	7	8	9	AB	R	H	RBI	BB	SO	LOB
Kenny Lofton, L OBP: 0.500, SLG: 0.500 (1, 8) C F F B X	1-2 PB SH1-3 1B		0-0 F8		2-1 P6			1-0 1B SF8 1B		4	1	2	0	0	0	0
Omar Vizquel, S OBP: 0.333, SLG: 0.333 (1, 6) C X	0-1 SH1-3 1-2		2-2 G4-3		3-2 L9			1-0 1-3 1B		3	0	1	0	0	0	0
Roberto Alomar, S (1, 4) C B F B X	2-2 G5-3 2-3		0-1 G4-3				0-0 G4-3	2-0 SF8 3-H		3	0	0	1	0	0	1
Juan Gonzalez, R OBP: 0.500, SLG: 2.000 (1, 9) B C C C B X	1-3 K			2-3 K			1-0 HR	1-2 HR		4	2	2	2	0	2	1
Ellis Burks, R OBP: 0.500, SLG: 0.333 (1, 7) X		0-0 BB 1B		4-2 BB			2-1 G5-3	1-1 F8		3	0	1	0	1	0	0
Jim Thome, L (1, 3) X B B X		1-1 F9		2-0 L9			0-1 P5		3-3 K	4	0	0	0	0	1	2
Wil Cordero, R (1, 10) B B B B B B X		4-2 1-2 BB		0-0 F9			2-3 K		3-2 G6-3	3	0	0	0	1	1	1
Russell Bryan, L OBP: 0.250, SLG: 1.000 (1, 5) X		0-0 L6			0-1 HR		1-2 F8		2-1 F9	4	1	1	1	0	0	2
Einar Diaz, R (1, 2) C B B B X		2-3 K			0-0 G6-3		1-3 K			3	0	0	0	0	2	2

Inning Stats	R: 0	H: 1	E: 0	K: 1	S: 12	R: 0	H: 1	E: 0	K: 1	S: 10	R: 0	H: 0	E: 0	K: 0	S: 8	R: 0	H: 0	E: 0	K: 1	S: 8	R: 1	H: 1	E: 0	K: 0	S: 8	R: 1	H: 1	E: 0	K: 0	S: 6	R: 0	H: 0	E: 0	K: 2	S: 10	R: 2	H: 3	E: 0	K: 0	S: 8	R: 0	H: 0	E: 0	K: 1	S: 9	1B: 4	2B: 0	3B: 0	HR: 3	SF: 1	SAC: 1	DP: 0	HBP: 0	WP: 0	PB: 1	SB: 0	CS: 0	PA: 35
--------------	------	------	------	------	-------	------	------	------	------	-------	------	------	------	------	------	------	------	------	------	------	------	------	------	------	------	------	------	------	------	------	------	------	------	------	-------	------	------	------	------	------	------	------	------	------	------	-------	-------	-------	-------	-------	--------	-------	--------	-------	-------	-------	-------	--------

PITCHER	IP	WLS	BF	H	R	ER	SO	BB	IBB	HBP	BLK	WP	HR	S	P	ERA	WHIP
David Wells, L ERA: 3.0 (1, 1)	6.0	W	24	4	2	2	3	2	0	0	0	0	2	52	81	3.00	1.000
Antonio Osuna, R ERA: 9.0 (7, 1)	2.0		8	3	2	2	2	0	0	0	0	0	1	18	28	9.00	1.500
Keith Foulke, R ERA: (9, 1)	1.0	S	3	0	0	0	1	0	0	0	0	0	0	9	17	0.00	0.000

BOTTOM

Chicago White Sox @ Cleveland Indians
Jacobs Field, Cleveland, OH

Mon Apr 02 2001, 1:05 PM EDT
Att: 42,606 - Sunny - 41 F

livebaseballscorecards.com

AB	31
R	4
H	7
RBI	4
BB	2
SO	6
LOB	9



Batter	1	2	3	4	5	6	7	8	9	AB R H RBI BB SO LOB	TOP	
Ray Durham, S (1, 4) OBP: 0.333, SLG: 0.250	2-1 F7		1-0 L6		0-3 K		2-0 S 1B		0-0 G3	5 0 1 0 0 1 0		
Royce Clayton, R (1, 6)	0-0 F9		1-3 K		2-1 G6-3		1-1 SF8			3 0 0 1 0 1 0		
Frank Thomas, R (1, 10) OBP: 0.625, SLG: 0.800	2-1 2B		4-1 14 FC5-4 1B BB		1-3 K		3-H 3-2 F8			3 0 1 0 1 1 1		
Magglio Ordonez, R (1, 9) OBP: 0.375, SLG: 1.125	1-0 G1-6-3		1-1 14 FC5-4 1B		2-1 HR		3-2 G1-3			4 1 2 1 0 0 1		
14 Paul Konerko, R (1, 3) OBP: 0.375, SLG: 0.429		0-3 K	1-0 14 FC5-4 1-2f 2-3		1-3 K		4-1 BB			3 0 0 0 1 2 2		
Carlos Lee, R (1, 7) OBP: 0.375, SLG: 0.375		2-1 G6-3		1-1 G4-3		0-0 G6-4-3 1B		0-0 F7		4 0 1 0 0 0 1		
Herbert Perry, R (1, 5)		4-2 HR BB		0-0 F9		1-0 G6-4-3 1-2f		0-0 L7		3 1 0 0 1 0 2		
Sandy Alomar Jr., R (1, 2) OBP: 0.250, SLG: 0.571		0-0 1-H HR		2-1 E6		0-0 P6		0-1 G3		4 1 1 2 0 0 0		
Julio Ramirez, R (1, 8) OBP: 0.333, SLG: 0.333 Harold Baines, L (9, PH)		0-2 G3		0-3 K		1-2 1B SF8 1B		3-2 P6		3 1 1 0 0 1 1 1 0 0 0 0 0 0		
Inning Stats	R: 0 E: 0 K: 0 S: 6 H: 1 LOB: 1 BB: 0 P: 11	R: 2 E: 0 K: 1 S: 12 H: 1 LOB: 0 BB: 1 P: 18	R: 0 E: 0 K: 1 S: 8 H: 1 LOB: 2 BB: 1 P: 16	R: 0 E: 1 K: 1 S: 8 H: 0 LOB: 1 BB: 0 P: 11	R: 0 E: 0 K: 2 S: 8 H: 0 LOB: 0 BB: 0 P: 11	R: 1 E: 0 K: 1 S: 7 H: 2 LOB: 0 BB: 0 P: 11	R: 1 E: 0 K: 0 S: 10 H: 2 LOB: 1 BB: 0 P: 17	R: 0 E: 0 K: 0 S: 8 H: 0 LOB: 1 BB: 1 P: 15	R: 0 E: 0 K: 0 S: 6 H: 0 LOB: 0 BB: 0 P: 9	1B: 4 2B: 1 3B: 0 HR: 2 SF: 1 SAC: 0 DP: 1 HBP: 0	WP: 0 PB: 0 SB: 1 CS: 0 PA: 37	
PITCHER	IP WLS BF H R ER SO BB IBB HBP BLK WP HR S P ERA WHIP											
Chuck Finley, L (1, 1) ERA: 5.68	6.1 W 28 7 4 4 6 2 0 0 0 0 2 54 86 5.68 1.421											
Steve Karsay, R (7, 1) ERA:	1.2 6 0 0 0 0 1 0 0 0 0 0 13 24 0.00 0.600											
Bob Wickman, R (9, 1) ERA:	1.0 3 0 0 0 0 0 0 0 0 0 0 6 9 0.00 0.000											

Chicago White Sox @ Cleveland Indians
 Jacobs Field, Cleveland, OH
 Wed Apr 04 2001, 7:05 PM EDT
 Att. 32,763 - Sunny - 42 F

livebaseballscorecards.com

AB	33
R	4
H	7
RBI	4
BB	3
SO	6
LOB	8



Batter	1	2	3	4	5	6	7	8	9
Kenny Lofton, L (1, 8) OBP: 0.500, SLG: 0.500 Jobert Cabrera, R (2, PR) OBP: 0.333, SLG: 0.333 (3, 8)	0-2 F9	0-1 1B 1B	0-1 G1-6-3		1-2 P4		1-0 FC6-4 1B		
Omar Vizquel, S (1, 6) OBP: 0.500, SLG: 0.429	1-1 G3 1B	2-1 1B FC8-2 1B		4-2 1B FC3-6 BB	2-0 G1-3		0-1 FC6-4		
Roberto Alomar, S (1, 4) OBP: 0.333, SLG: 0.375	0-0 G3	3-1 1B		1-2 FC3-6 1B	2-2 F8 F7 1B		2-1 G6-3		
Juan Gonzalez, R (1, 9) OBP: 0.222, SLG: 0.889	2-1 G6-3	2-2 FC8-2		2-0 P4	2-0 F7		2-3 K		
Jim Thome, L (1, 3)		4-0 1B HBP BB	1-0 2B HBP	0-0 FC3-6	0-2 F8		3-3 K		
Ellis Burks, R (1, 10) OBP: 0.500, SLG: 0.571		0-1 HBP 1B 1B	1-2 2B	0-0 G1-3	2-1 G4-3				
Jacob Cruz, L (1, 7) OBP: 0.500, SLG: 0.333		2-2 HBP 1B 1B	1-3 K		1-0 HR HBP		0-0 G6-3		
Russell Bryan, L (1, 5) OBP: 0.375, SLG: 1.143 John McDonald, R (8, 5)		1-3 K	0-3 K		3-1 HR		4-2 FC1-6 BB		
Eddie Taubensee, L (1, 2) Einar Diaz, R (7, PH) (8, 2)		1-0 1B HBP	4-0 IBB		2-3 K		0-1 FC1-6 FC6-4 1B		


Inning Stats	R: 0 E: 0 K: 10 S: 10	H: 1 LOB: 1 BB: 0 P: 13	R: 5 E: 0 K: 1 S: 18	H: 5 LOB: 2 BB: 1 P: 33	R: 0 E: 0 K: 11 S: 11	H: 1 LOB: 3 BB: 1 P: 18	R: 1 E: 0 K: 0 S: 8	H: 1 LOB: 1 BB: 1 P: 15	R: 2 E: 0 K: 1 S: 9	H: 1 LOB: 0 BB: 0 P: 18	R: 0 E: 0 K: 0 S: 9	H: 1 LOB: 1 BB: 0 P: 15	R: 0 E: 0 K: 10 S: 10	H: 0 LOB: 2 BB: 1 P: 15	R: 0 E: 0 K: 2 S: 8	H: 0 LOB: 0 BB: 0 P: 15
--------------	--------------------------------	----------------------------------	-------------------------------	----------------------------------	--------------------------------	----------------------------------	------------------------------	----------------------------------	------------------------------	----------------------------------	------------------------------	----------------------------------	--------------------------------	----------------------------------	------------------------------	----------------------------------

PITCHER	IP	WLS	BF	H	R	ER	SO	BB	IBB	HBP	BLK	WP	HR	S	P	ERA	WHIP
21 Cal Eldred, R (1, 1) ERA: 18.0	4.0	L	26	9	8	8	3	2	1	3	0	0	1	49	85	18.00	2.750
Gary Glover, R (5, 1) ERA:	1.0		3	0	0	0	1	0	0	0	0	0	0	7	12	0.00	0.000
Rocky Biddle, R (6, 1) ERA:	1.0		4	1	0	0	0	0	0	0	0	0	0	9	15	0.00	1.000
Kelly Wunsch, L (7, 1) ERA:	1.0		5	1	0	0	0	1	0	0	0	0	0	10	15	0.00	2.000
Bob Howry, R (8, 1) ERA:	1.0		3	0	0	0	2	0	0	0	0	0	0	8	15	0.00	0.000

BOTTOM

AB	R	H	RBI	BB	SO	LOB
2	0	1	2	0	0	0
3	1	1	0	0	0	3
4	1	2	1	1	0	2
5	0	3	1	0	0	1
5	0	0	0	0	1	7
3	1	0	1	1	1	2
4	1	2	0	0	0	2
3	2	1	0	0	1	2
3	1	1	2	1	2	5
0	0	0	0	0	0	0
1	1	0	1	1	1	0
1	0	0	0	0	0	1

AB 34
R 8
H 11
RBI 8
BB 4
SO 6
LOB 25



WP	HR	S	P	ERA	WHIP
0	0	0	41	0	0

Chicago White Sox @ Cleveland Indians
Jacobs Field, Cleveland, OH
Wed Apr 04 2001, 7:05 PM EDT
Att: 32,763 - Sunny - 42 F

livebaseballscorecards.com

Batter	1	2	3	4	5	6	7	8	9	AB R H RBI BB SO LOB	TOP											
Roger Cedeno, S OBP: 0.333, SLG: 0.250 (1, 9)	E5 3B 1B	CS 1-2	G1-3 0-0	K 1-3			K 1-3			4 1 1 0 0 2 2												
Damion Easley, R OBP: 0.158, SLG: 0.263 (1, 4)	SF8 3B 2-H		P6 1-2			F8 1-0	G6-3 3-1			4 1 1 1 0 0 1												
Bobby Higginson, L OBP: 0.500, SLG: 0.615 (1, 7)	E S BB 4-1		F9 1-2					G6-3 2-1		2 0 0 0 2 0 0												
Tony Clark, S OBP: 0.500, SLG: 0.813 (1, 3)	SF8 3-H			HR 1B 1-0		K 1-3	K 3-3			3 1 1 1 0 2 1												
Dean Palmer, R OBP: 0.250, SLG: 1.000 (1, 10)	K 1-3			HR 1-H 0-0		P6 1-2	G4-3 0-1			4 1 1 2 0 1 2												
Deivi Cruz, R OBP: 0.111, SLG: 0.333 (1, 6)	F9 0-2			F8 1-1		K 0-3	G4-3 2-1			4 0 0 0 0 1 1												
Juan Encarnacion, R OBP: 0.294, SLG: 0.250 (1, 8)			F8 3-2	K 1-3		K 3-3	G1-3 0-1			4 0 0 0 0 2 0												
Shane Halter, R OBP: 0.235, SLG: 0.250 (1, 5)			K2-3 0-3	15 1B 15 1B 1B 3-2		G5-3 3-2	K 1-3			4 1 1 0 0 2 0												
15 Brandon Inge, R OBP: 0.308, SLG: 0.385 (1, 2)			CS 1B 2-0	1B 1-H 0-1			E3 1-2			3 0 2 1 0 0 0												
Inning Stats	R: 2 E: 2 K: 1 S: 15	H: 2 LOB: 1 BB: 1 P: 24	R: 0 E: 0 K: 1 S: 10	H: 1 LOB: 0 BB: 0 P: 16	R: 0 E: 0 K: 0 S: 8	H: 0 LOB: 0 BB: 0 P: 10	R: 3 E: 0 K: 2 S: 16	H: 4 LOB: 1 BB: 0 P: 23	R: 0 E: 0 K: 1 S: 10	H: 0 LOB: 1 BB: 1 P: 17	R: 0 E: 0 K: 2 S: 13	H: 0 LOB: 0 BB: 0 P: 19	R: 0 E: 1 K: 1 S: 8	H: 0 LOB: 0 BB: 0 P: 13	R: 0 E: 0 K: 1 S: 7	H: 0 LOB: 0 BB: 0 P: 12	R: 0 E: 0 K: 1 S: 7	H: 0 LOB: 0 BB: 0 P: 10	1B: 5 2B: 0 3B: 1 HR: 1	SF: 1 SAC: 0 DP: 0 HBP: 0	WP: 0 PB: 0 SB: 1 CS: 2	PA: 36
PITCHER	IP WLS BF H R ER SO BB IBB HBP BLK WP HR S P ERA WHIP																					
56 Mark Buehrle, L ERA: 7.5 (1, 1)	6.0 L 26 7 5 5 7 2 0 0 0 0 0 1 72 109 7.50 1.500																					
Rocky Biddle, R ERA: (7, 1)	1.0 3 0 0 0 1 0 0 0 0 0 0 0 8 13 0.00 0.000																					
Kelly Wunsch, L ERA: (8, 1)	1.0 3 0 0 0 1 0 0 0 0 0 0 0 7 12 0.00 0.000																					
Gary Glover, R ERA: (9, 1)	1.0 3 0 0 0 1 0 0 0 0 0 0 0 7 10 0.00 0.000																					

Detroit Tigers @ Chicago White Sox
 Comiskey Park, Chicago, IL
 Sat Apr 07 2001, 2:05 PM EDT
 Att. 20,264 - Cloudy - 74 F

AB	32
R	5
H	7
RBI	5
BB	2
SO	10
LOB	7



livebaseballscorecards.com

Batter	1	2	3	4	5	6	7	8	9	AB	R	H	RBI	BB	SO	LOB
Ray Durham, S OBP: 0.316, SLG: 0.556 (1, 4)	F8		F8		F9			G4-3		4	1	1	0	0	0	2
Jose Valentin, S OBP: 0.462, SLG: 1.000 (1, 5)	G3		G3			F9		G4-3		4	0	1	3	0	0	0
Frank Thomas, R OBP: 0.471, SLG: 0.833 (1, 10)						P5		P6		3	0	1	0	1	0	0
Magglio Ordonez, R OBP: 0.294, SLG: 0.625 (1, 9)	G4-3		G5-4-3			K		K		4	0	0	0	0	2	3
14 Paul Konerko, R OBP: 0.471, SLG: 0.600 (1, 3)		L5		G2-3			FC4 1B		F7	4	0	1	0	0	0	0
Carlos Lee, R OBP: 0.294, SLG: 0.412 (1, 7)		G4-3		F8			FC4 1B		P5	4	0	1	0	0	0	0
Chris Singleton, L OBP: 0.333, SLG: 0.333 (1, 8)		P6		F7			FC4		BB 1B	4	0	1	0	0	0	2
Royce Clayton, R OBP: 0.133, SLG: 0.077 (1, 6)			F8 1B		G4-3		F9		BB	3	1	1	0	1	0	2
Josh Paul, R OBP: 0.500, SLG: 0.500 (1, 2)									F7	2	1	1	0	0	0	0
Harold Baines, L (7, PH)										1	0	0	0	0	1	2
Sandy Alomar Jr., R OBP: 0.429, SLG: 0.545 (8, 2)										1	0	0	0	0	0	2

Inning Stats	R: 0	H: 1	R: 0	H: 0	R: 2	H: 3	R: 0	H: 0	R: 0	H: 0	R: 0	H: 2	R: 1	H: 1	R: 0	H: 1	1B: 5	SF: 0	WP: 0	PA: 36	
	E: 0	LOB: 1	E: 0	LOB: 0	E: 0	LOB: 1	E: 0	LOB: 0	E: 0	LOB: 0	E: 0	LOB: 2	E: 0	LOB: 0	E: 0	LOB: 2	2B: 1	SAC: 0	PB: 0		
	K: 0	BB: 0	K: 0	BB: 0	K: 0	BB: 1	K: 0	BB: 0	K: 1	BB: 0	K: 1	BB: 0	K: 1	BB: 0	K: 0	BB: 1	3B: 2	DP: 1	SB: 0		
	S: 6	P: 11	S: 6	P: 11	S: 11	P: 17	S: 5	P: 7	S: 5	P: 5	S: 7	P: 10	S: 10	P: 13	S: 13	P: 22	HR: 0	HBP: 0	CS: 0		
PITCHER	IP	WLS	BF	H	R	ER	SO	BB	IBB	HBP	BLK	WP	HR	S	P	ERA	WHIP				
Chris Holt, R ERA: 3.38 (1, 1)	8.0	W	31	7	3	3	3	1	0	0	0	0	0	62	92	3.38	1.000				
Todd Jones, R ERA: 9.0 (9, 1)	1.0	S	5	1	0	0	0	1	0	0	0	0	0	13	22	0.00	2.000				

DETROIT TIGERS @ CHICAGO WHITE SOX
 Comiskey Park, Chicago, IL
 Sat Apr 07 2001, 2:05 PM EDT
 Att: 20,264 - Cloudy - 74 F

AB	34
R	3
H	8
RBI	3
BB	2
SO	3
LOB	13



Batter	1	2	3	4	5	6	7	8	9	AB R H RBI BB SO LOB	TOP											
Roger Cedeno, S (1, 9) OBP: 0.273, SLG: 0.200	1-3 K		1-1 G5-3		0-1 F7		1-1 F9			4 0 0 0 0 1 1												
Damion Easley, R (1, 4) OBP: 0.261, SLG: 0.435	0-0 F7			1-0 G4-3 1B 2B		2-2 2B		1-1 SF9 1B		4 3 3 0 0 0 0												
Bobby Higginson, L (1, 7) OBP: 0.500, SLG: 0.625	2-3 K			3-2 G4-3 2B		0-1 2B		4-2 CS BB		3 0 1 1 1 1 1												
Tony Clark, S (1, 3) OBP: 0.500, SLG: 0.789		0-0 G6-3		0-2 2B 1B		2-0 G4-3 2B 1B		0-1 SF9		3 2 2 2 0 0 0												
Dean Palmer, R (1, 10) OBP: 0.250, SLG: 0.571		4-0 1B BB		0-3 K		2-2 G4-3		2-3 K		3 0 0 0 1 2 3												
Deivi Cruz, R (1, 6) OBP: 0.227, SLG: 0.500		1-0 1B		0-2 2B		0-2 2B			0-1 G5-3	4 0 3 2 0 0 0												
Juan Encarnacion, R (1, 8) OBP: 0.238, SLG: 0.200		1-0 G6-4-3			0-0 G5-3	2-2 G5-3			0-0 F8	4 0 0 0 0 0 3												
Shane Halter, R (1, 5) OBP: 0.238, SLG: 0.250			0-0 G6-3		0-3 K		1-1 1B		1-2 F9	4 0 1 0 0 1 0												
15 Brandon Inge, R (1, 2) OBP: 0.313, SLG: 0.375			2-0 G6-3		0-0 1B		1-0 G6-4-3			3 0 1 0 0 0 1												
Inning Stats	R: 0 E: 0 K: 2 S: 7	H: 0 LOB: 0 BB: 0 P: 10	R: 0 E: 0 K: 0 S: 3	H: 1 LOB: 1 BB: 1 P: 9	R: 0 E: 0 K: 0 S: 4	H: 0 LOB: 0 BB: 0 P: 7	R: 2 E: 0 K: 1 S: 13	H: 3 LOB: 1 BB: 0 P: 17	R: 0 E: 0 K: 1 S: 7	H: 1 LOB: 1 BB: 0 P: 7	R: 2 E: 0 K: 0 S: 20	H: 4 LOB: 1 BB: 0 P: 28	R: 0 E: 0 K: 0 S: 5	H: 1 LOB: 0 BB: 0 P: 8	R: 1 E: 0 K: 1 S: 12	H: 1 LOB: 1 BB: 1 P: 19	R: 0 E: 0 K: 0 S: 6	H: 0 LOB: 0 BB: 0 P: 7	1B: 6 2B: 6 3B: 0 HR: 0	SF: 1 SAC: 0 DP: 3 HBP: 0	WP: 0 PB: 0 SB: 3 CS: 1	PA: 35
PITCHER	IP WLS BF H R ER SO BB IBB HBP BLK WP HR S P ERA WHIP																					
David Wells, L (1, 1) ERA: 4.5	8.0 L 32 11 5 5 5 2 0 0 0 0 0 0 71 105 5.62 1.625																					
Bob Howry, R (9, 1) ERA:	1.0 3 0 0 0 0 0 0 0 0 0 0 0 6 7 0.00 0.000																					

Detroit Tigers @ Chicago White Sox
 Comiskey Park, Chicago, IL
 Sun Apr 08 2001, 2:05 PM EDT
 Att. 19,887 - Sunny - 64 F

livebaseballscorecards.com

AB	32
R	5
H	11
RBI	5
BB	2
SO	5
LOB	9



Batter	1	2	3	4	5	6	7	8	9	AB R H RBI BB SO LOB
Ray Durham, S OBP: 0.250, SLG: 0.435 (1, 4)	F9		F8		K		G6-3		E6	5 0 0 0 0 1 2
Jose Valentin, S OBP: 0.444, SLG: 0.813 (1, 5)	G3		HBP		1B		F7		K	4 0 1 0 0 1 1
Frank Thomas, R OBP: 0.409, SLG: 0.625 (1, 3)	F3		G5-3		G5-3			G4-3 BB	E5	4 0 0 0 1 0 5
Julio Ramirez, R OBP: 0.333, SLG: 0.333 (9, PR)										0 0 0 0 0 0 0
Magglio Ordonez, R OBP: 0.227, SLG: 0.476 (1, 9)		K		F9		L6		G4-3	G1-3	5 0 0 0 0 1 3
Harold Baines, L OBP: 0.167, SLG: 0.167 (1, 10)		K		G4-3		F8 BB		G6-3		4 0 1 0 0 1 0
Carlos Lee, R OBP: 0.381, SLG: 0.421 (1, 7)		S BB		FC4-6		FC6-4			E9	2 1 1 0 2 0 0
Chris Singleton, L OBP: 0.308, SLG: 0.385 (1, 8)		G1-3		FC4-6		F8			G4-3	4 1 1 1 0 0 4
Sandy Alomar Jr., R OBP: 0.444, SLG: 0.533 (1, 2)			HBP		1B	1B		FC6-4	G4-3	4 0 2 0 0 0 3
Royce Clayton, R OBP: 0.158, SLG: 0.176 (1, 6)			F7		F7		B2-3		E	4 1 1 1 0 0 2

Inning Stats	R: 0	H: 0	E: 0	LOB: 0	K: 0	S: 4	P: 8	R: 0	H: 0	E: 0	LOB: 1	K: 2	S: 13	P: 24	R: 0	H: 1	E: 0	LOB: 2	K: 0	S: 10	P: 18	R: 0	H: 1	E: 0	LOB: 1	K: 0	S: 8	P: 13	R: 0	H: 2	E: 0	LOB: 2	K: 1	S: 14	P: 23	R: 0	H: 1	E: 0	LOB: 2	K: 0	S: 11	P: 17	R: 0	H: 0	E: 0	LOB: 0	K: 0	S: 4	P: 5	R: 0	H: 0	E: 0	LOB: 0	K: 0	S: 2	P: 9	R: 3	H: 2	E: 3	LOB: 2	K: 1	S: 16	P: 24	1B: 5	SF: 0	2B: 2	SAC: 0	3B: 0	DP: 1	HR: 0	HBP: 1
--------------	------	------	------	--------	------	------	------	------	------	------	--------	------	-------	-------	------	------	------	--------	------	-------	-------	------	------	------	--------	------	------	-------	------	------	------	--------	------	-------	-------	------	------	------	--------	------	-------	-------	------	------	------	--------	------	------	------	------	------	------	--------	------	------	------	------	------	------	--------	------	-------	-------	-------	-------	-------	--------	-------	-------	-------	--------

PITCHER	IP	WLS	BF	H	R	ER	SO	BB	IBB	HBP	BLK	WP	HR	S	P	ERA	WHIP
Jeff Weaver, R ERA: 1.69 (1, 1)	7.0	W	29	5	0	0	3	2	0	1	0	0	0	64	108	0.00	1.000
Danny Patterson, R ERA: (8, 1)	1.0		3	0	0	0	0	1	0	0	0	0	0	2	9	0.00	1.000
Matt Anderson, R ERA: 40.5 (9, 1)	0.1		5	2	3	1	0	0	0	0	0	0	0	10	15	27.00	6.000
Todd Jones, R ERA: 7.36 (9, 1)	0.2	S	3	0	0	0	1	0	0	0	0	0	0	6	9	0.00	0.000

BOTTOM

Detroit Tigers @ Chicago White Sox
Comiskey Park, Chicago, IL
 Sun Apr 08 2001, 2:05 PM EDT
 Att. 19,887 - Sunny - 64 F

livebaseballscorecards.com

AB	36
R	3
H	7
RBI	2
BB	3
SO	4
LOB	20



WP: 0	PA: 40
PB: 0	
SB: 1	
CS: 0	

Batter	1	2	3	4	5	6	7	8	9	AB R H RBI BB SO LOB	TOP											
Omar Vizquel, S (1, 6) OBP: 0.400, SLG: 0.364	2-1 1B 1B		0-1 2B 2B		0-0 1B 1B		1-1 F7			4 1 3 0 0 0 1												
Jacob Cruz, L (1, 8) OBP: 0.267, SLG: 0.286	1-3 K		1-0 2B 2-H 3-H		0-3 K		3-2 G6-3			4 0 1 2 0 2 3												
Roberto Alomar, S (1, 4) OBP: 0.269, SLG: 0.250	1-1 G6-4-3 1B		1-1 1B		0-1 G5-4-3 1B			2-2 F8		4 0 3 0 0 0 0												
Juan Gonzalez, R (1, 9) OBP: 0.269, SLG: 0.640	1-2 G6-4-3 1-2f		2-2 F7		1-1 G5-4-3 1-2f			2-3 K		4 0 0 0 0 1 6												
Jim Thome, L (1, 3) OBP: 0.231, SLG: 0.227		1-1 G3-1	3-3 K			3-3 K		2-3 K		4 0 0 0 0 3 2												
Ellis Burks, R (1, 10) OBP: 0.480, SLG: 0.773		3-2 G6-3	2-3 K			1-0 F9		1-0 F5		4 0 0 0 0 1 2												
Russell Branyan, L (1, 5) OBP: 0.250, SLG: 0.609		1-1 FC6-4 1B		0-0 F9		2-3 K		2-3 K		4 0 1 0 0 2 0												
Wil Cordero, R (1, 7) OBP: 0.263, SLG: 0.188		1-0 FC6-4 1-2f		3-2 L3 1B			1-0 F8		1-1 F7	4 0 1 0 0 0 1												
Eddie Taubensee, L (1, 2) OBP: 0.444, SLG: 0.286			1-0 2B 2B 1B		0-0 L3 1-2		1-1 1B			3 1 2 0 0 0 1												
Inning Stats	R: 0 E: 0 K: 1 S: 11	H: 2 LOB: 1 BB: 0 P: 16	R: 0 E: 0 K: 0 S: 9	H: 1 LOB: 1 BB: 0 P: 15	R: 2 E: 0 K: 2 S: 15	H: 4 LOB: 2 BB: 0 P: 25	R: 0 E: 0 K: 0 S: 8	H: 1 LOB: 0 BB: 0 P: 11	R: 0 E: 0 K: 1 S: 8	H: 2 LOB: 1 BB: 0 P: 9	R: 0 E: 0 K: 2 S: 7	H: 0 LOB: 0 BB: 0 P: 13	R: 0 E: 0 K: 0 S: 9	H: 1 LOB: 1 BB: 0 P: 15	R: 0 E: 0 K: 2 S: 9	H: 0 LOB: 0 BB: 0 P: 15	R: 0 E: 0 K: 1 S: 6	H: 0 LOB: 0 BB: 0 P: 10	1B: 9 2B: 3 3B: 0 HR: 0	SF: 0 SAC: 0 DP: 3 HBP: 0	WP: 0 PB: 0 SB: 0 CS: 0	PA: 35
PITCHER	IP WLS BF H R ER SO BB IBB HBP BLK WP HR S P ERA WHIP																					
Rocky Biddle, R (1, 1) ERA: 2.57	5.0 W 22 10 2 2 4 0 0 0 0 0 0 51 76 3.60 2.000																					
Kelly Wunsch, L (6, 1) ERA:	2.0 7 1 0 0 2 0 0 0 0 0 0 16 28 0.00 0.500																					
Antonio Osuna, R (8, 1) ERA: 15.75	1.0 3 0 0 0 2 0 0 0 0 0 0 9 15 0.00 0.000																					
Keith Foulke, R (9, 1) ERA: 2.25	1.0 3 0 0 0 1 0 0 0 0 0 0 6 10 0.00 0.000																					

Cleveland Indians @ Chicago White Sox
Comiskey Park, Chicago, IL
Mon Apr 09 2001, 8:05 PM EDT
Att. 21,242 - Overcast - 46 F

livebaseballscorecards.com

AB	35
R	2
H	11
RBI	2
BB	0
SO	9
LOB	16



Batter	1	2	3	4	5	6	7	8	9
Ray Durham, S OBP: 0.345, SLG: 0.607 (1, 4)	1-1 BB 1B	2-1 1B 3B		1-2 G4-3		0-0 G5-4-3 1B		3-1 2B	
Royce Clayton, R OBP: 0.208, SLG: 0.190 (1, 6)	4-1 14 PB 1B 1-2 2B BB	0-0 HR 1B		2-3 K		2-2 G5-4-3 1-2f		2-2 G5-3	
Frank Thomas, R OBP: 0.407, SLG: 0.714 (1, 10)	0-3 K	0-1 HR		1-0 G6-3		3-1 FC6-4 1B		1-2 G1-3	
Magglio Ordonez, R OBP: 0.231, SLG: 0.440 (1, 9)	0-0 14 PB 2B 1-2 2-H	1-3 K			1-0 F8	1-0 FC6-4 1-2f			
14 Paul Konerko, R OBP: 0.476, SLG: 0.632 (1, 3)	2-3 K 1-2 2-3	0-1 2B			3-2 2B SF9 1B		1-3 K		
Carlos Lee, R OBP: 0.400, SLG: 0.455 (1, 7)	4-0 2B BB	1-0 F8			1-1 SF9 1B 1-3 2B		3-2 G6-3		
Herbert Perry, R OBP: 0.286, SLG: 0.364 (1, 5)	0-0 2B 1-H 2-H 3-H		0-0 F8		0-0 SF9 2-3 3-H		3-2 2B		
Sandy Alomar Jr., R OBP: 0.409, SLG: 0.474 (1, 2)	1-2 F5		0-0 G4-3		1-1 1B		0-1 G5-3		
Julio Ramirez, R OBP: 0.143, SLG: 0.143 (1, 8)		2-3 K	1-2 G1-3		0-1 G1-3		1-0 F8		

Inning Stats	R: 4	H: 3	E: 0	K: 2	S: 14	LOB: 1	BB: 2	P: 26	R: 3	H: 4	E: 0	K: 2	S: 14	LOB: 1	BB: 0	P: 20	R: 0	H: 0	E: 0	K: 0	S: 5	LOB: 0	BB: 0	P: 6	R: 0	H: 0	E: 0	K: 1	S: 7	LOB: 0	BB: 0	P: 11	R: 2	H: 3	E: 0	K: 0	S: 14	LOB: 1	BB: 0	P: 20	R: 0	H: 2	E: 0	K: 0	S: 7	LOB: 1	BB: 0	P: 13	R: 0	H: 1	E: 0	K: 1	S: 11	LOB: 1	BB: 0	P: 18	R: 0	H: 1	E: 0	K: 0	S: 9	LOB: 1	BB: 0	P: 16
1B: 7	SF: 1	2B: 5	SAC: 0	3B: 1	DP: 1	HR: 1	HBP: 0	WP: 0	PA: 39																																																							


PITCHER	IP	WLS	BF	H	R	ER	SO	BB	IBB	HBP	BLK	WP	HR	S	P	ERA	WHIP
Chuck Finley, L ERA: 11.88 (1, 1)	2.0	L	15	7	7	7	4	2	0	0	0	0	1	28	46	31.50	4.500
Steve Woodard, R ERA: 4.91 (3, 1)	3.2		15	5	2	2	1	0	0	0	0	0	0	32	48	4.91	1.364
Steve Reed, R ERA: 5.4 (6, 1)	2.1		9	2	0	0	1	0	0	0	0	0	0	21	36	0.00	0.857

BOTTOM

Cleveland Indians @ Chicago White Sox
Comiskey Park, Chicago, IL

Mon Apr 09 2001, 8:05 PM EDT
Att. 21,242 - Overcast - 46 F

AB 36
R 9
H 14
RBI 9
BB 2
SO 6
LOB 12



WP	HR	S	P	ERA	WHIP
0	1	1	1	0.00	0.857

Batter	1	2	3	4	5	6	7	8	9
Ray Durham, S OBP: 0.353, SLG: 0.606 (1, 4)	2-3 K	2-2 P6		2-2 2B		1-2 G4-3		1-0 FC5 1B	
Jose Valentin, S OBP: 0.435, SLG: 0.684 (1, 6) (9, 5)	4-1 G4-3 WP BB		1-1 G6-3	4-1 BB		3-3 K		1-2 F9	
Frank Thomas, R OBP: 0.438, SLG: 0.667 (1, 10)	1-1 G4-3		3-2 1B	0-3 K		4-2 14 G1-4-3 BB		4-0 FC5 IBB	
Magglio Ordonez, R OBP: 0.194, SLG: 0.367 (1, 9)	1-3 K		0-0 F8		0-0 F9		0-3 K	0-2 FC5	
14 Paul Konerko, R OBP: 0.440, SLG: 0.696 (1, 3)		0-0 HR	1-1 G5-3		2-3 K		2-2 G1-4-3		
Carlos Lee, R OBP: 0.448, SLG: 0.615 (1, 7)		1-3 K		0-0 S 2B	3-1 HR			0-0 WP 2B 1B	
Julio Ramirez, R OBP: 0.143, SLG: 0.143 (9, 8)									
Chris Singleton, L OBP: 0.294, SLG: 0.353 (1, 8) (9, 7)		1-2 E5 2B		1-2 P5	2-2 1B			1-3 K	
Herbert Perry, R OBP: 0.333, SLG: 0.533 (1, 5)		0-1 SAFE		2-0 F9	1-3 K			3-2 1B 2B	
Royce Clayton, R OBP: 0.208, SLG: 0.190 (8, PR) (9, 6)		G6-3 WP 2B							
Sandy Alomar Jr., R OBP: 0.423, SLG: 0.522 (1, 2)		1-0 G6-3		3-2 2B 2B		0-3 K		1-0 F9 1B	

Inning Stats	R: 0	H: 0	E: 0	K: 2	S: 9	L: 0	LOB: 1	BB: 1	P: 17	R: 3	H: 2	E: 2	K: 1	S: 13	R: 0	H: 1	E: 0	K: 0	S: 8	R: 2	H: 3	E: 0	K: 1	S: 15	R: 1	H: 2	E: 0	K: 2	S: 13	R: 0	H: 0	E: 0	K: 2	S: 10	R: 0	H: 0	E: 0	K: 1	S: 8	R: 2	H: 4	E: 0	K: 1	S: 16	L: 0	LOB: 3	BB: 1	P: 27	1B: 6	SF: 0	3B: 0	HR: 2
--------------	------	------	------	------	------	------	--------	-------	-------	------	------	------	------	-------	------	------	------	------	------	------	------	------	------	-------	------	------	------	------	-------	------	------	------	------	-------	------	------	------	------	------	------	------	------	------	-------	------	--------	-------	-------	-------	-------	-------	-------

PITCHER	IP	WLS	BF	H	R	ER	SO	BB	IBB	HBP	BLK	WP	HR	S	P	ERA	WHIP
Tim Drew, R ERA: 7.36 (1, 1)	3.2		20	6	5	3	3	2	0	0	0	2	1	42	72	7.36	2.182
Justin Speier, R ERA: 3.38 (4, 1)	1.1		6	2	1	1	3	0	0	0	0	0	1	16	23	6.75	1.500
Steve Karsay, R ERA: (6, 1)	2.0	H	6	0	0	0	3	1	0	0	0	0	0	18	28	0.00	0.500
Paul Shuey, R ERA: 4.5 (8, 1)	1.0	L	8	4	2	2	1	0	1	0	0	1	0	16	27	18.00	4.000

BOTTOM

AB	R	H	RBI	BB	SO	LOB
5	0	2	1	0	1	0
3	0	0	0	2	1	2
3	0	1	0	2	1	3
5	0	0	0	0	2	6
4	1	1	1	0	1	2
4	3	3	1	0	1	0
0	0	0	0	0	0	0
4	1	1	0	0	1	2
4	1	2	2	0	1	2
0	1	0	0	0	0	0
4	1	2	2	0	1	1

AB	36
R	8
H	12
RBI	7
BB	4
SO	10
LOB	18



WP	PA
3	40

Cleveland Indians @ Chicago White Sox
 Comiskey Park, Chicago, IL
 Tue Apr 10 2001, 8:05 PM EDT
 Att: 12,465 - Overcast - 52 F

livebaseballscorecards.com

Batter	1	2	3	4	5	6	7	8	9	AB R H RBI BB SO LOB	TOP																									
Omar Vizquel, S (1, 6) OBP: 0.371, SLG: 0.355	2-2 F9 1B 2B		2-2 G3-1			2-1 L6	0-2 G4-3	1-1 G1-3		5 1 1 1 0 0 3																										
Jacob Cruz, L (1, 7) OBP: 0.250, SLG: 0.263	0-3 K		1-1 F7			2-1 1B 1B	1-3 K		1-3 K	5 0 1 0 0 3 2																										
Roberto Alomar, S (1, 4) OBP: 0.294, SLG: 0.258	0-1 F9			3-1 F9		0-2 F8		4-2 HR BB	1-3 K	4 1 0 0 1 1 2																										
Juan Gonzalez, R (1, 9) OBP: 0.371, SLG: 0.848	3-2 1B			2-1 G4-3 2B		1-0 1B		1-1 HR	3-2 F9	5 1 4 3 0 0 0																										
Jim Thome, L (1, 3) OBP: 0.226, SLG: 0.222	0-3 K			2-1 G4-3		1-0 G3-1		1-3 K		4 0 0 0 0 2 4																										
Ellis Burks, R (1, 10) OBP: 0.455, SLG: 0.690		2-1 1B		1-1 G1-3			1-2 G1-3	1-1 1B 2B		4 1 2 0 0 0 1																										
Russell Bryan, L (1, 5) OBP: 0.258, SLG: 0.500		2-3 K			4-2 BB		4-0 1B 2B BB	0-0 1B		1 1 0 0 2 1 1																										
Marty Cordova, R (8, PH) OBP: 0.429, SLG: 0.833										1 0 1 1 0 0 0																										
Einar Diaz, R (1, 2) OBP: 0.313, SLG: 0.231		1-0 P3			0-1 G6-4-3		0-1 2B 1B	1-0 E5		4 1 1 0 0 0 3																										
Jolbert Cabrera, R (1, 8) OBP: 0.235, SLG: 0.294		2-2 2-4	1-2 F7		1-0 G5-3		2-2 G4-3 2B	1-1 P3		4 0 1 1 0 0 2																										
Inning Stats	R: 1 E: 0 K: 2 S: 14	H: 2 LOB: 1 BB: 0 P: 19	R: 0 E: 0 K: 1 S: 8	H: 1 LOB: 1 BB: 0 P: 15	R: 0 E: 0 K: 0 S: 11	H: 0 LOB: 0 BB: 0 P: 15	R: 0 E: 0 K: 0 S: 5	H: 0 LOB: 0 BB: 1 P: 10	R: 0 E: 0 K: 0 S: 9	H: 2 LOB: 2 BB: 0 P: 15	R: 2 E: 0 K: 1 S: 18	H: 2 LOB: 1 BB: 1 P: 26	R: 3 E: 1 K: 1 S: 17	H: 3 LOB: 2 BB: 1 P: 27	R: 0 E: 0 K: 2 S: 11	H: 0 LOB: 0 BB: 0 P: 16	1B: 6 2B: 4 3B: 0 HR: 1	SF: 0 SAC: 0 DP: 1 HBP: 0	WP: 0 PB: 0 SB: 0 CS: 0	PA: 40																
PITCHER	IP WLS BF H R ER SO BB IBB HBP BLK WP HR S P ERA WHIP																																			
21 Cal Eldred, R (1, 1) ERA: 13.5	2.0		9	3	1	1	3	0	0	0	0	0	0	22	34	4.50	1.500																			
Sean Lowe, R (3, 1) ERA:	3.0	W	10	1	0	0	0	1	0	0	0	0	0	24	41	0.00	0.667																			
Bob Howry, R (6, 1) ERA: 4.5	2.0		11	4	2	2	1	1	0	0	0	0	0	27	41	9.00	2.500																			
Antonio Osuna, R (8, 1) ERA: 20.77	0.1		4	2	3	3	1	1	0	0	0	0	1	11	18	81.00	9.000																			
Kelly Wunsch, L (8, 1) ERA:	0.2	H	4	1	0	0	0	0	0	0	0	0	0	6	9	0.00	1.500																			
PITCHER	IP WLS BF H R ER SO BB IBB HBP BLK WP HR S P ERA WHIP																																			
Keith Foulke, R (9, 1) ERA: 1.5	1.0		3	0	0	0	2	0	0	0	0	0	0	11	16	0.00	0.000																			

Cleveland Indians @ Chicago White Sox
Comiskey Park, Chicago, IL
Wed Apr 11 2001, 2:05 PM EDT
Att. 12,693 - Overcast - 64 F

AB	37
R	6
H	11
RBI	6
BB	3
SO	7
LOB	18



Batter	1	2	3	4	5	6	7	8	9	AB	R	H	RBI	BB	SO	LOB
Chris Singleton, L (1, 9) OBP: 0.227, SLG: 0.273	1-2 G3	1-1 F9		3-2 L9	1-2 F8			0-1 F7		5	0	0	0	0	0	3
Jose Valentin, S (1, 8) OBP: 0.464, SLG: 0.875	2-1 F8		1-0 HR	3-2 14 2B		1-0 G5-3 2B		2-3 K		5	2	3	1	0	1	0
Frank Thomas, R (1, 10) OBP: 0.417, SLG: 0.593	3-2 F6		4-0 BB 14 1B FC6-4 BB	0-3 K		0-0 G5-3		2-3		3	1	0	0	1	1	2
14 Paul Konerko, R (1, 3) OBP: 0.483, SLG: 0.778		0-1 G4-3 1B 2B	0-0 FC6-4 BB SF9 1B	1-1 2B		2-1 G5-3				4	2	3	1	0	0	1
Carlos Lee, R (1, 7) OBP: 0.455, SLG: 0.571		4-2 1B G4-3 1B BB	4-2 FC6-4 BB	0-2 G6-3		0-1 F9				2	1	0	0	2	0	2
Herbert Perry, R (1, 5) OBP: 0.273, SLG: 0.421		0-1 G4-3	1-0 FC6-4 BB		2-1 F9		0-0 P4			4	0	0	1	0	0	4
Julio Ramirez, R (8, 8) OBP: 0.143, SLG: 0.143		1-2 2-3	1-2 2-3 3-H							0	0	0	0	0	0	0
Royce Clayton, R (1, 6) OBP: 0.214, SLG: 0.208		1-1 1B FC5-2 1B	2-1 SF9		0-2 G5-3		1-0 G6-3			3	0	1	2	0	0	0
Tony Graffanino, R (1, 4) OBP: 0.750, SLG: 1.667		1-1 FC5-2 1B	4-2		2-1		1-3 K			3	1	2	2	1	1	0
Josh Paul, R (1, 2) OBP: 0.333, SLG: 0.333		1-2 FC5-2	1-3 K		2-2 1B			0-1 P4		4	0	1	0	0	1	4

Inning Stats	R: 0	H: 0	E: 0	K: 0	S: 10	R: 2	H: 3	E: 0	K: 0	S: 16	R: 3	H: 2	E: 0	K: 1	S: 12	R: 1	H: 2	E: 0	K: 1	S: 16	R: 1	H: 2	E: 0	K: 0	S: 15	R: 0	H: 0	E: 0	K: 1	S: 5	R: 0	H: 0	E: 0	K: 1	S: 8	

PITCHER	IP	WLS	BF	H	R	ER	SO	BB	IBB	HBP	BLK	WP	HR	S	P	ERA	WHIP
Dave Burba, R (1, 1) ERA: 7.84	3.2	L	22	7	6	6	2	4	0	0	0	0	1	51	89	14.73	3.000
37 Jake Westbrook, R (4, 1) ERA: 2.7	3.1		13	3	1	1	1	0	0	0	0	0	1	29	41	2.70	0.900
Ricardo Rincon, L (8, 1) ERA:	1.0		3	0	0	0	1	0	0	0	0	0	0	8	10	0.00	0.000


BOTTOM

Cleveland Indians @ Chicago White Sox
Comiskey Park, Chicago, IL

Wed Apr 11 2001, 2:05 PM EDT
Att. 12,693 - Overcast - 64 F

livebaseballscorecards.com

AB	33
R	7
H	10
RBI	7
BB	4
SO	4
LOB	16



WP: 0	PA: 38
PB: 0	
SB: 0	
CS: 0	

Batter	1	2	3	4	5	6	7	8	9	AB R H RBI BB SO LOB	TOP									
Ray Durham, S (1, 4) OBP: 0.316, SLG: 0.541	1-2 F8		2-3 K		1-3 K			2-2 F7		4 0 0 0 0 2 0	Chicago White Sox @ Minnesota Twins Hubert H. Humphrey Metrodome, Minneapolis, MN Fri Apr 13 2001, 8:05 PM EDT Att: 21,202 - Dome - 72 F livebaseballscorecards.com									
Royce Clayton, R (1, 6) OBP: 0.188, SLG: 0.179	1-2 F3		1-1 L6		1-2 G6-3			3-2 G5-3		4 0 0 0 0 0 0										
Frank Thomas, R (1, 10) OBP: 0.425, SLG: 0.552	4-2 BB		4-2 HR		0-1 F7			2-0 F2		2 1 0 0 2 0 0										
Magglio Ordonez, R (1, 9) OBP: 0.229, SLG: 0.455	3-3 K		3-2 HR		1-1 F8			4-2 1B BB		3 1 1 2 1 1 1										
14 Paul Konerko, R (1, 3) OBP: 0.485, SLG: 0.839		1-0 1B	0-1 HR		1-3 K			1-0 F9		4 2 2 1 0 1 1										
Carlos Lee, R (1, 7) OBP: 0.432, SLG: 0.531		1-1 F7	2-2 G6-3		1-0 F9			1-2 1B		4 0 1 0 0 0 1										
Herbert Perry, R (1, 5) OBP: 0.308, SLG: 0.435		2-1 F8-4 1B		0-2 F9			1-0 G1-3	1-2 1B		4 0 2 0 0 0 0										
Chris Singleton, L (9, PR) OBP: 0.227, SLG: 0.273		1-2 1B		1-0 F7			1-2 G3	1-2 2-3 1B		0 0 0 0 0 0 0										
Sandy Alomar Jr., R (1, 2) OBP: 0.400, SLG: 0.481		1-2 1B		1-0 F7			1-2 G3	1-1 G5-4-3		4 0 1 1 0 0 3										
Julio Ramirez, R (1, 8) OBP: 0.100, SLG: 0.100		1-2 F8-4		0-3 K			0-3 K			3 0 0 0 0 2 2										
Inning Stats	R: 0 H: 0 E: 0 K: 1 S: 15	H: 0 LOB: 1 BB: 1 P: 24	R: 1 H: 3 E: 0 K: 0 S: 12	H: 3 LOB: 1 BB: 0 P: 18	R: 3 H: 2 E: 0 K: 1 S: 15	H: 2 LOB: 0 BB: 1 P: 27	R: 0 H: 0 E: 0 K: 1 S: 9	H: 0 LOB: 0 BB: 0 P: 10	R: 0 H: 0 E: 0 K: 1 S: 6	H: 0 LOB: 0 BB: 0 P: 9	R: 0 H: 0 E: 0 K: 1 S: 9	H: 0 LOB: 0 BB: 0 P: 11	R: 0 H: 0 E: 0 K: 1 S: 9	H: 0 LOB: 0 BB: 0 P: 11	R: 0 H: 0 E: 0 K: 0 S: 12	H: 2 LOB: 3 BB: 1 P: 20	1B: 5 SF: 0 2B: 1 SAC: 0 3B: 0 DP: 2 HR: 2 HBP: 0	WP: 0 PA: 35 PB: 0 SB: 0 CS: 0		
PITCHER	IP WLS BF H R ER SO BB IBB HBP BLK WP HR S P ERA WHIP																			
Mark Redman, L (1, 1) ERA: 4.63	7.0 W 27 5 4 4 6 2 0 0 0 0 2 75 110 5.14 1.000																			
Bob Wells, R (8, 1) ERA: 5.4	1.0 H 3 0 0 0 0 0 0 0 0 0 0 9 16 0.00 0.000																			
LaTroy Hawkins, R (9, 1) ERA: 2.08	1.0 S 5 2 0 0 0 0 1 0 0 0 0 0 12 20 0.00 3.000																			

Batter	1	2	3	4	5	6	7	8	9	AB	R	H	RBI	BB	SO	LOB
Cristian Guzman, S OBP: 0.395, SLG: 0.795 (1, 6)	1-1 2B 3B	1-1 F8		2-2 F7 1-3		1-2 F9		0-2 G4-6-3 1-2f		5	1	1	0	0	0	3
Luis Rivas, R OBP: 0.289, SLG: 0.421 (1, 4)	1-2 G6-3		2-2 G1-6-3	1-0 2B 3-H		0-1 G5-3		2-3 K		5	0	1	1	0	1	1
Matt Lawton, L OBP: 0.442, SLG: 0.387 (1, 9)	0-0 2B 3-H		4-0 BB HBP E BB	1-3 K		2-1 G4-3				3	1	1	1	1	1	1
Corey Koskie, L OBP: 0.333, SLG: 0.406 (1, 5)	1-3 K		1-1 BB E HBP	1-3 K			2-1 G3-1			3	1	0	0	0	2	2
David Ortiz, L OBP: 0.472, SLG: 0.774 (1, 10)	0-1 G4-3		4-2 E 1-2 2-3 BB		0-1 1B 2B		1-2 G6-3			3	1	1	0	1	0	1
Bobby Kielty, S OBP: 0.308, SLG: 0.273 (1, 8)		2-1 FC1-5-6 2B	1-1 E5	1-3 2-H 3-H		2-1 L7		1-1 1B 1B		4	0	2	0	0	0	2
Jacque Jones, L OBP: 0.395, SLG: 0.514 (1, 7)		3-1 PB 1B 2-3	0-3 K	0-3 K		1-3 K		0-0 1B		4	1	1	0	0	2	4
Doug Mientkiewicz, L OBP: 0.379, SLG: 0.577 (1, 3)		2-1 1B 2-H	0-3 K		2-2 2B 1B 2-H		1-3 K			4	1	2	2	0	2	4
A.J. Pierzynski, L OBP: 0.333, SLG: 0.444 (1, 2)		0-0 1B		0-2 F7 BLK 2B 1B		0-0 2B		0-0 G4-6-3 1B		4	1	4	1	0	0	0

Inning Stats	R: 1	H: 2	E: 0	K: 1	S: 11	LOB: 1	BB: 0	P: 14	R: 1	H: 3	E: 0	K: 0	S: 9	LOB: 1	BB: 0	P: 17	R: 2	H: 0	E: 1	K: 2	S: 16	LOB: 2	BB: 2	P: 28	R: 1	H: 2	E: 0	K: 2	S: 15	LOB: 1	BB: 0	P: 20	R: 2	H: 3	E: 0	K: 1	S: 12	LOB: 1	BB: 0	P: 17	R: 0	H: 0	E: 0	K: 0	S: 7	LOB: 0	BB: 0	P: 10	R: 0	H: 2	E: 0	K: 1	S: 12	LOB: 2	BB: 0	P: 17	R: 0	H: 1	E: 0	K: 1	S: 7	LOB: 0	BB: 0	P: 9
1B: 7	2B: 5	3B: 1	HR: 0	SF: 0	SAC: 0	DP: 1	HBP: 1	WP: 0	PB: 1	SB: 0	CS: 0	1B: 7	2B: 5	3B: 1	HR: 0	SF: 0	SAC: 0	DP: 1	HBP: 1	WP: 0	PB: 1	SB: 0	CS: 0	1B: 7	2B: 5	3B: 1	HR: 0	SF: 0	SAC: 0	DP: 1	HBP: 1	WP: 0	PB: 1	SB: 0	CS: 0	1B: 7	2B: 5	3B: 1	HR: 0	SF: 0	SAC: 0	DP: 1	HBP: 1	WP: 0	PB: 1	SB: 0	CS: 0																	


PITCHER	IP	WLS	BF	H	R	ER	SO	BB	IBB	HBP	BLK	WP	HR	S	P	ERA	WHIP
56 Mark Buehrle, L ERA: 8.44 (1, 1)	4.2	L	26	9	7	5	6	2	0	1	1	0	0	62	95	9.64	2.357
Lorenzo Barcelo, R ERA: (5, 1)	2.1		9	3	0	0	1	0	0	0	0	0	0	20	28	0.00	1.286
Gary Glover, R ERA: (8, 1)	1.0		3	1	0	0	1	0	0	0	0	0	0	7	9	0.00	1.000

BOTTOM

Chicago White Sox @ Minnesota Twins
 Hubert H. Humphrey Metrodome, Minneapolis, MN

livebaseballscorecards.com

AB	35
R	7
H	13
RBI	5
BB	2
SO	8
LOB	18



WP	PA	ERA	WHIP
0	38		

Fri Apr 13 2001, 8:05 PM EDT
 Att: 21,202 - Dome - 72 F

Batter	1	2	3	4	5	6	7	8	9	AB R H RBI BB SO LOB	TOP																						
Ray Durham, S OBP: 0.310, SLG: 0.537 (1, 4)	0-0 G3	1-1 2B		0-1 G6-3			0-0 G1-6-3 1-2f			4 0 1 0 0 0 3																							
Jose Valentin, S OBP: 0.438, SLG: 0.786 (1, 5)	2-2 HR	2-2 G5-3			1-3 K			1-1 F9		4 1 1 0 0 1 1																							
Frank Thomas, R OBP: 0.409, SLG: 0.606 (1, 10)	0-1 HR		0-0 P6		1-2 L8			0-1 G6-3		4 1 1 2 0 0 0																							
Magglio Ordonez, R OBP: 0.256, SLG: 0.459 (1, 9)	1-1 14 F8 2B		1-1 14 G5-4-3 1B		0-0 F9			2-2 G4-3		4 1 2 0 0 0 0																							
14 Paul Konerko, R OBP: 0.459, SLG: 0.771 (1, 3)	1-1 F8		1-2 G5-4-3 1-2f		1-2 G1-3			2-1 BLK 1B		4 1 1 0 0 0 2																							
Carlos Lee, R OBP: 0.439, SLG: 0.556 (1, 7)	1-2 2B		3-2 F8		1-3 K			1-2 1-H L3 1B		4 0 2 2 0 1 0																							
Chris Singleton, L OBP: 0.231, SLG: 0.308 (1, 8)	1-3 K		0-0 2B		1-3 K			0-1 L3 1-2		4 0 1 0 0 2 2																							
Sandy Alomar Jr., R OBP: 0.412, SLG: 0.484 (1, 2)		1-3 K		1-1 G6-3			0-1 G1-6-3 1B	1-0 1B		4 0 2 0 0 1 1																							
Royce Clayton, R OBP: 0.194, SLG: 0.161 (1, 6)		3-3 K		4-2 BB			1-0 F9	3-1 F9		3 0 0 0 1 1 2																							
Inning Stats	R: 3 E: 0 K: 1 S: 18	H: 4 LOB: 1 BB: 0 P: 24	R: 0 E: 0 K: 2 S: 13	H: 1 LOB: 1 BB: 0 P: 20	R: 0 E: 0 K: 0 S: 6	H: 1 LOB: 0 BB: 0 P: 8	R: 0 E: 0 K: 0 S: 12	H: 1 LOB: 2 BB: 1 P: 20	R: 0 E: 0 K: 1 S: 8	H: 0 LOB: 0 BB: 0 P: 10	R: 0 E: 0 K: 2 S: 9	H: 0 LOB: 0 BB: 0 P: 12	R: 0 E: 0 K: 0 S: 4	H: 1 LOB: 0 BB: 0 P: 5	R: 0 E: 0 K: 0 S: 8	H: 0 LOB: 0 BB: 0 P: 11	R: 1 E: 0 K: 0 S: 11	H: 3 LOB: 1 BB: 0 P: 18	1B: 7 2B: 4 3B: 0 HR: 1	SF: 0 SAC: 0 DP: 3 HBP: 0	WP: 0 PB: 0 SB: 0 CS: 0	PA: 36											
PITCHER Brad Radke, R ERA: 2.7 Hector Carrasco, R ERA: 3.38	IP 8.0	WLS W	BF 31	H 8	R 3	ER 3	SO 6	BB 1	IBB 0	HBP 0	BLK 0	WP 0	HR 1	S 78	P 110	ERA 3.38	WHIP 1.125																
											PITCHER	IP	WLS	BF	H	R	ER	SO	BB	IBB	HBP	BLK	WP	HR	S	P	ERA	WHIP					

Chicago White Sox @ Minnesota Twins
 Hubert H. Humphrey Metrodome, Minneapolis, MN
 Sat Apr 14 2001, 7:05 PM EDT
 Att. 26,487 - Dome - 72 F

livebaseballscorecards.com

AB	35
R	4
H	11
RBI	4
BB	1
SO	6
LOB	11



Batter	1	2	3	4	5	6	7	8	9	AB	R	H	RBI	BB	SO	LOB	TOP										
Ray Durham, S (1, 4) OBP: 0.277, SLG: 0.478	3-3 K			0-3 K		1-2 G4-3		1-2 F7	1-1 F7	5	0	0	0	0	2	1											
Jose Valentin, S (1, 6) OBP: 0.444, SLG: 0.781	0-3 K			3-2 F8		0-0 E8 HR		1-2 2B		4	2	2	0	0	1	0											
Frank Thomas, R (1, 10) OBP: 0.417, SLG: 0.676	2-3 K			2-2 1B		2-0 HR		1-3 K		4	1	2	2	0	2	1											
Magglio Ordonez, R (1, 9) OBP: 0.279, SLG: 0.488			0-3 K	2-2 1B		2-2 K		0-0 2B		4	0	2	1	0	2	0											
14 Paul Konerko, R (1, 3) OBP: 0.439, SLG: 0.711			1-2 F7	1-0 F8		0-0 F9		4-2 BB		3	0	0	0	1	0	2											
Carlos Lee, R (1, 7) OBP: 0.444, SLG: 0.575			1-3 K		1-0 E5 SH5-3 FC4-2 1B		0-0 F8 2B		2-3 K	4	0	2	0	0	2	2											
Tony Graffanino, R (1, 5) OBP: 0.429, SLG: 0.833			0-3 K		0-0 SH5-3		1-0 F8		1-3 K	3	0	0	0	0	2	1											
Chris Singleton, L (1, 8) OBP: 0.214, SLG: 0.286			2-3 K		1-2 FC4-2		3-3 K		3-2 F8	2	0	0	0	0	1	1											
Herbert Perry, R (7, PH) OBP: 0.296, SLG: 0.417										1	0	0	0	0	1	1											
Julio Ramirez, R (7, 8) OBP: 0.100, SLG: 0.100										0	0	0	0	0	0	0											
Harold Baines, L (9, PH) OBP: 0.143, SLG: 0.143										1	0	0	0	0	0	0											
Josh Paul, R (1, 2) OBP: 0.250, SLG: 0.250			0-0 L5		1-0 F8		1-0 F7		4-0 BB	2	0	0	0	0	0	1											
Sandy Alomar Jr., R (7, PH) OBP: 0.417, SLG: 0.469										1	0	0	0	1	0	1											
Inning Stats	R: 0 E: 0 K: 3 S: 9	H: 0 LOB: 0 BB: 0 P: 14	R: 0 E: 0 K: 2 S: 9	H: 0 LOB: 0 BB: 0 P: 11	R: 0 E: 0 K: 2 S: 7	H: 0 LOB: 0 BB: 0 P: 9	R: 0 E: 1 K: 1 S: 14	H: 1 LOB: 1 BB: 0 P: 9	R: 2 E: 1 K: 1 S: 10	H: 2 LOB: 0 BB: 0 P: 15	R: 0 E: 0 K: 1 S: 12	H: 1 LOB: 1 BB: 0 P: 17	R: 1 E: 0 K: 2 S: 17	H: 2 LOB: 2 BB: 1 P: 26	R: 0 E: 0 K: 1 S: 9	H: 0 LOB: 1 BB: 1 P: 18	1B: 4 2B: 3 3B: 0 HR: 1	SF: 0 SAC: 1 DP: 0 HBP: 0	WP: 0 PB: 0 SB: 0 CS: 0	PA: 37							
PITCHER	IP	WLS	BF	H	R	ER	SO	BB	IBB	HBP	BLK	WP	HR	S	P	ERA	WHIP										
Eric Milton, L (1, 1) ERA: 3.32	7.0	W	27	6	2	2	10	0	0	0	0	0	1	67	97	2.57	0.857										
Bob Wells, R (8, 1) ERA: 6.0	1.0	H	6	2	1	1	2	1	0	0	0	0	0	17	26	9.00	3.000										
LaTroy Hawkins, R (9, 1) ERA: 1.69	1.0	S	4	0	0	0	1	1	0	0	0	0	0	9	18	0.00	1.000										

Chicago White Sox @ Minnesota Twins
 Hubert H. Humphrey Metrodome, Minneapolis, MN

Sun Apr 15 2001, 2:05 PM EDT
 Att. 9,141 - Dome - 72 F

livebaseballscorecards.com

AB	34
R	3
H	8
RBI	3
BB	2
SO	13
LOB	11



Batter	1	2	3	4	5	6	7	8	9	AB	R	H	RBI	BB	SO	LOB
Cristian Guzman, S OBP: 0.377, SLG: 0.776 (1, 6)	2-3 K2-3 ①		2-0 G6-3 ②		2-0 S 1B 2B	0-0 P4 ②		2-3 K ②		5	1	1	0	0	2	1
Luis Rivas, R OBP: 0.277, SLG: 0.413 (1, 4)	1-2 G6-3 ②		1-0 G5-3 ③		4-1 1B S 2B BB	0-3 K ③		1-3 K ③		4	1	0	0	1	2	0
Corey Koskie, L OBP: 0.386, SLG: 0.475 (1, 5)	1-1 2B				0-0 E BB FC5-2 1B	2-0 2B BB 1B		3-2 2B SF9 1B		4	2	4	1	0	0	0
David Ortiz, L OBP: 0.488, SLG: 0.784 (1, 10)	2-3 K ③				4-2 FC5-2 E 1-2 BB	0-0 BB 1-3 2B		1-1 2B		3	0	2	1	1	1	1
Bobby Kielty, S OBP: 0.381, SLG: 0.267 (1, 8)					1-2 E5 FC5-2 1-2 2-3	4-0 BB IBB		1-0 SF9 ①		2	0	1	1	1	0	2
Doug Mientkiewicz, L OBP: 0.378, SLG: 0.647 (1, 3)					2-3 K ①	1-1 F3 ②		1-3 K ②		4	0	0	0	0	2	8
Chad Allen, R OBP: 0.231, SLG: 0.273 Matt Lawton, L OBP: 0.458, SLG: 0.382 (7, PH) (8, 9)					1-0 FC5-2 FC6-4 1-2 2-3 3-Hf	4-0 BB		4-2 BB		2	0	0	1	1	0	4
Jacque Jones, L OBP: 0.357, SLG: 0.462 (8, 7) (1, 9)					1-2 FC6-4 ③	1-1 G4-3 ③		0-3 K ③		0	0	0	0	0	1	9
Tom Prince, R OBP: 0.286, SLG: 0.526 (1, 2)					4-2 G6-3 BB	0-0 F8 ①	1-0 F7 ①		1-1 F2 ①		3	0	0	0	1	0

Inning Stats	R: 0	H: 1	E: 0	K: 2	S: 11	LOB: 1	BB: 0	P: 17	R: 0	H: 1	E: 0	K: 0	S: 6	LOB: 1	BB: 0	P: 7	R: 0	H: 0	E: 0	K: 0	S: 4	LOB: 0	BB: 1	P: 11	R: 0	H: 1	E: 1	K: 1	S: 14	LOB: 3	BB: 1	P: 23	R: 3	H: 3	E: 0	K: 0	S: 9	LOB: 3	BB: 3	P: 27	R: 0	H: 0	E: 0	K: 1	S: 5	LOB: 0	BB: 0	P: 6	R: 1	H: 2	E: 0	K: 2	S: 14	LOB: 2	BB: 1	P: 24	R: 0	H: 0	E: 0	K: 2	S: 10	LOB: 0	BB: 0	P: 14
--------------	------	------	------	------	-------	--------	-------	-------	------	------	------	------	------	--------	-------	------	------	------	------	------	------	--------	-------	-------	------	------	------	------	-------	--------	-------	-------	------	------	------	------	------	--------	-------	-------	------	------	------	------	------	--------	-------	------	------	------	------	------	-------	--------	-------	-------	------	------	------	------	-------	--------	-------	-------

PITCHER	IP	WLS	BF	H	R	ER	SO	BB	IBB	HBP	BLK	WP	HR	S	P	ERA	WHIP
Jim Parque, L ERA: 8.22 (1, 1)	6.0	L	31	8	4	4	4	4	4	1	0	0	0	54	100	6.00	2.000
Gary Glover, R ERA: (7, 1)	1.0		4	0	0	0	2	1	0	0	0	0	0	9	15	0.00	1.000
Keith Foulke, R ERA: 1.29 (8, 1)	1.0		3	0	0	0	2	0	0	0	0	0	0	10	14	0.00	0.000


BOTTOM

Chicago White Sox @ Minnesota Twins
 Hubert H. Humphrey Metrodome, Minneapolis, MN

Sun Apr 15 2001, 2:05 PM EDT
 Att. 9,141 - Dome - 72 F

livebaseballscorecards.com

AB	31
R	4
H	8
RBI	4
BB	6
SO	8
LOB	25



WP: 0	PA: 38
PB: 0	
SB: 2	
CS: 0	

Batter	1	2	3	4	5	6	7	8	9	AB R H RBI BB SO LOB	TOP																	
Ray Durham, S (1, 4) OBP: 0.269, SLG: 0.451	0-1 F7		1-0 1B		0-2 E9 2B		2-2 F7		0-0 G4-3	5 1 1 0 0 0 1																		
Jose Valentin, S (1, 8) OBP: 0.450, SLG: 0.778	0-1 G3		0-2 1B		2-0 P4 2B			2-0 G6-3		4 0 2 1 0 0 0																		
Frank Thomas, R (1, 10) OBP: 0.404, SLG: 0.634	3-2 1B		3-2 P3		2-0 P4			0-3 K		4 0 1 0 0 1 3																		
Magglio Ordonez, R (1, 9) OBP: 0.277, SLG: 0.489	2-1 F8		2-1 G5-3		2-2 G4-3			0-0 14 1B 2B		4 1 1 0 0 0 3																		
14 Paul Konerko, R (1, 3) OBP: 0.444, SLG: 0.683		0-1 F8		4-1 1B BB		2-2 G4-3		0-0 1B 1B		3 1 1 1 1 0 0																		
Carlos Lee, R (1, 7) OBP: 0.429, SLG: 0.545		0-2 F9		2-3 K		0-0 G5-3		0-2 1B		4 0 1 1 0 1 1																		
Chris Singleton, L (8, 7) OBP: 0.214, SLG: 0.286								2-3 1B		0 0 0 0 0 0 0																		
Herbert Perry, R (1, 5) OBP: 0.323, SLG: 0.536		1-0 HR		0-2 1-2 1B		2-3 K			2-2 G6-3	4 1 2 1 0 1 0																		
Sandy Alomar Jr., R (1, 2) OBP: 0.375, SLG: 0.417		1-0 F8		0-0 L8			2-2 G6-3		3-1 E5	4 0 0 0 0 0 2																		
Royce Clayton, R (1, 6) OBP: 0.175, SLG: 0.143			0-1 F8	1-1 F3			2-2 G6-3		0-3 K	4 0 0 0 0 1 3																		
Inning Stats	R: 0 E: 0 K: 0 S: 9	H: 1 LOB: 1 BB: 0 P: 14	R: 1 E: 0 K: 0 S: 7	H: 1 LOB: 0 BB: 0 P: 9	R: 0 E: 0 K: 0 S: 11	H: 2 LOB: 2 BB: 0 P: 17	R: 0 E: 0 K: 1 S: 12	H: 1 LOB: 2 BB: 1 P: 19	R: 1 E: 1 K: 0 S: 12	H: 1 LOB: 0 BB: 0 P: 18	R: 0 E: 0 K: 1 S: 7	H: 0 LOB: 0 BB: 0 P: 11	R: 0 E: 0 K: 0 S: 11	H: 0 LOB: 0 BB: 0 P: 17	R: 2 E: 0 K: 1 S: 9	H: 3 LOB: 1 BB: 0 P: 11	R: 0 E: 1 K: 1 S: 9	H: 0 LOB: 1 BB: 0 P: 14	1B: 6 2B: 2 3B: 0 HR: 1	SF: 0 SAC: 0 DP: 0 HBP: 0	WP: 0 PB: 0 SB: 2 CS: 0	PA: 37						
PITCHER	IP WLS BF H R ER SO BB IBB HBP BLK WP HR S P ERA WHIP																											
Dave Micki, R (1, 1) ERA: 5.82	7.0		28	6	2	1	2	1	0	0	0	0	0	1	69	105	1.29	1.000										
C.J. Nitkowski, L (8, 1) ERA: 5.68	0.1	H	1	0	0	0	0	0	0	0	0	0	0	1	3	0.00	0.000											
Matt Anderson, R (8, 1) ERA: 36.0	0.2	W	4	3	2	2	1	0	0	0	0	0	0	8	8	27.00	4.500											
Todd Jones, R (9, 1) ERA: 6.35	1.0	S	4	0	0	0	1	0	0	0	0	0	0	9	14	0.00	0.000											

Chicago White Sox @ Detroit Tigers
Comerica Park, Detroit, MI
Tue Apr 17 2001, 7:05 PM EDT
Att. 13,068 - Cloudy - 40 F

livebaseballscorecards.com

AB	36
R	4
H	9
RBI	4
BB	1
SO	4
LOB	13



Batter	1	2	3	4	5	6	7	8	9	AB	R	H	RBI	BB	SO	LOB
Roger Cedeno, S (1, 9) OBP: 0.245, SLG: 0.184	0-3 K		0-0 G5-3		2-1 E6 FC1-6		0-0 F7	1-2 F8		5	0	0	0	0	1	4
Damion Easley, R (1, 4) OBP: 0.281, SLG: 0.308	1-1 P5		4-0 BB		1-1 FC1-6		0-3 K		0-1 P4	4	0	0	0	1	1	2
Bobby Higginson, L (1, 7) OBP: 0.404, SLG: 0.522	1-2 HR		3-2 P4		1-1 F9		1-1 G1-3		4-1 1B BB	4	1	1	1	1	0	3
Tony Clark, S (1, 3) OBP: 0.375, SLG: 0.568	3-2 G4-3		2-1 G4-3		1-2 F9			4-1 BB FC1-2 1B BB	1-3 K	4	0	0	0	1	1	2
Deivi Cruz, R (1, 6) OBP: 0.226, SLG: 0.365		2-1 F8		0-1 G6-3		2-2 G5-3		1-1 FC1-2 BB 1B	0-1 1B	5	1	2	0	0	0	0
Jose Macias, S (1, 5) OBP: 0.524, SLG: 0.842		0-0 15 FC6-4 1B		2-2 P2		0-0 F9		1-1 L9	3-2 G3-1	5	0	1	0	0	0	4
Wendell Magee, R (1, 8) OBP: 0.579, SLG: 0.733		2-0 15 FC6-4 1B		3-1 1B			4-2 HR BB	4-2 BB FC1-2 BB		2	1	2	0	2	0	0
Juan Encarnacion, R (1, 10) OBP: 0.233, SLG: 0.317		0-0 F3		2-0 L9			0-1 HR	2-2 FC1-2 BB		3	1	1	2	0	0	3
Robert Fick, L (8, PH) OBP: 0.529, SLG: 0.800										1	0	0	0	0	0	3
15 Brandon Inge, R (1, 2) OBP: 0.294, SLG: 0.333		2-2 FC6-4			3-3 K		4-1 BB	4-2 1-2 2-3 3-H		2	0	0	0	1	1	2
Billy McMillon, L (8, PH) OBP: 0.200, SLG: 0.278										0	0	0	1	1	0	0
Javier Cardona, R (9, 2) OBP: 0.375, SLG: 0.375										0	0	0	0	0	0	0

Inning Stats	R: 1	H: 1	E: 0	K: 1	S: 11	H: 1	LOB: 0	BB: 0	P: 16	R: 0	H: 2	E: 0	K: 0	S: 11	H: 0	LOB: 2	BB: 0	P: 17	R: 0	H: 0	E: 0	K: 0	S: 6	H: 1	LOB: 1	BB: 1	P: 15	R: 0	H: 1	E: 0	K: 0	S: 9	R: 0	H: 0	E: 1	K: 1	S: 9	R: 0	H: 0	E: 0	K: 0	S: 7	R: 2	H: 1	E: 0	K: 1	S: 11	R: 1	H: 1	E: 0	K: 0	S: 15	R: 0	H: 1	E: 0	K: 1	S: 13	1B: 5	2B: 0	3B: 0	HR: 2	SF: 0	SAC: 0	DP: 0	HBP: 0	WP: 0	PA: 42
PITCHER	IP	WLS	BF	H	R	ER	SO	BB	IBB	HBP	BLK	WP	HR	S	P	ERA	WHIP																																																		
56 Mark Buehrle, L (1, 1) ERA: 7.02	6.0	W	26	5	3	3	2	2	0	0	0	0	2	57	98	4.50	1.167																																																		
Gary Glover, R (7, 1) ERA: 1.04	1.0	H	6	1	1	1	1	2	0	0	0	0	0	10	20	9.00	3.000																																																		
Keith Foulke, R (8, 1) ERA: 1.0	2.0	S	10	1	0	0	1	3	0	0	0	0	0	25	45	0.00	2.000																																																		

Chicago White Sox @ Detroit Tigers
Comerica Park, Detroit, MI
Wed Apr 18 2001, 7:05 PM EDT
Att: 13,180 - Cloudy - 47 F

AB	35
R	4
H	7
RBI	4
BB	7
SO	4
LOB	23



Batter	1	2	3	4	5	6	7	8	9	AB R H RBI BB SO LOB	TOP											
Ray Durham, S (1, 4) OBP: 0.295, SLG: 0.439	2-2 1B SH1-3 1B	4-1 BB			1-2 G4-3		0-3 K		2-1 L4-3 1B	4 1 2 0 1 1 0												
Jose Valentin, S (1, 6) OBP: 0.458, SLG: 0.786	0-0 SH1-3 1-2	1-3 K			4-1 G1 1B BB		2-0 PB 1B		1-0 L4-3 1-2	3 1 1 0 1 1 3												
Harold Baines, L (1, 10) OBP: 0.182, SLG: 0.182	2-0 FC4-6 1B 2-3				0-0 G1 1-2		1-2 P6 1-2			4 0 1 0 0 0 2												
Magglio Ordonez, R (1, 9) OBP: 0.273, SLG: 0.453	1-2 FC4-6 1B 1-2 3-H				3-3 K 2-H		3-2 F9 2-H			4 0 2 2 0 1 1												
14 Paul Konerko, R (1, 3) OBP: 0.434, SLG: 0.625	0-0 FC4-6 1-2f 2-3				2-2 F7 1-2				0-2 G5-3	4 0 1 0 0 0 3												
Carlos Lee, R (1, 7) OBP: 0.404, SLG: 0.490	2-3 K				0-0 F7		1-2 G6-3		1-2 G5-3	4 0 0 0 0 1 3 0 0 0 0 0 0 0												
Julio Ramirez, R (8, 8) OBP: 0.100, SLG: 0.100																						
Chris Singleton, L (1, 8) OBP: 0.212, SLG: 0.273					0-1 CS SH1-3 1B		1-2 G3		2-2 E6	4 0 1 0 0 0 0												
Tony Graffanino, R (1, 5) OBP: 0.500, SLG: 0.889					1-1 SH1-3 1-2		1-0 1B 2B		1-0 G1-3	3 1 2 0 0 0 1												
Josh Paul, R (1, 2) OBP: 0.333, SLG: 0.417					1-3 K 2-3		0-0 1B		1-3 K	4 0 2 1 0 2 1												
Inning Stats	R: 1 E: 0 K: 1 S: 15	H: 3 LOB: 2 BB: 0 P: 22	R: 0 E: 0 K: 1 S: 13	H: 2 LOB: 2 BB: 1 P: 24	R: 0 E: 0 K: 1 S: 7	H: 1 LOB: 1 BB: 0 P: 12	R: 0 E: 0 K: 1 S: 8	H: 1 LOB: 0 BB: 0 P: 10	R: 1 E: 0 K: 0 S: 11	H: 1 LOB: 1 BB: 1 P: 20	R: 1 E: 0 K: 0 S: 10	H: 2 LOB: 1 BB: 0 P: 13	R: 0 E: 0 K: 1 S: 10	H: 1 LOB: 1 BB: 0 P: 16	R: 0 E: 1 K: 0 S: 11	H: 0 LOB: 1 BB: 0 P: 15	R: 0 E: 0 K: 1 S: 6	H: 1 LOB: 0 BB: 0 P: 10	1B: 10 2B: 3 3B: 0 HR: 0	SF: 0 SAC: 2 DP: 1 HBP: 0	WP: 0 PB: 1 SB: 1 CS: 2	PA: 38
PITCHER	IP WLS BF H R ER SO BB IBB HBP BLK WP HR S P ERA WHIP																					
Jeff Weaver, R (1, 1) ERA: 4.34	7.0 L 31 11 3 3 5 2 0 0 0 0 0 0 74 117 3.86 1.857																					
Matt Anderson, R (8, 1) ERA: 24.92	1.1 5 0 0 0 1 0 0 0 0 0 0 0 14 19 0.00 0.000																					
Heath Murray, L (9, 1) ERA: 3.0	0.2 2 1 0 0 0 0 0 0 0 0 0 0 3 6 0.00 1.500																					

Chicago White Sox @ Detroit Tigers
Comerica Park, Detroit, MI
Thu Apr 19 2001, 7:05 PM EDT
Att. 14,571 - Cloudy - 52 F

livebaseballscorecards.com

AB	34
R	3
H	12
RBI	3
BB	2
SO	6
LOB	14



Batter	1	2	3	4	5	6	7	8	9	AB R H RBI BB SO LOB	TOP
Cristian Guzman, S (1, 6) OBP: 0.373, SLG: 0.714	2-1 G4-3		3-1 1B		2-1 G5-3		2-2 G5-3			4 0 1 0 0 0 0	Minnesota Twins @ Chicago White Sox Comiskey Park, Chicago, IL Fri Apr 20 2001, 8:05 PM EDT Att. 16,557 - Overcast - 77 F
Luis Rivas, R (1, 4) OBP: 0.228, SLG: 0.345	0-1 G1-3		1-3 K		0-3 K		0-0 G6-3			4 0 0 0 0 2 1	
Matt Lawton, L (1, 9) OBP: 0.462, SLG: 0.341	1-3 K		0-1 G4-6-3 1B		4-1 HR BB		1-2 P4			3 1 1 0 1 1 0	
Corey Koskie, L (1, 5) OBP: 0.410, SLG: 0.527		1-2 G6-3	1-1 G4-6-3 1-2f		0-0 HR		1-3 K			4 1 1 2 0 1 2	
David Ortiz, L (1, 10) OBP: 0.473, SLG: 0.813		2-2 HR		0-0 FC4-6 1B		0-1 SF8 3B		1-3 K		4 2 3 1 0 1 0	
Bobby Kielty, S (1, 8) OBP: 0.297, SLG: 0.276		0-0 E6 G4-3 HBP		0-2 FC4-6 1-2f		0-0 SF8		0-0 G4-3		3 0 0 1 0 0 1	
Doug Mientkiewicz, L (1, 3) OBP: 0.415, SLG: 0.667		1-0 G4-3 HBP		1-0 P4		1-1 F7		3-2 G6-3 1B		3 0 1 0 0 0 1	
Jacque Jones, L (1, 7) OBP: 0.310, SLG: 0.407		1-2 G4-3		1-2 G6-3		1-1 G4-3		1-1 G6-3		4 0 0 0 0 0 4	
A.J. Pierzynski, L (1, 2) OBP: 0.343, SLG: 0.471		0-0 G6-3		2-3 K		1-1 G3		0-0 G3-1		4 0 0 0 0 1 3	
Inning Stats	R: 0 E: 0 K: 1 S: 7 H: 0 LOB: 0 BB: 0 P: 10	R: 1 E: 1 K: 0 S: 11 H: 1 LOB: 2 BB: 0 P: 16	R: 0 E: 0 K: 1 S: 9 H: 2 LOB: 1 BB: 0 P: 14	R: 0 E: 0 K: 0 S: 8 H: 1 LOB: 1 BB: 0 P: 10	R: 0 E: 0 K: 2 S: 9 H: 0 LOB: 0 BB: 0 P: 13	R: 3 E: 0 K: 0 S: 9 H: 2 LOB: 0 BB: 1 P: 15	R: 0 E: 0 K: 0 S: 6 H: 0 LOB: 0 BB: 0 P: 9	R: 0 E: 0 K: 2 S: 10 H: 0 LOB: 0 BB: 0 P: 13	R: 0 E: 0 K: 0 S: 8 H: 1 LOB: 1 BB: 0 P: 12	1B: 4 2B: 0 3B: 1 HR: 2 SF: 1 SAC: 0 DP: 1 HBP: 1	WP: 0 PB: 0 SB: 0 CS: 0 PA: 36
PITCHER Jim Paraque, L (1, 1) ERA: 6.66	IP: 9.0 WLS: L BF: 36 H: 7 R: 4 ER: 4 SO: 6 BB: 1 IBB: 0 HBP: 1 BLK: 0 WP: 0 HR: 2 S: 77 P: 112 ERA: 4.00 WHIP: 0.889	PITCHER IP WLS BF H R ER SO BB IBB HBP BLK WP HR S P ERA WHIP									

livebaseballscorecards.com

AB	33
R	4
H	7
RBI	4
BB	1
SO	6
LOB	12



Batter	1	2	3	4	5	6	7	8	9	AB	R	H	RBI	BB	SO	LOB
Ray Durham, S OBP: 0.292, SLG: 0.426 (1, 4)	2-1 SH4-3 1B		3-3 K			2-3 K		0-0 FC4-6 2-3		4	1	1	0	0	2	1
Jose Valentin, S OBP: 0.431, SLG: 0.733 (1, 6)	0-0 SH4-3 1-2		0-3 K			0-3 K		2-2 F9		3	0	0	0	0	2	0
Frank Thomas, R OBP: 0.367, SLG: 0.551 (1, 10)	1-0 1B 2-H 1B		3-2 P4			2-3 K		2-2 F8		4	0	1	1	0	1	0
Magglio Ordonez, R OBP: 0.288, SLG: 0.456 (1, 9)	0-0 14 G5-4-3 1B		1-2 F3			0-1 F8		2-1 14 FC6-4 1B		4	0	2	0	0	0	0
14 Paul Konerko, R OBP: 0.421, SLG: 0.615 (1, 3)	0-2 G5-4-3 1-2f		1-1 P3			1-1 2B		2-2 FC6-4 1-2f		4	0	1	0	0	0	3
Carlos Lee, R OBP: 0.400, SLG: 0.472 (1, 7)			0-1 F7			4-2 CS BB		0-0 F9		2	0	0	0	1	0	1
Chris Singleton, L OBP: 0.222, SLG: 0.278 (1, 8)			0-1 G4-3 1B			0-0 CS 1-2		0-2 G3		3	0	1	0	0	0	1
Tony Graffanino, R OBP: 0.462, SLG: 0.833 (1, 5)			1-0 G4-3 1-2			0-1 G6-3		1-1 FC4-6 2B		3	0	1	0	0	0	1
Josh Paul, R OBP: 0.286, SLG: 0.357 (1, 2)			1-2 G5-3			0-2 G5-3		1-3 K		2	0	0	0	0	0	1
Harold Baines, L OBP: 0.167, SLG: 0.167 (8, PH)										1	0	0	0	0	1	1
Sandy Alomar Jr., R OBP: 0.386, SLG: 0.425 (9, 2)										0	0	0	0	0	0	0

Inning Stats	R: 1	H: 3	E: 0	K: 0	S: 9	H: 3	LOB: 1	BB: 0	P: 12	R: 0	H: 1	E: 0	K: 0	S: 8	H: 0	LOB: 1	BB: 0	P: 10	R: 0	H: 0	E: 0	K: 2	S: 12	H: 0	LOB: 0	BB: 0	P: 18	R: 0	H: 0	E: 0	K: 0	S: 8	H: 0	LOB: 0	BB: 1	P: 14	R: 0	H: 0	E: 0	K: 0	S: 8	H: 0	LOB: 0	BB: 0	P: 8	R: 0	H: 0	E: 0	K: 3	S: 9	H: 0	LOB: 0	BB: 0	P: 13	R: 0	H: 1	E: 0	K: 0	S: 9	H: 1	LOB: 1	BB: 0	P: 10	R: 0	H: 1	E: 0	K: 1	S: 6	H: 1	LOB: 0	BB: 0	P: 8	R: 0	H: 1	E: 0	K: 0	S: 11	H: 1	LOB: 1	BB: 0	P: 19	1B: 5	SF: 0	2B: 3	SAC: 1	3B: 0	DP: 2	HR: 0	HBP: 0	WP: 0	PA: 33
PITCHER Brad Radke, R ERA: 2.23 (1, 1)	IP	WLS	BF	H	R	ER	SO	BB	IBB	HBP	BLK	WP	HR	S	P	ERA	WHIP																																																																										
	9.0	W	32	7	1	1	6	1	0	0	0	0	0	80	112	1.00	0.889																																																																										
																			PITCHER	IP	WLS	BF	H	R	ER	SO	BB	IBB	HBP	BLK	WP	HR	S	P	ERA	WHIP																																																							

MINNESOTA TWINS @ CHICAGO WHITE SOX
 Comiskey Park, Chicago, IL
 Fri Apr 20 2001, 8:05 PM EDT
 Att. 16,557 - Overcast - 77 F

AB	30
R	1
H	7
RBI	1
BB	1
SO	6
LOB	9



Batter	1	2	3	4	5	6	7	8	9	AB R H RBI BB SO LOB	TOP						
Cristian Guzman, S (1, 6) OBP: 0.357, SLG: 0.682	1-0 F2		1-1 P6		0-0 F8			2-0 SH FC4-6		3 0 0 0 0 0 0							
Luis Rivas, R (1, 4) OBP: 0.217, SLG: 0.328 Denny Hocking, S (8, PH) OBP: 0.241, SLG: 0.308 (8, 4)	1-3 K		1-0 F8		0-1 G4-3			0-1 FC4-6 FC4-6		3 0 0 0 0 1 0 1 0 0 1 0 0 1							
Matt Lawton, L (1, 9) OBP: 0.464, SLG: 0.354	3-2 PB 1B			0-1 HR 1B		0-1 G3		3-2 F7		4 1 2 0 0 0 1							
Corey Koskie, L (1, 5) OBP: 0.400, SLG: 0.559	1-1 F5			0-0 1-H HR		2-0 F7		0-0 FC4-6		4 1 1 2 0 0 2							
David Ortiz, L (1, 10) OBP: 0.441, SLG: 0.750				3-2 F7		1-1 G6-3			2-3 K	4 0 0 0 0 1 0							
Jacque Jones, L (1, 7) OBP: 0.290, SLG: 0.379				0-0 B1-3		2-1 G4-3			0-0 G5-3	4 0 0 0 0 0 0							
Torii Hunter, R (1, 8) OBP: 0.300, SLG: 0.700				0-1 1B 2B		2-2 F8			1-1 G6-3	4 1 2 1 0 0 0							
Doug Mientkiewicz, L (1, 3) OBP: 0.411, SLG: 0.647				2-2 1B		0-0 F7				3 0 1 0 0 0 0							
A.J. Pierzynski, L (1, 2) OBP: 0.342, SLG: 0.486				0-1 P4		3-2 G5-3		0-0 SH FC4-6 2B		3 1 1 0 0 0 0							
Inning Stats	R: 0 H: 1 E: 0 LOB: 1 K: 1 BB: 0 S: 10 P: 16	R: 1 H: 1 E: 0 LOB: 0 K: 0 BB: 0 S: 10 P: 14	R: 0 H: 0 E: 0 LOB: 0 K: 0 BB: 0 S: 5 P: 7	R: 2 H: 4 E: 0 LOB: 2 K: 0 BB: 0 S: 13 P: 18	R: 0 H: 0 E: 0 LOB: 0 K: 0 BB: 0 S: 8 P: 11	R: 0 H: 0 E: 0 LOB: 0 K: 0 BB: 0 S: 5 P: 8	R: 0 H: 0 E: 0 LOB: 0 K: 0 BB: 0 S: 6 P: 10	R: 1 H: 1 E: 1 LOB: 1 K: 0 BB: 0 S: 8 P: 13	R: 0 H: 0 E: 0 LOB: 0 K: 1 BB: 0 S: 6 P: 9	1B: 3 SF: 0 2B: 2 SAC: 1 3B: 0 DP: 0 HR: 2 HBP: 0	WP: 0 PA: 34 PB: 1 SB: 0 CS: 0						
PITCHER	IP WLS BF H R ER SO BB IBB HBP BLK WP HR S P ERA WHIP																
James Baldwin, R (1, 1) ERA: 3.86	7.0	26	6	3	3	1	0	0	0	0	0	0	2	57	84	3.86	0.857
Gary Glover, R (8, 1) ERA: 2.0	0.1	L	3	1	1	1	0	0	0	0	0	0	0	4	6	27.00	3.000
Kelly Wunsch, L (8, 1) ERA: 8.59	1.2		5	0	0	0	1	0	0	0	0	0	0	10	16	0.00	0.000

Minnesota Twins @ Chicago White Sox
Comiskey Park, Chicago, IL
Sat Apr 21 2001, 2:05 PM EDT
Att. 19,096 - Cloudy - 78 F

livebaseballscorecards.com

AB 33
R 4
H 7
RBI 4
BB 0
SO 2
LOB 4



Batter	1	2	3	4	5	6	7	8	9	AB	R	H	RBI	BB	SO	LOB
Ray Durham, S OBP: 0.286, SLG: 0.409 (1, 4)	2-1 F8		1-2 F3 1B		2-1 G6-3		0-0 E6 1B		1-1 G6-3	5	0	1	0	0	0	0
Royce Clayton, R OBP: 0.170, SLG: 0.143 (1, 6)	1-2 L4		0-0		1-0 F9		0-1 F8			4	0	1	0	0	0	1
Frank Thomas, R OBP: 0.359, SLG: 0.528 (1, 10)	2-2 P3		3-0 F3		3-2 E5		0-0			4	0	1	0	0	0	2
Magglio Ordonez, R OBP: 0.270, SLG: 0.426 (1, 9)		1-2 F9	0-1 F9		1-0 F8		1-0 G3			4	0	0	0	0	0	5
14 Paul Konerko, R OBP: 0.426, SLG: 0.679 (1, 3)		1-0 G3 1B 2B		0-1 G5-3		2-1 HR		1-2 G4-3		4	2	2	1	0	0	0
Carlos Lee, R OBP: 0.375, SLG: 0.439 (1, 7)		0-0 G3	2-2 E6 2B		2-2 G4-3		1-0 F8			4	1	0	0	0	0	1
Herbert Perry, R OBP: 0.368, SLG: 0.571 (1, 5)		0-0	0-1 G6-3 1-H 2B		1-1 F7		0-3 K			4	0	2	2	0	1	0
Sandy Alomar Jr., R OBP: 0.354, SLG: 0.386 (1, 2)		1-2 G6-3	1-1 G6-3		0-0 G6-3		1-1 F7		1-1 F9	4	0	0	0	0	0	2
Julio Ramirez, R OBP: 0.077, SLG: 0.077 (1, 8)			0-3 K		0-0 F8				1-2 F7	3	0	0	0	0	1	1
Harold Baines, L OBP: 0.154, SLG: 0.154 (9, PH)										1	0	0	0	0	0	0

Inning Stats	R: 0	H: 0	E: 0	K: 0	S: 9	R: 1	H: 2	E: 0	K: 0	S: 9	R: 0	H: 2	E: 0	K: 1	S: 13	R: 1	H: 1	E: 1	K: 0	S: 11	R: 0	H: 0	E: 1	K: 0	S: 7	R: 1	H: 1	E: 0	K: 0	S: 8	R: 0	H: 1	E: 1	K: 0	S: 7	R: 0	H: 0	E: 0	K: 1	S: 8	R: 0	H: 0	E: 0	K: 0	S: 7	R: 0	H: 0	E: 0	K: 0	S: 7	1B: 4	2B: 2	3B: 0	HR: 1	SF: 0	SAC: 0	DP: 0	HBP: 0	WP: 0	PB: 0	SB: 0	CS: 0	PA: 37
--------------	------	------	------	------	------	------	------	------	------	------	------	------	------	------	-------	------	------	------	------	-------	------	------	------	------	------	------	------	------	------	------	------	------	------	------	------	------	------	------	------	------	------	------	------	------	------	------	------	------	------	------	-------	-------	-------	-------	-------	--------	-------	--------	-------	-------	-------	-------	--------

PITCHER	IP	WLS	BF	H	R	ER	SO	BB	IBB	HBP	BLK	WP	HR	S	P	ERA	WHIP
Eric Milton, L ERA: 3.12 (1, 1)	7.0	W	31	7	3	2	1	0	0	0	0	0	1	64	94	2.57	1.000
Bob Wells, R ERA: 4.32 (8, 1)	1.0	H	3	0	0	0	1	0	0	0	0	0	0	8	10	0.00	0.000
LaTroy Hawkins, R ERA: 1.23 (9, 1)	1.0	S	3	0	0	0	0	0	0	0	0	0	0	7	10	0.00	0.000

MINNESOTA TWINS @ CHICAGO WHITE SOX
 Comiskey Park, Chicago, IL
 Sat Apr 21 2001, 2:05 PM EDT
 Att: 19,096 - Cloudy - 78 F

AB	37
R	3
H	7
RBI	3
BB	0
SO	2
LOB	12



Batter	1	2	3	4	5	6	7	8	9	AB R H RBI BB SO LOB
Ray Durham, S (1, 4) OBP: 0.293, SLG: 0.400	3-2 S 14 1B 1B		2-2 F8		2-1 F8		4-2 S BB		2-3 K	4 1 1 0 1 1 1
Jose Valentin, S (1, 8) OBP: 0.418, SLG: 0.688	2-3 K		4-1 BB		2-2 G3		0-0 F8			3 0 0 0 1 1 3
Frank Thomas, R (1, 10) OBP: 0.353, SLG: 0.509	0-1 F8		1-3 K		1-0 1B		3-2 G6-3			4 0 1 0 0 1 4
Magglio Ordonez, R (1, 9) OBP: 0.269, SLG: 0.406	4-2 14 1B 1-2 BB		1-0 F7		3-2 G6-3			1-2 G6-3		3 0 0 0 1 0 2
14 Paul Konerko, R (1, 3) OBP: 0.431, SLG: 0.661	1-2 1B			4-2 SH2-4 1B SF8 BB		0-1 G5-3		3-3 K		3 1 1 1 1 1 0
Herbert Perry, R (1, 5) OBP: 0.357, SLG: 0.538	2-2 P4			2-0 SH2-4 1-2 1B		3-1 F9		2-2 F9		4 0 1 0 0 0 2
Chris Singleton, L (1, 7) OBP: 0.205, SLG: 0.256		0-1 F8		0-0 SH2-4 1-2 2-3		3-1 P6			0-2 G3	3 0 0 0 0 0 0
Sandy Alomar Jr., R (1, 2) OBP: 0.353, SLG: 0.391		2-1 G4-3		2-0 SF8			3-2 F8 SH1-3 1B		4-2 K BB	2 0 1 1 0 0 0 0 0 0 0 1 0 0
Josh Paul, R (7, PR) OBP: 0.333, SLG: 0.357 (8, 2)				3-H 2-2 F9			0-1 SH1-3		2-3 K	2 0 0 0 0 0 1 1 0 0 0 0 1 1
Royce Clayton, R (1, 6) OBP: 0.163, SLG: 0.136							1-2			
Harold Baines, L (9, PH) OBP: 0.143, SLG: 0.143										


Inning Stats	R: 1 E: 0 K: 1 S: 16	H: 2 LOB: 2 BB: 1 P: 28	R: 0 E: 0 K: 0 S: 5	H: 0 LOB: 0 BB: 0 P: 8	R: 0 E: 0 K: 1 S: 9	H: 0 LOB: 1 BB: 1 P: 17	R: 1 E: 0 K: 0 S: 10	H: 1 LOB: 1 BB: 1 P: 20	R: 0 E: 0 K: 0 S: 9	H: 1 LOB: 1 BB: 0 P: 17	R: 0 E: 0 K: 0 S: 6	H: 0 LOB: 0 BB: 0 P: 12	R: 0 E: 0 K: 0 S: 11	H: 1 LOB: 3 BB: 1 P: 21	R: 0 E: 0 K: 1 S: 10	H: 0 LOB: 0 BB: 0 P: 16	R: 0 E: 0 K: 2 S: 13	H: 0 LOB: 1 BB: 1 P: 21	1B: 5 2B: 0 3B: 0 HR: 0	SF: 1 SAC: 2 DP: 0 HBP: 0
--------------	-------------------------------	----------------------------------	------------------------------	---------------------------------	------------------------------	----------------------------------	-------------------------------	----------------------------------	------------------------------	----------------------------------	------------------------------	----------------------------------	-------------------------------	----------------------------------	-------------------------------	----------------------------------	-------------------------------	----------------------------------	----------------------------------	------------------------------------

BOTTOM

Minnesota Twins @ Chicago White Sox
Comiskey Park, Chicago, IL

Sun Apr 22 2001, 2:05 PM EDT
Att. 19,730 - Overcast - 55 F

AB	29
R	2
H	5
RBI	2
BB	5
SO	5
LOB	14



PITCHER	IP	WLS	BF	H	R	ER	SO	BB	IBB	HBP	BLK	WP	HR	S	P	ERA	WHIP
Joe Mays, R (1, 1) ERA: 2.86	6.1		28	5	2	2	2	4	0	0	0	0	0	62	116	2.84	1.421
Hector Carrasco, R (7, 1) ERA: 4.15	1.2	W	5	0	0	0	1	0	0	0	0	0	0	14	23	0.00	0.000
LaTroy Hawkins, R (9, 1) ERA: 1.08	1.0	S	4	0	0	0	2	1	0	0	0	0	0	13	21	0.00	1.000

Batter	1	2	3	4	5	6	7	8	9	AB R H RBI BB SO LOB	TOP
Johnny Damon, L (1, 7) <small>OBP: 0.283, SLG: 0.286</small>	0-1 		4-2 		3-2 		0-1 		0-0 	3 1 0 0 1 0 1	
Frank Menechino, R (1, 4) <small>OBP: 0.426, SLG: 0.703</small>	2-2 		2-2 		2-2 		4-2 		4-2 	2 2 0 0 2 0 1	
Jason Giambi, L (1, 3) <small>OBP: 0.557, SLG: 0.788</small>	4-1 		0-1 		4-0 		1-3 		1-3 	3 1 1 4 2 2 3	
Terrence Long, L (1, 8) <small>OBP: 0.422, SLG: 0.514</small>	0-2 		1-2 		0-1 		1-1 		1-0 	5 0 2 2 0 0 3	
Adam Platt, R (1, 9) <small>OBP: 0.302, SLG: 0.324</small> Jeremy Giambi, L (7, PH) <small>OBP: 0.243, SLG: 0.294</small> (7, 9)		1-1 	3-3 		4-2 		2-2 		3-3 	2 0 0 0 1 1 0 2 0 0 0 0 1 3	
Miguel Tejada, R (1, 6) <small>OBP: 0.271, SLG: 0.380</small>		0-1 		0-3 		1-1 		0-1 		4 0 0 0 0 1 1	
3 Eric Chavez, L (1, 5) <small>OBP: 0.354, SLG: 0.458</small>		0-2 		1-2 		2-0 		1-2 		4 0 2 0 0 0 1	
Ramon Hernandez, R (1, 2) <small>OBP: 0.301, SLG: 0.348</small>			3-2 	1-0 		0-2 		1-2 		4 0 0 0 0 0 3	
23 Mario Valdez, L (1, 10) <small>OBP: 0.375, SLG: 0.286</small>			1-1 		0-0 		1-1 		1-2 	3 2 2 0 0 0 1	
Inning Stats	R: 0 H: 0 E: 0 LOB: 1 K: 0 BB: 1 S: 9 P: 15	R: 0 H: 0 E: 0 LOB: 0 K: 0 BB: 0 S: 7 P: 8	R: 4 H: 1 E: 0 LOB: 0 K: 1 BB: 1 S: 19 P: 33	R: 0 H: 1 E: 0 LOB: 0 K: 1 BB: 0 S: 10 P: 12	R: 0 H: 1 E: 0 LOB: 2 K: 0 BB: 1 S: 9 P: 18	R: 0 H: 0 E: 0 LOB: 1 K: 0 BB: 1 S: 8 P: 15	R: 1 H: 2 E: 0 LOB: 2 K: 1 BB: 1 S: 14 P: 23	R: 0 H: 1 E: 0 LOB: 1 K: 0 BB: 0 S: 13 P: 16	R: 1 H: 1 E: 0 LOB: 1 K: 2 BB: 1 S: 12 P: 21	1B: 4 SF: 0 2B: 1 SAC: 1 3B: 1 DP: 1 HR: 1 HBP: 2	WP: 0 PA: 41 PB: 0 SB: 0 CS: 0
56 Mark Buehrle, L (1, 1) <small>ERA: 7.04</small> Kelly Wunsch, L (7, 1) <small>ERA: 8.22</small> Lorenzo Barcelo, R (7, 1) <small>ERA:</small> Bob Howry, R (9, 1) <small>ERA: 4.5</small>	IP WLS BF H R ER SO BB IBB HBP BLK WP HR S P ERA WHIP 6.1 L 29 4 5 5 2 4 1 2 0 0 1 68 112 7.11 1.263 0.1 2 1 0 0 1 0 0 0 0 0 0 5 7 0.00 3.000 1.1 5 1 0 0 0 0 0 0 0 0 0 16 21 0.00 0.750 1.0 5 1 1 1 2 1 0 0 0 0 0 12 21 9.00 2.000										

Oakland Athletics @ Chicago White Sox
 Comiskey Park, Chicago, IL
 Tue Apr 24 2001, 8:05 PM EDT
 Att. 12,441 - Sunny - 61 F

livebaseballscorecards.com

AB	32
R	6
H	7
RBI	6
BB	6
SO	5
LOB	17



Batter	1	2	3	4	5	6	7	8	9	AB R H RBI BB SO LOB
Ray Durham, S OBP: 0.300, SLG: 0.384 (1, 4)	1-1 G6-3	4-1 3B BB		1-0 F7			1-0 F9		4-2 DI BB	3 1 0 0 2 0 0
Royce Clayton, R OBP: 0.185, SLG: 0.204 (1, 6)	1-1 14 1B S	1-0 1B 3B		1-3 K			2-2 G1-3		0-3 K	5 1 2 2 0 2 1
Frank Thomas, R OBP: 0.333, SLG: 0.475 (1, 10)	1-1 F9	2-2 F2						3-2 G5-3		4 0 0 0 0 1 2
Magglio Ordonez, R OBP: 0.282, SLG: 0.394 (1, 9)	4-1 14 1B BB			4-1 14 G1-4-3 BB			1-2 F8	0-3 K		2 0 0 0 2 1 0
14 Paul Konerko, R OBP: 0.435, SLG: 0.651 (1, 3)	1-0 1B			2-1 G1-4-3			3-2 G6-3	2-1 3B 1B		4 1 2 1 0 0 1
Carlos Lee, R OBP: 0.382, SLG: 0.475 (1, 7)	3-3 K			0-1 1B 1B			0-0 G5-3	1-2 1-H 3B		4 0 2 1 0 1 2
Herbert Perry, R OBP: 0.370, SLG: 0.535 (1, 5)		0-0 P1-6 1B 1B		1-1 1B 1B			0-1 G6-3	0-1 G3		4 0 2 0 0 0 1
Sandy Alomar Jr., R OBP: 0.345, SLG: 0.380 (1, 2)		0-1 WP E 3B 1B		0-0 G4-3			0-3 K		1-1 F9	4 1 1 0 0 1 2
Julio Ramirez, R OBP: 0.063, SLG: 0.063 (1, 8)		1-0 P1-6					0-3 K		2-3 K	3 0 0 0 0 2 2
Jose Valentin, S OBP: 0.411, SLG: 0.673 (9, PH)		1-2 2-3f								1 0 0 0 0 1 0

Inning Stats	R: 1	H: 2	E: 0	K: 12	LOB: 2	BB: 1	P: 23	R: 2	H: 3	E: 1	K: 0	S: 9	LOB: 1	BB: 1	P: 17	R: 0	H: 2	E: 0	K: 0	S: 8	LOB: 2	BB: 1	P: 15	R: 0	H: 0	E: 0	K: 1	S: 10	LOB: 0	BB: 0	P: 15	R: 0	H: 0	E: 0	K: 1	S: 6	LOB: 0	BB: 0	P: 6	R: 0	H: 0	E: 0	K: 1	S: 8	LOB: 0	BB: 0	P: 12	R: 1	H: 2	E: 0	K: 1	S: 15	LOB: 1	BB: 0	P: 21	R: 0	H: 0	E: 0	K: 2	S: 11	LOB: 1	BB: 1	P: 18	1B: 7	SF: 0	2B: 1	SAC: 0	3B: 2	DP: 2	HR: 0	HBP: 0	WP: 1	PA: 38
--------------	------	------	------	-------	--------	-------	-------	------	------	------	------	------	--------	-------	-------	------	------	------	------	------	--------	-------	-------	------	------	------	------	-------	--------	-------	-------	------	------	------	------	------	--------	-------	------	------	------	------	------	------	--------	-------	-------	------	------	------	------	-------	--------	-------	-------	------	------	------	------	-------	--------	-------	-------	-------	-------	-------	--------	-------	-------	-------	--------	-------	--------

PITCHER	IP	WLS	BF	H	R	ER	SO	BB	IBB	HBP	BLK	WP	HR	S	P	ERA	WHIP
Barry Zito, L ERA: 5.17 (1, 1)	7.0	W	29	7	3	3	6	3	0	0	0	1	0	61	98	3.86	1.429
Chad Bradford, R ERA: 13.5 (8, 1)	0.2	H	4	2	1	1	1	0	0	0	0	0	0	13	19	13.50	3.000
Jeff Tam, R ERA: 7.36 (8, 1)	0.1	H	1	0	0	0	0	0	0	0	0	0	0	2	2	0.00	0.000
Jason Irsinghausen, R ERA: (9, 1)	1.0	S	4	0	0	0	2	1	0	0	0	0	0	11	18	0.00	1.000

BOTTOM

Oakland Athletics @ Chicago White Sox
Comiskey Park, Chicago, IL
 Tue Apr 24 2001, 8:05 PM EDT
 Att. 12,441 - Sunny - 61 F

livebaseballscorecards.com

AB	34
R	4
H	9
RBI	4
BB	4
SO	9
LOB	11



Batter	1	2	3	4	5	6	7	8	9	10	11	AB R H RBI BB SO LOB	TOP																								
Johnny Damon, L (1, 7) OBP: 0.268, SLG: 0.270	3-3 K		2-1 L6			1-2 G3	0-0 L1			2-3 K		5 0 0 0 0 2 3																									
Frank Menechino, R (1, 4) OBP: 0.404, SLG: 0.634	0-1 F9		3-2 F9			0-1 G5-3				1-2 F8		4 0 0 0 1 0 1																									
Jason Giambi, L (1, 3) OBP: 0.548, SLG: 0.754	0-0 F5					4-2 1B BB				0-0 G4-3		3 0 0 0 2 1 1																									
Terrence Long, L (1, 8) OBP: 0.420, SLG: 0.545						0-1 K				0-0 P6		5 1 2 1 0 2 2																									
Adam Platt, R (1, 9) OBP: 0.292, SLG: 0.293						2-1 F9				0-2 G4-3		4 0 0 0 1 1 3																									
Miguel Tejada, R (1, 6) OBP: 0.278, SLG: 0.381						2-1 F9				1-1 S 1B		5 0 2 0 0 0 2																									
3 Eric Chavez, L (1, 5) OBP: 0.345, SLG: 0.434						0-1 G5-3				1-3 K		4 0 0 0 1 1 2																									
Ramon Hernandez, R (1, 2) OBP: 0.308, SLG: 0.342						3-1 F7				4-1 IBB		4 0 1 0 1 0 1																									
23 Mario Valdez, L (1, 10) OBP: 0.357, SLG: 0.250						0-1 F7				2-2 G3		3 0 0 0 1 1 4																									
Inning Stats	R: 0 E: 0 K: 1 S: 6	H: 0 LOB: 0 BB: 0 P: 9	R: 1 E: 0 K: 0 S: 4	H: 1 LOB: 0 BB: 1 P: 9	R: 0 E: 0 K: 0 S: 8	H: 0 LOB: 1 BB: 1 P: 17	R: 0 E: 0 K: 1 S: 8	H: 0 LOB: 1 BB: 1 P: 16	R: 0 E: 0 K: 0 S: 6	H: 0 LOB: 0 BB: 0 P: 9	R: 0 E: 0 K: 1 S: 12	H: 1 LOB: 2 BB: 1 P: 18	R: 0 E: 0 K: 0 S: 7	H: 0 LOB: 0 BB: 0 P: 8	R: 0 E: 0 K: 1 S: 15	H: 1 LOB: 2 BB: 1 P: 23	R: 0 E: 0 K: 3 S: 10	H: 0 LOB: 1 BB: 1 P: 18	R: 0 E: 0 K: 0 S: 12	H: 0 LOB: 1 BB: 1 P: 21	1B: 4 2B: 0 3B: 0 HR: 1	SF: 0 SAC: 0 DP: 1 HBP: 0	WP: 0 PB: 0 SB: 1 CS: 0	PA: 44													
PITCHER	IP WLS BF H R ER SO BB IBB HBP BLK WP HR S P ERA WHIP																																				
David Wells, L (1, 1) ERA: 3.23	9.0	36	5	1	1	5	4	1	0	0	0	0	0	1	77	123	1.00	1.000																			
Keith Foulke, R (10, 1) ERA: 2.08	2.0	W	8	0	0	0	3	2	0	0	0	0	0	0	22	39	0.00	1.000																			

Oakland Athletics @ Chicago White Sox
Comiskey Park, Chicago, IL
 Wed Apr 25 2001, 8:05 PM EDT
 Att: 12,941 - Sunny - 55 F

AB	37
R	1
H	5
RBI	1
BB	7
SO	8
LOB	19



Batter	1	2	3	4	5	6	7	8	9	AB R H RBI BB SO LOB	TOP															
Johnny Damon, L (1, 7) <small>OBP: 0.282, SLG: 0.305</small>	1-2 G3-1		3-2 HR 2B	1-1 2B 2B		1-0 L3		2-1 G5-3	0-1 2B 1B	6 3 3 1 0 0 0																
Frank Menechino, R (1, 4) <small>OBP: 0.431, SLG: 0.674</small>	0-0 1B		2-3 K	1-1 2B		3-2 F7		4-0 BB BB	2-2 23 2B 2B	5 1 3 3 1 1 1																
Jason Giambi, L (1, 3) 23 Mario Valdez, L (8, PR) <small>OBP: 0.379, SLG: 0.320</small>	2-0 P6		3-1 HR HBP	3-1 G3-1			0-2 G3	4-1 BB 1-2 BB	2-1 2B 2B	3 1 0 0 1 0 2 1 0 1 1 0 0 0																
Terrence Long, L (1, 8) <small>OBP: 0.426, SLG: 0.578</small>	1-2 G5-3		3-2 HR 1-H 2-H		1-1 HR 1B		1-0 K 3 2B 1B	2-3 K 1-2 K	1-0 F9	6 3 3 3 0 1 4																
Miguel Tejada, R (1, 6) <small>OBP: 0.295, SLG: 0.432</small>		0-0 L9	0-2 G6-3		1-1 HR 1B		4-1 3 2B PB BB	1-1 1B 3 HR 2B		4 3 2 2 1 0 0																
Olmedo Saenz, R (1, 10) <small>OBP: 0.265, SLG: 0.295</small>		2-1 F2		2-1 F8	1-0 G5-3		1-3 K 1-2 2-3	0-1 P6		5 0 0 0 0 1 3																
Adam Piatt, R (1, 9) Jeremy Giambi, L (7, PH) <small>OBP: 0.282, SLG: 0.314</small>		2-2 G4-3		2-2 3 FC1-4-6 1B	0-0 G5-3		4-1 3 2B BB	3-2 3 HR 1B		3 0 1 0 0 0 0 1 1 1 0 1 0 0																
3 Eric Chavez, L (1, 5) <small>OBP: 0.359, SLG: 0.531</small>			0-0 HR	1-1 FC1-4-6 2B BB	1-3 K		1-2 1-H 2-H 3-H 2B	0-0 HR HR		5 3 3 6 0 1 1																
Ramon Hernandez, R (1, 2) <small>OBP: 0.301, SLG: 0.325</small>			1-1 G5-3	4-2 2B 2B BB		1-3 K		2-1 G4-3	3-1 P6	4 1 0 0 1 1 0																
Inning Stats	R: 0 E: 0 K: 0 S: 9	H: 1 LOB: 1 BB: 0 P: 13	R: 0 E: 0 K: 0 S: 6	H: 0 LOB: 0 BB: 0 P: 10	R: 4 E: 0 K: 1 S: 20	H: 3 LOB: 0 BB: 0 P: 32	R: 3 E: 0 K: 0 S: 15	H: 3 LOB: 1 BB: 1 P: 29	R: 2 E: 0 K: 1 S: 9	H: 2 LOB: 0 BB: 0 P: 13	R: 0 E: 0 K: 1 S: 9	H: 0 LOB: 0 BB: 0 P: 14	R: 2 E: 0 K: 1 S: 12	H: 2 LOB: 2 BB: 2 P: 23	R: 0 E: 0 K: 1 S: 8	H: 0 LOB: 2 BB: 2 P: 22	R: 5 E: 0 K: 0 S: 19	H: 6 LOB: 1 BB: 0 P: 31	1B: 6 2B: 7 3B: 0 HR: 4	SF: 0 SAC: 0 DP: 0 HBP: 1	WP: 0 PB: 1 SB: 0 CS: 0	PA: 49				
PITCHER	IP WLS BF H R ER SO BB IBB HBP BLK WP HR S P ERA WHIP																									
Jim Parque, L (1, 1) <small>ERA: 8.04</small>	3.2 L	20 7	7 7	7 7	1 1	1 0	1 0	1 0	1 0	0 0	0 0	2 1	48 20	79 32	17.18 7.71	2.182 0.857										
Sean Lowe, R (4, 1) <small>ERA: 2.45</small>	2.1	9	2	2	2	0	0	0	0	0	0	1	20	32	7.71	0.857										
Kelly Wunsch, L (7, 1) <small>ERA: 9.0</small>	0.1	2	1	1	1	0	0	0	0	0	0	0	4	5	27.00	3.000										
Gary Glover, R (7, 1) <small>ERA: 6.17</small>	2.2	18	7	6	6	2	4	0	0	0	0	1	35	71	20.25	4.125										

Oakland Athletics @ Chicago White Sox
 Comiskey Park, Chicago, IL
 Thu Apr 26 2001, 8:05 PM EDT
 Att. 12,963 - Sunny - 77 F

livebaseballscorecards.com

AB	43
R	16
H	17
RBI	16
BB	5
SO	5
LOB	11



Batter	1	2	3	4	5	6	7	8	9	AB	R	H	RBI	BB	SO	LOB
Ray Durham, S OBP: 0.322, SLG: 0.375 (1, 4)	0-1 G5-3		2-2 F7		4-2 E S 1B BB	2-0 F9		1-1 1-2 1B		4	1	1	0	1	0	1
Jose Valentin, S OBP: 0.364, SLG: 0.627 (1, 6)	1-1 G3-1		2-2 F8		2-3 K	1-1 F7		0-2 F7		5	0	0	0	0	1	4
Frank Thomas, R OBP: 0.321, SLG: 0.448 (1, 10)	1-0 F2		0-1 F7		0-0 1B		0-3 K		0-2 G5-3	5	0	1	1	0	1	0
Magglio Ordonez, R OBP: 0.312, SLG: 0.414 (1, 9)		3-2 14 G1-4-3 HR		1-0 FC5 1B	2-2 G6-3		4-2 FC6-4 BB		1-2 14 FC5-4 HBP	3	1	2	0	1	0	1
14 Paul Konerko, R OBP: 0.405, SLG: 0.671 (1, 3)		1-0 G1-4-3		0-1 F8		0-0 HR	0-2 F8		3-2 FC5-4	5	1	1	1	0	0	4
Carlos Lee, R OBP: 0.403, SLG: 0.529 (1, 7)		1-0 HR		3-2 FC5 1B		0-0 HR 1B	0-0 FC6-4		0-0 G5-3	5	2	3	2	0	0	2
Chris Singleton, L OBP: 0.191, SLG: 0.298 (1, 8)		0-3 K		0-0 F8		0-1 HR		0-3 K		4	1	1	2	0	2	2
Herbert Perry, R OBP: 0.352, SLG: 0.490 (1, 5)		2-0 1B		1-0 FC5		0-0 E6		1-3 K		4	0	1	0	0	1	2
Sandy Alomar Jr., R OBP: 0.350, SLG: 0.382 (1, 2)		1-0 F9		1-0 G5-3		2-2 P6		1-0 1B		4	0	1	0	0	0	2

Inning Stats	R: 0	H: 0	E: 0	K: 5	S: 5	R: 2	H: 3	E: 0	K: 1	S: 10	R: 0	H: 0	E: 0	K: 0	S: 10	R: 0	H: 2	E: 0	K: 0	S: 8	R: 1	H: 1	E: 0	K: 1	S: 16	R: 3	H: 3	E: 1	K: 0	S: 14	R: 0	H: 0	E: 0	K: 1	S: 10	R: 0	H: 2	E: 0	K: 2	S: 13	R: 0	H: 0	E: 0	K: 0	S: 12	1B: 7	2B: 1	3B: 0	HR: 3	SF: 0	SAC: 0	DP: 0	HBP: 1	WP: 0	PB: 0	SB: 1	CS: 0	PA: 42
--------------	------	------	------	------	------	------	------	------	------	-------	------	------	------	------	-------	------	------	------	------	------	------	------	------	------	-------	------	------	------	------	-------	------	------	------	------	-------	------	------	------	------	-------	------	------	------	------	-------	-------	-------	-------	-------	-------	--------	-------	--------	-------	-------	-------	-------	--------

PITCHER	IP	WLS	BF	H	R	ER	SO	BB	IBB	HBP	BLK	WP	HR	S	P	ERA	WHIP
Gil Heredia, R ERA: 9.24 (1, 1)	5.0	W	25	9	6	6	2	1	0	0	0	0	3	53	81	10.80	2.000
T.J. Mathews, R ERA: 6.75 (6, 1)	2.2	H	12	2	0	0	3	1	0	0	0	0	0	30	42	0.00	1.125
Mike Magnante, L ERA: 2.61 (8, 1)	0.1		1	0	0	0	0	0	0	0	0	0	0	3	3	0.00	0.000
Chad Bradford, R ERA: 10.8 (9, 1)	1.0		4	0	0	0	0	0	0	1	0	0	0	12	16	0.00	0.000

BOTTOM

Oakland Athletics @ Chicago White Sox
Comiskey Park, Chicago, IL
Thu Apr 26 2001, 8:05 PM EDT
Att. 12,963 - Sunny - 77 F

livebaseballscorecards.com

AB	39
R	6
H	11
RBI	6
BB	2
SO	5
LOB	18



Batter	1	2	3	4	5	6	7	8	9	AB R H RBI BB SO LOB	TOP											
51 Ichiro Suzuki, L (1, 9) OBP: 0.361, SLG: 0.442	0-2 G4-3	0-0 WP 2B	3-2 P6		1-0 G4-3		1-2 G5-3		2-3 K	6 0 1 2 0 1 6												
Mike Cameron, R (1, 8) OBP: 0.394, SLG: 0.449	4-1 S BB	4-2 S BB		2-1 F9 SF9 1B		1-0 1B BB 1B		4-2 G3-6 BB		2 1 2 0 3 0 0												
Edgar Martinez, R (1, 10) OBP: 0.475, SLG: 0.544	3-2 F9	1-2 G5-3		1-2 F9		4-1 1B BB		0-0 G3-6 1B		4 0 1 0 1 0 4												
John Olerud, L (1, 3) OBP: 0.430, SLG: 0.560	3-1 F8		0-1 HR	1-0 SF9		0-1 F7		2-2 G3-6		4 1 1 2 0 0 5												
Bret Boone, R (1, 4) OBP: 0.351, SLG: 0.443		1-2 L8	0-1 G4-3	0-0 F7		0-0 FC5-4 1B		2-0 G6-3		5 0 1 0 0 0 0												
Al Martin, L (1, 7) Charles Gipson, R (9, PH) (9, 7)		0-0 G4-3	3-3 K		0-2 1B S WP 1B		3-3 K		2-2 G4-3 1B HBP	4 1 1 0 0 2 3 0 1 0 0 0 0 0												
Tom Lampkin, L (1, 2) OBP: 0.368, SLG: 0.500		3-2 E3 BB 51 2B	3-2 1B 2B		2-2 WP F9 1B		1-2 FC5-4		0-0 G4-3	5 2 2 0 0 0 4												
David Bell, R (1, 5) OBP: 0.263, SLG: 0.319		4-1 BB 51 2B BB	2-1 1B 1B		1-2 F9		0-0 L6		1-1 BB 1B	4 1 2 2 1 0 2												
Carlos Guillen, S (1, 6) OBP: 0.318, SLG: 0.315		4-2 51 2B WP BB	0-0 1B		4-1 51 G4-3 BB		3-3 K		4-0 BB	2 1 1 0 3 1 0												
Inning Stats	R: 0 E: 0 K: 0 S: 12	H: 0 LOB: 1 BB: 1 P: 21	R: 3 E: 1 K: 0 S: 18	H: 1 LOB: 2 BB: 3 P: 35	R: 2 E: 0 K: 1 S: 20	H: 4 LOB: 2 BB: 0 P: 31	R: 1 E: 0 K: 0 S: 9	H: 1 LOB: 0 BB: 0 P: 13	R: 1 E: 0 K: 0 S: 11	H: 2 LOB: 1 BB: 1 P: 19	R: 0 E: 0 K: 1 S: 18	H: 2 LOB: 3 BB: 1 P: 27	R: 0 E: 0 K: 1 S: 12	H: 0 LOB: 0 BB: 0 P: 16	R: 0 E: 0 K: 0 S: 8	H: 1 LOB: 2 BB: 1 P: 14	R: 1 E: 0 K: 1 S: 9	H: 1 LOB: 2 BB: 1 P: 20	1B: 9 2B: 2 3B: 0 HR: 1	SF: 1 SAC: 0 DP: 2 HBP: 1	WP: 2 PB: 0 SB: 4 CS: 0	PA: 46
PITCHER	IP WLS BF H R ER SO BB IBB HBP BLK WP HR S P ERA WHIP																				PITCHER	IP WLS BF H R ER SO BB IBB HBP BLK WP HR S P ERA WHIP
James Baldwin, R (1, 1) ERA: 4.91	4.0 L 23 6 6 3 1 4 0 0 0 1 1 59 100 6.75 2.500																					
Sean Lowe, R (5, 1) ERA: 3.24	1.0 7 3 1 1 0 2 0 0 0 0 0 0 13 26 9.00 5.000																					
Lorenzo Barcelo, R (6, 1) ERA:	2.0 7 1 0 0 2 0 0 0 0 0 0 0 28 36 0.00 0.500																					
Bob Howry, R (8, 1) ERA: 4.0	1.0 3 1 0 0 0 1 0 0 0 0 0 0 8 14 0.00 2.000																					
Kelly Wunsch, L (9, 1) ERA: 9.0	1.0 6 1 1 1 1 1 0 1 0 0 0 0 9 20 9.00 2.000																					

Seattle Mariners @ Chicago White Sox
Comiskey Park, Chicago, IL
Fri Apr 27 2001, 8:05 PM EDT
Att. 16,276 - Sunny - 54 F

livebaseballscorecards.com

AB	36
R	8
H	12
RBI	6
BB	8
SO	4
LOB	24



Batter	1	2	3	4	5	6	7	8	9	AB	R	H	RBI	BB	SO	LOB
Ray Durham, S OBP: 0.305, SLG: 0.353 (1, 4)	F8		G1-6-3		K		G6-3		L6	5	0	0	0	0	1	5
Jose Valentin, S OBP: 0.357, SLG: 0.651 (1, 6)	K			HR	F7			G3		4	1	1	1	0	1	1
Frank Thomas, R OBP: 0.316, SLG: 0.441 (1, 3)	G6-3			HR				K		1	0	0	0	0	0	0
Tony Graffanino, R OBP: 0.500, SLG: 0.800 (2, 5)				1B						3	1	2	0	0	1	0
Magglio Ordonez, R OBP: 0.309, SLG: 0.446 (1, 9)		G1-3		HR	F8			F9		4	1	1	2	0	0	2
14 Paul Konerko, R OBP: 0.398, SLG: 0.649 (1, 10)		P4		FC5-4				K		4	0	1	0	0	2	0
Carlos Lee, R OBP: 0.395, SLG: 0.514 (1, 7)		FC6-4		1B	FC5-4			F2		4	0	1	0	0	0	1
Chris Singleton, L OBP: 0.196, SLG: 0.294 (1, 8)		FC6-4		1B	F9			K		4	0	1	0	0	1	2
Herbert Perry, R OBP: 0.345, SLG: 0.463 (1, 5) (2, 3)			F9		G5-3			G5-3		3	0	0	0	0	0	1
Josh Paul, R OBP: 0.400, SLG: 0.474 (1, 2)																
Harold Baines, L OBP: 0.150, SLG: 0.105 (9, PH)			G1-6-3		1B			G6-3		3	0	2	0	0	0	0
					1B					1	0	0	0	0	1	3

Inning Stats	R: 0	H: 0	E: 0	K: 1	S: 8	R: 0	H: 1	E: 0	K: 0	S: 9	R: 0	H: 1	E: 0	K: 0	S: 6	R: 3	H: 4	E: 0	K: 0	S: 20	R: 0	H: 2	E: 0	K: 1	S: 12	R: 0	H: 0	E: 0	K: 2	S: 10	R: 0	H: 0	E: 0	K: 0	S: 8	R: 0	H: 0	E: 0	K: 1	S: 8	R: 0	H: 1	E: 1	K: 2	S: 15	1B: 7	2B: 0	3B: 0	HR: 2	SF: 0	SAC: 0	DP: 1	HBP: 1	WP: 0	PB: 0	SB: 0	CS: 0	PA: 37
--------------	------	------	------	------	------	------	------	------	------	------	------	------	------	------	------	------	------	------	------	-------	------	------	------	------	-------	------	------	------	------	-------	------	------	------	------	------	------	------	------	------	------	------	------	------	------	-------	-------	-------	-------	-------	-------	--------	-------	--------	-------	-------	-------	-------	--------

PITCHER	IP	WLS	BF	H	R	ER	SO	BB	IBB	HBP	BLK	WP	HR	S	P	ERA	WHIP
Aaron Sele, R ERA: 2.61 (1, 1)	7.0	W	28	8	3	3	4	0	0	0	0	0	2	73	107	3.86	1.143
Ryan Franklin, R ERA: 0.52 (8, 1)	1.1		7	1	0	0	2	0	0	1	0	0	0	17	28	0.00	0.750
Kazuhiro Sasaki, R ERA: 4.38 (9, 1)	0.2	S	2	0	0	0	1	0	0	0	0	0	0	6	9	0.00	0.000

BOTTOM

Seattle Mariners @ Chicago White Sox
Comiskey Park, Chicago, IL

livebaseballscorecards.com

AB	36
R	3
H	9
RBI	3
BB	0
SO	7
LOB	15



Fri Apr 27 2001, 8:05 PM EDT
Att: 16,276 - Sunny - 54 F

Batter	1	2	3	4	5	6	7	8	9	AB R H RBI BB SO LOB	TOP									
51 Ichiro Suzuki, L (1, 9) OBP: 0.368, SLG: 0.445	1-0 F9 WP 1B	0-0 FC4 1-2f			1-0 F9	2-0 G4-3	0-0 1B		0-1 G4-6-3 1B	6 1 3 0 0 0 2										
Mike Cameron, R (1, 8) OBP: 0.400, SLG: 0.451	4-2 E 1B 1-2 BB		3-2 F7		0-2 BB 1-3 2B	4-2 F8 1B BB	3-3 K		2-1 G4-6-3 1-2f 2-3	4 2 1 0 2 1 4										
Edgar Martinez, R (1, 10) OBP: 0.467, SLG: 0.536	1-0 F9 2-3		3-2 2B		0-0 G6-3	3-1 F8		4-0 E 1B BB	0-2 L6	5 1 1 1 1 0 5										
John Olerud, L (1, 3) OBP: 0.429, SLG: 0.540	1-3 K		0-1 F7		4-1 BB 2B	4-0 1B IBB		0-3 K		3 1 0 0 2 2 4										
Bret Boone, R (1, 4) OBP: 0.373, SLG: 0.457	2-2 E4 1-3 1B 3-H		2-2 G6-3		4-2 2B 1-2 2-3 BB	1-2 1-2 2-H 1B		3-1 E2 1-3 1B 1B		4 1 3 2 1 0 1										
Al Martin, L (1, 7) OBP: 0.271, SLG: 0.255	1-3 K			0-0 F8	2-1 2B	1-1 P6		0-1 1B		4 0 1 2 0 1 4										
David Bell, R (6, 5) OBP: 0.272, SLG: 0.329					1-3 2-H 3-H 2B			2-3 2-H 3-H 1B		1 0 1 2 0 0 0										
Tom Lampkin, L (1, 2) OBP: 0.372, SLG: 0.474			2-3 K		1-2 F7			2-2 51 1B SH1-4 1B		4 0 1 0 1 2 1										
Carlos Guillen, S (1, 6) OBP: 0.303, SLG: 0.299			2-0 G6-3		2-3 K	0-0 G4-3		2-0 SH1-4	0-1 G3	4 0 0 0 0 1 4										
Mark McLemore, S (1, 5) OBP: 0.370, SLG: 0.595			2-1 51 FC4 1B		1-2 2B G6-3 1B	2-1 HR		2-2 F7	1-2 G4-6-3 51 1B 1B	5 2 4 1 0 0 1										
Inning Stats	R: 1 E: 1 K: 2 S: 14	H: 2 LOB: 2 BB: 1 P: 24	R: 0 E: 0 K: 1 S: 7	H: 1 LOB: 1 BB: 0 P: 13	R: 0 E: 0 K: 1 S: 9	H: 0 LOB: 0 BB: 0 P: 12	R: 3 E: 0 K: 0 S: 14	H: 3 LOB: 3 BB: 3 P: 30	R: 2 E: 0 K: 0 S: 13	H: 2 LOB: 2 BB: 2 P: 30	R: 0 E: 0 K: 1 S: 11	H: 2 LOB: 2 BB: 0 P: 20	R: 2 E: 1 K: 2 S: 13	H: 2 LOB: 1 BB: 1 P: 22	R: 0 E: 0 K: 0 S: 10	H: 2 LOB: 1 BB: 0 P: 13	1B: 11 2B: 3 3B: 0 HR: 1	SF: 0 SAC: 1 DP: 1 HBP: 0	WP: 1 PB: 0 SB: 0 CS: 0	PA: 48
PITCHER	IP WLS BF H R ER SO BB IBB HBP BLK WP HR S P ERA WHIP																			
Rocky Biddle, R (1, 1) ERA: 3.86	5.1 L 29 8 6 6 4 4 1 0 0 1 1 65 116 10.12 2.250																			
Bob Howry, R (6, 1) ERA: 3.48	1.1 7 2 0 0 0 0 0 1 0 0 0 0 14 29 0.00 1.500																			
Kelly Wunsch, L (7, 1) ERA: 9.0	0.0 1 1 0 0 0 0 0 0 0 0 0 0 1 1 ∞ ∞																			
Lorenzo Barcelo, R (7, 1) ERA: 1.13	1.1 7 2 2 1 3 1 0 0 0 0 0 0 16 28 6.75 2.250																			
Kip Wells, R (9, 1) ERA:	1.0 4 2 0 0 0 0 0 0 0 0 0 0 10 13 0.00 2.000																			

Seattle Mariners @ Chicago White Sox
Comiskey Park, Chicago, IL
Sat Apr 28 2001, 7:05 PM EDT
Att. 25,542 - Sunny - 58 F

AB	40
R	8
H	15
RBI	8
BB	7
SO	7
LOB	26



Batter	1	2	3	4	5	6	7	8	9	AB	R	H	RBI	BB	SO	LOB
Ray Durham, S OBP: 0.310, SLG: 0.341 (1, 4)	4-2 1B 2B BB	4-1 1-2 IBB		1-2 F7		1-1 F7		2-2 G4-3		3	1	0	0	2	0	1
Julio Ramirez, R OBP: 0.100, SLG: 0.100 (1, 8)	0-1 2B 1B	0-1 F8			1-2 G5-3	2-3 K			0-2 G1-3	4	0	1	0	0	1	2
Chris Singleton, L OBP: 0.192, SLG: 0.288 (9, PH)										1	0	0	0	0	0	0
Jose Valentin, S OBP: 0.360, SLG: 0.647 (1, 6)	2-0 F9 14 E 2B		3-2 G4-3		2-1 14 WP S 2B 1B	1-3 K			0-3 K	5	2	2	1	0	2	0
Magglio Ordonez, R OBP: 0.314, SLG: 0.449 (1, 9)	1-2 F9		3-2 14 1B 2B		4-2 14 WP 2B BB		2-3 K		2-2 F8	4	2	1	0	1	1	1
14 Paul Konerko, R OBP: 0.391, SLG: 0.630 (1, 3)	0-1 E7		1-2 PB 1B		1-2 2B BB		3-1 F8			4	0	1	1	0	0	2
Harold Baines, L OBP: 0.167, SLG: 0.174 (1, 10)	0-1 F8		1-2 P5		1-1 2B		2-3 K			4	0	1	2	0	1	2
Carlos Lee, R OBP: 0.388, SLG: 0.494 (1, 7)		0-0 F7	1-2 F7		4-0 IBB			2-3 K		3	0	0	0	1	1	1
Sandy Alomar Jr., R OBP: 0.344, SLG: 0.373 (1, 2)		1-3 K		1-2 P5	0-0 F9			1-0 1B		4	0	1	0	0	1	3
Tony Graffanino, R OBP: 0.450, SLG: 0.667 (1, 5)		1-1 S HBP		2-2 F6	2-1 F8			3-1 F9		3	0	0	0	0	0	4

Inning Stats	R: 2	H: 2	E: 1	K: 0	S: 13	LOB: 1	BB: 1	P: 20	R: 0	H: 0	E: 0	K: 1	S: 8	LOB: 2	BB: 1	P: 14	R: 1	H: 2	E: 0	K: 0	S: 19	LOB: 1	BB: 0	P: 28	R: 0	H: 0	E: 0	K: 0	S: 9	LOB: 0	BB: 0	P: 13	R: 2	H: 2	E: 1	K: 0	S: 19	LOB: 3	BB: 2	P: 34	R: 0	H: 0	E: 0	K: 2	S: 8	LOB: 0	BB: 0	P: 12	R: 0	H: 0	E: 0	K: 2	S: 10	LOB: 0	BB: 0	P: 17	R: 0	H: 1	E: 0	K: 1	S: 10	LOB: 1	BB: 0	P: 18	R: 0	H: 0	E: 0	K: 1	S: 9	LOB: 0	BB: 0	P: 11	1B: 4	2B: 3	3B: 0	HR: 0	SF: 0	SAC: 0	DP: 0	HBP: 1	WP: 1	PB: 1	SB: 2	CS: 0	PA: 40
--------------	------	------	------	------	-------	--------	-------	-------	------	------	------	------	------	--------	-------	-------	------	------	------	------	-------	--------	-------	-------	------	------	------	------	------	--------	-------	-------	------	------	------	------	-------	--------	-------	-------	------	------	------	------	------	--------	-------	-------	------	------	------	------	-------	--------	-------	-------	------	------	------	------	-------	--------	-------	-------	------	------	------	------	------	--------	-------	-------	-------	-------	-------	-------	-------	--------	-------	--------	-------	-------	-------	-------	--------

PITCHER	IP	WLS	BF	H	R	ER	SO	BB	IBB	HBP	BLK	WP	HR	S	P	ERA	WHIP
Paul Abbott, R ERA: 6.23 (1, 1)	4.1		21	5	4	3	1	1	1	0	0	0	0	54	83	6.23	1.385
Brett Tomko, R ERA: 6.27 (5, 1)	1.2	W	9	1	1	1	2	1	1	0	0	1	0	22	38	5.40	1.200
Jeff Nelson, R ERA: 2.38 (7, 1)	1.2	H	6	1	0	0	3	0	0	0	0	0	0	16	29	0.00	0.600
Arthur Rhodes, L ERA: 0.87 (8, 1)	0.1	H	1	0	0	0	0	0	0	0	0	0	0	4	6	0.00	0.000
Kazuhiro Sasaki, R ERA: 4.05 (9, 1)	1.0	S	3	0	0	0	1	0	0	0	0	0	0	9	11	0.00	0.000

BOTTOM

Seattle Mariners @ Chicago White Sox
Comiskey Park, Chicago, IL

Sat Apr 28 2001, 7:05 PM EDT
Att. 25,542 - Sunny - 58 F

livebaseballscorecards.com

AB	35
R	5
H	7
RBI	4
BB	4
SO	7
LOB	16



Batter	1	2	3	4	5	6	7	8	9	10	11	12	13	14	AB R H RBI BB SO LOB	TOP																
51 Ichiro Suzuki, L OBP: 0.358, SLG: 0.431 (1, 9)	1-3 K		0-2 G1-3			2-2 G1-3			0-0 S 1B		3-1 G4-3			0-3 K	6 0 1 0 0 2 2																	
Mark McLemore, S OBP: 0.346, SLG: 0.532 (1, 7)	2-0 F8			0-3 K			1-2 G1-3		4-2 G6-4-3 BB		0-1 G5-3			3-2 G4-3	5 0 0 0 1 1 2																	
Edgar Martinez, R OBP: 0.451, SLG: 0.506 (1, 10)	2-3 K			1-0 G5-3			4-1 G4-6-3 BB		0-0 G6-4-3 1-2f					3-2 K	5 0 0 0 1 2 2																	
John Olerud, L OBP: 0.409, SLG: 0.511 (1, 3)		2-2 P5		0-0 G1-3			1-2 G4-6-3 1-2f		1-2 F7				3-2 G1-3		5 0 0 0 0 0 1																	
Bret Boone, R OBP: 0.374, SLG: 0.479 (1, 4)		1-1 F7			1-3 K			1-1 HR	2-0 HBP				1-0 L5		4 1 1 1 0 1 0																	
Mike Cameron, R OBP: 0.390, SLG: 0.448 (1, 8)		2-2 2B			2-3 K			2-3 K	3-1 P4				1-3 K		5 0 1 0 0 3 1																	
David Bell, R OBP: 0.256, SLG: 0.308 (1, 5)		0-0 G4-3			3-2 G6-3			0-1 F7	2-3 K				0-0 F8		5 0 0 0 0 1 2																	
Dan Wilson, R OBP: 0.275, SLG: 0.234 Charles Gipson, R (11, PR) Tom Lampkin, L OBP: 0.386, SLG: 0.487 (11, 2)			1-3 K			3-3 K		1-0 F9	4-2 51 G4-3 SH2-4 HBP				1-0 WP 1B		3 0 0 0 0 2 0 0 0 0 0 0 0 0 1 0 1 0 0 0 0																	
Carlos Guillen, S OBP: 0.290, SLG: 0.284 (1, 6)			1-0 G5-3			1-1 F8			3-2 F8				3-3 K		4 0 0 0 0 1 1																	
Inning Stats	R: 0 E: 0 S: 7	H: 0 LOB: 0 BB: 12 P: 12	R: 0 E: 0 S: 9	H: 1 LOB: 1 BB: 14 P: 14	R: 0 E: 0 S: 5	H: 0 LOB: 0 BB: 6 P: 6	R: 0 E: 0 S: 9	H: 0 LOB: 0 BB: 15 P: 15	R: 0 E: 0 S: 12	H: 0 LOB: 0 BB: 18 P: 18	R: 1 E: 0 S: 8	H: 1 LOB: 0 BB: 12 P: 12	R: 0 E: 0 S: 9	H: 0 LOB: 1 BB: 17 P: 17	R: 0 E: 0 S: 7	H: 0 LOB: 2 BB: 15 P: 15	R: 0 E: 0 S: 9	H: 0 LOB: 0 BB: 15 P: 15	R: 0 E: 0 S: 8	H: 1 LOB: 1 BB: 13 P: 13	R: 0 E: 0 S: 9	H: 0 LOB: 0 BB: 15 P: 15	R: 0 E: 0 S: 9	H: 1 LOB: 1 BB: 13 P: 13	R: 0 E: 0 S: 9	H: 0 LOB: 0 BB: 15 P: 15	1B: 2 2B: 1 3B: 0 HR: 1	SF: 0 SAC: 1 DP: 2 HBP: 2	WP: 1 PB: 0 SB: 1 CS: 0	PA: 48		
PITCHER	IP WLS BF H R ER SO BB IBB HBP BLK WP HR S P ERA WHIP															IP WLS BF H R ER SO BB IBB HBP BLK WP HR S P ERA WHIP																
56 Mark Buehrle, L ERA: 5.52 (1, 1)	8.0	26	2	1	1	8	1	0	0	0	0	0	0	1	64	99	1.12	0.375														
Keith Foulke, R ERA: 1.8 (9, 1)	2.0	8	1	0	0	1	1	0	1	0	0	0	0	0	7	32	0.00	1.000														
Kelly Wunsch, L ERA: 8.1 (11, 1)	1.0	4	0	0	0	0	0	0	1	0	0	0	0	0	17	15	0.00	0.000														
Gary Glover, R ERA: 4.91 (12, 1)	3.0	10	1	0	0	4	0	0	0	0	1	0	0	26	43	0.00	0.333															

Seattle Mariners @ Chicago White Sox
Comiskey Park, Chicago, IL
Sun Apr 29 2001, 2:05 PM EDT
Att. 25,442 - Sunny - 61 F

livebaseballscorecards.com

AB	43
R	1
H	4
RBI	1
BB	2
SO	13
LOB	11



Batter	1	2	3	4	5	6	7	8	9	10	11	12	13	14	AB	R	H	RBI	BB	SO	LOB
Ray Durham, S OBP: 0.314, SLG: 0.337 (1, 4)	P4		G6-4-3 BB			SH1-4			SH1-4 1B		K		F7		4	0	1	0	1	1	0
Royce Clayton, R OBP: 0.161, SLG: 0.179 (1, 6)	F9		G6-4-3			SF8			SH1-4		K			K	4	0	0	1	0	2	2
Jose Valentin, S OBP: 0.346, SLG: 0.603 (1, 8) (11, 5)	K					F7					P6			F7	5	0	0	0	1	2	0
Magglio Ordonez, R OBP: 0.315, SLG: 0.440 (1, 9)		WP 1B				G6-3			G5-3		P5		G6-3		6	1	2	0	0	0	2
14 Paul Konerko, R OBP: 0.376, SLG: 0.598 (1, 3)	P4					K			G6-3		F7		G3-1		6	0	1	1	0	1	3
Harold Baines, L OBP: 0.172, SLG: 0.148 Chris Singleton, L OBP: 0.192, SLG: 0.288 (1, 10) (12, PR)	F7					G3			G4-1		G3-1		S BB		4	0	0	0	1	0	1
Carlos Lee, R OBP: 0.367, SLG: 0.463 (1, 7)	K					P4			F7		K		F7		5	0	0	0	0	2	2
Herbert Perry, R OBP: 0.339, SLG: 0.466 Julio Ramirez, R OBP: 0.095, SLG: 0.095 (1, 5) (10, PR) (11, 8)	G5-3					G4-3			F8					K	4	0	1	0	0	0	0
Josh Paul, R OBP: 0.400, SLG: 0.500 (1, 2)	S 1B								P4					K	1	0	0	0	0	1	0
						SH1-4 SF8 2B			P4		K			K	5	1	2	0	0	2	1

Inning Stats	R: 0	H: 0	E: 0	K: 1	S: 8	R: 0	H: 1	E: 0	K: 1	S: 13	R: 0	H: 1	E: 0	K: 0	S: 9	R: 0	H: 0	E: 0	K: 2	S: 12	R: 0	H: 0	E: 0	K: 0	S: 6	R: 1	H: 1	E: 0	K: 0	S: 8	R: 0	H: 0	E: 0	K: 0	S: 5	R: 0	H: 0	E: 0	K: 0	S: 5	R: 0	H: 1	E: 0	K: 2	S: 12	R: 0	H: 1	E: 0	K: 2	S: 19	R: 0	H: 0	E: 0	K: 2	S: 10	R: 0	H: 0	E: 0	K: 2	S: 9	R: 1	H: 2	E: 0	K: 1	S: 13	1B: 5	2B: 2	3B: 0	HR: 0	SF: 1	SAC: 2	DP: 1	HBP: 0	WP: 1	PA: 50	
PITCHER	IP	WLS	BF	H	R	ER	SO	BB	IBB	HBP	BLK	WP	HR	S	P	ERA	WHIP															PITCHER														IP	WLS	BF	H	R	ER	SO	BB	IBB	HBP	BLK	WP	HR	S	P	ERA	WHIP														
Freddy Garcia, R ERA: 3.43 (1, 1)	8.1		30	4	1	1	4	1	1	0	0	0	0	0	69	1.08	0.600																																																											
Jose Paniagua, R ERA: 2.87 (9, 1)	2.2		9	1	0	0	4	0	0	0	0	0	0	36	47	0.00	0.375																																																											
Ryan Franklin, R ERA: 0.9 (12, 1)	2.2	L	11	2	1	1	3	1	0	0	0	0	0	32	52	3.38	1.125																																																											

Seattle Mariners @ Chicago White Sox
 Comiskey Park, Chicago, IL
 Sun Apr 29 2001, 2:05 PM EDT
 Att. 25,442 - Sunny - 61 F

livebaseballscorecards.com

AB	44
R	2
H	7
RBI	2
BB	3
SO	11
LOB	11



Batter	1	2	3	4	5	6	7	8	9	AB R H RBI BB SO LOB	TOP									
Ray Durham, S (1, 4) OBP: 0.312, SLG: 0.344	1-3 K		2-2 2B		1-3 K			2-2 F7		4 0 1 0 0 2 0										
Royce Clayton, R (1, 6) OBP: 0.152, SLG: 0.167	0-0 G4-3		2-1 G4-3		0-1 G6-3			2-2 G6-3		4 0 0 0 0 0 1										
Jose Valentin, S (1, 5) OBP: 0.341, SLG: 0.623	2-2 G4-3			0-1 G4-1		0-1 HR		2-3 K		4 1 1 1 0 1 0										
Magglio Ordonez, R (1, 9) OBP: 0.333, SLG: 0.442		4-2 14 G4-6-3 BB		2-1 F9		0-0 G3-6-3 1B		4-2 DI BB		2 1 1 0 2 0 0										
14 Paul Konerko, R (1, 3) OBP: 0.371, SLG: 0.582		0-2 G4-6-3 1-2f		0-0 1B 2B 1B		1-3 K		0-1 P4		4 1 1 0 0 1 3										
Harold Baines, L (1, 10) OBP: 0.212, SLG: 0.167		4-2 BB		1-2 2B 1B		0-0 G3-6-3 1-2f		2-2 E4 WP 1-H		3 1 1 0 1 0 1										
Carlos Lee, R (1, 7) OBP: 0.362, SLG: 0.465		2-2 F9		2-1 2B		1-2 G3-1		1-3 K		4 0 1 2 0 1 2										
Chris Singleton, L (1, 8) OBP: 0.200, SLG: 0.291 Herbert Perry, R (9, PH) OBP: 0.333, SLG: 0.458			0-2 CS 1B		2-3 K		1-2 G4-3		2-1 F8	3 0 1 0 0 1 1 1 0 0 0 0 0 1										
Josh Paul, R (1, 2) OBP: 0.357, SLG: 0.444			3-2 G6-3		0-0 B2-3		1-1 F9			3 0 0 0 0 0 1										
Inning Stats	R: 0 E: 0 K: 1 S: 9	H: 0 LOB: 0 BB: 0 P: 12	R: 0 E: 0 K: 0 S: 10	H: 0 LOB: 1 BB: 2 P: 20	R: 0 E: 0 K: 0 S: 14	H: 2 LOB: 1 BB: 0 P: 21	R: 2 E: 0 K: 1 S: 14	H: 3 LOB: 1 BB: 0 P: 21	R: 0 E: 0 K: 1 S: 7	H: 0 LOB: 0 BB: 0 P: 8	R: 1 E: 0 K: 1 S: 7	H: 2 LOB: 0 BB: 0 P: 8	R: 0 E: 0 K: 0 S: 9	H: 0 LOB: 0 BB: 0 P: 12	R: 0 E: 0 K: 1 S: 9	H: 0 LOB: 0 BB: 1 P: 23	1B: 4 2B: 2 3B: 0 HR: 1	SF: 0 SAC: 0 DP: 2 HBP: 0	WP: 1 PB: 0 SB: 0 CS: 1	PA: 35
PITCHER	IP WLS BF H R ER SO BB IBB HBP BLK WP HR S P ERA WHIP																			
Pat Rapp, R (1, 1) ERA: 6.37	5.1 W 23 7 3 3 4 2 0 0 0 0 1 60 89 5.06 1.688																			
Al Levine, R (6, 1) ERA: 0.68	1.2 H 4 0 0 0 0 0 0 0 0 0 0 10 13 0.00 0.000																			
Shigetoshi Hasegawa, R (8, 1) ERA: 5.91	1.0 H 3 0 0 0 1 0 0 0 0 0 0 9 15 0.00 0.000																			
Troy Percival, R (9, 1) ERA:	1.0 S 5 0 1 0 1 1 0 0 0 0 1 0 14 23 0.00 1.000																			

Chicago White Sox @ Anaheim Angels
Edison International Field, Anaheim, CA

Tue May 01 2001, 10:05 PM EDT
Att. 15,664 - Sunny - 80 F

livebaseballscorecards.com

AB	32
R	4
H	7
RBI	3
BB	3
SO	6
LOB	10



Chicago White Sox @ Anaheim Angels
Edison International Field, Anaheim, CA

Wed May 02 2001, 10:05 PM EDT
Att. 15,516 - Cloudy - 63 F

livebaseballscorecards.com

AB	35
R	5
H	8
RBI	5
BB	3
SO	3
LOB	12



Batter	1	2	3	4	5	6	7	8	9	AB R H RBI BB SO LOB
Ray Durham, S (1, 4) OBP: 0.316, SLG: 0.350	0-1 F8		0-2 F8		1-0 2-H 2B		4-2 F7 HR BB		3-2 G3	4 1 1 1 1 0 0
Julio Ramirez, R (1, 8) OBP: 0.115, SLG: 0.080	4-2 S 1B G6-3 BB		0-0 B3		2-3 K		0-1 F7		0-3 K	4 1 0 0 1 2 2
Carlos Lee, R (1, 7) OBP: 0.367, SLG: 0.500	0-2 S 1-2 1B		1-2 F7		0-0 F8		1-1 HR			4 1 2 2 0 0 1
Magglio Ordonez, R (1, 9) OBP: 0.330, SLG: 0.444	2-0 G6-3 1-2 2-H			2-2 F9		3-2 14 2B	1-2 F8			4 1 1 1 0 0 1
14 Paul Konerko, R (1, 3) OBP: 0.366, SLG: 0.579	1-2 G3			0-0 F8		2-0 1B 2-H 2B	1-2 G5-3			4 0 1 1 0 0 1
Herbert Perry, R (1, 10) OBP: 0.328, SLG: 0.444		1-1 G6-3		0-2 1B		0-0 L5		1-2 L6		4 0 1 0 0 0 1
Sandy Alomar Jr., R (1, 2) OBP: 0.338, SLG: 0.365		1-2 F8		0-0 F8		1-1 FC4-6 1B		0-2 F9		4 0 1 0 0 0 1
Tony Graffanino, R (1, 5) OBP: 0.417, SLG: 0.571		4-1 BB			0-1 F9	2-2 L8		0-3 K		3 0 0 0 1 1 2
Royce Clayton, R (1, 6) OBP: 0.157, SLG: 0.188		2-0 B1-3			1-1 2B	1-2 FC4-6		0-0 G3		4 1 1 0 0 0 3

Inning Stats	R: 1	H: 1	E: 0	K: 0	S: 15	P: 22	R: 0	H: 0	E: 0	K: 0	S: 7	P: 15	R: 0	H: 0	E: 0	K: 0	S: 7	P: 8	R: 0	H: 1	E: 0	K: 0	S: 9	P: 11	R: 1	H: 2	E: 0	K: 1	S: 11	P: 15	R: 1	H: 3	E: 0	K: 0	S: 15	P: 24	R: 2	H: 1	E: 0	K: 0	S: 13	P: 20	R: 0	H: 0	E: 0	K: 1	S: 10	P: 11	R: 0	H: 0	E: 0	K: 1	S: 7	P: 10	1B: 3	2B: 4	3B: 0	HR: 1	SF: 0	SAC: 0	DP: 0	HBP: 0	WP: 0	PB: 0	SB: 2	CS: 0	PA: 38
--------------	------	------	------	------	-------	-------	------	------	------	------	------	-------	------	------	------	------	------	------	------	------	------	------	------	-------	------	------	------	------	-------	-------	------	------	------	------	-------	-------	------	------	------	------	-------	-------	------	------	------	------	-------	-------	------	------	------	------	------	-------	-------	-------	-------	-------	-------	--------	-------	--------	-------	-------	-------	-------	--------

PITCHER	IP	WLS	BF	H	R	ER	SO	BB	IBB	HBP	BLK	WP	HR	S	P	ERA	WHIP
Jarrod Washburn, L (1, 1) ERA: 7.04	6.1	W	29	7	4	4	1	3	0	0	0	0	0	68	103	5.68	1.579
Ben Weber, R (7, 1) ERA: 1.54	2.2		9	1	1	1	2	0	0	0	0	0	1	26	33	3.38	0.375

Batter	1	2	3	4	5	6	7	8	9
David Eckstein, R OBP: 0.373, SLG: 0.378 (1, 6)	F8	G6-3		B3		SH1-3 16 1B	BB 1B	K	
Darin Erstad, L OBP: 0.278, SLG: 0.313 (1, 8)	G4-3		G5-3	G6-3		SH1-3	SF8	G4-3	
Tim Salmon, R OBP: 0.377, SLG: 0.402 (1, 9)	1B		HBP 16 1B BB	K		F2	BB	K	
16 Garret Anderson, L OBP: 0.307, SLG: 0.400 (1, 7)	F8		HBP 1B 1B			F9	K		
Troy Glas, R OBP: 0.336, SLG: 0.505 (1, 5)		E5 2B SF8	1B 1B HBP			F8	F8		
Scott Spiezio, S OBP: 0.321, SLG: 0.333 (1, 10)		F8	E 1B 1B			L9	1B 1B BB	1B 1B 2B	
Wally Joyner, L OBP: 0.293, SLG: 0.396 (1, 3)		SF8 HR 2B	F8			HBP BB	1B 1B 1B	1B 1B 1B	
Bengie Molina, R OBP: 0.330, SLG: 0.295 (1, 2)		SF8	E9 FC5-4 1B			HBP	1B 1B SF8 1B	G4-3 1B	
Adam Kennedy, L OBP: 0.327, SLG: 0.521 (1, 4)		HR	FC5-4			K	BB 1B 1B	G4-3 1B	

Inning Stats	R: 0	H: 1	E: 0	K: 0	S: 10	R: 3	H: 2	E: 1	K: 0	S: 10	R: 3	H: 3	E: 1	K: 0	S: 16	R: 0	H: 0	E: 0	K: 1	S: 7	R: 0	H: 0	E: 0	K: 1	S: 12	R: 1	H: 2	E: 0	K: 0	S: 11	R: 3	H: 4	E: 0	K: 1	S: 23	R: 2	H: 4	E: 0	K: 2	S: 23
	LOB: 1	BB: 0	P: 16	LOB: 0	BB: 0	P: 15	LOB: 2	BB: 1	P: 25	LOB: 0	BB: 0	LOB: 3	BB: 2	P: 26	LOB: 1	BB: 0	LOB: 3	BB: 2	P: 35	LOB: 2	BB: 0	LOB: 2	BB: 0	P: 31	LOB: 1	BB: 0	LOB: 3	BB: 2	P: 35	LOB: 2	BB: 0	LOB: 2	BB: 0	P: 31	LOB: 1	BB: 0	LOB: 2	BB: 0	P: 31	

AB	R	H	RBI	BB	SO	LOB
6	1	2	1	0	1	2
4	0	0	1	0	0	2
4	1	1	0	2	2	3
5	1	2	1	0	1	4
3	2	0	0	1	0	4
4	2	2	2	1	0	2
4	3	3	0	1	0	2
3	1	3	3	0	0	0
5	1	3	4	0	1	5


BOTTOM

Chicago White Sox @ Anaheim Angels
Edison International Field, Anaheim, CA

Wed May 02 2001, 10:05 PM EDT
Att. 15,516 - Cloudy - 63 F

livebaseballscorecards.com

AB	38
R	12
H	16
RBI	12
BB	5
SO	5
LOB	24



PITCHER	IP	WLS	BF	H	R	ER	SO	BB	IBB	HBP	BLK	WP	HR	S	P	ERA	WHIP
Jon Garland, R ERA: 10.13 (1, 1)	2.2	L	17	6	6	3	0	1	0	0	0	0	1	35	54	10.12	2.625
Kip Wells, R ERA: (3, 1)	2.1		10	0	0	0	2	2	0	1	0	0	0	20	39	0.00	0.857
Gary Glover, R ERA: 6.89 (6, 1)	1.0		10	6	4	4	0	1	0	0	0	0	0	24	36	36.00	7.000
Kelly Wunsch, L ERA: 7.36 (7, 1)	1.0		4	0	0	0	1	1	0	0	0	0	0	10	15	0.00	1.000
Bob Howry, R ERA: 4.76 (8, 1)	1.0		7	4	2	2	2	0	0	0	0	0	0	23	31	18.00	4.000

Batter	1	2	3	4	5	6	7	8	9	AB R H RBI BB SO LOB
Ray Durham, S (1, 4) OBP: 0.314, SLG: 0.356	2-1 G6-3		3-3 K			1-1 G3 2B			0-3 K	4 0 1 0 0 2 1
Jose Valentin, S (1, 6) OBP: 0.326, SLG: 0.593	0-3 K			1-1 P4		0-0 G3			2-1 F8	4 0 0 0 0 1 1
Magglio Ordonez, R (1, 9) OBP: 0.317, SLG: 0.426	0-1 G1			2-3 K		1-1 G4-3			2-2 L9	4 0 0 0 0 1 1
14 Paul Konerko, R (1, 3) OBP: 0.356, SLG: 0.561		0-2 G4-3		0-1 G1-3			1-3 K			3 0 0 0 0 1 0
Carlos Lee, R (1, 7) OBP: 0.376, SLG: 0.505		3-1 G6-4-3 1B			0-1 S 1B		1-2 G4-3			3 1 2 0 0 0 0
Harold Baines, L (1, 10) OBP: 0.229, SLG: 0.188 Tony Graffanino, R (7, PH) OBP: 0.400, SLG: 0.545		3-1 G6-4-3 1-2f			3-1 1B		1-2 G5-3			2 0 1 1 0 0 1 1 0 0 0 0 0 0
Herbert Perry, R (1, 5) OBP: 0.343, SLG: 0.470			1-1 2B		2-0 F8			3-2 G5-4-3 1B		3 0 2 0 0 0 0
Sandy Alomar Jr., R (1, 2) OBP: 0.324, SLG: 0.348			3-3 K		0-0 G4-3			1-1 G5-4-3 1-2f		3 0 0 0 0 1 2
Julio Ramirez, R (1, 8) OBP: 0.103, SLG: 0.071			3-2 F9		0-0 F9			0-1 G5-3		3 0 0 0 0 0 1

Inning Stats	R: 0 E: 0 K: 1 S: 7	H: 0 LOB: 0 BB: 0 P: 9	R: 0 E: 0 K: 0 S: 7	H: 1 LOB: 0 BB: 0 P: 13	R: 0 E: 0 K: 2 S: 11	H: 1 LOB: 1 BB: 0 P: 21	R: 0 E: 0 K: 1 S: 8	H: 0 LOB: 0 BB: 0 P: 11	R: 1 E: 0 K: 0 S: 6	H: 2 LOB: 0 BB: 0 P: 11	R: 0 E: 0 K: 1 S: 11	H: 0 LOB: 0 BB: 0 P: 14	R: 0 E: 0 K: 0 S: 7	H: 1 LOB: 0 BB: 0 P: 11	R: 0 E: 0 K: 1 S: 11	H: 0 LOB: 0 BB: 0 P: 15	1B: 4 2B: 2 3B: 0 HR: 0	SF: 0 SAC: 0 DP: 2 HBP: 0	WP: 0 PB: 0 SB: 1 CS: 0	PA: 30
--------------	------------------------------	---------------------------------	------------------------------	----------------------------------	-------------------------------	----------------------------------	------------------------------	----------------------------------	------------------------------	----------------------------------	-------------------------------	----------------------------------	------------------------------	----------------------------------	-------------------------------	----------------------------------	----------------------------------	------------------------------------	----------------------------------	--------

PITCHER	IP	WLS	BF	H	R	ER	SO	BB	IBB	HBP	BLK	WP	HR	S	P	ERA	WHIP
Ismael Valdez, R (1, 1) ERA: 2.45	7.0	W	24	5	1	1	5	0	0	0	0	0	0	56	87	1.29	0.714
Shigetoshi Hasegawa, R (8, 1) ERA: 5.4	1.0	H	3	1	0	0	0	0	0	0	0	0	0	7	11	0.00	1.000
Troy Percival, R (9, 1) ERA:	1.0	S	3	0	0	0	1	0	0	0	0	0	0	11	15	0.00	0.000

TOP

Chicago White Sox @ Anaheim Angels
Edison International Field, Anaheim, CA

Thu May 03 2001, 10:05 PM EDT
Att. 15,372 - Sunny - 66 F

AB 30	
R 1	
H 6	
RBI 1	
BB 0	
SO 6	
LOB 7	

livebaseballscorecards.com

Batter	1	2	3	4	5	6	7	8	9	AB	R	H	RBI	BB	SO	LOB
David Eckstein, R OBP: 0.379, SLG: 0.377 (1, 6)	1-1 F9		2-0 E5		4-2 HR BB	1-1 E8 1B				3	1	1	1	1	0	1
Darin Erstad, L OBP: 0.277, SLG: 0.340 (1, 8)	1-0 G4-3		1-0 F8		2-1 HR	0-2 F7				4	1	1	2	0	0	4
Tim Salmon, R OBP: 0.364, SLG: 0.385 (1, 9)	1-2 G6-3		2-3 K		2-1 F8		0-1 G1-3			4	0	0	0	0	1	2
16 Garret Anderson, L OBP: 0.314, SLG: 0.398 (1, 7)		0-1 L6 BB 1B		0-0 F7	4-2 BB		2-2 F9			3	0	1	0	1	0	0
Troy Glaus, R OBP: 0.333, SLG: 0.495 (1, 5)		1-2 F7		2-2 1B 1B G1-2-3 1B	2-2 P3		1-2 G3-1			4	0	1	0	0	0	2
Scott Spiezio, S OBP: 0.333, SLG: 0.333 (1, 10)		4-0 1-2 BB		0-1 1B 1-2 1B		1-0 F7		0-1 G4-3		3	0	1	0	1	0	0
Wally Joyner, L OBP: 0.306, SLG: 0.404 (1, 3)		3-2 L6 2-3		0-0 1-2 2-3 1B		1-0 G1-3		0-1 G4-6-3 1B		4	0	2	0	0	0	2
Bengie Molina, R OBP: 0.326, SLG: 0.293 (1, 2)			2-2 E G4-3 1B		1-2 G1-2-3 3-Hr	2-0 E5 BB 1B		0-1 G4-6-3		4	1	1	0	0	0	4
Adam Kennedy, L OBP: 0.327, SLG: 0.500 (1, 4)			1-2 G4-3		2-1 P6	4-0 E 1B BB				2	0	0	0	1	0	1

Inning Stats	R: 0	H: 0	E: 0	K: 0	S: 6	R: 0	H: 1	E: 0	K: 0	S: 8	R: 0	H: 1	E: 1	K: 1	S: 12	R: 0	H: 3	E: 0	K: 0	S: 11	R: 2	H: 1	E: 0	K: 0	S: 14	R: 1	H: 1	E: 2	K: 0	S: 8	R: 0	H: 0	E: 0	K: 0	S: 8	R: 0	H: 1	E: 0	K: 0	S: 6	
	0	0	0	0	9	0	1	0	0	8	0	1	1	0	16	0	3	0	0	14	0	1	0	0	11	0	1	2	0	0	0	0	11	0	0	0	6	0	1	0	6

PITCHER	IP	WLS	BF	H	R	ER	SO	BB	IBB	HBP	BLK	WP	HR	S	P	ERA	WHIP
James Baldwin, R ERA: 4.24 (1, 1)	6.0	L	29	7	3	2	1	4	0	0	0	0	1	59	106	3.00	1.833
Lorenzo Barcelo, R ERA: 2.89 (7, 1)	1.0		3	0	0	0	0	0	0	0	0	0	0	8	11	0.00	0.000
Keith Foulke, R ERA: 1.69 (8, 1)	1.0		3	1	0	0	0	0	0	0	0	0	0	6	6	0.00	1.000


BOTTOM

Chicago White Sox @ Anaheim Angels
Edison International Field, Anaheim, CA


Thu May 03 2001, 10:05 PM EDT
Att. 15,372 - Sunny - 66 F

livebaseballscorecards.com

AB	31
R	3
H	8
RBI	3
BB	4
SO	1
LOB	16



WP	HR	S	P	ERA	WHIP
0	0	3	0	0.00	1.000

Batter	1	2	3	4	5	6	7	8	9	AB R H RBI BB SO LOB	TOP																								
												<p>Chicago White Sox @ Texas Rangers The Ballpark at Arlington, Arlington, TX Fri May 04 2001, 8:05 PM EDT</p> <p>livebaseballscorecards.com</p> <p>AB 0 R 0 H 0 RBI 0 BB 0 SO 0 LOB 0</p> 																							
Inning Stats										1B: 0 SF: 0 2B: 0 SAC: 0 3B: 0 DP: 0 HR: 0 HBP: 0	WP: 0 PA: 0 PB: 0 SB: 0 CS: 0																								
PITCHER	IP	WLS	BF	H	R	ER	SO	BB	IBB	HBP	BLK	WP	HR	S	P	ERA	WHIP	PITCHER	IP	WLS	BF	H	R	ER	SO	BB	IBB	HBP	BLK	WP	HR	S	P	ERA	WHIP

Batter	1	2	3	4	5	6	7	8	9	AB R H RBI BB SO LOB	TOP	
Ray Durham, S (1, 4) OBP: 0.328, SLG: 0.370	1-1 F5			1-0 G6-3 1B		1-2 CS	2-1 14 FC6-4 1B		1-0 1B	4 0 3 0 0 0 0		
Royce Clayton, R (1, 6) Magglio Ordonez, R (9, PH) OBP: 0.151, SLG: 0.179 OBP: 0.314, SLG: 0.421	1-3 K			3-1 G6-3 1-2f			3-2 F8		1-3 K	3 0 0 0 0 1 2 1 0 0 0 0 1 2		
Jose Valentin, S (1, 5) OBP: 0.312, SLG: 0.565	2-1 G4-3			2-1 G4-3			2-2 F7		2-2 F7 2-3	4 0 0 0 0 0 3		
14 Paul Konerko, R (1, 3) OBP: 0.346, SLG: 0.545					3-1 G4-3		1-0 FC6-4 1-2f			3 0 0 0 0 0 1		
Carlos Lee, R (1, 7) OBP: 0.365, SLG: 0.490					0-0 G5-3			0-1 F7		3 0 0 0 0 0 0		
Harold Baines, L (1, 10) OBP: 0.211, SLG: 0.171					2-3 K			2-0 G3-1		3 0 0 0 0 1 0		
Sandy Alomar Jr., R (1, 2) OBP: 0.311, SLG: 0.333					1-0 F8		0-1 G5-3		0-1 G1-3	3 0 0 0 0 0 0		
Chris Singleton, L (1, 9) OBP: 0.207, SLG: 0.293					2-2 L4		2-1 CS 1B		1-1 G4-3	3 0 1 0 0 0 0		
Julio Ramirez, R (1, 8) Tony Graffanino, R (9, PH) OBP: 0.097, SLG: 0.067 OBP: 0.423, SLG: 0.565					1-0 G5-3		1-3 K		3-2 S 1B 1B	2 0 0 0 0 1 1 1 0 1 0 0 0 0		
Inning Stats	R: 0 E: 0 K: 1 S: 7 H: 0 LOB: 0 BB: 0 P: 11	R: 0 E: 0 K: 0 S: 6 H: 0 LOB: 0 BB: 0 P: 8	R: 0 E: 0 K: 0 S: 6 H: 0 LOB: 0 BB: 0 P: 10	R: 0 E: 0 K: 0 S: 5 H: 1 LOB: 0 BB: 0 P: 11	R: 0 E: 0 K: 1 S: 7 H: 0 LOB: 0 BB: 0 P: 12	R: 0 E: 0 K: 1 S: 9 H: 1 LOB: 0 BB: 0 P: 13	R: 0 E: 0 K: 0 S: 10 H: 1 LOB: 1 BB: 0 P: 18	R: 0 E: 0 K: 0 S: 5 H: 0 LOB: 0 BB: 0 P: 7	R: 0 E: 0 K: 1 S: 14 H: 2 LOB: 2 BB: 0 P: 22	1B: 5 2B: 0 3B: 0 HR: 0 SF: 0 SAC: 0 DP: 1 HBP: 0	WP: 0 PB: 0 SB: 1 CS: 1 PA: 31	
PITCHER Ryan Glynn, R (1, 1) ERA: 7.76 59 Jeff Zimmerman, R (9, 1) ERA: 3.52	IP WLS BF H R ER SO BB IBB HBP BLK WP HR S P ERA WHIP											PITCHER IP WLS BF H R ER SO BB IBB HBP BLK WP HR S P ERA WHIP
	8.0 W 25 3 0 0 3 0 0 0 0 0 0 0 55 90 0.00 0.375											
	1.0 S 5 2 0 0 1 0 0 0 0 0 0 0 14 22 0.00 2.000											

Chicago White Sox @ Texas Rangers
The Ballpark at Arlington, Arlington, TX

Sat May 05 2001, 8:05 PM EDT
Att. 47,674 - Overcast - 73 F

livebaseballscorecards.com

AB	30
R	0
H	5
RBI	0
BB	0
SO	4
LOB	9



Batter	1	2	3	4	5	6	7	8	9	AB R H RBI BB SO LOB	TOP	
Ray Durham, S (1, 4) <small>OBP: 0.339, SLG: 0.384</small> Chris Singleton, L (9, PR) <small>OBP: 0.207, SLG: 0.293</small>	3-2 HBP	0-0 G6-3			1-2 L9		1-0 1B E 1B		2-1 G4-3 14 2B 2B	4 2 2 1 0 0 0 0 1 0 0 0 0 0		
Jose Valentin, S (1, 5) <small>OBP: 0.316, SLG: 0.567</small>	1-2 G3 14 SF9 2B	3-1 L7			0-1 P4		1-0 1B E 1B		0-0 G4-3	5 2 2 1 0 0 1		
Magglio Ordonez, R (1, 9) <small>OBP: 0.318, SLG: 0.424</small>	3-2 G3 2-3 3-H				1-2 G5-3		1-1 1B 2B		4-0 14 2B IBB	4 2 1 2 1 0 1		
14 Paul Konerko, R (1, 3) <small>OBP: 0.339, SLG: 0.543</small>	2-1 SF9 3-H				0-1 P3		0-0 G1-3		2-1 1B WP 2B	4 1 1 3 0 0 2		
Carlos Lee, R (1, 7) <small>OBP: 0.367, SLG: 0.485</small>	0-0 S 1B 1B				3-3 K		1-0 G1-3		0-2 F7		2-0 WP S 1B	5 0 2 0 0 1 2
Herbert Perry, R (1, 10) <small>OBP: 0.347, SLG: 0.465</small>	3-1 S 1B				1-1 P4		0-0 PO 1B		1-2 G5-3		1-3 K	5 0 2 1 0 1 3
Royce Clayton, R (1, 6) <small>OBP: 0.179, SLG: 0.174</small>	4-2 1-2 2-3 BB				0-1 G4-3		1-0 PO 1B BB		3-2 F8		4-2 WP BB	2 1 0 0 3 0 0
Josh Paul, R (1, 2) <small>OBP: 0.333, SLG: 0.406</small>	2-0 G1-3				1-1 G6-3		0-0 L9		3-2 E5 1B		3-3 K 1-2 2-3 3-H	5 0 1 0 0 1 6
Julio Ramirez, R (1, 8) <small>OBP: 0.091, SLG: 0.063</small> Tony Graffanino, R (7, PH) <small>OBP: 0.429, SLG: 0.560</small>		0-3 K			1-3 K		0-0 1B 1B		0-0 G4-3		2 0 0 0 0 2 0 2 1 1 0 0 0 1	
Inning Stats	R: 2 H: 3 E: 0 LOB: 3 K: 0 BB: 1 S: 17 P: 35	R: 0 H: 0 E: 0 LOB: 0 K: 1 BB: 0 S: 6 P: 9	R: 0 H: 0 E: 0 LOB: 0 K: 1 BB: 0 S: 8 P: 12	R: 0 H: 0 E: 0 LOB: 0 K: 0 BB: 0 S: 6 P: 8	R: 0 H: 0 E: 0 LOB: 0 K: 1 BB: 0 S: 9 P: 11	R: 1 H: 2 E: 0 LOB: 0 K: 0 BB: 0 S: 5 P: 8	R: 4 H: 3 E: 1 LOB: 1 K: 0 BB: 1 S: 13 P: 21	R: 0 H: 1 E: 1 LOB: 1 K: 0 BB: 0 S: 11 P: 18	R: 3 H: 3 E: 0 LOB: 2 K: 2 BB: 2 S: 16 P: 34	1B: 8 SF: 1 2B: 4 SAC: 0 3B: 0 DP: 0 HR: 0 HBP: 1	WP: 1 PA: 45 PB: 0 SB: 4 CS: 0	
PITCHER Kenny Rogers, L (1, 1) <small>ERA: 6.08</small> Mark Petkovsek, R (7, 1) <small>ERA: 7.16</small> Pat Mahomes, R (9, 1) <small>ERA: 4.87</small>	IP WLS BF H R ER SO BB IBB HBP BLK WP HR S P ERA WHIP											PITCHER IP WLS BF H R ER SO BB IBB HBP BLK WP HR S P ERA WHIP

Chicago White Sox @ Texas Rangers
 The Ballpark at Arlington, Arlington, TX
 Sun May 06 2001, 3:05 PM EDT
 Att. 34,871 - Cloudy - 78 F

AB	38
R	10
H	12
RBI	8
BB	4
SO	5
LOB	16



Batter	1	2	3	4	5	6	7	8	9	AB	R	H	RBI	BB	SO	LOB
29 Rusty Greer, L OBP: 0.346, SLG: 0.542 (1, 7)	1-0 G4-3	1-1 G6-3			1-0 F8		0-0 G3			4	0	0	0	0	0	2
Randy Velarde, R OBP: 0.407, SLG: 0.527 (1, 4)	1-1 E S 2B 1B		3-2 L6		0-1 L4-3			1-1 F8		4	1	1	0	0	0	1
Alex Rodriguez, R OBP: 0.416, SLG: 0.649 (1, 6)	2-0 2B 2B		2-1 F9			0-0 E7 F8 WP		1-1 HR		4	3	2	2	0	0	0
Rafael Palmeiro, L OBP: 0.349, SLG: 0.468 (1, 3)	1-1 F8		0-3 K			0-0 F8		4-2 WP BB		3	0	0	0	1	1	2
Andres Galarraga, R OBP: 0.336, SLG: 0.482 (1, 10)	2-2 2B			2-2 F8		1-2 F7		3-3 K		4	0	1	1	0	1	1
Gabe Kapler, R OBP: 0.419, SLG: 0.625 (1, 8)	1-1 G6-3			1-0 PO 1B 1B		0-1 G5-3		2-1 F2		4	0	1	0	0	0	2
Ken Caminiti, S OBP: 0.265, SLG: 0.315 (1, 5)			1-0 F7		1-3 K		1-0 G6-3		1-1 G4-3	4	0	0	0	0	1	1
Ruben Mateo, R OBP: 0.343, SLG: 0.341 Frank Catalanotto, L OBP: 0.300, SLG: 0.500 (9, PH)		0-2 E6 F8 29 PB 1B		0-1 1B			0-0 1B		1-0 F7	3	1	3	0	0	0	0
Mike Hubbard, R OBP: 0.333, SLG: 0.333 Ruben Sierra, S (9, PH)		2-0 F8		2-2 PO		0-0 L4-3 1B		0-2 L5		2-2 F7	3	0	1	0	0	2

Inning Stats	R: 2	H: 3	E: 0	K: 0	S: 12	H: 3	LOB: 1	BB: 0	P: 20	R: 1	H: 1	E: 1	K: 0	S: 7	H: 1	LOB: 0	BB: 0	P: 11	R: 0	H: 0	E: 0	K: 1	S: 8	R: 0	H: 2	E: 0	K: 1	S: 17	R: 0	H: 1	E: 0	K: 0	S: 4	R: 1	H: 0	E: 1	K: 0	S: 7	R: 0	H: 1	E: 0	K: 0	S: 6	R: 1	H: 1	E: 0	K: 1	S: 15	R: 0	H: 0	E: 0	K: 0	S: 7	R: 0	H: 0	E: 0	K: 0	S: 7	1B: 6	SF: 0	2B: 3	SAC: 0	3B: 0	DP: 1	HR: 1	HBP: 0	WP: 2	PA: 37
--------------	------	------	------	------	-------	------	--------	-------	-------	------	------	------	------	------	------	--------	-------	-------	------	------	------	------	------	------	------	------	------	-------	------	------	------	------	------	------	------	------	------	------	------	------	------	------	------	------	------	------	------	-------	------	------	------	------	------	------	------	------	------	------	-------	-------	-------	--------	-------	-------	-------	--------	-------	--------

PITCHER	IP	WLS	BF	H	R	ER	SO	BB	IBB	HBP	BLK	WP	HR	S	P	ERA	WHIP
David Wells, L ERA: 3.4 (1, 1)	7.0	W	28	8	4	2	2	0	0	0	0	1	0	61	87	2.57	1.143
Bob Howry, R ERA: 5.4 (8, 1)	0.1	H	3	1	1	1	0	1	0	0	0	0	1	7	13	27.00	6.000
Keith Foulke, R ERA: 1.53 (8, 1)	1.2	S	5	0	0	0	1	0	0	0	0	1	0	15	24	0.00	0.000


BOTTOM

Chicago White Sox @ Texas Rangers
The Ballpark at Arlington, Arlington, TX

Sun May 06 2001, 3:05 PM EDT
Att: 34,871 - Cloudy - 78 F

livebaseballscorecards.com

AB	35
R	5
H	9
RBI	3
BB	1
SO	3
LOB	11



Batter	1	2	3	4	5	6	7	8	9	AB	R	H	RBI	BB	SO	LOB
29 Rusty Greer, L OBP: 0.362, SLG: 0.545 (1, 7)	2-2 FC5-4 1B	2-2 G3			1-1 FC5-4 1B	4-1 1-2 2-3 BB		4-2 1-2 BB BB		3	0	2	0	2	0	0
Randy Velarde, R OBP: 0.398, SLG: 0.509 (1, 4)	1-1 FC5-4 WP 1-2f 1B		1-1 G6-3		1-1 F8	1-3 K		4-1 1-2 2-3 BB G6-4-3		4	1	0	0	1	1	5
Alex Rodriguez, R OBP: 0.408, SLG: 0.627 (1, 6)	2-3 K 1-3		2-2 G4-3		1-0 FC5-4 1-2f 1B		4-1 BB	0-2 G6-4-3 1-2f		4	0	0	0	1	1	5
Rafael Palmeiro, L OBP: 0.366, SLG: 0.504 (1, 3)	4-1 BB 1B BB		0-0 HR		3-1 1-3 1B		3-2 F7		2-2 BB 1B	4	2	3	1	1	0	1
Andres Galarraga, R OBP: 0.338, SLG: 0.470 (1, 10)	4-2 1B 1-2 BB		3-3 K		0-0 P5		0-2 F8		4-2 1-2 BB	3	0	0	0	2	1	3
Gabe Kapler, R OBP: 0.438, SLG: 0.644 (1, 8)	1-2 1-2 2-H 3-H 1B			3-1 1B 2B		1-2 FC4-6 1B		0-1 F3	2-1 F8	5	0	3	2	0	0	3
Frank Catalanotto, L OBP: 0.291, SLG: 0.509 (1, 9)	2-2 P5			1-1 L7		1-1 FC4-6 29 BB 1-2f BB		0-0 SF9 3B	0-0 F8	5	1	1	0	0	0	6
Ken Caminiti, S OBP: 0.273, SLG: 0.316 (1, 5)			3-3 K		2-1 G6-4-3 1B		4-0 29 BB 1-2 BB	2-1 SF9	1-3 K	3	0	1	1	1	2	2
Doug Mirabelli, R OBP: 0.265, SLG: 0.296 (1, 2)			0-0 G6-3		0-2 G6-4-3 1-2f		1-0 P4	4-2 BB 29 BB BB		3	0	0	0	1	0	4

Inning Stats	R: 2	H: 2	E: 0	K: 1	S: 20	LOB: 2	BB: 2	P: 36	R: 0	H: 0	E: 0	K: 1	S: 8	LOB: 0	BB: 0	P: 13	R: 1	H: 1	E: 0	K: 1	S: 9	LOB: 0	BB: 0	P: 15	R: 0	H: 2	E: 0	K: 0	S: 9	LOB: 1	BB: 0	P: 15	R: 0	H: 2	E: 0	K: 0	S: 8	LOB: 2	BB: 0	P: 14	R: 0	H: 1	E: 0	K: 1	S: 10	LOB: 3	BB: 2	P: 22	R: 0	H: 0	E: 0	K: 0	S: 12	LOB: 1	BB: 1	P: 19	R: 1	H: 1	E: 0	K: 0	S: 11	LOB: 2	BB: 3	P: 25	R: 0	H: 1	E: 0	K: 1	S: 16	LOB: 2	BB: 1	P: 25	1B: 7	2B: 1	3B: 1	HR: 1	SF: 1	SAC: 0	DP: 2	HBP: 0	WP: 2	PB: 0	SB: 0	CS: 0	PA: 44
--------------	------	------	------	------	-------	--------	-------	-------	------	------	------	------	------	--------	-------	-------	------	------	------	------	------	--------	-------	-------	------	------	------	------	------	--------	-------	-------	------	------	------	------	------	--------	-------	-------	------	------	------	------	-------	--------	-------	-------	------	------	------	------	-------	--------	-------	-------	------	------	------	------	-------	--------	-------	-------	------	------	------	------	-------	--------	-------	-------	-------	-------	-------	-------	-------	--------	-------	--------	-------	-------	-------	-------	--------


PITCHER	IP	WLS	BF	H	R	ER	SO	BB	IBB	HBP	BLK	WP	HR	S	P	ERA	WHIP
Jon Garland, R ERA: 7.04 (1, 1)	5.0		23	7	3	3	3	2	0	0	0	1	1	54	93	5.40	1.800
Kip Wells, R ERA: (6, 1)	0.2		5	1	0	0	0	2	0	0	0	0	0	7	18	0.00	4.500
Lorenzo Barcelo, R ERA: 3.0 (6, 1)	1.2	H	8	1	1	1	1	2	0	0	0	0	0	20	34	5.40	1.800
Kelly Wunsch, L ERA: 7.15 (8, 1)	0.0		1	0	0	0	0	1	0	0	0	0	0	2	6	∞	∞
Keith Foulke, R ERA: 1.4 (8, 1)	1.2	S	7	1	0	0	1	2	0	0	0	0	0	20	33	0.00	1.800

BOTTOM

Chicago White Sox @ Texas Rangers
The Ballpark at Arlington, Arlington, TX

Mon May 07 2001, 3:05 PM EDT
Att: 30,073 - Cloudy - 77 F

AB	34
R	4
H	10
RBI	4
BB	9
SO	5
LOB	29



Batter	1	2	3	4	5	6	7	8	9	AB R H RBI BB SO LOB	TOP	
David Eckstein, R (1, 6) OBP: 0.415, SLG: 0.391	2-1 G4-6-3 1B		2-1 1B		1-1 L9			1-2 L3		4 0 2 0 0 0 1	<p>Anaheim Angels @ Chicago White Sox Comiskey Park, Chicago, IL</p> <p>Tue May 08 2001, 8:05 PM EDT Att. 13,187 - Cloudy - 77 F</p>	
Darin Erstad, L (1, 8) OBP: 0.267, SLG: 0.308	0-1 G4-6-3 1-2f		1-0 F8			0-1 F9 16 1B		2-1 F7		4 0 1 0 0 0 2		
Tim Salmon, R (1, 9) OBP: 0.378, SLG: 0.412	2-3 K			1-1 F9		0-0 F9		4-1 BB		3 0 0 0 1 1 1		
16 Garret Anderson, L (1, 7) OBP: 0.301, SLG: 0.369		2-1 L3		3-3 K		1-1 1B		1-1 F8		4 0 1 0 0 1 1		
Troy Glaus, R (1, 5) OBP: 0.336, SLG: 0.462		2-0 1B		1-2 1B CS		1-1 F9		2-2 F8		4 0 2 0 0 0 2		
Wally Joyner, L (1, 3) OBP: 0.329, SLG: 0.400		3-1 F9		0-0 1B		0-0 G4-3		0-1 1B		4 0 2 0 0 0 3		
Scott Spiezio, S (1, 10) OBP: 0.312, SLG: 0.353		0-0 F9		2-2 CS 3-H		0-2 F8		2-2 G5-3		4 0 0 0 0 0 2		
Adam Kennedy, L (1, 4) OBP: 0.324, SLG: 0.462			3-2 F8		1-1 G4-3		1-2 G3		0-0 B1-3			4 0 0 0 0 0 1
José Molina, R (1, 2) OBP: 0.167, SLG: 0.167			0-1 F8		0-0 1B		1-2 G6-3			3 0 1 0 0 0 0		
Inning Stats	R: 0 E: 0 K: 1 S: 7 H: 1 LOB: 0 BB: 0 P: 11	R: 0 E: 0 K: 0 S: 6 H: 1 LOB: 1 BB: 0 P: 13	R: 0 E: 0 K: 0 S: 10 H: 1 LOB: 1 BB: 0 P: 16	R: 0 E: 0 K: 1 S: 18 H: 2 LOB: 1 BB: 0 P: 25	R: 0 E: 0 K: 0 S: 8 H: 1 LOB: 1 BB: 0 P: 10	R: 0 E: 0 K: 0 S: 9 H: 2 LOB: 2 BB: 0 P: 10	R: 0 E: 0 K: 0 S: 9 H: 0 LOB: 0 BB: 0 P: 13	R: 0 E: 0 K: 0 S: 8 H: 0 LOB: 1 BB: 1 P: 16	R: 0 E: 0 K: 0 S: 7 H: 1 LOB: 1 BB: 0 P: 10	1B: 9 2B: 0 3B: 0 HR: 0 SF: 0 SAC: 0 DP: 1 HBP: 0	WP: 0 PB: 0 SB: 0 CS: 1 PA: 36	
PITCHER James Baldwin, R (1, 1) ERA: 2.77	IP WLS BF H R ER SO BB IBB HBP BLK WP HR S P ERA WHIP											

AB	34
R	0
H	9
RBI	0
BB	1
SO	2
LOB	13



livebaseballscorecards.com

Batter	1	2	3	4	5	6	7	8	9	AB R H RBI BB SO LOB
Ray Durham, S OBP: 0.341, SLG: 0.429 (1, 4)	1-2 G4-3		3-2 HR		2-2 G3		4-0 1B 2B BB		1-1 SH3-4	3 2 1 2 1 0 0
Jose Valentin, S OBP: 0.315, SLG: 0.553 (1, 6)	1-0 1B		2-2 2B		1-0 F8		1-0 2B 1B		3-2 2B	5 1 4 1 0 0 0
Magglio Ordonez, R OBP: 0.320, SLG: 0.413 (1, 9)	0-2 F9		1-3 K		0-0 F9		0-0 2B			4 0 1 3 0 1 2
14 Paul Konerko, R OBP: 0.333, SLG: 0.539 (1, 3)	2-1 G5-3		0-2 F8			1-3 K	2-2 G6-3			4 0 0 0 0 1 3
Carlos Lee, R OBP: 0.375, SLG: 0.545 (1, 7)		2-2 F8	2-1 F8			2-2 G4-3 2B	0-0 G6-3			4 0 1 0 0 0 2
Harold Baines, L OBP: 0.214, SLG: 0.179 (1, 10)		3-2 1B		3-2 F7		0-1 G4-3		3-2 G3		4 0 1 0 0 0 1
Herbert Perry, R OBP: 0.337, SLG: 0.425 (1, 5)		1-1 L6		1-0 F8		0-0 B1		2-2 F8		4 0 0 0 0 0 2
Chris Singleton, L OBP: 0.227, SLG: 0.333 (1, 8)		1-3 K		1-2 PB 2B			1-2 1B WP 2B 1B	1-1 G4-3		4 1 2 0 0 1 1
Sandy Alomar Jr., R OBP: 0.317, SLG: 0.329 Josh Paul, R OBP: 0.306, SLG: 0.371 (9, PR)			0-0 HR 1B	3-2 G4-3			0-0 F9		0-0 SH3-4 2B 1B	4 1 2 0 0 0 2 0 1 0 0 0 0 0

Inning Stats	R: 0 E: 0 K: 9	H: 1 LOB: 1 BB: 0 P: 13	R: 0 E: 0 K: 1 S: 16	H: 1 LOB: 1 BB: 0 P: 23	R: 2 E: 0 K: 1 S: 15	H: 3 LOB: 1 BB: 0 P: 23	R: 0 E: 0 K: 1 S: 12	H: 1 LOB: 1 BB: 0 P: 20	R: 0 E: 0 K: 5	H: 0 LOB: 0 BB: 0 P: 8	R: 0 E: 0 K: 1 S: 12	H: 1 LOB: 1 BB: 0 P: 15	R: 3 E: 0 K: 10	H: 3 LOB: 1 BB: 1 P: 18	R: 0 E: 0 K: 8	H: 0 LOB: 0 BB: 0 P: 14	R: 1 E: 0 K: 6	H: 2 LOB: 2 BB: 0 P: 10	1B: 6 2B: 5 3B: 0 HR: 1	SF: 0 SAC: 1 DP: 0 HBP: 0
--------------	----------------------	----------------------------------	-------------------------------	----------------------------------	-------------------------------	----------------------------------	-------------------------------	----------------------------------	----------------------	---------------------------------	-------------------------------	----------------------------------	-----------------------	----------------------------------	----------------------	----------------------------------	----------------------	----------------------------------	----------------------------------	------------------------------------

PITCHER	IP	WLS	BF	H	R	ER	SO	BB	IBB	HBP	BLK	WP	HR	S	P	ERA	WHIP
Ismael Valdez, R ERA: 2.81 (1, 1)	6.1		27	8	3	3	3	0	0	0	0	0	1	73	107	4.26	1.263
Mike Holtz, L ERA: 5.91 (7, 1)	0.0		2	1	0	0	0	1	0	0	0	1	0	1	6	∞	∞
Shigetoshi Hasegawa, R ERA: 4.11 (7, 1)	1.2	B	6	1	2	2	0	0	0	0	0	0	0	13	21	10.80	0.600
Al Levine, R ERA: 1.15 (9, 1)	0.1	L	3	2	1	1	0	0	0	0	0	0	0	6	10	27.00	6.000

BOTTOM

Anaheim Angels @ Chicago White Sox
Comiskey Park, Chicago, IL

Wed May 09 2001, 8:05 PM EDT
Att. 13,458 - Sunny - 81 F

livebaseballscorecards.com

AB	36
R	6
H	12
RBI	6
BB	1
SO	3
LOB	13



WP: 1 PA: 38
PB: 1
SB: 0
CS: 0

Batter	1	2	3	4	5	6	7	8	9	10	AB R H RBI BB SO LOB	TOP													
David Eckstein, R (1, 6) OBP: 0.417, SLG: 0.386	1-1 FC6-4 1B		2-2 G6-3		1-3 K		0-0 2-H 1B			2-2 1B FC6-4 1B	5 1 3 1 0 1 0	Anaheim Angels @ Chicago White Sox Comiskey Park, Chicago, IL Thu May 10 2001, 8:05 PM EDT Att: 12,684 - Cloudy - 70 F													
Darin Erstad, L (1, 8) OBP: 0.262, SLG: 0.310	0-2 FC6-4 1-2f WP		0-0 G4-3		1-0 G4-3		0-2 G4-3			0-0 FC6-4 1B	5 1 1 0 0 0 2														
Tim Salmon, R (1, 9) OBP: 0.368, SLG: 0.385	4-2 16 HR 1-H BB		1-3 K		1-0 G5-3		2-2 F9			0-1 FC6-4 16 BB 1B	4 1 0 1 1 1 1														
16 Garret Anderson, L (1, 10) OBP: 0.303, SLG: 0.388	3-2 1-H HR		1-2 L6-3 1B		3-2 F7		0-1 F8			0-0 BB 1B	5 1 3 2 0 0 0														
Troy Glaus, R (1, 5) OBP: 0.342, SLG: 0.516	2-2 F9		2-2 L6-3 1-2		0-0 2B		2-1 1B			0-3 K	5 0 2 0 0 1 3														
Wally Joyner, L (1, 3) OBP: 0.313, SLG: 0.378	0-2 G5-3		2-2 L8		0-0 F7		0-0 F2			4-2 BB	3 0 0 0 0 0 1														
Benji Gil, R (8, PH) OBP: 0.384, SLG: 0.549											0 0 0 0 0 0 0														
Scott Spiezo, S (8, PH) OBP: 0.316, SLG: 0.348											1 0 0 0 1 0 1														
Adam Kennedy, L (1, 4) OBP: 0.300, SLG: 0.419			1-0 F3		2-0 F7		1-3 K			1-2 G5-3	5 0 0 0 0 1 3														
Orlando Palmeiro, L (1, 7) OBP: 0.268, SLG: 0.395			3-2 L5		2-1 HR		0-1 WP 1B 1B			3-2 P6	4 2 2 1 0 0 0														
José Molina, R (1, 2) OBP: 0.308, SLG: 0.500			0-0 G4-3		0-1 HR		3-3 K 1-2			2-3 K	4 1 1 1 0 2 1														
Inning Stats	R: 3 E: 0 K: 0 S: 20	H: 2 LOB: 0 BB: 1 P: 30	R: 0 E: 0 K: 0 S: 5	H: 0 LOB: 0 BB: 0 P: 9	R: 0 E: 0 K: 1 S: 7	H: 1 LOB: 0 BB: 0 P: 10	R: 0 E: 0 K: 0 S: 11	H: 1 LOB: 0 BB: 0 P: 16	R: 2 E: 0 K: 1 S: 9	H: 2 LOB: 0 BB: 0 P: 15	R: 0 E: 0 K: 0 S: 6	H: 1 LOB: 1 BB: 0 P: 10	R: 1 E: 0 K: 2 S: 12	H: 2 LOB: 1 BB: 0 P: 16	R: 0 E: 0 K: 0 S: 8	H: 1 LOB: 1 BB: 0 P: 12	R: 0 E: 0 K: 1 S: 10	H: 0 LOB: 0 BB: 0 P: 16	R: 1 E: 0 K: 1 S: 13	H: 3 LOB: 3 BB: 1 P: 19	1B: 8 2B: 2 3B: 0 HR: 3	SF: 0 SAC: 0 DP: 1 HBP: 0	WP: 2 PB: 0 SB: 1 CS: 0	PA: 43	
PITCHER	IP WLS BF H R ER SO BB IBB HBP BLK WP HR S P ERA WHIP																								
Rocky Biddle, R (1, 1) ERA: 4.5	6.2	28	8	6	6	4	1	0	0	0	2	3	67	103	8.10	1.350									
Kelly Wunsch, L (7, 1) ERA: 6.39	1.0	4	1	0	0	0	0	0	0	0	0	0	10	14	0.00	1.000									
Lorenzo Barcelo, R (8, 1) ERA: 2.92	0.1	1	0	0	0	0	0	0	0	0	0	0	1	1	0.00	0.000									
Keith Foulke, R (9, 1) ERA: 1.69	2.0	L 10	3	1	1	2	1	0	0	0	0	0	23	35	4.50	2.000									

livebaseballscores.com

AB 41
R 7
H 12
RBI 6
BB 2
SO 6
LOB 12



Batter	1	2	3	4	5	6	7	8	9	10	AB R H RBI BB SO LOB
Ray Durham, S OBP: 0.343, SLG: 0.452 (1, 4)	0-1 G3-6-3 1B		3-1 2-H HR		3-2 F9 1-2		0-3 K		0-0 P4		5 1 2 2 0 1 2
Jose Valentin, S OBP: 0.310, SLG: 0.537 (1, 5)	0-0 G3-6-3 1-2f		2-1 F8			3-3 K	2-2 G5-3		0-1 S 1B		5 0 1 0 0 1 2
Magglio Ordonez, R OBP: 0.323, SLG: 0.465 (1, 9)	1-1 F8			1-0 HR		1-0 HR	2-1 G1-3		3-3 K 1-2		5 2 2 2 0 1 2
14 Paul Konerko, R OBP: 0.328, SLG: 0.521 (1, 3)		1-0 L5		4-2 G1-6-3 BB		1-0 F8		1-3 K		1-1 G5-3	4 0 0 0 1 1 0
Carlos Lee, R OBP: 0.368, SLG: 0.530 (1, 7)		3-3 K		0-0 G1-6-3 1-2f		1-0 HBP 1B		1-3 K		0-0 F2	5 0 1 0 0 2 1
Herbert Perry, R OBP: 0.352, SLG: 0.434 (1, 10)		3-2 G5-3		1-2 2B		3-1 HBP HBP		4-2 HR BB		2-3 K	3 1 1 0 1 1 0
Sandy Alomar Jr., R OBP: 0.326, SLG: 0.367 (1, 2)			1-2 G5-3	1-0 G4-3		1-0 HBP 1-2 2-3		0-0 HR			3 1 1 2 0 0 1
Royce Clayton, R OBP: 0.170, SLG: 0.165 (1, 6)			1-0 F9		3-2 G4-3	0-0 G4-3		2-2 G3			4 0 0 0 0 0 3
Chris Singleton, L OBP: 0.257, SLG: 0.386 (1, 8)			3-1 HR 2B		3-2 CS 1B		1-1 2B		1-3 K		4 1 3 0 0 1 0

Inning Stats	R: 0	H: 1	R: 0	H: 0	R: 2	H: 2	R: 1	H: 2	R: 0	H: 1	R: 1	H: 2	R: 0	H: 1	R: 2	H: 1	R: 0	H: 1	R: 0	H: 1	R: 0	H: 0	1B: 4	SF: 0	WP: 0	PA: 42
E: 0	LOB: 0	E: 0	LOB: 0	E: 0	LOB: 0	E: 0	LOB: 1	E: 0	LOB: 3	E: 0	LOB: 0	E: 0	LOB: 0	E: 0	LOB: 1	E: 0	LOB: 0	E: 0	LOB: 1	E: 0	LOB: 0	2B: 3 <td>SAC: 0 <td>FB: 0 <td></td> </td></td>	SAC: 0 <td>FB: 0 <td></td> </td>	FB: 0 <td></td>		
K: 0	BB: 0	K: 1	BB: 0	K: 0	BB: 0	K: 0	BB: 1	K: 0	BB: 0	K: 1	BB: 0	K: 0	BB: 0	K: 1	BB: 0	K: 2	BB: 1	K: 1	BB: 0	K: 1	BB: 0	3B: 0	DP: 2 <td>SB: 1</td> <td></td>	SB: 1		
S: 5	P: 6	S: 7	P: 14	S: 10	P: 20	S: 8	P: 15	S: 12	P: 21	S: 10	P: 15	S: 13	P: 21	S: 11	P: 15	S: 7	P: 10	S: 7	P: 10	S: 7	P: 10	HR: 4	HBP: 2	CS: 1		

PITCHER	IP	WLS	BF	H	R	ER	SO	BB	IBB	HBP	BLK	WP	HR	S	P	ERA	WHIP
Al Levine, R ERA: 2.41	3.0		13	4	3	3	1	1	0	0	0	0	2	25	48	9.00	1.667
Ben Weber, R ERA: 1.8	4.1		13	4	1	1	1	0	0	2	0	0	1	25	46	3.00	1.333
Mike Holtz, L ERA: 5.56	7.1	H	3	1	0	0	1	0	0	0	0	0	0	8	11	0.00	1.500
Shigetoshi Hasegawa, R ERA: 4.86	7.1	B	6	1	2	2	2	1	0	0	0	0	1	15	25	13.50	1.500
Troy Percival, R ERA:	9.1	W	7	1	0	0	3	0	0	0	0	0	0	18	25	0.00	0.500


BOTTOM

Anaheim Angels @ Chicago White Sox
Comiskey Park, Chicago, IL

Thu May 10 2001, 8:05 PM EDT
Att. 12,684 - Cloudy - 70 F

livebaseballscorecards.com

AB 38
R 6
H 11
RBI 6
BB 2
SO 8
LOB 11



Batter	1	2	3	4	5	6	7	8	9	10	AB R H RBI BB SO LOB
29 Rusty Greer, L OBP: 0.342, SLG: 0.493 (1, 7) F B X	1-1 1B		0-1 F9		3-2 F7			0-0 G4-3		3-2 F7	5 0 1 0 0 0 0
Randy Velarde, R OBP: 0.405, SLG: 0.523 (1, 4) C B B B F S T F B B X	3-3 K		1-0 1B 1B		1-3 K			0-1 HR		0-2 F9	5 1 2 1 0 2 0
Alex Rodriguez, R OBP: 0.389, SLG: 0.569 (1, 6) C B B B F S T F B B X	3-3 K		0-0 1B		0-0 P4			0-2 G5-3		1-1 F3	5 0 1 0 0 1 0
Rafael Palmeiro, L OBP: 0.384, SLG: 0.536 (1, 3) C B X		1-1 P6	1-0 G4-3		0-1 G4-3			2-3 K			4 0 0 0 0 1 2
Andres Galarraga, R OBP: 0.326, SLG: 0.485 (1, 10) C B X		0-1 HR			0-0 G6-3			2-2 P3		3-1 P4	4 1 1 1 0 0 0
Gabe Kapler, R OBP: 0.415, SLG: 0.534 (1, 8) B C B B X		2-1 G5-3			2-2 G4-3			3-2 G6-3		1-1 HR 1B	4 1 1 0 0 0 0
Ruben Mateo, R OBP: 0.356, SLG: 0.389 (1, 9) B F F X		0-3 K			1-2 FC5-4 1B			1-2 1B		0-0 HR 1H	4 1 3 2 0 1 0
Scott Sheldon, R OBP: 0.333, SLG: 0.444 (1, 5) C T S B X			1-3 K		2-2 FC5-4			1-3 K		1-1 G3	4 0 0 0 0 2 2
Mike Hubbard, R OBP: 0.286, SLG: 0.714 (1, 2) X			0-0 HR		2-3 K			2-3 K		0-1 G6-3	4 1 1 1 0 2 1

Inning Stats	R: 0 E: 0 K: 2 S: 10	H: 1 LOB: 0 BB: 0 P: 17	R: 1 E: 0 K: 1 S: 9	H: 1 LOB: 0 BB: 0 P: 12	R: 1 E: 0 K: 1 S: 9	H: 3 LOB: 2 BB: 0 P: 12	R: 0 E: 0 K: 0 S: 10	H: 1 LOB: 1 BB: 0 P: 15	R: 0 E: 0 K: 2 S: 11	H: 0 LOB: 0 BB: 0 P: 17	R: 0 E: 0 K: 0 S: 6	H: 0 LOB: 0 BB: 0 P: 8	R: 0 E: 0 K: 2 S: 14	H: 1 LOB: 1 BB: 0 P: 21	R: 1 E: 0 K: 1 S: 9	H: 1 LOB: 0 BB: 0 P: 11	R: 2 E: 0 K: 0 S: 9	H: 2 LOB: 0 BB: 0 P: 14	R: 0 E: 0 K: 0 S: 11	H: 0 LOB: 0 BB: 0 P: 15	1B: 6 2B: 0 3B: 0 HR: 4	SF: 0 SAC: 0 DP: 0 HBP: 0	WP: 0 PB: 0 SB: 0 CS: 0	PA: 39
--------------	-------------------------------	----------------------------------	------------------------------	----------------------------------	------------------------------	----------------------------------	-------------------------------	----------------------------------	-------------------------------	----------------------------------	------------------------------	---------------------------------	-------------------------------	----------------------------------	------------------------------	----------------------------------	------------------------------	----------------------------------	-------------------------------	----------------------------------	----------------------------------	------------------------------------	----------------------------------	--------

PITCHER	IP	WLS	BF	H	R	ER	SO	BB	IBB	HBP	BLK	WP	HR	S	P	ERA	WHIP
David Wells, L ERA: 3.63 (1, 1)	9.0		36	10	5	5	9	0	0	0	0	0	4	87	127	5.00	1.111
Kelly Wunsch, L ERA: 6.23 (10, 1)	0.1		1	0	0	0	0	0	0	0	0	0	0	6	9	0.00	0.000
Bob Howry, R ERA: 4.4 (10, 1)	0.2	W	2	0	0	0	0	0	0	0	0	0	0	5	6	0.00	0.000

Texas Rangers @ Chicago White Sox
Comiskey Park, Chicago, IL
Fri May 11 2001, 8:05 PM EDT
Att. 19,399 - Cloudy - 48 F

livebaseballscorecards.com

AB	39
R	5
H	10
RBI	5
BB	0
SO	9
LOB	5



Batter	1	2	3	4	5	6	7	8	9	10	AB	R	H	RBI	BB	SO	LOB
Ray Durham, S OBP: 0.331, SLG: 0.434 (1, 4)	G6-3		G5-3	PO	G1-3		F7			L4	5	0	0	0	0	0	1
Jose Valentin, S OBP: 0.314, SLG: 0.584 (1, 5) (10, 6)	P4		HR		G5-3		P4			HR	5	2	2	2	0	0	1
Magglio Ordonez, R OBP: 0.321, SLG: 0.483 (1, 9)	HR		K		F9					K	4	1	1	1	0	2	0
14 Paul Konerko, R OBP: 0.333, SLG: 0.516 (1, 3)	F7			1B	1B		G1-3			BB	3	1	1	0	1	0	0
Carlos Lee, R OBP: 0.364, SLG: 0.521 (1, 7)		G1-3		1B	1B		G5-3			F9	4	1	1	0	0	0	1
Chris Singleton, L OBP: 0.257, SLG: 0.386 (9, 7)				1B	1B						0	0	0	0	0	0	0
Herbert Perry, R OBP: 0.347, SLG: 0.460 (1, 10)		K		K			HR			F7	4	1	1	1	0	2	3
Sandy Alomar Jr., R OBP: 0.333, SLG: 0.373 (1, 2)		FC6-4		1B	1B		F9			F9	4	0	2	1	0	0	0
Royce Clayton, R OBP: 0.165, SLG: 0.159 (1, 6)																	
Harold Baines, L OBP: 0.214, SLG: 0.179 (9, PH)		FC6-4		P4			G5-3			F9	3	0	0	0	0	0	3
Tony Graffanino, R OBP: 0.389, SLG: 0.469 (9, PH) (10, 5)											0	0	0	0	0	0	0
Julio Ramirez, R OBP: 0.135, SLG: 0.086 (1, 8)										K	1	0	0	0	0	0	0


Inning Stats	R: 1	H: 1	R: 0	H: 1	R: 1	H: 1	R: 0	H: 0	R: 1	H: 1	R: 0	H: 0	R: 0	H: 0	R: 0	H: 0	R: 1	H: 1	1B: 5	SF: 0	WP: 0	PA: 39
	E: 0	LOB: 0	E: 0	LOB: 1	E: 0	LOB: 0	E: 0	LOB: 0	E: 0	LOB: 1	E: 0	LOB: 1	E: 0	LOB: 0	E: 0	LOB: 0	E: 0	LOB: 0	2B: 0	SAC: 0	PB: 0	
	K: 0	BB: 0	K: 1	BB: 0	K: 1	BB: 0	K: 0	BB: 0	K: 0	BB: 0	K: 0	BB: 1	K: 1	BB: 1	K: 0	BB: 0	K: 0	BB: 0	3B: 0	DP: 0	SB: 1	
	S: 9	P: 14	S: 9	P: 11	S: 7	P: 13	S: 10	P: 18	S: 9	P: 11	S: 11	P: 17	S: 10	P: 19	S: 10	P: 18	S: 9	P: 13	HR: 4	HBP: 0	CS: 0	

PITCHER	IP	WLS	BF	H	R	ER	SO	BB	IBB	HBP	BLK	WP	HR	S	P	ERA	WHIP
Kenny Rogers, L ERA: 6.13 (1, 1)	7.0		29	8	5	5	3	1	0	0	0	0	3	65	103	6.43	1.286
Jeff Brantley, R ERA: 5.02 (8, 1)	1.1		5	0	0	0	1	1	0	0	0	0	0	14	24	0.00	0.750
Mike Venafro, L ERA: 3.72 (9, 1)	1.0	L	4	1	1	1	1	0	0	0	0	0	1	11	18	9.00	1.000

TEXAS RANGERS @ CHICAGO WHITE SOX
Comiskey Park, Chicago, IL
 Fri May 11 2001, 8:05 PM EDT
 Att. 19,399 - Cloudy - 48 F

livebaseballscorecards.com

AB 36
R 6
H 9
RBI 6
BB 2
SO 5
LOB 9



Batter	1	2	3	4	5	6	7	8	9	AB R H RBI BB SO LOB	TOP									
29 Rusty Greer, L OBP: 0.348, SLG: 0.486 (1, 7) BB X	2-0 E6 FC6-4	4-2 1B BB	1-3 K		2-2 G6-3		1-2 1B		4-1 1B HR BB	4 2 1 0 2 1 1										
Randy Velarde, R OBP: 0.403, SLG: 0.511 (1, 4) BB X	1-0 FC6-4 1-2f HR	4-2 1B BB BB	1-0 G6-3			1-0 G5-3	1-3 K		2-2 1B HR 1B	5 3 1 2 1 1 4										
Alex Rodriguez, R OBP: 0.393, SLG: 0.608 (1, 6) BB X	2-1 HR	2-2 1B BB BB		1-1 F8		1-1 G5-3	2-2 F8		1-1 HR	6 3 3 6 0 0 2										
Rafael Palmeiro, L OBP: 0.382, SLG: 0.519 (1, 3) BB X	3-2 G3	4-0 1B BB BB		4-1 1B BB		2-2 F7		1-0 G3-1	2-2 F7	4 0 0 0 2 0 0										
Andres Galarraga, R OBP: 0.333, SLG: 0.463 (1, 10) BB X	2-1 HR 1B	4-2 1B BB BB		0-0 1B			0-1 E5 1B 2B	1-0 F8	2-3 K	5 2 2 1 1 1 0										
Gabe Kapler, R OBP: 0.414, SLG: 0.565 (1, 8) BB X	3-1 HR	4-2 1B BB BB		3-2 F8			1-3 K	2-3 K		4 1 1 3 1 2 3										
Ken Caminiti, S OBP: 0.295, SLG: 0.424 (1, 5) BB X	1-2 HR	2-2 G4-6-3		1-2 G4-3			0-2 1B 2B		3-1 1B 1B	5 3 3 1 0 0 5										
Ruben Mateo, R OBP: 0.358, SLG: 0.383 (1, 9) BB X	2-1 G6-3		0-0 G4-3		1-0 F8		4-1 1B 2B BB		1-1 1B 29 BB	4 2 1 0 1 0 0										
Mike Hubbard, R OBP: 0.300, SLG: 0.700 (1, 2) Frank Catalanotto, L OBP: 0.328, SLG: 0.600 (7, PH) Doug Mirabelli, R OBP: 0.267, SLG: 0.324 (7, 2)		2-2 F8	0-1 2B		0-3 K		1-1 1B 29 1B		0-2 P6	3 0 1 0 0 1 0 1 0 1 3 0 0 0 1 0 0 0 0 0 2										
Inning Stats	R: 5 E: 1 K: 0 S: 17	H: 4 LOB: 0 BB: 0 P: 33	R: 3 E: 0 K: 0 S: 21	H: 1 LOB: 2 BB: 5 P: 47	R: 0 E: 0 K: 1 S: 7	H: 1 LOB: 1 BB: 0 P: 9	R: 0 E: 0 K: 0 S: 10	H: 1 LOB: 2 BB: 1 P: 19	R: 0 E: 0 K: 1 S: 7	H: 0 LOB: 0 BB: 0 P: 10	R: 3 E: 1 K: 2 S: 23	H: 3 LOB: 2 BB: 1 P: 33	R: 0 E: 0 K: 1 S: 5	H: 0 LOB: 0 BB: 0 P: 9	R: 5 E: 0 K: 1 S: 19	H: 4 LOB: 0 BB: 1 P: 34	1B: 8 2B: 2 3B: 0 HR: 4	SF: 0 SAC: 0 DP: 1 HBP: 0	WP: 0 PB: 0 SB: 0 CS: 0	PA: 50
PITCHER	IP WLS BF H R ER SO BB IBB HBP BLK WP HR S P ERA WHIP																			
Jon Garland, R ERA: 10.0 (1, 1)	1.1 L 13 5 8 4 0 3 0 0 0 0 0 3 28 60 27.00 6.000																			
Kip Wells, R ERA: (2, 1)	4.2 18 2 0 0 2 3 0 0 0 0 0 0 40 68 0.00 1.071																			
Lorenzo Barcelo, R ERA: 3.77 (7, 1)	2.0 11 3 3 2 3 1 0 0 0 0 0 0 28 42 9.00 2.000																			
Gary Glover, R ERA: 8.66 (9, 1)	1.0 8 4 5 5 1 1 0 0 0 0 0 1 19 34 45.00 5.000																			

Texas Rangers @ Chicago White Sox
Comiskey Park, Chicago, IL
Sat May 12 2001, 7:05 PM EDT
Att. 31,647 - Sunny - 54 F

livebaseballscorecards.com

AB	42
R	16
H	14
RBI	16
BB	8
SO	6
LOB	17



Batter	1	2	3	4	5	6	7	8	9	AB R H RBI BB SO LOB
Ray Durham, S OBP: 0.327, SLG: 0.424 (1, 4)	F7	SF8		F7			K		G6-4-3 BB	3 0 0 1 1 1 1
Jose Valentin, S OBP: 0.317, SLG: 0.602 (1, 6)	K	BB 1B		CS	G4-3		HR		G6-4-3	5 1 2 2 0 1 2
Magglio Ordonez, R OBP: 0.324, SLG: 0.475 (1, 9)	G6-3	BB			K		G6-3		BB	4 0 1 1 1 1 0
14 Paul Konerko, R OBP: 0.328, SLG: 0.500 (1, 3)		BB			K		F7		L6	4 1 0 0 1 1 4
Carlos Lee, R OBP: 0.368, SLG: 0.516 (1, 7)		FC3-6 BB		F9				WP 1B		3 0 1 0 1 1 0
Harold Baines, L OBP: 0.196, SLG: 0.163 (1, 10)		FC3-6 1B		G1-3		G3		F8		4 1 0 0 0 0 3
Chris Singleton, L OBP: 0.270, SLG: 0.384 (1, 8)		1B SF8 1B		G3		1B BB		L8		3 1 1 1 1 0 1
Jeff Liefer, L OBP: 0.500, SLG: 0.500 (1, 5)		SF8 BB 1B		G1-3		1B		F5		4 1 2 1 0 0 1
Josh Paul, R OBP: 0.350, SLG: 0.378 (1, 2)		BB 1B BB		CS 1B		K2-3			G6-4-3 BB 1B BB	2 1 1 0 2 1 2

Inning Stats	R: 0 E: 0 K: 1 S: 12	H: 0 LOB: 0 BB: 0 P: 17	R: 4 E: 0 K: 0 S: 18	H: 3 LOB: 3 BB: 4 P: 38	R: 0 E: 0 K: 0 S: 6	H: 0 LOB: 0 BB: 0 P: 10	R: 0 E: 0 K: 0 S: 5	H: 1 LOB: 0 BB: 0 P: 11	R: 0 E: 0 K: 2 S: 8	H: 0 LOB: 0 BB: 0 P: 12	R: 0 E: 0 K: 2 S: 12	H: 1 LOB: 2 BB: 1 P: 24	R: 1 E: 0 K: 1 S: 8	H: 1 LOB: 0 BB: 0 P: 13	R: 0 E: 0 K: 0 S: 8	H: 1 LOB: 1 BB: 0 P: 14	R: 1 E: 0 K: 0 S: 15	H: 1 LOB: 1 BB: 2 P: 27	1B: 7 2B: 0 3B: 0 HR: 1	SF: 1 SAC: 0 DP: 1 HBP: 0	WP: 1 PB: 0 SB: 0 CS: 1	PA: 41
--------------	-------------------------------	----------------------------------	-------------------------------	----------------------------------	------------------------------	----------------------------------	------------------------------	----------------------------------	------------------------------	----------------------------------	-------------------------------	----------------------------------	------------------------------	----------------------------------	------------------------------	----------------------------------	-------------------------------	----------------------------------	----------------------------------	------------------------------------	----------------------------------	--------

PITCHER	IP	WLS	BF	H	R	ER	SO	BB	IBB	HBP	BLK	WP	HR	S	P	ERA	WHIP
Aaron Myette, R ERA: 21.6 (1, 1)	1.2		11	3	4	4	1	3	0	0	0	0	0	27	48	21.60	3.600
Pat Mahomes, R ERA: 3.34 (2, 1)	4.1	W	16	2	0	0	4	2	0	0	0	0	0	34	64	0.00	0.923
59 Jeff Zimmerman, R ERA: 3.72 (7, 1)	1.0		4	1	1	1	1	0	0	0	0	0	1	8	13	9.00	1.000
Jeff Brantley, R ERA: 4.7 (8, 1)	1.0		4	1	0	0	0	0	0	0	0	1	0	8	14	0.00	1.000
Tim Crabtree, R ERA: 7.11 (9, 1)	1.0		5	1	1	1	0	2	0	0	0	0	0	15	27	9.00	3.000

BOTTOM

Texas Rangers @ Chicago White Sox
Comiskey Park, Chicago, IL
Sat May 12 2001, 7:05 PM EDT
Att. 31,647 - Sunny - 54 F

livebaseballscorecards.com

AB	32
R	6
H	8
RBI	6
BB	7
SO	6
LOB	14



Batter	1	2	3	4	5	6	7	8	9	AB R H RBI BB SO LOB	TOP		
29 Rusty Greer, L OBP: 0.345, SLG: 0.486 (1, 7) BB C B F C X	3-2 L9 ①		1-1 G1-3 SF9 2B		3-1 G6-4-3 1-2f ① ②			X 0-0 G1-3 ②		4 1 1 0 0 0 1			
Gabe Kapler, R OBP: 0.405, SLG: 0.561 (1, 8) C B B X	2-1 F8 HR 2B		0-1 G1-3 ①		1-1 G6-3 ③			B B C C X X 2-2 G3 ③		4 1 1 0 0 0 1			
Alex Rodriguez, R OBP: 0.390, SLG: 0.603 (1, 6) B X	1-0 F8 2-3		1-2 SF9 ②		2-2 G6-4-3 1B			B B C X 2-1 F8 ①		3 0 1 1 0 0 1			
Rafael Palmeiro, L OBP: 0.379, SLG: 0.534 (1, 10) B C B B X	3-1 HR 3-H		1-3 K ③		0-0 F7 ①			X 0-0 P4 ②		4 1 1 2 0 1 1			
Andres Galarraga, R OBP: 0.325, SLG: 0.449 (1, 3) C S F F X	0-2 G6-3 ③			1-1 G6-3 ①		1-2 G6-4-3 1-2f ② ③		B X 1-0 G5-3 ③		4 0 0 0 0 0 1			
Frank Catalanotto, L OBP: 0.319, SLG: 0.562 (1, 4) Randy Velarde, R OBP: 0.400, SLG: 0.507 (7, PH) (7, 4)		1-1 L4 ①		2-2 G3-1 ②			X 0-0 G6-3 ①			2 0 0 0 0 0 0 1 0 0 0 0 0 0			
Ken Caminiti, S OBP: 0.296, SLG: 0.415 (1, 5) B B F B X		1-2 F9 ②		4-1 BB ③			X 0-0 F8 ②			2 0 0 0 1 0 0			
Ruben Mateo, R OBP: 0.348, SLG: 0.371 (1, 9) B X		1-0 E6 ③		1-2 F9 ③			B B C C X 2-3 K ③			3 0 0 0 0 1 1			
Doug Mirabelli, R OBP: 0.271, SLG: 0.325 (1, 2) X		0-0 P4 ③		1-1 G6-4-3 1B			B F X 2-1 F9 ①			3 0 1 0 0 0 1			
Inning Stats	R: 2 E: 0 K: 0 S: 13 H: 2 LOB: 0 BB: 0 P: 22	R: 0 E: 1 K: 0 S: 7 H: 0 LOB: 1 BB: 0 P: 10	R: 1 E: 0 K: 1 S: 10 H: 1 LOB: 0 BB: 0 P: 13	R: 0 E: 0 K: 0 S: 10 H: 0 LOB: 1 BB: 1 P: 18	R: 0 E: 0 K: 0 S: 6 H: 1 LOB: 0 BB: 0 P: 11	R: 0 E: 0 K: 0 S: 8 H: 1 LOB: 0 BB: 0 P: 11	R: 0 E: 0 K: 1 S: 5 H: 0 LOB: 0 BB: 0 P: 7	R: 0 E: 0 K: 0 S: 6 H: 0 LOB: 0 BB: 0 P: 10	R: 0 E: 0 K: 0 S: 4 H: 0 LOB: 0 BB: 0 P: 7	1B: 2 2B: 2 3B: 0 HR: 1 SF: 1 SAC: 0 DP: 2 HBP: 0	WP: 0 PB: 0 SB: 0 CS: 0 PA: 32		
PITCHER	IP WLS BF H R ER SO BB IBB HBP BLK WP HR S P ERA WHIP											PITCHER	IP WLS BF H R ER SO BB IBB HBP BLK WP HR S P ERA WHIP
James Baldwin, R ERA: 3.09 (1, 1)	6.0 W 23 5 3 3 1 1 0 0 0 0 0 1 54 85 4.50 1.000												
Kelly Wunsch, L ERA: 5.4 (7, 1)	2.0 H 6 0 0 0 1 0 0 0 0 0 0 0 11 17 0.00 0.000												
Keith Foulke, R ERA: 1.61 (9, 1)	1.0 S 3 0 0 0 0 0 0 0 0 0 0 0 4 7 0.00 0.000												

Texas Rangers @ Chicago White Sox
Comiskey Park, Chicago, IL
Sun May 13 2001, 2:05 PM EDT
Att. 21,019 - Sunny - 60 F

livebaseballscorecards.com

AB	30
R	3
H	5
RBI	3
BB	1
SO	2
LOB	7



Batter	1	2	3	4	5	6	7	8	9
Jose Valentin, S <small>(1, 6) OBP: 0.315, SLG: 0.587</small> <small>(8, 5)</small>	4-2 FC5-4 HR BB BB	0-0 F2		3-3 K 2-3		3-2 G4-3			
Tony Graffanino, R <small>(1, 4) OBP: 0.425, SLG: 0.500</small>	4-2 FC5-4 BB 1-2	4-2 BB 1-2		1-3 K			1-1 HR 2B		
Carlos Lee, R <small>(1, 7) OBP: 0.365, SLG: 0.531</small> Royce Clayton, R <small>(8, 6) OBP: 0.165, SLG: 0.159</small>	2-2 FC5-4 HR 1-2f 2-3	1-2 F9		2-0 F3			1-0 HR 2-H		
Magglio Ordonez, R <small>(1, 9) OBP: 0.329, SLG: 0.496</small>	0-0 HR 1-H 3-H		0-0 F8	4-1 1B BB			1-0 P4		
Harold Baines, L <small>(1, 10) OBP: 0.200, SLG: 0.170</small>	3-2 L5		0-1 G6-3	0-0 1B 1-3			2-2 G1-3		
Herbert Perry, R <small>(1, 5) OBP: 0.343, SLG: 0.484</small> Julio Ramirez, R <small>(8, 8) OBP: 0.135, SLG: 0.086</small>	2-0 HR		2-3 K	2-2 L9			0-0 F8		
Jeff Liefer, L <small>(1, 3) OBP: 0.500, SLG: 0.625</small>	1-3 K			1-0 CS 1B 1B		1-2 2B			
Sandy Alomar Jr., R <small>(1, 2) OBP: 0.319, SLG: 0.356</small>		3-2 L4		2-3 K		2-3 K		1-2 G6-3	
Chris Singleton, L <small>(1, 8) OBP: 0.282, SLG: 0.390</small> <small>(8, 7)</small>		2-2 BB 1B		2-1 1B 1-2		0-1 L8		1-2 G4-3	

Inning Stats	R: 4	H: 2	E: 0	K: 1	S: 18	R: 0	H: 1	E: 0	K: 0	S: 13	R: 0	H: 0	E: 0	K: 1	S: 7	R: 0	H: 2	E: 0	K: 2	S: 9	R: 0	H: 1	E: 0	K: 1	S: 10	R: 0	H: 1	E: 0	K: 1	S: 12	R: 2	H: 2	E: 0	K: 0	S: 9	R: 0	H: 0	E: 0	K: 0	S: 10
	LOB: 0	BB: 2	P: 34	LOB: 2	BB: 1	P: 23	LOB: 0	BB: 0	P: 9	LOB: 2	BB: 2	LOB: 1	BB: 1	P: 19	LOB: 1	BB: 0	LOB: 0	BB: 0	P: 14	LOB: 0	BB: 0	LOB: 0	BB: 0	P: 15	LOB: 0	BB: 0	LOB: 0	BB: 0	P: 15	LOB: 0	BB: 0	LOB: 0	BB: 0	P: 15	LOB: 0	BB: 0	LOB: 0	BB: 0	P: 15	

PITCHER	IP	WLS	BF	H	R	ER	SO	BB	IBB	HBP	BLK	WP	HR	S	P	ERA	WHIP
Rick Helling, R <small>ERA: 7.33</small>	(1, 1)	5.1	L	26	7	4	4	6	4	0	0	0	2	63	111	6.75	2.062
Mike Venafro, L <small>ERA: 3.48</small>	(6, 1)	0.2		2	0	0	0	0	0	0	0	0	0	6	9	0.00	0.000
Mark Petkovsek, R <small>ERA: 6.98</small>	(7, 1)	2.0		8	2	2	0	0	0	0	0	0	1	19	29	9.00	1.000

AB R H RBI BB SO LOB

3 1 0 0 1 1 4

2 1 1 0 2 1 0

4 2 1 2 0 0 4

0 0 0 0 0 0 0

3 1 1 3 1 0 0

4 0 1 0 0 0 0

4 1 1 1 0 1 2

0 0 0 0 0 0 0

4 0 2 0 0 1 0

4 0 0 0 0 2 2

4 0 2 0 0 0 1

AB 32

R 6

H 9

RBI 6

BB 4

SO 6

LOB 13

WP: 0 PA: 36

PB: 0

SB: 0

CS: 1

1B: 4 SF: 0

2B: 3 SAC: 0

3B: 0 DP: 1

HR: 3 HBP: 0

TEXAS RANGERS @ CHICAGO WHITE SOX

Comiskey Park, Chicago, IL

Sun May 13 2001, 2:05 PM EDT

Att. 21,019 - Sunny - 60 F

livebaseballscorecards.com

Batter	1	2	3	4	5	6	7	8	9
51 Ichiro Suzuki, L (1, 9) OBP: 0.386, SLG: 0.497	2-2 G4-3 BLK G6-3 1B		2-2 G6-3		0-0 L9	2-2 1-3 2-H 1B		1-3 K	
Stan Javier, S (1, 7) OBP: 0.377, SLG: 0.365	1-2 G4-3 1-3		4-2 BB 1B		1-1 BB 1B	1-0 P4			
Edgar Martinez, R (1, 10) OBP: 0.448, SLG: 0.508	2-0 G6-3 3-H		2-2 F7		4-1 1-2 BB		4-2 1B SF8 BB		
John Olerud, L (1, 3) OBP: 0.438, SLG: 0.478	2-2 G4-3		2-3 K		1-3 K		1-1 1-3 1B		
Bret Boone, R (1, 4) OBP: 0.350, SLG: 0.521					0-0 2B		2-2 HR SF8		
Mike Cameron, R (1, 8) OBP: 0.359, SLG: 0.524					1-3 K		3-2 G5-3 P4		
Dan Wilson, R (1, 2) OBP: 0.282, SLG: 0.291					1-1 F3		0-0 F9 F7		
Carlos Guillen, S (1, 6) OBP: 0.293, SLG: 0.288					0-0 F8		1-1 51 BB 1B		
Mark McLemore, S (1, 5) OBP: 0.380, SLG: 0.494							4-2 51 BB 1B		

Inning Stats	R: 1	H: 1	E: 0	K: 0	S: 11	R: 0	H: 2	E: 0	K: 1	S: 17	R: 0	H: 0	E: 0	K: 1	S: 14	R: 0	H: 1	E: 0	K: 1	S: 7	R: 0	H: 1	E: 0	K: 2	S: 10	R: 2	H: 3	E: 0	K: 0	S: 20	R: 1	H: 1	E: 0	K: 0	S: 16	R: 0	H: 0	E: 0	K: 1	S: 8
	LOB: 0	BB: 0	P: 18	LOB: 2	BB: 0	P: 24	LOB: 1	BB: 1	P: 24	LOB: 1	BB: 1	P: 9	LOB: 2	BB: 1	P: 19	LOB: 2	BB: 1	P: 33	LOB: 1	BB: 1	P: 12	LOB: 0	BB: 0	P: 12	LOB: 0	BB: 0	P: 12	LOB: 0	BB: 0	P: 12	LOB: 0	BB: 0	P: 12	LOB: 0	BB: 0	P: 12	LOB: 0	BB: 0	P: 12	

PITCHER	IP	WLS	BF	H	R	ER	SO	BB	IBB	HBP	BLK	WP	HR	S	P	ERA	WHIP
56 Mark Buehrle, L (1, 1) ERA: 5.44	5.2		27	7	3	3	5	3	0	0	1	0	1	72	117	4.76	1.765
Kelly Wunsch, L (6, 1) ERA: 5.28	0.1		2	1	0	0	0	0	0	0	0	0	0	7	10	0.00	3.000
Bob Howry, R (7, 1) ERA: 4.7	1.0	L	5	1	1	1	0	1	0	0	0	0	0	16	25	9.00	2.000
Lorenzo Barcelo, R (8, 1) ERA: 3.52	1.0		3	0	0	0	1	0	0	0	0	0	0	8	12	0.00	0.000


BOTTOM

Chicago White Sox @ Seattle Mariners
Safeco Field, Seattle, WA
Tue May 15 2001, 7:05 PM PDT
Att: 31,096 - Dome - 72 F

AB	R	H	RBI	BB	SO	LOB
5	1	2	1	0	1	0
3	0	1	0	1	0	3
2	1	0	1	2	0	1
4	0	1	0	0	2	3
3	1	3	2	0	0	0
4	0	0	0	0	1	3
4	0	1	0	0	0	2
4	1	1	0	0	1	3
3	0	0	0	1	1	2

AB	32
R	4
H	9
RBI	4
BB	4
SO	6
LOB	17

WP: 0 PA: 37
PB: 0 SB: 0
CS: 0



Batter	1	2	3	4	5	6	7	8	9	AB R H RBI BB SO LOB	TOP											
Ray Durham, S (1, 4) OBP: 0.327, SLG: 0.414	1-0 G1-3	1-0 CS	2-2 G4-3		3-3 K			2-1 1B		4 0 1 0 0 1 0												
Jose Valentin, S (1, 6) OBP: 0.338, SLG: 0.617	3-2 G5-3 2B		4-0 14 S BB		2-1 P6			2-1 F7		3 1 1 0 1 0 1												
Carlos Lee, R (1, 7) OBP: 0.356, SLG: 0.540	0-0 G5-3		1-3 K					0-0 P6		4 0 0 0 0 1 3												
Magglio Ordonez, R (1, 9) OBP: 0.338, SLG: 0.500	0-1 2B		4-1 14 S BB					1-0 1B		3 0 2 1 1 0 0												
14 Paul Konerko, R (1, 10) OBP: 0.317, SLG: 0.474	2-3 K		3-3 K					1-3 K		4 0 0 0 0 4 5												
Jeff Liefer, L (1, 3) OBP: 0.400, SLG: 0.643					0-3 K					3 0 0 0 1 3 0												
Herbert Perry, R (1, 5) OBP: 0.346, SLG: 0.468					0-3 K					2 1 0 0 2 1 1												
Chris Singleton, L (1, 8) OBP: 0.267, SLG: 0.365					1-3 K					4 0 1 0 0 2 2												
Sandy Alomar Jr., R (1, 2) OBP: 0.307, SLG: 0.355					1-0 F7					3 0 0 1 0 0 2												
Inning Stats	R: 1 E: 0 K: 1 S: 12	H: 2 LOB: 1 BB: 0 P: 18	R: 1 E: 0 K: 1 S: 6	H: 1 LOB: 0 BB: 1 P: 14	R: 0 E: 0 K: 2 S: 11	H: 0 LOB: 0 BB: 2 P: 25	R: 0 E: 0 K: 3 S: 11	H: 0 LOB: 0 BB: 0 P: 12	R: 0 E: 0 K: 1 S: 8	H: 0 LOB: 0 BB: 0 P: 14	R: 0 E: 0 K: 1 S: 7	H: 0 LOB: 0 BB: 0 P: 9	R: 0 E: 0 K: 1 S: 6	H: 0 LOB: 1 BB: 1 P: 11	R: 0 E: 0 K: 1 S: 9	H: 2 LOB: 2 BB: 0 P: 15	R: 0 E: 0 K: 1 S: 9	H: 0 LOB: 1 BB: 1 P: 16	1B: 4 2B: 1 3B: 0 HR: 0	SF: 1 SAC: 0 DP: 0 HBP: 0	WP: 0 PB: 0 SB: 2 CS: 1	PA: 37
PITCHER	IP WLS BF H R ER SO BB IBB HBP BLK WP HR S P ERA WHIP																					
Paul Abbott, R (1, 1) ERA: 4.15	6.1 W 25 3 2 2 10 4 0 0 0 0 0 58 100 2.84 1.105																					
Norm Charlton, L (7, 1) ERA: 2.65	1.0 H 4 1 0 0 0 0 0 0 0 0 0 7 11 0.00 1.000																					
Jose Paniagua, R (8, 1) ERA: 3.18	1.2 S 7 1 0 0 2 1 0 0 0 0 0 0 14 23 0.00 1.200																					

Chicago White Sox @ Seattle Mariners
 Safeco Field, Seattle, WA
 Wed May 16 2001, 7:05 PM PDT
 Att. 33,748 - Sunny - 59 F

livebaseballscorecards.com

AB	30
R	2
H	5
RBI	2
BB	5
SO	12
LOB	14



Batter	1	2	3	4	5	6	7	8	9
51 Ichiro Suzuki, L OBP: 0.392, SLG: 0.503 (1, 9) X	0-0 P6	3-2 1-H 2B			0-0 G1-3		4-1 FC6-4 BB	2-2 1B 1B	
Mark McLemore, S OBP: 0.383, SLG: 0.494 David Bell, R OBP: 0.240, SLG: 0.287 (1, 5) C B B X (3, 5) X	2-1 1B	3-3 1B			0-1 G6-3		1-2 FC6-4 BB 1-2f 2-3	3-2 1B 1B 1-3 2-H	
Edgar Martinez, R OBP: 0.446, SLG: 0.500 (1, 10) B X	1-0 F7				2-2 L4		4-1 2B 1-2 BB	1-3 1B 1B	
John Olerud, L OBP: 0.434, SLG: 0.479 (1, 3) B X	1-0 F7						1-2 F8	1-3 2-H 3-H 2B	
Bret Boone, R OBP: 0.348, SLG: 0.513 (1, 4)		2-2 G1-3 BB 1B 1B			0-0 F5		3-1 G6-3	2-3 K	
Mike Cameron, R OBP: 0.369, SLG: 0.531 (1, 8)		4-2 1B BB G1-3			1-1 FC6-4		4-1 FC6 BB	1-0 1B 2B	
Stan Javier, S OBP: 0.354, SLG: 0.339 (1, 7)		0-1 G1-3			2-3 K		1-2 FC6 1-2f	0-0 F8	
Tom Lampkin, L OBP: 0.333, SLG: 0.443 (1, 2) X		0-0 P3			2-1 G1-3		3-1 FC6-4 SH2-4 2B HBP	0-0 P4	
Carlos Guillen, S OBP: 0.301, SLG: 0.297 (1, 6) C B B X		1-1 51 2B 1B			0-0 G6-3		1-1 SH2-4	0-1 1B 1B 2-H	


AB	R	H	RBI	BB	SO	LOB
4	0	2	1	1	0	0
2	0	1	0	0	1	1
3	1	1	1	0	0	2
4	0	1	0	1	1	3
4	0	1	2	0	0	2
4	1	1	0	0	1	3
2	2	1	0	2	0	1
4	0	0	0	0	1	4
3	1	0	0	0	0	3
3	2	2	3	0	0	0

BOTTOM

Chicago White Sox @ Seattle Mariners
Safeco Field, Seattle, WA
Wed May 16 2001, 7:05 PM PDT
Att. 33,748 - Sunny - 59 F

AB	33
R	7
H	10
RBI	7
BB	4
SO	4
LOB	19

livebaseballscorecards.com



Inning Stats	R: 0	H: 1	E: 0	K: 0	S: 5	LOB: 1	BB: 0	P: 9
R: 3	H: 3	E: 0	K: 1	S: 19	LOB: 1	BB: 1	P: 32	
R: 0	H: 1	E: 0	K: 0	S: 8	LOB: 1	BB: 0	P: 12	
R: 0	H: 0	E: 0	K: 1	S: 6	LOB: 0	BB: 0	P: 10	
R: 0	H: 0	E: 0	K: 0	S: 7	LOB: 0	BB: 0	P: 9	
R: 0	H: 0	E: 0	K: 1	S: 15	LOB: 1	BB: 1	P: 24	
R: 2	H: 1	E: 0	K: 1	S: 13	LOB: 2	BB: 2	P: 30	
R: 2	H: 4	E: 0	K: 1	S: 22	LOB: 2	BB: 0	P: 29	

1B	2B	3B	HR	SF	SAC	DP	HBP
7	3	0	0	0	1	0	1
0	0	0	0	0	0	0	0

WP	PA	ERA	WHIP
0	39		
0	0		
0	0		

PITCHER	IP	WLS	BF	H	R	ER	SO	BB	IBB	HBP	BLK	WP	HR	S	P	ERA	WHIP
Rocky Biddle, R ERA: 4.5 (1, 1)	6.0	L	25	5	3	3	2	2	0	0	0	0	0	60	96	4.50	1.167
Kelly Wunsch, L ERA: 6.32 (7, 1)	0.1		3	0	2	2	0	1	0	1	0	0	0	4	12	54.00	3.000
Lorenzo Barcelo, R ERA: 3.38 (7, 1)	0.2		4	1	0	0	1	1	0	0	0	0	0	9	18	0.00	3.000
Sean Lowe, R ERA: 4.82 (8, 1)	1.0		7	4	2	2	1	0	0	0	0	0	0	22	29	18.00	4.000

Batter	1	2	3	4	5	6	7	8	9	AB R H RBI BB SO LOB	TOP											
Ray Durham, S (1, 4) OBP: 0.331, SLG: 0.424	1-0 F8		3-2 1B			3-2 F9		2-1 2B		4 0 2 0 0 0 0												
Jose Valentin, S (1, 8) OBP: 0.336, SLG: 0.603	1-0 G3		1-1 P6			3-3 K		4-2 BB		3 0 0 0 1 1 1												
Carlos Lee, R (1, 7) OBP: 0.353, SLG: 0.539	2-1 2B			2-1 G6-3		2-1 F9		0-2 F9		4 0 1 0 0 0 2												
Magglio Ordonez, R (1, 9) OBP: 0.336, SLG: 0.493	1-1 F9			1-1 G5-3		0-0 14 G5-4-3 1B		1-3 K		4 0 1 0 0 1 1												
Harold Baines, L (1, 10) OBP: 0.172, SLG: 0.145		1-1 F7		0-0 F9		0-0 P6		2-3 K		4 0 0 0 0 1 1												
14 Paul Konerko, R (1, 3) OBP: 0.315, SLG: 0.489		1-3 K		2-2 HR		1-0 G5-4-3		0-0 G6-3		4 1 1 1 0 1 1												
Herbert Perry, R (1, 5) OBP: 0.336, SLG: 0.454		3-2 G4-3		1-0 F9		3-3 K				3 0 0 0 0 1 1												
Josh Paul, R (1, 2) OBP: 0.364, SLG: 0.415			1-2 G5-4-3 1B		1-1 L4		2-2 F9			3 0 1 0 0 0 0												
Royce Clayton, R (1, 6) OBP: 0.160, SLG: 0.153			1-1 G5-4-3		0-0 G6-3		3-2 G1-3			3 0 0 0 0 0 1												
Inning Stats	R: 0 E: 0 K: 0 S: 6	H: 1 LOB: 1 BB: 0 P: 11	R: 0 E: 0 K: 1 S: 9	H: 0 LOB: 0 BB: 0 P: 14	R: 0 E: 0 K: 0 S: 11	H: 2 LOB: 1 BB: 0 P: 17	R: 0 E: 0 K: 0 S: 5	H: 0 LOB: 0 BB: 0 P: 8	R: 1 E: 0 K: 0 S: 9	H: 1 LOB: 0 BB: 0 P: 13	R: 0 E: 0 K: 1 S: 8	H: 0 LOB: 0 BB: 0 P: 16	R: 0 E: 0 K: 1 S: 6	H: 1 LOB: 1 BB: 0 P: 10	R: 0 E: 0 K: 0 S: 19	H: 1 LOB: 2 BB: 1 P: 30	R: 0 E: 0 K: 2 S: 8	H: 0 LOB: 0 BB: 0 P: 11	1B: 3 2B: 2 3B: 0 HR: 1	SF: 0 SAC: 0 DP: 1 HBP: 0	WP: 0 PB: 0 SB: 0 CS: 0	PA: 33
PITCHER	IP WLS BF H R ER SO BB IBB HBP BLK WP HR S P ERA WHIP																					
Freddy Garcia, R (1, 1) ERA: 4.13	7.2 W 29 6 1 1 3 1 0 0 0 0 1 70 116 1.17 0.913																					
Jeff Nelson, R (8, 1) ERA: 1.42	1.1 S 4 0 0 0 2 0 0 0 0 0 0 0 11 14 0.00 0.000																					

Chicago White Sox @ Seattle Mariners
Safeco Field, Seattle, WA
Thu May 17 2001, 3:35 PM PDT
Att. 43,510 - Overcast - 56 F

AB	32
R	1
H	6
RBI	1
BB	1
SO	5
LOB	8



Batter	1	2	3	4	5	6	7	8	9
51 Ichiro Suzuki, L OBP: 0.397, SLG: 0.505 (1, 9)	1-2 S 1B	1-0 G3		1-2 1B		1-2 G6-3		1-0 1B	
Stan Javier, S OBP: 0.357, SLG: 0.344 (1, 7)	3-1 G6-3		1-2 G6-3	0-2 1B		2-1 1B		0-2 L4	
Edgar Martinez, R OBP: 0.445, SLG: 0.493 (1, 10)	0-1 BB 1B		4-0 1B HR BB	3-3 K		2-1 G4-3		1-3 K	
John Olerud, L OBP: 0.435, SLG: 0.476 (1, 3)	4-1 1-2 BB		3-2 1-3 HR 1B		0-1 P6		1-1 F9		
Bret Boone, R OBP: 0.357, SLG: 0.545 (1, 4)	1-2 P4		2-2 1-H 3-H HR		2-1 1B		1-2 2B		
Mike Cameron, R OBP: 0.359, SLG: 0.515 (1, 8)	0-0 F7		0-2 F8		1-2 F8		1-3 K		
Dan Wilson, R OBP: 0.270, SLG: 0.277 (1, 2)		0-1 F8	1-2 L6		0-0 F7		3-2 G6-3		
David Bell, R OBP: 0.233, SLG: 0.277 (1, 5)		0-0 G4-3		2-2 G6-3		0-0 F7		1-3 K	
Carlos Guillen, S OBP: 0.313, SLG: 0.305 (1, 6)		1-0 1B		1-0 G5-3		2-1 51 G6-3 1B		4-2 51 1B BB	

Inning Stats	R: 1	H: 2	E: 0	LOB: 2	K: 0	P: 21	R: 0	H: 1	E: 0	LOB: 1	K: 0	P: 7	R: 3	H: 2	E: 0	LOB: 0	K: 0	P: 28	R: 0	H: 2	E: 0	LOB: 2	K: 1	P: 22	R: 0	H: 1	E: 0	LOB: 1	K: 0	P: 11	R: 1	H: 2	E: 0	LOB: 1	K: 0	P: 17	R: 0	H: 1	E: 0	LOB: 1	K: 1	P: 18	R: 0	H: 1	E: 0	LOB: 2	K: 2	P: 19						
	10	5	5	1	2	30	10	5	5	1	2	30	10	5	5	1	2	30	10	5	5	1	2	30	10	5	5	1	2	30	10	5	5	1	2	30	10	5	5	1	2	30	10	5	5	1	2	30	10	5	5	1	2	30

PITCHER	IP	WLS	BF	H	R	ER	SO	BB	IBB	HBP	BLK	WP	HR	S	P	ERA	WHIP
David Wells, L ERA: 3.97 (1, 1)	6.0	L	30	10	5	5	1	2	3	0	0	0	1	67	106	7.50	2.000
Jon Garland, R ERA: 8.18 (7, 1)	2.0		9	2	0	0	3	1	0	0	0	0	0	24	37	0.00	1.500

BOTTOM


Chicago White Sox @ Seattle Mariners
Safeco Field, Seattle, WA

Thu May 17 2001, 3:35 PM PDT
Att: 43,510 - Overcast - 56 F

AB	R	H	RBI	BB	SO	LOB
5	1	3	0	0	0	2
5	0	2	1	0	0	3
4	1	1	1	1	2	5
3	1	1	0	1	0	0
4	1	3	3	0	0	2
4	0	0	0	0	1	4
4	0	0	0	0	0	2
4	0	0	0	0	1	0
3	1	2	0	1	0	0

AB	36
R	5
H	12
RBI	5
BB	3
SO	4
LOB	18

livebaseballscorecards.com



WP: 0	PA: 39
PB: 0	
SB: 2	
CS: 0	

Batter	1	2	3	4	5	6	7	8	9	AB R H RBI BB SO LOB	TOP		
Ray Durham, S (1, 4) OBP: 0.329, SLG: 0.415	2-3 K		4-1 CS BB			1-0 G3		1-3 K		3 0 0 0 1 2 0			
Jose Valentin, S (1, 8) OBP: 0.333, SLG: 0.593	0-0 G3		1-0 CS	0-0 FC5-4 1B		1-2 G3-1		2-2 F8		4 0 1 0 0 0 0			
Carlos Lee, R (1, 7) OBP: 0.357, SLG: 0.538	0-1 FC4 1B			2-2 FC5-4		0-0 F8			2-2 BB 14 G6-4-3 1B	4 1 2 0 0 0 1			
Magglio Ordonez, R (1, 9) OBP: 0.340, SLG: 0.489	0-0 FC4			1-3 K		0-1 14 HBP BB G4-6-3 1B			4-2 14 G6-4-3 BB BB	3 1 1 0 1 1 2			
Harold Baines, L (1, 10) OBP: 0.194, SLG: 0.140 Tony Graffanino, R (9, PR) OBP: 0.425, SLG: 0.500		0-0 G6-3		2-0 G3		4-1 14 HBP BB G4-6-3 BB			4-1 14 G6-4-3 BB	2 0 0 0 2 0 1 0 0 0 0 0 0 0			
14 Paul Konerko, R (1, 3) OBP: 0.314, SLG: 0.479		2-2 G5-3			3-3 K	2-1 G4-6-3 HBP			1-2 G6-4-3	3 0 0 0 0 1 2			
Jeff Liefer, L (1, 5) OBP: 0.316, SLG: 0.500		0-1 G4-1			1-1 G1-3	1-0 G4-6-3			1-2 P5	4 0 0 0 0 0 4			
Sandy Alomar Jr., R (1, 2) OBP: 0.308, SLG: 0.354			2-2 F9		1-1 FC4-6 1B	1-0 L7				3 0 1 0 0 0 1			
Royce Clayton, R (1, 6) OBP: 0.155, SLG: 0.148			0-0 F9		1-1 FC4-6			1-2 F8		3 0 0 0 0 0 1			
Inning Stats	R: 0 E: 0 K: 1 S: 7 H: 1 LOB: 1 BB: 0 P: 9	R: 0 E: 0 K: 0 S: 6 H: 0 LOB: 0 BB: 0 P: 8	R: 0 E: 0 K: 0 S: 5 H: 0 LOB: 0 BB: 1 P: 12	R: 0 E: 0 K: 1 S: 8 H: 1 LOB: 1 BB: 0 P: 13	R: 0 E: 0 K: 1 S: 10 H: 1 LOB: 1 BB: 0 P: 16	R: 0 E: 0 K: 0 S: 5 H: 0 LOB: 0 BB: 0 P: 7	R: 1 E: 0 K: 0 S: 6 H: 1 LOB: 1 BB: 1 P: 14	R: 0 E: 0 K: 1 S: 10 H: 0 LOB: 0 BB: 0 P: 14	R: 1 E: 0 K: 0 S: 13 H: 1 LOB: 2 BB: 2 P: 25	1B: 5 2B: 0 3B: 0 HR: 0 SF: 0 SAC: 0 DP: 2 HBP: 1	WP: 0 PB: 0 SB: 1 CS: 1 PA: 35		
PITCHER	IP WLS BF H R ER SO BB IBB HBP BLK WP HR S P ERA WHIP											PITCHER	IP WLS BF H R ER SO BB IBB HBP BLK WP HR S P ERA WHIP
Gil Heredia, R (1, 1) ERA: 7.84	6.0 W 23 4 1 1 3 2 0 0 0 0 0 0 44 72 1.50 1.000												
Jim Mecir, R (7, 1) ERA: 3.16	2.0 H 6 0 0 0 1 0 0 1 0 0 0 0 13 21 0.00 0.000												
Jason Isringhausen, R (9, 1) ERA: 3.44	1.0 S 5 1 1 1 0 2 0 0 0 0 0 0 13 25 9.00 3.000												

Chicago White Sox @ Oakland Athletics
Network Associates Coliseum, Oakland, CA

Fri May 18 2001, 10:05 PM EDT
Att. 16,823 - Sunny - 65 F

livebaseballscorecards.com

AB	29
R	2
H	5
RBI	0
BB	4
SO	4
LOB	12



Batter	1	2	3	4	5	6	7	8	9	AB	R	H	RBI	BB	SO	LOB
Johnny Damon, L (1, 7) OBP: 0.268, SLG: 0.294	1-3 K		0-1 B1-3	4-1 BB			1-0 P6			3	0	0	1	1	1	0
Frank Menechino, R (1, 4) OBP: 0.386, SLG: 0.550	0-0 G1-3		1-1 2B	1-1 SF8-3-5			1-1 G1-3			3	0	1	1	0	0	0
Jason Giambi, L (1, 10) OBP: 0.492, SLG: 0.593	2-2 1B		4-0 IBB			0-0 F8				3	0	1	0	1	1	0
Terrence Long, L (1, 8) OBP: 0.350, SLG: 0.440	1-3 K2-3		0-0 G4-3			3-1 L6		2-1 HBP 1B		4	0	1	0	0	1	3
3 Eric Chavez, L (1, 5) OBP: 0.351, SLG: 0.481		4-0 BB		2-2 G4-3		1-2 F7		0-3 K		3	0	0	0	1	1	1
Miguel Tejada, R (1, 6) OBP: 0.341, SLG: 0.513		2-1 F2		1-2 HR		2-2 FC5-4 1B		3-0 G5-4-3 HBP		3	1	2	1	0	0	1
Adam Piatt, R (1, 9) OBP: 0.329, SLG: 0.288		3-3 K		2-2 1B BB 1B		1-2 F8		0-0 G5-4-3		4	1	1	0	0	1	4
Robin Jennings, L (1, 3) OBP: 0.250, SLG: 0.200		1-0 G3		4-1 BB 1B BB		1-2 FC5-4		1-2 1-2f		2	1	0	0	1	0	2
Ramon Hernandez, R (1, 2) OBP: 0.310, SLG: 0.348			2-2 G6-3	0-0 BB 1B		1-0 F8				3	0	1	0	0	0	1


Inning Stats	R: 0	H: 1	E: 0	K: 2	S: 10	LOB: 1	BB: 0	P: 14	R: 0	H: 0	E: 0	K: 1	S: 6	LOB: 1	BB: 1	P: 16	R: 0	H: 1	E: 0	K: 0	S: 9	LOB: 2	BB: 1	P: 16	R: 3	H: 3	E: 0	K: 0	S: 16	LOB: 1	BB: 2	P: 29	R: 0	H: 0	E: 0	K: 0	S: 9	LOB: 0	BB: 0	P: 13	R: 0	H: 1	E: 0	K: 0	S: 11	LOB: 1	BB: 0	P: 16	R: 0	H: 0	E: 0	K: 1	S: 6	LOB: 0	BB: 0	P: 10	R: 0	H: 1	E: 0	K: 1	S: 6	LOB: 1	BB: 0	P: 11
PITCHER	IP	WLS	BF	H	R	ER	SO	BB	IBB	HBP	BLK	WP	HR	S	P	ERA	WHIP																																															
Kip Wells, R (1, 1) ERA: 1.88	5.0	L	23	5	3	3	3	3	3	1	0	0	0	50	88	5.40	1.600																																															
Sean Lowe, R (6, 1) ERA: 3.97	2.0		7	1	0	0	1	0	0	0	0	0	0	17	26	0.00	0.500																																															
Keith Foulke, R (8, 1) ERA: 1.54	1.0		4	1	0	0	1	0	0	1	0	0	0	6	11	0.00	1.000																																															

BOTTOM

Chicago White Sox @ Oakland Athletics
 Network Associates Coliseum, Oakland, CA

livebaseballscorecards.com

AB	28
R	3
H	7
RBI	3
BB	4
SO	5
LOB	12



WP: 0	PA: 34
PB: 0	
SB: 0	
CS: 0	

Fri May 18 2001, 10:05 PM EDT
 Att. 16,823 - Sunny - 65 F

Batter	1	2	3	4	5	6	7	8	9	AB R H RBI BB SO LOB	TOP											
Ray Durham, S (1, 4) OBP: 0.322, SLG: 0.404	0-0 G1-3			3-1 G5-3		0-1 F7			1-1 F9	4 0 0 0 0 0 0												
Tony Graffanino, R (1, 5) OBP: 0.409, SLG: 0.474	1-1 G5-3			0-1 F7			0-0 G4-3		1-1 1B 14 2B 1B	4 1 1 0 0 0 0												
Carlos Lee, R (1, 7) OBP: 0.348, SLG: 0.523	3-1 G6-3			2-0 G5-3			1-2 G6-3		1-3 K	4 0 0 0 0 1 1												
Magglio Ordonez, R (1, 9) OBP: 0.344, SLG: 0.510		2-0 G1-3			1-2 F9		1-2 HR		1-1 14 2B 1B	4 2 2 1 0 0 0												
14 Paul Konerko, R (1, 3) OBP: 0.312, SLG: 0.479 Jose Valentin, S (9, PR) OBP: 0.333, SLG: 0.593		2-0 G4-3			2-2 E8		0-0 F9		2-2 S 1-H 2-H 2B	4 0 1 2 0 0 0 0 0 0 0 0 0 0												
Herbert Perry, R (1, 10) OBP: 0.324, SLG: 0.436		2-3 K			0-2 P6			0-0 G5-3	2-2 G5-3	4 0 0 0 0 1 2												
Josh Paul, R (1, 2) OBP: 0.340, SLG: 0.386			3-1 G1-3		0-0 G4-3			2-2 G1-3		3 0 0 0 0 0 1												
Royce Clayton, R (1, 6) OBP: 0.160, SLG: 0.154			0-1 G4-3			2-3 K		1-1 1B		3 0 1 0 0 1 0												
Julio Ramirez, R (1, 8) OBP: 0.128, SLG: 0.081 Sandy Alomar Jr., R (8, PH) OBP: 0.305, SLG: 0.351 Chris Singleton, L (8, 8) OBP: 0.267, SLG: 0.365			0-0 G6-3			2-2 P4		0-1 G6-3		2 0 0 0 0 0 0 1 0 0 0 0 0 1 0 0 0 0 0 0 0												
Inning Stats	R: 0 E: 0 K: 0 S: 5	H: 0 LOB: 0 BB: 0 P: 9	R: 0 E: 0 K: 1 S: 6	H: 0 LOB: 0 BB: 0 P: 12	R: 0 E: 0 K: 0 S: 5	H: 0 LOB: 0 BB: 0 P: 8	R: 0 E: 0 K: 0 S: 5	H: 0 LOB: 0 BB: 0 P: 10	R: 0 E: 1 K: 0 S: 12	H: 0 LOB: 1 BB: 0 P: 15	R: 0 E: 0 K: 1 S: 9	H: 0 LOB: 0 BB: 0 P: 13	R: 1 E: 0 K: 0 S: 9	H: 1 LOB: 0 BB: 0 P: 11	R: 0 E: 0 K: 0 S: 8	H: 1 LOB: 1 BB: 0 P: 11	R: 2 E: 0 K: 1 S: 15	H: 3 LOB: 2 BB: 0 P: 23	1B: 3 2B: 1 3B: 0 HR: 1	SF: 0 SAC: 0 DP: 0 HBP: 0	WP: 0 PB: 0 SB: 1 CS: 0	PA: 33
PITCHER	IP WLS BF H R ER SO BB IBB HBP BLK WP HR S P ERA WHIP																					
Mark Mulder, L (1, 1) ERA: 3.45	8.2 W 31 4 3 3 3 0 0 0 0 0 1 68 102 3.12 0.462																					
Jason Isringhausen, R (9, 1) ERA: 3.38	0.1 S 2 1 0 0 0 0 0 0 0 0 0 6 10 0.00 3.000																					

Chicago White Sox @ Oakland Athletics
Network Associates Coliseum, Oakland, CA

Sat May 19 2001, 4:05 PM EDT
Att. 30,820 - Sunny - 70 F

AB	33
R	3
H	5
RBI	3
BB	0
SO	3
LOB	5



Batter	1	2	3	4	5	6	7	8	9	AB R H RBI BB SO LOB
Johnny Damon, L OBP: 0.267, SLG: 0.293 (1, 7) C X	0-1 B4-3 ①		3-2 E S SF8 1B		0-0 P6 ③			0-2 G3 ①		4 1 1 0 0 0 0
Frank Menechino, R OBP: 0.382, SLG: 0.541 (1, 4) B B C B B	4-1 G3-6-1 BB		2-2 SF8 ① 1-H			3-2 G6-3 ①		2-2 F8 ②		2 0 0 1 1 0 0
Jason Giambi, L OBP: 0.492, SLG: 0.608 (1, 10) X	0-0 G3-6-1 ② ③ 1-2f		1-2 F7 ②			3-1 HR		4-1 BB		3 1 1 1 1 0 1
Terrence Long, L OBP: 0.342, SLG: 0.429 (1, 8) B B X		2-0 G3 ①	3-2 F9 ③			1-0 P4 ②		1-2 L8 ③		4 0 0 0 0 0 1
Miguel Tejada, R OBP: 0.335, SLG: 0.503 (1, 6) X C C X		0-2 G5-3 ②		0-1 F7 ①		1-2 F8 ③				3 0 0 0 0 0 0
3 Eric Chavez, L OBP: 0.350, SLG: 0.484 (1, 5) X F X		0-1 1B 2B		1-1 F5 ②			1-2 G5-3 ①			3 1 1 0 0 0 0
Adam Piatt, R OBP: 0.329, SLG: 0.279 (1, 9) B B B C B		4-1 1B BB		2-1 F7 ③			0-0 P4 ②			2 0 0 0 1 0 0
Robin Jennings, L OBP: 0.267, SLG: 0.231 (1, 3) C F X		0-2 1B 1-3 2-H			1-2 G4-3 ①		1-2 G4-3 ③			3 0 1 1 0 0 0
Tom Wilson, R OBP: 0.333, SLG: 1.333 (1, 2) X B C C C		2-2 G5-3 ③			1-1 F9 ②			1-0 HR		3 1 1 1 0 0 2

Inning Stats	R: 0	H: 0	E: 0	LOB: 0	K: 0	BB: 1	S: 4	P: 8
	R: 1	H: 2	E: 0	LOB: 2	K: 0	BB: 1	S: 14	P: 22
	R: 1	H: 1	E: 0	LOB: 0	K: 0	BB: 0	S: 16	P: 25
	R: 0	H: 0	E: 0	LOB: 0	K: 0	BB: 0	S: 6	P: 9
	R: 0	H: 0	E: 0	LOB: 0	K: 0	BB: 0	S: 7	P: 9
	R: 1	H: 1	E: 0	LOB: 0	K: 0	BB: 0	S: 12	P: 20
	R: 0	H: 0	E: 0	LOB: 0	K: 0	BB: 0	S: 7	P: 9
	R: 1	H: 1	E: 0	LOB: 1	K: 0	BB: 1	S: 12	P: 20

PITCHER	IP	WLS	BF	H	R	ER	SO	BB	IBB	HBP	BLK	WP	HR	S	P	ERA	WHIP
James Baldwin, R ERA: 3.15 (1, 1)	8.0	L	31	5	4	3	0	3	0	0	0	0	2	78	122	3.38	1.000

BOTTOM

Chicago White Sox @ Oakland Athletics
Network Associates Coliseum, Oakland, CA
 Sat May 19 2001, 4:05 PM EDT
 Att. 30,820 - Sunny - 70 F

AB	27
R	4
H	5
RBI	4
BB	3
SO	0
LOB	4



1B: 2	SF: 1	WP: 0	PA: 31
2B: 1	SAC: 0	PB: 0	
3B: 0	DP: 1	SB: 1	
HR: 2	HBP: 0	CS: 0	

Batter	1	2	3	4	5	6	7	8	9
Johnny Damon, L (1, 7) OBP: 0.267, SLG: 0.289 C B F F X	1-2 G1-3			1-3 K		0-2 G4-3		4-2 2B BB	
Frank Menechino, R (1, 4) OBP: 0.379, SLG: 0.539 B B C C C X	2-2 L8			3-2 G5-3			3-2 F8	0-1 HBP 1B 2B 1-H 2-H 3-H	
Jason Giambi, L (1, 3) OBP: 0.487, SLG: 0.596 C C B B	2-3 K			0-2 G6-3			0-3 K	4-0 HBP 1B IBB	
Olmedo Saenz, R (1, 10) OBP: 0.331, SLG: 0.343 F B T T B B			2-2 F8		0-3 K		2-2 G4-3	4-2 1B HBP 1-2 2-3	
Terrence Long, L (1, 8) OBP: 0.346, SLG: 0.431 C C B B B C			2-3 K		1-2 F7			0-1 1B 1B	
Miguel Tejada, R (1, 6) OBP: 0.328, SLG: 0.491 C C C B C			1-2 G6-3		1-1 L8			F9 1-1 1-3 2-H 3-H 1B	
Eric Chavez, L (1, 5) OBP: 0.350, SLG: 0.481 B S X			1-1 G1-3		3-2 L8			2-2 1B 2B 1B 1-3	
Adam Piatt, R (1, 9) OBP: 0.342, SLG: 0.313 B C B F F C B			3-2 G3		0-1 2B			1-2 BB 1-3 2B 1B 3-H	
Ramon Hernandez, R (1, 2) OBP: 0.304, SLG: 0.341 X			0-0 G5-3		1-2 G5-3			2-3 K	

Inning Stats	R: 0 E: 0 K: 10 S: 10	H: 0 LOB: 0 BB: 0 P: 15	R: 0 E: 0 K: 11 S: 11	H: 0 LOB: 0 BB: 0 P: 16	R: 0 E: 0 K: 8 S: 8	H: 0 LOB: 0 BB: 0 P: 12	R: 0 E: 0 K: 1 S: 10	H: 0 LOB: 0 BB: 0 P: 14	R: 0 E: 0 K: 1 S: 8	H: 0 LOB: 0 BB: 0 P: 10	R: 0 E: 0 K: 13 S: 13	H: 1 LOB: 1 BB: 0 P: 17	R: 0 E: 0 K: 1 S: 11	H: 0 LOB: 0 BB: 0 P: 16	R: 6 E: 0 K: 2 S: 26	H: 5 LOB: 2 BB: 2 P: 47
--------------	--------------------------------	----------------------------------	--------------------------------	----------------------------------	------------------------------	----------------------------------	-------------------------------	----------------------------------	------------------------------	----------------------------------	--------------------------------	----------------------------------	-------------------------------	----------------------------------	-------------------------------	----------------------------------

PITCHER	IP	WLS	BF	H	R	ER	SO	BB	IBB	HBP	BLK	WP	HR	S	P	ERA	WHIP
56 Mark Buehrle, L (1, 1) ERA: 5.01	7.1		25	3	2	2	5	0	0	0	0	0	0	78	110	2.46	0.409
Bob Howry, R (8, 1) ERA: 5.17	0.1	L	2	1	0	0	1	0	0	0	0	0	0	7	10	0.00	3.000
Kelly Wunsch, L (8, 1) ERA: 6.89	0.0		1	0	0	0	0	1	0	0	0	0	0	2	6	∞	∞
Keith Foulke, R (8, 1) ERA: 2.28	0.1	B	5	2	4	4	1	0	1	1	0	0	0	10	21	108.00	6.000

BOTTOM


Chicago White Sox @ Oakland Athletics
 Network Associates Coliseum, Oakland, CA

Sun May 20 2001, 4:05 PM EDT
 Att: 39,249 - Sunny - 72 F

AB	R	H	RBI	BB	SO	LOB
3	1	0	0	1	1	1
4	1	1	3	0	0	0
3	1	0	0	1	2	0
3	0	0	0	0	1	0
4	1	2	2	0	1	0
4	0	0	0	0	1	3
3	1	1	0	0	0	0
3	1	2	1	0	0	0
3	0	0	0	0	1	3

AB	30
R	6
H	6
RBI	6
BB	2
SO	7
LOB	7

WP: 0 PA: 33
 PB: 0
 SB: 0
 CS: 0



PITCHER	IP	WLS	BF	H	R	ER	SO	BB	IBB	HBP	BLK	WP	HR	S	P	ERA	WHIP
---------	----	-----	----	---	---	----	----	----	-----	-----	-----	----	----	---	---	-----	------

Batter	1	2	3	4	5	6	7	8	9	AB R H RBI BB SO LOB	TOP											
Jose Valentin, S (1, 6) OBP: 0.335, SLG: 0.577	4-2 BB		3-2 F7			0-0 G4-3 G5-3 1B		1-3 K		3 0 1 0 1 1 0	<p>Chicago White Sox @ Toronto Blue Jays</p> <p>SkyDome, Toronto, ON</p> <p>Mon May 21 2001, 4:05 PM EDT</p> <p>Att. 20,806 - Dome - 72 F</p>											
Tony Graffanino, R (1, 4) OBP: 0.404, SLG: 0.467	2-3 K		2-1 1B			3-1 G5-3		0-3 K		4 0 1 0 0 2 2												
Ray Durham, S (1, 10) OBP: 0.320, SLG: 0.419	3-2 HR		2-0 F8			0-0 G4-3		1-2 G5-3		4 1 1 1 0 0 2												
Magglio Ordonez, R (1, 9) OBP: 0.327, SLG: 0.483	3-3 K				1-3 K	3-2 F5		1-1 F8		4 0 0 0 0 2 1												
Jeff Liefer, L (1, 7) OBP: 0.304, SLG: 0.591		3-2 F8			0-0 G3		0-0 HR	2-3 K		4 1 1 1 0 1 0												
14 Paul Konerko, R (1, 3) OBP: 0.311, SLG: 0.487		1-1 HR			2-3 K		2-0 L5	3-3 K		4 1 1 1 0 2 0												
Herbert Perry, R (1, 5) OBP: 0.316, SLG: 0.423		0-3 K			0-1 F7		0-0 F9			3 0 0 0 0 1 0												
Chris Singleton, L (1, 8) OBP: 0.261, SLG: 0.374		2-2 P6			0-0 G1-3		2-2 3B			3 0 1 0 0 0 0												
Sandy Alomar Jr., R (1, 2) OBP: 0.288, SLG: 0.330			2-3 K		1-2 G6-3		0-1 G5-3			3 0 0 0 0 1 1												
Inning Stats	R: 1 E: 0 K: 2 S: 12	H: 1 LOB: 0 BB: 1 P: 24	R: 1 E: 0 K: 1 S: 14	H: 1 LOB: 0 BB: 0 P: 20	R: 0 E: 0 K: 1 S: 9	H: 1 LOB: 1 BB: 0 P: 18	R: 0 E: 0 K: 2 S: 8	H: 0 LOB: 0 BB: 0 P: 11	R: 0 E: 0 K: 0 S: 6	H: 0 LOB: 0 BB: 0 P: 7	R: 0 E: 0 K: 0 S: 7	H: 1 LOB: 1 BB: 0 P: 13	R: 1 E: 0 K: 0 S: 8	H: 2 LOB: 1 BB: 0 P: 12	R: 0 E: 0 K: 2 S: 9	H: 0 LOB: 0 BB: 0 P: 11	R: 0 E: 0 K: 2 S: 10	H: 0 LOB: 0 BB: 0 P: 16	1B: 2 2B: 0 3B: 1 HR: 3	SF: 0 SAC: 0 DP: 0 HBP: 0	WP: 0 PB: 0 SB: 0 CS: 0	PA: 33
PITCHER	IP WLS BF H R ER SO BB IBB HBP BLK WP HR S P ERA WHIP																					
Steve Parris, R (1, 1) ERA: 5.59	7.0 W 27 6 3 3 6 1 0 0 0 0 3 64 105 3.86 1.000																					
Lance Painter, L (8, 1) ERA: 12.38	2.0 6 0 0 0 4 0 0 0 0 0 0 19 27 0.00 0.000																					

AB	32
R	3
H	6
RBI	3
BB	1
SO	10
LOB	6



Batter	1	2	3	4	5	6	7	8	9
Shannon Stewart, R (1, 7) OBP: 0.390, SLG: 0.467	1-2 G4-3	2-3 K		1-0 G6-4-3 1B		3-2 E9 1B		1-2 P3	
Alex Gonzalez, R (1, 6) OBP: 0.303, SLG: 0.390	4-2 1B HBP 2B BB	2-1 FC6-5-4-5		1-1 G6-4-3		2-1 1B		4-2 1B BB	
Carlos Delgado, L (1, 3) OBP: 0.438, SLG: 0.623	3-2 1B 2B HBP	0-1 F5		2-0 F8		3-2 1B		2-2 F7	
Raul Mondesi, R (1, 9) OBP: 0.406, SLG: 0.544	2-0 2B 1B		2-2 HR 2B		2-3 K	0-3 K		0-0 G4-3	
Brian Simmons, S (7, 9) OBP: 0.190, SLG: 0.204	1-2 2-3 1B								
Brad Fullmer, L (1, 10) OBP: 0.344, SLG: 0.486	1-0 1B 2B		4-2 HR BB		2-1 P6	0-0 P6			
Tony Batista, R (1, 5) OBP: 0.271, SLG: 0.469	1-3 2-H 3-H 2-3 K		1-0 1-H 2-H HR		1-3 K		0-1 P4		
Chris Woodward, R (8, 5) OBP: 0.171, SLG: 0.400									
José Cruz Jr., S (1, 8) OBP: 0.348, SLG: 0.492	0-0 2-H 3-H 1B		3-1 G4-3		0-0 1B 2B	3-1 G4-6-3 1B			
Darrin Fletcher, L (1, 2) OBP: 0.290, SLG: 0.358	0-1 P6		1-2 G6-4-3 1B		2-2 F7	0-0 G4-6-3			
Homer Bush, R (1, 4) OBP: 0.464, SLG: 0.704		2-2 FC6-5-4-5 1B	0-1 G6-4-3		1-0 1B E		2-2 BB 1B		

Inning Stats	R: 4	H: 3	E: 0	LOB: 1	K: 1	S: 15	P: 28	R: 0	H: 1	E: 0	LOB: 1	K: 1	S: 12	P: 17	R: 3	H: 3	E: 0	LOB: 0	K: 0	S: 13	R: 0	H: 1	E: 0	LOB: 0	K: 0	S: 4	R: 0	H: 0	E: 0	LOB: 0	K: 2	S: 8	R: 3	H: 5	E: 1	LOB: 2	K: 1	S: 19	R: 0	H: 1	E: 0	LOB: 0	K: 0	S: 5	R: 0	H: 1	E: 0	LOB: 2	K: 0	S: 13	P: 22
--------------	------	------	------	--------	------	-------	-------	------	------	------	--------	------	-------	-------	------	------	------	--------	------	-------	------	------	------	--------	------	------	------	------	------	--------	------	------	------	------	------	--------	------	-------	------	------	------	--------	------	------	------	------	------	--------	------	-------	-------

PITCHER	IP	WLS	BF	H	R	ER	SO	BB	IBB	HBP	BLK	WP	HR	S	P	ERA	WHIP
Rocky Biddle, R (1, 1) ERA: 5.6	3.0	L	18	7	7	7	2	2	0	0	0	0	0	40	69	21.00	3.000
Jon Garland, R (4, 1) ERA: 6.92	2.0		6	1	0	0	2	0	0	0	0	0	0	12	21	0.00	0.500
Lorenzo Barcelo, R (6, 1) ERA: 4.76	1.0		8	5	3	3	1	0	0	0	0	0	0	19	30	27.00	5.000
Sean Lowe, R (7, 1) ERA: 3.65	1.0		3	1	0	0	0	0	0	0	0	0	0	5	8	0.00	1.000
Bob Howry, R (8, 1) ERA: 4.86	1.0		5	1	0	0	0	1	0	0	0	0	0	13	22	0.00	2.000


BOTTOM

AB R H RBI BB SO LOB

5	1	2	0	0	1	2
3	1	1	1	2	0	2
4	1	1	0	0	0	3
4	2	2	0	0	2	2
1	0	0	0	0	0	2
3	2	1	2	1	0	2
4	1	1	3	0	2	2
0	0	0	0	0	0	0
4	1	3	2	0	0	0
4	0	1	0	0	0	3
4	1	3	1	0	0	1

AB 36
R 10
H 15
RBI 9
BB 3
SO 5
LOB 19

WP: 0 PA: 40
PB: 0
SB: 1
CS: 0



Chicago White Sox @ Toronto Blue Jays
SkyDome, Toronto, ON
 Mon May 21 2001, 4:05 PM EDT
 Att. 20,806 - Dome - 72 F

livebaseballscorecards.com

Batter	1	2	3	4	5	6	7	8	9	AB R H RBI BB SO LOB	TOP	
Jose Valentin, S (1, 5) OBP: 0.331, SLG: 0.585 (7, 8)	3-3 	3-1 		0-1 			2-3 		1-1 	5 1 1 2 0 2 0	Chicago White Sox @ Toronto Blue Jays SkyDome, Toronto, ON Wed May 23 2001, 7:05 PM EDT Att. 19,115 - Dome - 72 F livebaseballscorecards.com AB 36 R 6 H 11 RBI 6 BB 3 SO 7 LOB 14 	
Chris Singleton, L (1, 8) OBP: 0.263, SLG: 0.372 Herbert Perry, R (7, PH) OBP: 0.319, SLG: 0.434 (7, 5)	1-1 	2-2 		0-1 		0-0 	2B	0-1 	3 0 1 0 0 0 0 2 1 1 0 0 0 0			
Ray Durham, S (1, 4) OBP: 0.328, SLG: 0.450	2-1 	0-2 		2-2 	1B	1-1 	2B	3-1 	5 1 3 2 0 0 1			
Carlos Lee, R (1, 7) OBP: 0.352, SLG: 0.526 Magglio Ordonez, R (5, 9) OBP: 0.331, SLG: 0.487	1-2 		1-1 	14 	1B	0-0 	14 	1B	3 0 1 0 0 0 2 1 0 1 0 0 0 0			
14 Paul Konerko, R (1, 3) OBP: 0.310, SLG: 0.481		1-2 	2B 1B	0-0 	1-2f	2-3 	3-1 	1-2	4 1 1 0 0 1 2			
Harold Baines, L (1, 10) OBP: 0.217, SLG: 0.145 Tony Graffanino, R (8, PH) OBP: 0.415, SLG: 0.467		4-1 	2B G3 BB	4-1 	BB	2-1 	1B	4-1 	BB	1 1 1 0 2 0 0 0 0 0 0 1 0 0		
Jeff Liefer, L (1, 9) OBP: 0.296, SLG: 0.577 (5, 7)		3-2 	G3 HR 2B	1-3 2-H 	1-2f	0-1 		0-3 	1	4 1 1 1 0 1 3		
Josh Paul, R (1, 2) OBP: 0.314, SLG: 0.354		0-3 		2-3 	1	0-0 		0-2 	2	4 0 0 0 0 2 4		
Royce Clayton, R (1, 6) OBP: 0.150, SLG: 0.143		0-0 		0-3 	2		0-1 	1	1-0 	3		4 0 0 1 0 1 2
Inning Stats	R: 0 H: 1 E: 0 LOB: 1 K: 1 BB: 0 S: 12 P: 19	R: 4 H: 4 E: 0 LOB: 1 K: 1 BB: 1 S: 20 P: 33	R: 0 H: 1 E: 0 LOB: 1 K: 0 BB: 1 S: 5 P: 10	R: 0 H: 0 E: 0 LOB: 0 K: 2 BB: 0 S: 9 P: 11	R: 0 H: 1 E: 0 LOB: 0 K: 0 BB: 0 S: 7 P: 9	R: 0 H: 1 E: 0 LOB: 1 K: 1 BB: 0 S: 8 P: 12	R: 2 H: 3 E: 0 LOB: 1 K: 1 BB: 0 S: 12 P: 18	R: 0 H: 0 E: 0 LOB: 1 K: 1 BB: 1 S: 9 P: 14	R: 0 H: 0 E: 0 LOB: 0 K: 0 BB: 0 S: 6 P: 10	1B: 6 SF: 0 2B: 3 SAC: 0 3B: 0 DP: 2 HR: 2 HBP: 0		WP: 0 PA: 39 PB: 0 SB: 1 CS: 0
PITCHER Joey Hamilton, R (1, 1) ERA: 4.82 Pedro Borbon, L (7, 1) ERA: 4.15 Paul Quantrill, R (7, 1) ERA: 1.26 Dan Plesac, L (8, 1) ERA: 2.92 Kelvim Escobar, R (8, 1) ERA: 2.53	IP WLS BF H R ER SO BB IBB HBP BLK WP HR S P ERA WHIP 6.0 W 26 8 4 4 5 2 0 0 0 0 1 61 94 6.00 1.667 0.2 4 2 2 2 1 0 0 0 0 0 0 9 12 27.00 3.000 0.1 H 2 1 0 0 0 0 0 0 0 0 0 3 6 0.00 3.000 0.1 H 2 0 0 0 1 1 0 0 0 0 0 4 8 0.00 3.000 0.2 H 2 0 0 0 0 0 0 0 0 0 0 5 6 0.00 0.000	PITCHER Billy Koch, R (9, 1) ERA: 4.09	IP WLS BF H R ER SO BB IBB HBP BLK WP HR S P ERA WHIP 1.0 S 3 0 0 0 0 0 0 0 0 0 0 0 10 0.00 0.000									

Batter	1	2	3	4	5	6	7	8	9	AB R H RBI BB SO LOB	TOP											
Jose Valentin, S (1, 6) OBP: 0.323, SLG: 0.570	0-3 K		1-0 L9		1-3 K		0-2 F9			4 0 0 0 0 2 0	Chicago White Sox @ Toronto Blue Jays SkyDome, Toronto, ON Thu May 24 2001, 7:05 PM EDT Att. 17,062 - Dome - 72 F											
Chris Singleton, L (1, 8) OBP: 0.263, SLG: 0.367	0-2 F7		1-2 E 1B		0-1 F7		0-2 G4-3			4 1 1 0 0 0 0												
Ray Durham, S (1, 4) OBP: 0.337, SLG: 0.463	2-2 1B		1-2 E3 1-H 2B		0-0 G3		0-1 CS 1B			4 1 3 1 0 0 0												
Magglio Ordonez, R (1, 9) OBP: 0.335, SLG: 0.484	2-1 G6-3		1-3 K		4-2 14 HBP 1B BB		1-1 1B			3 1 1 0 1 1 1												
Harold Baines, L (1, 10) OBP: 0.219, SLG: 0.152		0-0 G4-3	2-3 K		0-0 14 HBP 1B		1-0 F7			4 0 1 0 0 1 1												
14 Paul Konerko, R (1, 3) OBP: 0.308, SLG: 0.471		3-2 L8		0-0 F9		2-1 1B HBP		2-0 F9		3 0 0 0 0 0 1												
Jeff Liefer, L (1, 7) OBP: 0.355, SLG: 0.600		0-0 2B 1B		2-0 1B		1-0 1B		2-3 K		4 0 3 1 0 1 0												
Herbert Perry, R (1, 5) OBP: 0.317, SLG: 0.436		0-0 1B		1-3 1B		1-2 2-H 3-H 1B		0-0 G3		4 0 1 0 0 1 2												
Sandy Alomar Jr., R (1, 2) OBP: 0.278, SLG: 0.318		1-2 G5-3		1-3 K		1-1 G1-3		1-3 K		4 0 0 0 0 2 2												
Inning Stats	R: 0 E: 0 K: 1 S: 11	H: 1 LOB: 1 BB: 0 P: 15	R: 0 E: 0 K: 0 S: 9	H: 2 LOB: 2 BB: 0 P: 13	R: 2 E: 1 K: 2 S: 15	H: 2 LOB: 0 BB: 0 P: 21	R: 0 E: 0 K: 1 S: 5	H: 1 LOB: 0 BB: 0 P: 8	R: 0 E: 0 K: 1 S: 7	H: 0 LOB: 0 BB: 0 P: 8	R: 1 E: 0 K: 0 S: 8	H: 2 LOB: 2 BB: 1 P: 16	R: 0 E: 0 K: 1 S: 13	H: 0 LOB: 0 BB: 0 P: 14	R: 0 E: 0 K: 0 S: 7	H: 2 LOB: 1 BB: 0 P: 10	R: 0 E: 0 K: 2 S: 9	H: 0 LOB: 0 BB: 0 P: 12	1B: 8 2B: 2 3B: 0 HR: 0	SF: 0 SAC: 0 DP: 0 HBP: 1	WP: 0 PB: 0 SB: 0 CS: 1	PA: 36
PITCHER	IP WLS BF H R ER SO BB IBB HBP BLK WP HR S P ERA WHIP																					
Chris Carpenter, R (1, 1) ERA: 4.23	8.0 L 33 10 3 2 6 1 0 1 0 0 0 0 75 105 2.25 1.375																					
Pedro Borbon, L (9, 1) ERA: 4.08	0.1 1 0 0 0 1 0 0 0 0 0 0 0 5 7 0.00 0.000																					
Bob File, R (9, 1) ERA: 2.0	0.2 2 0 0 0 1 0 0 0 0 0 0 0 4 5 0.00 0.000																					

livebaseballscorecards.com

AB	34
R	3
H	10
RBI	2
BB	1
SO	8
LOB	7



Batter	1	2	3	4	5	6	7	8	9
Shannon Stewart, R (1, 7) OBP: 0.397, SLG: 0.484	2-2 1B G4-6-3 2B		4-1 1-2 S BB			0-2 G3		0-0 G6-3	
Alex Gonzalez, R (1, 6) OBP: 0.319, SLG: 0.403	3-2 G4-6-3 2-3 1B		2-3 K 1-2			0-0 1B		0-0 F9	
Carlos Delgado, L (1, 3) OBP: 0.419, SLG: 0.589	3-2 G4-6-3 1-2f 3-H		0-0 F9			3-2 F8		2-3 K	
Raul Mondesi, R (1, 9) OBP: 0.403, SLG: 0.542	3-3 K			1-3 K		1-0 P4		2-1 F9	
Brad Fullmer, L (1, 10) OBP: 0.343, SLG: 0.475		0-0 G3-1		0-0 P5		0-2 FC5 1B 1B		1-3 K	
Tony Batista, R (1, 5) OBP: 0.264, SLG: 0.455		2-0 G4-3 1B		0-0 G5-3		1-3 K		1-3 K	
José Cruz Jr., S (1, 8) OBP: 0.345, SLG: 0.481		1-0 G4-3 1-2		3-3 K		0-2 FC5 1B			
Darrin Fletcher, L (1, 2) OBP: 0.283, SLG: 0.355		1-1 G4-3		1-2 G3		1-3 K			
Homer Bush, R (1, 4) OBP: 0.486, SLG: 0.667			1-1 CS 1B		2-2 F8		0-1 FC5 1-2 2-3f		

Inning Stats	R: 1	H: 2	E: 0	K: 1	S: 15	LOB: 0	BB: 0	P: 26	R: 0	H: 1	E: 0	K: 0	S: 5	LOB: 1	BB: 0	P: 9	R: 0	H: 1	E: 0	K: 1	S: 9	LOB: 1	BB: 1	P: 16	R: 0	H: 0	E: 0	K: 1	S: 6	LOB: 0	BB: 0	P: 7	R: 0	H: 1	E: 0	K: 0	S: 10	LOB: 0	BB: 0	P: 16	R: 0	H: 1	E: 0	K: 2	S: 16	LOB: 2	BB: 0	P: 18	R: 0	H: 0	E: 0	K: 1	S: 5	LOB: 0	BB: 0	P: 7	R: 0	H: 0	E: 0	K: 2	S: 8	LOB: 0	BB: 0	P: 12	R: 0	H: 0	E: 0	K: 1	S: 5	LOB: 0	BB: 0	P: 12	1B: 6	SF: 0	3B: 0	HR: 0
--------------	------	------	------	------	-------	--------	-------	-------	------	------	------	------	------	--------	-------	------	------	------	------	------	------	--------	-------	-------	------	------	------	------	------	--------	-------	------	------	------	------	------	-------	--------	-------	-------	------	------	------	------	-------	--------	-------	-------	------	------	------	------	------	--------	-------	------	------	------	------	------	------	--------	-------	-------	------	------	------	------	------	--------	-------	-------	-------	-------	-------	-------

PITCHER	IP	WLS	BF	H	R	ER	SO	BB	IBB	HBP	BLK	WP	HR	S	P	ERA	WHIP
Kip Wells, R (1, 1) ERA: 1.77	6.0	W	22	5	1	1	4	1	0	0	0	0	0	53	86	1.50	1.000
Kelly Wunsch, L (7, 1) ERA: 6.48	0.2	H	4	2	0	0	2	0	0	0	0	0	0	14	16	0.00	3.000
Bob Howry, R (7, 1) ERA: 4.5	1.1	H	4	0	0	0	1	0	0	0	0	0	0	7	9	0.00	0.000
Keith Foulke, R (9, 1) ERA: 2.19	1.0	S	3	0	0	0	2	0	0	0	0	0	0	8	12	0.00	0.000

BOTTOM

AB R H RBI BB SO LOB

3 1 1 0 1 0 0

4 0 2 0 0 1 1

4 0 0 0 0 1 3

4 0 0 0 0 2 1

4 0 1 0 0 1 0

4 0 1 0 0 2 1

3 0 1 0 0 1 1


3 0 0 0 0 1 3

3 0 1 0 0 0 2

AB 32
R 1
H 7
RBI 0
BB 1
SO 9
LOB 12

WP: 0 PA: 33
PB: 0
SB: 1
CS: 1

Chicago White Sox @ Toronto Blue Jays
SkyDome, Toronto, ON
Thu May 24 2001, 7:05 PM EDT
Att. 17,062 - Dome - 72 F



PITCHER	IP	WLS	BF	H	R	ER	SO	BB	IBB	HBP	BLK	WP	HR	S	P	ERA	WHIP
---------	----	-----	----	---	---	----	----	----	-----	-----	-----	----	----	---	---	-----	------

Batter	1	2	3	4	5	6	7	8	9	AB R H RBI BB SO LOB
Roger Cedeno, S OBP: 0.317, SLG: 0.323 (1, 9)	1-1 F9 S 1B	1-0 1B		3-2 G4-3		2-2 G4-3		2-3 K		5 1 2 0 0 1 0
Jose Macias, S OBP: 0.333, SLG: 0.460 (1, 5)	1-2 F9 1-3	0-0 L3		1-3 K		0-1 G6-3		1-2 2B		5 0 1 0 0 1 4
Robert Fick, L OBP: 0.404, SLG: 0.659 15 Brandon Inge, R OBP: 0.283, SLG: 0.313 Billy McMillon, L OBP: 0.161, SLG: 0.179 (1, 2) (8, 2) (9, PH)	3-2 G4-3 1B	0-3 K		1-0 HR		3-3 K		2-2 F7		4 2 2 2 0 2 3 0 0 0 0 0 0 0 1 0 0 0 0 0 1
Tony Clark, S OBP: 0.404, SLG: 0.500 (1, 3)	3-2 G4-3 1-2	2-3 K		1-0 BB HBP		2-0 1B		0-3 K		4 0 1 0 0 2 5
Dean Palmer, R OBP: 0.352, SLG: 0.505 (1, 10)	0-0 1B 2-H			4-1 BB		0-3 K		2-3 K		4 0 1 1 1 2 2
Deivi Cruz, R OBP: 0.276, SLG: 0.383 (1, 6)	3-1 1-2 1B			0-1 G4-3		0-1 F9				4 0 1 0 0 0 3
Juan Encarnacion, R OBP: 0.318, SLG: 0.454 (1, 8)	1-0 P4			0-1 WP 1B		0-3 G6-3		0-3 K		4 1 1 0 0 1 3
Damion Easley, R OBP: 0.352, SLG: 0.436 (1, 4)		1-1 1B 1B 1B		1-1 1B		1-2 G4-3		1-3 K		4 0 2 1 0 1 0
Ryan Jackson, L OBP: 0.333, SLG: 0.389 (1, 7)		1-1 1B 1-2 1B		1-1 B1-3		0-3 K		0-0 G4-3		4 0 1 0 0 1 1

Inning Stats	R: 2 E: 0 K: 0 S: 17	H: 4 LOB: 2 BB: 0 P: 28	R: 0 E: 0 K: 2 S: 12	H: 3 LOB: 3 BB: 0 P: 17	R: 1 E: 0 K: 0 S: 11	H: 2 LOB: 1 BB: 0 P: 16	R: 1 E: 0 K: 1 S: 12	H: 1 LOB: 2 BB: 1 P: 22	R: 0 E: 0 K: 1 S: 8	H: 0 LOB: 0 BB: 0 P: 9	R: 0 E: 0 K: 1 S: 8	H: 0 LOB: 0 BB: 0 P: 13	R: 0 E: 0 K: 2 S: 9	H: 1 LOB: 1 BB: 0 P: 11	R: 0 E: 0 K: 2 S: 7	H: 0 LOB: 0 BB: 0 P: 10	R: 0 E: 0 K: 2 S: 14	H: 1 LOB: 1 BB: 0 P: 19	1B: 10 2B: 1 3B: 0 HR: 1	SF: 0 SAC: 0 DP: 0 HBP: 1
--------------	-------------------------------	----------------------------------	-------------------------------	----------------------------------	-------------------------------	----------------------------------	-------------------------------	----------------------------------	------------------------------	---------------------------------	------------------------------	----------------------------------	------------------------------	----------------------------------	------------------------------	----------------------------------	-------------------------------	----------------------------------	-----------------------------------	------------------------------------


PITCHER	IP	WLS	BF	H	R	ER	SO	BB	IBB	HBP	BLK	WP	HR	S	P	ERA	WHIP
James Baldwin, R ERA: 3.71 (1, 1)	3.2		23	10	4	4	3	1	0	1	0	1	1	50	81	9.82	3.000
Sean Lowe, R ERA: 2.65 (4, 1)	4.1	W	14	1	0	0	6	0	0	0	0	0	0	34	45	0.00	0.231
Keith Foulke, R ERA: 2.1 (9, 1)	1.0		4	1	0	0	2	0	0	0	0	0	0	14	19	0.00	1.000

BOTTOM

Chicago White Sox @ Detroit Tigers
Comerica Park, Detroit, MI

Fri May 25 2001, 7:05 PM EDT
Att: 21,053 - Cloudy - 50 F

AB	39
R	4
H	12
RBI	4
BB	1
SO	11
LOB	22




Batter	1	2	3	4	5	6	7	8	9	AB R H RBI BB SO LOB	TOP
Jose Valentin, S (1, 6) OBP: 0.328, SLG: 0.584	2-2 E 2B		2-2 F8	3-3 K		1-1 P6			0-2 E 2B	5 2 2 1 0 1 2	
Chris Singleton, L (1, 8) OBP: 0.280, SLG: 0.377	0-0 E5 1B		2-1 G4-3		1-2 HR 1B		0-0 G6-4-3 1B	0-0 E4 1B	5 3 4 0 0 0 0		
Ray Durham, S (1, 4) OBP: 0.340, SLG: 0.480	0-2 L8		1-1 S 1B		1-1 HR		1-2 F7	1-0 G4-3	5 1 2 2 0 0 3		
Magglio Ordonez, R (1, 9) OBP: 0.339, SLG: 0.482	0-1 14 FC6-4 1B		2-2 G5-3		1-2 F7		0-2 G6-4-3	4-2 1B BB	4 0 1 1 1 0 2		
Harold Baines, L (1, 10) OBP: 0.198, SLG: 0.137 Carlos Lee, R (8, PH) OBP: 0.357, SLG: 0.528	0-0 F9			0-0 F2	2-2 P6			3-2 G5-3	1-1 1B	3 0 0 0 0 0 1 2 0 1 1 0 0 0	
14 Paul Konerko, R (1, 3) OBP: 0.315, SLG: 0.463	1-0 FC6-4			4-1 BB 1B	0-0 1B			1-2 G1-3	1-1 G1-3	4 1 1 0 1 0 3	
Jeff Liefer, L (1, 7) OBP: 0.308, SLG: 0.500		1-2 G3		2-3 K	2-2 F9			2-3 K		4 0 0 0 0 2 2	
Herbert Perry, R (1, 5) OBP: 0.313, SLG: 0.414		0-0 G6-3		4-1 1B BB		1-3 K			1-3 K	3 0 0 0 1 2 0	
Sandy Alomar Jr., R (1, 2) OBP: 0.279, SLG: 0.310		0-0 F7		1-1 1B		3-3 K		4-2 2B BB		3 1 1 1 1 1 0	
Inning Stats	R: 2 H: 3 E: 1 LOB: 1 K: 0 BB: 0 S: 11 P: 14	R: 0 H: 0 E: 0 LOB: 0 K: 0 BB: 0 S: 6 P: 7	R: 0 H: 1 E: 0 LOB: 1 K: 0 BB: 0 S: 10 P: 17	R: 1 H: 1 E: 0 LOB: 2 K: 2 BB: 2 S: 16 P: 30	R: 2 H: 3 E: 0 LOB: 1 K: 0 BB: 0 S: 18 P: 25	R: 0 H: 0 E: 0 LOB: 0 K: 2 BB: 0 S: 9 P: 14	R: 0 H: 1 E: 0 LOB: 0 K: 0 BB: 0 S: 8 P: 9	R: 0 H: 0 E: 0 LOB: 0 K: 1 BB: 0 S: 9 P: 15	R: 3 H: 3 E: 1 LOB: 2 K: 1 BB: 2 S: 17 P: 29	1B: 9 SF: 0 2B: 2 SAC: 0 3B: 0 DP: 1 HR: 1 HBP: 0	WP: 0 PA: 42 PB: 0 SB: 1 CS: 0
PITCHER	IP WLS BF H R ER SO BB IBB HBP BLK WP HR S P ERA WHIP										
Dave Micki, R (1, 1) ERA: 6.59	6.0 L 29 9 5 4 4 2 0 0 0 0 0 1 71 108 6.00 1.833										
Kevin Tolar, L (7, 1) ERA: 10.13	2.1 9 2 3 3 2 1 0 0 0 0 0 0 26 38 11.57 1.286										
Dave Borkowski, R (9, 1) ERA: 2.84	0.2 4 1 0 0 0 1 0 0 0 0 0 0 7 14 0.00 3.000										

Chicago White Sox @ Detroit Tigers
Comerica Park, Detroit, MI
Sat May 26 2001, 5:05 PM EDT
Att. 25,881 - Cloudy - 58 F

livebaseballscorecards.com

AB	38
R	8
H	12
RBI	6
BB	4
SO	6
LOB	13



Batter	1	2	3	4	5	6	7	8	9	10	11	AB R H RBI BB SO LOB	TOP					
Jose Valentin, S OBP: 0.333, SLG: 0.578 (1, 6)	4-2 SH2-3 BB		1-3 K		1-0 2B SF8 1B	3-1 F7			0-0 F5		3-1 2B 1B	5 1 2 0 1 1 1						
Chris Singleton, L OBP: 0.286, SLG: 0.385 (1, 8)	0-0 SH2-3		1-2 F9		0-1 SF8 2B		0-3 K		4-2 BB		1-0 SF9	3 0 1 1 1 1 0						
Ray Durham, S OBP: 0.340, SLG: 0.478 (1, 4)	4-2 BB		0-0 E4 FC6-4		2-2 P6		1-2 F7		1-2 F8		3-H 2-2 1-3 2B	5 0 1 0 1 0 3						
Magglio Ordonez, R OBP: 0.344, SLG: 0.476 (1, 9)	0-2 F7		1-0 FC6-4		4-0 IBB		3-3 K			2-1 14 G4-3 G4-3 1B	4-0 G4-6-3 IBB	4 0 1 0 2 1 3						
Harold Baines, L OBP: 0.186, SLG: 0.130 Carlos Lee, R OBP: 0.355, SLG: 0.525 (1, 10) (11, PH)	0-0 L9		1-3 K		2-2 SF8		1-2 F7			3-2 G4-3	1-1 G4-6-3	4 0 0 1 0 1 3 1 0 0 0 0 0 3						
14 Paul Konerko, R OBP: 0.312, SLG: 0.462 (1, 3)		1-3 K		0-2 1B 2B		0-1 F7		2-3 K		0-2 G4-3		5 1 1 0 0 2 3						
Jeff Liefer, L OBP: 0.318, SLG: 0.463 (1, 7)		4-2 G1-3 BB		0-0 F7		0-0 F7		1-0 E6 E5		4-0 IBB		3 0 0 0 2 0 1	AB 40 R 3 H 9 RBI 3 BB 7 SO 6 LOB 24					
Herbert Perry, R OBP: 0.316, SLG: 0.413 (1, 5)		0-0 G1-3		0-0 1B		2-0 E5 CS 1B		0-1 E5		0-0 G1-3		5 0 2 1 0 0 4						
Sandy Alomar Jr., R OBP: 0.276, SLG: 0.314 Josh Paul, R OBP: 0.314, SLG: 0.354 (1, 2) (11, PR) (11, 2)		1-1 L9		0-0 G3		1-2 FC1-5-6-1		3-1 G4-3			1-0 1B SF9 2B	5 0 1 0 0 0 3 0 1 0 0 0 0 0						
Inning Stats	R: 0 H: 0 E: 0 LOB: 2 K: 0 BB: 2 S: 11 P: 19	R: 0 H: 0 E: 0 LOB: 1 K: 1 BB: 1 S: 8 P: 14	R: 0 H: 0 E: 1 LOB: 1 K: 1 BB: 0 S: 9 P: 12	R: 1 H: 2 E: 0 LOB: 1 K: 1 BB: 0 S: 9 P: 10	R: 1 H: 2 E: 0 LOB: 2 K: 0 BB: 1 S: 15 P: 24	R: 0 H: 1 E: 0 LOB: 1 K: 0 BB: 0 S: 9 P: 14	R: 0 H: 0 E: 0 LOB: 0 K: 2 BB: 0 S: 9 P: 13	R: 0 H: 0 E: 2 LOB: 1 K: 1 BB: 0 S: 9 P: 13	R: 0 H: 0 E: 0 LOB: 1 K: 0 BB: 1 S: 9 P: 16	R: 0 H: 1 E: 0 LOB: 2 K: 0 BB: 1 S: 9 P: 18	R: 1 H: 3 E: 0 LOB: 2 K: 0 BB: 1 S: 9 P: 21	1B: 5 SF: 2 2B: 4 SAC: 1 3B: 0 DP: 1 HR: 0 HBP: 0	WP: 0 PA: 50 PB: 0 SB: 0 CS: 1					
PITCHER	IP WLS BF H R ER SO BB IBB HBP BLK WP HR S P ERA WHIP																	
Jeff Weaver, R ERA: 3.09 (1, 1)	8.0		35	5	2	2	6	3	1	0	0	0	0	0	79	119	2.25	1.000
C.J. Nitkowski, L ERA: 4.42 (9, 1)	1.0		4	0	0	0	0	1	0	0	0	0	0	0	9	16	0.00	1.000
Danny Patterson, R ERA: 1.08 (10, 1)	1.1	L	8	3	1	1	0	0	1	0	0	0	0	0	13	27	6.75	2.250
Heath Murray, L ERA: 5.14 (11, 1)	0.0		2	1	0	0	0	0	1	0	0	0	0	0	3	9	∞	∞
Matt Anderson, R ERA: 6.98 (11, 1)	0.2		1	0	0	0	0	0	0	0	0	0	0	0	2	3	0.00	0.000

Chicago White Sox @ Detroit Tigers
Comerica Park, Detroit, MI
Sun May 27 2001, 8:05 PM EDT
Att: 17,355 - Cloudy - 54 F

livebaseballscorecards.com

Batter	1	2	3	4	5	6	7	8	9	10	11	AB	R	H	RBI	BB	SO	LOB	BOTTOM				
Roger Cedeno, S OBP: 0.318, SLG: 0.331 (1, 9)	F9		1B			G4-3		SF8 3B		F7		5	1	2	0	0	0	1					
Jose Macias, S OBP: 0.323, SLG: 0.448 (1, 5)	G6-3		G3-1			G3		SF8		K		4	0	0	1	0	1	3					
Robert Fick, L OBP: 0.404, SLG: 0.637 (1, 3) (8, 2)	G3					G6-3		G3				3	0	0	0	2	0	0					
Dean Palmer, R OBP: 0.328, SLG: 0.467 (1, 10)		F8				F3		G6-3		F8		5	1	0	0	0	0	2					
Wendell Magee, R OBP: 0.423, SLG: 0.556 (1, 8) (8, 7)		K				G5-3		G6-3		G6-4-3		5	0	1	0	0	1	1					
Ryan Jackson, L OBP: 0.326, SLG: 0.400 (1, 7) (8, 3)		G4-3				F8		G3-1		G3-1		4	0	1	1	0	0	0					
Deivi Cruz, R OBP: 0.265, SLG: 0.368 (1, 6)			G6-3			L4		FC1-5-2		G6-3		4	0	0	0	0	0	2					
Damion Easley, R OBP: 0.353, SLG: 0.422 (1, 4)						F8		IBB		WP SH5-4 HBP		1	0	0	0	2	0	0					
15 Brandon Inge, R OBP: 0.270, SLG: 0.298 (1, 2) Tony Clark, S OBP: 0.392, SLG: 0.483 (7, PH) Juan Encarnacion, R OBP: 0.313, SLG: 0.446 (8, 9)			F7			B2-3		G6-3		SH5-4		2	0	0	0	0	0	1					
												1	0	0	0	0	0	3					
												0	0	0	0	0	0	0					
Inning Stats	R: 0 E: 0 K: 0 S: 6	H: 0 LOB: 0 BB: 0 P: 11	R: 0 E: 0 K: 1 S: 6	H: 0 LOB: 0 BB: 0 P: 8	R: 0 E: 0 K: 0 S: 10	H: 1 LOB: 2 BB: 1 P: 16	R: 0 E: 0 K: 0 S: 8	H: 0 LOB: 0 BB: 0 P: 12	R: 0 E: 0 K: 0 S: 5	H: 0 LOB: 0 BB: 0 P: 6	R: 1 E: 0 K: 0 S: 7	H: 2 LOB: 3 BB: 2 P: 18	R: 1 E: 0 K: 0 S: 10	H: 1 LOB: 0 BB: 0 P: 16	R: 0 E: 0 K: 0 S: 6	H: 0 LOB: 0 BB: 0 P: 8	R: 0 E: 0 K: 1 S: 7	H: 0 LOB: 1 BB: 0 P: 13	R: 0 E: 0 K: 0 S: 4	H: 0 LOB: 0 BB: 1 P: 11	1B: 2 2B: 1 3B: 1 HR: 0	SF: 1 SAC: 1 DP: 1 HBP: 1	WP: 1 PA: 41
PITCHER	IP	WLS	BF	H	R	ER	SO	BB	IBB	HBP	BLK	WP	HR	S	P	ERA	WHIP						
Rocky Biddle, R ERA: 5.08 (1, 1)	6.1		24	3	1	1	1	2	0	0	0	0	0	44	72	1.42	0.789						
Bob Howry, R ERA: 4.74 (7, 1)	1.0	B	5	1	1	1	0	0	1	0	0	0	0	9	19	9.00	1.000						
Kelly Wunsch, L ERA: 6.35 (8, 1)	0.1		1	0	0	0	0	0	0	0	0	0	0	2	2	0.00	0.000						
Keith Foulke, R ERA: 2.03 (8, 1)	1.0		3	0	0	0	0	0	0	0	0	0	0	6	9	0.00	0.000						
Lorenzo Barcelo, R ERA: 4.42 (9, 1)	1.1	W	6	0	0	0	1	1	0	1	0	1	0	10	21	0.00	0.750						
PITCHER	IP	WLS	BF	H	R	ER	SO	BB	IBB	HBP	BLK	WP	HR	S	P	ERA	WHIP						
Sean Lowe, R ERA: 2.5 (11, 1)	1.0	S	2	0	0	0	0	0	0	0	0	0	0	0	6	0.00	0.000						

Chicago White Sox @ Detroit Tigers
Comerica Park, Detroit, MI

Sun May 27 2001, 8:05 PM EDT
Att: 17,355 - Cloudy - 54 F

AB	34
R	2
H	4
RBI	2
BB	4
SO	2
LOB	13



Batter	1	2	3	4	5	6	7	8	9	AB R H RBI BB SO LOB	TOP											
Shannon Stewart, R (1, 7) OBP: 0.387, SLG: 0.468	1-0 G5-3		0-1 L4-3			0-0 G5-3		1-3 K		4 0 0 0 0 1 2												
Alex Gonzalez, R (1, 6) OBP: 0.307, SLG: 0.380	4-2 1B BB		0-3 K			1-1 G5-3		0-1 G6-4-3		3 0 0 0 1 1 1												
Carlos Delgado, L (1, 3) OBP: 0.413, SLG: 0.588	1-2 1B					0-3 K				4 1 2 1 0 1 0												
Raul Mondesi, R (1, 9) OBP: 0.394, SLG: 0.518	0-3 K					2-2 F8		4-0 G4-6-3 BB		3 1 1 0 1 1 2												
Brad Fullmer, L (1, 10) OBP: 0.335, SLG: 0.474	1-2 G4-3					1-1 F2		2-2 G4-6-3		4 0 0 0 0 0 4												
Tony Batista, R (1, 5) OBP: 0.255, SLG: 0.450						2-1 P3		1-1 HR		4 1 1 1 0 1 1												
José Cruz Jr., S (1, 8) OBP: 0.340, SLG: 0.465						0-0 1B		0-0 E5		4 0 2 1 0 0 0												
Darrin Fletcher, L (1, 2) OBP: 0.272, SLG: 0.338						1-2 F8		1-3 K		4 0 0 0 0 1 3												
Homer Bush, R (1, 4) OBP: 0.396, SLG: 0.522						1-3 K		0-2 G6-4-3 1B		3 0 2 0 0 1 1												
Inning Stats	R: 0 E: 0 K: 1 S: 13	H: 1 LOB: 2 BB: 1 P: 20	R: 0 E: 0 K: 0 S: 6	H: 0 LOB: 0 BB: 0 P: 11	R: 0 E: 0 K: 1 S: 8	H: 1 LOB: 0 BB: 0 P: 8	R: 0 E: 0 K: 0 S: 8	H: 0 LOB: 0 BB: 0 P: 14	R: 0 E: 0 K: 1 S: 9	H: 1 LOB: 1 BB: 0 P: 13	R: 0 E: 0 K: 1 S: 6	H: 0 LOB: 0 BB: 0 P: 7	R: 1 E: 1 K: 1 S: 11	H: 1 LOB: 1 BB: 1 P: 19	R: 0 E: 0 K: 1 S: 8	H: 1 LOB: 0 BB: 0 P: 9	R: 2 E: 0 K: 1 S: 16	H: 3 LOB: 1 BB: 0 P: 22	1B: 5 2B: 2 3B: 0 HR: 2	SF: 0 SAC: 0 DP: 3 HBP: 0	WP: 0 PB: 0 SB: 0 CS: 0	PA: 35
PITCHER	IP WLS BF H R ER SO BB IBB HBP BLK WP HR S P ERA WHIP																					
Jon Garland, R (1, 1) ERA: 5.14	6.2 W 24 4 1 1 4 2 0 0 0 0 0 1 57 87 1.35 0.900																					
Kelly Wunsch, L (7, 1) ERA: 6.23	0.1 2 0 0 0 1 0 0 0 0 0 0 0 4 5 0.00 0.000																					
Sean Lowe, R (8, 1) ERA: 3.2	1.2 8 4 2 2 2 0 0 0 0 0 0 1 23 30 10.80 2.400																					
Bob Howry, R (9, 1) ERA: 4.66	0.1 S 1 0 0 0 0 0 0 0 0 0 0 0 1 1 0.00 0.000																					

Toronto Blue Jays @ Chicago White Sox
Comiskey Park, Chicago, IL
Mon May 28 2001, 7:05 PM EDT
Att. 20,631 - Overcast - 65 F

livebaseballscorecards.com

AB	33
R	3
H	8
RBI	3
BB	2
SO	7
LOB	14



Batter	1	2	3	4	5	6	7	8	9	AB R H RBI BB SO LOB	TOP	
Shannon Stewart, R (1, 7) OBP: 0.387, SLG: 0.467	0-1 G5-3		2-2 FC4-6 1B		0-0 S 1B		0-3 K		0-1 G1-3	5 0 2 0 0 1 3		
Alex Gonzalez, R (1, 6) OBP: 0.300, SLG: 0.373	2-3 K		0-0 FC4-6 FC6-4		0-3 K		1-0 SF7		0-0 L7	4 0 0 2 0 2 2		
Carlos Delgado, L (1, 3) OBP: 0.409, SLG: 0.577	1-1 F8		0-3 H			2-3 K	2-3 3-H F8		2-1 3B 1B	5 1 1 0 0 2 3		
Raul Mondesi, R (1, 9) OBP: 0.398, SLG: 0.526		4-2 1B WP BB	2-1 FC6-4		3-2 F2		1-0 FC4-6 BB FC5-2 HBP	3-2 3B	3 1 1 1 1 0 1			
Brad Fullmer, L (1, 10) OBP: 0.341, SLG: 0.480		1-1 WP 1B		1-1 F7		1-0 2B	4-2 FC4-6 BB	0-2 F8	4 0 2 0 1 0 1			
José Cruz Jr., S (1, 8) OBP: 0.331, SLG: 0.452		1-3 K		1-3 H		2-2 G3	0-1 FC4-6 FC5-2 S 1-2f 2-3		4 0 0 0 0 2 5			
Tony Batista, R (1, 5) OBP: 0.255, SLG: 0.447		2-2 G5-3		1-1 F8		0-0 SH WP SF7 1B	2-2 FC5-2		4 1 1 0 0 0 3			
Homer Bush, R (1, 4) OBP: 0.404, SLG: 0.510		1-2 3-H F8			0-2 G5-3	1-1 SF7 SH 1B	1-3 3-H IBB		3 0 1 0 1 0 1			
Alberto Castillo, R (1, 2) OBP: 0.282, SLG: 0.294			1-0 1B FC4-6 2B		1-0 F8	1-1 SH	0-3 K		3 1 1 0 0 1 3			
Inning Stats	R: 0 E: 0 K: 1 S: 8 H: 0 LOB: 0 BB: 0 P: 11	R: 1 E: 0 K: 1 S: 11 H: 1 LOB: 1 BB: 1 P: 21	R: 1 E: 0 K: 1 S: 12 H: 2 LOB: 1 BB: 0 P: 17	R: 0 E: 0 K: 1 S: 7 H: 0 LOB: 0 BB: 0 P: 10	R: 0 E: 0 K: 1 S: 9 H: 1 LOB: 1 BB: 0 P: 10	R: 0 E: 0 K: 1 S: 13 H: 1 LOB: 1 BB: 0 P: 21	R: 1 E: 1 K: 1 S: 12 H: 2 LOB: 2 BB: 0 P: 15	R: 0 E: 0 K: 1 S: 11 H: 0 LOB: 3 BB: 2 P: 22	R: 1 E: 0 K: 0 S: 12 H: 2 LOB: 1 BB: 0 P: 17	1B: 6 2B: 2 3B: 1 HR: 0 SF: 1 SAC: 1 DP: 0 HBP: 1	WP: 2 PB: 0 SB: 2 CS: 0 PA: 41	
PITCHER	IP WLS BF H R ER SO BB IBB HBP BLK WP HR S P ERA WHIP											
Kip Wells, R (1, 1) ERA: 2.0	6.2 L 29 7 3 2 7 1 0 0 0 2 0 69 102 2.70 1.200											
Ken Vining, L (7, 1) ERA:	0.1 3 0 0 0 0 1 0 1 0 0 0 5 10 0.00 3.000											
Lorenzo Barcelo, R (8, 1) ERA: 4.43	2.0 9 2 1 1 1 0 1 0 0 0 0 21 32 4.50 1.000											

Toronto Blue Jays @ Chicago White Sox
Comiskey Park, Chicago, IL
Tue May 29 2001, 8:05 PM EDT
Att. 13,356 - Sunny - 60 F

livebaseballscorecards.com

AB	35
R	4
H	9
RBI	3
BB	3
SO	8
LOB	22




Batter	1	2	3	4	5	6	7	8	9	AB R H RBI BB SO LOB
Jose Valentin, S OBP: 0.339, SLG: 0.586 (1, 6) C F B X (2, 8)	1-2 F9 ①		2-3 K ③			4-2 G4-6-3 BB			0-3 K ②	3 0 0 0 1 2 0
Chris Singleton, L OBP: 0.291, SLG: 0.386 Royce Clayton, R OBP: 0.153, SLG: 0.147 (1, 8) C B S C (1, PH) C (2, 6)	1-3 K ②			1-1 G4-3 ①		1-0 G4-6-3 ② ③ 1-2f			2-2 1B	0 0 0 0 0 0 0 4 0 1 0 0 1 1
Ray Durham, S OBP: 0.351, SLG: 0.489 (1, 4) C B F X	1-2 PO 1B			0-1 G5-4-3 1B			1-2 L4 ①		0-1 G6-3 ③	4 0 2 0 0 0 1
Magglio Ordonez, R OBP: 0.342, SLG: 0.491 (1, 9) F B 1 SAFE	2-1 PO 1-2	1-2 G6-3 ①		0-0 G5-4-3 ② ③ 1-2f			1-3 K ②			3 0 0 0 0 1 1
Carlos Lee, R OBP: 0.358, SLG: 0.515 (1, 10)			0-0 FC4-6 1B		2-3 K ①		1-3 K ③			3 0 1 0 0 2 0
Jeff Liefer, L OBP: 0.314, SLG: 0.458 (1, 7)			1-2 FC4-6 14 FC5-4 1-2f		1-0 1B 2B			1-1 G6-3 ①		3 0 1 0 0 0 1
14 Paul Konerko, R OBP: 0.311, SLG: 0.451 (1, 3)			0-2 FC5-4 1-2f		2-3 K ②			0-1 G6-3 ②		3 0 0 0 0 1 2
Herbert Perry, R OBP: 0.314, SLG: 0.406 (1, 5)			1-1 G6-3 ①		0-0 1B 2-H			0-0 P6 ③		3 0 1 0 0 0 0
Josh Paul, R OBP: 0.276, SLG: 0.315 (1, 2)			1-1 G1-3 ②			1-0 F8 ①			0-1 G6-3 ①	3 0 0 0 0 0 0

Inning Stats	R: 0 E: 0 K: 1 S: 10	H: 1 LOB: 0 BB: 0 P: 15	R: 0 E: 0 K: 0 S: 12	H: 1 LOB: 1 BB: 0 P: 14	R: 0 E: 0 K: 1 S: 7	H: 0 LOB: 0 BB: 0 P: 11	R: 0 E: 0 K: 0 S: 5	H: 1 LOB: 0 BB: 0 P: 6	R: 0 E: 0 K: 2 S: 8	H: 2 LOB: 2 BB: 0 P: 13	R: 0 E: 0 K: 0 S: 5	H: 0 LOB: 0 BB: 1 P: 11	R: 0 E: 0 K: 2 S: 10	H: 0 LOB: 0 BB: 0 P: 13	R: 0 E: 0 K: 0 S: 5	H: 0 LOB: 0 BB: 0 P: 6	R: 0 E: 0 K: 1 S: 10	H: 1 LOB: 1 BB: 0 P: 12	1B: 5 2B: 1 3B: 0 HR: 0	SF: 0 SAC: 0 DP: 2 HBP: 0	WP: 0 PB: 0 SB: 0 CS: 0	PA: 31											
PITCHER Chris Carpenter, R ERA: 3.72 (1, 1)	IP 9.0	WLS W	BF 30	H 6	R 0	ER 0	SO 7	BB 1	IBB 0	HBP 0	BLK 0	WP 0	HR 0	S 72	P 101	ERA 0.00	WHIP 0.778																
											PITCHER	IP 9.0	WLS W	BF 30	H 6	R 0	ER 0	SO 7	BB 1	IBB 0	HBP 0	BLK 0	WP 0	HR 0	S 72	P 101	ERA 0.00	WHIP 0.778					

Toronto Blue Jays @ Chicago White Sox
Comiskey Park, Chicago, IL
Tue May 29 2001, 8:05 PM EDT
Att. 13,356 - Sunny - 60 F

livebaseballscorecards.com

AB	29
R	0
H	6
RBI	0
BB	1
SO	7
LOB	6




Batter	1	2	3	4	5	6	7	8	9	AB R H RBI BB SO LOB	TOP																
Shannon Stewart, R (1, 7) OBP: 0.391, SLG: 0.467	0-1 G4-3		4-0 BB		3-2 F8		1-1 1B		0-1 1B	4 0 2 0 1 0 0																	
Alex Gonzalez, R (1, 6) OBP: 0.294, SLG: 0.364	0-2 F9		0-0 F3		1-1 L8		0-2 G5-3		0-0 G4-3	5 0 0 0 0 0 4																	
Carlos Delgado, L (1, 3) OBP: 0.406, SLG: 0.568	4-1 BB		3-1 P4		0-1 G4-3			0-2 G6-3		3 0 0 0 1 0 1																	
Raul Mondesi, R (1, 9) OBP: 0.391, SLG: 0.515	3-3 K			0-3 K		0-0 G5-3		1-3 K		4 0 0 0 0 3 1																	
Brad Fullmer, L (1, 10) OBP: 0.338, SLG: 0.475 Darrin Fletcher, L (6, PH) OBP: 0.274, SLG: 0.336		2-2 F7		0-1 P5		1-2 G4-3		1-0 HR HBP		2 0 0 0 0 0 0 1 1 0 0 0 0 0																	
José Cruz Jr., S (1, 8) OBP: 0.335, SLG: 0.480		1-3 K		0-0 1B 2B		2-3 K		2-0 HR 1-H		4 2 2 2 0 2 0																	
Tony Batista, R (1, 5) OBP: 0.259, SLG: 0.448		0-0 1B		0-2 FC6-4 1B 2-H			2-0 G5-3	2-2 G4-3		4 0 2 1 0 0 0																	
Homer Bush, R (1, 4) OBP: 0.383, SLG: 0.481		1-2 G1-3		1-1 FC6-4 HBP			1-2 G1-3		0-1 G6-3	3 0 0 0 0 0 1																	
Alberto Castillo, R (1, 2) OBP: 0.286, SLG: 0.278 Brian Simmons, S (9, PH) OBP: 0.203, SLG: 0.217			1-0 L6	1-1 FC6-4 1-2f 2-3			2-1 1B HBP		2-3 K	2 0 0 0 0 0 2 1 0 0 0 0 1 0																	
Inning Stats	R: 0 E: 0 K: 1 S: 13	H: 0 LOB: 1 BB: 1 P: 20	R: 0 E: 0 K: 1 S: 11	H: 1 LOB: 1 BB: 0 P: 15	R: 0 E: 0 K: 0 S: 5	H: 0 LOB: 1 BB: 1 P: 12	R: 1 E: 0 K: 1 S: 12	H: 2 LOB: 2 BB: 0 P: 14	R: 0 E: 0 K: 1 S: 9	H: 0 LOB: 0 BB: 0 P: 13	R: 0 E: 0 K: 0 S: 7	H: 0 LOB: 0 BB: 0 P: 10	R: 0 E: 0 K: 0 S: 10	H: 1 LOB: 2 BB: 0 P: 16	R: 2 E: 0 K: 1 S: 12	H: 1 LOB: 0 BB: 0 P: 18	R: 0 E: 0 K: 1 S: 8	H: 1 LOB: 1 BB: 0 P: 10	1B: 4 2B: 1 3B: 0 HR: 1	SF: 0 SAC: 0 DP: 0 HBP: 3	WP: 0 PB: 0 SB: 0 CS: 0	PA: 38					
PITCHER	IP WLS BF H R ER SO BB IBB HBP BLK WP HR S P ERA WHIP																										
James Baldwin, R (1, 1) ERA: 3.38	7.0		29	4	1	1	4	2	0	2	0	0	0	67	100	1.29	0.857										
Kelly Wunsch, L (8, 1) ERA: 6.87	1.0	W	5	1	2	2	1	0	0	1	0	0	1	12	18	18.00	1.000										
Keith Foulke, R (9, 1) ERA: 1.95	1.0	S	4	1	0	0	1	0	0	0	0	0	0	8	10	0.00	1.000										

Toronto Blue Jays @ Chicago White Sox
Comiskey Park, Chicago, IL
Wed May 30 2001, 8:05 PM EDT
Att. 13,208 - Overcast - 55 F

AB	33
R	3
H	6
RBI	3
BB	2
SO	6
LOB	9



Batter	1	2	3	4	5	6	7	8	9	AB R H RBI BB SO LOB	TOP																															
												<p style="text-align: center;">Detroit Tigers @ Chicago White Sox Comiskey Park, Chicago, IL Thu May 31 2001, 8:05 PM EDT</p> <p style="text-align: right;">livebaseballscorecards.com</p> <table style="width: 100%; border-collapse: collapse;"> <tr><td style="width: 50%;">AB</td><td style="width: 50%; text-align: right;">0</td></tr> <tr><td>R</td><td style="text-align: right;">0</td></tr> <tr><td>H</td><td style="text-align: right;">0</td></tr> <tr><td>RBI</td><td style="text-align: right;">0</td></tr> <tr><td>BB</td><td style="text-align: right;">0</td></tr> <tr><td>SO</td><td style="text-align: right;">0</td></tr> <tr><td>LOB</td><td style="text-align: right;">0</td></tr> </table> <div style="text-align: center; margin-top: 10px;">  </div> <table style="width: 100%; border-collapse: collapse; margin-top: 10px;"> <tr> <td style="width: 50%;">1B: 0</td> <td style="width: 50%;">SF: 0</td> <td style="width: 50%;">WP: 0</td> <td style="width: 50%;">PA: 0</td> </tr> <tr> <td>2B: 0</td> <td>SAC: 0</td> <td>PB: 0</td> <td></td> </tr> <tr> <td>3B: 0</td> <td>DP: 0</td> <td>SB: 0</td> <td></td> </tr> <tr> <td>HR: 0</td> <td>HBP: 0</td> <td>CS: 0</td> <td></td> </tr> </table>	AB	0	R	0	H	0	RBI	0	BB	0	SO	0	LOB	0	1B: 0	SF: 0	WP: 0	PA: 0	2B: 0	SAC: 0	PB: 0		3B: 0	DP: 0	SB: 0		HR: 0	HBP: 0	CS: 0	
AB											0																															
R											0																															
H											0																															
RBI											0																															
BB											0																															
SO											0																															
LOB											0																															
1B: 0											SF: 0		WP: 0	PA: 0																												
2B: 0	SAC: 0	PB: 0																																								
3B: 0	DP: 0	SB: 0																																								
HR: 0	HBP: 0	CS: 0																																								
Inning Stats																																										
PITCHER	IP	WLS	BF	H	R	ER	SO	BB	IBB	HBP	BLK	WP	HR	S	P	ERA	WHIP	PITCHER	IP	WLS	BF	H	R	ER	SO	BB	IBB	HBP	BLK	WP	HR	S	P	ERA	WHIP							

Batter	1	2	3	4	5	6	7	8	9	AB R H RBI BB SO LOB	TOP											
Roger Cedeno, S OBP: 0.329, SLG: 0.351 (1, 9)	3-2 G6-3		0-0 B1-3		2-3 K			1-1 SH5-3		3 0 0 0 0 1 1												
Damion Easley, R OBP: 0.353, SLG: 0.435 (1, 4)	0-3 K		3-1 L7			3-2 G5-3		4-0 BB		3 0 0 0 1 1 0												
Wendell Magee, R OBP: 0.433, SLG: 0.596 (1, 7)	4-2 BB			0-1 G5-3		1-2 G5-4-3 1B		2-2 P4		2 0 1 0 1 0 0												
Robert Fick, L OBP: 0.391, SLG: 0.604 (8, PH)										1 0 0 0 0 0 2												
Ryan Jackson, L OBP: 0.306, SLG: 0.370 (8, 7)										0 0 0 0 0 0 0												
Tony Clark, S OBP: 0.390, SLG: 0.485 (1, 3)	2-3 K			4-2 BB		1-1 G5-4-3			2-3 K	3 0 0 0 1 2 2												
Dean Palmer, R OBP: 0.327, SLG: 0.463 (1, 10)		3-2 P4		3-2 F9		1-0 F7		4-2 G6-4-3 BB		3 0 0 0 1 0 1												
Deivi Cruz, R OBP: 0.268, SLG: 0.369 (1, 6)		2-0 F9		0-1 G4-3		0-1 G5-3		1-1 G6-4-3		4 0 0 0 0 0 2												
Juan Encarnacion, R OBP: 0.308, SLG: 0.433 (1, 8)			0-0 2B		0-0 G4-3		1-0 F8			3 0 1 0 0 0 0												
Shane Halter, R OBP: 0.321, SLG: 0.347 (1, 5)		1-3 K			0-0 2B			1-1 SH5-3 1B		3 0 2 0 0 1 1												
15 Brandon Inge, R OBP: 0.263, SLG: 0.282 (1, 2)			0-0 G5-3		1-3 K			1-0 P4		3 0 0 0 0 1 2												
Inning Stats	R: 0 E: 0 K: 2 S: 14	H: 0 LOB: 1 BB: 1 P: 23	R: 0 E: 0 K: 1 S: 9	H: 1 LOB: 1 BB: 0 P: 15	R: 0 E: 0 K: 0 S: 4	H: 0 LOB: 0 BB: 0 P: 7	R: 0 E: 0 K: 0 S: 11	H: 0 LOB: 1 BB: 1 P: 18	R: 0 E: 0 K: 2 S: 9	H: 1 LOB: 1 BB: 0 P: 12	R: 0 E: 0 K: 0 S: 9	H: 1 LOB: 0 BB: 0 P: 14	R: 0 E: 0 K: 0 S: 4	H: 0 LOB: 0 BB: 0 P: 6	R: 0 E: 0 K: 0 S: 8	H: 1 LOB: 2 BB: 1 P: 17	R: 0 E: 0 K: 1 S: 9	H: 0 LOB: 0 BB: 1 P: 16	1B: 2 2B: 2 3B: 0 HR: 0	SF: 0 SAC: 1 DP: 2 HBP: 0	WP: 0 PB: 0 SB: 0 CS: 0	PA: 33
PITCHER	IP WLS BF H R ER SO BB IBB HBP BLK WP HR S P ERA WHIP																					
56 Mark Buehrle, L ERA: 3.76 (1, 1)	7.2 W 29 4 0 0 5 3 0 0 0 0 0 0 65 107 0.00 0.913																					
Bob Howry, R ERA: 4.58 (8, 1)	0.1 H 1 0 0 0 0 0 0 0 0 0 0 0 3 5 0.00 0.000																					
Keith Foulke, R ERA: 1.88 (9, 1)	1.0 S 3 0 0 0 1 1 0 0 0 0 0 0 9 16 0.00 1.000																					

Detroit Tigers @ Chicago White Sox
 Comiskey Park, Chicago, IL
 Fri Jun 01 2001, 8:05 PM EDT
 Att. 19,840 - Cloudy - 66 F

livebaseballscorecards.com

AB 28
R 0
H 4
RBI 0
BB 4
SO 6
LOB 11



Batter	1	2	3	4	5	6	7	8	9	AB	R	H	RBI	BB	SO	LOB
Jose Valentin, S OBP: 0.345, SLG: 0.578 (1, 8) C B F X	1-2 1B		3-3 K 1-2		1-0 E9 F8 1B	2-2 P4				4	1	2	0	0	1	2
Carlos Lee, R OBP: 0.353, SLG: 0.503 Chris Singleton, L OBP: 0.291, SLG: 0.386 (7, PR) (8, 7) C X	0-1 P4		0-3 K		0-0 F8					4	0	1	0	0	1	3
Ray Durham, S OBP: 0.349, SLG: 0.476 (1, 4) C B X	1-1 F8		4-1 BB		4-0 1B 14 1B BB					1	1	0	0	2	0	1
Magglio Ordonez, R OBP: 0.338, SLG: 0.478 (1, 9) B X	1-0 F7		1-1 P5		0-0 14 1B 1B					4	0	1	1	0	0	5
14 Paul Konerko, R OBP: 0.308, SLG: 0.443 (1, 10) C X		0-1 G3-6 1B		0-2 G5-3		2-0 G1-6-3 1B				4	0	2	1	0	1	2
Jeff Liefer, L OBP: 0.293, SLG: 0.473 (1, 3) S B F X		1-2 G3-6 1-2f		3-1 HR		0-0 G1-6-3 1-2f				4	1	1	1	0	0	3
Tony Graffanino, R OBP: 0.407, SLG: 0.429 (1, 5) B C B B B X		4-1 BB		1-0 G1-3		1-0 G5-3				3	0	0	0	1	1	0
Sandy Alomar Jr., R OBP: 0.299, SLG: 0.344 (1, 2) X		0-0 G5-3		1-1 2B		1-2 CS 1B				4	0	3	0	0	0	1
Royce Clayton, R OBP: 0.178, SLG: 0.167 (1, 6) B B X			2-0 S 1B		0-0 P4					4	0	2	0	0	0	2

Inning Stats	R: 0	H: 1	E: 0	LOB: 1	K: 0	BB: 0	S: 8	R: 0	H: 1	E: 0	LOB: 1	K: 0	BB: 1	S: 7	R: 0	H: 1	E: 0	LOB: 2	K: 2	BB: 1	S: 11	R: 1	H: 2	E: 0	LOB: 1	K: 0	BB: 0	S: 9	R: 2	H: 3	E: 1	LOB: 1	K: 0	BB: 1	S: 5	R: 0	H: 2	E: 0	LOB: 1	K: 0	BB: 0	S: 12	R: 0	H: 1	E: 0	LOB: 2	K: 1	BB: 0	S: 6	R: 0	H: 1	E: 0	LOB: 1	K: 1	BB: 0	S: 9
--------------	------	------	------	--------	------	-------	------	------	------	------	--------	------	-------	------	------	------	------	--------	------	-------	-------	------	------	------	--------	------	-------	------	------	------	------	--------	------	-------	------	------	------	------	--------	------	-------	-------	------	------	------	--------	------	-------	------	------	------	------	--------	------	-------	------

PITCHER	IP	WLS	BF	H	R	ER	SO	BB	IBB	HBP	BLK	WP	HR	S	P	ERA	WHIP
Dave Mlicki, R ERA: 6.39 (1, 1)	6.0	L	29	11	3	3	2	3	0	0	0	0	1	53	88	4.50	2.333
Heath Murray, L ERA: 5.56 (7, 1)	0.1		1	0	0	0	0	0	0	0	0	0	0	1	1	0.00	0.000
Danny Patterson, R ERA: 1.01 (7, 1)	1.2		6	1	0	0	2	0	0	0	0	0	0	13	17	0.00	0.600

BOTTOM

Detroit Tigers @ Chicago White Sox
Comiskey Park, Chicago, IL

Fri Jun 01 2001, 8:05 PM EDT
Att: 19,840 - Cloudy - 66 F

AB	R	H	RBI	BB	SO	LOB
4	1	2	0	0	1	2
4	0	1	0	0	1	3
0	0	0	0	0	0	0
1	1	0	0	2	0	1
4	0	1	1	0	0	5
4	0	2	1	0	1	2
4	1	1	1	0	0	3
3	0	0	0	1	1	0
4	0	3	0	0	0	1
4	0	2	0	0	0	2

AB	32
R	3
H	12
RBI	3
BB	3
SO	4
LOB	19



WP	PA
0	36

1B	2B	3B	HR	SF	SAC	DP	HBP
10	1	0	1	0	2	0	0

WP	HR	S	P	ERA	WHIP
0	1	13	9	0.00	0.600

Batter	1	2	3	4	5	6	7	8	9	AB R H RBI BB SO LOB	TOP											
Jose Macias, S (1, 7) OBP: 0.339, SLG: 0.444	0-0 B1-3		0-0 P4			1-0 G4-6-3 1B		0-0 G5-3		4 0 1 0 0 0 1												
Damion Easley, R (1, 4) OBP: 0.356, SLG: 0.436	1-1 G5-4-3 1B			1-0 F7		0-1 G4-6-3		1-2 1B		4 0 2 0 0 0 1												
Wendell Magee, R (1, 9) OBP: 0.423, SLG: 0.623	1-2 G5-4-3 1-2f			0-1 G5-3		2-2 HR		0-3 K		4 1 1 1 0 1 2												
Tony Clark, S (1, 3) OBP: 0.387, SLG: 0.497		1-0 G6-3		1-0 P4		0-0 HR		1-3 K		4 1 1 1 0 1 1												
Dean Palmer, R (1, 10) OBP: 0.331, SLG: 0.460		1-2 G4-3			0-2 1B	4-1 CS BB		0-1 F7		3 0 1 0 1 0 0												
Deivi Cruz, R (1, 6) OBP: 0.263, SLG: 0.361		2-1 P3			0-1 F9	3-2 G5-3		1-1 F9		4 0 0 0 0 0 2												
Juan Encarnacion, R (1, 8) OBP: 0.312, SLG: 0.434			0-1 15 2B 1B		2-3 K		2-2 G5-3		0-0 1B	4 0 2 0 0 1 1												
Shane Halter, R (1, 5) OBP: 0.309, SLG: 0.333			0-0 F9		1-1 F7		2-3 K		1-1 F9	3 0 0 0 0 1 2												
Robert Fick, L (9, PH) OBP: 0.387, SLG: 0.598										1 0 0 0 0 0 1												
15 Brandon Inge, R (1, 2) OBP: 0.273, SLG: 0.310			0-2 1-H 2B			1-2 1B G4-6-3 2B		2-2 G5-3		3 1 2 0 0 0 0												
Inning Stats	R: 0 E: 0 K: 0 S: 7	H: 1 LOB: 0 BB: 0 P: 9	R: 0 E: 0 K: 0 S: 6	H: 0 LOB: 0 BB: 0 P: 10	R: 0 E: 0 K: 0 S: 7	H: 2 LOB: 1 BB: 0 P: 7	R: 0 E: 0 K: 0 S: 4	H: 0 LOB: 0 BB: 0 P: 6	R: 0 E: 0 K: 1 S: 10	H: 1 LOB: 1 BB: 0 P: 13	R: 3 E: 0 K: 0 S: 15	H: 4 LOB: 1 BB: 1 P: 26	R: 0 E: 0 K: 1 S: 11	H: 0 LOB: 0 BB: 0 P: 17	R: 0 E: 0 K: 2 S: 10	H: 1 LOB: 1 BB: 0 P: 12	R: 0 E: 0 K: 0 S: 7	H: 1 LOB: 1 BB: 0 P: 9	1B: 6 2B: 2 3B: 0 HR: 2	SF: 0 SAC: 0 DP: 2 HBP: 0	WP: 0 PB: 0 SB: 1 CS: 1	PA: 35
PITCHER	IP WLS BF H R ER SO BB IBB HBP BLK WP HR S P ERA WHIP																					
David Wells, L (1, 1) ERA: 4.56	5.2 W 23 8 3 3 1 1 0 0 0 0 0 2 46 65 4.76 1.588																					
Sean Lowe, R (6, 1) ERA: 3.0	1.1 H 4 0 0 0 1 0 0 0 0 0 0 0 14 23 0.00 0.000																					
Bob Howry, R (8, 1) ERA: 4.35	1.0 H 4 1 0 0 2 0 0 0 0 0 0 0 10 12 0.00 1.000																					
Keith Foulke, R (9, 1) ERA: 1.82	1.0 S 4 1 0 0 0 0 0 0 0 0 0 0 7 9 0.00 1.000																					

Detroit Tigers @ Chicago White Sox
 Comiskey Park, Chicago, IL
 Sat Jun 02 2001, 7:05 PM EDT
 Att. 23,915 - Overcast - 55 F

livebaseballscorecards.com

AB	34
R	3
H	10
RBI	2
BB	1
SO	4
LOB	11



Batter	1	2	3	4	5	6	7	8	9	AB R H RBI BB SO LOB
--------	---	---	---	---	---	---	---	---	---	----------------------

<p>Jose Valentin, S (1, 6) OBP: 0.348, SLG: 0.582</p>			<p>2B</p>		<p>1B</p>	<p>K</p>				4 1 2 1 0 2 0
<p>Chris Singleton, L (1, 8) OBP: 0.292, SLG: 0.385</p>			<p>F8</p>		<p>SH2-3</p>		<p>B5-3</p>			3 0 1 0 0 0 1
<p>Ray Durham, S (1, 4) OBP: 0.347, SLG: 0.469</p>			<p>K</p>		<p>1B</p>		<p>F8</p>			3 1 0 0 1 1 2
<p>Magglio Ordonez, R (1, 9) OBP: 0.341, SLG: 0.495</p>				<p>HR</p>	<p>G5-3</p>		<p>G1-3</p>			4 1 2 1 0 0 2
<p>Herbert Perry, R (1, 5) OBP: 0.313, SLG: 0.407</p>				<p>G1-6-3</p>	<p>1B</p>		<p>F7</p>			4 1 1 2 0 0 1
<p>Harold Baines, L (1, 10) OBP: 0.189, SLG: 0.136</p>				<p>K</p>	<p>1B</p>		<p>G6-3</p>			4 0 1 1 0 1 1
<p>14 Paul Konerko, R (1, 3) OBP: 0.307, SLG: 0.439</p>				<p>1B</p>	<p>K</p>		<p>K</p>			4 0 1 0 0 2 2
<p>Jeff Liefer, L (1, 7) OBP: 0.295, SLG: 0.466</p>			<p>K</p>	<p>1B</p>		<p>F9</p>				3 0 1 0 0 1 0
<p>Sandy Alomar Jr., R (1, 2) OBP: 0.299, SLG: 0.352</p>			<p>2B</p>	<p>K</p>		<p>P3</p>				3 1 1 0 0 1 2

Inning Stats	R: 0 H: 1 E: 0 K: 1 S: 9	R: 0 H: 1 E: 0 K: 0 S: 6	R: 1 H: 2 E: 0 K: 2 S: 10	R: 1 H: 3 E: 0 K: 2 S: 12	R: 3 H: 3 E: 0 K: 1 S: 16	R: 0 H: 0 E: 0 K: 1 S: 7	R: 0 H: 0 E: 0 K: 0 S: 6	R: 0 H: 0 E: 0 K: 1 S: 8	R: 0 H: 0 E: 0 K: 1 S: 8	1B: 7 SF: 0 2B: 2 SAC: 1 3B: 0 DP: 1 HR: 1 HBP: 0
--------------	--------------------------	--------------------------	---------------------------	---------------------------	---------------------------	--------------------------	--------------------------	--------------------------	--------------------------	--

<p>Jeff Weaver, R (1, 1) ERA: 3.31</p>	IP: 8.0 WLS: L BF: 34 H: 10 R: 5 ER: 5 SO: 8 BB: 1 IBB: 0 HBP: 0 BLK: 0 WP: 0 HR: 1 S: 74 P: 106 ERA: 5.62 WHIP: 1.375	<p>Jeff Weaver, R (1, 1) ERA: 3.31</p>	IP: WLS: BF: H: R: ER: SO: BB: IBB: HBP: BLK: WP: HR: S: P: ERA: WHIP
---	--	---	---

BOTTOM

Detroit Tigers @ Chicago White Sox
Comiskey Park, Chicago, IL
Sat Jun 02 2001, 7:05 PM EDT
Att. 23,915 - Overcast - 55 F

AB	32
R	5
H	10
RBI	5
BB	1
SO	8
LOB	11



WP: 0 PA: 34	PB: 0	SB: 0	CS: 0
--------------	-------	-------	-------

Batter	1	2	3	4	5	6	7	8	9	AB R H RBI BB SO LOB	TOP											
Jose Valentin, S (1, 6) OBP: 0.348, SLG: 0.571	0-2 F9		2-2 SH5-3 E 1B	0-2 F5		2-2 F9			2-3 K	5 1 1 0 0 1 2												
Chris Singleton, L (1, 8) OBP: 0.295, SLG: 0.397	1-1 HR 2B		1-1 SH5-3 1-2	0-3 K			1-3 K2-3		0-3 K	4 1 1 0 0 3 2												
Ray Durham, S (1, 4) OBP: 0.363, SLG: 0.490	1-0 HR 2-H		2-1 E2 WP 1B		4-1 CS BB		4-2 BB		2-2 1B	3 2 3 3 2 0 0												
Magglio Ordonez, R (1, 9) OBP: 0.339, SLG: 0.500	1-0 G6-4-3 1B		1-3 K 2B		2-1 HR 1-2		3-2 P4		2-2 G5-3	5 2 2 1 0 1 2												
Carlos Lee, R (1, 10) OBP: 0.347, SLG: 0.495	1-1 G6-4-3 1-2f		0-3 K		0-0 1B		2-0 P2			4 0 1 0 0 1 3												
Jeff Liefer, L (1, 7) OBP: 0.309, SLG: 0.484		2-1 G3-1	1-0 1-H 2B		0-1 F8			2-1 14 G4-3 2B		4 0 2 1 0 0 1												
14 Paul Konerko, R (1, 3) OBP: 0.318, SLG: 0.451		0-2 G3		4-0 1B BB	0-1 G4-3			0-0 G4-3		3 0 0 0 1 0 2												
Herbert Perry, R (1, 5) OBP: 0.321, SLG: 0.406		2-1 FC6-4 HBP		1-0 1-2 1B		0-0 G5-3		2-3 K		3 0 1 0 0 1 1												
Sandy Alomar Jr., R (1, 2) OBP: 0.289, SLG: 0.338		0-0 FC6-4 1-2f		2-1 F9		1-2 G6-3		0-1 P3		4 0 0 0 0 0 4												
Inning Stats	R: 2 E: 0 K: 0 S: 9	H: 3 LOB: 0 BB: 0 P: 13	R: 0 E: 0 K: 0 S: 7	H: 0 LOB: 1 BB: 0 P: 11	R: 3 E: 1 K: 2 S: 18	H: 3 LOB: 1 BB: 0 P: 25	R: 0 E: 0 K: 1 S: 10	H: 1 LOB: 2 BB: 1 P: 17	R: 1 E: 0 K: 0 S: 8	H: 2 LOB: 1 BB: 1 P: 14	R: 0 E: 0 K: 0 S: 8	H: 0 LOB: 0 BB: 0 P: 11	R: 0 E: 0 K: 1 S: 11	H: 0 LOB: 1 BB: 1 P: 21	R: 0 E: 0 K: 1 S: 8	H: 1 LOB: 1 BB: 0 P: 12	R: 0 E: 0 K: 2 S: 13	H: 1 LOB: 1 BB: 0 P: 19	1B: 6 2B: 3 3B: 0 HR: 2	SF: 0 SAC: 1 DP: 1 HBP: 1	WP: 1 PB: 0 SB: 0 CS: 1	PA: 40
PITCHER	IP WLS BF H R ER SO BB IBB HBP BLK WP HR S P ERA WHIP																					
Dan Reichert, R (1, 1) ERA: 3.93	6.0 L 28 9 6 6 3 2 0 1 0 0 1 2 60 91 9.00 1.833																					
Doug Henry, R (7, 1) ERA: 6.32	2.0 8 1 0 0 2 1 0 0 0 0 0 0 19 33 0.00 1.000																					
Roberto Hernandez, R (9, 1) ERA: 5.11	1.0 4 1 0 0 2 0 0 0 0 0 0 0 13 19 0.00 1.000																					

Chicago White Sox @ Kansas City Royals
Kauffman Stadium, Kansas City, MO
Tue Jun 05 2001, 7:05 PM CDT
Att. 12,770 - Overcast - 66 F

AB	35
R	6
H	11
RBI	5
BB	3
SO	7
LOB	17



Batter	1	2	3	4	5	6	7	8	9	AB	R	H	RBI	BB	SO	LOB
Carlos Beltrán, S OBP: 0.299, SLG: 0.378 (1, 8)	1-1 WP 29 S 1B		3-2 G3 1-2			1-3 K		2-3 K		4	0	1	0	0	2	2
Rey Sanchez, R OBP: 0.314, SLG: 0.352 (1, 6)	1-2 F9			0-1 G4-3		2-2 G4-3		0-1 G6-3		4	0	0	0	0	0	2
29 Mike Sweeney, R OBP: 0.364, SLG: 0.545 (1, 3)	4-2 G6-4-3 1-3 BB			0-1 F8			0-0 1B 2B	4-1 BB		2	0	1	0	2	0	0
Jermaine Dye, R OBP: 0.348, SLG: 0.432 (1, 9)	2-2 G6-4-3 1-2f			0-0 HR			2-2 P4	3-2 L1		4	1	1	1	0	0	5
Joe Randa, R OBP: 0.312, SLG: 0.390 (1, 5)		0-3 K		3-2 G4-3			1-0 BB 2-3 1B		2-2 FC5-4 HBP	3	0	1	0	0	1	0
Dee Brown, L OBP: 0.324, SLG: 0.394 (1, 10)		3-3 K			0-0 F9		4-2 BB	0-2 FC5-4 1B 1-2f G4-3		3	1	0	0	1	1	1
Luis Alicea, S OBP: 0.301, SLG: 0.325 (1, 4)		2-2 G4-3			0-3 K		2-3 K	2-2 G4-3 WP 1-3 1B		4	0	1	0	0	2	3
Héctor Ortiz, R OBP: 0.295, SLG: 0.314 Dave McCarty, R OBP: 0.344, SLG: 0.418 A.J. Hinch, R OBP: 0.186, SLG: 0.318 Mark Quinn, R OBP: 0.307, SLG: 0.522 (1, 2) (7, PH) (8, 2) (9, PH)			0-2 F8		1-2 G3		1-2 P6	1-0 G4-3		2	0	0	0	0	0	0
Endy Chavez, L OBP: 0.500, SLG: 0.556 (1, 7)			4-0 CS BB			2-2 G6-3		0-2 G6-3 2B	1-0 F7	3	0	1	0	1	0	1

Inning Stats	R: 0	H: 1	E: 0	K: 0	S: 10	H: 1	LOB: 1	BB: 1	P: 18	R: 0	H: 0	E: 0	K: 2	S: 9	H: 0	LOB: 0	BB: 0	P: 14	R: 0	H: 0	E: 0	K: 0	S: 7	H: 0	LOB: 0	BB: 1	P: 14	R: 1	H: 1	E: 0	K: 0	S: 8	H: 0	LOB: 0	BB: 0	P: 11	R: 0	H: 0	E: 0	K: 1	S: 7	H: 0	LOB: 0	BB: 0	P: 8	R: 0	H: 2	E: 0	K: 1	S: 15	H: 0	LOB: 0	BB: 0	P: 20	R: 0	H: 2	E: 0	K: 1	S: 14	H: 2	LOB: 3	BB: 1	P: 24	R: 0	H: 1	E: 0	K: 1	S: 12	H: 1	LOB: 2	BB: 1	P: 21	R: 1	H: 1	E: 0	K: 0	S: 12	H: 1	LOB: 1	BB: 0	P: 18	1B: 3	SF: 0	2B: 2	SAC: 0	3B: 0	DP: 1	HR: 1	HBP: 1
--------------	------	------	------	------	-------	------	--------	-------	-------	------	------	------	------	------	------	--------	-------	-------	------	------	------	------	------	------	--------	-------	-------	------	------	------	------	------	------	--------	-------	-------	------	------	------	------	------	------	--------	-------	------	------	------	------	------	-------	------	--------	-------	-------	------	------	------	------	-------	------	--------	-------	-------	------	------	------	------	-------	------	--------	-------	-------	------	------	------	------	-------	------	--------	-------	-------	-------	-------	-------	--------	-------	-------	-------	--------


PITCHER	IP	WLS	BF	H	R	ER	SO	BB	IBB	HBP	BLK	WP	HR	S	P	ERA	WHIP
Kip Wells, R ERA: 1.89 (1, 1)	6.1	W	23	4	1	1	4	2	0	0	0	1	1	61	93	1.42	0.947
Sean Lowe, R ERA: 2.95 (7, 1)	0.1		2	0	0	0	1	1	0	0	0	0	0	6	12	0.00	3.000
Bob Howry, R ERA: 4.13 (7, 1)	2.1	S	11	2	1	1	1	1	0	1	0	1	0	27	43	3.86	1.286

BOTTOM

Chicago White Sox @ Kansas City Royals
Kauffman Stadium, Kansas City, MO

Tue Jun 05 2001, 7:05 PM CDT
Att: 12,770 - Overcast - 66 F

AB	31
R	2
H	6
RBI	2
BB	4
SO	6
LOB	18



WP	PA	ERA	WHIP
2	36		
0			
1			
1			

Batter	1	2	3	4	5	6	7	8	9	AB R H RBI BB SO LOB	TOP											
Jose Valentin, S (1, 6) OBP: 0.349, SLG: 0.588	1-3 K		3-2 F9		1-1 G4-3		1-1 1B 1-H 2B		2-0 HR	5 1 2 2 0 1 2												
Chris Singleton, L (1, 8) OBP: 0.291, SLG: 0.389	0-0 F7			2-2 G4-3		3-1 G1-3	2-1 2B 1B		0-1 G3	5 0 1 0 0 0 0												
Ray Durham, S (1, 4) OBP: 0.355, SLG: 0.478	3-3 K			0-0 F8		2-3 K	1-3 K		3-1 G4-3	5 0 0 0 0 3 2												
Magglio Ordonez, R (1, 9) OBP: 0.347, SLG: 0.505		3-1 P3		1-0 HR 1B		1-2 1B		2-1 14 1B 1B		4 1 3 0 0 0 0												
Carlos Lee, R (1, 10) OBP: 0.345, SLG: 0.505		2-3 K		1-0 HR			1-2 F9	0-0 F7		4 1 1 2 0 1 1												
Jeff Liefer, L (1, 7) OBP: 0.306, SLG: 0.471		0-2 F8		1-2 G1-3			1-1 14 HR 1B	2-2 F9		4 1 1 0 0 0 1												
14 Paul Konerko, R (1, 3) OBP: 0.321, SLG: 0.467			3-2 G6-3		2-2 G6-3		2-1 1-H HR	3-2 1B		4 1 2 2 0 0 0												
Herbert Perry, R (1, 5) OBP: 0.325, SLG: 0.410			0-1		3-2		1-0 2B 1B	1-1 F7		1 0 1 0 0 0 0												
Tony Graffanino, R (4, 5) OBP: 0.388, SLG: 0.404										3 1 2 0 0 0 2												
Josh Paul, R (1, 2) OBP: 0.262, SLG: 0.295			1-2 F8		0-3 K		2-3 K		2-2 G5-3	4 0 0 0 0 2 3												
Inning Stats	R: 0 E: 0 K: 2 S: 8	H: 0 LOB: 0 BB: 0 P: 12	R: 0 E: 0 K: 1 S: 9	H: 0 LOB: 0 BB: 0 P: 14	R: 0 E: 0 K: 0 S: 12	H: 1 LOB: 1 BB: 0 P: 19	R: 2 E: 0 K: 0 S: 9	H: 2 LOB: 0 BB: 0 P: 14	R: 0 E: 0 K: 1 S: 11	H: 1 LOB: 1 BB: 0 P: 17	R: 0 E: 0 K: 1 S: 8	H: 1 LOB: 1 BB: 0 P: 14	R: 3 E: 0 K: 2 S: 20	H: 5 LOB: 2 BB: 0 P: 31	R: 0 E: 0 K: 0 S: 11	H: 2 LOB: 2 BB: 0 P: 19	R: 1 E: 0 K: 0 S: 8	H: 1 LOB: 0 BB: 0 P: 15	1B: 9 2B: 1 3B: 0 HR: 3	SF: 0 SAC: 0 DP: 0 HBP: 0	WP: 0 PB: 0 SB: 0 CS: 0	PA: 39
PITCHER	IP WLS BF H R ER SO BB IBB HBP BLK WP HR S P ERA WHIP												IP WLS BF H R ER SO BB IBB HBP BLK WP HR S P ERA WHIP									
Jeff Suppan, R (1, 1) ERA: 4.74	6.2 W 28 9 5 5 6 0 0 0 0 0 2 72 113 6.75 1.350																					
51 Kris Wilson, R (7, 1) ERA: 5.5	2.1 11 4 1 1 1 0 0 0 0 0 1 24 42 3.86 1.714																					

Chicago White Sox @ Kansas City Royals
Kauffman Stadium, Kansas City, MO
Wed Jun 06 2001, 7:05 PM CDT
Att. 13,394 - Cloudy - 83 F

AB	39
R	6
H	13
RBI	6
BB	0
SO	7
LOB	11



Batter	1	2	3	4	5	6	7	8	9
Endy Chavez, L OBP: 0.400, SLG: 0.435 (1, 8)	0-1 G3	0-2 FC6-2 1B	0-1 F7			0-1 G6-3	0-2 L7		
Rey Sanchez, R OBP: 0.320, SLG: 0.362 (1, 6)	0-1 G3	1-0 29 S 1B			1-0 G6-3	0-1 G4-3 29 HR 2B		0-1 G1-3	
Wilson Delgado, S OBP: 0.188, SLG: 0.133 (9, 6)		1-3 2-H 1B							
Carlos Beltrán, S OBP: 0.301, SLG: 0.379 (1, 10)	0-1 G3	1-1 29 1B			2-2 29 2B	1-1 G4-3		1-0 G3	
29 Mike Sweeney, R OBP: 0.373, SLG: 0.581 (1, 3)	0-1 G6-3	1-1 1B			0-1 F9	3-2 HR		2-0 HR	
Jermaine Dye, R OBP: 0.345, SLG: 0.427 (1, 9)		1-1 1B			0-0 F9	3-3 K		1-1 G5-3	
Joe Randa, R OBP: 0.311, SLG: 0.387 (1, 5)		1-2 1B			2-0 G1-3		3-2 P6		
Dee Brown, L OBP: 0.328, SLG: 0.414 (1, 7)		2-1 1B			0-0 F8		2-1 HR		
Raul Ibanez, L OBP: 0.171, SLG: 0.150 (9, 7)		1-3 2-H FC6-2 1B			0-2 G3-1				
Luis Alicea, S OBP: 0.305, SLG: 0.329 (1, 4)		3-2 1B			1-0 HR		1-1 E6		
A.J. Hinch, R OBP: 0.189, SLG: 0.357 (1, 2)		0-0 F7			2-1 HR		0-0 F9		

Inning Stats	R: 0	H: 1	E: 0	K: 0	S: 8	LOB: 1	BB: 0	P: 8	R: 5	H: 7	E: 0	K: 0	S: 22	LOB: 2	BB: 0	P: 32	R: 2	H: 2	E: 0	K: 0	S: 9	LOB: 0	BB: 0	P: 12	R: 1	H: 2	E: 0	K: 1	S: 8	LOB: 1	BB: 0	P: 13	R: 0	H: 0	E: 0	K: 0	S: 5	LOB: 0	BB: 0	P: 10	R: 2	H: 2	E: 0	K: 1	S: 13	LOB: 0	BB: 0	P: 20	R: 1	H: 1	E: 1	K: 0	S: 12	LOB: 1	BB: 0	P: 18	R: 1	H: 1	E: 0	K: 0	S: 6	LOB: 0	BB: 0	P: 10
--------------	------	------	------	------	------	--------	-------	------	------	------	------	------	-------	--------	-------	-------	------	------	------	------	------	--------	-------	-------	------	------	------	------	------	--------	-------	-------	------	------	------	------	------	--------	-------	-------	------	------	------	------	-------	--------	-------	-------	------	------	------	------	-------	--------	-------	-------	------	------	------	------	------	--------	-------	-------

PITCHER	IP	WLS	BF	H	R	ER	SO	BB	IBB	HBP	BLK	WP	HR	S	P	ERA	WHIP
James Baldwin, R ERA: 4.36 (1, 1)	3.0	L	19	10	7	7	0	0	0	0	0	0	1	39	52	21.00	3.333
Jon Garland, R ERA: 5.63 (4, 1)	3.0		13	4	3	3	1	0	0	0	0	0	1	26	43	9.00	1.333
Ken Vining, L ERA: 11.57 (7, 1)	1.0		5	1	1	1	0	0	0	0	0	0	1	12	18	9.00	1.000
Matt Ginter, R ERA: 9.0 (8, 1)	1.0		4	1	1	1	0	0	0	0	0	0	1	6	10	9.00	1.000

BOTTOM

Chicago White Sox @ Kansas City Royals
Kauffman Stadium, Kansas City, MO

Wed Jun 06 2001, 7:05 PM CDT
Att: 13,394 - Cloudy - 83 F

AB	R	H	RBI	BB	SO	LOB
5	1	0	0	0	0	3
5	2	3	1	0	0	0
0	0	0	0	0	0	0
5	1	2	1	0	0	2
5	2	4	5	0	0	1
5	1	1	0	0	1	3
4	1	1	0	0	0	1
4	1	2	2	0	0	0
0	0	0	0	0	0	0
4	2	2	1	0	0	0
4	1	1	2	0	0	3

AB	41
R	12
H	16
RBI	12
BB	0
SO	1
LOB	13

WP: 0	PA: 41
PB: 0	
SB: 1	
CS: 0	

PITCHER	IP	WLS	BF	H	R	ER	SO	BB	IBB	HBP	BLK	WP	HR	S	P	ERA	WHIP
---------	----	-----	----	---	---	----	----	----	-----	-----	-----	----	----	---	---	-----	------

Batter	1	2	3	4	5	6	7	8	9	AB R H RBI BB SO LOB	TOP		
Jose Valentin, S (1, 8) OBP: 0.350, SLG: 0.583	3-1 F8		0-1 CS 1B		3-3 K		2-2 G4-6-3 2-H 1B		0-0 G4-3	5 0 2 1 0 1 0	Chicago White Sox @ Kansas City Royals Kauffman Stadium, Kansas City, MO Thu Jun 07 2001, 1:05 PM CDT Att. 18,957 - Cloudy - 75 F		
Tony Graffanino, R (1, 5) OBP: 0.375, SLG: 0.377	4-1 G1-6-3 BB		2-0 CS 1-2	1-1 F8	0-0 F2		1-1 G4-6-3 1-2f		3-1 G5-3	4 0 0 0 1 0 1			
Ray Durham, S (1, 4) OBP: 0.353, SLG: 0.473	3-2 G1-6-3 1-2f			0-2 G2-3	3-2 F7			1-1 14 1B 1B		4 1 1 0 0 0 1			
Magglio Ordonez, R (1, 9)		1-0 1B		1-0 HR 2B		2-1 14 1B 2B		2-0 14 1B 1-2 1B		4 1 4 0 0 0 0			
Carlos Lee, R (1, 10) OBP: 0.343, SLG: 0.516		2-1 F7		1-0 HR		3-2 F7		0-0 F7		4 1 1 2 0 0 4			
Jeff Liefer, L (1, 7) Chris Singleton, L (8, 7) OBP: 0.303, SLG: 0.458 OBP: 0.291, SLG: 0.389		0-1 F9		1-0 14 HBP 1B		1-0 F9		3-3 K		4 1 1 0 0 1 4 0 0 0 0 0 0 0			
14 Paul Konerko, R (1, 3) OBP: 0.329, SLG: 0.470		1-1 G5-3		1-2 1B HBP		2-2 1B 2-H		0-0 1-3 2-H 1B		3 0 2 1 0 0 1			
Royce Clayton, R (1, 6) OBP: 0.184, SLG: 0.174			1-2 G6-3		0-2 1-2 2-H 1B		0-0 G5-3		2-3 K	4 0 1 1 0 1 2			
Josh Paul, R (1, 2) OBP: 0.261, SLG: 0.292			0-2 G6-3		0-0 F7		0-0 E2 1B		0-1 G5-3	4 1 1 0 0 0 2			
Inning Stats	R: 0 E: 0 K: 0 S: 6 H: 0 LOB: 0 BB: 1 P: 16	R: 0 E: 0 K: 0 S: 7 H: 1 LOB: 1 BB: 0 P: 11	R: 0 E: 0 K: 0 S: 8 H: 1 LOB: 0 BB: 0 P: 11	R: 3 E: 0 K: 0 S: 14 H: 4 LOB: 2 BB: 0 P: 19	R: 0 E: 0 K: 1 S: 11 H: 0 LOB: 0 BB: 0 P: 17	R: 0 E: 0 K: 0 S: 9 H: 2 LOB: 2 BB: 0 P: 17	R: 1 E: 1 K: 0 S: 7 H: 2 LOB: 0 BB: 0 P: 10	R: 1 E: 0 K: 2 S: 12 H: 3 LOB: 2 BB: 0 P: 20	R: 0 E: 0 K: 0 S: 5 H: 0 LOB: 0 BB: 0 P: 8	1B: 10 2B: 2 3B: 0 HR: 1 SF: 0 SAC: 0 DP: 2 HBP: 1		WP: 0 PB: 0 SB: 0 CS: 1 PA: 39	
PITCHER	IP WLS BF H R ER SO BB IBB HBP BLK WP HR S P ERA WHIP											PITCHER	IP WLS BF H R ER SO BB IBB HBP BLK WP HR S P ERA WHIP
Chad Durbin, R (1, 1) ERA: 4.86	6.0 L 25 8 3 3 1 1 0 1 0 0 0 1 55 91 4.50 1.500												
Cory Bailey, R (7, 1) ERA: 3.65	2.0 10 5 2 1 2 0 0 0 0 0 0 0 19 30 4.50 2.500												
Jason Grimsley, R (9, 1) ERA: 2.12	1.0 3 0 0 0 0 0 0 0 0 0 0 0 5 8 0.00 0.000												

livebaseballscorecards.com

AB	36
R	5
H	13
RBI	5
BB	1
SO	3
LOB	15



Batter	1	2	3	4	5	6	7	8	9	AB	R	H	RBI	BB	SO	LOB
Luis Alicea, S OBP: 0.298, SLG: 0.321 (1, 4)	3-2 G6-3		1-0 G6-3			0-1 G5-3			0-1 F8	4	0	0	0	0	0	0
Rey Sanchez, R OBP: 0.323, SLG: 0.365 (1, 6)	0-3 K			0-0 FC6-4 1B		2-1 P4			0-0 29 1B 1B	4	1	2	0	0	1	0
Carlos Beltrán, S OBP: 0.300, SLG: 0.377 (1, 8)	0-0 F8			2-2 FC6-4 FC6-4 1-2f		1-2 F8			0-1 F9 29 1B 1B	4	0	1	0	0	0	1
29 Mike Sweeney, R OBP: 0.371, SLG: 0.576 (1, 10)		1-1 G1-3		2-2 P3			0-3 K		0-0 1-2 2-H 1B	4	0	1	1	0	1	1
Jermaine Dye, R OBP: 0.339, SLG: 0.419 (1, 9)		0-1 G1-3		2-1 FC6-4 1-2f			0-0 G4-3		1-1 F9	4	0	0	0	0	0	3
Joe Randa, R OBP: 0.310, SLG: 0.382 (1, 5)		4-2 BB			3-2 L5			2-2 G5-3	0-0 G6-3	3	0	0	0	1	0	2
Mark Quinn, R OBP: 0.307, SLG: 0.524 (1, 7)		1-2 F7			1-1 2B				0-1 L1	3	0	1	0	0	0	1
Dave McCarty, R OBP: 0.333, SLG: 0.402 (1, 3)			0-0 G5-3			3-1 G6-3			2-2 G6-3	3	0	0	0	0	0	1
A.J. Hinch, R OBP: 0.182, SLG: 0.342 (1, 2)			1-1 P4			1-1 G6-3			3-1 F7	3	0	0	0	0	0	1

Inning Stats	R: 0	H: 0	E: 0	K: 1	S: 7	R: 0	H: 0	E: 0	K: 0	S: 11	R: 0	H: 0	E: 0	K: 0	S: 4	R: 0	H: 1	E: 0	K: 0	S: 13	R: 0	H: 1	E: 0	K: 0	S: 9	R: 0	H: 0	E: 0	K: 1	S: 8	R: 0	H: 0	E: 0	K: 0	S: 9	R: 0	H: 0	E: 0	K: 0	S: 8	R: 1	H: 3	E: 0	K: 0	S: 9	1B: 4	SF: 0	2B: 1	SAC: 0	3B: 0	DP: 0	HR: 0	HBP: 0	WP: 0	PA: 33
	0	0	0	1	7	0	0	0	0	11	0	0	0	0	4	0	1	0	0	13	0	1	0	0	0	9	0	0	0	0	8	0	0	0	0	9	0	0	0	0	8	3	0	1	0	0	0	0	0	0	33				

PITCHER	IP	WLS	BF	H	R	ER	SO	BB	IBB	HBP	BLK	WP	HR	S	P	ERA	WHIP
56 Mark Buehrle, L ERA: 3.36 (1, 1)	8.0	W	27	2	0	0	2	1	0	0	0	0	0	69	104	0.00	0.375
Keith Foulke, R ERA: 2.05 (9, 1)	1.0		6	3	1	1	0	0	0	0	0	0	0	9	10	9.00	3.000

BOTTOM

Chicago White Sox @ Kansas City Royals
Kauffman Stadium, Kansas City, MO
 Thu Jun 07 2001, 1:05 PM CDT
 Att: 18,957 - Cloudy - 75 F

livebaseballscorecards.com

AB	32
R	1
H	5
RBI	1
BB	1
SO	2
LOB	10



Batter	1	2	3	4	5	6	7	8	9	10	AB R H RBI BB SO LOB	TOP														
Eric Young Sr., R OBP: 0.305, SLG: 0.374 (1, 4)	3-1 E1 SH 1B 1B	0-2 B1		1-2 G6-3		1-1 F9		2-1 P3			5 1 1 0 0 0 3															
Miguel Cairo, R OBP: 0.413, SLG: 0.389 (1, 5)	0-0 SH 1B 1B 2-3	1-1 G1-3 1-2 2-3		4-0 BB			4-0 2B 15 HBP BB	2-1 F7			2 2 0 0 2 0 2															
Sammy Sosa, R OBP: 0.423, SLG: 0.628 (1, 9)	4-2 1B 15 G5-2-3 1B 1-2 BB	1-0 L7		0-0 F9			1-1 15 HBP 1-3 2B		3-3 K		4 0 1 0 1 1 3															
Ron Coomer, R OBP: 0.343, SLG: 0.374 (1, 10)	2-0 15 G5-2-3 1B 1-2 2-3 3-H		1-0 G4-3		2-0 F8		2-2 P1		0-0 F9		5 0 1 1 0 0 2															
Rondell White, R OBP: 0.347, SLG: 0.495 (1, 7)	2-2 15 G5-2-3 1B 1-2 2-3 3-H		2-2 FC1-6 15 1B		3-1 G6-3		4-0 FC5 15 HBP IBB		3-3 K		4 0 2 1 1 1 0															
15 Julio Zuleta, R OBP: 0.309, SLG: 0.459 (1, 3)	1-2 G5-2-3 1-2 1-2 2-3 3-H		0-1 FC1-6 1B		0-1 F8		1-0 FC5 HBP		0-3 K		4 0 1 1 0 1 3															
Gary Matthews, S OBP: 0.345, SLG: 0.360 (1, 8)	0-0 G4-3		2-0 FC1-6 1-2 2-3		4-2 G4-3 G1-3 BB		1-0 F5		0-0 F9		4 0 0 0 1 0 7															
Joe Girardi, R OBP: 0.279, SLG: 0.266 (1, 2)		0-0 G1-3 1B 1B		0-1 G6-3		0-1 G1-3 1-2		1-1 FC5		0-2 F8		5 0 1 0 0 0 6														
Augie Ojeda, S OBP: 0.270, SLG: 0.310 (1, 6)		0-0 G1-3 1B		3-2 G3		0-2 G4-3 2-3		2-2 F8			4 0 1 0 0 0 1															
Inning Stats	R: 2 E: 2 K: 0 S: 15	H: 3 LOB: 2 BB: 1 P: 27	R: 0 E: 0 K: 0 S: 8	H: 2 LOB: 2 BB: 0 P: 10	R: 0 E: 0 K: 0 S: 11	H: 2 LOB: 2 BB: 0 P: 16	R: 0 E: 0 K: 0 S: 7	H: 0 LOB: 1 BB: 1 P: 15	R: 0 E: 0 K: 0 S: 5	H: 0 LOB: 0 BB: 0 P: 10	R: 0 E: 0 K: 0 S: 9	H: 0 LOB: 1 BB: 1 P: 14	R: 1 E: 0 K: 0 S: 8	H: 1 LOB: 3 BB: 2 P: 22	R: 0 E: 0 K: 0 S: 10	H: 0 LOB: 0 BB: 0 P: 16	R: 0 E: 0 K: 2 S: 12	H: 0 LOB: 0 BB: 0 P: 18	R: 0 E: 0 K: 1 S: 8	H: 0 LOB: 0 BB: 0 P: 8	1B: 7 2B: 1 3B: 0 HR: 0	SF: 0 SAC: 1 DP: 1 HBP: 1	WP: 0 PB: 0 SB: 0 CS: 0	PA: 44		
PITCHER	IP WLS BF H R ER SO BB IBB HBP BLK WP HR S P ERA WHIP	IP WLS BF H R ER SO BB IBB HBP BLK WP HR S P ERA WHIP	IP WLS BF H R ER SO BB IBB HBP BLK WP HR S P ERA WHIP	IP WLS BF H R ER SO BB IBB HBP BLK WP HR S P ERA WHIP	IP WLS BF H R ER SO BB IBB HBP BLK WP HR S P ERA WHIP	IP WLS BF H R ER SO BB IBB HBP BLK WP HR S P ERA WHIP	IP WLS BF H R ER SO BB IBB HBP BLK WP HR S P ERA WHIP	IP WLS BF H R ER SO BB IBB HBP BLK WP HR S P ERA WHIP	IP WLS BF H R ER SO BB IBB HBP BLK WP HR S P ERA WHIP	IP WLS BF H R ER SO BB IBB HBP BLK WP HR S P ERA WHIP	IP WLS BF H R ER SO BB IBB HBP BLK WP HR S P ERA WHIP	IP WLS BF H R ER SO BB IBB HBP BLK WP HR S P ERA WHIP	IP WLS BF H R ER SO BB IBB HBP BLK WP HR S P ERA WHIP	IP WLS BF H R ER SO BB IBB HBP BLK WP HR S P ERA WHIP	IP WLS BF H R ER SO BB IBB HBP BLK WP HR S P ERA WHIP	IP WLS BF H R ER SO BB IBB HBP BLK WP HR S P ERA WHIP	IP WLS BF H R ER SO BB IBB HBP BLK WP HR S P ERA WHIP	IP WLS BF H R ER SO BB IBB HBP BLK WP HR S P ERA WHIP	IP WLS BF H R ER SO BB IBB HBP BLK WP HR S P ERA WHIP	IP WLS BF H R ER SO BB IBB HBP BLK WP HR S P ERA WHIP	IP WLS BF H R ER SO BB IBB HBP BLK WP HR S P ERA WHIP	IP WLS BF H R ER SO BB IBB HBP BLK WP HR S P ERA WHIP	IP WLS BF H R ER SO BB IBB HBP BLK WP HR S P ERA WHIP	IP WLS BF H R ER SO BB IBB HBP BLK WP HR S P ERA WHIP	IP WLS BF H R ER SO BB IBB HBP BLK WP HR S P ERA WHIP	IP WLS BF H R ER SO BB IBB HBP BLK WP HR S P ERA WHIP
David Wells, L ERA: 4.67 (1, 1)	0.0																									
Sean Lowe, R ERA: 2.39 (1, 1)	5.0																									
Kelly Wunsch, L ERA: 6.3 (6, 1)	0.2																									
Matt Ginter, R ERA: 10.8 (6, 1)	0.2																									
Jon Garland, R ERA: 5.47 (7, 1)	0.2																									
Bob Howry, R ERA: 3.81 (8, 1)	2.0																									
Keith Foulke, R ERA: 1.99 (10, 1)	1.0																									

Chicago Cubs @ Chicago White Sox
Comiskey Park, Chicago, IL
Fri Jun 08 2001, 8:05 PM EDT
Att. 45,936 - Sunny - 68 F

livebaseballscorecards.com



Batter	1	2	3	4	5	6	7	8	9	10	AB R H RBI BB SO LOB
Jose Valentin, S (1, 5) OBP: 0.349, SLG: 0.580 Tony Graffanino, R (2, 5) OBP: 0.368, SLG: 0.365	F8	F9			SF7		K			 WP 1B HR BB	1 0 0 0 0 0 0 2 1 0 1 1 1 2
Chris Singleton, L (1, 8) OBP: 0.288, SLG: 0.382	F1		G5-3		K			P5		 WP HR 1B	5 1 1 0 0 1 0
Ray Durham, S (1, 4) OBP: 0.354, SLG: 0.474	1B 2B		F7			G4-3		K		 HR IBB	4 2 1 0 1 1 0
Magglio Ordonez, R (1, 9) OBP: 0.355, SLG: 0.514	1B BB		K			F9		G6-3		 K	4 0 0 0 1 2 3
Carlos Lee, R (1, 10) OBP: 0.345, SLG: 0.528	1-2 2-H 1B				F9	G4-3			P5	 HR	5 1 2 5 0 0 0
Jeff Liefer, L (1, 7) OBP: 0.288, SLG: 0.434	K				G3		G4-3		G3	 HR	4 0 0 0 0 1 2
14 Paul Konerko, R (1, 3) OBP: 0.327, SLG: 0.471		F8			K				K		4 1 1 0 0 2 0
Sandy Alomar Jr., R (1, 2) OBP: 0.295, SLG: 0.350		F3			F8 SF7 2B				F9		4 1 2 1 0 0 1
Royce Clayton, R (1, 6) OBP: 0.186, SLG: 0.176					F8				K	L3	4 0 1 0 0 1 2

Inning Stats	R: 1	H: 2	E: 0	K: 1	S: 16	R: 0	H: 1	E: 0	K: 0	S: 8	R: 0	H: 0	E: 0	K: 1	S: 10	R: 0	H: 0	E: 0	K: 1	S: 8	R: 1	H: 1	E: 0	K: 1	S: 10	R: 0	H: 0	E: 0	K: 0	S: 8	R: 1	H: 2	E: 0	K: 2	S: 11	R: 0	H: 0	E: 0	K: 1	S: 11	R: 0	H: 0	E: 0	K: 1	S: 10	R: 0	H: 0	E: 0	K: 1	S: 16	R: 4	H: 2	E: 0	K: 1	S: 16	1B: 4	SF: 1	2B: 3	3B: 0	HR: 1	SAC: 0	DP: 0	HBP: 0	WP: 2	PA: 41
--------------	------	------	------	------	-------	------	------	------	------	------	------	------	------	------	-------	------	------	------	------	------	------	------	------	------	-------	------	------	------	------	------	------	------	------	------	-------	------	------	------	------	-------	------	------	------	------	-------	------	------	------	------	-------	------	------	------	------	-------	-------	-------	-------	-------	-------	--------	-------	--------	-------	--------

PITCHER	IP	WLS	BF	H	R	ER	SO	BB	IBB	HBP	BLK	WP	HR	S	P	ERA	WHIP
Jason Bere, R (1, 1) ERA: 5.04	6.1		26	6	3	3	4	1	0	0	0	0	0	65	94	4.26	1.105
Kyle Farnsworth, R (7, 1) ERA: 2.9	2.2		9	0	0	0	4	0	0	0	1	1	0	27	40	0.00	0.000
Courtney Duncan, R (10, 1) ERA: 3.33	0.2	L	6	2	4	4	1	1	1	0	0	1	1	16	29	54.00	4.500

Chicago Cubs @ Chicago White Sox
 Comiskey Park, Chicago, IL
 Fri Jun 08 2001, 8:05 PM EDT
 Att: 45,936 - Sunny - 68 F

livebaseballscorecards.com

AB	37
R	7
H	8
RBI	7
BB	3
SO	9
LOB	10

Chicago Cubs @ Chicago White Sox
 Comiskey Park, Chicago, IL
 Sat Jun 09 2001, 1:15 PM EDT
 Att: 45,849 - Sunny - 74 F

livebaseballscorecards.com



WP: 0 PA: 42
 PB: 0
 SB: 3
 CS: 0

AB 38
 R 3
 H 10
 RBI 3
 BB 3
 SO 7
 LOB 16

Batter	1	2	3	4	5	6	7	8	9	10	AB	R	H	RBI	BB	SO	LOB
Tony Graffanino, R OBP: 0.358, SLG: 0.368 (1, 5)	G6-3		G5-3			SH1-4 1B 2B		G4-6-3 1-2f	L1-3 1-2		5	1	1	0	0	0	3
Chris Singleton, L OBP: 0.289, SLG: 0.381 (1, 8)	G4-3			G4-3		SH1-4		S 1B		K	3	1	1	0	0	0	0
24 Joe Crede, R (10, PH)								S 1B		K	1	0	0	0	0	1	0
Ray Durham, S OBP: 0.355, SLG: 0.470 (1, 4)	K			P8		S 1B		S 1B		K	4	1	1	1	1	2	0
Magglio Ordonez, R OBP: 0.356, SLG: 0.512 (1, 9)		G5-3		G4-3		F8		1B		1B	5	0	2	2	0	0	1
Carlos Lee, R OBP: 0.355, SLG: 0.535 (1, 10)						F8 1B		G6-3		1B	5	0	4	0	0	0	1
Jeff Liefer, L OBP: 0.271, SLG: 0.407 (1, 7)						F8 1B				1B	5	0	0	0	0	2	6
14 Paul Konerko, R OBP: 0.326, SLG: 0.464 (1, 3)								F9		K	5	0	0	0	0	2	6
Royce Clayton, R OBP: 0.180, SLG: 0.171 (1, 6)										K	3	0	0	0	1	2	1
Josh Paul, R OBP: 0.254, SLG: 0.284 (1, 2)										K	3	0	0	0	1	2	1
Sandy Alomar Jr., R OBP: 0.304, SLG: 0.355 (8, PH) (9, 2)										K	4	0	0	0	0	0	2
										P1	2	0	0	0	0	0	2
										G4-6-3 1B	1	0	1	0	1	0	0
										L1-3 IBB	1	0	1	0	1	0	0

Inning Stats	R: 0	H: 0	E: 0	K: 1	S: 8	P: 14	R: 0	H: 1	E: 0	K: 0	S: 7	P: 15	R: 0	H: 0	E: 0	K: 0	S: 6	P: 11	R: 0	H: 0	E: 0	K: 0	S: 7	P: 10	R: 0	H: 1	E: 0	K: 0	S: 8	P: 17	R: 1	H: 2	E: 0	K: 0	S: 12	P: 17	R: 0	H: 0	E: 0	K: 2	S: 7	P: 12	R: 2	H: 4	E: 0	K: 0	S: 13	P: 23	R: 0	H: 0	E: 1	K: 1	S: 11	P: 21	R: 0	H: 2	E: 0	K: 3	S: 13	P: 17	1B: 9	2B: 2	3B: 0	HR: 0	SF: 0	SAC: 1	DP: 2	HBP: 0	WP: 0	PA: 42
--------------	------	------	------	------	------	-------	------	------	------	------	------	-------	------	------	------	------	------	-------	------	------	------	------	------	-------	------	------	------	------	------	-------	------	------	------	------	-------	-------	------	------	------	------	------	-------	------	------	------	------	-------	-------	------	------	------	------	-------	-------	------	------	------	------	-------	-------	-------	-------	-------	-------	-------	--------	-------	--------	-------	--------

PITCHER	IP	WLS	BF	H	R	ER	SO	BB	IBB	HBP	BLK	WP	HR	S	P	ERA	WHIP
Julian Tavarez, R ERA: 3.47 (1, 1)	7.2		30	6	3	3	3	2	0	0	0	0	0	60	108	3.52	1.043
Tom Gordon, R ERA: 3.77 (8, 1)	0.1	B	3	2	0	0	0	0	0	0	0	0	0	8	11	0.00	6.000
Todd Van Poppel, R ERA: 4.23 (9, 1)	1.0	W	4	0	0	0	1	0	1	0	0	0	0	11	21	0.00	0.000
Jeff Fassero, L ERA: 2.83 (10, 1)	1.0	S	5	2	0	0	3	0	0	0	0	0	0	13	17	0.00	2.000


Batter	1	2	3	4	5	6	7	8	9	AB R H RBI BB SO LOB	TOP											
Eric Young Sr., R (1, 4) OBP: 0.302, SLG: 0.370	2-3 K		0-0 G6-3		0-1 L6		3-2 F9		0-0 G1-3	5 0 0 0 0 1 0												
Gary Matthews, S (1, 8) OBP: 0.353, SLG: 0.364	3-2 E5 1B		0-0 F5		2-1 G3		4-1 1B BB			3 0 1 0 1 0 0												
Sammy Sosa, R (1, 9) OBP: 0.427, SLG: 0.628	1-0 BB 2-3 1B		1-0 HBP		3-2 G4-3		1-1 1-H 1B			3 0 2 0 0 0 0												
Matt Stairs, L (1, 10) OBP: 0.373, SLG: 0.496	4-0 FC4-6 1-2 BB		0-3 K		2-0 G4-3		1-0 G4-3			3 0 0 0 1 1 1												
Rondell White, R (1, 7) OBP: 0.359, SLG: 0.531	1-3 K		1-1 15 1B		0-1 HR		4-1 WP BB			3 1 2 1 1 1 3												
Ron Coomer, R (1, 5) OBP: 0.340, SLG: 0.361	0-0 FC4-6 1-2f		0-0 L9		4-1 G3-1 WP BB		2-1 F8			3 0 0 0 1 0 5												
Todd Hundley, S (1, 2) OBP: 0.273, SLG: 0.319		0-0 G3		1-0 F9		3-2 G3-1		3-3 K		4 0 0 0 0 1 3												
15 Julio Zuleta, R (1, 3) OBP: 0.295, SLG: 0.430		1-1 G5-3		1-0 K 1-3 1B		1-1 P6		1-2 P4		4 0 1 0 0 0 1												
Augie Ojeda, S (1, 6) OBP: 0.271, SLG: 0.297 Miguel Cairo, R (9, PH) OBP: 0.396, SLG: 0.368		1-1 F8		2-1 G3		3-2 G4-3		1-3 K		3 0 0 0 0 0 2 1 0 0 0 0 1 0												
Inning Stats	R: 0 E: 1 K: 2 S: 14	H: 2 LOB: 3 BB: 1 P: 25	R: 0 E: 0 K: 0 S: 5	H: 0 LOB: 0 BB: 0 P: 7	R: 0 E: 0 K: 1 S: 5	H: 0 LOB: 1 BB: 0 P: 6	R: 0 E: 0 K: 0 S: 7	H: 2 LOB: 2 BB: 0 P: 12	R: 0 E: 0 K: 0 S: 9	H: 0 LOB: 0 BB: 0 P: 14	R: 1 E: 0 K: 0 S: 9	H: 1 LOB: 1 BB: 1 P: 19	R: 0 E: 0 K: 0 S: 12	H: 1 LOB: 2 BB: 1 P: 23	R: 0 E: 0 K: 1 S: 8	H: 0 LOB: 1 BB: 1 P: 18	R: 0 E: 0 K: 1 S: 8	H: 0 LOB: 0 BB: 0 P: 10	1B: 5 2B: 0 3B: 0 HR: 1	SF: 0 SAC: 0 DP: 0 HBP: 1	WP: 2 PB: 0 SB: 0 CS: 0	PA: 37
PITCHER	IP WLS BF H R ER SO BB IBB HBP BLK WP HR S P ERA WHIP																					
Kip Wells, R (1, 1) ERA: 1.82	6.1 W 27 5 1 1 3 2 0 1 0 1 1 55 92 1.42 1.105																					
Jon Garland, R (7, 1) ERA: 5.13	1.2 H 7 1 0 0 1 2 0 0 0 1 0 14 32 0.00 1.800																					
Bob Howry, R (9, 1) ERA: 3.54	1.0 S 3 0 0 0 1 0 0 0 0 0 0 8 10 0.00 0.000																					

Chicago Cubs @ Chicago White Sox
Comiskey Park, Chicago, IL
Sun Jun 10 2001, 2:05 PM EDT
Att. 45,079 - Cloudy - 78 F

livebaseballscorecards.com

AB	32
R	1
H	6
RBI	1
BB	4
SO	5
LOB	15



Batter	1	2	3	4	5	6	7	8	9	AB R H RBI BB SO LOB	TOP
Brady Clark, R OBP: 0.353, SLG: 0.313 (1, 7) X	0-0 F9		0-1 G6-3		1-0 CS	2-2 BB 1B	3-2 F3			4 0 1 0 0 0 2	
Alex Ochoa, R OBP: 0.355, SLG: 0.448 (1, 9) CFS	0-3 K			2-2 G5-3		1-0 P4		1-1 G4-3 2B		4 0 1 0 0 1 1	
Dmitri Young, S OBP: 0.347, SLG: 0.443 (1, 3) FX	0-1 F9			0-0 S 2B		2-2 BB 1B		1-1 F5		4 0 2 0 0 0 1	
Sean Casey, L OBP: 0.399, SLG: 0.521 (1, 10) CBBX		1-1 1B		2-2 F8		4-2 G5-4-3 BB		2-1 G4-3		3 0 1 0 1 0 2	
Ruben Rivera, R OBP: 0.318, SLG: 0.386 (1, 8) CCB		1-3 K		4-1 BB		0-0 G5-4-3 1-2f		1-3 K		3 0 0 0 1 2 5	
Jason LaRue, R OBP: 0.331, SLG: 0.430 (1, 2) CBBFX		1-1 F5		0-0 P3			0-1 1B 1B		1-2 FC6-4 1B	4 0 2 0 0 0 3	
Donnie Sadler, R OBP: 0.280, SLG: 0.274 (1, 4) LFF		1-3 K			0-1 G5-3		1-3 K		0-0 FC6-4 1-2f	3 0 0 0 0 2 2 1 0 0 0 0 0 1	AB 34 R 0 H 9 RBI 0 BB 2 SO 7 LOB 21
Pokey Reese, R OBP: 0.301, SLG: 0.352 (1, 6) CBBFX			2-2 G6-3		0-2 CS 1B		2-3 K		3-2 F7	4 0 1 0 0 1 2	
Juan Castro, R OBP: 0.228, SLG: 0.241 (1, 5) SFC			1-3 K		0-0 F9		0-0 1B		1-1 G4-3 1-2	3 0 1 0 0 1 1 1 0 0 0 0 0 1	
Bill Selby, L OBP: 0.288, SLG: 0.429 (9, PH) SFC											
Inning Stats	R: 0 E: 0 K: 1 S: 6 H: 0 LOB: 0 BB: 0 P: 6	R: 0 E: 0 K: 2 S: 12 H: 1 LOB: 1 BB: 0 P: 16	R: 0 E: 0 K: 1 S: 8 H: 0 LOB: 0 BB: 0 P: 11	R: 0 E: 0 K: 0 S: 9 H: 1 LOB: 2 BB: 1 P: 17	R: 0 E: 0 K: 0 S: 6 H: 1 LOB: 0 BB: 0 P: 7	R: 0 E: 0 K: 0 S: 12 H: 2 LOB: 2 BB: 1 P: 21	R: 0 E: 0 K: 2 S: 12 H: 2 LOB: 2 BB: 0 P: 18	R: 0 E: 0 K: 1 S: 9 H: 1 LOB: 1 BB: 0 P: 14	R: 0 E: 0 K: 0 S: 10 H: 1 LOB: 1 BB: 0 P: 15	1B: 7 2B: 2 3B: 0 HR: 0 SF: 0 SAC: 0 DP: 1 HBP: 0	WP: 0 PB: 0 SB: 1 CS: 1 PA: 37
PITCHER David Wells, L ERA: 4.29 (1, 1)	IP: 7.0 WLS: W BF: 28 H: 7 R: 0 ER: 0 SO: 6 BB: 2 IBB: 0 HBP: 0 BLK: 0 WP: 0 HR: 0 S: 65 P: 96 ERA: 0.00 WHIP: 1.286										
Sean Lowe, R ERA: 2.22 (8, 1)	IP: 2.0 WLS: BF: 8 H: 2 R: 0 ER: 0 SO: 1 BB: 0 IBB: 0 HBP: 0 BLK: 0 WP: 0 HR: 0 S: 19 P: 29 ERA: 0.00 WHIP: 1.000										

Cincinnati Reds @ Chicago White Sox
Comiskey Park, Chicago, IL
Tue Jun 12 2001, 8:05 PM EDT
Att. 21,687 - Sunny - 86 F

livebaseballscorecards.com

Batter	1	2	3	4	5	6	7	8	9	AB R H RBI BB SO LOB	TOP
Brady Clark, R (1, 7) OBP: 0.333, SLG: 0.450 (8, 9)	1-2 HR		2-2 F9			2-3 K		1-1 G1-3		4 1 1 1 0 1 0	
Michael Tucker, L (1, 9) OBP: 0.318, SLG: 0.400 Jason LaRue, R (8, PH) OBP: 0.329, SLG: 0.426 (8, 7)	2-3 K		0-1 F7			3-3 K		0-2 P4		3 0 0 0 0 2 0 1 0 0 0 0 0 0	
Alex Ochoa, R (1, 10) OBP: 0.361, SLG: 0.457	0-2 FC4-6 1B		0-0 F2			0-0 1B		1-0 2B		4 0 3 0 0 0 0	
Sean Casey, L (1, 3) OBP: 0.392, SLG: 0.512	3-2 FC4-6 1-2f			0-3 K		1-0 G1-3		1-1 G4-3		4 0 0 0 0 1 3	
Dmitri Young, S (1, 5) OBP: 0.341, SLG: 0.435	0-0 L9			0-0 P4			0-0 G3		2-3 K	4 0 0 0 0 1 1	
Ruben Rivera, R (1, 8) OBP: 0.316, SLG: 0.389		0-0 F8		2-0 G1-3			0-0 E7 2B		0-0 2B	4 1 1 0 0 0 0	
Kelly Stinnett, R (1, 2) OBP: 0.331, SLG: 0.413 Bill Selby, L (9, PH) OBP: 0.283, SLG: 0.421		1-1 HBP			1-0 F9		0-1 2B 2-H		0-2 G1-3	2 0 1 1 0 0 0 1 0 0 0 0 0 1	
Pokey Reese, R (1, 6) OBP: 0.295, SLG: 0.344		2-2 P3			2-2 F9		2-2 G6-3		1-2 P6	4 0 0 0 0 0 3	
Juan Castro, R (1, 4) OBP: 0.222, SLG: 0.234		0-0 G1-3			2-1 P3		0-0 F5			3 0 0 0 0 0 2	
Inning Stats	R: 1 H: 2 E: 0 LOB: 1 K: 1 BB: 0 S: 14 P: 20	R: 0 H: 0 E: 0 LOB: 1 K: 0 BB: 0 S: 6 P: 9	R: 0 H: 0 E: 0 LOB: 0 K: 0 BB: 0 S: 6 P: 8	R: 0 H: 0 E: 0 LOB: 0 K: 1 BB: 0 S: 6 P: 8	R: 0 H: 0 E: 0 LOB: 0 K: 0 BB: 0 S: 7 P: 12	R: 0 H: 1 E: 0 LOB: 1 K: 2 BB: 0 S: 11 P: 17	R: 1 H: 1 E: 1 LOB: 1 K: 0 BB: 0 S: 10 P: 12	R: 0 H: 1 E: 0 LOB: 1 K: 0 BB: 0 S: 10 P: 13	R: 0 H: 1 E: 0 LOB: 1 K: 1 BB: 0 S: 12 P: 15	1B: 2 SF: 0 2B: 3 SAC: 0 3B: 0 DP: 0 HR: 1 HBP: 1	WP: 0 PA: 35 PB: 0 SB: 0 CS: 0
PITCHER 56 Mark Buehrle, L (1, 1) ERA: 3.14 Keith Foulke, R (9, 1) ERA: 2.08	IP WLS BF H R ER SO BB IBB HBP BLK WP HR S P ERA WHIP 8.0 W 31 5 2 1 4 0 0 1 0 0 0 1 70 99 1.12 0.625 1.0 S 4 1 0 0 1 0 0 0 0 0 0 0 12 15 0.00 1.000					PITCHER IP WLS BF H R ER SO BB IBB HBP BLK WP HR S P ERA WHIP					

Cincinnati Reds @ Chicago White Sox
 Comiskey Park, Chicago, IL
 Wed Jun 13 2001, 8:05 PM EDT
 Att. 17,327 - Sunny - 89 F

AB	34
R	2
H	6
RBI	2
BB	0
SO	5
LOB	10



Batter	1	2	3	4	5	6	7	8	9
Ray Durham, S OBP: 0.346, SLG: 0.465 (1, 4)	1-2 HR	1-3 K			3-2 G6-3		4-2 CS BB		
Chris Singleton, L OBP: 0.299, SLG: 0.404 (1, 8) (9, 7)	2-3 K		0-1 G3-1		1-2 CS 1B		2-2 CS SAFE 1-2	2-1 E S 1B	
Carlos Lee, R OBP: 0.360, SLG: 0.531 (1, 7) McKay Christensen, L (8, PR) (9, 8)	1-1 HR		2-3 K		0-3 K 1-2			2-2 G4-3 HBP 1-3	
Magglio Ordonez, R OBP: 0.359, SLG: 0.533 (1, 9)	0-0 14 HBP 1B 1B		1-1 HR		1-0 G5-3			0-0 G4-3 1-2	
14 Paul Konerko, R OBP: 0.328, SLG: 0.468 (1, 10)	2-1 1B 1-2 HBP		1-3 K		1-1 F8			4-0 G6-4-3 IBB	
Jeff Liefer, L OBP: 0.281, SLG: 0.413 (1, 3)	0-0 G1-6-3 1-2 2-H 1B			0-1 L8		1-0 2B		0-1 G6-4-3 1-2f	
Sandy Alomar Jr., R OBP: 0.293, SLG: 0.340 (1, 2)	0-2 G1-6-3 1-2f			0-2 G6-3		0-1 G1-3			
24 Joe Crede, R OBP: 0.143, SLG: 0.143 (1, 5)			0-1 G2-3		2-2 1B		1-1 F7		
Royce Clayton, R OBP: 0.183, SLG: 0.182 (1, 6)			1-0 G6-3		2-2 F8		0-1 G1-3		

Inning Stats	R: 3	H: 4	E: 0	K: 1	S: 15	LOB: 1	BB: 0	P: 21	R: 0	H: 0	E: 0	K: 1	S: 6	LOB: 0	BB: 0	P: 8	R: 1	H: 1	E: 0	K: 2	S: 11	LOB: 0	BB: 0	P: 15	R: 0	H: 1	E: 0	K: 0	S: 12	LOB: 1	BB: 0	P: 16	R: 0	H: 1	E: 0	K: 1	S: 11	LOB: 1	BB: 0	P: 15	R: 0	H: 1	E: 0	K: 0	S: 6	LOB: 0	BB: 0	P: 9	R: 0	H: 0	E: 0	K: 0	S: 10	LOB: 0	BB: 1	P: 17	R: 0	H: 1	E: 0	K: 0	S: 9	LOB: 3	BB: 1	P: 17
--------------	------	------	------	------	-------	--------	-------	-------	------	------	------	------	------	--------	-------	------	------	------	------	------	-------	--------	-------	-------	------	------	------	------	-------	--------	-------	-------	------	------	------	------	-------	--------	-------	-------	------	------	------	------	------	--------	-------	------	------	------	------	------	-------	--------	-------	-------	------	------	------	------	------	--------	-------	-------

PITCHER	IP	WLS	BF	H	R	ER	SO	BB	IBB	HBP	BLK	WP	HR	S	P	ERA	WHIP
Rob Bell, R ERA: 5.48 (1, 1)	5.2	L	24	8	4	4	5	0	0	1	0	0	3	59	82	6.35	1.412
Chris Naching, R ERA: 1.23 (6, 1)	1.0		3	0	0	0	0	0	0	0	0	0	0	6	7	0.00	0.000
Hector Mercado, L ERA: 2.57 (7, 1)	0.1		2	1	0	0	0	1	0	0	0	0	0	8	16	0.00	6.000
Danny Graves, R ERA: 2.9 (8, 1)	1.0		4	0	0	0	0	0	1	1	0	0	0	7	13	0.00	0.000

BOTTOM

Cincinnati Reds @ Chicago White Sox
Comiskey Park, Chicago, IL

Wed Jun 13 2001, 8:05 PM EDT
Att. 17,327 - Sunny - 89 F

AB	R	H	RBI	BB	SO	LOB
3	1	1	1	1	1	0
4	0	2	0	0	1	0
3	1	1	1	0	2	1
0	0	0	0	0	0	0
4	2	2	1	0	0	2
2	0	0	0	1	1	0
4	0	2	1	0	0	3
3	0	0	0	0	0	3
3	0	1	0	0	0	0
3	0	0	0	0	0	1

AB	29
R	4
H	9
RBI	4
BB	2
SO	5
LOB	10

WP: 0 PA: 34
PB: 0
SB: 1
CS: 2



PITCHER	IP	WLS	BF	H	R	ER	SO	BB	IBB	HBP	BLK	WP	HR	S	P	ERA	WHIP
Rob Bell, R ERA: 5.48 (1, 1)	5.2	L	24	8	4	4	5	0	0	1	0	0	3	59	82	6.35	1.412
Chris Naching, R ERA: 1.23 (6, 1)	1.0		3	0	0	0	0	0	0	0	0	0	0	6	7	0.00	0.000
Hector Mercado, L ERA: 2.57 (7, 1)	0.1		2	1	0	0	0	1	0	0	0	0	0	8	16	0.00	6.000
Danny Graves, R ERA: 2.9 (8, 1)	1.0		4	0	0	0	0	0	1	1	0	0	0	7	13	0.00	0.000

Batter	1	2	3	4	5	6	7	8	9
Ray Durham, S OBP: 0.347, SLG: 0.465 (1, 4)	1-2 BB 14 HR 2B	3-2 L6		1-2 F8			4-2 CI 2B BB	3-2 F7	
Chris Singleton, L OBP: 0.299, SLG: 0.403 (1, 8) (8, 7)	1-0 B2-3		2-0 CS 1B		1-0 G4-3		2-2 CI 2B 14 SF7		
Carlos Lee, R Mckay Christensen, L OBP: 0.533 (7, PR) (8, 8)	4-1 BB 14 HR BB		2-2 F9		0-1 F8		0-1 2B		
Magglio Ordonez, R OBP: 0.365, SLG: 0.546 (1, 9)	4-0 14 HR BB		3-2 HR		2-3 K		4-0 IBB		
14 Paul Konerko, R OBP: 0.331, SLG: 0.489 (1, 3)	2-2 HR		0-0 2B		2-3 K		0-0 SF7		
Harold Baines, L Jeff Liefer, L OBP: 0.204, SLG: 0.145 (7, PH) (7, PH)	4-2 24 G4-6-3 BB		0-0 F7		2-0 24 PB 1B		1-2 G3-1		
24 Joe Crede, R OBP: 0.182, SLG: 0.182 (1, 5)	2-2 G4-6-3			0-0 S 1B		3-3 K		0-3 K	
Royce Clayton, R OBP: 0.185, SLG: 0.184 (1, 6)		1-2 G6-3		0-1 F8		1-1 G5-3		3-2 G6-3 1B	
Josh Paul, R OBP: 0.240, SLG: 0.268 (1, 2)		0-1 F8		2-3 K2-3			0-0 B2-3	0-1 G6-3	

AB	R	H	RBI	BB	SO	LOB
4	2	1	0	1	0	2
3	1	1	0	0	0	1
3	1	1	1	1	0	1
0	0	0	0	0	0	0
2	2	1	1	2	1	0
3	1	2	5	0	1	0
2	0	1	0	1	0	1
1	0	0	0	0	0	2
4	0	1	0	0	2	2
4	0	1	0	0	0	2
4	0	0	0	0	1	2

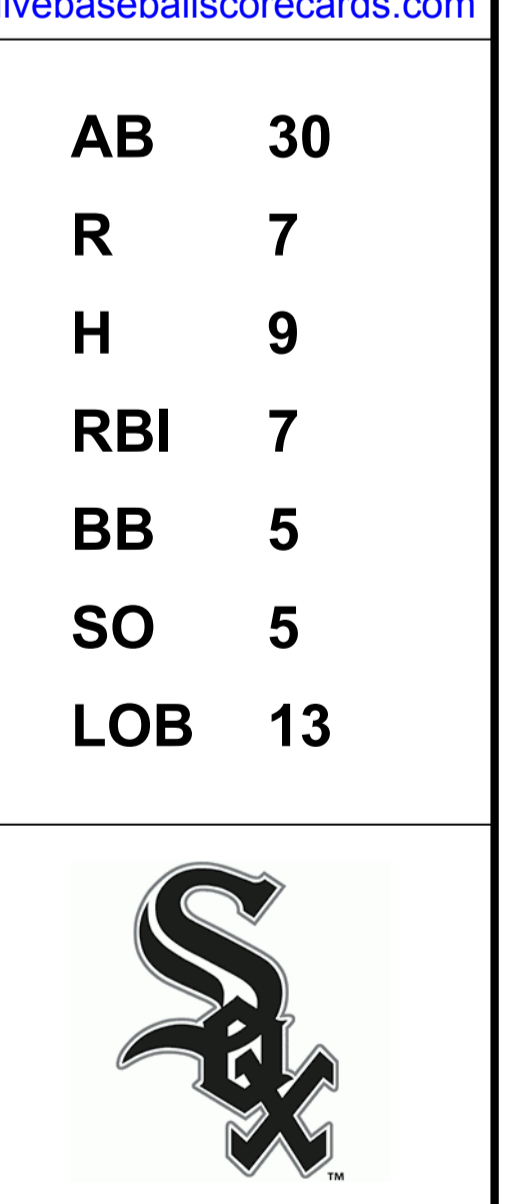
AB	R	H	RBI	BB	SO	LOB
30	7	9	7	5	5	13

Inning	1	2	3	4	5	6	7	8	9
R	4	0	1	0	0	0	2	0	0
H	2	0	3	1	0	1	1	0	1
E	0	0	0	0	0	0	1	0	0
K	0	0	0	0	1	2	0	1	1
S	17	8	10	13	6	9	12	12	18
LOB	0	0	1	1	0	1	2	1	1
BB	3	0	0	0	1	0	2	0	0
BB	3	0	0	0	0	0	2	0	0
P	35	12	16	9	9	17	23	18	18

PITCHER	IP	WLS	BF	H	R	ER	SO	BB	IBB	HBP	BLK	WP	HR	S	P	ERA	WHIP
Oswaldo Fernandez, R ERA: 6.91 (1, 1)	3.0		15	5	5	5	0	3	0	0	0	0	2	35	63	15.00	2.667
Jim Brower, R ERA: 4.41 (4, 1)	3.1	L	13	2	1	1	4	1	0	0	0	0	0	31	49	2.70	0.900
Hector Mercado, L ERA: 2.57 (7, 1)	0.0		1	0	0	0	0	0	0	0	0	0	0	3	5	∞	∞
Scott Sullivan, R ERA: 3.7 (7, 1)	1.2		8	2	1	0	1	0	1	0	0	0	0	18	29	0.00	1.200

WP	HR	S	P	ERA	WHIP
0	1	18	18	0.00	1.200

Cincinnati Reds @ Chicago White Sox
 Comiskey Park, Chicago, IL
 Thu Jun 14 2001, 7:05 PM EDT
 Att. 18,201 - Sunny - 89 F



WP	HR	S	P	ERA	WHIP
0	1	18	18	0.00	1.200

Batter	1	2	3	4	5	6	7	8	9
Fernando Vina, L OBP: 0.352, SLG: 0.395 (1, 4)	3-2 F7	0-0 L7		2-0 2B		1-2 1B HBP	0-3 K		
Placido Polanco, R OBP: 0.356, SLG: 0.374 (1, 5)	1-0 1B	3-1 HBP 1B		1-0 F9		2-1 FC4-6 1B		3-2 G5-3	
J.D. Drew, L OBP: 0.421, SLG: 0.676 (1, 8)	1-0 BB 1B	1-0 HBP		2-1 P6		0-0 FC4-6		1-0 HR 2B	
Mark McGwire, R OBP: 0.316, SLG: 0.493 (1, 3)	0-0 1B BB 1B	2-3 K					0-1 BB HR 1B	2-2 HR	
5 Albert Pujols, R OBP: 0.417, SLG: 0.663 (1, 9)	2-2 F7		2-2 F9		3-1 P4		1-0 F9	0-0 F8	
Ray Lankford, L OBP: 0.364, SLG: 0.552 (1, 7)	4-1 1B BB		1-0 G4-3		2-2 G4-3		4-0 HR BB	0-0 G3	
Edgar Renteria, R OBP: 0.284, SLG: 0.346 (1, 6)	0-0 1B		2-1 G4-3		1-0 F5		4-0 HR BB		
Mike Matheny, R OBP: 0.291, SLG: 0.297 Bobby Bonilla, S OBP: 0.321, SLG: 0.391 Mike James, R (7, PH) (8, 1)	3-2 G6-3			1-3 K		1-0 F8	3-2 HR		
Andy Benes, R OBP: 0.154, SLG: 0.231 Mike Timlin, R (7, 1) Eli Marrero, R OBP: 0.295, SLG: 0.415 (7, PH) (8, 2)		1-3 K		1-2 2B 1B		2-3 K	1-3 K		

AB	R	H	RBI	BB	SO	LOB
4	1	1	0	0	1	0
5	1	3	1	0	0	2
4	2	2	0	0	0	3
5	3	4	4	0	1	2
5	0	0	0	0	0	3
3	1	0	0	2	0	0
3	1	1	1	1	0	0
3	0	0	0	0	1	3
1	1	1	4	0	0	0
0	0	0	0	0	0	0
3	0	1	0	0	2	0
0	0	0	0	0	0	0
1	0	0	0	0	1	0

AB	R	H	RBI	BB	SO	LOB
37	10	13	10	3	6	13

WP	PA
0	42

Inning Stats	R	H	E	K	S	LOB	BB	P
1	2	4	0	15	29	3	1	17
2	0	1	0	9	16	2	0	12
3	0	0	0	7	12	0	0	18
4	0	2	0	11	18	2	1	15
5	1	1	0	8	17	0	0	25
6	1	1	0	9	15	1	0	25
7	4	2	0	12	25	0	2	15
8	2	2	0	9	15	0	0	15

PITCHER	IP	WLS	BF	H	R	ER	SO	BB	IBB	HBP	BLK	WP	HR	S	P	ERA	WHIP
Jon Garland, R ERA: 5.17	(1, 1)	5.0	25	8	3	3	3	1	0	1	0	0	1	50	92	5.40	1.800
Matt Ginter, R ERA: 18.0	(6, 1)	1.1	9	2	4	4	1	2	0	1	0	0	0	12	27	27.00	3.000
Kelly Wunsch, L ERA: 6.95	(7, 1)	0.2	3	1	1	1	2	0	0	0	0	0	1	9	13	13.50	1.500
Ken Vining, L ERA: 13.5	(8, 1)	1.0	5	2	2	2	0	0	0	0	0	0	1	9	15	18.00	2.000

Chicago White Sox @ St. Louis Cardinals
 Busch Stadium, St. Louis, MO
 Fri Jun 15 2001, 7:10 PM CDT
 Att: 42,741 - Sunny - 81 F

livebaseballscorecards.com



Batter	1	2	3	4	5	6	7	8	9
Fernando Vina, L OBP: 0.356, SLG: 0.396 (1, 4)	3-2 G6-3		1-2 E6 1B		1-2 HR HBP	0-0 L3-5		0-0 G4-6-3 1B	
Placido Polanco, R OBP: 0.367, SLG: 0.379 (1, 5) (8, 6)	0-0 CS 1B		4-0 BB		0-0 HR 1B		4-0 SH1-4 1B BB	0-2 G4-6-3 1-2f	
J.D. Drew, L OBP: 0.426, SLG: 0.691 (1, 8) (8, 9)	0-0 1-2 1B		1-2 F5		1-0 HR		1-2 SH1-4 E 1B		
5 Albert Pujols, R OBP: 0.412, SLG: 0.654 (1, 9) (8, 3)	3-3 K			0-0 F9	3-2 F9		0-1 SH1-4		
Bobby Bonilla, S OBP: 0.318, SLG: 0.379 15 Jim Edmonds, L OBP: 0.397, SLG: 0.513 (1, 3) (7, PR) (8, 8)		0-0 G6-3		2-3 K	1-3 K		4-0 S E IBB		
Craig Paquette, R OBP: 0.296, SLG: 0.444 (1, 7) (8, 5)		0-1 P6		1-0 P5		0-0 HR	0-2 E6 S 1B		
Edgar Renteria, R OBP: 0.284, SLG: 0.349 Steve Kline, S Dave Veres, R (1, 6) (8, 1) (9, 1)		0-2 G5-3			0-1 SH2-4 1B 2B	2-3 H	3-3 H 1-2 2-3		
Mike Matheny, R OBP: 0.295, SLG: 0.298 (1, 2)			2-2 G6-3		3-2 SH2-4 1B HBP	1-0 2B L3-5 1B	1-0 G3		
Dustin Hermanson, R OBP: 0.143, SLG: 0.148 Jason Christiansen, R Kerry Robinson, L OBP: 0.354, SLG: 0.345 Gene Stechschulte, R OBP: 1.000, SLG: 2.500 Mike Timlin, R Ray Lankford, L OBP: 0.362, SLG: 0.549 (1, 1) (6, 1) (6, PH) (7, 1) (7, 1) (8, 7)			1-1 G6-3		0-0 SH2-4	1-0 2B	1-2 F7		

AB	R	H	RBI	BB	SO	LOB
4	1	2	0	0	0	2
3	2	2	2	2	0	1
4	2	3	3	0	0	2
3	0	0	0	0	1	2
3	0	0	0	1	2	0
0	0	0	0	0	0	0
4	1	2	2	0	0	0
4	1	1	0	0	2	2
0	0	0	0	0	0	0
0	0	0	0	0	0	0
3	1	1	0	0	0	3
1	0	0	0	0	0	0
0	0	0	0	0	0	0
0	0	0	0	0	0	0
0	0	0	0	0	0	0
1	0	0	0	0	0	0


Inning Stats		R: 0	H: 2	E: 0	K: 1	S: 9	H: 0	LOB: 2	BB: 0	P: 15	R: 0	H: 0	E: 0	K: 0	S: 6	R: 0	H: 1	E: 1	K: 0	S: 12	R: 0	H: 0	E: 0	K: 1	S: 6	R: 5	H: 3	E: 0	K: 1	S: 15	R: 1	H: 3	E: 0	K: 1	S: 7	R: 2	H: 2	E: 1	K: 1	S: 13	R: 0	H: 1	E: 0	K: 0	S: 7
Kip Wells, R ERA: 2.8 (1, 1)	5.1	WLS	BF	H	R	ER	SO	BB	IBB	HBP	BLK	WP	HR	S	P	ERA	WHIP																												
Ken Vining, L ERA: 13.5 (6, 1)	0.2		3	1	2	1	0	1	0	0	0	0	0	4	9	13.50	3.000																												
Sean Lowe, R ERA: 2.43 (7, 1)	1.0		5	1	0	0	1	0	1	0	0	0	0	10	18	0.00	1.000																												
Matt Ginter, R ERA: 13.5 (8, 1)	1.0		3	1	0	0	0	0	0	0	0	0	0	7	8	0.00	1.000																												

BOTTOM

Chicago White Sox @ St. Louis Cardinals
 Busch Stadium, St. Louis, MO
 Sat Jun 16 2001, 12:15 PM CDT
 Att. 43,648 - Sunny - 88 F

AB	R	H	RBI
31	8	12	7
3	3	5	12

WP: 0 PA: 38
 PB: 0
 SB: 2
 CS: 1



WP	HR	S	P	ERA	WHIP
0	2	3	1	0.00	1.000

Batter	1	2	3	4	5	6	7	8	9	AB R H RBI BB SO LOB	TOP	
Ray Durham, S (1, 4) OBP: 0.344, SLG: 0.458	2-1 E G5-3 1B		4-2 G5-4-3 BB		0-0 G4-3		3-3 K		1-3 K	4 0 1 0 1 2 2		
Chris Singleton, L (1, 8) OBP: 0.286, SLG: 0.378	1-3 K		0-0 L8			1-2 F8	2-3 K			4 0 0 0 0 2 3		
Carlos Lee, R (1, 7) OBP: 0.347, SLG: 0.518	1-2 G5-3		1-1 G5-4-3			2-1 HR 1B		2-2 G5-3		4 1 1 0 0 0 3		
Magglio Ordonez, R (1, 9) OBP: 0.371, SLG: 0.570	2-3 K			0-1 14 G5-4-3 1B		1-0 HR		0-1 G6-3		4 1 2 2 0 1 1		
14 Paul Konerko, R (1, 3) OBP: 0.335, SLG: 0.493				1-0 G5-4-3		4-1 24 3B BB		4-1 FC5-4 BB		2 1 1 0 2 0 1		
Sandy Alomar Jr., R (1, 2) OBP: 0.291, SLG: 0.327			0-0 F9	1-1 L7		0-0 G4-3		1-2 FC5-4		4 0 0 0 0 0 3		
24 Joe Crede, R (1, 5) OBP: 0.217, SLG: 0.348			0-3 K		1-0 F7	0-0 2-H 3B		0-1 F9		4 0 1 1 0 1 1		
Royce Clayton, R (1, 6) OBP: 0.178, SLG: 0.184			2-2 G1-3		1-1 2B	3-2 L4		1-0 F8		4 0 1 0 0 0 2		
David Wells, L (1, 1) Tony Graffanino, R (7, PH) Gary Glover, R (7, 1) Kelly Wunsch, L (7, 1) Sean Lowe, R (8, 1) Aaron Rowand, R (9, PH)			0-0 E6 BB		0-3 K		1-2 F8		4-2 BB	2 0 0 0 0 0 1 1 1 0 1 0 0		
Inning Stats	R: 0 H: 1 E: 1 LOB: 1 K: 2 BB: 0 S: 12 P: 18	R: 0 H: 1 E: 0 LOB: 1 K: 1 BB: 0 S: 12 P: 14	R: 0 H: 0 E: 1 LOB: 1 K: 0 BB: 1 S: 9 P: 14	R: 0 H: 1 E: 0 LOB: 0 K: 0 BB: 0 S: 5 P: 7	R: 0 H: 1 E: 0 LOB: 1 K: 1 BB: 0 S: 7 P: 9	R: 3 H: 3 E: 0 LOB: 1 K: 0 BB: 1 S: 13 P: 24	R: 0 H: 0 E: 0 LOB: 0 K: 2 BB: 0 S: 10 P: 16	R: 0 H: 0 E: 0 LOB: 1 K: 0 BB: 1 S: 9 P: 16	R: 0 H: 0 E: 0 LOB: 1 K: 1 BB: 1 S: 8 P: 14	1B: 4 SF: 0 2B: 1 SAC: 0 3B: 1 DP: 2 HR: 1 HBP: 0	WP: 0 PA: 37 PB: 0 SB: 0 CS: 0	
PITCHER	IP WLS BF H R ER SO BB IBB HBP BLK WP HR S P ERA WHIP											
Bud Smith, L (1, 1) ERA: 3.52	5.2 W 25 7 3 3 4 2 0 0 0 0 1 54 79 4.76 1.588											
Mike James, R (6, 1) ERA: 3.9	0.1 H 1 0 0 0 0 0 0 0 0 0 0 4 7 0.00 0.000											
Jason Christiansen, L (7, 1) ERA: 3.0	1.0 H 3 0 0 0 2 0 0 0 0 0 0 10 16 0.00 0.000											
Dave Veres, R (8, 1) ERA: 2.2	2.0 8 0 0 0 1 2 0 0 0 0 0 0 17 30 0.00 1.000											

Chicago White Sox @ St. Louis Cardinals
 Busch Stadium, St. Louis, MO
 Sun Jun 17 2001, 1:10 PM CDT
 Att. 41,515 - Sunny - 88 F

livebaseballscorecards.com

AB 33
 R 3
 H 7
 RBI 3
 BB 4
 SO 7
 LOB 17



Batter	1	2	3	4	5	6	7	8	9
Edgar Renteria, R OBP: 0.282, SLG: 0.345	1-0 1B 1B	0-2 P3			0-3 K		1-3 K	1-2 F8	
Placido Polanco, R OBP: 0.369, SLG: 0.386	1-1 E 5 2B 1B	0-0 F9			1-0 E 2B		0-0 G6-3		
J.D. Drew, L OBP: 0.426, SLG: 0.688 Ray Lankford, L OBP: 0.363, SLG: 0.546	2-3 K		2-0 HBP		2-3 K		4-2 HR BB		
Mark McGwire, R OBP: 0.321, SLG: 0.493 Kerry Robinson, L OBP: 0.358, SLG: 0.400	0-1 E8 5 2B 1B		3-3 K		0-0 E1		2-2 HR		
5 Albert Pujols, R OBP: 0.413, SLG: 0.656 Dave Veres, R	0-1 1B 2B		2-1 P6		1-2 1B FC5-2 1B		0-1 F8		
Bobby Bonilla, S OBP: 0.310, SLG: 0.367 Jason Christiansen, R Fernando Vina, L OBP: 0.358, SLG: 0.396	0-3 K		0-0 F7		1-3 K		4-0 WP G4-3 2B BB		
Craig Paquette, R OBP: 0.303, SLG: 0.446	0-0 1B			1-3 K		1-0 FC5-2 1B	1-0 G4-3		
Eli Marrero, R OBP: 0.293, SLG: 0.419	1-0 P4			0-0 F5		2-2 FC5-2	1-0 2B		
Bud Smith, L Mike James, R 15 Jim Edmonds, L OBP: 0.394, SLG: 0.508		1-2 G6-3		0-0 F8		2-0 F8	1-1 F7		

Inning Stats	R: 4	H: 5	E: 1	LOB: 1	K: 2	S: 16	R: 0	H: 0	E: 0	LOB: 0	K: 0	S: 8	R: 0	H: 0	E: 0	LOB: 1	K: 1	S: 6	R: 0	H: 0	E: 0	LOB: 0	K: 1	S: 5	R: 1	H: 1	E: 1	LOB: 1	K: 2	S: 8	R: 0	H: 2	E: 0	LOB: 2	K: 1	S: 13	R: 2	H: 1	E: 0	LOB: 0	K: 1	S: 13	R: 1	H: 1	E: 0	LOB: 1	K: 0	S: 10		

PITCHER	IP	WLS	BF	H	R	ER	SO	BB	IBB	HBP	BLK	WP	HR	S	P	ERA	WHIP
David Wells, L ERA: 4.4	(1, 1)	6.0	27	8	5	4	7	0	0	1	0	0	0	56	79	6.00	1.333
Gary Glover, R ERA: 8.84	(7, 1)	0.2	3	0	1	1	1	1	0	0	0	0	0	8	13	13.50	1.500
Kelly Wunsch, L ERA: 7.66	(7, 1)	0.1	3	1	2	2	0	1	0	0	0	0	1	5	11	54.00	6.000
Sean Lowe, R ERA: 2.35	(8, 1)	1.0	4	1	0	0	0	0	0	0	0	1	0	10	14	0.00	1.000

AB R H RBI BB SO LOB


5	1	1	0	0	2	1
4	2	2	0	0	0	0
1	0	0	0	0	1	2
1	1	0	0	1	1	1
2	1	1	1	0	1	1
2	1	1	2	0	0	0
4	1	2	1	0	0	1
0	0	0	0	0	0	0
3	0	0	0	0	2	4
0	0	0	0	0	0	0
0	1	0	0	1	0	0
4	0	2	2	0	1	1
4	0	1	1	0	0	3
2	0	0	0	0	0	0
0	0	0	0	0	0	0
2	0	0	0	0	0	3

AB	R	H	RBI	BB	SO	LOB
34	8	10	7	2	8	17

Chicago White Sox @ St. Louis Cardinals
 Busch Stadium, St. Louis, MO
 Sun Jun 17 2001, 1:10 PM CDT
 Att: 41,515 - Sunny - 88 F

livebaseballscorecards.com

WP: 1 **PA: 37**
PB: 0 **SB: 0**
CS: 0



TOP

Kansas City Royals @ Chicago White Sox
Comiskey Park, Chicago, IL
Mon Jun 18 2001, 8:05 PM EDT
Att. 28,882 - Sunny - 80 F

AB 37
R 4
H 10
RBI 4
BB 1
SO 7
LOB 17



WP: 0 PA: 38
PB: 0
SB: 1
CS: 0

AB R H RBI BB SO LOB

5 0 2 0 0 1 2

5 0 0 0 0 1 4

4 1 1 0 0 1 0

4 3 4 1 0 0 0

4 0 1 1 0 1 3

4 0 2 2 0 0 1

4 0 0 0 0 2 4

3 0 0 0 0 1 2

0 0 0 0 1 0 0

3 0 0 0 0 0 0

1 0 0 0 0 0 1

1B: 8 SF: 0
2B: 1 SAC: 0
3B: 0 DP: 1
HR: 1 HBP: 0

Batter	1	2	3	4	5	6	7	8	9
Luis Alicea, S (1, 10) OBP: 0.309, SLG: 0.350	3-2 F8		1-1 F8		1-0 1B		3-2 1B		0-3 K
Rey Sanchez, R (1, 6) OBP: 0.325, SLG: 0.369	0-2 F9		1-1 G6-3		0-0 F8		0-1 F8		1-3 K
Carlos Beltrán, S (1, 8) OBP: 0.305, SLG: 0.394	0-0 G5-3			0-1 P6		2-0 G1-3 29 1B G6-3		2-3 K	
29 Mike Sweeney, R (1, 3) OBP: 0.381, SLG: 0.587		0-1 S 2B		1-1 G5-3 E		0-1 G1-3 1B		0-0 HR	
Jermaine Dye, R (1, 9) OBP: 0.350, SLG: 0.447		1-1 1B 1-H		2-0 G5-3 1-2		0-1 G1-3 1-2 2-3		1-3 K	
Joe Randa, R (1, 5) OBP: 0.309, SLG: 0.382		0-1 G4-6-3 2-3		1-2 E8 2-H		2-0 G6-3 3-H		1-1 F9	
Dave McCarty, R (1, 7) OBP: 0.339, SLG: 0.396		2-3 K		0-0 F9		0-3 K		3-2 F3	
Carlos Febles, R (1, 4) Wilson Delgado, S (9, PH) OBP: 0.260, SLG: 0.294 OBP: 0.240, SLG: 0.136		1-0 G4-6-3 1-2f		2-3 K		1-2 F8		4-1 E BB	
A.J. Hinch, R (1, 2) Raul Ibanez, L (9, PH) OBP: 0.215, SLG: 0.370 OBP: 0.178, SLG: 0.159			1-1 G6-3		2-2 G6-3		3-1 G5-3		2-2 FC6 1-2

Inning Stats	R: 0	H: 0	E: 0	K: 0	S: 7	P: 10	R: 1	H: 3	E: 0	K: 1	S: 10	P: 14	R: 0	H: 0	E: 0	K: 0	S: 6	P: 9	R: 1	H: 2	E: 1	K: 0	S: 9	P: 13	R: 0	H: 1	E: 0	K: 1	S: 8	P: 13	R: 1	H: 2	E: 0	K: 1	S: 9	P: 13	R: 0	H: 1	E: 0	K: 0	S: 11	P: 18	R: 1	H: 1	E: 0	K: 2	S: 10	P: 14	R: 0	H: 0	E: 1	K: 2	S: 15	P: 25	R: 0	H: 0	E: 0	K: 2	S: 15	P: 25
--------------	------	------	------	------	------	-------	------	------	------	------	-------	-------	------	------	------	------	------	------	------	------	------	------	------	-------	------	------	------	------	------	-------	------	------	------	------	------	-------	------	------	------	------	-------	-------	------	------	------	------	-------	-------	------	------	------	------	-------	-------	------	------	------	------	-------	-------

PITCHER	IP	WLS	BF	H	R	ER	SO	BB	IBB	HBP	BLK	WP	HR	S	P	ERA	WHIP
56 Mark Buehrle, L (1, 1) ERA: 3.2	7.0	W	29	9	3	3	3	0	0	0	0	0	0	60	90	3.86	1.286
Bob Howry, R (8, 1) ERA: 3.6	1.0	H	4	1	1	1	2	0	0	0	0	0	1	10	14	9.00	1.000
Keith Foulke, R (9, 1) ERA: 1.96	1.0	S	5	0	0	0	2	1	0	0	0	0	0	15	25	0.00	1.000

PITCHER	IP	WLS	BF	H	R	ER	SO	BB	IBB	HBP	BLK	WP	HR	S	P	ERA	WHIP
---------	----	-----	----	---	---	----	----	----	-----	-----	-----	----	----	---	---	-----	------

Batter	1	2	3	4	5	6	7	8	9	AB	R	H	RBI	BB	SO	LOB
Ray Durham, S OBP: 0.339, SLG: 0.451 (1, 4)	2-3 K	0-0 G3		1-0 G3-1		3-2 G4-3				4	0	0	0	0	1	2
Chris Singleton, L OBP: 0.285, SLG: 0.375 (1, 8) (8, 7)	2-2 F9		1-1 E7 E 1B	1-1 G3			0-0 F8			4	1	1	0	0	0	0
Carlos Lee, R Mckay Christensen, L (1, 7) (8, 8)	1-0 G5-3		0-2 E8 S 1B 2-H	0-2 G1-3			1-3 K			4	1	1	1	0	1	0
Magglio Ordonez, R OBP: 0.373, SLG: 0.581 (1, 9)			2-2 HR G4-6-3 14 1B 2-H		0-0 G6-3			2-3 K		4	1	2	2	0	1	0
14 Paul Konerko, R OBP: 0.337, SLG: 0.498 (1, 10)		1-0 HR 2B	1-1 G4-6-3 1B		0-1 F3			3-3 K		4	1	2	0	0	1	0
Jeff Liefer, L OBP: 0.275, SLG: 0.429 (1, 3)		0-0 HR 2-H	0-0 G4-6-3 1-2f 2-3		2-3 K			1-2 P3		4	1	1	2	0	1	2
Sandy Alomar Jr., R OBP: 0.299, SLG: 0.327 (1, 2) Josh Paul, R (5, 2) OBP: 0.238, SLG: 0.276		4-0 BB	4-2 24 BB BB			0-0 B5		3-1 2B		0	0	0	0	2	0	0
24 Joe Crede, R OBP: 0.222, SLG: 0.308 (1, 5)		1-3 K	4-2 FC6-4 1-2 BB			3-2 G4-3		0-0 G3		3	0	0	0	1	1	2
Royce Clayton, R OBP: 0.181, SLG: 0.187 (1, 6)		1-3 K	0-1 FC6-4 1-2f			2-1 1B				3	0	1	0	0	1	4

Inning Stats	R: 0	H: 0	E: 0	K: 1	S: 7	R: 3	H: 3	E: 0	K: 2	S: 16	R: 2	H: 4	E: 2	K: 0	S: 22	R: 0	H: 0	E: 0	K: 1	S: 6	R: 0	H: 0	E: 0	K: 2	S: 9	R: 0	H: 1	E: 0	K: 1	S: 10	R: 0	H: 0	E: 0	K: 2	S: 9	R: 0	H: 1	E: 0	K: 1	S: 11	1B: 5	2B: 2	3B: 0	HR: 2	SF: 0	SAC: 0	DP: 1	HBP: 0	WP: 0	PB: 0	SB: 1	CS: 0	PA: 35
--------------	------	------	------	------	------	------	------	------	------	-------	------	------	------	------	-------	------	------	------	------	------	------	------	------	------	------	------	------	------	------	-------	------	------	------	------	------	------	------	------	------	-------	-------	-------	-------	-------	-------	--------	-------	--------	-------	-------	-------	-------	--------

PITCHER	IP	WLS	BF	H	R	ER	SO	BB	IBB	HBP	BLK	WP	HR	S	P	ERA	WHIP
Chad Durbin, R ERA: 5.02 (1, 1)	2.2	L	17	7	5	5	3	3	0	0	0	0	2	43	68	16.88	3.750
Mac Suzuki, R ERA: 5.3 (3, 1)	5.1		18	2	0	0	4	0	0	0	0	0	0	44	66	0.00	0.375


BOTTOM

Kansas City Royals @ Chicago White Sox
Comiskey Park, Chicago, IL

Mon Jun 18 2001, 8:05 PM EDT
Att. 28,882 - Sunny - 80 F

livebaseballscorecards.com

AB	32
R	5
H	9
RBI	5
BB	3
SO	7
LOB	10



Batter	1	2	3	4	5	6	7	8	9	AB R H RBI BB SO LOB	TOP		
Andy Chavez, L (1, 7) OBP: 0.279, SLG: 0.276	0-2 G6-3		0-1 G1-3		2-2 G1-6-3		0-1 G4-3			4 0 0 0 0 0 2	Kansas City Royals @ Chicago White Sox Comiskey Park, Chicago, IL Tue Jun 19 2001, 8:05 PM EDT Att. 18,715 - Cloudy - 70 F		
Rey Sanchez, R (1, 6) OBP: 0.331, SLG: 0.375	2-1 F9		1-1 CS 1B		2-1 1B			1-0 SH5-4 1B		4 0 3 0 0 0 0			
Carlos Beltrán, S (1, 8) OBP: 0.302, SLG: 0.390	0-2 G4-3		1-3 K		1-0 F3			1-0 SH5-4		3 0 0 0 0 1 2			
29 Mike Sweeney, R (1, 3) OBP: 0.379, SLG: 0.593		1-2 HR		2-2 G4-3		1-1 P6		0-0 F2		4 1 1 1 0 0 1			
Jermaine Dye, R (1, 10) OBP: 0.345, SLG: 0.440		1-1 G6-3		2-0 L8		0-3 K		3-3 K		4 0 0 0 0 2 1			
Joe Randa, R (1, 5) OBP: 0.311, SLG: 0.379		4-0 1B BB		4-1 HR BB		0-0 L9		0-0 P3		2 1 0 0 2 0 0			
Raul Ibanez, L (1, 9) OBP: 0.204, SLG: 0.250		1-0 1B		1-0 HR		2-1 G4-3		1-0 F7		4 1 2 2 0 0 0			
Carlos Febles, R (1, 4) OBP: 0.253, SLG: 0.286 Luis Alicea, S (7, PH) OBP: 0.306, SLG: 0.346		2-3 K		0-2 F9		1-3 K		2-1 F8		2 0 0 0 0 1 2 2 0 0 0 0 1 0			
A.J. Hinch, R (1, 2) OBP: 0.227, SLG: 0.366		1-3 K		4-2 G1-6-3 BB		4-2 BB				1 0 0 0 2 1 2			
Inning Stats	R: 0 E: 0 K: 0 S: 8 H: 0 LOB: 0 BB: 0 P: 10	R: 1 E: 0 K: 2 S: 16 H: 2 LOB: 2 BB: 1 P: 26	R: 0 E: 0 K: 1 S: 7 H: 1 LOB: 0 BB: 0 P: 9	R: 2 E: 0 K: 0 S: 11 H: 1 LOB: 0 BB: 1 P: 20	R: 0 E: 0 K: 0 S: 10 H: 1 LOB: 1 BB: 1 P: 19	R: 0 E: 0 K: 1 S: 6 H: 0 LOB: 0 BB: 0 P: 7	R: 0 E: 0 K: 1 S: 12 H: 0 LOB: 1 BB: 1 P: 19	R: 0 E: 0 K: 1 S: 8 H: 1 LOB: 1 BB: 0 P: 13	R: 0 E: 0 K: 0 S: 4 H: 0 LOB: 0 BB: 0 P: 7	1B: 4 2B: 0 3B: 0 HR: 2 SF: 0 SAC: 1 DP: 1 HBP: 0	WP: 0 PB: 0 SB: 0 CS: 1 PA: 35		
PITCHER	IP WLS BF H R ER SO BB IBB HBP BLK WP HR S P ERA WHIP											PITCHER	IP WLS BF H R ER SO BB IBB HBP BLK WP HR S P ERA WHIP
James Baldwin, R (1, 1) ERA: 4.39	6.2 W 27 5 3 3 5 4 0 0 0 0 2 68 108 4.05 1.350												
Gary Glover, R (7, 1) ERA: 8.68	0.1 H 1 0 0 0 0 0 0 0 0 0 0 2 2 0.00 0.000												
Bob Howry, R (8, 1) ERA: 3.48	1.0 H 4 1 0 0 1 0 0 0 0 0 0 8 13 0.00 1.000												
Keith Foulke, R (9, 1) ERA: 1.91	1.0 S 3 0 0 0 0 0 0 0 0 0 0 4 7 0.00 0.000												

livebaseballscorecards.com

AB	30
R	3
H	6
RBI	3
BB	4
SO	6
LOB	10



Batter	1	2	3	4	5	6	7	8	9
McKay Christensen, L (1, 8) OBP: 0.400, SLG: 0.250	1-3 K		0-0 FC5-4 1B		1-0 FC6-4 HBP		1-3 K		
Tony Graffanino, R (1, 4) OBP: 0.333, SLG: 0.338	1-0 L9		0-3 K		1-0 F8		1-3 K		
Carlos Lee, R (1, 7) OBP: 0.351, SLG: 0.527 Jeff Liefer, L (9, 3) OBP: 0.267, SLG: 0.416	2-0 E 2B		2-2 FC5-4 1-2f		1-2 FC6-4 1-2f		2-1 HR		
Magglio Ordonez, R (1, 10) OBP: 0.366, SLG: 0.565	3-2 E8 14 BB 2-H		0-1 F9		3-2 F7		0-0 G6-3		
14 Paul Konerko, R (1, 3) OBP: 0.349, SLG: 0.496 Chris Singleton, L (8, PR) (9, 7) OBP: 0.282, SLG: 0.376	4-1 BB		2-2 G5-3		1-2 P6		3-1 24 CS HBP		
Aaron Rowand, R (1, 9) OBP: 0.300, SLG: 0.222	0-1 G4-3		0-0 P4		1-0 1B		1-3 K		
24 Joe Crede, R (1, 5) OBP: 0.194, SLG: 0.267		0-1 G6-3		1-2 G6-3		3-3 K	2-2 CS		
Royce Clayton, R (1, 6) OBP: 0.192, SLG: 0.223		1-0 G6-3		2-2 F9		1-1 G4-3			
Josh Paul, R (1, 2) OBP: 0.262, SLG: 0.282		2-3 K		0-1 HBP 1B		4-1 S BB			

Inning Stats	R: 1	H: 1	E: 1	K: 1	S: 11	LOB: 2	BB: 1	P: 22
	R: 0	H: 0	E: 0	K: 1	S: 6	LOB: 0	BB: 0	P: 9
	R: 0	H: 1	E: 0	K: 1	S: 9	LOB: 1	BB: 0	P: 11
	R: 0	H: 0	E: 0	K: 0	S: 8	LOB: 0	BB: 0	P: 11
	R: 0	H: 1	E: 0	K: 0	S: 9	LOB: 2	BB: 0	P: 14
	R: 0	H: 1	E: 0	K: 1	S: 10	LOB: 1	BB: 0	P: 18
	R: 0	H: 0	E: 0	K: 2	S: 9	LOB: 1	BB: 1	P: 16
	R: 1	H: 1	E: 0	K: 1	S: 11	LOB: 1	BB: 0	P: 18

PITCHER	IP	WLS	BF	H	R	ER	SO	BB	IBB	HBP	BLK	WP	HR	S	P	ERA	WHIP
51 Kris Wilson, R (1, 1) ERA: 3.03	7.0		29	4	1	0	6	2	0	1	0	0	0	62	101	0.00	0.857
Jason Grimsley, R (8, 1) ERA: 2.66	1.0	L	4	1	1	1	1	0	0	1	0	0	1	11	18	9.00	1.000

BOTTOM

Kansas City Royals @ Chicago White Sox
Comiskey Park, Chicago, IL


Wed Jun 20 2001, 2:05 PM EDT
Att. 21,210 - Overcast - 70 F

AB	R	H	RBI	BB	SO	LOB
3	0	1	0	0	2	1
4	0	0	0	0	2	4
4	2	2	1	0	0	3
0	0	0	0	0	0	0
4	0	0	0	0	0	1
2	0	0	0	1	0	0
0	0	0	0	0	0	0
4	0	1	0	0	1	3
3	0	0	0	0	1	1
3	0	0	0	0	0	0
2	0	1	0	1	1	0

AB	29
R	2
H	5
RBI	1
BB	2
SO	7
LOB	13

livebaseballscorecards.com

AB 29
R 2
H 5
RBI 1
BB 2
SO 7
LOB 13



WP	PA
0	34

Batter	1	2	3	4	5	6	7	8	9	AB R H RBI BB SO LOB	TOP
Ray Durham, S (1, 4) OBP: 0.329, SLG: 0.435	2-1 F7	1-1 F7		2-2 P3		1-0 G3		1-2 G4-6-3		5 0 0 0 0 0 2	
Chris Singleton, L (1, 8) OBP: 0.297, SLG: 0.384	0-0 HR 1B	2-1 1B			4-0 1B BB	1-0 1B		1-2 G5-3		4 2 3 0 1 0 0	
Carlos Lee, R (1, 7) OBP: 0.352, SLG: 0.537	1-1 HR	0-1 P4			0-2 1B CS	0-1 F3			1-3 K	5 1 2 3 0 1 3	
Magglio Ordonez, R (1, 9) OBP: 0.363, SLG: 0.557	2-1 G6-3				2-2 1B S		0-0 G5-3		3-2 G4-3	5 0 1 0 0 0 1	
Jose Canseco, R (1, 10) OBP: 0.200, SLG: 0.400	2-1 G6-3				0-2 G5-3	0-1 BB 2B		0-1 G5-3	0-1 F9	5 0 1 0 0 0 1	
14 Paul Konerko, R (1, 3) OBP: 0.355, SLG: 0.510					3-2 F7	4-0 BB BB		1-1 1B		3 1 2 1 1 0 1	
Jeff Liefer, L (1, 5) OBP: 0.275, SLG: 0.442					1-2 HR			0-3 K		3 1 1 1 1 1 2	
Tony Graffanino, R (7, 5) OBP: 0.333, SLG: 0.338					3-2 G4-3	4-2 BB				0 0 0 0 0 0 0	
Royce Clayton, R (1, 6) OBP: 0.199, SLG: 0.248					1-2 FC6-4 1B			1-0 HR		4 1 2 1 0 0 3	
Mark Johnson, L (1, 2) OBP: 0.167, SLG: 0.167					0-1 FC6-4 1B			3-2 G4-6-3 1B		4 0 1 0 0 0 1	
Inning Stats	R: 2 H: 2 E: 0 LOB: 0 K: 0 BB: 0 S: 9 P: 16	R: 2 H: 4 E: 0 LOB: 2 K: 0 BB: 0 S: 15 P: 20	R: 0 H: 1 E: 0 LOB: 1 K: 0 BB: 0 S: 13 P: 21	R: 0 H: 0 E: 0 LOB: 0 K: 0 BB: 0 S: 9 P: 13	R: 1 H: 2 E: 0 LOB: 3 K: 0 BB: 3 S: 14 P: 30	R: 0 H: 1 E: 0 LOB: 1 K: 0 BB: 0 S: 6 P: 9	R: 0 H: 1 E: 0 LOB: 1 K: 1 BB: 0 S: 8 P: 9	R: 1 H: 2 E: 0 LOB: 0 K: 0 BB: 0 S: 11 P: 17	R: 0 H: 0 E: 0 LOB: 0 K: 1 BB: 0 S: 8 P: 12	1B: 8 SF: 0 2B: 1 SAC: 0 3B: 0 DP: 1 HR: 4 HBP: 0	WP: 0 PA: 41 PB: 0 SB: 2 CS: 1
PITCHER	IP WLS BF H R ER SO BB IBB HBP BLK WP HR S P ERA WHIP										
Jason Johnson, R (1, 1) ERA: 3.57	4.2 L 23 9 5 5 0 1 0 0 0 0 3 54 84 9.64 2.143										
Calvin Maduro, R (5, 1) ERA: 4.22	3.1 15 4 1 1 1 2 0 0 0 0 1 31 51 2.70 1.800										
John Parrish, L (9, 1) ERA: 7.5	1.0 3 0 0 0 0 1 0 0 0 0 0 8 12 0.00 0.000										

Chicago White Sox @ Baltimore Orioles
 Oriole Park at Camden Yards, Baltimore, MD

Thu Jun 21 2001, 7:05 PM EDT
 Att. 34,735 - Cloudy - 90 F

livebaseballscorecards.com

AB	38
R	6
H	13
RBI	6
BB	3
SO	2
LOB	14



Batter	1	2	3	4	5	6	7	8	9
Jerry Hairston, R OBP: 0.316, SLG: 0.393 (1, 4)	1-0 G4-3		2-2 1S 2B			1-1 S 1B G4-3	1-0 2H 1B 2B	0-2 G4-3	
1 Brian Roberts, S OBP: 0.300, SLG: 0.368 (1, 6)	1-1 G1-3		1-1 G1-3			0-0 G4-3	1-2 2B 1B		
David Segui, S OBP: 0.409, SLG: 0.488 (1, 3)	1-2 F8				0-2 G6-3	1-0 S 1B HBP	2-1 1H 2H 2B		
Jeff Conine, R OBP: 0.399, SLG: 0.495 (1, 9)		0-1 G5-3		0-2 1B 2B		2-1 F3	4-0 IBB		
Mike Kinkade, R OBP: 0.339, SLG: 0.390 (1, 7)		1-1 F9		1-1 2H 1B		1-1 6S 1B	1-2 G6-3		
6 Melvin Mora, R OBP: 0.369, SLG: 0.411 (1, 8)		0-0 1B		1-2 G5-3		1-1 F8		4-1 1B G6-3 BB	
Cal Ripken Jr., R OBP: 0.240, SLG: 0.309 (1, 5)		0-2 P4			1-3 K		1-0 G3	2-0 FC6-4 1B	
Delino DeShields, L OBP: 0.310, SLG: 0.293 (1, 10)			0-1 G3-1		1-1 G6-3		0-2 G4-3 1B	1-0 FC6-4 G6-3	
Fernando Lunar, R OBP: 0.308, SLG: 0.319 (1, 2)			0-0 G6-3		0-1 G4-3		1-2 G4-3	1-1 G6-3	

AB	R	H	RBI	BB	SO	LOB
5	2	3	1	0	0	1
4	1	1	0	0	0	2
3	1	1	2	0	0	0
3	0	1	0	1	0	2
4	0	2	2	0	0	2
3	1	1	0	1	0	2
4	0	1	0	0	1	1
4	1	1	0	0	0	2
4	0	0	1	0	0	2

BOTTOM

Chicago White Sox @ Baltimore Orioles
 Oriole Park at Camden Yards, Baltimore, MD

Fri Jun 22 2001, 7:05 PM EDT
 Att: 43,101 - Cloudy - 88 F

AB	34
R	6
H	11
RBI	6
BB	2
SO	1
LOB	14



1B: 8	SF: 0
2B: 3	SAC: 0
3B: 0	DP: 0
HR: 0	HBP: 1

WP: 0	PA: 37
PB: 0	
SB: 4	
CS: 0	

Inning Stats	R	H	E	K	S	R	H	E	K	S	R	H	E	K	S	R	H	E	K	S	R	H	E	K	S	R	H	E	K	S	ERA	WHIP
David Wells, L ERA: 4.56 (1, 1)	0	0	0	0	6	0	0	0	0	12	0	0	0	0	11	24	6.75	1.500														
Sean Lowe, R ERA: 2.53 (7, 1)	0	1	0	0	8	0	1	0	0	9	0	1	0	0	0	0	6.75	1.500														

WP	HR	S	P	ERA	WHIP
0	0	0	0	6.75	1.500

Batter	1	2	3	4	5	6	7	8	9	AB R H RBI BB SO LOB	TOP		
Ray Durham, S (1, 4) OBP: 0.324, SLG: 0.433	0-1 G4-3 1B 2B		1-3 K		0-0 G3		0-0 1B 2B	0-1 F8		5 2 2 1 0 1 1			
Chris Singleton, L (1, 8) OBP: 0.307, SLG: 0.387	1-0 G4-3 2-3		4-2 BB		0-1 F8		0-2 HR 1B	2-2 G3-1		4 1 1 1 1 0 2			
Carlos Lee, R (1, 7) OBP: 0.350, SLG: 0.534	0-2 CS 1B		2-1 G5-3			1-1 HR	3-2 HR	2-3 K		2 0 1 1 0 0 1			
Jeff Liefer, L (4, 7) OBP: 0.279, SLG: 0.472										1 1 1 1 0 0 0			
Tony Graffanino, R (7, PH) OBP: 0.337, SLG: 0.378										2 1 1 2 0 1 0			
Magglio Ordonez, R (1, 9) OBP: 0.376, SLG: 0.558	4-2 SAFE S 1-2 BB			2-2 S 1B		1-2 14 1B 14 S 1B	0-1 G3	3-1 FC1-4 1B		4 0 3 0 1 0 0			
Jose Canseco, R (1, 10) OBP: 0.286, SLG: 0.462	2-3 K 1-2			4-1 G4-3 1-2 BB		1-1 F3	0-1 14 HR 2B	1-1 FC1-4 1-2f		4 1 1 0 1 1 3			
14 Paul Konerko, R (1, 3) OBP: 0.358, SLG: 0.516			3-1 G5-3		1-3 K	3-2 G6-4-3 1B	2-1 HR			4 1 2 2 0 1 2			
McKay Christensen, L (7, 8) OBP: 0.400, SLG: 0.250										0 0 0 0 0 0 0			
Herbert Perry, R (1, 5) OBP: 0.321, SLG: 0.408			0-1 F8		0-0 G4-3 1-2f	1-0 G6-4-3 1-2f	0-0 G6-3			4 0 0 0 0 0 4			
Royce Clayton, R (1, 6) OBP: 0.207, SLG: 0.250			0-1 G4-3			0-1 G3 G6-3 1B	3-2 L9	0-3 K		4 0 1 0 0 1 0			
Mark Johnson, L (1, 2) OBP: 0.200, SLG: 0.200			1-1 P4		0-1 G6-3 1-2		2-2 2B 1B	2-2 F8		4 1 1 0 0 0 1			
Inning Stats	R: 1 H: 2 E: 0 LOB: 1 K: 1 BB: 1 S: 14 P: 21	R: 0 H: 0 E: 0 LOB: 0 K: 0 BB: 0 S: 6 P: 9	R: 0 H: 0 E: 0 LOB: 1 K: 1 BB: 1 S: 12 P: 19	R: 0 H: 1 E: 0 LOB: 1 K: 1 BB: 1 S: 8 P: 15	R: 0 H: 1 E: 0 LOB: 1 K: 0 BB: 0 S: 7 P: 7	R: 1 H: 3 E: 0 LOB: 1 K: 0 BB: 0 S: 12 P: 18	R: 6 H: 6 E: 0 LOB: 0 K: 0 BB: 0 S: 21 P: 31	R: 0 H: 0 E: 0 LOB: 0 K: 1 BB: 0 S: 8 P: 10	R: 0 H: 1 E: 0 LOB: 1 K: 1 BB: 0 S: 13 P: 21	1B: 8 SF: 0 2B: 3 SAC: 0 3B: 0 DP: 2 HR: 3 HBP: 0	WP: 0 PA: 41 PB: 0 SB: 3 CS: 1		
PITCHER	IP WLS BF H R ER SO BB IBB HBP BLK WP HR S P ERA WHIP											PITCHER	IP WLS BF H R ER SO BB IBB HBP BLK WP HR S P ERA WHIP
Sidney Ponson, R (1, 1) ERA: 4.52	6.1 L 29 10 5 5 3 3 0 0 0 0 0 1 69 104 7.11 2.053												
John Parrish, L (7, 1) ERA: 9.0	0.0 1 1 1 1 0 0 0 0 0 0 0 1 4 7 ∞ ∞												
Chad Paronto, R (7, 1) ERA: 5.75	2.2 11 3 2 2 2 0 0 0 0 0 0 1 28 40 6.75 1.125												

Chicago White Sox @ Baltimore Orioles
 Oriole Park at Camden Yards, Baltimore, MD

Sat Jun 23 2001, 1:15 PM EDT
 Att. 40,796 - Cloudy - 82 F

livebaseballscorecards.com

AB	38
R	8
H	14
RBI	8
BB	3
SO	5
LOB	14



Batter	1	2	3	4	5	6	7	8	9	AB R H RBI BB SO LOB
Brady Anderson, L OBP: 0.307, SLG: 0.309 (1, 9) (5, 8)	3-2 G4-3 ①		3-2 F5 ①	2-1 F9 ③			0-0 F5 ②		2-2 F9 ①	5 0 0 0 0 0 1
1 Brian Roberts, S OBP: 0.310, SLG: 0.375 Larry Bigbie, L (1, 6) (5, 9)	2-2 L6 ②		3-2 S 1B ①		2-1 G4-3 ①		3-3 K BB BB ①		3-2 F7 ②	2 1 1 1 0 0 0 3 0 0 0 0 1 0
David Segui, S OBP: 0.409, SLG: 0.483 (1, 3) X	0-1 F7 ③		2-2 1B 1B ①	1-H 1B 1B	2-2 L5 ②		4-2 BB BB ①		0-2 G6-3 ③	4 1 1 1 1 0 0
Jeff Conine, R OBP: 0.401, SLG: 0.492 (1, 10)		2-3 K ①	0-0 1B 1-2 1B ①	1-2 1B 1B	0-0 F9 ③		4-1 FC6-4 BB ①			3 0 1 0 1 1 0
Mike Kinkade, R OBP: 0.336, SLG: 0.385 (1, 7)		1-3 K ②	3-1 6 P6 1B ①	1-3 2-H 1B		2-3 K ①	2-0 FC6-4 ③			4 0 1 1 0 2 3
6 Melvin Mora, R OBP: 0.367, SLG: 0.408 (1, 8) (5, 6)		1-1 1B 1B ①	0-0 P6 ②	1-2 1B		0-3 K ②		1-0 F7 ①		4 0 1 0 0 1 2
Cal Ripken Jr., R OBP: 0.245, SLG: 0.313 (1, 5)		1-1 1B ①	2-3 K ③			2-2 1B ③		0-0 G4-3 ②		4 0 2 0 0 1 2
Brook Fordyce, R OBP: 0.245, SLG: 0.274 Delino DeShields, L OBP: 0.313, SLG: 0.293 Fernando Lunar, R OBP: 0.308, SLG: 0.319 (1, 2) (8, PH) (9, 2)	3-2 G5-3 ③			2-2 F8 ①		1-3 K ③		4-2 BB ①		3 0 0 0 0 1 3 0 0 0 0 1 0 0 0 0 0 0 0 0 0
Jerry Hairston, R OBP: 0.315, SLG: 0.398 (1, 4)			2-1 1B 3B ①	3-3 K ②			0-1 L8 ①	0-1 F7 ③		4 1 1 0 0 1 1

Inning Stats	R: 0	H: 0	E: 0	K: 10	S: 10	H: 2	LOB: 2	BB: 0	P: 23	R: 3	H: 5	E: 0	K: 1	S: 21	LOB: 2	BB: 0	P: 36	R: 0	H: 0	E: 0	K: 1	S: 8	R: 0	H: 1	E: 0	K: 3	S: 16	LOB: 1	BB: 0	P: 21	R: 0	H: 0	E: 0	K: 11	S: 11	H: 0	LOB: 3	BB: 2	P: 24	R: 0	H: 0	E: 0	K: 0	S: 6	H: 0	LOB: 1	BB: 1	P: 11	R: 0	H: 0	E: 0	K: 0	S: 11	H: 0	LOB: 0	BB: 0	P: 16	1B: 7	SF: 0	2B: 0	SAC: 0	3B: 1	DP: 0	HR: 0	HBP: 0	WP: 0	PA: 39
--------------	------	------	------	-------	-------	------	--------	-------	-------	------	------	------	------	-------	--------	-------	-------	------	------	------	------	------	------	------	------	------	-------	--------	-------	-------	------	------	------	-------	-------	------	--------	-------	-------	------	------	------	------	------	------	--------	-------	-------	------	------	------	------	-------	------	--------	-------	-------	-------	-------	-------	--------	-------	-------	-------	--------	-------	--------

PITCHER	IP	WLS	BF	H	R	ER	SO	BB	IBB	HBP	BLK	WP	HR	S	P	ERA	WHIP
56 Mark Buehrle, L ERA: 3.29 (1, 1)	5.2		25	8	3	3	6	0	0	0	0	0	0	71	114	4.76	1.412
Gary Glover, R ERA: 7.84 (6, 1)	1.0	W	6	0	0	0	2	2	0	0	0	0	0	15	27	0.00	2.000
Bob Howry, R ERA: 3.34 (7, 1)	1.1	H	5	0	0	0	0	1	0	0	0	0	0	7	14	0.00	0.750
Keith Foulke, R ERA: 1.82 (9, 1)	1.0		3	0	0	0	0	0	0	0	0	0	0	11	16	0.00	0.000

BOTTOM

Chicago White Sox @ Baltimore Orioles
Oriole Park at Camden Yards, Baltimore, MD

Sat Jun 23 2001, 1:15 PM EDT
Att: 40,796 - Cloudy - 82 F

livebaseballscorecards.com

AB	36
R	3
H	8
RBI	3
BB	3
SO	8
LOB	12



Batter	1	2	3	4	5	6	7	8	9	AB R H RBI BB SO LOB	TOP											
Jose Valentin, S (1, 5) OBP: 0.348, SLG: 0.574	1-1 FC1-5 1B	1-0 SF9		1-0 G3		4-0 BB 1B	1-3 K		2-0 F8	4 1 1 1 1 1 3												
Chris Singleton, L (1, 8) OBP: 0.315, SLG: 0.389	0-1 FC1-5 1B	0-1 FC6-4			1-1 F7	4-1 PB 1B BB		2-2 FC6-4 1B		4 1 2 1 1 0 1												
Ray Durham, S (1, 4) OBP: 0.326, SLG: 0.433	0-1 FC1-5 1B	1-2 F8			1-0 CS 1B	2-1 PB 1B		0-1 FC6-4 BB 1B		5 1 2 2 0 0 4												
Magglio Ordonez, R (1, 9) OBP: 0.380, SLG: 0.556	0-3 K			0-0 G6-4-3 1B		2-1 G5-3	4-1 BB BB	4-1 1B BB		3 0 1 0 2 1 3												
Jose Canseco, R (1, 10) OBP: 0.316, SLG: 0.444	0-1 1B			0-1 G6-4-3		P3		0-0 14 G6-4-3 1B		5 0 2 2 0 0 4												
14 Paul Konerko, R (1, 3) OBP: 0.357, SLG: 0.514	2-1 F7			0-1 1B		P6		1-3 2-H 1B		5 1 2 0 0 0 4												
Jeff Liefer, L (1, 7) OBP: 0.287, SLG: 0.468		2-2 1B SF9 1B		1-2 F7		0-0 E 2B 1B	1-0 G6-3		4-1 G5-3 BB	3 2 1 0 0 0 2												
Tony Graffanino, R (8, 7) OBP: 0.344, SLG: 0.378						1-3 2B	BB HBP			0 0 0 0 1 0 0	AB 38 R 8 H 14 RBI 8 BB 6 SO 4 LOB 26											
Royce Clayton, R (1, 6) OBP: 0.217, SLG: 0.262		1-0 SF9 1B FC6-4 1B		0-2 F9		1-1 G4-3 1B 2B	4-1 BB BB	1-2 BB	1-2 G5-3	4 2 2 2 1 0 1												
Josh Paul, R (1, 2) OBP: 0.258, SLG: 0.277		0-0 FC6-4 1B		1-3 K		2-1 G4-3	3-2 F8		1-3 K	5 0 1 0 0 2 4												
Inning Stats	R: 1 E: 0 K: 1 S: 13	H: 3 LOB: 2 BB: 0 P: 16	R: 2 E: 0 K: 0 S: 13	H: 3 LOB: 1 BB: 0 P: 18	R: 0 E: 0 K: 1 S: 8	H: 2 LOB: 1 BB: 0 P: 9	R: 0 E: 0 K: 1 S: 7	H: 0 LOB: 0 BB: 0 P: 9	R: 0 E: 0 K: 0 S: 5	H: 1 LOB: 0 BB: 0 P: 9	R: 4 E: 1 K: 0 S: 15	H: 3 LOB: 3 BB: 3 P: 34	R: 0 E: 0 K: 1 S: 9	H: 0 LOB: 2 BB: 1 P: 19	R: 1 E: 0 K: 0 S: 11	H: 2 LOB: 1 BB: 1 P: 19	R: 0 E: 0 K: 1 S: 8	H: 0 LOB: 1 BB: 1 P: 16	1B: 13 2B: 1 3B: 0 HR: 0	SF: 1 SAC: 0 DP: 2 HBP: 1	WP: 0 PB: 1 SB: 0 CS: 1	PA: 46
PITCHER	IP WLS BF H R ER SO BB IBB HBP BLK WP HR S P ERA WHIP																					
Josh Towers, R (1, 1) ERA: 2.47	5.1 L 25 10 5 5 2 0 0 0 0 0 0 0 51 67 8.44 1.875																					
Chuck McElroy, L (6, 1) ERA: 4.89	0.1 6 2 2 1 0 3 0 0 0 0 0 0 8 25 27.00 15.000																					
John Parrish, L (6, 1) ERA: 6.75	3.1 15 2 1 1 2 3 0 1 0 0 0 0 30 57 2.70 1.500																					

Chicago White Sox @ Baltimore Orioles
 Oriole Park at Camden Yards, Baltimore, MD

Sun Jun 24 2001, 1:35 PM EDT
 Att. 40,996 - Cloudy - 82 F

livebaseballscorecards.com



Batter	1	2	3	4	5	6	7	8	9	AB R H RBI BB SO LOB	TOP
Jose Valentin, S (1, 6) OBP: 0.341, SLG: 0.559 (8, 8)	3-2 		2-3 			3-2 		0-3 		3 0 0 1 0 2 2	Chicago White Sox @ Minnesota Twins Hubert H. Humphrey Metrodome, Minneapolis, MN Wed Jun 27 2001, 7:05 PM EDT Att. 19,576 - Dome - 72 F livebaseballscorecards.com AB 31 R 1 H 5 RBI 1 BB 0 SO 8 LOB 12
Chris Singleton, L (1, 8) OBP: 0.310, SLG: 0.383 Tony Graffanino, R (8, PH) OBP: 0.340, SLG: 0.373 (8, 6)	1-3 			1-0 		0-3 		2-2 		3 0 0 0 0 2 0 1 0 0 0 0 0 2	
Ray Durham, S (1, 4) OBP: 0.329, SLG: 0.444	0-0 			2-3 		0-0 			3-2 	4 0 0 0 0 1 0	
Magglio Ordonez, R (1, 9) OBP: 0.378, SLG: 0.549		0-0 		3-2 		2-0 			1-3 	4 0 0 0 0 1 0	
Carlos Lee, R (1, 7) OBP: 0.349, SLG: 0.547		2-2 			1-2 		1-0 		1-2 	4 0 1 0 0 0 0	
Jose Canseco, R (1, 10) OBP: 0.259, SLG: 0.462		1-1 			2-3 		1-3 			3 0 0 0 0 2 2	
14 Paul Konerko, R (1, 3) OBP: 0.355, SLG: 0.508		1-1 			2-1 			1-1 		3 0 1 0 0 0 2	
Herbert Perry, R (1, 5) OBP: 0.331, SLG: 0.434			1-2 		1-1 			1-0 		3 0 2 0 0 0 1	
Sandy Alomar Jr., R (1, 2) OBP: 0.295, SLG: 0.333			2-0 			0-0 		1-2 		3 1 1 0 0 0 3	
Inning Stats	R: 0 H: 0 E: 0 LOB: 0 K: 1 BB: 0 S: 7 P: 11	R: 0 H: 1 E: 0 LOB: 1 K: 0 BB: 0 S: 8 P: 12	R: 0 H: 1 E: 0 LOB: 0 K: 1 BB: 0 S: 7 P: 12	R: 0 H: 0 E: 0 LOB: 0 K: 1 BB: 0 S: 8 P: 14	R: 0 H: 0 E: 1 LOB: 1 K: 1 BB: 0 S: 10 P: 16	R: 1 H: 1 E: 0 LOB: 0 K: 1 BB: 0 S: 8 P: 11	R: 0 H: 0 E: 0 LOB: 0 K: 1 BB: 0 S: 5 P: 9	R: 0 H: 2 E: 0 LOB: 2 K: 1 BB: 0 S: 12 P: 17	R: 0 H: 0 E: 0 LOB: 0 K: 1 BB: 0 S: 11 P: 16	1B: 2 SF: 1 2B: 2 SAC: 0 3B: 1 DP: 1 HR: 0 HBP: 0	WP: 0 PA: 32 PB: 0 SB: 0 CS: 0
PITCHER Kyle Lohse, R (1, 1) ERA: 3.38 Bob Wells, R (8, 1) ERA: 4.54 Eddie Guardado, L (8, 1) ERA: 4.3 LaTroy Hawkins, R (9, 1) ERA: 3.45	IP WLS BF H R ER SO BB IBB HBP BLK WP HR S P ERA WHIP 7.0 W 24 3 1 1 6 0 0 0 0 0 0 0 53 85 1.29 0.429 0.1 H 3 2 0 0 0 0 0 0 0 0 0 0 0 6 9 0.00 6.000 0.2 H 2 0 0 0 0 1 0 0 0 0 0 0 0 6 8 0.00 0.000 1.0 S 3 0 0 0 0 1 0 0 0 0 0 0 0 11 16 0.00 0.000	PITCHER IP WLS BF H R ER SO BB IBB HBP BLK WP HR S P ERA WHIP									

Batter	1	2	3	4	5	6	7	8	9	AB R H RBI BB SO LOB
Denny Hocking, S OBP: 0.344, SLG: 0.394 (1, 3)	2-2 S 1B	2-1 FC1-6 1-2f		2-0 G4-6-3 1-2f 2-3 3-H		0-1 CS 1-2	2-3 K			4 0 1 0 0 1 3
Cristian Guzman, S OBP: 0.346, SLG: 0.490 (1, 6)	3-3 K 1-2	0-0 F8		0-1 F5			2-1 G3			4 0 0 0 0 1 3
Matt Lawton, L OBP: 0.410, SLG: 0.433 (1, 9)	4-0 BB			0-1 G3		4-1 1B BB	3-3 K			2 0 0 0 2 1 0
Corey Koskie, L OBP: 0.345, SLG: 0.408 (1, 5)	2-3 K			2-2 E7 SF8 1B		1-3 K		1-1 G2		4 1 1 0 0 2 3
Brian Buchanan, R OBP: 0.316, SLG: 0.477 (1, 10)	2-3 K			1-1 SF8		0-0 G3-6 1B		1-1 G4-6-3 1B		3 0 2 1 0 1 2
Jacque Jones, L OBP: 0.303, SLG: 0.356 (1, 7)		0-0 HR		0-2 P6		1-2 G3-6 1-2f		0-0 G4-6-3 1-2		4 1 1 1 0 0 3
Torii Hunter, R OBP: 0.287, SLG: 0.457 (1, 8)		2-2 E6 G4-3 1B		3-2 1B G4-6-3 1B		1-1 L4		0-1 G6-3		4 2 1 0 0 0 1
A.J. Pierzynski, L OBP: 0.332, SLG: 0.434 (1, 2)		0-2 G4-3		0-0 G4-6-3 1B		0-0 F8				3 0 1 0 0 0 1
Luis Rivas, R OBP: 0.293, SLG: 0.347 (1, 4)		0-0 FC1-6 1B		1-1 G4-6-3 1B		4-2 CS BB				2 0 2 1 1 0 0

Inning Stats	R: 0	H: 1	E: 0	LOB: 2	K: 3	S: 13	R: 2	H: 2	E: 1	LOB: 1	K: 0	S: 14	R: 1	H: 1	E: 1	LOB: 0	K: 0	S: 11	R: 1	H: 3	E: 0	LOB: 1	K: 0	S: 9	R: 0	H: 1	E: 0	LOB: 1	K: 1	S: 9	R: 0	H: 0	E: 0	LOB: 0	K: 2	S: 8	R: 0	H: 1	E: 0	LOB: 1	K: 0	S: 7	1B: 8	SF: 1	2B: 0	SAC: 0	3B: 0	DP: 2	HR: 1	HBP: 0	WP: 0	PA: 35
--------------	------	------	------	--------	------	-------	------	------	------	--------	------	-------	------	------	------	--------	------	-------	------	------	------	--------	------	------	------	------	------	--------	------	------	------	------	------	--------	------	------	------	------	------	--------	------	------	-------	-------	-------	--------	-------	-------	-------	--------	-------	--------

PITCHER	IP	WLS	BF	H	R	ER	SO	BB	IBB	HBP	BLK	WP	HR	S	P	ERA	WHIP
Kip Wells, R ERA: 2.48 (1, 1)	5.0	L	24	8	4	2	4	2	0	0	0	0	1	56	87	3.60	2.000
Jon Garland, R ERA: 4.34 (6, 1)	3.0		10	1	0	0	2	1	0	0	0	0	0	21	35	0.00	0.667

BOTTOM

Chicago White Sox @ Minnesota Twins
 Hubert H. Humphrey Metrodome, Minneapolis, MN
 Wed Jun 27 2001, 7:05 PM EDT
 Att: 19,576 - Dome - 72 F

livebaseballscorecards.com

AB	30
R	4
H	9
RBI	3
BB	3
SO	6
LOB	16



Batter	1	2	3	4	5	6	7	8	9	AB	R	H	RBI	BB	SO	LOB
Denny Hocking, S OBP: 0.335, SLG: 0.383 (1, 3) (2, 9) (8, 3)	1-2 F8		1-2 G3			1-3 K		1-2 G5-3		4	0	0	0	0	1	2
Cristian Guzman, S OBP: 0.345, SLG: 0.487 (1, 6)	0-0 G6-3			0-1 G4-3		1-2 G6-3		1-1 1B		4	0	1	1	0	0	0
Matt Lawton, L OBP: 0.408, SLG: 0.428 (1, 10)	1-0 F9			1-1 P6			4-1 F9 S WP BB	0-1 F7		3	1	0	0	1	0	1
Brian Buchanan, R OBP: 0.316, SLG: 0.477 Corey Koskie, L OBP: 0.347, SLG: 0.411 (1, 9) (2, 5)			1-1 P6	2-1 P4			4-1 WP BB		1-2 1B 2B	0	0	0	0	0	0	0
Torii Hunter, R OBP: 0.290, SLG: 0.462 (1, 8)		3-1 FC5-4-5-3 2B			1-0 F9		0-2 F9		0-2 1B 1B	4	0	2	1	0	0	2
Casey Blake, R OBP: 0.182, SLG: 0.182 (1, 5) (2, 3) Jacque Jones, L OBP: 0.305, SLG: 0.357 (7, PH) (8, 7)		2-2 FC5-4-5-3-4 2-3			0-3 K		3-3 K		1-1 G4-6-3 1B	2	0	0	0	0	1	1
Luis Rivas, R OBP: 0.296, SLG: 0.344 (1, 4)			4-2 FC6-5 S BB		1-1 HBP		2-2 L4		2-3 K	2	0	0	0	1	1	3
Quinton McCracken, S OBP: 0.333, SLG: 0.415 (1, 7) (8, 9)			3-1 FC6-5		3-2 G4-3			3-2 1B 3B	0-2 G4-6-3	4	1	1	0	0	0	4
Tom Prince, R OBP: 0.286, SLG: 0.315 A.J. Pierzynski, L OBP: 0.330, SLG: 0.432 (1, 2) (8, PH) (9, 2)			1-3 K			2-3 K		1-3 K		2	0	0	0	0	2	1
										1	0	0	0	0	1	1

BOTTOM

Chicago White Sox @ Minnesota Twins
 Hubert H. Humphrey Metrodome, Minneapolis, MN

Thu Jun 28 2001, 1:05 PM EDT
 Att. 24,013 - Dome - 72 F

AB	31
R	3
H	6
RBI	2
BB	3
SO	7
LOB	16



Inning Stats	R: 0	H: 0	E: 0	K: 0	S: 6	H: 0	LOB: 0	BB: 0	P: 8	R: 0	H: 1	E: 0	K: 0	S: 7	H: 0	LOB: 1	BB: 0	P: 13	R: 0	H: 0	E: 0	K: 0	S: 11	H: 0	LOB: 0	BB: 0	P: 9	R: 0	H: 0	E: 0	K: 1	S: 11	H: 0	LOB: 1	BB: 0	P: 16	R: 1	H: 0	E: 0	K: 1	S: 11	H: 0	LOB: 1	BB: 2	P: 24	R: 1	H: 2	E: 0	K: 1	S: 13	H: 3	LOB: 1	BB: 0	P: 19	R: 1	H: 3	E: 0	K: 1	S: 14	H: 3	LOB: 1	BB: 0	P: 18	1B: 3	SF: 0	2B: 3	SAC: 0	3B: 1	DP: 2	HR: 0	HBP: 1	WP: 1	PA: 35
--------------	------	------	------	------	------	------	--------	-------	------	------	------	------	------	------	------	--------	-------	-------	------	------	------	------	-------	------	--------	-------	------	------	------	------	------	-------	------	--------	-------	-------	------	------	------	------	-------	------	--------	-------	-------	------	------	------	------	-------	------	--------	-------	-------	------	------	------	------	-------	------	--------	-------	-------	-------	-------	-------	--------	-------	-------	-------	--------	-------	--------

PITCHER	IP	WLS	BF	H	R	ER	SO	BB	IBB	HBP	BLK	WP	HR	S	P	ERA	WHIP
David Wells, L ERA: 4.47	(1, 1)	2.0		1	0	0	0	0	0	0	0	0	0	13	21	0.00	0.500
Sean Lowe, R ERA: 2.31	(3, 1)	4.0	W	16	0	1	4	3	0	1	0	0	0	40	69	2.25	0.750
Gary Glover, R ERA: 7.36	(7, 1)	1.0		3	0	0	1	0	0	0	0	1	0	9	14	0.00	0.000
Bob Howry, R ERA: 3.41	(8, 1)	1.0		5	2	1	1	0	0	0	0	0	0	13	19	9.00	2.000
Keith Foulke, R ERA: 2.83	(9, 1)	1.0		5	3	1	1	0	0	0	0	0	0	14	18	9.00	3.000

PITCHER	IP	WLS	BF	H	R	ER	SO	BB	IBB	HBP	BLK	WP	HR	S	P	ERA	WHIP
---------	----	-----	----	---	---	----	----	----	-----	-----	-----	----	----	---	---	-----	------

Batter	1	2	3	4	5	6	7	8	9	AB R H RBI BB SO LOB	TOP											
Jerry Hairston, R (1, 4) OBP: 0.321, SLG: 0.393	1-3 K		1-2 G4-3		2-0 6 2B		1-1 F8		1-3 K	5 1 1 0 0 2 5												
6 Melvin Mora, R (1, 6) OBP: 0.376, SLG: 0.435	2-0 G6-3			2-2 E7 1B 2B	0-0 2B		3-2 SF9		1-3 K	4 1 2 2 0 1 2												
David Segui, S (1, 3) OBP: 0.414, SLG: 0.464	2-2 G5-3			4-2 1B 31 G1-2-3 BB	4-1 BB		0-1 L3		0-1 1B	3 0 1 1 2 0 1												
Jeff Conine, R (1, 9) OBP: 0.398, SLG: 0.484		1-1 L8		1-1 1B 1B	2-3 K			3-2 L7	1-1 G1-3	5 0 1 1 0 1 4												
Tony Batista, R (1, 10) OBP: 0.252, SLG: 0.404		0-1 G6-3		0-0 F8		0-2 P5		4-2 31 FC6-4 BB		3 0 0 0 1 0 2												
Cal Ripken Jr., R (1, 5) OBP: 0.249, SLG: 0.309		0-1 G1-3		1-0 1B		0-0 F7		2-1 P6		4 0 1 0 0 0 1												
31 Jay Gibbons, L (1, 7) OBP: 0.314, SLG: 0.450			1-3 K	0-0 G1-2-3		0-1 F7		1-1 FC6-4		4 0 0 0 0 1 4												
Brook Fordyce, R (1, 2) OBP: 0.251, SLG: 0.281			3-2 E3		1-2 G1-3		1-0 1B 6 SF9 2B		4-1 1B 1B BB	3 2 1 0 1 0 0												
Larry Bigbie, L (1, 8) OBP: 0.267, SLG: 0.333			1-0 F7		2-1 G3-1		0-0 6 SF9 F8 1B		0-0 1B 1B	4 0 2 0 0 0 1												
Inning Stats	R: 0 E: 0 K: 1 S: 9	H: 0 LOB: 0 BB: 0 P: 14	R: 0 E: 0 K: 0 S: 6	H: 0 LOB: 0 BB: 0 P: 7	R: 0 E: 1 K: 1 S: 12	H: 0 LOB: 1 BB: 0 P: 18	R: 1 E: 1 K: 0 S: 11	H: 3 LOB: 2 BB: 1 P: 19	R: 1 E: 0 K: 1 S: 15	H: 2 LOB: 2 BB: 1 P: 26	R: 0 E: 0 K: 0 S: 6	H: 0 LOB: 0 BB: 0 P: 6	R: 1 E: 0 K: 0 S: 10	H: 2 LOB: 1 BB: 0 P: 15	R: 0 E: 0 K: 0 S: 11	H: 0 LOB: 1 BB: 1 P: 21	R: 1 E: 0 K: 2 S: 12	H: 2 LOB: 2 BB: 1 P: 19	1B: 5 2B: 4 3B: 0 HR: 0	SF: 1 SAC: 0 DP: 1 HBP: 0	WP: 0 PB: 0 SB: 0 CS: 0	PA: 40
PITCHER	IP WLS BF H R ER SO BB IBB HBP BLK WP HR S P ERA WHIP																					
56 Mark Buehrle, L (1, 1) ERA: 3.33	7.0 L 30 7 3 3 3 2 0 0 0 0 0 0 69 105 3.86 1.286																					
Gary Glover, R (8, 1) ERA: 7.04	1.0 4 0 0 0 0 1 0 0 0 0 0 0 11 21 0.00 1.000																					
Jon Garland, R (9, 1) ERA: 4.46	1.0 6 2 1 1 2 1 0 0 0 0 0 0 12 19 9.00 3.000																					

Baltimore Orioles @ Chicago White Sox
Comiskey Park, Chicago, IL
Fri Jun 29 2001, 8:05 PM EDT
Att. 27,890 - Sunny - 84 F

livebaseballscorecards.com

AB	35
R	4
H	9
RBI	4
BB	4
SO	5
LOB	20



Batter	1	2	3	4	5	6	7	8	9	AB R H RBI BB SO LOB	TOP									
Jerry Hairston, R (1, 4) OBP: 0.322, SLG: 0.394	1-1 FC4-6 1B	1-2 F7			1-2 BB 1B	2-1 G4-3			1-1 G3-1	5 0 2 0 0 0 3										
1 Brian Roberts, S (1, 6) OBP: 0.303, SLG: 0.365	3-2 F9		1-2 L9		0-2 BB 1B		3-2 G4-3		2-3 K	5 0 1 0 0 1 1										
David Segui, S (1, 3) OBP: 0.413, SLG: 0.460	0-0 FC4-6 1B 1-2f		0-0 1B		2-3 K		4-2 BB		1-1 P6	4 0 1 0 1 1 3										
Jeff Conine, R (1, 7) OBP: 0.400, SLG: 0.482	3-2 1B		0-0 L4		4-1 1B 2-3 BB		2-3 K			3 0 1 0 1 1 2										
Tony Batista, R (1, 5) OBP: 0.248, SLG: 0.398	1-0 F8		0-2 F5		1-0 P6		1-3 K			4 0 0 0 0 1 7										
6 Melvin Mora, R (1, 8) OBP: 0.370, SLG: 0.428		2-2 F9		1-2 B1-3	2-2 F9			0-1 G4-3		4 0 0 0 0 0 3										
31 Jay Gibbons, L (1, 10) OBP: 0.319, SLG: 0.451		3-2 1B 1B		3-2 F8		1-2 FC6-4 1B		3-3 K		4 0 2 0 0 1 0										
Brook Fordyce, R (1, 2) OBP: 0.261, SLG: 0.312		3-2 1B		2-1 2B		2-0 FC6-4 1-2f		3-2 HR		4 1 3 1 0 0 1										
Larry Bigbie, L (1, 9) OBP: 0.211, SLG: 0.263		1-2 F7		0-0 F8		0-3 K		2-2 G4-3		4 0 0 0 0 1 4										
Inning Stats	R: 0 E: 0 K: 0 S: 12	H: 2 LOB: 2 BB: 0 P: 20	R: 0 E: 0 K: 0 S: 21	H: 2 LOB: 2 BB: 0 P: 31	R: 0 E: 0 K: 0 S: 9	H: 1 LOB: 1 BB: 0 P: 10	R: 0 E: 0 K: 0 S: 13	H: 1 LOB: 1 BB: 0 P: 19	R: 0 E: 0 K: 1 S: 9	H: 1 LOB: 1 BB: 0 P: 14	R: 0 E: 0 K: 2 S: 15	H: 0 LOB: 1 BB: 1 P: 25	R: 1 E: 0 K: 1 S: 12	H: 1 LOB: 0 BB: 0 P: 20	R: 0 E: 0 K: 1 S: 8	H: 0 LOB: 0 BB: 0 P: 12	1B: 8 2B: 1 3B: 0 HR: 1	SF: 0 SAC: 0 DP: 0 HBP: 0	WP: 0 PB: 0 SB: 0 CS: 0	PA: 39
PITCHER	IP WLS BF H R ER SO BB IBB HBP BLK WP HR S P ERA WHIP																			
James Baldwin, R (1, 1) ERA: 4.02	5.0 W 24 8 0 0 1 1 0 0 0 0 0 0 76 111 0.00 1.800																			
Alan Embree, L (6, 1) ERA: 10.71	1.0 4 1 0 0 1 0 0 0 0 0 0 0 9 14 0.00 1.000																			
Bob Howry, R (7, 1) ERA: 3.47	2.0 8 1 1 1 3 1 0 0 0 0 1 27 45 4.50 1.000																			
Keith Foulke, R (9, 1) ERA: 2.76	1.0 S 3 0 0 0 1 0 0 0 0 0 0 8 12 0.00 0.000																			

Baltimore Orioles @ Chicago White Sox
Comiskey Park, Chicago, IL
Sat Jun 30 2001, 7:05 PM EDT
Att. 33,439 - Sunny - 92 F

livebaseballscorecards.com

AB 37
R 1
H 10
RBI 1
BB 2
SO 6
LOB 24



Batter	1	2	3	4	5	6	7	8	9	AB	R	H	RBI	BB	SO	LOB
Ray Durham, S OBP: 0.329, SLG: 0.446 (1, 4)	3-2 SH3 2B	2-2 F7		2-0 FC3-6 BB		0-2 G5-3				4	0	1	0	0	0	3
Chris Singleton, L OBP: 0.310, SLG: 0.373 (1, 8)	1-0 SH3 2-3		2-2 F7	4-2 BB			1-2 G4-3			2	0	0	0	1	0	0
Carlos Lee, R OBP: 0.339, SLG: 0.530 (1, 7)	0-0 P4		2-0 F7	2-2 L9			1-3 K			4	0	0	0	0	1	4
Jose Valentin, S OBP: 0.342, SLG: 0.548 (8, 5)										0	0	0	0	0	0	0
Magglio Ordonez, R OBP: 0.380, SLG: 0.546 (1, 9)	2-3 K		1-1 L8		3-2 14 1B		2-2 E5			4	0	1	0	0	1	1
14 Paul Konerko, R OBP: 0.355, SLG: 0.515 (1, 3)		0-0 G5-3		2-1 HR	SAFE	2-2 1B		0-0 P4		4	1	2	1	0	0	1
Jeff Liefer, L OBP: 0.276, SLG: 0.470 (8, 7)										0	0	0	0	0	0	0
Jose Canseco, R OBP: 0.286, SLG: 0.424 (1, 10)		3-2 HR 1B		4-2 S 1B BB	1-0 F8		1-1 G5-4-3 1B			3	2	2	0	1	0	1
Herbert Perry, R OBP: 0.322, SLG: 0.437 (1, 5) (8, 3)		1-0 HR		3-3 K 1-2	1-2 F9		0-0 G5-4-3			4	1	1	2	0	1	3
Sandy Alomar Jr., R OBP: 0.294, SLG: 0.331 (1, 2)		0-1 F7		0-0 FC3-6 HBP 2-H 1B		2-1 F8		1-0 F8		4	0	1	1	0	0	0
Royce Clayton, R OBP: 0.218, SLG: 0.272 (1, 6)		0-1 E5		4-1 FC3-6 HBP		2-2 G5-3				2	0	0	0	0	0	0

Inning Stats	R: 0	H: 1	E: 0	K: 10	S: 10	R: 2	H: 2	E: 2	K: 0	S: 14	R: 0	H: 0	E: 0	K: 0	S: 6	R: 2	H: 2	E: 0	K: 1	S: 19	R: 0	H: 2	E: 0	K: 10	S: 10	R: 0	H: 0	E: 1	K: 1	S: 13	R: 0	H: 1	E: 0	K: 0	S: 4
		LOB: 1		BB: 0	P: 16		LOB: 1		BB: 0	P: 20		LOB: 0		BB: 0	P: 11		LOB: 3		BB: 2	P: 17		LOB: 0		BB: 0	P: 13		LOB: 1		BB: 0	P: 17		LOB: 0		BB: 0	P: 6


PITCHER	IP	WLS	BF	H	R	ER	SO	BB	IBB	HBP	BLK	WP	HR	S	P	ERA	WHIP
Willis Roberts, R ERA: 5.42 (1, 1)	3.1	L	18	5	4	4	2	1	0	1	0	0	0	42	72	10.80	1.800
Calvin Maduro, R ERA: 3.38 (4, 1)	2.2		10	2	0	0	0	1	0	0	0	0	0	26	45	0.00	1.125
B.J. Ryan, L ERA: 5.16 (7, 1)	1.0		4	0	0	0	1	0	0	0	0	0	0	13	17	0.00	0.000
Chad Paronto, R ERA: 5.48 (8, 1)	1.0		3	1	0	0	0	0	0	0	0	0	0	4	6	0.00	1.000

BOTTOM


Baltimore Orioles @ Chicago White Sox
Comiskey Park, Chicago, IL

Sat Jun 30 2001, 7:05 PM EDT
Att. 33,439 - Sunny - 92 F

AB	31
R	4
H	8
RBI	4
BB	2
SO	3
LOB	13



WP	HR	S	P	ERA	WHIP
0	0	1	0	0.00	1.000

Batter	1	2	3	4	5	6	7	8	9	AB R H RBI BB SO LOB	TOP											
Jerry Hairston, R (1, 4) OBP: 0.324, SLG: 0.391	1-3 K	3-2 G6-3			0-0 SH3-4	1-1 P4	2-2 1B		4-0 1B BB	4 0 1 2 1 1 4												
1 Brian Roberts, S (1, 6) OBP: 0.319, SLG: 0.368	1-3 K		0-0 F7		1-2 G6-3	2-0 1B		3-2 1B	4-1 1B BB	5 0 2 2 1 1 1												
David Segui, S (1, 3) OBP: 0.415, SLG: 0.459	2-3 K		4-1 BB		1-1 G4-3	0-3 K		2-0 1B	1-1 1B	5 0 2 1 1 2 3												
Jeff Conine, R (1, 9) OBP: 0.402, SLG: 0.485		3-2 BB 6 1B SF7 1B	2-0 F8		1-0 1B 6 HBP BB HBP	1-2 31 PB 6 FC5-4 2B		0-3 K	3-1 P6	5 3 2 0 0 1 6												
31 Jay Gibbons, L (1, 7) OBP: 0.313, SLG: 0.436		1-0 P5	1-3 K		2-2 F9	4-0 6 FC5-4 BB		0-0 F5	0-2 P6	5 0 0 0 1 1 8												
6 Melvin Mora, R (1, 8) OBP: 0.371, SLG: 0.425		0-2 BB 1B 1B		1-1 B5-3	1-0 BB 1B 1B HBP	1-0 1B 1B FC1-2		1-3 K		4 2 1 1 0 1 3												
Cal Ripken Jr., R (1, 5) OBP: 0.261, SLG: 0.318		4-0 1B 1-2 2-3 BB		3-2 G6-3	1-1 BB 1B 1B	1-1 FC1-2 BB 1B 1B			0-2 BB 1B 1B 1B	4 3 3 0 1 0 0	AB 39 R 11 H 15 RBI 11 BB 7 SO 7 LOB 30											
Tony Batista, R (1, 10) OBP: 0.254, SLG: 0.399		0-1 SF7		1-2 F7	4-2 1B 1 1B BB	4-2 1B 1B BB			1-2 1 BB BB 1B 1B	2 3 1 2 2 0 0												
Fernando Lumar, R (1, 2) OBP: 0.333, SLG: 0.359		1-1 1B			2-1 SH3-4 2B	2-1 1B			2-0 F9	5 0 3 3 0 0 5												
Inning Stats	R: 0 E: 0 K: 3 S: 9	H: 0 LOB: 0 BB: 0 P: 13	R: 2 E: 0 K: 0 S: 16	H: 3 LOB: 2 BB: 1 P: 28	R: 0 E: 0 K: 1 S: 7	H: 0 LOB: 1 BB: 1 P: 14	R: 0 E: 0 K: 0 S: 8	H: 0 LOB: 0 BB: 0 P: 13	R: 0 E: 0 K: 0 S: 9	H: 1 LOB: 1 BB: 0 P: 13	R: 4 E: 0 K: 1 S: 18	H: 3 LOB: 2 BB: 1 P: 32	R: 3 E: 0 K: 0 S: 13	H: 3 LOB: 2 BB: 2 P: 26	R: 0 E: 0 K: 2 S: 13	H: 2 LOB: 2 BB: 0 P: 19	R: 2 E: 0 K: 0 S: 17	H: 3 LOB: 3 BB: 2 P: 32	1B: 13 2B: 2 3B: 0 HR: 0	SF: 1 SAC: 1 DP: 0 HBP: 2	WP: 0 PB: 1 SB: 0 CS: 0	PA: 50
PITCHER	IP WLS BF H R ER SO BB IBB HBP BLK WP HR S P ERA WHIP																					
Rocky Biddle, R (1, 1) ERA: 4.83	5.1 L 26 5 6 6 4 3 0 2 0 0 0 58 99 10.12 1.500																					
Gary Glover, R (6, 1) ERA: 6.85	0.2 4 2 0 0 1 0 0 0 0 0 0 9 14 0.00 3.000																					
Ken Vining, L (7, 1) ERA: 15.63	2.1 17 7 5 5 2 4 0 0 0 0 0 35 65 19.29 4.714																					
Jon Garland, R (9, 1) ERA: 4.38	0.2 3 1 0 0 0 0 0 0 0 0 0 8 12 0.00 1.500																					

Baltimore Orioles @ Chicago White Sox
Comiskey Park, Chicago, IL
Sun Jul 01 2001, 2:05 PM EDT
Att. 34,588 - Sunny - 64 F

livebaseballscorecards.com

Batter	1	2	3	4	5	6	7	8	9	AB	R	H	RBI	BB	SO	LOB
Ray Durham, S OBP: 0.324, SLG: 0.438 (1, 4)	G5-3			G4-3		FC4-6 2B	G6-3		F9	5	0	0	0	0	0	4
Jose Valentin, S OBP: 0.339, SLG: 0.545 (1, 8)	L9			2B		F9		K	G4-6-3	5	0	1	0	0	1	2
Carlos Lee, R OBP: 0.340, SLG: 0.528 (1, 7)	F9			HBP		2B		WP 14 FC5-4 2B		1	0	0	0	0	0	0
Jeff Liefer, L OBP: 0.288, SLG: 0.496 (5, 7)						2B		2B		2	1	2	0	0	0	0
Magglio Ordonez, R OBP: 0.384, SLG: 0.546 (1, 9)		CS 1B		P4		14 FC5-4 BB		14 FC5-4 BB		2	0	1	0	2	0	2
14 Paul Konerko, R OBP: 0.351, SLG: 0.507 (1, 3)		F8		G1-3		FC5-4		FC5-4 WP BB 1B		4	1	0	1	0	0	7
Jose Canseco, R OBP: 0.282, SLG: 0.389 (1, 10)		K						WP 1B BB		3	0	0	0	1	1	1
Herbert Perry, R OBP: 0.326, SLG: 0.435 (1, 5)			G6-3		G4-3			WP 1B BB		3	1	1	0	1	0	0
Royce Clayton, R OBP: 0.224, SLG: 0.277 (1, 6)			G6-3		K			1B BB		4	0	2	1	0	1	0
Mark Johnson, L OBP: 0.333, SLG: 0.412 (1, 2)			F7			FC4-6 BB		G6-3 1B		3	0	2	1	1	0	0

Inning Stats	R: 0	H: 0	E: 0	K: 5	S: 5	H: 0	LOB: 0	BB: 0	P: 10	R: 0	H: 1	E: 0	K: 1	S: 6	H: 0	LOB: 1	BB: 0	P: 11	R: 0	H: 0	E: 0	K: 0	S: 6	R: 0	H: 1	E: 0	K: 0	S: 10	H: 0	LOB: 0	BB: 0	P: 14	R: 0	H: 1	E: 0	K: 1	S: 9	H: 0	LOB: 3	BB: 2	P: 27	R: 1	H: 3	E: 0	K: 0	S: 13	H: 2	LOB: 2	BB: 3	P: 34	R: 0	H: 1	E: 0	K: 0	S: 6	H: 1	LOB: 0	BB: 0	P: 7	1B: 6	SF: 0	2B: 4	SAC: 0	3B: 0	DP: 3	HR: 0	HBP: 1	WP: 2	PA: 38
--------------	------	------	------	------	------	------	--------	-------	-------	------	------	------	------	------	------	--------	-------	-------	------	------	------	------	------	------	------	------	------	-------	------	--------	-------	-------	------	------	------	------	------	------	--------	-------	-------	------	------	------	------	-------	------	--------	-------	-------	------	------	------	------	------	------	--------	-------	------	-------	-------	-------	--------	-------	-------	-------	--------	-------	--------

PITCHER	IP	WLS	BF	H	R	ER	SO	BB	IBB	HBP	BLK	WP	HR	S	P	ERA	WHIP
Jason Johnson, R ERA: 3.41 (1, 1)	7.0		28	6	1	1	2	2	0	0	0	0	0	63	107	1.29	1.143
Chuck McElroy, L ERA: 5.23 (8, 1)	0.2		5	1	2	2	1	2	0	0	0	1	0	11	24	27.00	4.500
John Wasdin, R ERA: 6.93 (8, 1)	0.1		2	1	0	0	0	1	0	0	0	1	0	6	10	0.00	6.000
Buddy Groom, L ERA: 3.38 (9, 1)	1.0		3	1	0	0	0	0	0	0	0	0	0	6	7	0.00	1.000

BOTTOM

Baltimore Orioles @ Chicago White Sox
Comiskey Park, Chicago, IL

Sun Jul 01 2001, 2:05 PM EDT
Att. 34,588 - Sunny - 64 F

livebaseballscorecards.com

AB	32
R	3
H	9
RBI	3
BB	5
SO	3
LOB	16



BOTTOM

Minnesota Twins @ Chicago White Sox
Comiskey Park, Chicago, IL
Mon Jul 02 2001, 8:05 PM EDT
Att. 33,230 - Sunny - 74 F

livebaseballscorecards.com

AB 36
R 5
H 9
RBI 5
BB 1
SO 5
LOB 6



WP: 2 PA: 37
PB: 0
SB: 0
CS: 0

AB R H RBI BB SO LOB

5 1 3 2 0 1 1
3 0 0 0 0 0 1
1 0 0 0 0 0 1

4 0 0 0 0 1 0

4 1 2 1 0 0 0

4 1 2 0 0 0 1

3 1 1 2 0 1 1

1 0 0 0 0 0 1
0 0 0 0 0 0 0

4 0 0 0 0 1 0

4 0 0 0 0 0 0

3 1 1 0 1 1 0

1B: 6 SF: 0
2B: 0 SAC: 0
3B: 0 DP: 0
HR: 3 HBP: 0

Batter	1	2	3	4	5	6	7	8	9
Jose Valentin, S OBP: 0.344, SLG: 0.559 (1, 5) (8, 8)	1-0 HR		2-2 G3		3-2 1B		2-2 WP 1B		1-3 K
Chris Singleton, L OBP: 0.305, SLG: 0.368 Carlos Lee, R OBP: 0.339, SLG: 0.526 (1, 8) (7, PH) (8, 7)	1-2 G4-3		3-1 F8		1-0 F8		1-2 F8		
Ray Durham, S OBP: 0.320, SLG: 0.432 (1, 4)	1-1 P4			1-0 G1-3		2-2 G1-3		1-3 K	
Magglio Ordonez, R OBP: 0.386, SLG: 0.556 (1, 9)	0-2 HR			0-1 G5-3		0-1 14 E 1B		2-1 F7	
14 Paul Konerko, R OBP: 0.353, SLG: 0.507 (1, 10)	0-1 G4-3			2-1 HR 1B		2-2 L6		0-2 1B	
Jeff Liefer, L OBP: 0.289, SLG: 0.516 (1, 7) (8, 3)		3-2 F9		1-2 HR		0-3 K		0-0 F8	
Jose Canseco, R OBP: 0.275, SLG: 0.378 Tony Graffanino, R OBP: 0.340, SLG: 0.373 (8, PH) (9, 5)				1-2 HR					
Herbert Perry, R OBP: 0.319, SLG: 0.425 (1, 3) (8, 5) (9, 3)		1-1 G4-3		2-2 G6-3			3-3 K		2-1 G4-3
Sandy Alomar Jr., R OBP: 0.288, SLG: 0.324 (1, 2)		1-2 G6-3			2-0 G6-3		0-0 F9		2-1 F7
Royce Clayton, R OBP: 0.229, SLG: 0.277 (1, 6)			1-1 G6-3			1-3 K	1-1 WP 1B 1B		4-2 DI BB

Inning Stats	R: 2	H: 2	E: 0	K: 0	S: 11	LOB: 0	BB: 0	P: 14	R: 0	H: 0	E: 0	K: 0	S: 8	LOB: 0	BB: 0	P: 13	R: 0	H: 0	E: 0	K: 0	S: 7	LOB: 0	BB: 0	P: 13	R: 2	H: 2	E: 0	K: 0	S: 12	LOB: 0	BB: 0	P: 18	R: 0	H: 1	E: 0	K: 1	S: 10	LOB: 1	BB: 0	P: 17	R: 0	H: 1	E: 1	K: 1	S: 12	LOB: 1	BB: 0	P: 16	R: 1	H: 2	E: 0	K: 1	S: 20	LOB: 1	BB: 0	P: 27	R: 0	H: 1	E: 0	K: 1	S: 10	LOB: 1	BB: 0	P: 13	R: 0	H: 0	E: 0	K: 1	S: 13	LOB: 1	BB: 1	P: 22	1B: 6	SF: 0	2B: 0	SAC: 0	3B: 0	DP: 0	HR: 3	HBP: 0	WP: 2	PA: 37
--------------	------	------	------	------	-------	--------	-------	-------	------	------	------	------	------	--------	-------	-------	------	------	------	------	------	--------	-------	-------	------	------	------	------	-------	--------	-------	-------	------	------	------	------	-------	--------	-------	-------	------	------	------	------	-------	--------	-------	-------	------	------	------	------	-------	--------	-------	-------	------	------	------	------	-------	--------	-------	-------	------	------	------	------	-------	--------	-------	-------	-------	-------	-------	--------	-------	-------	-------	--------	-------	--------

PITCHER	IP	WLS	BF	H	R	ER	SO	BB	IBB	HBP	BLK	WP	HR	S	P	ERA	WHIP
Kyle Lohse, R ERA: 4.34 (1, 1)	5.1	W	22	6	4	4	1	0	0	0	0	0	0	54	83	6.75	1.125
Hector Carrasco, R ERA: 6.45 (6, 1)	0.2	H	2	0	0	0	1	0	0	0	0	0	0	6	8	0.00	0.000
Bob Wells, R ERA: 4.46 (7, 1)	0.2	H	3	1	1	1	1	0	0	0	0	0	0	12	16	13.50	1.500
Eddie Guardado, L ERA: 3.98 (7, 1)	1.1	H	6	2	0	0	1	0	0	0	0	2	0	18	24	0.00	1.500
LaTroy Hawkins, R ERA: 3.23 (9, 1)	1.0	S	4	0	0	0	1	1	0	0	0	0	0	13	22	0.00	1.000

Batter	1	2	3	4	5	6	7	8	9	AB R H RBI BB SO LOB	TOP
Matt Lawton, L OBP: 0.414, SLG: 0.447 (1, 9) C B X	1-2 G6-3 SH1-3 1B		0-1 HR		0-0 G4-3		1-2 HR			4 2 3 3 0 0 1	
Cristian Guzman, S OBP: 0.341, SLG: 0.495 (1, 6) B B F X	2-2 SH1-3 1-2		0-0 F8		0-0 G1-3		1-1 G1-4-3			3 0 0 0 0 0 1	
Doug Mientkiewicz, L OBP: 0.382, SLG: 0.502 (1, 3) C X	0-1 G6-3 2-3			2-2 G6-4-3 1B 2B 1B		1-2 F8		2-1 F9		4 1 1 0 0 0 1	
Corey Koskie, L OBP: 0.354, SLG: 0.444 (1, 5) B X	1-0 G4-3			1-0 G6-4-3 1-2 1B		2-2 F7		1-3 K		4 0 1 0 0 1 1	
Chad Allen, R OBP: 0.364, SLG: 0.452 (1, 10) C X			0-1 G6-3		0-1 G6-4-3 1-2f 2-3		2-1 G5-3		1-0 G4-3	4 0 0 0 0 0 2	
A.J. Pierzynski, L OBP: 0.325, SLG: 0.429 (1, 2) C X			0-1 F5		1-2 2B		0-2 G3 2B G6-3 1B		0-0 P5	4 1 2 1 0 0 0	
Torii Hunter, R OBP: 0.281, SLG: 0.438 (1, 8) B C F B B X			2-2 G4-3		1-1 G5-3		0-0 G6-3 1-2		1-3 K	4 0 0 0 0 1 2	
Jacque Jones, L OBP: 0.304, SLG: 0.369 (1, 7) X			0-0 G4-6-3 1B		0-0 G4-3 2B		3-2 G3 2-3		2-3 K	4 0 2 0 0 1 1	
Luis Rivas, R OBP: 0.302, SLG: 0.351 (1, 4) B X			1-0 G4-6-3 1-2f		0-1 G5-3		1-2 HR 2B			3 1 1 1 0 0 2	
Inning Stats	R: 0 H: 1 E: 0 LOB: 1 K: 0 BB: 0 S: 9 P: 13	R: 0 H: 0 E: 0 LOB: 0 K: 0 BB: 0 S: 8 P: 10	R: 1 H: 2 E: 0 LOB: 0 K: 0 BB: 0 S: 5 P: 6	R: 1 H: 3 E: 0 LOB: 1 K: 0 BB: 0 S: 12 P: 17	R: 0 H: 1 E: 0 LOB: 1 K: 0 BB: 0 S: 5 P: 5	R: 0 H: 0 E: 0 LOB: 0 K: 0 BB: 0 S: 8 P: 13	R: 3 H: 3 E: 0 LOB: 0 K: 0 BB: 0 S: 17 P: 23	R: 0 H: 0 E: 0 LOB: 0 K: 1 BB: 0 S: 6 P: 10	R: 0 H: 0 E: 0 LOB: 0 K: 2 BB: 0 S: 7 P: 10	1B: 5 SF: 0 2B: 3 SAC: 1 3B: 0 DP: 2 HR: 2 HBP: 0	WP: 0 PA: 35 PB: 0 SB: 0 CS: 0
PITCHER Sean Lowe, R ERA: 2.76 (1, 1)	IP: 6.2 WLS: L BF: 27 H: 9 R: 4 ER: 4 SO: 0 BB: 0 IBB: 0 HBP: 0 BLK: 0 WP: 0 HR: 1 S: 57 P: 78 ERA: 5.40 WHIP: 1.350										
Bob Howry, R ERA: 3.49 (7, 1)	IP: 2.1 WLS: L BF: 8 H: 1 R: 1 ER: 1 SO: 3 BB: 0 IBB: 0 HBP: 0 BLK: 0 WP: 0 HR: 1 S: 20 P: 29 ERA: 3.86 WHIP: 0.429										

Minnesota Twins @ Chicago White Sox
Comiskey Park, Chicago, IL
Tue Jul 03 2001, 8:05 PM EDT
Att. 17,964 - Sunny - 75 F

livebaseballscorecards.com

AB	34
R	5
H	10
RBI	5
BB	0
SO	3
LOB	11



Batter	1	2	3	4	5	6	7	8	9	AB R H RBI BB SO LOB
Ray Durham, S OBP: 0.321, SLG: 0.432 (1, 4)	F2	G3			G1-3 S 1B		SH1-3 1B		G6-3	5 0 2 0 0 0 1
Jose Valentin, S OBP: 0.343, SLG: 0.554 (1, 8)	G4-3				K 14 PO 1B		SH1-3		G3	4 0 1 0 0 1 2
Carlos Lee, R OBP: 0.338, SLG: 0.522 (1, 10)	2B 1B				K 1B		G1-3		FC8-2	4 0 1 0 0 1 4
Magglio Ordonez, R OBP: 0.384, SLG: 0.555 (1, 9)	2B				F8		P2		P3	4 0 1 0 0 0 2
14 Paul Konerko, R OBP: 0.348, SLG: 0.500 (1, 3)	F8				PO		G1-3		F9	4 0 0 0 0 0 2
Jeff Liefer, L OBP: 0.303, SLG: 0.556 (1, 7)					HR		G4-3		1B	4 2 3 1 0 0 0
Herbert Perry, R OBP: 0.323, SLG: 0.433 (1, 5)					K		1B		F3	4 1 2 1 0 1 1
Sandy Alomar Jr., R OBP: 0.289, SLG: 0.324 (1, 2)					1B		G4-3		G5-3	3 0 1 0 0 0 1
Royce Clayton, R OBP: 0.234, SLG: 0.278 (1, 6)					F7		SH1-3 FC8-2 1B		G6-3 BB	3 0 1 1 1 0 1

Inning Stats	R: 0 E: 0 K: 10 S: 10	H: 2 LOB: 2 BB: 0 P: 15	R: 2 E: 0 K: 12 S: 12	H: 2 LOB: 0 BB: 0 P: 16	R: 0 E: 0 K: 1 S: 10	H: 1 LOB: 0 BB: 0 P: 13	R: 1 E: 0 K: 1 S: 10	H: 2 LOB: 1 BB: 0 P: 12	R: 0 E: 0 K: 1 S: 9	H: 1 LOB: 1 BB: 0 P: 16	R: 0 E: 0 K: 0 S: 9	H: 1 LOB: 1 BB: 0 P: 12	R: 0 E: 0 K: 0 S: 8	H: 2 LOB: 1 BB: 0 P: 10	R: 0 E: 0 K: 0 S: 7	H: 1 LOB: 1 BB: 0 P: 10	R: 0 E: 0 K: 0 S: 9	H: 0 LOB: 1 BB: 1 P: 13	1B: 8 2B: 4 3B: 0 HR: 1	SF: 0 SAC: 2 DP: 1 HBP: 0	WP: 0 PB: 0 SB: 1 CS: 0	PA: 39
--------------	--------------------------------	----------------------------------	--------------------------------	----------------------------------	-------------------------------	----------------------------------	-------------------------------	----------------------------------	------------------------------	----------------------------------	------------------------------	----------------------------------	------------------------------	----------------------------------	------------------------------	----------------------------------	------------------------------	----------------------------------	----------------------------------	------------------------------------	----------------------------------	--------

PITCHER	IP	WLS	BF	H	R	ER	SO	BB	IBB	HBP	BLK	WP	HR	S	P	ERA	WHIP
Brad Radke, R ERA: 3.76 (1, 1)	6.1	W	29	11	3	3	3	0	0	0	0	0	1	67	93	4.26	1.737
Bob Wells, R ERA: 4.3 (7, 1)	1.2	H	5	1	0	0	0	0	0	0	0	0	0	8	11	0.00	0.600
LaTroy Hawkins, R ERA: 3.13 (9, 1)	1.0	S	4	0	0	0	0	1	0	0	0	0	0	9	13	0.00	1.000


BOTTOM

Minnesota Twins @ Chicago White Sox
Comiskey Park, Chicago, IL

Tue Jul 03 2001, 8:05 PM EDT
Att. 17,964 - Sunny - 75 F

livebaseballscorecards.com

AB	35
R	3
H	12
RBI	3
BB	1
SO	3
LOB	14



Batter	1	2	3	4	5	6	7	8	9	AB	R	H	RBI	BB	SO	LOB
Ray Durham, S OBP: 0.321, SLG: 0.428 (1, 4)	1-1 F9		1-0 P4		4-2 BB		0-3 K			3	0	0	0	1	1	1
Jose Valentin, S OBP: 0.341, SLG: 0.547 (1, 8)	2-1 G5-3		4-2 1B BB		1-0 F8			3-3 K		3	0	0	0	1	1	1
Carlos Lee, R OBP: 0.340, SLG: 0.533 (1, 7)	1-1 G5-3		2-2 1B		1-0 F8			1-0 HR		4	1	2	1	0	0	0
Magglio Ordonez, R OBP: 0.383, SLG: 0.551 (1, 9)		3-2 14 1B 1B	0-0 F3		3-1 G6-3			1-2 P6		4	0	1	0	0	0	2
Jose Canseco, R OBP: 0.273, SLG: 0.439 (1, 10)		1-2 F8		2-3 K		0-0 HR		1-1 G3		4	1	1	1	0	1	1
14 Paul Konerko, R OBP: 0.350, SLG: 0.500 (1, 3) Chris Singleton, L (9, PR) OBP: 0.305, SLG: 0.368		3-1 1-2 1B	0-0 G6-3		2-0 F8			0-0 S 1B 1B		4	0	2	0	0	0	0
Herbert Perry, R OBP: 0.321, SLG: 0.429 (1, 5)		0-0 P3	3-2 F7					1-1 2B 1B		4	1	1	1	0	0	2
Sandy Alomar Jr., R OBP: 0.293, SLG: 0.333 (1, 2)		2-3 K		2-2 L4				1-2 1B 2B		4	0	2	1	0	1	2
Royce Clayton, R OBP: 0.231, SLG: 0.274 (1, 6)			2-3 K		1-0 F8			2-3 K		3	0	0	0	0	2	1

Inning Stats	R: 0	H: 0	E: 0	K: 0	S: 6	R: 0	H: 2	E: 0	K: 1	S: 14	R: 0	H: 1	E: 0	K: 1	S: 11	R: 0	H: 0	E: 0	K: 1	S: 8	R: 0	H: 0	E: 0	K: 0	S: 7	R: 1	H: 1	E: 0	K: 0	S: 5	R: 0	H: 1	E: 0	K: 2	S: 11	R: 1	H: 1	E: 0	K: 1	S: 10	R: 2	H: 3	E: 0	K: 0	S: 7	1B: 6	SF: 0	2B: 1	SAC: 0	3B: 0	DP: 0	HR: 2	HBP: 0	WP: 0	PA: 35
--------------	------	------	------	------	------	------	------	------	------	-------	------	------	------	------	-------	------	------	------	------	------	------	------	------	------	------	------	------	------	------	------	------	------	------	------	-------	------	------	------	------	-------	------	------	------	------	------	-------	-------	-------	--------	-------	-------	-------	--------	-------	--------

PITCHER	IP	WLS	BF	H	R	ER	SO	BB	IBB	HBP	BLK	WP	HR	S	P	ERA	WHIP
Eric Milton, L ERA: 3.73 (1, 1)	7.0		28	5	1	1	5	2	0	0	0	0	1	62	107	1.29	1.000
Bob Wells, R ERA: 4.4 (8, 1)	1.0	H	4	1	1	1	1	0	0	0	0	0	1	10	16	9.00	1.000
LaTroy Hawkins, R ERA: 3.69 (9, 1)	0.0	L	3	3	2	2	0	0	0	0	0	0	0	7	9	∞	∞


BOTTOM

Minnesota Twins @ Chicago White Sox
Comiskey Park, Chicago, IL

Wed Jul 04 2001, 7:05 PM EDT
Att: 22,934 - Sunny - 77 F

livebaseballscorecards.com

AB	33
R	4
H	9
RBI	4
BB	2
SO	6
LOB	10



Batter	1	2	3	4	5	6	7	8	9	AB R H RBI BB SO LOB	TOP	
Matt Lawton, L (1, 9) OBP: 0.423, SLG: 0.469 Quinton McCracken, S (7, 9) OBP: 0.320, SLG: 0.391	F9		2B 1-3 1B	1B 1-H 2-H 2B		2B	BB		F7	4 2 3 2 1 0 0 1 0 0 0 0 0 0		
Cristian Guzman, S (1, 6) OBP: 0.344, SLG: 0.499	G4-3		2B 1-3 2B	HR 1B		HBP	L3			4 2 2 2 0 0 2		
Doug Mientkiewicz, L (1, 3) OBP: 0.380, SLG: 0.498 Denny Hocking, S (8, 3) OBP: 0.325, SLG: 0.369	K		K	HR BB		P4		G4-3 1B 2B		4 2 1 0 1 2 4 0 0 0 0 0 0 0		
Corey Koskie, L (1, 5) OBP: 0.353, SLG: 0.462 Casey Blake, R (8, 5) OBP: 0.182, SLG: 0.182		SF9 3B	2B 2-H 3-H	HR		K		G4-3 2-3		5 2 3 5 0 1 3 0 0 0 0 0 0 0		
Chad Allen, R (1, 10) OBP: 0.370, SLG: 0.445		SF9 3-H	G6-3	FC4-6 1B		K		G3		4 0 1 1 0 1 4		
A.J. Pierzynski, L (1, 2) OBP: 0.327, SLG: 0.433	K			FC4-6 2B			K	1B		5 0 2 1 0 2 1		
Torii Hunter, R (1, 8) OBP: 0.276, SLG: 0.428	F8		FC6 2B G3-1	K		G5-3		K		5 1 0 0 0 2 2		
Jacque Jones, L (1, 7) OBP: 0.306, SLG: 0.373			G3-1	G3-1		1B 2B		F8		5 1 2 0 0 0 1		
Luis Rivas, R (1, 4) OBP: 0.311, SLG: 0.354			1B 2B 1B	2B BB		G6-3 1-2f		G6-3		4 2 2 1 1 0 1		
Inning Stats	R: 0 E: 0 K: 1 S: 9 H: 0 LOB: 0 BB: 0 P: 15	R: 1 E: 0 K: 1 S: 10 H: 1 LOB: 0 BB: 0 P: 16	R: 3 E: 0 K: 1 S: 18 H: 4 LOB: 1 BB: 0 P: 29	R: 6 E: 0 K: 1 S: 16 H: 5 LOB: 1 BB: 2 P: 30	R: 0 E: 0 K: 1 S: 6 H: 1 LOB: 0 BB: 0 P: 9	R: 0 E: 0 K: 2 S: 17 H: 1 LOB: 2 BB: 0 P: 25	R: 1 E: 0 K: 1 S: 15 H: 2 LOB: 2 BB: 1 P: 27	R: 1 E: 0 K: 1 S: 14 H: 2 LOB: 1 BB: 0 P: 24	R: 0 E: 0 K: 0 S: 9 H: 0 LOB: 0 BB: 0 P: 13	1B: 7 2B: 7 3B: 1 HR: 1 SF: 1 SAC: 0 DP: 1 HBP: 1	WP: 1 PB: 0 SB: 0 CS: 0 PA: 46	
PITCHER	IP WLS BF H R ER SO BB IBB HBP BLK WP HR S P ERA WHIP											
James Baldwin, R (1, 1) ERA: 4.7	3.2 L 20 8 8 8 3 1 0 0 0 0 0 0 48 80 19.64 2.455											
Ken Vining, L (4, 1) ERA: 17.55	0.1 4 2 2 2 0 1 0 0 0 0 0 1 5 10 54.00 9.000											
Matt Ginter, R (5, 1) ERA: 9.45	2.2 12 4 1 1 4 0 0 1 0 0 0 0 37 56 3.38 1.500											
Alan Embree, L (7, 1) ERA: 10.96	1.1 7 2 1 1 1 1 0 0 0 1 0 0 15 29 6.75 2.250											
Jon Garland, R (9, 1) ERA: 4.04	1.0 3 0 0 0 0 0 0 0 0 0 0 0 9 13 0.00 0.000											

Minnesota Twins @ Chicago White Sox
Comiskey Park, Chicago, IL
Thu Jul 05 2001, 8:05 PM EDT
Att. 20,564 - Sunny - 62 F

livebaseballscorecards.com

AB	41
R	12
H	16
RBI	12
BB	3
SO	8
LOB	18



Batter	1	2	3	4	5	6	7	8	9	AB	R	H	RBI	BB	SO	LOB
Ray Durham, S OBP: 0.323, SLG: 0.438 (1, 4)	1-2 HR		1-1 G1		1-0 F7		0-1 1B			4	1	2	1	0	0	1
Jose Valentin, S OBP: 0.340, SLG: 0.540 (1, 6)	1-0 F6		2-3 K		4-0 1-2 BB		0-0 F7			3	0	0	0	1	1	1
Carlos Lee, R OBP: 0.336, SLG: 0.525 (1, 7)	0-2 F8		0-1 G6-3		1-1 F3			1-2 G5-3		4	0	0	0	0	0	2
Maglio Ordonez, R OBP: 0.379, SLG: 0.545 Tony Graffanino, R OBP: 0.347, SLG: 0.393 (1, 9) (8, 5)	2-2 G6-3			2-1 G6-3		0-1 P4		2-2 G4-3 2B		3	0	0	0	0	0	0
Jeff Liefer, L OBP: 0.294, SLG: 0.538 (1, 3) (8, 9)		1-2 G1-3		0-0 G5-3		3-1 F7		0-0 G4-3		4	0	0	0	0	0	1
Jose Canseco, R OBP: 0.313, SLG: 0.455 (1, 10)		1-2 BB 1B		4-1 BB		0-0 1B		1-2 F9		3	1	2	0	1	0	1
Herbert Perry, R OBP: 0.320, SLG: 0.422 (1, 5) (8, 3)		4-2 1B BB		0-1 G6-3		0-1 F8			0-2 G6-3	3	0	0	0	1	0	2
Chris Singleton, L OBP: 0.304, SLG: 0.365 (1, 8)		2-2 G1-6-3 1B		1-1 F8		3-2 F7		2-1 G4-3		4	0	1	1	0	0	0
Mark Johnson, L OBP: 0.318, SLG: 0.381 (1, 2)		0-0 G1-6-3		2-2 BB 1B		2-1 F8		1-2 G1-3		4	0	1	0	0	0	2

Inning Stats	R: 1	H: 1	E: 0	K: 0	S: 12	H: 1	LOB: 0	BB: 0	P: 16	R: 1	H: 2	E: 0	K: 0	S: 14	H: 0	LOB: 1	BB: 1	P: 22	R: 0	H: 0	E: 0	K: 1	S: 7	H: 0	LOB: 0	BB: 0	P: 10	R: 0	H: 0	E: 0	K: 0	S: 6	R: 0	H: 1	E: 0	K: 0	S: 8	H: 1	LOB: 2	BB: 1	P: 17	R: 0	H: 1	E: 0	K: 0	S: 7	H: 1	LOB: 1	BB: 0	P: 10	R: 0	H: 1	E: 0	K: 0	S: 8	H: 1	LOB: 1	BB: 0	P: 13	R: 0	H: 1	E: 0	K: 0	S: 12	H: 1	LOB: 1	BB: 0	P: 16	R: 0	H: 0	E: 0	K: 0	S: 8	H: 0	LOB: 0	BB: 0	P: 11	1B: 5	SF: 0	2B: 1	SAC: 0	3B: 0	DP: 1	HR: 1	HBP: 0	WP: 0	PA: 36
--------------	------	------	------	------	-------	------	--------	-------	-------	------	------	------	------	-------	------	--------	-------	-------	------	------	------	------	------	------	--------	-------	-------	------	------	------	------	------	------	------	------	------	------	------	--------	-------	-------	------	------	------	------	------	------	--------	-------	-------	------	------	------	------	------	------	--------	-------	-------	------	------	------	------	-------	------	--------	-------	-------	------	------	------	------	------	------	--------	-------	-------	-------	-------	-------	--------	-------	-------	-------	--------	-------	--------

PITCHER	IP	WLS	BF	H	R	ER	SO	BB	IBB	HBP	BLK	WP	HR	S	P	ERA	WHIP
Joe Mays, R ERA: 3.02 (1, 1)	6.2	W	28	6	2	2	1	3	0	0	0	0	1	61	99	2.70	1.350
Travis Miller, L ERA: 4.28 (7, 1)	1.1		5	1	0	0	0	0	0	0	0	0	0	13	17	0.00	0.750
Jack Cressend, R ERA: 3.7 (9, 1)	1.0		3	0	0	0	0	0	0	0	0	0	0	8	11	0.00	0.000


BOTTOM

Minnesota Twins @ Chicago White Sox
Comiskey Park, Chicago, IL
Thu Jul 05 2001, 8:05 PM EDT
Att. 20,564 - Sunny - 62 F

livebaseballscorecards.com

AB	33
R	2
H	7
RBI	2
BB	3
SO	1
LOB	10



Batter	1	2	3	4	5	6	7	8	9	AB R H RBI BB SO LOB	TOP																									
Abraham Nunez, S (1, 4) OBP: 0.332, SLG: 0.331	2-3 K		2-1 HBP		0-0 18 G6-3 1B		0-0 P5	4-2 2 1B 18 1B BB		3 2 1 0 1 1 0																										
2 Jack Wilson, R (1, 6) OBP: 0.299, SLG: 0.378	2-2 G5-3		0-1 1B		0-3 K		1-2 CS 1B	1-2 18 1B 1B		5 0 3 2 0 1 2																										
18 Jason Kendall, R (1, 2) OBP: 0.336, SLG: 0.346	1-1 G5-3		1-1 F9		1-0 G6-3		1-0 F2	1-2 1-3 2-H 3-H 1B		5 0 1 2 0 0 4																										
Brian Giles, L (1, 8) OBP: 0.411, SLG: 0.647		0-0 G4-3	3-1 F8		1-2 2-H 1B		2-2 CS	F2 K		5 0 1 1 0 1 4																										
Aramis Ramirez, R (1, 5) OBP: 0.355, SLG: 0.513		4-2 HR BB		2-3 K		2-0 F8		0-1 1B 2B 1B	0-2 F8	4 2 1 0 1 1 0																										
John Vander Wal, L (1, 10) OBP: 0.374, SLG: 0.498		2-2 1-H HR		4-2 S BB		1-2 E S 1B		0-0 2B 1B WP	4-2 G1-4-3 BB	3 3 2 2 2 0 0																										
Kevin Young, R (1, 3) OBP: 0.309, SLG: 0.396		3-3 K		2-3 1-2 K		2-1 F8		1-2 WP 2 1B 2B	2-2 G1-4-3	5 1 1 1 0 2 3	AB 36 R 10 H 11 RBI 9 BB 6 SO 8 LOB 18																									
Rob Mackowiak, L (1, 9) OBP: 0.375, SLG: 0.462		2-2 F5		0-0 G3		1-2 1-H 1B		4-0 2 1B WP IBB		3 1 1 1 1 0 1																										
Adam Hyzdu, R (1, 7) OBP: 0.333, SLG: 0.950			2-2 F8		4-1 1B 18 G6-3 BB		1-3 K	1-3 K		3 1 0 0 1 2 4																										
Inning Stats	R: 0 E: 0 K: 1 S: 10	H: 0 LOB: 0 BB: 0 P: 15	R: 2 E: 0 K: 1 S: 15	H: 1 LOB: 0 BB: 1 P: 26	R: 0 E: 0 K: 0 S: 10	H: 1 LOB: 2 BB: 0 P: 18	R: 0 E: 0 K: 2 S: 10	H: 0 LOB: 1 BB: 1 P: 17	R: 2 E: 0 K: 1 S: 10	H: 2 LOB: 1 BB: 1 P: 15	R: 1 E: 1 K: 1 S: 12	H: 1 LOB: 1 BB: 0 P: 19	R: 0 E: 0 K: 0 S: 7	H: 1 LOB: 0 BB: 0 P: 11	R: 5 E: 0 K: 2 S: 29	H: 5 LOB: 2 BB: 2 P: 45	R: 0 E: 0 K: 0 S: 10	H: 0 LOB: 0 BB: 1 P: 16	1B: 9 2B: 1 3B: 0 HR: 1	SF: 0 SAC: 0 DP: 1 HBP: 1	WP: 1 PB: 0 SB: 2 CS: 1	PA: 44														
PITCHER	IP WLS BF H R ER SO BB IBB HBP BLK WP HR S P ERA WHIP																																			
Rocky Biddle, R (1, 1) ERA: 4.91	6.0		27	5	5	4	6	3	0	1	0	0	1	67	110	6.00	1.333																			
Gary Glover, R (7, 1) ERA: 6.58	1.0		3	1	0	0	0	0	0	0	0	0	0	7	11	0.00	1.000																			
Bob Howry, R (8, 1) ERA: 4.58	0.2	L	7	3	5	5	1	1	1	0	0	1	0	20	32	67.50	6.000																			
Keith Foulke, R (8, 1) ERA: 2.68	0.1		3	2	0	0	1	0	0	0	0	0	0	9	13	0.00	6.000																			
Jon Garland, R (9, 1) ERA: 3.95	1.0		3	0	0	0	0	1	0	0	0	0	0	10	16	0.00	1.000																			

Pittsburgh Pirates @ Chicago White Sox
Comiskey Park, Chicago, IL
Fri Jul 06 2001, 8:05 PM EDT
Att. 19,554 - Overcast - 77 F

livebaseballscorecards.com

Batter	1	2	3	4	5	6	7	8	9	AB R H RBI BB SO LOB	TOP	
Abraham Nunez, S (1, 4) OBP: 0.325, SLG: 0.324	2-3 K		0-1 G3			0-0 G6-3		2-1 F8		4 0 0 0 0 1 1		
2 Jack Wilson, R (1, 6) OBP: 0.297, SLG: 0.382	0-1 F8		3-2 G6-3			1-0 2B		1-1 F8		4 0 1 0 0 0 1		
18 Jason Kendall, R (1, 7) OBP: 0.335, SLG: 0.343	4-0 FC4-6 BB				3-1 G5-3		0-2 P6		0-1 E5 1B HBP	3 1 0 0 1 0 1		
Brian Giles, L (1, 8) OBP: 0.406, SLG: 0.639	2-2 FC4-6 1-2f				1-0 G4-3		1-0 G1-4-3		0-0 F7	4 0 0 0 0 0 3		
Aramis Ramirez, R (1, 5) OBP: 0.354, SLG: 0.509					0-1 F8				2-0 HBP BB 1B	4 0 1 0 0 1 0		
John Vander Wal, L (1, 10) OBP: 0.379, SLG: 0.498									4-0 HBP BB	2 0 1 0 2 1 0		
Kevin Young, R (1, 3) OBP: 0.308, SLG: 0.391									2-2 HBP	3 0 0 1 0 1 2		
Rob Mackowiak, L (1, 9) OBP: 0.370, SLG: 0.453									1-2 2-3 3-H 2-3	4 0 1 0 0 2 5		
Keith Osik, R (1, 2) OBP: 0.257, SLG: 0.267									2-3 K	3 0 0 0 0 1 2		
Craig Wilson, R (9, PH) OBP: 0.400, SLG: 0.708									1-3 K	1 0 0 0 0 1 3		
Inning Stats	R: 0 E: 0 K: 1 S: 8 H: 0 LOB: 1 BB: 1 P: 16	R: 0 E: 0 K: 2 S: 7 H: 0 LOB: 0 BB: 0 P: 9	R: 0 E: 0 K: 0 S: 11 H: 1 LOB: 1 BB: 0 P: 15	R: 0 E: 0 K: 0 S: 5 H: 0 LOB: 0 BB: 0 P: 9	R: 0 E: 0 K: 1 S: 10 H: 1 LOB: 1 BB: 0 P: 18	R: 0 E: 0 K: 0 S: 6 H: 1 LOB: 1 BB: 0 P: 8	R: 0 E: 0 K: 1 S: 9 H: 0 LOB: 1 BB: 1 P: 16	R: 0 E: 0 K: 1 S: 10 H: 0 LOB: 0 BB: 0 P: 15	R: 1 E: 1 K: 2 S: 14 H: 1 LOB: 3 BB: 1 P: 25	1B: 3 2B: 1 3B: 0 HR: 0 SF: 0 SAC: 0 DP: 0 HBP: 1	WP: 0 PB: 0 SB: 1 CS: 0 PA: 36	
PITCHER	IP WLS BF H R ER SO BB IBB HBP BLK WP HR S P ERA WHIP											
Kip Wells, R (1, 1) ERA: 2.49	8.1 W 32 4 1 0 6 2 0 0 0 0 0 70 112 0.00 0.720											
Keith Foulke, R (9, 1) ERA: 2.64	0.2 S 4 0 0 0 2 1 0 1 0 0 0 0 10 19 0.00 1.500											

Pittsburgh Pirates @ Chicago White Sox
Comiskey Park, Chicago, IL
Sat Jul 07 2001, 7:05 PM EDT
Att: 25,113 - Overcast - 86 F

AB	32
R	1
H	4
RBI	1
BB	3
SO	8
LOB	18



Batter	1	2	3	4	5	6	7	8	9	AB	R	H	RBI	BB	SO	LOB
Ray Durham, S OBP: 0.326, SLG: 0.435 (1, 4)	1-1 G3-1		0-3 K		1-2 F7		1-1 F8			4	0	0	0	0	1	4
Chris Singleton, L OBP: 0.311, SLG: 0.381 (1, 8)	3-1 HR		2-2 CS 1B		1-0 G6-3		1-3 K			4	1	2	1	0	1	4
Carlos Lee, R OBP: 0.345, SLG: 0.537 (1, 7)	0-2 2B		1-3 K		0-0 F9		0-0 14 CS 1B			4	0	2	0	0	1	1
Magglio Ordonez, R OBP: 0.376, SLG: 0.540 (9, 9)			1-2							0	0	0	0	0	0	0
Jeff Liefer, L OBP: 0.286, SLG: 0.522 (1, 5)	0-3 K		1-1 L9		1-3 K		1-3 K			4	0	0	0	0	3	2
14 Paul Konerko, R OBP: 0.350, SLG: 0.505 (1, 3)	3-2 G6-3		2-1 F8		2-1 F7		3-2 SAFE HR			4	1	1	1	0	0	1
Tony Graffanino, R OBP: 0.347, SLG: 0.393 (9, 5)										0	0	0	0	0	0	0
Jose Canseco, R OBP: 0.316, SLG: 0.423 (1, 10)		0-0 F8	2-1 F9		2-1 F9		0-0 1B 1B 1B		1-0 G6-3	4	0	1	0	0	0	0
Aaron Rowand, R OBP: 0.385, SLG: 0.583 (1, 9)		1-0 L9	1-0 HR		1-0 HR		0-0 1B 1-2 1B			3	1	2	1	0	0	0
Royce Clayton, R OBP: 0.237, SLG: 0.276 (1, 6)		1-0 G5-3	4-2 S BB		0-0 S BB		0-0 1-2 2-3 1B			2	0	1	0	1	0	0
Mark Johnson, L OBP: 0.320, SLG: 0.500 (1, 2)		3-1 HR	3-3 K		1-2 K		2-1 L6			3	1	1	1	0	1	4

Inning Stats	R: 1	H: 2	E: 0	K: 1	S: 14	R: 0	H: 0	E: 0	K: 0	S: 3	R: 1	H: 2	E: 0	K: 2	S: 12	R: 0	H: 0	E: 0	K: 0	S: 6	R: 1	H: 1	E: 0	K: 1	S: 10	R: 0	H: 0	E: 0	K: 1	S: 7	R: 0	H: 3	E: 0	K: 1	S: 11	R: 1	H: 2	E: 0	K: 1	S: 8	
	LOB: 1	BB: 0	BB: 0	BB: 0	BB: 0	LOB: 0	LOB: 0	LOB: 0	LOB: 0	LOB: 0	LOB: 1	LOB: 0	LOB: 0	LOB: 0	LOB: 0	LOB: 0	LOB: 0	LOB: 0	LOB: 0	LOB: 0	LOB: 0	LOB: 3	LOB: 0	LOB: 0	LOB: 0	LOB: 0	LOB: 0	LOB: 0	LOB: 0	LOB: 0	LOB: 0	LOB: 0	LOB: 0	LOB: 0	LOB: 0	LOB: 0	LOB: 0	LOB: 0	LOB: 0	LOB: 0	LOB: 0


PITCHER	IP	WLS	BF	H	R	ER	SO	BB	IBB	HBP	BLK	WP	HR	S	P	ERA	WHIP
Jason Schmidt, R ERA: 5.52 (1, 1)	7.0	L	29	8	3	3	6	1	0	0	0	0	3	63	99	3.86	1.286
Mike Lincoln, R ERA: 1.0 (8, 1)	1.0		4	2	1	1	1	0	0	0	0	0	1	8	13	9.00	2.000

BOTTOM

Pittsburgh Pirates @ Chicago White Sox
Comiskey Park, Chicago, IL

Sat Jul 07 2001, 7:05 PM EDT
Att: 25,113 - Overcast - 86 F

AB	32
R	4
H	10
RBI	4
BB	1
SO	7
LOB	16



1B	2B	3B	HR	SF	SAC	DP	HBP	WP	PA
5	1	0	4	0	0	0	0	0	33

Batter	1	2	3	4	5	6	7	8	9	AB R H RBI BB SO LOB	TOP											
Abraham Nunez, S (1, 4) OBP: 0.318, SLG: 0.317	1-1 F9		0-0 FC6-4 1B		3-2 G4-3			1-1 G4-3		4 0 0 1 0 0 1	Pittsburgh Pirates @ Chicago White Sox Comiskey Park, Chicago, IL Sun Jul 08 2001, 2:05 PM EDT Att. 22,105 - Sunny - 79 F											
2 Jack Wilson, R (1, 6) OBP: 0.303, SLG: 0.385	3-1 L3		2-1 1B		0-2 G5-3			0-0 18 FC5-4 1B		4 0 2 0 0 0 0												
18 Jason Kendall, R (1, 7) OBP: 0.332, SLG: 0.339	1-2 G4-3		0-0 P3					1-2 FC5-4		4 0 0 0 0 0 3												
Brian Giles, L (1, 8) OBP: 0.402, SLG: 0.631		1-1 L9	1-2 F5					2-3 K		4 0 0 0 0 1 2												
Aramis Ramirez, R (1, 5) OBP: 0.356, SLG: 0.522		2-2 2B		0-1 F8				0-2 HR		4 1 2 1 0 0 0												
John Vander Wal, L (1, 10) OBP: 0.374, SLG: 0.490		1-1 L3		2-3 K				0-0 F7		4 0 0 0 0 1 1												
Kevin Young, R (1, 3) OBP: 0.307, SLG: 0.388		1-0 F8		3-2 S 1B				2-2 F8		4 0 1 0 0 0 1												
Rob Mackowiak, L (1, 9) OBP: 0.369, SLG: 0.459			0-0 1B FC6-4 2B		3-1 F8			2-1 F5		3 1 1 0 0 0 1												
Keith Osik, R (1, 2) OBP: 0.260, SLG: 0.270			3-2 FC6-4 1B		1-2 G5-3			0-2 F8		3 0 1 0 0 0 0												
Inning Stats	R: 0 E: 0 K: 0 S: 7	H: 0 LOB: 0 BB: 0 P: 12	R: 0 E: 0 K: 0 S: 8	H: 1 LOB: 1 BB: 0 P: 13	R: 1 E: 0 K: 0 S: 12	H: 3 LOB: 2 BB: 0 P: 18	R: 0 E: 0 K: 1 S: 11	H: 1 LOB: 1 BB: 0 P: 19	R: 0 E: 0 K: 0 S: 9	H: 0 LOB: 0 BB: 0 P: 13	R: 0 E: 0 K: 0 S: 9	H: 0 LOB: 0 BB: 0 P: 12	R: 0 E: 0 K: 0 S: 6	H: 0 LOB: 0 BB: 0 P: 9	R: 0 E: 0 K: 0 S: 9	H: 1 LOB: 1 BB: 0 P: 11	R: 1 E: 0 K: 1 S: 10	H: 1 LOB: 0 BB: 0 P: 14	1B: 4 2B: 2 3B: 0 HR: 1	SF: 0 SAC: 0 DP: 0 HBP: 0	WP: 0 PB: 0 SB: 1 CS: 0	PA: 34
PITCHER	IP WLS BF H R ER SO BB IBB HBP BLK WP HR S P ERA WHIP																					
Sean Lowe, R (1, 1) ERA: 2.52	8.0 W 30 6 1 1 1 0 0 0 0 0 0 71 107 1.12 0.750																					
Gary Glover, R (9, 1) ERA: 6.67	1.0 4 1 1 1 1 0 0 0 0 0 1 10 14 9.00 1.000																					

livebaseballscorecards.com

AB	34
R	2
H	7
RBI	2
BB	0
SO	2
LOB	9



Batter	1	2	3	4	5	6	7	8	9
Ray Durham, S OBP: 0.325, SLG: 0.433 (1, 4)	2-2 G3	0-1 FC6-4 1B		2-3 K		0-1 F8			
Chris Singleton, L OBP: 0.310, SLG: 0.384 (1, 8)	2-3 K	0-0 FC6-4 1-2f		1-0 HR 2B		1-2 G4-3			
Carlos Lee, R OBP: 0.344, SLG: 0.543 (1, 7)	2-3 K		0-0 G5-3	1-1 HR		0-2 P6			
Magglio Ordonez, R OBP: 0.375, SLG: 0.536 (1, 9)		1-1 G1-3	1-1 HR 1B	2-3 K		0-0 F5			
Jose Canseco, R OBP: 0.344, SLG: 0.554 (1, 10)		3-2 F9	0-2 HR 1B		0-0 14 G6-4-3 1B	1-1 HR			
14 Paul Konerko, R OBP: 0.352, SLG: 0.505 (1, 3)		1-2 E 3B 1B	0-2 1B		1-0 G6-4-3 1-2f	1-0 F7			
Jeff Liefer, L OBP: 0.285, SLG: 0.514 (1, 5)		1-1 E 3B 1B	0-3 K		1-3 K		0-0 G3		
Sandy Alomar Jr., R OBP: 0.286, SLG: 0.324 (1, 2)		1-1 E5 3B	0-1 F9			0-0 F3	1-1 G6-3		
Royce Clayton, R OBP: 0.242, SLG: 0.290 (1, 6)		0-0 1B 3B		0-0 G4-3		0-1 1B	0-0 G3		

Inning Stats	R: 0	H: 0	E: 0	K: 2	S: 10	LOB: 0	BB: 0	P: 16
	R: 4	H: 4	E: 1	K: 0	S: 18	LOB: 1	BB: 0	P: 25
	R: 2	H: 3	E: 0	K: 1	S: 15	LOB: 1	BB: 0	P: 16
	R: 2	H: 2	E: 0	K: 2	S: 10	LOB: 0	BB: 0	P: 16
	R: 0	H: 1	E: 0	K: 1	S: 6	LOB: 0	BB: 0	P: 8
	R: 0	H: 1	E: 0	K: 0	S: 8	LOB: 1	BB: 0	P: 9
	R: 1	H: 1	E: 0	K: 0	S: 8	LOB: 0	BB: 0	P: 10
	R: 0	H: 0	E: 0	K: 0	S: 4	LOB: 0	BB: 0	P: 5

PITCHER	IP	WLS	BF	H	R	ER	SO	BB	IBB	HBP	BLK	WP	HR	S	P	ERA	WHIP
Todd Ritchie, R ERA: 4.07 (1, 1)	7.0	L	33	12	9	5	6	0	0	0	0	0	3	75	100	6.43	1.714
Mike Williams, R ERA: 3.86 (8, 1)	1.0		3	0	0	0	0	0	0	0	0	0	4	5	0.00	0.000	


BOTTOM

Pittsburgh Pirates @ Chicago White Sox
Comiskey Park, Chicago, IL

Sun Jul 08 2001, 2:05 PM EDT
Att. 22,105 - Sunny - 79 F

AB	36
R	9
H	12
RBI	9
BB	0
SO	6
LOB	8

livebaseballscorecards.com



1B	2B	3B	HR	SF	SAC	DP	HBP	WP	HR	S	P	ERA	WHIP
7	1	1	3	0	0	1	0	0	0	0	0	0.00	0.000

WP: 0 PA: 36
PB: 0 SB: 0 CS: 0

Batter	1	2	3	4	5	6	7	8	9	AB R H RBI BB SO LOB	TOP																
Ray Durham, S (1, 4) OBP: 0.324, SLG: 0.430	1-0 G3		3-3 K			3-1 2B 1-2 1B		1-3 K		4 0 1 0 0 2 1																	
Chris Singleton, L (1, 8) OBP: 0.313, SLG: 0.390	1-2 F7			0-2 G5-3-6 1B		0-2 1-3 2-H 2B		0-1 G4-3		4 0 2 1 0 0 0																	
Carlos Lee, R (1, 7) OBP: 0.340, SLG: 0.536	2-3 K			1-0 F9		0-3 K		0-1 G3		4 0 0 0 0 2 3																	
Magglio Ordonez, R (1, 9) OBP: 0.374, SLG: 0.531		0-2 G4-3		0-0 G5-3-6 1-3f		4-0 IBB			1-2 G6-3	3 0 0 0 1 0 1																	
14 Paul Konerko, R (1, 3) OBP: 0.347, SLG: 0.498		1-3 K			0-3 K	2-3 K			0-0 F9	4 0 0 0 0 3 3																	
Herbert Perry, R (1, 5) OBP: 0.317, SLG: 0.415		0-3 K			1-0 G5-3		0-0 SH1-3 1B		2-2 F9	4 0 1 0 0 1 0																	
Sandy Alomar Jr., R (1, 2) OBP: 0.289, SLG: 0.332			1-0 F9 2B		0-1 G4-3		0-0 SH1-3			2 0 1 0 0 0 0																	
Royce Clayton, R (1, 6) OBP: 0.239, SLG: 0.286			0-0 F9			1-2 L8	2-3 K			3 0 0 0 0 1 2																	
Kip Wells, R (1, 1) OBP: 0.250, SLG: 0.250 Gary Glover, R (6, 1) Jose Valentin, S (7, PH) Jose Canseco, R (7, PH) Jon Garland, R (7, 1) Bob Howry, L (8, 1)			3-3 K			0-1 S 1B 2B 1B	2-2 G4-3			2 1 1 0 0 1 1 0 0 0 0 0 0 0 0 0 0 0 0 0 0 1 0 0 0 0 0 1 0 0 0 0 0 0 0 0 0 0 0 0 0 0																	
Inning Stats	R: 0 E: 0 K: 1 S: 7	H: 0 LOB: 0 BB: 0 P: 11	R: 0 E: 0 K: 2 S: 10	H: 0 LOB: 0 BB: 0 P: 11	R: 0 E: 0 K: 2 S: 10	H: 1 LOB: 1 BB: 0 P: 17	R: 0 E: 0 K: 0 S: 5	H: 1 LOB: 0 BB: 0 P: 6	R: 0 E: 0 K: 1 S: 6	H: 0 LOB: 0 BB: 0 P: 7	R: 1 E: 0 K: 2 S: 17	H: 3 LOB: 3 BB: 1 P: 27	R: 0 E: 0 K: 1 S: 10	H: 1 LOB: 1 BB: 0 P: 14	R: 0 E: 0 K: 1 S: 9	H: 0 LOB: 0 BB: 0 P: 10	R: 0 E: 0 K: 0 S: 7	H: 0 LOB: 0 BB: 0 P: 10	1B: 4 2B: 3 3B: 0 HR: 0	SF: 0 SAC: 1 DP: 1 HBP: 0	WP: 0 PB: 0 SB: 1 CS: 0	PA: 33					
PITCHER	IP WLS BF H R ER SO BB IBB HBP BLK WP HR S P ERA WHIP																										
Jason Bere, R (1, 1) ERA: 4.02	6.0		23	5	1	1	8	0	1	0	0	0	0	55	79	1.50	0.833										
Todd Van Poppel, R (7, 1) ERA: 3.19	0.2		3	1	0	0	1	0	0	0	0	0	0	7	9	0.00	1.500										
Jeff Fassero, L (7, 1) ERA: 2.4	1.1	W	4	0	0	0	1	0	0	0	0	0	0	12	15	0.00	0.000										
Tom Gordon, R (9, 1) ERA: 2.84	1.0		3	0	0	0	0	0	0	0	0	0	0	7	10	0.00	0.000										

Chicago White Sox @ Chicago Cubs
Wrigley Field, Chicago, IL
Thu Jul 12 2001, 1:20 PM CDT
Att. 38,233 - Sunny - 78 F

livebaseballscorecards.com

AB	31
R	1
H	6
RBI	1
BB	1
SO	10
LOB	12



Batter	1	2	3	4	5	6	7	8	9	AB R H RBI BB SO LOB	TOP		
Ray Durham, S OBP: 0.322, SLG: 0.425 (1, 4)	0-0 G4-3		1-3 K		4-1 WP SF8 BB	1-3 K		2-2 P4		4 1 0 0 1 2 2			
Jose Valentin, S OBP: 0.351, SLG: 0.554 (1, 6) (8, 5)	4-2 S BB			4-2 G6-4-3 HBP BB	4-1 SF8 WP BB		1-1 HR	2-3 K		2 2 1 1 3 1 0			
Carlos Lee, R OBP: 0.344, SLG: 0.537 Aaron Rowand, R OBP: 0.385, SLG: 0.583 (1, 7) (8, 7)	2-2 F9			1-1 G6-4-3 HBP	3-3 K		4-2 14 WP HR BB	0-0 P3-6-1 2B		3 1 1 0 1 1 3 0 0 0 0 0 0 0			
Magglio Ordonez, R OBP: 0.374, SLG: 0.527 (1, 9)	2-2 G6-3			2-2 G6-4-3	1-0 SF8		4-1 14 HR BB	4-2 BB		2 1 0 1 2 0 3			
Jeff Liefer, L OBP: 0.262, SLG: 0.503 Royce Clayton, R OBP: 0.239, SLG: 0.286 (1, 5) (8, 6)		0-1 G6-3		0-0 E7 1B	0-3 K		2-1 B2	0-0 P3-6-1		5 1 1 1 0 1 5 0 0 0 0 0 0 0			
14 Paul Konerko, R OBP: 0.348, SLG: 0.505 (1, 3)		0-3 K		2-1 1B HBP		1-2 P2	1-0 HR	0-0 F7		4 1 1 3 0 1 0			
Chris Singleton, L OBP: 0.311, SLG: 0.386 (1, 8)		2-3 K		0-2 1B		2-2 F7	3-2 G4-3	1-2 G4-3		5 0 1 1 0 1 0			
Mark Johnson, L OBP: 0.367, SLG: 0.481 (1, 2)			0-1 P4	4-0 IBB		4-0 56 BB BB	2-2 1B	3-2 F8		3 0 1 0 2 0 0			
56 Mark Buehrle, L Keith Foulke, R (1, 1) (9, 1)			3-3 K	1-3 K		4-2 BB	0-1 G5-3			3 0 0 0 1 2 4 0 0 0 0 0 0 0			
Inning Stats	R: 0 H: 0 E: 0 LOB: 1 K: 0 BB: 1 S: 16 P: 24	R: 0 H: 0 E: 0 LOB: 0 K: 2 BB: 0 S: 8 P: 10	R: 0 H: 0 E: 0 LOB: 0 K: 2 BB: 0 S: 9 P: 13	R: 2 H: 2 E: 1 LOB: 3 K: 1 BB: 2 S: 16 P: 30	R: 1 H: 0 E: 0 LOB: 1 K: 2 BB: 2 S: 10 P: 22	R: 0 H: 0 E: 0 LOB: 2 K: 1 BB: 2 S: 15 P: 27	R: 4 H: 3 E: 0 LOB: 1 K: 0 BB: 2 S: 16 P: 33	R: 0 H: 1 E: 0 LOB: 2 K: 1 BB: 1 S: 17 P: 25	R: 0 H: 0 E: 0 LOB: 0 K: 0 BB: 0 S: 7 P: 11	1B: 3 SF: 1 2B: 1 SAC: 0 3B: 0 DP: 1 HR: 2 HBP: 2	WP: 2 PA: 44 PB: 0 SB: 1 CS: 0		
PITCHER	IP WLS BF H R ER SO BB IBB HBP BLK WP HR S P ERA WHIP											PITCHER	IP WLS BF H R ER SO BB IBB HBP BLK WP HR S P ERA WHIP
34 Kerry Wood, R ERA: 3.65 (1, 1)	6.0 L 28 2 3 3 8 6 1 2 0 1 0 74 126 4.50 1.333												
Will Ohman, L ERA: 10.5 (7, 1)	0.1 4 1 3 3 0 2 0 0 0 1 1 7 18 81.00 9.000												
Todd Van Poppel, R ERA: 3.2 (7, 1)	2.2 12 3 1 1 1 1 0 0 0 0 0 1 33 51 3.38 1.500												

Chicago White Sox @ Chicago Cubs
Wrigley Field, Chicago, IL
Fri Jul 13 2001, 2:20 PM CDT
Att. 40,157 - Sunny - 74 F

livebaseballscorecards.com

AB	31
R	7
H	6
RBI	7
BB	10
SO	9
LOB	17



Batter	1	2	3	4	5	6	7	8	9	AB	R	H	RBI	BB	SO	LOB
Eric Young Sr., R (1, 4) OBP: 0.332, SLG: 0.409	2-1 1B 1B		0-0 SH G6-4-3		2-3 K			0-1 G6-3 2B		3	0	2	0	0	1	1
Ricky Gutierrez, R (1, 6) OBP: 0.352, SLG: 0.438	1-3 1B		2-0 G6-4-3			2-1 HR 1B		1-1 G1-3		4	1	2	0	0	0	3
Sammy Sosa, R (1, 9) OBP: 0.430, SLG: 0.693	3-3 K			2-1 1B 2B		0-1 HR		1-0 G6-3		4	1	2	2	0	1	3
Ron Coomer, R (1, 5) OBP: 0.322, SLG: 0.401	3-3 K			2-2 1B		0-0 F9		2-3 K		4	0	1	0	0	2	2
Rondell White, R (1, 7) OBP: 0.359, SLG: 0.523		0-1 F9		1-3 K		2-2 L7		1-3 K		1	0	0	0	0	0	0
Delino DeShields, L (4, 7) OBP: 0.317, SLG: 0.313				2-2 G4-6-3		1-0 G4-3		0-1 G4-3		2	0	0	0	0	1	2
Will Ohman, L (7, 1)										0	0	0	0	0	0	0
Todd Van Poppel, R (7, 1) OBP: 0.250, SLG: 0.250										0	0	0	0	0	0	0
Corey Patterson, L (9, PH) OBP: 0.240, SLG: 0.261										1	0	0	0	0	1	0
Matt Stairs, L (1, 3) OBP: 0.373, SLG: 0.466										4	0	0	0	0	1	2
Gary Matthews, S (1, 8) OBP: 0.347, SLG: 0.405										4	0	0	0	0	2	0
Robert Machado, R (1, 2) OBP: 0.333, SLG: 0.472										3	0	1	0	0	0	0
34 Kerry Wood, R (1, 1) OBP: 0.229, SLG: 0.235										2	0	1	0	0	0	1
Roosevelt Brown, L (7, 7) OBP: 0.321, SLG: 0.438										1	0	0	0	0	0	0


Inning Stats	R: 0	H: 2	E: 0	K: 2	S: 9	R: 0	H: 0	E: 0	K: 2	S: 8	R: 0	H: 1	E: 1	K: 0	S: 6	R: 0	H: 2	E: 0	K: 1	S: 13	R: 0	H: 1	E: 0	K: 2	S: 11	R: 2	H: 2	E: 0	K: 0	S: 9	R: 0	H: 0	E: 0	K: 0	S: 11	R: 0	H: 1	E: 0	K: 1	S: 8	R: 0	H: 0	E: 0	K: 1	S: 7	R: 0	H: 0	E: 0	K: 1	S: 9	1B: 5	SF: 0	2B: 4	SAC: 1	3B: 0	DP: 3	HR: 1	HBP: 0	WP: 0	PA: 34
--------------	------	------	------	------	------	------	------	------	------	------	------	------	------	------	------	------	------	------	------	-------	------	------	------	------	-------	------	------	------	------	------	------	------	------	------	-------	------	------	------	------	------	------	------	------	------	------	------	------	------	------	------	-------	-------	-------	--------	-------	-------	-------	--------	-------	--------

PITCHER	IP	WLS	BF	H	R	ER	SO	BB	IBB	HBP	BLK	WP	HR	S	P	ERA	WHIP
56 Mark Buehrle, L (1, 1) ERA: 3.22	8.0	W	31	9	2	2	8	0	0	0	0	0	1	75	117	2.25	1.125
Keith Foulke, R (9, 1) ERA: 2.58	1.0		3	0	0	0	1	0	0	0	0	0	0	7	9	0.00	0.000

BOTTOM

Chicago White Sox @ Chicago Cubs
 Wrigley Field, Chicago, IL
 Fri Jul 13 2001, 2:20 PM CDT
 Att: 40,157 - Sunny - 74 F

AB	33
R	2
H	9
RBI	2
BB	0
SO	9
LOB	14



livebaseballscorecards.com

Batter	1	2	3	4	5	6	7	8	9	AB R H RBI BB SO LOB	TOP											
Ray Durham, S (1, 4) OBP: 0.326, SLG: 0.428	1-3 K		2-0 1B		2-1 1B		2-1 1B		1-1 F9	5 1 3 1 0 1 1												
Jose Valentin, S (1, 6) Royce Clayton, R (7, PR) OBP: 0.351, SLG: 0.551 OBP: 0.238, SLG: 0.284	1-0 G3		2-2 F9		0-0 SH5-3		0-0 SF8		2-3 K	3 0 1 0 0 0 1 1 0 0 0 0 1 1												
Carlos Lee, R (1, 7) Keith Foulke, R (9, 1)	2-2 F8			2-1 HR	4-1 BB		2-0 SF8		2-3 K	3 1 1 2 1 1 1 0 0 0 0 0 0 0												
Magglio Ordonez, R (1, 9)		1-0 G5-3		1-2 P5	1-0 L9		1-2 F2			4 0 0 0 0 0 4												
Jeff Liefer, L (1, 5)		1-1 G4-3		4-2 BB	1-1 F8			2-2 L5		3 0 0 0 1 0 2												
14 Paul Konerko, R (1, 3) OBP: 0.344, SLG: 0.498		2-1 G5-3		3-1 G6-3		2-1 G6-3		2-1 F9		4 0 0 0 0 0 1												
Chris Singleton, L (1, 8) OBP: 0.318, SLG: 0.387			4-1 1B	4-1 BB		2-2 F8		2-2 1B		2 1 1 0 2 0 0												
Mark Johnson, L (1, 2) OBP: 0.353, SLG: 0.433			1-1 G1-3	4-1 BB		1-0 G6-3		0-0 B2-3		3 0 0 0 1 0 2												
Sean Lowe, R (1, 1) Gary Glover, R (8, 1) Herbert Perry, R (9, PH) Aaron Rowand, R (9, 7) OBP: 0.333, SLG: 0.333 OBP: 0.316, SLG: 0.412 OBP: 0.385, SLG: 0.583			0-1 L5	2-3 K			0-1 1B		1-3 K	3 0 1 0 0 1 4 0 0 0 0 0 0 0 1 0 0 0 0 1 0 0 0 0 0 0 0 0												
Inning Stats	R: 0 E: 0 K: 1 S: 7	H: 0 LOB: 0 BB: 0 P: 11	R: 0 E: 0 K: 0 S: 5	H: 0 LOB: 0 BB: 0 P: 9	R: 1 E: 0 K: 1 S: 10	H: 1 LOB: 1 BB: 1 P: 19	R: 1 E: 0 K: 1 S: 17	H: 1 LOB: 3 BB: 3 P: 37	R: 0 E: 0 K: 0 S: 7	H: 1 LOB: 2 BB: 1 P: 15	R: 0 E: 0 K: 0 S: 6	H: 0 LOB: 0 BB: 0 P: 11	R: 1 E: 0 K: 0 S: 9	H: 3 LOB: 2 BB: 0 P: 14	R: 0 E: 0 K: 0 S: 10	H: 1 LOB: 1 BB: 0 P: 16	R: 0 E: 0 K: 3 S: 12	H: 0 LOB: 1 BB: 0 P: 18	1B: 6 2B: 0 3B: 0 HR: 1	SF: 1 SAC: 1 DP: 0 HBP: 0	WP: 1 PB: 0 SB: 1 CS: 0	PA: 39
PITCHER	IP WLS BF H R ER SO BB IBB HBP BLK WP HR S P ERA WHIP																					
Julian Tavarez, R (1, 1) ERA: 3.82	6.0 L 26 3 2 2 2 5 0 0 0 0 0 1 52 102 3.00 1.333																					
Mike Fyhrie, R (7, 1) ERA: 5.79	0.1 3 3 1 1 0 0 0 0 0 0 0 0 5 7 27.00 9.000																					
Kyle Farnsworth, R (7, 1) ERA: 2.95	0.2 2 0 0 0 0 0 0 0 0 0 0 0 4 7 0.00 0.000																					
Jeff Fassero, L (8, 1) ERA: 2.34	1.0 4 1 0 0 0 0 0 0 0 0 0 0 10 16 0.00 1.000																					
Tom Gordon, R (9, 1) ERA: 2.73	1.0 4 0 0 0 0 3 0 0 0 0 1 0 12 18 0.00 0.000																					

Chicago White Sox @ Chicago Cubs
Wrigley Field, Chicago, IL
Sat Jul 14 2001, 12:15 PM CDT
Att. 40,551 - Sunny - 77 F

livebaseballscorecards.com

AB	32
R	3
H	7
RBI	3
BB	5
SO	5
LOB	17



Batter	1	2	3	4	5	6	7	8	9	AB	R	H	RBI	BB	SO	LOB
Eric Young Sr., R OBP: 0.331, SLG: 0.408 (1, 4)	0-1 F9		1-0 E6			1-1 F9		0-2 1B		4	0	1	0	0	0	1
Ricky Gutierrez, R OBP: 0.350, SLG: 0.436 (1, 6)	3-1 F3		1-1 P4			2-2 1B		0-1 F8		4	0	1	0	0	0	2
Sammy Sosa, R OBP: 0.425, SLG: 0.686 (1, 9)	0-0 G6-3				2-3 K				2-2 F8	3	0	0	1	0	1	0
Matt Stairs, L OBP: 0.372, SLG: 0.462 (1, 3)		1-0 G4-6-3 1B			0-0 G1-3			3-H 1-1 F5		4	0	1	0	0	0	1
Ron Coomer, R OBP: 0.321, SLG: 0.395 (1, 5)		4-2 G4-6-3 1B			2-1 G5-3				0-3 K	3	0	0	0	1	1	0
Roosevelt Brown, L OBP: 0.304, SLG: 0.412 Jeff Fassero, L Tom Gordon, R		1-2 G4-6-3			2-0 G4-3				0-3 K	3	0	0	0	0	1	2
Gary Matthews, S OBP: 0.344, SLG: 0.400 (1, 8)		3-2 G4-3			3-1 G4-3				1-0 B1-3	3	0	0	0	0	0	1
Joe Girardi, R OBP: 0.277, SLG: 0.281 (1, 2)			1-3 K		1-1 P4				2-1 F3	3	0	0	0	0	1	0
Julian Tavarez, L OBP: 0.192, SLG: 0.125 Delino DeShields, L Mike Fyhrie, R Kyle Farnsworth, R Corey Patterson, L OBP: 0.231, SLG: 0.250			0-3 K			0-0 1B SF7 1B			0-0 F5	1	0	0	0	0	1	0

Inning Stats	R: 0	H: 0	E: 0	K: 5	S: 5	P: 8	R: 0	H: 1	E: 0	K: 0	S: 9	P: 18	R: 0	H: 0	E: 1	K: 2	S: 10	R: 0	H: 0	E: 0	K: 1	S: 8	R: 0	H: 0	E: 0	K: 0	S: 5	R: 1	H: 2	E: 0	K: 0	S: 11	R: 0	H: 0	E: 0	K: 1	S: 13	R: 0	H: 1	E: 0	K: 0	S: 9	R: 0	H: 0	E: 0	K: 1	S: 12	1B: 4	SF: 1	2B: 0	SAC: 0	3B: 0	DP: 1	HR: 0	HBP: 0	WP: 0	PA: 32
--------------	------	------	------	------	------	------	------	------	------	------	------	-------	------	------	------	------	-------	------	------	------	------	------	------	------	------	------	------	------	------	------	------	-------	------	------	------	------	-------	------	------	------	------	------	------	------	------	------	-------	-------	-------	-------	--------	-------	-------	-------	--------	-------	--------

PITCHER	IP	WLS	BF	H	R	ER	SO	BB	IBB	HBP	BLK	WP	HR	S	P	ERA	WHIP
Sean Lowe, R ERA: 2.37 (1, 1)	7.0	W	25	3	1	1	4	1	0	0	0	0	0	61	95	1.29	0.571
Gary Glover, R ERA: 6.35 (8, 1)	1.0	H	4	1	0	0	0	0	0	0	0	0	0	9	11	0.00	1.000
Keith Foulke, R ERA: 2.53 (9, 1)	1.0	S	3	0	0	0	1	0	0	0	0	0	0	12	14	0.00	0.000

BOTTOM

Chicago White Sox @ Chicago Cubs
Wrigley Field, Chicago, IL
Sat Jul 14 2001, 12:15 PM CDT
Att. 40,551 - Sunny - 77 F

livebaseballscorecards.com

AB	30
R	1
H	4
RBI	1
BB	1
SO	5
LOB	7



Batter	1	2	3	4	5	6	7	8	9	AB R H RBI BB SO LOB	TOP		
Ray Durham, S (1, 4) OBP: 0.325, SLG: 0.432	2-2 1B 3B		3-2 F7		0-0 FC5-2			2-3 K		4 1 1 0 0 1 1	Chicago White Sox @ Milwaukee Brewers Miller Park, Milwaukee, WI Sun Jul 15 2001, 1:05 PM CDT Att. 42,455 - Sunny - 84 F livebaseballscorecards.com		
Chris Singleton, L (1, 8) OBP: 0.317, SLG: 0.385	3-0 2B 1B		2-1 F9		1-1 F9			0-3 K2-3		4 1 1 1 0 1 1			
Carlos Lee, R (1, 7) Aaron Rowand, R (8, 7) OBP: 0.344, SLG: 0.544 OBP: 0.385, SLG: 0.583	0-1 14 CS 1-H 2B		3-3 K				0-1 F3	3-3 K		4 0 1 1 0 2 0 0 0 0 0 0 0 0			
Magglio Ordonez, R (1, 9) OBP: 0.366, SLG: 0.514	2-1 G6-3			0-3 K		3-2 G4-3			1-3 K	4 0 0 0 0 2 1			
14 Paul Konerko, R (1, 3) Keith Foulke, R (9, 1) OBP: 0.343, SLG: 0.498	1-2 G6-3 2-3			1-3 K		1-2 2B		0-1 F8		4 0 1 0 0 1 1 0 0 0 0 0 0 0			
Herbert Perry, R (1, 5) OBP: 0.310, SLG: 0.404 (9, 3)		1-0 L3		1-2 G5-3		2-3 K		0-0 F9		4 0 0 0 0 1 1			
Sandy Alomar Jr., R (1, 2) OBP: 0.289, SLG: 0.347		1-2 G5-3			0-1 HR		0-0 F8			3 1 1 1 0 0 0			
Royce Clayton, R (1, 6) OBP: 0.243, SLG: 0.291		4-2 BB			1-2 SH5-4 FC5-2 2B		0-3 K			2 0 1 0 1 1 0			
Rocky Biddle, R (1, 1) Jeff Liefer, L (7, PH) Bob Howry, L (7, 1) Tony Graffanino, R (9, 5) OBP: 0.279, SLG: 0.490		1-3 K			0-0 SH5-4		3-2 L6			1 0 0 0 0 1 1 1 0			
Inning Stats	R: 2 H: 3 E: 0 LOB: 0 K: 0 BB: 0 S: 12 P: 20	R: 0 H: 0 E: 0 LOB: 1 K: 1 BB: 1 S: 11 P: 18	R: 0 H: 0 E: 0 LOB: 0 K: 1 BB: 0 S: 14 P: 22	R: 0 H: 0 E: 0 LOB: 0 K: 2 BB: 0 S: 9 P: 11	R: 1 H: 2 E: 0 LOB: 1 K: 0 BB: 0 S: 10 P: 12	R: 0 H: 1 E: 0 LOB: 1 K: 1 BB: 0 S: 13 P: 19	R: 0 H: 0 E: 0 LOB: 0 K: 1 BB: 0 S: 7 P: 10	R: 0 H: 0 E: 0 LOB: 0 K: 3 BB: 0 S: 9 P: 14	R: 0 H: 0 E: 0 LOB: 0 K: 1 BB: 0 S: 6 P: 7	1B: 1 SF: 0 2B: 3 SAC: 1 3B: 1 DP: 0 HR: 1 HBP: 0	WP: 0 PA: 33 PB: 0 SB: 1 CS: 1		
PITCHER	IP WLS BF H R ER SO BB IBB HBP BLK WP HR S P ERA WHIP											PITCHER	IP WLS BF H R ER SO BB IBB HBP BLK WP HR S P ERA WHIP
15 Ben Sheets, R (1, 1) ERA: 3.61	7.0 L 27 6 3 3 6 1 0 0 0 0 0 1 76 112 3.86 1.000												
Mike DeJean, R (8, 1) ERA: 1.78	1.0 3 0 0 0 3 0 0 0 0 0 0 0 9 14 0.00 0.000												
Curt Leskanic, R (9, 1) ERA: 3.5	1.0 3 0 0 0 1 0 0 0 0 0 0 0 6 7 0.00 0.000												



BOTTOM

Chicago White Sox @ Milwaukee Brewers
Miller Park, Milwaukee, WI
Mon Jul 16 2001, 7:05 PM CDT
Att: 42,487 - Sunny - 80 F

livebaseballscorecards.com

AB 37
R 5
H 8
RBI 4
BB 5
SO 10
LOB 27



WP: 0 PA: 44
PB: 0
SB: 1
CS: 0

AB R H RBI BB SO LOB

5 0 1 1 0 1 5

3 0 0 1 1 1 2

4 0 0 0 1 3 5

5 0 0 0 0 1 7

4 2 2 1 1 0 0

4 1 1 0 1 2 1

5 1 2 1 0 1 2

4 1 1 0 1 0 1

1B: 6 SF: 1
2B: 1 SAC: 1
3B: 0 DP: 1
HR: 1 HBP: 0

Batter	1	2	3	4	5	6	7	8	9
Devon White, S OBP: 0.350, SLG: 0.495 (1, 8)	1-1 2B		0-3 K	3-2 E4		2-0 F8		3-2 P4	
Mark Loretta, R OBP: 0.332, SLG: 0.311 (1, 5)	1-3 K		1-1 E5	1-0 SF8		4-1 BB		1-2 G4-3	
Geoff Jenkins, L OBP: 0.351, SLG: 0.485 (1, 7)	0-3 K		3-3 K	2-3 K		4-0 BB		0-0 E3	
Richie Sexson, R OBP: 0.320, SLG: 0.492 (1, 3)	0-0 F8		2-2 G4-3		0-1 G1-3	0-3 K		0-2 FC6-4	
Jeremy Burnitz, L OBP: 0.357, SLG: 0.503 (1, 9)		4-0 BB		2-1 BB	0-0 G3-1		1-1 HR		0-1 G4-3
José Hernández, R OBP: 0.308, SLG: 0.484 (1, 6)		1-3 K		4-0 BB	0-0 S	3-2 G6-3		1-3 K	
Ronnie Belliard, R OBP: 0.349, SLG: 0.427 (1, 4)		0-0 G6-4-3		3-2 BB	1-3 K	2-2 G5-3		1-2 1B	
Henry Blanco, R OBP: 0.282, SLG: 0.317 (1, 2)			2-2 SH	4-1 E		2-2 G5-3	1-2 E5	0-2 P6	
Mac Suzuki, R Ray King, L Will Cunnane, R Mike Coolbaugh, R Chad Fox, R Raul Casanova, S David Weathers, R			0-1 SH	0-3 K		2-1 BB	1-2 F8		

Inning Stats	R: 0	H: 1	E: 0	K: 2	S: 11	LOB: 1	BB: 0	P: 13
	R: 0	H: 0	E: 0	K: 1	S: 6	LOB: 0	BB: 1	P: 11
	R: 1	H: 1	E: 1	K: 2	S: 20	LOB: 2	BB: 0	P: 28
	R: 3	H: 2	E: 1	K: 2	S: 16	LOB: 2	BB: 2	P: 35
	R: 0	H: 1	E: 0	K: 1	S: 10	LOB: 1	BB: 0	P: 10
	R: 0	H: 1	E: 0	K: 1	S: 10	LOB: 3	BB: 2	P: 24
	R: 1	H: 1	E: 1	K: 0	S: 17	LOB: 1	BB: 0	P: 25
	R: 0	H: 0	E: 1	K: 0	S: 10	LOB: 1	BB: 0	P: 14
	R: 0	H: 1	E: 0	K: 1	S: 11	LOB: 1	BB: 0	P: 13

PITCHER	IP	WLS	BF	H	R	ER	SO	BB	IBB	HBP	BLK	WP	HR	S	P	ERA	WHIP
James Baldwin, R ERA: 4.63 (1, 1)	5.0	W	25	5	4	2	8	3	0	0	0	0	0	63	97	3.60	1.600
Jon Garland, R ERA: 4.2 (6, 1)	0.2	H	5	1	0	0	0	2	0	0	0	0	0	7	21	0.00	4.500
Gary Glover, R ERA: 6.16 (6, 1)	2.1	H	10	1	1	1	1	0	0	0	0	0	1	30	42	3.86	0.429
Keith Foulke, R ERA: 2.42 (9, 1)	1.0	S	4	1	0	0	1	0	0	0	0	0	0	11	13	0.00	1.000

Batter	1	2	3	4	5	6	7	8	9	AB R H RBI BB SO LOB	TOP											
Ray Durham, S (1, 4) OBP: 0.325, SLG: 0.429	1-1 S SH5-3 G4-3 1B		0-3 K			1-0 WP SH1-3 1B	3-2 SF7	2-1 F7		4 1 2 1 0 1 2												
Chris Singleton, L (1, 8) OBP: 0.311, SLG: 0.377	1-1 SH5-3 1-2			3-2 F8		0-2 SH1-3 1-2	0-0 F8		0-2 F8	3 0 0 0 0 0 2												
Carlos Lee, R (1, 7) OBP: 0.339, SLG: 0.552	3-2 G4-3 2-H			1-0 G4-3		2-3 K		0-0 HR	2-1 G4-3	5 1 1 2 0 1 1												
Jose Canseco, R (1, 9) Aaron Rowand, R (8, 9) OBP: 0.371, SLG: 0.603 OBP: 0.357, SLG: 0.538	0-3 K			3-1 HR		1-1 G1-3 2-3		2-0 HR 1B	3-1 G1-3	4 2 2 1 0 1 1 1 0 0 0 0 0 0												
Jeff Liefer, L (1, 3) OBP: 0.289, SLG: 0.510		3-2 G4-6-3 1B		0-0 G4-3		0-0 G4-3	4-2 2B BB	3-2 1-H HR		3 2 2 2 1 0 0												
Herbert Perry, R (1, 5) OBP: 0.321, SLG: 0.416		0-0 G4-6-3 1-2f			4-2 G4-6-3 BB		0-0 WP SF7 2B	1-0 2B 1B		3 1 2 1 1 0 1												
Royce Clayton, R (1, 6) OBP: 0.244, SLG: 0.299		0-2 G1-3			0-1 G4-6-3 1-2f		0-0 WP 1B	1-1 F7		4 0 1 0 0 0 2												
Mark Johnson, L (1, 2) OBP: 0.395, SLG: 0.576			2-2 F9		3-2 HR		4-2 1-2 2-3 BB	1-2 2B		3 1 2 1 1 0 0												
Kip Wells, R (1, 1) 14 Paul Konerko, R (7, PH) Jon Garland, R (7, 1) OBP: 0.167, SLG: 0.167 OBP: 0.341, SLG: 0.492			1-3 K		3-3 K		0-0 F3	0-0 G4-3		2 0 0 0 0 2 0 1 0 0 0 0 0 3 1 0 0 0 0 0 2												
Inning Stats	R: 1 E: 0 K: 1 S: 14	H: 1 LOB: 0 BB: 0 P: 19	R: 0 E: 0 K: 0 S: 7	H: 1 LOB: 0 BB: 0 P: 10	R: 0 E: 0 K: 2 S: 10	H: 0 LOB: 0 BB: 0 P: 13	R: 1 E: 0 K: 0 S: 8	H: 1 LOB: 0 BB: 0 P: 15	R: 1 E: 0 K: 1 S: 15	H: 1 LOB: 0 BB: 1 P: 25	R: 0 E: 0 K: 1 S: 10	H: 1 LOB: 1 BB: 0 P: 14	R: 2 E: 0 K: 0 S: 12	H: 2 LOB: 2 BB: 2 P: 23	R: 3 E: 0 K: 0 S: 17	H: 5 LOB: 2 BB: 0 P: 27	R: 0 E: 0 K: 0 S: 7	H: 0 LOB: 0 BB: 0 P: 12	1B: 6 2B: 2 3B: 0 HR: 4	SF: 1 SAC: 2 DP: 2 HBP: 0	WP: 2 PB: 0 SB: 1 CS: 0	PA: 40
PITCHER	IP WLS BF H R ER SO BB IBB HBP BLK WP HR S P ERA WHIP																					
Jimmy Haynes, R (1, 1) ERA: 5.21	6.0 L 23 5 4 4 5 2 0 0 0 1 2 67 103 6.00 1.167																					
Mike DeJean, R (7, 1) ERA: 1.92	1.0 6 2 1 1 0 1 0 0 0 1 0 9 16 9.00 3.000																					
Will Cunnane, R (8, 1) ERA: 6.02	1.0 8 5 3 3 0 0 0 0 0 0 2 17 27 27.00 5.000																					
Gus Gandarillas, R (9, 1) ERA:	1.0 3 0 0 0 0 0 0 0 0 0 0 7 12 0.00 0.000																					

Chicago White Sox @ Milwaukee Brewers
Miller Park, Milwaukee, WI
Tue Jul 17 2001, 1:05 PM CDT
Att. 40,332 - Cloudy - 72 F

AB	34
R	8
H	12
RBI	8
BB	3
SO	5
LOB	14



Batter	1	2	3	4	5	6	7	8	9	AB	R	H	RBI	BB	SO	LOB
Devon White, S (1, 8) OBP: 0.342, SLG: 0.483	0-3 K		2-3 K2-3		2-0 F9		1-3 K		2-0 G4-3	5	0	0	0	0	3	0
Ronnie Belliard, R (1, 4) OBP: 0.351, SLG: 0.432	1-1 2B		0-0 F8			2-3 K		0-0 2B 1B		4	0	2	0	0	1	0
Geoff Jenkins, L (1, 7) OBP: 0.353, SLG: 0.487	0-0 G5-3			2-3 K		4-2 HR BB		1-1 2B		3	1	1	0	1	1	1
Richie Sexson, R (1, 3) OBP: 0.322, SLG: 0.500	2-3 K			4-2 1B BB		1-2 HR		2-1 F3		3	1	1	2	1	1	3
Jeremy Burnitz, L (1, 9) OBP: 0.356, SLG: 0.510		3-3 K		0-1 P4		0-0 HR		1-3 K		4	1	1	1	0	2	3
Raul Casanova, S (1, 2) OBP: 0.333, SLG: 0.516		1-0 2B		2-0 1B		1-1 G1-3		1-0 F7		4	0	2	0	0	0	2
José Hernández, R (1, 6) OBP: 0.305, SLG: 0.479		2-3 K		0-0 F8		1-0 G5-3			2-1 G6-3 1B	3	0	0	0	0	1	3
Will Cunnane, R (8, 1)										0	0	0	0	0	0	0
Gus Gandarillas, R (9, 1)										0	0	0	0	0	0	0
Angel Echevarria, R (9, PH) OBP: 0.316, SLG: 0.473										1	0	1	0	0	0	0
Luis Lopez, S (1, 5) OBP: 0.244, SLG: 0.271		0-1 G3-1			2-1 G6-3		0-3 K		0-1 G6-3	4	0	0	0	0	1	2
Jimmy Haynes, R (1, 1) OBP: 0.179, SLG: 0.162			0-0 G1-3		2-3 K		2-2 G4-3		2-2 HR	2	0	0	0	0	1	0
Mike DeJean, R (7, 1)										0	0	0	0	0	0	0
Mike Coolbaugh, R (7, 5) OBP: 0.667, SLG: 1.667										2	1	1	1	0	0	0

Inning Stats	R: 0	H: 1	E: 0	LOB: 1	K: 2	BB: 0	S: 9	R: 0	H: 1	E: 0	LOB: 1	K: 2	BB: 0	S: 14	R: 0	H: 0	E: 0	LOB: 0	K: 1	BB: 0	S: 7	R: 0	H: 1	E: 0	LOB: 2	K: 1	BB: 1	S: 10	R: 0	H: 0	E: 0	LOB: 0	K: 1	BB: 0	S: 7	R: 3	H: 2	E: 0	LOB: 0	K: 1	BB: 1	S: 13	R: 0	H: 0	E: 0	LOB: 0	K: 2	BB: 0	S: 9	R: 0	H: 2	E: 0	LOB: 2	K: 1	BB: 0	S: 10	R: 1	H: 2	E: 0	LOB: 0	K: 0	BB: 0	S: 8	R: 0	H: 2	E: 0	LOB: 0	K: 0	BB: 0	S: 8	1B: 3	SF: 0	2B: 3	SAC: 0	3B: 0	DP: 1	HR: 3	HBP: 0	WP: 0	PA: 37
--------------	------	------	------	--------	------	-------	------	------	------	------	--------	------	-------	-------	------	------	------	--------	------	-------	------	------	------	------	--------	------	-------	-------	------	------	------	--------	------	-------	------	------	------	------	--------	------	-------	-------	------	------	------	--------	------	-------	------	------	------	------	--------	------	-------	-------	------	------	------	--------	------	-------	------	------	------	------	--------	------	-------	------	-------	-------	-------	--------	-------	-------	-------	--------	-------	--------


PITCHER	IP	WLS	BF	H	R	ER	SO	BB	IBB	HBP	BLK	WP	HR	S	P	ERA	WHIP
Kip Wells, R (1, 1) ERA: 2.57	6.0	W	25	5	3	3	8	2	0	0	0	0	2	60	94	4.50	1.167
Jon Garland, R (7, 1) ERA: 4.13	3.0	S	12	4	1	1	3	0	0	0	0	0	1	27	41	3.00	1.333

BOTTOM

Chicago White Sox @ Milwaukee Brewers
Miller Park, Milwaukee, WI

Tue Jul 17 2001, 1:05 PM CDT
Att: 40,332 - Cloudy - 72 F

AB	35
R	4
H	9
RBI	4
BB	2
SO	11
LOB	14



PITCHER	IP	WLS	BF	H	R	ER	SO	BB	IBB	HBP	BLK	WP	HR	S	P	ERA	WHIP
---------	----	-----	----	---	---	----	----	----	-----	-----	-----	----	----	---	---	-----	------

Batter	1	2	3	4	5	6	7	8	9	AB R H RBI BB SO LOB	TOP											
Kenny Lofton, L (1, 8) OBP: 0.300, SLG: 0.355	0-0 L3			1B F7			3-3 K	2-2 G4-3		5 1 1 0 0 1 3												
Omar Vizquel, S (1, 6) OBP: 0.342, SLG: 0.323	4-2 CS BB			2-2 F9	3-2 F7		0-2 HR 1B		3-2 G6-3	4 1 1 0 1 0 1												
Roberto Alomar, S (1, 4) OBP: 0.432, SLG: 0.563	3-3 SAFE 1-2			1-0 1B HR 1B	1-3 K		1-1 HR		1-2 F7	5 2 2 2 0 2 1												
Marty Cordova, R (1, 7) OBP: 0.364, SLG: 0.509				1-0 HR 1B	0-2 G5-3		2-3 K		1-1 F7	5 1 1 1 0 2 0												
Jim Thome, L (1, 3) OBP: 0.419, SLG: 0.638				3-2 HR		2-3 K		3-3 K		4 1 1 3 0 2 0												
Wil Cordero, R (1, 10) OBP: 0.375, SLG: 0.417				4-2 HBP 1B FC4-6 BB		3-2 1B		1-2 G5-3		3 1 1 0 1 1 0												
Travis Fryman, R (1, 5) OBP: 0.366, SLG: 0.320				1-0 FC4-6 HBP 1B		1-0 P4		4-0 1B BB		3 1 1 0 1 0 1												
Einar Diaz, R (1, 2) OBP: 0.354, SLG: 0.414				1-2 FC4-6 HBP		1-1 F7		0-1 1B WP 1B		3 1 1 0 0 0 1												
Jolbert Cabrera, R (1, 9) OBP: 0.333, SLG: 0.368				1-1 FC4-6		1-1 FC4-6		1-2 WP 1B		4 0 1 2 0 0 2												
Inning Stats	R: 0 E: 0 K: 1 S: 7	H: 0 LOB: 0 BB: 1 P: 14	R: 0 E: 0 K: 2 S: 9	H: 0 LOB: 0 BB: 0 P: 16	R: 0 E: 0 K: 0 S: 7	H: 0 LOB: 0 BB: 0 P: 9	R: 5 E: 0 K: 0 S: 18	H: 5 LOB: 2 BB: 1 P: 34	R: 0 E: 0 K: 1 S: 12	H: 0 LOB: 0 BB: 0 P: 16	R: 0 E: 0 K: 1 S: 9	H: 1 LOB: 1 BB: 0 P: 16	R: 2 E: 0 K: 2 S: 15	H: 2 LOB: 0 BB: 0 P: 22	R: 2 E: 0 K: 1 S: 16	H: 2 LOB: 1 BB: 1 P: 27	R: 0 E: 0 K: 0 S: 8	H: 0 LOB: 0 BB: 0 P: 13	1B: 8 2B: 0 3B: 0 HR: 2	SF: 0 SAC: 0 DP: 0 HBP: 1	WP: 1 PB: 0 SB: 0 CS: 1	PA: 40
PITCHER	IP WLS BF H R ER SO BB IBB HBP BLK WP HR S P ERA WHIP																					
56 Mark Buehrle, L (1, 1) ERA: 3.43	6.0 L 26 6 5 5 5 2 0 1 0 0 0 1 62 105 7.50 1.333																					
Alan Embree, L (7, 1) ERA: 11.31	1.2 8 2 3 3 3 1 0 0 0 0 0 1 22 37 16.20 1.800																					
Matt Ginter, R (8, 1) ERA: 9.0	1.1 6 2 1 1 0 0 0 0 0 0 1 0 17 25 6.75 1.500																					

Cleveland Indians @ Chicago White Sox
Comiskey Park, Chicago, IL
 Wed Jul 18 2001, 8:05 PM EDT
 Att. 22,634 - Sunny - 85 F

AB	36
R	9
H	10
RBI	8
BB	3
SO	8
LOB	9



Batter	1	2	3	4	5	6	7	8	9	AB R H RBI BB SO LOB
Ray Durham, S OBP: 0.328, SLG: 0.433 (1, 4)										4 1 2 0 1 1 2
Aaron Rowand, R OBP: 0.333, SLG: 0.438 (1, 8)										3 1 0 1 1 2 4
Carlos Lee, R OBP: 0.338, SLG: 0.552 (1, 7)										4 0 1 1 0 0 2
Magglio Ordonez, R OBP: 0.365, SLG: 0.511 (1, 9)										3 0 1 2 1 0 2
Jose Canseco, R OBP: 0.365, SLG: 0.576 (1, 10)										3 0 0 0 1 3 2
14 Paul Konerko, R OBP: 0.337, SLG: 0.486 (1, 3)										4 0 0 0 0 0 0
Herbert Perry, R OBP: 0.324, SLG: 0.415 (1, 5)										3 0 1 0 0 1 0
Sandy Alomar Jr., R OBP: 0.292, SLG: 0.345 (1, 2)										3 0 0 0 1 1 1
Royce Clayton, R OBP: 0.252, SLG: 0.304 (1, 6)										3 2 2 0 1 1 2

Inning Stats	R: 0	H: 0	E: 0	K: 1	S: 14	LOB: 1	BB: 1	P: 22	R: 0	H: 0	E: 0	K: 2	S: 9	LOB: 0	BB: 0	P: 14	R: 0	H: 2	E: 0	K: 2	S: 13	LOB: 1	BB: 0	P: 16	R: 0	H: 0	E: 0	K: 1	S: 9	LOB: 0	BB: 1	P: 15	R: 0	H: 0	E: 0	K: 0	S: 10	LOB: 0	BB: 0	P: 12	R: 2	H: 2	E: 0	K: 1	S: 14	LOB: 1	BB: 2	P: 28	R: 0	H: 0	E: 0	K: 0	S: 4	LOB: 0	BB: 0	P: 10	R: 2	H: 2	E: 0	K: 1	S: 18	LOB: 1	BB: 1	P: 24	R: 0	H: 1	E: 0	K: 1	S: 6	LOB: 2	BB: 1	P: 12	1B: 5	SF: 0	2B: 2	SAC: 0	3B: 0	DP: 1	HR: 0	HBP: 1	WP: 0	PA: 39
--------------	------	------	------	------	-------	--------	-------	-------	------	------	------	------	------	--------	-------	-------	------	------	------	------	-------	--------	-------	-------	------	------	------	------	------	--------	-------	-------	------	------	------	------	-------	--------	-------	-------	------	------	------	------	-------	--------	-------	-------	------	------	------	------	------	--------	-------	-------	------	------	------	------	-------	--------	-------	-------	------	------	------	------	------	--------	-------	-------	-------	-------	-------	--------	-------	-------	-------	--------	-------	--------

PITCHER	IP	WLS	BF	H	R	ER	SO	BB	IBB	HBP	BLK	WP	HR	S	P	ERA	WHIP
CC Sabathia, L ERA: 4.41 (1, 1)	5.2	W	23	4	2	2	7	4	0	0	0	0	0	67	103	3.18	1.412
Danys Baez, R ERA: 2.08 (6, 1)	2.0	H	8	2	2	2	0	1	0	1	0	0	0	20	33	9.00	1.500
Paul Shuey, R ERA: 2.2 (8, 1)	1.1		6	1	0	0	2	1	0	0	0	0	0	10	17	0.00	1.500

BOTTOM

Cleveland Indians @ Chicago White Sox
Comiskey Park, Chicago, IL
Wed Jul 18 2001, 8:05 PM EDT
Att: 22,634 - Sunny - 85 F

livebaseballscorecards.com

AB	30
R	4
H	7
RBI	4
BB	6
SO	9
LOB	15



Batter	1	2	3	4	5	6	7	8	9	AB R H RBI BB SO LOB	TOP									
Kenny Lofton, L OBP: 0.305, SLG: 0.363 (1, 8) X	0-0 B1-3	3-1 2B	2-0 F8			1-2 WP 1B		2-2 2B 1B		5 1 3 1 0 0 2										
Omar Vizquel, S OBP: 0.345, SLG: 0.335 (1, 6) CFC	0-2 2B 3B	2-1 L7		0-0 F9		0-0 WP 1B		1-2 1-H 2B		5 2 3 2 0 0 1										
Roberto Alomar, S OBP: 0.426, SLG: 0.555 (1, 4) BFC	3-2 L5		2-2 G3	2-2 F9		3-2 G4-3		2-3 K		5 0 0 0 0 1 4										
Jim Thome, L OBP: 0.421, SLG: 0.660 (1, 3) BFC	2-2 1B 2B		2-1 HR	1-3 K			2-3 K	2-0 HR		5 3 3 4 0 2 0										
Marty Cordova, R OBP: 0.369, SLG: 0.523 (1, 9) FFF	2-2 1B		0-0 HR		0-0 L5		1-1 1B	3-2 P4		5 1 3 2 0 0 0										
Wil Cordero, R OBP: 0.370, SLG: 0.410 (1, 10) CX	0-1 P3		0-0 F8 2B 1B		2-1 F9		2-2 F8	1-2 G6-3		5 1 1 0 0 0 2										
Travis Fryman, R OBP: 0.367, SLG: 0.326 (1, 5) BFC		1-1 G6-3 2B	4-1 2B BB		3-1 F8		1-3 K	3-1 G5-3		4 1 1 0 1 1 1										
Russell Bryan, L OBP: 0.312, SLG: 0.476 (1, 7) GGF		0-3 K	2-1 F8			0-0 G1-3		1-0 P5	2-2 F7	4 0 0 0 0 1 3 1 0 0 0 0 0 0										
Jolbert Cabrera, R OBP: 0.331, SLG: 0.365 (8, 7) BFC			2-3																	
Einar Diaz, R OBP: 0.356, SLG: 0.417 (1, 2) CX		0-0 G6-3	0-0 2B			1-1 G5-3		2-2 1B 2B HBP		3 1 1 1 0 0 1										
Inning Stats	R: 2 E: 0 K: 0 S: 19	H: 3 LOB: 1 BB: 0 P: 26	R: 1 E: 0 K: 1 S: 10	H: 2 LOB: 1 BB: 0 P: 16	R: 3 E: 0 K: 0 S: 12	H: 4 LOB: 2 BB: 1 P: 24	R: 0 E: 0 K: 1 S: 7	H: 0 LOB: 0 BB: 0 P: 10	R: 0 E: 0 K: 0 S: 5	H: 0 LOB: 0 BB: 0 P: 10	R: 0 E: 0 K: 2 S: 13	H: 1 LOB: 1 BB: 0 P: 19	R: 4 E: 0 K: 1 S: 20	H: 3 LOB: 0 BB: 0 P: 33	R: 0 E: 0 K: 0 S: 9	H: 0 LOB: 0 BB: 0 P: 15	1B: 6 2B: 5 3B: 1 HR: 3	SF: 0 SAC: 0 DP: 0 HBP: 1	WP: 1 PB: 0 SB: 0 CS: 0	PA: 44
PITCHER	IP WLS BF H R ER SO BB IBB HBP BLK WP HR S P ERA WHIP																			
Sean Lowe, R ERA: 2.97 (1, 1)	6.0 L 30 11 6 6 2 1 0 0 0 0 1 2 63 101 9.00 2.000																			
Matt Ginter, R ERA: 8.0 (7, 1)	1.0 4 1 0 0 2 0 0 0 0 0 0 0 13 19 0.00 1.000																			
Bob Howry, R ERA: 5.4 (8, 1)	1.0 7 3 4 4 1 0 0 0 1 0 0 1 20 33 36.00 3.000																			
Gary Glover, R ERA: 5.97 (9, 1)	1.0 3 0 0 0 0 0 0 0 0 0 0 0 9 15 0.00 0.000																			

Cleveland Indians @ Chicago White Sox
Comiskey Park, Chicago, IL
Thu Jul 19 2001, 8:05 PM EDT
Att. 23,450 - Cloudy - 84 F

AB	42
R	10
H	15
RBI	10
BB	1
SO	5
LOB	14



Batter	1	2	3	4	5	6	7	8	9	AB	R	H	RBI	BB	SO	LOB	
Ray Durham, S OBP: 0.330, SLG: 0.435 (1, 4)	4-2 G6-4-3 1B BB		1-2 G4-3			0-0 1B 2B		3-2 G4-3		3	1	1	0	1	0	0	
Chris Singleton, L OBP: 0.318, SLG: 0.391 (1, 8)	0-1 G6-4-3 1B			3-3 K		0-0 2-H 1B		0-2 G5-3 3B		4	1	3	1	0	1	0	
Carlos Lee, R OBP: 0.334, SLG: 0.545 (1, 7)	1-2 G6-4-3 1-2f 2-3			2-1 F8		1-3 K 1-2		0-0 G5-3 3-H		4	0	0	1	0	1	3	
Magglio Ordonez, R OBP: 0.361, SLG: 0.505 (1, 9)	0-1 G1-3			1-2 G5-3		1-0 G3-1		3-1 F8		4	0	0	0	0	0	2	
Jose Canseco, R OBP: 0.385, SLG: 0.594 (1, 10)		1-3 K 14 G4-3 2B			1-1 G1-4-3 14 G4-3 2B		2-2 14 BB 1B		4-1 14 G6-4-3 1B BB		3	1	2	0	1	1	0
Jeff Liefer, L OBP: 0.286, SLG: 0.503 (1, 5)		3-2 G4-3			0-0 G1-4-3		2-1 L9		0-0 14 G6-4-3 1B		2	0	0	0	0	1	
Herbert Perry, R OBP: 0.326, SLG: 0.415 (7, PH) (8, 5)		0-1 G5-3			2-3		4-1 L9		1-2 14 G6-4-3 1B		2	0	1	0	0	1	
14 Paul Konerko, R OBP: 0.336, SLG: 0.481 (1, 3)		0-1 G5-3			1-2 G4-3 3-H		2-3 BB		2-2 G6-4-3 1-2f 2-3		3	0	0	1	1	0	2
Mark Johnson, L OBP: 0.366, SLG: 0.528 (1, 2)		1-2 F8			1-1 G4-3		2-3 K		1-0 G6-3		3	0	0	0	0	1	2
Tony Graffanino, R OBP: 0.343, SLG: 0.388 (9, PH)										1	0	0	0	0	0	1	
Royce Clayton, R OBP: 0.249, SLG: 0.300 (1, 6)			2-1 G3-1			2-1 F9		3-2 F9		3	0	0	0	0	0	2	

Inning Stats	R: 0	H: 1	E: 0	K: 0	S: 14	LOB: 1	BB: 1	P: 19	R: 0	H: 0	E: 0	K: 1	S: 8	LOB: 0	BB: 0	P: 12	R: 0	H: 0	E: 0	K: 0	S: 9	LOB: 0	BB: 0	P: 15	R: 1	H: 1	E: 0	K: 0	S: 9	LOB: 0	BB: 0	P: 12	R: 1	H: 2	E: 0	K: 1	S: 8	LOB: 1	BB: 0	P: 12	R: 0	H: 1	E: 0	K: 1	S: 16	LOB: 2	BB: 1	P: 29	R: 1	H: 1	E: 0	K: 0	S: 11	LOB: 0	BB: 0	P: 17	R: 0	H: 1	E: 0	K: 0	S: 7	LOB: 1	BB: 1	P: 14	1B: 4	2B: 2	3B: 1	HR: 0	SF: 0	SAC: 0	DP: 2	HBP: 0	WP: 0	PB: 0	SB: 1	CS: 0	PA: 35
--------------	------	------	------	------	-------	--------	-------	-------	------	------	------	------	------	--------	-------	-------	------	------	------	------	------	--------	-------	-------	------	------	------	------	------	--------	-------	-------	------	------	------	------	------	--------	-------	-------	------	------	------	------	-------	--------	-------	-------	------	------	------	------	-------	--------	-------	-------	------	------	------	------	------	--------	-------	-------	-------	-------	-------	-------	-------	--------	-------	--------	-------	-------	-------	-------	--------

PITCHER	IP	WLS	BF	H	R	ER	SO	BB	IBB	HBP	BLK	WP	HR	S	P	ERA	WHIP
Dave Burba, R ERA: 6.01 (1, 1)	6.0	W	23	5	2	2	3	1	0	0	0	0	0	59	87	3.00	1.000
John Rocker, L ERA: 4.1 (7, 1)	1.0		4	0	0	0	1	1	0	0	0	0	0	13	24	0.00	1.000
Ricardo Rincon, L ERA: 3.34 (8, 1)	1.0		4	1	1	1	0	0	0	0	0	0	0	11	17	9.00	1.000
Rich Rodriguez, L ERA: 3.7 (9, 1)	1.0		4	1	0	0	0	1	0	0	0	0	0	7	14	0.00	2.000

BOTTOM

Cleveland Indians @ Chicago White Sox
Comiskey Park, Chicago, IL
Thu Jul 19 2001, 8:05 PM EDT
Att: 23,450 - Cloudy - 84 F

livebaseballscorecards.com

AB	32
R	3
H	7
RBI	3
BB	3
SO	4
LOB	14



Batter	1	2	3	4	5	6	7	8	9	AB R H RBI BB SO LOB	TOP											
Jose Offerman, S (1, 4) OBP: 0.326, SLG: 0.358	1-0 F8	0-0 HR		2-2 F8			0-0 G4-3		2-3 K	5 1 1 3 0 1 2												
Mike Lansing, R (1, 6) OBP: 0.293, SLG: 0.341	0-0 HR 1B	0-1 G5-3			0-2 G5-3		1-1 G6-3		1-0 1B	5 1 2 0 0 0 1												
Trot Nixon, L (1, 8) OBP: 0.378, SLG: 0.503	4-1 HR BB	0-3 K			3-3 K			1-1 G4-3	2-1 F7	4 1 0 0 1 2 2												
Manny Ramirez, R (1, 7) OBP: 0.418, SLG: 0.645	3-2 HR				2-3 K			2-0 HR		4 2 3 4 0 1 0												
Dante Bichette, R (1, 10) OBP: 0.357, SLG: 0.518	0-0 F8			1-1 F7		0-1 L8		2-2 G5-3		4 0 0 0 0 0 1												
Brian Daubach, L (1, 3) OBP: 0.345, SLG: 0.526	3-2 F9			2-3 K		0-0 B1-3		4-2 BB		3 0 0 0 1 1 1												
Chris Stynes, R (1, 5) OBP: 0.357, SLG: 0.483				1-1 G6-3		0-0 G6-3		1-1 G5-3		4 0 0 0 0 1 2												
Troy O'Leary, L (1, 9) OBP: 0.308, SLG: 0.436		3-2 HR 1B			0-0 G3-1		4-2 G4-3 BB		3-3 K	3 1 1 0 1 1 0												
Doug Mirabelli, R (1, 2) OBP: 0.307, SLG: 0.294		0-2 HR 1B			0-1 P3		3-2 F9		1-0 1B	4 1 2 0 0 0 1												
Inning Stats	R: 3 E: 0 K: 0 S: 10	H: 2 LOB: 0 BB: 1 P: 21	R: 3 E: 0 K: 1 S: 14	H: 3 LOB: 0 BB: 0 P: 18	R: 0 E: 0 K: 2 S: 9	H: 1 LOB: 1 BB: 0 P: 14	R: 0 E: 0 K: 0 S: 7	H: 0 LOB: 0 BB: 0 P: 9	R: 0 E: 0 K: 2 S: 10	H: 0 LOB: 0 BB: 0 P: 15	R: 0 E: 0 K: 0 S: 4	H: 0 LOB: 0 BB: 0 P: 4	R: 0 E: 0 K: 0 S: 13	H: 0 LOB: 1 BB: 1 P: 21	R: 1 E: 0 K: 0 S: 12	H: 1 LOB: 1 BB: 1 P: 22	R: 0 E: 0 K: 2 S: 10	H: 2 LOB: 2 BB: 0 P: 19	1B: 5 2B: 1 3B: 0 HR: 3	SF: 0 SAC: 0 DP: 0 HBP: 0	WP: 0 PB: 0 SB: 1 CS: 0	PA: 39
PITCHER	IP WLS BF H R ER SO BB IBB HBP BLK WP HR S P ERA WHIP																					
Rocky Biddle, R (1, 1) ERA: 4.99	7.0 L 29 6 6 6 5 2 0 0 0 0 0 2 67 102 7.71 1.143																					
Jon Garland, R (8, 1) ERA: 4.22	1.0 5 1 1 1 0 1 0 0 0 0 0 1 12 22 9.00 2.000																					
Alan Embree, L (9, 1) ERA: 10.87	1.0 5 2 0 0 0 2 0 0 0 0 0 0 10 19 0.00 2.000																					

Boston Red Sox @ Chicago White Sox
 Comiskey Park, Chicago, IL
 Fri Jul 20 2001, 8:05 PM EDT
 Att. 28,740 - Overcast - 89 F

livebaseballscorecards.com

AB 36
R 7
H 9
RBI 7
BB 3
SO 7
LOB 10



Batter	1	2	3	4	5	6	7	8	9	AB R H RBI BB SO LOB
Ray Durham, S OBP: 0.333, SLG: 0.438 (1, 4)	0-0 1B S 1B		4-2 G1-2-3 BB 1-2 BB		1-3 K	1-2 G3			1-1 F9 2B	4 0 2 0 1 1 1
Jose Valentin, S OBP: 0.352, SLG: 0.538 (1, 5)	2-3 K		4-2 G1-2-3 BB 1-2 2-3 BB		2-0 P4			2-3 K	0-0 F9	4 0 0 0 1 2 2
Carlos Lee, R OBP: 0.335, SLG: 0.543 (1, 7)	1-2 G5-4-3 1B		0-2 G1-2-3 1-2 2-3 3-Hr		2-0 BB 1B			0-0 G6-3	2-1 F9	5 0 2 0 0 0 4
Magglio Ordonez, R OBP: 0.362, SLG: 0.505 (1, 9)	1-0 G5-4-3 1-2		2-3 K		4-1 BB			1-0 BB 2B	2-2 G6-3	4 0 1 0 1 1 5
Jose Canseco, R OBP: 0.366, SLG: 0.562 (1, 10)					1-3 K	1-2 P4			2-3 K	4 0 0 0 0 3 3
14 Paul Konerko, R OBP: 0.341, SLG: 0.494 (1, 3)					0-2 BB 1B			1-0 HR	1-0 1B	4 1 3 1 0 0 0
Chris Singleton, L OBP: 0.313, SLG: 0.385 (1, 8)					2-2 F9			1-1 G3-1	0-3 K	4 0 0 0 0 2 1
Royce Clayton, R OBP: 0.257, SLG: 0.317 (1, 6)					4-2 HR 1-2 BB			1-3 K	1-1 1B	3 1 2 1 1 1 0
Mark Johnson, L OBP: 0.378, SLG: 0.500 (1, 2)					4-0 BB BB G1-2-3 BB	1-0 F8		4-2 BB	0-3 K	2 0 0 0 2 1 3

Inning Stats													Inning Stats													1B: 6	SF: 0	WP: 0	PA: 40																			
R: 0	H: 2	E: 0	K: 1	S: 9	R: 0	H: 0	E: 0	K: 2	S: 9	R: 1	H: 1	E: 0	K: 1	S: 11	R: 0	H: 1	E: 0	K: 1	S: 17	R: 0	H: 1	E: 0	K: 1	S: 9	R: 1	H: 1	E: 0	K: 1	S: 11	R: 0	H: 1	E: 0	K: 2	S: 8	R: 0	H: 2	E: 0	K: 2	S: 10	R: 0	H: 1	E: 0	K: 0	S: 8	2B: 2	SAC: 0	PB: 0	CS: 0
LOB: 1	BB: 0	P: 13	LOB: 0	BB: 0	P: 13	LOB: 2	BB: 3	P: 25	LOB: 2	BB: 1	P: 25	LOB: 1	BB: 1	P: 19	LOB: 1	BB: 0	P: 13	LOB: 1	BB: 0	P: 12	LOB: 1	BB: 0	P: 13	LOB: 1	BB: 0	P: 13	LOB: 1	BB: 0	P: 12	LOB: 1	BB: 0	P: 13	LOB: 1	BB: 0	P: 13	3B: 0	DP: 2	HR: 2	HBP: 0									
PITCHER Hideo Nomo, R (1, 1) 6.0 WLS BF H R ER SO BB IBB HBP BLK WP HR S P ERA WHIP Rich Garces, R (7, 1) 2.0 8 3 0 0 4 0 0 0 0 0 0 18 25 0.00 1.500 Hipolito Pichardo, R (9, 1) 1.0 4 1 0 0 0 0 0 0 0 0 0 8 13 0.00 1.000													PITCHER IP WLS BF H R ER SO BB IBB HBP BLK WP HR S P ERA WHIP													1B: 6	SF: 0	WP: 0	PA: 40																			


BOTTOM

Boston Red Sox @ Chicago White Sox
 Comiskey Park, Chicago, IL
 Fri Jul 20 2001, 8:05 PM EDT
 Att. 28,740 - Overcast - 89 F

livebaseballscorecards.com

AB	34
R	2
H	10
RBI	2
BB	6
SO	11
LOB	19




Batter	1	2	3	4	5	6	7	8	9	AB R H RBI BB SO LOB	TOP											
Jose Offerman, S OBP: 0.327, SLG: 0.359 (1, 4)	2-2 2B 1B	2-1 F8		2-2 F7			0-0 F9		2-2 1B	5 1 2 0 0 0 1												
Scott Hatteberg, L OBP: 0.326, SLG: 0.377 (1, 2)	3-2 1B WP 1-H 2B	1-2 F8			2-1 F8		2-1 FC1-6 1B		1-0 G3-1	5 1 2 1 0 0 2												
Trot Nixon, L OBP: 0.377, SLG: 0.498 (1, 8)	4-1 WP 1B BB	2-3 K			3-3 K		0-0 FC1-6 1-2f			3 0 0 0 1 2 2												
Manny Ramirez, R OBP: 0.419, SLG: 0.642 (1, 7)	0-1 WP 1-2 2-3 1B		1-2 G5-3		4-1 BB		3-2 F8			3 0 1 0 1 0 1												
Dante Bichette, R OBP: 0.355, SLG: 0.513 (1, 10)	1-2 F8		2-0 1B		0-0 F8			1-1 P4		4 0 1 0 0 0 4												
Brian Daubach, L OBP: 0.344, SLG: 0.520 (1, 3)	4-2 1-2 2-3 3-H BB		1-3 K			2-3 K		1-0 F9		3 0 0 0 1 2 1												
Chris Stynes, R OBP: 0.350, SLG: 0.473 (1, 5)	3-2 F2		0-2 F8			0-3 K		2-1 F9		4 0 0 0 0 1 4												
Troy O'Leary, L OBP: 0.304, SLG: 0.428 (1, 9)	1-1 G4-3			0-1 G1-3		0-2 G4-3			2-0 F8	4 0 0 0 0 0 3												
Mike Lansing, R OBP: 0.297, SLG: 0.355 (1, 6)			4-2 PB BB		1-0 P5		1-1 HR		1-0 F8	3 1 1 1 1 0 0												
Inning Stats	R: 2 E: 0 K: 0 S: 23	H: 3 LOB: 3 BB: 2 P: 41	R: 0 E: 0 K: 1 S: 15	H: 0 LOB: 1 BB: 1 P: 24	R: 0 E: 0 K: 1 S: 10	H: 1 LOB: 1 BB: 0 P: 14	R: 0 E: 0 K: 0 S: 7	H: 0 LOB: 0 BB: 0 P: 10	R: 0 E: 0 K: 1 S: 7	H: 0 LOB: 1 BB: 1 P: 16	R: 0 E: 0 K: 2 S: 9	H: 0 LOB: 0 BB: 0 P: 11	R: 1 E: 0 K: 0 S: 10	H: 2 LOB: 1 BB: 0 P: 16	R: 0 E: 0 K: 0 S: 5	H: 0 LOB: 0 BB: 0 P: 9	R: 0 E: 0 K: 0 S: 6	H: 1 LOB: 1 BB: 0 P: 12	1B: 5 2B: 1 3B: 0 HR: 1	SF: 0 SAC: 0 DP: 0 HBP: 0	WP: 1 PB: 1 SB: 0 CS: 0	PA: 38
PITCHER	IP WLS BF H R ER SO BB IBB HBP BLK WP HR S P ERA WHIP																					
James Baldwin, R ERA: 4.61 (1, 1)	6.1 W 29 6 3 3 5 4 0 0 0 1 1 76 124 4.26 1.579																					
Gary Glover, R ERA: 5.5 (7, 1)	2.2 9 1 0 0 0 0 0 0 0 0 0 0 16 29 0.00 0.375																					

Boston Red Sox @ Chicago White Sox
Comiskey Park, Chicago, IL
Sat Jul 21 2001, 1:15 PM EDT
Att. 29,303 - Cloudy - 97 F

livebaseballscorecards.com

AB 34
R 3
H 7
RBI 2
BB 4
SO 5
LOB 18

Batter	1	2	3	4	5	6	7	8	9	AB R H RBI BB SO LOB	TOP											
Chris Stynes, R (1, 4) OBP: 0.345, SLG: 0.460	0-1 G6-3		1-0 G1-3	4-1 BB		0-0 F8	0-0 F9		2-1 G6-3	5 0 0 0 1 0 1												
Mike Lansing, R (1, 6) OBP: 0.298, SLG: 0.352	1-0 F7		4-2 1B HR BB	2-0 F3		1-2 1B BB 1B	1-0 G4-3		2-0 G6-3	5 1 1 0 1 0 3												
Scott Hatteberg, L (1, 2) OBP: 0.333, SLG: 0.376	4-2 BB BB		3-2 1B HR 1B	3-2 P5		4-1 1B BB	2-2 F2			3 1 1 0 2 0 3												
Manny Ramirez, R (1, 7) OBP: 0.421, SLG: 0.643	4-1 BB		2-2 F8		2-1 BB SF8 2B	0-0 1B		0-1 F8		4 1 2 0 1 0 2												
Dante Bichette, R (1, 10) OBP: 0.356, SLG: 0.521	0-3 K		1-1 HR 1-H 2-H		1-1 BB HBP	1-1 P6		2-2 F8		4 1 1 3 0 1 5												
Brian Daubach, L (1, 3) OBP: 0.345, SLG: 0.527		2-2 G6-3	1-1 F9		4-2 FC4-6 BB	3-1 F8		1-1 HR		4 1 1 1 1 0 3												
Shea Hillenbrand, R (1, 5) OBP: 0.287, SLG: 0.407		3-2 FC6-4 1B		1-0 F7	2-3 K		0-1 HR	1-0 1B		5 1 3 1 0 1 3	AB 38 R 8 H 12 RBI 8 BB 7 SO 2 LOB 25											
Troy O'Leary, L (1, 9) OBP: 0.306, SLG: 0.446		2-0 F9		2-1 HR	3-1 SF8		3-2 2B	1-1 G4-3		4 2 2 2 0 0 2												
Darren Lewis, R (1, 8) OBP: 0.302, SLG: 0.386		2-2 FC6-4		4-2 BB BB	0-1 FC4-6		2-2 G4-3 2B		0-1 G4-3	4 0 1 1 1 0 3												
Inning Stats	R: 0 E: 0 K: 1 S: 10	H: 0 LOB: 2 BB: 2 P: 19	R: 0 E: 0 K: 0 S: 11	H: 1 LOB: 1 BB: 0 P: 20	R: 3 E: 0 K: 0 S: 15	H: 2 LOB: 0 BB: 1 P: 27	R: 1 E: 0 K: 0 S: 10	H: 1 LOB: 2 BB: 2 P: 26	R: 1 E: 0 K: 1 S: 12	H: 1 LOB: 2 BB: 1 P: 24	R: 0 E: 0 K: 0 S: 10	H: 2 LOB: 3 BB: 1 P: 19	R: 2 E: 0 K: 0 S: 15	H: 3 LOB: 1 BB: 0 P: 23	R: 1 E: 0 K: 0 S: 13	H: 2 LOB: 1 BB: 0 P: 18	R: 0 E: 0 K: 0 S: 5	H: 0 LOB: 0 BB: 0 P: 9	1B: 5 2B: 3 3B: 0 HR: 4	SF: 1 SAC: 0 DP: 0 HBP: 1	WP: 0 PB: 0 SB: 0 CS: 0	PA: 47
PITCHER	IP WLS BF H R ER SO BB IBB HBP BLK WP HR S P ERA WHIP																					
Kip Wells, R (1, 1) ERA: 2.89	3.1			4 4 4 1 5 0 0 0			0 0 0 0 0 2 42 83 10.80 2.700															
Matt Ginter, R (4, 1) ERA: 8.38	0.2			1 1 1 0 1 0 1 0			0 0 9 21 13.50 3.000															
Jon Garland, R (5, 1) ERA: 4.41	2.0	W	11	4 2 2 1 1 0 0 0			0 1 24 41 9.00 2.500															
Bob Howry, R (7, 1) ERA: 5.24	3.0	S	12	3 1 1 0 0 0 0 0			0 1 26 40 3.00 1.000															

Boston Red Sox @ Chicago White Sox
 Comiskey Park, Chicago, IL
 Sun Jul 22 2001, 2:05 PM EDT
 Att. 26,211 - Sunny - 94 F

livebaseballscorecards.com

Batter	1	2	3	4	5	6	7	8	9	AB R H RBI BB SO LOB	TOP
Ray Durham, S (1, 4) OBP: 0.340, SLG: 0.446	0-2 1B 14 PB 2B		2-3 K		0-1 1-H HR		1-0 G5-3		2-0 G6-3	5 2 2 2 0 1 1	
Chris Singleton, L (1, 8) OBP: 0.311, SLG: 0.381	0-2 CS 1B		0-0 B3		0-3 K		2-2 G3-1			4 0 1 0 0 1 1	
Carlos Lee, R (1, 7) OBP: 0.340, SLG: 0.546	3-3 1-2 K			2-1 G6-3	4-2 1B HBP		0-0 F8			3 0 0 0 0 1 3	
Magglio Ordonez, R (1, 10) OBP: 0.372, SLG: 0.500	4-2 14 S BB			3-1 P3	1-2 14 FC5-4 1B			3-1 1B		3 0 2 0 1 0 0	
14 Paul Konerko, R (1, 3) OBP: 0.351, SLG: 0.513	1-3 1-2 3-H K			2-1 2B	1-2 1-2f FC5-4			1-3 K		4 0 1 0 0 2 4	
Jeff Liefer, L (1, 5) OBP: 0.281, SLG: 0.500		1-3 K		2-3 K		0-0 G6-3		1-3 K		4 0 0 0 0 3 2	
Tony Graffanino, R (8, 5) OBP: 0.333, SLG: 0.375										0 0 0 0 0 0 0	
Aaron Rowand, R (1, 9) OBP: 0.474, SLG: 0.484					0-0 1B SF7 2B	1-3 K		3-2 G1-3		4 1 1 0 0 2 1	
Mark Johnson, L (1, 2) OBP: 0.397, SLG: 0.469					1-1 HR 1B	2-2 F8			0-1 P3	4 1 1 0 0 0 0	
Royce Clayton, R (1, 6) OBP: 0.263, SLG: 0.324					0-1 3-H SF7		3-1 G3-1 2B		2-2 G5-3	3 0 1 1 0 0 0	
Inning Stats	R: 1 H: 2 E: 0 LOB: 1 K: 2 BB: 1 S: 19 P: 27	R: 0 H: 0 E: 0 LOB: 0 K: 2 BB: 0 S: 9 P: 11	R: 0 H: 0 E: 0 LOB: 0 K: 1 BB: 0 S: 5 P: 9	R: 0 H: 1 E: 0 LOB: 1 K: 1 BB: 0 S: 9 P: 18	R: 3 H: 4 E: 0 LOB: 2 K: 1 BB: 0 S: 20 P: 26	R: 0 H: 0 E: 0 LOB: 0 K: 1 BB: 0 S: 8 P: 11	R: 0 H: 1 E: 0 LOB: 1 K: 0 BB: 0 S: 8 P: 14	R: 0 H: 1 E: 0 LOB: 1 K: 2 BB: 0 S: 14 P: 22	R: 0 H: 0 E: 0 LOB: 0 K: 0 BB: 0 S: 6 P: 10	1B: 4 SF: 1 2B: 5 SAC: 0 3B: 0 DP: 1 HR: 1 HBP: 1	WP: 0 PA: 37 PB: 1 SB: 1 CS: 1
PITCHER	IP WLS BF H R ER SO BB IBB HBP BLK WP HR S P ERA WHIP										
Dave Burba, R (1, 1) ERA: 5.93	6.0 L 27 8 4 3 8 1 0 1 0 0 0 1 72 107 4.50 1.500										
David Riske, R (7, 1) ERA:	2.0 7 1 0 0 2 0 0 0 0 0 0 0 20 31 0.00 0.500										
Ricardo Rincon, L (9, 1) ERA: 3.13	1.0 3 0 0 0 0 0 0 0 0 0 0 0 6 10 0.00 0.000										

Chicago White Sox @ Cleveland Indians
 Jacobs Field, Cleveland, OH
 Tue Jul 24 2001, 7:05 PM EDT
 Att. 42,175 - Sunny - 85 F

livebaseballscorecards.com

AB	34
R	4
H	9
RBI	3
BB	1
SO	10
LOB	12



Batter	1	2	3	4	5	6	7	8	9	AB	R	H	RBI	BB	SO	LOB
Kenny Lofton, L OBP: 0.307, SLG: 0.366 (1, 8)	F7		FC4-6							4	0	2	0	0	0	1
Omar Vizquel, S OBP: 0.340, SLG: 0.336 (1, 6)	K									4	0	0	0	0	2	1
Roberto Alomar, S OBP: 0.424, SLG: 0.556 (1, 4)	F6									4	0	2	0	0	1	0
Juan Gonzalez, R OBP: 0.397, SLG: 0.649 (1, 9)			F9							4	0	0	0	0	0	2
Jim Thome, L OBP: 0.420, SLG: 0.647 (1, 3)			K							4	0	0	0	0	4	2
Marty Cordova, R OBP: 0.363, SLG: 0.510 (1, 7)			K							4	0	0	0	0	2	1
Wil Cordero, R OBP: 0.359, SLG: 0.401 (1, 10)										3	0	1	0	0	0	0
Russell Branyan, L OBP: 0.312, SLG: 0.478 (1, 5)										3	1	1	0	0	1	0
Einar Diaz, R OBP: 0.356, SLG: 0.423 (1, 2)										2	0	1	1	0	0	0

Inning Stats	R: 0	H: 0	E: 0	K: 1	S: 8	LOB: 0	BB: 0	P: 13	R: 0	H: 0	E: 0	K: 2	S: 8	LOB: 0	BB: 0	P: 13	R: 0	H: 0	E: 0	K: 1	S: 11	LOB: 1	BB: 0	P: 17	R: 0	H: 1	E: 0	K: 2	S: 10	LOB: 1	BB: 0	P: 13	R: 1	H: 4	E: 0	K: 0	S: 10	LOB: 2	BB: 0	P: 17	R: 0	H: 0	E: 0	K: 1	S: 8	LOB: 0	BB: 0	P: 15	R: 0	H: 0	E: 0	K: 1	S: 7	LOB: 0	BB: 0	P: 8	R: 0	H: 1	E: 0	K: 0	S: 6	LOB: 1	BB: 0	P: 7	R: 0	H: 1	E: 1	K: 2	S: 9	LOB: 1	BB: 0	P: 14	1B: 4	SF: 0	2B: 3	SAC: 0	3B: 0	DP: 0	HR: 0	HBP: 1	WP: 0	PA: 33
--------------	------	------	------	------	------	--------	-------	-------	------	------	------	------	------	--------	-------	-------	------	------	------	------	-------	--------	-------	-------	------	------	------	------	-------	--------	-------	-------	------	------	------	------	-------	--------	-------	-------	------	------	------	------	------	--------	-------	-------	------	------	------	------	------	--------	-------	------	------	------	------	------	------	--------	-------	------	------	------	------	------	------	--------	-------	-------	-------	-------	-------	--------	-------	-------	-------	--------	-------	--------

PITCHER	IP	WLS	BF	H	R	ER	SO	BB	IBB	HBP	BLK	WP	HR	S	P	ERA	WHIP
Sean Lowe, R ERA: 2.78 (1, 1)	7.2	W	28	6	1	1	8	0	0	1	0	0	0	67	102	1.17	0.783
Keith Foulke, R ERA: 2.36 (8, 1)	1.1	S	5	1	0	0	2	0	0	0	0	0	0	10	15	0.00	0.750

BOTTOM

Chicago White Sox @ Cleveland Indians
 Jacobs Field, Cleveland, OH
 Tue Jul 24 2001, 7:05 PM EDT
 Att. 42,175 - Sunny - 85 F

AB	32
R	1
H	7
RBI	1
BB	0
SO	10
LOB	7



Batter	1	2	3	4	5	6	7	8	9	AB R H RBI BB SO LOB	TOP											
Ray Durham, S (1, 4) OBP: 0.341, SLG: 0.446	1-3 K	1-1 E 1B		1-2 F7			2-3 K		1-0 FC6-4 1B	5 0 2 0 0 2 1												
Jose Valentin, S (1, 5) OBP: 0.345, SLG: 0.523	0-1 G4-3	1-0 E9 1B		2-1 G3			2-3 K		2-3 K	5 0 1 2 0 2 1												
Carlos Lee, R (1, 7) OBP: 0.341, SLG: 0.545	4-2 BB	3-1 G6-3			0-0 P3		2-1 2B		0-1 FC6-4 2B	4 1 1 0 1 0 3												
Magglio Ordonez, R (1, 9) OBP: 0.375, SLG: 0.506	0-3 K				0-2 G6-3		4-0 14 FC6-4 BB		3-2 2B	4 1 2 1 1 1 1												
14 Paul Konerko, R (1, 10) OBP: 0.351, SLG: 0.519					1-0 G4-3		4-1 BB		0-0 G6-3	4 1 1 1 1 0 4												
Jeff Liefer, L (1, 3) OBP: 0.276, SLG: 0.494					0-0 HR		2-3 BB		1-2 1B	2 0 0 1 0 1 1												
Herbert Perry, R (8, PH) OBP: 0.326, SLG: 0.409					3-2 SF8		2-3 K			1 0 1 0 0 0 0												
Sandy Alomar Jr., R (1, 2) OBP: 0.282, SLG: 0.343					0-0 1B				0-3 K	4 1 2 0 0 1 1												
Chris Singleton, L (1, 8) OBP: 0.307, SLG: 0.376					1-0 F9		2-1 G3		1-3 K	3 0 0 0 0 0 2												
Aaron Rowand, R (8, PH) OBP: 0.462, SLG: 0.469					0-2 G6-3					1 0 0 0 0 1 1												
Royce Clayton, R (1, 6) OBP: 0.267, SLG: 0.327					0-0 CS 1B		0-1 P6		0-1 FC1-4-6	4 1 2 0 0 0 1												
Inning Stats	R: 0 E: 0 K: 2 S: 10	H: 0 LOB: 1 BB: 1 P: 15	R: 3 E: 1 K: 0 S: 12	H: 5 LOB: 2 BB: 0 P: 21	R: 1 E: 0 K: 0 S: 12	H: 2 LOB: 1 BB: 0 P: 16	R: 0 E: 0 K: 0 S: 6	H: 1 LOB: 0 BB: 0 P: 9	R: 0 E: 0 K: 1 S: 8	H: 0 LOB: 1 BB: 1 P: 14	R: 0 E: 0 K: 0 S: 5	H: 0 LOB: 0 BB: 0 P: 7	R: 0 E: 0 K: 2 S: 14	H: 1 LOB: 2 BB: 1 P: 25	R: 0 E: 0 K: 2 S: 12	H: 1 LOB: 1 BB: 0 P: 14	R: 1 E: 0 K: 1 S: 11	H: 2 LOB: 1 BB: 0 P: 17	1B: 8 2B: 3 3B: 0 HR: 1	SF: 1 SAC: 0 DP: 0 HBP: 0	WP: 0 PB: 0 SB: 0 CS: 1	PA: 41
PITCHER	IP WLS BF H R ER SO BB IBB HBP BLK WP HR S P ERA WHIP																					
37 Jake Westbrook, R (1, 1) ERA: 4.3	5.0 W 24 8 4 4 3 2 0 0 0 0 0 1 48 75 7.20 2.000																					
Steve Woodard, R (6, 1) ERA: 4.2	1.0 H 3 0 0 0 0 0 0 0 0 0 0 0 5 7 0.00 0.000																					
Danys Baez, R (7, 1) ERA: 1.53	1.0 H 5 1 0 0 2 1 0 0 0 0 0 0 14 25 0.00 2.000																					
John Rocker, L (8, 1) ERA: 3.83	1.0 H 4 1 0 0 2 0 0 0 0 0 0 0 12 14 0.00 1.000																					
Bob Wickman, R (9, 1) ERA: 2.74	1.0 S 5 2 1 1 1 0 0 0 0 0 0 0 11 17 9.00 2.000																					

Chicago White Sox @ Cleveland Indians
 Jacobs Field, Cleveland, OH
 Wed Jul 25 2001, 7:05 PM EDT
 Att. 42,645 - Overcast - 71 F

AB	37
R	5
H	12
RBI	5
BB	3
SO	8
LOB	16



livebaseballscorecards.com

Batter	1	2	3	4	5	6	7	8	9	AB	R	H	RBI	BB	SO	LOB
Kenny Lofton, L OBP: 0.307, SLG: 0.363 (1, 8)	2-3 K	3-2 2B HBP	1-1 P6			2-1 F8				3	1	0	0	0	1	1
Omar Vizquel, S OBP: 0.342, SLG: 0.340 (1, 6)	0-0 E BB E 1B	2-1 1-H 2-H 3-H 2B				1-2 F8				4	1	2	3	0	0	0
Roberto Alomar, S OBP: 0.430, SLG: 0.561 (1, 4)	4-2 E2 1B BB	3-2 2B				4-2 G5-4-3 BB				2	1	2	0	2	0	0
Juan Gonzalez, R OBP: 0.393, SLG: 0.642 (1, 9)	3-2 P3 1-2 3-H	2-0 G4-3				1-1 G5-4-3 1-2f				4	0	0	0	0	0	4
Jim Thome, L OBP: 0.423, SLG: 0.656 (1, 3)	3-1 2-H 1B					4-2 FC5-4 BB				3	1	2	2	1	0	1
Wil Cordero, R OBP: 0.352, SLG: 0.392 (1, 10)	0-0 F8					2-1 P4				4	0	0	0	0	0	2
Travis Fryman, R OBP: 0.373, SLG: 0.333 (1, 5)						1-2 FC5-4 1-2f				4	2	2	0	0	1	1
Russell Branyan, L OBP: 0.315, SLG: 0.481 (1, 7)						2-3 K				3	1	1	1	1	2	1
Jobert Cabrera, R OBP: 0.333, SLG: 0.382 (9, 7)						2-3 K				0	0	0	0	0	0	0
Einar Diaz, R OBP: 0.354, SLG: 0.420 (1, 2)						1-1 G5-3				2	0	0	0	0	0	1

Inning Stats	R: 2	H: 2	E: 2	K: 1	S: 14	LOB: 1	BB: 1	P: 26	R: 3	H: 3	E: 0	K: 0	S: 15	LOB: 1	BB: 1	P: 33	R: 0	H: 0	E: 0	K: 0	S: 14	LOB: 0	BB: 1	P: 20	R: 0	H: 0	E: 0	K: 1	S: 10	LOB: 1	BB: 1	P: 19	R: 0	H: 0	E: 0	K: 0	S: 9	LOB: 0	BB: 0	P: 15	R: 0	H: 1	E: 0	K: 0	S: 9	LOB: 0	BB: 0	P: 13	R: 0	H: 0	E: 0	K: 2	S: 7	LOB: 0	BB: 0	P: 12
1B: 4	SF: 0	2B: 4	SAC: 1	3B: 0	DP: 1	HR: 1	HBP: 1	WP: 0	PA: 35																																															

PITCHER	IP	WLS	BF	H	R	ER	SO	BB	IBB	HBP	BLK	WP	HR	S	P	ERA	WHIP
Rocky Biddle, R ERA: 5.42 (1, 1)	2.1	L	17	8	7	6	1	2	0	0	0	0	0	40	75	23.14	4.286
Jon Garland, R ERA: 4.09 (3, 1)	4.0		14	1	0	0	1	2	0	0	0	0	0	40	65	0.00	0.750
Alan Embree, L ERA: 10.46 (7, 1)	0.2		1	0	0	0	0	0	0	0	0	0	0	5	6	0.00	0.000
Bob Howry, R ERA: 5.13 (8, 1)	1.0		3	0	0	0	2	0	0	0	0	0	0	7	12	0.00	0.000


BOTTOM

Chicago White Sox @ Cleveland Indians
Jacobs Field, Cleveland, OH

Wed Jul 25 2001, 7:05 PM EDT
Att. 42,645 - Overcast - 71 F

livebaseballscorecards.com

AB	29
R	7
H	9
RBI	6
BB	4
SO	4
LOB	11



Batter	1	2	3	4	5	6	7	8	9	AB R H RBI BB SO LOB	TOP											
Ray Durham, S (1, 4) OBP: 0.337, SLG: 0.440	2-1 G6-3		1-2 F9		0-0 F7	1-0 G3-1			1-3 K	5 0 0 0 0 1 2												
Jose Valentin, S (1, 5) OBP: 0.342, SLG: 0.517	3-2 G4-3		0-3 K		1-1 2B HR 1B		1-2 L4		0-3 K	5 1 1 0 0 2 1												
Carlos Lee, R (1, 7) Aaron Rowand, R (9, 7) OBP: 0.336, SLG: 0.537 OBP: 0.462, SLG: 0.469	2-3 K		1-2 FC6-4		1-1 F9		0-2 F8		2-1 F7	5 0 0 0 0 1 2 0 0 0 0 0 0 0												
Magglio Ordonez, R (1, 9) OBP: 0.376, SLG: 0.511		0-1 G5-3		2-2 E 2B	0-0 HR 2B		2-2 G5-3			4 2 2 0 0 0 0												
Jose Canseco, R (1, 10) OBP: 0.380, SLG: 0.568		1-2 14 1B SF9 1B		0-0 E2 G6-3 1B 2-H	2-1 HR		4-0 FC1-5 14 1B BB			3 2 3 3 1 0 0												
14 Paul Konerko, R (1, 3) OBP: 0.353, SLG: 0.519		1-1 1-3 1B		0-1 F9	1-2 F7		0-1 G6-3 FC1-5 1-2 1B			4 0 2 0 0 0 1												
Chris Singleton, L (1, 8) OBP: 0.306, SLG: 0.376		2-1 SF9		0-1 G6-3 1-2 1B		2-3 K		1-1 FC1-5 G6-3		3 0 1 1 0 1 2												
Sandy Alomar Jr., R (1, 2) OBP: 0.287, SLG: 0.337		0-0 G6-3		0-0 G6-3		0-1 F9		1-1 G6-3		4 0 0 0 0 0 5												
Royce Clayton, R (1, 6) OBP: 0.270, SLG: 0.333			3-1 FC6-4 1B		2-2 G6-3		0-0 2B		3-3 K	4 0 2 0 0 1 4												
Inning Stats	R: 0 E: 0 K: 1 S: 9	H: 0 LOB: 0 BB: 0 P: 16	R: 1 E: 0 K: 0 S: 10	H: 2 LOB: 1 BB: 0 P: 14	R: 0 E: 0 K: 1 S: 12	H: 1 LOB: 1 BB: 0 P: 16	R: 1 E: 1 K: 0 S: 12	H: 3 LOB: 2 BB: 0 P: 16	R: 3 E: 0 K: 0 S: 11	H: 3 LOB: 0 BB: 0 P: 16	R: 0 E: 0 K: 1 S: 7	H: 1 LOB: 1 BB: 0 P: 10	R: 0 E: 0 K: 0 S: 9	H: 0 LOB: 0 BB: 0 P: 12	R: 0 E: 0 K: 1 S: 9	H: 1 LOB: 2 BB: 1 P: 18	R: 0 E: 0 K: 2 S: 8	H: 0 LOB: 0 BB: 0 P: 11	1B: 7 2B: 3 3B: 0 HR: 1	SF: 1 SAC: 0 DP: 0 HBP: 0	WP: 0 PB: 0 SB: 0 CS: 0	PA: 39
PITCHER	IP WLS BF H R ER SO BB IBB HBP BLK WP HR S P ERA WHIP																					
Charles Nagy, R (1, 1) ERA: 5.86	7.0 L 31 10 5 4 3 0 0 0 0 0 0 1 70 100 5.14 1.429																					
David Riske, R (8, 1) ERA:	2.0 8 1 0 0 3 1 0 0 0 0 0 0 17 29 0.00 1.000																					

Chicago White Sox @ Cleveland Indians
Jacobs Field, Cleveland, OH

Thu Jul 26 2001, 7:05 PM EDT
Att. 42,054 - Sunny - 73 F

AB	37
R	5
H	11
RBI	4
BB	1
SO	6
LOB	17



Batter	1	2	3	4	5	6	7	8	9	AB	R	H	RBI	BB	SO	LOB
Kenny Lofton, L OBP: 0.306, SLG: 0.361 (1, 8)	1-0 B1-3		3-2 F4			0-0 F8		1-2 1B		4	0	1	0	0	0	1
Omar Vizquel, S OBP: 0.341, SLG: 0.338 (1, 6)	1-2 L7			4-1 1B G6-3 BB		1-1 F8		3-2 F8		3	1	0	0	1	0	1
Roberto Alomar, S OBP: 0.430, SLG: 0.559 (1, 4)	1-3 K			2-1 1B			4-2 1B BB	1-2 F7		3	1	1	0	1	1	1
Juan Gonzalez, R OBP: 0.394, SLG: 0.640 (1, 9)		2-3 K		3-2 G6-3			0-2 1B BB	0-2 1B		4	1	2	1	0	1	0
Jim Thome, L OBP: 0.424, SLG: 0.654 (1, 3)		1-2 F8-4-3 1B		3-H 0-0 L7			1-0 1B	2-3 K		4	0	2	1	0	1	2
Marty Cordova, R OBP: 0.362, SLG: 0.506 (1, 10)		0-1 F8-4-3			0-3 K		0-1 1B		1-3 2-H	4	0	1	1	0	2	1
Travis Fryman, R OBP: 0.364, SLG: 0.325 (1, 5)			1-3 K		3-3 K2-3		1-2 F9		0-1 B1-3	4	0	0	0	0	2	2
Russell Bryan, L OBP: 0.314, SLG: 0.489 (1, 7)			0-1 F5		2-3 K		1-1 F7		2-1 HR	4	1	1	1	0	1	2
Tim Laker, R OBP: 0.304, SLG: 0.200 (1, 2)			4-2 BB			0-0 F8	3-1 F8		1-2 G4-3	3	0	0	0	1	0	2

Inning Stats	R: 0	H: 0	E: 0	K: 1	S: 7	H: 0	LOB: 0	BB: 0	P: 10	R: 0	H: 1	E: 0	K: 1	S: 8	H: 0	LOB: 0	BB: 0	P: 11	R: 0	H: 0	E: 0	K: 1	S: 14	R: 1	H: 1	E: 0	K: 0	S: 7	H: 0	LOB: 0	BB: 0	P: 16	R: 0	H: 0	E: 0	K: 3	S: 11	R: 0	H: 0	E: 0	K: 0	S: 4	R: 2	H: 3	E: 0	K: 0	S: 15	R: 0	H: 2	E: 0	K: 1	S: 17	H: 2	LOB: 2	BB: 0	P: 24	R: 1	H: 1	E: 0	K: 1	S: 11	H: 1	LOB: 0	BB: 0	P: 15	1B: 7	2B: 1	3B: 0	HR: 1	SF: 0	SAC: 0	DP: 1	HBP: 0	WP: 0	PB: 0	SB: 0	CS: 0	PA: 36
--------------	------	------	------	------	------	------	--------	-------	-------	------	------	------	------	------	------	--------	-------	-------	------	------	------	------	-------	------	------	------	------	------	------	--------	-------	-------	------	------	------	------	-------	------	------	------	------	------	------	------	------	------	-------	------	------	------	------	-------	------	--------	-------	-------	------	------	------	------	-------	------	--------	-------	-------	-------	-------	-------	-------	-------	--------	-------	--------	-------	-------	-------	-------	--------

PITCHER	IP	WLS	BF	H	R	ER	SO	BB	IBB	HBP	BLK	WP	HR	S	P	ERA	WHIP
Gary Glover, R ERA: 5.08 (1, 1)	3.1		12	2	1	1	3	2	0	0	0	0	0	32	52	2.70	1.200
Matt Ginter, R ERA: 8.03 (4, 1)	2.2	W	10	1	2	2	3	1	0	0	0	0	0	24	37	6.75	0.750
Bob Howry, R ERA: 4.96 (7, 1)	1.2	H	9	4	0	0	0	0	0	0	0	0	0	24	35	0.00	2.400
Keith Foulke, R ERA: 2.47 (8, 1)	1.1	S	5	1	1	1	2	0	0	0	0	0	1	14	20	6.75	0.750

BOTTOM

Chicago White Sox @ Cleveland Indians
Jacobs Field, Cleveland, OH
 Thu Jul 26 2001, 7:05 PM EDT
 Att. 42,054 - Sunny - 73 F

AB	33
R	4
H	8
RBI	4
BB	3
SO	8
LOB	12



Batter	1	2	3	4	5	6	7	8	9	AB R H RBI BB SO LOB	TOP											
Ray Durham, S (1, 4) OBP: 0.336, SLG: 0.440	2-0 G4-3		2-2 G4-3			1-2 G1-3		1-1 2B		4 1 1 0 0 0 1												
Jose Valentin, S (1, 5) OBP: 0.344, SLG: 0.521	2-2 S 1B			1-3 K		1-0 F7		3-2 E 2B		4 1 2 1 0 1 1												
Carlos Lee, R (1, 7) OBP: 0.332, SLG: 0.531	0-3 K			1-2 G4-3		1-1 P4		3-2 E6 2-H		4 0 0 0 0 1 2												
Magglio Ordonez, R (1, 9) OBP: 0.377, SLG: 0.511	0-1 L5			0-2 F3			2-1 14 FC5-4 1B		2-2 14 1B 1B	4 1 2 0 0 0 1												
Jose Canseco, R (1, 10) OBP: 0.385, SLG: 0.565			1-2 F9		1-2 F9		2-2 14 FC5-4 1B		0-0 14 1B G6-4-3 1B	4 1 2 0 0 0 0												
14 Paul Konerko, R (1, 3) OBP: 0.352, SLG: 0.516			1-1 F9		0-0 F8		2-2 FC5-4 G1-6-3		0-0 G6-4-3 1B	4 0 1 1 0 0 2												
Chris Singleton, L (1, 8) OBP: 0.302, SLG: 0.370			3-1 F7		0-2 F7		2-2 G1-6-3		0-0 G6-4-3	4 0 0 0 0 0 3												
Royce Clayton, R (1, 6) OBP: 0.270, SLG: 0.344			2-3 K			0-0 HR		2-1 G1-3		4 1 1 1 0 2 0												
Mark Johnson, L (1, 2) OBP: 0.393, SLG: 0.462			2-2 F3			0-0 G1-3 1B		1-1 G4-3		3 0 1 0 0 0 0												
Inning Stats	R: 0 E: 0 K: 1 S: 10	H: 1 LOB: 1 BB: 0 P: 14	R: 0 E: 0 K: 0 S: 7	H: 0 LOB: 0 BB: 0 P: 12	R: 0 E: 0 K: 1 S: 12	H: 0 LOB: 0 BB: 0 P: 18	R: 0 E: 0 K: 1 S: 9	H: 0 LOB: 0 BB: 0 P: 11	R: 0 E: 0 K: 0 S: 7	H: 0 LOB: 0 BB: 0 P: 8	R: 1 E: 0 K: 0 S: 8	H: 2 LOB: 1 BB: 0 P: 11	R: 0 E: 0 K: 0 S: 15	H: 2 LOB: 1 BB: 0 P: 23	R: 2 E: 1 K: 0 S: 14	H: 2 LOB: 1 BB: 0 P: 24	R: 2 E: 0 K: 1 S: 9	H: 3 LOB: 0 BB: 0 P: 12	1B: 7 2B: 2 3B: 0 HR: 1	SF: 0 SAC: 0 DP: 2 HBP: 0	WP: 0 PB: 0 SB: 1 CS: 0	PA: 35
PITCHER	IP WLS BF H R ER SO BB IBB HBP BLK WP HR S P ERA WHIP																					
Bret Saberhagen, R (1, 1) ERA: 1.5	6.0 W 21 3 1 1 3 0 0 0 0 0 0 1 53 74 1.50 0.500																					
Hipolito Pichardo, R (7, 1) ERA: 3.06	2.0 9 4 2 1 0 0 0 0 0 0 0 0 29 47 4.50 2.000																					
Tomo Ohka, R (9, 1) ERA: 6.19	1.0 5 3 2 2 1 0 0 0 0 0 0 0 9 12 18.00 3.000																					

Chicago White Sox @ Boston Red Sox
 Fenway Park, Boston, MA
 Fri Jul 27 2001, 7:05 PM EDT
 Att. 33,813 - Sunny - 70 F

livebaseballscorecards.com

AB	35
R	5
H	10
RBI	3
BB	0
SO	4
LOB	10



Batter	1	2	3	4	5	6	7	8	9
Jose Offerman, S OBP: 0.324, SLG: 0.349 (1, 4)	G1-3			G3-1		G4-3		F7	
Scott Hatteberg, L OBP: 0.340, SLG: 0.392 (1, 2)	2B			1B		G5-3			
Trot Nixon, L OBP: 0.378, SLG: 0.497 (1, 8)	2B	F9		K		F8			
Manny Ramirez, R OBP: 0.422, SLG: 0.650 (1, 7)	K	K		K		BB			
Dante Bichette, R OBP: 0.353, SLG: 0.532 (1, 10)	1B	L8		G4-3		F8			
Brian Daubach, L OBP: 0.356, SLG: 0.518 (1, 3)	1B	BB		G3-1		F8			
Shea Hillenbrand, R OBP: 0.295, SLG: 0.411 (1, 5)	1B	1B		G4-6-3		G4-3		F2	
Troy O'Leary, L OBP: 0.299, SLG: 0.434 (1, 9)	1B	1B		G4-6-3		K		F9	
Mike Lansing, R OBP: 0.302, SLG: 0.376 (1, 6)	1B	2B		G4-3		HR		K	

AB	R	H	RBI	BB	SO	LOB
5	0	1	2	0	0	0
4	1	3	0	0	0	0
4	1	1	1	0	1	1
3	1	0	0	1	3	1
4	1	2	1	0	0	1
2	1	0	0	2	0	1
3	1	1	1	1	0	3
4	1	1	1	0	1	2
4	2	2	2	0	1	0

BOTTOM

Chicago White Sox @ Boston Red Sox
Fenway Park, Boston, MA
 Fri Jul 27 2001, 7:05 PM EDT
 Att: 33,813 - Sunny - 70 F

livebaseballscorecards.com

AB	33
R	9
H	11
RBI	8
BB	4
SO	6
LOB	9



1B: 5	SF: 0
2B: 5	SAC: 0
3B: 0	DP: 2
HR: 1	HBP: 0

WP: 1	PA: 37
PB: 0	
SB: 0	
CS: 0	

Inning	1	2	3	4	5	6	7	8	9
R	7	0	0	0	1	1	0	0	0
H	8	0	0	1	1	1	0	0	0
E	0	0	0	0	0	0	0	0	0
K	1	1	0	0	2	2	0	1	0
S	23	8	4	11	16	21	10	16	10

PITCHER	IP	WLS	BF	H	R	ER	SO	BB	IBB	HBP	BLK	WP	HR	S	P	ERA	WHIP
Kip Wells, R ERA: 3.52 (1, 1)	4.2	L	25	10	8	8	4	3	0	0	0	1	0	57	94	15.43	2.786
Alan Embree, L ERA: 10.33 (5, 1)	0.1		1	0	0	0	1	0	0	0	0	0	0	5	6	0.00	0.000
Dan Wright, R ERA: 3.0 (6, 1)	3.0		11	1	1	1	1	1	0	0	0	0	1	23	37	3.00	0.667

Batter	1	2	3	4	5	6	7	8	9	AB R H RBI BB SO LOB	TOP											
Ray Durham, S (1, 4) OBP: 0.337, SLG: 0.438	1-3 K		0-1 G5-3 1B		0-1 G4-3		4-1 FC1-6 BB	0-0 G3-1		4 0 1 0 1 1 1												
Aaron Rowand, R (1, 8) OBP: 0.455, SLG: 0.444	4-1 BB		0-1 G5-3		1-1 PB 1B		1-0 FC1-6 3B	0-0 G6-3		4 2 1 0 1 0 3												
Carlos Lee, R (1, 7) OBP: 0.336, SLG: 0.538	0-0 F5			1-3 K	1-2 2B 1B		3-1 2B 3B	2-1 1B		5 1 3 2 0 1 1												
Chris Singleton, L (9, 8) OBP: 0.302, SLG: 0.370										0 0 0 0 0 0 0												
Magglio Ordonez, R (1, 9) OBP: 0.380, SLG: 0.521	3-2 P6			1-1 S 2B	0-0 2B		1-0 2B	2-2 G4-3		5 0 3 1 0 0 1												
Jose Canseco, R (1, 10) OBP: 0.389, SLG: 0.553			1-2 F8	4-0 HBP BB	4-0 BB		0-0 F7			2 0 0 0 2 0 1												
14 Paul Konerko, R (1, 3) OBP: 0.348, SLG: 0.510			0-3 K	2-2 P4	3-3 K		3-3 K			4 0 0 0 0 3 6												
Herbert Perry, R (1, 5) OBP: 0.329, SLG: 0.408			2-2 L5	2-1 FC6-4 HBP		0-0 F7		2-1 SH1-4 1B		3 0 1 0 0 0 0												
Sandy Alomar Jr., R (1, 2) OBP: 0.288, SLG: 0.333			4-1 G5-3 1B BB	0-2 FC6-4		1-0 F7		0-0 SH1-4		2 0 0 0 1 0 3												
Royce Clayton, R (1, 6) OBP: 0.266, SLG: 0.338			2-3 K		1-0 F7	0-1 F8		1-2 G5-3		4 0 0 0 0 1 2												
Inning Stats	R: 0 E: 0 K: 1 S: 10	H: 0 LOB: 1 BB: 1 P: 18	R: 0 E: 0 K: 1 S: 9	H: 0 LOB: 0 BB: 0 P: 12	R: 0 E: 0 K: 1 S: 8	H: 1 LOB: 1 BB: 1 P: 14	R: 0 E: 0 K: 1 S: 13	H: 1 LOB: 3 BB: 1 P: 23	R: 1 E: 0 K: 1 S: 18	H: 3 LOB: 3 BB: 1 P: 28	R: 0 E: 0 K: 0 S: 4	H: 0 LOB: 0 BB: 0 P: 5	R: 2 E: 0 K: 1 S: 10	H: 2 LOB: 1 BB: 1 P: 21	R: 0 E: 0 K: 0 S: 7	H: 1 LOB: 1 BB: 0 P: 10	R: 0 E: 0 K: 0 S: 6	H: 1 LOB: 0 BB: 0 P: 10	1B: 5 2B: 3 3B: 1 HR: 0	SF: 0 SAC: 1 DP: 1 HBP: 1	WP: 0 PB: 1 SB: 2 CS: 0	PA: 40
PITCHER	IP WLS BF H R ER SO BB IBB HBP BLK WP HR S P ERA WHIP																				PITCHER	IP WLS BF H R ER SO BB IBB HBP BLK WP HR S P ERA WHIP
49 Tim Wakefield, R (1, 1) ERA: 3.38	6.1 L 30 6 3 3 5 5 0 1 0 0 0 67 112 4.26 1.737																					
Rich Garces, R (7, 1) ERA: 2.72	1.2 7 2 0 0 1 0 0 0 0 0 0 0 12 19 0.00 1.200																					
Casey Fossum, L (9, 1) ERA:	1.0 3 1 0 0 0 0 0 0 0 0 0 0 6 10 0.00 1.000																					

Chicago White Sox @ Boston Red Sox
 Fenway Park, Boston, MA
 Sat Jul 28 2001, 5:05 PM EDT
 Att. 33,316 - Cloudy - 74 F

AB	33
R	3
H	9
RBI	3
BB	5
SO	6
LOB	18



Batter	1	2	3	4	5	6	7	8	9
Jose Offerman, S OBP: 0.323, SLG: 0.347 (1, 3) C B B C B	4-2 F8 BB SF9 BB		2-2 P4		1-0 F9		0-0 G4-3		
Chris Stynes, R OBP: 0.353, SLG: 0.465 (1, 4) C F B B B B	4-2 FC6-4 1-2 BB		0-2 BB 1B		0-0 2B			2-0 FC5 SH3 1B	
Trot Nixon, L OBP: 0.375, SLG: 0.492 (1, 9) B X	1-0 F8 2-3		1-3 K		1-1 G4-3			0-0 SH3 1-2	
Manny Ramirez, R OBP: 0.425, SLG: 0.650 (1, 7) F B X	1-1 SF9 3-H		4-1 BB 1-2		4-2 1B BB			4-0 FC5 BB	
Dante Bichette, R OBP: 0.352, SLG: 0.527 (1, 10) X	0-0 FC6-4 1-2f		3-3 K		3-2 G6-4-3 1B			1-0 FC5 1-2 2-3f	
Carl Everett, S OBP: 0.340, SLG: 0.465 (1, 8) C X		0-1 L7		0-0 F8		0-2 P4		2-3 K	
Mike Lansing, R OBP: 0.303, SLG: 0.375 Brian Daubach, L OBP: 0.355, SLG: 0.516 (9, PH)		1-2 BLK 1B		2-0 G4-3		1-0 G6-4-3 1-2f		2-2 G3	
Shea Hillenbrand, R OBP: 0.292, SLG: 0.407 Troy O'Leary, L OBP: 0.298, SLG: 0.432 (9, PH)		3-2 P5 1-2		2-2 G5-3			0-1 L5	0-3 K	
Scott Hatteberg, L OBP: 0.333, SLG: 0.384 (1, 2) B X		1-0 P4			2-2 L1		1-1 L8	2-1 P6	

Inning Stats	R: 1	H: 0	E: 0	K: 0	S: 9	LOB: 1	BB: 2	P: 19	R: 0	H: 1	E: 0	K: 0	S: 12	LOB: 1	BB: 0	P: 17	R: 0	H: 1	E: 0	K: 2	S: 17	LOB: 2	BB: 1	P: 27	R: 0	H: 0	E: 0	K: 0	S: 5	LOB: 0	BB: 0	P: 9	R: 0	H: 1	E: 0	K: 0	S: 7	LOB: 1	BB: 0	P: 11	R: 0	H: 1	E: 0	K: 0	S: 11	LOB: 1	BB: 1	P: 19	R: 0	H: 0	E: 0	K: 0	S: 5	LOB: 0	BB: 0	P: 6	R: 0	H: 1	E: 0	K: 1	S: 6	LOB: 2	BB: 1	P: 15	R: 0	H: 0	E: 0	K: 1	S: 10	LOB: 0	BB: 0	P: 14	R: 0	H: 0	E: 0	K: 1	S: 10	LOB: 0	BB: 0	P: 14	1B: 4	SF: 1	2B: 1	3B: 0	HR: 0	SAC: 1	DP: 1	HBP: 0
--------------	------	------	------	------	------	--------	-------	-------	------	------	------	------	-------	--------	-------	-------	------	------	------	------	-------	--------	-------	-------	------	------	------	------	------	--------	-------	------	------	------	------	------	------	--------	-------	-------	------	------	------	------	-------	--------	-------	-------	------	------	------	------	------	--------	-------	------	------	------	------	------	------	--------	-------	-------	------	------	------	------	-------	--------	-------	-------	------	------	------	------	-------	--------	-------	-------	-------	-------	-------	-------	-------	--------	-------	--------

PITCHER	IP	WLS	BF	H	R	ER	SO	BB	IBB	HBP	BLK	WP	HR	S	P	ERA	WHIP
56 Mark Buehrle, L ERA: 3.22 (1, 1)	7.1	W	30	5	1	1	2	4	0	0	1	0	0	68	112	1.23	1.227
Bob Howry, R ERA: 4.93 (8, 1)	0.1	H	2	0	0	0	0	1	0	0	0	0	0	1	6	0.00	3.000
Keith Foulke, R ERA: 2.41 (8, 1)	1.1	S	4	0	0	0	2	0	0	0	0	0	0	13	19	0.00	0.000

AB R H RBI BB SO LOB

3	1	0	0	1	0	0
3	0	3	0	1	0	0
3	0	0	0	0	1	4
0	0	0	1	3	0	0
4	0	1	0	0	1	5
4	0	0	0	0	1	4

3	0	1	0	0	0	2
1	0	0	0	0	0	0
3	0	0	0	0	0	1
1	0	0	0	0	1	0

4	0	0	0	0	0	1
---	---	---	---	---	---	---

WP	PA	ERA	WHIP
0	36		

Chicago White Sox @ Boston Red Sox
 Fenway Park, Boston, MA
 Sat Jul 28 2001, 5:05 PM EDT
 Att. 33,316 - Cloudy - 74 F

livebaseballscorecards.com

AB	29
R	1
H	5
RBI	1
BB	5
SO	4
LOB	17



Batter	1	2	3	4	5	6	7	8	9	AB R H RBI BB SO LOB	TOP																
Ray Durham, S (1, 4) OBP: 0.338, SLG: 0.437	1-1 E6 BB		1-1 G5-3 2B 1B		1-0 G4-3		0-1 FC1-6 1B	3-2 HBP		4 2 1 0 0 0 1																	
Jose Valentin, S (1, 6) OBP: 0.345, SLG: 0.528	4-1 BB		1-0 G5-3		3-2 HR		1-0 P4	1-3 K		4 1 1 1 1 1 5																	
Carlos Lee, R (1, 7) OBP: 0.339, SLG: 0.539	2-3 K		0-0 2B		4-0 BB		4-2 FC6-4 1B BB		2-2 G6-3	3 0 1 1 2 1 2																	
Magglio Ordonez, R (1, 9) OBP: 0.380, SLG: 0.518	2-2 L9		1-1 G4-3		4-2 BB		1-1 FC6-4 1B	1-3 K		4 0 1 1 1 1 3																	
Jose Canseco, R (1, 10) OBP: 0.372, SLG: 0.525	3-3 K			2-3 K	1-1 F5		2-2 FC6-4	2-3 K		5 0 0 0 0 3 6																	
14 Paul Konerko, R (1, 3) OBP: 0.347, SLG: 0.510		0-1 G6-3		0-3 K		1-2 F9		2-2 F9 2B		4 0 1 0 0 1 0																	
Tony Graffanino, R (8, PR) OBP: 0.333, SLG: 0.375										0 0 0 0 0 0 0																	
Jeff Liefer, L (1, 5) OBP: 0.275, SLG: 0.485		3-1 F8		4-2 BB		2-3 K		1-0 F9		3 0 0 0 1 1 1																	
Chris Singleton, L (1, 8) OBP: 0.297, SLG: 0.365		1-2 P5		0-3 K		0-0 P6		0-3 K		4 0 0 0 0 2 3																	
Mark Johnson, L (1, 2) OBP: 0.400, SLG: 0.455			1-1 G4-3		1-3 K		2-2 FC1-6 1B	4-2 WP BB		3 0 1 0 1 1 0																	
Inning Stats	R: 0 E: 1 K: 2 S: 14	H: 0 LOB: 2 BB: 1 P: 25	R: 0 E: 0 K: 0 S: 7	H: 0 LOB: 0 BB: 0 P: 11	R: 1 E: 0 K: 0 S: 8	H: 2 LOB: 1 BB: 0 P: 12	R: 0 E: 0 K: 3 S: 13	H: 0 LOB: 1 BB: 1 P: 19	R: 1 E: 0 K: 1 S: 11	H: 1 LOB: 2 BB: 2 P: 25	R: 0 E: 0 K: 1 S: 8	H: 0 LOB: 0 BB: 0 P: 11	R: 1 E: 0 K: 0 S: 13	H: 2 LOB: 2 BB: 1 P: 23	R: 0 E: 0 K: 2 S: 17	H: 1 LOB: 3 BB: 1 P: 28	R: 0 E: 0 K: 2 S: 9	H: 0 LOB: 0 BB: 0 P: 14	1B: 3 2B: 2 3B: 0 HR: 1	SF: 0 SAC: 0 DP: 0 HBP: 1	WP: 1 PB: 0 SB: 2 CS: 0	PA: 41					
PITCHER	IP WLS BF H R ER SO BB IBB HBP BLK WP HR S P ERA WHIP																										
David Cone, R (1, 1) ERA: 4.14	6.0		26	3	2	2	7	4	0	0	0	0	1	61	103	3.00	1.167										
Bill Pulsipher, L (7, 1) ERA: 1.5	0.2		3	1	1	1	0	0	0	0	0	0	0	6	9	13.50	1.500										
Rod Beck, R (7, 1) ERA: 3.22	1.0	W	7	2	0	0	1	2	0	0	0	0	0	19	33	0.00	4.000										
Derek Lowe, R (8, 1) ERA: 4.15	1.1	S	5	0	0	0	3	0	0	1	0	1	0	14	23	0.00	0.000										

Chicago White Sox @ Boston Red Sox
 Fenway Park, Boston, MA
 Sun Jul 29 2001, 1:05 PM EDT
 Att. 33,375 - Sunny - 76 F

livebaseballscorecards.com

AB	34
R	3
H	6
RBI	3
BB	6
SO	11
LOB	21



Batter	1	2	3	4	5	6	7	8	9	10	AB	R	H	RBI	BB	SO	LOB
Ray Durham, S OBP: 0.337, SLG: 0.435 (1, 4)	0-1 S 1B		1-2 L9			3-1 L9		3-2 G1-3			4	1	1	0	0	0	2
Jose Valentin, S OBP: 0.341, SLG: 0.520 (1, 5)	2-2 F9		1-2 F8-6			2-1 G6-3			0-1 P6		4	0	0	0	0	0	2
Carlos Lee, R OBP: 0.336, SLG: 0.533 (1, 7)	2-3 K			1-1 G5-3		1-2 F9			0-0 F7		4	0	0	0	0	1	1
Magglio Ordonez, R OBP: 0.379, SLG: 0.515 (1, 9)	2-2 1B			2-1 F7			0-0 G4-3		2-3 K		4	0	1	1	0	1	0
Jose Canseco, R OBP: 0.376, SLG: 0.520 (1, 10) Chris Singleton, L OBP: 0.297, SLG: 0.365 (10, PR)	2-3 K			2-2 HBP			0-3 K			0-0 14 G3 14 S 1B	3	0	1	0	0	2	1
14 Paul Konerko, R OBP: 0.346, SLG: 0.507 (1, 3)		1-0 FC5-4 1B		0-1 F8			1-1 F8			2-1 G3	4	0	1	0	0	0	2
Aaron Rowand, R OBP: 0.426, SLG: 0.410 (1, 8) Herbert Perry, R OBP: 0.328, SLG: 0.406 (10, PH)		1-2 FC5-4 G4-6-3		2-1 E4 G4-6-3			1-1 G5-3			0-0 G5-3	3	0	0	0	0	0	1
Mark Johnson, L OBP: 0.377, SLG: 0.424 (1, 2)		2-1 G4-6-3		1-1 B3			3-3 K			2-3 K	1	0	0	0	0	0	2
Royce Clayton, R OBP: 0.270, SLG: 0.342 (1, 6)			3-2 F8-6 1B		1-2 G4-6-3		1-0 1B				4	0	0	0	0	2	4
											3	0	2	0	0	0	1

Inning Stats	R: 1	H: 2	R: 0	H: 1	R: 0	H: 1	R: 0	H: 0	R: 0	H: 0	R: 0	H: 1	R: 0	H: 0	R: 0	H: 1	R: 0	H: 0	R: 0	H: 2	R: 0	H: 1	1B: 6	SF: 0	WP: 0	PA: 35
	E: 0	LOB: 1	E: 0	LOB: 0	E: 0	LOB: 1	E: 1	LOB: 0	E: 0	LOB: 0	E: 0	LOB: 0	E: 0	LOB: 0	E: 0	LOB: 0	E: 0	LOB: 0	E: 0	LOB: 2	E: 0	LOB: 1	2B: 1	SAC: 0	FB: 0	
	K: 2	BB: 0	K: 0	BB: 0	K: 0	BB: 0	K: 0	BB: 0	K: 1	BB: 0	K: 1	BB: 0	K: 1	BB: 0	K: 1	BB: 0	K: 1	BB: 0	K: 1	BB: 0	K: 1	BB: 0	3B: 0	DP: 3	SB: 2	
	S: 16	P: 23	S: 6	P: 10	S: 9	P: 14	S: 7	P: 11	S: 7	P: 13	S: 7	P: 8	S: 10	P: 18	S: 7	P: 9	S: 10	P: 14	S: 10	P: 14	S: 10	P: 14	HR: 0	HBP: 1	CS: 0	

PITCHER	IP	WLS	BF	H	R	ER	SO	BB	IBB	HBP	BLK	WP	HR	S	P	ERA	WHIP
Paul Byrd, R ERA: 4.24 (1, 1)	9.0	W	31	5	1	1	5	0	0	1	0	0	0	77	119	1.00	0.556
Roberto Hernandez, R ERA: 4.33 (10, 1)	1.0	S	4	1	0	0	1	0	0	0	0	0	0	10	14	0.00	1.000


BOTTOM

Kansas City Royals @ Chicago White Sox
Comiskey Park, Chicago, IL

Tue Jul 31 2001, 8:05 PM EDT
Att. 18,581 - Sunny - 89 F

livebaseballscorecards.com

AB	34
R	1
H	6
RBI	1
BB	0
SO	6
LOB	16



Batter	1	2	3	4	5	6	7	8	9	AB R H RBI BB SO LOB	TOP											
Carlos Febles, R (1, 4) OBP: 0.272, SLG: 0.282	3-2 1B 29 S 2B 1B	0-0 G6-3		2-2 BB 1B		1-0 1B		0-1 G1-3		5 1 3 0 0 0 0	Kansas City Royals @ Chicago White Sox Comiskey Park, Chicago, IL Wed Aug 01 2001, 8:05 PM EDT Att. 15,620 - Sunny - 86 F livebaseballscorecards.com											
Neifi Perez, S (1, 6) OBP: 0.316, SLG: 0.428	3-3 K 1-2		1-3 K	4-0 FC4-6 BB		1-2 P7		1-2 F5		4 0 0 0 1 2 3												
Carlos Beltrán, S (1, 8) OBP: 0.320, SLG: 0.444	3-1 29 S 29 2B 1B		1-3 K	1-1 FC4-6 1-2f		0-0 G3		1-0 HR		5 2 2 1 0 1 5												
29 Mike Sweeney, R (1, 3) OBP: 0.373, SLG: 0.575	1-2 1B SF9 2B		4-2 BB		2-0 G6-3		2-2 1B SF7 2B	4-1 BB		3 2 2 2 2 0 0												
Raul Ibanez, L (1, 10) OBP: 0.400, SLG: 0.458	2-2 E 1B		1-0 G1-4-3		4-1 BB		4-0 L9 1B BB	4-1 BB		2 0 1 0 3 0 1												
Joe Randa, R (1, 5) OBP: 0.304, SLG: 0.358	3-2 SF9 1-2 3-H			3-2 G1-3	1-2 L9		2-1 1-2 2-3 1B	2-3 K		4 0 1 1 0 1 3												
Dee Brown, L (1, 7) OBP: 0.309, SLG: 0.389	1-1 P6			0-0 2B	3-2 G4-3		1-2 SF7		2-1 L7	4 1 1 1 0 0 2												
Mark Quinn, R (1, 9) OBP: 0.288, SLG: 0.480		1-0 G6-3		1-1 G5-3		0-1 1B 1B	0-0 L9		1-3 K	5 0 1 0 0 1 3												
Gregg Zaun, S (1, 2) OBP: 0.280, SLG: 0.318		2-1 F8		1-0 1B 2B		1-0 F8	3-2 G3-1		1-2 G3-1	5 0 1 1 0 0 3												
Inning Stats	R: 3 E: 1 K: 1 S: 20	H: 4 LOB: 1 BB: 0 P: 36	R: 0 E: 0 K: 0 S: 4	H: 0 LOB: 0 BB: 0 P: 7	R: 0 E: 0 K: 2 S: 9	H: 0 LOB: 1 BB: 1 P: 16	R: 1 E: 0 K: 0 S: 12	H: 3 LOB: 3 BB: 1 P: 24	R: 0 E: 0 K: 0 S: 8	H: 0 LOB: 1 BB: 1 P: 18	R: 0 E: 0 K: 0 S: 8	H: 2 LOB: 2 BB: 0 P: 11	R: 1 E: 0 K: 0 S: 15	H: 2 LOB: 2 BB: 1 P: 27	R: 1 E: 0 K: 1 S: 11	H: 1 LOB: 2 BB: 2 P: 23	R: 0 E: 0 K: 1 S: 10	H: 0 LOB: 0 BB: 0 P: 14	1B: 7 2B: 4 3B: 0 HR: 1	SF: 2 SAC: 0 DP: 0 HBP: 0	WP: 0 PB: 0 SB: 2 CS: 0	PA: 45
PITCHER	IP WLS BF H R ER SO BB IBB HBP BLK WP HR S P ERA WHIP																					
Dan Wright, R (1, 1) ERA: 5.63	5.0 W 25 7 4 4 3 3 0 0 0 0 0 0 53 101 7.20 2.000																					
Rocky Biddle, R (6, 1) ERA: 5.45	1.0 H 8 4 1 1 0 1 0 0 0 0 0 0 13 24 9.00 5.000																					
Alan Embree, L (7, 1) ERA: 10.21	0.1 1 0 0 0 0 0 0 0 0 0 0 0 4 5 0.00 0.000																					
Gary Glover, R (7, 1) ERA: 4.78	1.1 H 6 1 1 1 0 1 0 0 0 0 0 1 13 22 6.75 1.500																					
Keith Foulke, R (8, 1) ERA: 2.47	1.1 S 5 0 0 0 2 1 0 0 0 0 0 0 14 24 0.00 0.750																					



Batter	1	2	3	4	5	6	7	8	9	AB R H RBI BB SO LOB	TOP
Carlos Febles, R (1, 4) OBP: 0.268, SLG: 0.270	3-2 G3-1		4-1 1B E 1B BB	1-2 G1-3		1-1 FC6-4			1-1 G5-3	4 1 0 0 1 0 1	Kansas City Royals @ Chicago White Sox Comiskey Park, Chicago, IL Thu Aug 02 2001, 8:05 PM EDT Att. 16,021 - Cloudy - 77 F
Neifi Perez, S (1, 6) OBP: 0.317, SLG: 0.428	2-1 29 G1-3 HBP 1B		2-0 29 BB 1B 1-3 2B 1B	0-0 L4			1-2 G3-1	1-2 G5-3	5 1 2 0 0 0 0		
Carlos Beltrán, S (1, 8) OBP: 0.322, SLG: 0.443	1-0 29 G1-3 HBP		0-1 29 BB 1-2 2B 1B	1-0 F8			0-0 G6-3		3 1 1 1 0 0 0		
29 Mike Sweeney, R (1, 3) OBP: 0.371, SLG: 0.571	2-2 G1-3		4-0 1-2 2-3 2B BB		1-0 G5-3		3-2 G1-3		3 1 0 0 1 0 2		
Raul Ibanez, L (1, 10) OBP: 0.399, SLG: 0.463 Luis Alicea, S (8, PH) OBP: 0.327, SLG: 0.349	2-1 P6		1-1 G4-3 1-H 2-H 3-H 2B 2B		2-2 G3		0-0 P4		3 1 1 3 0 0 2 1 0 0 0 0 0 0		
Joe Randa, R (1, 5) OBP: 0.306, SLG: 0.358		4-2 FC4-6 BB	1-1 G4-3		0-3 K		0-1 1B		3 0 1 0 1 1 1		
Dee Brown, L (1, 7) OBP: 0.308, SLG: 0.391		3-1 F7	0-0 1B 2B		2-2 F9		0-2 F4		4 1 1 1 0 0 2		
Mark Quinn, R (1, 9) OBP: 0.284, SLG: 0.473		1-1 L7	0-1 F7		0-0 G5-3		0-0 P5		4 0 0 0 0 0 3		
Brent Mayne, L (1, 2) OBP: 0.379, SLG: 0.397		1-0 FC4-6	1-0 1B		2-2 FC6-4 1B		0-0 G4-3		4 0 2 1 0 0 1		
Inning Stats	R: 0 H: 1 E: 0 LOB: 2 K: 0 BB: 0 S: 11 P: 21	R: 0 H: 0 E: 0 LOB: 1 K: 0 BB: 1 S: 10 P: 19	R: 6 H: 5 E: 1 LOB: 1 K: 0 BB: 2 S: 12 P: 25	R: 0 H: 0 E: 0 LOB: 0 K: 1 BB: 0 S: 7 P: 10	R: 0 H: 1 E: 0 LOB: 1 K: 0 BB: 0 S: 11 P: 16	R: 0 H: 0 E: 0 LOB: 0 K: 0 BB: 0 S: 8 P: 12	R: 0 H: 1 E: 0 LOB: 1 K: 0 BB: 0 S: 7 P: 7	R: 0 H: 0 E: 0 LOB: 0 K: 0 BB: 0 S: 7 P: 9	1B: 6 SF: 0 2B: 2 SAC: 0 3B: 0 DP: 0 HR: 0 HBP: 1	WP: 0 PA: 38 PB: 0 SB: 0 CS: 0	
PITCHER	IP WLS BF H R ER SO BB IBB HBP BLK WP HR S P ERA WHIP										
Kip Wells, R (1, 1) ERA: 3.93	2.0 L 14 4 5 5 0 3 0 1 0 0 0 27 57 22.50 3.500										
Matt Ginter, R (3, 1) ERA: 6.23	5.0 17 3 1 1 1 0 0 0 0 0 0 37 53 1.80 0.600										
Alan Embree, L (8, 1) ERA: 9.51	2.0 7 1 0 0 0 0 0 0 0 0 0 14 16 0.00 0.500										

livebaseballscorecards.com

AB	34
R	6
H	8
RBI	6
BB	3
SO	1
LOB	12



Batter	1	2	3	4	5	6	7	8	9	AB	R	H	RBI	BB	SO	LOB
Jose Valentin, S OBP: 0.342, SLG: 0.527 (1, 5)	F7		FC6-4 HBP		G4-6-3		HR		F9	4	1	1	2	0	0	2
Tony Graffanino, R OBP: 0.339, SLG: 0.383 (1, 4)	F8		F8			2B	BB			3	0	1	0	1	0	2
Magglio Ordonez, R OBP: 0.374, SLG: 0.505 (1, 9)	G6-3		FC6-4			G6-3	K			4	0	0	0	0	1	4
Jose Canseco, R OBP: 0.368, SLG: 0.555 (1, 10)		K		F9		K		G6-3		4	0	0	0	0	2	1
14 Paul Konerko, R OBP: 0.342, SLG: 0.501 (1, 3)		G5-3		G5-3		G5-3		F7		4	0	0	0	0	0	1
Jeff Liefer, L OBP: 0.286, SLG: 0.506 (1, 7)		FC6-4 1B		HBP		HR		K		3	1	2	1	0	1	0
Aaron Rowand, R OBP: 0.407, SLG: 0.391 (1, 8)		FC6-4		G5-3		G5-3		G5-3	F8	3	0	0	0	0	0	2
Ray Durham, S OBP: 0.337, SLG: 0.436 (9, PH)										1	0	0	0	0	0	0
Mark Johnson, L OBP: 0.375, SLG: 0.410 (1, 2)			HBP HBP		F8		G3		K	2	0	0	0	0	0	0
Carlos Lee, R OBP: 0.337, SLG: 0.530 (9, PH)										1	0	0	0	0	1	0
Royce Clayton, R OBP: 0.283, SLG: 0.361 (1, 6)			F8		G4-6-3 1B		HR 1B			4	1	3	0	0	0	1

Inning Stats		R: 0	H: 0	R: 0	H: 1	R: 0	H: 0	R: 0	H: 0	R: 0	H: 1	R: 0	H: 1	R: 0	H: 0	R: 0	H: 1	R: 0	H: 0	1B: 4	SF: 0	WP: 0	PA: 37				
		E: 0	LOB: 0	E: 0	LOB: 1	E: 0	LOB: 1	E: 0	LOB: 0	E: 0	LOB: 1	E: 0	LOB: 1	E: 0	LOB: 0	E: 0	LOB: 1	E: 0	LOB: 0	2B: 1	SAC: 0	PB: 0					
		K: 0	BB: 0	K: 1	BB: 0	K: 0	BB: 0	K: 0	BB: 0	K: 1	BB: 0	K: 1	BB: 1	K: 1	BB: 0	K: 1	BB: 0	K: 1	BB: 0	3B: 0	DP: 1	SB: 0					
		S: 8	P: 11	S: 6	P: 10	S: 11	P: 18	S: 7	P: 12	S: 7	P: 10	S: 9	P: 12	S: 16	P: 29	S: 9	P: 10	S: 9	P: 9	HR: 2	HBP: 3	CS: 0					
PITCHER	IP	WLS	BF	H	R	ER	SO	BB	IBB	HBP	BLK	WP	HR	S	P	ERA	WHIP										
Jeff Suppan, R ERA: 4.5 (1, 1)	6.2	W	29	6	3	3	2	1	0	3	0	0	2	60	98	4.05	1.050										
Jason Grimsley, R ERA: 3.0 (7, 1)	1.1	H	4	0	0	0	2	0	0	0	0	0	0	11	13	0.00	0.000										
Roberto Hernandez, R ERA: 4.23 (9, 1)	1.0	S	4	1	0	0	1	0	0	0	0	0	0	9	10	0.00	1.000										


BOTTOM

Kansas City Royals @ Chicago White Sox
Comiskey Park, Chicago, IL

Thu Aug 02 2001, 8:05 PM EDT
Att: 16,021 - Cloudy - 77 F

livebaseballscorecards.com

AB	33
R	3
H	7
RBI	3
BB	1
SO	5
LOB	13



Batter	1	2	3	4	5	6	7	8	9	AB R H RBI BB SO LOB	TOP
Damian Rolls, R OBP: 0.286, SLG: 0.333 (1, 8) B C F X	1-2 G5-3 ①			0-1 F7 ①			2-2 1B ①		2-3 K ③	4 0 1 0 0 1 0	
Brent Abernathy, R OBP: 0.317, SLG: 0.400 (1, 4) C C X	0-2 F8 ②			0-1 F7 ②			2-2 F7 ①			3 0 0 0 0 0 1	
Ben Grieve, L OBP: 0.357, SLG: 0.374 (1, 10) F B F X	1-2 G6-3 ③			1-0 F8 ③			1-2 F8 ②			3 0 0 0 0 0 1	
Greg Vaughn, R OBP: 0.328, SLG: 0.466 (1, 7) X		0-0 G5-3 ①			3-2 F7 ①		1-1 G5-3 ③			3 0 0 0 0 0 1	
Randy Winn, S OBP: 0.357, SLG: 0.441 (1, 9) C T U C X		1-3 K ②			2-2 F7 ②			1-1 G5-3 ①		3 0 0 0 0 1 0	
Russ Johnson, R OBP: 0.373, SLG: 0.405 (1, 5) C B F B X		2-2 F7 ③			1-0 G6-3 ③			1-0 G4-3 ②		3 0 0 0 0 0 0	
Steve Cox, L OBP: 0.301, SLG: 0.413 (1, 3) B B F X			2-1 F8 ①			1-0 G1-6-3 HBP		0-1 G4-3 ③		2 0 0 0 0 0 0	
Chris Gomez, R OBP: 0.248, SLG: 0.294 (1, 6) X			0-0 P6 ②			1-1 F8 ①			2-2 G5-3 ①	3 0 0 0 0 0 1	
John Flaherty, R OBP: 0.250, SLG: 0.325 (1, 2) B C F B X			2-2 F7 ③			1-2 G1-6-3 ③ 1-2f			1-3 K ②	3 0 0 0 0 1 1	
Inning Stats	R: 0 E: 0 K: 10 S: 10 H: 0 LOB: 0 BB: 0 P: 12	R: 0 E: 0 K: 1 S: 9 H: 0 LOB: 0 BB: 0 P: 12	R: 0 E: 0 K: 0 S: 6 H: 0 LOB: 0 BB: 0 P: 10	R: 0 E: 0 K: 0 S: 5 H: 0 LOB: 0 BB: 0 P: 6	R: 0 E: 0 K: 0 S: 8 H: 0 LOB: 0 BB: 0 P: 14	R: 0 E: 0 K: 0 S: 5 H: 0 LOB: 0 BB: 0 P: 8	R: 0 E: 0 K: 0 S: 11 H: 1 LOB: 1 BB: 0 P: 17	R: 0 E: 0 K: 0 S: 5 H: 0 LOB: 0 BB: 0 P: 7	R: 0 E: 0 K: 2 S: 13 H: 0 LOB: 0 BB: 0 P: 18	1B: 1 2B: 0 3B: 0 HR: 0 SF: 0 SAC: 0 DP: 1 HBP: 1	WP: 0 PB: 0 SB: 0 CS: 0 PA: 28
PITCHER 56 Mark Buehrle, L ERA: 3.02 (1, 1)	IP: 9.0 WLS: W BF: 28 H: 1 R: 0 ER: 0 SO: 3 BB: 0 IBB: 0 HBP: 1 BLK: 0 WP: 0 HR: 0 S: 72 P: 104 ERA: 0.00 WHIP: 0.111	PITCHER IP WLS BF H R ER SO BB IBB HBP BLK WP HR S P ERA WHIP									

Tampa Bay Devil Rays @ Chicago White Sox
Comiskey Park, Chicago, IL
Fri Aug 03 2001, 8:05 PM EDT
Att. 19,330 - Sunny - 79 F

AB	27
R	0
H	1
RBI	0
BB	0
SO	3
LOB	5



Batter	1	2	3	4	5	6	7	8	9
Ray Durham, S (1, 4) OBP: 0.336, SLG: 0.433	0-2 F9		2-3 K		0-3 K		4-2 BB		
Carlos Lee, R (1, 7) Chris Singleton, L (8, 8) OBP: 0.338, SLG: 0.528 OBP: 0.297, SLG: 0.365	1-3 K		0-1 1B		1-2 G5-4-3		4-0 BB		
Magglio Ordonez, R (1, 9) OBP: 0.373, SLG: 0.508	1-0 F8		2-3 K			2-1 HR	2-0 G6-4-3		
Jose Canseco, R (1, 10) OBP: 0.380, SLG: 0.593		4-2 14 HR		1-1 F8		1-1 HR		1-0 2B	
14 Paul Konerko, R (1, 3) OBP: 0.344, SLG: 0.508		0-1 HR		4-0 BB		2-1 F8		1-1 G5-3	
Herbert Perry, R (1, 5) OBP: 0.325, SLG: 0.396		0-3 K		0-0 L9		0-0 F8		4-1 FC6-4	
Aaron Rowand, R (1, 8) OBP: 0.379, SLG: 0.360		0-2 G4-3		3-3 K		1-0 E5		2-2 F7	
Sandy Alomar Jr., R (1, 2) OBP: 0.286, SLG: 0.330		1-2 P3			0-2 BB	0-0 G1-3		2-2 FC6-4	
Royce Clayton, R (1, 6) OBP: 0.287, SLG: 0.362			3-3 K		4-2 BB		3-2 CS		

Inning Stats	R: 0	H: 0	E: 0	K: 1	S: 7	R: 2	H: 1	E: 0	K: 1	S: 15	R: 0	H: 1	E: 0	K: 3	S: 13	R: 0	H: 0	E: 0	K: 1	S: 6	R: 0	H: 1	E: 1	K: 0	S: 9	R: 0	H: 1	E: 0	K: 0	S: 9	R: 0	H: 1	E: 0	K: 0	S: 10	
	LOB: 0	BB: 0	LOB: 0	BB: 0		LOB: 0	BB: 1	LOB: 1	BB: 1		LOB: 1	BB: 1	LOB: 1	BB: 0		LOB: 1	BB: 0	LOB: 1	BB: 1		LOB: 1	BB: 0	LOB: 1	BB: 0		LOB: 2	BB: 1	LOB: 2	BB: 1	LOB: 2	BB: 2	LOB: 2	BB: 1	LOB: 2	BB: 1	LOB: 2

PITCHER	IP	WLS	BF	H	R	ER	SO	BB	IBB	HBP	BLK	WP	HR	S	P	ERA	WHIP
Nick Bierbrodt, L (1, 1) ERA: 6.69	6.0	L	26	5	4	4	7	3	0	0	0	0	2	62	95	6.00	1.333
Jason Standridge, R (7, 1) ERA:	2.0		9	2	0	0	0	3	0	0	0	0	0	19	42	0.00	2.500

BOTTOM

Tampa Bay Devil Rays @ Chicago White Sox
Comiskey Park, Chicago, IL

Fri Aug 03 2001, 8:05 PM EDT
Att. 19,330 - Sunny - 79 F

AB	R	H	RBI	BB	SO	LOB
3	0	0	0	1	2	2
3	0	1	0	1	1	2
0	0	0	0	0	0	0
4	1	1	0	0	1	3
3	2	2	2	1	0	0
3	1	1	2	1	0	1
3	0	0	0	1	1	1
4	0	0	0	0	1	3
4	0	1	0	0	0	3
2	0	1	0	1	1	0

AB	29
R	4
H	7
RBI	4
BB	6
SO	7
LOB	15



WP	PA
0	35
PB	0
SB	0
CS	1

1B	SF	WP	PA
3	0	0	35
2B	0	PB	0
3B	0	SB	0
HR	2	CS	1

Batter	1	2	3	4	5	6	7	8	9	AB R H RBI BB SO LOB	TOP															
Jason Tyner, L (1, 7) OBP: 0.344, SLG: 0.360	1-1 G6-4-3 1B		0-2 2B	2-1 1B S	0-3 K			2-2 G6-3 1B		5 1 4 0 0 1 2	Tampa Bay Devil Rays @ Chicago White Sox Comiskey Park, Chicago, IL Sat Aug 04 2001, 7:05 PM EDT Att. 28,952 - Sunny - 80 F livebaseballscorecards.com															
Brent Abernathy, R (1, 4) OBP: 0.336, SLG: 0.425	1-0 G6-4-3 1B		2-2 S HBP 2B	1-0 1B		0-0 2B		1-1 F8 1B		5 2 4 1 0 0 1																
Ben Grieve, L (1, 9) OBP: 0.358, SLG: 0.375	3-1 G6-4-3 1-2f 2-3		4-0 HBP 1B HBP BB	2-0 P6		2-2 1-H 2B		3-2 G6-3 1-2f		4 1 1 1 1 0 5																
Greg Vaughn, R (1, 10) OBP: 0.324, SLG: 0.461	2-0 F8		1-3 K	1-3 K		2-1 P3		0-0 P3		5 0 0 0 0 2 6																
Steve Cox, L (1, 3) OBP: 0.304, SLG: 0.410		0-1 G5-3	2-2 HBP 1B HBP	2-2 F7		2-2 L6		1-2 G4-6-3 1B		4 1 1 0 0 0 3																
Randy Winn, S (1, 8) OBP: 0.354, SLG: 0.434		1-3 K	1-1 1B SF9 HBP		3-2 F7	2-1 G4-3		0-1 G4-6-3 1-2f		4 1 0 1 0 1 2																
Aubrey Huff, L (1, 5) OBP: 0.297, SLG: 0.363		0-1 1B	1-0 1B		3-2 F8		0-0 G3-1			4 0 2 2 0 0 0																
Chris Gomez, R (1, 6) OBP: 0.261, SLG: 0.303		2-1 1B	1-2 SF9		4-2 1B BB		0-1 G6-4-3 1B			2 0 2 1 1 0 0																
John Flaherty, R (1, 2) OBP: 0.250, SLG: 0.324		3-3 K	0-0 P4		1-0 1B		1-2 G6-4-3 1-2f			4 0 1 0 0 1 4																
Inning Stats	R: 0 E: 0 K: 0 S: 6	H: 2 LOB: 1 BB: 0 P: 13	R: 0 E: 0 K: 2 S: 13	H: 2 LOB: 2 BB: 0 P: 19	R: 5 E: 0 K: 1 S: 17	H: 3 LOB: 1 BB: 1 P: 29	R: 0 E: 0 K: 1 S: 10	H: 2 LOB: 2 BB: 0 P: 18	R: 0 E: 0 K: 1 S: 15	H: 1 LOB: 2 BB: 1 P: 26	R: 1 E: 0 K: 0 S: 13	H: 2 LOB: 1 BB: 0 P: 21	R: 0 E: 0 K: 0 S: 6	H: 1 LOB: 0 BB: 0 P: 7	R: 0 E: 0 K: 0 S: 11	H: 1 LOB: 0 BB: 0 P: 17	R: 0 E: 0 K: 0 S: 6	H: 1 LOB: 0 BB: 0 P: 7	1B: 12 2B: 3 3B: 0 HR: 0	SF: 1 SAC: 0 DP: 4 HBP: 2	WP: 0 PB: 0 SB: 2 CS: 0	PA: 42				
PITCHER	IP WLS BF H R ER SO BB IBB HBP BLK WP HR S P ERA WHIP																									
Sean Lowe, R (1, 1) ERA: 3.24	3.0		9	5	5	3	1	0	2	0	0	0	39	67	15.00	3.333										
Rocky Biddle, R (4, 1) ERA: 5.36	1.2	W	7	1	0	0	1	1	0	0	0	0	19	35	0.00	1.200										
Alan Embree, L (5, 1) ERA: 9.29	1.2		7	2	1	1	1	0	0	0	0	0	17	25	5.40	1.200										
Gary Glover, R (7, 1) ERA: 4.6	1.2	H	5	2	0	0	0	0	0	0	0	0	16	23	0.00	1.200										
Keith Foulke, R (9, 1) ERA: 2.43	1.0	S	3	1	0	0	0	0	0	0	0	0	6	7	0.00	1.000										

AB 37
R 6
H 15
RBI 6
BB 2
SO 5
LOB 23



Batter	1	2	3	4	5	6	7	8	9
Ray Durham, S OBP: 0.337, SLG: 0.439 (1, 4)	3-2 F3		3-3 K	3-2 HR		1-1 F9		4-1 BB	
Carlos Lee, R OBP: 0.334, SLG: 0.521 (1, 7) Chris Singleton, L OBP: 0.297, SLG: 0.365 (9, 8)	2-2 P5		0-1 F3	0-0 F8		3-3 K		1-3 K	
Magglio Ordonez, R OBP: 0.370, SLG: 0.503 (1, 9)	1-2 F8			0-0 L9	2-0 F2		0-0 F3		
Jose Canseco, R OBP: 0.391, SLG: 0.591 (1, 10)		4-1 BB		1-2 14 1B	4-2 14 HR		1-0 G3		
14 Paul Konerko, R OBP: 0.348, SLG: 0.519 (1, 3)		1-0 BB		0-2 E 1B	0-1 HR		1-2 P6		
Herbert Perry, R OBP: 0.328, SLG: 0.395 (1, 5)		3-1 G6-4-3		2-2 E4 HR	0-0 FC8-4 1B		4-2 G5-3 1B		
Aaron Rowand, R OBP: 0.387, SLG: 0.426 (1, 8) (9, 7)		3-2 L4		2-2 1-H HR	3-1 FC8-4		0-0 BB G5-3 1B		
Royce Clayton, R OBP: 0.287, SLG: 0.358 (1, 6)			4-2 BB	0-0 F8	0-3 K		1-2 G5-3		
Mark Johnson, L OBP: 0.382, SLG: 0.397 (1, 2)			0-0 F8	4-1 HR		2-1 G4-3		4-1 BB	

Inning Stats	R: 0	H: 0	E: 0	K: 0	S: 9	R: 0	H: 1	E: 0	K: 0	S: 7	R: 0	H: 0	E: 0	K: 1	S: 9	R: 6	H: 4	E: 1	K: 0	S: 23	R: 2	H: 2	E: 0	K: 1	S: 11	R: 0	H: 0	E: 0	K: 0	S: 7	R: 0	H: 0	E: 0	K: 0	S: 5	R: 0	H: 1	E: 0	K: 1	S: 12
	LOB: 0	BB: 0	P: 15	LOB: 1	BB: 1	P: 18	LOB: 0	BB: 1	P: 16	LOB: 0	BB: 1	LOB: 0	BB: 1	P: 20	LOB: 0	BB: 0	LOB: 0	BB: 0	P: 13	LOB: 0	BB: 0	LOB: 0	BB: 0	LOB: 3	BB: 3	P: 26	LOB: 0	BB: 0	LOB: 0	BB: 0	LOB: 0	BB: 0	LOB: 3	BB: 3	P: 26	SF: 0	SAC: 0	DP: 2	HBP: 0	

PITCHER	IP	WLS	BF	H	R	ER	SO	BB	IBB	HBP	BLK	WP	HR	S	P	ERA	WHIP
Joe Kennedy, L ERA: 4.98 (1, 1)	4.1	L	23	6	8	5	1	4	0	0	0	0	3	53	95	10.38	2.308
Travis Phelps, R ERA: 3.54 (5, 1)	1.2		6	1	0	0	2	0	0	0	0	0	0	13	22	0.00	0.600
Jesus Colome, R ERA: 3.18 (7, 1)	1.2		6	1	0	0	0	1	0	0	0	0	0	12	19	0.00	1.200
Doug Creek, L ERA: 4.08 (8, 1)	0.0		2	0	0	0	0	2	0	0	0	0	0	2	10	∞	∞
Victor Zambrano, R ERA: 1.93 (8, 1)	0.1		1	0	0	0	1	0	0	0	0	0	0	3	4	0.00	0.000

BOTTOM

Tampa Bay Devil Rays @ Chicago White Sox
Comiskey Park, Chicago, IL

Sat Aug 04 2001, 7:05 PM EDT
Att: 28,952 - Sunny - 80 F

AB	R	H	RBI	BB	SO	LOB
4	1	1	2	1	1	1
5	0	0	0	0	2	4
0	0	0	0	0	0	0
4	0	0	0	0	0	0
2	2	1	0	2	0	0
4	2	3	2	0	0	0
3	1	1	1	1	0	3
4	1	2	3	0	0	2
3	0	0	0	1	1	3
2	1	0	0	2	0	1

AB	31
R	8
H	8
RBI	8
BB	7
SO	4
LOB	14

WP: 0 PA: 38
PB: 0
SB: 0
CS: 0



PITCHER	IP	WLS	BF	H	R	ER	SO	BB	IBB	HBP	BLK	WP	HR	S	P	ERA	WHIP
Joe Kennedy, L ERA: 4.98 (1, 1)	4.1	L	23	6	8	5	1	4	0	0	0	0	3	53	95	10.38	2.308

BOTTOM

Tampa Bay Devil Rays @ Chicago White Sox
Comiskey Park, Chicago, IL

livebaseballscorecards.com

AB	36
R	4
H	9
RBI	4
BB	2
SO	7
LOB	15



WP:	0	PA:	38
PB:	1		
SB:	1		
CS:	0		

Sun Aug 05 2001, 2:05 PM EDT
Att. 21,443 - Sunny - 86 F

AB R H RBI BB SO LOB

5	0	0	0	0	0	3
4	0	1	0	1	2	2
4	0	0	0	0	0	3
4	0	3	0	0	1	0
4	1	0	0	0	0	5
4	1	1	0	0	0	2
4	1	1	3	0	2	0
0	0	0	0	0	0	0
4	1	1	1	0	1	0
3	0	2	0	1	1	0

Batter	1	2	3	4	5	6	7	8	9																		
Ray Durham, S OBP: 0.333, SLG: 0.433 (1, 4)	2-2 F8		3-1 P4		3-2 F9		3-1 F8		0-2 G6-3																		
Jose Valentin, S OBP: 0.343, SLG: 0.523 (1, 6) (9, 5)	0-1 1B		1-3 K			4-0 1B	2-0 F8		1-3 K																		
Magglio Ordonez, R OBP: 0.367, SLG: 0.497 (1, 9)	0-0 F9		0-0 FC5-4			0-2 E5		1-0 F9																			
Jose Canseco, R OBP: 0.401, SLG: 0.597 (1, 10)	3-2 1B			1-2 14 L4-3		2-2 14 PB		1-3 K																			
14 Paul Konerko, R OBP: 0.344, SLG: 0.513 (1, 3)	0-2 G3-1			1-0 L4-3		3-2 P4		0-0 E6																			
Carlos Lee, R OBP: 0.333, SLG: 0.518 (1, 7)		3-2 G5-3		1-2 G6-3		0-0 F9		1-0 HR																			
Jeff Liefer, L OBP: 0.285, SLG: 0.517 Royce Clayton, R OBP: 0.287, SLG: 0.358 (1, 5) (9, 6)		3-3 K			0-1 G4-3		0-3 K	1-2 HR																			
Aaron Rowand, R OBP: 0.379, SLG: 0.466 (1, 8)		0-2 L6			1-2 G6-3		0-0 HR	1-3 K																			
Mark Johnson, L OBP: 0.400, SLG: 0.409 (1, 2)			2-0 FC5-4		0-0 S		4-1 BB		2-3 K																		
Inning Stats	R: 0 E: 0 K: 14 S: 14	H: 2 LOB: 2 BB: 0 P: 19	R: 0 E: 0 K: 11 S: 11	H: 0 LOB: 0 BB: 0 P: 17	R: 0 E: 0 K: 1 S: 7	H: 1 LOB: 1 BB: 0 P: 13	R: 0 E: 0 K: 10 S: 10	H: 1 LOB: 1 BB: 0 P: 14	R: 0 E: 1 K: 12 S: 12	H: 1 LOB: 2 BB: 1 P: 21	R: 1 E: 0 K: 1 S: 8	H: 1 LOB: 1 BB: 1 P: 17	R: 3 E: 1 K: 2 S: 13	H: 2 LOB: 0 BB: 0 P: 18	R: 0 E: 0 K: 10 S: 10	H: 0 LOB: 0 BB: 0 P: 13	1B: 7 2B: 1 3B: 0 HR: 2	SF: 0 SAC: 0 DP: 1 HBP: 0	WP: 0 PA: 38								
PITCHER	IP	WLS	BF	H	R	ER	SO	BB	IBB	HBP	BLK	WP	HR	S	P	ERA	WHIP										
Paul Wilson, R ERA: 6.22 (1, 1)	5.1		22	6	0	0	2	1	0	0	0	0	0	56	86	0.00	1.312										
Jesus Colome, R ERA: 3.5 (6, 1)	1.0	H	5	1	1	1	1	1	0	0	0	0	1	10	17	9.00	2.000										
Doug Creek, L ERA: 4.02 (7, 1)	0.2	H	2	0	0	0	0	0	0	0	0	0	0	3	8	0.00	0.000										
Victor Zambrano, R ERA: 1.85 (8, 1)	1.0	W	6	2	3	0	2	0	0	0	0	0	1	13	18	0.00	2.000										
Esteban Yan, R ERA: 4.54 (9, 1)	1.0	S	3	0	0	0	2	0	0	0	0	0	0	10	13	0.00	0.000										

Batter	1	2	3	4	5	6	7	8	9	AB R H RBI BB SO LOB	TOP
Jason Tyner, L (1, 8) OBP: 0.342, SLG: 0.354	4-0 BB G4-6-3		0-1 G6-3		2-3 K2-3		1-1 G3		2-2 G3-1	4 0 0 0 1 1 2	Tampa Bay Devil Rays @ Chicago White Sox Comiskey Park, Chicago, IL Mon Aug 06 2001, 2:05 PM EDT Att. 26,944 - Sunny - 86 F
Brent Abernathy, R (1, 4) OBP: 0.358, SLG: 0.429	4-0 BB G4-6-3		4-2 BB			1-1 G6-3		0-1 G3		2 0 0 0 2 0 0	
Ben Grieve, L (1, 10) OBP: 0.358, SLG: 0.370	3-2 BB G4-6-3		4-1 BB			0-1 G3		1-2 G3 E 1B HBP		2 1 0 0 1 0 2	
Greg Vaughn, R (1, 7) OBP: 0.328, SLG: 0.466	4-1 BB		1-3 K			4-2 BB		0-2 E5 G3 1B		2 1 0 0 2 1 3	
Aubrey Huff, L (1, 3) OBP: 0.296, SLG: 0.363	1-3 K2-3			2-1 E5		0-3 K2-3		3-1 G3		4 0 0 0 0 2 5	
Randy Winn, S (1, 9) OBP: 0.354, SLG: 0.432		1-2 G4-3		2-2 G3-6-3		1-0 F8		1-2 1B		4 0 1 2 0 0 1	
Russ Johnson, R (1, 5) OBP: 0.371, SLG: 0.399		2-2 G6-3		0-0 G6-3		4-2 BB		1-2 G4-3		3 0 0 0 1 0 1	
Chris Gomez, R (1, 6) OBP: 0.261, SLG: 0.309		2-2 F7			3-2 G4-3		0-0 2B		2-2 F8	4 0 1 0 0 0 0	
John Flaherty, R (1, 2) OBP: 0.254, SLG: 0.323			2-2 G5-3		2-0 G6-3		0-1 F3		0-3 K	4 0 0 0 0 1 2	
Inning Stats	R: 0 H: 0 E: 0 LOB: 2 K: 1 BB: 3 S: 14 P: 30	R: 0 H: 0 E: 0 LOB: 0 K: 0 BB: 0 S: 9 P: 14	R: 0 H: 0 E: 0 LOB: 2 K: 1 BB: 2 S: 11 P: 22	R: 0 H: 0 E: 1 LOB: 0 K: 0 BB: 0 S: 8 P: 12	R: 0 H: 0 E: 0 LOB: 0 K: 1 BB: 0 S: 7 P: 14	R: 0 H: 0 E: 0 LOB: 1 K: 1 BB: 1 S: 9 P: 14	R: 0 H: 1 E: 0 LOB: 2 K: 0 BB: 1 S: 8 P: 14	R: 2 H: 1 E: 1 LOB: 1 K: 0 BB: 0 S: 16 P: 22	R: 0 H: 0 E: 0 LOB: 0 K: 1 BB: 0 S: 9 P: 13	1B: 1 SF: 0 2B: 1 SAC: 0 3B: 0 DP: 2 HR: 0 HBP: 1	WP: 0 PA: 37 PB: 0 SB: 1 CS: 0
PITCHER	IP WLS BF H R ER SO BB IBB HBP BLK WP HR S P ERA WHIP										
Dan Wright, R (1, 1) ERA: 3.14	6.1 W 26 1 0 0 4 7 0 0 0 0 0 0 62 115 0.00 1.263										
Gary Glover, R (7, 1) ERA: 4.44	1.2 8 1 2 0 0 0 0 0 1 0 0 0 20 27 0.00 0.600										
Keith Foulke, R (9, 1) ERA: 2.35	1.0 S 3 0 0 0 1 0 0 0 0 0 0 0 9 13 0.00 0.000										

AB	29
R	2
H	2
RBI	2
BB	7
SO	5
LOB	16



Batter	1	2	3	4	5	6	7	8	9	AB	R	H	RBI	BB	SO	LOB
Tony Graffanino, R OBP: 0.351, SLG: 0.394 (1, 4)	0-1 G5-3	3-3 K		1-0 S 2-H 1B		1-1 1B		1-1 FC6-4 1B		5	0	3	1	0	1	0
Carlos Lee, R OBP: 0.332, SLG: 0.513 (1, 7)	1-2 G1-3	0-1 F7		4-0 BB		0-0 F5		1-0 FC6-4		4	0	0	0	1	0	3
Magglio Ordonez, R OBP: 0.368, SLG: 0.500 (1, 9)	2-2 HR 1B		0-2 14 S 14 HR 2B	1-3 K		1-3 K		3-3 K		4	2	2	0	0	2	2
Jose Canseco, R OBP: 0.404, SLG: 0.615 (1, 10)	1-0 HR		0-3 K	1-3 K				4-2 BB		3	1	1	2	1	2	3
14 Paul Konerko, R OBP: 0.346, SLG: 0.519 (1, 3)	4-1 BB BB BB		1-2 HR		3-2 G6-3			0-3 K		3	1	1	2	1	1	1
Herbert Perry, R OBP: 0.331, SLG: 0.391 (1, 5)	4-1 BB BB		3-3 K		4-1 G6-4-3 BB			1-3 K		2	0	0	0	2	2	1
Aaron Rowand, R OBP: 0.377, SLG: 0.450 (1, 8)	4-2 BB		1-3 K		0-1 G6-4-3			3-2 G1-3		2	0	0	0	1	1	1
Chris Singleton, L OBP: 0.296, SLG: 0.363 (7, 8)	1-2 2-3 BB				1-2f			0-0 G4-3		1	0	0	0	0	0	0
Royce Clayton, R OBP: 0.286, SLG: 0.354 (1, 6)	0-3 K			4-2 SH1-3 1B BB		1-3 K		0-0 G4-3		3	1	0	0	1	2	3
Mark Johnson, L OBP: 0.398, SLG: 0.397 (1, 2)		1-1 G3		0-0 SH1-3		1-1 L6		4-1 1B BB		2	0	0	0	1	0	0

Inning Stats	R: 2	H: 2	E: 0	LOB: 3	K: 1	BB: 3	S: 19	P: 35	R: 0	H: 0	E: 0	LOB: 0	K: 1	BB: 0	S: 7	P: 11	R: 2	H: 2	E: 0	LOB: 0	K: 3	BB: 0	S: 16	P: 21	R: 1	H: 1	E: 0	LOB: 2	K: 2	BB: 2	S: 11	P: 22	R: 0	H: 0	E: 0	LOB: 0	K: 0	BB: 1	S: 6	P: 13	R: 0	H: 1	E: 0	LOB: 1	K: 1	BB: 0	S: 8	P: 11	R: 0	H: 0	E: 0	LOB: 1	K: 3	BB: 1	S: 13	P: 21	R: 0	H: 1	E: 0	LOB: 2	K: 0	BB: 1	S: 9	P: 18
--------------	------	------	------	--------	------	-------	-------	-------	------	------	------	--------	------	-------	------	-------	------	------	------	--------	------	-------	-------	-------	------	------	------	--------	------	-------	-------	-------	------	------	------	--------	------	-------	------	-------	------	------	------	--------	------	-------	------	-------	------	------	------	--------	------	-------	-------	-------	------	------	------	--------	------	-------	------	-------

PITCHER	IP	WLS	BF	H	R	ER	SO	BB	IBB	HBP	BLK	WP	HR	S	P	ERA	WHIP
Jeff Wallace, L ERA: 3.07 (1, 1)	5.0	L	25	5	5	5	7	6	0	0	0	0	2	59	102	9.00	2.200
Travis Phelps, R ERA: 3.3 (6, 1)	3.0		13	2	0	0	4	2	0	0	0	0	0	30	50	0.00	1.333

BOTTOM

Tampa Bay Devil Rays @ Chicago White Sox
Comiskey Park, Chicago, IL
Mon Aug 06 2001, 2:05 PM EDT
Att: 26,944 - Sunny - 86 F

AB	29
R	5
H	7
RBI	5
BB	8
SO	11
LOB	14



WP	PA	38
PB	0	
SB	2	
CS	0	
1B	4	SF: 0
2B	1	SAC: 1
3B	0	DP: 1
HR	2	HBP: 0

Batter	1	2	3	4	5	6	7	8	9	AB R H RBI BB SO LOB	TOP											
Ray Durham, S (1, 4) OBP: 0.333, SLG: 0.432	3-1 G5-3		1-2 FC6-4			1-2 G4-6-3 1B		0-2 P3		4 0 1 0 0 0 1												
Jose Valentin, S (1, 5) OBP: 0.339, SLG: 0.516	1-1 F8			3-2 F8		3-2 G4-6-3 1B		3-2 G5-3		4 0 0 0 0 0 2												
Magglio Ordonez, R (1, 9) OBP: 0.367, SLG: 0.505	0-2 G6-3			2-1 G1-3		2-0 G6-3			0-0 HR	4 1 1 1 0 0 1												
Jose Canseco, R (1, 10) OBP: 0.393, SLG: 0.595		2-3 K		1-2 G4-3			0-0 G6-3		2-3 K	4 0 0 0 0 2 0												
14 Paul Konerko, R (1, 3) OBP: 0.345, SLG: 0.519		2-2 F9			1-0 F8		1-1 2B 2B		0-0 F8	4 1 1 0 0 0 0												
Jeff Liefer, L (1, 7) OBP: 0.279, SLG: 0.506		1-1 F7			2-3 K		2-3 K		1-2 P4	4 0 0 0 0 2 1												
Chris Singleton, L (1, 8) OBP: 0.297, SLG: 0.367			1-2 G3-1		1-1 G6-3		0-1 2B			3 0 1 1 0 0 0												
Royce Clayton, R (1, 6) OBP: 0.287, SLG: 0.354			2-2 G5-3			0-2 G4-6-3 1B		2-2 G4-3		3 1 1 0 0 0 1												
Mark Johnson, L (1, 2) OBP: 0.407, SLG: 0.400			4-2 FC6-4 BB			0-1 G4-6-3 1B		1-1 G4-3		2 0 1 0 1 0 0												
Inning Stats	R: 0 E: 0 K: 0 S: 7	H: 0 LOB: 0 BB: 0 P: 11	R: 0 E: 0 K: 1 S: 9	H: 0 LOB: 0 BB: 0 P: 14	R: 0 E: 0 K: 0 S: 13	H: 0 LOB: 1 BB: 1 P: 21	R: 0 E: 0 K: 0 S: 9	H: 0 LOB: 0 BB: 0 P: 15	R: 0 E: 0 K: 1 S: 6	H: 0 LOB: 0 BB: 0 P: 10	R: 1 E: 0 K: 0 S: 13	H: 3 LOB: 1 BB: 0 P: 19	R: 1 E: 0 K: 1 S: 11	H: 2 LOB: 1 BB: 0 P: 16	R: 0 E: 0 K: 0 S: 9	H: 0 LOB: 0 BB: 0 P: 13	R: 1 E: 0 K: 1 S: 9	H: 1 LOB: 0 BB: 0 P: 12	1B: 3 2B: 2 3B: 0 HR: 1	SF: 0 SAC: 0 DP: 1 HBP: 0	WP: 0 PB: 0 SB: 0 CS: 0	PA: 33
PITCHER	IP WLS BF H R ER SO BB IBB HBP BLK WP HR S P ERA WHIP																					
Pat Rapp, R (1, 1) ERA: 4.58	7.0 W 26 5 2 2 3 1 0 0 0 0 0 0 68 106 2.57 0.857																					
Mike Holtz, L (8, 1) ERA: 4.1	1.0 3 0 0 0 0 0 0 0 0 0 0 0 9 13 0.00 0.000																					
47 Mark Lukasiewicz, L (9, 1) ERA: 6.35	1.0 4 1 1 1 1 0 0 0 0 0 0 1 9 12 9.00 1.000																					

Chicago White Sox @ Anaheim Angels
Edison International Field, Anaheim, CA

Tue Aug 07 2001, 10:05 PM EDT
Att. 18,498 - Cloudy - 80 F

livebaseballscorecards.com

AB 32
R 3
H 6
RBI 2
BB 1
SO 4
LOB 6



Batter	1	2	3	4	5	6	7	8	9
David Eckstein, R (1, 6) OBP: 0.361, SLG: 0.357 Jose Nieves, R (8, PH) OBP: 0.263, SLG: 0.333 (9, 6)	0-2 G6-3 1B	1-1 HBP		3-1 G5-4-3 1-2f		0-1 1B 16 1B 1B		0-0 1B 2B	
Darin Erstad, L (1, 8) OBP: 0.334, SLG: 0.374	0-0 G6-3 1-2f	3-2 G4-3		1-2 16 1B 2B		3-1 F8		0-2 1B 2-H	
Troy Glaus, R (1, 5) OBP: 0.359, SLG: 0.529 Benji Gil, R (9, 3) OBP: 0.350, SLG: 0.551	1-1 HR		2-0 L7	4-0 16 1B BB		0-0 16 1B 2B 1B		0-3 K	
16 Garret Anderson, L (1, 7) OBP: 0.300, SLG: 0.455	1-1 G4-3		3-3 K	0-0 1-2 2-H 1B		0-0 1-3 2B 1B		0-0 G1-3	
Scott Spiezio, S (1, 3) OBP: 0.330, SLG: 0.451 (9, 5)		0-1 1B 2B	0-2 BB 1B	2-2 F5		1-1 1-H 3-H 2B			
Tim Salmon, R (1, 9) OBP: 0.379, SLG: 0.382		2-1 SH1-3 SF9 1B 2-H	4-1 1B 1-2 BB		3-3 K		2-0 F9		
Adam Kennedy, L (1, 4) OBP: 0.351, SLG: 0.403		0-2 SH1-3 1B 1-2	0-1 1-3 2-H 1B		4-2 CS BB		1-2 F7		
Jorge Fabregas, L (1, 2) OBP: 0.228, SLG: 0.266		0-0 SH1-3 1-2 2-3	3-3 K		1-1 G6-3 1-2		0-0 G4-3		
Orlando Palmeiro, L (1, 10) OBP: 0.318, SLG: 0.344 Shawn Wooten, R (8, PH) OBP: 0.340, SLG: 0.487		1-0 SF9 3-H		4-1 G5-4-3 BB		3-2 L4		1-1 F7	

AB	R	H	RBI	BB	SO	LOB
3	1	2	0	0	0	1
1	1	1	0	0	0	0
5	1	2	1	0	0	4
4	2	2	1	1	1	1
0	0	0	0	0	0	0
5	1	2	2	0	1	1
4	2	3	2	0	0	2
3	1	1	1	1	1	0
3	0	2	1	1	0	0
3	0	0	0	0	1	3
1	0	0	1	1	0	0
1	0	0	0	0	0	0

BOTTOM

Chicago White Sox @ Anaheim Angels
Edison International Field, Anaheim, CA

Tue Aug 07 2001, 10:05 PM EDT
Att. 18,498 - Cloudy - 80 F

livebaseballscorecards.com

AB	33
R	9
H	15
RBI	9
BB	4
SO	4
LOB	12



1B: 10	SF: 1	WP: 0	PA: 40
2B: 4	SAC: 1	PB: 0	
3B: 0	DP: 2	SB: 0	
HR: 1	HBP: 1	CS: 1	

Inning Stats														
R	H	E	K	S	R	H	E	K	S	R	H	E	K	S
1	2	0	9	11	2	3	0	14	21	0	2	0	14	26
2	3	0	10	11	3	3	0	14	21	0	3	0	14	26
3	3	0	9	11	3	3	0	14	21	0	3	0	14	26
4	3	0	9	11	3	3	0	14	21	0	3	0	14	26
5	3	0	9	11	3	3	0	14	21	0	3	0	14	26
6	3	0	9	11	3	3	0	14	21	0	3	0	14	26
7	3	0	9	11	3	3	0	14	21	0	3	0	14	26
8	3	0	9	11	3	3	0	14	21	0	3	0	14	26
9	3	0	9	11	3	3	0	14	21	0	3	0	14	26

PITCHER	IP	WLS	BF	H	R	ER	SO	BB	IBB	HBP	BLK	WP	HR	S	P	ERA	WHIP
Kip Wells, R (1, 1) ERA: 4.24	3.2	L	22	9	5	5	2	3	0	1	0	0	1	44	77	12.27	3.273
Matt Ginter, R (4, 1) ERA: 6.86	2.1		10	4	3	3	1	1	0	0	0	0	0	24	41	11.57	2.143
Alan Embree, L (7, 1) ERA: 9.0	1.0		3	0	0	0	0	0	0	0	0	0	0	5	8	0.00	0.000
Rocky Biddle, R (8, 1) ERA: 5.4	1.0		5	2	1	1	1	0	0	0	0	0	0	11	12	9.00	2.000

PITCHER	IP	WLS	BF	H	R	ER	SO	BB	IBB	HBP	BLK	WP	HR	S	P	ERA	WHIP		
R: 0	H: 0	E: 0	K: 0	S: 5	R: 1	H: 2	E: 0	K: 1	S: 11	R: 0	H: 0	E: 0	K: 0	S: 8	R: 3	H: 4	E: 0	K: 13	S: 13

Batter	1	2	3	4	5	6	7	8	9	AB R H RBI BB SO LOB	TOP												
Ray Durham, S (1, 4) OBP: 0.333, SLG: 0.433	0-0 F9 1B 2B	2-2 S 1B	3-1 G5-3		1-3 K		1-2 P6		0-3 K	6 1 2 0 0 2 6													
Carlos Lee, R (1, 7) OBP: 0.334, SLG: 0.512	4-1 1B 14 2B BB	1-1 F9		2-2 G6-3		1-1 G5-4-3 1B 1B	1-0 HR 1B		3-3 K	5 3 2 2 1 1 2													
Magglio Ordonez, R (1, 9) OBP: 0.368, SLG: 0.520	1-1 F9 2-3		0-0 F9	0-1 F8		0-1 G5-4-3 1B	3-2 1-H HR		0-0 HR	6 2 3 4 0 0 2													
Jose Canseco, R (1, 10) OBP: 0.384, SLG: 0.576	3-1 14 2B 1-3 3-H 1B		1-0 E5 14 FC7-4	2-3 K		2-1 G5-4-3 1-2f 2-3	0-0 F7		0-1 F9	6 0 1 1 0 1 2													
14 Paul Konerko, R (1, 3) OBP: 0.345, SLG: 0.520	2-1 1-3 3-H 2B		1-0 FC7-4 1B 1-2f 1B		3-3 K	3-2 3-H 1B		2-1 E5 G5-4-3		5 1 2 2 0 1 1													
Herbert Perry, R (1, 5) OBP: 0.332, SLG: 0.396	2-1 L3		3-2 1B HR 1B		1-2 1B 2B	1-0 G1-3		1-0 G5-4-3 1-2f		5 2 2 0 0 0 4													
Aaron Rowand, R (1, 8) OBP: 0.378, SLG: 0.492	1-2 G5-3		1-1 HR 1B		2-1 G5-3		1-2 E1 2B 1B	0-0 HR		5 3 2 2 0 0 3													
Sandy Alomar Jr., R (1, 2) OBP: 0.288, SLG: 0.345		0-0 P4	0-1 HR		1-1 1B	1-1 1B	2-3 K	1-3 K		2 1 1 3 0 0 0													
Mark Johnson, L (3, 2) OBP: 0.404, SLG: 0.397			1-H 2-H HR		2-3 1B					3 0 1 0 0 2 1													
Royce Clayton, R (1, 6) OBP: 0.295, SLG: 0.363		2-2 F8	4-1 BB		2-2 1B		1-2 1B 2B		0-0 HR 1B	4 2 3 1 1 0 0													
Inning Stats	R: 2 E: 0 K: 0 S: 13	H: 3 LOB: 2 BB: 1 P: 26	R: 0 E: 0 K: 0 S: 10	H: 1 LOB: 1 BB: 0 P: 15	R: 4 E: 1 K: 0 S: 14	H: 3 LOB: 1 BB: 1 P: 27	R: 0 E: 0 K: 1 S: 9	H: 0 LOB: 0 BB: 0 P: 13	R: 1 E: 0 K: 2 S: 17	H: 3 LOB: 2 BB: 0 P: 27	R: 1 E: 0 K: 0 S: 10	H: 3 LOB: 1 BB: 0 P: 17	R: 4 E: 1 K: 1 S: 19	H: 3 LOB: 0 BB: 0 P: 28	R: 1 E: 1 K: 1 S: 7	H: 1 LOB: 0 BB: 0 P: 11	R: 2 E: 0 K: 2 S: 10	H: 2 LOB: 0 BB: 0 P: 13	1B: 11 2B: 4 3B: 0 HR: 4	SF: 0 SAC: 0 DP: 2 HBP: 0	WP: 0 PB: 0 SB: 1 CS: 0	PA: 49	
PITCHER	IP WLS BF H R ER SO BB IBB HBP BLK WP HR S P ERA WHIP																					PITCHER	IP WLS BF H R ER SO BB IBB HBP BLK WP HR S P ERA WHIP
Jarrod Washburn, L (1, 1) ERA: 3.76	3.0 L 19 7 6 6 0 2 0 0 0 0 0 1 37 68 18.00 3.000																						
Lou Pote, R (4, 1) ERA: 3.24	2.0 9 3 1 1 3 0 0 0 0 0 0 0 26 40 4.50 1.500																						
Ben Weber, R (6, 1) ERA: 2.57	1.0 5 3 1 1 0 0 0 0 0 0 0 0 10 17 9.00 3.000																						
Mike Holtz, L (7, 1) ERA: 4.0	0.2 6 3 4 0 1 0 0 0 0 0 0 1 18 27 0.00 4.500																						
47 Mark Lukasiewicz, L (7, 1) ERA: 6.98	2.1 10 3 3 3 3 0 0 0 0 0 0 2 18 25 11.57 1.286																						

Chicago White Sox @ Anaheim Angels
Edison International Field, Anaheim, CA

AB	47
R	15
H	19
RBI	15
BB	2
SO	7
LOB	21



Wed Aug 08 2001, 10:05 PM EDT
Att. 18,864 - Cloudy - 77 F

livebaseballscorecards.com

Batter	1	2	3	4	5	6	7	8	9	AB	R	H	RBI	BB	SO	LOB
David Eckstein, R OBP: 0.360, SLG: 0.356 (1, 6)	1-0 FC5-4 16 G1-3 1B		2-2 G1-6-3 1-2f		0-1 P4			2-1 G6-3		4	1	1	0	0	0	2
Darin Erstad, L OBP: 0.336, SLG: 0.378 Jorge Fabregas, L OBP: 0.226, SLG: 0.264 (1, 8) (8, 2)	1-1 FC5-4 1-2 1B		2-0 2B			1-1 G3-1			2-1 F8	3	0	2	0	0	0	0
Troy Glaus, R OBP: 0.357, SLG: 0.525 Orlando Palmeiro, L OBP: 0.316, SLG: 0.342 (1, 5) (8, 8)	1-0 FC5-4 16 G1-3 1-2f 2-3		1-3 K			0-1 G2-3			1-2 G6-3	3	0	0	0	0	1	3
16 Garret Anderson, L OBP: 0.297, SLG: 0.451 (1, 7)	0-0 G1-3 1-2 3-H			0-0 G3-1		1-1 G4-3			1-0 G4-3	4	0	0	1	0	0	1
Tim Salmon, R OBP: 0.376, SLG: 0.378 (1, 9)	1-1 F8			1-1 L7			1-2 G6-3			3	0	0	0	0	0	1
Shawn Wooten, R OBP: 0.335, SLG: 0.480 (1, 10)		2-1 F7		0-1 F9			1-1 F7			3	0	0	0	0	0	0
Benji Gil, R OBP: 0.346, SLG: 0.543 (1, 3)		1-2 G1-3			1-2 F9		1-2 G5-3			3	0	0	0	0	0	0
Bengie Molina, R OBP: 0.314, SLG: 0.314 Scott Spiezio, S OBP: 0.329, SLG: 0.449 (1, 2) (8, 5)		1-0 G6-3			1-1 G6-3			1-1 P4		2	0	0	0	0	0	0
Jose Nieves, R OBP: 0.318, SLG: 0.400 (1, 4)			4-0 G1-6-3 BB		1-0 2B			2-2 G6-3		2	0	1	0	1	0	0

Inning Stats	R: 1	H: 2	E: 0	K: 0	S: 7	R: 0	H: 0	E: 0	K: 0	S: 6	R: 0	H: 1	E: 0	K: 1	S: 11	R: 0	H: 0	E: 0	K: 0	S: 5	R: 0	H: 1	E: 0	K: 0	S: 8	R: 0	H: 0	E: 0	K: 0	S: 6	R: 0	H: 0	E: 0	K: 0	S: 8	R: 0	H: 0	E: 0	K: 0	S: 7	R: 0	H: 0	E: 0	K: 0	S: 6	R: 0	H: 0	E: 0	K: 0	S: 10	R: 0	H: 0	E: 0	K: 0	S: 11	R: 0	H: 0	E: 0	K: 0	S: 8	R: 0	H: 0	E: 0	K: 0	S: 12	R: 0	H: 0	E: 0	K: 0	S: 10
	LOB: 1	BB: 0	P: 11	LOB: 0	BB: 0	LOB: 0	BB: 0	LOB: 1	BB: 0	P: 10	LOB: 0	BB: 1	LOB: 1	BB: 1	P: 20	LOB: 0	BB: 0	LOB: 1	BB: 0	P: 11	LOB: 0	BB: 0	LOB: 0	BB: 0	P: 8	LOB: 0	BB: 0	LOB: 0	BB: 0	P: 11	LOB: 0	BB: 0	LOB: 0	BB: 0	P: 12	LOB: 0	BB: 0	LOB: 0	BB: 0	P: 10	LOB: 0	BB: 0	LOB: 0	BB: 0	P: 10																									

PITCHER	IP	WLS	BF	H	R	ER	SO	BB	IBB	HBP	BLK	WP	HR	S	P	ERA	WHIP
56 Mark Buehrle, L ERA: 2.9 (1, 1)	9.0	W	31	4	1	1	1	1	0	0	0	0	0	64	99	1.00	0.556

BOTTOM

Chicago White Sox @ Anaheim Angels
Edison International Field, Anaheim, CA

AB	30
R	1
H	4
RBI	1
BB	1
SO	1
LOB	7



WP	PA	ERA	WHIP
0	31		

Wed Aug 08 2001, 10:05 PM EDT
Att. 18,864 - Cloudy - 77 F

livebaseballscorecards.com

Batter	1	2	3	4	5	6	7	8	9	AB R H RBI BB SO LOB	TOP											
Ray Durham, S (1, 4) OBP: 0.330, SLG: 0.429	0-0 F5			1-2 F7		1-3 K			1-0 P5	4 0 0 0 0 1 0												
Jose Valentin, S (1, 5) OBP: 0.340, SLG: 0.519	1-3 K			0-0 1B		3-2 G5-3			0-0 2B	4 1 2 0 0 1 0												
Magglio Ordonez, R (1, 9) OBP: 0.370, SLG: 0.522	0-0 G3			3-1 1B			2-0 G4-3		0-2 2B	4 0 2 1 0 0 0												
Jose Canseco, R (1, 10) OBP: 0.387, SLG: 0.567		4-2 14 G6-4-3 BB		4-1 BB			2-2 F9		2-3 K	2 0 0 0 2 1 1												
14 Paul Konerko, R (1, 3) OBP: 0.342, SLG: 0.515		3-1 G6-4-3		1-0 G6-3			0-0 L6		0-0 F2	4 0 0 0 0 0 4												
Carlos Lee, R (1, 7) OBP: 0.334, SLG: 0.518		1-0 F9			0-1 G3			2-1 HR		3 1 1 1 0 0 0												
Chris Singleton, L (1, 8) OBP: 0.294, SLG: 0.363			3-2 G6-3		0-1 F8			2-2 G3		3 0 0 0 0 0 0												
Royce Clayton, R (1, 6) OBP: 0.292, SLG: 0.359			0-2 G4-3		1-1 L8			3-2 G4-3		3 0 0 0 0 0 0												
Mark Johnson, L (1, 2) OBP: 0.391, SLG: 0.382			2-0 F7		0-1 F9			2-0 F7		3 0 0 0 0 0 0												
Inning Stats	R: 0 E: 0 K: 1 S: 5	H: 0 LOB: 0 BB: 0 P: 6	R: 0 E: 0 K: 0 S: 5	H: 0 LOB: 0 BB: 1 P: 13	R: 0 E: 0 K: 0 S: 9	H: 0 LOB: 0 BB: 0 P: 14	R: 0 E: 0 K: 0 S: 9	H: 2 LOB: 2 BB: 1 P: 18	R: 0 E: 0 K: 0 S: 6	H: 0 LOB: 0 BB: 0 P: 7	R: 0 E: 0 K: 1 S: 8	H: 0 LOB: 0 BB: 0 P: 12	R: 0 E: 0 K: 0 S: 5	H: 0 LOB: 0 BB: 0 P: 9	R: 1 E: 0 K: 0 S: 10	H: 1 LOB: 0 BB: 0 P: 19	R: 1 E: 0 K: 1 S: 9	H: 2 LOB: 1 BB: 0 P: 12	1B: 2 2B: 2 3B: 0 HR: 1	SF: 0 SAC: 0 DP: 1 HBP: 0	WP: 0 PB: 0 SB: 1 CS: 0	PA: 32
PITCHER	IP WLS BF H R ER SO BB IBB HBP BLK WP HR S P ERA WHIP																					
Ismael Valdez, R (1, 1) ERA: 3.61	8.0 W 27 3 1 1 2 2 0 0 0 0 0 1 57 98 1.12 0.625																					
Troy Percival, R (9, 1) ERA: 2.6	1.0 S 5 2 1 1 1 0 0 0 0 0 0 0 9 12 9.00 2.000																					

Chicago White Sox @ Anaheim Angels
Edison International Field, Anaheim, CA

Thu Aug 09 2001, 10:05 PM EDT
Att. 17,896 - Sunny - 76 F

livebaseballscorecards.com

AB	30
R	2
H	5
RBI	2
BB	2
SO	3
LOB	5



Batter	1	2	3	4	5	6	7	8	9	AB	R	H	RBI	BB	SO	LOB
David Eckstein, R OBP: 0.356, SLG: 0.353 (1, 6)	0-2 G1-3		1-1 G6-3	1-0 FC5			1-3 K			4	0	0	0	0	1	4
Darin Erstad, L OBP: 0.337, SLG: 0.379 (1, 8)	1-1 G3			1-1 1B 16 1B 1B	2-0 P6		1-2 1B			4	1	2	0	0	0	0
Troy Glaus, R OBP: 0.356, SLG: 0.522 (1, 5)	0-2 G1-3			1-1 16 1B 1B 1B	3-1 F8		2-3 K			4	1	1	0	0	1	2
16 Garret Anderson, L OBP: 0.297, SLG: 0.449 (1, 7)		1-1 L4		0-0 BB 1B SF8 1B	3-2 G4-3			1-1 G6-3		4	1	1	1	0	0	0
Scott Spiezio, S OBP: 0.331, SLG: 0.450 (1, 3)		3-2 S 1B		2-2 G2-3 BB 1B	0-0 F7			3-2 F9		4	0	2	1	0	0	0
Tim Salmon, R OBP: 0.375, SLG: 0.375 (1, 9)		1-1 F9		4-2 FC5 G2-3 BB	0-2 F8			3-1 F3		3	0	0	0	1	0	1
Adam Kennedy, L OBP: 0.349, SLG: 0.401 (1, 4)		0-2 P4		1-0 SF8	2-3 K					2	0	0	1	0	1	1
Bengie Molina, R OBP: 0.310, SLG: 0.309 (1, 2)			0-0 G6-3	0-0 G2-3			2-2 F7			3	0	0	0	0	0	2
Orlando Palmeiro, L OBP: 0.322, SLG: 0.344 (1, 10)			1-1 G5-3	4-0 FC5 BB			1-1 1B			2	0	1	0	1	0	0

Inning Stats	R: 0	H: 0	E: 0	K: 0	S: 8	R: 0	H: 1	E: 0	K: 0	S: 12	R: 0	H: 0	E: 0	K: 0	S: 5	R: 3	H: 4	E: 0	K: 0	S: 16	R: 0	H: 0	E: 0	K: 1	S: 8	R: 0	H: 2	E: 0	K: 2	S: 17	R: 0	H: 0	E: 0	K: 0	S: 7	
	LOB: 0	BB: 0	P: 9	LOB: 1	BB: 0	P: 17	LOB: 3	BB: 2	P: 7	LOB: 0	BB: 0	P: 14	LOB: 0	BB: 0	P: 10	LOB: 2	BB: 0	P: 23	LOB: 0	BB: 0	P: 14	LOB: 0	BB: 0	P: 14	LOB: 0	BB: 0	P: 14	LOB: 0	BB: 0	P: 14	LOB: 0	BB: 0	P: 14	LOB: 0	BB: 0	P: 14

PITCHER	IP	WLS	BF	H	R	ER	SO	BB	IBB	HBP	BLK	WP	HR	S	P	ERA	WHIP
Sean Lowe, R ERA: 3.3 (1, 1)	6.2	L	29	7	3	3	2	2	0	0	0	0	0	69	105	4.05	1.350
Bob Howry, R ERA: 4.83 (7, 1)	1.1		4	0	0	0	1	0	0	0	0	0	0	10	19	0.00	0.000


BOTTOM

Chicago White Sox @ Anaheim Angels
Edison International Field, Anaheim, CA

Thu Aug 09 2001, 10:05 PM EDT
Att. 17,896 - Sunny - 76 F

livebaseballscorecards.com

AB	30
R	3
H	7
RBI	3
BB	2
SO	3
LOB	10



WP: 0	PA: 33
PB: 0	SB: 1
CS: 0	

Batter	1	2	3	4	5	6	7	8	9	AB R H RBI BB SO LOB	TOP																
Ray Durham, S (1, 4) OBP: 0.326, SLG: 0.424	2-3 K		1-1 G3-1		1-3 K		2-2 G6-3		2-3 K	5 0 0 1 0 3 5																	
Jose Valentin, S (1, 5) OBP: 0.338, SLG: 0.517	2-3 K		1-0 F9		1-3 K			3-2 G6-3	1-0 2B	5 1 1 2 0 2 1																	
Magglio Ordonez, R (1, 9) OBP: 0.372, SLG: 0.526	3-1 G6-3			1-1 S 1B	1-0 14 2B 1B			2-2 F7	0-1 2B	5 1 3 2 0 0 0																	
14 Paul Konerko, R (1, 10) OBP: 0.341, SLG: 0.514		2-1 F8		0-2 F7	1-2 2B			1-0 G5-3	1-0 G6-3	5 0 1 1 0 0 3																	
Carlos Lee, R (1, 7) OBP: 0.331, SLG: 0.513		2-3 K		0-0 F9	2-3 K			0-0 P3		4 0 0 0 0 2 2																	
Jeff Liefer, L (1, 3) OBP: 0.278, SLG: 0.500		3-3 K		1-1 F7	2-3 K			0-0 BB 1B BB 1B		4 1 1 0 0 2 2																	
Chris Singleton, L (1, 8) OBP: 0.300, SLG: 0.379			0-0 1B G3-1 1B		0-0 HR		2-2 G3-1	0-1 BB 2B 1B		4 3 3 1 0 0 0	AB 38 R 8 H 11 RBI 8 BB 2 SO 9 LOB 14																
Royce Clayton, R (1, 6) OBP: 0.289, SLG: 0.355			1-2 F7		0-1 F8		0-0 G4-3	4-1 BB 2B BB		3 0 0 0 0 0 1																	
Jose Canseco, R (9, PH) OBP: 0.391, SLG: 0.567								1-2 2B BB		0 0 0 0 1 0 0																	
Tony Graffanino, R (9, PR) OBP: 0.351, SLG: 0.394								2-3 2B BB		0 1 0 0 0 0 0																	
Mark Johnson, L (1, 2) OBP: 0.400, SLG: 0.392			2-2 G3-1 1B		0-1 F9		3-2 1B	4-2 2B BB		3 0 2 0 0 0 0																	
Herbert Perry, R (9, PH) OBP: 0.335, SLG: 0.396								1-2 2B BB		0 1 0 1 1 0 0																	
Mark Dalesandro, R (9, 2)								2-3 2B BB		0 0 0 0 0 0 0																	
Inning Stats	R: 0 E: 0 K: 2 S: 8	H: 0 LOB: 0 BB: 0 P: 15	R: 0 E: 0 K: 2 S: 8	H: 0 LOB: 0 BB: 0 P: 15	R: 1 E: 0 K: 0 S: 10	H: 2 LOB: 1 BB: 0 P: 15	R: 0 E: 0 K: 0 S: 8	H: 1 LOB: 1 BB: 0 P: 10	R: 1 E: 0 K: 1 S: 8	H: 1 LOB: 0 BB: 0 P: 9	R: 1 E: 0 K: 3 S: 14	H: 2 LOB: 1 BB: 0 P: 21	R: 0 E: 0 K: 0 S: 12	H: 1 LOB: 1 BB: 0 P: 19	R: 0 E: 0 K: 0 S: 7	H: 0 LOB: 0 BB: 0 P: 13	R: 5 E: 0 K: 1 S: 14	H: 4 LOB: 2 BB: 2 P: 26	1B: 7 2B: 3 3B: 0 HR: 1	SF: 0 SAC: 0 DP: 0 HBP: 0	WP: 0 PB: 0 SB: 1 CS: 0	PA: 40					
PITCHER	IP WLS BF H R ER SO BB IBB HBP BLK WP HR S P ERA WHIP																										
Aaron Sele, R (1, 1) ERA: 3.56	7.1		29	7	3	3	8	0	0	0	0	0	1	71	110	3.68	0.955										
Jeff Nelson, R (8, 1) ERA: 2.66	0.2		2	0	0	0	0	0	0	0	0	0	0	4	7	0.00	0.000										
Kazuhiro Sasaki, R (9, 1) ERA: 3.51	1.0	L	9	4	5	5	1	2	0	0	0	0	0	14	26	45.00	6.000										

Chicago White Sox @ Seattle Mariners
Safeco Field, Seattle, WA
Fri Aug 10 2001, 7:05 PM PDT
Att. 45,665 - Sunny - 86 F

livebaseballscorecards.com



BOTTOM

Chicago White Sox @ Seattle Mariners
Safeco Field, Seattle, WA
Fri Aug 10 2001, 7:05 PM PDT
Att. 45,665 - Sunny - 86 F

livebaseballscorecards.com

AB 32
R 6
H 6
RBI 6
BB 9
SO 3
LOB 15



WP: 0 PA: 43
PB: 0
SB: 2
CS: 0

AB R H RBI BB SO LOB

3 1 1 0 1 0 0

3 1 1 1 2 0 2

4 1 1 4 1 1 3

4 0 1 0 1 0 0

4 0 0 0 1 0 1

4 0 0 0 1 1 4

4 1 1 0 0 1 1

1 0 0 0 0 0 1

2 2 0 0 2 0 1


3 0 1 1 0 0 2

1B: 3 SF: 1
2B: 1 SAC: 0
3B: 1 DP: 1
HR: 1 HBP: 1

Batter	1	2	3	4	5	6	7	8	9
51 Ichiro Suzuki, L OBP: 0.370, SLG: 0.460	0-1 F8	2-1 HBP		4-2 1B BB		0-0 HR BB		0-1 F8	
Mark McLemore, S OBP: 0.387, SLG: 0.390	4-1 2B S BB	3-2 G1-3		1-0 1B		4-2 HR BB		0-0 F8	
Edgar Martinez, R OBP: 0.430, SLG: 0.550	4-2 2B BB		3-3 K	1-2 G3-1		2-0 HR		1-2 G6-3	
John Olerud, L OBP: 0.420, SLG: 0.477	1-0 2B		4-1 G5-4-3 BB		3-2 G3-1	3-2 G4-3		2-1 F5	
Bret Boone, R OBP: 0.361, SLG: 0.563	4-0 IBB		1-1 G5-4-3		1-1 P4	1-1 L5		1-2 E3	
Mike Cameron, R OBP: 0.351, SLG: 0.483	2-3 K			2-0 F8	0-0 F9		4-1 S BB	1-2 P5	
Al Martin, L OBP: 0.333, SLG: 0.403		1-1 G1-3		2-2 F7		1-0 SF7 3B	3-3 K	2-0 F9	
David Bell, R OBP: 0.294, SLG: 0.384									
Carlos Guillen, S OBP: 0.320, SLG: 0.338		4-2 G4-3 BB		1-0 E3 1B 1B		4-2 51 1B SF7 HR BB	0-1 F7		
Dan Wilson, R OBP: 0.310, SLG: 0.398		2-1 G4-3		1-1 1B 51 BB 1B		0-0 SF7	1-0 G5-3		

Inning Stats	R: 0	H: 1	E: 0	K: 1	S: 9	H: 0	LOB: 3	BB: 3	P: 24	R: 0	H: 0	E: 0	K: 0	S: 11	H: 0	LOB: 0	BB: 1	P: 14	R: 1	H: 2	E: 1	K: 0	S: 14	H: 3	LOB: 0	BB: 2	P: 29	R: 0	H: 0	E: 0	K: 1	S: 8	H: 0	LOB: 1	BB: 1	P: 15	R: 0	H: 0	E: 1	K: 0	S: 12	H: 0	LOB: 1	BB: 0	P: 18	1B: 3	SF: 1	2B: 1	SAC: 0	3B: 1	DP: 1	HR: 1	HBP: 1	WP: 0	PA: 43
--------------	------	------	------	------	------	------	--------	-------	-------	------	------	------	------	-------	------	--------	-------	-------	------	------	------	------	-------	------	--------	-------	-------	------	------	------	------	------	------	--------	-------	-------	------	------	------	------	-------	------	--------	-------	-------	-------	-------	-------	--------	-------	-------	-------	--------	-------	--------

PITCHER	IP	WLS	BF	H	R	ER	SO	BB	IBB	HBP	BLK	WP	HR	S	P	ERA	WHIP
Jon Garland, R ERA: 3.58	(1, 1)	5.0	24	3	1	0	2	5	1	1	0	0	0	48	99	0.00	1.600
Alan Embree, L ERA: 10.02	(6, 1)	0.1	5	2	4	4	0	2	0	0	0	0	0	8	17	108.00	12.000
Rocky Biddle, R ERA: 5.35	(6, 1)	2.2	10	1	1	1	1	1	0	0	0	0	1	20	34	3.38	0.750
Keith Foulke, R ERA: 2.31	(9, 1)	1.0	4	0	0	0	0	0	0	0	0	0	0	12	18	0.00	0.000

Batter	1	2	3	4	5	6	7	8	9	AB R H RBI BB SO LOB	TOP						
Ray Durham, S (1, 4) OBP: 0.327, SLG: 0.421	1-1 G3		4-2 BB	2-1 G3			4-2 BB		0-1 G6-3	3 0 0 0 2 0 4							
Jose Valentin, S (1, 5) OBP: 0.340, SLG: 0.525	4-0 CS BB		1-3 K		2-1 HR		0-3 K			3 1 1 1 1 2 2							
Magglio Ordonez, R (1, 9) OBP: 0.371, SLG: 0.522	4-0 CS BB		0-0 G1-3		0-1 F3		2-3 K			3 0 0 0 1 1 2							
Jose Canseco, R (1, 10) OBP: 0.388, SLG: 0.558	3-2 P6			3-2 14 2B	2-0 F8		2-2 L3			4 1 1 0 0 0 2							
14 Paul Konerko, R (1, 3) OBP: 0.342, SLG: 0.518		0-0 2B		2-2 SH1-3 2B	1-1 F8		2-1 F9			4 1 2 1 0 0 0							
Carlos Lee, R (1, 7) Aron Rowand, R (8, 7) OBP: 0.329, SLG: 0.509 OBP: 0.378, SLG: 0.492		1-3 K		0-0 SH1-3		0-2 F9		0-0 F8		3 0 0 0 0 1 1 0 0 0 0 0 0 0							
Chris Singleton, L (1, 8) OBP: 0.303, SLG: 0.384		1-3 K		1-2 2B		2-3 K2-3		2-2 1B		4 0 2 1 0 2 1	AB 31 R 3 H 7 RBI 3 BB 5 SO 7 LOB 16						
Royce Clayton, R (1, 6) OBP: 0.289, SLG: 0.352		0-0 F9		3-2 2B	4-2 BB		2-2 F9		2-1 F8	3 0 0 0 1 0 2							
Mark Johnson, L (1, 2) OBP: 0.394, SLG: 0.386			2-2 G3-1	0-3 K			1-2 F8		2-2 G6-3	4 0 1 0 0 1 2							
Inning Stats	R: 0 H: 0 E: 0 LOB: 1 K: 0 BB: 2 S: 5 P: 17	R: 0 H: 1 E: 0 LOB: 1 K: 2 BB: 0 S: 8 P: 10	R: 0 H: 0 E: 0 LOB: 1 K: 1 BB: 1 S: 10 P: 17	R: 2 H: 3 E: 0 LOB: 2 K: 1 BB: 1 S: 26 P: 38	R: 1 H: 1 E: 0 LOB: 0 K: 0 BB: 0 S: 7 P: 12	R: 0 H: 0 E: 0 LOB: 0 K: 1 BB: 0 S: 9 P: 13	R: 0 H: 0 E: 0 LOB: 1 K: 2 BB: 1 S: 14 P: 21	R: 0 H: 0 E: 0 LOB: 0 K: 0 BB: 0 S: 6 P: 10	R: 0 H: 2 E: 0 LOB: 1 K: 0 BB: 0 S: 16 P: 20	1B: 3 SF: 0 2B: 3 SAC: 1 3B: 0 DP: 1 HR: 1 HBP: 0	WP: 0 PA: 37 PB: 0 SB: 0 CS: 2						
PITCHER	IP WLS BF H R ER SO BB IBB HBP BLK WP HR S P ERA WHIP																
Paul Abbott, R (1, 1) ERA: 4.21	7.0	30	5	3	3	7	5	0	0	0	0	0	1	79	128	3.86	1.429
Ryan Franklin, R (8, 1) ERA: 3.44	2.0	W	7	2	0	0	0	0	0	0	0	0	0	22	30	0.00	1.000

Chicago White Sox @ Seattle Mariners
Safeco Field, Seattle, WA
Sat Aug 11 2001, 7:05 PM PDT
Att. 45,898 - Sunny - 81 F

livebaseballscorecards.com


Batter	1	2	3	4	5	6	7	8	9	AB R H RBI BB SO LOB
51 Ichiro Suzuki, L OBP: 0.369, SLG: 0.457 (1, 9) CBBB X	3-1 G3		2-2 G3-1		2-0 P4			1-1 G5-3	2-2 1B	5 0 1 2 0 0 1
Mark McLemore, S OBP: 0.387, SLG: 0.388 (1, 5) BCC X	2-2 L6		3-1 G3			2-1 F8		4-1 BB	2-2 1B	4 0 1 1 1 0 0
Edgar Martinez, R OBP: 0.426, SLG: 0.543 (1, 10) CBBSS	1-3 K		2-1 G1-3			3-3 K		0-2 G6-3		4 0 0 0 0 2 1
John Olerud, L OBP: 0.419, SLG: 0.477 (1, 3) BX		1-0 SH3 G4-3 2B		1-3 K		1-0 F7		0-0 G6-3		4 1 1 0 0 1 1
Bret Boone, R OBP: 0.362, SLG: 0.564 (1, 4) CX		0-1 SH3		2-3 K			0-0 G3-1 1B		0-0 BB 51 1B 1B	3 1 2 0 0 1 0
Al Martin, L OBP: 0.332, SLG: 0.397 (1, 7) X		2-3 G4-3		1-1 F9			0-3 K		4-2 BB 51 1B BB	3 1 0 1 1 1 1
Mike Cameron, R OBP: 0.353, SLG: 0.483 (1, 8) X		0-0 1B 1B			2-2 F8		2-1 G3-1 1B		2-3 K	4 0 2 0 0 1 2
Carlos Guillen, S OBP: 0.320, SLG: 0.337 (1, 6) X		1-2 FC6-4 1B			1-0 F7		2-0 G3-1		1-0 F7	4 0 1 0 0 0 4
Dan Wilson, R OBP: 0.311, SLG: 0.396 (1, 2) Stan Javier, S OBP: 0.375, SLG: 0.371 (7, PH) Tom Lampkin, L OBP: 0.311, SLG: 0.361 (8, 2) BX		1-0 FC6-4			4-0 BB		0-0 G1-3		4-1 51 1B 1B BB	1 0 0 0 1 0 2 1 0 0 0 0 0 2 0 1 0 0 1 0 0


Inning Stats	R: 0 E: 0 K: 1 S: 8	H: 0 LOB: 0 BB: 0 P: 14	R: 1 E: 0 K: 0 S: 10	H: 3 LOB: 2 BB: 0 P: 13	R: 0 E: 0 K: 0 S: 7	H: 0 LOB: 0 BB: 0 P: 14	R: 0 E: 0 K: 2 S: 8	H: 0 LOB: 0 BB: 0 P: 12	R: 0 E: 0 K: 0 S: 5	H: 0 LOB: 1 BB: 1 P: 14	R: 0 E: 0 K: 1 S: 7	H: 0 LOB: 0 BB: 0 P: 13	R: 0 E: 0 K: 1 S: 8	H: 2 LOB: 2 BB: 0 P: 12	R: 0 E: 0 K: 0 S: 7	H: 0 LOB: 1 BB: 1 P: 12	R: 3 E: 0 K: 1 S: 16	H: 3 LOB: 2 BB: 2 P: 31	1B: 7 2B: 1 3B: 0 HR: 0	SF: 0 SAC: 1 DP: 0 HBP: 0	WP: 0 PB: 0 SB: 1 CS: 0	PA: 38
--------------	------------------------------	----------------------------------	-------------------------------	----------------------------------	------------------------------	----------------------------------	------------------------------	----------------------------------	------------------------------	----------------------------------	------------------------------	----------------------------------	------------------------------	----------------------------------	------------------------------	----------------------------------	-------------------------------	----------------------------------	----------------------------------	------------------------------------	----------------------------------	--------

PITCHER	IP	WLS	BF	H	R	ER	SO	BB	IBB	HBP	BLK	WP	HR	S	P	ERA	WHIP
Dan Wright, R ERA: 2.45 (1, 1)	7.2		30	5	1	1	5	2	0	0	0	0	0	59	103	1.17	0.913
Keith Foulke, R ERA: 2.73 (8, 1)	1.0	L	8	3	3	3	1	2	0	0	0	0	0	17	32	27.00	5.000

Chicago White Sox @ Seattle Mariners
Safeco Field, Seattle, WA
Sat Aug 11 2001, 7:05 PM PDT
Att: 45,898 - Sunny - 81 F

AB	33
R	4
H	8
RBI	4
BB	4
SO	6
LOB	14



Batter	1	2	3	4	5	6	7	8	9	AB R H RBI BB SO LOB	TOP																				
Ray Durham, S (1, 4) OBP: 0.329, SLG: 0.424	0-2 G1-3			3-2 G4-3 1B 2B		1-0 CS 1B			1-1 F7	4 1 2 0 0 0 0	<p>Chicago White Sox @ Seattle Mariners Safeco Field, Seattle, WA</p> <p>Sun Aug 12 2001, 5:05 PM PDT Att. 45,765 - Sunny - 82 F</p> <p>livebaseballscorecards.com</p> <table border="1"> <tr><td>AB</td><td>29</td></tr> <tr><td>R</td><td>1</td></tr> <tr><td>H</td><td>3</td></tr> <tr><td>RBI</td><td>1</td></tr> <tr><td>BB</td><td>0</td></tr> <tr><td>SO</td><td>5</td></tr> <tr><td>LOB</td><td>4</td></tr> </table> 	AB	29	R	1	H	3	RBI	1	BB	0	SO	5	LOB	4						
AB	29																														
R	1																														
H	3																														
RBI	1																														
BB	0																														
SO	5																														
LOB	4																														
Jose Valentin, S (1, 5) OBP: 0.336, SLG: 0.518	1-2 F7			1-0 G4-3		2-3 K			3-2 G3-1	4 0 0 0 0 1 2																					
Magglio Ordonez, R (1, 9) OBP: 0.371, SLG: 0.520	2-0 F9			1-0 1B				3-2 F2		3 0 1 1 0 0 0																					
Jose Canseco, R (1, 10) OBP: 0.380, SLG: 0.546		2-2 G6-3		3-H 2-3 K				3-1 F8		3 0 0 0 0 1 1																					
14 Paul Konerko, R (1, 3) OBP: 0.340, SLG: 0.515		0-1 F8		2-2 L4				0-2 F8		3 0 0 0 0 0 1																					
Carlos Lee, R (1, 7) OBP: 0.326, SLG: 0.505		1-1 P4			3-3 K			1-0 F9		3 0 0 0 0 1 0																					
Chris Singleton, L (1, 8) OBP: 0.300, SLG: 0.380			3-3 K		0-1 F7			0-3 K		3 0 0 0 0 2 0																					
Royce Clayton, R (1, 6) OBP: 0.286, SLG: 0.348			3-2 F8		2-2 L4			1-0 F8		3 0 0 0 0 0 0																					
Mark Johnson, L (1, 2) OBP: 0.386, SLG: 0.376			0-2 G4-3			2-1 F7			1-2 F9	2 0 0 0 0 0 0																					
Tony Graffanino, R (9, PH) OBP: 0.351, SLG: 0.394										0 0 0 0 0 0 0																					
Jeff Liefer, L (9, PH) OBP: 0.277, SLG: 0.497										1 0 0 0 0 0 0																					
Inning Stats	R: 0 E: 0 K: 0 S: 7	H: 0 LOB: 0 BB: 0 P: 10	R: 0 E: 0 K: 0 S: 7	H: 0 LOB: 0 BB: 0 P: 10	R: 0 E: 0 K: 1 S: 11	H: 0 LOB: 0 BB: 0 P: 17	R: 1 E: 0 K: 1 S: 13	H: 2 LOB: 1 BB: 0 P: 22	R: 0 E: 0 K: 1 S: 8	H: 0 LOB: 0 BB: 0 P: 13	R: 0 E: 0 K: 1 S: 6	H: 1 LOB: 0 BB: 0 P: 11	R: 0 E: 0 K: 0 S: 13	H: 0 LOB: 0 BB: 0 P: 19	R: 0 E: 0 K: 0 S: 7	H: 0 LOB: 0 BB: 0 P: 9	R: 0 E: 0 K: 0 S: 10	H: 0 LOB: 0 BB: 0 P: 15	1B: 2 2B: 1 3B: 0 HR: 0	SF: 0 SAC: 0 DP: 0 HBP: 0	WP: 0 PB: 0 SB: 0 CS: 1	PA: 29									
PITCHER	IP WLS BF H R ER SO BB IBB HBP BLK WP HR S P ERA WHIP																														
Joel Pineiro, R (1, 1) ERA: 0.93	7.1		24	3	1	1	4	0	0	0	0	0	0	66	104	1.23	0.409														
Arthur Rhodes, L (8, 1) ERA: 1.65	0.2	W	2	0	0	0	1	0	0	0	0	0	0	6	7	0.00	0.000														
Kazuhiro Sasaki, R (9, 1) ERA: 3.44	1.0	S	3	0	0	0	0	0	0	0	0	0	0	10	15	0.00	0.000														

Batter	1	2	3	4	5	6	7	8	9
51 Ichiro Suzuki, L OBP: 0.370, SLG: 0.458 (1, 9)	1-1 G4-3 1B		1-2 FC4 CS 1-2f 3-H		1-3 K2-3			0-0 G1-3 1B 2-3	
Mark McLemore, S OBP: 0.383, SLG: 0.383 Tom Lampkin, L OBP: 0.311, SLG: 0.361 (1, 6) (9, 2)	1-3 K		2-3 K 1-2		1-1 F9			1-0 G1-3 1-2	
Edgar Martinez, R OBP: 0.427, SLG: 0.541 Charles Gipson, R OBP: 0.205, SLG: 0.154 (1, 10) (8, PR)	3-2 G4-3 1-2			1-2 2B 1B		1-0 G5-3		4-0 IBB	
John Olerud, L OBP: 0.419, SLG: 0.481 (1, 3)		0-0 WP 1B		1-2 2B 1-3		1-1 G6-3		0-1 SF7 3-H	
Bret Boone, R OBP: 0.360, SLG: 0.559 (1, 4)		1-3 K 1-2		0-1 F9		2-3 K		1-1 F9	
Mike Cameron, R OBP: 0.350, SLG: 0.479 (1, 8)		1-2 F7		0-3 K			0-0 B1-3		
Stan Javier, S OBP: 0.370, SLG: 0.365 (1, 7)		1-1 F7		3-0 F7			2-2 F8		
David Bell, R OBP: 0.297, SLG: 0.391 (1, 5)			2-2 1B 51 FC4 2B		3-2 G3 2B		2-3 K		
Dan Wilson, R OBP: 0.313, SLG: 0.397 Carlos Guillen, S OBP: 0.321, SLG: 0.341 (1, 2) (8, PH) (9, 6)			3-2 51 FC4 1B 2-3		0-1 G3 2-3		3-2 51 1B SF7 2B		

Inning Stats	R: 0 E: 0 K: 1 S: 9	H: 1 LOB: 0 BB: 0 P: 14	R: 0 E: 0 K: 1 S: 9	H: 1 LOB: 1 BB: 0 P: 12	R: 1 E: 0 K: 1 S: 14	H: 2 LOB: 0 BB: 0 P: 22	R: 0 E: 0 K: 1 S: 13	H: 2 LOB: 2 BB: 0 P: 18	R: 0 E: 0 K: 1 S: 10	H: 1 LOB: 1 BB: 0 P: 15	R: 0 E: 0 K: 1 S: 6	H: 0 LOB: 0 BB: 0 P: 10	R: 0 E: 0 K: 1 S: 7	H: 0 LOB: 0 BB: 0 P: 11	R: 1 E: 0 K: 0 S: 13	H: 2 LOB: 2 BB: 1 P: 22
--------------	------------------------------	----------------------------------	------------------------------	----------------------------------	-------------------------------	----------------------------------	-------------------------------	----------------------------------	-------------------------------	----------------------------------	------------------------------	----------------------------------	------------------------------	----------------------------------	-------------------------------	----------------------------------

PITCHER	IP	WLS	BF	H	R	ER	SO	BB	IBB	HBP	BLK	WP	HR	S	P	ERA	WHIP
Gary Glover, R ERA: 4.24 (1, 1)	4.1		18	7	1	1	4	0	0	0	0	1	0	50	74	2.08	1.615
Alan Embree, L ERA: 9.62 (5, 1)	1.1		4	0	0	0	1	0	0	0	0	0	0	8	12	0.00	0.000
Kip Wells, R ERA: 4.27 (6, 1)	1.1	L	6	2	1	1	2	0	0	0	0	0	0	18	27	6.75	1.500
Bob Howry, R ERA: 4.75 (8, 1)	1.0		4	0	0	0	0	0	1	0	0	0	0	5	11	0.00	0.000


BOTTOM

AB	R	H	RBI	BB	SO	LOB
4	0	2	1	0	1	2
4	0	0	0	0	2	5
0	0	0	0	0	0	0
3	0	1	0	1	0	1
0	0	0	0	0	0	0
3	0	2	1	0	0	0
4	0	0	0	0	2	5
3	0	0	0	0	1	3
3	0	0	0	0	0	3
3	1	2	0	0	1	0
2	0	1	0	0	0	1
1	1	1	0	0	0	0

Chicago White Sox @ Seattle Mariners
Safeco Field, Seattle, WA
 Sun Aug 12 2001, 5:05 PM PDT
 Att: 45,765 - Sunny - 82 F

livebaseballscorecards.com

AB	30
R	2
H	9
RBI	2
BB	1
SO	7
LOB	20



WP: 1	PA: 32
PB: 0	
SB: 0	
CS: 1	

Batter	1	2	3	4	5	6	7	8	9	AB R H RBI BB SO LOB	TOP											
10 Michael Young, R (1, 4) OBP: 0.290, SLG: 0.395	0-1 G5-3		2-2 FC6-5 1B		0-1 G6-3			1-2 F9		4 0 0 1 0 0 1												
Randy Velarde, R (1, 5) OBP: 0.378, SLG: 0.466	1-1 HR		2-2 G6-4-3 1B			3-2 HR		2-2 F9		4 2 3 2 0 0 0												
Alex Rodriguez, R (1, 6) OBP: 0.391, SLG: 0.588	2-2 G6-3		1-0 G6-4-3			3-2 F7		0-1 G6-3		4 0 0 0 0 0 2												
Rafael Palmeiro, L (1, 3) OBP: 0.367, SLG: 0.514	0-0 F5			1-0 G3-1		3-2 HR		0-1 F8		4 1 1 1 0 0 0												
Ivan Rodriguez, R (1, 2) OBP: 0.344, SLG: 0.535		0-2 G1-3		0-2 2-5 1B		1-0 F8		1-0 L5		4 0 1 0 0 0 0												
Ruben Sierra, S (1, 10) OBP: 0.318, SLG: 0.587		1-3 K		0-0 F2		1-0 L8		3-3 K		4 0 0 0 0 2 1												
Gabe Kapler, R (1, 8) OBP: 0.338, SLG: 0.424		3-3 K		1-1 1-2 1B			2-1 F8 1B			3 0 2 0 0 1 0												
Chad Curtis, R (1, 7) OBP: 0.375, SLG: 0.442			4-2 10 BLK 10 FC6-5 BB	1-1 2-5	0-2 F8		2-1 F9			2 1 0 0 1 0 1												
Craig Monroe, R (1, 9) OBP: 0.359, SLG: 0.471			1-2 10 FC6-5 10 BLK 1B		3-1 G5-3		1-2 F8			3 0 1 0 0 0 1												
Inning Stats	R: 1 E: 0 K: 0 S: 8	H: 1 LOB: 0 BB: 0 P: 11	R: 0 E: 0 K: 2 S: 9	H: 0 LOB: 0 BB: 0 P: 13	R: 1 E: 0 K: 0 S: 13	H: 2 LOB: 1 BB: 1 P: 23	R: 0 E: 0 K: 0 S: 8	H: 2 LOB: 2 BB: 0 P: 11	R: 0 E: 0 K: 0 S: 7	H: 0 LOB: 0 BB: 0 P: 10	R: 2 E: 0 K: 0 S: 15	H: 2 LOB: 0 BB: 0 P: 26	R: 0 E: 0 K: 0 S: 7	H: 1 LOB: 0 BB: 0 P: 12	R: 0 E: 0 K: 0 S: 9	H: 0 LOB: 0 BB: 0 P: 12	R: 0 E: 0 K: 1 S: 7	H: 0 LOB: 0 BB: 0 P: 11	1B: 5 2B: 0 3B: 0 HR: 3	SF: 0 SAC: 0 DP: 1 HBP: 0	WP: 0 PB: 0 SB: 0 CS: 0	PA: 33
PITCHER	IP WLS BF H R ER SO BB IBB HBP BLK WP HR S P ERA WHIP																					
56 Mark Buehrle, L (1, 1) ERA: 3.0	7.0 W 28 8 4 4 2 1 0 0 0 0 0 3 67 106 5.14 1.286																					
Bob Howry, R (8, 1) ERA: 4.66	1.0 H 3 0 0 0 0 0 0 0 0 0 0 0 9 12 0.00 0.000																					
Keith Foulke, R (9, 1) ERA: 2.69	1.0 S 3 0 0 0 1 0 0 0 0 0 0 0 7 11 0.00 0.000																					

Texas Rangers @ Chicago White Sox
Comiskey Park, Chicago, IL
Tue Aug 14 2001, 8:05 PM EDT
Att. 22,336 - Sunny - 77 F

livebaseballscorecards.com

AB	32
R	4
H	8
RBI	4
BB	1
SO	3
LOB	6



Batter	1	2	3	4	5	6	7	8	9	AB	R	H	RBI	BB	SO	LOB
Ray Durham, S OBP: 0.333, SLG: 0.431 (1, 4)	4-2 CS BB		0-0 14 1B	1-0 HR		1-3 K				3	2	2	1	1	1	1
Jose Valentin, S OBP: 0.342, SLG: 0.516 (1, 5)	3-3 K 1-2		4-2 14 1B SF7 BB	1-3 K			0-1 G3			3	1	0	0	1	2	1
Magglio Ordonez, R OBP: 0.370, SLG: 0.526 (1, 9)	1-2 P6		2-2 F8		0-1 G4-3		1-0 HR			4	1	1	1	0	0	2
14 Paul Konerko, R OBP: 0.342, SLG: 0.518 (1, 3)		3-1 2B SF8 2B	2-1 1B 1-3 2-H 1B		2-0 F7		1-0 G5-3			4	1	2	1	0	0	0
Jose Canseco, R OBP: 0.390, SLG: 0.572 (1, 10)		1-0 SF8 2B	2-2 SF7		0-1 HR		1-0 G6-3			3	1	2	2	0	0	0
Carlos Lee, R OBP: 0.327, SLG: 0.504 (1, 7)		3-3 K	0-1 1B		0-3 K			3-1 G5-3		4	0	1	0	0	2	2
Chris Singleton, L OBP: 0.300, SLG: 0.380 (9, 8)			1-2 1B							0	0	0	0	0	0	0
Aaron Rowand, R OBP: 0.390, SLG: 0.493 (1, 8) (9, 7)		1-1 SF8	1-1 P4		2-3 K SH G6-4-3		4-1 BB			2	0	0	1	1	1	2
Mark Johnson, L OBP: 0.380, SLG: 0.363 (1, 2)		4-1 FC6-4 BB		1-2 G5-3		0-0 SH G6-4-3		0-3 K		2	0	0	0	1	1	1
Royce Clayton, R OBP: 0.283, SLG: 0.353 (1, 6)		1-2 FC6-4		2-3 K		2-2 G6-4-3		0-0 G4-3		4	0	0	0	0	1	5

Inning Stats	R: 0	H: 0	E: 0	K: 1	S: 8	R: 1	H: 2	E: 0	K: 1	S: 13	R: 2	H: 3	E: 0	K: 0	S: 18	R: 1	H: 1	E: 0	K: 2	S: 12	R: 1	H: 1	E: 0	K: 1	S: 9	R: 0	H: 0	E: 1	K: 2	S: 11	R: 1	H: 1	E: 0	K: 0	S: 5	R: 0	H: 0	E: 0	K: 1	S: 7	R: 1B: 2	R: 2B: 4	R: 3B: 0	R: HR: 3	R: SF: 2	R: SAC: 1	R: DP: 2	R: HBP: 0	WP: 1	PB: 0	SB: 0	CS: 1	PA: 36
--------------	------	------	------	------	------	------	------	------	------	-------	------	------	------	------	-------	------	------	------	------	-------	------	------	------	------	------	------	------	------	------	-------	------	------	------	------	------	------	------	------	------	------	----------	----------	----------	----------	----------	-----------	----------	-----------	-------	-------	-------	-------	--------

PITCHER	IP	WLS	BF	H	R	ER	SO	BB	IBB	HBP	BLK	WP	HR	S	P	ERA	WHIP
Rick Helling, R ERA: 5.27 (1, 1)	6.0		28	7	5	5	7	3	0	0	0	1	2	71	115	7.50	1.667
Pat Mahomes, R ERA: 6.06 (7, 1)	1.1	L	6	1	1	1	0	1	0	0	0	0	1	8	18	6.75	1.500
Mike Venafro, L ERA: 4.85 (8, 1)	0.2		2	0	0	0	1	0	0	0	0	0	0	4	4	0.00	0.000

BOTTOM

Texas Rangers @ Chicago White Sox
 Comiskey Park, Chicago, IL
 Wed Aug 15 2001, 8:05 PM EDT
 Att. 18,062 - Overcast - 75 F

livebaseballscorecards.com

AB	29
R	6
H	8
RBI	6
BB	4
SO	8
LOB	14



BOTTOM

Texas Rangers @ Chicago White Sox
Comiskey Park, Chicago, IL
Thu Aug 16 2001, 8:05 PM EDT
Att. 20,252 - Sunny - 73 F

livebaseballscorecards.com

AB 34
R 7
H 12
RBI 7
BB 2
SO 4
LOB 19



WP: 0 PA: 38
PB: 0
SB: 0
CS: 0

AB	R	H	RBI	BB	SO	LOB
5	2	1	0	0	0	4
5	1	2	1	0	0	2
3	1	2	1	1	0	1
4	0	1	1	0	0	5
4	0	1	1	0	0	4
4	0	1	1	0	1	1
0	0	0	0	0	0	0
4	2	2	2	0	0	1
2	1	1	0	1	1	0
3	0	1	0	0	2	1

1B: 8	SF: 0
2B: 2	SAC: 1
3B: 0	DP: 1
HR: 2	HBP: 1

Batter	1	2	3	4	5	6	7	8	9
Tony Graffano, R OBP: 0.345, SLG: 0.394 (1, 4)	1-1 G5-3 14 2B 2B		2-2 F8		1-1 FC5-6 1B 1-2f 2-3	1-2 FC5-4		1-0 G6-3	
Jose Valentin, S OBP: 0.343, SLG: 0.514 (1, 6)	3-2 F7		1-1 G6-3		0-0 1B 1-2 3-H		3-2 14 G6-4-3 1B 1B	0-1 F7	
Magglio Ordonez, R OBP: 0.373, SLG: 0.527 (1, 9)	0-2 G5-3 2-3			4-2 14 BLK 1B BB	2-2 1B 1-2 2-H		2-2 14 G6-4-3 1B 1-2		
14 Paul Konerko, R OBP: 0.341, SLG: 0.518 (1, 3)	3-0 2B			0-2 G5-3 1-2	P6		0-0 G6-4-3 1-2f 2-3		
Jose Canseco, R OBP: 0.386, SLG: 0.564 (1, 10)	0-2 F9			2-2 F3	L7		1-0 E 1B		
Carlos Lee, R OBP: 0.327, SLG: 0.501 Chris Singleton, L OBP: 0.300, SLG: 0.380 (1, 7) (8, 8)		1-2 L3		1-0 FC6-4 1B 2-H		0-3 SAFE G4-3 1-2			
Herbert Perry, R OBP: 0.337, SLG: 0.423 (1, 5)		1-0 G6-3		0-1 FC6-4 1-2f		2-0 HR		2-2 HR	
Aaron Rowand, R OBP: 0.407, SLG: 0.493 (1, 8) (8, 7)		0-3 K			0-1 FC5-6 1B 1B	4-1 FC5-4 BB		3-2 SH5-4 HBP	
Mark Johnson, L OBP: 0.378, SLG: 0.362 (1, 2)			1-3 K		1-0 FC5-6 1B 1-2	2-3 K		2-0 SH5-4 1-2	

Inning	1	2	3	4	5	6	7	8	9
R:	1	0	0	1	2	1	1	1	1
H:	2	0	0	1	4	1	3	1	1
E:	0	0	0	0	0	0	1	0	0
K:	0	1	1	0	2	2	0	0	0
S:	14	7	9	17	14	11	10	12	20

PITCHER	IP	WLS	BF	H	R	ER	SO	BB	IBB	HBP	BLK	WP	HR	S	P	ERA	WHIP
Doug Davis, L ERA: 4.38 (1, 1)	6.0		28	8	5	5	4	2	0	0	1	0	1	72	108	7.50	1.667
Mark Petkovsek, R ERA: 6.1 (7, 1)	1.0	L	7	4	2	2	0	0	0	1	0	0	1	18	31	18.00	4.000
Mike Venafro, L ERA: 4.74 (8, 1)	1.0		3	0	0	0	0	0	0	0	0	0	0	4	7	0.00	0.000

Batter	1	2	3	4	5	6	7	8	9	AB R H RBI BB SO LOB	TOP											
Johnny Damon, L (1, 8) OBP: 0.326, SLG: 0.374	1-1 WP S 2B 1B	0-0 F9	2-2 L4			0-1 F8 S 1B		1-0 G4-3		5 1 2 0 0 0 3												
Jeremy Giambi, L (1, 10) OBP: 0.386, SLG: 0.456	1-1 F3	2-0 2B			1-1 HR	4-1 BB		2-2 G3-1		4 1 2 1 1 0 1												
Jason Giambi, L (1, 3) OBP: 0.460, SLG: 0.638	4-1 WP 2B BB	4-0 FC6-4 IBB			2-1 G5-4-3 1B	2-1 F8		4-1 1B SF8 BB		2 2 1 0 3 0 2												
Jermaine Dye, R (1, 9) OBP: 0.340, SLG: 0.440	2-1 1B 2B	1-2 FC6-4			1-0 G5-4-3	1-1 G6-3		0-1 1B 3 HR 1B		5 2 2 2 0 0 6												
Terrence Long, L (1, 7) OBP: 0.330, SLG: 0.416	1-0 F7				0-0 G3		2-3 K	0-0 3 HR 1B		4 2 1 0 1 1 1												
Miguel Tejada, R (1, 6) OBP: 0.317, SLG: 0.473	1-0 2-H 1B				1-0 E8 F8 1-3	2-3 K	2-1 F8	3-0 SF8		4 0 1 2 0 1 1												
3 Eric Chavez, L (1, 5) OBP: 0.317, SLG: 0.484	1-2 F7				1-0 SF7	2-1 F7	2-0 F9	2-1 HR		4 1 1 4 0 0 1												
Ramon Hernandez, R (1, 2) OBP: 0.318, SLG: 0.365		0-0 2B 1B			3-1 F8	2-3 K		3-2 L9	3-2 1B	5 0 2 0 0 1 1												
Frank Menechino, R (1, 4) OBP: 0.372, SLG: 0.392		0-3 K			4-1 BB	1-0 G6-3		1-3 K	2-3 K	4 0 0 0 1 3 2												
Inning Stats	R: 3 E: 0 K: 0 S: 14	H: 3 LOB: 1 BB: 1 P: 25	R: 0 E: 0 K: 1 S: 9	H: 2 LOB: 3 BB: 1 P: 16	R: 1 E: 1 K: 0 S: 11	H: 0 LOB: 2 BB: 2 P: 26	R: 1 E: 0 K: 0 S: 6	H: 2 LOB: 0 BB: 0 P: 10	R: 0 E: 0 K: 2 S: 8	H: 0 LOB: 0 BB: 0 P: 14	R: 0 E: 0 K: 1 S: 8	H: 1 LOB: 2 BB: 1 P: 16	R: 0 E: 0 K: 1 S: 7	H: 0 LOB: 0 BB: 0 P: 13	R: 0 E: 0 K: 1 S: 10	H: 0 LOB: 0 BB: 0 P: 15	R: 4 E: 0 K: 1 S: 17	H: 4 LOB: 1 BB: 1 P: 33	1B: 8 2B: 2 3B: 0 HR: 2	SF: 2 SAC: 0 DP: 1 HBP: 0	WP: 1 PB: 0 SB: 2 CS: 0	PA: 45
PITCHER	IP WLS BF H R ER SO BB IBB HBP BLK WP HR S P ERA WHIP																					
Dan Wright, R (1, 1) ERA: 3.21	6.0 L 31 8 5 4 3 4 1 0 0 0 1 1 56 107 6.00 2.000																					
Matt Ginter, R (7, 1) ERA: 7.25	2.2 11 2 3 3 2 1 0 0 0 0 0 0 25 45 10.12 1.125																					
Alan Embree, L (9, 1) ERA: 9.68	0.1 3 2 1 1 1 0 0 0 0 0 0 1 9 16 27.00 6.000																					

Oakland Athletics @ Chicago White Sox
Comiskey Park, Chicago, IL
 Fri Aug 17 2001, 8:05 PM EDT
 Att. 33,834 - Cloudy - 75 F

livebaseballscorecards.com

AB	37
R	9
H	12
RBI	9
BB	6
SO	6
LOB	18



Batter	1	2	3	4	5	6	7	8	9	AB	R	H	RBI	BB	SO	LOB
Ray Durham, S OBP: 0.334, SLG: 0.432 (1, 4)	F7		G5-3							4	0	2	0	0	0	0
Jose Valentin, S OBP: 0.345, SLG: 0.514 (1, 6)	G1-3			G3-1						4	0	2	0	0	0	1
Magglio Ordonez, R OBP: 0.374, SLG: 0.533 (1, 9)	G1-3									4	1	2	1	0	0	3
14 Paul Konerko, R OBP: 0.342, SLG: 0.518 (1, 3)	F9									4	0	2	0	0	0	1
Jose Canseco, R OBP: 0.378, SLG: 0.549 (1, 10)			K							4	0	0	0	0	3	4
Carlos Lee, R OBP: 0.324, SLG: 0.496 (1, 7)	F8									4	0	0	0	0	0	3
Herbert Perry, R OBP: 0.337, SLG: 0.426 (1, 5)										3	1	1	0	0	0	1
Chris Singleton, L OBP: 0.299, SLG: 0.379 (9, PH)										1	0	0	0	0	1	0
Aaron Rowand, R OBP: 0.398, SLG: 0.479 (1, 8)										2	0	0	0	0	0	0
Jeff Liefer, L OBP: 0.276, SLG: 0.495 (9, PH)										1	0	0	0	0	0	0
Mark Johnson, L OBP: 0.365, SLG: 0.347 (1, 2)										4	0	0	1	0	0	0

Inning Stats	R: 0	H: 1	E: 0	K: 13	S: 13	R: 0	H: 0	E: 0	K: 11	S: 11	R: 0	H: 0	E: 0	K: 13	S: 13	R: 1	H: 2	E: 0	K: 10	S: 10	R: 1	H: 3	E: 0	K: 13	S: 13	R: 0	H: 0	E: 1	K: 8	S: 8	R: 0	H: 2	E: 0	K: 7	S: 7	R: 0	H: 0	E: 0	K: 8	S: 8	R: 0	H: 0	E: 0	K: 10	S: 10	1B: 7	2B: 1	3B: 0	HR: 1	SF: 0	SAC: 1	DP: 1	HBP: 0	WP: 0	PB: 0	SB: 0	CS: 0	PA: 36
--------------	------	------	------	-------	-------	------	------	------	-------	-------	------	------	------	-------	-------	------	------	------	-------	-------	------	------	------	-------	-------	------	------	------	------	------	------	------	------	------	------	------	------	------	------	------	------	------	------	-------	-------	-------	-------	-------	-------	-------	--------	-------	--------	-------	-------	-------	-------	--------

PITCHER	IP	WLS	BF	H	R	ER	SO	BB	IBB	HBP	BLK	WP	HR	S	P	ERA	WHIP
Erik Hijus, R ERA: 3.44 (1, 1)	5.0	W	22	6	2	2	2	0	0	0	0	0	1	61	88	3.60	1.200
Luis Vizcaino, R ERA: 4.42 (6, 1)	1.2	H	6	1	0	0	1	0	0	0	0	0	0	15	20	0.00	0.600
Mike Magnante, L ERA: 2.63 (7, 1)	0.1	H	1	0	0	0	0	0	0	0	0	0	0	1	1	0.00	0.000
Jeff Tam, R ERA: 3.1 (8, 1)	1.0	H	4	2	0	0	0	0	0	0	0	0	0	7	11	0.00	2.000
Chad Bradford, R ERA: 2.84 (9, 1)	1.0		3	0	0	0	1	0	0	0	0	0	0	8	10	0.00	0.000

BOTTOM

Oakland Athletics @ Chicago White Sox
 Comiskey Park, Chicago, IL
 Fri Aug 17 2001, 8:05 PM EDT
 Att: 33,834 - Cloudy - 75 F

livebaseballscorecards.com

AB	35
R	2
H	9
RBI	2
BB	0
SO	4
LOB	13



Batter	1	2	3	4	5	6	7	8	9	AB	R	H	RBI	BB	SO	LOB
Tony Graffanino, R OBP: 0.355, SLG: 0.398 (1, 4) (9, 6)	0-1 HR 1B		0-1 1B 2B 1B	4-1 1-2 BB		1-3 K			0-0 G1-3	4	2	2	0	1	1	1
Carlos Lee, R OBP: 0.325, SLG: 0.502 (1, 7) BB BB BB X	3-1 1-H HR		1-1 1-2 2B 1B	0-1 G5-3			1-0 G5-3		1-0 F8	5	2	2	2	0	0	2
Magglio Ordonez, R OBP: 0.373, SLG: 0.533 (1, 9) F BB BB X	2-2 G5-3		1-2 CS 1-H 2-H 2B		0-2 G5-3		0-0 G5-3			4	0	1	2	0	0	0
14 Paul Konerko, R OBP: 0.342, SLG: 0.517 (1, 3) B C C C X	1-3 K		1-0 G5-3		1-2 FC6-5 2B		2-1 F8			4	0	1	0	0	1	1
Jose Canseco, R OBP: 0.375, SLG: 0.538 (1, 10) B BB X	2-0 P4		4-1 CS BB		2-2 FC6-5			0-0 G5-3		3	0	0	0	1	0	1
Herbert Perry, R OBP: 0.333, SLG: 0.420 Jeff Liefer, L OBP: 0.274, SLG: 0.492 (8, PH) (9, 5)		1-3 K	1-3 K		3-1 F9			0-1 F9		3	0	0	0	0	2	3
Aaron Rowand, R OBP: 0.391, SLG: 0.468 (1, 8) B BB X		2-0 L4		1-3 K		0-0 G5-3		1-2 1B		4	0	1	0	0	1	0
Royce Clayton, R OBP: 0.284, SLG: 0.356 Ray Durham, S OBP: 0.333, SLG: 0.431 (8, PH) (9, 4)		1-1 2B		2-2 G3		0-0 G4-3		2-0 L8		3	0	1	0	0	0	0
Josh Paul, R OBP: 0.260, SLG: 0.270 Jose Valentin, S OBP: 0.344, SLG: 0.513 (9, PH) (1, 2)		0-1 G1-3		4-0 BB BB		0-1 1B			0-3 K	2	0	1	0	1	0	1
										1	0	0	0	0	1	0

Inning Stats	R: 2	H: 2	E: 0	K: 1	S: 11	H: 2	LOB: 0	BB: 0	P: 19	R: 0	H: 1	E: 0	K: 1	S: 8	H: 3	LOB: 1	BB: 0	P: 12	R: 2	H: 3	E: 0	K: 1	S: 12	H: 0	LOB: 2	BB: 2	P: 20	R: 0	H: 1	E: 0	K: 0	S: 13	H: 1	LOB: 1	BB: 0	P: 19	R: 0	H: 1	E: 0	K: 1	S: 8	H: 0	LOB: 0	BB: 0	P: 7	R: 0	H: 1	E: 0	K: 0	S: 7	H: 1	LOB: 1	BB: 0	P: 10	R: 0	H: 0	E: 0	K: 1	S: 5	H: 0	LOB: 0	BB: 0	P: 6	1B: 5	2B: 3	3B: 0	HR: 1	SF: 0	SAC: 0	DP: 0	HBP: 0	WP: 0	PB: 0	SB: 0	CS: 2	PA: 38
--------------	------	------	------	------	-------	------	--------	-------	-------	------	------	------	------	------	------	--------	-------	-------	------	------	------	------	-------	------	--------	-------	-------	------	------	------	------	-------	------	--------	-------	-------	------	------	------	------	------	------	--------	-------	------	------	------	------	------	------	------	--------	-------	-------	------	------	------	------	------	------	--------	-------	------	-------	-------	-------	-------	-------	--------	-------	--------	-------	-------	-------	-------	--------

PITCHER	IP	WLS	BF	H	R	ER	SO	BB	IBB	HBP	BLK	WP	HR	S	P	ERA	WHIP
Mark Mulder, L ERA: 3.33 (1, 1)	4.0		20	6	4	4	4	3	0	0	0	0	1	40	71	9.00	2.250
Gil Heredia, R ERA: 5.61 (5, 1)	3.0	W	11	2	0	0	1	0	0	0	0	0	0	25	35	0.00	0.667
Luis Vizcaino, R ERA: 4.26 (8, 1)	0.2	H	3	1	0	0	0	0	0	0	0	0	0	6	7	0.00	1.500
Mark Guthrie, L ERA: 4.89 (8, 1)	0.1	H	1	0	0	0	0	0	0	0	0	0	0	1	3	0.00	0.000
Jason Isringhausen, R ERA: 3.0 (9, 1)	1.0	S	3	0	0	0	1	0	0	0	0	0	0	5	6	0.00	0.000

BOTTOM

Oakland Athletics @ Chicago White Sox
Comiskey Park, Chicago, IL

Sat Aug 18 2001, 1:15 PM EDT
Att. 27,861 - Overcast - 66 F

AB	35
R	4
H	9
RBI	4
BB	3
SO	6
LOB	10



Batter	1	2	3	4	5	6	7	8	9	AB R H RBI BB SO LOB	TOP																	
Johnny Damon, L (1, 8) OBP: 0.326, SLG: 0.371	1-0 B1-3		2-3 K		0-0 E3 2B	1-1 1B		0-2 L9		5 1 1 0 0 1 4																		
Ramon Hernandez, R (1, 2) OBP: 0.319, SLG: 0.374	2-1 G5-3		0-2 G1-6-3		0-0 P4	2-2 1B			0-0 HR	5 1 2 1 0 0 4																		
Jason Giambi, L (1, 3) OBP: 0.460, SLG: 0.632	1-2 1B			0-0 G6-3	1-0 2B HBP	2-1 G4-6-3			0-1 F8	4 1 1 0 0 0 3																		
Jermaine Dye, R (1, 9) OBP: 0.341, SLG: 0.445		4-1 G1-3 BB		2-2 HR	3-2 2B		2-3 K		1-0 G4-6-3 HBP	3 1 2 4 1 1 0																		
Terrence Long, L (1, 7) OBP: 0.325, SLG: 0.412		0-2 G1-3		2-3 K	2-1 G3-1		1-2 G1-3		1-1 G4-6-3	5 0 0 0 0 1 3																		
Miguel Tejada, R (1, 6) OBP: 0.316, SLG: 0.469		1-3 K		1-2 L4		2-2 F8	2-0 F5			4 0 0 0 0 1 1																		
Olmedo Saenz, R (1, 5) OBP: 0.301, SLG: 0.385		0-0 G4-3			3-2 F7	0-2 HR 1B		2-2 G1-3		2 0 0 0 0 0 1																		
3 Eric Chavez, L (6, PH) (6, 5) OBP: 0.318, SLG: 0.482										2 1 1 0 0 0 0																		
Ron Gant, R (1, 10) OBP: 0.333, SLG: 0.447			4-2 BB BB		4-0 BB E BB	1-0 HR		1-2 G3		0 1 0 0 2 0 0																		
Jeremy Giambi, L (6, PH) OBP: 0.387, SLG: 0.462										2 1 1 2 0 0 0																		
Frank Menechino, R (1, 4) OBP: 0.377, SLG: 0.395			4-2 G1-6-3 BB		4-2 E 2B BB	2-2 1B 1B		1-2 1B		2 1 2 0 2 0 0																		
Inning Stats	R: 0 E: 0 K: 0 S: 7	H: 1 LOB: 1 BB: 0 P: 11	R: 0 E: 0 K: 1 S: 8	H: 0 LOB: 1 BB: 1 P: 13	R: 0 E: 0 K: 1 S: 16	H: 0 LOB: 1 BB: 2 P: 26	R: 1 E: 0 K: 1 S: 13	H: 1 LOB: 0 BB: 0 P: 18	R: 4 E: 1 K: 0 S: 14	H: 1 LOB: 1 BB: 2 P: 31	R: 2 E: 0 K: 0 S: 19	H: 5 LOB: 2 BB: 0 P: 29	R: 0 E: 0 K: 1 S: 7	H: 0 LOB: 0 BB: 0 P: 12	R: 0 E: 0 K: 0 S: 14	H: 1 LOB: 1 BB: 0 P: 18	R: 1 E: 0 K: 0 S: 5	H: 1 LOB: 0 BB: 0 P: 7	1B: 6 2B: 1 3B: 0 HR: 3	SF: 0 SAC: 0 DP: 3 HBP: 2	WP: 0 PB: 0 SB: 0 CS: 0	PA: 41						
PITCHER	IP WLS BF H R ER SO BB IBB HBP BLK WP HR S P ERA WHIP																											
56 Mark Buehrle, L (1, 1) ERA: 2.96	5.0		23	3	5	1	3	5	0	1	0	0	0	1	58	99	1.80	1.600										
Rocky Biddle, R (6, 1) ERA: 5.29	3.0	L	14	6	2	2	1	0	0	0	0	0	0	1	40	59	6.00	2.000										
Matt Ginter, R (9, 1) ERA: 7.33	1.0		4	1	1	1	0	0	0	1	0	0	0	1	5	7	9.00	1.000										

Oakland Athletics @ Chicago White Sox
Comiskey Park, Chicago, IL
Sun Aug 19 2001, 2:05 PM EDT
Att. 25,019 - Cloudy - 70 F

livebaseballscorecards.com

AB	34
R	8
H	10
RBI	7
BB	5
SO	4
LOB	16



Batter	1	2	3	4	5	6	7	8	9	AB	R	H	RBI	BB	SO	LOB
Ray Durham, S OBP: 0.330, SLG: 0.426 (1, 4)	F7		G4-3		E5 SH2-3 1B	K			F8	5	1	0	0	0	1	1
Jose Valentin, S OBP: 0.345, SLG: 0.512 (1, 5)	L4			BB 1B	SH2-3		F8		G6-3 1B	4	2	2	0	0	0	0
Magglio Ordonez, R OBP: 0.373, SLG: 0.531 (1, 9)	K			HR BB	14 1B		F9		G6-3	4	2	1	1	1	1	1
14 Paul Konerko, R OBP: 0.343, SLG: 0.517 Tony Graffanino, R OBP: 0.360, SLG: 0.404 (1, 3) (7, PR) (8, 3)		K		F8	1B		E6		1B	4	0	2	0	0	1	2
Jeff Liefer, L OBP: 0.272, SLG: 0.484 (1, 10)		K		HR 1B	P5		G4-3		K	5	1	1	1	0	2	4
Carlos Lee, R OBP: 0.328, SLG: 0.512 (1, 7)		F7		HR	1B				FC1-6 1B	4	1	3	4	0	0	0
Chris Singleton, L OBP: 0.301, SLG: 0.381 (1, 8)			FC1-6 1B	G5-3 1B	K2-3				FC1-6 CS	4	0	2	0	0	1	3
Royce Clayton, R OBP: 0.283, SLG: 0.355 (1, 6)			FC1-6 G3	G5-3		G5-3			1B	4	0	1	0	0	0	2
Mark Johnson, L OBP: 0.356, SLG: 0.337 Jose Canseco, R OBP: 0.373, SLG: 0.535 Josh Paul, R OBP: 0.260, SLG: 0.270 (1, 2) (8, PH) (9, 2)			G3	F9		G4-3			K	3	0	0	0	0	0	2
										1	0	0	0	0	1	1
										0	0	0	0	0	0	0

Inning Stats	R: 0	H: 0	E: 0	K: 1	S: 8	R: 0	H: 0	E: 0	K: 2	S: 16	R: 0	H: 1	E: 0	K: 0	S: 9	R: 4	H: 4	E: 0	K: 0	S: 22	R: 2	H: 3	E: 1	K: 1	S: 22	R: 0	H: 0	E: 0	K: 1	S: 10	R: 0	H: 1	E: 1	K: 0	S: 14	R: 0	H: 2	E: 0	K: 1	S: 11	R: 1	H: 2	E: 0	K: 1	S: 15	1B: 12	2B: 0	3B: 0	HR: 1	SF: 0	SAC: 1	DP: 0	HBP: 0	WP: 0	PB: 0	SB: 0	CS: 1	PA: 41
--------------	------	------	------	------	------	------	------	------	------	-------	------	------	------	------	------	------	------	------	------	-------	------	------	------	------	-------	------	------	------	------	-------	------	------	------	------	-------	------	------	------	------	-------	------	------	------	------	-------	--------	-------	-------	-------	-------	--------	-------	--------	-------	-------	-------	-------	--------

PITCHER	IP	WLS	BF	H	R	ER	SO	BB	IBB	HBP	BLK	WP	HR	S	P	ERA	WHIP
Tim Hudson, R ERA: 3.11 (1, 1)	4.2		24	8	6	4	3	1	0	0	0	0	1	73	100	7.71	1.929
Mike Magnante, L ERA: 2.53 (5, 1)	1.2	W	5	0	0	0	2	0	0	0	0	0	0	16	24	0.00	0.000
Luis Vizcaino, R ERA: 4.12 (7, 1)	0.2	H	3	1	0	0	0	0	0	0	0	0	0	12	19	0.00	1.500
Jeff Tam, R ERA: 3.05 (8, 1)	1.0	H	4	2	0	0	1	0	0	0	0	0	0	11	17	0.00	2.000
Jason Isringhausen, R ERA: 3.11 (9, 1)	1.0	S	5	2	1	1	1	0	0	0	0	0	0	15	20	9.00	2.000

BOTTOM

Oakland Athletics @ Chicago White Sox
Comiskey Park, Chicago, IL
 Sun Aug 19 2001, 2:05 PM EDT
 Att: 25,019 - Cloudy - 70 F

livebaseballscorecards.com

AB	39
R	7
H	13
RBI	7
BB	1
SO	7
LOB	16



Batter	1	2	3	4	5	6	7	8	9	AB R H RBI BB SO LOB	TOP											
Jose Valentin, S (1, 5) OBP: 0.342, SLG: 0.506	1-1 P5		2-3 K			1-0 F7		2-3 K		4 0 0 0 0 2 1	Chicago White Sox @ Kansas City Royals Kauffman Stadium, Kansas City, MO Mon Aug 20 2001, 7:05 PM CDT Att. 13,842 - Sunny - 80 F											
Tony Graffanino, R (1, 4) OBP: 0.372, SLG: 0.405	2-2 G6-4-3 1B		1-0 G6-4-3			4-2 2B BB		4-2 BB		2 1 1 0 2 0 1												
Magglio Ordonez, R (1, 9) Chris Singleton, L (8, 8) OBP: 0.375, SLG: 0.532 OBP: 0.301, SLG: 0.381	1-1 G6-4-3				4-0 14 G6-4-3 BB	3-2 2B		2-3 K		3 0 1 1 1 1 2 0 0 0 0 0 0 0												
14 Paul Konerko, R (1, 3) OBP: 0.340, SLG: 0.513		0-2 G4-3		1-1 G6-4-3		1-0 F8		3-1 G6-3		4 0 0 0 0 0 3												
Jeff Liefer, L (1, 10) OBP: 0.277, SLG: 0.487		0-2 F8		2-3 K		4-2 BB		3-1 2B		3 0 1 0 1 1 0												
Carlos Lee, R (1, 7) OBP: 0.328, SLG: 0.508		4-1 1B BB			1-2 G6-3	2-3 K		2-1 P4		3 0 0 0 1 1 3												
Aaron Rowand, R (1, 8) OBP: 0.396, SLG: 0.481		0-2 1-2 1B			2-0 2B		0-2 G4-3		1-3 K	4 0 2 0 0 1 1												
Mark Johnson, L (1, 2) OBP: 0.344, SLG: 0.324		1-2 F8			2-0 P6		0-0 F7		2-3 K	4 0 0 0 0 1 4												
Royce Clayton, R (1, 6) OBP: 0.284, SLG: 0.353			4-2 G6-4-3 BB		1-0 G3-1		0-1 F8			2 0 0 0 1 0 1												
Inning Stats	R: 0 E: 0 K: 0 S: 7	H: 1 LOB: 0 BB: 0 P: 11	R: 0 E: 0 K: 0 S: 14	H: 1 LOB: 2 BB: 1 P: 19	R: 0 E: 0 K: 1 S: 8	H: 0 LOB: 0 BB: 1 P: 15	R: 0 E: 0 K: 1 S: 5	H: 0 LOB: 0 BB: 1 P: 12	R: 0 E: 0 K: 0 S: 6	H: 1 LOB: 1 BB: 0 P: 12	R: 1 E: 0 K: 1 S: 14	H: 1 LOB: 2 BB: 2 P: 29	R: 0 E: 0 K: 0 S: 7	H: 0 LOB: 0 BB: 0 P: 7	R: 0 E: 0 K: 2 S: 11	H: 0 LOB: 1 BB: 1 P: 22	R: 0 E: 0 K: 2 S: 11	H: 1 LOB: 1 BB: 0 P: 19	1B: 2 2B: 3 3B: 0 HR: 0	SF: 0 SAC: 0 DP: 3 HBP: 0	WP: 0 PB: 0 SB: 0 CS: 0	PA: 35
PITCHER	IP WLS BF H R ER SO BB IBB HBP BLK WP HR S P ERA WHIP																					
Blake Stein, R (1, 1) ERA: 5.0	6.0 W 24 4 1 1 3 5 0 0 0 0 0 0 54 98 1.50 1.500																					
Doug Henry, R (7, 1) ERA: 5.97	1.0 3 0 0 0 0 0 0 0 0 0 0 0 7 7 0.00 0.000																					
Scott Mullen, L (8, 1) ERA:	1.0 4 0 0 0 2 1 0 0 0 0 0 0 11 22 0.00 1.000																					
Cory Bailey, R (9, 1) ERA: 3.47	1.0 4 1 0 0 2 0 0 0 0 0 0 0 11 19 0.00 1.000																					

AB	29
R	1
H	5
RBI	1
BB	6
SO	7
LOB	16



livebaseballscorecards.com

Batter	1	2	3	4	5	6	7	8	9	AB R H RBI BB SO LOB	TOP											
Ray Durham, S (1, 4) OBP: 0.331, SLG: 0.430	0-0 G4-3		0-1 2B		0-2 L6-3		2-2 1B 2B		1-0 G3	5 1 2 1 0 0 1	Chicago White Sox @ Kansas City Royals Kauffman Stadium, Kansas City, MO Tue Aug 21 2001, 7:05 PM CDT Att. 12,391 - Cloudy - 94 F											
Jose Valentin, S (1, 5) OBP: 0.340, SLG: 0.511	1-1 F7		3-2 F8		2-1 HR		3-3 K		2-3 K	5 1 1 1 0 2 2												
Magglio Ordonez, R (1, 9) OBP: 0.375, SLG: 0.530	0-1 G6-3		3-2 F9		2-1 F8		0-0 BB 1B		0-0 1B	5 0 2 1 0 0 1												
Jose Canseco, R (1, 10) OBP: 0.374, SLG: 0.525		0-0 F8		4-1 2B G3 BB		2-0 G1-3		4-1 1-2 BB	2-3 K	3 1 0 0 2 1 1												
Jeff Liefer, L (1, 3) OBP: 0.286, SLG: 0.513		0-1 B1-3 1B		2-2 G3 1-3 2B		1-2 HR		3-2 F9		4 1 3 1 0 0 2												
Carlos Lee, R (1, 7) Aron Rowand, R (8, 7) OBP: 0.327, SLG: 0.506 OBP: 0.396, SLG: 0.481		0-0 B1-3		0-0 G5-3		1-2 1B 1B		1-3 K		4 0 1 0 0 1 3 0 0 0 0 0 0 0												
Chris Singleton, L (1, 8) OBP: 0.304, SLG: 0.392		0-2 G1-3		2-1 G3		0-0 G4-6-3 1B		2-1 HR		4 1 2 2 0 0 2												
Royce Clayton, R (1, 6) OBP: 0.283, SLG: 0.354			1-1 SH1-3 2B 2B		3-3 K		3-2 G4-6-3		0-0 G4-3	4 1 1 0 0 1 3												
Mark Johnson, L (1, 2) OBP: 0.344, SLG: 0.324			0-0 SH1-3		1-1 L6-3 1B		2-3 K		0-3 K	3 0 1 0 0 2 0												
Inning Stats	R: 0 E: 0 K: 0 S: 5	H: 0 LOB: 0 BB: 0 P: 6	R: 0 E: 0 K: 0 S: 7	H: 1 LOB: 1 BB: 0 P: 7	R: 1 E: 0 K: 0 S: 11	H: 2 LOB: 1 BB: 0 P: 18	R: 1 E: 0 K: 1 S: 13	H: 1 LOB: 1 BB: 1 P: 24	R: 1 E: 0 K: 0 S: 9	H: 2 LOB: 0 BB: 0 P: 14		R: 1 E: 0 K: 0 S: 19	H: 3 LOB: 1 BB: 0 P: 26	R: 1 E: 0 K: 2 S: 14	H: 2 LOB: 2 BB: 1 P: 28	R: 1 E: 0 K: 2 S: 9	H: 1 LOB: 0 BB: 0 P: 12	R: 0 E: 0 K: 2 S: 8	H: 1 LOB: 1 BB: 0 P: 13	1B: 6 2B: 5 3B: 0 HR: 3	SF: 0 SAC: 1 DP: 2 HBP: 0	WP: 0 PB: 0 SB: 0 CS: 0
PITCHER	IP WLS BF H R ER SO BB IBB HBP BLK WP HR S P ERA WHIP																					
Paul Byrd, R (1, 1) ERA: 3.7	5.1 L 24 8 4 4 1 1 0 0 0 0 0 2 59 87 6.75 1.688																					
Doug Henry, R (6, 1) ERA: 5.95	1.2 8 3 1 1 2 1 0 0 0 0 0 0 19 36 5.40 2.400																					
51 Kris Wilson, R (8, 1) ERA: 4.44	1.0 4 1 1 1 2 0 0 0 0 0 0 1 9 12 9.00 1.000																					
Jason Grimsley, R (9, 1) ERA: 3.12	1.0 4 1 0 0 2 0 0 0 0 0 0 0 8 13 0.00 1.000																					

livebaseballscorecards.com

AB	37
R	6
H	13
RBI	6
BB	2
SO	7
LOB	15



Batter	1	2	3	4	5	6	7	8	9	AB	R	H	RBI	BB	SO	LOB
Luis Alicea, S OBP: 0.326, SLG: 0.355 (1, 10)	1-1 E6 BB 1B 1B		3-2 F8		3-1 1B 1B			0-2 F7		4	1	1	0	0	0	0
Neifi Perez, S OBP: 0.312, SLG: 0.419 (1, 6)	0-0 1B BB 1-2 G1-2-3 1B		0-0 S 1B		0-2 1-2 1B			0-0 B1-3		4	0	3	0	0	0	0
Carlos Beltrán, S OBP: 0.335, SLG: 0.452 (1, 8)	4-1 G1-2-3 1B 1-2 2-3 BB		1-0 F5		0-1 G4-3			3-2 1B		3	0	1	0	1	0	3
Joe Randa, R OBP: 0.304, SLG: 0.367 (1, 5)	2-2 G1-2-3 1B 1-2 2-3 3-H		2-2 G5-3		1-1 G5-3			2-3 K		4	0	1	1	0	1	2
Raul Ibanez, L OBP: 0.385, SLG: 0.524 (1, 7)	0-2 G1-2-3 1-2 2-3 3-H		3-3 K		0-0 G3			0-1 F8		4	0	0	0	0	1	3
Dave McCarty, R OBP: 0.326, SLG: 0.405 (1, 3)	1-0 P4		0-0 FC4-6 1B		2-3 K			2-3 K		4	0	1	0	0	2	2
Brent Mayne, L OBP: 0.363, SLG: 0.375 (1, 2)		2-2 G4-3		1-2 FC4-6 CS 1B			1-0 G4-6-3 1B		0-0 G6-3	4	0	1	0	0	0	1
Mark Quinn, R OBP: 0.291, SLG: 0.459 (1, 9)		3-3 K		2-2 CS 1-2		2-2 F9		3-2 G4-6-3 1-2f		3	0	0	0	0	1	1
Carlos Febles, R OBP: 0.275, SLG: 0.294 (1, 4)		2-2 G1-3		1-0 F8			2-3 K			3	0	0	0	0	1	0

Inning Stats	R: 1	H: 2	E: 1	K: 0	S: 11	LOB: 2	BB: 1	P: 19	R: 0	H: 0	E: 0	K: 1	S: 10	LOB: 0	BB: 0	P: 17	R: 0	H: 1	E: 0	K: 0	S: 9	LOB: 0	BB: 0	P: 15	R: 0	H: 2	E: 0	K: 1	S: 11	LOB: 2	BB: 0	P: 17	R: 0	H: 0	E: 0	K: 1	S: 6	LOB: 0	BB: 0	P: 9	R: 0	H: 1	E: 0	K: 1	S: 7	LOB: 0	BB: 0	P: 13	R: 0	H: 1	E: 0	K: 1	S: 12	LOB: 1	BB: 0	P: 17	R: 0	H: 0	E: 0	K: 1	S: 9	LOB: 0	BB: 0	P: 11	1B: 8	2B: 0	3B: 0	HR: 0	SF: 0	SAC: 0	DP: 2	HBP: 0	WP: 0	PB: 0	SB: 1	CS: 1	PA: 35
--------------	------	------	------	------	-------	--------	-------	-------	------	------	------	------	-------	--------	-------	-------	------	------	------	------	------	--------	-------	-------	------	------	------	------	-------	--------	-------	-------	------	------	------	------	------	--------	-------	------	------	------	------	------	------	--------	-------	-------	------	------	------	------	-------	--------	-------	-------	------	------	------	------	------	--------	-------	-------	-------	-------	-------	-------	-------	--------	-------	--------	-------	-------	-------	-------	--------

PITCHER	IP	WLS	BF	H	R	ER	SO	BB	IBB	HBP	BLK	WP	HR	S	P	ERA	WHIP
Jon Garland, R ERA: 3.28 (1, 1)	7.0		27	7	1	0	4	1	0	0	0	0	0	63	105	0.00	1.143
Bob Howry, R ERA: 4.65 (8, 1)	1.0		4	1	0	0	1	0	0	0	0	0	0	12	17	0.00	1.000
Keith Foulke, R ERA: 2.56 (9, 1)	1.0		3	0	0	0	1	0	0	0	0	0	0	9	11	0.00	0.000

BOTTOM

Chicago White Sox @ Kansas City Royals
Kauffman Stadium, Kansas City, MO

Tue Aug 21 2001, 7:05 PM CDT
Att: 12,391 - Cloudy - 94 F

livebaseballscorecards.com

AB	33
R	1
H	8
RBI	1
BB	1
SO	6
LOB	12



Batter	1	2	3	4	5	6	7	8	9	AB R H RBI BB SO LOB	TOP	
Ray Durham, S (1, 4) OBP: 0.334, SLG: 0.446	1-1 1B 14 SF9 1B	2-1 F8		1-0 F8		2-1 F7		4-2 BB		4 1 1 0 1 0 1	Chicago White Sox @ Kansas City Royals Kauffman Stadium, Kansas City, MO Thu Aug 23 2001, 7:05 PM CDT Att. 13,541 - Overcast - 81 F	
Jose Valentin, S (1, 6) OBP: 0.342, SLG: 0.528	2-1 F8		3-2 HR	1-0 F9		3-2 HR		1-0 F9		5 2 2 2 0 0 3		
Magglio Ordonez, R (1, 10) OBP: 0.375, SLG: 0.533	2-2 1-3 1B		1-0 G6-3	1-1 P6		1-2 G6-3		1-0 F7		5 0 1 0 0 0 0		
14 Paul Konerko, R (1, 3) OBP: 0.339, SLG: 0.518	0-1 SF9		1-2 E5 1B 1B		0-2 1B	1-1 HR		0-0 F8		4 2 2 2 0 0 0		
Jeff Liefer, L (1, 9) OBP: 0.279, SLG: 0.500	2-2 F9		0-0 F8		1-0 F7	1-3 K		0-1 G3-1		5 0 0 0 0 1 3		
Carlos Lee, R (1, 7) Aaron Rowand, R (9, 7) OBP: 0.328, SLG: 0.506 OBP: 0.406, SLG: 0.500		3-1 G6-3	3-1 1B 1B 1B		2-1 F8	2-2 L8				4 1 1 0 0 0 1 0 0 0 0 0 0 0		
Chris Singleton, L (1, 8) OBP: 0.310, SLG: 0.404		3-2 1B 3B	3-2 1B 1-3 2-H 1B		3-1 F9		0-1 1B 1B			4 1 3 1 0 0 1		
Tony Graffanino, R (1, 5) OBP: 0.383, SLG: 0.417		1-1 G4-3 1B	1-1 1-3 3-H 1B		2-1 F9		2-1 SAFE SH1-3 1-2 1B			4 0 3 2 0 0 0		
Mark Johnson, L (1, 2) OBP: 0.336, SLG: 0.315		2-0 G4-3 1-2	2-3 K		0-0 B1-3		0-0 SH1-3 1-2			3 0 0 0 0 1 3		
Inning Stats	R: 1 H: 2 E: 0 LOB: 1 K: 0 BB: 0 S: 13 P: 20	R: 1 H: 2 E: 0 LOB: 1 K: 0 BB: 0 S: 10 P: 21	R: 3 H: 4 E: 1 LOB: 2 K: 1 BB: 0 S: 18 P: 32	R: 0 H: 0 E: 0 LOB: 0 K: 0 BB: 0 S: 4 P: 7	R: 0 H: 1 E: 0 LOB: 1 K: 0 BB: 0 S: 8 P: 14	R: 0 H: 0 E: 0 LOB: 0 K: 0 BB: 0 S: 5 P: 9	R: 2 H: 2 E: 0 LOB: 0 K: 1 BB: 0 S: 18 P: 26	R: 0 H: 2 E: 0 LOB: 2 K: 0 BB: 1 S: 9 P: 16	R: 0 H: 0 E: 0 LOB: 0 K: 0 BB: 0 S: 4 P: 5	1B: 9 SF: 1 2B: 0 SAC: 1 3B: 1 DP: 0 HR: 3 HBP: 0		WP: 0 PA: 41 PB: 0 SB: 0 CS: 0
PITCHER	IP WLS BF H R ER SO BB IBB HBP BLK WP HR S P ERA WHIP											
Jeff Suppan, R (1, 1) ERA: 4.68	6.1 L 31 11 7 5 1 0 0 0 0 0 0 3 66 116 7.11 1.737											
Jeff Austin, R (7, 1) ERA: 4.4	1.2 7 2 0 0 1 1 0 0 0 0 0 0 19 29 0.00 1.800											
Roberto Hernandez, R (9, 1) ERA: 3.96	1.0 3 0 0 0 0 0 0 0 0 0 0 0 4 5 0.00 0.000											

livebaseballscorecards.com

AB	38
R	7
H	13
RBI	7
BB	1
SO	2
LOB	12



Batter	1	2	3	4	5	6	7	8	9	AB	R	H	RBI	BB	SO	LOB
Carlos Febles, R OBP: 0.282, SLG: 0.302 (1, 4)	G4-1		K	G3-6-3 BB		F9		1B		4	0	1	0	1	1	2
Neifi Perez, S OBP: 0.313, SLG: 0.419 (1, 6)	K		G4-3	G3-6-3 1-2f		SF8		K		4	0	0	1	0	2	4
Carlos Beltrán, S OBP: 0.343, SLG: 0.466 (1, 8)	BB		BB	2B 1B		F8		G3-1		4	1	2	0	1	0	1
Joe Randa, R OBP: 0.301, SLG: 0.364 (1, 5)	L6		E 2B	FC3-6 HR		G4-3		F9		5	2	1	1	0	0	2
Raul Ibanez, L OBP: 0.382, SLG: 0.515 (1, 10)		K	E7	F7		F9		F9		4	0	0	0	1	1	1
Donnie Sadler, R OBP: 0.258, SLG: 0.233 (9, PR)			2-H					BB		0	0	0	0	0	0	0
Mark Quinn, R OBP: 0.294, SLG: 0.475 (1, 9)	F9		K	HR		HR		F7		5	2	2	3	0	1	2
Dee Brown, L OBP: 0.313, SLG: 0.382 (1, 7)		WP 1B		G3		F7		K		4	0	1	0	0	1	0
Dave McCarty, R OBP: 0.335, SLG: 0.406 (1, 3)		BB		1B 1B		F9 1B SF8 BB		G5-3		2	1	1	0	2	0	0
Gregg Zaun, S OBP: 0.319, SLG: 0.444 (1, 2)		F8		BB 1B		E S 1B		G3		4	0	2	0	0	0	2

Inning Stats	R: 0	H: 0	E: 0	K: 1	S: 11	H: 0	LOB: 1	BB: 1	P: 18	R: 0	H: 1	E: 0	K: 1	S: 15	H: 2	LOB: 2	BB: 1	P: 29	R: 2	H: 2	E: 1	K: 2	S: 15	H: 2	LOB: 1	BB: 0	P: 23	R: 0	H: 2	E: 0	K: 0	S: 11	H: 2	LOB: 2	BB: 1	P: 20	R: 2	H: 2	E: 0	K: 0	S: 8	H: 1	LOB: 1	BB: 1	P: 26	R: 1	H: 1	E: 0	K: 1	S: 13	H: 1	LOB: 0	BB: 0	P: 14	R: 0	H: 1	E: 0	K: 1	S: 8	H: 1	LOB: 1	BB: 0	P: 13	R: 0	H: 0	E: 0	K: 0	S: 9	H: 0	LOB: 1	BB: 1	P: 15	1B: 7	SF: 1	2B: 1	SAC: 0	3B: 0	DP: 1	HR: 2	HBP: 0	WP: 1	PA: 42
--------------	------	------	------	------	-------	------	--------	-------	-------	------	------	------	------	-------	------	--------	-------	-------	------	------	------	------	-------	------	--------	-------	-------	------	------	------	------	-------	------	--------	-------	-------	------	------	------	------	------	------	--------	-------	-------	------	------	------	------	-------	------	--------	-------	-------	------	------	------	------	------	------	--------	-------	-------	------	------	------	------	------	------	--------	-------	-------	-------	-------	-------	--------	-------	-------	-------	--------	-------	--------

PITCHER	IP	WLS	BF	H	R	ER	SO	BB	IBB	HBP	BLK	WP	HR	S	P	ERA	WHIP
Gary Glover, R ERA: 4.43 (1, 1)	5.0		25	7	4	3	4	3	0	0	0	1	1	60	102	5.40	2.000
Rocky Biddle, R ERA: 5.35 (6, 1)	2.0	W	9	2	2	2	1	1	0	0	0	0	1	21	40	9.00	1.500
Bob Howry, R ERA: 4.6 (8, 1)	1.0	H	4	1	0	0	1	0	0	0	0	0	0	8	13	0.00	1.000
Keith Foulke, R ERA: 2.48 (9, 1)	1.0	S	4	0	0	0	0	1	0	0	0	0	0	9	15	0.00	1.000

BOTTOM

Chicago White Sox @ Kansas City Royals
Kauffman Stadium, Kansas City, MO

Thu Aug 23 2001, 7:05 PM CDT
Att: 13,541 - Overcast - 81 F

livebaseballscorecards.com

AB	36
R	6
H	10
RBI	5
BB	5
SO	6
LOB	14



Batter	1	2	3	4	5	6	7	8	9	AB	R	H	RBI	BB	SO	LOB
Brent Abernathy, R (1, 4) OBP: 0.358, SLG: 0.435	1-3 K		1-1 G4-3 1B 2B		1-2 F8		2-1 L5			4	1	1	0	0	1	0
Ben Grieve, L (1, 7) OBP: 0.364, SLG: 0.369	1-3 K		2-1 G4-3		3-1 G3		1-0 2B			4	0	1	0	0	1	1
Greg Vaughn, R (1, 10) OBP: 0.325, SLG: 0.437	0-0 G1-3		1-0 G4-3 1B			2-2 F7	1-1 F7			4	0	1	1	0	0	1
Toby Hall, R (1, 2) OBP: 0.360, SLG: 0.451		3-2 18 SH1-3 1B 1B	0-1 G4-3			2-0 G1-3		0-0 CS 1B		4	1	2	0	0	0	1
Randy Winn, S (1, 9) OBP: 0.358, SLG: 0.438		0-0 18 SH1-3 1B 1B	3-2 G1-3			2-0 18 S 1B		0-1 G6-3		4	1	2	0	0	0	2
18 Jared Sandberg, R (1, 5) OBP: 0.345, SLG: 0.380		0-0 SH1-3		3-2 F7		4-1 BB		2-0 F8		2	0	0	0	1	0	0
Steve Cox, L (1, 3) OBP: 0.297, SLG: 0.396		2-2 2-H 3-H 1B		1-3 K		1-2 G4-3		0-0 F6		4	0	1	2	0	1	2
Chris Gomez, R (1, 6) OBP: 0.282, SLG: 0.363		1-0 P4		2-1 F8			0-0 F8		2-0 G6-3	4	0	0	0	0	0	1
Damian Rolls, R (1, 8) OBP: 0.305, SLG: 0.352 Jason Tyner, L (9, PH) OBP: 0.317, SLG: 0.331		0-0 G6-3			2-0 F3		1-0 HR		0-1 G1-3	3	1	1	1	0	0	1
										1	0	0	0	0	0	0

Inning Stats	R: 0	H: 0	E: 0	K: 2	S: 9	R: 2	H: 3	E: 0	K: 0	S: 10	R: 1	H: 2	E: 0	K: 0	S: 12	R: 0	H: 0	E: 0	K: 1	S: 10	R: 0	H: 0	E: 0	K: 0	S: 8	R: 0	H: 1	E: 0	K: 0	S: 12	R: 1	H: 2	E: 0	K: 0	S: 7	R: 0	H: 1	E: 0	K: 0	S: 4	R: 0	H: 0	E: 0	K: 0	S: 4	R: 0	H: 0	E: 0	K: 0	S: 4	1B: 6	2B: 2	3B: 0	HR: 1	SF: 0	SAC: 1	DP: 0	HBP: 0	WP: 0	PB: 0	SB: 1	CS: 1	PA: 36
--------------	------	------	------	------	------	------	------	------	------	-------	------	------	------	------	-------	------	------	------	------	-------	------	------	------	------	------	------	------	------	------	-------	------	------	------	------	------	------	------	------	------	------	------	------	------	------	------	------	------	------	------	------	-------	-------	-------	-------	-------	--------	-------	--------	-------	-------	-------	-------	--------


PITCHER	IP	WLS	BF	H	R	ER	SO	BB	IBB	HBP	BLK	WP	HR	S	P	ERA	WHIP
56 Mark Buehrle, L (1, 1) ERA: 3.06	6.2	W	29	8	4	4	3	1	0	0	0	0	1	66	108	5.40	1.350
Kip Wells, R (7, 1) ERA: 4.21	1.1	H	4	1	0	0	0	0	0	0	0	0	0	6	9	0.00	0.750
Keith Foulke, R (9, 1) ERA: 2.44	1.0	S	3	0	0	0	0	0	0	0	0	0	0	4	6	0.00	0.000

BOTTOM

Chicago White Sox @ Tampa Bay Devil Rays
Tropicana Field, St. Petersburg, FL

Fri Aug 24 2001, 7:15 PM EDT
Att. 10,650 - Dome - 72 F

AB	34
R	4
H	9
RBI	4
BB	1
SO	3
LOB	9



PITCHER	IP	WLS	BF	H	R	ER	SO	BB	IBB	HBP	BLK	WP	HR	S	P	ERA	WHIP
---------	----	-----	----	---	---	----	----	----	-----	-----	-----	----	----	---	---	-----	------

Batter	1	2	3	4	5	6	7	8	9	AB	R	H	RBI	BB	SO	LOB	TOP
Ray Durham, S (1, 4) OBP: 0.330, SLG: 0.439	1-0 F8	1-2 F7		2-2 F9			2-2 F7	1-3 K		5	0	0	0	0	1	2	
Carlos Lee, R (1, 7) OBP: 0.324, SLG: 0.497	4-1 14 BB 1B BB		2-0 F8		3-1 F9		0-2 L8		0-3 K	4	1	0	0	1	1	0	
Magglio Ordonez, R (1, 9) OBP: 0.375, SLG: 0.528	2-1 BB 14 BB 1B		1-1 F9		1-3 K		0-0 14 BB 1B		3-3 K	5	1	2	0	0	2	0	
14 Paul Konerko, R (1, 3) OBP: 0.349, SLG: 0.535	4-0 FC5 BB 1B		4-0 BB		0-1 1B 2B		4-1 BB 1B BB		1-2 2B	2	2	2	0	3	0	0	
Jose Canseco, R (1, 10) OBP: 0.390, SLG: 0.527	4-2 FC5 BB		1-2 L9		1-1 1B		1-2 BB 1B		1-2 G5-3	4	0	2	3	1	0	2	
Herbert Perry, R (1, 5) OBP: 0.335, SLG: 0.422	1-3 K			4-2 2B BB		1-3 K	4-2 BB 1B BB			2	0	0	0	1	2	4	
Jeff Liefer, L (7, PH) OBP: 0.279, SLG: 0.493										0	0	0	0	0	0	0	
Tony Graffanino, R (7, PH) OBP: 0.388, SLG: 0.417										0	0	0	0	1	0	0	
Aaron Rowand, R (1, 8) OBP: 0.400, SLG: 0.489	0-1 FC5			1-3 K			2-1 F8		0-0 1B	4	0	1	1	0	1	4	
Royce Clayton, R (1, 6) OBP: 0.285, SLG: 0.357		0-1 G5-3		1-0 2B			3-2 G4-6-3 1B		1-3 K	4	0	2	0	0	1	0	
Josh Paul, R (1, 2) OBP: 0.252, SLG: 0.260				1-3 K			0-0 G4-6-3			3	0	0	0	0	2	3	
Jose Valentin, S (8, PH) OBP: 0.340, SLG: 0.523		2-3 K							0-1 F9	1	0	0	0	0	0	0	
Mark Johnson, L (8, 2) OBP: 0.336, SLG: 0.310										0	0	0	0	0	0	0	
Inning Stats	R: 1 H: 1 E: 0 LOB: 3 K: 1 BB: 3 S: 12 P: 28	R: 0 H: 0 E: 0 LOB: 0 K: 1 BB: 0 S: 8 P: 11	R: 0 H: 0 E: 0 LOB: 1 K: 0 BB: 1 S: 6 P: 14	R: 0 H: 1 E: 0 LOB: 2 K: 2 BB: 1 S: 13 P: 22	R: 1 H: 2 E: 0 LOB: 1 K: 2 BB: 0 S: 12 P: 18	R: 0 H: 1 E: 0 LOB: 0 K: 0 BB: 0 S: 7 P: 12	R: 2 H: 3 E: 0 LOB: 2 K: 0 BB: 2 S: 16 P: 27	R: 0 H: 0 E: 0 LOB: 0 K: 2 BB: 0 S: 10 P: 12	R: 0 H: 1 E: 0 LOB: 1 K: 2 BB: 0 S: 13 P: 18	1B: 6 SF: 0 2B: 3 SAC: 0 3B: 0 DP: 1 HR: 0 HBP: 0	WP: 0 PA: 41 PB: 0 SB: 0 CS: 0						
PITCHER	IP WLS BF H R ER SO BB IBB HBP BLK WP HR S P ERA WHIP																
Joe Kennedy, L (1, 1) ERA: 4.78	6.0 W 27 5 2 2 6 5 0 0 0 0 0 58 105 3.00 1.667																
Jesus Colome, R (7, 1) ERA: 3.76	0.2 H 5 2 2 2 0 1 0 0 0 0 0 0 11 18 27.00 4.500																
Doug Creek, L (7, 1) ERA: 3.98	0.1 H 2 1 0 0 0 1 0 0 0 0 0 0 5 9 0.00 6.000																
Victor Zambrano, R (8, 1) ERA: 3.86	1.0 H 3 0 0 0 2 0 0 0 0 0 0 0 10 12 0.00 0.000																
Esteban Yan, R (9, 1) ERA: 4.62	1.0 4 1 0 0 2 0 0 0 0 0 0 0 13 18 0.00 1.000																

Chicago White Sox @ Tampa Bay Devil Rays
Tropicana Field, St. Petersburg, FL

Sat Aug 25 2001, 4:15 PM EDT
Att: 26,597 - Dome - 72 F

AB	34
R	4
H	9
RBI	4
BB	7
SO	10
LOB	15



Batter	1	2	3	4	5	6	7	8	9
Jason Tyner, L (1, 7) OBP: 0.322, SLG: 0.343	1-2 S 2B 1B	2-2 L4			0-0 FC1-5 2B 1B	2-3 K		3-2 1-H SF9 3B	
Brent Abernathy, R (1, 4) OBP: 0.354, SLG: 0.428	4-2 2B 1-2 BB BB	2-1 P5			0-0 FC1-5 2B 1-2 2-3f G6-3	0-0 L4		0-0 SF9	
Greg Vaughn, R (1, 10) OBP: 0.330, SLG: 0.444	3-1 BB 1-3 2-H 2B		0-1 F2		2-0 G6-3 1-3 2-H 1B 2B		4-2 WP G4-3 SF7 BB	2-2 2B 1B	
Ben Griev, L (1, 9) OBP: 0.364, SLG: 0.370	4-0 BB BB		2-3 K		2-1 G6-3		3-1 G4-3	1-0 2B	
Randy Winn, S (1, 8) OBP: 0.361, SLG: 0.439	0-3 K		4-2 PO BB		1-1 1B 3-H 1B		3-2 SF7	4-0 BB	
Steve Cox, L (1, 3) OBP: 0.303, SLG: 0.398	4-1 1-2 2-3 3-H BB		1 SAFE 0-0 PO	2-1 P5	2-1 18 S 1B		3-1 1B	0-1 F7	
18 Jared Sandberg, R (1, 5) OBP: 0.322, SLG: 0.352	3-3 K			0-2 G6-3	1-3 K		0-1 G3		
Chris Gomez, R (1, 6) OBP: 0.286, SLG: 0.366	0-0 G4-3			1-3 K		1-2 SH1-4 1B		3-2 3B 1B	
John Flaherty, R (1, 2) OBP: 0.260, SLG: 0.339		1-1 F8			2-2 FC1-5 1B 1B	1-1 SH1-4		0-0 F8	

Inning Stats	R: 2	H: 2	E: 0	K: 2	S: 19	L: 3	BB: 3	P: 38	R: 0	H: 0	E: 0	K: 0	S: 7	R: 0	H: 0	E: 0	K: 1	S: 8	R: 0	H: 0	E: 0	K: 1	S: 8	R: 3	H: 5	E: 0	K: 1	S: 15	R: 0	H: 1	E: 0	K: 1	S: 11	R: 1	H: 1	E: 0	K: 0	S: 11	R: 2	H: 4	E: 0	K: 0	S: 15	1B: 9	2B: 3	3B: 1	SF: 2	SAC: 1	DP: 0	HBP: 0	WP: 1	PA: 43
--------------	------	------	------	------	-------	------	-------	-------	------	------	------	------	------	------	------	------	------	------	------	------	------	------	------	------	------	------	------	-------	------	------	------	------	-------	------	------	------	------	-------	------	------	------	------	-------	-------	-------	-------	-------	--------	-------	--------	-------	--------

PITCHER	IP	WLS	BF	H	R	ER	SO	BB	IBB	HBP	BLK	WP	HR	S	P	ERA	WHIP
Dan Wright, R (1, 1) ERA: 5.94	4.2	L	24	7	5	5	4	4	0	0	0	0	0	54	96	9.64	2.357
Sean Lowe, R (5, 1) ERA: 3.99	3.0		15	5	3	3	2	1	0	0	0	1	0	37	63	9.00	2.000
Bill Pulsipher, L (8, 1) ERA: 5.24	0.1		3	1	0	0	0	1	0	0	0	0	0	3	8	0.00	6.000


BOTTOM

Chicago White Sox @ Tampa Bay Devil Rays
Tropicana Field, St. Petersburg, FL

Sat Aug 25 2001, 4:15 PM EDT
Att: 26,597 - Dome - 72 F

livebaseballscorecards.com

AB	33
R	8
H	13
RBI	8
BB	6
SO	6
LOB	22



Batter	1	2	3	4	5	6	7	8	9	AB R H RBI BB SO LOB	TOP																										
Ray Durham, S (1, 4) OBP: 0.330, SLG: 0.438	3-2 F7		2-2 1B		0-0 F9		2-3 K			4 0 1 0 0 1 0																											
Jose Valentin, S (1, 5) OBP: 0.337, SLG: 0.517	2-3 K		1-3 K		2-0 G5-3		2-3 K			4 0 0 0 0 3 2																											
Magglio Ordonez, R (1, 9) OBP: 0.375, SLG: 0.534	1-0 HR		0-2 14 G6-4-3 1B		0-0 F7			3-2 G6-3		4 1 2 2 0 0 0																											
14 Paul Konerko, R (1, 3) OBP: 0.346, SLG: 0.531	0-1 G6-3		1-0 G6-4-3			3-1 F8		0-1 L5		4 0 0 0 0 0 2																											
Jose Canseco, R (1, 10) OBP: 0.387, SLG: 0.538		1-0 G5-3		3-2 F8		2-1 HR		0-1 F9		4 1 1 1 0 0 0																											
Carlos Lee, R (1, 7) OBP: 0.328, SLG: 0.497		4-0 F9 BLK BB		3-2 BB 1B		2-1 G5-3		4-2 G4-3 SH1-3 BB		2 0 1 0 2 0 0 0 0 0 0 0 0 0																											
Aaron Rowand, R (9, 7) OBP: 0.400, SLG: 0.489																																					
Chris Singleton, L (1, 8) OBP: 0.312, SLG: 0.403		2-2 F9		1-1 BB 1B		2-0 HBP		0-1 SH1-3		2 0 1 0 0 0 1																											
Royce Clayton, R (1, 6) OBP: 0.285, SLG: 0.353		2-2 G5-3		4-2 G4-6-3 BB		0-1 F9		0-0 G4-3		3 0 0 0 1 0 3																											
Mark Johnson, L (1, 2) OBP: 0.333, SLG: 0.316			2-1 1B 2B		1-0 G4-6-3		2-2 F5		2-3 K	4 1 1 0 0 1 4																											
Inning Stats	R: 1 E: 0 K: 1 S: 10	H: 1 LOB: 0 BB: 0 P: 16	R: 0 E: 0 K: 0 S: 13	H: 0 LOB: 1 BB: 1 P: 22	R: 1 E: 0 K: 1 S: 14	H: 3 LOB: 1 BB: 0 P: 20	R: 0 E: 0 K: 0 S: 12	H: 2 LOB: 2 BB: 1 P: 24	R: 0 E: 0 K: 0 S: 3	H: 0 LOB: 0 BB: 0 P: 5	R: 1 E: 0 K: 0 S: 8	H: 1 LOB: 1 BB: 0 P: 17	R: 0 E: 0 K: 2 S: 10	H: 0 LOB: 0 BB: 0 P: 16	R: 0 E: 0 K: 0 S: 8	H: 0 LOB: 0 BB: 0 P: 11	R: 0 E: 0 K: 1 S: 10	H: 0 LOB: 1 BB: 1 P: 16	1B: 4 2B: 1 3B: 0 HR: 2	SF: 0 SAC: 1 DP: 2 HBP: 1	WP: 0 PB: 0 SB: 0 CS: 0	PA: 36															
PITCHER	IP WLS BF H R ER SO BB IBB HBP BLK WP HR S P ERA WHIP																																				
Bryan Rekar, R (1, 1) ERA: 5.68	4.0		18	6	2	2	2	2	2	0	0	0	1	49	82	4.50	2.000																				
Bobby Seay, L (5, 1) ERA: 2.84	3.0	L	11	1	1	1	2	0	0	1	0	0	1	21	38	3.00	0.333																				
Jesus Colome, R (8, 1) ERA: 3.62	1.0		3	0	0	0	0	0	0	0	0	0	0	8	11	0.00	0.000																				
Victor Zambrano, R (9, 1) ERA: 3.74	1.0		4	0	0	0	1	1	0	0	0	0	0	10	16	0.00	1.000																				

Chicago White Sox @ Tampa Bay Devil Rays
Tropicana Field, St. Petersburg, FL
Sun Aug 26 2001, 1:15 PM EDT
Att. 19,182 - Dome - 72 F

AB	31
R	3
H	7
RBI	3
BB	3
SO	5
LOB	12



Batter	1	2	3	4	5	6	7	8	9	AB R H RBI BB SO LOB
Jason Tyner, L (1, 7) OBP: 0.320, SLG: 0.340	0-0 B1-3	1-1 FC6-4		1-2 G1			0-1 1B		0-3 K	5 0 1 0 0 1 4
Brent Abernathy, R (1, 4) OBP: 0.351, SLG: 0.422	1-3 K		0-0 F8		2-1 G6-4-3 1B		0-0 F7		2-2 P4	5 0 1 0 0 1 1
Steve Cox, L (1, 3) OBP: 0.298, SLG: 0.391	1-0 F8		0-1 G3-1		1-0 G6-4-3 1-2f		1-3 K			4 0 0 0 0 1 2
Greg Vaughn, R (1, 10) OBP: 0.331, SLG: 0.443		4-2 1B BB HBP BB	4-0 S BB		1-1 F8		0-0 F9			2 1 0 0 2 0 1
Ben Grieve, L (1, 9) OBP: 0.365, SLG: 0.369		4-1 HBP 1B 1-2 BB	3-2 G5-3			2-2 G4-3		4-0 SH3-4 BB		2 0 0 0 2 0 1
Russ Johnson, R (1, 5) OBP: 0.387, SLG: 0.434		0-2 HBP 1-2 2-3 1B		2-2 2B 1B		2-2 2B		0-0 SH3-4 1-2		3 1 3 0 0 0 0
John Flaherty, R (1, 2) OBP: 0.264, SLG: 0.343		2-3 K		1-1 1-H 2B		4-1 BB		2-3 K		3 0 1 1 1 2 4
Felix Martinez, S (1, 6) OBP: 0.287, SLG: 0.301		1-2 FC6-4 HBP		0-0 F2		0-0 F9		0-0 F8		2 0 0 1 0 0 3
Toby Hall, R (8, PH) OBP: 0.355, SLG: 0.444		1-2 2-3 3-H HBP								1 0 0 0 0 0 1
Chris Gomez, R (9, 6) OBP: 0.286, SLG: 0.366		2-3 K		0-1 F8		0-1 G1-3			0-3 K	0 0 0 0 0 0 0
Damian Rolls, R (1, 8) OBP: 0.301, SLG: 0.347		2-3 K								3 0 0 0 0 1 6
Randy Winn, S (9, PH) OBP: 0.360, SLG: 0.438										1 0 0 0 0 1 0

Inning Stats	R: 0	H: 0	E: 0	K: 1	S: 5	H: 0	LOB: 0	BB: 0	P: 7	R: 1	H: 1	E: 0	K: 2	S: 17	H: 0	LOB: 3	BB: 2	P: 31	R: 0	H: 0	E: 0	K: 0	S: 6	R: 1	H: 2	E: 0	K: 0	S: 11	H: 1	LOB: 1	BB: 1	P: 15	R: 0	H: 1	E: 0	K: 0	S: 5	H: 1	LOB: 2	BB: 1	P: 18	R: 0	H: 1	E: 0	K: 1	S: 7	H: 0	LOB: 1	BB: 0	P: 8	R: 0	H: 0	E: 0	K: 1	S: 5	H: 0	LOB: 0	BB: 0	P: 12	R: 0	H: 0	E: 0	K: 2	S: 10	H: 0	LOB: 0	BB: 0	P: 12	1B: 4	SF: 0	2B: 2	SAC: 1	3B: 0	DP: 1	HR: 0	HBP: 1	WP: 0	PA: 38
--------------	------	------	------	------	------	------	--------	-------	------	------	------	------	------	-------	------	--------	-------	-------	------	------	------	------	------	------	------	------	------	-------	------	--------	-------	-------	------	------	------	------	------	------	--------	-------	-------	------	------	------	------	------	------	--------	-------	------	------	------	------	------	------	------	--------	-------	-------	------	------	------	------	-------	------	--------	-------	-------	-------	-------	-------	--------	-------	-------	-------	--------	-------	--------


PITCHER	IP	WLS	BF	H	R	ER	SO	BB	IBB	HBP	BLK	WP	HR	S	P	ERA	WHIP
Jon Garland, R (1, 1) ERA: 3.25	6.1	W	29	6	2	2	3	4	0	1	0	0	0	57	96	2.84	1.579
Alan Embree, L (7, 1) ERA: 9.08	0.1	H	1	0	0	0	1	0	0	0	0	0	0	3	4	0.00	0.000
Kip Wells, R (7, 1) ERA: 4.15	1.1	H	5	0	0	0	1	1	0	0	0	0	0	6	12	0.00	0.750
Keith Foulke, R (9, 1) ERA: 2.41	1.0	S	3	0	0	0	2	0	0	0	0	0	0	10	12	0.00	0.000

BOTTOM

Chicago White Sox @ Tampa Bay Devil Rays
Tropicana Field, St. Petersburg, FL

Sun Aug 26 2001, 1:15 PM EDT
Att: 19,182 - Dome - 72 F

AB	31
R	2
H	6
RBI	2
BB	5
SO	7
LOB	23



PITCHER	IP	WLS	BF	H	R	ER	SO	BB	IBB	HBP	BLK	WP	HR	S	P	ERA	WHIP
Jon Garland, R (1, 1) ERA: 3.25	6.1	W	29	6	2	2	3	4	0	1	0	0	0	57	96	2.84	1.579
Alan Embree, L (7, 1) ERA: 9.08	0.1	H	1	0	0	0	1	0	0	0	0	0	0	3	4	0.00	0.000
Kip Wells, R (7, 1) ERA: 4.15	1.1	H	5	0	0	0	1	1	0	0	0	0	0	6	12	0.00	0.750
Keith Foulke, R (9, 1) ERA: 2.41	1.0	S	3	0	0	0	2	0	0	0	0	0	0	10	12	0.00	0.000

Batter	1	2	3	4	5	6	7	8	9	AB	R	H	RBI	BB	SO	LOB	TOP								
Ray Durham, S (1, 4) OBP: 0.332, SLG: 0.444	F5		FC4-6 1B	P6		3B		CS 1B		5	0	3	0	0	0	1									
Jose Valentin, S (1, 5) OBP: 0.335, SLG: 0.521	K		FC4-6 14 1B		F5	K		HR		5	1	1	2	0	2	3									
Magglio Ordonez, R (1, 9) OBP: 0.376, SLG: 0.532	F8		F5		F5		G4-6-3 1B	1B		4	1	1	0	1	0	2									
14 Paul Konerko, R (1, 3) OBP: 0.351, SLG: 0.534		1B BB SF8 1B	1B		1B		G4-6-3 1B	F8		5	1	4	1	0	0	1									
Jeff Liefer, L (1, 7) Aaron Rowand, R (8, 7) OBP: 0.283, SLG: 0.490 OBP: 0.406, SLG: 0.495		1B BB	F8		F8		G4-6-3 1B		S 1B	3	0	1	0	1	0	3									
Carlos Lee, R (1, 10) OBP: 0.329, SLG: 0.496		G4-6-3 1B		K		HR 1B		G4-6-3	K	5	1	2	0	0	2	3									
Chris Singleton, L (1, 8) OBP: 0.314, SLG: 0.420		SF8		3B 3B		HR		P6	K	4	2	2	3	0	1	2									
Royce Clayton, R (1, 6) OBP: 0.286, SLG: 0.360		G4-6-3		3B				G5-3	1B SH5-3 HR 1B	5	1	2	1	0	0	3									
Mark Johnson, L (1, 2) OBP: 0.333, SLG: 0.317			FC4-6 14 1B	P3		K		SH5-3		3	1	1	0	0	1	1									
Inning Stats	R: 0 E: 0 K: 1 S: 11	H: 0 LOB: 0 BB: 0 P: 16	R: 1 E: 0 K: 0 S: 10	H: 2 LOB: 1 BB: 1 P: 22	R: 1 E: 0 K: 0 S: 11	H: 3 LOB: 2 BB: 0 P: 19	R: 1 E: 0 K: 1 S: 15	H: 2 LOB: 1 BB: 0 P: 24	R: 0 E: 0 K: 0 S: 10	H: 1 LOB: 1 BB: 0 P: 12	R: 2 E: 0 K: 2 S: 13	H: 3 LOB: 1 BB: 0 P: 17	R: 1 E: 0 K: 0 S: 8	H: 2 LOB: 1 BB: 1 P: 14	R: 2 E: 0 K: 0 S: 13	H: 4 LOB: 1 BB: 0 P: 21	R: 0 E: 0 K: 2 S: 12	H: 1 LOB: 1 BB: 0 P: 15	1B: 13 2B: 0 3B: 3 HR: 2	SF: 1 SAC: 1 DP: 2 HBP: 0	WP: 0 PB: 0 SB: 1 CS: 1	PA: 44			
PITCHER	IP	WLS	BF	H	R	ER	SO	BB	IBB	HBP	BLK	WP	HR	S	P	ERA	WHIP								
Jose Lima, R (1, 1) ERA: 5.8	5.1		26	10	5	5	2	1	0	0	0	0	1	61	98	8.44	2.062								
Matt Perisho, L (6, 1) ERA: 6.09	0.2	H	3	1	0	0	2	0	0	0	0	0	0	9	12	0.00	1.500								
Luis Pineda, R (7, 1) ERA: 3.86	0.0		3	2	1	1	0	1	0	0	0	0	0	5	11	∞	∞								
Danny Patterson, R (7, 1) ERA: 3.09	2.0	L	8	4	2	2	0	0	0	0	0	0	1	16	24	9.00	2.000								
Matt Anderson, R (9, 1) ERA: 4.98	1.0		4	1	0	0	2	0	0	0	0	0	0	12	15	0.00	1.000								

Chicago White Sox @ Detroit Tigers
Comerica Park, Detroit, MI
Tue Aug 28 2001, 7:05 PM EDT
Att. 19,129 - Cloudy - 78 F

livebaseballscorecards.com

AB 40
R 8
H 18
RBI 7
BB 2
SO 6
LOB 19



BOTTOM

Chicago White Sox @ Detroit Tigers
Comerica Park, Detroit, MI
Tue Aug 28 2001, 7:05 PM EDT
Att. 19,129 - Cloudy - 78 F

livebaseballscorecards.com

AB 36
R 6
H 10
RBI 3
BB 1
SO 4
LOB 9



WP: 0 PA: 38
PB: 0
SB: 1
CS: 0

AB R H RBI BB SO LOB

4	1	2	0	0	0	0
5	0	0	0	0	1	2
4	0	1	0	0	0	2
3	0	1	0	1	1	1
4	1	1	0	0	0	3
4	1	2	0	0	0	0
4	1	1	2	0	0	1
4	1	1	1	0	1	0
3	1	1	0	0	0	0
1	0	0	0	0	1	0

Batter	1	2	3	4	5	6	7	8	9
Roger Cedeno, S OBP: 0.348, SLG: 0.400 (1, 8)	2-2 S E 1B	0-0 SH5-3		3-2 G4-3 2B		1-2 G4-3			1-2 P5
Damion Easley, R OBP: 0.326, SLG: 0.397 (1, 4)	2-2 F8 1-2	3-2 E6 BB 2-H 3-H		1-2 G4-3 2-3			3-3 K		2-2 L6
Bobby Higginson, L OBP: 0.380, SLG: 0.460 (1, 7)	0-0 E4 G4-6-3 1B 2-H	0-0 P6		2-2 G6-3			1-1 G3-1		
Tony Clark, S OBP: 0.384, SLG: 0.485 (1, 10)	0-1 G4-6-3 1-2	4-2 BB			1-3 K		3-2 1B		
Robert Fick, L OBP: 0.341, SLG: 0.499 (1, 2)		1-0 F8 2B			1-1 G4-3		0-0 F9		
Randall Simon, L OBP: 0.372, SLG: 0.449 (1, 3)		0-1 3B 1B 2-3	1-0 F7		0-2 1B			2-2 G2-3	
Shane Halter, R OBP: 0.325, SLG: 0.446 (1, 5)		3-2 1B 3B 1-H 3-H	1-1 G1-3		0-0 B1			0-1 L9	
Deivi Cruz, R OBP: 0.283, SLG: 0.366 (1, 6)		2-1 SH5-3 1B 1B 3-H	0-0 G6-3			1-3 K		0-1 F9	
Juan Encarnacion, R OBP: 0.294, SLG: 0.410 Jose Macias, S OBP: 0.311, SLG: 0.413 (9, PH)		1-2 SH5-3 1B 1B		0-2 G6-3		0-1 G5-3		2-3 K	

Inning Stats	R: 1	H: 2	E: 1	K: 0	S: 10	H: 2	LOB: 0	BB: 0	P: 14	R: 5	H: 5	E: 1	K: 0	S: 26	H: 5	LOB: 2	BB: 1	P: 42	R: 0	H: 0	E: 0	K: 0	S: 4	R: 0	H: 1	E: 0	K: 1	S: 9	R: 0	H: 0	E: 0	K: 1	S: 8	R: 0	H: 1	E: 0	K: 1	S: 9	R: 0	H: 0	E: 0	K: 0	S: 7	R: 0	H: 0	E: 0	K: 1	S: 11	1B: 7	SF: 0	2B: 2	SAC: 1	3B: 1	DP: 1	HR: 0	HBP: 0
--------------	------	------	------	------	-------	------	--------	-------	-------	------	------	------	------	-------	------	--------	-------	-------	------	------	------	------	------	------	------	------	------	------	------	------	------	------	------	------	------	------	------	------	------	------	------	------	------	------	------	------	------	-------	-------	-------	-------	--------	-------	-------	-------	--------

PITCHER	IP	WLS	BF	H	R	ER	SO	BB	IBB	HBP	BLK	WP	HR	S	P	ERA	WHIP
Rocky Biddle, R ERA: 5.35 (1, 1)	5.0		25	9	6	3	1	1	0	0	0	0	0	61	91	5.40	2.000
Sean Lowe, R ERA: 3.94 (6, 1)	1.1		4	0	0	0	2	0	0	0	0	0	0	11	16	0.00	0.000
Alan Embree, L ERA: 8.84 (7, 1)	1.0	W	4	1	0	0	0	0	0	0	0	0	0	9	15	0.00	1.000
Bob Howry, R ERA: 4.48 (8, 1)	1.2	S	5	0	0	0	1	0	0	0	0	0	0	15	20	0.00	0.000

PITCHER	IP	WLS	BF	H	R	ER	SO	BB	IBB	HBP	BLK	WP	HR	S	P	ERA	WHIP
---------	----	-----	----	---	---	----	----	----	-----	-----	-----	----	----	---	---	-----	------

Batter	1	2	3	4	5	6	7	8	9	AB	R	H	RBI	BB	SO	LOB
Roger Cedeno, S OBP: 0.345, SLG: 0.397 (1, 9)	0-0 E7 G3 SF8		2-0 FC6-4 F9 S 1-2f		2-2 F8		2-2 G5-4-3 1-2f			4	1	0	0	0	0	2
Jose Macias, S OBP: 0.313, SLG: 0.415 (1, 8)	2-2 G3 2-3		4-1 F9 1-2 BB		2-2 F8			1-1 G6-3 2B		3	0	1	0	1	0	1
Bobby Higginson, L OBP: 0.377, SLG: 0.457 (1, 7)	0-0 SF8 3-H		0-0 F9 1-2 2-3			3-2 P4		3-2 F7		3	0	0	1	0	0	3
Tony Clark, S OBP: 0.381, SLG: 0.480 (1, 10)	1-3 K 1-3		1-3 K 1-3			2-2 G5-3		1-1 G6-3 2-3		4	0	0	0	0	2	3
Robert Fick, L OBP: 0.340, SLG: 0.496 (1, 2)		2-2 G3-1		3-2 F7		3-2 1B 1B		1-0 F9		4	1	1	0	0	0	1
Randall Simon, L OBP: 0.369, SLG: 0.444 (1, 3)		1-0 G4-3		0-3 K		1-0 1B 1-3 1B		2-1 P6		4	0	1	0	0	1	0
Damion Easley, R OBP: 0.330, SLG: 0.398 (1, 4)		4-1 PO BB		0-2 1B		1-2 1B 1-3 3-H 1B		0-2 G4-3		3	0	2	1	1	0	0
Shane Halter, R OBP: 0.324, SLG: 0.449 (1, 5)		1-1 PO 1-2 SAFE	2-1 E 3B	0-3 K		0-1 F3		2-2 F8		4	1	1	0	0	1	1
Deivi Cruz, R OBP: 0.284, SLG: 0.366 (1, 6)			1-0 E4 FC6-4 3-H		0-1 G5-3		2-2 G5-4-3 1B			3	0	1	1	0	0	0

Inning Stats	R: 1	H: 0	E: 1	K: 1	S: 9	LOB: 0	BB: 0	P: 12	R: 0	H: 0	E: 0	K: 0	S: 7	LOB: 0	BB: 1	P: 15	R: 1	H: 1	E: 1	K: 1	S: 9	LOB: 2	BB: 1	P: 19	R: 0	H: 1	E: 0	K: 2	S: 13	LOB: 1	BB: 0	P: 16	R: 0	H: 0	E: 0	K: 0	S: 8	LOB: 0	BB: 0	P: 12	R: 1	H: 3	E: 0	K: 0	S: 17	LOB: 2	BB: 0	P: 27	R: 0	H: 1	E: 0	K: 0	S: 8	LOB: 0	BB: 0	P: 12	R: 0	H: 1	E: 0	K: 0	S: 8	LOB: 1	BB: 0	P: 14	R: 0	H: 0	E: 0	K: 0	S: 8	LOB: 0	BB: 0	P: 12	1B: 5	SF: 1	2B: 1	SAC: 0	3B: 1	DP: 1	HR: 0	HBP: 0
--------------	------	------	------	------	------	--------	-------	-------	------	------	------	------	------	--------	-------	-------	------	------	------	------	------	--------	-------	-------	------	------	------	------	-------	--------	-------	-------	------	------	------	------	------	--------	-------	-------	------	------	------	------	-------	--------	-------	-------	------	------	------	------	------	--------	-------	-------	------	------	------	------	------	--------	-------	-------	------	------	------	------	------	--------	-------	-------	-------	-------	-------	--------	-------	-------	-------	--------

PITCHER	IP	WLS	BF	H	R	ER	SO	BB	IBB	HBP	BLK	WP	HR	S	P	ERA	WHIP
Gary Glover, R ERA: 4.3 (1, 1)	6.0	W	25	5	3	2	4	2	0	0	0	0	0	63	101	3.00	1.167
Kip Wells, R ERA: 4.12 (7, 1)	1.0	H	4	2	0	0	0	0	0	0	0	0	0	10	15	0.00	2.000
Alan Embree, L ERA: 8.62 (8, 1)	1.0	H	3	0	0	0	0	0	0	0	0	0	0	6	11	0.00	0.000
Keith Foulke, R ERA: 2.37 (9, 1)	1.0		3	0	0	0	0	0	0	0	0	0	0	8	12	0.00	0.000


BOTTOM

Chicago White Sox @ Detroit Tigers
Comerica Park, Detroit, MI

Wed Aug 29 2001, 7:05 PM EDT
Att: 21,998 - Sunny - 75 F

livebaseballscorecards.com

AB	32
R	3
H	7
RBI	3
BB	2
SO	4
LOB	11



Batter	1	2	3	4	5	6	7	8	9	AB R H RBI BB SO LOB	TOP											
Ray Durham, S (1, 4) OBP: 0.335, SLG: 0.454	2-1 G1-3		0-1 SH1-3 1B		3-1 HR		1-0 F7			4 1 2 1 0 0 0	<p>Chicago White Sox @ Detroit Tigers</p> <p>Comerica Park, Detroit, MI</p> <p>Thu Aug 30 2001, 7:05 PM EDT</p> <p>Att. 24,364 - Cloudy - 81 F</p>											
Jose Valentin, S (1, 6) OBP: 0.335, SLG: 0.518	1-1 G4-3		0-0 SH1-3		0-0 G4-6-3 1B		1-1 F8			3 0 1 0 0 0 0												
Magglio Ordonez, R (1, 9) OBP: 0.372, SLG: 0.524	2-1 G4-3		0-0 L6		0-0 G4-6-3			0-1 G4-3		4 0 0 0 0 0 3												
14 Paul Konerko, R (1, 3) OBP: 0.356, SLG: 0.532		2-2 FC5 BB 1B	4-0 IBB		4-2 HBP			0-1 1B 1B		2 0 2 0 1 0 0												
Jeff Liefer, L (1, 10) OBP: 0.282, SLG: 0.486		1-0 F7	1-0 G3		0-0 G4-3			0-1 G4-6-3 1B		4 0 1 0 0 0 5												
Carlos Lee, R (1, 7) OBP: 0.329, SLG: 0.491		2-2 P6		1-1 1B 1B		1-2 G4-3		0-2 G4-6-3		4 0 1 0 0 0 3												
Chris Singleton, L (1, 8) OBP: 0.315, SLG: 0.418		4-0 FC5 BB		1-3 K		1-0 G4-3			2-2 L1-6	3 0 0 0 1 1 1												
Tony Graffanino, R (1, 5) OBP: 0.384, SLG: 0.412		0-1 FC5		0-0 G4-6-3 1B		1-1 G6-3			0-3 K	4 0 1 0 0 1 2												
Mark Johnson, L (1, 2) OBP: 0.333, SLG: 0.311			4-0 SH1-3 1B BB		2-2 G4-6-3		1-1 F8		0-1 F8	2 0 0 0 1 0 2												
Herbert Perry, R (9, PH) OBP: 0.335, SLG: 0.416					1-2f					1 0 0 0 0 0 0												
Inning Stats	R: 0 E: 0 K: 0 S: 6	H: 0 LOB: 0 BB: 0 P: 11	R: 0 E: 0 K: 0 S: 9	H: 1 LOB: 2 BB: 1 P: 18	R: 0 E: 0 K: 0 S: 5	H: 1 LOB: 3 BB: 2 P: 14	R: 0 E: 0 K: 1 S: 10	H: 2 LOB: 1 BB: 0 P: 14	R: 1 E: 0 K: 0 S: 7	H: 2 LOB: 1 BB: 0 P: 14	R: 0 E: 0 K: 0 S: 6	H: 0 LOB: 0 BB: 0 P: 9	R: 0 E: 0 K: 0 S: 5	H: 0 LOB: 0 BB: 0 P: 8	R: 0 E: 0 K: 0 S: 9	H: 2 LOB: 1 BB: 0 P: 9	R: 0 E: 0 K: 1 S: 8	H: 0 LOB: 0 BB: 0 P: 10	1B: 7 2B: 0 3B: 0 HR: 1	SF: 0 SAC: 1 DP: 3 HBP: 1	WP: 0 PB: 0 SB: 0 CS: 0	PA: 36
PITCHER	IP WLS BF H R ER SO BB IBB HBP BLK WP HR S P ERA WHIP																					
24 Nate Cornejo, R (1, 1) ERA: 5.33	7.0 W 29 6 1 1 1 2 1 1 0 0 0 1 48 88 1.29 1.143																					
Danny Patterson, R (8, 1) ERA: 3.03	1.0 H 4 2 0 0 0 0 0 0 0 0 0 0 9 9 0.00 2.000																					
Matt Anderson, R (9, 1) ERA: 4.88	1.0 S 3 0 0 0 0 1 0 0 0 0 0 0 8 10 0.00 0.000																					

livebaseballscorecards.com

AB	31
R	1
H	8
RBI	1
BB	3
SO	2
LOB	16



Batter	1	2	3	4	5	6	7	8	9
Roger Cedeno, S OBP: 0.345, SLG: 0.400 (1, 10)	1-0 G6-3 ①		0-0 K 1-H 3B		3-3 K ③			2-3 K ①	
Jose Macias, S OBP: 0.312, SLG: 0.412 (1, 5)	1-2 F8 ②		1-2 G3-6-3 HBP			2-1 G6-3 ①		0-1 G5-3 ②	
Bobby Higginson, L OBP: 0.374, SLG: 0.453 (1, 7)	0-0 F9 ③		1-1 G3-6-3 1-2f ② ③			3-1 G3-1 ②		0-2 G4-3 ③	
Wendell Magee, R OBP: 0.320, SLG: 0.416 (1, 8)		1-2 G5-3 ①		2-2 F8 ①		1-2 G6-3 ③			
Shane Halter, R OBP: 0.327, SLG: 0.460 (1, 3)		1-1 HR		0-0 F8 ②			0-1 G6-3 2B 1B		
Damion Easley, R OBP: 0.328, SLG: 0.396 (1, 4)		1-1 F9 ②		1-0 G1-6-3 ③			1-2 F9 ①		
Deivi Cruz, R OBP: 0.281, SLG: 0.363 (1, 6)		3-1 F3 ③			2-1 F9 ①		2-0 G6-3 ②		
Juan Encarnacion, R OBP: 0.295, SLG: 0.412 (1, 9)			0-1 F8 ①		1-2 G4-3 ②		2-1 2B ②		
Javier Cardona, R OBP: 0.257, SLG: 0.353 (1, 2)			0-0 3B 1B		0-2 2B ③		3-1 G6-3 ③		

Inning Stats	R: 0	H: 0	E: 0	K: 0	S: 5	LOB: 0	BB: 0	P: 7	R: 1	H: 1	E: 0	K: 0	S: 9	LOB: 0	BB: 0	P: 15	R: 1	H: 2	E: 0	K: 0	S: 8	LOB: 1	BB: 0	P: 10	R: 0	H: 0	E: 0	K: 0	S: 6	LOB: 0	BB: 0	P: 9	R: 0	H: 1	E: 0	K: 1	S: 13	LOB: 1	BB: 0	P: 19	R: 0	H: 0	E: 0	K: 0	S: 8	LOB: 0	BB: 0	P: 14	R: 1	H: 2	E: 0	K: 0	S: 10	LOB: 1	BB: 0	P: 18	R: 0	H: 0	E: 0	K: 1	S: 8	LOB: 0	BB: 0	P: 10
--------------	------	------	------	------	------	--------	-------	------	------	------	------	------	------	--------	-------	-------	------	------	------	------	------	--------	-------	-------	------	------	------	------	------	--------	-------	------	------	------	------	------	-------	--------	-------	-------	------	------	------	------	------	--------	-------	-------	------	------	------	------	-------	--------	-------	-------	------	------	------	------	------	--------	-------	-------

PITCHER	IP	WLS	BF	H	R	ER	SO	BB	IBB	HBP	BLK	WP	HR	S	P	ERA	WHIP
56 Mark Buehrle, L ERA: 3.07 (1, 1)	8.0	L	30	6	3	3	2	0	0	1	0	0	1	67	102	3.38	0.750

BOTTOM


Chicago White Sox @ Detroit Tigers
Comerica Park, Detroit, MI

Thu Aug 30 2001, 7:05 PM EDT
Att. 24,364 - Cloudy - 81 F

AB	R	H	RBI	BB	SO	LOB
4	0	1	1	0	2	1
3	0	0	0	0	0	0
4	0	0	0	0	0	2
3	0	0	0	0	0	0
3	2	2	1	0	0	0
3	0	0	0	0	0	1
3	0	0	0	0	0	1
3	0	1	1	0	0	0
3	1	2	0	0	0	1

AB	29
R	3
H	6
RBI	3
BB	0
SO	2
LOB	6

WP: 0 PA: 30
PB: 0
SB: 0
CS: 0



livebaseballscorecards.com

Cleveland Indians @ Chicago White Sox
Comiskey Park, Chicago, IL

Fri Aug 31 2001, 8:05 PM EDT
Att. 24,097 - Overcast - 70 F

AB	39
R	8
H	13
RBI	7
BB	2
SO	5
LOB	15



WP	1	PA	44
PB	1		
SB	0		
CS	0		

AB R H RBI BB SO LOB

5	0	1	0	0	0	3
5	0	0	1	0	0	3
3	1	1	0	2	0	0
4	1	1	1	0	1	3
5	1	3	0	0	1	0
5	1	2	1	0	0	1
5	2	2	1	0	2	4
3	1	1	1	0	0	0
1	0	0	0	0	1	1
3	1	2	2	0	0	0

Batter	1	2	3	4	5	6	7	8	9
Kenny Lofton, L (1, 8) OBP: 0.329, SLG: 0.395	1-0 G1-3	0-0 FC6		0-0 F7		1-1 G1-6-3		0-1 WP G3 1B	
Omar Vizquel, S (1, 6) OBP: 0.333, SLG: 0.350	2-1 G6-3		3-2 G4-3	0-1 L8			1-2 G1-3	1-2 G3	
Roberto Alomar, S (1, 4) OBP: 0.418, SLG: 0.546	4-2 BB		2-1 G5-3		3-1 SF8 3B		1-1 G6-3	4-0 WP IBB	
Juan Gonzalez, R (1, 9) OBP: 0.387, SLG: 0.612	1-0 P6		1-2 G4-3		0-0 SF8		2-1 2B 1B	2-3 K2-3	
Jim Thome, L (1, 3) OBP: 0.419, SLG: 0.647				0-0 1B E 1B	1-3 K		0-0 1B 2B	3-2 1B	
Ellis Burks, R (1, 10) OBP: 0.352, SLG: 0.529				2-1 E SF9 1B	2-0 G6-3		0-0 2-3 3-H 1B	0-0 F7	
Marty Cordova, R (1, 7) OBP: 0.361, SLG: 0.520				0-2 E1		0-1 HR	3-3 K	0-3 K	
Jolbert Cabrera, R (1, 5) OBP: 0.315, SLG: 0.362		3-2 PB 1B 1B		1-1 SF9		2-2 G6-3		1-1 P3	1-3 K
Russell Branyan, L (9, PH) OBP: 0.308, SLG: 0.455		1-2 PB 1B 1B		3-H SF9		1-2 G5-3		0-0 1B G3 2B	
Einar Diaz, R (1, 2) OBP: 0.342, SLG: 0.392		2-1 1-H 2-H FC6 1B		3-1 HBP					

Inning Stats	R: 0	H: 0	E: 0	K: 0	S: 8	P: 16	R: 2	H: 3	E: 0	K: 0	S: 14	P: 24	R: 0	H: 0	E: 0	K: 0	S: 8	P: 14	R: 1	H: 1	E: 0	K: 1	S: 7	P: 13	R: 1	H: 1	E: 0	K: 0	S: 11	P: 15	R: 1	H: 3	E: 0	K: 1	S: 13	P: 20	R: 1	H: 2	E: 0	K: 1	S: 14	P: 22	R: 0	H: 1	E: 0	K: 2	S: 10	P: 14	1B: 9	SF: 2	2B: 2	SAC: 0	3B: 1	DP: 0	HR: 1	HBP: 1	WP: 1	PA: 44
--------------	------	------	------	------	------	-------	------	------	------	------	-------	-------	------	------	------	------	------	-------	------	------	------	------	------	-------	------	------	------	------	-------	-------	------	------	------	------	-------	-------	------	------	------	------	-------	-------	------	------	------	------	-------	-------	-------	-------	-------	--------	-------	-------	-------	--------	-------	--------

PITCHER	IP	WLS	BF	H	R	ER	SO	BB	IBB	HBP	BLK	WP	HR	S	P	ERA	WHIP
Dan Wright, R (1, 1) ERA: 6.0	5.2		27	7	6	4	1	1	0	1	0	0	1	58	97	6.35	1.412
Bill Pulsipher, L (6, 1) ERA: 5.4	1.0	H	5	2	1	1	0	0	0	0	0	0	0	10	15	9.00	2.000
Kip Wells, R (7, 1) ERA: 4.1	0.1	H	2	1	0	0	1	0	0	0	0	0	0	5	8	0.00	3.000
Bob Howry, R (8, 1) ERA: 4.55	1.0	W	6	2	1	1	1	0	1	0	0	1	0	14	22	9.00	2.000
Keith Foulke, R (9, 1) ERA: 2.34	1.0	S	4	1	0	0	2	0	0	0	0	0	0	10	14	0.00	1.000

Batter	1	2	3	4	5	6	7	8	9
Ray Durham, S OBP: 0.336, SLG: 0.463 (1, 4)	2-1 HR	2-3 K		2-1 HR 3B			0-3 K	1-2 G1-4-3	
Jose Valentin, S OBP: 0.338, SLG: 0.534 (1, 5)	0-0 F9	2-2 HR		0-2 HR			4-2 BB	2-1 F7	
Magglio Ordonez, R OBP: 0.372, SLG: 0.522 (1, 9)	0-2 1B 14 S	0-0 F7		2-1 P6			0-0 F7		
14 Paul Konerko, R OBP: 0.354, SLG: 0.528 (1, 3)	1-2 G5-3		3-2 F7		3-3 K		1-1 F7		
Jose Canseco, R OBP: 0.385, SLG: 0.531 (1, 10)	3-2 1B FC6-4		1-2 L4		0-0 1B G4-6-3		0-3 K		
Carlos Lee, R OBP: 0.328, SLG: 0.491 (1, 7)	2-2 FC6-4		0-1 F7		1-2 G4-6-3		2-2 HR 2B		
Aaron Rowand, R OBP: 0.400, SLG: 0.484 (9, 7)	1-2f FC6-4				1-2f G4-6-3				
Chris Singleton, L OBP: 0.320, SLG: 0.424 (1, 8)		2-2 SH5-4 HR 1B		0-1 SH5-4 FC1-2 2B		1-0 G6-3	4-0 HR IBB		
Royce Clayton, R OBP: 0.290, SLG: 0.372 (1, 6)		1-2 SH5-4 HR 1B		3-1 SH5-4		2-1 G6-3	2-1 HR		
Josh Paul, R OBP: 0.279, SLG: 0.320 (1, 2)		0-0 SH5-4		0-1 FC1-2 3B		0-1 P6	4-2 G1-4-3 BB		

Inning Stats	R: 2	H: 3	E: 0	K: 0	S: 17	H: 3	LOB: 1	BB: 0	P: 25	R: 3	H: 3	E: 0	K: 1	S: 17	R: 0	H: 0	E: 0	K: 0	S: 8	R: 3	H: 3	E: 0	K: 0	S: 13	R: 0	H: 1	E: 0	K: 1	S: 9	R: 0	H: 0	E: 0	K: 0	S: 5	R: 0	H: 0	E: 0	K: 1	S: 8	R: 3	H: 2	E: 0	K: 1	S: 17
--------------	------	------	------	------	-------	------	--------	-------	-------	------	------	------	------	-------	------	------	------	------	------	------	------	------	------	-------	------	------	------	------	------	------	------	------	------	------	------	------	------	------	------	------	------	------	------	-------

PITCHER	IP	WLS	BF	H	R	ER	SO	BB	IBB	HBP	BLK	WP	HR	S	P	ERA	WHIP
Steve Woodard, R ERA: 4.48 (1, 1)	3.2		19	8	7	7	1	0	0	0	0	0	2	50	73	17.18	2.182
37 Jake Westbrook, R ERA: 5.37 (4, 1)	3.2	L	15	3	3	3	3	1	1	0	0	0	1	33	53	7.36	1.091
David Riske, R ERA: 1.74 (8, 1)	0.0		2	1	1	1	0	1	0	0	0	0	1	4	10	∞	∞
Rich Rodriguez, L ERA: 4.24 (8, 1)	0.2		2	0	0	0	0	0	0	0	0	0	0	7	10	0.00	0.000

BOTTOM


Cleveland Indians @ Chicago White Sox
Comiskey Park, Chicago, IL

Fri Aug 31 2001, 8:05 PM EDT
Att. 24,097 - Overcast - 70 F


AB	R	H	RBI	BB	SO	LOB
5	2	2	2	0	2	3
4	2	2	5	1	0	1
4	1	1	0	0	0	1
4	0	0	0	0	1	2
4	0	2	1	0	1	0
4	1	1	0	0	0	2
0	0	0	0	0	0	0
3	2	2	0	1	0	0
3	2	2	3	0	0	0
2	1	0	0	1	0	1

AB	33
R	11
H	12
RBI	11
BB	3
SO	4
LOB	10

WP: 0 PA: 38
PB: 0
SB: 2
CS: 0



PITCHER	IP	WLS	BF	H	R	ER	SO	BB	IBB	HBP	BLK	WP	HR	S	P	ERA	WHIP
---------	----	-----	----	---	---	----	----	----	-----	-----	-----	----	----	---	---	-----	------

Batter	1	2	3	4	5	6	7	8	9	AB R H RBI BB SO LOB	TOP		
Kenny Lofton, L OBP: 0.330, SLG: 0.396 (1, 8) B C X	2-1 G4-3 ①		3-2 F9 ③			1-0 BB 2B 1B	0-1 E S 2B 1B		0-0 SH5-3 ①	4 2 2 0 0 0 0			
Omar Vizquel, S OBP: 0.336, SLG: 0.350 (1, 6) C X	0-1 F9 ②			1-0 E5 SH4-3 1B		4-2 2B SF8 BB	4-2 2B BB		1-2 G4-3 ②	3 1 1 0 2 0 1			
Roberto Alomar, S OBP: 0.420, SLG: 0.551 (1, 4) B C F X	1-2 F8 ③			0-1 SH4-3 2-3		1-0 SF8 1-3 2-H 2B	0-1 1-3 2B		4-0 S IBB	3 1 2 2 1 0 0			
Juan Gonzalez, R OBP: 0.387, SLG: 0.610 (1, 9) B B F T C C X		3-2 G6-4-3 BB 1B		0-0 F8 ②		0-1 SF8 2-3 3-H	0-1 K ③		4-1 1-2 BB	3 0 1 1 1 1 3			
Jim Thome, L OBP: 0.421, SLG: 0.644 (1, 3) B B T C C X		4-1 G6-4-3 1-2 BB		4-2 BB		4-2 FC5-4 BB		1-2 E5 PB	0-3 K ③	2 0 0 0 3 1 3			
Ellis Burks, R OBP: 0.349, SLG: 0.525 (1, 10) X		0-0 G6-4-3 1-2f 2-3		3-3 K ③		1-0 SF7 3-H		3-2 F9 1-2		3 0 0 1 0 1 5			
Marty Cordova, R OBP: 0.358, SLG: 0.514 (1, 7) Jolbert Cabrera, R OBP: 0.315, SLG: 0.362 (8, 7) X		0-0 B1-3 ③			2-3 K ①	0-0 FC5-4 1-2f		1-3 K ②		4 0 0 0 0 2 3 0 0 0 0 0 0 0	AB 30 R 4 H 7 RBI 4 BB 7 SO 7 LOB 16		
Travis Fryman, R OBP: 0.321, SLG: 0.324 (1, 5) C X			0-1 F8 ①		2-3 K ②		0-1 F7 ①	0-0 L9 ③		4 0 0 0 0 1 1			
Einar Diaz, R OBP: 0.341, SLG: 0.390 (1, 2) C X			0-1 F7 ②		0-0 G6-3 ③		2-3 K ②		1-2 G4-3 SH5-3 1B	4 0 1 0 0 1 0			
Inning Stats	R: 0 E: 0 K: 0 S: 7 H: 0 LOB: 0 BB: 0 P: 10	R: 0 E: 0 K: 0 S: 6 H: 1 LOB: 1 BB: 1 P: 13	R: 0 E: 0 K: 0 S: 9 H: 0 LOB: 0 BB: 0 P: 12	R: 0 E: 1 K: 1 S: 10 H: 1 LOB: 2 BB: 1 P: 18	R: 0 E: 0 K: 2 S: 9 H: 0 LOB: 0 BB: 0 P: 13	R: 3 E: 0 K: 0 S: 10 H: 2 LOB: 1 BB: 2 P: 21	R: 1 E: 0 K: 2 S: 16 H: 2 LOB: 2 BB: 1 P: 23	R: 0 E: 1 K: 1 S: 12 H: 0 LOB: 1 BB: 0 P: 17	R: 0 E: 0 K: 1 S: 12 H: 1 LOB: 3 BB: 2 P: 22	1B: 5 2B: 2 3B: 0 HR: 0 SF: 2 SAC: 2 DP: 1 HBP: 0	WP: 0 PB: 1 SB: 2 CS: 0 PA: 41		
PITCHER	IP WLS BF H R ER SO BB IBB HBP BLK WP HR S P ERA WHIP											PITCHER	IP WLS BF H R ER SO BB IBB HBP BLK WP HR S P ERA WHIP
Jon Garland, R ERA: 3.35 (1, 1)	5.1 L 22 4 3 3 3 3 0 0 0 0 0 0 47 78 5.06 1.312												
Alan Embree, L ERA: 8.62 (6, 1)	0.0 1 0 0 0 0 0 1 0 0 0 0 0 2 6 ∞ ∞												
Sean Lowe, R ERA: 3.97 (6, 1)	1.2 8 2 1 1 2 1 0 0 0 0 0 0 18 26 5.40 1.800												
Bill Pulsipher, L ERA: 5.4 (8, 1)	0.0 1 0 0 0 0 0 0 0 0 0 0 0 3 4 ∞ ∞												
Kip Wells, R ERA: 4.03 (8, 1)	2.0 9 1 0 0 2 1 1 0 0 0 0 0 21 35 0.00 1.000												

Cleveland Indians @ Chicago White Sox
Comiskey Park, Chicago, IL
Sat Sep 01 2001, 7:05 PM EDT
Att. 27,869 - Sunny - 66 F

livebaseballscorecards.com

Batter	1	2	3	4	5	6	7	8	9
Ray Durham, S (1, 4) Tony Graffanino, R (8, 4) OBP: 0.337, SLG: 0.461 OBP: 0.381, SLG: 0.408	1-0 G4-3	4-2 1B HR 14 BB	4-2 2B BB		4-0 BB		1-3 K	0-2 F8	
Jose Valentin, S (1, 5) OBP: 0.345, SLG: 0.533	4-2 G4-3 BB	2-3 K	4-0 2B 14 G6-3 BB		0-2 F9		4-2 2B BB	3-3 K	
Magglio Ordonez, R (1, 9) OBP: 0.374, SLG: 0.526	0-0 G4-3	2-0 14 HR 1B	3-1 1B 2B		3-2 F9		3-1 14 1B 2B	4-2 14 1B BB	
14 Paul Konerko, R (1, 3) OBP: 0.354, SLG: 0.530	2-2 G5-3	1-0 HR	0-2 G6-3		2-1 F8		1-0 HR 1B	2-0 1B	
Jose Canseco, R (1, 10) OBP: 0.381, SLG: 0.532		1-0 1B BB	2-1 1B		0-2 L7		2-2 14 HR	1-2 G3	
Carlos Lee, R (1, 7) Aaron Rowand, R (7, 7) OBP: 0.327, SLG: 0.486 OBP: 0.405, SLG: 0.484		0-0 1B	0-2 G6-3		2-2 G5-3		4-2 HR BB		
Chris Singleton, L (1, 8) OBP: 0.324, SLG: 0.433		0-0 1B E 1B	0-0 P3	1-2 G1-6-3 1B		0-2 WP 1B	1-0 14 HR		
Royce Clayton, R (1, 6) OBP: 0.299, SLG: 0.381		1-0 1B E 1B	2-1 1B E 1B	1-0 G1-6-3 1B		3-2 1B HBP	1-3 K		
Mark Johnson, L (1, 2) OBP: 0.340, SLG: 0.336		2-2 1B E7 2B	2-1 1B E8 2B 1B	0-1 P5		1-2 G6-3	3-3 K		

AB	R	H	RBI	BB	SO	LOB
2	2	0	0	3	1	0
1	0	0	0	0	0	0
3	2	0	0	3	2	3
5	3	3	4	1	0	2
6	2	3	5	0	0	3
5	2	2	3	1	0	2
4	1	1	0	0	1	1
0	1	0	0	1	0	0
5	2	4	2	0	0	0
4	2	2	2	0	1	1
5	2	2	2	0	1	2


BOTTOM

Cleveland Indians @ Chicago White Sox
Comiskey Park, Chicago, IL

Sun Sep 02 2001, 2:05 PM EDT
Att: 25,680 - Sunny - 75 F

AB	40
R	19
H	17
RBI	18
BB	9
SO	6
LOB	14

livebaseballscorecards.com



1B:	11	SF:	0	WP:	2	PA:	50
2B:	3	SAC:	0	PB:	0		
3B:	0	DP:	1	SB:	0		
HR:	3	HBP:	1	CS:	0		

Inning Stats	R	H	E	K	S	R	H	E	K	S	R	H	E	K	S	R	H	E	K	S	R	H	E	K	S
Royce Clayton, R (1, 6) OBP: 0.299, SLG: 0.381	0	0	0	10	17	8	6	0	2	20	5	4	1	0	17	0	1	0	6	8	0	0	0	0	0
Mark Johnson, L (1, 2) OBP: 0.340, SLG: 0.336	0	0	0	10	17	8	6	0	2	20	5	4	1	0	17	0	1	0	6	8	0	0	0	0	0

PITCHER	IP	WLS	BF	H	R	ER	SO	BB	IBB	HBP	BLK	WP	HR	S	P	ERA	WHIP
Dave Burba, R (1, 1) ERA: 6.32	1.1	L	12	5	7	7	1	3	0	0	0	0	0	24	46	47.25	6.000
Tim Drew, R (2, 1) ERA: 8.22	4.1		23	7	6	6	1	3	0	1	0	1	1	48	88	12.46	2.308
Scott Radinsky, L (6, 1) ERA: 40.5	1.1		10	4	6	6	3	2	0	0	0	0	2	30	51	40.50	4.500
Tim Laker, R (8, 1) ERA:	1.0		5	1	0	0	1	1	0	0	0	0	0	13	23	0.00	2.000

PITCHER	IP	WLS	BF	H	R	ER	SO	BB	IBB	HBP	BLK	WP	HR	S	P	ERA	WHIP
Tim Laker, R (8, 1) ERA:	1.0		5	1	0	0	1	1	0	0	0	0	0	13	23	0.00	2.000

Batter	1	2	3	4	5	6	7	8	9	AB R H RBI BB SO LOB	TOP											
Kenny Lofton, L (1, 8) OBP: 0.327, SLG: 0.392	2-0 G3		0-0 F2		1-1 G4-3	3-2 G6-3			1-1 G4-3 1B	5 0 1 0 0 0 3												
Omar Vizquel, S (1, 6) OBP: 0.333, SLG: 0.350	0-1 L8		2-2 G6-3			2-2 E 3B	0-1 G1-3		0-2 G4-3 1-2	5 1 1 0 0 0 1												
Roberto Alomar, S (1, 4) OBP: 0.418, SLG: 0.544	1-3 K		0-0 G3			2-0 E3 S HR	2-3 K		4-0 G4-6-3 BB	4 1 0 1 1 2 0												
Juan Gonzalez, R (1, 9) OBP: 0.387, SLG: 0.610				0-0 F8		0-0 G6-3	0-0 2B		0-1 G4-6-3 1-2f	5 0 1 0 0 1 3												
Jim Thome, L (1, 3) OBP: 0.419, SLG: 0.638				2-1 G4-3		4-0 HR IBB	3-1 G6-3			3 1 0 0 1 1 1												
Ellis Burks, R (1, 10) OBP: 0.356, SLG: 0.539				1-0 F8		0-0 HR		3-2 G4-6-3 1B		4 2 3 3 0 0 0												
Dave Roberts, L (8, PR) OBP: 0.500, SLG: 1.000		1B 1B 2B				1-H 3-H HR				0 0 0 0 0 0 0												
Karim Garcia, L (1, 7) OBP: 0.625, SLG: 1.571		1-0 1B 1B			0-1 2B	3-0 FC6-4 1B HBP		0-0 G4-6-3 1-2f		3 0 2 0 0 0 1	AB 37											
Jolbert Cabrera, R (8, 7) OBP: 0.313, SLG: 0.359		2-3 1B								0 0 0 0 0 0 0	R 6											
Travis Fryman, R (1, 5) OBP: 0.324, SLG: 0.332		2-1 1B			1-1 F8	0-1 FC6-4 1B		2-2 F8		4 0 2 1 0 0 2	H 11											
Einar Diaz, R (1, 2) OBP: 0.341, SLG: 0.397		0-1 G3			1-1 F8	1-2 1B					RBI 6											
					2-2 G1-3	1-1 FC6-4 1-2f 2-3			0-0 HR	4 1 1 1 0 0 5	BB 2											
											SO 4											
											LOB 16											
Inning Stats	R: 0 E: 0 K: 1 S: 6	H: 0 LOB: 0 BB: 0 P: 9	R: 1 E: 0 K: 2 S: 14	H: 3 LOB: 2 BB: 0 P: 23	R: 0 E: 0 K: 0 S: 5	H: 0 LOB: 0 BB: 0 P: 7	R: 0 E: 0 K: 0 S: 4	H: 0 LOB: 0 BB: 0 P: 7	R: 0 E: 0 K: 0 S: 9	H: 1 LOB: 1 BB: 0 P: 13	R: 4 E: 1 K: 0 S: 15	H: 3 LOB: 2 BB: 1 P: 30	R: 0 E: 0 K: 1 S: 8	H: 1 LOB: 1 BB: 0 P: 13	R: 0 E: 0 K: 0 S: 7	H: 1 LOB: 1 BB: 0 P: 12	R: 1 E: 0 K: 0 S: 8	H: 2 LOB: 1 BB: 1 P: 13	1B: 5 2B: 3 3B: 1 HR: 2	SF: 0 SAC: 0 DP: 2 HBP: 1	WP: 0 PB: 0 SB: 1 CS: 0	PA: 40
PITCHER	IP WLS BF H R ER SO BB IBB HBP BLK WP HR S P ERA WHIP																					
Gary Glover, R (1, 1) ERA: 4.44	6.0 L 28 7 5 4 3 0 1 1 0 0 0 1 53 89 6.00 1.167																					
Kip Wells, R (7, 1) ERA: 3.96	2.0 7 2 0 0 1 0 0 0 0 0 0 0 15 25 0.00 1.000																					
Bob Howry, R (9, 1) ERA: 4.57	1.0 5 2 1 1 0 1 0 0 0 0 0 1 8 13 9.00 3.000																					

Cleveland Indians @ Chicago White Sox
Comiskey Park, Chicago, IL
Mon Sep 03 2001, 7:05 PM EDT
Att. 28,135 - Cloudy - 86 F

AB	37
R	6
H	11
RBI	6
BB	2
SO	4
LOB	16



Batter	1	2	3	4	5	6	7	8	9	AB R H RBI BB SO LOB	TOP											
Roger Cedeno, S (1, 10) OBP: 0.339, SLG: 0.392	1-3 K		1-2 FC6-4 1B			1-2 P6		2-1 G4-3		4 0 1 0 0 1 1												
Jose Macias, S (1, 7) OBP: 0.312, SLG: 0.405	0-0 G6-3		0-0 FC6-4			2-2 F5		2-1 1B		4 0 1 0 0 0 3												
Damion Easley, R (1, 4) OBP: 0.325, SLG: 0.395	0-1 F5				2-1 G5-3		1-0 F8		0-2 P6	4 0 0 0 0 0 2												
Tony Clark, S (1, 3) OBP: 0.378, SLG: 0.473		1-2 G1-3			3-2 G6-3		0-1 1B 2B		3-3 K	4 1 1 0 0 1 0												
Shane Halter, R (1, 5) OBP: 0.327, SLG: 0.456		2-2 F7			3-1 G5-3		1-2 1B		2-2 P4	4 0 1 1 0 0 0												
Wendell Magee, R (1, 8) OBP: 0.297, SLG: 0.383		1-2 F8			2-2 P5		1-3 K		2-1 G6-3	3 0 0 0 0 1 1												
Ryan Jackson, L (9, PH) OBP: 0.246, SLG: 0.336										1 0 0 0 0 0 0												
Deivi Cruz, R (1, 6) OBP: 0.278, SLG: 0.359			0-1 E1 1B G2-3		0-1 G6-3		0-2 F8			3 0 0 0 0 0 1												
Juan Encarnacion, R (1, 9) OBP: 0.293, SLG: 0.409			2-0 F9		1-2 G6-3		0-0 F9			3 0 0 0 0 0 2												
Javier Cardona, R (1, 2) OBP: 0.266, SLG: 0.355			0-2 G2-3			4-1 BB		1-0 F8		2 0 0 0 1 0 1												
Inning Stats	R: 0 E: 0 K: 1 S: 6	H: 0 LOB: 0 BB: 0 P: 7	R: 0 E: 0 K: 0 S: 13	H: 0 LOB: 0 BB: 0 P: 17	R: 0 E: 1 K: 0 S: 10	H: 1 LOB: 2 BB: 0 P: 13	R: 0 E: 0 K: 0 S: 8	H: 0 LOB: 0 BB: 0 P: 16	R: 0 E: 0 K: 0 S: 10	H: 0 LOB: 0 BB: 0 P: 13	R: 1 E: 0 K: 1 S: 13	H: 2 LOB: 1 BB: 0 P: 15	R: 0 E: 0 K: 0 S: 8	H: 1 LOB: 1 BB: 0 P: 13	R: 0 E: 0 K: 1 S: 9	H: 0 LOB: 0 BB: 0 P: 16	1B: 3 2B: 1 3B: 0 HR: 0	SF: 0 SAC: 0 DP: 0 HBP: 0	WP: 0 PB: 0 SB: 0 CS: 0	PA: 33		
PITCHER 56 Mark Buehrle, L (1, 1) ERA: 2.99	IP: 8.0 WLS: W BF: 30 H: 4 R: 1 ER: 1 SO: 2 BB: 1 IBB: 0 HBP: 0 BLK: 0 WP: 0 HR: 0 S: 78 P: 112 ERA: 1.12 WHIP: 0.625																					
Josh Fogg, R (9, 1) ERA:	IP: 1.0 WLS: BF: 3 H: 0 R: 0 ER: 0 SO: 1 BB: 0 IBB: 0 HBP: 0 BLK: 0 WP: 0 HR: 0 S: 9 P: 16 ERA: 0.00 WHIP: 0.000																					

Detroit Tigers @ Chicago White Sox
 Comiskey Park, Chicago, IL
 Tue Sep 04 2001, 5:05 PM EDT
 Sunny - 74 F

livebaseballscorecards.com

AB 32
R 1
H 4
RBI 1
BB 1
SO 3
LOB 11



Batter	1	2	3	4	5	6	7	8	9	AB	R	H	RBI	BB	SO	LOB
Ray Durham, S OBP: 0.336, SLG: 0.456 (1, 4)	K	G1-3	1B		P3		FC6-4			5	0	1	1	0	1	3
Jose Valentin, S OBP: 0.347, SLG: 0.539 (1, 5)	HR	2B	1B			G4-3	L3			4	2	2	1	1	0	2
Magglio Ordonez, R OBP: 0.371, SLG: 0.522 (1, 9) Aaron Rowand, R OBP: 0.395, SLG: 0.469 (9, 9)	FC5-4	2B	F8			G5-3	F9			4	0	1	1	1	0	2
14 Paul Konerko, R OBP: 0.354, SLG: 0.532 (1, 3)	FC5-4	IBB				G1				4	2	2	1	1	0	1
Jose Canseco, R OBP: 0.384, SLG: 0.523 (1, 10)	E	1B	BB			G5-4-3	F8			4	0	1	1	1	1	1
Jeff Liefer, L OBP: 0.292, SLG: 0.509 (1, 7)	E3	P4			F2		2B			5	2	3	2	0	0	3
Chris Singleton, L OBP: 0.329, SLG: 0.442 (1, 8)	IBB	G3			K2-3		BB			4	2	2	1	1	1	3
Royce Clayton, R OBP: 0.305, SLG: 0.395 (1, 6)	F8		K			HR	FC6-4			4	1	2	2	1	1	3
Mark Johnson, L OBP: 0.342, SLG: 0.333 (1, 2)		G1-3	G3			K	FC6-4			4	1	1	0	1	1	1


Inning Stats		R: 2	H: 3	LOB: 3	K: 1	P: 35	R: 2	H: 2	LOB: 3	K: 0	P: 38	R: 0	H: 2	LOB: 2	K: 1	P: 18	R: 0	H: 1	LOB: 0	K: 0	P: 13	R: 1	H: 1	LOB: 0	K: 2	P: 9	R: 0	H: 0	LOB: 0	K: 0	P: 9	R: 2	H: 2	LOB: 2	K: 0	P: 28	R: 3	H: 4	LOB: 1	K: 1	P: 23
PITCHER		IP	WLS	BF	H	R	ER	SO	BB	IBB	HBP	BLK	WP	HR	S	P	ERA	WHIP																							
24 Nate Cornejo, R ERA: 6.41 (1, 1)		1.1	L	14	5	4	4	1	3	0	0	0	0	1	28	65	27.00	6.000																							
Heath Murray, L ERA: 6.22 (2, 1)		3.2		14	4	1	1	3	0	0	0	0	0	1	34	48	2.46	1.091																							
Adam Bernero, R ERA: 15.0 (6, 1)		3.0		17	6	5	5	1	2	0	0	0	0	2	31	60	15.00	2.667																							

BOTTOM

Detroit Tigers @ Chicago White Sox
Comiskey Park, Chicago, IL
Tue Sep 04 2001, 5:05 PM EDT
Sunny - 74 F

AB	38
R	10
H	15
RBI	10
BB	7
SO	5
LOB	19

WP: 0 PA: 45
PB: 0
SB: 0
CS: 0



livebaseballscores.com

Batter	1	2	3	4	5	6	7	8	9	AB R H RBI BB SO LOB	TOP											
Roger Cedeno, S (1, 8) OBP: 0.339, SLG: 0.393	2-3 K		3-2 F7			2-0 G3 2B		1-2 G4-3		4 0 1 0 0 1 1												
Jose Macias, S (1, 5) OBP: 0.309, SLG: 0.401	2-2 G3			2-2 G1		0-1 G3 2-3		1-2 P5		4 0 0 0 0 0 1												
Bobby Higginson, L (1, 7) OBP: 0.367, SLG: 0.442	0-1 G5-3			2-1 G3		3-3 K		2-2 P3		4 0 0 0 0 1 1												
Randall Simon, L (1, 3) OBP: 0.359, SLG: 0.440		2-0 G2-3		2-3 K			0-1 G1-3		0-2 F8	4 0 0 0 0 1 0												
Robert Fick, L (1, 10) OBP: 0.337, SLG: 0.487		4-1 G6-4-3 BB			2-0 F5		0-1 G3			2 0 0 0 1 0 0												
Shane Hatter, R (1, 6) OBP: 0.327, SLG: 0.458		1-2 G6-4-3 1-2f			1-0 G6-3		2-0 2B			3 0 1 0 0 0 1												
Damion Easley, R (1, 4) OBP: 0.325, SLG: 0.394			3-2 G6-3		3-2 1B		0-3 K			3 0 1 0 0 1 1												
43 Chris Wakeland, L (1, 9)			1-3 K		2-2 F7			1-0 G4-3		3 0 0 0 0 1 1												
15 Brandon Inge, R (1, 2) OBP: 0.255, SLG: 0.273			2-2 S 1B			2-2 P6		2-1 F8		3 0 1 0 0 0 0												
Inning Stats	R: 0 E: 0 K: 1 S: 12	H: 0 LOB: 0 BB: 0 P: 16	R: 0 E: 0 K: 0 S: 5	H: 0 LOB: 0 BB: 1 P: 12	R: 0 E: 0 K: 1 S: 16	H: 1 LOB: 1 BB: 0 P: 25	R: 0 E: 0 K: 1 S: 9	H: 0 LOB: 0 BB: 0 P: 15	R: 0 E: 0 K: 0 S: 9	H: 1 LOB: 1 BB: 0 P: 17	R: 0 E: 0 K: 1 S: 10	H: 1 LOB: 1 BB: 0 P: 17	R: 0 E: 0 K: 1 S: 9	H: 1 LOB: 1 BB: 0 P: 11	R: 0 E: 0 K: 0 S: 6	H: 0 LOB: 0 BB: 0 P: 10	R: 0 E: 0 K: 0 S: 11	H: 0 LOB: 0 BB: 0 P: 14	1B: 2 2B: 2 3B: 0 HR: 0	SF: 0 SAC: 0 DP: 1 HBP: 0	WP: 0 PB: 0 SB: 1 CS: 0	PA: 31
PITCHER	IP WLS BF H R ER SO BB IBB HBP BLK WP HR S P ERA WHIP																					
Sean Lowe, R (1, 1) ERA: 3.9	5.0 W 17 2 0 0 3 1 0 0 0 0 0 0 51 85 0.00 0.600																					
Alan Embree, L (6, 1) ERA: 8.27	1.2 6 1 0 0 1 0 0 0 0 0 0 0 14 21 0.00 0.600																					
Kip Wells, R (7, 1) ERA: 3.95	0.1 2 1 0 0 1 0 0 0 0 0 0 0 5 7 0.00 3.000																					
Bob Howry, R (8, 1) ERA: 4.5	1.0 3 0 0 0 0 0 0 0 0 0 0 0 6 10 0.00 0.000																					
Keith Foulke, R (9, 1) ERA: 2.3	1.0 3 0 0 0 0 0 0 0 0 0 0 0 11 14 0.00 0.000																					

Detroit Tigers @ Chicago White Sox
 Comiskey Park, Chicago, IL
 Tue Sep 04 2001, 8:05 PM EDT
 Att. 13,265 - Sunny - 71 F

AB	30
R	0
H	4
RBI	0
BB	1
SO	5
LOB	6



WP: 0	PA: 31
PB: 0	
SB: 1	
CS: 0	

1B: 2	SF: 0
2B: 2	SAC: 0
3B: 0	DP: 1
HR: 0	HBP: 0

livebaseballscorecards.com

Batter	1	2	3	4	5	6	7	8	9	AB R H RBI BB SO LOB	TOP			
Roger Cedeno, S (1, 9) OBP: 0.342, SLG: 0.402	0-1 G4-3		2-1 CS 1B			1-1 HR		0-2 1B		4 1 3 1 0 0 0				
Jose Macias, S (1, 8) OBP: 0.311, SLG: 0.398	4-2 G6-3 BB		3-0 CS 1-2	4-2 L1-3 BB		1-2 G4-3		1-2 G3		2 0 0 0 2 0 1				
Bobby Higginson, L (1, 7) OBP: 0.366, SLG: 0.439	1-2 G6-3 1-2f			0-2 F8		2-2 G1-3			4-2 1B 1B BB	3 0 0 0 1 0 2				
Randall Simon, L (1, 3) OBP: 0.362, SLG: 0.455		0-0 HR		0-0 L1-3 1-2			4-0 G6-4-3 BB		0-1 F3	3 1 1 1 1 0 2				
Shane Halter, R (1, 5) OBP: 0.327, SLG: 0.455		3-2 L5			3-2 F8		1-1 G6-4-3 1-2f		0-0 1B 1-2 1B	4 0 1 0 0 0 1				
Robert Fick, L (1, 10) OBP: 0.341, SLG: 0.497		2-3 K			0-2 HR		4-1 BB		2-2 G6-4-3 1-2 2-3 1B	3 1 2 1 1 1 0 0 0 0 0 0 0 0				
Juan Encarnacion, R (9, PR) OBP: 0.293, SLG: 0.409		2-3 K			2-3 K		0-1 P4		1-0 G6-4-3 1-2f	4 0 0 0 0 2 4				
Damion Easley, R (1, 4) OBP: 0.322, SLG: 0.391														
Deivi Cruz, R (1, 6) OBP: 0.279, SLG: 0.359			1-2 15 CS 1B		2-2 G2-3			1-3 K		3 0 1 0 0 1 0				
15 Brandon Inge, R (1, 2) OBP: 0.250, SLG: 0.268			3-2 G6-3 1-2			2-1 G5-3		2-1 F8		3 0 0 0 0 0 1				
Inning Stats	R: 0 E: 0 K: 0 S: 8 H: 0 LOB: 0 BB: 1 P: 13	R: 1 E: 0 K: 2 S: 12 H: 1 LOB: 0 BB: 0 P: 19	R: 0 E: 0 K: 0 S: 10 H: 2 LOB: 0 BB: 0 P: 18	R: 0 E: 0 K: 0 S: 6 H: 0 LOB: 0 BB: 1 P: 10	R: 1 E: 0 K: 1 S: 16 H: 1 LOB: 0 BB: 0 P: 23	R: 1 E: 0 K: 0 S: 11 H: 1 LOB: 0 BB: 0 P: 17	R: 0 E: 0 K: 0 S: 5 H: 0 LOB: 1 BB: 2 P: 14	R: 0 E: 0 K: 1 S: 13 H: 1 LOB: 1 BB: 0 P: 17	R: 0 E: 0 K: 0 S: 10 H: 2 LOB: 3 BB: 1 P: 17	1B: 5 2B: 1 3B: 0 HR: 3 SF: 0 SAC: 0 DP: 4 HBP: 0	WP: 0 PB: 0 SB: 0 CS: 2 PA: 35			
PITCHER	IP WLS BF H R ER SO BB IBB HBP BLK WP HR S P ERA WHIP												PITCHER	IP WLS BF H R ER SO BB IBB HBP BLK WP HR S P ERA WHIP
Dan Wright, R (1, 1) ERA: 5.84	5.2 W 20 5 3 3 3 2 0 0 0 0 0 3 60 95 4.76 1.235													
Bill Pulsipher, L (6, 1) ERA: 5.4	1.0 H 4 0 0 0 0 2 0 0 0 0 0 0 6 17 0.00 2.000													
Josh Fogg, R (7, 1) ERA:	0.1 H 1 0 0 0 0 0 0 0 0 0 0 0 2 2 0.00 0.000													
Bob Howry, R (8, 1) ERA: 4.43	1.0 H 4 1 0 0 1 0 0 0 0 0 0 0 13 17 0.00 1.000													
Keith Foulke, R (9, 1) ERA: 2.27	1.0 S 5 2 0 0 0 1 0 0 0 0 0 0 10 17 0.00 3.000													

Detroit Tigers @ Chicago White Sox
 Comiskey Park, Chicago, IL
 Wed Sep 05 2001, 8:05 PM EDT
 Att. 14,576 - Sunny - 75 F

livebaseballscorecards.com

AB	29
R	3
H	8
RBI	3
BB	5
SO	4
LOB	11



Batter	1	2	3	4	5	6	7	8	9
Ray Durham, S OBP: 0.333, SLG: 0.452 (1, 4)	2-2 G6-3		3-2 F9	0-1 F9		0-3 K		0-1 F7	
Jose Valentin, S OBP: 0.345, SLG: 0.537 (1, 5)	1-0 G4-3		1-1 F8		2-2 F8		0-0 1B 2B	1-3 K	
Magglio Ordonez, R OBP: 0.373, SLG: 0.526 (1, 9)	2-2 G6-3			4-1 1B BB 1B BB	1-2 2B BB 1B		1-2 14 CS 1B 2-H		
14 Paul Konerko, R OBP: 0.354, SLG: 0.528 (1, 3)		2-3 K		2-0 P6	0-2 P3		1-1 1B 1-2		
Jose Canseco, R OBP: 0.386, SLG: 0.518 (1, 10)		2-3 K		4-1 1B 1B SF7 BB	4-1 2B BB		0-1 L4		
Jeff Liefer, L OBP: 0.295, SLG: 0.514 (1, 7)		1-3 K		0-0 BB 1B	2-1 1B		0-1 G4-3		
Aaron Rowand, R OBP: 0.398, SLG: 0.480 (8, 7)				1-2 2-3 1B	1-3 2-H 2B				
Chris Singleton, L OBP: 0.334, SLG: 0.444 (1, 8)			4-2 F8 2B BB	2-0 BB BB 1B	0-2 F9		1-1 1B 1B		
Royce Clayton, R OBP: 0.309, SLG: 0.401 (1, 6)			0-1 F8	0-0 SF7		0-1 F8	2-1 1B		
Mark Johnson, L OBP: 0.346, SLG: 0.341 (1, 2)			0-1 F9 2B 2-H	4-2 BB BB BB BB	1-2 2-3 BB	3-2 F5	0-3 K		

Inning Stats	R: 0	H: 0	E: 0	K: 0	S: 8	LOB: 0	BB: 0	P: 13	R: 0	H: 0	E: 0	K: 3	S: 10	LOB: 0	BB: 0	P: 15	R: 1	H: 1	E: 0	K: 0	S: 12	LOB: 1	BB: 1	P: 20	R: 2	H: 2	E: 0	K: 0	S: 10	LOB: 3	BB: 3	P: 26	R: 1	H: 2	E: 0	K: 0	S: 16	LOB: 2	BB: 1	P: 25	R: 0	H: 0	E: 0	K: 1	S: 8	LOB: 0	BB: 0	P: 11	R: 1	H: 3	E: 0	K: 0	S: 11	LOB: 1	BB: 0	P: 13	R: 0	H: 2	E: 0	K: 2	S: 12	LOB: 2	BB: 0	P: 16
1B: 7	SF: 1	2B: 3	SAC: 0	3B: 0	DP: 0	HR: 0	HBP: 0	WP: 0	PA: 38																																																							

PITCHER	IP	WLS	BF	H	R	ER	SO	BB	IBB	HBP	BLK	WP	HR	S	P	ERA	WHIP
Steve Sparks, R ERA: 4.11 (1, 1)	6.0	L	30	7	5	5	4	5	0	0	0	0	0	69	116	7.50	2.000
Danny Patterson, R ERA: 2.98 (7, 1)	1.0		3	1	0	0	0	0	0	0	0	0	0	6	7	0.00	1.000
Matt Perisho, L ERA: 5.97 (8, 1)	0.0		1	1	0	0	0	0	0	0	0	0	0	2	3	∞	∞
Matt Anderson, R ERA: 4.71 (8, 1)	1.0		4	1	0	0	2	0	0	0	0	0	0	10	13	0.00	1.000


BOTTOM


Detroit Tigers @ Chicago White Sox
Comiskey Park, Chicago, IL

Wed Sep 05 2001, 8:05 PM EDT
Att. 14,576 - Sunny - 75 F

livebaseballscorecards.com

AB	32
R	5
H	10
RBI	5
BB	5
SO	6
LOB	18



Batter	1	2	3	4	5	6	7	8	9	AB R H RBI BB SO LOB	TOP											
Ray Durham, S (1, 4) OBP: 0.337, SLG: 0.457	0-2 2B 1B	3-2 2-H 3-H 1B		2-2 2-H 1B	1-1 2-H 3-H 3B		3-2 F8			5 1 4 4 0 0 1												
Jose Valentin, S (1, 5) (6, 6) OBP: 0.340, SLG: 0.526	0-0 F2		1-2 G4-3	2-3 K	0-1 G4-3			1-1 G4-3		5 0 0 0 0 1 3												
Magglio Ordonez, R (1, 9) OBP: 0.376, SLG: 0.528	2-1 1-H 2B		3-2 1B		1-1 1B 14 1B HBP	3-2 L7		1-2 1B		4 1 3 1 0 0 0												
14 Paul Konerko, R (1, 3) OBP: 0.352, SLG: 0.529	0-0 P5		1-3 K		0-0 1B 1B 1B	1-0 G4-3		0-1 F5		5 1 1 0 0 1 2												
Jose Canseco, R (1, 10) OBP: 0.390, SLG: 0.520	1-2 G1			1-0 BB 1B FC5 1B	1-2 1B 1B SF7 1B	0-2 1B		1-3 K		5 2 3 0 0 1 2												
Jeff Liefer, L (1, 7) Aaron Rowand, R (9, PH) OBP: 0.298, SLG: 0.522 OBP: 0.395, SLG: 0.476		0-1 2B 1B 1B		0-0 FC5 BB 1B	1-0 P6	0-3 K		1-3 K		4 1 2 0 0 1 4 1 0 0 0 0 1 0												
Chris Singleton, L (1, 8) OBP: 0.332, SLG: 0.438		0-1 F2		4-2 PB FC5 SF8 BB 1B	1-0 SF7 3B 1B		0-3 K		1-0 G6-3	4 2 1 1 1 1 1	AB 41 R 10 H 18 RBI 10 BB 1 SO 7 LOB 19											
Royce Clayton, R (1, 6) Tony Graffanino, R (6, 5) OBP: 0.312, SLG: 0.406 OBP: 0.382, SLG: 0.408		0-1 1B 2B		2-2 FC5 PB 1B	3-2 SF7 3B 1B		0-0 G3 1B		0-1 1B	3 2 2 2 0 0 2 2 0 2 0 0 0 0												
Mark Johnson, L (1, 2) OBP: 0.335, SLG: 0.333		3-3 K		2-2 SF8	2-1 SF7		2-1 G3		1-1 G4-3	3 0 0 2 0 1 4												
Inning Stats	R: 1 E: 0 K: 0 S: 10	H: 2 LOB: 1 BB: 0 P: 13	R: 1 E: 0 K: 1 S: 13	H: 3 LOB: 2 BB: 0 P: 19	R: 0 E: 0 K: 1 S: 10	H: 1 LOB: 0 BB: 0 P: 15	R: 3 E: 0 K: 1 S: 21	H: 3 LOB: 1 BB: 1 P: 34	R: 5 E: 0 K: 0 S: 18	H: 5 LOB: 1 BB: 0 P: 28	R: 0 E: 0 K: 1 S: 11	H: 1 LOB: 1 BB: 0 P: 15	R: 0 E: 0 K: 1 S: 11	H: 1 LOB: 1 BB: 0 P: 16	R: 0 E: 0 K: 1 S: 11	H: 1 LOB: 1 BB: 0 P: 14	R: 0 E: 0 K: 1 S: 9	H: 1 LOB: 1 BB: 0 P: 12	1B: 15 2B: 2 3B: 1 HR: 0	SF: 2 SAC: 0 DP: 0 HBP: 1	WP: 0 PB: 1 SB: 0 CS: 0	PA: 45
PITCHER	IP WLS BF H R ER SO BB IBB HBP BLK WP HR S P ERA WHIP																					
Dave Burba, R (1, 1) ERA: 6.41	3.2 L 19 9 5 4 2 1 0 0 0 0 0 0 48 73 9.82 2.727																					
37 Jake Westbrook, R (4, 1) ERA: 5.8	3.2 19 7 5 5 3 0 0 1 0 0 0 0 48 70 12.27 1.909																					
David Riske, R (8, 1) ERA: 1.64	0.2 3 1 0 0 1 0 0 0 0 0 0 0 9 11 0.00 1.500																					
Rich Rodriguez, L (9, 1) ERA: 4.33	1.0 4 1 0 0 1 0 0 0 0 0 0 0 9 12 0.00 1.000																					

Chicago White Sox @ Cleveland Indians
 Jacobs Field, Cleveland, OH
 Fri Sep 07 2001, 7:05 PM EDT
 Att. 42,487 - Overcast - 79 F

livebaseballscorecards.com

BOTTOM

Chicago White Sox @ Cleveland Indians
Jacobs Field, Cleveland, OH

livebaseballscorecards.com

AB 38
R 7
H 10
RBI 7
BB 2
SO 8
LOB 15



WP: 1 PA: 41
PB: 0
SB: 1
CS: 0

Fri Sep 07 2001, 7:05 PM EDT
Att: 42,487 - Overcast - 79 F

Batter	1	2	3	4	5	6	7	8	9	AB	R	H	RBI	BB	SO	LOB
Kenny Lofton, L (1, 8) Dave Roberts, L (7, 8) OBP: 0.329, SLG: 0.393 OBP: 0.500, SLG: 0.750	1-0 G4-3 S 1B		1-2 G4-3		2-2 FC4-6 FC6 1-2f		0-2 HBP WP 2B 1B	0-0 B1-3		3	1	1	0	0	0	1
Omar Vizquel, S (1, 6) John McDonald, R (7, 6) OBP: 0.333, SLG: 0.347	2-2 G4-3		2-2 F9		1-2 FC6 1-2f		0-3 K HBP 2B		0-1 P4	3	0	0	0	0	0	2
Roberto Alomar, S (1, 4) Jolbert Cabrera, R (7, 4) OBP: 0.417, SLG: 0.540 OBP: 0.317, SLG: 0.360	2-1 BB 1B 3-H		1-3 K2-3				1-2 2B HBP 1-2 2-3 3-H		0-2 1B	3	0	1	1	0	1	0
Juan Gonzalez, R (1, 10) OBP: 0.387, SLG: 0.614	2-3 K			2-2 HR		4-1 FC1-4 BB	1-0 2B 1-3 2-H 3-H		2-3 K	4	1	2	3	1	2	2
Jim Thome, L (1, 3) Wil Cordero, R (7, 3) OBP: 0.418, SLG: 0.642 OBP: 0.320, SLG: 0.356	4-0 BB			2-3 K		1-2 FC1-4 1-2f	1-0 G6-3		0-1 G6-3	2	0	0	0	1	1	1
Marty Cordova, R (1, 7) OBP: 0.357, SLG: 0.516	1-0 F8			1-0 G6-3		0-3 K		3-2 HR 2B		4	1	1	0	0	1	3
Karim Garcia, L (1, 9) OBP: 0.526, SLG: 1.176		0-3 K		0-0 G5-3			0-0 L7	0-0 HR		4	1	1	2	0	1	0
Travis Fryman, R (1, 5) Russell Bryanan, L (7, 5) OBP: 0.319, SLG: 0.326 OBP: 0.304, SLG: 0.448		2-3 K			1-0 FC4-6 1B		0-1 L9	2-0 G4-3		2	0	1	0	0	1	0
Einar Diaz, R (1, 2) Eddie Taubensee, L (7, PH) OBP: 0.340, SLG: 0.397 OBP: 0.299, SLG: 0.346		0-0 G5-3			2-1 P6		2-2 WP 1B HBP 1B	3-2 F9		2	0	0	0	0	0	1
Tim Laker, R (8, PH) OBP: 0.296, SLG: 0.174										1	0	0	0	0	0	0

Inning Stats	R: 1	H: 2	E: 0	K: 1	S: 13	H: 2	LOB: 2	BB: 1	P: 25	R: 0	H: 0	E: 0	K: 2	S: 7	H: 0	LOB: 0	BB: 0	P: 9	R: 0	H: 0	E: 0	K: 1	S: 9	H: 1	LOB: 0	BB: 0	P: 13	R: 1	H: 1	E: 0	K: 1	S: 9	H: 1	LOB: 1	BB: 0	P: 16	R: 0	H: 0	E: 0	K: 1	S: 8	H: 0	LOB: 1	BB: 1	P: 13	R: 3	H: 3	E: 0	K: 1	S: 16	H: 3	LOB: 2	BB: 0	P: 21	R: 2	H: 2	E: 0	K: 0	S: 9	H: 2	LOB: 0	BB: 0	P: 17	R: 0	H: 1	E: 0	K: 1	S: 10	H: 1	LOB: 1	BB: 0	P: 12	1B: 6	SF: 0	2B: 2	SAC: 0	3B: 0	DP: 0	HR: 2	HBP: 1	WP: 1	PA: 41
--------------	------	------	------	------	-------	------	--------	-------	-------	------	------	------	------	------	------	--------	-------	------	------	------	------	------	------	------	--------	-------	-------	------	------	------	------	------	------	--------	-------	-------	------	------	------	------	------	------	--------	-------	-------	------	------	------	------	-------	------	--------	-------	-------	------	------	------	------	------	------	--------	-------	-------	------	------	------	------	-------	------	--------	-------	-------	-------	-------	-------	--------	-------	-------	-------	--------	-------	--------

PITCHER	IP	WLS	BF	H	R	ER	SO	BB	IBB	HBP	BLK	WP	HR	S	P	ERA	WHIP
Rocky Biddle, R (1, 1) ERA: 5.39	6.0		24	4	2	2	6	2	0	0	0	0	1	56	90	3.00	1.000
Kip Wells, R (7, 1) ERA: 4.23	1.0		9	4	4	4	1	0	0	1	0	0	0	19	27	36.00	4.000
Bill Pulsipher, L (8, 1) ERA: 5.68	0.1		2	1	1	1	0	0	0	0	0	0	0	4	7	27.00	3.000
Bob Howry, R (8, 1) ERA: 4.39	0.2		2	0	0	0	0	0	0	0	0	0	0	4	7	0.00	0.000
Keith Foulke, R (9, 1) ERA: 2.24	1.0	S	4	1	0	0	1	0	0	0	0	0	0	10	12	0.00	1.000

Batter	1	2	3	4	5	6	7	8	9	AB R H RBI BB SO LOB
Kenny Lofton, L OBP: 0.330, SLG: 0.395 (1, 8)	0-0 1B HR 1B	0-0 G4-3			1-0 G4-3		0-1 F7		0-1 1-H 2B	5 1 2 1 0 0 1
Omar Vizquel, S OBP: 0.333, SLG: 0.345 (1, 6)	4-0 1B HR BB	2-2 G3-1			0-2 G4-3			3-2 F8		3 1 0 0 1 0 1
Roberto Alomar, S OBP: 0.418, SLG: 0.540 (1, 4)	0-0 1-2 2-3 HR 1B		1-2 L3			2-2 G4-3		3-2 HR 1B		4 2 2 0 0 0 0
Juan Gonzalez, R OBP: 0.388, SLG: 0.625 (1, 10)	2-1 1-H 2-H 3-H HR		2-2 G5-3		0-2 HR		1-3 K	1-2 K		4 2 2 5 0 1 1
Jim Thome, L OBP: 0.416, SLG: 0.645 (1, 3)	3-3 K		3-1 P5		3-2 G4-3		2-0 2-H HR	1-3 K		4 1 1 2 0 1 0
Marty Cordova, R OBP: 0.356, SLG: 0.516 (1, 7)	3-3 K			3-2 G5-3		1-0 2B				4 0 1 0 0 2 0
Jolbert Cabrera, R OBP: 0.317, SLG: 0.360 (9, 7)										0 0 0 0 0 0 0
Karim Garcia, L OBP: 0.435, SLG: 0.952 (1, 9)	1-0 G3-1			2-1 G4-3		3-3 K			0-3 K	4 0 0 0 0 2 1
Travis Fryman, R OBP: 0.318, SLG: 0.323 (1, 5)		3-2 G5-3		2-3 K			1-3 K		2-2 2B HBP	3 1 0 0 0 2 0
Einar Diaz, R OBP: 0.339, SLG: 0.398 (1, 2)		2-2 G4-3 2B			0-0 G5-3		3-2 G5-3		1-3 K	4 0 1 0 0 1 1


Inning Stats	R: 4 E: 0 K: 2 S: 11	H: 3 LOB: 0 BB: 1 P: 24	R: 0 E: 0 K: 0 S: 14	H: 1 LOB: 1 BB: 0 P: 21	R: 0 E: 0 K: 0 S: 9	H: 0 LOB: 0 BB: 0 P: 15	R: 0 E: 0 K: 1 S: 9	H: 0 LOB: 0 BB: 0 P: 16	R: 0 E: 0 K: 0 S: 5	H: 0 LOB: 0 BB: 0 P: 6	R: 1 E: 0 K: 1 S: 15	H: 2 LOB: 1 BB: 0 P: 24	R: 0 E: 0 K: 1 S: 15	H: 0 LOB: 0 BB: 0 P: 19	R: 2 E: 0 K: 2 S: 15	H: 2 LOB: 0 BB: 0 P: 25	R: 1 E: 0 K: 2 S: 10	H: 1 LOB: 1 BB: 0 P: 13	1B: 3 2B: 3 3B: 0 HR: 3	SF: 0 SAC: 0 DP: 0 HBP: 1
--------------	-------------------------------	----------------------------------	-------------------------------	----------------------------------	------------------------------	----------------------------------	------------------------------	----------------------------------	------------------------------	---------------------------------	-------------------------------	----------------------------------	-------------------------------	----------------------------------	-------------------------------	----------------------------------	-------------------------------	----------------------------------	----------------------------------	------------------------------------

BOTTOM

Chicago White Sox @ Cleveland Indians
Jacobs Field, Cleveland, OH

Sat Sep 08 2001, 7:05 PM EDT
Att: 42,488 - Sunny - 81 F

AB	35
R	8
H	9
RBI	8
BB	1
SO	9
LOB	5



PITCHER	IP	WLS	BF	H	R	ER	SO	BB	IBB	HBP	BLK	WP	HR	S	P	ERA	WHIP
Gary Glover, R ERA: 4.69 (1, 1)	5.2		24	6	5	5	3	1	0	0	0	0	2	59	99	7.94	1.235
Alan Embree, L ERA: 7.83 (6, 1)	0.1	H	1	0	0	0	1	0	0	0	0	0	0	4	7	0.00	0.000
Kip Wells, R ERA: 4.19 (7, 1)	1.0	H	3	0	0	0	1	0	0	0	0	0	0	15	19	0.00	0.000
Bob Howry, R ERA: 4.58 (8, 1)	1.0	B	5	2	2	2	2	0	0	0	0	0	1	15	25	18.00	2.000
Keith Foulke, R ERA: 2.34 (9, 1)	0.2	L	4	1	1	1	2	0	0	1	0	0	0	10	13	13.50	1.500

Batter	1	2	3	4	5	6	7	8	9	AB R H RBI BB SO LOB
Kenny Lofton, L OBP: 0.333, SLG: 0.404 (1, 8)	1-0 WP G6-3 HR 1B		1-0 2B 2B 1B	0-0 1-H HR		2-3 K			2-3 K	5 3 3 2 0 2 2
Omar Vizquel, S OBP: 0.333, SLG: 0.353 (1, 6)	0-1 G6-3 1-2		3-1 2B 2B	3-1 F8			2-2 G5-3		1-0 HR	5 2 2 1 0 0 1
Roberto Alomar, S OBP: 0.415, SLG: 0.536 (1, 4)	2-2 P6		1-3 K		0-1 G1-3		0-2 F9			4 0 0 0 0 1 3
Juan Gonzalez, R OBP: 0.389, SLG: 0.630 (1, 10)	3-2 HR		4-0 2B IBB		1-1 G5-3		1-1 F9			3 2 1 2 1 0 0
Jim Thome, L OBP: 0.417, SLG: 0.648 Dave Roberts, L OBP: 0.500, SLG: 0.750 (8, PR) (9, 7)	3-3 K		2-1 2B	1-H 2-H 3-H	0-2 F8		2-1 SH5-4 1B 2B			4 0 2 3 0 1 0 0 1 0 0 0 0 0
Marty Cordova, R OBP: 0.356, SLG: 0.513 John McDonald, R (8, PH) Karim Garcia, L OBP: 0.435, SLG: 0.952 (9, 3)		0-0 L6	2-1 P3		2-2 HBP HBP		1-1 SH5-4			2 0 0 0 0 0 1 0 0 0 0 0 0 0 0 0 0 0 0 0 0
Travis Fryman, R OBP: 0.321, SLG: 0.325 (1, 5)		3-3 K		1-0 G5-4-3 1B	2-1 F7		3-2 WP 1B			4 0 2 1 0 1 1
Tim Laker, R OBP: 0.276, SLG: 0.160 Russell Branyan, L OBP: 0.303, SLG: 0.447 Einar Diaz, R OBP: 0.338, SLG: 0.397 (7, 2)		1-3 K		2-0 G5-4-3 1-2f	2-3 K		3-1 P5			2 0 0 0 0 1 1 1 0 0 0 0 1 1 1 0 0 0 0 0 2
Jolbert Cabrera, R OBP: 0.320, SLG: 0.360 (1, 9)			3-2 G6-3	0-0 HR 1B	1-2 HBP		2-1 G4-3			3 1 1 0 0 0 1

Inning Stats	R: 2 E: 0 K: 1 S: 15	H: 2 LOB: 0 BB: 0 P: 24	R: 0 E: 0 K: 2 S: 7	H: 0 LOB: 0 BB: 0 P: 11	R: 3 E: 0 K: 1 S: 14	H: 3 LOB: 1 BB: 1 P: 30	R: 2 E: 0 K: 0 S: 6	H: 3 LOB: 0 BB: 0 P: 12	R: 0 E: 0 K: 0 S: 7	H: 0 LOB: 0 BB: 0 P: 8	R: 0 E: 0 K: 2 S: 15	H: 0 LOB: 2 BB: 0 P: 23	R: 0 E: 0 K: 0 S: 10	H: 0 LOB: 0 BB: 0 P: 13	R: 1 E: 0 K: 0 S: 11	H: 2 LOB: 1 BB: 0 P: 22	R: 1 E: 0 K: 1 S: 5	H: 1 LOB: 0 BB: 0 P: 8	1B: 5 2B: 3 3B: 0 HR: 3	SF: 0 SAC: 1 DP: 1 HBP: 2
--------------	-------------------------------	----------------------------------	------------------------------	----------------------------------	-------------------------------	----------------------------------	------------------------------	----------------------------------	------------------------------	---------------------------------	-------------------------------	----------------------------------	-------------------------------	----------------------------------	-------------------------------	----------------------------------	------------------------------	---------------------------------	----------------------------------	------------------------------------

BOTTOM

Chicago White Sox @ Cleveland Indians
Jacobs Field, Cleveland, OH

Sun Sep 09 2001, 1:05 PM EDT
Att: 42,377 - Cloudy - 82 F

AB	34
R	9
H	11
RBI	9
BB	1
SO	7
LOB	13

C

PITCHER	IP	WLS	BF	H	R	ER	SO	BB	IBB	HBP	BLK	WP	HR	S	P	ERA	WHIP
56 Mark Buehrle, L ERA: 3.25	(1, 1)	4.0	20	8	7	7	4	0	0	0	0	1	2	42	77	15.75	2.000
Sean Lowe, R ERA: 3.85	(5, 1)	1.2	7	0	0	0	1	0	0	2	0	0	0	18	25	0.00	0.000
Alan Embree, L ERA: 7.66	(6, 1)	1.0	3	0	0	0	1	0	0	0	0	0	0	12	16	0.00	0.000
Josh Fogg, R ERA:	(7, 1)	0.1	1	0	0	0	0	0	0	0	0	0	0	2	3	0.00	0.000
Bill Pulsipher, L ERA: 6.04	(8, 1)	0.0	1	1	1	1	0	0	0	0	0	0	0	2	4	∞	∞

PITCHER	IP	WLS	BF	H	R	ER	SO	BB	IBB	HBP	BLK	WP	HR	S	P	ERA	WHIP
Kip Wells, R ERA: 4.15	(8, 1)	1.0	4	1	0	0	0	0	0	0	0	1	0	9	18	0.00	1.000
Keith Foulke, R ERA: 2.45	(9, 1)	0.1	2	1	1	1	1	0	0	0	0	0	1	5	8	27.00	3.000


Batter	1	2	3	4	5	6	7	8	9	AB R H RBI BB SO LOB	TOP											
Ray Durham, S (1, 4) OBP: 0.335, SLG: 0.454	1-2 1B BLK 1B	2-2 F9			1-2 F7	0-3 K		3-3 K		5 0 1 0 0 2 4												
Jose Valentin, S (1, 5) OBP: 0.343, SLG: 0.519	1-1 BB 1-3 1B		0-0 L3		3-2 F2		0-3 K	4-0 IBB		4 0 1 0 1 1 0												
Magglio Ordonez, R (1, 9) OBP: 0.379, SLG: 0.534	3-3 K		3-2 HR		4-0 BB		1-3 K	0-0 F9		1 0 0 0 0 1 2												
Jeff Liefer, L (2, 9) OBP: 0.302, SLG: 0.534										2 1 1 1 1 1 0												
Herbert Perry, R (8, PH) OBP: 0.330, SLG: 0.406										1 0 0 0 0 0 3												
Josh Paul, R (8, 2) OBP: 0.288, SLG: 0.353										0 0 0 0 0 0 0												
14 Paul Konerko, R (1, 3) OBP: 0.352, SLG: 0.524	0-1 F8		0-2 F8		0-3 K		0-3 K		4-2 1B FC6-4 BB	4 1 0 0 1 2 3												
Jose Canseco, R (1, 10) OBP: 0.392, SLG: 0.537	4-1 FC5-4 1-2 BB		3-3 K			1-2 FC4-6 1B 1B		4-2 SH3-4 BB 1B BB	2-0 FC6-4 1B 1-2 G3-6-3 1B	3 3 2 0 2 1 0												
Carlos Lee, R (1, 7) OBP: 0.320, SLG: 0.469	2-1 FC5-4 1-2f			2-2 G6-3		2-2 FC4-6 1-2 1B		4-1 SH3-4 1-2 BB 1B	2-1 FC6-4 1-2 2-3 1B	4 1 2 0 1 0 3												
Chris Singleton, L (1, 8) OBP: 0.333, SLG: 0.435					4-1 BB		3-2 FC4-6 1-2f 2-3 1B	2-1 SH3-4 1-2 2-3 1B	1-2 FC6-4 1-2f 2-3 3-H 1B	3 1 1 1 1 0 4												
Royce Clayton, R (1, 6) OBP: 0.312, SLG: 0.402					3-2 F9		2-0 1-2 3-H 1B	4-0 1B IBB	0-2 G3-6-3 1-2f 3-H	4 0 1 1 1 0 3												
Mark Johnson, L (1, 2) OBP: 0.337, SLG: 0.357										2 0 0 1 0 2 3												
Tony Graffanino, R (8, PH) OBP: 0.380, SLG: 0.412										1 0 1 2 0 0 0												
Aaron Rowand, R (8, 9) OBP: 0.390, SLG: 0.467										0 0 0 0 0 0 0												
Inning Stats	R: 0 E: 0 K: 1 S: 13	H: 2 LOB: 3 BB: 1 P: 24	R: 1 E: 0 K: 0 S: 15	H: 1 LOB: 0 BB: 0 P: 24	R: 1 E: 0 K: 1 S: 13	H: 1 LOB: 0 BB: 1 P: 19	R: 0 E: 0 K: 1 S: 11	H: 0 LOB: 1 BB: 1 P: 22	R: 0 E: 0 K: 1 S: 12	H: 0 LOB: 1 BB: 1 P: 20	R: 1 E: 0 K: 2 S: 19	H: 3 LOB: 2 BB: 0 P: 30	R: 0 E: 0 K: 3 S: 10	H: 0 LOB: 0 BB: 0 P: 11	R: 2 E: 0 K: 1 S: 13	H: 1 LOB: 3 BB: 4 P: 35	R: 2 E: 0 K: 0 S: 11	H: 2 LOB: 0 BB: 1 P: 20	1B: 9 2B: 0 3B: 0 HR: 1	SF: 0 SAC: 2 DP: 1 HBP: 0	WP: 0 PB: 0 SB: 0 CS: 0	PA: 44
PITCHER	IP WLS BF H R ER SO BB IBB HBP BLK WP HR S P ERA WHIP																					
Bartolo Colon, R (1, 1) ERA: 4.21	5.1 L 26 7 3 3 4 3 0 0 0 0 0 1 77 130 5.06 1.875																					
Ricardo Rincon, L (6, 1) ERA: 3.21	1.1 4 0 0 0 4 0 0 0 0 0 0 0 13 17 0.00 0.000																					
Roy Smith, R (7, 1) ERA: 7.07	0.1 3 0 2 2 1 2 0 0 0 0 0 0 6 14 54.00 6.000																					
Rich Rodriguez, L (8, 1) ERA: 4.46	0.2 5 1 0 0 1 0 2 0 0 0 0 0 9 23 0.00 1.500																					
37 Jake Westbrook, R (8, 1) ERA: 5.97	1.1 6 2 2 2 0 1 0 0 0 0 0 0 12 21 13.50 2.250																					


Chicago White Sox @ Cleveland Indians
 Jacobs Field, Cleveland, OH
 Mon Sep 10 2001, 7:05 PM EDT
 Att. 38,244 - Sunny - 72 F


livebaseballscorecards.com

AB	34
R	7
H	10
RBI	6
BB	8
SO	10
LOB	25



Batter	1	2	3	4	5	6	7	8	9	AB R H RBI BB SO LOB	TOP																								
												Chicago White Sox @ New York Yankees Yankee Stadium, Bronx, NY Tue Sep 11 2001, 7:05 PM EDT livebaseballscorecards.com																							
		AB 0 R 0 H 0 RBI 0 BB 0 SO 0 LOB 0																																	
																																			
Inning Stats		1B: 0 SF: 0 2B: 0 SAC: 0 3B: 0 DP: 0 HR: 0 HBP: 0	WP: 0 PA: 0 PB: 0 SB: 0 CS: 0																																
PITCHER	IP	WLS	BF	H	R	ER	SO	BB	IBB	HBP	BLK	WP	HR	S	P	ERA	WHIP	PITCHER	IP	WLS	BF	H	R	ER	SO	BB	IBB	HBP	BLK	WP	HR	S	P	ERA	WHIP

Batter	1	2	3	4	5	6	7	8	9	AB R H RBI BB SO LOB	TOP																								
												Chicago White Sox @ New York Yankees Yankee Stadium, Bronx, NY Thu Sep 13 2001, 7:05 PM EDT livebaseballscorecards.com																							
		AB 0 R 0 H 0 RBI 0 BB 0 SO 0 LOB 0																																	
																																			
Inning Stats		1B: 0 SF: 0 2B: 0 SAC: 0 3B: 0 DP: 0 HR: 0 HBP: 0	WP: 0 PA: 0 PB: 0 SB: 0 CS: 0																																
PITCHER	IP	WLS	BF	H	R	ER	SO	BB	IBB	HBP	BLK	WP	HR	S	P	ERA	WHIP	PITCHER	IP	WLS	BF	H	R	ER	SO	BB	IBB	HBP	BLK	WP	HR	S	P	ERA	WHIP

Batter	1	2	3	4	5	6	7	8	9	AB R H RBI BB SO LOB	TOP																								
												<p>Chicago White Sox @ Minnesota Twins Hubert H. Humphrey Metrodome, Minneapolis, MN Fri Sep 14 2001, 8:05 PM EDT</p> <p>livebaseballscorecards.com</p> <p>AB 0 R 0 H 0 RBI 0 BB 0 SO 0 LOB 0</p> 																							
Inning Stats											1B: 0 SF: 0 2B: 0 SAC: 0 3B: 0 DP: 0 HR: 0 HBP: 0	WP: 0 PA: 0 PB: 0 SB: 0 CS: 0																							
PITCHER	IP	WLS	BF	H	R	ER	SO	BB	IBB	HBP	BLK	WP	HR	S	P	ERA	WHIP	PITCHER	IP	WLS	BF	H	R	ER	SO	BB	IBB	HBP	BLK	WP	HR	S	P	ERA	WHIP

Batter	1	2	3	4	5	6	7	8	9	AB R H RBI BB SO LOB	BOTTOM
--------	---	---	---	---	---	---	---	---	---	----------------------	--------

Chicago White Sox @ Minnesota Twins
 Hubert H. Humphrey Metrodome, Minneapolis, MN
 Fri Sep 14 2001, 8:05 PM EDT


livebaseballscorecards.com


AB 0
 R 0
 H 0
 RBI 0
 BB 0
 SO 0
 LOB 0



1B: 0	SF: 0	WP: 0	PA: 0
2B: 0	SAC: 0	PB: 0	
3B: 0	DP: 0	SB: 0	
HR: 0	HBP: 0	CS: 0	

Inning Stats	PITCHER																	PITCHER																
	IP	WLS	BF	H	R	ER	SO	BB	IBB	HBP	BLK	WP	HR	S	P	ERA	WHIP	IP	WLS	BF	H	R	ER	SO	BB	IBB	HBP	BLK	WP	HR	S	P	ERA	WHIP

Batter	1	2	3	4	5	6	7	8	9	AB R H RBI BB SO LOB	TOP																								
												Chicago White Sox @ Minnesota Twins Hubert H. Humphrey Metrodome, Minneapolis, MN Sat Sep 15 2001, 12:05 PM EDT livebaseballscorecards.com																							
											AB 0 R 0 H 0 RBI 0 BB 0 SO 0 LOB 0																								
																																			
Inning Stats											1B: 0 SF: 0 2B: 0 SAC: 0 3B: 0 DP: 0 HR: 0 HBP: 0 WP: 0 PA: 0 PB: 0 SB: 0 CS: 0																								
PITCHER	IP	WLS	BF	H	R	ER	SO	BB	IBB	HBP	BLK	WP	HR	S	P	ERA	WHIP	PITCHER	IP	WLS	BF	H	R	ER	SO	BB	IBB	HBP	BLK	WP	HR	S	P	ERA	WHIP

Batter	1	2	3	4	5	6	7	8	9	AB R H RBI BB SO LOB	TOP																								
												<p>Chicago White Sox @ Minnesota Twins Hubert H. Humphrey Metrodome, Minneapolis, MN Sun Sep 16 2001, 2:05 PM EDT</p> <p>livebaseballscorecards.com</p> <p>AB 0 R 0 H 0 RBI 0 BB 0 SO 0 LOB 0</p> 																							
Inning Stats											1B: 0 SF: 0 2B: 0 SAC: 0 3B: 0 DP: 0 HR: 0 HBP: 0	WP: 0 PA: 0 PB: 0 SB: 0 CS: 0																							
PITCHER	IP	WLS	BF	H	R	ER	SO	BB	IBB	HBP	BLK	WP	HR	S	P	ERA	WHIP	PITCHER	IP	WLS	BF	H	R	ER	SO	BB	IBB	HBP	BLK	WP	HR	S	P	ERA	WHIP

New York Yankees @ Chicago White Sox
 Comiskey Park, Chicago, IL
 Tue Sep 18 2001, 8:05 PM EDT
 Att. 22,785 - Sunny - 66 F

livebaseballscorecards.com

AB	42
R	11
H	16
RBI	11
BB	2
SO	6
LOB	15



WP:	0	PA:	46
PB:	0		
SB:	0		
CS:	1		

Batter	1	2	3	4	5	6	7	8	9	AB	R	H	RBI	BB	SO	LOB	TOP				
Chuck Knoblauch, R (1, 7) OBP: 0.338, SLG: 0.348 B F C F C F X X	3-2 FC6-5 2B 1B		0-1 G6-4-3 1-2f		1-0 G6-3 3-H		2-1 F8 B F B S X X	2-2 2B 1B		5	1	2	1	0	0	2					
2 Derek Jeter, R (1, 6) OBP: 0.384, SLG: 0.477 Enrique Wilson, S (7, 6) OBP: 0.247, SLG: 0.296 X	0-0 FC6-5 1-2 1B		3-2 2B		1-1 G5-3		1-0 2B 20 HR 1B	0-0 1-H 2-H 2B		4	2	3	0	0	0	1					
Bernie Williams, S (1, 8) OBP: 0.393, SLG: 0.507 Gerald Williams, R (8, PH) OBP: 0.265, SLG: 0.313 C B S X X	1-2 FC6-5 1B 20 FC5-4 1-2 2-3f		0-1 L9		1-0 F8		1-2 20 HR 2B	1-0 F9		4	2	1	0	0	0	4					
Tino Martinez, L (1, 3) OBP: 0.326, SLG: 0.499 Nick Johnson, L (7, 3) OBP: 0.294, SLG: 0.250 B X X	1-0 20 FC5-4 1-3 2-H 1B			2-3 K		0-0 F8	4-2 20 HR BB	1-0 HBP		3	1	1	1	1	1	0					
20 Jorge Posada, S (1, 2) OBP: 0.365, SLG: 0.482 Todd Greene, R (9, 2) OBP: 0.295, SLG: 0.351 F X X	0-1 FC5-4 CS 1-2f 3-H			1-0 G5-3		1-0 G5-3	2-2 1-H 2-H 3-H HR	1-3 K		5	1	1	5	0	1	3					
Shane Spencer, R (1, 9) OBP: 0.320, SLG: 0.445 B B C F 1 SAFE	2-2 CS 1-2	1-0 F7		0-0 E5 FC5-4		1-0 1B	0-0 HR		1-1 F9		5	1	2	1	0	0					
Randy Velarde, R (1, 10) OBP: 0.366, SLG: 0.452 C B F X X		1-1 G4-3		0-0 FC5-4 1-2f		1-2 G3	2-3 K		1-1 2B		5	0	1	0	0	1	2				
Scott Brosius, R (1, 5) OBP: 0.353, SLG: 0.461 C B F X X		1-3 K			0-0 2B G6-3 1B		2-3 K	0-0 G4-3	1-0 F8		5	1	1	0	0	2	1				
Alfonso Soriano, R (1, 4) OBP: 0.311, SLG: 0.449 C B B B			4-1 G6-4-3 BB		1-1 1-3 2B		2-2 HR	2-2 1B 2B 1B	1-3 K		4	2	3	1	1	1					
Inning Stats	R: 2 E: 0 K: 0 S: 13	H: 3 LOB: 0 BB: 0 P: 20	R: 0 E: 0 K: 1 S: 7	H: 0 LOB: 0 BB: 0 P: 10	R: 0 E: 0 K: 0 S: 8	H: 1 LOB: 1 BB: 1 P: 15	R: 0 E: 1 K: 1 S: 6	H: 0 LOB: 1 BB: 0 P: 9	R: 1 E: 0 K: 0 S: 7	H: 2 LOB: 1 BB: 0 P: 11	R: 0 E: 0 K: 0 S: 6	H: 1 LOB: 1 BB: 0 P: 9	R: 6 E: 0 K: 2 S: 24	H: 5 LOB: 0 BB: 1 P: 40	R: 2 E: 0 K: 1 S: 12	H: 3 LOB: 2 BB: 0 P: 19	R: 0 E: 0 K: 1 S: 8	H: 1 LOB: 1 BB: 0 P: 12	1B: 8 2B: 5 3B: 0 HR: 3	SF: 0 SAC: 0 DP: 1 HBP: 1	WP: 0 PA: 46
PITCHER	IP	WLS	BF	H	R	ER	SO	BB	IBB	HBP	BLK	WP	HR	S	P	ERA	WHIP				
56 Mark Buehrle, L (1, 1) ERA: 3.41	6.2	L	30	10	6	6	3	1	0	0	0	0	1	60	95	8.10	1.650				
Alan Embree, L (7, 1) ERA: 7.85	0.1		4	2	3	3	1	1	0	0	0	0	2	11	19	81.00	9.000				
Josh Fogg, R (8, 1) ERA: 4.5	1.0		7	3	2	2	1	0	0	1	0	0	0	12	19	18.00	3.000				
Matt Ginter, R (9, 1) ERA: 6.16	1.0		4	1	0	0	1	0	0	0	0	0	0	8	12	0.00	1.000				

New York Yankees @ Chicago White Sox
 Comiskey Park, Chicago, IL
 Wed Sep 19 2001, 8:05 PM EDT
 Att. 18,465 - Overcast - 64 F

livebaseballscorecards.com

AB	36
R	6
H	9
RBI	6
BB	3
SO	8
LOB	14



WP: 0	PA: 39
PB: 0	
SB: 0	
CS: 0	

Batter	1	2	3	4	5	6	7	8	9	AB R H RBI BB SO LOB
Chuck Knoblauch, R (1, 7) OBP: 0.339, SLG: 0.348	2-2 G6-3		2-2 G6-3		0-0 2 HR 1B		0-0 G1-3		1-1 2 G6-3 1B	5 1 2 2 0 0 0
2 Derek Jeter, R (1, 6) OBP: 0.384, SLG: 0.487	1-1 F8		0-1 HR		3-0 1-H HR		1-1 G1-3	1-1 G6-3	1-1 G6-3	5 2 2 3 0 0 2
Bernie Williams, S (1, 8) OBP: 0.392, SLG: 0.503	3-1 P5		2-3 K		3-1 F8		4-2 BB	0-0 G3		4 0 0 0 1 1 2
Tino Martinez, L (1, 3) OBP: 0.325, SLG: 0.497		3-3 K	2-2 G4-3		0-1 1B		0-1 L7			4 0 1 0 0 1 1
David Justice, L (1, 10) OBP: 0.334, SLG: 0.453		0-2 G6-3		0-3 K	0-1 P6		0-0 P6			4 0 0 0 0 1 2
20 Jorge Posada, S (1, 2) OBP: 0.366, SLG: 0.481		4-2 1B BB		0-3 K	1-1 F7		2-0 2B FC5-2 1B			3 1 1 0 1 1 1
Shane Spencer, R (1, 9) OBP: 0.323, SLG: 0.450		1-0 1B		0-2 G1-3	2-3 K		3-2 FC5-2 1B 2B			4 1 2 0 0 1 1
Scott Brosius, R (1, 5) OBP: 0.355, SLG: 0.460		1-2 1B		2-2 G6-3		2-0 G5-3		4-0 FC5-2 1B BB		3 1 1 1 1 0 0
Alfonso Soriano, R (1, 4) OBP: 0.309, SLG: 0.445		2-3 K		1-3 K		2-3 K		0-1 FC5-2 2 G6-3 1B		4 0 0 0 0 3 5

Inning Stats	R: 0	H: 0	E: 0	K: 0	S: 7	P: 13	R: 1	H: 2	E: 0	K: 2	S: 19	P: 30	R: 1	H: 1	E: 0	K: 1	S: 12	P: 18	R: 0	H: 0	E: 0	K: 2	S: 9	P: 9	R: 2	H: 2	E: 0	K: 1	S: 12	P: 21	R: 0	H: 1	E: 0	K: 1	S: 9	P: 12	R: 0	H: 0	E: 0	K: 1	S: 5	P: 9	R: 0	H: 0	E: 0	K: 0	S: 7	P: 12	R: 2	H: 3	E: 0	K: 0	S: 13	P: 24	1B: 6	2B: 1	3B: 0	HR: 2	SF: 0	SAC: 0	DP: 0	HBP: 0	WP: 0	PA: 39
--------------	------	------	------	------	------	-------	------	------	------	------	-------	-------	------	------	------	------	-------	-------	------	------	------	------	------	------	------	------	------	------	-------	-------	------	------	------	------	------	-------	------	------	------	------	------	------	------	------	------	------	------	-------	------	------	------	------	-------	-------	-------	-------	-------	-------	-------	--------	-------	--------	-------	--------

PITCHER	IP	WLS	BF	H	R	ER	SO	BB	IBB	HBP	BLK	WP	HR	S	P	ERA	WHIP
Gary Glover, R (1, 1) ERA: 4.78	6.0	L	25	6	4	4	7	1	0	0	0	0	2	68	103	6.00	1.167
Sean Lowe, R (7, 1) ERA: 3.8	1.1		5	0	0	0	1	1	0	0	0	0	0	9	18	0.00	0.750
Bill Pulsipher, L (8, 1) ERA: 5.88	0.2		2	0	0	0	0	0	0	0	0	0	0	3	3	0.00	0.000
Bob Howry, R (9, 1) ERA: 4.77	1.0		7	3	2	2	0	1	0	0	0	0	0	13	24	18.00	4.000

Batter	1	2	3	4	5	6	7	8	9	AB R H RBI BB SO LOB	TOP
Chuck Knoblauch, R (1, 7) <small>OBP: 0.338, SLG: 0.346</small>										4 0 0 0 1 1 0	
2 Derek Jeter, R (1, 6) <small>OBP: 0.382, SLG: 0.483</small>										4 0 0 0 0 2 2	
Bernie Williams, S (1, 8) <small>OBP: 0.393, SLG: 0.503</small> Gerald Williams, R (1, PR) <small>OBP: 0.265, SLG: 0.314</small>										0 0 0 0 0 0 0 3 2 1 0 0 0 0	
Tino Martinez, L (1, 3) <small>OBP: 0.328, SLG: 0.506</small>										4 1 3 3 0 1 0	
David Justice, L (1, 10) <small>OBP: 0.336, SLG: 0.451</small>										2 1 0 0 2 1 0	
20 Jorge Posada, S (1, 2) <small>OBP: 0.365, SLG: 0.479</small>										4 0 1 0 0 0 3	
Shane Spencer, R (1, 9) <small>OBP: 0.322, SLG: 0.447</small>										4 1 1 1 0 2 3	
Scott Brosius, R (1, 5) <small>OBP: 0.354, SLG: 0.458</small>										4 0 1 1 0 1 0	
Alfonso Soriano, R (1, 4) <small>OBP: 0.309, SLG: 0.444</small>										4 0 1 0 0 2 1	
Inning Stats	R: 1 H: 1 E: 0 LOB: 2 K: 2 BB: 0 S: 10 P: 16	R: 0 H: 0 E: 0 LOB: 0 K: 2 BB: 0 S: 8 P: 14	R: 0 H: 1 E: 0 LOB: 1 K: 0 BB: 1 S: 9 P: 17	R: 3 H: 3 E: 0 LOB: 1 K: 1 BB: 1 S: 15 P: 31	R: 0 H: 0 E: 0 LOB: 0 K: 1 BB: 0 S: 9 P: 14	R: 0 H: 1 E: 0 LOB: 1 K: 1 BB: 0 S: 13 P: 19	R: 0 H: 0 E: 0 LOB: 0 K: 0 BB: 0 S: 7 P: 10	R: 1 H: 2 E: 0 LOB: 2 K: 1 BB: 1 S: 13 P: 25	R: 0 H: 0 E: 0 LOB: 0 K: 2 BB: 0 S: 10 P: 14	1B: 6 SF: 0 2B: 1 SAC: 0 3B: 0 DP: 1 HR: 1 HBP: 1	WP: 0 PA: 37 PB: 0 SB: 2 CS: 0
PITCHER Kip Wells, R (1, 1) <small>ERA: 4.33</small> Josh Fogg, R (4, 1) <small>ERA: 3.38</small> Alan Embree, L (6, 1) <small>ERA: 7.74</small> Sean Lowe, R (6, 1) <small>ERA: 3.82</small> Bill Pulsipher, L (8, 1) <small>ERA: 5.88</small>	IP WLS BF H R ER SO BB IBB HBP BLK WP HR S P ERA WHIP 3.2 0 16 4 4 4 4 2 0 1 0 0 1 37 69 9.82 1.636 1.1 0 5 1 0 0 2 0 0 0 0 0 0 14 23 0.00 0.750 0.2 0 2 0 0 0 1 0 0 0 0 0 0 8 12 0.00 0.000 1.2 W 7 2 1 1 0 0 0 0 0 0 0 0 17 25 5.40 1.200 0.0 0 2 1 0 0 0 1 0 0 0 0 0 3 8 ∞ ∞	PITCHER Keith Foulke, R (8, 1) <small>ERA: 2.4</small>	IP WLS BF H R ER SO BB IBB HBP BLK WP HR S P ERA WHIP 1.2 S 5 0 0 0 3 0 0 0 0 0 0 0 15 23 0.00 0.000								

New York Yankees @ Chicago White Sox
 Comiskey Park, Chicago, IL
 Thu Sep 20 2001, 8:05 PM EDT
 Att. 22,284 - Sunny - 72 F

AB	33
R	5
H	8
RBI	5
BB	3
SO	10
LOB	9



livebaseballscorecards.com

Batter	1	2	3	4	5	6	7	8	9	AB	R	H	RBI	BB	SO	LOB	TOP										
Carlos Febles, R (1, 4) OBP: 0.292, SLG: 0.377	1-3 K		1-1 G5-3	3-1 F9		0-0 HR		1-2 G6-3		5	1	1	2	0	1	0											
Nefti Perez, S (1, 6) OBP: 0.313, SLG: 0.402	0-0 29 WP 1B		0-1 29 BB 1B	1-0 1B		1-3 K		0-1 L5		5	0	3	0	0	1	0											
Carlos Beltrán, S (1, 8) OBP: 0.355, SLG: 0.485	1-1 F9		3-2 P3	2-0 F9		2-1 F8		2-3 K		5	0	0	0	0	1	3											
29 Mike Sweeney, R (1, 10) OBP: 0.371, SLG: 0.560	3-2 G5-3		4-2 BB		2-1 F7		2-2 G6-3		2-2 G4-3		4	0	0	0	1	0	1										
Raul Ibanez, L (1, 3) Dave McCarty, R (8, 3) OBP: 0.361, SLG: 0.494 OBP: 0.321, SLG: 0.405		0-3 K	0-3 K		1-0 G4-3		1-3 K			4	0	0	0	0	3	2											
Joe Randa, R (1, 5) OBP: 0.305, SLG: 0.375		2-2 F2		1-2 E SF9 2B	0-1 HR		0-0 1B			4	2	3	1	0	0	0											
Mark Quinn, R (1, 9) OBP: 0.303, SLG: 0.481		2-1 1B		0-1 E1 SF9 HR 1B	0-0 G6-3		3-2 F8			4	1	2	0	0	0	1											
Dee Brown, L (1, 7) OBP: 0.293, SLG: 0.345		2-2 L8		1-0 SF9		0-0 F7		0-0 G4-3		3	0	0	1	0	0	1											
Gregg Zaun, S (1, 2) OBP: 0.351, SLG: 0.534			2-1 HR	0-0 HR		1-0 HR 1B		3-3 K		4	3	3	3	0	1	0											
Inning Stats	R: 0 E: 0 K: 1 S: 10	H: 1 LOB: 1 BB: 0 P: 15	R: 0 E: 0 K: 1 S: 11	H: 1 LOB: 1 BB: 0 P: 17	R: 1 E: 0 K: 1 S: 16	H: 2 LOB: 2 BB: 1 P: 26	R: 3 E: 1 K: 0 S: 13	H: 4 LOB: 1 BB: 0 P: 21	R: 1 E: 0 K: 0 S: 6	H: 1 LOB: 0 BB: 0 P: 9	R: 2 E: 0 K: 1 S: 8	H: 2 LOB: 0 BB: 0 P: 12	R: 0 E: 0 K: 1 S: 13	H: 1 LOB: 1 BB: 0 P: 19	R: 0 E: 0 K: 1 S: 7	H: 0 LOB: 0 BB: 0 P: 11	R: 0 E: 0 K: 1 S: 8	H: 0 LOB: 0 BB: 0 P: 12	1B: 7 2B: 1 3B: 0 HR: 4	SF: 1 SAC: 0 DP: 0 HBP: 0	WP: 1 PB: 0 SB: 0 CS: 0	PA: 40					
PITCHER	IP	WLS	BF	H	R	ER	SO	BB	IBB	HBP	BLK	WP	HR	S	P	ERA	WHIP										
Dan Wright, R (1, 1) ERA: 5.56	5.0		25	9	5	5	3	1	0	0	0	1	3	56	88	9.00	2.000										
Alan Embree, L (6, 1) ERA: 7.95	1.0	B	5	2	2	2	1	0	0	0	0	0	1	8	12	18.00	2.000										
Bob Howry, R (7, 1) ERA: 4.64	2.0		7	1	0	0	2	0	0	0	0	0	0	20	30	0.00	0.500										
Sean Lowe, R (9, 1) ERA: 3.79	1.0	W	3	0	0	0	1	0	0	0	0	0	0	8	12	0.00	0.000										

Kansas City Royals @ Chicago White Sox
Comiskey Park, Chicago, IL
Fri Sep 21 2001, 8:05 PM EDT
Att. 15,404 - Overcast - 65 F

livebaseballscorecards.com

AB	38
R	7
H	12
RBI	7
BB	1
SO	7
LOB	8



BOTTOM

Kansas City Royals @ Chicago White Sox
Comiskey Park, Chicago, IL
Fri Sep 21 2001, 8:05 PM EDT
Att. 15,404 - Overcast - 65 F

livebaseballscorecards.com

AB	34
R	8
H	11
RBI	8
BB	7
SO	5
LOB	17



WP	2	PA	42
PB	0		
SB	1		
CS	0		

AB R H RBI BB SO LOB

4 2 2 0 1 1 0

4 1 1 1 1 2 4

5 1 3 2 0 0 1

4 0 0 0 1 0 4

4 1 0 0 1 1 3

3 1 2 2 1 0 0

1 1 1 1 0 0 0

2 0 1 0 2 0 0

3 0 0 1 0 0 3

4 0 1 1 0 1 2

1B: 8 SF: 1
2B: 3 SAC: 0
3B: 1 DP: 2
HR: 1 HBP: 0

Batter	1	2	3	4	5	6	7	8	9
Ray Durham, S OBP: 0.338, SLG: 0.460 (1, 4)	1-0 F7 1B		2-0 1B 3B		2-2 1B 2B	1-3 K		4-1 BB	
Jose Valentin, S OBP: 0.339, SLG: 0.509 (1, 6)	2-2 F7 1B		3-3 K 1B		1-2 1B 1B		4-0 BB G1-3	1-3 K	
Magglio Ordonez, R OBP: 0.378, SLG: 0.535 (1, 9)	2-1 1B		1-1 1B		1-0 HR 1B		0-1 G1-3	1-0 G6-3	
14 Paul Konerko, R OBP: 0.350, SLG: 0.522 Royce Clayton, R OBP: 0.311, SLG: 0.397 (1, 3) (9, PR)	0-1 F8 1B		1-2 P4		1-1 F7		0-0 L3-4	4-1 BB 1B	
Jose Canseco, R OBP: 0.390, SLG: 0.518 (1, 10)		4-2 1B BB	2-2 F8		3-2 F3			1-0 G6-3	3-3 K
Jeff Liefer, L OBP: 0.315, SLG: 0.544 Tony Graffanino, R OBP: 0.379, SLG: 0.410 (1, 5) (8, PR) (9, 5)		1-2 WP 1B		2-0 F7	2-2 HR			4-2 F8 BB	0-0 1B
Carlos Lee, R OBP: 0.325, SLG: 0.470 (1, 7)		4-2 SF8-3-5 BB		4-2 BB	0-1 F7			3-2 E 1B	
Chris Singleton, L OBP: 0.326, SLG: 0.425 (1, 8)		1-2 SF8-3-5		1-1 F8		0-1 P8		1-1 F8	
Mark Johnson, L OBP: 0.341, SLG: 0.355 (1, 2)		2-3 K		0-0 P6		0-1 F9		2-2 E6 BB	

Inning Stats	R: 0	H: 1	E: 0	LOB: 1	K: 0	BB: 0	S: 10	R: 1	H: 1	E: 0	LOB: 1	K: 1	BB: 2	S: 14	R: 1	H: 2	E: 0	LOB: 1	K: 1	BB: 0	S: 16	R: 0	H: 0	E: 0	LOB: 1	K: 0	BB: 1	S: 7	R: 4	H: 4	E: 0	LOB: 0	K: 0	BB: 0	S: 21	R: 0	H: 0	E: 0	LOB: 0	K: 1	BB: 0	S: 8	R: 0	H: 0	E: 0	LOB: 0	K: 0	BB: 1	S: 3	R: 1	H: 2	E: 1	LOB: 3	K: 1	BB: 2	S: 16	R: 1	H: 1	E: 1	LOB: 1	K: 1	BB: 1	S: 6	1B: 8	SF: 1	2B: 3	SAC: 0	3B: 1	DP: 2	HR: 1	HBP: 0	WP: 2	PA: 42
--------------	------	------	------	--------	------	-------	-------	------	------	------	--------	------	-------	-------	------	------	------	--------	------	-------	-------	------	------	------	--------	------	-------	------	------	------	------	--------	------	-------	-------	------	------	------	--------	------	-------	------	------	------	------	--------	------	-------	------	------	------	------	--------	------	-------	-------	------	------	------	--------	------	-------	------	-------	-------	-------	--------	-------	-------	-------	--------	-------	--------

PITCHER	IP	WLS	BF	H	R	ER	SO	BB	IBB	HBP	BLK	WP	HR	S	P	ERA	WHIP
51 Kris Wilson, R ERA: 5.19 (1, 1)	4.0		21	7	5	5	2	3	0	0	0	1	0	56	93	11.25	2.500
Blake Stein, R ERA: 5.16 (5, 1)	2.0		7	1	1	1	1	0	0	0	0	0	1	20	27	4.50	0.500
Cory Bailey, R ERA: 3.29 (7, 1)	1.1	H	6	1	1	1	0	2	0	0	0	1	0	9	21	6.75	2.250
Jason Grimsley, R ERA: 3.05 (8, 1)	0.2	B	4	1	0	0	1	1	0	0	0	0	0	10	18	0.00	3.000
Doug Henry, R ERA: 6.0 (9, 1)	0.2	L	4	1	1	1	1	1	0	0	0	0	0	6	14	13.50	3.000

Kansas City Royals @ Chicago White Sox

Comiskey Park, Chicago, IL

Sat Sep 22 2001, 7:05 PM EDT

Att. 24,307 - Sunny - 74 F

livebaseballscorecards.com

AB	35
R	5
H	9
RBI	5
BB	8
SO	5
LOB	29



WP	2	PA	47
PB	0		
SB	0		
CS	0		

Batter	1	2	3	4	5	6	7	8	9	10	AB	R	H	RBI	BB	SO	LOB
Ray Durham, S OBP: 0.338, SLG: 0.462 (1, 4)	G4-6-3 BB		F9		1B 3B	K		SH3		E8 SF8	4	2	1	0	1	1	3
Jose Valentin, S OBP: 0.341, SLG: 0.507 Tony Graffanino, R OBP: 0.374, SLG: 0.407 (7, PR) (8, 5)	G4-6-3 1-2f		G3		G5-3 WP 1B		G2-3 14 1B BB	K		SF8 3-H	3	0	1	1	1	0	2
Magglio Ordonez, R OBP: 0.377, SLG: 0.531 (1, 9)	G6-3		F9		G5-3		G2-3	14 BB IBB			4	0	0	0	1	0	3
14 Paul Konerko, R OBP: 0.354, SLG: 0.524 (1, 3)		3B 2B		G6-3			BB BB 1B		1-2 2-3 BB		3	1	2	1	2	0	0
Jeff Liefer, L OBP: 0.313, SLG: 0.535 (1, 10)		F2		G3-1		F8		BB BB	K		4	0	0	0	1	1	6
Carlos Lee, R OBP: 0.326, SLG: 0.471 Aaron Rowand, R OBP: 0.386, SLG: 0.455 (8, 7)		G6-3		1B		FC5-6 1B		F8		G5-3 SH1 HBP	4	0	2	0	0	0	3
Chris Singleton, L OBP: 0.351, SLG: 0.433 (1, 8)				P6						SH1	3	0	2	1	1	0	1
Royce Clayton, R OBP: 0.307, SLG: 0.392 (1, 6)						F9		FC5-6 1-2 2-3f		K	5	0	0	0	0	2	7
Mark Johnson, L OBP: 0.343, SLG: 0.372 (1, 2)				E3 WP		HR		F8		14 BB SH3 BB	4	1	1	1	1	0	3

Inning Stats	R: 0	H: 0	E: 0	K: 0	S: 7	R: 1	H: 2	E: 0	K: 1	S: 14	R: 0	H: 1	E: 0	K: 0	S: 10	R: 0	H: 1	E: 0	K: 0	S: 7	R: 2	H: 3	E: 0	K: 0	S: 12	R: 0	H: 2	E: 0	K: 1	S: 10	R: 1	H: 1	E: 0	K: 1	S: 16	R: 0	H: 0	E: 0	K: 2	S: 14	R: 0	H: 0	E: 0	K: 0	S: 7	R: 1	H: 0	E: 1	K: 0	S: 2	1B: 5	SF: 1	2B: 1	SAC: 2	3B: 2	DP: 1	HR: 1	HBP: 1
WP	2	PA	47																																																							

PITCHER	IP	WLS	BF	H	R	ER	SO	BB	IBB	HBP	BLK	WP	HR	S	P	ERA	WHIP
Mike MacDougal, R ERA: 6.23 (1, 1)	4.1		20	6	3	3	1	1	0	0	0	1	1	46	70	6.23	1.615
Jeff Austin, R ERA: 5.16 (5, 1)	2.0		11	3	1	1	1	2	0	0	0	1	0	22	41	4.50	2.500
Brad Voyles, R ERA: (7, 1)	0.1		2	0	0	0	0	1	0	0	0	0	0	3	8	0.00	3.000
Scott Mullen, L ERA: 2.7 (7, 1)	0.0		1	0	0	0	0	1	0	0	0	0	0	1	5	∞	∞
Cory Bailey, R ERA: 3.27 (7, 1)	0.1		1	0	0	0	1	0	0	0	0	0	0	4	5	0.00	0.000

PITCHER	IP	WLS	BF	H	R	ER	SO	BB	IBB	HBP	BLK	WP	HR	S	P	ERA	WHIP
Doug Henry, R ERA: 5.84 (8, 1)	2.0		10	0	0	0	2	2	1	1	0	0	0	21	49	0.00	1.000
Blake Stein, R ERA: 5.14 (10, 1)	0.1	L	2	0	1	0	0	0	0	0	0	0	0	2	4	0.00	0.000

Batter	1	2	3	4	5	6	7	8	9	AB R H RBI BB SO LOB	TOP
Carlos Febles, R (1, 4) <small>OBP: 0.289, SLG: 0.371</small>	3-3 		2-1 			1-0 		2-1 		4 0 0 0 0 1 1	
Nefti Perez, S (1, 6) <small>OBP: 0.311, SLG: 0.399</small> 4 Angel Berroa, R (6, 6)	1-2 			0-0 		2-2 		1-0 		3 0 1 0 0 0 0 1 0 0 0 0 0 1	
Carlos Beltrán, S (1, 8) <small>OBP: 0.353, SLG: 0.480</small>	1-1 			0-0 		2-2 		1-3 		4 0 0 0 0 1 3	
29 Mike Sweeney, R (1, 10) <small>OBP: 0.368, SLG: 0.553</small> A.J. Hinch, R (9, PH)	1-1 			1-0 			0-3 		0-3 	3 0 0 0 0 1 2 1 0 0 0 0 1 0	
Joe Randa, R (1, 5) <small>OBP: 0.308, SLG: 0.375</small>		0-1 			0-0 		0-1 		2-0 	4 0 1 0 0 0 0	
Mark Quinn, R (1, 9) <small>OBP: 0.304, SLG: 0.485</small>		2-2 			1-2 		0-0 		0-2 	4 1 2 1 0 0 1	
Ken Harvey, R (1, 3) <small>OBP: 0.143, SLG: 0.143</small>		2-2 			0-0 		0-0 			3 0 1 0 0 0 2	
Brandon Berger, R (1, 7) <small>OBP: 0.429, SLG: 0.833</small>			1-1 		0-0 			1-2 		3 1 2 1 0 0 1	
Héctor Ortiz, R (1, 2) <small>OBP: 0.294, SLG: 0.301</small>			0-0 		0-1 			0-2 		3 0 1 0 0 0 2	
Inning Stats	R: 0 H: 0 E: 1 LOB: 1 K: 1 BB: 0 S: 12 P: 18	R: 0 H: 1 E: 0 LOB: 0 K: 0 BB: 0 S: 10 P: 14	R: 0 H: 1 E: 0 LOB: 0 K: 0 BB: 0 S: 5 P: 8	R: 0 H: 1 E: 0 LOB: 0 K: 0 BB: 0 S: 3 P: 4	R: 1 H: 2 E: 0 LOB: 1 K: 0 BB: 0 S: 8 P: 9	R: 0 H: 0 E: 0 LOB: 0 K: 0 BB: 0 S: 7 P: 12	R: 0 H: 1 E: 0 LOB: 1 K: 1 BB: 0 S: 7 P: 7	R: 1 H: 2 E: 0 LOB: 1 K: 1 BB: 0 S: 14 P: 19	R: 0 H: 0 E: 0 LOB: 0 K: 1 BB: 0 S: 7 P: 9	1B: 6 SF: 0 2B: 0 SAC: 0 3B: 0 DP: 3 HR: 2 HBP: 0	WP: 0 PA: 33 PB: 0 SB: 0 CS: 0
PITCHER 56 Mark Buehrle, L (1, 1) <small>ERA: 3.37</small> Matt Ginter, R (9, 1) <small>ERA: 5.97</small>	IP WLS BF H R ER SO BB IBB HBP BLK WP HR S P ERA WHIP 8.0 W 30 8 2 2 3 0 0 0 0 0 0 2 66 91 2.25 1.000 1.0 3 0 0 0 1 0 0 0 0 0 0 0 7 9 0.00 0.000	PITCHER IP WLS BF H R ER SO BB IBB HBP BLK WP HR S P ERA WHIP									

Kansas City Royals @ Chicago White Sox
 Comiskey Park, Chicago, IL
 Sun Sep 23 2001, 2:05 PM EDT
 Att. 19,014 - Overcast - 63 F

AB	33
R	2
H	8
RBI	2
BB	0
SO	4
LOB	13



Batter	1	2	3	4	5	6	7	8	9
Ray Durham, S (1, 4) OBP: 0.339, SLG: 0.463	3-3 K		2-1 HR 1B		1-0 2B	2-0 L7		1-0 F8	
Jose Valentin, S (1, 5) Tony Graffanino, R (6, 5) OBP: 0.341, SLG: 0.509 OBP: 0.369, SLG: 0.401	1-3 K		2-3 K		1-2 2B	3-3 K		0-1 G3	
Magglio Ordonez, R (1, 9) Aaron Rowand, R (9, 9) OBP: 0.377, SLG: 0.537 OBP: 0.386, SLG: 0.455	3-3 K		1-1 HR		0-0 F8	1-0 2B		0-1 G6-3	
14 Paul Konerko, R (1, 3) OBP: 0.353, SLG: 0.521		2-0 F5	4-0 WP BB		2-2 G6-3	1-2 F8			
Jose Canseco, R (1, 10) OBP: 0.388, SLG: 0.511		0-2 F9	1-2 F9		4-1 BB HBP 2B BB		2-1 G6-3		
Carlos Lee, R (1, 7) OBP: 0.326, SLG: 0.468		3-3 K	3-2 G6-3		3-2 BB 2B HBP		3-2 G4-3		
Chris Singleton, L (1, 8) OBP: 0.332, SLG: 0.435			0-1 1B 2B		0-0 F8	4-1 2B BB		0-1 F7	
Royce Clayton, R (1, 6) OBP: 0.311, SLG: 0.396			2-2 1B BB HR 1B		0-3 K	0-2 2B		4-0 G3 BB BB	
Josh Paul, R (1, 2) OBP: 0.293, SLG: 0.352			4-2 1B HR BB		1-1 P3	0-2 G6-3		4-1 G3 BB	

Inning Stats	R: 0	H: 0	E: 0	K: 3	S: 12	LOB: 0	BB: 0	P: 19
	R: 0	H: 0	E: 0	K: 1	S: 7	LOB: 0	BB: 0	P: 12
	R: 5	H: 4	E: 0	K: 1	S: 22	LOB: 1	BB: 2	P: 40
	R: 0	H: 0	E: 0	K: 1	S: 6	LOB: 0	BB: 0	P: 7
	R: 5	H: 3	E: 0	K: 0	S: 18	LOB: 1	BB: 2	P: 33
	R: 0	H: 1	E: 0	K: 1	S: 9	LOB: 1	BB: 0	P: 16
	R: 0	H: 0	E: 0	K: 0	S: 7	LOB: 0	BB: 0	P: 12
	R: 0	H: 0	E: 0	K: 0	S: 6	LOB: 2	BB: 2	P: 15

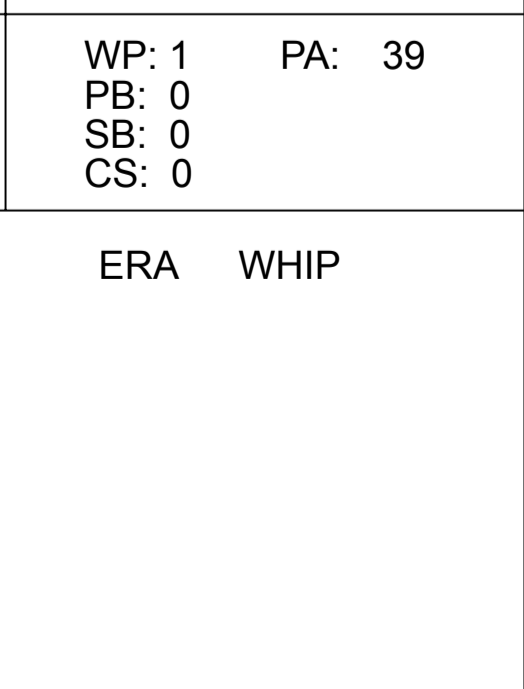
PITCHER	IP	WLS	BF	H	R	ER	SO	BB	IBB	HBP	BLK	WP	HR	S	P	ERA	WHIP
Chad Durbin, R (1, 1) ERA: 5.02	4.0	L	20	6	7	7	6	2	0	0	0	1	1	51	84	15.75	2.000
Brad Voyles, R (5, 1) ERA: 6.23	2.0		11	2	3	3	1	2	0	1	0	0	0	23	43	13.50	2.000
Scott Mullen, L (7, 1) ERA: 2.08	2.0		8	0	0	0	0	2	0	0	0	0	0	13	27	0.00	1.000

AB	R	H	RBI	BB	SO	LOB
5	2	2	0	0	1	2
3	1	1	1	0	2	3
2	0	0	0	0	1	2
5	1	2	4	0	1	3
0	0	0	0	0	0	0
3	0	0	0	1	0	2
3	1	0	0	1	0	1
3	1	0	0	0	1	1
3	2	1	1	1	0	0
3	1	2	4	1	1	0
2	1	0	0	2	0	1

WP	HR	S	P	ERA	WHIP
1	1	39			
1	0	0	0		
1	0	0	0		
1	0	0	0		
1	0	0	0		
1	0	0	0		

Kansas City Royals @ Chicago White Sox
 Comiskey Park, Chicago, IL
 Sun Sep 23 2001, 2:05 PM EDT
 Att: 19,014 - Overcast - 63 F

AB	32
R	10
H	8
RBI	10
BB	6
SO	7
LOB	15



Batter	1	2	3	4	5	6	7	8	9	AB R H RBI BB SO LOB	TOP	
Jacque Jones, L (1, 7) <small>OBP: 0.324, SLG: 0.404</small> Bobby Kielty, S (8, PH) <small>OBP: 0.283, SLG: 0.365</small> <small>(8, 7)</small>	3-2 G3-1 			1-0 F9 		1-1 P6 		4-1 		3 0 0 0 0 0 1 0 1 0 0 1 0 0		
Cristian Guzman, S (1, 6) <small>OBP: 0.336, SLG: 0.479</small>	1-0 F9 			1-1 G6-3 		2-1 F8 		0-2 		4 0 1 0 0 0 1		
Doug Mientkiewicz, L (1, 3) <small>OBP: 0.389, SLG: 0.472</small>	2-2 P6 			1-1 G6-3 			1-1 F9 	1-1 		4 0 1 2 0 0 0		
Corey Koskie, L (1, 5) <small>OBP: 0.362, SLG: 0.501</small>		2-1 G3-1 			2-2 F7 		2-3 K 	4-0 		3 0 0 0 1 1 0		
Brian Buchanan, R (1, 9) <small>OBP: 0.351, SLG: 0.503</small> Dustan Mohr, R (8, 9) <small>OBP: 0.143, SLG: 0.105</small>		1-2 L5 			1-2 G6-3 		0-1 F9 	2-0 F9 		4 0 0 0 0 0 3 0 0 0 0 0 0 0		
David Ortiz, L (1, 10) <small>OBP: 0.324, SLG: 0.489</small>		1-2 F7 			0-0 G4-3 			2-2 	2-3 K 	4 1 1 1 0 1 0		
Torii Hunter, R (1, 8) <small>OBP: 0.302, SLG: 0.481</small>			2-1 P4 			0-1 		0-0 G6-3 	1-2 	4 1 2 1 0 0 0	AB 33 R 4 H 7 RBI 4 BB 2 SO 4 LOB 7	
A.J. Pierzynski, L (1, 2) <small>OBP: 0.325, SLG: 0.438</small>			0-3 K 			1-2 		0-2 G1-3 	1-2 F8-1-3 	4 0 1 0 0 1 1		
Luis Rivas, R (1, 4) <small>OBP: 0.317, SLG: 0.367</small>			0-3 K 			2-2 FC5-4 		0-0 		3 1 1 0 0 1 1		
Inning Stats	R: 0 H: 0 E: 0 LOB: 0 K: 0 BB: 0 S: 9 P: 15	R: 0 H: 0 E: 0 LOB: 0 K: 0 BB: 0 S: 8 P: 12	R: 0 H: 0 E: 0 LOB: 0 K: 2 BB: 0 S: 8 P: 10	R: 0 H: 0 E: 0 LOB: 0 K: 0 BB: 0 S: 5 P: 8	R: 0 H: 0 E: 0 LOB: 0 K: 0 BB: 0 S: 7 P: 10	R: 1 H: 2 E: 0 LOB: 1 K: 0 BB: 0 S: 16 P: 22	R: 0 H: 0 E: 0 LOB: 0 K: 1 BB: 0 S: 11 P: 14	R: 3 H: 4 E: 0 LOB: 3 K: 0 BB: 2 S: 15 P: 28	R: 0 H: 1 E: 0 LOB: 0 K: 1 BB: 0 S: 9 P: 13	1B: 4 SF: 0 2B: 2 SAC: 0 3B: 0 DP: 1 HR: 2 HBP: 0	WP: 1 PA: 35 PB: 0 SB: 0 CS: 0	
PITCHER Gary Glover, R (1, 1) <small>ERA: 4.68</small> Bill Pulsipher, L (8, 1) <small>ERA: 6.15</small> Bob Howry, R (8, 1) <small>ERA: 4.68</small> Alan Embree, L (9, 1) <small>ERA: 7.79</small>	IP WLS BF H R ER SO BB IBB HBP BLK WP HR S P ERA WHIP 7.2 L 27 4 3 3 3 0 0 0 0 0 0 2 72 101 3.52 0.522											PITCHER IP WLS BF H R ER SO BB IBB HBP BLK WP HR S P ERA WHIP

Minnesota Twins @ Chicago White Sox
 Comiskey Park, Chicago, IL
 Tue Sep 25 2001, 8:05 PM EDT
 Att. 11,973 - Sunny - 61 F

livebaseballscorecards.com



Batter	1	2	3	4	5	6	7	8	9	AB	R	H	RBI	BB	SO	LOB
Ray Durham, S (1, 4) OBP: 0.340, SLG: 0.462	1-1 G4-3		2-2 HR 1B		4-1 14 FC5 BB		1-1 G6-3			3	1	1	0	1	0	1
Jose Valentin, S (1, 5) OBP: 0.340, SLG: 0.513	1-2 F5		1-0 HR		2-3 K			3-1 G4-3		4	1	1	2	0	1	1
Magglio Ordonez, R (1, 9) OBP: 0.378, SLG: 0.535	4-2 BB		0-0 G4-3		4-2 14 FC5 BB			0-0 L9		2	0	0	0	2	0	0
14 Paul Konerko, R (1, 3) OBP: 0.351, SLG: 0.517	2-2 G5-3			2-1 E6 1B	0-0 FC5			3-1 G3		4	0	0	0	0	0	3
Jose Canseco, R (1, 10) OBP: 0.383, SLG: 0.502		3-3 K		2-3 K		3-3 K		2-3 K		4	0	0	0	0	4	1
Jeff Liefer, L (1, 7) OBP: 0.310, SLG: 0.528		1-1 F7		0-0 F9		0-3 K2-3		1-2 F9		3	0	0	0	0	1	1
Tony Graffanino, R (9, PH) OBP: 0.367, SLG: 0.399										1	0	0	0	0	0	0
Chris Singleton, L (1, 8) OBP: 0.332, SLG: 0.434		0-1 F7		1-0 FC4-6 1B		1-1 G4-3		1-2 F9		3	0	1	0	0	0	0
Carlos Lee, R (9, PH) OBP: 0.325, SLG: 0.467										1	0	0	0	0	0	0
Royce Clayton, R (1, 6) OBP: 0.311, SLG: 0.396			1-3 K	1-0 FC4-6			0-0 CS 1B			3	0	1	0	0	1	2
Mark Johnson, L (1, 2) OBP: 0.337, SLG: 0.365			0-0 F7		2-1 F7		2-2 F8			3	0	0	0	0	0	1

Inning Stats	R: 0	H: 0	E: 0	K: 0	S: 11	R: 0	H: 0	E: 0	K: 1	S: 7	R: 2	H: 2	E: 0	K: 1	S: 9	R: 0	H: 1	E: 1	K: 1	S: 8	R: 0	H: 0	E: 2	K: 2	S: 12	R: 0	H: 0	E: 0	K: 0	S: 7	R: 0	H: 0	E: 0	K: 0	S: 5	R: 0	H: 0	E: 0	K: 1	S: 12	1B: 3	2B: 0	3B: 0	HR: 1	SF: 0	SAC: 0	DP: 0	HBP: 0	WP: 0	PB: 0	SB: 0	CS: 1	PA: 34
--------------	------	------	------	------	-------	------	------	------	------	------	------	------	------	------	------	------	------	------	------	------	------	------	------	------	-------	------	------	------	------	------	------	------	------	------	------	------	------	------	------	-------	-------	-------	-------	-------	-------	--------	-------	--------	-------	-------	-------	-------	--------

PITCHER	IP	WLS	BF	H	R	ER	SO	BB	IBB	HBP	BLK	WP	HR	S	P	ERA	WHIP
Joe Mays, R (1, 1) ERA: 3.15	7.0	W	28	4	2	2	6	3	0	0	0	0	1	63	104	2.57	1.000
Todd Jones, R (8, 1) ERA: 4.27	1.0	H	3	0	0	0	0	0	0	0	0	0	0	5	11	0.00	0.000
Eddie Guardado, L (9, 1) ERA: 3.47	1.0	S	3	0	0	0	1	0	0	0	0	0	0	12	16	0.00	0.000

BOTTOM

Minnesota Twins @ Chicago White Sox
Comiskey Park, Chicago, IL
Tue Sep 25 2001, 8:05 PM EDT
Att. 11,973 - Sunny - 61 F

livebaseballscorecards.com

AB	31
R	2
H	4
RBI	2
BB	3
SO	7
LOB	10



Batter	1	2	3	4	5	6	7	8	9	AB R H RBI BB SO LOB	TOP	
Jacque Jones, L (1, 7) OBP: 0.324, SLG: 0.404 Bobby Kielty, S (7, PH) OBP: 0.287, SLG: 0.368 (7, 7)	2-2 S 1B	3-1 G1-3		3-2 G4-3			0-0 G6-4-3 1B		1-3 K	3 0 1 0 0 0 2 2 0 1 0 0 1 1		
Cristian Guzman, S (1, 6) OBP: 0.335, SLG: 0.477	1-3 K2-3		0-0 FC3-6 1B		2-1 L6		1-2 G6-4-3		1-2 K	4 0 1 0 0 1 3		
Doug Mientkiewicz, L (1, 3) OBP: 0.386, SLG: 0.468	1-3 K		0-0 FC3-6 G4-3 1-2f		1-0 F9		1-0 F8			4 0 0 0 0 1 3		
Corey Koskie, L (1, 5) OBP: 0.361, SLG: 0.499	0-0 G4-3		1-2 G4-3		1-1 WP 1B			1-3 K		4 0 1 0 0 1 2		
Brian Buchanan, R (1, 9) OBP: 0.344, SLG: 0.492		3-2 L4	3-1 G6-3		1-3 K2-3			0-1 G6-3		4 0 0 0 0 1 2		
David Ortiz, L (1, 10) OBP: 0.326, SLG: 0.490		2-0 FC4-6 1B		0-1 WP 2B 1B		1-1 G6-3		2-3 K		4 1 2 0 0 1 0		
Torii Hunter, R (1, 8) OBP: 0.301, SLG: 0.479		1-1 FC4-6 WP 1B 1-2f		0-0 P3		2-0 G1-3			0-0 DI 1B	4 1 1 0 0 0 2		
A.J. Pierzynski, L (1, 2) OBP: 0.326, SLG: 0.441		0-1 WP 1B 1-H		2-0 WP 1B 1-H		0-0 L4			0-0 F3	4 1 2 2 0 0 1		
Luis Rivas, R (1, 4) OBP: 0.318, SLG: 0.367		2-2 1B 1-H		1-1 G5-3			4-1 G6-4-3 1B BB		3-3 K	3 0 1 1 1 1 2		
Inning Stats	R: 0 H: 1 E: 0 LOB: 1 K: 2 BB: 0 S: 10 P: 14	R: 2 H: 3 E: 0 LOB: 1 K: 0 BB: 0 S: 13 P: 24	R: 0 H: 1 E: 0 LOB: 1 K: 0 BB: 0 S: 9 P: 13	R: 1 H: 2 E: 0 LOB: 1 K: 0 BB: 0 S: 9 P: 15	R: 0 H: 1 E: 0 LOB: 1 K: 1 BB: 0 S: 8 P: 13	R: 0 H: 0 E: 0 LOB: 0 K: 0 BB: 0 S: 4 P: 7	R: 0 H: 1 E: 0 LOB: 1 K: 0 BB: 1 S: 10 P: 16	R: 0 H: 0 E: 0 LOB: 0 K: 2 BB: 0 S: 9 P: 12	R: 0 H: 1 E: 0 LOB: 1 K: 2 BB: 0 S: 8 P: 12	1B: 9 SF: 0 2B: 1 SAC: 0 3B: 0 DP: 1 HR: 0 HBP: 0	WP: 4 PA: 37 PB: 0 SB: 1 CS: 0	
PITCHER	IP WLS BF H R ER SO BB IBB HBP BLK WP HR S P ERA WHIP											
Kip Wells, R (1, 1) ERA: 4.33	6.0 W 26 8 3 3 3 0 0 0 0 4 0 53 86 4.50 1.333											
Josh Fogg, R (7, 1) ERA: 2.57	0.0 1 0 0 0 0 1 0 0 0 0 0 1 5 ∞ ∞											
Alan Embree, L (7, 1) ERA: 7.49	2.0 H 6 1 0 0 2 0 0 0 0 0 0 18 23 0.00 0.500											
Keith Foulke, R (9, 1) ERA: 2.31	1.0 S 4 1 0 0 2 0 0 0 0 0 0 8 12 0.00 1.000											

Minnesota Twins @ Chicago White Sox
Comiskey Park, Chicago, IL
Wed Sep 26 2001, 8:05 PM EDT
Att. 13,006 - Sunny - 63 F

livebaseballscorecards.com

AB	36
R	3
H	10
RBI	3
BB	1
SO	7
LOB	18



Batter	1	2	3	4	5	6	7	8	9
Ray Durham, S OBP: 0.341, SLG: 0.464 (1, 4)	L8		F7			FC4-6 1B			
Jose Valentin, S OBP: 0.337, SLG: 0.508 (1, 5)	K		F7		K	FC4-6 1-2f			
Magglio Ordonez, R OBP: 0.377, SLG: 0.532 (1, 9)	BB			G5-3		G6-3	G1-3		
14 Paul Konerko, R OBP: 0.350, SLG: 0.516 (1, 3)	F8			F9		2B E 1B	G5-3		
Jeff Liefer, L OBP: 0.309, SLG: 0.522 (1, 10)		F5		PO BB		F6	K		
Carlos Lee, R OBP: 0.324, SLG: 0.467 (1, 7)		K		PO	G3-1	E 2B		G1-4-3	
Aaron Rowand, R OBP: 0.386, SLG: 0.455 (9, 7)				1-2					
Chris Singleton, L OBP: 0.334, SLG: 0.433 (1, 8)		K			1B 2B BB	E9 1B	G4-3		
Royce Clayton, R OBP: 0.311, SLG: 0.395 (1, 6)			K2-3		F9	E 1B	G3-1		
Josh Paul, R OBP: 0.301, SLG: 0.360 (1, 2)						E4 1B			

Inning Stats	R: 0 E: 0 K: 12 S: 18	H: 0 LOB: 1 BB: 1 P: 18	R: 0 E: 0 K: 2 S: 10	H: 0 LOB: 0 BB: 0 P: 14	R: 0 E: 0 K: 1 S: 8	H: 1 LOB: 1 BB: 0 P: 11	R: 0 E: 0 K: 0 S: 7	H: 0 LOB: 0 BB: 1 P: 12	R: 2 E: 0 K: 1 S: 14	H: 2 LOB: 1 BB: 1 P: 19	R: 4 E: 2 K: 0 S: 23	H: 5 LOB: 2 BB: 0 P: 30	R: 0 E: 0 K: 1 S: 7	H: 0 LOB: 0 BB: 0 P: 10	R: 0 E: 0 K: 0 S: 7	H: 0 LOB: 0 BB: 0 P: 8
--------------	--------------------------------	----------------------------------	-------------------------------	----------------------------------	------------------------------	----------------------------------	------------------------------	----------------------------------	-------------------------------	----------------------------------	-------------------------------	----------------------------------	------------------------------	----------------------------------	------------------------------	---------------------------------

PITCHER	IP	WLS	BF	H	R	ER	SO	BB	IBB	HBP	BLK	WP	HR	S	P	ERA	WHIP
Rick Reed, R ERA: 3.9 (1, 1)	5.2	L	26	7	6	4	5	3	0	0	0	0	0	67	95	6.35	1.765
Hector Carrasco, R ERA: 4.84 (6, 1)	0.1		3	1	0	0	0	0	0	0	0	0	0	7	9	0.00	3.000
LaTroy Hawkins, R ERA: 5.76 (7, 1)	1.0		3	0	0	0	1	0	0	0	0	0	0	7	10	0.00	0.000
Tony Fiore, R ERA: 2.45 (8, 1)	1.0		3	0	0	0	0	0	0	0	0	0	0	7	8	0.00	0.000

BOTTOM

AB R H RBI BB SO LOB

4 0 2 3 0 0 1

4 0 0 0 0 2 4

3 0 0 0 1 0 0

4 1 1 0 0 0 1

3 0 0 0 1 1 1

4 1 1 0 0 1 0

0 0 0 0 0 0 0

3 2 1 2 1 1 0

4 1 1 1 0 1 1


3 1 2 0 0 0 1

Minnesota Twins @ Chicago White Sox
Comiskey Park, Chicago, IL

Wed Sep 26 2001, 8:05 PM EDT
Att: 13,006 - Sunny - 63 F

livebaseballscorecards.com

AB 32
R 6
H 8
RBI 6
BB 3
SO 6
LOB 9



WP: 0 PA: 36
PB: 0
SB: 0
CS: 0

Batter	1	2	3	4	5	6	7	8	9	AB R H RBI BB SO LOB	TOP
Luis Rivas, R (1, 4) OBP: 0.319, SLG: 0.367 Jason Maxwell, R (7, 4) OBP: 0.289, SLG: 0.299	4-2 HBP S BB	1-0 G4-3		2-1 WP S 1B		3-1 G5-3		0-3		3 0 1 1 1 0 3 1 0 0 0 0 1 1	
Cristian Guzman, S (1, 6) OBP: 0.335, SLG: 0.477 Denny Hocking, S (7, 6) OBP: 0.303, SLG: 0.321	2-3 K	0-0 G4-3		2-3 K			2-1 F7 SF8 2B		0-0 F7	4 1 1 0 0 2 3 1 0 0 0 0 0 0	
Doug Mientkiewicz, L (1, 3) OBP: 0.386, SLG: 0.467 Matthew LeCroy, R (5, 3) OBP: 0.200, SLG: 0.556	4-1 HBP BB		3-3 K		1-3 K		1-0 F7		2-0 F9	2 0 0 0 1 2 0 2 0 0 0 0 0 1	
Corey Koskie, L (1, 5) OBP: 0.361, SLG: 0.497 5 Michael Cuddyer, R (7, 5) OBP: 0.500, SLG: 0.667	3-2 F7		1-1 G3		4-2 BB		0-0 SF8		0-3 K	2 0 0 1 1 0 2 1 0 0 0 0 1 0	
Torii Hunter, R (1, 8) OBP: 0.304, SLG: 0.482	1-2 HBP		2-0 WP 1B		0-0 L7		3-2 2B			3 0 2 0 0 0 1	
David Ortiz, L (1, 10) OBP: 0.322, SLG: 0.483	0-3 K		1-3 K		0-1 G5-3		1-0 F7			4 0 0 0 0 2 6	
Dustan Mohr, R (1, 9) OBP: 0.200, SLG: 0.217		0-1 BB 1B		0-0 G6-3 1B 2B		0-0 F8		1-1 P4		4 2 2 0 0 0 0	
Jacque Jones, L (1, 7) OBP: 0.328, SLG: 0.404		4-2 G4-3 1B BB		4-0 G6-3 BB		2-1 F8		0-0 1B		2 0 1 0 2 0 0	
Tom Prince, R (1, 2) OBP: 0.296, SLG: 0.378		0-0 G4-3 1B		1-1 G6-3		4-2 S BB		2-1 F9		3 0 1 1 1 0 3	
Inning Stats	R: 0 H: 0 E: 0 LOB: 3 K: 2 BB: 2 S: 15 P: 29	R: 1 H: 2 E: 0 LOB: 1 K: 0 BB: 1 S: 7 P: 12	R: 0 H: 1 E: 0 LOB: 1 K: 2 BB: 0 S: 11 P: 18	R: 1 H: 2 E: 0 LOB: 1 K: 1 BB: 1 S: 8 P: 17	R: 0 H: 0 E: 0 LOB: 1 K: 1 BB: 1 S: 11 P: 16	R: 0 H: 0 E: 0 LOB: 1 K: 0 BB: 1 S: 8 P: 17	R: 1 H: 2 E: 0 LOB: 1 K: 0 BB: 0 S: 8 P: 15	R: 0 H: 1 E: 0 LOB: 1 K: 1 BB: 0 S: 8 P: 11	R: 0 H: 0 E: 0 LOB: 0 K: 1 BB: 0 S: 6 P: 8	1B: 5 SF: 1 2B: 3 SAC: 0 3B: 0 DP: 2 HR: 0 HBP: 1	WP: 2 PA: 40 PB: 0 SB: 3 CS: 0
PITCHER Dan Wright, R (1, 1) ERA: 5.34 Sean Lowe, R (6, 1) ERA: 3.76	IP WLS BF H R ER SO BB IBB HBP BLK WP HR S P ERA WHIP	5.2 W 27 5 2 2 6 6 0 1 0 2 0 0 24 39 3.18 1.941	3.1 S 13 3 1 1 2 0 0 0 0 0 0 0 24 39 2.70 0.900	PITCHER IP WLS BF H R ER SO BB IBB HBP BLK WP HR S P ERA WHIP							

Minnesota Twins @ Chicago White Sox
Comiskey Park, Chicago, IL
Thu Sep 27 2001, 2:05 PM EDT
Att. 13,567 - Sunny - 59 F

livebaseballscorecards.com

AB 32
R 3
H 8
RBI 3
BB 6
SO 8
LOB 20



BOTTOM

Minnesota Twins @ Chicago White Sox
Comiskey Park, Chicago, IL
Thu Sep 27 2001, 2:05 PM EDT
Att. 13,567 - Sunny - 59 F

livebaseballscorecards.com

AB 32
R 9
H 11
RBI 9
BB 4
SO 6
LOB 16



WP: 0 PA: 40
PB: 0
SB: 1
CS: 1

AB R H RBI BB SO LOB
5 2 2 0 0 0 1
0 0 0 0 0 0 0

3 1 2 2 0 0 1

3 1 2 2 1 0 1

4 1 1 2 1 2 6

3 0 0 1 1 1 2

4 1 1 2 0 0 3

3 0 1 0 0 0 0
1 0 0 0 0 1 0
0 0 0 0 0 0 0

3 2 1 0 1 1 1

3 1 1 0 0 1 1

1B: 7 SF: 2
2B: 3 SAC: 1
3B: 0 DP: 0
HR: 1 HBP: 1

Batter	1	2	3	4	5	6	7	8	9
Ray Durham, S (1, 4) OBP: 0.341, SLG: 0.465 Tony Graffanino, R (9, 4) OBP: 0.367, SLG: 0.399	2-1 G3 SF8 2B		2-2 G1-3	1-2 E6 1B		1-1 BB 1B		0-1 G4-3	
24 Joe Crede, R (1, 5) OBP: 0.293, SLG: 0.342	0-2 G3 2B		2-2 2B 1B	1-2 1B 1B		0-0 SF9 3-H		1-1 HBP	
Magglio Ordonez, R (1, 9) OBP: 0.379, SLG: 0.535	0-1 SF8 3-H		0-0 14 1B 2B	0-0 14 CS 1B		4-0 BB BB		0-0 F7	
14 Paul Konerko, R (1, 3) OBP: 0.351, SLG: 0.514	4-2 BB		1-2 HR 1B	1-2 G6-3 1-2		1-3 K		2-3 K	
Jose Canseco, R (1, 10) OBP: 0.381, SLG: 0.496	0-0 F8		2-3 K		1-2 G1-3	4-2 BB		1-2 2-3 3-H BB	
Carlos Lee, R (1, 7) OBP: 0.324, SLG: 0.471		0-1 G5-3	3-2 1-H HR		3-1 F3	1-0 F7			
Chris Singleton, L (1, 8) OBP: 0.334, SLG: 0.435 Harold Baines, L (7, PH) OBP: 0.202, SLG: 0.143 Aaron Rowand, R (8, 8) OBP: 0.386, SLG: 0.455		0-0 FC1-6-5 2B	1-2 F8		1-0 F8		2-3 K		
Royce Clayton, R (1, 6) OBP: 0.312, SLG: 0.394		0-1 FC1-6-5 2-3		2-1 E 24 1B 1B		4-2 1B 24 SF9 BB	2-3 K		
Mark Johnson, L (1, 2) OBP: 0.337, SLG: 0.364		2-2 G3		2-0 SH5-3 1-2		2-2 BB 1B 1B	2-3 K		

Inning Stats	R: 1	H: 1	E: 0	LOB: 1	K: 0	BB: 1	S: 10	R: 0	H: 1	E: 0	LOB: 1	K: 0	BB: 0	S: 9	R: 4	H: 4	E: 0	LOB: 0	K: 1	BB: 0	S: 24	R: 2	H: 3	E: 1	LOB: 1	K: 0	BB: 0	S: 13	R: 0	H: 0	E: 0	LOB: 0	K: 0	BB: 0	S: 6	R: 2	H: 2	E: 0	LOB: 3	K: 1	BB: 3	S: 20	R: 0	H: 0	E: 0	LOB: 0	K: 3	BB: 0	S: 12	R: 0	H: 0	E: 0	LOB: 1	K: 1	BB: 0	S: 7
--------------	------	------	------	--------	------	-------	-------	------	------	------	--------	------	-------	------	------	------	------	--------	------	-------	-------	------	------	------	--------	------	-------	-------	------	------	------	--------	------	-------	------	------	------	------	--------	------	-------	-------	------	------	------	--------	------	-------	-------	------	------	------	--------	------	-------	------

PITCHER	IP	WLS	BF	H	R	ER	SO	BB	IBB	HBP	BLK	WP	HR	S	P	ERA	WHIP
Brad Radke, R (1, 1) ERA: 4.14	3.0	L	16	6	5	5	1	1	0	0	0	0	1	43	62	15.00	2.333
Adam Johnson, R (4, 1) ERA: 7.88	2.1		14	5	4	3	0	2	0	0	0	0	0	32	55	11.57	3.000
Bob Wells, R (6, 1) ERA: 5.16	0.2		3	0	0	0	1	1	0	0	0	0	0	7	13	0.00	1.500
Kyle Lohse, R (7, 1) ERA: 5.8	2.0		7	0	0	0	4	0	0	1	0	0	0	19	28	0.00	0.000

PITCHER	IP	WLS	BF	H	R	ER	SO	BB	IBB	HBP	BLK	WP	HR	S	P	ERA	WHIP
---------	----	-----	----	---	---	----	----	----	-----	-----	-----	----	----	---	---	-----	------

Batter	1	2	3	4	5	6	7	8	9	AB R H RBI BB SO LOB	TOP											
Ray Durham, S OBP: 0.339, SLG: 0.463 (1, 4)	0-0 G4-3		0-2 F5			1-1 SH1-3	2-1 G5-3			3 0 0 0 0 0 2												
Jose Valentin, S OBP: 0.336, SLG: 0.506 (1, 5)	2-2 G6-3 1B			0-3 K		1-3 K		0-0 G4-3		4 0 1 0 0 2 1												
Magglio Ordonez, R OBP: 0.380, SLG: 0.535 (1, 9)	1-1 G6-3			0-0 E5		0-1 14 1B		1-2 1B		4 0 2 1 0 0 1												
14 Paul Konerko, R OBP: 0.350, SLG: 0.512 (1, 3)		0-0 P6		0-1 F9		0-1 1B		1-3 K		4 0 1 0 0 1 1												
Jose Canseco, R OBP: 0.375, SLG: 0.487 (1, 10)			1-3 K		0-0 G5-3	1-0 F8		0-0 F9		4 0 0 0 0 1 3												
Carlos Lee, R OBP: 0.323, SLG: 0.469 (1, 7)		2-2 L3			2-1 G6-3		4-2 S WP BB		0-0 G5-3	3 0 0 0 1 0 0												
Chris Singleton, L OBP: 0.333, SLG: 0.436 (1, 8)			1-1 F7		2-2 2B		0-3 K		1-2 F7	4 0 1 0 0 1 1												
Royce Clayton, R OBP: 0.312, SLG: 0.391 (1, 6)			1-1 G5-3		1-0 G5-3		4-1 S BB		0-0 G6-3	3 0 0 0 1 0 1												
Josh Paul, R OBP: 0.309, SLG: 0.391 (1, 2)			2-1 HR			0-1 SH1-3 1B		3-3 K		3 2 2 1 0 1 2												
Inning Stats	R: 0 E: 0 K: 0 S: 6	H: 1 LOB: 0 BB: 0 P: 9	R: 0 E: 0 K: 1 S: 7	H: 0 LOB: 0 BB: 0 P: 10	R: 1 E: 0 K: 0 S: 9	H: 1 LOB: 0 BB: 0 P: 13	R: 0 E: 1 K: 1 S: 6	H: 0 LOB: 0 BB: 0 P: 6	R: 0 E: 0 K: 1 S: 8	H: 1 LOB: 1 BB: 0 P: 13	R: 1 E: 0 K: 1 S: 12	H: 3 LOB: 2 BB: 0 P: 15	R: 0 E: 0 K: 2 S: 14	H: 0 LOB: 2 BB: 2 P: 27	R: 0 E: 0 K: 1 S: 9	H: 1 LOB: 1 BB: 0 P: 11	R: 0 E: 0 K: 0 S: 5	H: 0 LOB: 0 BB: 0 P: 6	1B: 5 2B: 1 3B: 0 HR: 1	SF: 0 SAC: 1 DP: 0 HBP: 0	WP: 1 PB: 0 SB: 2 CS: 0	PA: 35
PITCHER	IP WLS BF H R ER SO BB IBB HBP BLK WP HR S P ERA WHIP																					
Chad Durbin, R ERA: 4.92 (1, 1)	7.0 W 28 6 2 2 5 2 0 0 0 1 1 62 93 2.57 1.143																					
Jason Grimsley, R ERA: 2.97 (8, 1)	1.0 H 4 1 0 0 1 0 0 0 0 0 0 9 11 0.00 1.000																					
Roberto Hernandez, R ERA: 4.38 (9, 1)	1.0 S 3 0 0 0 0 0 0 0 0 0 0 5 6 0.00 0.000																					

Chicago White Sox @ Kansas City Royals
Kauffman Stadium, Kansas City, MO
Fri Sep 28 2001, 7:05 PM CDT
Att. 14,914 - Sunny - 70 F

AB	32
R	2
H	7
RBI	2
BB	2
SO	6
LOB	12



Batter	1	2	3	4	5	6	7	8	9
Carlos Febles, R OBP: 0.301, SLG: 0.383 (1, 4)	4-2 G6-4-3 BB		1-0 F8		2-0 1B 1-2 3-H 1B		3-3 K		
4 Angel Berroa, R OBP: 0.350, SLG: 0.368 (1, 6)	1-2 G6-4-3 1-2f			0-1 G4-3 1B	0-3 K		4-1 S BB		
Carlos Beltrán, S OBP: 0.357, SLG: 0.498 (1, 8)	2-1 G6-3			2-1 G4-3 1-2	3-1 1B 1-3 2-H		3-3 K 1-2		
29 Mike Sweeney, R OBP: 0.373, SLG: 0.550 (1, 3) Dave McCarty, R OBP: 0.321, SLG: 0.405 (9, 3)		1-1 G6-3		4-1 BB	1-2 F7		3-3 K		
Raul Ibanez, L OBP: 0.365, SLG: 0.502 (1, 10)		0-1 E1 1B		2-0 P6		1-0 G4-3	2-1 F7		
Joe Randa, R OBP: 0.309, SLG: 0.381 (1, 5)		1-1 G1-3		0-3 K		0-0 F9	2-1 FC5-4 1B		
Mark Quinn, R OBP: 0.293, SLG: 0.465 (1, 9)		1-2 G3			1-0 P4	1-2 G4-3	0-1 FC5-4 1-2f		
Dee Brown, L OBP: 0.288, SLG: 0.347 (1, 7)			2-1 G6-3		0-1 1B 1B 2B		1-2 G4-3		
Brent Mayne, L OBP: 0.340, SLG: 0.351 (1, 2) Gregg Zaun, S OBP: 0.355, SLG: 0.548 (7, PH) (8, 2)			1-2 G4-3		1-2 1B 1B 1B		3-1 HR		

Inning Stats	R: 0	H: 0	E: 0	K: 0	S: 9	H: 0	LOB: 0	BB: 1	P: 16	R: 0	H: 1	E: 1	K: 0	S: 9	H: 0	LOB: 1	BB: 0	P: 12	R: 0	H: 0	E: 0	K: 0	S: 10	H: 1	LOB: 2	BB: 1	P: 18	R: 2	H: 4	E: 0	K: 1	S: 15	H: 0	LOB: 0	BB: 0	P: 7	R: 1	H: 1	E: 0	K: 2	S: 17	H: 1	LOB: 1	BB: 1	P: 31	R: 0	H: 1	E: 0	K: 1	S: 9	H: 1	LOB: 1	BB: 0	P: 16
1B: 6	SF: 0	2B: 1	SAC: 0	3B: 0	DP: 1	HR: 1	HBP: 0			1B: 6	SF: 0	2B: 1	SAC: 0	3B: 0	DP: 1	HR: 1	HBP: 0			1B: 6	SF: 0	2B: 1	SAC: 0	3B: 0	DP: 1	HR: 1	HBP: 0			1B: 6	SF: 0	2B: 1	SAC: 0	3B: 0	DP: 1	HR: 1	HBP: 0			1B: 6	SF: 0	2B: 1	SAC: 0	3B: 0	DP: 1	HR: 1	HBP: 0							

PITCHER	IP	WLS	BF	H	R	ER	SO	BB	IBB	HBP	BLK	WP	HR	S	P	ERA	WHIP
Jon Garland, R ERA: 3.71 (1, 1)	6.0		25	6	2	2	2	2	2	0	0	0	0	58	90	3.00	1.333
Alan Embree, L ERA: 7.62 (7, 1)	0.1	L	2	1	1	1	0	0	0	0	0	0	1	5	9	27.00	3.000
Josh Fogg, R ERA: 2.08 (7, 1)	1.2		7	1	0	0	3	1	0	0	0	0	0	21	38	0.00	1.200

BOTTOM


Chicago White Sox @ Kansas City Royals
Kauffman Stadium, Kansas City, MO
 Fri Sep 28 2001, 7:05 PM CDT
 Att. 14,914 - Sunny - 70 F

AB	31
R	3
H	8
RBI	3
BB	3
SO	5
LOB	14



WP: 0	PA: 34
PB: 0	
SB: 1	
CS: 0	

livebaseballscorecards.com

Batter	1	2	3	4	5	6	7	8	9	AB R H RBI BB SO LOB	TOP		
Ray Durham, S (1, 4) OBP: 0.336, SLG: 0.458	2-2 G6-3		0-0 L3		3-2 F3		1-2 G4-3	0-2 F8	2-0 P4	6 0 0 0 0 0 2			
Jose Valentin, S (1, 5) OBP: 0.337, SLG: 0.504	4-1 1B BB		2-2 G2-3			2-3 K	3-3 K	1-2 G6-4-3 1B		4 0 1 0 1 2 0			
Magglio Ordonez, R (1, 9) OBP: 0.381, SLG: 0.534	0-1 14 G5-4-3 1B		1-1 F8			4-1 14 1B SF7 BB	0-0 E 14 1B	1-2 G6-4-3 1-2f		4 1 2 0 1 0 1			
14 Paul Konerko, R (1, 3) OBP: 0.352, SLG: 0.512	0-0 G5-4-3 1-2f			1-2 G5-3		0-1 HR 1B	0-0 E 1B		4-1 1B 1B 1B BB	4 2 2 0 1 0 2			
Jeff Liefer, L (1, 10) OBP: 0.312, SLG: 0.522		2-2 SH 1B SF9-6 1B		4-2 BB		3-2 SF7	2-3 K		0-2 1B 1B SF8 1B	2 1 1 1 1 1 2 1 1 1 0 0 0 0			
Herbert Perry, R (9, PH) OBP: 0.328, SLG: 0.402													
Carlos Lee, R (1, 7) OBP: 0.326, SLG: 0.475		1-2 SF9-6 SH 1B		1-3 K		2-2 3-H HR		4-1 1B 2B BB	0-0 F8	3 2 2 2 1 1 1 1 0 0 0 0 0 2			
Aaron Rowand, R (8, 7) OBP: 0.383, SLG: 0.450													
Chris Singleton, L (1, 8) OBP: 0.337, SLG: 0.442		0-1 SH SF9-6		1-1 G4-3		0-1 2B		2-1 2B 1B	0-0 1B 1B	4 1 3 0 0 0 1	AB 36 R 10 H 16 RBI 10 BB 6 SO 5 LOB 15		
Royce Clayton, R (1, 6) OBP: 0.317, SLG: 0.398		0-0 SF9-6			2-0 G2-6-3 1B	4-1 BB		0-0 1-H 2-H HR 2B	2-2 1-2 2-3 3-H 1B	3 1 3 4 1 0 0			
Mark Johnson, L (1, 2) OBP: 0.333, SLG: 0.380		2-1 G4-3			0-0 G2-6-3 1-2f	2-3 K		1-0 2-H HR	2-1 SF8	4 1 1 3 0 1 4			
Inning Stats	R: 0 E: 0 K: 0 S: 7 H: 1 LOB: 1 BB: 1 P: 13	R: 1 E: 0 K: 0 S: 12 H: 2 LOB: 1 BB: 0 P: 17	R: 0 E: 0 K: 0 S: 6 H: 0 LOB: 0 BB: 0 P: 9	R: 0 E: 0 K: 1 S: 12 H: 0 LOB: 1 BB: 1 P: 19	R: 0 E: 0 K: 0 S: 5 H: 1 LOB: 0 BB: 0 P: 10	R: 3 E: 0 K: 2 S: 19 H: 3 LOB: 2 BB: 2 P: 36	R: 0 E: 1 K: 2 S: 12 H: 2 LOB: 2 BB: 0 P: 18	R: 4 E: 0 K: 0 S: 15 H: 4 LOB: 0 BB: 1 P: 24	R: 2 E: 0 K: 0 S: 13 H: 3 LOB: 2 BB: 1 P: 23	1B: 12 2B: 3 3B: 0 HR: 2 SF: 3 SAC: 1 DP: 4 HBP: 0	WP: 0 PB: 0 SB: 0 CS: 0 PA: 46		
PITCHER	IP WLS BF H R ER SO BB IBB HBP BLK WP HR S P ERA WHIP											PITCHER	IP WLS BF H R ER SO BB IBB HBP BLK WP HR S P ERA WHIP
Jeff Suppan, R (1, 1) ERA: 4.51	6.2 L 31 9 4 4 4 4 4 0 0 0 0 1 70 117 5.40 1.950												
Jeff Austin, R (7, 1) ERA: 5.76	0.1 4 2 3 3 1 1 0 0 0 0 0 0 7 15 81.00 9.000												
Brad Voyles, R (8, 1) ERA: 4.91	1.0 4 2 1 1 0 0 0 0 0 0 0 1 11 14 9.00 2.000												
Scott Mullen, L (9, 1) ERA: 4.5	1.0 7 3 2 2 0 1 0 0 0 0 0 0 13 23 18.00 4.000												

Chicago White Sox @ Kansas City Royals
Kauffman Stadium, Kansas City, MO
Sat Sep 29 2001, 7:05 PM CDT
Att. 16,443 - Sunny - 65 F

livebaseballscorecards.com

Batter	1	2	3	4	5	6	7	8	9	AB	R	H	RBI	BB	SO	LOB
Carlos Febles, R (1, 4) OBP: 0.300, SLG: 0.381 Luis Alicaia, S (8, PH) OBP: 0.324, SLG: 0.373 (9, 4)	0-2 G4-3	0-0 FC4-6				3-2 29 BB 1B	2-1 FC6-4	1-2 G4-3		4	0	1	0	0	0	3
4 Angel Berroa, R (1, 6) OBP: 0.320, SLG: 0.333	1-1 F8		0-1 G6-3 1B		0-0 P4		2-2 G6-3		2-1 G1-3	5	0	1	0	0	0	1
Carlos Beltrán, S (1, 8) OBP: 0.357, SLG: 0.497	2-0 29 S 1B		2-1 G6-3		0-0 FC5 29 BB 1B		2-2 F7		0-3 K	5	1	2	0	0	1	1
29 Mike Sweeney, R (1, 10) OBP: 0.375, SLG: 0.551 A.J. Hinch, R (9, PH) OBP: 0.226, SLG: 0.331	2-2 1-H 1B		1-1 G4-3		4-2 FC5 BB		2-1 1B		0-0 F8	3	0	2	1	1	0	0
Joe Randa, R (1, 5) OBP: 0.307, SLG: 0.379	2-3 K			2-0 F9		0-0 FC5		3-2 P4		4	0	0	0	0	1	5
Mark Quinn, R (1, 9) OBP: 0.293, SLG: 0.462		0-1 G4-3		4-1 BB		3-2 G6-3		0-3 K		3	0	0	0	1	1	0
Brandon Berger, R (1, 7) OBP: 0.389, SLG: 0.875		1-2 HR		0-0 F8		3-2 P4		4-1 BB BB		3	1	1	1	1	0	1
Ken Harvey, R (1, 3) OBP: 0.250, SLG: 0.333 Dave McCarty, R (3, 3) OBP: 0.321, SLG: 0.404		0-0 E1 CS		1-0 F3		2-1 1B 1B		2-2 L6		1	0	0	0	0	0	0
Gregg Zaun, S (1, 2) OBP: 0.367, SLG: 0.547		4-1 SAFE FC4-6 BB		1-0 F9		2-2 FC6-4 1B		4-1 BB BB		2	0	1	0	2	0	0

Inning Stats	R: 1	H: 2	E: 0	K: 1	S: 12	H: 2	LOB: 1	BB: 0	P: 19	R: 1	H: 1	E: 1	K: 0	S: 10	R: 0	H: 1	E: 0	K: 0	S: 6	R: 0	H: 0	E: 0	K: 0	S: 4	R: 0	H: 2	E: 0	K: 0	S: 12	R: 0	H: 2	E: 0	K: 0	S: 14	R: 0	H: 1	E: 0	K: 0	S: 12	R: 0	H: 0	E: 0	K: 1	S: 6	R: 0	H: 0	E: 0	K: 1	S: 6	R: 0	H: 0	E: 0	K: 1	S: 6	R: 0	H: 0	E: 0	K: 1	S: 6
--------------	------	------	------	------	-------	------	--------	-------	-------	------	------	------	------	-------	------	------	------	------	------	------	------	------	------	------	------	------	------	------	-------	------	------	------	------	-------	------	------	------	------	-------	------	------	------	------	------	------	------	------	------	------	------	------	------	------	------	------	------	------	------	------


PITCHER	IP	WLS	BF	H	R	ER	SO	BB	IBB	HBP	BLK	WP	HR	S	P	ERA	WHIP
56 Mark Buehrle, L (1, 1) ERA: 3.36	6.0	W	28	8	2	2	1	3	0	0	0	0	1	58	100	3.00	1.833
Bob Howry, R (7, 1) ERA: 4.56	2.0	H	9	1	0	0	1	2	0	0	0	0	0	23	43	0.00	1.500
Matt Ginter, R (9, 1) ERA: 5.79	1.0		3	0	0	0	1	0	0	0	0	0	0	6	8	0.00	0.000

BOTTOM

Chicago White Sox @ Kansas City Royals
 Kauffman Stadium, Kansas City, MO

Sat Sep 29 2001, 7:05 PM CDT
 Att. 16,443 - Sunny - 65 F

AB	35
R	2
H	9
RBI	2
BB	5
SO	3
LOB	15



Batter	1	2	3	4	5	6	7	8	9	AB R H RBI BB SO LOB	TOP																								
Tony Graffanino, R (1, 4) OBP: 0.368, SLG: 0.406	1-2 F8 SF9 1B	0-1 G6-3		0-0 2B		2-2 G1-6-3 1-2f 2-3			3-1 G6-3	5 1 2 0 0 0 3																									
24 Joe Crede, R (1, 5) OBP: 0.326, SLG: 0.341	3-1 1B		0-0 F8	4-2 BB		4-0 FC6-4 BB			0-1 G5-3	3 0 1 0 2 0 0																									
Magglio Ordonez, R (1, 9) OBP: 0.380, SLG: 0.531	0-0 F8		0-2 S 1B	2-2 F8		2-1 FC6-4 1-2f			3-2 F8	5 1 1 0 0 0 6																									
Jose Canseco, R (1, 10) OBP: 0.374, SLG: 0.485	0-0 SF9		2-2 1B 1-H		2-3 K				1-2 F8	3 0 1 2 0 1 0																									
Carlos Lee, R (1, 7) OBP: 0.326, SLG: 0.474	3-2 F7		1-1 2B 1-3		0-0 F2				3-1 G6-3	4 1 1 0 0 0 1																									
Chris Singleton, L (9, 8) OBP: 0.337, SLG: 0.442										0 0 0 0 0 0 0																									
Herbert Perry, R (1, 3) OBP: 0.330, SLG: 0.407		1-0 SH3 2B 1B	0-0 2B 2-H		1-2 L8				0-2 G4-3	4 1 2 1 0 0 0																									
Aaron Rowand, R (1, 8) OBP: 0.382, SLG: 0.442		0-0 SH3	0-1 P6			1-1 S 1B HBP			2-3 K	2 1 0 0 0 1 1																									
Royce Clayton, R (1, 6) OBP: 0.321, SLG: 0.400		3-3 K		1-0 G4-6-3 1B		0-2 G1-6-3 1B 1-H			4-1 G5-4-3 BB	3 0 2 1 1 1 1																									
Josh Paul, R (1, 2) OBP: 0.315, SLG: 0.402		1-0 2B		2-1 G4-6-3 1-2f		2-2 G1-6-3 1B			0-1 G5-4-3 1-2f	4 0 2 1 0 0 2																									
Inning Stats	R: 1 E: 0 K: 0 S: 11	H: 2 LOB: 1 BB: 0 P: 18	R: 1 E: 0 K: 1 S: 8	H: 2 LOB: 1 BB: 0 P: 13	R: 2 E: 0 K: 0 S: 12	H: 4 LOB: 1 BB: 0 P: 15	R: 0 E: 0 K: 0 S: 9	H: 2 LOB: 2 BB: 1 P: 18	R: 0 E: 0 K: 1 S: 7	H: 0 LOB: 0 BB: 0 P: 10	R: 1 E: 0 K: 0 S: 13	H: 2 LOB: 2 BB: 1 P: 24	R: 0 E: 0 K: 0 S: 9	H: 0 LOB: 0 BB: 0 P: 13	R: 0 E: 0 K: 1 S: 6	H: 0 LOB: 0 BB: 1 P: 12	R: 0 E: 0 K: 0 S: 7	H: 0 LOB: 0 BB: 0 P: 13	1B: 9 2B: 3 3B: 0 HR: 0	SF: 1 SAC: 1 DP: 3 HBP: 1	WP: 0 PB: 0 SB: 2 CS: 0	PA: 39													
PITCHER	IP WLS BF H R ER SO BB IBB HBP BLK WP HR S P ERA WHIP																																		
Chris George, L (1, 1) ERA: 6.06	3.2 L	20 10	4 4	4 4	1 1	1 1	1 1	0 0	0 0	0 0	0 0	0 0	37 23	59 39	9.82 3.86	3.000 1.286																			
Dan Reichert, R (4, 1) ERA: 5.58	2.1	10	2	1	1	1	1	0	1	0	0	0	9	13	0.00	0.000																			
Cory Bailey, R (7, 1) ERA: 3.27	1.0	3	0	0	0	0	0	0	0	0	0	0	6	12	0.00	1.000																			
Jason Grimsley, R (8, 1) ERA: 2.94	1.0	3	0	0	0	1	1	0	0	0	0	0	7	13	0.00	0.000																			
Jeff Austin, R (9, 1) ERA: 5.54	1.0	3	0	0	0	0	0	0	0	0	0	0																							

Chicago White Sox @ Kansas City Royals
Kauffman Stadium, Kansas City, MO
Sun Sep 30 2001, 1:05 PM CDT
Att. 12,235 - Sunny - 67 F

AB	33
R	5
H	12
RBI	5
BB	3
SO	3
LOB	14



livebaseballscorecards.com

Batter	1	2	3	4	5	6	7	8	9	AB R H RBI BB SO LOB	TOP											
Ray Durham, S (1, 4) OBP: 0.336, SLG: 0.458	0-0 G6-3		3-2 SF8		1-0 F9			3-1 FC1-4 1B		3 0 1 1 0 0 1												
Aaron Rowand, R (1, 8) OBP: 0.385, SLG: 0.440	2-0 1B		0-1 FC5-4			4-0 14 FC5-4 BB		1-2 FC1-4 BB		3 0 1 0 1 0 2												
Magglio Ordonez, R (1, 9) OBP: 0.379, SLG: 0.529	0-0 L7		0-3 K			0-0 F3		4-2 1-2 BB		3 0 0 0 1 1 3												
14 Paul Konerko, R (1, 3) OBP: 0.350, SLG: 0.508	1-1 G4-3			2-3 K		0-0 FC5-4		2-3 K		4 0 0 0 0 2 4												
Jose Canseco, R (1, 10) OBP: 0.369, SLG: 0.478		0-1 P6		2-3 K2-3		2-3 K		3-2 F7		4 0 0 0 0 2 1												
Carlos Lee, R (1, 7) OBP: 0.324, SLG: 0.470		1-2 F7		2-1 G5-3		0-0 P6		0-1 F7		4 0 0 0 0 0 0												
Herbert Perry, R (1, 5) OBP: 0.326, SLG: 0.401		1-3 K			0-0 G6-3		2-2 F8	3-2 L7		4 0 0 0 0 1 0												
Royce Clayton, R (1, 6) OBP: 0.323, SLG: 0.402			0-0 S SF8 1B		0-2 1B		3-2 F3			3 1 2 0 0 0 0												
Josh Paul, R (1, 2) OBP: 0.315, SLG: 0.396			4-2 FC5-4 BB		1-3 K			1-3 K		2 0 0 0 1 2 1												
Inning Stats	R: 0 E: 0 K: 0 S: 5	H: 1 LOB: 1 BB: 0 P: 8	R: 0 E: 0 K: 1 S: 8	H: 0 LOB: 0 BB: 0 P: 10	R: 1 E: 0 K: 1 S: 12	H: 1 LOB: 1 BB: 1 P: 19	R: 0 E: 0 K: 2 S: 8	H: 0 LOB: 0 BB: 0 P: 14	R: 0 E: 0 K: 1 S: 8	H: 1 LOB: 1 BB: 0 P: 10	R: 0 E: 0 K: 1 S: 5	H: 0 LOB: 1 BB: 1 P: 11	R: 0 E: 0 K: 0 S: 11	H: 0 LOB: 0 BB: 0 P: 16	R: 0 E: 0 K: 2 S: 13	H: 1 LOB: 2 BB: 1 P: 24	R: 0 E: 0 K: 0 S: 8	H: 0 LOB: 0 BB: 0 P: 14	1B: 4 2B: 0 3B: 0 HR: 0	SF: 1 SAC: 0 DP: 0 HBP: 0	WP: 0 PB: 0 SB: 1 CS: 0	PA: 34
PITCHER Sterling Hitchcock, L (1, 1) ERA: 5.37	IP: 9.0 WLS: W BF: 34 H: 4 R: 1 ER: 1 SO: 8 BB: 3 IBB: 0 HBP: 0 BLK: 0 WP: 0 HR: 0 S: 78 P: 126 ERA: 1.00 WHIP: 0.778											PITCHER	IP: 9.0 WLS: W BF: 34 H: 4 R: 1 ER: 1 SO: 8 BB: 3 IBB: 0 HBP: 0 BLK: 0 WP: 0 HR: 0 S: 78 P: 126 ERA: 1.00 WHIP: 0.778									

Chicago White Sox @ New York Yankees
 Yankee Stadium, Bronx, NY
 Mon Oct 01 2001, 7:05 PM EDT
 Att: 8,112 - Cloudy - 57 F

livebaseballscorecards.com

AB	30
R	1
H	4
RBI	1
BB	3
SO	8
LOB	12



Batter	1	2	3	4	5	6	7	8	9	AB	R	H	RBI	BB	SO	LOB
2 Derek Jeter, R OBP: 0.376, SLG: 0.477 (1, 6) X	0-0 F8	2-2 2B	2-2 G4-3		0-2 F3			1-0 2B		5	0	2	3	0	0	3
Randy Velarde, R OBP: 0.363, SLG: 0.435 (1, 7) C Clay Bellinger, R OBP: 0.205, SLG: 0.351 (9, 7) B	4-2 G4-3 BB	1-1 HBP		0-1 G4-3		1-1 G4-3		1-3 K		3	0	0	0	1	1	1
Bernie Williams, S OBP: 0.391, SLG: 0.505 (1, 8) B	3-1 G4-3	0-1 G3-1		0-0 F8		0-2 G4-3		0-2 G4-3		5	0	0	0	0	0	4
Tino Martinez, L OBP: 0.331, SLG: 0.509 (1, 3) B	3-3 K		0-0 BB 2B 1B	0-0 P5		1-1 G4-3				4	1	1	0	0	1	1
David Justice, L OBP: 0.334, SLG: 0.436 (1, 10) F		4-2 BB 1B BB	4-1 2B E BB		0-0 G3		0-2 G4-3			2	2	0	0	2	0	0
Shane Spencer, R OBP: 0.321, SLG: 0.439 (1, 9) B		4-2 BB 1B 2B BB	1-1 E7 2B 2B		4-1 HBP 1B BB		0-0 1B			2	3	2	1	2	0	0
Alfonso Soriano, R OBP: 0.306, SLG: 0.436 (1, 4) B		1-0 BB 2B 1B	3-2 F8 2B		0-0 F9		1-3 K			4	1	2	2	0	1	1
Bobby Estalella, R OBP: 0.297, SLG: 0.361 (1, 2) S		0-3 K	2-3 K		1-2 1B HBP			4-2 2B BB		2	1	0	0	1	2	3
Luis Sojo, R OBP: 0.220, SLG: 0.195 (1, 5) C		1-3 K	0-0 F8		1-2 1B			2-2 F9		4	0	1	1	0	1	4

Inning Stats	R: 0	H: 0	E: 0	K: 1	S: 10	R: 3	H: 2	E: 0	K: 2	S: 17	R: 3	H: 3	E: 1	K: 1	S: 15	R: 0	H: 0	E: 0	K: 0	S: 4	R: 1	H: 1	E: 0	K: 0	S: 9	R: 0	H: 0	E: 0	K: 1	S: 10	R: 0	H: 1	E: 0	K: 1	S: 13	R: 1	H: 1	E: 0	K: 1	S: 13	1B: 4	2B: 4	3B: 0	HR: 0	SF: 0	SAC: 0	DP: 0	HBP: 2	WP: 0	PB: 0	SB: 0	CS: 0	PA: 39
--------------	------	------	------	------	-------	------	------	------	------	-------	------	------	------	------	-------	------	------	------	------	------	------	------	------	------	------	------	------	------	------	-------	------	------	------	------	-------	------	------	------	------	-------	-------	-------	-------	-------	-------	--------	-------	--------	-------	-------	-------	-------	--------

PITCHER	IP	WLS	BF	H	R	ER	SO	BB	IBB	HBP	BLK	WP	HR	S	P	ERA	WHIP
Kip Wells, R ERA: 4.69 (1, 1)	2.0	L	16	5	6	6	3	4	0	1	0	0	0	35	66	27.00	4.500
Matt Ginter, R ERA: 5.26 (3, 1)	5.0		18	2	1	1	2	1	0	1	0	0	0	38	51	1.80	0.600
Bill Pulsipher, L ERA: 6.26 (8, 1)	1.0		5	1	1	1	1	1	0	0	0	0	0	13	21	9.00	2.000

BOTTOM

Chicago White Sox @ New York Yankees
Yankee Stadium, Bronx, NY
Mon Oct 01 2001, 7:05 PM EDT
Att. 8,112 - Cloudy - 57 F

livebaseballscorecards.com

AB	31
R	8
H	8
RBI	7
BB	6
SO	6
LOB	17



Batter	1	2	3	4	5	6	7	8	9	AB R H RBI BB SO LOB	TOP		
Ray Durham, S (1, 4) OBP: 0.336, SLG: 0.460	4-1 1B 14 SF9 BB		1-1 1-H G6-3 3B		2-2 F9		2-1 F8		2-3 K	4 2 1 1 1 1 2			
24 Joe Crede, R (1, 5) OBP: 0.294, SLG: 0.304	1-3 K		0-3 K		1-2 G6-3		0-1 F7		2-3 K	5 0 0 0 0 3 4			
Magglio Ordonez, R (1, 9) OBP: 0.381, SLG: 0.530	1-2 S 14 S 1-3 1B		0-2 G6-3		2-2 14 CS 1B		1-0 1-2 1B			4 0 3 2 0 0 0			
14 Paul Konerko, R (1, 3) OBP: 0.348, SLG: 0.505	3-2 SF9 1-2 3-H		0-0 G4-3		3-1 CS 1-2		1-1 G6-3		2-3 K	3 0 0 1 0 1 2			
Jose Canseco, R (1, 10) OBP: 0.367, SLG: 0.472	1-0 P4 2-3			2-3 K		4-1 1B BB		3-1 L7		3 0 0 0 1 1 1			
Carlos Lee, R (1, 7) OBP: 0.321, SLG: 0.467		1-1 P4		1-1 G6-3		0-2 F2		2-2 G1-3		4 0 0 0 0 0 1			
Aaron Rowand, R (1, 8) OBP: 0.396, SLG: 0.445		1-3 K		0-0 1B		1-0 1-2 1B		4-2 BB		3 0 2 0 1 1 0			
Royce Clayton, R (1, 6) OBP: 0.320, SLG: 0.398		0-1 F8		1-0 F9		0-3 K		0-3 K		4 0 0 0 0 2 4			
Josh Paul, R (1, 2) OBP: 0.329, SLG: 0.407			4-1 3B BB		1-2 F9 1B 2B		4-1 1B BB		0-3 K	1 2 1 0 2 0 0 1 0 0 0 0 1 0			
Jose Valentin, S (9, PH) OBP: 0.336, SLG: 0.502													
Inning Stats	R: 1 H: 1 E: 0 LOB: 1 K: 1 BB: 1 S: 16 P: 26	R: 0 H: 0 E: 0 LOB: 0 K: 1 BB: 0 S: 10 P: 12	R: 2 H: 1 E: 0 LOB: 0 K: 1 BB: 1 S: 10 P: 15	R: 0 H: 1 E: 0 LOB: 1 K: 1 BB: 0 S: 7 P: 11	R: 1 H: 2 E: 0 LOB: 0 K: 0 BB: 0 S: 14 P: 23	R: 0 H: 1 E: 0 LOB: 2 K: 1 BB: 1 S: 10 P: 16	R: 0 H: 1 E: 0 LOB: 2 K: 1 BB: 1 S: 9 P: 18	R: 0 H: 0 E: 0 LOB: 1 K: 1 BB: 1 S: 10 P: 19	R: 0 H: 0 E: 0 LOB: 0 K: 3 BB: 0 S: 11 P: 15	1B: 5 SF: 1 2B: 1 SAC: 0 3B: 1 DP: 0 HR: 0 HBP: 0	WP: 0 PA: 39 PB: 0 SB: 2 CS: 1		
PITCHER	IP WLS BF H R ER SO BB IBB HBP BLK WP HR S P ERA WHIP											PITCHER	IP WLS BF H R ER SO BB IBB HBP BLK WP HR S P ERA WHIP
Ted Lilly, L (1, 1) ERA: 5.37	6.0 W 26 6 4 4 5 3 0 0 0 0 0 0 67 103 6.00 1.500												
Jay Witasick, R (7, 1) ERA: 3.32	1.0 H 5 1 0 0 1 1 0 0 0 0 0 0 9 18 0.00 2.000												
Mark Wohlers, R (8, 1) ERA: 4.32	1.0 H 4 0 0 0 1 1 0 0 0 0 0 0 10 19 0.00 1.000												
42 Mariano Rivera, R (9, 1) ERA: 2.4	1.0 S 3 0 0 0 3 0 0 0 0 0 0 0 11 15 0.00 0.000												

Chicago White Sox @ New York Yankees
 Yankee Stadium, Bronx, NY
 Tue Oct 02 2001, 7:05 PM EDT
 Att. 10,480 - Cloudy - 71 F

AB	32
R	4
H	7
RBI	4
BB	5
SO	10
LOB	14



Batter	1	2	3	4	5	6	7	8	9	AB R H RBI BB SO LOB	TOP											
Ray Durham, S (1, 4) OBP: 0.339, SLG: 0.463	1-0 K 1B		1-2 K 1B			0-0 SH5-3 2B		2-0 G6-3		4 0 3 0 0 0 0	Chicago White Sox @ New York Yankees Yankee Stadium, Bronx, NY Wed Oct 03 2001, 7:05 PM EDT Att. 14,895 - Sunny - 78 F											
Jose Valentin, S (1, 6) OBP: 0.336, SLG: 0.500 Magglio Ordonez, R (8, PH) OBP: 0.381, SLG: 0.529 Josh Paul, R (8, 2) OBP: 0.329, SLG: 0.407	0-2 F8		1-2 F8			4-2 SH5-3 BB		1-3 K		2 0 0 0 1 0 2 1 0 0 0 0 1 0 0 0 0 0 0 0 0												
Aaron Rowand, R (1, 9) OBP: 0.387, SLG: 0.434	2-3 K 1-2				2-3 K	0-0 SH5-3		2-1 G4-3		3 0 0 0 0 2 1												
14 Paul Konerko, R (1, 3) OBP: 0.347, SLG: 0.504 Royce Clayton, R (9, PR) OBP: 0.320, SLG: 0.398		2-2 F9			1-0 P3	1-2 P4		1-0 1B		4 0 1 0 0 0 2 0 0 0 0 0 0 0												
Jose Canseco, R (1, 10) OBP: 0.369, SLG: 0.484		1-1 HR			2-2 1B	1-2 P3		2-2 P4		4 1 2 1 0 0 3												
Carlos Lee, R (1, 7) OBP: 0.319, SLG: 0.463		0-0 G3-1			1-3 K		1-1 G5-3		1-2 L6	4 0 0 0 0 1 2												
Chris Singleton, L (1, 8) OBP: 0.335, SLG: 0.438		0-3 K			0-0 B2-3		1-2 G4-3			3 0 0 0 0 1 0												
24 Joe Crede, R (1, 5) OBP: 0.278, SLG: 0.286			0-2 F3		0-1 F8		2-1 F9			3 0 0 0 0 0 0												
Mark Johnson, L (1, 2) OBP: 0.330, SLG: 0.375 Tony Graffanino, R (8, PH) OBP: 0.386, SLG: 0.403			2-1 G6-3		2-2 F9		2-2 G5-3			2 0 0 0 0 0 0 1 0 0 0 0 0 0												
Inning Stats	R: 0 E: 0 K: 1 S: 8	H: 1 LOB: 1 BB: 0 P: 11	R: 1 E: 0 K: 1 S: 9	H: 1 LOB: 0 BB: 0 P: 12	R: 0 E: 0 K: 0 S: 14	H: 1 LOB: 1 BB: 0 P: 18	R: 0 E: 0 K: 2 S: 14	H: 1 LOB: 1 BB: 0 P: 20	R: 0 E: 0 K: 0 S: 6	H: 0 LOB: 0 BB: 0 P: 8	R: 0 E: 0 K: 0 S: 15	H: 1 LOB: 2 BB: 1 P: 21	R: 0 E: 0 K: 0 S: 7	H: 0 LOB: 0 BB: 0 P: 11	R: 0 E: 0 K: 1 S: 7	H: 0 LOB: 0 BB: 0 P: 12	R: 0 E: 0 K: 0 S: 10	H: 1 LOB: 1 BB: 0 P: 16	1B: 4 2B: 1 3B: 0 HR: 1	SF: 0 SAC: 1 DP: 0 HBP: 0	WP: 0 PB: 0 SB: 0 CS: 0	PA: 33
PITCHER	IP WLS BF H R ER SO BB IBB HBP BLK WP HR S P ERA WHIP																					
35 Mike Mussina, R (1, 1) ERA: 3.2	7.0 W 26 5 1 1 4 1 0 0 0 0 0 1 73 101 1.29 0.857																					
Mike Stanton, L (8, 1) ERA: 2.61	1.0 H 3 0 0 0 1 0 0 0 0 0 0 0 7 12 0.00 0.000																					
42 Mariano Rivera, R (9, 1) ERA: 2.37	1.0 S 4 1 0 0 0 0 0 0 0 0 0 0 10 16 0.00 1.000																					

livebaseballscorecards.com

AB	31
R	1
H	6
RBI	1
BB	1
SO	5
LOB	10



Batter	1	2	3	4	5	6	7	8	9
Chuck Knoblauch, R (1, 7) <small>OBP: 0.339, SLG: 0.355</small> 	1-2 		2-1 			0-0 	2-2 		
2 Derek Jeter, R (1, 6) <small>OBP: 0.379, SLG: 0.485</small> 	2-1 		1-2 			0-0 		4-1 	
Paul O'Neill, L (1, 10) <small>OBP: 0.330, SLG: 0.464</small> 	3-2 		2-2 			1-0 		1-2 	
Bernie Williams, S (1, 8) <small>OBP: 0.392, SLG: 0.506</small> 	1-3 			2-0 		2-1 		1-1 	
Tino Martinez, L (1, 3) <small>OBP: 0.332, SLG: 0.507</small> 		0-0 		3-1 		1-1 			
20 Jorge Posada, S (1, 2) <small>OBP: 0.365, SLG: 0.481</small> 		4-2 		2-3 		0-3 			
Shane Spencer, R (1, 9) <small>OBP: 0.317, SLG: 0.435</small> 		1-3 			1-0 	1-0 			
Scott Brosius, R (1, 5) <small>OBP: 0.349, SLG: 0.454</small> 		1-2 			1-1 		2-2 		
Alfonso Soriano, R (1, 4) <small>OBP: 0.306, SLG: 0.434</small> 		2-3 			1-0 		4-0 		

Inning Stats	R: 0	H: 1	E: 0	LOB: 1	K: 1	S: 13	P: 20
	R: 0	H: 1	E: 0	LOB: 2	K: 2	S: 12	P: 20
	R: 0	H: 0	E: 0	LOB: 0	K: 0	S: 9	P: 14
	R: 0	H: 0	E: 0	LOB: 0	K: 1	S: 6	P: 13
	R: 0	H: 0	E: 0	LOB: 0	K: 0	S: 4	P: 7
	R: 2	H: 4	E: 1	LOB: 2	K: 1	S: 11	P: 16
	R: 0	H: 0	E: 0	LOB: 0	K: 0	S: 8	P: 15
	R: 0	H: 0	E: 0	LOB: 0	K: 0	S: 6	P: 12

AB	R	H	RBI	BB	SO	LOB
4	0	0	0	0	0	1
3	1	1	0	1	0	0
4	1	2	2	0	0	1
4	0	1	0	0	1	2
3	0	2	0	0	0	0
2	0	0	0	1	2	2
3	0	0	0	0	1	4
3	0	0	0	0	0	2
2	0	0	0	1	1	2

WP	PA
0	31

PITCHER	IP	WLS	BF	H	R	ER	SO	BB	IBB	HBP	BLK	WP	HR	S	P	ERA	WHIP
Jon Garland, R (1, 1) <small>ERA: 3.69</small>	5.1	L	22	5	2	2	4	1	0	0	0	0	1	49	82	3.38	1.125
Alan Embree, L (6, 1) <small>ERA: 7.47</small>	0.1		2	1	0	0	1	0	0	0	0	0	0	5	6	0.00	3.000
Sean Lowe, R (6, 1) <small>ERA: 3.67</small>	1.1		4	0	0	0	0	1	0	0	0	0	0	9	17	0.00	0.750
Bob Howry, R (8, 1) <small>ERA: 4.5</small>	1.0		3	0	0	0	0	1	0	0	0	0	0	6	12	0.00	1.000

BOTTOM

Chicago White Sox @ New York Yankees
 Yankee Stadium, Bronx, NY
 Wed Oct 03 2001, 7:05 PM EDT
 Att: 14,895 - Sunny - 78 F

livebaseballscorecards.com

AB	28
R	2
H	6
RBI	2
BB	3
SO	5
LOB	14



Batter	1	2	3	4	5	6	7	8	9	AB R H RBI BB SO LOB	TOP											
Ray Durham, S (1, 4) OBP: 0.341, SLG: 0.473	1-3 K		3-3 K		0-0 HR		2-1 HR		4-0 HR	4 3 2 4 1 2 1												
Jose Valentin, S (1, 5) OBP: 0.339, SLG: 0.507	1-2 HR			1-1 P3	2-0 1B		4-2 BB		1-0 G3	4 1 2 1 1 0 1												
Magglio Ordonez, R (1, 9) OBP: 0.380, SLG: 0.532	3-3 K			0-0 F9	2-1 L9		1-1 FC4-6		0-0 HR	5 1 1 2 0 1 2												
14 Paul Konerko, R (1, 3) OBP: 0.347, SLG: 0.503	2-2 G4-3			1-1 1B		2-2 G5-3		3-2 1B	0-3 K	5 0 2 0 0 1 0												
Jose Canseco, R (1, 10) OBP: 0.367, SLG: 0.478			0-1 G5-3	4-2 BB		2-3 K		2-3 K		3 0 0 0 1 2 1												
Carlos Lee, R (1, 7) Aron Rowand, R (8, 7) OBP: 0.320, SLG: 0.465 OBP: 0.387, SLG: 0.434			2-2 G6-3	0-0 FC6-4		1-0 1B		1-0 2B		4 0 2 0 0 0 2 0 0 0 0 0 0 0												
Chris Singleton, L (1, 8) OBP: 0.332, SLG: 0.434			0-0 G3-1		0-2 P6	0-1 CS	0-1 F8	0-1 P4		4 0 0 0 0 0 2												
Royce Clayton, R (1, 6) OBP: 0.318, SLG: 0.394			1-1 G5-3		0-3 K		0-2 F8	2-3 K		4 0 0 0 0 2 2												
Mark Johnson, L (1, 2) OBP: 0.338, SLG: 0.386			0-1 CS		2-2 HR		4-1 HR		0-1 G4-3	3 2 2 0 1 0 0												
Inning Stats	R: 1 E: 0 K: 2 S: 12	H: 1 LOB: 0 BB: 0 P: 19	R: 0 E: 0 K: 0 S: 6	H: 0 LOB: 0 BB: 0 P: 8	R: 0 E: 0 K: 1 S: 10	H: 1 LOB: 1 BB: 0 P: 14	R: 0 E: 0 K: 0 S: 8	H: 1 LOB: 2 BB: 1 P: 14	R: 2 E: 0 K: 1 S: 16	H: 3 LOB: 1 BB: 0 P: 22	R: 0 E: 0 K: 1 S: 9	H: 1 LOB: 0 BB: 0 P: 14	R: 2 E: 0 K: 0 S: 13	H: 1 LOB: 1 BB: 2 P: 24	R: 0 E: 0 K: 2 S: 14	H: 2 LOB: 2 BB: 0 P: 22	R: 2 E: 0 K: 1 S: 7	H: 1 LOB: 0 BB: 1 P: 12	1B: 5 2B: 3 3B: 0 HR: 4	SF: 0 SAC: 0 DP: 1 HBP: 0	WP: 0 PB: 0 SB: 0 CS: 2	PA: 41
PITCHER	IP WLS BF H R ER SO BB IBB HBP BLK WP HR S P ERA WHIP																					
Rick Reed, R (1, 1) ERA: 4.05	6.2 L 29 8 5 5 5 3 0 0 0 0 0 3 72 112 6.75 1.650																					
Hector Carrasco, R (7, 1) ERA: 4.64	1.1 6 2 0 0 2 0 0 0 0 0 0 0 16 25 0.00 1.500																					
LaTroy Hawkins, R (9, 1) ERA: 5.96	1.0 5 1 2 2 1 1 0 0 0 0 0 1 7 12 18.00 2.000																					

Chicago White Sox @ Minnesota Twins
 Hubert H. Humphrey Metrodome, Minneapolis, MN
 Fri Oct 05 2001, 8:05 PM EDT
 Att: 13,631 - Dome - 72 F

AB	36
R	7
H	11
RBI	7
BB	4
SO	8
LOB	11



Batter	1	2	3	4	5	6	7	8	9	AB	R	H	RBI	BB	SO	LOB
Luis Rivas, R OBP: 0.318, SLG: 0.361 (1, 4)	0-0 1B BLK FC6-4 1B		2-1 G3-1		2-2 G5-3			1-2 2B 1B	1-2 E9 1B	5	2	3	1	0	0	0
Denny Hocking, S OBP: 0.311, SLG: 0.332 (1, 6)	4-1 FC6-4 1B 1-2 BB		0-1 G5-3			0-1 G6-3 1B		1-2 1-H 2B	0-1 G5-3	4	0	2	1	1	0	1
Corey Koskie, L OBP: 0.358, SLG: 0.488 (1, 5)	0-0 F7		2-2 1B S 1B			0-2 G6-3 1-2f		0-0 P4		4	0	1	0	0	0	4
Matthew LeCroy, R OBP: 0.424, SLG: 0.781 (1, 10)	0-2 FC6-4 1B		2-3 1B			2-3 K		4-2 BB		3	0	2	0	0	1	0
David Ortiz, L OBP: 0.323, SLG: 0.471 (8, PH)										0	0	0	0	1	0	0
Jason Maxwell, R OBP: 0.286, SLG: 0.294 (8, PR)	1-2 2-3 1B		1-3 1B							0	0	0	0	0	0	0
Torii Hunter, R OBP: 0.307, SLG: 0.481 (1, 8)	1-0 FC6-4 1-2f 2-3 3-H			1-3 K				0-3 K	0-3 K	4	0	0	1	0	3	4
Dustan Mohr, R OBP: 0.286, SLG: 0.273 (1, 9)	3-2 F8			3-2 G1-6-3 1B				1-1 G5-3	3-2 F8	3	0	1	0	0	0	2
A.J. Pierzynski, L OBP: 0.322, SLG: 0.433 (8, PH)										1	0	0	0	0	0	2
Bobby Kielty, S OBP: 0.297, SLG: 0.385 (7, PH)		1-3 K			0-2 G1-6-3 1-2f			0-0 5 FC6-4 1B		2	0	0	0	0	1	1
Brian Buchanan, R OBP: 0.342, SLG: 0.487 (8, 9)										2	0	1	0	0	0	0
5 Michael Cuddyer, R OBP: 0.300, SLG: 0.333 (1, 3)			1-3 K			3-2 G5-3		2-1 FC6-4 1-2f	0-1 G4-3 S E 1B	4	1	1	0	0	1	1
Tom Prince, R OBP: 0.284, SLG: 0.357 (1, 2)							1-2 P6			2	0	0	0	0	0	0
Jacque Jones, L OBP: 0.335, SLG: 0.419 (8, PH)			1-0 G6-3					3-1 HR	2-1 G4-3	2	1	1	1	0	0	1
										2	1	1	1	0	0	1

Inning Stats	R: 1	H: 2	E: 0	LOB: 2	K: 0	BB: 1	S: 12	R: 0	H: 0	E: 0	LOB: 0	K: 2	BB: 0	S: 8	R: 0	H: 2	E: 0	LOB: 2	K: 0	BB: 0	S: 11	R: 0	H: 1	E: 0	LOB: 0	K: 1	BB: 0	S: 10	R: 0	H: 0	E: 0	LOB: 0	K: 0	BB: 0	S: 12	R: 0	H: 1	E: 0	LOB: 0	K: 1	BB: 0	S: 8	R: 0	H: 1	E: 0	LOB: 1	K: 1	BB: 0	S: 8	R: 2	H: 3	E: 0	LOB: 2	K: 1	BB: 1	S: 21	R: 1	H: 2	E: 1	LOB: 1	K: 0	BB: 0	S: 10	1B: 10	SF: 0	2B: 1	SAC: 0	3B: 0	DP: 2	HR: 1	HBP: 0	WP: 0	PA: 38
--------------	------	------	------	--------	------	-------	-------	------	------	------	--------	------	-------	------	------	------	------	--------	------	-------	-------	------	------	------	--------	------	-------	-------	------	------	------	--------	------	-------	-------	------	------	------	--------	------	-------	------	------	------	------	--------	------	-------	------	------	------	------	--------	------	-------	-------	------	------	------	--------	------	-------	-------	--------	-------	-------	--------	-------	-------	-------	--------	-------	--------

PITCHER	IP	WLS	BF	H	R	ER	SO	BB	IBB	HBP	BLK	WP	HR	S	P	ERA	WHIP
56 Mark Buehrle, L ERA: 3.29 (1, 1)	7.0	W	26	7	1	1	5	1	0	0	1	0	0	69	101	1.29	1.143
Bob Howry, R ERA: 4.73 (8, 1)	0.0		3	3	2	2	0	0	0	0	0	0	1	10	15	∞	∞
Alan Embree, L ERA: 7.43 (8, 1)	0.1	H	1	0	0	0	0	0	0	0	0	0	0	1	1	0.00	0.000
Keith Foulke, R ERA: 2.33 (8, 1)	1.2	S	8	2	1	1	1	1	0	0	0	0	0	20	30	5.40	1.800

BOTTOM

Chicago White Sox @ Minnesota Twins
Hubert H. Humphrey Metrodome, Minneapolis, MN

Fri Oct 05 2001, 8:05 PM EDT
Att: 13,631 - Dome - 72 F

livebaseballscorecards.com

AB	36
R	4
H	12
RBI	4
BB	2
SO	6
LOB	16



Batter	1	2	3	4	5	6	7	8	9	AB R H RBI BB SO LOB
Jacque Jones, L OBP: 0.334, SLG: 0.417 (1, 7)	F7	L8		FC4-6 G6-3 1B	K			K		5 1 1 0 0 2 3
Luis Rivas, R OBP: 0.319, SLG: 0.361 (1, 4)	G4-3 S 1B	F9		FC4-6 1B	FC5-4			K		5 0 2 0 0 1 3
Corey Koskie, L OBP: 0.357, SLG: 0.486 (1, 5)	G4-3			FC4-6 G6-3 1B			F7			3 1 0 0 1 0 3
Matthew LeCroy, R OBP: 0.405, SLG: 0.750 (1, 10)	G3			G6-3			F9			4 1 1 1 0 0 2
David Ortiz, L OBP: 0.328, SLG: 0.482 (1, 3)							G6-3			2 1 1 1 2 0 0
Torii Hunter, R OBP: 0.308, SLG: 0.483 (1, 8)								G6-3		4 1 2 1 0 0 2
A.J. Pierzynski, L OBP: 0.321, SLG: 0.440 (1, 2)								K		3 1 1 3 0 1 0
Dustan Mohr, R OBP: 0.283, SLG: 0.271 (1, 9)								K		4 0 1 0 0 2 2
Denny Hocking, S OBP: 0.313, SLG: 0.334 (1, 6)								G3-1		4 0 2 0 0 1 2

Inning Stats	R: 0 E: 0 K: 0 S: 11	H: 1 LOB: 1 BB: 0 P: 16	R: 3 E: 0 K: 0 S: 15	H: 4 LOB: 1 BB: 0 P: 26	R: 2 E: 0 K: 2 S: 17	H: 2 LOB: 2 BB: 2 P: 31	R: 1 E: 0 K: 0 S: 14	H: 2 LOB: 2 BB: 1 P: 26	R: 0 E: 0 K: 1 S: 11	H: 2 LOB: 2 BB: 0 P: 17	R: 0 E: 0 K: 0 S: 8	H: 0 LOB: 0 BB: 0 P: 10	R: 0 E: 0 K: 2 S: 7	H: 0 LOB: 0 BB: 0 P: 12	R: 0 E: 0 K: 2 S: 9	H: 0 LOB: 0 BB: 0 P: 13
--------------	-------------------------------	----------------------------------	-------------------------------	----------------------------------	-------------------------------	----------------------------------	-------------------------------	----------------------------------	-------------------------------	----------------------------------	------------------------------	----------------------------------	------------------------------	----------------------------------	------------------------------	----------------------------------

PITCHER	IP	WLS	BF	H	R	ER	SO	BB	IBB	HBP	BLK	WP	HR	S	P	ERA	WHIP
Gary Glover, R ERA: 4.93 (1, 1)	2.0	L	14	6	5	5	0	2	0	0	0	0	2	31	55	22.50	4.000
Matt Ginter, R ERA: 5.22 (3, 1)	2.0		10	3	1	1	2	0	1	0	0	0	0	26	44	4.50	1.500
Bill Pulsipher, L ERA: 5.83 (5, 1)	2.0		8	2	0	0	1	0	0	0	0	0	0	19	27	0.00	1.000
Josh Fogg, R ERA: 2.03 (7, 1)	1.1		4	0	0	0	2	0	0	0	0	0	0	10	17	0.00	0.000
Alan Embree, L ERA: 7.33 (8, 1)	0.2		2	0	0	0	2	0	0	0	0	0	0	6	8	0.00	0.000


BOTTOM

Chicago White Sox @ Minnesota Twins
 Hubert H. Humphrey Metrodome, Minneapolis, MN

Sat Oct 06 2001, 7:05 PM EDT
 Att. 18,599 - Dome - 72 F

livebaseballscorecards.com

AB	34
R	6
H	11
RBI	6
BB	3
SO	7
LOB	17



1B: 7	SF: 1	WP: 0	PA: 38
2B: 2	SAC: 0	PB: 0	
3B: 0	DP: 0	SB: 1	
HR: 2	HBP: 0	CS: 0	

Batter	1	2	3	4	5	6	7	8	9	AB	R	H	RBI	BB	SO	LOB
Jacque Jones, L OBP: 0.335, SLG: 0.417 (1, 7)	0-0 F8		1-2 2B 1B	0-2 S WP 1B	3-3 K		0-3 K			5	1	2	0	0	2	3
Luis Rivas, R OBP: 0.319, SLG: 0.362 (1, 4)	3-2 G4-3		0-0 1B 2B	2-3 K 1-2		1-0 E S 1B HBP	1-0 G5-4-3			4	2	1	0	0	1	3
Corey Koskie, L OBP: 0.362, SLG: 0.488 (1, 5)	4-1 S 2B BB		0-0 2B 1B	4-0 S IBB		1-0 E SF7 1B		4-1 G6-3 HBP BB		2	3	2	3	3	0	0
Matthew LeCroy, R OBP: 0.429, SLG: 0.775 (1, 10)	3-2 1-H 2B		2-0 2B	1-3 K 1-2 2-3		3-2 E5 1-3		1-0 G6-3 HBP		4	0	2	2	0	1	3
Jason Maxwell, R OBP: 0.286, SLG: 0.294 (8, PR)										0	0	0	0	0	0	0
David Ortiz, L OBP: 0.324, SLG: 0.475 (1, 3)	0-3 K		3-2 F7		0-0 G3-1	0-0 SF7		0-0 P6		4	0	0	1	0	1	4
Torii Hunter, R OBP: 0.306, SLG: 0.479 (1, 8)		1-1 L3	2-0 G5-3		1-0 F7	3-2 F9		1-0 G6-3		5	0	0	0	0	0	4
A.J. Pierzynski, L OBP: 0.322, SLG: 0.441 (1, 2)		0-0 F7	4-0 FC6 IBB		1-2 E 2B	2-2 P6		1-1 G4-3		4	1	1	0	1	0	4
Dustan Mohr, R OBP: 0.298, SLG: 0.275 (1, 9)		4-0 BB	1-1 FC6		0-1 E5 2B		0-1 1B 1B			3	1	1	0	1	0	2
Denny Hocking, S OBP: 0.315, SLG: 0.339 (1, 6)	1-0 G5-3			2-2 G3	2-1 2B		2-2 G5-4-3 1B			4	0	2	1	0	0	1

Inning Stats	R: 1	H: 1	E: 0	K: 1	S: 12	LOB: 1	BB: 1	P: 22	R: 0	H: 0	E: 0	K: 0	S: 4	LOB: 1	BB: 1	P: 10	R: 3	H: 4	E: 0	K: 0	S: 12	LOB: 2	BB: 1	P: 25	R: 0	H: 1	E: 0	K: 2	S: 13	LOB: 2	BB: 1	P: 22	R: 2	H: 2	E: 1	K: 1	S: 13	LOB: 1	BB: 0	P: 20	R: 2	H: 1	E: 1	K: 0	S: 20	LOB: 1	BB: 0	P: 30	R: 0	H: 2	E: 0	K: 1	S: 9	LOB: 1	BB: 0	P: 12	R: 0	H: 0	E: 0	K: 0	S: 5	LOB: 3	BB: 1	P: 12
1B: 6	SF: 1	2B: 5	SAC: 0	3B: 0	DP: 1	HR: 0	HBP: 2	WP: 1	PA: 43	PB: 0	SB: 4	CS: 0	WP: 1	PA: 43	PB: 0	SB: 4	CS: 0	ERA	WHIP	ERA	WHIP																																											

PITCHER	IP	WLS	BF	H	R	ER	SO	BB	IBB	HBP	BLK	WP	HR	S	P	ERA	WHIP
Kip Wells, R ERA: 4.79 (1, 1)	4.2	L	27	8	6	4	3	2	2	0	0	1	0	51	93	7.71	2.143
Bill Pulsipher, L ERA: 6.0 (5, 1)	0.2		5	1	2	1	1	0	0	1	0	0	0	8	16	13.50	1.500
Bob Howry, R ERA: 4.69 (6, 1)	0.2		2	0	0	0	0	0	0	0	0	0	0	15	20	0.00	0.000
Sean Lowe, R ERA: 3.61 (7, 1)	2.0		9	2	0	0	1	1	0	1	0	0	0	14	24	0.00	1.500

BOTTOM

Chicago White Sox @ Minnesota Twins
 Hubert H. Humphrey Metrodome, Minneapolis, MN
 Sun Oct 07 2001, 2:05 PM EDT
 Att. 14,413 - Dome - 72 F

livebaseballscores.com

AB	35
R	8
H	11
RBI	7
BB	5
SO	5
LOB	24

