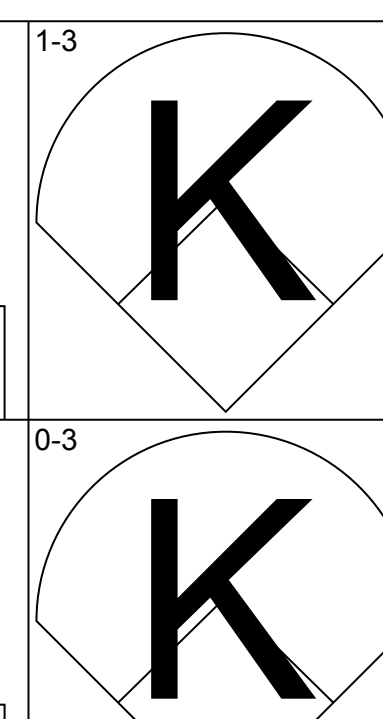
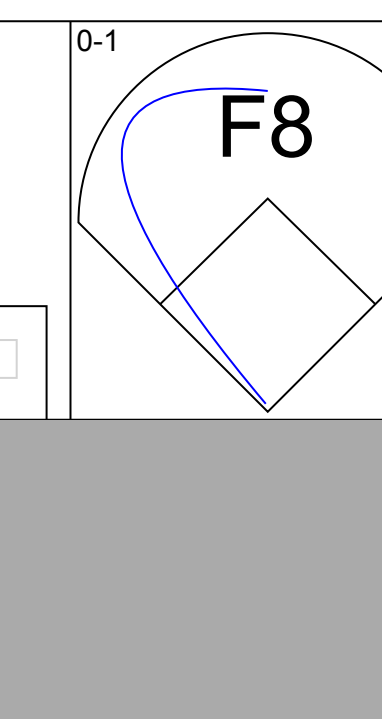
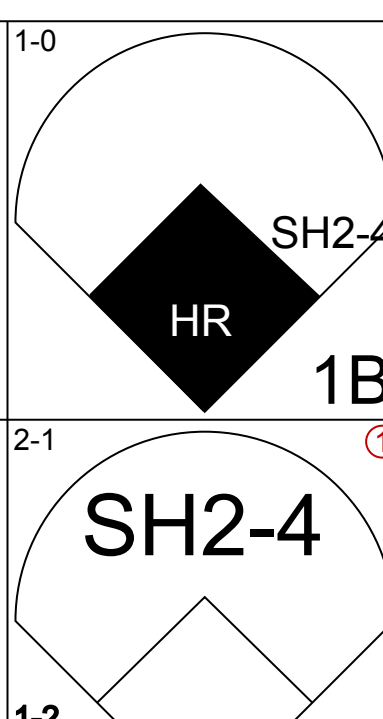
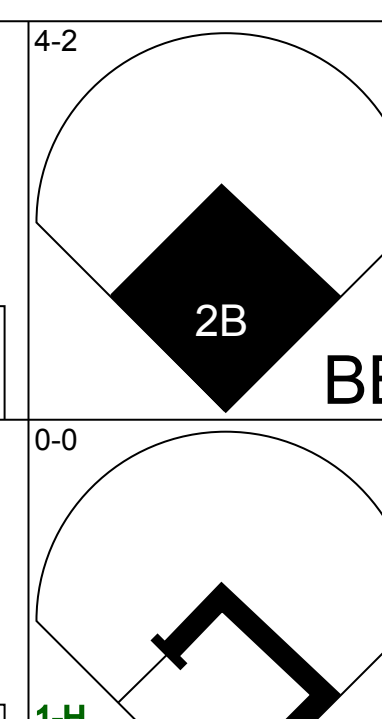
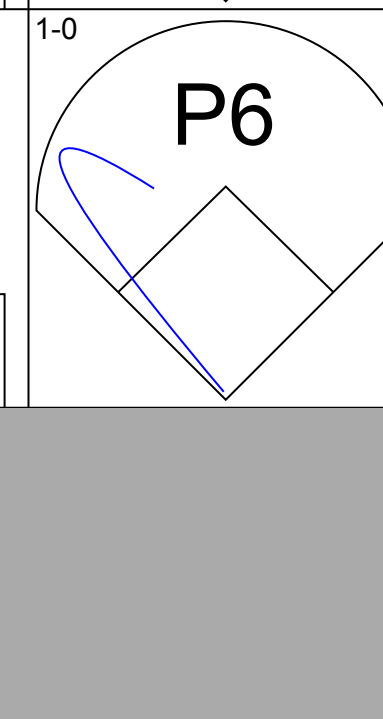
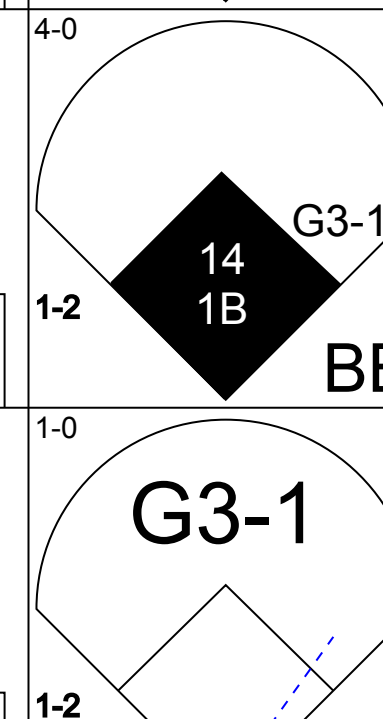
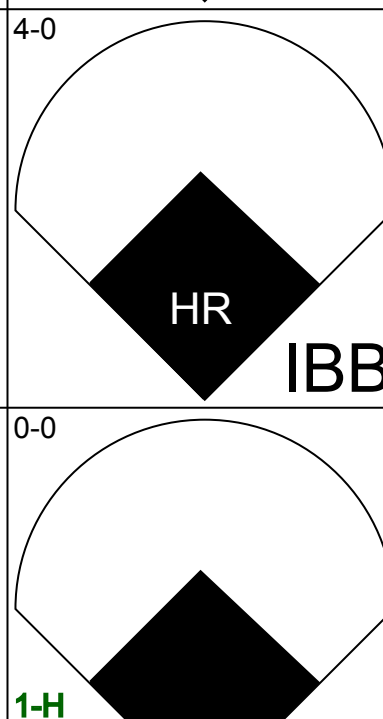


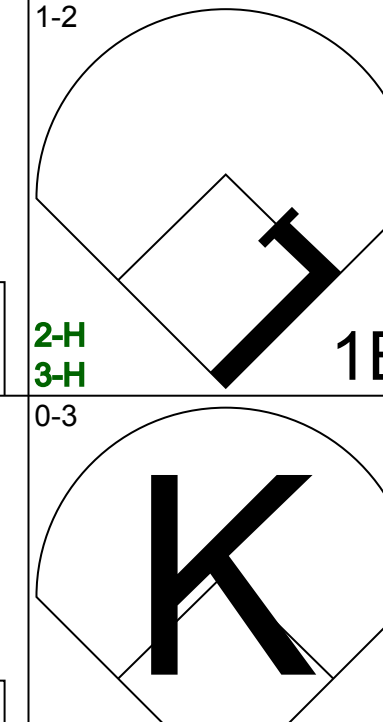
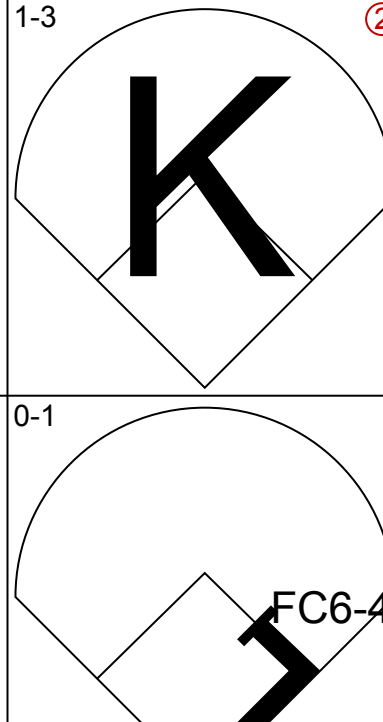
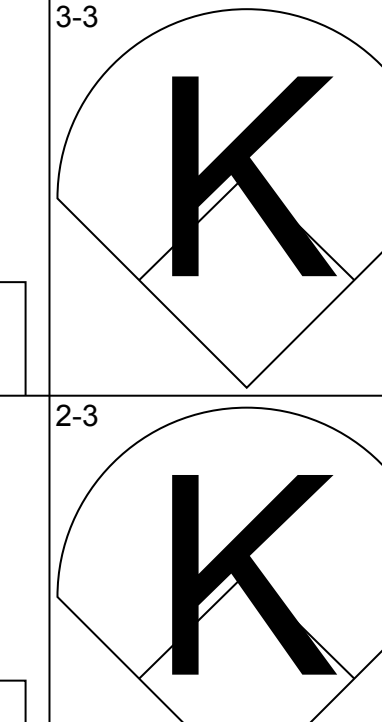
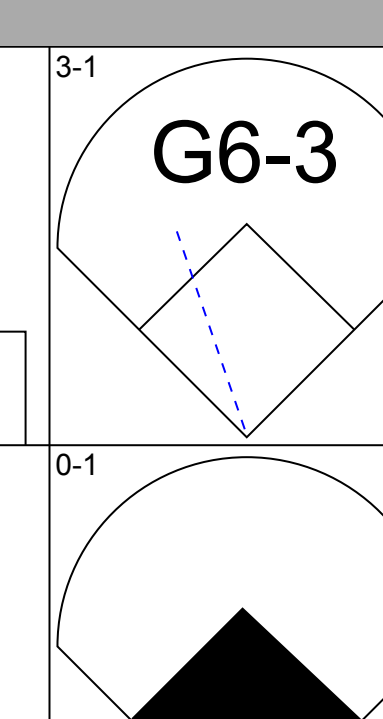
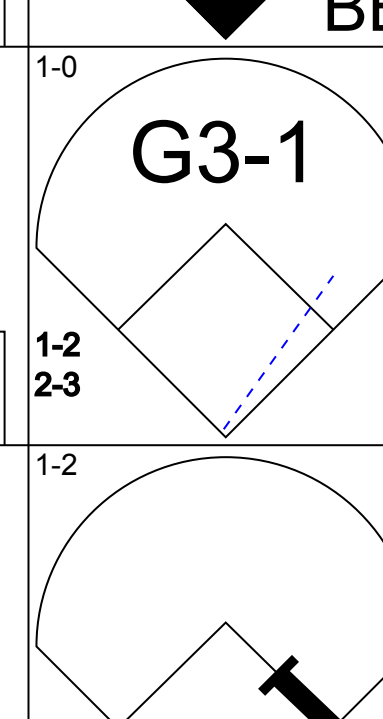
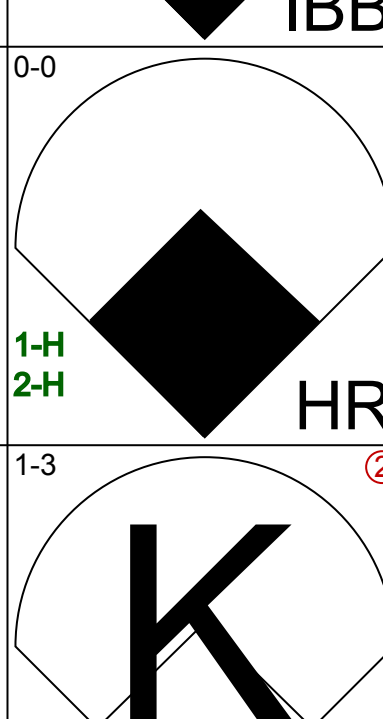
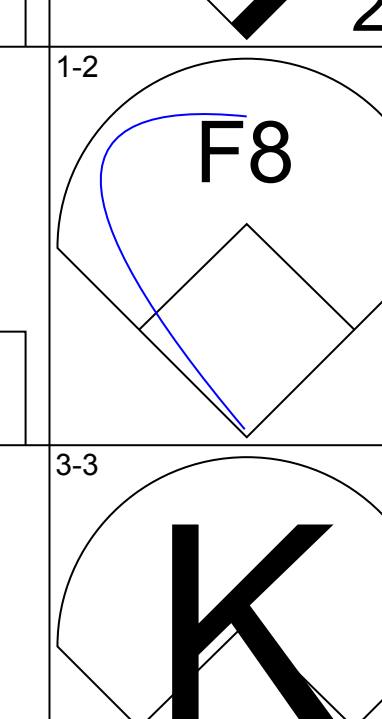
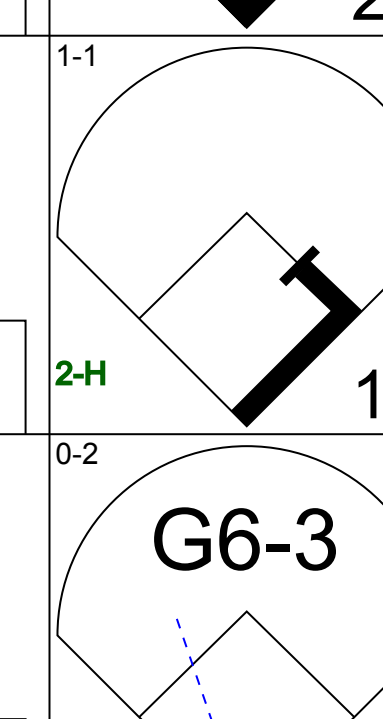
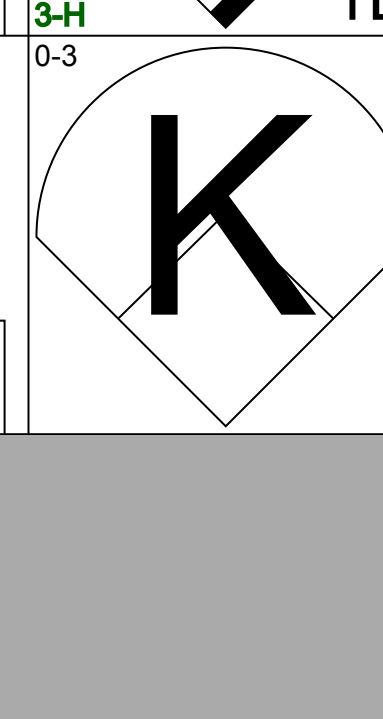
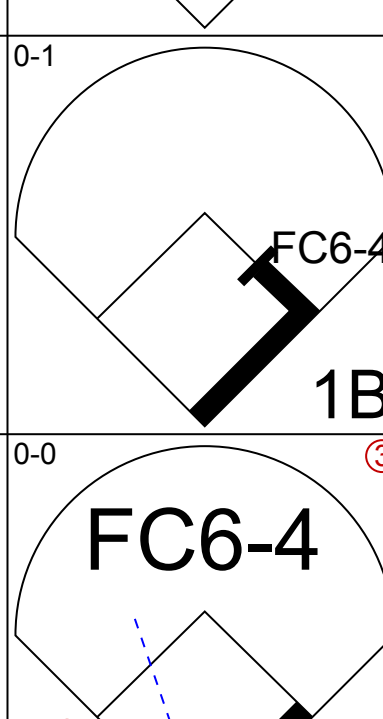
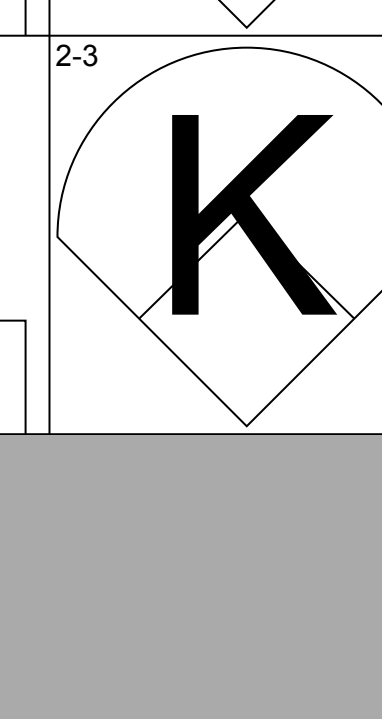




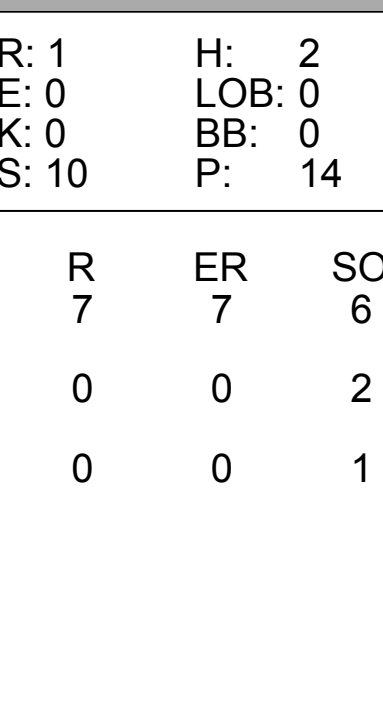
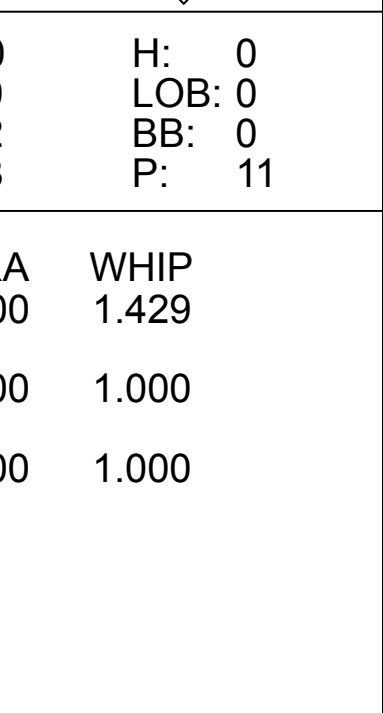
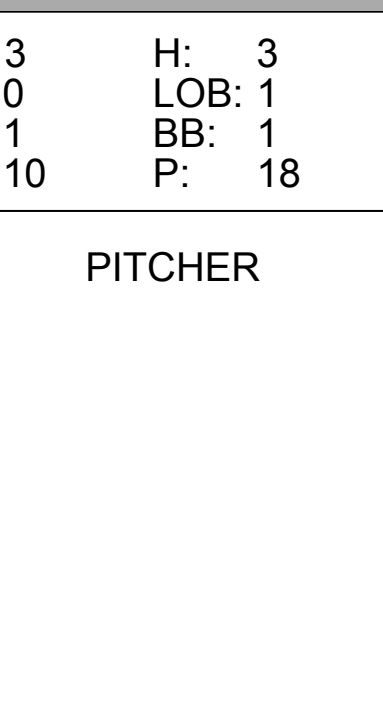
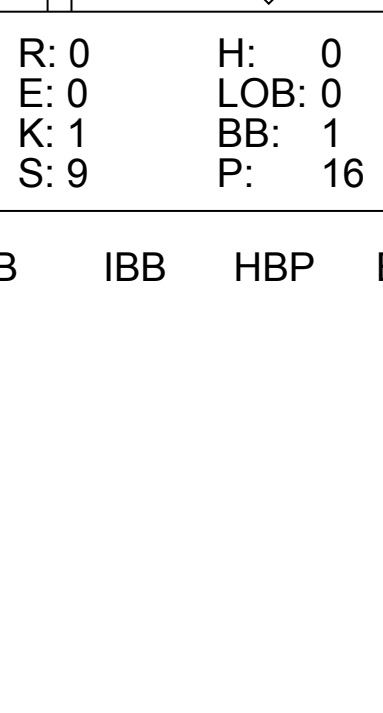
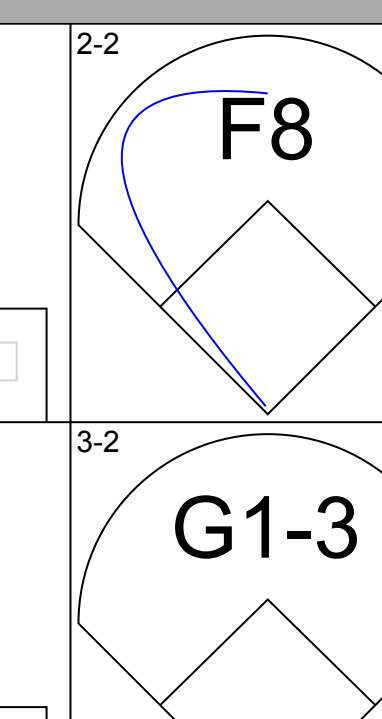
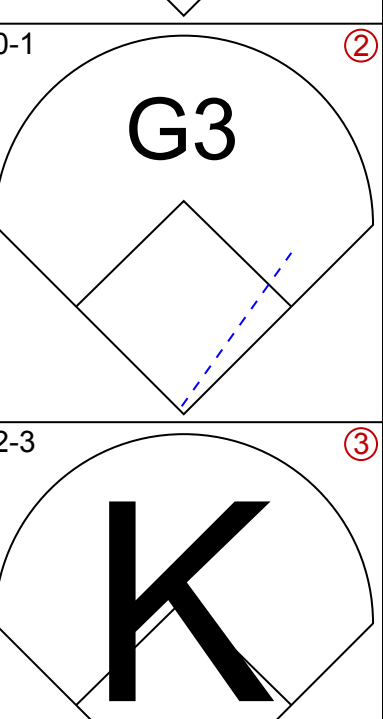
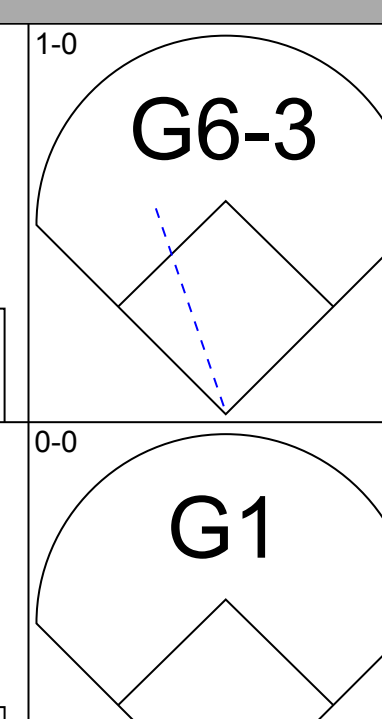
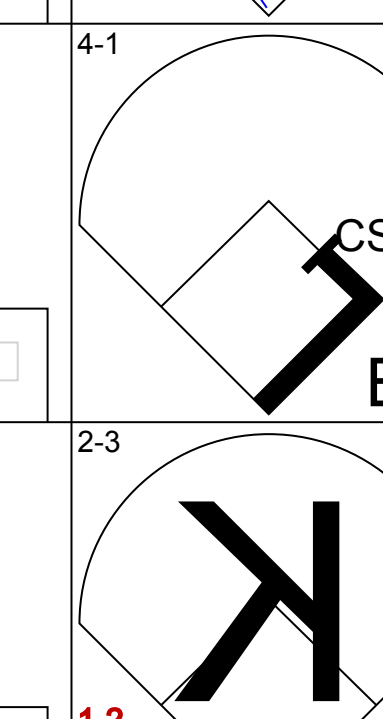
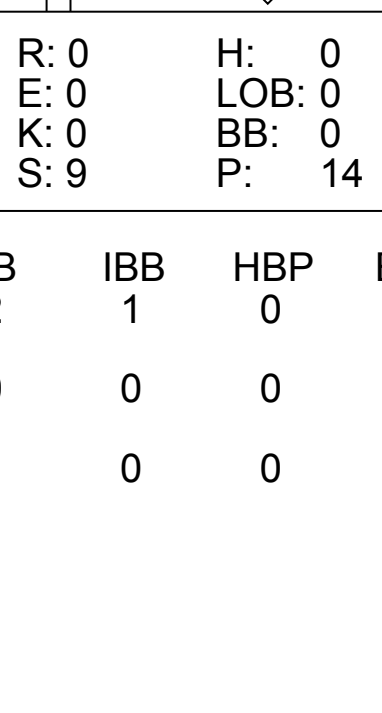
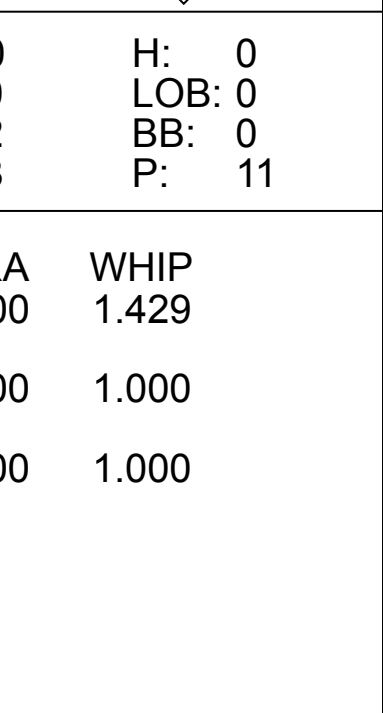
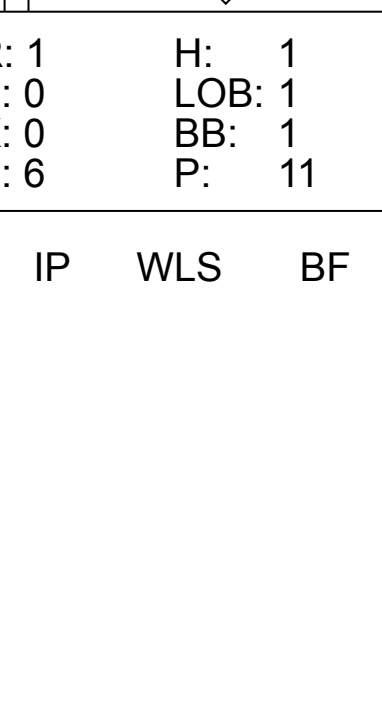
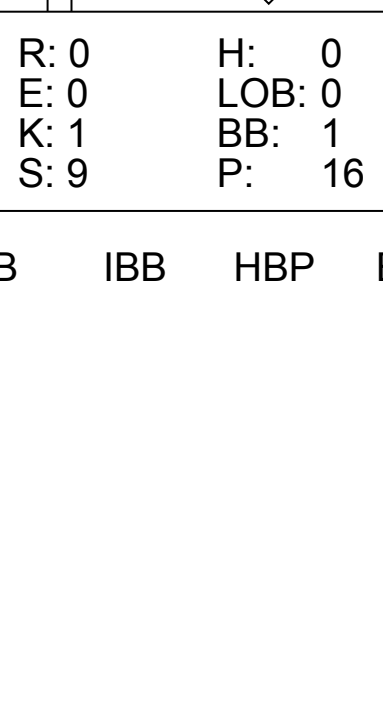


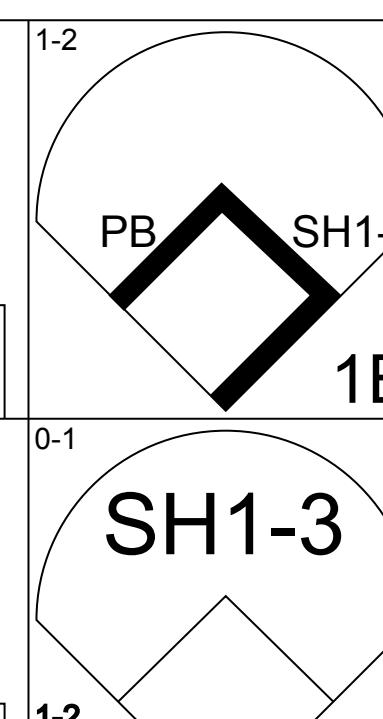
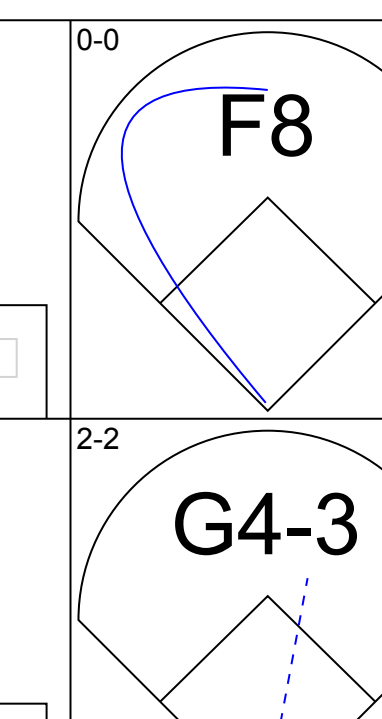
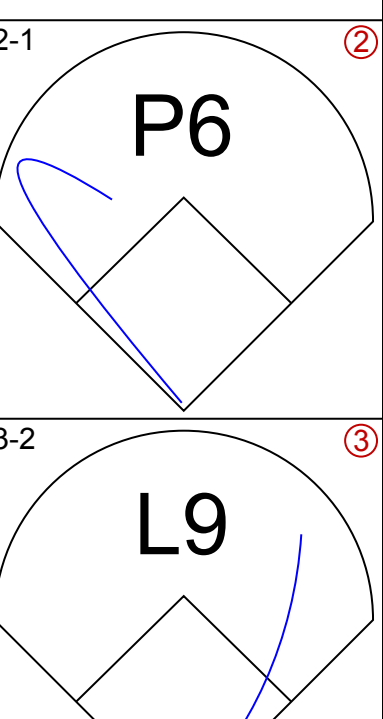
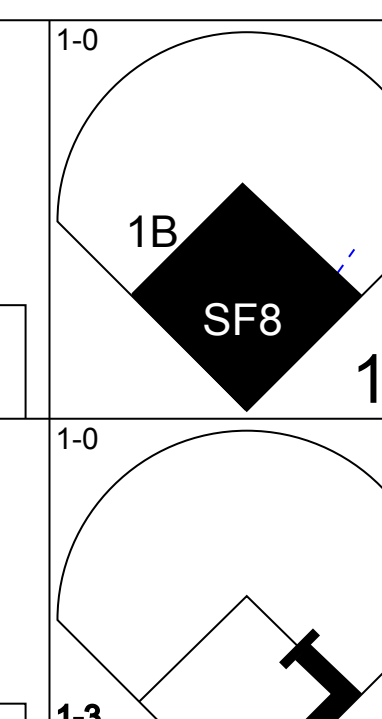
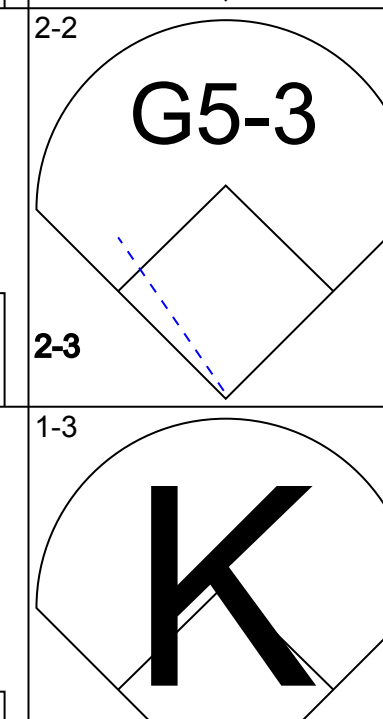
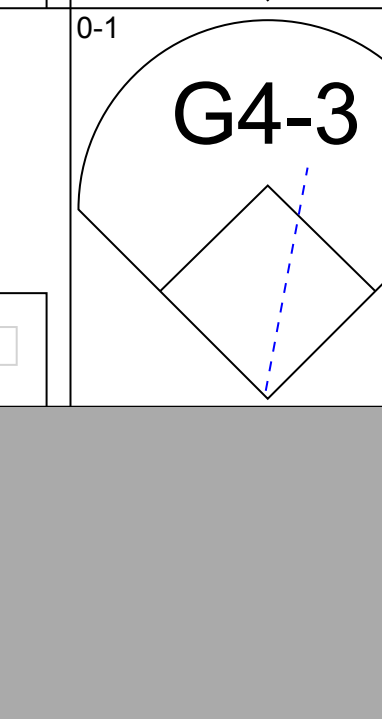

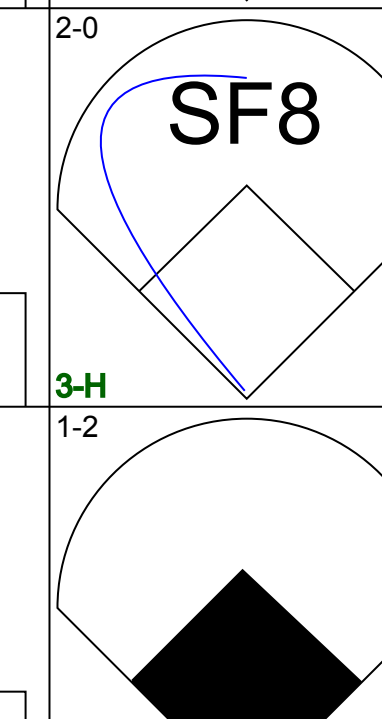


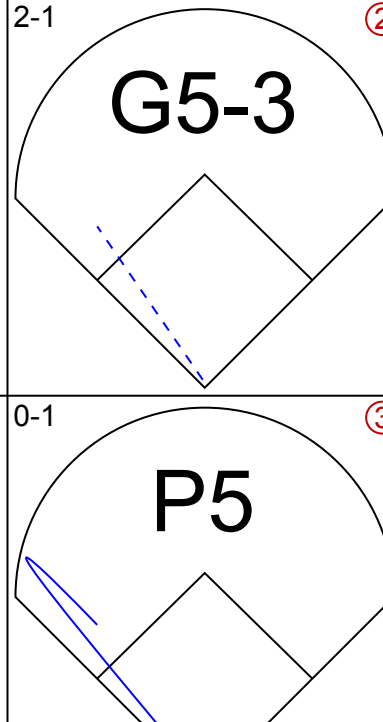
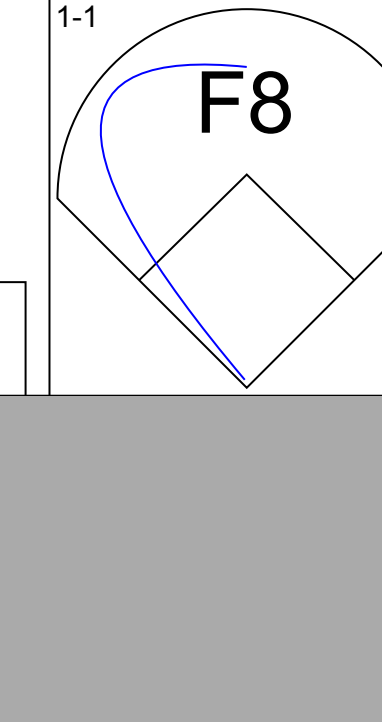

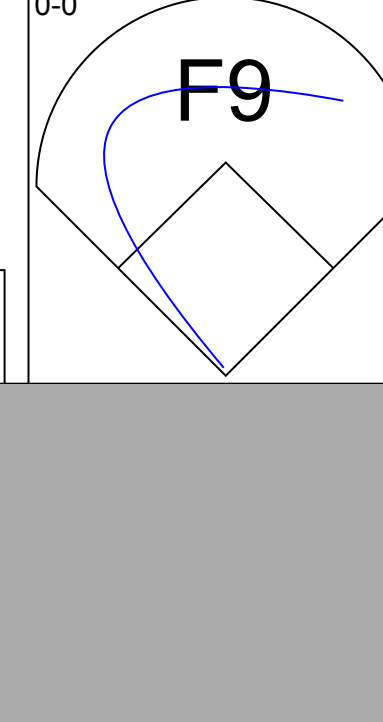


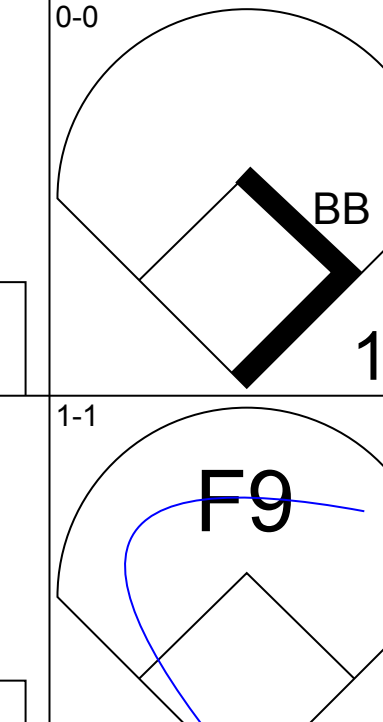
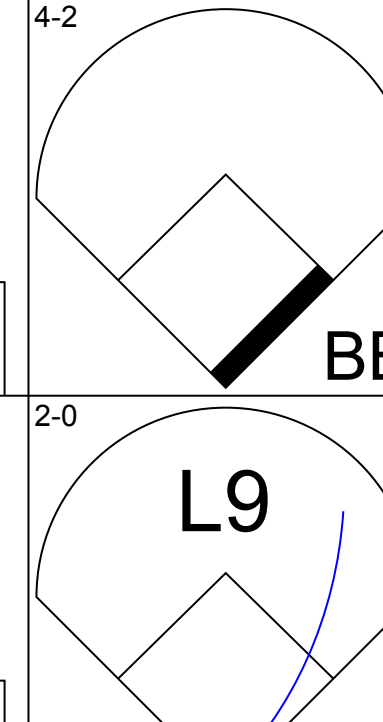
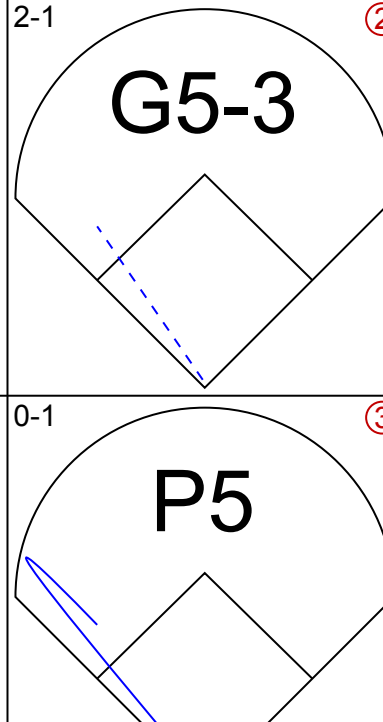
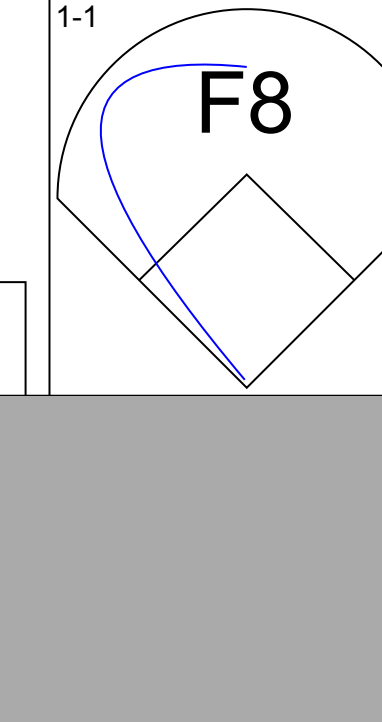
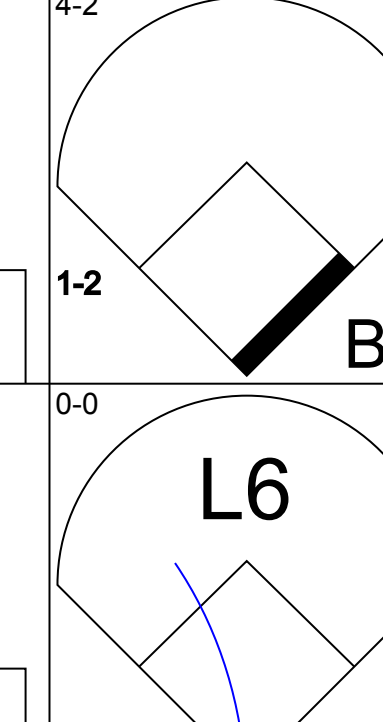
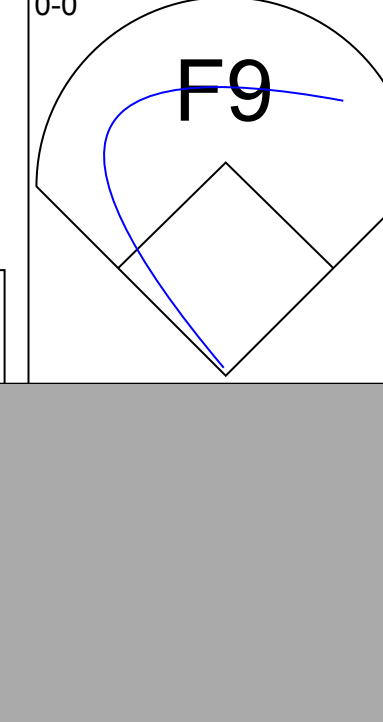

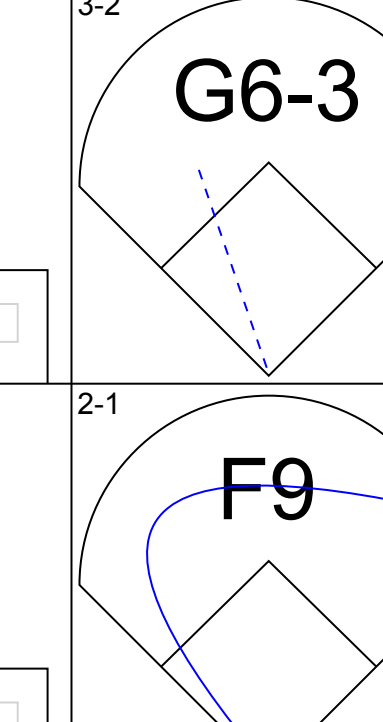
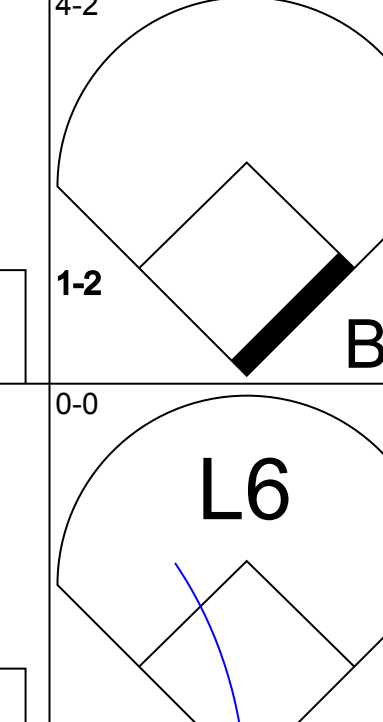
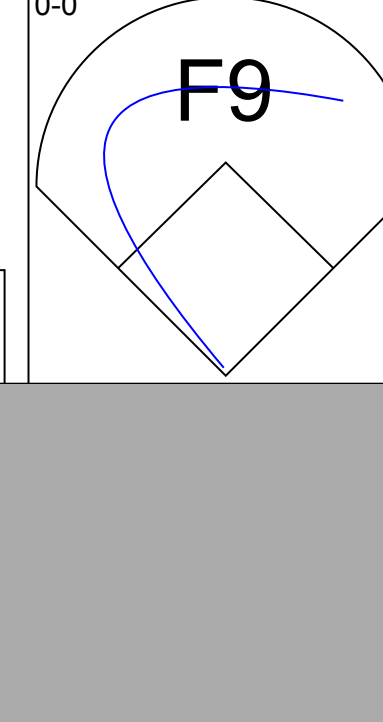
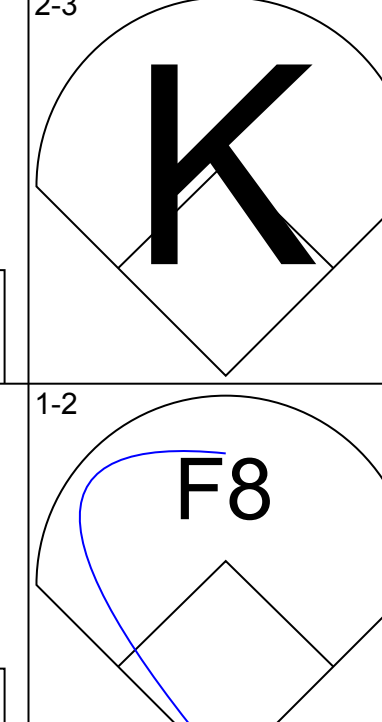
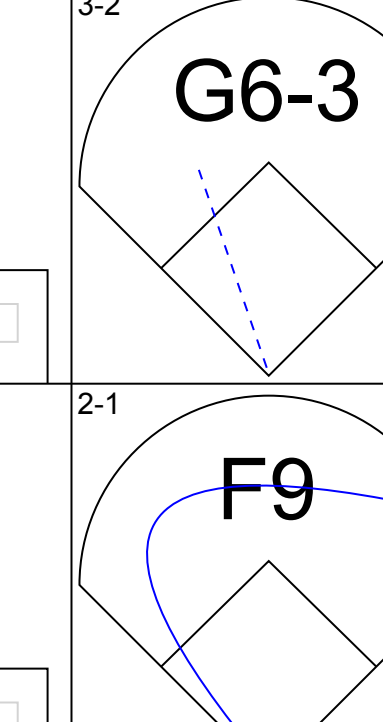
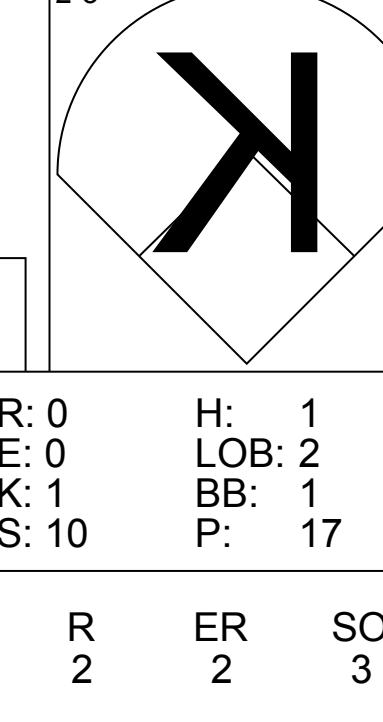
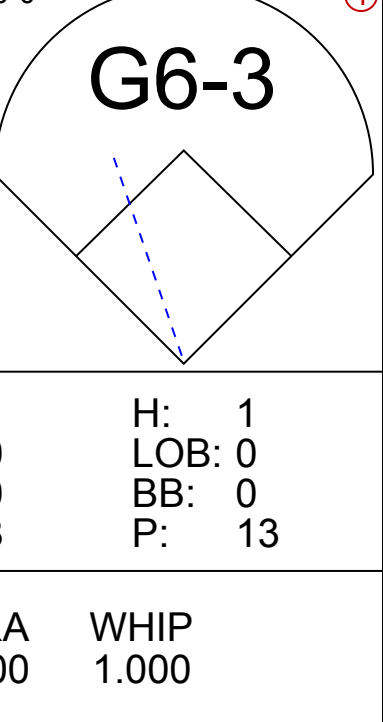
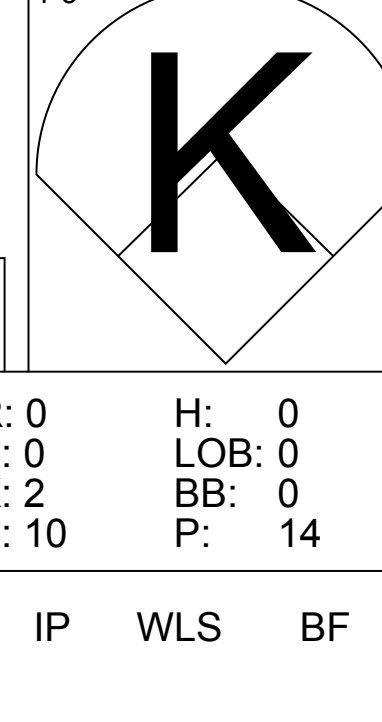
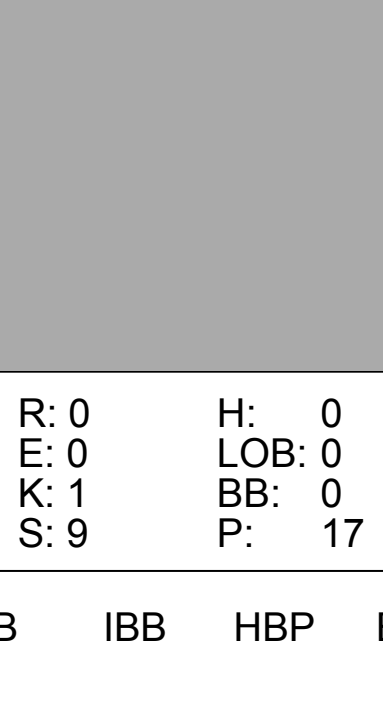
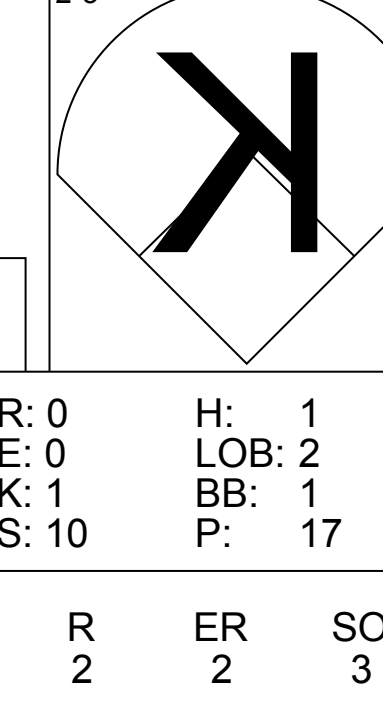
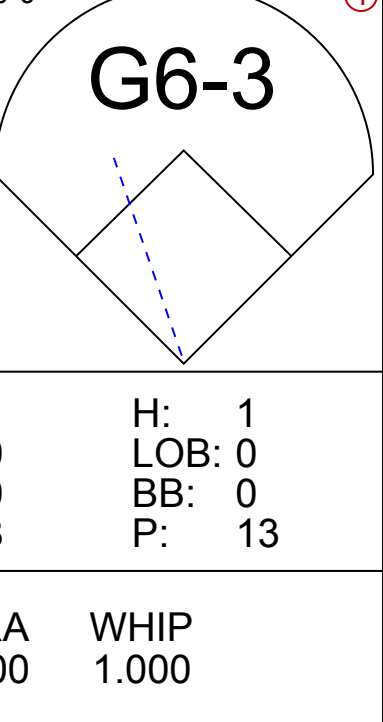

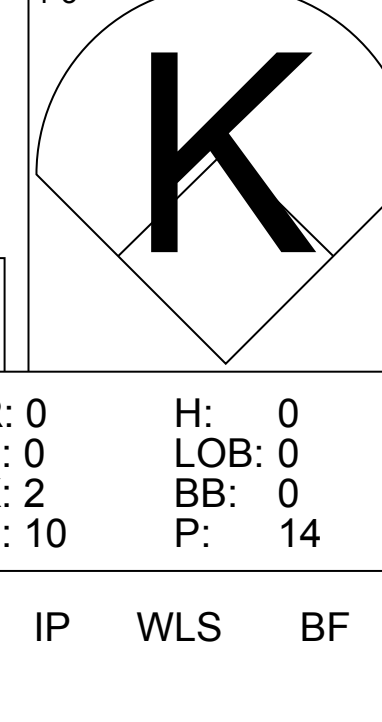
# Chicago White Sox - 2001

Batter	1	2	3	4	5	6	7	8	9	AB	R	H	RBI	BB	SO	LOB	TOP								
Ray Durham, S OBP: 0.500, SLG: 0.333										3	2	1	0	1	1	0									
Jose Valentin, S OBP: 0.587, SLG: 1.000										3	1	2	1	0	1	0									
Frank Thomas, R OBP: 0.750, SLG: 1.000										2	2	1	0	2	0	0									
Magglio Ordonez, R OBP: 0.250, SLG: 1.000										4	1	1	3	0	0	3									
14 Paul Konerko, R OBP: 0.500, SLG: 0.750										4	1	2	2	0	2	1									
Carlos Lee, R OBP: 0.500, SLG: 0.500 Chris Singleton, L (8.7)										4	0	2	1	0	2	1									
Herbert Perry, R (1.5)										4	0	0	0	0	1	1									
Sandy Alomar Jr., R (1.2)										3	0	0	0	1	0	0									
Royce Clayton, R (1.6)										4	0	0	0	0	2	1									
<b>Inning Stats</b>	R: 0 H: 0 E: 0 K: 2 S: 7	H: 0 LOB: 0 BB: 0 P: 9	R: 1 H: 2 E: 0 K: 0 S: 10	H: 2 LOB: 0 BB: 0 P: 14	R: 0 H: 0 E: 0 K: 0 S: 9	H: 0 LOB: 0 BB: 0 P: 14	R: 2 H: 2 E: 0 K: 1 S: 10	H: 2 LOB: 0 BB: 1 P: 19	R: 0 H: 0 E: 0 K: 2 S: 8	H: 0 LOB: 0 BB: 0 P: 11	R: 3 H: 3 E: 0 K: 1 S: 10	H: 3 LOB: 1 BB: 1 P: 18	R: 1 H: 1 E: 0 K: 0 S: 6	H: 1 LOB: 1 BB: 1 P: 11	R: 0 H: 1 E: 0 K: 2 S: 13	H: 1 LOB: 1 BB: 0 P: 21	R: 0 H: 0 E: 0 K: 1 S: 9	H: 0 LOB: 0 BB: 1 P: 16	1B: 5 2B: 3 3B: 0 HR: 1	SF: 0 SAC: 1 DP: 0 HBP: 0	WP: 0 PB: 0 CS: 1	PA: 36			
<b>PITCHER</b>	IP WLS BF H R ER SO BB IBB HBP BLK WP HR S P ERA WHIP	IP WLS BF H R ER SO BB IBB HBP BLK WP HR S P ERA WHIP	IP WLS BF H R ER SO BB IBB HBP BLK WP HR S P ERA WHIP	IP WLS BF H R ER SO BB IBB HBP BLK WP HR S P ERA WHIP	IP WLS BF H R ER SO BB IBB HBP BLK WP HR S P ERA WHIP	IP WLS BF H R ER SO BB IBB HBP BLK WP HR S P ERA WHIP	IP WLS BF H R ER SO BB IBB HBP BLK WP HR S P ERA WHIP	IP WLS BF H R ER SO BB IBB HBP BLK WP HR S P ERA WHIP	IP WLS BF H R ER SO BB IBB HBP BLK WP HR S P ERA WHIP	IP WLS BF H R ER SO BB IBB HBP BLK WP HR S P ERA WHIP	IP WLS BF H R ER SO BB IBB HBP BLK WP HR S P ERA WHIP	IP WLS BF H R ER SO BB IBB HBP BLK WP HR S P ERA WHIP	IP WLS BF H R ER SO BB IBB HBP BLK WP HR S P ERA WHIP	IP WLS BF H R ER SO BB IBB HBP BLK WP HR S P ERA WHIP	IP WLS BF H R ER SO BB IBB HBP BLK WP HR S P ERA WHIP	IP WLS BF H R ER SO BB IBB HBP BLK WP HR S P ERA WHIP	IP WLS BF H R ER SO BB IBB HBP BLK WP HR S P ERA WHIP	IP WLS BF H R ER SO BB IBB HBP BLK WP HR S P ERA WHIP	IP WLS BF H R ER SO BB IBB HBP BLK WP HR S P ERA WHIP	IP WLS BF H R ER SO BB IBB HBP BLK WP HR S P ERA WHIP	IP WLS BF H R ER SO BB IBB HBP BLK WP HR S P ERA WHIP	IP WLS BF H R ER SO BB IBB HBP BLK WP HR S P ERA WHIP	IP WLS BF H R ER SO BB IBB HBP BLK WP HR S P ERA WHIP	IP WLS BF H R ER SO BB IBB HBP BLK WP HR S P ERA WHIP	IP WLS BF H R ER SO BB IBB HBP BLK WP HR S P ERA WHIP

Chicago White Sox @ Cleveland Indians  
Jacobs Field, Cleveland, OH  
Mon Apr 02 2001, 1:05 PM EDT  
Att: 42,606 - Sunny - 41 F

AB 31  
R 7  
H 9  
RBI 7  
BB 4  
SO 9  
LOB 7



Batter	1	2	3	4	5	6	7	8	9	AB	R	H	RBI	BB	SO	LOB	BOTTOM								
Kenny Lofton, L OBP: 0.500, SLG: 0.500										4	1	2	0	0	0	0									
Omar Vizquel, S OBP: 0.333, SLG: 0.333										3	0	1	0	0	0	0									
Roberto Alomar, S (1.4)										3	0	0	1	0	0	1									
Juan Gonzalez, R OBP: 0.500, SLG: 2.000										4	2	2	2	0	2	1									
Ellis Burks, R OBP: 0.500, SLG: 0.333										3	0	1	0	1	0	0									
Jim Thome, L (1.3)										4	0	0	0	0	1	2									
Wil Cordero, R (1.10)										3	0	0	0	1	1	1									
Russell Branyan, L OBP: 0.250, SLG: 1.000										4	1	1	1	0	0	2									
Einar Diaz, R (1.2)										3	0	0	0	0	2	2									
<b>Inning Stats</b>	R: 0 H: 1 E: 0 K: 1 S: 12	H: 1 LOB: 1 BB: 0 P: 16	R: 0 H: 1 E: 0 K: 1 S: 10	H: 1 LOB: 2 BB: 1 P: 17	R: 0 H: 0 E: 0 K: 0 S: 8	H: 0 LOB: 0 BB: 0 P: 10	R: 0 H: 0 E: 0 K: 1 S: 8	H: 0 LOB: 1 BB: 1 P: 16	R: 1 H: 1 E: 0 K: 0 S: 8	H: 1 LOB: 0 BB: 0 P: 13	R: 1 H: 1 E: 0 K: 0 S: 6	H: 1 LOB: 0 BB: 0 P: 9	R: 0 H: 0 E: 0 K: 2 S: 10	H: 0 LOB: 0 BB: 0 P: 14	R: 2 H: 3 E: 0 K: 0 S: 8	H: 3 LOB: 0 BB: 0 P: 14	R: 0 H: 0 E: 0 K: 1 S: 9	H: 0 LOB: 0 BB: 0 P: 17	1B: 4 2B: 0 3B: 0 HR: 3	SF: 1 SAC: 1 DP: 0 HBP: 0	WP: 0 PB: 1 CS: 0	PA: 35			
<b>PITCHER</b>	IP WLS BF H R ER SO BB IBB HBP BLK WP HR S P ERA WHIP	IP WLS BF H R ER SO BB IBB HBP BLK WP HR S P ERA WHIP	IP WLS BF H R ER SO BB IBB HBP BLK WP HR S P ERA WHIP	IP WLS BF H R ER SO BB IBB HBP BLK WP HR S P ERA WHIP	IP WLS BF H R ER SO BB IBB HBP BLK WP HR S P ERA WHIP	IP WLS BF H R ER SO BB IBB HBP BLK WP HR S P ERA WHIP	IP WLS BF H R ER SO BB IBB HBP BLK WP HR S P ERA WHIP	IP WLS BF H R ER SO BB IBB HBP BLK WP HR S P ERA WHIP	IP WLS BF H R ER SO BB IBB HBP BLK WP HR S P ERA WHIP	IP WLS BF H R ER SO BB IBB HBP BLK WP HR S P ERA WHIP	IP WLS BF H R ER SO BB IBB HBP BLK WP HR S P ERA WHIP	IP WLS BF H R ER SO BB IBB HBP BLK WP HR S P ERA WHIP	IP WLS BF H R ER SO BB IBB HBP BLK WP HR S P ERA WHIP	IP WLS BF H R ER SO BB IBB HBP BLK WP HR S P ERA WHIP	IP WLS BF H R ER SO BB IBB HBP BLK WP HR S P ERA WHIP	IP WLS BF H R ER SO BB IBB HBP BLK WP HR S P ERA WHIP	IP WLS BF H R ER SO BB IBB HBP BLK WP HR S P ERA WHIP	IP WLS BF H R ER SO BB IBB HBP BLK WP HR S P ERA WHIP	IP WLS BF H R ER SO BB IBB HBP BLK WP HR S P ERA WHIP	IP WLS BF H R ER SO BB IBB HBP BLK WP HR S P ERA WHIP	IP WLS BF H R ER SO BB IBB HBP BLK WP HR S P ERA WHIP	IP WLS BF H R ER SO BB IBB HBP BLK WP HR S P ERA WHIP	IP WLS BF H R ER SO BB IBB HBP BLK WP HR S P ERA WHIP	IP WLS BF H R ER SO BB IBB HBP BLK WP HR S P ERA WHIP	IP WLS BF H R ER SO BB IBB HBP BLK WP HR S P ERA WHIP

Chicago White Sox @ Cleveland Indians  
Jacobs Field, Cleveland, OH  
Mon Apr 02 2001, 1:05 PM EDT  
Att: 42,606 - Sunny - 41 F

AB 31  
R 4  
H 7  
RBI 4  
BB 2  
SO 6  
LOB 9





Batter	1	2	3	4	5	6	7	8	9	AB	R	H	RBI	BB	SO	LOB	TOP																					
Ray Durham, S OBP: 0.333, SLG: 0.250	F7		L6						G3	5	0	1	0	0	1	0																						
Royce Clayton, R (1, 6)	F9		K							3	0	0	1	0	1	0																						
Frank Thomas, R OBP: 0.625, SLG: 0.800			FC5-4 1B							3	0	1	0	1	1	1																						
Magglio Ordonez, R OBP: 0.375, SLG: 1.125	G1-6-3		FC5-4 1B							4	1	2	1	0	0	1																						
14 Paul Konerko, R OBP: 0.375, SLG: 0.429			FC5-4							3	0	0	0	1	2	2																						
Carlos Lee, R OBP: 0.375, SLG: 0.375	G6-3									4	0	1	0	0	0	1																						
Herbert Perry, R (1, 5)										3	1	0	0	1	0	2																						
Sandy Alomar Jr., R OBP: 0.250, SLG: 0.571										4	1	1	2	0	0	0																						
Julio Ramirez, R OBP: 0.333, SLG: 0.333 Harold Baines, L (9, PH)	G3									3	1	1	0	0	1	1																						
<b>Inning Stats</b>	R: 0 E: 0 K: 0 S: 6	H: 1 LOB: 1 BB: 0 P: 11	R: 2 E: 0 K: 1 S: 12	H: 1 LOB: 0 BB: 1 P: 18	R: 0 E: 0 K: 1 S: 8	H: 1 LOB: 2 BB: 1 P: 16	R: 0 E: 1 K: 1 S: 8	H: 0 LOB: 1 BB: 0 P: 11	R: 0 E: 0 K: 2 S: 8	H: 0 LOB: 0 BB: 0 P: 11	R: 1 E: 0 K: 1 S: 7	H: 2 LOB: 1 BB: 0 P: 11	R: 1 E: 0 K: 0 S: 10	H: 2 LOB: 1 BB: 0 P: 17	R: 0 E: 0 K: 0 S: 8	H: 0 LOB: 1 BB: 1 P: 15	R: 0 E: 0 K: 0 S: 6	H: 0 LOB: 0 BB: 0 P: 9	1B: 4 2B: 1 3B: 0 HR: 2	SF: 1 SAC: 0 DP: 1 HBP: 0	WP: 0 PB: 0 SB: 1 CS: 0	PA: 37																
<b>PITCHER</b>	IP	WLS	BF	H	R	ER	SO	BB	IBB	HBP	BLK	WP	HR	S	P	ERA	WHIP	<b>PITCHER</b>				IP	WLS	BF	H	R	ER	SO	BB	IBB	HBP	BLK	WP	HR	S	P	ERA	WHIP
Chuck Finley, L ERA: 5.68	(1, 1)	6.1	W	28	7	4	4	6	2	0	0	0	0	2	54	86	5.68	1.421																				
Steve Karsay, R ERA	(7, 1)	1.2		6	0	0	0	0	1	0	0	0	0	0	13	24	0.00	0.600																				
Bob Wickman, R ERA	(9, 1)	1.0		3	0	0	0	0	0	0	0	0	0	0	6	9	0.00	0.000																				

Chicago White Sox @ Cleveland Indians  
Jacobs Field, Cleveland, OH  
Wed Apr 04 2001, 7:05 PM EDT  
Att: 32,763 - Sunny - 42 F

AB 33  
R 4  
H 7  
RBI 4  
BB 3  
SO 6  
LOB 8



Batter	1	2	3	4	5	6	7	8	9	AB	R	H	RBI	BB	SO	LOB	BOTTOM																					
Kenny Lofton, L OBP: 0.500, SLG: 0.500	F9		G1-6-3							2	0	1	2	0	0	0																						
Jolbert Cabrera, R OBP: 0.333, SLG: 0.333										3	1	1	0	0	0	3																						
Omar Vizquel, S OBP: 0.500, SLG: 0.429	G3									4	1	2	1	1	0	2																						
Roberto Alomar, S OBP: 0.333, SLG: 0.375	G3									5	0	3	1	0	0	1																						
Juan Gonzalez, R OBP: 0.222, SLG: 0.889	G6-3		FC8-2							5	0	0	0	0	1	7																						
Jim Thome, L (1, 3)										3	1	0	1	1	1	2																						
Ellis Burks, R OBP: 0.500, SLG: 0.571										4	1	2	0	0	0	2																						
Jacob Cruz, L OBP: 0.500, SLG: 0.333										3	2	1	0	0	1	2																						
Russell Branyan, L OBP: 0.375, SLG: 1.143 John McDonald, R (8, 5)	K		K							3	1	1	2	1	2	5																						
Eddie Taubensee, L Einar Diaz, R (7, PH) (8, 2)										1	1	0	1	1	1	0																						
<b>Inning Stats</b>	R: 0 E: 0 K: 0 S: 10	H: 1 LOB: 1 BB: 0 P: 13	R: 5 E: 0 K: 1 S: 18	H: 5 LOB: 2 BB: 1 P: 33	R: 0 E: 0 K: 2 S: 11	H: 1 LOB: 3 BB: 1 P: 18	R: 1 E: 0 K: 0 S: 8	H: 1 LOB: 1 BB: 1 P: 15	R: 2 E: 0 K: 1 S: 9	H: 1 LOB: 0 BB: 0 P: 18	R: 0 E: 0 K: 0 S: 9	H: 1 LOB: 1 BB: 0 P: 15	R: 0 E: 0 K: 2 S: 10	H: 1 LOB: 2 BB: 1 P: 15	R: 0 E: 0 K: 2 S: 8	H: 0 LOB: 0 BB: 0 P: 15	1B: 9 2B: 2 3B: 0 HR: 1	SF: 0 SAC: 0 DP: 1 HBP: 3	WP: 0 PB: 0 SB: 0 CS: 0	PA: 41																		
<b>PITCHER</b>	IP	WLS	BF	H	R	ER	SO	BB	IBB	HBP	BLK	WP	HR	S	P	ERA	WHIP	<b>PITCHER</b>				IP	WLS	BF	H	R	ER	SO	BB	IBB	HBP	BLK	WP	HR	S	P	ERA	WHIP
21 Cal Eldred, R ERA: 18.0	(1, 1)	4.0	L	26	9	8	8	3	2	1	0	0	0	1	49	85	18.00	2.750																				
Gary Glover, R ERA	(5, 1)	1.0		3	0	0	0	1	0	0	0	0	0	0	7	12	0.00	0.000																				
Rocky Biddle, R ERA	(6, 1)	1.0		4	1	0	0	0	0	0	0	0	0	0	9	15	0.00	1.000																				
Kelly Wunsch, L ERA	(7, 1)	1.0		5	1	0	0	0	1	0	0	0	0	0	10	15	0.00	2.000																				
Bob Howry, R ERA	(8, 1)	1.0		3	0	0	0	2	0	0	0	0	0	0	8	15	0.00	0.000																				

Chicago White Sox @ Cleveland Indians  
Jacobs Field, Cleveland, OH  
Wed Apr 04 2001, 7:05 PM EDT  
Att: 32,763 - Sunny - 42 F

AB 34  
R 8  
H 11  
RBI 8  
BB 4  
SO 6  
LOB 25





Batter	1	2	3	4	5	6	7	8	9	10	AB	R	H	RBI	BB	SO	LOB	TOP	
Roger Cedeno, S (1, 9) OBP: 0.357, SLG: 0.250	G3		SH1-3		BB	HR		G3			4	1	2	1	1	0	0	<b>Detroit Tigers @ Chicago White Sox</b> Comiskey Park, Chicago, IL Fri Apr 06 2001, 4:05 PM EDT Att: 43,954 - Overcast - 51 F	
Damion Easley, R (1, 4) OBP: 0.133, SLG: 0.133	K		G6-3		P4	K		G5-3		G5-3	6	0	0	0	0	2	6		
Bobby Higginson, L (1, 7) OBP: 0.500, SLG: 0.727	FC6-4 BB				F3	HR			F9		3	1	1	1	2	0	1		
Tony Clark, S (1, 3) OBP: 0.571, SLG: 0.923	FC6-4		L7			HR			K		5	2	2	4	0	1	2		
Deivi Cruz, R (1, 6) OBP: 0.143, SLG: 0.429		G5-3		G5-3		HR			L9		5	1	1	2	0	0	0		
Wendell Magee, R (1, 10) OBP: 0.667, SLG: 0.800				F7		HR				SH1-4	3	1	2	0	0	0	0		
Billy McMillon, L (7, PH) OBP: 0.250, SLG: 0.143	1B					15 1B				1B HBP	1	0	0	0	0	1	0		
Juan Encarnacion, R (1, 8) OBP: 0.385, SLG: 0.333	1B					P4		G6-3		SH1-4	4	0	2	0	0	0	1		
Shane Halter, R (1, 5) OBP: 0.231, SLG: 0.250	G4-6-3					15 1B		L8		1B	4	1	1	1	0	0	3		
15 Brandon Inge, R (1, 2) OBP: 0.200, SLG: 0.300						1B HBP				1B	5	2	2	1	0	1	1		
<b>Inning Stats</b>	R: 0 E: 0 K: 1 S: 8	H: 0 LOB: 1 BB: 1 P: 16	R: 0 E: 0 K: 10 S: 10	H: 2 LOB: 0 BB: 0 P: 12	R: 1 E: 0 K: 0 S: 7	H: 2 LOB: 1 BB: 0 P: 11	R: 0 E: 0 K: 0 S: 8	H: 1 LOB: 1 BB: 0 P: 11	R: 0 E: 0 K: 1 S: 7	H: 0 LOB: 0 BB: 0 P: 10	R: 0 E: 0 K: 1 S: 7	H: 0 LOB: 0 BB: 0 P: 10	R: 0 E: 0 K: 1 S: 7	H: 0 LOB: 0 BB: 0 P: 12	R: 1 E: 0 K: 0 S: 18	H: 2 LOB: 2 BB: 0 P: 22	1B: 9 2B: 2 3B: 0 HR: 2	SF: 0 SAC: 2 DP: 1 HBP: 2	WP: 0 PB: 0 SB: 1 CS: 1
<b>PITCHER</b>	IP 5.0	WLS B	BF 8	H 3	R 5	ER 5	SO 1	BB 0	IBB 1	HBP 0	BLK 0	WP 0	HR 1	S 48	P 78	ERA 7.20	WHIP 2.000		
Jim Parque, L ERA: 7.2																			
Antonio Osuna, R ERA: 21.0																			
Sean Lowe, R ERA:																			
Keith Foulke, R ERA: 3.0																			

Batter	1	2	3	4	5	6	7	8	9	10	AB	R	H	RBI	BB	SO	LOB	BOTTOM					
Ray Durham, S (1, 4) OBP: 0.333, SLG: 0.500	HR			G4-3		G6-4-3				G6-3	6	1	2	2	0	0	2	<b>Detroit Tigers @ Chicago White Sox</b> Comiskey Park, Chicago, IL Fri Apr 06 2001, 4:05 PM EDT Att: 43,954 - Overcast - 51 F					
Jose Valentin, S (1, 5) OBP: 0.558, SLG: 1.125	PB			P3				G5-3		G1-3	5	1	2	2	1	0	1						
Frank Thomas, R (1, 10) OBP: 0.462, SLG: 0.689	F8			G6-3		HR		G6-3		SF7	4	1	1	2	0	0	1						
Magglio Ordonez, R (1, 9) OBP: 0.385, SLG: 0.833	14 WP			G4-3		K				F9	4	1	1	0	0	1	2						
14 Paul Konerko, R (1, 3) OBP: 0.538, SLG: 0.727								14 2B			4	0	3	1	1	1	2						
Carlos Lee, R (1, 7) OBP: 0.308, SLG: 0.482	L5			2-4-5		K				F8	5	1	1	0	0	1	5						
Chris Singleton, L (1, 8) OBP: 0.400, SLG: 0.400	F8					1B				F7	5	2	2	1	0	0	4						
Sandy Alomar Jr, R (1, 2) OBP: 0.462, SLG: 0.600										G3	3	1	2	0	2	0	0						
Royce Clayton, R (1, 6)										G6-3	3	0	0	0	0	1	3						
Harold Baines, L (8, PH)											0	0	0	0	0	0	0						
Herbert Perry, R (8, PH)											1	1	0	0	0	0	0						
<b>Inning Stats</b>	R: 1 E: 0 K: 0 S: 15	H: 2 LOB: 3 BB: 1 P: 25	R: 0 E: 0 K: 0 S: 7	H: 1 LOB: 0 BB: 0 P: 10	R: 1 E: 0 K: 0 S: 10	H: 2 LOB: 1 BB: 0 P: 13	R: 2 E: 1 K: 0 S: 13	H: 2 LOB: 1 BB: 1 P: 21	R: 1 E: 0 K: 2 S: 16	H: 2 LOB: 1 BB: 0 P: 22	R: 0 E: 0 K: 1 S: 6	H: 0 LOB: 0 BB: 1 P: 13	R: 1 E: 0 K: 0 S: 7	H: 2 LOB: 1 BB: 0 P: 10	R: 3 E: 0 K: 1 S: 19	H: 3 LOB: 2 BB: 1 P: 30	R: 0 E: 0 K: 0 S: 7	H: 0 LOB: 0 BB: 0 P: 9	R: 0 E: 0 K: 0 S: 11	H: 0 LOB: 0 BB: 0 P: 15	1B: 7 2B: 3 3B: 1 HR: 3	SF: 1 SAC: 0 DP: 2 HBP: 2	WP: 1 PB: 1 SB: 3 CS: 0
<b>PITCHER</b>	IP 5.0	WLS 27	BF 9	H 5	R 5	ER 5	SO 2	BB 3	IBB 0	HBP 1	BLK 0	WP 0	HR 3	S 62	P 96	ERA 9.00	WHIP 2.400						
Dave Micki, R ERA: 9.0																							
C.J. Nitkowski, L ERA: 13.5																							
Matt Anderson, R ERA: 54.0																							
Matt Perisho, L ERA: 27.0																							
Danny Patterson, R ERA:																							
<b>PITCHER</b>	IP 1.0	WLS S	BF 3	H 0	R 0	ER 0	SO 0	BB 0	IBB 0	HBP 0	BLK 0	WP 0	HR 0	S 11	P 15	ERA 0.00	WHIP 0.000						
Todd Jones, R ERA: 13.5																							





Batter	1	2	3	4	5	6	7	8	9	AB	R	H	RBI	BB	SO	LOB	TOP								
Roger Cedeno, S (1.9) OBP: 0.333, SLG: 0.250	E5 3B	CS	G1-3	K			K			4	1	1	0	0	2	2	<b>Detroit Tigers @ Chicago White Sox</b> Comiskey Park, Chicago, IL Sat Apr 07 2001, 2:05 PM EDT Att: 20,264 - Cloudy - 74 F								
Damon Easley, R (1.4) OBP: 0.158, SLG: 0.263	SF8 3B		P6		F8		G6-3			4	1	1	1	0	0	1									
Bobby Higginson, L (1.7) OBP: 0.300, SLG: 0.615	E S BB		F9					G6-3		2	0	0	0	2	0	0									
Tony Clark, S (1.3) OBP: 0.500, SLG: 0.813	SF8			HR 1B			K			3	1	1	1	0	2	1									
Dean Palmer, R (1.10) OBP: 0.250, SLG: 1.000	K 1-3			HR 1B			P6			4	1	1	2	0	1	2									
Deivi Cruz, R (1.6) OBP: 0.111, SLG: 0.333	F9								G4-3	4	0	0	0	0	1	1									
Juan Encarnacion, R (1.8) OBP: 0.294, SLG: 0.250		F8					K		G1-3	4	0	0	0	0	2	0									
Shane Halter, R (1.5) OBP: 0.235, SLG: 0.250		K2-3					G5-3		K	4	1	1	0	0	2	0									
15 Brandon Inge, R (1.2) OBP: 0.308, SLG: 0.385									E3 CS 1B	3	0	2	1	0	0	0	<b>D</b>								
<b>Inning Stats</b>	R: 2 E: 2 K: 1 S: 15	H: 2 LOB: 1 BB: 1 P: 24	R: 0 E: 0 K: 1 S: 10	H: 1 LOB: 0 BB: 0 P: 16	R: 0 E: 0 K: 0 S: 8	H: 0 LOB: 0 BB: 0 P: 10	R: 3 E: 0 K: 2 S: 16	H: 4 LOB: 1 BB: 0 P: 23	R: 0 E: 0 K: 1 S: 10	H: 0 LOB: 1 BB: 1 P: 17	R: 0 E: 0 K: 2 S: 13	H: 0 LOB: 0 BB: 0 P: 19	R: 0 E: 1 K: 1 S: 8	H: 0 LOB: 0 BB: 0 P: 13	R: 0 E: 0 K: 1 S: 7	H: 0 LOB: 0 BB: 0 P: 12	R: 0 E: 0 K: 1 S: 7	H: 0 LOB: 0 BB: 0 P: 10	1B: 5 2B: 0 3B: 1 HR: 1	SF: 1 SAC: 0 DP: 0 HBP: 0	WP: 0 PB: 0 SB: 1 CS: 2	PA: 36			
<b>PITCHER</b>	IP	WLS	BF	H	R	ER	SO	BB	IBB	HBP	BLK	WP	HR	S	P	ERA	WHIP								
56 Mark Buehrle, L (1.1) ERA: 7.5	6.0	L	26	7	5	5	7	2	0	0	0	0	1	72	109	7.50	1.500								
Rocky Biddle, R (7.1) ERA:	1.0		3	0	0	0	1	0	0	0	0	0	0	8	13	0.00	0.000								
Kelly Wunsch, L (8.1) ERA:	1.0		3	0	0	0	1	0	0	0	0	0	0	7	12	0.00	0.000								
Gary Glover, R (9.1) ERA:	1.0		3	0	0	0	1	0	0	0	0	0	0	7	10	0.00	0.000								

Batter	1	2	3	4	5	6	7	8	9	AB	R	H	RBI	BB	SO	LOB	BOTTOM								
Ray Durham, S (1.4) OBP: 0.316, SLG: 0.556	F8		F8							4	1	1	0	0	0	2	<b>Detroit Tigers @ Chicago White Sox</b> Comiskey Park, Chicago, IL Sat Apr 07 2001, 2:05 PM EDT Att: 20,264 - Cloudy - 74 F								
Jose Valentin, S (1.5) OBP: 0.482, SLG: 1.000	G3									4	0	1	3	0	0	0									
Frank Thomas, R (1.10) OBP: 0.471, SLG: 0.833										3	0	1	0	1	0	0									
Magglio Ordonez, R (1.9) OBP: 0.294, SLG: 0.625	G4-3		G5-4-3							4	0	0	0	0	2	3									
14 Paul Konerko, R (1.3) OBP: 0.471, SLG: 0.600		L5								4	0	1	0	0	0	0									
Carlos Lee, R (1.7) OBP: 0.294, SLG: 0.412		G4-3								4	0	1	0	0	0	0									
Chris Singleton, L (1.8) OBP: 0.333, SLG: 0.333			P6							4	0	1	0	0	0	2									
Royce Clayton, R (1.6) OBP: 0.133, SLG: 0.077										3	1	1	0	1	0	2									
Josh Paul, R (1.2) OBP: 0.500, SLG: 0.500										2	1	1	0	0	0	0									
Harold Baines, L (7. PH)										1	0	0	0	0	1	2									
Sandy Alomar Jr., R (8.2) OBP: 0.429, SLG: 0.545										1	0	0	0	0	0	2									
<b>Inning Stats</b>	R: 0 E: 0 K: 0 S: 6	H: 1 LOB: 1 BB: 0 P: 11	R: 0 E: 0 K: 0 S: 6	H: 0 LOB: 0 BB: 0 P: 11	R: 2 E: 0 K: 0 S: 11	H: 3 LOB: 1 BB: 1 P: 17	R: 0 E: 0 K: 0 S: 5	H: 0 LOB: 0 BB: 0 P: 7	R: 0 E: 0 K: 0 S: 5	H: 0 LOB: 0 BB: 0 P: 5	R: 0 E: 0 K: 1 S: 7	H: 0 LOB: 0 BB: 0 P: 10	R: 0 E: 0 K: 1 S: 12	H: 2 LOB: 2 BB: 0 P: 18	R: 1 E: 0 K: 1 S: 10	H: 1 LOB: 0 BB: 0 P: 13	R: 0 E: 0 K: 0 S: 13	H: 1 LOB: 2 BB: 1 P: 22	1B: 5 2B: 1 3B: 2 HR: 0	SF: 0 SAC: 0 DP: 1 HBP: 0	WP: 0 PB: 0 SB: 0 CS: 0	PA: 36			
<b>PITCHER</b>	IP	WLS	BF	H	R	ER	SO	BB	IBB	HBP	BLK	WP	HR	S	P	ERA	WHIP								
Chris Holt, R (1.1) ERA: 3.38	8.0		31	7	3	3	3	1	0	0	0	0	0	62	92	3.38	1.000								
Todd Jones, R (9.1) ERA: 9.0	1.0	S	5	1	0	0	0	1	0	0	0	0	0	13	22	0.00	2.000								

AB	32
R	5
H	7
RBI	5
BB	2
SO	10
LOB	7

AB	34
R	3
H	8
RBI	3
BB	2
SO	3
LOB	13







Batter	1	2	3	4	5	6	7	8	9	AB	R	H	RBI	BB	SO	LOB	TOP										
<b>Omar Vizquel, S</b> OBP: 0.400, SLG: 0.364	2-1 1B		0-1 2B		0-0 1B		1-1 F7			4	1	3	0	0	0	1	<b>Cleveland Indians @ Chicago White Sox</b> Comiskey Park, Chicago, IL Mon Apr 09 2001, 8:05 PM EDT Att: 21,242 - Overcast - 46 F										
<b>Jacob Cruz, L</b> OBP: 0.267, SLG: 0.286	1-3 K		1-0 2B		0-3 K		3-2 G6-3			4	0	1	2	0	2	3											
<b>Roberto Alomar, S</b> OBP: 0.269, SLG: 0.250	1-1 1B		2-H 3-H 2B		0-1 1-2 1B		2-2 F8			4	0	3	0	0	0	0											
<b>Juan Gonzalez, R</b> OBP: 0.269, SLG: 0.640	1-2 G6-4-3		2-2 F7		1-1 G5-4-3		2-3 K			4	0	0	0	0	1	6											
<b>Jim Thome, L</b> OBP: 0.231, SLG: 0.227		1-1 G3-1	3-3 K		3-3 K		2-3 K			4	0	0	0	0	3	2											
<b>Ellis Burks, R</b> OBP: 0.480, SLG: 0.773		3-2 G6-3	2-3 K		1-0 F9		1-0 F5			4	0	0	0	0	1	2											
<b>Russell Bryan, L</b> OBP: 0.250, SLG: 0.609		1-1 FC6-4 1B		0-0 F9		2-3 K		2-3 K		4	0	1	0	0	2	0											
<b>Wil Cordero, R</b> OBP: 0.263, SLG: 0.188		1-0 FC6-4		3-2 L3 1B		1-0 F8		1-1 F7		4	0	1	0	0	0	1											
<b>Eddie Taubensee, L</b> OBP: 0.444, SLG: 0.286			1-0 2B	0-0 L3		1-1 1B				3	1	2	0	0	0	1											
<b>Inning Stats</b>	R: 0 E: 0 K: 1 S: 11	H: 2 LOB: 1 BB: 0 P: 16	R: 0 E: 0 K: 0 S: 9	H: 1 LOB: 1 BB: 0 P: 15	R: 2 E: 0 K: 2 S: 15	H: 4 LOB: 2 BB: 0 P: 25	R: 0 E: 0 K: 0 S: 8	H: 1 LOB: 0 BB: 0 P: 11	R: 0 E: 0 K: 1 S: 8	H: 2 LOB: 1 BB: 0 P: 9	R: 0 E: 0 K: 2 S: 7	H: 0 LOB: 0 BB: 0 P: 13	R: 0 E: 0 K: 0 S: 9	H: 1 LOB: 1 BB: 0 P: 15	R: 0 E: 0 K: 2 S: 6	H: 0 LOB: 0 BB: 0 P: 10	R: 0 E: 0 K: 1 S: 6	H: 0 LOB: 0 BB: 0 P: 10	1B: 9 2B: 3 3B: 0 HR: 0	SF: 0 SAC: 0 DP: 3 HBP: 0	WP: 0 PB: 0 CS: 0	PA: 35					
<b>PITCHER</b>	IP	WLS	BF	H	R	ER	SO	BB	IBB	HBP	BLK	WP	HR	S	P	ERA	WHIP										
<b>Rocky Biddle, R</b> ERA: 2.57	5.0	W	22	10	2	2	4	0	0	0	0	0	0	51	76	3.60	2.000										
<b>Kelly Wunsch, L</b> ERA	2.0		7	1	0	0	2	0	0	0	0	0	0	16	28	0.00	0.500										
<b>Antonio Osuna, R</b> ERA: 15.75	1.0		3	0	0	0	2	0	0	0	0	0	0	9	15	0.00	0.000										
<b>Keith Foulke, R</b> ERA: 2.25	1.0		3	0	0	0	1	0	0	0	0	0	0	6	10	0.00	0.000										

Batter	1	2	3	4	5	6	7	8	9	AB	R	H	RBI	BB	SO	LOB	BOTTOM										
<b>Ray Durham, S</b> OBP: 0.345, SLG: 0.607	1-1 1B	2-1 1B		1-2 G4-3		0-0 G5-4-3 1B		3-1 2B		5	2	4	0	0	0	0	<b>Cleveland Indians @ Chicago White Sox</b> Comiskey Park, Chicago, IL Mon Apr 09 2001, 8:05 PM EDT Att: 21,242 - Overcast - 46 F										
<b>Royce Clayton, R</b> OBP: 0.206, SLG: 0.190	4-1 14 PB 2B	0-0 HR 1B		2-3 K		2-2 G5-4-3		2-2 G5-3		4	2	1	1	1	1	2											
<b>Frank Thomas, R</b> OBP: 0.407, SLG: 0.714	0-3 K	0-1 HR		1-0 G6-3		3-1 FC6-4 1B		1-2 G1-3		5	1	2	2	0	1	3											
<b>Magglio Ordonez, R</b> OBP: 0.231, SLG: 0.440	0-0 14 PB 2B	1-3 K			1-0 F8	1-0 FC6-4				4	1	1	1	0	1	1											
<b>14 Paul Konerko, R</b> OBP: 0.476, SLG: 0.632	2-3 K	0-1 2B			3-2 2B		1-3 K			4	1	2	0	0	2	2											
<b>Carlos Lee, R</b> OBP: 0.400, SLG: 0.455	4-0 2B	1-0 F8			1-1 SF9	1-3 1B		3-2 G6-3		3	2	1	0	1	0	1											
<b>Herbert Perry, R</b> OBP: 0.286, SLG: 0.364	0-0 1-H 2-H 3-H 2B		0-0 F8		0-0 SF9		3-2 2B			3	0	2	4	0	0	0											
<b>Sandy Alomar Jr., R</b> OBP: 0.409, SLG: 0.474	1-2 F5		0-0 G4-3		1-1 1B		0-1 G5-3			4	0	1	1	0	0	2											
<b>Julio Ramirez, R</b> OBP: 0.143, SLG: 0.143		2-3 K	1-2 G1-3		3-H 0-1 G1-3		1-0 F8			4	0	0	0	0	1	1											
<b>Inning Stats</b>	R: 4 E: 0 K: 2 S: 14	H: 3 LOB: 1 BB: 2 P: 26	R: 3 E: 0 K: 2 S: 14	H: 4 LOB: 1 BB: 0 P: 20	R: 0 E: 0 K: 0 S: 5	H: 0 LOB: 0 BB: 0 P: 6	R: 0 E: 0 K: 1 S: 7	H: 0 LOB: 0 BB: 0 P: 11	R: 2 E: 0 K: 0 S: 14	H: 3 LOB: 1 BB: 0 P: 20	R: 0 E: 0 K: 0 S: 7	H: 2 LOB: 1 BB: 0 P: 13	R: 0 E: 0 K: 1 S: 11	H: 1 LOB: 1 BB: 0 P: 18	R: 0 E: 0 K: 0 S: 9	H: 1 LOB: 1 BB: 0 P: 16	R: 0 E: 0 K: 1 S: 9	H: 1 LOB: 1 BB: 0 P: 16	1B: 7 2B: 5 3B: 1 HR: 1	SF: 1 SAC: 0 DP: 1 HBP: 0	WP: 0 PB: 1 CS: 0	PA: 39					
<b>PITCHER</b>	IP	WLS	BF	H	R	ER	SO	BB	IBB	HBP	BLK	WP	HR	S	P	ERA	WHIP										
<b>Chuck Finley, L</b> ERA: 11.88	2.0	L	15	7	7	7	4	2	0	0	0	0	0	28	46	31.50	4.500										
<b>Steve Woodard, R</b> ERA: 4.91	3.2		15	5	2	2	1	0	0	0	0	0	0	32	48	4.91	1.364										
<b>Steve Reed, R</b> ERA: 5.4	2.1		9	2	0	0	1	0	0	0	0	0	0	21	36	0.00	0.857										



Batter	1	2	3	4	5	6	7	8	9	AB	R	H	RBI	BB	SO	LOB	TOP									
Omar Vizquel, S OBP: 0.400, SLG: 0.346 (1, 6)	4-1 1B E E BB		0-2 G6-3		0-1 SH5-3 BB 1B	0-1 F7			0-0 P4	4	2	1	0	1	0	1										
Jolbert Cabrera, R OBP: 0.231, SLG: 0.231 (1, 8)	3-2 E5 E G6-3		1-1 B1-3		0-1 BB SH5-3 BB 1B		1-0 P4		1-1 G1-3	4	2	1	0	0	0	1										
Eddie Taubensee, L OBP: 0.400, SLG: 0.250 (9, PH)										1	0	0	0	0	0	1										
Roberto Alomar, S OBP: 0.310, SLG: 0.296 (1, 4)	0-0 E5 G1-3 G6-3 1-3 2-H 1B		3-2 HR 1B		0-1 SH5-3 1-2 2-3 1B		0-2 G6-3			3	1	2	0	0	0	0										
Juan Gonzalez, R OBP: 0.300, SLG: 0.714 (1, 9)	0-0 G6-3		1-0 HR		4-0 BB BB		2-3 K			3	1	1	3	1	1	1										
Ellis Burks, R OBP: 0.448, SLG: 0.680 (1, 7)	3-1 G1-3		1-0 G6-3		4-0 BB BB			3-2 F8		3	0	0	1	1	0	1										
Wil Cordero, R OBP: 0.261, SLG: 0.158 (1, 3)	1-0 F8				2-2 F8			3-2 G5-3		3	0	0	1	1	0	1										
Marty Cordova, R OBP: 0.333, SLG: 0.800 (1, 10)		1-3 K		3-2 HR	4-0 G6-4-3 1-2 2-3 3-H BB			0-0 F8		4	1	1	1	0	1	3										
Russell Branyan, L OBP: 0.214, SLG: 0.519 (1, 5)		0-3 K		0-3 K		1-1 G6-3			1-3 K	4	0	0	0	0	3	0										
Einar Diaz, R OBP: 0.333, SLG: 0.222 (1, 2)		1-0 G6-3		1-1 F9		1-2 F8			0-0 1B	3	0	0	0	0	0	0										
Jim Thome, L OBP: 0.259, SLG: 0.261 (9, PH)										1	0	1	0	0	0	0										
Jacob Cruz, L OBP: 0.267, SLG: 0.286 (9, PR)										0	0	0	0	0	0	0										
<b>Inning Stats</b>	R: 2 E: 2 K: 0 S: 9	H: 1 LOB: 1 BB: 1 P: 20	R: 0 E: 0 K: 2 S: 7	H: 0 LOB: 0 BB: 0 P: 9	R: 2 E: 0 K: 0 S: 10	H: 2 LOB: 0 BB: 0 P: 16	R: 1 E: 0 K: 1 S: 13	H: 1 LOB: 0 BB: 0 P: 19	R: 2 E: 0 K: 0 S: 7	H: 2 LOB: 2 BB: 3 P: 20	R: 0 E: 0 K: 1 S: 9	H: 0 LOB: 0 BB: 0 P: 11	R: 0 E: 0 K: 1 S: 7	H: 0 LOB: 0 BB: 0 P: 10	R: 0 E: 0 K: 0 S: 7	H: 0 LOB: 0 BB: 0 P: 13	R: 0 E: 0 K: 1 S: 7	H: 1 LOB: 1 BB: 0 P: 9	1B: 5 2B: 0 3B: 0 HR: 2	SF: 0 SAC: 1 DP: 1 HBP: 0	WP: 0 PB: 0 SB: 0 CS: 0	PA: 38				
<b>PITCHER</b>	IP WLS BF H R ER SO BB IBB HBP BLK WP HR S P ERA WHIP																									
Jim Parque, L ERA: 9.64 (1, 1)	4.1	21	6	7	6	3	1	0	0	0	0	0	0	2	45	70	12.46	1.615								
Sean Lowe, R ERA (5, 1)	0.0	3	0	0	0	0	3	0	0	0	0	0	0	0	0	12	∞	∞								
Gary Glover, R ERA (5, 1)	3.2	W 10	0	0	0	1	0	0	0	0	0	0	0	24	36	0.00	0.000									
Keith Foulke, R ERA: 1.8 (9, 1)	1.0	S 4	1	0	0	1	0	0	0	0	0	0	0	7	9	0.00	1.000									

Cleveland Indians @ Chicago White Sox  
Comiskey Park, Chicago, IL  
Tue Apr 10 2001, 8:05 PM EDT  
Att: 12,465 - Overcast - 52 F

AB 33  
R 7  
H 7  
RBI 6  
BB 4  
SO 5  
LOB 9



Batter	1	2	3	4	5	6	7	8	9	AB	R	H	RBI	BB	SO	LOB	BOTTOM									
Ray Durham, S OBP: 0.353, SLG: 0.606 (1, 4)	2-3 K	2-2 P6 3-H		2-2 2B		1-2 G4-3		1-0 FC5 F9 1-2 1B		5	0	2	1	0	1	0										
Jose Valentin, S OBP: 0.435, SLG: 0.684 (1, 6) (9, 5)	4-1 G4-3 WP BB		1-1 G6-3	4-1 BB		3-3 K		1-2 F9 1-2 2-3		3	0	0	0	2	1	2										
Frank Thomas, R OBP: 0.438, SLG: 0.667 (1, 10)	1-1 G4-3 1-3		3-2 1B	0-3 K		4-2 14 G1-4-3 BB		4-0 FC5 IBB		3	0	1	0	2	1	3										
Magglio Ordonez, R OBP: 0.194, SLG: 0.367 (1, 9)	1-3 K		0-0 F8		0-0 F9		0-3 K	0-2 FC5 1-2 2-3		5	0	0	0	0	2	6										
14 Paul Konerko, R OBP: 0.440, SLG: 0.696 (1, 3)		0-0 HR	1-1 G5-3		2-3 K		2-2 G1-4-3 1-2			4	1	1	1	0	1	2										
Carlos Lee, R OBP: 0.448, SLG: 0.615 (1, 7)		1-3 K		0-0 2B 1B	3-1 HR		0-0 WP 2B 1B			4	3	3	1	0	1	0										
Julio Ramirez, R OBP: 0.143, SLG: 0.143 (9, 8)										0	0	0	0	0	0	0										
Chris Singleton, L OBP: 0.294, SLG: 0.353 (1, 8) (9, 7)		1-2 E5 E 2B		1-2 P5	2-2 1B		1-3 K		1-3 K	4	1	1	0	0	1	2										
Herbert Perry, R OBP: 0.333, SLG: 0.533 (9, PR) (9, 6)		0-1 SAFE G6-3 2H WP 2B		2-0 F9	1-3 1B		3-2 K		3-2 K 2H 1B 2B	4	1	2	2	0	1	2										
Royce Clayton, R OBP: 0.205, SLG: 0.190 (9, 6)										0	1	0	0	0	0	0										
Sandy Alomar Jr., R OBP: 0.423, SLG: 0.522 (1, 2)		1-0 G6-3		3-2 2B 2B		0-3 K		1-0 F9 1B		4	1	2	2	0	1	1										
<b>Inning Stats</b>	R: 0 E: 0 K: 2 S: 9	H: 0 LOB: 1 BB: 1 P: 17	R: 3 E: 2 K: 1 S: 13	H: 2 LOB: 0 BB: 0 P: 18	R: 0 E: 0 K: 0 S: 8	H: 1 LOB: 1 BB: 0 P: 13	R: 2 E: 0 K: 1 S: 15	H: 3 LOB: 2 BB: 1 P: 27	R: 1 E: 0 K: 2 S: 13	H: 2 LOB: 1 BB: 0 P: 20	R: 0 E: 0 K: 2 S: 10	H: 0 LOB: 0 BB: 0 P: 14	R: 0 E: 0 K: 1 S: 8	H: 0 LOB: 1 BB: 1 P: 14	R: 2 E: 0 K: 1 S: 16	H: 4 LOB: 3 BB: 1 P: 27	R: 2 E: 0 K: 1 S: 16	H: 0 LOB: 0 BB: 0 P: 14	R: 2 E: 0 K: 1 S: 16	H: 4 LOB: 3 BB: 1 P: 27	1B: 6 2B: 4 3B: 0 HR: 2	SF: 0 SAC: 0 DP: 1 HBP: 0	WP: 3 PB: 0 SB: 1 CS: 0	PA: 40		
<b>PITCHER</b>	IP WLS BF H R ER SO BB IBB HBP BLK WP HR S P ERA WHIP																									
Tim Drew, R ERA: 7.36 (1, 1)	3.2	20	6	5	3	3	2	0	0	0	0	0	0	1	16	23	6.75	1.500								
Justin Speier, R ERA: 3.39 (4, 1)	1.1	6	2	1	1	3	0	0	0	0	0	0	0	1	16	23	6.75	1.500								
Steve Karsay, R ERA (6, 1)	2.0	H 6	0	0	0	3	1	0	0	0	0	0	0	18	28	0.00	0.500									
Paul Shuey, R ERA: 4.5 (8, 1)	1.0	L 8	4	2	2	1	0	1	0	0	0	1	0	16	27	18.00	4.000									

Cleveland Indians @ Chicago White Sox  
Comiskey Park, Chicago, IL  
Tue Apr 10 2001, 8:05 PM EDT  
Att: 12,465 - Overcast - 52 F

AB 36  
R 8  
H 12  
RBI 7  
BB 4  
SO 10  
LOB 18













Batter	1	2	3	4	5	6	7	8	9	AB	R	H	RBI	BB	SO	LOB	TOP									
Ray Durham, S OBP: 0.310, SLG: 0.537	G3			G6-3			G1-6-3			4	0	1	0	0	0	3	Chicago White Sox @ Minnesota Twins Hubert H. Humphrey Metrodome, Minneapolis, MN Sat Apr 14 2001, 7:05 PM EDT Att: 26,487 - Dome - 72 F									
Jose Valentin, S OBP: 0.438, SLG: 0.786	HR	G5-3						F9		4	1	1	0	0	1	1										
Frank Thomas, R OBP: 0.409, SLG: 0.606	HR			P6				G6-3		4	1	1	2	0	0	0										
Magglio Ordonez, R OBP: 0.256, SLG: 0.459	14 F8 2B			14 G5-4-3 1B				G4-3		4	1	2	0	0	0	0										
14 Paul Konerko, R OBP: 0.459, SLG: 0.771	F8			G5-4-3					2-1 BLK 1B	4	1	1	0	0	0	2										
Carlos Lee, R OBP: 0.439, SLG: 0.556	2H 2B								1-2 1B	4	0	2	2	0	1	0										
Chris Singleton, L OBP: 0.231, SLG: 0.308	K								0-1 1-2 L3 1B	4	0	1	0	0	2	2										
Sandy Alomar Jr., R OBP: 0.412, SLG: 0.484				G6-3					1-0 1B	4	0	2	0	0	1	1										
Royce Clayton, R OBP: 0.194, SLG: 0.161									3-1 F9 1B	3	0	0	0	1	1	2										
<b>Inning Stats</b>	R: 3 E: 0 K: 1 S: 18	H: 4 LOB: 1 BB: 0 P: 24	R: 0 E: 0 K: 2 S: 13	H: 1 LOB: 1 BB: 0 P: 20	R: 0 E: 0 K: 0 S: 6	H: 1 LOB: 0 BB: 0 P: 8	R: 0 E: 0 K: 0 S: 12	H: 1 LOB: 2 BB: 1 P: 20	R: 0 E: 0 K: 1 S: 8	H: 0 LOB: 0 BB: 0 P: 10	R: 0 E: 0 K: 2 S: 9	H: 0 LOB: 0 BB: 0 P: 12	R: 0 E: 0 K: 0 S: 4	H: 1 LOB: 0 BB: 0 P: 5	R: 0 E: 0 K: 0 S: 8	H: 0 LOB: 0 BB: 0 P: 11		R: 1 E: 0 K: 0 S: 11	H: 3 LOB: 1 BB: 0 P: 18	1B: 7 2B: 4 3B: 0 HR: 1	SF: 0 SAC: 0 DP: 3 HBP: 0	WP: 0 PB: 0 SB: 0 CS: 0	PA: 36			
<b>PITCHER</b>	IP	WLS	BF	H	R	ER	SO	BB	IBB	HBP	BLK	WP	HR	S	P	ERA	WHIP									
Brad Radke, R ERA: 2.7	(1, 1)	8.0	W	31	8	3	3	6	1	0	0	0	0	1	78	110	3.38	1.125								
Hector Carrasco, R ERA: 3.35	(9, 1)	1.0		5	3	1	1	0	0	0	0	1	0	0	11	18	9.00	3.000								

Batter	1	2	3	4	5	6	7	8	9	AB	R	H	RBI	BB	SO	LOB	BOTTOM									
Cristian Guzman, S OBP: 0.396, SLG: 0.818	HR			P5			L9	G3		5	1	2	1	0	0	2	Chicago White Sox @ Minnesota Twins Hubert H. Humphrey Metrodome, Minneapolis, MN Sat Apr 14 2001, 7:05 PM EDT Att: 26,487 - Dome - 72 F									
Luis Rivas, R OBP: 0.286, SLG: 0.452	G4-6-3 3B			F9			G6-3			4	1	1	0	0	0	2										
Matt Lawton, L OBP: 0.447, SLG: 0.382	G4-6-3 BB			G3-1			G6-3		1-2 SH5-3 1B 2B 1B	3	1	1	1	1	0	1										
Corey Koskie, L OBP: 0.325, SLG: 0.389	G4-6-3			F8			L7		0-0 SH5-3 2B 1B	4	1	1	0	0	0	2										
David Ortiz, L OBP: 0.462, SLG: 0.735	G6-3			HR					0-0 SH5-3 1-2 2-3 1B	3	1	1	0	0	1	0										
Bobby Kielty, S OBP: 0.353, SLG: 0.231				F3					4-0 2B IBB	2	1	0	0	2	1	1										
Doug Mientkiewicz, L OBP: 0.424, SLG: 0.733	F7			HR					2-0 1-2 2-3 2B 2B	4	2	3	5	0	0	0										
Denny Hocking, S OBP: 0.286, SLG: 0.421	G5-3			G6-3 1B					2-3 K	4	0	1	0	0	2	2										
A.J. Pierzynski, L OBP: 0.364, SLG: 0.500				G6-3					1-0 G1-3 2H 2B	4	1	2	1	0	0	1										
<b>Inning Stats</b>	R: 2 E: 0 K: 0 S: 10	H: 2 LOB: 0 BB: 1 P: 21	R: 0 E: 0 K: 1 S: 10	H: 0 LOB: 0 BB: 0 P: 15	R: 1 E: 0 K: 0 S: 9	H: 2 LOB: 1 BB: 0 P: 15	R: 2 E: 0 K: 0 S: 15	H: 3 LOB: 1 BB: 0 P: 22	R: 0 E: 0 K: 2 S: 5	H: 1 LOB: 1 BB: 1 P: 10	R: 0 E: 0 K: 2 S: 12	H: 0 LOB: 0 BB: 1 P: 20	R: 0 E: 0 K: 0 S: 6	H: 0 LOB: 0 BB: 0 P: 13	R: 4 E: 0 K: 1 S: 12	H: 4 LOB: 1 BB: 1 P: 24		1B: 7 2B: 2 3B: 1 HR: 2	SF: 0 SAC: 1 DP: 1 HBP: 0	WP: 0 PB: 0 SB: 1 CS: 0	PA: 37					
<b>PITCHER</b>	IP	WLS	BF	H	R	ER	SO	BB	IBB	HBP	BLK	WP	HR	S	P	ERA	WHIP									
David Wells, L ERA: 5.14	(1, 1)	7.0	L	29	8	5	5	3	2	0	0	0	0	2	67	116	6.43	1.429								
Kelly Wünsch, L ERA: 7.2	(8, 1)	0.1		5	3	4	4	0	0	1	0	0	0	0	6	13	108.00	9.000								
Bob Howry, R ERA: 3.86	(8, 1)	0.2		3	1	0	0	1	0	0	0	0	0	0	6	11	0.00	1.500								

AB 35  
R 4  
H 11  
RBI 4  
BB 1  
SO 6  
LOB 11



AB 33  
R 9  
H 12  
RBI 8  
BB 3  
SO 4  
LOB 11






Batter	1	2	3	4	5	6	7	8	9	AB	R	H	RBI	BB	SO	LOB	TOP										
Ray Durham, S (1,4) OBP: 0.277, SLG: 0.478										5	0	0	0	0	2	1	Chicago White Sox @ Minnesota Twins Hubert H. Humphrey Metrodome, Minneapolis, MN Sun Apr 15 2001, 2:05 PM EDT Att. 9,141 - Dome - 72 F										
Jose Valentin, S (1,6) OBP: 0.444, SLG: 0.781										4	2	2	0	0	1	0											
Frank Thomas, R (1,10) OBP: 0.417, SLG: 0.676										4	1	2	2	0	2	1											
Magglio Ordonez, R (1,9) OBP: 0.279, SLG: 0.488										4	0	2	1	0	2	0											
14 Paul Konerko, R (1,3) OBP: 0.439, SLG: 0.711										3	0	0	0	1	0	2											
Carlos Lee, R (1,7) OBP: 0.444, SLG: 0.575										4	0	2	0	0	2	2											
Tony Graffanino, R (1,5) OBP: 0.429, SLG: 0.833										3	0	0	0	0	2	1											
Chris Singleton, L (1,8) OBP: 0.214, SLG: 0.286										2	0	0	0	0	1	1											
Herbert Perry, R (7, PH) OBP: 0.295, SLG: 0.417										1	0	0	0	0	1	1											
Julio Ramirez, R (7, PH) OBP: 0.100, SLG: 0.100										0	0	0	0	0	0	0											
Harold Baines, L (9, PH) OBP: 0.143, SLG: 0.143										1	0	0	0	0	0	0											
Josh Paul, R (1,2) OBP: 0.250, SLG: 0.250										2	0	0	0	0	0	1											
Sandy Alomar Jr., R (7, PH) OBP: 0.417, SLG: 0.469										1	0	0	0	1	0	1											
<b>Inning Stats</b>	R: 0 H: 0 E: 0 K: 3 S: 9	H: 0 LOB: 0 BB: 0 P: 14	R: 0 H: 0 E: 0 K: 2 S: 9	H: 0 LOB: 0 BB: 0 P: 11	R: 0 H: 0 E: 0 K: 2 S: 7	H: 0 LOB: 0 BB: 0 P: 9	R: 0 H: 2 E: 0 K: 1 S: 14	H: 2 LOB: 2 BB: 0 P: 22	R: 0 H: 1 E: 1 K: 0 S: 6	H: 1 LOB: 1 BB: 0 P: 9	R: 2 H: 2 E: 1 K: 1 S: 10	H: 2 LOB: 1 BB: 0 P: 15	R: 0 H: 1 E: 0 K: 2 S: 12	H: 1 LOB: 1 BB: 0 P: 17	R: 1 H: 2 E: 0 K: 2 S: 17	H: 2 LOB: 2 BB: 1 P: 26	R: 0 H: 0 E: 0 K: 1 S: 9	H: 0 LOB: 1 BB: 1 P: 18	1B: 4 2B: 3 3B: 0 HR: 1	SF: 0 SAC: 1 DP: 0 HBP: 0	WP: 0 PB: 0 SB: 0 CS: 0	PA: 37					
<b>PITCHER</b>	IP WLS BF H R ER SO BB IBB HBP BLK WP HR S P ERA WHIP	7.0 W 27 6 2 2 10 0 0 0 0 0 1 67 97 2.57 0.857	1.0 H 6 2 1 1 2 1 0 0 0 0 0 17 26 9.00 3.000	1.0 S 4 0 0 0 1 1 0 0 0 0 0 9 18 0.00 1.000	<b>PITCHER</b>										IP WLS BF H R ER SO BB IBB HBP BLK WP HR S P ERA WHIP												
Eric Milton, L (1,1) ERA: 3.32											7.0	W	27	6	2	2	10	0	0	0	0	0	1	67	97	2.57	0.857
Bob Wells, R (8,1) ERA: 6.0											1.0	H	6	2	1	1	2	1	0	0	0	0	0	17	26	9.00	3.000
LaTroy Hawkins, R (9,1) ERA: 1.69											1.0	S	4	0	0	0	1	1	0	0	0	0	0	9	18	0.00	1.000

AB	34
R	3
H	8
RBI	3
BB	2
SO	13
LOB	11



Batter	1	2	3	4	5	6	7	8	9	AB	R	H	RBI	BB	SO	LOB	BOTTOM									
Cristian Guzman, S (1,6) OBP: 0.377, SLG: 0.776										5	1	1	0	0	2	1	Chicago White Sox @ Minnesota Twins Hubert H. Humphrey Metrodome, Minneapolis, MN Sun Apr 15 2001, 2:05 PM EDT Att. 9,141 - Dome - 72 F									
Luis Rivas, R (1,4) OBP: 0.277, SLG: 0.413										4	1	0	0	1	2	0										
Corey Koskie, L (1,5) OBP: 0.386, SLG: 0.475										4	2	4	1	0	0	0										
David Ortiz, L (1,10) OBP: 0.488, SLG: 0.784										3	0	2	1	1	1	1										
Bobby Kielty, S (1,8) OBP: 0.381, SLG: 0.267										2	0	1	1	1	0	2										
Doug Mientkiewicz, L (1,3) OBP: 0.378, SLG: 0.647										4	0	0	0	0	2	8										
Chad Allen, R (1,7) OBP: 0.231, SLG: 0.273										2	0	0	1	1	0	4										
Matt Lawton, L (7, PH) OBP: 0.458, SLG: 0.382										0	0	0	0	1	0	0										
Jacque Jones, L (1,9) OBP: 0.357, SLG: 0.462										4	0	0	0	0	1	9										
Tom Prince, R (1,2) OBP: 0.286, SLG: 0.526										3	0	0	0	1	0	0										
<b>Inning Stats</b>	R: 0 H: 1 E: 0 K: 2 S: 11	H: 1 LOB: 1 BB: 0 P: 17	R: 0 H: 1 E: 0 K: 0 S: 6	H: 1 LOB: 1 BB: 0 P: 7	R: 0 H: 0 E: 0 K: 0 S: 4	H: 0 LOB: 0 BB: 1 P: 11	R: 0 H: 1 E: 1 K: 1 S: 14	H: 1 LOB: 3 BB: 1 P: 23	R: 3 H: 3 E: 0 K: 0 S: 9	H: 3 LOB: 3 BB: 3 P: 27	R: 0 H: 0 E: 0 K: 1 S: 5	H: 0 LOB: 0 BB: 0 P: 6	R: 1 H: 2 E: 0 K: 2 S: 14	H: 2 LOB: 2 BB: 1 P: 24	R: 0 H: 0 E: 0 K: 2 S: 10	H: 0 LOB: 0 BB: 0 P: 14	1B: 4 2B: 4 3B: 0 HR: 0	SF: 1 SAC: 0 DP: 1 HBP: 0	WP: 0 PB: 0 SB: 2 CS: 0	PA: 38						
<b>PITCHER</b>	IP WLS BF H R ER SO BB IBB HBP BLK WP HR S P ERA WHIP	6.0 L 31 4 4 4 4 4 1 0 0 0 0 9 15 0.00 1.000	1.0 4 0 0 0 2 1 0 0 0 0 0 0 10 14 0.00 0.000	<b>PITCHER</b>										IP WLS BF H R ER SO BB IBB HBP BLK WP HR S P ERA WHIP												
Jim Parque, L (1,1) ERA: 8.22											6.0	L	31	4	4	4	4	1	0	0	0	0	9	15	0.00	1.000
Gary Glover, R (7,1) ERA: 1.29											1.0	4	0	0	0	2	1	0	0	0	0	0	10	14	0.00	0.000
Keith Foulke, R (8,1) ERA: 1.29											1.0	3	0	0	0	2	0	0	0	0	0	0	10	14	0.00	0.000

AB	31
R	4
H	8
RBI	4
BB	6
SO	8
LOB	25





Batter	1	2	3	4	5	6	7	8	9	AB	R	H	RBI	BB	SO	LOB	TOP									
Ray Durham, S OBP: 0.289, SLG: 0.451	F7		1B		E9 2B		F7		G4-3	5	1	1	0	0	0	1	<b>Chicago White Sox @ Detroit Tigers</b> Comerica Park, Detroit, MI Tue Apr 17 2001, 7:05 PM EDT Att: 13,068 - Cloudy - 40 F									
Jose Valentin, S OBP: 0.450, SLG: 0.778	G3		1B		P4 1-H 2B			G6-3	4	0	2	1	0	0	0	0										
Frank Thomas, R OBP: 0.404, SLG: 0.634	1B		P3		P4 2-3			K	4	0	1	0	0	0	1	3										
Magglio Ordonez, R OBP: 0.277, SLG: 0.489	F8		G5-3		G4-3			14 1B 2B	4	1	1	0	0	0	0	3										
14 Paul Konerko, R OBP: 0.444, SLG: 0.683	F8			1B BB		G4-3		2H 1B 1B	3	1	1	1	1	0	0	0										
Carlos Lee, R OBP: 0.429, SLG: 0.545	F9			K		G5-3		2H 1B	4	0	1	1	0	1	1	1										
Chris Singleton, L OBP: 0.214, SLG: 0.286									0	0	0	0	0	0	0	0										
Herbert Perry, R OBP: 0.323, SLG: 0.536	HR			1B		K			4	1	2	1	0	1	0	0										
Sandy Alomar Jr., R OBP: 0.375, SLG: 0.417	F8			L8			G6-3		4	0	0	0	0	0	0	2										
Royce Clayton, R OBP: 0.175, SLG: 0.143			F8	F3			G6-3		4	0	0	0	0	1	3	0										
<b>Inning Stats</b>	R: 0 E: 0 K: 0 S: 9	H: 1 LOB: 1 BB: 0 P: 14	R: 1 E: 0 K: 0 S: 7	H: 1 LOB: 0 BB: 0 P: 9	R: 0 E: 0 K: 0 S: 11	H: 2 LOB: 2 BB: 0 P: 17	R: 0 E: 0 K: 1 S: 12	H: 1 LOB: 2 BB: 1 P: 19	R: 1 E: 1 K: 0 S: 12	H: 1 LOB: 0 BB: 0 P: 18	R: 0 E: 0 K: 1 S: 7	H: 0 LOB: 0 BB: 0 P: 11	R: 0 E: 0 K: 0 S: 11	H: 0 LOB: 0 BB: 0 P: 17	R: 2 E: 0 K: 1 S: 9	H: 3 LOB: 1 BB: 0 P: 11	R: 0 E: 1 K: 1 S: 9	H: 0 LOB: 1 BB: 0 P: 14	1B: 6 2B: 2 3B: 0 HR: 1	SF: 0 SAC: 0 DP: 0 HBP: 0	WP: 0 PB: 0 CS: 0	PA: 37				
<b>PITCHER</b>	IP	WLS	BF	H	R	ER	SO	BB	IBB	HBP	BLK	WP	HR	S	P	ERA	WHIP									
Dave Milck, R ERA: 5.82	(1, 1)	7.0	28	6	2	1	2	1	0	0	0	0	0	1	69	105	1.29	1.000								
C.J. Nitkowski, L ERA: 5.98	(8, 1)	0.1	H	1	0	0	0	0	0	0	0	0	0	0	1	3	0.00	0.000								
Matt Anderson, R ERA: 36.0	(8, 1)	0.2	W	4	3	2	1	0	0	0	0	0	0	8	8	27.00	4.500									
Todd Jones, R ERA: 6.35	(9, 1)	1.0	S	4	0	0	0	1	0	0	0	0	0	9	14	0.00	0.000									

Batter	1	2	3	4	5	6	7	8	9	AB	R	H	RBI	BB	SO	LOB	BOTTOM									
Roger Cedeno, S OBP: 0.271, SLG: 0.205	G3		G4-3		1B		G4-3			4	0	1	0	0	0	2	<b>Chicago White Sox @ Detroit Tigers</b> Comerica Park, Detroit, MI Tue Apr 17 2001, 7:05 PM EDT Att: 13,068 - Cloudy - 40 F									
Damion Easley, R OBP: 0.288, SLG: 0.333	1B		G6-3		K			HR 1B	4	1	2	0	0	1	2											
Bobby Higginson, L OBP: 0.304, SLG: 0.476	F9			L3 1B	F8			K	4	0	1	0	0	1	3											
Tony Clark, S OBP: 0.395, SLG: 0.625	K			L3 1B		G6-3		HR	4	1	1	2	0	1	2											
Deivi Cruz, R OBP: 0.208, SLG: 0.362		FC5-4 1B		E5 2B		G6-3		P6	4	1	1	0	0	0	0											
Robert Fick, L OBP: 0.583, SLG: 0.857	FC5-4 CS			HR 2B		CS 1B		1B HBP	3	2	2	1	0	0	1											
Jose Macias, S OBP: 0.625, SLG: 1.071	K			HR		CS		E5 F9 1B	4	2	3	2	0	1	1											
Juan Encarnacion, R OBP: 0.225, SLG: 0.237			K		G6-3			F9 1B	2	0	0	0	0	1	0											
Billy McMillon, L OBP: 0.158, SLG: 0.278								2H 2H 3B	1	0	0	0	0	0	1											
Wendell Magee, R OBP: 0.467, SLG: 0.692			K		G6-3			F9	1	0	1	2	0	0	0											
15 Brandon Inge, R OBP: 0.290, SLG: 0.355			G4-3 1B		F9		G5-3	F3	4	0	1	0	0	0	2											
<b>Inning Stats</b>	R: 0 E: 0 K: 1 S: 12	H: 1 LOB: 1 BB: 0 P: 20	R: 0 E: 0 K: 1 S: 7	H: 1 LOB: 0 BB: 0 P: 14	R: 0 E: 0 K: 1 S: 10	H: 1 LOB: 1 BB: 0 P: 15	R: 3 E: 1 K: 0 S: 10	H: 3 LOB: 0 BB: 0 P: 12	R: 0 E: 0 K: 1 S: 10	H: 1 LOB: 1 BB: 0 P: 18	R: 0 E: 0 K: 0 S: 10	H: 1 LOB: 0 BB: 0 P: 18	R: 0 E: 1 K: 0 S: 6	H: 1 LOB: 1 BB: 0 P: 11	R: 4 E: 0 K: 1 S: 20	H: 4 LOB: 1 BB: 0 P: 31	1B: 9 2B: 2 3B: 1 HR: 2	SF: 0 SAC: 0 DP: 1 HBP: 1	WP: 0 PB: 0 CS: 2	PA: 37						
<b>PITCHER</b>	IP	WLS	BF	H	R	ER	SO	BB	IBB	HBP	BLK	WP	HR	S	P	ERA	WHIP									
Rocky Biddle, R ERA: 1.38	(1, 1)	6.0	24	8	3	0	4	0	0	0	0	0	0	1	59	97	0.00	1.333								
Lorenzo Barcelo, R ERA:	(7, 1)	1.0	4	1	0	0	0	0	0	0	0	0	0	6	11	0.00	1.000									
Kelly Wunsch, L ERA: 11.12	(8, 1)	0.2	L	5	2	3	3	1	0	0	1	0	0	1	13	20	40.50	3.000								
Bob Howry, R ERA: 5.4	(8, 1)	0.1	3	2	1	1	0	0	0	0	0	0	0	7	11	27.00	6.000									







Batter	1	2	3	4	5	6	7	8	9	AB	R	H	RBI	BB	SO	LOB	TOP					
Ray Durham, S (1,4) OBP: 0.295, SLG: 0.439	2-2 SH1-3 1B	4-1 BB			1-2 G4-3		0-3 K		2-1 L4-3 1B	4	1	2	0	1	1	0	<b>Chicago White Sox @ Detroit Tigers</b> Comerica Park, Detroit, MI Thu Apr 19 2001, 7:05 PM EDT Att: 14,571 - Cloudy - 52 F					
Jose Valentin, S (1,6) OBP: 0.458, SLG: 0.786	0-0 SH1-3	1-3 K			4-1 G1 1B		2-0 PB 1B		1-0 L4-3 1B	3	1	1	0	1	1	3						
Harold Baines, L (1,10) OBP: 0.182, SLG: 0.182	2-0 FC4-6 1B			0-0 P5		0-0 G1		1-2 P6		4	0	1	0	0	0	2						
Magglio Ordonez, R (1,9) OBP: 0.273, SLG: 0.453	1-2 FC4-6 1B			3-3 K		2-1 14 S 1B		3-2 F9		4	0	2	2	0	1	1						
14 Paul Konerko, R (1,3) OBP: 0.434, SLG: 0.625	0-0 FC4-6			2-1 1B		2-2 F7		0-2 G5-3		4	0	1	0	0	0	3						
Carlos Lee, R (1,7) OBP: 0.404, SLG: 0.490	2-3 K			0-0 F7		1-2 G6-3		1-2 G5-3		4	0	0	0	0	1	3						
Julio Ramirez, R (8,8) OBP: 0.100, SLG: 0.100										0	0	0	0	0	0	0						
Chris Singleton, L (1,8) OBP: 0.212, SLG: 0.273		3-1 F7			0-1 CS SH1-3 1B		1-2 G3		2-2 E6	4	0	1	0	0	0	0						
Tony Graffanino, R (1,5) OBP: 0.500, SLG: 0.889		0-1 CS 1B			1-1 SH1-3		1-0 1B		1-0 G1-3	3	1	2	0	0	0	1						
Josh Paul, R (1,2) OBP: 0.333, SLG: 0.417		3-2 1-2 2B			1-3 K		0-0 2B		1-3 K	4	0	2	1	0	2	1						
<b>Inning Stats</b>	R: 1 E: 0 K: 1 S: 15	H: 3 LOB: 2 BB: 0 P: 22	R: 0 E: 0 K: 1 S: 13	H: 2 LOB: 2 BB: 1 P: 24	R: 0 E: 0 K: 1 S: 7	H: 1 LOB: 1 BB: 0 P: 12	R: 0 E: 0 K: 1 S: 8	H: 1 LOB: 0 BB: 0 P: 10	R: 1 E: 0 K: 0 S: 11	H: 1 LOB: 1 BB: 1 P: 20	R: 1 E: 0 K: 0 S: 10	H: 2 LOB: 1 BB: 0 P: 13	R: 0 E: 1 K: 0 S: 11	H: 0 LOB: 1 BB: 0 P: 15	R: 0 E: 0 K: 1 S: 6	H: 1 LOB: 0 BB: 0 P: 10	1B: 10 2B: 3 HR: 0	SF: 0 SAC: 2 HBP: 0	WP: 0 PB: 1 SB: 1 CS: 2	PA: 38		
<b>PITCHER</b>	IP WLS BF H R ER SO BB IBB HBP BLK WP HR S P ERA WHIP	7.0 L 31 11 3 3 5 2 0 0 0 0 0 0 74 117 3.86 1.857	1.1 5 0 0 0 1 0 0 0 0 0 0 0 0 14 19 0.00 0.000	0.2 2 1 0 0 0 0 0 0 0 0 0 0 0 3 6 0.00 1.500	<b>PITCHER</b>										ERA WHIP							
Jeff Weaver, R (1,1) ERA: 4.34											3.86	1.857										
Matt Anderson, R (8,1) ERA: 24.92											0.00	0.000										
Heath Murray, L (9,1) ERA: 3.0											0.00	1.500										

AB	34
R	3
H	12
RBI	3
BB	2
SO	6
LOB	14



Batter	1	2	3	4	5	6	7	8	9	AB	R	H	RBI	BB	SO	LOB	BOTTOM					
Damon Easley, R (1,4) OBP: 0.262, SLG: 0.286	1-0 P3		0-2 G5-3		0-2 G5-3			0-1 P4		4	0	0	0	0	0	1	<b>Chicago White Sox @ Detroit Tigers</b> Comerica Park, Detroit, MI Thu Apr 19 2001, 7:05 PM EDT Att: 14,571 - Cloudy - 52 F					
Jose Macias, S (1,5) OBP: 0.520, SLG: 0.913	0-1 3B		0-2 G5-3			0-2 P4		0-1 1-H 2B		4	0	2	1	0	0	0						
Bobby Higginson, L (1,7) OBP: 0.393, SLG: 0.500	2-3 K		0-0 1B			0-0 G4-3		0-1 F7		4	0	1	0	0	1	2						
Tony Clark, S (1,10) OBP: 0.365, SLG: 0.542	2-3 K		0-3 K							4	0	1	0	0	2	2						
Ryan Jackson, L (9, PR) OBP: 0.245, SLG: 0.184										0	0	0	0	0	0	0						
Deivi Cruz, R (1,6) OBP: 0.211, SLG: 0.339		1-1 G4-3			0-0 F8		0-1 G6-3		1-3 K	4	0	0	0	0	1	1						
Wendell Magee, R (1,9) OBP: 0.585, SLG: 0.684		0-1 1B			0-2 1B		1-1 F8		0-1 E5	4	0	2	0	0	0	1						
Roger Cedeño, S (9, PR) OBP: 0.245, SLG: 0.184		1-2 1B			1-3 K		0-1 F7		1-2 F7	0	0	0	0	0	0	0						
Robert Fick, L (1,3) OBP: 0.476, SLG: 0.684		2-2 1B					0-1 F7		0-1 F7	4	0	1	0	0	1	2						
Juan Encarnacion, R (1,8) OBP: 0.213, SLG: 0.289		0-1 F9					1-0 G4-3		3-1 F9	4	0	0	0	0	0	4						
15 Brandon Inge, R (1,2) OBP: 0.297, SLG: 0.333		1-3 K					0-2 G1-3		1-0 2B 1B	3	1	1	0	0	1	2						
<b>Inning Stats</b>	R: 0 E: 0 K: 2 S: 9	H: 1 LOB: 1 BB: 0 P: 14	R: 0 E: 0 K: 1 S: 12	H: 2 LOB: 2 BB: 0 P: 16	R: 0 E: 0 K: 1 S: 12	H: 1 LOB: 1 BB: 0 P: 12	R: 0 E: 0 K: 1 S: 7	H: 1 LOB: 0 BB: 0 P: 8	R: 0 E: 0 K: 0 S: 7	H: 0 LOB: 0 BB: 0 P: 8	R: 0 E: 0 K: 0 S: 6	H: 0 LOB: 0 BB: 0 P: 7	R: 1 E: 0 K: 0 S: 9	H: 2 LOB: 1 BB: 0 P: 13	R: 0 E: 1 K: 1 S: 12	H: 1 LOB: 2 BB: 0 P: 14	1B: 6 2B: 1 HR: 0	SF: 0 SAC: 0 HBP: 0	WP: 0 PB: 0 SB: 0 CS: 0	PA: 35		
<b>PITCHER</b>	IP WLS BF H R ER SO BB IBB HBP BLK WP HR S P ERA WHIP	9.0 W 35 8 1 1 6 0 0 0 0 0 0 0 81 100 1.00 0.889	<b>PITCHER</b>										ERA WHIP									
David Wells, L (1,1) ERA: 3.9											1.00	0.889										

AB	35
R	1
H	8
RBI	1
BB	0
SO	6
LOB	15





Batter	1	2	3	4	5	6	7	8	9	AB	R	H	RBI	BB	SO	LOB	TOP			
<b>Cristian Guzman, S</b> OBP: 0.373, SLG: 0.714 (1, 6)	G4-3		1B		G5-3		G5-3			4	0	1	0	0	0	0	<b>Minnesota Twins @ Chicago White Sox</b> Comiskey Park, Chicago, IL Fri Apr 20 2001, 8:05 PM EDT Att: 16,557 - Overcast - 77 F			
<b>Luis Rivas, R</b> OBP: 0.226, SLG: 0.345 (1, 4)	G1-3		K		K		G6-3			4	0	0	0	0	2	1				
<b>Matt Lawton, L</b> OBP: 0.462, SLG: 0.341 (1, 9)	K		G4-6-3 1B			HR BB		P4		3	1	1	0	1	1	0				
<b>Corey Koskie, L</b> OBP: 0.410, SLG: 0.527 (1, 5)		G6-3	G4-6-3			HR		K		4	1	1	2	0	1	2				
<b>David Ortiz, L</b> OBP: 0.473, SLG: 0.813 (1, 10)		HR			FC4-6 1B	SF8 3B		K		4	2	3	1	0	1	0				
<b>Bobby Kielty, S</b> OBP: 0.297, SLG: 0.276 (1, 8)	E6 G4-3 HBP		FC4-6 1-2		SF8			G4-3		3	0	0	1	0	0	1				
<b>Doug Mientkiewicz, L</b> OBP: 0.415, SLG: 0.667 (1, 3)		G4-3 HBP	P4		F7			G6-3 1B		3	0	1	0	0	0	1				
<b>Jacque Jones, L</b> OBP: 0.310, SLG: 0.407 (1, 7)	G4-3		G6-3		G4-3			G6-3		4	0	0	0	0	0	4				
<b>A.J. Pierzynski, L</b> OBP: 0.343, SLG: 0.471 (1, 2)	G6-3				K		G3		G3-1	4	0	0	0	0	1	3				
<b>Inning Stats</b>	R: 0 E: 0 K: 1 S: 7	H: 0 LOB: 0 BB: 0 P: 10	R: 1 E: 1 K: 0 S: 11	H: 1 LOB: 2 BB: 0 P: 16	R: 0 E: 0 K: 1 S: 9	H: 2 LOB: 1 BB: 0 P: 14	R: 0 E: 0 K: 0 S: 8	H: 1 LOB: 1 BB: 0 P: 10	R: 0 E: 0 K: 2 S: 9	H: 0 LOB: 0 BB: 1 P: 13	R: 0 E: 0 K: 0 S: 6	H: 0 LOB: 0 BB: 0 P: 9	R: 0 E: 0 K: 2 S: 10	H: 0 LOB: 0 BB: 0 P: 13	R: 0 E: 0 K: 0 S: 8	H: 1 LOB: 1 BB: 0 P: 12	1B: 4 2B: 0 3B: 1 HR: 2	SF: 1 SAC: 0 DP: 1 HBP: 1	WP: 0 PB: 0 SB: 0 CS: 0	PA: 36
<b>PITCHER</b> <b>Jim Parque, L</b> ERA: 6.66 (1, 1)	IP: 9.0 WLS: L BF: 36 H: 7 R: 4 ER: 4 SO: 6 BB: 1 IBB: 0 HBP: 1 BLK: 0 WP: 0 HR: 2 S: 77 P: 112 ERA: 4.00 WHIP: 0.889																			

AB	33
R	4
H	7
RBI	4
BB	1
SO	6
LOB	12



Batter	1	2	3	4	5	6	7	8	9	AB	R	H	RBI	BB	SO	LOB	BOTTOM			
<b>Ray Durham, S</b> OBP: 0.292, SLG: 0.426 (1, 4)	SH4-3 1B		K			K		FC4-6		4	1	1	0	0	2	1	<b>Minnesota Twins @ Chicago White Sox</b> Comiskey Park, Chicago, IL Fri Apr 20 2001, 8:05 PM EDT Att: 16,557 - Overcast - 77 F			
<b>Jose Valentin, S</b> OBP: 0.431, SLG: 0.733 (1, 6)	SH4-3		K			K		F9		3	0	0	0	0	2	0				
<b>Frank Thomas, R</b> OBP: 0.367, SLG: 0.551 (1, 10)	1B		P4			K		F8		4	0	1	1	0	1	0				
<b>Magglio Ordonez, R</b> OBP: 0.288, SLG: 0.456 (1, 9)	G5-4-3 1B		F3			F8		F8 14 FC6-4 1B		4	0	2	0	0	0	0				
<b>14 Paul Konerko, R</b> OBP: 0.421, SLG: 0.615 (1, 3)	G5-4-3		P3			2B		FC6-4		4	0	1	0	0	0	3				
<b>Carlos Lee, R</b> OBP: 0.400, SLG: 0.472 (1, 7)		F7		CS BB		F9				2	0	0	0	1	0	1				
<b>Chris Singleton, L</b> OBP: 0.222, SLG: 0.278 (1, 8)	G4-3 1B		CS		F8		G3			3	0	1	0	0	0	1				
<b>Tony Graffanino, R</b> OBP: 0.462, SLG: 0.833 (1, 5)	G4-3		G6-3			FC4-6 2B				3	0	1	0	0	0	1				
<b>Josh Paul, R</b> OBP: 0.286, SLG: 0.357 (1, 2)	G5-3		G5-3			K				2	0	0	0	0	0	1				
<b>Harold Baines, L</b> OBP: 0.167, SLG: 0.167 (8, PH)										1	0	0	0	0	1	1				
<b>Sandy Alomar Jr., R</b> OBP: 0.386, SLG: 0.425 (9, 2)										0	0	0	0	0	0	0				
<b>Inning Stats</b>	R: 1 E: 0 K: 0 S: 9	H: 3 LOB: 1 BB: 0 P: 12	R: 0 E: 0 K: 0 S: 8	H: 1 LOB: 0 BB: 0 P: 10	R: 0 E: 0 K: 2 S: 12	H: 0 LOB: 0 BB: 0 P: 18	R: 0 E: 0 K: 0 S: 8	H: 0 LOB: 0 BB: 1 P: 14	R: 0 E: 0 K: 3 S: 9	H: 0 LOB: 0 BB: 0 P: 13	R: 0 E: 0 K: 0 S: 9	H: 1 LOB: 1 BB: 0 P: 10	R: 0 E: 0 K: 1 S: 6	H: 1 LOB: 0 BB: 0 P: 8	R: 0 E: 0 K: 0 S: 11	H: 1 LOB: 1 BB: 0 P: 19	1B: 5 2B: 3 3B: 0 HR: 0	SF: 0 SAC: 1 DP: 2 HBP: 0	WP: 0 PB: 0 SB: 0 CS: 1	PA: 33
<b>PITCHER</b> <b>Brad Radke, R</b> ERA: 2.23 (1, 1)	IP: 9.0 WLS: W BF: 32 H: 7 R: 1 ER: 1 SO: 6 BB: 1 IBB: 0 HBP: 0 BLK: 0 WP: 0 HR: 0 S: 80 P: 112 ERA: 1.00 WHIP: 0.889																			

AB	30
R	1
H	7
RBI	1
BB	1
SO	6
LOB	9






Batter	1	2	3	4	5	6	7	8	9	AB	R	H	RBI	BB	SO	LOB	TOP				
<b>Cristian Guzman, S</b> OBP: 0.357, SLG: 0.682 (1, 6)	F2		P6		F8			SH FC4-6		3	0	0	0	0	0	0					
<b>Luis Rivas, R</b> OBP: 0.217, SLG: 0.328 (1, 4)	K		F8		G4-3			FC4-6 FC4-6		3	0	0	0	0	1	0					
<b>Denny Hocking, S</b> OBP: 0.241, SLG: 0.308 (8, PH)										1	0	0	1	0	0	1					
<b>Matt Lawton, L</b> OBP: 0.464, SLG: 0.354 (1, 9)	PB 1B				HR 1B			F7		4	1	2	0	0	0	1					
<b>Corey Koskie, L</b> OBP: 0.400, SLG: 0.559 (1, 5)	F5				HR			FC4-6		4	1	1	2	0	0	2					
<b>David Ortiz, L</b> OBP: 0.441, SLG: 0.750 (1, 10)		G3-1			F7					4	0	0	0	0	1	0					
<b>Jacque Jones, L</b> OBP: 0.290, SLG: 0.379 (1, 7)	P6				B1-3					4	0	0	0	0	0	0					
<b>Tori Hunter, R</b> OBP: 0.300, SLG: 0.700 (1, 8)					1B 2B			F8		4	1	2	1	0	0	0					
<b>Doug Mientkiewicz, L</b> OBP: 0.411, SLG: 0.647 (1, 3)					2B			F7		3	0	1	0	0	0	0					
<b>A.J. Pierzynski, L</b> OBP: 0.342, SLG: 0.486 (1, 2)					2H 1B					3	1	1	0	0	0	0					
<b>Inning Stats</b>	R: 0 E: 0 K: 1 S: 10	H: 1 LOB: 1 BB: 0 P: 16	R: 1 E: 0 K: 0 S: 10	H: 1 LOB: 0 BB: 0 P: 14	R: 0 E: 0 K: 0 S: 5	H: 0 LOB: 0 BB: 0 P: 7	R: 2 E: 0 K: 0 S: 13	H: 4 LOB: 2 BB: 0 P: 18	R: 0 E: 0 K: 0 S: 8	H: 0 LOB: 0 BB: 0 P: 11	R: 0 E: 0 K: 0 S: 6	H: 0 LOB: 0 BB: 0 P: 10	R: 1 E: 1 K: 0 S: 8	H: 1 LOB: 1 BB: 0 P: 13	R: 0 E: 0 K: 1 S: 6	H: 0 LOB: 0 BB: 0 P: 9	1B: 3 2B: 2 3B: 0 HR: 2	SF: 0 SAC: 1 DP: 0 HBP: 0	WP: 0 PB: 1 SB: 0 CS: 0	PA: 34	
<b>PITCHER</b>	IP	WLS	BF	H	R	ER	SO	BB	IBB	HBP	BLK	WP	HR	S	P	ERA	WHIP				
<b>James Baldwin, R</b> ERA: 3.86 (1, 1)	7.0		26	6	3	3	1	0	0	0	0	0	2	57	84	3.86	0.857				
<b>Gary Glover, R</b> ERA: 2.0 (8, 1)	0.1	L	3	1	1	1	0	0	0	0	0	0	0	4	6	27.00	3.000				
<b>Kelly Wunsch, L</b> ERA: 8.59 (8, 1)	1.2		5	0	0	0	1	0	0	0	0	0	0	10	16	0.00	0.000				

**Minnesota Twins @ Chicago White Sox**  
Comiskey Park, Chicago, IL  
Sat Apr 21 2001, 2:05 PM EDT  
Att: 19,096 - Cloudy - 78 F

livebaseballscorecards.com

AB 33  
R 4  
H 7  
RBI 4  
BB 0  
SO 2  
LOB 4



Batter	1	2	3	4	5	6	7	8	9	AB	R	H	RBI	BB	SO	LOB	BOTTOM				
<b>Ray Durham, S</b> OBP: 0.286, SLG: 0.409 (1, 4)	F8		F3 1B		G6-3			E6 1B		5	0	1	0	0	0	0					
<b>Royce Clayton, R</b> OBP: 0.170, SLG: 0.143 (1, 6)	L4				F9			F8		4	0	1	0	0	0	1					
<b>Frank Thomas, R</b> OBP: 0.359, SLG: 0.528 (1, 10)	P3				F3			E5		4	0	1	0	0	0	2					
<b>Magglio Ordonez, R</b> OBP: 0.270, SLG: 0.426 (1, 9)					F9			F8		4	0	0	0	0	0	5					
<b>14 Paul Konerko, R</b> OBP: 0.426, SLG: 0.679 (1, 3)					G5-3			HR		4	2	2	1	0	0	0					
<b>Carlos Lee, R</b> OBP: 0.375, SLG: 0.439 (1, 7)					E6 2B			G4-3		4	1	0	0	0	0	1					
<b>Herbert Perry, R</b> OBP: 0.368, SLG: 0.571 (1, 5)								F7		4	0	2	2	0	1	0					
<b>Sandy Alomar Jr., R</b> OBP: 0.354, SLG: 0.386 (1, 2)					G6-3			G6-3		4	0	0	0	0	0	2					
<b>Julio Ramirez, R</b> OBP: 0.077, SLG: 0.077 (1, 8)								F7		3	0	0	0	0	1	1					
<b>Harold Baines, L</b> OBP: 0.154, SLG: 0.154 (8, PH)					K			F7		1	0	0	0	0	0	0					
<b>Inning Stats</b>	R: 0 E: 0 K: 0 S: 9	H: 0 LOB: 0 BB: 0 P: 14	R: 1 E: 0 K: 0 S: 9	H: 2 LOB: 1 BB: 0 P: 12	R: 0 E: 0 K: 1 S: 13	H: 2 LOB: 2 BB: 0 P: 17	R: 1 E: 1 K: 0 S: 11	H: 1 LOB: 1 BB: 0 P: 15	R: 0 E: 0 K: 0 S: 7	H: 0 LOB: 0 BB: 0 P: 14	R: 1 E: 1 K: 0 S: 8	H: 1 LOB: 2 BB: 0 P: 13	R: 0 E: 0 K: 1 S: 8	H: 0 LOB: 0 BB: 0 P: 10	R: 0 E: 0 K: 0 S: 7	H: 0 LOB: 0 BB: 0 P: 10	1B: 4 2B: 2 3B: 0 HR: 1	SF: 0 SAC: 0 DP: 0 HBP: 0	WP: 0 PB: 0 SB: 0 CS: 0	PA: 37	
<b>PITCHER</b>	IP	WLS	BF	H	R	ER	SO	BB	IBB	HBP	BLK	WP	HR	S	P	ERA	WHIP				
<b>Eric Milton, L</b> ERA: 3.12 (1, 1)	7.0		31	7	3	2	1	0	0	0	0	0	0	8	10	0.00	1.000				
<b>Bob Wells, R</b> ERA: 4.32 (8, 1)	1.0	H	3	0	0	0	1	0	0	0	0	0	0	8	10	0.00	0.000				
<b>LaTroy Hawkins, R</b> ERA: 1.23 (9, 1)	1.0	S	3	0	0	0	0	0	0	0	0	0	0	7	10	0.00	0.000				

**Minnesota Twins @ Chicago White Sox**  
Comiskey Park, Chicago, IL  
Sat Apr 21 2001, 2:05 PM EDT  
Att: 19,096 - Cloudy - 78 F

livebaseballscorecards.com

AB 37  
R 3  
H 7  
RBI 3  
BB 0  
SO 2  
LOB 12





Batter	1	2	3	4	5	6	7	8	9	AB	R	H	RBI	BB	SO	LOB	TOP										
<b>Cristian Guzman, S</b> (1, 6) OBP: 0.378, SLG: 0.676 <b>Jason Maxwell, R</b> (7, 6) OBP: 0.417, SLG: 0.545	4-1 G3-1 G1-3 BB	1-2 G3			4-2 S 1B BB		0-0 S S 1B		2-2 SH1-4 HBP	2	1	1	0	2	0	1											
<b>Luis Rivas, R</b> (1, 4) OBP: 0.215, SLG: 0.317	0-0 G1-3		1-2 F8		1-1 1B		0-2 F9		1-1 SH1-4	5	0	1	1	0	0	3											
<b>Matt Lawton, L</b> (1, 9) OBP: 0.432, SLG: 0.321	1-2 G3-1		0-0 G1-3		2-3 K		1-3 K		0-1 G6-3	5	0	0	0	0	2	4											
<b>Corey Koskie, L</b> (1, 5) OBP: 0.406, SLG: 0.565	4-1 BB BB		2-2 F7		3-3 K		0-1 S		2-2 P3	4	1	1	0	1	1	2											
<b>David Ortiz, L</b> (1, 10) OBP: 0.476, SLG: 0.815	4-2 BB			2-2 2B 1B		4-0 1B		0-0 HR 2B		2	2	2	2	2	0	0											
<b>Jacque Jones, L</b> (1, 7) OBP: 0.286, SLG: 0.371	1-2 G4-3		0-0 F7		2-2 G3			0-0 HR		4	0	1	0	0	0	6											
<b>Tori Hunter, R</b> (1, 8) OBP: 0.286, SLG: 0.538		4-2 G4-3 BB		0-3 K		2-2 F7		0-0 CS 1B		3	0	0	0	1	2	2											
<b>Doug Mientkiewicz, L</b> (1, 3) OBP: 0.400, SLG: 0.636		2-2 F8		3-2 1-H 2B		0-3 K		1-3 K		4	0	1	1	0	1	1											
<b>Tom Prince, R</b> (1, 2) OBP: 0.321, SLG: 0.480		1-0 G4-3		1-0 P6		3-2 G6-3		0-0 F9		3	0	0	0	0	0	2											
<b>Inning Stats</b>	R: 0 H: 0 E: 0 K: 0 S: 16	H: 0 LOB: 3 BB: 3 P: 30	R: 0 H: 0 E: 0 K: 0 S: 11	H: 0 LOB: 1 BB: 1 P: 18	R: 0 H: 0 E: 0 K: 0 S: 7	H: 0 LOB: 0 BB: 0 P: 10	R: 1 H: 2 E: 0 K: 1 S: 12	H: 1 LOB: 1 BB: 0 P: 18	R: 1 H: 1 E: 0 K: 2 S: 17	H: 0 LOB: 0 BB: 0 P: 16	R: 0 H: 1 E: 0 K: 1 S: 8	H: 1 LOB: 1 BB: 0 P: 9	R: 2 H: 3 E: 0 K: 1 S: 8	H: 3 LOB: 0 BB: 0 P: 9	R: 0 H: 0 E: 0 K: 0 S: 11	H: 0 LOB: 1 BB: 0 P: 16	1B: 4 2B: 2 3B: 0 HR: 1	SF: 0 SAC: 1 DP: 0 HBP: 1	WP: 0 PB: 0 CS: 1	PA: 40							
<b>PITCHER</b>	IP	WLS	BF	H	R	ER	SO	BB	IBB	HBP	BLK	WP	HR	S	P	ERA	WHIP										
<b>Rocky Biddle, R</b> (1, 1) ERA: 2.0	5.0		24	3	2	2	3	5	1	0	0	0	0	63	109	3.60	1.600										
<b>Bob Howry, R</b> (6, 1) ERA: 3.86	2.0	W	7	1	0	0	2	0	0	0	0	0	0	19	25	0.00	0.500										
<b>Keith Foulke, R</b> (8, 1) ERA: 2.45	2.0	L	9	3	2	2	1	0	0	1	0	0	1	19	25	9.00	1.500										

**Minnesota Twins @ Chicago White Sox**  
Comiskey Park, Chicago, IL  
Sun Apr 22 2001, 2:05 PM EDT  
Att: 19,730 - Overcast - 55 F

livebaseballscores.com

AB 32  
R 4  
H 7  
RBI 4  
BB 6  
SO 6  
LOB 21



Batter	1	2	3	4	5	6	7	8	9	AB	R	H	RBI	BB	SO	LOB	BOTTOM										
<b>Ray Durham, S</b> (1, 4) OBP: 0.293, SLG: 0.400	3-2 S 14 1B		2-2 F8		2-1 F8		4-2 S BB		2-3 K	4	1	1	0	1	1	1											
<b>Jose Valentin, S</b> (1, 8) OBP: 0.418, SLG: 0.688	2-3 K		4-1 BB		2-2 G3		0-0 F8			3	0	0	0	1	1	3											
<b>Frank Thomas, R</b> (1, 10) OBP: 0.353, SLG: 0.509	0-1 F8		1-3 K		1-0 1B		3-2 G6-3			4	0	1	0	0	1	4											
<b>Magglio Ordonez, R</b> (1, 9) OBP: 0.269, SLG: 0.406	4-2 14 1B BB		1-0 F7		3-2 G6-3			1-2 G6-3		3	0	0	0	1	0	2											
<b>14 Paul Konerko, R</b> (1, 3) OBP: 0.431, SLG: 0.661	1-2 1B			4-2 SH2-4 S 1B BB		0-1 G5-3		3-3 K		3	1	1	1	1	1	0											
<b>Herbert Perry, R</b> (1, 5) OBP: 0.357, SLG: 0.538	2-2 P4			2-0 SH2-4 1B		3-1 F9		2-2 F9		4	0	1	0	0	0	2											
<b>Chris Singleton, L</b> (1, 7) OBP: 0.205, SLG: 0.256		0-1 F8		0-0 SH2-4		3-1 P6			0-2 G3	3	0	0	0	0	0	0											
<b>Sandy Alomar Jr., R</b> (1, 2) OBP: 0.353, SLG: 0.391 <b>Josh Paul, R</b> (7, PR) OBP: 0.333, SLG: 0.357 (8, 2)		2-1 G4-3		2-0 SF8			3-2 F8 SH1-3 1B		4-2 K BB	2	0	1	1	0	0	0											
<b>Royce Clayton, R</b> (1, 6) OBP: 0.163, SLG: 0.136 <b>Harold Baines, L</b> (9, PH) OBP: 0.143, SLG: 0.143		1-0 P4		3-H 2-2 F9		0-1 SH1-3		2-3 K		2	0	0	0	0	0	1											
<b>Inning Stats</b>	R: 1 H: 2 E: 0 K: 1 S: 16	H: 2 LOB: 2 BB: 1 P: 28	R: 0 H: 0 E: 0 K: 0 S: 5	H: 0 LOB: 0 BB: 0 P: 8	R: 0 H: 0 E: 0 K: 1 S: 9	H: 0 LOB: 1 BB: 1 P: 17	R: 1 H: 1 E: 0 K: 0 S: 10	H: 1 LOB: 1 BB: 1 P: 20	R: 0 H: 1 E: 0 K: 0 S: 9	H: 1 LOB: 3 BB: 1 P: 17	R: 0 H: 0 E: 0 K: 0 S: 6	H: 0 LOB: 0 BB: 0 P: 12	R: 0 H: 1 E: 0 K: 1 S: 11	H: 1 LOB: 1 BB: 1 P: 21	R: 0 H: 0 E: 0 K: 1 S: 10	H: 0 LOB: 0 BB: 0 P: 16	R: 0 H: 0 E: 0 K: 2 S: 13	H: 0 LOB: 1 BB: 1 P: 21	1B: 5 2B: 0 3B: 0 HR: 0	SF: 1 SAC: 2 DP: 0 HBP: 0	WP: 0 PB: 0 CS: 0	PA: 37					
<b>PITCHER</b>	IP	WLS	BF	H	R	ER	SO	BB	IBB	HBP	BLK	WP	HR	S	P	ERA	WHIP										
<b>Joe Mays, R</b> (1, 1) ERA: 2.86	6.1		28	5	2	2	2	4	0	0	0	0	0	14	23	0.00	1.421										
<b>Hector Carrasco, R</b> (7, 1) ERA: 4.15	1.2	W	5	0	0	0	1	0	0	0	0	0	0	14	23	0.00	0.000										
<b>LaTroy Hawkins, R</b> (9, 1) ERA: 1.08	1.0	S	4	0	0	0	2	1	0	0	0	0	0	13	21	0.00	1.000										

**Minnesota Twins @ Chicago White Sox**  
Comiskey Park, Chicago, IL  
Sun Apr 22 2001, 2:05 PM EDT  
Att: 19,730 - Overcast - 55 F

livebaseballscores.com

AB 29  
R 2  
H 5  
RBI 2  
BB 5  
SO 5  
LOB 14





Batter	1	2	3	4	5	6	7	8	9	AB R H RBI BB SO LOB	TOP																
<b>Johnny Damon, L</b> (1, 7) OBP: 0.283, SLG: 0.286	0-1 P1		4-2 HBP HR BB		3-2 F3		0-1 SH1-3		0-0 L3	3 1 0 0 1 0 1	<b>Oakland Athletics @ Chicago White Sox</b> Comiskey Park, Chicago, IL Tue Apr 24 2001, 8:05 PM EDT Att. 12,441 - Sunny - 61 F																
<b>Frank Menechino, R</b> (1, 4) OBP: 0.426, SLG: 0.703	2-2 F9		2-2 HR HBP		2-2 G1-3		4-2 2B BB		4-2 3B BB	2 2 0 0 2 0 1																	
<b>Jason Giambi, L</b> (1, 3) OBP: 0.557, SLG: 0.788	4-1 BB		0-1 HR		4-0 IBB		1-3 K		1-3 K	3 1 1 4 2 2 3																	
<b>Terrence Long, L</b> (1, 8) OBP: 0.422, SLG: 0.514	0-2 G1-3		1-2 HR		0-1 F9		1-1 2B		1-0 3B	5 0 2 2 0 0 3																	
<b>Adam Piatt, R</b> (1, 9) OBP: 0.302, SLG: 0.324 <b>Jeremy Giambi, L</b> (7, PH) OBP: 0.243, SLG: 0.294		1-1 P4	3-3 K		4-2 FC5-4 BB		2-2 F7		3-3 K	2 0 0 0 1 1 0 2 0 0 0 0 1 3																	
<b>Miguel Tejada, R</b> (1, 6) OBP: 0.271, SLG: 0.380	0-1 G4-3			0-3 K		1-1 FC5-4 BB		0-1 P4		4 0 0 0 0 1 1																	
<b>Eric Chavez, L</b> (1, 5) OBP: 0.354, SLG: 0.458	0-2 G5-3			1-2 G6-4-3 1B		2-0 F9		1-2 1B		4 0 2 0 0 0 1																	
<b>Ramon Hernandez, R</b> (1, 2) OBP: 0.301, SLG: 0.348			3-2 F9	1-0 G6-4-3 1B		0-2 F8		1-2 F8		4 0 0 0 0 0 3																	
<b>Mario Valdez, L</b> (1, 10) OBP: 0.375, SLG: 0.286			1-1 HBP HR BB HBP		0-0 G1-3 1B		1-1 SH1-3 2B 1B	1-2 F8		3 2 2 0 0 0 1																	
<b>Inning Stats</b>	R: 0 E: 0 K: 0 S: 9	H: 0 LOB: 1 BB: 1 P: 15	R: 0 E: 0 K: 0 S: 7	H: 0 LOB: 0 BB: 0 P: 8	R: 4 E: 0 K: 1 S: 19	H: 1 LOB: 0 BB: 1 P: 33	R: 0 E: 0 K: 1 S: 10	H: 1 LOB: 2 BB: 1 P: 12	R: 0 E: 0 K: 0 S: 8	H: 0 LOB: 1 BB: 1 P: 15		R: 1 E: 0 K: 1 S: 14	H: 2 LOB: 2 BB: 1 P: 23	R: 0 E: 0 K: 0 S: 13	H: 1 LOB: 1 BB: 0 P: 16	R: 1 E: 0 K: 2 S: 12	H: 1 LOB: 1 BB: 1 P: 21	1B: 4 2B: 1 3B: 1 HR: 1	SF: 0 SAC: 1 DP: 1 HBP: 2	WP: 0 PB: 0 CS: 0	PA: 41						
<b>PITCHER</b>	IP WLS BF H R ER SO BB IBB HBP BLK WP HR S P ERA WHIP											<b>PITCHER</b>	IP WLS BF H R ER SO BB IBB HBP BLK WP HR S P ERA WHIP														
<b>56 Mark Buehrle, L</b> (1, 1) ERA: 7.04	6.1 L	29	4	5	5	2	4	1	2	0	0	0	1	68	112	7.11	1.263										
<b>Kelly Wunsch, L</b> (7, 1) ERA: 8.22	0.1	2	1	0	0	1	0	0	0	0	0	0	0	5	7	0.00	3.000										
<b>Lorenzo Barcelo, R</b> (7, 1) ERA:	1.1	5	1	0	0	0	0	0	0	0	0	0	0	16	21	0.00	0.750										
<b>Bob Howry, R</b> (9, 1) ERA: 4.5	1.0	5	1	1	1	2	1	0	0	0	0	0	0	12	21	9.00	2.000										

Batter	1	2	3	4	5	6	7	8	9	AB R H RBI BB SO LOB	BOTTOM															
<b>Ray Durham, S</b> (1, 4) OBP: 0.300, SLG: 0.384	1-1 G6-3			1-0 F7			1-0 F9		4-2 DI BB	3 1 0 0 2 0 0	<b>Oakland Athletics @ Chicago White Sox</b> Comiskey Park, Chicago, IL Tue Apr 24 2001, 8:05 PM EDT Att. 12,441 - Sunny - 61 F															
<b>Royce Clayton, R</b> (1, 6) OBP: 0.185, SLG: 0.204	1-1 S 14 1B	1-0 1H 3H 2-2 3B		1-3 K		2-2 G1-3		0-3 K	5 1 2 2 0 2 1																	
<b>Frank Thomas, R</b> (1, 10) OBP: 0.333, SLG: 0.475	1-1 F9	2-2 F2		1-3 K		3-2 G5-3		3-2 G5-3	4 0 0 0 0 1 2																	
<b>Magglio Ordonez, R</b> (1, 9) OBP: 0.282, SLG: 0.394	4-1 14 1B		4-1 14 G1-4-3 BB		1-2 F8		0-3 K		2 0 0 0 2 1 0																	
<b>14 Paul Konerko, R</b> (1, 3) OBP: 0.435, SLG: 0.651	1-0 1B		2-1 G1-4-3		3-2 G6-3		2-1 3B 1B		4 1 2 1 0 0 1																	
<b>Carlos Lee, R</b> (1, 7) OBP: 0.382, SLG: 0.475	3-3 K		0-1 1B		0-0 G5-3		1-2 3B 1B		4 0 2 1 0 1 2																	
<b>Herbert Perry, R</b> (1, 5) OBP: 0.370, SLG: 0.535		0-0 P1-6 1B	1-1 1B		0-1 G6-3		0-1 G3		4 0 2 0 0 0 1																	
<b>Sandy Alomar Jr., R</b> (1, 2) OBP: 0.345, SLG: 0.380		0-1 WP 3B 1B	0-0 G4-3		0-3 K		1-1 F9		4 1 1 0 0 1 2																	
<b>Julio Ramirez, R</b> (1, 8) OBP: 0.063, SLG: 0.063 <b>Jose Valentin, S</b> (9, PH) OBP: 0.411, SLG: 0.673		1-0 P1-6		0-3 K		1-3 K		2-3 K	3 0 0 0 0 2 2 1 0 0 0 0 1 0																	
<b>Inning Stats</b>	R: 1 E: 0 K: 1 S: 12	H: 2 LOB: 2 BB: 1 P: 23	R: 2 E: 1 K: 0 S: 9	H: 3 LOB: 1 BB: 1 P: 17	R: 0 E: 0 K: 0 S: 8	H: 2 LOB: 2 BB: 1 P: 15	R: 0 E: 0 K: 2 S: 8	H: 0 LOB: 0 BB: 0 P: 10	R: 0 E: 0 K: 1 S: 10	H: 0 LOB: 0 BB: 0 P: 15		R: 0 E: 0 K: 1 S: 6	H: 0 LOB: 0 BB: 0 P: 6	R: 0 E: 0 K: 1 S: 8	H: 0 LOB: 0 BB: 0 P: 12	R: 1 E: 0 K: 0 S: 15	H: 2 LOB: 1 BB: 0 P: 21	R: 0 E: 0 K: 2 S: 11	H: 0 LOB: 1 BB: 1 P: 18	1B: 7 2B: 1 3B: 2 HR: 0	SF: 0 SAC: 0 DP: 2 HBP: 0	WP: 1 PB: 0 CS: 0	PA: 38			
<b>PITCHER</b>	IP WLS BF H R ER SO BB IBB HBP BLK WP HR S P ERA WHIP											<b>PITCHER</b>	IP WLS BF H R ER SO BB IBB HBP BLK WP HR S P ERA WHIP													
<b>Barry Zito, L</b> (1, 1) ERA: 5.17	7.0 W	29	7	3	3	6	3	0	0	0	0	0	13	19	13.50	3.000										
<b>Chad Bradford, R</b> (8, 1) ERA: 13.5	0.2	H	4	2	1	1	0	0	0	0	0	0	2	2	0.00	0.000										
<b>Jeff Tam, R</b> (8, 1) ERA: 7.36	0.1	H	1	0	0	0	0	0	0	0	0	0	2	2	0.00	0.000										
<b>Jason Istringhausen, R</b> (9, 1) ERA:	1.0	S	4	0	0	0	2	1	0	0	0	0	11	18	0.00	1.000										

AB	32
R	6
H	7
RBI	6
BB	6
SO	5
LOB	17



AB	34
R	4
H	9
RBI	4
BB	4
SO	9
LOB	11





Batter	1	2	3	4	5	6	7	8	9	10	11	AB	R	H	RBI	BB	SO	LOB	TOP					
Johnny Damon, L OBP: 0.268, SLG: 0.270 (1, 7)			L6			G3	L1					5	0	0	0	0	2	3						
Frank Menechino, R OBP: 0.404, SLG: 0.634 (1, 4)	F9		F9			G5-3		F8			BB	4	0	0	0	1	0	1						
Jason Giambi, L OBP: 0.548, SLG: 0.754 (1, 3)	F5					1B	BB	G4-3				3	0	0	0	2	1	1						
Terrence Long, L OBP: 0.420, SLG: 0.545 (1, 8)								P6				5	1	2	1	0	2	2						
Adam Piatt, R OBP: 0.292, SLG: 0.293 (1, 9)		G1-6-3								G5-3		4	0	0	0	1	1	3						
Miguel Tejada, R OBP: 0.279, SLG: 0.381 (1, 6)		G1-6-3										5	0	2	0	0	0	2						
3 Eric Chavez, L OBP: 0.345, SLG: 0.434 (1, 5)												4	0	0	0	1	1	2						
Ramon Hernandez, R OBP: 0.308, SLG: 0.342 (1, 2)												4	0	1	0	1	0	1						
23 Mario Valdez, L OBP: 0.357, SLG: 0.250 (1, 10)												3	0	0	0	1	1	4						
<b>Inning Stats</b>	R: 0 E: 0 K: 1 S: 6	H: 0 LOB: 0 BB: 0 P: 9	R: 1 E: 0 K: 0 S: 4	H: 1 LOB: 0 BB: 1 P: 9	R: 0 E: 0 K: 2 S: 8	H: 0 LOB: 1 BB: 1 P: 17	R: 0 E: 0 K: 1 S: 8	H: 0 LOB: 1 BB: 1 P: 16	R: 0 E: 0 K: 0 S: 6	H: 0 LOB: 0 BB: 0 P: 9	R: 0 E: 0 K: 1 S: 12	H: 1 LOB: 2 BB: 1 P: 18	R: 0 E: 0 K: 0 S: 7	H: 0 LOB: 0 BB: 0 P: 8	R: 0 E: 0 K: 1 S: 15	H: 1 LOB: 2 BB: 1 P: 23	R: 0 E: 0 K: 3 S: 10	H: 0 LOB: 1 BB: 1 P: 18	R: 0 E: 0 K: 0 S: 12	H: 0 LOB: 1 BB: 1 P: 21	1B: 4 2B: 0 3B: 0 HR: 1	SF: 0 SAC: 0 DP: 1 HBP: 0	WP: 0 PB: 0 SB: 1 CS: 0	PA: 44
<b>PITCHER</b>	IP: 9.0 WLS: 2.0 BF: 36 H: 5 R: 0 ER: 0 SO: 3 BB: 2 IBB: 0 HBP: 0 BLK: 0 WP: 0 HR: 0 S: 22 ERA: 0.00 WHIP: 1.000																							

Oakland Athletics @ Chicago White Sox  
Comiskey Park, Chicago, IL  
Wed Apr 25 2001, 8:05 PM EDT  
Att: 12,941 - Sunny - 55 F

AB 37  
R 1  
H 5  
RBI 1  
BB 7  
SO 8  
LOB 19



Batter	1	2	3	4	5	6	7	8	9	10	11	AB	R	H	RBI	BB	SO	LOB	BOTTOM					
Ray Durham, S OBP: 0.318, SLG: 0.382 (1, 4)	F8		K									3	0	1	0	2	1	0						
Jose Valentin, S OBP: 0.393, SLG: 0.685 (11, 6)												5	1	1	1	0	1	4						
Harold Baines, L OBP: 0.198, SLG: 0.111 (1, 10)	F7											4	0	0	0	1	1	1						
14 Paul Konerko, R OBP: 0.419, SLG: 0.662 (1, 3)												5	1	1	1	0	2	2						
Carlos Lee, R OBP: 0.359, SLG: 0.477 (9, PR)												4	0	2	0	0	0	0						
Julio Ramirez, R OBP: 0.063, SLG: 0.063 (10, 7)		G1-6-3										0	0	0	0	0	0	0						
Herbert Perry, R OBP: 0.360, SLG: 0.511 (1, 5)		K										4	0	1	0	0	1	2						
Chris Singleton, L OBP: 0.186, SLG: 0.233 (11, 7)		G1-6-3										4	0	0	0	0	0	2						
Royce Clayton, R OBP: 0.175, SLG: 0.192 (10, PH)		G6-3										3	0	0	0	0	1	2						
Magglio Ordonez, R OBP: 0.278, SLG: 0.388 (11, 9)		G6-3										1	0	0	0	0	0	0						
Josh Paul, R OBP: 0.357, SLG: 0.438 (8, PH)												2	0	1	0	0	0	0						
Frank Thomas, R OBP: 0.328, SLG: 0.468 (8, PH)												1	0	0	0	0	0	0						
Sandy Alomar Jr., R OBP: 0.357, SLG: 0.392 (8, 2)												1	0	1	0	0	0	0						
<b>Inning Stats</b>	R: 1 E: 0 K: 1 S: 10	H: 1 LOB: 0 BB: 0 P: 14	R: 0 E: 0 K: 1 S: 13	H: 1 LOB: 1 BB: 0 P: 19	R: 0 E: 0 K: 2 S: 9	H: 0 LOB: 0 BB: 0 P: 13	R: 0 E: 0 K: 0 S: 8	H: 0 LOB: 0 BB: 0 P: 11	R: 0 E: 0 K: 1 S: 12	H: 2 LOB: 2 BB: 1 P: 20	R: 0 E: 0 K: 1 S: 10	H: 1 LOB: 1 BB: 0 P: 15	R: 0 E: 0 K: 1 S: 14	H: 0 LOB: 0 BB: 1 P: 19	R: 0 E: 0 K: 0 S: 5	H: 1 LOB: 1 BB: 0 P: 8	R: 0 E: 0 K: 0 S: 10	H: 1 LOB: 2 BB: 1 P: 18	R: 1 E: 0 K: 0 S: 6	H: 1 LOB: 0 BB: 0 P: 11	1B: 5 2B: 1 3B: 0 HR: 2	SF: 0 SAC: 0 DP: 1 HBP: 0	WP: 1 PB: 0 SB: 3 CS: 0	PA: 40
<b>PITCHER</b>	IP: 7.0 WLS: 2.0 BF: 26 H: 5 R: 1 ER: 1 SO: 6 BB: 1 IBB: 0 HBP: 0 BLK: 0 WP: 0 HR: 1 S: 68 ERA: 1.29 WHIP: 0.857																							
Cory Lidle, R ERA: 4.96 (8, 1)	2.0	7	1	0	0	1	0	0	0	1	0	19	27	0.00	1.000									
Jim Mecir, R ERA: 5.56 (10, 1)	0.2	4	1	0	0	0	1	0	0	0	0	9	17	0.00	3.000									
Jeff Tam, R ERA: 6.94 (10, 1)	0.2	2	0	0	0	0	0	0	0	0	0	4	7	0.00	0.000									
Mike Magnante, L ERA: 2.7 (11, 1)	0.0	L 1	1	1	1	0	0	0	0	0	1	3	5	∞	∞									

Oakland Athletics @ Chicago White Sox  
Comiskey Park, Chicago, IL  
Wed Apr 25 2001, 8:05 PM EDT  
Att: 12,941 - Sunny - 55 F

AB 37  
R 2  
H 8  
RBI 2  
BB 3  
SO 7  
LOB 13





Batter	1	2	3	4	5	6	7	8	9	AB	R	H	RBI	BB	SO	LOB	TOP					
Johnny Damon, L (1, 7) OBP: 0.282, SLG: 0.305	G3-1		HR	2B	2B	L3		G5-3	2B	6	3	3	1	0	0	0	<b>Oakland Athletics @ Chicago White Sox</b> Comeriskey Park, Chicago, IL Thu Apr 26 2001, 8:05 PM EDT Att. 12,963 - Sunny - 77 F					
Frank Menechino, R (1, 4) OBP: 0.431, SLG: 0.674	1B		K	2B	2B	F7		BB	2B	5	1	3	3	1	1							
Jason Giambi, L (1, 3) 23 Mario Valdez, L (6, PR) OBP: 0.379, SLG: 0.320	P6		HR	HBP	G3-1		G3	BB	2B	3	1	0	0	1	0	2						
Terrence Long, L (1, 8) OBP: 0.426, SLG: 0.578	G5-3		HR	HR			K	3	2B	6	3	3	3	0	1	4						
Miguel Tejada, R (1, 6) OBP: 0.295, SLG: 0.432	L9	L9	G6-3		HR		K	3	2B	4	3	2	2	1	0	0						
Olmedo Saenz, R (1, 10) OBP: 0.285, SLG: 0.295	F2			F8	G5-3		K		P6	5	0	0	0	0	1	3						
Adam Piatt, R (1, 9) Jeremy Giambi, L (7, PH) OBP: 0.282, SLG: 0.314	G4-3			1B	G5-3		K	3	2B	3	0	1	0	0	0	0						
3 Eric Chavez, L (1, 5) OBP: 0.359, SLG: 0.531			HR	FC1-4-6	2B		K		HR	5	3	3	6	0	1	1						
Ramon Hernandez, R (1, 2) OBP: 0.301, SLG: 0.325	G5-3		HR	2B	2B		K		P6	4	1	0	0	1	1	0						
<b>Inning Stats</b>	R: 0 E: 0 K: 0 S: 9	H: 1 LOB: 1 BB: 0 P: 13	R: 0 E: 0 K: 0 S: 6	H: 0 LOB: 0 BB: 0 P: 10	R: 4 E: 0 K: 1 S: 20	H: 3 LOB: 0 BB: 0 P: 32	R: 3 E: 0 K: 0 S: 15	H: 3 LOB: 1 BB: 1 P: 29	R: 2 E: 0 K: 1 S: 9	H: 2 LOB: 0 BB: 0 P: 13	R: 0 E: 0 K: 1 S: 9	H: 0 LOB: 0 BB: 0 P: 14	R: 2 E: 0 K: 1 S: 12	H: 2 LOB: 2 BB: 2 P: 23	R: 0 E: 0 K: 1 S: 8	H: 0 LOB: 2 BB: 2 P: 22		R: 5 E: 0 K: 0 S: 19	H: 6 LOB: 1 BB: 0 P: 31	1B: 6 2B: 7 3B: 0 HR: 4	SF: 0 SAC: 0 DP: 0 HBP: 1	WP: 0 PB: 1 SB: 0 CS: 0
<b>PITCHER</b>	IP WLS BF H R ER SO BB IBB HBP BLK WP HR S P ERA WHIP																					
Jim Parque, L (1, 1) ERA: 8.04	3.2 L 20 7 7 7 1 1 0 0 0 0 2 48 79 17.18 2.182																					
Sean Lowe, R (4, 1) ERA: 2.45	2.1 9 2 2 2 2 0 0 0 0 0 1 20 32 7.71 0.857																					
Kelly Wunsch, L (7, 1) ERA: 9.0	0.1 2 1 1 1 0 0 0 0 0 0 0 4 5 27.00 3.000																					
Gary Glover, R (7, 1) ERA: 6.17	2.2 18 7 6 6 2 4 0 0 0 0 1 35 71 20.25 4.125																					

AB 43  
R 16  
H 17  
RBI 16  
BB 5  
SO 5  
LOB 11



Batter	1	2	3	4	5	6	7	8	9	AB	R	H	RBI	BB	SO	LOB	BOTTOM					
Ray Durham, S (1, 4) OBP: 0.322, SLG: 0.375	G5-3		F7		E	S		F9		4	1	1	0	1	0	1	<b>Oakland Athletics @ Chicago White Sox</b> Comeriskey Park, Chicago, IL Thu Apr 26 2001, 8:05 PM EDT Att. 12,963 - Sunny - 77 F					
Jose Valentin, S (1, 6) OBP: 0.384, SLG: 0.627	G3-1		F8		K		F7	1B		5	0	0	0	0	1	4						
Frank Thomas, R (1, 10) OBP: 0.321, SLG: 0.448	F2		F7		1B		K		G5-3	5	0	1	1	0	1	0						
Magglio Ordonez, R (1, 9) OBP: 0.312, SLG: 0.414		HR		FC5	1B	G6-3		FC6-4	BB	3	1	2	0	1	0	1						
14 Paul Konerko, R (1, 3) OBP: 0.405, SLG: 0.671	G1-4-3		F8				HR	F8	FC5-4	5	1	1	1	0	0	4						
Carlos Lee, R (1, 7) OBP: 0.403, SLG: 0.529		HR		FC5	1B		HR	FC6-4	G5-3	5	2	3	2	0	0	2						
Chris Singleton, L (1, 8) OBP: 0.191, SLG: 0.298		K		F8			HR		K	4	1	1	2	0	2	2						
Herbert Perry, R (1, 5) OBP: 0.352, SLG: 0.490		1B		FC5			E6		K	4	0	1	0	0	1	2						
Sandy Alomar Jr., R (1, 2) OBP: 0.350, SLG: 0.382	F9			1-2	G5-3		P6		1B	4	0	1	0	0	0	2						
<b>Inning Stats</b>	R: 0 E: 0 K: 0 S: 5	H: 0 LOB: 0 BB: 0 P: 7	R: 2 E: 0 K: 1 S: 10	H: 3 LOB: 1 BB: 0 P: 18	R: 0 E: 0 K: 0 S: 10	H: 0 LOB: 0 BB: 0 P: 14	R: 0 E: 0 K: 0 S: 8	H: 2 LOB: 2 BB: 0 P: 13	R: 1 E: 0 K: 1 S: 16	H: 1 LOB: 1 BB: 1 P: 25	R: 3 E: 1 K: 0 S: 14	H: 3 LOB: 1 BB: 0 P: 19	R: 0 E: 0 K: 1 S: 10	H: 0 LOB: 1 BB: 1 P: 14	R: 0 E: 0 K: 2 S: 13	H: 2 LOB: 2 BB: 0 P: 16		R: 0 E: 0 K: 0 S: 12	H: 0 LOB: 1 BB: 0 P: 16	1B: 7 2B: 1 3B: 0 HR: 3	SF: 0 SAC: 0 DP: 0 HBP: 1	WP: 0 PB: 0 SB: 1 CS: 0
<b>PITCHER</b>	IP WLS BF H R ER SO BB IBB HBP BLK WP HR S P ERA WHIP																					
Gil Heredia, R (1, 1) ERA: 9.24	5.0 W 25 9 6 6 2 1 0 0 0 0 0 30 42 10.80 2.000																					
T.J. Mathews, R (6, 1) ERA: 6.75	2.2 H 12 2 0 0 3 1 0 0 0 0 0 30 42 0.00 1.125																					
Mike Magnante, L (8, 1) ERA: 2.61	0.1 1 0 0 0 0 0 0 0 0 0 0 3 3 0.00 0.000																					
Chad Bradford, R (9, 1) ERA: 10.8	1.0 4 0 0 0 0 0 0 1 0 0 0 12 16 0.00 0.000																					

AB 39  
R 6  
H 11  
RBI 6  
BB 2  
SO 5  
LOB 18





Batter	1	2	3	4	5	6	7	8	9	AB	R	H	RBI	BB	SO	LOB	TOP								
51 Ichiro Suzuki, L (1, 9) OBP: 0.391, SLG: 0.442	G4-3	WP 2B	P6		G4-3		G5-3		K	6	0	1	2	0	1	6	<b>Seattle Mariners @ Chicago White Sox</b> Comiskey Park, Chicago, IL Fri Apr 27 2001, 8:05 PM EDT Att: 16,276 - Sunny - 54 F								
Mike Cameron, R (1, 8) OBP: 0.394, SLG: 0.449	S BB	S BB		F9 SF9	1B	1B BB		G3-6 1B BB		2	1	2	0	3	0										
Edgar Martinez, R (1, 10) OBP: 0.475, SLG: 0.544	F9	G5-3		F9		1B BB		G3-6 1B		4	0	1	0	1	0	4									
John Olerud, L (1, 3) OBP: 0.430, SLG: 0.560	F8			SF9		F7		G3-6		4	1	1	2	0	0	5									
Bret Boone, R (1, 4) OBP: 0.351, SLG: 0.443		L8	G4-3	F7		FC5-4 1B		G6-3		5	0	1	0	0	0	0									
Al Martin, L (1, 7) Charles Gipson, R (9, 7)	G4-3		K			1B S WP		G4-3 1B HBP		4	1	1	0	0	2	3									
Tom Lampkin, L (1, 2) OBP: 0.368, SLG: 0.500	E3 BB 51 2B		1B 2B			WP F9		G4-3		5	2	2	0	0	0	4									
David Bell, R (1, 5) OBP: 0.263, SLG: 0.319	51 2B BB		1B			F9		L6		4	1	2	2	1	0	2									
Carlos Guillen, S (1, 6) OBP: 0.318, SLG: 0.315	51 2B WP BB					51 G4-3 BB		K		2	1	1	0	3	1	0									
<b>Inning Stats</b>	R: 0 E: 0 K: 0 S: 12	H: 0 LOB: 1 BB: 1 P: 21	R: 3 E: 1 K: 0 S: 18	H: 1 LOB: 2 BB: 3 P: 35	R: 2 E: 0 K: 1 S: 20	H: 4 LOB: 2 BB: 0 P: 31	R: 1 E: 0 K: 0 S: 9	H: 1 LOB: 0 BB: 0 P: 13	R: 1 E: 0 K: 0 S: 11	H: 2 LOB: 1 BB: 1 P: 19	R: 0 E: 0 K: 1 S: 18	H: 2 LOB: 3 BB: 1 P: 27	R: 0 E: 0 K: 0 S: 12	H: 0 LOB: 0 BB: 0 P: 16	R: 0 E: 0 K: 0 S: 8	H: 1 LOB: 2 BB: 1 P: 14		R: 1 E: 0 K: 1 S: 9	H: 1 LOB: 2 BB: 1 P: 20	1B: 9 2B: 2 3B: 0 HR: 1	SF: 1 SAC: 0 DP: 2 HBP: 1	WP: 2 PB: 0 SB: 4 CS: 0	PA: 46		
<b>PITCHER</b>	IP	WLS	BF	H	R	ER	SO	BB	IBB	HBP	BLK	WP	HR	S	P	ERA	WHIP								
James Baldwin, R (1, 1) ERA: 4.91	4.0	L	23	6	6	3	1	4	0	0	0	1	1	59	100	6.75	2.500								
Sean Lowe, R (5, 1) ERA: 3.24	1.0		7	3	1	1	0	2	0	0	0	0	0	13	26	9.00	5.000								
Lorenzo Barcelo, R (6, 1) ERA:	2.0		7	1	0	0	2	0	0	0	0	0	0	28	36	0.00	0.500								
Bob Howry, R (8, 1) ERA: 4.0	1.0		3	1	0	0	0	1	0	0	0	0	0	8	14	0.00	2.000								
Kelly Wunsch, L (9, 1) ERA: 9.0	1.0		6	1	1	1	1	1	0	1	0	0	0	9	20	9.00	2.000								

Batter	1	2	3	4	5	6	7	8	9	AB	R	H	RBI	BB	SO	LOB	BOTTOM								
Ray Durham, S (1, 4) OBP: 0.305, SLG: 0.353	F8		G1-6-3				G6-3		L6	5	0	0	0	0	1	5	<b>Seattle Mariners @ Chicago White Sox</b> Comiskey Park, Chicago, IL Fri Apr 27 2001, 8:05 PM EDT Att: 16,276 - Sunny - 54 F								
Jose Valentin, S (1, 6) OBP: 0.357, SLG: 0.651	K			HR		F7		G3		4	1	1	1	0	1	1									
Frank Thomas, R (1, 3) Tony Graffanino, R (2, 5)	G6-3			HR		1B		K		1	0	0	0	0	0	0									
Magglio Ordonez, R (1, 9) OBP: 0.309, SLG: 0.446		G1-3		HR		F8		F9		4	1	1	2	0	0	2									
14 Paul Konerko, R (1, 10) OBP: 0.398, SLG: 0.649	P4			FC5-4 1B		K		K		4	0	1	0	0	2	0									
Carlos Lee, R (1, 7) OBP: 0.395, SLG: 0.514		FC6-4 1B		FC5-4		F2		E6 HBP 1B		4	0	1	0	0	0	1									
Chris Singleton, L (1, 8) OBP: 0.196, SLG: 0.294	FC6-4			F9		K		K		4	0	1	0	0	1	2									
Herbert Perry, R (1, 5) (2, 3) OBP: 0.345, SLG: 0.463			F9		G5-3		G5-3		HBP 1B	3	0	0	0	0	0	1									
Josh Paul, R (1, 2) Harold Baines, L (9, PH)							G6-3		K	3	0	2	0	0	0	0									
			G1-6-3 1B						K	1	0	0	0	0	1	3									
<b>Inning Stats</b>	R: 0 E: 0 K: 1 S: 8	H: 0 LOB: 0 BB: 0 P: 13	R: 0 E: 0 K: 0 S: 9	H: 1 LOB: 1 BB: 0 P: 15	R: 0 E: 0 K: 0 S: 6	H: 1 LOB: 0 BB: 0 P: 6	R: 3 E: 0 K: 0 S: 20	H: 4 LOB: 1 BB: 0 P: 27	R: 0 E: 0 K: 2 S: 10	H: 0 LOB: 0 BB: 0 P: 16	R: 0 E: 0 K: 0 S: 8	H: 0 LOB: 0 BB: 0 P: 12	R: 0 E: 0 K: 1 S: 8	H: 0 LOB: 0 BB: 0 P: 14	R: 0 E: 1 K: 2 S: 15	H: 1 LOB: 3 BB: 0 P: 23	1B: 7 2B: 0 3B: 0 HR: 2	SF: 0 SAC: 0 DP: 1 HBP: 1	WP: 0 PB: 0 SB: 0 CS: 0	PA: 37					
<b>PITCHER</b>	IP	WLS	BF	H	R	ER	SO	BB	IBB	HBP	BLK	WP	HR	S	P	ERA	WHIP								
Aaron Sele, R (1, 1) ERA: 2.61	7.0	W	28	8	3	3	4	0	0	0	0	0	0	73	107	3.86	1.143								
Ryan Franklin, R (8, 1) ERA: 0.52	1.1		7	1	0	0	2	0	0	1	0	0	0	17	28	0.00	0.750								
Kazuhiro Sasaki, R (9, 1) ERA: 4.38	0.2	S	2	0	0	0	1	0	0	0	0	0	0	6	9	0.00	0.000								

AB	36
R	8
H	12
RBI	6
BB	8
SO	4
LOB	24



AB	36
R	3
H	9
RBI	3
BB	0
SO	7
LOB	15





Batter	1	2	3	4	5	6	7	8	9	AB	R	H	RBI	BB	SO	LOB	TOP					
51 Ichiro Suzuki, L (1, 9) OBP: 0.368, SLG: 0.445										6	1	3	0	0	0	2	<b>Seattle Mariners @ Chicago White Sox</b> Comiskey Park, Chicago, IL Sat Apr 28 2001, 7:05 PM EDT Att: 25,542 - Sunny - 58 F					
Mike Cameron, R (1, 8) OBP: 0.400, SLG: 0.451										4	2	1	0	2	1	4						
Edgar Martinez, R (1, 10) OBP: 0.467, SLG: 0.536										5	1	1	1	1	0	5						
John Olerud, L (1, 3) OBP: 0.429, SLG: 0.540										3	1	0	0	2	2	4						
Bret Boone, R (1, 4) OBP: 0.373, SLG: 0.457										4	1	3	2	1	0	1						
Al Martin, L (1, 7) David Bell, R (6, 5) OBP: 0.271, SLG: 0.255 OBP: 0.272, SLG: 0.329										4	0	1	2	0	1	4						
Tom Lampkin, L (1, 2) OBP: 0.372, SLG: 0.474										4	0	1	0	1	2	1						
Carlos Guillen, S (1, 6) OBP: 0.303, SLG: 0.299										4	0	0	0	0	1	4						
Mark McLemore, S (1, 5) OBP: 0.370, SLG: 0.595										5	2	4	1	0	0	1						
<b>Inning Stats</b>	R: 1 E: 1 K: 2 S: 14	H: 2 LOB: 2 BB: 1 P: 24	R: 0 E: 0 K: 1 S: 7	H: 1 LOB: 1 BB: 0 P: 13	R: 0 E: 0 K: 0 S: 15	H: 1 LOB: 1 BB: 0 P: 23	R: 0 E: 0 K: 1 S: 9	H: 0 LOB: 0 BB: 0 P: 12	R: 3 E: 0 K: 0 S: 14	H: 3 LOB: 3 BB: 3 P: 30	R: 2 E: 0 K: 0 S: 13	H: 2 LOB: 2 BB: 2 P: 30	R: 0 E: 0 K: 1 S: 11	H: 2 LOB: 2 BB: 0 P: 20	R: 2 E: 1 K: 2 S: 13	H: 2 LOB: 1 BB: 1 P: 22		R: 0 E: 0 K: 0 S: 10	H: 2 LOB: 1 BB: 0 P: 13	1B: 11 2B: 3 3B: 0 HR: 1	SF: 0 SAC: 1 DP: 1 HBP: 0	WP: 1 PB: 0 CS: 0
<b>PITCHER</b>	IP WLS BF H R ER SO BB IBB HBP BLK WP HR S P ERA WHIP																					
Rocky Biddle, R (1, 1) ERA: 3.86	5.1 L 29 8 6 6 4 4 1 0 0 0 1 1 65 116 10.12 2.250																					
Bob Howry, R (6, 1) ERA: 3.46	1.1 7 2 0 0 0 0 1 0 0 0 0 0 14 29 0.00 1.500																					
Kelly Wunsch, L (7, 1) ERA: 9.0	0.0 1 1 0 0 0 0 0 0 0 0 0 0 1 1 ∞ ∞																					
Lorenzo Barcelo, R (7, 1) ERA: 1.13	1.1 7 2 2 1 3 1 0 0 0 0 0 0 16 28 6.75 2.250																					
Kip Wells, R (9, 1) ERA:	1.0 4 2 0 0 0 0 0 0 0 0 0 0 10 13 0.00 2.000																					
Batter	1	2	3	4	5	6	7	8	9	AB	R	H	RBI	BB	SO	LOB	BOTTOM					
Ray Durham, S (1, 4) OBP: 0.310, SLG: 0.341										3	1	0	0	2	0	1	<b>Seattle Mariners @ Chicago White Sox</b> Comiskey Park, Chicago, IL Sat Apr 28 2001, 7:05 PM EDT Att: 25,542 - Sunny - 58 F					
Julio Ramirez, R (1, 8) Chris Singleton, L (9, PH) OBP: 0.100, SLG: 0.100 OBP: 0.192, SLG: 0.288										4	0	1	0	0	1	2						
Jose Valentin, S (1, 6) OBP: 0.360, SLG: 0.647										5	2	2	1	0	2	0						
Magglio Ordonez, R (1, 9) OBP: 0.314, SLG: 0.449										4	2	1	0	1	1	1						
14 Paul Konerko, R (1, 3) OBP: 0.391, SLG: 0.630										4	0	1	1	0	0	2						
Harold Baines, L (1, 10) OBP: 0.167, SLG: 0.174										4	0	1	2	0	1	2						
Carlos Lee, R (1, 7) OBP: 0.368, SLG: 0.494										3	0	0	0	1	1	1						
Sandy Alomar Jr., R (1, 2) OBP: 0.344, SLG: 0.373										4	0	1	0	0	1	3						
Tony Graffanino, R (1, 5) OBP: 0.450, SLG: 0.667										3	0	0	0	0	0	4						
<b>Inning Stats</b>	R: 2 E: 1 K: 0 S: 13	H: 2 LOB: 1 BB: 1 P: 20	R: 0 E: 0 K: 1 S: 8	H: 0 LOB: 2 BB: 1 P: 14	R: 1 E: 0 K: 0 S: 19	H: 2 LOB: 1 BB: 0 P: 28	R: 0 E: 0 K: 0 S: 9	H: 0 LOB: 0 BB: 0 P: 13	R: 2 E: 0 K: 2 S: 19	H: 2 LOB: 3 BB: 2 P: 34	R: 0 E: 0 K: 2 S: 8	H: 0 LOB: 0 BB: 0 P: 12	R: 0 E: 0 K: 2 S: 10	H: 0 LOB: 0 BB: 0 P: 17	R: 0 E: 0 K: 1 S: 10	H: 1 LOB: 1 BB: 0 P: 18		R: 0 E: 0 K: 1 S: 9	H: 0 LOB: 0 BB: 0 P: 11	1B: 4 2B: 3 3B: 0 HR: 0	SF: 0 SAC: 0 DP: 0 HBP: 1	WP: 1 PB: 1 CS: 0
<b>PITCHER</b>	IP WLS BF H R ER SO BB IBB HBP BLK WP HR S P ERA WHIP																					
Paul Abbott, R (1, 1) ERA: 6.23	4.1 W 9 1 1 1 2 1 1 0 0 0 1 0 22 38 5.40 1.200																					
Brett Tomko, R (5, 1) ERA: 6.27	1.2 H 6 1 0 0 3 0 0 0 0 0 0 0 16 29 0.00 0.600																					
Jeff Nelson, R (7, 1) ERA: 2.38	0.1 H 1 0 0 0 0 0 0 0 0 0 0 0 4 6 0.00 0.000																					
Arthur Rhodes, L (8, 1) ERA: 0.87	1.0 S 3 0 0 0 1 0 0 0 0 0 0 0 9 11 0.00 0.000																					
Kazuhiro Sasaki, R (9, 1) ERA: 4.05																						
<b>AB</b>	<b>R</b>	<b>H</b>	<b>RBI</b>	<b>BB</b>	<b>SO</b>	<b>LOB</b>	<b>AB</b>	<b>R</b>	<b>H</b>	<b>RBI</b>	<b>BB</b>	<b>SO</b>	<b>LOB</b>									
40	8	15	8	7	26		40	5	7	4	4	7	16									



Batter	1	2	3	4	5	6	7	8	9	10	11	12	13	14	AB	R	H	BB	SO	LOB	TOP					
51 Ichiro Suzuki, L OBP: 0.355, SLG: 0.431	K		G1-3			G1-3			S		G4-3			K	6	0	1	0	0	2	2					
Mark McLemore, S OBP: 0.346, SLG: 0.532	F8					K			G1-3		G5-3			G4-3	5	0	0	0	1	1	2					
Edgar Martinez, R OBP: 0.451, SLG: 0.506	K					G5-3			G6-4-3		G6-4-3			F8	5	0	0	0	1	2	2					
John Olerud, L OBP: 0.409, SLG: 0.511			P5			G1-3			G4-6-3		F7			G1-3	5	0	0	0	0	0	1					
Bret Boone, R OBP: 0.374, SLG: 0.479	F7					K					HBP			L5	4	1	1	1	0	1	0					
Mike Cameron, R OBP: 0.390, SLG: 0.448						K					P4				5	0	1	0	0	3	1					
David Bell, R OBP: 0.256, SLG: 0.308			G4-3			G6-3			F7		K			F8	5	0	0	0	0	1	2					
Dan Wilson, R OBP: 0.275, SLG: 0.234									F9						3	0	0	0	0	2	0					
Charles Gipson, R (11, PR)															0	0	0	0	0	0	0					
Tom Lampkin, L OBP: 0.386, SLG: 0.487						K									1	0	1	0	0	0	0					
Carlos Guillen, S OBP: 0.290, SLG: 0.284			G5-3			F8			F8		SH2-4				4	0	0	0	0	1	1					
<b>Inning Stats</b>	R: 0 E: 0 K: 2 S: 7	H: 0 LOB: 0 BB: 0 P: 12	H: 1 LOB: 1 BB: 0 P: 14	H: 0 LOB: 0 K: 1 P: 9	H: 0 LOB: 0 K: 1 P: 6	H: 0 LOB: 0 K: 2 P: 15	H: 0 LOB: 0 K: 1 P: 18	H: 0 LOB: 0 K: 0 P: 13	H: 1 LOB: 0 K: 1 P: 12	H: 1 LOB: 1 K: 0 P: 15	R: 0 E: 0 K: 1 S: 9	H: 0 LOB: 1 BB: 0 P: 17	R: 0 E: 0 K: 2 S: 9	H: 0 LOB: 0 BB: 0 P: 15	R: 0 E: 0 K: 2 S: 8	H: 1 LOB: 1 BB: 0 P: 13	R: 0 E: 0 K: 1 S: 9	H: 0 LOB: 0 BB: 0 P: 15	R: 0 E: 0 K: 2 S: 8	H: 0 LOB: 1 BB: 0 P: 13	R: 0 E: 0 K: 1 S: 9	H: 0 LOB: 0 BB: 0 P: 15	1B: 2 2B: 1 3B: 0 HR: 1	SF: 0 SAC: 1 DP: 2 HBP: 2	WP: 1 PB: 0 SB: 1 CS: 0	PA: 48

PITCHER															IP	WLS	BF	H	R	ER	SO	BB	IBB	HBP	BLK	WP	HR	S	P	ERA	WHIP
56 Mark Buehrle, L ERA: 5.52	(1, 1)	8.0	26	2	1	0	6	1	0	1	0	0	1	64	99	1.12	0.375														
Keith Foulke, R ERA: 1.5	(9, 1)	2.0	8	1	0	0	1	1	0	1	0	0	17	32	0.00	1.000															
Kelly Wunsch, L ERA: 3.1	(11, 1)	1.0	4	0	0	0	0	0	0	1	0	0	7	15	0.00	0.000															
Gary Glover, R ERA: 4.91	(12, 1)	3.0	10	1	0	0	4	0	0	0	0	1	26	43	0.00	0.333															


Batter	1	2	3	4	5	6	7	8	9	10	11	12	13	14	AB	R	H	BB	SO	LOB	BOTTOM	
Ray Durham, S OBP: 0.314, SLG: 0.337	P4					SH1-4					K			F7	4	0	1	0	1	1	0	
Royce Clayton, R OBP: 0.161, SLG: 0.179	F9					SF8			SH1-4		K				4	0	0	1	0	2	2	
Jose Valentin, S OBP: 0.346, SLG: 0.603	K					F7					P6			F7	5	0	0	0	1	2	0	
Magglio Ordonez, R OBP: 0.315, SLG: 0.440						G6-3			P5					G6-3	6	1	2	0	0	0	2	
14 Paul Konerko, R OBP: 0.376, SLG: 0.598	P4					K			F7					G3-1	6	0	1	1	0	1	3	
Harold Baines, L OBP: 0.172, SLG: 0.148	F7														4	0	0	0	1	0	1	
Chris Singleton, L OBP: 0.192, SLG: 0.288						G3			G4-1		G3-1				0	0	0	0	0	0	0	
Carlos Lee, R OBP: 0.367, SLG: 0.463	K					P4			F7		K			F7	5	0	0	0	0	2	2	
Herbert Perry, R OBP: 0.339, SLG: 0.466															4	0	1	0	0	0	0	
Julio Ramirez, R OBP: 0.095, SLG: 0.095						G5-3			F8					K	1	0	0	0	0	1	0	
Josh Paul, R OBP: 0.408, SLG: 0.500									P4					K	5	1	2	0	0	2	1	
<b>Inning Stats</b>	R: 0 E: 0 K: 1 S: 8	H: 0 LOB: 0 BB: 0 P: 10	H: 1 LOB: 1 BB: 0 P: 19	H: 1 LOB: 1 K: 0 P: 17	H: 0 LOB: 0 K: 2 P: 12	H: 0 LOB: 0 K: 0 P: 11	H: 1 LOB: 0 K: 0 P: 12	H: 0 LOB: 0 K: 0 P: 8	H: 0 LOB: 0 K: 0 P: 8	H: 1 LOB: 2 K: 0 P: 15	R: 0 E: 0 K: 2 S: 12	H: 1 LOB: 1 K: 2 P: 16	R: 0 E: 0 K: 2 S: 10	H: 0 LOB: 2 BB: 1 P: 16	R: 0 E: 0 K: 2 S: 9	H: 0 LOB: 0 BB: 0 P: 14	R: 1 E: 0 K: 1 S: 13	H: 2 LOB: 1 BB: 0 P: 22	1B: 5 2B: 2 3B: 0 HR: 0	SF: 1 SAC: 2 DP: 1 HBP: 0	WP: 1 PB: 0 SB: 3 CS: 0	PA: 50

PITCHER															IP	WLS	BF	H	R	ER	SO	BB	IBB	HBP	BLK	WP	HR	S	P	ERA	WHIP
Freddy Garcia, R ERA: 3.43	(1, 1)	8.1	30	4	1	0	4	1	0	0	0	0	69	113	1.08	0.600															
Jose Paniagua, R ERA: 2.97	(9, 1)	2.2	9	1	0	0	4	0	0	0	0	0	36	47	0.00	0.375															
Ryan Franklin, R ERA: 0.9	(12, 1)	2.2	11	2	1	1	3	1	0	0	0	0	32	52	3.38	1.125															

**Seattle Mariners @ Chicago White Sox**  
Comiskey Park, Chicago, IL  
Sun Apr 29 2001, 2:05 PM EDT  
Att. 25,442 - Sunny - 61 F

livebaseballscorecards.com


**AB 43**  
**R 1**  
**H 4**  
**RBI 1**  
**BB 2**  
**SO 13**  
**LOB 11**



**Seattle Mariners @ Chicago White Sox**  
Comiskey Park, Chicago, IL  
Sun Apr 29 2001, 2:05 PM EDT  
Att. 25,442 - Sunny - 61 F

livebaseballscorecards.com


**AB 44**  
**R 2**  
**H 7**  
**RBI 2**  
**BB 3**  
**SO 11**  
**LOB 11**












Batter	1	2	3	4	5	6	7	8	9	AB	R	H	RBI	BB	SO	LOB	TOP										
Ray Durham, S OBP: 0.316, SLG: 0.350	F8		F8				F7 HR BB		G3	4	1	1	1	1	0	0	<b>Chicago White Sox @ Anaheim Angels</b> Edison International Field, Anaheim, CA Wed May 02 2001, 10:05 PM EDT Att: 15,516 - Cloudy - 63 F										
Julio Ramirez, R OBP: 0.115, SLG: 0.080	S 1B G6-3 BB		B3			2H 2B	F7		K	4	1	0	0	1	2	2											
Carlos Lee, R OBP: 0.367, SLG: 0.500	S 1B		F7				HR			4	1	2	2	0	0	1											
Magglio Ordonez, R OBP: 0.330, SLG: 0.444	G6-3 2H 2H					14 2B 2B	F8			4	1	1	1	0	0	1											
14 Paul Konerko, R OBP: 0.366, SLG: 0.579	G3					1B 2H 2B	G5-3			4	0	1	1	0	0	1											
Herbert Perry, R OBP: 0.326, SLG: 0.444						L5			L6	4	0	1	0	0	0	1											
Sandy Alomar Jr., R OBP: 0.339, SLG: 0.365	F8					FC4-6 1B	F9			4	0	1	0	0	0	1											
Tony Graffanino, R OBP: 0.417, SLG: 0.571						L8			K	3	0	0	0	1	1	2											
Royce Clayton, R OBP: 0.157, SLG: 0.188	B1-3					2B 2B	FC4-6 1-2		G3	4	1	1	0	0	0	3											
<b>Inning Stats</b>	R: 1 E: 0 K: 0 S: 15	H: 1 LOB: 1 BB: 1 P: 22	R: 0 E: 0 K: 0 S: 7	H: 0 LOB: 1 BB: 1 P: 15	R: 0 E: 0 K: 0 S: 7	H: 0 LOB: 0 BB: 0 P: 8	R: 0 E: 0 K: 0 S: 9	H: 1 LOB: 1 BB: 0 P: 11	R: 1 E: 0 K: 1 S: 11	H: 2 LOB: 1 BB: 0 P: 15	R: 1 E: 0 K: 0 S: 15	H: 3 LOB: 2 BB: 1 P: 24	R: 2 E: 0 K: 0 S: 13	H: 1 LOB: 0 BB: 1 P: 20	R: 0 E: 0 K: 1 S: 10	H: 0 LOB: 0 BB: 0 P: 11		R: 0 E: 0 K: 1 S: 7	H: 0 LOB: 0 BB: 0 P: 10	1B: 3 2B: 4 3B: 0 HR: 1	SF: 0 SAC: 0 DP: 0 HBP: 0	WP: 0 PB: 0 SB: 2 CS: 0	PA: 38				
<b>PITCHER</b>	IP	WLS	BF	H	R	ER	SO	BB	IBB	HBP	BLK	WP	HR	S	P	ERA	WHIP										
Jarrod Washburn, L ERA: 7.04	6.1	W	29	7	4	4	1	3	0	0	0	0	0	68	103	5.68	1.579										
Ben Weber, R ERA: 1.54	2.2		9	1	1	1	2	0	0	0	0	0	1	26	33	3.38	0.375										

Batter	1	2	3	4	5	6	7	8	9	AB	R	H	RBI	BB	SO	LOB	BOTTOM											
David Eckstein, R OBP: 0.373, SLG: 0.378	F8	G6-3		B3		16 1B SH1-3 1B	BB 1B		K	6	1	2	1	0	1	2	<b>Chicago White Sox @ Anaheim Angels</b> Edison International Field, Anaheim, CA Wed May 02 2001, 10:05 PM EDT Att: 15,516 - Cloudy - 63 F											
Darin Erstad, L OBP: 0.276, SLG: 0.313	G4-3		G5-3	G6-3		SH1-3	SF8	G4-3		4	0	0	1	0	0	2												
Tim Salmon, R OBP: 0.377, SLG: 0.402	1B		HBP 16 1B BB	K		F2	3H 4-2 BB	K		4	1	1	0	2	2	3												
16 Garret Anderson, L OBP: 0.307, SLG: 0.400	F8		HBP 1B 1B			F9	2H 1B	K		5	1	2	1	0	1	4												
Troy Glaus, R OBP: 0.336, SLG: 0.505		E5 2B SF8	1B HBP			F8	F8			3	2	0	0	1	0	4												
Scott Spiezio, S OBP: 0.321, SLG: 0.333	F8		E 1B 1B			L9	1B 1B BB	1B 2B		4	2	2	2	1	0	2												
Wally Joyner, L OBP: 0.293, SLG: 0.396		SF8 HR 2B	F8			HBP BB	1B 1B BB	1B 1B		4	3	3	0	1	0	2												
Bengie Molina, R OBP: 0.330, SLG: 0.295		SF8	E9 FC5-4 1B			HBP	1B SF8 1B	G4-3 1B		3	1	3	3	0	0	0												
Adam Kennedy, L OBP: 0.327, SLG: 0.521		HR	FC5-4			K	BB 1B	G4-3 1B		5	1	3	4	0	1	5												
<b>Inning Stats</b>	R: 0 E: 0 K: 0 S: 10	H: 1 LOB: 1 BB: 0 P: 16	R: 3 E: 1 K: 0 S: 10	H: 2 LOB: 0 BB: 0 P: 15	R: 3 E: 1 K: 0 S: 16	H: 3 LOB: 2 BB: 1 P: 25	R: 0 E: 0 K: 1 S: 7	H: 0 LOB: 0 BB: 0 P: 11	R: 0 E: 0 K: 1 S: 12	H: 0 LOB: 3 BB: 2 P: 26	R: 1 E: 0 K: 0 S: 11	H: 2 LOB: 1 BB: 0 P: 16	R: 3 E: 0 K: 1 S: 23	H: 4 LOB: 3 BB: 2 P: 35	R: 2 E: 0 K: 2 S: 23	H: 4 LOB: 2 BB: 0 P: 31		1B: 13 2B: 2 3B: 0 HR: 1	SF: 2 SAC: 1 DP: 0 HBP: 2	WP: 0 PB: 0 SB: 0 CS: 0	PA: 48							
<b>PITCHER</b>	IP	WLS	BF	H	R	ER	SO	BB	IBB	HBP	BLK	WP	HR	S	P	ERA	WHIP											
Jon Garland, R ERA: 10.13	2.2	L	17	6	6	3	0	1	0	1	0	0	0	1	35	54	10.12	2.625										
Kip Wells, R ERA:	3.1		10	0	0	0	2	2	0	1	0	0	0	20	39	0.00	0.857											
Gary Glover, R ERA: 6.89	6.1		10	6	4	4	0	1	0	0	0	0	0	24	36	36.00	7.000											
Kelly Wunsch, L ERA: 7.36	7.1		4	0	0	0	1	1	0	0	0	0	0	10	15	0.00	1.000											
Bob Howry, R ERA: 4.76	8.1		7	4	2	2	2	0	0	0	0	0	0	23	31	18.00	4.000											



Batter	1	2	3	4	5	6	7	8	9	AB	R	H	RBI	BB	SO	LOB	TOP										
Ray Durham, S OBP: 0.314, SLG: 0.356 (1, 4)	G6-3		K			G3			K	4	0	1	0	0	2	1	<b>Chicago White Sox @ Anaheim Angels</b> Edison International Field, Anaheim, CA Thu May 03 2001, 10:05 PM EDT Att: 15,372 - Sunny - 66 F  <b>AB 30</b> <b>R 1</b> <b>H 6</b> <b>RBI 1</b> <b>BB 0</b> <b>SO 6</b> <b>LOB 7</b> 										
Jose Valentin, S OBP: 0.326, SLG: 0.593 (1, 6)	K			P4		G3			F8	4	0	0	0	0	1												
Magglio Ordonez, R OBP: 0.317, SLG: 0.426 (1, 9)	G1			K		G4-3			L9	4	0	0	0	0	1												
14 Paul Konerko, R OBP: 0.356, SLG: 0.561 (1, 3)		G4-3		G1-3			K			3	0	0	0	0	1												
Carlos Lee, R OBP: 0.376, SLG: 0.505 (1, 7)		G6-4-3 1B			S 1B		G4-3			3	1	2	0	0	0												
Harold Baines, L OBP: 0.228, SLG: 0.188 Tony Graffanino, R (7, PH) OBP: 0.400, SLG: 0.545 (1, 10)	G6-4-3 1-2				1B		G5-3			2	0	1	1	0	0												
Herbert Perry, R OBP: 0.343, SLG: 0.470 (1, 5)					F8			G5-4-3 1B		3	0	2	0	0	0												
Sandy Alomar Jr., R OBP: 0.324, SLG: 0.348 (1, 2)			K		G4-3			G5-4-3 1-2		3	0	0	0	0	1												
Julio Ramirez, R OBP: 0.103, SLG: 0.071 (1, 8)			F9			F9		G5-3		3	0	0	0	0	0												
<b>Inning Stats</b>	R: 0 E: 0 K: 1 S: 7	H: 0 LOB: 0 BB: 0 P: 9	R: 0 E: 0 K: 0 S: 7	H: 1 LOB: 0 BB: 0 P: 13	R: 0 E: 0 K: 2 S: 11	H: 1 LOB: 1 BB: 0 P: 21	R: 0 E: 0 K: 1 S: 8	H: 0 LOB: 0 BB: 0 P: 11	R: 1 E: 0 K: 0 S: 6	H: 2 LOB: 0 BB: 0 P: 11	R: 0 E: 0 K: 0 S: 6	H: 1 LOB: 1 BB: 0 P: 8	R: 0 E: 0 K: 1 S: 11	H: 0 LOB: 0 BB: 0 P: 14	R: 0 E: 0 K: 0 S: 7	H: 1 LOB: 0 BB: 0 P: 11		R: 0 E: 0 K: 1 S: 11	H: 0 LOB: 0 BB: 0 P: 15	1B: 4 2B: 2 3B: 0 HR: 0	SF: 0 SAC: 0 DP: 2 HBP: 0	WP: 0 PB: 0 SB: 1 CS: 0	PA: 30				
<b>PITCHER</b>	IP	WLS	BF	H	R	ER	SO	BB	IBB	HBP	BLK	WP	HR	S	P	ERA	WHIP										
Ismael Valdez, R ERA: 2.45 (1, 1)	7.0	W	24	5	1	1	5	0	0	0	0	0	0	56	87	1.29	0.714										
Shigetoshi Hasegawa, R ERA: 5.4 (8, 1)	1.0	H	3	1	0	0	0	0	0	0	0	0	0	7	11	0.00	1.000										
Troy Percival, R ERA: (9, 1)	1.0	S	3	0	0	0	1	0	0	0	0	0	0	11	15	0.00	0.000										

Batter	1	2	3	4	5	6	7	8	9	AB	R	H	RBI	BB	SO	LOB	BOTTOM										
David Eckstein, R OBP: 0.379, SLG: 0.377 (1, 6)	F9		E5		HR	E8				3	1	1	1	1	0	1	<b>Chicago White Sox @ Anaheim Angels</b> Edison International Field, Anaheim, CA Thu May 03 2001, 10:05 PM EDT Att: 15,372 - Sunny - 66 F  <b>AB 31</b> <b>R 3</b> <b>H 8</b> <b>RBI 3</b> <b>BB 4</b> <b>SO 1</b> <b>LOB 16</b> 										
Darin Erstad, L OBP: 0.277, SLG: 0.340 (1, 8)	G4-3		F8		HR	F7				4	1	1	2	0	0	4											
Tim Salmon, R OBP: 0.364, SLG: 0.385 (1, 9)	G6-3		K		F8		G1-3			4	0	0	0	0	1	2											
16 Garret Anderson, L OBP: 0.314, SLG: 0.398 (1, 7)		L6 BB 1B			F7		F9			3	0	1	0	1	0	0											
Troy Glaus, R OBP: 0.333, SLG: 0.495 (1, 5)		F7		G1-2-3 1B		P3		G3-1		4	0	1	0	0	0	2											
Scott Spiezio, S OBP: 0.333, SLG: 0.333 (1, 10)						F7		G4-3		3	0	1	0	1	0	0											
Wally Joyner, L OBP: 0.306, SLG: 0.404 (1, 3)		L6				G1-3		G4-6-3 1B		4	0	2	0	0	0	2											
Bengie Molina, R OBP: 0.326, SLG: 0.293 (1, 2)			E G4-3 1B		G1-2-3	E5 BB 1B		G4-6-3 1-2		4	1	1	0	0	0	4											
Adam Kennedy, L OBP: 0.327, SLG: 0.500 (1, 4)			G4-3			P6				2	0	0	0	1	0	1											
<b>Inning Stats</b>	R: 0 E: 0 K: 0 S: 6	H: 0 LOB: 0 BB: 0 P: 9	R: 0 E: 0 K: 0 S: 8	H: 1 LOB: 1 BB: 1 P: 16	R: 0 E: 1 K: 1 S: 12	H: 1 LOB: 2 BB: 0 P: 20	R: 0 E: 0 K: 0 S: 11	H: 3 LOB: 2 BB: 0 P: 14	R: 2 E: 0 K: 0 S: 14	H: 1 LOB: 1 BB: 2 P: 30	R: 1 E: 2 K: 0 S: 8	H: 1 LOB: 2 BB: 1 P: 17	R: 0 E: 0 K: 0 S: 8	H: 0 LOB: 0 BB: 0 P: 11	R: 0 E: 0 K: 0 S: 6	H: 1 LOB: 0 BB: 0 P: 6		1B: 7 2B: 1 3B: 0 HR: 1	SF: 0 SAC: 0 DP: 3 HBP: 0	WP: 0 PB: 0 SB: 0 CS: 0	PA: 35						
<b>PITCHER</b>	IP	WLS	BF	H	R	ER	SO	BB	IBB	HBP	BLK	WP	HR	S	P	ERA	WHIP										
James Baldwin, R ERA: 4.24 (1, 1)	6.0	L	29	7	3	2	1	4	0	0	0	0	0	59	106	3.00	1.833										
Lorenzo Barcelo, R ERA: 2.69 (7, 1)	1.0		3	0	0	0	0	0	0	0	0	0	0	8	11	0.00	0.000										
Keith Foulke, R ERA: 1.69 (8, 1)	1.0		3	1	0	0	0	0	0	0	0	0	0	6	6	0.00	1.000										








Batter	1	2	3	4	5	6	7	8	9	AB	R	H	RBI	BB	SO	LOB	TOP										
Ray Durham, S (1,4) OBP: 0.328, SLG: 0.370	F5			G6-3 1B		CS	FC6-4 1B			4	0	3	0	0	0	0											
Royce Clayton, R (1,6) OBP: 0.151, SLG: 0.179	K			G6-3 1-2			F8		K	3	0	0	0	0	1	2											
Magglio Ordonez, R (9, PH) OBP: 0.314, SLG: 0.421										1	0	0	0	0	1	2											
Jose Valentin, S (1,5)	G4-3			G4-3			F7		F7	4	0	0	0	0	0	3											
14 Paul Konerko, R (1,3) OBP: 0.346, SLG: 0.545		L8			G4-3				FC6-4 1-2	3	0	0	0	0	0	1											
Carlos Lee, R (1,7) OBP: 0.365, SLG: 0.490		G5-3			G5-3				F7	3	0	0	0	0	0	0											
Harold Baines, L (1,10)									G3-1	3	0	0	0	0	1	0											
Sandy Alomar Jr., R (1,2) OBP: 0.311, SLG: 0.333									G1-3	3	0	0	0	0	0	0											
Chris Singleton, L (1,9) OBP: 0.207, SLG: 0.293				L4					G4-3	3	0	1	0	0	0	0											
Julio Ramirez, R (1,8) OBP: 0.097, SLG: 0.067										2	0	0	0	0	1	1											
Tony Graffanino, R (9, PH) OBP: 0.423, SLG: 0.565				G5-3			K		S 1B	1	0	1	0	0	0	0											
<b>Inning Stats</b>	R: 0 E: 0 K: 1 S: 7	H: 0 LOB: 0 BB: 0 P: 11	R: 0 E: 0 K: 0 S: 6	H: 0 LOB: 0 BB: 0 P: 8	R: 0 E: 0 K: 0 S: 6	H: 0 LOB: 0 BB: 0 P: 10	R: 0 E: 0 K: 0 S: 5	H: 1 LOB: 0 BB: 0 P: 11	R: 0 E: 0 K: 1 S: 7	H: 0 LOB: 0 BB: 0 P: 12	R: 0 E: 0 K: 1 S: 9	H: 1 LOB: 0 BB: 0 P: 13	R: 0 E: 0 K: 0 S: 10	H: 1 LOB: 1 BB: 0 P: 18	R: 0 E: 0 K: 0 S: 5	H: 0 LOB: 0 BB: 0 P: 7	R: 0 E: 0 K: 1 S: 14	H: 2 LOB: 2 BB: 0 P: 22	1B: 5 2B: 0 3B: 0 HR: 0	SF: 0 SAC: 0 DP: 1 HBP: 0	WP: 0 PB: 0 SB: 1 CS: 1	PA: 31					
<b>PITCHER</b>	IP	WLS	BF	H	R	ER	SO	BB	IBB	HBP	BLK	WP	HR	S	P	ERA	WHIP										
Ryan Glynn, R (1,1) ERA: 7.76	8.0	W	25	3	0	0	3	0	0	0	0	0	0	55	90	0.00	0.375										
59 Jeff Zimmerman, R (9,1) ERA: 3.52	1.0	S	5	2	0	0	1	0	0	0	0	0	0	14	22	0.00	2.000										

Chicago White Sox @ Texas Rangers  
The Ballpark at Arlington, Arlington, TX  
Sat May 05 2001, 8:05 PM EDT  
Att. 47,674 - Overcast - 73 F


AB 30  
R 0  
H 5  
RBI 0  
BB 0  
SO 4  
LOB 9



Batter	1	2	3	4	5	6	7	8	9	AB	R	H	RBI	BB	SO	LOB	BOTTOM										
29 Rusty Greer, L (1,7) OBP: 0.357, SLG: 0.561	F8		F7		F9 2B		FC6 1B 1B			4	1	1	1	0	0	2											
Randy Velarde, R (1,4) OBP: 0.412, SLG: 0.538	HBP BB						1B BB			2	0	2	0	2	0	0											
Alex Rodriguez, R (1,6) OBP: 0.414, SLG: 0.618										3	0	1	1	0	0	4											
Rafael Palmeiro, L (1,10) OBP: 0.352, SLG: 0.481	HBP						1B			4	0	0	0	0	1	8											
Andres Galarraga, R (1,3) OBP: 0.339, SLG: 0.481	K									4	0	0	0	0	1	2											
Gabe Kapler, R (1,8) OBP: 0.436, SLG: 0.667		G6-3								4	0	1	0	0	0	0											
Ken Caminiti, S (1,5) OBP: 0.278, SLG: 0.333										4	0	0	0	0	0	0											
Ruben Mateo, R (1,9) OBP: 0.323, SLG: 0.317										2	1	1	0	0	0	0											
Doug Mirabelli, R (1,2) OBP: 0.267, SLG: 0.333										2	0	0	0	1	1	2											
<b>Inning Stats</b>	R: 0 E: 0 K: 1 S: 9	H: 0 LOB: 2 BB: 1 P: 22	R: 0 E: 0 K: 0 S: 11	H: 1 LOB: 0 BB: 0 P: 15	R: 0 E: 0 K: 0 S: 12	H: 1 LOB: 2 BB: 1 P: 20	R: 0 E: 0 K: 0 S: 4	H: 0 LOB: 0 BB: 0 P: 5	R: 1 E: 0 K: 0 S: 16	H: 2 LOB: 2 BB: 1 P: 24	R: 0 E: 0 K: 1 S: 8	H: 0 LOB: 0 BB: 0 P: 10	R: 1 E: 0 K: 1 S: 13	H: 2 LOB: 2 BB: 0 P: 22	R: 0 E: 0 K: 0 S: 6	H: 0 LOB: 0 BB: 0 P: 9	1B: 4 2B: 2 3B: 0 HR: 0	SF: 0 SAC: 0 DP: 0 HBP: 2	WP: 0 PB: 0 SB: 0 CS: 0	PA: 34							
<b>PITCHER</b>	IP	WLS	BF	H	R	ER	SO	BB	IBB	HBP	BLK	WP	HR	S	P	ERA	WHIP										
Rocky Biddle, R (1,1) ERA: 3.68	6.0	L	26	4	2	2	2	3	0	2	0	0	0	60	97	3.00	1.167										
Gary Glover, R (7,1) ERA: 6.61	0.2		4	2	0	0	1	0	0	0	0	0	0	10	15	0.00	3.000										
Kelly Wunsch, L (7,1) ERA: 7.15	0.1		1	0	0	0	0	0	0	0	0	0	0	3	6	0.00	0.000										
Lorenzo Barcelo, R (8,1) ERA: 2.61	1.0		3	0	0	0	0	0	0	0	0	0	0	6	9	0.00	0.000										

Chicago White Sox @ Texas Rangers  
The Ballpark at Arlington, Arlington, TX  
Sat May 05 2001, 8:05 PM EDT  
Att. 47,674 - Overcast - 73 F

AB 29  
R 2  
H 6  
RBI 2  
BB 3  
SO 3  
LOB 18













Batter	1	2	3	4	5	6	7	8	9	AB	R	H	RBI	BB	SO	LOB	TOP					
David Eckstein, R OBP: 0.415, SLG: 0.391										4	0	2	0	0	0	1						
Darin Erstad, L OBP: 0.297, SLG: 0.308										4	0	1	0	0	0	2						
Tim Salmon, R OBP: 0.378, SLG: 0.412										3	0	0	0	1	1	1						
16 Garret Anderson, L OBP: 0.301, SLG: 0.369										4	0	1	0	0	1	1						
Troy Glaus, R OBP: 0.336, SLG: 0.462										4	0	2	0	0	0	2						
Wally Joyner, L OBP: 0.329, SLG: 0.400										4	0	2	0	0	0	3						
Scott Spiezio, S OBP: 0.312, SLG: 0.353										4	0	0	0	0	0	2						
Adam Kennedy, L OBP: 0.324, SLG: 0.462										4	0	0	0	0	0	1						
José Molina, R OBP: 0.167, SLG: 0.167										3	0	1	0	0	0	0						
<b>Inning Stats</b>	R: 0 E: 0 K: 1 S: 7	H: 1 LOB: 0 BB: 0 P: 11	R: 0 E: 0 K: 0 S: 6	H: 1 LOB: 1 BB: 0 P: 13	R: 0 E: 0 K: 0 S: 10	H: 1 LOB: 1 BB: 0 P: 16	R: 0 E: 0 K: 1 S: 18	H: 2 LOB: 1 BB: 0 P: 25	R: 0 E: 0 K: 0 S: 8	H: 1 LOB: 1 BB: 0 P: 10	R: 0 E: 0 K: 0 S: 9	H: 2 LOB: 2 BB: 0 P: 10	R: 0 E: 0 K: 0 S: 9	H: 0 LOB: 0 BB: 0 P: 13	R: 0 E: 0 K: 0 S: 8	H: 0 LOB: 1 BB: 1 P: 16	R: 0 E: 0 K: 0 S: 7	H: 1 LOB: 1 BB: 0 P: 10	1B: 9 2B: 0 3B: 0 HR: 0	SF: 0 SAC: 0 DP: 1 HBP: 0	WP: 0 PB: 0 SB: 0 CS: 1	PA: 36
<b>PITCHER</b> James Baldwin, R ERA: 2.77	IP: 9.0 WLS: W BF: 35 H: 9 R: 0 ER: 0 SO: 2 BB: 1 IBB: 0 HBP: 0 BLK: 0 WP: 0 HR: 0 S: 82 P: 124 ERA: 0.00 WHIP: 1.111															<b>PITCHER</b>						

Anaheim Angels @ Chicago White Sox  
Comiskey Park, Chicago, IL  
Tue May 08 2001, 8:05 PM EDT  
Att: 13,187 - Cloudy - 77 F

AB 34  
R 0  
H 9  
RBI 0  
BB 1  
SO 2  
LOB 13



Batter	1	2	3	4	5	6	7	8	9	AB	R	H	RBI	BB	SO	LOB	BOTTOM			
Ray Durham, S OBP: 0.336, SLG: 0.405										4	1	1	1	0	1	1				
Jose Valentin, S OBP: 0.292, SLG: 0.520										4	0	0	0	0	2	0				
Magglio Ordonez, R OBP: 0.322, SLG: 0.410										3	1	0	0	1	0	0				
14 Paul Konerko, R OBP: 0.345, SLG: 0.559										3	0	1	0	0	0	0				
Carlos Lee, R OBP: 0.379, SLG: 0.546										3	0	1	1	0	0	0				
Herbert Perry, R OBP: 0.354, SLG: 0.447										2	0	0	0	1	2	0				
Tony Graffanino, R OBP: 0.400, SLG: 0.484										2	0	0	0	1	1	3				
Royce Clayton, R OBP: 0.179, SLG: 0.173										2	0	0	0	0	0	3				
Josh Paul, R OBP: 0.306, SLG: 0.371										3	0	0	0	0	0	1				
<b>Inning Stats</b>	R: 0 E: 0 K: 1 S: 15	H: 0 LOB: 0 BB: 0 P: 24	R: 0 E: 0 K: 1 S: 9	H: 0 LOB: 0 BB: 0 P: 11	R: 0 E: 0 K: 0 S: 9	H: 0 LOB: 0 BB: 0 P: 12	R: 0 E: 0 K: 0 S: 8	H: 0 LOB: 0 BB: 0 P: 11	R: 0 E: 0 K: 1 S: 6	H: 0 LOB: 0 BB: 0 P: 9	R: 0 E: 0 K: 1 S: 10	H: 0 LOB: 1 BB: 1 P: 17	R: 1 E: 0 K: 2 S: 14	H: 2 LOB: 3 BB: 2 P: 27	R: 1 E: 0 K: 0 S: 10	H: 1 LOB: 0 BB: 0 P: 14	1B: 1 2B: 1 3B: 0 HR: 1	SF: 0 SAC: 1 DP: 0 HBP: 0	WP: 0 PB: 0 SB: 0 CS: 0	PA: 30
<b>PITCHER</b> Jarrod Washburn, L ERA: 5.81	IP: 8.0 WLS: L BF: 30 H: 3 R: 2 ER: 2 SO: 6 BB: 2 IBB: 1 HBP: 0 BLK: 0 WP: 0 HR: 1 S: 81 P: 125 ERA: 2.25 WHIP: 0.625															<b>PITCHER</b>				

Anaheim Angels @ Chicago White Sox  
Comiskey Park, Chicago, IL  
Tue May 08 2001, 8:05 PM EDT  
Att: 13,187 - Cloudy - 77 F

AB 26  
R 2  
H 3  
RBI 2  
BB 3  
SO 6  
LOB 8





Batter	1	2	3	4	5	6	7	8	9	AB	R	H	RBI	BB	SO	LOB	TOP								
David Eckstein, R (1, 10) OBP: 0.409, SLG: 0.385	L8		G4-6-3			SH	2B		G4-3	4	0	1	2	0	0	1	<b>Anaheim Angels @ Chicago White Sox</b> Comiskey Park, Chicago, IL Wed May 09 2001, 8:05 PM EDT Att. 13,458 - Sunny - 81 F								
Darin Erstad, L (1, 8) OBP: 0.265, SLG: 0.315	K		K			SF7	1B		K	4	0	1	1	0	3	0									
Tim Salmon, R (1, 9) OBP: 0.374, SLG: 0.400	F8				K	P6	16 FC6 IBB			3	0	0	0	1	1	1									
16 Garret Anderson, L (1, 7) OBP: 0.293, SLG: 0.358		K			F7	G3-1	FC6			4	0	0	0	0	1	4									
Troy Glaus, R (1, 5) OBP: 0.340, SLG: 0.512		HR			P4		HR		F9	4	2	2	2	0	0	0									
Shawn Wooten, R (1, 3) OBP: 0.398, SLG: 0.722 Wally Joyner, L (7, 3) OBP: 0.325, SLG: 0.394	L6				K		P6		F7	3	0	0	0	0	1	0									
Benji Gil, R (1, 6) OBP: 0.384, SLG: 0.549						G6-4-3 1B	1B 1B			4	1	4	0	0	0	0									
Adam Kennedy, L (1, 4) OBP: 0.320, SLG: 0.449						G6-4-3	1B S 1B		G4-3	4	1	1	0	0	0	3									
José Molina, R (1, 2) OBP: 0.333, SLG: 0.250 Orlando Palmeiro, L (9, PH) OBP: 0.243, SLG: 0.294 Jamie Burke, R (9, 2)						G4-6-3 1B	SH SF7 BB		L4	2	1	1	0	1	0	2									
									K	1	0	0	0	0	1	0									
<b>Inning Stats</b>	R: 0 E: 0 K: 1 S: 8	H: 0 LOB: 0 BB: 0 P: 12	R: 1 E: 0 K: 1 S: 14	H: 2 LOB: 1 BB: 0 P: 21	R: 0 E: 0 K: 1 S: 5	H: 1 LOB: 0 BB: 0 P: 8	R: 0 E: 0 K: 1 S: 8	H: 0 LOB: 0 BB: 0 P: 8	R: 0 E: 0 K: 1 S: 11	H: 1 LOB: 0 BB: 0 P: 14	R: 1 E: 1 K: 0 S: 7	H: 0 LOB: 1 BB: 1 P: 12	R: 3 E: 0 K: 0 S: 18	H: 5 LOB: 3 BB: 1 P: 32	R: 0 E: 0 K: 0 S: 9	H: 1 LOB: 1 BB: 0 P: 15	R: 0 E: 0 K: 2 S: 11	H: 0 LOB: 0 BB: 0 P: 16	1B: 6 2B: 2 3B: 0 HR: 2	SF: 1 SAC: 1 DP: 2 HBP: 0	WP: 0 PB: 0 SB: 1 CS: 0	PA: 38			
<b>PITCHER</b>	IP	WLS	BF	H	R	ER	SO	BB	IBB	HBP	BLK	WP	HR	S	P	ERA	WHIP								
56 Mark Buehrle, L (1, 1) ERA: 5.54	6.1		26	7	5	4	5	1	0	0	0	0	2	62	90	5.68	1.263								
Gary Glover, R (7, 1) ERA: 6.48	0.1		4	2	0	0	0	0	1	0	0	0	0	6	13	0.00	6.000								
Kelly Wunsch, L (7, 1) ERA: 6.94	0.1		1	0	0	0	0	0	0	0	0	0	0	3	4	0.00	0.000								
Bob Howry, R (8, 1) ERA: 4.61	2.0	W	7	1	0	0	2	0	0	0	0	0	0	20	31	0.00	0.500								

Batter	1	2	3	4	5	6	7	8	9	AB	R	H	RBI	BB	SO	LOB	BOTTOM								
Ray Durham, S (1, 4) OBP: 0.341, SLG: 0.429	G4-3		HR		G3		1B 2B BB		SH3-4	3	2	1	2	1	0	0	<b>Anaheim Angels @ Chicago White Sox</b> Comiskey Park, Chicago, IL Wed May 09 2001, 8:05 PM EDT Att. 13,458 - Sunny - 81 F								
Jose Valentin, S (1, 6) OBP: 0.315, SLG: 0.553					F8		2B 1B			5	1	4	1	0	0	0									
Magglio Ordonez, R (1, 9) OBP: 0.320, SLG: 0.413	F9		K		F9		2B			4	0	1	3	0	1	2									
14 Paul Konerko, R (1, 3) OBP: 0.333, SLG: 0.539	G5-3		F8				G6-3			4	0	0	0	0	1	3									
Carlos Lee, R (1, 7) OBP: 0.375, SLG: 0.545		F8	F8			G4-3 2B	G6-3			4	0	1	0	0	0	2									
Harold Baines, L (1, 10) OBP: 0.214, SLG: 0.179					F7		G4-3		G3	4	0	1	0	0	0	1									
Herbert Perry, R (1, 5) OBP: 0.337, SLG: 0.425		L6			F8		B1		F8	4	0	0	0	0	0	2									
Chris Singleton, L (1, 8) OBP: 0.227, SLG: 0.333		K					1B WP 2B 1B		G4-3	4	1	2	0	0	1	1									
Sandy Alomar Jr., R (1, 2) OBP: 0.317, SLG: 0.329 Josh Paul, R (9, PR) OBP: 0.300, SLG: 0.371							F9		SH3-4 2B 1B	4	1	2	0	0	0	2									
										0	1	0	0	0	0	0									
<b>Inning Stats</b>	R: 0 E: 0 K: 0 S: 9	H: 1 LOB: 1 BB: 0 P: 13	R: 0 E: 0 K: 1 S: 16	H: 1 LOB: 0 BB: 0 P: 23	R: 2 E: 0 K: 1 S: 15	H: 3 LOB: 1 BB: 0 P: 23	R: 0 E: 0 K: 0 S: 12	H: 1 LOB: 0 BB: 0 P: 20	R: 0 E: 0 K: 1 S: 12	H: 1 LOB: 1 BB: 0 P: 15	R: 3 E: 0 K: 0 S: 10	H: 3 LOB: 1 BB: 1 P: 18	R: 0 E: 0 K: 0 S: 8	H: 0 LOB: 2 BB: 0 P: 14	R: 1 E: 0 K: 0 S: 6	H: 2 LOB: 2 BB: 0 P: 10	1B: 6 2B: 5 3B: 0 HR: 1	SF: 0 SAC: 1 DP: 0 HBP: 0	WP: 1 PB: 1 SB: 0 CS: 0	PA: 38					
<b>PITCHER</b>	IP	WLS	BF	H	R	ER	SO	BB	IBB	HBP	BLK	WP	HR	S	P	ERA	WHIP								
Ismael Valdez, R (1, 1) ERA: 2.81	6.1		27	8	3	3	3	0	0	0	0	0	1	73	107	4.26	1.263								
Mike Holtz, L (7, 1) ERA: 5.91	0.0		2	1	0	0	0	1	0	0	0	1	0	1	6	-	-								
Shigetoshi Hasegawa, R (7, 1) ERA: 4.11	1.2	B	6	1	2	2	0	0	0	0	0	0	0	13	21	10.80	0.600								
Al Levine, R (9, 1) ERA: 1.15	0.1	L	3	2	1	1	0	0	0	0	0	0	0	6	10	27.00	6.000								

AB	34
R	5
H	10
RBI	5
BB	2
SO	7
LOB	11



AB	36
R	6
H	12
RBI	6
BB	1
SO	3
LOB	13













Batter	1	2	3	4	5	6	7	8	9	AB	R	H	RBI	BB	SO	LOB	TOP											
<b>29 Rusty Greer, L</b> OBP: 0.348, SLG: 0.486 (1, 7)	E6 FC6-4	BB 1B BB	K		G6-3		1B		1B HR BB	4	2	1	0	2	1	1	<b>Texas Rangers @ Chicago White Sox</b> Comiskey Park, Chicago, IL Sat May 12 2001, 7:05 PM EDT Att: 31,647 - Sunny - 54 F											
<b>Randy Velarde, R</b> OBP: 0.403, SLG: 0.511 (1, 4)	FC6-4 HR	BB 1B BB	G6-3			G5-3	K		HR BB 1B	5	3	1	2	1	1	4												
<b>Alex Rodriguez, R</b> OBP: 0.393, SLG: 0.608 (1, 6)	HR	BB BB 1B			F8	G5-3	F8		HR	6	3	3	6	0	0	2												
<b>Rafael Palmeiro, L</b> OBP: 0.382, SLG: 0.519 (1, 3)	G3	BB BB BB			1B BB	F7		G3-1	F7	4	0	0	0	2	0	0												
<b>Andres Galarraga, R</b> OBP: 0.333, SLG: 0.463 (1, 10)	HR 1B	BB BB BB			1B BB		E5 BB 1B 2B	F8	K	5	2	2	1	1	1	0												
<b>Gabe Kapler, R</b> OBP: 0.414, SLG: 0.565 (1, 8)	HR	G4-6-3 BB			F8		K	K		4	1	1	3	1	2	3												
<b>Ken Caminiti, S</b> OBP: 0.295, SLG: 0.424 (1, 5)	HR	G4-6-3			G4-3		BB 1B		29 BB 1B 1B	5	3	3	1	0	0	5												
<b>Ruben Mateo, R</b> OBP: 0.358, SLG: 0.383 (1, 9)	G6-3		G4-3		F8		2B BB		29 BB 1B 1B	4	2	1	0	1	0	0												
<b>Mike Hubbard, R</b> OBP: 0.300, SLG: 0.700 <b>Frank Catalanotto, L</b> OBP: 0.328, SLG: 0.600 <b>Doug Mirabelli, R</b> OBP: 0.287, SLG: 0.324 (7, Ph) (7, 2)		F8			K		29 1B 2B		P6	3	0	1	0	0	1	0												
<b>Inning Stats</b>	R: 5 E: 1 K: 0 S: 17	H: 4 LOB: 0 BB: 0 P: 33	R: 3 E: 0 K: 0 S: 21	H: 1 LOB: 2 BB: 5 P: 47	R: 0 E: 0 K: 1 S: 7	H: 1 LOB: 1 BB: 0 P: 9	R: 0 E: 0 K: 0 S: 10	H: 1 LOB: 2 BB: 1 P: 19	R: 0 E: 0 K: 1 S: 7	H: 0 LOB: 0 BB: 0 P: 10	R: 0 E: 0 K: 2 S: 6	H: 0 LOB: 0 BB: 0 P: 10	R: 3 E: 1 K: 2 S: 23	H: 3 LOB: 2 BB: 1 P: 33	R: 0 E: 0 K: 1 S: 5	H: 0 LOB: 0 BB: 0 P: 9		R: 5 E: 0 K: 1 S: 19	H: 4 LOB: 0 BB: 1 P: 34	1B: 8 2B: 2 3B: 0 HR: 4	SF: 0 SAC: 0 DP: 1 HBP: 0	WP: 0 PB: 0 SB: 0 CS: 0	PA: 50					
<b>PITCHER</b>	IP	WLS	BF	H	R	ER	SO	BB	IBB	HBP	BLK	WP	HR	S	P	ERA	WHIP											
<b>Jon Garland, R</b> ERA: 10.0 (1, 1)	1.1	L	13	5	8	4	0	3	0	0	0	0	0	3	28	60	27.00	6.000										
<b>Kip Wells, R</b> ERA: (2, 1)	4.2		18	2	0	0	2	3	0	0	0	0	0	0	40	68	0.00	1.071										
<b>Lorenzo Barcelo, R</b> ERA: 3.77 (7, 1)	2.0		11	3	3	2	3	1	0	0	0	0	0	0	28	42	9.00	2.000										
<b>Gary Glover, R</b> ERA: 8.66 (9, 1)	1.0		8	4	5	5	1	1	0	0	0	0	0	1	19	34	45.00	5.000										
Batter	1	2	3	4	5	6	7	8	9	AB	R	H	RBI	BB	SO	LOB	BOTTOM											
<b>Ray Durham, S</b> OBP: 0.327, SLG: 0.424 (1, 4)	F7	SF8			F7		K		G6-4-3 BB	3	0	0	1	1	1	1	<b>Texas Rangers @ Chicago White Sox</b> Comiskey Park, Chicago, IL Sat May 12 2001, 7:05 PM EDT Att: 31,647 - Sunny - 54 F											
<b>Jose Valentin, S</b> OBP: 0.317, SLG: 0.602 (1, 6)	K	BB 1B			CS	G4-3	HR		G6-4-3	5	1	2	2	0	1	2												
<b>Magglio Ordonez, R</b> OBP: 0.324, SLG: 0.475 (1, 9)	G6-3	BB			K	K	G6-3		1B	4	0	1	1	1	1	0												
<b>14 Paul Konerko, R</b> OBP: 0.328, SLG: 0.500 (1, 3)		BB 1B			K	K	F7		L6	4	1	0	0	1	1	4												
<b>Carlos Lee, R</b> OBP: 0.368, SLG: 0.516 (1, 7)		FC3-6 BB			F9	K		WP 1B		3	0	1	0	1	1	0												
<b>Harold Baines, L</b> OBP: 0.196, SLG: 0.163 (1, 10)	FC3-6 1B	G1-3			G3		F8			4	1	0	0	0	0	3												
<b>Chris Singleton, L</b> OBP: 0.270, SLG: 0.384 (1, 8)	BB 1B	G3			1B BB		L8			3	1	1	1	1	0	1												
<b>Jeff Liefer, L</b> OBP: 0.500, SLG: 0.500 (1, 5)		SF8 BB 1B			G1-3		F5			4	1	2	1	0	0	1												
<b>Josh Paul, R</b> OBP: 0.350, SLG: 0.378 (1, 2)		SF8 BB 1B			G1-3		K2-3		G6-4-3 BB 1B BB	2	1	1	0	2	1	2												
<b>Inning Stats</b>	R: 0 E: 0 K: 1 S: 12	H: 0 LOB: 0 BB: 0 P: 17	R: 4 E: 0 K: 0 S: 18	H: 3 LOB: 3 BB: 4 P: 38	R: 0 E: 0 K: 0 S: 6	H: 0 LOB: 0 BB: 0 P: 10	R: 0 E: 0 K: 0 S: 5	H: 1 LOB: 0 BB: 0 P: 11	R: 0 E: 0 K: 2 S: 8	H: 0 LOB: 0 BB: 0 P: 12	R: 1 E: 0 K: 1 S: 8	H: 1 LOB: 0 BB: 0 P: 13	R: 0 E: 0 K: 0 S: 8	H: 1 LOB: 1 BB: 0 P: 14	R: 1 E: 0 K: 0 S: 15	H: 1 LOB: 1 BB: 2 P: 27		1B: 7 2B: 0 3B: 0 HR: 1	SF: 1 SAC: 0 DP: 1 HBP: 0	WP: 1 PB: 0 SB: 0 CS: 1	PA: 41							
<b>PITCHER</b>	IP	WLS	BF	H	R	ER	SO	BB	IBB	HBP	BLK	WP	HR	S	P	ERA	WHIP											
<b>Aaron Myette, R</b> ERA: 21.6 (1, 1)	1.2		11	3	4	4	1	3	0	0	0	0	0	0	27	48	21.60	3.600										
<b>Pat Mahomes, R</b> ERA: 3.34 (2, 1)	4.1	W	16	2	0	0	4	2	0	0	0	0	0	34	64	0.00	0.923											
<b>59 Jeff Zimmerman, R</b> ERA: 3.72 (7, 1)	1.0		4	1	1	1	1	0	0	0	0	0	0	1	8	13	9.00	1.000										
<b>Jeff Brantley, R</b> ERA: 4.7 (8, 1)	1.0		4	1	0	0	0	0	0	0	0	1	0	8	14	0.00	1.000											
<b>Tim Crabtree, R</b> ERA: 7.11 (9, 1)	1.0		5	1	1	1	0	2	0	0	0	0	0	15	27	9.00	3.000											



Batter	1	2	3	4	5	6	7	8	9	AB	R	H	RBI	BB	SO	LOB	TOP																						
<b>29 Rusty Greer, L</b> OBP: 0.345, SLG: 0.486 (1, 7)	L9		G1-3 SF9 2B		G6-4-3			G1-3		4	1	1	0	0	0	1																							
<b>Gabe Kapler, R</b> OBP: 0.405, SLG: 0.561 (1, 8)	F8 HR 2B		G1-3		G6-3			G3		4	1	1	0	0	0	1																							
<b>Alex Rodriguez, R</b> OBP: 0.390, SLG: 0.603 (1, 6)	F8		SF9						F8	3	0	1	1	0	0	1																							
<b>Rafael Palmeiro, L</b> OBP: 0.379, SLG: 0.534 (1, 10)	HR		K						P4	4	1	1	2	0	1	1																							
<b>Andres Galarraga, R</b> OBP: 0.325, SLG: 0.449 (1, 3)	G6-3				G6-4-3				G5-3	4	0	0	0	0	0	1																							
<b>Frank Catalanotto, L</b> OBP: 0.319, SLG: 0.562 (7, PH)		L4								2	0	0	0	0	0	0																							
<b>Randy Velarde, R</b> OBP: 0.400, SLG: 0.507 (7, 4)			G3-1					G6-3		1	0	0	0	0	0	0																							
<b>Ken Caminiti, S</b> OBP: 0.296, SLG: 0.415 (1, 5)		F9						F8		2	0	0	0	1	0	0																							
<b>Ruben Mateo, R</b> OBP: 0.348, SLG: 0.371 (1, 9)	E6									3	0	0	0	0	1	1																							
<b>Doug Mirabeli, R</b> OBP: 0.271, SLG: 0.325 (1, 2)	P4								F9	3	0	1	0	0	0	1																							
<b>Inning Stats</b>	R: 2 E: 0 K: 0 S: 13	H: 2 LOB: 0 BB: 0 P: 22	R: 0 E: 1 K: 0 S: 7	H: 0 LOB: 1 BB: 0 P: 10	R: 1 E: 0 K: 1 S: 10	H: 1 LOB: 0 BB: 0 P: 13	R: 0 E: 0 K: 0 S: 10	H: 0 LOB: 1 BB: 1 P: 18	R: 0 E: 0 K: 0 S: 6	H: 1 LOB: 0 BB: 0 P: 11	R: 0 E: 0 K: 1 S: 5	H: 0 LOB: 0 BB: 0 P: 7	R: 0 E: 0 K: 0 S: 6	H: 0 LOB: 0 BB: 0 P: 10	R: 0 E: 0 K: 0 S: 4	H: 0 LOB: 0 BB: 0 P: 7	1B: 2 2B: 2 3B: 0 HR: 1	SF: 1 SAC: 0 DP: 2 HBP: 0	WP: 0 PB: 0 SB: 0 CS: 0	PA: 32																			
<b>PITCHER</b>	IP	WLS	BF	H	R	ER	SO	BB	IBB	HBP	BLK	WP	HR	S	P	ERA	WHIP	<b>PITCHER</b>				IP	WLS	BF	H	R	ER	SO	BB	IBB	HBP	BLK	WP	HR	S	P	ERA	WHIP	
<b>James Baldwin, R</b> ERA: 3.09 (1, 1)	6.0	W	23	5	3	3	1	1	0	0	0	0	1	54	85	4.50	1.000					6.0	W	23	5	3	3	1	1	0	0	0	0	0	1	54	85	4.50	1.000
<b>Kelly Wunsch, L</b> ERA: 5.4 (7, 1)	2.0	H	6	0	0	0	1	0	0	0	0	0	0	11	17	0.00	0.000					2.0	H	6	0	0	0	1	0	0	0	0	0	0	1	11	17	0.00	0.000
<b>Keith Foulke, R</b> ERA: 1.61 (9, 1)	1.0	S	3	0	0	0	0	0	0	0	0	0	0	4	7	0.00	0.000					1.0	S	3	0	0	0	0	0	0	0	0	0	0	4	7	0.00	0.000	
<b>Batter</b>	<b>1</b>	<b>2</b>	<b>3</b>	<b>4</b>	<b>5</b>	<b>6</b>	<b>7</b>	<b>8</b>	<b>9</b>	<b>AB</b>	<b>R</b>	<b>H</b>	<b>RBI</b>	<b>BB</b>	<b>SO</b>	<b>LOB</b>	<b>BOTTOM</b>																						
<b>Jose Valentin, S</b> OBP: 0.315, SLG: 0.587 (1, 6) (8, 5)	F2 FC5-4 HR BB					G4-3				3	1	0	0	1	1	4																							
<b>Tony Graffanino, R</b> OBP: 0.425, SLG: 0.500 (1, 4)										2	1	1	0	2	1	0																							
<b>Carlos Lee, R</b> OBP: 0.365, SLG: 0.531 (1, 7)										4	2	1	2	0	0	4																							
<b>Royce Clayton, R</b> OBP: 0.165, SLG: 0.159 (8, 6)	FC5-4 HR									0	0	0	0	0	0	0																							
<b>Magglio Ordonez, R</b> OBP: 0.329, SLG: 0.496 (1, 9)										3	1	1	3	1	0	0																							
<b>Harold Baines, L</b> OBP: 0.200, SLG: 0.170 (1, 10)	L5									4	0	1	0	0	0	0																							
<b>Herbert Perry, R</b> OBP: 0.343, SLG: 0.484 (1, 5) (8, 8)										4	1	1	1	0	1	2																							
<b>Julio Ramirez, R</b> OBP: 0.135, SLG: 0.086 (8, 8)	HR									0	0	0	0	0	0	0																							
<b>Jeff Liefer, L</b> OBP: 0.500, SLG: 0.625 (1, 3)										4	0	2	0	0	1	0																							
<b>Sandy Alomar Jr., R</b> OBP: 0.319, SLG: 0.356 (1, 2)										4	0	0	0	0	2	2																							
<b>Chris Singleton, L</b> OBP: 0.282, SLG: 0.390 (8, 7)										4	0	2	0	0	0	1																							
<b>Inning Stats</b>	R: 4 E: 0 K: 1 S: 18	H: 2 LOB: 2 BB: 2 P: 34	R: 0 E: 0 K: 0 S: 13	H: 1 LOB: 2 BB: 1 P: 23	R: 0 E: 0 K: 1 S: 7	H: 0 LOB: 0 BB: 0 P: 9	R: 0 E: 0 K: 2 S: 9	H: 2 LOB: 2 BB: 0 P: 17	R: 0 E: 0 K: 1 S: 10	H: 1 LOB: 2 BB: 1 P: 19	R: 0 E: 0 K: 1 S: 12	H: 1 LOB: 1 BB: 0 P: 18	R: 2 E: 0 K: 0 S: 9	H: 2 LOB: 0 BB: 0 P: 14	R: 0 E: 0 K: 0 S: 10	H: 0 LOB: 0 BB: 0 P: 15	1B: 4 2B: 3 3B: 0 HR: 3	SF: 0 SAC: 0 DP: 1 HBP: 0	WP: 0 PB: 0 SB: 0 CS: 1	PA: 36																			
<b>PITCHER</b>	IP	WLS	BF	H	R	ER	SO	BB	IBB	HBP	BLK	WP	HR	S	P	ERA	WHIP	<b>PITCHER</b>				IP	WLS	BF	H	R	ER	SO	BB	IBB	HBP	BLK	WP	HR	S	P	ERA	WHIP	
<b>Rick Helling, R</b> ERA: 7.33 (1, 1)	5.1	L	26	7	4	4	6	4	0	0	0	0	2	63	11	6.75	2.062					5.1	L	26	7	4	4	6	4	0	0	0	0	2	63	11	6.75	2.062	
<b>Mike Venafro, L</b> ERA: 3.48 (6, 1)	0.2		2	0	0	0	0	0	0	0	0	0	0	6	9	0.00	0.000					0.2		2	0	0	0	0	0	0	0	0	6	9	0.00	0.000			
<b>Mark Petkovsek, R</b> ERA: 6.98 (7, 1)	2.0		8	2	2	2	0	0	0	0	0	0	1	19	29	9.00	1.000					2.0		8	2	2	2	0	0	0	0	1	19	29	9.00	1.000			

**Texas Rangers @ Chicago White Sox**  
Comiskey Park, Chicago, IL  
Sun May 13 2001, 2:05 PM EDT  
Att: 21,019 - Sunny - 60 F

AB	30
R	3
H	5
RBI	3
BB	1
SO	2
LOB	7



**Texas Rangers @ Chicago White Sox**  
Comiskey Park, Chicago, IL  
Sun May 13 2001, 2:05 PM EDT  
Att: 21,019 - Sunny - 60 F

AB	32
R	6
H	9
RBI	6
BB	4
SO	6
LOB	13





Batter	1	2	3	4	5	6	7	8	9	AB	R	H	RBI	BB	SO	LOB	TOP											
Ray Durham, S OBP: 0.329, SLG: 0.419	F8		G3-1		F7		CS BB		2B 1B	4	0	1	0	1	0	0	Chicago White Sox @ Seattle Mariners Safeco Field, Seattle, WA Tue May 15 2001, 7:05 PM PDT Att: 31,096 - Dome - 72 F											
Jose Valentin, S OBP: 0.333, SLG: 0.624	HR		P5		1B		BB		2B	4	1	3	1	1	0	0												
Carlos Lee, R OBP: 0.366, SLG: 0.556	HR		E 2B		P4		K		K	5	1	2	1	0	2	5												
Magglio Ordonez, R OBP: 0.326, SLG: 0.488	G1-6-3 1B		E5		F9		F7			4	0	1	0	0	0	1												
Harold Baines, L OBP: 0.185, SLG: 0.157	G1-6-3 1-2		G1		F8		K			4	0	0	0	0	1	3												
14 Paul Konerko, R OBP: 0.326, SLG: 0.488 Tony Graffanino, R OBP: 0.425, SLG: 0.500	G6-3		G4-3		K		BB			3	0	0	0	1	1	0												
Jeff Liefer, L Herbert Perry, R OBP: 0.340, SLG: 0.478	G3-1		K		HR		P4			3	1	1	1	0	1	0												
Sandy Alomar Jr., R Josh Paul, R OBP: 0.366, SLG: 0.421	F8		G5-3		CS 2B		2B		2B	3	0	1	0	0	0	0												
Chris Singleton, L OBP: 0.268, SLG: 0.370	G5-3		F8		L7		K			4	0	0	0	0	1	1												
<b>Inning Stats</b>	R: 2 E: 0 K: 0 S: 13	H: 3 LOB: 1 BB: 0 P: 22	R: 0 E: 0 K: 0 S: 5	H: 0 LOB: 0 BB: 0 P: 8	R: 0 E: 1 K: 0 S: 8	H: 1 LOB: 2 BB: 0 P: 13	R: 0 E: 0 K: 1 S: 8	H: 0 LOB: 0 BB: 0 P: 12	R: 0 E: 0 K: 1 S: 7	H: 0 LOB: 0 BB: 0 P: 12	R: 1 E: 0 K: 1 S: 11	H: 2 LOB: 2 BB: 2 P: 24	R: 0 E: 0 K: 1 S: 10	H: 0 LOB: 1 BB: 1 P: 18	R: 0 E: 0 K: 2 S: 15	H: 3 LOB: 2 BB: 0 P: 19		1B: 3 2B: 4 3B: 0 HR: 3	SF: 0 SAC: 0 DP: 0 HBP: 0	WP: 0 PB: 0 SB: 0 CS: 2	PA: 39							
<b>PITCHER</b>	IP	WLS	BF	H	R	ER	SO	BB	IBB	HBP	BLK	WP	HR	S	P	ERA	WHIP											
Aaron Sele, R ERA: 2.92	6.1		28	7	3	3	2	1	0	0	0	0	0	3	61	102	4.26	1.263										
Norm Charlton, L ERA: 2.51	0.1	1	0	0	0	0	0	1	0	0	0	0	0	2	6	0.00	3.000											
Jeff Nelson, R ERA: 1.53	1.0	W	4	0	0	0	2	1	0	0	0	0	0	10	18	0.00	1.000											
Arthur Rhodes, L ERA: 1.53	1.0	H	5	3	0	0	1	0	0	0	0	0	0	15	21	0.00	3.000											
Jose Paniagua, R ERA: 3.43	0.1	S	1	0	0	0	1	0	0	0	0	0	0	3	3	0.00	0.000											

Batter	1	2	3	4	5	6	7	8	9	AB	R	H	RBI	BB	SO	LOB	BOTTOM										
51 Ichiro Suzuki, L OBP: 0.396, SLG: 0.497	G4-3 BLK G6-3 1B		G6-3		L9		1-3 2H 1B		K	5	1	2	1	0	1	0	Chicago White Sox @ Seattle Mariners Safeco Field, Seattle, WA Tue May 15 2001, 7:05 PM PDT Att: 31,096 - Dome - 72 F										
Stan Javier, S OBP: 0.377, SLG: 0.365	G4-3 1-3		BB		BB 1B		P4			3	0	1	0	1	0	3											
Edgar Martinez, R OBP: 0.448, SLG: 0.508	G6-3 3H		F7		BB 1B		1B SF8 BB			2	1	0	1	2	0	1											
John Olerud, L OBP: 0.438, SLG: 0.478	G4-3		K		K		1B			4	0	1	0	0	2	3											
Bret Boone, R OBP: 0.350, SLG: 0.521		1B 1B		2B		HR	SF8			3	1	3	2	0	0	0											
Mike Cameron, R OBP: 0.359, SLG: 0.524	L7		K		G5-3		P4			4	0	0	0	0	1	3											
Dan Wilson, R OBP: 0.282, SLG: 0.291	1B		F3		F9		F7			4	0	1	0	0	0	2											
Carlos Guillen, S OBP: 0.293, SLG: 0.288	K		F8		F8		L5			4	1	1	0	0	1	3											
Mark McLemore, S OBP: 0.380, SLG: 0.494	F8		K		K		G3			3	0	0	0	1	1	2											
<b>Inning Stats</b>	R: 1 E: 0 K: 0 S: 11	H: 1 LOB: 0 BB: 0 P: 18	R: 0 E: 0 K: 1 S: 17	H: 2 LOB: 2 BB: 0 P: 24	R: 0 E: 0 K: 1 S: 7	H: 1 LOB: 1 BB: 0 P: 9	R: 0 E: 0 K: 2 S: 10	H: 1 LOB: 2 BB: 1 P: 19	R: 2 E: 0 K: 0 S: 20	H: 3 LOB: 2 BB: 1 P: 33	R: 1 E: 0 K: 0 S: 16	H: 1 LOB: 1 BB: 1 P: 25	R: 0 E: 0 K: 1 S: 8	H: 0 LOB: 0 BB: 0 P: 12	1B: 7 2B: 1 3B: 0 HR: 1	SF: 1 SAC: 0 DP: 0 HBP: 0		WP: 0 PB: 0 SB: 0 CS: 0	PA: 37								
<b>PITCHER</b>	IP	WLS	BF	H	R	ER	SO	BB	IBB	HBP	BLK	WP	HR	S	P	ERA	WHIP										
56 Mark Buehrle, L ERA: 5.44	5.2		27	7	3	3	5	3	0	0	1	1	72	117	4.76	1.765											
Kelly Wensch, L ERA: 5.29	0.1	2	1	0	0	0	0	0	0	0	0	0	7	10	0.00	3.000											
Bob Howry, R ERA: 4.7	1.0	L	5	1	1	1	0	1	0	0	0	0	16	25	9.00	2.000											
Lorenzo Barcelo, R ERA: 3.52	1.0	3	0	0	0	0	1	0	0	0	0	0	8	12	0.00	0.000											





Batter	1	2	3	4	5	6	7	8	9	AB	R	H	RBI	BB	SO	LOB	TOP								
Ray Durham, S OBP: 0.327, SLG: 0.414	G1-3	CS	G4-3		K			1B		4	0	1	0	0	1	0	Chicago White Sox @ Seattle Mariners Safeco Field, Seattle, WA Wed May 16 2001, 7:05 PM PDT Att: 33,748 - Sunny - 59 F								
Jose Valentin, S OBP: 0.338, SLG: 0.617	G5-3		BB		P6			F7		3	1	1	0	1	0	1									
Carlos Lee, R OBP: 0.356, SLG: 0.540	G5-3		K					P6		4	0	0	0	0	1	3									
Magglio Ordonez, R OBP: 0.338, SLG: 0.500			BB							3	0	2	1	1	0	0									
14 Paul Konerko, R OBP: 0.317, SLG: 0.474	K		K					K		4	0	0	0	0	4	5									
Jeff Liefer, L OBP: 0.400, SLG: 0.643					K					3	0	0	0	1	3	0									
Herbert Perry, R OBP: 0.346, SLG: 0.468		BB			K			FC6-4		2	1	0	0	2	1	1									
Chris Singleton, L OBP: 0.267, SLG: 0.365					K			K		4	0	1	0	0	2	2									
Sandy Alomar Jr., R OBP: 0.307, SLG: 0.355	SF8							FC6-4		3	0	0	1	0	0	2									
<b>Inning Stats</b>	R: 1 E: 0 K: 1 S: 12	H: 2 LOB: 1 BB: 0 P: 18	R: 1 E: 0 K: 1 S: 6	H: 1 LOB: 0 BB: 1 P: 14	R: 0 E: 0 K: 2 S: 11	H: 0 LOB: 2 BB: 2 P: 25	R: 0 E: 0 K: 3 S: 11	H: 0 LOB: 0 BB: 0 P: 12	R: 0 E: 0 K: 1 S: 8	H: 0 LOB: 0 BB: 0 P: 14	R: 0 E: 0 K: 1 S: 7	H: 0 LOB: 0 BB: 0 P: 9	R: 0 E: 0 K: 1 S: 6	H: 0 LOB: 1 BB: 1 P: 11	R: 0 E: 0 K: 1 S: 9	H: 2 LOB: 2 BB: 0 P: 15	R: 0 E: 0 K: 1 S: 9	H: 0 LOB: 1 BB: 1 P: 16	1B: 4 2B: 1 3B: 0 HR: 0	SF: 1 SAC: 0 DP: 0 HBP: 0	WP: 0 PB: 0 SB: 2 CS: 1	PA: 37			
<b>PITCHER</b>	IP	WLS	BF	H	R	ER	SO	BB	IBB	HBP	BLK	WP	HR	S	P	ERA	WHIP								
Paul Abbott, R ERA: 4.15	6.1	W	25	3	2	2	10	4	0	0	0	0	0	58	100	2.84	1.105								
Norm Charlton, L ERA: 2.55	1.0	H	4	1	0	0	0	0	0	0	0	0	0	7	11	0.00	1.000								
Jose Paniagua, R ERA: 3.18	1.2	S	7	1	0	0	2	1	0	0	0	0	0	14	23	0.00	1.200								

Batter	1	2	3	4	5	6	7	8	9	AB	R	H	RBI	BB	SO	LOB	BOTTOM								
51 Ichiro Suzuki, L OBP: 0.392, SLG: 0.503	P6	2B			G1-3			1B		4	0	2	1	1	0	0	Chicago White Sox @ Seattle Mariners Safeco Field, Seattle, WA Wed May 16 2001, 7:05 PM PDT Att: 33,748 - Sunny - 59 F								
Mark McLemore, S OBP: 0.383, SLG: 0.494								1B		2	0	1	0	0	1	1									
David Bell, R OBP: 0.240, SLG: 0.287					G6-3					3	1	1	1	0	0	2									
Edgar Martinez, R OBP: 0.446, SLG: 0.500	1B							1B		4	0	1	0	1	1	3									
John Olerud, L OBP: 0.434, SLG: 0.479	F7				F7					4	0	1	2	0	0	2									
Bret Boone, R OBP: 0.348, SLG: 0.513								2B		4	1	1	0	0	1	3									
Mike Cameron, R OBP: 0.369, SLG: 0.531										2	2	1	0	2	0	1									
Stan Javier, S OBP: 0.354, SLG: 0.339										4	0	0	0	0	1	4									
Tom Lampkin, L OBP: 0.333, SLG: 0.443										3	1	0	0	0	0	3									
Carlos Guillen, S OBP: 0.301, SLG: 0.297										3	2	2	3	0	0	0									
<b>Inning Stats</b>	R: 0 E: 0 K: 0 S: 5	H: 1 LOB: 1 BB: 0 P: 9	R: 3 E: 0 K: 1 S: 19	H: 3 LOB: 1 BB: 1 P: 32	R: 0 E: 0 K: 0 S: 8	H: 1 LOB: 1 BB: 0 P: 12	R: 0 E: 0 K: 1 S: 6	H: 0 LOB: 0 BB: 0 P: 10	R: 0 E: 0 K: 0 S: 7	H: 0 LOB: 0 BB: 0 P: 9	R: 0 E: 0 K: 0 S: 15	H: 0 LOB: 1 BB: 1 P: 24	R: 2 E: 0 K: 1 S: 13	H: 1 LOB: 2 BB: 2 P: 30	R: 2 E: 0 K: 1 S: 22	H: 4 LOB: 2 BB: 0 P: 29	1B: 7 2B: 3 3B: 0 HR: 0	SF: 0 SAC: 1 DP: 0 HBP: 1	WP: 0 PB: 0 SB: 0 CS: 0	PA: 39					
<b>PITCHER</b>	IP	WLS	BF	H	R	ER	SO	BB	IBB	HBP	BLK	WP	HR	S	P	ERA	WHIP								
Rocky Biddle, R ERA: 4.5	6.0	L	25	5	3	3	2	2	0	0	0	0	0	60	96	4.50	1.167								
Kelly Wunsch, L ERA: 6.32	0.1		3	0	2	2	0	1	0	1	0	0	0	4	12	54.00	3.000								
Lorenzo Barcelo, R ERA: 3.38	0.2		4	1	0	0	1	1	0	0	0	0	0	9	18	0.00	3.000								
Sean Lowe, R ERA: 4.82	1.0		7	4	2	2	1	0	0	0	0	0	0	22	29	18.00	4.000								







Batter	1	2	3	4	5	6	7	8	9	AB	R	H	RBI	BB	SO	LOB	TOP			
Ray Durham, S OBP: 0.329, SLG: 0.415										3	0	0	0	1	2	0	Chicago White Sox @ Oakland Athletics Network Associates Coliseum, Oakland, CA Fri May 18, 2001, 10:05 PM EDT Att: 16,823 - Sunny - 65 F			
Jose Valentin, S OBP: 0.333, SLG: 0.593										4	0	1	0	0	0	0				
Carlos Lee, R OBP: 0.357, SLG: 0.538										4	1	2	0	0	0	1				
Magglio Ordonez, R OBP: 0.340, SLG: 0.489										3	1	1	0	1	1	2				
Harold Baines, L OBP: 0.194, SLG: 0.140 Tony Graffanino, R (9, PR) OBP: 0.425, SLG: 0.500										2	0	0	0	2	0	1				
14 Paul Konerko, R OBP: 0.314, SLG: 0.479										3	0	0	0	0	1	2				
Jeff Liefer, L OBP: 0.316, SLG: 0.500										4	0	0	0	0	0	4				
Sandy Alomar Jr., R OBP: 0.308, SLG: 0.354										3	0	1	0	0	0	1				
Royce Clayton, R OBP: 0.155, SLG: 0.148										3	0	0	0	0	0	1				
<b>Inning Stats</b>	R: 0 E: 0 K: 1 S: 7	H: 1 LOB: 1 BB: 0 P: 9	R: 0 E: 0 K: 0 S: 6	H: 0 LOB: 0 BB: 0 P: 8	R: 0 E: 0 K: 0 S: 5	H: 0 LOB: 0 BB: 1 P: 12	R: 0 E: 0 K: 1 S: 8	H: 1 LOB: 1 BB: 0 P: 13	R: 0 E: 0 K: 1 S: 10	H: 0 LOB: 0 BB: 0 P: 7	R: 1 E: 0 K: 0 S: 6	H: 1 LOB: 1 BB: 1 P: 14	R: 0 E: 0 K: 1 S: 10	H: 0 LOB: 0 BB: 0 P: 14	R: 1 E: 0 K: 0 S: 13	H: 1 LOB: 2 BB: 2 P: 25	1B: 5 2B: 0 3B: 0 HR: 0	SF: 0 SAC: 0 DP: 2 HBP: 1	WP: 0 PB: 0 SB: 1 CS: 1	PA: 35
<b>PITCHER</b>	IP WLS BF H R ER SO BB IBB HBP BLK WP HR S P ERA WHIP																			
Gil Heredia, R ERA: 7.84	(1, 1) 6.0 W 23 4 1 1 3 2 0 0 0 0 0 0 44 72 1.50 1.000																			
Jim Meier, R ERA: 3.16	(7, 1) 2.0 H 6 0 0 0 1 0 0 0 1 0 0 0 13 21 0.00 0.000																			
Jason Irlinghausen, R ERA: 3.44	(9, 1) 1.0 S 5 1 1 1 0 2 0 0 0 0 0 0 0 13 25 9.00 3.000																			

Batter	1	2	3	4	5	6	7	8	9	AB	R	H	RBI	BB	SO	LOB	BOTTOM			
Johnny Damon, L OBP: 0.268, SLG: 0.294										3	0	0	1	1	1	0	Chicago White Sox @ Oakland Athletics Network Associates Coliseum, Oakland, CA Fri May 18, 2001, 10:05 PM EDT Att: 16,823 - Sunny - 65 F			
Frank Menechino, R OBP: 0.386, SLG: 0.550										3	0	1	1	0	0	0				
Jason Giambi, L OBP: 0.492, SLG: 0.593										3	0	1	0	1	1	0				
Terrence Long, L OBP: 0.350, SLG: 0.440										4	0	1	0	0	1	3				
3 Eric Chavez, L OBP: 0.351, SLG: 0.481										3	0	0	0	1	1	1				
Miguel Tejada, R OBP: 0.341, SLG: 0.513										3	1	2	1	0	0	1				
Adam Platt, R OBP: 0.329, SLG: 0.288										4	1	1	0	0	1	4				
Robin Jennings, L OBP: 0.250, SLG: 0.200										2	1	0	0	1	0	2				
Ramon Hernandez, R OBP: 0.310, SLG: 0.348										3	0	1	0	0	0	1				
<b>Inning Stats</b>	R: 0 E: 0 K: 2 S: 10	H: 1 LOB: 1 BB: 0 P: 14	R: 0 E: 0 K: 1 S: 6	H: 0 LOB: 1 BB: 1 P: 16	R: 0 E: 0 K: 0 S: 9	H: 1 LOB: 2 BB: 1 P: 16	R: 3 E: 0 K: 0 S: 16	H: 3 LOB: 1 BB: 2 P: 29	R: 0 E: 0 K: 0 S: 9	H: 0 LOB: 0 BB: 0 P: 13	R: 0 E: 0 K: 1 S: 6	H: 0 LOB: 0 BB: 0 P: 10	R: 0 E: 0 K: 1 S: 6	H: 1 LOB: 1 BB: 0 P: 11	R: 0 E: 0 K: 1 S: 11	H: 0 LOB: 0 BB: 0 P: 16	1B: 5 2B: 2 3B: 0 HR: 1	SF: 1 SAC: 0 DP: 2 HBP: 1	WP: 0 PB: 0 SB: 0 CS: 0	PA: 34
<b>PITCHER</b>	IP WLS BF H R ER SO BB IBB HBP BLK WP HR S P ERA WHIP																			
Kip Wells, R ERA: 1.88	(1, 1) 5.0 L 23 5 3 3 3 3 1 0 0 0 0 0 0 50 88 5.40 1.600																			
Sean Lowe, R ERA: 3.97	(6, 1) 2.0 7 1 0 0 1 0 0 0 0 0 0 0 17 26 0.00 0.500																			
Keith Foulke, R ERA: 1.54	(8, 1) 1.0 4 1 0 0 1 0 0 0 1 0 0 0 6 11 0.00 1.000																			

AB	29
R	2
H	5
RBI	0
BB	4
SO	4
LOB	12



AB	28
R	3
H	7
RBI	3
BB	4
SO	5
LOB	12





Batter	1	2	3	4	5	6	7	8	9	AB	R	H	RBI	BB	SO	LOB	TOP										
Ray Durham, S OBP: 0.322, SLG: 0.404 (1, 4)	G1-3		G5-3			F7			F9	4	0	0	0	0	0	0											
Tony Graffanino, R OBP: 0.409, SLG: 0.474 (1, 5)	G5-3		F7				G4-3		14 2B	4	1	1	0	0	0	0											
Carlos Lee, R OBP: 0.348, SLG: 0.523 (1, 7)	G6-3		G5-3				G6-3		K	4	0	0	0	0	1	1											
Magglio Ordonez, R OBP: 0.344, SLG: 0.510 (1, 9)		G1-3			F9		HR		14 2B	4	2	2	1	0	0	0											
14 Paul Konerko, R OBP: 0.312, SLG: 0.479 (1, 3)		G4-3			E8				14 2B	4	0	1	2	0	0	0											
Jose Valentin, S OBP: 0.333, SLG: 0.593 (9, PR)							F9		S	0	0	0	0	0	0	0											
Herbert Perry, R OBP: 0.324, SLG: 0.436 (1, 10)	K				P6			G5-3	G5-3	4	0	0	0	0	1	2											
Josh Paul, R OBP: 0.340, SLG: 0.386 (1, 2)			G1-3		G4-3			G1-3		3	0	0	0	0	0	1											
Royce Clayton, R OBP: 0.160, SLG: 0.154 (1, 6)			G4-3			K				3	0	1	0	0	1	0											
Julio Ramirez, R OBP: 0.128, SLG: 0.081 (1, 8)			G6-3			P4		G6-3		2	0	0	0	0	0	0											
Sandy Alomar Jr., R OBP: 0.356, SLG: 0.351 (8, PH)										1	0	0	0	0	0	1											
Chris Singleton, L OBP: 0.267, SLG: 0.365 (8, 8)										0	0	0	0	0	0	0											
<b>Inning Stats</b>	R: 0 E: 0 K: 0 S: 5	H: 0 LOB: 0 BB: 0 P: 9	R: 0 E: 0 K: 1 S: 6	H: 0 LOB: 0 BB: 0 P: 12	R: 0 E: 0 K: 0 S: 5	H: 0 LOB: 0 BB: 0 P: 8	R: 0 E: 0 K: 0 S: 5	H: 0 LOB: 0 BB: 0 P: 10	R: 0 E: 0 K: 0 S: 12	H: 0 LOB: 1 BB: 0 P: 15	R: 1 E: 0 K: 0 S: 9	H: 1 LOB: 0 BB: 0 P: 11	R: 0 E: 0 K: 0 S: 8	H: 1 LOB: 1 BB: 0 P: 11	R: 2 E: 0 K: 1 S: 15	H: 3 LOB: 2 BB: 0 P: 23	1B: 3 2B: 1 3B: 0 HR: 1	SF: 0 SAC: 0 DP: 0 HBP: 0	WP: 0 PB: 0 SB: 1 CS: 0	PA: 33							
<b>PITCHER</b>	IP	WLS	BF	H	R	ER	SO	BB	IBB	HBP	BLK	WP	HR	S	P	ERA	WHIP										
Mark Mulder, L ERA: 3.45 (1, 1)	8.2	W	31	4	3	3	3	0	0	0	0	0	1	68	102	3.12	0.462										
Jason Isringhausen, R ERA: 3.38 (9, 1)	0.1	S	2	1	0	0	0	0	0	0	0	0	0	6	10	0.00	3.000										

Chicago White Sox @ Oakland Athletics  
Network Associates Coliseum, Oakland, CA  
Sat May 19 2001, 4:05 PM EDT  
Att: 30,820 - Sunny - 70 F

AB 33  
R 3  
H 5  
RBI 3  
BB 0  
SO 3  
LOB 5



Batter	1	2	3	4	5	6	7	8	9	AB	R	H	RBI	BB	SO	LOB	BOTTOM										
Johnny Damon, L OBP: 0.267, SLG: 0.293 (1, 7)	B4-3		E S SF8		P6			G3		4	1	1	0	0	0	0											
Frank Menechino, R OBP: 0.382, SLG: 0.541 (1, 4)	G3-6-1 BB		SF8			G6-3		F8		2	0	0	1	1	0	0											
Jason Giambi, L OBP: 0.492, SLG: 0.608 (1, 10)	G3-6-1 1-2		F7			HR		BB		3	1	1	1	1	0	1											
Terrence Long, L OBP: 0.342, SLG: 0.429 (1, 8)		G3	F9			P4		L8		4	0	0	0	0	0	1											
Miguel Tejada, R OBP: 0.335, SLG: 0.503 (1, 6)		G5-3			F7			F8		3	0	0	0	0	0	0											
3 Eric Chavez, L OBP: 0.350, SLG: 0.484 (1, 5)			1B		F5			G5-3		3	1	1	0	0	0	0											
Adam Platt, R OBP: 0.329, SLG: 0.279 (1, 9)		1B	2B		F7			P4		2	0	0	0	1	0	0											
Robin Jennings, L OBP: 0.267, SLG: 0.231 (1, 3)		1B	BB					G4-3		3	0	1	1	0	0	0											
Tom Wilson, R OBP: 0.333, SLG: 1.333 (1, 2)		1-3 2H	1B		G4-3			G4-3		3	1	1	1	0	0	2											
		G5-3			F9			HR		3	1	1	1	0	0	2											
<b>Inning Stats</b>	R: 0 E: 0 K: 0 S: 4	H: 2 LOB: 2 BB: 1 P: 8	R: 1 E: 0 K: 0 S: 14	H: 2 LOB: 2 BB: 1 P: 22	R: 1 E: 0 K: 0 S: 16	H: 1 LOB: 0 BB: 0 P: 25	R: 0 E: 0 K: 0 S: 6	H: 0 LOB: 0 BB: 0 P: 9	R: 0 E: 0 K: 0 S: 7	H: 0 LOB: 0 BB: 0 P: 9	R: 1 E: 0 K: 0 S: 12	H: 1 LOB: 0 BB: 0 P: 20	R: 0 E: 0 K: 0 S: 7	H: 0 LOB: 0 BB: 0 P: 9	R: 1 E: 0 K: 0 S: 12	H: 1 LOB: 1 BB: 1 P: 20	1B: 2 2B: 1 3B: 0 HR: 2	SF: 1 SAC: 0 DP: 1 HBP: 0	WP: 0 PB: 0 SB: 1 CS: 0	PA: 31							
<b>PITCHER</b>	IP	WLS	BF	H	R	ER	SO	BB	IBB	HBP	BLK	WP	HR	S	P	ERA	WHIP										
James Baldwin, R ERA: 3.15 (1, 1)	8.0	L	31	5	4	3	0	3	0	0	0	0	2	78	122	3.38	1.000										

Chicago White Sox @ Oakland Athletics  
Network Associates Coliseum, Oakland, CA  
Sat May 19 2001, 4:05 PM EDT  
Att: 30,820 - Sunny - 70 F

AB 27  
R 4  
H 5  
RBI 4  
BB 3  
SO 0  
LOB 4






Batter	1	2	3	4	5	6	7	8	9	AB	R	H	RBI	BB	SO	LOB	TOP			
Jose Valentin, S OBP: 0.331, SLG: 0.583	L6		SF8 1B			F9		K		4	1	1	0	0	1	0				
Tony Graffanino, R OBP: 0.417, SLG: 0.488	S FC6-5 1B		SF8 1-H			PO 1B			G6-3	3	1	2	1	0	0	0				
Carlos Lee, R OBP: 0.352, SLG: 0.529	FC6-5 S 1-2 1B		G4-3			K				4	0	2	0	0	1	1				
Magglio Ordonez, R OBP: 0.335, SLG: 0.497	FC6-5 1-H 2-H			G6-3		PO 1-2	F9		G1-3	4	0	0	1	0	0	2				
Harold Baines, L OBP: 0.182, SLG: 0.131	G3			G4-3			F9		K	4	0	0	0	0	1	2				
14 Paul Konerko, R OBP: 0.313, SLG: 0.473		G5-3		G1-3						2	0	0	0	1	0	0				
Sandy Alomar Jr., R OBP: 0.299, SLG: 0.340		G6-3			G6-3			BB		3	0	0	0	0	0	1				
Chris Singleton, L OBP: 0.258, SLG: 0.352			K			F8			G4-3	3	0	0	0	0	1	0				
Royce Clayton, R OBP: 0.155, SLG: 0.149			L8			G5-3			G5-3	3	0	0	0	0	0	0				
<b>Inning Stats</b>	R: 1 E: 0 K: 0 S: 11	H: 2 LOB: 1 BB: 0 P: 16	R: 0 E: 0 K: 1 S: 8	H: 0 LOB: 0 BB: 0 P: 10	R: 1 E: 1 K: 0 S: 5	H: 1 LOB: 0 BB: 0 P: 9	R: 0 E: 0 K: 0 S: 8	H: 0 LOB: 0 BB: 0 P: 13	R: 0 E: 0 K: 1 S: 15	H: 1 LOB: 0 BB: 0 P: 18	R: 0 E: 0 K: 0 S: 5	H: 0 LOB: 1 BB: 1 P: 12	R: 0 E: 0 K: 1 S: 10	H: 0 LOB: 0 BB: 0 P: 13	R: 0 E: 0 K: 1 S: 10	H: 1 LOB: 1 BB: 0 P: 11	1B: 4 2B: 1 3B: 0 HR: 0	SF: 1 SAC: 0 DP: 0 HBP: 0	WP: 0 PB: 0 CS: 0	PA: 33
<b>PITCHER</b>	IP	WLS	BF	H	R	ER	SO	BB	IBB	HBP	BLK	WP	HR	S	P	ERA	WHIP			
Tim Hudson, R ERA: 4.31	(1, 1)	8.0	W	28	4	2	1	3	1	0	0	0	0	69	101	1.12	0.625			
Jeff Tam, R ERA: 3.75	(9, 1)	1.0		4	1	0	0	1	0	0	0	0	0	10	11	0.00	1.000			

Chicago White Sox @ Oakland Athletics  
Network Associates Coliseum, Oakland, CA  
Sun May 20 2001, 4:05 PM EDT  
Att: 39,249 - Sunny - 72 F

AB	30
R	2
H	5
RBI	2
BB	1
SO	4
LOB	6



Batter	1	2	3	4	5	6	7	8	9	AB	R	H	RBI	BB	SO	LOB	BOTTOM			
Johnny Damon, L OBP: 0.267, SLG: 0.289	G1-3			K		G4-3				3	1	0	0	1	1	1				
Frank Menechino, R OBP: 0.379, SLG: 0.539	L8			G5-3			F8	BB 2B		4	1	1	3	0	0	0				
Jason Giambi, L OBP: 0.487, SLG: 0.596	K			G6-3			K	HBP 1B IBB		3	1	0	0	1	2	0				
Olmedo Saenz, R OBP: 0.331, SLG: 0.343		F8			K		G4-3	1B HBP		3	0	0	0	0	1	0				
Terrence Long, L OBP: 0.346, SLG: 0.431		K			F7			1B		4	1	2	2	0	1	0				
Miguel Tejada, R OBP: 0.328, SLG: 0.491		G6-3			L8			F9 K		4	0	0	0	0	1	3				
3 Eric Chavez, L OBP: 0.350, SLG: 0.481			G1-3			L8		1B 2B 1B		3	1	1	0	0	0	0				
Adam Piatt, R OBP: 0.342, SLG: 0.313			G3					BB 2B 1B		3	1	2	1	0	0	0				
Ramon Hernandez, R OBP: 0.304, SLG: 0.341			G5-3			G5-3		K		3	0	0	0	0	1	3				
<b>Inning Stats</b>	R: 0 E: 0 K: 1 S: 10	H: 0 LOB: 0 BB: 0 P: 15	R: 0 E: 0 K: 1 S: 11	H: 0 LOB: 0 BB: 0 P: 16	R: 0 E: 0 K: 0 S: 8	H: 0 LOB: 0 BB: 0 P: 12	R: 0 E: 0 K: 1 S: 10	H: 0 LOB: 0 BB: 0 P: 14	R: 0 E: 0 K: 0 S: 13	H: 1 LOB: 1 BB: 0 P: 17	R: 0 E: 0 K: 1 S: 11	H: 0 LOB: 0 BB: 0 P: 16	R: 6 E: 0 K: 2 S: 26	H: 5 LOB: 2 BB: 2 P: 47	1B: 4 2B: 2 3B: 0 HR: 0	SF: 0 SAC: 0 DP: 0 HBP: 1	WP: 0 PB: 0 CS: 0	PA: 33		
<b>PITCHER</b>	IP	WLS	BF	H	R	ER	SO	BB	IBB	HBP	BLK	WP	HR	S	P	ERA	WHIP			
56 Mark Buehrle, L ERA: 5.01	(1, 1)	7.1		25	3	2	2	5	0	0	0	0	0	78	110	2.46	0.409			
Bob Howry, R ERA: 5.17	(8, 1)	0.1	L	2	1	0	0	1	0	0	0	0	0	7	10	0.00	3.000			
Kelly Wunsch, L ERA: 6.89	(8, 1)	0.0		1	0	0	0	0	1	0	0	0	0	2	6	∞	∞			
Keith Foulke, R ERA: 2.28	(8, 1)	0.1	B	5	2	4	4	1	0	1	1	0	0	10	21	108.00	6.000			

Chicago White Sox @ Oakland Athletics  
Network Associates Coliseum, Oakland, CA  
Sun May 20 2001, 4:05 PM EDT  
Att: 39,249 - Sunny - 72 F

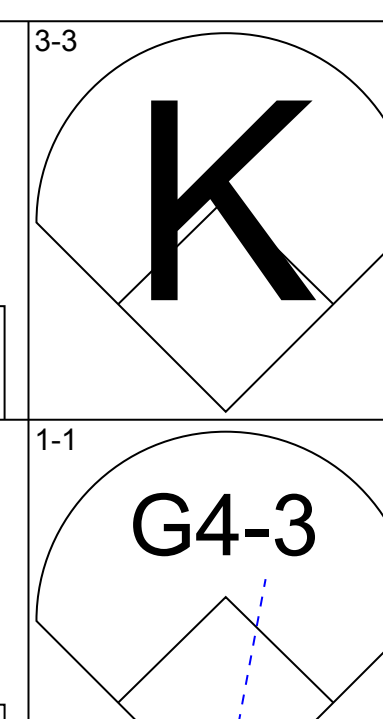
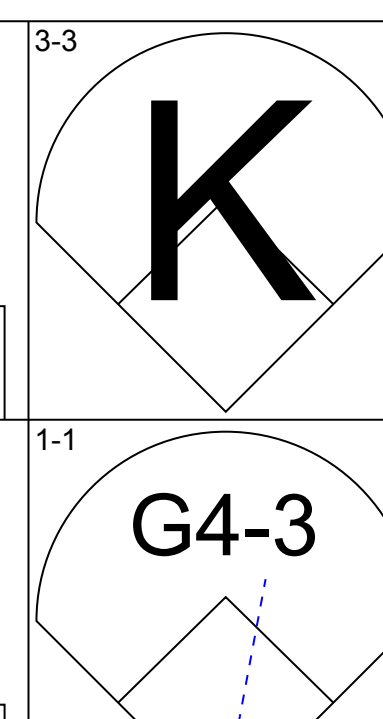
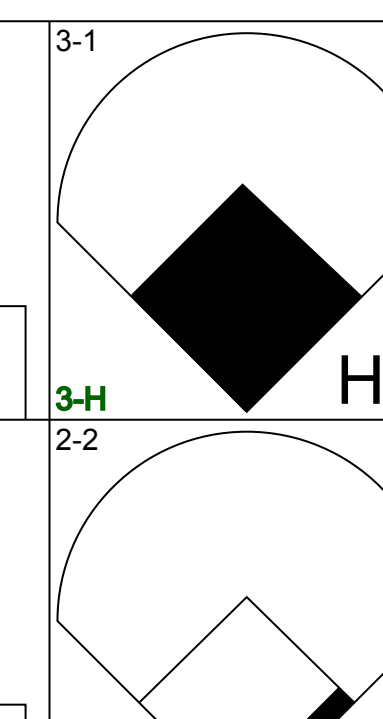
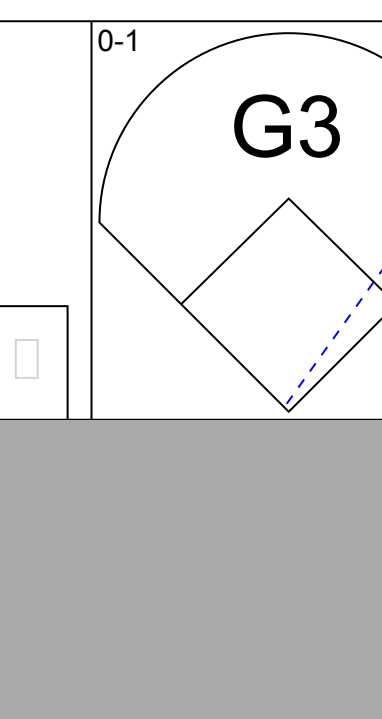
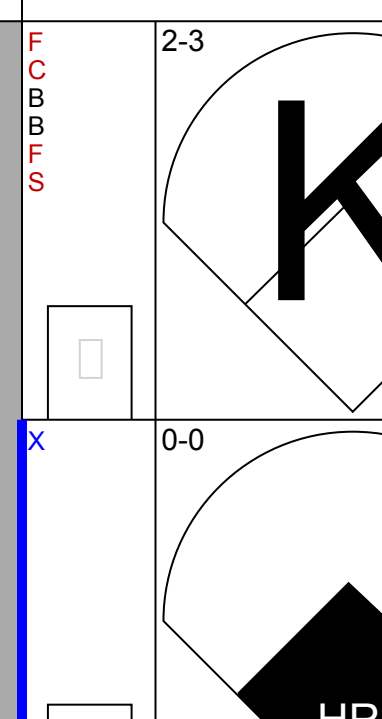
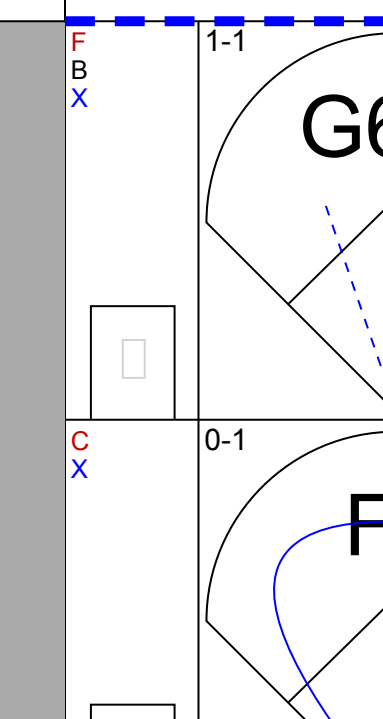
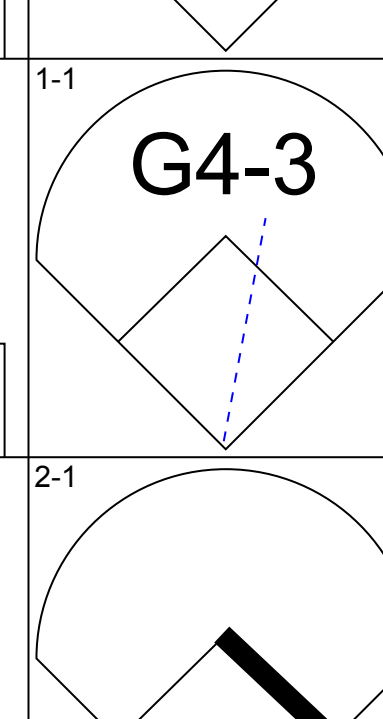
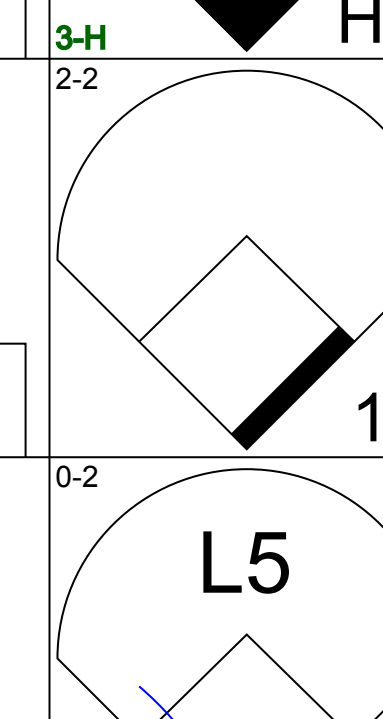
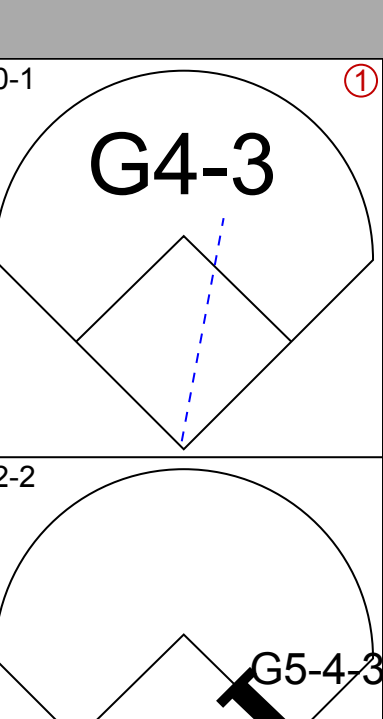
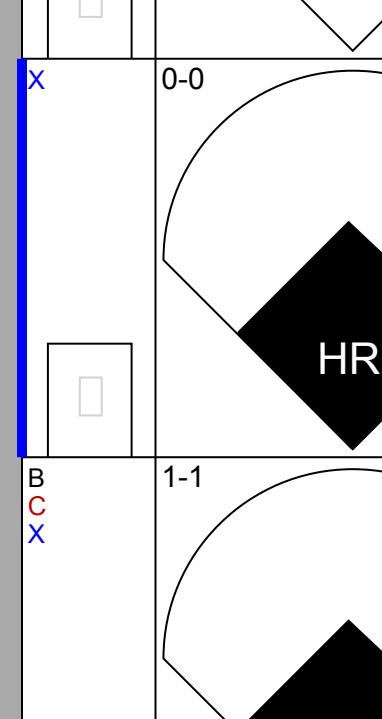
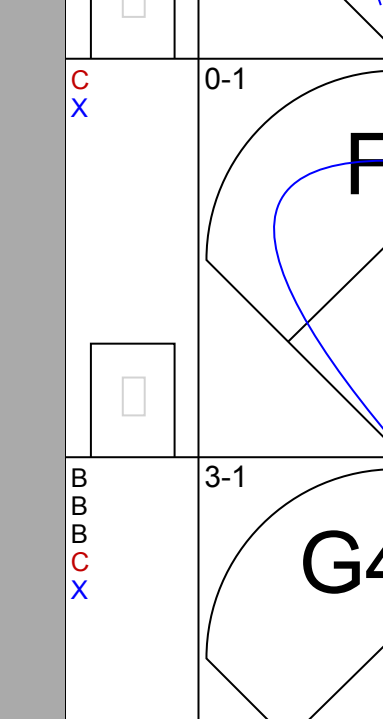
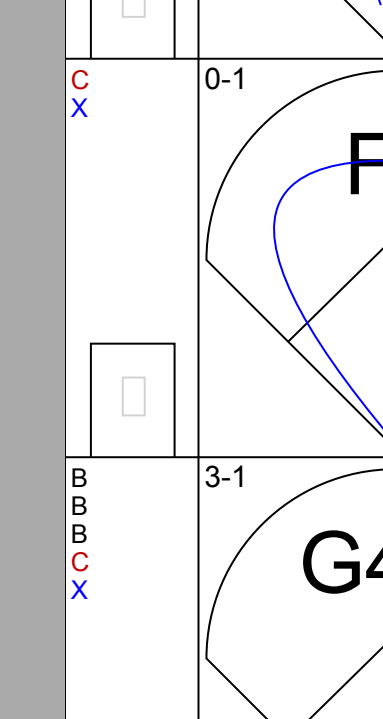
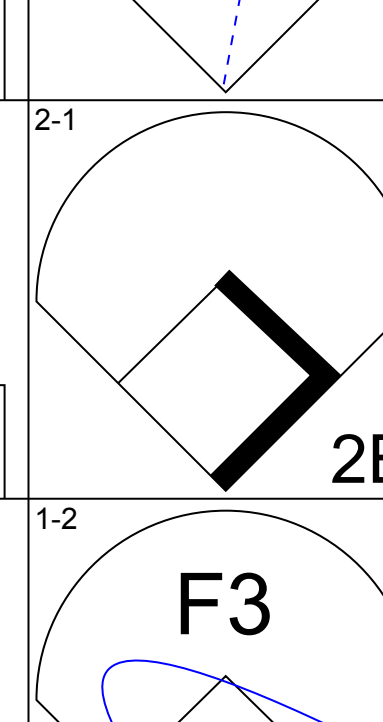
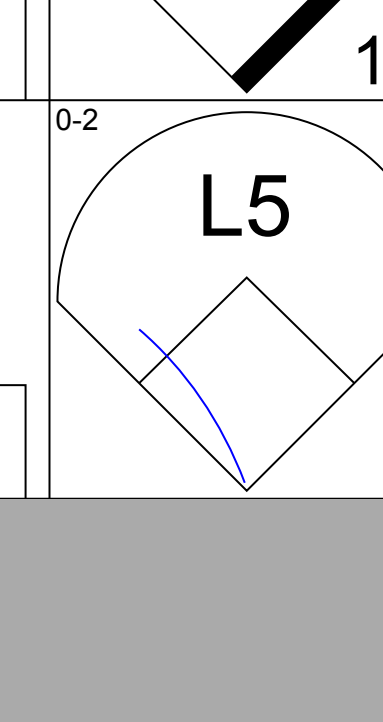
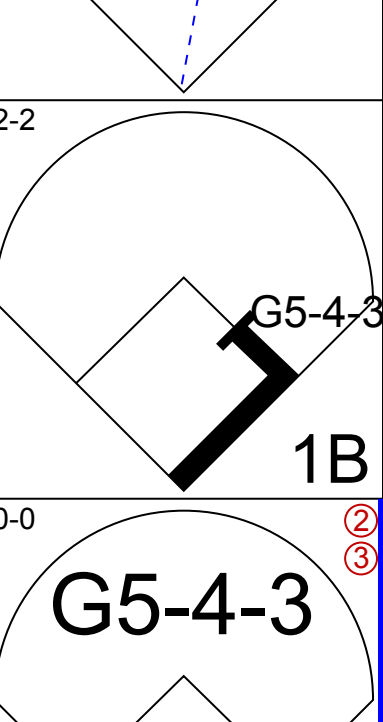
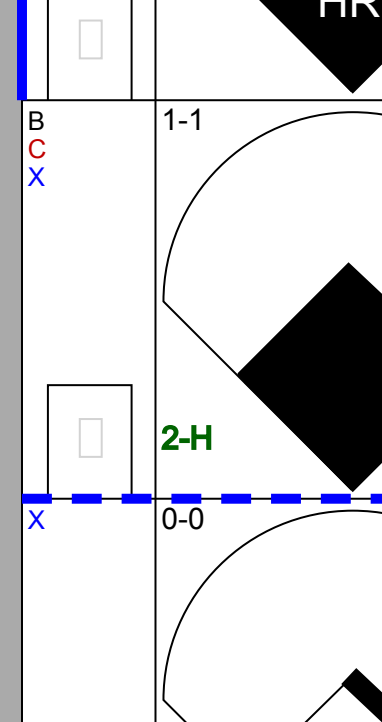
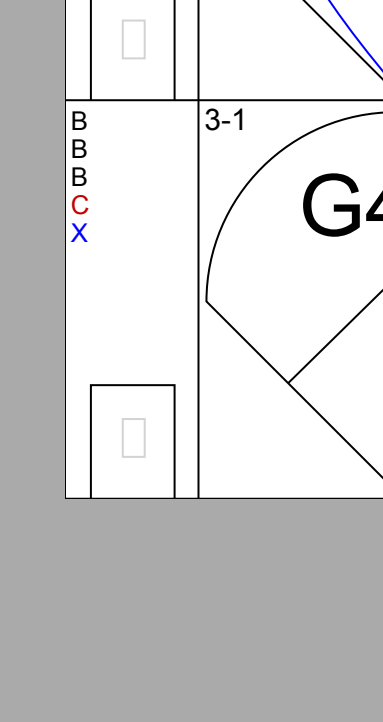
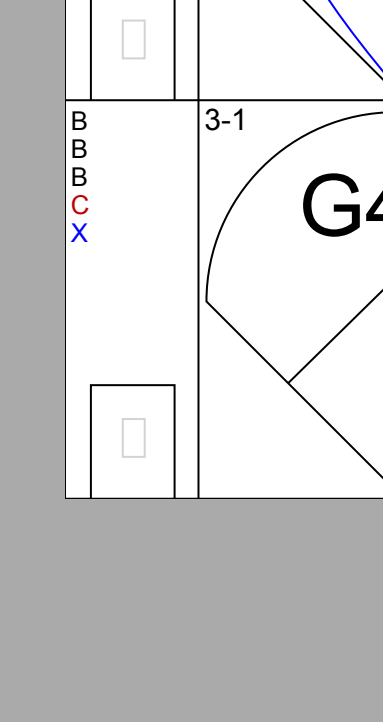
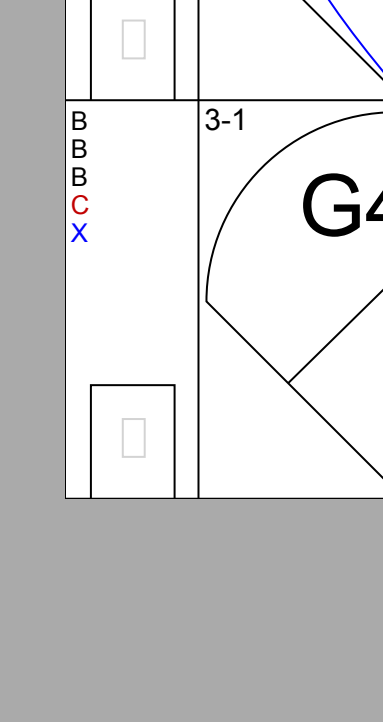
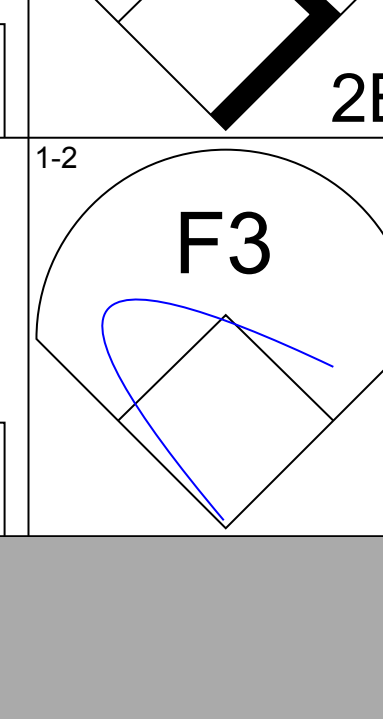
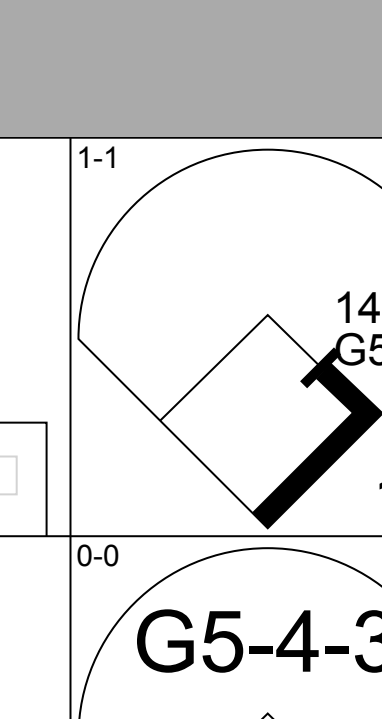
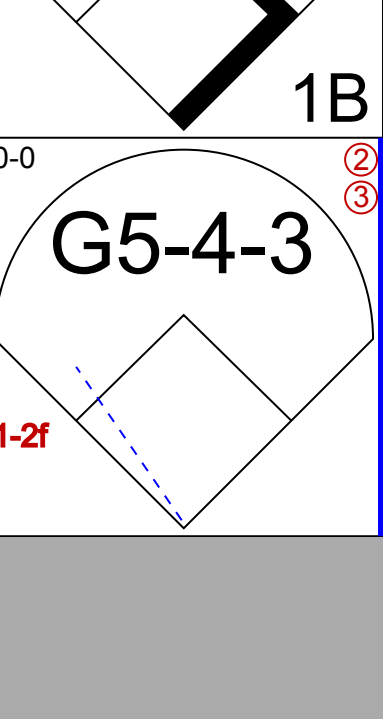
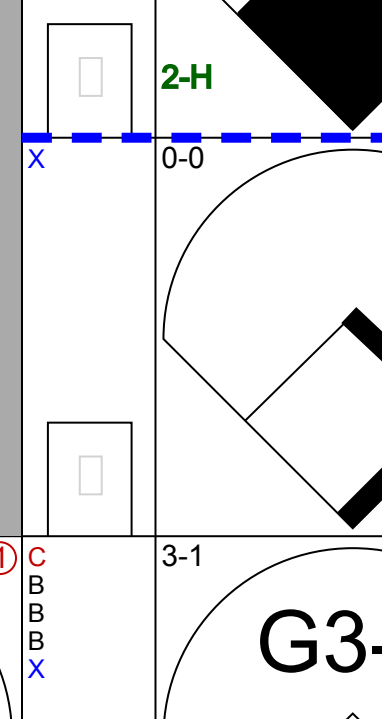


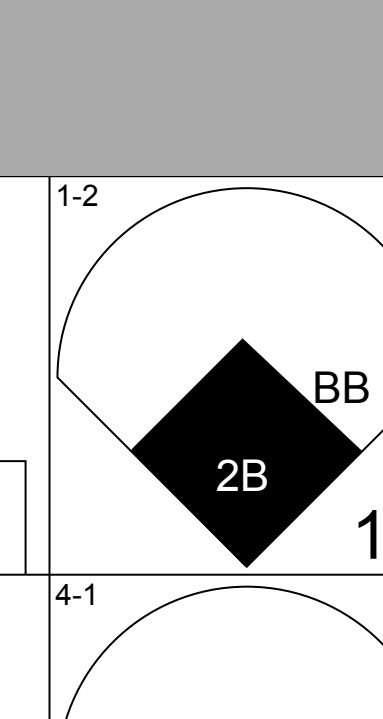
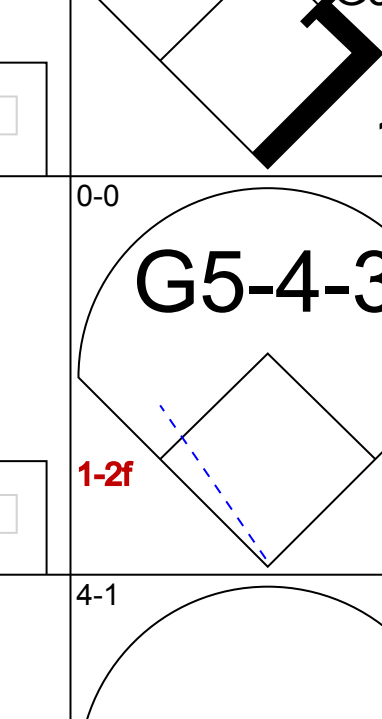
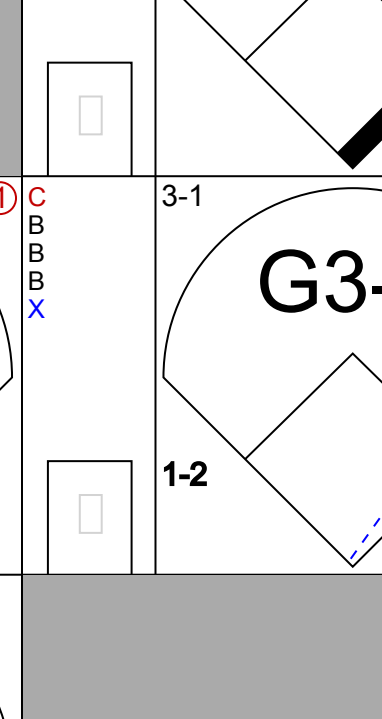

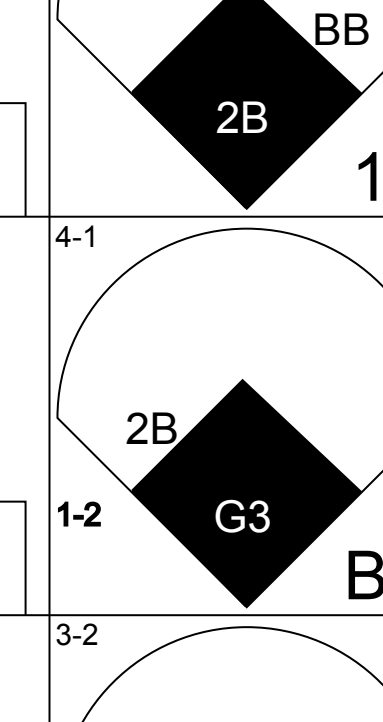
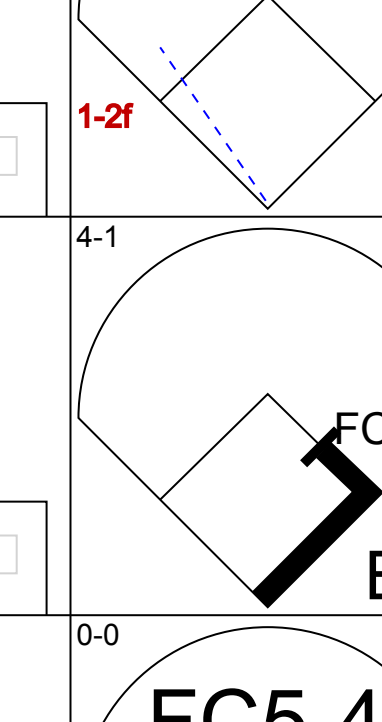
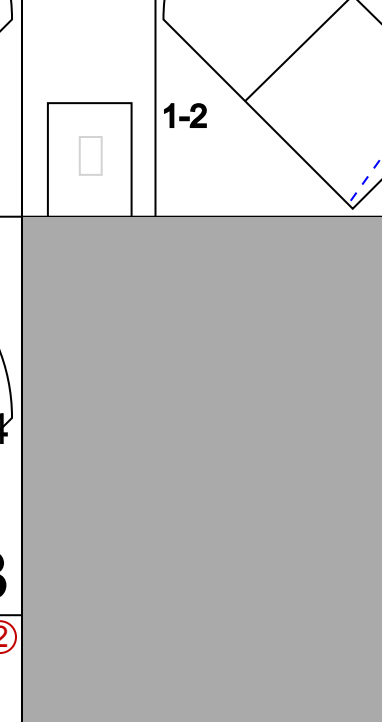
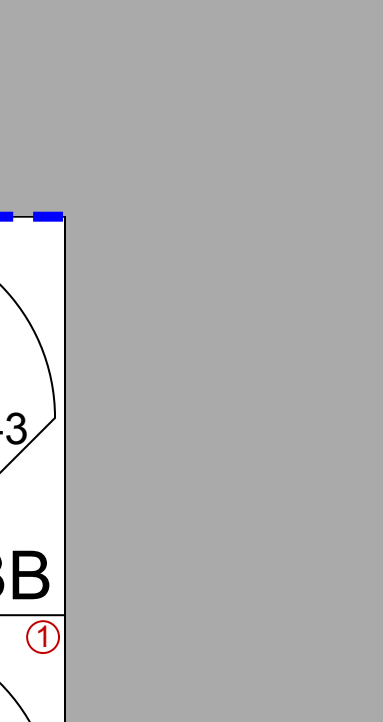
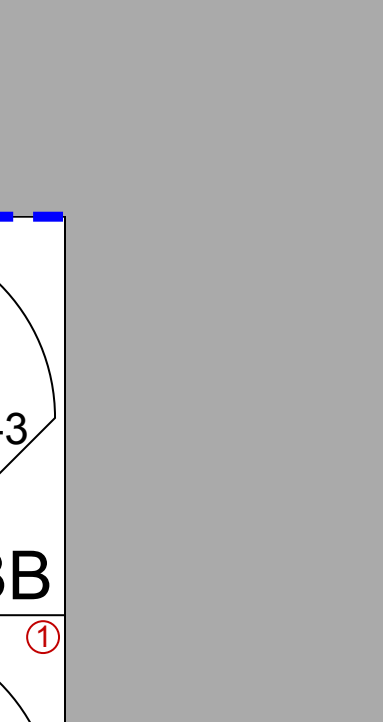
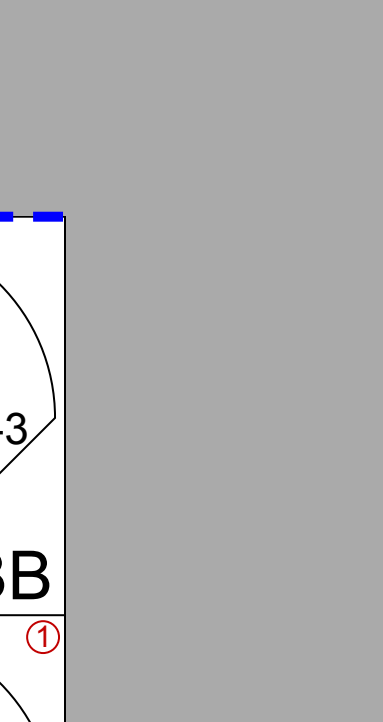
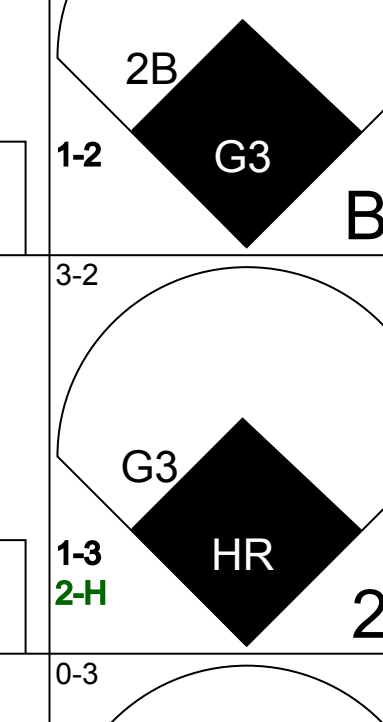
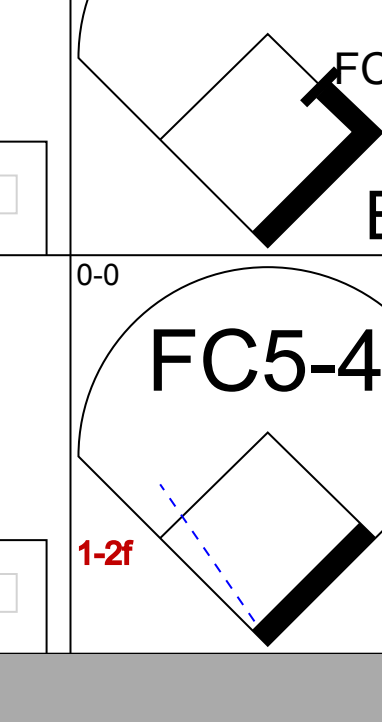

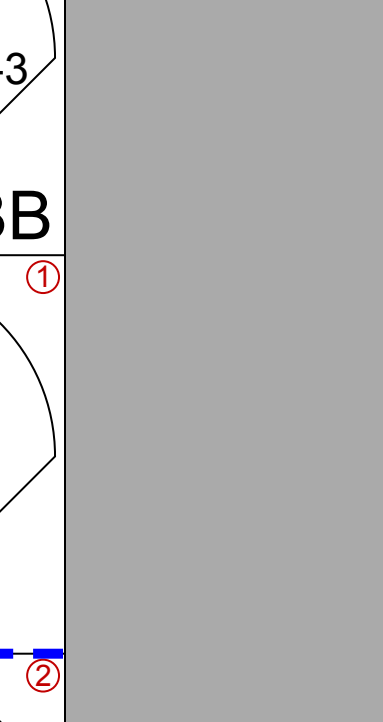

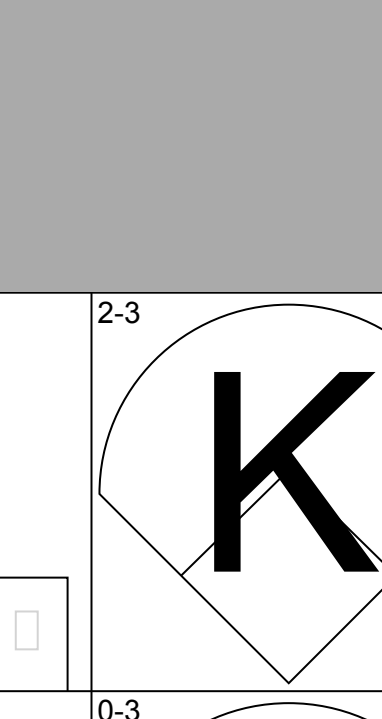

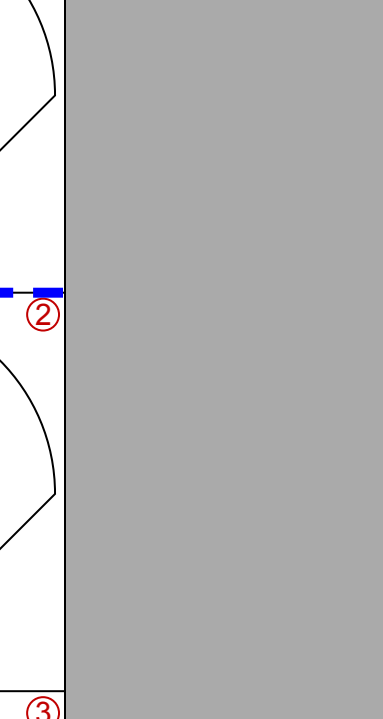

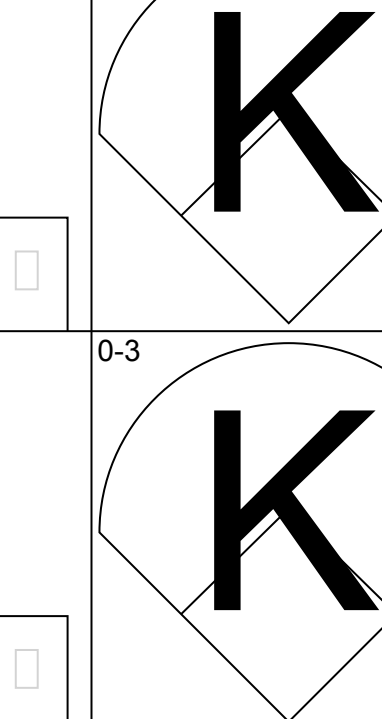
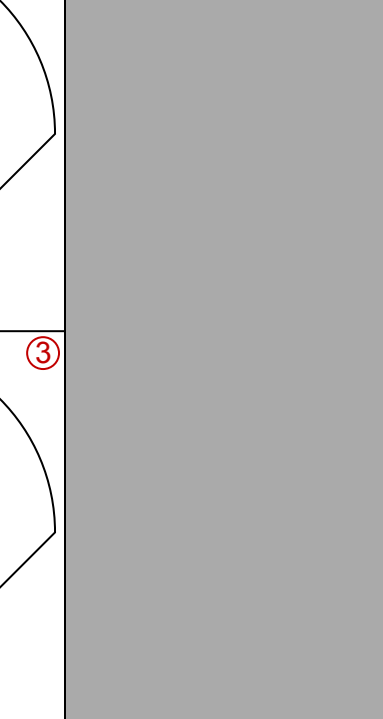
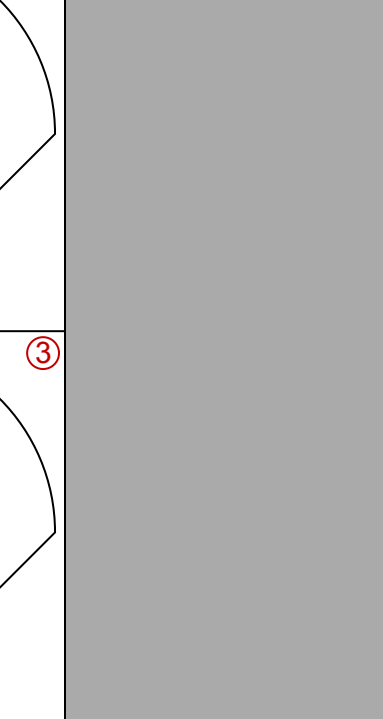
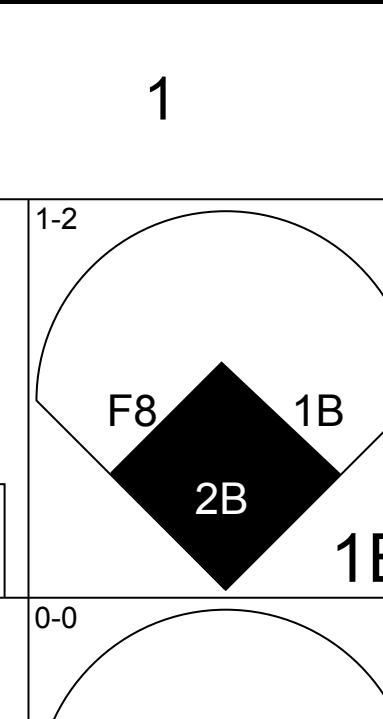
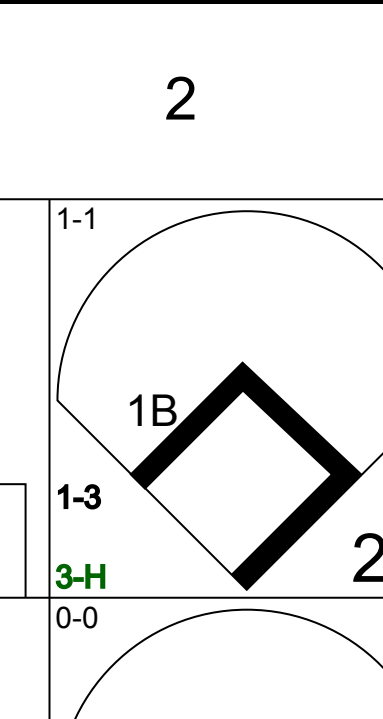
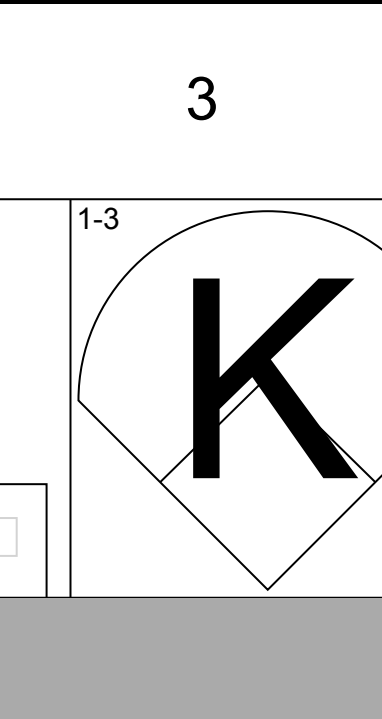
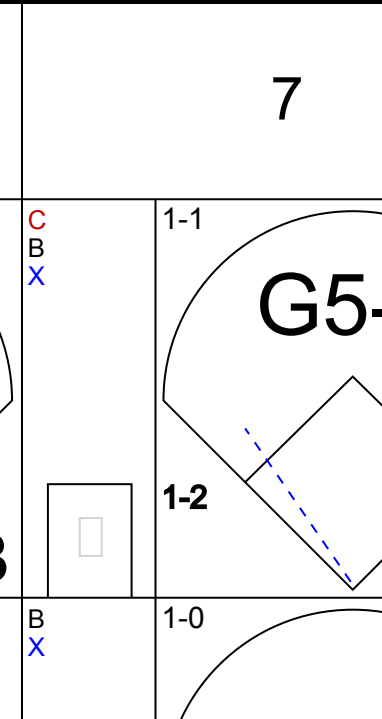

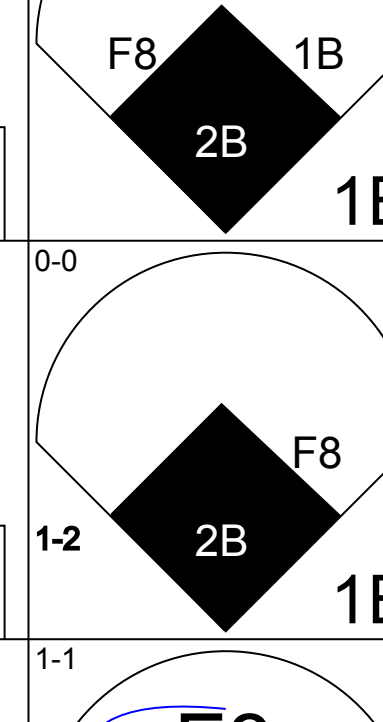
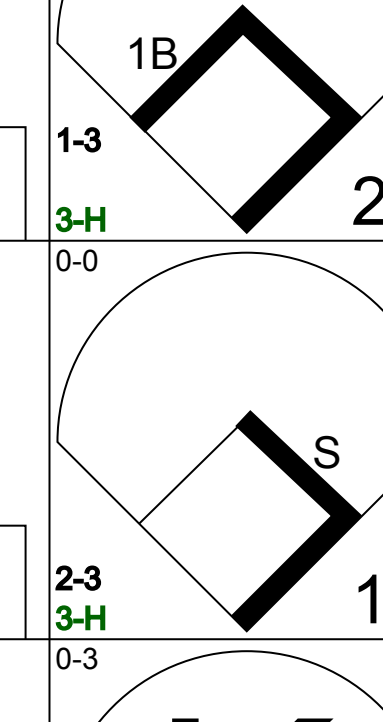
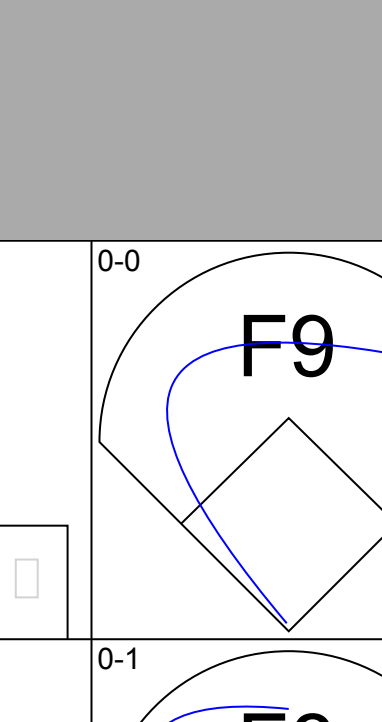
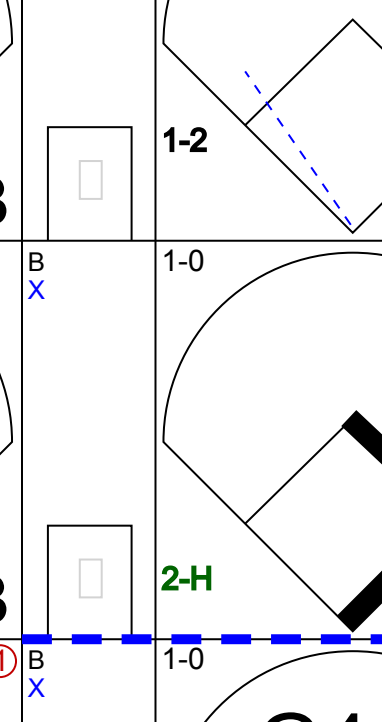


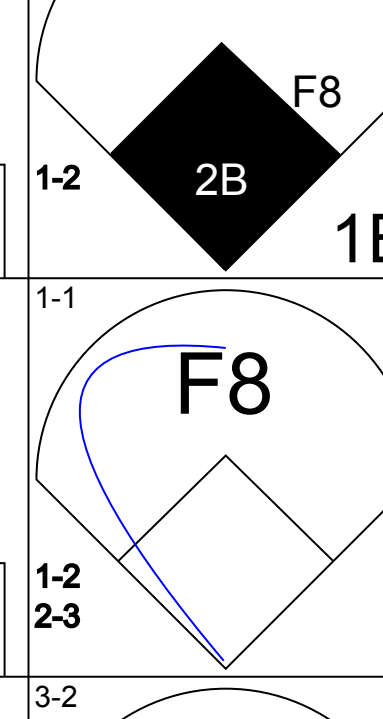
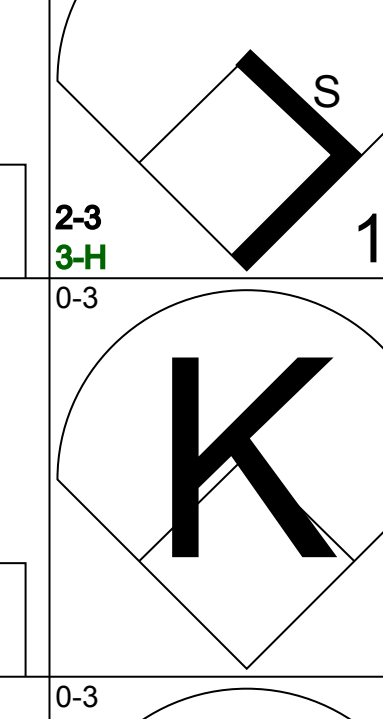
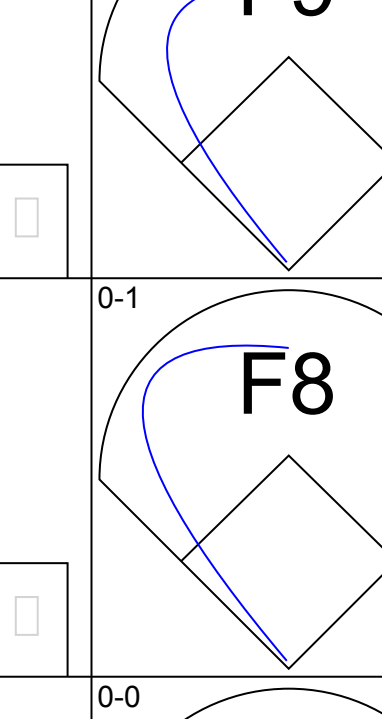
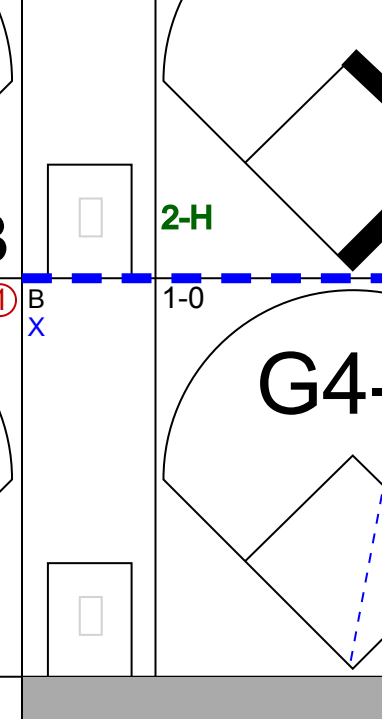

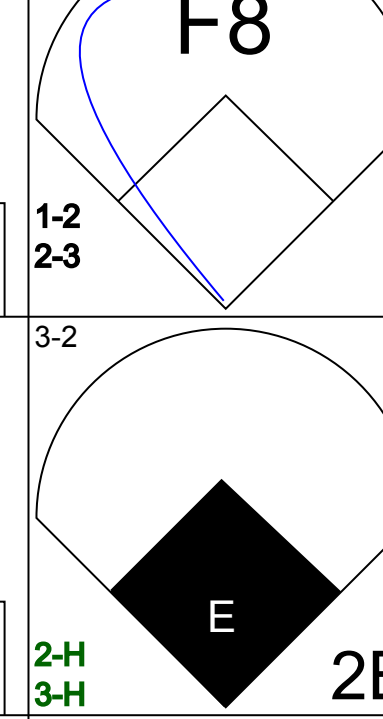
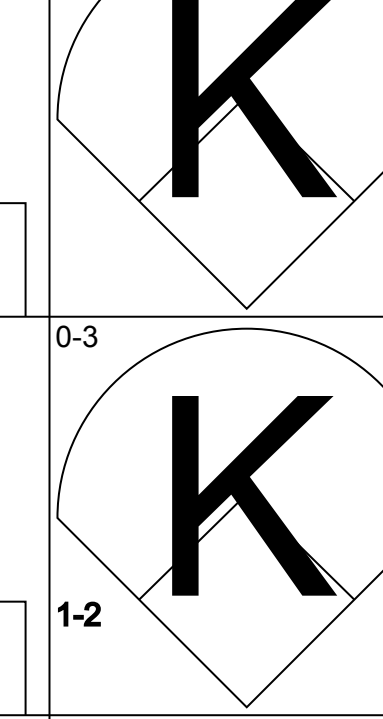
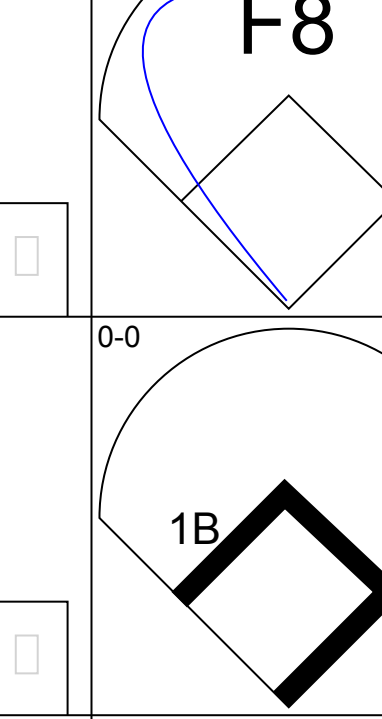
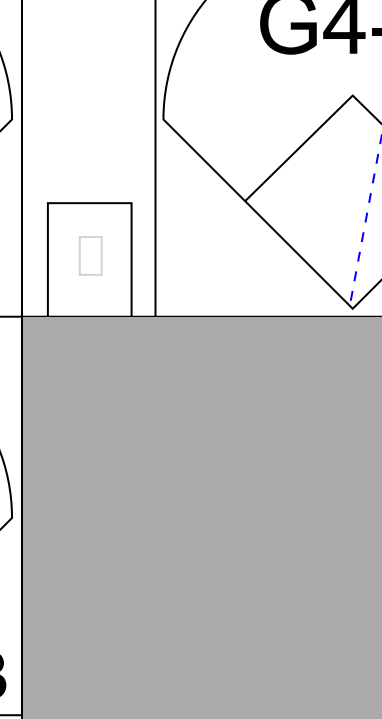
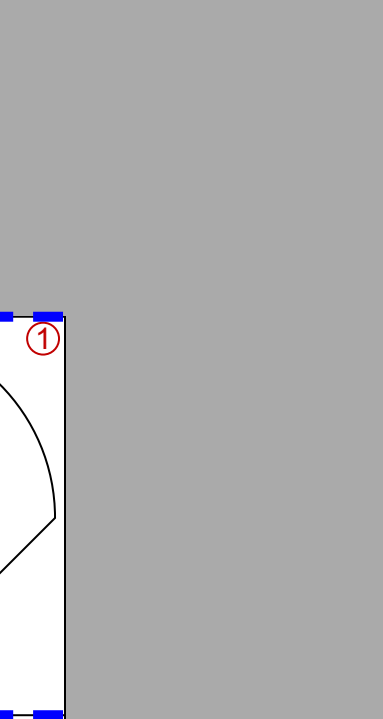
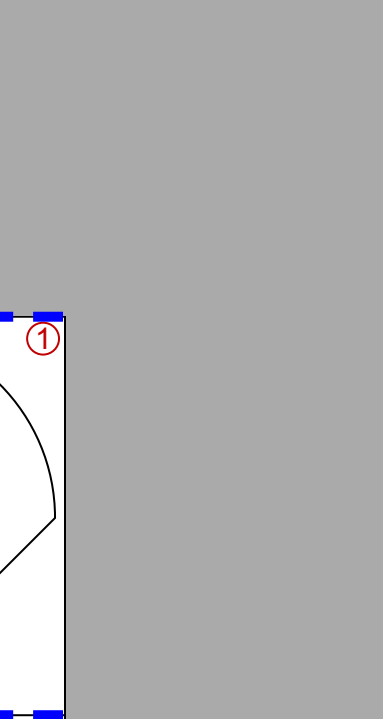
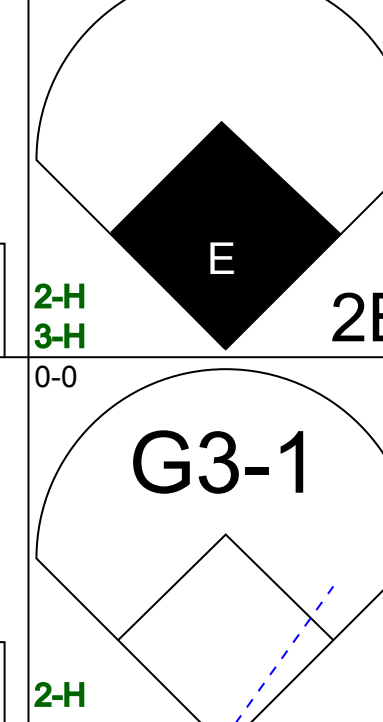
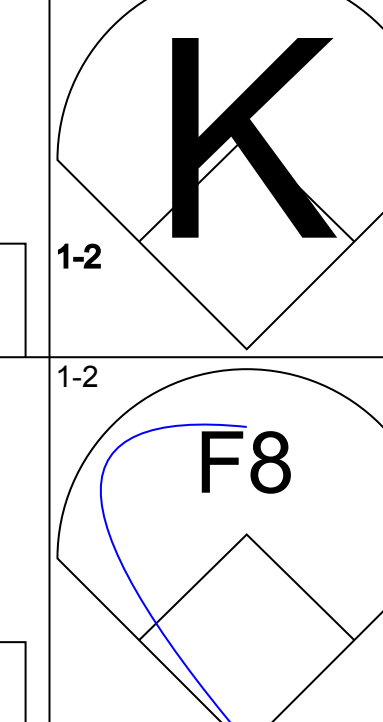
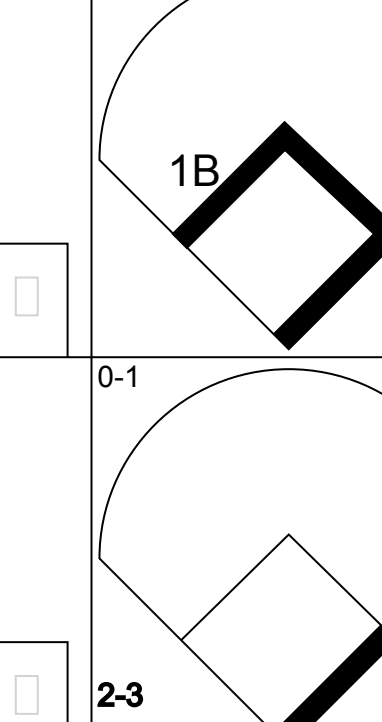

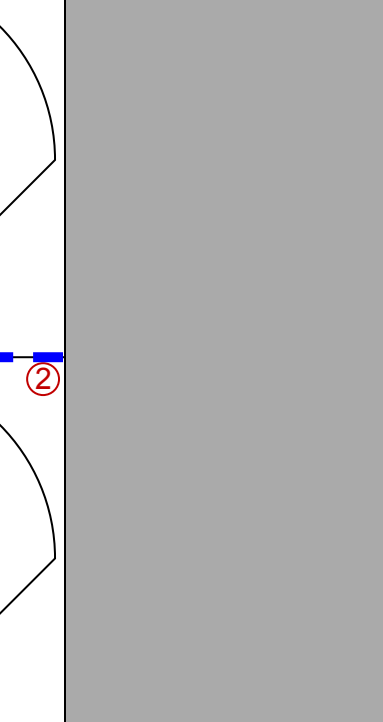
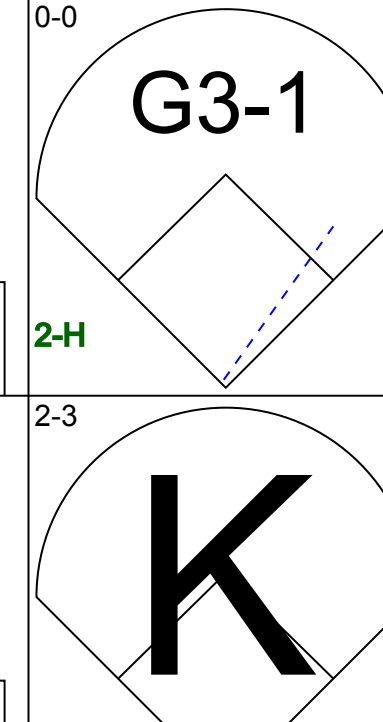
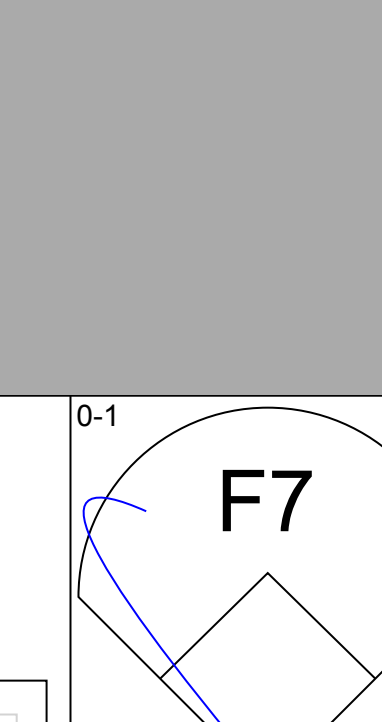
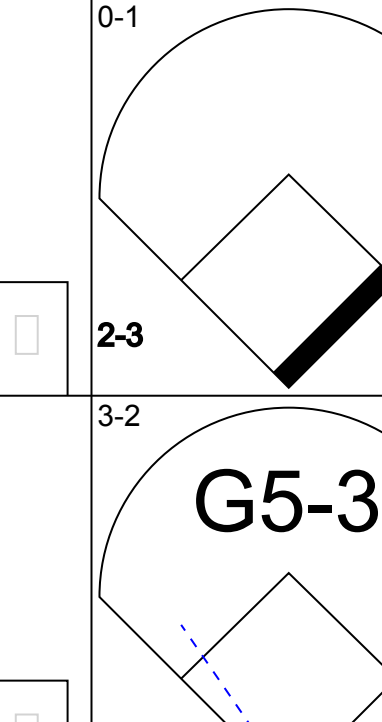
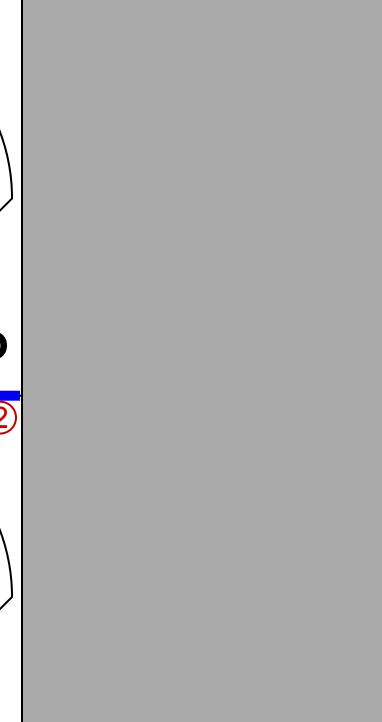
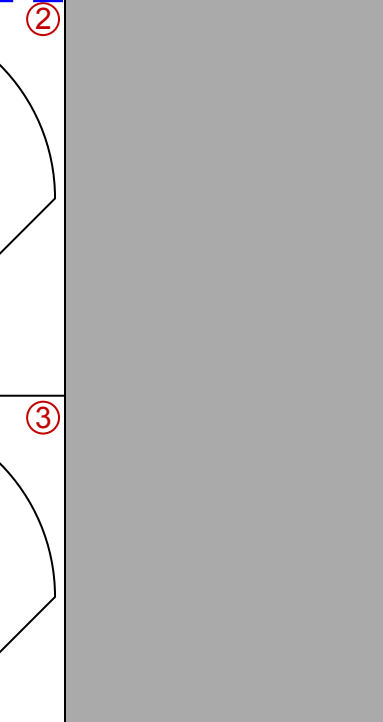
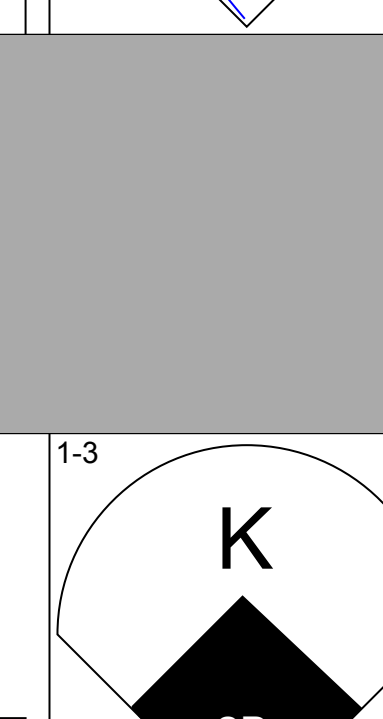
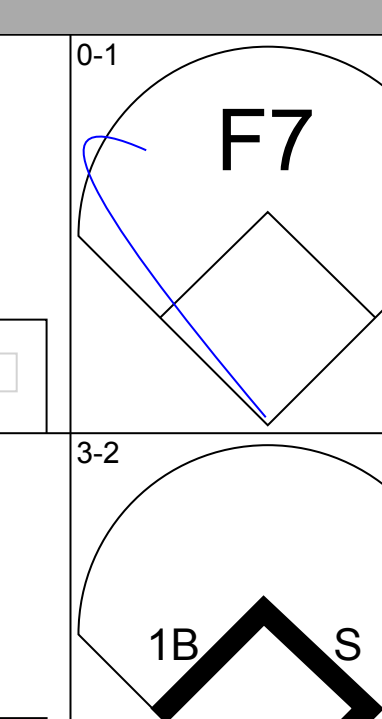
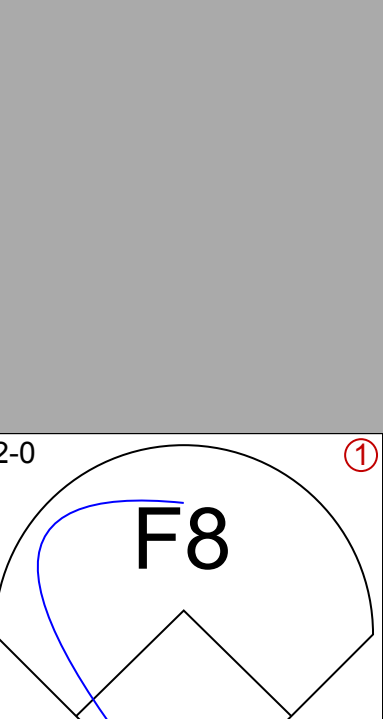

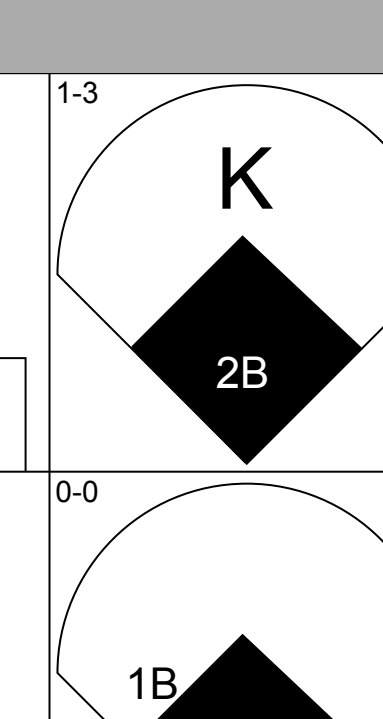
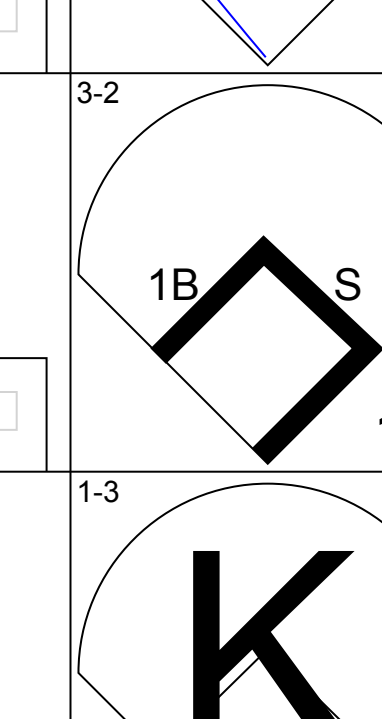
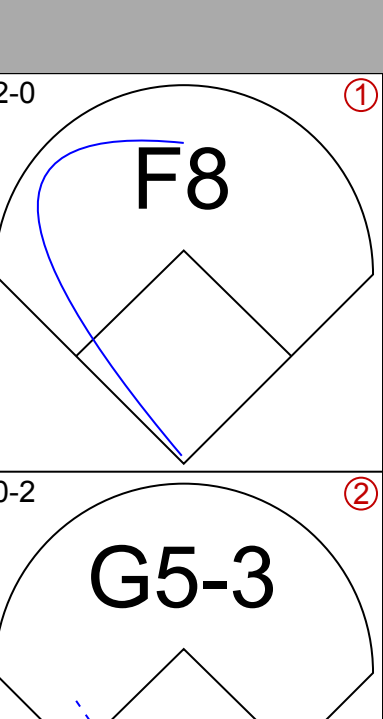

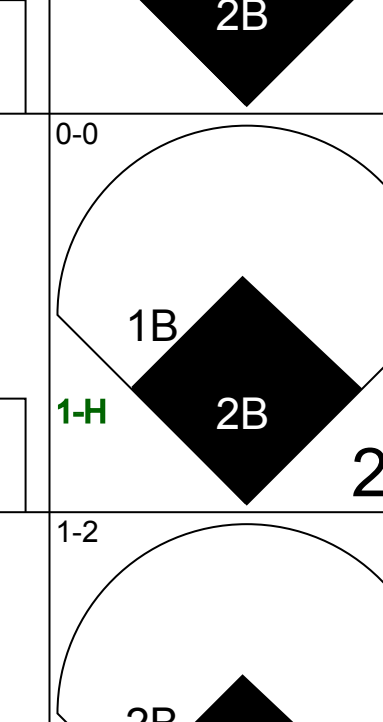
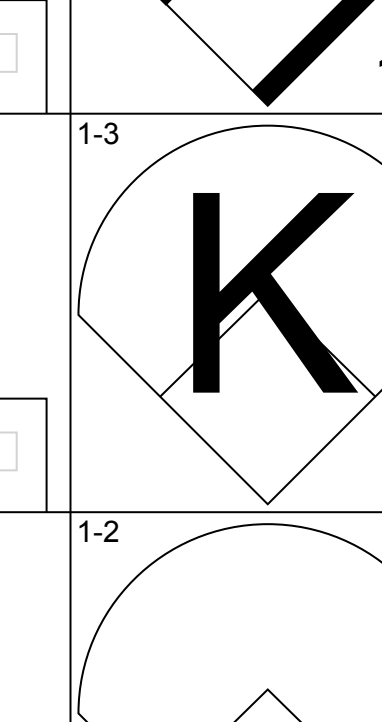
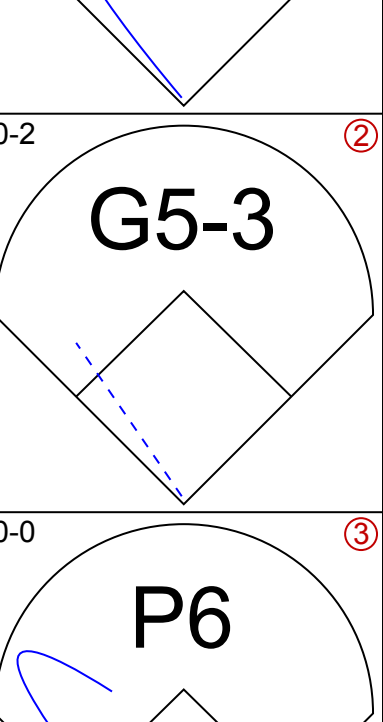



AB	30
R	6
H	6
RBI	6
BB	2
SO	7
LOB	7









Batter	1	2	3	4	5	6	7	8	9	AB	R	H	RBI	BB	SO	LOB	TOP
<b>Jose Valentin, S</b> <small>(1, 5)</small> <small>OBP: 0.331, SLG: 0.585</small> 										5	1	1	2	0	2	0	
<b>Chris Singleton, L</b> <small>(1, 8)</small> <small>OBP: 0.363, SLG: 0.372</small> <b>Herbert Perry, R</b> <small>(7, PH)</small> <small>OBP: 0.319, SLG: 0.434</small> <small>(7, 5)</small>										3	0	1	0	0	0	0	
<b>Ray Durham, S</b> <small>(1, 4)</small> <small>OBP: 0.328, SLG: 0.450</small>										5	1	3	2	0	0	1	
<b>Carlos Lee, R</b> <small>(1, 7)</small> <small>OBP: 0.352, SLG: 0.526</small> <b>Magglio Ordonez, R</b> <small>(5, 9)</small> <small>OBP: 0.331, SLG: 0.487</small>										3	0	1	0	0	0	2	
<b>14 Paul Konerko, R</b> <small>(1, 3)</small> <small>OBP: 0.310, SLG: 0.481</small>										4	1	1	0	0	1	2	
<b>Harold Baines, L</b> <small>(1, 10)</small> <small>OBP: 0.217, SLG: 0.145</small> <b>Tony Graffanino, R</b> <small>(8, PH)</small> <small>OBP: 0.415, SLG: 0.467</small>										1	1	1	0	2	0	0	
<b>Jeff Liefer, L</b> <small>(1, 9)</small> <small>OBP: 0.296, SLG: 0.577</small> <small>(5, 7)</small>										4	1	1	1	0	1	3	
<b>Josh Paul, R</b> <small>(1, 2)</small> <small>OBP: 0.314, SLG: 0.354</small>										4	0	0	0	0	2	4	
<b>Royce Clayton, R</b> <small>(1, 6)</small> <small>OBP: 0.150, SLG: 0.143</small>										4	0	0	1	0	1	2	
<b>Inning Stats</b>	R: 0 H: 1 E: 0 K: 1 S: 19	R: 4 H: 4 E: 0 K: 1 S: 20	R: 0 H: 1 E: 0 K: 0 S: 5	R: 0 H: 0 E: 0 K: 2 S: 9	R: 0 H: 1 E: 0 K: 0 S: 7	R: 0 H: 1 E: 0 K: 1 S: 8	R: 2 H: 3 E: 0 K: 1 S: 12	R: 0 H: 0 E: 0 K: 1 S: 9	R: 0 H: 0 E: 0 K: 0 S: 6	1B: 6 2B: 3 3B: 0 HR: 2	SF: 0 SAC: 0 DP: 2 HBP: 0	WP: 0 PA: 39 FB: 0 SB: 1 CS: 0					
<b>PITCHER</b>	IP: 6.0 WLS: W BF: 26 H: 8 R: 4 ER: 4 SO: 5 BB: 2 IBB: 0 HBP: 0 BLK: 0 WP: 0 HR: 1 S: 61 P: 94 ERA: 6.00 WHIP: 1.667	IP: 0.2 WLS: L BF: 4 H: 2 R: 2 ER: 2 SO: 1 BB: 0 IBB: 0 HBP: 0 BLK: 0 WP: 0 HR: 1 S: 9 P: 12 ERA: 27.00 WHIP: 3.000	IP: 0.1 WLS: H BF: 2 H: 1 R: 0 ER: 0 SO: 0 BB: 0 IBB: 0 HBP: 0 BLK: 0 WP: 0 HR: 0 S: 3 P: 6 ERA: 0.00 WHIP: 3.000	IP: 0.1 WLS: H BF: 2 H: 0 R: 0 ER: 0 SO: 1 BB: 1 IBB: 0 HBP: 0 BLK: 0 WP: 0 HR: 0 S: 4 P: 8 ERA: 0.00 WHIP: 3.000	IP: 0.2 WLS: H BF: 2 H: 0 R: 0 ER: 0 SO: 0 BB: 0 IBB: 0 HBP: 0 BLK: 0 WP: 0 HR: 0 S: 5 P: 6 ERA: 0.00 WHIP: 0.000	<b>PITCHER</b>	IP: 1.0 WLS: S BF: 3 H: 0 R: 0 ER: 0 SO: 0 BB: 0 IBB: 0 HBP: 0 BLK: 0 WP: 0 HR: 0 S: 6 P: 10 ERA: 0.00 WHIP: 0.000	IP: 0.0 WLS: L BF: 0 H: 0 R: 0 ER: 0 SO: 0 BB: 0 IBB: 0 HBP: 0 BLK: 0 WP: 0 HR: 0 S: 0 P: 0 ERA: 0.00 WHIP: 0.000									
<b>Shannon Stewart, R</b> <small>(1, 7)</small> <small>OBP: 0.395, SLG: 0.481</small>										5	2	3	1	0	1	3	
<b>Alex Gonzalez, R</b> <small>(1, 6)</small> <small>OBP: 0.316, SLG: 0.401</small>										5	2	4	2	0	0	0	
<b>Carlos Delgado, L</b> <small>(1, 3)</small> <small>OBP: 0.427, SLG: 0.604</small>										5	0	0	0	0	1	7	
<b>Raul Mondesi, R</b> <small>(1, 9)</small> <small>OBP: 0.411, SLG: 0.554</small>										4	1	2	2	1	1	2	
<b>Brad Fullmer, L</b> <small>(1, 10)</small> <small>OBP: 0.345, SLG: 0.480</small>										4	0	1	1	0	0	2	
<b>Tony Batista, R</b> <small>(1, 5)</small> <small>OBP: 0.284, SLG: 0.459</small>										4	0	0	1	0	2	2	
<b>José Cruz Jr., S</b> <small>(1, 8)</small> <small>OBP: 0.346, SLG: 0.484</small>										4	1	1	0	0	1	2	
<b>Darrin Fletcher, L</b> <small>(1, 2)</small> <small>OBP: 0.289, SLG: 0.362</small>										4	1	1	1	0	1	1	
<b>Homer Bush, R</b> <small>(1, 4)</small> <small>OBP: 0.500, SLG: 0.700</small>										3	2	2	0	1	0	0	
<b>Inning Stats</b>	R: 3 H: 3 E: 1 K: 1 S: 14	R: 3 H: 4 E: 0 K: 3 S: 23	R: 0 H: 2 E: 0 K: 2 S: 17	R: 0 H: 2 E: 0 K: 0 S: 10	R: 0 H: 0 E: 0 K: 0 S: 5	R: 2 H: 2 E: 0 K: 0 S: 14	R: 1 H: 1 E: 0 K: 0 S: 9	R: 0 H: 0 E: 0 K: 1 S: 10	1B: 9 2B: 5 3B: 0 HR: 0	SF: 1 SAC: 0 DP: 0 HBP: 1	WP: 1 PA: 42 FB: 0 SB: 3 CS: 0						
<b>PITCHER</b>	IP: 5.1 WLS: L BF: 32 H: 13 R: 8 ER: 7 SO: 6 BB: 1 IBB: 0 HBP: 1 BLK: 0 WP: 1 HR: 0 S: 80 P: 110 ERA: 11.81 WHIP: 2.625	IP: 1.1 WLS: L BF: 6 H: 1 R: 1 ER: 1 SO: 0 BB: 1 IBB: 0 HBP: 0 BLK: 0 WP: 0 HR: 0 S: 11 P: 20 ERA: 6.75 WHIP: 1.500	IP: 0.1 WLS: L BF: 1 H: 0 R: 0 ER: 0 SO: 0 BB: 0 IBB: 0 HBP: 0 BLK: 0 WP: 0 HR: 0 S: 1 P: 2 ERA: 0.00 WHIP: 0.000	IP: 0.1 WLS: L BF: 1 H: 0 R: 0 ER: 0 SO: 0 BB: 0 IBB: 0 HBP: 0 BLK: 0 WP: 0 HR: 0 S: 3 P: 5 ERA: 0.00 WHIP: 0.000	IP: 0.2 WLS: L BF: 2 H: 0 R: 0 ER: 0 SO: 1 BB: 0 IBB: 0 HBP: 0 BLK: 0 WP: 0 HR: 0 S: 7 P: 9 ERA: 0.00 WHIP: 0.000	<b>PITCHER</b>	IP: 1.0 WLS: S BF: 3 H: 0 R: 0 ER: 0 SO: 0 BB: 0 IBB: 0 HBP: 0 BLK: 0 WP: 0 HR: 0 S: 6 P: 10 ERA: 0.00 WHIP: 0.000	IP: 0.0 WLS: L BF: 0 H: 0 R: 0 ER: 0 SO: 0 BB: 0 IBB: 0 HBP: 0 BLK: 0 WP: 0 HR: 0 S: 0 P: 0 ERA: 0.00 WHIP: 0.000									
<b>David Wells, L</b> <small>(1, 1)</small> <small>ERA: 4.54</small> <b>Jon Garland, R</b> <small>(6, 1)</small> <small>ERA: 6.91</small> <b>Kelly Wunsch, L</b> <small>(7, 1)</small> <small>ERA: 6.75</small> <b>Sean Lowe, R</b> <small>(8, 1)</small> <small>ERA: 3.55</small> <b>Ken Vining, L</b> <small>(8, 1)</small> <small>ERA: 2.53</small>	IP: 6.0 WLS: W BF: 26 H: 8 R: 4 ER: 4 SO: 5 BB: 2 IBB: 0 HBP: 0 BLK: 0 WP: 0 HR: 1 S: 61 P: 94 ERA: 6.00 WHIP: 1.667	IP: 0.2 WLS: L BF: 4 H: 2 R: 2 ER: 2 SO: 1 BB: 0 IBB: 0 HBP: 0 BLK: 0 WP: 0 HR: 1 S: 9 P: 12 ERA: 27.00 WHIP: 3.000	IP: 0.1 WLS: H BF: 2 H: 1 R: 0 ER: 0 SO: 0 BB: 0 IBB: 0 HBP: 0 BLK: 0 WP: 0 HR: 0 S: 3 P: 6 ERA: 0.00 WHIP: 3.000	IP: 0.1 WLS: H BF: 2 H: 0 R: 0 ER: 0 SO: 1 BB: 1 IBB: 0 HBP: 0 BLK: 0 WP: 0 HR: 0 S: 4 P: 8 ERA: 0.00 WHIP: 3.000	IP: 0.2 WLS: H BF: 2 H: 0 R: 0 ER: 0 SO: 0 BB: 0 IBB: 0 HBP: 0 BLK: 0 WP: 0 HR: 0 S: 5 P: 6 ERA: 0.00 WHIP: 0.000	IP: 1.0 WLS: S BF: 3 H: 0 R: 0 ER: 0 SO: 0 BB: 0 IBB: 0 HBP: 0 BLK: 0 WP: 0 HR: 0 S: 6 P: 10 ERA: 0.00 WHIP: 0.000	IP: 0.0 WLS: L BF: 0 H: 0 R: 0 ER: 0 SO: 0 BB: 0 IBB: 0 HBP: 0 BLK: 0 WP: 0 HR: 0 S: 0 P: 0 ERA: 0.00 WHIP: 0.000										

Chicago White Sox @ Toronto Blue Jays  
 SkyDome, Toronto, ON  
 Wed May 23 2001, 7:05 PM EDT  
 Att: 19,115 - Dome - 72 F

AB 36  
 R 6  
 H 11  
 RBI 6  
 BB 3  
 SO 7  
 LOB 14



Chicago White Sox @ Toronto Blue Jays  
 SkyDome, Toronto, ON  
 Wed May 23 2001, 7:05 PM EDT  
 Att: 19,115 - Dome - 72 F

AB 38  
 R 9  
 H 14  
 RBI 8  
 BB 2  
 SO 7  
 LOB 19









Batter	1	2	3	4	5	6	7	8	9	AB	R	H	RBI	BB	SO	LOB	TOP				
Jose Valentin, S OBP: 0.325, SLG: 0.577 (1, 6)	G4-3		K			1B		K	E	5	2	2	1	0	2	0	<b>Chicago White Sox @ Detroit Tigers</b> Comerica Park, Detroit, MI Fri May 25 2001, 7:05 PM EDT Att: 21,053 - Cloudy - 50 F				
Chris Singleton, L OBP: 0.295, SLG: 0.356 Tony Graffanino, R OBP: 0.418, SLG: 0.457 (1, 8)	F9		G3-1	K		K			E1	3	0	0	0	0	2	1					
Ray Durham, S OBP: 0.339, SLG: 0.464 (1, 4)	K			K		1B		K	E	4	2	1	3	1	3	2					
Magglio Ordonez, R OBP: 0.337, SLG: 0.488 (1, 9)		F8		G3-1				G4-3		5	0	2	2	0	0	2					
Harold Baines, L OBP: 0.205, SLG: 0.143 (1, 10)	G4-3			G1-3		SF8				4	0	0	1	0	1	3					
14 Paul Konerko, R OBP: 0.313, SLG: 0.469 (1, 3)					G5-3	FC1-4				3	1	1	0	1	0	1					
Jeff Liefer, L Royce Clayton, R OBP: 0.150, SLG: 0.143 (1, 7)	G4-3				K				1B	4	0	1	0	0	2	1					
Herbert Perry, R OBP: 0.315, SLG: 0.425 (1, 5)			K					K	1B	0	1	0	0	0	0	0					
Sandy Alomar Jr., R OBP: 0.271, SLG: 0.309 Carlos Lee, R OBP: 0.356, SLG: 0.529 Josh Paul, R OBP: 0.314, SLG: 0.354 (1, 2)			G6-3		G2-3			G6-3	E	3	0	0	0	0	0	1					
Inning Stats	R: 0 E: 0 K: 1 S: 8	H: 0 LOB: 0 BB: 0 P: 11	R: 0 E: 0 K: 0 S: 6	H: 0 LOB: 1 BB: 1 P: 14	R: 0 E: 0 K: 2 S: 9	H: 0 LOB: 0 BB: 0 P: 12	R: 0 E: 0 K: 2 S: 10	H: 0 LOB: 1 BB: 0 P: 20	R: 0 E: 0 K: 1 S: 13	H: 0 LOB: 1 BB: 1 P: 22	R: 0 E: 0 K: 2 S: 13	H: 0 LOB: 0 BB: 0 P: 14	R: 0 E: 0 K: 2 S: 13	H: 0 LOB: 1 BB: 1 P: 21	R: 6 E: 1 K: 1 S: 25	H: 6 LOB: 2 BB: 0 P: 35		1B: 5 2B: 2 3B: 1 HR: 0	SF: 1 SAC: 0 DP: 0 HBP: 0	WP: 1 PB: 0 SB: 1 CS: 0	PA: 41
PITCHER	IP	WLS	BF	H	R	ER	SO	BB	IBB	HBP	BLK	WP	HR	S	P	ERA	WHIP				
Chris Holt, R ERA: 5.3	6.0		24	2	2	2	7	3	0	0	0	1	0	59	103	3.00	0.833				
Heath Murray, L ERA: 5.14	0.1	H	1	0	0	0	1	0	0	0	0	0	0	3	5	0.00	0.000				
Matt Anderson, R ERA: 7.23	0.2	H	2	0	0	0	1	0	0	0	0	0	0	5	9	0.00	0.000				
C.J. Nitkowski, L ERA: 4.67	0.2	H	3	0	0	0	2	1	0	0	0	0	0	12	19	0.00	1.500				
Danny Patterson, R ERA: 0.75	0.1	H	1	0	0	0	0	0	0	0	0	0	0	1	2	0.00	0.000				
Todd Jones, R ERA: 5.89	0.2	L	9	6	6	2	1	0	0	0	0	0	0	0	6	29	27.00	9.000			
Kevin Tolar, L ERA:	0.1		1	0	0	0	0	0	0	0	0	0	0	3	6	0.00	0.000				

AB 36  
R 8  
H 8  
RBI 8  
BB 4  
SO 12  
LOB 15



Batter	1	2	3	4	5	6	7	8	9	AB	R	H	RBI	BB	SO	LOB	BOTTOM					
Roger Cedeno, S OBP: 0.317, SLG: 0.323 (1, 9)	F9			G4-3		G4-3		K		5	1	2	0	0	1	0	<b>Chicago White Sox @ Detroit Tigers</b> Comerica Park, Detroit, MI Fri May 25 2001, 7:05 PM EDT Att: 21,053 - Cloudy - 50 F					
Jose Macias, S OBP: 0.333, SLG: 0.460 (1, 5)	F9	L3		K		G6-3				5	0	1	0	0	1	4						
Robert Fick, L OBP: 0.404, SLG: 0.659 15 Brandon Inge, R OBP: 0.283, SLG: 0.313 Billy McMillon, L OBP: 0.161, SLG: 0.179 (1, 2)										4	2	2	2	0	2	3						
Tony Clark, S OBP: 0.404, SLG: 0.500 (1, 3)	G4-3									4	0	1	0	0	2	5						
Dean Palmer, R OBP: 0.352, SLG: 0.505 (1, 10)				G5-3						4	0	1	1	1	2	2						
Deivi Cruz, R OBP: 0.276, SLG: 0.383 (1, 6)										4	0	1	0	0	0	3						
Juan Encarnacion, R OBP: 0.319, SLG: 0.454 (1, 8)	P4									4	1	1	0	0	1	3						
Damon Easley, R OBP: 0.352, SLG: 0.436 (1, 4)										4	0	2	1	0	1	0						
Ryan Jackson, L OBP: 0.333, SLG: 0.389 (1, 7)										4	0	1	0	0	1	1						
Inning Stats	R: 2 E: 0 K: 0 S: 17	H: 4 LOB: 2 BB: 0 P: 28	R: 0 E: 0 K: 2 S: 12	H: 3 LOB: 3 BB: 0 P: 17	R: 1 E: 0 K: 0 S: 11	H: 2 LOB: 1 BB: 0 P: 16	R: 1 E: 0 K: 1 S: 12	H: 1 LOB: 2 BB: 1 P: 22	R: 0 E: 0 K: 1 S: 8	H: 0 LOB: 0 BB: 0 P: 9	R: 0 E: 0 K: 1 S: 8	H: 0 LOB: 0 BB: 0 P: 13	R: 0 E: 0 K: 2 S: 9	H: 1 LOB: 1 BB: 0 P: 11	R: 0 E: 0 K: 2 S: 7	H: 0 LOB: 0 BB: 0 P: 10		R: 0 E: 0 K: 2 S: 14	H: 1 LOB: 1 BB: 0 P: 19	1B: 10 2B: 1 3B: 0 HR: 1	SF: 0 SAC: 0 DP: 0 HBP: 1	WP: 1 PB: 0 SB: 1 CS: 0
PITCHER	IP	WLS	BF	H	R	ER	SO	BB	IBB	HBP	BLK	WP	HR	S	P	ERA	WHIP					
James Baldwin, R ERA: 3.71	3.2		23	10	4	4	3	1	0	0	0	0	0	50	81	9.82	3.000					
Sean Lowe, R ERA: 2.65	4.1	W	14	1	0	0	6	0	0	0	0	0	0	34	45	0.00	0.231					
Keith Foulke, R ERA: 2.1	1.0		4	1	0	0	2	0	0	0	0	0	0	14	19	0.00	1.000					

AB 39  
R 4  
H 12  
RBI 4  
BB 1  
SO 11  
LOB 22






Batter	1	2	3	4	5	6	7	8	9	AB	R	H	RBI	BB	SO	LOB	TOP								
Jose Valentin, S OBP: 0.328, SLG: 0.584 (1, 6)										5	2	2	1	0	1	2									
Chris Singleton, L OBP: 0.280, SLG: 0.377 (1, 8)										5	3	4	0	0	0	0									
Ray Durham, S OBP: 0.340, SLG: 0.480 (1, 4)										5	1	2	2	0	0	3									
Magglio Ordonez, R OBP: 0.339, SLG: 0.482 (1, 9)										4	0	1	1	1	0	2									
Harold Baines, L OBP: 0.198, SLG: 0.137 Carlos Lee, R OBP: 0.357, SLG: 0.528 (8, PH)										3	0	0	0	0	0	1									
14 Paul Konerko, R OBP: 0.315, SLG: 0.463 (1, 3)										4	1	1	0	1	0	3									
Jeff Liefer, L OBP: 0.308, SLG: 0.500 (1, 7)										4	0	0	0	0	2	2									
Herbert Perry, R OBP: 0.313, SLG: 0.414 (1, 5)										3	0	0	0	1	2	0									
Sandy Alomar Jr., R OBP: 0.279, SLG: 0.310 (1, 2)										3	1	1	1	1	1	0									
<b>Inning Stats</b>	R: 2 H: 3 E: 1 K: 0 S: 11	H: 3 LOB: 1 BB: 0 P: 14	R: 0 H: 0 E: 0 K: 0 S: 6	H: 0 LOB: 0 BB: 7	R: 0 H: 1 E: 0 K: 0 S: 10	H: 1 LOB: 2 BB: 0 P: 17	R: 1 H: 1 E: 0 K: 2 S: 16	H: 1 LOB: 1 BB: 2 P: 30	R: 2 H: 3 E: 0 K: 0 S: 18	H: 3 LOB: 1 BB: 0 P: 25	R: 0 H: 0 E: 0 K: 0 S: 9	H: 0 LOB: 0 BB: 0 P: 14	R: 0 H: 1 E: 0 K: 0 S: 8	H: 1 LOB: 0 BB: 0 P: 9	R: 0 H: 0 E: 0 K: 1 S: 9	H: 0 LOB: 0 BB: 0 P: 15	R: 3 H: 3 E: 1 K: 1 S: 17	H: 3 LOB: 2 BB: 2 P: 29	1B: 9 2B: 2 3B: 0 HR: 1	SF: 0 SAC: 0 DP: 1 HBP: 0	WP: 0 PB: 0 SB: 1 CS: 0	PA: 42			
<b>PITCHER</b>	IP	WLS	BF	H	R	ER	SO	BB	IBB	HBP	BLK	WP	HR	S	P	ERA	WHIP								
Dave Milick, R ERA: 6.59 (1, 1)	6.0	L	29	9	5	4	4	2	0	0	0	0	1	71	108	6.00	1.833								
Kevin Tolar, L ERA: 10.13 (7, 1)	2.1		9	2	3	3	2	1	0	0	0	0	0	26	38	11.57	1.286								
Dave Borkowski, R ERA: 2.84 (9, 1)	0.2		4	1	0	0	0	1	0	0	0	0	0	7	14	0.00	3.000								

Chicago White Sox @ Detroit Tigers  
Comerica Park, Detroit, MI  
Sat May 26 2001, 5:05 PM EDT  
Att: 25,881 - Cloudy - 58 F

AB 38  
R 8  
H 12  
RBI 6  
BB 4  
SO 6  
LOB 13



Batter	1	2	3	4	5	6	7	8	9	AB	R	H	RBI	BB	SO	LOB	BOTTOM								
Roger Cedeno, S OBP: 0.316, SLG: 0.318 (1, 9)										3	0	0	0	1	1	1									
Damon Easley, R OBP: 0.344, SLG: 0.425 (1, 4)										4	0	0	0	0	1	2									
Wendell Magee, R OBP: 0.447, SLG: 0.600 (1, 7)										4	0	1	0	0	0	1									
Tony Clark, S OBP: 0.394, SLG: 0.486 (1, 3)										4	0	0	0	0	2	3									
Dean Palmer, R OBP: 0.341, SLG: 0.487 (1, 10)										4	0	0	0	0	1	2									
Deivi Cruz, R OBP: 0.271, SLG: 0.376 (1, 6)										3	0	0	0	0	0	0									
Juan Encarnacion, R OBP: 0.313, SLG: 0.446 (1, 8)										3	0	0	0	0	0	0									
Shane Halter, R OBP: 0.310, SLG: 0.308 (1, 5)										3	0	2	0	0	0	0									
15 Brandon Inge, R OBP: 0.275, SLG: 0.304 (1, 2)										3	0	0	0	0	1	2									
<b>Inning Stats</b>	R: 0 H: 0 E: 1 K: 1 S: 9	H: 0 LOB: 2 BB: 1 P: 16	R: 0 H: 0 E: 0 K: 0 S: 4	H: 0 LOB: 0 BB: 0 P: 5	R: 0 H: 0 E: 0 K: 1 S: 6	H: 0 LOB: 0 BB: 0 P: 8	R: 0 H: 0 E: 0 K: 1 S: 8	H: 0 LOB: 0 BB: 0 P: 14	R: 0 H: 1 E: 0 K: 2 S: 12	H: 1 LOB: 1 BB: 0 P: 17	R: 0 H: 0 E: 0 K: 0 S: 5	H: 0 LOB: 0 BB: 0 P: 8	R: 0 H: 1 E: 0 K: 0 S: 15	H: 1 LOB: 1 BB: 0 P: 20	R: 0 H: 0 E: 0 K: 0 S: 8	H: 0 LOB: 0 BB: 0 P: 13	1B: 1 2B: 2 3B: 0 HR: 0	SF: 0 SAC: 0 DP: 0 HBP: 0	WP: 0 PB: 0 SB: 0 CS: 0	PA: 32					
<b>PITCHER</b>	IP	WLS	BF	H	R	ER	SO	BB	IBB	HBP	BLK	WP	HR	S	P	ERA	WHIP								
56 Mark Buehrle, L ERA: 4.25 (1, 1)	9.0	W	32	3	0	0	6	1	0	0	0	0	0	76	117	0.00	0.444								

Chicago White Sox @ Detroit Tigers  
Comerica Park, Detroit, MI  
Sat May 26 2001, 5:05 PM EDT  
Att: 25,881 - Cloudy - 58 F

AB 31  
R 0  
H 3  
RBI 0  
BB 1  
SO 6  
LOB 11






Batter	1	2	3	4	5	6	7	8	9	10	11	AB	R	H	RBI	BB	SO	LOB	TOP					
Jose Valentin, S OBP: 0.333, SLG: 0.578 (1, 6)	SH2-3 BB		K		2B SF8 1B	F7			F5		2B 1B	5	1	2	0	1	1	1						
Chris Singleton, L OBP: 0.266, SLG: 0.385 (1, 8)	SH2-3		F9		SF8 1-3 2B						SF9	3	0	1	1	1	1	0						
Ray Durham, S OBP: 0.340, SLG: 0.478 (1, 4)			E4 FC6-4		P6			F7			BB	5	0	1	0	1	0	3						
Maggio Ordonez, R OBP: 0.344, SLG: 0.476 (1, 9)	F7		FC6-4									4	0	1	0	2	1	3						
Harold Baines, L OBP: 0.186, SLG: 0.130 Carlos Lee, R OBP: 0.355, SLG: 0.525 (1, 10) (11, PH)	L9				K	SF8			F7		G4-3	4	0	0	1	0	1	3						
14 Paul Konerko, R OBP: 0.312, SLG: 0.462 (1, 3)			K		1B 2B	F7					G4-3	5	1	1	0	0	2	3						
Jeff Liefer, L OBP: 0.318, SLG: 0.463 (1, 7)			G1-3 BB		F7				F7			3	0	0	0	2	0	1						
Herbert Perry, R OBP: 0.316, SLG: 0.413 (1, 5)			G1-3						E6 E5		IBB	5	0	2	1	0	0	4						
Sandy Alomar Jr., R OBP: 0.270, SLG: 0.354 Josh Paul, R OBP: 0.314, SLG: 0.354 (11, PH) (11, 2)	L9				G3	FC1-5-6-1						5	0	1	0	0	0	3						
									G4-3		1B SF9 2B	0	1	0	0	0	0	0						
<b>Inning Stats</b>	R: 0 E: 0 K: 0 S: 11	H: 0 LOB: 2 BB: 2 P: 19	R: 0 E: 0 K: 1 S: 8	H: 0 LOB: 1 BB: 1 P: 14	R: 0 E: 1 K: 1 S: 9	H: 0 LOB: 0 BB: 0 P: 12	R: 1 E: 0 K: 1 S: 9	H: 2 LOB: 1 BB: 0 P: 10	R: 1 E: 0 K: 0 S: 15	H: 2 LOB: 2 BB: 1 P: 24	R: 0 E: 0 K: 2 S: 9	H: 0 LOB: 0 BB: 0 P: 13	R: 0 E: 2 K: 1 S: 9	H: 0 LOB: 1 BB: 0 P: 13	R: 0 E: 0 K: 0 S: 9	H: 0 LOB: 1 BB: 1 P: 16	R: 0 E: 0 K: 0 S: 9	H: 1 LOB: 2 BB: 1 P: 18	R: 1 E: 0 K: 0 S: 9	H: 3 LOB: 2 BB: 1 P: 21	1B: 5 2B: 4 3B: 0 HR: 0	SF: 2 SAC: 1 DP: 1 HBP: 0	WP: 0 PB: 0 SB: 0 CS: 1	PA: 50
<b>PITCHER</b>	IP ERA WLS BF H R ER SO BB IBB HBP BLK WP HR S P ERA WHIP	IP ERA WLS BF H R ER SO BB IBB HBP BLK WP HR S P ERA WHIP																						
Jeff Weaver, R ERA: 3.09 (1, 1)	1.0	4	0	0	0	0	1	0	0	0	0	0	0	0	9	16	0.00	1.000						
C.J. Nitkowski, L ERA: 4.42 (9, 1)	1.1	L	8	3	1	1	0	0	1	0	0	0	0	0	13	27	6.75	2.250						
Danny Patterson, R ERA: 1.08 (10, 1)	0.0		2	1	0	0	0	0	1	0	0	0	0	0	3	9	∞	∞						
Heath Murray, L ERA: 5.14 (11, 1)	0.2		1	0	0	0	0	0	0	0	0	0	0	2	3	0.00	0.000							
Matt Anderson, R ERA: 6.98 (11, 1)																								

Chicago White Sox @ Detroit Tigers  
Comerica Park, Detroit, MI  
Sun May 27 2001, 8:05 PM EDT  
Att: 17,355 - Cloudy - 54 F

livebaseballscores.com

AB 40  
R 3  
H 9  
RBI 3  
BB 7  
SO 6  
LOB 24



Batter	1	2	3	4	5	6	7	8	9	10	11	AB	R	H	RBI	BB	SO	LOB	BOTTOM							
Roger Cedeno, S OBP: 0.318, SLG: 0.331 (1, 9)	F9					G4-3					F7	5	1	2	0	0	0	1								
Jose Macias, S OBP: 0.323, SLG: 0.448 (1, 5)	G6-3		G3-1			G3					K	4	0	0	1	0	1	3								
Robert Fick, L OBP: 0.404, SLG: 0.637 (1, 3) (8, 2)	G3				G6-3							3	0	0	0	2	0	0								
Dean Palmer, R OBP: 0.328, SLG: 0.467 (1, 10)					F8							5	1	0	0	0	0	2								
Wendell Magee, R OBP: 0.423, SLG: 0.556 (1, 8) (8, 7)			K		G5-3							5	0	1	0	0	1	1								
Ryan Jackson, L OBP: 0.326, SLG: 0.400 (1, 7) (8, 3)	G4-3					F8						4	0	1	1	0	0	0								
Deivi Cruz, R OBP: 0.265, SLG: 0.368 (1, 6)			G6-3			L4						4	0	0	0	0	0	2								
Damon Easley, R OBP: 0.353, SLG: 0.422 (1, 4)					1B BB	F8						1	0	0	0	2	0	0								
15 Brandon Inge, R OBP: 0.270, SLG: 0.288 Tony Clark, S OBP: 0.362, SLG: 0.483 Juan Encarnacion, R OBP: 0.313, SLG: 0.446 (1, 2) (7, PH) (8, 8)	F7					B2-3					SH5-4	2	0	0	0	0	0	1								
											SH5-4	1	0	0	0	0	0	3								
												0	0	0	0	0	0	0								
<b>Inning Stats</b>	R: 0 E: 0 K: 0 S: 6	H: 0 LOB: 0 BB: 0 P: 11	R: 0 E: 0 K: 1 S: 6	H: 0 LOB: 0 BB: 0 P: 8	R: 0 E: 0 K: 0 S: 10	H: 1 LOB: 2 BB: 1 P: 16	R: 0 E: 0 K: 0 S: 8	H: 0 LOB: 0 BB: 0 P: 12	R: 0 E: 0 K: 0 S: 5	H: 0 LOB: 0 BB: 0 P: 6	R: 0 E: 0 K: 0 S: 5	H: 0 LOB: 0 BB: 0 P: 10	R: 1 E: 0 K: 0 S: 7	H: 2 LOB: 3 BB: 2 P: 18	R: 1 E: 0 K: 0 S: 10	H: 1 LOB: 0 BB: 0 P: 16	R: 0 E: 0 K: 0 S: 6	H: 0 LOB: 0 BB: 0 P: 8	R: 0 E: 0 K: 1 S: 7	H: 0 LOB: 1 BB: 0 P: 13	R: 0 E: 0 K: 0 S: 4	H: 0 LOB: 0 BB: 1 P: 11	1B: 2 2B: 1 3B: 1 HR: 0	SF: 1 SAC: 1 DP: 1 HBP: 1	WP: 1 PB: 0 SB: 0 CS: 0	PA: 41
<b>PITCHER</b>	IP ERA WLS BF H R ER SO BB IBB HBP BLK WP HR S P ERA WHIP	IP ERA WLS BF H R ER SO BB IBB HBP BLK WP HR S P ERA WHIP																								
Rocky Biddle, R ERA: 5.08 (7, 1)	1.0	B	5	1	1	1	0	0	0	0	0	0	0	9	19	9.00	1.000									
Bob Howry, R ERA: 4.74 (8, 1)	0.1		1	0	0	0	0	0	0	0	0	0	0	2	2	0.00	0.000									
Kelly Wunsch, L ERA: 6.35 (8, 1)	1.0		3	0	0	0	0	0	0	0	0	0	0	6	9	0.00	0.000									
Keith Foulke, R ERA: 2.03 (9, 1)	1.1	W	6	0	0	0	1	1	0	1	0	1	0	10	21	0.00	0.750									
Sean Lowe, R ERA: 2.5 (11, 1)	1.0																									

Chicago White Sox @ Detroit Tigers  
Comerica Park, Detroit, MI  
Sun May 27 2001, 8:05 PM EDT  
Att: 17,355 - Cloudy - 54 F

livebaseballscores.com

AB 34  
R 2  
H 4  
RBI 2  
BB 4  
SO 2  
LOB 13






Batter	1	2	3	4	5	6	7	8	9	AB	R	H	RBI	BB	SO	LOB	TOP								
Shannon Stewart, R OBP: 0.387, SLG: 0.468	G5-3		L4-3			G5-3		K		4	0	0	0	0	1	2									
Alex Gonzalez, R OBP: 0.307, SLG: 0.380	BB		K			G5-3		G6-4-3		3	0	0	0	1	1										
Carlos Delgado, L OBP: 0.473, SLG: 0.588	BB					K			HR	4	1	2	1	0	1	0									
Raul Mondesi, R OBP: 0.394, SLG: 0.518	K					F8		BB	2B	3	1	1	0	1	1	2									
Brad Fullmer, L OBP: 0.335, SLG: 0.474	G4-3					F2		G4-6-3	F8	4	0	0	0	0	0	4									
Tony Batista, R OBP: 0.285, SLG: 0.450		G5-3				P3		HR	K	4	1	1	1	0	1	1									
José Cruz Jr., S OBP: 0.340, SLG: 0.465		G4-3				BB		E5	2B	4	0	2	1	0	0	0									
Darrin Fletcher, L OBP: 0.272, SLG: 0.338		F7				F8		K	F8	4	0	0	0	0	1	3									
Homer Bush, R OBP: 0.396, SLG: 0.522			L4-3			K			G6-4-3	3	0	2	0	0	1	1									
<b>Inning Stats</b>	R: 0 E: 0 K: 1 S: 13	H: 1 LOB: 2 BB: 1 P: 20	R: 0 E: 0 K: 0 S: 6	H: 0 LOB: 0 BB: 0 P: 11	R: 0 E: 0 K: 1 S: 8	H: 1 LOB: 0 BB: 0 P: 8	R: 0 E: 0 K: 0 S: 8	H: 0 LOB: 0 BB: 0 P: 14	R: 0 E: 0 K: 1 S: 9	H: 1 LOB: 1 BB: 0 P: 13	R: 0 E: 0 K: 1 S: 6	H: 0 LOB: 0 BB: 0 P: 7	R: 1 E: 1 K: 1 S: 11	H: 1 LOB: 1 BB: 1 P: 19	R: 0 E: 0 K: 1 S: 8	H: 1 LOB: 0 BB: 0 P: 9	R: 2 E: 0 K: 1 S: 16	H: 3 LOB: 1 BB: 0 P: 22	1B: 5 2B: 2 3B: 0 HR: 2	SF: 0 SAC: 0 DP: 3 HBP: 0	WP: 0 PB: 0 SB: 0 CS: 0	PA: 35			
<b>PITCHER</b>	IP	WLS	BF	H	R	ER	SO	BB	IBB	HBP	BLK	WP	HR	S	P	ERA	WHIP								
Jon Garland, R ERA: 5.14	(1, 1)	6.2	W	24	4	1	1	4	2	0	0	0	0	1	57	87	1.35	0.900							
Kelly Wunsch, L ERA: 6.23	(7, 1)	0.1		2	0	0	0	1	0	0	0	0	0	0	4	5	0.00	0.000							
Sean Lowe, R ERA: 3.2	(8, 1)	1.2	S	8	4	2	2	2	0	0	0	0	0	1	23	30	10.80	2.400							
Bob Howry, R ERA: 4.66	(9, 1)	0.1		1	0	0	0	0	0	0	0	0	0	0	1	1	0.00	0.000							

**Toronto Blue Jays @ Chicago White Sox**  
Comiskey Park, Chicago, IL  
Mon May 28 2001, 7:05 PM EDT  
Att: 20,631 - Overcast - 65 F


**AB 33**  
**R 3**  
**H 8**  
**RBI 3**  
**BB 2**  
**SO 7**  
**LOB 14**




Batter	1	2	3	4	5	6	7	8	9	AB	R	H	RBI	BB	SO	LOB	BOTTOM								
Jose Valentin, S OBP: 0.341, SLG: 0.596	BB	HR	F7		P6			G6-3		5	1	3	2	0	0	0									
Chris Singleton, L OBP: 0.291, SLG: 0.386	2B	1B			G3-1			G6-3		5	1	2	0	0	0	1									
Ray Durham, S OBP: 0.348, SLG: 0.489	BB	2B			HR			G6-3		4	1	3	0	0	0	0									
Magglio Ordonez, R OBP: 0.347, SLG: 0.500	K	2B			HR			K		4	1	2	3	0	2	2									
Carlos Lee, R OBP: 0.358, SLG: 0.519	BB	BB			G6-3			G5-3		2	0	0	0	2	0	0									
Jeff Liefer, L OBP: 0.313, SLG: 0.444	K	K			FC5			K		4	0	1	0	0	3	6									
14 Paul Konerko, R OBP: 0.316, SLG: 0.459		BB			FC5			K		3	1	1	0	1	2	3									
Herbert Perry, R OBP: 0.314, SLG: 0.408		HR	G4-3		FC5			K		4	1	1	0	0	1	2									
Josh Paul, R OBP: 0.291, SLG: 0.333	SF9		K		G5-3			P4		3	0	0	1	0	1	0									
<b>Inning Stats</b>	R: 0 E: 0 K: 2 S: 12	H: 3 LOB: 3 BB: 1 P: 22	R: 4 E: 0 K: 2 S: 27	H: 6 LOB: 3 BB: 1 P: 47	R: 0 E: 0 K: 1 S: 6	H: 0 LOB: 0 BB: 0 P: 10	R: 2 E: 0 K: 0 S: 14	H: 3 LOB: 2 BB: 1 P: 29	R: 0 E: 0 K: 0 S: 7	H: 0 LOB: 0 BB: 0 P: 10	R: 0 E: 0 K: 1 S: 6	H: 0 LOB: 0 BB: 0 P: 10	R: 0 E: 0 K: 3 S: 9	H: 0 LOB: 0 BB: 0 P: 14	R: 0 E: 0 K: 0 S: 3	H: 1 LOB: 0 BB: 0 P: 5	R: 0 E: 0 K: 0 S: 16	H: 1 LOB: 1 BB: 0 P: 22	1B: 9 2B: 2 3B: 0 HR: 2	SF: 1 SAC: 0 DP: 1 HBP: 0	WP: 0 PB: 0 SB: 1 CS: 0	PA: 38			
<b>PITCHER</b>	IP	WLS	BF	H	R	ER	SO	BB	IBB	HBP	BLK	WP	HR	S	P	ERA	WHIP								
Joey Hamilton, R ERA: 5.29	(1, 1)	1.1	L	14	9	4	4	2	1	0	0	0	0	1	33	59	27.00	7.500							
Lance Painter, L ERA: 10.97	(2, 1)	2.2		12	3	2	2	3	1	0	0	0	0	1	26	49	6.75	1.500							
Bob File, R ERA: 1.8	(5, 1)	2.0		6	0	0	0	1	0	0	0	0	0	0	13	20	0.00	0.000							
Dan Plesac, L ERA: 2.7	(7, 1)	1.0		3	0	0	0	3	0	0	0	0	0	9	14	0.00	0.000								
Billy Koch, R ERA: 3.31	(8, 1)	1.0		3	1	0	0	0	0	0	0	0	0	3	5	0.00	1.000								


**Toronto Blue Jays @ Chicago White Sox**  
Comiskey Park, Chicago, IL  
Mon May 28 2001, 7:05 PM EDT  
Att: 20,631 - Overcast - 65 F

**AB 34**  
**R 6**  
**H 13**  
**RBI 6**  
**BB 3**  
**SO 9**  
**LOB 14**





Batter	1	2	3	4	5	6	7	8	9	AB R H RBI BB SO LOB	TOP										
Shannon Stewart, R (1.7) OBP: 0.387, SLG: 0.467	G5-3		FC4-6 1B		S 1B		K		G1-3	5 0 2 0 0 1 3	<p><b>Toronto Blue Jays @ Chicago White Sox</b> Comiskey Park, Chicago, IL Tue May 29 2001, 8:05 PM EDT Att. 13,356 - Sunny - 60 F</p> <p>AB 35 R 4 H 9 RBI 3 BB 3 SO 8 LOB 22</p> 										
Alex Gonzalez, R (1.6) OBP: 0.300, SLG: 0.373	K		FC4-6 FC6-4		K 1-2		SF7		L7	4 0 0 2 0 2 2											
Carlos Delgado, L (1.3) OBP: 0.408, SLG: 0.577	F8		K		K		F8		3B 1B	5 1 1 0 0 2 3											
Raul Mondesi, R (1.9) OBP: 0.398, SLG: 0.526		1B WP BB	FC6-4		F2		FC4-6 FC5-2 HBP		3B	3 1 1 1 1 0 1											
Brad Fullmer, L (1.10) OBP: 0.341, SLG: 0.480		1-1 WP 1B			F7		FC4-6 BB		F8	4 0 2 0 1 0 1											
José Cruz Jr., S (1.8) OBP: 0.331, SLG: 0.452	K				K		G3		FC4-6 FC5-2 S	4 0 0 0 0 2 5											
Tony Batista, R (1.5) OBP: 0.295, SLG: 0.447	G5-3				F8		SH WP SF7 1B		FC5-2	4 1 1 0 0 0 3											
Homer Bush, R (1.4) OBP: 0.404, SLG: 0.510	F8				G5-3		SF7 SH 1B		IBB	3 0 1 0 1 0 1											
Alberto Castillo, R (1.2) OBP: 0.282, SLG: 0.294			1B FC4-6 2B		F8		SH 1-2 2-3		K	3 1 1 0 0 1 3											
<b>Inning Stats</b>	R: 0 E: 0 K: 1 S: 8	H: 0 LOB: 0 BB: 0 P: 11	R: 1 E: 0 K: 1 S: 11	H: 1 LOB: 1 BB: 1 P: 21	R: 1 E: 0 K: 1 S: 12	H: 2 LOB: 1 BB: 0 P: 17	R: 0 E: 0 K: 1 S: 7	H: 0 LOB: 0 BB: 0 P: 10	R: 0 E: 0 K: 1 S: 9	H: 1 LOB: 1 BB: 0 P: 10	R: 0 E: 0 K: 1 S: 13	H: 1 LOB: 2 BB: 0 P: 21	R: 1 E: 1 K: 1 S: 12	H: 2 LOB: 2 BB: 0 P: 15	R: 0 E: 0 K: 1 S: 11	H: 0 LOB: 3 BB: 2 P: 22	R: 1 E: 0 K: 0 S: 12	H: 2 LOB: 1 BB: 0 P: 17	1B: 6 2B: 2 3B: 1 HR: 0	SF: 1 SAC: 1 DP: 0 HBP: 1	WP: 2 PA: 41 PB: 0 CS: 0
<b>PITCHER</b>	IP WLS BF H R ER SO BB IBB HBP BLK WP HR S P ERA WHIP											<b>PITCHER</b>	IP WLS BF H R ER SO BB IBB HBP BLK WP HR S P ERA WHIP								
Kip Wells, R (1.1) ERA: 2.0	6.2 L 29 7 3 2 7 1 0 0 0 2 0 69 102 2.70 1.200																				
Ken Vining, L (7.1) ERA:	0.1 3 0 0 0 0 1 0 1 0 0 0 5 10 0.00 3.000																				
Lorenzo Barcelo, R (8.1) ERA: 4.43	2.0 9 2 1 1 1 0 1 0 0 0 0 21 32 4.50 1.000																				


Batter	1	2	3	4	5	6	7	8	9	AB R H RBI BB SO LOB	BOTTOM										
Jose Valentin, S (1.6) OBP: 0.339, SLG: 0.586	F9		K			G4-6-3 BB			K	3 0 0 0 1 2 0	<p><b>Toronto Blue Jays @ Chicago White Sox</b> Comiskey Park, Chicago, IL Tue May 29 2001, 8:05 PM EDT Att. 13,356 - Sunny - 60 F</p> <p>AB 29 R 0 H 6 RBI 0 BB 1 SO 7 LOB 6</p> 										
Chris Singleton, L (1.8) OBP: 0.291, SLG: 0.386	K				G4-3					0 0 0 0 0 0 0											
Royce Clayton, R (1.7) OBP: 0.153, SLG: 0.147	K				G4-6-3				1B	4 0 1 0 0 1 1											
Ray Durham, S (1.4) OBP: 0.351, SLG: 0.489	PO 1B				G5-4-3 1B				L4	4 0 2 0 0 0 1											
Magglio Ordonez, R (1.9) OBP: 0.342, SLG: 0.491	PO				G5-4-3				K	3 0 0 0 0 1 1											
Carlos Lee, R (1.10) OBP: 0.358, SLG: 0.515					K				K	3 0 1 0 0 2 0											
Jeff Liefer, L (1.7) OBP: 0.314, SLG: 0.458	FC4-6 FC5-4				1B 2B				G6-3	3 0 1 0 0 0 1											
14 Paul Konerko, R (1.3) OBP: 0.311, SLG: 0.451	FC5-4				K				G6-3	3 0 0 0 0 1 2											
Herbert Perry, R (1.5) OBP: 0.314, SLG: 0.406					G6-3				P6	3 0 1 0 0 0 0											
Josh Paul, R (1.2) OBP: 0.276, SLG: 0.315	G1-3				2H 1B				F8	3 0 0 0 0 0 0											
<b>Inning Stats</b>	R: 0 E: 0 K: 1 S: 10	H: 1 LOB: 0 BB: 0 P: 15	R: 0 E: 0 K: 0 S: 12	H: 1 LOB: 1 BB: 0 P: 14	R: 0 E: 0 K: 1 S: 7	H: 0 LOB: 0 BB: 0 P: 11	R: 0 E: 0 K: 2 S: 5	H: 1 LOB: 0 BB: 0 P: 6	R: 0 E: 0 K: 0 S: 8	H: 2 LOB: 2 BB: 0 P: 13	R: 0 E: 0 K: 0 S: 5	H: 0 LOB: 0 BB: 1 P: 11	R: 0 E: 0 K: 2 S: 10	H: 0 LOB: 0 BB: 0 P: 13	R: 0 E: 0 K: 0 S: 5	H: 0 LOB: 0 BB: 0 P: 6	R: 0 E: 0 K: 1 S: 10	H: 1 LOB: 1 BB: 0 P: 12	1B: 5 2B: 1 3B: 0 HR: 0	SF: 0 SAC: 0 DP: 2 HBP: 0	WP: 0 PA: 31 PB: 0 CS: 0
<b>PITCHER</b>	IP WLS BF H R ER SO BB IBB HBP BLK WP HR S P ERA WHIP											<b>PITCHER</b>	IP WLS BF H R ER SO BB IBB HBP BLK WP HR S P ERA WHIP								
Chris Carpenter, R (1.1) ERA: 3.72	9.0 W 30 6 0 0 7 1 0 0 0 0 0 72 101 0.00 0.778																				




Batter	1	2	3	4	5	6	7	8	9	AB	R	H	RBI	BB	SO	LOB	TOP								
Shannon Stewart, R (1, 7) OBP: 0.391, SLG: 0.467	G4-3		BB		F8		1B		1B	4	0	2	0	1	0	0	Toronto Blue Jays @ Chicago White Sox Comiskey Park, Chicago, IL Wed May 30 2001, 8:05 PM EDT Att: 13,208 - Overcast - 55 F								
Alex Gonzalez, R (1, 6) OBP: 0.294, SLG: 0.364	F9		F3		L8		G5-3		G4-3	5	0	0	0	0	0	4									
Carlos Delgado, L (1, 3) OBP: 0.406, SLG: 0.568	BB		P4		G4-3			G6-3		3	0	0	0	1	0	1									
Raul Mondesi, R (1, 9) OBP: 0.391, SLG: 0.515	K			K		G5-3		K		4	0	0	0	0	3	1									
Brad Fullmer, L (1, 10) OBP: 0.338, SLG: 0.475 Darrin Fletcher, L (6, PH) OBP: 0.274, SLG: 0.336		F7		P5		G4-3		HR	HBP	2	0	0	0	0	0	0									
José Cruz Jr., S (1, 8) OBP: 0.335, SLG: 0.480	K			1B	2B			HR	HR	4	2	2	2	0	2	0									
Tony Batista, R (1, 5) OBP: 0.299, SLG: 0.448	1B			FC6-4	1B		G5-3	G4-3		4	0	2	1	0	0	0									
Homer Bush, R (1, 4) OBP: 0.393, SLG: 0.481	G1-3			FC6-4	HBP		G1-3		G6-3	3	0	0	0	0	0	1									
Alberto Castillo, R (1, 2) OBP: 0.286, SLG: 0.278 Brian Simmons, S (9, PH) OBP: 0.253, SLG: 0.217			L6	FC6-4			1B	HBP		2	0	0	0	0	0	2									
				1-2	2-3					1	0	0	0	0	1	0									
<b>Inning Stats</b>	R: 0 E: 0 K: 1 S: 13	H: 0 LOB: 1 BB: 1 P: 20	R: 0 E: 0 K: 1 S: 11	H: 1 LOB: 1 BB: 0 P: 15	R: 0 E: 0 K: 0 S: 5	H: 0 LOB: 1 BB: 1 P: 12	R: 1 E: 0 K: 1 S: 12	H: 2 LOB: 2 BB: 0 P: 14	R: 0 E: 0 K: 0 S: 9	H: 0 LOB: 0 BB: 0 P: 13	R: 0 E: 0 K: 1 S: 7	H: 0 LOB: 0 BB: 0 P: 10	R: 0 E: 0 K: 0 S: 10	H: 1 LOB: 2 BB: 0 P: 16	R: 2 E: 0 K: 1 S: 12	H: 1 LOB: 0 BB: 0 P: 18	R: 0 E: 0 K: 1 S: 8	H: 1 LOB: 1 BB: 0 P: 10	1B: 4 2B: 1 3B: 0 HR: 1	SF: 0 SAC: 0 DP: 0 HBP: 3	WP: 0 PB: 0 SB: 0 CS: 0	PA: 38			
<b>PITCHER</b>	IP	WLS	BF	H	R	ER	SO	BB	IBB	HBP	BLK	WP	HR	S	P	ERA	WHIP								
James Baldwin, R (1, 1) ERA: 3.38	7.0		29	4	1	1	4	2	0	2	0	0	0	67	100	1.29	0.857								
Kelly Wunsch, L (8, 1) ERA: 6.87	1.0	W	5	1	2	2	1	0	0	1	0	0	1	12	18	18.00	1.000								
Keith Foulke, R (9, 1) ERA: 1.95	1.0	S	4	1	0	0	1	0	0	0	0	0	0	8	10	0.00	1.000								

Batter	1	2	3	4	5	6	7	8	9	AB	R	H	RBI	BB	SO	LOB	BOTTOM								
Jose Valentin, S (1, 8) OBP: 0.342, SLG: 0.580	F5		BB		CS		F9			2	1	0	0	2	0	0	Toronto Blue Jays @ Chicago White Sox Comiskey Park, Chicago, IL Wed May 30 2001, 8:05 PM EDT Att: 13,208 - Overcast - 55 F								
Carlos Lee, R (1, 10) OBP: 0.356, SLG: 0.509	G4-3		F9			F8		BB		4	0	1	2	0	0	2									
Ray Durham, S (1, 4) OBP: 0.344, SLG: 0.479	K			F7		K		K		4	0	0	0	0	3	3									
Magglio Ordonez, R (1, 9) OBP: 0.340, SLG: 0.483		G6-3		G4-3		SH3-1	BB	FC5	FC6-4	3	0	0	1	1	0	1									
Jeff Liefer, L (1, 7) OBP: 0.296, SLG: 0.431		K		K		SH3-1		K		3	0	0	0	0	3	2									
14 Paul Konerko, R (1, 3) OBP: 0.305, SLG: 0.441		G6-3			K		K	FC6-4		4	0	0	0	0	2	3									
Herbert Perry, R (1, 5) OBP: 0.315, SLG: 0.412			G6-3		G3	1B	2B		G1-3	3	1	1	0	0	0	1									
Sandy Alomar Jr., R (1, 2) OBP: 0.285, SLG: 0.322 Josh Paul, R (8, PR) OBP: 0.276, SLG: 0.315							G3			3	0	2	0	0	0	1									
Royce Clayton, R (1, 6) OBP: 0.167, SLG: 0.154								BB	1B	0	1	0	0	0	0	0									
								CS	1B	2	1	1	1	1	1	1									
<b>Inning Stats</b>	R: 0 E: 0 K: 1 S: 7	H: 0 LOB: 0 BB: 0 P: 8	R: 0 E: 0 K: 1 S: 7	H: 0 LOB: 0 BB: 0 P: 9	R: 0 E: 0 K: 1 S: 13	H: 1 LOB: 1 BB: 1 P: 18	R: 0 E: 0 K: 1 S: 8	H: 0 LOB: 0 BB: 0 P: 11	R: 0 E: 0 K: 1 S: 12	H: 2 LOB: 0 BB: 0 P: 14	R: 0 E: 0 K: 1 S: 9	H: 0 LOB: 0 BB: 0 P: 14	R: 0 E: 0 K: 1 S: 12	H: 0 LOB: 1 BB: 1 P: 20	R: 3 E: 0 K: 2 S: 16	H: 2 LOB: 2 BB: 2 P: 29	R: 0 E: 0 K: 2 S: 1	H: 0 LOB: 0 BB: 0 P: 1	1B: 4 2B: 1 3B: 0 HR: 0	SF: 0 SAC: 1 DP: 0 HBP: 0	WP: 0 PB: 0 SB: 1 CS: 1	PA: 34			
<b>PITCHER</b>	IP	WLS	BF	H	R	ER	SO	BB	IBB	HBP	BLK	WP	HR	S	P	ERA	WHIP								
Esteban Loaiza, R (1, 1) ERA: 4.88	7.0		25	3	1	1	7	2	0	0	0	0	0	68	94	1.29	0.714								
Kevin Escobar, R (8, 1) ERA: 4.03	0.0	L	3	1	3	3	0	2	0	0	0	0	0	3	11	∞	∞								
Paul Quantrill, R (8, 1) ERA: 1.11	1.0	B	5	1	0	0	2	0	0	0	0	0	0	13	18	0.00	1.000								



Batter	1	2	3	4	5	6	7	8	9	AB R H RBI BB SO LOB	TOP																								
											<p><b>Detroit Tigers @ Chicago White Sox</b> Comiskey Park, Chicago, IL Thu May 31 2001, 8:05 PM EDT</p> <p><a href="http://livebaseballscorecards.com">livebaseballscorecards.com</a></p> <p>AB 0 R 0 H 0 RBI 0 BB 0 SO 0 LOB 0</p> 																								
Inning Stats										1B: 0 SF: 0 WP: 0 PA: 0 2B: 0 SAC: 0 FB: 0 3B: 0 DP: 0 SB: 0 HR: 0 HBP: 0 CS: 0																									
PITCHER	IP	WLS	BF	H	R	ER	SO	BB	IBB	HBP	BLK	WP	HR	S	P	ERA	WHIP	PITCHER	IP	WLS	BF	H	R	ER	SO	BB	IBB	HBP	BLK	WP	HR	S	P	ERA	WHIP

Batter	1	2	3	4	5	6	7	8	9	AB R H RBI BB SO LOB	BOTTOM																								
											<p><b>Detroit Tigers @ Chicago White Sox</b> Comiskey Park, Chicago, IL Thu May 31 2001, 8:05 PM EDT</p> <p><a href="http://livebaseballscorecards.com">livebaseballscorecards.com</a></p> <p>AB 0 R 0 H 0 RBI 0 BB 0 SO 0 LOB 0</p> 																								
Inning Stats										1B: 0 SF: 0 WP: 0 PA: 0 2B: 0 SAC: 0 FB: 0 3B: 0 DP: 0 SB: 0 HR: 0 HBP: 0 CS: 0																									
PITCHER	IP	WLS	BF	H	R	ER	SO	BB	IBB	HBP	BLK	WP	HR	S	P	ERA	WHIP	PITCHER	IP	WLS	BF	H	R	ER	SO	BB	IBB	HBP	BLK	WP	HR	S	P	ERA	WHIP



Batter	1	2	3	4	5	6	7	8	9	AB	R	H	RBI	BB	SO	LOB	TOP											
Roger Cedeno, S OBP: 0.329, SLG: 0.351	G6-3		B1-3		K			SH5-3		3	0	0	0	0	1	1	<b>Detroit Tigers @ Chicago White Sox</b> Comiskey Park, Chicago, IL Fri Jun 01 2001, 8:05 PM EDT Att: 19,840 - Cloudy - 66 F											
Damion Easley, R OBP: 0.353, SLG: 0.435	K		L7			G5-3		BB		3	0	0	0	1	1	0												
Wendell Magee, R OBP: 0.433, SLG: 0.596 Robert Fick, L OBP: 0.391, SLG: 0.604 Ryan Jackson, L OBP: 0.306, SLG: 0.370	BB			G5-3		G5-4-3 1B		P4		2	0	1	0	1	0	0												
Tony Clark, S OBP: 0.390, SLG: 0.485	K			BB		G5-4-3 1-2				3	0	0	0	1	2	2												
Dean Palmer, R OBP: 0.327, SLG: 0.463		P4		F9			F7	BB		3	0	0	0	1	0	1												
Deivi Cruz, R OBP: 0.286, SLG: 0.369		F9		G4-3			G5-3	BB		4	0	0	0	0	0	2												
Juan Encarnacion, R OBP: 0.309, SLG: 0.433					G4-3		F8			3	0	1	0	0	0	0												
Shane Halter, R OBP: 0.321, SLG: 0.347								SH5-3 1B		3	0	2	0	0	1	1												
15 Brandon Inge, R OBP: 0.263, SLG: 0.282				G5-3				P4		3	0	0	0	0	1	2												
<b>Inning Stats</b>	R: 0 E: 0 K: 2 S: 14	H: 0 LOB: 1 BB: 1 P: 23	R: 0 E: 0 K: 1 S: 9	H: 1 LOB: 1 BB: 0 P: 15	R: 0 E: 0 K: 0 S: 4	H: 0 LOB: 0 BB: 0 P: 7	R: 0 E: 0 K: 0 S: 11	H: 0 LOB: 1 BB: 1 P: 18	R: 0 E: 0 K: 2 S: 9	H: 1 LOB: 0 BB: 0 P: 12	R: 0 E: 0 K: 0 S: 4	H: 0 LOB: 0 BB: 0 P: 6	R: 0 E: 0 K: 1 S: 8	H: 1 LOB: 2 BB: 1 P: 17	R: 0 E: 0 K: 1 S: 9	H: 0 LOB: 0 BB: 1 P: 16		1B: 2 2B: 2 3B: 0 HR: 0	SF: 0 SAC: 1 DP: 2 HBP: 0	WP: 0 PB: 0 CS: 0	PA: 33							
<b>PITCHER</b>	IP	WLS	BF	H	R	ER	SO	BB	IBB	HBP	BLK	WP	HR	S	P	ERA		WHIP										
56 Mark Buehrle, L ERA: 3.76	7.2	W	29	4	0	0	5	3	0	0	0	0	0	65	107	0.00		0.913										
Bob Howry, R ERA: 4.58	0.1	H	1	0	0	0	0	0	0	0	0	0	0	3	5	0.00		0.000										
Keith Foulke, R ERA: 1.88	1.0	S	3	0	0	0	1	1	0	0	0	0	0	9	16	0.00		1.000										

Batter	1	2	3	4	5	6	7	8	9	AB	R	H	RBI	BB	SO	LOB	BOTTOM											
Jose Valentin, S OBP: 0.345, SLG: 0.578	1B		K		E9 F8 1B	P4				4	1	2	0	0	1	2	<b>Detroit Tigers @ Chicago White Sox</b> Comiskey Park, Chicago, IL Fri Jun 01 2001, 8:05 PM EDT Att: 19,840 - Cloudy - 66 F											
Carlos Lee, R OBP: 0.353, SLG: 0.503 Chris Singleton, L OBP: 0.291, SLG: 0.386	P4		K		F8		SH1-3 1B			4	0	1	0	0	1	3												
Ray Durham, S OBP: 0.349, SLG: 0.476	F8		BB		1B 14 1B	BB	SH1-3			1	1	0	0	2	0	1												
Magglio Ordonez, R OBP: 0.338, SLG: 0.478	F7		P5		1B 14 1B		F8			4	0	1	1	0	0	5												
14 Paul Konerko, R OBP: 0.308, SLG: 0.443		G3-6 1B		G5-3	G1-6-3 1B		K			4	0	2	1	0	1	2												
Jeff Liefer, L OBP: 0.293, SLG: 0.473	G3-6			HR	G1-6-3			F7		4	1	1	1	0	0	3												
Tony Graffanino, R OBP: 0.407, SLG: 0.429	BB			G1-3		G5-3		K		3	0	0	0	1	1	0												
Sandy Alomar Jr., R OBP: 0.299, SLG: 0.344	G5-3									4	0	3	0	0	0	1												
Royce Clayton, R OBP: 0.178, SLG: 0.167			S 1B		P4			G4-3		4	0	2	0	0	0	2												
<b>Inning Stats</b>	R: 0 E: 0 K: 0 S: 8	H: 1 LOB: 1 BB: 0 P: 11	R: 0 E: 0 K: 0 S: 7	H: 1 LOB: 1 BB: 1 P: 12	R: 0 E: 0 K: 2 S: 11	H: 1 LOB: 2 BB: 1 P: 20	R: 1 E: 0 K: 0 S: 9	H: 2 LOB: 1 BB: 0 P: 14	R: 2 E: 0 K: 0 S: 5	H: 3 LOB: 1 BB: 1 P: 12	R: 0 E: 0 K: 1 S: 6	H: 1 LOB: 2 BB: 0 P: 6	R: 0 E: 0 K: 1 S: 9	H: 1 LOB: 1 BB: 0 P: 13	1B: 10 2B: 1 3B: 0 HR: 1	SF: 0 SAC: 1 DP: 2 HBP: 0		WP: 0 PB: 0 CS: 1	PA: 36									
<b>PITCHER</b>	IP	WLS	BF	H	R	ER	SO	BB	IBB	HBP	BLK	WP	HR	S	P	ERA		WHIP										
Dave Milcki, R ERA: 6.39	6.0	L	29	11	3	3	2	3	0	0	0	0	0	1	1	0.00		0.000										
Heath Murray, L ERA: 5.59	0.1		1	0	0	0	0	0	0	0	0	0	0	1	1	0.00		0.000										
Danny Patterson, R ERA: 1.01	1.2		6	1	0	0	2	0	0	0	0	0	0	13	17	0.00		0.600										



Batter	1	2	3	4	5	6	7	8	9	AB	R	H	RBI	BB	SO	LOB	TOP										
Jose Macias, S OBP: 0.339, SLG: 0.444 (1, 7)	B1-3		P4			G4-6-3 1B		G5-3		4	0	1	0	0	0	1											
Damion Easley, R OBP: 0.356, SLG: 0.436 (1, 4)	G5-4-3 1B			F7		G4-6-3		1B		4	0	2	0	0	0	1											
Wendell Magee, R OBP: 0.423, SLG: 0.623 (1, 9)	G5-4-3			G5-3		HR		K		4	1	1	1	0	1	2											
Tony Clark, S OBP: 0.387, SLG: 0.497 (1, 3)		G6-3		P4		HR		K		4	1	1	1	0	1	1											
Dean Palmer, R OBP: 0.331, SLG: 0.460 (1, 10)		G4-3			S 1B	CS BB		F7		3	0	1	0	1	0	0											
Deivi Cruz, R OBP: 0.263, SLG: 0.361 (1, 6)	P3			F9		G5-3		F9		4	0	0	0	0	0	2											
Juan Encarnacion, R OBP: 0.312, SLG: 0.434 (1, 8)			15 2B 1B		K			G5-3		4	0	2	0	0	1	1											
Shane Halter, R OBP: 0.309, SLG: 0.333 (1, 5)			F9		F7			F9		3	0	0	0	0	1	2											
Robert Fick, L OBP: 0.387, SLG: 0.598 (9, PH)								K		1	0	0	0	0	0	1											
15 Brandon Inge, R OBP: 0.273, SLG: 0.310 (1, 2)						1B G4-6-3 2B		G5-3		3	1	2	0	0	0	0											
<b>Inning Stats</b>	R: 0 E: 0 K: 0 S: 7	H: 1 LOB: 0 BB: 0 P: 9	R: 0 E: 0 K: 0 S: 6	H: 0 LOB: 0 BB: 0 P: 10	R: 0 E: 0 K: 0 S: 7	H: 2 LOB: 1 BB: 0 P: 7	R: 0 E: 0 K: 0 S: 4	H: 0 LOB: 0 BB: 0 P: 6	R: 0 E: 0 K: 1 S: 10	H: 1 LOB: 1 BB: 0 P: 13	R: 3 E: 0 K: 0 S: 15	H: 4 LOB: 1 BB: 1 P: 26	R: 0 E: 0 K: 1 S: 11	H: 0 LOB: 0 BB: 0 P: 17	R: 0 E: 0 K: 2 S: 10	H: 1 LOB: 1 BB: 0 P: 12	R: 0 E: 0 K: 0 S: 7	H: 1 LOB: 1 BB: 0 P: 9	1B: 6 2B: 2 3B: 0 HR: 2	SF: 0 SAC: 0 DP: 2 HBP: 0	WP: 0 PB: 0 SB: 1 CS: 1	PA: 35					
<b>PITCHER</b>	IP	WLS	BF	H	R	ER	SO	BB	IBB	HBP	BLK	WP	HR	S	P	ERA	WHIP										
David Wells, L ERA: 4.56 (1, 1)	5.2	W	23	8	3	3	1	1	0	0	0	0	2	46	65	4.76	1.588										
Sean Lowe, R ERA: 3.0 (6, 1)	1.1	H	4	0	0	0	1	0	0	0	0	0	0	14	23	0.00	0.000										
Bob Howry, R ERA: 4.35 (8, 1)	1.0	H	4	1	0	2	0	0	0	0	0	0	0	10	12	0.00	1.000										
Keith Foulke, R ERA: 1.82 (9, 1)	1.0	S	4	1	0	0	0	0	0	0	0	0	0	7	9	0.00	1.000										

Detroit Tigers @ Chicago White Sox  
Comiskey Park, Chicago, IL  
Sat Jun 02 2001, 7:05 PM EDT  
Att: 23,915 - Overcast - 55 F

AB 34  
R 3  
H 10  
RBI 2  
BB 1  
SO 4  
LOB 11



Batter	1	2	3	4	5	6	7	8	9	AB	R	H	RBI	BB	SO	LOB	BOTTOM										
Jose Valentin, S OBP: 0.348, SLG: 0.582 (1, 6)	K					G5-3 SH2-3 1B		K		4	1	2	1	0	2	0											
Chris Singleton, L OBP: 0.292, SLG: 0.385 (1, 8)	G3-6-1 1B		F8		2H 2B	SH2-3		B5-3		3	0	1	0	0	0	1											
Ray Durham, S OBP: 0.347, SLG: 0.469 (1, 4)	G3-6-1					G5-3 1B BB		F8		3	1	0	0	1	1	2											
Magglio Ordonez, R OBP: 0.341, SLG: 0.495 (1, 9)		1B				G5-3		G1-3		4	1	2	1	0	0	2											
Herbert Perry, R OBP: 0.313, SLG: 0.407 (1, 5)		F9		G1-6-3		1B		F7		4	1	1	2	0	0	1											
Harold Baines, L OBP: 0.189, SLG: 0.136 (1, 10)		F7		K		1B		G6-3		4	0	1	1	0	1	1											
14 Paul Konerko, R OBP: 0.307, SLG: 0.439 (1, 3)						1B		K		4	0	1	0	0	2	2											
Jeff Liefer, L OBP: 0.295, SLG: 0.466 (1, 7)			K					F9		3	0	1	0	0	1	0											
Sandy Alomar Jr., R OBP: 0.299, SLG: 0.352 (1, 2)						2B		P3		3	1	1	0	0	1	2											
<b>Inning Stats</b>	R: 0 E: 0 K: 1 S: 9	H: 1 LOB: 0 BB: 0 P: 10	R: 0 E: 0 K: 0 S: 6	H: 1 LOB: 1 BB: 0 P: 10	R: 1 E: 0 K: 2 S: 10	H: 2 LOB: 1 BB: 0 P: 14	R: 1 E: 0 K: 2 S: 12	H: 3 LOB: 2 BB: 0 P: 18	R: 3 E: 0 K: 1 S: 16	H: 3 LOB: 1 BB: 1 P: 24	R: 0 E: 0 K: 1 S: 7	H: 0 LOB: 0 BB: 0 P: 10	R: 0 E: 0 K: 0 S: 6	H: 0 LOB: 0 BB: 0 P: 8	R: 0 E: 0 K: 1 S: 8	H: 0 LOB: 0 BB: 0 P: 12	R: 0 E: 0 K: 0 S: 7	H: 0 LOB: 0 BB: 0 P: 9	1B: 7 2B: 2 3B: 0 HR: 1	SF: 0 SAC: 1 DP: 1 HBP: 0	WP: 0 PB: 0 SB: 0 CS: 0	PA: 34					
<b>PITCHER</b>	IP	WLS	BF	H	R	ER	SO	BB	IBB	HBP	BLK	WP	HR	S	P	ERA	WHIP										
Jeff Weaver, R ERA: 3.31 (1, 1)	8.0	L	34	10	5	5	8	1	0	0	0	0	1	74	106	5.62	1.375										

Detroit Tigers @ Chicago White Sox  
Comiskey Park, Chicago, IL  
Sat Jun 02 2001, 7:05 PM EDT  
Att: 23,915 - Overcast - 55 F

AB 32  
R 5  
H 10  
RBI 5  
BB 1  
SO 8  
LOB 11









Batter	1	2	3	4	5	6	7	8	9	AB	R	H	RBI	BB	SO	LOB	TOP								
Jose Valentin, S OBP: 0.348, SLG: 0.571 (1, 6)	F9		SH5-3 E 1B	F5		F9			K	5	1	1	0	0	1	2									
Chris Singleton, L OBP: 0.295, SLG: 0.397 (1, 8)	HR		SH5-3	K			K2-3		K	4	1	1	0	0	3	2									
Ray Durham, S OBP: 0.363, SLG: 0.490 (1, 4)	HR		E2 WP 1B		CS BB					3	2	3	3	2	0	0									
Magglio Ordonez, R OBP: 0.339, SLG: 0.500 (1, 9)	G6-4-3 1B		K 2B		HR		P4		G5-3	5	2	2	1	0	1	2									
Carlos Lee, R OBP: 0.347, SLG: 0.495 (1, 10)	G6-4-3		K		1B		P2			4	0	1	0	0	1	3									
Jeff Liefer, L OBP: 0.309, SLG: 0.484 (1, 7)		G3-1			F8				14 G4-3 2B	4	0	2	1	0	0	1									
14 Paul Konerko, R OBP: 0.318, SLG: 0.451 (1, 3)		G3		1B BB	G4-3				G4-3	3	0	0	0	1	0	2									
Herbert Perry, R OBP: 0.321, SLG: 0.406 (1, 5)		FC6-4 HBP		1B		G5-3			K	3	0	1	0	0	1	1									
Sandy Alomar Jr., R OBP: 0.289, SLG: 0.338 (1, 2)		FC6-4		F9		G6-3			P3	4	0	0	0	0	0	4									
<b>Inning Stats</b>	R: 2 E: 0 K: 0 S: 9	H: 3 LOB: 0 BB: 0 P: 13	R: 0 E: 0 K: 0 S: 7	H: 0 LOB: 1 BB: 0 P: 11	R: 3 E: 1 K: 2 S: 18	H: 3 LOB: 1 BB: 0 P: 25	R: 0 E: 0 K: 1 S: 10	H: 1 LOB: 2 BB: 1 P: 17	R: 1 E: 0 K: 0 S: 8	H: 2 LOB: 1 BB: 1 P: 14	R: 0 E: 0 K: 0 S: 8	H: 0 LOB: 0 BB: 0 P: 11	R: 0 E: 0 K: 1 S: 11	H: 0 LOB: 1 BB: 1 P: 21	R: 0 E: 0 K: 1 S: 8	H: 1 LOB: 1 BB: 0 P: 12	R: 0 E: 0 K: 13 S: 13	H: 1 LOB: 1 BB: 0 P: 19	1B: 6 2B: 3 3B: 0 HR: 2	SF: 0 SAC: 1 DP: 1 HBP: 1	WP: 1 PB: 0 CS: 0	PA: 40			
<b>PITCHER</b>	IP	WLS	BF	H	R	ER	SO	BB	IBB	HBP	BLK	WP	HR	S	P	ERA	WHIP								
Dan Reichert, R ERA: 3.93 (1, 1)	6.0	L	28	9	6	6	3	2	0	1	0	1	2	60	91	9.00	1.833								
Doug Henry, R ERA: 6.32 (7, 1)	2.0		8	1	0	0	2	1	0	0	0	0	0	19	33	0.00	1.000								
Roberto Hernandez, R ERA: 5.11 (9, 1)	1.0		4	1	0	0	2	0	0	0	0	0	0	13	19	0.00	1.000								

Chicago White Sox @ Kansas City Royals  
Kauffman Stadium, Kansas City, MO  
Tue Jun 05 2001, 7:05 PM CDT  
Att: 12,770 - Overcast - 66 F

AB	35
R	6
H	11
RBI	5
BB	3
SO	7
LOB	17



Batter	1	2	3	4	5	6	7	8	9	AB	R	H	RBI	BB	SO	LOB	BOTTOM								
Carlos Beltrán, S OBP: 0.299, SLG: 0.378 (1, 8)	29 WP S 1B		G3			K			K	4	0	1	0	0	2	2									
Rey Sanchez, R OBP: 0.314, SLG: 0.352 (1, 6)	F9			G4-3		G4-3			G6-3	4	0	0	0	0	0	2									
29 Mike Sweeney, R OBP: 0.364, SLG: 0.545 (1, 3)	G6-4-3 BB			F8		1B 2B				2	0	1	0	2	0	0									
Jermaine Dye, R OBP: 0.348, SLG: 0.432 (1, 9)	G6-4-3			HR		P4			L1	4	1	1	1	0	0	5									
Joe Randa, R OBP: 0.312, SLG: 0.390 (1, 5)		K		G4-3		BB 1B			FC5-4 HBP	3	0	1	0	0	1	0									
Dee Brown, L OBP: 0.324, SLG: 0.394 (1, 10)		K			F9				FC5-4 1B G4-3	3	1	0	0	1	1	1									
Luis Alicaia, S OBP: 0.301, SLG: 0.325 (1, 4)		G4-3			K				G4-3 WP 1B	4	0	1	0	0	2	3									
Héctor Ortiz, R OBP: 0.295, SLG: 0.314 (1, 2)			F8		G3				G4-3	2	0	0	0	0	0	0									
Dave McCarty, R OBP: 0.344, SLG: 0.418 (7, PH)										1	0	0	0	0	0	3									
A.J. Hinch, R OBP: 0.186, SLG: 0.318 (8, 2)										0	0	0	0	0	0	0									
Mark Quinn, R OBP: 0.307, SLG: 0.522 (9, PH)										1	0	0	1	0	0	1									
Endy Chavez, L OBP: 0.500, SLG: 0.556 (1, 7)				CS BB		G6-3			G6-3 2B	3	0	1	0	1	0	1									
<b>Inning Stats</b>	R: 0 E: 0 K: 0 S: 10	H: 1 LOB: 1 BB: 1 P: 18	R: 0 E: 0 K: 2 S: 9	H: 0 LOB: 0 BB: 0 P: 14	R: 0 E: 0 K: 0 S: 7	H: 0 LOB: 0 BB: 1 P: 14	R: 1 E: 0 K: 0 S: 8	H: 1 LOB: 0 BB: 0 P: 11	R: 0 E: 0 K: 1 S: 7	H: 0 LOB: 0 BB: 0 P: 8	R: 0 E: 0 K: 1 S: 15	H: 0 LOB: 0 BB: 0 P: 20	R: 0 E: 0 K: 1 S: 14	H: 2 LOB: 3 BB: 1 P: 24	R: 0 E: 0 K: 1 S: 12	H: 1 LOB: 2 BB: 1 P: 21	R: 0 E: 0 K: 12 S: 12	H: 1 LOB: 1 BB: 0 P: 18	1B: 3 2B: 2 3B: 0 HR: 1	SF: 0 SAC: 0 DP: 1 HBP: 1	WP: 2 PB: 0 CS: 1	PA: 36			
<b>PITCHER</b>	IP	WLS	BF	H	R	ER	SO	BB	IBB	HBP	BLK	WP	HR	S	P	ERA	WHIP								
Kip Wells, R ERA: 1.89 (1, 1)	6.1	W	23	4	1	1	4	2	0	0	0	0	1	61	93	1.42	0.947								
Sean Lowe, R ERA: 2.95 (7, 1)	0.1		2	0	0	0	1	1	0	0	0	0	0	6	12	0.00	3.000								
Bob Howry, R ERA: 4.13 (7, 1)	2.1	S	11	2	1	1	1	1	0	1	0	1	0	27	43	3.86	1.286								

Chicago White Sox @ Kansas City Royals  
Kauffman Stadium, Kansas City, MO  
Tue Jun 05 2001, 7:05 PM CDT  
Att: 12,770 - Overcast - 66 F

AB	31
R	2
H	6
RBI	2
BB	4
SO	6
LOB	18






Batter	1	2	3	4	5	6	7	8	9	AB	R	H	RBI	BB	SO	LOB	TOP					
Jose Valentin, S (1, 6) OBP: 0.349, SLG: 0.588	1-3 K		3-2 F9		1-1 G4-3		1-1 1B 2B		2-0 HR	5	1	2	2	0	1	2						
Chris Singleton, L (1, 8) OBP: 0.291, SLG: 0.389	0-0 F7			2-2 G4-3		3-1 G1-3	2-1 1B		0-1 G3	5	0	1	0	0	0	0						
Ray Durham, S (1, 4) OBP: 0.355, SLG: 0.478	3-3 K			0-0 F8		2-3 K	1-3 K		3-1 G4-3	5	0	0	0	0	3	2						
Magglio Ordonez, R (1, 9) OBP: 0.347, SLG: 0.505		3-1 P3		1-0 HR 1B		1-2 1B		2-1 14 1B 1B		4	1	3	0	0	0	0						
Carlos Lee, R (1, 10) OBP: 0.345, SLG: 0.505		2-3 K		1-0 HR			1-2 F9	0-0 F7		4	1	1	2	0	1	1						
Jeff Liefer, L (1, 7) OBP: 0.306, SLG: 0.471		0-2 F8		1-2 G1-3			1-1 14 HR 1B	2-2 F9		4	1	1	0	0	0	1						
14 Paul Konerko, R (1, 3) OBP: 0.321, SLG: 0.467			3-2 G6-3		2-2 G6-3		2-1 1-H HR	3-2 1B		4	1	2	2	0	0	0						
Herbert Perry, R (1, 5) OBP: 0.325, SLG: 0.410			0-1		3-2		1-0	1-1 F7		1	0	1	0	0	0	0						
Tony Graffanino, R (4, 5) OBP: 0.388, SLG: 0.404								2B 1B		3	1	2	0	0	0	2						
Josh Paul, R (1, 2) OBP: 0.262, SLG: 0.295			1-2 F8		0-3 K		2-3 K		2-2 G5-3	4	0	0	0	0	2	3						
<b>Inning Stats</b>	R: 0 E: 0 K: 2 S: 8	H: 0 LOB: 0 BB: 0 P: 12	R: 0 E: 0 K: 1 S: 9	H: 0 LOB: 0 BB: 0 P: 14	R: 0 E: 0 K: 0 S: 12	H: 1 LOB: 1 BB: 0 P: 19	R: 2 E: 0 K: 0 S: 9	H: 2 LOB: 0 BB: 0 P: 14	R: 0 E: 0 K: 1 S: 11	H: 1 LOB: 1 BB: 0 P: 17	R: 0 E: 0 K: 1 S: 8	H: 1 LOB: 0 BB: 0 P: 14	R: 3 E: 0 K: 2 S: 20	H: 5 LOB: 2 BB: 0 P: 31	R: 0 E: 0 K: 0 S: 11	H: 2 LOB: 2 BB: 0 P: 19	R: 1 E: 0 K: 0 S: 8	H: 1 LOB: 0 BB: 0 P: 15	1B: 9 2B: 1 3B: 0 HR: 3	SF: 0 SAC: 0 DP: 0 HBP: 0	WP: 0 PB: 0 CS: 0	PA: 39
<b>PITCHER</b>	IP	WLS	BF	H	R	ER	SO	BB	IBB	HBP	BLK	WP	HR	S	P	ERA	WHIP					
Jeff Suppan, R (1, 1) ERA: 4.74	6.2	W	28	9	5	5	6	0	0	0	0	0	2	72	113	6.75	1.350					
51 Kris Wilson, R (7, 1) ERA: 5.5	2.1		11	4	1	1	1	0	0	0	0	0	1	24	42	3.86	1.714					

Chicago White Sox @ Kansas City Royals  
Kauffman Stadium, Kansas City, MO  
Wed Jun 06 2001, 7:05 PM CDT  
Att: 13,394 - Cloudy - 83 F

AB	39
R	6
H	13
RBI	6
BB	0
SO	7
LOB	11



Batter	1	2	3	4	5	6	7	8	9	AB	R	H	RBI	BB	SO	LOB	BOTTOM				
Endy Chavez, L (1, 8) OBP: 0.400, SLG: 0.435	0-1 G3	0-2 FC6-2 1B	0-1 F7			0-1 G6-3	0-2 L7			5	1	0	0	0	0	3					
Rev Sanchez, R (1, 6) OBP: 0.320, SLG: 0.362		1-0 29 S 1B		1-0 G6-3		0-1 G4-3 29 HR 2B		0-1 G1-3		5	2	3	1	0	0	0					
Wilson Delgado, S (9, 6) OBP: 0.188, SLG: 0.133		1-3 2H 1B								0	0	0	0	0	0	0					
Carlos Beltrán, S (1, 10) OBP: 0.301, SLG: 0.379		1-1 29 1B		2-2 29 2B 1B		1-1 G4-3		1-0 G3		5	1	2	1	0	0	2					
29 Mike Sweeney, R (1, 3) OBP: 0.373, SLG: 0.581		1-2 3H 1B		0-1 F9 1-H 2B		3-2 HR		2-0 HR		5	2	4	5	0	0	1					
Jermaine Dye, R (1, 9) OBP: 0.345, SLG: 0.427		1-2 1B 1B		0-0 F9		3-3 K		1-1 G5-3		5	1	1	0	0	1	3					
Joe Randa, R (1, 5) OBP: 0.311, SLG: 0.387		1-2 1B 1B		0-0 F8		2-0 G1-3		3-2 P6		4	1	1	0	0	0	1					
Dee Brown, L (1, 7) OBP: 0.328, SLG: 0.414		2-1 1B FC6-2 1B		0-2 G3-1		1-0 G5-3		2-1 HR		4	1	2	2	0	0	0					
Raul Ibanez, L (9, 7) OBP: 0.171, SLG: 0.150		1-3 2H 1B								0	0	0	0	0	0	0					
Luis Alicea, S (1, 4) OBP: 0.305, SLG: 0.329		3-2 FC6-2 1B 1B		1-0 HR 1B		1-0 F7		1-1 E6		4	2	2	1	0	0	0					
A.J. Hinch, R (1, 2) OBP: 0.189, SLG: 0.357		0-0 F7		2-1 HR		3-2 F5		0-0 F9		4	1	1	2	0	0	3					
<b>Inning Stats</b>	R: 0 E: 0 K: 0 S: 8	H: 1 LOB: 1 BB: 0 P: 8	R: 5 E: 0 K: 0 S: 22	H: 7 LOB: 2 BB: 0 P: 32	R: 2 E: 0 K: 0 S: 9	H: 2 LOB: 0 BB: 0 P: 12	R: 1 E: 0 K: 0 S: 8	H: 2 LOB: 1 BB: 0 P: 13	R: 0 E: 0 K: 0 S: 5	H: 0 LOB: 0 BB: 0 P: 10	R: 2 E: 0 K: 1 S: 13	H: 2 LOB: 0 BB: 0 P: 20	R: 1 E: 1 K: 0 S: 12	H: 1 LOB: 1 BB: 0 P: 18	R: 1 E: 0 K: 0 S: 6	H: 1 LOB: 0 BB: 0 P: 10	1B: 10 2B: 2 3B: 0 HR: 4	SF: 0 SAC: 0 DP: 0 HBP: 0	WP: 0 PB: 0 CS: 0	PA: 41	
<b>PITCHER</b>	IP	WLS	BF	H	R	ER	SO	BB	IBB	HBP	BLK	WP	HR	S	P	ERA	WHIP				
James Baldwin, R (1, 1) ERA: 4.36	3.0	L	19	10	7	7	0	0	0	0	0	0	1	39	52	21.00	3.333				
Jon Garland, R (4, 1) ERA: 5.63	3.0		13	4	3	3	1	0	0	0	0	0	1	26	43	9.00	1.333				
Ken Vining, L (7, 1) ERA: 11.57	1.0		5	1	1	1	0	0	0	0	0	0	1	12	18	9.00	1.000				
Matt Ginter, R (8, 1) ERA: 9.0	1.0		4	1	1	1	0	0	0	0	0	0	1	6	10	9.00	1.000				

Chicago White Sox @ Kansas City Royals  
Kauffman Stadium, Kansas City, MO  
Wed Jun 06 2001, 7:05 PM CDT  
Att: 13,394 - Cloudy - 83 F

AB	41
R	12
H	16
RBI	12
BB	0
SO	1
LOB	13





Batter	1	2	3	4	5	6	7	8	9	AB	R	H	RBI	BB	SO	LOB	TOP					
Jose Valentin, S OBP: 0.350, SLG: 0.583	F8		CS 1B		K		G4-6-3 2H 1B	G4-3		5	0	2	1	0	1	0						
Tony Graffanino, R OBP: 0.375, SLG: 0.377	G1-6-3 BB		CS 1-2	F8	F2		G4-6-3 1-2	G5-3		4	0	0	0	1	0	1						
Ray Durham, S OBP: 0.353, SLG: 0.473	G1-6-3 1-2			G2-3	F7			14 1B 1B		4	1	1	0	0	0	1						
Magglio Ordonez, R OBP: 0.358, SLG: 0.525				HR		14 1B 2B		14 1B 1B		4	1	4	0	0	0	0						
Carlos Lee, R OBP: 0.343, SLG: 0.516	F7			HR	F7			F7		4	1	1	2	0	0	4						
Jeff Liefer, L OBP: 0.303, SLG: 0.458	F9			14 HBP 1B	F9			K		4	1	1	0	0	1	4						
Chris Singleton, L OBP: 0.291, SLG: 0.389				1B						0	0	0	0	0	0	0						
14 Paul Konerko, R OBP: 0.329, SLG: 0.470	G5-3			1B HBP						3	0	2	1	0	0	1						
Royce Clayton, R OBP: 0.184, SLG: 0.174			G6-3					K		4	0	1	1	0	1	2						
Josh Paul, R OBP: 0.261, SLG: 0.292			G6-3		F7			E2 1B 1B	G5-3	4	1	1	0	0	0	2						
<b>Inning Stats</b>	R: 0 E: 0 K: 0 S: 6	H: 0 LOB: 0 BB: 1 P: 16	R: 0 E: 0 K: 0 S: 7	H: 1 LOB: 1 BB: 0 P: 11	R: 0 E: 0 K: 0 S: 8	H: 1 LOB: 0 BB: 0 P: 11	R: 3 E: 0 K: 0 S: 14	H: 4 LOB: 2 BB: 0 P: 19	R: 0 E: 0 K: 1 S: 11	H: 0 LOB: 0 BB: 0 P: 17	R: 0 E: 0 K: 0 S: 9	H: 2 LOB: 2 BB: 0 P: 17	R: 1 E: 1 K: 0 S: 7	H: 2 LOB: 0 BB: 0 P: 10	R: 1 E: 0 K: 2 S: 12	H: 3 LOB: 2 BB: 0 P: 20	R: 0 E: 0 K: 0 S: 5	H: 0 LOB: 0 BB: 0 P: 8	1B: 10 2B: 2 3B: 0 HR: 1	SF: 0 SAC: 0 DP: 2 HBP: 1	WP: 0 PB: 0 SB: 0 CS: 1	PA: 39
<b>PITCHER</b>	IP	WLS	BF	H	R	ER	SO	BB	IBB	HBP	BLK	WP	HR	S	P	ERA	WHIP					
Chad Durbin, R ERA: 4.86	6.0	L	25	8	3	3	1	1	0	1	0	0	1	55	91	4.50	1.500					
Cory Bailey, R ERA: 3.65	2.0		10	5	2	1	2	0	0	0	0	0	0	19	30	4.50	2.500					
Jason Grimsley, R ERA: 2.12	1.0		3	0	0	0	0	0	0	0	0	0	0	5	8	0.00	0.000					

Chicago White Sox @ Kansas City Royals  
Kauffman Stadium, Kansas City, MO

AB 36  
R 5  
H 13  
RBI 5  
BB 1  
SO 3  
LOB 15



Thu Jun 07 2001, 1:05 PM CDT  
Att: 18,957 - Cloudy - 75 F

Batter	1	2	3	4	5	6	7	8	9	AB	R	H	RBI	BB	SO	LOB	BOTTOM				
Luis Altea, S OBP: 0.298, SLG: 0.321	G6-3		G6-3			G5-3			F8	4	0	0	0	0	0	0					
Rey Sanchez, R OBP: 0.323, SLG: 0.365	K					P4			29 1B 1B	4	1	2	0	0	1	0					
Carlos Beltrán, S OBP: 0.300, SLG: 0.377	F8			FC6-4 1B		F8			F9 29 1B 1B	4	0	1	0	0	0	1					
29 Mike Sweeney, R OBP: 0.371, SLG: 0.576		G1-3		P3		K			1-2 2H 1B	4	0	1	1	0	1	1					
Jermaine Dye, R OBP: 0.339, SLG: 0.419	G1-3			FC6-4		G4-3			F9	4	0	0	0	0	0	3					
Joe Randa, R OBP: 0.310, SLG: 0.382		BB			L5				G6-3	3	0	0	0	1	0	2					
Mark Quinn, R OBP: 0.307, SLG: 0.524	F7							L1		3	0	1	0	0	0	1					
Dave McCarty, R OBP: 0.333, SLG: 0.402			G5-3		G6-3			G6-3		3	0	0	0	0	0	1					
A.J. Hinch, R OBP: 0.182, SLG: 0.342			P4		G6-3			F7		3	0	0	0	0	0	1					
<b>Inning Stats</b>	R: 0 E: 0 K: 1 S: 7	H: 0 LOB: 0 BB: 0 P: 10	R: 0 E: 0 K: 0 S: 11	H: 0 LOB: 1 BB: 1 P: 17	R: 0 E: 0 K: 0 S: 4	H: 0 LOB: 0 BB: 0 P: 6	R: 0 E: 0 K: 0 S: 13	H: 1 LOB: 1 BB: 0 P: 19	R: 0 E: 0 K: 0 S: 9	H: 0 LOB: 0 BB: 0 P: 11	R: 0 E: 0 K: 1 S: 9	H: 0 LOB: 0 BB: 0 P: 11	R: 0 E: 0 K: 0 S: 8	H: 0 LOB: 0 BB: 0 P: 13	R: 1 E: 0 K: 0 S: 9	H: 3 LOB: 2 BB: 0 P: 10	1B: 4 2B: 1 3B: 0 HR: 0	SF: 0 SAC: 0 DP: 0 HBP: 0	WP: 0 PB: 0 SB: 0 CS: 0	PA: 33	
<b>PITCHER</b>	IP	WLS	BF	H	R	ER	SO	BB	IBB	HBP	BLK	WP	HR	S	P	ERA	WHIP				
56 Mark Buehrle, L ERA: 3.36	8.0	W	27	2	0	0	2	1	0	0	0	0	0	69	104	0.00	0.375				
Keith Foulke, R ERA: 2.05	1.0		6	3	1	1	0	0	0	0	0	0	0	9	10	9.00	3.000				

Chicago White Sox @ Kansas City Royals  
Kauffman Stadium, Kansas City, MO

AB 32  
R 1  
H 5  
RBI 1  
BB 1  
SO 2  
LOB 10



Thu Jun 07 2001, 1:05 PM CDT  
Att: 18,957 - Cloudy - 75 F



Batter	1	2	3	4	5	6	7	8	9	10	AB	R	H	RBI	BB	SO	LOB	TOP				
<b>Eric Young Sr., R</b> OBP: 0.305, SLG: 0.374	E1 SH 1B	B1		G6-3		F9		P3			5	1	1	0	0	0	3	<b>Chicago Cubs @ Chicago White Sox</b> Comiskey Park, Chicago, IL Fri Jun 08 2001, 8:05 PM EDT Att. 45,936 - Sunny - 68 F				
<b>Miguel Cairo, R</b> OBP: 0.413, SLG: 0.389	SH 1B BB	G1-3					2B 15 HBP BB	F7			2	2	0	0	2	0	2					
<b>Sammy Sosa, R</b> OBP: 0.423, SLG: 0.628	1B 15 G5-2-3 BB	L7		F9			15 HBP 2B	K			4	0	1	0	1	1	3					
<b>Ron Coomer, R</b> OBP: 0.343, SLG: 0.374	15 G5-2-3 1B			G4-3		F8		P1		F9	5	0	1	1	0	0	2					
<b>Rondell White, R</b> OBP: 0.347, SLG: 0.495	15 G5-2-3 1B			FC1-6 15 1B		G6-3		FC5 15 HBP IBB		K	4	0	2	1	1	1	0					
<b>15 Julio Zuleta, R</b> OBP: 0.309, SLG: 0.459	G5-2-3			FC1-6 1B		F8		FC5 HBP		K	4	0	1	1	0	1	3					
<b>Gary Matthews, S</b> OBP: 0.345, SLG: 0.360	G4-3			FC1-6 1B				F5		F9	4	0	0	0	1	0	7					
<b>Joe Girardi, R</b> OBP: 0.279, SLG: 0.266		G1-3 1B		G6-3		G1-3		FC5		F8	5	0	1	0	0	0	6					
<b>Augie Ojeda, S</b> OBP: 0.270, SLG: 0.310		G1-3 1B		G3		G4-3		F8			4	0	1	0	0	0	1					
<b>Inning Stats</b>	R: 2 E: 2 K: 15	H: 3 LOB: 2 BB: 1 P: 27	R: 0 E: 0 K: 8 S: 8	H: 2 LOB: 2 BB: 0 P: 10	R: 0 E: 0 K: 11 S: 11	H: 2 LOB: 2 BB: 0 P: 16	R: 0 E: 0 K: 7 S: 7	H: 0 LOB: 1 BB: 1 P: 15	R: 0 E: 0 K: 10 S: 10	H: 0 LOB: 0 BB: 0 P: 10	R: 1 E: 0 K: 8 S: 9	H: 1 LOB: 3 BB: 2 P: 22	R: 0 E: 0 K: 10 S: 10	H: 0 LOB: 0 BB: 0 P: 16	R: 0 E: 0 K: 2 S: 8	H: 0 LOB: 0 BB: 0 P: 8	R: 0 E: 0 K: 1 S: 8		H: 0 LOB: 0 BB: 0 P: 8	1B: 7 2B: 1 3B: 0 HR: 0	SF: 0 SAC: 1 DP: 1 HBP: 1	WP: 0 PB: 0 SB: 0 CS: 0
<b>PITCHER</b>	IP	WLS	BF	H	R	ER	SO	BB	IBB	HBP	BLK	WP	HR	S	P	ERA	WHIP					
<b>David Wells, L</b> ERA: 4.67	(1.1)	0.0	5	3	2	1	0	1	0	0	0	0	0	11	22	∞	∞					
<b>Sean Lowe, R</b> ERA: 2.99	(1.1)	5.0	19	4	0	0	0	1	0	0	0	0	0	35	56	0.00	1.000					
<b>Kelly Wunsch, L</b> ERA: 6.3	(6.1)	0.2	3	0	0	0	0	1	0	0	0	0	0	7	11	0.00	1.500					
<b>Matt Ginter, R</b> ERA: 10.8	(6.1)	0.2	6	1	1	1	0	1	1	1	0	0	0	7	20	13.50	3.000					
<b>Jon Garland, R</b> ERA: 5.47	(7.1)	0.2	2	0	0	0	0	0	0	0	0	0	0	3	5	0.00	0.000					
<b>PITCHER</b>	IP	WLS	BF	H	R	ER	SO	BB	IBB	HBP	BLK	WP	HR	S	P	ERA	WHIP					
<b>Bob Howry, R</b> ERA: 3.81	(8.1)	2.0	6	0	0	0	2	0	0	0	0	0	0	8	8	0.00	0.000					
<b>Keith Foulke, R</b> ERA: 1.99	(10.1)	1.0	3	0	0	0	1	0	0	0	0	0	0	8	8	0.00	0.000					

**Chicago Cubs @ Chicago White Sox**  
Comiskey Park, Chicago, IL  
Fri Jun 08 2001, 8:05 PM EDT  
Att. 45,936 - Sunny - 68 F

AB 37  
R 3  
H 8  
RBI 3  
BB 5  
SO 3  
LOB 27



Batter	1	2	3	4	5	6	7	8	9	10	AB	R	H	RBI	BB	SO	LOB	BOTTOM				
<b>Jose Valentin, S</b> OBP: 0.349, SLG: 0.580	F8	F9			SF7			K			1	0	0	0	0	0	0	<b>Chicago Cubs @ Chicago White Sox</b> Comiskey Park, Chicago, IL Fri Jun 08 2001, 8:05 PM EDT Att. 45,936 - Sunny - 68 F				
<b>Tony Graftano, R</b> OBP: 0.368, SLG: 0.365										WP 1B HR BB	2	1	0	1	1	1	2					
<b>Chris Singleton, L</b> OBP: 0.288, SLG: 0.382	F1			G5-3				P5		WP HR 1B	5	1	1	0	0	1	0					
<b>Ray Durham, S</b> OBP: 0.354, SLG: 0.474	1B 2B			F7				K		HR IBB	4	2	1	0	1	1	0					
<b>Magglio Ordonez, R</b> OBP: 0.355, SLG: 0.514	1B BB			K				F9		K	4	0	0	0	1	2	3					
<b>Carlos Lee, R</b> OBP: 0.345, SLG: 0.528				F9				G4-3		P5	5	1	2	5	0	0	0					
<b>Jeff Liefer, L</b> OBP: 0.288, SLG: 0.434	K			G3				G4-3		G3	4	0	0	0	0	1	2					
<b>14 Paul Konerko, R</b> OBP: 0.327, SLG: 0.471				K						K 1B 2B	4	1	1	0	0	2	0					
<b>Sandy Alomar Jr., R</b> OBP: 0.295, SLG: 0.350		F3								F9	4	1	2	1	0	0	1					
<b>Royce Clayton, R</b> OBP: 0.186, SLG: 0.176										L3	4	0	1	0	0	1	2					
<b>Inning Stats</b>	R: 1 E: 0 K: 1 S: 16	H: 2 LOB: 2 BB: 1 P: 25	R: 0 E: 0 K: 8 S: 8	H: 1 LOB: 1 BB: 0 P: 10	R: 0 E: 0 K: 10 S: 10	H: 0 LOB: 0 BB: 0 P: 17	R: 0 E: 0 K: 1 S: 8	H: 0 LOB: 0 BB: 0 P: 9	R: 1 E: 0 K: 10 S: 10	H: 1 LOB: 1 BB: 0 P: 13	R: 0 E: 0 K: 8 S: 8	H: 0 LOB: 1 BB: 0 P: 13	R: 0 E: 0 K: 11 S: 11	H: 2 LOB: 1 BB: 2 P: 16	R: 0 E: 0 K: 1 S: 10	H: 0 LOB: 1 BB: 0 P: 15	R: 4 E: 0 K: 1 S: 16	H: 2 LOB: 0 BB: 2 P: 29	1B: 4 2B: 3 3B: 0 HR: 1	SF: 1 SAC: 0 DP: 0 HBP: 0	WP: 2 PB: 0 SB: 0 CS: 0	PA: 41
<b>PITCHER</b>	IP	WLS	BF	H	R	ER	SO	BB	IBB	HBP	BLK	WP	HR	S	P	ERA	WHIP					
<b>Jason Bere, R</b> ERA: 5.04	(1.1)	6.1	26	6	3	3	4	1	0	0	0	0	0	65	94	4.26	1.105					
<b>Kyle Farnsworth, R</b> ERA: 2.9	(7.1)	2.2	9	0	0	0	4	0	0	0	1	1	0	27	40	0.00	0.000					
<b>Courtney Duncan, R</b> ERA: 3.33	(10.1)	0.2	6	2	4	4	1	1	1	0	0	1	1	16	29	54.00	4.500					

**Chicago Cubs @ Chicago White Sox**  
Comiskey Park, Chicago, IL  
Fri Jun 08 2001, 8:05 PM EDT  
Att. 45,936 - Sunny - 68 F

AB 37  
R 7  
H 8  
RBI 7  
BB 3  
SO 9  
LOB 10





Batter	1	2	3	4	5	6	7	8	9	10	AB	R	H	RBI	BB	SO	LOB	TOP					
Eric Young Sr., R OBP: 0.308, SLG: 0.378 (1, 4)	F8		F8			SH3-4		1B HBP		SH SF7 2B	3	2	1	0	0	0	0						
Todd Dunwoody, L OBP: 0.258, SLG: 0.300 Gary Matthews, S OBP: 0.349, SLG: 0.365 (8, PH) (8, 8)	K		K			F8		G3 1B		SH	3	0	0	0	0	2	1						
Sammy Sosa, R OBP: 0.422, SLG: 0.627 (1, 9)	2B					G6-3		1B		P4	5	0	2	2	0	0	3						
Matt Stairs, L OBP: 0.377, SLG: 0.507 (1, 10)	G3-1					F2		G4-3		SF7	4	0	0	1	0	0	2						
Rondell White, R OBP: 0.352, SLG: 0.514 (1, 7)						F9		HR		P8	4	1	2	1	1	0	1						
Ron Coomer, R OBP: 0.343, SLG: 0.372 Miguel Cairo, R OBP: 0.404, SLG: 0.378 (7, PR) (7, 5)		K				G5-3		1B			3	0	1	0	0	1	1						
Todd Hundley, S OBP: 0.280, SLG: 0.329 (1, 2)		K				G6-4-3		K		G4-3	4	0	1	0	0	2	2						
15 Julio Zuleta, R OBP: 0.297, SLG: 0.438 (1, 3)		K				G6-4-3		G6-3		F7	4	0	0	0	0	1	3						
Augie Ojeda, S OBP: 0.284, SLG: 0.311 (1, 6)			K					SH3-4 BB		G4-3	3	1	1	0	1	1	0						
<b>Inning Stats</b>	R: 0 E: 0 K: 1 S: 9	H: 1 LOB: 1 BB: 0 P: 14	R: 0 E: 0 K: 3 S: 10	H: 1 LOB: 1 BB: 0 P: 13	R: 0 E: 0 K: 2 S: 8	H: 0 LOB: 0 BB: 0 P: 11	R: 0 E: 0 K: 0 S: 4	H: 0 LOB: 0 BB: 0 P: 7	R: 0 E: 0 K: 0 S: 4	H: 1 LOB: 0 BB: 0 P: 5	R: 0 E: 0 K: 0 S: 9	H: 0 LOB: 1 BB: 1 P: 17	R: 1 E: 0 K: 1 S: 10	H: 2 LOB: 1 BB: 0 P: 14	R: 2 E: 0 K: 1 S: 13	H: 3 LOB: 2 BB: 1 P: 24	R: 0 E: 0 K: 0 S: 7	H: 0 LOB: 0 BB: 0 P: 8	R: 1 E: 0 K: 0 S: 11	H: 1 LOB: 1 BB: 0 P: 18	1B: 5 2B: 3 3B: 0 HR: 1	SF: 1 SAC: 2 DP: 1 HBP: 1	WP: 0 PA: 41
<b>PITCHER</b>	IP WLS BF H R ER SO BB IBB HBP BLK WP HR S P ERA WHIP																						
Rocky Biddle, R ERA: 4.7 James Baldwin, R ERA: 4.26 Kelly Wunsch, L ERA: 6.97 Bob Howry, R ERA: 3.67 Keith Foulke, R ERA: 2.14	(1, 1) 3.0 11 2 0 0 6 0 0 0 0 0 0 27 38 0.00 0.667	(4, 1) 3.1 13 3 1 1 0 1 0 0 0 0 1 23 37 2.70 1.200	(7, 1) 0.2 4 1 2 2 1 0 0 1 0 0 0 7 10 27.00 1.500	(8, 1) 1.0 5 2 0 0 1 0 1 0 0 0 0 10 20 0.00 2.000	(9, 1) 2.0 L 8 1 1 1 0 0 0 0 0 0 0 18 26 4.50 0.500																		

Chicago Cubs @ Chicago White Sox  
Comiskey Park, Chicago, IL  
Sat Jun 09 2001, 1:15 PM EDT  
Att. 45,849 - Sunny - 74 F

livebaseballscorecards.com

AB 35  
R 4  
H 9  
RBI 4  
BB 2  
SO 8  
LOB 15



Batter	1	2	3	4	5	6	7	8	9	10	AB	R	H	RBI	BB	SO	LOB	BOTTOM					
Tony Graffanino, R OBP: 0.358, SLG: 0.368 (1, 5)	G6-3		G5-3			SH1-4 1B 2B		G4-6-3		L1-3	5	1	1	0	0	0	3						
Chris Singleton, L OBP: 0.289, SLG: 0.381 24 Joe Crede, R (10, PH)	G4-3					SH1-4		S BB 1B		K	3	1	1	0	0	0	0						
Ray Durham, S OBP: 0.355, SLG: 0.470 (1, 4)	K					P8		S BB		K	4	1	1	1	1	2	0						
Magglio Ordonez, R OBP: 0.356, SLG: 0.512 (1, 9)			G5-3			G4-3		1B BB		1B	5	0	2	2	0	0	1						
Carlos Lee, R OBP: 0.355, SLG: 0.535 (1, 10)			FC5-4 1B			F8 1B		G6-3		1B	5	0	4	0	0	0	1						
Jeff Liefer, L OBP: 0.271, SLG: 0.407 (1, 7)			FC5-4			F8		1B BB		1B	5	0	0	0	0	2	6						
14 Paul Konerko, R OBP: 0.326, SLG: 0.464 (1, 3)			F7					K			3	0	0	0	1	2	1						
Royce Clayton, R OBP: 0.180, SLG: 0.171 (1, 6)			G5-3			L3		G6-3		P1	4	0	0	0	0	0	2						
Josh Paul, R OBP: 0.254, SLG: 0.284 Sandy Alomar Jr., R OBP: 0.304, SLG: 0.355 (8, PH) (9, 2)			G6-3			P8		G4-6-3 1B		L1-3 IBB	2	0	0	0	0	0	2						
<b>Inning Stats</b>	R: 0 E: 0 K: 1 S: 8	H: 0 LOB: 0 BB: 0 P: 14	R: 0 E: 0 K: 0 S: 7	H: 1 LOB: 1 BB: 0 P: 15	R: 0 E: 0 K: 0 S: 6	H: 0 LOB: 0 BB: 0 P: 11	R: 0 E: 0 K: 0 S: 7	H: 0 LOB: 0 BB: 0 P: 10	R: 0 E: 0 K: 0 S: 8	H: 1 LOB: 2 BB: 1 P: 17	R: 1 E: 0 K: 0 S: 12	H: 2 LOB: 1 BB: 0 P: 17	R: 0 E: 0 K: 2 S: 7	H: 0 LOB: 0 BB: 0 P: 12	R: 2 E: 0 K: 0 S: 13	H: 4 LOB: 2 BB: 1 P: 23	R: 0 E: 1 K: 3 S: 11	H: 0 LOB: 1 BB: 0 P: 21	R: 0 E: 0 K: 3 S: 13	H: 2 LOB: 2 BB: 0 P: 17	1B: 9 2B: 2 3B: 0 HR: 0	SF: 0 SAC: 1 DP: 2 HBP: 0	WP: 0 PA: 42
<b>PITCHER</b>	IP WLS BF H R ER SO BB IBB HBP BLK WP HR S P ERA WHIP																						
Julian Tavarez, R ERA: 3.47 Tom Gordon, R ERA: 3.77 Todd Van Poppel, R ERA: 4.23 Jeff Fassero, L ERA: 2.83	(1, 1) 7.2 30 6 3 3 3 2 0 0 0 0 0 8 108 3.52 1.043	(8, 1) 0.1 B 3 2 0 0 0 0 0 0 0 0 0 0 11 0.00 6.000	(9, 1) 1.0 W 4 0 0 0 1 0 1 0 0 0 0 11 21 0.00 0.000	(10, 1) 1.0 S 5 2 0 0 3 0 0 0 0 0 0 13 17 0.00 2.000																			

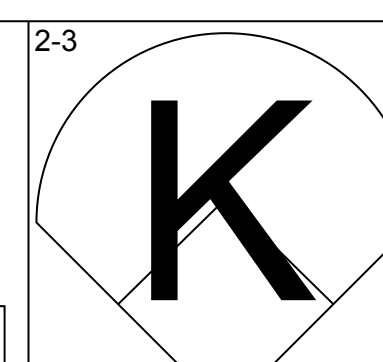
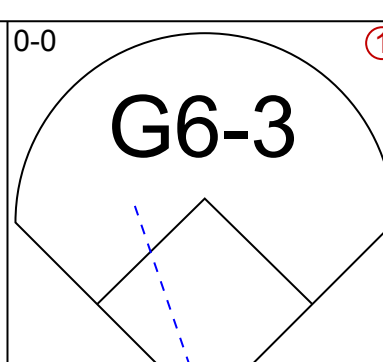
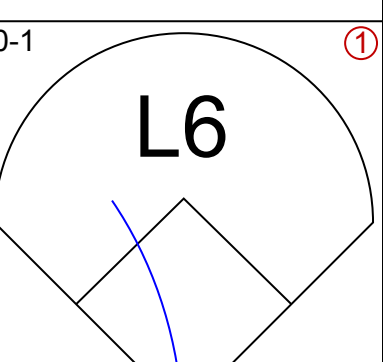
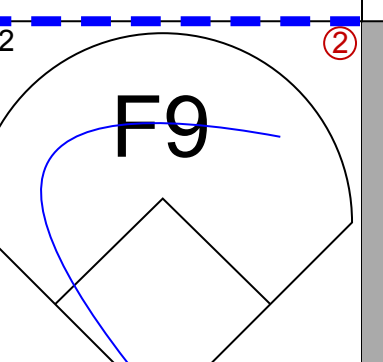
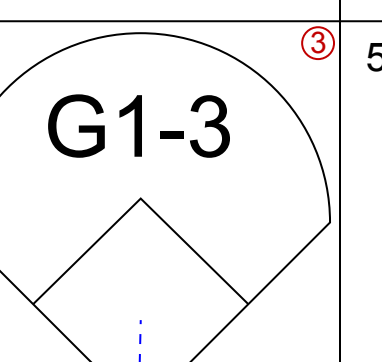
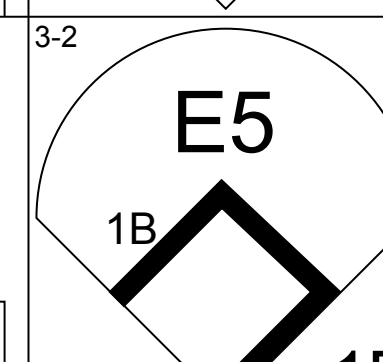
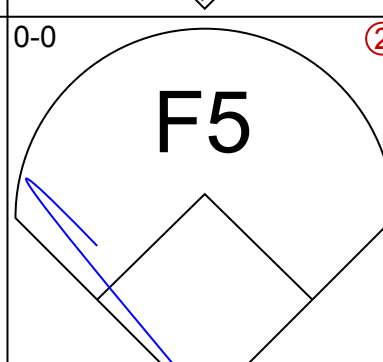
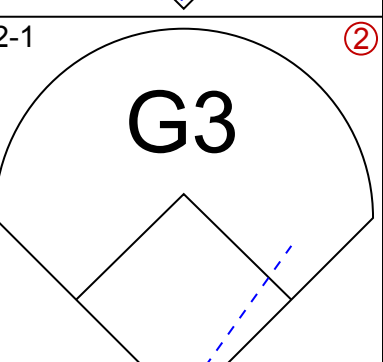
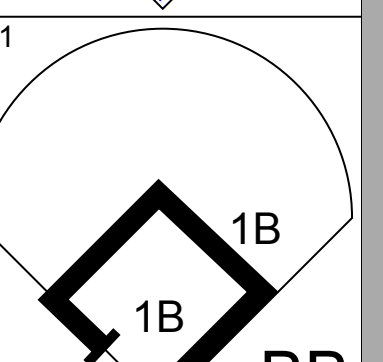
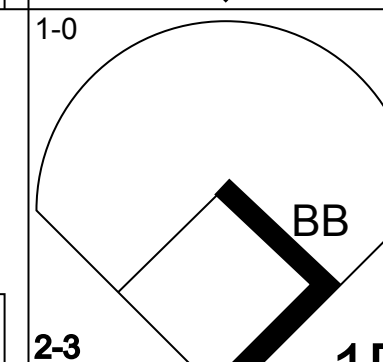
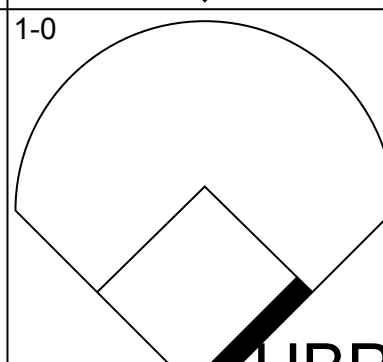
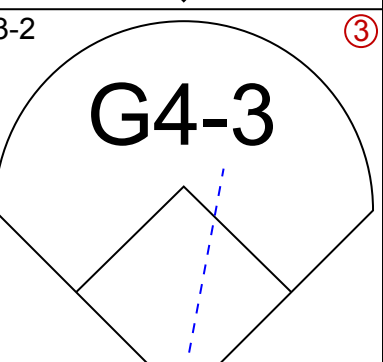
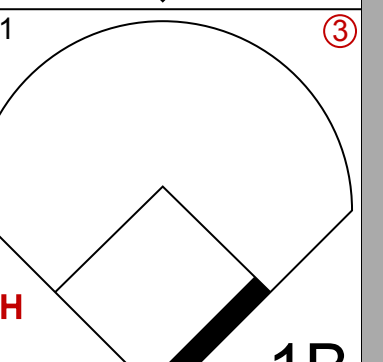
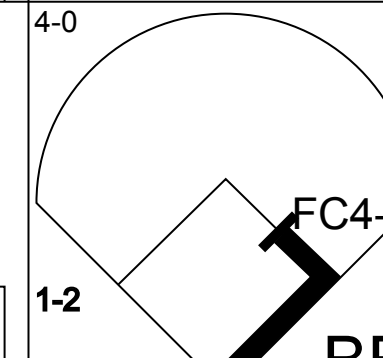
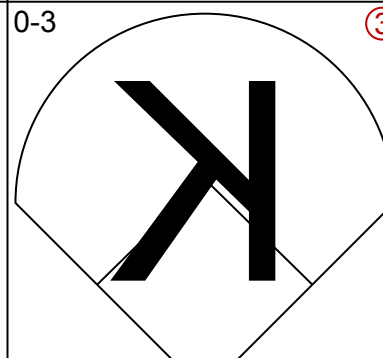
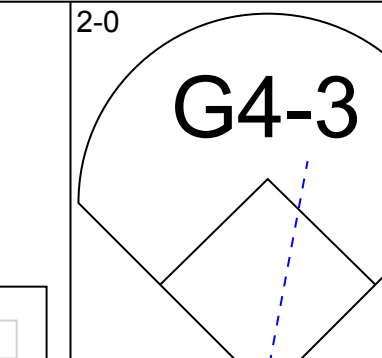
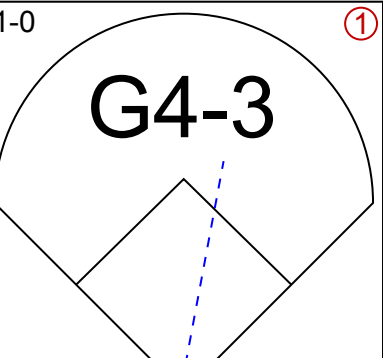
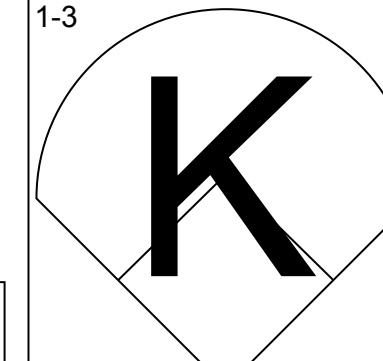
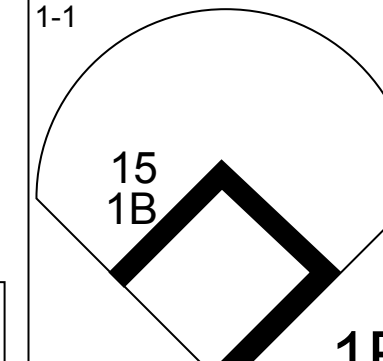
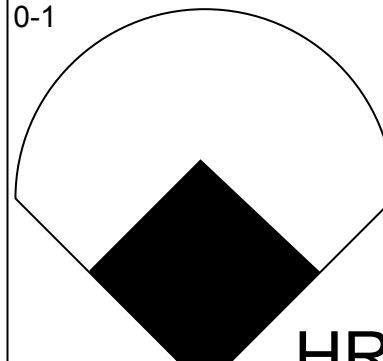
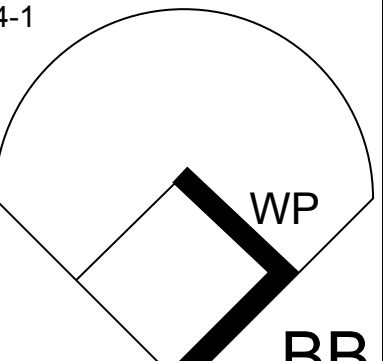
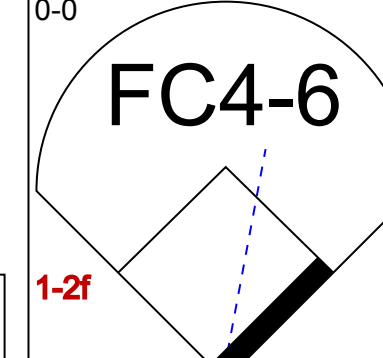
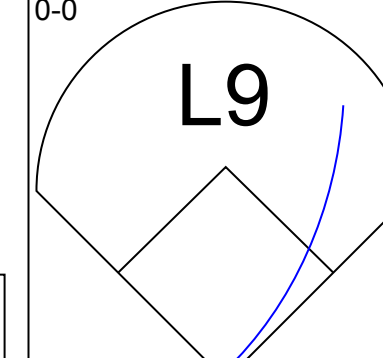
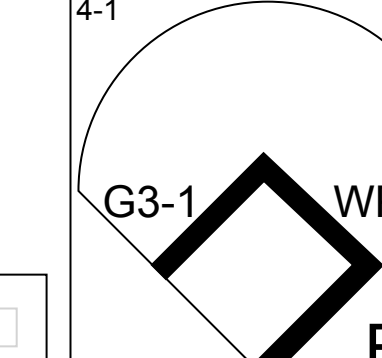
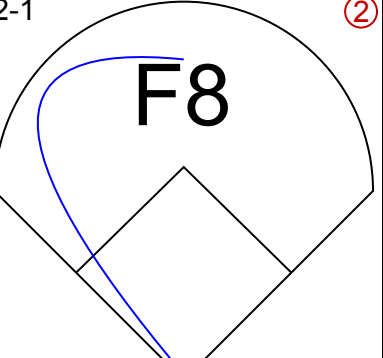
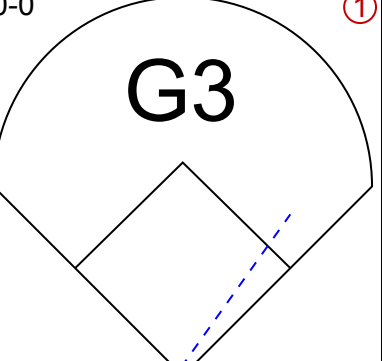
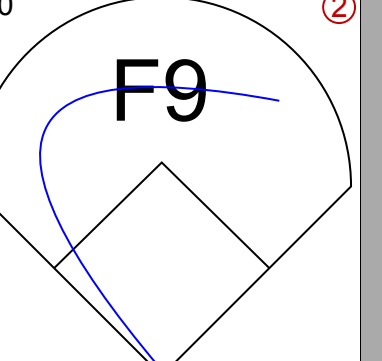
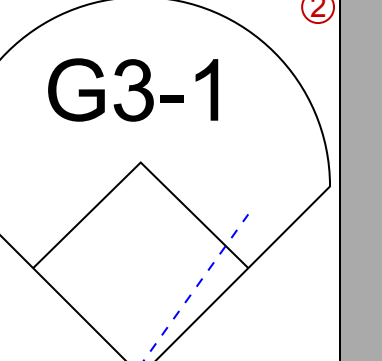
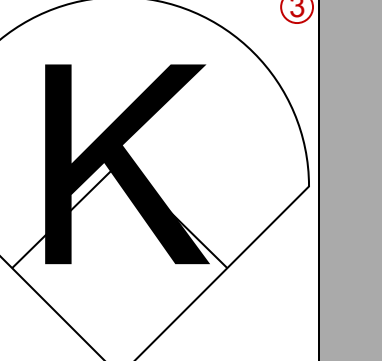
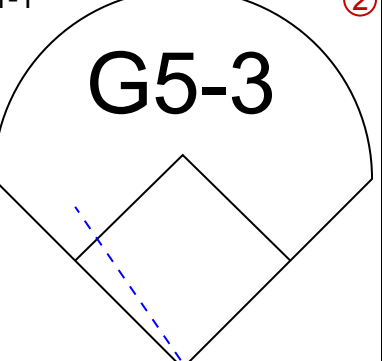
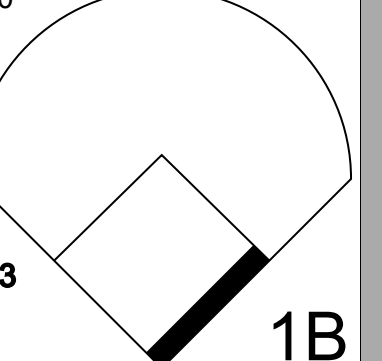
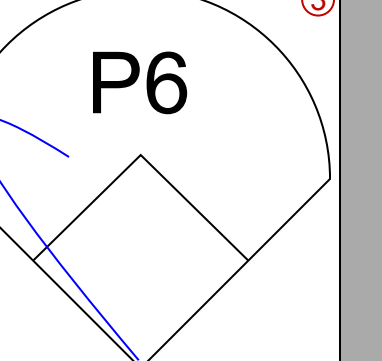
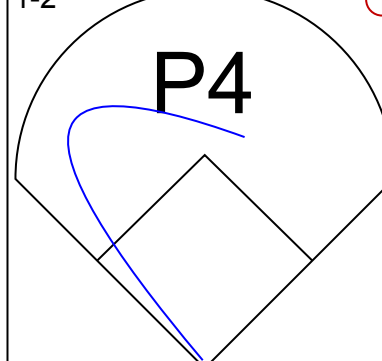
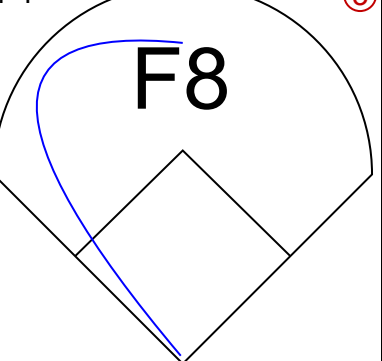
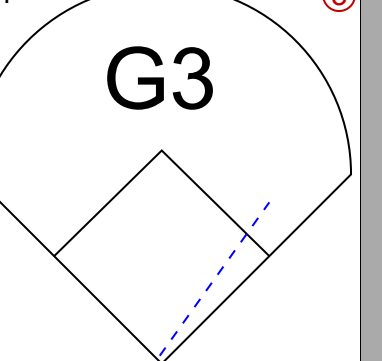
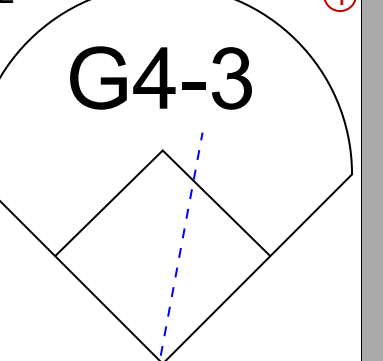
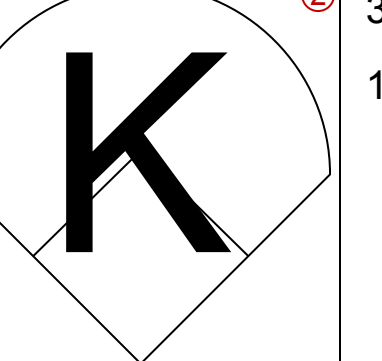
Chicago Cubs @ Chicago White Sox  
Comiskey Park, Chicago, IL  
Sat Jun 09 2001, 1:15 PM EDT  
Att. 45,849 - Sunny - 74 F

livebaseballscorecards.com

AB 38  
R 3  
H 10  
RBI 3  
BB 3  
SO 7  
LOB 16

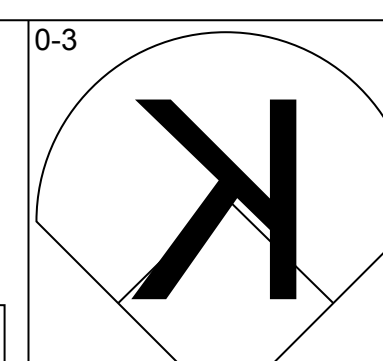
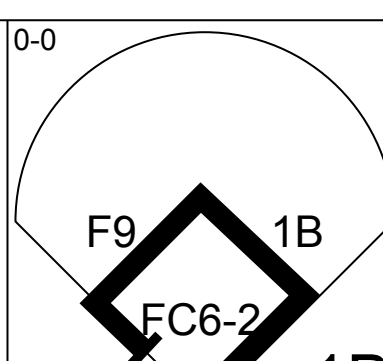
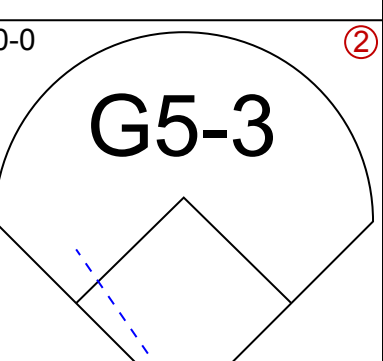
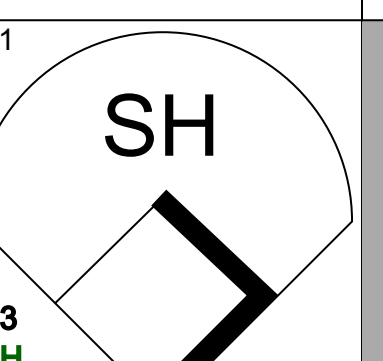
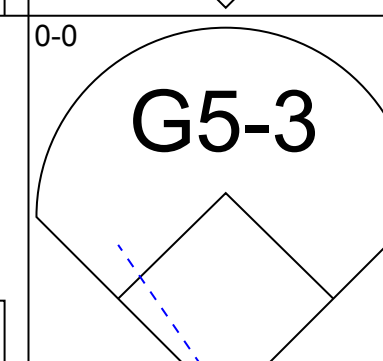
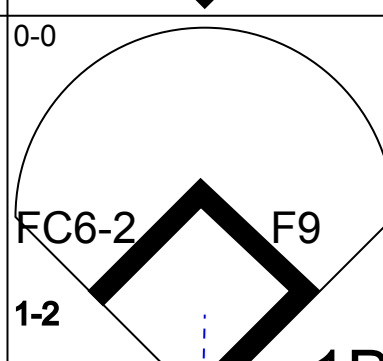
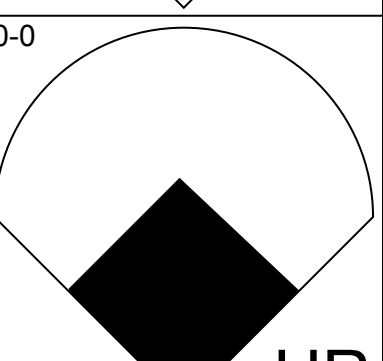
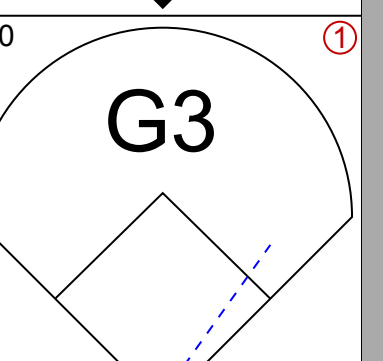
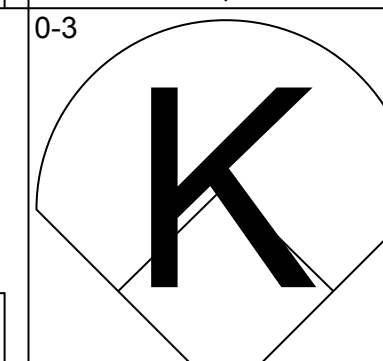
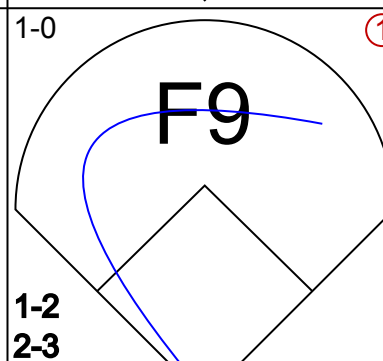
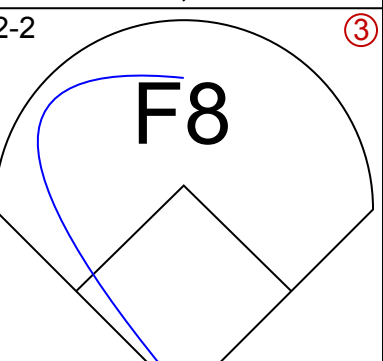
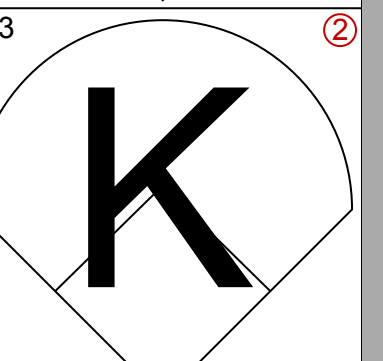
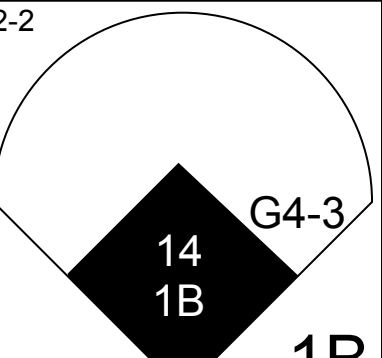
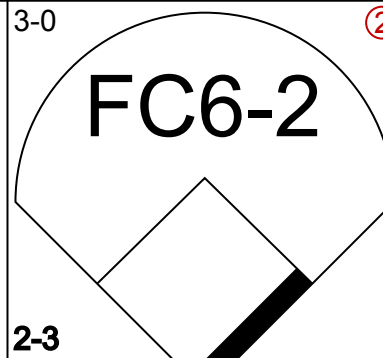

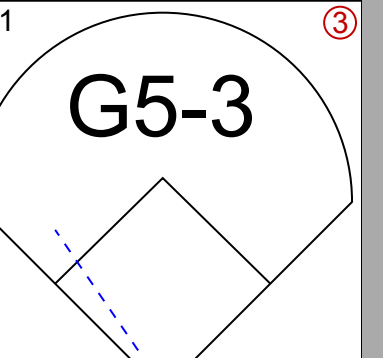
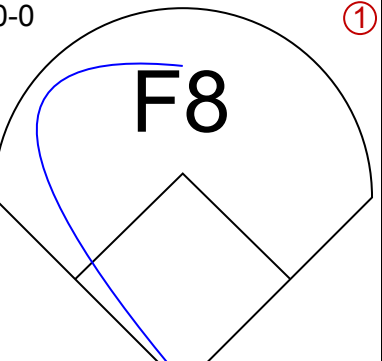
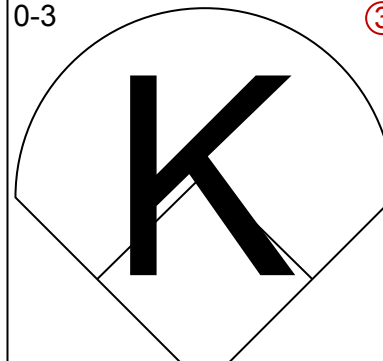
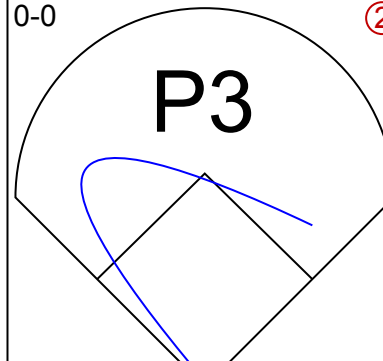
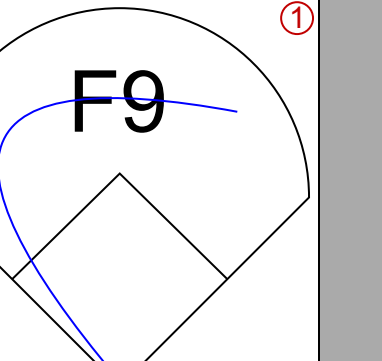

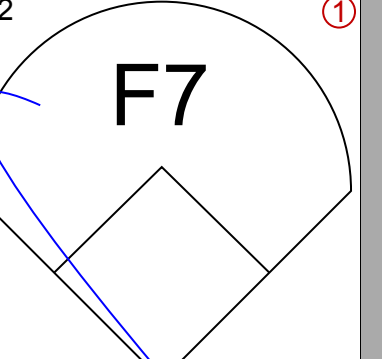
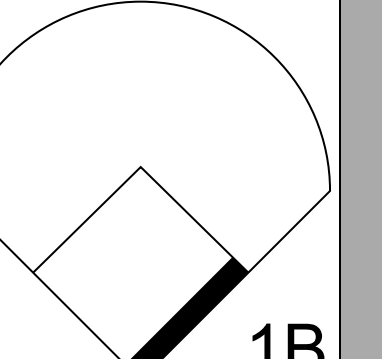
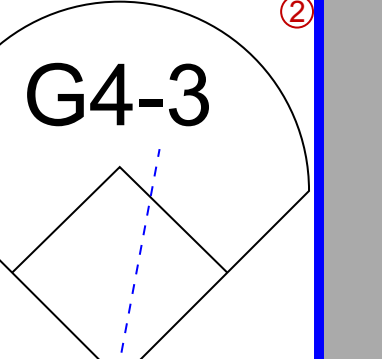
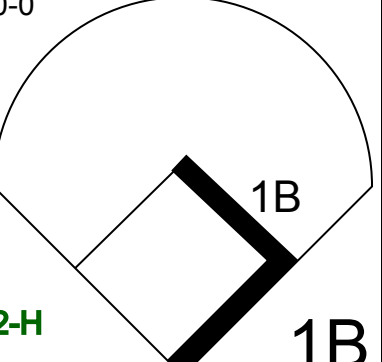

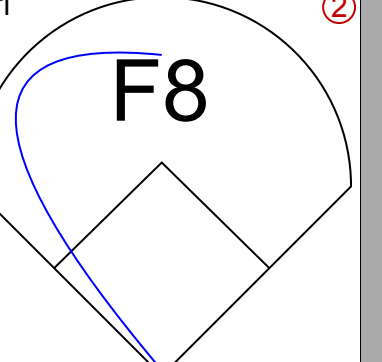
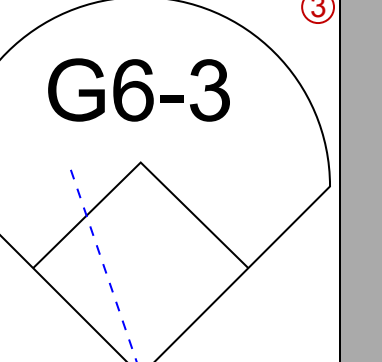
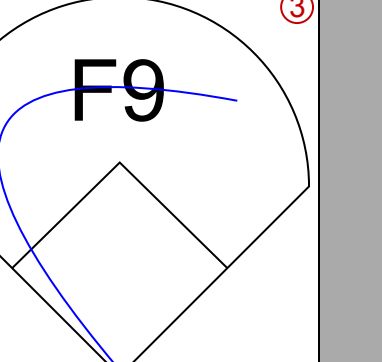
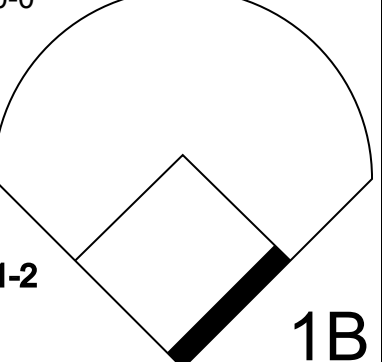
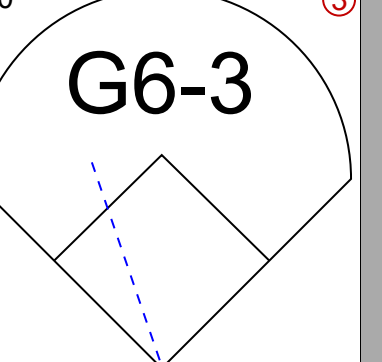
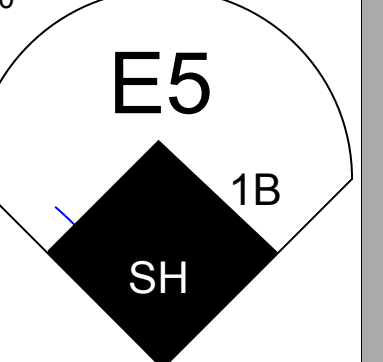
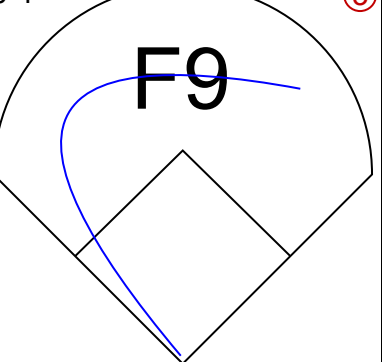
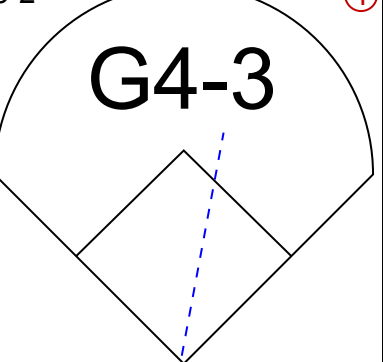
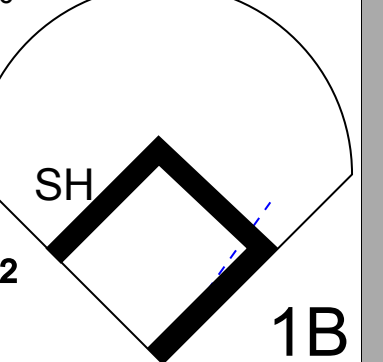




Batter	1	2	3	4	5	6	7	8	9	AB	R	H	RBI	BB	SO	LOB	TOP			
<b>Eric Young Sr. R</b> OBP: 0.302, SLG: 0.370 (1, 4)										5	0	0	0	0	1	0	<b>Chicago Cubs @ Chicago White Sox</b> Comiskey Park, Chicago, IL Sun Jun 10 2001, 2:05 PM EDT Att: 45,079 - Cloudy - 78 F			
<b>Gary Matthews S</b> OBP: 0.353, SLG: 0.364 (1, 8)	 1B									3	0	1	0	1	0	0				
<b>Sammy Sosa R</b> OBP: 0.427, SLG: 0.628 (1, 9)	 1B									3	0	2	0	0	0	0				
<b>Matt Stairs L</b> OBP: 0.373, SLG: 0.496 (1, 10)	 1B									3	0	0	0	1	1	1				
<b>Rondell White R</b> OBP: 0.359, SLG: 0.531 (1, 7)				 1B				 BB		3	1	2	1	1	1	3				
<b>Ron Coomer R</b> OBP: 0.340, SLG: 0.361 (1, 5)	 1-2					 WP BB				3	0	0	0	1	0	5				
<b>Todd Hundley S</b> OBP: 0.273, SLG: 0.319 (1, 2)								 1-2		4	0	0	0	0	1	3				
<b>15 Julio Zuleta R</b> OBP: 0.295, SLG: 0.430 (1, 3)				 1-3					 1-2	4	0	1	0	0	0	1				
<b>Augie Ojeda S</b> OBP: 0.271, SLG: 0.297 (9, PH)									 1-3	3	0	0	0	0	0	2				
<b>Miguel Cairo R</b> OBP: 0.396, SLG: 0.368 (9, PH)										1	0	0	0	0	1	0				
<b>Inning Stats</b>	R: 0 E: 1 K: 2 S: 14	H: 2 LOB: 3 BB: 1 P: 25	R: 0 E: 0 K: 0 S: 5	H: 0 LOB: 0 BB: 0 P: 7	R: 0 E: 0 K: 1 S: 5	H: 0 LOB: 1 BB: 0 P: 6	R: 0 E: 0 K: 0 S: 7	H: 2 LOB: 2 BB: 0 P: 12	R: 0 E: 0 K: 0 S: 9	H: 1 LOB: 1 BB: 1 P: 19	R: 0 E: 0 K: 0 S: 12	H: 1 LOB: 2 BB: 1 P: 23	R: 0 E: 0 K: 1 S: 8	H: 0 LOB: 1 BB: 1 P: 18	R: 0 E: 0 K: 1 S: 8	H: 0 LOB: 0 BB: 0 P: 10	1B: 5 2B: 0 3B: 0 HR: 1	SF: 0 SAC: 0 DP: 0 HBP: 1	WP: 2 PB: 2 SB: 0 CS: 0	PA: 37
<b>PITCHER</b>	IP	WLS	BF	H	R	ER	SO	BB	IBB	HBP	BLK	WP	HR	S	P	ERA	WHIP			
<b>Kip Wells R</b> ERA: 1.82 (1, 1)	6.1	W	27	5	1	1	3	2	0	1	0	1	1	55	92	1.42	1.105			
<b>Jon Garland R</b> ERA: 5.13 (7, 1)	1.2	H	7	1	0	0	1	2	0	0	0	1	0	14	32	0.00	1.800			
<b>Bob Howry R</b> ERA: 3.54 (9, 1)	1.0	S	3	0	0	0	1	0	0	0	0	0	0	8	10	0.00	0.000			

AB	32
R	1
H	6
RBI	1
BB	4
SO	5
LOB	15



Batter	1	2	3	4	5	6	7	8	9	AB	R	H	RBI	BB	SO	LOB	BOTTOM			
<b>Tony Graffanino R</b> OBP: 0.357, SLG: 0.366 (1, 5)			 1B FC6-2				 1-3 2-H			3	0	1	0	0	1	0	<b>Chicago Cubs @ Chicago White Sox</b> Comiskey Park, Chicago, IL Sun Jun 10 2001, 2:05 PM EDT Att: 45,079 - Cloudy - 78 F			
<b>Chris Singleton L</b> OBP: 0.295, SLG: 0.406 (9, 7)			 F9 1-2							4	1	2	1	0	0	2				
<b>Ray Durham S</b> OBP: 0.349, SLG: 0.461 (1, 4)			 1-2 2-3							4	0	0	0	0	2	4				
<b>Magglio Ordonez R</b> OBP: 0.354, SLG: 0.507 (1, 9)		 14 1B	 2-3 3-H							4	1	1	0	0	0	4				
<b>Carlos Lee R</b> OBP: 0.349, SLG: 0.525 (1, 10)										4	0	0	0	0	1	3				
<b>Jeff Liefer L</b> OBP: 0.270, SLG: 0.400 (9, 8)										4	0	1	0	0	0	1				
<b>14 Paul Konerko R</b> OBP: 0.325, SLG: 0.460 (1, 3)		 2-H								4	0	1	1	0	0	1				
<b>Sandy Alomar Jr. R</b> OBP: 0.305, SLG: 0.355 (1, 2)		 1-2					 1B SH			3	1	1	0	0	0	0				
<b>Royce Clayton R</b> OBP: 0.184, SLG: 0.175 (1, 6)							 1-2			3	0	1	0	0	0	2				
<b>Inning Stats</b>	R: 0 E: 0 K: 2 S: 7	H: 3 LOB: 2 BB: 0 P: 13	R: 0 E: 0 K: 1 S: 7	H: 2 LOB: 0 BB: 0 P: 11	R: 0 E: 0 K: 0 S: 6	H: 0 LOB: 0 BB: 0 P: 13	R: 1 E: 0 K: 0 S: 12	H: 1 LOB: 0 BB: 0 P: 17	R: 0 E: 0 K: 0 S: 7	H: 1 LOB: 1 BB: 0 P: 11	R: 1 E: 2 K: 1 S: 11	H: 1 LOB: 2 BB: 0 P: 16	R: 0 E: 0 K: 0 S: 5	H: 0 LOB: 0 BB: 0 P: 7	1B: 7 2B: 0 3B: 0 HR: 1	SF: 0 SAC: 1 DP: 0 HBP: 0	WP: 0 PB: 0 SB: 0 CS: 0	PA: 34		
<b>PITCHER</b>	IP	WLS	BF	H	R	ER	SO	BB	IBB	HBP	BLK	WP	HR	S	P	ERA	WHIP			
<b>Jon Lieber R</b> ERA: 3.18 (1, 1)	8.0	L	34	8	3	2	4	0	0	0	0	0	1	66	95	2.25	1.000			





Batter	1	2	3	4	5	6	7	8	9	AB	R	H	RBI	BB	SO	LOB	TOP				
<b>Brady Clark, R</b> OBP: 0.353, SLG: 0.313 (1, 7)	F9		G6-3		CS	BB	F3			4	0	1	0	0	0	2	<b>Cincinnati Reds @ Chicago White Sox</b> Comiskey Park, Chicago, IL Tue Jun 12 2001, 8:05 PM EDT Att: 21,687 - Sunny - 86 F				
<b>Alex Ochoa, R</b> OBP: 0.355, SLG: 0.448 (1, 9)	K			G5-3		P4		G4-3	4	0	1	0	0	1	1						
<b>Dmitri Young, S</b> OBP: 0.347, SLG: 0.443 (1, 3)	F9			S		BB		F5	4	0	2	0	0	0	1						
<b>Sean Casey, L</b> OBP: 0.399, SLG: 0.521 (1, 10)				F8		G5-4-3		G4-3	3	0	1	0	1	0	2						
<b>Ruben Rivera, R</b> OBP: 0.318, SLG: 0.386 (1, 8)	K					BB		K	3	0	0	0	1	2	5						
<b>Jason LaRue, R</b> OBP: 0.331, SLG: 0.430 (1, 2)	F5			P3					4	0	2	0	0	0	3						
<b>Donnie Sadler, R</b> OBP: 0.280, SLG: 0.274 (1, 4)					G5-3			FC6-4	3	0	0	0	0	2	2						
<b>Deion Sanders, L</b> OBP: 0.231, SLG: 0.247 (9, PH)	K							DI	1	0	0	0	0	0	1						
<b>Pokey Reese, R</b> OBP: 0.301, SLG: 0.352 (1, 6)			G6-3		CS			F7	4	0	1	0	0	1	2						
<b>Juan Castro, R</b> OBP: 0.228, SLG: 0.241 (1, 5)			K		F9			G4-3	3	0	1	0	0	1	1						
<b>Bill Selby, L</b> OBP: 0.288, SLG: 0.429 (9, PH)									1	0	0	0	0	0	1						
<b>Inning Stats</b>	R: 0 E: 0 K: 1 S: 6	H: 0 LOB: 0 BB: 0 P: 6	R: 0 E: 0 K: 2 S: 12	H: 1 LOB: 1 BB: 0 P: 16	R: 0 E: 0 K: 1 S: 8	H: 0 LOB: 0 BB: 0 P: 11	R: 0 E: 0 K: 0 S: 9	H: 1 LOB: 2 BB: 1 P: 17	R: 0 E: 0 K: 0 S: 12	H: 2 LOB: 2 BB: 0 P: 21	R: 0 E: 0 K: 2 S: 12	H: 2 LOB: 2 BB: 0 P: 18	R: 0 E: 0 K: 1 S: 9	H: 1 LOB: 1 BB: 0 P: 14	R: 0 E: 0 K: 0 S: 10	H: 1 LOB: 1 BB: 0 P: 15	1B: 7 2B: 2 3B: 0 HR: 0	SF: 0 SAC: 0 DP: 1 HBP: 0	WP: 0 PB: 0 SB: 1 CS: 1	PA: 37	
<b>PITCHER</b>	IP	WLS	BF	H	R	ER	SO	BB	IBB	HBP	BLK	WP	HR	S	P	ERA	WHIP				
<b>David Wells, L</b> ERA: 4.29 (1, 1)	7.0	W	28	7	0	0	6	2	0	0	0	0	0	65	96	0.00	1.286				
<b>Sean Lowe, R</b> ERA: 2.22 (8, 1)	2.0		8	2	0	0	1	0	0	0	0	0	0	19	29	0.00	1.000				

AB	34
R	0
H	9
RBI	0
BB	2
SO	7
LOB	21



Batter	1	2	3	4	5	6	7	8	9	AB	R	H	RBI	BB	SO	LOB	BOTTOM				
<b>Ray Durham, S</b> OBP: 0.344, SLG: 0.453 (1, 4)	F8		K		F8		F7			4	0	0	0	0	1	1	<b>Cincinnati Reds @ Chicago White Sox</b> Comiskey Park, Chicago, IL Tue Jun 12 2001, 8:05 PM EDT Att: 21,687 - Sunny - 86 F				
<b>Chris Singleton, L</b> OBP: 0.293, SLG: 0.401 (1, 8)	K			L9		1B		K	4	1	1	0	0	2	0						
<b>Carlos Lee, R</b> OBP: 0.347, SLG: 0.519 (1, 10)	G6-3			L3		HR		F3	4	1	1	0	0	0	0						
<b>Magglio Ordonez, R</b> OBP: 0.357, SLG: 0.520 (1, 9)			G6-3		14 HR	HR		P3	4	2	2	3	0	0	0						
<b>14 Paul Konerko, R</b> OBP: 0.325, SLG: 0.472 (1, 3)			P4		HR	G6-3			3	1	1	2	0	0	0						
<b>Jeff Liefer, L</b> OBP: 0.272, SLG: 0.398 (1, 7)			G1-3			K			3	0	1	0	0	1	0						
<b>Sandy Alomar Jr., R</b> OBP: 0.299, SLG: 0.347 (1, 2)					G4-3	G5-3		G6-3	3	0	0	0	0	0	1						
<b>24 Joe Crede, R</b> (1, 5)			F8			P4		G5-3	3	0	0	0	0	0	0						
<b>Royce Clayton, R</b> OBP: 0.187, SLG: 0.186 (1, 6)						B1-3		F9	3	0	1	0	0	0	0						
<b>Inning Stats</b>	R: 0 E: 0 K: 1 S: 5	H: 0 LOB: 0 BB: 0 P: 8	R: 0 E: 0 K: 0 S: 7	H: 0 LOB: 0 BB: 0 P: 11	R: 0 E: 0 K: 1 S: 12	H: 1 LOB: 1 BB: 0 P: 20	R: 2 E: 0 K: 0 S: 13	H: 3 LOB: 1 BB: 0 P: 18	R: 0 E: 0 K: 0 S: 5	H: 0 LOB: 0 BB: 0 P: 7	R: 3 E: 0 K: 1 S: 13	H: 3 LOB: 0 BB: 0 P: 19	R: 0 E: 0 K: 0 S: 5	H: 0 LOB: 0 BB: 0 P: 8	R: 0 E: 0 K: 1 S: 7	H: 0 LOB: 0 BB: 0 P: 8	1B: 4 2B: 1 3B: 0 HR: 2	SF: 0 SAC: 0 DP: 0 HBP: 0	WP: 0 PB: 0 SB: 1 CS: 0	PA: 31	
<b>PITCHER</b>	IP	WLS	BF	H	R	ER	SO	BB	IBB	HBP	BLK	WP	HR	S	P	ERA	WHIP				
<b>Elmer Dessens, R</b> ERA: 4.32 (1, 1)	6.0	L	25	7	5	5	3	0	0	0	0	0	0	55	83	7.50	1.167				
<b>Scott Sullivan, R</b> ERA: 3.86 (7, 1)	2.0		6	0	0	0	1	0	0	0	0	0	0	12	16	0.00	0.000				





Batter	1	2	3	4	5	6	7	8	9	AB	R	H	RBI	BB	SO	LOB	TOP									
Brady Clark, R OBP: 0.333, SLG: 0.450 (1, 7)	1-2 HR		2-2 F9			2-3 K		1-1 G1-3		4	1	1	1	0	1	0	<b>Cincinnati Reds @ Chicago White Sox</b> Comiskey Park, Chicago, IL Wed Jun 13 2001, 8:05 PM EDT Att: 17,327 - Sunny - 89 F									
Michael Tucker, L OBP: 0.318, SLG: 0.400 Jason LaRue, R OBP: 0.329, SLG: 0.426 (1, 9)	2-3 K		0-1 F7			3-3 K		0-2 P4		3	0	0	0	0	2	0										
Alex Ochoa, R OBP: 0.361, SLG: 0.457 (1, 10)	0-2 FC4-6 1B		0-0 F2			0-0 1B		1-0 2B		4	0	3	0	0	0	0										
Sean Casey, L OBP: 0.392, SLG: 0.512 (1, 3)	3-2 FC4-6 1-2			0-3 K		1-0 G1-3		1-1 G4-3		4	0	0	0	0	1	3										
Dmitri Young, S OBP: 0.341, SLG: 0.435 (1, 5)	0-0 L9			0-0 P4			0-0 G3		2-3 K	4	0	0	0	0	1	1										
Ruben Rivera, R OBP: 0.316, SLG: 0.389 (1, 8)		0-0 F8		2-0 G1-3			0-0 E7 2B		0-0 2B	4	1	1	0	0	0	0										
Kelly Stinnett, R OBP: 0.350, SLG: 0.413 Bill Selby, L OBP: 0.283, SLG: 0.421 (1, 2)		1-1 HBP		1-0 F9			0-1 2B		0-2 G1-3	2	0	1	1	0	0	0										
Pokey Reese, R OBP: 0.295, SLG: 0.344 (1, 6)		2-2 P3		2-2 F9			2-2 G6-3		1-2 P6	4	0	0	0	0	0	3										
Juan Castro, R OBP: 0.222, SLG: 0.234 (1, 4)		0-0 G1-3		2-1 P3			0-0 F5			3	0	0	0	0	0	2										
<b>Inning Stats</b>	R: 1 E: 0 K: 1 S: 14	H: 2 LOB: 1 BB: 0 P: 20	R: 0 E: 0 K: 0 S: 6	H: 0 LOB: 1 BB: 0 P: 9	R: 0 E: 0 K: 0 S: 6	H: 0 LOB: 0 BB: 0 P: 8	R: 0 E: 0 K: 1 S: 6	H: 0 LOB: 0 BB: 0 P: 8	R: 0 E: 0 K: 0 S: 7	H: 0 LOB: 0 BB: 0 P: 12	R: 0 E: 0 K: 2 S: 11	H: 1 LOB: 1 BB: 0 P: 17	R: 1 E: 1 K: 0 S: 10	H: 1 LOB: 1 BB: 0 P: 12	R: 0 E: 0 K: 0 S: 10	H: 1 LOB: 1 BB: 0 P: 13	R: 0 E: 0 K: 1 S: 12	H: 1 LOB: 1 BB: 0 P: 15	1B: 2 2B: 3 3B: 0 HR: 1	SF: 0 SAC: 0 DP: 0 HBP: 1	WP: 0 PB: 0 SB: 0 CS: 0	PA: 35				
<b>PITCHER</b>	IP	WLS	BF	H	R	ER	SO	BB	IBB	HBP	BLK	WP	HR	S	P	ERA	WHIP									
56 Mark Buehrle, L ERA: 3.14 Keith Foulke, R ERA: 2.09 (1, 1)	8.0	W	31	5	2	1	4	0	0	1	0	0	0	1	70	99	1.12	0.625								
(9, 1)	1.0	S	4	1	0	0	1	0	0	0	0	0	0	12	15	0.00	1.000									

AB	34
R	2
H	6
RBI	2
BB	0
SO	5
LOB	10



Batter	1	2	3	4	5	6	7	8	9	AB	R	H	RBI	BB	SO	LOB	BOTTOM								
Ray Durham, S OBP: 0.346, SLG: 0.465 (1, 4)	1-2 HR				3-2 G6-3		4-2 CS BB			3	1	1	1	1	1	0	<b>Cincinnati Reds @ Chicago White Sox</b> Comiskey Park, Chicago, IL Wed Jun 13 2001, 8:05 PM EDT Att: 17,327 - Sunny - 89 F								
Chris Singleton, L OBP: 0.299, SLG: 0.404 (1, 8)	2-3 K		0-1 G3-1		1-2 CS 1B		2-2 CS	2-1 E S 1B		4	0	2	0	0	1	0									
Carlos Lee, R OBP: 0.350, SLG: 0.531 McKay Christensen, L (1, 7)	1-1 HR		2-3 K		0-3 K 1-2			2-2 G4-3 HBP		3	1	1	1	0	2	1									
Magglio Ordonez, R OBP: 0.359, SLG: 0.533 (1, 9)	0-0 14 HBP 1B		1-1 HR		1-0 G5-3			0-0 G4-3		4	2	2	1	0	0	2									
14 Paul Konerko, R OBP: 0.328, SLG: 0.468 (1, 10)	2-1 1B 1-2 HBP		1-3 K		1-1 F8			4-0 G6-4-3 IBB		2	0	0	0	1	1	0									
Jeff Liefer, L OBP: 0.281, SLG: 0.413 (1, 3)	0-0 G1-6-3 1-2 2H 1B			0-1 L8		1-0 2B		0-1 G6-4-3 1-2		4	0	2	1	0	0	3									
Sandy Alomar Jr., R OBP: 0.293, SLG: 0.340 (1, 2)	0-2 G1-6-3			0-2 G6-3		0-1 G1-3				3	0	0	0	0	0	3									
24 Joe Crede, R OBP: 0.143, SLG: 0.143 (1, 5)		0-1 G2-3		2-2 1B			1-1 F7			3	0	1	0	0	0	0									
Royce Clayton, R OBP: 0.183, SLG: 0.182 (1, 6)		1-0 G6-3		2-2 F8			0-1 G1-3			3	0	0	0	0	0	1									
<b>Inning Stats</b>	R: 3 E: 0 K: 1 S: 15	H: 4 LOB: 1 BB: 0 P: 21	R: 0 E: 0 K: 1 S: 6	H: 0 LOB: 0 BB: 0 P: 8	R: 1 E: 0 K: 2 S: 11	H: 1 LOB: 0 BB: 0 P: 15	R: 0 E: 0 K: 0 S: 12	H: 1 LOB: 1 BB: 0 P: 16	R: 0 E: 0 K: 0 S: 11	H: 1 LOB: 1 BB: 0 P: 15	R: 0 E: 0 K: 0 S: 6	H: 0 LOB: 0 BB: 1 P: 9	R: 0 E: 0 K: 0 S: 10	H: 0 LOB: 0 BB: 1 P: 17	R: 0 E: 0 K: 0 S: 9	H: 1 LOB: 3 BB: 1 P: 17	R: 0 E: 0 K: 0 S: 12	H: 1 LOB: 3 BB: 1 P: 17	1B: 5 2B: 2 3B: 0 HR: 3	SF: 0 SAC: 0 DP: 3 HBP: 2	WP: 0 PB: 0 SB: 1 CS: 2	PA: 34			
<b>PITCHER</b>	IP	WLS	BF	H	R	ER	SO	BB	IBB	HBP	BLK	WP	HR	S	P	ERA	WHIP								
Rob Bell, R ERA: 5.48 Chris Nething, R ERA: 1.23 Hector Mercado, L ERA: 2.57 Danny Graves, R ERA: 2.9 (1, 1)	5.2	L	24	8	4	4	4	0	0	1	0	0	0	6	7	0.00	0.000								
(6, 1)	1.0		3	0	0	0	0	0	0	0	0	0	0	6	7	0.00	0.000								
(7, 1)	0.1		2	1	0	0	0	1	0	0	0	0	0	8	16	0.00	6.000								
(8, 1)	1.0		4	0	0	0	0	0	1	1	0	0	0	7	13	0.00	0.000								






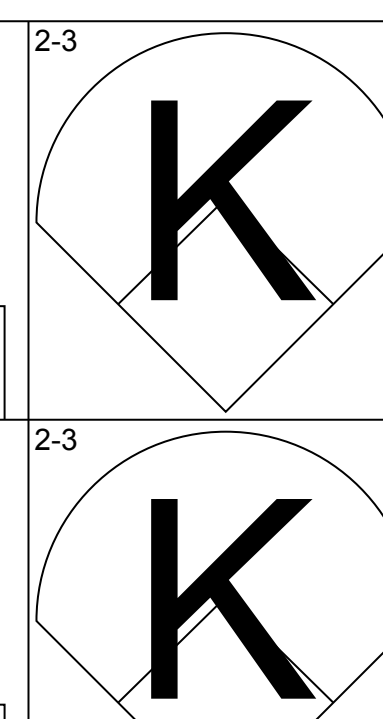
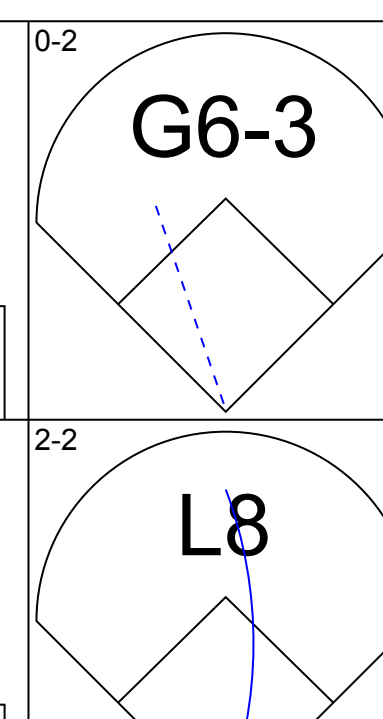
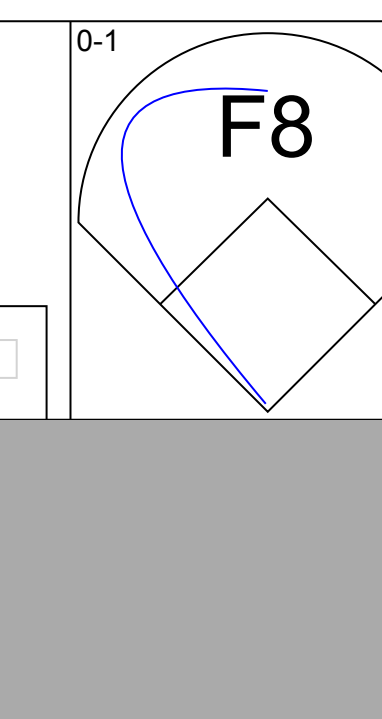
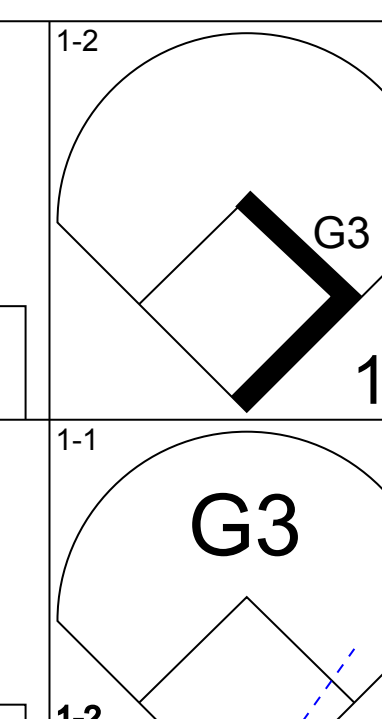
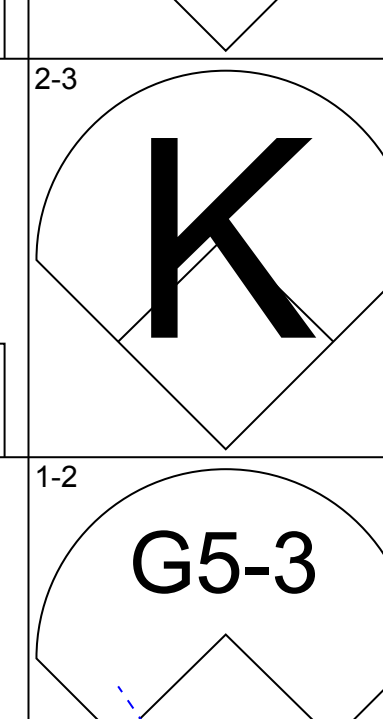
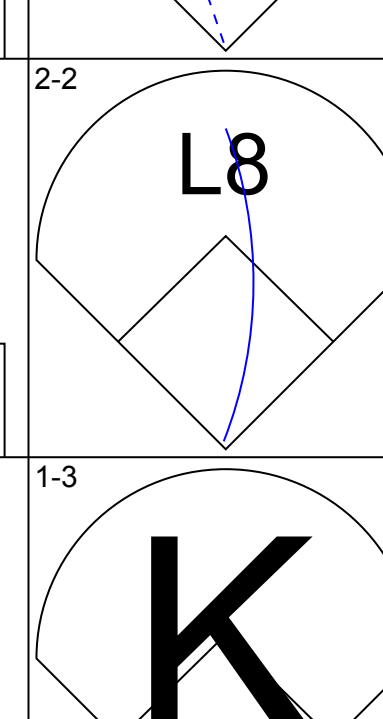
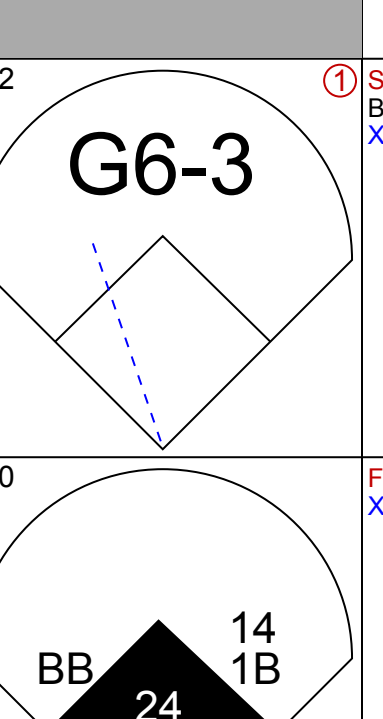
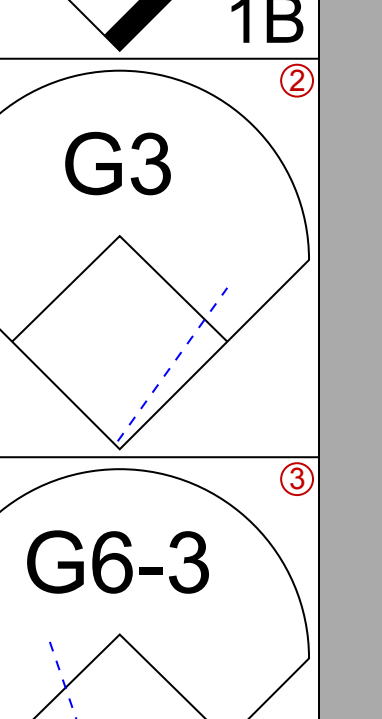
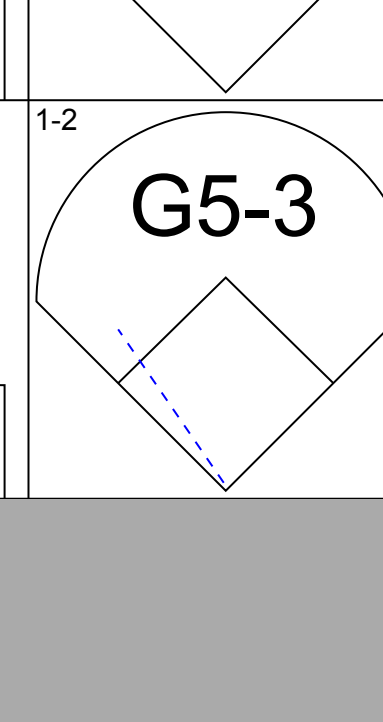
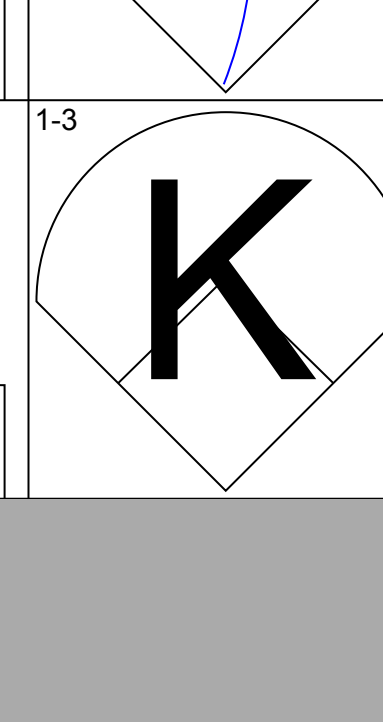
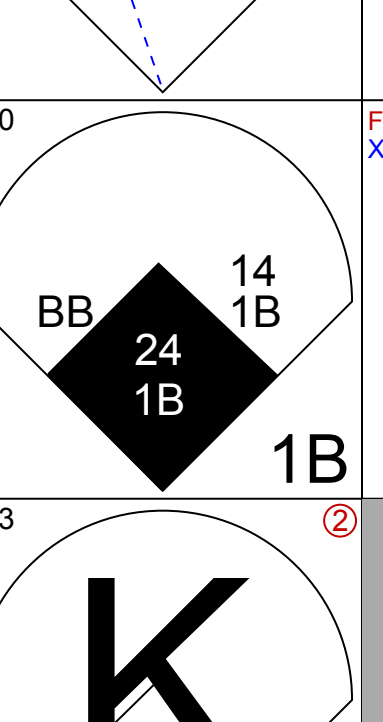
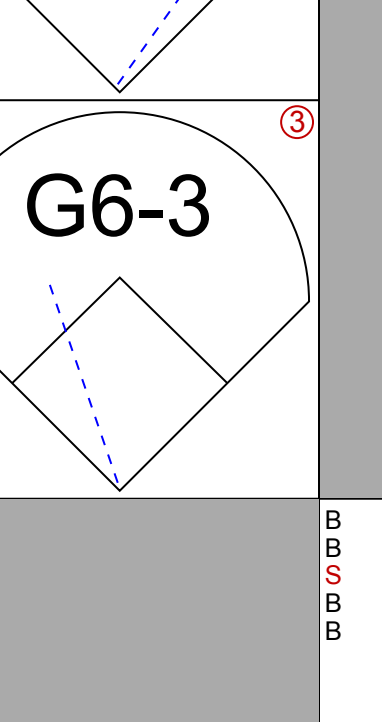
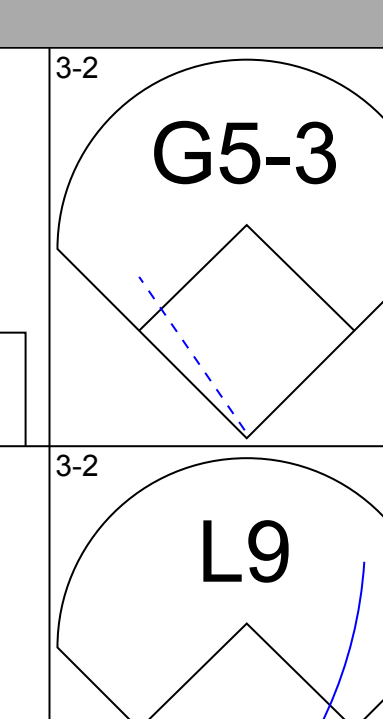
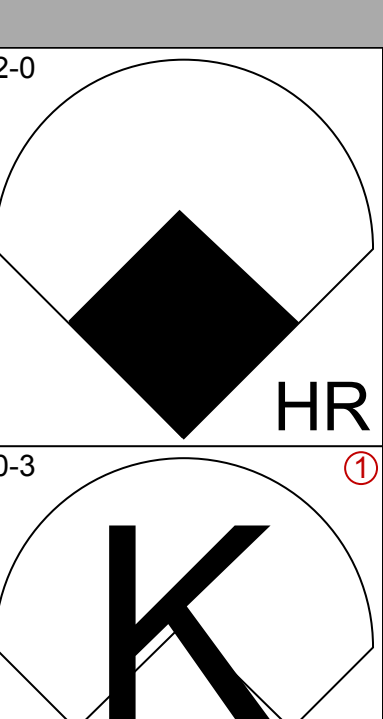
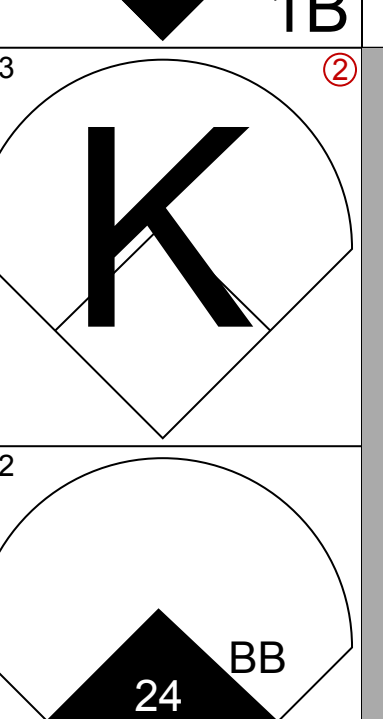
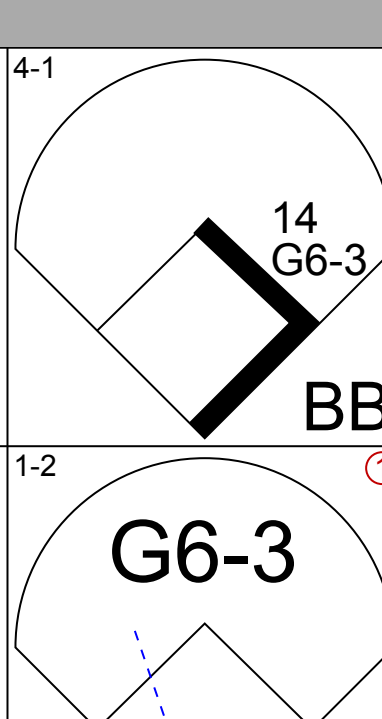
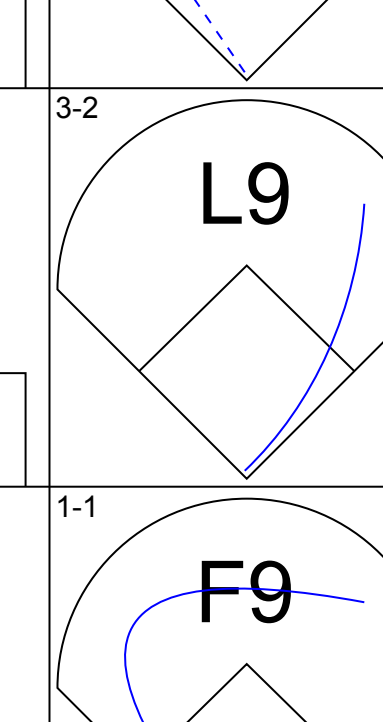
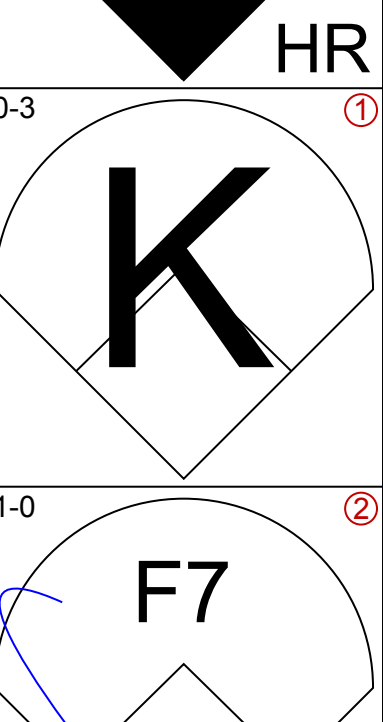
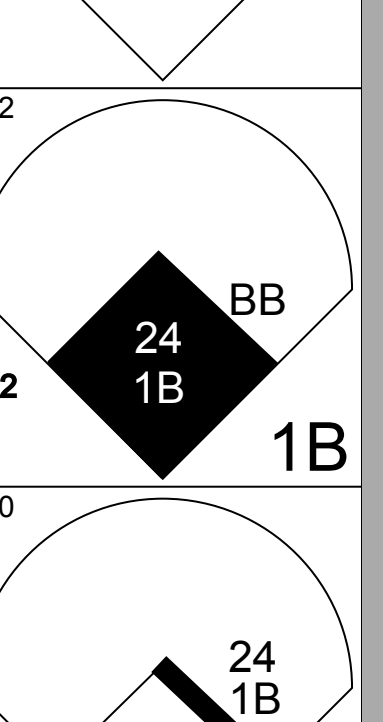
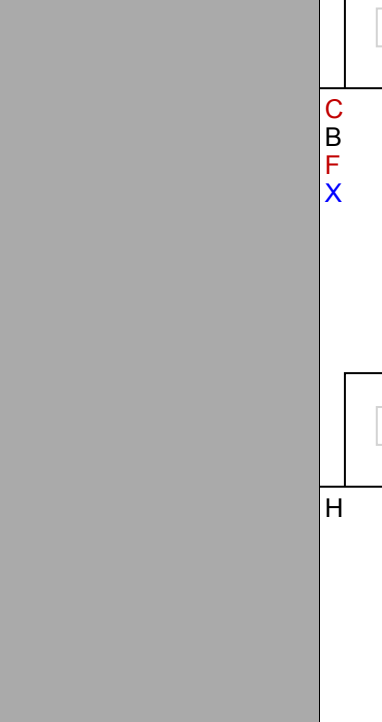
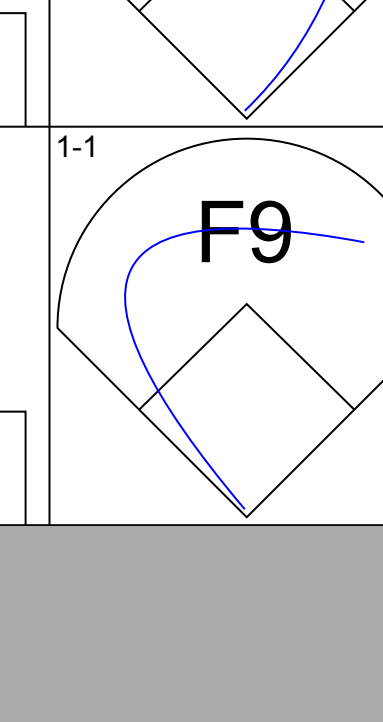
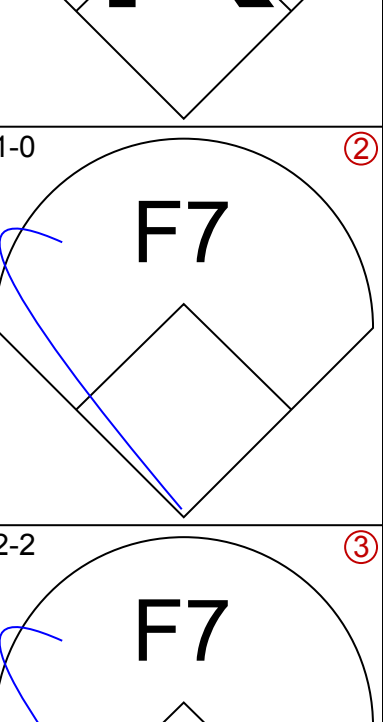
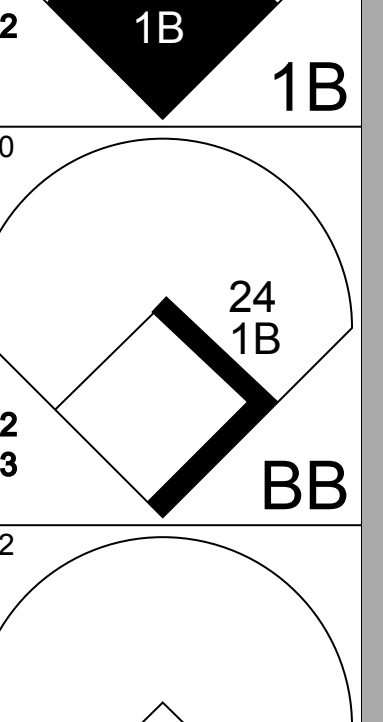
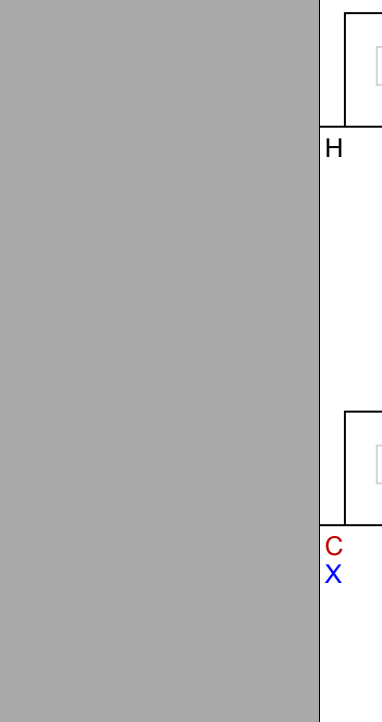
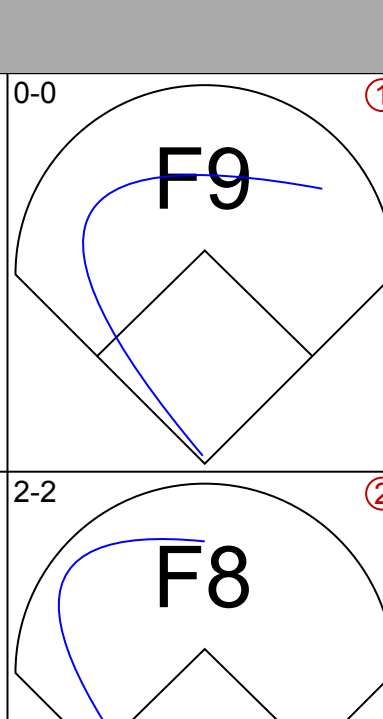
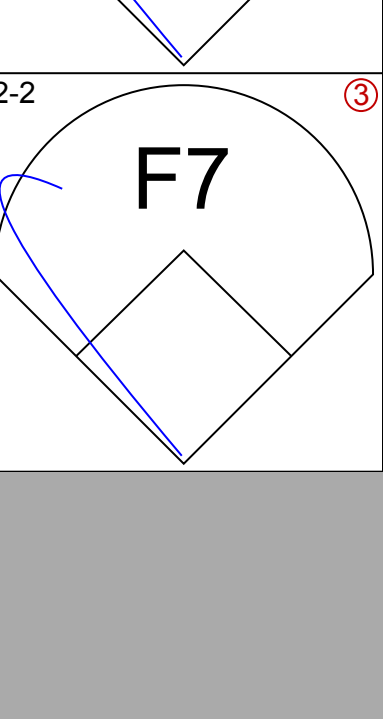
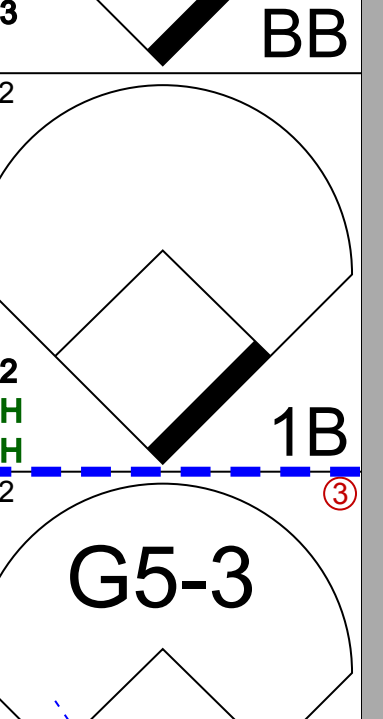

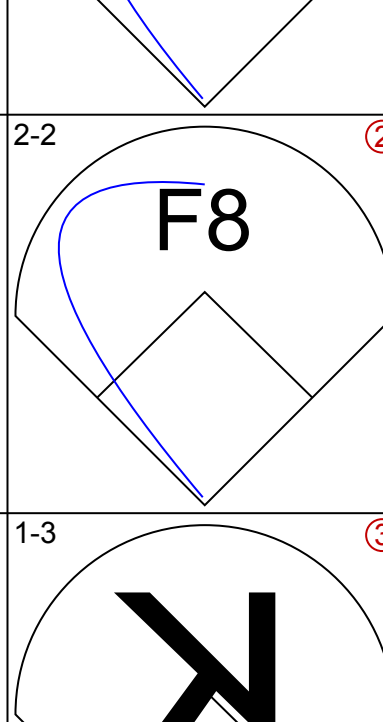
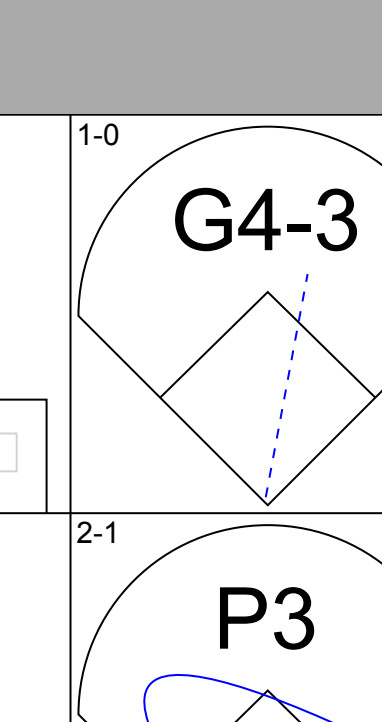
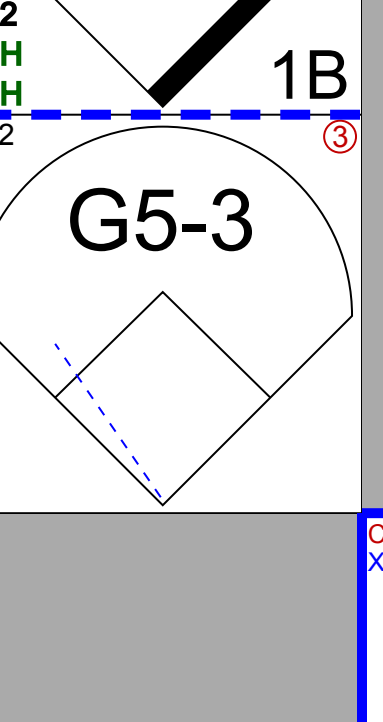
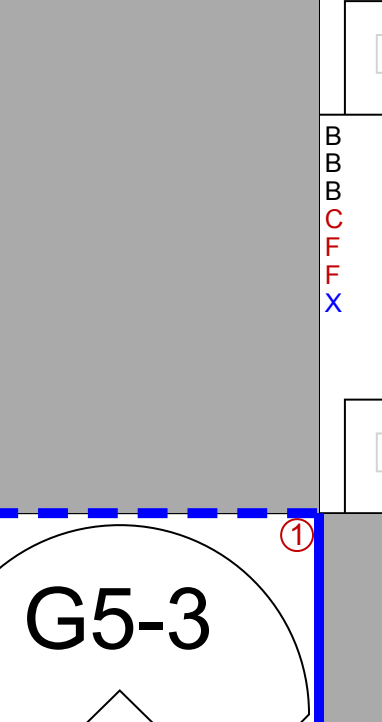
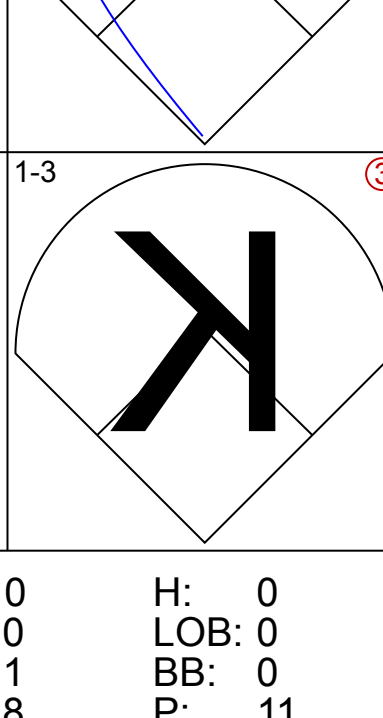
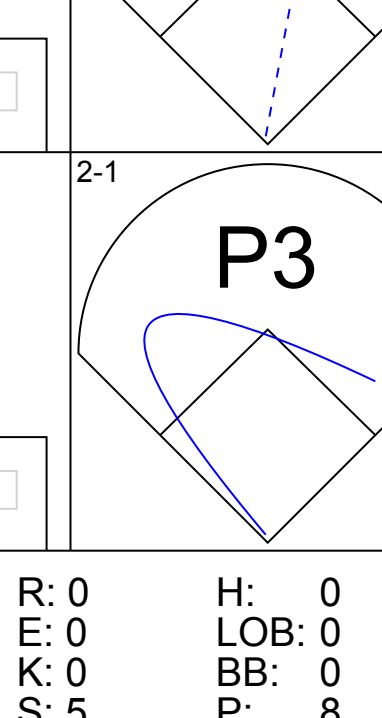
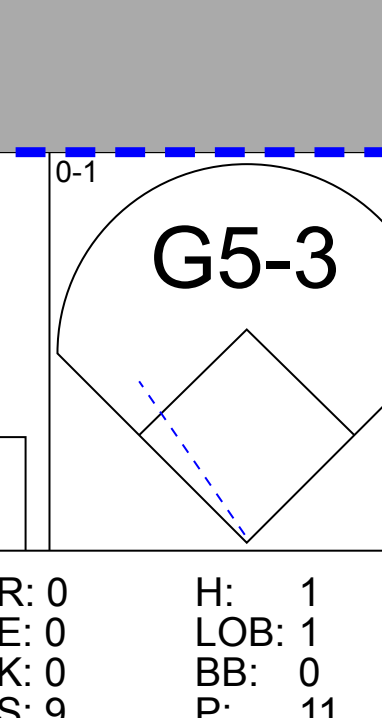
Batter	1	2	3	4	5	6	7	8	9	AB	R	H	RBI	BB	SO	LOB	TOP										
Alex Ochoa, R OBP: 0.358, SLG: 0.452 (1, 9)	G1-3		F7		G4-3		F9		G6-3	5	0	1	1	0	0	3	<b>Cincinnati Reds @ Chicago White Sox</b> Comiskey Park, Chicago, IL Thu Jun 14 2001, 7:05 PM EDT Att: 18,201 - Sunny - 89 F										
Michael Tucker, L OBP: 0.318, SLG: 0.395 Brady Clark, R OBP: 0.318, SLG: 0.450 (7, PH) (7, 7)	G3-6-3 BB		F7		G4-3		SF8			2	0	0	0	1	0	3											
Sean Casey, L OBP: 0.394, SLG: 0.511 (1, 3)	G3-6-3				F7		FC6-4			4	1	2	0	0	0	1											
Dmitri Young, S OBP: 0.343, SLG: 0.436 (1, 5)		P6			1B		FC6-4			4	1	2	0	0	0	1											
Ruben Rivera, R OBP: 0.314, SLG: 0.385 (1, 8)	G4-3				K		K			4	1	1	1	0	2	1											
Bill Selby, L OBP: 0.266, SLG: 0.393 (1, 4)	F8				K		G3			4	0	0	1	0	1	2											
Jason LaRue, R OBP: 0.333, SLG: 0.429 (1, 2)					G4-3		G6-3			4	1	2	1	0	1	0											
Deion Sanders, L OBP: 0.235, SLG: 0.240 (1, 10)			SH1-3		1B		F9			2	0	0	0	1	1	0											
Pokey Reese, R OBP: 0.294, SLG: 0.342 (1, 6)	G5-3				K		S		P3	4	1	1	0	0	1	3											
<b>Inning Stats</b>	R: 0 H: 0 E: 0 K: 0 S: 6	H: 0 LOB: 0 BB: 1 P: 10	R: 0 H: 0 E: 0 K: 0 S: 11	H: 0 LOB: 0 BB: 0 P: 15	R: 1 H: 2 E: 0 K: 0 S: 8	H: 2 LOB: 1 BB: 0 P: 8	R: 0 H: 1 E: 0 K: 2 S: 10	H: 1 LOB: 1 BB: 1 P: 13	R: 0 H: 1 E: 0 K: 1 S: 11	H: 1 LOB: 2 BB: 1 P: 20	R: 3 H: 3 E: 0 K: 0 S: 10	H: 3 LOB: 0 BB: 0 P: 15	R: 1 H: 2 E: 0 K: 0 S: 11	H: 2 LOB: 0 BB: 0 P: 22	R: 0 H: 0 E: 0 K: 2 S: 7	H: 0 LOB: 0 BB: 0 P: 11		R: 0 H: 0 E: 0 K: 1 S: 7	H: 0 LOB: 0 BB: 0 P: 9	1B: 9 2B: 0 3B: 0 HR: 0	SF: 1 SAC: 1 DP: 1 HBP: 0	WP: 1 PA: 37 PB: 0 SB: 2 CS: 0					
<b>PITCHER</b>	IP	WLS	BF	H	R	ER	SO	BB	IBB	HBP	BLK	WP	HR	S	P	ERA	WHIP										
James Baldwin, R ERA: 4.43 (1, 1)	6.0		26	7	4	4	3	2	0	0	0	1	0	56	81	6.00	1.500										
Sean Lowe, R ERA: 2.51 (7, 1)	0.1	H	2	1	1	1	0	0	0	0	0	0	0	4	8	27.00	3.000										
Kelly Wunsch, L ERA: 6.75 (7, 1)	0.2	W	3	1	0	0	0	0	0	0	0	0	0	7	14	0.00	1.500										
Bob Howry, R ERA: 3.41 (8, 1)	1.0	H	3	0	0	0	2	0	0	0	0	0	0	7	11	0.00	0.000										
Keith Foulke, R ERA: 2.02 (9, 1)	1.0	S	3	0	0	0	1	0	0	0	0	0	0	7	9	0.00	0.000										

Batter	1	2	3	4	5	6	7	8	9	AB	R	H	RBI	BB	SO	LOB	BOTTOM										
Ray Durham, S OBP: 0.347, SLG: 0.465 (1, 4)	BB 14 HR 2B	L6		F8			CI 2B BB		F7	4	2	1	0	1	0	2	<b>Cincinnati Reds @ Chicago White Sox</b> Comiskey Park, Chicago, IL Thu Jun 14 2001, 7:05 PM EDT Att: 18,201 - Sunny - 89 F										
Chris Singleton, L OBP: 0.299, SLG: 0.403 (1, 8) (8, 7)	B2-3			CS 1B		G4-3	CI 2B 14 SF7			3	1	1	0	0	0	1											
Carlos Lee, R OBP: 0.332, SLG: 0.533 McKay Christensen, L (7, PR) (8, 8)	BB 14 HR BB			F9		F8				3	1	1	1	1	0	1											
Magglio Ordonez, R OBP: 0.365, SLG: 0.546 (1, 9)	BB 14 HR BB			F9		K				0	0	0	0	0	0	0											
14 Paul Konerko, R OBP: 0.331, SLG: 0.489 (1, 3)	BB 14 HR BB			HR		K				2	2	1	1	2	1	0											
Harold Baines, L OBP: 0.204, SLG: 0.145 Jeff Liefer, L OBP: 0.278, SLG: 0.409 (1, 10) (7, PH)	1-H 2-H 3-H HR			2B		K				3	1	2	5	0	1	0											
24 Joe Crede, R OBP: 0.182, SLG: 0.182 (1, 5)	G4-6-3			F7		K				2	0	1	0	1	0	1											
Royce Clayton, R OBP: 0.185, SLG: 0.184 (1, 6)		G6-3				K				4	0	1	0	0	2	2											
Josh Paul, R OBP: 0.240, SLG: 0.268 (1, 2)		F8				K				4	0	0	0	0	1	2											
<b>Inning Stats</b>	R: 4 H: 2 E: 0 K: 0 S: 17	H: 2 LOB: 3 BB: 3 P: 35	R: 0 H: 0 E: 0 K: 0 S: 8	H: 0 LOB: 0 BB: 0 P: 12	R: 1 H: 3 E: 0 K: 0 S: 10	H: 3 LOB: 1 BB: 0 P: 16	R: 0 H: 1 E: 0 K: 1 S: 13	H: 1 LOB: 1 BB: 0 P: 16	R: 0 H: 1 E: 0 K: 2 S: 9	H: 1 LOB: 1 BB: 0 P: 17	R: 2 H: 1 E: 1 K: 0 S: 12	H: 1 LOB: 2 BB: 2 P: 23	R: 0 H: 1 E: 0 K: 1 S: 12	H: 1 LOB: 1 BB: 0 P: 18	1B: 4 2B: 3 3B: 0 HR: 2	SF: 1 SAC: 0 DP: 1 HBP: 0		WP: 0 PA: 37 PB: 1 SB: 1 CS: 1									
<b>PITCHER</b>	IP	WLS	BF	H	R	ER	SO	BB	IBB	HBP	BLK	WP	HR	S	P	ERA	WHIP										
Oswaldo Fernandez, R ERA: 6.91 (1, 1)	3.0		15	5	5	5	0	3	0	0	0	0	0	31	49	2.70	0.900										
Jim Brower, R ERA: 4.41 (4, 1)	3.1	L	13	2	1	1	4	1	0	0	0	0	0	3	5	*	*										
Hector Mercado, L ERA: 2.57 (7, 1)	0.0		1	0	0	0	0	0	0	0	0	0	0	3	5	*	*										
Scott Sullivan, R ERA: 3.7 (7, 1)	1.2		8	2	1	0	1	0	1	0	0	0	0	18	29	0.00	1.200										

AB	33
R	5
H	9
RBI	5
BB	2
SO	6
LOB	14



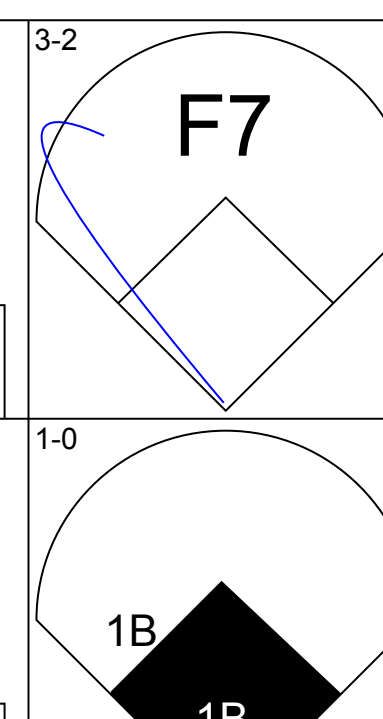
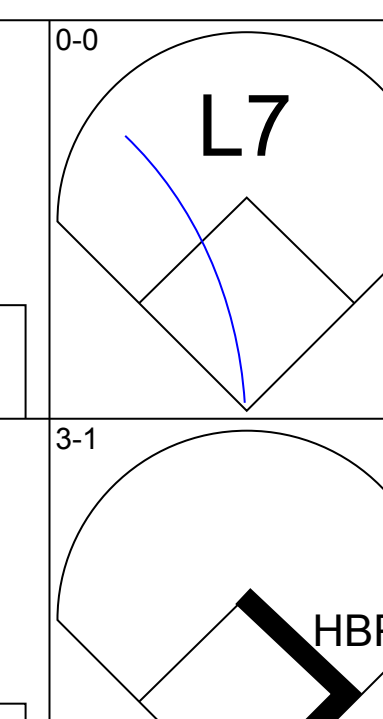
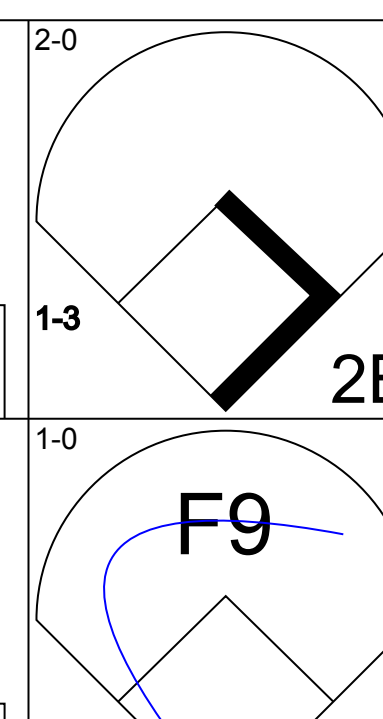
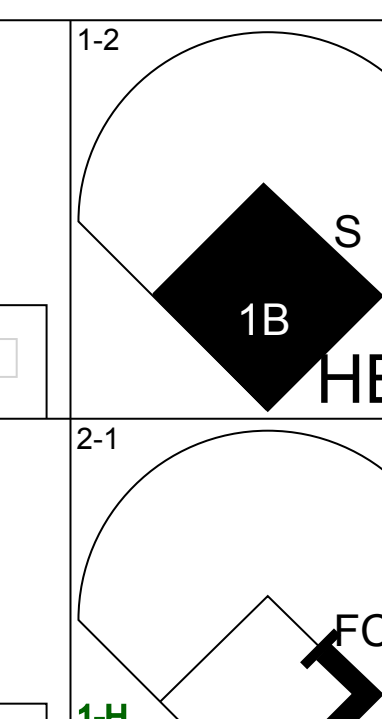

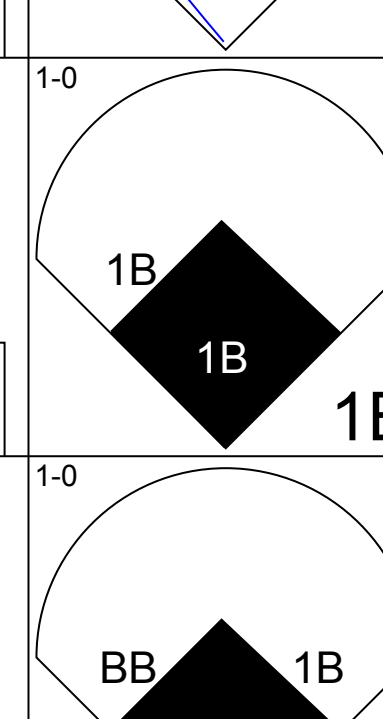
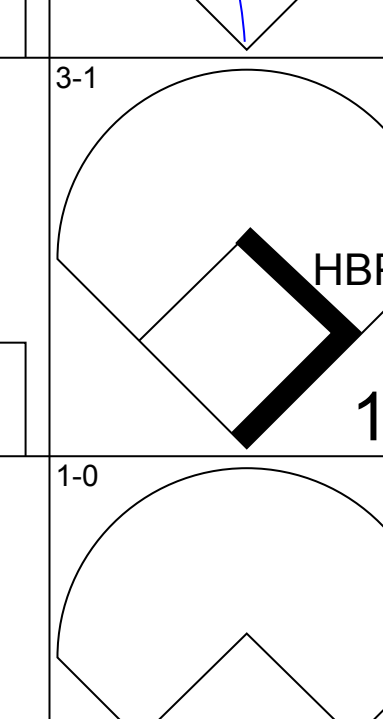
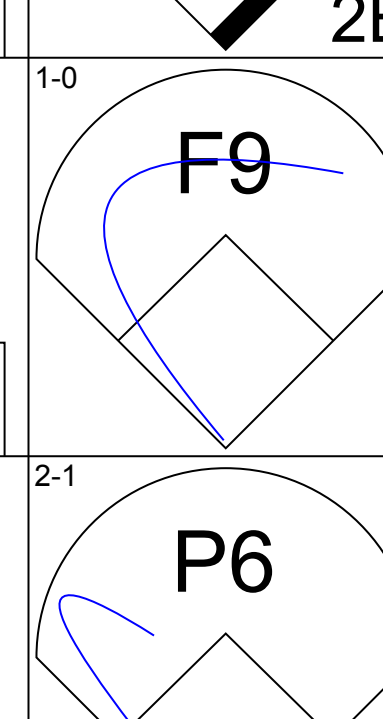
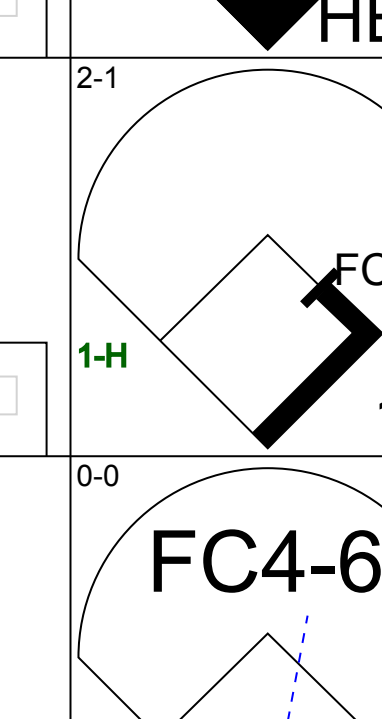
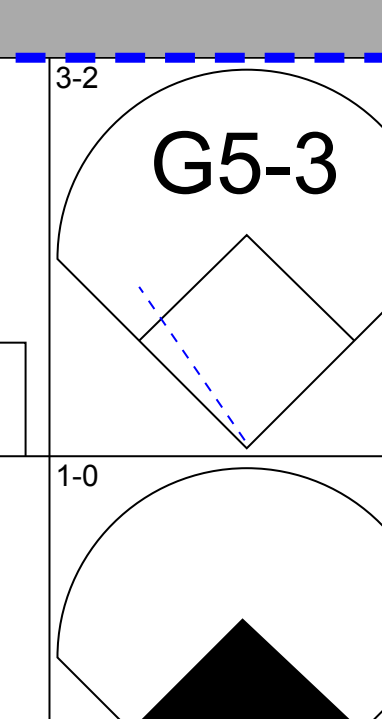
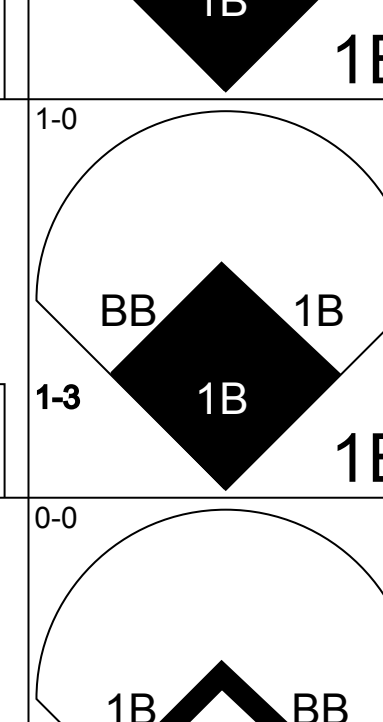
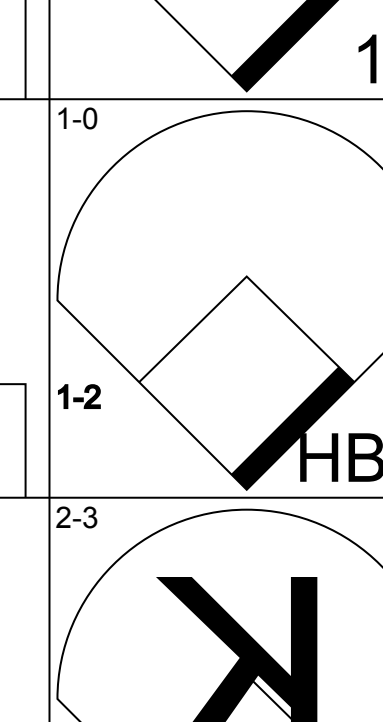
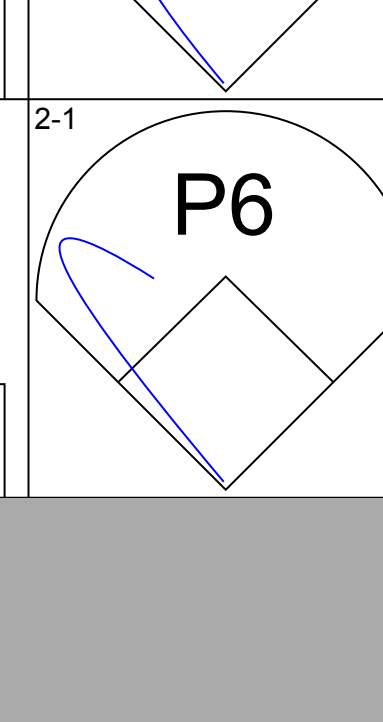
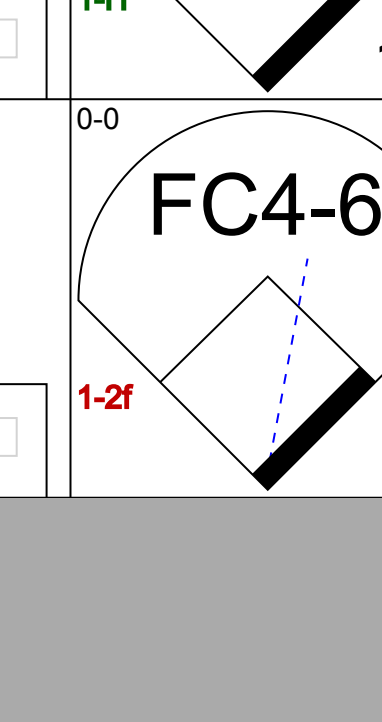
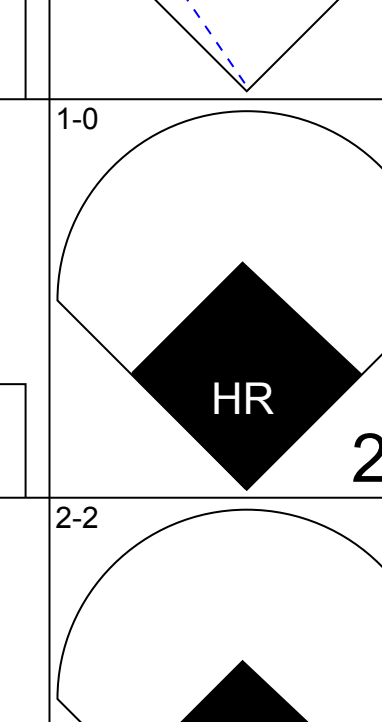
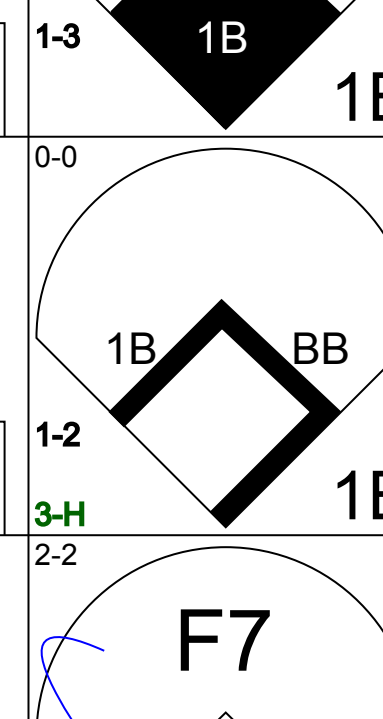
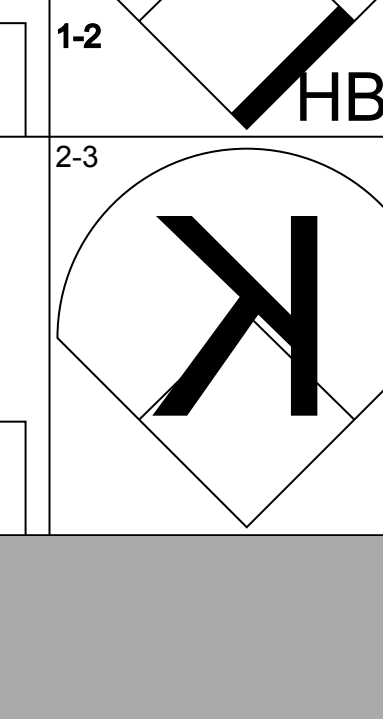


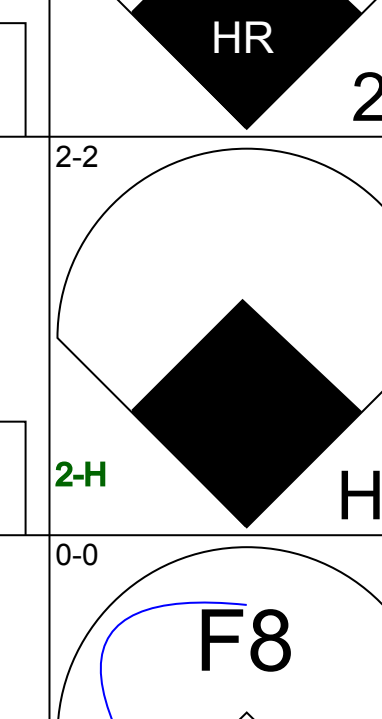
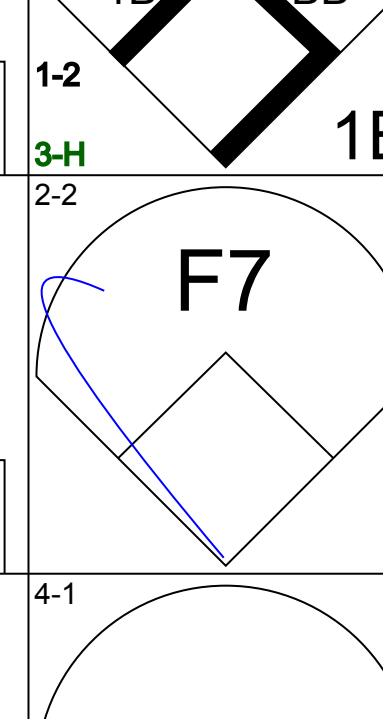
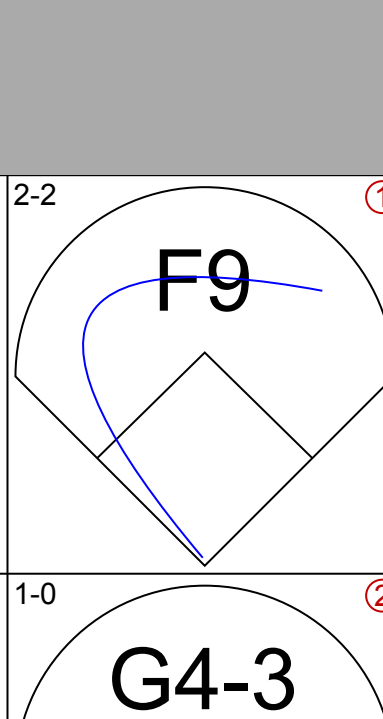
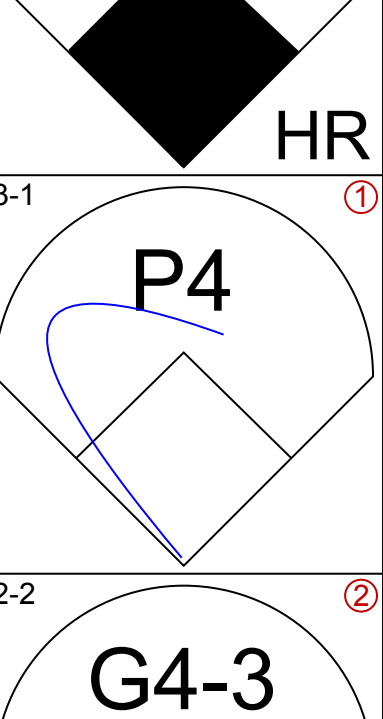
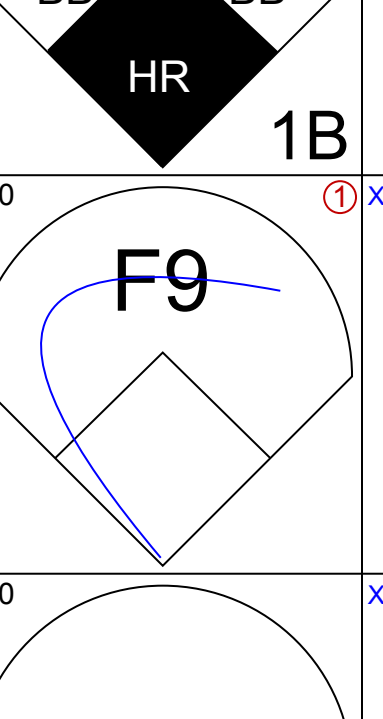
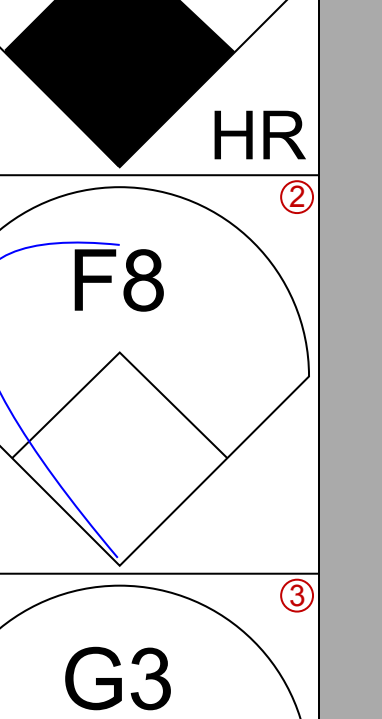
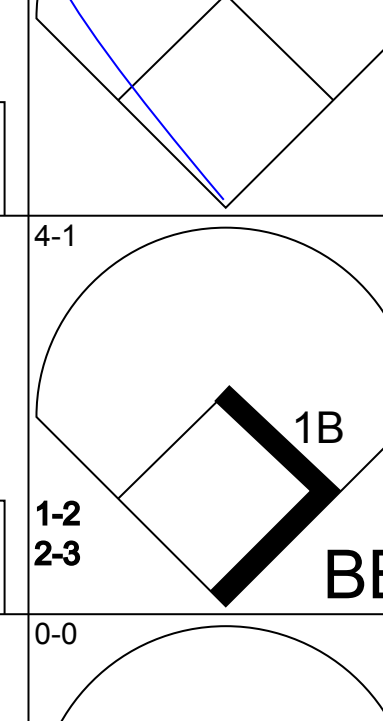
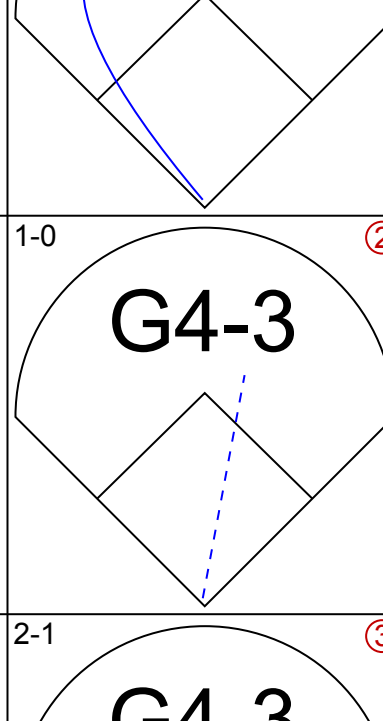
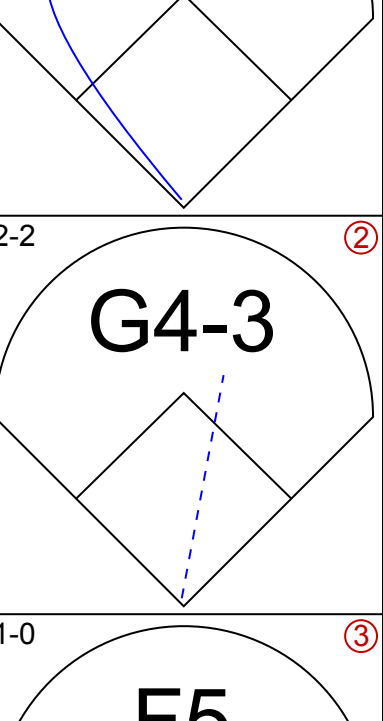
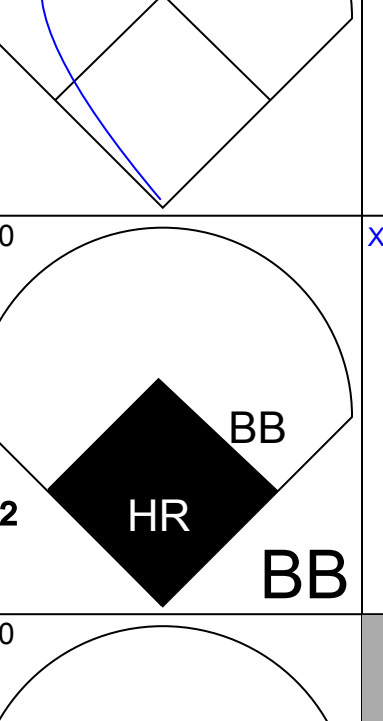
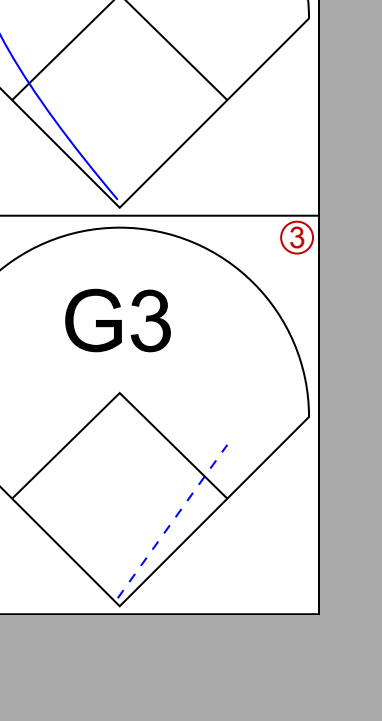
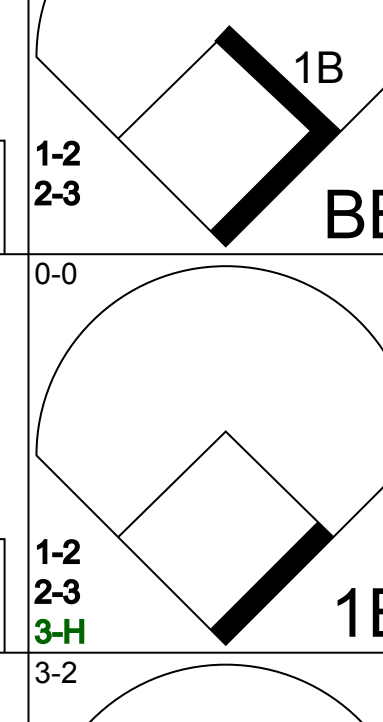
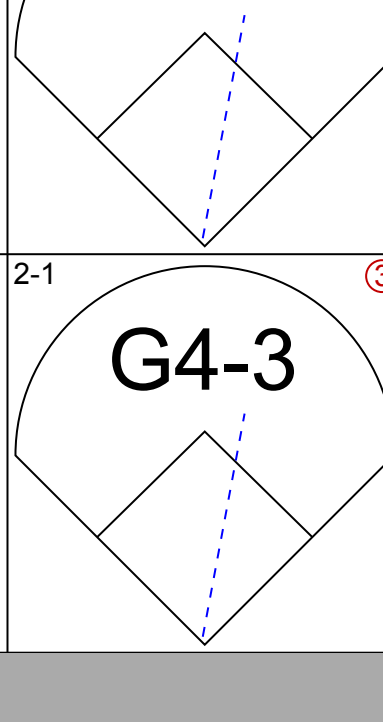
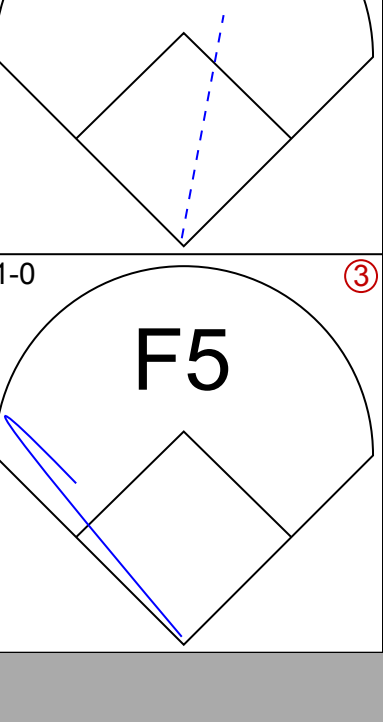
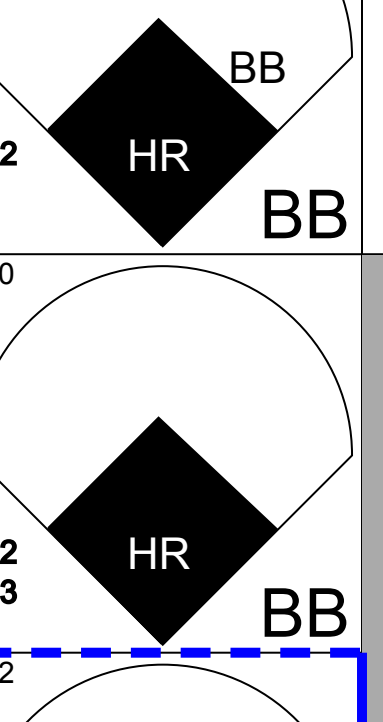
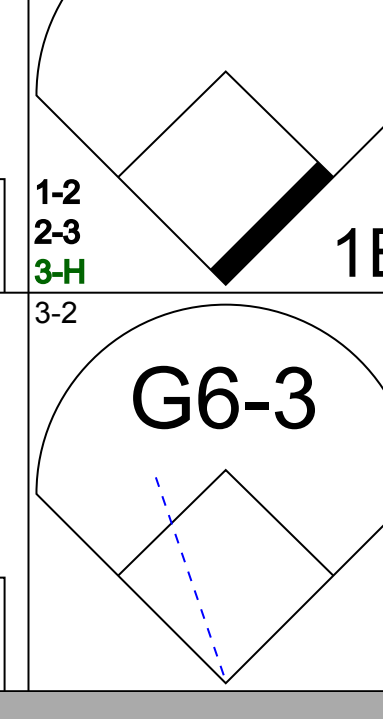
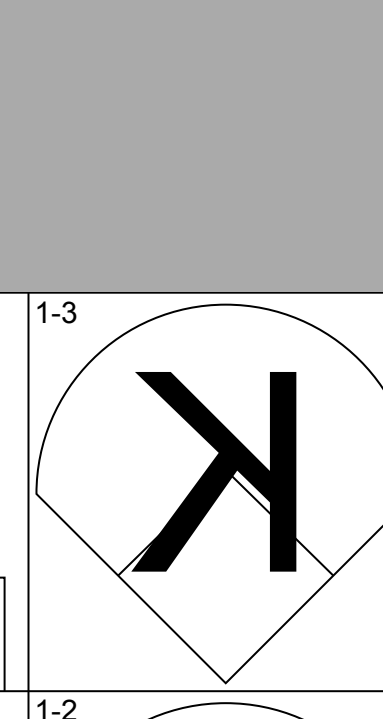
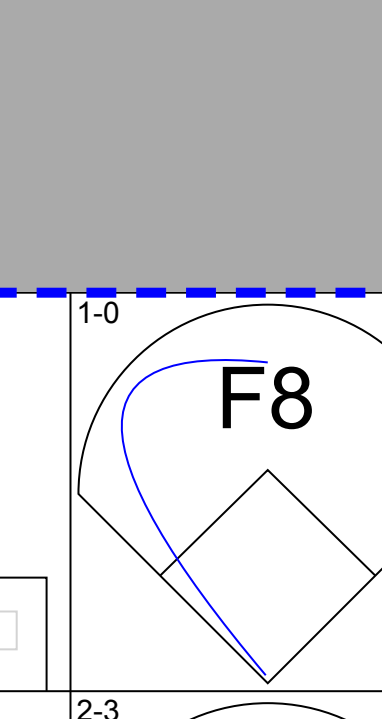
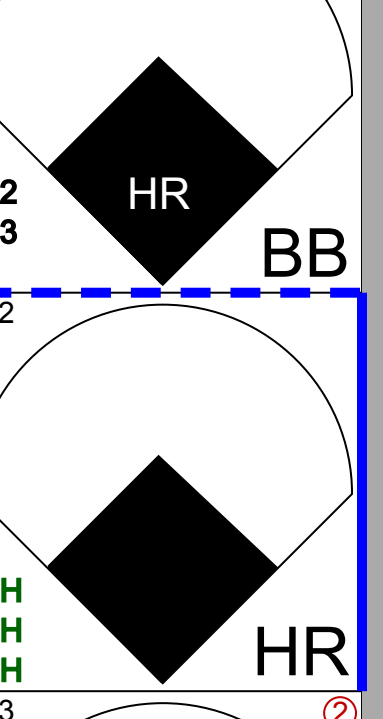
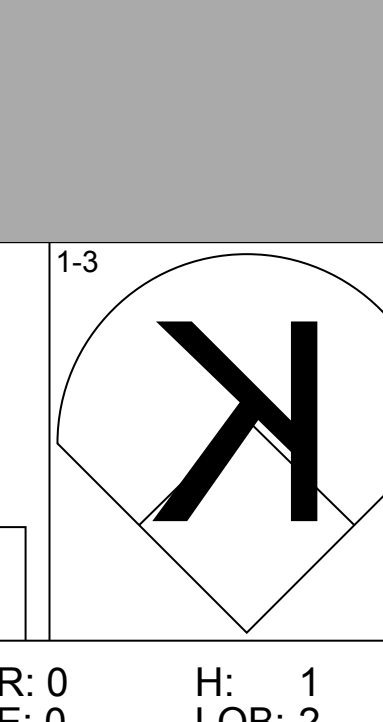
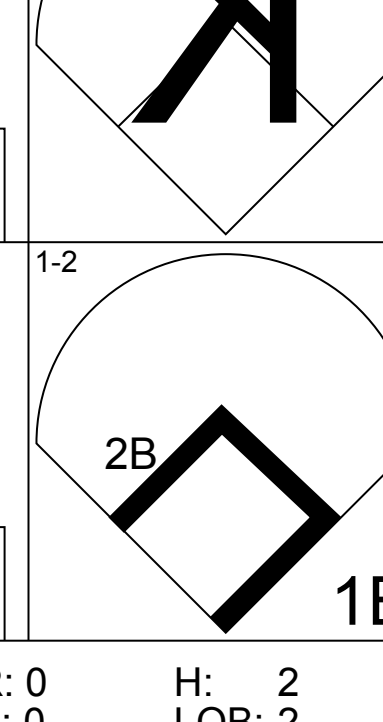
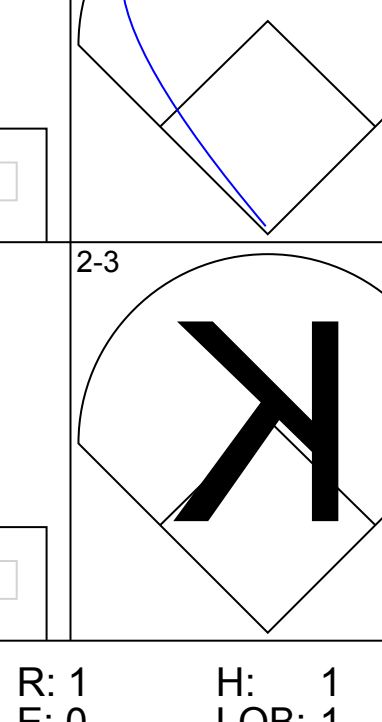
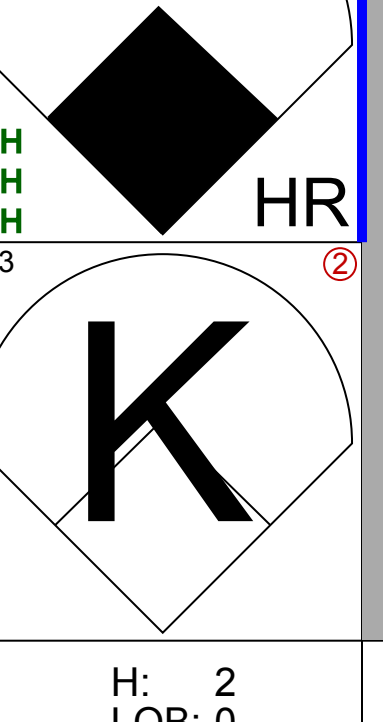


Batter	1	2	3	4	5	6	7	8	9	AB	R	H	RBI	BB	SO	LOB	TOP				
Ray Durham, S (1, 4) OBP: 0.345, SLG: 0.461 Tony Graffanino, R (4, 4) OBP: 0.360, SLG: 0.370										2	0	0	0	0	1	0					
Chris Singleton, L (1, 8) OBP: 0.292, SLG: 0.392										4	0	0	0	0	1	1					
Carlos Lee, R (1, 7) OBP: 0.351, SLG: 0.528										4	1	1	0	0	1	1					
Magglio Ordonez, R (1, 9) OBP: 0.367, SLG: 0.557										3	1	1	1	1	1	1					
14 Paul Konerko, R (1, 3) OBP: 0.329, SLG: 0.484										4	1	1	0	0	1	1					
Sandy Alomar Jr., R (1, 2) OBP: 0.258, SLG: 0.336										2	0	0	0	1	0	0					
24 Joe Crede, R (1, 5) OBP: 0.200, SLG: 0.200										4	0	1	2	0	0	2					
Royce Clayton, R (1, 6) OBP: 0.180, SLG: 0.179										4	0	0	0	0	0	4					
Jon Garland, R (1, 1) Jeff Liefer, L (6, PH) Matt Ginter, R (6, 1) Kelly Wunsch, L (7, 1) McKay Christensen, L (8, PH) Ken Vining, L (8, 1)										1	0	0	0	0	1	0					
<b>Inning Stats</b>	R: 0 H: 0 E: 0 K: 2 S: 10	H: 0 R: 0 ER: 0 LOB: 0 BB: 0 P: 15	R: 0 H: 0 E: 0 K: 0 S: 10	H: 0 R: 0 ER: 0 LOB: 0 BB: 0 P: 17	R: 0 H: 0 E: 0 K: 1 S: 8	H: 0 R: 0 ER: 0 LOB: 0 BB: 0 P: 11	R: 0 H: 0 E: 0 K: 1 S: 12	H: 0 R: 0 ER: 0 LOB: 0 BB: 0 P: 15	R: 1 H: 1 E: 0 K: 1 S: 10	H: 1 R: 0 ER: 0 LOB: 0 BB: 0 P: 15	R: 0 H: 0 E: 0 K: 0 S: 5	H: 0 R: 0 ER: 0 LOB: 0 BB: 0 P: 8	R: 2 H: 3 E: 0 K: 1 S: 20	H: 3 R: 0 ER: 0 LOB: 2 BB: 1 P: 32	R: 0 H: 1 E: 0 K: 0 S: 9	H: 1 R: 0 ER: 0 LOB: 1 BB: 1 P: 11	R: 0 H: 0 E: 0 K: 0 S: 10	H: 0 R: 0 ER: 0 LOB: 2 BB: 1 P: 19	1B: 4 2B: 0 3B: 0 HR: 1	SF: 0 SAC: 0 DP: 0 HBP: 1	WP: 0 PA: 35 PB: 0 SB: 0 CS: 0
<b>PITCHER</b>	IP WLS BF H R ER SO BB IBB HBP BLK WP HR S P ERA WHIP	IP WLS BF H R ER SO BB IBB HBP BLK WP HR S P ERA WHIP	IP WLS BF H R ER SO BB IBB HBP BLK WP HR S P ERA WHIP	IP WLS BF H R ER SO BB IBB HBP BLK WP HR S P ERA WHIP	IP WLS BF H R ER SO BB IBB HBP BLK WP HR S P ERA WHIP	IP WLS BF H R ER SO BB IBB HBP BLK WP HR S P ERA WHIP	IP WLS BF H R ER SO BB IBB HBP BLK WP HR S P ERA WHIP	IP WLS BF H R ER SO BB IBB HBP BLK WP HR S P ERA WHIP	IP WLS BF H R ER SO BB IBB HBP BLK WP HR S P ERA WHIP	IP WLS BF H R ER SO BB IBB HBP BLK WP HR S P ERA WHIP	IP WLS BF H R ER SO BB IBB HBP BLK WP HR S P ERA WHIP	IP WLS BF H R ER SO BB IBB HBP BLK WP HR S P ERA WHIP	IP WLS BF H R ER SO BB IBB HBP BLK WP HR S P ERA WHIP	IP WLS BF H R ER SO BB IBB HBP BLK WP HR S P ERA WHIP	IP WLS BF H R ER SO BB IBB HBP BLK WP HR S P ERA WHIP	IP WLS BF H R ER SO BB IBB HBP BLK WP HR S P ERA WHIP	IP WLS BF H R ER SO BB IBB HBP BLK WP HR S P ERA WHIP	IP WLS BF H R ER SO BB IBB HBP BLK WP HR S P ERA WHIP	IP WLS BF H R ER SO BB IBB HBP BLK WP HR S P ERA WHIP	IP WLS BF H R ER SO BB IBB HBP BLK WP HR S P ERA WHIP	IP WLS BF H R ER SO BB IBB HBP BLK WP HR S P ERA WHIP
Andy Benes, R (1, 1) ERA: 5.94	6.2 W 25 4 3 3 6 1 0 0 0 0 0 1 72 110 4.05 0.750	0.1 H 1 0 0 0 0 0 0 0 0 0 0 0 3 3 0.00 0.000	2.0 9 1 0 0 0 0 1 0 1 0 0 0 19 30 0.00 1.000																		

Chicago White Sox @ St. Louis Cardinals  
 Busch Stadium, St. Louis, MO  
 Fri Jun 15 2001, 7:10 PM CDT  
 Att: 42,741 - Sunny - 81 F

AB	32
R	3
H	5
RBI	3
BB	2
SO	6
LOB	10



Batter	1	2	3	4	5	6	7	8	9	AB	R	H	RBI	BB	SO	LOB	BOTTOM			
Fernando Vina, L (1, 4) OBP: 0.352, SLG: 0.395										4	1	1	0	0	1	0				
Placido Polanco, R (1, 5) OBP: 0.356, SLG: 0.374										5	1	3	1	0	0	2				
J.D. Drew, L (1, 8) OBP: 0.421, SLG: 0.676										4	2	2	0	0	0	3				
Mark McGwire, R (1, 3) OBP: 0.316, SLG: 0.493										5	3	4	4	0	1	2				
5 Albert Pujols, R (1, 9) OBP: 0.417, SLG: 0.663										5	0	0	0	0	0	3				
Ray Lankford, L (1, 7) OBP: 0.384, SLG: 0.552										3	1	0	0	2	0	0				
Edgar Renteria, R (1, 6) OBP: 0.284, SLG: 0.346										3	1	1	1	1	0	0				
Mike Matheny, R (1, 2) OBP: 0.291, SLG: 0.297 Bobby Bonilla, S (7, PH) OBP: 0.321, SLG: 0.391 Mike James, R (8, 1)										3	0	0	0	0	1	3				
Andy Benes, R (1, 1) OBP: 0.154, SLG: 0.231 Mike Timlin, R (7, 1) Eli Marrero, R (7, PH) OBP: 0.295, SLG: 0.415 Ken Vining, L (8, 2)										3	0	1	0	0	2	0				
<b>Inning Stats</b>	R: 2 H: 4 E: 0 K: 0 S: 15	H: 1 R: 0 ER: 0 LOB: 3 BB: 1 P: 29	R: 0 H: 1 E: 0 K: 2 S: 9	H: 1 R: 0 ER: 0 LOB: 2 BB: 0 P: 16	R: 0 H: 0 E: 0 K: 0 S: 7	H: 0 R: 0 ER: 0 LOB: 0 BB: 0 P: 12	R: 0 H: 2 E: 0 K: 1 S: 11	H: 2 R: 0 ER: 0 LOB: 0 BB: 0 P: 18	R: 1 H: 1 E: 0 K: 0 S: 8	H: 1 R: 0 ER: 0 LOB: 0 BB: 0 P: 17	R: 1 H: 1 E: 0 K: 1 S: 9	H: 1 R: 0 ER: 0 LOB: 1 BB: 0 P: 15	R: 4 H: 2 E: 0 K: 2 S: 12	H: 2 R: 0 ER: 0 LOB: 0 BB: 2 P: 25	R: 2 H: 2 E: 0 K: 0 S: 9	H: 2 R: 0 ER: 0 LOB: 0 BB: 0 P: 15	1B: 8 2B: 2 3B: 0 HR: 3	SF: 0 SAC: 0 DP: 0 HBP: 2	WP: 0 PA: 42 PB: 0 SB: 1 CS: 0	
<b>PITCHER</b>	IP WLS BF H R ER SO BB IBB HBP BLK WP HR S P ERA WHIP	IP WLS BF H R ER SO BB IBB HBP BLK WP HR S P ERA WHIP	IP WLS BF H R ER SO BB IBB HBP BLK WP HR S P ERA WHIP	IP WLS BF H R ER SO BB IBB HBP BLK WP HR S P ERA WHIP	IP WLS BF H R ER SO BB IBB HBP BLK WP HR S P ERA WHIP	IP WLS BF H R ER SO BB IBB HBP BLK WP HR S P ERA WHIP	IP WLS BF H R ER SO BB IBB HBP BLK WP HR S P ERA WHIP	IP WLS BF H R ER SO BB IBB HBP BLK WP HR S P ERA WHIP	IP WLS BF H R ER SO BB IBB HBP BLK WP HR S P ERA WHIP	IP WLS BF H R ER SO BB IBB HBP BLK WP HR S P ERA WHIP	IP WLS BF H R ER SO BB IBB HBP BLK WP HR S P ERA WHIP	IP WLS BF H R ER SO BB IBB HBP BLK WP HR S P ERA WHIP	IP WLS BF H R ER SO BB IBB HBP BLK WP HR S P ERA WHIP	IP WLS BF H R ER SO BB IBB HBP BLK WP HR S P ERA WHIP	IP WLS BF H R ER SO BB IBB HBP BLK WP HR S P ERA WHIP	IP WLS BF H R ER SO BB IBB HBP BLK WP HR S P ERA WHIP	IP WLS BF H R ER SO BB IBB HBP BLK WP HR S P ERA WHIP	IP WLS BF H R ER SO BB IBB HBP BLK WP HR S P ERA WHIP	IP WLS BF H R ER SO BB IBB HBP BLK WP HR S P ERA WHIP	IP WLS BF H R ER SO BB IBB HBP BLK WP HR S P ERA WHIP
Jon Garland, R (1, 1) ERA: 5.17	5.0 L 25 8 3 3 3 1 0 0 0 0 0 0 12 27 27.00 3.000	1.1 9 2 4 4 1 2 0 1 0 0 0 0 9 13 13.50 1.500	0.2 3 1 1 1 2 0 0 0 0 0 0 1 9 13 18.00 2.000	1.0 5 2 2 2 0 0 0 0 0 0 0 1 9 15 13.5 2.000																

Chicago White Sox @ St. Louis Cardinals  
 Busch Stadium, St. Louis, MO  
 Fri Jun 15 2001, 7:10 PM CDT  
 Att: 42,741 - Sunny - 81 F

AB	37
R	10
H	13
RBI	10
BB	3
SO	6
LOB	13





Batter	1	2	3	4	5	6	7	8	9	AB	R	H	RBI	BB	SO	LOB	TOP						
Ray Durham, S OBP: 0.343, SLG: 0.462	G4-3			SH1-3 1B		K		K		4	1	1	0	0	2	0	<b>Chicago White Sox @ St. Louis Cardinals</b> Busch Stadium, St. Louis, MO Sat Jun 16 2001, 12:15 PM CDT Att: 43,648 - Sunny - 88 F						
Chris Singleton, L OBP: 0.293, SLG: 0.388	G4-3			SH1-3		L4		BB		2	0	0	0	1	0								
Carlos Lee, R OBP: 0.349, SLG: 0.523	F7			FC6-4 1B		G6-3		L4		4	0	1	1	0	0	1							
Maglio Ordonez, R OBP: 0.369, SLG: 0.558		G3-1		FC6-4 BB				14 HR 2B		3	1	1	0	1	0	0							
14 Paul Konerko, R OBP: 0.328, SLG: 0.493	F3			F3				G6-3		4	1	1	2	0	0	2							
24 Joe Crede, R OBP: 0.211, SLG: 0.263	K			FC6-4				P6		4	0	1	0	0	1	2							
Royce Clayton, R OBP: 0.176, SLG: 0.175				G5-3		G6-3		F9		3	0	0	0	0	0	0							
Matt Ginter, R										0	0	0	0	0	0	0							
Aaron Rowand, R								L1		1	0	0	0	0	0	1							
Josh Paul, R OBP: 0.231, SLG: 0.257				K		P6		G4-3		3	0	0	0	0	1	0							
Kip Wells, R				K						2	0	0	0	0	2	0							
Ken Vining, L										0	0	0	0	0	0	0							
Sean Lowe, R										0	0	0	0	0	0	0							
Tony Graffanino, R OBP: 0.356, SLG: 0.365								F8		1	0	0	0	0	0	0							
<b>Inning Stats</b>	R: 0 E: 0 K: 0 S: 8	H: 0 LOB: 0 BB: 0 P: 13	R: 0 E: 0 K: 1 S: 10	H: 0 LOB: 0 BB: 0 P: 16	R: 0 E: 0 K: 2 S: 11	H: 0 LOB: 0 BB: 0 P: 16	R: 1 E: 0 K: 0 S: 17	H: 2 LOB: 2 BB: 1 P: 28	R: 0 E: 0 K: 1 S: 6	H: 0 LOB: 0 BB: 0 P: 11	R: 0 E: 0 K: 1 S: 6	H: 0 LOB: 0 BB: 0 P: 8	R: 2 E: 0 K: 0 S: 14	H: 2 LOB: 0 BB: 0 P: 22	R: 0 E: 0 K: 1 S: 9	H: 0 LOB: 1 BB: 1 P: 13	R: 0 E: 0 K: 0 S: 7	H: 1 LOB: 1 BB: 0 P: 10	1B: 1 2B: 3 3B: 0 HR: 1	SF: 0 SAC: 1 DP: 0 HBP: 0	WP: 1 PB: 0 SB: 1 CS: 0	PA: 34	
<b>PITCHER</b>	IP WLS BF H R ER SO BB IBB HBP BLK WP HR S P ERA WHIP											IP WLS BF H R ER SO BB IBB HBP BLK WP HR S P ERA WHIP											
Dustin Hermanson, R ERA: 5.31	5.0 W 18 2 1 1 4 1 0 0 0 0 0 0 52 84 1.80 0.600											Dave Veres, R ERA: 2.36	9.1 1.0 4 1 0 0 0 0 0 0 0 0 7 10 0.00 1.000										
Jason Christiansen, L ERA: 3.38	1.0 3 0 0 0 1 0 0 0 0 0 0 1 7 13 ∞ ∞																						
Gene Stechschulte, R ERA: 4.13	0.0 2 2 2 2 0 0 0 0 0 0 0 0 7 9 0.00 0.000																						
Mike Timlin, R ERA: 4.0	1.0 H 3 0 0 0 0 0 0 0 0 0 0 0 9 13 0.00 1.000																						
Steve Kline, L ERA: 1.47	1.0 4 0 0 0 1 1 0 0 0 0 0 0 9 13 0.00 1.000																						

Batter	1	2	3	4	5	6	7	8	9	AB	R	H	RBI	BB	SO	LOB	BOTTOM					
Fernando Vina, L OBP: 0.356, SLG: 0.396	G6-3		E6 1B		1B HR	L3-5		G4-6-3 1B		4	1	2	0	0	2		<b>Chicago White Sox @ St. Louis Cardinals</b> Busch Stadium, St. Louis, MO Sat Jun 16 2001, 12:15 PM CDT Att: 43,648 - Sunny - 88 F					
Placido Polanco, R OBP: 0.367, SLG: 0.379	5 CS 1B				HR 1B		SH1-4 1B	G4-6-3 1B		3	2	2	2	2	0	1						
J.D. Drew, L OBP: 0.426, SLG: 0.691	1B		F5		HR 1B		5 SH1-4 1B			4	2	3	3	0	2							
5 Albert Pujols, R OBP: 0.412, SLG: 0.654	K				F9	F9	SH1-4			3	0	0	0	0	1	2						
Bobby Bonilla, S OBP: 0.318, SLG: 0.379		G6-3			K	K		S E IBB		3	0	0	0	1	2	0						
15 Jim Edmonds, L OBP: 0.397, SLG: 0.513										0	0	0	0	0	0	0						
Craig Paquette, R OBP: 0.296, SLG: 0.444	P6				P5		HR	E6 1B		4	1	2	2	0	0	0						
Edgar Renteria, R OBP: 0.284, SLG: 0.349										4	1	1	0	0	2	2						
Steve Kline, S										0	0	0	0	0	0	0						
Dave Veres, R										0	0	0	0	0	0	0						
Mike Matheny, R OBP: 0.295, SLG: 0.298					G6-3		SH2-4 1B	G3		3	1	1	0	0	0	3						
Dustin Hermanson, R OBP: 0.143, SLG: 0.143										1	0	0	0	0	0	0						
Jason Christiansen, R										0	0	0	0	0	0	0						
Kerry Robinson, L OBP: 0.156, SLG: 0.156										1	0	1	0	0	0	0						
Gene Stechschulte, R OBP: 0.266, SLG: 0.266										0	0	0	0	0	0	0						
Mike Timlin, R OBP: 0.250, SLG: 0.250										0	0	0	0	0	0	0						
Ray Lankford, L OBP: 0.262, SLG: 0.262										1	0	0	0	0	0	0						
<b>Inning Stats</b>	R: 0 E: 0 K: 1 S: 9	H: 2 LOB: 2 BB: 0 P: 15	R: 0 E: 0 K: 0 S: 6	H: 0 LOB: 0 BB: 0 P: 6	R: 0 E: 1 K: 0 S: 12	H: 1 LOB: 2 BB: 1 P: 21	R: 0 E: 0 K: 1 S: 6	H: 0 LOB: 0 BB: 0 P: 9	R: 5 E: 0 K: 1 S: 15	H: 3 LOB: 0 BB: 0 P: 24	R: 1 E: 0 K: 1 S: 7	H: 3 LOB: 1 BB: 0 P: 11	R: 2 E: 1 K: 1 S: 13	H: 2 LOB: 3 BB: 2 P: 26	R: 0 E: 0 K: 0 S: 7	H: 1 LOB: 0 BB: 0 P: 8	R: 0 E: 0 K: 0 S: 7	H: 1 LOB: 0 BB: 0 P: 8	1B: 8 2B: 4 3B: 0 HR: 2	SF: 0 SAC: 2 DP: 3 HBP: 2	WP: 0 PB: 0 SB: 2 CS: 1	PA: 38
<b>PITCHER</b>	IP WLS BF H R ER SO BB IBB HBP BLK WP HR S P ERA WHIP											IP WLS BF H R ER SO BB IBB HBP BLK WP HR S P ERA WHIP										
Kip Wells, R ERA: 2.8	5.1 L 27 9 6 6 4 1 0 0 0 0 0 0 4 9 13.50 3.000																					
Ken Vining, L ERA: 13.5	0.2 3 1 2 1 0 1 0 0 0 0 0 0 4 9 13.50 3.000																					
Sean Lowe, R ERA: 2.43	1.0 5 1 0 0 1 0 1 0 0 0 0 0 10 18 0.00 1.000																					
Matt Ginter, R ERA: 13.5	1.0 3 1 0 0 0 0 0 0 0 0 0 0 7 8 0.00 1.000																					







Batter	1	2	3	4	5	6	7	8	9	AB	R	H	RBI	BB	SO	LOB	TOP								
Luis Alica, S OBP: 0.309, SLG: 0.350	F8		F8						K	5	0	2	0	0	1	2	<b>Kansas City Royals @ Chicago White Sox</b> Comiskey Park, Chicago, IL Mon Jun 18 2001, 8:05 PM EDT Att: 28,862 - Sunny - 80 F								
Rey Sanchez, R OBP: 0.325, SLG: 0.369	F9		G6-3						K	5	0	0	0	0	1	4									
Carlos Beltrán, S OBP: 0.305, SLG: 0.394	G5-3			P6		G1-3 29 1B G6-3			K	4	1	1	0	0	1	0									
29 Mike Sweeney, R OBP: 0.381, SLG: 0.587		S 2B		G5-3		G1-3			HR	4	3	4	1	0	0	0									
Jermaine Dye, R OBP: 0.350, SLG: 0.447	1B 1-H			G5-3		G1-3			K	4	0	1	1	0	1	3									
Joe Randa, R OBP: 0.309, SLG: 0.382				E8		G6-3			F9	4	0	2	2	0	0	1									
Dave McCarty, R OBP: 0.339, SLG: 0.396				F9						4	0	0	0	0	2	4									
Carlos Febles, R OBP: 0.260, SLG: 0.294									F3	3	0	0	0	0	1	2									
Wilson Delgado, S OBP: 0.240, SLG: 0.136	G4-6-3								E BB	0	0	0	0	1	0	0									
A.J. Hinch, R OBP: 0.215, SLG: 0.370										3	0	0	0	0	0	0									
Raul Ibanez, L OBP: 0.178, SLG: 0.159				G6-3		G6-3			FC6	1	0	0	0	0	0	1									
<b>Inning Stats</b>	R: 0 E: 0 K: 0 S: 7	H: 0 LOB: 0 BB: 0 P: 10	R: 1 E: 0 K: 1 S: 10	H: 3 LOB: 1 BB: 0 P: 14	R: 0 E: 0 K: 0 S: 6	H: 0 LOB: 0 BB: 0 P: 9	R: 1 E: 1 K: 0 S: 9	H: 2 LOB: 1 BB: 0 P: 13	R: 0 E: 0 K: 1 S: 8	H: 1 LOB: 1 BB: 0 P: 13	R: 1 E: 0 K: 0 S: 9	H: 2 LOB: 1 BB: 0 P: 13	R: 0 E: 0 K: 0 S: 11	H: 1 LOB: 1 BB: 0 P: 18	R: 1 E: 0 K: 2 S: 10	H: 1 LOB: 0 BB: 0 P: 14	R: 0 E: 1 K: 2 S: 15	H: 0 LOB: 2 BB: 1 P: 25	1B: 8 2B: 1 3B: 0 HR: 1	SF: 0 SAC: 0 DP: 1 HBP: 0	WP: 0 PB: 0 SB: 1 CS: 1	PA: 38			
<b>PITCHER</b>	IP	WLS	BF	H	R	ER	SO	BB	IBB	HBP	BLK	WP	HR	S	P	ERA	WHIP								
56 Mark Buehrle, L ERA: 3.2	7.0	W	29	9	3	3	3	0	0	0	0	0	0	60	90	3.86	1.286								
Bob Howry, R ERA: 3.5	1.0	H	4	1	1	1	2	0	0	0	0	0	1	10	14	9.00	1.000								
Keith Foulke, R ERA: 1.96	1.0	S	5	0	0	0	2	1	0	0	0	0	0	15	25	0.00	1.000								

Batter	1	2	3	4	5	6	7	8	9	AB	R	H	RBI	BB	SO	LOB	BOTTOM								
Ray Durham, S OBP: 0.339, SLG: 0.451	K	G3		G3-1		G4-3				4	0	0	0	0	1	2	<b>Kansas City Royals @ Chicago White Sox</b> Comiskey Park, Chicago, IL Mon Jun 18 2001, 8:05 PM EDT Att: 28,862 - Sunny - 80 F								
Chris Singleton, L OBP: 0.285, SLG: 0.375	F9		E7 E	G3		F8				4	1	1	0	0	0	0									
Carlos Lee, R OBP: 0.340, SLG: 0.513	G5-3		E8 S 1B	G1-3						4	1	1	1	0	1	0									
McKay Christensen, L OBP: 0.275, SLG: 0.429			2H 1B							0	0	0	0	0	0	0									
Magglio Ordonez, R OBP: 0.373, SLG: 0.581		HR	G4-6-3 14 1B		G6-3					4	1	2	2	0	1	0									
14 Paul Konerko, R OBP: 0.337, SLG: 0.498		HR	G4-6-3 1B		F3					4	1	2	0	0	1	0									
Jeff Liefer, L OBP: 0.275, SLG: 0.429		HR	G4-6-3							4	1	1	2	0	1	2									
Sandy Alomar Jr., R OBP: 0.299, SLG: 0.327		BB								0	0	0	0	2	0	0									
Josh Paul, R OBP: 0.238, SLG: 0.276			24 BB			B5				2	0	1	0	0	0	0									
24 Joe Crede, R OBP: 0.222, SLG: 0.308		BB								3	0	0	0	1	1	2									
Royce Clayton, R OBP: 0.181, SLG: 0.187			FC6-4							3	0	1	0	0	1	4									
<b>Inning Stats</b>	R: 0 E: 0 K: 1 S: 7	H: 0 LOB: 0 BB: 0 P: 12	R: 3 E: 0 K: 2 S: 16	H: 3 LOB: 1 BB: 1 P: 24	R: 2 E: 2 K: 0 S: 22	H: 4 LOB: 3 BB: 2 P: 34	R: 0 E: 0 K: 0 S: 6	H: 0 LOB: 0 BB: 0 P: 8	R: 0 E: 0 K: 1 S: 6	H: 0 LOB: 0 BB: 0 P: 8	R: 0 E: 0 K: 0 S: 10	H: 1 LOB: 1 BB: 0 P: 18	R: 0 E: 0 K: 2 S: 9	H: 0 LOB: 0 BB: 0 P: 12	R: 0 E: 0 K: 1 S: 11	H: 1 LOB: 1 BB: 0 P: 18	1B: 5 2B: 2 3B: 0 HR: 2	SF: 0 SAC: 0 DP: 1 HBP: 0	WP: 0 PB: 0 SB: 1 CS: 0	PA: 35					
<b>PITCHER</b>	IP	WLS	BF	H	R	ER	SO	BB	IBB	HBP	BLK	WP	HR	S	P	ERA	WHIP								
Chad Durbin, R ERA: 5.02	2.2	L	17	7	5	5	3	3	0	0	0	0	0	43	68	16.88	3.750								
Mae Suzuki, R ERA: 5.3	5.1		18	2	0	0	4	0	0	0	0	0	0	44	66	0.00	0.375								







Batter	1	2	3	4	5	6	7	8	9	AB	R	H	RBI	BB	SO	LOB	TOP								
Luis Alica, S OBP: 0.305, SLG: 0.344 (1, 4)	F7		F7					F5		4	0	1	0	0	0	1	<b>Kansas City Royals @ Chicago White Sox</b> Wed Jun 20 2001, 2:05 PM EDT Attn: 21:210 - Overcast - 70 F <a href="http://livebaseballscorecards.com">livebaseballscorecards.com</a>								
Rey Sanchez, R OBP: 0.326, SLG: 0.369 (1, 6)	G5-3		K					K		4	0	0	0	0	3	2									
Carlos Beltrán, S OBP: 0.298, SLG: 0.384 (1, 8)	G4-3							G6-3		4	0	0	0	0	0	0									
29 Mike Sweeney, R OBP: 0.374, SLG: 0.585 (1, 3)		F9						G6-3		4	0	0	0	0	0	0									
Jermaine Dye, R OBP: 0.344, SLG: 0.437 (1, 9)	L7							G5-3		4	1	1	0	0	0	0									
Joe Randa, R OBP: 0.314, SLG: 0.384 (1, 10)								G4-3		4	0	2	0	0	0	0									
Raul Ibanez, L OBP: 0.231, SLG: 0.260 (1, 7)								L6		2	0	1	1	1	0	1									
Wilson Delgado, S OBP: 0.214, SLG: 0.120 (1, 5)										3	0	0	0	0	1	3									
Héctor Ortiz, R OBP: 0.300, SLG: 0.308 (1, 2)										3	0	0	0	0	2	1									
<b>Inning Stats</b>	R: 0 E: 0 K: 0 S: 9	H: 0 LOB: 0 BB: 0 P: 16	R: 0 E: 0 K: 0 S: 12	H: 1 LOB: 1 BB: 0 P: 16	R: 0 E: 0 K: 2 S: 11	H: 0 LOB: 1 BB: 0 P: 14	R: 1 E: 0 K: 1 S: 15	H: 3 LOB: 2 BB: 0 P: 26	R: 0 E: 0 K: 1 S: 8	H: 1 LOB: 0 BB: 0 P: 12	R: 0 E: 0 K: 0 S: 11	H: 0 LOB: 0 BB: 0 P: 16	R: 0 E: 0 K: 1 S: 12	H: 0 LOB: 1 BB: 1 P: 22	R: 0 E: 0 K: 1 S: 10	H: 0 LOB: 0 BB: 0 P: 15	R: 0 E: 0 K: 0 S: 10	H: 0 LOB: 0 BB: 0 P: 15	1B: 4 2B: 1 3B: 0 HR: 0	SF: 0 SAC: 0 DP: 0 HBP: 0	WP: 1 PB: 0 SB: 0 CS: 1	PA: 33			
<b>PITCHER</b>	IP	WLS	BF	H	R	ER	SO	BB	IBB	HBP	BLK	WP	HR	S	P	ERA	WHIP								
Rocky Biddle, R ERA: 4.48 (1, 1)	5.0		20	5	1	1	4	0	0	0	0	1	0	55	84	1.80	1.000								
Jon Garland, R ERA: 4.72 (6, 1)	3.0	W	10	0	0	0	2	1	0	0	0	0	0	33	53	0.00	0.333								
Keith Foulke, R ERA: 1.86 (9, 1)	1.0	S	3	0	0	0	0	0	0	0	0	0	0	10	15	0.00	0.000								

Batter	1	2	3	4	5	6	7	8	9	AB	R	H	RBI	BB	SO	LOB	BOTTOM								
McKay Christensen, L OBP: 0.400, SLG: 0.250 (1, 8)	K									3	0	1	0	0	2	1	<b>Kansas City Royals @ Chicago White Sox</b> Wed Jun 20 2001, 2:05 PM EDT Attn: 21:210 - Overcast - 70 F <a href="http://livebaseballscorecards.com">livebaseballscorecards.com</a>								
Tony Graffanino, R OBP: 0.333, SLG: 0.338 (1, 4)	L9									4	0	0	0	0	2	4									
Carlos Lee, R OBP: 0.351, SLG: 0.527 (1, 7)										4	2	2	1	0	0	3									
Jeff Liefer, L OBP: 0.267, SLG: 0.416 (9, 3)										0	0	0	0	0	0	0									
Magglio Ordonez, R OBP: 0.366, SLG: 0.565 (1, 10)										4	0	0	0	0	0	1									
14 Paul Konerko, R OBP: 0.349, SLG: 0.496 (8, PR) Chris Singleton, L OBP: 0.282, SLG: 0.376 (9, 7)										2	0	0	0	1	0	0									
Aaron Rowand, R OBP: 0.300, SLG: 0.222 (1, 9)										4	0	1	0	0	1	3									
24 Joe Crede, R OBP: 0.194, SLG: 0.267 (1, 5)										3	0	0	0	0	1	1									
Royce Clayton, R OBP: 0.192, SLG: 0.223 (1, 6)										3	0	0	0	0	0	0									
Josh Paul, R OBP: 0.262, SLG: 0.282 (1, 2)										2	0	1	0	1	1	0									
<b>Inning Stats</b>	R: 1 E: 1 K: 1 S: 11	H: 1 LOB: 2 BB: 1 P: 22	R: 0 E: 0 K: 1 S: 6	H: 0 LOB: 0 BB: 0 P: 9	R: 0 E: 0 K: 1 S: 9	H: 1 LOB: 1 BB: 0 P: 11	R: 0 E: 0 K: 0 S: 8	H: 0 LOB: 0 BB: 0 P: 11	R: 0 E: 0 K: 0 S: 9	H: 1 LOB: 2 BB: 0 P: 14	R: 0 E: 0 K: 1 S: 10	H: 1 LOB: 1 BB: 0 P: 18	R: 0 E: 0 K: 2 S: 9	H: 0 LOB: 1 BB: 1 P: 16	R: 0 E: 0 K: 1 S: 11	H: 1 LOB: 1 BB: 0 P: 18	R: 1 E: 0 K: 1 S: 11	H: 1 LOB: 1 BB: 0 P: 18	1B: 3 2B: 1 3B: 0 HR: 1	SF: 0 SAC: 0 DP: 0 HBP: 2	WP: 0 PB: 0 SB: 1 CS: 1	PA: 34			
<b>PITCHER</b>	IP	WLS	BF	H	R	ER	SO	BB	IBB	HBP	BLK	WP	HR	S	P	ERA	WHIP								
51 Kris Wilson, R ERA: 3.03 (1, 1)	7.0		29	4	1	0	6	2	0	1	0	0	0	62	101	0.00	0.857								
Jason Grimsley, R ERA: 2.66 (8, 1)	1.0	L	4	1	1	1	1	0	0	1	0	0	1	11	18	9.00	1.000								



Batter	1	2	3	4	5	6	7	8	9	AB	R	H	RBI	BB	SO	LOB	TOP			
Ray Durham, S OBP: 0.329, SLG: 0.435	F7	F7		P3		G3		G4-6-3		5	0	0	0	0	0	2	<b>Chicago White Sox @ Baltimore Orioles</b> Oriole Park at Camden Yards, Baltimore, MD Thu Jun 21 2001, 7:05 PM EDT Att: 34,735 - Cloudy - 90 F			
Chris Singleton, L OBP: 0.297, SLG: 0.384	HR	1B			1B			G5-3		4	2	3	0	1	0	0				
Carlos Lee, R OBP: 0.352, SLG: 0.537	HR	P4			1B				K	5	1	2	3	0	1	3				
Magglio Ordonez, R OBP: 0.275, SLG: 0.442	G6-3					F9		G5-3	G4-3	5	0	1	0	0	0	1				
Jose Canseco, R OBP: 0.200, SLG: 0.400	G6-3				2B			G5-3	F9	5	0	1	0	0	0	1				
14 Paul Konerko, R OBP: 0.355, SLG: 0.510		HR								3	1	2	1	1	0	1				
Jeff Liefer, L OBP: 0.333, SLG: 0.338		HR								3	1	1	1	1	1	2				
Royce Clayton, R OBP: 0.199, SLG: 0.248		FC6-4								4	1	2	1	0	0	3				
Mark Johnson, L OBP: 0.167, SLG: 0.167		FC6-4								4	0	1	0	0	0	1				
<b>Inning Stats</b>	R: 2 H: 2 E: 0 K: 0 S: 9	H: 2 LOB: 0 BB: 0 P: 16	R: 2 H: 4 E: 0 K: 0 S: 15	H: 4 LOB: 2 BB: 0 P: 20	R: 0 H: 1 E: 0 K: 0 S: 13	H: 1 LOB: 1 BB: 0 P: 21	R: 0 H: 0 E: 0 K: 0 S: 9	H: 0 LOB: 0 BB: 0 P: 13	R: 1 H: 2 E: 0 K: 0 S: 14	H: 2 LOB: 3 BB: 3 P: 30	R: 0 H: 1 E: 0 K: 1 S: 8	H: 1 LOB: 1 BB: 0 P: 9	R: 1 H: 2 E: 0 K: 0 S: 11	H: 2 LOB: 0 BB: 0 P: 17	R: 0 H: 0 E: 0 K: 1 S: 8	H: 0 LOB: 0 BB: 0 P: 12		1B: 8 2B: 1 3B: 0 HR: 4	SF: 0 SAC: 0 DP: 1 HBP: 0	WP: 0 PB: 0 SB: 2 CS: 1
<b>PITCHER</b>	IP	WLS	BF	H	R	ER	SO	BB	IBB	HBP	BLK	WP	HR	S	P	ERA	WHIP			
Jason Johnson, R ERA: 3.57	4.2	L	23	9	5	5	0	1	0	0	0	0	3	54	84	9.64	2.143			
Calvin Maduro, R ERA: 4.22	3.1		15	4	1	1	1	2	0	0	0	0	1	31	51	2.70	1.800			
John Parrish, L ERA: 7.5	1.0		3	0	0	0	1	0	0	0	0	0	0	8	12	0.00	0.000			

Batter	1	2	3	4	5	6	7	8	9	AB	R	H	RBI	BB	SO	LOB	BOTTOM			
Brady Anderson, L OBP: 0.313, SLG: 0.316	G4-3		P4			L9			G4-3	4	0	0	0	0	0	1	<b>Chicago White Sox @ Baltimore Orioles</b> Oriole Park at Camden Yards, Baltimore, MD Thu Jun 21 2001, 7:05 PM EDT Att: 34,735 - Cloudy - 90 F			
1 Brian Roberts, S OBP: 0.306, SLG: 0.382	G5-3		G4-3			K			G3	4	0	0	0	0	1	1				
David Segui, S OBP: 0.407, SLG: 0.485	K					K				3	0	0	0	0	3	0				
Jeff Conine, R OBP: 0.397, SLG: 0.492		L7				K			G6-3	3	0	0	0	0	1	0				
31 Jay Gibbons, L OBP: 0.333, SLG: 0.456		G4-3				G4-3			L8	3	0	0	0	0	0	0				
6 Melvin Mora, R OBP: 0.386, SLG: 0.412		S				G6-3			F8	3	0	1	0	0	0	0				
Cal Ripken Jr., R OBP: 0.240, SLG: 0.310		K				G6-3			G4-6-3	3	0	1	0	0	1	1				
Brook Fordyce, R OBP: 0.249, SLG: 0.279						G5-3			G4-6-3	3	0	1	0	0	0	1				
Jerry Hairston, R OBP: 0.310, SLG: 0.384						G4-3			L3	3	0	0	0	0	0	1				
<b>Inning Stats</b>	R: 0 H: 0 E: 0 K: 1 S: 9	H: 0 LOB: 0 BB: 0 P: 15	R: 0 H: 1 E: 0 K: 1 S: 16	H: 1 LOB: 1 BB: 0 P: 21	R: 0 H: 1 E: 0 K: 0 S: 16	H: 1 LOB: 1 BB: 0 P: 23	R: 0 H: 0 E: 0 K: 2 S: 7	H: 0 LOB: 0 BB: 0 P: 9	R: 0 H: 0 E: 0 K: 1 S: 9	H: 0 LOB: 0 BB: 0 P: 12	R: 0 H: 0 E: 0 K: 1 S: 8	H: 0 LOB: 0 BB: 0 P: 10	R: 0 H: 1 E: 0 K: 0 S: 6	H: 1 LOB: 0 BB: 0 P: 10	R: 0 H: 0 E: 0 K: 0 S: 7	H: 0 LOB: 0 BB: 0 P: 9		1B: 2 2B: 1 3B: 0 HR: 0	SF: 0 SAC: 0 DP: 1 HBP: 0	WP: 0 PB: 0 SB: 1 CS: 0
<b>PITCHER</b>	IP	WLS	BF	H	R	ER	SO	BB	IBB	HBP	BLK	WP	HR	S	P	ERA	WHIP			
Kip Wells, R ERA: 2.38	8.0	W	26	3	0	0	6	0	0	0	0	0	0	76	109	0.00	0.375			
Gary Glover, R ERA: 8.24	1.0		3	0	0	0	0	0	0	0	0	0	0	7	9	0.00	0.000			



Batter	1	2	3	4	5	6	7	8	9	AB	R	H	RBI	BB	SO	LOB	TOP					
Ray Durham, S OBP: 0.323, SLG: 0.426	F7	P6		G5-3			F7		G4-3	5	0	0	0	0	0	2	Chicago White Sox @ Baltimore Orioles Oriole Park at Camden Yards, Baltimore, MD Fri Jun 22 2001, 7:05 PM EDT Att: 43,101 - Cloudy - 88 F					
Chris Singleton, L OBP: 0.305, SLG: 0.390	BB 2B		P6		G4-3		FC5-4 1B		FC6-4 1B	5	1	3	0	0	0	0						
Carlos Lee, R OBP: 0.349, SLG: 0.534	K		S FC5-4		P6		FC5-4		FC6-4	5	1	1	0	0	1	3						
Magglio Ordonez, R OBP: 0.368, SLG: 0.555	BB 2B		FC5-4 BB		F8				14 BB 2B	1	2	0	0	3	0	0						
Jose Canseco, R OBP: 0.222, SLG: 0.444	1-H 2-H 2B		FC5-4		P4		K		K	4	0	1	3	0	1	2						
14 Paul Konerko, R OBP: 0.354, SLG: 0.504 Tony Graffanino, R OBP: 0.333, SLG: 0.338	F2		G6-3		G6-3		BB 2B		BB	3	0	0	0	1	0	2						
Herbert Perry, R OBP: 0.329, SLG: 0.419		F4		K		FC5-4 1B		1-H 2-H 2B		4	0	2	1	0	1	0						
Sandy Alomar Jr., R OBP: 0.294, SLG: 0.321 Jeff Liefer, L OBP: 0.273, SLG: 0.438 Mark Johnson, L OBP: 0.167, SLG: 0.167	L9		G5-3		FC5-4		G3-1			3	0	0	0	0	0	1						
Royce Clayton, R OBP: 0.206, SLG: 0.250		1B		S HBP			P6		G4-3	3	0	1	0	0	0	0						
<b>Inning Stats</b>	R: 2 E: 0 K: 1 S: 14	H: 2 LOB: 1 BB: 1 P: 24	R: 0 E: 0 K: 0 S: 7	H: 1 LOB: 1 BB: 0 P: 11	R: 1 E: 1 K: 0 S: 5	H: 1 LOB: 1 BB: 1 P: 15	R: 0 E: 0 K: 1 S: 7	H: 0 LOB: 1 BB: 0 P: 13	R: 0 E: 0 K: 0 S: 9	H: 1 LOB: 1 BB: 0 P: 12	R: 0 E: 0 K: 0 S: 6	H: 1 LOB: 1 BB: 0 P: 10	R: 1 E: 0 K: 1 S: 8	H: 1 LOB: 2 BB: 2 P: 20	R: 0 E: 0 K: 0 S: 7	H: 1 LOB: 1 BB: 0 P: 10		1B: 5 2B: 3 3B: 0 HR: 0	SF: 0 SAC: 0 DP: 0 HBP: 1	WP: 0 PB: 0 SB: 2 CS: 0	PA: 39	
<b>PITCHER</b>	IP WLS BF H R ER SO BB IBB HBP BLK WP HR S P ERA WHIP	IP WLS BF H R ER SO BB IBB HBP BLK WP HR S P ERA WHIP	IP WLS BF H R ER SO BB IBB HBP BLK WP HR S P ERA WHIP	IP WLS BF H R ER SO BB IBB HBP BLK WP HR S P ERA WHIP	IP WLS BF H R ER SO BB IBB HBP BLK WP HR S P ERA WHIP	IP WLS BF H R ER SO BB IBB HBP BLK WP HR S P ERA WHIP	IP WLS BF H R ER SO BB IBB HBP BLK WP HR S P ERA WHIP	IP WLS BF H R ER SO BB IBB HBP BLK WP HR S P ERA WHIP	IP WLS BF H R ER SO BB IBB HBP BLK WP HR S P ERA WHIP	IP WLS BF H R ER SO BB IBB HBP BLK WP HR S P ERA WHIP	IP WLS BF H R ER SO BB IBB HBP BLK WP HR S P ERA WHIP	IP WLS BF H R ER SO BB IBB HBP BLK WP HR S P ERA WHIP	IP WLS BF H R ER SO BB IBB HBP BLK WP HR S P ERA WHIP	IP WLS BF H R ER SO BB IBB HBP BLK WP HR S P ERA WHIP	IP WLS BF H R ER SO BB IBB HBP BLK WP HR S P ERA WHIP	IP WLS BF H R ER SO BB IBB HBP BLK WP HR S P ERA WHIP	IP WLS BF H R ER SO BB IBB HBP BLK WP HR S P ERA WHIP					
Jose Mercedes, R ERA: 5.81	7.0	W	30	6	3	3	2	2	0	0	1	0	0	0	0	0	0	0	55	92	3.86	1.143
Mike Trombley, R ERA: 3.54	0.2	H	4	1	1	1	1	2	0	0	0	0	0	0	0	0	0	0	6	17	13.50	4.500
Buddy Groom, L ERA: 3.81	1.1	S	5	1	0	0	0	0	0	0	0	0	0	0	0	0	0	0	9	13	0.00	0.750

Batter	1	2	3	4	5	6	7	8	9	AB	R	H	RBI	BB	SO	LOB	BOTTOM					
Jerry Hairston, R OBP: 0.316, SLG: 0.393	G4-3		S 1 2B			S 1 G4-3 1B	1B	G4-3		5	2	3	1	0	0	1	Chicago White Sox @ Baltimore Orioles Oriole Park at Camden Yards, Baltimore, MD Fri Jun 22 2001, 7:05 PM EDT Att: 43,101 - Cloudy - 88 F					
1 Brian Roberts, S OBP: 0.300, SLG: 0.368	G1-3		G1-3			G4-3	2H 2B			4	1	1	0	0	0	2						
David Segui, S OBP: 0.409, SLG: 0.488	F8				G6-3	S 1B HBP		1-H 2-H 2B		3	1	1	2	0	0	0						
Jeff Conine, R OBP: 0.399, SLG: 0.495		G5-3			1B 2B	F3				3	0	1	0	1	0	2						
Mike Kinkade, R OBP: 0.339, SLG: 0.390		F9			1B	1-2 2-3				4	0	2	2	0	0	2						
6 Melvin Mora, R OBP: 0.369, SLG: 0.411					2H 1B	2H 3H 1B				3	1	1	0	1	0	2						
Cal Ripken Jr., R OBP: 0.240, SLG: 0.309	P4				G5-3					4	0	1	0	0	1	1						
Delino DeShields, L OBP: 0.310, SLG: 0.293						F8		1B G6-3 BB		4	1	1	0	0	0	2						
Fernando Lumar, R OBP: 0.308, SLG: 0.319					G6-3					4	0	0	1	0	0	2						
<b>Inning Stats</b>	R: 0 E: 0 K: 0 S: 6	H: 0 LOB: 0 BB: 0 P: 9	R: 0 E: 0 K: 0 S: 8	H: 1 LOB: 1 BB: 0 P: 9	R: 0 E: 0 K: 0 S: 12	H: 2 LOB: 1 BB: 0 P: 14	R: 0 E: 0 K: 1 S: 7	H: 0 LOB: 0 BB: 0 P: 9	R: 2 E: 0 K: 0 S: 9	H: 2 LOB: 1 BB: 0 P: 15	R: 3 E: 0 K: 0 S: 20	H: 4 LOB: 2 BB: 1 P: 31	R: 1 E: 0 K: 0 S: 8	H: 1 LOB: 1 BB: 1 P: 16	R: 0 E: 0 K: 0 S: 7	H: 1 LOB: 1 BB: 0 P: 10		1B: 8 2B: 3 3B: 0 HR: 0	SF: 0 SAC: 0 DP: 0 HBP: 1	WP: 0 PB: 0 SB: 4 CS: 0	PA: 37	
<b>PITCHER</b>	IP WLS BF H R ER SO BB IBB HBP BLK WP HR S P ERA WHIP	IP WLS BF H R ER SO BB IBB HBP BLK WP HR S P ERA WHIP	IP WLS BF H R ER SO BB IBB HBP BLK WP HR S P ERA WHIP	IP WLS BF H R ER SO BB IBB HBP BLK WP HR S P ERA WHIP	IP WLS BF H R ER SO BB IBB HBP BLK WP HR S P ERA WHIP	IP WLS BF H R ER SO BB IBB HBP BLK WP HR S P ERA WHIP	IP WLS BF H R ER SO BB IBB HBP BLK WP HR S P ERA WHIP	IP WLS BF H R ER SO BB IBB HBP BLK WP HR S P ERA WHIP	IP WLS BF H R ER SO BB IBB HBP BLK WP HR S P ERA WHIP	IP WLS BF H R ER SO BB IBB HBP BLK WP HR S P ERA WHIP	IP WLS BF H R ER SO BB IBB HBP BLK WP HR S P ERA WHIP	IP WLS BF H R ER SO BB IBB HBP BLK WP HR S P ERA WHIP	IP WLS BF H R ER SO BB IBB HBP BLK WP HR S P ERA WHIP	IP WLS BF H R ER SO BB IBB HBP BLK WP HR S P ERA WHIP	IP WLS BF H R ER SO BB IBB HBP BLK WP HR S P ERA WHIP	IP WLS BF H R ER SO BB IBB HBP BLK WP HR S P ERA WHIP						
David Wells, L ERA: 4.56	6.2	L	30	10	5	5	1	0	0	0	0	1	0	0	0	0	0	0	67	90	6.75	1.500
Sean Lowe, R ERA: 2.53	1.1		7	1	1	1	0	1	1	0	0	0	0	0	0	0	0	0	11	24	6.75	1.500



Batter	1	2	3	4	5	6	7	8	9	AB	R	H	RBI	BB	SO	LOB	TOP								
Ray Durham, S OBP: 0.324, SLG: 0.433	0-1 G4-3 1B 2B		1-3 K		0-0 G3		0-0 1B 2B	0-1 F8		5	2	2	1	0	1	1									
Chris Singleton, L OBP: 0.307, SLG: 0.387	1-0 G4-3 2-3		4-2 BB		0-1 F8		0-2 HR 1B		2-2 G3-1	4	1	1	1	1	0	2									
Carlos Lee, R OBP: 0.350, SLG: 0.534	0-2 CS 1B		2-1 G5-3			1-1 HR	3-2 HR		2-3 K	2	0	1	1	1	0	0	1								
Jeff Liefer, L OBP: 0.279, SLG: 0.472										1	1	1	1	0	0	0									
Tony Graffanino, R OBP: 0.337, SLG: 0.378										2	1	1	2	0	1	0									
Magglio Ordonez, R OBP: 0.376, SLG: 0.558	4-2 S 1-2 BB			2-2 S 1B		1-2 14 1B 14 S 1B	0-1 G3		3-1 FC1-4 1B	4	0	3	0	1	0	0									
Jose Canseco, R OBP: 0.286, SLG: 0.462	2-3 K			4-1 G4-3 BB		1-1 F3	0-1 14 HR 2B		1-1 FC1-4	4	1	1	0	1	1	3									
14 Paul Konerko, R OBP: 0.359, SLG: 0.516		3-1 G5-3		1-3 K		3-2 G6-4-3 1B	2-1 HR			4	1	2	2	0	1	2									
McKay Christensen, L OBP: 0.400, SLG: 0.250										0	0	0	0	0	0	0									
Herbert Perry, R OBP: 0.321, SLG: 0.408	0-1 F8			0-0 G4-3		1-0 G6-4-3	0-0 G6-3			4	0	0	0	0	0	4									
Royce Clayton, R OBP: 0.207, SLG: 0.250	0-1 G4-3				0-1 G3 G6-3 1B		3-2 L9	0-3 K		4	0	1	0	0	1	0									
Mark Johnson, L OBP: 0.200, SLG: 0.200			1-1 P4		0-1 G6-3		2-2 2B 1B	2-2 F8		4	1	1	0	0	0	1									
<b>Inning Stats</b>	R: 1 E: 0 K: 1 S: 14	H: 2 LOB: 1 BB: 1 P: 21	R: 0 E: 0 K: 0 S: 6	H: 0 LOB: 0 BB: 0 P: 9	R: 0 E: 0 K: 1 S: 12	H: 0 LOB: 1 BB: 1 P: 19	R: 0 E: 0 K: 1 S: 8	H: 1 LOB: 1 BB: 1 P: 15	R: 0 E: 0 K: 0 S: 7	H: 1 LOB: 1 BB: 0 P: 7	R: 1 E: 0 K: 0 S: 12	H: 3 LOB: 1 BB: 0 P: 18	R: 6 E: 0 K: 0 S: 21	H: 6 LOB: 0 BB: 0 P: 31	R: 0 E: 0 K: 1 S: 8	H: 0 LOB: 0 BB: 0 P: 10	R: 0 E: 0 K: 1 S: 13	H: 1 LOB: 1 BB: 0 P: 21	1B: 8 2B: 3 3B: 0 HR: 3	SF: 0 SAC: 0 DP: 2 HBP: 0	WP: 0 PB: 0 SB: 3 CS: 1	PA: 41			
<b>PITCHER</b>	IP	WLS	BF	H	R	ER	SO	BB	IBB	HBP	BLK	WP	HR	S	P	ERA	WHIP								
Sidney Ponson, R ERA: 4.52	6.1	L	29	10	5	5	3	3	0	0	0	0	1	69	104	7.11	2.053								
John Parrish, L ERA: 9.0	0.0		1	1	1	1	0	0	0	0	0	0	1	4	7	∞	∞								
Chad Paronto, R ERA: 5.75	2.2		11	3	2	2	2	0	0	0	0	0	1	28	40	6.75	1.125								

Chicago White Sox @ Baltimore Orioles  
Oriole Park at Camden Yards, Baltimore, MD

AB 38  
R 8  
H 14  
RBI 8  
BB 3  
SO 5  
LOB 14



Sat Jun 23 2001, 1:15 PM EDT  
Att: 40,796 - Cloudy - 82 F

Batter	1	2	3	4	5	6	7	8	9	AB	R	H	RBI	BB	SO	LOB	BOTTOM								
Brady Anderson, L OBP: 0.307, SLG: 0.309	3-2 G4-3		3-2 F5	2-1 F9			0-0 F5		2-2 F9	5	0	0	0	0	0	1									
1 Brian Roberts, S OBP: 0.310, SLG: 0.375	2-2 L6		3-2 S 1B		2-1 G4-3		3-3 K BB BB		3-2 F7	2	1	1	1	0	0	0									
Larry Bigbie, L										3	0	0	0	0	1	0									
David Segui, S OBP: 0.409, SLG: 0.483	0-1 F7		2-2 3H 1B 1B		2-2 L5		4-2 BB 1-2 BB		0-2 G6-3	4	1	1	1	1	0	0									
Jeff Conine, R OBP: 0.401, SLG: 0.492		2-3 K	0-0 1B 1-2 1B		0-0 F9		4-1 FC6-4 BB			3	0	1	0	1	1	0									
Mike Kinkade, R OBP: 0.336, SLG: 0.385		1-3 K	3-1 6 P6 1B			2-3 K	2-0 FC6-4			4	0	1	1	0	2	3									
6 Melvin Mora, R OBP: 0.397, SLG: 0.408		1-1 1B	0-0 P6			0-3 K		1-0 F7		4	0	1	0	0	1	2									
Cal Ripken Jr., R OBP: 0.245, SLG: 0.313		1-1 1B	2-3 K			2-2 1B		0-0 G4-3		4	0	2	0	0	1	2									
Brook Fordyce, R OBP: 0.243, SLG: 0.274		3-2 G5-3		2-2 F8		1-3 K		4-2 BB		3	0	0	0	0	1	3									
Delino DeShields, L OBP: 0.313, SLG: 0.293										0	0	0	0	1	0	0									
Fernando Lumar, R OBP: 0.359, SLG: 0.319										0	0	0	0	0	0	0									
Jerry Hairston, R OBP: 0.315, SLG: 0.398			2-1 1B 3B		3-3 K		0-1 L8	0-1 F7		4	1	1	0	0	1	1									
<b>Inning Stats</b>	R: 0 E: 0 K: 0 S: 10	H: 0 LOB: 0 BB: 0 P: 15	R: 0 E: 0 K: 2 S: 15	H: 2 LOB: 2 BB: 0 P: 23	R: 3 E: 0 K: 1 S: 21	H: 5 LOB: 2 BB: 0 P: 36	R: 0 E: 0 K: 1 S: 8	H: 0 LOB: 0 BB: 0 P: 15	R: 0 E: 0 K: 0 S: 6	H: 0 LOB: 0 BB: 0 P: 10	R: 0 E: 0 K: 3 S: 16	H: 1 LOB: 1 BB: 0 P: 21	R: 0 E: 0 K: 1 S: 11	H: 0 LOB: 3 BB: 2 P: 24	R: 0 E: 0 K: 0 S: 6	H: 0 LOB: 1 BB: 1 P: 11	R: 0 E: 0 K: 0 S: 11	H: 0 LOB: 0 BB: 0 P: 16	1B: 7 2B: 0 3B: 1 HR: 0	SF: 0 SAC: 0 DP: 0 HBP: 0	WP: 0 PB: 1 SB: 1 CS: 0	PA: 39			
<b>PITCHER</b>	IP	WLS	BF	H	R	ER	SO	BB	IBB	HBP	BLK	WP	HR	S	P	ERA	WHIP								
56 Mark Buehrle, L ERA: 3.29	5.2		25	8	3	3	6	0	0	0	0	0	0	15	27	0.00	2.000								
Gary Glover, R ERA: 7.84	1.0	W	6	0	0	0	2	2	0	0	0	0	0	7	14	0.00	0.750								
Bob Howry, R ERA: 3.34	1.1	H	5	0	0	0	0	1	0	0	0	0	0	7	14	0.00	0.750								
Keith Foulke, R ERA: 1.82	1.0		3	0	0	0	0	0	0	0	0	0	0	11	16	0.00	0.000								

Chicago White Sox @ Baltimore Orioles  
Oriole Park at Camden Yards, Baltimore, MD

AB 36  
R 3  
H 8  
RBI 3  
BB 3  
SO 8  
LOB 12



Sat Jun 23 2001, 1:15 PM EDT  
Att: 40,796 - Cloudy - 82 F



Batter	1	2	3	4	5	6	7	8	9	AB R H RBI BB SO LOB	TOP											
Jose Valentin, S (1, 5) OBP: 0.348, SLG: 0.574	1-1 FC1-5 1B	1-0 SF9		1-0 G3		4-0 BB 1B	1-3 K		2-0 F8	4 1 1 1 1 1 3	<b>Chicago White Sox @ Baltimore Orioles</b> Oriole Park at Camden Yards, Baltimore, MD Sun Jun 24 2001, 1:35 PM EDT Att: 40,996 - Cloudy - 82 F											
Chris Singleton, L (1, 8) OBP: 0.315, SLG: 0.389	0-1 FC1-5 1B	0-1 FC6-4			1-1 F7	4-1 PB 1B BB		2-2 FC6-4 1B		4 1 2 1 1 0 1												
Ray Durham, S (1, 4) OBP: 0.326, SLG: 0.433	0-1 FC1-5 1B	1-2 F8			1-0 CS 1B	2-1 PB 1B		0-1 FC6-4 BB 1B		5 1 2 2 0 0 4												
Magglio Ordonez, R (1, 9) OBP: 0.380, SLG: 0.556	0-3 K			0-0 G6-4-3 1B		2-1 G5-3		4-1 1B BB		3 0 1 0 2 1 3												
Jose Canseco, R (1, 10) OBP: 0.316, SLG: 0.444	0-1 1-3 2-H 1B			0-1 G6-4-3		P3		0-0 14 G6-4-3 1B		5 0 2 2 0 0 4												
14 Paul Konerko, R (1, 3) OBP: 0.357, SLG: 0.514	2-1 F7			0-1 1B		0-0 E 2B 1B	1-0 G6-3	2-1 G6-4-3		5 1 2 0 0 0 4												
Jeff Liefer, L (1, 7) Tony Graffanino, R (8, 7) OBP: 0.344, SLG: 0.378		2-2 1B SF9 1B		1-2 F7		0-0 E1 2B	1-0 BB HBP	4-1 G5-3 BB		3 2 1 0 0 0 2 0 0 0 0 1 0 0												
Royce Clayton, R (1, 6) OBP: 0.217, SLG: 0.262		1-0 SF9 1B		0-2 F9		1-1 G4-3 1B 2B	4-1 BB	1-2 G5-3		4 2 2 2 1 0 1												
Josh Paul, R (1, 2) OBP: 0.258, SLG: 0.277		0-0 FC6-4 1B		1-3 K		2-1 G4-3	3-2 F8	1-3 K		5 0 1 0 0 2 4												
<b>Inning Stats</b>	R: 1 E: 0 K: 1 S: 13	H: 3 LOB: 2 BB: 0 P: 16	R: 2 E: 0 K: 0 S: 13	H: 3 LOB: 1 BB: 0 P: 18	R: 0 E: 0 K: 0 S: 8	H: 2 LOB: 1 BB: 0 P: 9	R: 0 E: 0 K: 1 S: 7	H: 0 LOB: 0 BB: 0 P: 9	R: 0 E: 0 K: 0 S: 5	H: 1 LOB: 0 BB: 0 P: 9		R: 4 E: 1 K: 0 S: 15	H: 3 LOB: 3 BB: 3 P: 34	R: 0 E: 0 K: 1 S: 9	H: 0 LOB: 2 BB: 1 P: 19	R: 1 E: 0 K: 0 S: 11	H: 2 LOB: 1 BB: 1 P: 19	R: 0 E: 0 K: 1 S: 8	H: 0 LOB: 1 BB: 1 P: 16	1B: 13 2B: 1 3B: 0 HR: 0	SF: 1 SAC: 0 DP: 2 HBP: 1	WP: 0 PB: 1 CS: 0
<b>PITCHER</b>	IP WLS BF H R ER SO BB IBB HBP BLK WP HR S P ERA WHIP											<b>PITCHER</b>	IP WLS BF H R ER SO BB IBB HBP BLK WP HR S P ERA WHIP									
Josh Towers, R (1, 1) ERA: 2.47	5.1 L 25 10 5 5 2 0 0 0 0 0 0 0 0 0 8.44 1.875																					
Chuck McElroy, L (6, 1) ERA: 4.89	0.1 6 2 2 1 0 3 0 0 0 0 0 0 8 25 27.00 15.000																					
John Parrish, L (6, 1) ERA: 6.75	3.1 15 2 1 1 2 3 0 1 0 0 0 0 30 57 2.70 1.500																					

AB	38
R	8
H	14
RBI	8
BB	6
SO	4
LOB	26



Batter	1	2	3	4	5	6	7	8	9	AB R H RBI BB SO LOB	BOTTOM									
Brady Anderson, L (1, 8) OBP: 0.309, SLG: 0.308	4-2 CS BB BB		0-0 F8		1-0 G4-3		2-2 BB 1B		1-0 G3-1	4 0 1 0 1 0 0	<b>Chicago White Sox @ Baltimore Orioles</b> Oriole Park at Camden Yards, Baltimore, MD Sun Jun 24 2001, 1:35 PM EDT Att: 40,996 - Cloudy - 82 F									
Jerry Hairston, R (1, 4) OBP: 0.324, SLG: 0.397	4-1 CS BB		0-1 G6-3		2-2 B2-3 HBP		4-1 BB	4-0 1B BB	1 0 0 0 3 0 0											
David Segui, S (1, 3) OBP: 0.308, SLG: 0.478	3-3 K		4-0 1B BB		2-0 B2-3		1-3 K	0-2 1B	4 0 1 0 1 2 5											
Jeff Conine, R (1, 5) OBP: 0.401, SLG: 0.488	1-3 K		0-0 1B		4-0 BB		0-0 P4	1-1 F8	4 0 1 0 1 1 5											
31 Jay Gibbons, L (1, 7) OBP: 0.321, SLG: 0.437		3-2 F7	2-3 K		0-0 F9		1-1 F8	0-0 F8	5 0 0 0 0 1 8											
6 Melvin Mora, R (1, 6) OBP: 0.369, SLG: 0.421		1-0 HR		4-0 FC4-6 BB		1-0 F8		1-1 G5-3	3 1 1 1 1 0 0											
Delino DeShields, L (1, 10) OBP: 0.312, SLG: 0.309		1-2 HR		0-0 F8		0-0 G1-3		2-0 F7	4 1 1 1 1 0 0 1											
Fernando Lumar, R (1, 2) OBP: 0.321, SLG: 0.333		0-1 G4-3		1-2 FC4-6		0-1 1B		1-1 1B	4 0 2 0 0 0 1											
Larry Bigbie, L (1, 9) OBP: 0.321, SLG: 0.333		1-3 K		1-2 F8		0-0 G3		0-1 G4-3	4 0 0 0 0 1 3											
<b>Inning Stats</b>	R: 0 E: 0 K: 2 S: 13	H: 0 LOB: 1 BB: 2 P: 25	R: 2 E: 0 K: 1 S: 13	H: 2 LOB: 0 BB: 0 P: 19	R: 0 E: 0 K: 1 S: 8	H: 1 LOB: 1 BB: 1 P: 14	R: 0 E: 0 K: 0 S: 8	H: 0 LOB: 1 BB: 1 P: 14	R: 0 E: 0 K: 0 S: 5	H: 1 LOB: 1 BB: 0 P: 6		R: 0 E: 0 K: 1 S: 10	H: 1 LOB: 2 BB: 1 P: 18	R: 0 E: 0 K: 0 S: 7	H: 1 LOB: 1 BB: 0 P: 11	R: 0 E: 0 K: 0 S: 7	H: 1 LOB: 2 BB: 1 P: 13	1B: 5 2B: 1 3B: 0 HR: 2	SF: 0 SAC: 0 DP: 1 HBP: 1	WP: 0 PB: 0 CS: 2
<b>PITCHER</b>	IP WLS BF H R ER SO BB IBB HBP BLK WP HR S P ERA WHIP											<b>PITCHER</b>	IP WLS BF H R ER SO BB IBB HBP BLK WP HR S P ERA WHIP							
James Baldwin, R (1, 1) ERA: 4.28	6.0 W 29 5 2 2 4 6 0 1 0 0 0 0 2 56 3.00 1.833																			
Sean Lowe, R (7, 1) ERA: 2.31	3.0 S 12 2 0 0 1 1 0 0 0 0 0 0 20 32 0.00 1.000																			

AB	33
R	2
H	7
RBI	2
BB	7
SO	5
LOB	23





Batter	1	2	3	4	5	6	7	8	9	AB	R	H	RBI	BB	SO	LOB	TOP					
Ray Durham, S OBP: 0.333, SLG: 0.450	2-1 HR		1-2 SH1-3 2B		1-0 L7		4-0 2B BB		2-2 HBP	3	2	1	1	0	0		Chicago White Sox @ Minnesota Twins Hubert H. Humphrey Metrodome, Minneapolis, MN Tue Jun 26 2001, 8:05 PM EDT Att: 16,200 - Dome - 72 F <a href="http://livebaseballscorecards.com">livebaseballscorecards.com</a>					
Jose Valentin, S OBP: 0.346, SLG: 0.567	1-1 G5-3		0-0 SH1-3			0-1 HR 1B	0-2 F5		3-3 K	4	1	1	0	0	1	2						
Carlos Lee, R Chris Singleton, L OBP: 0.315, SLG: 0.389	0-0 L8		0-3 K			2-0 HR 1B	2-1 2B		0-1 L8	5	2	2	3	0	1	2						
Magglio Ordonez, R OBP: 0.383, SLG: 0.557	4-1 FC6-4 BB		0-3 K			1-2 F9	1-2 2B		4-2 BB	3	0	1	1	2	1	1						
Jose Canseco, R OBP: 0.292, SLG: 0.522	2-0 FC6-4			0-3 K		0-0 HR	0-0 G5-3		0-1 G6-3	5	1	1	1	0	1	4						
14 Paul Konerko, R OBP: 0.355, SLG: 0.510				1-0 L8		3-2 2B 1B	0-3 K			4	0	1	0	0	2	1						
Herbert Perry, R OBP: 0.325, SLG: 0.423				3-3 K		1-1 2B		0-1 L8		4	0	2	0	0	1	0						
Royce Clayton, R OBP: 0.213, SLG: 0.256						3-3 K	2-0 G6-3		0-3 K	4	0	0	0	0	2	3						
Josh Paul, R OBP: 0.247, SLG: 0.264						1-2 P4	1-0 P4		1-3 K	4	0	0	0	0	1	3						
<b>Inning Stats</b>	R: 1 E: 0 K: 0 S: 7	H: 1 LOB: 1 BB: 1 P: 16	R: 0 E: 0 K: 1 S: 10	H: 1 LOB: 1 BB: 0 P: 16	R: 0 E: 0 K: 2 S: 14	H: 1 LOB: 1 BB: 0 P: 15	R: 0 E: 0 K: 2 S: 9	H: 0 LOB: 0 BB: 0 P: 13	R: 0 E: 0 K: 1 S: 10	H: 0 LOB: 0 BB: 0 P: 15	R: 3 E: 0 K: 0 S: 15	H: 5 LOB: 2 BB: 0 P: 25	R: 2 E: 0 K: 1 S: 12	H: 2 LOB: 1 BB: 1 P: 19	R: 0 E: 0 K: 2 S: 10	H: 0 LOB: 0 BB: 0 P: 11	R: 0 E: 0 K: 1 S: 13	H: 0 LOB: 2 BB: 1 P: 22	1B: 2 2B: 5 3B: 0 HR: 3	SF: 0 SAC: 1 DP: 0 HBP: 1	WP: 0 PB: 0 SB: 1 CS: 0	PA: 41
<b>PITCHER</b>	IP WLS BF H R ER SO BB IBB HBP BLK WP HR S P ERA WHIP	5.1 23 6 4 4 6 1 0 0 0 0 3 58 86 6.75 1.312	1.0 7 3 2 2 0 1 0 0 0 0 0 12 25 18.00 4.000	0.2 3 1 0 0 1 0 0 0 0 0 0 7 8 0.00 1.500	2.0 W 8 0 0 0 3 1 0 1 0 0 0 23 33 0.00 0.500											IP WLS BF H R ER SO BB IBB HBP BLK WP HR S P ERA WHIP						

Batter	1	2	3	4	5	6	7	8	9	AB	R	H	RBI	BB	SO	LOB	BOTTOM			
Matt Lawton, L OBP: 0.409, SLG: 0.436	3-1 G4-3		4-2 1B G3 BB		0-1 F8		1-2 1B		1-2 1B	4	2	2	2	1	0	1	Chicago White Sox @ Minnesota Twins Hubert H. Humphrey Metrodome, Minneapolis, MN Tue Jun 26 2001, 8:05 PM EDT Att: 16,200 - Dome - 72 F <a href="http://livebaseballscorecards.com">livebaseballscorecards.com</a>			
Cristian Guzman, S OBP: 0.350, SLG: 0.497	1-1 G6-3		0-0 G3 1B		2-3 K		3-3 K		0-2 P2	5	0	1	1	0	2	4				
Doug Mientkiewicz, L OBP: 0.389, SLG: 0.519	1-2 F8		3-1 G3		1-3 K2-3				0-0 1B 1B HBP	4	1	1	2	0	1	2				
Corey Koskie, L OBP: 0.347, SLG: 0.411			1-0 F8		4-0 IBB		0-0 G1-3		1-0 1B 1B HBP	4	0	1	0	1	1	2				
Brian Buchanan, R Denny Hocking, S OBP: 0.309, SLG: 0.471			0-0 F3		0-3 K2-3		3-3 K		1-2 1B 1B G6-4-3	4	0	1	0	0	2	2				
Jacque Jones, L OBP: 0.304, SLG: 0.346			2-0 1B		1-0 F7		1-0 L7		1-3 K	4	0	1	0	0	1	3				
Tori Hunter, R OBP: 0.287, SLG: 0.461			1-3 K		1-0 F8				2-2 G6-4-3	4	0	0	0	0	1	4				
A.J. Pierzynski, L OBP: 0.332, SLG: 0.436			3-1 1B 2B		1-1 G4-3				0-0 1B 1B	3	3	2	0	1	0	0				
Luis Rivas, R Quinton McCracken, S OBP: 0.341, SLG: 0.379			1-3 K				4-1 S BB		1-2 1B 1B	2	0	0	0	1	1	2				
<b>Inning Stats</b>	R: 0 E: 0 K: 0 S: 8	H: 0 LOB: 0 BB: 0 P: 13	R: 0 E: 0 K: 1 S: 6	H: 1 LOB: 1 BB: 0 P: 10	R: 2 E: 0 K: 2 S: 14	H: 2 LOB: 2 BB: 2 P: 29	R: 0 E: 0 K: 0 S: 4	H: 0 LOB: 0 BB: 0 P: 7	R: 0 E: 0 K: 2 S: 9	H: 0 LOB: 1 BB: 1 P: 16	R: 1 E: 0 K: 1 S: 13	H: 1 LOB: 1 BB: 1 P: 21	R: 0 E: 0 K: 1 S: 13	H: 2 LOB: 2 BB: 0 P: 19	R: 4 E: 0 K: 1 S: 17	H: 5 LOB: 1 BB: 0 P: 24	1B: 9 2B: 1 3B: 1 HR: 0	SF: 0 SAC: 0 DP: 1 HBP: 1	WP: 1 PB: 0 SB: 1 CS: 0	PA: 41
<b>PITCHER</b>	IP WLS BF H R ER SO BB IBB HBP BLK WP HR S P ERA WHIP	6.2 28 4 3 3 6 3 1 0 0 0 0 0 3 4 0.00 0.000	7.1 H 1 0 0 0 1 0 0 0 0 0 0 13 19 0.00 2.000	0.2 L 7 5 4 4 1 0 0 0 0 0 0 17 24 54.00 7.500											IP WLS BF H R ER SO BB IBB HBP BLK WP HR S P ERA WHIP					







Batter	1	2	3	4	5	6	7	8	9	AB	R	H	RBI	BB	SO	LOB	TOP											
Jose Valentin, S OBP: 0.335, SLG: 0.549	G4-3	P6			P4		K			4	0	0	0	0	1	1	Chicago White Sox @ Minnesota Twins Hubert H. Humphrey Metrodome, Minneapolis, MN Thu Jun 28 2001, 1:05 PM EDT Att: 24,013 - Dome - 72 F											
Chris Singleton, L OBP: 0.314, SLG: 0.383	F8				P5			G6-3 BB	3	0	1	1	1	0	0													
Ray Durham, S OBP: 0.331, SLG: 0.448	1B 2B	K			1B			G6-3 1-2	4	1	2	0	0	1	2													
Magglio Ordonez, R OBP: 0.380, SLG: 0.551	14 CS 1B				G4-3				4	0	2	1	0	0	1													
14 Paul Konerko, R OBP: 0.354, SLG: 0.504	CS 1-2	E4 HR 1B			F8			G5-3	4	1	1	0	0	0	1													
Jeff Liefer, L OBP: 0.286, SLG: 0.487					K				4	1	1	2	0	2	0													
Herbert Perry, R OBP: 0.324, SLG: 0.423		E5 SH3-4 3B			F9			G6-3	4	1	0	0	0	0	0													
Royce Clayton, R OBP: 0.215, SLG: 0.274		SH3-4			G6-3			G6-3 HR	3	1	1	1	0	0	0													
Mark Johnson, L OBP: 0.214, SLG: 0.357		1B 3B			L4			G4-3	4	1	1	1	0	0	0													
<b>Inning Stats</b>	R: 1 E: 0 K: 0 S: 10	H: 2 LOB: 0 BB: 0 P: 19	R: 4 E: 2 K: 1 S: 17	H: 4 LOB: 1 BB: 0 P: 24	R: 0 E: 0 K: 1 S: 7	H: 0 LOB: 0 BB: 0 P: 9	R: 0 E: 0 K: 0 S: 6	H: 0 LOB: 0 BB: 0 P: 12	R: 0 E: 0 K: 0 S: 14	H: 1 LOB: 1 BB: 0 P: 20	R: 0 E: 0 K: 0 S: 4	H: 0 LOB: 0 BB: 0 P: 6	R: 0 E: 0 K: 0 S: 10	H: 0 LOB: 0 BB: 0 P: 14	R: 0 E: 0 K: 0 S: 6	H: 1 LOB: 1 BB: 1 P: 16	R: 1 E: 0 K: 1 S: 9	H: 1 LOB: 0 BB: 0 P: 12	1B: 4 2B: 2 3B: 1 HR: 2	SF: 0 SAC: 1 DP: 1 HBP: 0	WP: 0 PB: 0 SB: 0 CS: 1	PA: 37						
<b>PITCHER</b>	IP	WLS	BF	H	R	ER	SO	BB	IBB	HBP	BLK	WP	HR	S	P	ERA	WHIP											
Brad Radke, R ERA: 3.73	(1, 1)	7.0	L	28	7	5	3	3	0	0	0	0	0	1	68	104	3.86	1.000										
J.C. Romero, L ERA: 6.23	(8, 1)	2.0		8	2	1	1	1	1	0	0	0	0	1	15	28	4.50	1.500										

Batter	1	2	3	4	5	6	7	8	9	AB	R	H	RBI	BB	SO	LOB	BOTTOM											
Denny Hocking, S OBP: 0.335, SLG: 0.383	F8		G3			K		G5-3		4	0	0	0	0	1	2	Chicago White Sox @ Minnesota Twins Hubert H. Humphrey Metrodome, Minneapolis, MN Thu Jun 28 2001, 1:05 PM EDT Att: 24,013 - Dome - 72 F											
Cristian Guzman, S OBP: 0.345, SLG: 0.487	G6-3				G4-3			G6-3		4	0	1	1	0	0	0												
Matt Lawton, L OBP: 0.408, SLG: 0.428	F9				P6			1B		3	1	0	0	1	0	1												
Brian Buchanan, R OBP: 0.316, SLG: 0.477		P6								0	0	0	0	0	0	0												
Corey Koskie, L OBP: 0.347, SLG: 0.411					P4					3	1	1	0	1	0	0												
Tori Hunter, R OBP: 0.290, SLG: 0.462						F9				4	0	2	1	0	0	2												
Casey Blake, R OBP: 0.182, SLG: 0.182										2	0	0	0	0	1	1												
Jacque Jones, L OBP: 0.305, SLG: 0.357		FC5-4-5-3-4				K				2	0	1	0	0	1	1												
Luis Rivas, R OBP: 0.296, SLG: 0.344								L4		2	0	0	0	1	1	3												
Quinton McCracken, S OBP: 0.333, SLG: 0.415										4	1	1	0	0	0	4												
Tom Prince, R OBP: 0.286, SLG: 0.315										2	0	0	0	0	2	1												
A.J. Pierzynski, L OBP: 0.330, SLG: 0.432										1	0	0	0	0	1	1												
<b>Inning Stats</b>	R: 0 E: 0 K: 0 S: 6	H: 0 LOB: 0 BB: 0 P: 8	R: 0 E: 0 K: 0 S: 7	H: 1 LOB: 0 BB: 0 P: 13	R: 0 E: 0 K: 1 S: 11	H: 0 LOB: 1 BB: 1 P: 20	R: 0 E: 0 K: 0 S: 6	H: 0 LOB: 0 BB: 0 P: 9	R: 0 E: 0 K: 2 S: 10	H: 0 LOB: 0 BB: 0 P: 14	R: 1 E: 0 K: 1 S: 11	H: 0 LOB: 1 BB: 2 P: 24	R: 1 E: 0 K: 1 S: 13	H: 2 LOB: 1 BB: 0 P: 19	R: 1 E: 0 K: 1 S: 14	H: 3 LOB: 1 BB: 0 P: 18	1B: 3 2B: 3 3B: 1 HR: 0	SF: 0 SAC: 0 DP: 2 HBP: 1	WP: 1 PB: 0 SB: 2 CS: 0	PA: 35								
<b>PITCHER</b>	IP	WLS	BF	H	R	ER	SO	BB	IBB	HBP	BLK	WP	HR	S	P	ERA	WHIP											
David Wells, L ERA: 4.47	(1, 1)	2.0		6	0	1	1	4	3	0	1	0	0	0	40	69	2.25	0.750										
Sean Lowe, R ERA: 2.31	(3, 1)	4.0	W	16	0	1	1	4	3	0	1	0	0	0	14	14	0.00	0.000										
Gary Glover, R ERA: 7.36	(7, 1)	1.0		3	0	0	0	1	0	0	0	0	0	9	14	9.00	2.000											
Bob Howry, R ERA: 3.41	(8, 1)	1.0		5	2	1	1	1	0	0	0	0	0	13	19	9.00	2.000											
Keith Foulke, R ERA: 2.83	(9, 1)	1.0		5	3	1	1	1	0	0	0	0	0	14	18	9.00	3.000											





Batter	1	2	3	4	5	6	7	8	9	AB	R	H	RBI	BB	SO	LOB	TOP								
Jerry Hairston, R OBP: 0.321, SLG: 0.393	1-3 K		1-2 G4-3		2-0 6 2B		1-1 F8		1-3 K	5	1	1	0	0	2	5									
6 Melvin Mora, R OBP: 0.376, SLG: 0.435	2-0 G6-3			2-2 E7 1B	0-0 2B		3-2 SF9		1-3 K	4	1	2	2	0	1	2									
David Segui, S OBP: 0.314, SLG: 0.464	2-2 G5-3			4-2 1B 31 G1-2-3 BB	4-1 BB		0-1 L3		0-1 1B	3	0	1	1	2	0	1									
Jeff Conine, R OBP: 0.398, SLG: 0.484		1-1 L8		1-1 1B	2-3 K		3-2 L7		1-1 G1-3	5	0	1	1	0	1	4									
Tony Batista, R OBP: 0.252, SLG: 0.404	0-1 G6-3			0-0 F8		0-2 P5		4-2 31 FC6-4 BB		3	0	0	0	1	0	2									
Cal Ripken Jr., R OBP: 0.249, SLG: 0.309	0-1 G1-3			1-0 1B		0-0 F7		2-1 P6		4	0	1	0	0	0	1									
31 Jay Gibbons, L OBP: 0.314, SLG: 0.450			1-3 K		0-0 G1-2-3		0-1 F7		1-1 FC6-4	4	0	0	0	0	1	4									
Brook Fordyce, R OBP: 0.251, SLG: 0.281			3-2 E3		1-2 G1-3		1-0 1B 6 SF9 2B		4-1 1B BB	3	2	1	0	1	0	0									
Larry Bigbie, L OBP: 0.267, SLG: 0.333			1-0 F7		2-1 G3-1		0-0 6 SF9 F8 1B		0-0 1B	4	0	2	0	0	0	1									
<b>Inning Stats</b>	R: 0 E: 0 K: 1 S: 9	H: 0 LOB: 0 BB: 0 P: 14	R: 0 E: 0 K: 0 S: 6	H: 0 LOB: 0 BB: 0 P: 7	R: 0 E: 1 K: 1 S: 12	H: 0 LOB: 1 BB: 0 P: 18	R: 1 E: 1 K: 0 S: 11	H: 3 LOB: 2 BB: 1 P: 19	R: 1 E: 0 K: 1 S: 15	H: 2 LOB: 2 BB: 1 P: 26	R: 0 E: 0 K: 0 S: 6	H: 0 LOB: 0 BB: 0 P: 6	R: 1 E: 0 K: 0 S: 10	H: 2 LOB: 1 BB: 0 P: 15	R: 0 E: 0 K: 0 S: 11	H: 0 LOB: 1 BB: 1 P: 21	R: 1 E: 0 K: 2 S: 12	H: 2 LOB: 2 BB: 1 P: 19	1B: 5 2B: 4 3B: 0 HR: 0	SF: 1 SAC: 0 DP: 1 HBP: 0	WP: 0 PB: 0 CS: 0	PA: 40			
<b>PITCHER</b>	IP	WLS	BF	H	R	ER	SO	BB	IBB	HBP	BLK	WP	HR	S	P	ERA	WHIP								
56 Mark Buehrle, L ERA: 3.33	7.0	L	30	7	3	3	3	2	0	0	0	0	0	69	105	3.86	1.286								
Gary Glover, R ERA: 7.04	1.0		4	0	0	0	0	1	0	0	0	0	0	11	21	0.00	1.000								
Jon Garland, R ERA: 4.46	1.0		6	2	1	1	2	1	0	0	0	0	0	12	19	9.00	3.000								

Baltimore Orioles @ Chicago White Sox  
Comiskey Park, Chicago, IL  
Fri Jun 29 2001, 8:05 PM EDT  
Att: 27,890 - Sunny - 84 F

AB	35
R	4
H	9
RBI	4
BB	4
SO	5
LOB	20



Batter	1	2	3	4	5	6	7	8	9	AB	R	H	RBI	BB	SO	LOB	BOTTOM								
Jose Valentin, S OBP: 0.342, SLG: 0.548	4-2 F8 SH2-3 BB		4-0 G4-6-3 BB		0-2 1B		1-2 G4-3			2	0	1	0	2	0	1									
Chris Singleton, L OBP: 0.309, SLG: 0.377	0-0 SH2-3		1-2 G4-6-3		0-1 F8			0-2 G3		3	0	0	0	0	0	4									
Ray Durham, S OBP: 0.330, SLG: 0.445	1-0 F8			1-0 P4		1-2 G5-4-3 1B		1-0 L9		4	0	1	0	0	0	1									
Magglio Ordonez, R OBP: 0.381, SLG: 0.551	1-2 G4-3			0-1 1B		1-1 G5-4-3 1B		0-0 G5-3		4	0	2	0	0	0	1									
Carlos Lee, R OBP: 0.344, SLG: 0.538		0-0 F7		1-2 P5		2-1 G5-4-3		2-2 G5-3		4	0	0	0	0	0	3									
Jose Canseco, R OBP: 0.226, SLG: 0.400		2-2 F7		1-1 F9		0-2 G5-3		1-3 K		4	0	0	0	0	1	2									
Jeff Liefer, L OBP: 0.276, SLG: 0.470		0-2 F5			2-1 F9		2-2 G4-3		2-2 F8	4	0	0	0	0	0	0									
Sandy Alomar Jr., R OBP: 0.295, SLG: 0.333			1-1 L3		1-1 G6-3		0-0 FC6-4 1B			3	0	1	0	0	0	0									
Royce Clayton, R OBP: 0.216, SLG: 0.275			1-1 E S 1B		1-0 E6 1B		3-2 FC6-4			3	0	1	0	0	0	1									
<b>Inning Stats</b>	R: 0 E: 0 K: 0 S: 8	H: 0 LOB: 1 BB: 1 P: 14	R: 0 E: 0 K: 0 S: 8	H: 0 LOB: 0 BB: 0 P: 10	R: 0 E: 0 K: 0 S: 8	H: 1 LOB: 1 BB: 1 P: 15	R: 0 E: 0 K: 0 S: 8	H: 1 LOB: 1 BB: 0 P: 11	R: 0 E: 0 K: 0 S: 11	H: 1 LOB: 2 BB: 0 P: 15	R: 0 E: 0 K: 0 S: 10	H: 2 LOB: 1 BB: 0 P: 14	R: 0 E: 0 K: 0 S: 14	H: 1 LOB: 1 BB: 0 P: 20	R: 0 E: 0 K: 0 S: 5	H: 0 LOB: 0 BB: 0 P: 6	R: 0 E: 0 K: 1 S: 12	H: 0 LOB: 0 BB: 0 P: 17	1B: 6 2B: 0 3B: 0 HR: 0	SF: 0 SAC: 1 DP: 2 HBP: 0	WP: 0 PB: 0 CS: 0	PA: 34			
<b>PITCHER</b>	IP	WLS	BF	H	R	ER	SO	BB	IBB	HBP	BLK	WP	HR	S	P	ERA	WHIP								
Josh Towers, R ERA: 2.17	1.1		28	6	0	0	0	2	0	0	0	0	0	67	99	0.00	1.143								
Mike Trombley, R ERA: 3.3	0.1	S	6	0	0	0	1	0	0	0	0	0	0	17	23	0.00	0.000								

Baltimore Orioles @ Chicago White Sox  
Comiskey Park, Chicago, IL  
Fri Jun 29 2001, 8:05 PM EDT  
Att: 27,890 - Sunny - 84 F

AB	31
R	0
H	6
RBI	0
BB	2
SO	1
LOB	13





Batter	1	2	3	4	5	6	7	8	9	AB	R	H	RBI	BB	SO	LOB	TOP				
Jerry Hairston, R OBP: 0.322, SLG: 0.394 (1, 4)	1-1 FC4-6 1B	1-2 F7				1-2 BB 1B			1-1 G3-1	5	0	2	0	0	0	3					
1 Brian Roberts, S OBP: 0.303, SLG: 0.365 (1, 6)	3-2 F9		1-2 L9		0-2 BB 1B		3-2 G4-3		2-3 K	5	0	1	0	0	1	1					
David Segui, S OBP: 0.413, SLG: 0.460 (1, 3)	0-0 FC4-6 1B		0-0 1B		2-3 K		4-2 BB		1-1 P6	4	0	1	0	1	1	3					
Jeff Conine, R OBP: 0.400, SLG: 0.482 (1, 7)	3-2 1B		0-0 L4		4-1 BB		2-3 K			3	0	1	0	1	1	2					
Tony Batista, R OBP: 0.248, SLG: 0.398 (1, 5)	1-0 F8		0-2 F5		1-0 P6		1-3 K			4	0	0	0	0	1	7					
6 Melvin Mora, R OBP: 0.370, SLG: 0.428 (1, 8)		2-2 F9		1-2 B1-3		2-2 F9		0-1 G4-3		4	0	0	0	0	0	3					
31 Jay Gibbons, L OBP: 0.319, SLG: 0.451 (1, 10)	3-2 1B		3-2 F8		1-2 FC6-4 1B		3-3 K			4	0	2	0	0	1	0					
Brook Fordyce, R OBP: 0.261, SLG: 0.312 (1, 2)	3-2 1B		2-1 2B		2-0 FC6-4		3-2 HR			4	1	3	1	0	0	1					
Larry Bigbie, L OBP: 0.211, SLG: 0.263 (1, 9)	1-2 F7		0-0 F8		0-3 K		2-2 G4-3			4	0	0	0	0	1	4					
<b>Inning Stats</b>	R: 0 E: 0 K: 0 S: 12	H: 2 LOB: 2 BB: 0 P: 20	R: 0 E: 0 K: 0 S: 21	H: 2 LOB: 2 BB: 0 P: 31	R: 0 E: 0 K: 0 S: 9	H: 1 LOB: 1 BB: 0 P: 10	R: 0 E: 0 K: 0 S: 13	H: 1 LOB: 3 BB: 1 P: 19	R: 0 E: 0 K: 1 S: 9	H: 1 LOB: 1 BB: 0 P: 14	R: 0 E: 0 K: 2 S: 15	H: 0 LOB: 1 BB: 1 P: 25	R: 1 E: 0 K: 1 S: 12	H: 1 LOB: 0 BB: 0 P: 20	R: 0 E: 0 K: 1 S: 8	H: 0 LOB: 0 BB: 0 P: 12	1B: 8 2B: 1 3B: 0 HR: 1	SF: 0 SAC: 0 DP: 0 HBP: 0	WP: 0 PB: 0 SB: 0 CS: 0	PA: 39	
<b>PITCHER</b>	IP WLS BF H R ER SO BB IBB HBP BLK WP HR S P ERA WHIP	IP WLS BF H R ER SO BB IBB HBP BLK WP HR S P ERA WHIP	IP WLS BF H R ER SO BB IBB HBP BLK WP HR S P ERA WHIP	IP WLS BF H R ER SO BB IBB HBP BLK WP HR S P ERA WHIP	IP WLS BF H R ER SO BB IBB HBP BLK WP HR S P ERA WHIP	IP WLS BF H R ER SO BB IBB HBP BLK WP HR S P ERA WHIP	IP WLS BF H R ER SO BB IBB HBP BLK WP HR S P ERA WHIP	IP WLS BF H R ER SO BB IBB HBP BLK WP HR S P ERA WHIP	IP WLS BF H R ER SO BB IBB HBP BLK WP HR S P ERA WHIP	IP WLS BF H R ER SO BB IBB HBP BLK WP HR S P ERA WHIP	IP WLS BF H R ER SO BB IBB HBP BLK WP HR S P ERA WHIP	IP WLS BF H R ER SO BB IBB HBP BLK WP HR S P ERA WHIP	IP WLS BF H R ER SO BB IBB HBP BLK WP HR S P ERA WHIP	IP WLS BF H R ER SO BB IBB HBP BLK WP HR S P ERA WHIP	IP WLS BF H R ER SO BB IBB HBP BLK WP HR S P ERA WHIP	IP WLS BF H R ER SO BB IBB HBP BLK WP HR S P ERA WHIP	IP WLS BF H R ER SO BB IBB HBP BLK WP HR S P ERA WHIP	IP WLS BF H R ER SO BB IBB HBP BLK WP HR S P ERA WHIP	IP WLS BF H R ER SO BB IBB HBP BLK WP HR S P ERA WHIP	IP WLS BF H R ER SO BB IBB HBP BLK WP HR S P ERA WHIP	IP WLS BF H R ER SO BB IBB HBP BLK WP HR S P ERA WHIP

Baltimore Orioles @ Chicago White Sox  
Comiskey Park, Chicago, IL  
Sat Jun 30 2001, 7:05 PM EDT  
Att: 33,439 - Sunny - 92 F

AB	37
R	1
H	10
RBI	1
BB	2
SO	6
LOB	24



Batter	1	2	3	4	5	6	7	8	9	AB	R	H	RBI	BB	SO	LOB	BOTTOM				
Ray Durham, S OBP: 0.329, SLG: 0.446 (1, 4)	3-2 SH3 2B	2-2 F7		2-0 FC3-6 BB		0-2 G5-3				4	0	1	0	0	0	3					
Chris Singleton, L OBP: 0.310, SLG: 0.373 (1, 8)	1-0 SH3		2-2 F7		4-2 BB		1-2 G4-3			2	0	0	0	1	0	0					
Carlos Lee, R OBP: 0.539, SLG: 0.530 Jose Valentin, S OBP: 0.342, SLG: 0.548 (8, 5)	0-0 P4		2-0 F7		2-2 L9		1-3 K			4	0	0	0	0	1	4					
Magglio Ordonez, R OBP: 0.380, SLG: 0.546 (1, 9)	2-3 K		1-1 L8		3-2 14 1B		2-2 E5			4	0	1	0	0	1	1					
14 Paul Konerko, R OBP: 0.355, SLG: 0.515 Jeff Liefer, L OBP: 0.276, SLG: 0.470 (8, 7)		0-0 G5-3		2-1 HR		2-2 1B		0-0 P4		4	1	2	1	0	0	1					
Jose Canseco, R OBP: 0.286, SLG: 0.424 (1, 10)	3-2 HR 1B		4-2 S 1B BB		1-0 F8		1-1 G5-4-3 1B			3	2	2	0	1	0	1					
Herbert Perry, R OBP: 0.322, SLG: 0.437 (8, 3)	1-0 HR		3-3 K		1-2 F9		0-0 G5-4-3			4	1	1	2	0	1	3					
Sandy Alomar Jr., R OBP: 0.294, SLG: 0.331 (1, 2)	0-1 F7		0-0 FC3-6 HBP 1B		2-1 F8		1-0 F8			4	0	1	1	0	0	0					
Royce Clayton, R OBP: 0.218, SLG: 0.272 (1, 6)	0-1 E5		4-1 FC3-6 HBP		2-2 G5-3					2	0	0	0	0	0	0					
<b>Inning Stats</b>	R: 0 E: 1 K: 1 S: 10	H: 1 LOB: 1 BB: 0 P: 16	R: 2 E: 2 K: 0 S: 14	H: 2 LOB: 1 BB: 0 P: 20	R: 0 E: 0 K: 0 S: 6	H: 0 LOB: 0 BB: 0 P: 11	R: 2 E: 0 K: 1 S: 19	H: 2 LOB: 3 BB: 2 P: 40	R: 0 E: 0 K: 0 S: 10	H: 0 LOB: 1 BB: 0 P: 17	R: 0 E: 0 K: 1 S: 13	R: 0 E: 1 K: 1 S: 13	H: 0 LOB: 1 BB: 0 P: 17	R: 0 E: 0 K: 0 S: 4	H: 1 LOB: 0 BB: 0 P: 6	1B: 5 2B: 1 3B: 0 HR: 2	SF: 0 SAC: 1 DP: 1 HBP: 1	WP: 0 PB: 0 SB: 1 CS: 0	PA: 35		
<b>PITCHER</b>	IP WLS BF H R ER SO BB IBB HBP BLK WP HR S P ERA WHIP	IP WLS BF H R ER SO BB IBB HBP BLK WP HR S P ERA WHIP	IP WLS BF H R ER SO BB IBB HBP BLK WP HR S P ERA WHIP	IP WLS BF H R ER SO BB IBB HBP BLK WP HR S P ERA WHIP	IP WLS BF H R ER SO BB IBB HBP BLK WP HR S P ERA WHIP	IP WLS BF H R ER SO BB IBB HBP BLK WP HR S P ERA WHIP	IP WLS BF H R ER SO BB IBB HBP BLK WP HR S P ERA WHIP	IP WLS BF H R ER SO BB IBB HBP BLK WP HR S P ERA WHIP	IP WLS BF H R ER SO BB IBB HBP BLK WP HR S P ERA WHIP	IP WLS BF H R ER SO BB IBB HBP BLK WP HR S P ERA WHIP	IP WLS BF H R ER SO BB IBB HBP BLK WP HR S P ERA WHIP	IP WLS BF H R ER SO BB IBB HBP BLK WP HR S P ERA WHIP	IP WLS BF H R ER SO BB IBB HBP BLK WP HR S P ERA WHIP	IP WLS BF H R ER SO BB IBB HBP BLK WP HR S P ERA WHIP	IP WLS BF H R ER SO BB IBB HBP BLK WP HR S P ERA WHIP	IP WLS BF H R ER SO BB IBB HBP BLK WP HR S P ERA WHIP	IP WLS BF H R ER SO BB IBB HBP BLK WP HR S P ERA WHIP	IP WLS BF H R ER SO BB IBB HBP BLK WP HR S P ERA WHIP	IP WLS BF H R ER SO BB IBB HBP BLK WP HR S P ERA WHIP	IP WLS BF H R ER SO BB IBB HBP BLK WP HR S P ERA WHIP	IP WLS BF H R ER SO BB IBB HBP BLK WP HR S P ERA WHIP

Baltimore Orioles @ Chicago White Sox  
Comiskey Park, Chicago, IL  
Sat Jun 30 2001, 7:05 PM EDT  
Att: 33,439 - Sunny - 92 F

AB	31
R	4
H	8
RBI	4
BB	2
SO	3
LOB	13













Batter	1	2	3	4	5	6	7	8	9	AB	R	H	RBI	BB	SO	LOB	TOP					
<b>Matt Lawton, L</b> OBP: 0.414, SLG: 0.447	1-2 G6-3 SH1-3 1B		0-1 HR		0-0 G4-3		1-2 HR			4	2	3	3	0	0	1	<b>Minnesota Twins @ Chicago White Sox</b> Comiskey Park, Chicago, IL Tue Jul 03 2001, 8:05 PM EDT Att: 17,964 - Sunny - 75 F					
<b>Cristian Guzman, S</b> OBP: 0.341, SLG: 0.495	2-2 SH1-3		0-0 F8		0-0 G1-3		1-1 G1-4-3			3	0	0	0	0	0	1						
<b>Doug Mientkiewicz, L</b> OBP: 0.382, SLG: 0.502	0-1 G6-3			2-2 G6-4-3 1B 2B		1-2 F8		2-1 F9		4	1	1	0	0	0	1						
<b>Corey Koskie, L</b> OBP: 0.354, SLG: 0.444	1-0 G4-3			1-0 G6-4-3 1B		2-2 F7		1-3 K		4	0	1	0	0	1	1						
<b>Chad Allen, R</b> OBP: 0.364, SLG: 0.452		0-1 G6-3		0-1 G6-4-3 1B		2-1 G5-3		1-0 G4-3		4	0	0	0	0	0	2						
<b>A.J. Pierzynski, L</b> OBP: 0.325, SLG: 0.429		0-1 F5		1-2 2B			0-2 G3 G6-3 2B 1B		0-0 P5	4	1	2	1	0	0	0						
<b>Tori Hunter, R</b> OBP: 0.281, SLG: 0.438		2-2 G4-3		1-1 G5-3			0-0 G6-3 1B		1-3 K	4	0	0	0	0	1	2						
<b>Jacque Jones, L</b> OBP: 0.304, SLG: 0.369			0-0 G4-6-3 1B		0-0 G4-3 2B		3-2 G3		2-3 K	4	0	2	0	0	1	1						
<b>Luis Rivas, R</b> OBP: 0.302, SLG: 0.351			1-0 G4-6-3		0-1 G5-3		1-2 HR 2B			3	1	1	1	0	0	2						
<b>Inning Stats</b>	R: 0 E: 0 K: 0 S: 9	H: 1 LOB: 1 BB: 0 P: 13	R: 0 E: 0 K: 0 S: 8	H: 0 LOB: 0 BB: 0 P: 10	R: 1 E: 0 K: 0 S: 5	H: 2 LOB: 0 BB: 0 P: 6	R: 1 E: 0 K: 0 S: 12	H: 3 LOB: 1 BB: 0 P: 17	R: 0 E: 0 K: 0 S: 5	H: 1 LOB: 1 BB: 0 P: 5	R: 0 E: 0 K: 0 S: 8	H: 0 LOB: 0 BB: 0 P: 13	R: 3 E: 0 K: 0 S: 17	H: 3 LOB: 0 BB: 0 P: 23	R: 0 E: 0 K: 1 S: 6	H: 0 LOB: 0 BB: 0 P: 10	R: 0 E: 0 K: 2 S: 7	H: 0 LOB: 0 BB: 0 P: 10	1B: 5 2B: 3 3B: 0 HR: 2	SF: 0 SAC: 1 DP: 2 HBP: 0	WP: 0 PB: 0 SB: 0 CS: 0	PA: 35
<b>PITCHER</b>	IP WLS BF H R ER SO BB IBB HBP BLK WP HR S P ERA WHIP	IP WLS BF H R ER SO BB IBB HBP BLK WP HR S P ERA WHIP																				
<b>Sean Lowe, R</b> ERA: 2.76	(1, 1) 6.2 L 27 9 4 4 0 0 0 0 0 0 1 57 78 5.40 1.350																					
<b>Bob Howry, R</b> ERA: 3.49	(7, 1) 2.1 8 1 1 1 3 0 0 0 0 0 0 1 20 29 3.86 0.429																					

AB	34
R	5
H	10
RBI	5
BB	0
SO	3
LOB	11



Batter	1	2	3	4	5	6	7	8	9	AB	R	H	RBI	BB	SO	LOB	BOTTOM			
<b>Ray Durham, S</b> OBP: 0.321, SLG: 0.432	1-2 F2				2-1 G1-3 1B		1-0 SH1-3 1B		0-2 G6-3	5	0	2	0	0	0	1	<b>Minnesota Twins @ Chicago White Sox</b> Comiskey Park, Chicago, IL Tue Jul 03 2001, 8:05 PM EDT Att: 17,964 - Sunny - 75 F			
<b>Jose Valentin, S</b> OBP: 0.343, SLG: 0.554	2-2 G4-3		1-2 14 PO 1B		3-3 K		0-2 SH1-3		0-0 G3	4	0	1	0	0	1	2				
<b>Carlos Lee, R</b> OBP: 0.338, SLG: 0.522	1-0 2B 1B		1-3 K		1-0 G1-3		0-0 FC8-2			4	0	1	0	0	1	4				
<b>Magglio Ordonez, R</b> OBP: 0.384, SLG: 0.555	0-0 2B		1-2 F8		1-2 P2			0-0 P3		4	0	1	0	0	0	2				
<b>14 Paul Konerko, R</b> OBP: 0.348, SLG: 0.500	1-1 F8		0-0 PO		0-0 G1-3		1-2 F8		0-1 F9	4	0	0	0	0	0	2				
<b>Jeff Liefer, L</b> OBP: 0.303, SLG: 0.556		0-0 2B		0-2 HR		0-1 G4-3		2-0 1B		4	2	3	1	0	0	0				
<b>Herbert Perry, R</b> OBP: 0.323, SLG: 0.433		0-1 SH1-3 G5-3 2B		2-3 K		2-2 1B		1-2 F3		4	1	2	1	0	1	1				
<b>Sandy Alomar Jr., R</b> OBP: 0.289, SLG: 0.324		0-1 SH1-3		0-1 1B		0-0 G4-3			0-2 G5-3	3	0	1	0	0	0	1				
<b>Royce Clayton, R</b> OBP: 0.234, SLG: 0.278		1-1 G5-3		0-0 F7			1-2 SH1-3 FC8-2 1B			3	0	1	1	1	0	1				
<b>Inning Stats</b>	R: 0 E: 0 K: 0 S: 10	H: 2 LOB: 2 BB: 0 P: 15	R: 2 E: 0 K: 0 S: 12	H: 2 LOB: 0 BB: 0 P: 16	R: 0 E: 0 K: 1 S: 10	H: 1 LOB: 0 BB: 0 P: 13	R: 1 E: 0 K: 1 S: 10	H: 2 LOB: 1 BB: 0 P: 12	R: 0 E: 0 K: 0 S: 9	H: 1 LOB: 1 BB: 0 P: 12	R: 0 E: 0 K: 0 S: 8	H: 2 LOB: 1 BB: 0 P: 10	R: 0 E: 0 K: 0 S: 7	H: 1 LOB: 1 BB: 0 P: 10	R: 0 E: 0 K: 0 S: 9	H: 0 LOB: 1 BB: 1 P: 13	1B: 8 2B: 4 3B: 0 HR: 1	SF: 0 SAC: 2 DP: 1 HBP: 0	WP: 0 PB: 0 SB: 1 CS: 0	PA: 39
<b>PITCHER</b>	IP WLS BF H R ER SO BB IBB HBP BLK WP HR S P ERA WHIP	IP WLS BF H R ER SO BB IBB HBP BLK WP HR S P ERA WHIP																		
<b>Brad Radke, R</b> ERA: 3.76	(1, 1) 6.1 W 29 11 3 3 3 0 0 0 0 0 0 8 11 0.00 0.600																			
<b>Bob Weils, R</b> ERA: 4.3	(7, 1) 1.2 H 5 1 0 0 0 0 0 0 0 0 0 9 13 0.00 1.000																			
<b>LaTroy Hawkins, R</b> ERA: 3.13	(9, 1) 1.0 S 4 0 0 0 0 1 0 0 0 0 0 0 9 13 0.00 1.000																			

AB	35
R	3
H	12
RBI	3
BB	1
SO	3
LOB	14





Batter	1	2	3	4	5	6	7	8	9	AB	R	H	RBI	BB	SO	LOB	TOP					
Denny Hocking, S OBP: 0.325, SLG: 0.369 (1, 5)	G5-3		P6			G5-3	FC6-4			4	0	0	0	0	0	2						
Cristian Guzman, S OBP: 0.340, SLG: 0.495 (1, 6)	F7			K		2B		G4-3		4	1	1	1	0	1	0						
Doug Mientkiewicz, L OBP: 0.380, SLG: 0.498 (1, 3)	L8			K		K		2B	1B	4	0	1	0	0	2	1						
Matt Lawton, L OBP: 0.417, SLG: 0.458 (1, 9)		G4-3		E	1B			1B	2B	4	1	3	1	0	0	0						
Chad Allen, R OBP: 0.377, SLG: 0.453 (1, 7)		FC6-4	BB					2B		2	0	1	1	2	1	1						
Corey Koskie, L OBP: 0.350, SLG: 0.438 (1, 10)	P4					G4-3				4	0	0	0	0	1	3						
Tori Hunter, R OBP: 0.281, SLG: 0.435 (1, 8)	FC6-4					F9	SH5-3	PB	CS	1B	4	0	1	0	0	0	1					
Luis Rivas, R OBP: 0.306, SLG: 0.352 (1, 4)			G5-3			P6	SH5-3			BB	2	0	1	0	1	0	0					
Tom Prince, R OBP: 0.292, SLG: 0.350 (1, 2)		G5-3				G5-3	FC6-4			1B	4	1	2	0	0	0	2					
<b>Inning Stats</b>	R: 0 E: 0 K: 0 S: 10	H: 0 LOB: 0 BB: 0 P: 15	R: 0 E: 0 K: 0 S: 10	H: 0 LOB: 1 BB: 1 P: 18	R: 0 E: 0 K: 0 S: 7	H: 1 LOB: 0 BB: 0 P: 12	R: 0 E: 1 K: 3 S: 10	H: 1 LOB: 1 BB: 0 P: 17	R: 0 E: 0 K: 1 S: 6	H: 0 LOB: 0 BB: 0 P: 7	R: 2 E: 0 K: 1 S: 21	H: 3 LOB: 2 BB: 1 P: 35	R: 0 E: 0 K: 0 S: 9	H: 2 LOB: 1 BB: 0 P: 14	R: 1 E: 0 K: 0 S: 12	H: 3 LOB: 1 BB: 0 P: 22	R: 0 E: 0 K: 0 S: 7	H: 0 LOB: 1 BB: 1 P: 13	1B: 7 2B: 3 3B: 0 HR: 0	SF: 0 SAC: 1 DP: 0 HBP: 0	WP: 0 PB: 1 CS: 1	PA: 36
<b>PITCHER</b>	IP	WLS	BF	H	R	ER	SO	BB	IBB	HBP	BLK	WP	HR	S	P	ERA	WHIP					
56 Mark Buehrle, L ERA: 3.29 (1, 1)	6.2		27	7	2	2	5	2	0	0	0	0	0	72	117	2.70	1.350					
Gary Glover, R ERA: 6.84 (7, 1)	1.1	W	5	3	1	1	0	0	0	0	0	0	0	13	23	6.75	2.250					
Keith Foulke, R ERA: 2.7 (9, 1)	1.0		4	0	0	0	0	1	0	0	0	0	0	7	13	0.00	1.000					

Minnesota Twins @ Chicago White Sox  
Comiskey Park, Chicago, IL  
Wed Jul 04 2001, 7:05 PM EDT  
Att: 22,934 - Sunny - 77 F

AB 32  
R 3  
H 10  
RBI 3  
BB 3  
SO 5  
LOB 10



Batter	1	2	3	4	5	6	7	8	9	AB	R	H	RBI	BB	SO	LOB	BOTTOM					
Ray Durham, S OBP: 0.321, SLG: 0.428 (1, 4)	F9		P4				K			3	0	0	0	1	1	1						
Jose Valentin, S OBP: 0.341, SLG: 0.547 (1, 8)	G5-3		1B			F8		K		3	0	0	0	1	1	1						
Carlos Lee, R OBP: 0.340, SLG: 0.533 (1, 7)	G5-3					F8		HR		4	1	2	1	0	0	0						
Magglio Ordonez, R OBP: 0.383, SLG: 0.551 (1, 9)		14 1B	F3			G6-3		P6		4	0	1	0	0	0	2						
Jose Canseco, R OBP: 0.273, SLG: 0.439 (1, 10)		F8				HR		G3		4	1	1	1	0	1	1						
14 Paul Konerko, R OBP: 0.350, SLG: 0.500 Chris Singleton, L OBP: 0.305, SLG: 0.368 (1, 3)						F8			S	4	0	2	0	0	0	0						
Herbert Perry, R OBP: 0.321, SLG: 0.429 (1, 5)		P3				F7		G3		4	1	1	1	0	0	2						
Sandy Alomar Jr., R OBP: 0.293, SLG: 0.333 (1, 2)		K				L4				4	0	2	1	0	1	2						
Royce Clayton, R OBP: 0.231, SLG: 0.274 (1, 6)						F8		K		3	0	0	0	0	2	1						
<b>Inning Stats</b>	R: 0 E: 0 K: 0 S: 6	H: 0 LOB: 0 BB: 0 P: 10	R: 0 E: 0 K: 1 S: 14	H: 2 LOB: 2 BB: 0 P: 23	R: 0 E: 0 K: 1 S: 11	H: 1 LOB: 2 BB: 1 P: 20	R: 0 E: 0 K: 1 S: 8	H: 0 LOB: 0 BB: 0 P: 13	R: 0 E: 0 K: 0 S: 7	H: 0 LOB: 1 BB: 1 P: 15	R: 1 E: 0 K: 0 S: 5	H: 1 LOB: 0 BB: 0 P: 11	R: 0 E: 0 K: 2 S: 11	H: 1 LOB: 1 BB: 0 P: 15	R: 1 E: 0 K: 1 S: 10	H: 1 LOB: 0 BB: 0 P: 16	R: 2 E: 0 K: 0 S: 7	H: 3 LOB: 2 BB: 0 P: 9	1B: 6 2B: 1 3B: 0 HR: 2	SF: 0 SAC: 0 DP: 0 HBP: 0	WP: 0 PB: 1 CS: 0	PA: 35
<b>PITCHER</b>	IP	WLS	BF	H	R	ER	SO	BB	IBB	HBP	BLK	WP	HR	S	P	ERA	WHIP					
Eric Milton, L ERA: 3.73 (1, 1)	7.0		28	5	1	1	5	2	0	0	0	0	1	62	107	1.29	1.000					
Bob Wells, R ERA: 4.4 (8, 1)	1.0	H	4	1	1	1	1	0	0	0	0	0	1	10	16	9.00	1.000					
LaTroy Hawkins, R ERA: 3.69 (9, 1)	0.0	L	3	3	2	2	0	0	0	0	0	0	0	7	9	∞	∞					

Minnesota Twins @ Chicago White Sox  
Comiskey Park, Chicago, IL  
Wed Jul 04 2001, 7:05 PM EDT  
Att: 22,934 - Sunny - 77 F

AB 33  
R 4  
H 9  
RBI 4  
BB 2  
SO 6  
LOB 10





Batter	1	2	3	4	5	6	7	8	9	AB	R	H	RBI	BB	SO	LOB	TOP								
Matt Lawton, L OBP: 0.423, SLG: 0.469 Quinton McCracken, S OBP: 0.350, SLG: 0.391	F9		2B	1B		2B	BB		F7	4	2	3	2	1	0	0									
Cristian Guzman, S OBP: 0.344, SLG: 0.499	G4-3		2B	2B		HBP	L3			4	2	2	2	0	0	2									
Doug Mientkiewicz, L OBP: 0.390, SLG: 0.498 Denny Hocking, S OBP: 0.325, SLG: 0.369	K		K	HR		P4		G4-3		4	2	1	0	1	2	4									
Corey Koskie, L OBP: 0.353, SLG: 0.462 Casey Blake, R OBP: 0.182, SLG: 0.182		SF9	2B	HR		K		G4-3		5	2	3	5	0	1	3									
Chad Allen, R OBP: 0.370, SLG: 0.445	SF9	G6-3	G6-3	FC4-6		K		G3		4	0	1	1	0	1	4									
A.J. Pierzynski, L OBP: 0.327, SLG: 0.433	K			FC4-6		K				5	0	2	1	0	2	1									
Tori Hunter, R OBP: 0.276, SLG: 0.428	F8		FC6	G3-1		K		G5-3		5	1	0	0	0	2	2									
Jacque Jones, L OBP: 0.306, SLG: 0.373		G3-1	G3-1	G6-3				1B		5	1	2	0	0	0	1									
Luis Rivas, R OBP: 0.311, SLG: 0.354	1B	2B	1B	2B	BB			G6-3		4	2	2	1	1	0	1									
<b>Inning Stats</b>	R: 0 E: 0 K: 1 S: 9	H: 0 LOB: 0 BB: 0 P: 15	R: 1 E: 0 K: 1 S: 10	H: 1 LOB: 0 BB: 0 P: 16	R: 3 E: 0 K: 1 S: 18	H: 4 LOB: 1 BB: 0 P: 29	R: 6 E: 0 K: 0 S: 16	H: 5 LOB: 1 BB: 2 P: 30	R: 0 E: 0 K: 1 S: 6	H: 1 LOB: 2 BB: 0 P: 9	R: 0 E: 0 K: 2 S: 17	H: 1 LOB: 2 BB: 0 P: 25	R: 1 E: 0 K: 1 S: 15	H: 2 LOB: 2 BB: 1 P: 27	R: 1 E: 0 K: 0 S: 14	H: 2 LOB: 1 BB: 0 P: 24	R: 0 E: 0 K: 0 S: 9	H: 0 LOB: 0 BB: 0 P: 13	1B: 7 2B: 7 3B: 1 HR: 1	SF: 1 SAC: 0 DP: 1 HBP: 1	WP: 1 PB: 0 SB: 0 CS: 0	PA: 46			
<b>PITCHER</b>	IP	WLS	BF	H	R	ER	SO	BB	IBB	HBP	BLK	WP	HR	S	P	ERA	WHIP								
James Baldwin, R ERA: 4.7	3.2	L	20	8	8	8	3	1	0	0	0	0	0	48	80	19.64	2.455								
Ken Vining, L ERA: 17.55	0.1		4	2	2	2	0	1	0	0	0	0	1	5	10	54.00	9.000								
Matt Ginter, R ERA: 9.45	2.2		12	4	1	1	4	0	0	1	0	0	0	37	56	3.38	1.500								
Alan Embree, L ERA: 10.96	1.1		7	2	1	1	1	1	0	0	0	1	0	15	29	6.75	2.250								
Jon Garland, R ERA: 4.04	1.0		3	0	0	0	0	0	0	0	0	0	0	9	13	0.00	0.000								

Minnesota Twins @ Chicago White Sox  
Comiskey Park, Chicago, IL  
Thu Jul 05 2001, 8:05 PM EDT  
Att: 20,564 - Sunny - 62 F

AB 41  
R 12  
H 16  
RBI 12  
BB 3  
SO 8  
LOB 18



Batter	1	2	3	4	5	6	7	8	9	AB	R	H	RBI	BB	SO	LOB	BOTTOM								
Ray Durham, S OBP: 0.323, SLG: 0.438	HR		G1		F7		1B			4	1	2	1	0	0	1									
Jose Valentin, S OBP: 0.340, SLG: 0.540	F6		K		BB		F7			3	0	0	0	1	1	1									
Carlos Lee, R OBP: 0.336, SLG: 0.525	F8		G6-3		F3			G5-3		4	0	0	0	0	0	2									
Magglio Ordonez, R OBP: 0.379, SLG: 0.545 Tony Graffanino, R OBP: 0.347, SLG: 0.393	G6-3			G6-3		P4		G4-3		3	0	0	0	0	0	0									
Jeff Liefer, L OBP: 0.294, SLG: 0.538		G1-3		G5-3		F7		G4-3		4	0	0	0	0	0	1									
Jose Canseco, R OBP: 0.313, SLG: 0.455		BB		BB				F9		3	1	2	0	1	0	1									
Herbert Perry, R OBP: 0.320, SLG: 0.422		1B		G6-3		F8		G6-3		3	0	0	0	1	0	2									
Chris Singleton, L OBP: 0.304, SLG: 0.365		BB			F8		F7		G4-3	4	0	1	1	0	0	0									
Mark Johnson, L OBP: 0.318, SLG: 0.381		G1-6-3			BB		F8		G1-3	4	0	1	0	0	0	2									
<b>Inning Stats</b>	R: 1 E: 0 K: 0 S: 12	H: 1 LOB: 0 BB: 0 P: 16	R: 1 E: 0 K: 0 S: 14	H: 2 LOB: 1 BB: 1 P: 22	R: 0 E: 0 K: 1 S: 7	H: 0 LOB: 0 BB: 0 P: 10	R: 0 E: 0 K: 0 S: 6	H: 0 LOB: 1 BB: 1 P: 12	R: 0 E: 0 K: 0 S: 8	H: 1 LOB: 2 BB: 1 P: 17	R: 0 E: 0 K: 0 S: 7	H: 1 LOB: 1 BB: 0 P: 10	R: 0 E: 0 K: 0 S: 8	H: 1 LOB: 1 BB: 0 P: 13	R: 0 E: 0 K: 0 S: 12	H: 1 LOB: 1 BB: 0 P: 16	R: 0 E: 0 K: 0 S: 8	H: 0 LOB: 0 BB: 0 P: 11	1B: 5 2B: 1 3B: 0 HR: 1	SF: 0 SAC: 0 DP: 1 HBP: 0	WP: 0 PB: 0 SB: 0 CS: 0	PA: 36			
<b>PITCHER</b>	IP	WLS	BF	H	R	ER	SO	BB	IBB	HBP	BLK	WP	HR	S	P	ERA	WHIP								
Joe Mays, R ERA: 3.02	6.2	W	28	6	2	2	1	3	0	0	0	0	0	61	99	2.70	1.350								
Travis Miller, L ERA: 4.29	1.1		5	1	0	0	0	0	0	0	0	0	0	13	17	0.00	0.750								
Jack Cressend, R ERA: 3.7	1.0		3	0	0	0	0	0	0	0	0	0	0	8	11	0.00	0.000								

Minnesota Twins @ Chicago White Sox  
Comiskey Park, Chicago, IL  
Thu Jul 05 2001, 8:05 PM EDT  
Att: 20,564 - Sunny - 62 F

AB 33  
R 2  
H 7  
RBI 2  
BB 3  
SO 1  
LOB 10





Batter	1	2	3	4	5	6	7	8	9	AB	R	H	RBI	BB	SO	LOB	TOP									
Abraham Nunez, S OBP: 0.332, SLG: 0.331										3	2	1	0	1	1	0	<b>Pittsburgh Pirates @ Chicago White Sox</b> Comiskey Park, Chicago, IL Fri Jul 06 2001, 8:05 PM EDT Att: 19,554 - Overcast - 77 F									
2 Jack Wilson, R OBP: 0.299, SLG: 0.378										5	0	3	2	0	1	2										
18 Jason Kendall, R OBP: 0.336, SLG: 0.346										5	0	1	2	0	0	4										
Brian Giles, L OBP: 0.411, SLG: 0.647										5	0	1	1	0	1	4										
Aramis Ramirez, R OBP: 0.355, SLG: 0.513										4	2	1	0	1	1	0										
John Vander Wal, L OBP: 0.374, SLG: 0.498										3	3	2	2	2	0	0										
Kevin Young, R OBP: 0.309, SLG: 0.396										5	1	1	1	0	2	3										
Rob Mackowiak, L OBP: 0.375, SLG: 0.462										3	1	1	1	1	0	1										
Adam Hyzdu, R OBP: 0.333, SLG: 0.950										3	1	0	0	1	2	4										
<b>Inning Stats</b>	R: 0 E: 0 K: 1 S: 10	H: 0 LOB: 0 BB: 0 P: 15	R: 2 E: 0 K: 1 S: 15	H: 1 LOB: 1 BB: 1 P: 26	R: 0 E: 0 K: 0 S: 10	H: 1 LOB: 2 BB: 0 P: 18	R: 0 E: 0 K: 2 S: 10	H: 0 LOB: 1 BB: 1 P: 17	R: 2 E: 0 K: 1 S: 10	H: 2 LOB: 1 BB: 1 P: 15	R: 1 E: 1 K: 1 S: 12	H: 1 LOB: 1 BB: 0 P: 19	R: 0 E: 0 K: 0 S: 7	H: 1 LOB: 0 BB: 0 P: 11	R: 5 E: 0 K: 2 S: 29	H: 5 LOB: 2 BB: 2 P: 45	R: 0 E: 0 K: 0 S: 10	H: 0 LOB: 0 BB: 1 P: 16	1B: 9 2B: 1 3B: 0 HR: 1	SF: 0 SAC: 0 DP: 1 HBP: 1	WP: 1 PB: 0 SB: 2 CS: 1	PA: 44				
<b>PITCHER</b>	IP	WLS	BF	H	R	ER	SO	BB	IBB	HBP	BLK	WP	HR	S	P	ERA	WHIP									
Rocky Biddle, R ERA: 4.91	(1, 1)	6.0		27	5	5	4	6	3	0	1	0	0	0	7	11	6.00	1.000								
Gary Glover, R ERA: 6.58	(7, 1)	1.0	L	3	1	0	0	0	0	0	0	0	0	7	11	0.00	1.000									
Bob Howry, R ERA: 4.58	(8, 1)	0.2		7	3	5	5	1	1	0	0	1	0	20	32	67.50	6.000									
Keith Foulke, R ERA: 2.88	(8, 1)	0.1		3	2	0	0	1	0	0	0	0	0	9	13	0.00	6.000									
Jon Garland, R ERA: 3.95	(9, 1)	1.0		3	0	0	0	0	1	0	0	0	0	10	16	0.00	1.000									

Batter	1	2	3	4	5	6	7	8	9	AB	R	H	RBI	BB	SO	LOB	BOTTOM								
Ray Durham, S OBP: 0.330, SLG: 0.441										3	1	2	2	2	0	0	<b>Pittsburgh Pirates @ Chicago White Sox</b> Comiskey Park, Chicago, IL Fri Jul 06 2001, 8:05 PM EDT Att: 19,554 - Overcast - 77 F								
Jose Valentin, S OBP: 0.342, SLG: 0.542										1	0	1	0	0	0	0									
Chris Singleton, L OBP: 0.308, SLG: 0.365										3	2	1	0	1	1	1									
Carlos Lee, R OBP: 0.343, SLG: 0.534										3	0	2	3	2	1	0									
Magglio Ordonez, R OBP: 0.376, SLG: 0.540										5	0	1	0	0	1	7									
14 Paul Konerko, R OBP: 0.351, SLG: 0.498										5	0	2	0	0	1	4									
Jose Canseco, R OBP: 0.321, SLG: 0.438										4	0	1	0	1	1	3									
Herbert Perry, R OBP: 0.319, SLG: 0.418										4	1	1	0	0	0	4									
Sandy Alomar Jr., R OBP: 0.292, SLG: 0.331										4	0	1	0	0	1	2									
Royce Clayton, R OBP: 0.231, SLG: 0.274										4	2	1	0	0	0	2									
<b>Inning Stats</b>	R: 1 E: 0 K: 1 S: 10	H: 2 LOB: 2 BB: 1 P: 21	R: 2 E: 1 K: 0 S: 14	H: 3 LOB: 3 BB: 2 P: 31	R: 0 E: 0 K: 0 S: 4	H: 1 LOB: 0 BB: 0 P: 4	R: 0 E: 0 K: 0 S: 6	H: 0 LOB: 0 BB: 0 P: 9	R: 0 E: 0 K: 0 S: 7	H: 0 LOB: 0 BB: 1 P: 11	R: 0 E: 0 K: 1 S: 10	H: 2 LOB: 1 BB: 0 P: 14	R: 3 E: 0 K: 1 S: 18	H: 4 LOB: 2 BB: 1 P: 30	R: 0 E: 0 K: 2 S: 9	H: 0 LOB: 1 BB: 1 P: 15	R: 0 E: 0 K: 1 S: 8	H: 1 LOB: 1 BB: 0 P: 14	1B: 11 2B: 2 3B: 0 HR: 0	SF: 0 SAC: 0 DP: 3 HBP: 0	WP: 1 PB: 0 SB: 2 CS: 1	PA: 42			
<b>PITCHER</b>	IP	WLS	BF	H	R	ER	SO	BB	IBB	HBP	BLK	WP	HR	S	P	ERA	WHIP								
Jimmy Anderson, L ERA: 5.03	(1, 1)	6.0		29	11	6	2	4	0	0	0	0	0	15	27	0.00	1.800								
Josias Manzanillo, R ERA: 3.61	(7, 1)	1.2	W	8	1	0	0	2	2	0	0	0	0	15	27	0.00	1.800								
Scott Sauerbeck, L ERA: 6.82	(8, 1)	1.1		5	1	0	0	2	0	0	0	0	0	11	17	0.00	0.750								

AB 36  
R 10  
H 11  
RBI 9  
BB 6  
SO 8  
LOB 18



AB 36  
R 6  
H 13  
RBI 5  
BB 6  
SO 6  
LOB 23










Batter	1	2	3	4	5	6	7	8	9	AB	R	H	RBI	BB	SO	LOB	TOP				
<b>Abraham Nunez, S</b> (1,4) OBP: 0.318, SLG: 0.317	F9		FC6-4 1B		G4-3			G4-3		4	0	0	1	0	0	1					
<b>2 Jack Wilson, R</b> (1,6) OBP: 0.303, SLG: 0.385	L3				G5-3			18 FC5-4 1B		4	0	2	0	0	0	0					
<b>18 Jason Kendall, R</b> (1,7) OBP: 0.332, SLG: 0.339	G4-3		P3					FC5-4 1-2		4	0	0	0	0	0	3					
<b>Brian Giles, L</b> (1,8) OBP: 0.402, SLG: 0.631		L9	F5						K	4	0	0	0	0	1	2					
<b>Aramis Ramirez, R</b> (1,5) OBP: 0.356, SLG: 0.522					F8				HR	4	1	2	1	0	0	0					
<b>John Vander Wal, L</b> (1,10) OBP: 0.374, SLG: 0.490		L3			K				F7	4	0	0	0	0	1	1					
<b>Kevin Young, R</b> (1,3) OBP: 0.307, SLG: 0.388		F8							G4-3	4	0	1	0	0	0	1					
<b>Rob Mackowiak, L</b> (1,9) OBP: 0.369, SLG: 0.459					F8				F5	3	1	1	0	0	0	1					
<b>Keith Osik, R</b> (1,2) OBP: 0.260, SLG: 0.270									G5-3	3	0	1	0	0	0	0					
<b>Inning Stats</b>	R: 0 E: 0 K: 0 S: 7	H: 0 LOB: 0 BB: 0 P: 12	R: 0 E: 0 K: 0 S: 8	H: 1 LOB: 1 BB: 0 P: 13	R: 1 E: 0 K: 0 S: 12	H: 3 LOB: 2 BB: 0 P: 18	R: 0 E: 0 K: 1 S: 11	H: 1 LOB: 1 BB: 0 P: 19	R: 0 E: 0 K: 0 S: 9	H: 0 LOB: 0 BB: 0 P: 12	R: 0 E: 0 K: 0 S: 6	H: 0 LOB: 0 BB: 0 P: 9	R: 0 E: 0 K: 0 S: 9	H: 1 LOB: 1 BB: 0 P: 11	R: 1 E: 0 K: 1 S: 10	H: 1 LOB: 0 BB: 0 P: 14	1B: 4 2B: 2 3B: 0 HR: 1	SF: 0 SAC: 0 DP: 0 HBP: 0	WP: 0 PB: 0 SB: 1 CS: 0	PA: 34	
<b>PITCHER</b>	IP	WLS	BF	H	R	ER	SO	BB	IBB	HBP	BLK	WP	HR	S	P	ERA	WHIP				
<b>Sean Lowe, R</b> (1,1) ERA: 2.52	8.0	W	30	6	1	1	1	0	0	0	0	0	0	71	107	1.12	0.750				
<b>Gary Glover, R</b> (9,1) ERA: 6.67	1.0		4	1	1	1	1	0	0	0	0	0	1	10	14	9.00	1.000				

**Pittsburgh Pirates @ Chicago White Sox**  
Comiskey Park, Chicago, IL  
Sun Jul 08 2001, 2:05 PM EDT  
Att: 22,105 - Sunny - 79 F

livebaseballscores.com

AB 34  
R 2  
H 7  
RBI 2  
BB 0  
SO 2  
LOB 9




Batter	1	2	3	4	5	6	7	8	9	AB	R	H	RBI	BB	SO	LOB	BOTTOM				
<b>Ray Durham, S</b> (1,4) OBP: 0.325, SLG: 0.433	G3							F8		4	0	1	1	0	1	1					
<b>Chris Singleton, L</b> (1,8) OBP: 0.310, SLG: 0.384	K							G4-3		4	1	1	0	0	1	2					
<b>Carlos Lee, R</b> (1,7) OBP: 0.344, SLG: 0.543	K									4	1	1	2	0	1	0					
<b>Magglio Ordonez, R</b> (1,9) OBP: 0.375, SLG: 0.536		G1-3								4	1	1	0	0	1	0					
<b>Jose Canseco, R</b> (1,10) OBP: 0.344, SLG: 0.554		F9								4	2	3	3	0	0	0					
<b>14 Paul Konerko, R</b> (1,3) OBP: 0.352, SLG: 0.505										4	1	2	0	0	0	1					
<b>Jeff Liefer, L</b> (1,5) OBP: 0.285, SLG: 0.514										4	1	1	0	0	2	1					
<b>Sandy Alomar Jr., R</b> (1,2) OBP: 0.286, SLG: 0.324		E5								4	1	0	0	0	0	3					
<b>Royce Clayton, R</b> (1,6) OBP: 0.242, SLG: 0.290										4	1	2	3	0	0	0					
<b>Inning Stats</b>	R: 0 E: 0 K: 2 S: 10	H: 0 LOB: 0 BB: 0 P: 16	R: 4 E: 1 K: 0 S: 18	H: 4 LOB: 1 BB: 0 P: 25	R: 2 E: 0 K: 1 S: 15	H: 3 LOB: 1 BB: 0 P: 16	R: 2 E: 0 K: 2 S: 10	H: 2 LOB: 0 BB: 0 P: 16	R: 0 E: 0 K: 1 S: 6	H: 1 LOB: 0 BB: 0 P: 8	R: 0 E: 0 K: 0 S: 8	H: 1 LOB: 1 BB: 0 P: 9	R: 1 E: 0 K: 0 S: 8	H: 1 LOB: 0 BB: 0 P: 10	R: 0 E: 0 K: 0 S: 4	H: 0 LOB: 0 BB: 0 P: 5	1B: 7 2B: 1 3B: 1 HR: 3	SF: 0 SAC: 0 DP: 1 HBP: 0	WP: 0 PB: 0 SB: 0 CS: 0	PA: 36	
<b>PITCHER</b>	IP	WLS	BF	H	R	ER	SO	BB	IBB	HBP	BLK	WP	HR	S	P	ERA	WHIP				
<b>Todd Ritchie, R</b> (1,1) ERA: 4.07	7.0	L	33	12	9	5	6	0	0	0	0	0	0	75	100	6.43	1.714				
<b>Mike Williams, R</b> (8,1) ERA: 3.86	1.0		3	0	0	0	0	0	0	0	0	0	0	4	5	0.00	0.000				

**Pittsburgh Pirates @ Chicago White Sox**  
Comiskey Park, Chicago, IL  
Sun Jul 08 2001, 2:05 PM EDT  
Att: 22,105 - Sunny - 79 F

livebaseballscores.com

AB 36  
R 9  
H 12  
RBI 9  
BB 0  
SO 6  
LOB 8







Batter	1	2	3	4	5	6	7	8	9	AB	R	H	RBI	BB	SO	LOB	TOP										
Ray Durham, S OBP: 0.324, SLG: 0.430	G3		K			2B 1-2		K		4	0	1	0	0	2	1	Chicago White Sox @ Chicago Cubs Wrigley Field, Chicago, IL Thu Jul 12 2001, 1:20 PM CDT Att: 38,233 - Sunny - 78 F										
Chris Singleton, L OBP: 0.313, SLG: 0.390	F7			G5-3-6 1B		1-3 2-H		G4-3		4	0	2	1	0	0												
Carlos Lee, R OBP: 0.340, SLG: 0.536	K			F9		0-3		G3		4	0	0	0	0	2												
Magglio Ordonez, R OBP: 0.374, SLG: 0.531		G4-3		G5-3-6 1-3		4-0		IBB		3	0	0	0	1	0												
14 Paul Konerko, R OBP: 0.347, SLG: 0.498	K			K		2-3		F9		4	0	0	0	0	3												
Herbert Perry, R OBP: 0.317, SLG: 0.415	K			G5-3		0-0	SH1-3 1B	F9		4	0	1	0	0	1												
Sandy Alomar Jr., R OBP: 0.289, SLG: 0.332			F9 2B	G4-3		0-0	SH1-3 1-2			2	0	1	0	0	0												
Royce Clayton, R OBP: 0.239, SLG: 0.286			F9			1-2	L8	K		3	0	0	0	0	1												
Kip Wells, R OBP: 0.268, SLG: 0.250			K			0-1		G4-3		2	1	1	0	0	1												
Gary Glover, R OBP: 0.342, SLG: 0.542						0-1	S	2B		0	0	0	0	0	0												
Jose Valentin, S OBP: 0.342, SLG: 0.542						0-1		1B		0	0	0	0	0	0												
Jose Benincasa, R OBP: 0.342, SLG: 0.542						0-1		2B		0	0	0	0	0	0												
Jon Garland, R OBP: 0.342, SLG: 0.542						0-1		1B		0	0	0	0	0	0												
Bob Howry, L OBP: 0.342, SLG: 0.542						0-1		1B		0	0	0	0	0	0												
<b>Inning Stats</b>	R: 0 E: 0 K: 1 S: 7	H: 0 LOB: 0 BB: 0 P: 11	R: 0 E: 0 K: 2 S: 10	H: 0 LOB: 0 BB: 0 P: 11	R: 0 E: 0 K: 2 S: 10	H: 1 LOB: 1 BB: 0 P: 17	R: 0 E: 0 K: 0 S: 5	H: 1 LOB: 0 BB: 0 P: 6	R: 0 E: 0 K: 1 S: 6	H: 0 LOB: 0 BB: 0 P: 7	R: 1 E: 0 K: 2 S: 17	H: 3 LOB: 3 BB: 1 P: 27	R: 0 E: 0 K: 1 S: 10	H: 1 LOB: 1 BB: 0 P: 14	R: 0 E: 0 K: 1 S: 9	H: 0 LOB: 0 BB: 0 P: 10	R: 0 E: 0 K: 0 S: 7	H: 0 LOB: 0 BB: 0 P: 10	1B: 4 2B: 3 3B: 0 HR: 0	SF: 0 SAC: 1 DP: 1 HBP: 0	WP: 0 PB: 0 SB: 1 CS: 0	PA: 33					
<b>PITCHER</b>	IP	WLS	BF	H	R	ER	SO	BB	IBB	HBP	BLK	WP	HR	S	P	ERA	WHIP										
Jason Bere, R ERA: 4.02	6.0		23	5	1	1	8	0	1	0	0	0	0	55	79	1.50	0.833										
Todd Van Poppel, R ERA: 3.19	0.2		3	1	0	0	1	0	0	0	0	0	0	7	9	0.00	1.500										
Jeff Fassero, L ERA: 2.4	1.1	W	4	0	0	0	1	0	0	0	0	0	0	12	15	0.00	0.000										
Tom Gordon, R ERA: 2.84	1.0		3	0	0	0	0	0	0	0	0	0	0	7	10	0.00	0.000										

Batter	1	2	3	4	5	6	7	8	9	AB	R	H	RBI	BB	SO	LOB	BOTTOM										
Eric Young Sr., R OBP: 0.329, SLG: 0.404	L8		1B SF9 1B		SH1-3 BB	K		HR IBB		3	2	1	0	2	1	3	Chicago White Sox @ Chicago Cubs Wrigley Field, Chicago, IL Thu Jul 12 2001, 1:20 PM CDT Att: 38,233 - Sunny - 78 F										
Ricky Gutierrez, R OBP: 0.350, SLG: 0.438	F7		HBP 1-3 1B		SH1-3 1-2		G4-3 2B	HR		4	1	3	4	0	0												
Sammy Sosa, R OBP: 0.429, SLG: 0.682	F7		SF9		G5-3		G1-3	K		4	0	0	1	0	1												
Matt Stairs, L OBP: 0.380, SLG: 0.475		1B 1B	HBP HBP		F8		G4-3	K		4	0	1	0	0	1												
Rondell White, R OBP: 0.361, SLG: 0.525		1B	HBP		L7		FC6-4 IBB			2	0	1	0	1	0												
Tom Gordon, R		1B	HBP							0	0	0	0	0	0												
Ron Coomer, R OBP: 0.324, SLG: 0.404		K	F8		L7		FC6-4			3	0	1	0	0	1												
Miguel Cairo, R OBP: 0.360, SLG: 0.340		K	F8		BB 1B		FC6-4			1	0	0	0	0	2												
Gary Matthews, S OBP: 0.353, SLG: 0.413		K			G4-3		BB BB	SH1-4 SH HR BB		2	1	0	0	2	1												
Robert Machado, R OBP: 0.333, SLG: 0.455		K			K		F8	SH SH1-4 HR		3	1	0	0	0	2												
Jason Bere, R OBP: 0.342, SLG: 0.300					G3-1		1-2 2-3	SH1-4		2	0	0	0	0	1												
Dellin Chesbro, L OBP: 0.300, SLG: 0.376										0	0	0	0	0	0												
Todd Van Poppel, R OBP: 0.342, SLG: 0.250										0	0	0	0	0	0												
Jeff Fassero, L OBP: 0.250, SLG: 0.250										0	0	0	0	0	0												
Corey Patterson, L OBP: 0.250, SLG: 0.250										0	0	0	0	0	0												
<b>Inning Stats</b>	R: 0 E: 0 K: 0 S: 7	H: 0 LOB: 0 BB: 0 P: 9	R: 0 E: 0 K: 3 S: 12	H: 2 LOB: 2 BB: 0 P: 20	R: 1 E: 0 K: 0 S: 16	H: 2 LOB: 3 BB: 0 P: 27	R: 0 E: 0 K: 2 S: 10	H: 0 LOB: 0 BB: 0 P: 15	R: 0 E: 0 K: 0 S: 4	H: 0 LOB: 1 BB: 1 P: 10	R: 0 E: 0 K: 1 S: 12	H: 1 LOB: 2 BB: 2 P: 25	R: 0 E: 0 K: 0 S: 9	H: 1 LOB: 2 BB: 1 P: 18	R: 4 E: 0 K: 2 S: 12	H: 1 LOB: 0 BB: 2 P: 25	R: 0 E: 0 K: 0 S: 7	H: 0 LOB: 0 BB: 0 P: 10	1B: 5 2B: 1 3B: 0 HR: 1	SF: 1 SAC: 3 DP: 0 HBP: 2	WP: 0 PB: 0 SB: 1 CS: 0	PA: 40					
<b>PITCHER</b>	IP	WLS	BF	H	R	ER	SO	BB	IBB	HBP	BLK	WP	HR	S	P	ERA	WHIP										
Kip Wells, R ERA: 2.42	5.2		27	5	1	1	5	3	0	2	0	0	0	4	6	0.00	0.000										
Gary Glover, R ERA: 8.58	0.1		1	0	0	0	1	0	0	0	0	0	0	4	6	0.00	0.000										
Jon Garland, R ERA: 4.26	1.0	L	7	1	2	2	0	1	1	0	0	0	0	12	25	18.00	2.000										
Bob Howry, R ERA: 4.91	1.0		5	1	2	2	2	0	1	0	0	0	1	9	18	18.00	1.000										

AB 31  
R 1  
H 6  
RBI 1  
BB 1  
SO 10  
LOB 12



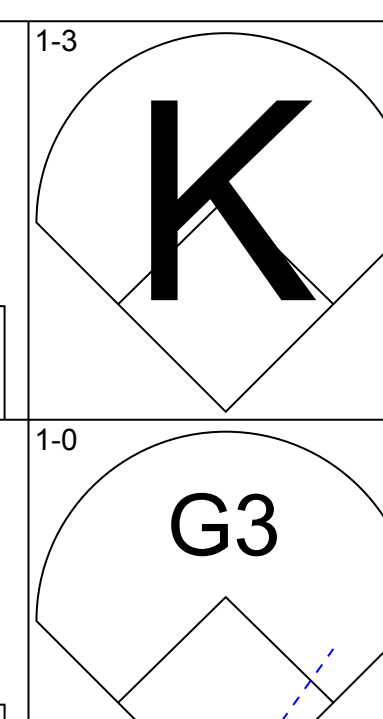
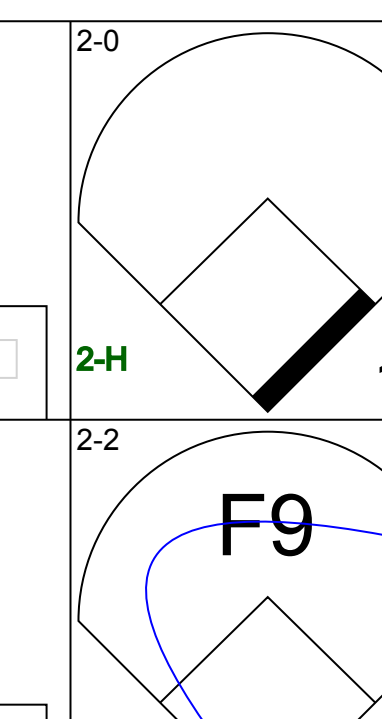
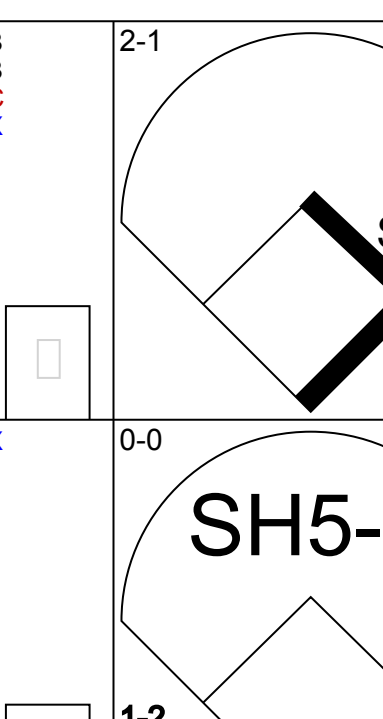
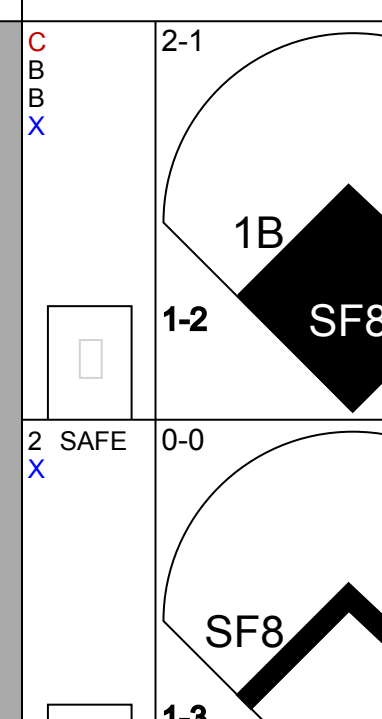
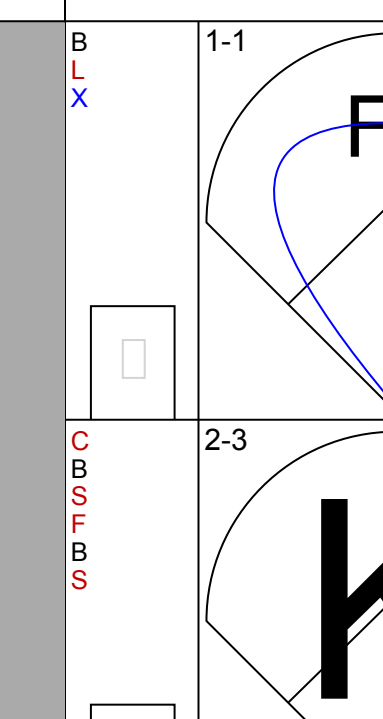
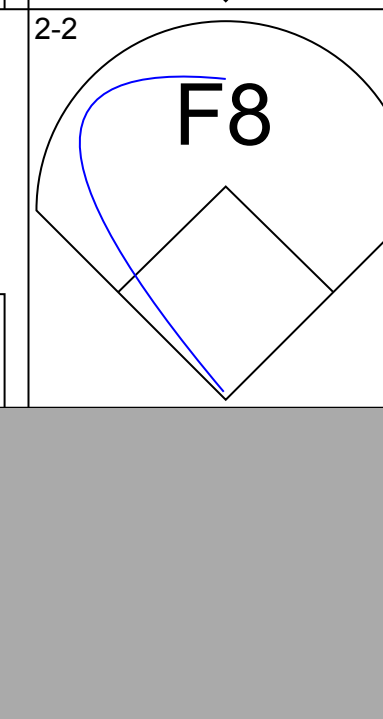

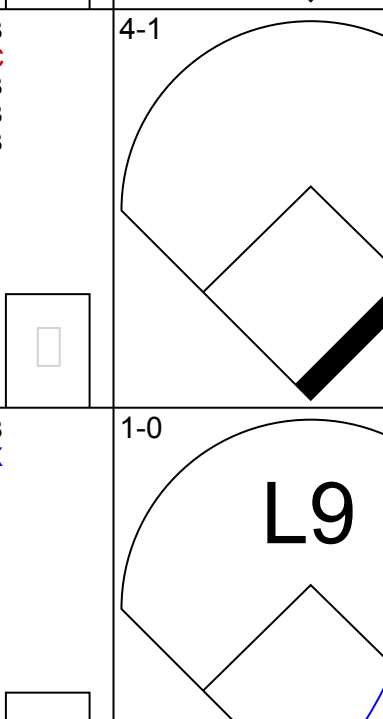
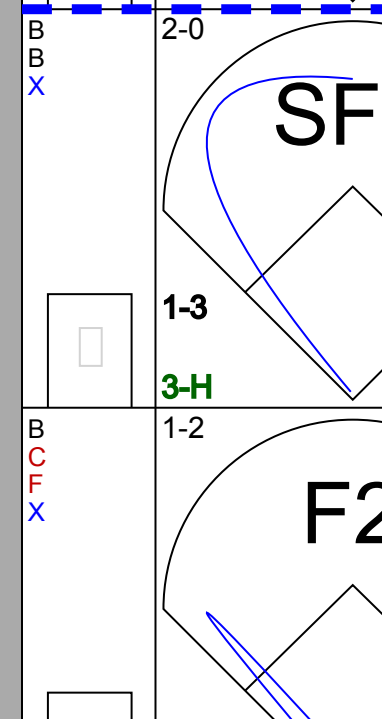
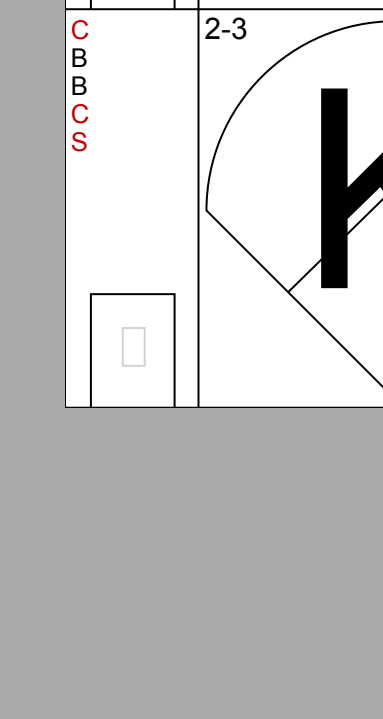

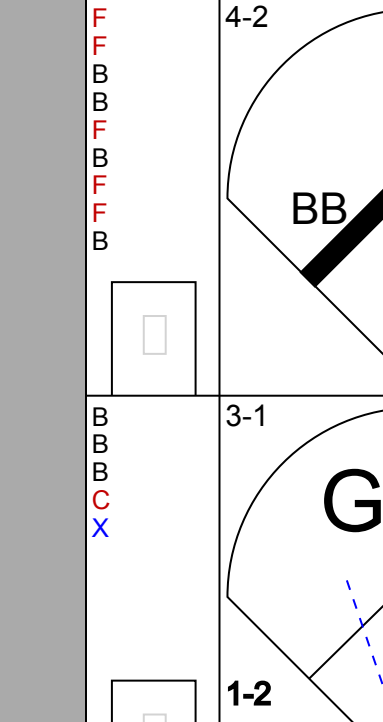
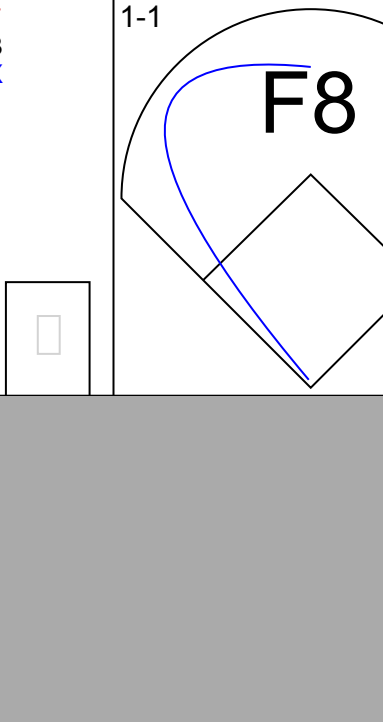

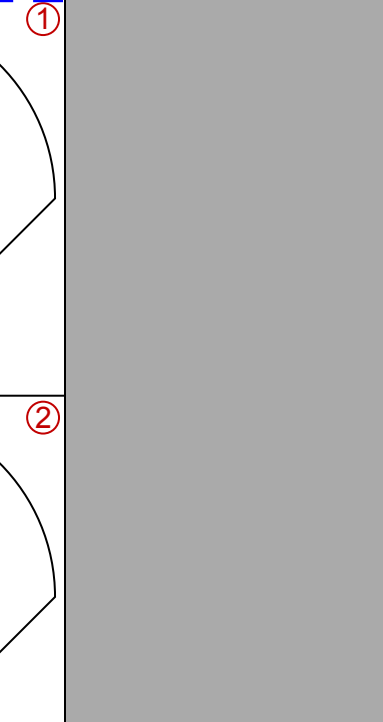
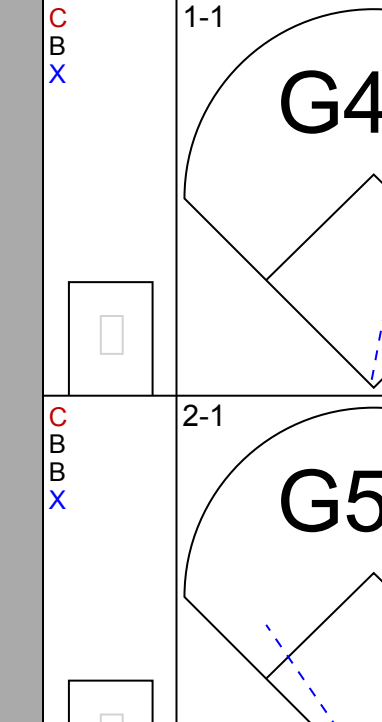
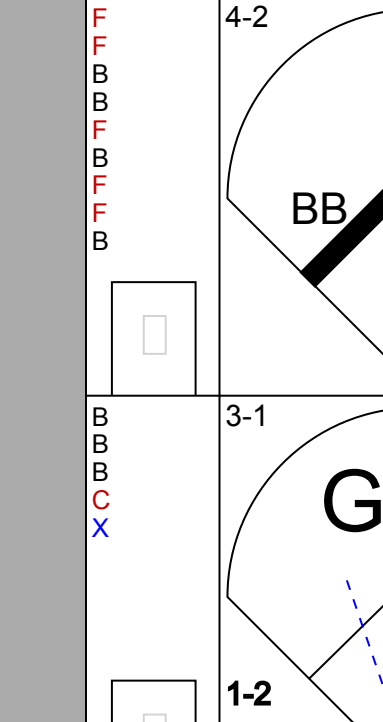
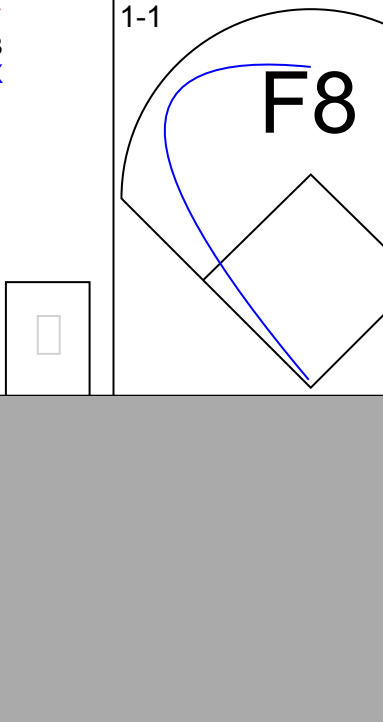


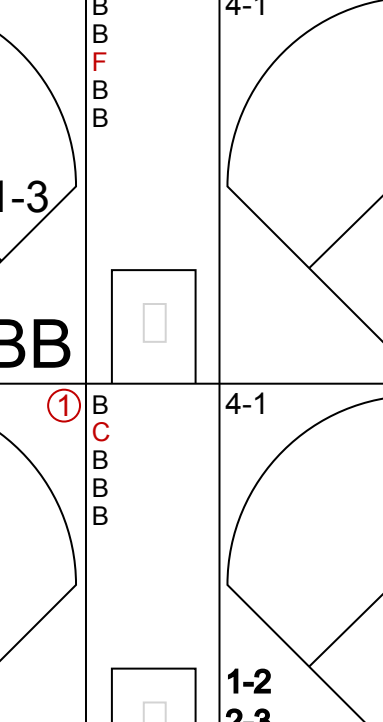

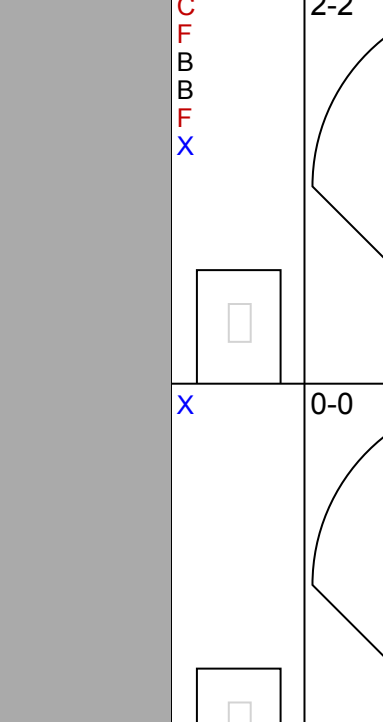

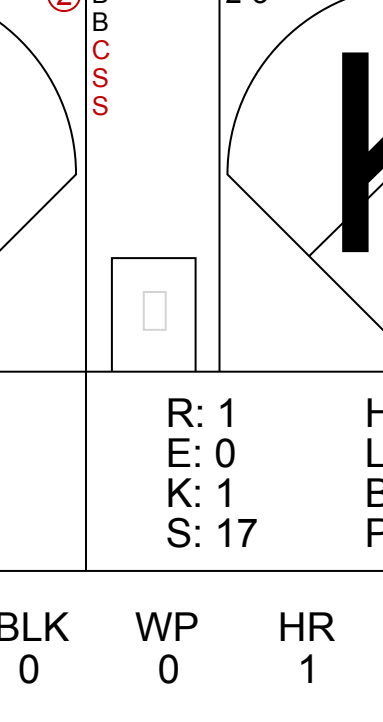
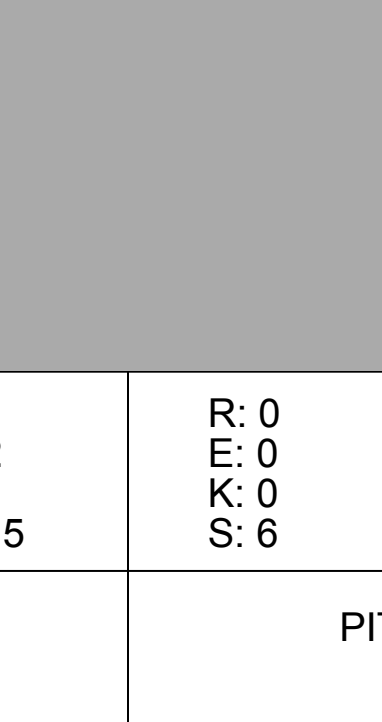
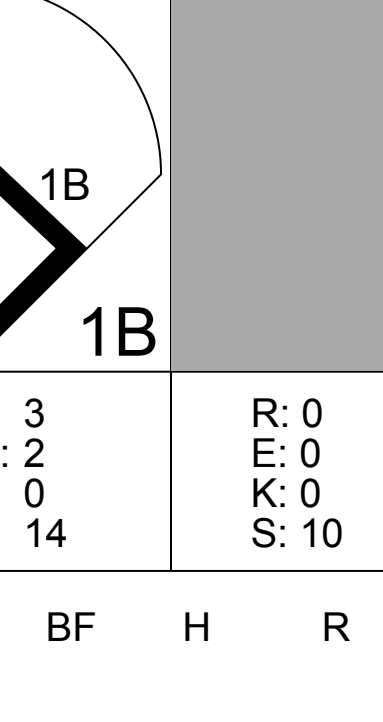
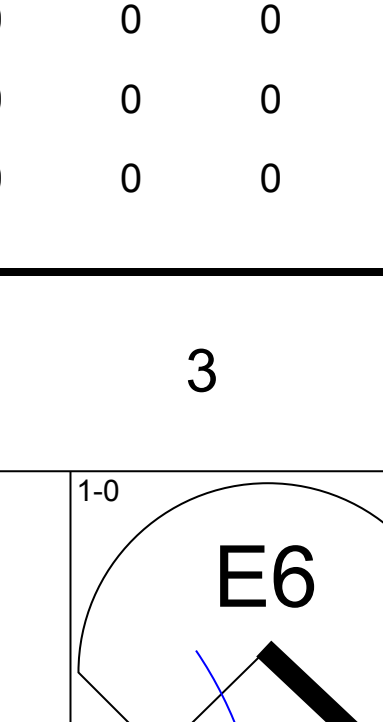
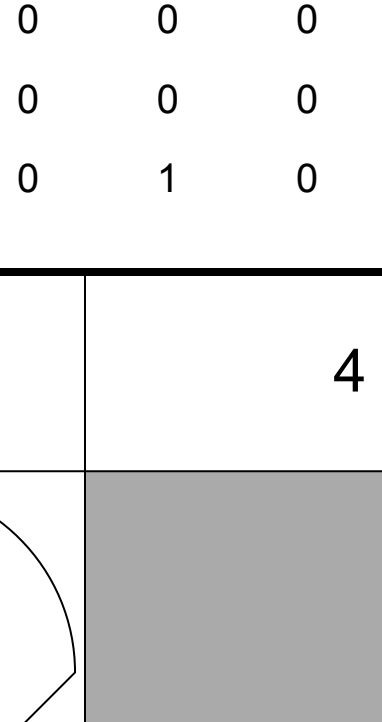
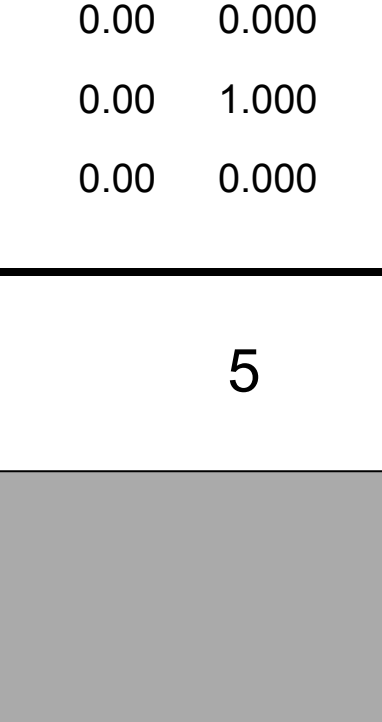
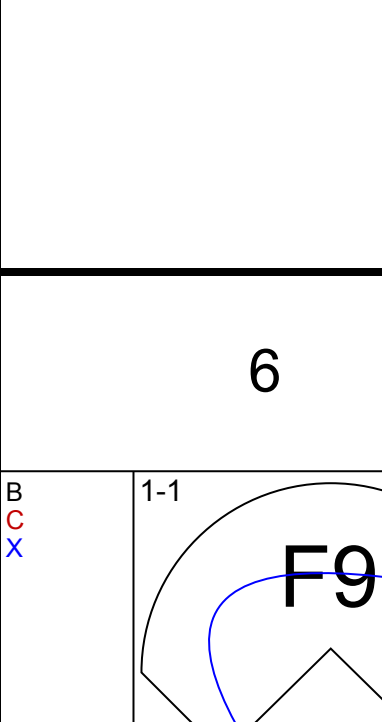
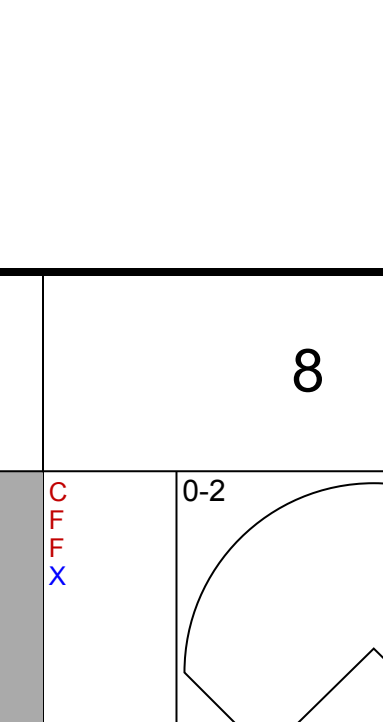
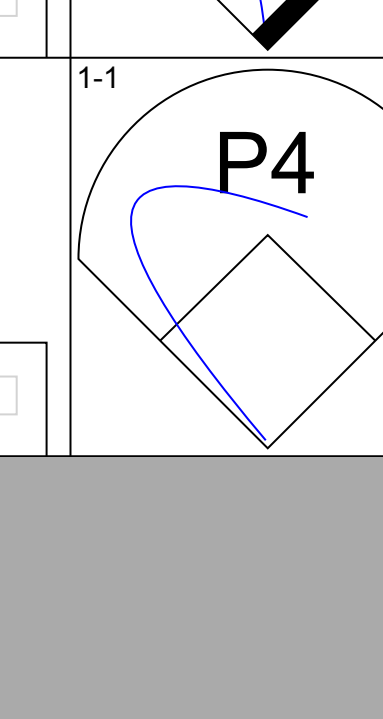
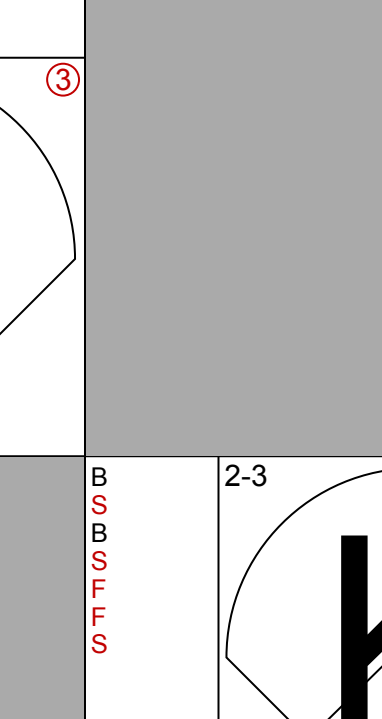

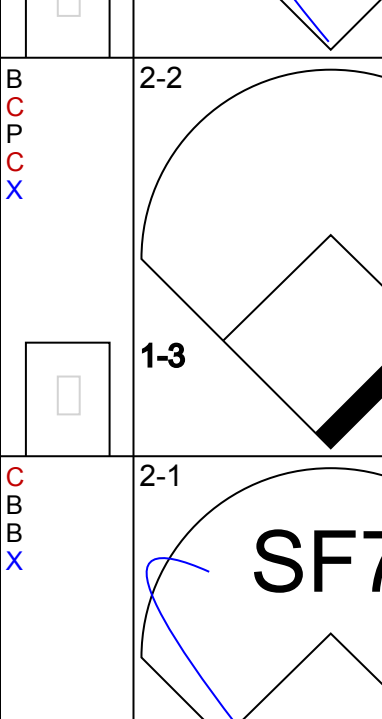
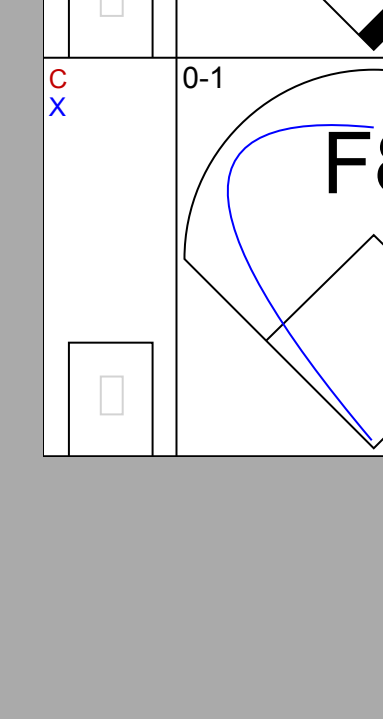

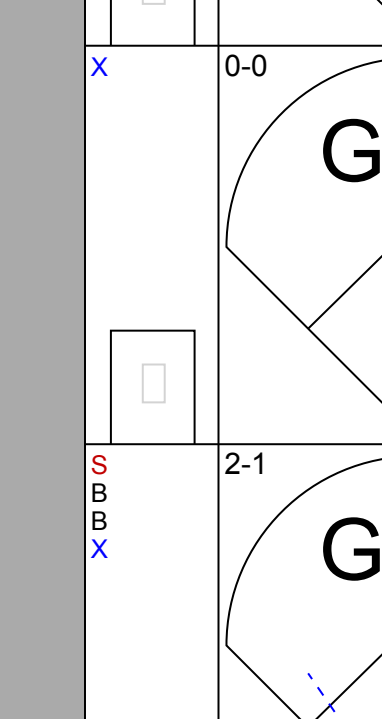
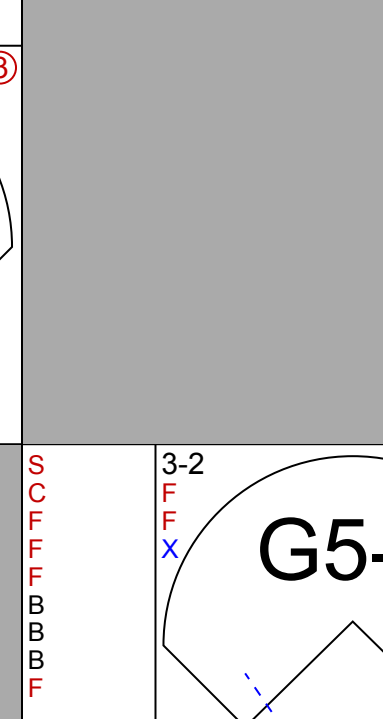
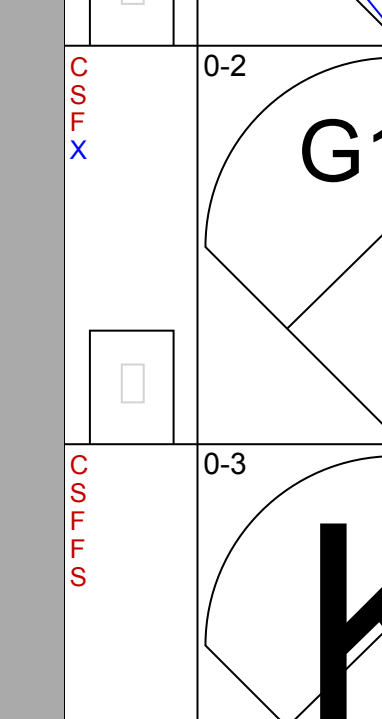
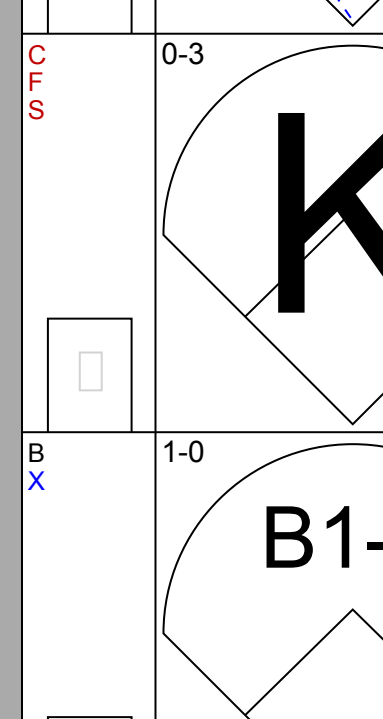
AB 28  
R 5  
H 7  
RBI 5  
BB 6  
SO 8  
LOB 20

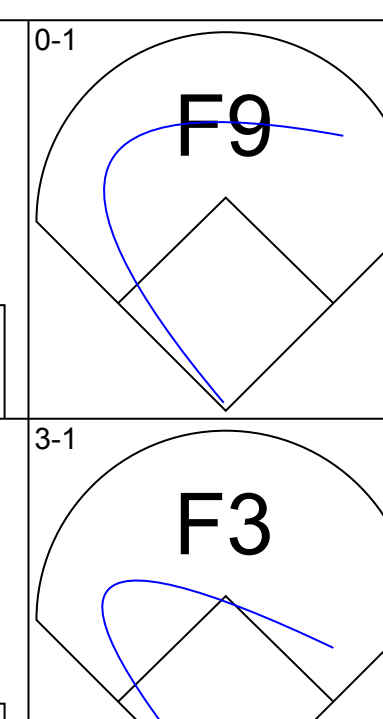
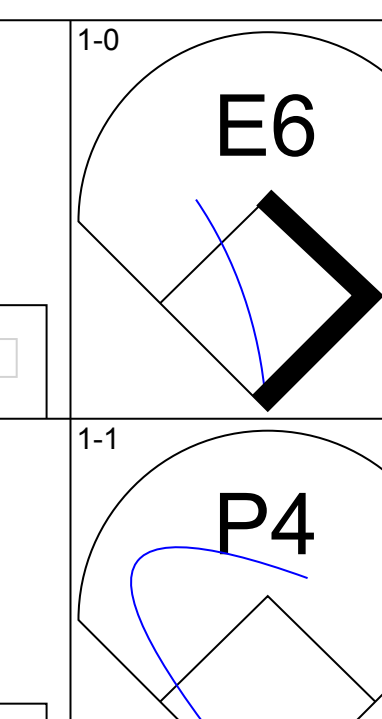
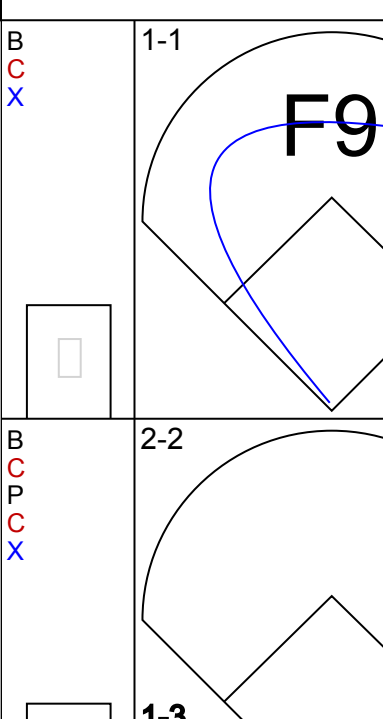
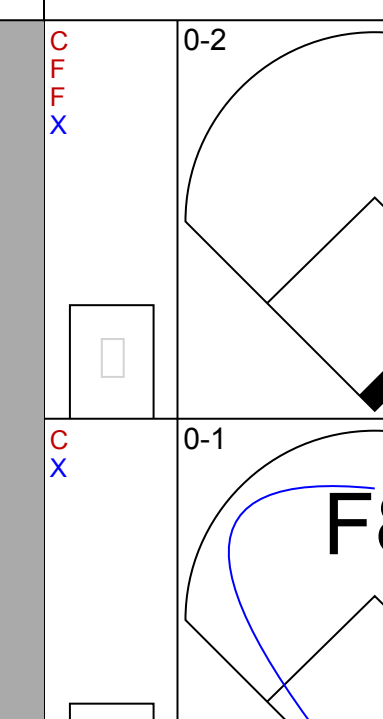
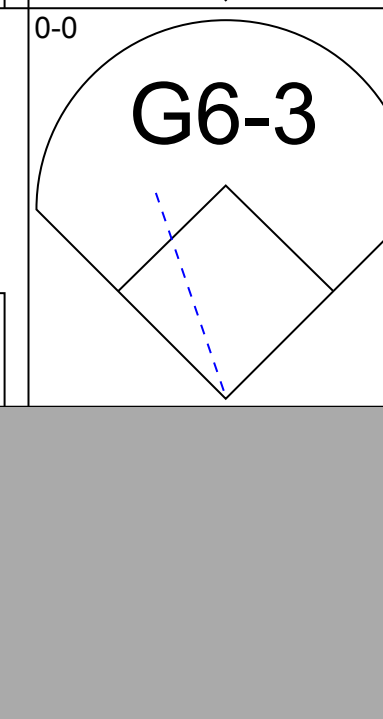

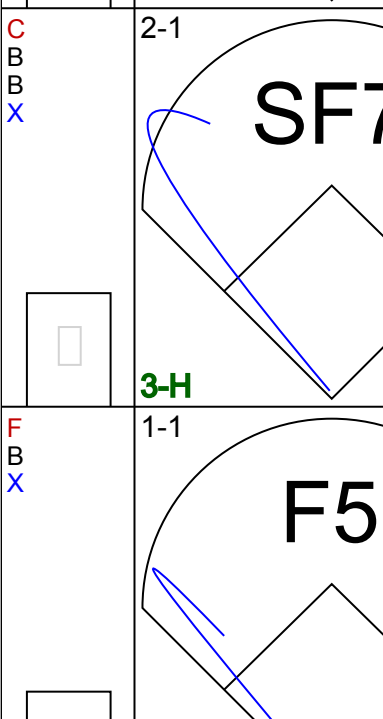


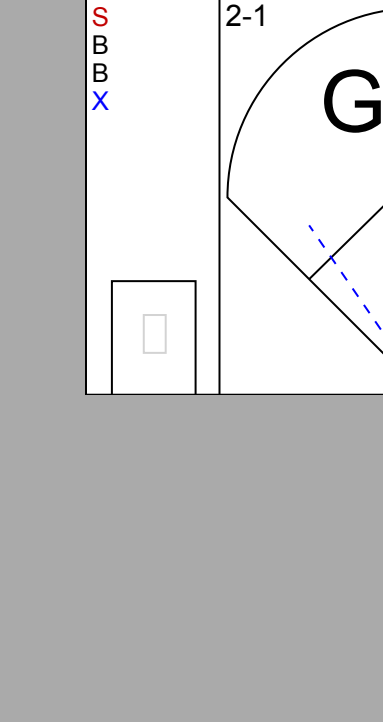

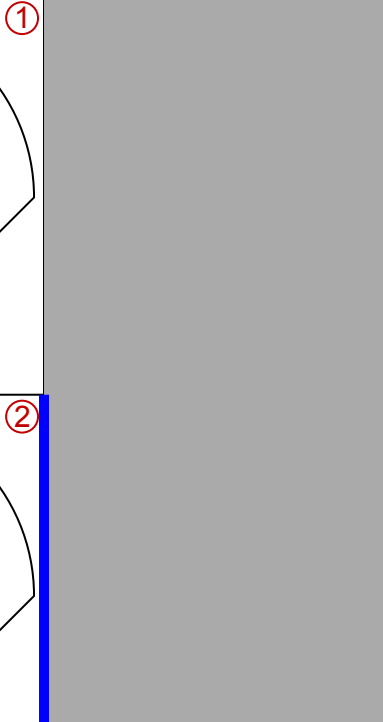
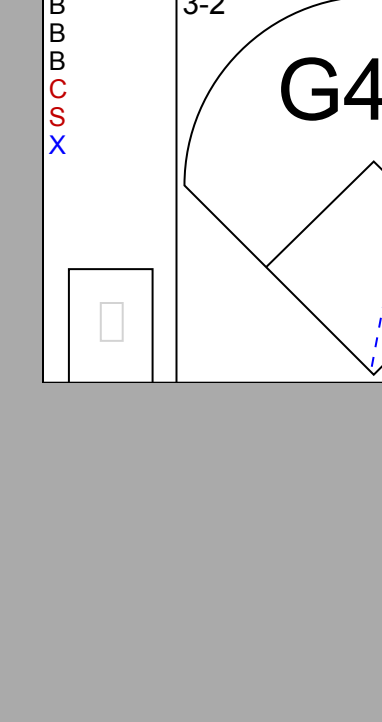
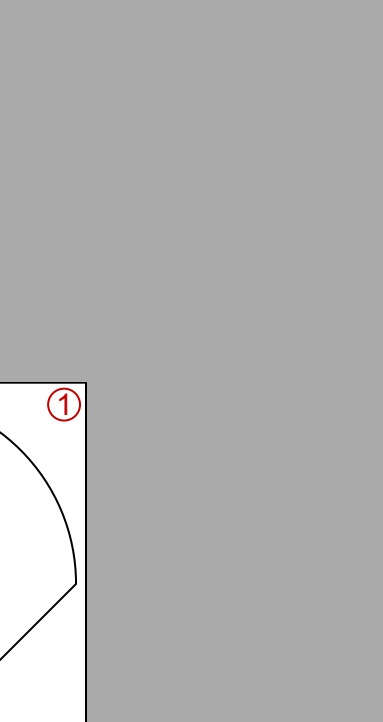

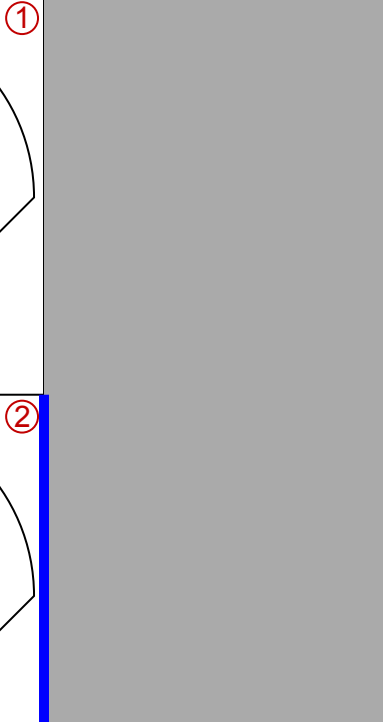
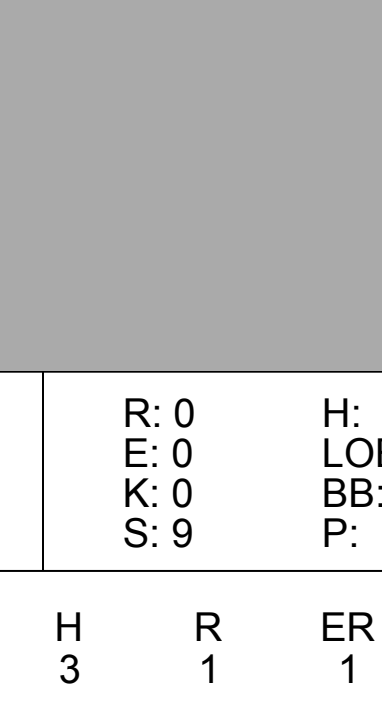
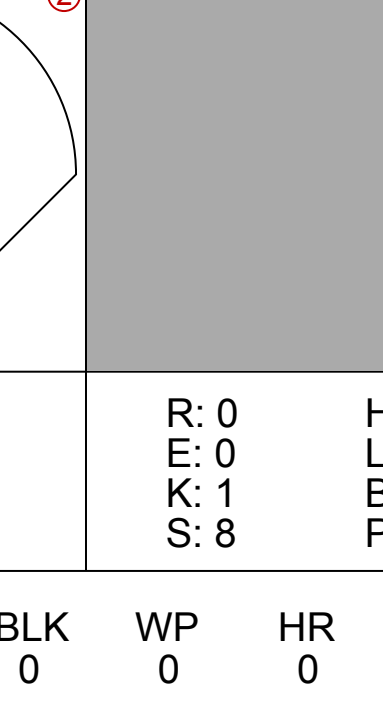

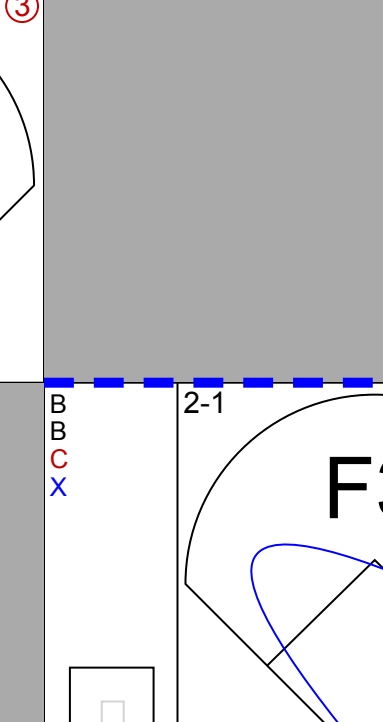

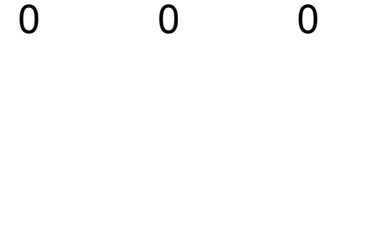
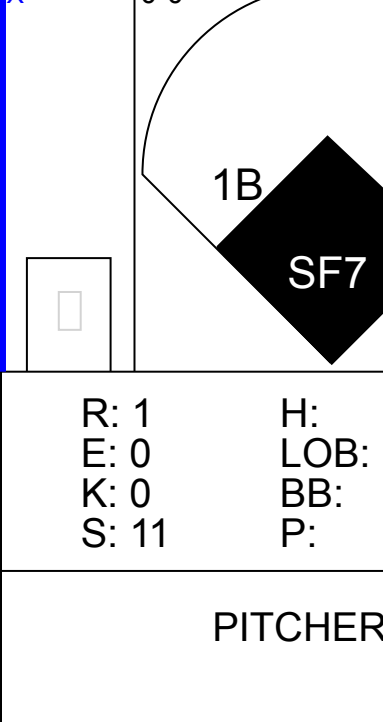








Batter	1	2	3	4	5	6	7	8	9	AB	R	H	RBI	BB	SO	LOB	TOP		
Ray Durham, S OBP: 0.326, SLG: 0.428 (1, 4)										5	1	3	1	0	1	1	<b>Chicago White Sox @ Chicago Cubs</b> Wrigley Field, Chicago, IL Sat Jul 14 2001, 12:15 PM CDT Att: 40,551 - Sunny - 77 F		
Jose Valentin, S OBP: 0.351, SLG: 0.551 Royce Clayton, R OBP: 0.238, SLG: 0.284 (7, FR) (7, 6)										3	0	1	0	0	0	1			
Carlos Lee, R OBP: 0.345, SLG: 0.545 Keith Foulke, R (9, 1)										3	1	1	2	1	1	1			
Magglio Ordonez, R OBP: 0.370, SLG: 0.521 (1, 9)										4	0	0	0	0	0	4			
Jeff Liefer, L OBP: 0.281, SLG: 0.493 (1, 5)										3	0	0	0	1	0	2			
14 Paul Konerko, R OBP: 0.344, SLG: 0.498 (1, 3)										4	0	0	0	0	0	1			
Chris Singleton, L OBP: 0.318, SLG: 0.387 (1, 8)										2	1	1	0	2	0	0			
Mark Johnson, L OBP: 0.353, SLG: 0.433 (1, 2)										3	0	0	0	1	0	2			
Sean Lowe, R OBP: 0.333, SLG: 0.333 Gary Glover, R (8, 1)										3	0	1	0	0	1	4			
Herbert Perry, R OBP: 0.316, SLG: 0.412 Aaron Rowand, R OBP: 0.385, SLG: 0.583 (9, PH) (9, 7)										0	0	0	0	0	0	0			
<b>Inning Stats</b>	R: 0 E: 0 K: 1 S: 7	H: 0 LOB: 0 BB: 0 P: 11	R: 0 E: 0 K: 0 S: 5	H: 0 LOB: 0 BB: 0 P: 9	R: 1 E: 0 K: 0 S: 10	H: 1 LOB: 1 BB: 1 P: 19	R: 1 E: 0 K: 1 S: 17	H: 1 LOB: 3 BB: 3 P: 37	R: 0 E: 0 K: 0 S: 6	H: 0 LOB: 0 BB: 0 P: 11	R: 1 E: 0 K: 0 S: 9	H: 3 LOB: 2 BB: 0 P: 14	R: 0 E: 0 K: 0 S: 10	H: 1 LOB: 1 BB: 0 P: 16	R: 0 E: 0 K: 3 S: 12	H: 0 LOB: 1 BB: 0 P: 18	1B: 6 2B: 0 3B: 0 HR: 1	SF: 1 SAC: 1 DP: 0 HBP: 0	WP: 1 PA: 39 PB: 0 SB: 1 CS: 0
<b>PITCHER</b>	IP	WLS	BF	H	R	ER	SO	BB	IBB	HBP	BLK	WP	HR	S	P	ERA	WHIP		
Julian Tavarez, R ERA: 3.82 (1, 1)	6.0	L	26	3	2	2	2	5	0	0	0	0	1	52	102	3.00	1.333		
Mike Fyhne, R ERA: 5.73 (7, 1)	0.1		3	3	1	1	0	0	0	0	0	0	0	5	7	27.00	9.000		
Kyle Farnsworth, R ERA: 2.95 (7, 1)	0.2		2	0	0	0	0	0	0	0	0	0	0	4	7	0.00	0.000		
Jeff Fassero, L ERA: 2.34 (8, 1)	1.0		4	1	0	0	0	0	0	0	0	0	0	10	16	0.00	1.000		
Tom Gordon, R ERA: 2.73 (9, 1)	1.0		4	0	0	0	3	0	0	0	0	1	0	12	18	0.00	0.000		

Batter	1	2	3	4	5	6	7	8	9	AB	R	H	RBI	BB	SO	LOB	BOTTOM				
Eric Young Sr., R OBP: 0.331, SLG: 0.408 (1, 4)										4	0	1	0	0	0	1	<b>Chicago White Sox @ Chicago Cubs</b> Wrigley Field, Chicago, IL Sat Jul 14 2001, 12:15 PM CDT Att: 40,551 - Sunny - 77 F				
Ricky Gutierrez, R OBP: 0.350, SLG: 0.436 (1, 6)										4	0	1	0	0	0	2					
Sammy Sosa, R OBP: 0.425, SLG: 0.686 (1, 9)										3	0	0	1	0	1	0					
Matt Stairs, L OBP: 0.372, SLG: 0.462 (1, 3)										4	0	1	0	0	0	1					
Ron Coomer, R OBP: 0.321, SLG: 0.395 (1, 5)										3	0	0	0	1	1	0					
Roosevelt Brown, L OBP: 0.304, SLG: 0.412 Jeff Fassero, L (8, 1)										3	0	0	0	0	1	2					
Tom Gordon, R (9, 1)										0	0	0	0	0	0	0					
Gary Matthews, S OBP: 0.344, SLG: 0.490 (1, 8)										3	0	0	0	0	0	1					
Joe Girardi, R OBP: 0.277, SLG: 0.281 (1, 2)										3	0	0	0	0	1	0					
Julian Tavarez, L OBP: 0.192, SLG: 0.125 Delino DeShields, L OBP: 0.330, SLG: 0.316 Mike Fyhne, R (7, 1)										1	0	0	0	0	1	0					
Kyle Farnsworth, R Corey Patterson, L OBP: 0.231, SLG: 0.250 (8, 7)										1	1	1	0	0	0	0					
<b>Inning Stats</b>	R: 0 E: 0 K: 0 S: 5	H: 0 LOB: 0 BB: 0 P: 8	R: 0 E: 0 K: 0 S: 9	H: 1 LOB: 1 BB: 1 P: 18	R: 0 E: 1 K: 2 S: 10	H: 0 LOB: 0 BB: 0 P: 13	R: 0 E: 0 K: 1 S: 8	H: 0 LOB: 0 BB: 0 P: 12	R: 0 E: 0 K: 0 S: 5	H: 0 LOB: 0 BB: 0 P: 11	R: 1 E: 0 K: 0 S: 11	H: 2 LOB: 1 BB: 0 P: 16	R: 0 E: 0 K: 1 S: 13	H: 0 LOB: 0 BB: 0 P: 17	R: 0 E: 0 K: 0 S: 9	H: 1 LOB: 1 BB: 0 P: 11	R: 0 E: 0 K: 1 S: 12	H: 0 LOB: 0 BB: 0 P: 14	1B: 4 2B: 0 3B: 0 HR: 0	SF: 1 SAC: 0 DP: 1 HBP: 0	WP: 0 PA: 32 PB: 0 SB: 0 CS: 0
<b>PITCHER</b>	IP	WLS	BF	H	R	ER	SO	BB	IBB	HBP	BLK	WP	HR	S	P	ERA	WHIP				
Sean Lowe, R ERA: 2.37 (1, 1)	7.0	W	25	3	1	1	4	1	0	0	0	0	0	61	95	1.29	0.571				
Gary Glover, R ERA: 6.35 (8, 1)	1.0	H	4	1	0	0	0	0	0	0	0	0	0	9	11	0.00	1.000				
Keith Foulke, R ERA: 2.53 (9, 1)	1.0	S	3	0	0	0	1	0	0	0	0	0	0	12	14	0.00	0.000				

**Chicago White Sox @ Chicago Cubs**  
 Wrigley Field, Chicago, IL  
 Sat Jul 14 2001, 12:15 PM CDT  
 Att: 40,551 - Sunny - 77 F

AB 32  
 R 3  
 H 7  
 RBI 3  
 BB 5  
 SO 5  
 LOB 17



**Chicago White Sox @ Chicago Cubs**  
 Wrigley Field, Chicago, IL  
 Sat Jul 14 2001, 12:15 PM CDT  
 Att: 40,551 - Sunny - 77 F

AB 30  
 R 1  
 H 4  
 RBI 1  
 BB 1  
 SO 5  
 LOB 7





Batter	1	2	3	4	5	6	7	8	9	AB	R	H	RBI	BB	SO	LOB	TOP										
Ray Durham, S OBP: 0.325, SLG: 0.432	2-2 1B		3-2 F7		0-0 FC5-2			2-3 K		4	1	1	0	0	1	1	<b>Chicago White Sox @ Milwaukee Brewers</b> Miller Park, Milwaukee, WI Sun Jul 15 2001, 1:05 PM CDT Att: 42,455 - Sunny - 84 F										
Chris Singleton, L OBP: 0.317, SLG: 0.385	3-0 2B		2-1 F9		3-H F9			0-3 K2-3		4	1	1	1	0	1	1											
Carlos Lee, R OBP: 0.344, SLG: 0.544 Aaron Rowand, R OBP: 0.385, SLG: 0.583	0-1 14 CS 1-H		3-3 K				0-1 F3		3-3 K	4	0	1	1	0	2	0											
Magglio Ordonez, R OBP: 0.366, SLG: 0.514	2-1 G6-3			0-3 K			3-2 G4-3		1-3 K	4	0	0	0	0	2	1											
14 Paul Konerko, R OBP: 0.343, SLG: 0.498 Keith Foulke, R (9.1)	1-2 G6-3			1-3 K			1-2 2B		0-1 F8	4	0	1	0	0	1	1											
Herbert Perry, R OBP: 0.310, SLG: 0.404		1-0 L3		1-2 G5-3			2-3 K		0-0 F9	4	0	0	0	0	1	1											
Sandy Alomar Jr., R OBP: 0.289, SLG: 0.347		1-2 G5-3			0-1 HR				0-0 F8	3	1	1	1	0	0	0											
Royce Clayton, R OBP: 0.243, SLG: 0.291		4-2 BB			1-2 SH5-4 FC5-2 2B				0-3 K	2	0	1	0	1	1	0											
Rocky Biddle, R Jeff Liefer, L Bob Howry, L Tony Graffano, R OBP: 0.347, SLG: 0.393	1-3 K				0-0 SH5-4				3-2 L6	1	0	0	0	0	1	1											
<b>Inning Stats</b>	R: 2 E: 0 K: 0 S: 12	H: 3 LOB: 0 BB: 0 P: 20	R: 0 E: 0 K: 1 S: 11	H: 0 LOB: 1 BB: 1 P: 18	R: 0 E: 0 K: 1 S: 14	H: 0 LOB: 0 BB: 0 P: 22	R: 0 E: 0 K: 2 S: 9	H: 0 LOB: 0 BB: 0 P: 11	R: 1 E: 0 K: 0 S: 10	H: 2 LOB: 1 BB: 0 P: 12	R: 0 E: 0 K: 1 S: 13	H: 1 LOB: 1 BB: 0 P: 19	R: 0 E: 0 K: 1 S: 7	H: 0 LOB: 0 BB: 0 P: 10	R: 0 E: 0 K: 3 S: 9	H: 0 LOB: 0 BB: 0 P: 14		R: 0 E: 0 K: 1 S: 6	H: 0 LOB: 0 BB: 0 P: 7	1B: 1 2B: 3 3B: 1 HR: 1	SF: 0 SAC: 1 DP: 0 HBP: 0	WP: 0 PB: 0 SB: 1 CS: 1	PA: 33				
<b>PITCHER</b>	IP	WLS	BF	H	R	ER	SO	BB	IBB	HBP	BLK	WP	HR	S	P	ERA	WHIP										
15 Ben Sheets, R ERA: 3.61	7.0	L	27	6	3	3	6	1	0	0	0	0	1	76	112	3.86	1.000										
Mike DeJean, R ERA: 1.79	1.0		3	0	0	0	3	0	0	0	0	0	0	9	14	0.00	0.000										
Curt Leskanic, R ERA: 3.5	1.0		3	0	0	0	1	0	0	0	0	0	0	6	7	0.00	0.000										

Batter	1	2	3	4	5	6	7	8	9	AB	R	H	RBI	BB	SO	LOB	BOTTOM										
Alex Sanchez, L OBP: 0.255, SLG: 0.313 Angel Echevarria, R OBP: 0.358, SLG: 0.466 Mike DeJean, R Curt Leskanic, R	2-1 G4-3		0-0 B4-3		1-0 F8					3	0	0	0	0	0	0	<b>Chicago White Sox @ Milwaukee Brewers</b> Miller Park, Milwaukee, WI Sun Jul 15 2001, 1:05 PM CDT Att: 42,455 - Sunny - 84 F										
Mark Loretta, R OBP: 0.335, SLG: 0.316	4-0 G4-6-3 BB		1-1 G6-3			4-0 G6-4-3 1B BB			1-2 2-3 HBP P4	2	0	0	0	2	0	3											
Geoff Jenkins, L OBP: 0.354, SLG: 0.492	2-1 G4-6-3			4-2 HR BB		1-2 G6-4-3 1B BB			0-1 G6-3	3	1	1	0	1	0	1											
Richie Sexson, R OBP: 0.324, SLG: 0.500		4-2 1B BB		2-2 HR		0-1 G6-4-3			3-2 1B	3	1	2	2	1	0	2											
Jeromy Burnitz, L OBP: 0.353, SLG: 0.493		0-1 F8		0-0 L9		0-0 L9			3-0 P4	4	0	0	0	0	0	3											
José Hernández, R OBP: 0.307, SLG: 0.487		3-3 K		1-0 F8					0-0 HBP SH 1B	4	0	1	0	0	2	2											
Ronnie Belliard, R OBP: 0.348, SLG: 0.428		1-0 1B		0-2 F7					0-1 SH HBP	3	0	1	0	0	0	0											
Raul Casanova, S OBP: 0.331, SLG: 0.514		0-0 F5			2-2 F7				0-0 F2	4	0	0	0	0	1	4											
15 Ben Sheets, R OBP: 0.125, SLG: 0.034 Devon White, S OBP: 0.353, SLG: 0.497			3-3 K		2-3 K				2-3 K	2	0	0	0	0	2	0											
<b>Inning Stats</b>	R: 0 E: 0 K: 0 S: 4	H: 0 LOB: 0 BB: 1 P: 12	R: 0 E: 0 K: 1 S: 11	H: 1 LOB: 2 BB: 1 P: 19	R: 0 E: 0 K: 1 S: 6	H: 0 LOB: 0 BB: 0 P: 10	R: 2 E: 0 K: 0 S: 13	H: 1 LOB: 0 BB: 1 P: 20	R: 0 E: 0 K: 1 S: 7	H: 0 LOB: 0 BB: 0 P: 12	R: 0 E: 0 K: 0 S: 6	H: 1 LOB: 1 BB: 1 P: 11	R: 0 E: 1 K: 1 S: 14	H: 1 LOB: 3 BB: 0 P: 19	R: 0 E: 0 K: 1 S: 9	H: 1 LOB: 1 BB: 0 P: 16		R: 0 E: 0 K: 1 S: 8	H: 0 LOB: 0 BB: 0 P: 8	1B: 4 2B: 0 3B: 0 HR: 1	SF: 0 SAC: 1 DP: 2 HBP: 1	WP: 0 PB: 0 SB: 0 CS: 0	PA: 36				
<b>PITCHER</b>	IP	WLS	BF	H	R	ER	SO	BB	IBB	HBP	BLK	WP	HR	S	P	ERA	WHIP										
Rocky Biddle, R ERA: 4.78	6.0	W	23	3	2	2	3	4	0	0	0	0	1	47	84	3.00	1.167										
Bob Howry, R ERA: 4.58	2.0	H	10	2	0	0	2	0	0	1	0	0	0	23	35	0.00	1.000										
Keith Foulke, R ERA: 2.47	1.0	S	3	0	0	0	1	0	0	0	0	0	0	8	8	0.00	0.000										







Batter	1	2	3	4	5	6	7	8	9	AB	R	H	RBI	BB	SO	LOB	TOP											
Ray Durham, S OBP: 0.325, SLG: 0.429	1-1 S SH5-3 G4-3 1B		0-3 K			1-0 WP SH1-3 1B	3-2 SF7	2-1 F7		4	1	2	1	0	1	2												
Chris Singleton, L OBP: 0.311, SLG: 0.377	1-1 SH5-3			3-2 F8		0-2 SH1-3	0-0 F8		0-2 F8	3	0	0	0	0	0	2												
Carlos Lee, R OBP: 0.339, SLG: 0.552	3-2 G4-3			1-0 G4-3		2-3 K		0-0 HR	2-1 G4-3	5	1	1	2	0	1	1												
Jose Canseco, R OBP: 0.371, SLG: 0.603 Aaron Rowand, R OBP: 0.357, SLG: 0.538	0-3 K			3-1 HR		1-1 G1-3		2-0 HR	3-1 G1-3	4	2	2	1	0	1	1												
Jeff Liefer, L OBP: 0.289, SLG: 0.510		3-2 G4-6-3 1B		0-0 G4-3			4-2 2B	3-2 1-H HR		3	2	2	2	1	0	0												
Herbert Perry, R OBP: 0.321, SLG: 0.416		0-0 G4-6-3 1-2			4-2 G4-6-3 BB		0-0 WP 1-H SF7 2B	1-0 2B		3	1	2	1	1	0	1												
Royce Clayton, R OBP: 0.244, SLG: 0.299		0-2 G1-3			0-1 G4-6-3 1-2		0-0 WP 1B	1-1 F7		4	0	1	0	0	0	2												
Mark Johnson, L OBP: 0.395, SLG: 0.576			2-2 F9		3-2 HR		4-2 1-2 2-3 BB	1-2 1-3 2B		3	1	2	1	1	0	0												
Kip Wells, R OBP: 0.167, SLG: 0.167 14 Paul Konerko, R OBP: 0.341, SLG: 0.492 Jon Garland, R OBP: 0.341, SLG: 0.492			1-3 K		3-3 K		0-0 F3	0-0 G4-3		2	0	0	0	0	2	0												
<b>Inning Stats</b>	R: 1 E: 0 K: 1 S: 14	H: 1 LOB: 0 BB: 0 P: 19	R: 0 E: 0 K: 0 S: 7	H: 1 LOB: 0 BB: 0 P: 10	R: 0 E: 0 K: 2 S: 10	H: 0 LOB: 0 BB: 0 P: 13	R: 1 E: 0 K: 0 S: 8	H: 1 LOB: 0 BB: 0 P: 15	R: 1 E: 0 K: 1 S: 15	H: 1 LOB: 0 BB: 1 P: 25	R: 0 E: 0 K: 1 S: 10	H: 1 LOB: 1 BB: 0 P: 14	R: 2 E: 0 K: 0 S: 12	H: 2 LOB: 2 BB: 2 P: 23	R: 3 E: 0 K: 0 S: 17	H: 5 LOB: 2 BB: 0 P: 27	R: 0 E: 0 K: 0 S: 7	H: 0 LOB: 0 BB: 0 P: 12	1B: 6 2B: 2 3B: 0 HR: 4	SF: 1 SAC: 2 DP: 2 HBP: 0	WP: 2 PB: 0 SB: 1 CS: 0	PA: 40						
<b>PITCHER</b>	IP	WLS	BF	H	R	ER	SO	BB	IBB	HBP	BLK	WP	HR	S	P	ERA	WHIP											
Jimmy Haynes, R ERA: 5.21	(1, 1)	6.0	L	23	5	4	4	5	2	0	0	0	1	2	67	103	6.00	1.167										
Mike DeJean, R ERA: 1.92	(7, 1)	1.0		6	2	1	1	0	1	0	0	0	1	0	9	16	9.00	3.000										
Will Cunnane, R ERA: 6.02	(8, 1)	1.0		8	5	3	3	0	0	0	0	0	0	2	17	27	27.00	5.000										
Gus Gandarillas, R ERA:	(9, 1)	1.0		3	0	0	0	0	0	0	0	0	0	0	7	12	0.00	0.000										

Chicago White Sox @ Milwaukee Brewers  
Miller Park, Milwaukee, WI  
Tue Jul 17 2001, 1:05 PM CDT  
Att: 40,332 - Cloudy - 72 F

livebaseballscorecards.com

AB 34  
R 8  
H 12  
RBI 8  
BB 3  
SO 5  
LOB 14




Batter	1	2	3	4	5	6	7	8	9	AB	R	H	RBI	BB	SO	LOB	BOTTOM											
Devon White, S OBP: 0.342, SLG: 0.483	0-3 K		2-3 K2-3		2-0 F9		1-3 K		2-0 G4-3	5	0	0	0	0	3	0												
Ronnie Belliard, R OBP: 0.351, SLG: 0.432	1-1 2B		0-0 F8			2-3 K		0-0 2B		4	0	2	0	0	1	0												
Geoff Jenkins, L OBP: 0.353, SLG: 0.487	0-0 G5-3			2-3 K		4-2 HR		1-1 2B		3	1	1	0	1	1	1												
Richie Sexson, R OBP: 0.322, SLG: 0.500	2-3 K			4-2 1B		1-2 HR		2-1 F3		3	1	1	2	1	1	3												
Jeremy Burnitz, L OBP: 0.356, SLG: 0.510		3-3 K		0-1 P4		0-0 HR		1-3 K		4	1	1	1	0	2	3												
Raul Casanova, S OBP: 0.333, SLG: 0.516	1-0 2B			2-0 1B		1-1 G1-3		1-0 F7		4	0	2	0	0	0	2												
José Hernández, R OBP: 0.309, SLG: 0.479 Will Cunnane, R OBP: 0.316, SLG: 0.473		2-3 K		0-0 F8		1-0 G5-3			2-1 G6-3 1B	3	0	0	0	0	1	3												
Luis Lopez, S OBP: 0.244, SLG: 0.271		0-1 G3-1			2-1 G6-3		0-3 K		0-1 G6-3	4	0	0	0	0	1	2												
Jimmy Haynes, R OBP: 0.179, SLG: 0.162 Mike DeJean, R OBP: 0.341, SLG: 0.492 Mike Coolbaugh, R OBP: 0.667, SLG: 1.667			0-0 G1-3		2-3 K		2-2 G4-3		2-2 HR	2	0	0	0	0	1	0												
<b>Inning Stats</b>	R: 0 E: 0 K: 2 S: 9	H: 1 LOB: 1 BB: 0 P: 12	R: 0 E: 0 K: 2 S: 14	H: 1 LOB: 0 BB: 0 P: 20	R: 0 E: 0 K: 1 S: 7	H: 0 LOB: 0 BB: 0 P: 9	R: 0 E: 0 K: 1 S: 10	H: 1 LOB: 2 BB: 1 P: 18	R: 0 E: 0 K: 1 S: 7	H: 0 LOB: 0 BB: 0 P: 13	R: 3 E: 0 K: 1 S: 13	H: 2 LOB: 0 BB: 1 P: 22	R: 0 E: 0 K: 2 S: 9	H: 0 LOB: 0 BB: 0 P: 12	R: 0 E: 0 K: 1 S: 10	H: 2 LOB: 2 BB: 0 P: 15	R: 1 E: 0 K: 0 S: 8	H: 2 LOB: 2 BB: 0 P: 14	1B: 3 2B: 3 3B: 0 HR: 3	SF: 0 SAC: 0 DP: 1 HBP: 0	WP: 0 PB: 0 SB: 0 CS: 0	PA: 37						
<b>PITCHER</b>	IP	WLS	BF	H	R	ER	SO	BB	IBB	HBP	BLK	WP	HR	S	P	ERA	WHIP											
Kip Wells, R ERA: 2.57	(1, 1)	6.0	W	25	5	3	3	8	2	0	0	0	0	2	60	94	4.50	1.167										
Jon Garland, R ERA: 4.13	(7, 1)	3.0	S	12	4	1	1	3	0	0	0	0	0	1	27	41	3.00	1.333										

Chicago White Sox @ Milwaukee Brewers  
Miller Park, Milwaukee, WI  
Tue Jul 17 2001, 1:05 PM CDT  
Att: 40,332 - Cloudy - 72 F

livebaseballscorecards.com

AB 35  
R 4  
H 9  
RBI 4  
BB 2  
SO 11  
LOB 14









Batter	1	2	3	4	5	6	7	8	9	AB	R	H	RBI	BB	SO	LOB	TOP										
<b>Kenny Lofton, L</b> OBP: 0.305, SLG: 0.363 (1, 8)	B1-3		F8														5 1 3 1 0 0 2										
<b>Omar Vizquel, S</b> OBP: 0.345, SLG: 0.335 (1, 6)	2B	L7			F9												5 2 3 2 0 0 1										
<b>Roberto Alomar, S</b> OBP: 0.426, SLG: 0.555 (1, 4)	L5		G3		F9												5 0 0 0 0 1 4										
<b>Jim Thome, L</b> OBP: 0.421, SLG: 0.660 (1, 3)	1B	2B	HR		K												5 3 3 4 0 2 0										
<b>Marty Cordova, R</b> OBP: 0.369, SLG: 0.523 (1, 9)	1B		HR		L5												5 1 3 2 0 0 0										
<b>Wil Cordero, R</b> OBP: 0.370, SLG: 0.410 (1, 10)	P3		F8	BB	F9												5 1 1 0 0 0 2										
<b>Travis Fryman, R</b> OBP: 0.367, SLG: 0.326 (1, 5)			G6-3	2B	F8												4 1 1 0 1 1 1										
<b>Russell Branyan, L</b> OBP: 0.312, SLG: 0.476 (1, 7)			K		F8												4 0 0 0 0 1 3										
<b>Jolbert Cabrera, R</b> OBP: 0.331, SLG: 0.365 (8, 7)			K		F8												1 0 0 0 0 0 0										
<b>Einar Diaz, R</b> OBP: 0.356, SLG: 0.417 (1, 2)			G6-3														3 1 1 1 0 0 1										
<b>Inning Stats</b>	R: 2 E: 0 K: 0 S: 19	H: 3 LOB: 1 BB: 0 P: 26	R: 1 E: 0 K: 1 S: 10	H: 2 LOB: 1 BB: 0 P: 16	R: 3 E: 0 K: 0 S: 12	H: 4 LOB: 2 BB: 1 P: 24	R: 0 E: 0 K: 1 S: 7	H: 0 LOB: 0 BB: 0 P: 10	R: 0 E: 0 K: 0 S: 5	H: 0 LOB: 0 BB: 0 P: 10	R: 0 E: 0 K: 2 S: 13	H: 1 LOB: 1 BB: 0 P: 19	R: 4 E: 0 K: 1 S: 20	H: 3 LOB: 0 BB: 0 P: 33	R: 0 E: 0 K: 0 S: 9	H: 0 LOB: 0 BB: 0 P: 15	1B: 6 2B: 5 3B: 1 HR: 3	SF: 0 SAC: 0 DP: 0 HBP: 1	WP: 1 PB: 0 SB: 0 CS: 0	PA: 44							
<b>PITCHER</b>	IP	WLS	BF	H	R	ER	SO	BB	IBB	HBP	BLK	WP	HR	S	P	ERA	WHIP										
<b>Sean Lowe, R</b> ERA: 2.97 (1, 1)	6.0	L	30	11	6	6	2	1	0	0	0	1	2	63	101	9.00	2.000										
<b>Matt Ginter, R</b> ERA: 8.0 (7, 1)	1.0		4	1	0	0	2	0	0	0	0	0	0	13	19	0.00	1.000										
<b>Bob Howry, R</b> ERA: 5.4 (8, 1)	1.0		7	3	4	4	1	0	0	1	0	0	1	20	33	36.00	3.000										
<b>Gary Glover, R</b> ERA: 5.97 (9, 1)	1.0		3	0	0	0	0	0	0	0	0	0	0	9	15	0.00	0.000										

Cleveland Indians @ Chicago White Sox  
Comiskey Park, Chicago, IL  
Thu Jul 19 2001, 8:05 PM EDT  
Att: 23,450 - Cloudy - 84 F

AB 42  
R 10  
H 15  
RBI 10  
BB 1  
SO 5  
LOB 14



Batter	1	2	3	4	5	6	7	8	9	AB	R	H	RBI	BB	SO	LOB	BOTTOM										
<b>Ray Durham, S</b> OBP: 0.330, SLG: 0.435 (1, 4)	G6-4-3		G4-3														3 1 1 0 1 0 0										
<b>Chris Singleton, L</b> OBP: 0.318, SLG: 0.391 (1, 8)	1B																4 1 3 1 0 1 0										
<b>Carlos Lee, R</b> OBP: 0.334, SLG: 0.545 (1, 7)	G6-4-3																4 0 0 1 0 1 3										
<b>Magglio Ordonez, R</b> OBP: 0.361, SLG: 0.505 (1, 9)	G1-3																4 0 0 0 0 0 2										
<b>Jose Canseco, R</b> OBP: 0.385, SLG: 0.594 (1, 10)			K														3 1 2 0 1 1 0										
<b>Jeff Liefer, L</b> OBP: 0.286, SLG: 0.503 (1, 5)																	2 0 0 0 0 0 1										
<b>Herbert Perry, R</b> OBP: 0.326, SLG: 0.415 (7, PH) (8, 5)			G4-3														2 0 1 0 0 0 1										
<b>14 Paul Konerko, R</b> OBP: 0.336, SLG: 0.481 (1, 3)			G5-3														3 0 0 1 1 0 2										
<b>Mark Johnson, L</b> OBP: 0.366, SLG: 0.528 (1, 2)																	3 0 0 0 0 1 2										
<b>Tony Graffanino, R</b> OBP: 0.345, SLG: 0.388 (9, PH)			F8														1 0 0 0 0 0 1										
<b>Royce Clayton, R</b> OBP: 0.249, SLG: 0.300 (1, 6)			G3-1														3 0 0 0 0 0 2										
<b>Inning Stats</b>	R: 0 E: 0 K: 0 S: 14	H: 1 LOB: 1 BB: 1 P: 19	R: 0 E: 0 K: 1 S: 8	H: 0 LOB: 0 BB: 0 P: 12	R: 0 E: 0 K: 0 S: 8	H: 0 LOB: 0 BB: 0 P: 12	R: 0 E: 0 K: 1 S: 9	H: 0 LOB: 0 BB: 0 P: 15	R: 1 E: 0 K: 0 S: 9	H: 1 LOB: 0 BB: 0 P: 12	R: 1 E: 0 K: 1 S: 8	H: 2 LOB: 1 BB: 0 P: 12	R: 0 E: 0 K: 1 S: 16	H: 1 LOB: 2 BB: 1 P: 29	R: 1 E: 0 K: 0 S: 11	H: 1 LOB: 1 BB: 0 P: 17	R: 0 E: 0 K: 0 S: 7	H: 1 LOB: 1 BB: 1 P: 14	1B: 4 2B: 2 3B: 1 HR: 0	SF: 0 SAC: 0 DP: 2 HBP: 0	WP: 0 PB: 0 SB: 1 CS: 0	PA: 35					
<b>PITCHER</b>	IP	WLS	BF	H	R	ER	SO	BB	IBB	HBP	BLK	WP	HR	S	P	ERA	WHIP										
<b>Dave Burba, R</b> ERA: 6.01 (1, 1)	6.0	W	23	5	2	2	3	1	0	0	0	0	0	13	24	0.00	1.000										
<b>John Rocker, L</b> ERA: 4.1 (7, 1)	1.0		4	0	0	0	1	1	0	0	0	0	0	11	17	9.00	1.000										
<b>Ricardo Rincon, L</b> ERA: 3.34 (8, 1)	1.0		4	1	1	1	0	0	0	0	0	0	0	7	14	0.00	2.000										
<b>Rich Rodriguez, L</b> ERA: 3.7 (9, 1)	1.0		4	1	0	0	0	1	0	0	0	0	0	7	14	0.00	2.000										

Cleveland Indians @ Chicago White Sox  
Comiskey Park, Chicago, IL  
Thu Jul 19 2001, 8:05 PM EDT  
Att: 23,450 - Cloudy - 84 F

AB 32  
R 3  
H 7  
RBI 3  
BB 3  
SO 4  
LOB 14





Batter	1	2	3	4	5	6	7	8	9	AB R H RBI BB SO LOB	TOP											
<b>Jose Offerman, S</b> (1, 4) OBP: 0.326, SLG: 0.358	F8	HR		F8			G4-3		K	5 1 1 3 0 1 2	<b>Boston Red Sox @ Chicago White Sox</b> Comiskey Park, Chicago, IL Fri Jul 20 2001, 8:05 PM EDT Att: 28,740 - Overcast - 89 F											
<b>Mike Lansing, R</b> (1, 6) OBP: 0.293, SLG: 0.341	HR	G5-3			G5-3		G6-3		1B	5 1 2 0 0 0 1												
<b>Trot Nixon, L</b> (1, 8) OBP: 0.378, SLG: 0.503	HR				K			G4-3	F7	4 1 0 0 1 2 2												
<b>Manny Ramirez, R</b> (1, 7) OBP: 0.418, SLG: 0.645	HR				K			HR		4 2 3 4 0 1 0												
<b>Dante Bichette, R</b> (1, 10) OBP: 0.357, SLG: 0.518	F8			F7		L8		G5-3		4 0 0 0 0 0 1												
<b>Brian Daubach, L</b> (1, 3) OBP: 0.345, SLG: 0.526	F9			K		B1-3			BB	3 0 0 0 1 1 1												
<b>Chris Stynes, R</b> (1, 5) OBP: 0.357, SLG: 0.483			G6-3	K		G6-3		G5-3		4 0 0 0 0 1 2												
<b>Troy O'Leary, L</b> (1, 9) OBP: 0.309, SLG: 0.436		1B			G3-1		G4-3		K	3 1 1 0 1 1 0												
<b>Doug Mirabeli, R</b> (1, 2) OBP: 0.307, SLG: 0.294		1B			P3		F9		1B	4 1 2 0 0 0 1												
<b>Inning Stats</b>	R: 3 E: 0 K: 0 S: 10	H: 2 LOB: 0 BB: 1 P: 21	R: 3 E: 0 K: 1 S: 14	H: 3 LOB: 0 BB: 0 P: 18	R: 0 E: 0 K: 2 S: 9	H: 1 LOB: 1 BB: 0 P: 14	R: 0 E: 0 K: 0 S: 7	H: 0 LOB: 0 BB: 0 P: 9	R: 0 E: 0 K: 0 S: 10	H: 0 LOB: 0 BB: 0 P: 15		R: 0 E: 0 K: 0 S: 4	H: 0 LOB: 0 BB: 0 P: 4	R: 0 E: 0 K: 0 S: 13	H: 0 LOB: 1 BB: 1 P: 21	R: 1 E: 0 K: 0 S: 12	H: 1 LOB: 1 BB: 2 P: 22	R: 0 E: 0 K: 2 S: 10	H: 2 LOB: 2 BB: 0 P: 19	1B: 5 2B: 1 3B: 0 HR: 3	SF: 0 SAC: 0 DP: 0 HBP: 0	WP: 0 PB: 0 SB: 1 CS: 0
<b>PITCHER</b>	IP WLS BF H R ER SO BB IBB HBP BLK WP HR S P ERA WHIP											IP WLS BF H R ER SO BB IBB HBP BLK WP HR S P ERA WHIP										
<b>Rocky Biddle, R</b> (1, 1) ERA: 4.99	7.0 L 29 6 6 6 5 2 0 0 0 0 0 2 67 102 7.71 1.143																					
<b>Jon Garland, R</b> (8, 1) ERA: 4.22	1.0 5 1 1 1 0 1 0 0 0 0 0 1 12 22 9.00 2.000																					
<b>Alan Embree, L</b> (9, 1) ERA: 10.87	1.0 5 2 0 0 2 0 0 0 0 0 0 0 10 19 0.00 2.000																					

Batter	1	2	3	4	5	6	7	8	9	AB R H RBI BB SO LOB	BOTTOM									
<b>Ray Durham, S</b> (1, 4) OBP: 0.333, SLG: 0.438	1B		G1-2-3		K	G3			F9	4 0 2 0 1 1 1	<b>Boston Red Sox @ Chicago White Sox</b> Comiskey Park, Chicago, IL Fri Jul 20 2001, 8:05 PM EDT Att: 28,740 - Overcast - 89 F									
<b>Jose Valentin, S</b> (1, 5) OBP: 0.352, SLG: 0.538	K		G1-2-3		P4		K		F9	4 0 0 0 1 2 2										
<b>Carlos Lee, R</b> (1, 7) OBP: 0.335, SLG: 0.543	1B		G1-2-3		1B		G6-3		F9	5 0 2 0 0 0 4										
<b>Magglio Ordonez, R</b> (1, 9) OBP: 0.362, SLG: 0.505	G5-4-3		K		1B				G6-3	4 0 1 0 1 1 5										
<b>Jose Canseco, R</b> (1, 10) OBP: 0.366, SLG: 0.562			K		P4		K			4 0 0 0 0 3 3										
<b>14 Paul Konerko, R</b> (1, 3) OBP: 0.341, SLG: 0.494	F9				1B		HR		1B	4 1 3 1 0 0 0										
<b>Chris Singleton, L</b> (1, 8) OBP: 0.313, SLG: 0.385			K		F9		G3-1		K	4 0 0 0 0 2 1										
<b>Royce Clayton, R</b> (1, 6) OBP: 0.257, SLG: 0.317					HR		K		1B	3 1 2 1 1 1 0										
<b>Mark Johnson, L</b> (1, 2) OBP: 0.378, SLG: 0.500			G1-2-3		F8				K	2 0 0 0 2 1 3										
<b>Inning Stats</b>	R: 0 E: 0 K: 1 S: 9	H: 2 LOB: 1 BB: 0 P: 13	R: 0 E: 0 K: 2 S: 9	H: 0 LOB: 0 BB: 0 P: 13	R: 1 E: 0 K: 1 S: 11	H: 1 LOB: 2 BB: 3 P: 25	R: 0 E: 0 K: 1 S: 17	H: 1 LOB: 2 BB: 1 P: 25	R: 1 E: 0 K: 1 S: 11	H: 1 LOB: 1 BB: 1 P: 19		R: 0 E: 0 K: 2 S: 8	H: 1 LOB: 1 BB: 0 P: 13	R: 0 E: 0 K: 2 S: 10	H: 2 LOB: 1 BB: 0 P: 12	R: 0 E: 0 K: 0 S: 8	H: 1 LOB: 1 BB: 0 P: 13	1B: 6 2B: 2 3B: 0 HR: 2	SF: 0 SAC: 0 DP: 2 HBP: 0	WP: 0 PB: 0 SB: 1 CS: 0
<b>PITCHER</b>	IP WLS BF H R ER SO BB IBB HBP BLK WP HR S P ERA WHIP											IP WLS BF H R ER SO BB IBB HBP BLK WP HR S P ERA WHIP								
<b>Hideo Nomo, R</b> (1, 1) ERA: 4.01	6.0 W 28 6 2 2 7 6 0 0 0 0 0 0 2 66 114 3.00 2.000																			
<b>Rich Garces, R</b> (7, 1) ERA: 2.51	2.0 8 3 0 0 4 0 0 0 0 0 0 0 18 25 0.00 1.500																			
<b>Hipolito Pichardo, R</b> (9, 1) ERA: 2.89	1.0 4 1 0 0 0 0 0 0 0 0 0 0 8 13 0.00 1.000																			



Batter	1	2	3	4	5	6	7	8	9	AB	R	H	RBI	BB	SO	LOB	TOP										
<b>Jose Offerman, S</b> OBP: 0.327, SLG: 0.359 (1, 4)	2-2 2B 1B	2-1 F8		2-2 F7			0-0 F9		2-2 1B	5	1	2	0	0	0	1											
<b>Scott Hatteberg, L</b> OBP: 0.326, SLG: 0.377 (1, 2)	3-2 1B WP 2B	1-2 F8			2-1 F8		2-1 FC1-6 1B		1-0 G3-1	5	1	2	1	0	0	2											
<b>Trot Nixon, L</b> OBP: 0.377, SLG: 0.498 (1, 8)	4-1 WP 1B BB	2-3 K			3-3 K		0-0 FC1-6 1-2			3	0	0	0	1	2	2											
<b>Manny Ramirez, R</b> OBP: 0.419, SLG: 0.642 (1, 7)	0-1 WP 1-2 2-3 1B		1-2 G5-3		4-1 BB		3-2 F8			3	0	1	0	1	0	1											
<b>Dante Bichette, R</b> OBP: 0.355, SLG: 0.513 (1, 10)	1-2 F8		2-0 1B		0-0 F8			1-1 P4		4	0	1	0	0	0	4											
<b>Brian Daubach, L</b> OBP: 0.344, SLG: 0.520 (1, 3)	4-2 1-2 2-3 3-H BB		1-3 K		2-3 K		2-1 F9		1-0 F9	3	0	0	0	1	2	1											
<b>Chris Stynes, R</b> OBP: 0.350, SLG: 0.473 (1, 5)	3-2 F2		0-2 F8		0-3 K		2-1 F9			4	0	0	0	0	1	4											
<b>Troy O'Leary, L</b> OBP: 0.304, SLG: 0.428 (1, 9)	1-1 G4-3		0-1 G1-3		0-2 G4-3			2-0 F8		4	0	0	0	0	0	3											
<b>Mike Lansing, R</b> OBP: 0.297, SLG: 0.355 (1, 6)		4-2 PB BB		1-0 P5		1-1 HR		1-0 F8		3	1	1	1	1	0	0											
<b>Inning Stats</b>	R: 2 H: 3 E: 0 K: 0 S: 23	WLS: 3 BF: 29 LOB: 3 BB: 2 P: 41	R: 0 H: 0 E: 0 K: 1 S: 15	H: 0 R: 1 ER: 1 LOB: 1 BB: 1 P: 24	R: 0 H: 1 E: 0 K: 1 S: 10	H: 0 R: 0 ER: 0 LOB: 0 BB: 0 P: 14	R: 0 H: 0 E: 0 K: 0 S: 7	H: 0 R: 0 ER: 0 LOB: 0 BB: 0 P: 10	R: 0 H: 0 E: 0 K: 2 S: 9	H: 0 R: 0 ER: 0 LOB: 1 BB: 1 P: 16	R: 0 H: 0 E: 0 K: 0 S: 10	H: 2 R: 1 ER: 0 LOB: 1 BB: 0 P: 16	R: 0 H: 0 E: 0 K: 0 S: 5	H: 0 R: 0 ER: 0 LOB: 0 BB: 0 P: 9	R: 0 H: 1 E: 0 K: 0 S: 6	H: 1 R: 0 ER: 0 LOB: 1 BB: 0 P: 12	1B: 5 2B: 1 3B: 0 HR: 1	SF: 0 SAC: 0 DP: 0 HBP: 0	WP: 1 PB: 1 SB: 0 CS: 0	PA: 38							
<b>PITCHER</b>	IP	WLS	BF	H	R	ER	SO	BB	IBB	HBP	BLK	WP	HR	S	P	ERA	WHIP										
<b>James Baldwin, R</b> ERA: 4.61 (1, 1)	6.1	W	29	6	3	3	5	4	0	0	0	1	1	76	124	4.26	1.579										
<b>Gary Glover, R</b> ERA: 5.5 (7, 1)	2.2		9	1	0	0	0	0	0	0	0	0	0	16	29	0.00	0.375										

**Boston Red Sox @ Chicago White Sox**  
Comiskey Park, Chicago, IL  
Sat Jul 21 2001, 1:15 PM EDT  
Att: 29,303 - Cloudy - 97 F

AB 34  
R 3  
H 7  
RBI 2  
BB 4  
SO 5  
LOB 18



Batter	1	2	3	4	5	6	7	8	9	AB	R	H	RBI	BB	SO	LOB	BOTTOM										
<b>Jose Valentin, S</b> OBP: 0.349, SLG: 0.532 (1, 5)	1-1 G5-3	2-2 P6	0-1 G6-3	2-3 K		3-3 K		1-2 G4-3		3	0	0	0	0	0	4											
<b>Tony Graffanino, R</b> OBP: 0.333, SLG: 0.375 (4, 5)			1-2 2-3							3	0	0	0	0	2	4											
<b>Aaron Rowand, R</b> OBP: 0.458, SLG: 0.524 (1, 8)	4-0 S BB		BB 1B		3-3 K		1-2 1B	2-0 BB 1B		5	1	4	2	1	1	0											
<b>Ray Durham, S</b> OBP: 0.336, SLG: 0.438 (1, 4)	3-3 K		BB 1B		1-0 BB 1B		2-1 F7	4-2 BB 1B		5	2	2	0	1	2	4											
<b>Magglio Ordonez, R</b> OBP: 0.366, SLG: 0.503 (1, 9)	4-0 BB		4-2 14 HR BB BB	1-1 G3-1 S 1B 1B	4-1 FC3-6 1B BB	3-3 K		1-2 G5-3		3	2	1	0	3	1	4											
<b>Jose Canseco, R</b> OBP: 0.368, SLG: 0.545 (1, 10)	1-3 K		0-3 K	4-2 1B G3-1 BB	1-0 FC3-6 1B		1-3 K			4	0	1	1	1	3	5											
<b>Jeff Liefer, L</b> OBP: 0.289, SLG: 0.516 (1, 7)		1-3 K	4-2 14 HR BB	1-0 G3-1	3-2 FC3-6 14 BB		1-2 HR			4	2	1	2	1	1	4											
<b>14 Paul Konerko, R</b> OBP: 0.347, SLG: 0.503 (1, 3)	4-2 SH5-3 BB		1-1 1-H 2-H 3-H HR	4-0 1B IBB	4-2 BB		0-1 G6-3			2	1	1	4	3	0	0											
<b>Mark Johnson, L</b> OBP: 0.388, SLG: 0.500 (1, 2)	0-0 SH5-3		0-0 G6-3 1B 1B	2-0 1B	1-0 F8		2-1 F7			4	1	2	1	0	0	3											
<b>Royce Clayton, R</b> OBP: 0.264, SLG: 0.321 (1, 6)	4-2 BB		0-0 G6-3 1B 1B	1-2 K		2-2 1B		1-1 G6-3		4	1	2	0	1	1	3											
<b>Inning Stats</b>	R: 0 H: 0 E: 0 K: 2 S: 10	H: 0 R: 0 ER: 0 LOB: 2 BB: 2 P: 23	R: 0 H: 0 E: 0 K: 1 S: 14	H: 0 R: 0 ER: 0 LOB: 2 BB: 2 P: 25	R: 7 H: 6 E: 0 K: 2 S: 22	H: 1 R: 0 ER: 0 LOB: 1 BB: 2 P: 34	R: 1 H: 2 E: 0 K: 2 S: 13	H: 2 R: 0 ER: 0 LOB: 3 BB: 2 P: 29	R: 0 H: 2 E: 0 K: 2 S: 18	H: 2 R: 0 ER: 0 LOB: 2 BB: 0 P: 29	R: 1 H: 1 E: 0 K: 1 S: 10	H: 1 R: 0 ER: 0 LOB: 0 BB: 0 P: 14	R: 0 H: 1 E: 0 K: 0 S: 13	H: 1 R: 0 ER: 0 LOB: 2 BB: 1 P: 22	1B: 12 2B: 0 3B: 0 HR: 2	SF: 0 SAC: 1 DP: 0 HBP: 0	WP: 0 PB: 0 SB: 2 CS: 0	PA: 49									
<b>PITCHER</b>	IP	WLS	BF	H	R	ER	SO	BB	IBB	HBP	BLK	WP	HR	S	P	ERA	WHIP										
<b>Tomo Ohka, R</b> ERA: 5.96 (1, 1)	2.2	L	20	6	7	7	4	6	0	0	0	0	0	43	79	23.62	4.500										
<b>Bryce Florie, R</b> ERA: 11.42 (3, 1)	2.1		15	4	2	2	4	3	1	0	0	0	0	32	64	7.71	3.000										
<b>Sun-Woo Kim, R</b> ERA: 0.0 (6, 1)	1.0		5	2	0	0	2	0	0	0	0	0	0	18	29	0.00	2.000										
<b>Hipolito Pichardo, R</b> ERA: 3.1 (7, 1)	1.0		4	1	1	1	1	0	0	0	0	0	1	10	14	9.00	1.000										
<b>Bill Pulsipher, L</b> ERA: 6.84 (8, 1)	1.0		5	1	0	0	0	1	0	0	0	0	0	13	22	0.00	2.000										

**Boston Red Sox @ Chicago White Sox**  
Comiskey Park, Chicago, IL  
Sat Jul 21 2001, 1:15 PM EDT  
Att: 29,303 - Cloudy - 97 F

AB 37  
R 10  
H 14  
RBI 10  
BB 11  
SO 11  
LOB 31





Batter	1	2	3	4	5	6	7	8	9	AB	R	H	RBI	BB	SO	LOB	TOP				
<b>Chris Stynes, R</b> OBP: 0.345, SLG: 0.460 (1, 4)	G6-3		G1-3			F8	F9		G6-3	5	0	0	0	1	0	1	<b>Boston Red Sox @ Chicago White Sox</b> Comiskey Park, Chicago, IL Sun Jul 22 2001, 2:05 PM EDT Att: 26,211 - Sunny - 94 F				
<b>Mike Lansing, R</b> OBP: 0.296, SLG: 0.352 (1, 6)	F7		F3	1B HR		1B BB	G4-3		G6-3	5	1	1	0	1	0	3					
<b>Scott Hatteberg, L</b> OBP: 0.333, SLG: 0.376 (1, 2)	BB		HR	1B		1B BB	F2			3	1	1	0	2	0	3					
<b>Manny Ramirez, R</b> OBP: 0.421, SLG: 0.643 (1, 7)	BB		F8			BB SF8			F8	4	1	2	0	1	0	2					
<b>Dante Bichette, R</b> OBP: 0.356, SLG: 0.521 (1, 10)	K		HR			BB HBP	P6		F8	4	1	1	3	0	1	5					
<b>Brian Daubach, L</b> OBP: 0.345, SLG: 0.527 (1, 3)		G6-3	F9			FC4-6 BB	F8		HR	4	1	1	1	1	0	3					
<b>Shea Hillenbrand, R</b> OBP: 0.287, SLG: 0.497 (1, 5)		FC6-4 1B		F7				HR		5	1	3	1	0	1	3					
<b>Troy O'Leary, L</b> OBP: 0.306, SLG: 0.446 (1, 9)		F9		HR		SF8		G4-3		4	2	2	2	0	0	2					
<b>Darren Lewis, R</b> OBP: 0.302, SLG: 0.386 (1, 8)	FC6-4		BB	BB		FC4-6	G4-3 2B		G4-3	4	0	1	1	1	0	3					
<b>Inning Stats</b>	R: 0 E: 0 K: 1 S: 10	H: 0 LOB: 2 BB: 2 P: 19	R: 0 E: 0 K: 0 S: 11	H: 1 LOB: 1 BB: 0 P: 20	R: 3 E: 0 K: 0 S: 15	H: 2 LOB: 0 BB: 2 P: 27	R: 1 E: 0 K: 0 S: 10	H: 1 LOB: 2 BB: 1 P: 26	R: 1 E: 0 K: 0 S: 12	H: 1 LOB: 2 BB: 1 P: 24	R: 0 E: 0 K: 0 S: 10	H: 2 LOB: 3 BB: 1 P: 19	R: 2 E: 0 K: 0 S: 15	H: 3 LOB: 1 BB: 0 P: 23	R: 1 E: 0 K: 0 S: 13	H: 2 LOB: 1 BB: 0 P: 18	R: 0 E: 0 K: 0 S: 5	H: 0 LOB: 0 BB: 0 P: 9	1B: 5 2B: 3 3B: 0 HR: 4	SF: 1 SAC: 0 DP: 0 HBP: 1	WP: 0 PA: 47 PB: 0 SB: 0 CS: 0
<b>PITCHER</b>	IP	WLS	BF	H	R	ER	SO	BB	IBB	HBP	BLK	WP	HR	S	P	ERA	WHIP				
<b>Kip Wells, R</b> ERA: 2.89 (1, 1)	3.1		19	4	4	4	1	5	0	0	0	0	2	42	83	10.80	2.700				
<b>Matt Ginter, R</b> ERA: 8.38 (4, 1)	0.2		5	1	1	1	0	1	0	1	0	0	0	9	21	13.50	3.000				
<b>Jon Garland, R</b> ERA: 4.41 (5, 1)	2.0	W	11	4	2	2	1	1	0	0	0	0	1	24	41	9.00	2.500				
<b>Bob Howry, R</b> ERA: 5.24 (7, 1)	3.0	S	12	3	1	1	0	0	0	0	0	0	1	26	40	3.00	1.000				

AB 38  
R 8  
H 12  
RBI 8  
BB 7  
SO 2  
LOB 25



Batter	1	2	3	4	5	6	7	8	9	AB	R	H	RBI	BB	SO	LOB	BOTTOM				
<b>Ray Durham, S</b> OBP: 0.341, SLG: 0.440 (1, 4)	PB 1B 2B	E 1B HBP		S S BB	F7		WP HR BB	G3		3	3	1	0	2	0	3	<b>Boston Red Sox @ Chicago White Sox</b> Comiskey Park, Chicago, IL Sun Jul 22 2001, 2:05 PM EDT Att: 26,211 - Sunny - 94 F				
<b>Aaron Rowand, R</b> OBP: 0.533, SLG: 0.542 (1, 8) (8, 7)	PB 14 G5-3 2H 1B	E2 1B		S BB		BB HBP	F8	BB		3	3	2	2	2	0	2					
<b>Carlos Lee, R</b> OBP: 0.356, SLG: 0.548 (1, 7)	G5-3	G5-3		L4		1B BB		G1-3		4	1	1	3	1	0	5					
<b>Chris Singleton, L</b> OBP: 0.312, SLG: 0.383 (8, 8)	G5-3	G5-3		L4		1B BB	HR			1	0	0	0	0	0	3					
<b>Magglio Ordonez, R</b> OBP: 0.370, SLG: 0.503 (1, 9)	14 G5-3 S BB			L7		S 1B	F8			4	0	2	3	1	0	2					
<b>Jose Canseco, R</b> OBP: 0.370, SLG: 0.543 (1, 10)	14 G5-3 IBB	P4		P4		K		14 2B		4	1	1	0	1	1	5					
<b>14 Paul Konerko, R</b> OBP: 0.350, SLG: 0.515 (1, 3)	G5-3		HR		F7	G6-4-3 IBB		1B 2B		4	2	2	3	1	0	2					
<b>Herbert Perry, R</b> OBP: 0.323, SLG: 0.410 (1, 5)	F9		F8		1B SF8	G6-4-3		K		5	1	1	0	0	1	6					
<b>Mark Johnson, L</b> OBP: 0.407, SLG: 0.489 (1, 2)		S E BB	P6				P5	G3 1B BB		3	1	1	0	2	0	0					
<b>Royce Clayton, R</b> OBP: 0.266, SLG: 0.324 (1, 6)	K		F7		SF8		WP BB HR	G3 1B		4	1	2	2	0	1	1					
<b>Inning Stats</b>	R: 2 E: 0 K: 0 S: 15	H: 2 LOB: 2 BB: 2 P: 31	R: 3 E: 1 K: 1 S: 18	H: 2 LOB: 1 BB: 1 P: 27	R: 1 E: 0 K: 0 S: 10	H: 1 LOB: 0 BB: 0 P: 16	R: 0 E: 0 K: 0 S: 9	H: 0 LOB: 2 BB: 2 P: 21	R: 1 E: 0 K: 0 S: 13	H: 2 LOB: 1 BB: 0 P: 22	R: 1 E: 0 K: 0 S: 9	H: 1 LOB: 2 BB: 2 P: 25	R: 3 E: 0 K: 0 S: 13	H: 2 LOB: 0 BB: 1 P: 22	R: 2 E: 0 K: 1 S: 18	H: 3 LOB: 3 BB: 2 P: 31	R: 2 E: 0 K: 1 S: 18	H: 3 LOB: 2 BB: 2 P: 31	1B: 8 2B: 3 3B: 0 HR: 2	SF: 1 SAC: 0 DP: 1 HBP: 2	WP: 1 PA: 48 PB: 2 SB: 7 CS: 0
<b>PITCHER</b>	IP	WLS	BF	H	R	ER	SO	BB	IBB	HBP	BLK	WP	HR	S	P	ERA	WHIP				
<b>49 Tim Wakefield, R</b> ERA: 3.32 (1, 1)	3.0	L	20	5	6	5	1	4	1	1	0	0	0	14	23	54.00	12.000				
<b>Carlos Castillo, R</b> ERA: 6.0 (4, 1)	2.0		8	2	1	1	0	0	0	0	0	0	0	19	33	4.50	1.000				
<b>Rich Garcés, R</b> ERA: 2.72 (6, 1)	0.0		3	1	1	1	0	1	0	1	0	0	0	5	14	∞	∞				
<b>Hipolito Pichardo, R</b> ERA: 3.0 (6, 1)	1.0		3	0	0	0	1	0	1	0	0	0	0	4	11	0.00	0.000				
<b>Rod Beck, R</b> ERA: 3.11 (7, 1)	1.0		6	2	3	3	0	1	0	0	0	1	1	13	22	27.00	3.000				
<b>PITCHER</b>	IP	WLS	BF	H	R	ER	SO	BB	IBB	HBP	BLK	WP	HR	S	P	ERA	WHIP				
<b>Pete Schourek, L</b> ERA: 4.5 (8, 1)	0.1		5	3	2	2	1	1	0	0	0	0	0	4	8	0.00	1.500				
<b>Derek Lowe, R</b> ERA: 4.13 (8, 1)	0.2		3	0	0	0	0	1	0	0	0	0	0	4	8	0.00	1.500				

AB 35  
R 13  
H 13  
RBI 13  
BB 10  
SO 3  
LOB 29





Batter	1	2	3	4	5	6	7	8	9	AB	R	H	RBI	BB	SO	LOB	TOP			
Ray Durham, S (1,4) OBP: 0.340, SLG: 0.436	G6-3		K			1B BB		G6-3		3	0	0	0	1	1	0	Chicago White Sox @ Cleveland Indians Jacobs Field, Cleveland, OH Mon Jul 23 2001, 7:05 PM EDT Att: 41,317 - Cloudy - 87 F			
Aaron Rowand, R (1,8) OBP: 0.500, SLG: 0.481	G1-5-3 BB		P6			F8		K		3	0	0	0	1	1					
Carlos Lee, R (1,7) OBP: 0.341, SLG: 0.551	G1-5-3 BB				F7	BB		1B		4	0	3	0	0	0					
Magglio Ordonez, R (1,9) OBP: 0.368, SLG: 0.499	G1-5-3				G5-3	1B		G3-1		3	0	0	0	1	0	3				
Jose Canseco, R (1,10) OBP: 0.354, SLG: 0.518		G6-3			K				K	4	0	0	0	0	3	3				
14 Paul Konerko, R (1,3) OBP: 0.352, SLG: 0.513		K				G6-3				3	0	1	0	1	1	0				
Herbert Perry, R (1,5) Jose Valentin, S (9, PH) OBP: 0.347, SLG: 0.530								G4-3 BB		2	0	0	0	1	1	1				
Sandy Alomar Jr., R (1,2) Jeff Liefer, L (9, PH) OBP: 0.287, SLG: 0.513										1	0	0	0	0	1	1				
Royce Clayton, R (1,6) OBP: 0.263, SLG: 0.320										3	0	0	0	0	1	1				
<b>Inning Stats</b>	R: 0 H: 1 E: 0 K: 0 S: 13	H: 1 LOB: 1 BB: 1 P: 21	R: 0 H: 0 E: 0 K: 1 S: 13	LOB: 1 BB: 1 P: 21	R: 0 H: 0 E: 0 K: 1 S: 6	LOB: 0 BB: 0 P: 10	R: 0 H: 0 E: 0 K: 1 S: 12	LOB: 0 BB: 0 P: 18	R: 0 H: 1 E: 0 K: 1 S: 9	LOB: 0 BB: 0 P: 13	R: 0 H: 1 E: 0 K: 1 S: 10	LOB: 1 BB: 1 P: 18	R: 0 H: 1 E: 0 K: 3 S: 11	LOB: 1 BB: 0 P: 18	R: 0 H: 1 E: 0 K: 3 S: 12	LOB: 1 BB: 0 P: 13	1B: 4 2B: 0 3B: 0 HR: 0	SF: 0 SAC: 0 DP: 1 HBP: 0	WP: 0 PB: 0 CS: 0	PA: 35
<b>PITCHER</b>	IP WLS BF H R ER SO BB IBB HBP BLK WP HR S P ERA WHIP																			
CC Sabathia, L (1,1) ERA: 4.16	6.0 W 24 2 0 0 5 5 0 0 0 0 0 0 68 115 0.00 1.167																			
Danys Baez, R (7,1) ERA: 1.52	1.0 H 3 0 0 0 1 0 0 0 0 0 0 0 7 11 0.00 0.000																			
John Rocker, L (8,1) ERA: 3.92	1.0 H 4 1 0 0 1 0 0 0 0 0 0 0 11 18 0.00 1.000																			
Bob Wickman, R (9,1) ERA: 2.99	1.0 S 4 1 0 0 3 0 0 0 0 0 0 0 12 13 0.00 1.000																			

Batter	1	2	3	4	5	6	7	8	9	AB	R	H	RBI	BB	SO	LOB	BOTTOM			
Jolbert Cabrera, R (1,8) OBP: 0.333, SLG: 0.382	F8		F9			SH1-4 2B		L6		4	0	1	0	0	0	0	Chicago White Sox @ Cleveland Indians Jacobs Field, Cleveland, OH Mon Jul 23 2001, 7:05 PM EDT Att: 41,317 - Cloudy - 87 F			
Omar Vizquel, S (1,6) OBP: 0.344, SLG: 0.340	L5		K			SH1-4		G3		3	0	0	0	0	1	0				
Roberto Alomar, S (1,4) OBP: 0.423, SLG: 0.557	B5-3				L7	G5-3		E3 1B		4	1	0	0	0	0	1				
Juan Gonzalez, R (1,9) OBP: 0.401, SLG: 0.657										3	1	2	2	1	1	0				
Jim Thome, L (1,3) OBP: 0.424, SLG: 0.655										3	0	0	0	1	3	3				
Marty Cordova, R (1,7) OBP: 0.389, SLG: 0.518										3	0	1	0	0	0	1				
Kenny Lofton, L (7, FR) OBP: 0.305, SLG: 0.361										0	0	0	0	0	0	0				
Dave Hollins, S (1,10) OBP: 0.333, SLG: 0.200										2	0	1	0	0	1	1				
Travis Fryman, R (1,5) OBP: 0.370, SLG: 0.322										2	0	0	0	1	0	2				
Einar Diaz, R (1,2) OBP: 0.353, SLG: 0.419										3	0	0	0	0	0	3				
<b>Inning Stats</b>	R: 0 H: 0 E: 0 K: 0 S: 6	H: 0 LOB: 0 BB: 0 P: 8	R: 1 H: 1 E: 0 K: 1 S: 18	H: 1 LOB: 1 BB: 1 P: 28	R: 0 H: 0 E: 0 K: 1 S: 10	LOB: 0 BB: 0 P: 16	R: 0 H: 0 E: 0 K: 2 S: 8	LOB: 0 BB: 0 P: 14	R: 0 H: 1 E: 1 K: 0 S: 8	LOB: 1 BB: 0 P: 11	R: 0 H: 1 E: 0 K: 1 S: 12	LOB: 1 BB: 1 P: 21	R: 0 H: 1 E: 0 K: 0 S: 5	LOB: 1 BB: 1 P: 10	R: 1 H: 1 E: 1 K: 1 S: 12	LOB: 1 BB: 0 P: 17	1B: 3 2B: 1 3B: 0 HR: 1	SF: 0 SAC: 2 DP: 0 HBP: 0	WP: 0 PB: 0 CS: 1	PA: 32
<b>PITCHER</b>	IP WLS BF H R ER SO BB IBB HBP BLK WP HR S P ERA WHIP																			
56 Mark Buehrle, L (1,1) ERA: 3.33	6.1 L 25 4 1 1 0 0 2 0 0 0 0 0 65 101 1.42 0.947																			
Gary Glover, R (7,1) ERA: 5.3	1.1 6 1 1 0 0 0 1 0 0 0 0 0 11 20 0.00 0.750																			
Alan Embree, L (8,1) ERA: 10.73	0.1 1 0 0 0 1 0 0 0 0 0 0 0 3 4 0.00 0.000																			



Batter	1	2	3	4	5	6	7	8	9	AB	R	H	RBI	BB	SO	LOB	TOP										
Ray Durham, S OBP: 0.340, SLG: 0.446 (1, 4)										5	2	2	2	0	1	1											
Chris Singleton, L OBP: 0.311, SLG: 0.381 (1, 8)										4	0	1	0	0	0	1											
Carlos Lee, R OBP: 0.340, SLG: 0.546 (1, 7)										3	0	0	0	0	1	3											
Magglio Ordonez, R OBP: 0.372, SLG: 0.500 (1, 10)										3	0	2	0	1	0	0											
14 Paul Konerko, R OBP: 0.351, SLG: 0.513 (1, 3)										4	0	1	0	0	2	4											
Jeff Liefer, L OBP: 0.281, SLG: 0.500 Tony Graffanino, R OBP: 0.333, SLG: 0.375 (1, 5) (8, 5)										4	0	0	0	0	3	2											
Aaron Rowand, R OBP: 0.474, SLG: 0.484 (1, 9)										4	1	1	0	0	2	1											
Mark Johnson, L OBP: 0.397, SLG: 0.469 (1, 2)										4	1	1	0	0	0	0											
Royce Clayton, R OBP: 0.263, SLG: 0.324 (1, 6)										3	0	1	1	0	0	0											
<b>Inning Stats</b>	R: 1 E: 0 K: 2 S: 19	H: 2 LOB: 1 BB: 1 P: 27	R: 0 E: 0 K: 2 S: 9	H: 0 LOB: 0 BB: 0 P: 11	R: 0 E: 0 K: 1 S: 5	H: 0 LOB: 0 BB: 0 P: 9	R: 0 E: 0 K: 1 S: 9	H: 1 LOB: 1 BB: 0 P: 18	R: 3 E: 0 K: 1 S: 20	H: 4 LOB: 2 BB: 0 P: 26	R: 0 E: 0 K: 1 S: 8	H: 0 LOB: 1 BB: 0 P: 11	R: 0 E: 0 K: 0 S: 8	H: 1 LOB: 1 BB: 0 P: 14	R: 0 E: 0 K: 2 S: 14	H: 1 LOB: 1 BB: 0 P: 22	R: 0 E: 0 K: 0 S: 6	H: 0 LOB: 0 BB: 0 P: 10	1B: 4 2B: 5 3B: 0 HR: 1	SF: 1 SAC: 0 DP: 1 HBP: 1	WP: 0 PB: 1 CS: 1	PA: 37					
<b>PITCHER</b>	IP	WLS	BF	H	R	ER	SO	BB	IBB	HBP	BLK	WP	HR	S	P	ERA	WHIP										
Dave Burba, R ERA: 5.93 (1, 1)	6.0	L	27	8	4	3	8	1	0	1	0	0	1	72	107	4.50	1.500										
David Riske, R ERA: (7, 1)	2.0		7	1	0	0	2	0	0	0	0	0	0	20	31	0.00	0.500										
Ricardo Rincon, L ERA: 3.13 (9, 1)	1.0		3	0	0	0	0	0	0	0	0	0	0	6	10	0.00	0.000										

Chicago White Sox @ Cleveland Indians  
 Jacobs Field, Cleveland, OH  
 Tue Jul 24 2001, 7:05 PM EDT  
 Att: 42,175 - Sunny - 85 F

AB 34  
 R 4  
 H 9  
 RBI 3  
 BB 1  
 SO 10  
 LOB 12

Batter	1	2	3	4	5	6	7	8	9	AB	R	H	RBI	BB	SO	LOB	BOTTOM										
Kenny Lofton, L OBP: 0.307, SLG: 0.366 (1, 8)										4	0	2	0	0	0	1											
Omar Vizquel, S OBP: 0.340, SLG: 0.336 (1, 6)										4	0	0	0	0	2	1											
Roberto Alomar, S OBP: 0.424, SLG: 0.556 (1, 4)										4	0	2	0	0	1	0											
Juan Gonzalez, R OBP: 0.397, SLG: 0.649 (1, 9)										4	0	0	0	0	0	2											
Jim Thome, L OBP: 0.420, SLG: 0.647 (1, 3)										4	0	0	0	0	4	2											
Marty Cordova, R OBP: 0.383, SLG: 0.510 (1, 7)										4	0	0	0	0	2	1											
Wil Cordero, R OBP: 0.359, SLG: 0.401 (1, 10)										3	0	1	0	0	0	0											
Russell Branyan, L OBP: 0.312, SLG: 0.478 (1, 5)										3	1	1	0	0	1	0											
Einar Diaz, R OBP: 0.356, SLG: 0.423 (1, 2)										2	0	1	1	0	0	0											
<b>Inning Stats</b>	R: 0 E: 0 K: 1 S: 8	H: 0 LOB: 0 BB: 0 P: 13	R: 0 E: 0 K: 2 S: 8	H: 0 LOB: 0 BB: 0 P: 13	R: 0 E: 0 K: 1 S: 11	H: 0 LOB: 1 BB: 0 P: 17	R: 0 E: 0 K: 2 S: 10	H: 1 LOB: 1 BB: 0 P: 13	R: 1 E: 0 K: 0 S: 10	H: 4 LOB: 2 BB: 0 P: 17	R: 0 E: 0 K: 1 S: 8	H: 0 LOB: 0 BB: 0 P: 15	R: 0 E: 0 K: 1 S: 7	H: 0 LOB: 0 BB: 0 P: 8	R: 0 E: 0 K: 0 S: 6	H: 1 LOB: 1 BB: 0 P: 7	R: 0 E: 1 K: 2 S: 9	H: 1 LOB: 1 BB: 0 P: 14	1B: 4 2B: 3 3B: 0 HR: 0	SF: 0 SAC: 0 DP: 0 HBP: 1	WP: 0 PB: 0 CS: 0	PA: 33					
<b>PITCHER</b>	IP	WLS	BF	H	R	ER	SO	BB	IBB	HBP	BLK	WP	HR	S	P	ERA	WHIP										
Sean Lowe, R ERA: 2.78 (1, 1)	7.2	W	28	6	1	1	8	1	0	1	0	0	0	67	102	1.17	0.783										
Keith Foulke, R ERA: 2.35 (8, 1)	1.1	S	5	1	0	0	2	0	0	0	0	0	0	10	15	0.00	0.750										

Chicago White Sox @ Cleveland Indians  
 Jacobs Field, Cleveland, OH  
 Tue Jul 24 2001, 7:05 PM EDT  
 Att: 42,175 - Sunny - 85 F

AB 32  
 R 1  
 H 7  
 RBI 1  
 BB 0  
 SO 10  
 LOB 7



Batter	1	2	3	4	5	6	7	8	9	AB	R	H	RBI	BB	SO	LOB	TOP										
Ray Durham, S OBP: 0.341, SLG: 0.446	1-3 K	1-1 E 1B		1-2 F7			2-3 K		1-0 FC6-4 1B	5	0	2	0	0	2	1	<b>Chicago White Sox @ Cleveland Indians</b> Jacobs Field, Cleveland, OH Wed Jul 25 2001, 7:05 PM EDT Att: 42,645 - Overcast - 71 F <a href="http://livebaseballscorecards.com">livebaseballscorecards.com</a>										
Jose Valentin, S OBP: 0.345, SLG: 0.523	0-1 G4-3	1-0 E9 1B		2-1 G3			2-3 K		2-3 K	5	0	1	2	0	2	1											
Carlos Lee, R OBP: 0.341, SLG: 0.545	4-2 BB	3-1 G6-3			0-0 P3		2-1 2B		0-1 FC6-4 2B	4	1	1	0	1	0	3											
Magglio Ordonez, R OBP: 0.375, SLG: 0.506	0-3 K		0-2 14 G4-3 SF8 2B		0-2 G6-3		4-0 14 FC6-4 BB		3-2 2B	4	1	2	1	1	1	1											
14 Paul Konerko, R OBP: 0.351, SLG: 0.519		0-1 HR	1-0 G4-3		4-1 BB		1-2 FC6-4		0-0 G6-3	4	1	1	1	1	0	4											
Jeff Liefer, L OBP: 0.276, SLG: 0.494		0-0 G6-3	3-2 SF8		2-3 K			1-2 FC1-4-6 1B		2	0	0	1	0	1	1											
Herbert Perry, R OBP: 0.326, SLG: 0.409			3-H							1	0	1	0	0	0	0											
Sandy Alomar Jr., R OBP: 0.292, SLG: 0.343		1-0 1B 1B 1B	0-0			0-0 L9		0-3 K		4	1	2	0	0	1	1											
Chris Singleton, L OBP: 0.307, SLG: 0.376		1-0 F9	0-2 G6-3			2-1 G3		1-3 K		3	0	0	0	0	0	2											
Aaron Rowand, R OBP: 0.462, SLG: 0.469										1	0	0	0	0	1	1											
Royce Clayton, R OBP: 0.267, SLG: 0.327		2-1 1B 1B		0-0 CS 1B		0-1 P6		0-1 FC1-4-6		4	1	2	0	0	0	1											
<b>Inning Stats</b>	R: 0 E: 0 K: 2 S: 10	H: 0 LOB: 1 BB: 1 P: 15	R: 3 E: 1 K: 0 S: 12	H: 5 LOB: 2 BB: 0 P: 21	R: 1 E: 0 K: 0 S: 12	H: 2 LOB: 1 BB: 0 P: 16	R: 0 E: 0 K: 0 S: 6	H: 1 LOB: 0 BB: 0 P: 9	R: 0 E: 0 K: 1 S: 8	H: 0 LOB: 1 BB: 1 P: 14	R: 0 E: 0 K: 0 S: 14	H: 1 LOB: 2 BB: 1 P: 25	R: 0 E: 0 K: 2 S: 12	H: 1 LOB: 1 BB: 0 P: 14	R: 1 E: 0 K: 1 S: 11	H: 2 LOB: 1 BB: 0 P: 17	1B: 8 2B: 3 3B: 0 HR: 1	SF: 1 SAC: 0 DP: 0 HBP: 0	WP: 0 PB: 0 SB: 0 CS: 1	PA: 41							
<b>PITCHER</b>	IP	WLS	BF	H	R	ER	SO	BB	IBB	HBP	BLK	WP	HR	S	P	ERA	WHIP										
37 Jake Westbrook, R ERA: 4.3	5.0	W	24	8	4	4	3	2	0	0	0	0	1	48	75	7.20	2.000										
Steve Woodard, R ERA: 4.2	1.0	H	3	0	0	0	0	0	0	0	0	0	0	5	7	0.00	0.000										
Danys Baez, R ERA: 1.53	1.0	H	5	1	0	0	2	1	0	0	0	0	0	14	25	0.00	2.000										
John Rocker, L ERA: 3.83	1.0	H	4	1	0	0	2	0	0	0	0	0	0	12	14	0.00	1.000										
Bob Wickman, R ERA: 2.74	1.0	S	5	2	1	1	1	0	0	0	0	0	0	11	17	9.00	2.000										

Batter	1	2	3	4	5	6	7	8	9	AB	R	H	RBI	BB	SO	LOB	BOTTOM										
Kenny Lofton, L OBP: 0.307, SLG: 0.363	2-3 K	3-2 2B HBP	1-1 P6			2-1 F8				3	1	0	0	0	1	1	<b>Chicago White Sox @ Cleveland Indians</b> Jacobs Field, Cleveland, OH Wed Jul 25 2001, 7:05 PM EDT Att: 42,645 - Overcast - 71 F <a href="http://livebaseballscorecards.com">livebaseballscorecards.com</a>										
Omar Vizquel, S OBP: 0.342, SLG: 0.340	0-0 E BB 1B	2-1 1H 2H 3H 2B		1-2 F8		3-2 G3-1				4	1	2	3	0	0	0											
Roberto Alomar, S OBP: 0.430, SLG: 0.561	4-2 E2 1B BB	3-2 2B		4-2 G5-4-3 BB		2-2 CS 1B				2	1	2	0	2	0	0											
Juan Gonzalez, R OBP: 0.393, SLG: 0.642	3-2 P3	2-0 G4-3		1-1 G5-4-3		1-0 F8				4	0	0	0	0	0	4											
Jim Thome, L OBP: 0.423, SLG: 0.656	3-1 2H 1B		2-2 HR		4-2 FC5-4 BB		1-2 G4-3			3	1	2	2	1	0	1											
Wil Cordero, R OBP: 0.352, SLG: 0.392	0-0 F8		0-1 G4-3		2-1 P4		1-0 P3			4	0	0	0	0	0	2											
Travis Fryman, R OBP: 0.373, SLG: 0.333		3-1 SH1-4 2B 1B	0-1 2B 2B		1-2 FC5-4		2-3 K			4	2	2	0	0	1	1											
Russell Branyan, L OBP: 0.315, SLG: 0.481		4-2 SH1-4 2B BB	3-2 G4-3 2B		2-3 K		2-3 K			3	1	1	1	1	2	1											
Jolbert Cabrera, R OBP: 0.333, SLG: 0.382		1-2 2B BB	2H 2B							0	0	0	0	0	0	0											
Einar Diaz, R OBP: 0.354, SLG: 0.420		1-1 SH1-4	0-0 G4-3		1-1 G5-3					2	0	0	0	0	0	1											
<b>Inning Stats</b>	R: 2 E: 2 K: 1 S: 14	H: 2 LOB: 1 BB: 1 P: 26	R: 3 E: 0 K: 0 S: 15	H: 3 LOB: 1 BB: 1 P: 33	R: 2 E: 0 K: 0 S: 14	H: 3 LOB: 1 BB: 0 P: 20	R: 0 E: 0 K: 0 S: 14	H: 0 LOB: 0 BB: 1 P: 20	R: 0 E: 0 K: 1 S: 10	H: 0 LOB: 1 BB: 1 P: 19	R: 0 E: 0 K: 0 S: 9	H: 0 LOB: 0 BB: 0 P: 15	R: 0 E: 0 K: 0 S: 9	H: 1 LOB: 0 BB: 0 P: 13	R: 0 E: 0 K: 2 S: 7	H: 0 LOB: 0 BB: 0 P: 12	1B: 4 2B: 4 3B: 0 HR: 1	SF: 0 SAC: 1 DP: 1 HBP: 1	WP: 0 PB: 0 SB: 0 CS: 1	PA: 35							
<b>PITCHER</b>	IP	WLS	BF	H	R	ER	SO	BB	IBB	HBP	BLK	WP	HR	S	P	ERA	WHIP										
Rocky Biddle, R ERA: 5.42	2.1	L	17	8	7	6	1	0	0	0	0	0	1	40	75	23.14	4.286										
Jon Garland, R ERA: 4.09	4.0		14	1	0	0	1	2	0	0	0	0	0	40	65	0.00	0.750										
Alan Embree, L ERA: 10.46	0.2		1	0	0	0	0	0	0	0	0	0	0	5	6	0.00	0.000										
Bob Howry, R ERA: 5.13	1.0		3	0	0	0	2	0	0	0	0	0	0	7	12	0.00	0.000										



Batter	1	2	3	4	5	6	7	8	9	AB	R	H	RBI	BB	SO	LOB	TOP					
Ray Durham, S OBP: 0.337, SLG: 0.440	G6-3		F9		F7	G3-1			K	5	0	0	0	0	1	2						
Jose Valentin, S OBP: 0.342, SLG: 0.517	G4-3		K		2B HR		L4		K	5	1	1	0	0	2	1						
Carlos Lee, R Aaron Rowand, R OBP: 0.336, SLG: 0.537 OBP: 0.462, SLG: 0.469	K		FC6-4		F9		F8		F7	5	0	0	0	0	1	2						
Magglio Ordonez, R OBP: 0.376, SLG: 0.511		G5-3					G5-3			4	2	2	0	0	0	0						
Jose Canseco, R OBP: 0.380, SLG: 0.568		14 1B SF9		E2 G6-3 1B				FC1-5 14 1B		3	2	3	3	1	0	0						
14 Paul Konerko, R OBP: 0.353, SLG: 0.519				F9		F7		G6-3 FC1-5 1B		4	0	2	0	0	0	1						
Chris Singleton, L OBP: 0.306, SLG: 0.376		SF9		G6-3 1B			K	FC1-5 G6-3		3	0	1	1	0	1	2						
Sandy Alomar Jr., R OBP: 0.287, SLG: 0.337		G6-3		G6-3		F9		G6-3		4	0	0	0	0	0	5						
Royce Clayton, R OBP: 0.270, SLG: 0.333				G6-3				K		4	0	2	0	0	1	4						
<b>Inning Stats</b>	R: 0 E: 0 K: 1 S: 9	H: 0 LOB: 0 BB: 0 P: 16	R: 1 E: 0 K: 0 S: 10	H: 2 LOB: 1 BB: 0 P: 14	R: 0 E: 0 K: 1 S: 12	H: 1 LOB: 1 BB: 0 P: 16	R: 1 E: 1 K: 0 S: 12	H: 3 LOB: 2 BB: 0 P: 16	R: 3 E: 0 K: 0 S: 11	H: 3 LOB: 0 BB: 0 P: 16	R: 0 E: 0 K: 1 S: 7	H: 1 LOB: 0 BB: 0 P: 10	R: 0 E: 0 K: 0 S: 9	H: 0 LOB: 0 BB: 0 P: 12	R: 0 E: 0 K: 1 S: 9	H: 1 LOB: 2 BB: 1 P: 18	R: 0 E: 0 K: 2 S: 8	H: 0 LOB: 0 BB: 0 P: 11	1B: 7 2B: 3 3B: 0 HR: 1	SF: 1 SAC: 0 DP: 0 HBP: 0	WP: 0 PB: 0 CS: 0	PA: 39
<b>PITCHER</b>	IP	WLS	BF	H	R	ER	SO	BB	IBB	HBP	BLK	WP	HR	S	P	ERA	WHIP					
Charles Nagy, R ERA: 5.86	7.0	L	31	10	5	4	3	0	0	0	0	0	1	70	100	5.14	1.429					
David Riske, R ERA:	2.0		8	1	0	0	3	1	0	0	0	0	0	17	29	0.00	1.000					

Chicago White Sox @ Cleveland Indians  
 Jacobs Field, Cleveland, OH  
 Thu Jul 26 2001, 7:05 PM EDT  
 Att: 42,054 - Sunny - 73 F

livebaseballscores.com

AB 37  
 R 5  
 H 11  
 RBI 4  
 BB 1  
 SO 6  
 LOB 17




Batter	1	2	3	4	5	6	7	8	9	AB	R	H	RBI	BB	SO	LOB	BOTTOM					
Kenny Lofton, L OBP: 0.306, SLG: 0.361	B1-3		F4			F8				4	0	1	0	0	0	1						
Omar Vizquel, S OBP: 0.341, SLG: 0.338	L7			1B G6-3		F8		F8		3	1	0	0	1	0	1						
Roberto Alomar, S OBP: 0.430, SLG: 0.559	K			1B			1B BB	F7		3	1	1	0	1	1	1						
Juan Gonzalez, R OBP: 0.394, SLG: 0.640		K		G6-3			1B BB			4	1	2	1	0	1	0						
Jim Thome, L OBP: 0.424, SLG: 0.654				L7			1B	K		4	0	2	1	0	1	2						
Marty Cordova, R OBP: 0.382, SLG: 0.506		F8-4-3				K				4	0	1	1	0	2	1						
Travis Fryman, R OBP: 0.364, SLG: 0.325						K2-3		F9		4	0	0	0	0	2	2						
Russell Branyan, L OBP: 0.314, SLG: 0.489						K		F7		4	1	1	1	0	1	2						
Tim Laker, R OBP: 0.304, SLG: 0.200								F8		3	0	0	0	1	0	2						
<b>Inning Stats</b>	R: 0 E: 0 K: 1 S: 7	H: 0 LOB: 0 BB: 0 P: 10	R: 0 E: 0 K: 1 S: 8	H: 1 LOB: 0 BB: 0 P: 11	R: 0 E: 0 K: 1 S: 14	H: 0 LOB: 1 BB: 1 P: 22	R: 1 E: 0 K: 0 S: 7	H: 1 LOB: 0 BB: 1 P: 16	R: 0 E: 0 K: 3 S: 11	H: 0 LOB: 0 BB: 0 P: 16	R: 0 E: 0 K: 0 S: 4	H: 0 LOB: 0 BB: 0 P: 5	R: 2 E: 0 K: 0 S: 15	H: 3 LOB: 2 BB: 1 P: 25	R: 0 E: 0 K: 1 S: 17	H: 2 LOB: 2 BB: 0 P: 24	R: 1 E: 0 K: 1 S: 11	H: 1 LOB: 0 BB: 0 P: 15	1B: 7 2B: 1 3B: 0 HR: 1	SF: 0 SAC: 0 DP: 1 HBP: 0	WP: 0 PB: 0 CS: 0	PA: 36
<b>PITCHER</b>	IP	WLS	BF	H	R	ER	SO	BB	IBB	HBP	BLK	WP	HR	S	P	ERA	WHIP					
Gary Glover, R ERA: 5.08	3.1		12	2	1	1	3	2	0	0	0	0	0	24	37	6.75	0.750					
Matt Ginter, R ERA: 8.03	2.2	W	10	1	2	2	3	1	0	0	0	0	0	24	35	0.00	2.400					
Bob Howry, R ERA: 4.96	1.2	H	9	4	0	0	0	0	0	0	0	0	0	24	35	0.00	2.400					
Keith Foulke, R ERA: 2.47	1.1	S	5	1	1	1	2	0	0	0	0	0	1	14	20	6.75	0.750					

Chicago White Sox @ Cleveland Indians  
 Jacobs Field, Cleveland, OH  
 Thu Jul 26 2001, 7:05 PM EDT  
 Att: 42,054 - Sunny - 73 F

livebaseballscores.com

AB 33  
 R 4  
 H 8  
 RBI 4  
 BB 3  
 SO 8  
 LOB 12





Batter	1	2	3	4	5	6	7	8	9	AB	R	H	RBI	BB	SO	LOB	TOP								
Ray Durham, S OBP: 0.336, SLG: 0.440	G4-3		G4-3			G1-3		2B		4	1	1	0	0	0	1	Chicago White Sox @ Boston Red Sox Fenway Park, Boston, MA Fri Jul 27 2001, 7:05 PM EDT Att: 33,813 - Sunny - 70 F								
Jose Valentin, S OBP: 0.344, SLG: 0.521	1B			K		F7		E		4	1	2	1	0	1										
Carlos Lee, R OBP: 0.332, SLG: 0.531	K			G4-3		P4		E6		4	0	0	0	0	1										
Magglio Ordonez, R OBP: 0.377, SLG: 0.511	L5			F3		14 FC5-4		14 1B		4	1	2	0	0	0										
Jose Canseco, R OBP: 0.395, SLG: 0.565				F9		14 FC5-4		14 1B		4	1	2	0	0	0										
14 Paul Konerko, R OBP: 0.352, SLG: 0.516				F9		F8		G6-4-3		4	0	1	1	0	0										
Chris Singleton, L OBP: 0.302, SLG: 0.370				F7		G1-6-3		G6-4-3		4	0	0	0	0	0										
Royce Clayton, R OBP: 0.270, SLG: 0.344				K		HR		K		4	1	1	1	0	2										
Mark Johnson, L OBP: 0.393, SLG: 0.462				F3		G1-3		G4-3		3	0	1	0	0	0										
<b>Inning Stats</b>	R: 0 E: 0 K: 1 S: 10	H: 1 LOB: 1 BB: 0 P: 14	R: 0 E: 0 K: 0 S: 7	H: 0 LOB: 0 BB: 0 P: 12	R: 0 E: 0 K: 1 S: 12	H: 0 LOB: 0 BB: 0 P: 18	R: 0 E: 0 K: 1 S: 9	H: 0 LOB: 0 BB: 0 P: 11	R: 0 E: 0 K: 0 S: 7	H: 0 LOB: 0 BB: 0 P: 8	R: 1 E: 0 K: 0 S: 8	H: 2 LOB: 1 BB: 0 P: 11	R: 0 E: 0 K: 0 S: 15	H: 2 LOB: 1 BB: 0 P: 23	R: 2 E: 1 K: 0 S: 14	H: 2 LOB: 1 BB: 0 P: 24	R: 2 E: 0 K: 1 S: 9	H: 3 LOB: 0 BB: 0 P: 12	1B: 7 2B: 2 3B: 0 HR: 1	SF: 0 SAC: 0 DP: 2 HBP: 0	WP: 0 PB: 0 SB: 1 CS: 0	PA: 35			
<b>PITCHER</b>	IP	WLS	BF	H	R	ER	SO	BB	IBB	HBP	BLK	WP	HR	S	P	ERA	WHIP								
Bret Saberhagen, R ERA: 1.5	6.0	W	21	3	1	1	3	0	0	0	0	0	1	53	74	1.50	0.500								
Hipolito Pichardo, R ERA: 3.06	2.0		9	4	2	1	0	0	0	0	0	0	0	29	47	4.50	2.000								
Tomo Ohka, R ERA: 6.19	1.0		5	3	2	2	1	0	0	0	0	0	0	9	12	18.00	3.000								

Batter	1	2	3	4	5	6	7	8	9	AB	R	H	RBI	BB	SO	LOB	BOTTOM								
Jose Offerman, S OBP: 0.324, SLG: 0.349	G1-3			G3-1		G4-3		F7		5	0	1	2	0	0	0	Chicago White Sox @ Boston Red Sox Fenway Park, Boston, MA Fri Jul 27 2001, 7:05 PM EDT Att: 33,813 - Sunny - 70 F								
Scott Hatteberg, L OBP: 0.340, SLG: 0.392	2B			1B		G5-3				4	1	3	0	0	0										
Trot Nixon, L OBP: 0.378, SLG: 0.497	2B			K		F8				4	1	1	1	0	1										
Manny Ramirez, R OBP: 0.422, SLG: 0.650	K			K		2B		BB		3	1	0	0	1	3										
Dante Bichette, R OBP: 0.353, SLG: 0.532	1B			L8		G4-3		F8		4	1	2	1	0	0										
Brian Daubach, L OBP: 0.356, SLG: 0.518	1B			G3-1		G4-3		F8		2	1	0	0	2	0										
Shea Hillenbrand, R OBP: 0.295, SLG: 0.411	2B			G4-3		G4-3		F2		3	1	1	1	1	0										
Troy O'Leary, L OBP: 0.299, SLG: 0.434	2B			G4-6-3		K		F9		4	1	1	1	0	1										
Mike Lansing, R OBP: 0.302, SLG: 0.376	1B			G4-3		HR		K		4	2	2	2	0	1										
<b>Inning Stats</b>	R: 7 E: 0 K: 1 S: 23	H: 8 LOB: 2 BB: 1 P: 41	R: 0 E: 0 K: 1 S: 8	H: 0 LOB: 0 BB: 0 P: 12	R: 0 E: 0 K: 0 S: 4	H: 0 LOB: 0 BB: 1 P: 10	R: 0 E: 0 K: 1 S: 11	H: 1 LOB: 0 BB: 0 P: 16	R: 1 E: 0 K: 2 S: 16	H: 1 LOB: 1 BB: 1 P: 21	R: 1 E: 0 K: 0 S: 7	H: 1 LOB: 0 BB: 0 P: 11	R: 0 E: 0 K: 0 S: 5	H: 0 LOB: 1 BB: 1 P: 10	R: 0 E: 0 K: 1 S: 11	H: 0 LOB: 0 BB: 0 P: 16	R: 0 E: 0 K: 1 S: 11	H: 0 LOB: 0 BB: 0 P: 16	1B: 5 2B: 5 3B: 0 HR: 1	SF: 0 SAC: 0 DP: 2 HBP: 0	WP: 1 PB: 0 SB: 0 CS: 0	PA: 37			
<b>PITCHER</b>	IP	WLS	BF	H	R	ER	SO	BB	IBB	HBP	BLK	WP	HR	S	P	ERA	WHIP								
Kip Wells, R ERA: 3.52	4.2	L	25	10	8	8	4	3	0	0	0	0	0	57	94	15.43	2.786								
Alan Embree, L ERA: 10.33	0.1		1	0	0	0	1	0	0	0	0	0	0	5	6	0.00	0.000								
Dan Wright, R ERA: 3.0	3.0		11	1	1	1	1	1	0	0	0	0	1	23	37	3.00	0.667								







Batter	1	2	3	4	5	6	7	8	9	AB	R	H	RBI	BB	SO	LOB	TOP										
Ray Durham, S OBP: 0.338, SLG: 0.437	1-1 E6 BB		1-1 G5-3 2B 1B		1-0 G4-3		0-1 FC1-6 1B S	3-2 HBP		4	2	1	0	0	0	1											
Jose Valentin, S OBP: 0.345, SLG: 0.528	4-1 BB		1-0 G5-3		3-2 HR		1-0 P4	1-3 K		4	1	1	1	1	1	5											
Carlos Lee, R OBP: 0.339, SLG: 0.539	2-3 K		0-0 2B		4-0 S BB		4-2 FC6-4 1B BB		2-2 G6-3	3	0	1	1	2	1	2											
Magglio Ordonez, R OBP: 0.380, SLG: 0.518	2-2 L9		1-1 G4-3		4-2 BB		1-1 FC6-4 1B		1-3 K	4	0	1	1	1	1	3											
Jose Canseco, R OBP: 0.372, SLG: 0.525	3-3 K			2-3 K	1-1 F5		2-2 FC6-4 1B		2-3 K	5	0	0	0	0	3	6											
14 Paul Konerko, R OBP: 0.347, SLG: 0.510 Tony Graffanino, R OBP: 0.333, SLG: 0.375		0-1 G6-3		0-3 K		1-2 F9		2-2 F9 2B		4	0	1	0	0	1	0											
Jeff Liefer, L OBP: 0.275, SLG: 0.485		3-1 F8		4-2 BB		2-3 K		1-0 F9		3	0	0	0	1	1												
Chris Singleton, L OBP: 0.297, SLG: 0.365		1-2 P5		0-3 K		0-0 P6		2-3 K		4	0	0	0	0	2	3											
Mark Johnson, L OBP: 0.400, SLG: 0.455			1-1 G4-3		1-3 K		2-2 FC1-6 1B	4-2 WP BB		3	0	1	0	1	1	0											
<b>Inning Stats</b>	R: 0 E: 1 K: 2 S: 14	H: 0 LOB: 2 BB: 1 P: 25	R: 0 E: 0 K: 0 S: 7	H: 0 LOB: 0 BB: 0 P: 11	R: 1 E: 0 K: 0 S: 8	H: 2 LOB: 1 BB: 0 P: 12	R: 0 E: 0 K: 3 S: 13	H: 0 LOB: 1 BB: 1 P: 19	R: 1 E: 0 K: 1 S: 11	H: 1 LOB: 2 BB: 2 P: 25	R: 0 E: 0 K: 1 S: 8	H: 0 LOB: 0 BB: 0 P: 11	R: 1 E: 0 K: 0 S: 13	H: 2 LOB: 2 BB: 1 P: 23	R: 0 E: 0 K: 2 S: 17	H: 1 LOB: 3 BB: 1 P: 28	R: 0 E: 0 K: 2 S: 9	H: 0 LOB: 0 BB: 0 P: 14	1B: 3 2B: 2 3B: 0 HR: 1	SF: 0 SAC: 0 DP: 0 HBP: 1	WP: 1 PB: 0 SB: 2 CS: 0	PA: 41					
<b>PITCHER</b>	IP	WLS	BF	H	R	ER	SO	BB	IBB	HBP	BLK	WP	HR	S	P	ERA	WHIP										
David Cone, R ERA: 4.14	6.0		26	3	2	2	7	4	0	0	0	0	1	61	103	3.00	1.167										
Bill Pulsipher, L ERA: 1.5	0.2		3	1	1	1	0	0	0	0	0	0	0	6	9	13.50	1.500										
Rod Beck, R ERA: 3.22	1.0	W	7	2	0	0	1	2	0	0	0	0	0	19	33	0.00	4.000										
Derek Lowe, R ERA: 4.15	1.1	S	5	0	0	0	3	0	0	1	0	1	0	14	23	0.00	0.000										

Chicago White Sox @ Boston Red Sox  
Fenway Park, Boston, MA  
Sun Jul 29 2001, 1:05 PM EDT  
Att: 33,375 - Sunny - 76 F

AB 34  
R 3  
H 6  
RBI 3  
BB 6  
SO 11  
LOB 21



Batter	1	2	3	4	5	6	7	8	9	AB	R	H	RBI	BB	SO	LOB	BOTTOM										
Chris Stynes, R OBP: 0.356, SLG: 0.463	0-1 G6-3		4-0 BB BB		0-0 1B		0-0 F3			3	0	1	0	1	0	3											
Trot Nixon, L OBP: 0.374, SLG: 0.488	0-1 F9		4-2 BB		2-3 K		1-3 K			3	0	0	0	1	2	5											
Nomar Garciaparra, R OBP: 0.500, SLG: 1.290	1-0 G5-3		3-3 K			2-1 HR	2-0 1B	1-2 2H 3H 2-2		4	1	2	3	0	1	2											
Manny Ramirez, R OBP: 0.421, SLG: 0.643		2-3 K		1-3 K		1-2 G3	2-0 F9			4	0	0	0	0	2	2											
Dante Bichette, R OBP: 0.347, SLG: 0.519		3-2 G5-3		1-3 K		2-3 K		0-0 G6-3		4	0	0	0	0	2	0											
Carl Everett, S OBP: 0.335, SLG: 0.459		1-1 G6-3		3-2 G4-3		2-3 K		1-1 F8		4	0	0	0	0	1	0											
Brian Daubach, L OBP: 0.353, SLG: 0.510			2-0 F7		3-1 F7		1-2 E 1B HBP	2-2 G5-3		3	1	0	0	0	0	0											
Shea Hillenbrand, R OBP: 0.293, SLG: 0.416			3-2 HR		2-2 P1		0-2 E5 1B			3	2	1	1	0	0	1											
Scott Hatteberg, L OBP: 0.343, SLG: 0.387			0-1 CS 1B		4-0 1B BB		4-2 1B BB			1	0	1	0	2	0	0											
<b>Inning Stats</b>	R: 0 E: 0 K: 0 S: 5	H: 0 LOB: 0 BB: 0 P: 6	R: 0 E: 0 K: 1 S: 10	H: 0 LOB: 0 BB: 0 P: 16	R: 1 E: 0 K: 1 S: 16	H: 2 LOB: 2 BB: 2 P: 31	R: 0 E: 0 K: 2 S: 11	H: 0 LOB: 0 BB: 0 P: 16	R: 0 E: 0 K: 1 S: 9	H: 1 LOB: 2 BB: 1 P: 20	R: 1 E: 0 K: 2 S: 12	H: 1 LOB: 0 BB: 0 P: 19	R: 2 E: 1 K: 1 S: 16	H: 1 LOB: 2 BB: 1 P: 26	R: 0 E: 0 K: 0 S: 6	H: 0 LOB: 0 BB: 0 P: 9	1B: 3 2B: 0 3B: 0 HR: 2	SF: 0 SAC: 0 DP: 0 HBP: 1	WP: 0 PB: 0 SB: 0 CS: 1	PA: 34							
<b>PITCHER</b>	IP	WLS	BF	H	R	ER	SO	BB	IBB	HBP	BLK	WP	HR	S	P	ERA	WHIP										
Sean Lowe, R ERA: 2.8	6.0		24	4	2	2	7	3	0	0	0	0	0	7	12	3.00	1.167										
Alan Embree, L ERA: 10.33	0.0	L	3	0	2	0	0	1	0	1	0	0	0	7	12	∞	∞										
Gary Glover, R ERA: 4.83	2.0	B	7	1	0	0	1	0	0	0	0	0	0	15	23	0.00	0.500										

Chicago White Sox @ Boston Red Sox  
Fenway Park, Boston, MA  
Sun Jul 29 2001, 1:05 PM EDT  
Att: 33,375 - Sunny - 76 F

AB 29  
R 4  
H 5  
RBI 4  
BB 4  
SO 8  
LOB 13






Batter	1	2	3	4	5	6	7	8	9	10	AB	R	H	RBI	BB	SO	LOB					
Luis Alica, S OBP: 0.328, SLG: 0.350 (1,4)	F9		CS 1B			L3 BB		FC6 1-2			3	0	1	0	1	0	2					
Neifi Perez, S OBP: 0.318, SLG: 0.432 (1,6)	G3		G3			L3			P6		4	0	0	0	0	0	2					
Carlos Beltrán, S OBP: 0.319, SLG: 0.437 (1,8)	F7			1B					K		4	0	2	0	0	1	0					
29 Mike Sweeney, R OBP: 0.368, SLG: 0.570 (1,3)		HR							G5-3 1-2		2	1	1	1	2	0	1					
Raul Ibanez, L OBP: 0.337, SLG: 0.457 (1,10)			G6-3 1B		G1-6-3 1-2				CS BB		4	0	1	0	0	1	1					
Jon Randa, R OBP: 0.306, SLG: 0.359 Donnie Sadler, R OBP: 0.255, SLG: 0.242 (10, PR) (10, 5)		G6-3 1-2				F8				1B BB		2	0	0	0	2	0	1				
Dee Brown, L OBP: 0.311, SLG: 0.387 (1,7)						G4-3					4	0	1	0	0	2	2					
Mark Quinn, R OBP: 0.289, SLG: 0.485 (1,9)			FC5-4 1B			P4					4	0	2	0	0	0	1					
Brent Mayne, L OBP: 0.377, SLG: 0.395 (1,2)					G4-3						4	0	1	1	0	0	2					
<b>Inning Stats</b>	R: 0 E: 0 K: 0 S: 9	H: 0 LOB: 0 BB: 0 P: 15	R: 1 E: 0 K: 0 S: 14	H: 3 LOB: 1 BB: 0 P: 21	R: 0 E: 0 K: 0 S: 6	H: 1 LOB: 0 BB: 0 P: 10	R: 0 E: 0 K: 0 S: 4	H: 1 LOB: 0 BB: 1 P: 10	R: 0 E: 0 K: 0 S: 5	H: 0 LOB: 0 BB: 0 P: 8	R: 0 E: 0 K: 1 S: 7	H: 1 LOB: 0 BB: 0 P: 14	R: 0 E: 0 K: 1 S: 9	H: 1 LOB: 2 BB: 1 P: 17	R: 0 E: 0 K: 1 S: 10	H: 0 LOB: 0 BB: 1 P: 18	R: 1 E: 0 K: 1 S: 9	H: 2 LOB: 2 BB: 1 P: 13	1B: 8 2B: 1 3B: 0 HR: 1	SF: 0 SAC: 0 DP: 3 HBP: 0	WP: 0 PB: 0 SB: 0 CS: 2	PA: 37
<b>PITCHER</b>	IP WLS BF H R ER SO BB IBB HBP BLK WP HR S P ERA WHIP																					
Jon Garland, R ERA: 3.84 (1,1)	6.0	20	5	1	1	0	2	0	0	0	0	0	0	0	7	14	0.00	1.167				
Gary Glover, R ERA: 4.71 (7,1)	1.0	3	1	0	0	1	0	0	0	0	0	0	0	0	7	14	0.00	1.000				
Bob Howry, R ERA: 4.73 (8,1)	2.0	8	1	0	0	2	2	0	0	0	0	0	0	19	35	0.00	1.500					
Keith Foulke, R ERA: 2.53 (10,1)	1.0	L	5	2	1	1	1	0	0	0	0	0	0	9	13	9.00	3.000					

**TOP**

**Kansas City Royals @ Chicago White Sox**  
Comiskey Park, Chicago, IL  
Tue Jul 31 2001, 8:05 PM EDT  
Att. 18,581 - Sunny - 89 F

AB 31  
R 2  
H 9  
RBI 2  
BB 5  
SO 4  
LOB 12




Batter	1	2	3	4	5	6	7	8	9	10	AB	R	H	RBI	BB	SO	LOB							
Ray Durham, S OBP: 0.337, SLG: 0.435 (1,4)	1B		L9			L9		G1-3			4	1	1	0	0	0	2							
Jose Valentin, S OBP: 0.341, SLG: 0.520 (1,5)	F9		F8-6 1-2			G6-3			P6		4	0	0	0	0	0	2							
Carlos Lee, R OBP: 0.336, SLG: 0.533 (1,7)	K					G5-3		F9			4	0	0	0	0	1	1							
Magglio Ordonez, R OBP: 0.379, SLG: 0.515 (1,9)						F7					4	0	1	1	0	1	0							
Jose Canseco, R OBP: 0.376, SLG: 0.520 Chris Singleton, L OBP: 0.297, SLG: 0.365 (10, PR) (1,10)											3	0	1	0	0	2	1							
14 Paul Konerko, R OBP: 0.346, SLG: 0.507 (1,3)											0	0	0	0	0	0	0							
Aaron Rowand, R OBP: 0.426, SLG: 0.410 Herbert Perry, R OBP: 0.328, SLG: 0.406 (10, PH) (1,8)											14	G3	14	S										
Mark Johnson, L OBP: 0.377, SLG: 0.424 (1,2)											4	0	0	0	0	2	4							
Royce Clayton, R OBP: 0.270, SLG: 0.342 (1,6)											3	0	2	0	0	0	1							
<b>Inning Stats</b>	R: 1 E: 0 K: 2 S: 16	H: 2 LOB: 1 BB: 0 P: 23	R: 0 E: 0 K: 0 S: 6	H: 1 LOB: 0 BB: 0 P: 10	R: 0 E: 0 K: 0 S: 9	H: 1 LOB: 0 BB: 0 P: 14	R: 0 E: 0 K: 0 S: 8	H: 0 LOB: 1 BB: 0 P: 13	R: 0 E: 0 K: 0 S: 7	H: 0 LOB: 0 BB: 0 P: 11	R: 0 E: 0 K: 0 S: 7	H: 0 LOB: 0 BB: 0 P: 13	R: 0 E: 0 K: 1 S: 7	H: 0 LOB: 0 BB: 0 P: 8	R: 0 E: 0 K: 1 S: 10	H: 1 LOB: 1 BB: 0 P: 18	R: 0 E: 0 K: 1 S: 7	H: 0 LOB: 0 BB: 0 P: 9	R: 0 E: 0 K: 1 S: 10	H: 1 LOB: 2 BB: 0 P: 14	1B: 6 2B: 1 3B: 0 HR: 0	SF: 0 SAC: 0 DP: 3 HBP: 1	WP: 0 PB: 0 SB: 2 CS: 0	PA: 35
<b>PITCHER</b>	IP WLS BF H R ER SO BB IBB HBP BLK WP HR S P ERA WHIP																							
Paul Byrd, R ERA: 4.24 (1,1)	9.0	31	5	1	1	5	0	0	0	1	0	0	0	0	77	119	1.00	0.556						
Roberto Hernandez, R ERA: 4.33 (10,1)	1.0	S	4	1	0	0	0	0	0	0	0	0	0	10	14	0.00	1.000							

**BOTTOM**

**Kansas City Royals @ Chicago White Sox**  
Comiskey Park, Chicago, IL  
Tue Jul 31 2001, 8:05 PM EDT  
Att. 18,581 - Sunny - 89 F

AB 34  
R 1  
H 6  
RBI 1  
BB 0  
SO 6  
LOB 16





Batter	1	2	3	4	5	6	7	8	9	AB	R	H	RBI	BB	SO	LOB	TOP			
<b>Carlos Febles, R</b> OBP: 0.272, SLG: 0.282 (1, 4)										5	1	3	0	0	0	0	<b>Kansas City Royals @ Chicago White Sox</b> Comiskey Park, Chicago, IL Wed Aug 01 2001, 8:05 PM EDT Att: 15,620 - Sunny - 86 F			
<b>Neft Perez, S</b> OBP: 0.316, SLG: 0.428 (1, 6)										4	0	0	0	1	2	3				
<b>Carlos Beltrán, S</b> OBP: 0.320, SLG: 0.444 (1, 8)										5	2	2	1	0	1	5				
<b>29 Mike Sweeney, R</b> OBP: 0.373, SLG: 0.575 (1, 3)										3	2	2	2	2	0	0				
<b>Raul Ibanez, L</b> OBP: 0.400, SLG: 0.458 (1, 10)										2	0	1	0	3	0	1				
<b>Joe Randa, R</b> OBP: 0.304, SLG: 0.358 (1, 5)										4	0	1	1	0	1	3				
<b>Dee Brown, L</b> OBP: 0.309, SLG: 0.389 (1, 7)										4	1	1	1	0	0	2				
<b>Mark Quinn, R</b> OBP: 0.288, SLG: 0.480 (1, 9)										5	0	1	0	0	1	3				
<b>Gregg Zaun, S</b> OBP: 0.280, SLG: 0.318 (1, 2)										5	0	1	1	0	0	3				
<b>Inning Stats</b>	R: 3 E: 1 K: 1 S: 20	H: 4 LOB: 1 BB: 0 P: 36	R: 0 E: 0 K: 0 S: 4	H: 0 LOB: 0 BB: 7 P: 7	R: 0 E: 0 K: 2 S: 9	H: 0 LOB: 1 BB: 1 P: 16	R: 1 E: 0 K: 0 S: 12	H: 3 LOB: 3 BB: 1 P: 24	R: 0 E: 0 K: 0 S: 8	H: 2 LOB: 2 BB: 0 P: 11	R: 1 E: 0 K: 0 S: 15	H: 2 LOB: 2 BB: 1 P: 27	R: 1 E: 0 K: 1 S: 11	H: 1 LOB: 2 BB: 2 P: 23	R: 0 E: 0 K: 1 S: 10	H: 0 LOB: 0 BB: 0 P: 14	1B: 7 2B: 4 3B: 0 HR: 1	SF: 2 SAC: 0 DP: 0 HBP: 0	WP: 0 PB: 0 SB: 2 CS: 0	PA: 45
<b>PITCHER</b>	IP WLS BF H R ER SO BB IBB HBP BLK WP HR S P ERA WHIP																			
<b>Dan Wright, R</b> ERA: 5.63 (1, 1)	5.0 W 25 7 4 4 3 3 0 0 0 0 0 0 0 13 24 7.20 2.000																			
<b>Rocky Elmore, R</b> ERA: 5.45 (6, 1)	1.0 H 8 4 1 1 0 1 0 0 0 0 0 0 0 4 5 9.00 5.000																			
<b>Alan Embree, L</b> ERA: 10.21 (7, 1)	0.1 1 0 0 0 0 0 0 0 0 0 0 0 0 4 5 0.00 0.000																			
<b>Gary Glover, R</b> ERA: 4.78 (7, 1)	1.1 H 6 1 1 1 0 1 0 0 0 0 0 1 13 22 6.75 1.500																			
<b>Keith Foulke, R</b> ERA: 2.47 (8, 1)	1.1 S 5 0 0 0 2 1 0 0 0 0 0 0 0 14 24 0.00 0.750																			
<b>Batter</b>	<b>1</b>	<b>2</b>	<b>3</b>	<b>4</b>	<b>5</b>	<b>6</b>	<b>7</b>	<b>8</b>	<b>9</b>	<b>AB</b>	<b>R</b>	<b>H</b>	<b>RBI</b>	<b>BB</b>	<b>SO</b>	<b>LOB</b>	<b>BOTTOM</b>			
<b>Ray Durham, S</b> OBP: 0.338, SLG: 0.438 (1, 4)										2	1	1	0	0	0	2	<b>Kansas City Royals @ Chicago White Sox</b> Comiskey Park, Chicago, IL Wed Aug 01 2001, 8:05 PM EDT Att: 15,620 - Sunny - 86 F			
<b>Tony Graffanino, R</b> OBP: 0.333, SLG: 0.374 (4, 4)										3	0	1	0	0	2	1				
<b>Aaron Rowand, R</b> OBP: 0.431, SLG: 0.419 (1, 8) (8, 9)										4	1	2	1	0	1	1				
<b>Carlos Lee, R</b> OBP: 0.338, SLG: 0.531 (1, 7)										3	1	1	0	1	0	4				
<b>Magglio Ordonez, R</b> OBP: 0.378, SLG: 0.511 (1, 9)										3	0	0	0	0	1	3				
<b>Chris Singleton, L</b> OBP: 0.297, SLG: 0.365 (8, 8)										0	0	0	0	0	0	0				
<b>Jose Canseco, R</b> OBP: 0.380, SLG: 0.575 (1, 10)										4	2	2	5	0	2	2				
<b>14 Paul Konerko, R</b> OBP: 0.345, SLG: 0.507 (1, 3)										4	0	1	0	0	0	2				
<b>Herbert Perry, R</b> OBP: 0.326, SLG: 0.401 (1, 5)										3	0	0	0	1	0	1				
<b>Sandy Alomar Jr., R</b> OBP: 0.287, SLG: 0.332 (1, 2)										4	0	1	0	0	0	1				
<b>Royce Clayton, R</b> OBP: 0.277, SLG: 0.355 (1, 6)										2	2	1	1	2	0	1				
<b>Inning Stats</b>	R: 3 E: 0 K: 0 S: 20	H: 4 LOB: 1 BB: 0 P: 27	R: 0 E: 0 K: 0 S: 9	H: 1 LOB: 1 BB: 1 P: 15	R: 2 E: 0 K: 1 S: 13	H: 1 LOB: 0 BB: 0 P: 23	R: 1 E: 0 K: 2 S: 9	H: 1 LOB: 0 BB: 0 P: 15	R: 0 E: 0 K: 1 S: 7	H: 1 LOB: 1 BB: 0 P: 10	R: 1 E: 0 K: 0 S: 14	H: 2 LOB: 2 BB: 1 P: 21	R: 0 E: 0 K: 1 S: 6	H: 0 LOB: 0 BB: 0 P: 11	R: 0 E: 0 K: 1 S: 8	H: 0 LOB: 1 BB: 1 P: 15	1B: 5 2B: 2 3B: 0 HR: 3	SF: 0 SAC: 0 DP: 2 HBP: 1	WP: 0 PB: 0 SB: 0 CS: 0	PA: 37
<b>PITCHER</b>	IP WLS BF H R ER SO BB IBB HBP BLK WP HR S P ERA WHIP																			
<b>Chris George, L</b> ERA: 9.0 (1, 1)	3.0 L 16 6 5 5 1 2 0 0 0 0 0 1 36 57 15.00 2.667																			
<b>Blake Stein, R</b> ERA: 5.27 (4, 1)	4.0 17 4 2 2 4 1 0 1 0 0 0 1 36 57 4.50 1.250																			
<b>Doug Henry, R</b> ERA: 6.66 (8, 1)	1.0 4 0 0 0 1 1 0 0 0 0 0 0 8 15 0.00 1.000																			



Batter	1	2	3	4	5	6	7	8	9	AB	R	H	RBI	BB	SO	LOB	TOP										
Carlos Febles, R OBP: 0.268, SLG: 0.270	G3-1		1B E BB	G1-3		FC6-4			G5-3	4	1	0	0	1	0	1	<b>Kansas City Royals @ Chicago White Sox</b> Comiskey Park, Chicago, IL Thu Aug 02 2001, 8:05 PM EDT Att: 16,021 - Cloudy - 77 F										
Neftali Feliz, S OBP: 0.317, SLG: 0.428	29 G1-3 HBP 1B		29 BB 1B 2B	L4			G3-1		G5-3	5	1	2	0	0	0	0											
Carlos Beltrán, S OBP: 0.322, SLG: 0.443	29 G1-3 HBP		29 BB 1B	F8			G6-3			3	1	1	1	0	0	0											
29 Mike Sweeney, R OBP: 0.371, SLG: 0.571	G1-3		2B BB		G5-3		G1-3			3	1	0	0	1	0	2											
Raul Ibanez, L OBP: 0.399, SLG: 0.463 Luis Alicaia, S OBP: 0.327, SLG: 0.349	P6		G4-3 2B 2B	G3				P4		3	1	1	3	0	0	2											
Joe Randa, R OBP: 0.306, SLG: 0.358			G4-3							3	0	1	0	1	1	1											
Dee Brown, L OBP: 0.308, SLG: 0.391			1B 2B					F4		4	1	1	1	0	0	2											
Mark Quinn, R OBP: 0.284, SLG: 0.473			F7					P5		4	0	0	0	0	0	3											
Brent Mayne, L OBP: 0.379, SLG: 0.397	FC4-6		1B					G4-3		4	0	2	1	0	0	1											
<b>Inning Stats</b>	R: 0 E: 0 K: 0 S: 11	H: 1 LOB: 2 BB: 0 P: 21	R: 0 E: 0 K: 0 S: 10	H: 0 LOB: 1 BB: 1 P: 19	R: 6 E: 1 K: 0 S: 12	H: 5 LOB: 1 BB: 2 P: 25	R: 0 E: 0 K: 0 S: 5	H: 0 LOB: 0 BB: 0 P: 7	R: 0 E: 0 K: 1 S: 7	H: 0 LOB: 0 BB: 0 P: 10	R: 0 E: 0 K: 0 S: 11	H: 1 LOB: 1 BB: 0 P: 16	R: 0 E: 0 K: 0 S: 8	H: 0 LOB: 0 BB: 0 P: 12	R: 0 E: 0 K: 0 S: 7	H: 1 LOB: 1 BB: 0 P: 9	R: 0 E: 0 K: 0 S: 7	H: 0 LOB: 0 BB: 0 P: 9	1B: 6 2B: 2 3B: 0 HR: 0	SF: 0 SAC: 0 DP: 0 HBP: 1	WP: 0 PB: 0 CS: 0	PA: 38					
<b>PITCHER</b>	IP	WLS	BF	H	R	ER	SO	BB	IBB	HBP	BLK	WP	HR	S	P	ERA	WHIP										
Kip Wells, R ERA: 3.93	2.0	L	14	4	5	5	0	3	0	1	0	0	0	27	57	22.50	3.500										
Matt Ginter, R ERA: 8.23	5.0		17	3	1	1	1	0	0	0	0	0	0	37	53	1.80	0.600										
Alan Embree, L ERA: 9.51	2.0		7	1	0	0	0	0	0	0	0	0	0	14	16	0.00	0.500										

Batter	1	2	3	4	5	6	7	8	9	AB	R	H	RBI	BB	SO	LOB	BOTTOM										
Jose Valentin, S OBP: 0.342, SLG: 0.527	F7		FC6-4 HBP		G4-6-3				F9	4	1	1	2	0	0	2	<b>Kansas City Royals @ Chicago White Sox</b> Comiskey Park, Chicago, IL Thu Aug 02 2001, 8:05 PM EDT Att: 16,021 - Cloudy - 77 F										
Tony Graffanino, R OBP: 0.338, SLG: 0.383	F8		F8							3	0	1	0	1	0	2											
Magglio Ordonez, R OBP: 0.374, SLG: 0.595	G6-3		FC6-4							4	0	0	0	0	1	4											
Jose Canseco, R OBP: 0.368, SLG: 0.555			K		F9				G6-3	4	0	0	0	0	2	1											
14 Paul Konerko, R OBP: 0.342, SLG: 0.501			G5-3		G5-3				F7	4	0	0	0	0	0	1											
Jeff Liefer, L OBP: 0.286, SLG: 0.506			FC6-4 1B		HBP				K	3	1	2	1	0	1	0											
Aaron Rowand, R OBP: 0.407, SLG: 0.391 Ray Durham, S OBP: 0.337, SLG: 0.436			FC6-4		G5-3				F8	3	0	0	0	0	0	2											
Mark Johnson, L OBP: 0.375, SLG: 0.410 Carlos Lee, R OBP: 0.337, SLG: 0.530			HBP HBP		F8				K	1	0	0	0	0	1	0											
Royce Clayton, R OBP: 0.283, SLG: 0.361			F8		G4-6-3 1B					4	1	3	0	0	0	1											
<b>Inning Stats</b>	R: 0 E: 0 K: 0 S: 8	H: 0 LOB: 0 BB: 0 P: 11	R: 0 E: 0 K: 1 S: 6	H: 1 LOB: 1 BB: 0 P: 10	R: 0 E: 0 K: 0 S: 11	H: 0 LOB: 2 BB: 0 P: 18	R: 0 E: 0 K: 0 S: 7	H: 0 LOB: 1 BB: 0 P: 12	R: 0 E: 0 K: 0 S: 7	H: 1 LOB: 0 BB: 0 P: 10	R: 0 E: 0 K: 1 S: 9	H: 1 LOB: 1 BB: 0 P: 12	R: 3 E: 0 K: 1 S: 16	H: 3 LOB: 1 BB: 1 P: 29	R: 0 E: 0 K: 1 S: 7	H: 0 LOB: 0 BB: 0 P: 9	R: 0 E: 0 K: 1 S: 9	H: 1 LOB: 1 BB: 0 P: 10	1B: 4 2B: 1 3B: 0 HR: 2	SF: 0 SAC: 0 DP: 1 HBP: 3	WP: 0 PB: 0 CS: 0	PA: 37					
<b>PITCHER</b>	IP	WLS	BF	H	R	ER	SO	BB	IBB	HBP	BLK	WP	HR	S	P	ERA	WHIP										
Jeff Suppan, R ERA: 4.5	6.2	W	29	6	3	3	2	1	0	3	0	0	0	60	98	4.05	1.050										
Jason Grimsley, R ERA: 3.0	1.1	H	4	0	0	0	2	0	0	0	0	0	0	11	13	0.00	0.000										
Roberto Hernandez, R ERA: 4.23	1.0	S	4	1	0	0	1	0	0	0	0	0	0	9	10	0.00	1.000										




Batter	1	2	3	4	5	6	7	8	9	AB	R	H	RBI	BB	SO	LOB	TOP			
<b>Damian Rolls, R</b> OBP: 0.286, SLG: 0.333 (1, 8)	G5-3			F7					K	4	0	1	0	0	1	0				
<b>Brent Abernathy, R</b> OBP: 0.317, SLG: 0.400 (1, 4)	F8			F7						3	0	0	0	0	0	1				
<b>Ben Grieve, L</b> OBP: 0.357, SLG: 0.374 (1, 10)	G6-3			F8						3	0	0	0	0	0	1				
<b>Greg Vaughn, R</b> OBP: 0.328, SLG: 0.466 (1, 7)		G5-3			F7					3	0	0	0	0	0	1				
<b>Randy Winn, S</b> OBP: 0.357, SLG: 0.441 (1, 9)		K			F7				G5-3	3	0	0	0	0	1	0				
<b>Russ Johnson, R</b> OBP: 0.373, SLG: 0.405 (1, 5)					G6-3				G4-3	3	0	0	0	0	0	0				
<b>Steve Cox, L</b> OBP: 0.301, SLG: 0.413 (1, 3)				F8					G4-3	2	0	0	0	0	0	0				
<b>Chris Gomez, R</b> OBP: 0.248, SLG: 0.294 (1, 6)				P6					G5-3	3	0	0	0	0	0	1				
<b>John Flaherty, R</b> OBP: 0.250, SLG: 0.325 (1, 2)				F7					K	3	0	0	0	0	1	1				
<b>Inning Stats</b>	R: 0 E: 0 K: 0 S: 10	H: 0 LOB: 0 BB: 0 P: 12	R: 0 E: 0 K: 1 S: 9	H: 0 LOB: 0 BB: 0 P: 12	R: 0 E: 0 K: 0 S: 6	H: 0 LOB: 0 BB: 0 P: 10	R: 0 E: 0 K: 0 S: 5	H: 0 LOB: 0 BB: 0 P: 6	R: 0 E: 0 K: 0 S: 8	H: 0 LOB: 0 BB: 0 P: 14	R: 0 E: 0 K: 0 S: 11	H: 1 LOB: 1 BB: 0 P: 17	R: 0 E: 0 K: 0 S: 5	H: 0 LOB: 0 BB: 0 P: 7	R: 0 E: 0 K: 2 S: 13	H: 0 LOB: 0 BB: 0 P: 18	1B: 1 2B: 0 3B: 0 HR: 0	SF: 0 SAC: 0 DP: 1 HBP: 1	WP: 0 PB: 0 CS: 0	PA: 28
<b>PITCHER</b> <b>56 Mark Buehrle, L</b> ERA: 3.02 (1, 1)	IP: 9.0 WLS: W BF: 28 H: 1 R: 0 ER: 0 SO: 3 BB: 0 IBB: 0 HBP: 1 BLK: 0 WP: 0 HR: 0 S: 72 P: 104 ERA: 0.00 WHIP: 0.111															<b>PITCHER</b>				

**Tampa Bay Devil Rays @ Chicago White Sox**  
Comiskey Park, Chicago, IL  
Fri Aug 03 2001, 8:05 PM EDT  
Att: 19,330 - Sunny - 79 F

livebaseballscorecards.com

AB 27  
R 0  
H 1  
RBI 0  
BB 0  
SO 3  
LOB 5




Batter	1	2	3	4	5	6	7	8	9	AB	R	H	RBI	BB	SO	LOB	BOTTOM			
<b>Ray Durham, S</b> OBP: 0.336, SLG: 0.433 (1, 4)	F9			K						3	0	0	0	1	2	2				
<b>Carlos Lee, R</b> OBP: 0.338, SLG: 0.528 <b>Chris Singleton, L</b> OBP: 0.297, SLG: 0.365 (1, 7) (8, 8)	K				G5-4-3					3	0	1	0	1	1	2				
<b>Magglio Ordonez, R</b> OBP: 0.373, SLG: 0.598 (1, 9)	F8			1B						0	0	0	0	0	0	0				
<b>Jose Canseco, R</b> OBP: 0.380, SLG: 0.593 (1, 10)										4	1	1	0	0	1	3				
<b>14 Paul Konerko, R</b> OBP: 0.344, SLG: 0.508 (1, 3)										3	2	2	2	1	0	0				
<b>Herbert Perry, R</b> OBP: 0.325, SLG: 0.396 (1, 5)										3	1	1	2	1	0	1				
<b>Aaron Rowand, R</b> OBP: 0.379, SLG: 0.360 (1, 8) (8, 7)										3	0	0	0	1	1	1				
<b>Sandy Alomar Jr., R</b> OBP: 0.286, SLG: 0.330 (1, 2)										4	0	0	0	0	1	3				
<b>Royce Clayton, R</b> OBP: 0.287, SLG: 0.362 (1, 6)										4	0	1	0	0	0	3				
<b>Inning Stats</b>	R: 0 E: 0 K: 1 S: 7	H: 1 LOB: 0 BB: 1 P: 9	R: 2 E: 0 K: 1 S: 15	H: 1 LOB: 0 BB: 1 P: 20	R: 0 E: 0 K: 3 S: 13	H: 1 LOB: 1 BB: 0 P: 20	R: 0 E: 0 K: 1 S: 6	H: 0 LOB: 1 BB: 1 P: 14	R: 0 E: 0 K: 0 S: 12	H: 1 LOB: 1 BB: 1 P: 17	R: 2 E: 1 K: 0 S: 9	H: 2 LOB: 1 BB: 0 P: 15	R: 0 E: 0 K: 0 S: 9	H: 1 LOB: 2 BB: 2 P: 22	R: 0 E: 0 K: 0 S: 10	H: 1 LOB: 2 BB: 1 P: 20	1B: 3 2B: 1 3B: 1 HR: 2	SF: 0 SAC: 0 DP: 2 HBP: 0	WP: 0 PB: 0 CS: 1	PA: 35
<b>PITCHER</b> <b>Nick Blierbrodt, L</b> ERA: 6.69 <b>Jason Standridge, R</b> ERA: (1, 1) (7, 1)	IP: 6.0 WLS: L BF: 26 H: 5 R: 4 ER: 4 SO: 7 BB: 3 IBB: 0 HBP: 0 BLK: 0 WP: 0 HR: 2 S: 62 P: 95 ERA: 6.00 WHIP: 1.333															<b>PITCHER</b>				

**Tampa Bay Devil Rays @ Chicago White Sox**  
Comiskey Park, Chicago, IL  
Fri Aug 03 2001, 8:05 PM EDT  
Att: 19,330 - Sunny - 79 F

livebaseballscorecards.com

AB 29  
R 4  
H 7  
RBI 4  
BB 6  
SO 7  
LOB 15





Batter	1	2	3	4	5	6	7	8	9	AB	R	H	RBI	BB	SO	LOB	TOP										
Jason Tyner, L (1,7) OBP: 0.344, SLG: 0.360	1-1 G6-4-3 1B		0-2 2B	2-1 1B	0-3 K			2-2 G6-3 1B		5	1	4	0	0	1	2											
Brent Abernathy, R (1,4) OBP: 0.336, SLG: 0.425	1-0 G6-4-3 1B		2-2 S HBP 2B	1-0 1B		0-0 2B 1B		1-1 F8		5	2	4	1	0	0	1											
Ben Grieve, L (1,9) OBP: 0.358, SLG: 0.375	3-1 G6-4-3		4-0 HBP 1B BB	2-0 P6		2-2 1-H 2B		3-2 G6-3		4	1	1	1	1	0	5											
Greg Vaughn, R (1,10) OBP: 0.324, SLG: 0.461	2-0 F8		1-3 K	1-3 K		2-1 P3			0-0 P3	5	0	0	0	0	2	6											
Steve Cox, L (1,3) OBP: 0.304, SLG: 0.410		0-1 G5-3	2-2 HBP 1B HBP	2-2 F7		2-2 L6			1-2 G4-6-3 1B	4	1	1	0	0	0	3											
Randy Winn, S (1,8) OBP: 0.354, SLG: 0.434		1-3 K	1-1 1B SF9 HBP		3-2 F7	2-1 G4-3			0-1 G4-6-3	4	1	0	1	0	1	2											
Aubrey Huff, L (1,5) OBP: 0.297, SLG: 0.363		0-1 1B	1-0 1B		3-2 F8		0-0 G3-1			4	0	2	2	0	0	0											
Chris Gomez, R (1,6) OBP: 0.261, SLG: 0.303		2-1 1B	1-2 SF9		4-2 1B		0-1 G6-4-3 1B			2	0	2	1	1	0	0											
John Flaherty, R (1,2) OBP: 0.250, SLG: 0.324		3-3 K	0-0 P4		1-0 1B		1-2 G6-4-3			4	0	1	0	0	1	4											
<b>Inning Stats</b>	R: 0 E: 0 K: 0 S: 6	H: 2 LOB: 1 BB: 0 P: 13	R: 0 E: 0 K: 2 S: 13	H: 2 LOB: 2 BB: 0 P: 19	R: 5 E: 0 K: 1 S: 17	H: 3 LOB: 1 BB: 1 P: 29	R: 0 E: 0 K: 1 S: 10	H: 2 LOB: 2 BB: 0 P: 18	R: 0 E: 0 K: 1 S: 15	H: 1 LOB: 2 BB: 1 P: 26	R: 1 E: 0 K: 0 S: 13	H: 2 LOB: 1 BB: 0 P: 21	R: 0 E: 0 K: 0 S: 6	H: 1 LOB: 0 BB: 0 P: 7	R: 0 E: 0 K: 0 S: 11	H: 1 LOB: 0 BB: 0 P: 17	R: 0 E: 0 K: 0 S: 6	H: 1 LOB: 0 BB: 0 P: 7	1B: 12 2B: 3 HR: 0	SF: 1 SAC: 0 DP: 4 HBP: 2	WP: 0 PB: 0 CS: 0	PA: 42					
<b>PITCHER</b>	IP	WLS	BF	H	R	ER	SO	BB	IBB	HBP	BLK	WP	HR	S	P	ERA	WHIP										
Sean Lowe, R (1,1) ERA: 3.24	3.0		20	9	5	5	3	1	0	2	0	0	0	39	67	15.00	3.333										
Rocky Biddle, R (4,1) ERA: 5.39	1.2	W	7	1	0	0	1	1	0	0	0	0	0	19	35	0.00	1.200										
Alan Embree, L (5,1) ERA: 9.29	1.2		7	2	1	1	1	0	0	0	0	0	0	17	25	5.40	1.200										
Gary Glover, R (7,1) ERA: 4.6	1.2	H	5	2	0	0	0	0	0	0	0	0	0	16	23	0.00	1.200										
Keith Foulke, R (9,1) ERA: 2.43	1.0	S	3	1	0	0	0	0	0	0	0	0	0	6	7	0.00	1.000										

**Tampa Bay Devil Rays @ Chicago White Sox**  
Comiskey Park, Chicago, IL  
Sat Aug 04 2001, 7:05 PM EDT  
Att: 28,952 - Sunny - 80 F

livebaseballscorecards.com

AB 37  
R 6  
H 15  
RBI 6  
BB 2  
SO 5  
LOB 23




Batter	1	2	3	4	5	6	7	8	9	AB	R	H	RBI	BB	SO	LOB	BOTTOM										
Ray Durham, S (1,4) OBP: 0.337, SLG: 0.439	3-2 F3		3-3 K	3-2 1-H HR		1-1 F9		4-1 1-2 2-3 BB		4	1	1	2	1	1	1											
Carlos Lee, R (1,7) OBP: 0.334, SLG: 0.521	2-2 P5		0-1 F3	0-0 F8		3-3 K		1-3 K		5	0	0	0	0	2	4											
Chris Singleton, L (9,8) OBP: 0.297, SLG: 0.365										0	0	0	0	0	0	0											
Magglio Ordonez, R (1,9) OBP: 0.370, SLG: 0.503	1-2 F8			0-0 L9	2-0 F2			0-0 F3		4	0	0	0	0	0	0											
Jose Canseco, R (1,10) OBP: 0.391, SLG: 0.591		4-1 G6-4-3 14 1B BB		1-2 14 1B E	4-2 14 HR BB		1-0 G3			2	2	1	0	2	0	0											
14 Paul Konerko, R (1,3) OBP: 0.348, SLG: 0.519		1-0 G6-4-3		0-2 E	0-1 HR		1-2 P6			4	2	3	2	0	0	0											
Herbert Perry, R (1,5) OBP: 0.326, SLG: 0.395		1-2 1B		1-3 HR	1-H HR					3	1	1	1	1	0	3											
Aaron Rowand, R (1,8) OBP: 0.387, SLG: 0.426		3-1 G6-4-3		2-2 E4	0-0 FC8-4		4-2 G5-3 1B BB			4	1	2	3	0	0	2											
Royce Clayton, R (1,6) OBP: 0.287, SLG: 0.358		3-2 L4		1-3 HR	3-1 FC8-4		1-2 BB G5-3 1B			3	0	0	0	1	1	3											
Mark Johnson, L (1,2) OBP: 0.382, SLG: 0.397			0-0 F8	4-1 HR BB		2-1 G4-3		4-1 BB BB		2	1	0	0	2	0	1											
<b>Inning Stats</b>	R: 0 E: 0 K: 0 S: 9	H: 0 LOB: 0 BB: 0 P: 15	R: 0 E: 0 K: 0 S: 7	H: 1 LOB: 1 BB: 1 P: 18	R: 0 E: 0 K: 1 S: 9	H: 0 LOB: 1 BB: 1 P: 16	R: 6 E: 1 K: 0 S: 23	H: 4 LOB: 0 BB: 1 P: 35	R: 2 E: 0 K: 1 S: 11	H: 2 LOB: 1 BB: 1 P: 20	R: 0 E: 0 K: 1 S: 7	H: 0 LOB: 0 BB: 0 P: 13	R: 0 E: 0 K: 0 S: 5	H: 0 LOB: 0 BB: 0 P: 7	R: 0 E: 0 K: 1 S: 12	H: 1 LOB: 3 BB: 3 P: 26	R: 0 E: 0 K: 1 S: 12	H: 1 LOB: 3 BB: 3 P: 26	1B: 5 2B: 0 3B: 0 HR: 3	SF: 0 SAC: 0 DP: 2 HBP: 0	WP: 0 PB: 0 CS: 0	PA: 38					
<b>PITCHER</b>	IP	WLS	BF	H	R	ER	SO	BB	IBB	HBP	BLK	WP	HR	S	P	ERA	WHIP										
Joe Kennedy, L (1,1) ERA: 4.98	4.1	L	23	6	8	5	1	4	0	0	0	0	0	13	22	0.00	0.600										
Travis Phelps, R (5,1) ERA: 3.54	1.2		6	1	0	0	2	0	0	0	0	0	0	12	19	0.00	1.200										
Jesus Colome, R (7,1) ERA: 3.18	1.2		6	1	0	0	0	1	0	0	0	0	0	2	10	∞	∞										
Doug Creek, L (8,1) ERA: 4.08	0.0		2	0	0	0	0	2	0	0	0	0	0	2	10	∞	∞										
Victor Zambrano, R (8,1) ERA: 1.93	0.1		1	0	0	0	1	0	0	0	0	0	0	3	4	0.00	0.000										

**Tampa Bay Devil Rays @ Chicago White Sox**  
Comiskey Park, Chicago, IL  
Sat Aug 04 2001, 7:05 PM EDT  
Att: 28,952 - Sunny - 80 F

livebaseballscorecards.com

AB 31  
R 8  
H 8  
RBI 8  
BB 7  
SO 4  
LOB 14









Batter	1	2	3	4	5	6	7	8	9	AB	R	H	RBI	BB	SO	LOB	TOP		
Jason Tyner, L (1, 8) OBP: 0.342, SLG: 0.354	4-0 G4-6-3 BB BB		0-1 G6-3		2-3 K2-3		1-1 G3		2-2 G3-1	4	0	0	0	1	1	2			
Brent Abernathy, R (1, 4) OBP: 0.358, SLG: 0.429	4-0 G4-6-3 BB 1-2 BB		4-2 BB BB			1-1 G6-3		0-1 G3		2	0	0	0	2	0	0			
Ben Grieve, L (1, 10) OBP: 0.358, SLG: 0.370	3-2 G4-6-3 1-2 2-3		4-1 BB			0-1 G3		1-2 G3 E 1B HBP		2	1	0	0	1	0	2			
Greg Vaughn, R (1, 7) OBP: 0.328, SLG: 0.466	4-1 BB		1-3 K			4-2 S BB		0-2 E5 1B G3		2	1	0	0	2	1	3			
Aubrey Huff, L (1, 3) OBP: 0.296, SLG: 0.363	1-3 K2-3			2-1 E5 G3-6-3		0-3 K2-3		3-1 G3		4	0	0	0	0	2	5			
Randy Winn, S (1, 9) OBP: 0.354, SLG: 0.432		1-2 G4-3		2-2 G3-6-3 1-2			1-0 F8	1-2 1B		4	0	1	2	0	0	1			
Russ Johnson, R (1, 5) OBP: 0.371, SLG: 0.399		2-2 G6-3		0-0 G6-3			4-2 2B BB	1-2 G4-3		3	0	0	0	1	0	1			
Chris Gomez, R (1, 6) OBP: 0.261, SLG: 0.309		2-2 F7			3-2 G4-3		0-0 2B		2-2 F8	4	0	1	0	0	0	0			
John Flaherty, R (1, 2) OBP: 0.254, SLG: 0.323			2-2 G5-3		2-0 G6-3		0-1 F3		0-3 K	4	0	0	0	0	1	2			
<b>Inning Stats</b>	R: 0 H: 0 E: 0 K: 1 S: 14	H: 0 LOB: 2 BB: 3 P: 30	R: 0 H: 0 E: 0 K: 0 S: 9	H: 0 LOB: 0 BB: 0 P: 14	R: 0 H: 0 E: 0 K: 1 S: 11	H: 0 LOB: 2 BB: 2 P: 22	R: 0 H: 0 E: 1 K: 0 S: 8	H: 0 LOB: 0 BB: 0 P: 12	R: 0 H: 0 E: 0 K: 1 S: 7	H: 0 LOB: 0 BB: 0 P: 14	R: 0 H: 1 E: 0 K: 0 S: 8	H: 1 LOB: 2 BB: 1 P: 14	R: 2 H: 1 E: 1 K: 0 S: 16	H: 1 LOB: 1 BB: 0 P: 22	R: 0 H: 0 E: 0 K: 1 S: 9	H: 0 LOB: 0 BB: 0 P: 13	1B: 1 2B: 1 3B: 0 HR: 0	SF: 0 SAC: 0 DP: 2 HBP: 1	WP: 0 PA: 37 CS: 0
<b>PITCHER</b>	IP WLS BF H R ER SO BB IBB HBP BLK WP HR S P ERA WHIP																		
Dan Wright, R (1, 1) ERA: 3.14	6.1 W 26 1 0 0 4 7 0 0 0 0 0 62 115 0.00 1.263																		
Gary Glover, R (7, 1) ERA: 4.44	1.2 8 1 2 0 0 0 0 0 1 0 0 0 20 27 0.00 0.600																		
Keith Foulke, R (9, 1) ERA: 2.35	1.0 S 3 0 0 0 1 0 0 0 0 0 0 0 9 13 0.00 0.000																		

**Tampa Bay Devil Rays @ Chicago White Sox**  
Comiskey Park, Chicago, IL  
Mon Aug 06 2001, 2:05 PM EDT  
Att: 26,944 - Sunny - 86 F

AB 29  
R 2  
H 2  
RBI 2  
BB 7  
SO 5  
LOB 16



Batter	1	2	3	4	5	6	7	8	9	AB	R	H	RBI	BB	SO	LOB	BOTTOM		
Tony Graffanino, R (1, 4) OBP: 0.351, SLG: 0.394	0-1 G5-3			1-0 S 1B		1-1 1B		1-1 FC6-4 1B		5	0	3	1	0	1	0			
Carlos Lee, R (1, 7) OBP: 0.332, SLG: 0.513	1-2 G1-3		0-1 F7		4-0 BB	0-0 F5		1-0 FC6-4 1B		4	0	0	0	1	0	3			
Magglio Ordonez, R (1, 9) OBP: 0.368, SLG: 0.500	2-2 HR 1B		0-2 14 S 14 HR 2B		1-3 K		3-3 K			4	2	2	0	0	2	2			
Jose Canseco, R (1, 10) OBP: 0.404, SLG: 0.615	1-0 HR		0-3 K		1-3 K		4-2 BB			3	1	1	2	1	2	3			
14 Paul Konerko, R (1, 3) OBP: 0.346, SLG: 0.519	4-1 BB BB		1-2 HR		3-2 G6-3		0-3 K			3	1	1	2	1	1	1			
Herbert Perry, R (1, 5) OBP: 0.331, SLG: 0.391	4-1 BB 1-2 BB		3-3 K		4-1 G6-4-3 BB		1-3 K			2	0	0	0	2	2	1			
Aaron Rowand, R (1, 8) OBP: 0.377, SLG: 0.450	4-2 BB		1-3 K		0-1 G6-4-3			3-2 G1-3		2	0	0	0	1	1	1			
Chris Singleton, L (7, 8) OBP: 0.296, SLG: 0.363	1-2 2-3 BB									1	0	0	0	0	0	0			
Royce Clayton, R (1, 6) OBP: 0.286, SLG: 0.354	0-3 K			4-2 SH1-3 1B BB		1-3 K		0-0 G4-3		3	1	0	0	1	2	3			
Mark Johnson, L (1, 2) OBP: 0.398, SLG: 0.397		1-1 G3		0-0 SH1-3		1-1 L6		4-1 1B BB		2	0	0	0	1	0	0			
<b>Inning Stats</b>	R: 2 H: 2 E: 0 K: 1 S: 19	H: 2 LOB: 3 BB: 3 P: 35	R: 0 H: 0 E: 0 K: 1 S: 7	H: 0 LOB: 0 BB: 0 P: 11	R: 2 H: 2 E: 0 K: 3 S: 16	H: 2 LOB: 0 BB: 0 P: 21	R: 1 H: 1 E: 0 K: 2 S: 11	H: 1 LOB: 2 BB: 2 P: 22	R: 0 H: 0 E: 0 K: 0 S: 6	H: 0 LOB: 0 BB: 1 P: 13	R: 0 H: 1 E: 0 K: 1 S: 8	H: 1 LOB: 1 BB: 0 P: 11	R: 0 H: 0 E: 0 K: 3 S: 13	H: 0 LOB: 1 BB: 1 P: 21	R: 0 H: 1 E: 0 K: 0 S: 9	H: 1 LOB: 2 BB: 1 P: 18	1B: 4 2B: 1 3B: 0 HR: 2	SF: 0 SAC: 1 DP: 1 HBP: 0	WP: 0 PA: 38 CS: 0
<b>PITCHER</b>	IP WLS BF H R ER SO BB IBB HBP BLK WP HR S P ERA WHIP																		
Jeff Wallace, L (1, 1) ERA: 3.07	5.0 L 25 5 5 5 7 6 0 0 0 0 0 59 102 9.00 2.200																		
Travis Phelps, R (6, 1) ERA: 3.3	3.0 13 2 0 0 4 2 0 0 0 0 0 30 50 0.00 1.333																		

**Tampa Bay Devil Rays @ Chicago White Sox**  
Comiskey Park, Chicago, IL  
Mon Aug 06 2001, 2:05 PM EDT  
Att: 26,944 - Sunny - 86 F

AB 29  
R 5  
H 7  
RBI 5  
BB 8  
SO 11  
LOB 14





Batter	1	2	3	4	5	6	7	8	9	AB	R	H	RBI	BB	SO	LOB	TOP									
Ray Durham, S OBP: 0.333, SLG: 0.432	G5-3		FC6-4			G4-6-3		P3		4	0	1	0	0	0	1	Chicago White Sox @ Anaheim Angels Edison International Field, Anaheim, CA Tue Aug 07 2001, 10:05 PM EDT Att: 18,498 - Cloudy - 80 F									
Jose Valentin, S OBP: 0.339, SLG: 0.516	F8			F8		G4-6-3		G5-3		4	0	0	0	0	2											
Magglio Ordonez, R OBP: 0.367, SLG: 0.505	G6-3			G1-3		G6-3			HR	4	1	1	1	0	0											
Jose Canseco, R OBP: 0.393, SLG: 0.595		K		G4-3				G6-3		4	0	0	0	0	2											
14 Paul Konerko, R OBP: 0.345, SLG: 0.519		F9			F8			F8		4	1	1	0	0	0											
Jeff Liefer, L OBP: 0.279, SLG: 0.506		F7			K			K		4	0	0	0	0	2											
Chris Singleton, L OBP: 0.297, SLG: 0.367			G3-1		G6-3					3	0	1	1	0	0											
Royce Clayton, R OBP: 0.287, SLG: 0.354			G5-3			G4-3		G4-3		3	1	1	0	0	0											
Mark Johnson, L OBP: 0.407, SLG: 0.400				FC6-4		G4-6-3		G4-3		2	0	1	0	1	0											
<b>Inning Stats</b>	R: 0 E: 0 K: 0 S: 7	H: 0 LOB: 0 BB: 0 P: 11	R: 0 E: 0 K: 1 S: 9	H: 0 LOB: 0 BB: 0 P: 14	R: 0 E: 0 K: 0 S: 13	H: 0 LOB: 1 BB: 1 P: 21	R: 0 E: 0 K: 0 S: 9	H: 0 LOB: 0 BB: 0 P: 15	R: 0 E: 0 K: 1 S: 6	H: 0 LOB: 0 BB: 0 P: 10	R: 1 E: 0 K: 0 S: 13	H: 3 LOB: 1 BB: 0 P: 19	R: 1 E: 0 K: 1 S: 11	H: 2 LOB: 1 BB: 0 P: 16	R: 0 E: 0 K: 0 S: 9	H: 0 LOB: 0 BB: 0 P: 13	R: 1 E: 0 K: 1 S: 9	H: 1 LOB: 0 BB: 0 P: 12	1B: 3 2B: 2 3B: 0 HR: 1	SF: 0 SAC: 0 DP: 1 HBP: 0	WP: 0 PB: 0 SB: 0 CS: 0	PA: 33				
<b>PITCHER</b>	IP	WLS	BF	H	R	ER	SO	BB	IBB	HBP	BLK	WP	HR	S	P	ERA	WHIP									
Pat Rapp, R ERA: 4.58	(1, 1)	7.0	W	26	5	2	2	3	1	0	0	0	0	68	106	2.57	0.857									
Mike Holtz, L ERA: 4.1	(8, 1)	1.0		3	0	0	0	0	0	0	0	0	0	9	13	0.00	0.000									
47 Mark Lukasiewicz, L ERA: 6.35	(9, 1)	1.0		4	1	1	1	1	0	0	0	0	0	1	9	12	9.00	1.000								

Batter	1	2	3	4	5	6	7	8	9	AB	R	H	RBI	BB	SO	LOB	BOTTOM									
David Eckstein, R OBP: 0.361, SLG: 0.357	G6-3			G5-4-3						3	1	2	0	0	0	1	Chicago White Sox @ Anaheim Angels Edison International Field, Anaheim, CA Tue Aug 07 2001, 10:05 PM EDT Att: 18,498 - Cloudy - 80 F									
Jose Nieves, R OBP: 0.263, SLG: 0.333		HBP								1	1	1	0	0	0											
Darin Erstad, L OBP: 0.334, SLG: 0.374	G6-3		G4-3			F8				5	1	2	1	0	0											
Troy Glaus, R OBP: 0.359, SLG: 0.529			L7							4	2	2	1	1	1											
Benji Gil, R OBP: 0.350, SLG: 0.551	HR									0	0	0	0	0	0											
16 Garret Anderson, L OBP: 0.300, SLG: 0.455	G4-3		K							5	1	2	2	0	1											
Scott Spiezio, S OBP: 0.330, SLG: 0.451					F5					4	2	3	2	0	0											
Tim Salmon, R OBP: 0.379, SLG: 0.382										3	1	1	1	1	1											
Adam Kennedy, L OBP: 0.351, SLG: 0.403										3	0	2	1	1	0											
Jorge Fabregas, L OBP: 0.228, SLG: 0.266										3	0	0	0	0	1											
Orlando Palmeiro, L OBP: 0.318, SLG: 0.344										1	0	0	1	1	0											
Shawn Wooten, R OBP: 0.340, SLG: 0.487										1	0	0	0	0	0											
<b>Inning Stats</b>	R: 1 E: 0 K: 0 S: 9	H: 2 LOB: 0 BB: 0 P: 11	R: 2 E: 0 K: 0 S: 14	H: 3 LOB: 2 BB: 0 P: 21	R: 1 E: 0 K: 2 S: 14	H: 2 LOB: 2 BB: 1 P: 26	R: 1 E: 0 K: 0 S: 10	H: 2 LOB: 2 BB: 2 P: 24	R: 0 E: 0 K: 1 S: 8	H: 0 LOB: 0 BB: 1 P: 16	R: 3 E: 0 K: 0 S: 13	H: 4 LOB: 1 BB: 0 P: 20	R: 0 E: 0 K: 0 S: 5	H: 0 LOB: 0 BB: 0 P: 8	R: 1 E: 0 K: 1 S: 11	H: 2 LOB: 1 BB: 0 P: 12	1B: 10 2B: 4 3B: 0 HR: 1	SF: 1 SAC: 1 DP: 2 HBP: 1	WP: 0 PB: 0 SB: 0 CS: 1	PA: 40						
<b>PITCHER</b>	IP	WLS	BF	H	R	ER	SO	BB	IBB	HBP	BLK	WP	HR	S	P	ERA	WHIP									
Kip Wells, R ERA: 4.24	(1, 1)	3.2	L	22	4	3	5	2	3	0	1	0	0	0	24	41	11.57	2.143								
Matt Ginter, R ERA: 9.85	(4, 1)	2.1		10	4	3	3	1	1	0	0	0	0	5	8	0.00	0.000									
Alan Embree, L ERA: 9.0	(7, 1)	1.0		3	0	0	0	0	0	0	0	0	0	0	11	12	9.00	2.000								
Rocky Biddle, R ERA: 5.4	(8, 1)	1.0		5	2	1	1	1	0	0	0	0	0	0	11	12	9.00	2.000								



Batter	1	2	3	4	5	6	7	8	9	AB	R	H	RBI	BB	SO	LOB	TOP					
Ray Durham, S OBP: 0.333, SLG: 0.433 (1, 4)										6	1	2	0	0	2	6	<b>Chicago White Sox @ Anaheim Angels</b> Edison International Field, Anaheim, CA Wed Aug 08 2001, 10:05 PM EDT Att: 18,864 - Cloudy - 77 F					
Carlos Lee, R OBP: 0.334, SLG: 0.512 (1, 7)										5	3	2	2	1	1	2						
Magglio Ordonez, R OBP: 0.368, SLG: 0.520 (1, 9)										6	2	3	4	0	0	2						
Jose Canseco, R OBP: 0.384, SLG: 0.576 (1, 10)										6	0	1	1	0	1	2						
14 Paul Konerko, R OBP: 0.345, SLG: 0.520 (1, 3)										5	1	2	2	0	1	1						
Herbert Perry, R OBP: 0.332, SLG: 0.396 (1, 5)										5	2	2	0	0	0	4						
Aaron Rowand, R OBP: 0.378, SLG: 0.492 (1, 8)										5	3	2	2	0	0	3						
Sandy Alomar Jr., R OBP: 0.298, SLG: 0.345 (1, 2)										2	1	1	3	0	0	0						
Mark Johnson, L OBP: 0.404, SLG: 0.397 (3, 2)										3	0	1	0	0	2	1						
Royce Clayton, R OBP: 0.295, SLG: 0.363 (1, 6)										4	2	3	1	1	0	0						
<b>Inning Stats</b>	R: 2 E: 0 K: 0 S: 13	H: 3 LOB: 2 BB: 1 P: 26	R: 0 E: 0 K: 0 S: 10	H: 1 LOB: 1 BB: 0 P: 15	R: 4 E: 1 K: 0 S: 14	H: 3 LOB: 1 BB: 1 P: 27	R: 0 E: 0 K: 1 S: 9	H: 0 LOB: 0 BB: 0 P: 13	R: 1 E: 0 K: 2 S: 17	H: 3 LOB: 2 BB: 0 P: 27	R: 1 E: 0 K: 0 S: 10	H: 3 LOB: 1 BB: 0 P: 17	R: 4 E: 1 K: 1 S: 19	H: 3 LOB: 0 BB: 0 P: 28	R: 1 E: 1 K: 1 S: 7	H: 1 LOB: 0 BB: 0 P: 11	R: 2 E: 0 K: 2 S: 10	H: 2 LOB: 0 BB: 0 P: 13	1B: 11 2B: 4 3B: 0 HR: 4	SF: 0 SAC: 0 DP: 2 HBP: 0	WP: 0 PB: 0 SB: 1 CS: 0	PA: 49
<b>PITCHER</b>	IP WLS BF H R ER SO BB IBB HBP BLK WP HR S P ERA WHIP																					
Jarrod Washburn, L ERA: 3.76 (4, 1)	3.0 L 19 7 6 6 0 2 0 0 0 0 0 1 37 68 18.00 3.000																					
Lou Pote, R ERA: 3.24 (6, 1)	2.0 9 3 1 1 3 0 0 0 0 0 0 0 26 40 4.50 1.500																					
Ben Weber, R ERA: 2.57 (7, 1)	1.0 5 3 1 1 0 0 0 0 0 0 0 1 18 27 0.00 4.500																					
Mike Holtz, L ERA: 4.0 (7, 1)	0.2 6 3 4 0 1 0 0 0 0 0 0 1 18 27 0.00 4.500																					
47 Mark Lukasiewicz, L ERA: 6.86 (7, 1)	2.1 10 3 3 3 3 0 0 0 0 0 0 2 18 25 11.57 1.286																					

AB	47
R	15
H	19
RBI	15
BB	2
SO	7
LOB	21



Batter	1	2	3	4	5	6	7	8	9	AB	R	H	RBI	BB	SO	LOB	BOTTOM					
David Eckstein, R OBP: 0.360, SLG: 0.356 (1, 6)										4	1	1	0	0	0	2	<b>Chicago White Sox @ Anaheim Angels</b> Edison International Field, Anaheim, CA Wed Aug 08 2001, 10:05 PM EDT Att: 18,864 - Cloudy - 77 F					
Darin Erstad, L OBP: 0.336, SLG: 0.378 (1, 8)										3	0	2	0	0	0	0						
Jorge Fabregas, L OBP: 0.226, SLG: 0.264 (8, 2)										3	0	0	0	0	1	3						
Troy Glaus, R OBP: 0.397, SLG: 0.525 (1, 5)										4	0	0	1	0	0	1						
Orlando Palmeiro, L OBP: 0.316, SLG: 0.342 (8, 8)										3	0	0	0	0	0	0						
16 Garret Anderson, L OBP: 0.297, SLG: 0.451 (1, 7)										4	0	0	1	0	0	1						
Tim Salmon, R OBP: 0.376, SLG: 0.378 (1, 9)										3	0	0	0	0	0	1						
Shawn Woolen, R OBP: 0.335, SLG: 0.480 (1, 10)										3	0	0	0	0	0	0						
Benji Gil, R OBP: 0.346, SLG: 0.543 (1, 3)										3	0	0	0	0	0	0						
Bengie Molina, R OBP: 0.314, SLG: 0.314 (1, 2)										2	0	0	0	0	0	0						
Scott Spiezio, S OBP: 0.329, SLG: 0.449 (8, 5)										1	0	0	0	0	0	0						
Jose Nieves, R OBP: 0.318, SLG: 0.400 (1, 4)										2	0	1	0	1	0	0						
<b>Inning Stats</b>	R: 1 E: 0 K: 0 S: 7	H: 2 LOB: 1 BB: 0 P: 11	R: 0 E: 0 K: 0 S: 6	H: 0 LOB: 0 BB: 0 P: 10	R: 0 E: 0 K: 1 S: 11	H: 1 LOB: 1 BB: 1 P: 20	R: 0 E: 0 K: 0 S: 5	H: 0 LOB: 0 BB: 0 P: 6	R: 0 E: 0 K: 0 S: 8	H: 1 LOB: 1 BB: 0 P: 11	R: 0 E: 0 K: 0 S: 6	H: 0 LOB: 0 BB: 0 P: 8	R: 0 E: 0 K: 0 S: 8	H: 0 LOB: 0 BB: 0 P: 11	R: 0 E: 0 K: 0 S: 7	H: 0 LOB: 0 BB: 0 P: 12	R: 0 E: 0 K: 0 S: 6	H: 0 LOB: 0 BB: 0 P: 10	1B: 2 2B: 2 3B: 0 HR: 0	SF: 0 SAC: 0 DP: 1 HBP: 0	WP: 0 PB: 0 SB: 0 CS: 0	PA: 31
<b>PITCHER</b>	IP WLS BF H R ER SO BB IBB HBP BLK WP HR S P ERA WHIP																					
56 Mark Buehrle, L ERA: 2.9 (1, 1)	9.0 W 31 4 1 1 1 1 0 0 0 0 0 0 64 99 1.00 0.556																					

AB	30
R	1
H	4
RBI	1
BB	1
SO	1
LOB	7






Batter	1	2	3	4	5	6	7	8	9	AB	R	H	RBI	BB	SO	LOB	TOP					
Ray Durham, S OBP: 0.330, SLG: 0.429	F5			F7		K			P5	4	0	0	0	0	1	0						
Jose Valentin, S OBP: 0.340, SLG: 0.519	K			1B		G5-3			2B	4	1	2	0	0	1	0						
Maglio Ordonez, R OBP: 0.370, SLG: 0.522	G3			1B				G4-3	2B	4	0	2	1	0	0	0						
Jose Canseco, R OBP: 0.387, SLG: 0.567		BB		BB				F9	2B	2	0	0	0	2	1	1						
14 Paul Konerko, R OBP: 0.342, SLG: 0.515	G6-4-3			G6-3				L6	F2	4	0	0	0	0	0	4						
Carlos Lee, R OBP: 0.334, SLG: 0.518	F9					G3			HR	3	1	1	1	0	0	0						
Chris Singleton, L OBP: 0.294, SLG: 0.363			G6-3	F8				G3		3	0	0	0	0	0	0						
Royce Clayton, R OBP: 0.292, SLG: 0.359			G4-3	L8				G4-3		3	0	0	0	0	0	0						
Mark Johnson, L OBP: 0.391, SLG: 0.382			F7			F9		F7		3	0	0	0	0	0	0						
<b>Inning Stats</b>	R: 0 E: 0 K: 1 S: 5	H: 0 LOB: 0 BB: 0 P: 6	R: 0 E: 0 K: 0 S: 5	H: 0 LOB: 0 BB: 1 P: 13	R: 0 E: 0 K: 0 S: 9	H: 0 LOB: 0 BB: 0 P: 14	R: 0 E: 0 K: 0 S: 9	H: 2 LOB: 2 BB: 1 P: 18	R: 0 E: 0 K: 0 S: 6	H: 0 LOB: 0 BB: 0 P: 7	R: 0 E: 0 K: 1 S: 8	H: 0 LOB: 0 BB: 0 P: 12	R: 0 E: 0 K: 0 S: 5	H: 0 LOB: 0 BB: 0 P: 9	R: 1 E: 0 K: 0 S: 10	H: 1 LOB: 0 BB: 0 P: 19	R: 1 E: 0 K: 1 S: 9	H: 2 LOB: 1 BB: 0 P: 12	1B: 2 2B: 2 3B: 0 HR: 1	SF: 0 SAC: 0 DP: 1 HBP: 0	WP: 0 PB: 0 SB: 1 CS: 0	PA: 32
<b>PITCHER</b>	IP	WLS	BF	H	R	ER	SO	BB	IBB	HBP	BLK	WP	HR	S	P	ERA	WHIP					
Ismael Valdez, R ERA: 3.61	8.0	W	27	3	1	1	2	2	0	0	0	0	1	57	98	1.12	0.625					
Troy Percival, R ERA: 2.6	1.0	S	5	2	1	1	1	0	0	0	0	0	0	9	12	9.00	2.000					

Chicago White Sox @ Anaheim Angels  
Edison International Field, Anaheim, CA  
Thu Aug 09 2001, 10:05 PM EDT  
Att: 17,896 - Sunny - 76 F

AB 30  
R 2  
H 5  
RBI 2  
BB 2  
SO 3  
LOB 5



Batter	1	2	3	4	5	6	7	8	9	AB	R	H	RBI	BB	SO	LOB	BOTTOM				
David Eckstein, R OBP: 0.356, SLG: 0.353	G1-3		G6-3	FC5			K			4	0	0	0	0	1	4					
Darin Erstad, L OBP: 0.337, SLG: 0.379	G3			1B	P6		1B			4	1	2	0	0	0	0					
Troy Glaus, R OBP: 0.356, SLG: 0.522	G1-3			1B	F8		K			4	1	1	0	0	1	2					
16 Garret Anderson, L OBP: 0.297, SLG: 0.449		L4		BB	G4-3			G6-3		4	1	1	1	0	0	0					
Scott Spiezio, S OBP: 0.331, SLG: 0.450		S		G2-3	BB		F7	F9		4	0	2	1	0	0	0					
Tim Lincecum, R OBP: 0.375, SLG: 0.375		F9		FC5	G2-3		F8	F3		3	0	0	0	1	0	1					
Adam Kennedy, L OBP: 0.349, SLG: 0.401		P4		SF8			K			2	0	0	1	0	1	1					
Bengie Molina, R OBP: 0.310, SLG: 0.309			G6-3	G2-3			F7			3	0	0	0	0	2						
Orlando Palmeiro, L OBP: 0.322, SLG: 0.344			G5-3	FC5				1B		2	0	1	0	1	0	0					
<b>Inning Stats</b>	R: 0 E: 0 K: 0 S: 8	H: 1 LOB: 1 BB: 0 P: 17	R: 0 E: 0 K: 0 S: 5	H: 0 LOB: 0 BB: 0 P: 7	R: 3 E: 0 K: 0 S: 16	H: 4 LOB: 3 BB: 2 P: 30	R: 0 E: 0 K: 0 S: 6	H: 0 LOB: 0 BB: 0 P: 14	R: 0 E: 0 K: 1 S: 8	H: 0 LOB: 0 BB: 0 P: 10	R: 0 E: 0 K: 2 S: 17	H: 2 LOB: 2 BB: 0 P: 23	R: 0 E: 0 K: 0 S: 7	H: 0 LOB: 0 BB: 0 P: 14	1B: 7 2B: 0 3B: 0 HR: 0	SF: 1 SAC: 0 DP: 0 HBP: 0	WP: 0 PB: 0 SB: 1 CS: 0	PA: 33			
<b>PITCHER</b>	IP	WLS	BF	H	R	ER	SO	BB	IBB	HBP	BLK	WP	HR	S	P	ERA	WHIP				
Sean Lowe, R ERA: 3.3	6.2	L	29	7	3	3	2	2	0	0	0	0	0	69	105	4.05	1.350				
Bob Howry, R ERA: 4.83	1.1		4	0	0	0	1	0	0	0	0	0	0	10	19	0.00	0.000				

Chicago White Sox @ Anaheim Angels  
Edison International Field, Anaheim, CA  
Thu Aug 09 2001, 10:05 PM EDT  
Att: 17,896 - Sunny - 76 F

AB 30  
R 3  
H 7  
RBI 3  
BB 2  
SO 3  
LOB 10





Batter	1	2	3	4	5	6	7	8	9	AB	R	H	RBI	BB	SO	LOB	TOP				
Ray Durham, S OBP: 0.326, SLG: 0.424			G3-1					G6-3			5	0	0	1	0	3	5				
Jose Valentin, S OBP: 0.338, SLG: 0.517			F9					G6-3			5	1	1	2	0	2	1				
Magglio Ordonez, R OBP: 0.372, SLG: 0.526	G6-3							F7			5	1	3	2	0	0	0				
14 Paul Konerko, R OBP: 0.341, SLG: 0.514		F8						G5-3		G6-3	5	0	1	1	0	0	3				
Carlos Lee, R OBP: 0.331, SLG: 0.513										P3	4	0	0	0	0	2	2				
Jeff Liefer, L OBP: 0.276, SLG: 0.500											4	1	1	0	0	2	2				
Chris Singleton, L OBP: 0.300, SLG: 0.379								G3-1			4	3	3	1	0	0	0				
Royce Clayton, R OBP: 0.289, SLG: 0.355											3	0	0	0	0	0	1				
Jose Canseco, R OBP: 0.391, SLG: 0.567			F7					G4-3			0	0	0	0	1	0	0				
Tony Graffanino, R OBP: 0.351, SLG: 0.394											0	1	0	0	0	0	0				
Mark Johnson, L OBP: 0.400, SLG: 0.392											3	0	2	0	0	0	0				
Herbert Perry, R OBP: 0.335, SLG: 0.396											0	1	0	1	1	0	0				
Mark Dalesandro, R OBP: 0.351, SLG: 0.394											0	0	0	0	0	0	0				
<b>Inning Stats</b>	R: 0 E: 0 K: 2 S: 8	H: 0 LOB: 0 BB: 0 P: 15	R: 0 E: 0 K: 2 S: 8	H: 0 LOB: 0 BB: 0 P: 15	R: 1 E: 0 K: 0 S: 10	H: 2 LOB: 1 BB: 0 P: 15	R: 0 E: 0 K: 0 S: 8	H: 1 LOB: 1 BB: 0 P: 10	R: 1 E: 0 K: 3 S: 14	H: 2 LOB: 1 BB: 0 P: 21	R: 0 E: 0 K: 0 S: 12	H: 1 LOB: 1 BB: 0 P: 19	R: 0 E: 0 K: 0 S: 7	H: 0 LOB: 0 BB: 0 P: 13	R: 5 E: 0 K: 1 S: 14	H: 4 LOB: 2 BB: 2 P: 26	1B: 7 2B: 3 3B: 0 HR: 1	SF: 0 SAC: 0 DP: 0 HBP: 0	WP: 0 PB: 0 SB: 1 CS: 0	PA: 40	
<b>PITCHER</b>	IP	WLS	BF	H	R	ER	SO	BB	IBB	HBP	BLK	WP	HR	S	P	ERA	WHIP				
Aaron Sele, R ERA: 3.56	7.1		29	7	3	3	8	0	0	0	0	0	1	71	110	3.68	0.955				
Jeff Nelson, R ERA: 2.56	0.2	H	2	0	0	0	0	0	0	0	0	0	0	4	7	0.00	0.000				
Kazuhiko Sasaki, R ERA: 3.51	1.0	L	9	4	5	5	1	2	0	0	0	0	0	14	26	45.00	6.000				

Chicago White Sox @ Seattle Mariners  
Safeco Field, Seattle, WA  
Fri Aug 10 2001, 7:05 PM PDT  
Att: 45,665 - Sunny - 86 F

livebaseballscorecards.com

AB 38  
R 8  
H 11  
RBI 8  
BB 2  
SO 9  
LOB 14

Batter	1	2	3	4	5	6	7	8	9	AB	R	H	RBI	BB	SO	LOB	BOTTOM					
51 Ichiro Suzuki, L OBP: 0.370, SLG: 0.460	F8							F8		3	1	1	0	1	0	0						
Mark McLemore, S OBP: 0.387, SLG: 0.390								F8		3	1	1	1	2	0	2						
Edgar Martinez, R OBP: 0.430, SLG: 0.550								G6-3		4	1	1	4	1	1	3						
John Olerud, L OBP: 0.420, SLG: 0.477								F5		4	0	1	0	1	0	0						
Bret Boone, R OBP: 0.361, SLG: 0.563								E3		4	0	0	0	1	0	1						
Mike Cameron, R OBP: 0.351, SLG: 0.483								P5		4	0	0	0	1	1	4						
Al Martin, L OBP: 0.333, SLG: 0.493								F9		4	1	1	0	0	1	1						
David Bell, R OBP: 0.294, SLG: 0.384								F9		1	0	0	0	0	0	1						
Carlos Guillen, S OBP: 0.320, SLG: 0.338								F7		2	2	0	0	2	0	1						
Dan Wilson, R OBP: 0.310, SLG: 0.398								G5-3		3	0	1	1	0	0	2						
<b>Inning Stats</b>	R: 0 E: 0 K: 1 S: 9	H: 1 LOB: 3 BB: 3 P: 24	R: 0 E: 0 K: 0 S: 11	H: 0 LOB: 2 BB: 1 P: 23	R: 0 E: 0 K: 1 S: 6	H: 0 LOB: 0 BB: 1 P: 14	R: 1 E: 1 K: 0 S: 14	H: 2 LOB: 3 BB: 1 P: 26	R: 0 E: 0 K: 0 S: 8	H: 0 LOB: 0 BB: 0 P: 12	R: 5 E: 0 K: 0 S: 14	H: 3 LOB: 0 BB: 2 P: 29	R: 0 E: 0 K: 1 S: 8	H: 0 LOB: 1 BB: 1 P: 15	R: 0 E: 0 K: 0 S: 6	H: 0 LOB: 0 BB: 0 P: 7	R: 0 E: 1 K: 0 S: 12	H: 0 LOB: 1 BB: 0 P: 18	1B: 3 2B: 1 3B: 1 HR: 1	SF: 1 SAC: 0 DP: 1 HBP: 1	WP: 0 PB: 0 SB: 2 CS: 0	PA: 43
<b>PITCHER</b>	IP	WLS	BF	H	R	ER	SO	BB	IBB	HBP	BLK	WP	HR	S	P	ERA	WHIP					
Jon Garland, R ERA: 3.58	5.0		24	3	1	0	2	5	1	0	0	0	0	8	17	108.00	12.000					
Alan Embree, L ERA: 10.02	0.1	H	5	2	4	4	0	2	0	0	0	0	0	8	17	108.00	12.000					
Rocky Biddle, R ERA: 5.35	2.2	W	10	1	1	1	1	1	0	0	0	0	1	20	34	3.38	0.750					
Keith Foulke, R ERA: 2.31	1.0	S	4	0	0	0	0	0	0	0	0	0	0	12	18	0.00	0.000					

Chicago White Sox @ Seattle Mariners  
Safeco Field, Seattle, WA  
Fri Aug 10 2001, 7:05 PM PDT  
Att: 45,665 - Sunny - 86 F

livebaseballscorecards.com

AB 32  
R 6  
H 6  
RBI 6  
BB 9  
SO 3  
LOB 15



Batter	1	2	3	4	5	6	7	8	9	AB	R	H	RBI	BB	SO	LOB	TOP					
Ray Durham, S OBP: 0.327, SLG: 0.421 (1, 4)	G3		G3	G3			G3		G6-3	3	0	0	0	2	0	4	<b>Chicago White Sox @ Seattle Mariners</b> Safeco Field, Seattle, WA Sat Aug 11 2001, 7:05 PM PDT Att: 45,898 - Sunny - 81 F					
Jose Valentin, S OBP: 0.340, SLG: 0.525 (1, 5)	CS BB		K				K			3	1	1	1	1	2	2						
Magglio Ordonez, R OBP: 0.371, SLG: 0.522 (1, 9)	CS BB		G1-3				K			3	0	0	0	1	1	2						
Jose Canseco, R OBP: 0.388, SLG: 0.558 (1, 10)	P6			14 2B			F8		L3	4	1	1	0	0	0	2						
14 Paul Konerko, R OBP: 0.342, SLG: 0.518 (1, 3)				SH1-3 2B			F8		F9	4	1	2	1	0	0	0						
Carlos Lee, R OBP: 0.329, SLG: 0.509 Aron Rowand, R OBP: 0.378, SLG: 0.492 (1, 7) (8, 7)				SH1-3					F8	3	0	0	0	0	1	1						
Chris Singleton, L OBP: 0.303, SLG: 0.384 (1, 8)				2-3			K2-3			4	0	2	1	0	2	1						
Royce Clayton, R OBP: 0.289, SLG: 0.352 (1, 6)				3-H 4-2			F9		F8	3	0	0	0	1	0	2						
Mark Johnson, L OBP: 0.394, SLG: 0.386 (1, 2)				G3-1			K		F8	4	0	1	0	0	1	2						
									G6-3 1B													
<b>Inning Stats</b>	R: 0 E: 0 K: 0 S: 5	H: 0 LOB: 1 BB: 2 P: 17	R: 0 E: 0 K: 2 S: 8	H: 1 LOB: 1 BB: 0 P: 10	R: 0 E: 0 K: 1 S: 10	H: 0 LOB: 1 BB: 1 P: 17	R: 2 E: 0 K: 1 S: 26	H: 3 LOB: 2 BB: 1 P: 38	R: 1 E: 0 K: 0 S: 7	H: 0 LOB: 0 BB: 0 P: 12	R: 0 E: 0 K: 1 S: 9	H: 0 LOB: 1 BB: 0 P: 13	R: 0 E: 0 K: 2 S: 14	H: 0 LOB: 1 BB: 1 P: 21	R: 0 E: 0 K: 0 S: 6	H: 0 LOB: 0 BB: 0 P: 10	R: 0 E: 0 K: 0 S: 16	H: 2 LOB: 1 BB: 0 P: 20	1B: 3 2B: 3 3B: 0 HR: 1	SF: 0 SAC: 1 DP: 1 HBP: 0	WP: 0 PB: 0 SB: 0 CS: 2	PA: 37
<b>PITCHER</b>	IP	WLS	BF	H	R	ER	SO	BB	IBB	HBP	BLK	WP	HR	S	P	ERA	WHIP					
Paul Abbott, R ERA: 4.21 (1, 1)	7.0		30	5	3	3	7	5	0	0	0	0	1	79	128	3.86	1.429					
Ryan Franklin, R ERA: 3.44 (8, 1)	2.0	W	7	2	0	0	0	0	0	0	0	0	0	22	30	0.00	1.000					

Batter	1	2	3	4	5	6	7	8	9	AB	R	H	RBI	BB	SO	LOB	BOTTOM					
51 Ichiro Suzuki, L OBP: 0.369, SLG: 0.457 (1, 9)	G3		G3-1				P4		G5-3	5	0	1	2	0	0	1	<b>Chicago White Sox @ Seattle Mariners</b> Safeco Field, Seattle, WA Sat Aug 11 2001, 7:05 PM PDT Att: 45,898 - Sunny - 81 F					
Mark McLemore, S OBP: 0.387, SLG: 0.388 (1, 5)	L6		G3				F8		S BB	4	0	1	1	1	0	0						
Edgar Martinez, R OBP: 0.426, SLG: 0.543 (1, 10)	K		G1-3				K		G6-3	4	0	0	0	0	2	1						
John Olerud, L OBP: 0.419, SLG: 0.477 (1, 3)							K		G6-3	4	1	1	0	0	1	1						
Bret Boone, R OBP: 0.362, SLG: 0.564 (1, 4)							K			3	1	2	0	0	1	0						
Al Martin, L OBP: 0.332, SLG: 0.397 (1, 7)							F9		K	3	1	0	1	1	1	1						
Mike Cameron, R OBP: 0.353, SLG: 0.483 (1, 8)							F8		G3-1 1B	4	0	2	0	0	1	2						
Carlos Guillen, S OBP: 0.320, SLG: 0.337 (1, 6)							F7		G3-1	4	0	1	0	0	0	4						
Dan Wilson, R OBP: 0.311, SLG: 0.396 Stan Javier, S OBP: 0.375, SLG: 0.371 Tom Lampkin, L OBP: 0.311, SLG: 0.361 (1, 2) (7, PH) (8, 2)									G1-3	1	0	0	0	1	0	2						
										1	0	0	0	0	0	2						
										0	1	0	0	1	0	0						
<b>Inning Stats</b>	R: 0 E: 0 K: 1 S: 8	H: 0 LOB: 0 BB: 0 P: 14	R: 1 E: 0 K: 0 S: 10	H: 3 LOB: 2 BB: 0 P: 13	R: 0 E: 0 K: 2 S: 7	H: 0 LOB: 0 BB: 0 P: 14	R: 0 E: 0 K: 2 S: 8	H: 0 LOB: 0 BB: 0 P: 12	R: 0 E: 0 K: 0 S: 5	H: 0 LOB: 1 BB: 1 P: 14	R: 0 E: 0 K: 1 S: 7	H: 0 LOB: 0 BB: 0 P: 13	R: 0 E: 0 K: 1 S: 8	H: 2 LOB: 2 BB: 0 P: 12	R: 0 E: 0 K: 0 S: 7	H: 0 LOB: 1 BB: 1 P: 12	R: 3 E: 0 K: 1 S: 16	H: 3 LOB: 2 BB: 2 P: 31	1B: 7 2B: 1 3B: 0 HR: 0	SF: 0 SAC: 1 DP: 0 HBP: 0	WP: 0 PB: 0 SB: 1 CS: 0	PA: 38
<b>PITCHER</b>	IP	WLS	BF	H	R	ER	SO	BB	IBB	HBP	BLK	WP	HR	S	P	ERA	WHIP					
Dan Wright, R ERA: 2.45 (1, 1)	7.2		30	5	1	1	5	2	0	0	0	0	0	59	103	1.17	0.913					
Keith Foulke, R ERA: 2.73 (8, 1)	1.0	L	8	3	3	3	1	2	0	0	0	0	0	17	32	27.00	5.000					



Batter	1	2	3	4	5	6	7	8	9	AB	R	H	RBI	BB	SO	LOB	TOP										
Ray Durham, S (1,4) OBP: 0.329, SLG: 0.424	G1-3			G4-3 1B 2B		G4-3 1B			F7	4	1	2	0	0	0	0											
Jose Valentin, S (1,5) OBP: 0.336, SLG: 0.518	F7			G4-3		K			G3-1	4	0	0	0	0	1	2											
Magglio Ordonez, R (1,9) OBP: 0.371, SLG: 0.520	F9									3	0	1	1	0	0	0											
Jose Canseco, R (1,10) OBP: 0.380, SLG: 0.546		G6-3		K						3	0	0	0	0	1	1											
14 Paul Konerko, R (1,3) OBP: 0.340, SLG: 0.515		F8		L4						3	0	0	0	0	0	1											
Carlos Lee, R (1,7) OBP: 0.326, SLG: 0.505										3	0	0	0	0	1	0											
Chris Singleton, L (1,8) OBP: 0.300, SLG: 0.380				K						3	0	0	0	0	2	0											
Royce Clayton, R (1,6) OBP: 0.286, SLG: 0.348				F8						3	0	0	0	0	0	0											
Mark Johnson, L (1,2) OBP: 0.386, SLG: 0.376				G4-3						2	0	0	0	0	0	0											
Tony Graffanino, R (9, PH) OBP: 0.351, SLG: 0.394										0	0	0	0	0	0	0											
Jeff Liefer, L (9, PH) OBP: 0.277, SLG: 0.497										1	0	0	0	0	0	0											
<b>Inning Stats</b>	R: 0 E: 0 K: 0 S: 7	H: 0 LOB: 0 BB: 0 P: 10	R: 0 E: 0 K: 0 S: 7	H: 0 LOB: 0 BB: 0 P: 10	R: 0 E: 0 K: 1 S: 11	H: 0 LOB: 0 BB: 0 P: 17	R: 1 E: 0 K: 1 S: 13	H: 2 LOB: 1 BB: 0 P: 22	R: 0 E: 0 K: 1 S: 8	H: 0 LOB: 0 BB: 0 P: 13	R: 0 E: 0 K: 0 S: 6	H: 1 LOB: 0 BB: 0 P: 11	R: 0 E: 0 K: 0 S: 13	H: 0 LOB: 0 BB: 0 P: 19	R: 0 E: 0 K: 1 S: 7	H: 0 LOB: 0 BB: 0 P: 9	R: 0 E: 0 K: 0 S: 10	H: 0 LOB: 0 BB: 0 P: 15	1B: 2 2B: 1 3B: 0 HR: 0	SF: 0 SAC: 0 DP: 0 HBP: 0	WP: 0 PB: 0 SB: 0 CS: 1	PA: 29					
<b>PITCHER</b>	IP	WLS	BF	H	R	ER	SO	BB	IBB	HBP	BLK	WP	HR	S	P	ERA	WHIP										
Joel Pineiro, R (1,1) ERA: 0.93	7.1		24	3	1	1	4	0	0	0	0	0	0	66	104	1.23	0.409										
Arthur Rhodes, L (8,1) ERA: 1.55	0.2	W	2	0	0	0	1	0	0	0	0	0	0	6	7	0.00	0.000										
Kazuhiro Sasaki, R (9,1) ERA: 3.44	1.0	S	3	0	0	0	0	0	0	0	0	0	0	10	15	0.00	0.000										

Chicago White Sox @ Seattle Mariners  
Safeco Field, Seattle, WA  
Sun Aug 12 2001, 5:05 PM PDT  
Att: 45,765 - Sunny - 82 F

AB 29  
R 1  
H 3  
RBI 1  
BB 0  
SO 5  
LOB 4



Batter	1	2	3	4	5	6	7	8	9	AB	R	H	RBI	BB	SO	LOB	BOTTOM										
51 Ichiro Suzuki, L (1,9) OBP: 0.370, SLG: 0.458	G4-3 1B		FC4 CS		K2-3			G1-3 1B		4	0	2	1	0	1	2											
Mark McLemore, S (1,6) OBP: 0.383, SLG: 0.383	K		K		F9			G1-3		4	0	0	0	0	2	5											
Tom Lampkin, L (9,2) OBP: 0.311, SLG: 0.361										0	0	0	0	0	0	0											
Edgar Martinez, R (1,10) OBP: 0.427, SLG: 0.541	G4-3			2B 1B		G5-3		IBB		3	0	1	0	1	0	1											
Charles Gipson, R (6, PR) OBP: 0.205, SLG: 0.154										0	0	0	0	0	0	0											
John Olerud, L (1,3) OBP: 0.419, SLG: 0.481										3	0	2	1	0	0	0											
Bret Boone, R (1,4) OBP: 0.360, SLG: 0.559										4	0	0	0	0	2	5											
Mike Cameron, R (1,8) OBP: 0.350, SLG: 0.479										3	0	0	0	0	1	3											
Stan Javier, S (1,7) OBP: 0.370, SLG: 0.365										3	0	0	0	0	0	3											
David Bell, R (1,5) OBP: 0.297, SLG: 0.391										3	1	2	0	0	1	0											
Dan Wilson, R (1,2) OBP: 0.313, SLG: 0.397										2	0	1	0	0	0	1											
Carlos Guillen, S (8, PH) OBP: 0.321, SLG: 0.341										1	1	1	0	0	0	0											
<b>Inning Stats</b>	R: 0 E: 0 K: 1 S: 9	H: 1 LOB: 0 BB: 0 P: 14	R: 0 E: 0 K: 1 S: 9	H: 1 LOB: 1 BB: 0 P: 12	R: 1 E: 0 K: 1 S: 14	H: 2 LOB: 0 BB: 0 P: 22	R: 0 E: 0 K: 1 S: 13	H: 2 LOB: 2 BB: 0 P: 18	R: 0 E: 0 K: 0 S: 10	H: 1 LOB: 1 BB: 0 P: 15	R: 0 E: 0 K: 1 S: 6	H: 0 LOB: 0 BB: 0 P: 10	R: 0 E: 0 K: 1 S: 7	H: 0 LOB: 0 BB: 0 P: 11	R: 1 E: 0 K: 0 S: 13	H: 2 LOB: 2 BB: 1 P: 22	1B: 5 2B: 4 3B: 0 HR: 0	SF: 1 SAC: 0 DP: 0 HBP: 0	WP: 1 PB: 0 SB: 0 CS: 1	PA: 32							
<b>PITCHER</b>	IP	WLS	BF	H	R	ER	SO	BB	IBB	HBP	BLK	WP	HR	S	P	ERA	WHIP										
Gary Glover, R (1,1) ERA: 4.24	4.1		18	7	1	1	4	0	0	0	0	0	0	50	74	2.08	1.615										
Alan Embree, L (5,1) ERA: 9.92	1.1		4	0	0	0	1	0	0	0	0	0	0	8	12	0.00	0.000										
Kip Wells, R (6,1) ERA: 4.27	1.1	L	6	2	1	1	2	0	0	0	0	0	0	18	27	6.75	1.500										
Bob Howry, R (8,1) ERA: 4.75	1.0		4	0	0	0	0	0	1	0	0	0	0	5	11	0.00	0.000										

Chicago White Sox @ Seattle Mariners  
Safeco Field, Seattle, WA  
Sun Aug 12 2001, 5:05 PM PDT  
Att: 45,765 - Sunny - 82 F

AB 30  
R 2  
H 9  
RBI 2  
BB 1  
SO 7  
LOB 20





Batter	1	2	3	4	5	6	7	8	9	AB	R	H	RBI	BB	SO	LOB	TOP			
10 Michael Young, R (1.4) OBP: 0.290, SLG: 0.395	G5-3		FC6-5 G6-4-3 1B					F9		4	0	0	1	0	0	1				
Randy Velarde, R (1.5) OBP: 0.378, SLG: 0.466	HR		G6-4-3 1B					F9		4	2	3	2	0	0	0				
Alex Rodriguez, R (1.6) OBP: 0.391, SLG: 0.588	G6-3		G6-4-3					G6-3		4	0	0	0	0	0	2				
Rafael Palmeiro, L (1.3) OBP: 0.367, SLG: 0.514	F5			G3-1					F8	4	1	1	1	0	0	0				
Ivan Rodriguez, R (1.2) OBP: 0.344, SLG: 0.535		G1-3							L5	4	0	1	0	0	0	0				
Ruben Sierra, S (1.10) OBP: 0.318, SLG: 0.587	K								K	4	0	0	0	0	2	1				
Gabe Kapler, R (1.8) OBP: 0.338, SLG: 0.424	K									3	0	2	0	0	1	0				
Chad Curtis, R (1.7) OBP: 0.375, SLG: 0.442										2	1	0	0	1	0	1				
Craig Monroe, R (1.9) OBP: 0.359, SLG: 0.471										3	0	1	0	0	0	1				
<b>Inning Stats</b>	R: 1 E: 0 K: 0 S: 8	H: 1 LOB: 0 BB: 0 P: 11	R: 0 E: 0 K: 2 S: 9	H: 0 LOB: 0 BB: 0 P: 13	R: 1 E: 0 K: 0 S: 13	H: 2 LOB: 1 BB: 1 P: 23	R: 0 E: 0 K: 0 S: 8	H: 2 LOB: 2 BB: 0 P: 11	R: 0 E: 0 K: 0 S: 7	H: 0 LOB: 0 BB: 0 P: 10	R: 2 E: 0 K: 0 S: 15	H: 2 LOB: 0 BB: 0 P: 26	R: 0 E: 0 K: 0 S: 9	H: 1 LOB: 0 BB: 0 P: 12	R: 0 E: 0 K: 1 S: 7	H: 0 LOB: 0 BB: 0 P: 11	1B: 5 2B: 0 3B: 0 HR: 3	SF: 0 SAC: 0 DP: 1 HBP: 0	WP: 0 PB: 0 SB: 0 CS: 0	PA: 33
<b>PITCHER</b>	IP	WLS	BF	H	R	ER	SO	BB	IBB	HBP	BLK	WP	HR	S	P	ERA	WHIP			
56 Mark Buehrle, L (1.1) ERA: 3.0	7.0	W	28	8	4	4	2	1	0	0	1	0	3	67	106	5.14	1.286			
Bob Howry, R (8.1) ERA: 4.56	1.0	H	3	0	0	0	0	0	0	0	0	0	0	9	12	0.00	0.000			
Keith Foulke, R (9.1) ERA: 2.69	1.0	S	3	0	0	0	1	0	0	0	0	0	0	7	11	0.00	0.000			

**Texas Rangers @ Chicago White Sox**  
Comiskey Park, Chicago, IL  
Tue Aug 14 2001, 8:05 PM EDT  
Att: 22,336 - Sunny - 77 F

AB	32
R	4
H	8
RBI	4
BB	1
SO	3
LOB	6



Batter	1	2	3	4	5	6	7	8	9	AB	R	H	RBI	BB	SO	LOB	BOTTOM			
Ray Durham, S (1.4) OBP: 0.329, SLG: 0.421	1B 14 SF8			K				K2-5-2		3	1	0	0	2	3	1				
Jose Valentin, S (1.5) OBP: 0.343, SLG: 0.521	BB									4	0	3	0	1	0	0				
Magglio Ordonez, R (1.9) OBP: 0.371, SLG: 0.521	BB									5	1	2	0	0	1	5				
14 Paul Konerko, R (1.3) OBP: 0.341, SLG: 0.516	SF8									3	1	1	2	1	1	0				
Jose Canseco, R (1.10) OBP: 0.397, SLG: 0.542	BB									1	1	0	1	3	1	3				
Carlos Lee, R (1.7) OBP: 0.328, SLG: 0.506	BB									3	1	1	0	0	0	3				
Chris Singleton, L (8.8) OBP: 0.300, SLG: 0.380	FC6-4									0	0	0	0	0	0	0				
Aaron Rowand, R (1.8) OBP: 0.397, SLG: 0.507										2	1	1	2	2	0	1				
Mark Johnson, L (1.2) OBP: 0.381, SLG: 0.371	K									4	0	1	0	0	2	3				
Royce Clayton, R (1.6) OBP: 0.287, SLG: 0.358	HR									3	1	1	1	0	0	0				
<b>Inning Stats</b>	R: 1 E: 0 K: 0 S: 10	H: 1 LOB: 2 BB: 2 P: 22	R: 1 E: 0 K: 2 S: 19	H: 1 LOB: 3 BB: 3 P: 33	R: 0 E: 0 K: 0 S: 9	H: 0 LOB: 1 BB: 1 P: 15	R: 0 E: 0 K: 2 S: 9	H: 0 LOB: 0 BB: 0 P: 15	R: 0 E: 1 K: 1 S: 13	H: 1 LOB: 1 BB: 1 P: 9	R: 3 E: 1 K: 1 S: 13	H: 2 LOB: 1 BB: 1 P: 22	R: 2 E: 0 K: 0 S: 13	H: 3 LOB: 2 BB: 1 P: 26	R: 0 E: 0 K: 2 S: 16	H: 2 LOB: 3 BB: 1 P: 22	1B: 5 2B: 5 3B: 0 HR: 1	SF: 2 SAC: 1 DP: 1 HBP: 1	WP: 1 PB: 0 SB: 0 CS: 2	PA: 41
<b>PITCHER</b>	IP	WLS	BF	H	R	ER	SO	BB	IBB	HBP	BLK	WP	HR	S	P	ERA	WHIP			
Aaron Myette, R (1.1) ERA: 7.44	5.0	L	25	4	5	5	5	7	0	0	0	0	0	9	12	0.00	0.750			
Juan Moreno, L (6.1) ERA: 3.45	1.1		4	1	0	0	1	0	0	0	0	0	0	9	12	0.00	0.750			
Pat Mahomes, R (7.1) ERA: 6.05	0.2		6	3	2	2	0	1	0	0	0	1	0	11	24	27.00	6.000			
Mark Petkovsek, R (8.1) ERA: 5.9	1.0		6	2	0	0	2	1	0	0	0	0	0	16	22	0.00	3.000			

**Texas Rangers @ Chicago White Sox**  
Comiskey Park, Chicago, IL  
Tue Aug 14 2001, 8:05 PM EDT  
Att: 22,336 - Sunny - 77 F


AB	28
R	7
H	10
RBI	6
BB	9
SO	8
LOB	16










Batter	1	2	3	4	5	6	7	8	9	AB	R	H	RBI	BB	SO	LOB	TOP								
Frank Catalanotto, L (1,7) OBP: 0.388, SLG: 0.513	F9		G4-6-3 1B		FC6-5 2B		SH5-4 2B 1B		F8	5	1	3	1	0	0	0	<p><b>Texas Rangers @ Chicago White Sox</b> Comiskey Park, Chicago, IL Thu Aug 16 2001, 8:05 PM EDT Att: 20,252 - Sunny - 73 F</p> <p>livebaseballscores.com</p> <p>AB 37 R 5 H 10 RBI 5 BB 2 SO 8 LOB 16</p> 								
Mike Lamb, L (1,5) OBP: 0.348, SLG: 0.377	L4		G4-6-3 1-2		FC6-5 2-3		SH5-4 1-2 2-3		P4	4	0	0	0	0	0	2									
Alex Rodriguez, R (1,6) OBP: 0.393, SLG: 0.594	E BB 1B			F7	P4		K		DI 1B	5	0	2	0	0	1	3									
Rafael Palmeiro, L (1,3) OBP: 0.373, SLG: 0.529	E BB 1-2			1B		HR		2B	K	4	1	3	3	1	1	1									
Ivan Rodriguez, R (1,2) OBP: 0.344, SLG: 0.530	F9 1-2 2-3			K		1B		K		4	0	1	0	0	2	4									
Ruben Sierra, S (1,10) OBP: 0.310, SLG: 0.568		L7		P5		F8		G4-3		4	0	0	0	0	0	2									
Ricky Ledee, L (1,9) OBP: 0.301, SLG: 0.388		K			K	F9		BB		3	0	0	0	1	2	1									
Gabe Kapler, R (1,8) OBP: 0.336, SLG: 0.415		F3			E6 10 3B	K		K		4	1	0	0	0	2	2									
10 Michael Young, R (1,4) OBP: 0.286, SLG: 0.396			G4-3		1-H 2B 3B		E4 SH5-4 2B		G5-3	4	2	1	1	0	0	1									
<b>Inning Stats</b>	R: 0 E: 1 K: 0 S: 11	H: 1 LOB: 2 BB: 1 P: 24	R: 0 E: 0 K: 1 S: 11	H: 0 LOB: 0 BB: 0 P: 20	R: 0 E: 0 K: 1 S: 5	H: 1 LOB: 0 BB: 0 P: 10	R: 0 E: 0 K: 1 S: 16	H: 1 LOB: 1 BB: 0 P: 24	R: 2 E: 1 K: 1 S: 16	H: 2 LOB: 1 BB: 0 P: 26	R: 1 E: 0 K: 1 S: 11	H: 2 LOB: 1 BB: 0 P: 14	R: 2 E: 1 K: 2 S: 15	H: 2 LOB: 1 BB: 0 P: 22	R: 0 E: 0 K: 1 S: 7	H: 0 LOB: 1 BB: 1 P: 13	R: 0 E: 0 K: 1 S: 14	H: 1 LOB: 1 BB: 0 P: 17	1B: 6 2B: 2 3B: 1 HR: 1	SF: 0 SAC: 1 DP: 1 HBP: 0	WP: 0 PB: 0 SB: 0 CS: 0	PA: 40			
<b>PITCHER</b>	IP	WLS	BF	H	R	ER	SO	BB	IBB	HBP	BLK	WP	HR	S	P	ERA	WHIP								
Jon Garland, R (1,1) ERA: 3.58	5.0	2	23	7	3	2	3	1	0	0	0	0	1	63	108	3.60	1.600								
Alan Embree, L (6,1) ERA: 9.51	0.2	H	2	0	0	0	0	0	0	0	0	0	0	3	3	0.00	0.000								
Kip Wells, R (6,1) ERA: 4.17	1.1	W	7	2	2	0	3	0	0	0	0	0	0	19	29	0.00	1.500								
Bob Howry, R (8,1) ERA: 4.5	1.0	H	4	0	0	0	1	1	0	0	0	0	0	7	13	0.00	1.000								
Keith Foulke, R (9,1) ERA: 2.6	1.0	S	4	1	0	0	1	0	0	0	0	0	0	14	17	0.00	1.000								

Batter	1	2	3	4	5	6	7	8	9	AB	R	H	RBI	BB	SO	LOB	BOTTOM								
Tony Graffanino, R (1,4) OBP: 0.345, SLG: 0.394	G5-3 14 2B		F8		FC5-6 1B	FC5-4		G6-3		5	2	1	0	0	0	4	<p><b>Texas Rangers @ Chicago White Sox</b> Comiskey Park, Chicago, IL Thu Aug 16 2001, 8:05 PM EDT Att: 20,252 - Sunny - 73 F</p> <p>livebaseballscores.com</p> <p>AB 34 R 7 H 12 RBI 7 BB 2 SO 4 LOB 19</p> 								
Jose Valentin, S (1,6) OBP: 0.343, SLG: 0.514	F7		G6-3		1B		G6-4-3 14 1B	F7		5	1	2	1	0	0	2									
Magglio Ordonez, R (1,9) OBP: 0.373, SLG: 0.527	G5-3			14 BLK 1B	1B		14 G6-4-3 1B			3	1	2	1	1	0	1									
14 Paul Konerko, R (1,3) OBP: 0.341, SLG: 0.518				G5-3	P6		G6-4-3			4	0	1	1	0	0	5									
Jose Canseco, R (1,10) OBP: 0.386, SLG: 0.564	F9			F3	L7		E 1B			4	0	1	1	0	0	4									
Carlos Lee, R (1,7) OBP: 0.327, SLG: 0.501		L3			FC6-4 1B		G4-3			4	0	1	1	0	1	1									
Chris Singleton, L (8,8) OBP: 0.300, SLG: 0.380					2-H 1B					0	0	0	0	0	0	0									
Herbert Perry, R (1,5) OBP: 0.337, SLG: 0.423		G6-3		FC6-4 1-2			HR			4	2	2	2	0	0	1									
Aaron Rowand, R (1,8) OBP: 0.407, SLG: 0.493										2	1	1	0	1	1	0									
Mark Johnson, L (1,2) OBP: 0.378, SLG: 0.362										3	0	1	0	0	2	1									
<b>Inning Stats</b>	R: 1 E: 0 K: 0 S: 14	H: 2 LOB: 1 BB: 0 P: 21	R: 0 E: 0 K: 1 S: 7	H: 0 LOB: 0 BB: 0 P: 9	R: 0 E: 0 K: 1 S: 9	H: 0 LOB: 0 BB: 0 P: 13	R: 1 E: 0 K: 0 S: 17	H: 1 LOB: 1 BB: 1 P: 24	R: 2 E: 0 K: 0 S: 14	H: 4 LOB: 2 BB: 0 P: 21	R: 1 E: 1 K: 2 S: 11	H: 1 LOB: 1 BB: 1 P: 20	R: 1 E: 1 K: 0 S: 10	H: 3 LOB: 1 BB: 0 P: 18	R: 1 E: 0 K: 0 S: 12	H: 1 LOB: 1 BB: 0 P: 20	R: 1 E: 0 K: 0 S: 14	H: 1 LOB: 1 BB: 0 P: 17	1B: 8 2B: 2 3B: 0 HR: 2	SF: 0 SAC: 1 DP: 1 HBP: 1	WP: 0 PB: 0 SB: 0 CS: 0	PA: 38			
<b>PITCHER</b>	IP	WLS	BF	H	R	ER	SO	BB	IBB	HBP	BLK	WP	HR	S	P	ERA	WHIP								
Doug Davis, L (1,1) ERA: 4.38	6.0		28	8	5	5	4	2	0	0	1	0	1	72	108	7.50	1.667								
Mark Pekovsek, R (7,1) ERA: 6.1	1.0	L	7	4	2	2	0	0	0	1	0	0	0	18	31	18.00	4.000								
Mike Venafro, L (8,1) ERA: 4.74	1.0		3	0	0	0	0	0	0	0	0	0	0	4	7	0.00	0.000								



Batter	1	2	3	4	5	6	7	8	9	AB	R	H	RBI	BB	SO	LOB	TOP					
<b>Johnny Damon, L</b> OBP: 0.326, SLG: 0.374	1-1 WP 2B S 1B	0-0 F9	2-2 L4					0-1 F8 S 1B									5 1 2 0 0 0 3					
<b>Jeremy Giambi, L</b> OBP: 0.386, SLG: 0.456	1-1 F3	2-0		1-1 HR				4-1	2-2 G3-1								4 1 2 1 1 0 1					
<b>Jason Giambi, L</b> OBP: 0.460, SLG: 0.638	4-1 WP 2B BB	4-0 FC6-4 IBB		2-1 G5-4-3 1B				2-1 F8	4-1	2 2 1 0 3 0 2							2 2 1 0 3 0 2					
<b>Jermaine Dye, R</b> OBP: 0.340, SLG: 0.440	2-1	1-2 FC6-4		1-0 G5-4-3 1B				1-1 G6-3	0-1	5 2 2 2 0 0 6							5 2 2 2 0 0 6					
<b>Terrence Long, L</b> OBP: 0.330, SLG: 0.416	1-0 F7		4-2 E 3 SF7 BB						0-0	4 2 1 0 1 1 1							4 2 1 0 1 1 1					
<b>Miguel Tejada, R</b> OBP: 0.317, SLG: 0.473	1-0		1-0 E8 F8 1-3						2-1	4 0 1 2 0 1 1							4 0 1 2 0 1 1					
<b>3 Eric Chavez, L</b> OBP: 0.317, SLG: 0.484	1-2 F7		1-0 SF7						2-1	4 1 1 4 0 0 1							4 1 1 4 0 0 1					
<b>Ramon Hernandez, R</b> OBP: 0.318, SLG: 0.365		0-0 2B 1B	3-1 F8						3-2	5 0 2 0 0 1 1							5 0 2 0 0 1 1					
<b>Frank Menechino, R</b> OBP: 0.372, SLG: 0.392		0-3 K	4-1						1-0	4 0 0 0 1 3 2							4 0 0 0 1 3 2					
<b>Inning Stats</b>	R: 3 E: 0 K: 0 S: 14	H: 3 LOB: 1 BB: 1 P: 25	R: 0 E: 0 K: 1 S: 9	H: 2 LOB: 3 BB: 1 P: 16	R: 1 E: 1 K: 0 S: 11	H: 0 LOB: 2 BB: 2 P: 26	R: 1 E: 0 K: 0 S: 6	H: 2 LOB: 0 BB: 0 P: 10	R: 0 E: 0 K: 2 S: 8	H: 0 LOB: 0 BB: 0 P: 14	R: 0 E: 0 K: 1 S: 8	H: 1 LOB: 2 BB: 1 P: 16	R: 0 E: 0 K: 1 S: 7	H: 0 LOB: 0 BB: 0 P: 13	R: 0 E: 0 K: 1 S: 10	H: 0 LOB: 0 BB: 0 P: 15	R: 4 E: 0 K: 1 S: 17	H: 4 LOB: 1 BB: 1 P: 33	1B: 8 2B: 2 3B: 0 HR: 2	SF: 2 SAC: 0 DP: 1 HBP: 0	WP: 1 PB: 0 SB: 2 CS: 0	PA: 45
<b>PITCHER</b>	IP WLS BF H R ER SO BB IBB HBP BLK WP HR S P ERA WHIP																					
<b>Dan Wright, R</b> ERA: 3.21	6.0 L 31 8 5 4 3 4 1 0 0 0 1 1 56 107 6.00 2.000																					
<b>Matt Ginter, R</b> ERA: 7.25	2.2 11 2 3 3 2 1 0 0 0 0 0 0 25 45 10.12 1.125																					
<b>Alan Embree, L</b> ERA: 9.68	0.1 3 2 1 1 1 0 0 0 0 0 0 1 9 16 27.00 6.000																					

Oakland Athletics @ Chicago White Sox  
Comiskey Park, Chicago, IL  
Fri Aug 17 2001, 8:05 PM EDT  
Att: 33,834 - Cloudy - 75 F

AB	37
R	9
H	12
RBI	9
BB	6
SO	6
LOB	18



Batter	1	2	3	4	5	6	7	8	9	AB	R	H	RBI	BB	SO	LOB	BOTTOM					
<b>Ray Durham, S</b> OBP: 0.334, SLG: 0.432	1-1 F7		1-2 G5-3							4 0 2 0 0 0 0							4 0 2 0 0 0 0					
<b>Jose Valentin, S</b> OBP: 0.345, SLG: 0.514	1-2			2-2 G3-1	1-0				0-0	4 0 2 0 0 0 1							4 0 2 0 0 0 1					
<b>Magglio Ordonez, R</b> OBP: 0.374, SLG: 0.533	0-2			0-0	2-0 FC6-4					4 1 2 1 0 0 3							4 1 2 1 0 0 3					
<b>14 Paul Konerko, R</b> OBP: 0.342, SLG: 0.518	3-2 F9			1-0		2-0				4 0 2 0 0 0 1							4 0 2 0 0 0 1					
<b>Jose Canseco, R</b> OBP: 0.378, SLG: 0.549			1-3 K	2-3						4 0 0 0 0 3 4							4 0 0 0 0 3 4					
<b>Carlos Lee, R</b> OBP: 0.324, SLG: 0.496		3-2 F8		0-0 FC5-4						4 0 0 0 0 0 3							4 0 0 0 0 0 3					
<b>Herbert Perry, R</b> OBP: 0.337, SLG: 0.426		1-2								3 1 1 0 0 0 1							3 1 1 0 0 0 1					
<b>Chris Singleton, L</b> OBP: 0.299, SLG: 0.379										1 0 0 0 0 1 0							1 0 0 0 0 1 0					
<b>Aaron Rowand, R</b> OBP: 0.398, SLG: 0.479										2 0 0 0 0 0 0							2 0 0 0 0 0 0					
<b>Jeff Liefer, L</b> OBP: 0.276, SLG: 0.495										1 0 0 0 0 0 0							1 0 0 0 0 0 0					
<b>Mark Johnson, L</b> OBP: 0.365, SLG: 0.347										4 0 0 1 0 0 0							4 0 0 1 0 0 0					
<b>Inning Stats</b>	R: 0 E: 0 K: 0 S: 13	H: 1 LOB: 1 BB: 0 P: 18	R: 0 E: 0 K: 1 S: 11	H: 0 LOB: 0 BB: 0 P: 16	R: 0 E: 0 K: 0 S: 13	H: 0 LOB: 0 BB: 0 P: 15	R: 1 E: 0 K: 1 S: 10	H: 2 LOB: 1 BB: 0 P: 15	R: 1 E: 0 K: 0 S: 13	H: 3 LOB: 2 BB: 0 P: 21	R: 0 E: 0 K: 1 S: 8	H: 0 LOB: 1 BB: 0 P: 13	R: 0 E: 0 K: 0 S: 9	H: 1 LOB: 1 BB: 0 P: 11	R: 0 E: 0 K: 0 S: 7	H: 2 LOB: 1 BB: 0 P: 11	R: 0 E: 0 K: 1 S: 8	H: 0 LOB: 0 BB: 0 P: 10	1B: 7 2B: 1 3B: 0 HR: 1	SF: 0 SAC: 1 DP: 1 HBP: 0	WP: 0 PB: 0 SB: 0 CS: 0	PA: 36
<b>PITCHER</b>	IP WLS BF H R ER SO BB IBB HBP BLK WP HR S P ERA WHIP																					
<b>Erik Hiljus, R</b> ERA: 3.44	5.0 W 22 6 2 2 2 2 0 0 0 0 0 0 15 20 0.00 0.600																					
<b>Luis Vizcaino, R</b> ERA: 4.42	1.2 H 6 1 0 0 1 0 0 0 0 0 0 0 7 11 0.00 2.000																					
<b>Mike Magnante, L</b> ERA: 2.63	0.1 H 1 0 0 0 0 0 0 0 0 0 0 0 1 1 0.00 0.000																					
<b>Jeff Tam, R</b> ERA: 3.1	1.0 H 4 2 0 0 0 0 0 0 0 0 0 0 7 11 0.00 2.000																					
<b>Chad Bradford, R</b> ERA: 2.84	1.0 3 0 0 0 1 0 0 0 0 0 0 0 8 10 0.00 0.000																					

Oakland Athletics @ Chicago White Sox  
Comiskey Park, Chicago, IL  
Fri Aug 17 2001, 8:05 PM EDT  
Att: 33,834 - Cloudy - 75 F

AB	35
R	2
H	9
RBI	2
BB	0
SO	4
LOB	13





Batter	1	2	3	4	5	6	7	8	9	AB	R	H	RBI	BB	SO	LOB	TOP					
<b>Johnny Damon, L</b> OBP: 0.327, SLG: 0.373 (1, 8)	F5		L4		F9		G2-3 E BB			4	0	1	1	1	0	2	<b>Oakland Athletics @ Chicago White Sox</b> Comiskey Park, Chicago, IL Sat Aug 18 2001, 1:15 PM EDT Att: 27,861 - Overcast - 66 F					
<b>Jeremy Giambi, L</b> OBP: 0.386, SLG: 0.451 (1, 10)	K						G2-3 SAFE	G4-3		3	0	0	0	1	1	3						
<b>Jason Giambi, L</b> OBP: 0.461, SLG: 0.636 (1, 3)	G4-3								F8	3	0	1	2	2	0	0						
<b>Jemaine Dye, R</b> OBP: 0.337, SLG: 0.435 (1, 9)		F2	P4		E6		G1-6-3		F9	5	0	0	0	0	0	6						
<b>Terrence Long, L</b> OBP: 0.328, SLG: 0.416 (1, 7)	F9			G4-3	L9				G4-3	5	1	1	0	0	0	3						
<b>Miguel Tejada, R</b> OBP: 0.319, SLG: 0.473 (1, 6)	K			G5-3						4	0	2	0	0	1	0						
<b>Eric Chavez, L</b> OBP: 0.317, SLG: 0.481 (1, 5)			HBP 1B	G3			F8			4	1	1	0	0	0	3						
<b>Greg Myers, L</b> OBP: 0.303, SLG: 0.425 (1, 2)			P6				F8			3	2	1	1	1	0	2						
<b>F.P. Santangelo, S</b> OBP: 0.167, SLG: 0.095 (8, PH)										2	1	0	0	1	1	1						
<b>Olmedo Saenz, R</b> OBP: 0.303, SLG: 0.368 (8, PR)										1	0	1	1	0	0	0						
<b>Frank Menechino, R</b> OBP: 0.372, SLG: 0.392 (8, 4)										0	0	0	0	0	0	0						
<b>Inning Stats</b>	R: 0 E: 0 K: 1 S: 6	H: 0 LOB: 0 BB: 0 P: 9	R: 0 E: 0 K: 1 S: 5	H: 0 LOB: 0 BB: 0 P: 8	R: 2 E: 0 K: 0 S: 17	H: 2 LOB: 2 BB: 1 P: 31	R: 0 E: 0 K: 0 S: 8	H: 0 LOB: 0 BB: 0 P: 10	R: 1 E: 1 K: 0 S: 12	H: 1 LOB: 3 BB: 2 P: 25	R: 0 E: 0 K: 1 S: 10	H: 1 LOB: 1 BB: 0 P: 17	R: 0 E: 1 K: 0 S: 9	H: 0 LOB: 1 BB: 2 P: 23	R: 2 E: 0 K: 0 S: 11	H: 4 LOB: 2 BB: 1 P: 22	R: 0 E: 0 K: 0 S: 4	H: 0 LOB: 0 BB: 0 P: 8	1B: 6 2B: 1 3B: 0 HR: 1	SF: 0 SAC: 0 DP: 1 HBP: 1	WP: 0 PB: 0 SB: 0 CS: 0	PA: 41
<b>PITCHER</b>	IP	WLS	BF	H	R	ER	SO	BB	IBB	HBP	BLK	WP	HR	S	P	ERA	WHIP					
<b>Gary Glover, R</b> ERA: 4.34 (1, 1)	5.0		23	3	3	3	2	3	0	1	0	0	1	48	83	5.40	1.200					
<b>Kip Wells, R</b> ERA: 4.09 (6, 1)	2.0	H	8	1	0	0	1	1	1	0	0	0	0	19	40	0.00	1.000					
<b>Bob Howry, R</b> ERA: 4.73 (8, 1)	1.0	L	7	4	2	2	0	0	1	0	0	0	0	11	22	18.00	4.000					
<b>Alan Embree, L</b> ERA: 9.41 (9, 1)	1.0		3	0	0	0	0	0	0	0	0	0	0	4	8	0.00	0.000					

AB	34
R	5
H	8
RBI	5
BB	6
SO	3
LOB	20



Batter	1	2	3	4	5	6	7	8	9	AB	R	H	RBI	BB	SO	LOB	BOTTOM					
<b>Tony Graffanino, R</b> OBP: 0.355, SLG: 0.398 (1, 4) (9, 6)	HR 1B								G1-3	4	2	2	0	1	1	1	<b>Oakland Athletics @ Chicago White Sox</b> Comiskey Park, Chicago, IL Sat Aug 18 2001, 1:15 PM EDT Att: 27,861 - Overcast - 66 F					
<b>Carlos Lee, R</b> OBP: 0.325, SLG: 0.502 (1, 7)	HR			G5-3				F8	5	2	2	2	0	0	2							
<b>Magglio Ordonez, R</b> OBP: 0.373, SLG: 0.533 (1, 9)	G5-3									4	0	1	2	0	0							
<b>14 Paul Konerko, R</b> OBP: 0.342, SLG: 0.517 (1, 3)	K			G5-3				F8	4	0	1	0	0	1	1							
<b>Jose Canseco, R</b> OBP: 0.375, SLG: 0.538 (1, 10)	P4							G5-3	3	0	0	0	1	0	1							
<b>Herbert Perry, R</b> OBP: 0.333, SLG: 0.420 (8, PH) (9, 5)								F9	3	0	0	0	0	2	3							
<b>Jeff Liefer, L</b> OBP: 0.274, SLG: 0.492 (9, 5)										1	0	0	0	0	0							
<b>Aaron Rowand, R</b> OBP: 0.391, SLG: 0.468 (1, 8)	L4							G5-3	4	0	1	0	0	1	0							
<b>Royce Clayton, R</b> OBP: 0.284, SLG: 0.356 (8, PH) (9, 4)								L8	3	0	1	0	0	0	0							
<b>Ray Durham, S</b> OBP: 0.333, SLG: 0.431 (9, 4)										1	0	0	0	0	1							
<b>Josh Paul, R</b> OBP: 0.260, SLG: 0.270 (8, PH) (9, 1)										2	0	1	0	1	0							
<b>Jose Valentin, S</b> OBP: 0.344, SLG: 0.513 (9, PH)										1	0	0	0	0	1							
<b>Inning Stats</b>	R: 2 E: 0 K: 1 S: 11	H: 2 LOB: 0 BB: 0 P: 19	R: 0 E: 0 K: 1 S: 8	H: 1 LOB: 1 BB: 0 P: 12	R: 2 E: 0 K: 1 S: 12	H: 3 LOB: 1 BB: 1 P: 20	R: 0 E: 0 K: 1 S: 9	H: 0 LOB: 2 BB: 2 P: 20	R: 0 E: 0 K: 1 S: 13	H: 1 LOB: 1 BB: 0 P: 19	R: 0 E: 0 K: 1 S: 8	H: 1 LOB: 1 BB: 0 P: 9	R: 0 E: 0 K: 0 S: 4	H: 0 LOB: 0 BB: 0 P: 7	R: 0 E: 0 K: 0 S: 7	H: 1 LOB: 1 BB: 0 P: 10	R: 0 E: 0 K: 1 S: 5	H: 0 LOB: 0 BB: 0 P: 6	1B: 5 2B: 3 3B: 0 HR: 1	SF: 0 SAC: 0 DP: 0 HBP: 0	WP: 0 PB: 0 SB: 0 CS: 2	PA: 38
<b>PITCHER</b>	IP	WLS	BF	H	R	ER	SO	BB	IBB	HBP	BLK	WP	HR	S	P	ERA	WHIP					
<b>Mark Mulder, L</b> ERA: 3.35 (5, 1)	4.0		20	6	4	4	4	3	0	0	0	0	0	25	35	0.00	0.667					
<b>Gi Heredia, R</b> ERA: 5.61 (8, 1)	3.0	W	11	2	0	0	1	0	0	0	0	0	0	6	7	0.00	1.500					
<b>Luis Vizcaino, R</b> ERA: 4.26 (8, 1)	0.2	H	3	1	0	0	0	0	0	0	0	0	0	1	3	0.00	0.000					
<b>Mark Guthrie, L</b> ERA: 4.89 (9, 1)	0.1	H	1	0	0	0	0	0	0	0	0	0	0	1	3	0.00	0.000					
<b>Jason Isringhausen, R</b> ERA: 3.0 (9, 1)	1.0	S	3	0	0	0	1	0	0	0	0	0	0	5	6	0.00	0.000					

AB	35
R	4
H	9
RBI	4
BB	3
SO	6
LOB	10





Batter	1	2	3	4	5	6	7	8	9	AB	R	H	RBI	BB	SO	LOB	TOP			
<b>Johnny Damon, L</b> OBP: 0.326, SLG: 0.371 (1, 8)	B1-3		K		E3			L9		5	1	1	0	0	1	4	<b>Oakland Athletics @ Chicago White Sox</b> Comiskey Park, Chicago, IL Sun Aug 19 2001, 2:05 PM EDT Att: 25,019 - Cloudy - 70 F			
<b>Ramon Hernandez, R</b> OBP: 0.319, SLG: 0.374 (1, 2)	G5-3		G1-6-3		P4				HR	5	1	2	1	0	0	4				
<b>Jason Giambi, L</b> OBP: 0.460, SLG: 0.632 (1, 3)					G6-3			G4-6-3		4	1	1	0	0	0	3				
<b>Jermaine Dye, R</b> OBP: 0.341, SLG: 0.445 (1, 9)																				
<b>Terrence Long, L</b> OBP: 0.325, SLG: 0.412 (1, 7)	G1-3				K			G1-3		5	0	0	0	0	1	3				
<b>Miguel Tejada, R</b> OBP: 0.316, SLG: 0.469 (1, 6)			K		L4			F8		4	0	0	0	0	1	1				
<b>Olmedo Saenz, R</b> OBP: 0.301, SLG: 0.385 <b>3 Eric Chavez, L</b> OBP: 0.318, SLG: 0.482 (6, PH) (6, 5)	G4-3							G1-3		2	0	0	0	0	0	1				
<b>Ron Gant, R</b> OBP: 0.333, SLG: 0.447 <b>Jeremy Giambi, L</b> OBP: 0.387, SLG: 0.462 (6, PH)								G3		0	1	0	0	2	0	0				
<b>Frank Menechino, R</b> OBP: 0.377, SLG: 0.395 (1, 4)										2	1	1	2	0	0	0				
<b>Inning Stats</b>	R: 0 E: 0 K: 0 S: 7	H: 1 LOB: 1 BB: 0 P: 11	R: 0 E: 0 K: 1 S: 8	H: 0 LOB: 1 BB: 1 P: 13	R: 0 E: 0 K: 1 S: 16	H: 0 LOB: 1 BB: 2 P: 26	R: 1 E: 0 K: 1 S: 13	H: 1 LOB: 0 BB: 0 P: 18	R: 4 E: 0 K: 0 S: 14	H: 1 LOB: 1 BB: 2 P: 31	R: 2 E: 0 K: 1 S: 19	H: 5 LOB: 2 BB: 0 P: 29	R: 0 E: 0 K: 1 S: 14	H: 1 LOB: 1 BB: 0 P: 18	R: 1 E: 0 K: 0 S: 5	H: 1 LOB: 0 BB: 0 P: 7		1B: 6 2B: 1 3B: 0 HR: 3	SF: 0 SAC: 0 DP: 3 HBP: 2	WP: 0 PB: 0 SB: 0 CS: 0
<b>PITCHER</b>	IP	WLS	BF	H	R	ER	SO	BB	IBB	HBP	BLK	WP	HR	S	P	ERA	WHIP			
<b>56 Mark Buehrle, L</b> ERA: 2.96	5.0		23	3	5	1	3	5	0	1	0	0	1	58	99	1.80	1.600			
<b>Rocky Biddle, R</b> ERA: 5.29	3.0	L	14	6	2	2	1	0	0	0	0	0	1	40	59	6.00	2.000			
<b>Matt Ginter, R</b> ERA: 7.33	1.0		4	1	1	1	0	0	0	1	0	0	1	5	7	9.00	1.000			

Batter	1	2	3	4	5	6	7	8	9	AB	R	H	RBI	BB	SO	LOB	BOTTOM					
<b>Ray Durham, S</b> OBP: 0.330, SLG: 0.426 (1, 4)	F7		G4-3		E5				F8	5	1	0	0	0	1	1	<b>Oakland Athletics @ Chicago White Sox</b> Comiskey Park, Chicago, IL Sun Aug 19 2001, 2:05 PM EDT Att: 25,019 - Cloudy - 70 F					
<b>Jose Valentin, S</b> OBP: 0.345, SLG: 0.512 (1, 5)	L4				SH2-3			F8		4	2	2	0	0	0	0						
<b>Magglio Ordonez, R</b> OBP: 0.373, SLG: 0.531 (1, 9)	K				1B			F9		4	2	1	1	1	1	1						
<b>14 Paul Konerko, R</b> OBP: 0.343, SLG: 0.517 <b>Tony Graffanino, R</b> OBP: 0.360, SLG: 0.404 (7, PR) (8, 3)								E6		4	0	2	0	0	1	2						
<b>Jeff Liefer, L</b> OBP: 0.272, SLG: 0.484 (1, 10)								G4-3		1	0	1	1	0	0	0						
<b>Carlos Lee, R</b> OBP: 0.328, SLG: 0.512 (1, 7)	F7									4	1	3	4	0	0	0						
<b>Chris Singleton, L</b> OBP: 0.301, SLG: 0.381 (1, 8)										4	0	2	0	0	1	3						
<b>Royce Clayton, R</b> OBP: 0.283, SLG: 0.355 (1, 6)										4	0	1	0	0	0	2						
<b>Mark Johnson, L</b> OBP: 0.356, SLG: 0.337 <b>Jose Canseco, R</b> OBP: 0.373, SLG: 0.535 (8, PH) <b>Josh Paul, R</b> OBP: 0.260, SLG: 0.270 (9, 2)										3	0	0	0	0	0	2						
<b>Inning Stats</b>	R: 0 E: 0 K: 1 S: 8	H: 0 LOB: 0 BB: 0 P: 11	R: 0 E: 0 K: 2 S: 16	H: 0 LOB: 0 BB: 0 P: 23	R: 0 E: 0 K: 0 S: 9	H: 1 LOB: 1 BB: 0 P: 11	R: 4 E: 0 K: 0 S: 22	H: 4 LOB: 1 BB: 1 P: 32	R: 2 E: 0 K: 1 S: 22	H: 3 LOB: 2 BB: 0 P: 28	R: 0 E: 0 K: 1 S: 10	H: 0 LOB: 0 BB: 0 P: 15	R: 0 E: 1 K: 1 S: 14	H: 2 LOB: 1 BB: 0 P: 23	R: 0 E: 0 K: 1 S: 11	H: 2 LOB: 1 BB: 0 P: 17		R: 1 E: 0 K: 1 S: 15	H: 2 LOB: 1 BB: 0 P: 20	1B: 12 2B: 0 3B: 0 HR: 1	SF: 0 SAC: 1 DP: 0 HBP: 0	WP: 0 PB: 0 SB: 0 CS: 1
<b>PITCHER</b>	IP	WLS	BF	H	R	ER	SO	BB	IBB	HBP	BLK	WP	HR	S	P	ERA	WHIP					
<b>Tim Hudson, R</b> ERA: 3.11	4.2		24	8	6	4	3	1	0	0	0	0	0	16	24	0.00	0.000					
<b>Mike Magnante, L</b> ERA: 2.53	1.2	W	5	0	0	0	2	0	0	0	0	0	0	12	19	0.00	1.500					
<b>Luis Vizcaino, R</b> ERA: 4.12	0.2	H	3	1	0	0	0	0	0	0	0	0	0	11	17	0.00	2.000					
<b>Jeff Tam, R</b> ERA: 3.05	1.0	H	4	2	0	0	1	0	0	0	0	0	0	15	20	9.00	2.000					
<b>Jason Istringhausen, R</b> ERA: 3.11	1.0	S	5	2	1	1	1	0	0	0	0	0	0	15	20	9.00	2.000					

AB	34
R	8
H	10
RBI	7
BB	5
SO	4
LOB	16



AB	39
R	7
H	13
RBI	7
BB	1
SO	7
LOB	16





Batter	1	2	3	4	5	6	7	8	9	AB	R	H	RBI	BB	SO	LOB	TOP										
Jose Valentin, S OBP: 0.342, SLG: 0.506 (1, 5)	1-1 P5		2-3 K			1-0 F7		2-3 K		4	0	0	0	0	2	1	<b>Chicago White Sox @ Kansas City Royals</b> Kauffman Stadium, Kansas City, MO Mon Aug 20 2001, 7:05 PM CDT Att: 13,842 - Sunny - 80 F <a href="http://livebaseballscorecards.com">livebaseballscorecards.com</a>										
Tony Graffanino, R OBP: 0.372, SLG: 0.405 (1, 4)	2-2 G6-4-3 1B		1-0 G6-4-3 1-2			4-2 2B BB		4-2 BB		2	1	1	0	2	0	1											
Magglio Ordonez, R OBP: 0.375, SLG: 0.532 Chris Singleton, L OBP: 0.301, SLG: 0.381 (1, 9) (8, 8)	1-1 G6-4-3 1-2			4-0 G6-4-3 BB		3-2 1-H 2B		2-3 K		3	0	1	1	1	1	2											
14 Paul Konerko, R OBP: 0.340, SLG: 0.513 (1, 3)		0-2 G4-3		1-1 G6-4-3 1-2		1-0 F8		3-1 G6-3		4	0	0	0	0	0	3											
Jeff Liefer, L OBP: 0.277, SLG: 0.487 (1, 10)		0-2 F8		2-3 K		4-2 BB		3-1 2B		3	0	1	0	1	1	0											
Carlos Lee, R OBP: 0.328, SLG: 0.508 (1, 7)		4-1 1B BB			1-2 G6-3		2-3 K		2-1 P4		3	0	0	0	1	3											
Aaron Rowand, R OBP: 0.398, SLG: 0.481 (1, 8) (8, 9)		0-2 1B			2-0 2B		0-2 G4-3		1-3 K		4	0	2	0	0	1											
Mark Johnson, L OBP: 0.344, SLG: 0.324 (1, 2)		1-2 F8			2-0 P6		0-0 F7		2-3 K		4	0	0	0	0	1											
Royce Clayton, R OBP: 0.284, SLG: 0.353 (1, 6)			4-2 BB		1-0 G3-1		0-1 F8				2	0	0	0	1	0											
<b>Inning Stats</b>	R: 0 E: 0 K: 0 S: 7	H: 1 LOB: 0 BB: 0 P: 11	R: 0 E: 0 K: 0 S: 14	H: 1 LOB: 2 BB: 1 P: 19	R: 0 E: 0 K: 1 S: 8	H: 0 LOB: 0 BB: 1 P: 15	R: 0 E: 0 K: 1 S: 5	H: 0 LOB: 1 BB: 0 P: 12	R: 0 E: 0 K: 0 S: 6	H: 1 LOB: 1 BB: 0 P: 12	R: 1 E: 0 K: 0 S: 14	H: 1 LOB: 2 BB: 2 P: 29	R: 0 E: 0 K: 0 S: 7	H: 0 LOB: 0 BB: 0 P: 7	R: 0 E: 0 K: 2 S: 11	H: 0 LOB: 1 BB: 1 P: 19	R: 0 E: 0 K: 2 S: 11	H: 1 LOB: 1 BB: 0 P: 19	1B: 2 2B: 3 3B: 0 HR: 0	SF: 0 SAC: 0 DP: 3 HBP: 0	WP: 0 PB: 0 CS: 0	PA: 35					
<b>PITCHER</b>	IP	WLS	BF	H	R	ER	SO	BB	IBB	HBP	BLK	WP	HR	S	P	ERA	WHIP										
Blake Stein, R ERA: 5.0 (1, 1)	6.0	W	24	4	1	1	3	5	0	0	0	0	0	54	98	1.50	1.500										
Doug Henry, R ERA: 5.97 (7, 1)	1.0		3	0	0	0	0	0	0	0	0	0	0	7	7	0.00	0.000										
Scott Mullen, L ERA: (8, 1)	1.0		4	0	0	0	2	1	0	0	0	0	0	11	22	0.00	1.000										
Cory Bailey, R ERA: 3.47 (9, 1)	1.0		4	1	0	0	2	0	0	0	0	0	0	11	19	0.00	1.000										

Batter	1	2	3	4	5	6	7	8	9	AB	R	H	RBI	BB	SO	LOB	BOTTOM										
Luis Altea, S OBP: 0.327, SLG: 0.356 (1, 10)	0-0 G3		0-1 E 1B E 1B	0-1 F9	0-0 G4-3			0-1 F8		5	1	1	0	0	0	0	<b>Chicago White Sox @ Kansas City Royals</b> Kauffman Stadium, Kansas City, MO Mon Aug 20 2001, 7:05 PM CDT Att: 13,842 - Sunny - 80 F <a href="http://livebaseballscorecards.com">livebaseballscorecards.com</a>										
Neftali Perez, S OBP: 0.309, SLG: 0.416 (1, 6)	1-1 G4-3		0-0 E 1B E 1B	1-0 F7		0-0 G3		0-0 F8		5	1	1	0	0	0	0											
Carlos Beltrán, S OBP: 0.333, SLG: 0.453 Donnie Sadler, R OBP: 0.258, SLG: 0.233 (1, 8) (7, 8)	3-1 FC6-4 1B		0-1 E5 1B E 1B	1-2 2B 3B		2-3 K		0-1 G5-3		4	2	2	1	0	1	2											
Joe Randa, R OBP: 0.304, SLG: 0.368 Luis Orta, R OBP: 0.295, SLG: 0.304 (1, 5) (8, 5)	2-1 FC6-4 1-2		0-1 E5 1B 1B	2-2 1B 2B		2-3 K				4	2	1	1	0	1	3											
Raul Ibanez, L OBP: 0.393, SLG: 0.535 (1, 9)		3-1 HR	0-0 G4-6-3 1B 1B	1-2 1B WP 1B		1-1 F7				4	2	3	3	0	0	0											
Dave McCarty, R OBP: 0.328, SLG: 0.409 (1, 3)		0-1 G3-1	0-0 G4-6-3 1B 1B	2-2 WP 1B		3-2 HR				4	1	3	3	0	0	0											
Dee Brown, L OBP: 0.313, SLG: 0.380 (1, 7)		1-1 G3-1	2-2 G4-6-3 1-2 2-3	3-2 G4-3		0-0 G1-3				4	0	0	0	0	0	3											
Brent Mayne, L OBP: 0.364, SLG: 0.377 (1, 2)		1-1 F8	4-2 BB		1-2 F8		1-0 1B			3	0	1	0	1	0	0											
Carlos Febles, R OBP: 0.280, SLG: 0.300 (1, 4)			1-2 E 1B		0-0 G4-3		0-0 G1-3			4	1	1	0	0	0	3											
<b>Inning Stats</b>	R: 0 E: 0 K: 0 S: 7	H: 1 LOB: 1 BB: 0 P: 13	R: 1 E: 0 K: 0 S: 8	H: 1 LOB: 0 BB: 0 P: 13	R: 5 E: 2 K: 0 S: 19	H: 5 LOB: 2 BB: 1 P: 27	R: 3 E: 0 K: 0 S: 22	H: 4 LOB: 1 BB: 0 P: 32	R: 0 E: 0 K: 0 S: 5	H: 0 LOB: 0 BB: 0 P: 6	R: 0 E: 0 K: 2 S: 7	H: 0 LOB: 0 BB: 0 P: 11	R: 1 E: 0 K: 0 S: 10	H: 2 LOB: 1 BB: 0 P: 15	R: 0 E: 0 K: 0 S: 5	H: 0 LOB: 0 BB: 0 P: 5	1B: 9 2B: 1 3B: 1 HR: 2	SF: 0 SAC: 0 DP: 1 HBP: 0	WP: 1 PB: 0 CS: 0	PA: 39							
<b>PITCHER</b>	IP	WLS	BF	H	R	ER	SO	BB	IBB	HBP	BLK	WP	HR	S	P	ERA	WHIP										
Sean Lowe, R ERA: 3.84 (1, 1)	7.0	L	36	13	10	8	2	1	0	0	0	0	1	2	78	10.29	2.000										
Alan Embree, L ERA: 9.16 (8, 1)	1.0		3	0	0	0	0	0	0	0	0	0	0	5	11	0.00	0.000										




Batter	1	2	3	4	5	6	7	8	9	AB	R	H	RBI	BB	SO	LOB	TOP					
Ray Durham, S OBP: 0.331, SLG: 0.430	G4-3		2B		L6-3		1B 2B		G3	5	1	2	1	0	0	1						
Jose Valentin, S OBP: 0.340, SLG: 0.511	F7		F8		HR		K		K	5	1	1	1	0	2	2						
Magglio Ordonez, R OBP: 0.375, SLG: 0.530	G6-3		F9		F8		BB		1B	5	0	2	1	0	0	1						
Jose Canseco, R OBP: 0.374, SLG: 0.525		F8			2B G3 BB		G1-3		K	3	1	0	0	2	1	1						
Jeff Liefer, L OBP: 0.286, SLG: 0.513		B1-3 1B			G3 2B		HR		F9	4	1	3	1	0	0	2						
Carlos Lee, R OBP: 0.327, SLG: 0.506		B1-3 1B			G5-3		1B		K	4	0	1	0	0	1	3						
Aaron Rowand, R OBP: 0.396, SLG: 0.481		B1-3 1B			G5-3		1B		K	0	0	0	0	0	0	0						
Chris Singleton, L OBP: 0.304, SLG: 0.392		G1-3			G3		G4-6-3 1B		HR	4	1	2	2	0	0	2						
Royce Clayton, R OBP: 0.283, SLG: 0.354					K		G4-6-3 1B		G4-3	4	1	1	0	0	1	3						
Mark Johnson, L OBP: 0.344, SLG: 0.324					SH1-3 2B		L6-3 1B		K	3	0	1	0	0	2	0						
<b>Inning Stats</b>	R: 0 E: 0 K: 0 S: 5	H: 0 LOB: 0 BB: 0 P: 6	R: 0 E: 0 K: 0 S: 7	H: 1 LOB: 1 BB: 0 P: 7	R: 1 E: 0 K: 0 S: 11	H: 2 LOB: 1 BB: 0 P: 18	R: 1 E: 0 K: 1 S: 13	H: 1 LOB: 1 BB: 1 P: 24	R: 1 E: 0 K: 0 S: 9	H: 2 LOB: 0 BB: 0 P: 14	R: 1 E: 0 K: 0 S: 19	H: 3 LOB: 1 BB: 0 P: 26	R: 1 E: 0 K: 2 S: 14	H: 2 LOB: 2 BB: 1 P: 28	R: 1 E: 0 K: 2 S: 9	H: 1 LOB: 0 BB: 0 P: 12	R: 0 E: 0 K: 2 S: 8	H: 1 LOB: 1 BB: 0 P: 13	1B: 6 2B: 5 3B: 0 HR: 3	SF: 0 SAC: 1 DP: 2 HBP: 0	WP: 0 PB: 0 SB: 0 CS: 0	PA: 40
<b>PITCHER</b>	IP	WLS	BF	H	R	ER	SO	BB	IBB	HBP	BLK	WP	HR	S	P	ERA	WHIP					
Paul Byrd, R ERA: 3.7	5.1	L	24	8	4	4	1	1	0	0	0	0	2	59	87	6.75	1.688					
Doug Henry, R ERA: 5.95	1.2		8	3	1	1	2	1	0	0	0	0	0	19	36	5.40	2.400					
51 Kris Wilson, R ERA: 4.44	1.0		4	1	1	1	2	0	0	0	0	0	1	9	12	9.00	1.000					
Jason Grimsley, R ERA: 3.12	1.0		4	1	0	0	2	0	0	0	0	0	0	8	13	0.00	1.000					

Chicago White Sox @ Kansas City Royals  
Kauffman Stadium, Kansas City, MO  
Tue Aug 21 2001, 7:05 PM CDT  
Att: 12,391 - Cloudy - 94 F

livebaseballscorecards.com

AB 37  
R 6  
H 13  
RBI 6  
BB 2  
SO 7  
LOB 15




Batter	1	2	3	4	5	6	7	8	9	AB	R	H	RBI	BB	SO	LOB	BOTTOM					
Luis Altea, S OBP: 0.326, SLG: 0.355	E6		F8		1B				F7	4	1	1	0	0	0	0						
Neftali Perez, S OBP: 0.312, SLG: 0.419	1B BB		S		1B				B1-3	4	0	3	0	0	0	0						
Carlos Beltrán, S OBP: 0.335, SLG: 0.452	G1-2-3 BB		F5		G4-3				1B	3	0	1	0	1	0	3						
Joe Randa, R OBP: 0.304, SLG: 0.367	G1-2-3 1B		G5-3						K	4	0	1	1	0	1	2						
Raul Ibanez, L OBP: 0.385, SLG: 0.524	G1-2-3				K				G3	4	0	0	0	0	1	3						
Dave McCarty, R OBP: 0.326, SLG: 0.405	P4				FC4-6 1B				K	4	0	1	0	0	2	2						
Brent Mayne, L OBP: 0.363, SLG: 0.375		G4-3			FC4-6 CS				G6-3	4	0	1	0	0	0	1						
Mark Quinn, R OBP: 0.291, SLG: 0.459		K			CS				F9	3	0	0	0	0	1	1						
Carlos Febles, R OBP: 0.275, SLG: 0.294		G1-3			F8				K	3	0	0	0	0	1	0						
<b>Inning Stats</b>	R: 1 E: 1 K: 0 S: 11	H: 2 LOB: 2 BB: 1 P: 19	R: 0 E: 0 K: 1 S: 10	H: 0 LOB: 0 BB: 0 P: 17	R: 0 E: 0 K: 0 S: 9	H: 1 LOB: 1 BB: 0 P: 15	R: 0 E: 0 K: 1 S: 9	H: 1 LOB: 0 BB: 0 P: 15	R: 0 E: 0 K: 1 S: 11	H: 2 LOB: 2 BB: 0 P: 17	R: 0 E: 0 K: 1 S: 6	H: 0 LOB: 0 BB: 0 P: 9	R: 0 E: 0 K: 1 S: 7	H: 1 LOB: 0 BB: 0 P: 13	R: 0 E: 0 K: 1 S: 12	H: 1 LOB: 1 BB: 0 P: 17	R: 0 E: 0 K: 1 S: 9	H: 0 LOB: 0 BB: 0 P: 11	1B: 8 2B: 0 3B: 0 HR: 0	SF: 0 SAC: 0 DP: 2 HBP: 0	WP: 0 PB: 0 SB: 1 CS: 1	PA: 35
<b>PITCHER</b>	IP	WLS	BF	H	R	ER	SO	BB	IBB	HBP	BLK	WP	HR	S	P	ERA	WHIP					
Jon Garland, R ERA: 3.28	7.0	W	27	7	1	0	4	1	0	0	0	0	0	63	105	0.00	1.143					
Bob Howry, R ERA: 4.65	1.0		4	1	0	0	1	0	0	0	0	0	0	12	17	0.00	1.000					
Keith Foulke, R ERA: 2.56	1.0		3	0	0	0	1	0	0	0	0	0	0	9	11	0.00	0.000					

Chicago White Sox @ Kansas City Royals  
Kauffman Stadium, Kansas City, MO  
Tue Aug 21 2001, 7:05 PM CDT  
Att: 12,391 - Cloudy - 94 F

livebaseballscorecards.com

AB 33  
R 1  
H 8  
RBI 1  
BB 1  
SO 6  
LOB 12





Batter	1	2	3	4	5	6	7	8	9	AB	R	H	RBI	BB	SO	LOB	TOP											
Ray Durham, S OBP: 0.333, SLG: 0.447	0-1 HR		2-3 K		2-1 HR	2-2 1B 2B	0-2 F8		0-1 SH1-4	5	3	3	3	0	1	0	Chicago White Sox @ Kansas City Royals Kauffman Stadium, Kansas City, MO Wed Aug 22 2001, 7:05 PM CDT Att: 11,670 - Cloudy - 85 F											
Carlos Lee, R OBP: 0.329, SLG: 0.508 Chris Singleton, L OBP: 0.304, SLG: 0.392	2-2 G4-3 1B 2B		0-2 G6-3 1B		1-3 K	1-1 1B	0-1 G5-3		3-3 K	6	2	3	2	0	2	1												
Magglio Ordonez, R OBP: 0.377, SLG: 0.536	0-0 G4-3		2-2 G6-3		0-1 HR	1-2 1B 2B	0-0 BB			4	2	2	1	1	0	2												
Jose Canseco, R OBP: 0.385, SLG: 0.528	2-1 1B				4-2 14 FC6-4 BB	1-2 14 2B E	4-2 14 FC6-4 BB			3	1	2	2	2	1	0												
14 Paul Konerko, R OBP: 0.339, SLG: 0.511	0-0 L6				1-2 BB	2-1 E	0-1 FC6-4			5	1	1	1	0	0	4												
Herbert Perry, R OBP: 0.335, SLG: 0.426	1-0 2-4				3-2 1B	3-2 SH5-3 1B			3-2 G4-3	4	2	1	0	1	1	2												
Aaron Rowand, R OBP: 0.406, SLG: 0.500					1-2 1B	1-2 E6 1B			2-3 K	5	1	3	1	0	1	1												
Royce Clayton, R OBP: 0.283, SLG: 0.353					3-0 F8	0-0 SH5-3 1B			1-3 K	4	0	1	1	0	2	2												
Josh Paul, R OBP: 0.260, SLG: 0.269 Jose Valentin, S OBP: 0.341, SLG: 0.512 Mark Johnson, L OBP: 0.344, SLG: 0.324					0-0 F9	0-0 G6-3 1B			1-1 CS SH1-4 1B	4	1	1	1	0	0	3												
										1	0	1	0	0	0	0												
										0	0	0	0	0	0	0												
<b>Inning Stats</b>	R: 2 E: 0 K: 0 S: 9	H: 3 LOB: 1 BB: 0 P: 14	R: 0 E: 0 K: 2 S: 10	H: 1 LOB: 1 BB: 0 P: 13	R: 0 E: 0 K: 1 S: 10	H: 1 LOB: 0 BB: 0 P: 14	R: 1 E: 0 K: 1 S: 12	H: 2 LOB: 1 BB: 0 P: 19	R: 2 E: 0 K: 0 S: 16	H: 2 LOB: 1 BB: 1 P: 24	R: 8 E: 1 K: 0 S: 34	H: 7 LOB: 2 BB: 2 P: 52	R: 0 E: 0 K: 2 S: 10	H: 0 LOB: 0 BB: 1 P: 14	R: 0 E: 0 K: 2 S: 9	H: 0 LOB: 0 BB: 0 P: 15	R: 0 E: 0 K: 1 S: 15	H: 1 LOB: 0 BB: 0 P: 19	1B: 10 2B: 4 3B: 1 HR: 3	SF: 0 SAC: 2 DP: 1 HBP: 0	WP: 0 PB: 0 SB: 1 CS: 1	PA: 47						
<b>PITCHER</b>	IP	WLS	BF	H	R	ER	SO	BB	IBB	HBP	BLK	WP	HR	S	P	ERA	WHIP											
Chris George, L ERA: 6.32	(1, 1)	5.0		24	9	5	5	5	1	0	0	0	0	3	57	84	9.00	2.000										
Doug Henry, R ERA: 6.79	(6, 1)	0.1	L	8	5	7	6	0	2	0	0	0	0	0	23	37	162.00	21.000										
Scott Mullen, L ERA:	(6, 1)	1.2		10	3	1	0	0	1	0	0	0	0	0	21	29	0.00	2.400										
Jason Grimsley, R ERA: 3.02	(8, 1)	2.0		6	1	0	0	3	0	0	0	0	0	0	24	34	0.00	0.500										

Batter	1	2	3	4	5	6	7	8	9	AB	R	H	RBI	BB	SO	LOB	BOTTOM										
Luis Altea, S OBP: 0.329, SLG: 0.359			1-0 F9		3-2 E HBP		1-3 K		0-0 F7	5	1	2	1	0	1	2	Chicago White Sox @ Kansas City Royals Kauffman Stadium, Kansas City, MO Wed Aug 22 2001, 7:05 PM CDT Att: 11,670 - Cloudy - 85 F										
Nefti Perez, S OBP: 0.317, SLG: 0.422			0-0 G4-3		1-1 E4		4-2 HR BB		2-1 1B	5	2	3	0	1	0	1											
Carlos Beltrán, S OBP: 0.340, SLG: 0.465					4-0 G4-3 1B BB		1-1 WP 1B		1-3 K	4	2	3	6	2	1	1											
Joe Randa, R OBP: 0.302, SLG: 0.364					2-2 G4-3		0-2 WP 1B		0-0 G1-3	6	1	1	0	0	0	6											
Raul Ibanez, L OBP: 0.386, SLG: 0.526	1-0 1B 2B		3-2 1B		2-3 K		1-3 K		3-0 G4-3	5	0	2	1	0	2	3											
Gregg Zaun, S OBP: 0.308, SLG: 0.441	4-2 1B BB		2-1 F3		0-0 1B		1-3 K		2-3 K	4	1	1	1	1	2	3											
Dee Brown, L OBP: 0.314, SLG: 0.384	0-0 1B 1B		2-3 K		3-0 F7		0-1 G1-3		0-2 WP 2B	5	1	2	0	0	1	4											
Mark Quinn, R OBP: 0.293, SLG: 0.458	2-1 2B 1B		1-3 K		1-2 G4-3		1-1 BB 1B HR		3-2 F8	5	2	2	2	0	1	2											
Carlos Febles, R OBP: 0.279, SLG: 0.304	0-0 1B 2B		3-1 G5-3		1-2 F9		1-1 BB 1B HR		3-3 K	5	2	2	1	0	1	1											
<b>Inning Stats</b>	R: 7 E: 0 K: 0 S: 23	H: 9 LOB: 3 BB: 2 P: 40	R: 0 E: 0 K: 2 S: 13	H: 1 LOB: 1 BB: 0 P: 21	R: 0 E: 0 K: 0 S: 4	H: 0 LOB: 0 BB: 0 P: 8	R: 1 E: 0 K: 1 S: 9	H: 1 LOB: 1 BB: 1 P: 17	R: 0 E: 0 K: 0 S: 10	H: 0 LOB: 2 BB: 0 P: 16	R: 0 E: 0 K: 2 S: 13	H: 2 LOB: 0 BB: 0 P: 16	R: 4 E: 0 K: 1 S: 16	H: 3 LOB: 0 BB: 1 P: 28	R: 0 E: 0 K: 2 S: 15	H: 1 LOB: 1 BB: 0 P: 23	R: 0 E: 0 K: 1 S: 7	H: 1 LOB: 1 BB: 0 P: 10	1B: 11 2B: 5 3B: 1 HR: 1	SF: 0 SAC: 0 DP: 0 HBP: 1	WP: 2 PB: 0 SB: 1 CS: 0	PA: 49					
<b>PITCHER</b>	IP	WLS	BF	H	R	ER	SO	BB	IBB	HBP	BLK	WP	HR	S	P	ERA	WHIP										
Dan Wright, R ERA: 5.34	(1, 1)	0.2		11	9	7	7	0	1	0	0	0	0	19	31	94.50	15.000										
Matt Ginter, R ERA: 6.54	(1, 1)	3.1		14	2	1	1	3	2	0	0	0	0	30	55	2.70	1.200										
Kip Wells, R ERA: 4.26	(5, 1)	2.1	W	13	4	3	3	3	1	0	1	0	0	33	49	11.57	2.143										
Bob Howry, R ERA: 4.67	(7, 1)	1.2	H	7	2	1	1	2	0	0	0	0	1	21	34	5.40	1.200										
Keith Foulke, R ERA: 2.52	(9, 1)	1.0	S	4	1	0	0	1	0	0	0	0	0	7	10	0.00	1.000										

AB 41  
R 13  
H 18  
RBI 12  
BB 4  
SO 8  
LOB 15



AB 44  
R 12  
H 18  
RBI 12  
BB 4  
SO 9  
LOB 23









Batter	1	2	3	4	5	6	7	8	9	AB	R	H	RBI	BB	SO	LOB	TOP										
Ray Durham, S OBP: 0.333, SLG: 0.444	G3		1B 14 2B		G1-3		F7			4	1	1	0	0	0	1	<b>Chicago White Sox @ Tampa Bay Devil Rays</b> Tropicana Field, St. Petersburg, FL Fri Aug 24 2001, 7:15 PM EDT Att: 10,650 - Dome - 72 F										
Jose Valentin, S OBP: 0.341, SLG: 0.525	K		1B 14 2B WP		F8		K			4	1	1	0	0	2	1											
Magglio Ordonez, R OBP: 0.374, SLG: 0.529	F9		1B 14 2B BB		F9			G4-3		3	1	0	0	1	0	1											
14 Paul Konerko, R OBP: 0.343, SLG: 0.529		HR				G5-4-3 1B		G5-3		4	2	3	4	0	0	0											
Jeff Liefer, L OBP: 0.279, SLG: 0.493	G6-3		P6			G5-4-3 BB		F7		3	0	0	0	1	0	1											
Carlos Lee, R OBP: 0.326, SLG: 0.501	L4				F8				F7	4	0	0	0	0	0	2											
Aaron Rowand, R OBP: 0.406, SLG: 0.500						G5-4-3				0	0	0	0	0	0	0											
Chris Singleton, L OBP: 0.309, SLG: 0.402	G1-3				K		1B		G3	4	0	1	1	0	1	0											
Royce Clayton, R OBP: 0.282, SLG: 0.352			K		K				K	4	0	1	0	0	3	0											
Mark Johnson, L OBP: 0.336, SLG: 0.310			F7			G1-3 HBP		L4		2	0	0	0	0	0	0											
<b>Inning Stats</b>	R: 0 E: 0 K: 1 S: 5	H: 0 LOB: 0 BB: 0 P: 9	R: 1 E: 0 K: 0 S: 11	H: 1 LOB: 0 BB: 0 P: 12	R: 3 E: 0 K: 1 S: 13	H: 3 LOB: 1 BB: 1 P: 25	R: 0 E: 0 K: 2 S: 10	H: 0 LOB: 0 BB: 0 P: 15	R: 0 E: 0 K: 0 S: 5	H: 0 LOB: 1 BB: 0 P: 14	R: 1 E: 0 K: 0 S: 9	H: 3 LOB: 2 BB: 1 P: 15	R: 0 E: 0 K: 1 S: 8	H: 0 LOB: 0 BB: 0 P: 13	R: 0 E: 0 K: 0 S: 6	H: 0 LOB: 0 BB: 0 P: 9	R: 0 E: 0 K: 1 S: 5	H: 0 LOB: 0 BB: 0 P: 7	1B: 5 2B: 1 3B: 0 HR: 1	SF: 0 SAC: 0 DP: 1 HBP: 1	WP: 1 PB: 0 CS: 0	PA: 35					
<b>PITCHER</b>	IP	WLS	BF	H	R	ER	SO	BB	IBB	HBP	BLK	WP	HR	S	P	ERA	WHIP										
Tanyon Sturtze, R ERA: 4.66	(1, 1)	8.1	L	33	7	5	5	2	0	0	0	1	1	68	113	5.40	1.080										
Doug Creek, L ERA: 4.0	(9, 1)	0.2		2	0	0	0	1	0	0	0	0	0	4	6	0.00	0.000										

Batter	1	2	3	4	5	6	7	8	9	AB	R	H	RBI	BB	SO	LOB	BOTTOM										
Brent Abernathy, R OBP: 0.358, SLG: 0.435	K		G4-3 1B 2B		F8		L5			4	1	1	0	0	1	0	<b>Chicago White Sox @ Tampa Bay Devil Rays</b> Tropicana Field, St. Petersburg, FL Fri Aug 24 2001, 7:15 PM EDT Att: 10,650 - Dome - 72 F										
Ben Griewe, L OBP: 0.364, SLG: 0.369	K		G4-3		G3					4	0	1	0	0	1	1											
Greg Vaughn, R OBP: 0.325, SLG: 0.437	G1-3		G4-3 1B		F7		F7			4	0	1	1	0	0	1											
Toby Hall, R OBP: 0.360, SLG: 0.451		SH1-3 18 1B 1B	G4-3		G1-3					4	1	2	0	0	0	1											
Randy Winn, S OBP: 0.358, SLG: 0.438		SH1-3 18 1B 1B	G1-3		G1-3					4	1	2	0	0	0	2											
18 Jared Sandberg, R OBP: 0.345, SLG: 0.380	SH1-3				F7					2	0	0	0	1	0	0											
Steve Cox, L OBP: 0.297, SLG: 0.396					K		G4-3		F6	4	0	1	2	0	1	2											
Chris Gomez, R OBP: 0.282, SLG: 0.363			P4		F8				G6-3	4	0	0	0	0	0	1											
Damian Rolls, R OBP: 0.305, SLG: 0.352			G6-3							3	1	1	1	0	0	1											
Jason Tyner, L OBP: 0.317, SLG: 0.331					F3		HR		G1-3	1	0	0	0	0	0	0											
<b>Inning Stats</b>	R: 0 E: 0 K: 2 S: 9	H: 0 LOB: 0 BB: 0 P: 11	R: 2 E: 0 K: 0 S: 10	H: 3 LOB: 1 BB: 0 P: 16	R: 1 E: 0 K: 0 S: 12	H: 2 LOB: 1 BB: 0 P: 19	R: 0 E: 0 K: 1 S: 10	H: 0 LOB: 0 BB: 0 P: 16	R: 0 E: 0 K: 0 S: 8	H: 0 LOB: 0 BB: 0 P: 14	R: 0 E: 0 K: 0 S: 12	H: 1 LOB: 2 BB: 1 P: 23	R: 1 E: 0 K: 0 S: 7	H: 2 LOB: 1 BB: 0 P: 12	R: 0 E: 0 K: 0 S: 4	H: 1 LOB: 0 BB: 0 P: 6	R: 0 E: 0 K: 0 S: 4	H: 0 LOB: 0 BB: 0 P: 6	R: 0 E: 0 K: 0 S: 4	H: 0 LOB: 0 BB: 0 P: 6	1B: 6 2B: 2 3B: 0 HR: 1	SF: 0 SAC: 1 DP: 0 HBP: 0	WP: 0 PB: 0 CS: 1	PA: 36			
<b>PITCHER</b>	IP	WLS	BF	H	R	ER	SO	BB	IBB	HBP	BLK	WP	HR	S	P	ERA	WHIP										
56 Mark Buehrle, L ERA: 3.06	(1, 1)	6.2	W	29	8	4	4	0	0	0	0	0	0	66	108	5.40	1.350										
Kip Wells, R ERA: 4.21	(7, 1)	1.1	H	4	1	0	0	0	0	0	0	0	0	6	9	0.00	0.750										
Keith Foulke, R ERA: 2.44	(9, 1)	1.0	S	3	0	0	0	0	0	0	0	0	0	4	6	0.00	0.000										







Batter	1	2	3	4	5	6	7	8	9	AB	R	H	RBI	BB	SO	LOB	TOP								
Ray Durham, S (1,4) OBP: 0.330, SLG: 0.438	F7		1B		F9		K			4	0	1	0	0	1	0									
Jose Valentin, S (1,5) OBP: 0.337, SLG: 0.517	K		K		G5-3		K			4	0	0	0	0	3	2									
Magglio Ordonez, R (1,9) OBP: 0.375, SLG: 0.534	HR		14 G6-4-3 1B		F7			G6-3		4	1	2	2	0	0	0									
14 Paul Konerko, R (1,3) OBP: 0.346, SLG: 0.531	G6-3		G6-4-3			F8		L5		4	0	0	0	0	0	2									
Jose Canseco, R (1,10) OBP: 0.397, SLG: 0.538		G5-3		F8		HR		F9		4	1	1	1	0	0	0									
Carlos Lee, R (1,7) OBP: 0.328, SLG: 0.497		F9 BLK BB		BB 1B		G5-3			G4-3 SH1-3 BB	2	0	1	0	2	0	0									
Aaron Rowand, R (9,7) OBP: 0.400, SLG: 0.489				1B						0	0	0	0	0	0	0									
Chris Singleton, L (1,8) OBP: 0.312, SLG: 0.403	F9		1B			HBP			SH1-3	2	0	1	0	0	0	1	AB 31								
Royce Clayton, R (1,6) OBP: 0.285, SLG: 0.353	G5-3		BB		F9				G4-3	3	0	0	0	1	0	3	R 3								
Mark Johnson, L (1,2) OBP: 0.333, SLG: 0.316			1B 2B	G4-6-3			F5		K	4	1	1	0	0	1	4	H 7								
<b>Inning Stats</b>	R: 1 E: 0 K: 1 S: 10	H: 1 LOB: 0 BB: 0 P: 16	R: 0 E: 0 K: 0 S: 13	H: 0 LOB: 1 BB: 2 P: 22	R: 1 E: 0 K: 1 S: 14	H: 3 LOB: 1 BB: 0 P: 20	R: 0 E: 0 K: 0 S: 12	H: 2 LOB: 2 BB: 1 P: 24	R: 0 E: 0 K: 0 S: 3	H: 0 LOB: 0 BB: 0 P: 5	R: 1 E: 0 K: 0 S: 8	H: 1 LOB: 1 BB: 0 P: 17	R: 0 E: 0 K: 2 S: 10	H: 0 LOB: 0 BB: 0 P: 16	R: 0 E: 0 K: 0 S: 8	H: 0 LOB: 0 BB: 0 P: 11	R: 0 E: 0 K: 1 S: 10	H: 0 LOB: 1 BB: 1 P: 16	1B: 4 2B: 1 3B: 0 HR: 2	SF: 0 SAC: 1 DP: 2 HBP: 1	WP: 0 PB: 0 CS: 0	PA: 36			
<b>PITCHER</b>	IP	WLS	BF	H	R	ER	SO	BB	IBB	HBP	BLK	WP	HR	S	P	ERA	WHIP								
Bryan Rekar, R (1,1) ERA: 5.68	4.0		18	6	2	2	2	2	0	0	1	0	1	49	82	4.50	2.000								
Bobby Seay, L (5,1) ERA: 2.94	3.0	L	11	1	1	1	2	0	0	1	0	0	1	21	38	3.00	0.333								
Jesus Colome, R (8,1) ERA: 3.62	1.0		3	0	0	0	0	0	0	0	0	0	0	8	11	0.00	0.000								
Victor Zambrano, R (9,1) ERA: 3.74	1.0		4	0	0	0	1	1	0	0	0	0	0	10	16	0.00	1.000								

Chicago White Sox @ Tampa Bay Devil Rays  
Tropicana Field, St. Petersburg, FL  
Sun Aug 26 2001, 1:15 PM EDT  
Att: 19,182 - Dome - 72 F

AB 31  
R 3  
H 7  
RBI 3  
BB 3  
SO 5  
LOB 12



Batter	1	2	3	4	5	6	7	8	9	AB	R	H	RBI	BB	SO	LOB	BOTTOM								
Jason Tyner, L (1,7) OBP: 0.320, SLG: 0.340	B1-3	FC6-4		G1			1B		K	5	0	1	0	0	1	4									
Brent Abernathy, R (1,4) OBP: 0.351, SLG: 0.422	K		F8		G6-4-3 1B		F7		P4	5	0	1	0	0	1	1									
Steve Cox, L (1,3) OBP: 0.298, SLG: 0.391	F8		G3-1		G6-4-3		K			4	0	0	0	0	1	2									
Greg Vaughn, R (1,10) OBP: 0.331, SLG: 0.443		1B HBP BB	S BB		F8		F9			2	1	0	0	2	0	1									
Ben Grieve, L (1,9) OBP: 0.365, SLG: 0.369		HBP 1B BB	G5-3			G4-3		SH3-4 BB		2	0	0	0	2	0	1									
Russ Johnson, R (1,5) OBP: 0.387, SLG: 0.434		HBP 1B		2B 1B				SH3-4		3	1	3	0	0	0	0									
John Flaherty, R (1,2) OBP: 0.284, SLG: 0.343	K		K	1B 2B			BB		K	3	0	1	1	1	2	4	AB 31								
Felix Martinez, S (1,6) OBP: 0.287, SLG: 0.301				2B						2	0	0	1	0	0	3	R 2								
Toby Hall, R (8,PH) OBP: 0.355, SLG: 0.444				F2			F9		F8	1	0	0	0	0	0	1	H 6								
Chris Gomez, R (9,6) OBP: 0.286, SLG: 0.366		FC6-4 HBP								0	0	0	0	0	0	0	RBI 2								
Damian Rolls, R (1,8) OBP: 0.301, SLG: 0.347										2	0	0	1	0	0	3	BB 5								
Randy Winn, S (9,PH) OBP: 0.360, SLG: 0.438	K			F8			G1-3		K	1	0	0	0	0	1	0	SO 7								
<b>Inning Stats</b>	R: 0 E: 0 K: 1 S: 5	H: 0 LOB: 0 BB: 0 P: 7	R: 1 E: 0 K: 2 S: 17	H: 1 LOB: 3 BB: 2 P: 31	R: 0 E: 0 K: 0 S: 6	H: 0 LOB: 1 BB: 1 P: 13	R: 1 E: 0 K: 0 S: 11	H: 2 LOB: 1 BB: 0 P: 15	R: 0 E: 0 K: 0 S: 5	H: 1 LOB: 0 BB: 0 P: 9	R: 0 E: 0 K: 0 S: 10	H: 1 LOB: 2 BB: 1 P: 18	R: 0 E: 0 K: 1 S: 7	H: 1 LOB: 1 BB: 0 P: 8	R: 0 E: 0 K: 1 S: 5	H: 0 LOB: 1 BB: 1 P: 11	R: 0 E: 0 K: 2 S: 10	H: 0 LOB: 0 BB: 0 P: 12	1B: 4 2B: 2 3B: 0 HR: 0	SF: 0 SAC: 1 DP: 1 HBP: 1	WP: 0 PB: 0 CS: 0	PA: 38			
<b>PITCHER</b>	IP	WLS	BF	H	R	ER	SO	BB	IBB	HBP	BLK	WP	HR	S	P	ERA	WHIP								
Jon Garland, R (1,1) ERA: 3.25	6.1		29	6	2	2	3	4	0	1	0	0	0	3	4	0.00	0.000								
Alan Embree, L (7,1) ERA: 9.08	0.1	H	1	0	0	0	1	0	0	0	0	0	0	3	4	0.00	0.000								
Kip Wells, R (7,1) ERA: 4.15	1.1	H	5	0	0	0	1	1	0	0	0	0	0	6	12	0.00	0.750								
Keith Foulke, R (9,1) ERA: 2.41	1.0	S	3	0	0	0	2	0	0	0	0	0	0	10	12	0.00	0.000								

Chicago White Sox @ Tampa Bay Devil Rays  
Tropicana Field, St. Petersburg, FL  
Sun Aug 26 2001, 1:15 PM EDT  
Att: 19,182 - Dome - 72 F

AB 31  
R 2  
H 6  
RBI 2  
BB 5  
SO 7  
LOB 23






Batter	1	2	3	4	5	6	7	8	9	AB	R	H	RBI	BB	SO	LOB	TOP					
Ray Durham, S OBP: 0.332, SLG: 0.444	F5		FC4-6 1B	P6		3B		CS 1B		5	0	3	0	0	0	1	<b>Chicago White Sox @ Detroit Tigers</b> Comerica Park, Detroit, MI Tue Aug 28 2001, 7:05 PM EDT Att: 19,129 - Cloudy - 78 F					
Jose Valentin, S OBP: 0.335, SLG: 0.521	K		FC4-6 14 1B		F5	K		HR		5	1	1	2	0	2	3						
Magglio Ordonez, R OBP: 0.376, SLG: 0.532	F8		F5		F5			14 1B		4	1	1	0	1	0	2						
14 Paul Konerko, R OBP: 0.351, SLG: 0.534		1B BB SF8 1B						14 1B		5	1	4	1	0	0	1						
Jeff Liefer, L OBP: 0.283, SLG: 0.490										3	0	1	0	1	0	3						
Aaron Rowand, R OBP: 0.406, SLG: 0.495										1	0	1	0	0	0	0						
Carlos Lee, R OBP: 0.329, SLG: 0.496										5	1	2	0	0	2	3						
Chris Singleton, L OBP: 0.314, SLG: 0.420										4	2	2	3	0	1	2						
Royce Clayton, R OBP: 0.286, SLG: 0.360										5	1	2	1	0	0	3						
Mark Johnson, L OBP: 0.333, SLG: 0.317										3	1	1	0	0	1	1						
<b>Inning Stats</b>	R: 0 E: 0 K: 1 S: 11	H: 0 LOB: 0 BB: 0 P: 16	R: 1 E: 0 K: 0 S: 10	H: 2 LOB: 1 BB: 1 P: 22	R: 1 E: 0 K: 0 S: 11	H: 3 LOB: 2 BB: 0 P: 19	R: 1 E: 0 K: 1 S: 15	H: 2 LOB: 1 BB: 0 P: 24	R: 0 E: 0 K: 2 S: 10	H: 1 LOB: 1 BB: 0 P: 12	R: 2 E: 0 K: 2 S: 13	H: 3 LOB: 1 BB: 0 P: 17	R: 1 E: 0 K: 0 S: 8	H: 2 LOB: 1 BB: 1 P: 14	R: 2 E: 0 K: 0 S: 13	H: 4 LOB: 1 BB: 0 P: 21	R: 0 E: 0 K: 2 S: 12	H: 1 LOB: 1 BB: 0 P: 15	1B: 13 2B: 0 3B: 3 HR: 2	SF: 1 SAC: 1 DP: 2 HBP: 0	WP: 0 PB: 0 SB: 1 CS: 1	PA: 44
<b>PITCHER</b>	IP	WLS	BF	H	R	ER	SO	BB	IBB	HBP	BLK	WP	HR	S	P	ERA	WHIP					
Jose Lima, R ERA: 5.8	5.1		26	10	5	5	2	1	0	0	0	0	1	61	98	8.44	2.062					
Matt Perisho, L ERA: 5.09	0.2	H	3	1	0	0	2	0	0	0	0	0	0	9	12	0.00	1.500					
Luis Pineda, R ERA: 3.86	0.2		3	2	1	1	0	1	0	0	0	0	0	5	11	∞	∞					
Danny Patterson, R ERA: 3.09	2.0	L	8	4	2	2	0	0	0	0	0	0	1	16	24	9.00	2.000					
Matt Anderson, R ERA: 4.89	1.0		4	1	0	0	2	0	0	0	0	0	0	12	15	0.00	1.000					

Batter	1	2	3	4	5	6	7	8	9	AB	R	H	RBI	BB	SO	LOB	BOTTOM					
Roger Cedeno, S OBP: 0.348, SLG: 0.400	S E 1B	SH5-3		G4-3 2B		G4-3			P5	4	1	2	0	0	0	0	<b>Chicago White Sox @ Detroit Tigers</b> Comerica Park, Detroit, MI Tue Aug 28 2001, 7:05 PM EDT Att: 19,129 - Cloudy - 78 F					
Damion Easley, R OBP: 0.328, SLG: 0.397	F8	E6 BB		G4-3				K	L6	5	0	0	0	0	1	2						
Bobby Higginson, L OBP: 0.380, SLG: 0.460	E4	P6		G6-3				G3-1		4	0	1	0	0	0	2						
Tony Clark, S OBP: 0.384, SLG: 0.485	G4-6-3									3	0	1	0	1	1	1						
Robert Fick, L OBP: 0.341, SLG: 0.499										4	1	1	0	0	0	3						
Randall Simon, L OBP: 0.372, SLG: 0.449										4	1	2	0	0	0	0						
Shane Halter, R OBP: 0.325, SLG: 0.446										4	1	1	2	0	0	1						
Deivi Cruz, R OBP: 0.283, SLG: 0.366										4	1	1	1	0	1	0						
Juan Encarnacion, R OBP: 0.294, SLG: 0.410										3	1	1	0	0	0	0						
Jose Macias, S OBP: 0.311, SLG: 0.413										1	0	0	0	0	1	0						
<b>Inning Stats</b>	R: 1 E: 1 K: 0 S: 10	H: 2 LOB: 0 BB: 0 P: 14	R: 5 E: 1 K: 0 S: 26	H: 5 LOB: 2 BB: 1 P: 42	R: 0 E: 0 K: 0 S: 4	H: 0 LOB: 0 BB: 0 P: 6	R: 0 E: 0 K: 0 S: 12	H: 1 LOB: 1 BB: 0 P: 18	R: 0 E: 0 K: 1 S: 9	H: 1 LOB: 1 BB: 0 P: 11	R: 0 E: 0 K: 1 S: 8	H: 0 LOB: 0 BB: 0 P: 10	R: 0 E: 0 K: 1 S: 9	H: 1 LOB: 1 BB: 0 P: 16	R: 0 E: 0 K: 0 S: 7	H: 0 LOB: 0 BB: 0 P: 9	R: 0 E: 0 K: 1 S: 11	H: 0 LOB: 0 BB: 0 P: 16	1B: 7 2B: 2 3B: 1 HR: 0	SF: 0 SAC: 1 DP: 1 HBP: 0	WP: 0 PB: 0 SB: 1 CS: 0	PA: 38
<b>PITCHER</b>	IP	WLS	BF	H	R	ER	SO	BB	IBB	HBP	BLK	WP	HR	S	P	ERA	WHIP					
Rocky Biddle, R ERA: 5.35	5.0		25	9	6	3	1	1	0	0	0	0	0	61	91	5.40	2.000					
Sean Lowe, R ERA: 3.94	1.1		4	0	0	0	2	0	0	0	0	0	0	11	16	0.00	0.000					
Alan Embree, L ERA: 8.84	1.0	W	4	1	0	0	0	0	0	0	0	0	0	9	15	0.00	1.000					
Bob Howry, R ERA: 4.48	1.2	S	5	0	0	0	1	0	0	0	0	0	0	15	20	0.00	0.000					

AB	40
R	8
H	18
RBI	7
BB	2
SO	6
LOB	19









Batter	1	2	3	4	5	6	7	8	9	AB	R	H	RBI	BB	SO	LOB	TOP										
Ray Durham, S OBP: 0.335, SLG: 0.454 (1,4)	G1-3		SH1-3 1B		HR		F7			4	1	2	1	0	0	0	<b>Chicago White Sox @ Detroit Tigers</b> Comerica Park, Detroit, MI Thu Aug 30 2001, 7:05 PM EDT Att: 24,364 - Cloudy - 81 F										
Jose Valentin, S OBP: 0.335, SLG: 0.518 (1,6)	G4-3		SH1-3		G4-6-3 1B		F8			3	0	1	0	0	0	0											
Magglio Ordonez, R OBP: 0.372, SLG: 0.524 (1,9)	G4-3		L6		G4-6-3 1-2		G4-3			4	0	0	0	0	0	3											
14 Paul Konerko, R OBP: 0.356, SLG: 0.532 (1,3)		FC5 BB 1B		IBB	HBP		1B			2	0	2	0	1	0	0											
Jeff Liefer, L OBP: 0.282, SLG: 0.486 (1,10)	F7		G3		G4-3		G4-6-3 1B			4	0	1	0	0	0	5											
Carlos Lee, R OBP: 0.329, SLG: 0.491 (1,7)	P6			1B		G4-3		G4-6-3 1-2		4	0	1	0	0	0	3											
Chris Singleton, L OBP: 0.315, SLG: 0.418 (1,8)	FC5 BB		K		G4-3		L1-6			3	0	0	0	1	1	1											
Tony Graffanino, R OBP: 0.384, SLG: 0.412 (1,5)	FC5		G4-6-3 1B		G6-3		K			4	0	1	0	0	1	2											
Mark Johnson, L OBP: 0.333, SLG: 0.311 (1,2)			SH1-3 1B BB		G4-6-3 1-2		F8			2	0	0	0	1	0	2											
Herbert Perry, R OBP: 0.335, SLG: 0.416 (9, PH)							F8			1	0	0	0	0	0	0											
<b>Inning Stats</b>	R: 0 E: 0 K: 0 S: 6	H: 0 LOB: 0 BB: 0 P: 11	R: 0 E: 0 K: 0 S: 9	H: 1 LOB: 2 BB: 1 P: 18	R: 0 E: 0 K: 0 S: 5	H: 1 LOB: 3 BB: 2 P: 14	R: 0 E: 0 K: 1 S: 10	H: 2 LOB: 1 BB: 0 P: 14	R: 1 E: 0 K: 0 S: 7	H: 2 LOB: 1 BB: 0 P: 14	R: 0 E: 0 K: 0 S: 6	H: 0 LOB: 0 BB: 0 P: 9	R: 0 E: 0 K: 0 S: 5	H: 0 LOB: 0 BB: 0 P: 8	R: 0 E: 0 K: 0 S: 9	H: 2 LOB: 1 BB: 0 P: 9	R: 0 E: 0 K: 1 S: 8	H: 0 LOB: 0 BB: 0 P: 10	1B: 7 2B: 0 3B: 0 HR: 1	SF: 0 SAC: 1 DP: 3 HBP: 1	WP: 0 PB: 0 SB: 0 CS: 0	PA: 36					
<b>PITCHER</b>	IP	WLS	BF	H	R	ER	SO	BB	IBB	HBP	BLK	WP	HR	S	P	ERA	WHIP										
24 Nate Cornejo, R ERA: 5.33 (1,1)	7.0	W	29	6	1	1	1	2	1	1	0	0	1	48	88	1.29	1.143										
Danny Patterson, R ERA: 3.03 (8,1)	1.0	H	4	2	0	0	0	0	0	0	0	0	0	9	9	0.00	2.000										
Matt Anderson, R ERA: 4.88 (9,1)	1.0	S	3	0	0	0	1	0	0	0	0	0	0	8	10	0.00	0.000										

Batter	1	2	3	4	5	6	7	8	9	AB	R	H	RBI	BB	SO	LOB	BOTTOM										
Roger Cedeno, S OBP: 0.345, SLG: 0.400 (1,10)	G6-3		1-H 3B		K			K		4	0	1	1	0	2	1	<b>Chicago White Sox @ Detroit Tigers</b> Comerica Park, Detroit, MI Thu Aug 30 2001, 7:05 PM EDT Att: 24,364 - Cloudy - 81 F										
Jose Macias, S OBP: 0.312, SLG: 0.412 (1,5)	F8		G3-6-3 HBP		G6-3		G5-3			3	0	0	0	0	0	0											
Bobby Higginson, L OBP: 0.374, SLG: 0.453 (1,7)	F9		G3-6-3 1-2		G3-1		G4-3			4	0	0	0	0	0	2											
Wendell Magee, R OBP: 0.320, SLG: 0.416 (1,8)		G5-3		F8		G6-3				3	0	0	0	0	0	0											
Shane Halter, R OBP: 0.327, SLG: 0.460 (1,3)		HR		F8		G6-3 2B 1B				3	2	2	1	0	0	0											
Damion Easley, R OBP: 0.328, SLG: 0.396 (1,4)		F9		G1-6-3		F9				3	0	0	0	0	0	1											
Deivi Cruz, R OBP: 0.281, SLG: 0.363 (1,6)		F3		F9		G6-3				3	0	0	0	0	0	1											
Juan Encarnacion, R OBP: 0.295, SLG: 0.412 (1,9)			F8		G4-3		2B			3	0	1	1	0	0	0											
Javier Cardona, R OBP: 0.257, SLG: 0.353 (1,2)				3B 1B		G6-3				3	1	2	0	0	0	1											
<b>Inning Stats</b>	R: 0 E: 0 K: 0 S: 5	H: 0 LOB: 0 BB: 0 P: 7	R: 1 E: 0 K: 0 S: 9	H: 1 LOB: 0 BB: 0 P: 15	R: 1 E: 0 K: 0 S: 8	H: 2 LOB: 1 BB: 0 P: 10	R: 0 E: 0 K: 0 S: 6	H: 0 LOB: 0 BB: 0 P: 9	R: 0 E: 0 K: 1 S: 13	H: 1 LOB: 1 BB: 0 P: 19	R: 0 E: 0 K: 0 S: 8	H: 0 LOB: 0 BB: 0 P: 14	R: 1 E: 0 K: 0 S: 10	H: 2 LOB: 1 BB: 0 P: 18	R: 0 E: 0 K: 1 S: 8	H: 0 LOB: 0 BB: 0 P: 10	1B: 2 2B: 2 3B: 1 HR: 1	SF: 0 SAC: 0 DP: 1 HBP: 1	WP: 0 PB: 0 SB: 0 CS: 0	PA: 30							
<b>PITCHER</b>	IP	WLS	BF	H	R	ER	SO	BB	IBB	HBP	BLK	WP	HR	S	P	ERA	WHIP										
56 Mark Buehrle, L ERA: 3.07 (1,1)	8.0	L	30	6	3	3	2	0	0	1	0	0	1	67	102	3.38	0.750										

AB	31
R	1
H	8
RBI	1
BB	3
SO	2
LOB	16



AB	29
R	3
H	6
RBI	3
BB	0
SO	2
LOB	6





Batter	1	2	3	4	5	6	7	8	9	AB	R	H	RBI	BB	SO	LOB	TOP										
<b>Kenny Lofton, L</b> OBP: 0.329, SLG: 0.395	G1-3	FC6		F7		G1-6-3		WP G3 1B		5	0	1	0	0	0	3	<b>Cleveland Indians @ Chicago White Sox</b> Comiskey Park, Chicago, IL Fri Aug 31 2001, 8:05 PM EDT Att: 24,097 - Overcast - 70 F										
<b>Omar Vizquel, S</b> OBP: 0.333, SLG: 0.350	G6-3		G4-3	L8			G1-3	G3		5	0	0	1	0	0	3											
<b>Roberto Alomar, S</b> OBP: 0.418, SLG: 0.546			G5-3		SF8 3B		G6-3	WP IBB		3	1	1	0	2	0	0											
<b>Juan Gonzalez, R</b> OBP: 0.387, SLG: 0.612	P6		G4-3		SF8		2B 1B	K2-3		4	1	1	1	0	1	3											
<b>Jim Thome, L</b> OBP: 0.419, SLG: 0.647		G1-3		1B E 1B	K		1B 2B			5	1	3	0	0	1	0											
<b>Ellis Burks, R</b> OBP: 0.352, SLG: 0.529		G5-3		E SF9 1B	G6-3			F7		5	1	2	1	0	0	1											
<b>Marty Cordova, R</b> OBP: 0.361, SLG: 0.520		PB 1B 1B		E1		HR		K		5	2	2	1	0	2	4											
<b>Jolbert Cabrera, R</b> OBP: 0.315, SLG: 0.362			SF9		G6-3			P3		3	1	1	1	0	0	0											
<b>Russell Branyan, L</b> OBP: 0.338, SLG: 0.455		PB 1B 1B			G6-3			K		1	0	0	0	0	1	1											
<b>Einar Diaz, R</b> OBP: 0.342, SLG: 0.392					G5-3			1B G3 2B		3	1	2	2	0	0	0											
<b>Inning Stats</b>	R: 0 E: 0 K: 0 S: 8	H: 0 LOB: 1 BB: 1 P: 16	R: 2 E: 0 K: 0 S: 14	H: 3 LOB: 1 BB: 0 P: 24	R: 0 E: 0 K: 0 S: 8	H: 0 LOB: 0 BB: 0 P: 14	R: 2 E: 1 K: 0 S: 12	H: 2 LOB: 0 BB: 0 P: 18	R: 1 E: 0 K: 1 S: 7	H: 1 LOB: 0 BB: 0 P: 13	R: 1 E: 0 K: 0 S: 11	H: 1 LOB: 0 BB: 0 P: 15	R: 1 E: 0 K: 1 S: 13	H: 3 LOB: 2 BB: 0 P: 20	R: 1 E: 0 K: 1 S: 14	H: 2 LOB: 2 BB: 1 P: 22	R: 0 E: 0 K: 2 S: 10	H: 1 LOB: 1 BB: 0 P: 14	1B: 9 2B: 2 3B: 1 HR: 1	SF: 2 SAC: 0 DP: 0 HBP: 1	WP: 1 PB: 1 CS: 0	PA: 44					
<b>PITCHER</b>	IP	WLS	BF	H	R	ER	SO	BB	IBB	HBP	BLK	WP	HR	S	P	ERA	WHIP										
<b>Dan Wright, R</b> ERA: 6.0	(1, 1)	5.2	27	7	6	4	1	1	0	0	0	0	0	10	15	6.35	1.412										
<b>Bill Pulsipher, L</b> ERA: 5.4	(6, 1)	1.0	5	2	1	1	0	0	0	0	0	0	0	5	8	9.00	2.000										
<b>Kip Wells, R</b> ERA: 4.1	(7, 1)	0.1	H	2	1	0	0	0	0	0	0	0	0	5	8	0.00	3.000										
<b>Bob Howry, R</b> ERA: 4.55	(8, 1)	1.0	W	6	2	1	1	0	1	0	0	1	0	14	22	9.00	2.000										
<b>Keith Foulke, R</b> ERA: 2.34	(9, 1)	1.0	S	4	1	0	0	0	0	0	0	0	0	10	14	0.00	1.000										
<b>AB</b>											39																
<b>R</b>											8																
<b>H</b>											13																
<b>RBI</b>											7																
<b>BB</b>											2																
<b>SO</b>											5																
<b>LOB</b>											15																
<b>C</b>																											
<b>Inning Stats</b>	R: 2 E: 0 K: 0 S: 17	H: 3 LOB: 1 BB: 0 P: 25	R: 3 E: 0 K: 1 S: 17	H: 3 LOB: 0 BB: 0 P: 23	R: 0 E: 0 K: 0 S: 8	H: 0 LOB: 0 BB: 0 P: 12	R: 3 E: 0 K: 0 S: 13	H: 3 LOB: 0 BB: 0 P: 20	R: 0 E: 0 K: 1 S: 9	H: 1 LOB: 0 BB: 0 P: 13	R: 0 E: 0 K: 0 S: 5	H: 0 LOB: 0 BB: 0 P: 8	R: 0 E: 0 K: 1 S: 8	H: 0 LOB: 1 BB: 1 P: 13	R: 3 E: 0 K: 1 S: 17	H: 2 LOB: 1 BB: 2 P: 32	R: 0 E: 0 K: 1 S: 10	H: 1 LOB: 1 BB: 0 P: 14	1B: 5 2B: 2 3B: 1 HR: 4	SF: 0 SAC: 2 DP: 1 HBP: 0	WP: 0 PB: 0 CS: 0	PA: 38					
<b>PITCHER</b>	IP	WLS	BF	H	R	ER	SO	BB	IBB	HBP	BLK	WP	HR	S	P	ERA	WHIP										
<b>Steve Woodard, R</b> ERA: 4.48	(1, 1)	3.2	19	8	7	7	1	0	0	0	0	0	1	33	53	7.36	1.091										
<b>37 Jake Westbrook, R</b> ERA: 5.37	(4, 1)	3.2	L	15	3	3	3	1	1	0	0	0	1	33	53	7.36	1.091										
<b>David Riske, R</b> ERA: 1.74	(8, 1)	0.0		2	1	1	1	0	0	0	0	0	1	4	10	∞	∞										
<b>Rich Rodriguez, L</b> ERA: 4.24	(8, 1)	0.2		2	0	0	0	0	0	0	0	0	0	7	10	0.00	0.000										
<b>AB</b>											33																
<b>R</b>											11																
<b>H</b>											12																
<b>RBI</b>											11																
<b>BB</b>											3																
<b>SO</b>											4																
<b>LOB</b>											10																
<b>SW</b>																											



Batter	1	2	3	4	5	6	7	8	9	AB	R	H	RBI	BB	SO	LOB	TOP										
<b>Kenny Lofton, L</b> OBP: 0.330, SLG: 0.396 (1, 8)	G4-3		F9			BB 2B	E S 2B		SH5-3	4	2	2	0	0	0	0	<b>Cleveland Indians @ Chicago White Sox</b> Comiskey Park, Chicago, IL Sat Sep 01 2001, 7:05 PM EDT Att: 27,869 - Sunny - 66 F										
<b>Omar Vizquel, S</b> OBP: 0.336, SLG: 0.350 (1, 6)	F9			E5 SH4-3 1B		2B SF8 BB	2B BB		G4-3	3	1	1	0	2	0	1											
<b>Roberto Alomar, S</b> OBP: 0.420, SLG: 0.551 (1, 4)	F8			SH4-3		SF8 SF7 2B				3	1	2	2	1	0	0											
<b>Juan Gonzalez, R</b> OBP: 0.387, SLG: 0.610 (1, 9)		G6-4-3 BB 1B		F8		SF8	K			3	0	1	1	1	1	3											
<b>Jim Thome, L</b> OBP: 0.421, SLG: 0.644 (1, 3)		G6-4-3 BB				FC5-4 BB		E5 PB		2	0	0	0	3	1	3											
<b>Ellis Burks, R</b> OBP: 0.349, SLG: 0.525 (1, 10)	G6-4-3					SF7		F9		3	0	0	1	0	1	5											
<b>Marty Cordova, R</b> OBP: 0.358, SLG: 0.514 <b>Jolbert Cabrera, R</b> OBP: 0.315, SLG: 0.362 (8, 7)	B1-3					FC5-4		K		4	0	0	0	0	2	3											
<b>Travis Fryman, R</b> OBP: 0.321, SLG: 0.324 (1, 5)			F8					F7	L9	4	0	0	0	0	1	1											
<b>Einar Diaz, R</b> OBP: 0.341, SLG: 0.390 (1, 2)	F7					G6-3			G4-3 SH5-3 1B	4	0	1	0	0	1	0											
<b>Inning Stats</b>	R: 0 E: 0 K: 0 S: 7	H: 0 LOB: 0 BB: 0 P: 10	R: 0 E: 0 K: 0 S: 6	H: 1 LOB: 1 BB: 1 P: 13	R: 0 E: 0 K: 0 S: 9	H: 0 LOB: 0 BB: 0 P: 12	R: 0 E: 1 K: 1 S: 10	H: 1 LOB: 2 BB: 1 P: 18	R: 0 E: 0 K: 2 S: 9	H: 0 LOB: 0 BB: 0 P: 13	R: 3 E: 0 K: 0 S: 10	H: 2 LOB: 1 BB: 2 P: 21	R: 1 E: 0 K: 2 S: 16	H: 2 LOB: 2 BB: 1 P: 23	R: 0 E: 1 K: 1 S: 12	H: 0 LOB: 1 BB: 0 P: 17		R: 0 E: 0 K: 1 S: 12	H: 1 LOB: 3 BB: 2 P: 22	1B: 5 2B: 2 3B: 0 HR: 0	SF: 2 SAC: 2 DP: 1 HBP: 0	WP: 0 PB: 1 CS: 2 ER: 0	PA: 41				
<b>PITCHER</b>	IP	WLS	BF	H	R	ER	SO	BB	IBB	HBP	BLK	WP	HR	S	P	ERA	WHIP										
<b>Jon Garland, R</b> ERA: 3.35 (1, 1)	5.1	L	22	4	3	3	3	3	0	0	0	0	0	47	78	5.06	1.312										
<b>Alan Embree, L</b> ERA: 8.52 (6, 1)	0.0		1	0	0	0	0	1	0	0	0	0	0	2	6	∞	∞										
<b>Sean Lowe, R</b> ERA: 3.97 (6, 1)	1.2		8	2	1	1	2	1	0	0	0	0	0	18	26	5.40	1.800										
<b>Bill Pulsipher, L</b> ERA: 5.4 (8, 1)	0.0		1	0	0	0	0	0	0	0	0	0	0	3	4	∞	∞										
<b>Kip Wells, R</b> ERA: 4.03 (8, 1)	2.0		9	1	0	0	2	1	1	0	0	0	0	21	35	0.00	1.000										

Batter	1	2	3	4	5	6	7	8	9	AB	R	H	RBI	BB	SO	LOB	BOTTOM										
<b>Ray Durham, S</b> OBP: 0.335, SLG: 0.462 (1, 4)	G6-4-3 2B		G4-3				G1-3		G3	5	0	1	0	0	1	4	<b>Cleveland Indians @ Chicago White Sox</b> Comiskey Park, Chicago, IL Sat Sep 01 2001, 7:05 PM EDT Att: 27,869 - Sunny - 66 F										
<b>Jose Valentin, S</b> OBP: 0.342, SLG: 0.537 (1, 5)	G6-4-3 HBP		G3		CS 2B		S BB			2	0	1	2	1	0	1											
<b>Magglio Ordonez, R</b> OBP: 0.371, SLG: 0.521 (1, 9)	G6-4-3			14 G4-3 2B	F2		K			4	0	1	0	0	1	5											
<b>14 Paul Konerko, R</b> OBP: 0.353, SLG: 0.524 (1, 3)	G4-3			G4-3			F8			3	0	0	0	1	0	4											
<b>Jose Canseco, R</b> OBP: 0.378, SLG: 0.519 (1, 10)		K		FC5-2-5-1	CS	P3		F5		4	0	0	0	0	1	1											
<b>Carlos Lee, R</b> OBP: 0.327, SLG: 0.488 (1, 7)	G5-3					G6-3		G3-1		3	0	0	0	1	0	0											
<b>Chris Singleton, L</b> OBP: 0.316, SLG: 0.418 (1, 8)	G6-3						K		F7	4	0	0	0	0	1	2											
<b>Royce Clayton, R</b> OBP: 0.295, SLG: 0.380 (1, 6)			G4-3 SH5-3 1B			2B 2B			G3	4	2	3	0	0	0	0											
<b>Mark Johnson, L</b> OBP: 0.338, SLG: 0.325 <b>Tony Graffanino, R</b> OBP: 0.384, SLG: 0.412 <b>Jeff Liefer, L</b> OBP: 0.285, SLG: 0.493 <b>Josh Paul, R</b> OBP: 0.277, SLG: 0.317 (8, 2)			SH5-3			2B 2B		G6-3		1	1	1	0	0	0	0											
<b>Inning Stats</b>	R: 0 E: 0 K: 0 S: 8	H: 1 LOB: 1 BB: 0 P: 16	R: 0 E: 0 K: 1 S: 9	H: 0 LOB: 0 BB: 0 P: 12	R: 0 E: 0 K: 0 S: 10	H: 1 LOB: 1 BB: 0 P: 16	R: 2 E: 0 K: 1 S: 15	H: 3 LOB: 1 BB: 1 P: 25	R: 0 E: 0 K: 1 S: 11	H: 0 LOB: 0 BB: 0 P: 16	R: 1 E: 0 K: 1 S: 16	H: 2 LOB: 2 BB: 1 P: 26	R: 0 E: 0 K: 0 S: 9	H: 0 LOB: 0 BB: 0 P: 12	R: 0 E: 0 K: 0 S: 8	H: 0 LOB: 0 BB: 0 P: 13		1B: 2 2B: 6 3B: 0 HR: 0	SF: 0 SAC: 1 DP: 1 HBP: 1	WP: 0 PB: 0 CS: 1 ER: 0	PA: 38						
<b>PITCHER</b>	IP	WLS	BF	H	R	ER	SO	BB	IBB	HBP	BLK	WP	HR	S	P	ERA	WHIP										
<b>Ryan Drese, R</b> ERA: 3.27 (1, 1)	5.2	W	24	6	2	2	2	2	0	0	0	0	0	6	10	27.00	3.000										
<b>Rich Rodriguez, L</b> ERA: 4.45 (7, 1)	0.1	H	2	1	1	1	1	0	0	0	0	0	0	2	2	∞	∞										
<b>David Riske, R</b> ERA: 1.74 (7, 1)	0.0		1	1	0	0	0	0	0	0	0	0	0	2	2	∞	∞										
<b>Ricardo Rincon, L</b> ERA: 3.43 (7, 1)	0.1	H	2	0	0	0	0	1	0	0	0	0	0	6	11	0.00	3.000										
<b>Danys Baez, R</b> ERA: 2.11 (7, 1)	1.2	H	5	0	0	0	1	0	0	0	0	0	0	14	20	0.00	0.000										



Batter	1	2	3	4	5	6	7	8	9	AB	R	H	RBI	BB	SO	LOB	TOP										
<b>Kenny Lofton, L</b> OBP: 0.328, SLG: 0.394 <b>Dave Roberts, L</b> OBP: 0.500, SLG: 1.000	0-0 F7	2-1 SF 1B		3-2 F8				1-3 K		2	1	0	1	0	0	0											
<b>Omar Vizquel, S</b> OBP: 0.334, SLG: 0.348 <b>John McDonald, R</b> OBP: 0.313, SLG: 0.359	1-3 K	2-1 F8		0-0 F8			2-1 G6-3	2-3 K		3	0	0	0	0	1	2											
<b>Roberto Alomar, S</b> OBP: 0.420, SLG: 0.548 <b>Jolbert Cabrera, R</b> OBP: 0.313, SLG: 0.359	0-3 K	4-1 1B			3-2 G4-3		0-1 F7	3-3 K		1	2	0	0	1	1	0											
<b>Juan Gonzalez, R</b> OBP: 0.388, SLG: 0.613 <b>Marty Cordova, R</b> OBP: 0.356, SLG: 0.522					1-3 K		0-0 HR	2-3 K		2	3	1	2	2	0	1	0										
<b>Jim Thome, L</b> OBP: 0.420, SLG: 0.642 <b>Wil Cordero, R</b> OBP: 0.322, SLG: 0.362		3-2 FC3-6 2B	2-3 K		1-0 P5		1-2 F7	0-0 2B		3	3	1	1	1	0	1	0										
<b>Ellis Burks, R</b> OBP: 0.352, SLG: 0.526 <b>Tim Laker, R</b> OBP: 0.292, SLG: 0.190		4-2 FC3-6 1B	1-0 FC5-4 1B			1-0 WP HR	1-1 F5	1-3 K		3	3	1	2	0	1	0	0										
<b>Karim Garcia, L</b> OBP: 0.500, SLG: 2.000		0-0 FC3-6 2B	1-3 K			1-2 HR		0-0 HR		4	3	2	3	0	1	3											
<b>Travis Fryman, R</b> OBP: 0.322, SLG: 0.330 <b>Russell Branyan, L</b> OBP: 0.306, SLG: 0.452		1-0 1B	2-1 FC5-4			0-2 F3		1-2 F9		2	1	1	2	0	0	1											
<b>Einar Diaz, R</b> OBP: 0.342, SLG: 0.391 <b>Eddie Taubensee, L</b> OBP: 0.298, SLG: 0.346		2-2 BB		1-1 G6-3		2-2 G6-3		4-2 BB		2	1	1	0	0	0	0											
<b>Inning Stats</b>	R: 0 E: 0 K: 2 S: 8	H: 0 LOB: 0 BB: 0 P: 9	R: 5 E: 1 K: 0 S: 25	H: 5 LOB: 2 BB: 2 P: 45	R: 0 E: 0 K: 2 S: 9	H: 1 LOB: 0 BB: 0 P: 15	R: 0 E: 0 K: 0 S: 6	H: 0 LOB: 0 BB: 0 P: 10	R: 0 E: 0 K: 1 S: 10	H: 0 LOB: 0 BB: 0 P: 15	R: 2 E: 0 K: 0 S: 15	H: 3 LOB: 1 BB: 0 P: 22	R: 1 E: 0 K: 0 S: 8	H: 1 LOB: 0 BB: 0 P: 10	R: 1 E: 0 K: 2 S: 14	H: 1 LOB: 1 BB: 1 P: 22	R: 0 E: 0 K: 3 S: 10	H: 1 LOB: 1 BB: 0 P: 16	1B: 5 2B: 4 3B: 0 HR: 3	SF: 1 SAC: 0 DP: 0 HBP: 0	WP: 1 PB: 1 SB: 0 CS: 0	PA: 42					
<b>PITCHER</b>	IP	WLS	BF	H	R	ER	SO	BB	IBB	HBP	BLK	WP	HR	S	P	ERA	WHIP										
<b>Rocky Biddle, R</b> ERA: 5.5	5.0	W	24	7	7	5	5	2	0	0	0	0	0	59	96	9.00	1.800										
<b>Sean Lowe, R</b> ERA: 4.08	1.1		7	3	2	2	0	0	0	0	0	1	2	17	23	13.50	2.250										
<b>Bob Howry, R</b> ERA: 4.5	0.2		2	0	0	0	0	0	0	0	0	0	0	5	7	0.00	0.000										
<b>Bill Pulsipher, L</b> ERA: 5.63	0.2		4	1	1	1	1	1	0	0	0	0	1	10	16	13.50	3.000										
<b>Josh Fogg, R</b> ERA:	1.1		5	1	0	0	4	0	0	0	0	0	0	14	22	0.00	0.750										

**Cleveland Indians @ Chicago White Sox**  
Comiskey Park, Chicago, IL  
Sun Sep.02.2001, 2:05 PM EDT  
Att: 25,680 - Sunny - 75 F

livebaseballscorecards.com

**AB 38**  
**R 10**  
**H 12**  
**RBI 10**  
**BB 3**  
**SO 10**  
**LOB 10**

**C**

Batter	1	2	3	4	5	6	7	8	9	AB	R	H	RBI	BB	SO	LOB	BOTTOM										
<b>Ray Durham, S</b> OBP: 0.337, SLG: 0.461 <b>Tony Graffanino, R</b> OBP: 0.381, SLG: 0.408	1-0 G4-3	4-2 1B	4-2 BB					0-2 F8		2	2	0	0	3	1	0											
<b>Jose Valentin, S</b> OBP: 0.345, SLG: 0.533	4-2 G4-3 BB	2-3 K	4-0 2B		0-2 F9		4-2 2B	3-3 K		3	2	0	0	3	2	3											
<b>Magglio Ordonez, R</b> OBP: 0.374, SLG: 0.526	0-0 G4-3	2-0 14 HR	3-1 1B		3-2 F9		3-1 14 1B	4-2 14 1B		5	3	3	4	1	0	2											
<b>14 Paul Konerko, R</b> OBP: 0.354, SLG: 0.530	2-2 G5-3	1-0 HR	0-2 G6-3		2-1 F8		1-0 HR	2-0 1B		6	2	3	5	0	0	3											
<b>Jose Canseco, R</b> OBP: 0.381, SLG: 0.532		1-0 BB	2-1 1B		0-2 L7		2-2 HR	1-2 G3		5	2	2	3	1	0	2											
<b>Carlos Lee, R</b> OBP: 0.327, SLG: 0.486 <b>Aaron Rowand, R</b> OBP: 0.405, SLG: 0.484		0-0 1B	0-2 G6-3		2-2 G5-3		4-2 HR			4	1	1	0	0	1	1											
<b>Chris Singleton, L</b> OBP: 0.324, SLG: 0.433		0-0 1B	0-0 P3	1-2 G1-6-3		0-2 WP	1-0 HR			5	2	4	2	0	0	0											
<b>Royce Clayton, R</b> OBP: 0.299, SLG: 0.381		1-0 E	2-1 1B	1-0 G1-6-3		3-2 1B	1-3 K			4	2	2	2	0	1	1											
<b>Mark Johnson, L</b> OBP: 0.340, SLG: 0.336		1-3 2H	2-1 E8	0-1 P5		1-2 G6-3	3-3 K			5	2	2	2	0	1	2											
<b>Inning Stats</b>	R: 0 E: 0 K: 0 S: 10	H: 0 LOB: 1 BB: 1 P: 17	R: 8 E: 1 K: 2 S: 20	H: 6 LOB: 0 BB: 2 P: 42	R: 5 E: 1 K: 0 S: 17	H: 4 LOB: 1 BB: 2 P: 34	R: 0 E: 0 K: 0 S: 6	H: 1 LOB: 0 BB: 0 P: 8	R: 0 E: 0 K: 0 S: 8	H: 0 LOB: 1 BB: 1 P: 17	R: 0 E: 0 K: 0 S: 15	H: 1 LOB: 2 BB: 0 P: 21	R: 6 E: 0 K: 3 S: 26	H: 4 LOB: 0 BB: 2 P: 46	R: 0 E: 0 K: 1 S: 13	H: 1 LOB: 2 BB: 1 P: 23	1B: 11 2B: 3 3B: 0 HR: 3	SF: 0 SAC: 0 DP: 1 HBP: 1	WP: 2 PB: 0 SB: 0 CS: 0	PA: 50							
<b>PITCHER</b>	IP	WLS	BF	H	R	ER	SO	BB	IBB	HBP	BLK	WP	HR	S	P	ERA	WHIP										
<b>Dave Burba, R</b> ERA: 6.32	1.1	L	12	5	7	7	1	3	0	1	0	1	1	48	88	12.46	2.308										
<b>Tim Drew, R</b> ERA: 8.22	4.1		23	7	6	6	1	3	0	1	0	0	2	30	51	40.50	4.500										
<b>Scott Radinsky, L</b> ERA: 40.5	1.1		10	4	6	6	3	2	0	0	0	0	2	30	51	40.50	4.500										
<b>Tim Laker, R</b> ERA:	1.0		5	1	0	0	1	1	0	0	0	0	0	13	23	0.00	2.000										

**Cleveland Indians @ Chicago White Sox**  
Comiskey Park, Chicago, IL  
Sun Sep.02.2001, 2:05 PM EDT  
Att: 25,680 - Sunny - 75 F

livebaseballscorecards.com

**AB 40**  
**R 19**  
**H 17**  
**RBI 18**  
**BB 9**  
**SO 6**  
**LOB 14**

**Sox**



Batter	1	2	3	4	5	6	7	8	9	AB	R	H	RBI	BB	SO	LOB	TOP								
<b>Kenny Lofton, L</b> OBP: 0.327, SLG: 0.392 (1, 8)	G3		F2		G4-3	G6-3			G4-3	5	0	1	0	0	0	3	<b>Cleveland Indians @ Chicago White Sox</b> Comiskey Park, Chicago, IL Mon Sep 03 2001, 7:05 PM EDT Att: 28,135 - Cloudy - 86 F								
<b>Omar Vizquel, S</b> OBP: 0.333, SLG: 0.350 (1, 6)	L8		G6-3			E	G1-3		G4-3	5	1	1	0	0	0	1									
<b>Roberto Alomar, S</b> OBP: 0.418, SLG: 0.544 (1, 4)	K		G3			E3 HR	K		G4-6-3 BB	4	1	0	1	1	2	0									
<b>Juan Gonzalez, R</b> OBP: 0.387, SLG: 0.610 (1, 9)		K		F8		G6-3			G4-6-3	5	0	1	0	0	1	3									
<b>Jim Thome, L</b> OBP: 0.419, SLG: 0.638 (1, 3)		K		G4-3		HR			G4-6-3	3	1	0	0	1	1	1									
<b>Ellis Burks, R</b> OBP: 0.356, SLG: 0.539 (1, 10)		1B		F8		HR			G4-6-3 1B	4	2	3	3	0	0	0									
<b>Dave Roberts, L</b> OBP: 0.500, SLG: 1.000 (8, FR)		2B								0	0	0	0	0	0	0									
<b>Karim Garcia, L</b> OBP: 0.625, SLG: 1.571 (1, 7)		1B				FC6-4 1B			G4-6-3	3	0	2	0	0	0	1									
<b>Jolbert Cabrera, R</b> OBP: 0.313, SLG: 0.359 (8, 7)		1B				HBP				0	0	0	0	0	0	0									
<b>Travis Fryman, R</b> OBP: 0.324, SLG: 0.332 (1, 5)		1B		F8		FC6-4 1B			F8	4	0	2	1	0	0	2									
<b>Einar Diaz, R</b> OBP: 0.341, SLG: 0.397 (1, 2)		G3		G1-3		FC6-4			HR	4	1	1	1	0	0	5									
<b>Inning Stats</b>	R: 0 E: 0 K: 1 S: 6	H: 0 LOB: 0 BB: 0 P: 9	R: 1 E: 0 K: 2 S: 14	H: 3 LOB: 2 BB: 0 P: 23	R: 0 E: 0 K: 0 S: 5	H: 0 LOB: 0 BB: 0 P: 7	R: 0 E: 0 K: 0 S: 4	H: 0 LOB: 0 BB: 0 P: 7	R: 0 E: 0 K: 0 S: 9	H: 1 LOB: 1 BB: 0 P: 13	R: 4 E: 1 K: 0 S: 15	H: 3 LOB: 2 BB: 1 P: 30	R: 0 E: 0 K: 1 S: 8	H: 1 LOB: 1 BB: 0 P: 13	R: 0 E: 0 K: 0 S: 7	H: 1 LOB: 1 BB: 0 P: 12	R: 1 E: 0 K: 0 S: 8	H: 2 LOB: 1 BB: 1 P: 13	1B: 5 2B: 3 3B: 1 HR: 2	SF: 0 SAC: 0 DP: 2 HBP: 1	WP: 0 PB: 0 SB: 1 CS: 0	PA: 40			
<b>PITCHER</b>	IP	WLS	BF	H	R	ER	SO	BB	IBB	HBP	BLK	WP	HR	S	P	ERA	WHIP								
<b>Gary Glover, R</b> ERA: 4.44 (1, 1)	6.0	L	28	7	5	4	3	0	1	1	0	0	1	53	89	6.00	1.167								
<b>Kip Wells, R</b> ERA: 3.96 (7, 1)	2.0		7	2	0	0	1	0	0	0	0	0	0	15	25	0.00	1.000								
<b>Bob Howry, R</b> ERA: 4.57 (9, 1)	1.0		5	2	1	1	0	1	0	0	0	0	1	8	13	9.00	3.000								

Batter	1	2	3	4	5	6	7	8	9	AB	R	H	RBI	BB	SO	LOB	BOTTOM								
<b>Ray Durham, S</b> OBP: 0.337, SLG: 0.459 (1, 4)	F8			SF9			G4-3			2	0	0	1	2	0	0	<b>Cleveland Indians @ Chicago White Sox</b> Comiskey Park, Chicago, IL Mon Sep 03 2001, 7:05 PM EDT Att: 28,135 - Cloudy - 86 F								
<b>Carlos Lee, R</b> OBP: 0.326, SLG: 0.482 (1, 7)	14 S BB		K				F5		F9	4	0	0	0	1	2	5									
<b>Magglio Ordonez, R</b> OBP: 0.371, SLG: 0.522 (1, 9)	K		G6-3			F8			F9	4	0	0	0	0	1	1									
<b>14 Paul Konerko, R</b> OBP: 0.352, SLG: 0.526 (1, 3)	F7		F8			L9			G6-3	4	0	0	0	0	0	1									
<b>Jose Canseco, R</b> OBP: 0.383, SLG: 0.529 (1, 10)		2B 1B BB		S 1B		K			F7	3	1	1	0	1	1	0									
<b>Herbert Perry, R</b> OBP: 0.333, SLG: 0.417 (1, 5)		1B 2B		F2		G1-3			K	4	1	1	0	0	1	1									
<b>Aaron Rowand, R</b> OBP: 0.287, SLG: 0.469 (1, 8)		K		F2		K			K	3	0	0	0	0	2	2									
<b>Jose Valentin, S</b> OBP: 0.344, SLG: 0.531 (9, PH)		K							K	1	0	0	0	0	1	0									
<b>Royce Clayton, R</b> OBP: 0.301, SLG: 0.385 (1, 6)		K				1B SF9 2B			G3	4	1	2	0	0	1	2									
<b>Josh Paul, R</b> OBP: 0.287, SLG: 0.327 (1, 2)										3	0	2	2	0	0	1									
<b>Chris Singleton, L</b> OBP: 0.326, SLG: 0.435 (9, PH)		BB 1B		PB S 1B					BB 1B	1	0	1	0	0	0	0									
<b>Inning Stats</b>	R: 0 E: 0 K: 1 S: 11	H: 0 LOB: 1 BB: 1 P: 20	R: 2 E: 0 K: 3 S: 15	H: 2 LOB: 2 BB: 2 P: 28	R: 0 E: 0 K: 0 S: 5	H: 1 LOB: 1 BB: 0 P: 9	R: 1 E: 0 K: 1 S: 10	H: 2 LOB: 1 BB: 0 P: 13	R: 0 E: 0 K: 1 S: 8	H: 0 LOB: 0 BB: 0 P: 12	R: 0 E: 0 K: 1 S: 8	H: 1 LOB: 1 BB: 0 P: 9	R: 0 E: 0 K: 0 S: 5	H: 0 LOB: 0 BB: 0 P: 6	R: 0 E: 0 K: 1 S: 9	H: 0 LOB: 0 BB: 0 P: 15	R: 0 E: 0 K: 1 S: 12	H: 1 LOB: 2 BB: 1 P: 18	1B: 5 2B: 2 3B: 0 HR: 0	SF: 1 SAC: 0 DP: 0 HBP: 0	WP: 0 PB: 1 SB: 3 CS: 0	PA: 38			
<b>PITCHER</b>	IP	WLS	BF	H	R	ER	SO	BB	IBB	HBP	BLK	WP	HR	S	P	ERA	WHIP								
<b>CC Sabathia, L</b> ERA: 4.36 (1, 1)	8.0	W	33	6	3	3	8	3	0	0	0	0	0	71	112	3.38	1.125								
<b>Bob Wickman, R</b> ERA: 2.61 (9, 1)	1.0	S	5	1	0	0	1	1	0	0	0	0	0	12	18	0.00	2.000								

AB 37  
R 6  
H 11  
RBI 6  
BB 2  
SO 4  
LOB 16



AB 33  
R 3  
H 7  
RBI 3  
BB 4  
SO 9  
LOB 13





Batter	1	2	3	4	5	6	7	8	9	AB	R	H	RBI	BB	SO	LOB	TOP				
Roger Cedeno, S (1, 10) OBP: 0.339, SLG: 0.392	1-3 K		1-2 FC6-4 1B			1-2 P6		2-1 G4-3		4	0	1	0	0	1	1					
Jose Macias, S (1, 7) OBP: 0.312, SLG: 0.405	0-0 G6-3		0-0 FC6-4			2-2 F5		2-1 1B		4	0	1	0	0	0	3					
Damion Easley, R (1, 4) OBP: 0.325, SLG: 0.395	0-1 F5			2-1 G5-3		1-0 F8		0-2 P6		4	0	0	0	0	0	2					
Tony Clark, S (1, 3) OBP: 0.378, SLG: 0.473		1-2 G1-3		3-2 G6-3			0-1 1B 2B		3-3 K	4	1	1	0	0	1	0					
Shane Halter, R (1, 5) OBP: 0.327, SLG: 0.456		2-2 F7		3-1 G5-3			1-2 1B 2H		2-2 P4	4	0	1	1	0	0	0					
Wendell Magee, R (1, 8) OBP: 0.297, SLG: 0.383		1-2 F8			2-2 P5		1-3 K		2-1 G6-3	3	0	0	0	0	1	1					
Ryan Jackson, L (9, PH) OBP: 0.246, SLG: 0.336										1	0	0	0	0	0	0					
Deivi Cruz, R (1, 6) OBP: 0.278, SLG: 0.359			0-1 E1 1B G2-3		0-1 G6-3		0-2 F8			3	0	0	0	0	0	1					
Juan Encarnacion, R (1, 9) OBP: 0.293, SLG: 0.409			2-0 F9		1-2 G6-3		0-0 F9			3	0	0	0	0	0	2					
Javier Cardona, R (1, 2) OBP: 0.266, SLG: 0.355			0-2 G2-3			4-1 BB		1-0 F8		2	0	0	0	1	0	1					
<b>Inning Stats</b>	R: 0 E: 0 K: 1 S: 6	H: 0 LOB: 0 BB: 0 P: 7	R: 0 E: 0 K: 0 S: 13	H: 0 LOB: 0 BB: 0 P: 17	R: 0 E: 1 K: 0 S: 10	H: 1 LOB: 2 BB: 0 P: 13	R: 0 E: 0 K: 0 S: 8	H: 0 LOB: 0 BB: 0 P: 16	R: 0 E: 0 K: 0 S: 10	H: 0 LOB: 0 BB: 0 P: 13	R: 1 E: 0 K: 1 S: 13	H: 2 LOB: 1 BB: 0 P: 15	R: 0 E: 0 K: 0 S: 8	H: 1 LOB: 1 BB: 0 P: 13	R: 0 E: 0 K: 1 S: 9	H: 0 LOB: 0 BB: 0 P: 16	1B: 3 2B: 1 3B: 0 HR: 0	SF: 0 SAC: 0 DP: 0 HBP: 0	WP: 0 PB: 0 CS: 0	PA: 33	
<b>PITCHER</b>	IP WLS BF H R ER SO BB IBB HBP BLK WP HR S P ERA WHIP	IP WLS BF H R ER SO BB IBB HBP BLK WP HR S P ERA WHIP	IP WLS BF H R ER SO BB IBB HBP BLK WP HR S P ERA WHIP	IP WLS BF H R ER SO BB IBB HBP BLK WP HR S P ERA WHIP	IP WLS BF H R ER SO BB IBB HBP BLK WP HR S P ERA WHIP	IP WLS BF H R ER SO BB IBB HBP BLK WP HR S P ERA WHIP	IP WLS BF H R ER SO BB IBB HBP BLK WP HR S P ERA WHIP	IP WLS BF H R ER SO BB IBB HBP BLK WP HR S P ERA WHIP	IP WLS BF H R ER SO BB IBB HBP BLK WP HR S P ERA WHIP	IP WLS BF H R ER SO BB IBB HBP BLK WP HR S P ERA WHIP	IP WLS BF H R ER SO BB IBB HBP BLK WP HR S P ERA WHIP	IP WLS BF H R ER SO BB IBB HBP BLK WP HR S P ERA WHIP	IP WLS BF H R ER SO BB IBB HBP BLK WP HR S P ERA WHIP	IP WLS BF H R ER SO BB IBB HBP BLK WP HR S P ERA WHIP	IP WLS BF H R ER SO BB IBB HBP BLK WP HR S P ERA WHIP	IP WLS BF H R ER SO BB IBB HBP BLK WP HR S P ERA WHIP	IP WLS BF H R ER SO BB IBB HBP BLK WP HR S P ERA WHIP	IP WLS BF H R ER SO BB IBB HBP BLK WP HR S P ERA WHIP	IP WLS BF H R ER SO BB IBB HBP BLK WP HR S P ERA WHIP	IP WLS BF H R ER SO BB IBB HBP BLK WP HR S P ERA WHIP	IP WLS BF H R ER SO BB IBB HBP BLK WP HR S P ERA WHIP

Detroit Tigers @ Chicago White Sox  
Comiskey Park, Chicago, IL  
Tue Sep 04 2001, 5:05 PM EDT  
Sunny - 74 F

AB 32  
R 1  
H 4  
RBI 1  
BB 1  
SO 3  
LOB 11



Batter	1	2	3	4	5	6	7	8	9	AB	R	H	RBI	BB	SO	LOB	BOTTOM				
Ray Durham, S (1, 4) OBP: 0.336, SLG: 0.456	1-3 K	2-2 G1-3	1-2 1B		1-0 P3		3-2 FC6-4			5	0	1	1	0	1	3					
Jose Valentin, S (1, 5) OBP: 0.347, SLG: 0.539	2-2 HR	4-2 2B BB	2-2 1B			2-0 G4-3	1-1 L3			4	2	2	1	1	0	2					
Magglio Ordonez, R (1, 9) OBP: 0.371, SLG: 0.522	4-2 14 FC5-4 BB	2-2 BB 2B	1-0 F8			0-0 G5-3		2-1 F9		4	0	1	1	1	0	2					
Aaron Rowand, R (9, 9) OBP: 0.395, SLG: 0.469		1-3 2H								0	0	0	0	0	0	0					
14 Paul Konerko, R (1, 3) OBP: 0.354, SLG: 0.532	2-0 FC5-4 1B E	4-0 BB IBB		1-2 G5-4-3 1B		2-2 G1		1-0 HR		4	2	2	1	1	0	1					
Jose Canseco, R (1, 10) OBP: 0.394, SLG: 0.523	1-1 E 1B	4-1 BB		2-2 G5-4-3			0-0 F8	1-3 K		4	0	1	1	1	1	1					
Jeff Liefer, L (1, 7) OBP: 0.292, SLG: 0.509	1-2 E3 1B	1-2 2H P4		1-2 2H F2			2-1 2B 1B	2-0 HR		5	2	3	2	0	0	3					
Chris Singleton, L (1, 8) OBP: 0.329, SLG: 0.442	4-0 IBB	2-2 G3			0-3 K2-3		0-2 BB FC6-4 2B	1-0 1B 2B		4	2	2	1	1	1	3					
Royce Clayton, R (1, 6) OBP: 0.305, SLG: 0.395	2-1 F8				0-0 HR		4-1 FC6-4 BB	1-1 2H 1B		4	1	2	2	1	1	3					
Mark Johnson, L (1, 2) OBP: 0.342, SLG: 0.333		3-1 2B 1B G1-3		0-1 G3		0-3 HR K	4-1 FC6-4 BB	3-1 F8		4	1	1	0	1	1	1					
<b>Inning Stats</b>	R: 2 E: 1 K: 1 S: 17	H: 3 LOB: 3 BB: 2 P: 35	R: 2 E: 0 K: 0 S: 15	H: 2 LOB: 3 BB: 3 P: 38	R: 0 E: 0 K: 1 S: 14	H: 2 LOB: 0 BB: 0 P: 18	R: 0 E: 0 K: 0 S: 8	H: 1 LOB: 0 BB: 0 P: 13	R: 1 E: 0 K: 2 S: 8	H: 1 LOB: 0 BB: 0 P: 9	R: 0 E: 0 K: 0 S: 5	H: 0 LOB: 0 BB: 0 P: 9	R: 2 E: 0 K: 0 S: 14	H: 2 LOB: 2 BB: 2 P: 28	R: 3 E: 0 K: 1 S: 12	H: 4 LOB: 1 BB: 0 P: 23	1B: 8 2B: 3 3B: 0 HR: 4	SF: 0 SAC: 0 DP: 1 HBP: 0	WP: 0 PB: 0 CS: 0	PA: 45	
<b>PITCHER</b>	IP WLS BF H R ER SO BB IBB HBP BLK WP HR S P ERA WHIP	IP WLS BF H R ER SO BB IBB HBP BLK WP HR S P ERA WHIP	IP WLS BF H R ER SO BB IBB HBP BLK WP HR S P ERA WHIP	IP WLS BF H R ER SO BB IBB HBP BLK WP HR S P ERA WHIP	IP WLS BF H R ER SO BB IBB HBP BLK WP HR S P ERA WHIP	IP WLS BF H R ER SO BB IBB HBP BLK WP HR S P ERA WHIP	IP WLS BF H R ER SO BB IBB HBP BLK WP HR S P ERA WHIP	IP WLS BF H R ER SO BB IBB HBP BLK WP HR S P ERA WHIP	IP WLS BF H R ER SO BB IBB HBP BLK WP HR S P ERA WHIP	IP WLS BF H R ER SO BB IBB HBP BLK WP HR S P ERA WHIP	IP WLS BF H R ER SO BB IBB HBP BLK WP HR S P ERA WHIP	IP WLS BF H R ER SO BB IBB HBP BLK WP HR S P ERA WHIP	IP WLS BF H R ER SO BB IBB HBP BLK WP HR S P ERA WHIP	IP WLS BF H R ER SO BB IBB HBP BLK WP HR S P ERA WHIP	IP WLS BF H R ER SO BB IBB HBP BLK WP HR S P ERA WHIP	IP WLS BF H R ER SO BB IBB HBP BLK WP HR S P ERA WHIP	IP WLS BF H R ER SO BB IBB HBP BLK WP HR S P ERA WHIP	IP WLS BF H R ER SO BB IBB HBP BLK WP HR S P ERA WHIP	IP WLS BF H R ER SO BB IBB HBP BLK WP HR S P ERA WHIP	IP WLS BF H R ER SO BB IBB HBP BLK WP HR S P ERA WHIP	IP WLS BF H R ER SO BB IBB HBP BLK WP HR S P ERA WHIP

Detroit Tigers @ Chicago White Sox  
Comiskey Park, Chicago, IL  
Tue Sep 04 2001, 5:05 PM EDT  
Sunny - 74 F

AB 38  
R 10  
H 15  
RBI 10  
BB 7  
SO 5  
LOB 19





Batter	1	2	3	4	5	6	7	8	9	AB	R	H	RBI	BB	SO	LOB	TOP											
Roger Cedeno, S OBP: 0.339, SLG: 0.393	(1, 8) K		(3, 2) F7			(2, 0) G3 2B		(1, 2) G4-3		4	0	1	0	0	1	1												
Jose Macias, S OBP: 0.309, SLG: 0.401	(1, 5) G3			(2, 2) G1		(0, 1) G3		(1, 2) P5		4	0	0	0	0	0	1												
Bobby Higginson, L OBP: 0.367, SLG: 0.442	(1, 7) G5-3			(2, 1) G3		(3, 3) K		(2, 2) P3		4	0	0	0	0	1	1												
Randall Simon, L OBP: 0.359, SLG: 0.440		(2, 0) G2-3		(2, 3) K			(0, 1) G1-3		(0, 2) F8		4	0	0	0	0	1												
Robert Fick, L OBP: 0.337, SLG: 0.487		(4, 1) G6-4-3 BB			(2, 0) F5		(0, 1) G3				2	0	0	0	1	0												
Shane Halter, R OBP: 0.327, SLG: 0.458		(1, 2) G6-4-3 1-2			(1, 0) G6-3		(2, 0) 2B				3	0	1	0	0	1												
Damion Easley, R OBP: 0.325, SLG: 0.394			(3, 2) G6-3		(3, 2) 1B		(0, 3) K				3	0	1	0	0	1												
43 Chris Wakeland, L (1, 9)			(1, 3) K		(2, 2) F7			(1, 0) G4-3		3	0	0	0	0	1	1												
15 Brandon Inge, R OBP: 0.255, SLG: 0.273			(2, 2) 1B			(2, 2) P6		(2, 1) F8		3	0	1	0	0	0	0												
<b>Inning Stats</b>	R: 0 E: 0 K: 1 S: 12	H: 0 LOB: 0 BB: 0 P: 16	R: 0 E: 0 K: 0 S: 5	H: 0 LOB: 0 BB: 1 P: 12	R: 0 E: 0 K: 1 S: 16	H: 1 LOB: 1 BB: 0 P: 25	R: 0 E: 0 K: 1 S: 9	H: 0 LOB: 0 BB: 0 P: 15	R: 0 E: 0 K: 0 S: 9	H: 1 LOB: 1 BB: 0 P: 17	R: 0 E: 0 K: 1 S: 10	H: 1 LOB: 1 BB: 0 P: 17	R: 0 E: 0 K: 1 S: 9	H: 1 LOB: 0 BB: 0 P: 11	R: 0 E: 0 K: 0 S: 6	H: 0 LOB: 0 BB: 0 P: 10	R: 0 E: 0 K: 0 S: 11	H: 0 LOB: 0 BB: 0 P: 14	1B: 2 2B: 2 3B: 0 HR: 0	SF: 0 SAC: 0 DP: 1 HBP: 0	WP: 0 PB: 0 SB: 1 CS: 0	PA: 31						
<b>PITCHER</b>	IP	WLS	BF	H	R	ER	SO	BB	IBB	HBP	BLK	WP	HR	S	P	ERA	WHIP											
Sean Lowe, R ERA: 3.9	(1, 1) 5.0	W	17	2	0	0	3	1	0	0	0	0	0	0	51	85	0.00	0.600										
Alan Embree, L ERA: 8.27	(6, 1) 1.2	6	1	0	0	1	0	0	0	0	0	0	0	14	21	0.00	0.600											
Kip Wells, R ERA: 3.95	(7, 1) 0.1	2	1	0	0	1	0	0	0	0	0	0	0	5	7	0.00	3.000											
Bob Howry, R ERA: 4.5	(8, 1) 1.0	3	0	0	0	0	0	0	0	0	0	0	0	6	10	0.00	0.000											
Keith Foulke, R ERA: 2.3	(9, 1) 1.0	3	0	0	0	0	0	0	0	0	0	0	0	11	14	0.00	0.000											

Detroit Tigers @ Chicago White Sox  
Comiskey Park, Chicago, IL  
Tue Sep 04 2001, 8:05 PM EDT  
Att: 13,265 - Sunny - 71 F

AB 30  
R 0  
H 4  
RBI 0  
BB 1  
SO 5  
LOB 6



Batter	1	2	3	4	5	6	7	8	9	AB	R	H	RBI	BB	SO	LOB	BOTTOM										
Tony Graffanino, R OBP: 0.373, SLG: 0.398	(1, 4) K		(0, 1) L5		(1, 0) SH3-4	(2, 3) K				3	0	0	0	0	2	2											
Carlos Lee, R OBP: 0.323, SLG: 0.478	(1, 7) G2-3		(3, 2) F8		(1, 0) G1-3		(1, 1) P3			4	0	0	0	0	0	1											
Chris Singleton, L OBP: 0.329, SLG: 0.442	(8, 8)									0	0	0	0	0	0	0											
Magglio Ordonez, R OBP: 0.371, SLG: 0.526	(1, 9) F9		(3, 3) K		(3, 2) HR		(2, 0) G5-3			4	1	1	2	0	1	0											
14 Paul Konerko, R OBP: 0.355, SLG: 0.531		(0, 2) F8		(1, 3) K	(0, 1) 1B		(4, 2) BB			3	0	1	0	1	1	0											
Herbert Perry, R OBP: 0.332, SLG: 0.412		(4, 0) 2B BB		(0, 0) F9	(1, 1) G6-3		(1, 1) E5			3	1	0	0	1	0	2											
Aaron Rowand, R OBP: 0.398, SLG: 0.480	(8, 7)	(0, 1) 1B		(1, 1) 1B		(0, 1) G5-3		(0, 0) F9		4	0	2	1	0	0	2											
Royce Clayton, R OBP: 0.310, SLG: 0.402	(1, 6)	(0, 0) 2B		(2, 2) 1B		(0, 0) 24 1B		(1, 0) F9		4	1	3	0	0	0	0											
24 Joe Crede, R OBP: 0.229, SLG: 0.294	(1, 5)	(0, 0) 24 1B		(1, 2) FC5-4		(3, 1) 1B		(0, 0) F9		4	0	2	1	0	0	2											
Josh Paul, R OBP: 0.286, SLG: 0.318	(1, 2)	(2, 1) FC5-4		(1, 2) FC5-4		(4, 1) SH3-4		(3, 2) F9		3	1	0	0	1	0	3											
<b>Inning Stats</b>	R: 0 E: 0 K: 1 S: 8	H: 3 LOB: 1 BB: 1 P: 12	R: 2 E: 0 K: 0 S: 9	H: 3 LOB: 1 BB: 1 P: 15	R: 0 E: 0 K: 1 S: 9	H: 0 LOB: 0 BB: 0 P: 15	R: 0 E: 0 K: 1 S: 14	H: 2 LOB: 2 BB: 0 P: 19	R: 2 E: 0 K: 0 S: 10	H: 2 LOB: 1 BB: 1 P: 20	R: 0 E: 0 K: 1 S: 12	H: 2 LOB: 2 BB: 0 P: 20	R: 0 E: 1 K: 0 S: 10	H: 0 LOB: 2 BB: 1 P: 18	R: 0 E: 0 K: 0 S: 3	H: 0 LOB: 0 BB: 0 P: 4	1B: 6 2B: 2 3B: 0 HR: 1	SF: 0 SAC: 1 DP: 0 HBP: 0	WP: 0 PB: 0 SB: 0 CS: 0	PA: 36							
<b>PITCHER</b>	IP	WLS	BF	H	R	ER	SO	BB	IBB	HBP	BLK	WP	HR	S	P	ERA	WHIP										
Adam Pettyjohn, L ERA: 6.3	(1, 1) 5.1	L	26	9	4	4	3	2	0	0	0	0	0	55	89	6.75	2.062										
Victor Santos, R ERA: 3.31	(6, 1) 1.2	7	0	0	0	1	1	0	0	0	0	0	0	17	30	0.00	0.600										
Luis Pineda, R ERA: 5.56	(8, 1) 1.0	3	0	0	0	0	0	0	0	0	0	0	0	3	4	0.00	0.000										

Detroit Tigers @ Chicago White Sox  
Comiskey Park, Chicago, IL  
Tue Sep 04 2001, 8:05 PM EDT  
Att: 13,265 - Sunny - 71 F

AB 32  
R 4  
H 9  
RBI 4  
BB 3  
SO 4  
LOB 12





Batter	1	2	3	4	5	6	7	8	9	AB	R	H	RBI	BB	SO	LOB	TOP				
Roger Cedeno, S OBP: 0.342, SLG: 0.402	G4-3		CS 1B			HR		1B		4	1	3	1	0	0	0	<b>Detroit Tigers @ Chicago White Sox</b> Comiskey Park, Chicago, IL Wed Sep 05 2001, 8:05 PM EDT Att: 14,576 - Sunny - 75 F				
Jose Macias, S OBP: 0.311, SLG: 0.398	G6-3 BB		CS 1-2	L1-3 BB		G4-3		G3		2	0	0	0	2	0	1					
Bobby Higginson, L OBP: 0.366, SLG: 0.439	G6-3 1-2			F8		G1-3			1B 1B BB	3	0	0	0	1	0	2					
Randall Simon, L OBP: 0.362, SLG: 0.455		HR		L1-3 1-2			G6-4-3 BB		F3	3	1	1	1	1	0	2					
Shane Halter, R OBP: 0.327, SLG: 0.455	L5				F8		G6-4-3 1-2		1B 1B	4	0	1	0	0	0	1					
Robert Fick, L OBP: 0.341, SLG: 0.497	K				HR				1B	3	1	2	1	1	1	0					
Juan Encarnacion, R OBP: 0.293, SLG: 0.499								G6-4-3 1-2 2-3	1B	0	0	0	0	0	0	0					
Damion Easley, R OBP: 0.322, SLG: 0.391	K				K		P4		G6-4-3 1-2	4	0	0	0	0	2	4					
Deivi Cruz, R OBP: 0.279, SLG: 0.359			CS 15 1B		G2-3			K		3	0	1	0	0	1	0					
15 Brandon Inge, R OBP: 0.250, SLG: 0.268	G6-3 1-2					G5-3		F8		3	0	0	0	0	0	1					
<b>Inning Stats</b>	R: 0 E: 0 K: 0 S: 8	H: 0 LOB: 0 BB: 1 P: 13	R: 1 E: 0 K: 2 S: 12	H: 1 LOB: 0 BB: 0 P: 19	R: 0 E: 0 K: 0 S: 10	H: 2 LOB: 0 BB: 0 P: 18	R: 0 E: 0 K: 0 S: 6	H: 0 LOB: 0 BB: 1 P: 10	R: 1 E: 0 K: 1 S: 16	H: 1 LOB: 0 BB: 0 P: 23	R: 0 E: 0 K: 0 S: 11	H: 0 LOB: 1 BB: 2 P: 14	R: 0 E: 0 K: 1 S: 13	H: 1 LOB: 1 BB: 0 P: 17	R: 0 E: 0 K: 0 S: 10	H: 2 LOB: 3 BB: 1 P: 17	1B: 5 2B: 1 3B: 0 HR: 3	SF: 0 SAC: 0 DP: 4 HBP: 0	WP: 0 PB: 0 SB: 0 CS: 2	PA: 35	
<b>PITCHER</b>	IP	WLS	BF	H	R	ER	SO	BB	IBB	HBP	BLK	WP	HR	S	P	ERA	WHIP				
Dan Wright, R ERA: 5.84	5.2	W	20	5	3	3	3	2	0	0	0	0	3	60	95	4.76	1.235				
Bill Pulsipher, L ERA: 5.4	1.0	H	4	0	0	0	0	2	0	0	0	0	0	6	17	0.00	2.000				
Josh Fogg, R ERA:	0.1	H	1	0	0	0	0	0	0	0	0	0	0	2	2	0.00	0.000				
Bob Howry, R ERA: 4.43	1.0	H	4	1	0	0	1	0	0	0	0	0	0	13	17	0.00	1.000				
Keith Foulke, R ERA: 2.27	1.0	S	5	2	0	0	0	1	0	0	0	0	0	10	17	0.00	3.000				

Batter	1	2	3	4	5	6	7	8	9	AB	R	H	RBI	BB	SO	LOB	BOTTOM				
Ray Durham, S OBP: 0.333, SLG: 0.452	G6-3		F9	F9		K		F7		5	0	0	0	0	1	6	<b>Detroit Tigers @ Chicago White Sox</b> Comiskey Park, Chicago, IL Wed Sep 05 2001, 8:05 PM EDT Att: 14,576 - Sunny - 75 F				
Jose Valentin, S OBP: 0.345, SLG: 0.537	G4-3		F8		F8		1B 2B	K		5	1	1	0	0	1	3					
Magglio Ordonez, R OBP: 0.373, SLG: 0.526	G6-3			1B BB BB	BB 1B		14 CS 1B			3	2	2	1	1	0	0					
14 Paul Konerko, R OBP: 0.354, SLG: 0.528		K		P6	P3		1-2 1B			4	0	1	0	0	1	2					
Jose Canseco, R OBP: 0.396, SLG: 0.518	K			1B BB SF7	2B BB		L4			2	1	0	0	2	1	1					
Jeff Liefer, L OBP: 0.295, SLG: 0.514	K			BB 1B	BB		G4-3			4	0	2	1	0	1	1					
Aaron Rowand, R OBP: 0.398, SLG: 0.480				BB 1B	1-3 2H 2B					0	0	0	0	0	0	0					
Chris Singleton, L OBP: 0.334, SLG: 0.444			F8 2B	BB 1B	F9		1B 1B			3	1	2	1	1	0	2					
Royce Clayton, R OBP: 0.309, SLG: 0.401			F8	SF7		F8		1B		3	0	1	1	0	0	1					
Mark Johnson, L OBP: 0.346, SLG: 0.341			F9 2H	BB		F5		K		3	0	1	1	1	1	2					
<b>Inning Stats</b>	R: 0 E: 0 K: 0 S: 8	H: 0 LOB: 0 BB: 0 P: 13	R: 0 E: 0 K: 3 S: 10	H: 0 LOB: 0 BB: 0 P: 15	R: 1 E: 0 K: 0 S: 12	H: 1 LOB: 1 BB: 1 P: 20	R: 2 E: 0 K: 0 S: 10	H: 2 LOB: 3 BB: 3 P: 26	R: 1 E: 0 K: 1 S: 8	H: 0 LOB: 0 BB: 0 P: 11	R: 1 E: 0 K: 0 S: 11	H: 3 LOB: 1 BB: 0 P: 13	R: 0 E: 0 K: 2 S: 12	H: 2 LOB: 2 BB: 0 P: 16	1B: 7 2B: 3 3B: 0 HR: 0	SF: 1 SAC: 0 DP: 0 HBP: 0	WP: 0 PB: 0 SB: 0 CS: 1	PA: 38			
<b>PITCHER</b>	IP	WLS	BF	H	R	ER	SO	BB	IBB	HBP	BLK	WP	HR	S	P	ERA	WHIP				
Steve Sparks, R ERA: 4.11	6.0	L	30	7	5	5	4	5	0	0	0	0	0	69	116	7.50	2.000				
Danny Patterson, R ERA: 2.99	1.0		3	1	0	0	0	0	0	0	0	0	0	6	7	0.00	1.000				
Matt Perisho, L ERA: 5.97	0.0		1	1	0	0	0	0	0	0	0	0	0	2	3	∞	∞				
Matt Anderson, R ERA: 4.71	1.0		4	1	0	0	2	0	0	0	0	0	0	10	13	0.00	1.000				







Batter	1	2	3	4	5	6	7	8	9	AB	R	H	RBI	BB	SO	LOB	TOP					
Ray Durham, S OBP: 0.337, SLG: 0.457										5	1	4	4	0	0	1	Chicago White Sox @ Cleveland Indians Jacobs Field, Cleveland, OH Fri Sep 07 2001, 7:05 PM EDT Att: 42,487 - Overcast - 79 F					
Jose Valentin, S OBP: 0.340, SLG: 0.526										5	0	0	0	0	1	3						
Magglio Ordonez, R OBP: 0.376, SLG: 0.528										4	1	3	1	0	0	0						
14 Paul Konerko, R OBP: 0.352, SLG: 0.529										5	1	1	0	0	1	2						
Jose Canseco, R OBP: 0.390, SLG: 0.520										5	2	3	0	0	1	2						
Jeff Liefer, L OBP: 0.298, SLG: 0.522										4	1	2	0	0	1	4						
Aaron Rowand, R OBP: 0.395, SLG: 0.476										1	0	0	0	0	1	0						
Chris Singleton, L OBP: 0.332, SLG: 0.438										4	2	1	1	1	1	1						
Royce Clayton, R OBP: 0.312, SLG: 0.406										3	2	2	2	0	0	2						
Tony Graffanino, R OBP: 0.382, SLG: 0.408										2	0	2	0	0	0	0						
Mark Johnson, L OBP: 0.335, SLG: 0.333										3	0	0	2	0	1	4						
<b>Inning Stats</b>	R: 1 E: 0 K: 0 S: 10	H: 2 LOB: 1 BB: 0 P: 13	R: 1 E: 0 K: 1 S: 13	H: 3 LOB: 2 BB: 0 P: 19	R: 0 E: 0 K: 1 S: 10	H: 1 LOB: 0 BB: 0 P: 15	R: 3 E: 0 K: 1 S: 21	H: 3 LOB: 1 BB: 1 P: 34	R: 5 E: 0 K: 0 S: 18	H: 5 LOB: 1 BB: 0 P: 28	R: 0 E: 0 K: 1 S: 11	H: 1 LOB: 1 BB: 0 P: 15	R: 0 E: 0 K: 1 S: 11	H: 1 LOB: 1 BB: 0 P: 16	R: 0 E: 0 K: 1 S: 11	H: 1 LOB: 1 BB: 0 P: 14	R: 0 E: 0 K: 1 S: 9	H: 1 LOB: 1 BB: 0 P: 12	1B: 15 2B: 2 3B: 1 HR: 0	SF: 2 SAC: 0 DP: 0 HBP: 1	WP: 0 PB: 1 SB: 0 CS: 0	PA: 45
<b>PITCHER</b>	IP WLS BF H R ER SO BB IBB HBP BLK WP HR S P ERA WHIP	3.2 L 19 9 5 4 2 1 0 0 0 0 0 0 48 73 9.82 2.727	3.2 19 7 5 5 3 0 0 0 1 0 0 0 48 70 12.27 1.909	0.2 3 1 0 0 1 0 0 0 0 0 0 0 9 11 0.00 1.500	1.0 4 1 0 0 1 0 0 0 0 0 0 0 9 12 0.00 1.000	<b>PITCHER</b>																

Batter	1	2	3	4	5	6	7	8	9	AB	R	H	RBI	BB	SO	LOB	BOTTOM						
Kenny Lofton, L OBP: 0.329, SLG: 0.393											3	1	1	0	0	0	1						
Dave Roberts, L OBP: 0.500, SLG: 0.750											3	0	0	0	0	0	2						
Omar Vizquel, S OBP: 0.333, SLG: 0.347											2	1	0	0	0	1	2						
John McDonald, R											4	1	2	3	1	2	2						
Roberto Alomar, S OBP: 0.417, SLG: 0.540											3	0	1	1	0	1	0						
Jolbert Cabrera, R OBP: 0.317, SLG: 0.360											1	0	1	1	0	0	0						
Juan Gonzalez, R OBP: 0.387, SLG: 0.614											4	1	2	3	1	2	2						
Jim Thome, L OBP: 0.418, SLG: 0.642											2	0	0	0	1	1	1						
Wil Cordero, R OBP: 0.320, SLG: 0.356											2	0	0	0	0	0	3						
Marty Cordova, R OBP: 0.357, SLG: 0.516											4	1	1	0	0	1	3						
Karim Garcia, L OBP: 0.526, SLG: 1.176											4	1	1	2	0	1	0						
Travis Fryman, R OBP: 0.319, SLG: 0.326											2	0	1	0	0	1	0						
Russell Branyan, L OBP: 0.304, SLG: 0.448											2	0	0	0	0	0	0						
Einar Diaz, R OBP: 0.340, SLG: 0.397											2	0	0	0	0	0	1						
Eddie Taubensee, L OBP: 0.299, SLG: 0.346											1	1	1	0	0	0	0						
Tim Laker, R OBP: 0.296, SLG: 0.174											1	0	0	0	0	0	0						
<b>Inning Stats</b>	R: 1 E: 0 K: 1 S: 13	H: 2 LOB: 2 BB: 1 P: 25	R: 0 E: 0 K: 2 S: 7	H: 0 LOB: 0 BB: 0 P: 9	R: 0 E: 0 K: 1 S: 9	H: 0 LOB: 0 BB: 0 P: 13	R: 1 E: 0 K: 1 S: 9	H: 1 LOB: 0 BB: 0 P: 14	R: 0 E: 0 K: 0 S: 10	H: 1 LOB: 1 BB: 0 P: 16	R: 0 E: 0 K: 1 S: 8	H: 0 LOB: 1 BB: 1 P: 13	R: 3 E: 0 K: 1 S: 16	H: 3 LOB: 2 BB: 0 P: 21	R: 2 E: 0 K: 0 S: 9	H: 2 LOB: 0 BB: 0 P: 17	R: 0 E: 0 K: 1 S: 10	H: 1 LOB: 1 BB: 0 P: 12	1B: 6 2B: 2 3B: 0 HR: 2	SF: 0 SAC: 0 DP: 0 HBP: 1	WP: 1 PB: 0 SB: 1 CS: 0	PA: 41	
<b>PITCHER</b>	IP WLS BF H R ER SO BB IBB HBP BLK WP HR S P ERA WHIP	6.0 W 24 4 2 2 6 2 0 0 0 0 1 0 19 27 36.00 4.000	1.0 9 4 4 4 1 0 0 0 1 0 1 0 19 27 36.00 4.000	0.1 2 1 1 1 0 0 0 0 0 0 1 2 4 27.00 3.000	0.2 2 0 0 0 0 0 0 0 0 0 0 4 7 0.00 0.000	1.0 S 4 1 0 0 1 0 0 0 0 0 0 0 10 12 0.00 1.000	<b>PITCHER</b>																





Batter	1	2	3	4	5	6	7	8	9	AB	R	H	RBI	BB	SO	LOB	TOP										
Ray Durham, S OBP: 0.339, SLG: 0.461 (1, 4)										5	1	3	0	0	0	1	Chicago White Sox @ Cleveland Indians Jacobs Field, Cleveland, OH Sat Sep 08 2001, 7:05 PM EDT Att: 42,488 - Sunny - 81 F										
Tony Graffanino, R OBP: 0.376, SLG: 0.408 Mark Johnson, L OBP: 0.335, SLG: 0.333 (1, 5) (9, 2)										5	1	1	0	0	0	2											
Magglio Ordonez, R OBP: 0.378, SLG: 0.529 (1, 9)										3	1	1	2	2	0	0											
14 Paul Konerko, R OBP: 0.351, SLG: 0.528 (1, 3)										5	0	1	1	0	1	4											
Jose Canseco, R OBP: 0.388, SLG: 0.529 (1, 10)										4	1	1	1	0	2	3											
Carlos Lee, R OBP: 0.320, SLG: 0.473 Chris Singleton, L OBP: 0.332, SLG: 0.438 (1, 7) (8, 8)										4	1	1	0	0	0	1											
Aaron Rowand, R OBP: 0.390, SLG: 0.467 (8, 7)										4	0	1	0	0	0	1											
Royce Clayton, R OBP: 0.314, SLG: 0.408 (1, 6)										3	1	1	0	1	0	1											
Josh Paul, R OBP: 0.288, SLG: 0.353 Jose Valentin, S OBP: 0.339, SLG: 0.525 (1, 2) (9, PH) (9, 5)										3	1	1	3	0	1	1											
										1	0	0	0	0	1	0											
<b>Inning Stats</b>	R: 0 E: 0 K: 1 S: 10	H: 1 LOB: 2 BB: 1 P: 23	R: 6 E: 0 K: 0 S: 21	H: 6 LOB: 1 BB: 1 P: 36	R: 0 E: 0 K: 0 S: 8	H: 1 LOB: 1 BB: 0 P: 13	R: 0 E: 0 K: 1 S: 10	H: 0 LOB: 0 BB: 0 P: 17	R: 1 E: 0 K: 0 S: 8	H: 2 LOB: 0 BB: 0 P: 9	R: 0 E: 0 K: 1 S: 6	H: 0 LOB: 0 BB: 0 P: 7	R: 0 E: 0 K: 1 S: 8	H: 0 LOB: 0 BB: 0 P: 13	R: 0 E: 0 K: 0 S: 4	H: 0 LOB: 0 BB: 0 P: 7	R: 0 E: 0 K: 1 S: 9	H: 1 LOB: 2 BB: 1 P: 15	1B: 4 2B: 5 3B: 0 HR: 2	SF: 0 SAC: 0 DP: 1 HBP: 0	WP: 1 PB: 0 SB: 1 CS: 0	PA: 40					
<b>PITCHER</b>	IP	WLS	BF	H	R	ER	SO	BB	IBB	HBP	BLK	WP	HR	S	P	ERA	WHIP										
CC Sabathia, L ERA: 4.62 (1, 1)	5.0		26	10	7	7	2	2	0	0	1	1	2	57	98	12.60	2.400										
Ryan Diase, R ERA: 3.0 (6, 1)	3.0	H	9	0	0	0	2	0	0	0	0	0	0	18	27	0.00	0.000										
Danys Baez, R ERA: 2.34 (9, 1)	1.0	W	5	1	0	0	1	0	1	0	0	0	0	9	15	0.00	1.000										

Batter	1	2	3	4	5	6	7	8	9	AB	R	H	RBI	BB	SO	LOB	BOTTOM										
Kenny Lofton, L OBP: 0.330, SLG: 0.395 (1, 8)										5	1	2	1	0	0	1	Chicago White Sox @ Cleveland Indians Jacobs Field, Cleveland, OH Sat Sep 08 2001, 7:05 PM EDT Att: 42,488 - Sunny - 81 F										
Omar Vizquel, S OBP: 0.333, SLG: 0.345 (1, 6)										3	1	0	0	1	0	1											
Roberto Alomar, S OBP: 0.418, SLG: 0.540 (1, 4)										4	2	2	0	0	0	0											
Juan Gonzalez, R OBP: 0.388, SLG: 0.625 (1, 10)										4	2	2	5	0	1	1											
Jim Thome, L OBP: 0.416, SLG: 0.645 (1, 3)										4	1	1	2	0	1	0											
Marty Cordova, R OBP: 0.396, SLG: 0.516 Jolbert Cabrera, R OBP: 0.317, SLG: 0.360 (1, 7) (9, 7)										4	0	1	0	0	2	0											
Karim Garcia, L OBP: 0.435, SLG: 0.952 (1, 9)										4	0	0	0	0	2	1											
Travis Fryman, R OBP: 0.318, SLG: 0.323 (1, 5)										3	1	0	0	0	2	0											
Einar Diaz, R OBP: 0.339, SLG: 0.398 (1, 2)										4	0	1	0	0	1	1											
<b>Inning Stats</b>	R: 4 E: 0 K: 2 S: 11	H: 3 LOB: 0 BB: 1 P: 24	R: 0 E: 0 K: 0 S: 14	H: 1 LOB: 1 BB: 0 P: 21	R: 0 E: 0 K: 0 S: 9	H: 0 LOB: 0 BB: 0 P: 15	R: 0 E: 0 K: 1 S: 9	H: 0 LOB: 0 BB: 0 P: 16	R: 0 E: 0 K: 0 S: 5	H: 0 LOB: 0 BB: 0 P: 6	R: 1 E: 0 K: 1 S: 15	H: 2 LOB: 1 BB: 0 P: 24	R: 0 E: 0 K: 1 S: 15	H: 0 LOB: 0 BB: 0 P: 19	R: 2 E: 0 K: 2 S: 15	H: 2 LOB: 0 BB: 0 P: 25	R: 1 E: 0 K: 2 S: 10	H: 1 LOB: 1 BB: 0 P: 13	1B: 3 2B: 3 3B: 0 HR: 3	SF: 0 SAC: 0 DP: 0 HBP: 1	WP: 0 PB: 0 SB: 1 CS: 0	PA: 37					
<b>PITCHER</b>	IP	WLS	BF	H	R	ER	SO	BB	IBB	HBP	BLK	WP	HR	S	P	ERA	WHIP										
Gary Glover, R ERA: 4.69 (1, 1)	5.2		24	6	5	5	3	1	0	0	0	0	0	4	7	0.00	0.000										
Alan Embree, L ERA: 7.53 (6, 1)	0.1	H	1	0	0	0	1	0	0	0	0	0	0	4	7	0.00	0.000										
Kip Wells, R ERA: 4.19 (7, 1)	1.0	H	3	0	0	0	1	0	0	0	0	0	0	15	19	0.00	0.000										
Bob Howry, R ERA: 4.58 Keith Foulke, R ERA: 2.34 (8, 1) (9, 1)	1.0	B	5	2	2	2	2	0	0	0	0	0	1	15	25	18.00	2.000										
	0.2	L	4	1	1	1	2	0	0	1	0	0	0	10	13	13.50	1.500										



Batter	1	2	3	4	5	6	7	8	9	AB	R	H	RBI	BB	SO	LOB	TOP					
Ray Durham, S OBP: 0.336, SLG: 0.456	G4-3	F8		F9		F9		CS	F8	5	0	0	0	0	0	1						
Jose Valentin, S OBP: 0.342, SLG: 0.522	1B E BB		HR BB	HR BB		G5-3			L4	2	3	0	0	3	0	0						
Maglio Ordonez, R OBP: 0.380, SLG: 0.535	14 S 14 E 1B		F9	HR			G6-3		14 1B	5	2	3	2	0	0	1						
14 Paul Konerko, R OBP: 0.353, SLG: 0.528	BLK 1B		HR 1B	G6-3			K		1B	5	1	3	1	0	1	0						
Jose Canseco, R OBP: 0.394, SLG: 0.536	F9		HR				F8		K	5	1	1	3	0	2	3						
Carlos Lee, R OBP: 0.318, SLG: 0.469	G6-3		F9				G5-3		G4-3	4	0	0	0	0	0	1						
Aaron Rowand, R OBP: 0.390, SLG: 0.467										0	0	0	0	0	0	0						
Chris Singleton, L OBP: 0.331, SLG: 0.436		F7	G3				1B		F7	4	0	1	0	0	0	0						
Royce Clayton, R OBP: 0.311, SLG: 0.404	G4-3			F9			K		E1 CS	4	0	0	0	0	1	1						
Mark Johnson, L OBP: 0.341, SLG: 0.362							G3			3	1	2	1	0	0	0						
Herbert Perry, R OBP: 0.331, SLG: 0.408										0	0	0	0	1	0	0						
Josh Paul, R OBP: 0.288, SLG: 0.353	BLK 1B			HR					BB	0	0	0	0	0	0	0						
<b>Inning Stats</b>	R: 2 H: 2 E: 1 K: 0 S: 12	H: 2 LOB: 1 BB: 1 P: 27	R: 0 H: 1 E: 0 K: 0 S: 9	LOB: 1 BB: 0 P: 14	R: 3 H: 2 E: 0 K: 0 S: 13	LOB: 2 BB: 1 P: 20	R: 3 H: 2 E: 0 K: 0 S: 11	H: 2 LOB: 0 BB: 1 P: 22	R: 0 H: 1 E: 0 K: 2 S: 14	LOB: 1 BB: 0 P: 19	R: 0 H: 0 E: 0 K: 1 S: 10	H: 0 LOB: 0 BB: 0 P: 16	R: 0 H: 0 E: 0 K: 1 S: 6	H: 0 LOB: 0 BB: 0 P: 11	R: 0 H: 0 E: 1 K: 0 S: 5	LOB: 1 BB: 1 P: 14	R: 0 H: 2 E: 0 K: 1 S: 13	LOB: 2 BB: 0 P: 19	1B: 7 2B: 0 3B: 0 HR: 3	SF: 0 SAC: 0 DP: 0 HBP: 0	WP: 0 PB: 0 SB: 1 CS: 1	PA: 42
<b>PITCHER</b>	IP	WLS	BF	H	R	ER	SO	BB	IBB	HBP	BLK	WP	HR	S	P	ERA	WHIP					
Steve Woodard, R ERA: 5.34	3.1		18	6	6	6	0	2	0	0	2	0	2	38	68	16.20	2.400					
Rich Rodriguez, L ERA: 4.54	0.1		2	0	0	0	0	1	0	0	0	0	0	2	8	0.00	3.000					
David Riske, R ERA: 1.96	1.0		4	1	2	2	1	0	0	0	0	0	1	12	16	18.00	1.000					
Ricardo Rincon, L ERA: 3.3	1.1		5	1	0	0	1	0	0	0	0	0	0	17	26	0.00	0.750					
Danys Baez, R ERA: 2.29	1.0		3	0	0	0	1	0	0	0	0	0	0	6	11	0.00	0.000					
John Rocker, L ERA: 3.9	1.0		4	0	0	0	0	1	0	0	0	0	0	5	14	0.00	1.000					
Bob Wickman, R ERA: 2.52	1.0	W	5	2	0	0	1	0	0	0	0	0	0	13	19	0.00	2.000					
<b>Batter</b>	<b>1</b>	<b>2</b>	<b>3</b>	<b>4</b>	<b>5</b>	<b>6</b>	<b>7</b>	<b>8</b>	<b>9</b>	<b>AB</b>	<b>R</b>	<b>H</b>	<b>RBI</b>	<b>BB</b>	<b>SO</b>	<b>LOB</b>	<b>BOTTOM</b>					
Kenny Lofton, L OBP: 0.333, SLG: 0.404	WP HR 1B		2B 2B 1B	HR		K			K	5	3	3	2	0	2	2						
Omar Vizquel, S OBP: 0.333, SLG: 0.353	G6-3		2B	F8			G5-3		HR	5	2	2	1	0	0	1						
Roberto Alomar, S OBP: 0.415, SLG: 0.536	P6		K			G1-3		F9		4	0	0	0	0	1	3						
Juan Gonzalez, R OBP: 0.389, SLG: 0.630	HR		2B IBB			G5-3		F9		3	2	1	2	1	0	0						
Jim Thome, L OBP: 0.417, SLG: 0.648	K		2B			F8			SH5-4 1B 2B	4	0	2	3	0	1	0						
Dave Roberts, L OBP: 0.500, SLG: 0.750			1H 2H 3H 2B						SH5-4	0	1	0	0	0	0	0						
Marty Cordova, R OBP: 0.396, SLG: 0.513		L6								2	0	0	0	0	0	1						
John McDonald, R OBP: 0.303, SLG: 0.447			P3							0	0	0	0	0	0	0						
Karim Garcia, L OBP: 0.435, SLG: 0.952										0	0	0	0	0	0	0						
Travis Fryman, R OBP: 0.321, SLG: 0.325		K				G5-4-3 1B		F7		4	0	2	1	0	1	1						
Tim Laker, R OBP: 0.276, SLG: 0.160										2	0	0	0	0	1	1						
Russell Branyan, L OBP: 0.303, SLG: 0.447						G5-4-3		K		1	0	0	0	0	1	1						
Einar Diaz, R OBP: 0.338, SLG: 0.397										1	0	0	0	0	0	2						
Jolbert Cabrera, R OBP: 0.320, SLG: 0.360			G6-3			HR 1B		HR		3	1	1	0	0	0	1						
<b>Inning Stats</b>	R: 2 H: 2 E: 0 K: 1 S: 15	H: 0 LOB: 0 BB: 0 P: 24	R: 0 H: 0 E: 0 K: 2 S: 7	LOB: 0 BB: 0 P: 11	R: 3 H: 3 E: 0 K: 1 S: 14	LOB: 1 BB: 1 P: 30	R: 2 H: 3 E: 0 K: 0 S: 6	H: 3 LOB: 0 BB: 0 P: 12	R: 0 H: 0 E: 0 K: 0 S: 7	LOB: 0 BB: 0 P: 8	R: 0 H: 0 E: 0 K: 2 S: 15	H: 0 LOB: 0 BB: 0 P: 23	R: 0 H: 0 E: 0 K: 0 S: 10	H: 0 LOB: 0 BB: 0 P: 13	R: 1 H: 2 E: 0 K: 0 S: 11	LOB: 1 BB: 0 P: 22	R: 1 H: 1 E: 0 K: 1 S: 5	LOB: 0 BB: 0 P: 8	1B: 5 2B: 3 3B: 0 HR: 3	SF: 0 SAC: 1 DP: 1 HBP: 2	WP: 2 PB: 0 SB: 0 CS: 0	PA: 38
<b>PITCHER</b>	IP	WLS	BF	H	R	ER	SO	BB	IBB	HBP	BLK	WP	HR	S	P	ERA	WHIP					
56 Mark Buehrle, L ERA: 3.25	4.0		20	8	7	7	4	0	0	2	0	0	0	18	25	0.00	0.000					
Sean Lowe, R ERA: 7.66	1.0	H	3	0	0	0	1	0	0	0	0	0	0	12	16	0.00	0.000					
Josh Fogg, R ERA	0.1	H	1	0	0	0	0	0	0	0	0	0	0	2	3	0.00	0.000					
Bill Putsispher, L ERA: 6.04	0.0		1	1	1	1	0	0	0	0	0	0	0	2	4	∞	∞					
Kip Wells, R ERA: 4.15	1.0		4	1	0	0	0	0	0	0	0	0	0	9	18	0.00	1.000					
Keith Foulke, R ERA: 2.45	0.1	L	2	1	1	1	1	0	0	0	0	0	0	1	5	27.00	3.000					

Chicago White Sox @ Cleveland Indians  
Jacobs Field, Cleveland, OH  
Sun Sep.09.2001, 1:05 PM EDT  
Att: 42,377 - Cloudy - 82 F

AB	37
R	8
H	10
RBI	7
BB	4
SO	4
LOB	7



Chicago White Sox @ Cleveland Indians  
Jacobs Field, Cleveland, OH  
Sun Sep.09.2001, 1:05 PM EDT  
Att: 42,377 - Cloudy - 82 F


AB	34
R	9
H	11
RBI	9
BB	1
SO	7
LOB	13












Batter	1	2	3	4	5	6	7	8	9	AB R H RBI BB SO LOB	TOP																								
											<p style="text-align: center;"><b>Chicago White Sox @ New York Yankees</b> Yankee Stadium, Bronx, NY Tue Sep 11 2001, 7:05 PM EDT</p> <p style="text-align: right;"><a href="http://livebaseballscorecards.com">livebaseballscorecards.com</a></p> <p><b>AB 0</b> <b>R 0</b> <b>H 0</b> <b>RBI 0</b> <b>BB 0</b> <b>SO 0</b> <b>LOB 0</b></p> 																								
<b>Inning Stats</b>										1B: 0 SF: 0 WP: 0 PA: 0 2B: 0 SAC: 0 FB: 0 3B: 0 DP: 0 SB: 0 HR: 0 HBP: 0 CS: 0																									
PITCHER	IP	WLS	BF	H	R	ER	SO	BB	IBB	HBP	BLK	WP	HR	S	P	ERA	WHIP	PITCHER	IP	WLS	BF	H	R	ER	SO	BB	IBB	HBP	BLK	WP	HR	S	P	ERA	WHIP


Batter	1	2	3	4	5	6	7	8	9	AB R H RBI BB SO LOB	BOTTOM																								
											<p style="text-align: center;"><b>Chicago White Sox @ New York Yankees</b> Yankee Stadium, Bronx, NY Tue Sep 11 2001, 7:05 PM EDT</p> <p style="text-align: right;"><a href="http://livebaseballscorecards.com">livebaseballscorecards.com</a></p> <p><b>AB 0</b> <b>R 0</b> <b>H 0</b> <b>RBI 0</b> <b>BB 0</b> <b>SO 0</b> <b>LOB 0</b></p> 																								
<b>Inning Stats</b>										1B: 0 SF: 0 WP: 0 PA: 0 2B: 0 SAC: 0 FB: 0 3B: 0 DP: 0 SB: 0 HR: 0 HBP: 0 CS: 0																									
PITCHER	IP	WLS	BF	H	R	ER	SO	BB	IBB	HBP	BLK	WP	HR	S	P	ERA	WHIP	PITCHER	IP	WLS	BF	H	R	ER	SO	BB	IBB	HBP	BLK	WP	HR	S	P	ERA	WHIP




Batter	1	2	3	4	5	6	7	8	9	AB R H RBI BB SO LOB	TOP																								
											<p>Chicago White Sox @ New York Yankees</p> <p>Yankee Stadium, Bronx, NY</p> <p>Wed Sep 12 2001, 7:05 PM EDT</p> <p><a href="http://livebaseballscorecards.com">livebaseballscorecards.com</a></p> <p>AB 0 R 0 H 0 RBI 0 BB 0 SO 0 LOB 0</p> 																								
Inning Stats										1B: 0 SF: 0 WP: 0 PA: 0 2B: 0 SAC: 0 FB: 0 3B: 0 DP: 0 SB: 0 HR: 0 HBP: 0 CS: 0																									
PITCHER	IP	WLS	BF	H	R	ER	SO	BB	IBB	HBP	BLK	WP	HR	S	P	ERA	WHIP	PITCHER	IP	WLS	BF	H	R	ER	SO	BB	IBB	HBP	BLK	WP	HR	S	P	ERA	WHIP


Batter	1	2	3	4	5	6	7	8	9	AB R H RBI BB SO LOB	BOTTOM																								
											<p>Chicago White Sox @ New York Yankees</p> <p>Yankee Stadium, Bronx, NY</p> <p>Wed Sep 12 2001, 7:05 PM EDT</p> <p><a href="http://livebaseballscorecards.com">livebaseballscorecards.com</a></p> <p>AB 0 R 0 H 0 RBI 0 BB 0 SO 0 LOB 0</p> 																								
Inning Stats										1B: 0 SF: 0 WP: 0 PA: 0 2B: 0 SAC: 0 FB: 0 3B: 0 DP: 0 SB: 0 HR: 0 HBP: 0 CS: 0																									
PITCHER	IP	WLS	BF	H	R	ER	SO	BB	IBB	HBP	BLK	WP	HR	S	P	ERA	WHIP	PITCHER	IP	WLS	BF	H	R	ER	SO	BB	IBB	HBP	BLK	WP	HR	S	P	ERA	WHIP




Batter	1	2	3	4	5	6	7	8	9	AB R H RBI BB SO LOB	TOP																								
											<p>Chicago White Sox @ New York Yankees Yankee Stadium, Bronx, NY Thu Sep 13 2001, 7:05 PM EDT</p> <p><a href="http://livebaseballscorecards.com">livebaseballscorecards.com</a></p> <p>AB 0 R 0 H 0 RBI 0 BB 0 SO 0 LOB 0</p> 																								
Inning Stats										1B: 0 SF: 0 WP: 0 PA: 0 2B: 0 SAC: 0 FB: 0 3B: 0 DP: 0 SB: 0 HR: 0 HBP: 0 CS: 0																									
PITCHER	IP	WLS	BF	H	R	ER	SO	BB	IBB	HBP	BLK	WP	HR	S	P	ERA	WHIP	PITCHER	IP	WLS	BF	H	R	ER	SO	BB	IBB	HBP	BLK	WP	HR	S	P	ERA	WHIP


Batter	1	2	3	4	5	6	7	8	9	AB R H RBI BB SO LOB	BOTTOM																								
											<p>Chicago White Sox @ New York Yankees Yankee Stadium, Bronx, NY Thu Sep 13 2001, 7:05 PM EDT</p> <p><a href="http://livebaseballscorecards.com">livebaseballscorecards.com</a></p> <p>AB 0 R 0 H 0 RBI 0 BB 0 SO 0 LOB 0</p> 																								
Inning Stats										1B: 0 SF: 0 WP: 0 PA: 0 2B: 0 SAC: 0 FB: 0 3B: 0 DP: 0 SB: 0 HR: 0 HBP: 0 CS: 0																									
PITCHER	IP	WLS	BF	H	R	ER	SO	BB	IBB	HBP	BLK	WP	HR	S	P	ERA	WHIP	PITCHER	IP	WLS	BF	H	R	ER	SO	BB	IBB	HBP	BLK	WP	HR	S	P	ERA	WHIP




Batter	1	2	3	4	5	6	7	8	9	AB R H RBI BB SO LOB	TOP																								
											<p>Chicago White Sox @ Minnesota Twins            Hubert H. Humphrey Metrodome, Minneapolis, MN            Fri Sep 14 2001, 8:05 PM EDT</p> <p><a href="http://livebaseballscorecards.com">livebaseballscorecards.com</a></p> <p>AB 0 R 0 H 0 RBI 0 BB 0 SO 0 LOB 0</p> 																								
Inning Stats										1B: 0 SF: 0 2B: 0 SAC: 0 3B: 0 DP: 0 HR: 0 HBP: 0	WP: 0 PA: 0 FB: 0 SB: 0 CS: 0																								
PITCHER	IP	WLS	BF	H	R	ER	SO	BB	IBB	HBP	BLK	WP	HR	S	P	ERA	WHIP	PITCHER	IP	WLS	BF	H	R	ER	SO	BB	IBB	HBP	BLK	WP	HR	S	P	ERA	WHIP


Batter	1	2	3	4	5	6	7	8	9	AB R H RBI BB SO LOB	BOTTOM																								
											<p>Chicago White Sox @ Minnesota Twins            Hubert H. Humphrey Metrodome, Minneapolis, MN            Fri Sep 14 2001, 8:05 PM EDT</p> <p><a href="http://livebaseballscorecards.com">livebaseballscorecards.com</a></p> <p>AB 0 R 0 H 0 RBI 0 BB 0 SO 0 LOB 0</p> 																								
Inning Stats										1B: 0 SF: 0 2B: 0 SAC: 0 3B: 0 DP: 0 HR: 0 HBP: 0	WP: 0 PA: 0 FB: 0 SB: 0 CS: 0																								
PITCHER	IP	WLS	BF	H	R	ER	SO	BB	IBB	HBP	BLK	WP	HR	S	P	ERA	WHIP	PITCHER	IP	WLS	BF	H	R	ER	SO	BB	IBB	HBP	BLK	WP	HR	S	P	ERA	WHIP




Batter	1	2	3	4	5	6	7	8	9	AB R H RBI BB SO LOB	TOP																								
											<p>Chicago White Sox @ Minnesota Twins            Hubert H. Humphrey Metrodome, Minneapolis, MN            Sat Sep 15 2001, 12:05 PM EDT</p> <p><a href="http://livebaseballscorecards.com">livebaseballscorecards.com</a></p> <p>AB 0 R 0 H 0 RBI 0 BB 0 SO 0 LOB 0</p> 																								
Inning Stats										1B: 0 SF: 0 2B: 0 SAC: 0 3B: 0 DP: 0 HR: 0 HBP: 0	WP: 0 PA: 0 FB: 0 SB: 0 CS: 0																								
PITCHER	IP	WLS	BF	H	R	ER	SO	BB	IBB	HBP	BLK	WP	HR	S	P	ERA	WHIP	PITCHER	IP	WLS	BF	H	R	ER	SO	BB	IBB	HBP	BLK	WP	HR	S	P	ERA	WHIP

Batter	1	2	3	4	5	6	7	8	9	AB R H RBI BB SO LOB	BOTTOM																								
											<p>Chicago White Sox @ Minnesota Twins            Hubert H. Humphrey Metrodome, Minneapolis, MN            Sat Sep 15 2001, 12:05 PM EDT</p> <p><a href="http://livebaseballscorecards.com">livebaseballscorecards.com</a></p> <p>AB 0 R 0 H 0 RBI 0 BB 0 SO 0 LOB 0</p> 																								
Inning Stats										1B: 0 SF: 0 2B: 0 SAC: 0 3B: 0 DP: 0 HR: 0 HBP: 0	WP: 0 PA: 0 FB: 0 SB: 0 CS: 0																								
PITCHER	IP	WLS	BF	H	R	ER	SO	BB	IBB	HBP	BLK	WP	HR	S	P	ERA	WHIP	PITCHER	IP	WLS	BF	H	R	ER	SO	BB	IBB	HBP	BLK	WP	HR	S	P	ERA	WHIP



Batter	1	2	3	4	5	6	7	8	9	AB R H RBI BB SO LOB	TOP																								
											<p>Chicago White Sox @ Minnesota Twins            Hubert H. Humphrey Metrodome, Minneapolis, MN            Sun Sep 16 2001, 2:05 PM EDT</p> <p><a href="http://livebaseballscorecards.com">livebaseballscorecards.com</a></p> <p>AB 0 R 0 H 0 RBI 0 BB 0 SO 0 LOB 0</p> 																								
Inning Stats										1B: 0 SF: 0 2B: 0 SAC: 0 3B: 0 DP: 0 HR: 0 HBP: 0	WP: 0 PA: 0 FB: 0 SB: 0 CS: 0																								
PITCHER	IP	WLS	BF	H	R	ER	SO	BB	IBB	HBP	BLK	WP	HR	S	P	ERA	WHIP	PITCHER	IP	WLS	BF	H	R	ER	SO	BB	IBB	HBP	BLK	WP	HR	S	P	ERA	WHIP

Batter	1	2	3	4	5	6	7	8	9	AB R H RBI BB SO LOB	BOTTOM																								
											<p>Chicago White Sox @ Minnesota Twins            Hubert H. Humphrey Metrodome, Minneapolis, MN            Sun Sep 16 2001, 2:05 PM EDT</p> <p><a href="http://livebaseballscorecards.com">livebaseballscorecards.com</a></p> <p>AB 0 R 0 H 0 RBI 0 BB 0 SO 0 LOB 0</p> 																								
Inning Stats										1B: 0 SF: 0 2B: 0 SAC: 0 3B: 0 DP: 0 HR: 0 HBP: 0	WP: 0 PA: 0 FB: 0 SB: 0 CS: 0																								
PITCHER	IP	WLS	BF	H	R	ER	SO	BB	IBB	HBP	BLK	WP	HR	S	P	ERA	WHIP	PITCHER	IP	WLS	BF	H	R	ER	SO	BB	IBB	HBP	BLK	WP	HR	S	P	ERA	WHIP



Batter	1	2	3	4	5	6	7	8	9	AB	R	H	RBI	BB	SO	LOB	TOP
<b>Chuck Knoblauch, R</b> (1, 7) <small>OBP: 0.338, SLG: 0.348</small>										5	1	2	1	0	0	2	<b>New York Yankees @ Chicago White Sox</b> Comiskey Park, Chicago, IL Tue Sep 18 2001, 8:05 PM EDT Att: 22,785 - Sunny - 66 F
<b>2 Derek Jeter, R</b> (1, 6) <b>Enrique Wilson, S</b> (7, 6) <small>OBP: 0.247, SLG: 0.296</small>										4	2	3	0	0	0	1	
<b>Bernie Williams, S</b> (1, 8) <b>Gerald Williams, R</b> (8, PH) <small>OBP: 0.265, SLG: 0.313</small>										4	2	1	0	0	0	4	
<b>Tino Martinez, L</b> (1, 3) <b>Nick Johnson, L</b> (7, 3) <small>OBP: 0.326, SLG: 0.499</small> <small>OBP: 0.294, SLG: 0.250</small>										3	1	1	1	1	1	0	
<b>20 Jorge Posada, S</b> (1, 2) <b>Todd Greene, R</b> (9, 2) <small>OBP: 0.365, SLG: 0.482</small> <small>OBP: 0.295, SLG: 0.351</small>										5	1	1	5	0	1	3	
<b>Shane Spencer, R</b> (1, 9) <small>OBP: 0.320, SLG: 0.445</small>										5	1	2	1	0	0	0	
<b>Randy Velarde, R</b> (1, 10) <small>OBP: 0.366, SLG: 0.452</small>										5	0	1	0	0	1	2	
<b>Scott Brosius, R</b> (1, 5) <small>OBP: 0.353, SLG: 0.461</small>										5	1	1	0	0	2	1	
<b>Alfonso Soriano, R</b> (1, 4) <small>OBP: 0.311, SLG: 0.449</small>										4	2	3	1	1	1	1	
<b>Inning Stats</b>	R: 2 H: 3 E: 0 LOB: 0 K: 0 BB: 0 S: 13 P: 20	R: 0 H: 0 E: 0 LOB: 0 K: 1 BB: 0 S: 7 P: 10	R: 0 H: 1 E: 0 LOB: 1 K: 0 BB: 1 S: 8 P: 15	R: 0 H: 0 E: 1 LOB: 1 K: 1 BB: 0 S: 6 P: 9	R: 1 H: 2 E: 0 LOB: 1 K: 0 BB: 0 S: 7 P: 11	R: 0 H: 1 E: 0 LOB: 1 K: 0 BB: 0 S: 6 P: 9	R: 6 H: 5 E: 0 LOB: 0 K: 2 BB: 1 S: 24 P: 40	R: 2 H: 3 E: 0 LOB: 2 K: 1 BB: 0 S: 12 P: 19	R: 0 H: 1 E: 0 LOB: 1 K: 1 BB: 0 S: 8 P: 12	1B: 8 SF: 0 2B: 5 SAC: 0 3B: 0 DP: 1 HR: 3 HBP: 1	WP: 0 PA: 46 PB: 0 CS: 1						
<b>PITCHER</b>	IP WLS BF H R ER SO BB IBB HBP BLK WP HR S P ERA WHIP	<b>PITCHER</b>										IP WLS BF H R ER SO BB IBB HBP BLK WP HR S P ERA WHIP					
<b>56 Mark Buehrle, L</b> (1, 1) <small>ERA: 3.41</small>	6.2 L 30 10 6 6 3 1 0 0 0 0 0 1 60 95 8.10 1.650																
<b>Alan Embree, L</b> (7, 1) <small>ERA: 7.85</small>	0.1 4 2 3 3 1 1 0 0 0 0 0 2 11 19 81.00 9.000																
<b>Josh Fogg, R</b> (8, 1) <small>ERA: 4.5</small>	1.0 7 3 2 2 1 0 0 0 1 0 0 0 12 19 18.00 3.000																
<b>Matt Ginter, R</b> (9, 1) <small>ERA: 6.16</small>	1.0 4 1 0 0 1 0 0 0 0 0 0 0 8 12 0.00 1.000																

Batter	1	2	3	4	5	6	7	8	9	AB	R	H	RBI	BB	SO	LOB	BOTTOM
<b>Ray Durham, S</b> (1, 4) <small>OBP: 0.335, SLG: 0.452</small>										2	0	0	0	1	1	2	<b>New York Yankees @ Chicago White Sox</b> Comiskey Park, Chicago, IL Tue Sep 18 2001, 8:05 PM EDT Att: 22,785 - Sunny - 66 F
<b>Tony Graffanino, R</b> (7, 4) <small>OBP: 0.377, SLG: 0.409</small>										3	0	0	0	0	2		
<b>Jose Valentin, S</b> (1, 5) <b>24 Joe Crede, R</b> (8, PH) <small>OBP: 0.250, SLG: 0.314</small>										4	0	0	0	0	2		
<b>Magglio Ordonez, R</b> (1, 9) <small>OBP: 0.377, SLG: 0.530</small>										4	0	0	0	0	2		
<b>14 Paul Konerko, R</b> (1, 3) <small>OBP: 0.349, SLG: 0.520</small>										4	0	0	0	1	0		
<b>Jose Canseco, R</b> (1, 10) <small>OBP: 0.394, SLG: 0.535</small>										3	1	1	0	1	0		
<b>Jeff Liefer, L</b> (1, 7) <small>OBP: 0.306, SLG: 0.532</small>										3	0	1	0	1	0		
<b>Chris Singleton, L</b> (1, 8) <small>OBP: 0.330, SLG: 0.430</small>										4	0	0	0	0	1	4	
<b>Royce Clayton, R</b> (1, 6) <small>OBP: 0.313, SLG: 0.403</small>										4	1	2	1	0	2		
<b>Mark Johnson, L</b> (1, 2) <small>OBP: 0.347, SLG: 0.363</small>										3	1	2	0	1	2		
<b>Inning Stats</b>	R: 0 H: 0 E: 0 LOB: 0 K: 0 BB: 1 S: 4 P: 12	R: 0 H: 1 E: 0 LOB: 2 K: 0 BB: 1 S: 15 P: 22	R: 0 H: 0 E: 0 LOB: 0 K: 1 BB: 1 S: 13 P: 23	R: 0 H: 0 E: 0 LOB: 0 K: 0 BB: 0 S: 11 P: 17	R: 0 H: 0 E: 0 LOB: 0 K: 0 BB: 0 S: 7 P: 9	R: 0 H: 1 E: 0 LOB: 1 K: 2 BB: 0 S: 13 P: 17	R: 0 H: 0 E: 0 LOB: 0 K: 2 BB: 0 S: 8 P: 8	R: 2 H: 3 E: 0 LOB: 1 K: 0 BB: 0 S: 9 P: 11	R: 1 H: 2 E: 0 LOB: 2 K: 2 BB: 1 S: 12 P: 19	1B: 7 SF: 0 2B: 1 SAC: 0 3B: 0 DP: 2 HR: 0 HBP: 0	WP: 2 PA: 36 PB: 0 CS: 0						
<b>PITCHER</b>	IP WLS BF H R ER SO BB IBB HBP BLK WP HR S P ERA WHIP	<b>PITCHER</b>										IP WLS BF H R ER SO BB IBB HBP BLK WP HR S P ERA WHIP					
<b>Orlando Hernandez, R</b> (1, 1) <small>ERA: 4.72</small>	7.0 W 24 10 6 6 3 3 0 0 0 0 0 0 71 108 0.00 0.714																
<b>Mike Stanton, L</b> (8, 1) <small>ERA: 2.88</small>	1.0 6 3 2 2 0 0 0 0 0 0 1 0 9 11 18.00 3.000																
<b>Mark Wohlers, R</b> (9, 1) <small>ERA: 4.77</small>	1.0 6 2 1 1 2 1 0 0 0 0 1 0 12 19 9.00 3.000																




Batter	1	2	3	4	5	6	7	8	9	AB	R	H	RBI	BB	SO	LOB	TOP					
Chuck Knoblauch, R (1, 7) OBP: 0.339, SLG: 0.348	G6-3		G6-3		2 HR		G1-3		2 G6-3	5	1	2	2	0	0	0						
2 Derek Jeter, R (1, 6) OBP: 0.394, SLG: 0.487	F8		HR		1B			G1-3	2 G6-3	5	2	2	3	0	0	2						
Bernie Williams, S (1, 8) OBP: 0.392, SLG: 0.503	P5		K		F8				G3	4	0	0	0	1	1	2						
Tino Martinez, L (1, 3) OBP: 0.325, SLG: 0.497		K	G4-3					L7		4	0	1	0	0	1	1						
David Justice, L (1, 10) OBP: 0.334, SLG: 0.453	G6-3			K				P6		4	0	0	0	0	1	2						
20 Jorge Posada, S (1, 2) OBP: 0.366, SLG: 0.481		1B		K				F7		3	1	1	0	1	1	1						
Shane Spencer, R (1, 9) OBP: 0.323, SLG: 0.450		1B		G1-3				K		4	1	2	0	0	1	1						
Scott Brosius, R (1, 5) OBP: 0.355, SLG: 0.460		1B		G6-3				G5-3		3	1	1	1	1	0	0						
Alfonso Soriano, R (1, 4) OBP: 0.309, SLG: 0.445		K		K				K		4	0	0	0	0	3	5						
<b>Inning Stats</b>	R: 0 H: 0 E: 0 K: 0 S: 7	H: 0 LOB: 0 BB: 0 P: 13	R: 1 H: 2 E: 0 K: 2 S: 19	H: 2 LOB: 2 BB: 1 P: 30	R: 1 H: 1 E: 0 K: 1 S: 12	H: 1 LOB: 0 BB: 0 P: 18	R: 0 H: 0 E: 0 K: 2 S: 9	H: 0 LOB: 0 BB: 0 P: 9	R: 2 H: 2 E: 0 K: 1 S: 12	H: 2 LOB: 0 BB: 0 P: 21	R: 0 H: 1 E: 0 K: 1 S: 9	H: 1 LOB: 1 BB: 0 P: 12	R: 0 H: 0 E: 0 K: 1 S: 5	H: 0 LOB: 0 BB: 0 P: 9	R: 0 H: 0 E: 0 K: 0 S: 7	H: 0 LOB: 1 BB: 1 P: 12	R: 2 H: 3 E: 0 K: 0 S: 13	H: 3 LOB: 2 BB: 1 P: 24	1B: 6 2B: 1 3B: 0 HR: 2	SF: 0 SAC: 0 DP: 0 HBP: 0	WP: 0 PB: 0 CS: 0	PA: 39
<b>PITCHER</b>	IP	WLS	BF	H	R	ER	SO	BB	IBB	HBP	BLK	WP	HR	S	P	ERA	WHIP					
Gary Glover, R (1, 1) ERA: 4.78	6.0	L	25	6	4	4	7	1	0	0	0	0	2	68	103	6.00	1.167					
Sean Lowe, R (7, 1) ERA: 3.8	1.1		5	0	0	0	1	1	0	0	0	0	0	9	18	0.00	0.750					
Bill Pulsipher, L (8, 1) ERA: 5.88	0.2		2	0	0	0	0	0	0	0	0	0	0	3	3	0.00	0.000					
Bob Howry, R (9, 1) ERA: 4.77	1.0		7	3	2	2	0	1	0	0	0	0	0	13	24	18.00	4.000					

**New York Yankees @ Chicago White Sox**  
Comiskey Park, Chicago, IL  
Wed Sep 19 2001, 8:05 PM EDT  
Att: 18,465 - Overcast - 64 F

livebaseballscorecards.com

AB 36  
R 6  
H 9  
RBI 6  
BB 3  
SO 8  
LOB 14




Batter	1	2	3	4	5	6	7	8	9	AB	R	H	RBI	BB	SO	LOB	BOTTOM					
Ray Durham, S (1, 4) OBP: 0.334, SLG: 0.451	G4-3		G6-3							4	0	1	0	0	0	0						
Jose Valentin, S (1, 5) OBP: 0.339, SLG: 0.511	F9			F7						3	0	0	0	0	0	0						
Jose Canseco, R (8, PH) OBP: 0.392, SLG: 0.532										1	0	0	0	0	1	1						
Josh Paul, R (9, 2) OBP: 0.288, SLG: 0.353										0	0	0	0	0	0	0						
Magglio Ordonez, R (1, 9) OBP: 0.376, SLG: 0.530	F8			14 1B						4	1	1	0	0	0	1						
14 Paul Konerko, R (1, 3) OBP: 0.352, SLG: 0.528		HR		1B						4	1	3	1	0	1	1						
Jeff Liefer, L (1, 10) OBP: 0.309, SLG: 0.529	F7			1B						3	1	1	1	1	0	1						
Carlos Lee, R (1, 7) OBP: 0.320, SLG: 0.467				G4-6-3						2	0	0	0	1	0	3						
Chris Singleton, L (1, 8) OBP: 0.330, SLG: 0.429	L5-3			G4-6-3						3	0	1	1	0	0	1						
Royce Clayton, R (1, 6) OBP: 0.311, SLG: 0.400				G4-3						3	0	0	0	0	0	1						
Mark Johnson, L (1, 2) OBP: 0.343, SLG: 0.358				G4-3						2	0	0	0	0	0	0						
Tony Graffanino, R (8, PH) OBP: 0.375, SLG: 0.406				G4-3						1	0	0	0	0	1	0						
<b>Inning Stats</b>	R: 0 H: 0 E: 0 K: 0 S: 6	H: 0 LOB: 0 BB: 0 P: 10	R: 1 H: 1 E: 0 K: 0 S: 10	H: 1 LOB: 1 BB: 1 P: 18	R: 0 H: 0 E: 0 K: 0 S: 7	H: 0 LOB: 0 BB: 0 P: 10	R: 1 H: 3 E: 0 K: 0 S: 15	H: 3 LOB: 1 BB: 0 P: 26	R: 0 H: 0 E: 0 K: 1 S: 12	H: 0 LOB: 1 BB: 0 P: 19	R: 1 H: 1 E: 0 K: 0 S: 10	H: 1 LOB: 0 BB: 1 P: 16	R: 0 H: 1 E: 0 K: 2 S: 10	H: 1 LOB: 0 BB: 0 P: 15	R: 0 H: 0 E: 0 K: 0 S: 9	H: 1 LOB: 0 BB: 0 P: 11	1B: 5 2B: 2 3B: 0 HR: 1	SF: 0 SAC: 0 DP: 4 HBP: 0	WP: 0 PB: 1 CS: 1	PA: 32		
<b>PITCHER</b>	IP	WLS	BF	H	R	ER	SO	BB	IBB	HBP	BLK	WP	HR	S	P	ERA	WHIP					
Roger Clemens, R (1, 1) ERA: 3.42	6.1		25	5	3	2	1	2	0	0	0	0	1	64	106	2.84	1.105					
Jay Witasick, R (7, 1) ERA: 3.56	0.2	H	1	0	0	0	0	0	0	0	0	0	0	2	2	0.00	0.000					
Mike Stanton, L (8, 1) ERA: 2.86	0.1	H	2	1	0	0	1	0	0	0	0	0	0	6	9	0.00	3.000					
42 Mariano Rivera, R (8, 1) ERA: 2.27	1.2	S	4	1	0	0	1	0	0	0	0	0	0	13	17	0.00	0.600					

**New York Yankees @ Chicago White Sox**  
Comiskey Park, Chicago, IL  
Wed Sep 19 2001, 8:05 PM EDT  
Att: 18,465 - Overcast - 64 F

livebaseballscorecards.com

AB 30  
R 3  
H 7  
RBI 3  
BB 2  
SO 3  
LOB 9






Batter	1	2	3	4	5	6	7	8	9	AB	R	H	RBI	BB	SO	LOB	TOP
<b>Chuck Knoblauch, R</b> <small>OBP: 0.338, SLG: 0.346</small> 										4	0	0	0	1	1	0	
<b>2 Derek Jeter, R</b> <small>OBP: 0.382, SLG: 0.483</small> 										4	0	0	0	0	2	2	
<b>Bernie Williams, S</b> <small>OBP: 0.393, SLG: 0.593</small> <b>Gerald Williams, R</b> <small>OBP: 0.265, SLG: 0.314</small> 										0	0	0	0	0	0	0	
<b>Tino Martinez, L</b> <small>OBP: 0.328, SLG: 0.506</small> 										4	1	3	3	0	1	0	
<b>David Justice, L</b> <small>OBP: 0.336, SLG: 0.451</small> 										2	1	0	0	2	1	0	
<b>20 Jorge Posada, S</b> <small>OBP: 0.365, SLG: 0.479</small> 										4	0	1	0	0	0	3	
<b>Shane Spencer, R</b> <small>OBP: 0.322, SLG: 0.447</small> 									4	1	1	1	0	2	3		
<b>Scott Brosius, R</b> <small>OBP: 0.354, SLG: 0.458</small> 										4	0	1	1	0	1	0	
<b>Alfonso Soriano, R</b> <small>OBP: 0.309, SLG: 0.444</small> 									4	0	1	0	0	2	1		
<b>Inning Stats</b> <small>R: 1 H: 1 E: 0 LOB: 2 K: 2 S: 10</small>	<small>R: 0 H: 0 E: 0 LOB: 0 K: 2 S: 8</small>	<small>R: 0 H: 1 E: 0 LOB: 1 K: 0 S: 9</small>	<small>R: 3 H: 3 E: 0 LOB: 1 K: 1 S: 15</small>	<small>R: 0 H: 0 E: 0 LOB: 0 K: 1 S: 9</small>	<small>R: 0 H: 1 E: 0 LOB: 1 K: 1 S: 13</small>	<small>R: 0 H: 0 E: 0 LOB: 0 K: 0 S: 7</small>	<small>R: 1 H: 2 E: 0 LOB: 2 K: 1 S: 13</small>	<small>R: 0 H: 0 E: 0 LOB: 0 K: 0 S: 10</small>	<small>1B: 6 SF: 0 2B: 1 SAC: 0 3B: 0 DP: 1 HR: 1 HBP: 1</small>	<small>WP: 0 PA: 37</small>							
<b>PITCHER</b> <b>Kip Wells, R</b> <small>ERA: 4.33</small> <b>Josh Fogg, R</b> <small>ERA: 3.39</small> <b>Alan Embree, L</b> <small>ERA: 7.74</small> <b>Sean Lowe, R</b> <small>ERA: 3.82</small> <b>Bill Pulsipher, L</b> <small>ERA: 5.89</small>	<small>IP: 3.2 WLS: 16 BF: 4 H: 4 R: 4 ER: 4 SO: 2 BB: 0 IBB: 0 HBP: 1 BLK: 0 WP: 0 HR: 1 S: 37 P: 69 ERA: 9.82 WHIP: 1.636</small>	<small>IP: 1.2 WLS: 5 BF: 0 H: 0 R: 0 ER: 0 SO: 3 BB: 0 IBB: 0 HBP: 0 BLK: 0 WP: 0 HR: 0 S: 15 P: 23 ERA: 0.00 WHIP: 0.000</small>															
<b>Batter</b>	1	2	3	4	5	6	7	8	9	AB	R	H	RBI	BB	SO	LOB	BOTTOM
<b>Ray Durham, S</b> <small>OBP: 0.335, SLG: 0.454</small> 										3	2	2	1	0	1	0	
<b>Aaron Rowand, R</b> <small>OBP: 0.381, SLG: 0.455</small> 										3	0	0	0	0	1	2	
<b>Magglio Ordonez, R</b> <small>OBP: 0.377, SLG: 0.534</small> 										3	2	1	2	0	0	0	
<b>14 Paul Konerko, R</b> <small>OBP: 0.351, SLG: 0.526</small> 										4	0	1	1	0	0	1	
<b>Jose Canseco, R</b> <small>OBP: 0.394, SLG: 0.527</small> 										2	1	0	0	2	1	1	
<b>Carlos Lee, R</b> <small>OBP: 0.322, SLG: 0.470</small> <b>Chris Singleton, L</b> <small>OBP: 0.330, SLG: 0.429</small> 										3	1	2	1	0	0	0	
<b>Herbert Perry, R</b> <small>OBP: 0.326, SLG: 0.490</small> 										4	0	0	0	0	4	5	
<b>Royce Clayton, R</b> <small>OBP: 0.311, SLG: 0.397</small> 										3	1	0	0	1	2	1	
<b>Josh Paul, R</b> <small>OBP: 0.287, SLG: 0.358</small> 										4	0	1	2	0	0	1	
<b>Inning Stats</b> <small>R: 2 H: 1 E: 1 LOB: 2 K: 1 S: 10</small>	<small>R: 0 H: 0 E: 0 LOB: 0 K: 2 S: 12</small>	<small>R: 0 H: 1 E: 0 LOB: 0 K: 1 S: 8</small>	<small>R: 0 H: 0 E: 0 LOB: 0 K: 1 S: 10</small>	<small>R: 2 H: 2 E: 0 LOB: 1 K: 0 S: 16</small>	<small>R: 3 H: 2 E: 0 LOB: 1 K: 1 S: 14</small>	<small>R: 0 H: 0 E: 0 LOB: 0 K: 1 S: 6</small>	<small>R: 0 H: 1 E: 0 LOB: 1 K: 2 S: 15</small>	<small>1B: 3 SF: 2 2B: 3 SAC: 1 3B: 0 DP: 0 HR: 1 HBP: 1</small>	<small>WP: 0 PA: 36</small>								
<b>PITCHER</b> <b>Andy Pettitte, L</b> <small>ERA: 4.09</small> <b>Mark Wohlers, R</b> <small>ERA: 4.62</small>	<small>IP: 6.0 WLS: 29 BF: 6 H: 7 R: 7 ER: 6 SO: 2 BB: 2 IBB: 1 HBP: 0 BLK: 0 WP: 0 HR: 1 S: 70 P: 114 ERA: 10.50 WHIP: 1.333</small>	<small>IP: 2.0 WLS: 7 BF: 1 H: 0 R: 0 ER: 0 SO: 3 BB: 0 IBB: 0 HBP: 0 BLK: 0 WP: 0 HR: 0 S: 21 P: 31 ERA: 0.00 WHIP: 0.500</small>															

New York Yankees @ Chicago White Sox  
Comiskey Park, Chicago, IL  
Thu Sep 20 2001, 8:05 PM EDT  
Att: 22,284 - Sunny - 72 F

AB 33  
R 5  
H 8  
RBI 5  
BB 3  
SO 10  
LOB 9



New York Yankees @ Chicago White Sox  
Comiskey Park, Chicago, IL  
Thu Sep 20 2001, 8:05 PM EDT  
Att: 22,284 - Sunny - 72 F

AB 29  
R 7  
H 7  
RBI 7  
BB 3  
SO 9  
LOB 11





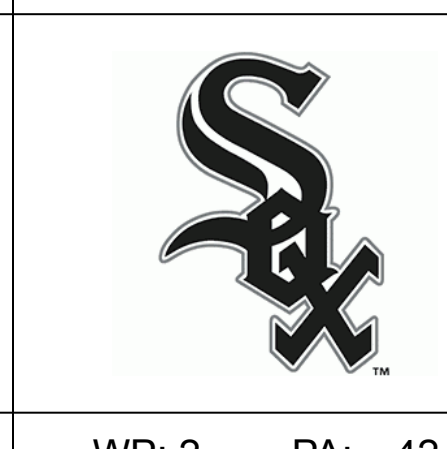
Batter	1	2	3	4	5	6	7	8	9	AB	R	H	RBI	BB	SO	LOB	TOP											
Carlos Febles, R OBP: 0.292, SLG: 0.377	1-3 K		1-1 G5-3	3-1 F9		0-0 HR		1-2 G6-3		5	1	1	2	0	1	0	<b>Kansas City Royals @ Chicago White Sox</b> Comiskey Park, Chicago, IL Fri Sep 21 2001, 8:05 PM EDT Att: 15,404 - Overcast - 65 F											
Neftali Pérez, S OBP: 0.313, SLG: 0.402	0-0 1B		0-1 1B	1-0 1B		1-3 K		0-1 L5		5	0	3	0	0	1	0												
Carlos Beltrán, S OBP: 0.355, SLG: 0.485	1-1 F9		3-2 P3	2-0 F9		2-1 F8		2-3 K		5	0	0	0	0	1	3												
29 Mike Sweeney, R OBP: 0.371, SLG: 0.560	3-2 G5-3		4-2 BB		2-1 F7		2-2 G6-3		2-2 G4-3		4	0	0	0	1	0												
Raul Ibanez, L OBP: 0.361, SLG: 0.494		0-3 K	0-3 K		1-0 G4-3		1-3 K			4	0	0	0	0	3	2												
Dave McCarty, R OBP: 0.321, SLG: 0.405										0	0	0	0	0	0	0												
Joe Randa, R OBP: 0.305, SLG: 0.375		2-2 F2		1-2 E SF9						4	2	3	1	0	0	0												
Mark Quinn, R OBP: 0.303, SLG: 0.481		2-1 1B		0-1 E1 SF9		0-0 G6-3		3-2 F8		4	1	2	0	0	0	1												
Dee Brown, L OBP: 0.293, SLG: 0.345		2-2 L8		1-0 SF9		0-0 F7		0-0 G4-3		3	0	0	1	0	0	1												
Gregg Zaun, S OBP: 0.351, SLG: 0.534			2-1 HR	0-0 HR		1-0 HR		3-3 K		4	3	3	3	0	1	0												
<b>Inning Stats</b>	R: 0 E: 0 K: 1 S: 10	H: 1 LOB: 1 BB: 0 P: 15	R: 0 E: 0 K: 1 S: 11	H: 1 LOB: 1 BB: 0 P: 17	R: 1 E: 0 K: 1 S: 16	H: 2 LOB: 2 BB: 1 P: 26	R: 3 E: 1 K: 0 S: 13	H: 4 LOB: 1 BB: 0 P: 21	R: 1 E: 0 K: 0 S: 6	H: 1 LOB: 0 BB: 0 P: 9	R: 2 E: 0 K: 1 S: 8	H: 2 LOB: 0 BB: 0 P: 12	R: 0 E: 0 K: 1 S: 13	H: 1 LOB: 1 BB: 0 P: 19	R: 0 E: 0 K: 1 S: 7	H: 0 LOB: 0 BB: 0 P: 11	R: 0 E: 0 K: 1 S: 8	H: 0 LOB: 0 BB: 0 P: 12	1B: 7 2B: 1 3B: 0 HR: 4	SF: 1 SAC: 0 DP: 0 HBP: 0	WP: 1 PB: 0 SB: 0 CS: 0	PA: 40						
<b>PITCHER</b>	IP	WLS	BF	H	R	ER	SO	BB	IBB	HBP	BLK	WP	HR	S	P	ERA	WHIP											
Dan Wright, R ERA: 5.66	(1, 1)	5.0		25	9	5	5	3	1	0	0	0	1	3	56	88	9.00	2.000										
Alan Embree, L ERA: 7.95	(6, 1)	1.0	B	5	2	2	2	1	0	0	0	0	0	1	8	12	18.00	2.000										
Bob Howry, R ERA: 4.64	(7, 1)	2.0		7	1	0	0	2	0	0	0	0	0	0	20	30	0.00	0.500										
Sean Lowe, R ERA: 3.79	(9, 1)	1.0	W	3	0	0	0	1	0	0	0	0	0	0	8	12	0.00	0.000										

Batter	1	2	3	4	5	6	7	8	9	AB	R	H	RBI	BB	SO	LOB	BOTTOM											
Ray Durham, S OBP: 0.338, SLG: 0.460	1-0 F7		2-0 1B		2-2 1B	1-3 K		4-1 BB		4	2	2	0	1	1	0	<b>Kansas City Royals @ Chicago White Sox</b> Comiskey Park, Chicago, IL Fri Sep 21 2001, 8:05 PM EDT Att: 15,404 - Overcast - 65 F											
Jose Valentin, S OBP: 0.339, SLG: 0.509	2-2 F7		3-3 K		1-2 1B		4-0 14 L3-4	1-3 K		4	1	1	1	1	2	4												
Magglio Ordonez, R OBP: 0.378, SLG: 0.535	2-1 1B		1-1 1B		1-0 HR		0-1 G1-3		1-0 G6-3		5	1	3	2	0	0												
14 Paul Konerko, R OBP: 0.350, SLG: 0.522	0-1 F8		0-1 P4		1-1 F7		0-0 L3-4		4-1 E S		4	0	0	0	1	0												
Royce Clayton, R OBP: 0.311, SLG: 0.397			1-2 1B		2-2 F7		2-3		3-3 K		4	1	0	0	1	1												
Jose Canseco, R OBP: 0.390, SLG: 0.518		4-2 1B	2-2 F8		3-2 F3		1-0 G6-3		3-3 K		4	1	0	0	1	1												
Jeff Liefer, L OBP: 0.315, SLG: 0.544		1-2 1B		2-0 F7		2-2 HR		4-2 F8		3	1	2	2	1	0	0												
Tony Graffanino, R OBP: 0.379, SLG: 0.410		1-3 1B		1-1 F7		1-1 HR		1-3 1B		1	1	1	1	0	0	0												
Carlos Lee, R OBP: 0.325, SLG: 0.470		4-2 1B		4-2 F7		0-1 F7		3-2 E		2	0	1	0	2	0	0												
Chris Singleton, L OBP: 0.326, SLG: 0.425		1-2 SF8-3-5		1-1 F8		0-1 P8		1-1 F8		3	0	0	1	0	0	3												
Mark Johnson, L OBP: 0.341, SLG: 0.355		1-2 K		0-0 P6		0-1 F9		2-2 E6		4	0	1	1	0	1	2												
<b>Inning Stats</b>	R: 0 E: 0 K: 0 S: 10	H: 1 LOB: 1 BB: 0 P: 15	R: 1 E: 0 K: 1 S: 14	H: 1 LOB: 2 BB: 2 P: 26	R: 1 E: 0 K: 1 S: 16	H: 2 LOB: 0 BB: 0 P: 25	R: 0 E: 0 K: 0 S: 7	H: 0 LOB: 1 BB: 1 P: 14	R: 4 E: 0 K: 0 S: 21	H: 4 LOB: 0 BB: 0 P: 31	R: 0 E: 0 K: 1 S: 8	H: 0 LOB: 0 BB: 0 P: 9	R: 0 E: 0 K: 0 S: 3	H: 0 LOB: 0 BB: 1 P: 7	R: 1 E: 1 K: 1 S: 16	H: 2 LOB: 2 BB: 2 P: 32	R: 1 E: 1 K: 1 S: 6	H: 1 LOB: 1 BB: 1 P: 14	1B: 8 2B: 3 3B: 1 HR: 1	SF: 1 SAC: 0 DP: 2 HBP: 0	WP: 2 PB: 0 SB: 1 CS: 0	PA: 42						
<b>PITCHER</b>	IP	WLS	BF	H	R	ER	SO	BB	IBB	HBP	BLK	WP	HR	S	P	ERA	WHIP											
51 Kris Wilson, R ERA: 5.19	(1, 1)	4.0		21	7	5	5	2	3	0	0	0	0	1	20	27	4.50	0.500										
Blake Stein, R ERA: 5.16	(5, 1)	2.0		7	1	1	1	1	0	0	0	0	0	0	9	21	6.75	2.250										
Cory Bailey, R ERA: 3.29	(7, 1)	1.1	H	6	1	1	1	0	2	0	0	0	1	0	9	18	0.00	3.000										
Jason Grimsley, R ERA: 3.05	(8, 1)	0.2	B	4	1	0	0	1	1	0	0	0	0	0	10	18	0.00	3.000										
Doug Henry, R ERA: 6.0	(9, 1)	0.2	L	4	1	1	1	1	1	0	0	0	0	6	14	13.50	3.000											

AB 38  
R 7  
H 12  
RBI 7  
BB 1  
SO 7  
LOB 8



AB 34  
R 8  
H 11  
RBI 8  
BB 7  
SO 5  
LOB 17





Batter	1	2	3	4	5	6	7	8	9	10	AB	R	H	RBI	BB	SO	LOB	TOP						
Carlos Febles, R OBP: 0.294, SLG: 0.378	(1,4) 3-3 K																	5 1 2 1 0 1 2						
Neifi Perez, S OBP: 0.311, SLG: 0.399	(1,6) 2-1 G4-3																	4 0 0 1 0 0 1						
Carlos Beltrán, S OBP: 0.355, SLG: 0.484	(1,8) 3-3 K																	5 0 2 1 0 1 1						
29 Mike Sweeney, R OBP: 0.370, SLG: 0.557																		5 0 1 0 0 2 1						
Raul Ibanez, L OBP: 0.302, SLG: 0.490	(1,10) 4-2 BB																	4 0 1 0 1 1 3						
Jose Randa, R OBP: 0.308, SLG: 0.376	(1,5) 3-2 BB																	3 0 2 0 1 0 1						
Donnie Sadler, R OBP: 0.245, SLG: 0.213	(8, PR) 1-2 FC6-4																	1 1 0 0 0 1 0						
Dee Brown, L OBP: 0.289, SLG: 0.340	(1,7) 1-3 K																	5 0 0 0 0 2 7						
Mark Quinn, R OBP: 0.303, SLG: 0.478	(1,9) 1-1 FC6-4																	3 1 0 0 1 1 4						
Gregg Zaun, S OBP: 0.351, SLG: 0.528	(1,2) 1-2 G4-3																	3 1 1 0 0 1 0						
Brent Mayne, L OBP: 0.338, SLG: 0.352	(6,2) 4 Angel Berroa, R																	1 0 1 1 0 0 0						
Héctor Ortiz, R OBP: 0.294, SLG: 0.300	(8,2) 1-3 SF4																	0 0 0 0 0 0 0						
<b>Inning Stats</b>	R: 0 E: 0 K: 2 S: 11	H: 0 LOB: 0 BB: 0 P: 19	R: 0 E: 0 K: 1 S: 16	H: 1 LOB: 2 BB: 1 P: 27	R: 0 E: 0 K: 0 S: 10	H: 1 LOB: 1 BB: 0 P: 13	R: 0 E: 0 K: 1 S: 7	H: 1 LOB: 1 BB: 0 P: 15	R: 3 E: 0 K: 0 S: 20	H: 4 LOB: 3 BB: 2 P: 34	R: 0 E: 0 K: 1 S: 7	H: 0 LOB: 0 BB: 0 P: 10	R: 0 E: 0 K: 0 S: 14	H: 1 LOB: 1 BB: 0 P: 18	R: 1 E: 0 K: 1 S: 9	H: 2 LOB: 2 BB: 0 P: 13	R: 0 E: 0 K: 3 S: 6	H: 0 LOB: 0 BB: 0 P: 11	R: 0 E: 0 K: 3 S: 13	H: 0 LOB: 0 BB: 0 P: 18	1B: 9 2B: 1 3B: 0 HR: 0	SF: 1 SAC: 0 DP: 0 HBP: 0	WP: 0 PB: 0 SB: 0 CS: 0	PA: 43
<b>PITCHER</b>	IP WLS BF H R ER SO BB IBB HBP BLK WP HR S P ERA WHIP																							
Jon Garland, R ERA: 3.75	(1,1) 5.0 0 25 7 3 3 4 3 0 0 0 0 0 0 64 108 5.40 2.000																							
Josh Fogg, R ERA: 2.57	(6,1) 1.2 6 1 0 0 1 0 0 0 0 0 0 0 0 17 21 0.00 0.600																							
Bill Putsipher, L ERA: 5.81	(7,1) 0.1 1 0 0 0 0 0 0 0 0 0 0 0 0 4 7 0.00 0.000																							
Bob Howry, R ERA: 4.7	(8,1) 1.0 B 5 2 1 1 1 0 0 0 0 0 0 0 0 9 13 9.00 2.000																							
Keith Foulke, R ERA: 2.34	(9,1) 2.0 W 6 0 0 0 4 0 0 0 0 0 0 0 0 19 29 0.00 0.000																							

Kansas City Royals @ Chicago White Sox  
Comiskey Park, Chicago, IL  
Sat Sep 22 2001, 7:05 PM EDT  
Att. 24,307 - Sunny - 74 F

AB	39
R	4
H	10
RBI	4
BB	3
SO	10
LOB	20



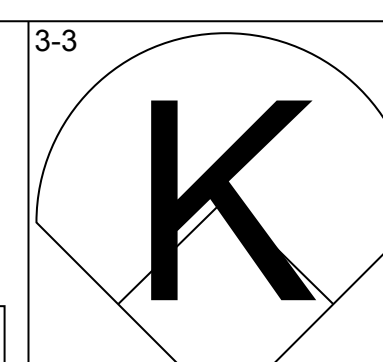
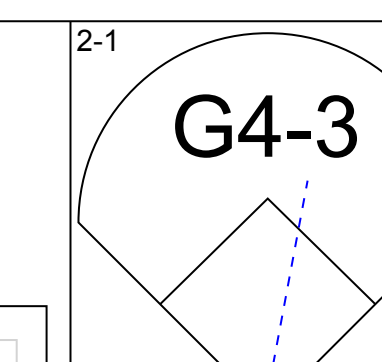
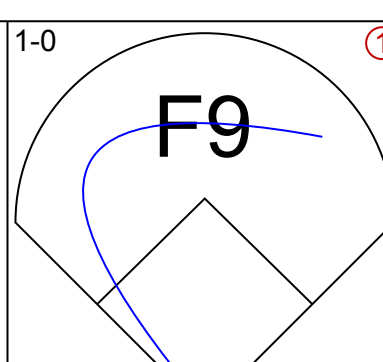
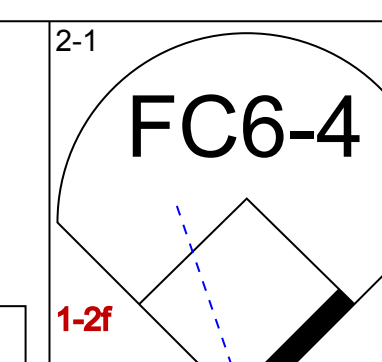
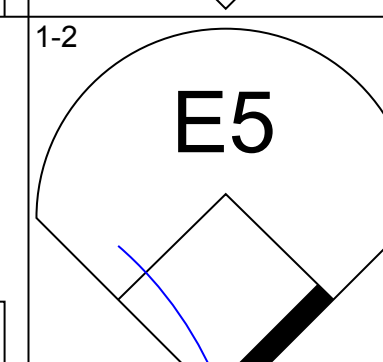
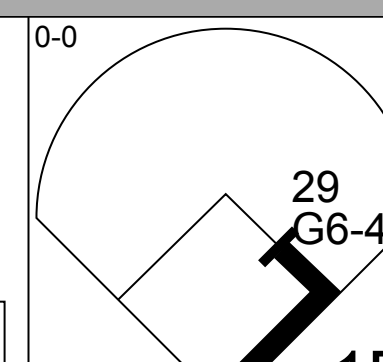
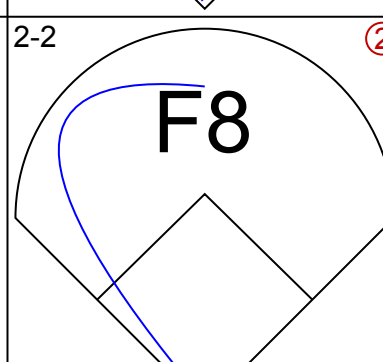
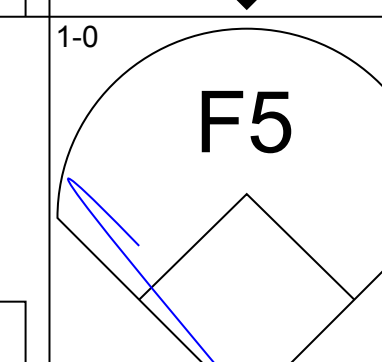
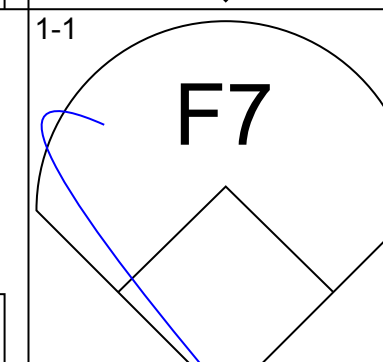
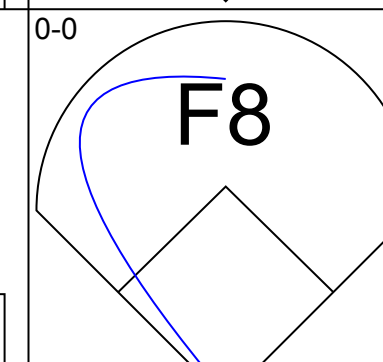
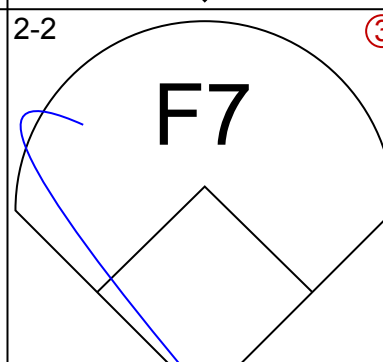
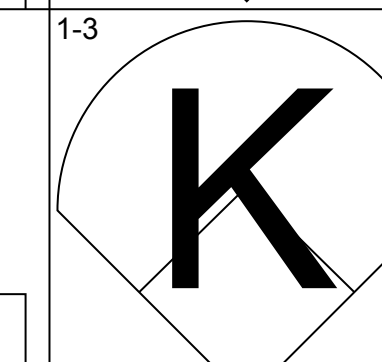
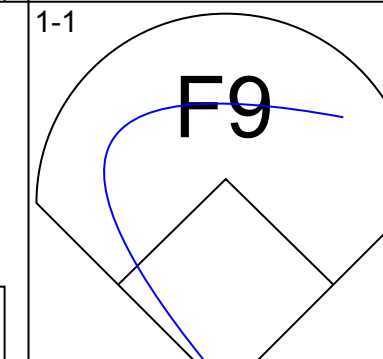
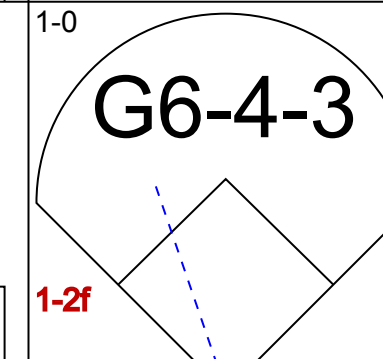
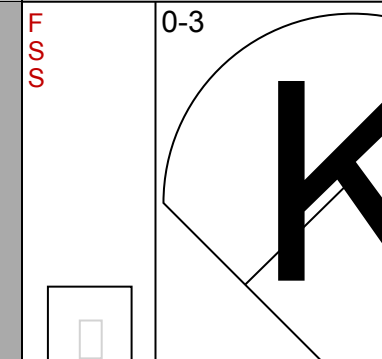
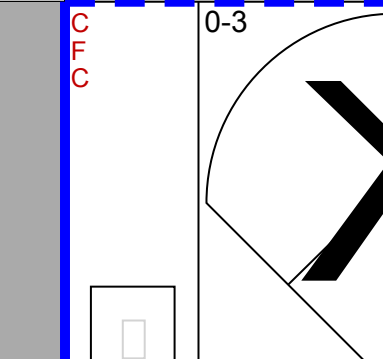
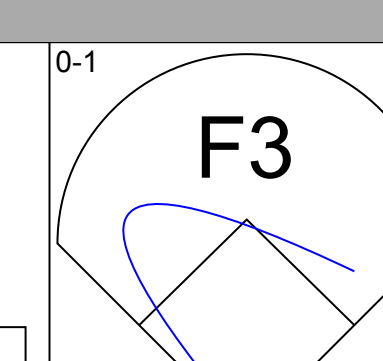
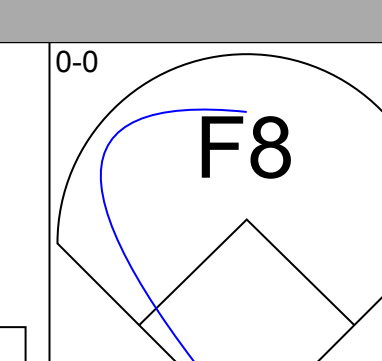
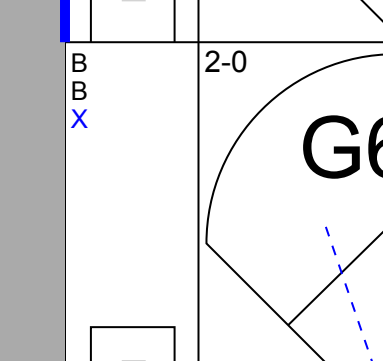
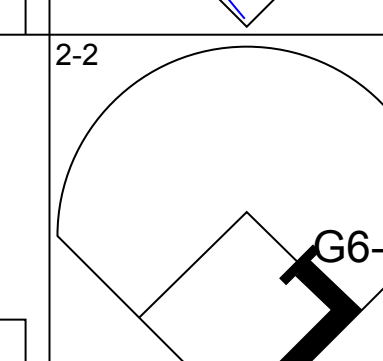
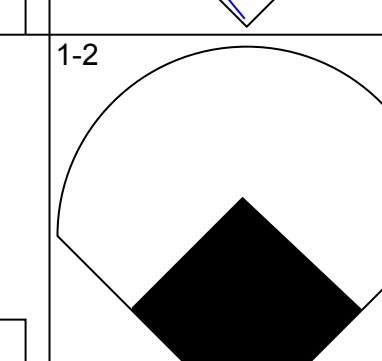
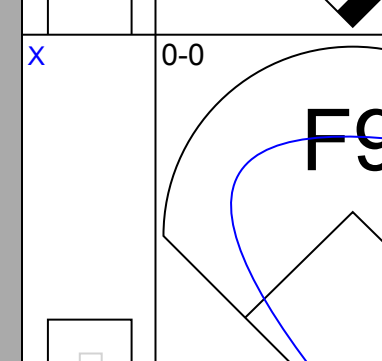
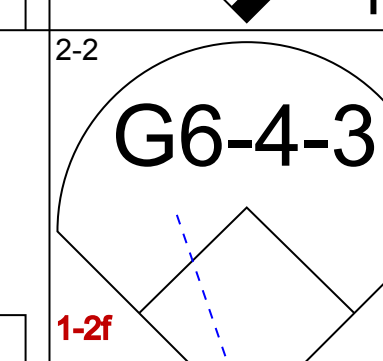
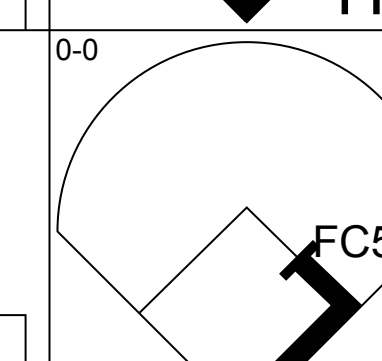
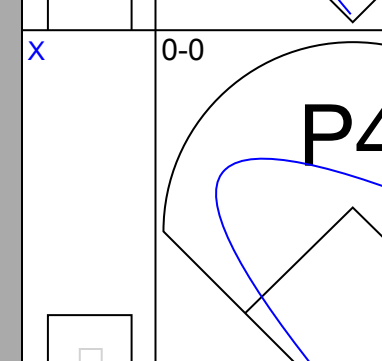
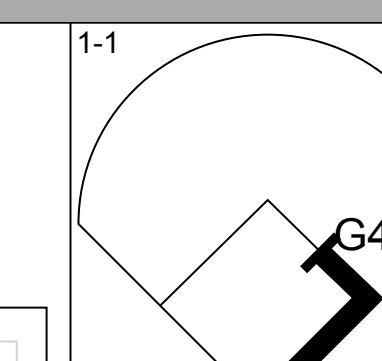
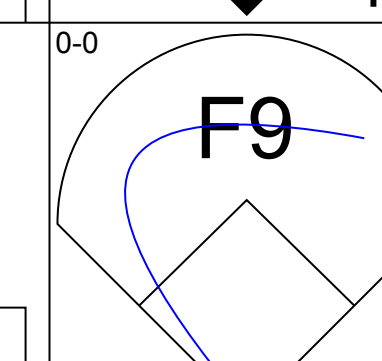
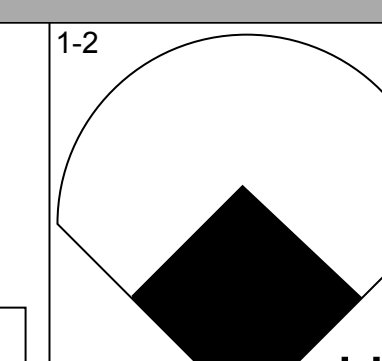
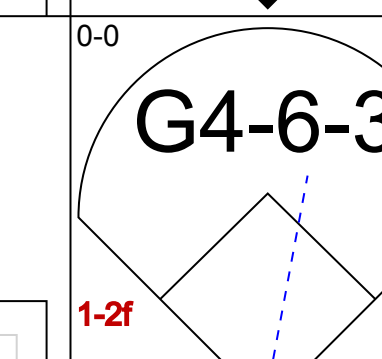
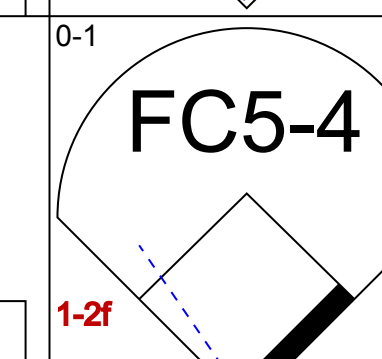
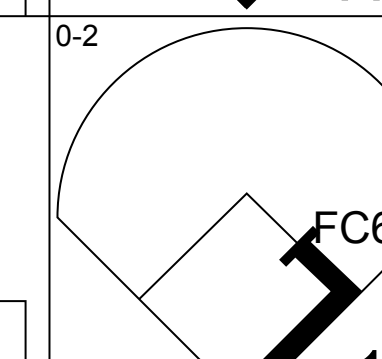
Batter	1	2	3	4	5	6	7	8	9	10	AB	R	H	RBI	BB	SO	LOB	BOTTOM						
Ray Durham, S OBP: 0.338, SLG: 0.462	(1,4) 4-1 G4-6-3																	4 2 1 0 1 1 3						
Jose Valentin, S OBP: 0.341, SLG: 0.507	(1,5) 0-2 G4-6-3																	3 0 1 1 1 0 2						
Tony Gwynn, R OBP: 0.374, SLG: 0.407	(7, PR) 1-2 G3																	1 1 0 1 0 1 1						
Magglio Ordonez, R OBP: 0.377, SLG: 0.531	(1,9) 1-1 G6-3																	4 0 0 0 1 0 3						
14 Paul Konerko, R OBP: 0.354, SLG: 0.524																		3 1 2 1 2 0 0						
Jeff Liefer, L OBP: 0.313, SLG: 0.535	(1,10) 0-1 F2																	4 0 0 0 1 1 6						
Carlos Lee, R OBP: 0.326, SLG: 0.471	(1,7) 1-2 G6-3																	4 0 2 0 0 0 3						
Aaron Rowand, R OBP: 0.386, SLG: 0.455	(8,7) 1-2 G6-3																	0 0 0 0 0 0 0						
Chris Singleton, L OBP: 0.331, SLG: 0.433	(1,8) 0-0 P6																	3 0 2 1 1 0 1						
Royce Clayton, R OBP: 0.307, SLG: 0.392	(1,6) 1-3 K																	5 0 0 0 0 2 7						
Mark Johnson, L OBP: 0.343, SLG: 0.372	(1,2) 0-1 E3																	4 1 1 1 1 0 3						
<b>Inning Stats</b>	R: 0 E: 0 K: 0 S: 7	H: 0 LOB: 0 BB: 1 P: 12	R: 1 E: 0 K: 1 S: 14	H: 2 LOB: 1 BB: 0 P: 19	R: 0 E: 1 K: 0 S: 10	H: 0 LOB: 1 BB: 0 P: 16	R: 0 E: 0 K: 0 S: 7	H: 1 LOB: 1 BB: 0 P: 11	R: 2 E: 0 K: 0 S: 12	H: 3 LOB: 2 BB: 1 P: 24	R: 0 E: 0 K: 1 S: 10	H: 2 LOB: 2 BB: 0 P: 15	R: 1 E: 0 K: 1 S: 16	H: 1 LOB: 3 BB: 3 P: 32	R: 0 E: 0 K: 2 S: 14	H: 0 LOB: 3 BB: 3 P: 33	R: 0 E: 0 K: 0 S: 7	H: 0 LOB: 1 BB: 0 P: 16	R: 1 E: 1 K: 0 S: 2	H: 0 LOB: 0 BB: 0 P: 4	1B: 5 2B: 1 3B: 2 HR: 1	SF: 1 SAC: 2 DP: 1 HBP: 1	WP: 2 PB: 0 SB: 0 CS: 0	PA: 47
<b>PITCHER</b>	IP WLS BF H R ER SO BB IBB HBP BLK WP HR S P ERA WHIP																							
Mike MacDougal, R ERA: 6.23	(1,1) 4.1 0 20 6 3 3 1 2 0 0 0 0 1 1 46 70 6.23 1.615																							
Jeff Austin, R ERA: 5.16	(5,1) 2.0 11 3 1 1 1 2 0 0 0 0 1 0 0 22 41 4.50 2.500																							
Brad Voyles, R ERA: 5.16	(7,1) 0.1 2 0 0 0 0 1 0 0 0 0 0 0 0 3 8 0.00 3.000																							
Scott Mullen, L ERA: 2.7	(7,1) 0.0 1 0 0 0 0 1 0 0 0 0 0 0 0 1 5 ∞ ∞																							
Cory Bailey, R ERA: 3.27	(7,1) 0.1 1 0 0 0 0 1 0 0 0 0 0 0 0 4 5 0.00 0.000																							
<b>PITCHER</b>	IP WLS BF H R ER SO BB IBB HBP BLK WP HR S P ERA WHIP																							
Doug Henry, R ERA: 5.84	(6,1) 2.0 0 10 2 0 0 2 2 1 1 0 0 0 0 0 21 49 0.00 1.000																							
Blake Stein, R ERA: 5.14	(10,1) 0.1 L 2 0 1 0 0 0 0 0 0 0 0 0 0 0 2 4 0.00 0.000																							

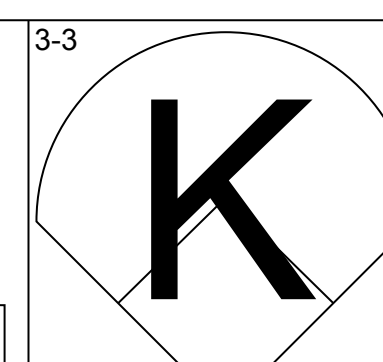
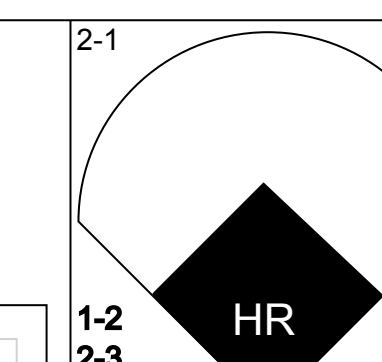
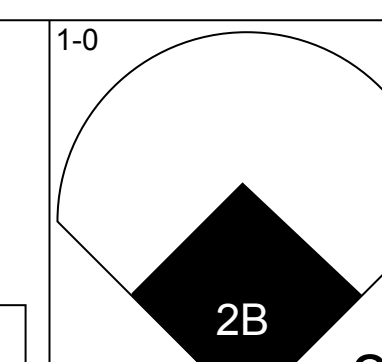
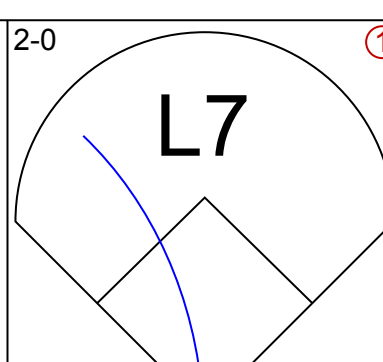
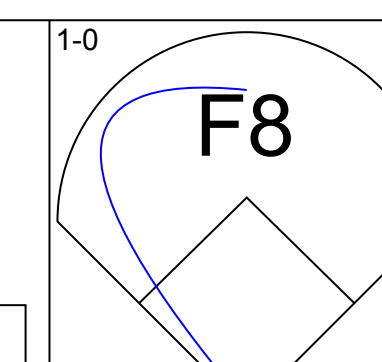
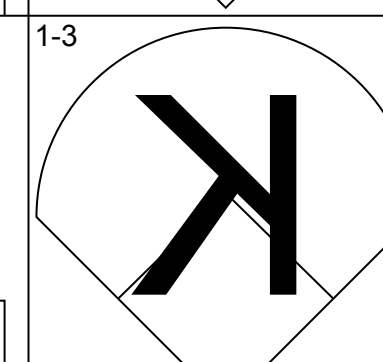
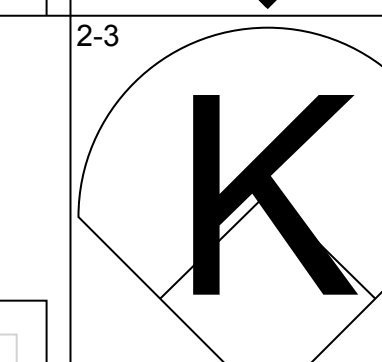
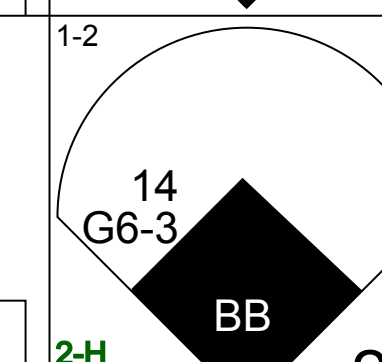
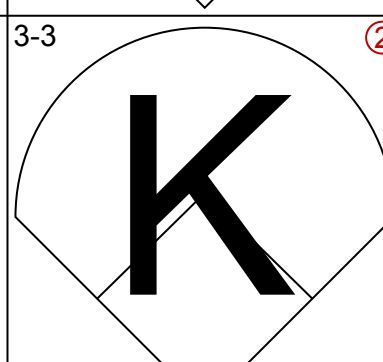
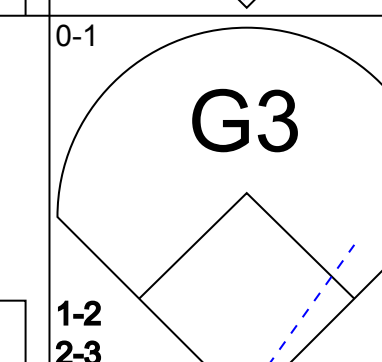
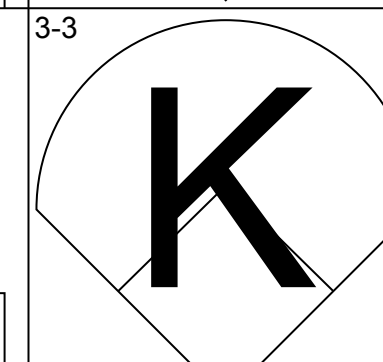
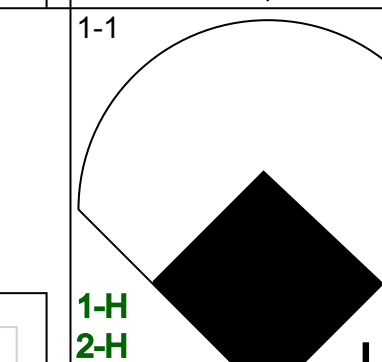
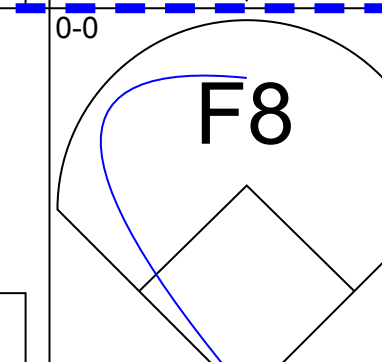
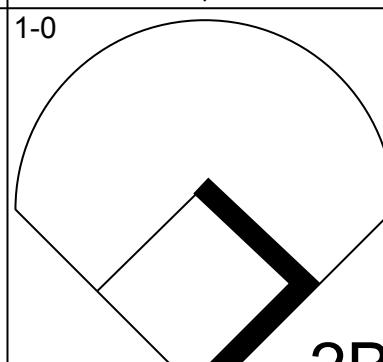
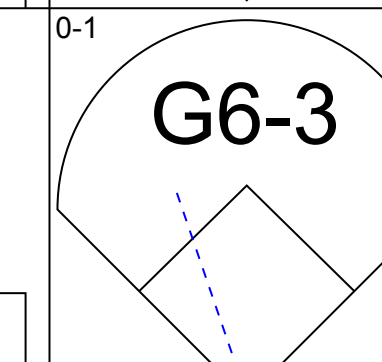
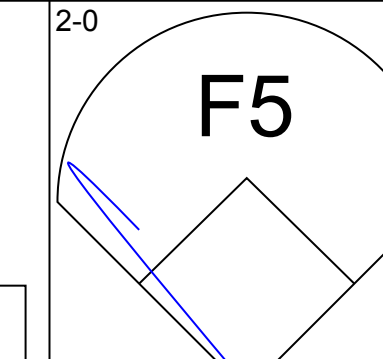
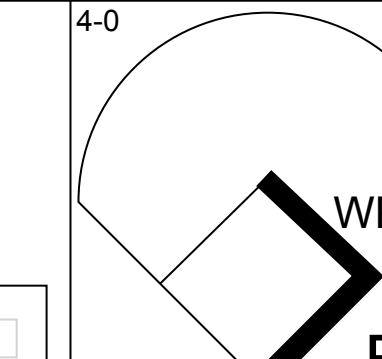
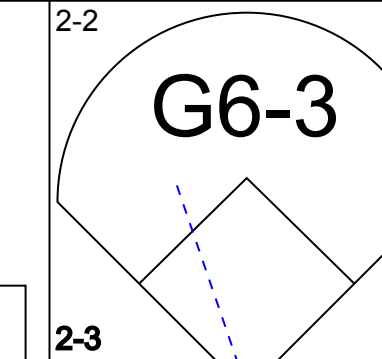
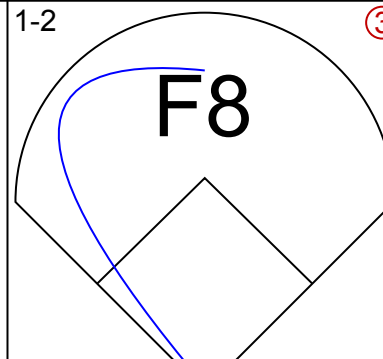

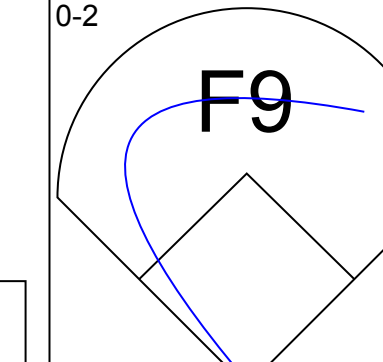
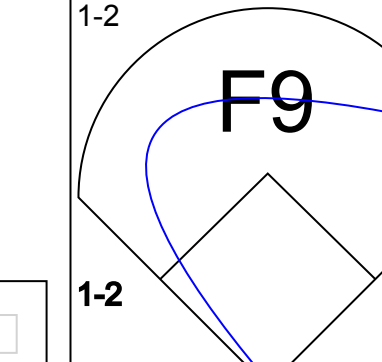
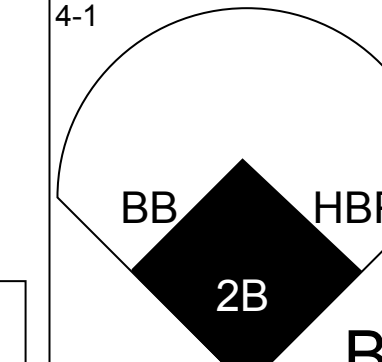
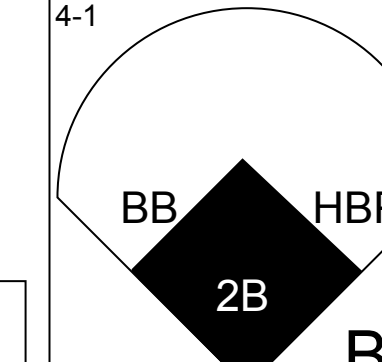


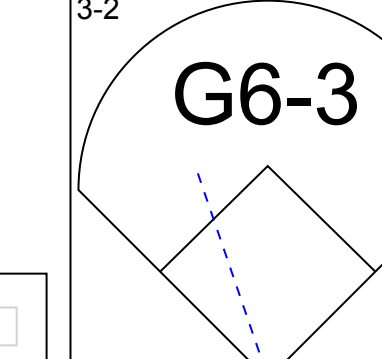
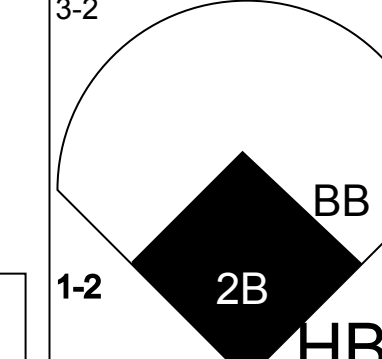
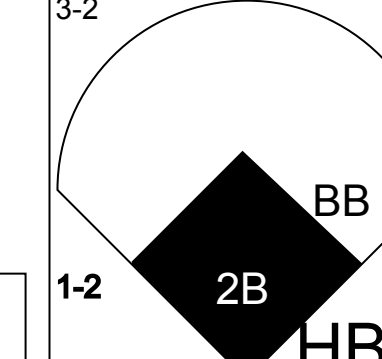

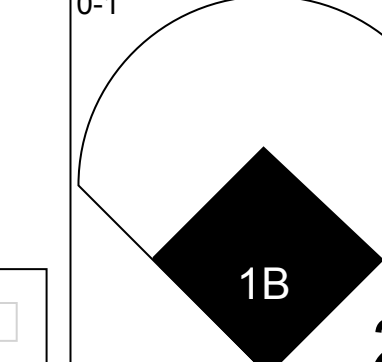
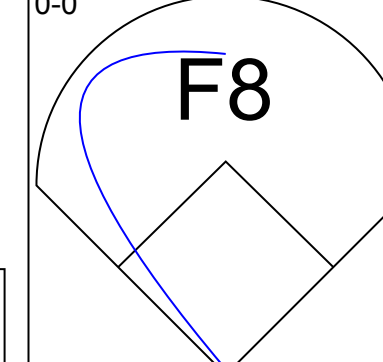
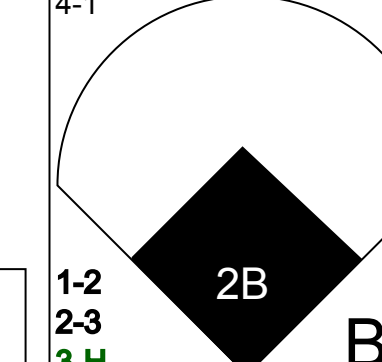
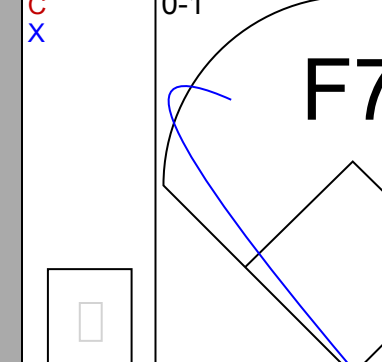
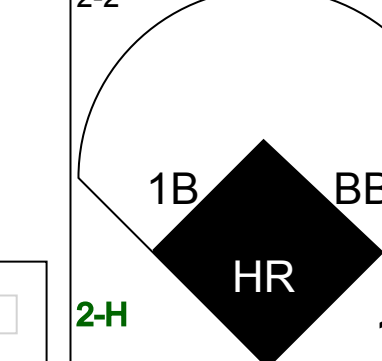
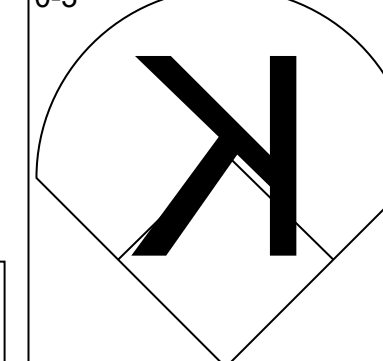
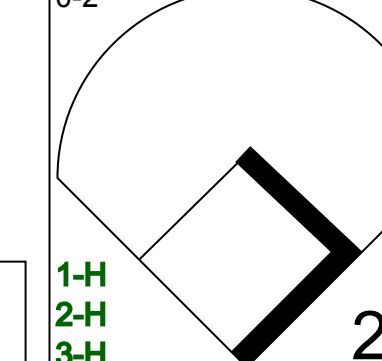
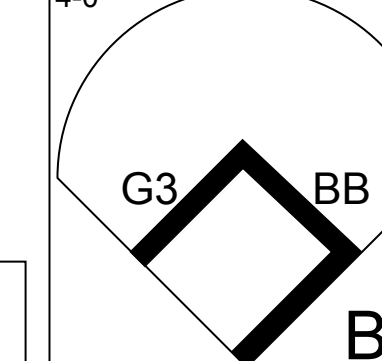
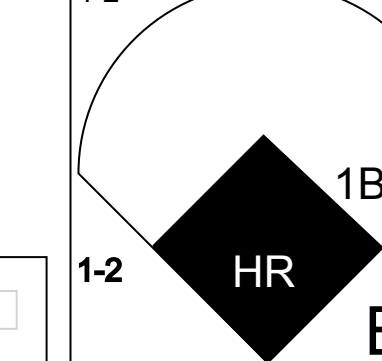
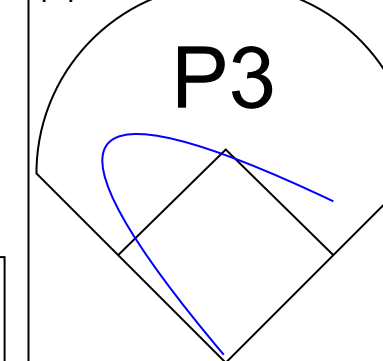
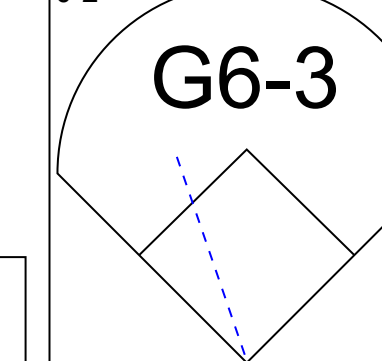
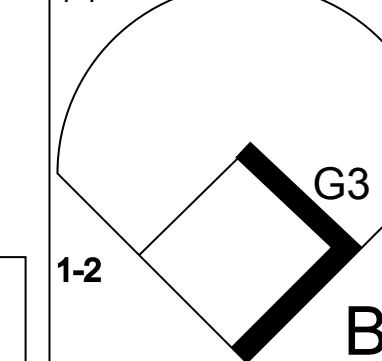
Kansas City Royals @ Chicago White Sox  
Comiskey Park, Chicago, IL  
Sat Sep 22 2001, 7:05 PM EDT  
Att. 24,307 - Sunny - 74 F

AB	35
R	5
H	9
RBI	5
BB	8
SO	5
LOB	29





Batter	1	2	3	4	5	6	7	8	9	AB	R	H	RBI	BB	SO	LOB	TOP					
Carlos Febles, R OBP: 0.289, SLG: 0.371 (1, 4)										4	0	0	0	0	1	1	<b>Kansas City Royals @ Chicago White Sox</b> Comiskey Park, Chicago, IL Sun Sep 23 2001, 2:05 PM EDT Att: 19,014 - Overcast - 63 F					
Neftali Feliz, S OBP: 0.311, SLG: 0.399 4 Angel Berroa, R (6, 6)										3	0	1	0	0	0	0						
Carlos Beltrán, S OBP: 0.353, SLG: 0.480 (1, 8)										4	0	0	0	0	1	3						
29 Mike Sweeney, R OBP: 0.368, SLG: 0.553 A.J. Hinch, R OBP: 0.227, SLG: 0.333 (9, PH)										3	0	0	0	0	1	2						
Joe Randa, R OBP: 0.308, SLG: 0.375 (1, 5)										4	0	1	0	0	0	0						
Mark Quinn, R OBP: 0.304, SLG: 0.485 (1, 9)										4	1	2	1	0	0	1						
Ken Harvey, R OBP: 0.143, SLG: 0.143 (1, 3)										3	0	1	0	0	0	2						
Brandon Berger, R OBP: 0.429, SLG: 0.833 (1, 7)										3	1	2	1	0	0	1						
Héctor Ortiz, R OBP: 0.294, SLG: 0.301 (1, 2)										3	0	1	0	0	0	2						
<b>Inning Stats</b>	R: 0 E: 1 K: 1 S: 12	H: 0 LOB: 1 BB: 0 P: 18	R: 0 E: 0 K: 0 S: 10	H: 1 LOB: 0 BB: 0 P: 14	R: 0 E: 0 K: 0 S: 5	H: 1 LOB: 0 BB: 0 P: 8	R: 0 E: 0 K: 0 S: 3	H: 1 LOB: 0 BB: 0 P: 4	R: 1 E: 0 K: 0 S: 8	H: 2 LOB: 1 BB: 0 P: 9	R: 0 E: 0 K: 0 S: 7	H: 0 LOB: 0 BB: 0 P: 12	R: 0 E: 0 K: 1 S: 7	H: 1 LOB: 1 BB: 0 P: 7	R: 1 E: 0 K: 1 S: 14	H: 2 LOB: 1 BB: 0 P: 19		R: 0 E: 0 K: 1 S: 7	H: 0 LOB: 0 BB: 0 P: 9	1B: 6 2B: 0 3B: 0 HR: 2	SF: 0 SAC: 0 DP: 3 HBP: 0	WP: 0 PB: 0 CS: 0
<b>PITCHER</b>	IP WLS BF H R ER SO BB IBB HBP BLK WP HR S P ERA WHIP	IP WLS BF H R ER SO BB IBB HBP BLK WP HR S P ERA WHIP																				
56 Mark Buehrle, L ERA: 3.37 Matt Ginter, R ERA: 5.97 (9, 1)	8.0 W 30 8 2 2 3 0 0 0 0 0 2 66 91 2.25 1.000	1.0 3 0 0 0 1 0 0 0 0 0 0 7 9 0.00 0.000																				

Batter	1	2	3	4	5	6	7	8	9	AB	R	H	RBI	BB	SO	LOB	BOTTOM					
Ray Durham, S OBP: 0.339, SLG: 0.463 (1, 4)										5	2	2	0	0	1	2	<b>Kansas City Royals @ Chicago White Sox</b> Comiskey Park, Chicago, IL Sun Sep 23 2001, 2:05 PM EDT Att: 19,014 - Overcast - 63 F					
Jose Valentin, S OBP: 0.341, SLG: 0.509 Tony Graffanino, R OBP: 0.369, SLG: 0.401 (6, 5)										3	1	1	1	0	2	3						
Magglio Ordonez, R OBP: 0.377, SLG: 0.537 Aaron Rowand, R OBP: 0.386, SLG: 0.455 (9, 9)										5	1	2	4	0	1	3						
14 Paul Konerko, R OBP: 0.353, SLG: 0.521 (1, 3)										3	0	0	0	1	0	2						
Jose Canseco, R OBP: 0.388, SLG: 0.511 (1, 10)										3	1	0	0	1	0	1						
Carlos Lee, R OBP: 0.326, SLG: 0.468 (1, 7)										3	1	0	0	0	1	1						
Chris Singleton, L OBP: 0.332, SLG: 0.435 (1, 8)										3	2	1	1	1	0	0						
Royce Clayton, R OBP: 0.311, SLG: 0.396 (1, 6)										3	1	2	4	1	1	0						
Josh Paul, R OBP: 0.293, SLG: 0.352 (1, 2)										2	1	0	0	2	0	1						
<b>Inning Stats</b>	R: 0 E: 0 K: 3 S: 12	H: 0 LOB: 0 BB: 0 P: 19	R: 0 E: 0 K: 1 S: 7	H: 0 LOB: 0 BB: 0 P: 12	R: 5 E: 0 K: 1 S: 22	H: 4 LOB: 1 BB: 2 P: 40	R: 0 E: 0 K: 1 S: 6	H: 0 LOB: 0 BB: 0 P: 7	R: 5 E: 0 K: 0 S: 18	H: 3 LOB: 1 BB: 2 P: 33	R: 0 E: 0 K: 1 S: 9	H: 1 LOB: 1 BB: 0 P: 16	R: 0 E: 0 K: 0 S: 7	H: 0 LOB: 0 BB: 0 P: 12	R: 0 E: 0 K: 0 S: 6	H: 0 LOB: 2 BB: 2 P: 15		R: 0 E: 0 K: 0 S: 6	H: 0 LOB: 2 BB: 2 P: 15	1B: 2 2B: 5 3B: 0 HR: 1	SF: 0 SAC: 0 DP: 0 HBP: 1	WP: 1 PB: 0 CS: 0
<b>PITCHER</b>	IP WLS BF H R ER SO BB IBB HBP BLK WP HR S P ERA WHIP	IP WLS BF H R ER SO BB IBB HBP BLK WP HR S P ERA WHIP																				
Chad Durbin, R ERA: 5.02 Brad Voyles, R ERA: 6.23 Scott Mullen, L ERA: 2.08 (7, 1)	4.0 L 20 2 3 3 1 2 0 1 0 0 0 23 43 13.50 2.000	2.0 8 0 0 0 0 2 0 0 0 0 0 13 27 0.00 1.000																				





Batter	1	2	3	4	5	6	7	8	9	AB	R	H	RBI	BB	SO	LOB	TOP								
Jacque Jones, L (1, 7) OBP: 0.324, SLG: 0.404 Bobby Kielty, S (8, FH) OBP: 0.283, SLG: 0.365	G3-1			F9		P6		1B BB		3	0	0	0	0	0	1	<b>Minnesota Twins @ Chicago White Sox</b> Comiskey Park, Chicago, IL Tue Sep 25 2001, 8:05 PM EDT Att: 11,973 - Sunny - 61 F <a href="http://livebaseballscorecards.com">livebaseballscorecards.com</a>								
Cristian Guzman, S (1, 6) OBP: 0.336, SLG: 0.479	F9			G6-3		F8		WP 1B		4	0	1	0	0	0	1									
Doug Mientkiewicz, L (1, 3) OBP: 0.389, SLG: 0.472	P6			G6-3				WP 1B		4	0	1	2	0	0	0									
Corey Koskie, L (1, 5) OBP: 0.362, SLG: 0.501		G3-1				F7		1B IBB		3	0	0	0	1	1	0									
Brian Buchanan, R (1, 9) OBP: 0.351, SLG: 0.503 Dustan Mohr, R (8, 9) OBP: 0.143, SLG: 0.105		L5				G6-3		F9		4	0	0	0	0	0	3									
David Ortiz, L (1, 10) OBP: 0.324, SLG: 0.489		F7				G4-3				4	1	1	1	0	1	0									
Torii Hunter, R (1, 8) OBP: 0.302, SLG: 0.481				P4				HR		4	1	2	1	0	0	0									
A.J. Pierzynski, L (1, 2) OBP: 0.325, SLG: 0.438				K				FC5-4 1B		4	0	1	0	0	1	1									
Luis Rivas, R (1, 4) OBP: 0.317, SLG: 0.367				K		FC5-4		1B 2B		3	1	1	0	0	1	1									
<b>Inning Stats</b>	R: 0 E: 0 K: 0 S: 9	H: 0 LOB: 0 BB: 0 P: 15	R: 0 E: 0 K: 0 S: 8	H: 0 LOB: 0 BB: 0 P: 12	R: 0 E: 0 K: 2 S: 8	H: 0 LOB: 0 BB: 0 P: 10	R: 0 E: 0 K: 0 S: 5	H: 0 LOB: 0 BB: 0 P: 8	R: 0 E: 0 K: 0 S: 7	H: 0 LOB: 0 BB: 0 P: 10	R: 1 E: 0 K: 0 S: 16	H: 2 LOB: 1 BB: 0 P: 22	R: 0 E: 0 K: 1 S: 11	H: 0 LOB: 0 BB: 0 P: 14	R: 3 E: 0 K: 0 S: 15	H: 4 LOB: 3 BB: 2 P: 28	R: 0 E: 0 K: 1 S: 9	H: 1 LOB: 0 BB: 0 P: 13	1B: 4 2B: 2 3B: 0 HR: 2	SF: 0 SAC: 0 DP: 1 HBP: 0	WP: 1 PB: 0 SB: 0 CS: 0	PA: 35			
<b>PITCHER</b>	IP	WLS	BF	H	R	ER	SO	BB	IBB	HBP	BLK	WP	HR	S	P	ERA	WHIP								
Gary Glover, R (1, 1) ERA: 4.68	7.2	L	27	4	3	3	3	0	0	0	0	0	2	72	101	3.52	0.522								
Bill Pulsipher, L (8, 1) ERA: 6.15	0.0		1	0	0	0	0	1	0	0	0	0	0	1	5	∞	∞								
Bob Howry, R (8, 1) ERA: 4.68	0.1		4	2	1	1	0	0	1	0	0	1	0	6	13	27.00	6.000								
Alan Embree, L (9, 1) ERA: 7.79	1.0		3	1	0	0	1	0	0	0	0	0	0	9	13	0.00	1.000								

Batter	1	2	3	4	5	6	7	8	9	AB	R	H	RBI	BB	SO	LOB	BOTTOM								
Ray Durham, S (1, 4) OBP: 0.340, SLG: 0.462	G4-3			HR				G6-3		3	1	1	0	1	0	1	<b>Minnesota Twins @ Chicago White Sox</b> Comiskey Park, Chicago, IL Tue Sep 25 2001, 8:05 PM EDT Att: 11,973 - Sunny - 61 F <a href="http://livebaseballscorecards.com">livebaseballscorecards.com</a>								
Jose Valentin, S (1, 5) OBP: 0.340, SLG: 0.513	F5			HR				G4-3		4	1	1	2	0	1	1									
Magglio Ordonez, R (1, 9) OBP: 0.378, SLG: 0.535				G4-3				L9		2	0	0	0	2	0	0									
14 Paul Konerko, R (1, 3) OBP: 0.351, SLG: 0.517	G5-3							G3		4	0	0	0	0	0	3									
Jose Canseco, R (1, 10) OBP: 0.383, SLG: 0.502				K				K		4	0	0	0	0	4	1									
Jeff Liefer, L (1, 7) OBP: 0.310, SLG: 0.528 Tony Graffanino, R (9, FH) OBP: 0.367, SLG: 0.399				F7				F9		3	0	0	0	0	1	1									
Chris Singleton, L (1, 8) OBP: 0.332, SLG: 0.434 Carlos Lee, R (9, FH) OBP: 0.325, SLG: 0.467				F7				G4-3		3	0	1	0	0	0	0									
Royce Clayton, R (1, 6) OBP: 0.311, SLG: 0.396				K				FC4-6 1B		3	0	1	0	0	1	2									
Mark Johnson, L (1, 2) OBP: 0.337, SLG: 0.365				F7				F8		3	0	0	0	0	0	1									
<b>Inning Stats</b>	R: 0 E: 0 K: 0 S: 11	H: 0 LOB: 1 BB: 1 P: 19	R: 0 E: 0 K: 1 S: 7	H: 0 LOB: 0 BB: 0 P: 11	R: 2 E: 0 K: 1 S: 9	H: 2 LOB: 0 BB: 0 P: 13	R: 0 E: 1 K: 1 S: 8	H: 1 LOB: 2 BB: 0 P: 14	R: 0 E: 2 K: 1 S: 12	H: 0 LOB: 2 BB: 2 P: 24	R: 0 E: 0 K: 2 S: 9	H: 0 LOB: 0 BB: 0 P: 13	R: 0 E: 0 K: 0 S: 7	H: 1 LOB: 0 BB: 0 P: 10	R: 0 E: 0 K: 0 S: 5	H: 0 LOB: 0 BB: 0 P: 11	R: 0 E: 0 K: 1 S: 12	H: 0 LOB: 0 BB: 0 P: 16	1B: 3 2B: 0 3B: 0 HR: 1	SF: 0 SAC: 0 DP: 0 HBP: 0	WP: 0 PB: 0 SB: 0 CS: 1	PA: 34			
<b>PITCHER</b>	IP	WLS	BF	H	R	ER	SO	BB	IBB	HBP	BLK	WP	HR	S	P	ERA	WHIP								
Joe Mays, R (1, 1) ERA: 3.15	7.0	W	28	4	2	2	6	3	0	0	0	0	1	63	104	2.57	1.000								
Todd Jones, R (8, 1) ERA: 4.27	1.0	H	3	0	0	0	0	0	0	0	0	0	0	5	11	0.00	0.000								
Eddie Guardado, L (9, 1) ERA: 3.47	1.0	S	3	0	0	0	1	0	0	0	0	0	0	12	16	0.00	0.000								



Batter	1	2	3	4	5	6	7	8	9	AB	R	H	RBI	BB	SO	LOB	TOP										
Jacque Jones, L OBP: 0.324, SLG: 0.404 Bobby Kielty, S OBP: 0.287, SLG: 0.368	2-2 S 1B	3-1 G1-3		3-2 G4-3			0-0 G6-4-3 1B		1-3 K	3	0	1	0	0	0	2											
Cristian Guzman, S OBP: 0.335, SLG: 0.477	1-3 K2-3		0-0 FC3-6 1B		2-1 L6		1-2 G6-4-3			4	0	1	0	0	1	3											
Doug Mientkiewicz, L OBP: 0.386, SLG: 0.488	1-3 K		0-0 FC3-6 G4-3 1-2		1-0 F9		1-0 F8			4	0	0	0	0	1	3											
Corey Koskie, L OBP: 0.361, SLG: 0.499	0-0 G4-3		1-2 G4-3		1-1 WP 1B				1-3 K	4	0	1	0	0	1	2											
Brian Buchanan, R OBP: 0.344, SLG: 0.492		3-2 L4	3-1 G6-3		1-3 K2-3				0-1 G6-3	4	0	0	0	0	1	2											
David Ortiz, L OBP: 0.326, SLG: 0.490		2-0 FC4-6 1B		0-1 WP 2B 1B		1-1 G6-3			2-3 K	4	1	2	0	0	1	0											
Tori Hunter, R OBP: 0.301, SLG: 0.479		1-1 FC4-6 WP 1B 1-2		0-0 P3		2-0 G1-3			0-0 DI 1B	4	1	1	0	0	0	2	AB 36 R 3 H 10 RBI 3 BB 1 SO 7 LOB 18										
A.J. Pierzynski, L OBP: 0.326, SLG: 0.441		0-1 WP 1B 1-H		2-0 1-H 2B		0-0 L4			0-0 F3	4	1	2	2	0	0	1											
Luis Rivas, R OBP: 0.318, SLG: 0.367		2-2 1-H 1B		1-1 G5-3			4-1 G6-4-3 1B BB		3-3 K	3	0	1	1	1	1	2											
<b>Inning Stats</b>	R: 0 E: 0 K: 2 S: 10	H: 1 LOB: 1 BB: 0 P: 14	R: 2 E: 0 K: 0 S: 13	H: 3 LOB: 1 BB: 0 P: 24	R: 0 E: 0 K: 0 S: 9	H: 1 LOB: 1 BB: 0 P: 13	R: 1 E: 0 K: 0 S: 9	H: 2 LOB: 1 BB: 0 P: 15	R: 0 E: 0 K: 1 S: 8	H: 0 LOB: 0 BB: 0 P: 7	R: 0 E: 0 K: 0 S: 10	H: 1 LOB: 1 BB: 1 P: 16	R: 0 E: 0 K: 2 S: 9	H: 0 LOB: 0 BB: 0 P: 12	R: 0 E: 0 K: 2 S: 8	H: 1 LOB: 1 BB: 0 P: 12	1B: 9 2B: 1 3B: 0 HR: 0	SF: 0 SAC: 0 DP: 1 HBP: 0	WP: 4 PB: 0 SB: 1 CS: 0	PA: 37							
<b>PITCHER</b>	IP	WLS	BF	H	R	ER	SO	BB	IBB	HBP	BLK	WP	HR	S	P	ERA	WHIP										
Kip Wells, R ERA: 4.33	6.0	W	26	8	3	3	3	0	0	0	0	4	0	53	86	4.50	1.333										
Josh Fogg, R ERA: 2.57	0.0		1	0	0	0	0	1	0	0	0	0	0	1	5	∞	∞										
Alan Embree, L ERA: 7.49	2.0	H	6	1	0	0	2	0	0	0	0	0	0	18	23	0.00	0.500										
Keith Foulke, R ERA: 2.31	1.0	S	4	1	0	0	2	0	0	0	0	0	0	8	12	0.00	1.000										

Minnesota Twins @ Chicago White Sox  
Comiskey Park, Chicago, IL  
Wed Sep 26 2001, 8:05 PM EDT  
Att: 13,006 - Sunny - 63 F

AB 36  
R 3  
H 10  
RBI 3  
BB 1  
SO 7  
LOB 18



Batter	1	2	3	4	5	6	7	8	9	AB	R	H	RBI	BB	SO	LOB	BOTTOM										
Ray Durham, S OBP: 0.341, SLG: 0.464	1-2 L8		2-0 F7		1-2 2B	1-1 FC4-6 1B				4	0	2	3	0	0	1											
Jose Valentin, S OBP: 0.337, SLG: 0.508	0-3 K		1-0 F7		0-3 K	0-3 FC4-6 1-2				4	0	0	0	0	2	4											
Magglio Ordonez, R OBP: 0.377, SLG: 0.532	4-2 BB			0-0 G5-3		0-2 G6-3	2-1 G1-3			3	0	0	0	1	0	0											
14 Paul Konerko, R OBP: 0.350, SLG: 0.516	1-1 F8			0-1 F9		2-1 2B E 1B	1-1 G5-3			4	1	1	0	0	0	1											
Jeff Liefer, L OBP: 0.309, SLG: 0.522		2-2 F5		4-2 PO BB		1-2 F6	0-3 K			3	0	0	0	1	1	1											
Carlos Lee, R OBP: 0.324, SLG: 0.467 Aaron Rowand, R OBP: 0.386, SLG: 0.455	2-3 K			1-2 PO	0-2 G3-1	0-0 E 2B	1-1 G1-4-3			4	1	1	0	0	1	0											
Chris Singleton, L OBP: 0.334, SLG: 0.433		0-3 K			4-1 1B 2B BB	2-2 E9 1B 1B	0-1 G4-3			3	2	1	2	1	1	0	AB 32 R 6 H 8 RBI 6 BB 3 SO 6 LOB 9										
Royce Clayton, R OBP: 0.311, SLG: 0.395			0-3 K2-3		0-0 F9	0-0 E 1B 1B	0-2 G3-1			4	1	1	1	0	1	1											
Josh Paul, R OBP: 0.301, SLG: 0.360				0-2 1B	0-1 2B 1B	0-2 E4 1B				3	1	2	0	0	0	1											
<b>Inning Stats</b>	R: 0 E: 0 K: 1 S: 12	H: 0 LOB: 1 BB: 1 P: 18	R: 0 E: 0 K: 2 S: 10	H: 0 LOB: 0 BB: 0 P: 14	R: 0 E: 0 K: 1 S: 8	H: 1 LOB: 1 BB: 0 P: 11	R: 0 E: 0 K: 0 S: 7	H: 0 LOB: 0 BB: 1 P: 12	R: 2 E: 0 K: 1 S: 14	H: 2 LOB: 1 BB: 1 P: 19	R: 4 E: 2 K: 0 S: 23	H: 5 LOB: 2 BB: 0 P: 30	R: 0 E: 0 K: 1 S: 7	H: 0 LOB: 0 BB: 0 P: 10	R: 0 E: 0 K: 0 S: 7	H: 0 LOB: 0 BB: 0 P: 8	1B: 6 2B: 2 3B: 0 HR: 0	SF: 0 SAC: 0 DP: 0 HBP: 0	WP: 0 PB: 0 SB: 0 CS: 0	PA: 36							
<b>PITCHER</b>	IP	WLS	BF	H	R	ER	SO	BB	IBB	HBP	BLK	WP	HR	S	P	ERA	WHIP										
Rick Reed, R ERA: 3.9	5.2	L	26	7	6	4	5	3	0	0	0	0	0	67	95	6.35	1.765										
Hector Carrasco, R ERA: 4.84	0.1		3	1	0	0	0	0	0	0	0	0	0	7	9	0.00	3.000										
LaTroy Hawkins, R ERA: 5.76	1.0		3	0	0	0	1	0	0	0	0	0	0	7	10	0.00	0.000										
Tony Fiore, R ERA: 2.45	1.0		3	0	0	0	0	0	0	0	0	0	0	7	8	0.00	0.000										

Minnesota Twins @ Chicago White Sox  
Comiskey Park, Chicago, IL  
Wed Sep 26 2001, 8:05 PM EDT  
Att: 13,006 - Sunny - 63 F

AB 32  
R 6  
H 8  
RBI 6  
BB 3  
SO 6  
LOB 9





Batter	1	2	3	4	5	6	7	8	9	AB	R	H	RBI	BB	SO	LOB	TOP				
Luis Rivas, R (1,4) OBP: 0.319, SLG: 0.367 Jason Maxwell, R (7,4) OBP: 0.289, SLG: 0.299	4-2 HBP S BB	1-0 G4-3		2-1 WP S 1B		3-1 G5-3		0-3 K		3	0	1	1	1	0	3					
Cristian Guzman, S (1,6) OBP: 0.335, SLG: 0.477 Denny Hocking, S (7,6) OBP: 0.303, SLG: 0.321	2-3 K	0-0 G4-3		2-3 K			2-1 F7 SF8 2B		0-0 F7	4	1	1	0	0	2	3					
Doug Mientkiewicz, L (1,3) OBP: 0.386, SLG: 0.467 Matthew LeCroy, R (5,3) OBP: 0.200, SLG: 0.556	4-1 HBP BB		3-3 K		1-3 K		1-0 F7		2-0 F9	2	0	0	0	1	2	0					
Corey Koskie, L (1,5) OBP: 0.361, SLG: 0.497 5 Michael Cuddyer, R (7,5) OBP: 0.300, SLG: 0.687	3-2 F7		1-1 G3		4-2 BB		0-0 SF8		0-3 K	2	0	0	1	1	0	2					
Tori Hunter, R (1,8) OBP: 0.304, SLG: 0.482	1-2 HBP		2-0 WP 1B		0-0 L7		3-H 3-2 2B			3	0	2	0	0	0	1					
David Ortiz, L (1,10) OBP: 0.322, SLG: 0.483	0-3 K		1-3 K		0-1 G5-3		1-0 F7			4	0	0	0	0	2	6					
Dustan Mohr, R (1,9) OBP: 0.200, SLG: 0.217		0-1 BB 1B		0-0 G6-3 1B 2B		0-0 F8		1-1 P4		4	2	2	0	0	0	0					
Jacque Jones, L (1,7) OBP: 0.328, SLG: 0.404	4-2 G4-3 1B BB		4-0 G6-3 BB		2-1 F8		0-0 1B			2	0	1	0	2	0	0					
Tom Prince, R (1,2) OBP: 0.296, SLG: 0.378	0-0 G4-3 1B		1-1 G6-3		4-2 S BB		2-1 F9			3	0	1	1	1	0	3					
<b>Inning Stats</b>	R: 0 H: 0 E: 0 K: 2 S: 15	H: 0 LOB: 3 BB: 2 P: 29	R: 1 H: 2 E: 0 K: 0 S: 7	H: 2 LOB: 1 BB: 1 P: 12	R: 0 H: 1 E: 0 K: 2 S: 11	H: 1 LOB: 1 BB: 0 P: 18	R: 1 H: 2 E: 0 K: 1 S: 8	H: 2 LOB: 1 BB: 1 P: 17	R: 0 H: 0 E: 0 K: 0 S: 8	H: 0 LOB: 1 BB: 1 P: 17	R: 1 H: 2 E: 0 K: 0 S: 8	H: 2 LOB: 1 BB: 0 P: 15	R: 0 H: 1 E: 0 K: 1 S: 6	H: 1 LOB: 1 BB: 0 P: 11	R: 0 H: 0 E: 0 K: 1 S: 6	H: 0 LOB: 0 BB: 0 P: 8	1B: 5 2B: 3 3B: 0 HR: 0	SF: 1 SAC: 0 DP: 2 HBP: 1	WP: 2 PB: 0 SB: 3 CS: 0	PA: 40	
<b>PITCHER</b>	IP WLS BF ERA WHIP	IP WLS BF ERA WHIP	IP WLS BF ERA WHIP	IP WLS BF ERA WHIP	IP WLS BF ERA WHIP	IP WLS BF ERA WHIP	IP WLS BF ERA WHIP	IP WLS BF ERA WHIP	IP WLS BF ERA WHIP	IP WLS BF ERA WHIP	IP WLS BF ERA WHIP	IP WLS BF ERA WHIP	IP WLS BF ERA WHIP	IP WLS BF ERA WHIP	IP WLS BF ERA WHIP	IP WLS BF ERA WHIP	IP WLS BF ERA WHIP	IP WLS BF ERA WHIP	IP WLS BF ERA WHIP	IP WLS BF ERA WHIP	
Dan Wright, R (1,1) ERA: 5.34	5.2 W 27	5 2 2 6	6 0 1 0	2 0 0 0	0 0 0 0	2 0 0 24	104 3.18 1.941														
Sean Lowe, R (6,1) ERA: 3.76	3.1 S 13	3 1 1 2	0 0 0 0	0 0 0 0	0 0 0 0	0 0 0 24	39 2.70 0.900														

Minnesota Twins @ Chicago White Sox  
Comiskey Park, Chicago, IL  
Thu Sep 27 2001, 2:05 PM EDT  
Att: 13,567 - Sunny - 59 F

AB 32  
R 3  
H 8  
RBI 3  
BB 6  
SO 8  
LOB 20



Batter	1	2	3	4	5	6	7	8	9	AB	R	H	RBI	BB	SO	LOB	BOTTOM				
Ray Durham, S (1,4) OBP: 0.341, SLG: 0.465 Tony Graffanino, R (9,4) OBP: 0.367, SLG: 0.399	2-1 24 G3 SF8 2B		2-2 G1-3	1-2 E6 24 1B 24 S 1B		1-1 BB BB 1B		0-1 G4-3		5	2	2	0	0	0	1					
24 Joe Crede, R (1,5) OBP: 0.293, SLG: 0.342	0-2 G3		2-2 2B 14 1B	1-2 1B 1-3 1B		0-0 SF9		1-1 HBP		3	1	2	2	0	1						
Magglio Ordonez, R (1,9) OBP: 0.379, SLG: 0.535	0-1 SF8		0-0 14 1B 2B	1-3 14 CS 1B		3-H 4-0 BB BB		0-0 F7		3	1	2	2	1	1						
14 Paul Konerko, R (1,3) OBP: 0.351, SLG: 0.514	4-2 BB		1-2 HR 1B	1-2 G6-3		1-3 K		2-3 K		4	1	1	2	1	2	6					
Jose Canseco, R (1,10) OBP: 0.381, SLG: 0.496	0-0 F8		2-H 3-H K		1-2 G1-3		4-2 BB			3	0	0	1	1	1	2					
Carlos Lee, R (1,7) OBP: 0.324, SLG: 0.471		0-1 G5-3	3-2 HR		3-1 F3		1-0 F7			4	1	1	2	0	3						
Chris Singleton, L (1,8) OBP: 0.354, SLG: 0.435 Harold Baines, L (7,PH) OBP: 0.202, SLG: 0.143 Aaron Rowand, R (8,8) OBP: 0.386, SLG: 0.455		0-0 FC1-6-5 2B	1-2 F8		1-0 F8		2-3 K			3	0	1	0	0	0	0					
Royce Clayton, R (1,6) OBP: 0.312, SLG: 0.394		0-1 FC1-6-5		2-1 E 24 1B SH5-3 1B		4-2 1B 24 SF9 BB		2-3 K		3	2	1	0	1	1						
Mark Johnson, L (1,2) OBP: 0.337, SLG: 0.364		2-2 G3		2-0 SH5-3		2-2 BB 1B BB		2-3 K		3	1	1	0	0	1	1					
<b>Inning Stats</b>	R: 1 H: 1 E: 0 K: 0 S: 10	H: 1 LOB: 1 BB: 1 P: 16	R: 0 H: 1 E: 0 K: 0 S: 9	H: 1 LOB: 0 BB: 0 P: 11	R: 4 H: 4 E: 1 K: 1 S: 24	H: 4 LOB: 0 BB: 0 P: 35	R: 2 H: 3 E: 1 K: 0 S: 13	H: 3 LOB: 1 BB: 0 P: 20	R: 0 H: 0 E: 0 K: 1 S: 6	H: 0 LOB: 0 BB: 0 P: 11	R: 2 H: 2 E: 0 K: 1 S: 20	H: 2 LOB: 3 BB: 3 P: 37	R: 0 H: 0 E: 0 K: 3 S: 12	H: 0 LOB: 0 BB: 0 P: 18	R: 0 H: 0 E: 0 K: 1 S: 7	H: 0 LOB: 1 BB: 0 P: 10	1B: 7 2B: 3 3B: 0 HR: 1	SF: 2 SAC: 1 DP: 0 HBP: 1	WP: 0 PB: 0 SB: 1 CS: 1	PA: 40	
<b>PITCHER</b>	IP WLS BF ERA WHIP	IP WLS BF ERA WHIP	IP WLS BF ERA WHIP	IP WLS BF ERA WHIP	IP WLS BF ERA WHIP	IP WLS BF ERA WHIP	IP WLS BF ERA WHIP	IP WLS BF ERA WHIP	IP WLS BF ERA WHIP	IP WLS BF ERA WHIP	IP WLS BF ERA WHIP	IP WLS BF ERA WHIP	IP WLS BF ERA WHIP	IP WLS BF ERA WHIP	IP WLS BF ERA WHIP	IP WLS BF ERA WHIP	IP WLS BF ERA WHIP	IP WLS BF ERA WHIP	IP WLS BF ERA WHIP	IP WLS BF ERA WHIP	
Brad Radke, R (1,1) ERA: 4.14	3.0 L 16	6 5 4 3 0	2 0 0 0	0 0 0 0	0 0 0 32	55 11.57 3.000															
Adam Johnson, R (4,1) ERA: 7.89	2.1 14	5 4 3 0	1 0 0 0	0 0 0 0	0 0 0 7	13 0.00 1.500															
Bob Wells, R (6,1) ERA: 5.16	0.2 3	0 0 0 1	0 0 0 4	0 0 0 0	0 0 0 19	28 0.00 0.000															
Kyle Lohse, R (7,1) ERA: 5.8	2.0 7	0 0 0 4	0 0 0 0	0 0 0 0	0 0 0 19	28 0.00 0.000															

Minnesota Twins @ Chicago White Sox  
Comiskey Park, Chicago, IL  
Thu Sep 27 2001, 2:05 PM EDT  
Att: 13,567 - Sunny - 59 F

AB 32  
R 9  
H 11  
RBI 9  
BB 4  
SO 6  
LOB 16






Batter	1	2	3	4	5	6	7	8	9	AB	R	H	RBI	BB	SO	LOB	TOP								
Ray Durham, S OBP: 0.339, SLG: 0.463 (1, 4)	G4-3		F5			SH1-3	G5-3			3	0	0	0	0	0	2	Chicago White Sox @ Kansas City Royals Kauffman Stadium, Kansas City, MO Fri Sep 28 2001, 7:05 PM CDT Att: 14,914 - Sunny - 70 F								
Jose Valentin, S OBP: 0.336, SLG: 0.506 (1, 5)	G6-3 1B			K		K		G4-3		4	0	1	0	0	2	1									
Magglio Ordonez, R OBP: 0.380, SLG: 0.535 (1, 9)	G6-3			E5		14 1B 2-H 1B			1B	4	0	2	1	0	0	1									
14 Paul Konerko, R OBP: 0.350, SLG: 0.512 (1, 3)		P6		F9					K	4	0	1	0	0	1	1									
Jose Canseco, R OBP: 0.375, SLG: 0.487 (1, 10)		K			G5-3	F8			F9	4	0	0	0	0	1	3									
Carlos Lee, R OBP: 0.323, SLG: 0.469 (1, 7)	L3				G6-3		S WP BB		G5-3	3	0	0	0	1	0	0									
Chris Singleton, L OBP: 0.333, SLG: 0.436 (1, 8)			F7				K		F7	4	0	1	0	0	1	1									
Royce Clayton, R OBP: 0.312, SLG: 0.391 (1, 6)			G5-3		G5-3		S BB		G6-3	3	0	0	0	1	0	1									
Josh Paul, R OBP: 0.309, SLG: 0.391 (1, 2)						SH1-3 1B	K			3	2	2	1	0	1	2									
<b>Inning Stats</b>	R: 0 E: 0 K: 0 S: 6	H: 1 LOB: 0 BB: 0 P: 9	R: 0 E: 0 K: 1 S: 7	H: 0 LOB: 0 BB: 0 P: 10	R: 1 E: 0 K: 0 S: 9	H: 1 LOB: 0 BB: 0 P: 13	R: 0 E: 1 K: 1 S: 6	H: 0 LOB: 0 BB: 0 P: 6	R: 0 E: 0 K: 0 S: 8	H: 1 LOB: 1 BB: 0 P: 13	R: 1 E: 0 K: 1 S: 12	H: 3 LOB: 2 BB: 0 P: 15	R: 0 E: 0 K: 2 S: 14	H: 0 LOB: 2 BB: 2 P: 27	R: 0 E: 0 K: 1 S: 9	H: 1 LOB: 1 BB: 0 P: 11	R: 0 E: 0 K: 0 S: 5	H: 0 LOB: 0 BB: 0 P: 6	1B: 5 2B: 1 3B: 0 HR: 1	SF: 0 SAC: 1 DP: 0 HBP: 0	WP: 1 PB: 0 SB: 2 CS: 0	PA: 35			
<b>PITCHER</b>	IP	WLS	BF	H	R	ER	SO	BB	IBB	HBP	BLK	WP	HR	S	P	ERA	WHIP								
Chad Durbin, R ERA: 4.92 (1, 1)	7.0	W	28	6	2	2	5	2	0	0	0	1	1	62	93	2.57	1.143								
Jason Grimsley, R ERA: 2.97 (8, 1)	1.0	H	4	1	0	0	1	0	0	0	0	0	0	9	11	0.00	1.000								
Roberto Hernandez, R ERA: 4.38 (9, 1)	1.0	S	3	0	0	0	0	0	0	0	0	0	0	5	6	0.00	0.000								

Batter	1	2	3	4	5	6	7	8	9	AB	R	H	RBI	BB	SO	LOB	BOTTOM								
Carlos Febles, R OBP: 0.301, SLG: 0.383 (1, 4)	G6-4-3 BB		F8				K			3	0	1	1	1	1	0	Chicago White Sox @ Kansas City Royals Kauffman Stadium, Kansas City, MO Fri Sep 28 2001, 7:05 PM CDT Att: 14,914 - Sunny - 70 F								
4 Angel Berroa, R OBP: 0.350, SLG: 0.368 (1, 6)	G6-4-3 1-2			G4-3 1B	K		S BB			3	0	1	0	1	1	3									
Carlos Beltrán, S OBP: 0.357, SLG: 0.498 (1, 8)	G6-3			G4-3 1B			K		K	4	0	1	1	0	1	2									
29 Mike Sweeney, R OBP: 0.373, SLG: 0.550 Dave McCarty, R OBP: 0.321, SLG: 0.405 (9, 3)	G6-3			BB	F7				K	3	0	0	0	1	1	2									
Raul Ibanez, L OBP: 0.365, SLG: 0.502 (1, 10)	E1 1B			P6		G4-3		F7		4	0	1	0	0	0	2									
Joe Randa, R OBP: 0.309, SLG: 0.381 (1, 5)	G1-3			K		F9		FC5-4 1B		4	0	1	0	0	1	3									
Mark Quinn, R OBP: 0.293, SLG: 0.465 (1, 9)	G3				P4	G4-3		FC5-4 1B		4	0	0	0	0	0	2									
Dee Brown, L OBP: 0.288, SLG: 0.347 (1, 7)			G6-3				G4-3			3	1	1	0	0	0	0									
Brent Mayne, L OBP: 0.340, SLG: 0.351 Gregg Zaun, S OBP: 0.355, SLG: 0.548 (7, PH) (8, 2)	G4-3									2	1	1	0	0	0	0									
<b>Inning Stats</b>	R: 0 E: 0 K: 0 S: 9	H: 0 LOB: 0 BB: 1 P: 16	R: 0 E: 1 K: 0 S: 9	H: 1 LOB: 1 BB: 0 P: 12	R: 0 E: 0 K: 0 S: 10	H: 0 LOB: 0 BB: 0 P: 14	R: 0 E: 0 K: 1 S: 10	H: 1 LOB: 2 BB: 1 P: 18	R: 2 E: 0 K: 1 S: 15	H: 4 LOB: 2 BB: 0 P: 23	R: 0 E: 0 K: 0 S: 5	H: 0 LOB: 0 BB: 0 P: 7	R: 1 E: 0 K: 2 S: 17	H: 1 LOB: 1 BB: 1 P: 31	R: 0 E: 0 K: 1 S: 9	H: 1 LOB: 1 BB: 0 P: 16	1B: 6 2B: 1 3B: 0 HR: 1	SF: 0 SAC: 0 DP: 1 HBP: 0	WP: 0 PB: 0 SB: 1 CS: 0	PA: 34					
<b>PITCHER</b>	IP	WLS	BF	H	R	ER	SO	BB	IBB	HBP	BLK	WP	HR	S	P	ERA	WHIP								
Jon Garland, R ERA: 3.71 (1, 1)	6.0	L	25	6	2	2	2	2	0	0	0	0	0	58	90	3.00	1.333								
Alan Embree, L ERA: 7.62 (7, 1)	0.1	L	2	1	1	1	0	0	0	0	0	0	1	5	9	27.00	3.000								
Josh Fogg, R ERA: 2.08 (7, 1)	1.2		7	1	0	0	3	1	0	0	0	0	0	21	38	0.00	1.200								

AB	32
R	2
H	7
RBI	2
BB	2
SO	6
LOB	12



AB	31
R	3
H	8
RBI	3
BB	3
SO	5
LOB	14






Batter	1	2	3	4	5	6	7	8	9	AB	R	H	RBI	BB	SO	LOB	TOP										
Ray Durham, S OBP: 0.336, SLG: 0.458	G6-3		L3		F3		G4-3	F8	P4	6	0	0	0	0	0	2	Chicago White Sox @ Kansas City Royals Kauffman Stadium, Kansas City, MO Sat Sep 29 2001, 7:05 PM CDT Att: 16,443 - Sunny - 65 F										
Jose Valentin, S OBP: 0.337, SLG: 0.504	1B BB		G2-3			K	K	G6-4-3 1B		4	0	1	0	1	2	0											
Magglio Ordonez, R OBP: 0.381, SLG: 0.534	14 G5-4-3 1B		F8			14 1B SF7 BB	E 14 1B	G6-4-3 1-2		4	1	2	0	1	0	1											
14 Paul Konerko, R OBP: 0.352, SLG: 0.512	G5-4-3 1-2			G5-3		HR 1B	E 1B	1B 1B BB		4	2	2	0	1	0	2											
Jeff Liefer, L OBP: 0.312, SLG: 0.522		SH SF9-6 1B				SF7	K	1B SF8 1B		2	1	1	1	1	1	2											
Herbert Perry, R (9, PH) OBP: 0.328, SLG: 0.402				BB						1	1	1	0	0	0	0											
Carlos Lee, R OBP: 0.326, SLG: 0.475		SF9-6 SH 1B		K		3H HR		2B BB		3	2	2	2	1	1	1											
Aaron Rowand, R OBP: 0.383, SLG: 0.450									F8	1	0	0	0	0	2												
Chris Singleton, L OBP: 0.337, SLG: 0.442		SH SF9-6		G4-3				2B		4	1	3	0	0	0	1											
Royce Clayton, R OBP: 0.317, SLG: 0.398		SF9-6				2-0 G2-6-3 1B		BB		3	1	3	4	1	0	0											
Mark Johnson, L OBP: 0.333, SLG: 0.380	G4-3				G2-6-3 1-2		K	2H HR	SF8	4	1	1	3	0	1	4											
<b>Inning Stats</b>	R: 0 E: 0 K: 0 S: 7	H: 1 LOB: 1 BB: 1 P: 13	R: 1 E: 0 K: 0 S: 12	H: 2 LOB: 1 BB: 0 P: 17	R: 0 E: 0 K: 0 S: 6	H: 0 LOB: 0 BB: 0 P: 9	R: 0 E: 0 K: 1 S: 12	H: 0 LOB: 1 BB: 1 P: 19	R: 0 E: 0 K: 0 S: 5	H: 1 LOB: 0 BB: 0 P: 10	R: 3 E: 0 K: 2 S: 19	H: 3 LOB: 2 BB: 2 P: 36	R: 0 E: 1 K: 2 S: 12	H: 2 LOB: 2 BB: 0 P: 18	R: 4 E: 0 K: 0 S: 15	H: 4 LOB: 0 BB: 1 P: 24	R: 2 E: 0 K: 0 S: 13	H: 3 LOB: 2 BB: 1 P: 23	1B: 12 2B: 3 3B: 0 HR: 2	SF: 3 SAC: 1 DP: 4 HBP: 0	WP: 0 PB: 0 CS: 0	PA: 46					
<b>PITCHER</b>	IP	WLS	BF	H	R	ER	SO	BB	IBB	HBP	BLK	WP	HR	S	P	ERA	WHIP										
Jeff Suppan, R ERA: 4.51	(1, 1)	6.2	L	31	9	4	4	4	4	4	0	0	0	0	1	70	117	5.40	1.950								
Jeff Austin, R ERA: 5.79	(7, 1)	0.1		4	2	3	3	1	1	0	0	0	0	0	7	15	81.00	9.000									
Brad Voyles, R ERA: 4.91	(8, 1)	1.0		4	2	1	1	0	0	0	0	0	0	1	11	14	9.00	2.000									
Scott Mullen, L ERA: 4.5	(9, 1)	1.0		7	3	2	2	0	1	0	0	0	0	0	13	23	18.00	4.000									

Batter	1	2	3	4	5	6	7	8	9	AB	R	H	RBI	BB	SO	LOB	BOTTOM									
Carlos Febles, R OBP: 0.300, SLG: 0.381	G4-3				29 BB 1B			G4-3		4	0	1	0	0	0	3	Chicago White Sox @ Kansas City Royals Kauffman Stadium, Kansas City, MO Sat Sep 29 2001, 7:05 PM CDT Att: 16,443 - Sunny - 65 F									
Luis Alicaia, S (8, PH) OBP: 0.324, SLG: 0.373		FC4-6 1-2				FC6-4 1-2				1	0	0	0	0	2											
4 Angel Berroa, R OBP: 0.320, SLG: 0.333	F8			G6-3 1B			G6-3		G1-3	5	0	1	0	0	0	1										
Carlos Beltrán, S OBP: 0.357, SLG: 0.497	29 1B 1B		G6-3 1-2		FC5 29 BB 1B		F7		K	5	1	2	0	0	1	1										
29 Mike Sweeney, R OBP: 0.375, SLG: 0.551			G4-3		FC5 1-2 BB				F8	3	0	2	1	1	0	0										
A.J. Hinch, R OBP: 0.226, SLG: 0.331	1H 1B				FC5 1-2 2-3 BB					1	0	0	0	0	0	0										
Joe Randa, R OBP: 0.307, SLG: 0.379	K				F9 FC5 1-2 2-3		P4			4	0	0	0	0	1	5										
Mark Quinn, R OBP: 0.293, SLG: 0.462		G4-3				G6-3		K		3	0	0	0	1	1	0										
Brandon Berger, R OBP: 0.389, SLG: 0.875		HR				P4		BB BB		3	1	1	1	1	0	1										
Ken Harvey, R OBP: 0.250, SLG: 0.333										1	0	0	0	0	0	0										
Dave McCarty, R OBP: 0.321, SLG: 0.404		E1 CS						L6		3	0	1	0	0	0	2										
Gregg Zaun, S OBP: 0.367, SLG: 0.547		FC4-6 1-2 BB				F9 FC6-4 1-2 1B				2	0	1	0	2	0	0										
<b>Inning Stats</b>	R: 1 E: 0 K: 1 S: 12	H: 2 LOB: 1 BB: 0 P: 19	R: 1 E: 1 K: 0 S: 10	H: 1 LOB: 1 BB: 1 P: 15	R: 0 E: 0 K: 0 S: 6	H: 1 LOB: 0 BB: 0 P: 9	R: 0 E: 0 K: 0 S: 4	H: 0 LOB: 1 BB: 1 P: 11	R: 0 E: 0 K: 0 S: 12	H: 2 LOB: 2 BB: 1 P: 20	R: 0 E: 0 K: 0 S: 14	H: 2 LOB: 2 BB: 0 P: 26	R: 0 E: 0 K: 0 S: 12	H: 1 LOB: 1 BB: 0 P: 21	R: 0 E: 0 K: 1 S: 11	H: 0 LOB: 2 BB: 2 P: 22	R: 0 E: 0 K: 1 S: 6	H: 0 LOB: 0 BB: 0 P: 8	1B: 8 2B: 0 3B: 0 HR: 1	SF: 0 SAC: 0 DP: 1 HBP: 0	WP: 0 PB: 0 CS: 1	PA: 40				
<b>PITCHER</b>	IP	WLS	BF	H	R	ER	SO	BB	IBB	HBP	BLK	WP	HR	S	P	ERA	WHIP									
56 Mark Buehrle, L ERA: 3.36	(1, 1)	6.0	W	28	8	2	2	1	3	0	0	0	0	0	0	100	3.00	1.833								
Bob Howry, R ERA: 4.56	(7, 1)	2.0	H	9	1	0	0	1	2	0	0	0	0	23	43	0.00	1.500									
Matt Ginter, R ERA: 5.79	(9, 1)	1.0		3	0	0	0	1	0	0	0	0	0	6	8	0.00	0.000									

AB 36  
R 10  
H 16  
RBI 10  
BB 6  
SO 5  
LOB 15



AB 35  
R 2  
H 9  
RBI 2  
BB 5  
SO 3  
LOB 15









Batter	1	2	3	4	5	6	7	8	9	AB	R	H	RBI	BB	SO	LOB	TOP			
Ray Durham, S OBP: 0.336, SLG: 0.458	G6-3		SF8		F9			FC1-4 1B		3	0	1	1	0	0	1	Chicago White Sox @ New York Yankees Yankee Stadium, Bronx, NY Mon Oct 01 2001, 7:05 PM EDT Att: 8,112 - Cloudy - 57 F			
Aaron Rowand, R OBP: 0.385, SLG: 0.440	1B		FC5-4		BB			FC1-4 BB		3	0	1	0	1	0	2				
Magglio Ordonez, R OBP: 0.379, SLG: 0.529	L7		K		F3			BB		3	0	0	0	1	1	3				
14 Paul Konerko, R OBP: 0.350, SLG: 0.508	G4-3			K	FC5-4			K		4	0	0	0	0	2	4				
Jose Canseco, R OBP: 0.369, SLG: 0.478		P6		K2-3					F7	4	0	0	0	0	2	1				
Carlos Lee, R OBP: 0.324, SLG: 0.470	F7			G5-3					F7	4	0	0	0	0	0	0				
Herbert Perry, R OBP: 0.326, SLG: 0.401	K				G6-3		F8		L7	4	0	0	0	0	1	0				
Royce Clayton, R OBP: 0.323, SLG: 0.402			S SF8				F3			3	1	2	0	0	0	0				
Josh Paul, R OBP: 0.315, SLG: 0.396			FC5-4 BB		K				K	2	0	0	0	1	2	1				
<b>Inning Stats</b>	R: 0 E: 0 K: 0 S: 5	H: 1 LOB: 1 BB: 0 P: 8	R: 0 E: 0 K: 1 S: 8	H: 0 LOB: 0 BB: 0 P: 10	R: 1 E: 0 K: 1 S: 12	H: 1 LOB: 1 BB: 1 P: 19	R: 0 E: 0 K: 2 S: 8	H: 0 LOB: 0 BB: 0 P: 14	R: 0 E: 0 K: 1 S: 8	H: 1 LOB: 1 BB: 0 P: 10	R: 0 E: 0 K: 0 S: 11	H: 0 LOB: 0 BB: 0 P: 16	R: 0 E: 0 K: 2 S: 13	H: 1 LOB: 2 BB: 1 P: 24	R: 0 E: 0 K: 0 S: 8	H: 0 LOB: 0 BB: 0 P: 14	1B: 4 2B: 0 3B: 0 HR: 0	SF: 1 SAC: 0 DP: 0 HBP: 0	WP: 0 PB: 0 SB: 1 CS: 0	PA: 34
<b>PITCHER</b> Sterling Hitchcock, L ERA: 5.37	IP: 9.0 WLS: W BF: 34 H: 4 R: 1 ER: 1 SO: 8 BB: 3 IBB: 0 HBP: 0 BLK: 0 WP: 0 HR: 0 S: 78 P: 126 ERA: 1.00 WHIP: 0.778																			

Batter	1	2	3	4	5	6	7	8	9	AB	R	H	RBI	BB	SO	LOB	BOTTOM			
2 Derek Jeter, R OBP: 0.376, SLG: 0.477	F8		G4-3		F3			2B		5	0	2	3	0	0	3	Chicago White Sox @ New York Yankees Yankee Stadium, Bronx, NY Mon Oct 01 2001, 7:05 PM EDT Att: 8,112 - Cloudy - 57 F			
Randy Velarde, R OBP: 0.383, SLG: 0.435	G4-3				G4-3			K		3	0	0	0	1	1	1				
Clay Bellinger, R OBP: 0.205, SLG: 0.351	BB		HBP							0	0	0	0	0	0	0				
Bernie Williams, S OBP: 0.391, SLG: 0.505	G4-3		G3-1		F8			G4-3		5	0	0	0	0	0	4				
Tino Martinez, L OBP: 0.331, SLG: 0.509	K				P5			G4-3		4	1	1	0	0	1	1				
David Justice, L OBP: 0.334, SLG: 0.436		BB 1B	BB 2B		G3			G4-3		2	2	0	0	2	0	0				
Shane Spencer, R OBP: 0.321, SLG: 0.439		BB 1B	BB 2B		HBP 1B			1B		2	3	2	1	2	0	0				
Alfonso Soriano, R OBP: 0.306, SLG: 0.436		BB 1B	BB 2B		F9			K		4	1	2	2	0	1	1				
Bobby Estalella, R OBP: 0.297, SLG: 0.361		K	K		1B			BB 2B		2	1	0	0	1	2	3				
Luis Sojo, R OBP: 0.220, SLG: 0.195		K	F8					F9		4	0	1	1	0	1	4				
<b>Inning Stats</b>	R: 0 E: 0 K: 1 S: 10	H: 0 LOB: 1 BB: 1 P: 20	R: 3 E: 0 K: 2 S: 17	H: 2 LOB: 2 BB: 2 P: 30	R: 3 E: 1 K: 1 S: 15	H: 3 LOB: 1 BB: 1 P: 27	R: 0 E: 0 K: 0 S: 4	H: 0 LOB: 0 BB: 0 P: 4	R: 1 E: 0 K: 0 S: 9	H: 1 LOB: 2 BB: 1 P: 15	R: 0 E: 0 K: 0 S: 8	H: 0 LOB: 0 BB: 0 P: 10	R: 0 E: 0 K: 1 S: 10	H: 1 LOB: 0 BB: 0 P: 11	R: 1 E: 0 K: 1 S: 13	H: 1 LOB: 1 BB: 1 P: 21	1B: 4 2B: 4 3B: 0 HR: 0	SF: 0 SAC: 0 DP: 0 HBP: 2	WP: 0 PB: 0 SB: 0 CS: 0	PA: 39
<b>PITCHER</b> Kip Wells, R ERA: 4.69 Matt Ginter, R ERA: 5.95 Bill Pulsipher, L ERA: 6.26	IP: 2.0 WLS: L BF: 16 H: 5 R: 2 ER: 1 SO: 6 BB: 3 IBB: 4 HBP: 0 BLK: 0 WP: 0 HR: 0 S: 35 P: 66 ERA: 27.00 WHIP: 4.500																			



Batter	1	2	3	4	5	6	7	8	9	AB	R	H	RBI	BB	SO	LOB	TOP								
Ray Durham, S (1,4) OBP: 0.336, SLG: 0.460	4-1 1B 14 SF9 BB		1-1 G6-3 3B		2-2 F9		2-1 F8		2-3 K	4	2	1	1	1	1	2									
24 Joe Crede, R (1,5) OBP: 0.294, SLG: 0.304	1-3 K		0-3 K		1-2 G6-3		0-1 F7		2-3 K	5	0	0	0	0	3	4									
Magglio Ordonez, R (1,9) OBP: 0.381, SLG: 0.530	1-2 S 14 S 1B		0-2 G6-3		2-2 14 CS 1B		1-0 1B			4	0	3	2	0	0	0									
14 Paul Konerko, R (1,3) OBP: 0.348, SLG: 0.505	3-2 SF9		3-0 G4-3		3-1 CS		2-3 K			3	0	0	1	0	1	2									
Jose Canseco, R (1,10) OBP: 0.367, SLG: 0.472	1-0 P4			2-3 K		4-1 1B BB		3-1 L7		3	0	0	0	1	1	1									
Carlos Lee, R (1,7) OBP: 0.321, SLG: 0.467		1-1 P4		1-1 G6-3		0-2 F2		2-2 G1-3		4	0	0	0	0	0	1									
Aaron Rowand, R (1,8) OBP: 0.396, SLG: 0.445		1-3 K		0-0 1B		1-0 1B		4-2 BB		3	0	2	0	1	1	0									
Royce Clayton, R (1,6) OBP: 0.320, SLG: 0.398		0-1 F8		1-0 F9		0-3 K		0-3 K		4	0	0	0	0	2	4									
Josh Paul, R (1,2) OBP: 0.329, SLG: 0.407			4-1 3B BB		1-2 F9 1B 2B				0-3 K	1	2	1	0	2	0	0									
Jose Valentin, S (9,PH) OBP: 0.336, SLG: 0.502										1	0	0	0	0	1	0									
<b>Inning Stats</b>	R: 1 E: 0 K: 1 S: 16	H: 1 LOB: 1 BB: 1 P: 26	R: 0 E: 0 K: 1 S: 10	H: 0 LOB: 0 BB: 0 P: 12	R: 2 E: 0 K: 1 S: 10	H: 1 LOB: 0 BB: 1 P: 15	R: 0 E: 0 K: 1 S: 7	H: 1 LOB: 1 BB: 0 P: 11	R: 1 E: 0 K: 0 S: 14	H: 2 LOB: 0 BB: 0 P: 23	R: 0 E: 0 K: 1 S: 10	H: 1 LOB: 2 BB: 1 P: 16	R: 0 E: 0 K: 1 S: 9	H: 1 LOB: 2 BB: 1 P: 18	R: 0 E: 0 K: 1 S: 10	H: 0 LOB: 1 BB: 1 P: 19	R: 0 E: 0 K: 3 S: 11	H: 0 LOB: 0 BB: 0 P: 15	1B: 5 2B: 1 3B: 1 HR: 0	SF: 1 SAC: 0 DP: 0 HBP: 0	WP: 0 PB: 0 SB: 2 CS: 1	PA: 39			
<b>PITCHER</b>	IP	WLS	BF	H	R	ER	SO	BB	IBB	HBP	BLK	WP	HR	S	P	ERA	WHIP								
Ted Lilly, L (1,1) ERA: 5.37	6.0	W	26	6	4	4	5	3	0	0	0	0	0	67	103	6.00	1.500								
Jay Witasick, R (7,1) ERA: 3.32	1.0	H	5	1	0	0	1	1	0	0	0	0	0	9	18	0.00	2.000								
Mark Wohlers, R (8,1) ERA: 4.32	1.0	H	4	0	0	0	1	1	0	0	0	0	0	10	19	0.00	1.000								
42 Mariano Rivera, R (9,1) ERA: 2.4	1.0	S	3	0	0	0	3	0	0	0	0	0	0	11	15	0.00	0.000								

Chicago White Sox @ New York Yankees  
Yankee Stadium, Bronx, NY  
Tue Oct.02.2001, 7:05 PM EDT  
Att: 10,480 - Cloudy - 71 F

AB 32  
R 4  
H 7  
RBI 4  
BB 5  
SO 10  
LOB 14



Batter	1	2	3	4	5	6	7	8	9	AB	R	H	RBI	BB	SO	LOB	BOTTOM								
Chuck Knoblauch, R (1,7) OBP: 0.341, SLG: 0.358	4-2 2 HR BB		1-2 L6		1-0 2B 1B		0-2 F2		2-0 F8	4	2	1	0	1	0	1									
2 Derek Jeter, R (1,6) OBP: 0.376, SLG: 0.486	1-0 HR		0-0 G4-3 2B		2-0 BB 20 SF9 1B		0-1 G3			4	2	3	2	0	0	1									
Bernie Williams, S (1,8) OBP: 0.393, SLG: 0.508	4-2 BB		2-1 G4-3		0-0 20 SF9 1B		2-1 G4-3 2B			3	0	2	1	1	0	1									
Tino Martinez, L (1,3) OBP: 0.330, SLG: 0.506	1-3 K		3-1 G3		4-0 1B		0-0 G4-3			3	0	0	0	1	1	3									
David Justice, L (1,10) OBP: 0.331, SLG: 0.431	1-3 K			0-1 F7		2-0 P4		2-3 K		4	0	0	0	0	2	5									
20 Jorge Posada, S (1,2) OBP: 0.385, SLG: 0.483	0-1 L4			1-2 HR		1-0 SF9		4-0 CS IBB		2	1	1	2	1	0	1									
Shane Spencer, R (1,9) OBP: 0.320, SLG: 0.440		0-1 F9		2-2 G6-3		2-0 K		2-2 CS		4	1	1	0	0	1	2									
Scott Brosius, R (1,5) OBP: 0.351, SLG: 0.457		1-1 G1-3		1-0 1B 2B		3-2 1B		2-2 G6-3		4	0	2	0	0	0	1									
Alfonso Soriano, R (1,4) OBP: 0.305, SLG: 0.436		1-2 G5-3		2-0 1B		0-3 K		0-0 SF8		3	0	1	1	0	1	1									
<b>Inning Stats</b>	R: 2 E: 0 K: 2 S: 14	H: 1 LOB: 1 BB: 2 P: 25	R: 0 E: 0 K: 0 S: 7	H: 0 LOB: 0 BB: 0 P: 9	R: 0 E: 0 K: 0 S: 9	H: 1 LOB: 0 BB: 0 P: 15	R: 1 E: 0 K: 0 S: 13	H: 3 LOB: 2 BB: 0 P: 19	R: 2 E: 0 K: 1 S: 8	H: 3 LOB: 2 BB: 1 P: 18	R: 0 E: 0 K: 1 S: 13	H: 1 LOB: 0 BB: 0 P: 16	R: 0 E: 0 K: 1 S: 8	H: 1 LOB: 1 BB: 1 P: 18	R: 1 E: 0 K: 0 S: 11	H: 1 LOB: 0 BB: 0 P: 18	R: 0 E: 0 K: 0 S: 11	H: 0 LOB: 0 BB: 0 P: 18	1B: 5 2B: 4 3B: 0 HR: 2	SF: 2 SAC: 0 DP: 0 HBP: 0	WP: 0 PB: 0 SB: 0 CS: 1	PA: 38			
<b>PITCHER</b>	IP	WLS	BF	H	R	ER	SO	BB	IBB	HBP	BLK	WP	HR	S	P	ERA	WHIP								
Dan Wright, R (1,1) ERA: 5.7	4.0	L	22	8	5	5	2	3	0	0	0	0	0	46	78	11.25	2.750								
Alan Embree, L (5,1) ERA: 7.52	0.2		2	0	0	0	0	0	0	0	0	0	0	2	5	0.00	0.000								
Josh Fogg, R (5,1) ERA: 2.25	3.1		13	3	1	1	3	0	1	0	0	0	0	35	55	2.70	0.900								

Chicago White Sox @ New York Yankees  
Yankee Stadium, Bronx, NY  
Tue Oct.02.2001, 7:05 PM EDT  
Att: 10,480 - Cloudy - 71 F

AB 31  
R 6  
H 11  
RBI 6  
BB 4  
SO 5  
LOB 16





Batter	1	2	3	4	5	6	7	8	9	AB	R	H	RBI	BB	SO	LOB	TOP										
Ray Durham, S (1, 4) OBP: 0.339, SLG: 0.463	1-0 1B		1-2 1B			0-0 SH5-3 2B		2-0 G6-3		4	0	3	0	0	0	0	Chicago White Sox @ New York Yankees Yankee Stadium, Bronx, NY Wed Oct 03 2001, 7:05 PM EDT Att: 14,895 - Sunny - 78 F										
Jose Valentin, S (1, 6) OBP: 0.336, SLG: 0.500	0-2 F8		1-2 F8			4-2 SH5-3 BB		1-3 K		2	0	0	0	1	0	2											
Magglio Ordonez, R (8, PH) OBP: 0.381, SLG: 0.529										1	0	0	0	0	1	0											
Josh Paul, R (8, 2) OBP: 0.329, SLG: 0.407										0	0	0	0	0	0	0											
Aaron Rowand, R (1, 9) OBP: 0.387, SLG: 0.434	2-3 K			2-3 K		0-0 SH5-3			2-1 G4-3	3	0	0	0	0	2	1											
14 Paul Konerko, R (1, 3) OBP: 0.347, SLG: 0.504		2-2 F9		1-0 P3		1-2 P4			1-0 1B	4	0	1	0	0	0	2											
Royce Clayton, R (9, PR) OBP: 0.326, SLG: 0.398										0	0	0	0	0	0	0											
Jose Canseco, R (1, 10) OBP: 0.369, SLG: 0.484		1-1 HR		2-2 1B		1-2 P3			2-2 P4	4	1	2	1	0	0	3											
Carlos Lee, R (1, 7) OBP: 0.319, SLG: 0.463		0-0 G3-1		1-3 K			1-1 G5-3		1-2 L6	4	0	0	0	0	1	2											
Chris Singleton, L (1, 8) OBP: 0.335, SLG: 0.438		0-3 K			0-0 B2-3		1-2 G4-3			3	0	0	0	0	1	0											
24 Joe Crede, R (1, 5) OBP: 0.278, SLG: 0.286			0-2 F3		0-1 F8		2-1 F9			3	0	0	0	0	0	0											
Mark Johnson, L (1, 2) OBP: 0.330, SLG: 0.375			2-1 G6-3		2-2 F9			2-2 G5-3		2	0	0	0	0	0	0											
Tony Graffanino, R (8, PH) OBP: 0.366, SLG: 0.403										1	0	0	0	0	0	0											
<b>Inning Stats</b>	R: 0 E: 0 K: 1 S: 8	H: 1 LOB: 1 BB: 0 P: 11	R: 1 E: 0 K: 1 S: 9	H: 1 LOB: 0 BB: 0 P: 12	R: 0 E: 0 K: 0 S: 14	H: 1 LOB: 1 BB: 0 P: 18	R: 0 E: 0 K: 2 S: 14	H: 1 LOB: 1 BB: 0 P: 20	R: 0 E: 0 K: 0 S: 6	H: 0 LOB: 0 BB: 0 P: 8	R: 0 E: 0 K: 0 S: 15	H: 1 LOB: 2 BB: 1 P: 21	R: 0 E: 0 K: 1 S: 7	H: 0 LOB: 0 BB: 0 P: 11	R: 0 E: 0 K: 1 S: 7	H: 0 LOB: 0 BB: 0 P: 12	R: 0 E: 0 K: 0 S: 10	H: 1 LOB: 1 BB: 0 P: 16	1B: 4 2B: 1 3B: 0 HR: 1	SF: 0 SAC: 1 DP: 0 HBP: 0	WP: 0 PB: 0 SB: 0 CS: 0	PA: 33					
<b>PITCHER</b>	IP	WLS	BF	H	R	ER	SO	BB	IBB	HBP	BLK	WP	HR	S	P	ERA	WHIP										
35 Mike Mussina, R (1, 1) ERA: 3.2	7.0	W	26	5	1	1	4	1	0	0	0	0	1	73	101	1.29	0.857										
Mike Stanton, L (8, 1) ERA: 2.51	1.0	H	3	0	0	0	1	0	0	0	0	0	0	7	12	0.00	0.000										
42 Mariano Rivera, R (9, 1) ERA: 2.37	1.0	S	4	1	0	0	0	0	0	0	0	0	0	10	16	0.00	1.000										

Batter	1	2	3	4	5	6	7	8	9	AB	R	H	RBI	BB	SO	LOB	BOTTOM										
Chuck Knoblauch, R (1, 7) OBP: 0.339, SLG: 0.355	1-2 P6		2-1 L5			0-0 F9	2-2 L5			4	0	0	0	0	0	1	Chicago White Sox @ New York Yankees Yankee Stadium, Bronx, NY Wed Oct 03 2001, 7:05 PM EDT Att: 14,895 - Sunny - 78 F										
2 Derek Jeter, R (1, 6) OBP: 0.379, SLG: 0.485	2-1 G4-3		1-2 G1-3			0-0 HR 1B		4-1 G3-6-3 BB		3	1	1	0	1	0	0											
Paul O'Neill, L (1, 10) OBP: 0.330, SLG: 0.464	3-2 1B		2-2 F9			1-0 HR 1B		1-2 F9		4	1	2	2	0	0	1											
Bernie Williams, S (1, 8) OBP: 0.392, SLG: 0.506	1-3 K			2-0 F8		2-1 HR 1B		1-1 G3-6-3		4	0	1	0	0	1	2											
Tino Martinez, L (1, 3) OBP: 0.332, SLG: 0.507		0-0 G2-3 20 BB 1B		3-1 F5		1-1 E8		1-3 1B		3	0	2	0	0	0	0											
20 Jorge Posada, S (1, 2) OBP: 0.365, SLG: 0.481		4-2 G2-3 BB		2-3 K		0-3 K				2	0	0	0	1	2	2											
Shane Spencer, R (1, 9) OBP: 0.317, SLG: 0.435		1-3 K			1-0 L6	1-0 G5-3				3	0	0	0	0	1	4											
Scott Brosius, R (1, 5) OBP: 0.349, SLG: 0.454		1-2 G2-3			1-1 F9		2-2 G6-3			3	0	0	0	0	0	2											
Alfonso Soriano, R (1, 4) OBP: 0.306, SLG: 0.434		2-3 K			1-0 G1-3		4-0 CS BB			2	0	0	0	1	1	2											
<b>Inning Stats</b>	R: 0 E: 0 K: 1 S: 13	H: 1 LOB: 1 BB: 0 P: 20	R: 0 E: 0 K: 2 S: 12	H: 1 LOB: 2 BB: 1 P: 20	R: 0 E: 0 K: 0 S: 9	H: 0 LOB: 0 BB: 0 P: 14	R: 0 E: 0 K: 1 S: 6	H: 0 LOB: 0 BB: 0 P: 13	R: 0 E: 0 K: 0 S: 4	H: 0 LOB: 0 BB: 0 P: 7	R: 2 E: 1 K: 1 S: 11	H: 4 LOB: 2 BB: 0 P: 16	R: 0 E: 0 K: 0 S: 8	H: 0 LOB: 0 BB: 1 P: 15	R: 0 E: 0 K: 0 S: 6	H: 0 LOB: 0 BB: 1 P: 12		1B: 5 2B: 0 3B: 0 HR: 1	SF: 0 SAC: 0 DP: 1 HBP: 0	WP: 0 PB: 0 SB: 0 CS: 1	PA: 31						
<b>PITCHER</b>	IP	WLS	BF	H	R	ER	SO	BB	IBB	HBP	BLK	WP	HR	S	P	ERA	WHIP										
Jon Garland, R (1, 1) ERA: 3.69	5.1	L	22	5	2	2	4	1	0	0	0	0	0	5	6	0.00	3.000										
Alan Embree, L (6, 1) ERA: 7.47	0.1		2	1	0	0	1	0	0	0	0	0	0	5	6	0.00	3.000										
Sean Lowe, R (6, 1) ERA: 3.67	1.1		4	0	0	0	0	1	0	0	0	0	0	9	17	0.00	0.750										
Bob Howry, R (8, 1) ERA: 4.5	1.0		3	0	0	0	0	1	0	0	0	0	0	6	12	0.00	1.000										

AB	31
R	1
H	6
RBI	1
BB	1
SO	5
LOB	10

AB	28
R	2
H	6
RBI	2
BB	3
SO	5
LOB	14





Batter	1	2	3	4	5	6	7	8	9	AB	R	H	RBI	BB	SO	LOB	TOP										
Ray Durham, S OBP: 0.341, SLG: 0.473 (1, 4)										4	3	2	4	1	2	1	<b>Chicago White Sox @ Minnesota Twins</b> Hubert H. Humphrey Metrodome, Minneapolis, MN Fri Oct 05 2001, 8:05 PM EDT Att: 13,631 - Dome - 72 F <a href="http://livebaseballscorecards.com">livebaseballscorecards.com</a>										
Jose Valentin, S OBP: 0.339, SLG: 0.507 (1, 5)										4	1	2	1	1	0	1											
Magglio Ordonez, R OBP: 0.380, SLG: 0.532 (1, 9)										5	1	1	2	0	1	2											
14 Paul Konerko, R OBP: 0.347, SLG: 0.503 (1, 3)										5	0	2	0	0	1	0											
Jose Canseco, R OBP: 0.367, SLG: 0.478 (1, 10)										3	0	0	0	1	2	1											
Carlos Lee, R OBP: 0.320, SLG: 0.465 Aaron Rowand, R OBP: 0.387, SLG: 0.434 (8, 7)										4	0	2	0	0	0	2											
Chris Singleton, L OBP: 0.332, SLG: 0.434 (1, 8)										4	0	0	0	0	0	2											
Royce Clayton, R OBP: 0.318, SLG: 0.394 (1, 6)										4	0	0	0	0	2	2											
Mark Johnson, L OBP: 0.338, SLG: 0.386 (1, 2)										3	2	2	0	1	0	0											
<b>Inning Stats</b>	R: 1 E: 0 K: 2 S: 12	H: 1 LOB: 0 BB: 0 P: 19	R: 0 E: 0 K: 0 S: 6	H: 0 LOB: 0 BB: 0 P: 8	R: 0 E: 0 K: 1 S: 10	H: 1 LOB: 1 BB: 0 P: 14	R: 0 E: 0 K: 0 S: 8	H: 1 LOB: 2 BB: 1 P: 14	R: 2 E: 0 K: 1 S: 16	H: 3 LOB: 1 BB: 0 P: 22	R: 0 E: 0 K: 1 S: 9	H: 1 LOB: 0 BB: 0 P: 14	R: 2 E: 0 K: 0 S: 13	H: 1 LOB: 1 BB: 2 P: 24	R: 0 E: 0 K: 2 S: 14	H: 2 LOB: 2 BB: 0 P: 22		R: 2 E: 0 K: 1 S: 7	H: 1 LOB: 1 BB: 1 P: 12	1B: 5 2B: 3 3B: 0 HR: 4	SF: 0 SAC: 0 DP: 1 HBP: 0	WP: 0 PB: 0 SB: 0 CS: 2	PA: 41				
<b>PITCHER</b>	IP	WLS	BF	H	R	ER	SO	BB	IBB	HBP	BLK	WP	HR	S	P	ERA	WHIP										
Rick Reed, R ERA: 4.05 (1, 1)	6.2	L	29	8	5	5	5	3	0	0	0	0	3	72	112	6.75	1.650										
Hector Carrasco, R ERA: 4.54 (7, 1)	1.1		6	2	0	0	2	0	0	0	0	0	0	16	25	0.00	1.500										
LaTroy Hawkins, R ERA: 5.96 (9, 1)	1.0		5	1	2	2	1	1	0	0	0	0	1	7	12	18.00	2.000										

Batter	1	2	3	4	5	6	7	8	9	AB	R	H	RBI	BB	SO	LOB	BOTTOM										
Luis Rivas, R OBP: 0.318, SLG: 0.361 (1, 4)										5	2	3	1	0	0	0	<b>Chicago White Sox @ Minnesota Twins</b> Hubert H. Humphrey Metrodome, Minneapolis, MN Fri Oct 05 2001, 8:05 PM EDT Att: 13,631 - Dome - 72 F <a href="http://livebaseballscorecards.com">livebaseballscorecards.com</a>										
Denny Hocking, S OBP: 0.311, SLG: 0.332 (1, 6)										4	0	2	1	1	0	1											
Corey Koskie, L OBP: 0.358, SLG: 0.488 (1, 5)										4	0	1	0	0	0	4											
Matthew LeCroy, R OBP: 0.424, SLG: 0.781 David Ortiz, L OBP: 0.523, SLG: 0.471 Jason Maxwell, R OBP: 0.286, SLG: 0.294 (8, PH)										3	0	2	0	0	1	0											
Tori Hunter, R OBP: 0.307, SLG: 0.481 (1, 8)										4	0	0	1	0	3	4											
Dustin Mohr, R OBP: 0.286, SLG: 0.273 (8, 7)										3	0	1	0	0	0	2											
A.J. Pierzynski, L OBP: 0.322, SLG: 0.433 (8, PH)										1	0	0	0	0	0	2											
Bobby Kielty, S OBP: 0.297, SLG: 0.385 Brian Buchanan, R OBP: 0.342, SLG: 0.487 (8, 9)										2	0	0	0	0	1	1											
5 Michael Cuddyer, R OBP: 0.300, SLG: 0.333 (1, 3)										4	1	1	0	0	1	1											
Tom Prince, R OBP: 0.284, SLG: 0.357 Jacque Jones, L OBP: 0.335, SLG: 0.419 (8, PH)										2	1	1	1	0	0	1											
<b>Inning Stats</b>	R: 1 E: 0 K: 0 S: 12	H: 2 LOB: 2 BB: 1 P: 20	R: 0 E: 0 K: 2 S: 8	H: 0 LOB: 0 BB: 0 P: 11	R: 0 E: 0 K: 0 S: 11	H: 2 LOB: 2 BB: 0 P: 17	R: 0 E: 0 K: 1 S: 10	H: 1 LOB: 0 BB: 0 P: 14	R: 0 E: 0 K: 1 S: 12	H: 0 LOB: 0 BB: 0 P: 18	R: 0 E: 0 K: 1 S: 8	H: 1 LOB: 0 BB: 0 P: 10	R: 0 E: 0 K: 1 S: 8	H: 1 LOB: 1 BB: 0 P: 11	R: 2 E: 0 K: 1 S: 21	H: 3 LOB: 2 BB: 1 P: 33	R: 1 E: 1 K: 0 S: 10	H: 2 LOB: 1 BB: 0 P: 13	1B: 10 2B: 1 3B: 0 HR: 1	SF: 0 SAC: 0 DP: 2 HBP: 0	WP: 0 PB: 0 SB: 2 CS: 0	PA: 38					
<b>PITCHER</b>	IP	WLS	BF	H	R	ER	SO	BB	IBB	HBP	BLK	WP	HR	S	P	ERA	WHIP										
56 Mark Buehrle, L ERA: 3.29 Bob Howry, R ERA: 4.73 Alan Embree, L ERA: 7.43 Keith Foulke, R ERA: 2.33 (8, 1)	7.0	W	26	7	1	1	5	1	0	0	0	0	1	10	15												
Alan Embree, L ERA: 7.43 Keith Foulke, R ERA: 2.33 (8, 1)	0.1	H	1	0	0	0	0	0	0	0	0	0	0	1	1	0.00	0.000										
Keith Foulke, R ERA: 2.33 (8, 1)	1.2	S	8	2	1	1	1	1	0	0	0	0	0	20	30	5.40	1.800										



Batter	1	2	3	4	5	6	7	8	9	AB	R	H	RBI	BB	SO	LOB	TOP								
Ray Durham, S OBP: 0.338, SLG: 0.470	F8		G3-1		F8			F8	F9	5	0	0	0	0	0	4	Chicago White Sox @ Minnesota Twins Hubert H. Humphrey Metrodome, Minneapolis, MN Sat Oct 06 2001, 7:05 PM EDT Att: 18,599 - Dome - 72 F <a href="http://livebaseballscorecards.com">livebaseballscorecards.com</a>								
Jose Valentin, S OBP: 0.337, SLG: 0.505 24 Joe Crede, R OBP: 0.273, SLG: 0.280	F8			F8	SF9			K		2	0	0	1	0	0	0									
Magglio Ordonez, R OBP: 0.380, SLG: 0.531	K			BB 2B	G6-3			14 1B HR		4	2	2	0	0	1	1									
14 Paul Konerko, R OBP: 0.348, SLG: 0.503		F7		L8		G4-6-3 1B		HR 1B		4	1	2	0	0	0	1									
Jeff Liefer, L OBP: 0.313, SLG: 0.520 Herbert Perry, R OBP: 0.327, SLG: 0.413	K			2B BB	G4-6-3			HR 1B		1	0	0	0	1	1	0									
Carlos Lee, R OBP: 0.322, SLG: 0.468				BB	F9			HR 1B		2	1	1	3	0	0	1									
Chris Singleton, L OBP: 0.332, SLG: 0.433 Tony Graffanino, R OBP: 0.370, SLG: 0.407									SH1-4 1B	3	0	1	0	0	2	2									
Royce Clayton, R OBP: 0.318, SLG: 0.396										1	0	1	0	0	0	0									
Mark Johnson, L OBP: 0.338, SLG: 0.382 Jose Canseco, R OBP: 0.366, SLG: 0.477										3	1	1	0	0	1	1									
<b>Inning Stats</b>	R: 0 E: 0 K: 1 S: 8	H: 0 LOB: 0 BB: 0 P: 13	R: 0 E: 0 K: 1 S: 10	H: 1 LOB: 1 BB: 0 P: 14	R: 0 E: 0 K: 1 S: 10	H: 1 LOB: 1 BB: 0 P: 16	R: 1 E: 0 K: 1 S: 13	H: 2 LOB: 2 BB: 1 P: 20	R: 1 E: 0 K: 0 S: 9	H: 1 LOB: 1 BB: 1 P: 20	R: 0 E: 0 K: 0 S: 8	H: 1 LOB: 0 BB: 0 P: 9	R: 0 E: 0 K: 1 S: 5	H: 0 LOB: 0 BB: 0 P: 6	R: 3 E: 1 K: 1 S: 18	H: 3 LOB: 0 BB: 0 P: 26	R: 0 E: 0 K: 0 S: 10	H: 1 LOB: 1 BB: 0 P: 14	1B: 7 2B: 2 3B: 0 HR: 1	SF: 1 SAC: 1 DP: 1 HBP: 0	WP: 0 PB: 0 SB: 0 CS: 0	PA: 37			
<b>PITCHER</b>	IP	WLS	BF	H	R	ER	SO	BB	IBB	HBP	BLK	WP	HR	S	P	ERA	WHIP								
Kyle Lohse, R ERA: 5.68	4.0		18	5	2	2	4	2	0	0	0	0	0	43	69	4.50	1.750								
Jack Cressend, R ERA: 3.39	1.0	W	3	0	0	0	0	0	0	0	0	0	0	7	14	0.00	0.000								
Eric Milton, L ERA: 4.32	2.2		11	4	3	3	2	0	0	0	0	0	1	30	40	10.12	1.500								
Todd Jones, R ERA: 4.24	0.1	H	1	0	0	0	0	0	0	0	0	0	0	1	1	0.00	0.000								
Eddie Guardado, L ERA: 5.93	1.0	S	4	1	0	0	0	0	0	0	0	0	0	10	14	0.00	1.000								

Batter	1	2	3	4	5	6	7	8	9	AB	R	H	RBI	BB	SO	LOB	BOTTOM								
Jacque Jones, L OBP: 0.334, SLG: 0.417	F7	L8		FC4-6 G6-3 1B	K			K		5	1	1	0	0	2	3	Chicago White Sox @ Minnesota Twins Hubert H. Humphrey Metrodome, Minneapolis, MN Sat Oct 06 2001, 7:05 PM EDT Att: 18,599 - Dome - 72 F <a href="http://livebaseballscorecards.com">livebaseballscorecards.com</a>								
Luis Rivas, R OBP: 0.319, SLG: 0.361	G4-3 S 1B	F9		FC4-6 1B	FC5-4			K		5	0	2	0	0	1	3									
Corey Koskie, L OBP: 0.357, SLG: 0.486	G4-3			2B BB	FC4-6 G6-3			F7		3	1	0	0	1	0	3									
Matthew LeCroy, R OBP: 0.405, SLG: 0.750	G3			1B SF8 2B	G6-3			F9		4	1	1	1	0	0	2									
David Ortiz, L OBP: 0.328, SLG: 0.482				HR BB	G6-3			G6-3		2	1	1	1	2	0	0									
Torii Hunter, R OBP: 0.308, SLG: 0.483				HR 2B	G6-3			G6-3		4	1	2	1	0	0	2									
A.J. Pierzynski, L OBP: 0.321, SLG: 0.440				1B SF8 2B	SF8			F8		3	1	1	3	0	1	0									
Dustan Mohr, R OBP: 0.283, SLG: 0.271				HR 2B	F9			K		4	0	1	0	0	2	2									
Denny Hocking, S OBP: 0.313, SLG: 0.334				L8 1B	K			K		4	0	2	0	0	1	2									
<b>Inning Stats</b>	R: 0 E: 0 K: 0 S: 11	H: 1 LOB: 1 BB: 0 P: 16	R: 3 E: 0 K: 0 S: 15	H: 4 LOB: 1 BB: 0 P: 26	R: 2 E: 0 K: 2 S: 17	H: 2 LOB: 2 BB: 2 P: 31	R: 1 E: 0 K: 0 S: 14	H: 2 LOB: 2 BB: 1 P: 26	R: 0 E: 0 K: 1 S: 11	H: 2 LOB: 2 BB: 0 P: 17	R: 0 E: 0 K: 0 S: 8	H: 0 LOB: 0 BB: 0 P: 10	R: 0 E: 0 K: 2 S: 7	H: 0 LOB: 0 BB: 0 P: 12	R: 0 E: 0 K: 2 S: 9	H: 0 LOB: 0 BB: 0 P: 13	1B: 7 2B: 2 3B: 0 HR: 2	SF: 1 SAC: 0 DP: 0 HBP: 0	WP: 0 PB: 0 SB: 1 CS: 0	PA: 38					
<b>PITCHER</b>	IP	WLS	BF	H	R	ER	SO	BB	IBB	HBP	BLK	WP	HR	S	P	ERA	WHIP								
Gary Glover, R ERA: 4.93	2.0	L	14	6	5	5	0	2	0	0	0	0	0	26	44	4.50	1.500								
Matt Ginter, R ERA: 5.22	2.0		10	3	1	1	2	0	1	0	0	0	0	19	27	0.00	1.000								
Bill Pulsipher, L ERA: 5.83	2.0		8	2	0	0	1	0	0	0	0	0	0	10	17	0.00	0.000								
Josh Fogg, R ERA: 2.03	1.1		4	0	0	0	2	0	0	0	0	0	0	6	8	0.00	0.000								
Alan Embree, L ERA: 7.33	0.2		2	0	0	0	2	0	0	0	0	0	0	6	8	0.00	0.000								





Batter	1	2	3	4	5	6	7	8	9	AB	R	H	RBI	BB	SO	LOB	TOP					
Ray Durham, S OBP: 0.337, SLG: 0.466	G4-3		G6-3			BB		G6-3	F8	4	0	0	0	1	0	1	Chicago White Sox @ Minnesota Twins Hubert H. Humphrey Metrodome, Minneapolis, MN Sun Oct 07 2001, 2:05 PM EDT Att: 14,413 - Dome - 72 F					
Jose Valentin, S OBP: 0.336, SLG: 0.509	HR			G3		P5		F7		4	1	1	1	0	0	1						
Magglio Ordonez, R Aron Rowand, R OBP: 0.382, SLG: 0.533 OBP: 0.385, SLG: 0.431	F5			2B		BB			G6-3	2	0	1	0	1	0	0						
14 Paul Konerko, R OBP: 0.349, SLG: 0.507	K			HBP		F9			HR	3	1	1	1	0	1	2						
Carlos Lee, R OBP: 0.321, SLG: 0.468		F9		F3		F8			1B	4	1	1	0	0	0	4						
Chris Singleton, L OBP: 0.331, SLG: 0.431		F5		F7			G4-3		2B	4	1	1	0	0	0	2						
Herbert Perry, R OBP: 0.326, SLG: 0.411		F8		K			K		1B	4	0	1	1	0	2	0						
Royce Clayton, R OBP: 0.315, SLG: 0.393			F8		F8		K		FC6-4	4	1	0	1	0	1	1						
Josh Paul, R OBP: 0.327, SLG: 0.410			G5-3		F9			F9	2B	4	0	1	1	0	0	0						
<b>Inning Stats</b>	R: 1 E: 0 K: 1 S: 11	H: 1 LOB: 0 BB: 0 P: 15	R: 0 E: 0 K: 0 S: 7	H: 0 LOB: 0 BB: 0 P: 8	R: 0 E: 0 K: 0 S: 7	H: 0 LOB: 0 BB: 0 P: 8	R: 0 E: 0 K: 0 S: 6	H: 1 LOB: 2 BB: 0 P: 10	R: 0 E: 0 K: 1 S: 8	H: 0 LOB: 0 BB: 2 P: 18	R: 0 E: 0 K: 2 S: 8	H: 0 LOB: 0 BB: 0 P: 10	R: 0 E: 0 K: 0 S: 5	H: 0 LOB: 0 BB: 0 P: 5	R: 4 E: 0 K: 0 S: 19	H: 5 LOB: 1 BB: 0 P: 25		1B: 2 2B: 3 3B: 0 HR: 2	SF: 0 SAC: 0 DP: 0 HBP: 1	WP: 0 PB: 0 SB: 1 CS: 0	PA: 37	
<b>PITCHER</b>	IP	WLS	BF	H	R	ER	SO	BB	IBB	HBP	BLK	WP	HR	S	P	ERA	WHIP					
Brad Radke, R ERA: 3.94	(1, 1)	8.1	W	32	4	3	3	4	2	0	1	0	0	2	66	92	3.24	0.720				
Jack Cressend, R ERA: 3.67	(9, 1)	0.1		4	3	2	2	0	0	0	0	0	0	0	13	15	54.00	9.000				
Eddie Guardado, L ERA: 3.51	(9, 1)	0.1	S	1	0	0	0	0	0	0	0	0	0	2	5	0.00	0.000					

Batter	1	2	3	4	5	6	7	8	9	AB	R	H	RBI	BB	SO	LOB	BOTTOM					
Jacque Jones, L OBP: 0.335, SLG: 0.417	F8		2B	S	K					5	1	2	0	0	2	3	Chicago White Sox @ Minnesota Twins Hubert H. Humphrey Metrodome, Minneapolis, MN Sun Oct 07 2001, 2:05 PM EDT Att: 14,413 - Dome - 72 F					
Luis Rivas, R OBP: 0.319, SLG: 0.362	G4-3		1B	K		E	G5-4-3			4	2	1	0	0	1	3						
Corey Koskie, L OBP: 0.362, SLG: 0.488	S		2B	S		E		G6-3	HBP	2	3	2	3	3	0	0						
Matthew LeCroy, R OBP: 0.429, SLG: 0.775	BB		2B	IBB		SF7		BB		4	0	2	2	0	1	3						
Jason Maxwell, R OBP: 0.296, SLG: 0.294	2B		2B	K		E5		HBP		0	0	0	0	0	0	0						
David Ortiz, L OBP: 0.324, SLG: 0.475	K		F7		G3-1	SF7		P6		4	0	0	1	0	1	4						
Torii Hunter, R OBP: 0.306, SLG: 0.479		L3	G5-3		F7	F9		G6-3		5	0	0	0	0	0	4						
A.J. Pierzynski, L OBP: 0.322, SLG: 0.441		F7	FC6	IBB		E	P6	G4-3		4	1	1	0	1	0	4						
Dustan Mohr, R OBP: 0.298, SLG: 0.275		BB	FC6		E5			1B		3	1	1	0	1	0	2						
Denny Hocking, S OBP: 0.315, SLG: 0.339		G5-3		G3			G5-4-3			4	0	2	1	0	0	1						
<b>Inning Stats</b>	R: 1 E: 0 K: 1 S: 12	H: 1 LOB: 1 BB: 1 P: 22	R: 0 E: 0 K: 0 S: 4	H: 0 LOB: 1 BB: 1 P: 10	R: 3 E: 0 K: 0 S: 12	H: 4 LOB: 2 BB: 1 P: 25	R: 0 E: 0 K: 2 S: 13	H: 1 LOB: 1 BB: 1 P: 22	R: 2 E: 1 K: 1 S: 13	H: 2 LOB: 1 BB: 0 P: 20	R: 2 E: 1 K: 0 S: 20	H: 1 LOB: 1 BB: 0 P: 30	R: 0 E: 0 K: 1 S: 9	H: 2 LOB: 1 BB: 0 P: 12	R: 0 E: 0 K: 0 S: 5	H: 0 LOB: 3 BB: 1 P: 12	1B: 6 2B: 5 3B: 0 HR: 0	SF: 1 SAC: 0 DP: 1 HBP: 2	WP: 1 PB: 0 SB: 4 CS: 0	PA: 43		
<b>PITCHER</b>	IP	WLS	BF	H	R	ER	SO	BB	IBB	HBP	BLK	WP	HR	S	P	ERA	WHIP					
Kip Wells, R ERA: 4.79	(1, 1)	4.2	L	27	8	6	4	3	2	0	0	0	0	8	16	13.50	1.500					
Bill Putsipher, L ERA: 6.0	(5, 1)	0.2		5	1	2	1	1	0	0	1	0	0	0	15	20	0.00	0.000				
Bob Howry, R ERA: 4.69	(6, 1)	0.2		2	0	0	0	0	0	0	0	0	0	15	20	0.00	0.000					
Sean Lowe, R ERA: 3.61	(7, 1)	2.0		9	2	0	0	1	1	0	1	0	0	14	24	0.00	1.500					

