


Chicago White Sox - 2003

Batter	1	2	3	4	5	6	7	8	9	AB R H RBI BB SO LOB	TOP																								
												Chicago White Sox @ Birmingham Barons Regions Park, Birmingham, AL Sun Mar 30 2003, 2:05 PM EST livebaseballscorecards.com																							
											AB 0 R 0 H 0 RBI 0 BB 0 SO 0 LOB 0																								
																																			
Inning Stats										1B: 0 SF: 0 2B: 0 SAC: 0 3B: 0 DP: 0 HR: 0 HBP: 0	WP: 0 PA: 0 PB: 0 SB: 0 CS: 0																								
PITCHER	IP	WLS	BF	H	R	ER	SO	BB	IBB	HBP	BLK	WP	HR	S	P	ERA	WHIP	PITCHER	IP	WLS	BF	H	R	ER	SO	BB	IBB	HBP	BLK	WP	HR	S	P	ERA	WHIP

Batter	1	2	3	4	5	6	7	8	9	AB R H RBI BB SO LOB	BOTTOM
--------	---	---	---	---	---	---	---	---	---	----------------------	--------

												Chicago White Sox @ Birmingham Barons Regions Park, Birmingham, AL Sun Mar 30 2003, 2:05 PM EST livebaseballscorecards.com
											AB 0 R 0 H 0 RBI 0 BB 0 SO 0 LOB 0	
												

Inning Stats	1B: 0	SF: 0	WP: 0	PA: 0
	2B: 0	SAC: 0	PB: 0	
	3B: 0	DP: 0	SB: 0	
	HR: 0	HBP: 0	CS: 0	

PITCHER	IP	WLS	BF	H	R	ER	SO	BB	IBB	HBP	BLK	WP	HR	S	P	ERA	WHIP	PITCHER	IP	WLS	BF	H	R	ER	SO	BB	IBB	HBP	BLK	WP	HR	S	P	ERA	WHIP
---------	----	-----	----	---	---	----	----	----	-----	-----	-----	----	----	---	---	-----	------	---------	----	-----	----	---	---	----	----	----	-----	-----	-----	----	----	---	---	-----	------

Batter	1	2	3	4	5	6	7	8	9	AB R H RBI BB SO LOB	TOP									
D'Angelo Jimenez, S (1, 4) FC X	0-2 F9 ①		1-0 G6-3 ②			3-2 F7 ②		1-1 G6-3 ③		4 0 0 0 0 0 0	Chicago White Sox @ Kansas City Royals Kauffman Stadium, Kansas City, MO Mon Mar 31 2003, 2:05 PM CST Att. 40,302 - Cloudy - 71 F									
Jose Valentin, S (1, 6) B C X	2-1 L6 ②		1-2 L4 ③			0-3 K ③		2-2 L9 ①	4 0 0 0 0 1 0											
Frank Thomas, R (1, 10) OBP: 0.750, SLG: 0.500 C C X	0-2 1B			4-2 14 G6-4-3 BB		4-0 1B 14 FC5-2 BB		1-3 K ②	2 0 1 0 2 1 0											
Magglio Ordonez, R (1, 9) OBP: 0.250, SLG: 0.250 C B X	1-1 F9 ③			0-3 K ①		0-0 14 FC5-2 1B		0-0 G6-3 ③	4 0 1 0 0 1 2											
14 Paul Konerko, R (1, 3) C B X		0-3 K ①		1-1 G6-4-3 ② ③ 1-2f		0-1 FC5-2 ①		1-2 3-H ②	3 0 0 0 0 1 3											
Carlos Lee, R (1, 7) C B X		2-3 K ②			0-1 G5-3 ①		0-3 K ②		3 0 0 0 0 2 2											
24 Joe Crede, R (1, 5) OBP: 0.333, SLG: 0.667 C X		0-1 2B			1-2 F8 ②		2-3 K ③		3 0 1 0 0 1 2											
Aaron Rowand, R (1, 8) C B X		1-2 G4-3 ③			3-3 K ③			1-2 G4-3 ①	3 0 0 0 0 1 1											
Sandy Alomar Jr., R (1, 2) S B X			3-1 G6-3 ①			0-1 G5-3 ①		2-2 G5-3 ②	3 0 0 0 0 0 0											
Inning Stats	R: 0 E: 0 K: 0 S: 10	H: 1 LOB: 1 BB: 0 P: 13	R: 0 E: 0 K: 2 S: 11	H: 1 LOB: 1 BB: 0 P: 14	R: 0 E: 0 K: 0 S: 6	H: 0 LOB: 0 BB: 0 P: 11	R: 0 E: 0 K: 1 S: 9	H: 0 LOB: 0 BB: 1 P: 14	R: 0 E: 0 K: 1 S: 10	H: 0 LOB: 0 BB: 0 P: 14	R: 0 E: 0 K: 2 S: 10	H: 1 LOB: 2 BB: 1 P: 16	R: 0 E: 0 K: 0 S: 13	H: 0 LOB: 0 BB: 0 P: 17	R: 0 E: 0 K: 1 S: 7	H: 0 LOB: 0 BB: 0 P: 10	1B: 2 2B: 1 3B: 0 HR: 0	SF: 0 SAC: 0 DP: 1 HBP: 0	WP: 0 PB: 0 SB: 0 CS: 0	PA: 31
PITCHER	IP WLS BF H R ER SO BB IBB HBP BLK WP HR S P ERA WHIP																			
Runelvys Hernandez, R (1, 1) ERA:	6.0 W 20 2 0 0 5 1 0 0 0 0 0 0 54 77 0.00 0.500																			
Jason Grimsley, R (7, 1) ERA:	2.0 H 8 1 0 0 2 1 0 0 0 0 0 0 23 33 0.00 1.000																			
Mike MacDougal, R (9, 1) ERA:	1.0 S 3 0 0 0 1 0 0 0 0 0 0 0 7 10 0.00 0.000																			

AB	29
R	0
H	3
RBI	0
BB	2
SO	8
LOB	10



Batter	1	2	3	4	5	6	7	8	9	AB	R	H	RBI	BB	SO	LOB
Michael Tucker, L (1, 8) (9, 9)	1-3 K	1-0 F8			3-2 P5		0-1 F8			4	0	0	0	0	1	1
Joe Randa, R (1, 5)	0-0 G4-3		2-2 E6 FC5-4		4-2 29 G4-3 BB		3-2 L8			3	0	0	0	1	0	0
29 Mike Sweeney, R OBP: 0.500, SLG: 0.667 (1, 3)	4-2 BB		2-1 F8		0-1 G4-3			0-0 PB WP 2B		3	1	1	0	1	0	2
Raul Ibanez, L (1, 7)	0-2 P5		1-1 F7		1-2 F7			1-0 F7		4	0	0	0	0	0	4
Brandon Berger, R Desi Relaford, S Rontrez Johnson, R (1, 9) (8, PH) (9, 8)		4-2 2B 4 1B BB	0-0 FC5-4		0-1 G6-3			4-2 4 S BB		2	1	0	0	1	0	1
Ken Harvey, R OBP: 0.500, SLG: 1.000 (1, 10)		1-2 4 1B SF8 2B		1-2 G4-3		1-0 1B 2B		0-0 F9		4	1	2	0	0	0	1
4 Angel Berroa, R OBP: 0.250, SLG: 0.250 (1, 6)		0-0 2B 1B		0-0 F9		1-2 G6-3		3-3 SAFE K		4	0	1	1	0	1	2
Brent Mayne, L OBP: 0.667, SLG: 1.000 (1, 2)		2-1 SF8		0-2 1B		1-2 1B				2	0	2	1	0	0	0
Carlos Febles, R OBP: 0.333, SLG: 0.667 (1, 4)		1-1 1-H 2B		0-0 F7			0-0 B3			3	0	1	0	0	0	1

Inning Stats	R: 0	H: 0	E: 0	K: 1	S: 9	LOB: 1	BB: 1	P: 14	R: 2	H: 3	E: 0	K: 0	S: 11	LOB: 1	BB: 1	P: 20	R: 0	H: 0	E: 1	K: 0	S: 8	LOB: 1	BB: 0	P: 13	R: 0	H: 1	E: 0	K: 0	S: 8	LOB: 1	BB: 1	P: 19	R: 0	H: 2	E: 0	K: 0	S: 9	LOB: 2	BB: 0	P: 12	R: 0	H: 0	E: 0	K: 0	S: 6	LOB: 0	BB: 0	P: 9	R: 1	H: 1	E: 0	K: 1	S: 9	LOB: 1	BB: 1	P: 17
PITCHER	IP	WLS	BF	H	R	ER	SO	BB	IBB	HBP	BLK	WP	HR	S	P	ERA	WHIP																																							
56 Mark Buehrle, L ERA: 2.57 Tom Gordon, R ERA: 9.0	(1, 1) (8, 1)	7.0 1.0	L	29 5	6 1	2 1	2 1	1 1	3 1	0 0	0 0	0 0	1 1	0 9	96 17	2.57 9.00	1.286 2.000																																							

BOTTOM

Chicago White Sox @ Kansas City Royals
Kauffman Stadium, Kansas City, MO
Mon Mar 31 2003, 2:05 PM CST
Att. 40,302 - Cloudy - 71 F

livebaseballscores.com

AB	29
R	3
H	7
RBI	2
BB	4
SO	2
LOB	12



WP: 1	PA: 34
PB: 1	
SB: 1	
CS: 0	
1B: 3	SF: 1
2B: 4	SAC: 0
3B: 0	DP: 0
HR: 0	HBP: 0
ERA	WHIP

Batter	1	2	3	4	5	6	7	8	9
Michael Tucker, L (1, 8) (8, 9)	2-0 F7		4-1 1B 29 1B BB		0-1 F7		2-3 K		
Joe Randa, R OBP: 0.500, SLG: 0.833 (1, 5)	2-3 K		0-1 29 1B SF8 1B		4-1 2B 1-2 BB		0-1 1-H HR		
29 Mike Sweeney, R OBP: 0.375, SLG: 0.429 (1, 3)	1-1 G5-3		1-2 1-3 3-H 1B		2-1 F9		0-1 P4		
Raul Ibanez, L OBP: 0.375, SLG: 0.714 (1, 7)		2-2 F7 2B	0-0 SF8		0-2 1-3 3-H 2B		0-2 1B		
Dee Brown, L (1, 9) Rontrez Johnson, R (7, PH) (8, 8)		1-2 P3	2-2 G4-3		2-2 F9		2-3 K		
Ken Harvey, R OBP: 0.250, SLG: 0.500 (1, 10)		0-0 F7		0-1 G5-3		2-1 F8		1-1 G6-3	
Desi Relaford, S (1, 4) Carlos Febles, R OBP: 0.333, SLG: 0.667 (9, 4)		4-2 BB		3-3 K		0-0 G6-3		2-2 P1	
Brent Mayne, L OBP: 0.286, SLG: 0.333 (1, 2)		3-2 P4		0-0 F9		1-2 P3		3-1 G3	
4 Angel Berroa, R OBP: 0.286, SLG: 0.167 (1, 6)			2-2 F9		1-2 29 F9 2B HBP		2-2 E6 HR		

Inning Stats	R: 0	H: 0	E: 0	K: 1	S: 9	H: 0	LOB: 0	BB: 0	P: 14	R: 0	H: 1	E: 0	K: 0	S: 15	H: 2	LOB: 1	BB: 1	P: 25	R: 2	H: 2	E: 0	K: 0	S: 15	R: 0	H: 0	E: 0	K: 1	S: 6	H: 0	LOB: 0	BB: 0	P: 9	R: 1	H: 1	E: 0	K: 0	S: 16	H: 1	LOB: 2	BB: 1	P: 25	R: 0	H: 0	E: 0	K: 0	S: 7	H: 0	LOB: 0	BB: 0	P: 10	R: 2	H: 2	E: 1	K: 2	S: 17	H: 2	LOB: 1	BB: 0	P: 23	R: 0	H: 0	E: 0	K: 0	S: 7	H: 0	LOB: 0	BB: 0	P: 13
1B: 3	SF: 1	2B: 2	SAC: 0	3B: 0	DP: 0	HR: 1	HBP: 1	WP: 0	PA: 35																																																											


BOTTOM

Chicago White Sox @ Kansas City Royals
Kauffman Stadium, Kansas City, MO

Wed Apr 02 2003, 1:05 PM CST
 Att: 10,429 - Sunny - 75 F

livebaseballscorecards.com

AB 30
R 5
H 6
RBI 5
BB 3
SO 4
LOB 12



PITCHER	IP	WLS	BF	H	R	ER	SO	BB	IBB	HBP	BLK	WP	HR	S	P	ERA	WHIP
Bartolo Colon, R ERA: 4.5 (1, 1)	6.0		26	4	3	3	2	3	0	0	0	0	0	68	107	4.50	1.167
Rick White, R ERA: 13.5 (7, 1)	0.2	L	4	1	2	1	1	0	0	0	0	0	1	11	15	13.50	1.500
Damaso Marte, L ERA: (7, 1)	0.1		2	1	0	0	1	0	0	0	0	0	0	6	8	0.00	3.000
Billy Koch, R ERA: (8, 1)	1.0		3	0	0	0	0	0	0	0	0	0	0	7	13	0.00	0.000

Batter	1	2	3	4	5	6	7	8	9	AB R H RBI BB SO LOB	TOP										
D'Angelo Jimenez, S OBP: 0.286, SLG: 0.167 (1, 4)	2-1 G1-3	1-0 F8			4-2 HR		0-1 HR		2-1 F7	4 2 1 0 1 0 1											
Jose Valentin, S OBP: 0.444, SLG: 1.375 (1, 6)	0-1 SF7		2-3 K		2-0 HR		0-1 HR		4-2 BB	4 3 3 4 1 1 0											
Frank Thomas, R OBP: 0.500, SLG: 0.222 (1, 10)	2-2 HBP		2-1 G5-3		4-0 BB		3-3 K		1-2 F7	3 0 0 0 1 1 1											
Magglio Ordonez, R OBP: 0.167, SLG: 0.300 (1, 9)	2-2 SF7		0-2 2B		1-1 G6-4-3		3-2 G5-3			3 0 1 1 0 0 1											
14 Paul Konerko, R OBP: 0.091, SLG: 0.182 (1, 3)	3-3 K		0-1 L3		0-0 G5-3			1-2 G5-3		4 0 0 0 0 1 2											
Carlos Lee, R OBP: 0.273, SLG: 0.111 (1, 7)		1-1 24 2B SF7		4-1 WP 24 G1-3		3-3 K		3-3 K		3 1 1 0 1 2 0											
24 Joe Crede, R OBP: 0.455, SLG: 0.727 (1, 5)		2-1 SAFE		0-0 G1-3		0-3 K		0-1 1B		4 0 2 0 0 1 1											
Armando Rios, L OBP: 0.200, SLG: 0.250 (1, 8)		1-2 SF7		0-1 F7		2-2 G3-1		1-1 G1-3		3 0 0 1 0 0 2											
Aaron Rowand, R (8, 8)		3-H		3-2 F7						0 0 0 0 0 0 0											
Miguel Olivo, R (1, 2)		0-1 G5-3		2-3			1-2 G4-3		2-2 G1-3	4 0 0 0 0 0 2											
Inning Stats	R: 1 E: 0 K: 1 S: 13	H: 1 LOB: 1 BB: 0 P: 22	R: 1 E: 0 K: 0 S: 11	H: 2 LOB: 1 BB: 0 P: 16	R: 0 E: 0 K: 1 S: 10	H: 1 LOB: 1 BB: 1 P: 14	R: 0 E: 0 K: 0 S: 7	H: 0 LOB: 1 BB: 1 P: 14	R: 2 E: 0 K: 2 S: 13	H: 1 LOB: 0 BB: 2 P: 18	R: 2 E: 0 K: 1 S: 13	H: 2 LOB: 0 BB: 0 P: 20	R: 0 E: 0 K: 1 S: 11	H: 1 LOB: 1 BB: 0 P: 16	R: 0 E: 0 K: 0 S: 10	H: 0 LOB: 1 BB: 1 P: 19	1B: 3 2B: 2 3B: 1 HR: 2	SF: 2 SAC: 0 DP: 1 HBP: 1	WP: 1 PB: 0 SB: 0 CS: 0	PA: 39	
PITCHER	IP WLS BF H R ER SO BB IBB HBP BLK WP HR S P ERA WHIP																				
Miguel Asencio, R ERA: 7.2 (1, 1)	5.0		23	5	4	4	2	3	0	1	0	1	1	51	87	7.20	1.600				
51 Kris Wilson, R ERA: 9.0 (6, 1)	2.0	B	8	2	2	2	3	0	0	0	0	0	1	26	38	9.00	1.000				
Ryan Bukvich, R ERA: (8, 1)	2.0	W	8	1	0	0	1	1	0	0	0	0	0	21	35	0.00	1.000				

Chicago White Sox @ Kansas City Royals
Kauffman Stadium, Kansas City, MO

Thu Apr 03 2003, 1:05 PM CST
Att. 9,524 - Overcast - 73 F

AB	32
R	6
H	8
RBI	6
BB	4
SO	6
LOB	10



Batter	1	2	3	4	5	6	7	8	9	AB	R	H	RBI	BB	SO	LOB
Michael Tucker, L OBP: 0.143, SLG: 0.077 (1, 8) (7, 9) (9, 8)	2-3 SAFE K	0-0 E4 G5-4-3		0-1 L5		3-3 K		K		6	0	1	0	0	3	1
Joe Randa, R OBP: 0.500, SLG: 0.556 Brandon Berger, R (1, 5) (9, 9)	3-2 F8	1-2 G5-4-3 1-2f 2-3		1-2 F8		4-2 29 1B BB		FC5 29 BB HBP		3	0	0	0	2	0	2
29 Mike Sweeney, R OBP: 0.643, SLG: 0.900 (1, 3)	4-1 1B WP BB	1-1 2B 1B 3-H		0-0 HR		0-1 1-2 1B		BB FC5 BB		3	3	3	3	3	0	0
Raul Ibanez, L OBP: 0.357, SLG: 0.615 (1, 7)	1-2 1B 1B	1-2 1B 2B		3-2 F8		1-1 G1-3		FC5 BB 1B		6	2	2	0	0	0	7
Dee Brown, L OBP: 0.333, SLG: 0.200 Rontrez Johnson, R Desi Relaford, S (1, 9) (7, 8) (8, PH) (9, 5)	2-2 1B 1B 3-H	2-0 G4-3		2-2 CS HBP		2-3 K		4-2 1B HR BB		2	1	1	1	0	0	2
Ken Harvey, R OBP: 0.462, SLG: 0.667 (1, 10)	1-2 E 1B 1-3 2-H		0-2 F8 2B		2-3 K 1-2		4-2 1B BB		1-1 1-3 2-H 3-H	4	1	3	3	1	1	1
Brent Mayne, L OBP: 0.500, SLG: 0.818 (1, 2)	0-1 E6 1-3 3-H		1-1 F8 2-3		0-0 4 FC5-4 1B		1-2 4 WP 1B		0-0 1-H 3-H	5	1	4	4	0	0	1
4 Angel Berroa, R OBP: 0.250, SLG: 0.273 (1, 6)	1-1 P5		0-0 G6-3		2-2 FC5-4 1-2f		1-3 K2-3		1-2 E 2B	5	1	1	0	0	1	6
Carlos Febles, R OBP: 0.250, SLG: 0.375 (1, 4)		0-2 G5-4-3 29 1B 1B		1-1 F9		1-1 P3		2-0 F8		5	2	1	0	0	0	3

Inning Stats	R: 3	H: 4	E: 1	LOB: 2	K: 1	S: 25	P: 39	R: 1	H: 3	E: 1	LOB: 2	K: 0	S: 13	P: 18	R: 0	H: 1	E: 0	LOB: 1	K: 0	S: 8	R: 1	H: 1	E: 0	LOB: 0	K: 0	S: 12	R: 0	H: 1	E: 0	LOB: 1	K: 1	S: 11	R: 0	H: 1	E: 0	LOB: 2	K: 1	S: 20	R: 0	H: 1	E: 0	LOB: 2	K: 2	S: 16	R: 7	H: 4	E: 1	LOB: 3	K: 1	S: 37	P: 66
--------------	------	------	------	--------	------	-------	-------	------	------	------	--------	------	-------	-------	------	------	------	--------	------	------	------	------	------	--------	------	-------	------	------	------	--------	------	-------	------	------	------	--------	------	-------	------	------	------	--------	------	-------	------	------	------	--------	------	-------	-------

PITCHER	IP	WLS	BF	H	R	ER	SO	BB	IBB	HBP	BLK	WP	HR	S	P	ERA	WHIP
Jon Garland, R ERA: 11.25 (1, 1)	4.0		22	9	5	5	1	1	0	0	0	1	1	58	83	11.25	2.500
Gary Glover, R ERA: (5, 1)	1.2		8	2	0	0	2	1	0	1	0	0	0	29	43	0.00	1.800
Kelly Wunsch, L ERA: (6, 1)	0.1		1	0	0	0	0	0	0	0	0	0	0	2	3	0.00	0.000
Tom Gordon, R ERA: 11.57 (7, 1)	1.1	L	8	1	2	2	3	2	0	1	0	1	0	28	49	13.50	2.250
Damaso Marte, L ERA: 13.5 (8, 1)	0.1	H	2	0	0	0	0	1	0	0	0	0	0	4	10	0.00	3.000

AB	R	H	RBI	BB	SO	LOB
6	0	1	0	0	3	1
3	0	0	0	2	0	2
0	0	0	0	0	0	0
3	3	3	3	3	0	0
6	2	2	0	0	0	7
2	1	1	1	0	0	2
1	0	0	0	0	1	0
0	1	0	0	1	0	0
4	1	3	3	1	1	1
5	1	4	4	0	0	1
5	1	1	0	0	1	6
5	2	1	0	0	0	3

AB	R	H	RBI	BB	SO	LOB
40	12	16	11	7	6	23



Chicago White Sox @ Kansas City Royals
Kauffman Stadium, Kansas City, MO
 Thu Apr 03 2003, 1:05 PM CST
 Att. 9,524 - Overcast - 73 F

WP	HR	S	P	ERA	WHIP
2	1	15	23	∞	∞

Batter	1	2	3	4	5	6	7	8	9	AB R H RBI BB SO LOB	TOP											
Gene Kingsale, S (1, 8) OBP: 0.167, SLG: 0.091	1-2 G4-3		0-0 G6-3			4-1 20 CS BB		1-3 K		3 0 0 0 1 1 0												
20 Omar Infante, R (1, 6) OBP: 0.200, SLG: 0.267	0-1 P4			2-3 K		3-2 G3-6-3 1B		0-0 L5		4 0 1 0 0 1 0												
Bobby Higginson, L (1, 9) OBP: 0.188, SLG: 0.071	4-0 BB			2-2 F9		1-1 G3-6-3 1-2f			2-3 K	3 0 0 0 1 1 1												
Dmitri Young, S (1, 7) OBP: 0.067, SLG: 0.067	3-3 SAFE K			2-1 G3			0-0 G5-3		0-3 K	4 0 0 0 0 2 1												
Dean Palmer, R (1, 10) OBP: 0.100, SLG: 0.100		1-1 F8			0-3 K		1-1 G1-3		1-3 K	4 0 0 0 0 2 0												
Carlos Pena, L (1, 3) OBP: 0.273, SLG: 0.222		1-3 K			0-0 HR 2B		4-1 WP BB			2 1 1 0 1 1 0												
Eric Munson, L (1, 5) OBP: 0.250, SLG: 0.727		1-2 G3			3-2 HR 2-H		4-2 15 FC6-4 BB			2 1 1 2 1 0 0												
15 Brandon Inge, R (1, 2) OBP: 0.111, SLG: 0.111			0-0 G6-3		0-1 F8		2-2 FC6-4 1-2f			3 0 0 0 0 0 2												
Ramon Santiago, S (1, 4) OBP: 0.111, SLG: 0.111			3-3 K		2-2 L5			0-0 G3		3 0 0 0 0 1 0												
Inning Stats	R: 0 E: 0 K: 1 S: 15	H: 0 LOB: 1 BB: 1 P: 23	R: 0 E: 0 K: 1 S: 8	H: 0 LOB: 0 BB: 0 P: 11	R: 0 E: 0 K: 1 S: 5	H: 0 LOB: 0 BB: 0 P: 8	R: 0 E: 0 K: 1 S: 9	H: 0 LOB: 0 BB: 0 P: 15	R: 2 E: 0 K: 0 S: 14	H: 2 LOB: 0 BB: 0 P: 19	R: 0 E: 0 K: 0 S: 7	H: 1 LOB: 0 BB: 1 P: 15	R: 0 E: 0 K: 0 S: 9	H: 0 LOB: 2 BB: 2 P: 20	R: 0 E: 0 K: 1 S: 5	H: 0 LOB: 0 BB: 0 P: 6	R: 0 E: 0 K: 3 S: 12	H: 0 LOB: 0 BB: 0 P: 15	1B: 1 2B: 1 3B: 0 HR: 1	SF: 0 SAC: 0 DP: 1 HBP: 0	WP: 1 PB: 0 SB: 0 CS: 1	PA: 32
PITCHER	IP WLS BF H R ER SO BB IBB HBP BLK WP HR S P ERA WHIP																					
Esteban Loaiza, R (1, 1) ERA: 2.7	6.2 W 24 3 2 2 5 3 0 0 0 0 1 62 100 2.70 0.900																					
Kelly Wunsch, L (7, 1) ERA:	0.0 1 0 0 0 0 1 0 0 0 0 1 0 2 6 ∞ ∞																					
Gary Glover, R (7, 1) ERA:	1.1 H 4 0 0 0 1 0 0 0 0 0 0 0 8 11 0.00 0.000																					
Billy Koch, R (9, 1) ERA: 9.0	1.0 S 3 0 0 0 3 0 0 0 0 0 0 0 12 15 0.00 0.000																					

Detroit Tigers @ Chicago White Sox
U.S. Cellular Field, Chicago, IL

Fri Apr 04 2003, 4:05 PM EST
Att. 40,395 - Overcast - 37 F

livebaseballscorecards.com

AB 28
R 2
H 3
RBI 2
BB 4
SO 9
LOB 4



Batter	1	2	3	4	5	6	7	8	9	AB	R	H	RBI	BB	SO	LOB
D'Angelo Jimenez, S OBP: 0.278, SLG: 0.313 (1, 4)	0-1 G3-1 SAFE SAFE 1-H 3B	3-2 SAFE SAFE 1-H 3B		2-1 L5		2-2 G4-3 2-3				4	0	1	1	0	0	2
Jose Valentin, S OBP: 0.385, SLG: 1.083 (1, 6)	2-2 F9 1B 2B	1-1 G1-3		0-0 F7			1-2 F8			4	1	1	0	0	0	2
Frank Thomas, R OBP: 0.500, SLG: 0.250 (1, 10)	1-1 F9 2-3	2-2 HBP			3-2 F9		1-1 1B			3	0	1	0	0	0	1
Magglio Ordonez, R OBP: 0.188, SLG: 0.286 (1, 9)	2-2 1B	1-1 F9			1-0 G6-3		1-0 P3			4	0	1	1	0	0	3
14 Paul Konerko, R OBP: 0.067, SLG: 0.133 (1, 3)	0-2 L4			0-2 F8		3-2 F7		3-2 P3		4	0	0	0	0	0	2
Carlos Lee, R OBP: 0.267, SLG: 0.154 (1, 7)		1-1 24 HR 1B		0-1 P4		2-2 P3		2-3 K		4	1	1	0	0	1	0
24 Joe Crede, R OBP: 0.467, SLG: 0.867 (1, 5)		0-0 1-H HR		3-2 F7		1-0 2B 1B		0-1 P3		4	2	2	2	0	0	0
Aaron Rowand, R OBP: 0.200, SLG: 0.300 (1, 8)		1-1 3B 1B			2-2 P3		3-2 SAFE 1-H PB 2B		2-1 G5-3		4	1	2	1	0	0
Miguel Olivo, R OBP: 0.143, SLG: 0.286 (1, 2)		0-3 K		0-2 2B		2-2 G6-3				3	0	1	0	0	1	2


Inning Stats	R: 1	H: 2	E: 0	K: 0	S: 15	LOB: 1	BB: 0	P: 20	R: 3	H: 4	E: 0	K: 1	S: 19	LOB: 2	BB: 0	P: 28	R: 0	H: 0	E: 0	K: 0	S: 9	LOB: 0	BB: 0	P: 12	R: 0	H: 1	E: 0	K: 0	S: 10	LOB: 1	BB: 0	P: 14	R: 0	H: 0	E: 0	K: 0	S: 7	LOB: 0	BB: 0	P: 14	R: 1	H: 2	E: 0	K: 0	S: 16	LOB: 1	BB: 0	P: 26	R: 0	H: 1	E: 0	K: 1	S: 9	LOB: 1	BB: 0	P: 15	R: 0	H: 0	E: 0	K: 1	S: 8	LOB: 0	BB: 0	P: 12
--------------	------	------	------	------	-------	--------	-------	-------	------	------	------	------	-------	--------	-------	-------	------	------	------	------	------	--------	-------	-------	------	------	------	------	-------	--------	-------	-------	------	------	------	------	------	--------	-------	-------	------	------	------	------	-------	--------	-------	-------	------	------	------	------	------	--------	-------	-------	------	------	------	------	------	--------	-------	-------

PITCHER	IP	WLS	BF	H	R	ER	SO	BB	IBB	HBP	BLK	WP	HR	S	P	ERA	WHIP
34 Nate Cornejo, R ERA: 27.0 (1, 1)	1.1	L	10	6	4	4	1	0	0	0	0	0	1	28	38	27.00	4.500
Steve Sparks, R ERA: 1.35 (2, 1)	6.2		25	4	1	1	1	0	0	1	0	0	0	65	103	1.35	0.600

DETROIT TIGERS @ CHICAGO WHITE SOX
U.S. Cellular Field, Chicago, IL

Fri Apr 04 2003, 4:05 PM EST
Att. 40,395 - Overcast - 37 F

AB	34
R	5
H	10
RBI	5
BB	0
SO	2
LOB	12



WP	HR	S	P	ERA	WHIP
0	0	0	0	0	0

Batter	1	2	3	4	5	6	7	8	9	AB R H RBI BB SO LOB	TOP											
Gene Kingsale, S OBP: 0.250, SLG: 0.143 (1, 8) ^B X	1-0 G1-3		0-1 1B			3-2 P3			4-2 BB	3 0 1 0 1 0 0												
Shane Halter, R OBP: 0.250, SLG: 0.250 (1, 4) ^F X	0-1 FC6-4 1B		0-1 F9			2-2 F9			2-2 1-2f	4 0 1 0 0 0 2												
Bobby Higginson, L OBP: 0.150, SLG: 0.056 (1, 9) ^C ^F ^B ^C	1-3 K				1-1 F7			0-0 F9	0-0 G3	4 0 0 0 0 1 1												
Dmitri Young, S OBP: 0.056, SLG: 0.056 (1, 7) ^B X	1-0 FC6-4 1-2f				1-0 P3			3-3 K		3 0 0 0 0 1 1												
Dean Palmer, R OBP: 0.077, SLG: 0.077 (1, 10) ^B X		1-0 G6-3			2-2 P4			1-2 F7		3 0 0 0 0 0 0												
Carlos Pena, L OBP: 0.214, SLG: 0.167 (1, 3) ^B X		1-0 G4-3			3-3 K			2-2 F8		3 0 0 0 0 1 0												
Eric Munson, L OBP: 0.267, SLG: 0.643 (1, 5) ^B ^C ^B ^C ^B ^X		3-2 G3-1			0-1 F8			2-1 15 G5-3 1B		3 0 1 0 0 0 0												
15 Brandon Inge, R OBP: 0.083, SLG: 0.083 (1, 2) ^B X			1-0 G4-3		2-2 F9			0-2 G5-3		3 0 0 0 0 0 1												
20 Omar Infante, R OBP: 0.167, SLG: 0.222 (1, 6) ^C ^B ^B ^X			3-1 G6-3			2-1 L7		2-2 F9		3 0 0 0 0 0 1												
Inning Stats	R: 0 E: 0 K: 1 S: 7	H: 1 LOB: 1 BB: 0 P: 10	R: 0 E: 0 K: 0 S: 5	H: 0 LOB: 0 BB: 0 P: 10	R: 0 E: 0 K: 0 S: 7	H: 1 LOB: 1 BB: 0 P: 11	R: 0 E: 0 K: 0 S: 6	H: 0 LOB: 0 BB: 0 P: 10	R: 0 E: 0 K: 1 S: 12	H: 0 LOB: 0 BB: 0 P: 17	R: 0 E: 0 K: 0 S: 9	H: 0 LOB: 0 BB: 0 P: 16	R: 0 E: 0 K: 1 S: 7	H: 0 LOB: 0 BB: 0 P: 11	R: 0 E: 0 K: 0 S: 12	H: 1 LOB: 1 BB: 0 P: 18	R: 0 E: 0 K: 0 S: 9	H: 0 LOB: 0 BB: 1 P: 15	1B: 3 2B: 0 3B: 0 HR: 0	SF: 0 SAC: 0 DP: 1 HBP: 0	WP: 0 PB: 0 SB: 0 CS: 0	PA: 30
PITCHER	IP WLS BF H R ER SO BB IBB HBP BLK WP HR S P ERA WHIP																					
56 Mark Buehrle, L ERA: 1.2 (1, 1)	8.0 W 27 3 0 0 3 0 0 0 0 0 0 0 65 103 0.00 0.375																					
Rick White, R ERA: 4.5 (9, 1)	1.0 3 0 0 0 0 1 0 0 0 0 0 0 9 15 0.00 1.000																					

Detroit Tigers @ Chicago White Sox
U.S. Cellular Field, Chicago, IL

Sat Apr 05 2003, 2:05 PM EST
Att. 16,972 - Cloudy - 32 F

livebaseballscorecards.com

AB 29
R 0
H 3
RBI 0
BB 1
SO 3
LOB 6



Batter	1	2	3	4	5	6	7	8	9	AB	R	H	RBI	BB	SO	LOB
Tony Graffanino, R OBP: 0.500, SLG: 0.600 (1, 4)	3-3 		1-2 	0-0 L5		0-1 		0-0 F9		5	2	2	1	0	1	1
Jose Valentin, S OBP: 0.444, SLG: 1.176 (1, 6)	1-1 		1-2 P3		3-2 G6-3	3-1 		3-2 HR		5	1	3	2	0	0	1
Frank Thomas, R OBP: 0.522, SLG: 0.467 (1, 10)	3-3 		4-1 		2-1 HR	4-2 		0-0 F9		3	1	1	1	2	1	1
Magglio Ordonez, R OBP: 0.250, SLG: 0.294 (1, 9)		1-1 G5-3	0-0 		4-2 	1-2 G6-4-3		1-2 		3	0	1	0	1	0	2
14 Paul Konerko, R OBP: 0.158, SLG: 0.211 (1, 3)		2-3 K	1-1 		1-0 	0-2 G5-3				4	0	2	1	0	1	1
Carlos Lee, R OBP: 0.263, SLG: 0.125 (1, 7)		1-3 K	0-0 F8		1-2 					3	0	0	0	0	2	3
24 Joe Crede, R OBP: 0.368, SLG: 0.684 (1, 5)			0-0 P6		2-1 G6-3	1-1 P2		3-2 F9		4	0	0	0	0	0	3
Aaron Rowand, R OBP: 0.286, SLG: 0.429 (1, 8)			2-0 		0-0 	1-0 F9		2-1 P6		4	1	2	0	0	0	3
Sandy Alomar Jr., R OBP: 0.300, SLG: 0.700 (1, 2)			2-2 		2-0 F8	1-0 		1-1 P3		4	2	2	2	0	0	1

Inning Stats	R: 0	H: 1	E: 0	K: 2	S: 8	LOB: 0	BB: 0	P: 15	R: 0	H: 0	E: 0	K: 2	S: 9	LOB: 0	BB: 0	P: 13	R: 3	H: 5	E: 1	K: 0	S: 18	LOB: 3	BB: 1	P: 29	R: 0	H: 1	E: 0	K: 0	S: 5	LOB: 1	BB: 0	P: 9	R: 1	H: 2	E: 0	K: 0	S: 13	LOB: 3	BB: 1	P: 26	R: 2	H: 3	E: 0	K: 0	S: 14	LOB: 1	BB: 1	P: 23	R: 0	H: 0	E: 0	K: 1	S: 13	LOB: 0	BB: 0	P: 20	R: 1	H: 1	E: 0	K: 0	S: 7	LOB: 0	BB: 0	P: 11
PITCHER	IP	WLS	BF	H	R	ER	SO	BB	IBB	HBP	BLK	WP	HR	S	P	ERA	WHIP																																															
Mike Maroth, L ERA: 4.76 (1, 1)	4.1	L	24	9	4	4	4	2	0	0	0	0	0	50	87	8.31	2.538																																															
Chris Spurling, R ERA: 6.75 (5, 1)	1.2		8	3	2	2	0	1	0	0	0	0	1	17	28	10.80	2.400																																															
Matt Roney, R ERA: 6.0 (7, 1)	2.0		7	1	1	1	1	0	0	0	0	0	1	20	31	4.50	0.500																																															

BOTTOM

Detroit Tigers @ Chicago White Sox
U.S. Cellular Field, Chicago, IL

Sat Apr 05 2003, 2:05 PM EST
Att: 16,972 - Cloudy - 32 F

livebaseballscorecards.com

AB	35
R	7
H	13
RBI	7
BB	3
SO	5
LOB	16

WP: 0	PA: 39
PB: 0	
SB: 0	
CS: 1	

Batter	1	2	3	4	5	6	7	8	9	AB R H RBI BB SO LOB	TOP
--------	---	---	---	---	---	---	---	---	---	----------------------	-----

Bobby Higginson, L (1, 9) <small>OBP: 0.200, SLG: 0.130</small>	3-2 		1-2 		0-1 		1-2 		0-0 	5 0 2 1 0 0 2	
Shane Halter, R (1, 6) <small>OBP: 0.167, SLG: 0.167</small> Carlos Pena, L (8, 3) <small>OBP: 0.214, SLG: 0.167</small>	0-0 		1-0 		2-3 		1-3 			4 0 0 0 0 2 5 0 0 0 0 0 0 0	

Dmitri Young, S (1, 7) <small>OBP: 0.045, SLG: 0.045</small>	2-1 			3-1 		1-1 		1-3 		4 0 0 0 0 1 0	
Dean Palmer, R (1, 10) <small>OBP: 0.235, SLG: 0.188</small>		3-2 		3-2 		1-1 		4-1 		3 0 2 0 1 0 0	

Eric Munson, L (1, 5) <small>OBP: 0.211, SLG: 0.500</small>		2-2 		0-2 		0-0 		0-1 		4 0 0 0 0 0 3	
Craig Paquette, R (1, 3) 20 Omar Infante, R (8, 6) <small>OBP: 0.167, SLG: 0.222</small>		1 SAFE 		0-0 			1-1 	2-0 		4 0 0 0 0 0 3 0 0 0 0 0 0 0	

15 Brandon Inge, R (1, 2) <small>OBP: 0.125, SLG: 0.125</small>			3-1 		3-2 		2-0 		3-3 	4 1 1 0 0 1 0	
Ramon Santiago, S (1, 4) <small>OBP: 0.167, SLG: 0.250</small>			1-0 		0-0 		0-0 		3-3 	3 1 1 0 0 1 0	

Gene Kingsale, S (1, 8) <small>OBP: 0.400, SLG: 0.250</small>			2-2 		0-2 		4-2 		4-1 	2 0 2 1 2 0 0	
Inning Stats	R: 0 H: 0 E: 0 LOB: 0 K: 0 BB: 0 S: 6 P: 11	R: 0 H: 1 E: 0 LOB: 0 K: 0 BB: 0 S: 8 P: 13	R: 0 H: 2 E: 0 LOB: 2 K: 0 BB: 0 S: 10 P: 18	R: 0 H: 1 E: 0 LOB: 1 K: 0 BB: 0 S: 9 P: 15	R: 1 H: 2 E: 0 LOB: 1 K: 1 BB: 0 S: 12 P: 17	R: 0 H: 0 E: 0 LOB: 0 K: 0 BB: 0 S: 5 P: 7	R: 1 H: 2 E: 0 LOB: 2 K: 1 BB: 1 S: 15 P: 24	R: 0 H: 0 E: 0 LOB: 1 K: 1 BB: 1 S: 8 P: 15	R: 0 H: 0 E: 0 LOB: 1 K: 2 BB: 1 S: 12 P: 22	1B: 7 SF: 0 2B: 1 SAC: 1 3B: 0 DP: 1 HR: 0 HBP: 0	WP: 0 PA: 37 PB: 0 SB: 0 CS: 0

PITCHER Josh Stewart, L (1, 1) <small>ERA: 2.7</small> Damaso Marte, L (7, 1) <small>ERA: 4.5</small> Billy Koch, R (9, 1) <small>ERA: 6.0</small>	IP WLS BF H R ER SO BB IBB HBP BLK WP HR S P ERA WHIP	PITCHER IP WLS BF H R ER SO BB IBB HBP BLK WP HR S P ERA WHIP
--------------------------------------------------------------------------------------------------------------------------------------------------------------------------------------------------	-------------------------------------------------------	-------------------------------------------------------------------------

Detroit Tigers @ Chicago White Sox
 U.S. Cellular Field, Chicago, IL
 Sun Apr 06 2003, 2:05 PM EDT
 Att. 14,514 - Cloudy - 34 F

AB	33
R	2
H	8
RBI	2
BB	3
SO	5
LOB	13



Batter	1	2	3	4	5	6	7	8	9	AB	R	H	RBI	BB	SO	LOB	BOTTOM
D'Angelo Jimenez, S OBP: 0.348, SLG: 0.550 (1, 4)	3-2 G4-3 ①		0-2 HR ③		1-2 G1-4-3 ③		4-1 BB	1-2 1B 2B 1-3 2-H 3-H		4	2	2	3	1	0	0	<p>Detroit Tigers @ Chicago White Sox U.S. Cellular Field, Chicago, IL Sun Apr 06 2003, 2:05 PM EDT Att: 14,514 - Cloudy - 34 F</p>
Jose Valentin, S OBP: 0.478, SLG: 1.100 (1, 6)	2-0 2B		1-0 F7 ③			4-2 1B BB	3-3 K ③	4-0 1B HR IBB		3	1	1	0	2	1	1	
Frank Thomas, R OBP: 0.519, SLG: 0.444 Josh Paul, R OBP: 1.000, SLG: 1.000 (1, 10) (8, PR)	1-1 F9 ②				2-3 K ①	3-2 14 BB 1B		4-1 WP BB 1B		3	0	1	0	1	1	1	
Magglio Ordonez, R OBP: 0.280, SLG: 0.455 (1, 9)	3-3 K ③				2-2 F8 ②	1-2 P2 ①		2-1 24 BB 1B		5	2	2	3	0	1	3	
Brian Daubach, L OBP: 0.333, SLG: 0.333 14 Paul Konerko, R OBP: 0.227, SLG: 0.200 (1, 3) (6, PH) (7, 3)		2-3 K ①			1-1 24 BB 1B	4-2 BB 1-2		4-0 E1 24 BB 2B		2	0	1	0	0	1	0	
24 Joe Crede, R OBP: 0.375, SLG: 0.609 (1, 5)		2-2 G5-3 ②			0-1 1-2 1B	1-3 K ②		4-2 BB 2B		4	1	1	0	1	1	4	
Armando Rios, L OBP: 0.143, SLG: 0.167 Carlos Lee, R OBP: 0.238, SLG: 0.111 (1, 7) (6, PH) (7, 7)		1-2 G3-1 ③			1-1 G3 ③	3-2 F7 ③		1-0 P2 ①		2	0	0	0	0	0	2	
Aaron Rowand, R OBP: 0.278, SLG: 0.353 (1, 8)			4-2 B1-3 BB		2-3 K ①			1-1 P6 ②		3	0	0	0	1	1	3	
Miguel Olivo, R OBP: 0.182, SLG: 0.200 (1, 2)			1-0 B1-3 ① ② 1-1f		1-2 F7 ②			4-1 2B 1B 1-2 2-3 3-H BB		3	1	0	1	1	0	1	
Inning Stats	R: 0 H: 1 E: 0 LOB: 1 K: 1 BB: 0 S: 10 P: 19	R: 0 H: 0 E: 0 LOB: 0 K: 1 BB: 0 S: 13 P: 18	R: 1 H: 1 E: 0 LOB: 0 K: 0 BB: 1 S: 7 P: 13	R: 0 H: 2 E: 0 LOB: 2 K: 1 BB: 0 S: 14 P: 20	R: 0 H: 0 E: 0 LOB: 0 K: 1 BB: 0 S: 11 P: 15	R: 0 H: 1 E: 0 LOB: 3 K: 1 BB: 2 S: 17 P: 33	R: 0 H: 0 E: 0 LOB: 1 K: 1 BB: 1 S: 10 P: 18	R: 9 H: 4 E: 1 LOB: 1 K: 0 BB: 5 S: 25 P: 59		1B: 5 SF: 0 2B: 3 SAC: 0 3B: 0 DP: 1 HR: 2 HBP: 0	WP: 1 PA: 42 PB: 0 SB: 0 CS: 0						

PITCHER	IP	WLS	BF	H	R	ER	SO	BB	IBB	HBP	BLK	WP	HR	S	P	ERA	WHIP
Gary Knotts, R ERA: 1.69 (1, 1)	5.1		22	5	1	1	4	2	0	0	0	0	1	64	102	1.69	1.312
Jamie Walker, L ERA: 3.86 (6, 1)	0.1		2	0	0	0	1	1	0	0	0	0	0	5	10	0.00	3.000
Franklyn German, R ERA: 5.4 (6, 1)	1.1	L	7	1	2	2	1	2	0	0	0	1	0	16	33	13.50	2.250
Steve Sparks, R ERA: 1.23 (8, 1)	0.2	B	8	2	4	0	0	2	1	0	0	0	0	16	36	0.00	6.000
Matt Anderson, R ERA: 13.5 (8, 1)	0.1		3	1	3	0	0	1	0	0	0	0	1	6	14	0.00	6.000

livebaseballscorecards.com

AB	33
R	10
H	9
RBI	10
BB	9
SO	6
LOB	22



Batter	1	2	3	4	5	6	7	8	9	10	AB R H RBI BB SO LOB	TOP												
D'Angelo Jimenez, S OBP: 0.393, SLG: 0.583 (1, 4)	3-2 L8		0-1 2B		2-2 G3		1-1 2-H 1B			4-0 1B SF9 BB	4 1 2 1 1 0 1	Chicago White Sox @ Cleveland Indians Jacobs Field, Cleveland, OH Tue Apr 08 2003, 3:05 PM EDT Att: 42,301 - Overcast - 34 F												
Jose Valentin, S OBP: 0.429, SLG: 0.920 (1, 6)	2-0 L3		2-0 G6-3		0-1 L3		1-0 SAFE 1B P4			2-2 SAFE P6 1B	5 0 1 1 0 0 3													
Frank Thomas, R OBP: 0.469, SLG: 0.381 (1, 10)	4-2 1B BB		2-3 K		0-3 K		3-2 F8			0-1 SAFE SF9	3 0 0 1 1 2 1													
Magglio Ordonez, R OBP: 0.300, SLG: 0.423 (1, 9)	1-1 1-2 1B		1-0 G5-3		1-0 G1-3		4-2 14 G4-6-3 BB			0-0 SAFE P6 1-1	4 0 1 0 1 0 1													
14 Paul Konerko, R OBP: 0.192, SLG: 0.167 (1, 3)	2-3 K		3-2 F9		2-2 L7		1-2 SAFE G4-6-3 1-2f			1-2 SAFE P6	4 0 0 0 0 1 3													
Carlos Lee, R OBP: 0.200, SLG: 0.091 (1, 7)			3-2 G5-3		3-3 K		1-3 K			2-2 SAFE P4	4 0 0 0 0 2 0													
24 Joe Crede, R OBP: 0.393, SLG: 0.593 (1, 5)			1-0 P2		0-2 SH1-3 2B 1B		2-2 G6-3 2B 1B			1-1 G5-3	4 2 2 0 0 0 0													
Aaron Rowand, R OBP: 0.238, SLG: 0.300 (1, 8)			1-3 K		0-0 SH1-3 1-2		0-1 G6-3 1-2			1-2 G6-3	3 0 0 0 0 1 1													
Sandy Alomar Jr., R OBP: 0.429, SLG: 0.857 Miguel Olivo, R OBP: 0.182, SLG: 0.200 (10, PR) (10, 2)			0-1 G5-3		1-1 G3 2-H 2B		2-2 2-H 1B 2B			0-1 SAFE BB 1B 1B	4 1 3 2 0 0 0 0 1 0 0 0 0 0													
Inning Stats	R: 0 E: 0 K: 13 S: 13	H: 1 LOB: 2 BB: 1 P: 25	R: 0 E: 0 K: 1 S: 8	H: 0 LOB: 0 BB: 0 P: 13	R: 0 E: 0 K: 1 S: 10	H: 1 LOB: 1 BB: 0 P: 14	R: 0 E: 0 K: 1 S: 9	H: 0 LOB: 0 BB: 0 P: 16	R: 1 E: 0 K: 0 S: 11	H: 2 LOB: 1 BB: 0 P: 14	R: 0 E: 0 K: 1 S: 7		H: 0 LOB: 0 BB: 0 P: 10	R: 2 E: 0 K: 1 S: 17	H: 3 LOB: 1 BB: 0 P: 24	R: 0 E: 0 K: 0 S: 9	H: 0 LOB: 0 BB: 1 P: 17	R: 0 E: 0 K: 0 S: 10	H: 0 LOB: 0 BB: 0 P: 14	R: 2 E: 0 K: 0 S: 10	H: 2 LOB: 1 BB: 1 P: 16	1B: 6 2B: 4 3B: 0 HR: 0	SF: 1 SAC: 1 DP: 2 HBP: 0	WP: 0 PB: 0 SB: 0 CS: 0
PITCHER Ricardo Rodriguez, R ERA: 1.38 Jose Santiago, R ERA: 9.0 53 Carl Sadler, L ERA: David Riske, R ERA: 9.0 Danys Baez, R ERA:	IP 6.0	WLS 23	BF 23	H 4	R 1	ER 1	SO 5	BB 1	IBB 0	HBP 0	BLK 0	WP 0	HR 0	S 58	P 92	ERA 1.50	WHIP 0.833							
PITCHER Chad Paronto, R ERA: 6.0	IP 1.0	WLS L	BF 5	H 2	R 2	ER 2	SO 0	BB 1	IBB 0	HBP 0	BLK 0	WP 0	HR 0	S 10	P 16	ERA 18.00	WHIP 3.000							

AB	35
R	5
H	9
RBI	5
BB	3
SO	6
LOB	10



Batter	1	2	3	4	5	6	7	8	9	10	AB	R	H	RBI	BB	SO	LOB
Milton Bradley, S OBP: 0.393, SLG: 0.440 (1, 8)	3-2 CS 1B	K			1-2 2B		2-3 K		1-0 G3		5	1	2	0	0	2	5
Omar Vizquel, S OBP: 0.417, SLG: 0.522 (1, 6)	1-2 F9		2-2 G6-4-3 1B		1-2 2B		0-1 2B		1-1 1B		5	0	4	2	0	0	1
Matt Lawton, L OBP: 0.174, SLG: 0.286 (1, 7)	4-0 BB		0-0 G6-4-3		2-3 K		2-3 K		2-3 K		4	0	0	0	1	3	4
Ellis Burks, R OBP: 0.308, SLG: 0.273 (1, 10)	0-1 G4-3		0-3 K		2-3 K			2-2 L9		0-3 K		5	0	0	0	0	3
Karim Garcia, L OBP: 0.162, SLG: 0.300 (1, 9)		0-2 2B FC3-6 1B		2-0 G3		1-2 G6-3		0-0 F8		2-2 F7		5	1	1	0	0	1
Josh Bard, S OBP: 0.150, SLG: 0.158 (1, 2)		0-1 FC3-6 2B		4-1 BB		0-3 K		2-2 G3-1				3	0	1	0	1	0
48 Travis Hafner, L OBP: 0.261, SLG: 0.190 (1, 3)		0-0 L5		3-2 K		1-1 G6-3			4-0 SH3-4 BB		3	0	0	0	1	1	3
John McDonald, R OBP: 0.400, SLG: 0.600 (9, PR) (10, 5)				SAFE							0	0	0	0	0	0	0
Casey Blake, R OBP: 0.250, SLG: 0.222 (1, 5) (10, 3)		4-1 FC3-6 BB		1-1 F9			1-2 G4-3 2B		1-1 SH3-4		2	1	1	0	1	0	1
Brandon Phillips, R OBP: 0.100, SLG: 0.100 (1, 4)		3-2 FC3-6		1-2 G6-3			0-2 G4-3		2-2 F9		4	0	0	1	0	0	5


Inning Stats	R: 0	H: 1	E: 0	K: 0	S: 11	R: 1	H: 2	E: 0	K: 1	S: 18	R: 0	H: 1	E: 0	K: 1	S: 8	R: 0	H: 0	E: 0	K: 1	S: 9	R: 1	H: 2	E: 0	K: 2	S: 16	R: 0	H: 0	E: 0	K: 1	S: 9	R: 1	H: 2	E: 0	K: 2	S: 14	R: 0	H: 0	E: 0	K: 0	S: 9	R: 0	H: 0	E: 0	K: 0	S: 6	R: 0	H: 1	E: 0	K: 2	S: 11	R: 0	H: 1	E: 0	K: 2	S: 16	1B: 4	2B: 5	3B: 0	HR: 0	SF: 0	SAC: 1	DP: 1	HBP: 0	WP: 0	PA: 41
--------------	------	------	------	------	-------	------	------	------	------	-------	------	------	------	------	------	------	------	------	------	------	------	------	------	------	-------	------	------	------	------	------	------	------	------	------	-------	------	------	------	------	------	------	------	------	------	------	------	------	------	------	-------	------	------	------	------	-------	-------	-------	-------	-------	-------	--------	-------	--------	-------	--------

PITCHER	IP	WLS	BF	H	R	ER	SO	BB	IBB	HBP	BLK	WP	HR	S	P	ERA	WHIP
Bartolo Colon, R ERA: 3.75 (1, 1)	6.0		25	6	2	2	6	3	0	0	0	0	0	71	109	3.00	1.500
Tom Gordon, R ERA: 12.0 (7, 1)	0.2	B	4	2	1	1	1	0	0	0	0	0	0	11	14	13.50	3.000
Damaso Marte, L ERA: 2.7 (7, 1)	1.1		5	0	0	0	1	1	0	0	0	0	0	12	22	0.00	0.750
Billy Koch, R ERA: 3.6 (9, 1)	2.0	W	7	1	0	0	2	0	0	0	0	0	0	17	26	0.00	0.500

PITCHER	IP	WLS	BF	H	R	ER	SO	BB	IBB	HBP	BLK	WP	HR	S	P	ERA	WHIP
---------	----	-----	----	---	---	----	----	----	-----	-----	-----	----	----	---	---	-----	------

Chicago White Sox @ Cleveland Indians
Jacobs Field, Cleveland, OH
 Tue Apr 08 2003, 3:05 PM EDT
 Att: 42,301 - Overcast - 34 F

AB	36
R	3
H	9
RBI	3
BB	4
SO	10
LOB	23



Batter	1	2	3	4	5	6	7	8	9	AB R H RBI BB SO LOB	TOP											
D'Angelo Jimenez, S OBP: 0.406, SLG: 0.556 (1, 4)	2-2 CS 1B		4-2 WP FC8-2 1B BB		1-3 SAFE K		3-2 G3-1			3 0 1 0 1 1 1												
Tony Graffanino, R OBP: 0.500, SLG: 0.615 (1, 6)	1-1 1-2 2B		2-2 F9		0-1 F8			4-2 FC6-4 BB		3 0 1 0 1 0 2												
Frank Thomas, R OBP: 0.472, SLG: 0.440 (1, 10)	2-3 K		1 SAFE 1 SAFE 1-2 WP 1B		1-0 1-H 2B			2-1 FC6-4 1B 1-2f		4 0 2 1 0 1 2												
Magglio Ordonez, R OBP: 0.294, SLG: 0.400 (1, 9)	3-1 F8		3-2 FC8-2 1-2 2-H		3-2 L7			1-0 1-2 1B		4 0 1 0 0 0 4												
14 Paul Konerko, R OBP: 0.233, SLG: 0.296 (1, 3)		2-1 HR		4-0 BB		1-1 F9		0-0 F8		3 1 1 1 1 0 2												
Carlos Lee, R OBP: 0.172, SLG: 0.077 (1, 7)		1-2 G6-3		1-1 F8		0-0 L7		2-1 F8		4 0 0 0 0 0 3												
24 Joe Crede, R OBP: 0.344, SLG: 0.516 (1, 5)		2-1 G6-3		1-0 F9		0-1 F8			0-1 G4-3	4 0 0 0 0 0 1												
Aaron Rowand, R OBP: 0.250, SLG: 0.304 (1, 8)		2-0 FC6-4 1B		1-1 G1-3			2-2 G5-3		3-2 F8	3 0 1 0 0 0 1 1 0 0 0 0 0 0												
Armando Rios, L OBP: 0.125, SLG: 0.143 (9, PH)		3-1 FC6-4 1-2f			1-1 2B 1B		0-3 K		1-2 G3	3 1 1 0 0 1 1 1 0 0 0 0 0 0												
Josh Paul, R OBP: 0.500, SLG: 0.500 (1, 2)																						
Brian Daubach, L OBP: 0.250, SLG: 0.250 (9, PH)																						
Inning Stats	R: 0 E: 0 K: 1 S: 10	H: 2 LOB: 1 BB: 0 P: 18	R: 1 E: 0 K: 0 S: 10	H: 2 LOB: 1 BB: 0 P: 20	R: 0 E: 0 K: 0 S: 13	H: 1 LOB: 1 BB: 1 P: 23	R: 0 E: 0 K: 0 S: 5	H: 0 LOB: 1 BB: 1 P: 12	R: 1 E: 0 K: 1 S: 12	H: 2 LOB: 1 BB: 0 P: 18	R: 0 E: 0 K: 1 S: 5	H: 0 LOB: 0 BB: 0 P: 6	R: 0 E: 0 K: 1 S: 11	H: 0 LOB: 0 BB: 0 P: 16	R: 0 E: 0 K: 0 S: 8	H: 1 LOB: 2 BB: 1 P: 17	R: 0 E: 0 K: 0 S: 11	H: 0 LOB: 0 BB: 0 P: 15	1B: 5 2B: 3 3B: 0 HR: 1	SF: 0 SAC: 0 DP: 1 HBP: 0	WP: 1 PB: 0 SB: 0 CS: 1	PA: 36
PITCHER	IP WLS BF H R ER SO BB IBB HBP BLK WP HR S P ERA WHIP																				IP WLS BF H R ER SO BB IBB HBP BLK WP HR S P ERA WHIP	
Brian Anderson, L ERA: 1.29 (1, 1)	6.0 W 25 7 2 2 2 2 0 0 0 1 1 55 97 3.00 1.500																					
Jose Santiago, R ERA: 6.75 (7, 1)	1.1 H 6 1 0 0 1 1 0 0 0 0 0 16 28 0.00 1.500																					
Danys Baez, R ERA: (8, 1)	1.2 S 5 0 0 0 0 0 0 0 0 0 0 14 20 0.00 0.000																					

Chicago White Sox @ Cleveland Indians
Jacobs Field, Cleveland, OH
Wed Apr 09 2003, 7:05 PM EDT
Att. 14,841 - Cloudy - 35 F

livebaseballscorecards.com

AB	33
R	2
H	8
RBI	2
BB	3
SO	3
LOB	17



Batter	1	2	3	4	5	6	7	8	9	AB	R	H	RBI	BB	SO	LOB
Milton Bradley, S OBP: 0.375, SLG: 0.429 (1, 8)	3-1 G3 1B 1B	0-0 SF9		2-1 G6-3			1-0 F7			3	1	1	1	0	0	1
Omar Vizquel, S OBP: 0.429, SLG: 0.520 (1, 6)	1-2 G3 1B 1B	4-1 3-H BB BB		2-1 F9			3-1 SF8 2-H			2	1	1	1	1	0	0
Matt Lawton, L OBP: 0.222, SLG: 0.261 (1, 7)	1-1 G3 1-2 2-3	4-0 FC6-4 BB			1-2 F8		4-0 E 1B BB			2	0	0	0	2	0	2
Ellis Burks, R OBP: 0.333, SLG: 0.280 (1, 10)	4-2 1B BB	0-0 FC6-4 1-2f			2-2 G6-3		1-1 E5 1-3 1B			3	0	1	0	1	0	2
Karim Garcia, L OBP: 0.192, SLG: 0.292 (1, 9)	0-0 FC6-4 1-2 2-H 3-H 1B			1-0 F8		0-1 F8	1-0 L9			4	0	1	2	0	0	2
Shane Spencer, R OBP: 0.167, SLG: 0.182 John McDonald, R OBP: 0.333, SLG: 0.500 (1, 3) (7, 5)	0-0 F8			1-2 G6-3		2-3 K		0-0 F9		3	0	0	0	0	1	2
Josh Bard, S OBP: 0.125, SLG: 0.130 (1, 2)	0-0 FC6-4 1-2f			2-1 F7		2-3 K		2-3 K		4	0	0	0	0	2	2
Casey Blake, R OBP: 0.292, SLG: 0.286 (1, 5) (7, 3)		0-0 G3-1 SF9 2B		4-1 CS BB		0-2 P3		1-1 G1-3		3	1	1	0	1	0	0
Brandon Phillips, R OBP: 0.174, SLG: 0.348 (1, 4)		0-2 G3-1 2-3		1-0 HR 1-2			1-2 S SF8 2B			3	2	2	1	0	0	1

Inning Stats	R: 2	H: 3	E: 0	K: 0	S: 13	LOB: 2	BB: 1	P: 22	R: 1	H: 1	E: 0	K: 0	S: 7	LOB: 2	BB: 2	P: 15	R: 0	H: 0	E: 0	K: 0	S: 6	LOB: 0	BB: 0	P: 10	R: 1	H: 1	E: 0	K: 0	S: 7	LOB: 0	BB: 1	P: 15	R: 0	H: 0	E: 0	K: 0	S: 8	LOB: 0	BB: 0	P: 11	R: 0	H: 0	E: 0	K: 2	S: 11	LOB: 0	BB: 0	P: 15	R: 1	H: 2	E: 1	K: 0	S: 9	LOB: 2	BB: 1	P: 20	R: 0	H: 0	E: 0	K: 1	S: 6	LOB: 0	BB: 0	P: 9	1B: 4	2B: 2	3B: 0	HR: 1	SF: 2	SAC: 0	DP: 0	HBP: 0	WP: 0	PB: 0	SB: 1	CS: 1	PA: 35
--------------	------	------	------	------	-------	--------	-------	-------	------	------	------	------	------	--------	-------	-------	------	------	------	------	------	--------	-------	-------	------	------	------	------	------	--------	-------	-------	------	------	------	------	------	--------	-------	-------	------	------	------	------	-------	--------	-------	-------	------	------	------	------	------	--------	-------	-------	------	------	------	------	------	--------	-------	------	-------	-------	-------	-------	-------	--------	-------	--------	-------	-------	-------	-------	--------

PITCHER	IP	WLS	BF	H	R	ER	SO	BB	IBB	HBP	BLK	WP	HR	S	P	ERA	WHIP
Jon Garland, R ERA: 9.0 (1, 1)	6.0	L	27	6	5	5	2	4	0	0	0	0	1	55	92	7.50	1.667
Kelly Wunsch, L ERA: (7, 1)	0.2		3	0	0	0	0	1	0	0	0	0	0	3	11	0.00	1.500
Rick White, R ERA: 2.7 (7, 1)	1.1		5	1	0	0	1	0	0	0	0	0	0	9	14	0.00	0.750

BOTTOM

Chicago White Sox @ Cleveland Indians
 Jacobs Field, Cleveland, OH
 Wed Apr 09 2003, 7:05 PM EDT
 Att: 14,841 - Cloudy - 35 F

livebaseballscorecards.com

AB	28
R	5
H	7
RBI	5
BB	5
SO	3
LOB	12



Batter	1	2	3	4	5	6	7	8	9	AB	R	H	RBI	BB	SO	LOB	TOP										
D'Angelo Jimenez, S OBP: 0.378, SLG: 0.484 (1, 4)	L9			FC4-6 BB 1-2f		G6-4-3 1-2f		FC6 BB		4	0	0	0	1	0	4											
Jose Valentin, S OBP: 0.424, SLG: 0.821 (1, 6)	4-0 BB 1B BB		1-3 K	3-0 BB 1-2			0-1 F8	1-2 FC6 BB		3	1	0	0	2	1	2											
Frank Thomas, R OBP: 0.463, SLG: 0.414 (1, 10)	4-2 SAFE 1B SAFE 1B SAFE 1B SAFE		3-3 K	1-3 K			2-2 1B			4	1	1	0	1	3	2											
Magglio Ordonez, R OBP: 0.308, SLG: 0.486 (1, 9)	2-1 24 1B 1B 1-2 2-H		2-3 K		1-1 HR		1-3 K		1-1 G6-3	5	2	2	2	0	2	1											
14 Paul Konerko, R OBP: 0.229, SLG: 0.281 (1, 3)	0-1 24 1B 1B 1-2 2-3		2-0 G5-3		0-2 G6-3		3-1 F8		2-2 F9	5	1	1	0	0	0	1											
Brian Daubach, L OBP: 0.125, SLG: 0.125 (1, 7)	2-2 F7		1-0 G4-3		3-2 K			3-1 F8		4	0	0	0	0	1	3											
Aaron Rowand, R OBP: 0.250, SLG: 0.304 (8, 8)										0	0	0	0	0	0	0											
24 Joe Crede, R OBP: 0.333, SLG: 0.486 (1, 5)	0-1 1B 1B 1-2 2-3 3-H		1-2 F9		0-0 P5			0-0 L6		4	1	1	1	0	0	0											
Armando Rios, L OBP: 0.250, SLG: 0.273 (1, 8) (8, 7)	2-2 1B 1B 1-3 2-H 3-H		2-1 F7		0-1 P2			1-0 2B 1B		4	1	2	2	0	0	0											
Sandy Alomar Jr., R OBP: 0.556, SLG: 0.941 (1, 2)	1-0 SAFE SAFE 1B SAFE		1-0 FC4-6 BB		0-0 G6-4-3 1B			2-0 1-H 2B		3	0	3	2	1	0	0											
Inning Stats	R: 5 E: 0 K: 0 S: 21	H: 5 LOB: 2 BB: 2 P: 39	R: 0 E: 0 K: 3 S: 10	H: 0 LOB: 0 BB: 0 P: 16	R: 0 E: 0 K: 0 S: 5	H: 0 LOB: 0 BB: 0 P: 9	R: 0 E: 0 K: 1 S: 8	H: 0 LOB: 2 BB: 2 P: 18	R: 1 E: 0 K: 1 S: 11	H: 1 LOB: 0 BB: 0 P: 15	R: 0 E: 0 K: 0 S: 7	H: 1 LOB: 0 BB: 0 P: 9	R: 0 E: 0 K: 1 S: 11	H: 1 LOB: 1 BB: 0 P: 17	R: 1 E: 0 K: 0 S: 12	H: 2 LOB: 2 BB: 1 P: 23	R: 0 E: 0 K: 1 S: 11	H: 0 LOB: 0 BB: 0 P: 14	1B: 8 2B: 1 3B: 0 HR: 1	SF: 0 SAC: 0 DP: 1 HBP: 0	WP: 0 PB: 0 SB: 0 CS: 0	PA: 41					
PITCHER	IP	WLS	BF	H	R	ER	SO	BB	IBB	HBP	BLK	WP	HR	S	P	ERA	WHIP										
Jason Davis, R ERA: 12.86 (1, 1)	4.0	L	21	5	5	5	4	4	0	0	0	0	0	44	82	11.25	2.250										
Terry Mulholland, L ERA: 4.5 (5, 1)	4.0		17	5	2	2	2	1	0	0	0	0	1	41	64	4.50	1.500										
Chad Paronto, R ERA: 4.5 (9, 1)	1.0		3	0	0	0	1	0	0	0	0	0	0	11	14	0.00	0.000										

Chicago White Sox @ Cleveland Indians
 Jacobs Field, Cleveland, OH
 Thu Apr 10 2003, 7:05 PM EDT
 Att. 15,916 - Cloudy - 42 F

livebaseballscorecards.com

AB	36
R	7
H	10
RBI	7
BB	5
SO	7
LOB	13



Batter	1	2	3	4	5	6	7	8	9	AB R H RBI BB SO LOB
Milton Bradley, S OBP: 0.378, SLG: 0.438 (1, 8)	2-2 G6-3		2-2 G1-3			0-0 1B	1-1 HBP		0-0 P3	4 1 1 0 0 0 0
Omar Vizquel, S OBP: 0.394, SLG: 0.448 (1, 6)	4-1 1B BB		3-2 F9			0-3 K	0-1 F8		0-0 B1-3	4 0 0 0 1 1 3
Matt Lawton, L OBP: 0.219, SLG: 0.222 (1, 7)	1-0 F7		3-1 G4-3			0-1 L7		4-2 BB 48 BB 1B BB	3-2 L7	4 1 0 0 1 0 2
Ellis Burks, R OBP: 0.382, SLG: 0.345 (1, 10)	0-0 FC6-4 1-2 1B			3-2 G6-3		2-1 1B 2-H 1B		1-0 48 BB 1-2 1B		4 0 3 1 0 0 0
Shane Spencer, R OBP: 0.250, SLG: 0.333 (1, 9)	3-1 FC6-4 1-2f			0-0 L1-6 2B		0-0 L1-6 2B		2-3 K		4 0 2 0 0 1 4
Casey Blake, R OBP: 0.259, SLG: 0.250 (1, 5)		3-1 G6-3		0-1 L1-6		2-3 K		4-1 48 BB 1-2 2-3 BB		3 0 0 0 0 1 3 0 0 0 0 1 0 0
Bill Selby, L (8, PH) (9, 5)				2-2						
48 Travis Hafner, L OBP: 0.259, SLG: 0.167 (1, 3)		2-1 G6-3			0-1 F8		1-2 F7	4-1 1-2 2-3 3-H BB		3 0 0 1 1 0 0
Josh Bard, S OBP: 0.143, SLG: 0.115 (1, 2)		4-0 BB			2-1 F8		1-1 G4-3	1-3 K		3 0 0 0 1 1 3
Brandon Phillips, R OBP: 0.185, SLG: 0.308 (1, 4)		1-2 G5-3			3-2 G4-3		4-2 HBP BB	0-3 K		3 0 0 0 1 1 4

Inning Stats	R: 0 E: 0 K: 8 S: 8	H: 1 LOB: 2 BB: 1 P: 18	R: 0 E: 0 K: 7 S: 7	H: 0 LOB: 1 BB: 1 P: 17	R: 0 E: 0 K: 9 S: 9	H: 0 LOB: 0 BB: 0 P: 17	R: 0 E: 0 K: 7 S: 7	H: 1 LOB: 0 BB: 0 P: 10	R: 0 E: 0 K: 7 S: 7	H: 0 LOB: 0 BB: 0 P: 12	R: 1 E: 0 K: 2 S: 12	H: 3 LOB: 2 BB: 0 P: 16	R: 0 E: 0 K: 10 S: 10	H: 0 LOB: 2 BB: 1 P: 17	R: 1 E: 0 K: 3 S: 16	H: 1 LOB: 3 BB: 3 P: 32	R: 0 E: 0 K: 6 S: 9	H: 0 LOB: 0 BB: 0 P: 9	1B: 4 2B: 3 3B: 0 HR: 0	SF: 0 SAC: 0 DP: 1 HBP: 1
--------------	------------------------------	----------------------------------	------------------------------	----------------------------------	------------------------------	----------------------------------	------------------------------	----------------------------------	------------------------------	----------------------------------	-------------------------------	----------------------------------	--------------------------------	----------------------------------	-------------------------------	----------------------------------	------------------------------	---------------------------------	----------------------------------	------------------------------------


PITCHER	IP	WLS	BF	H	R	ER	SO	BB	IBB	HBP	BLK	WP	HR	S	P	ERA	WHIP
56 Mark Buehrle, L ERA: 1.23 (1, 1)	7.0		29	5	1	1	2	3	0	1	0	0	0	60	107	1.29	1.143
Tom Gordon, R ERA: 13.5 (8, 1)	0.1		4	1	1	1	1	2	0	0	0	0	0	9	20	27.00	9.000
Damaso Marte, L ERA: 1.8 (8, 1)	1.2		6	0	0	0	2	1	0	0	0	0	0	13	21	0.00	0.600

BOTTOM

Chicago White Sox @ Cleveland Indians
Jacobs Field, Cleveland, OH

Thu Apr 10 2003, 7:05 PM EDT
 Att: 15,916 - Cloudy - 42 F

AB	32
R	2
H	6
RBI	2
BB	6
SO	5
LOB	19



WP	PA	ERA	WHIP
0	39		

Batter	1	2	3	4	5	6	7	8	9	AB R H RBI BB SO LOB	TOP										
D'Angelo Jimenez, S OBP: 0.405, SLG: 0.639 (1, 4)	1-0 HR 2B	1-2 HR		3-2 F8		1-0 F9			2-2 2B 2B	5 3 3 1 0 0 0											
Jose Valentin, S OBP: 0.421, SLG: 0.848 (1, 6)	2-2 HR 2-H	2-2 1B		0-1 P6			2-3 K		1-2 F7	5 1 2 2 0 1 1											
Frank Thomas, R OBP: 0.435, SLG: 0.364 (1, 10)	3-2 P3	2-1 P3			0-1 G6-3		2-1 G1-3		4-1 2B 14 SF7 BB	4 1 0 0 1 0 1											
Magglio Ordonez, R OBP: 0.341, SLG: 0.513 (1, 9)	0-3 K			4-1 14 E 14 S BB		2-2 F7 14 1B		2-0 G4-3	1-1 14 SF7 2B	4 0 2 1 1 1 0											
14 Paul Konerko, R OBP: 0.275, SLG: 0.294 (1, 3)	2-1 BB HBP			4-1 FC1-6 BB		1-1 SAFE F7 1B		0-2 G3-1	0-0 SF7	2 0 1 1 1 0 0											
Carlos Lee, R OBP: 0.206, SLG: 0.100 (1, 7)	4-1 BB			1-0 FC1-6 FC6-4		1-2 F7		0-2 G1-3 24 1B	2-3 3-H L6	4 0 1 0 1 0 5											
24 Joe Crede, R OBP: 0.325, SLG: 0.462 (1, 5)	0-1 G6-3			0-0 F8		2-0 G6-3		1-2 SAFE G1-3 1B		4 0 1 0 0 0 6											
Aaron Rowand, R OBP: 0.214, SLG: 0.259 (1, 8)				0-2 FC6-4			1-3 K		1-0 G1-3	4 0 0 0 0 1 4											
Miguel Olivo, R OBP: 0.133, SLG: 0.143 (1, 2)				1-1 L8		1-1 F7		0-1 L4	0-1 P4	4 0 0 0 0 0 2											
Inning Stats	R: 2 E: 0 K: 1 S: 15	H: 2 LOB: 2 BB: 1 P: 27	R: 1 E: 0 K: 0 S: 12	H: 2 LOB: 1 BB: 0 P: 19	R: 0 E: 0 K: 0 S: 7	H: 0 LOB: 2 BB: 2 P: 16	R: 0 E: 0 K: 0 S: 8	H: 0 LOB: 0 BB: 0 P: 12	R: 0 E: 0 K: 1 S: 6	H: 0 LOB: 0 BB: 0 P: 8	R: 0 E: 0 K: 1 S: 6	H: 0 LOB: 0 BB: 0 P: 12	R: 0 E: 0 K: 0 S: 12	H: 2 LOB: 2 BB: 0 P: 14	R: 2 E: 0 K: 0 S: 14	H: 2 LOB: 1 BB: 1 P: 22	1B: 5 2B: 3 3B: 0 HR: 2	SF: 1 SAC: 0 DP: 0 HBP: 1	WP: 0 PB: 0 SB: 1 CS: 0	PA: 42	
PITCHER Adam Bernero, R ERA: 3.21 Steve Sparks, R ERA: 2.89	IP WLS BF H R ER SO BB IBB HBP BLK WP HR S P ERA WHIP	(1, 1) 7.0 L 31 6 3 3 3 3 0 1 0 0 0 2 65 111 3.86 1.286	(8, 1) 2.0 11 4 2 2 0 1 0 0 0 0 0 0 26 36 9.00 2.500	PITCHER IP WLS BF H R ER SO BB IBB HBP BLK WP HR S P ERA WHIP																	

Chicago White Sox @ Detroit Tigers
Comerica Park, Detroit, MI
Fri Apr 11 2003, 7:05 PM EDT
Att. 12,577 - Sunny - 65 F

livebaseballscorecards.com

AB	36
R	5
H	10
RBI	5
BB	4
SO	3
LOB	19



Batter	1	2	3	4	5	6	7	8	9	AB	R	H	RBI	BB	SO	LOB
Hiram Bocachica, R (1, 8) F B C C	1-3 K			1-3 K		0-0 SAFE L7			1-3 K	4	0	0	0	0	3	1
Shane Halter, R (1, 6) OBP: 0.235, SLG: 0.188 B X	1-0 G5-3			2-2 1B		2-2 SAFE SAFE SAFE SAFE G1-3			2-3 K	4	0	1	0	0	1	1
Bobby Higginson, L (1, 9) OBP: 0.308, SLG: 0.182 B F X	1-1 F9			2-2 F8		2-2 G3-1			1-2 G6-3	4	0	0	0	0	0	2
Dmitri Young, S (1, 10) OBP: 0.088, SLG: 0.088 C F X			0-2 G4-3		1-0 F8				1-0 F7	3	0	0	0	0	0	1
Carlos Pena, L (1, 3) OBP: 0.222, SLG: 0.174 C B B B C			2-2 F7		0-0 F7				1-1 F8	3	0	0	0	0	0	0
Craig Paquette, R (1, 7) X			0-0 F8		0-1 F9				3-2 G6-3	3	0	0	0	0	0	0
Eric Munson, L (1, 5) OBP: 0.233, SLG: 0.370 C F B B F B X			3-2 F8		2-2 HBP				3-2 L7	2	0	0	0	0	0	0
Matt Walbeck, S (1, 2) X			0-0 G4-3		0-1 G4-3				2-2 G6-3	3	0	0	0	0	0	1
Ramon Santiago, S (1, 4) OBP: 0.304, SLG: 0.333 B C C B B X			2-2 G3		0-0 G1-3 1B				1-3 K	3	0	1	0	0	1	0


Inning Stats	R: 0	H: 0	E: 0	LOB: 0	K: 1	BB: 0	S: 6	P: 9	R: 0	H: 0	E: 0	LOB: 0	K: 0	BB: 0	S: 7	P: 9	R: 0	H: 0	E: 0	LOB: 0	K: 0	BB: 0	S: 9	P: 14	R: 0	H: 1	E: 0	LOB: 1	K: 1	BB: 0	S: 11	P: 17	R: 0	H: 0	E: 0	LOB: 1	K: 0	BB: 0	S: 8	P: 10	R: 0	H: 1	E: 0	LOB: 1	K: 0	BB: 0	S: 8	P: 12	R: 0	H: 0	E: 0	LOB: 0	K: 0	BB: 0	S: 9	P: 14	R: 0	H: 0	E: 0	LOB: 0	K: 1	BB: 0	S: 9	P: 15	R: 0	H: 0	E: 0	LOB: 0	K: 2	BB: 0	S: 9	P: 13	1B: 2	SF: 0	2B: 0	SAC: 0	3B: 0	DP: 0	HR: 0	HBP: 1	WP: 0	PA: 30
PITCHER	IP	WLS	BF	H	R	ER	SO	BB	IBB	HBP	BLK	WP	HR	S	P	ERA	WHIP																																																																	
Esteban Loaiza, R (1, 1) ERA: 1.23	8.0	W	27	2	0	0	3	0	0	1	0	0	0	67	100	0.00	0.250																																																																	
Billy Koch, R (9, 1) ERA: 3.0	1.0		3	0	0	0	2	0	0	0	0	0	0	9	13	0.00	0.000																																																																	

Chicago White Sox @ Detroit Tigers
Comerica Park, Detroit, MI

Fri Apr 11 2003, 7:05 PM EDT
Att: 12,577 - Sunny - 65 F

livebaseballscorecards.com

AB	29
R	0
H	2
RBI	0
BB	0
SO	5
LOB	6



Batter	1	2	3	4	5	6	7	8	9	AB	R	H	RBI	BB	SO	LOB	TOP										
D'Angelo Jimenez, S OBP: 0.426, SLG: 0.625 (1, 4)	2-0 FC6-4 1B 1B		1-3 K ①		1-1 F9 ②		3-2 HBP BB 1B	4-2 24 1B BB		4	0	2	0	1	1	0											
Jose Valentin, S OBP: 0.429, SLG: 0.806 24 Joe Crede, R OBP: 0.341, SLG: 0.475 (8, PH) (8, 5)	0-0 FC6-4 1-2 1B		3-3 K ②		4-0 BB BB		1-3 SAFE K ②	3-1 1-2 2-H 3-H 1B		3	0	1	0	1	2	1											
Frank Thomas, R OBP: 0.431, SLG: 0.333 (1, 10)	3-1 FC6-4 1-2f 2-3		2-1 P4 ③		4-2 1-2 BB		4-2 1-2 HBP BB	1-0 F8 ③		3	0	0	0	2	0	4											
Magglio Ordonez, R OBP: 0.347, SLG: 0.488 (1, 9)	2-1 F9 ②			1-1 1B 14 1B 1B	0-0 G4-3 ③		3-1 1-2 2-3 HBP	1-0 G5-3 ①		4	0	1	0	0	0	4											
14 Paul Konerko, R OBP: 0.267, SLG: 0.282 (1, 3)	2-1 F9 ③			1-0 SAFE 1 SAFE 1B	1-1 1-2 1B		0-1 F8 ①	0-2 F9 ②		5	0	1	0	0	1	5											
Carlos Lee, R OBP: 0.256, SLG: 0.171 (1, 7)		1-2 K ①		2-0 1-2 2-3 L3 1B		3-2 1B		0-0 F9 ②	0-0 HBP 1B	5	0	3	0	0	2	0											
Tony Graffanino, R OBP: 0.526, SLG: 0.750 (1, 5) (8, 6)		3-2 HR		0-1 L3 ① ② 1-1		0-0 F9 ②		4-2 FC8-4 24 1B BB	2-1 1-2 HBP	3	2	1	1	1	0	4											
Aaron Rowand, R OBP: 0.212, SLG: 0.250 (1, 8)		1-0 G5-3 ②		1-1 G5-3 ③		1-0 G5-3 ③		2-0 FC8-4 1B	2-3 K ③	5	0	1	0	0	1	5											
Miguel Olivo, R OBP: 0.118, SLG: 0.125 Armando Rios, L OBP: 0.231, SLG: 0.250 Josh Paul, R OBP: 0.600, SLG: 0.500 Brian Daubach, L OBP: 0.125, SLG: 0.125 Sandy Alomar Jr., R OBP: 0.526, SLG: 0.889 (7, PH) (7, 2) (8, PH) (8, PH) (8, 2)		0-2 G5-3 ③			0-0 B1-3 ①		1-2 G1-3 ①	0-2 FC8-4 24 1B BB		2	0	0	0	0	0	0											
Inning Stats	R: 0 E: 0 K: 0 S: 8	H: 2 LOB: 2 BB: 0 P: 17	R: 1 E: 0 K: 1 S: 11	H: 1 LOB: 0 BB: 0 P: 16	R: 0 E: 0 K: 2 S: 10	H: 0 LOB: 0 BB: 0 P: 16	R: 0 E: 0 K: 0 S: 8	H: 3 LOB: 2 BB: 0 P: 13	R: 0 E: 0 K: 0 S: 7	H: 1 LOB: 1 BB: 0 P: 11	R: 0 E: 0 K: 2 S: 19	H: 1 LOB: 3 BB: 1 P: 33	R: 2 E: 0 K: 1 S: 17	H: 2 LOB: 2 BB: 2 P: 32	R: 0 E: 0 K: 1 S: 9	H: 1 LOB: 2 BB: 0 P: 14	1B: 10 2B: 1 3B: 0 HR: 1	SF: 0 SAC: 0 DP: 1 HBP: 2	WP: 0 PB: 0 SB: 0 CS: 0	PA: 44							
PITCHER	IP	WLS	BF	H	R	ER	SO	BB	IBB	HBP	BLK	WP	HR	S	P	ERA	WHIP										
34 Nate Cornejo, R ERA: 6.14 (1, 1)	6.0	W	26	7	1	1	3	2	0	0	0	0	1	51	89	1.50	1.500										
Franklyn German, R ERA: 9.0 (7, 1)	1.1	H	9	2	2	2	3	2	0	1	0	0	0	26	47	13.50	3.000										
Jamie Walker, L ERA: 5.4 (8, 1)	0.1	H	2	0	0	0	0	1	0	0	0	0	0	7	11	0.00	3.000										
Matt Anderson, R ERA: 4.91 (8, 1)	1.1	S	7	2	0	0	1	0	0	1	0	0	0	12	21	0.00	1.500										

Chicago White Sox @ Detroit Tigers
Comerica Park, Detroit, MI
Sat Apr 12 2003, 1:05 PM EDT
Att. 12,985 - Sunny - 50 F

livebaseballscorecards.com

AB	37
R	3
H	11
RBI	3
BB	5
SO	7
LOB	25



Batter	1	2	3	4	5	6	7	8	9	AB	R	H	RBI	BB	SO	LOB
Hiram Bocachica, R OBP: 0.071, SLG: 0.143 (1, 8)	3-3 K ①		X 0-0 HR 2B ②	0-3 K ③		2-2 P3-6 2-2f ①②		2-1 FC5 2-3		5	1	1	0	0	2	3
Shane Halter, R OBP: 0.238, SLG: 0.350 (1, 10)	2-3 K ②		2-1 HR 2B 2-H 3-H	2-0 F7 ③		1-2 G5-3 ③				4	1	1	3	0	1	1
Bobby Higginson, L OBP: 0.372, SLG: 0.286 (1, 9)	4-2 BB ③		3-2 2B ①		3-2 G3 SF7 2B		4-1 1B BB			2	1	2	0	2	0	0
Dmitri Young, S OBP: 0.079, SLG: 0.079 (1, 7)	1-3 K ③		2-0 F9 ①		1-0 G3 ①		1-0 L9 ①			4	0	0	0	0	1	4
Dean Palmer, R OBP: 0.276, SLG: 0.130 (1, 5)		2-1 F9 ①	4-0 E BB ②		1-1 SF7 ②		3-2 F7 ②			2	0	0	1	1	0	1
Eric Munson, L OBP: 0.233, SLG: 0.370 (9, 5)										0	0	0	0	0	0	0
Craig Paquette, R OBP: 0.133, SLG: 0.133 (1, 3)		1-0 L8 ②	1-0 FC1 ③		0-1 1B ③		1-2 1B ③			4	0	2	0	0	0	2
Carlos Pena, L OBP: 0.222, SLG: 0.174 (9, 3)			1-2 2-3							0	0	0	0	0	0	0
15 Brandon Inge, R OBP: 0.185, SLG: 0.120 (1, 2)		3-2 1B ②	0-3 K ②		0-3 K ③					3	0	1	0	0	2	4
Ramon Santiago, S OBP: 0.308, SLG: 0.333 (1, 4)		2-3 K ③	1-0 F7 ③							3	0	1	0	0	1	4
20 Omar Infante, R OBP: 0.226, SLG: 0.250 (1, 6)			4-1 2B HR BB ③		3-2 G1-3 ①					2	1	0	0	2	1	1

Inning Stats	R: 0 E: 0 K: 3 S: 13	H: 0 LOB: 1 BB: 1 P: 23	R: 0 E: 0 K: 1 S: 11	H: 1 LOB: 1 BB: 0 P: 19	R: 3 E: 1 K: 1 S: 13	H: 3 LOB: 3 BB: 2 P: 30	R: 0 E: 0 K: 1 S: 8	H: 0 LOB: 0 BB: 0 P: 13	R: 1 E: 0 K: 1 S: 13	H: 2 LOB: 1 BB: 0 P: 18	R: 0 E: 0 K: 0 S: 14	H: 1 LOB: 1 BB: 1 P: 22	R: 0 E: 0 K: 0 S: 9	H: 1 LOB: 2 BB: 1 P: 18	R: 0 E: 0 K: 1 S: 7	H: 0 LOB: 1 BB: 0 P: 15	1B: 4 2B: 4 3B: 0 HR: 1	SF: 1 SAC: 1 DP: 1 HBP: 1
---------------------	-------------------------------	----------------------------------	-------------------------------	----------------------------------	-------------------------------	----------------------------------	------------------------------	----------------------------------	-------------------------------	----------------------------------	-------------------------------	----------------------------------	------------------------------	----------------------------------	------------------------------	----------------------------------	----------------------------------	------------------------------------

PITCHER	IP	WLS	BF	H	R	ER	SO	BB	IBB	HBP	BLK	WP	HR	S	P	ERA	WHIP
Josh Stewart, L ERA: 4.91 (1, 1)	4.1	L	22	5	4	4	6	3	0	0	0	0	1	51	95	8.31	1.846
Gary Glover, R ERA: (5, 1)	1.2		7	2	0	0	1	1	0	0	0	0	0	21	30	0.00	1.800
Kelly Wunsch, L ERA: (7, 1)	0.2		3	0	0	0	0	1	0	0	0	0	0	6	14	0.00	1.500
Tom Gordon, R ERA: 9.64 (7, 1)	1.1		5	1	0	0	1	0	0	1	0	0	0	10	19	0.00	0.750

BOTTOM

Chicago White Sox @ Detroit Tigers
Comerica Park, Detroit, MI
Sat Apr 12 2003, 1:05 PM EDT
Att: 12,985 - Sunny - 50 F

livebaseballscorecards.com

AB	29
R	4
H	8
RBI	4
BB	5
SO	8
LOB	20



WP: 0	PA: 37	
PB: 0	ERA	WHIP
SB: 1		
CS: 0		

Batter	1	2	3	4	5	6	7	8	9	AB R H RBI BB SO LOB	TOP									
D'Angelo Jimenez, S (1, 4) OBP: 0.404, SLG: 0.622	2-0 F7			2-3 K			2-0 P6			5 0 1 0 0 1 5										
Jose Valentin, S (1, 6) OBP: 0.413, SLG: 0.750	2-2 G3-1			3-2 K 14 2-5 1B			1-0 G3	1-3 K	4 0 1 0 0 1 3											
Magglio Ordonez, R (1, 9) OBP: 0.340, SLG: 0.468	2-2 F9			1-2 K 1-2 3-H 1B			0-0 L4	3-2 F8	4 0 1 1 0 0 1											
14 Paul Konerko, R (1, 10) OBP: 0.265, SLG: 0.279	0-1 G5-4-3 HBP 1B		1-0 2-5	0-1 F9			2-2 L6	0-0 P4	4 0 1 0 0 0 1											
Brian Daubach, L (1, 3) OBP: 0.250, SLG: 0.100	1-0 G5-4-3 HBP 1-2		2-1 F8				4-2 1B BB 1B	3-2 F7	2 1 0 0 1 0 0											
Carlos Lee, R (1, 7) AARON ROWAND, R (9, 8) OBP: 0.256, SLG: 0.179 OBP: 0.212, SLG: 0.250	0-1 G5-4-3 1-2f 2-3		0-0 G6-3				0-0 1B SF9 1-3 1B	1-1 G6-3	4 1 1 0 0 0 2 0 0 0 0 0 0 0											
Armando Rios, L (1, 8) (9, 7) OBP: 0.294, SLG: 0.313	2-1 F7				0-0 B2-3			0-2 1B SF9 1-3 3-H 1B	1-1 24 1B 1B	4 0 2 1 0 0 1		AB 34								
24 Joe Crede, R (1, 5) OBP: 0.333, SLG: 0.465			1-3 K	0-3 K				0-1 SF9	0-0 1B	3 0 1 1 0 2 0		R 3								
Sandy Alomar Jr., R (1, 2) OBP: 0.478, SLG: 0.773			1-2 E5 1B 1B	3-3 K				0-0 1B	0-1 P4	4 1 1 0 0 1 2		H 9								
Inning Stats	R: 0 H: 0 E: 0 K: 0 S: 8	P: 14	R: 0 H: 1 E: 0 K: 0 S: 6	P: 9	R: 1 H: 2 E: 1 K: 2 S: 15	P: 24	R: 0 H: 0 E: 0 K: 0 S: 5	P: 7	R: 0 H: 0 E: 0 K: 2 S: 7	P: 10	R: 0 H: 1 E: 0 K: 0 S: 7	P: 11	R: 2 H: 3 E: 0 K: 1 S: 14	P: 21	R: 0 H: 0 E: 0 K: 0 S: 13	P: 19	R: 0 H: 2 E: 0 K: 0 S: 9	P: 12	1B: 8 SF: 1 2B: 0 SAC: 0 3B: 1 DP: 1 HR: 0 HBP: 1	WP: 0 PA: 37 PB: 0 SB: 0 CS: 0
PITCHER Gary Knotts, R (1, 1) ERA: 2.19 Matt Roney, R (8, 1) ERA: 2.57	IP 7.0 WLS L BF 30 H 7 R 3 ER 2 SO 5 BB 1 IBB 0 HBP 1 BLK 0 WP 0 HR 0 S 62 P 96 ERA 2.57 WHIP 1.143	IP 2.0 WLS L BF 8 H 2 R 0 ER 0 SO 0 BB 0 IBB 0 HBP 0 BLK 0 WP 0 HR 0 S 22 P 31 ERA 0.00 WHIP 1.000										PITCHER IP WLS BF H R ER SO BB IBB HBP BLK WP HR S P ERA WHIP								

Chicago White Sox @ Detroit Tigers
Comerica Park, Detroit, MI
Sun Apr 13 2003, 1:05 PM EDT
Att. 12,808 - Sunny - 47 F

livebaseballscorecards.com



Batter	1	2	3	4	5	6	7	8	9	AB R H RBI BB SO LOB	TOP																							
Michael Tucker, L OBP: 0.305, SLG: 0.415 (1, 8) F L B B F F X	1-2 G1-3 1		1-0 2B		2-2 E 29 2B 1B 1-2		1-2 P4 2		1-2 F7 1	5 1 2 0 0 0 1																								
Joe Randa, R OBP: 0.480, SLG: 0.585 (1, 5) C B X	1-1 HR		2-3 K 2		1-0 L6 2 1-3 2-H		0-1 29 BB 1B 1-3		3-1 29 HR 1B	5 2 3 1 0 1 2																								
29 Mike Sweeney, R OBP: 0.422, SLG: 0.647 (1, 3) B X	1-0 F7 2		2-3 K 3		1-0 2B 3-H		4-1 BB 3 1-2		1-1 HR 1-H	4 1 2 3 1 1 1																								
Raul Ibanez, L OBP: 0.407, SLG: 0.596 (1, 7) B D F B B	4-2 BB			1-0 1B 1B	1-2 F7 3		0-2 G1 3		4-1 2B 1B BB	3 1 1 0 2 0 4																								
Ken Harvey, R OBP: 0.372, SLG: 0.447 Rontrez Johnson, R OBP: 0.333, SLG: 0.333 Desi Relaford, S OBP: 0.458, SLG: 0.421 (1, 10) (8, PR) (9, PH) B B F S S	2-3 K 3		2-3 K 1		1-3 K 1		1-2 E 1B 1B		0-1 1B 1B 2B 1-3	4 0 1 0 0 3 2 0 1 0 0 0 0 0 1 1 1 0 0 0 0																								
Brandon Berger, R OBP: 0.320, SLG: 0.190 (1, 9) C B X		1-1 L4 1		1-1 4 G6-3 1B 1-2		1-2 G3 2		2-1 F7 1 1 SAFE 1 SAFE 1 SAFE X	0-0 4 1B 1B 2-H 3-H	5 0 2 2 0 0 1																								
4 Angel Berroa, R OBP: 0.222, SLG: 0.256 (1, 6) C X		0-1 F9 2		0-1 G6-3 2 3 1-2		1-1 G5-3 3		1-1 F9 2 1 SAFE X	1-1 G3 1B 1-2	5 0 1 0 0 0 3																								
Brent Mayne, L OBP: 0.500, SLG: 0.829 (1, 2) B C X		1-1 G6-3 3		2-1 FC6-5 2B			1-3 K 1 X	0-0 E3 1B 1-H	2-2 G3 1-2 2-3	5 0 2 0 0 1 2																								
Carlos Febles, R OBP: 0.341, SLG: 0.351 (1, 4) X			0-0 B3 1		1-0 FC6-5 1B E 2-3		4-1 1B BB	2-3 K 3 D X	1-1 G5-3 3	4 1 0 0 1 1 5																								
Inning Stats	R: 1 E: 0 K: 1 S: 13 H: 1 LOB: 1 BB: 1 P: 22	R: 0 E: 0 K: 0 S: 6 H: 0 LOB: 0 BB: 0 P: 8	R: 0 E: 0 K: 2 S: 9 H: 1 LOB: 1 BB: 0 P: 14	R: 0 E: 0 K: 1 S: 9 H: 2 LOB: 1 BB: 0 P: 13	R: 2 E: 1 K: 0 S: 11 H: 3 LOB: 1 BB: 0 P: 19	R: 0 E: 0 K: 1 S: 8 H: 0 LOB: 0 BB: 0 P: 11	R: 0 E: 0 K: 1 S: 13 H: 1 LOB: 3 BB: 2 P: 23	R: 1 E: 1 K: 1 S: 15 H: 2 LOB: 2 BB: 0 P: 20	R: 4 E: 0 K: 0 S: 21 H: 5 LOB: 2 BB: 1 P: 34	1B: 9 SF: 0 2B: 4 SAC: 0 3B: 0 DP: 1 HR: 2 HBP: 0	WP: 0 PA: 45 PB: 0 SB: 0 CS: 0																							
PITCHER	IP WLS BF H R ER SO BB IBB HBP BLK WP HR S P ERA WHIP											PITCHER	IP WLS BF H R ER SO BB IBB HBP BLK WP HR S P ERA WHIP																					
56 Mark Buehrle, L ERA: 1.57 (1, 1)	6.2	29	8	3	2	6	2	0	0	0	0	0	1	65	102	2.70	1.500	Billy Koch, R ERA: 7.36 (9, 1)	0.1	L	6	4	4	4	0	1	0	0	0	1	11	20	108.00	15.000
Tom Gordon, R ERA: 9.64 (7, 1)	0.0	1	0	0	0	0	1	0	0	0	0	0	0	1	5	∞	∞	Gary Glover, R ERA: (9, 1)	0.2		3	1	0	0	0	0	0	0	10	14	0.00	1.500		
Kelly Wunsch, L ERA: (7, 1)	0.1	H	1	0	0	0	0	0	0	0	0	0	0	3	3	0.00	0.000																	
Rick White, R ERA: 2.25 (8, 1)	0.2	H	3	1	1	0	0	0	0	0	0	0	0	8	11	0.00	1.500																	
Damaso Marte, L ERA: 1.42 (8, 1)	0.1	B	2	1	0	0	1	0	0	0	0	0	0	7	9	0.00	3.000																	

Kansas City Royals @ Chicago White Sox
 U.S. Cellular Field, Chicago, IL
 Tue Apr 15 2003, 8:05 PM EDT
 Att. 20,591 - Sunny - 84 F

livebaseballscores.com

AB 41
 R 8
 H 15
 RBI 6
 BB 4
 SO 7
 LOB 21



BOTTOM

Kansas City Royals @ Chicago White Sox
U.S. Cellular Field, Chicago, IL

Tue Apr 15 2003, 8:05 PM EDT
Att. 20,591 - Sunny - 84 F

livebaseballscorecards.com

AB	31
R	5
H	7
RBI	5
BB	5
SO	4
LOB	12



WP:	0	PA:	37
PB:	0		
SB:	1		
CS:	0		

AB R H RBI BB SO LOB

5	0	1	0	0	1	2
3	1	1	0	1	0	1
3	2	1	1	0	0	1
4	1	1	0	0	2	2
3	1	0	0	1	0	1
3	0	1	1	1	0	0
0	0	0	0	0	0	0
3	0	2	3	1	0	0
3	0	0	0	1	0	3
3	0	0	0	0	0	0
1	0	0	0	0	1	2

Batter	1	2	3	4	5	6	7	8	9
D'Angelo Jimenez, S OBP: 0.386, SLG: 0.580 (1, 4)	2-0 F9 BB	1-0 L4 BB		3-2 G3-1 C S B B B X			2-2 G6-3 1B		1-3 K C C B B C
Jose Valentin, S OBP: 0.420, SLG: 0.721 (1, 6)	4-1 14 BB HBP BB BB	1-2 1B		1-2 P2 C F C F X			2-2 G6-3 1-2f SAFE X		1-0 2-5 B 2-3
Frank Thomas, R OBP: 0.436, SLG: 0.410 (1, 10)	1-0 BB 14 BB 2B HBP	3-1 G5-3 SAFE X			2-2 P3 C S D B B X			1-0 HR B X	
Magglio Ordonez, R OBP: 0.333, SLG: 0.451 (1, 9)	0-1 P3 S X		1-1 1B S 2B 1B		0-3 K C C C X			0-3 K S S C X	
14 Paul Konerko, R OBP: 0.264, SLG: 0.261 (1, 3)	4-1 BB 2B BB		2-2 L4 SAFE X		1-0 P4 B X			1-0 G6-3 B X	
Carlos Lee, R OBP: 0.277, SLG: 0.190 Aaron Rowand, R OBP: 0.212, SLG: 0.250 (1, 7) (9, 8)	4-1 2B 1-2 2-3 3-H BB		3-1 1B 2B 1B			2-2 G6-3 B C B B X		1-1 F9 B F X	
Armando Rios, L OBP: 0.381, SLG: 0.474 (1, 8) (9, 7)	1-2 1-3 2-H 3-H 2B		1-2 1-H 3-H 2B			0-0 G6-3 X			4-1 2-5 24 BB BB
24 Joe Crede, R OBP: 0.327, SLG: 0.435 (1, 5)	1-2 G4-3 B F F X		0-2 G4-3 C F C X			1-0 F8 B X			4-0 BB B B B B B
Sandy Alomar Jr., R OBP: 0.423, SLG: 0.680 Brian Daubach, L OBP: 0.231, SLG: 0.091 (1, 2) (9, PH)		1-0 L5 B X		0-1 F7 C X			1-1 G5-3 C B X		2-3 K C B S B S

Inning Stats	R: 3	H: 1	E: 0	K: 0	S: 14	LOB: 2	BB: 3	P: 31	R: 0	H: 1	E: 0	K: 0	S: 8	LOB: 1	BB: 0	P: 14	R: 1	H: 3	E: 0	K: 0	S: 13	LOB: 1	BB: 0	P: 20	R: 0	H: 0	E: 0	K: 0	S: 9	LOB: 0	BB: 0	P: 13	R: 0	H: 0	E: 0	K: 1	S: 8	LOB: 0	BB: 0	P: 11	R: 0	H: 0	E: 0	K: 0	S: 7	LOB: 0	BB: 0	P: 10	R: 0	H: 1	E: 0	K: 0	S: 10	LOB: 0	BB: 0	P: 15	R: 1	H: 1	E: 0	K: 1	S: 7	LOB: 0	BB: 0	P: 10	R: 0	H: 0	E: 0	K: 2	S: 8	LOB: 2	BB: 2	P: 20	1B: 4	SF: 0	2B: 2	SAC: 0	3B: 0	DP: 1	HR: 1	HBP: 1	WP: 0	PA: 37
--------------	------	------	------	------	-------	--------	-------	-------	------	------	------	------	------	--------	-------	-------	------	------	------	------	-------	--------	-------	-------	------	------	------	------	------	--------	-------	-------	------	------	------	------	------	--------	-------	-------	------	------	------	------	------	--------	-------	-------	------	------	------	------	-------	--------	-------	-------	------	------	------	------	------	--------	-------	-------	------	------	------	------	------	--------	-------	-------	-------	-------	-------	--------	-------	-------	-------	--------	-------	--------

PITCHER	IP	WLS	BF	H	R	ER	SO	BB	IBB	HBP	BLK	WP	HR	S	P	ERA	WHIP
Miguel Asencio, R ERA: 4.5 (1, 1)	6.0		26	5	4	4	1	3	0	1	0	0	0	59	99	6.00	1.333
Jason Grimsley, R ERA: 1.04 (7, 1)	1.0		3	1	0	0	0	0	0	0	0	0	0	10	15	0.00	1.000
Albie Lopez, R ERA: 4.05 (8, 1)	1.0	W	4	1	1	1	1	0	0	0	0	0	1	7	10	9.00	1.000
Mike MacDougal, R ERA: (9, 1)	1.0	S	5	0	0	0	2	2	0	0	0	0	0	8	20	0.00	2.000

Batter	1	2	3	4	5	6	7	8	9	AB R H RBI BB SO LOB	TOP																									
Michael Tucker, L (1, 8) OBP: 0.317, SLG: 0.421	0-1 WP SF9 1B		2-3 K			0-1 G6-3		0-0 1B		4 1 2 0 0 1 0	Kansas City Royals @ Chicago White Sox U.S. Cellular Field, Chicago, IL Wed Apr 16 2003, 8:05 PM EDT Att: 9,882 - Cloudy - 50 F																									
Joe Randa, R (1, 5) OBP: 0.444, SLG: 0.533	3-3 SAFE 1-2 K		2-2 F7			0-2 G4-3		0-1 SAFE F9		4 0 0 0 0 1 2																										
29 Mike Sweeney, R (1, 3) OBP: 0.408, SLG: 0.622	3-1 2-H SF9				0-1 G4-3		0-0 1B	2-2 SAFE L8		3 0 1 1 0 0 1																										
Raul Ibanez, L (1, 7) OBP: 0.397, SLG: 0.560	4-0 BB				2-1 G4-3		0-2 F7	2-0 F7		3 0 0 0 1 0 2																										
Ken Harvey, R (1, 10) OBP: 0.340, SLG: 0.405	2-3 K				2-3 K		1-2 G6-3	1-3 K2-3		4 0 0 0 0 3 1																										
Dee Brown, L (1, 9) OBP: 0.409, SLG: 0.444		0-3 K			2-2 G4-3		2-1 G4-6-3 1B	0-2 G4-3		4 0 1 0 0 1 0																										
Mendy López, R (9, 9) OBP: 0.182, SLG: 0.364										0 0 0 0 0 0 0																										
Desi Relaford, S (1, 4) OBP: 0.393, SLG: 0.348		0-1 G3-1			0-1 G6-3		0-0 1-2f G4-6-3	2-2 P6		4 0 0 0 0 0 1																										
Brent Mayne, L (1, 2) OBP: 0.512, SLG: 0.806		1-3 K			4-2 BB			4-1 4 HR BB		1 1 0 0 2 1 0																										
4 Angel Berroa, R (1, 6) OBP: 0.229, SLG: 0.326			1-0 G4-3		1-1 F9			0-0 1-H HR		3 1 1 2 0 0 1																										
Inning Stats	R: 1 E: 0 K: 2 S: 11	H: 1 LOB: 1 BB: 1 P: 23	R: 0 E: 0 K: 2 S: 9	H: 0 LOB: 0 BB: 0 P: 10	R: 0 E: 0 K: 1 S: 8	H: 0 LOB: 0 BB: 0 P: 13	R: 0 E: 0 K: 1 S: 7	H: 0 LOB: 0 BB: 0 P: 11	R: 0 E: 0 K: 0 S: 10	H: 1 LOB: 1 BB: 1 P: 17	R: 0 E: 0 K: 0 S: 10	H: 1 LOB: 0 BB: 0 P: 10	R: 0 E: 0 K: 0 S: 7	H: 1 LOB: 0 BB: 0 P: 10	R: 2 E: 0 K: 0 S: 9	H: 2 LOB: 1 BB: 1 P: 17	R: 0 E: 0 K: 1 S: 10	H: 0 LOB: 0 BB: 0 P: 13	1B: 4 2B: 0 3B: 0 HR: 1	SF: 1 SAC: 0 DP: 1 HBP: 0	WP: 1 PB: 0 SB: 1 CS: 0	PA: 34														
PITCHER	IP WLS BF H R ER SO BB IBB HBP BLK WP HR S P ERA WHIP																																			
Jon Garland, R (1, 1) ERA: 5.82	7.0		25	3	1	1	6	2	0	0	0	1	0	62	94	1.29	0.714																			
Damaso Marte, L (8, 1) ERA: 4.26	0.0	B	3	2	2	2	0	1	0	0	0	0	1	3	7	∞	∞																			
Tom Gordon, R (8, 1) ERA: 6.75	2.0	W	6	0	0	0	1	0	0	0	0	0	0	16	23	0.00	0.000																			

AB	30
R	3
H	5
RBI	3
BB	3
SO	7
LOB	8



livebaseballscorecards.com

BOTTOM

Kansas City Royals @ Chicago White Sox
U.S. Cellular Field, Chicago, IL

livebaseballscorecards.com

AB	30
R	4
H	5
RBI	4
BB	8
SO	3
LOB	21



WP:	1	PA:	39
PB:	0	SB:	1
CS:	0		

Wed Apr 16 2003, 8:05 PM EDT
Att. 9,882 - Cloudy - 50 F

AB R H RBI BB SO LOB

3 0 1 0 2 0 0

4 1 0 0 1 1 5

2 1 0 1 2 0 1

3 1 1 1 1 0 3

3 0 0 0 1 1 2

4 0 0 1 0 1 3

3 0 0 0 1 0 4

4 0 2 1 0 0 1

0 1 0 0 0 0 0

4 0 1 0 0 0 2

1B: 3 SF: 1
2B: 1 SAC: 0
3B: 1 DP: 1
HR: 0 HBP: 0

Batter	1	2	3	4	5	6	7	8	9
D'Angelo Jimenez, S OBP: 0.403, SLG: 0.604 (1, 4)	1-0 G4-3 ①		2-1 G4-3 ③		1-1 FCB-4-2 3B		4-2 S BB		4-0 IBB
Jose Valentin, S OBP: 0.400, SLG: 0.660 (1, 6)	1-1 F8 ②			4-0 WP BB 2B BB	1-0 G4-3 ①		3-3 SAFE K 1-2		1-0 P5 ①
Frank Thomas, R OBP: 0.433, SLG: 0.390 (1, 10)	2-1 P6 ③			4-1 2B 1-2 E BB	3-1 FC6-4-2 ②		4-2 BB BB		0-1 SF8 ②
Magglio Ordonez, R OBP: 0.344, SLG: 0.463 (1, 9)				2-1 FC6-4 24 1B 1-3 2-H 2B	0-0 P6 ③		1-0 P3 ③		
Brian Daubach, L OBP: 0.235, SLG: 0.071 (1, 3)				1-3 K ①		2-2 G4-3 ①		1-1 F8 ①	
Carlos Lee, R OBP: 0.255, SLG: 0.174 (1, 7)				0-0 E6 FC6-4		1-2 F7 ②		1-0 G1-3 ②	
Armando Rios, L OBP: 0.360, SLG: 0.409 (1, 8)				2-0 FC6-4 24 1B 1-2f 2-3		4-1 BB BB		1-1 F7 ③	
24 Joe Crede, R OBP: 0.340, SLG: 0.440 Tony Graffanino, R OBP: 0.526, SLG: 0.750 (9, PR)				1-0 F9 ①	1-0 E6 1-3 3-H 1B		0-1 F9 ③		1-0 E 1B SF8 1B
Miguel Olivo, R OBP: 0.143, SLG: 0.150 (1, 2)				1-2 G1-3 ③			3-1 P4 ①		2-0 E1 1B

Inning Stats	R: 0	H: 0	E: 0	LOB: 0	K: 0	S: 5	R: 0	H: 0	E: 0	LOB: 1	K: 1	S: 11	R: 0	H: 0	E: 0	LOB: 0	K: 0	S: 4	R: 3	H: 2	E: 2	LOB: 2	K: 1	S: 13	R: 0	H: 1	E: 0	LOB: 1	K: 0	S: 6	R: 0	H: 0	E: 0	LOB: 1	K: 0	S: 9	R: 0	H: 0	E: 0	LOB: 2	K: 1	S: 16	R: 0	H: 0	E: 0	LOB: 0	K: 0	S: 5	R: 1	H: 2	E: 1	LOB: 2	K: 0	S: 5	R: 0	H: 0	E: 0	LOB: 0	K: 0	S: 8	R: 1	H: 2	E: 1	LOB: 2	K: 0	S: 5	1B: 3	SF: 1	2B: 1	SAC: 0	3B: 1	DP: 1	HR: 0	HBP: 0	WP: 1	PA: 39
--------------	------	------	------	--------	------	------	------	------	------	--------	------	-------	------	------	------	--------	------	------	------	------	------	--------	------	-------	------	------	------	--------	------	------	------	------	------	--------	------	------	------	------	------	--------	------	-------	------	------	------	--------	------	------	------	------	------	--------	------	------	------	------	------	--------	------	------	------	------	------	--------	------	------	-------	-------	-------	--------	-------	-------	-------	--------	-------	--------

PITCHER	IP	WLS	BF	H	R	ER	SO	BB	IBB	HBP	BLK	WP	HR	S	P	ERA	WHIP
Runelvys Hernandez, R ERA: 1.04 (1, 1)	6.0		26	3	3	2	2	5	0	0	0	1	0	48	92	3.00	1.333
Ryan Bukvich, R ERA: 3.0 (7, 1)	2.0		8	0	0	0	1	2	0	0	0	0	0	21	39	0.00	1.000
Jason Grimsley, R ERA: 1.93 (9, 1)	0.2	L	5	2	1	1	0	0	1	0	0	0	0	5	13	13.50	3.000

Batter	1	2	3	4	5	6	7	8	9	AB R H RBI BB SO LOB	TOP		
Michael Tucker, L (1, 8) OBP: 0.324, SLG: 0.410	3-3 C K		4-1 BB K			2-3 K	0-1 1B		1-3 K	4 0 1 0 1 3 0	Kansas City Royals @ Chicago White Sox U.S. Cellular Field, Chicago, IL Thu Apr 17 2003, 2:05 PM EDT Att. 10,716 - Cloudy - 43 F		
Desi Relaford, S (1, 5) OBP: 0.364, SLG: 0.321	0-1 P4		0-3 K			2-2 1B	0-2 F9		0-2 P4	5 1 1 0 0 1 3			
29 Mike Sweeney, R (1, 3) OBP: 0.415, SLG: 0.600	4-2 BB					1-3 K		2-0 1B		3 1 1 0 1 2 1			
Raul Ibanez, L (1, 7) OBP: 0.403, SLG: 0.574	0-3 K					1-2 1B	1-2 1B	2-1 2B		4 0 2 0 0 1 1			
Dee Brown, L (1, 10) OBP: 0.385, SLG: 0.409						2-2 1B		0-3 K		4 0 1 1 0 1 2			
Brandon Berger, R (1, 9) OBP: 0.345, SLG: 0.240						2-1 1B		3-2 1B		4 0 2 1 0 2 2			
4 Angel Berroa, R (1, 6) OBP: 0.250, SLG: 0.327						1-3 K		4-2 1B		3 0 1 0 1 2 1			
Carlos Febles, R (1, 4) OBP: 0.311, SLG: 0.317						1-0 G5-3		1-1 G5-4-3		4 0 0 0 0 1 5			
Mike DiFelice, R (1, 2) OBP: 0.250, SLG: 0.250						2-1 G6-3		1-1 P6		4 0 0 0 0 1 2			
Inning Stats	R: 0 H: 0 E: 0 LOB: 1 K: 2 BB: 1 S: 15 P: 22	R: 0 H: 0 E: 0 LOB: 0 K: 2 BB: 0 S: 13 P: 15	R: 0 H: 0 E: 0 LOB: 1 K: 2 BB: 1 S: 10 P: 19	R: 0 H: 0 E: 0 LOB: 0 K: 1 BB: 0 S: 6 P: 8	R: 0 H: 1 E: 0 LOB: 1 K: 1 BB: 0 S: 9 P: 15	R: 1 H: 3 E: 0 LOB: 2 K: 3 BB: 0 S: 19 P: 27	R: 0 H: 2 E: 0 LOB: 2 K: 0 BB: 0 S: 11 P: 12	R: 1 H: 3 E: 0 LOB: 2 K: 1 BB: 1 S: 14 P: 26	R: 0 H: 0 E: 0 LOB: 0 K: 2 BB: 0 S: 11 P: 14	1B: 8 SF: 0 2B: 1 SAC: 0 3B: 0 DP: 1 HR: 0 HBP: 0	WP: 0 PA: 38 PB: 1 SB: 0 CS: 0		
PITCHER	IP WLS BF H R ER SO BB IBB HBP BLK WP HR S P ERA WHIP											PITCHER	IP WLS BF H R ER SO BB IBB HBP BLK WP HR S P ERA WHIP
Esteban Loaiza, R (1, 1) ERA: 1.31	6.0 W 24 4 1 1 11 2 0 0 0 0 0 0 72 106 1.50 1.000												
Gary Glover, R (7, 1) ERA: 1.35	1.1 9 5 1 1 1 0 0 0 0 0 0 0 21 29 6.75 3.750												
Rick White, R (8, 1) ERA: 1.59	1.2 5 0 0 0 0 2 1 0 0 0 0 0 0 15 23 0.00 0.600												

AB	35
R	2
H	9
RBI	2
BB	3
SO	14
LOB	17



Batter	1	2	3	4	5	6	7	8	9
Tony Graffanino, R OBP: 0.500, SLG: 0.800 (1, 4)	4-1 BLK SH5-3 1B BB	0-2 HR		2-1 G5-3		1-2 F9		3-2 P3	
Jose Valentin, S OBP: 0.414, SLG: 0.673 (1, 6)	0-0 SH5-3 1-2	0-0 G5-3			4-0 2B WP HR BB	2-1 2B			
Frank Thomas, R OBP: 0.438, SLG: 0.409 (1, 10)	4-2 14 FC5 1B BB		1-0 F8		2-1 HR 2B	1-2 P2			
Magglio Ordonez, R OBP: 0.338, SLG: 0.448 (1, 9)	2-2 14 FC5 1B		3-2 P6		1-0 G5-3	2-3 K			
14 Paul Konerko, R OBP: 0.281, SLG: 0.327 (1, 3)	3-1 FC5 1-2 2-3		2-2 HR		4-0 HR IBB		2-3 K		
Carlos Lee, R OBP: 0.273, SLG: 0.260 (1, 7)	1-0 G6-4-3 1-2f		2-0 1B		0-2 HR	3-1 F9			
24 Joe Crede, R OBP: 0.316, SLG: 0.407 (1, 5)		0-1 F9	1-1 P6		2-2 G4-3	1-0 L7			
Aaron Rowand, R OBP: 0.189, SLG: 0.222 (1, 8)		1-3 K		1-0 F7	1-2 E6		0-0 G5-3		
Miguel Olivo, R OBP: 0.160, SLG: 0.292 (1, 2)		2-2 HR		0-0 G6-3	2-3 K		1-2 G3-1		

Inning Stats	R: 1	H: 1	E: 0	K: 0	S: 12	LOB: 2	BB: 2	P: 26	R: 2	H: 2	E: 0	K: 1	S: 14	LOB: 0	BB: 0	P: 17	R: 1	H: 2	E: 0	K: 0	S: 10	LOB: 1	BB: 0	P: 19	R: 0	H: 0	E: 0	K: 0	S: 4	LOB: 0	BB: 0	P: 7	R: 4	H: 2	E: 1	K: 1	S: 17	LOB: 1	BB: 2	P: 33	R: 0	H: 1	E: 0	K: 1	S: 11	LOB: 1	BB: 0	P: 17	R: 0	H: 0	E: 0	K: 1	S: 7	LOB: 0	BB: 0	P: 13	R: 0	H: 0	E: 0	K: 0	S: 7	LOB: 0	BB: 0	P: 11
--------------	------	------	------	------	-------	--------	-------	-------	------	------	------	------	-------	--------	-------	-------	------	------	------	------	-------	--------	-------	-------	------	------	------	------	------	--------	-------	------	------	------	------	------	-------	--------	-------	-------	------	------	------	------	-------	--------	-------	-------	------	------	------	------	------	--------	-------	-------	------	------	------	------	------	--------	-------	-------

PITCHER	IP	WLS	BF	H	R	ER	SO	BB	IBB	HBP	BLK	WP	HR	S	P	ERA	WHIP
Chris George, L ERA: 5.94 (1, 1)	4.2	L	26	7	8	8	1	3	1	0	1	1	4	54	97	15.43	2.143
51 Kris Wilson, R ERA: 2.16 (5, 1)	3.1		11	1	0	0	3	0	0	0	0	0	0	28	46	0.00	0.300

BOTTOM

4 2 1 1 1 0 0

2 1 1 0 1 0 0

3 1 1 0 1 0 1

4 0 1 1 0 1 3

3 2 1 1 1 1 2


4 1 2 4 0 0 3

4 0 0 0 0 0 1

4 0 0 0 0 1 0

4 1 1 1 0 1 1

AB 32
R 8
H 8
RBI 8
BB 4
SO 4
LOB 11



WP: 1 PA: 37
PB: 0
SB: 0
CS: 0

Kansas City Royals @ Chicago White Sox
U.S. Cellular Field, Chicago, IL

Thu Apr 17 2003, 2:05 PM EDT
Att: 10,716 - Cloudy - 43 F

livebaseballscorecards.com

Batter	1	2	3	4	5	6	7	8	9	AB R H RBI BB SO LOB	TOP												
Omar Vizquel, S (1, 6) OBP: 0.300, SLG: 0.400	0-1 F7		1-2 SF9 SH3-4 1B		0-2 1B G4-6-3 2B		0-2 G6-3		1-1 G4-3	5 1 2 1 0 0 0													
Brandon Phillips, R (1, 4) OBP: 0.222, SLG: 0.346	0-1 G6-3		0-1 SH3-4		0-0 G4-6-3 1B		2-0 P4			3 0 1 0 0 0 0													
Karim Garcia, L (1, 8) OBP: 0.200, SLG: 0.378	0-0 1B		0-0 SF9		0-0 G4-6-3			2-0 G4-3		3 0 1 1 0 0 1													
Ellis Burks, R (1, 10) OBP: 0.407, SLG: 0.373	1-1 L4		2-3 3-H 4-0 FC6 BB		4-1 BB			2-1 1B G5-3 1B		2 0 1 0 2 0 1													
Matt Lawton, L (1, 7) OBP: 0.288, SLG: 0.273		2-0 F7	1-2 FC6		0-0 F9			0-0 G5-3		4 0 0 0 0 0 4													
Shane Spencer, R (1, 9) OBP: 0.373, SLG: 0.413		1-2 F9		1-3 K		4-1 G4-6-3 BB		1-0 1B		3 0 1 0 1 1 0													
48 Travis Hafner, L (1, 3) OBP: 0.226, SLG: 0.300		0-1 G3		2-3 K		1 SAFE 0-0 P5		1-3 K		4 0 0 0 0 2 3													
Josh Bard, S (1, 2) OBP: 0.288, SLG: 0.277			0-0 1B 2B	3-1 FC4-6 1B		0-1 G4-6-3			0-0 G1-3	4 1 2 0 0 0 1													
Casey Blake, R (1, 5) OBP: 0.220, SLG: 0.255 Bill Selby, L (9, PH) OBP: 0.214, SLG: 0.083			1-1 SH3-4 SF9 1B	0-0 FC4-6			1-1 G5-3		0-1 P6	3 1 1 0 0 0 1 1 0 0 0 0 0 0													
Inning Stats	R: 0 E: 0 K: 0 S: 7	H: 1 LOB: 1 BB: 0 P: 8	R: 0 E: 0 K: 0 S: 7	H: 0 LOB: 0 BB: 0 P: 10	R: 2 E: 0 K: 0 S: 12	H: 3 LOB: 2 BB: 1 P: 19	R: 0 E: 0 K: 2 S: 11	H: 1 LOB: 1 BB: 0 P: 17	R: 1 E: 0 K: 0 S: 7	H: 2 LOB: 1 BB: 1 P: 11	R: 0 E: 0 K: 0 S: 4	H: 0 LOB: 0 BB: 1 P: 8	R: 0 E: 0 K: 0 S: 6	H: 0 LOB: 0 BB: 0 P: 9	R: 0 E: 0 K: 1 S: 8	H: 2 LOB: 2 BB: 0 P: 14	R: 0 E: 0 K: 0 S: 5	H: 0 LOB: 0 BB: 0 P: 6	1B: 7 2B: 2 3B: 0 HR: 0	SF: 1 SAC: 1 DP: 2 HBP: 0	WP: 0 PB: 0 SB: 0 CS: 0	PA: 37	
PITCHER Bartolo Colon, R (1, 1) ERA: 3.21	IP 9.0	WLS W	BF 37	H 9	R 3	ER 3	SO 3	BB 3	IBB 0	HBP 0	BLK 0	WP 0	HR 0	S 67	P 102	ERA 3.00	WHIP 1.333						PITCHER IP WLS BF H R ER SO BB IBB HBP BLK WP HR S P ERA WHIP

Cleveland Indians @ Chicago White Sox
U.S. Cellular Field, Chicago, IL

Fri Apr 18 2003, 8:05 PM EDT
Att. 13,015 - Cloudy - 42 F

livebaseballscorecards.com

AB	32
R	3
H	9
RBI	2
BB	3
SO	3
LOB	11



Batter	1	2	3	4	5	6	7	8	9
D'Angelo Jimenez, S OBP: 0.418, SLG: 0.649 (1, 4)	2-2 F8		2-1 1B 3B		3-3 K		4-2 SH1-3 1B S BB	2-2 SF8 2B	
Jose Valentin, S OBP: 0.435, SLG: 0.706 (1, 6)	4-1 FC5-4 BB		0-0 G1-3 2B 1B		1-0 2B		2-1 SH1-3 1-3	0-1 SF8 2-3 3-H	
Frank Thomas, R OBP: 0.449, SLG: 0.391 (1, 10)	0-0 F9		2-1 G1-3 1-2		4-1 BB		4-0 E 1B IBB	1-0 FC5-4 HBP	
Magglio Ordonez, R OBP: 0.343, SLG: 0.460 (1, 9)	1-1 FC5-4 1-2f		0-0 2B		2-3 K		3-2 E1 1-3 3-H 1B	1-1 FC5-4 1-2f	
14 Paul Konerko, R OBP: 0.279, SLG: 0.308 (1, 3)		1-1 G6-3	3-3 K			2-1 G5-3	4-0 IBB		
Carlos Lee, R OBP: 0.288, SLG: 0.321 (1, 7)		4-2 FC6-4 BB		2-2 G4-3		2-2 HR	1-3 K		
24 Joe Crede, R OBP: 0.311, SLG: 0.386 (1, 5)		1-0 F8		1-3 K2-3		4-0 BB	2-1 F8		
Aaron Rowand, R OBP: 0.171, SLG: 0.200 (1, 8)		1-2 FC6-4 1-2f		1-1 F7		2-2 F7		1-0 P2	
Sandy Alomar Jr., R OBP: 0.400, SLG: 0.621 (1, 2)			2-1 P6		1-2 P5	1-2 F8		1-0 2B SF8 1B	

Inning Stats	R: 0 E: 0 K: 0 S: 7	H: 0 LOB: 1 BB: 1 P: 14	R: 0 E: 0 K: 0 S: 9	H: 0 LOB: 1 BB: 1 P: 16	R: 2 E: 0 K: 1 S: 12	H: 3 LOB: 1 BB: 0 P: 21	R: 0 E: 0 K: 1 S: 8	H: 0 LOB: 0 BB: 0 P: 12	R: 0 E: 0 K: 2 S: 11	H: 1 LOB: 2 BB: 1 P: 22	R: 1 E: 0 K: 0 S: 17	H: 1 LOB: 1 BB: 1 P: 28	R: 1 E: 1 K: 1 S: 12	H: 1 LOB: 3 BB: 3 P: 32	R: 1 E: 0 K: 0 S: 10	H: 2 LOB: 2 BB: 0 P: 16
--------------	------------------------------	----------------------------------	------------------------------	----------------------------------	-------------------------------	----------------------------------	------------------------------	----------------------------------	-------------------------------	----------------------------------	-------------------------------	----------------------------------	-------------------------------	----------------------------------	-------------------------------	----------------------------------

PITCHER	IP	WLS	BF	H	R	ER	SO	BB	IBB	HBP	BLK	WP	HR	S	P	ERA	WHIP
Ricardo Rodriguez, R ERA: 2.08	(1, 1)	6.0		27	5	3	3	4	4	0	0	0	1	64	113	4.50	1.500
Billy Traber, L ERA: 3.68	(7, 1)	0.1	L	3	0	1	0	1	1	0	0	0	0	4	14	27.00	3.000
Jose Santiago, R ERA: 3.48	(7, 1)	0.2		4	1	0	1	0	1	0	0	0	0	8	18	0.00	1.500
Terry Mulholland, L ERA: 5.4	(8, 1)	1.0		6	2	1	0	0	0	1	0	0	0	10	16	9.00	2.000


BOTTOM

Cleveland Indians @ Chicago White Sox
U.S. Cellular Field, Chicago, IL

livebaseballscorecards.com

AB	30
R	5
H	8
RBI	5
BB	7
SO	5
LOB	18

WP: 0 PA: 40
PB: 0 SB: 1
CS: 0



Fri Apr 18 2003, 8:05 PM EDT
Att: 13,015 - Cloudy - 42 F

Batter	1	2	3	4	5	6	7	8	9	AB R H RBI BB SO LOB	TOP											
Milton Bradley, S (1, 8) OBP: 0.413, SLG: 0.632	2-0 F8 2B	4-2 BB		3-2 1B			2-2 G4-3		2-1 L7	4 0 2 0 1 0 0												
Brandon Phillips, R (1, 4) OBP: 0.224, SLG: 0.327	4-2 BB	0-1 F7		3-2 G3			2-2 G6-3			3 0 0 0 1 0 4												
Ellis Burks, R (1, 10) OBP: 0.381, SLG: 0.345	1-3 K		0-3 K		0-0 G1-3		0-1 G6-3			4 0 0 0 0 2 2												
Shane Spencer, R (1, 7) OBP: 0.352, SLG: 0.388 Bill Selby, L (7, 7) OBP: 0.200, SLG: 0.077	1-2 F8 2-3		0-1 P3		1-3 K		1-2 G3-1			3 0 0 0 0 1 2 1 0 0 0 0 0 0												
Karim Garcia, L (1, 9) OBP: 0.205, SLG: 0.366	3-2 F7		2-2 FC5-4 1B		0-0 P5		1-3 K			4 0 1 0 0 1 2												
Tim Laker, R (1, 2) OBP: 0.429, SLG: 0.417		1-2 E1 48 2B	0-0 FC5-4 1-2f		0-1 L6		0-3 K			4 1 0 0 0 1 1												
Casey Blake, R (1, 5) OBP: 0.222, SLG: 0.314		2-2 G6-3		0-0 G6-3		1-1 HR		0-3 K		4 1 1 1 0 1 1												
48 Travis Hafner, L (1, 3) OBP: 0.263, SLG: 0.396		3-2 2-H 2B		4-0 1B G5-3 BB		0-1 L5		0-0 HR		3 1 2 2 1 0 0												
John McDonald, R (1, 6) OBP: 0.273, SLG: 0.286		0-0 F8		1-2 G5-3		1-0 F9		0-1 G1-3		4 0 0 0 0 0 2												
Inning Stats	R: 0 E: 0 K: 1 S: 16	H: 1 LOB: 2 BB: 1 P: 27	R: 1 E: 1 K: 0 S: 17	H: 1 LOB: 2 BB: 1 P: 27	R: 0 E: 0 K: 1 S: 9	H: 1 LOB: 1 BB: 0 P: 11	R: 0 E: 0 K: 0 S: 10	H: 1 LOB: 2 BB: 1 P: 21	R: 0 E: 0 K: 1 S: 5	H: 0 LOB: 0 BB: 0 P: 6	R: 1 E: 0 K: 0 S: 7	H: 1 LOB: 0 BB: 0 P: 9	R: 0 E: 0 K: 0 S: 9	H: 0 LOB: 0 BB: 0 P: 13	R: 0 E: 0 K: 2 S: 9	H: 0 LOB: 0 BB: 0 P: 11	R: 1 E: 0 K: 1 S: 8	H: 1 LOB: 0 BB: 0 P: 10	1B: 2 2B: 2 3B: 0 HR: 2	SF: 0 SAC: 0 DP: 0 HBP: 0	WP: 0 PB: 0 SB: 0 CS: 0	PA: 37
PITCHER	IP WLS BF H R ER SO BB IBB HBP BLK WP HR S P ERA WHIP																					
Josh Stewart, L (1, 1) ERA: 3.71	6.0 W 27 5 2 1 3 3 0 0 0 0 0 1 64 101 1.50 1.333																					
Gary Glover, R (7, 1) ERA: 1.17	1.0 3 0 0 0 0 0 0 0 0 0 0 0 9 13 0.00 0.000																					
Kelly Wunsch, L (8, 1) ERA:	1.0 3 0 0 0 2 0 0 0 0 0 0 0 9 11 0.00 0.000																					
Billy Koch, R (9, 1) ERA: 7.56	1.0 4 1 1 1 1 0 0 0 0 0 0 1 8 10 9.00 1.000																					

Cleveland Indians @ Chicago White Sox
U.S. Cellular Field, Chicago, IL
Sat Apr 19 2003, 2:05 PM EDT
Att. 18,907 - Overcast - 71 F

AB	34
R	3
H	6
RBI	3
BB	3
SO	6
LOB	14



Batter	1	2	3	4	5	6	7	8	9
D'Angelo Jimenez, S OBP: 0.444, SLG: 0.661 (1, 4)									
Tony Graffanino, R OBP: 0.414, SLG: 0.640 (1, 6)									
Frank Thomas, R OBP: 0.446, SLG: 0.412 (1, 10)									
Magglio Ordonez, R OBP: 0.338, SLG: 0.493 Brian Daubach, L OBP: 0.278, SLG: 0.071 (8, PH) (9, 9)									
14 Paul Konerko, R OBP: 0.288, SLG: 0.333 (1, 3)									
Carlos Lee, R OBP: 0.313, SLG: 0.386 (1, 7)									
24 Joe Crede, R OBP: 0.318, SLG: 0.403 (1, 5)									
Aaron Rowand, R OBP: 0.200, SLG: 0.190 (1, 8)									
Miguel Olivo, R OBP: 0.241, SLG: 0.393 Josh Paul, R OBP: 0.500, SLG: 0.500 (9, 2)									

Inning Stats	R: 6	H: 6	E: 1	LOB: 2	K: 1	S: 25	P: 34	R: 0	H: 1	E: 0	LOB: 2	K: 0	S: 12	R: 1	H: 1	E: 1	LOB: 0	K: 0	S: 6	R: 1	H: 1	E: 0	LOB: 0	K: 0	S: 6	R: 1	H: 2	E: 1	LOB: 1	K: 0	S: 12	R: 0	H: 1	E: 0	LOB: 0	K: 1	S: 14	R: 0	H: 2	E: 0	LOB: 2	K: 1	S: 11	R: 3	H: 2	E: 0	LOB: 0	K: 0	S: 14
--------------	------	------	------	--------	------	-------	-------	------	------	------	--------	------	-------	------	------	------	--------	------	------	------	------	------	--------	------	------	------	------	------	--------	------	-------	------	------	------	--------	------	-------	------	------	------	--------	------	-------	------	------	------	--------	------	-------

PITCHER	IP	WLS	BF	H	R	ER	SO	BB	IBB	HBP	BLK	WP	HR	S	P	ERA	WHIP
Brian Anderson, L ERA: 3.51 (1, 1)	5.0	L	29	11	9	2	1	1	0	2	1	0	1	61	95	3.60	2.400
Terry Mulholland, L ERA: 3.86 (6, 1)	2.0		8	3	0	0	2	0	0	0	0	0	0	25	38	0.00	1.500
Aaron Myette, R ERA: 27.0 (8, 1)	1.0		6	2	3	3	0	1	0	0	0	0	1	14	24	27.00	3.000

AB	R	H	RBI	BB	SO	LOB
5	1	4	3	0	0	2
5	1	0	0	0	0	5
5	1	2	0	0	1	2
4	1	1	1	0	1	3
0	1	0	0	1	0	0
5	1	2	1	0	0	3
4	2	2	4	1	1	0
5	1	2	2	0	0	2
2	2	0	0	0	0	1
4	1	3	0	0	0	1
0	0	0	0	0	0	0

WP	PA	ERA	WHIP
0	43		
0			
0			
0			
0			
0			

Cleveland Indians @ Chicago White Sox
 U.S. Cellular Field, Chicago, IL
 Sat Apr 19 2003, 2:05 PM EDT
 Att: 18,907 - Overcast - 71 F

Batter	1	2	3	4	5	6	7	8	9	AB R H RBI BB SO LOB	TOP											
Milton Bradley, S OBP: 0.425, SLG: 0.625 (1, 8)	1-0 G5-3	4-1 G5-4-3 BB		1-2 G5-4-3 1B		2-1 G1-6-3 1B		2-3 K		4 0 2 0 1 1 1												
Omar Vizquel, S OBP: 0.307, SLG: 0.391 (1, 6)	2-2 HR 1B	0-0 G5-4-3		2-2 G5-4-3 1-2f		0-1 G1-6-3 1-2f		4-1 BB		4 1 1 0 1 0 3												
Ellis Burks, R OBP: 0.397, SLG: 0.407 (1, 10)	0-0 HR	1-1 FC5-4 1B			4-2 1B 2B BB		3-3 K	1-0 G6-3		4 2 2 2 1 1 2												
Shane Spencer, R OBP: 0.339, SLG: 0.426 (1, 7)	3-2 HR	1-0 FC5-4			1-3 K		1-2 G5-3	2-3 K		5 1 1 1 0 2 2												
Karim Garcia, L OBP: 0.245, SLG: 0.457 (1, 9)	0-0 48 HBP 1B		0-0 HR		1-2 2B 1B		0-0 P2	0-0 P5		5 2 3 1 0 0 0												
Casey Blake, R OBP: 0.271, SLG: 0.382 (1, 5)	1-3 K		1-1 FC1-6 1B		3-1 1B 2B		2-1 HBP	2-2 2B		4 1 3 2 0 1 1												
Josh Bard, S OBP: 0.316, SLG: 0.294 (1, 2)	0-1 48 HBP 1B		1-1 FC1-6 48 G3-6-1		0-0 1B		1-3 K	4-1 BB		4 0 2 1 1 1 2												
48 Travis Hafner, L OBP: 0.274, SLG: 0.386 (1, 3)	2-2 HBP		1-0 G3-6-1		0-3 K		0-1 G6-3 1B	0-1 P2		4 0 1 0 0 1 4												
Brandon Phillips, R OBP: 0.210, SLG: 0.305 (1, 4)	0-0 G5-3			1-0 F8		1-2 P4		2-2 G6-3		4 0 0 0 0 0 5												
Inning Stats	R: 3 E: 0 K: 1 S: 18	H: 5 LOB: 3 BB: 0 P: 27	R: 0 E: 0 K: 0 S: 5	H: 1 LOB: 1 BB: 1 P: 11	R: 1 E: 0 K: 0 S: 6	H: 2 LOB: 0 BB: 0 P: 9	R: 0 E: 0 K: 0 S: 7	H: 1 LOB: 0 BB: 0 P: 11	R: 3 E: 0 K: 2 S: 20	H: 3 LOB: 1 BB: 1 P: 30	R: 0 E: 0 K: 1 S: 7	H: 1 LOB: 0 BB: 0 P: 12	R: 0 E: 0 K: 1 S: 9	H: 0 LOB: 1 BB: 0 P: 13	R: 0 E: 0 K: 1 S: 11	H: 1 LOB: 2 BB: 1 P: 20	R: 0 E: 0 K: 1 S: 10	H: 1 LOB: 2 BB: 1 P: 18	1B: 10 2B: 2 3B: 0 HR: 3	SF: 0 SAC: 0 DP: 4 HBP: 2	WP: 0 PB: 0 SB: 0 CS: 0	PA: 44
PITCHER	IP WLS BF H R ER SO BB IBB HBP BLK WP HR S P ERA WHIP																					
56 Mark Buehrle, L ERA: 3.27 (1, 1)	4.1 L 24 11 7 7 2 2 0 1 0 0 3 46 77 14.54 3.000																					
Gary Glover, R ERA: 0.87 (5, 1)	2.2 10 2 0 0 3 0 0 1 0 0 0 26 36 0.00 0.750																					
Damaso Marte, L ERA: 3.68 (8, 1)	1.0 5 1 0 0 1 1 0 0 0 0 0 11 20 0.00 2.000																					
Tom Gordon, R ERA: 5.87 (9, 1)	1.0 5 1 0 0 1 1 0 0 0 0 0 10 18 0.00 2.000																					

Cleveland Indians @ Chicago White Sox
U.S. Cellular Field, Chicago, IL
Sun Apr 20 2003, 2:05 PM EDT
Att. 14,975 - Cloudy - 66 F

AB	38
R	7
H	15
RBI	7
BB	4
SO	7
LOB	20



BOTTOM

Cleveland Indians @ Chicago White Sox
U.S. Cellular Field, Chicago, IL

livebaseballscorecards.com

AB 35
R 4
H 10
RBI 4
BB 1
SO 1
LOB 11



WP: 0 PA: 36
PB: 0
SB: 0
CS: 0

ERA WHIP

Sun Apr 20 2003, 2:05 PM EDT
Att. 14,975 - Cloudy - 66 F

AB R H RBI BB SO LOB

4 1 3 1 0 0 2

4 0 1 0 0 0 1

4 0 0 0 0 0 2

4 1 1 0 0 0 1

4 0 1 1 0 0 0

4 2 2 1 0 0 1

4 0 2 1 0 1 1

4 0 0 0 0 0 2

3 0 0 0 1 0 1

1B: 6 SF: 0
2B: 2 SAC: 0
3B: 0 DP: 2
HR: 2 HBP: 0

1B: 6 SF: 0
2B: 2 SAC: 0
3B: 0 DP: 2
HR: 2 HBP: 0

IP WLS BF H R ER SO BB IBB HBP BLK WP HR S P ERA WHIP

1-1

0-2

0-0

1-0

2-2

0-1

0-0

1-1

4-0

1-1

2-0

2-2

1-1

1-2

1-1

0-0

0-1

0-0

1-2

0-0

3-1

2-2

0-0

1-2

0-2

0-1

0-1

1-2

0-0

0-0

2-2

1-2

3-2

0-2

0-1

0-1

1-2

0-0

0-1

2-2

1-2

3-2

0-2

0-1

0-1

1-2

1-1

0-1

2-2

1-2

0-1

0-0

0-1

0-1

1-2

1-1

0-1

2-2

1-2

0-1

0-0

1-1

4-0

1-1

0-2

0-0

1-0

2-2

0-1

0-0

1-1

4-0

(1, 4)

(1, 6)

(1, 10)

(1, 9)

(1, 3)

(1, 7)

(1, 8)

(1, 5)

(1, 2)

D'Angelo Jimenez, S

Jose Valentin, S

Frank Thomas, R

Magglio Ordonez, R

14 Paul Konerko, R

Carlos Lee, R

Armando Rios, L

24 Joe Crede, R

Sandy Alomar Jr., R

Inning Stats

PITCHER
Jason Davis, R
53 Carl Sadler, L
Jose Santiago, R
Danys Baez, R

R: 0 H: 2
E: 0 LOB: 1
K: 0 BB: 0
S: 8 P: 10

IP WLS BF H R ER SO BB IBB HBP BLK WP HR S P ERA WHIP

R: 1 H: 2
E: 0 LOB: 2
K: 0 BB: 1
S: 11 P: 19

H R ER SO BB IBB HBP BLK WP HR S P ERA WHIP

R: 0 H: 0
E: 0 LOB: 0
K: 0 BB: 0
S: 7 P: 10

H R ER SO BB IBB HBP BLK WP HR S P ERA WHIP

R: 0 H: 0
E: 0 LOB: 0
K: 1 BB: 0
S: 10 P: 16

H R ER SO BB IBB HBP BLK WP HR S P ERA WHIP

R: 1 H: 1
E: 0 LOB: 0
K: 0 BB: 0
S: 8 P: 9

H R ER SO BB IBB HBP BLK WP HR S P ERA WHIP

R: 1 H: 2
E: 0 LOB: 1
K: 0 BB: 0
S: 13 P: 19

H R ER SO BB IBB HBP BLK WP HR S P ERA WHIP

R: 0 H: 1
E: 0 LOB: 1
K: 0 BB: 0
S: 6 P: 9

H R ER SO BB IBB HBP BLK WP HR S P ERA WHIP

R: 0 H: 0
E: 0 LOB: 0
K: 0 BB: 0
S: 8 P: 12

H R ER SO BB IBB HBP BLK WP HR S P ERA WHIP

R: 1 H: 2
E: 0 LOB: 0
K: 0 BB: 0
S: 7 P: 11

H R ER SO BB IBB HBP BLK WP HR S P ERA WHIP

1B: 6 SF: 0
2B: 2 SAC: 0
3B: 0 DP: 2
HR: 2 HBP: 0

IP WLS BF H R ER SO BB IBB HBP BLK WP HR S P ERA WHIP

Batter	1	2	3	4	5	6	7	8	9	AB R H RBI BB SO LOB	TOP											
Milton Bradley, S OBP: 0.412, SLG: 0.610 (1, 8)	2-1 G1-3	3-0 2B		2-3 K		0-0 G3-6-1			0-3 K	5 0 1 2 0 2 3												
Omar Vizquel, S OBP: 0.313, SLG: 0.419 (1, 6)	1-1 HR	3-2 F9		0-1 3B		2-2 P4			2-0 P5	5 1 2 1 0 0 2												
Karim Garcia, L OBP: 0.259, SLG: 0.569 (1, 9)	3-1 HR		0-0 P4	0-3 K2-3			0-3 K		3-1 HR	5 2 2 4 0 2 1												
Ellis Burks, R OBP: 0.411, SLG: 0.531 (1, 10)	1-2 P6		2-1 HR		1-0 HR		0-3 K		0-1 2B	5 2 3 2 0 1 0												
Matt Lawton, L OBP: 0.268, SLG: 0.250 (1, 7)	1-1 G1-3		1-2 P4		2-3 K		3-2 F8		0-0 F8	5 0 0 0 0 1 1												
Casey Blake, R OBP: 0.286, SLG: 0.368 (1, 5)			1-3 K	4-0 BB		4-1 48 1B BB		3-3 K		2 0 0 0 2 2 0												
48 Travis Hafner, L OBP: 0.273, SLG: 0.377 (1, 3)			0-1 F8	2-3 K		0-2 G3-6-1 1B		0-1 G6-3		4 0 1 0 0 1 1												
Josh Bard, S OBP: 0.311, SLG: 0.291 (1, 2)			2-2 BB 2B 1B		0-1 G6-3	0-1 G3-6-1		0-0 F8		4 1 1 0 0 0 2												
Brandon Phillips, R OBP: 0.258, SLG: 0.339 (1, 4)			4-1 2B BB		0-1 3B 1B		0-0 G3-6-1 1B		0-1 WP HR 1B	3 3 3 0 1 0 0												
Inning Stats	R: 2 E: 0 K: 0 S: 11	H: 2 LOB: 0 BB: 0 P: 19	R: 2 E: 0 K: 1 S: 17	H: 2 LOB: 1 BB: 1 P: 30	R: 1 E: 0 K: 1 S: 13	H: 1 LOB: 1 BB: 1 P: 22	R: 1 E: 0 K: 2 S: 12	H: 2 LOB: 1 BB: 0 P: 14	R: 1 E: 0 K: 1 S: 10	H: 2 LOB: 1 BB: 1 P: 17	R: 0 E: 0 K: 0 S: 5	H: 1 LOB: 0 BB: 0 P: 7	R: 0 E: 0 K: 2 S: 11	H: 0 LOB: 0 BB: 0 P: 14	R: 0 E: 0 K: 1 S: 8	H: 0 LOB: 0 BB: 0 P: 11	R: 2 E: 0 K: 1 S: 11	H: 3 LOB: 1 BB: 0 P: 16	1B: 6 2B: 2 3B: 1 HR: 4	SF: 0 SAC: 0 DP: 2 HBP: 0	WP: 1 PB: 0 SB: 0 CS: 0	PA: 41
PITCHER	IP WLS BF H R ER SO BB IBB HBP BLK WP HR S P ERA WHIP																					
Jon Garland, R ERA: 7.32 (1, 1)	2.2 L 15 5 5 5 1 2 0 0 0 0 2 37 65 16.88 2.625																					
Rick White, R ERA: 3.0 (3, 1)	3.1 14 5 2 2 4 1 0 0 0 0 1 31 44 5.40 1.800																					
Kelly Wunsch, L ERA: (7, 1)	2.0 6 0 0 0 3 0 0 0 0 0 0 19 25 0.00 0.000																					
Billy Koch, R ERA: 8.68 (9, 1)	1.0 6 3 2 2 1 0 0 0 0 1 1 11 16 18.00 3.000																					

Cleveland Indians @ Chicago White Sox
U.S. Cellular Field, Chicago, IL
Mon Apr 21 2003, 2:05 PM EDT
Att. 15,424 - Overcast - 49 F

AB	38
R	9
H	13
RBI	9
BB	3
SO	9
LOB	10



Batter	1	2	3	4	5	6	7	8	9	AB R H RBI BB SO LOB
D'Angelo Jimenez, S OBP: 0.457, SLG: 0.681 (1, 4)	4-2 14 1B G4-3 BB	2-0 G3-1			1-1 G4-3		4-1 1-2 BB		0-1 F7	3 0 0 0 2 0 3
Jose Valentin, S OBP: 0.414, SLG: 0.661 (1, 6)	1-0 G4-3		0-1 14 G6-4-3 2B		1-1 F8		3-1 F7			4 0 1 0 0 0 3
Magglio Ordonez, R OBP: 0.341, SLG: 0.486 (1, 10)	2-2 G5-3		4-0 14 G6-4-3 BB		0-1 G4-3 HR 2B		1-1 G3			3 1 1 0 1 0 3
14 Paul Konerko, R OBP: 0.284, SLG: 0.338 (1, 3)	2-2 2-3 1B		1-1 G6-4-3		1-1 G6-3		0-1 F8			4 0 1 0 0 0 3
Brian Daubach, L OBP: 0.227, SLG: 0.056 (1, 9)	1-0 G4-3		2-3 K		1-1 G4-3		3-1 F8			4 0 0 0 0 1 4
Carlos Lee, R OBP: 0.319, SLG: 0.492 (1, 7)		1-2 F8		1-0 F9		0-0 HR		3-1 G6-3		4 1 1 2 0 0 0
Armando Rios, L OBP: 0.364, SLG: 0.433 (1, 8)		3-1 HBP 2B		1-2 F7		1-2 G6-3		0-1 F7		4 0 1 0 0 0 0
Tony Graffanino, R OBP: 0.424, SLG: 0.607 (1, 5)		2-2 SAFE 2 H E 2-3 HBP		2-2 F8		1-1 BB 1B		1-3 K		3 0 1 0 0 1 0
Miguel Olivo, R OBP: 0.273, SLG: 0.406 (1, 2)		1-2 E5 1-3 1B		0-2 G1-3		1-2 F7		2-2 1B		4 0 2 0 0 0 1

Inning Stats	R: 0 E: 0 K: 0 S: 10	H: 1 LOB: 2 BB: 1 P: 20	R: 0 E: 1 K: 0 S: 15	H: 2 LOB: 2 BB: 0 P: 24	R: 0 E: 0 K: 1 S: 7	H: 1 LOB: 1 BB: 1 P: 14	R: 0 E: 0 K: 0 S: 8	H: 0 LOB: 0 BB: 0 P: 12	R: 0 E: 0 K: 0 S: 7	H: 0 LOB: 0 BB: 0 P: 9	R: 2 E: 0 K: 0 S: 10	H: 2 LOB: 0 BB: 0 P: 13	R: 0 E: 0 K: 0 S: 10	H: 1 LOB: 2 BB: 1 P: 20	R: 0 E: 0 K: 0 S: 6	H: 0 LOB: 0 BB: 0 P: 12	R: 0 E: 0 K: 1 S: 12	H: 1 LOB: 1 BB: 0 P: 15	1B: 4 2B: 3 3B: 0 HR: 1	SF: 0 SAC: 0 DP: 1 HBP: 1	WP: 0 PB: 0 SB: 0 CS: 0	PA: 37
--------------	-------------------------------	----------------------------------	-------------------------------	----------------------------------	------------------------------	----------------------------------	------------------------------	----------------------------------	------------------------------	---------------------------------	-------------------------------	----------------------------------	-------------------------------	----------------------------------	------------------------------	----------------------------------	-------------------------------	----------------------------------	----------------------------------	------------------------------------	----------------------------------	--------


PITCHER	IP	WLS	BF	H	R	ER	SO	BB	IBB	HBP	BLK	WP	HR	S	P	ERA	WHIP
37 Jake Westbrook, R ERA: 1.5 (1, 1)	5.2		24	6	2	2	1	2	0	1	0	0	1	54	88	3.18	1.412
Billy Traber, L ERA: 3.24 (6, 1)	1.0		5	1	0	0	0	1	0	0	0	0	0	11	21	0.00	2.000
David Riske, R ERA: 6.23 (7, 1)	2.1		8	1	0	0	1	0	0	0	0	0	0	20	30	0.00	0.429

BOTTOM

Cleveland Indians @ Chicago White Sox
U.S. Cellular Field, Chicago, IL

Mon Apr 21 2003, 2:05 PM EDT
Att. 15,424 - Overcast - 49 F

AB	33
R	2
H	8
RBI	2
BB	3
SO	2
LOB	17



PITCHER	IP	WLS	BF	H	R	ER	SO	BB	IBB	HBP	BLK	WP	HR	S	P	ERA	WHIP
---------	----	-----	----	---	---	----	----	----	-----	-----	-----	----	----	---	---	-----	------

Batter	1	2	3	4	5	6	7	8	9	AB R H RBI BB SO LOB	TOP							
D'Angelo Jimenez, S OBP: 0.447, SLG: 0.653 (1, 4)	2-3 		4-2 		0-1 			3-2 		3 0 0 0 1 1 1								
Jose Valentin, S OBP: 0.392, SLG: 0.619 (1, 6)	2-2 		1-0 			2-1 		0-0 		4 0 0 0 0 0 1								
Frank Thomas, R OBP: 0.427, SLG: 0.458 (1, 10)	1-0 			1-1 		2-3 			3-2 	4 1 2 1 0 1 0 0 1 0 0 0 0 0								
Tony Graffanino, R OBP: 0.424, SLG: 0.607 (9, PR)																		
Magglio Ordonez, R OBP: 0.337, SLG: 0.474 (1, 9)	0-1 			2-2 		1-0 			2-2 	4 0 1 0 0 0 1								
14 Paul Konerko, R OBP: 0.262, SLG: 0.333 (1, 3)		2-2 		2-0 			3-1 		0-1 	4 0 1 1 0 0 1								
Carlos Lee, R OBP: 0.316, SLG: 0.478 (1, 7)		0-1 			1-0 		0-1 		0-1 	4 1 1 0 0 0 2								
24 Joe Crede, R OBP: 0.315, SLG: 0.406 (1, 5)			1-0 		1 SAFE 		0-0 			3 0 2 1 0 0 0								
Aaron Rowand, R OBP: 0.188, SLG: 0.178 (1, 8)					1-0 		0-1 			3 0 0 0 0 0 2								
Miguel Olivo, R OBP: 0.250, SLG: 0.371 (1, 2)			1-1 		0-2 			1-1 		3 0 0 0 0 0 1								
Inning Stats	R: 1 E: 0 K: 1 S: 9	H: 1 LOB: 0 BB: 0 P: 14	R: 0 E: 0 K: 0 S: 6	H: 0 LOB: 0 BB: 0 P: 9	R: 0 E: 0 K: 0 S: 6	H: 1 LOB: 0 BB: 0 P: 11	R: 1 E: 0 K: 1 S: 7	H: 2 LOB: 1 BB: 0 P: 14	R: 0 E: 0 K: 1 S: 7	H: 1 LOB: 1 BB: 0 P: 11	R: 0 E: 0 K: 0 S: 6	H: 0 LOB: 0 BB: 0 P: 10	R: 1 E: 0 K: 0 S: 10	H: 2 LOB: 1 BB: 0 P: 15	1B: 4 2B: 2 3B: 0 HR: 1	SF: 0 SAC: 0 DP: 2 HBP: 0	WP: 1 PB: 0 SB: 1 CS: 0	PA: 33
PITCHER	IP WLS BF H R ER SO BB IBB HBP BLK WP HR S P ERA WHIP																	
Sidney Ponson, R ERA: 5.01 (1, 1)	7.0 L 26 5 2 2 2 1 0 0 0 0 0 1 53 84 2.57 0.857																	
B.J. Ryan, L ERA: (8, 1)	1.0 3 0 0 0 0 0 0 0 0 0 0 0 6 10 0.00 0.000																	
Rick Bauer, R ERA: 7.24 (9, 1)	1.0 4 2 1 1 0 0 0 0 0 0 1 0 10 15 9.00 2.000																	

Chicago White Sox @ Baltimore Orioles
Oriole Park at Camden Yards, Baltimore, MD

Tue Apr 22 2003, 7:05 PM EDT
Att. 18,676 - Cloudy - 60 F

livebaseballscorecards.com

AB	32
R	3
H	7
RBI	3
BB	1
SO	2
LOB	9




Batter	1	2	3	4	5	6	7	8	9	AB	R	H	RBI	BB	SO	LOB	
Jeff Hairston, R OBP: 0.393, SLG: 0.446 (1, 4) C C H	1-2 S HBP		H 1-0 1B G3-1 HBP		B S S S S 2-3 K			C F S 0-3 K		2	0	0	0	0	2	0	
Gary Matthews, S OBP: 0.238, SLG: 0.296 (1, 8) B F X	1-1 F7		1 SAFE C X 0-1 G3-1			F B S C 1-3 K		X 0-0 G4-3		4	0	0	0	0	1	2	
B.J. Surhoff, L OBP: 0.270, SLG: 0.356 (1, 10) 1 SAFE 1 SAFE L F F S	0-3 K		B X 1-0 FC6-4 1B			C X 0-1 G3		B C X 1-1 G3		4	0	1	0	0	1	1	
Jeff Conine, R OBP: 0.354, SLG: 0.382 (1, 3) B 1 SAFE B C S C	2-3 K		B X 1-0 FC6-4			X 0-0 E6		X 0-0 F9		4	0	0	0	0	1	3	
31 Jay Gibbons, L OBP: 0.310, SLG: 0.397 (1, 9) C B X		1-1 F9		2-3 K		F B B X 2-1 P3		B X 1-0 6 G2-3 1B		B X 1-0 HR	4	1	1	1	0	1	1
Tony Batista, R OBP: 0.383, SLG: 0.521 (1, 5) C X	0-1 F7		S R B C 1-3 K			B X 1-0 6 G2-3 1B		B B B B B X 3-2 F7		4	0	1	0	0	1	0	
6 Melvin Mora, R OBP: 0.316, SLG: 0.406 (1, 7) C B X	1-1 1B		C B B X 2-2 L9			D B C X 2-1 G2-3		C B B B B X 4-1 BB		3	0	1	0	1	0	1	
Deivi Cruz, R OBP: 0.179, SLG: 0.254 (1, 6) F SAFE X	0-1 G5-3		F SAFE X 0-1 G5-3			B S S X 1-2 F8		X 0-0 F8		C X 0-1 L8	4	0	0	0	0	3	
Brook Fordyce, R OBP: 0.292, SLG: 0.273 (1, 2) C B F F F C			2-3 K			F B B B X 3-2 F8		B C X 1-1 F9		3	0	0	0	0	1	1	

Inning Stats	R: 0	H: 0	E: 0	K: 2	S: 11	LOB: 1	BB: 0	P: 15	R: 0	H: 1	E: 0	K: 0	S: 8	LOB: 1	BB: 0	P: 10	R: 0	H: 1	E: 0	K: 1	S: 9	LOB: 2	BB: 0	P: 14	R: 0	H: 0	E: 0	K: 2	S: 10	LOB: 0	BB: 0	P: 15	R: 0	H: 0	E: 0	K: 1	S: 10	LOB: 0	BB: 0	P: 16	R: 0	H: 0	E: 1	K: 1	S: 8	LOB: 1	BB: 0	P: 11	R: 0	H: 1	E: 0	K: 0	S: 6	LOB: 1	BB: 0	P: 10	R: 0	H: 0	E: 0	K: 1	S: 6	LOB: 0	BB: 0	P: 7	R: 1	H: 1	E: 0	K: 0	S: 11	LOB: 1	BB: 1	P: 19	1B: 3	2B: 0	3B: 0	HR: 1	SF: 0	SAC: 0	DP: 0	HBP: 2	WP: 0	PA: 35
PITCHER	IP	WLS	BF	H	R	ER	SO	BB	IBB	HBP	BLK	WP	HR	S	P	ERA	WHIP																																																																	
Esteban Loaiza, R ERA: 1.24 (1, 1)	8.1	W	32	4	1	1	8	0	0	2	0	0	0	1	101	1.08	0.480																																																																	
Billy Koch, R ERA: 8.1 (9, 1)	0.2	S	3	0	0	0	0	1	0	0	0	0	0	9	16	0.00	1.500																																																																	

Chicago White Sox @ Baltimore Orioles
Oriole Park at Camden Yards, Baltimore, MD
 Tue Apr 22 2003, 7:05 PM EDT
 Att. 18,676 - Cloudy - 60 F

AB	32
R	1
H	4
RBI	1
BB	1
SO	8
LOB	12



Batter	1	2	3	4	5	6	7	8	9	AB R H RBI BB SO LOB	TOP											
D'Angelo Jimenez, S OBP: 0.438, SLG: 0.627 (1, 4)	2-0 F9		4-2 CS BB			2-1 G4-3		1-3 K		3 0 0 0 1 1 1												
Jose Valentin, S OBP: 0.385, SLG: 0.597 (1, 6)	1-1 P6		2-2 CS 1-2	2-1 E3 G5-4-3		2-2 G3		3-2 1B		4 0 1 0 0 0 0												
Frank Thomas, R OBP: 0.407, SLG: 0.429 (1, 10)	1-2 F8			0-0 F9		3-1 G5-3		2-2 P4		4 0 0 0 0 0 3												
Magglio Ordonez, R OBP: 0.344, SLG: 0.463 (1, 9)		4-1 G6-3 BB		2-1 G5-4-3 1-2f		4-1 BB		0-0 F9		2 1 0 0 2 0 1												
14 Paul Konerko, R OBP: 0.293, SLG: 0.333 (1, 3)		1-2 G4-3		2-2 FC5-4 1B		3-3 K		4-0 BB		3 0 1 0 1 1 2												
Carlos Lee, R OBP: 0.300, SLG: 0.452 (1, 7)		0-2 G6-3		2-3 K		3-2 K		0-1 F9		4 0 0 1 0 2 3												
24 Joe Crede, R OBP: 0.299, SLG: 0.384 (1, 5)		0-1 P4		1-2 FC5-4 BB 1-2f		0-0 P5		1-2 L4		4 0 0 0 0 0 3												
Aaron Rowand, R OBP: 0.196, SLG: 0.170 (1, 8)			3-3 K		4-1 BB		1-1 P5			2 0 0 0 1 1 0												
Sandy Alomar Jr., R OBP: 0.378, SLG: 0.543 (1, 2)		0-2 F8		0-1 G1-3		2-2 1B				3 0 1 0 0 0 2												
Inning Stats	R: 0 E: 0 K: 0 S: 6	H: 0 LOB: 0 BB: 0 P: 10	R: 1 E: 0 K: 0 S: 10	H: 0 LOB: 0 BB: 1 P: 15	R: 0 E: 0 K: 1 S: 10	H: 0 LOB: 0 BB: 1 P: 19	R: 0 E: 1 K: 0 S: 5	H: 0 LOB: 0 BB: 0 P: 9	R: 0 E: 0 K: 1 S: 18	H: 1 LOB: 2 BB: 1 P: 27	R: 0 E: 0 K: 0 S: 9	H: 0 LOB: 0 BB: 0 P: 16	R: 0 E: 0 K: 2 S: 9	H: 0 LOB: 1 BB: 1 P: 19	R: 0 E: 0 K: 1 S: 19	H: 2 LOB: 2 BB: 0 P: 28	R: 0 E: 0 K: 0 S: 8	H: 0 LOB: 1 BB: 1 P: 13	1B: 3 2B: 0 3B: 0 HR: 0	SF: 0 SAC: 0 DP: 1 HBP: 0	WP: 0 PB: 0 SB: 1 CS: 1	PA: 35
PITCHER	IP WLS BF H R ER SO BB IBB HBP BLK WP HR S P ERA WHIP																					
Jason Johnson, R ERA: 2.55 (1, 1)	6.0 W 22 1 1 1 2 4 0 0 0 0 0 59 101 1.50 0.833																					
Kerry Ligtenberg, R ERA: 3.6 (7, 1)	2.0 8 2 0 0 3 0 0 0 0 0 0 27 42 0.00 1.000																					
Willis Roberts, R ERA: 2.89 (9, 1)	1.0 4 0 0 0 0 1 0 0 0 0 0 8 13 0.00 1.000																					

Chicago White Sox @ Baltimore Orioles
 Oriole Park at Camden Yards, Baltimore, MD

Wed Apr 23 2003, 7:05 PM EDT
 Att. 19,908 - Sunny - 60 F

livebaseballscorecards.com

AB	29
R	1
H	3
RBI	1
BB	5
SO	5
LOB	15



Batter	1	2	3	4	5	6	7	8	9	AB	R	H	RBI	BB	SO	LOB
6 Melvin Mora, R OBP: 0.381, SLG: 0.455 (1, 4)	4-1 FC3-6 BB	4-2 1-2 BB			3-2 G3 SF5 2B		4-1 E BB			1	2	1	0	3	0	0
Gary Matthews, S OBP: 0.239, SLG: 0.306 (1, 8)	1-0 FC3-6 1B 1-2f HR	2-1 G4-3			1-0 G3		2-2 E9 1B 2B			4	2	1	1	0	0	4
B.J. Surhoff, L OBP: 0.299, SLG: 0.387 (1, 7)	0-1 HR 1B		2-2 31 1B 1B		0-1 SF5		2-2 G3-6-3 1B			3	1	3	2	0	0	0
Jeff Conine, R OBP: 0.349, SLG: 0.417 (1, 3)	3-2 HR		1-1 F8		3-H 0-1 F7		0-1 G3-6-3 1-2f			4	1	1	3	0	0	2
31 Jay Gibbons, L OBP: 0.318, SLG: 0.439 (1, 9)	2-3 K		0-0 G5-4-3 1B		1-2 HR		2-0 P3			4	1	2	1	0	1	0
Tony Batista, R OBP: 0.376, SLG: 0.500 (1, 10)	1-2 K		3-2 G5-4-3 1-2f		0-2 G5-3		4-2 BB BB			3	0	0	0	1	1	2
Jose Leon, R OBP: 0.375, SLG: 0.286 (1, 5)		1-0 6 BB 1B		1-3 K		1-1 G4-6-3 HBP		0-3 K		3	0	1	0	0	2	1
Deivi Cruz, R OBP: 0.183, SLG: 0.243 (1, 6)		1-2 F9		1-2 G6-3		1-0 G4-6-3 1-2f		4-1 BB		3	0	0	0	1	0	2
Geronimo Gil, R OBP: 0.245, SLG: 0.265 (1, 2)		0-2 P6		0-0 F9		1-3 K		2-3 K		4	0	0	0	0	2	3

Inning Stats		R: 3	H: 2	E: 0	LOB: 0	K: 2	S: 14	R: 0	H: 1	E: 0	LOB: 2	K: 0	S: 12	R: 0	H: 2	E: 0	LOB: 1	K: 0	S: 11	R: 0	H: 0	E: 0	LOB: 0	K: 1	S: 9	R: 1	H: 1	E: 0	LOB: 0	K: 0	S: 8	R: 2	H: 2	E: 1	LOB: 0	K: 1	S: 12	R: 0	H: 0	E: 0	LOB: 2	K: 2	S: 12
PITCHER	IP	WLS	BF	H	R	ER	SO	BB	IBB	HBP	BLK	WP	HR	S	P	ERA	WHIP																										
Bartolo Colon, R ERA: 3.97 (1, 1)	6.0	L	26	7	5	5	3	2	0	1	0	0	0	62	96	7.50	1.500																										
Tom Gordon, R ERA: 6.23 (7, 1)	1.0		5	2	2	1	1	1	0	0	0	0	0	12	21	9.00	3.000																										
David Sanders, L ERA: (8, 1)	1.0		5	0	0	0	2	2	0	0	0	0	0	12	24	0.00	2.000																										


BOTTOM

Chicago White Sox @ Baltimore Orioles
Oriole Park at Camden Yards, Baltimore, MD


Wed Apr 23 2003, 7:05 PM EDT
Att. 19,908 - Sunny - 60 F

AB	29
R	7
H	9
RBI	7
BB	5
SO	6
LOB	14

WP: 0 PA: 36
PB: 0
SB: 0
CS: 0



WP	HR	S	P	ERA	WHIP
0	0	0	0	0.00	2.000

Batter	1	2	3	4	5	6	7	8	9	AB R H RBI BB SO LOB	TOP																									
D'Angelo Jimenez, S OBP: 0.441, SLG: 0.633 (1, 4)	2-2 G4-3		1-1 HR 1B		1-1 BB 2B		1-3 K			4 1 2 0 0 1 0	<p>Chicago White Sox @ Baltimore Orioles Oriole Park at Camden Yards, Baltimore, MD</p> <p>Thu Apr 24 2003, 7:05 PM EDT Att. 23,731 - Sunny - 61 F</p> <p>livebaseballscorecards.com</p> <table border="1"> <tr><td>AB</td><td>31</td></tr> <tr><td>R</td><td>4</td></tr> <tr><td>H</td><td>8</td></tr> <tr><td>RBI</td><td>4</td></tr> <tr><td>BB</td><td>2</td></tr> <tr><td>SO</td><td>8</td></tr> <tr><td>LOB</td><td>9</td></tr> </table> 	AB	31	R	4	H	8	RBI	4	BB	2	SO	8	LOB	9											
AB	31																																			
R	4																																			
H	8																																			
RBI	4																																			
BB	2																																			
SO	8																																			
LOB	9																																			
Jose Valentin, S OBP: 0.378, SLG: 0.620 (1, 6)	2-3 K		3-1 HR 1-H		0-3 K		3-3 K			4 1 1 2 0 3 1																										
Frank Thomas, R OBP: 0.422, SLG: 0.431 (1, 10)	1-0 FC6-4 HBP		1-0 G5-4-3 1B		4-2 BB BB		1-3 K			2 0 1 0 1 1 0																										
Magglio Ordonez, R OBP: 0.351, SLG: 0.458 (1, 9)	2-2 FC6-4 1-2f		0-0 G5-4-3 1-2f		4-2 14 FC5-4 BB		3-2 14 G4-6-3 1B			3 0 1 0 1 0 2																										
14 Paul Konerko, R OBP: 0.291, SLG: 0.342 (1, 3)		2-0 2B 2B	1-1 G6-3		0-1 FC5-4 1-2f		1-1 G4-6-3 1-2f			4 1 1 0 0 0 4																										
Carlos Lee, R OBP: 0.298, SLG: 0.455 (1, 7)		1-1 SH5-3 24 SF8 2B		1-3 K		1-0 F8		1-2 F9		4 1 1 1 0 1 0																										
Armando Rios, L OBP: 0.361, SLG: 0.424 (1, 8)		0-0 SH5-3		0-2 G3-1		1-2 1B		1-1 P6		3 0 1 0 0 0 0																										
24 Joe Crede, R OBP: 0.284, SLG: 0.368 (1, 5)		1-1 SF8		3-2 G6-3		0-0 L7		1-3 K		3 0 0 1 0 1 1																										
Miguel Olivo, R OBP: 0.231, SLG: 0.342 (1, 2)		2-2 G5-3			1-1 F8		1-0 P6		3-3 K	3 0 0 0 0 0 1 1 0 0 0 0 1 0																										
Brian Daubach, L OBP: 0.217, SLG: 0.053 (9, PH)																																				
Inning Stats	R: 0 E: 0 K: 1 S: 11	H: 0 LOB: 1 BB: 0 P: 18	R: 2 E: 0 K: 0 S: 10	H: 2 LOB: 0 BB: 0 P: 16	R: 2 E: 0 K: 0 S: 8	H: 3 LOB: 0 BB: 0 P: 14	R: 0 E: 0 K: 1 S: 11	H: 0 LOB: 0 BB: 0 P: 15	R: 0 E: 0 K: 1 S: 14	H: 1 LOB: 3 BB: 2 P: 24	R: 0 E: 0 K: 3 S: 10	H: 0 LOB: 0 BB: 0 P: 15	R: 0 E: 0 K: 0 S: 9	H: 1 LOB: 0 BB: 0 P: 14	R: 0 E: 0 K: 2 S: 9	H: 0 LOB: 0 BB: 0 P: 14	1B: 4 2B: 3 3B: 0 HR: 1	SF: 1 SAC: 1 DP: 2 HBP: 1	WP: 0 PB: 0 SB: 0 CS: 0	PA: 36																
PITCHER	IP WLS BF H R ER SO BB IBB HBP BLK WP HR S P ERA WHIP																																			
Rodrigo Lopez, R ERA: 7.31 (1, 1)	6.0		27	7	4	4	3	2	0	1	0	0	1	60	96	6.00	1.500																			
B.J. Ryan, L ERA: (7, 1)	0.2		2	0	0	0	2	0	0	0	0	0	0	7	11	0.00	0.000																			
Willis Roberts, R ERA: 2.53 (7, 1)	1.1	W	4	1	0	0	1	0	0	0	0	0	0	12	18	0.00	0.750																			
Jorge Julio, R ERA: 2.89 (9, 1)	1.0	S	3	0	0	0	2	0	0	0	0	0	0	9	14	0.00	0.000																			

Batter	1	2	3	4	5	6	7	8	9	AB	R	H	RBI	BB	SO	LOB
6 Melvin Mora, R OBP: 0.413, SLG: 0.595 (1, 4)	0-1 HR		3-1 G5-3			1-2 F9 BB 1B		2-2 HR 2B		4	2	3	1	0	0	0
Jose Leon, R OBP: 0.417, SLG: 0.222 (1, 10)	3-3 K		4-1 G4-6-3 BB			4-0 BB		1-3 K		2	0	0	0	2	2	1
Gary Matthews, S OBP: 0.250, SLG: 0.371 (1, 8)	2-0 SF7 3B		0-1 G4-6-3 1-2f			2-0 F9		0-0 2-H HR		4	2	2	2	0	0	3
Jeff Conine, R OBP: 0.345, SLG: 0.413 (1, 3)	1-2 SF7			2-2 31 FC4-6 1B		3-2 G1-3		0-0 G5-3		3	0	1	1	0	0	2
31 Jay Gibbons, L OBP: 0.315, SLG: 0.424 (1, 9)	3-H 4-1 BB			0-2 FC4-6 BB 1-2f		3-3 K		1-2 F8		3	0	0	0	1	1	1
Tony Batista, R OBP: 0.360, SLG: 0.474 (1, 5)	1-2 F9			2-2 F7		2-2 G5-3		1-2 F7		4	0	0	0	0	0	2
Larry Bigbie, L OBP: 0.500, SLG: 0.667 (1, 7)		0-0 G3-1		4-1 SAFE BB		0-1 G4-3		0-2 2B		3	0	1	0	1	0	0
Deivi Cruz, R OBP: 0.187, SLG: 0.284 (1, 6)		1-1 G6-3		1-2 F7			1-1 HR	0-1 G5-3		4	1	1	1	0	0	3
Geronimo Gil, R OBP: 0.232, SLG: 0.250 (1, 2)		2-0 G1-3			3-2 G4-3		3-3 K			3	0	0	0	0	1	0

Inning Stats	R: 2	H: 2	E: 0	K: 1	S: 14	LOB: 1	BB: 1	P: 25	R: 0	H: 0	E: 0	K: 0	S: 4	LOB: 0	BB: 0	P: 7	R: 0	H: 0	E: 0	K: 0	S: 5	LOB: 0	BB: 1	P: 12	R: 0	H: 1	E: 0	K: 0	S: 13	LOB: 2	BB: 1	P: 22	R: 0	H: 1	E: 0	K: 1	S: 9	LOB: 0	BB: 0	P: 14	R: 3	H: 3	E: 0	K: 2	S: 15	LOB: 0	BB: 0	P: 22	R: 0	H: 1	E: 0	K: 0	S: 15	LOB: 1	BB: 0	P: 17
1B: 2	SF: 1	2B: 2	SAC: 0	3B: 1	DP: 1	HR: 3	HBP: 0	WP: 0	PA: 35	CS: 0																																														


PITCHER	IP	WLS	BF	H	R	ER	SO	BB	IBB	HBP	BLK	WP	HR	S	P	ERA	WHIP
Josh Stewart, L ERA: 3.68 (1, 1)	5.0		22	4	2	2	1	4	0	0	0	0	1	50	93	3.60	1.600
Kelly Wunsch, L ERA: (6, 1)	1.0	H	3	0	0	0	1	0	0	0	0	0	0	9	14	0.00	0.000
Rick White, R ERA: 4.82 (7, 1)	0.1	H	3	2	2	2	1	0	0	0	0	0	1	10	16	54.00	6.000
Tom Gordon, R ERA: 6.75 (7, 1)	0.2	L	3	1	1	1	1	0	0	0	0	0	1	5	6	13.50	1.500
Damaso Marte, L ERA: 3.24 (8, 1)	1.0		4	1	0	0	0	0	0	0	0	0	0	15	17	0.00	1.000

BOTTOM

Chicago White Sox @ Baltimore Orioles
 Oriole Park at Camden Yards, Baltimore, MD

livebaseballscores.com

AB	30
R	5
H	8
RBI	5
BB	4
SO	4
LOB	12



Thu Apr 24 2003, 7:05 PM EDT
 Att. 23,731 - Sunny - 61 F

Batter	1	2	3	4	5	6	7	8	9	AB R H RBI BB SO LOB	TOP											
Dustan Mohr, R OBP: 0.135, SLG: 0.324 (1, 7)	2-2 G3 SF7 2B	1-2 F7			1-0 F9			1-3 K	2-3 K	5 1 1 0 0 2 0												
Cristian Guzman, S OBP: 0.308, SLG: 0.384 (1, 6)	0-1 G3	3-3 K			2-1 G4-3			2-2 HR HBP	2-2 F8	4 1 0 0 0 1 1												
Bobby Kielty, S OBP: 0.469, SLG: 0.685 (1, 9)	4-2 WP 3B BB				0-0 1B			3-1 HR	0-0 1B	4 2 3 2 1 0 0												
Corey Koskie, L OBP: 0.363, SLG: 0.403 (1, 5)	2-2 SF7				3-2 G4-3			3-2 F8	2-3 K	4 0 0 1 0 1 1												
Torii Hunter, R OBP: 0.292, SLG: 0.346 (1, 8)	2-2 1B 3B				2-1 G1-3			3-0 E 1B		4 2 1 1 0 1 0												
Doug Mientkiewicz, L OBP: 0.286, SLG: 0.385 (1, 3)	2-2 1B HBP				2-3 K			1-1 E 1B		3 0 1 0 0 1 0												
Matthew LeCroy, R OBP: 0.327, SLG: 0.408 (1, 10)	0-0 1B				1-0 F9			4-2 G5-4-3 BB	0-0 E9 1B	3 0 2 2 1 0 0												
A.J. Pierzynski, L OBP: 0.329, SLG: 0.364 (1, 2)	3-2 G6-3				0-1 1B			1-3 K	4-0 IBB	3 0 1 0 1 1 3												
Luis Rivas, R OBP: 0.227, SLG: 0.297 (1, 4)		0-1 G6-3			0-0 G4-3			1-1 G5-4-3	3-3 K	4 0 0 0 0 1 5												
Inning Stats	R: 3 E: 0 K: 0 S: 22	H: 3 LOB: 2 BB: 1 P: 37	R: 0 E: 0 K: 1 S: 9	H: 0 LOB: 0 BB: 0 P: 13	R: 0 E: 0 K: 0 S: 7	H: 0 LOB: 0 BB: 0 P: 12	R: 0 E: 0 K: 1 S: 7	H: 1 LOB: 1 BB: 0 P: 10	R: 0 E: 0 K: 0 S: 4	H: 1 LOB: 1 BB: 0 P: 7	R: 0 E: 0 K: 1 S: 8	H: 0 LOB: 0 BB: 0 P: 12	R: 0 E: 0 K: 1 S: 7	H: 0 LOB: 0 BB: 1 P: 13	R: 3 E: 2 K: 1 S: 19	H: 3 LOB: 3 BB: 1 P: 39	R: 0 E: 0 K: 2 S: 10	H: 1 LOB: 1 BB: 0 P: 16	1B: 6 2B: 1 3B: 1 HR: 1	SF: 1 SAC: 0 DP: 1 HBP: 2	WP: 1 PB: 0 SB: 0 CS: 0	PA: 40
PITCHER	IP WLS BF H R ER SO BB IBB HBP BLK WP HR S P ERA WHIP																					
56 Mark Buehrle, L ERA: 3.38 (1, 1)	7.0 L 27 5 3 3 4 2 0 1 0 1 0 64 104 3.86 1.000																					
David Sanders, L ERA: 10.8 (8, 1)	0.2 6 2 3 2 1 0 0 1 0 0 1 15 28 27.00 3.000																					
Gary Glover, R ERA: 0.77 (8, 1)	1.1 7 2 0 0 0 3 0 1 0 0 0 0 14 27 0.00 1.500																					

Minnesota Twins @ Chicago White Sox
U.S. Cellular Field, Chicago, IL

AB	34
R	6
H	9
RBI	6
BB	3
SO	8
LOB	10



Fri Apr 25 2003, 8:05 PM EDT
Att. 14,285 - Sunny - 51 F

livebaseballscorecards.com

Batter	1	2	3	4	5	6	7	8	9	AB	R	H	RBI	BB	SO	LOB
D'Angelo Jimenez, S OBP: 0.423, SLG: 0.602 (1, 4)	0-1 G6-3 ①			3-2 F8 ①		0-1 F8 ②		1-3 K ③		4	0	0	0	0	1	1
Jose Valentin, S OBP: 0.372, SLG: 0.613 (1, 6)	3-2 F8 ②			1-3 K ②		2-1 F9 ③			3-2 2B ①	4	0	1	0	0	1	1
Frank Thomas, R OBP: 0.426, SLG: 0.471 (1, 10)	3-3 K ③			1-2 HBP ③			3-2 HR ③		3-2 P3 ①	3	1	1	1	0	1	1
Magglio Ordonez, R OBP: 0.357, SLG: 0.453 (1, 9)			3-1 G3 ①	0-2 G5-3 ③			0-0 G6-4-3 14 1B ①		1-0 G6-4-3 14 HBP ①	3	0	1	0	0	0	1
14 Paul Konerko, R OBP: 0.289, SLG: 0.338 (1, 3)			2-2 G6-3 ②		1-2 G4-3 ①		2-1 G6-4-3 1B ①		0-0 G6-4-3 ② ③	4	0	1	0	0	0	2
Armando Rios, L OBP: 0.333, SLG: 0.389 (1, 7)			0-3 K ③		0-1 F8 ②		0-2 G6-4-3 ① ②			3	0	0	0	0	1	2
24 Joe Crede, R OBP: 0.274, SLG: 0.354 (1, 5)			0-2 G4-3 ①		1-0 F9 ③		1-0 P4 ③			3	0	0	0	0	0	1
Aaron Rowand, R OBP: 0.185, SLG: 0.160 (1, 8)			0-0 G4-3 ②			2-2 P4 ①			3-2 G5-3 ①	3	0	0	0	0	0	0
Sandy Alomar Jr., R OBP: 0.375, SLG: 0.526 (1, 2)			0-2 G4-3 ③			0-0 1B ③			0-2 G5-3 ②	3	0	1	0	0	0	0

Inning Stats	R: 0	H: 0	E: 0	K: 1	S: 9	R: 0	H: 0	E: 0	K: 1	S: 8	R: 0	H: 0	E: 0	K: 0	S: 8	R: 0	H: 0	E: 0	K: 1	S: 13	R: 0	H: 0	E: 0	K: 0	S: 7	R: 1	H: 3	E: 0	K: 0	S: 10	R: 0	H: 0	E: 0	K: 1	S: 12	R: 0	H: 1	E: 0	K: 0	S: 7	1B: 3	SF: 0	2B: 1	SAC: 0	3B: 0	DP: 2	HR: 1	HBP: 2	WP: 0	PA: 32
--------------	------	------	------	------	------	------	------	------	------	------	------	------	------	------	------	------	------	------	------	-------	------	------	------	------	------	------	------	------	------	-------	------	------	------	------	-------	------	------	------	------	------	-------	-------	-------	--------	-------	-------	-------	--------	-------	--------

PITCHER	IP	WLS	BF	H	R	ER	SO	BB	IBB	HBP	BLK	WP	HR	S	P	ERA	WHIP
Joe Mays, R ERA: 4.85 (1, 1)	7.0	W	25	4	1	1	3	0	0	1	0	0	1	64	92	1.29	0.571
LaTroy Hawkins, R ERA: (8, 1)	1.0		3	0	0	0	1	0	0	0	0	0	0	12	16	0.00	0.000
J.C. Romero, L ERA: 4.35 (9, 1)	1.0		4	1	0	0	0	0	0	1	0	0	0	7	14	0.00	1.000

BOTTOM

Minnesota Twins @ Chicago White Sox
U.S. Cellular Field, Chicago, IL

livebaseballscores.com

AB	30
R	1
H	5
RBI	1
BB	0
SO	4
LOB	9



Fri Apr 25 2003, 8:05 PM EDT
Att. 14,285 - Sunny - 51 F

Batter	1	2	3	4	5	6	7	8	9	AB R H RBI BB SO LOB	TOP
Jacque Jones, L (1, 7) OBP: 0.326, SLG: 0.415	1-1 F8		2-2 FC3-6 BB 1B		1-1 1B		1-3 K		0-1 G1-3	5 0 2 0 0 1 0	
Cristian Guzman, S (1, 6) OBP: 0.305, SLG: 0.368	0-1 G4-3		4-2 FC3-6 BB 1-2		0-0 G4-3		0-3 K			3 0 0 0 1 1 1	
Bobby Kielty, S (1, 9) OBP: 0.441, SLG: 0.638	3-3 K		1-1 FC3-6 WP 1-2f 2-3		3-3 K		1-3 K			4 0 0 0 0 3 2	
Corey Koskie, L (1, 5) OBP: 0.357, SLG: 0.437		0-0 G4-3	3-3 K		1-1 HR		0-1 G4-3			4 1 1 1 0 1 2	
Torii Hunter, R (1, 8) OBP: 0.290, SLG: 0.333		4-2 BB		0-0 F9		1-1 G5-3		1-2 G6-3		3 0 0 0 1 0 0	
Doug Mientkiewicz, L (1, 3) OBP: 0.284, SLG: 0.370		1-1 SAFE P6		1-2 L4		1-0 1B HBP		1-3 K FC6-4		3 0 0 0 0 1 1	
Matthew LeCroy, R (1, 10) OBP: 0.321, SLG: 0.396		2-3 SAFE K		1-3 K		3-2 1B		1-0 FC6-4 5 HR		4 1 1 0 0 2 2	
A.J. Pierzynski, L (1, 2) OBP: 0.325, SLG: 0.400			1-0 HR		2-2 P1		1-2 G5-3		1-3 K	4 1 1 1 0 1 3	
Chris Gomez, R (1, 4) OBP: 0.370, SLG: 0.385 5 Michael Cuddyer, R (9, PH) OBP: 0.281, SLG: 0.379			2-2 G4-3		0-0 F8		2-1 G4-3		2-2 HR	3 0 0 0 0 0 0 1 1 1 2 0 0 0	

Minnesota Twins @ Chicago White Sox
U.S. Cellular Field, Chicago, IL
 Sat Apr 26 2003, 7:05 PM EDT
 Att. 25,381 - Sunny - 56 F

AB	34
R	4
H	6
RBI	4
BB	2
SO	10
LOB	11



Inning Stats	R: 0 H: 0 E: 0 K: 1 S: 7	H: 0 LOB: 0 BB: 0 P: 11	R: 0 H: 0 E: 0 K: 1 S: 8	H: 0 LOB: 1 BB: 1 P: 15	R: 1 H: 2 E: 0 K: 1 S: 16	H: 2 LOB: 2 BB: 1 P: 29	R: 0 H: 0 E: 0 K: 1 S: 9	H: 0 LOB: 0 BB: 0 P: 11	R: 0 H: 1 E: 0 K: 1 S: 7	H: 1 LOB: 1 BB: 0 P: 10	R: 1 H: 2 E: 0 K: 1 S: 13	H: 2 LOB: 2 BB: 0 P: 23	R: 0 H: 0 E: 0 K: 2 S: 9	H: 0 LOB: 0 BB: 0 P: 12	R: 0 H: 0 E: 0 K: 1 S: 10	H: 0 LOB: 0 BB: 0 P: 12	R: 2 H: 1 E: 0 K: 2 S: 12	H: 1 LOB: 0 BB: 0 P: 17	1B: 3 2B: 0 3B: 0 HR: 3	SF: 0 SAC: 0 DP: 0 HBP: 1	WP: 2 PB: 0 SB: 0 CS: 0	PA: 37
--------------	--------------------------	-------------------------	--------------------------	-------------------------	---------------------------	-------------------------	--------------------------	-------------------------	--------------------------	-------------------------	---------------------------	-------------------------	--------------------------	-------------------------	---------------------------	-------------------------	---------------------------	-------------------------	-------------------------	---------------------------	-------------------------	--------

PITCHER	IP	WLS	BF	H	R	ER	SO	BB	IBB	HBP	BLK	WP	HR	S	P	ERA	WHIP
Jon Garland, R (1, 1) ERA: 6.39	5.2	W	24	4	2	2	5	2	0	1	0	1	2	54	89	3.18	1.059
Tom Gordon, R (6, 1) ERA: 5.4	2.1	H	8	1	0	0	3	0	0	0	0	0	0	25	34	0.00	0.429
Billy Koch, R (9, 1) ERA: 9.0	1.0		5	1	2	2	2	0	0	0	0	1	1	12	17	18.00	1.000


Batter	1	2	3	4	5	6	7	8	9	AB	R	H	RBI	BB	SO	LOB
D'Angelo Jimenez, S OBP: 0.412, SLG: 0.575 (1, 4)	3-3 K ①		1-0 F7 ②		1-3 K ①	4-1 BB 1-2 BB		1-3 K ①		4	0	0	0	1	3	0
Jose Valentin, S OBP: 0.363, SLG: 0.582 (1, 6)	1-2 G4-3 ②		3-3 K ③		4-2 1B 1B BB	2-3 K ②		1-3 K ②		4	1	0	0	1	3	2
Frank Thomas, R OBP: 0.444, SLG: 0.521 (1, 10)	3-3 K ③			1-0 HR	1-0 1B HBP 1B	4-1 BB 1-2 2-3 BB		4-2 HR BB		3	2	2	1	2	1	0
Magglio Ordonez, R OBP: 0.369, SLG: 0.522 (1, 9)		3-2 F8 ①		2-0 HR	1-0 1B HBP	3-2 P3 ③		0-2 HR		4	2	2	3	0	0	3
Brian Daubach, L OBP: 0.214, SLG: 0.083 (1, 3)		1-0 F8 ②		2-3 K ①	1-1 1B HBP		0-0 P4 ①	2-2 P6 ③		5	0	1	1	0	1	0
Carlos Lee, R OBP: 0.318, SLG: 0.531 (1, 7)		0-1 HR		1-1 24 1B 2B	1-3 K ②		1-1 2B			4	2	3	1	0	1	3
Armando Rios, L OBP: 0.333, SLG: 0.368 Aaron Rowand, R OBP: 0.182, SLG: 0.157 (1, 8) (6, 8)		4-1 BB		1-3 K ②	1-2 G4-3 ③		1-3 K ②			2	0	0	0	1	1	4
24 Joe Crede, R OBP: 0.284, SLG: 0.354 (1, 5)		0-3 K ③		0-2 1B 2-H		0-0 G6-3 ①	4-1 BB			3	0	1	1	1	1	1
Miguel Olivo, R OBP: 0.233, SLG: 0.333 (1, 2)			1-1 G6-3 ①	1-3 K ③		0-1 BB BB 1B	2-3 K ③			4	0	1	0	0	2	3

Inning Stats	R: 0	H: 0	E: 0	K: 2	S: 9	LOB: 0	BB: 0	P: 16	R: 1	H: 1	E: 0	K: 1	S: 12	LOB: 1	BB: 1	P: 20	R: 0	H: 0	E: 0	K: 1	S: 6	LOB: 0	BB: 0	P: 11	R: 3	H: 4	E: 0	K: 3	S: 16	LOB: 1	BB: 0	P: 24	R: 1	H: 2	E: 0	K: 2	S: 14	LOB: 3	BB: 1	P: 24	R: 0	H: 1	E: 0	K: 1	S: 11	LOB: 3	BB: 2	P: 24	R: 0	H: 1	E: 0	K: 2	S: 13	LOB: 2	BB: 1	P: 21	R: 2	H: 1	E: 0	K: 2	S: 19	LOB: 0	BB: 1	P: 27	1B: 4	2B: 2	3B: 0	HR: 4	SF: 0	SAC: 0	DP: 0	HBP: 1	WP: 0	PB: 0	SB: 0	CS: 0	PA: 41
--------------	------	------	------	------	------	--------	-------	-------	------	------	------	------	-------	--------	-------	-------	------	------	------	------	------	--------	-------	-------	------	------	------	------	-------	--------	-------	-------	------	------	------	------	-------	--------	-------	-------	------	------	------	------	-------	--------	-------	-------	------	------	------	------	-------	--------	-------	-------	------	------	------	------	-------	--------	-------	-------	-------	-------	-------	-------	-------	--------	-------	--------	-------	-------	-------	-------	--------

PITCHER	IP	WLS	BF	H	R	ER	SO	BB	IBB	HBP	BLK	WP	HR	S	P	ERA	WHIP
Kyle Lohse, R ERA: 4.8 (1, 1)	4.1	L	23	7	5	5	8	2	0	1	0	0	3	51	87	10.38	2.077
Mike Fetters, R ERA: (5, 1)	1.0		5	1	0	0	1	1	0	0	0	0	0	10	16	0.00	2.000
Johan Santana, L ERA: 1.08 (6, 1)	2.2		13	2	2	2	5	3	0	0	0	0	1	39	64	6.75	1.875

MINNESOTA TWINS @ CHICAGO WHITE SOX
U.S. Cellular Field, Chicago, IL
 Sat Apr 26 2003, 7:05 PM EDT
 Att: 25,381 - Sunny - 56 F

AB	34
R	7
H	10
RBI	7
BB	6
SO	14
LOB	17



Batter	1	2	3	4	5	6	7	8	9	AB R H RBI BB SO LOB	TOP											
Jacque Jones, L (1, 7) OBP: 0.323, SLG: 0.407	0-3 K		1-2 G1-3		1-2 1B			0-2 P6		4 0 1 0 0 1 0												
Cristian Guzman, S (1, 6) OBP: 0.302, SLG: 0.363	0-1 1B 1B		0-0 G4-3		0-0 L9			1-2 F7		4 0 1 0 0 0 1												
Bobby Kielty, S (1, 10) OBP: 0.431, SLG: 0.613	2-3 K			1-3 K		0-0 G4-3 1B		0-0 G6-3		4 0 1 0 0 2 1												
Corey Koskie, L (1, 5) OBP: 0.352, SLG: 0.427	1-1 1-2 1B		1-3 K		1-2 G4-3			2-3 K		4 0 1 0 0 2 1												
Torii Hunter, R (1, 8) OBP: 0.289, SLG: 0.341	1-3 K		0-0 1B 2B		1-2 G4-3		1-2 G4-3	1-3 K		4 1 1 0 0 2 3												
A.J. Pierzynski, L (1, 2) OBP: 0.321, SLG: 0.392		2-2 G3		1-2 2-H 1B		1-3 K		0-0 G6-3		4 0 1 1 0 1 1												
5 Michael Cuddyer, R (1, 3) OBP: 0.269, SLG: 0.361		2-2 G5-3		3-2 G6-3			3-2 G4-3			3 0 0 0 0 0 1												
Dustan Mohr, R (1, 9) OBP: 0.125, SLG: 0.300		2-3 K			2-3 K		2-0 F8			3 0 0 0 0 2 0												
Chris Gomez, R (1, 4) OBP: 0.333, SLG: 0.345			2-1 G5-3		0-0 G5-3		1-0 F9			3 0 0 0 0 0 0												
Inning Stats	R: 0 E: 0 K: 3 S: 13	H: 2 LOB: 2 BB: 0 P: 17	R: 0 E: 0 K: 1 S: 9	H: 0 LOB: 0 BB: 0 P: 15	R: 0 E: 0 K: 0 S: 6	H: 0 LOB: 0 BB: 0 P: 9	R: 1 E: 0 K: 2 S: 13	H: 2 LOB: 1 BB: 0 P: 19	R: 0 E: 0 K: 1 S: 9	H: 1 LOB: 1 BB: 0 P: 12	R: 0 E: 0 K: 1 S: 12	H: 1 LOB: 1 BB: 0 P: 15	R: 0 E: 0 K: 0 S: 5	H: 0 LOB: 0 BB: 0 P: 11	R: 0 E: 0 K: 0 S: 8	H: 0 LOB: 0 BB: 0 P: 9	R: 0 E: 0 K: 2 S: 7	H: 0 LOB: 0 BB: 0 P: 10	1B: 5 2B: 1 3B: 0 HR: 0	SF: 0 SAC: 0 DP: 0 HBP: 0	WP: 0 PB: 0 SB: 0 CS: 0	PA: 33
PITCHER	IP WLS BF H R ER SO BB IBB HBP BLK WP HR S P ERA WHIP																					
Esteban Loaiza, R (1, 1) ERA: 1.25	7.0 W 27 6 1 1 8 0 0 0 0 0 0 67 98 1.29 0.857																					
Damaso Marte, L (8, 1) ERA: 2.61	2.0 S 6 0 0 0 2 0 0 0 0 0 0 0 15 19 0.00 0.000																					

Minnesota Twins @ Chicago White Sox
U.S. Cellular Field, Chicago, IL
Sun Apr 27 2003, 2:05 PM EDT
Att. 22,714 - Sunny - 71 F

livebaseballscorecards.com

AB	33
R	1
H	6
RBI	1
BB	0
SO	10
LOB	8



Batter	1	2	3	4	5	6	7	8	9
D'Angelo Jimenez, S OBP: 0.396, SLG: 0.549 (1, 4)	0-2 P4		0-0 L3		1-3 K			1-0 G4-3	
Jose Valentin, S OBP: 0.362, SLG: 0.610 (1, 6)	0-0 HR		1-2 G3-1			0-3 K			
Frank Thomas, R OBP: 0.431, SLG: 0.500 (1, 10)	3-2 F8		3-3 K			1-0 P3			
Magglio Ordonez, R OBP: 0.368, SLG: 0.527 (1, 9)	1-2 P4			0-0 G4-3 1B 2B		1-2 G5-3			
Brian Daubach, L OBP: 0.226, SLG: 0.077 (1, 3)		4-0 E S BB		1-1 G4-3		1-0 P2			
Carlos Lee, R OBP: 0.319, SLG: 0.524 (1, 7)		2-2 E6		2-2 L4-3 1B		1-1 G6-3			
Armando Rios, L OBP: 0.311, SLG: 0.341 (1, 8)		1-3 K		0-0 L4-3		0-2 G4-3			
Tony Graffanino, R OBP: 0.389, SLG: 0.548 (1, 5)		3-3 K			0-1 F9			3-1 P6	
Miguel Olivo, R OBP: 0.217, SLG: 0.311 (1, 2)		1-2 F7			0-2 G5-3			2-1 F9	

Inning Stats	R: 1 E: 0 K: 0 S: 10	H: 1 LOB: 0 BB: 0 P: 14	R: 1 E: 2 K: 2 S: 12	H: 0 LOB: 1 BB: 1 P: 21	R: 0 E: 0 K: 1 S: 9	H: 0 LOB: 0 BB: 0 P: 13	R: 1 E: 0 K: 0 S: 7	H: 2 LOB: 0 BB: 0 P: 10	R: 0 E: 0 K: 1 S: 8	H: 0 LOB: 0 BB: 0 P: 9	R: 0 E: 0 K: 0 S: 7	H: 0 LOB: 0 BB: 0 P: 9	R: 0 E: 0 K: 0 S: 6	H: 0 LOB: 0 BB: 0 P: 8	R: 0 E: 0 K: 0 S: 5	H: 0 LOB: 0 BB: 0 P: 11
--------------	-------------------------------	----------------------------------	-------------------------------	----------------------------------	------------------------------	----------------------------------	------------------------------	----------------------------------	------------------------------	---------------------------------	------------------------------	---------------------------------	------------------------------	---------------------------------	------------------------------	----------------------------------

PITCHER	IP	WLS	BF	H	R	ER	SO	BB	IBB	HBP	BLK	WP	HR	S	P	ERA	WHIP
Rick Reed, R ERA: 6.26 (1, 1)	7.0	L	25	3	3	2	5	1	0	0	0	0	1	59	84	2.57	0.571
Eddie Guardado, L ERA: 1.04 (8, 1)	1.0		3	0	0	0	0	0	0	0	0	0	0	5	11	0.00	0.000


BOTTOM

Minnesota Twins @ Chicago White Sox
U.S. Cellular Field, Chicago, IL

Sun Apr 27 2003, 2:05 PM EDT
Att: 22,714 - Sunny - 71 F

AB	R	H	RBI	BB	SO	LOB
4	0	0	0	0	0	1
3	1	1	1	0	1	0
3	0	0	0	0	1	0
3	1	1	0	0	0	0
2	1	0	0	1	0	1
3	0	1	1	0	0	1
3	0	0	0	0	1	3
3	0	0	0	0	1	1
3	0	0	0	0	0	1

AB	27
R	3
H	3
RBI	2
BB	1
SO	5
LOB	7



WP	PA
0	28

1B	SF	WP	PA
1	0	0	28
2B	SAC	PB	
2	0	0	
3B	DP	SB	
0	1	1	
HR	HBP	CS	
1	0	0	

Batter	1	2	3	4	5	6	7	8	9	AB R H RBI BB SO LOB	TOP											
Mark Ellis, R (1, 4) OBP: 0.363, SLG: 0.505	4-2 BB		0-1 1B		0-1 SF9		0-2 F9			2 0 1 1 1 0 0												
Scott Hatteberg, L (1, 3) OBP: 0.434, SLG: 0.477	3-2 F9		0-3 K		0-2 F9			3-2 F8		4 0 0 0 0 1 3												
Miguel Tejada, R (1, 6) OBP: 0.229, SLG: 0.287	0-3 K		0-0 G6-3		0-1 L6			0-0 G5-3		4 0 0 0 0 1 3												
3 Eric Chavez, L (1, 5) OBP: 0.358, SLG: 0.457	1-1 F9			4-2 BB		3-1 F8		3-2 P5		3 0 0 0 1 0 1												
Erubiel Durazo, L (1, 10) OBP: 0.422, SLG: 0.524		1-3 K		0-2 F8		3-3 K			1-0 G3	4 0 0 0 0 2 1												
Ramon Hernandez, R (1, 2) OBP: 0.410, SLG: 0.534		1-2 G3-1		2-2 F9		0-0 G6-3			2-2 G3-1 HBP	3 0 0 0 0 0 1												
Terrence Long, L (1, 9) OBP: 0.324, SLG: 0.495		0-1 G3-1		0-2 P4			1-3 K		0-0 G3-1	4 0 0 0 0 1 2												
Eric Byrnes, R (1, 7) OBP: 0.385, SLG: 0.371			2-1 1B 1B		0-2 3B 1B		1-0 1B 2B		4-0 IBB	3 2 3 0 1 0 0												
Chris Singleton, L (1, 8) OBP: 0.325, SLG: 0.431			0-1 F8		1-1 SF9 3B		0-1 1B		2-2 G4-3	4 1 2 2 0 0 3												
Inning Stats	R: 0 E: 0 K: 1 S: 10	H: 0 LOB: 1 BB: 1 P: 18	R: 0 E: 0 K: 1 S: 8	H: 0 LOB: 0 BB: 0 P: 10	R: 0 E: 0 K: 1 S: 10	H: 2 LOB: 2 BB: 0 P: 12	R: 0 E: 0 K: 0 S: 16	H: 0 LOB: 1 BB: 1 P: 22	R: 2 E: 0 K: 0 S: 12	H: 2 LOB: 0 BB: 0 P: 13	R: 0 E: 0 K: 1 S: 6	H: 0 LOB: 0 BB: 0 P: 12	R: 1 E: 0 K: 1 S: 10	H: 2 LOB: 0 BB: 0 P: 12	R: 0 E: 0 K: 0 S: 9	H: 0 LOB: 0 BB: 0 P: 15	R: 0 E: 0 K: 0 S: 7	H: 0 LOB: 2 BB: 1 P: 16	1B: 4 2B: 1 3B: 1 HR: 0	SF: 1 SAC: 0 DP: 0 HBP: 1	WP: 0 PB: 0 SB: 0 CS: 0	PA: 36
PITCHER	IP WLS BF H R ER SO BB IBB HBP BLK WP HR S P ERA WHIP																					
Bartolo Colon, R (1, 1) ERA: 3.86	8.0 L 31 6 3 3 5 2 0 0 0 0 0 0 81 114 3.38 1.000																					
Kelly Wunsch, L (9, 1) ERA:	1.0 5 0 0 0 0 0 0 1 1 0 0 0 7 16 0.00 0.000																					

Oakland Athletics @ Chicago White Sox
U.S. Cellular Field, Chicago, IL

Tue Apr 29 2003, 8:05 PM EDT
Att. 13,936 - Overcast - 48 F

livebaseballscorecards.com

AB 31
R 3
H 6
RBI 3
BB 3
SO 5
LOB 14



BOTTOM

Oakland Athletics @ Chicago White Sox
U.S. Cellular Field, Chicago, IL

livebaseballscorecards.com

AB 31
R 2
H 5
RBI 2
BB 3
SO 4
LOB 13



WP: 0 PA: 35
PB: 0
SB: 0
CS: 0

ERA WHIP

Tue Apr 29 2003, 8:05 PM EDT
Att. 13,936 - Overcast - 48 F

AB R H RBI BB SO LOB

4 0 0 0 0 0 0
3 1 1 1 0 1 0
1 0 1 0 0 0 0

1 0 0 0 3 0 1

4 0 0 0 0 0 4

4 1 0 0 0 1 1

4 0 2 0 0 0 1

4 0 0 0 0 1 3

2 0 1 1 0 1 0
1 0 0 0 0 0 0

3 0 0 0 0 0 3

1B: 2 SF: 0
2B: 2 SAC: 0
3B: 0 DP: 2
HR: 1 HBP: 1

Batter	1	2	3	4	5	6	7	8	9
D'Angelo Jimenez, S (1, 4) OBP: 0.382, SLG: 0.526	1-0 P6		2-2 G5-3		3-2 F8		0-2 F9		
Tony Graffanino, R (1, 6) OBP: 0.385, SLG: 0.618 Jose Valentin, S (8, PH) OBP: 0.368, SLG: 0.627 (9, 6)	2-2 F8		1-0 HR		2-3 K			0-2 G1-3 2B	
Frank Thomas, R (1, 10) OBP: 0.443, SLG: 0.493	4-2 BB		4-0 G6-4-3 BB		4-1 BB			0-0 L5	
Magglio Ordonez, R (1, 9) OBP: 0.355, SLG: 0.505	1-0 F7		2-2 G6-4-3 1-2f		2-2 P5			3-1 G1-3 2-3	
Carlos Lee, R (1, 7) OBP: 0.305, SLG: 0.500		2-3 K		0-0 E5 24 G1-3 1B		1-2 F9		1-0 L3	
14 Paul Konerko, R (1, 3) OBP: 0.298, SLG: 0.357	1-0 2B		1-2 P4	1 SAFE	1-1 24 G4-6-3 1B			3-2 P4	
24 Joe Crede, R (1, 5) OBP: 0.272, SLG: 0.337		0-0 G5-3		1-0 G1-3 1-2	2-2 G4-6-3 1-2f			0-3 K	
Aaron Rowand, R (1, 8) OBP: 0.207, SLG: 0.170 Brian Daubach, L (9, PH) OBP: 0.219, SLG: 0.074		3-0 HBP		0-0 2-H 1B			1-3 K	1-0 P5	
Sandy Alomar Jr., R (1, 2) OBP: 0.349, SLG: 0.488		0-1 P5		1 SAFE 2-1 G4-3			0-1 P6		

Inning Stats	R: 0	H: 0	E: 0	K: 0	S: 9	R: 0	H: 1	E: 0	K: 1	S: 7	R: 1	H: 1	E: 0	K: 0	S: 8	R: 0	H: 0	E: 0	K: 1	S: 14	R: 0	H: 1	E: 0	K: 0	S: 9	R: 0	H: 0	E: 0	K: 1	S: 9	R: 0	H: 1	E: 0	K: 0	S: 11	R: 0	H: 0	E: 0	K: 1	S: 11	1B: 2	SF: 0	2B: 2	SAC: 0	3B: 0	DP: 2	HR: 1	HBP: 1	WP: 0	PA: 35
--------------	------	------	------	------	------	------	------	------	------	------	------	------	------	------	------	------	------	------	------	-------	------	------	------	------	------	------	------	------	------	------	------	------	------	------	-------	------	------	------	------	-------	-------	-------	-------	--------	-------	-------	-------	--------	-------	--------

PITCHER	IP	WLS	BF	H	R	ER	SO	BB	IBB	HBP	BLK	WP	HR	S	P	ERA	WHIP
Barry Zito, L (1, 1) ERA: 2.63	7.0	W	28	4	2	1	3	3	0	1	0	0	1	64	107	1.29	1.000
Chad Bradford, R (8, 1) ERA: 2.45	1.0	H	4	1	0	0	0	0	0	0	0	0	0	7	11	0.00	1.000
Keith Foulke, R (9, 1) ERA: 2.03	1.0	S	3	0	0	0	1	0	0	0	0	0	0	11	15	0.00	0.000

Batter	1	2	3	4	5	6	7	8	9	AB R H RBI BB SO LOB	TOP											
Mark Ellis, R (1, 4) OBP: 0.350, SLG: 0.485	2-1 F9		3-2 P4		1-0 G4-6-3		1-1 G5-3			4 0 0 0 0 0 1												
Scott Hatteberg, L (1, 3) OBP: 0.418, SLG: 0.457	2-2 P4			1-1 G4-3		1-2 G6-3	2-1 G4-3			4 0 0 0 0 0 0												
Miguel Tejada, R (1, 6) OBP: 0.230, SLG: 0.286	2-3 K			1-2 3 G1 1B		0-1 G6-3		1-0 G6-3		4 0 1 0 0 1 0												
3 Eric Chavez, L (1, 5) OBP: 0.364, SLG: 0.490		2-2 G4-6-3 1B		3-1 G1		0-0 HR		2-3 K		4 1 2 1 0 1 1												
Erubiel Durazo, L (1, 10) OBP: 0.415, SLG: 0.523		2-2 G4-6-3		1-1 P6		1-0 2B		1-0 F7		4 1 1 0 0 0 2												
Ramon Hernandez, R (1, 2) OBP: 0.425, SLG: 0.558		0-1 1B			0-0 3B	1-2 2B		2-1 G4-3		4 1 3 1 0 0 0												
Eric Byrnes, R (1, 8) OBP: 0.395, SLG: 0.421		1-1 F8			0-0 1B	4-0 IBB		1-0 G6-3		3 1 1 1 1 0 1												
Terrence Long, L (1, 9) OBP: 0.321, SLG: 0.485			0-1 G1-3		1-0 FC6-4 1B	0-3 K		0-1 F8		4 0 1 1 0 1 2												
Adam Piatt, R (1, 7) OBP: 0.143, SLG: 0.429			0-0 G6-3		0-0 FC6-4		2-0 F7			3 0 0 0 0 0 1												
Chris Singleton, L (9, 8) OBP: 0.325, SLG: 0.431					1-2f G4-6-3					0 0 0 0 0 0 0												
Inning Stats	R: 0 E: 0 K: 1 S: 9	H: 0 LOB: 0 BB: 0 P: 15	R: 0 E: 0 K: 0 S: 10	H: 2 LOB: 1 BB: 0 P: 15	R: 0 E: 0 K: 0 S: 8	H: 0 LOB: 0 BB: 0 P: 11	R: 0 E: 0 K: 0 S: 11	H: 1 LOB: 1 BB: 0 P: 17	R: 2 E: 0 K: 0 S: 5	H: 3 LOB: 0 BB: 0 P: 7	R: 2 E: 0 K: 1 S: 13	H: 3 LOB: 2 BB: 1 P: 20	R: 0 E: 0 K: 0 S: 5	H: 0 LOB: 0 BB: 0 P: 10	R: 0 E: 0 K: 1 S: 5	H: 0 LOB: 0 BB: 0 P: 9	R: 0 E: 0 K: 0 S: 5	H: 0 LOB: 0 BB: 0 P: 8	1B: 5 2B: 2 3B: 1 HR: 1	SF: 0 SAC: 0 DP: 2 HBP: 0	WP: 0 PB: 0 SB: 0 CS: 0	PA: 35
PITCHER	IP WLS BF H R ER SO BB IBB HBP BLK WP HR S P ERA WHIP																					
56 Mark Buehrle, L (1, 1) ERA: 3.72	6.0 L 26 9 4 4 2 0 0 0 0 0 0 1 56 85 6.00 1.500																					
Rick White, R (7, 1) ERA: 4.35	1.0 3 0 0 0 0 0 0 0 0 0 0 0 5 10 0.00 0.000																					
Tom Gordon, R (8, 1) ERA: 4.97	1.0 3 0 0 0 1 0 0 0 0 0 0 0 5 9 0.00 0.000																					
Billy Koch, R (9, 1) ERA: 8.25	1.0 3 0 0 0 0 0 0 0 0 0 0 0 5 8 0.00 0.000																					

Oakland Athletics @ Chicago White Sox
U.S. Cellular Field, Chicago, IL

Wed Apr 30 2003, 8:05 PM EDT
Att. 11,084 - Overcast - 68 F

livebaseballscorecards.com

AB	34
R	4
H	9
RBI	4
BB	1
SO	3
LOB	8



Batter	1	2	3	4	5	6	7	8	9	AB	R	H	RBI	BB	SO	LOB
Tony Graffanino, R (1, 4) OBP: 0.349, SLG: 0.553	2-2 G5-3 ① B C C B B X		1-3 K ③ C C C S			3-2 G4-3 ③ B F F B B F X			3-2 G5-3 ② B B C B B X	4	0	0	0	0	1	0
Jose Valentin, S (1, 6) OBP: 0.364, SLG: 0.609	0-0 G4-3 ② X			0-1 G6-4-3 ① C X 1B			1-2 L5 ① B C C B B X		1-1 F7 ③ B C C X	4	0	1	0	0	0	0
Frank Thomas, R (1, 10) OBP: 0.440, SLG: 0.487	2-2 F9 ③ C B B F X			2-2 G6-4-3 ① ② B F F F 1 SAFE X			1-0 G5-4-3 ① B X 1B			3	0	1	0	0	0	1
Magglio Ordonez, R (1, 9) OBP: 0.345, SLG: 0.490		0-1 F7 ① C X		1-2 G3-1 ③ B C C X			1-2 G5-4-3 ② ③ F B B X C C 1-2f			3	0	0	0	0	0	1
Carlos Lee, R (1, 7) OBP: 0.306, SLG: 0.505		0-3 K ② C C C S			0-0 G6-3 ① X			1-0 G5-3 ① B X 14 F9 24 2B		3	1	1	0	0	1	0
14 Paul Konerko, R (1, 3) OBP: 0.299, SLG: 0.368		2-1 K ② B B B X C C			2-3 K ② B F F S C C			0-0 F9 ① X		3	0	1	0	0	1	1
24 Joe Crede, R (1, 5) OBP: 0.263, SLG: 0.326		1-3 K ③ S C C F			0-0 G6-3 ③ X			0-2 G5-3 ② F F X		3	0	0	1	0	1	1
Aaron Rowand, R (1, 8) OBP: 0.197, SLG: 0.161			0-0 G4-3 ① X			0-3 K ① C C C S			1-1 G1-3 ③ C B B X	3	0	0	0	0	1	0
Sandy Alomar Jr., R (1, 2) OBP: 0.326, SLG: 0.455			1-3 K ② F B F S			2-1 F8 ② C B B X			0-1 F9 ① C X	3	0	0	0	0	1	0

Inning Stats	R: 0 E: 0 K: 0 S: 7	H: 0 LOB: 0 BB: 0 P: 11	R: 0 E: 0 K: 2 S: 10	H: 1 LOB: 1 BB: 0 P: 13	R: 0 E: 0 K: 2 S: 7	H: 0 LOB: 0 BB: 0 P: 9	R: 0 E: 0 K: 0 S: 8	H: 1 LOB: 0 BB: 0 P: 11	R: 0 E: 0 K: 1 S: 6	H: 0 LOB: 0 BB: 0 P: 8	R: 0 E: 0 K: 1 S: 9	H: 0 LOB: 0 BB: 0 P: 14	R: 0 E: 0 K: 0 S: 7	H: 1 LOB: 0 BB: 0 P: 10	R: 1 E: 0 K: 0 S: 7	H: 1 LOB: 0 BB: 0 P: 9	R: 0 E: 0 K: 0 S: 7	H: 0 LOB: 0 BB: 0 P: 11	1B: 2 2B: 2 3B: 0 HR: 0	SF: 0 SAC: 0 DP: 2 HBP: 0	WP: 0 PB: 0 SB: 0 CS: 0	PA: 29
PITCHER Mark Mulder, L (1, 1) ERA: 3.14	IP: 9.0	WLS: 0	BF: 29	H: 4	R: 1	ER: 1	SO: 6	BB: 0	IBB: 0	HBP: 0	BLK: 0	WP: 0	HR: 0	S: 68	P: 96	ERA: 1.00	WHIP: 0.444					
PITCHER	IP	WLS	BF	H	R	ER	SO	BB	IBB	HBP	BLK	WP	HR	S	P	ERA	WHIP					


BOTTOM

Oakland Athletics @ Chicago White Sox
U.S. Cellular Field, Chicago, IL

Wed Apr 30 2003, 8:05 PM EDT
Att. 11,084 - Overcast - 68 F

livebaseballscorecards.com

AB	29
R	1
H	4
RBI	1
BB	0
SO	6
LOB	4



Batter	1	2	3	4	5	6	7	8	9	AB R H RBI BB SO LOB	TOP											
Scott Hatteberg, L (1, 3) OBP: 0.400, SLG: 0.438	2-1 F9	3-2 SF8		0-1 P6		3-2 G5-3			3-2 F8	4 0 0 1 0 0 4												
Mark Ellis, R (1, 4) OBP: 0.336, SLG: 0.463	2-2 G4-3	0-1 FC6			1-0 P5			1-3 K	0-1 F8	5 0 0 0 0 1 3												
Erubiel Durazo, L (1, 10) OBP: 0.405, SLG: 0.505	1-3 K			2-2 L1		3-1 G1-3		1-1 G4-3	0-0 1B	5 0 1 0 0 1 0												
3 Eric Chavez, L (1, 5) OBP: 0.374, SLG: 0.515		4-1 HR		4-1 G5-4-3		2-2 HR		0-3 K	1-2 1B	3 2 1 1 2 1 2												
Miguel Tejada, R (1, 6) OBP: 0.230, SLG: 0.310		0-2 HR		0-1 G5-4-3		1-2 G6-3		3-2 P6		4 1 1 2 0 0 1												
Terrence Long, L (1, 9) OBP: 0.321, SLG: 0.475		4-0 E BB		0-2 P4		2-1 G4-3		0-3 K		2 1 0 0 1 0 0												
Adam Piatt, R (6, 9) OBP: 0.143, SLG: 0.429										0 0 0 0 0 0 0												
Jason Grabowski, L (8, PH) (8, 9)										1 0 0 0 0 1 0												
Chris Singleton, L (1, 8) OBP: 0.346, SLG: 0.432		4-2 E BB		1-2 G1-3		4-2 1B BB		0-0 1B		2 0 1 0 2 0 0												
Eric Byrnes, R (1, 7) OBP: 0.404, SLG: 0.429		3-2 E6 FC6		1-2 2B 1B		3-2 1B		0-1 P3		4 1 2 0 0 0 3												
Mark Johnson, L (1, 2) OBP: 0.316, SLG: 0.267		1-1 F6		2-2 2B		2-3 K			4-1 1B BB	2 0 1 1 0 0 3												
Ramon Hernandez, R (6, PH) OBP: 0.427, SLG: 0.551 (6, 2)										1 0 0 0 1 1 2												
Inning Stats	R: 0 E: 0 K: 1 S: 8	H: 0 LOB: 0 BB: 0 P: 13	R: 3 E: 1 K: 0 S: 17	H: 1 LOB: 2 BB: 3 P: 36	R: 0 E: 0 K: 0 S: 6	H: 0 LOB: 0 BB: 1 P: 12	R: 1 E: 1 K: 0 S: 16	H: 2 LOB: 1 BB: 0 P: 20	R: 1 E: 0 K: 0 S: 14	H: 1 LOB: 0 BB: 0 P: 21	R: 0 E: 0 K: 1 S: 16	H: 1 LOB: 2 BB: 1 P: 30	R: 0 E: 0 K: 2 S: 9	H: 0 LOB: 0 BB: 0 P: 11	R: 0 E: 0 K: 1 S: 9	H: 1 LOB: 1 BB: 0 P: 12	R: 0 E: 0 K: 0 S: 8	H: 1 LOB: 2 BB: 1 P: 17	1B: 4 2B: 1 3B: 0 HR: 2	SF: 1 SAC: 0 DP: 1 HBP: 0	WP: 0 PB: 0 SB: 0 CS: 0	PA: 40
PITCHER	IP WLS BF H R ER SO BB IBB HBP BLK WP HR S P ERA WHIP																					
Jon Garland, R (1, 1) ERA: 6.53	5.0 W 23 4 5 4 1 4 0 0 0 0 2 61 102 7.20 1.600																					
Kelly Wunsch, L (6, 1) ERA:	0.1 H 3 1 0 0 0 1 0 0 0 0 0 7 16 0.00 6.000																					
Tom Gordon, R (6, 1) ERA: 4.11	2.2 H 9 1 0 0 4 0 0 0 0 0 0 27 37 0.00 0.375																					
Billy Koch, R (9, 1) ERA: 7.82	0.2 H 4 1 0 0 0 1 0 0 0 0 0 7 14 0.00 3.000																					
Damaso Marte, L (9, 1) ERA: 2.53	0.1 S 1 0 0 0 0 0 0 0 0 0 0 1 3 0.00 0.000																					

Oakland Athletics @ Chicago White Sox
U.S. Cellular Field, Chicago, IL

Thu May 01 2003, 8:05 PM EDT
Att. 10,639 - Overcast - 48 F

livebaseballscorecards.com

AB	33
R	5
H	7
RBI	5
BB	6
SO	5
LOB	18



Batter	1	2	3	4	5	6	7	8	9	AB	R	H	RBI	BB	SO	LOB
Tony Graffano, R OBP: 0.375, SLG: 0.571 (1, 4)	1-3 K	3-2 2B		1-0 1B SH5-3 1-2 G3 1B	2-1 P4		4-1 1-2 2-3 BB			4	1	2	1	1	1	0
Jose Valentin, S OBP: 0.350, SLG: 0.582 (1, 6)	3-2 F8	1-2 P4		0-0 SH5-3 1-2 2-3	3-3 K		0-0 FC5 2-3f			4	0	0	0	0	1	4
Frank Thomas, R OBP: 0.439, SLG: 0.482 (1, 10)	2-0 1B 14 1B 1B	3-2 G5-3		0-0 G3 1B 1B		2-2 F9		3-1 F7		5	1	2	1	0	0	1
Magglio Ordonez, R OBP: 0.356, SLG: 0.524 (1, 9)	0-1 1B 14 1B 1B		0-0 HR	1-0 1-2 2-3 1B		3-3 K		3-1 G6-3		5	2	3	1	0	1	0
Carlos Lee, R OBP: 0.301, SLG: 0.484 (1, 7)	4-0 1B 14 1B BB		0-3 K	1-1 G3 1-2 2-3 3-H		2-3 K		1-1 G1-3		4	0	0	1	1	2	2
14 Paul Konerko, R OBP: 0.317, SLG: 0.378 (1, 3)	0-1 1B 1-2 2-H 3-H		3-2 1B	4-0 IBB			0-1 L7			3	0	2	2	1	0	0
24 Joe Crede, R OBP: 0.263, SLG: 0.323 (1, 5)	0-3 K		2-2 P4	0-0 P5			2-1 BB 1B 1B			4	0	1	0	0	1	6
Aaron Rowand, R OBP: 0.200, SLG: 0.167 (1, 8)		0-0 B1-3	0-2 P5		2-1 F7		0-0 FC5 BB 1B 1B			4	0	1	0	0	0	1
Miguel Olivo, R OBP: 0.240, SLG: 0.408 (1, 2)		1-1 2B 2B		1-0 SH5-3 1B 1B	1-0 HR		0-0 F8			4	3	2	1	0	0	2

Inning Stats	R: 2	H: 3	E: 0	K: 2	S: 14	LOB: 2	BB: 1	P: 24	R: 1	H: 2	E: 0	K: 0	S: 12	LOB: 1	BB: 0	P: 20	R: 1	H: 2	E: 0	K: 1	S: 14	LOB: 1	BB: 0	P: 19	R: 2	H: 3	E: 1	K: 0	S: 8	LOB: 3	BB: 1	P: 16	R: 1	H: 1	E: 0	K: 1	S: 10	LOB: 0	BB: 0	P: 18	R: 0	H: 0	E: 0	K: 2	S: 10	LOB: 0	BB: 0	P: 17	R: 0	H: 2	E: 0	K: 0	S: 8	LOB: 3	BB: 1	P: 14	R: 0	H: 0	E: 0	K: 0	S: 6	LOB: 0	BB: 0	P: 13
--------------	------	------	------	------	-------	--------	-------	-------	------	------	------	------	-------	--------	-------	-------	------	------	------	------	-------	--------	-------	-------	------	------	------	------	------	--------	-------	-------	------	------	------	------	-------	--------	-------	-------	------	------	------	------	-------	--------	-------	-------	------	------	------	------	------	--------	-------	-------	------	------	------	------	------	--------	-------	-------

PITCHER	IP	WLS	BF	H	R	ER	SO	BB	IBB	HBP	BLK	WP	HR	S	P	ERA	WHIP
John Halama, L ERA: 4.01 (1, 1)	3.1	L	21	9	6	4	3	1	0	0	0	0	1	44	69	10.80	3.000
Jeremy Fikac, R ERA: 4.5 (4, 1)	1.2		8	2	1	1	1	0	1	0	0	0	1	14	28	5.40	1.200
Jim Mecir, R ERA: 6.0 (6, 1)	2.0		9	2	0	0	2	1	0	0	0	0	0	18	31	0.00	1.500
Mike Neu, R ERA: 1.8 (8, 1)	1.0		3	0	0	0	0	0	0	0	0	0	0	6	13	0.00	0.000


BOTTOM

Oakland Athletics @ Chicago White Sox
U.S. Cellular Field, Chicago, IL

Thu May 01 2003, 8:05 PM EDT
Att. 10,639 - Overcast - 48 F

AB	37
R	7
H	13
RBI	7
BB	3
SO	6
LOB	16

WP: 0 PA: 41
PB: 0
SB: 0
CS: 0



livebaseballscorecards.com

Batter	1	2	3	4	5	6	7	8	9	AB R H RBI BB SO LOB	TOP	
51 Ichiro Suzuki, L (1, 9) <small>OBP: 0.318, SLG: 0.308</small> Greg Colbrunn, R (9, PH) <small>OBP: 0.263, SLG: 0.125</small> 16 Willie Bloomquist, R (9, 9) <small>OBP: 0.286, SLG: 0.360</small>										5 0 1 1 0 1 3 0 0 0 0 1 0 0 0 0 0 0 0 0 0		
Mark McLemore, S (1, 5) <small>OBP: 0.311, SLG: 0.344</small>										6 0 1 2 0 2 4		
Bret Boone, R (1, 4) <small>OBP: 0.379, SLG: 0.543</small>										5 1 3 0 0 0 1		
Edgar Martinez, R (1, 10) <small>OBP: 0.475, SLG: 0.532</small>										4 1 2 1 1 0 1		
John Olerud, L (1, 3) <small>OBP: 0.400, SLG: 0.439</small>										4 0 0 0 1 0 5		
Mike Cameron, R (1, 8) <small>OBP: 0.356, SLG: 0.460</small>										3 3 3 2 2 0 0		
Randy Winn, S (1, 7) <small>OBP: 0.347, SLG: 0.321</small>										4 0 2 2 0 0 1		
Carlos Guillen, S (1, 6) <small>OBP: 0.344, SLG: 0.376</small>										4 2 2 1 0 0 0		
Ben Davis, S (1, 2) <small>OBP: 0.300, SLG: 0.583</small>										4 2 2 0 1 1 1		
Inning Stats	R: 2 H: 3 E: 0 LOB: 2 K: 1 BB: 2 S: 15 P: 30	R: 0 H: 0 E: 0 LOB: 0 K: 1 BB: 0 S: 9 P: 14	R: 0 H: 1 E: 0 LOB: 1 K: 0 BB: 0 S: 11 P: 14	R: 3 H: 5 E: 1 LOB: 3 K: 0 BB: 1 S: 13 P: 25	R: 1 H: 2 E: 0 LOB: 1 K: 1 BB: 0 S: 10 P: 15	R: 0 H: 1 E: 0 LOB: 1 K: 1 BB: 0 S: 11 P: 14	R: 3 H: 3 E: 0 LOB: 1 K: 0 BB: 1 S: 18 P: 36	R: 0 H: 0 E: 0 LOB: 1 K: 0 BB: 1 S: 8 P: 12	R: 0 H: 1 E: 0 LOB: 1 K: 0 BB: 1 S: 5 P: 10	1B: 11 SF: 2 2B: 4 SAC: 0 3B: 0 DP: 1 HR: 1 HBP: 0	WP: 0 PA: 47 PB: 0 SB: 0 CS: 0	
PITCHER Esteban Loaiza, R (1, 1) <small>ERA: 2.27</small> Gary Glover, R (4, 1) <small>ERA: 3.14</small> David Sanders, L (7, 1) <small>ERA: 4.15</small>	IP WLS BF H R ER SO BB IBB HBP BLK WP HR S P ERA WHIP 3.2 L 22 9 5 5 2 3 0 0 0 0 0 0 46 80 12.27 3.273											PITCHER IP WLS BF H R ER SO BB IBB HBP BLK WP HR S P ERA WHIP

Seattle Mariners @ Chicago White Sox
 U.S. Cellular Field, Chicago, IL
 Fri May 02 2003, 8:05 PM EDT
 Att. 13,355 - Sunny - 49 F

livebaseballscorecards.com

AB	39
R	9
H	16
RBI	9
BB	6
SO	4
LOB	16



Batter	1	2	3	4	5	6	7	8	9	AB	R	H	RBI	BB	SO	LOB
D'Angelo Jimenez, S OBP: 0.395, SLG: 0.535 (1, 4)	0-1 BB E G5-4-3 1B		2-2 F8			0-0 FC1-6 1-3 1B		0-1 1B		4	1	3	0	0	0	0
Willie Harris, L (1, 8)	1-2 E4 G5-4-3 BB 1-2		3-3 K			0-1 FC1-6 L4-6 BB 1-2f 3-H		1-0 G4-3		4	0	0	1	0	1	3
Frank Thomas, R OBP: 0.441, SLG: 0.471 (1, 10)	4-1 G5-4-3 1-2 2-3 BB				0-0 G6-3		4-2 1-2 BB		2-3 K	2	0	0	0	2	1	0
Magglio Ordonez, R OBP: 0.344, SLG: 0.505 (1, 9)	0-1 G5-4-3 1-2f 2-3 3-H				1-3 K		0-1 L4-6 2-2		1-3 K	4	0	0	0	0	2	4
14 Paul Konerko, R OBP: 0.314, SLG: 0.372 (1, 3)	1-2 F7				2-1 P6		1-2 G4-6-3 1B		2-2 F9	4	0	1	0	0	0	1
Jose Valentin, S OBP: 0.349, SLG: 0.570 (1, 6)		2-1 P5			4-2 G5-4-3 BB		0-0 F9			2	0	0	0	1	0	1
Carlos Lee, R OBP: 0.292, SLG: 0.469 (1, 7)		0-1 G5-3			0-0 G5-4-3 1-2f		0-1 G4-6-3 1-2f			3	0	0	0	0	0	2
24 Joe Crede, R OBP: 0.255, SLG: 0.313 (1, 5)		0-1 P6			0-1 F8			1-1 F9		3	0	0	0	0	0	0
Miguel Olivo, R OBP: 0.245, SLG: 0.404 (1, 2)			1-2 G3			1-1 1B FC1-6 1B		3-2 F9		3	1	1	0	0	0	0

Inning Stats	R: 1	H: 1	E: 1	K: 0	S: 11	LOB: 1	BB: 1	P: 17	R: 0	H: 0	E: 0	K: 0	S: 6	LOB: 0	BB: 0	P: 8	R: 0	H: 0	E: 0	K: 1	S: 9	LOB: 0	BB: 0	P: 15	R: 0	H: 0	E: 0	K: 0	S: 7	LOB: 0	BB: 1	P: 11	R: 1	H: 2	E: 0	K: 0	S: 10	LOB: 1	BB: 1	P: 15	R: 0	H: 1	E: 0	K: 0	S: 6	LOB: 0	BB: 0	P: 7	R: 0	H: 1	E: 0	K: 0	S: 8	LOB: 1	BB: 0	P: 13	R: 0	H: 0	E: 0	K: 2	S: 9	LOB: 0	BB: 0	P: 14	1B: 5	2B: 1	3B: 0	HR: 0	SF: 0	SAC: 0	DP: 4	HBP: 0	WP: 0	PB: 0	SB: 0	CS: 0	PA: 32
--------------	------	------	------	------	-------	--------	-------	-------	------	------	------	------	------	--------	-------	------	------	------	------	------	------	--------	-------	-------	------	------	------	------	------	--------	-------	-------	------	------	------	------	-------	--------	-------	-------	------	------	------	------	------	--------	-------	------	------	------	------	------	------	--------	-------	-------	------	------	------	------	------	--------	-------	-------	-------	-------	-------	-------	-------	--------	-------	--------	-------	-------	-------	-------	--------


PITCHER	IP	WLS	BF	H	R	ER	SO	BB	IBB	HBP	BLK	WP	HR	S	P	ERA	WHIP
Ryan Franklin, R ERA: 3.83 (1, 1)	8.0	W	29	5	2	1	2	3	0	0	0	0	0	63	95	1.12	1.000
Rafael Soriano, R ERA: (9, 1)	1.0		3	0	0	0	2	0	0	0	0	0	0	9	14	0.00	0.000

BOTTOM

Seattle Mariners @ Chicago White Sox
U.S. Cellular Field, Chicago, IL

livebaseballscorecards.com

AB	29
R	2
H	5
RBI	1
BB	3
SO	4
LOB	11



Fri May 02 2003, 8:05 PM EDT
Att. 13,355 - Sunny - 49 F

Batter	1	2	3	4	5	6	7	8	9	AB	R	H	RBI	BB	SO	LOB	TOP										
Randy Winn, S OBP: 0.354, SLG: 0.339 (1, 9) (7, 7)	2-2 HR 2B	1-0 FC1-4 1B	0-0 G6-3		0-0 F7		1-1 P6	3-2 1B		6	1	3	0	0	0	3											
16 Willie Bloomquist, R OBP: 0.265, SLG: 0.323 (1, 7) (7, 4)	2-2 G1-3	1-2 FC1-4 3B		1-2 P5	1-1 G4-3		2-1 G5-3 1B	0-2 F9		6	1	1	0	0	0	4											
Bret Boone, R OBP: 0.397, SLG: 0.547 John Mabry, L OBP: 0.241, SLG: 0.346 (1, 4) (7, PH) (7, 9)	4-2 HR BB	4-0 3B BB		4-2 BB 1B 2B BB	0-0 BB 1B		2-2 G5-3		1-3 K	1	3	1	0	3	0	0											
Mike Cameron, R OBP: 0.374, SLG: 0.516 (1, 8)	3-1 HR 1-H 2-H	0-2 3B		3-3 K	4-1 BB 1B		4-2 BB		2-3 K	4	1	2	6	2	2	1											
John Olerud, L OBP: 0.388, SLG: 0.423 (1, 3)	0-0 G4-3	0-0 G3		3-2 BB 2B 1B	1-1 L6		1-2 G4-3		2-3 K	6	1	1	0	0	1	6											
Greg Colbrunn, R OBP: 0.292, SLG: 0.150 (1, 10)	0-0 1B		2-3 K	4-2 BB 2B BB		0-3 K		1-3 K		4	1	1	0	1	3	0											
Carlos Guillen, S OBP: 0.356, SLG: 0.393 (1, 6)	3-2 F8		4-2 1B BB	0-2 1B 2B 1-H 2-H 3-H		1-3 K		1-1 HR 1B		4	2	2	3	1	1	1											
Jeff Cirillo, R OBP: 0.285, SLG: 0.299 (1, 5)		4-2 FC1-4 3B BB	3-1 F7	0-1 1B 2-H		1-1 F8		2-2 HR		4	2	2	3	1	0	1											
Dan Wilson, R OBP: 0.339, SLG: 0.421 (1, 2)		1-1 F9	0-2 1B	2-1 G5-3		4-1 G5-3 16 1B BB		3-2 F8		4	0	1	0	1	0	2											
Inning Stats	R: 3 E: 0 K: 0 S: 16	H: 3 LOB: 1 BB: 1 P: 30	R: 3 E: 0 K: 0 S: 13	H: 2 LOB: 1 BB: 2 P: 24	R: 0 E: 0 K: 1 S: 13	H: 1 LOB: 2 BB: 1 P: 22	R: 4 E: 0 K: 1 S: 21	H: 3 LOB: 1 BB: 2 P: 38	R: 0 E: 0 K: 0 S: 7	H: 1 LOB: 2 BB: 1 P: 13	R: 0 E: 0 K: 2 S: 8	H: 0 LOB: 0 BB: 0 P: 10	R: 0 E: 0 K: 0 S: 14	H: 1 LOB: 3 BB: 2 P: 28	R: 2 E: 0 K: 1 S: 17	H: 3 LOB: 1 BB: 0 P: 27	R: 0 E: 0 K: 3 S: 11	H: 0 LOB: 0 BB: 0 P: 16	1B: 9 2B: 2 3B: 1 HR: 2	SF: 0 SAC: 0 DP: 0 HBP: 0	WP: 0 PB: 0 SB: 0 CS: 0	PA: 50					
PITCHER	IP	WLS	BF	H	R	ER	SO	BB	IBB	HBP	BLK	WP	HR	S	P	ERA	WHIP										
Josh Stewart, L ERA: 5.96 (1, 1)	3.2	L	23	7	8	8	2	5	0	0	0	0	1	54	99	19.64	3.273										
Rick White, R ERA: 4.85 (4, 1)	2.2		15	4	2	2	2	3	0	0	0	0	0	29	50	6.75	2.625										
Kelly Wunsch, L ERA: (7, 1)	0.2		3	0	0	0	0	1	0	0	0	0	0	9	16	0.00	1.500										
Billy Koch, R ERA: 8.56 (8, 1)	1.0		6	3	2	2	1	0	0	0	0	0	1	17	27	18.00	3.000										
Damaso Marte, L ERA: 2.31 (9, 1)	1.0		3	0	0	0	3	0	0	0	0	0	0	11	16	0.00	0.000										

Seattle Mariners @ Chicago White Sox
U.S. Cellular Field, Chicago, IL
Sat May 03 2003, 7:05 PM EDT
Att. 25,837 - Sunny - 55 F

livebaseballscorecards.com

AB	41
R	12
H	14
RBI	12
BB	9
SO	8
LOB	20



Batter	1	2	3	4	5	6	7	8	9
D'Angelo Jimenez, S OBP: 0.398, SLG: 0.529 (1, 4)	3-2 F7 ①		4-2 E BB		0-1 G3 ②			1-1 BB 1B	
Willie Harris, L OBP: 0.125, SLG: 0.125 (1, 8)	0-0 G6-3 1B		1-2 E1 1-3		2-3 K ③			2-2 F8 ②	
Frank Thomas, R OBP: 0.434, SLG: 0.455 (1, 10)	1 SAFE 3-2 G6-3 1 SAFE 1-2		3-2 P2 ②		3-1 F8 ①			4-2 BB 1-2	
14 Paul Konerko, R OBP: 0.303, SLG: 0.357 (1, 3)	1-1 G4-3 ③		1-1 F8 ③		0-0 F7 ②			0-3 K ③	
Jose Valentin, S OBP: 0.336, SLG: 0.546 (1, 6)		2-3 K ①		2-2 F7 ①		1-2 G3-1 ③		1-2 F7 ①	
Carlos Lee, R OBP: 0.287, SLG: 0.460 Armando Rios, L OBP: 0.319, SLG: 0.419 (7, PH) (8, 7)		1-3 K ②		3-2 G5-3 ②		2-2 F8 ①		1-2 HR	
Brian Daubach, L OBP: 0.222, SLG: 0.097 (1, 9)		3-1 1B		0-1 F7 ③		2-3 K ②		0-0 G6-3 ②	
24 Joe Crede, R OBP: 0.255, SLG: 0.340 (1, 5)		0-2 F8 ③		1-2 HR		0-0 G3 ③		3-3 K ③	
Sandy Alomar Jr., R OBP: 0.306, SLG: 0.426 (1, 2)			2-2 P3 ①		1-2 L3 ①			0-2 G5-3 ①	

Inning Stats	R: 0	H: 1	E: 0	LOB: 1	K: 0	S: 13	R: 0	H: 1	E: 0	LOB: 1	K: 2	S: 15	R: 0	H: 0	E: 1	LOB: 2	K: 0	S: 16	R: 0	H: 0	E: 0	LOB: 0	K: 0	S: 9	R: 1	H: 1	E: 0	LOB: 0	K: 1	S: 12	R: 0	H: 0	E: 0	LOB: 0	K: 0	S: 6	R: 0	H: 0	E: 0	LOB: 0	K: 1	S: 9	R: 0	H: 1	E: 0	LOB: 2	K: 1	S: 13	R: 1	H: 1	E: 0	LOB: 0	K: 1	S: 14	1B: 3	SF: 0	2B: 0	SAC: 0	3B: 0	DP: 0	HR: 2	HBP: 0	WP: 0	PA: 35
--------------	------	------	------	--------	------	-------	------	------	------	--------	------	-------	------	------	------	--------	------	-------	------	------	------	--------	------	------	------	------	------	--------	------	-------	------	------	------	--------	------	------	------	------	------	--------	------	------	------	------	------	--------	------	-------	------	------	------	--------	------	-------	-------	-------	-------	--------	-------	-------	-------	--------	-------	--------

PITCHER	IP	WLS	BF	H	R	ER	SO	BB	IBB	HBP	BLK	WP	HR	S	P	ERA	WHIP
Freddy Garcia, R ERA: 3.83 (1, 1)	6.0	W	23	3	1	1	3	1	0	0	0	0	1	71	108	1.50	0.667
40 Julio Mateo, R ERA: 1.84 (7, 1)	2.0		8	1	0	0	2	1	0	0	0	0	0	22	33	0.00	1.000
Giovanni Carrara, R ERA: 4.3 (9, 1)	1.0		4	1	1	1	1	0	0	0	0	0	1	14	19	9.00	1.000


BOTTOM

Seattle Mariners @ Chicago White Sox
U.S. Cellular Field, Chicago, IL

Sat May 03 2003, 7:05 PM EDT
Att. 25,837 - Sunny - 55 F

livebaseballscorecards.com

AB	33
R	2
H	5
RBI	2
BB	2
SO	6
LOB	11



Batter	1	2	3	4	5	6	7	8	9	AB R H RBI BB SO LOB	TOP								
51 Ichiro Suzuki, L (1, 9) OBP: 0.326, SLG: 0.341	1-0 P3		0-1 HR		1-1 SH5-3 1B					3 2 2 1 0 0 0	Seattle Mariners @ Chicago White Sox U.S. Cellular Field, Chicago, IL Sun May 04 2003, 8:05 PM EDT Att. 15,413 - Overcast - 58 F livebaseballscorecards.com								
Carlos Guillen, S (1, 6) OBP: 0.359, SLG: 0.407	3-3 K		1-0 2B		1-1 SH5-3					2 0 1 0 0 1 0									
Bret Boone, R (1, 4) OBP: 0.396, SLG: 0.538	0-0 G6-3		2-1 F8		4-1 1B BB					2 0 0 0 1 0 1									
Edgar Martinez, R (1, 10) OBP: 0.480, SLG: 0.575		1-1 G6-3		1-0 HR	0-2 G1-6-3 1B					3 1 2 3 0 0 0									
John Olerud, L (1, 3) OBP: 0.379, SLG: 0.411		2-2 F8		0-1 F9	0-0 G1-6-3					3 0 0 0 0 0 2									
Mike Cameron, R (1, 8) OBP: 0.373, SLG: 0.511		0-0 1B		0-1 P6		0-0 G3				3 0 1 0 0 0 0									
Randy Winn, S (1, 7) OBP: 0.356, SLG: 0.368		1-3 K		0-1 HR						2 1 1 1 0 1 1									
Jeff Cirillo, R (1, 5) OBP: 0.300, SLG: 0.304			0-0 G6-3 1B		1-0 G4-3					2 0 1 0 0 0 0									
Ben Davis, S (1, 2) OBP: 0.308, SLG: 0.580			1-1 G6-3		0-1 SH5-3 51 1B					2 1 1 0 0 0 1									
Inning Stats	R: 0 E: 0 K: 1 S: 5	H: 0 LOB: 0 BB: 0 P: 9	R: 0 E: 0 K: 1 S: 9	H: 1 LOB: 1 BB: 0 P: 13	R: 1 E: 0 K: 0 S: 8	H: 3 LOB: 1 BB: 0 P: 12	R: 2 E: 0 K: 0 S: 8	H: 2 LOB: 0 BB: 0 P: 10	R: 2 E: 0 K: 0 S: 11	H: 3 LOB: 1 BB: 1 P: 17	R: 0 E: 0 K: 0 S: 1	H: 0 LOB: 0 BB: 0 P: 1	1B: 5 2B: 1 3B: 0 HR: 3	SF: 0 SAC: 1 DP: 2 HBP: 0	WP: 0 PA: 24 PB: 0 SB: 0 CS: 0				
PITCHER Bartolo Colon, R (1, 1) ERA: 4.37	IP 5.1	WLS L	BF 24	H 9	R 5	ER 5	SO 2	BB 1	IBB 0	HBP 0	BLK 0	WP 0	HR 3	S 42	P 62	ERA 8.44	WHIP 1.875	PITCHER	IP WLS BF H R ER SO BB IBB HBP BLK WP HR S P ERA WHIP

AB	22
R	5
H	9
RBI	5
BB	1
SO	2
LOB	5



Batter	1	2	3	4	5	6	7	8	9	AB	R	H	RBI	BB	SO	LOB
--------	---	---	---	---	---	---	---	---	---	----	---	---	-----	----	----	-----

D'Angelo Jimenez, S OBP: 0.408, SLG: 0.544 (1, 4)	3-2 1B FC9-2 2B		4-2 CS BB							1	0	1	0	1	0	0
Jose Valentin, S OBP: 0.339, SLG: 0.545 (1, 6)	0-0 2-3 1B		1-2 CS 1-2		0-1 G4-3					2	0	1	0	0	0	0
Frank Thomas, R OBP: 0.427, SLG: 0.444 (1, 10)	1-3 K				1-2 F8					2	0	0	0	0	1	2
Magglio Ordonez, R OBP: 0.339, SLG: 0.495 (1, 9)	1-0 FC9-2 3-H				0-1 G5-3					2	0	0	0	0	0	2
14 Paul Konerko, R OBP: 0.306, SLG: 0.360 (1, 3)		0-0 F9			3-1 24 2B G6-3 1B					2	1	1	0	0	0	0
Carlos Lee, R OBP: 0.282, SLG: 0.451 (1, 7)		0-3 K			1-3 K					2	0	0	0	0	2	1
24 Joe Crede, R OBP: 0.259, SLG: 0.353 (1, 5)		3-2 F8			0-0 1-3 2B					2	0	1	0	0	0	0
Miguel Olivo, R OBP: 0.236, SLG: 0.389 (1, 2)			2-0 P5		3-1 G6-3					2	0	0	1	0	0	1
Willie Harris, L OBP: 0.100, SLG: 0.100 (1, 8)			0-0 P5		3-H 1-0 F8					2	0	0	0	0	0	1

Inning Stats	R: 0	H: 2	E: 0	LOB: 1	K: 1	S: 10	R: 0	H: 0	E: 0	LOB: 0	K: 1	S: 11	R: 0	H: 0	E: 0	LOB: 0	K: 0	S: 7	R: 0	H: 0	E: 0	LOB: 0	K: 0	S: 9	R: 1	H: 2	E: 0	LOB: 1	K: 1	S: 11

PITCHER	IP	WLS	BF	H	R	ER	SO	BB	IBB	HBP	BLK	WP	HR	S	P	ERA	WHIP
Gil Meche, R ERA: 2.43 (1, 1)	5.0	W	18	4	1	1	3	1	0	0	0	0	0	48	72	1.80	1.000

BOTTOM

Seattle Mariners @ Chicago White Sox
 U.S. Cellular Field, Chicago, IL
 Sun May 04 2003, 8:05 PM EDT
 Att. 15,413 - Overcast - 58 F

AB	17
R	1
H	4
RBI	1
BB	1
SO	3
LOB	7



WP	PA	ERA	WHIP
0	19		

Batter	1	2	3	4	5	6	7	8	9	AB R H RBI BB SO LOB	TOP									
D'Angelo Jimenez, S (1, 4) OBP: 0.403, SLG: 0.542	3-2 G5-3			1-1 F7		3-1 G6-3			1-1 2B	4 0 1 0 0 0 0										
Jose Valentin, S (1, 6) OBP: 0.336, SLG: 0.534	1-3 K			2-2 BB 1B			0-1 L8		1-1 P4	4 0 1 0 0 1 1										
Frank Thomas, R (1, 10) OBP: 0.422, SLG: 0.430	1-3 K			4-0 G6-4-3 1-2 BB			1-2 G6-3		1-1 F9	3 0 0 0 1 1 1										
Magglio Ordonez, R (1, 9) OBP: 0.344, SLG: 0.500		4-2 14 G4-6-3 BB		0-1 G6-4-3 1-2f			1-0 2B		0-0 L5	3 0 1 0 1 0 3										
14 Paul Konerko, R (1, 3) OBP: 0.298, SLG: 0.350		0-1 G4-6-3 1-2f		1-1 G6-3			1-3 K			3 0 0 0 0 1 2										
Carlos Lee, R (1, 7) OBP: 0.274, SLG: 0.438		1-1 F8		0-3 K			0-1 G5-3			3 0 0 0 0 1 0										
24 Joe Crede, R (1, 5) OBP: 0.261, SLG: 0.352			2-1 F9		2-2 G5-3			0-0 1B		3 0 1 0 0 0 0										
Sandy Alomar Jr., R (1, 2) OBP: 0.308, SLG: 0.420			0-0 P4			0-2 G4-3 1B		1-2 F8		3 0 1 0 0 0 1										
Willie Harris, L (1, 8) OBP: 0.077, SLG: 0.077			2-2 G3-1			0-0 G4-3 1-2f		2-2 L6		3 0 0 0 0 0 2										
Inning Stats	R: 0 E: 0 K: 2 S: 10	H: 0 LOB: 0 BB: 0 P: 15	R: 0 E: 0 K: 0 S: 6	H: 0 LOB: 0 BB: 1 P: 11	R: 0 E: 0 K: 0 S: 6	H: 0 LOB: 0 BB: 0 P: 10	R: 0 E: 0 K: 0 S: 7	H: 1 LOB: 1 BB: 1 P: 14	R: 0 E: 0 K: 1 S: 8	H: 0 LOB: 0 BB: 0 P: 11	R: 0 E: 0 K: 1 S: 9	H: 1 LOB: 1 BB: 0 P: 12	R: 0 E: 0 K: 1 S: 10	H: 1 LOB: 1 BB: 0 P: 13	R: 0 E: 0 K: 0 S: 7	H: 1 LOB: 1 BB: 0 P: 10	1B: 3 2B: 2 3B: 0 HR: 0	SF: 0 SAC: 0 DP: 3 HBP: 0	WP: 0 PB: 0 SB: 0 CS: 0	PA: 31
PITCHER Mark Mulder, L (1, 1) ERA: 2.6	IP: 9.0 WLS: W BF: 31 H: 5 R: 0 ER: 0 SO: 4 BB: 2 IBB: 0 HBP: 0 BLK: 0 WP: 0 HR: 0 S: 69 P: 105 ERA: 0.00 WHIP: 0.778																			
PITCHER	IP	WLS	BF	H	R	ER	SO	BB	IBB	HBP	BLK	WP	HR	S	P	ERA	WHIP			

Chicago White Sox @ Oakland Athletics
Network Associates Coliseum, Oakland, CA

Tue May 06 2003, 10:05 PM EDT
Att. 10,695 - Cloudy - 57 F

livebaseballscorecards.com

AB	29
R	0
H	5
RBI	0
BB	2
SO	4
LOB	10



Batter	1	2	3	4	5	6	7	8	9	AB	R	H	RBI	BB	SO	LOB
Mark Ellis, R OBP: 0.317, SLG: 0.424 (1, 4)	2-2 BB G1-3 E 1B	2-2 F9		1-1 2-H 1B			1-0 P6			4	1	2	0	0	0	1
Scott Hatteberg, L OBP: 0.379, SLG: 0.442 (1, 3)	0-1 G1-3 1-2	1-2 G3			2-1 F7		2-0 P4			4	0	0	0	0	0	2
3 Eric Chavez, L OBP: 0.371, SLG: 0.518 (1, 5)	1-0 F9		2-2 G6-3		0-1 G5-3			0-1 G4-3		4	0	0	0	0	0	1
Miguel Tejada, R OBP: 0.245, SLG: 0.305 (1, 6)	4-1 BB E BB		2-1 G5-3		1-2 G1-3			0-1 E6 HR		3	2	0	0	1	0	0
Erubiel Durazo, L OBP: 0.391, SLG: 0.509 (1, 10)	4-0 E BB		2-3 K			0-0 P3		1-1 2-H HR		3	2	1	2	1	1	0
Ramon Hernandez, R OBP: 0.396, SLG: 0.522 (1, 2)	3-2 E4 1B 1-H 2-H 3-H			0-1 L3		2-0 F9		1-3 K		4	0	0	0	0	1	0
Eric Byrnes, R OBP: 0.381, SLG: 0.439 (1, 8)	1-1 1-2 1B			1-2 1B SF9 1B		1-1 G5-3		0-0 G3-1		4	1	2	0	0	0	0
Terrence Long, L OBP: 0.320, SLG: 0.447 (1, 9)	0-3 K			0-1 SF9 1B 1B			2-1 1B			3	0	2	0	0	1	2
Adam Piatt, R OBP: 0.118, SLG: 0.375 (1, 7)		3-2 G5-3		0-0 SF9			1-0 L6			2	0	0	1	0	0	1

Inning Stats	R: 3	H: 2	E: 1	LOB: 2	K: 1	S: 15	P: 30	R: 0	H: 0	E: 0	LOB: 0	K: 0	S: 10	P: 16	R: 0	H: 0	E: 0	LOB: 0	K: 1	S: 8	P: 14	R: 1	H: 3	E: 0	LOB: 2	K: 0	S: 10	P: 12	R: 0	H: 0	E: 0	LOB: 0	K: 0	S: 7	P: 10	R: 0	H: 0	E: 0	LOB: 0	K: 0	S: 4	P: 7	R: 0	H: 1	E: 0	LOB: 1	K: 0	S: 5	P: 11	R: 2	H: 1	E: 1	LOB: 0	K: 1	S: 10	P: 12
--------------	------	------	------	--------	------	-------	-------	------	------	------	--------	------	-------	-------	------	------	------	--------	------	------	-------	------	------	------	--------	------	-------	-------	------	------	------	--------	------	------	-------	------	------	------	--------	------	------	------	------	------	------	--------	------	------	-------	------	------	------	--------	------	-------	-------

PITCHER	IP	WLS	BF	H	R	ER	SO	BB	IBB	HBP	BLK	WP	HR	S	P	ERA	WHIP
56 Mark Buehrle, L ERA: 3.54 (1, 1)	7.1	L	32	7	6	2	2	2	2	0	0	0	1	65	107	2.46	1.227
Tom Gordon, R ERA: 3.94 (8, 1)	0.2		2	0	0	0	1	0	0	0	0	0	0	4	5	0.00	0.000

BOTTOM

Chicago White Sox @ Oakland Athletics
Network Associates Coliseum, Oakland, CA
 Tue May 06 2003, 10:05 PM EDT
 Att: 10,695 - Cloudy - 57 F

AB	31
R	6
H	7
RBI	3
BB	2
SO	3
LOB	7



WP	HR	S	P	ERA	WHIP
0	0	0	0	0	0

Batter	1	2	3	4	5	6	7	8	9	AB R H RBI BB SO LOB	TOP											
Tony Graffanino, R (1, 4) OBP: 0.444, SLG: 0.614	2-1 S 1B		2-0 1B 3B 2B	4-2 1-2 2B BB	4-1 1-2 BB		4-2 1B BB		4-2 2B BB	2 2 2 0 4 0 0												
Frank Thomas, R (1, 10) OBP: 0.433, SLG: 0.465	0-1 F9		2-1 3B 1B	3-2 1-3 2B	1-1 F7		0-1 1B		1-0 1-H 2B	6 1 4 1 0 0 4												
Magglio Ordonez, R (1, 9) OBP: 0.336, SLG: 0.500	1-2 P4		2-2 14 FC4 3B	2-3 K		1-2 G4-3	0-0 P4		1-0 F9	6 1 1 2 0 1 6												
14 Paul Konerko, R (1, 3) OBP: 0.286, SLG: 0.333	0-1 L5		0-1 FC4 24 1B	3-3 K		2-2 E6 1B WP	2-0 F9			5 2 0 1 0 1 5												
24 Joe Crede, R (1, 5) OBP: 0.267, SLG: 0.349		1-3 K	1-2 BB G1-2-3 1B		4-0 CS HBP	3-2 L9		3-3 K		4 0 1 1 0 2 1												
Carlos Lee, R (1, 7) OBP: 0.280, SLG: 0.436		0-0 F9	1-0 BB 1B		1-1 P4	2-2 E 1B 1B		1-1 G5-3		5 0 2 1 0 0 1												
Miguel Olivo, R (1, 2) OBP: 0.283, SLG: 0.466		3-2 HR	4-2 1-2 2-3 BB		1-1 2B 1B	1-2 E6 1B		1-1 G4-3		4 2 3 1 1 0 0												
Jose Valentin, S (1, 6) OBP: 0.331, SLG: 0.528		1-0 F9	0-1 G1-2-3		0-1 1-H 2B	2-0 G3			1-2 L9	5 0 1 1 0 0 5												
Willie Harris, L (1, 8) OBP: 0.111, SLG: 0.059			0-0 B5-3	0-2 E4 CS		4-1 BB BB		0-0 G4-3	1-3 K	4 0 0 0 1 1 0												
Inning Stats	R: 0 E: 0 K: 0 S: 11	H: 1 LOB: 1 BB: 0 P: 14	R: 1 E: 0 K: 1 S: 9	H: 1 LOB: 0 BB: 0 P: 14	R: 4 E: 1 K: 0 S: 19	H: 5 LOB: 2 BB: 1 P: 31	R: 0 E: 1 K: 2 S: 15	H: 1 LOB: 2 BB: 1 P: 27	R: 1 E: 0 K: 0 S: 10	H: 2 LOB: 3 BB: 2 P: 25	R: 1 E: 2 K: 0 S: 16	H: 2 LOB: 2 BB: 0 P: 27	R: 0 E: 0 K: 0 S: 8	H: 1 LOB: 2 BB: 1 P: 14	R: 0 E: 0 K: 1 S: 7	H: 0 LOB: 0 BB: 0 P: 12	R: 1 E: 0 K: 1 S: 10	H: 1 LOB: 1 BB: 1 P: 18	1B: 8 2B: 4 3B: 1 HR: 1	SF: 0 SAC: 0 DP: 1 HBP: 1	WP: 1 PB: 0 SB: 1 CS: 2	PA: 48
PITCHER	IP WLS BF H R ER SO BB IBB HBP BLK WP HR S P ERA WHIP																					
Ted Lilly, L (1, 1) ERA: 4.1	3.1 L 20 8 5 5 1 2 0 0 0 0 1 48 75 13.50 3.000																					
Jeremy Fikac, R (4, 1) ERA: 4.61	1.2 9 2 1 1 2 2 0 1 0 0 0 16 36 5.40 2.400																					
Mike Neu, R (6, 1) ERA: 1.13	2.0 11 3 1 0 0 1 0 0 0 1 0 24 41 0.00 2.000																					
Chad Bradford, R (8, 1) ERA: 3.18	1.0 3 0 0 0 1 0 0 0 0 0 0 7 12 0.00 0.000																					
Ricardo Rincon, L (9, 1) ERA: 3.29	1.0 5 1 1 1 1 1 0 0 0 0 0 10 18 9.00 2.000																					

Chicago White Sox @ Oakland Athletics
Network Associates Coliseum, Oakland, CA

Wed May 07 2003, 10:05 PM EDT
Att. 20,715 - Sunny - 59 F

livebaseballscorecards.com

AB	41
R	8
H	14
RBI	8
BB	6
SO	5
LOB	22



Batter	1	2	3	4	5	6	7	8	9	AB R H RBI BB SO LOB
Mark Ellis, R OBP: 0.319, SLG: 0.426 (1, 4)	G4-3		2B		1B BB		K		L1	4 0 1 0 1 1 1
Scott Hatteberg, L OBP: 0.380, SLG: 0.441 (1, 3)	3B 1B		G5-3		1B			G4-3	F7	5 0 2 1 0 0 1
3 Eric Chavez, L OBP: 0.360, SLG: 0.500 (1, 5)	G3-6-3		G4-3		L6			K		4 0 0 0 0 1 4
Miguel Tejada, R OBP: 0.252, SLG: 0.328 (1, 6)		HR				F9		BB 1B BB		3 2 1 1 1 1 0
Erubiel Durazo, L OBP: 0.386, SLG: 0.495 (1, 10)		G1-3		G4-3		G3		BB 1B BB		3 1 0 0 1 0 0
Ramon Hernandez, R OBP: 0.400, SLG: 0.511 (1, 2)		FC5-4 BB		P4		L8		1B BB		2 0 0 0 2 0 0
Terrence Long, L OBP: 0.333, SLG: 0.448 (1, 9)		FC5-4			FC3-6 BB		G4-3 HBP	1B		2 0 1 2 1 0 1
Eric Byrnes, R OBP: 0.356, SLG: 0.410 (1, 7)		FC5-4		P3		G4-3		P4		4 0 0 0 0 0 5
Chris Singleton, L OBP: 0.330, SLG: 0.417 (1, 8)			L7		FC3-6 BB		K		F8	3 1 0 0 0 1 2
Adam Piatt, R OBP: 0.111, SLG: 0.353 (9, PH)					1B					1 0 0 0 0 0 0

Inning Stats	R: 0	H: 1	E: 0	LOB: 0	K: 0	S: 7	R: 1	H: 1	E: 0	LOB: 1	K: 0	S: 13	R: 0	H: 0	E: 0	LOB: 0	K: 1	S: 8	R: 1	H: 1	E: 0	LOB: 2	K: 0	S: 15	R: 0	H: 0	E: 0	LOB: 0	K: 0	S: 9	R: 0	H: 0	E: 0	LOB: 1	K: 2	S: 15	R: 2	H: 1	E: 0	LOB: 2	K: 1	S: 12	R: 0	H: 0	E: 0	LOB: 0	K: 0	S: 9	1B: 3	SF: 0	2B: 1	SAC: 0	3B: 0	DP: 1	HR: 1	HBP: 1	WP: 0	PA: 38
--------------	------	------	------	--------	------	------	------	------	------	--------	------	-------	------	------	------	--------	------	------	------	------	------	--------	------	-------	------	------	------	--------	------	------	------	------	------	--------	------	-------	------	------	------	--------	------	-------	------	------	------	--------	------	------	-------	-------	-------	--------	-------	-------	-------	--------	-------	--------

PITCHER	IP	WLS	BF	H	R	ER	SO	BB	IBB	HBP	BLK	WP	HR	S	P	ERA	WHIP
Esteban Loaiza, R ERA: 2.36 (1, 1)	6.0	W	24	4	2	2	1	3	0	0	0	0	1	65	103	3.00	1.167
Kelly Wunsch, L ERA: (7, 1)	1.2		6	0	0	0	3	0	0	1	0	0	0	20	31	0.00	0.000
Tom Gordon, R ERA: 5.06 (8, 1)	0.0		3	0	0	0	0	3	0	0	0	0	0	4	16	∞	∞
Damaso Marte, L ERA: 2.08 (8, 1)	1.1	S	5	1	2	2	0	0	0	0	0	0	0	12	17	13.50	0.750


BOTTOM

Chicago White Sox @ Oakland Athletics
 Network Associates Coliseum, Oakland, CA

Wed May 07 2003, 10:05 PM EDT
 Att. 20,715 - Sunny - 59 F

livebaseballscores.com

AB	31
R	4
H	5
RBI	4
BB	6
SO	4
LOB	14



Batter	1	2	3	4	5	6	7	8	9	AB R H RBI BB SO LOB	TOP									
Tony Graffano, R (1, 6) OBP: 0.407, SLG: 0.551	1-1 G5-3		0-0 G6-3		2-1 F8		0-3 K	1-2 G5-3		5 0 0 0 0 1 4										
Frank Thomas, R (1, 10) OBP: 0.432, SLG: 0.485	2-3 K		4-1 HR BB		0-1 G5-3		1-3 K		1-0 HR	4 2 1 1 1 2 1										
Magglio Ordonez, R (1, 9) (8, 8) OBP: 0.345, SLG: 0.524	4-1 14 1B BB		1-1 1-H HR		1-0 14 FC4-6 1B			2-3 K	1-1 P6	4 1 2 2 1 1 0										
14 Paul Konerko, R (1, 3) OBP: 0.290, SLG: 0.345	1-1 1-2 1B		1-1 2B		1-0 FC4-6			G5-3	1-0 P5	5 0 2 0 0 0 1										
24 Joe Crede, R (1, 5) OBP: 0.273, SLG: 0.351	1-0 F7		1-0 F9			0-1 G1-3		3-2 HBP BB 1B	0-1 1B	5 1 2 0 0 0 3										
Carlos Lee, R (1, 7) OBP: 0.285, SLG: 0.435		1-2 G3-1		2-2 F8		1-0 G6-4-3 1B		3-2 BB HBP BB 1B	3-3 K	5 1 2 0 0 1 1										
Miguel Olivo, R (1, 2) OBP: 0.297, SLG: 0.459		1-1 L8		3-2 1B		1-0 G6-4-3		3-1 BB BB HBP		3 0 1 0 0 0 1										
D'Angelo Jimenez, S (1, 4) OBP: 0.398, SLG: 0.527		1-3 K		0-0 F8			1-1 F8	4-2 BB BB		3 0 0 1 1 1 1										
Willie Harris, L (1, 8) OBP: 0.143, SLG: 0.100			2-3 K		0-2 K		1-2 1B	4-2 BB		3 0 1 0 0 2 1										
Brian Daubach, L (8, PH) OBP: 0.243, SLG: 0.097								1-2 2-3 3-H BB		0 0 0 1 1 0 0										
Inning Stats	R: 0 E: 0 K: 1 S: 9	H: 1 LOB: 2 BB: 1 P: 18	R: 0 E: 0 K: 1 S: 8	H: 0 LOB: 0 BB: 0 P: 11	R: 2 E: 0 K: 1 S: 10	H: 2 LOB: 1 BB: 1 P: 19	R: 0 E: 0 K: 1 S: 11	H: 1 LOB: 1 BB: 0 P: 16	R: 0 E: 0 K: 0 S: 6	H: 1 LOB: 0 BB: 0 P: 10	R: 0 E: 0 K: 2 S: 12	H: 1 LOB: 1 BB: 0 P: 15	R: 2 E: 0 K: 1 S: 23	H: 2 LOB: 3 BB: 2 P: 46	R: 1 E: 0 K: 1 S: 12	H: 2 LOB: 1 BB: 0 P: 18	1B: 8 2B: 1 3B: 0 HR: 2	SF: 0 SAC: 0 DP: 1 HBP: 1	WP: 0 PB: 0 SB: 0 CS: 0	PA: 42
PITCHER	IP WLS BF H R ER SO BB IBB HBP BLK WP HR S P ERA WHIP																			
John Halama, L (1, 1) ERA: 3.77	6.1 W 27 7 2 2 4 2 0 0 0 0 0 1 54 88 2.84 1.421																			
Jim Mecir, R (7, 1) ERA: 8.31	1.1 H 6 2 2 2 3 0 0 0 0 0 0 0 20 32 13.50 1.500																			
Jeremy Fikac, R (8, 1) ERA: 4.61	0.0 2 0 0 0 0 1 0 1 0 0 0 0 3 10 ∞ ∞																			
Keith Foulke, R (8, 1) ERA: 3.06	1.1 S 7 2 1 1 1 1 0 0 0 0 0 1 18 29 6.75 2.250																			

Chicago White Sox @ Oakland Athletics
Network Associates Coliseum, Oakland, CA

Thu May 08 2003, 3:35 PM EDT
Att. 12,329 - Cloudy - 59 F

AB	37
R	5
H	11
RBI	5
BB	4
SO	8
LOB	13



Batter	1	2	3	4	5	6	7	8	9	AB	R	H	RBI	BB	SO	LOB
Mark Ellis, R OBP: 0.315, SLG: 0.418 (1, 4)	F9		F7			FC6-4		F7		5	0	1	0	0	0	4
Scott Hatteberg, L OBP: 0.380, SLG: 0.434 (1, 3)	G1-3							G2-6-3		4	1	1	1	1	1	1
3 Eric Chavez, L OBP: 0.364, SLG: 0.525 (1, 5)	G1-3		L8							4	2	2	1	0	0	1
Miguel Tejada, R OBP: 0.265, SLG: 0.370 (1, 6)										4	3	3	3	0	0	0
Erubiel Durazo, L OBP: 0.382, SLG: 0.496 (1, 10)										4	1	1	1	0	1	2
Ramon Hernandez, R OBP: 0.394, SLG: 0.510 (1, 2)										4	0	1	1	0	1	2
Terrence Long, L OBP: 0.331, SLG: 0.450 (1, 9)										4	0	1	1	0	0	2
Eric Byrnes, R OBP: 0.366, SLG: 0.431 (1, 7)										4	1	2	0	0	0	2
Chris Singleton, L OBP: 0.337, SLG: 0.420 (1, 8)										4	0	2	0	0	0	1

Inning Stats	R: 0	H: 0	E: 0	K: 10	S: 10	LOB: 0	BB: 0	P: 17	R: 0	H: 1	E: 0	K: 10	S: 10	LOB: 1	BB: 0	P: 13	R: 1	H: 2	E: 0	K: 12	S: 12	LOB: 1	BB: 0	P: 16	R: 1	H: 2	E: 0	K: 14	S: 14	LOB: 0	BB: 0	P: 20	R: 3	H: 3	E: 0	K: 11	S: 11	LOB: 0	BB: 1	P: 23	R: 0	H: 2	E: 0	K: 12	S: 12	LOB: 2	BB: 0	P: 20	R: 3	H: 3	E: 1	K: 1	S: 22	LOB: 1	BB: 0	P: 35	R: 0	H: 1	E: 0	K: 6	S: 6	LOB: 0	BB: 0	P: 8
1B: 7	SF: 0	2B: 5	SAC: 0	3B: 0	DP: 1	HR: 2	HBP: 0																																																									


BOTTOM

Chicago White Sox @ Oakland Athletics
 Network Associates Coliseum, Oakland, CA

Thu May 08 2003, 3:35 PM EDT
 At: 12,329 - Cloudy - 59 F

livebaseballscorecards.com

AB	37
R	8
H	14
RBI	8
BB	1
SO	3
LOB	15



PITCHER	IP	WLS	BF	H	R	ER	SO	BB	IBB	HBP	BLK	WP	HR	S	P	ERA	WHIP
Jon Garland, R ERA: 6.88 (1, 1)	5.0	L	23	8	5	5	2	1	0	0	0	0	1	57	89	9.00	1.800
Rick White, R ERA: 4.91 (6, 1)	1.2		10	4	3	1	1	0	0	0	0	0	1	23	39	5.40	2.400
David Sanders, L ERA: 3.86 (7, 1)	0.1		2	1	0	0	0	0	0	0	0	0	0	11	16	0.00	3.000
Billy Koch, R ERA: 7.98 (8, 1)	1.0		3	1	0	0	0	0	0	0	0	0	0	6	8	0.00	1.000

Batter	1	2	3	4	5	6	7	8	9	AB R H RBI BB SO LOB	TOP									
D'Angelo Jimenez, S OBP: 0.394, SLG: 0.518 (1, 4)	1-1 HR 1B		0-0 F7		0-1 G4-3		1-1 P4			4 1 1 0 0 0 1										
Jose Valentin, S OBP: 0.336, SLG: 0.554 (1, 6)	0-0 HR 1-H		1-0 CS BB 1B		0-2 G3-1		2-2 F9			4 1 2 2 0 0 1										
Frank Thomas, R OBP: 0.420, SLG: 0.467 (1, 10)	0-0 F9		3-1 F9		0-1 F7			3-1 F9		4 0 0 0 0 0 1										
Magglio Ordonez, R OBP: 0.350, SLG: 0.520 (1, 9)	1-3 K		4-1 BB 1-2		2-3 K			0-1 G4-6-3 1B		3 0 1 0 1 2 0										
Armando Rios, L OBP: 0.314, SLG: 0.404 (1, 8)	1-1 F7		0-0 CS 2-3	1-2 24 1B		3-1 F8		1-2 G4-6-3 1-2f		4 0 1 0 0 0 1										
14 Paul Konerko, R OBP: 0.269, SLG: 0.342 (1, 3)		3-2 1B 1B		1-0 F8		1-2 F7		0-0 F8		4 0 1 0 0 0 1										
Brian Daubach, L OBP: 0.283, SLG: 0.176 (1, 7)		2-1 G6-3 1B 1-2		1-1 F8		3-2 24 G6-3 FC5 2B		4-2 BB		3 1 2 0 1 0 1										
24 Joe Crede, R OBP: 0.272, SLG: 0.347 (1, 5)		0-0 L9		0-1 SAFE F8 1-2 1B		0-0 G6-3		1-1 F9		4 0 1 0 0 0 4										
Sandy Alomar Jr., R OBP: 0.286, SLG: 0.389 (1, 2)		0-1 G6-3 1-2f		0-0 F8		0-1 FC5 3-H		2-2 F9		4 0 0 1 0 0 5										
Inning Stats	R: 2 E: 0 K: 1 S: 10	H: 2 LOB: 0 BB: 0 P: 13	R: 0 E: 0 K: 0 S: 8	H: 2 LOB: 1 BB: 0 P: 13	R: 0 E: 0 K: 0 S: 5	H: 1 LOB: 1 BB: 1 P: 13	R: 0 E: 0 K: 0 S: 9	H: 2 LOB: 2 BB: 0 P: 12	R: 0 E: 0 K: 1 S: 9	H: 0 LOB: 0 BB: 0 P: 15	R: 1 E: 0 K: 0 S: 11	H: 1 LOB: 1 BB: 0 P: 17	R: 0 E: 0 K: 0 S: 7	H: 1 LOB: 0 BB: 0 P: 11	R: 0 E: 0 K: 0 S: 11	H: 0 LOB: 1 BB: 1 P: 18	1B: 7 2B: 1 3B: 0 HR: 1	SF: 0 SAC: 0 DP: 2 HBP: 0	WP: 0 PB: 0 SB: 0 CS: 1	PA: 37
PITCHER	IP WLS BF H R ER SO BB IBB HBP BLK WP HR S P ERA WHIP																			
Ryan Franklin, R ERA: 3.8 (1, 1)	7.1 W 31 9 3 3 2 1 0 0 0 0 1 63 97 3.68 1.364																			
Shigetoshi Hasegawa, R ERA: 0.44 (8, 1)	0.2 H 1 0 0 0 0 0 0 0 0 0 0 3 4 0.00 0.000																			
Jeff Nelson, R ERA: 2.92 (9, 1)	1.0 S 4 0 0 0 0 1 0 0 0 0 0 0 11 18 0.00 1.000																			

Chicago White Sox @ Seattle Mariners
 Safeco Field, Seattle, WA
 Fri May 09 2003, 7:05 PM PDT
 Att. 38,749 - Sunny - 62 F

livebaseballscorecards.com

AB	34
R	3
H	9
RBI	3
BB	2
SO	2
LOB	15



Batter	1	2	3	4	5	6	7	8	9
51 Ichiro Suzuki, L OBP: 0.333, SLG: 0.348 (1, 9)	1-0 F9 ①		2-1 SH2-4 1B 1-2	2-1 F9 ③		0-0 3B 1B		0-2 P6 ①	
Carlos Guillen, S OBP: 0.374, SLG: 0.451 (1, 6)	0-1 G6-4-3 1B		1-0 SH2-4 1-2 2-3		0-1 SF9 3B	2-2 1-H 2-H FC5-2-5-1 3B		1-3 K ②	
Bret Boone, R OBP: 0.385, SLG: 0.526 (1, 4)	1-0 G6-4-3 1-2f		0-3 K ②		2-0 SF9 3-H	2-2 G4-3 ①		3-2 2B ③	
Edgar Martinez, R OBP: 0.458, SLG: 0.558 (1, 10)		1-0 G6-3 ①	4-2 BB 1B BB		3-1 2B 2B	2-1 FC5-2-5-1 3-H		3-2 G5-3 ③	
John Olerud, L OBP: 0.394, SLG: 0.453 (1, 3)		4-2 FC6 HBP BB	3-1 BB 1B 1-2 2-H 3-H		4-0 2B BB	1-2 G4-3 ③			
Mike Cameron, R OBP: 0.373, SLG: 0.505 (1, 8)		1-0 FC6 HBP	4-1 BB		3-2 2B 1-3 2-H		0-3 K ①		
Randy Winn, S OBP: 0.358, SLG: 0.380 (1, 7)		1-0 FC6 1-2f 2-3	0-0 F8 ③		1-0 L3 ②		0-3 K ②		
Jeff Cirillo, R OBP: 0.301, SLG: 0.297 (1, 5)		1 SAFE L7 ③		3-1 G5-3 ①	3-2 F9 ③		4-1 BB ③		
Ben Davis, S OBP: 0.321, SLG: 0.574 (1, 2)			1-1 SH2-4 51 1B 1B	2-1 F7 ②		1-2 51 1B 3B 1B	1 SAFE G3 ③		

Inning Stats	R: 0 E: 0 K: 0 S: 4	H: 1 LOB: 0 BB: 0 P: 6	R: 0 E: 0 K: 0 S: 5	H: 0 LOB: 2 BB: 1 P: 14	R: 2 E: 0 K: 1 S: 14	H: 3 LOB: 3 BB: 2 P: 29	R: 0 E: 0 K: 0 S: 6	H: 0 LOB: 0 BB: 0 P: 13	R: 2 E: 0 K: 0 S: 13	H: 3 LOB: 2 BB: 1 P: 29	R: 2 E: 0 K: 0 S: 15	H: 3 LOB: 1 BB: 0 P: 23	R: 0 E: 0 K: 2 S: 9	H: 0 LOB: 1 BB: 1 P: 13	R: 0 E: 0 K: 1 S: 14	H: 1 LOB: 1 BB: 0 P: 21
1B: 6 2B: 3 3B: 2 HR: 0	SF: 1 SAC: 1 DP: 1 HBP: 1	WP: 0 PB: 0 SB: 0 CS: 0														

PITCHER	IP	WLS	BF	H	R	ER	SO	BB	IBB	HBP	BLK	WP	HR	S	P	ERA	WHIP
Dan Wright, R ERA: 8.31 (1, 1)	4.1	L	23	6	4	4	1	4	0	0	0	0	0	34	76	8.31	2.308
Gary Glover, R ERA: 4.02 (5, 1)	1.1		8	4	2	2	0	0	0	0	0	0	0	20	34	13.50	3.000
David Sanders, L ERA: 3.6 (6, 1)	0.1		1	0	0	0	0	0	0	0	0	0	0	3	4	0.00	0.000
Tom Gordon, R ERA: 4.76 (7, 1)	1.0		4	0	0	0	2	1	0	0	0	0	0	9	13	0.00	1.000
Kelly Wunsch, L ERA: (8, 1)	0.2		2	0	0	0	1	0	0	0	0	0	0	6	7	0.00	0.000


BOTTOM

Chicago White Sox @ Seattle Mariners
Safeco Field, Seattle, WA

Fri May 09 2003, 7:05 PM PDT
Att: 38,749 - Sunny - 62 F

livebaseballscorecards.com

AB	32
R	6
H	11
RBI	6
BB	5
SO	4
LOB	19



WP: 0	PA: 40
PB: 0	
SB: 0	
CS: 0	

Batter	1	2	3	4	5	6	7	8	9	AB R H RBI BB SO LOB	TOP	
Willie Harris, L (1, 8) OBP: 0.160, SLG: 0.125	0-3 K			0-0 F8		2-2 L7		2-2 1B		4 0 1 0 0 1 1		
D'Angelo Jimenez, S (1, 4) OBP: 0.397, SLG: 0.517	1-0 G4-3			1-2 1B		2-0 E 1B		1-0 B1		4 1 2 0 0 0 1		
Jose Valentin, S (1, 6) OBP: 0.326, SLG: 0.534	0-0 G3-1			2-3 K		0-0 P4		1-3 K		4 0 0 0 0 2 4		
Magglio Ordonez, R (1, 9) OBP: 0.347, SLG: 0.519		1-1 P3		1-3 K		1-0 E9 2B 1-H 2-H		2-1 G1-3		4 0 1 2 0 1 2		
Armando Rios, L (1, 10) OBP: 0.291, SLG: 0.373		0-3 K			3-2 G3	1-0 F7		1-0 G4-3		4 0 0 0 0 1 1		
Carlos Lee, R (1, 7) OBP: 0.291, SLG: 0.462		0-1 P4			2-0 HR		0-0 1B 24 G4-6-3 1B		1-0 L9	4 2 2 1 0 0 0		
Brian Daubach, L (1, 3) OBP: 0.311, SLG: 0.211			2-2 G4-3		2-1 L7		1-3 24 G4-6-3 1B		3-2 24 1B 1B	4 0 2 0 0 0 0		
24 Joe Crede, R (1, 5) OBP: 0.271, SLG: 0.344			1-0 F9		0-0 F8		2-1 G4-6-3		1-0 1-2 1B	4 0 1 0 0 0 1		
Miguel Olivo, R (1, 2) OBP: 0.294, SLG: 0.446			2-2 G5-3			2-2 E 1B	0-0 F7		3-2 G4-3	4 1 1 0 0 0 2		
Inning Stats	R: 0 E: 0 K: 1 S: 5 H: 0 LOB: 0 BB: 0 P: 6	R: 0 E: 0 K: 1 S: 7 H: 0 LOB: 0 BB: 0 P: 8	R: 0 E: 0 K: 0 S: 8 H: 0 LOB: 0 BB: 0 P: 13	R: 0 E: 0 K: 2 S: 13 H: 1 LOB: 1 BB: 0 P: 17	R: 1 E: 0 K: 0 S: 9 H: 1 LOB: 0 BB: 0 P: 16	R: 2 E: 1 K: 0 S: 10 H: 3 LOB: 1 BB: 0 P: 18	R: 1 E: 0 K: 0 S: 8 H: 2 LOB: 0 BB: 0 P: 12	R: 0 E: 0 K: 1 S: 10 H: 1 LOB: 1 BB: 0 P: 16	R: 0 E: 0 K: 0 S: 9 H: 2 LOB: 2 BB: 0 P: 18	1B: 8 2B: 1 3B: 0 HR: 1 SF: 0 SAC: 0 DP: 1 HBP: 0	WP: 0 PB: 0 SB: 0 CS: 0 PA: 36	
PITCHER	IP WLS BF H R ER SO BB IBB HBP BLK WP HR S P ERA WHIP											
Gil Meche, R (1, 1) ERA: 2.86	7.0 L 27 7 4 4 4 0 0 0 0 0 1 60 90 5.14 1.000											
Shigetoshi Hasegawa, R (8, 1) ERA: 0.42	1.0 4 1 0 0 1 0 0 0 0 0 0 10 16 0.00 1.000											
Giovanni Carrara, R (9, 1) ERA: 6.23	1.0 5 2 0 0 0 0 0 0 0 0 0 9 18 0.00 2.000											

Chicago White Sox @ Seattle Mariners
 Safeco Field, Seattle, WA
 Sat May 10 2003, 7:05 PM PDT
 Att. 43,123 - Sunny - 63 F

AB	36
R	4
H	10
RBI	3
BB	0
SO	5
LOB	12



WP: 0	PA: 36
PB: 0	
SB: 0	
CS: 0	

Batter	1	2	3	4	5	6	7	8	9	AB R H RBI BB SO LOB
51 Ichiro Suzuki, L OBP: 0.331, SLG: 0.366 (1, 9) B X	1-0 G3 ①		X 0-0 HR		S 2-2 L8 ② B B F T X			B 1-1 F8 ① C C X		4 1 1 1 0 0 0
Mark McLemore, S OBP: 0.305, SLG: 0.324 (1, 6) C F B S	1-3 K ②		B 4-2 BB B B T F S B		X 0-0 FC6-4 1B			B 1-3 K ② S C F F B		3 0 1 0 1 2 0
Bret Boone, R OBP: 0.381, SLG: 0.518 (1, 4) C B B X	2-1 WP HR 1B		1 SAFE 2-3 K ① 1 SAFE 1 SAFE		1 SAFE 0-2 FC6-4 ③ 1 SAFE X C C C			B 2-1 P3 ③ B C C X		4 1 1 0 0 1 2
Edgar Martinez, R OBP: 0.460, SLG: 0.586 16 Willie Bloomquist, R OBP: 0.268, SLG: 0.297 (1, 10) B B B X (9, PR)	3-0 HR 1-H		B 2-3 K ② S T F S B		B 1-1 G6-3 ① C C X			B 3-2 1B S 1B B C F F B B B X		4 1 2 2 0 1 1 0 0 0 0 0 0 0
John Olerud, L OBP: 0.383, SLG: 0.438 (1, 3) B C X	1-1 L6 ③		3-2 F8 ③ B B B C C X		B 3-1 G6-3 ② B B B C C X			B 3-1 L8 ① B B C C X		4 0 0 0 0 0 2
Mike Cameron, R OBP: 0.369, SLG: 0.495 (1, 8) C B B X		1-1 L7 ①		B 2-1 G6-3 ① B B F X		B 2-2 F8 ③ C C B C X		B 1-2 1B B 1 SAFE 1 SAFE C C C X		4 0 1 0 0 0 0
John Mabry, L OBP: 0.257, SLG: 0.323 Greg Colbrunn, R OBP: 0.276, SLG: 0.160 (1, 7) C C C C (9, PH)		4-2 BB		B 1-2 P2 ② B B B F X			X 0-0 F7 ①	B 1-2 K ③ F C F B T		2 0 0 0 1 0 0 1 0 0 0 0 1 1
Jeff Cirillo, R OBP: 0.302, SLG: 0.298 (1, 5) B X		1-0 L9 ②		B 1-0 L8 ③ B X			B 1-2 G6-3 1B C B C X			3 0 1 0 0 0 1
Ben Davis, S OBP: 0.305, SLG: 0.544 (1, 2) X		0-0 F8 ③			C 0-2 F9 ① F T X		B 0-0 G6-3 ② X ③			3 0 0 0 0 0 2

Inning Stats	R: 2	H: 2	E: 0	K: 1	S: 9	LOB: 0	BB: 0	P: 17	R: 0	H: 0	E: 0	K: 0	S: 8	LOB: 1	BB: 1	P: 14	R: 1	H: 1	E: 0	K: 2	S: 14	LOB: 1	BB: 1	P: 25	R: 0	H: 0	E: 0	K: 0	S: 6	LOB: 0	BB: 0	P: 10	R: 0	H: 1	E: 0	K: 0	S: 10	LOB: 1	BB: 0	P: 12	R: 0	H: 0	E: 0	K: 0	S: 7	LOB: 0	BB: 0	P: 13	R: 0	H: 1	E: 0	K: 0	S: 5	LOB: 0	BB: 0	P: 6	R: 0	H: 0	E: 0	K: 1	S: 7	LOB: 0	BB: 0	P: 11	R: 0	H: 2	E: 0	K: 1	S: 13	LOB: 1	BB: 0	P: 21	1B: 5	SF: 0	2B: 0	SAC: 0	3B: 0	DP: 1	HR: 2	HBP: 0	WP: 1	PA: 34
PITCHER	IP	WLS	BF	H	R	ER	SO	BB	IBB	HBP	BLK	WP	HR	S	P	ERA	WHIP																																																																	
Bartolo Colon, R ERA: 4.23 (1, 1)	8.0	W	31	6	3	3	4	2	0	0	0	1	2	71	116	3.38	1.000																																																																	
Damaso Marte, L ERA: 1.93 (9, 1)	1.0	S	3	1	0	0	1	0	0	0	0	0	0	8	13	0.00	1.000																																																																	

BOTTOM

Chicago White Sox @ Seattle Mariners
Safeco Field, Seattle, WA
Sat May 10 2003, 7:05 PM PDT
Att. 43,123 - Sunny - 63 F

livebaseballscorecards.com

AB	32
R	3
H	7
RBI	3
BB	2
SO	5
LOB	9



Batter	1	2	3	4	5	6	7	8	9	AB R H RBI BB SO LOB		
Tony Graffanino, R (1, 6) OBP: 0.397, SLG: 0.547	0-1 G5-3		0-0 2-H 2B		2-2 F9			2-3 K		4 0 1 1 0 1 0		
D'Angelo Jimenez, S (1, 4) OBP: 0.400, SLG: 0.508	0-1 G5-3		4-1 BB			1-2 G6-3		4-2 BB		2 0 0 0 2 0 0		
Frank Thomas, R (1, 10) OBP: 0.415, SLG: 0.486	1-3 K		2-2 P3			3-2 HR		2-2 G6-4-3		4 1 1 1 0 1 3		
Magglio Ordonez, R (1, 9) OBP: 0.344, SLG: 0.507		0-2 F8		4-1 14 S BB		1-0 P4			0-3 K	3 0 0 0 1 1 0		
Carlos Lee, R (1, 7) OBP: 0.290, SLG: 0.455		2-1 G4-3		2-3 SAFE SAFE SAFE		1-2 F7		1-2 1B		4 0 1 0 0 1 1		
14 Paul Konerko, R (1, 3) OBP: 0.280, SLG: 0.331		0-1 F9		3-2 F7		2-0 G5-3		1-1 F7		4 0 0 0 0 0 2		
24 Joe Crede, R (1, 5) OBP: 0.271, SLG: 0.336			1-1 F8		0-2 K		2-1 HBP	1-1 F8		3 0 0 0 0 1 2		
Sandy Alomar Jr., R (1, 2) OBP: 0.288, SLG: 0.375			4-2 SH1-3 2B BB		0-1 F8		2-1 F7			2 1 0 0 1 0 1		
Willie Harris, L (1, 8) OBP: 0.148, SLG: 0.115			0-0 SH1-3		0-0 G6-3		3-2 F7			2 0 0 0 0 0 1		
Inning Stats	R: 0 H: 0 E: 0 K: 1 S: 7 LOB: 0 BB: 0 P: 8	R: 0 H: 0 E: 0 K: 0 S: 7 LOB: 0 BB: 0 P: 9	R: 1 H: 1 E: 0 K: 0 S: 10 LOB: 2 BB: 2 P: 21	R: 0 H: 0 E: 0 K: 2 S: 10 LOB: 1 BB: 1 P: 19	R: 0 H: 0 E: 0 K: 0 S: 6 LOB: 0 BB: 0 P: 8	R: 1 H: 1 E: 0 K: 0 S: 11 LOB: 0 BB: 0 P: 17	R: 0 H: 0 E: 0 K: 0 S: 7 LOB: 1 BB: 0 P: 16	R: 0 H: 0 E: 0 K: 1 S: 11 LOB: 0 BB: 1 P: 19	R: 0 H: 1 E: 0 K: 1 S: 13 LOB: 1 BB: 0 P: 16	1B: 1 SF: 0 2B: 1 SAC: 1 3B: 0 DP: 1 HR: 1 HBP: 1		
PITCHER Jamie Moyer, L (1, 1) ERA: 3.61 Jeff Nelson, R (8, 1) ERA: 2.7 Kazuhiro Sasaki, R (9, 1) ERA: 7.36	IP WLS BF H R ER SO BB IBB HBP BLK WP HR S P ERA WHIP											PITCHER IP WLS BF H R ER SO BB IBB HBP BLK WP HR S P ERA WHIP
	7.0 W 27 2 2 2 3 3 0 1 0 0 1 58 98 2.57 0.714											

Chicago White Sox @ Seattle Mariners
Safeco Field, Seattle, WA
Sun May 11 2003, 1:05 PM PDT
Att. 45,383 - Cloudy - 58 F

AB	28
R	2
H	3
RBI	2
BB	4
SO	5
LOB	10



Batter	1	2	3	4	5	6	7	8	9	AB	R	H	RBI	BB	SO	LOB
51 Ichiro Suzuki, L OBP: 0.340, SLG: 0.369 (1, 9)	2-0 E BB 1B	0-0 FC4-6 BB 1-2f 2-3		2-0 G3 1-2	3-2 SAFE 1-3 3-H 1B		4-1 BB			4	1	2	1	1	0	3
Carlos Guillen, S OBP: 0.375, SLG: 0.438 (1, 6)	0-0 E8 BB 1-3 G1-2-3	4-2 SAFE 1-2 BB		4-2 BB	1-2 G6-3		1-2 K			3	0	0	0	2	1	4
Bret Boone, R OBP: 0.376, SLG: 0.507 (1, 4)	2-3 K	1-0 F7		0-3 K		1-1 S HR 1B	3-2 SAFE F9			5	1	1	0	0	2	8
Edgar Martinez, R OBP: 0.465, SLG: 0.608 (1, 10)	4-2 BB BB		4-1 G6-3 BB		1-0 HR	2-3 K	0-1 F9			3	1	1	1	2	1	2
Mike Cameron, R OBP: 0.378, SLG: 0.518 (1, 8)	4-2 BB 1-2 2-3 3-H		1-1 G6-3 1-2f		4-2 2B BB	1-2 2-H HR		0-0 G5-3		3	2	1	3	2	0	1
Greg Colbrunn, R OBP: 0.281, SLG: 0.286 (1, 3)	0-1 G1-2-3		1-1 HR		1-3 K	2-2 L9		1-0 F7		3	1	1	1	0	1	4
John Olerud, L OBP: 0.378, SLG: 0.431 (6, PH) (7, 3)										2	0	0	0	0	0	0
Randy Winn, S OBP: 0.366, SLG: 0.396 (1, 7)		0-1 51 FC4-6 1B	2-0 L8		0-0 1B 51 1B 2B	0-1 E 1B		3-2 P3		5	1	3	1	0	0	0
Jeff Cirillo, R OBP: 0.309, SLG: 0.306 (1, 5)		0-1 P6		0-1 FC4-6 1B	1-1 51 1B 1B	2-2 SAFE E6		1-2		4	0	2	0	0	0	2
Dan Wilson, R OBP: 0.338, SLG: 0.403 (1, 2)		0-1 51 FC4-6 1B		0-0 FC4-6 51 G3	2-2 P6	1-1 F8				4	0	1	0	0	0	5

Inning Stats	R: 1	H: 1	E: 1	K: 13	S: 13	LOB: 2	BB: 2	P: 25	R: 0	H: 2	E: 0	K: 10	S: 10	LOB: 3	BB: 1	P: 15	R: 1	H: 1	E: 0	K: 6	S: 6	LOB: 0	BB: 1	P: 14	R: 0	H: 1	E: 0	K: 1	S: 9	LOB: 2	BB: 1	P: 15	R: 3	H: 4	E: 0	K: 1	S: 20	LOB: 2	BB: 1	P: 33	R: 2	H: 3	E: 1	K: 1	S: 19	LOB: 2	BB: 0	P: 28	R: 0	H: 0	E: 0	K: 1	S: 9	LOB: 1	BB: 1	P: 17	R: 0	H: 0	E: 0	K: 0	S: 5	LOB: 0	BB: 0	P: 9
--------------	------	------	------	-------	-------	--------	-------	-------	------	------	------	-------	-------	--------	-------	-------	------	------	------	------	------	--------	-------	-------	------	------	------	------	------	--------	-------	-------	------	------	------	------	-------	--------	-------	-------	------	------	------	------	-------	--------	-------	-------	------	------	------	------	------	--------	-------	-------	------	------	------	------	------	--------	-------	------

PITCHER	IP	WLS	BF	H	R	ER	SO	BB	IBB	HBP	BLK	WP	HR	S	P	ERA	WHIP
56 Mark Buehrle, L ERA: 3.86 (1, 1)	5.0	L	29	9	5	4	3	6	0	0	0	0	2	58	102	7.20	3.000
Rick White, R ERA: 5.74 (6, 1)	1.0		7	3	2	2	1	0	0	0	0	0	1	19	28	18.00	3.000
David Sanders, L ERA: 2.57 (7, 1)	2.0		7	0	0	0	1	1	0	0	0	0	0	14	26	0.00	0.500


BOTTOM

Chicago White Sox @ Seattle Mariners
Safeco Field, Seattle, WA

Sun May 11 2003, 1:05 PM PDT
Att: 45,383 - Cloudy - 58 F

AB	36
R	7
H	12
RBI	7
BB	7
SO	5
LOB	29

WP: 0 PA: 43
PB: 0 SB: 1
CS: 0



1B	2B	3B	HR	SF	SAC	DP	HBP	WP	HR	S	P	ERA	WHIP
8	1	0	3	0	0	2	0	0	0	0	0		

Batter	1	2	3	4	5	6	7	8	9	AB R H RBI BB SO LOB	TOP									
Jerry Hairston, R (1, 4) OBP: 0.374, SLG: 0.377	2-3 K		1-1 G1-5-3 6 1B HBP		0-2 L9		0-1 G4-3			3 0 0 0 0 1 2										
6 Melvin Mora, R (1, 6) OBP: 0.409, SLG: 0.500	3-3 K		0-1 G1-5-3 1-2 1B			3-2 F8		1-3 K		4 0 1 0 0 2 0										
David Segui, S (1, 10) OBP: 0.452, SLG: 0.560 Jose Morban, S (8, PR) OBP: 0.333, SLG: 1.333	0-0 BB 1B		1-1 G1-5-3 1-2 2-3f			0-0 S 1B		2-2 BB 1B		4 0 3 0 0 0 2 0 0 0 0 0 0 0										
Jeff Conine, R (1, 3) OBP: 0.352, SLG: 0.403	4-2 1-2 BB		0-0 G1-3			3-3 K 1-2		3-3 SAFE K 1-2		3 0 0 0 1 2 3										
31 Jay Gibbons, L (1, 9) OBP: 0.329, SLG: 0.469	1-3 K			1-2 G3		0-0 L1			0-3 K	4 0 0 0 0 2 3										
Tony Batista, R (1, 5) OBP: 0.299, SLG: 0.385		1-2 1B		0-0 P5			2-3 K2-3		2-2 P4	4 0 1 0 0 1 0										
Larry Bigbie, L (1, 7) OBP: 0.365, SLG: 0.348		1-3 K		2-2 G1-3			4-0 1B BB		1-3 K	3 0 0 0 1 2 1										
Gary Matthews, S (1, 8) OBP: 0.248, SLG: 0.349		1-3 K		2-2 G4-3			SAFE 1-2 1B			3 0 1 0 0 1 1										
Geronimo Gil, R (1, 2) OBP: 0.294, SLG: 0.286		2-1 G4-3		0-0 P4			1-2 F8			3 0 0 0 0 0 3										
Inning Stats	R: 0 E: 0 K: 3 S: 14	H: 1 LOB: 2 BB: 1 P: 24	R: 0 E: 0 K: 2 S: 14	H: 1 LOB: 1 BB: 0 P: 19	R: 0 E: 0 K: 0 S: 6	H: 1 LOB: 1 BB: 0 P: 8	R: 0 E: 0 K: 0 S: 7	H: 0 LOB: 0 BB: 0 P: 10	R: 0 E: 0 K: 1 S: 10	H: 1 LOB: 1 BB: 0 P: 16	R: 0 E: 0 K: 1 S: 12	H: 1 LOB: 2 BB: 1 P: 19	R: 0 E: 0 K: 2 S: 13	H: 1 LOB: 1 BB: 0 P: 18	R: 0 E: 0 K: 2 S: 9	H: 0 LOB: 0 BB: 0 P: 12	1B: 6 2B: 0 3B: 0 HR: 0	SF: 0 SAC: 0 DP: 1 HBP: 1	WP: 0 PB: 0 SB: 1 CS: 0	PA: 34
PITCHER	IP WLS BF H R ER SO BB IBB HBP BLK WP HR S P ERA WHIP																			
Esteban Loaiza, R (1, 1) ERA: 2.05	7.0 W 28 5 0 0 7 2 0 0 1 0 0 0 70 105 0.00 1.000																			
Tom Gordon, R (8, 1) ERA: 4.5	1.0 H 3 1 0 0 2 0 0 0 0 0 0 0 13 18 0.00 1.000																			
Billy Koch, R (9, 1) ERA: 7.31	1.0 S 3 0 0 0 2 0 0 0 0 0 0 0 9 12 0.00 0.000																			

Baltimore Orioles @ Chicago White Sox
U.S. Cellular Field, Chicago, IL

Tue May 13 2003, 8:05 PM EDT
Att. 14,397 - Sunny - 63 F

livebaseballscorecards.com

AB 31
R 0
H 6
RBI 0
BB 2
SO 11
LOB 15



Batter	1	2	3	4	5	6	7	8	9
D'Angelo Jimenez, S OBP: 0.403, SLG: 0.508 (1, 4)	3-1 L9 1B		1-1 G4-3		0-0 SH1-3 1B		1-2 G3		
Jose Valentin, S OBP: 0.318, SLG: 0.521 (1, 6)	0-1 L9 1-2		3-3 K		1-0 SH1-3 1-2		3-3 K		
Frank Thomas, R OBP: 0.417, SLG: 0.496 (1, 10)	1-0 2B		3-2 G5-3		1-3 K			1-0 FC9-6 1B	
Magglio Ordonez, R OBP: 0.348, SLG: 0.511 (1, 9)	0-1 L8			1-0 G6-3 G3 2B	4-2 1B BB			3-2 F8	
Carlos Lee, R OBP: 0.289, SLG: 0.449 (1, 7)		1-2 G5-3		0-0 G6-3	1-0 1B			1-2 FC9-6 1-2f	
14 Paul Konerko, R OBP: 0.287, SLG: 0.325 (1, 3)		4-1 2B BB		4-1 G3 BB BB		0-1 F8		1-3 K2-3	
Tony Graffanino, R OBP: 0.409, SLG: 0.564 (1, 5)		1-2 2B		4-2 G3 BB		3-3 K			
Miguel Olivo, R OBP: 0.282, SLG: 0.426 (1, 2)		1-1 P2		1-1 G3		1-0 G6-3			
Willie Harris, L OBP: 0.167, SLG: 0.138 (1, 8)		2-2 K		2-3 K			1-2 G3 1B		

Inning Stats		R: 0	H: 2	E: 0	LOB: 1	K: 0	BB: 0	S: 7	P: 11
Inning Stats		R: 0	H: 1	E: 0	LOB: 2	K: 1	BB: 1	S: 14	P: 23
Inning Stats		R: 0	H: 0	E: 0	LOB: 0	K: 1	BB: 0	S: 10	P: 17
Inning Stats		R: 1	H: 1	E: 0	LOB: 2	K: 1	BB: 2	S: 10	P: 22
Inning Stats		R: 0	H: 2	E: 0	LOB: 2	K: 1	BB: 1	S: 8	P: 15
Inning Stats		R: 0	H: 0	E: 0	LOB: 0	K: 1	BB: 0	S: 9	P: 13
Inning Stats		R: 0	H: 1	E: 0	LOB: 0	K: 1	BB: 0	S: 10	P: 15
Inning Stats		R: 0	H: 1	E: 0	LOB: 1	K: 1	BB: 0	S: 13	P: 19

PITCHER	IP	WLS	BF	H	R	ER	SO	BB	IBB	HBP	BLK	WP	HR	S	P	ERA	WHIP
Omar Daal, L ERA: 5.01 (1, 1)	7.0	L	29	7	1	1	6	4	0	0	0	0	0	68	116	1.29	1.571
Willis Roberts, R ERA: 3.92 (8, 1)	1.0		4	1	0	0	1	0	0	0	0	0	0	13	19	0.00	1.000

PITCHER	IP	WLS	BF	H	R	ER	SO	BB	IBB	HBP	BLK	WP	HR	S	P	ERA	WHIP

AB R H RBI BB SO LOB

4	0	2	0	0	0	1
3	0	0	0	0	2	1
4	0	2	0	0	1	1
3	1	1	0	1	0	2
4	0	1	0	0	0	2
2	0	0	0	2	1	1
2	0	1	0	1	1	0
3	0	0	1	0	0	4
3	0	1	0	0	2	4

1B: 5	SF: 0	WP: 0	PA: 33
2B: 3	SAC: 1	PB: 0	
3B: 0	DP: 1	SB: 0	
HR: 0	HBP: 0	CS: 0	

Baltimore Orioles @ Chicago White Sox
U.S. Cellular Field, Chicago, IL
 Tue May 13 2003, 8:05 PM EDT
 Att. 14,397 - Sunny - 63 F

livebaseballscorecards.com

AB	28
R	1
H	8
RBI	1
BB	4
SO	7
LOB	16



Batter	1	2	3	4	5	6	7	8	9	AB	R	H	RBI	BB	SO	LOB
D'Angelo Jimenez, S OBP: 0.399, SLG: 0.508 (1, 4)	1-3 K		1-3 K		1-0 F7		2-0 1B 2B			4	1	1	0	0	2	1
Jose Valentin, S OBP: 0.316, SLG: 0.512 (1, 6)	1-3 K		2-3 K		3-2 F8		1-2 2B 1B			4	1	1	2	0	2	1
Frank Thomas, R OBP: 0.426, SLG: 0.538 (1, 10)	1-1 HR			0-3 K		1-1 G4-6-3 1B	0-0 WP 2B			4	1	3	2	0	1	0
Magglio Ordonez, R OBP: 0.346, SLG: 0.500 (1, 9)	3-1 P4			2-2 G5-3		1-2 F7	2-1 HBP			3	0	0	0	0	0	1
Carlos Lee, R OBP: 0.295, SLG: 0.458 (1, 7)		1-2 G6-3 2B		1-0 14 1B		1-2 G4-6-3	0-0 G1-3			4	0	2	0	0	0	3
14 Paul Konerko, R OBP: 0.295, SLG: 0.328 Willie Harris, L OBP: 0.194, SLG: 0.167 (7, PR) (8, 8)		2-2 G6-3		3-2 SAFE 1-3 1B		2-2 SH1-4 HBP	2-2 24 S 1B			2	0	1	0	0	0	1
Armando Rios, L OBP: 0.281, SLG: 0.358 Brian Daubach, L OBP: 0.304, SLG: 0.205 (8, 3)		0-2 G6-3		3-2 G3		0-0 SH1-4	0-3 K			2	0	0	0	0	0	3
24 Joe Crede, R OBP: 0.263, SLG: 0.326 (1, 5)		2-2 G6-3		1-1 G6-3		0-0 P5	1-1 G6-3			4	0	0	0	0	0	4
Sandy Alomar Jr., R OBP: 0.302, SLG: 0.383 (1, 2)			1-1 P4		0-1 1B		2-0 2B 1B 1B	2-0 P5		4	1	2	1	0	0	1

Inning Stats	R: 1	H: 1	R: 0	H: 1	R: 0	H: 0	R: 0	H: 2	R: 0	H: 1	R: 4	H: 4	R: 0	H: 1	1B: 7	SF: 0
	E: 0	LOB: 0	E: 0	LOB: 1	E: 0	LOB: 0	E: 0	LOB: 2	E: 0	LOB: 1	E: 0	LOB: 2	E: 0	LOB: 1	2B: 3	SAC: 1
	K: 2	BB: 0	K: 0	BB: 0	K: 1	BB: 0	K: 1	BB: 0	K: 0	BB: 0	K: 0	BB: 0	K: 1	BB: 0	3B: 0	DP: 1
	S: 10	P: 16	S: 14	P: 19	S: 11	P: 15	S: 17	P: 26	S: 8	P: 13	S: 13	P: 22	S: 9	P: 14	HR: 1	HBP: 2

PITCHER	IP	WLS	BF	H	R	ER	SO	BB	IBB	HBP	BLK	WP	HR	S	P	ERA	WHIP
Rick Helling, R ERA: 5.51 (1, 1)	6.2	L	28	8	5	5	5	0	0	1	0	0	1	74	112	6.75	1.200
B.J. Ryan, L ERA: 4.85 (7, 1)	0.0		1	1	0	0	0	0	0	0	0	0	0	4	5	∞	∞
Rick Bauer, R ERA: 5.11 (7, 1)	1.1		7	2	0	0	1	0	0	1	0	1	0	12	19	0.00	1.500

BOTTOM

Baltimore Orioles @ Chicago White Sox
 U.S. Cellular Field, Chicago, IL
 Wed May 14 2003, 8:05 PM EDT
 Att. 12,078 - Overcast - 56 F

livebaseballscorecards.com

AB	33
R	5
H	11
RBI	5
BB	0
SO	6
LOB	16



WP	PA	36
WP: 1	PA: 36	
PB: 0		
SB: 1		
CS: 0		

Batter	1	2	3	4	5	6	7	8	9	AB R H RBI BB SO LOB	TOP											
Jerry Hairston, R (1, 4) OBP: 0.374, SLG: 0.368	0-1 CS 1B		0-2 G5-3			2-2 G5-4-3 1-2f			2-0 HBP	3 0 1 0 0 0 1												
6 Melvin Mora, R (1, 8) OBP: 0.395, SLG: 0.480	1-3 K		2-3 K			2-0 F8			0-1 F9	4 0 0 0 0 2 2												
David Segui, S (1, 10) OBP: 0.413, SLG: 0.506	3-3 K			2-3 K			0-2 F8		1-1 L7	4 0 0 0 0 2 2												
Jeff Conine, R (1, 3) OBP: 0.347, SLG: 0.401		2-1 HR 1B		1-1 F8			1-3 K		0-3 K	4 1 1 0 0 2 1												
31 Jay Gibbons, L (1, 9) OBP: 0.327, SLG: 0.461		1-1 F7		0-2 P6			0-1 G3			3 0 0 0 0 0 1												
Tony Batista, R (1, 5) OBP: 0.301, SLG: 0.383		0-0 F7			1-0 F9			1-0 FC4 1B		3 0 1 0 0 0 1												
Larry Bigbie, L (1, 7) OBP: 0.373, SLG: 0.404		0-0 HR		4-2 G4-6-3 BB				0-0 FC4 FC6-4		2 1 1 2 1 0 1												
Deivi Cruz, R (1, 6) OBP: 0.207, SLG: 0.292		1-0 G5-3		0-1 G4-6-3				1-0 P5		3 0 0 0 0 0 2												
Geronimo Gil, R (1, 2) OBP: 0.295, SLG: 0.288			1-0 F9			0-2 G5-4-3 1B		1-0 FC6-4		3 0 1 0 0 0 1												
Inning Stats	R: 0 E: 0 K: 2 S: 8	H: 1 LOB: 1 BB: 0 P: 12	R: 2 E: 0 K: 0 S: 7	H: 2 LOB: 0 BB: 0 P: 11	R: 0 E: 0 K: 1 S: 8	H: 0 LOB: 0 BB: 0 P: 11	R: 0 E: 0 K: 1 S: 11	H: 0 LOB: 0 BB: 0 P: 14	R: 0 E: 0 K: 0 S: 5	H: 0 LOB: 0 BB: 1 P: 10	R: 0 E: 0 K: 0 S: 7	H: 1 LOB: 0 BB: 0 P: 11	R: 0 E: 0 K: 1 S: 9	H: 0 LOB: 0 BB: 0 P: 10	R: 0 E: 0 K: 0 S: 4	H: 1 LOB: 1 BB: 0 P: 7	R: 0 E: 0 K: 1 S: 7	H: 0 LOB: 1 BB: 0 P: 10	1B: 4 2B: 1 3B: 0 HR: 1	SF: 0 SAC: 0 DP: 3 HBP: 1	WP: 0 PB: 0 SB: 0 CS: 1	PA: 31
PITCHER	IP WLS BF H R ER SO BB IBB HBP BLK WP HR S P ERA WHIP																					
Bartolo Colon, R (1, 1) ERA: 3.98	8.0 W 28 5 2 2 5 1 0 1 0 0 1 59 88 2.25 0.750																					
Kelly Wunsch, L (9, 1) ERA:	1.0 3 0 0 0 1 0 0 0 0 0 0 7 8 0.00 0.000																					

Baltimore Orioles @ Chicago White Sox
U.S. Cellular Field, Chicago, IL
Thu May 15 2003, 8:05 PM EDT
Att. 11,886 - Sunny - 52 F

livebaseballscorecards.com

AB	29
R	2
H	5
RBI	2
BB	1
SO	6
LOB	12



Batter	1	2	3	4	5	6	7	8	9
D'Angelo Jimenez, S (1, 4) OBP: 0.399, SLG: 0.500	0-2 G3-1		0-1 G4-3		0-1 1B		1 SAFE 1-2 3B	1-3 K	
Jose Valentin, S (1, 6) OBP: 0.312, SLG: 0.496	2-0 F9		2-3 K		0-1 F8		4-2 SAFE BB 3B	2-3 K	
Frank Thomas, R (1, 10) OBP: 0.438, SLG: 0.566	1-1 L3		1-2 HR		3-1 1B		4-2 3B	4-1 HBP	
Magglio Ordonez, R (1, 9) OBP: 0.354, SLG: 0.514		0-1 2B 24 G6-4-3	3-3 K		2-2 F8		2-2 1B 3B	1-0 HBP	
Carlos Lee, R (1, 7) OBP: 0.306, SLG: 0.467		0-1 2B 24 G6-4-3		4-1 BB		3-3 K	2-2 1B 14 2B	1-0 F8	
14 Paul Konerko, R (1, 3) OBP: 0.308, SLG: 0.339		4-1 BB 24 G6-4-3	0-3 K		4-0 BB		3-2 2B		
24 Joe Crede, R (1, 5) OBP: 0.255, SLG: 0.316		0-1 G6-4-3	0-2 F8		0-1 F9		0-2 P3		
Miguel Olivo, R (1, 2) OBP: 0.280, SLG: 0.408		4-2 FC6 BB	1-1 G4-3		3-3 K		2-3 K		
Willie Harris, L (1, 8) OBP: 0.200, SLG: 0.176		0-0 FC6			2-2 F8		2-2 K		

AB	R	H	RBI	BB	SO	LOB	BOTTOM		
4	1	1	0	1	1	0			
4	1	0	0	1	2	1			
3	2	2	2	2	0	0			
4	2	2	3	0	1	2			
4	1	2	1	1	1	2			
2	0	1	1	2	1	1			
4	0	0	0	0	0	5			
3	0	0	0	1	2	3			
4	1	1	0	0	1	3			
1B: 5	SF: 0	WP: 0	PA: 41	2B: 2	SAC: 0	PB: 0			
3B: 1	DP: 1	SB: 0	CS: 0	HR: 1	HBP: 1				

Baltimore Orioles @ Chicago White Sox
 U.S. Cellular Field, Chicago, IL
 Thu May 15 2003, 8:05 PM EDT
 Att. 11,886 - Sunny - 52 F

AB	32
R	8
H	9
RBI	7
BB	8
SO	9
LOB	17



Inning Stats																	
R	H	E	K	S	P	R	H	E	K	S	P	R	H	E	K	S	P
0	0	0	6	9		1	2	0	0	10		0	0	0	11		0
0	0	0	6	9		1	2	0	0	10		0	0	0	11		0
0	0	0	6	9		1	2	0	0	10		0	0	0	11		0
0	0	0	6	9		1	2	0	0	10		0	0	0	11		0
0	0	0	6	9		1	2	0	0	10		0	0	0	11		0
0	0	0	6	9		1	2	0	0	10		0	0	0	11		0
0	0	0	6	9		1	2	0	0	10		0	0	0	11		0
0	0	0	6	9		1	2	0	0	10		0	0	0	11		0
0	0	0	6	9		1	2	0	0	10		0	0	0	11		0
0	0	0	6	9		1	2	0	0	10		0	0	0	11		0

Pitcher Stats																				
PITCHER				IP	WLS	BF	H	R	ER	SO	BB	IBB	HBP	BLK	WP	HR	S	P		
Sidney Ponson, R (1, 1)				6.0	L	28	6	4	4	5	5	0	0	0	0	1	69	112	6.00	1.833
B.J. Ryan, L (7, 1)				0.0		1	0	0	0	0	1	0	0	0	0	0	3	7	∞	∞
Willis Roberts, R (7, 1)				0.0		3	2	3	3	0	1	0	0	0	0	0	8	16	∞	∞
Kerry Lichtenberg, R (7, 1)				1.0		4	1	1	1	2	0	0	0	0	0	0	12	17	9.00	1.000
Jorge Julio, R (8, 1)				1.0		5	0	0	0	2	1	0	1	0	0	0	8	17	0.00	1.000

WP	PA:	ERA	WHIP
0	41		

Batter	1	2	3	4	5	6	7	8	9	AB R H RBI BB SO LOB	TOP											
D'Angelo Jimenez, S OBP: 0.395, SLG: 0.493 (1, 4)	1-0 G3		1-1 1B	2-1 F9			1-1 G3			4 0 1 0 0 0 2												
Jose Valentin, S OBP: 0.310, SLG: 0.511 (1, 6)	1-2 G5-3		0-1 F9			0-1 G1-3	1-2 HR			4 1 1 1 0 0 1												
Tony Graffanino, R OBP: 0.409, SLG: 0.564 (7, 6)										0 0 0 0 0 0 0												
Frank Thomas, R OBP: 0.433, SLG: 0.556 (1, 10)	1-1 G3		0-0 1B			3-3 K	3-2 F9			4 0 1 0 0 1 0												
Magglio Ordonez, R OBP: 0.353, SLG: 0.510 (1, 9)		2-2 2B	2-2 F8			1-0 F7		0-0 F8		3 1 1 0 0 0 2												
Armando Rios, L OBP: 0.276, SLG: 0.352 (6, 9)										1 0 0 0 0 0 0												
Carlos Lee, R OBP: 0.311, SLG: 0.475 (1, 7)		0-2 24 E 2B	0-1 P6			1-1 1B		1-1 F7		4 1 2 1 0 0 2												
Brian Daubach, L OBP: 0.280, SLG: 0.186 (1, 3)		2-2 F7				0-0 F7		0-0 G6-3		4 0 0 0 0 0 2												
24 Joe Crede, R OBP: 0.255, SLG: 0.314 (1, 5)		1-1 P3				1-2 FC4-6 1B		1-3 K		4 0 1 0 0 1 1												
Sandy Alomar Jr., R OBP: 0.313, SLG: 0.391 (1, 2)		3-H 0-0 1B				2-2 FC4-6 1B		2-0 P3		4 0 2 0 0 0 1												
Willie Harris, L OBP: 0.184, SLG: 0.162 (1, 8)		3-3 K				1-2 FC4-6		0-0 G1-3		3 0 0 0 0 1 3												
14 Paul Konerko, R OBP: 0.306, SLG: 0.336 (7, 3)				1-2 FC4-6						1 0 0 0 0 0 0												
Inning Stats	R: 0 E: 0 K: 0 S: 6	H: 0 LOB: 0 BB: 0 P: 9	R: 2 E: 1 K: 1 S: 17	H: 3 LOB: 1 BB: 0 P: 25	R: 0 E: 0 K: 0 S: 12	H: 2 LOB: 2 BB: 0 P: 15	R: 0 E: 0 K: 0 S: 15	H: 2 LOB: 2 BB: 0 P: 21	R: 0 E: 0 K: 1 S: 6	H: 0 LOB: 0 BB: 0 P: 10	R: 0 E: 0 K: 1 S: 7	H: 1 LOB: 1 BB: 0 P: 11	R: 1 E: 0 K: 0 S: 13	H: 1 LOB: 0 BB: 0 P: 18	R: 0 E: 0 K: 0 S: 4	H: 0 LOB: 0 BB: 0 P: 5	R: 0 E: 0 K: 0 S: 8	H: 0 LOB: 0 BB: 0 P: 15	1B: 7 2B: 1 3B: 0 HR: 1	SF: 0 SAC: 0 DP: 0 HBP: 0	WP: 0 PB: 0 SB: 0 CS: 0	PA: 36
PITCHER	IP WLS BF H R ER SO BB IBB HBP BLK WP HR S P ERA WHIP																				IP WLS BF H R ER SO BB IBB HBP BLK WP HR S P ERA WHIP	
Brad Radke, R ERA: 5.6 (1, 1)	7.0 W 30 9 3 3 3 0 0 0 0 0 1 76 109 3.86 1.286																					
Tony Fiore, R ERA: 5.57 (8, 1)	2.0 6 0 0 0 0 0 0 0 0 0 0 0 12 20 0.00 0.000																					

Chicago White Sox @ Minnesota Twins
 Hubert H. Humphrey Metrodome, Minneapolis, MN

Fri May 16 2003, 8:05 PM EDT
 Att. 22,233 - Dome - 72 F

livebaseballscorecards.com

AB	36
R	3
H	9
RBI	2
BB	0
SO	3
LOB	14



Batter	1	2	3	4	5	6	7	8	9
Cristian Guzman, S (1, 6) OBP: 0.325, SLG: 0.416 Chris Gomez, R (7, 6) OBP: 0.292, SLG: 0.319	0-0 G6-3		4-0 1B HR BB	0-1 1B BB 1B	1-0 F8	0-0 1B 1B		1-1 F8	
Doug Mientkewicz, L (1, 3) OBP: 0.338, SLG: 0.425	1-1 1B 2B		1-2 F8	4-2 1B HR BB	2-1 G1-3	3-1 1B		3-1 1B HR	
Corey Koskie, L (1, 5) OBP: 0.379, SLG: 0.441	0-1 1B		1-2 1B HR	2-2 F7		1-2 1B BB		3-3 K	
Bobby Kielty, S (1, 10) OBP: 0.397, SLG: 0.523	0-1 G4-3		0-0 HR	1-1 HR 1B		4-2 1B 2B BB		0-1 G6-3	
Torii Hunter, R (1, 8) OBP: 0.299, SLG: 0.409		2-0 G4-3	2-1 F8	3-1 HR		3-2 2B G6-3 1B		2-0 L8	
Dustan Mohr, R (1, 7) OBP: 0.311, SLG: 0.470		1-0 1B G4-3 2B	0-0 E7 PO	1-1 F8		2-2 F8		2-1 F7	
A.J. Pierzynski, L (1, 2) OBP: 0.321, SLG: 0.444 Tom Prince, R (8, 2) OBP: 0.476, SLG: 0.563		0-0 G4-3 1B	1 SAFE PO	0-0 PO		3-1 G6-3 1B 2B		2-2 HR	
Denny Hocking, S (1, 9) OBP: 0.167, SLG: 0.143		2-2 G4-3				3-2 G6-3		3-2 K	
Luis Rivas, R (1, 4) OBP: 0.293, SLG: 0.360		0-0 G4-3		0-1 SH 1B 1B	1-0 P2	1-0 1B 1B		0-1 HR 1B	


Inning Stats	R: 0	H: 2	E: 0	LOB: 1	K: 0	BB: 0	S: 7	P: 8
	R: 1	H: 2	E: 0	LOB: 1	K: 0	BB: 0	S: 7	P: 12
	R: 3	H: 2	E: 1	LOB: 0	K: 0	BB: 1	S: 11	P: 19
	R: 7	H: 6	E: 1	LOB: 1	K: 1	BB: 1	S: 24	P: 38
	R: 0	H: 0	E: 0	LOB: 0	K: 0	BB: 0	S: 4	P: 8
	R: 4	H: 5	E: 0	LOB: 3	K: 1	BB: 2	S: 26	P: 52
	R: 0	H: 0	E: 0	LOB: 0	K: 0	BB: 0	S: 5	P: 9
	R: 3	H: 3	E: 0	LOB: 0	K: 2	BB: 0	S: 15	P: 27
	R: 4	H: 2	E: 2	LOB: 1	K: 0	BB: 0	S: 15	P: 27

PITCHER	IP	WLS	BF	H	R	ER	SO	BB	IBB	HBP	BLK	WP	HR	S	P	ERA	WHIP
56 Mark Buehrle, L (1, 1) ERA: 4.96	3.1	L	22	10	10	9	0	2	0	0	0	0	1	41	63	24.30	3.600
Rick White, R (4, 1) ERA: 7.27	1.2		10	3	4	4	1	2	0	0	0	0	1	21	42	21.60	3.000
Gary Glover, R (6, 1) ERA: 4.08	2.0		10	4	1	1	1	0	0	0	0	0	0	22	41	4.50	2.000
David Sanders, L (8, 1) ERA: 5.63	1.0		6	3	3	3	2	0	0	0	0	0	2	15	27	27.00	3.000

AB R H RBI BB SO LOB

4	2	2	2	1	0	0
1	0	0	0	0	0	1
5	2	3	2	1	0	1
5	2	2	0	1	2	6
4	3	2	5	1	0	1
5	2	2	4	0	0	0
5	1	1	0	0	0	2
4	2	4	1	0	0	0
1	1	1	1	0	0	0
5	1	1	2	0	2	3
4	2	2	1	0	0	1

AB 43
R 18
H 20
RBI 18
BB 4
SO 4
LOB 15



WP: 0 PA: 49
PB: 0
SB: 0
CS: 0

Chicago White Sox @ Minnesota Twins
Hubert H. Humphrey Metrodome, Minneapolis, MN
 Fri May 16 2003, 8:05 PM EDT
 Att: 22,233 - Dome - 72 F

livebaseballscorecards.com

Batter	1	2	3	4	5	6	7	8	9	AB R H RBI BB SO LOB	TOP	
D'Angelo Jimenez, S OBP: 0.391, SLG: 0.486 (1, 4)	1-1 L4		1-1 1B			3-1 F8	0-0 F8			4 0 1 0 0 0 3		
Jose Valentin, S OBP: 0.302, SLG: 0.496 (1, 6)	2-2 F9		0-0 P6			1-3 K		0-0 G6-3		4 0 0 0 0 1 1		
Frank Thomas, R OBP: 0.423, SLG: 0.538 (1, 10)	0-1 G5-3			0-1 F9		1-1 G6-3		2-3 K		4 0 0 0 0 1 0		
Magglio Ordonez, R OBP: 0.351, SLG: 0.503 (1, 8)		3-2 P3		0-0 F8			1-1 24 1B 14 1B 1B	2-3 K		4 1 1 0 0 1 0		
Carlos Lee, R OBP: 0.316, SLG: 0.476 (1, 7)		1-1 1B		1-2 1B		1-0 F8		2-1 F8		4 0 2 0 0 0 1		
Armando Rios, L OBP: 0.262, SLG: 0.333 (1, 9)		0-0 L6		2-0 G3		0-0 P5		1-3 K2-3		3 0 0 0 0 0 3		
Tony Graffanino, R OBP: 0.403, SLG: 0.554 (9, PH)										1 0 0 0 0 1 0		
14 Paul Konerko, R OBP: 0.304, SLG: 0.333 (1, 3)		3-2 G4-3			2-1 G5-3		2-2 1B 24 1B 1-2 1B	1-0 P3		4 0 1 0 0 0 1	AB 34	
24 Joe Crede, R OBP: 0.257, SLG: 0.314 (1, 5)			2-2 F8		3-2 F8		0-0 1B 1-2 2-3 1B			3 0 1 0 0 0 0	R 1	
Miguel Olivo, R OBP: 0.282, SLG: 0.405 (1, 2)			1-0 G6-3		1-0 P4		0-0 1B 1-2 2-3 3-H 1B			3 0 1 1 0 0 0	H 7	
Inning Stats	R: 0 E: 0 K: 0 S: 8 H: 0 LOB: 0 BB: 0 P: 11	R: 0 E: 0 K: 0 S: 9 H: 1 LOB: 1 BB: 0 P: 16	R: 0 E: 0 K: 0 S: 7 H: 1 LOB: 1 BB: 0 P: 11	R: 0 E: 0 K: 0 S: 7 H: 1 LOB: 1 BB: 0 P: 10	R: 0 E: 0 K: 0 S: 7 H: 0 LOB: 0 BB: 0 P: 13	R: 0 E: 0 K: 1 S: 7 H: 0 LOB: 0 BB: 0 P: 12	R: 1 E: 0 K: 0 S: 10 H: 4 LOB: 3 BB: 0 P: 14	R: 0 E: 0 K: 2 S: 7 H: 0 LOB: 0 BB: 0 P: 11	R: 0 E: 0 K: 1 S: 6 H: 0 LOB: 0 BB: 0 P: 10	1B: 7 2B: 0 3B: 0 HR: 0 SF: 0 SAC: 0 DP: 0 HBP: 0	WP: 0 PB: 0 SB: 0 CS: 0 PA: 34	
PITCHER	IP WLS BF H R ER SO BB IBB HBP BLK WP HR S P ERA WHIP											
Joe Mays, R ERA: 5.26 (1, 1)	6.2 W 27 7 1 1 1 0 0 0 0 0 0 0 54 86 1.35 1.050											
J.C. Romero, L ERA: 3.26 (7, 1)	0.2 H 2 0 0 0 0 0 0 0 0 0 0 0 2 2 0.00 0.000											
LaTroy Hawkins, R ERA: 1.47 (8, 1)	0.2 H 2 0 0 0 2 0 0 0 0 0 0 0 6 10 0.00 0.000											
Eddie Guardado, L ERA: 1.62 (9, 1)	1.0 S 3 0 0 0 0 1 0 0 0 0 0 0 6 10 0.00 0.000											

Chicago White Sox @ Minnesota Twins
 Hubert H. Humphrey Metrodome, Minneapolis, MN
 Sat May 17 2003, 7:05 PM EDT
 Att. 23,209 - Dome - 72 F

AB	34
R	1
H	7
RBI	1
BB	0
SO	4
LOB	9




Batter	1	2	3	4	5	6	7	8	9	AB R H RBI BB SO LOB	BOTTOM
Jacque Jones, L (1, 7) OBP: 0.359, SLG: 0.500	0-0 FC4-6 1B		2-1 FC5-4 1B		2-2 G3			0-0 SH SF7 1B		4 1 3 0 0 0 0	Chicago White Sox @ Minnesota Twins Hubert H. Humphrey Metrodome, Minneapolis, MN Sat May 17 2003, 7:05 PM EDT Att. 23,209 - Dome - 72 F livebaseballscorecards.com
Cristian Guzman, S (1, 6) OBP: 0.319, SLG: 0.408	2-2 FC4-6 S E 1-2f		1-1 FC5-4 2-6 1-2f		0-0 F9		1-0 SH 1-3		3 1 0 0 0 0 2		
Corey Koskie, L (1, 5) OBP: 0.362, SLG: 0.452	3-2 E9 1-H 1B		2-2 L6		2-2 S 2B		1-1 SF7 3-H		3 0 2 1 0 0 1		
Bobby Kielty, S (1, 10) OBP: 0.393, SLG: 0.509	3-0 L3		1-1 2-6 1-2	4-1 1B G3 BB		1-1 P6	1-3 K 2		3 1 0 0 0 1 1 3		
Torii Hunter, R (1, 8) OBP: 0.292, SLG: 0.399	0-3 K		2-1 F8		3-2 G5-3 2-3		0-0 G5-3 3		4 0 0 0 0 1 4		
Doug Mientkiewicz, L (1, 3) OBP: 0.345, SLG: 0.431		3-2 G1-3 1B		0-0 G3 1-3 1B		0-3 K 3			3 0 2 0 0 1 1		
Dustan Mohr, R (1, 9) OBP: 0.302, SLG: 0.456		2-2 G1-3 1-2		0-0 G3 1-2		1-2 F7			3 0 0 1 0 0 2		
A.J. Pierzynski, L (1, 2) OBP: 0.314, SLG: 0.433		0-0 P5		0-2 P6		0-0 G4-3			3 0 0 0 0 0 2		
Luis Rivas, R (1, 4) OBP: 0.286, SLG: 0.351		0-2 G6-3			0-1 G6-3		2-1 P4		3 0 0 0 0 0 1		
Inning Stats	R: 1 H: 2 E: 1 LOB: 1 K: 1 BB: 0 S: 12 P: 20	R: 0 H: 1 E: 0 LOB: 1 K: 0 BB: 0 S: 14 P: 19	R: 0 H: 1 E: 0 LOB: 1 K: 0 BB: 0 S: 10 P: 16	R: 1 H: 1 E: 0 LOB: 1 K: 0 BB: 1 S: 8 P: 14	R: 0 H: 0 E: 0 LOB: 0 K: 0 BB: 0 S: 7 P: 9	R: 0 H: 1 E: 0 LOB: 1 K: 1 BB: 0 S: 11 P: 17	R: 0 H: 0 E: 0 LOB: 0 K: 0 BB: 0 S: 6 P: 9	R: 1 H: 1 E: 1 LOB: 1 K: 1 BB: 0 S: 8 P: 11	1B: 6 SF: 1 2B: 1 SAC: 1 3B: 0 DP: 0 HR: 0 HBP: 0	WP: 0 PA: 32 PB: 0 SB: 2 CS: 0	
PITCHER	IP WLS BF H R ER SO BB IBB HBP BLK WP HR S P ERA WHIP										
Jon Garland, R (1, 1) ERA: 6.1	6.0 L 25 6 2 1 2 1 0 0 0 0 0 0 62 95 1.50 1.167										
Tom Gordon, R (7, 1) ERA: 3.92	1.0 3 0 0 0 0 0 0 0 0 0 0 0 6 9 0.00 0.000										
Kelly Wunsch, L (8, 1) ERA:	0.2 4 1 1 0 1 0 0 0 0 0 0 0 7 10 0.00 1.500										
Billy Koch, R (8, 1) ERA: 7.16	0.1 1 0 0 0 0 0 0 0 0 0 0 0 1 1 0.00 0.000										

Batter	1	2	3	4	5	6	7	8	9	AB R H RBI BB SO LOB	TOP											
D'Angelo Jimenez, S (1, 4) OBP: 0.400, SLG: 0.490	0-1 G6-3 G4-3 1B		1-1 G5-3		4-2 1B BB		1-0 SH3-4 1-2		1-2 1B	3 0 2 0 1 0 1												
Jose Valentin, S (1, 6) OBP: 0.314, SLG: 0.522 Tony Graffanino, R (9, PH) OBP: 0.397, SLG: 0.544	2-1 G4-3 1-2		0-0 HR		1-1 BB 1-3 1B		4-2 G6-4-3 BB		2-3 K	3 1 2 2 1 0 1 1 0 0 0 0 1 2												
Frank Thomas, R (1, 10) OBP: 0.419, SLG: 0.526	3-1 G6-3 2-3		2-1 P3		4-1 FC4-6 BB		0-1 G6-4-3 1-2f			3 0 0 0 1 0 3												
Magglio Ordonez, R (1, 8) OBP: 0.349, SLG: 0.497	0-3 K			1-1 G4-3		0-0 FC4-6 1-2f		0-0 CS 1B		4 0 1 0 0 1 4												
Carlos Lee, R (1, 7) OBP: 0.308, SLG: 0.463		3-3 K		1-2 P5		0-0 G4-3		1-2 P5		4 0 0 0 0 1 1												
Brian Daubach, L (1, 9) OBP: 0.296, SLG: 0.217		0-0 P5		2-2 2B		4-0 BB		2-3 K 1-2		3 0 1 0 1 1 1												
14 Paul Konerko, R (1, 3) OBP: 0.296, SLG: 0.324		2-1 F8		0-3 K		0-2 F8			1-3 K	4 0 0 0 0 2 2												
24 Joe Crede, R (1, 5) OBP: 0.263, SLG: 0.322 Willie Harris, L (9, PR) OBP: 0.184, SLG: 0.162			2-2 HR 2B		0-1 G6-3 G5-3		2-2 G5-3		4-2 1B BB	3 1 1 0 1 0 1 0 0 0 0 0 0 0												
Miguel Olivo, R (1, 2) OBP: 0.280, SLG: 0.397			1-3 K		1-0 G5-3		0-0 WP SH3-4 1B		1-3 K	4 0 1 0 0 2 2												
Inning Stats	R: 0 E: 0 K: 1 S: 9	H: 1 LOB: 1 BB: 0 P: 14	R: 0 E: 0 K: 1 S: 8	H: 0 LOB: 0 BB: 0 P: 13	R: 2 E: 0 K: 1 S: 12	H: 2 LOB: 0 BB: 0 P: 18	R: 0 E: 0 K: 1 S: 14	H: 1 LOB: 1 BB: 0 P: 18	R: 0 E: 0 K: 0 S: 9	H: 1 LOB: 3 BB: 2 P: 19	R: 0 E: 0 K: 0 S: 7	H: 0 LOB: 1 BB: 1 P: 13	R: 0 E: 0 K: 0 S: 6	H: 1 LOB: 1 BB: 1 P: 11	R: 0 E: 0 K: 1 S: 10	H: 1 LOB: 0 BB: 0 P: 13	R: 0 E: 0 K: 3 S: 20	H: 1 LOB: 2 BB: 1 P: 29	1B: 5 2B: 2 3B: 0 HR: 1	SF: 0 SAC: 1 DP: 1 HBP: 0	WP: 1 PB: 0 SB: 0 CS: 1	PA: 38
PITCHER	IP WLS BF H R ER SO BB IBB HBP BLK WP HR S P ERA WHIP																					
Kyle Lohse, R (1, 1) ERA: 3.22	6.1 0 29 6 2 2 4 4 0 0 0 1 1 63 104 2.84 1.579																					
LaTroy Hawkins, R (7, 1) ERA: 1.35	1.2 W 4 1 0 0 1 0 0 0 0 0 0 0 12 15 0.00 0.600																					
Eddie Guardado, L (9, 1) ERA: 1.53	1.0 S 5 1 0 0 3 1 0 0 0 0 0 0 20 29 0.00 2.000																					

Chicago White Sox @ Minnesota Twins
Hubert H. Humphrey Metrodome, Minneapolis, MN
Sun May 18 2003, 2:05 PM EDT
Att. 25,055 - Dome - 72 F

AB	32
R	2
H	8
RBI	2
BB	5
SO	8
LOB	18



Batter	1	2	3	4	5	6	7	8	9	AB	R	H	RBI	BB	SO	LOB
Jacque Jones, L (1, 7) OBP: 0.357, SLG: 0.493	2-3 K		1-1 BB 1-2 1B		3-3 K		0-1 G4-3			4	0	1	0	0	2	2
Cristian Guzman, S (1, 6) OBP: 0.312, SLG: 0.398	1-2 G6-3		2-0 B1		0-1 G4-3		1-3 K			4	0	0	0	0	1	4
Corey Koskie, L (1, 5) OBP: 0.364, SLG: 0.446	4-1 1B BB		2-3 K		4-2 1B BB		2-2 G6-3			2	0	0	0	2	1	3
Todd Sears, L (1, 10) OBP: 0.426, SLG: 0.538 Matthew LeCroy, R (8, PH) OBP: 0.348, SLG: 0.552	0-0 FC6-4 1-2 1B		4-1 FC6 1-2 2-3 BB		1-0 1-3 1B		1-3 K			2	0	2	1	1	0	0
Torii Hunter, R (1, 8) OBP: 0.291, SLG: 0.395	0-1 FC6-4 1-2f		2-1 FC6 1-2f		0-0 L7		3-2 1B WP 1B			4	1	1	0	0	0	7
Doug Mientkiewicz, L (1, 3) OBP: 0.350, SLG: 0.444 Dustan Mohr, R (3, 9) OBP: 0.312, SLG: 0.462		2-2 G3 2-5 2B		0-2 G5-4-3 1B		3-2 P3		0-2 SAFE 1-3 WP E 1B		1	0	1	0	0	0	0
Chris Gomez, R (1, 4) OBP: 0.275, SLG: 0.300 Bobby Kielty, S (8, PH) OBP: 0.397, SLG: 0.509 Luis Rivas, R (8, PR) OBP: 0.286, SLG: 0.351		0-1 G3		0-0 G5-4-3		0-2 G1-4-3		4-0 FC3-6 1-2 IBB		3	0	0	0	0	0	2
Tom Prince, R (1, 2) OBP: 0.417, SLG: 0.474 A.J. Pierzynski, L (8, PH) OBP: 0.312, SLG: 0.430		1-1 G5-3		1-2 F8		0-0 G5-3		0-1 FC3-6 1-2f 2-H		3	0	0	0	0	0	1
Denny Hocking, S (1, 9) OBP: 0.235, SLG: 0.281		1-1 2-5 3-H		1-1 BB 1B 1B		2-2 G4-3 1B 2B		2-2 G4-3 2B		4	1	3	0	0	0	2

Inning Stats	R: 0	H: 1	E: 0	LOB: 2	K: 1	BB: 1	S: 10	R: 0	H: 1	E: 0	LOB: 1	K: 0	BB: 0	S: 9	R: 0	H: 2	E: 0	LOB: 3	K: 1	BB: 1	S: 11	R: 0	H: 1	E: 0	LOB: 0	K: 0	BB: 0	S: 7	R: 1	H: 2	E: 0	LOB: 2	K: 1	BB: 1	S: 15	R: 0	H: 0	E: 0	LOB: 0	K: 0	BB: 0	S: 7	R: 0	H: 1	E: 0	LOB: 1	K: 1	BB: 0	S: 13	R: 2	H: 2	E: 1	LOB: 2	K: 1	BB: 1	S: 16
--------------	------	------	------	--------	------	-------	-------	------	------	------	--------	------	-------	------	------	------	------	--------	------	-------	-------	------	------	------	--------	------	-------	------	------	------	------	--------	------	-------	-------	------	------	------	--------	------	-------	------	------	------	------	--------	------	-------	-------	------	------	------	--------	------	-------	-------

PITCHER	IP	WLS	BF	H	R	ER	SO	BB	IBB	HBP	BLK	WP	HR	S	P	ERA	WHIP
Esteban Loaiza, R (1, 1) ERA: 1.99	6.0		28	8	1	1	3	3	0	0	0	0	0	62	101	1.50	1.833
Damaso Marte, L (7, 1) ERA: 1.69	1.0	H	3	0	0	0	1	0	0	0	0	0	0	10	13	0.00	0.000
Tom Gordon, R (8, 1) ERA: 4.29	0.1	L	4	2	2	1	1	0	1	0	0	1	0	10	18	27.00	6.000
Kelly Wunsch, L (8, 1) ERA:	0.2		2	0	0	0	0	0	0	0	0	0	0	6	7	0.00	0.000

BOTTOM


Chicago White Sox @ Minnesota Twins
Hubert H. Humphrey Metrodome, Minneapolis, MN

Sun May 18 2003, 2:05 PM EDT
Att. 25,055 - Dome - 72 F

AB	32
R	3
H	10
RBI	1
BB	4
SO	5
LOB	22

livebaseballscorecards.com

1B: 7	SF: 0	WP: 1	PA: 36
2B: 3	SAC: 0	PB: 0	
3B: 0	DP: 1	SB: 0	
HR: 0	HBP: 0	CS: 0	



Batter	1	2	3	4	5	6	7	8	9	AB R H RBI BB SO LOB	TOP											
Shannon Stewart, R (1, 7) OBP: 0.357, SLG: 0.431 3 Reed Johnson, R (8, 9) OBP: 0.583, SLG: 1.000	2-2 G3		0-0 HR	3-2 SF9		0-1 F7	3-3 K		2-1 G4-3	4 1 1 2 0 1 1 1 0 0 0 0 0 0												
Frank Catalanotto, L (1, 9) OBP: 0.359, SLG: 0.513	3-2 HR		2-1 E9 1B 2B	2-1 G6-3		3-3 K		2-2 2B		5 3 3 1 0 1 3												
10 Vernon Wells, R (1, 8) OBP: 0.322, SLG: 0.549	1-0 F8		3-2 G1-3		0-1 P4		1-1 1B 2B	1-1 F7		5 1 1 0 0 0 2												
Carlos Delgado, L (1, 3) OBP: 0.446, SLG: 0.639 Tom Wilson, R (8, PH) OBP: 0.381, SLG: 0.500	1-3 K		3-2 K 1B		3-2 P5		3-2 BB 1B 3B 1B	0-0 F8 2B		4 1 2 2 0 1 0 1 0 1 1 0 0 0												
Greg Myers, L (1, 2) OBP: 0.426, SLG: 0.578		2-1 BB 1B SF7 1B		3-3 SAFE K 1-2		0-1 1B	3-2 1-2 3B 1B	0-0 F8 2-3		5 2 3 0 0 1 2												
Josh Phelps, R (1, 10) OBP: 0.379, SLG: 0.468		2-1 BB 1-2 1B		4-2 BB SF9 BB		1-3 K	1-1 F8	4-2 BB		3 1 1 0 2 1 3												
Eric Hinske, L (1, 5) OBP: 0.317, SLG: 0.400		4-2 G5-4-3 BB		4-1 SF9 BB 1-2 BB		1-0 HR	4-2 1-2 2-3 3B BB	2-0 F7		2 2 1 1 3 0 2												
Orlando Hudson, S (1, 4) OBP: 0.340, SLG: 0.411 Dave Berg, R (8, 4) OBP: 0.351, SLG: 0.500		1-1 SF7		1-0 F4		1-0 L5	2-2 1-H 2-H 3-H G5-3 3B		0-3 K	3 1 1 4 0 0 2 1 0 0 0 0 1 0												
Mike Bordick, R (1, 6) OBP: 0.342, SLG: 0.403		0-0 G5-4-3		4-2 1-2 2-3 BB		3-2 2B	0-1 G5-3		2-2 F8	4 0 1 1 1 0 2												
Inning Stats	R: 1 E: 0 K: 1 S: 12	H: 1 LOB: 0 BB: 0 P: 19	R: 1 E: 0 K: 1 S: 9	H: 2 LOB: 1 BB: 1 P: 18	R: 2 E: 1 K: 1 S: 18	H: 3 LOB: 0 BB: 0 P: 29	R: 1 E: 0 K: 0 S: 12	H: 0 LOB: 2 BB: 3 P: 30	R: 0 E: 0 K: 1 S: 10	H: 1 LOB: 1 BB: 0 P: 14	R: 1 E: 0 K: 1 S: 12	H: 2 LOB: 1 BB: 0 P: 20	R: 5 E: 0 K: 1 S: 22	H: 4 LOB: 0 BB: 1 P: 39	R: 1 E: 0 K: 0 S: 10	H: 2 LOB: 2 BB: 1 P: 19	R: 0 E: 0 K: 1 S: 10	H: 0 LOB: 0 BB: 0 P: 14	1B: 6 2B: 5 3B: 1 HR: 3	SF: 2 SAC: 0 DP: 1 HBP: 0	WP: 0 PB: 0 SB: 0 CS: 0	PA: 46
PITCHER	IP WLS BF H R ER SO BB IBB HBP BLK WP HR S P ERA WHIP																					
Dan Wright, R (1, 1) ERA: 6.59	3.0 L 16 6 5 5 2 3 0 0 0 0 0 2 43 78 15.00 3.000																					
David Sanders, L (4, 1) ERA: 5.23	2.1 10 2 1 1 1 1 0 0 0 0 1 20 36 3.86 1.286																					
Rick White, R (6, 1) ERA: 9.0	1.2 11 5 5 5 2 1 0 0 0 0 0 32 55 27.00 3.600																					
Gary Glover, R (8, 1) ERA: 4.12	2.0 9 2 1 1 1 1 0 0 0 0 0 20 33 4.50 1.500																					

Toronto Blue Jays @ Chicago White Sox
U.S. Cellular Field, Chicago, IL
Mon May 19 2003, 8:05 PM EDT
Att. 19,628 - Sunny - 73 F

livebaseballscorecards.com

AB	38
R	12
H	15
RBI	12
BB	6
SO	6
LOB	17




Batter	1	2	3	4	5	6	7	8	9	AB	R	H	RBI	BB	SO	LOB
D'Angelo Jimenez, S OBP: 0.391, SLG: 0.476 (1, 4)	3-2 F7 ①		0-1 L6 ②		0-0 F9 ②			3-2 F7 ②		4	0	0	0	0	0	1
Jose Valentin, S OBP: 0.308, SLG: 0.511 Tony Graffanino, R OBP: 0.391, SLG: 0.534 (8, PH) (9, 6)	0-0 P6 ②		1-1 G3 ③		1-0 G4-3 ③			3-2 G6-3 ③		3	0	0	0	0	0	1
Frank Thomas, R OBP: 0.415, SLG: 0.518 (1, 10)	1-2 F9 ③			2-0 F9 ①		2-1 P3 ①			0-0 FC3-6 1B	4	0	1	0	0	0	0
Magglio Ordonez, R OBP: 0.354, SLG: 0.500 Armando Rios, L OBP: 0.258, SLG: 0.328 (1, 8) (9, 8)		0-1 2B 1B		1-1 1B 1B		1-1 G6-3 ②			0-0 FC3-6 ① 2B	3	1	2	0	0	0	0
Carlos Lee, R OBP: 0.306, SLG: 0.464 (1, 7)		0-0 14 G5-4-3 1-H 2B		0-2 F8 ②		0-0 F7 ③			1-0 P6 ②	4	0	1	1	0	0	2
Brian Daubach, L OBP: 0.328, SLG: 0.265 (1, 9)		4-0 14 G5-4-3 BB		0-0 1-3 1B			3-1 G4-3 ①		1-1 1-H 2B	3	0	2	1	1	0	0
14 Paul Konerko, R OBP: 0.288, SLG: 0.314 (1, 3)		1-1 G5-4-3 ① ② 1-2f 2-3		2-2 G6-3 ③			0-1 G1-3 ②		3-2 G5-3 ③	4	0	0	0	0	0	5
24 Joe Crede, R OBP: 0.265, SLG: 0.329 (1, 5)		1-1 F8 ③			1-1 FC5 2B		1-0 F8 ③			3	0	1	0	0	0	1
Sandy Alomar Jr., R OBP: 0.304, SLG: 0.379 Miguel Olivo, R OBP: 0.277, SLG: 0.392 (8, PH) (9, 2)			1-1 F7 ①					2-3 K ①		2	0	0	0	0	0	1

Inning Stats	R: 0	H: 0	E: 0	K: 0	S: 7	R: 1	H: 2	E: 0	K: 0	S: 7	R: 0	H: 0	E: 0	K: 0	S: 6	R: 0	H: 2	E: 0	K: 0	S: 10	R: 0	H: 1	E: 0	K: 0	S: 5	R: 0	H: 0	E: 0	K: 0	S: 5	R: 0	H: 0	E: 0	K: 0	S: 5	R: 0	H: 0	E: 0	K: 1	S: 9	R: 1	H: 2	E: 0	K: 0	S: 8	1B: 4	SF: 0	2B: 3	SAC: 0	3B: 0	DP: 1	HR: 0	HBP: 0	WP: 0	PA: 34
Cory Lidle, R ERA: 4.68 (1, 1)	IP	WLS	BF	H	R	ER	SO	BB	IBB	HBP	BLK	WP	HR	S	P	ERA	WHIP																																						

Toronto Blue Jays @ Chicago White Sox
U.S. Cellular Field, Chicago, IL
 Mon May 19 2003, 8:05 PM EDT
 Att: 19,628 - Sunny - 73 F

AB	33
R	2
H	7
RBI	2
BB	1
SO	1
LOB	12



Batter	1	2	3	4	5	6	7	8	9	AB R H RBI BB SO LOB	TOP	
Shannon Stewart, R (1, 7) OBP: 0.356, SLG: 0.428	1-0 G6-3		0-2 G5-3		0-0 1B		0-1 F8			4 0 1 1 0 0 2		
Frank Catalanotto, L (1, 9) OBP: 0.351, SLG: 0.500	2-3 K		3-2 G4-3		1-1 F7-4			2-1 F7		4 0 0 0 0 1 2		
10 Vernon Wells, R (1, 8) OBP: 0.326, SLG: 0.548	0-0 1B		1-1 G5-3			0-0 F7		2-2 1B		4 0 2 0 0 0 0		
Carlos Delgado, L (1, 3) OBP: 0.442, SLG: 0.630	2-2 F9			1-3 K		0-1 G4-6-3 1B		0-1 F9		4 0 1 0 0 1 2		
Greg Myers, L (1, 2) OBP: 0.418, SLG: 0.558		4-0 1B BB		0-0 F4		2-0 G4-6-3 1-2f		2-3 K		3 0 0 0 1 1 2		
Josh Phelps, R (1, 10) OBP: 0.376, SLG: 0.463		3-2 1B		3-3 K			1-0 F8		1-0 F9	4 0 1 0 0 1 0		
Eric Hinske, L (1, 5) OBP: 0.321, SLG: 0.399		2-3 K			0-2 F9 1B 1B		4-0 FC6-4 BB		3-2 G4-3	3 1 1 0 1 1 2		
Orlando Hudson, S (1, 4) OBP: 0.345, SLG: 0.414		1-3 K		1 SAFE 1 SAFE X	0-0 F7-4 1B 1B		2-0 FC6-4 1B		3-2 DI 1B	4 0 2 0 0 1 3		
Mike Bordick, R (1, 6) OBP: 0.338, SLG: 0.394		1-0 P4			3-2 F9		1 SAFE 1 SAFE 1 SAFE X	0-2 F8	1-2 F8	4 0 1 0 0 0 5		
Inning Stats	R: 0 E: 0 K: 1 S: 9 H: 1 LOB: 1 BB: 0 P: 14	R: 0 E: 0 K: 2 S: 10 H: 1 LOB: 2 BB: 1 P: 21	R: 0 E: 0 K: 0 S: 8 H: 0 LOB: 0 BB: 0 P: 12	R: 0 E: 0 K: 2 S: 7 H: 0 LOB: 0 BB: 0 P: 11	R: 1 E: 0 K: 0 S: 11 H: 3 LOB: 1 BB: 0 P: 15	R: 0 E: 0 K: 0 S: 4 H: 1 LOB: 0 BB: 0 P: 6	R: 0 E: 0 K: 0 S: 7 H: 1 LOB: 2 BB: 1 P: 14	R: 0 E: 0 K: 1 S: 12 H: 1 LOB: 1 BB: 0 P: 18	R: 0 E: 0 K: 0 S: 13 H: 1 LOB: 1 BB: 0 P: 21	1B: 9 2B: 1 3B: 0 HR: 0 SF: 0 SAC: 0 DP: 2 HBP: 0	WP: 0 PB: 0 SB: 0 CS: 0 PA: 36	
PITCHER Bartolo Colon, R (1, 1) ERA: 3.61	IP WLS BF H R ER SO BB IBB HBP BLK WP HR S P ERA WHIP	9.0 W 36 9 1 1 6 2 0 0 0 0 0 0 81 132 1.00 1.222										

Toronto Blue Jays @ Chicago White Sox
 U.S. Cellular Field, Chicago, IL
 Tue May 20 2003, 8:05 PM EDT
 Att. 12,857 - Sunny - 55 F

livebaseballscorecards.com

AB	34
R	1
H	9
RBI	1
BB	2
SO	6
LOB	18



Batter	1	2	3	4	5	6	7	8	9	AB	R	H	RBI	BB	SO	LOB	BOTTOM			
Tony Graffanino, R OBP: 0.378, SLG: 0.500 (1, 4)	2-1 G4-3 ①		0-0 E3 BB FC1-2-5 BB 1-3	4-2 BB		3-2 F4 1-2 2-3		1-3 K 1-2		4	1	0	0	1	1	4	Toronto Blue Jays @ Chicago White Sox U.S. Cellular Field, Chicago, IL Tue May 20 2003, 8:05 PM EDT Att. 12,857 - Sunny - 55 F livebaseballscorecards.com			
Jose Valentin, S OBP: 0.304, SLG: 0.500 (1, 6)	0-2 1B 1B		0-0 FC1-2-5 BB 14 1B 1-2 3-H	0-1 L6 ③			2-1 E3 2B	1-1 G4-3 ②		5	2	1	0	0	0	4				
Frank Thomas, R OBP: 0.414, SLG: 0.518 (1, 10)	1-3 K ②		4-2 14 1B BB 1-2 2-3 BB		2-2 F9 ①		1-1 14 1B 24 G4-3 1-H 2B	3-2 F8 ③		4	1	1	1	1	1	2				
Magglio Ordonez, R OBP: 0.352, SLG: 0.494 (1, 9)	0-0 1-2 1B		2-2 P4 ②		0-1 P3 ②		1-1 G5-3 ①			4	0	1	0	0	0	4				
Carlos Lee, R OBP: 0.311, SLG: 0.458 (1, 7)	0-2 P4 ③		4-2 14 1B BB 1-2 2-3 3-H		0-0 G1-3 ③		4-0 24 G4-3 14 1B IBB			2	0	0	1	2	0	2				
14 Paul Konerko, R OBP: 0.294, SLG: 0.319 (1, 3)		2-0 F8 ①	1-2 1-2 2-3 3-H 1B			0-1 F8 ①	1-0 24 G4-3 1-2 2-3 1B			4	0	2	1	0	0	0				
24 Joe Crede, R OBP: 0.258, SLG: 0.320 (1, 5)		2-2 G5-3 ②	0-1 G3 ③			1-0 F8 ②	1-2 G4-3 ②			4	0	0	1	0	0	5				
Armando Rios, L OBP: 0.258, SLG: 0.323 (1, 8)		2-2 G4-3 ③		1-1 L6 ①		1-2 WP 1B 1B	2-3 K ③			4	0	1	0	0	1	2				
Miguel Olivo, R OBP: 0.299, SLG: 0.402 (1, 2)			2-2 E FC1-2-5 1B	3-1 P2 ②		1 SAFE 0-0 WP 1-2 1B		4-1 G4-3 S BB		3	0	2	0	1	0	0				
Inning Stats	R: 0 E: 0 K: 1 S: 15	H: 2 LOB: 2 BB: 0 P: 18	R: 0 E: 0 K: 0 S: 7	H: 0 LOB: 0 BB: 0 P: 13	R: 2 E: 1 K: 0 S: 22	H: 2 LOB: 3 BB: 2 P: 35	R: 0 E: 0 K: 0 S: 8	H: 0 LOB: 1 BB: 1 P: 16	R: 0 E: 0 K: 0 S: 7	H: 0 LOB: 0 BB: 0 P: 9	R: 0 E: 0 K: 1 S: 10	H: 2 LOB: 2 BB: 0 P: 15	R: 2 E: 1 K: 1 S: 13	H: 2 LOB: 2 BB: 1 P: 25	R: 0 E: 0 K: 1 S: 9	H: 0 LOB: 1 BB: 1 P: 18	1B: 7 2B: 1 3B: 0 HR: 0	SF: 0 SAC: 0 DP: 0 HBP: 0	WP: 1 PB: 0 SB: 1 CS: 0	PA: 39
PITCHER	IP WLS BF H R ER SO	IP WLS BF H R ER SO	IP WLS BF H R ER SO	IP WLS BF H R ER SO	IP WLS BF H R ER SO	IP WLS BF H R ER SO	IP WLS BF H R ER SO	IP WLS BF H R ER SO	IP WLS BF H R ER SO	IP WLS BF H R ER SO	IP WLS BF H R ER SO	IP WLS BF H R ER SO	IP WLS BF H R ER SO	IP WLS BF H R ER SO	IP WLS BF H R ER SO	IP WLS BF H R ER SO	ERA WHIP	ERA WHIP		
Doug Davis, L ERA: 6.43 (1, 1)	4.0 L																0.00	1.750		
Tanyon Sturtze, R ERA: 5.77 (5, 1)	2.0																0.00	1.000		
Jeff Tam, R ERA: 4.44 (7, 1)	0.2																0.00	3.000		
Trever Miller, L ERA: 5.51 (7, 1)	0.1																0.00	0.000		
Aquilino Lopez, R ERA: 5.79 (8, 1)	1.0																0.00	1.000		

Batter	1	2	3	4	5	6	7	8	9	AB R H RBI BB SO LOB	TOP																			
Shannon Stewart, R (1, 7) OBP: 0.365, SLG: 0.439	1-1 10 1B 1B		1-2 10 2B 1B	1-0 3 1B 10 1B 2B		0-1 G4-3 1-2f		4-2 BB BB		4 2 3 1 1 0 1																				
3 Reed Johnson, R (1, 9) OBP: 0.563, SLG: 0.929 Frank Catalanotto, L (8, PH) OBP: 0.354, SLG: 0.500	0-1 P6		1-0 F8	0-0 10 1B 1B		1-1 2B		4-0 1-2 BB		4 0 2 1 0 0 2 0 0 0 0 1 0 0																				
10 Vernon Wells, R (1, 8) OBP: 0.336, SLG: 0.557	1-0 1-2 1B		0-0 1B 2B	3-2 1-2 1B		4-0 IBB		2-2 F9		4 1 3 2 1 0 2																				
Carlos Delgado, L (1, 3) OBP: 0.436, SLG: 0.614 Orlando Hudson, S (9, PR) OBP: 0.345, SLG: 0.414	1-0 F7		1-1 G4	1-3 K		3-2 F9			4-1 F8 BB BB	4 0 0 0 1 1 7 0 0 0 0 0 0 0																				
Tom Wilson, R (1, 2) OBP: 0.376, SLG: 0.489 Greg Myers, L (9, PH) OBP: 0.424, SLG: 0.558	1-3 K		0-1 1B K	3-3 K			1-3 K		4-2 1-2 BB	4 0 1 1 0 3 4 0 0 0 0 1 0 0																				
Josh Phelps, R (1, 10) OBP: 0.366, SLG: 0.448		2-2 G3-1	3-3 K		1-1 F9		2-3 K		1-3 K	5 0 0 0 0 3 3																				
Eric Hinske, L (1, 5) OBP: 0.312, SLG: 0.386		1-2 F7		1-1 G1-3	1-2 G3		1-0 G4-3		1-1 F8	5 0 0 0 0 0 2																				
Dave Berg, R (1, 4) OBP: 0.355, SLG: 0.500		4-1 BB		1-1 2B 2B	0-0 G6-3			3-3 K	1-0 G6-3	4 1 1 0 1 1 2																				
Chris Woodward, R (1, 6) OBP: 0.343, SLG: 0.366		0-2 L4		4-1 2B 3 1B BB		4-2 G4-3 BB		1-3 K		2 1 0 0 2 1 1																				
Inning Stats	R: 0 E: 0 K: 1 S: 10	H: 2 LOB: 2 BB: 0 P: 14	R: 0 E: 0 K: 0 S: 10	H: 0 LOB: 1 BB: 1 P: 17	R: 2 E: 0 K: 1 S: 12	H: 3 LOB: 1 BB: 0 P: 18	R: 3 E: 0 K: 2 S: 17	H: 4 LOB: 2 BB: 1 P: 31	R: 0 E: 0 K: 0 S: 6	H: 0 LOB: 0 BB: 0 P: 8	R: 0 E: 0 K: 0 S: 10	H: 1 LOB: 2 BB: 2 P: 22	R: 0 E: 0 K: 2 S: 7	H: 0 LOB: 0 BB: 0 P: 11	R: 0 E: 0 K: 2 S: 11	H: 0 LOB: 2 BB: 2 P: 25	R: 0 E: 0 K: 1 S: 11	H: 0 LOB: 2 BB: 2 P: 22	1B: 6 2B: 4 3B: 0 HR: 0	SF: 0 SAC: 0 DP: 1 HBP: 0	WP: 0 PB: 0 SB: 0 CS: 0	PA: 44								
PITCHER	IP WLS BF H R ER SO BB IBB HBP BLK WP HR S P ERA WHIP																													
56 Mark Buehrle, L (1, 1) ERA: 5.19	6.0		31	10	5	5	4	3	1	0	0	0	0	65	110	7.50	2.167													
Tom Gordon, R (7, 1) ERA: 3.97	1.2		6	0	0	0	4	1	0	0	0	0	0	15	27	0.00	0.600													
Damaso Marte, L (8, 1) ERA: 1.65	0.1	W	3	0	0	0	0	2	0	0	0	0	0	4	14	0.00	6.000													
Billy Koch, R (9, 1) ERA: 6.75	1.0	S	4	0	0	0	1	1	0	0	0	0	0	10	17	0.00	1.000													

Toronto Blue Jays @ Chicago White Sox
U.S. Cellular Field, Chicago, IL

Wed May 21 2003, 8:05 PM EDT
Att. 13,076 - Sunny - 56 F

livebaseballscorecards.com

AB	36
R	5
H	10
RBI	5
BB	8
SO	9
LOB	24



Batter	1	2	3	4	5	6	7	8	9	AB	R	H	RBI	BB	SO	LOB
D'Angelo Jimenez, S (1, 4) OBP: 0.382, SLG: 0.464	2-3 K		2-0 G6-3		0-0 G6-3		2-2 G3			4	0	0	0	0	1	1
Jose Valentin, S (1, 6) OBP: 0.303, SLG: 0.490	0-0 L5			0-1 G5-3		1-1 G6-3		4-1 G1-3 HR BB		3	1	0	0	1	0	0
Frank Thomas, R (1, 10) OBP: 0.411, SLG: 0.510	2-0 P3			1-1 F9		0-1 1B		3-2 G1-3		4	0	1	0	0	0	1
Magglio Ordonez, R (1, 9) OBP: 0.349, SLG: 0.488		0-0 P3		3-1 2B 1B		0-1 F8		3-2 P3		4	1	1	0	0	0	2
Carlos Lee, R (1, 7) OBP: 0.315, SLG: 0.484		2-2 G6-3		0-1 14 1B 2B		1-0 G1-3		2-2 2-H HR		4	2	2	3	0	0	1
14 Paul Konerko, R (1, 3) OBP: 0.299, SLG: 0.345		1-1 G4-3		3-2 2-H 1B			1-0 HR	0-0 F8		4	1	2	2	0	0	0
Tony Graffanino, R (1, 5) OBP: 0.377, SLG: 0.538			2-1 HR	3-1 L6			1-1 G4-3			3	1	1	1	0	0	1
Armando Rios, L (1, 8) OBP: 0.275, SLG: 0.338			1-1 G3		0-1 G6-4-3 1B		0-0 G4-3 1B			3	0	2	0	0	0	0
Willie Harris, L (9, 8) OBP: 0.184, SLG: 0.162										0	0	0	0	0	0	0
Sandy Alomar Jr., R (1, 2) OBP: 0.296, SLG: 0.368			3-1 G6-3		1 SAFE 1-2 G6-4-3 1-2f		1-2 G4-3			2	0	0	0	0	0	1
Brian Daubach, L (7, PH) OBP: 0.322, SLG: 0.260										1	0	0	0	0	0	1
Miguel Olivo, R (8, 2) OBP: 0.299, SLG: 0.402										0	0	0	0	0	0	0

Inning Stats	R: 0	H: 0	E: 0	K: 1	S: 5	LOB: 0	BB: 0	P: 9	R: 0	H: 0	E: 0	K: 0	S: 6	LOB: 0	BB: 0	P: 9	R: 1	H: 1	E: 0	K: 0	S: 7	LOB: 0	BB: 0	P: 15	R: 2	H: 3	E: 0	K: 0	S: 15	LOB: 1	BB: 0	P: 25	R: 0	H: 1	E: 0	K: 0	S: 6	LOB: 0	BB: 0	P: 7	R: 0	H: 1	E: 0	K: 0	S: 7	LOB: 1	BB: 0	P: 9	R: 1	H: 2	E: 0	K: 0	S: 10	LOB: 1	BB: 0	P: 15	R: 2	H: 1	E: 0	K: 0	S: 14	LOB: 0	BB: 1	P: 26
1B:	5	SF:	0	2B:	1	SAC:	0	3B:	0	DP:	1	HR:	3	HBP:	0	WP:	0	PA:	33																																													

PITCHER	IP	WLS	BF	H	R	ER	SO	BB	IBB	HBP	BLK	WP	HR	S	P	ERA	WHIP
Mark Hendrickson, L (1, 1) ERA: 5.37	5.1		21	6	3	3	1	0	0	0	0	0	1	43	70	5.06	1.125
Jeff Tam, R (6, 1) ERA: 4.62	1.0	H	4	1	1	1	0	0	0	0	0	0	1	6	9	9.00	1.000
Trever Miller, L (7, 1) ERA: 5.51	0.0		1	1	0	0	0	0	0	0	0	0	0	1	1	∞	∞
Aquilino Lopez, R (7, 1) ERA: 5.85	1.1	H	5	0	1	1	0	1	0	0	0	0	0	15	28	6.75	0.750
Cliff Politte, R (8, 1) ERA: 3.6	0.1	L	2	1	1	1	0	0	0	0	0	0	1	5	7	27.00	3.000

BOTTOM

Toronto Blue Jays @ Chicago White Sox
 U.S. Cellular Field, Chicago, IL

Wed May 21 2003, 8:05 PM EDT
 Att. 13,076 - Sunny - 56 F

AB	32
R	6
H	9
RBI	6
BB	1
SO	1
LOB	8



PITCHER	IP	WLS	BF	H	R	ER	SO	BB	IBB	HBP	BLK	WP	HR	S	P	ERA	WHIP
Mark Hendrickson, L (1, 1) ERA: 5.37	5.1		21	6	3	3	1	0	0	0	0	0	1	43	70	5.06	1.125
Jeff Tam, R (6, 1) ERA: 4.62	1.0	H	4	1	1	1	0	0	0	0	0	0	1	6	9	9.00	1.000
Trever Miller, L (7, 1) ERA: 5.51	0.0		1	1	0	0	0	0	0	0	0	0	0	1	1	∞	∞
Aquilino Lopez, R (7, 1) ERA: 5.85	1.1	H	5	0	1	1	0	1	0	0	0	0	0	15	28	6.75	0.750
Cliff Politte, R (8, 1) ERA: 3.6	0.1	L	2	1	1	1	0	0	0	0	0	0	1	5	7	27.00	3.000

Batter	1	2	3	4	5	6	7	8	9	AB R H RBI BB SO LOB	TOP																									
Gene Kingsale, S (1, 8) OBP: 0.316, SLG: 0.310	0-0 B1		2-2 G6-3		0-1 1B			0-2 G1-3		4 0 1 1 0 0 0																										
Ramon Santiago, S (1, 4) OBP: 0.305, SLG: 0.263	3-2 G4-3			1-0 F8	0-0 G4-3			0-2 E5 2B		4 1 0 0 0 0 2																										
Bobby Higginson, L (1, 9) OBP: 0.377, SLG: 0.400	4-1 CS BB			0-0 1B		1-0 F8 SF8 2B		0-0 G3		3 1 2 0 1 0 1																										
Dmitri Young, S (1, 5) (9, 7) OBP: 0.311, SLG: 0.436	1-1 CS 1-2	4-1 FC4-6 BB		1-1 P5		3-2 F8		0-1 2B		3 0 1 1 1 0 2																										
Carlos Pena, L (1, 3) OBP: 0.297, SLG: 0.395			1-1 FC4-6 1-2f		0-0 P3		3-2 SF8	0-1 F6		3 0 0 1 0 0 3																										
Craig Monroe, R (1, 7) Eric Munson, L (9, 5) OBP: 0.284, SLG: 0.374 OBP: 0.301, SLG: 0.357		1-3 SAFE K			1-3 K	0-0 B1-3		1-2 G5-3		4 0 0 0 0 2 1 0 0 0 0 0 0 0																										
Kevin Witt, L (1, 10) Andres Torres, S (9, PR) OBP: 0.429, SLG: 0.692 OBP: 0.259, SLG: 0.276		1-0 F7			1-2 FC6-4 1B		0-0 G4-3	4-2 L6-4 S BB		3 0 1 0 1 0 1 0 0 0 0 0 0 0																										
15 Brandon Inge, R (1, 2) OBP: 0.211, SLG: 0.211			3-2 G6-3		1-2 FC6-4 20 BB 1B		1-3 K	1-0 L6-4		4 1 0 0 0 1 2																										
20 Omar Infante, R (1, 6) OBP: 0.282, SLG: 0.267			1-1 G6-3		4-2 1B 1-2 BB		0-2 F9			2 0 0 0 1 0 0																										
Inning Stats	R: 0 E: 0 K: 0 S: 8	H: 0 LOB: 0 BB: 1 P: 16	R: 0 E: 0 K: 1 S: 8	H: 0 LOB: 1 BB: 1 P: 15	R: 0 E: 0 K: 0 S: 8	H: 0 LOB: 0 BB: 0 P: 14	R: 0 E: 0 K: 0 S: 5	H: 1 LOB: 1 BB: 0 P: 7	R: 1 E: 0 K: 1 S: 14	H: 2 LOB: 2 BB: 1 P: 21	R: 1 E: 0 K: 0 S: 8	H: 1 LOB: 0 BB: 0 P: 15	R: 0 E: 0 K: 1 S: 8	H: 0 LOB: 0 BB: 0 P: 9	R: 1 E: 1 K: 0 S: 12	H: 1 LOB: 1 BB: 0 P: 12	R: 0 E: 0 K: 0 S: 6	H: 0 LOB: 1 BB: 1 P: 12	1B: 3 2B: 3 3B: 0 HR: 0	SF: 1 SAC: 0 DP: 1 HBP: 0	WP: 0 PB: 0 SB: 1 CS: 1	PA: 36														
PITCHER	IP WLS BF H R ER SO BB IBB HBP BLK WP HR S P ERA WHIP																																			
Jon Garland, R (1, 1) ERA: 5.7	6.0	24	4	2	2	2	3	0	0	0	0	0	0	51	88	3.00	1.167																			
Tom Gordon, R (7, 1) ERA: 3.75	1.1	L	5	0	1	0	1	0	0	0	0	0	0	15	16	0.00	0.000																			
Kelly Wunsch, L (8, 1) ERA:	0.2		3	1	0	0	0	0	0	0	0	0	0	5	5	0.00	1.500																			
Gary Glover, R (9, 1) ERA: 3.92	1.0		3	0	0	0	0	1	0	0	0	0	0	6	12	0.00	1.000																			

Detroit Tigers @ Chicago White Sox

U.S. Cellular Field, Chicago, IL

Fri May 23 2003, 8:05 PM EDT
Att. 15,069 - Sunny - 60 F

livebaseballscorecards.com

AB	30
R	3
H	5
RBI	3
BB	4
SO	3
LOB	12



Batter	1	2	3	4	5	6	7	8	9	AB R H RBI BB SO LOB
Tony Graffanino, R OBP: 0.388, SLG: 0.537 (1, 4)	2-1 FC6-4 1B		4-2 G4-6-3 BB		0-1 E5			0-0 SH1-4		2 0 1 0 1 0 1
Jose Valentin, S OBP: 0.296, SLG: 0.477 (1, 6)	1-2 FC6-4 FC5-4 1-2f		1-0 G4-6-3 1-2f		1-0 P3-5 2-3f			0-1 G3 2-3		4 0 0 0 0 0 5
Frank Thomas, R OBP: 0.407, SLG: 0.500 (1, 10)	0-0 FC5-4 2B 1-2f			4-0 WP BB			2-3 K	2-3 K		3 1 0 0 1 2 2
Magglio Ordonez, R OBP: 0.347, SLG: 0.488 (1, 9)	2-2 2B 1-H			1-2 G1-3		0-0 E5 G6-4-3		2-1 F6		4 0 1 1 0 0 1
Carlos Lee, R OBP: 0.308, SLG: 0.472 (1, 7)	3-2 G5-3			0-0 L7		3-1 G6-4-3 1-2f		3-3 K		4 0 0 0 0 1 3
14 Paul Konerko, R OBP: 0.292, SLG: 0.336 (1, 3)		2-1 F8		3-2 G5-3			2-2 F9	1-1 F8		4 0 0 0 0 0 1
24 Joe Crede, R OBP: 0.259, SLG: 0.340 (1, 5)		0-0 G5-3			1-2 HR		2-2 P3			3 1 1 1 0 0 0
Joe Borchard, S (1, 8)		2-1 G6-3			1-3 K		1-3 K			3 0 0 0 0 2 0
Miguel Olivo, R OBP: 0.300, SLG: 0.400 (1, 2)			0-0 B2-3		0-0 E4 P3-5			0-2 G3 SH1-4 1B		3 0 1 0 0 0 0

Inning Stats	R: 1	H: 2	E: 0	K: 0	S: 13	LOB: 1	BB: 0	P: 21	R: 0	H: 0	E: 0	K: 0	S: 5	LOB: 0	BB: 0	P: 9	R: 0	H: 0	E: 0	K: 0	S: 4	LOB: 0	BB: 1	P: 9	R: 0	H: 0	E: 0	K: 0	S: 9	LOB: 1	BB: 1	P: 17	R: 1	H: 1	E: 2	K: 1	S: 12	LOB: 1	BB: 0	P: 15	R: 0	H: 0	E: 1	K: 1	S: 6	LOB: 0	BB: 0	P: 11	R: 0	H: 0	E: 0	K: 1	S: 12	LOB: 0	BB: 0	P: 17	R: 0	H: 1	E: 0	K: 1	S: 9	LOB: 1	BB: 0	P: 11	R: 0	H: 0	E: 0	K: 1	S: 7	LOB: 0	BB: 0	P: 13	1B: 2	SF: 0	2B: 2	SAC: 1	3B: 0	DP: 3	HR: 1	HBP: 0	WP: 1	PA: 33
PITCHER	IP	WLS	BF	H	R	ER	SO	BB	IBB	HBP	BLK	WP	HR	S	P	ERA	WHIP																																																																	
Mike Maroth, L ERA: 5.4 (1, 1)	7.0	W	26	3	2	2	3	2	0	0	0	1	1	61	99	2.57	0.714																																																																	
Chris Spurling, R ERA: 2.66 (8, 1)	2.0	S	7	1	0	0	2	0	0	0	0	0	0	16	24	0.00	0.500																																																																	

BOTTOM

Detroit Tigers @ Chicago White Sox
U.S. Cellular Field, Chicago, IL

Fri May 23 2003, 8:05 PM EDT
Att. 15,069 - Sunny - 60 F

livebaseballscorecards.com

AB	30
R	2
H	4
RBI	2
BB	2
SO	5
LOB	13



Batter	1	2	3	4	5	6	7	8	9	AB R H RBI BB SO LOB	TOP														
Gene Kingsale, S (1, 8) OBP: 0.310, SLG: 0.297	0-1 B1-3		1-2 F8		1-1 L4		4-2 BB		1-1 F8	4 0 0 0 1 0 0															
Ramon Santiago, S (1, 4) OBP: 0.303, SLG: 0.263	0-2 G4-3		0-0 1B			0-1 B2	1-1 G1-3			4 0 1 0 0 0 2															
Bobby Higginson, L (1, 9) OBP: 0.374, SLG: 0.393	2-3 K		0-0 G5-3			4-1 BB		0-3 K		3 0 0 0 1 2 1															
Dmitri Young, S (1, 7) OBP: 0.315, SLG: 0.440		1-3 K		1-0 F9		4-0 BB	1-2 2B			3 0 1 0 1 1 0															
Carlos Pena, L (1, 3) OBP: 0.296, SLG: 0.397		0-1 G3		0-0 2B		0-3 K	1-3 K			4 0 1 0 0 2 3															
Kevin Witt, L (1, 10) OBP: 0.412, SLG: 0.600		4-0 BB		3-2 F8		0-0 G3-1	4-0 IBB			2 0 0 0 1 0 3															
Craig Monroe, R (8, PH) OBP: 0.291, SLG: 0.374										0 0 0 0 1 0 0															
Eric Munson, L (1, 5) OBP: 0.299, SLG: 0.353		1-2 G3		1-1 G4-3			0-0 20 G6-3 15 SH3 1B	0-3 K		4 0 1 0 0 1 4															
15 Brandon Inge, R (1, 2) OBP: 0.214, SLG: 0.232			2-2 20 SF8 3B		2-3 K		1-0 SH3	1-2 G6-3		3 1 1 0 0 1 0															
20 Omar Infante, R (1, 6) OBP: 0.274, SLG: 0.261			2-1 SF8		1-3 K		0-2 G6-3	2-1 G4-3		3 0 0 1 0 1 1															
Inning Stats	R: 0 E: 0 K: 1 S: 9	H: 0 LOB: 0 BB: 0 P: 11	R: 0 E: 0 K: 1 S: 8	H: 0 LOB: 1 BB: 1 P: 14	R: 1 E: 0 K: 0 S: 12	H: 2 LOB: 1 BB: 0 P: 17	R: 0 E: 0 K: 0 S: 7	H: 1 LOB: 1 BB: 0 P: 12	R: 0 E: 0 K: 2 S: 9	H: 0 LOB: 0 BB: 0 P: 13	R: 0 E: 0 K: 1 S: 7	H: 0 LOB: 2 BB: 2 P: 15	R: 0 E: 0 K: 0 S: 9	H: 1 LOB: 2 BB: 1 P: 15	R: 0 E: 0 K: 3 S: 13	H: 1 LOB: 2 BB: 1 P: 19	R: 0 E: 0 K: 0 S: 7	H: 0 LOB: 0 BB: 0 P: 11	1B: 2 2B: 2 3B: 1 HR: 0	SF: 1 SAC: 1 DP: 0 HBP: 0	WP: 0 PB: 0 SB: 1 CS: 0	PA: 37			
PITCHER	IP	WLS	BF	H	R	ER	SO	BB	IBB	HBP	BLK	WP	HR	S	P	ERA	WHIP								
Esteban Loaiza, R (1, 1) ERA: 1.92	7.0	L	29	4	1	1	5	4	0	0	0	0	0	61	97	1.29	1.143								
Damaso Marte, L (8, 1) ERA: 1.56	1.0		5	1	0	0	3	0	1	0	0	0	0	13	19	0.00	1.000								
Billy Koch, R (9, 1) ERA: 6.38	1.0		3	0	0	0	0	0	0	0	0	0	0	7	11	0.00	0.000								

Detroit Tigers @ Chicago White Sox
 U.S. Cellular Field, Chicago, IL
 Sat May 24 2003, 7:05 PM EDT
 Att. 27,535 - Sunny - 68 F

livebaseballscorecards.com

AB	30
R	1
H	5
RBI	1
BB	5
SO	8
LOB	14



BOTTOM

Detroit Tigers @ Chicago White Sox
U.S. Cellular Field, Chicago, IL

Sat May 24 2003, 7:05 PM EDT
Att. 27,535 - Sunny - 68 F

livebaseballscorecards.com

AB	28
R	0
H	3
RBI	0
BB	3
SO	7
LOB	15



WP	2	PA	32
PB	0		
SB	0		
CS	0		

AB	R	H	RBI	BB	SO	LOB
3	0	0	0	1	2	1
4	0	0	0	0	1	2
4	0	1	0	0	0	0
4	0	1	0	0	0	1
1	0	1	0	0	0	0
4	0	0	0	0	1	3
2	0	0	0	1	0	1
2	0	1	0	1	0	1
3	0	0	0	0	0	3
2	0	0	0	0	2	2
1	0	0	0	0	1	1
0	0	0	0	0	0	0

Batter	1	2	3	4	5	6	7	8	9
D'Angelo Jimenez, S (1, 4) OBP: 0.379, SLG: 0.455	1-3 K		1-3 K			1-1 G3		4-1 BB	
Jose Valentin, S (1, 6) OBP: 0.289, SLG: 0.465	1-0 F6			1-1 G6-3		0-0 P2		1-3 K	
Magglio Ordonez, R (1, 9) OBP: 0.345, SLG: 0.489	2-1 G5-3			1-0 2B		1-0 F6		1-1 G4-3	
Carlos Lee, R (1, 7) Armando Rios, L (7, PR) OBP: 0.309, SLG: 0.466 OBP: 0.286, SLG: 0.348		0-1 G6-3		1-2 F8		2-0 14 G6-4-3 HBP		1-1 G1-6-3 1B	
Brian Daubach, L (1, 3) OBP: 0.302, SLG: 0.241		3-1 P6		1-1 L9		2-3 SAFE K		0-2 G1-6-3 1-2f	
14 Paul Konerko, R (1, 10) OBP: 0.292, SLG: 0.331		1-2 G4-3			4-2 BB	2-2 1-2f G6-4-3			
Joe Borchard, S (1, 8) OBP: 0.333, SLG: 0.200			1-2 WP 1B		1-2 P5		4-2 WP BB		
24 Joe Crede, R (1, 5) OBP: 0.255, SLG: 0.333			1-0 F8		3-2 P2		3-2 SAFE P4		
Miguel Olivo, R (1, 2) Frank Thomas, R (8, PH) Sandy Alomar Jr., R (9, 2) OBP: 0.293, SLG: 0.391 OBP: 0.405, SLG: 0.497 OBP: 0.296, SLG: 0.368			1 SAFE 0-3 K		1 SAFE 1-3 K		3-3 1-2 K		

R: 0	H: 0	R: 0	H: 0	R: 0	H: 0	R: 0	H: 0	R: 0	H: 0	R: 0	H: 1	R: 0	H: 0	R: 0	H: 0	R: 0	H: 0	R: 0	H: 0	R: 0	H: 1
E: 0	LOB: 0	E: 0	LOB: 0	E: 0	LOB: 1	E: 0	LOB: 0	E: 0	LOB: 0	E: 0	LOB: 2	E: 0	LOB: 0	E: 0	LOB: 1	E: 0	LOB: 0	E: 0	LOB: 2	E: 0	LOB: 0
K: 1	BB: 0	K: 0	BB: 0	K: 2	BB: 0	K: 1	BB: 0	K: 1	BB: 0	K: 1	BB: 2	K: 2	BB: 2	K: 0	BB: 0	K: 1	BB: 0	K: 0	BB: 2	K: 0	BB: 0
S: 6	P: 10	S: 9	P: 13	S: 10	P: 13	S: 8	P: 12	S: 16	P: 25	S: 4	P: 6	S: 8	P: 14	S: 12	P: 27	S: 7	P: 9	S: 7	P: 9	S: 7	P: 9

R: 0	H: 0	R: 0	H: 0	R: 0	H: 0	R: 0	H: 0	R: 0	H: 0	R: 0	H: 0	R: 0	H: 0	R: 0	H: 0	R: 0	H: 0	R: 0	H: 0	R: 0	H: 0
E: 0	LOB: 0	E: 0	LOB: 0	E: 0	LOB: 0	E: 0	LOB: 0	E: 0	LOB: 0	E: 0	LOB: 0	E: 0	LOB: 0	E: 0	LOB: 0	E: 0	LOB: 0	E: 0	LOB: 0	E: 0	LOB: 0
K: 0	BB: 0	K: 0	BB: 0	K: 0	BB: 0	K: 0	BB: 0	K: 0	BB: 0	K: 0	BB: 0	K: 0	BB: 0	K: 0	BB: 0	K: 0	BB: 0	K: 0	BB: 0	K: 0	BB: 0
S: 8	P: 12	S: 8	P: 12	S: 8	P: 12	S: 8	P: 12	S: 8	P: 12	S: 8	P: 12	S: 8	P: 12	S: 8	P: 12	S: 8	P: 12	S: 8	P: 12	S: 8	P: 12

R: 0	H: 0	R: 0	H: 0	R: 0	H: 0	R: 0	H: 0	R: 0	H: 0	R: 0	H: 0	R: 0	H: 0	R: 0	H: 0	R: 0	H: 0	R: 0	H: 0	R: 0	H: 0
E: 0	LOB: 0	E: 0	LOB: 0	E: 0	LOB: 0	E: 0	LOB: 0	E: 0	LOB: 0	E: 0	LOB: 0	E: 0	LOB: 0	E: 0	LOB: 0	E: 0	LOB: 0	E: 0	LOB: 0	E: 0	LOB: 0
K: 0	BB: 0	K: 0	BB: 0	K: 0	BB: 0	K: 0	BB: 0	K: 0	BB: 0	K: 0	BB: 0	K: 0	BB: 0	K: 0	BB: 0	K: 0	BB: 0	K: 0	BB: 0	K: 0	BB: 0
S: 8	P: 12	S: 8	P: 12	S: 8	P: 12	S: 8	P: 12	S: 8	P: 12	S: 8	P: 12	S: 8	P: 12	S: 8	P: 12	S: 8	P: 12	S: 8	P: 12	S: 8	P: 12

R: 0	H: 0	R: 0	H: 0	R: 0	H: 0	R: 0	H: 0	R: 0	H: 0	R: 0	H: 0	R: 0	H: 0	R: 0	H: 0	R: 0	H: 0	R: 0	H: 0	R: 0	H: 0
E: 0	LOB: 0	E: 0	LOB: 0	E: 0	LOB: 0	E: 0	LOB: 0	E: 0	LOB: 0	E: 0	LOB: 0	E: 0	LOB: 0	E: 0	LOB: 0	E: 0	LOB: 0	E: 0	LOB: 0	E: 0	LOB: 0
K: 0	BB: 0	K: 0	BB: 0	K: 0	BB: 0	K: 0	BB: 0	K: 0	BB: 0	K: 0	BB: 0	K: 0	BB: 0	K: 0	BB: 0	K: 0	BB: 0	K: 0	BB: 0	K: 0	BB: 0
S: 8	P: 12	S: 8	P: 12	S: 8	P: 12	S: 8	P: 12	S: 8	P: 12	S: 8	P: 12	S: 8	P: 12	S: 8	P: 12	S: 8	P: 12	S: 8	P: 12	S: 8	P: 12

R: 0	H: 0	R: 0	H: 0	R: 0	H: 0	R: 0	H: 0	R: 0	H: 0	R: 0	H: 0	R: 0	H: 0	R: 0	H: 0	R: 0	H: 0	R: 0	H: 0	R: 0	H: 0
E: 0	LOB: 0	E: 0	LOB: 0	E: 0	LOB: 0	E: 0	LOB: 0	E: 0	LOB: 0	E: 0	LOB: 0	E: 0	LOB: 0	E: 0	LOB: 0	E: 0	LOB: 0	E: 0	LOB: 0	E: 0	LOB: 0
K: 0	BB: 0	K: 0	BB: 0	K: 0	BB: 0	K: 0	BB: 0	K: 0	BB: 0	K: 0	BB: 0	K: 0	BB: 0	K: 0	BB: 0	K: 0	BB: 0	K: 0	BB: 0	K: 0	BB: 0
S: 8	P: 12	S: 8	P: 12	S: 8	P: 12	S: 8	P: 12	S: 8	P: 12	S: 8	P: 12	S: 8	P: 12	S: 8	P: 12	S: 8	P: 12	S: 8	P: 12	S: 8	P: 12

R: 0	H: 0	R: 0	H: 0	R: 0	H: 0	R: 0	H: 0	R: 0	H: 0	R: 0	H: 0	R: 0	H: 0	R: 0	H: 0	R: 0	H: 0	R: 0	H: 0	R: 0	H: 0
E: 0	LOB: 0	E: 0	LOB: 0	E: 0	LOB: 0	E: 0	LOB: 0	E: 0	LOB: 0	E: 0	LOB: 0	E: 0	LOB: 0	E: 0	LOB: 0	E: 0	LOB: 0	E: 0	LOB: 0	E: 0	LOB: 0
K: 0	BB: 0	K: 0	BB: 0	K: 0	BB: 0	K: 0	BB: 0	K: 0	BB: 0	K: 0	BB: 0	K: 0	BB: 0	K: 0	BB: 0	K: 0	BB: 0	K: 0	BB: 0	K: 0	BB: 0
S: 8	P: 12	S: 8	P: 12	S: 8	P: 12	S: 8	P: 12	S: 8	P: 12	S: 8	P: 12	S: 8	P: 12	S: 8	P: 12	S: 8	P: 12	S: 8	P: 12	S: 8	P: 12

R: 0	H: 0	R: 0	H: 0	R: 0	H: 0	R: 0	H: 0	R: 0	H: 0	R: 0	H: 0	R: 0	H: 0	R: 0	H: 0	R: 0	H: 0	R: 0	H: 0	R: 0	H: 0
E: 0	LOB: 0	E: 0	LOB: 0	E: 0	LOB: 0	E: 0	LOB: 0	E: 0	LOB: 0	E: 0	LOB: 0	E: 0	LOB: 0	E: 0	LOB: 0	E: 0	LOB: 0	E: 0	LOB: 0	E: 0	LOB: 0
K: 1	BB: 0	K: 0	BB: 0	K: 0	BB: 0	K: 0	BB: 0	K: 0	BB: 0	K: 0	BB: 0	K: 0	BB: 0	K: 0	BB: 0	K: 0	BB: 0	K: 0	BB: 0	K: 0	BB: 0
S: 6	P: 10	S: 9	P: 13	S: 10	P: 13	S: 8	P: 12	S: 16	P: 25	S: 4	P: 6	S: 8	P: 14	S: 12	P: 27	S: 7	P: 9	S: 7	P: 9	S: 7	P: 9

R: 0	H: 0	R: 0	H: 0	R: 0	H: 0	R: 0	H: 0	R: 0	H: 0	R: 0	H: 0	R: 0	H: 0	R: 0	H: 0	R: 0	H: 0	R: 0	H: 0	R: 0	H: 0
E: 0	LOB: 0	E: 0	LOB: 0	E: 0	LOB: 0	E: 0	LOB: 0	E: 0	LOB: 0	E: 0	LOB: 0	E: 0	LOB: 0	E: 0	LOB: 0	E: 0	LOB: 0	E: 0	LOB: 0	E: 0	LOB: 0
K: 1	BB: 0	K: 0	BB: 0	K: 0	BB: 0	K: 0	BB: 0	K: 0	BB: 0	K: 0	BB: 0	K: 0	BB: 0	K: 0	BB: 0	K: 0	BB: 0	K: 0	BB: 0	K: 0	BB: 0
S: 6	P: 10	S: 9	P: 13	S: 10	P: 13	S: 8	P: 12	S: 16	P: 25	S: 4	P: 6	S: 8	P: 14	S: 12	P: 27	S: 7	P: 9	S: 7	P: 9	S: 7	P: 9

R: 0	H: 0	R: 0	H: 0	R: 0	H: 0	R: 0	H: 0	R: 0	H: 0	R: 0	H: 0	R: 0	H: 0	R: 0	H: 0	R: 0	H: 0	R: 0	H: 0	R: 0	H: 0
E: 0	LOB: 0	E: 0	LOB: 0	E: 0	LOB: 0	E: 0	LOB: 0	E: 0	LOB: 0	E: 0	LOB: 0	E: 0	LOB: 0	E: 0	LOB: 0	E: 0	LOB: 0	E: 0	LOB: 0	E: 0	LOB: 0
K: 1	BB: 0	K: 0	BB: 0	K: 0	BB: 0	K: 0	BB: 0	K: 0	BB: 0	K: 0	BB: 0	K: 0	BB: 0	K: 0	BB: 0	K: 0	BB: 0	K: 0	BB: 0	K: 0	BB: 0
S: 6	P: 10	S: 9	P: 13	S: 10	P: 13	S: 8	P: 12	S: 16	P: 25	S: 4	P: 6	S: 8	P: 14	S: 12	P: 27	S: 7	P: 9	S: 7	P: 9	S: 7	P: 9

Inning Stats	R: 0	H: 0	E: 0	K: 1	S: 6	R: 0	H: 0	E: 0	K: 0	S: 9	R: 0	H: 1	E: 0	K: 2	S: 10	R: 0	H: 1	E: 0	K: 0	S: 8	R: 0	H: 0	E: 0	K: 1	S: 16	R: 0	H: 0	E: 0	K: 0	S: 4	R: 0	H: 0	E: 0	K: 2	S: 12	R: 0	H: 0	E: 0	K: 0	S: 7	R: 0	H: 1	E: 0	K: 0	S: 7	1B: 2	2B: 1	3B: 0	HR: 0	SF: 0	SAC: 0	DP: 2	HBP: 1	WP: 2	PB: 0	SB: 0	CS: 0	PA: 32
PITCHER	IP	WLS	BF	H	R	ER	SO	BB	IBB	HBP	BLK	WP	HR	S	P	ERA	WHIP	PITCHER	IP	WLS	BF	H	R	ER	SO	BB	IBB	HBP	BLK	WP	HR	S	P	ERA	WHIP																							
Gary Knotts, R (1, 1) ERA: 4.09	7.2	W	27	2	0	0	6	2	0	1	0	2	0	69	111	0.00	0.522	Franklyn German, R (8, 1) ERA: 3.05	1.1	S	5	1	0	0	1	1	0	0	0	0	11	18	0.00	1.500																								

Batter	1	2	3	4	5	6	7	8	9	10	11	12	AB R H RBI BB SO LOB	TOP													
Gene Kingsale, S OBP: 0.295, SLG: 0.281	K		SH5-3		F7		G6-3		K		K		5 0 0 0 0 3 2	<p>Detroit Tigers @ Chicago White Sox</p> <p>U.S. Cellular Field, Chicago, IL</p> <p>Sun May 25 2003, 2:05 PM EDT</p> <p>Att. 21,398 - Sunny - 61 F</p>													
Ramon Santiago, S OBP: 0.297, SLG: 0.258	B1		G6-3		FC4-6 HBP 1B		K		F8		F9		6 0 1 0 0 1 2														
Bobby Higginson, L OBP: 0.378, SLG: 0.405	K		K		FC4-6 HBP			BB SF8 2B			G3		5 1 2 0 0 2 2														
Dmitri Young, S OBP: 0.316, SLG: 0.429		F8		G3-1	FC4-6			SF8 BB 1B HBP				F9	4 1 0 1 1 0 2														
Carlos Pena, L OBP: 0.297, SLG: 0.391		F4		K	K			1B BB				1B	5 0 1 0 1 3 4														
Kevin Witt, L OBP: 0.450, SLG: 0.778		1B		HR		G3-1		K				F9	3 1 2 1 0 0 0														
Craig Monroe, R OBP: 0.283, SLG: 0.363		1B		HR		G4-3		SF8				G4-3	3 0 0 0 0 1 4														
Eric Munson, L OBP: 0.301, SLG: 0.380		1B		HR		G4-3		2-3 3-H				K	5 1 2 2 0 0 1														
Matt Walbeck, S OBP: 0.049, SLG: 0.073		G3		F8		G4-3		1-3 3-H				1B	3 0 0 0 0 0 2														
Andres Torres, S OBP: 0.268, SLG: 0.286								1 SAFE					1 0 1 1 0 0 0														
15 Brandon Inge, R OBP: 0.213, SLG: 0.230								1 SAFE					1 0 0 0 0 1 0														
20 Omar Infante, R OBP: 0.285, SLG: 0.263			G6-3 SH5-3 1B		HBP FC4-6 1B BB		K		K			S BB	3 1 1 0 2 2 2														
Inning Stats	R: 0 E: 0 K: 2 S: 8	H: 0 LOB: 0 BB: 0 P: 12	R: 0 E: 0 K: 0 S: 8	H: 2 LOB: 2 BB: 0 P: 11	R: 0 E: 0 K: 1 S: 10	H: 1 LOB: 1 BB: 0 P: 18	R: 2 E: 0 K: 1 S: 13	H: 2 LOB: 0 BB: 0 P: 19	R: 1 E: 0 K: 1 S: 13	H: 1 LOB: 2 BB: 1 P: 22	R: 0 E: 0 K: 0 S: 6	H: 0 LOB: 0 BB: 0 P: 11	R: 0 E: 0 K: 2 S: 8	H: 0 LOB: 0 BB: 0 P: 13	R: 2 E: 0 K: 2 S: 16	H: 2 LOB: 2 BB: 1 P: 28	R: 0 E: 0 K: 1 S: 12	H: 1 LOB: 2 BB: 1 P: 24	R: 0 E: 0 K: 1 S: 5	H: 0 LOB: 0 BB: 0 P: 7	R: 0 E: 0 K: 1 S: 10	H: 0 LOB: 1 BB: 1 P: 19	R: 0 E: 0 K: 0 S: 8	H: 1 LOB: 1 BB: 0 P: 13	1B: 6 2B: 2 3B: 0 HR: 2	SF: 1 SAC: 1 DP: 0 HBP: 2	WP: 0 PA: 52
PITCHER	IP WLS BF H R ER SO BB IBB HBP BLK WP HR S P ERA WHIP																										
Dan Wright, R ERA: 5.66	(1, 1) 7.0 0 29 6 3 3 7 1 0 1 0 0 2 106 3.86 1.000																										
Kelly Wunsch, L ERA: 1.35	(8, 1) 0.0 3 1 2 2 0 1 0 1 0 0 0 5 13 ∞ ∞																										
Tom Gordon, R ERA: 3.6	(8, 1) 1.0 B 4 1 0 0 2 0 0 0 0 0 0 11 15 0.00 1.000																										
Damaso Marte, L ERA: 1.47	(9, 1) 1.0 5 1 0 0 2 0 1 0 0 0 0 12 24 0.00 1.000																										
Billy Koch, R ERA: 5.75	(10, 1) 2.0 7 0 0 0 2 1 0 0 0 0 0 15 26 0.00 0.500																										
PITCHER	IP WLS BF H R ER SO BB IBB HBP BLK WP HR S P ERA WHIP																										
Gary Glover, R ERA: 3.74	(12, 1) 1.0 1.0 4 1 0 0 0 0 0 0 0 0 13 15 3.74 1.000																										

AB	44
R	5
H	10
RBI	5
BB	4
SO	13
LOB	21



Batter	1	2	3	4	5	6	7	8	9	10	11	12	AB R H RBI BB SO LOB
D'Angelo Jimenez, S OBP: 0.377, SLG: 0.447	(1, 4) 2-0 F8		(1, 4) 3-1 G3-1 1B		(1, 4) 4-1 HR BB		(1, 4) 3-3 K		(1, 4) 1-1 G6-3		(1, 4) 0-0 E4		5 1 1 0 1 1 2
Carlos Lee, R OBP: 0.304, SLG: 0.473	(1, 7) 0-0 F8		(1, 7) 1-1 G3-1		(1, 7) 2-1 HR		(1, 7) 1-0 G5-3		(1, 7) 1-3 K		(1, 7) 1-1 F8		6 1 1 4 0 1 4
Frank Thomas, R OBP: 0.403, SLG: 0.487	(1, 10) 3-2 F9		(1, 10) 3-3 K		(1, 10) 0-0 F8		(1, 10) 4-2 BB		(1, 10) 1-3 K		(1, 10) 1-1 G6-4-3 1B		5 0 1 0 1 2 1
Magglio Ordonez, R OBP: 0.345, SLG: 0.483	(1, 9) 1-2 P5		(1, 9) 1-2 G6-3		(1, 9) 0-1 1B		(1, 9) 2-0 F8		(1, 9) 1-0 BB 1B		(1, 9) 1-2 G6-4-3		6 0 2 0 0 0 2
Brian Daubach, L OBP: 0.303, SLG: 0.246	(1, 3) 3-1 1B		(1, 3) 3-2 G4-3		(1, 3) 1-3 K		(1, 3) 1-2 F8		(1, 3) 4-0 14 G1-4-3 BB		(1, 3) 0-1 E5 24 HR		3 0 1 0 0 1 1
Tony Graffanino, R OBP: 0.386, SLG: 0.522	(8, PH) 1B		(8, PH) 1B		(8, PH) K		(8, PH) 3-2 F7		(8, PH) 2-2 G1-4-3		(8, PH) 4-0 24 HR IBB		2 1 0 0 1 0 0
Jose Valentin, S OBP: 0.295, SLG: 0.465	(1, 6) 1-0 1B		(1, 6) 1-2 1B		(1, 6) 2-3 K		(1, 6) 4-2 24 G6-3 24 S SF8 BB		(1, 6) 3-2 P4		(1, 6) 0-2 G4-3		2 1 1 0 0 1 1 0
14 Paul Konerko, R OBP: 0.293, SLG: 0.327	(8, PH) 1B		(8, PH) 1B		(8, PH) K		(8, PH) 2-1 G6-3		(8, PH) 1-1 P4		(8, PH) 2-1 K		2 1 0 0 1 0 2
24 Joe Crede, R OBP: 0.257, SLG: 0.348	(1, 5) 0-0 F8		(1, 5) 0-3 K		(1, 5) 1-2 BB HR HBP		(1, 5) 0-1 SF8		(1, 5) 1-1 G6-3 SH3 1B		(1, 5) 1-3 K		5 2 1 3 0 0 3
Joe Borchard, S OBP: 0.364, SLG: 0.333	(1, 8) 0-3 K		(1, 8) 0-1 P6		(1, 8) 0-0 HR 1B		(1, 8) 0-0 F7		(1, 8) 0-0 SH3		(1, 8) 2-1 E 2B		4 1 2 1 0 2 2
Sandy Alomar Jr., R OBP: 0.284, SLG: 0.352	(1, 2) 0-1 P6		(1, 2) 0-0 F8		(1, 2) 0-0 F7		(1, 2) 0-0 F7		(1, 2) 0-0 SH3		(1, 2) 2-1 E 2B		3 0 0 0 0 0 2
Miguel Olivo, R OBP: 0.301, SLG: 0.409	(10, 2) 0-0 F8		(10, 2) 0-1 P6		(10, 2) 0-0 F7		(10, 2) 0-0 F7		(10, 2) 0-0 SH3		(10, 2) 2-1 E 2B		1 0 1 0 0 0 0


Inning Stats	R: 0	H: 0	E: 0	K: 0	S: 6	R: 0	H: 2	E: 0	K: 1	S: 10	R: 0	H: 1	E: 0	K: 1	S: 9	R: 0	H: 0	E: 0	K: 1	S: 9	R: 4	H: 3	E: 0	K: 1	S: 14	R: 1	H: 0	E: 0	K: 0	S: 9	R: 0	H: 0	E: 0	K: 1	S: 7	R: 0	H: 0	E: 0	K: 0	S: 8	R: 0	H: 1	E: 0	K: 1	S: 8	R: 0	H: 1	E: 0	K: 1	S: 11	R: 3	H: 2	E: 1	K: 0	S: 9	1B: 8	2B: 1	3B: 0	HR: 2	SF: 1	SAC: 1	DP: 2	HBP: 1	WP: 0	PA: 52
	0	0	0	0	11	0	2	0	1	15	0	1	0	1	16	0	0	0	1	0	15	4	3	0	1	22	1	0	0	0	15	0	0	0	1	17	0	0	0	8	0	0	1	11	0	1	0	1	15	3	2	0	1	17	8	1	0	2	1	0	0	0	52		

PITCHER	IP	WLS	BF	H	R	ER	SO	BB	IBB	HBP	BLK	WP	HR	S	P	ERA	WHIP
Adam Bernero, R ERA: 6.03	(1, 1)	6.0	27	6	5	5	4	2	0	1	0	0	1	57	94	7.50	1.333
Matt Roney, R ERA: 3.38	(7, 1)	1.0	4	0	0	0	1	1	0	0	0	0	0	7	17	0.00	1.000
Jamie Walker, L ERA: 3.68	(8, 1)	1.0	4	1	0	0	0	0	0	0	0	0	0	10	16	0.00	1.000
Steve Sparks, R ERA: 3.09	(9, 1)	3.2	L 17	4	3	0	3	1	1	0	0	0	1	33	55	0.00	1.364

DETROIT TIGERS @ CHICAGO WHITE SOX
U.S. Cellular Field, Chicago, IL
 Sun May 25 2003, 2:05 PM EDT
 Att: 21,398 - Sunny - 61 F

livebaseballscorecards.com

AB 44
 R 8
 H 11
 RBI 8
 BB 5
 SO 8
 LOB 19



Batter	1	2	3	4	5	6	7	8	9	AB R H RBI BB SO LOB	
D'Angelo Jimenez, S (1, 4) OBP: 0.383, SLG: 0.466	3-2 G6-3		2-1 2B 1B		2-1 G6-3		1 SAFE 3-1 1-H HR		4-1 FC3-6 BB	4 2 2 2 1 0 0	
Tony Graffanino, R (1, 6) OBP: 0.384, SLG: 0.528	1-3 K		0-0 1-H 2B		1-0 G6-3		1-0 1B		1-0 FC3-6 BB	3 0 1 1 0 1 0 2 0 1 0 0 0 1	
Jose Valentin, S (7, PH) OBP: 0.298, SLG: 0.466											
Frank Thomas, R (1, 10) OBP: 0.398, SLG: 0.475	2-3 K		2-2 F8			1-0 F9	2-2 SAFE P4		4-2 FC6-4 BB	4 0 0 0 1 1 2	
Magglio Ordonez, R (1, 9) OBP: 0.341, SLG: 0.492			3-1 F9			0-2 HR	2-1 G5-3		2-1 FC6-4	5 1 1 1 0 0 4	
Carlos Lee, R (1, 7) OBP: 0.319, SLG: 0.491											
14 Paul Konerko, R (1, 3) OBP: 0.287, SLG: 0.319		2-2 14 S FC4-5 2B			0-2 2B	4-2 14 F9 BB		4-2 FC5-4 BB		2 0 2 0 2 0 0	
24 Joe Crede, R (1, 5) OBP: 0.257, SLG: 0.345		0-2 FC4-5 24 1B			0-1 G6-3	0-1 F9		2-3 K		4 1 0 0 0 1 4	
Joe Borchart, S (1, 8) OBP: 0.267, SLG: 0.231		1-1 2-H 1B			3-2 F7	1-0 F9		0-3 K		4 0 1 1 0 1 3	
Miguel Olivo, R (1, 2) OBP: 0.299, SLG: 0.402		2-1 G6-3			2-3 K		2-2 G1-3		0-0 FC5-4	4 0 0 0 0 1 3	
			0-0 G5-3			0-2 L6		1-1 HR 1B		1-2 L4	4 1 1 0 0 0 0

Inning Stats	R: 0	H: 0	E: 0	K: 2	S: 10	P: 16	R: 1	H: 2	E: 0	K: 0	S: 12	P: 18	R: 1	H: 2	E: 0	K: 0	S: 9	P: 16	R: 0	H: 1	E: 0	K: 1	S: 13	P: 18	R: 0	H: 0	E: 0	K: 0	S: 6	P: 9	R: 1	H: 1	E: 0	K: 0	S: 10	P: 16	R: 2	H: 3	E: 0	K: 0	S: 14	P: 25	R: 0	H: 0	E: 0	K: 2	S: 9	P: 15	R: 0	H: 0	E: 0	K: 0	S: 12	P: 24	1B: 4	2B: 3	3B: 0	HR: 2	SF: 0	SAC: 0	DP: 0	HBP: 0	WP: 0	PA: 40
--------------	------	------	------	------	-------	-------	------	------	------	------	-------	-------	------	------	------	------	------	-------	------	------	------	------	-------	-------	------	------	------	------	------	------	------	------	------	------	-------	-------	------	------	------	------	-------	-------	------	------	------	------	------	-------	------	------	------	------	-------	-------	-------	-------	-------	-------	-------	--------	-------	--------	-------	--------

PITCHER	IP	WLS	BF	H	R	ER	SO	BB	IBB	HBP	BLK	WP	HR	S	P	ERA	WHIP
Mark Hendrickson, L (1, 1) ERA: 5.31	5.2		24	6	3	3	3	1	0	0	0	0	1	59	91	4.76	1.235
Josh Towers, R (6, 1) ERA:	0.1	W	1	0	0	0	0	0	0	0	0	0	0	1	2	0.00	0.000
Tanyon Sturtze, R (7, 1) ERA: 5.9	0.1	H	3	2	2	2	0	0	0	0	0	0	1	8	14	54.00	6.000
Trever Miller, L (7, 1) ERA: 5.94	0.0		1	1	0	0	0	0	0	0	0	0	0	1	2	∞	∞
Aquilino Lopez, R (7, 1) ERA: 4.74	1.1	H	5	0	0	0	2	1	0	0	0	0	0	13	23	0.00	0.750


PITCHER	IP	WLS	BF	H	R	ER	SO	BB	IBB	HBP	BLK	WP	HR	S	P	ERA	WHIP
Jeff Tam, R (8, 1) ERA: 4.28	1.1		6	0	0	0	0	2	0	0	0	0	0	13	25	0.00	1.500

TOP

Chicago White Sox @ Toronto Blue Jays
SkyDome, Toronto, ON
Mon May 26 2003, 7:05 PM EDT
Att. 19,009 - Overcast - 63 F

AB	36
R	5
H	9
RBI	5
BB	4
SO	5
LOB	17

livebaseballscorecards.com



Batter	1	2	3	4	5	6	7	8	9
3 Reed Johnson, R OBP: 0.444, SLG: 0.667 (1, 9)	1-0 SH5-3 10 SF9 2B		1-2 G3			0-1 E6 1-2 1B	2-2 FC3-6 HBP	1-1 F9	
Frank Catalanotto, L OBP: 0.345, SLG: 0.495 (1, 7)	0-0 SH5-3 2-3		3-1 G4-3			0-2 E7 1-3 2-H 1B	0-1 FC3-6 10 G5-3 1-2f	0-0 10 1B 3B	
10 Vernon Wells, R OBP: 0.342, SLG: 0.541 (1, 8)	2-2 SF9 3-H			1-1 G5-3		4-2 FC6 1-2 G5-3 1B BB	1-1 G5-3	0-0 1B	
Carlos Delgado, L OBP: 0.444, SLG: 0.649 (1, 3)	1-1 G6-3		1-1 G4-3		3-2 G4-3	1-0 G5-3 1-2 2-H 3-H 1B 1B	4-0 BB	3-2 F7	
Tom Wilson, R OBP: 0.372, SLG: 0.490 (1, 2)				0-0 F8		2-2 FC6 G5-3 1-2 2-3 1B	1-1 G5-3		
Greg Myers, L OBP: 0.422, SLG: 0.547 (7, PH) (8, 2)									
Josh Phelps, R OBP: 0.352, SLG: 0.441 (1, 10)			0-1 FC6-4 1-2f		3-2 L6	0-3 HR		2-1 HR	
Orlando Hudson, S OBP: 0.339, SLG: 0.401 (1, 4)			4-1 G5-4-3 BB		2-2 G1-3	1-0 G5-3 1-2 2-3 3-H 1B		1-1 E S 1B 1B	
Mike Bordick, R OBP: 0.329, SLG: 0.380 (1, 5)			1-2 G5-4-3 1-2f		1-0 F9	1-1 1B		1-1 P6 1-3	
Chris Woodward, R OBP: 0.340, SLG: 0.391 (1, 6)			2-0 G5-3			1-1 E 3 E 1B	0-1 HR	3-2 3B 1B	

Inning Stats	R: 1	H: 1	E: 0	K: 0	S: 9	LOB: 0	BB: 0	P: 13	R: 0	H: 1	E: 1	K: 0	S: 8	LOB: 1	BB: 1	P: 14	R: 0	H: 0	E: 0	K: 0	S: 6	LOB: 0	BB: 0	P: 12	R: 0	H: 0	E: 0	K: 0	S: 10	LOB: 0	BB: 0	P: 14	R: 5	H: 3	E: 2	K: 1	S: 20	LOB: 2	BB: 1	P: 30	R: 1	H: 1	E: 0	K: 0	S: 10	LOB: 1	BB: 1	P: 18	R: 4	H: 5	E: 0	K: 0	S: 19	LOB: 1	BB: 0	P: 30
--------------	------	------	------	------	------	--------	-------	-------	------	------	------	------	------	--------	-------	-------	------	------	------	------	------	--------	-------	-------	------	------	------	------	-------	--------	-------	-------	------	------	------	------	-------	--------	-------	-------	------	------	------	------	-------	--------	-------	-------	------	------	------	------	-------	--------	-------	-------

AB	R	H	RBI	BB	SO	LOB
4	2	1	0	0	0	2
4	2	1	1	0	0	2
3	1	1	2	1	0	1
4	1	1	2	1	0	1
3	0	1	0	0	0	2
1	0	0	0	0	0	2
4	1	1	1	0	1	4
3	1	1	1	1	0	2
4	0	1	1	0	0	3
4	3	3	2	0	0	0


WP	HR	S	P	ERA	WHIP
0	0	61	97	3.00	1.167
0	1	4	6	∞	∞
0	0	4	9	0.00	1.500
0	1	14	23	27.00	3.000
0	0	7	10	27.00	6.000

BOTTOM

Chicago White Sox @ Toronto Blue Jays
SkyDome, Toronto, ON
 Mon May 26 2003, 7:05 PM EDT
 Att: 19,009 - Overcast - 63 F

livebaseballscores.com

AB	34
R	11
H	11
RBI	10
BB	3
SO	1
LOB	19



WP: 0	PA: 40
PB: 0	
SB: 1	
CS: 0	

Batter	1	2	3	4	5	6	7	8	9	AB R H RBI BB SO LOB	TOP												
D'Angelo Jimenez, S (1, 4) OBP: 0.375, SLG: 0.455	0-1 F7		0-0 G4-3			1-3 K		0-1 P4		4 0 0 0 0 1 1													
Carlos Lee, R (1, 7) OBP: 0.328, SLG: 0.503	2-2 F9			1-0 G6-4-3 1B		0-2 1B		1-1 2B		4 0 3 0 0 0 0													
Armando Rios, L (1, 10) OBP: 0.270, SLG: 0.329	0-1 G3			0-0 G6-4-3 1-2f		1-1 G1-3		0-1 G1-3		4 0 0 0 0 0 4													
Magglio Ordonez, R (1, 9) OBP: 0.340, SLG: 0.492		1-3 K		1-1 G4-3			0-0 2B		2-3 K	4 0 1 0 0 2 0													
Brian Daubach, L (1, 3) OBP: 0.286, SLG: 0.230		0-1 G5-3			1-3 K		2-3 K		0-1 G4-3	4 0 0 0 0 2 1													
24 Joe Crede, R (1, 5) OBP: 0.257, SLG: 0.349		0-1 G4-3			1-0 G5-3		0-2 P6		0-1 2B	4 0 1 0 0 0 1													
Jose Valentin, S (1, 6) OBP: 0.297, SLG: 0.461			3-2 F9		1-0 S 1B		1-2 G4-3		0-3 K	4 0 1 0 0 1 2													
Miguel Olivo, R (1, 2) OBP: 0.290, SLG: 0.389			3-1 F7		1-0 G6-3 1-2			1-3 K		3 0 0 0 0 1 1													
Joe Borchard, S (1, 8) OBP: 0.333, SLG: 0.467			3-2 HR			2-1 G4-3		4-0 2B BB		2 1 1 1 1 0 0													
Inning Stats	R: 0 E: 0 K: 0 S: 7	H: 0 LOB: 0 BB: 0 P: 9	R: 0 E: 0 K: 1 S: 7	H: 0 LOB: 0 BB: 0 P: 8	R: 1 E: 0 K: 0 S: 12	H: 1 LOB: 0 BB: 0 P: 21	R: 0 E: 0 K: 0 S: 4	H: 1 LOB: 0 BB: 0 P: 6	R: 0 E: 0 K: 1 S: 7	H: 1 LOB: 1 BB: 0 P: 10	R: 0 E: 0 K: 1 S: 11	H: 1 LOB: 1 BB: 0 P: 15	R: 0 E: 0 K: 1 S: 10	H: 1 LOB: 1 BB: 0 P: 13	R: 0 E: 0 K: 1 S: 9	H: 1 LOB: 2 BB: 1 P: 15	R: 0 E: 0 K: 2 S: 10	H: 1 LOB: 1 BB: 0 P: 12	1B: 3 2B: 3 3B: 0 HR: 1	SF: 0 SAC: 0 DP: 1 HBP: 0	WP: 0 PB: 0 SB: 1 CS: 0	PA: 34	
PITCHER 32 Roy Halladay, R (1, 1) ERA: 4.0	IP 9.0	WLS W	BF 34	H 7	R 1	ER 1	SO 7	BB 1	IBB 0	HBP 0	BLK 0	WP 0	HR 1	S 77	P 109	ERA 1.00	WHIP 0.889						PITCHER IP WLS BF H R ER SO BB IBB HBP BLK WP HR S P ERA WHIP

Chicago White Sox @ Toronto Blue Jays
SkyDome, Toronto, ON
Tue May 27 2003, 7:05 PM EDT
Att. 19,365 - Dome - 72 F

AB	33
R	1
H	7
RBI	1
BB	1
SO	7
LOB	10



Batter	1	2	3	4	5	6	7	8	9	AB	R	H	RBI	BB	SO	LOB
3 Reed Johnson, R OBP: 0.452, SLG: 0.630 (1, 9) B B C C X	2-2 F9		2-1 L9		4-2 CS BB			0-0 SH2-3 10 2B 1B		3	1	1	0	1	0	0
Frank Catalanotto, L OBP: 0.340, SLG: 0.487 (1, 7) B C F C	1-3 K		0-0 G3-1		0-1 CS 1-2		2-0 F7	0-0 SH2-3 1-2		3	0	0	0	0	1	0
10 Vernon Wells, R OBP: 0.340, SLG: 0.540 (1, 8) S B X	1-1 L4			2-2 G4-3		0-1 L7		0-1 2-H 2B		4	0	1	1	0	0	0
Carlos Delgado, L OBP: 0.454, SLG: 0.665 (1, 3)		2-1 WP 1B 2B		0-1 G4-6-3 1B		2-2 1B 2B		4-0 IBB		3	2	3	0	1	0	0
Greg Myers, L OBP: 0.414, SLG: 0.536 (1, 2)		1-3 K		0-2 G4-6-3 1-2f		1-1 2-H 1B		2-2 F7		2	0	0	0	0	1	2
Tom Wilson, R OBP: 0.374, SLG: 0.490 (6, 2)										2	0	1	1	0	0	2
Josh Phelps, R OBP: 0.350, SLG: 0.434 (1, 10) C S B B D D		3-3 K			1-0 1B 1B HBP		3-3 K	3-3 K		3	1	0	0	0	3	4
Orlando Hudson, S OBP: 0.345, SLG: 0.406 (1, 4) F C B X		1-2 FC4-6 2-H 1B			1-2 1B G4-6-3 1B			3-2 F9		3	1	2	1	0	0	0
Dave Berg, R OBP: 0.338, SLG: 0.444 (1, 5) 1 SAFE 1 SAFE 1 SAFE B C C 1 SAFE F		2-2 FC4-6 1-2f			0-0 G4-6-3 1B 2-3 3-H			1-3 K		3	0	1	1	0	1	1
Chris Woodward, R OBP: 0.333, SLG: 0.383 (1, 6) C X			0-1 G5-3		3-2 G4-6-3 1-2f 3-H			0-0 F8		3	0	0	0	0	0	1

Inning Stats	R: 0	H: 0	E: 0	K: 1	S: 8	LOB: 0	BB: 0	P: 12	R: 1	H: 2	E: 0	K: 2	S: 15	LOB: 1	BB: 0	P: 24	R: 0	H: 0	E: 0	K: 0	S: 5	LOB: 0	BB: 0	P: 7	R: 0	H: 1	E: 0	K: 0	S: 8	LOB: 0	BB: 0	P: 10	R: 2	H: 2	E: 0	K: 0	S: 11	LOB: 0	BB: 1	P: 20	R: 1	H: 2	E: 0	K: 1	S: 11	LOB: 1	BB: 0	P: 19	R: 0	H: 0	E: 0	K: 1	S: 8	LOB: 0	BB: 0	P: 12	R: 1	H: 2	E: 0	K: 1	S: 11	LOB: 2	BB: 1	P: 20
PITCHER Bartolo Colon, R ERA: 3.81 (1, 1)	IP	WLS	BF	H	R	ER	SO	BB	IBB	HBP	BLK	WP	HR	S	P	ERA	WHIP	IP	WLS	BF	H	R	ER	SO	BB	IBB	HBP	BLK	WP	HR	S	P	ERA	WHIP	IP	WLS	BF	H	R	ER	SO	BB	IBB	HBP	BLK	WP	HR	S	P	ERA	WHIP													
	8.0	L	33	9	5	5	6	1	1	1	0	1	0	77	124	5.62	1.250																																															

BOTTOM

Chicago White Sox @ Toronto Blue Jays
SkyDome, Toronto, ON
Tue May 27 2003, 7:05 PM EDT
Att. 19,365 - Dome - 72 F

livebaseballscorecards.com

AB	29
R	5
H	9
RBI	4
BB	2
SO	6
LOB	10



1B: 6	SF: 0	WP: 1	PA: 34
2B: 3	SAC: 1	PB: 0	
3B: 0	DP: 2	SB: 0	
HR: 0	HBP: 1	CS: 1	

Batter	1	2	3	4	5	6	7	8	9	AB R H RBI BB SO LOB	TOP											
D'Angelo Jimenez, S OBP: 0.381, SLG: 0.459 (1, 4)	2-1 1B		1-3 K		0-2 1B BB		1-0 F8		2-1 2B 1B	5 2 3 2 0 1 2												
Carlos Lee, R OBP: 0.330, SLG: 0.503 (1, 7)	0-3 K		3-1 CS	1-0 G5-3	4-0 1B BB		1-1 G5-3		1-2 HR 2B	4 1 1 2 1 1 1												
Frank Thomas, R OBP: 0.405, SLG: 0.475 (1, 3)	4-1 BB			0-0 G5-3	1-0 1B			4-2 14 G4-6-3 1B BB	4-0 HR IBB	2 0 1 1 2 0 0												
Armando Rios, L OBP: 0.270, SLG: 0.329 (8, PR)					1-2 2-H					0 0 0 0 0 0 0												
Brian Daubach, L OBP: 0.296, SLG: 0.230 (8, 3)										0 1 0 0 1 0 0												
Magglio Ordonez, R OBP: 0.346, SLG: 0.508 (1, 9)	1-3 K			4-1 14 BB BB	3-1 F9			1-1 14 G4-6-3 1B	0-1 HR	4 1 2 3 1 1 3												
14 Paul Konerko, R OBP: 0.284, SLG: 0.311 (1, 10)								0-2 G4-6-3	0-2 F7	4 0 0 0 1 0 2												
Jose Valentin, S OBP: 0.289, SLG: 0.447 (1, 6)				3-2 G3				1-0 G3	0-0 L4	5 0 0 0 0 1 4												
24 Joe Crede, R OBP: 0.262, SLG: 0.353 (1, 5)										4 2 2 0 0 1 0												
Joe Borchard, S OBP: 0.364, SLG: 0.444 (1, 8)										4 2 2 0 0 1 0												
Joe Borchard, S OBP: 0.364, SLG: 0.444 (1, 8)				4-0 CS BB	1-2 G1-3			0-1 1B	2-3 K	3 0 1 0 1 1 2												
Miguel Olivo, R OBP: 0.288, SLG: 0.394 (1, 2)				0-3 K	2-2 G1-3			1-3 K	0-0 1B 2B	4 1 1 0 0 2 3												
Inning Stats	R: 0 E: 0 K: 2 S: 11	H: 1 LOB: 1 BB: 1 P: 18	R: 0 E: 0 K: 2 S: 10	H: 0 LOB: 0 BB: 0 P: 14	R: 0 E: 0 K: 2 S: 12	H: 0 LOB: 0 BB: 1 P: 20	R: 0 E: 0 K: 0 S: 6	H: 0 LOB: 2 BB: 2 P: 18	R: 2 E: 0 K: 0 S: 17	H: 3 LOB: 2 BB: 1 P: 28	R: 0 E: 0 K: 0 S: 6	H: 0 LOB: 0 BB: 0 P: 10	R: 0 E: 0 K: 1 S: 8	H: 1 LOB: 1 BB: 0 P: 11	R: 0 E: 0 K: 0 S: 10	H: 1 LOB: 2 BB: 1 P: 16	R: 6 E: 0 K: 1 S: 19	H: 5 LOB: 0 BB: 1 P: 28	1B: 8 2B: 2 3B: 0 HR: 1	SF: 0 SAC: 0 DP: 1 HBP: 0	WP: 0 PB: 0 SB: 0 CS: 1	PA: 43
PITCHER	IP WLS BF H R ER SO BB IBB HBP BLK WP HR S P ERA WHIP																					
Kelvim Escobar, R ERA: 5.7 (1, 1)	4.2 L 21 4 2 2 6 5 0 0 0 0 0 0 54 93 3.86 1.929																					
Pete Walker, R ERA: 5.7 (5, 1)	2.1 8 1 0 0 1 0 0 0 0 0 0 0 16 26 0.00 0.429																					
Tanyon Sturtze, R ERA: 5.79 (8, 1)	1.0 4 1 0 0 0 1 0 0 0 0 0 0 10 16 0.00 2.000																					
Jeff Tam, R ERA: 5.86 (9, 1)	0.1 6 4 5 5 1 0 1 0 0 0 0 0 13 22 135.00 12.000																					
Josh Towers, R ERA: 9.0 (9, 1)	0.2 3 1 1 1 0 0 0 0 0 0 0 0 1 6 6 13.50 1.500																					

Chicago White Sox @ Toronto Blue Jays
SkyDome, Toronto, ON
Wed May 28 2003, 7:05 PM EDT
Att: 36,806 - Dome - 72 F

livebaseballscorecards.com

AB	35
R	8
H	11
RBI	8
BB	7
SO	8
LOB	17



Batter	1	2	3	4	5	6	7	8	9	AB	R	H	RBI	BB	SO	LOB
Shannon Stewart, R (1, 7) OBP: 0.355, SLG: 0.441	2-3 K		0-0 L5			1-1 G5-3		2-0 G6-3		4	0	0	0	0	1	1
Frank Catalanotto, L (1, 9) OBP: 0.343, SLG: 0.484	1-1 FC5-4 1B		1-1 G3-1			1-1 P5			1-0 FC5-4 HBP	3	0	1	0	0	0	0
10 Vernon Wells, R (1, 8) OBP: 0.335, SLG: 0.531	2-1 FC5-4 1-2f		0-2 F9			0-1 P4			1-1 FC5-4 G3-1 1-2f	4	0	0	0	0	0	2
Carlos Delgado, L (1, 3) OBP: 0.446, SLG: 0.651	1-3 K			0-0 F8			1-0 G6-3		1-1 G3-1 1-2	4	0	0	0	0	1	2
Greg Myers, L (1, 10) OBP: 0.400, SLG: 0.515		2-3 K		1-0 P6			2-3 K		1-1 G4-3	4	0	0	0	0	2	1
Tom Wilson, R (1, 2) OBP: 0.364, SLG: 0.476		2-3 K		1-3 K			1-1 G6-3			3	0	0	0	0	2	0
Orlando Hudson, S (1, 4) OBP: 0.351, SLG: 0.411			1-0 1B 1B			1-1 G4-6-3 1B		0-1 F8		3	0	2	0	0	0	0
Howie Clark, L (1, 5) OBP: 0.667, SLG: 1.000		1-1 SAFE 1B		3-1 G4-6-3 1-2f				3-2 2B		3	0	2	0	0	0	1
Chris Woodward, R (1, 6) OBP: 0.327, SLG: 0.375		1-1 G4-3		3-2 F8				1-2 G6-3		3	0	0	0	0	0	3

Inning Stats		R: 0	H: 1	R: 0	H: 2	R: 0	H: 0	R: 0	H: 0	R: 0	H: 1	R: 0	H: 0	R: 0	H: 0	R: 0	H: 1	R: 0	H: 0												
E: 0		LOB: 1		E: 0		LOB: 2		E: 0		LOB: 0		E: 0		LOB: 0		E: 0		LOB: 0		E: 0		LOB: 1		R: 0		H: 0		R: 0		H: 0	
K: 2		BB: 0		K: 2		BB: 0		K: 0		BB: 0		K: 1		BB: 0		K: 0		BB: 0		K: 1		BB: 0		K: 0		BB: 0		K: 0		BB: 10	
S: 10		P: 16		S: 11		P: 18		S: 6		P: 7		S: 7		P: 14		S: 6		P: 8		S: 6		P: 10		S: 12		P: 18		S: 6		P: 10	

BOTTOM															
Chicago White Sox @ Toronto Blue Jays SkyDome, Toronto, ON Wed May 28 2003, 7:05 PM EDT Att. 36,806 - Dome - 72 F															
livebaseballscores.com															
AB	31	R	0	H	5	RBI	0	BB	0	SO	6	LOB	10	WP: 0	PA: 32
														PB: 0	
														SB: 0	
														CS: 0	



Batter	1	2	3	4	5	6	7	8	9	AB R H RBI BB SO LOB	TOP											
D'Angelo Jimenez, S (1, 4) OBP: 0.381, SLG: 0.455	3-1 G3		1-0 1B	3-2 G4-3		3-3 K			4-1 BB	4 0 1 0 1 1 2												
Carlos Lee, R (1, 7) OBP: 0.322, SLG: 0.489	2-2 E5		0-3 K		3-2 P6		0-0 G5-3		1-2 P6	5 0 0 0 0 1 2												
Frank Thomas, R (1, 3) OBP: 0.400, SLG: 0.467	3-2 L7		0-2 G1-3		1-2 1B		3-3 K		1-1 F7	5 0 1 0 0 1 3												
Magglio Ordonez, R (1, 9) OBP: 0.353, SLG: 0.513	0-0 G6-3			0-1 1B	2-2 1B		0-1 14 FC6-4			4 1 3 0 0 0 1												
Brian Daubach, L (1, 10) OBP: 0.297, SLG: 0.234 14 Paul Konerko, R (7, PH) OBP: 0.283, SLG: 0.309			1-2 G4-3	0-0 1B	2-0 F7		0-1 FC6-4			3 1 1 0 0 0 2 1 0 0 0 0 0 1												
24 Joe Crede, R (1, 5) OBP: 0.257, SLG: 0.345			0-1 F9	2-3 K	1-3 K			1-3 K		4 0 0 0 0 3 4												
Jose Valentin, S (1, 6) OBP: 0.283, SLG: 0.442			4-2 WP	2-1 E3		4-2 SH		2-1 G6-3		2 1 0 0 2 0 1												
Miguel Olivo, R (1, 2) OBP: 0.290, SLG: 0.392			2-1 BB	1-3 2-H	1-3 2-H		2-1 SH		1-3 K	3 0 1 1 0 1 1												
Joe Borchard, S (1, 8) OBP: 0.308, SLG: 0.381			2-1 G5-3	1-0 E	2-3 3-H		1-3 CS															
			0-1 G3-1	2-2 SF7	2-2 SAFE		3-3 K		3-2 G4-3	3 0 0 1 0 1 2												
Inning Stats	R: 0 E: 1 K: 0 S: 10	H: 0 LOB: 1 BB: 0 P: 18	R: 0 E: 0 K: 1 S: 9	H: 0 LOB: 1 BB: 1 P: 16	R: 0 E: 0 K: 1 S: 9	H: 1 LOB: 1 BB: 0 P: 10	R: 3 E: 2 K: 1 S: 15	H: 3 LOB: 1 BB: 0 P: 25	R: 0 E: 0 K: 1 S: 15	H: 2 LOB: 2 BB: 0 P: 24	R: 0 E: 1 K: 2 S: 14	H: 0 LOB: 1 BB: 1 P: 25	R: 0 E: 0 K: 1 S: 8	H: 1 LOB: 1 BB: 0 P: 11	R: 0 E: 0 K: 2 S: 8	H: 0 LOB: 0 BB: 0 P: 12	R: 0 E: 0 K: 0 S: 11	H: 0 LOB: 1 BB: 1 P: 20	1B: 7 2B: 1 3B: 0 HR: 0	SF: 1 SAC: 1 DP: 1 HBP: 0	WP: 1 PB: 0 SB: 0 CS: 1	PA: 39
PITCHER	IP WLS BF H R ER SO BB IBB HBP BLK WP HR S P ERA WHIP																					
Cory Lidle, R (1, 1) ERA: 4.2	6.0 L 28 6 3 1 5 2 0 0 0 1 0 72 118 1.50 1.333																					
Tanyon Sturtze, R (7, 1) ERA: 5.71	0.2 3 1 0 0 1 0 0 0 0 0 0 6 9 0.00 1.500																					
Trevor Miller, L (7, 1) ERA: 5.82	0.1 1 0 0 0 0 0 0 0 0 0 0 2 2 0.00 0.000																					
Aquilino Lopez, R (8, 1) ERA: 4.39	2.0 7 0 0 0 2 1 0 0 0 0 0 19 32 0.00 0.500																					

Chicago White Sox @ Toronto Blue Jays
SkyDome, Toronto, ON
Thu May 29 2003, 7:05 PM EDT
Att. 20,010 - Overcast - 72 F

AB	34
R	3
H	7
RBI	2
BB	3
SO	8
LOB	19



WP: 1	PA: 39
-------	--------

ERA	WHIP
-----	------

Batter	1	2	3	4	5	6	7	8	9	AB	R	H	RBI	BB	SO	LOB
Howie Clark, L OBP: 0.429, SLG: 0.571 (1, 10)	G6-3		F7					K		4	0	1	1	0	1	0
Frank Catalanotto, L OBP: 0.346, SLG: 0.487 (1, 7)	F8			2B	G3			BB		3	0	1	0	1	0	2
10 Vernon Wells, R OBP: 0.329, SLG: 0.522 (1, 8)	P4			F8			F7	F9		4	0	0	0	0	0	2
Carlos Delgado, L OBP: 0.443, SLG: 0.658 (1, 3)		HR		K			F8	F8		4	1	1	1	0	1	2
Greg Myers, L OBP: 0.395, SLG: 0.505 (1, 2)		L6		G4-3			1B	K		4	0	1	0	0	1	1
Orlando Hudson, S OBP: 0.348, SLG: 0.407 (1, 4)		G5-3			FC6-4 1B		K	K		4	1	1	0	0	2	1
Mike Bordick, R OBP: 0.318, SLG: 0.366 (1, 6)		P2			F9			G6-3		3	0	0	0	0	0	1
Tom Wilson, R OBP: 0.361, SLG: 0.472 (9, PH)								G6-3		1	0	0	0	0	0	0
Dave Berg, R OBP: 0.338, SLG: 0.432 (1, 5)		G5-3			FC6-4 BB		F9	F9		2	0	0	0	1	0	0
3 Reed Johnson, R OBP: 0.412, SLG: 0.567 (1, 9)			K		FC6-4 1B		F9			3	0	0	0	0	1	2

Inning Stats	R: 0	H: 0	E: 0	K: 0	S: 9	R: 1	H: 1	E: 0	K: 0	S: 10	R: 0	H: 0	E: 0	K: 1	S: 7	R: 0	H: 1	E: 0	K: 1	S: 10	R: 1	H: 2	E: 0	K: 0	S: 13	R: 0	H: 1	E: 0	K: 1	S: 8	R: 0	H: 0	E: 0	K: 0	S: 7	R: 0	H: 0	E: 0	K: 1	S: 7	R: 0	H: 0	E: 0	K: 2	S: 8	R: 0	H: 0	E: 0	K: 2	S: 8	1B: 3	2B: 1	3B: 0	HR: 1	SF: 0	SAC: 0	DP: 0	HBP: 0	WP: 0	PB: 0	SB: 0	CS: 0	PA: 34
--------------	------	------	------	------	------	------	------	------	------	-------	------	------	------	------	------	------	------	------	------	-------	------	------	------	------	-------	------	------	------	------	------	------	------	------	------	------	------	------	------	------	------	------	------	------	------	------	------	------	------	------	------	-------	-------	-------	-------	-------	--------	-------	--------	-------	-------	-------	-------	--------

PITCHER	IP	WLS	BF	H	R	ER	SO	BB	IBB	HBP	BLK	WP	HR	S	P	ERA	WHIP
Esteban Loaiza, R ERA: 1.96 (1, 1)	7.2	W	30	5	2	2	4	2	0	0	0	0	1	68	103	2.35	0.913
Damaso Marte, L ERA: 1.42 (8, 1)	0.2	H	2	0	0	0	1	0	0	0	0	0	0	6	10	0.00	0.000
Billy Koch, R ERA: 5.32 (9, 1)	0.2	S	2	0	0	0	1	0	0	0	0	0	0	5	8	0.00	0.000

BOTTOM

Chicago White Sox @ Toronto Blue Jays
 SkyDome, Toronto, ON
 Thu May 29 2003, 7:05 PM EDT
 Att. 20,010 - Overcast - 72 F

livebaseballscores.com

AB	32
R	2
H	5
RBI	2
BB	2
SO	6
LOB	11



Batter	1	2	3	4	5	6	7	8	9	AB R H RBI BB SO LOB	TOP											
D'Angelo Jimenez, S OBP: 0.379, SLG: 0.450 (1, 4)	2-2 HR 1B		0-1 F9		1 SAFE 0-1 SH3-4	0-2 F8		1-0 P5		4 1 1 0 0 0 5												
Carlos Lee, R OBP: 0.328, SLG: 0.489 (1, 7)	1-1 P5		4-2 S 2B BB		3-2 FC5 BB		2-2 S 1B		2-1 G1-3 1B	4 1 2 0 1 0 3												
Frank Thomas, R OBP: 0.405, SLG: 0.491 (1, 3)	2-1 HR 1-H		3-1 2B		4-2 FC4 BB		0-3 K		0-0 G1-3	4 1 2 3 1 1 2												
Magglio Ordonez, R OBP: 0.345, SLG: 0.500 (1, 9)	2-3 K		1-3 K		0-2 FC4		0-2 G5-3		1-3 K	5 0 0 0 0 3 5												
14 Paul Konerko, R OBP: 0.280, SLG: 0.306 (1, 10)	1-0 G6-3			0-0 P6		0-1 BB BB 1B		1-3 K	3-3 K	5 0 1 0 0 2 2												
Tony Graffanino, R OBP: 0.378, SLG: 0.513 (1, 6)		2-2 G4-3		1-0 G6-3		1-0 F8		2-2 24 FC4-6 1B		4 0 1 0 0 0 1												
24 Joe Crede, R OBP: 0.257, SLG: 0.339 (1, 5)		1-2 P3		4-2 BB		0-3 K		2-2 FC4-6 BB 1-2f		3 0 0 0 1 1 2												
Joe Borchard, S OBP: 0.333, SLG: 0.348 (1, 8)		3-3 K		1-3 K		4-0 BB BB		4-0 BB BB		2 0 0 0 2 2 1												
Sandy Alomar Jr., R OBP: 0.276, SLG: 0.342 Miguel Olivo, R OBP: 0.294, SLG: 0.388 (5, PR) (5, 2)			0-0 G6-3		1-2 E6 FC5 SH3-4		4-2 BB BB		2-3 K	2 0 0 0 0 0 0 1 0 0 0 1 1 2												
Inning Stats	R: 2 E: 0 K: 1 S: 12	H: 2 LOB: 0 BB: 0 P: 20	R: 0 E: 0 K: 1 S: 11	H: 0 LOB: 0 BB: 0 P: 17	R: 1 E: 0 K: 1 S: 11	H: 1 LOB: 1 BB: 1 P: 19	R: 0 E: 0 K: 1 S: 13	H: 0 LOB: 1 BB: 1 P: 19	R: 0 E: 1 K: 0 S: 15	H: 0 LOB: 2 BB: 1 P: 23	R: 0 E: 0 K: 1 S: 12	H: 1 LOB: 3 BB: 2 P: 21	R: 0 E: 0 K: 2 S: 12	H: 1 LOB: 1 BB: 0 P: 15	R: 0 E: 0 K: 1 S: 11	H: 1 LOB: 2 BB: 1 P: 22	R: 0 E: 0 K: 2 S: 11	H: 1 LOB: 1 BB: 0 P: 17	1B: 5 2B: 1 3B: 0 HR: 1	SF: 0 SAC: 1 DP: 0 HBP: 0	WP: 0 PB: 0 SB: 2 CS: 0	PA: 41
PITCHER	IP WLS BF H R ER SO BB IBB HBP BLK WP HR S P ERA WHIP																					
CC Sabathia, L ERA: 2.92 (1, 1)	5.0 W 22 3 3 3 4 3 0 0 0 0 0 1 62 98 5.40 1.200																					
Jason Boyd, R ERA: 4.8 (6, 1)	1.0 6 1 0 0 1 2 0 0 0 0 0 0 12 21 0.00 3.000																					
Dan Miceli, R ERA: 5.16 (7, 1)	1.0 4 1 0 0 2 0 0 0 0 0 0 0 12 15 0.00 1.000																					
David Riske, R ERA: 3.24 (8, 1)	1.0 5 1 0 0 1 1 0 0 0 0 0 0 11 22 0.00 2.000																					
Danys Baez, R ERA: 4.5 (9, 1)	1.0 4 1 0 0 2 0 0 0 0 0 0 0 11 17 0.00 1.000																					

Chicago White Sox @ Cleveland Indians
 Jacobs Field, Cleveland, OH
 Fri May 30 2003, 7:05 PM EDT
 Att. 24,666 - Cloudy - 64 F

livebaseballscorecards.com

AB	34
R	3
H	7
RBI	3
BB	6
SO	10
LOB	23



Batter	1	2	3	4	5	6	7	8	9	AB	R	H	RBI	BB	SO	LOB
--------	---	---	---	---	---	---	---	---	---	----	---	---	-----	----	----	-----

Matt Lawton, L <small>OBP: 0.304, SLG: 0.384</small> <small>(1, 7)</small>										4	1	2	0	0	0	2
Omar Vizquel, S <small>OBP: 0.326, SLG: 0.354</small> <small>(1, 6)</small>										3	1	0	0	1	0	2
Ellis Burks, R <small>OBP: 0.359, SLG: 0.434</small> <small>(1, 10)</small>										2	1	0	0	2	1	0
Milton Bradley, S <small>OBP: 0.446, SLG: 0.527</small> <small>(1, 8)</small>										4	2	2	2	0	0	1
Jody Gerut, L <small>OBP: 0.267, SLG: 0.458</small> <small>(1, 9)</small>										3	1	1	0	1	1	1
Josh Bard, S <small>OBP: 0.275, SLG: 0.318</small> <small>(1, 2)</small>										4	0	1	2	0	1	2
Ben Broussard, L <small>OBP: 0.352, SLG: 0.583</small> <small>(1, 3)</small>										3	1	1	2	1	0	1
Casey Blake, R <small>OBP: 0.322, SLG: 0.397</small> <small>(1, 5)</small>										3	0	0	0	1	1	1
Brandon Phillips, R <small>OBP: 0.253, SLG: 0.346</small> <small>(1, 4)</small>										3	0	0	0	0	0	3

Inning Stats	R: 1	H: 1	E: 0	LOB: 1	K: 1	P: 25	R: 0	H: 0	E: 0	LOB: 1	K: 0	P: 16	R: 0	H: 0	E: 0	LOB: 0	K: 1	P: 12	R: 2	H: 3	E: 0	LOB: 2	K: 0	P: 31	R: 4	H: 2	E: 0	LOB: 0	K: 0	P: 26	R: 0	H: 1	E: 0	LOB: 0	K: 0	P: 14	R: 0	H: 0	E: 0	LOB: 0	K: 0	P: 13	R: 0	H: 0	E: 0	LOB: 0	K: 2	P: 10
--------------	------	------	------	--------	------	-------	------	------	------	--------	------	-------	------	------	------	--------	------	-------	------	------	------	--------	------	-------	------	------	------	--------	------	-------	------	------	------	--------	------	-------	------	------	------	--------	------	-------	------	------	------	--------	------	-------

PITCHER	IP	WLS	BF	H	R	ER	SO	BB	IBB	HBP	BLK	WP	HR	S	P	ERA	WHIP
Dan Wright, R <small>ERA: 6.57</small>	(1, 1)	4.0	L	21	4	5	5	2	5	0	0	0	0	1	97	11.25	2.250
Gary Glover, R <small>ERA: 4.97</small>	(5, 1)	2.2		10	3	2	0	1	0	0	0	0	1	19	36	6.75	1.500
David Sanders, L <small>ERA: 5.4</small>	(7, 1)	1.0		3	0	0	1	0	0	0	0	0	0	9	10	0.00	0.000
Rick White, R <small>ERA: 9.31</small>	(8, 1)	0.1		1	0	0	1	0	0	0	0	0	0	4	4	0.00	0.000

BOTTOM

Chicago White Sox @ Cleveland Indians
Jacobs Field, Cleveland, OH
 Fri May 30 2003, 7:05 PM EDT
 Att. 24,666 - Cloudy - 64 F

















































































livebaseballscorecards.com

AB	29
R	7
H	7
RBI	6
BB	6
SO	4
LOB	13



1B: 3	SF: 0	WP: 2	PA: 35
2B: 3	SAC: 0	PB: 2	
3B: 0	DP: 1	SB: 1	
HR: 1	HBP: 0	CS: 0	

PITCHER	IP	WLS	BF	H	R	ER	SO	BB	IBB	HBP	BLK	WP	HR	S	P	ERA	WHIP
---------	----	-----	----	---	---	----	----	----	-----	-----	-----	----	----	---	---	-----	------

Batter		1	2	3	4	5	6	7	8	9	10	AB R H RBI BB SO LOB	TOP									
D'Angelo Jimenez, S OBP: 0.379, SLG: 0.478	(1, 4) 	1-1  G4-3 		1-1  HR		0-2  3B			1-1  SF8 	0-0  G4-3 		4 1 2 2 0 0 1										
Carlos Lee, R OBP: 0.330, SLG: 0.484	(1, 7) 	0-0  1B		1-1  G6-3 		2-2  F9			4-2  2B BB		2-2  G5-3 	4 1 1 0 1 0 1										
Frank Thomas, R OBP: 0.405, SLG: 0.491	(1, 3) 	1-0  F9 		1-1  F7 			4-2  G4-6-3 BB		2-2  FC5 14  2B		1-3  K 	4 0 1 1 1 1 1										
Maggio Ordonez, R OBP: 0.338, SLG: 0.488	(1, 9) 	1 SAFE 3-2  G4-3 			1-0  F9 		0-1  L5 		3-2  P3 		1-3  K 	5 0 0 0 0 1 3										
Jose Valentin, S OBP: 0.303, SLG: 0.451	(1, 6) 		0-0  SF7 14  2B		3-2  1B		1-1  G4-6-3 		4-0  IBB			3 1 2 0 1 0 1										
14 Paul Konerko, R OBP: 0.275, SLG: 0.299	(1, 10) 		0-0  G1-4-3 		0-0  P6 			2-1  G3 	3-1  FC5 			4 0 0 0 0 0 4										
Joe Borcherd, S OBP: 0.324, SLG: 0.385	(1, 8) 		1-2  SF7 		3-2  F9 			0-0  L5 		2-2  2B		3 0 1 1 0 0 1										
24 Joe Crede, R OBP: 0.253, SLG: 0.333	(1, 5) 		3-H 0-3  K 			1-3  K 		1-3  K 		1-3  K 		3 0 0 0 0 3 0										
Armando Rios, L OBP: 0.267, SLG: 0.324	(9, PH)											1 0 0 0 0 1 1										
Tony Graffanino, R OBP: 0.378, SLG: 0.513	(9, 5)											0 0 0 0 0 0 0										
Miguel Olivo, R OBP: 0.292, SLG: 0.393	(1, 2) 			2-2  G4-3 		0-1  P6 			0-0  SF8  2B	0-2  P3 		4 1 1 0 0 0 1										
Inning Stats	R: 0 E: 1 K: 0 S: 8	H: 1 LOB: 1 BB: 0 P: 13	R: 1 E: 0 K: 1 S: 12	H: 1 LOB: 0 BB: 0 P: 13	R: 1 E: 0 K: 0 S: 9	H: 1 LOB: 0 BB: 0 P: 14	R: 0 E: 0 K: 0 S: 8	H: 1 LOB: 1 BB: 0 P: 15	R: 0 E: 0 K: 1 S: 12	H: 0 LOB: 0 BB: 1 P: 11	R: 0 E: 0 K: 1 S: 7	H: 0 LOB: 0 BB: 0 P: 10	R: 2 E: 0 K: 0 S: 15	H: 2 LOB: 2 BB: 2 P: 32	R: 0 E: 0 K: 1 S: 10	H: 1 LOB: 1 BB: 0 P: 13	R: 0 E: 0 K: 2 S: 10	H: 0 LOB: 0 BB: 0 P: 14	1B: 2 2B: 4 3B: 1 HR: 1	SF: 2 SAC: 0 DP: 1 HBP: 0	WP: 0 PB: 1 SB: 2 CS: 0	PA: 40
PITCHER	IP WLS BF H R ER SO BB IBB HBP BLK WP HR S P ERA WHIP																					
Jason Davis, R ERA: 5.46	(1, 1) 7.0																					
David Riske, R ERA: 3.12	(8, 1) 1.0																					
Danys Baez, R ERA: 4.33	(9, 1) 1.0																					
Jason Boyd, R ERA: 4.5	(10, 1) 1.0																					

Chicago White Sox @ Cleveland Indians
 Jacobs Field, Cleveland, OH
 Sun Jun 01 2003, 1:05 PM EDT
 Att. 22,681 - Sunny - 53 F

livebaseballscorecards.com

AB 35
 R 4
 H 8
 RBI 4
 BB 3
 SO 6
 LOB 14



BOTTOM

Chicago White Sox @ Cleveland Indians
Jacobs Field, Cleveland, OH
Sun Jun 01 2003, 1:05 PM EDT
Att. 22,681 - Sunny - 53 F

livebaseballscorecards.com

AB 39
R 5
H 13
RBI 4
BB 3
SO 6
LOB 13



WP: 0 PA: 43
PB: 0
SB: 1
CS: 0

AB R H RBI BB SO LOB

5 1 2 0 0 2 0

5 1 2 0 0 1 1

4 1 2 0 1 1 0

5 2 2 1 0 1 5

5 0 2 1 0 0 2

3 0 0 0 0 1 1

0 0 0 1 1 0 0

3 0 2 0 0 0 0

1 0 0 0 0 0 1

1 0 1 1 0 0 0

3 0 0 0 1 0 1


4 0 0 0 0 0 2

1B: 12 SF: 1
2B: 1 SAC: 0
3B: 0 DP: 2
HR: 0 HBP: 0

Batter	1	2	3	4	5	6	7	8	9	10
Matt Lawton, L (1, 7) OBP: 0.307, SLG: 0.384	1-3 K		X 0-0 BB 1B 1B		3-0 G3			1-2 1B 1B	3-3 K	
Omar Vizquel, S (1, 6) OBP: 0.327, SLG: 0.355	2-2 G5-3		X 0-0 BB 1B 1B		1-2 F9			3-3 K		2-1 G3-1 S 1B
Ellis Burks, R (1, 10) OBP: 0.364, SLG: 0.435	3-3 K		BB 1B 1B		1-2 F7			1-2 1B 1B		1-2 1B 1B
Milton Bradley, S (1, 8) OBP: 0.444, SLG: 0.523		0-1 1B G6-4-3 1B	X 1-3 K		1-1 L7			2-1 1B SF9 1B		1-0 F7
Shane Spencer, R (1, 9) OBP: 0.299, SLG: 0.340		1-0 1B G6-4-3 1B		1-2 G4-3				0-0 F7		0-2 G3-1
Tim Laker, R (1, 2) OBP: 0.308, SLG: 0.388		0-1 G6-4-3		2-3 K				1-3 SF9 1B		4-0 1B IBB
Josh Bard, S (8, PH) OBP: 0.278, SLG: 0.318		1-2f 3-H G6-4-3						2-3 3-H SF9		
Ben Broussard, L (1, 3) OBP: 0.368, SLG: 0.608		1-1 L6		2-2 K				0-1 BB 1B		0-1 1B
John McDonald, R (7, PR) OBP: 0.307, SLG: 0.386										
Jody Gerut, L (10, PH) OBP: 0.276, SLG: 0.464										
Casey Blake, R (1, 5) OBP: 0.320, SLG: 0.390				1-1 G1-3				4-2 1B G4-6-3 BB		3-2 F7
Brandon Phillips, R (1, 4) OBP: 0.247, SLG: 0.337				3-2 L7				2-2 G4-6-3		0-0 P4

Inning Stats	R: 0	H: 0	E: 0	K: 2	S: 11	R: 1	H: 2	E: 0	K: 0	S: 7	R: 0	H: 2	E: 0	K: 1	S: 13	R: 0	H: 1	E: 0	K: 1	S: 14	R: 0	H: 0	E: 0	K: 0	S: 9	R: 0	H: 0	E: 0	K: 0	S: 8	R: 0	H: 1	E: 0	K: 0	S: 15	R: 3	H: 4	E: 0	K: 1	S: 19	R: 0	H: 0	E: 0	K: 1	S: 8	R: 1	H: 3	E: 0	K: 0	S: 11	R: 0	H: 0	E: 0	K: 0	S: 11			
	0	0	0	0	17	2	0	0	0	9	2	3	1	1	22	0	1	0	1	21	0	0	0	0	14	0	0	0	0	11	0	1	0	0	22	3	4	0	1	27	0	0	0	14	0	0	0	21	0	3	0	0	21	0	0	0	0	21

PITCHER	IP	WLS	BF	H	R	ER	SO	BB	IBB	HBP	BLK	WP	HR	S	P	ERA	WHIP
56 Mark Buehrle, L (1, 1) ERA: 4.73	6.1		26	6	1	1	4	2	0	0	0	0	0	73	110	1.42	1.263
Tom Gordon, R (7, 1) ERA: 4.5	1.0	H	6	4	3	3	1	0	0	0	0	0	0	18	27	27.00	4.000
Damaso Marte, L (8, 1) ERA: 1.31	1.2	B	5	0	0	0	1	0	0	0	0	0	0	13	20	0.00	0.000
Billy Koch, R (10, 1) ERA: 5.56	0.2	L	6	3	1	1	0	0	1	0	0	0	0	11	21	13.50	4.500

Batter	1	2	3	4	5	6	7	8	9	AB R H RBI BB SO LOB	TOP											
D'Angelo Jimenez, S OBP: 0.386, SLG: 0.497 (1, 4)	1-2 HR		1-2 F8				4-1 BB			3 1 2 2 1 0 1												
Carlos Lee, R OBP: 0.324, SLG: 0.474 (1, 7)	1-0 F8		3-2 L7			1-3 K	1-1 F8			4 0 0 0 0 1 5												
Frank Thomas, R OBP: 0.402, SLG: 0.492 (1, 10)	3-2 P3			1-1 G4-3 2B	3-2 G6-3		1-3 K			4 0 1 0 0 1 4												
Magglio Ordonez, R OBP: 0.332, SLG: 0.479 (1, 9)	2-1 G4-3			0-0 G4-3		0-0 F8	2-1 F8			4 0 0 0 0 0 1												
14 Paul Konerko, R OBP: 0.274, SLG: 0.294 (1, 3)		2-1 G5-3		0-1 P6		4-2 B1-3 BB	1-0 G6-3			3 0 0 0 1 0 1												
Tony Graffanino, R OBP: 0.362, SLG: 0.488 (1, 6)		2-2 L9		0-0 P2		0-0 B1-3	0-1 F8			4 0 0 0 0 0 2												
24 Joe Crede, R OBP: 0.249, SLG: 0.328 Jose Valentin, S OBP: 0.301, SLG: 0.449 (1, 5) (9, PH)		2-2 P6			1-0 L7	3-2 F8	2-3 K			3 0 0 0 0 0 1 1 0 0 0 0 1 0	AB 33 R 2 H 6 RBI 2 BB 3 SO 4 LOB 15											
Joe Borchard, S OBP: 0.316, SLG: 0.367 (1, 8)			1-3 K		2-0 1B 1B		1-0 G6-3		1-2 G4-3	4 1 1 0 0 1 0												
Miguel Olivo, R OBP: 0.308, SLG: 0.409 (1, 2)			4-1 BB		1-2 1B	1-3 1B	2-0 2B		0-1 P3	3 0 2 0 1 0 0												
Inning Stats	R: 1 E: 0 K: 0 S: 11	H: 1 LOB: 0 BB: 0 P: 18	R: 0 E: 0 K: 0 S: 9	H: 0 LOB: 0 BB: 0 P: 15	R: 0 E: 0 K: 1 S: 11	H: 0 LOB: 1 BB: 1 P: 20	R: 0 E: 0 K: 0 S: 6	H: 1 LOB: 1 BB: 0 P: 7	R: 1 E: 0 K: 1 S: 16	H: 3 LOB: 2 BB: 0 P: 26	R: 0 E: 0 K: 0 S: 8	H: 0 LOB: 1 BB: 1 P: 15	R: 0 E: 0 K: 1 S: 8	H: 1 LOB: 2 BB: 1 P: 17	R: 0 E: 0 K: 0 S: 5	H: 0 LOB: 0 BB: 0 P: 8	R: 0 E: 0 K: 1 S: 9	H: 0 LOB: 0 BB: 0 P: 12	1B: 3 2B: 2 3B: 0 HR: 1	SF: 0 SAC: 0 DP: 0 HBP: 0	WP: 0 PB: 0 SB: 0 CS: 0	PA: 36
PITCHER	IP WLS BF H R ER SO BB IBB HBP BLK WP HR S P ERA WHIP																					
Brian Anderson, L ERA: 4.79 (1, 1)	6.0 W 25 5 2 2 2 2 2 0 0 0 0 1 61 101 3.00 1.167																					
37 Jake Westbrook, R ERA: 5.29 (7, 1)	0.1 H 3 1 0 0 0 0 1 0 0 0 0 0 3 10 0.00 6.000																					
Jason Boyd, R ERA: 4.08 (7, 1)	1.2 H 5 0 0 0 1 0 0 0 0 0 0 0 10 15 0.00 0.000																					
Danys Baez, R ERA: 4.18 (9, 1)	1.0 S 3 0 0 0 0 1 0 0 0 0 0 0 9 12 0.00 0.000																					

Chicago White Sox @ Cleveland Indians
Jacobs Field, Cleveland, OH
Mon Jun 02 2003, 12:05 PM EDT
Att. 20,892 - Sunny - 60 F

livebaseballscorecards.com

Batter	1	2	3	4	5	6	7	8	9	AB R H RBI BB SO LOB
Matt Lawton, L OBP: 0.315, SLG: 0.394 (1, 7)	0-0 1B		3-2 2B			4-2 2B BB	1-3 K			3 1 2 0 1 1 0
Omar Vizquel, S OBP: 0.330, SLG: 0.355 (1, 6)	1-3 K		0-2 F8			2-2 2B 1B		4-0 SF7 BB		3 2 1 0 1 1 2
Ellis Burks, R OBP: 0.358, SLG: 0.426 (1, 10)	0-3 K			1-3 K		0-2 F8		3-3 K		4 0 0 0 0 3 4
Milton Bradley, S OBP: 0.446, SLG: 0.526 (1, 8)	2-3 K			0-2 P2		0-1 1B 2B		4-0 BB IBB		3 1 1 2 1 1 1
Jody Gerut, L OBP: 0.286, SLG: 0.494 (1, 9)		3-2 G1-3		2-2 HR		0-1 P6		4-1 BB		3 1 1 1 1 0 1
Ben Broussard, L OBP: 0.367, SLG: 0.593 (1, 3)		1-2 G5-3		2-2 G3		2-2 1B		2-0 SF7		3 0 1 1 0 0 0
Casey Blake, R OBP: 0.318, SLG: 0.390 (8, PH) (9, 3)								3-H G3		0 0 0 1 0 0 0
Josh Bard, S OBP: 0.271, SLG: 0.309 (1, 2)		0-3 K			0-2 F9	0-0 P6		1-1 G3		4 0 0 0 0 1 3
John McDonald, R OBP: 0.308, SLG: 0.384 (1, 5)			0-0 G6-3		1-1 1B		0-0 P4			3 0 1 0 0 0 0
Brandon Phillips, R OBP: 0.243, SLG: 0.331 (1, 4)			2-1 G6-3		2-3 K		0-0 B1-3			3 0 0 0 0 1 1

Inning Stats	R: 0	H: 1	E: 0	K: 3	S: 10	LOB: 1	BB: 0	P: 13	R: 0	H: 0	E: 0	K: 1	S: 10	LOB: 0	BB: 0	P: 14	R: 0	H: 1	E: 0	K: 0	S: 9	LOB: 1	BB: 0	P: 14	R: 1	H: 1	E: 0	K: 1	S: 15	LOB: 0	BB: 0	P: 20	R: 0	H: 1	E: 0	K: 1	S: 10	LOB: 1	BB: 0	P: 13	R: 3	H: 3	E: 0	K: 0	S: 17	LOB: 1	BB: 1	P: 25	R: 0	H: 0	E: 0	K: 1	S: 5	LOB: 0	BB: 0	P: 6	R: 1	H: 0	E: 0	K: 1	S: 7	LOB: 2	BB: 3	P: 25
--------------	------	------	------	------	-------	--------	-------	-------	------	------	------	------	-------	--------	-------	-------	------	------	------	------	------	--------	-------	-------	------	------	------	------	-------	--------	-------	-------	------	------	------	------	-------	--------	-------	-------	------	------	------	------	-------	--------	-------	-------	------	------	------	------	------	--------	-------	------	------	------	------	------	------	--------	-------	-------

PITCHER	IP	WLS	BF	H	R	ER	SO	BB	IBB	HBP	BLK	WP	HR	S	P	ERA	WHIP
Bartolo Colon, R ERA: 3.96 (1, 1)	6.0	L	25	7	4	4	6	1	0	0	0	0	1	71	99	6.00	1.333
Gary Glover, R ERA: 5.06 (7, 1)	1.1		6	0	1	1	2	1	1	0	0	0	0	8	20	6.75	0.750
Kelly Wunsch, L ERA: 1.29 (8, 1)	0.0		1	0	0	0	0	1	0	0	0	0	0	1	5	∞	∞
Rick White, R ERA: 9.0 (8, 1)	0.2		2	0	0	0	0	0	0	0	0	0	0	3	6	0.00	0.000

BOTTOM

Chicago White Sox @ Cleveland Indians
Jacobs Field, Cleveland, OH
 Mon Jun 02 2003, 12:05 PM EDT
 Att: 20,892 - Sunny - 60 F

AB	29
R	5
H	7
RBI	5
BB	4
SO	8
LOB	12

C

1B: 4	SF: 1	WP: 0	PA: 34
2B: 3	SAC: 0	PB: 0	
3B: 0	DP: 1	SB: 1	
HR: 1	HBP: 0	CS: 1	

PITCHER	IP	WLS	BF	H	R	ER	SO	BB	IBB	HBP	BLK	WP	HR	S	P	ERA	WHIP
---------	----	-----	----	---	---	----	----	----	-----	-----	-----	----	----	---	---	-----	------

Batter	1	2	3	4	5	6	7	8	9	AB R H RBI BB SO LOB	TOP						
D'Angelo Jimenez, S OBP: 0.379, SLG: 0.487 (1, 4)	1-0 G4-3		2-3 K		0-0 B1		2-2 G4-3			4 0 0 0 0 1 1	Chicago White Sox @ Arizona Diamondbacks Bank One Ballpark, Phoenix, AZ Tue Jun 03 2003, 9:35 PM EDT Att. 33,544 - Sunny - 101 F						
Carlos Lee, R OBP: 0.327, SLG: 0.472 (1, 7)	0-0 1B		4-0 S 1B BB		1-2 G6-4-3		2-2 E6 CS			3 1 1 0 1 0 1							
Frank Thomas, R OBP: 0.404, SLG: 0.492 Brian Daubach, L OBP: 0.297, SLG: 0.234 (1, 3) (8, 3)	2-1 P3		3-2 SAFE BB 1B 1-H		2-2 G6-3 BB 1B		3-3 K 1-2			4 0 2 1 0 1 2 0 0 0 0 0 0 0							
Magglio Ordonez, R OBP: 0.331, SLG: 0.472 (1, 9)	1-1 F8		4-1 BB 1-2 BB		0-0 F9		1-2 G4-3			3 0 0 0 1 0 2							
Jose Valentin, S OBP: 0.305, SLG: 0.444 (1, 6)		4-1 1B S BB	0-0 F7		4-1 G6-3 1-2 BB		2-2 P4			2 0 0 0 2 0 2							
Tony Graffanino, R OBP: 0.367, SLG: 0.482 (1, 5)		1 SAFE 3-2 G6-4-3 1-3 1B		0-3 K		0-1 G6-3 1-2 2-3		4-0 G4-3 BB		3 0 1 0 1 1 2							
Joe Borchard, S OBP: 0.286, SLG: 0.324 (1, 8)		0-3 K		0-0 G4-3		3-3 K		0-0 G4-3 1-2		4 0 0 0 0 2 5							
Miguel Olivo, R OBP: 0.298, SLG: 0.395 (1, 2)		1 SAFE 3-1 G6-4-3 1-2f		1-1 G6-3		2-1 L5		2-3 K		4 0 0 0 0 1 3							
Esteban Loaiza, R OBP: 0.333, SLG: 0.333 Damaso Marte, L Tom Gordon, R			1-3 K		0-0 G6-4-3 1B		0-0 G5-3			3 0 1 0 0 1 0 0 0 0 0 0 0 0 0 0 0 0 0 0 0							
Inning Stats	R: 0 E: 0 K: 0 S: 6 H: 1 LOB: 1 BB: 0 P: 10	R: 0 E: 0 K: 1 S: 10 H: 1 LOB: 1 BB: 1 P: 19	R: 1 E: 0 K: 2 S: 16 H: 1 LOB: 2 BB: 2 P: 30	R: 0 E: 0 K: 1 S: 6 H: 0 LOB: 0 BB: 0 P: 7	R: 0 E: 0 K: 0 S: 5 H: 1 LOB: 0 BB: 0 P: 6	R: 0 E: 0 K: 1 S: 11 H: 1 LOB: 2 BB: 1 P: 20	R: 0 E: 0 K: 0 S: 6 H: 0 LOB: 0 BB: 0 P: 10	R: 0 E: 1 K: 1 S: 11 H: 0 LOB: 0 BB: 0 P: 17	R: 0 E: 0 K: 1 S: 7 H: 0 LOB: 1 BB: 1 P: 15	1B: 5 2B: 1 3B: 0 HR: 0 SF: 0 SAC: 0 DP: 3 HBP: 0	WP: 0 PB: 0 SB: 2 CS: 1 PA: 35						
PITCHER	IP WLS BF H R ER SO BB IBB HBP BLK WP HR S P ERA WHIP																
Miguel Batista, R ERA: 2.98 (1, 1)	8.0		31	5	1	1	6	4	0	0	0	0	0	71	119	1.12	1.125
Eddie Oropesa, L ERA: 1.74 (9, 1)	0.2		3	0	0	0	0	1	0	0	0	0	0	4	10	0.00	1.500
Oscar Villarreal, R ERA: 3.08 (9, 1)	0.1	W	1	0	0	0	1	0	0	0	0	0	0	3	5	0.00	0.000

AB	30
R	1
H	5
RBI	1
BB	5
SO	7
LOB	18



Batter	1	2	3	4	5	6	7	8	9	AB R H RBI BB SO LOB
Tony Womack, L OBP: 0.248, SLG: 0.305 (1, 6) B C X	1-1 1B		0-1 F8			2-2 G6-3		1-0 FC4-6 1B		4 0 2 0 0 0 0
Steve Finley, L OBP: 0.373, SLG: 0.467 (1, 8) C F S	0-3 K			1-2 G4-6-3 2B		4-2 BB		0-1 FC4-6 1-2f 3-H 0-3 K		3 0 1 1 1 1 3
Danny Bautista, R OBP: 0.297, SLG: 0.338 (1, 9) F M 1 SAFE C	0-3 K			1-2 E5 G4-6-3		0-1 P3				4 0 0 0 0 2 5
Luis Gonzalez, L OBP: 0.371, SLG: 0.552 (1, 7) B B SAFE C S	2-3 K			1-1 G4-6-3 1-2f 2-3			2-2 FC6-4 1B		2-0 F9	4 0 1 0 0 1 3
Shea Hillenbrand, R OBP: 0.333, SLG: 0.429 (1, 5) B X		1-0 G1-3		1-0 G4-3			1-1 FC6-4 1-2f FC5-4 1B		1-2 1B 1B	4 1 1 0 0 0 2
Lyle Overbay, L OBP: 0.359, SLG: 0.394 (1, 3) B SAFE C S		1-3 K			2-3 K		0-1 FC5-4 1-2f		3-1 1B 1B 1-3 1B	4 0 1 0 0 2 1
Junior Spivey, R OBP: 0.316, SLG: 0.407 (1, 4) B SAFE C S		2-0 CS 1B			3-3 K		2-3 K		4-0 1B 1-2 IBB	3 0 1 0 1 2 1
Rod Barajas, R OBP: 0.295, SLG: 0.422 (1, 2) Carlos Baerga, S OBP: 0.327, SLG: 0.458 (8, PH) Chad Moeller, R OBP: 0.387, SLG: 0.533 (8, PR) (9, 2)		0-1 CS 1-2	1-0 G6-3		0-0 G3-1			3-2 1B FC4-6 2B	1-0 1-2 2-3 3-H 1B	2 0 0 0 0 0 0 1 0 1 0 0 0 0 1 1 1 1 0 0 0
Miguel Batista, R OBP: 0.056, SLG: 0.056 (1, 1) Quinton McCracken, S OBP: 0.257, SLG: 0.234 (8, PH) Eddie Oropesa, L (9, 1) Oscar Villarreal, L (9, 1)			0-3 K			1-2 G6-3				2 0 0 0 0 1 0 1 0 0 0 0 0 1 0 0 0 0 0 0 0 0 0 0 0 0 0 0

Inning Stats	R: 0 E: 0 K: 3 S: 11	H: 1 LOB: 1 BB: 0 P: 14	R: 0 E: 0 K: 1 S: 6	H: 1 LOB: 0 BB: 0 P: 10	R: 0 E: 0 K: 1 S: 6	H: 0 LOB: 0 BB: 0 P: 7	R: 0 E: 1 K: 0 S: 11	H: 1 LOB: 1 BB: 0 P: 15	R: 0 E: 0 K: 2 S: 7	H: 0 LOB: 0 BB: 0 P: 12	R: 0 E: 0 K: 10 S: 10	H: 0 LOB: 1 BB: 1 P: 17	R: 0 E: 0 K: 1 S: 10	H: 1 LOB: 1 BB: 0 P: 15	R: 1 E: 0 K: 1 S: 10	H: 2 LOB: 2 BB: 0 P: 14	R: 1 E: 0 K: 0 S: 7	H: 3 LOB: 3 BB: 1 P: 18	1B: 7 2B: 2 3B: 0 HR: 0	SF: 0 SAC: 0 DP: 1 HBP: 0
--------------	-------------------------------	----------------------------------	------------------------------	----------------------------------	------------------------------	---------------------------------	-------------------------------	----------------------------------	------------------------------	----------------------------------	--------------------------------	----------------------------------	-------------------------------	----------------------------------	-------------------------------	----------------------------------	------------------------------	----------------------------------	----------------------------------	------------------------------------

PITCHER	IP	WLS	BF	H	R	ER	SO	BB	IBB	HBP	BLK	WP	HR	S	P	ERA	WHIP
Esteban Loaiza, R ERA: 1.9 (1, 1)	7.0		26	5	1	1	8	1	0	0	0	0	0	64	96	1.29	0.857
Damaso Marte, L ERA: 1.27 (8, 1)	0.2	B	3	1	0	0	0	0	0	0	0	0	0	4	5	0.00	1.500
Tom Gordon, R ERA: 4.73 (8, 1)	0.2	L	6	3	1	1	1	0	1	0	0	0	0	10	21	13.50	4.500


BOTTOM

Chicago White Sox @ Arizona Diamondbacks
Bank One Ballpark, Phoenix, AZ

Tue Jun 03 2003, 9:35 PM EDT
Att. 33,544 - Sunny - 101 F

AB	33
R	2
H	9
RBI	2
BB	2
SO	9
LOB	16

WP: 0 PA: 36
PB: 0
SB: 0
CS: 1



PITCHER	IP	WLS	BF	H	R	ER	SO	BB	IBB	HBP	BLK	WP	HR	S	P	ERA	WHIP
---------	----	-----	----	---	---	----	----	----	-----	-----	-----	----	----	---	---	-----	------

Batter	1	2	3	4	5	6	7	8	9	AB R H RBI BB SO LOB	TOP											
D'Angelo Jimenez, S OBP: 0.375, SLG: 0.480 (1, 4)	3-2 G3		1-1 WP 1B			1-2 G4-3	3-1 F9		0-2 FC6-5-4-5 2-3	5 0 1 0 0 0 2												
Carlos Lee, R OBP: 0.326, SLG: 0.468 (1, 7)	3-2 P5		2-0 G5-3 1-2			2-2 2B 1B		2-2 F9		4 1 1 0 0 0 1												
Frank Thomas, R OBP: 0.401, SLG: 0.492 (1, 3)	0-1 P2			2-1 G1-3		0-1 WP 1B 2B		2-2 F7		4 1 1 1 0 0 0												
Magglio Ordonez, R OBP: 0.333, SLG: 0.484 (1, 9)		1-0 HR		0-0 F7		4-2 1B 2B BB		0-1 G5-3		3 1 1 1 1 0 0												
Jose Valentin, S OBP: 0.309, SLG: 0.445 (1, 6)		2-1 F8		0-2 G4-3		2-2 1B 1-3 3-H		1-2 1B 1B		4 1 2 1 0 0 0												
24 Joe Crede, R OBP: 0.245, SLG: 0.323 (1, 5)		1-3 K			0-0 P4	0-2 P3		1-1 1B		3 0 0 0 0 1 2												
David Sanders, L (6, 1)								1-2 2B 1B		0 0 0 0 0 0 0												
Josh Paul, R OBP: 0.600, SLG: 0.600 (7, 2)								1-2 2B 1B		1 1 1 0 0 0 0												
Joe Borchard, S OBP: 0.283, SLG: 0.316 (1, 8)		2-2 G3			2-1 G4-3		1-3 K	3-2 2B 1B 1-2 2-H		4 1 1 1 0 1 0												
Miguel Olivo, R OBP: 0.298, SLG: 0.402 (1, 2)			0-3 K		3-3 K		2-1 2B	1-2 FC6-4-5 1-H 2-H		3 0 1 0 0 2 0												
Rick White, R (7, 1)								2-1 P3		0 0 0 0 0 0 0												
Brian Daubach, L OBP: 0.307, SLG: 0.262 (9, PH)								0-2 L6		1 0 1 2 0 0 0												
Jon Garland, R (1, 1)		1-0 L4				1-2 G5-3	0-2 L6	2-1 P3		1 0 0 0 0 0 0												
Kelly Wunsch, L (5, 1)										0 0 0 0 0 0 0												
14 Paul Konerko, R OBP: 0.273, SLG: 0.292 (6, PH)										1 0 0 0 0 0 0												
Tony Graffanino, R OBP: 0.360, SLG: 0.471 (6, 5)										2 0 0 0 0 0 2												
Inning Stats	R: 0 E: 0 K: 0 S: 9	H: 0 LOB: 0 BB: 0 P: 15	R: 1 E: 0 K: 1 S: 9	H: 1 LOB: 0 BB: 0 P: 15	R: 0 E: 0 K: 1 S: 7	H: 1 LOB: 1 BB: 0 P: 11	R: 0 E: 0 K: 0 S: 6	H: 0 LOB: 0 BB: 0 P: 8	R: 0 E: 0 K: 1 S: 6	H: 0 LOB: 0 BB: 0 P: 11	R: 2 E: 0 K: 0 S: 21	H: 3 LOB: 2 BB: 1 P: 31	R: 0 E: 0 K: 1 S: 11	H: 1 LOB: 1 BB: 0 P: 17	R: 0 E: 0 K: 0 S: 8	H: 0 LOB: 0 BB: 0 P: 12	R: 3 E: 0 K: 0 S: 20	H: 4 LOB: 0 BB: 0 P: 28	1B: 6 2B: 4 3B: 0 HR: 1	SF: 0 SAC: 0 DP: 1 HBP: 0	WP: 2 PB: 0 SB: 0 CS: 0	PA: 37
PITCHER	IP WLS BF H R ER SO BB IBB HBP BLK WP HR S P ERA WHIP																					
Andrew Good, R ERA: 5.03 (1, 1)	6.0 W 24 5 3 3 3 1 0 0 0 2 1 58 91 4.50 1.000																					
Stephen Randolph, L ERA: 5.3 (7, 1)	2.0 7 1 0 0 1 0 0 0 0 0 0 0 19 29 0.00 0.500																					
Mike Myers, L ERA: 6.32 (9, 1)	0.0 4 4 3 3 0 0 0 0 0 0 0 0 15 21 ∞ ∞																					
Jose Valverde, R ERA: 4.5 (9, 1)	1.0 S 2 0 0 0 0 0 0 0 0 0 0 0 5 7 0.00 0.000																					

Chicago White Sox @ Arizona Diamondbacks
Bank One Ballpark, Phoenix, AZ
Wed Jun 04 2003, 9:37 PM EDT
Att. 26,667 - Sunny - 79 F

AB	36
R	6
H	10
RBI	6
BB	1
SO	4
LOB	7



Batter	1	2	3	4	5	6	7	8	9	AB	R	H	RBI	BB	SO	LOB
Tony Womack, L OBP: 0.247, SLG: 0.301 (1, 6)	0-1 G6-3	1-2 P5		0-1 P4		2-2 1B 1B	1-0 F7			5	1	1	0	0	0	2
Alex Cintron, S OBP: 0.325, SLG: 0.461 (1, 4)	1-1 F8		3-2 G5-3	3-2 L7		1-2 FC5 1B 1-2 1B		0-0 F9		5	0	1	0	0	0	1
Steve Finley, L OBP: 0.377, SLG: 0.486 Junior Spivey, R OBP: 0.323, SLG: 0.414 (1, 8) (6, 8)	1-1 2B 1B		2-2 G4-3		2-1 HR	0-0 BB FC5 1B 1-2 2-H		1-2 G4-6-3 1B		3	2	2	1	0	0	0
Luis Gonzalez, L OBP: 0.375, SLG: 0.556 (1, 7)	1-2 2B 2B		4-1 HR BB		0-0 2B 1B	1-1 F7		1-0 G4-6-3		4	3	2	1	1	0	3
Shea Hillenbrand, R OBP: 0.341, SLG: 0.460 (1, 5)	2-1 2B		1-0 HR		1-1 1B SF9 2B	0-1 FC5 BB				4	2	3	3	0	0	2
Lyle Overbay, L OBP: 0.369, SLG: 0.400 (1, 3)	2-3 K		3-2 1B		0-1 1B	4-1 FC6-4 BB				3	0	2	1	1	1	1
Quinton McCracken, S OBP: 0.257, SLG: 0.239 (1, 9)		3-2 SH1-3 1B		0-0 P6		0-0 SF9	1-0 FC6-4			3	0	1	1	0	0	4
Chad Moeller, R OBP: 0.382, SLG: 0.523 (1, 2)		0-3 K		1-0 SH1-4 1B		3-2 L7	2-3 K			4	0	1	0	0	2	2
Andrew Good, R OBP: 0.125, SLG: 0.125 Stephen Randolph, L Mike Myers, L Jose Valverde, R (1, 1) (7, 1) (9, 1) (9, 1)		0-0 SH1-3		0-1 SH1-4		1-2 G4-3	0-1 G5-3			1	0	0	0	0	0	1

Inning Stats	R: 2	H: 3	E: 0	K: 1	S: 15	LOB: 1	BB: 0	P: 22	R: 0	H: 1	E: 0	K: 1	S: 13	LOB: 1	BB: 0	P: 17	R: 2	H: 2	E: 0	K: 0	S: 14	LOB: 1	BB: 1	P: 27	R: 0	H: 1	E: 0	K: 0	S: 8	LOB: 1	BB: 0	P: 12	R: 3	H: 4	E: 0	K: 0	S: 14	LOB: 1	BB: 0	P: 21	R: 1	H: 3	E: 0	K: 1	S: 15	LOB: 3	BB: 1	P: 24	R: 0	H: 0	E: 0	K: 1	S: 8	LOB: 0	BB: 0	P: 11	R: 0	H: 1	E: 0	K: 0	S: 5	LOB: 0	BB: 0	P: 7
--------------	------	------	------	------	-------	--------	-------	-------	------	------	------	------	-------	--------	-------	-------	------	------	------	------	-------	--------	-------	-------	------	------	------	------	------	--------	-------	-------	------	------	------	------	-------	--------	-------	-------	------	------	------	------	-------	--------	-------	-------	------	------	------	------	------	--------	-------	-------	------	------	------	------	------	--------	-------	------


PITCHER	IP	WLS	BF	H	R	ER	SO	BB	IBB	HBP	BLK	WP	HR	S	P	ERA	WHIP
Jon Garland, R ERA: 5.61 (1, 1)	4.0	L	23	10	7	7	2	1	0	0	0	0	2	55	86	15.75	2.750
Kelly Wunsch, L ERA: 1.2 (5, 1)	1.0		4	1	0	0	0	0	0	0	0	0	0	9	13	0.00	1.000
David Sanders, L ERA: 5.68 (6, 1)	1.0		7	3	1	1	0	1	0	0	0	0	0	15	24	9.00	4.000
Rick White, R ERA: 8.18 (7, 1)	2.0		6	1	0	0	1	0	0	0	0	0	0	13	18	0.00	0.500

BOTTOM

Chicago White Sox @ Arizona Diamondbacks
Bank One Ballpark, Phoenix, AZ

Wed Jun 04 2003, 9:37 PM EDT
Att. 26,667 - Sunny - 79 F

AB	35
R	8
H	15
RBI	8
BB	2
SO	3
LOB	16



WP	HR	S	P	ERA	WHIP
0	0	1	40		

Batter	1	2	3	4	5	6	7	8	9	10	AB	R	H	RBI	BB	SO	LOB
Jose Valentin, S (1, 6) OBP: 0.316, SLG: 0.452	2-3 K		4-2 K BB		2-1 1B		2-0 2B			1-3 K	4	0	2	0	1	2	0
Tony Graffanino, R (1, 4) OBP: 0.362, SLG: 0.467	2-2 1B		1-3 K		2-3 K		2-0 F9			1-2 2B	5	1	2	0	0	2	3
Frank Thomas, R (1, 3) OBP: 0.409, SLG: 0.519 14 Paul Konerko, R (10, 3) OBP: 0.273, SLG: 0.292	2-2 F8		4-2 BB			3-2 HR		1-1 G6-4-3 1B		2-1 1-H 2B	4	1	3	2	1	0	1
Magglio Ordonez, R (1, 9) OBP: 0.335, SLG: 0.480	0-0 1B		2-3 K			3-2 G6-3		0-0 G6-4-3		4-0 IBB	4	0	1	0	1	1	3
Brian Daubach, L (1, 7) OBP: 0.300, SLG: 0.300	2-3 K			2-2 F7		1-0 HR		1-2 F7		1-3 K	5	1	1	1	0	2	4
24 Joe Crede, R (1, 5) OBP: 0.239, SLG: 0.314			3-2 F7		1-1 G6-3		1-0 F7		2-2 G3-1	0-0 L7	5	0	0	0	0	0	2
Joe Borchard, S (1, 8) OBP: 0.280, SLG: 0.310			3-2 G4-3		1-3 K		1-1 F7		1-2 1B		4	0	1	0	0	1	0
Miguel Olivo, R (1, 2) OBP: 0.305, SLG: 0.400			4-2 FC4-6 BB			0-0 B2-3		1-2 CS 1B		0-3 K	3	0	1	0	1	1	1
Dan Wright, R (1, 1) D'Angelo Jimenez, S (7, PH) Damaso Marte, L (7, 1) Carlos Lee, R (9, PH) Billy Koch, R (9, 1)			0-2 FC4-6			2-2 G1-3		2-1 G4-3		3-1 P4	2	0	0	0	0	0	1

Inning Stats	R: 0	H: 2	E: 0	LOB: 2	K: 2	S: 13	P: 21	R: 0	H: 0	E: 0	LOB: 1	K: 0	S: 12	P: 22	R: 0	H: 0	E: 0	LOB: 2	K: 2	S: 10	P: 21	R: 0	H: 0	E: 0	LOB: 0	K: 1	S: 8	P: 12	R: 0	H: 1	E: 0	LOB: 1	K: 1	S: 12	P: 18	R: 2	H: 2	E: 0	LOB: 0	K: 0	S: 10	P: 19	R: 0	H: 2	E: 0	LOB: 1	K: 0	S: 7	P: 14	R: 0	H: 1	E: 0	LOB: 0	K: 0	S: 6	P: 8	R: 0	H: 1	E: 0	LOB: 1	K: 1	S: 11	P: 17	R: 1	H: 2	E: 0	LOB: 2	K: 2	S: 12	P: 21	1B: 7	2B: 2	3B: 0	HR: 2	SF: 0	SAC: 0	DP: 1	HBP: 0	WP: 0	PA: 42
--------------	------	------	------	--------	------	-------	-------	------	------	------	--------	------	-------	-------	------	------	------	--------	------	-------	-------	------	------	------	--------	------	------	-------	------	------	------	--------	------	-------	-------	------	------	------	--------	------	-------	-------	------	------	------	--------	------	------	-------	------	------	------	--------	------	------	------	------	------	------	--------	------	-------	-------	------	------	------	--------	------	-------	-------	-------	-------	-------	-------	-------	--------	-------	--------	-------	--------

PITCHER	IP	WLS	BF	H	R	ER	SO	BB	IBB	HBP	BLK	WP	HR	S	P	ERA	WHIP
Elmer Dessens, R (1, 1) ERA: 5.25	6.0		25	5	2	2	6	3	0	0	0	0	0	65	113	3.00	1.333
Oscar Villarreal, R (7, 1) ERA: 2.93	2.0		7	3	0	0	0	0	0	0	0	0	0	13	22	0.00	1.500
Scott Service, R (9, 1) ERA: 5.4	1.1	L	8	3	1	1	2	0	1	0	0	0	0	19	33	6.75	2.250
Eddie Oropesa, L (10, 1) ERA: 1.64	0.2		2	0	0	0	1	0	0	0	0	0	0	4	5	0.00	0.000


TOP

Chicago White Sox @ Arizona Diamondbacks

Bank One Ballpark, Phoenix, AZ

Thu Jun 05 2003, 9:37 PM EDT
Att. 27,747 - Sunny - 80 F

AB	38
R	3
H	11
RBI	3
BB	4
SO	9
LOB	17



Batter	1	2	3	4	5	6	7	8	9	10	AB R H RBI BB SO LOB
Tony Womack, L OBP: 0.253, SLG: 0.321 (1, 6)	4-2 G4-3 SH5-3 BB		2-2 G4-3			3-2 HR			1-3 K		3 1 1 1 1 1 0
Quinton McCracken, S OBP: 0.260, SLG: 0.243 (1, 8)	0-0 SH5-3			2-0 G6-4-3 1B		0-3 K			0-0 F7		3 0 1 0 0 1 0
Danny Bautista, R OBP: 0.290, SLG: 0.329 (1, 9)	2-2 G4-3			2-1 G6-4-3 1-2f		1-3 K			2-0 F9		4 0 0 0 0 1 2
Luis Gonzalez, L OBP: 0.370, SLG: 0.546 (1, 7)	1-1 F7			0-0 F9			0-1 P4			2-0 G3-1	4 0 0 0 0 0 1
Shea Hillenbrand, R OBP: 0.335, SLG: 0.451 (1, 5)		1-1 F8			3-2 L6		3-3 K			0-1 G1-3	4 0 0 0 0 1 0
Lyle Overbay, L OBP: 0.366, SLG: 0.392 (1, 3)		1-3 K			2-1 G6-3		1-3 K			4-1 FC6-4 BB	3 0 0 0 1 2 0
Junior Spivey, R OBP: 0.321, SLG: 0.427 (1, 4)		3-3 K			0-1 HR			0-3 K		0-1 FC6-4 1-2f	4 1 1 1 0 2 1
Rod Barajas, R OBP: 0.286, SLG: 0.409 (1, 2)			1-2 G6-3		3-0 G6-3			0-0 F9			3 0 0 0 0 0 0
Elmer Dessens, R OBP: 0.273, SLG: 0.286 (6, PH)			0-0 G4-3			1-1 L4		0-0 F8			1 0 0 0 0 0 0
Carlos Baerga, S OBP: 0.324, SLG: 0.454 (7, 1)											1 0 0 0 0 0 0
Oscar Villarreal, L (7, 1)											0 0 0 0 0 0 0
Alex Cintron, S OBP: 0.321, SLG: 0.455 (8, PH)											1 0 0 0 0 0 0
Scott Service, R (8, PH)											0 0 0 0 0 0 0
Eddie Oropesa, L (10, 1)											0 0 0 0 0 0 0

Inning Stats	R: 0 E: 0 K: 0 S: 8	H: 0 LOB: 1 BB: 1 P: 15	R: 0 E: 0 K: 2 S: 9	H: 0 LOB: 0 BB: 0 P: 14	R: 0 E: 0 K: 0 S: 8	H: 0 LOB: 0 BB: 0 P: 11	R: 0 E: 0 K: 0 S: 4	H: 1 LOB: 0 BB: 0 P: 8	R: 1 E: 0 K: 0 S: 8	H: 1 LOB: 0 BB: 0 P: 16	R: 1 E: 0 K: 2 S: 11	H: 1 LOB: 0 BB: 0 P: 16	R: 0 E: 0 K: 2 S: 11	H: 0 LOB: 0 BB: 0 P: 15	R: 0 E: 0 K: 1 S: 6	H: 0 LOB: 0 BB: 0 P: 6	R: 0 E: 0 K: 1 S: 5	H: 0 LOB: 0 BB: 0 P: 8	R: 0 E: 0 K: 0 S: 6	H: 0 LOB: 1 BB: 1 P: 12	1B: 1 2B: 0 3B: 0 HR: 2	SF: 0 SAC: 1 DP: 1 HBP: 0
--------------	------------------------------	----------------------------------	------------------------------	----------------------------------	------------------------------	----------------------------------	------------------------------	---------------------------------	------------------------------	----------------------------------	-------------------------------	----------------------------------	-------------------------------	----------------------------------	------------------------------	---------------------------------	------------------------------	---------------------------------	------------------------------	----------------------------------	----------------------------------	------------------------------------


PITCHER	IP	WLS	BF	H	R	ER	SO	BB	IBB	HBP	BLK	WP	HR	S	P	ERA	WHIP
Dan Wright, R ERA: 5.87 (1, 1)	6.0		21	3	2	2	4	1	0	0	0	0	2	48	80	3.00	0.667
Damaso Marte, L ERA: 1.16 (7, 1)	2.0		6	0	0	0	3	0	0	0	0	0	0	17	21	0.00	0.000
Billy Koch, R ERA: 5.11 (9, 1)	2.0	W	7	0	0	0	1	1	0	0	0	0	0	11	20	0.00	0.500

BOTTOM

Chicago White Sox @ Arizona Diamondbacks
Bank One Ballpark, Phoenix, AZ

Thu Jun 05 2003, 9:37 PM EDT
Att. 27,747 - Sunny - 80 F

AB	31
R	2
H	3
RBI	2
BB	2
SO	8
LOB	4



WP: 0	PA: 34
PB: 0	
SB: 0	
CS: 0	

Batter	1	2	3	4	5	6	7	8	9	AB R H RBI BB SO LOB	TOP									
Tony Graffanino, R (1, 4) OBP: 0.349, SLG: 0.447	3-3 K		2-3 K		0-0 F9			1-3 K		4 0 0 0 0 3 0	Chicago White Sox @ Los Angeles Dodgers Dodger Stadium, Los Angeles, CA Fri Jun 06 2003, 7:10 PM PDT Att. 35,503 - Cloudy - 65 F									
Jose Valentin, S (1, 6) OBP: 0.319, SLG: 0.447	4-1 2B G4-3 BB		3-1 F8			2-3 K2-3		4-2 BB		2 1 0 0 2 1 0										
Frank Thomas, R (1, 3) OBP: 0.411, SLG: 0.521	3-1 G4-3 1-3 2B		0-0 F9			4-2 BB		0-3 K		3 0 1 0 1 1 1										
Magglio Ordonez, R (1, 9) OBP: 0.329, SLG: 0.471	1-2 G4-3			2-1 F8		2-0 F7		1-1 F9		4 0 0 1 0 0 3										
Carlos Lee, R (1, 7) OBP: 0.319, SLG: 0.457	2-3 3-H 2-3 K			0-0 B5		0-1 F9		1-3 K		4 0 0 0 0 2 2										
24 Joe Crede, R (1, 5) OBP: 0.244, SLG: 0.318		2-3 K		1-1 1B		1-0 SH2-3 1B		1-3 K		4 0 2 0 0 2 0										
Miguel Olivo, R (1, 2) OBP: 0.305, SLG: 0.407		2-0 2B		2-2 G5-3		0-0 SH2-3		1-2 G1-3		3 0 1 0 0 0 1										
Joe Borchard, S (1, 8) OBP: 0.269, SLG: 0.295		0-3 K			3-3 K		2-2 L7			2 0 0 0 0 2 1										
14 Paul Konerko, R (7, PH) OBP: 0.271, SLG: 0.291										1 0 0 0 0 0 1										
Armando Rios, L (7, 8) OBP: 0.267, SLG: 0.324										0 0 0 0 0 0 0										
56 Mark Buehrle, L (1, 1) D'Angelo Jimenez, S (7, PH) Tom Gordon, R (7, 1)		0-3 K			1-3 K		1-1 G6-3			2 0 0 0 0 2 1										
										1 0 0 0 0 0 1										
										0 0 0 0 0 0 0										
Inning Stats	R: 1 E: 0 K: 2 S: 15	H: 1 LOB: 1 BB: 1 P: 28	R: 0 E: 0 K: 3 S: 10	H: 1 LOB: 1 BB: 0 P: 14	R: 0 E: 0 K: 1 S: 6	H: 1 LOB: 1 BB: 0 P: 11	R: 0 E: 0 K: 0 S: 9	H: 1 LOB: 1 BB: 0 P: 14	R: 0 E: 0 K: 1 S: 11	H: 0 LOB: 1 BB: 1 P: 19	R: 0 E: 0 K: 0 S: 8	H: 1 LOB: 1 BB: 0 P: 12	R: 0 E: 0 K: 2 S: 12	H: 0 LOB: 1 BB: 1 P: 18	R: 0 E: 0 K: 2 S: 11	H: 0 LOB: 0 BB: 0 P: 14	1B: 2 2B: 2 3B: 0 HR: 0	SF: 0 SAC: 1 DP: 0 HBP: 0	WP: 0 PB: 0 SB: 0 CS: 0	PA: 34
PITCHER	IP WLS BF H R ER SO BB IBB HBP BLK WP HR S P ERA WHIP																			
Kaz Ishii, L (1, 1) ERA: 3.01	7.0 W 27 4 1 1 9 2 0 0 0 0 0 0 69 112 1.29 0.857																			
Paul Quantrill, R (8, 1) ERA: 1.44	0.1 H 1 0 0 0 1 0 0 0 0 0 0 0 3 4 0.00 0.000																			
Tom Martin, L (8, 1) ERA: 2.6	0.0 1 0 0 0 0 1 0 0 0 0 0 0 4 8 ∞ ∞																			
Paul Shuey, R (8, 1) ERA: 0.96	0.2 H 2 0 0 0 1 0 0 0 0 0 0 0 5 6 0.00 0.000																			
Eric Gagne, R (9, 1) ERA: 2.03	1.0 S 3 0 0 0 2 0 0 0 0 0 0 0 11 14 0.00 0.000																			

livebaseballscores.com

AB	30
R	1
H	4
RBI	1
BB	3
SO	13
LOB	11



Batter	1	2	3	4	5	6	7	8	9
Dave Roberts, L OBP: 0.335, SLG: 0.338 (1, 8) X	0-0 G1-3 ①		0-0 FC1-2-5 1B ②			0-1 G5-3 ①		1-3 K ①	
Paul Lo Duca, R OBP: 0.394, SLG: 0.465 (1, 2) CX	0-1 G6-3 1B		0-1 3-H 2-H 1B			2-3 K ②		2-3 K ②	
Shawn Green, L OBP: 0.332, SLG: 0.436 (1, 9) BX	1-0 G6-3 1-2f ② ③		0-2 L4 ③			3-2 G3 ③		1-0 F8 ③	
Brian Jordan, R OBP: 0.381, SLG: 0.419 (1, 7) X		2-2 HR ①		1-3 K ①			0-0 F8 ①		
Fred McGriff, L OBP: 0.329, SLG: 0.454 (1, 3) C		2-3 K ①		2-1 G4-3 ②			4-1 BB 1B BB		
Jolbert Cabrera, R OBP: 0.336, SLG: 0.526 (1, 4) X		1-1 G5-3 ②		3-2 F9 ③			1-2 FC5 BB 1B		
Adrian Beltré, R OBP: 0.279, SLG: 0.349 (1, 5) B		2-3 K ③			2-3 K ①		4-0 1-2 2-3 BB		
Cesar Izturis, S OBP: 0.284, SLG: 0.288 (1, 6) X			2-1 E2 SH1-4 FC1-2-5 1B ①		0-1 G4-3 ②		0-0 F7 ②		
Kaz Ishii, L OBP: 0.305, SLG: 0.335 (7, PH) Alex Cora, L OBP: 0.305, SLG: 0.335 (8, 1) Paul Quantrill, L OBP: 0.305, SLG: 0.335 (8, 1) Tom Martin, L OBP: 0.305, SLG: 0.335 (8, 1) Paul Shuey, R OBP: 0.305, SLG: 0.335 (8, 1) Eric Gagne, R OBP: 0.305, SLG: 0.335 (9, 1)			0-1 SH1-4 ①		2-3 K ③		2-2 FC5 2-3f ③		

Inning Stats	R: 0	H: 1	E: 0	LOB: 0	K: 0	P: 5	R: 1	H: 1	E: 0	LOB: 0	K: 2	P: 11	R: 1	H: 2	E: 1	LOB: 1	K: 0	P: 12	R: 0	H: 0	E: 0	LOB: 0	K: 1	P: 12	R: 0	H: 0	E: 0	LOB: 0	K: 2	P: 13	R: 0	H: 0	E: 0	LOB: 0	K: 1	P: 15	R: 0	H: 1	E: 0	LOB: 3	K: 0	P: 20	R: 0	H: 0	E: 0	LOB: 0	K: 2	P: 11		
	4	1	0	0	0	1	1	1	0	0	0	3	0	1	0	0	0	3	0	0	0	0	0	0	0	0	0	0	0	0	0	0	0	0	0	0	0	0	0	0	0	0	0	0	0	0	0	0	0	0

PITCHER	IP	WLS	BF	H	R	ER	SO	BB	IBB	HBP	BLK	WP	HR	S	P	ERA	WHIP
56 Mark Buehrle, L ERA: 4.6 (1, 1)	6.0	L	21	4	2	2	6	0	0	0	0	0	1	56	81	3.00	0.667
Tom Gordon, R ERA: 4.4 (7, 1)	2.0		9	1	0	0	2	2	0	0	0	0	0	16	31	0.00	1.500

BOTTOM


Chicago White Sox @ Los Angeles Dodgers
Dodger Stadium, Los Angeles, CA

Fri Jun 06 2003, 7:10 PM PDT
Att: 35,503 - Cloudy - 65 F

AB	R	H	RBI	BB	SO	LOB
4	1	0	0	0	1	1
4	0	2	1	0	2	0
4	0	0	0	0	0	2
3	1	1	1	0	1	0
2	0	0	0	1	1	0
3	0	1	0	0	0	0
2	0	0	0	1	2	0
3	0	1	0	0	0	3
1	0	0	0	0	1	0
1	0	0	0	0	0	3
0	0	0	0	0	0	0
0	0	0	0	0	0	0
0	0	0	0	0	0	0
0	0	0	0	0	0	0

AB	27
R	2
H	5
RBI	2
BB	2
SO	8
LOB	9

WP: 0 PA: 30
PB: 0
SB: 0
CS: 0



PITCHER	IP	WLS	BF	H	R	ER	SO	BB	IBB	HBP	BLK	WP	HR	S	P	ERA	WHIP
56 Mark Buehrle, L ERA: 4.6 (1, 1)	6.0	L	21	4	2	2	6	0	0	0	0	0	1	56	81	3.00	0.667
Tom Gordon, R ERA: 4.4 (7, 1)	2.0		9	1	0	0	2	2	0	0	0	0	0	16	31	0.00	1.500

Batter	1	2	3	4	5	6	7	8	9	AB R H RBI BB SO LOB	TOP												
D'Angelo Jimenez, S (1, 4) OBP: 0.368, SLG: 0.468	3-1 G3		3-1 F9 2-H 1B		1-1 G4-3		1-3 K		1-2 G3	5 1 1 1 0 1 0	Chicago White Sox @ Los Angeles Dodgers Dodger Stadium, Los Angeles, CA Sat Jun 07 2003, 7:10 PM PDT Att. 44,122 - Cloudy - 65 F												
Jose Valentin, S (1, 6) OBP: 0.317, SLG: 0.440	2-2 F8		0-2 F9 1-3		2-3 K		1-0 F8		1-1 1B	5 0 1 0 0 1 1													
Frank Thomas, R (1, 3) OBP: 0.420, SLG: 0.544 Joe Borchard, S (8, 8) OBP: 0.264, SLG: 0.289	0-1 FC3-6 1B		4-1 WP 1B BB		0-2 1B		1-1 HR		0-3 K	3 1 3 1 1 0 0 1 0 0 0 0 1 1													
Magglio Ordonez, R (1, 9) OBP: 0.332, SLG: 0.472	1-2 FC3-6 1-2f		1-0 WP 1B		1-2 1B		0-2 G6-3			4 0 2 1 0 0 1													
Carlos Lee, R (1, 7) OBP: 0.313, SLG: 0.448			1-3 K 1-2 2-3		3-2 G5-3			0-0 F8		4 0 0 0 0 1 4													
Armando Rios, L (1, 8) OBP: 0.256, SLG: 0.311 14 Paul Konerko, R (8, PH) OBP: 0.270, SLG: 0.289			0-2 G4-3		2-2 G6-3		1-3 K		2-1 G5-3	3 0 0 0 0 1 0 1 0 0 0 0 0 0													
24 Joe Crede, R (1, 5) OBP: 0.254, SLG: 0.342			1-2 F9		0-2 FC6-4 1B		0-0 1B		1-0 HR	4 1 3 1 0 0 0													
Miguel Olivo, R (1, 2) OBP: 0.304, SLG: 0.397			4-1 SH1-4 1B BB		0-0 FC6-4 1-2f		2-3 K		1-0 P4	3 1 0 0 1 1 2													
Bartolo Colon, R (1, 1)			0-1 SH1-4 1-2		2-3 K		0-1 G4-3		0-0 G3-1	3 0 0 0 0 1 2													
Inning Stats	R: 0 E: 0 K: 0 S: 11	H: 1 LOB: 1 BB: 0 P: 17	R: 0 E: 0 K: 0 S: 9	H: 0 LOB: 0 BB: 0 P: 13	R: 2 E: 0 K: 1 S: 13	H: 2 LOB: 2 BB: 2 P: 26	R: 0 E: 0 K: 1 S: 12	H: 1 LOB: 1 BB: 0 P: 16	R: 0 E: 0 K: 1 S: 18	H: 2 LOB: 2 BB: 0 P: 25		R: 0 E: 0 K: 2 S: 9	H: 1 LOB: 1 BB: 0 P: 12	R: 1 E: 0 K: 1 S: 9	H: 1 LOB: 0 BB: 0 P: 12	R: 1 E: 0 K: 0 S: 5	H: 1 LOB: 0 BB: 0 P: 9	R: 0 E: 0 K: 1 S: 10	H: 1 LOB: 1 BB: 0 P: 12	1B: 8 2B: 0 3B: 0 HR: 2	SF: 0 SAC: 1 DP: 0 HBP: 0	WP: 1 PB: 0 SB: 1 CS: 0	PA: 39
PITCHER	IP WLS BF H R ER SO BB IBB HBP BLK WP HR S P ERA WHIP												IP WLS BF H R ER SO BB IBB HBP BLK WP HR S P ERA WHIP										
Andy Ashby, R (1, 1) ERA: 6.48	3.0 L 14 3 2 2 1 2 0 0 0 0 1 0 33 56 6.00 1.667																						
Wilson Alvarez, L (4, 1) ERA: 3.6	5.0 21 6 2 2 5 0 0 0 0 0 2 53 74 3.60 1.200																						
Guillermo Mota, R (9, 1) ERA: 1.72	1.0 4 1 0 0 1 0 0 0 0 0 0 0 10 12 0.00 1.000																						

livebaseballscores.com

AB	36
R	4
H	10
RBI	4
BB	2
SO	7
LOB	11



Batter	1	2	3	4	5	6	7	8	9	AB R H RBI BB SO LOB
Alex Cora, L OBP: 0.304, SLG: 0.339 (1, 4)	1-1 F9		3-1 F9			1-3 K			0-1 G4-3 SF8 2B	4 1 1 0 0 1 0
Paul Lo Duca, R OBP: 0.391, SLG: 0.461 (1, 2)	2-1 1B			0-0 G4-3			0-2 G6-3		2-1 G4-3	4 0 1 0 0 0 1
Shawn Green, L OBP: 0.327, SLG: 0.430 (1, 9)	1-3 K			1-2 G4-3			1-2 P5		1-0 SF8	3 0 0 1 0 1 1
Fred McGriff, L OBP: 0.323, SLG: 0.445 (1, 3)	0-0 F8			0-2 F8			1-1 G4-3		0-0 F8	4 0 0 0 0 0 1
Brian Jordan, R OBP: 0.380, SLG: 0.417 (1, 8)		2-1 G6-4-3 1B			1-2 G4-3			0-0 G5-3		3 0 1 0 0 0 0
Mike Kinkade, R OBP: 0.373, SLG: 0.397 (1, 7)		1-0 F7			0-0 G1-3			2-0 G5-3		3 0 0 0 0 0 1
Adrian Beltré, R OBP: 0.275, SLG: 0.343 (1, 5)		0-1 G6-4-3			0-3 K			1-1 E7 1B		3 0 0 0 0 1 1
Cesar Izturis, S OBP: 0.285, SLG: 0.288 (1, 6)			0-1 L6			1-3 K		0-1 1B		3 0 1 0 0 1 0
Andy Ashby, R (1, 1)			0-0 P6			0-2 G6-3		1-3 K		0 0 0 0 0 0 0
Bubba Crosby, L (3, PH)										1 0 0 0 0 0 0
Wilson Alvarez, L (4, 1)										1 0 0 0 0 0 0
Ron Coomer, R (8, PH)										1 0 0 0 0 1 2
Guillermo Mota, R (9, 1)										0 0 0 0 0 0 0

Inning Stats	R: 0	H: 1	E: 0	LOB: 1	K: 1	BB: 0	S: 8	P: 12	R: 0	H: 1	E: 0	LOB: 0	K: 0	BB: 0	S: 5	P: 8	R: 0	H: 0	E: 0	LOB: 0	K: 0	BB: 0	S: 5	P: 8	R: 0	H: 0	E: 0	LOB: 0	K: 1	BB: 0	S: 7	P: 8	R: 0	H: 0	E: 0	LOB: 0	K: 1	BB: 0	S: 7	P: 8	R: 0	H: 0	E: 0	LOB: 0	K: 2	BB: 0	S: 9	P: 11	R: 0	H: 0	E: 0	LOB: 0	K: 0	BB: 0	S: 8	P: 10	R: 0	H: 1	E: 1	LOB: 2	K: 1	BB: 0	S: 9	P: 13	R: 1	H: 1	E: 0	LOB: 0	K: 0	BB: 0	S: 6	P: 9
--------------	------	------	------	--------	------	-------	------	-------	------	------	------	--------	------	-------	------	------	------	------	------	--------	------	-------	------	------	------	------	------	--------	------	-------	------	------	------	------	------	--------	------	-------	------	------	------	------	------	--------	------	-------	------	-------	------	------	------	--------	------	-------	------	-------	------	------	------	--------	------	-------	------	-------	------	------	------	--------	------	-------	------	------

PITCHER	IP	WLS	BF	H	R	ER	SO	BB	IBB	HBP	BLK	WP	HR	S	P	ERA	WHIP
Bartolo Colon, R (1, 1) ERA: 3.68	9.0	W	31	4	1	1	5	0	0	0	0	0	0	64	87	1.00	0.444

BOTTOM

Chicago White Sox @ Los Angeles Dodgers
Dodger Stadium, Los Angeles, CA
 Sat Jun 07 2003, 7:10 PM PDT
 Att: 44,122 - Cloudy - 65 F

AB	30
R	1
H	4
RBI	1
BB	0
SO	5
LOB	7



WP	PA	31
PB	0	
SB	0	
CS	0	

Batter	1	2	3	4	5	6	7	8	9	AB	R	H	RBI	BB	SO	LOB	TOP																						
D'Angelo Jimenez, S (1, 4) OBP: 0.364, SLG: 0.462	1-1 F9			3-2 1B 1B	1-0 G5-3		2-2 F8		2-2 G4-3	5	1	1	1	0	0	2																							
Tony Graffanino, R (1, 6) OBP: 0.360, SLG: 0.465	1-2 G1-3			0-1 1B 1B	0-1 S HR		3-2 FC6-4 BB		2-3 K	5	3	3	2	0	1	0																							
Frank Thomas, R (1, 3) OBP: 0.426, SLG: 0.561 Brian Daubach, L (7, 3) OBP: 0.309, SLG: 0.324	0-3 K			0-0 G6-4-3 1B	2-1 HR		4-1 FC6-4 BB		3-1 2B	3	1	2	2	1	1	0																							
Magglio Ordenez, R (1, 9) OBP: 0.333, SLG: 0.468				1-1 G6-4-3 1B	3-2 G5-3		3-2 FC6-4 HR		4-2 BB	4	1	1	1	1	0	2																							
Carlos Lee, R (1, 7) OBP: 0.315, SLG: 0.461				0-1 G6-4-3	1-1 G5-3		0-2 HR		1-2 F9	5	1	2	3	0	0	4																							
24 Joe Crede, R (1, 5) OBP: 0.249, SLG: 0.335				0-0 F9	1-0 FC6-4		1-0 G1-3			4	0	0	0	0	0	2																							
Miguel Olivo, R (1, 2) OBP: 0.302, SLG: 0.392				1-3 K			2-3 K		1-2 G1-3	4	1	1	0	0	2	0																							
Joe Borchard, S (1, 8) OBP: 0.246, SLG: 0.265				0-0 F9	1-2 E1 SH		0-0 P4		1-3 K	4	1	0	0	0	1	1																							
Esteban Loaiza, R (1, 1) OBP: 0.200, SLG: 0.200 Armando Rios, L (8, PH) OBP: 0.253, SLG: 0.307 Damaso Marte, L (8, 1) Billy Koch, R (9, 1)				3-3 K	0-0 SH		0-0 G1-6-3		2-2 G4-3	2	1	0	0	0	1	0																							
					1-2 2B					1	0	0	0	0	0	0																							
					1-2 2B					0	0	0	0	0	0	0																							
					1-2 2B					0	0	0	0	0	0	0																							
Inning Stats	R: 0 E: 0 K: 1 S: 8	H: 0 LOB: 0 BB: 0 P: 10	R: 0 E: 0 K: 0 S: 4	H: 0 LOB: 0 BB: 0 P: 9	R: 0 E: 0 K: 2 S: 10	H: 0 LOB: 0 BB: 0 P: 14	R: 2 E: 0 K: 0 S: 11	H: 4 LOB: 1 BB: 0 P: 15	R: 5 E: 1 K: 0 S: 18	H: 4 LOB: 1 BB: 0 P: 28	R: 0 E: 0 K: 1 S: 5	H: 0 LOB: 0 BB: 0 P: 7	R: 3 E: 0 K: 0 S: 19	H: 2 LOB: 0 BB: 1 P: 32	R: 0 E: 0 K: 1 S: 11	H: 0 LOB: 0 BB: 0 P: 15	R: 0 E: 0 K: 1 S: 18	H: 1 LOB: 2 BB: 1 P: 30	1B: 7 2B: 2 3B: 0 HR: 2	SF: 0 SAC: 1 DP: 1 HBP: 0	WP: 0 PB: 0 SB: 1 CS: 0	PA: 41																	
PITCHER	IP	WLS	BF	H	R	ER	SO	BB	IBB	HBP	BLK	WP	HR	S	P	ERA	WHIP																						
Odalis Perez, L (1, 1) ERA: 4.72	5.0	L	24	8	7	6	3	0	0	0	0	0	1	51	76	10.80	1.600																						
Guillermo Mota, R (6, 1) ERA: 2.33	2.0		9	2	3	3	1	1	0	0	0	0	1	24	39	13.50	1.500																						
Paul Quantrill, R (8, 1) ERA: 1.38	1.0		3	0	0	0	1	0	0	0	0	0	0	11	15	0.00	0.000																						
Paul Shuey, R (9, 1) ERA: 0.92	1.0		5	1	0	0	1	1	0	0	0	0	0	18	30	0.00	2.000																						

Chicago White Sox @ Los Angeles Dodgers
 Dodger Stadium, Los Angeles, CA

Sun Jun 08 2003, 1:10 PM PDT
 Att: 52,637 - Overcast - 69 F

AB	38
R	10
H	11
RBI	9
BB	2
SO	6
LOB	11



Batter	1	2	3	4	5	6	7	8	9	AB	R	H	RBI	BB	SO	LOB
Dave Roberts, L (1, 8) OBP: 0.333, SLG: 0.335	3-2 G5-3		0-2 L1		1-2 PO			2-1 P2		4	0	1	1	0	0	0
Adrián Beltré, R (1, 5) OBP: 0.275, SLG: 0.342	1-2 G5-3		1-0 G6-3		0-2 PO	2-0 L5		1-2 1B		4	0	1	0	0	0	0
Shawn Green, L (1, 9) OBP: 0.326, SLG: 0.440	0-1 HR		3-3 K			3-3 K		0-3 K		4	1	1	1	0	3	1
Fred McGriff, L (1, 3) OBP: 0.319, SLG: 0.439	3-3 K			1-3 K		1-0 G5-3		0-2 F8		3	0	0	0	0	2	0
Ron Coomer, R (8, PH) OBP: 0.294, SLG: 0.267										1	0	0	0	0	0	1
Paul Lo Duca, R (1, 7) OBP: 0.390, SLG: 0.474		1-2 IHR		2-3 K		0-0 F9			1-0 L7	3	1	1	1	0	1	0
Jason Romano, R (8, 7) OBP: 0.063, SLG: 0.063										1	0	0	0	0	0	0
Alex Cora, L (1, 4) OBP: 0.298, SLG: 0.332		2-1 G6-3		0-3 K		0-1 F7			2-2 P5	4	0	0	0	0	1	0
David Ross, R (1, 2) OBP: 0.318, SLG: 0.450		2-3 K			0-0 B3				1-3 K	4	1	2	0	0	2	0
Cesar Izturis, S (1, 6) OBP: 0.290, SLG: 0.294		0-0 1B			0-0 B3					3	0	2	0	0	0	1
Paul Quantrill, L (8, 1)					1-2 1B					0	0	0	0	0	0	0
Paul Shuey, R (9, 1)										0	0	0	0	0	0	0
Odalis Perez, L (1, 1) OBP: 0.045, SLG: 0.045		1-3 K			2-3 K					1	0	0	0	0	1	1
Bubba Crosby, L (5, PH) OBP: 0.111, SLG: 0.111										1	0	0	0	0	1	1
Guillermo Mota, R (6, 1) OBP: 0.250, SLG: 0.250										0	0	0	0	0	0	0
Jolbert Cabrera, R (7, PH) OBP: 0.333, SLG: 0.521										1	0	0	0	0	0	2

Inning Stats	R: 1	H: 1	E: 0	K: 1	S: 14	LOB: 0	BB: 0	P: 21	R: 1	H: 2	E: 0	K: 2	S: 12	LOB: 1	BB: 0	P: 18	R: 0	H: 0	E: 0	K: 1	S: 8	LOB: 0	BB: 0	P: 12	R: 0	H: 0	E: 0	K: 3	S: 11	LOB: 0	BB: 0	P: 14	R: 1	H: 2	E: 0	K: 1	S: 10	LOB: 0	BB: 0	P: 13	R: 0	H: 0	E: 0	K: 1	S: 5	LOB: 0	BB: 0	P: 11	R: 0	H: 2	E: 0	K: 0	S: 11	LOB: 2	BB: 0	P: 11	R: 0	H: 1	E: 0	K: 1	S: 13	LOB: 1	BB: 0	P: 16	R: 0	H: 0	E: 0	K: 1	S: 7	LOB: 0	BB: 0	P: 11	1B: 6	SF: 0	2B: 0	SAC: 0	3B: 0	DP: 0	HR: 2	HBP: 0	WP: 0	PA: 35
--------------	------	------	------	------	-------	--------	-------	-------	------	------	------	------	-------	--------	-------	-------	------	------	------	------	------	--------	-------	-------	------	------	------	------	-------	--------	-------	-------	------	------	------	------	-------	--------	-------	-------	------	------	------	------	------	--------	-------	-------	------	------	------	------	-------	--------	-------	-------	------	------	------	------	-------	--------	-------	-------	------	------	------	------	------	--------	-------	-------	-------	-------	-------	--------	-------	-------	-------	--------	-------	--------


PITCHER	IP	WLS	BF	H	R	ER	SO	BB	IBB	HBP	BLK	WP	HR	S	P	ERA	WHIP
Esteban Loaiza, R (1, 1) ERA: 2.06	7.0		27	7	3	3	9	0	0	0	0	0	1	71	100	3.86	1.000
Damaso Marte, L (8, 1) ERA: 1.11	1.0		4	1	0	0	1	0	0	0	0	0	0	13	16	0.00	1.000
Billy Koch, R (9, 1) ERA: 4.91	1.0		3	0	0	0	1	0	0	0	0	0	0	7	11	0.00	0.000

BOTTOM

Chicago White Sox @ Los Angeles Dodgers
Dodger Stadium, Los Angeles, CA

Sun Jun 08 2003, 1:10 PM PDT
Att: 52,637 - Overcast - 69 F

AB	34
R	3
H	8
RBI	3
BB	0
SO	11
LOB	7



Batter	1	2	3	4	5	6	7	8	9	AB R H RBI BB SO LOB	TOP														
Marquis Grissom, R (1, 8) OBP: 0.336, SLG: 0.500	0-3 K		1-1 G5-3		0-1 G5-3			0-3 K		4 0 0 0 0 2 1	<p>San Francisco Giants @ Chicago White Sox</p> <p>U.S. Cellular Field, Chicago, IL</p> <p>Tue Jun 10 2003, 8:05 PM EDT Att. 23,837 - Cloudy - 77 F</p> <p>livebaseballscorecards.com</p> <table border="1"> <tr><td>AB</td><td>33</td></tr> <tr><td>R</td><td>3</td></tr> <tr><td>H</td><td>7</td></tr> <tr><td>RBI</td><td>3</td></tr> <tr><td>BB</td><td>2</td></tr> <tr><td>SO</td><td>9</td></tr> <tr><td>LOB</td><td>9</td></tr> </table> <p>GIANTS</p>	AB	33	R	3	H	7	RBI	3	BB	2	SO	9	LOB	9
AB	33																								
R	3																								
H	7																								
RBI	3																								
BB	2																								
SO	9																								
LOB	9																								
Ray Durham, S (1, 4) OBP: 0.426, SLG: 0.462	3-3 K			0-2 HR 1B		1-2 F7		1-3 K		4 1 1 0 0 2 0															
Rich Aurilia, R (1, 6) OBP: 0.322, SLG: 0.401	0-2 1B			1-2 F8 1 SAFE 1 SAFE		0-0 G6-3		1-1 F9		4 0 1 0 0 0 1															
Barry Bonds, L (1, 7) OBP: 0.496, SLG: 0.665	3-3 K			2-1 1-H HR		4-0 1B IBB		1-1 P6		3 1 1 2 1 1 1															
Benito Santiago, R (1, 2) OBP: 0.346, SLG: 0.495 Pedro Feliz, R (9, PR) OBP: 0.295, SLG: 0.482			3-1 G4-3		0-1 P4		0-1 1B	4-2 2B 1B BB		3 0 1 0 1 0 0 0 1 0 0 0 0 0															
Andres Galarraga, R (1, 10) OBP: 0.398, SLG: 0.564			0-0 G5-3		1-3 K2-3		1-3 K	1-2 1B 2B		4 0 1 0 0 2 2															
J.T. Snow, L (1, 3) OBP: 0.378, SLG: 0.424 Marvin Benard, L (9, PR) OBP: 0.282, SLG: 0.297			3-2 F7			3-1 G3 2B		0-0 G6-3 1B 2-3 3-H		4 0 2 1 0 1 0 0 0 0 0 0 0 0															
Edgardo Alfonzo, R (1, 5) OBP: 0.297, SLG: 0.330				0-0 G6-3		1-2 G5-3		1-2 G6-3		4 0 0 0 0 0 3															
José Cruz Jr., S (1, 9) OBP: 0.378, SLG: 0.441			3-3 K		2-0 G3		0-2 G4-3			3 0 0 0 0 1 1															
Inning Stats	R: 0 E: 0 K: 3 S: 12	H: 1 LOB: 1 BB: 0 P: 18	R: 0 E: 0 K: 0 S: 7	H: 0 LOB: 0 BB: 0 P: 13	R: 0 E: 0 K: 1 S: 6	H: 0 LOB: 0 BB: 0 P: 10	R: 2 E: 0 K: 1 S: 16	H: 2 LOB: 0 BB: 0 P: 20	R: 0 E: 0 K: 0 S: 9	H: 1 LOB: 1 BB: 0 P: 15	R: 0 E: 0 K: 1 S: 10	H: 1 LOB: 2 BB: 1 P: 16	R: 0 E: 0 K: 1 S: 8	H: 0 LOB: 0 BB: 0 P: 10	R: 0 E: 0 K: 2 S: 9	H: 0 LOB: 0 BB: 0 P: 11	R: 1 E: 0 K: 0 S: 12	H: 2 LOB: 2 BB: 1 P: 19	1B: 4 2B: 2 3B: 0 HR: 1	SF: 0 SAC: 0 DP: 1 HBP: 0	WP: 0 PB: 0 SB: 0 CS: 0	PA: 35			
PITCHER	IP WLS BF H R ER SO BB IBB HBP BLK WP HR S P ERA WHIP																								
Jon Garland, R (1, 1) ERA: 5.29	7.0 W 27 5 2 2 7 0 1 0 0 0 1 68 102 2.57 0.714																								
Tom Gordon, R (8, 1) ERA: 4.25	1.0 H 3 0 0 0 2 0 0 0 0 0 0 9 11 0.00 0.000																								
Damaso Marte, L (9, 1) ERA: 1.09	0.1 H 1 0 0 0 0 0 0 0 0 0 0 2 3 0.00 0.000																								
Billy Koch, R (9, 1) ERA: 5.13	0.2 4 2 1 1 0 1 0 0 0 0 0 10 16 13.50 4.500																								

Batter	1	2	3	4	5	6	7	8	9	AB	R	H	RBI	BB	SO	LOB	BOTTOM				
D'Angelo Jimenez, S (1, 4) OBP: 0.367, SLG: 0.476	3-3 K		1-0 P6							4	1	2	1	0	1	1					
Jose Valentin, S (1, 6) OBP: 0.320, SLG: 0.444	3-3 K									3	1	1	0	1	2	1					
Frank Thomas, R (1, 3) OBP: 0.423, SLG: 0.554 Aaron Rowand, R (8, 8) OBP: 0.200, SLG: 0.167	2-1 G6-3									4	0	1	0	0	0	4					
Brian Daubach, L (1, 9) OBP: 0.306, SLG: 0.320										4	1	1	1	0	1	1					
Carlos Lee, R (1, 7) OBP: 0.322, SLG: 0.464										3	0	2	1	1	0	0					
Armando Rios, L (1, 8) OBP: 0.241, SLG: 0.291										4	0	0	0	0	0	3					
14 Paul Konerko, R (1, 10) OBP: 0.271, SLG: 0.286 Tony Graffanino, R (7, PR) OBP: 0.357, SLG: 0.460										2	0	0	0	1	0	1					
24 Joe Crede, R (1, 5) OBP: 0.251, SLG: 0.337										2	0	1	0	0	1	0					
Miguel Olivo, R (1, 2) OBP: 0.310, SLG: 0.417										2	1	1	2	1	1	1					
Inning Stats	R: 0 E: 0 K: 2 S: 9	H: 0 LOB: 0 BB: 0 P: 17	R: 0 E: 0 K: 0 S: 8	H: 0 LOB: 1 BB: 1 P: 18	R: 0 E: 0 K: 1 S: 7	H: 0 LOB: 0 BB: 1 P: 13	R: 2 E: 0 K: 0 S: 12	H: 3 LOB: 0 BB: 0 P: 20	R: 0 E: 0 K: 1 S: 13	H: 2 LOB: 3 BB: 1 P: 24	R: 0 E: 0 K: 1 S: 8	H: 1 LOB: 0 BB: 0 P: 12	R: 3 E: 0 K: 1 S: 18	H: 3 LOB: 1 BB: 1 P: 30	R: 0 E: 0 K: 0 S: 5	H: 0 LOB: 0 BB: 0 P: 9	1B: 6 2B: 2 3B: 0 HR: 2	SF: 0 SAC: 1 DP: 2 HBP: 0	WP: 0 PB: 0 SB: 0 CS: 0	PA: 34	
PITCHER	IP	WLS	BF	H	R	ER	SO	BB	IBB	HBP	BLK	WP	HR	S	P	ERA	WHIP				
Jerome Williams, R (1, 1) ERA: 5.74	5.0		21	5	2	2	4	3	0	0	1	0	0	49	92	3.60	1.600				
Scott Eyre, L (6, 1) ERA: 3.28	1.0		3	1	0	0	1	0	0	0	0	0	0	8	12	0.00	1.000				
Joe Nathan, R (7, 1) ERA: 3.74	0.1	L	2	0	2	2	0	1	0	0	0	0	0	3	8	54.00	3.000				
Felix Rodriguez, R (7, 1) ERA: 4.4	0.0		2	2	1	1	0	0	0	0	0	0	2	9	12	∞	∞				
Jason Christiansen, L (7, 1) ERA: 27.0	0.2		3	1	0	0	1	0	0	0	0	0	0	6	10	0.00	1.500				
PITCHER	IP	WLS	BF	H	R	ER	SO	BB	IBB	HBP	BLK	WP	HR	S	P	ERA	WHIP				
41 Chad Zerbe, L (8, 1) ERA: 5.5	1.0		3	0	0	0	0	0	0	0	0	0	0	5	9	0.00	0.000				

San Francisco Giants @ Chicago White Sox
U.S. Cellular Field, Chicago, IL

Tue Jun 10 2003, 8:05 PM EDT
Att. 23,837 - Cloudy - 77 F

livebaseballscores.com

AB	29
R	5
H	9
RBI	5
BB	4
SO	6
LOB	12



Batter	1	2	3	4	5	6	7	8	9	AB R H RBI BB SO LOB	TOP														
Marquis Grissom, R (1, 8) <small>OBP: 0.337, SLG: 0.500</small>	0-0 G5-3	0-1 F7			1-1 2B 1B	1-0 SF8		0-1 1-2 2-3 1B		4 1 2 1 0 0 0															
Neff Perez, S (1, 6) <small>OBP: 0.316, SLG: 0.385</small>	3-3 K		0-3 K		0-0 1-3 1B 2B	2-1 G5-3		2-3 K		5 1 1 0 0 3 4															
Ray Durham, S (1, 4) <small>OBP: 0.430, SLG: 0.466</small>	2-1 BB HR 1B		2-3 K		2-1 HR 1B	2-2 HBP		3-1 SF8		3 2 2 3 0 1 0															
Barry Bonds, L (1, 10) <small>OBP: 0.494, SLG: 0.673</small>	4-1 1-2 HR BB BB		1-1 P6		0-1 1-H HR	1-2 G4-3		2-2 3-H G1-3		4 2 1 2 1 0 4															
Benito Santiago, R (1, 2) <small>OBP: 0.343, SLG: 0.485</small> Yorvit Torrealba, R (9, 2) <small>OBP: 0.344, SLG: 0.492</small>	4-0 1-2 2-3 HR BB			2-3 K	2-2 G4-3		1-1 G5-3		2-2 F9	4 1 0 0 1 1 0 0 0 0 0 0 0 0															
Pedro Feliz, R (1, 5) <small>OBP: 0.288, SLG: 0.508</small>	1-2 1-H 2-H 3-H HR		1-0 G6-3		0-1 G6-3		2-1 P3		1-0 G6-3	5 1 1 4 0 0 0															
J.T. Snow, L (1, 3) <small>OBP: 0.379, SLG: 0.425</small>	3-2 F9		4-2 BB			1-0 2B 2B	2-3 K		2-1 G4-3	4 1 1 0 1 1 0															
José Cruz Jr., S (1, 9) <small>OBP: 0.380, SLG: 0.446</small>		0-0 P3		0-1 G4-3		1-1 1B SF8 2B		0-1 1B SF8 1B		4 2 2 1 0 0 1															
Marvin Benard, L (1, 7) <small>OBP: 0.283, SLG: 0.317</small>		2-2 G6-3			0-0 B1-3	2-2 G5-3 1B		0-0 1B		4 0 2 0 0 0 0															
Inning Stats	R: 4 E: 0 K: 1 S: 15	H: 2 LOB: 0 BB: 2 P: 32	R: 0 E: 0 K: 0 S: 6	H: 0 LOB: 0 BB: 0 P: 8	R: 0 E: 0 K: 2 S: 11	H: 0 LOB: 1 BB: 1 P: 14	R: 0 E: 0 K: 1 S: 9	H: 0 LOB: 1 BB: 1 P: 16	R: 4 E: 0 K: 0 S: 13	H: 4 LOB: 0 BB: 0 P: 18	R: 2 E: 0 K: 0 S: 15	H: 3 LOB: 2 BB: 0 P: 25	R: 0 E: 0 K: 1 S: 8	H: 0 LOB: 0 BB: 0 P: 13	R: 1 E: 0 K: 1 S: 13	H: 3 LOB: 2 BB: 0 P: 20	R: 0 E: 0 K: 0 S: 6	H: 0 LOB: 0 BB: 0 P: 11	1B: 7 2B: 3 3B: 0 HR: 2	SF: 2 SAC: 0 DP: 0 HBP: 1	WP: 0 PB: 0 SB: 0 CS: 0	PA: 43			
PITCHER	IP WLS BF H R ER SO BB IBB HBP BLK WP HR S P ERA WHIP																								
56 Mark Buehrle, L (1, 1) <small>ERA: 5.18</small>	4.1 L	22 6	8 8	8 8	4 3	0 0	0 0	0 0	0 0	0 0	0 0	2 49	81 20	16.61 18.00	2.077 3.000										
Gary Glover, R (5, 1) <small>ERA: 5.53</small>	1.0	6	3	2	0	0	0	0	0	0	0	13	20	18.00	3.000										
Kelly Wunsch, L (6, 1) <small>ERA: 1.15</small>	0.2	3	0	0	0	0	0	1	0	0	0	7	12	0.00	0.000										
Rick White, R (7, 1) <small>ERA: 7.88</small>	2.0	9	3	1	1	2	0	0	0	0	0	21	33	4.50	1.500										
David Sanders, L (9, 1) <small>ERA: 5.27</small>	1.0	3	0	0	0	0	0	0	0	0	0	6	11	0.00	0.000										

San Francisco Giants @ Chicago White Sox
 U.S. Cellular Field, Chicago, IL
 Wed Jun 11 2003, 8:05 PM EDT
 Att. 19,114 - Overcast - 57 F

AB	37
R	11
H	12
RBI	11
BB	3
SO	6
LOB	9



Batter	1	2	3	4	5	6	7	8	9	AB	R	H	RBI	BB	SO	LOB
D'Angelo Jimenez, S (1, 4) OBP: 0.359, SLG: 0.465	1-3 K		0-0 G4-3			1-3 K		3-2 F7	2-2 F8	5	0	0	0	0	2	3
Jose Valentin, S (1, 6) OBP: 0.317, SLG: 0.443	0-1 F7			1-0 P4		2-3 K		3-2 E 1-H HR 2B	2-2 P6	5	1	1	1	0	1	2
Frank Thomas, R (1, 3) OBP: 0.420, SLG: 0.546	2-1 F7			1-3 K		4-0 BB		1-2 E6 HR		3	1	0	0	1	1	1
Magglio Ordonez, R (1, 9) OBP: 0.330, SLG: 0.462		0-3 K		2-0 F7		1-3 K		3-2 F 1-H 3-H HR		3	0	0	0	0	2	1
Aaron Rowand, R (8, 8) OBP: 0.212, SLG: 0.230										1	1	1	3	0	0	0
Brian Daubach, L (1, 10) OBP: 0.326, SLG: 0.325		4-1 BB			2-3 K2-3		4-2 G6-4-3 BB	0-1 1B		2	0	1	0	2	1	0
Carlos Lee, R (1, 7) OBP: 0.317, SLG: 0.455		2-3 K			0-0 P6		2-1 G6-4-3 1-2f	2-0 F8		4	0	0	0	0	1	3
Armando Rios, L (1, 8) OBP: 0.241, SLG: 0.289		0-3 K			3-1 24 BB 1B		1-0 F7		0-1 F7	4	0	1	0	0	1	1
24 Joe Crede, R (1, 5) OBP: 0.256, SLG: 0.336			0-2 G1-3		4-2 BB		3-2 F9	3-2 1B 1B		3	0	1	0	1	0	0
Miguel Olivo, R (1, 2) OBP: 0.306, SLG: 0.410			3-3 K		0-1 P6		4-2 2B BB	2-1 1B		2	0	0	0	0	1	2
Josh Paul, R (7, 2) OBP: 0.714, SLG: 0.667									1-2 1B	1	1	1	0	1	0	0

Inning Stats		R: 0	H: 0	E: 0	K: 1	S: 7	R: 0	H: 0	E: 0	K: 3	S: 11	R: 0	H: 0	E: 0	K: 1	S: 9	R: 0	H: 1	E: 0	K: 1	S: 11	R: 0	H: 0	E: 0	K: 3	S: 12	R: 0	H: 0	E: 0	K: 0	S: 7	R: 4	H: 3	E: 1	K: 0	S: 35	R: 0	H: 2	E: 0	K: 0	S: 14	1B: 4	2B: 1	3B: 0	HR: 1	SF: 0	SAC: 0	DP: 1	HBP: 0	WP: 0	PA: 38			
PITCHER		IP	WLS	BF	H	R	ER	SO	BB	IBB	HBP	BLK	WP	HR	S	P	ERA	WHIP	PITCHER		IP	WLS	BF	H	R	ER	SO	BB	IBB	HBP	BLK	WP	HR	S	P	ERA	WHIP																	
Jesse Foppert, R (1, 1) ERA: 4.18	7.1		27	1	1	1	1	10	5	0	0	0	0	0	75	122	1.23	0.818	Jim Brower, R (8, 1) ERA: 4.66		0.2		6	3	3	0	0	0	0	0	0	1	22	34	0.00	4.500	41 Chad Zerbe, L (9, 1) ERA: 5.21		1.0		5	2	0	0	0	0	0	0	0	0	14	23	0.00	2.000

BOTTOM


San Francisco Giants @ Chicago White Sox

U.S. Cellular Field, Chicago, IL

Wed Jun 11 2003, 8:05 PM EDT
Att. 19,114 - Overcast - 57 F

livebaseballscores.com

AB	33
R	4
H	6
RBI	4
BB	5
SO	10
LOB	13



Batter	1	2	3	4	5	6	7	8	9	AB R H RBI BB SO LOB	TOP											
Marquis Grissom, R (1, 8) <small>OBP: 0.335, SLG: 0.494</small>	1-3 K		0-1 E5			1-2 FC6-4 1B		0-1 F7	1-2 P4	5 0 1 0 0 1 0												
Nefti Perez, S (1, 6) <small>OBP: 0.306, SLG: 0.373</small>	0-0 G4-3		1-1 F9			0-1 FC6-4 G3 <small>1-2f</small>		0-1 P6	0-2 F7	5 0 0 0 0 0 2												
Ray Durham, S (1, 4) <small>OBP: 0.426, SLG: 0.461</small>	2-3 K				1-3 K	2-1 G3 1-2			3-2 HR 1B	4 1 1 0 0 2 1												
Barry Bonds, L (1, 10) <small>OBP: 0.489, SLG: 0.680</small> (9, 7)		1-3 K			2-3 K	2-3 K			0-0 HR <small>1-H</small>	4 1 1 2 0 3 1												
Benito Santiago, R (1, 2) <small>OBP: 0.341, SLG: 0.480</small>	0-0 G5-3		0-1 G5-3				0-1 P4		0-0 FC2-6 1B	4 0 1 0 0 0 0												
José Cruz Jr., S (1, 9) <small>OBP: 0.382, SLG: 0.458</small>	0-3 K				0-0 HR		4-1 BB		0-0 FC2-6 BLK HR <small>1-2f</small>	3 2 1 1 1 1 1												
Pedro Feliz, R (1, 3) <small>OBP: 0.300, SLG: 0.523</small>					0-0 G6-3		0-1 P3		0-0 BLK HR 1B <small>1-2</small>	4 2 2 0 0 0 1												
Edgardo Alfonzo, R (1, 5) <small>OBP: 0.296, SLG: 0.326</small>					0-0 G4-3	2-2 G6-3	1-1 G4-3		4-1 HR IBB <small>1-2 2-3</small>	3 1 0 0 1 0 2												
Marvin Benard, L (1, 7) <small>OBP: 0.265, SLG: 0.295</small> Rich Aurilia, R (9, PH) <small>OBP: 0.324, SLG: 0.416</small> Tim Worrell, R (9, 1)					0-1 G3-1 <small>3-H</small>	2-1 P6		1-3 K	0-1 HR <small>1-H 2-H 3-H</small>	3 0 0 1 0 1 0 1 1 1 4 0 0 0 0 0 0 0 0 0 0												
Inning Stats	R: 0 E: 0 K: 2 S: 7	H: 0 LOB: 0 BB: 0 P: 10	R: 0 E: 0 K: 2 S: 8	H: 0 LOB: 0 BB: 0 P: 9	R: 1 E: 1 K: 0 S: 8	H: 1 LOB: 1 BB: 0 P: 9	R: 0 E: 0 K: 2 S: 8	H: 0 LOB: 0 BB: 0 P: 11	R: 1 E: 0 K: 0 S: 7	H: 1 LOB: 0 BB: 0 P: 11	R: 0 E: 0 K: 1 S: 10	H: 1 LOB: 1 BB: 0 P: 15	R: 0 E: 0 K: 0 S: 7	H: 0 LOB: 1 BB: 1 P: 12	R: 0 E: 0 K: 1 S: 7	H: 0 LOB: 0 BB: 0 P: 8	R: 6 E: 0 K: 0 S: 16	H: 5 LOB: 0 BB: 1 P: 24	1B: 4 2B: 1 3B: 0 HR: 3	SF: 0 SAC: 0 DP: 0 HBP: 0	WP: 0 PB: 0 SB: 0 CS: 0	PA: 38
PITCHER	IP WLS BF H R ER SO BB IBB HBP BLK WP HR S P ERA WHIP																					
Bartolo Colon, R (1, 1) <small>ERA: 3.99</small>	8.1 L 35 7 7 7 8 1 1 0 1 0 2 70 100 7.56 0.960																					
Damaso Marte, L (9, 1) <small>ERA: 1.42</small>	0.2 3 1 1 1 0 0 0 0 0 0 1 8 9 13.50 1.500																					

San Francisco Giants @ Chicago White Sox
 U.S. Cellular Field, Chicago, IL
 Thu Jun 12 2003, 8:05 PM EDT
 Att. 22,827 - Overcast - 67 F

AB	36
R	8
H	8
RBI	8
BB	2
SO	8
LOB	8



Batter	1	2	3	4	5	6	7	8	9	AB	R	H	RBI	BB	SO	LOB
D'Angelo Jimenez, S (1, 4) OBP: 0.353, SLG: 0.457	1-0 P4	3-1 G5-3		1-0 SH1-3			2-3 K		0-0 G6-4-3	4	0	0	0	0	1	2
Tony Graffanino, R (1, 6) OBP: 0.361, SLG: 0.462	2-2 HR		2-1 G6-3	3-2 G6-3			0-1 G3-1			4	1	2	0	0	0	0
Frank Thomas, R (1, 3) OBP: 0.421, SLG: 0.558	2-0 HR		4-1 14 1B 24 BB 1B BB	0-0 G6-3			3-3 K			3	2	1	2	1	1	2
Brian Daubach, L (8, 3) OBP: 0.326, SLG: 0.325	1-H HR			1-2f						0	0	0	0	0	0	0
Magglio Ordonez, R (1, 9) OBP: 0.332, SLG: 0.464	2-0 14 S 2B		0-0 F9			3-1 L7		4-2 14 S BB		3	0	1	0	1	0	1
Carlos Lee, R (1, 7) OBP: 0.316, SLG: 0.449	1-3 K		4-2 14 1B 24 1B BB			2-1 G6-3		2-1 F8		3	1	0	0	1	1	2
14 Paul Konerko, R (1, 10) OBP: 0.271, SLG: 0.285	2-2 F9		2-1 24 1B	1-2 2-3 1B		3-2 G5-3		3-3 K		4	0	1	0	0	1	2
24 Joe Crede, R (1, 5) OBP: 0.264, SLG: 0.344		1-2 1B	3-2 1-2 2-H 3-H 1B			2-1 G6-4-3 1B		1-2 G5-3		4	0	3	2	0	0	1
Aaron Rowand, R (1, 8) OBP: 0.214, SLG: 0.231		2-2 F7	0-2 F8			0-1 G6-4-3			3-2 G6-4-3 1B	4	0	1	0	0	0	4
Miguel Olivo, R (1, 2) OBP: 0.297, SLG: 0.399		1-1 F9		1-0 E5 1B SH1-3		2-1 F8			1-1 F8	4	0	0	0	0	0	2

Inning Stats	R: 2	H: 3	E: 0	K: 1	S: 13	H: 3	LOB: 1	BB: 0	P: 23	R: 0	H: 1	E: 0	K: 0	S: 10	R: 0	H: 2	E: 0	K: 0	S: 14	R: 0	H: 1	E: 1	K: 0	S: 7	R: 0	H: 0	E: 0	K: 0	S: 7	R: 0	H: 1	E: 0	K: 0	S: 6	R: 0	H: 0	E: 0	K: 2	S: 11	R: 0	H: 0	E: 0	K: 1	S: 12	R: 0	H: 1	E: 0	K: 0	S: 6	R: 0	H: 0	E: 0	K: 0	S: 6	R: 0	H: 0	E: 0	K: 1	S: 6	R: 0	H: 1	E: 0	K: 0	S: 6	1B: 7	2B: 1	3B: 0	HR: 1	SF: 0	SAC: 1	DP: 3	HBP: 0	WP: 0	PB: 0	SB: 2	CS: 0	PA: 37
--------------	------	------	------	------	-------	------	--------	-------	-------	------	------	------	------	-------	------	------	------	------	-------	------	------	------	------	------	------	------	------	------	------	------	------	------	------	------	------	------	------	------	-------	------	------	------	------	-------	------	------	------	------	------	------	------	------	------	------	------	------	------	------	------	------	------	------	------	------	-------	-------	-------	-------	-------	--------	-------	--------	-------	-------	-------	-------	--------

PITCHER	IP	WLS	BF	H	R	ER	SO	BB	IBB	HBP	BLK	WP	HR	S	P	ERA	WHIP
Kirk Rueter, L ERA: 3.6	(1, 1)	6.0	27	8	4	4	1	2	0	0	0	0	1	57	106	6.00	1.667
Joe Nathan, R ERA: 3.53	(7, 1)	2.0	7	0	0	0	3	1	0	0	0	0	0	23	38	0.00	0.500
Tim Worrell, R ERA: 1.53	(9, 1)	1.0	3	1	0	0	0	0	0	0	0	0	0	6	10	0.00	1.000

BOTTOM

San Francisco Giants @ Chicago White Sox
U.S. Cellular Field, Chicago, IL

livebaseballscores.com

AB	33
R	4
H	9
RBI	4
BB	3
SO	4
LOB	16



WP: 0	PA: 37
PB: 0	
SB: 2	
CS: 0	

Thu Jun 12 2003, 8:05 PM EDT
Att. 22,827 - Overcast - 67 F

Batter	1	2	3	4	5	6	7	8	9	AB R H RBI BB SO LOB	TOP																		
Gary Matthews, S (1, 9) OBP: 0.286, SLG: 0.353	1-0 2B 1B	1-0 P5			2-2 G3-1		1-3 K	0-3 K		5 1 1 0 0 2 3																			
Mark Kotsay, L (1, 8) OBP: 0.353, SLG: 0.335	2-2 2B 1-3 2B		1-2 3B 1B		2-0 G3		3-2 F8		0-0 F8	5 2 2 0 0 0 0																			
Mark Loretta, R (1, 4) OBP: 0.376, SLG: 0.436	3-2 G5-3		0-0 3B 1B		3-2 FC6 1B		1-1 1B 1B		3-2 1B 1B	5 0 4 1 0 0 2																			
Ryan Klesko, L (1, 3) OBP: 0.369, SLG: 0.514	3-2 2B 2-H 3-H		2-2 G4-3		2-2 FC6 1-2f		0-1 1B 1-2		3-1 F8	5 0 2 2 0 0 3																			
Sean Burroughs, L (1, 5) OBP: 0.335, SLG: 0.395	1-3 K		2-3 K			3-3 K	1-0 F7		0-0 G4-3	5 0 0 0 0 3 5																			
Rondell White, R (1, 7) OBP: 0.352, SLG: 0.491	2-3 K		1-0 G5-3			0-2 HBP 1B		0-0 P2		4 0 1 0 0 1 2																			
Dave Hansen, L (1, 10) OBP: 0.392, SLG: 0.318		1-3 K		2-1 G3		0-3 K		4-0 E S BB		3 0 0 0 0 2 1																			
Brian Buchanan, R (8, PH) OBP: 0.370, SLG: 0.552										0 0 0 0 1 0 0																			
Gary Bennett, R (1, 2) OBP: 0.284, SLG: 0.318		4-2 FC5-4 BB		0-0 F8		H 1-0 1-2 HBP		2-2 F9		2 0 0 0 1 0 1																			
Donaldo Mendez, R (1, 6) OBP: 0.421, SLG: 0.375		0-2 FC5-4 1-2f		1-0 F8		0-3 K		1-2 HBP		3 0 0 0 0 1 3																			
Inning Stats	R: 2 E: 0 K: 2 S: 19	H: 3 LOB: 1 BB: 0 P: 31	R: 0 E: 0 K: 1 S: 10	H: 0 LOB: 1 BB: 1 P: 16	R: 1 E: 0 K: 1 S: 12	H: 2 LOB: 1 BB: 0 P: 18	R: 0 E: 0 K: 0 S: 4	H: 0 LOB: 0 BB: 0 P: 7	R: 0 E: 0 K: 0 S: 14	H: 1 LOB: 1 BB: 0 P: 23	R: 0 E: 0 K: 3 S: 12	H: 1 LOB: 2 BB: 0 P: 16	R: 0 E: 0 K: 1 S: 12	H: 2 LOB: 2 BB: 0 P: 18	R: 0 E: 0 K: 1 S: 12	H: 0 LOB: 2 BB: 1 P: 19	R: 0 E: 0 K: 0 S: 7	H: 1 LOB: 1 BB: 0 P: 13	1B: 7 2B: 2 3B: 1 HR: 0	SF: 0 SAC: 0 DP: 0 HBP: 2	WP: 0 PA: 41 PB: 0 SB: 1 CS: 0								
PITCHER	IP WLS BF H R ER SO BB IBB HBP BLK WP HR S P ERA WHIP																												
Esteban Loaiza, R (1, 1) ERA: 2.24	5.0		22	6	3	3	4	1	0	0	0	0	0	0	59	95	5.40	1.400											
Tom Gordon, R (6, 1) ERA: 4.02	1.2	W	8	2	0	0	4	0	0	1	0	0	0	0	21	30	0.00	1.200											
Damaso Marte, L (7, 1) ERA: 1.35	1.1	H	7	1	0	0	1	1	0	1	0	0	0	0	15	23	0.00	1.500											
Billy Koch, R (9, 1) ERA: 4.94	1.0	S	4	1	0	0	0	0	0	0	0	0	0	0	7	13	0.00	1.000											

San Diego Padres @ Chicago White Sox
U.S. Cellular Field, Chicago, IL

AB	37
R	3
H	10
RBI	3
BB	2
SO	9
LOB	20



Fri Jun 13 2003, 8:05 PM EDT
Att. 14,162 - Sunny - 66 F

livebaseballscorecards.com

Batter	1	2	3	4	5	6	7	8	9	AB	R	H	RBI	BB	SO	LOB
D'Angelo Jimenez, S OBP: 0.348, SLG: 0.449 (1, 4)	2-0 F7		0-1 G3		0-0 G3		0-1 G4-3			4	0	0	0	0	0	0
Jose Valentin, S OBP: 0.312, SLG: 0.434 (1, 6)	1-0 P4		1-2 F9		2-2 G3-1			2-3 K		4	0	0	0	0	1	0
Frank Thomas, R OBP: 0.419, SLG: 0.566 Brian Daubach, L OBP: 0.326, SLG: 0.325 (1, 3) (9, 3)	1-0 P4		3-2 F8		3-3 K			1-1 HR		4	1	1	1	0	1	0
Magglio Ordonez, R OBP: 0.335, SLG: 0.477 (1, 9)		1-0 HR		2-0 CS 1B		3-2 F8		1-1 P5		4	1	2	1	0	0	0
Carlos Lee, R OBP: 0.323, SLG: 0.452 (1, 7)		3-2 14 E 14 S 14 1B		4-1 1B 14 SF9 BB		0-0 F9		0-1 1B		3	2	2	0	1	0	0
Armando Rios, L OBP: 0.256, SLG: 0.337 Aaron Rowand, R OBP: 0.211, SLG: 0.227 (1, 8) (8, 8)		1-0 P5		1-1 SAFE 24 1B		0-0 HR		2-3 K		3	1	2	1	0	0	1
14 Paul Konerko, R OBP: 0.271, SLG: 0.287 (1, 10)		3-2 1-H 1B		1-2 SF9		1-0 P5				2	0	1	2	0	0	0
24 Joe Crede, R OBP: 0.265, SLG: 0.344 (1, 5)		2-2 F7		0-0 SAFE 1-2 1B		1-2 F7				3	0	1	0	0	0	1
Miguel Olivo, R OBP: 0.291, SLG: 0.390 (1, 2)		1-2 F8		2-1 F8		0-0 P2				3	0	0	0	0	0	3

Inning Stats	R: 0	H: 0	E: 0	K: 0	S: 3	R: 2	H: 3	E: 0	K: 0	S: 16	R: 0	H: 0	E: 0	K: 0	S: 9	R: 1	H: 3	E: 0	K: 0	S: 11	R: 0	H: 0	E: 0	K: 1	S: 7	R: 1	H: 1	E: 0	K: 0	S: 9	R: 0	H: 0	E: 0	K: 0	S: 6	R: 1	H: 2	E: 0	K: 2	S: 12
	LOB: 0	BB: 0	P: 7	LOB: 1	BB: 0	P: 27	LOB: 0	BB: 0	P: 13	LOB: 2	BB: 1	P: 12	LOB: 0	BB: 0	P: 13	LOB: 0	BB: 0	P: 7	LOB: 1	BB: 0	P: 18	LOB: 0	BB: 0	P: 12	LOB: 0	BB: 0	P: 13	LOB: 0	BB: 0	P: 12	LOB: 0	BB: 0	P: 18	LOB: 1	BB: 0	P: 18				
PITCHER	IP	WLS	BF	H	R	ER	SO	BB	IBB	HBP	BLK	WP	HR	S	P	ERA	WHIP																							
Kevin Jarvis, R ERA: 3.6 Scott Linebrink, R ERA: 3.69	(1, 1) (6, 1)	5.0 3.0	21 12	6 3	3 2	2 2	1 2	1 0	0 0	0 0	0 0	0 0	0 2	46 27	80 38	3.60 6.00	1.400 1.000																							
	1B: 6	2B: 0	3B: 0	HR: 3	SF: 1	SAC: 0	DP: 0	HBP: 0	WP: 0	PA: 33																														

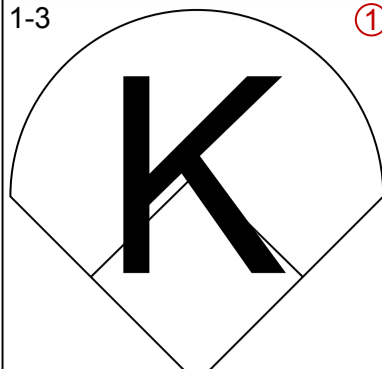
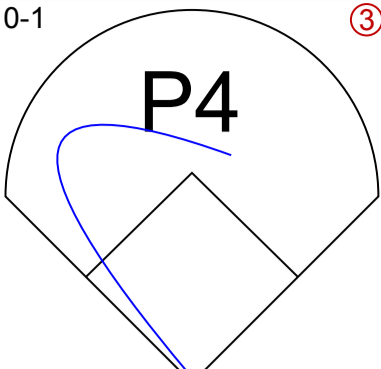
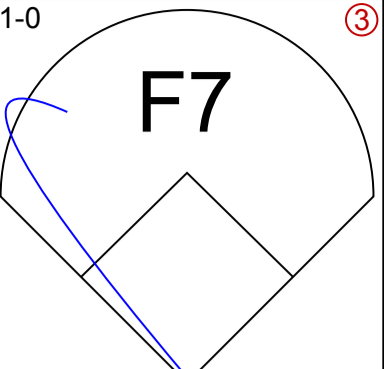
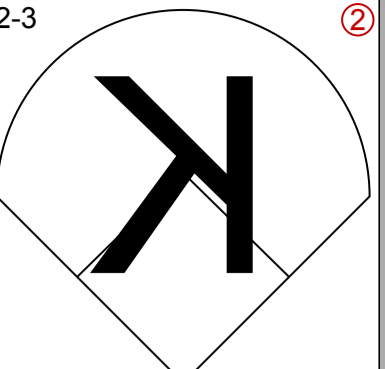
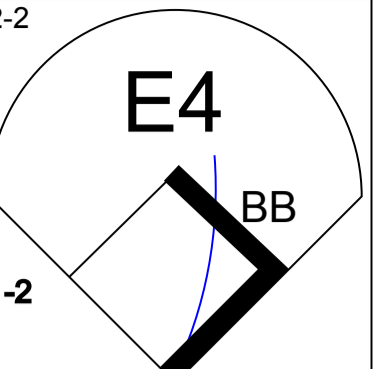
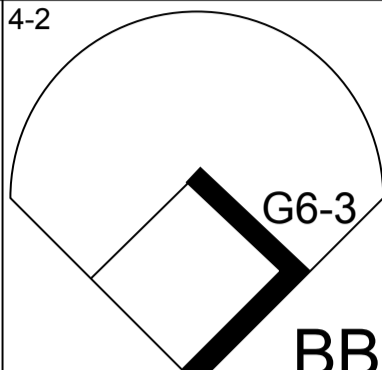
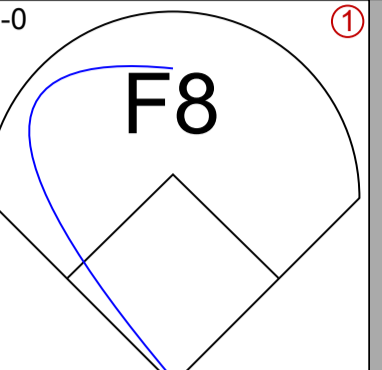
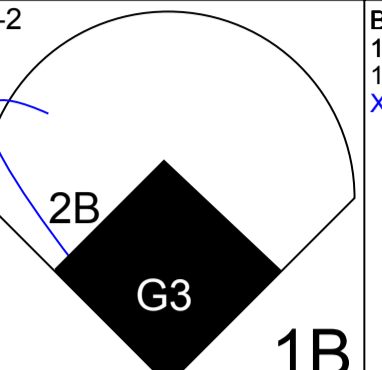
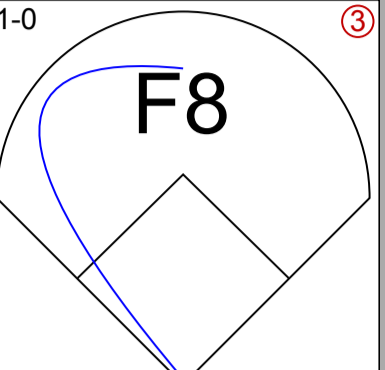
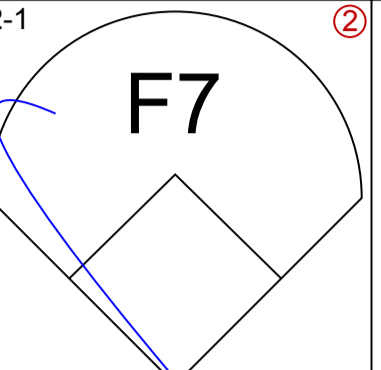
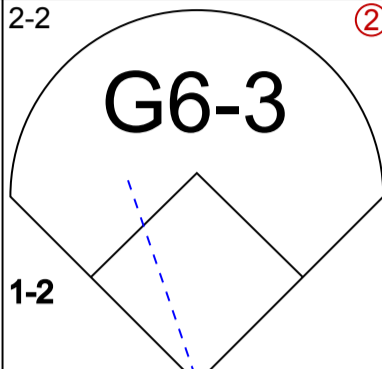
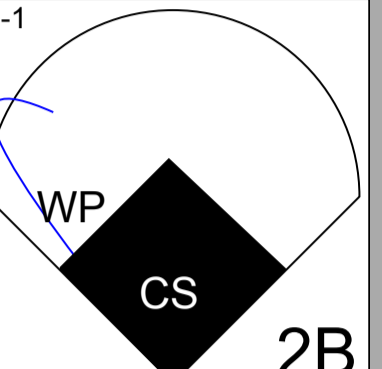
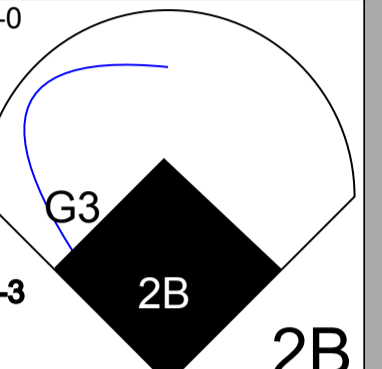
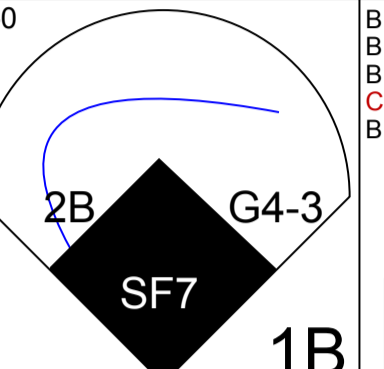
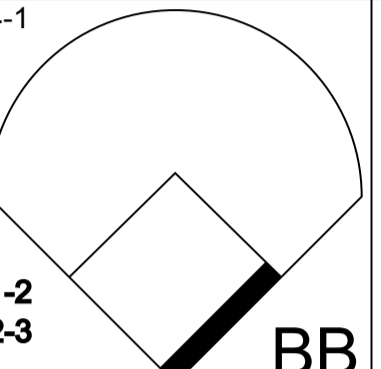
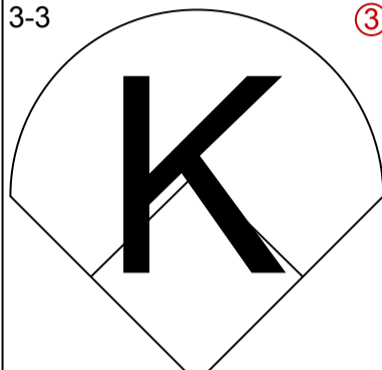
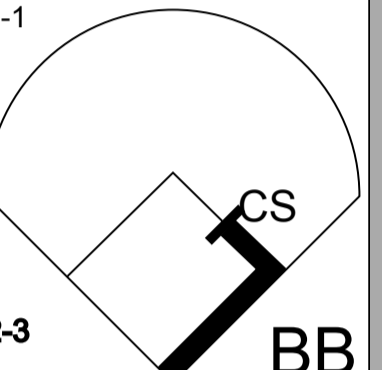
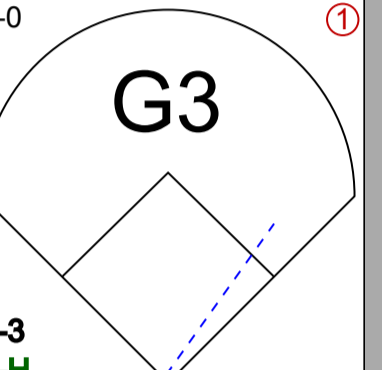
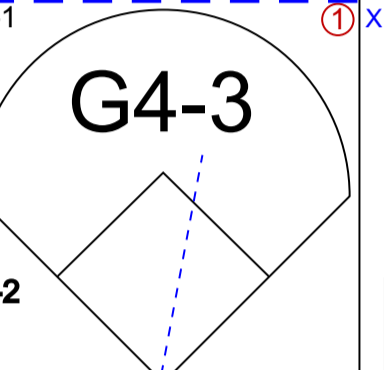
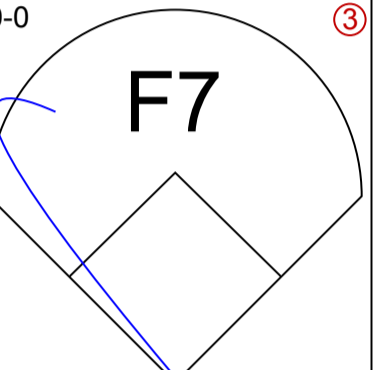
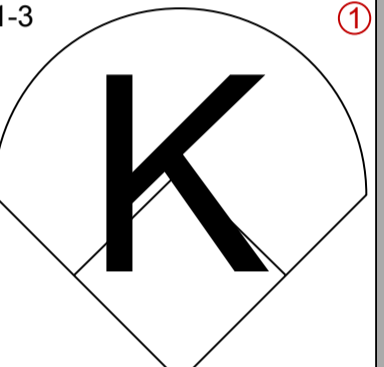
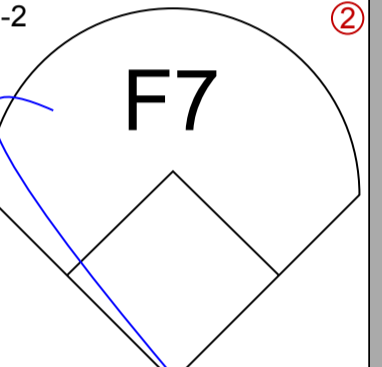
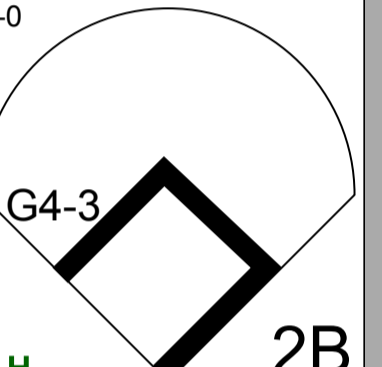
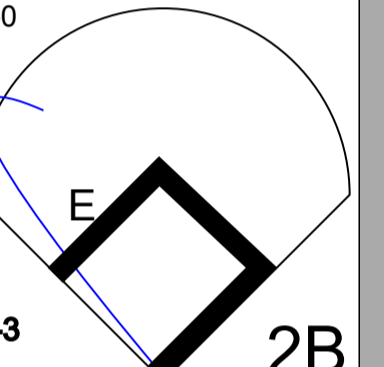
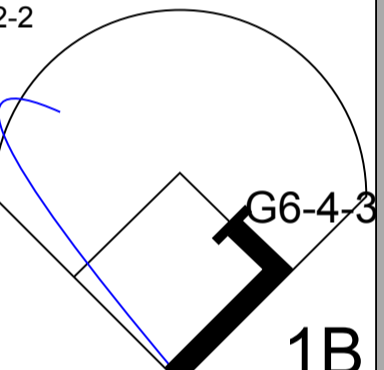
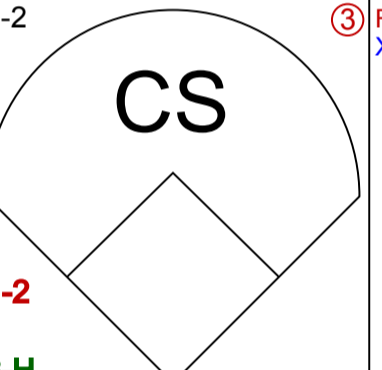
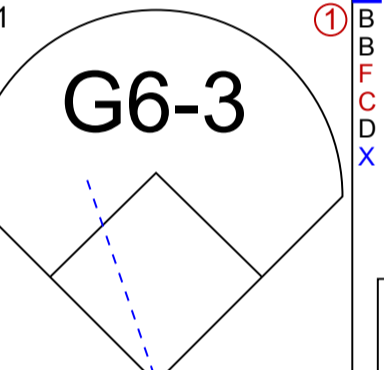
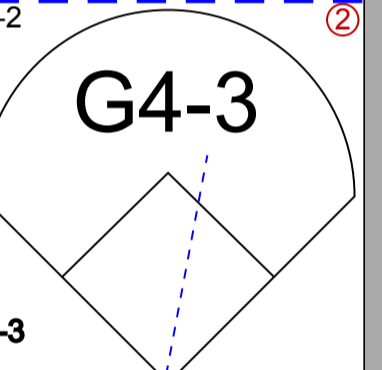
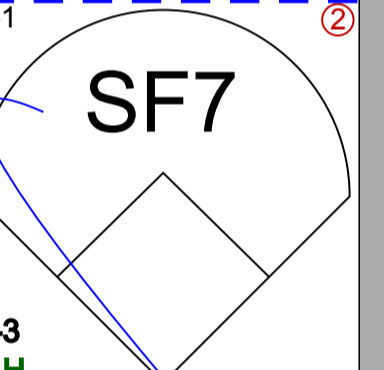
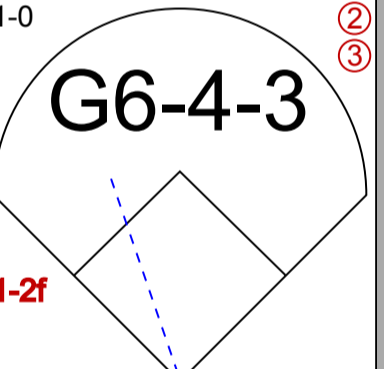
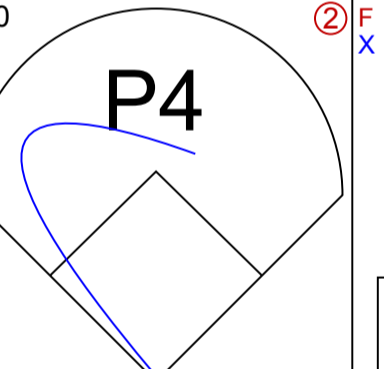
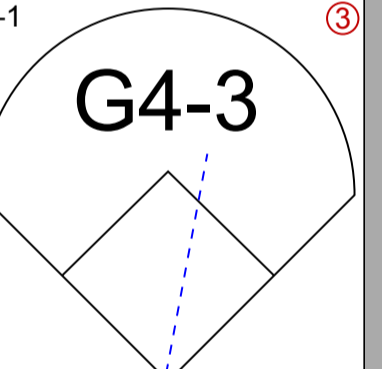
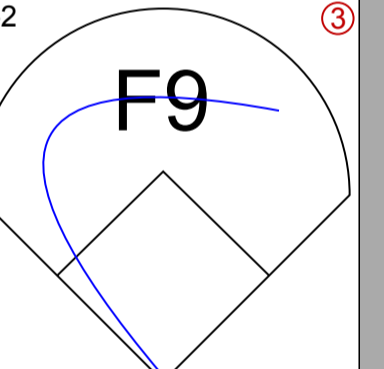
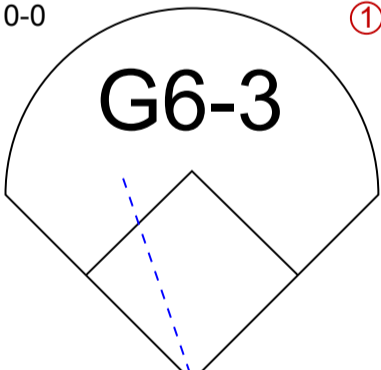
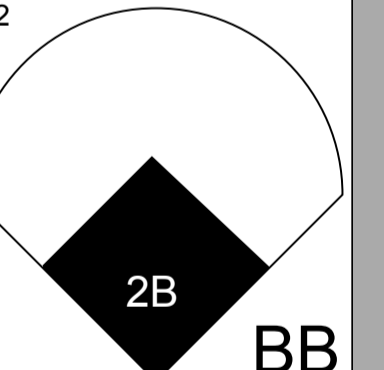
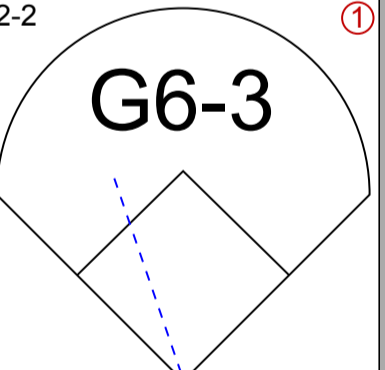
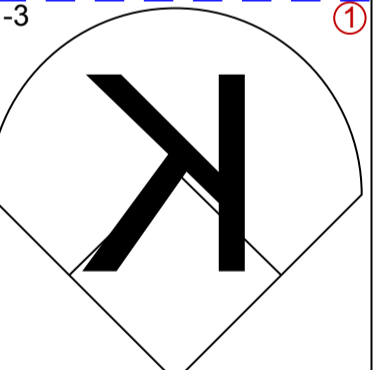
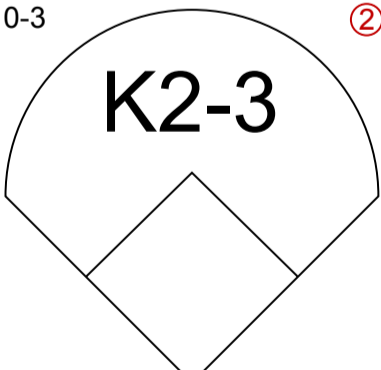
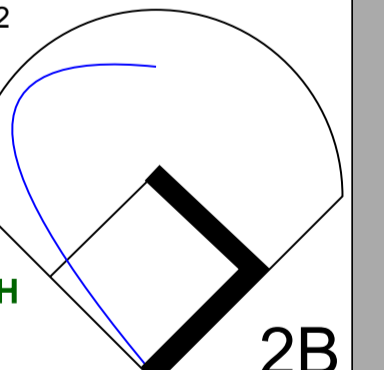
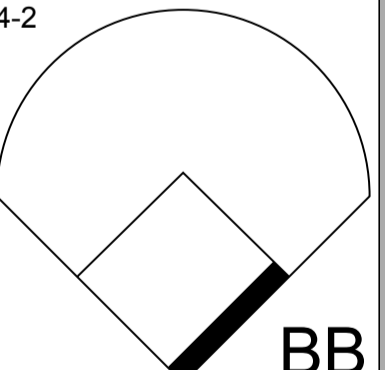
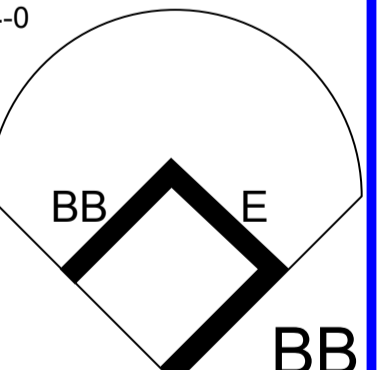
BOTTOM

San Diego Padres @ Chicago White Sox
U.S. Cellular Field, Chicago, IL

Fri Jun 13 2003, 8:05 PM EDT
Att. 14,162 - Sunny - 66 F

AB	31
R	5
H	9
RBI	5
BB	1
SO	3
LOB	6

1B: 6	SF: 1	WP: 0	PA: 33
2B: 0	SAC: 0	PB: 0	
3B: 0	DP: 0	SB: 1	
HR: 3	HBP: 0	CS: 1	

Batter	1	2	3	4	5	6	7	8	9	AB R H RBI BB SO LOB	TOP																									
Gary Matthews, S (1, 7) OBP: 0.280, SLG: 0.346	1-3 		0-1 		1-0 		2-3 		2-2 	5 0 0 0 0 2 3																										
Mark Kotsay, L (1, 8) OBP: 0.354, SLG: 0.333	4-2 			0-0 		2-2 		1-0 	2-1 	4 1 1 0 1 0 3																										
Mark Loretta, R (1, 4) OBP: 0.385, SLG: 0.450	2-2 			2-1 		1-0 		0-0 	4-1 	4 3 3 0 1 0 1																										
Ryan Klesko, L (1, 3) OBP: 0.366, SLG: 0.503	3-3 			4-1 		1-0 		1-1 	0-0 	4 0 0 1 1 1 6																										
Sean Burroughs, L (1, 5) OBP: 0.338, SLG: 0.407		1-3 		3-2 		0-0 		0-0 		4 0 2 1 0 1 2																										
Brian Buchanan, R (1, 10) OBP: 0.366, SLG: 0.545		2-2 		1-2 	0-1 	3-2 		1-1 		3 0 1 1 0 0 1																										
Xavier Nady, R (1, 9) OBP: 0.322, SLG: 0.427		1-0 			0-0 	0-1 		2-2 		4 0 0 0 0 0 3																										
Gary Bennett, R (1, 2) OBP: 0.286, SLG: 0.312			0-0 		4-2 		2-2 		1-3 	2 1 0 0 1 0 0																										
Keith Lockhart, L (9, PH) OBP: 0.345, SLG: 0.421										1 0 0 0 0 1 0																										
Donaldo Mendez, R (1, 6) OBP: 0.455, SLG: 0.444			0-3 		0-2 		4-2 		4-0 	2 0 1 1 1 1 0																										
Dave Hansen, L (9, PH) OBP: 0.400, SLG: 0.318										0 0 0 0 1 0 0																										
Adam Eaton, R (9, PR) OBP: 0.400, SLG: 0.833										0 0 0 0 0 0 0																										
Inning Stats	R: 0 E: 0 K: 2 S: 11	H: 0 LOB: 1 BB: 1 P: 21	R: 0 E: 0 K: 1 S: 8	H: 1 LOB: 0 BB: 0 P: 12	R: 0 E: 0 K: 1 S: 6	H: 0 LOB: 0 BB: 0 P: 6	R: 1 E: 0 K: 0 S: 9	H: 1 LOB: 0 BB: 1 P: 19	R: 1 E: 0 K: 0 S: 10	H: 1 LOB: 1 BB: 1 P: 15	R: 2 E: 0 K: 0 S: 11	H: 3 LOB: 1 BB: 0 P: 18	R: 0 E: 0 K: 1 S: 12	H: 0 LOB: 1 BB: 1 P: 21	R: 1 E: 1 K: 0 S: 11	H: 2 LOB: 1 BB: 0 P: 15	R: 0 E: 1 K: 1 S: 11	H: 0 LOB: 3 BB: 2 P: 24	1B: 3 2B: 5 3B: 0 HR: 0	SF: 1 SAC: 0 DP: 1 HBP: 0	WP: 1 PB: 0 SB: 0 CS: 2	PA: 41														
PITCHER	IP WLS BF H R ER SO BB IBB HBP BLK WP HR S P ERA WHIP																																			
Dan Wright, R (1, 1) ERA: 6.0	5.1		23	6	4	4	4	3	0	0	0	1	0	50	83	6.75	1.688																			
Rick White, R (6, 1) ERA: 7.71	1.2		7	1	1	1	1	1	0	0	0	0	0	18	30	5.40	1.200																			
Damaso Marte, L (8, 1) ERA: 1.33	0.1		2	1	0	0	0	0	0	0	0	0	0	3	4	0.00	3.000																			
Tom Gordon, R (8, 1) ERA: 3.94	0.2	W	2	0	0	0	0	0	0	0	0	0	0	7	10	0.00	0.000																			
Billy Koch, R (9, 1) ERA: 4.76	1.0	S	6	0	0	0	1	2	0	0	0	0	0	11	24	0.00	2.000																			

San Diego Padres @ Chicago White Sox
 U.S. Cellular Field, Chicago, IL
 Sat Jun 14 2003, 7:05 PM EDT
 Att. 27,287 - Sunny - 74 F

livebaseballscorecards.com

AB	33
R	5
H	8
RBI	4
BB	6
SO	6
LOB	19



Batter	1	2	3	4	5	6	7	8	9
Jose Valentin, S (1, 6) <small>OBP: 0.316, SLG: 0.442</small> D'Angelo Jimenez, S (8, PH) <small>OBP: 0.346, SLG: 0.447</small> (9, 4)	0-0 P8		1-1 2B		2-1 FC6-4 1B			2-2 F8	
Tony Graffanino, R (1, 4) <small>OBP: 0.358, SLG: 0.454</small> (9, 6)	2-0 F9		0-1 G5-3		1 SAFE 0-1 FC6-4			2-1 HR 1B	
Frank Thomas, R (1, 3) <small>OBP: 0.420, SLG: 0.577</small> Brian Daubach, L (9, 3) <small>OBP: 0.326, SLG: 0.325</small>	1-1 P3			2-2 HR HBP	3-3 K			1 SAFE 1-1 HR	
Magglio Ordonez, R (1, 9) <small>OBP: 0.337, SLG: 0.488</small>		0-0 HR		4-2 HR BB		0-0 G5-3		2-2 F7	
Carlos Lee, R (1, 7) <small>OBP: 0.322, SLG: 0.462</small>		1-1 G1-3		0-1 HR		1-2 F7		1-2 F8	
Armando Rios, L (1, 8) <small>OBP: 0.258, SLG: 0.330</small> Aaron Rowand, R (9, 8) <small>OBP: 0.211, SLG: 0.227</small>		4-0 BB		0-1 G4-3		0-0 G3-1			
14 Paul Konerko, R (1, 10) <small>OBP: 0.272, SLG: 0.284</small>		4-2 BB		0-1 G6-3			0-1 G6-3		
24 Joe Crede, R (1, 5) <small>OBP: 0.262, SLG: 0.339</small>		3-3 K		2-3 K			1-1 F8		
Josh Paul, R (1, 2) <small>OBP: 0.500, SLG: 0.444</small>		0-2 G1-3		2-2 G6-3			2-1 F9		

AB	R	H	RBI	BB	SO	LOB
3	0	2	0	0	0	0
1	0	0	0	0	0	0
4	1	1	0	0	0	1
3	2	1	2	0	1	1
0	0	0	0	0	0	0
3	2	1	1	1	0	0
4	1	1	3	0	0	0
2	0	0	0	1	0	0
0	0	0	0	0	0	0
2	0	0	0	1	0	0
3	0	0	0	0	2	2
3	0	0	0	0	0	0


BOTTOM

San Diego Padres @ Chicago White Sox
 U.S. Cellular Field, Chicago, IL

Sat Jun 14 2003, 7:05 PM EDT
 Att. 27,287 - Sunny - 74 F

AB	28
R	6
H	6
RBI	6
BB	3
SO	3
LOB	4

livebaseballscorecards.com



Inning Stats	R: 0	H: 0	E: 0	K: 0	S: 4	R: 1	H: 1	E: 0	K: 1	S: 11	R: 0	H: 1	E: 0	K: 0	S: 7	R: 3	H: 1	E: 0	K: 1	S: 15	R: 0	H: 1	E: 0	K: 1	S: 13	R: 0	H: 0	E: 0	K: 0	S: 7	R: 0	H: 0	E: 0	K: 0	S: 6	R: 2	H: 2	E: 0	K: 0	S: 15
	LOB: 0	BB: 0	P: 7	LOB: 2	BB: 2	P: 23	LOB: 0	BB: 0	P: 8	LOB: 0	BB: 1	P: 23	LOB: 1	BB: 0	P: 20	LOB: 0	BB: 0	P: 8	LOB: 0	BB: 0	P: 9	LOB: 0	BB: 0	P: 23	LOB: 0	BB: 0	P: 23	LOB: 0	SF: 0	SAC: 0	DP: 1	HBP: 1	WP: 0	PA: 32						

PITCHER	IP	WLS	BF	H	R	ER	SO	BB	IBB	HBP	BLK	WP	HR	S	P	ERA	WHIP
Brian Lawrence, R (1, 1) <small>ERA: 4.52</small>	7.0		27	4	4	4	3	3	0	1	0	0	2	63	98	5.14	1.000
Mike Matthews, L (8, 1) <small>ERA: 4.26</small>	0.1	H	1	0	0	0	0	0	0	0	0	0	5	7	0.00	0.000	
Jay Witasick, R (8, 1) <small>ERA: 10.8</small>	0.2	L	4	2	2	2	0	0	0	0	0	0	1	10	16	27.00	3.000

Batter	1	2	3	4	5	6	7	8	9	AB R H RBI BB SO LOB	TOP		
Gary Matthews, S OBP: 0.284, SLG: 0.346 (1, 7)	4-2 S 1B BB		1-0 1B G3-1		0-1 G3			3-2 G6-3		3 1 1 0 1 0 1			
Mark Kotsay, L OBP: 0.352, SLG: 0.331 (1, 8)	0-0 BB 1-2 1B		3-2 G3-1		1-0 F7			0-1 G4-3		4 0 1 0 0 0 1			
Mark Loretta, R OBP: 0.383, SLG: 0.447 (1, 4)	0-2 L5		1-1 1B 2-H		1-2 G6-3			0-2 G6-3		4 0 1 1 0 0 2			
Ryan Klesko, L OBP: 0.364, SLG: 0.495 (1, 10)	4-2 G5-4-3 1-2 2-3 BB		2-1 F9		1-3 K			1-1 G6-3		3 0 0 0 1 1 0			
Sean Burroughs, L OBP: 0.341, SLG: 0.403 (1, 5)	3-2 G5-4-3 1-2f		1-0 F8		4-2 FC6-4 BB			4-1 S BB		2 0 0 0 2 0 3			
Brian Buchanan, R OBP: 0.353, SLG: 0.524 (1, 3)		2-3 K	0-0 G4-3		3-2 F8			0-2 P3		4 0 0 0 0 1 2			
Xavier Nady, R OBP: 0.318, SLG: 0.422 (1, 9)		2-1 G6-3		0-0 F9		0-0 F7				3 0 0 0 0 0 1			
Miguel Ojeda, R OBP: 0.138, SLG: 0.172 (1, 2)		0-1 G5-3		2-3 K		3-1 FC6-4 1-2f				3 0 0 0 0 1 1			
Donaldo Mendez, R OBP: 0.440, SLG: 0.400 (1, 6)			0-3 K		4-2 BB			1-1 G6-3		2 0 0 0 1 1 0			
Inning Stats	R: 0 H: 1 E: 0 LOB: 2 K: 0 BB: 2 S: 12 P: 23	R: 0 H: 0 E: 0 LOB: 0 K: 1 BB: 0 S: 7 P: 11	R: 1 H: 2 E: 0 LOB: 1 K: 1 BB: 0 S: 13 P: 18	R: 0 H: 0 E: 0 LOB: 0 K: 0 BB: 0 S: 4 P: 7	R: 0 H: 0 E: 0 LOB: 1 K: 1 BB: 1 S: 9 P: 15	R: 0 H: 0 E: 0 LOB: 0 K: 1 BB: 0 S: 8 P: 11	R: 0 H: 0 E: 0 LOB: 1 K: 0 BB: 1 S: 8 P: 18	R: 0 H: 0 E: 0 LOB: 0 K: 0 BB: 0 S: 9 P: 13	R: 0 H: 0 E: 0 LOB: 1 K: 0 BB: 1 S: 9 P: 14	1B: 3 SF: 0 2B: 0 SAC: 0 3B: 0 DP: 1 HR: 0 HBP: 0	WP: 0 PA: 33 PB: 0 SB: 2 CS: 0		
PITCHER	IP WLS BF H R ER SO BB IBB HBP BLK WP HR S P ERA WHIP											PITCHER	IP WLS BF H R ER SO BB IBB HBP BLK WP HR S P ERA WHIP
Jon Garland, R ERA: 4.84 (1, 1)	8.0 L 29 3 1 1 4 4 0 0 0 0 0 0 70 116 1.12 0.875												
Billy Koch, R ERA: 4.6 (9, 1)	1.0 4 0 0 0 0 1 0 0 0 0 0 0 9 14 0.00 1.000												

San Diego Padres @ Chicago White Sox
 U.S. Cellular Field, Chicago, IL
 Sun Jun 15 2003, 2:05 PM EDT
 Att. 26,491 - Sunny - 75 F

AB	28
R	1
H	3
RBI	1
BB	5
SO	4
LOB	11



Batter	1	2	3	4	5	6	7	8	9	AB	R	H	RBI	BB	SO	LOB
Tony Graffanino, R OBP: 0.346, SLG: 0.438 (1, 4)	2-2 F7		1-3 K		0-1 L7		1-3 K			4	0	0	0	0	2	3
Jose Valentin, S OBP: 0.315, SLG: 0.436 (1, 6)	4-1 F9 BB BB		2-3 K		3-3 K			1-2 F8		3	0	0	0	1	2	1
Frank Thomas, R OBP: 0.418, SLG: 0.569 (1, 10)	4-2 1-2 BB		1-0 F8			1-2 F8		3-1 F7		3	0	0	0	1	0	0
Magglio Ordonez, R OBP: 0.339, SLG: 0.490 (1, 9)	0-1 F9			2-1 24 1B 2B		0-0 F8		4-1 1B BB		3	0	1	0	1	0	2
Carlos Lee, R OBP: 0.320, SLG: 0.458 (1, 7)	1-2 F8			1-2 L8		2-3 K		0-0 1B		4	0	1	0	0	1	3
14 Paul Konerko, R OBP: 0.272, SLG: 0.284 (1, 3)		3-1 1B		0-0 F7			3-1 F8	2-1 G6-3		4	0	1	0	0	0	3
24 Joe Crede, R OBP: 0.263, SLG: 0.339 (1, 5)		0-2 P4		1-2 1B			3-3 K		4-1 G4-6-3 BB	3	0	1	0	0	1	1
Brian Daubach, L OBP: 0.333, SLG: 0.325 (9, PH)										0	0	0	0	1	0	0
Josh Paul, R OBP: 0.500, SLG: 0.444 (9, PR)										0	0	0	0	0	0	0
Aaron Rowand, R OBP: 0.227, SLG: 0.257 (1, 8)		0-0 F9			3-2 2B		2-0 1B 1B		0-0 B5	4	0	2	0	0	0	2
Miguel Olivo, R OBP: 0.292, SLG: 0.389 (1, 2)		0-3 K			2-0 L8		0-2 1B		2-2 G4-6-3	3	0	1	0	0	1	2
Armando Rios, L OBP: 0.255, SLG: 0.326 (9, PH)								1-2 1B	1-2f	1	0	0	0	0	0	1

Inning Stats	R: 0	H: 0	E: 0	K: 0	S: 13	R: 0	H: 1	E: 0	K: 1	S: 10	R: 0	H: 0	E: 0	K: 2	S: 8	R: 0	H: 2	E: 0	K: 0	S: 10	R: 0	H: 1	E: 0	K: 1	S: 11	R: 0	H: 0	E: 0	K: 1	S: 7	R: 0	H: 2	E: 0	K: 2	S: 16	R: 0	H: 1	E: 0	K: 0	S: 9	R: 0	H: 0	E: 0	K: 0	S: 5	R: 0	H: 0	E: 0	K: 0	S: 5	1B: 5	SF: 0	2B: 2	SAC: 0	3B: 0	DP: 1	HR: 0	HBP: 0	WP: 0	PA: 36
--------------	------	------	------	------	-------	------	------	------	------	-------	------	------	------	------	------	------	------	------	------	-------	------	------	------	------	-------	------	------	------	------	------	------	------	------	------	-------	------	------	------	------	------	------	------	------	------	------	------	------	------	------	------	-------	-------	-------	--------	-------	-------	-------	--------	-------	--------

PITCHER	IP	WLS	BF	H	R	ER	SO	BB	IBB	HBP	BLK	WP	HR	S	P	ERA	WHIP
Oliver Pérez, L ERA: 6.62 (1, 1)	6.2	W	26	5	0	0	6	2	0	0	0	0	0	68	109	0.00	1.050
Luther Hackman, R ERA: 3.93 (7, 1)	1.1	H	7	2	0	0	1	1	0	0	0	0	0	16	27	0.00	2.250
Rod Beck, R ERA: 3.38 (9, 1)	1.0	S	3	0	0	0	0	1	0	0	0	0	0	5	11	0.00	1.000

BOTTOM

San Diego Padres @ Chicago White Sox
U.S. Cellular Field, Chicago, IL
Sun Jun 15 2003, 2:05 PM EDT
Att. 26,491 - Sunny - 75 F

livebaseballscorecards.com

AB	32
R	0
H	7
RBI	0
BB	4
SO	7
LOB	18



Batter	1	2	3	4	5	6	7	8	9	AB R H RBI BB SO LOB	TOP																			
18 Johnny Damon, L (1, 8) OBP: 0.319, SLG: 0.410	0-3 K	0-0 G4-3			0-2 CS 1B			1-1 G4-3		4 0 1 0 0 1 2	Boston Red Sox @ Chicago White Sox U.S. Cellular Field, Chicago, IL Mon Jun 16 2003, 8:05 PM EDT Att. 30,779 - Sunny - 71 F																			
Bill Mueller, S (1, 5) OBP: 0.394, SLG: 0.538	0-1 E4 1B SF9		1-2 G4-3		1 SAFE 2-2 F8 1-2			0-0 F9		4 1 0 0 0 0 1																				
Nomar Garciaparra, R (1, 6) OBP: 0.365, SLG: 0.591	0-0 1-3 1B		0-1 F9			2-0 F9			0-0 L7	4 0 1 0 0 0 0																				
Manny Ramirez, R (1, 7) OBP: 0.421, SLG: 0.574	0-1 SF9		1-2 HR			3-3 K			0-0 1B	3 1 2 2 0 1 0																				
34 David Ortiz, L (1, 3) OBP: 0.373, SLG: 0.490	2-2 P6		1-1 P6			0-0 F7			1-3 K	4 0 0 0 0 1 2																				
Kevin Millar, R (1, 10) OBP: 0.368, SLG: 0.519		0-0 P4		2-1 G6-3			0-1 G6-3		2-2 F7	4 0 0 0 0 0 1																				
Jason Varitek, S (1, 2) OBP: 0.363, SLG: 0.530		4-1 G3 1B BB		1-2 F9			1-1 G4-3			2 0 0 0 1 0 0																				
Freddy Sanchez, R (1, 4) OBP: 0.267, SLG: 0.333		0-1 G3 1B		1-0 F9			1-2 G5-3			3 0 1 0 0 0 0																				
Damian Jackson, R (1, 9) OBP: 0.291, SLG: 0.260		1-2 G3		0-3 K				0-0 F8		3 0 0 0 0 1 2																				
Inning Stats	R: 1 E: 1 K: 1 S: 11	H: 1 LOB: 1 BB: 0 P: 13	R: 0 E: 0 K: 0 S: 8	H: 1 LOB: 2 BB: 1 P: 13	R: 1 E: 0 K: 0 S: 11	H: 1 LOB: 0 BB: 0 P: 14	R: 0 E: 0 K: 0 S: 8	H: 0 LOB: 0 BB: 0 P: 12	R: 0 E: 0 K: 1 S: 12	H: 1 LOB: 0 BB: 0 P: 14	R: 0 E: 0 K: 1 S: 5	H: 0 LOB: 0 BB: 0 P: 10	R: 0 E: 0 K: 0 S: 8	H: 0 LOB: 0 BB: 0 P: 10	R: 0 E: 0 K: 0 S: 4	H: 0 LOB: 0 BB: 0 P: 5	R: 0 E: 0 K: 1 S: 9	H: 1 LOB: 1 BB: 0 P: 12	1B: 4 2B: 0 3B: 0 HR: 1	SF: 1 SAC: 0 DP: 0 HBP: 0	WP: 0 PB: 0 SB: 0 CS: 1	PA: 33								
PITCHER 56 Mark Buehrle, L (1, 1) ERA: 4.85 Tom Gordon, R (9, 1) ERA: 3.82	IP 8.0	WLS W	BF 29	H 4	R 2	ER 1	SO 3	BB 1	IBB 0	HBP 0	BLK 0	WP 0	HR 1	S 67	P 91	ERA 1.12	WHIP 0.625													
											PITCHER	IP	WLS	BF	H	R	ER	SO	BB	IBB	HBP	BLK	WP	HR	S	P	ERA	WHIP		

livebaseballscorecards.com

AB	31
R	2
H	5
RBI	2
BB	1
SO	4
LOB	8



Batter	1	2	3	4	5	6	7	8	9
Willie Harris, L OBP: 0.214, SLG: 0.195 (1, 8)	1-0 G5-3		2-1 1B		2-0 1B		1-1 F7		
D'Angelo Jimenez, S OBP: 0.345, SLG: 0.443 (1, 4)	0-1 1B		1-1 F7		2-0 P6		1-3 K		
Frank Thomas, R OBP: 0.412, SLG: 0.559 (1, 3)	0-3 K			0-1 G1-3	2-3 K		3-1 G5-3		
Brian Daubach, L OBP: 0.333, SLG: 0.325 (8, 3)									
Magglio Ordonez, R OBP: 0.335, SLG: 0.482 (1, 9)	1-3 K			1-3 K		3-1 G6-3		0-0 L6	
Carlos Lee, R OBP: 0.319, SLG: 0.455 (1, 7)		0-1 F8		2-1 1B		1-0 P1		2-3 K	
Aaron Rowand, R OBP: 0.227, SLG: 0.257 (9, 7)									
Jose Valentin, S OBP: 0.314, SLG: 0.430 (1, 6)		0-0 G3-1			1-3 K	4-2 14 1B 24 HR BB		3-0 G3-1	
14 Paul Konerko, R OBP: 0.277, SLG: 0.286 (1, 10)		2-2 F9			4-2 24 1B 1B BB	1 SAFE 1-0 24 HR 1B			
24 Joe Crede, R OBP: 0.268, SLG: 0.357 (1, 5)			0-3 K		0-0 1B 1B 1B	0-1 1H 2H HR			
Josh Paul, R OBP: 0.462, SLG: 0.417 (1, 2)			1-1 F9		0-0 1B 1B	1-2 G5-3			

Inning Stats	R: 0 E: 0 K: 2 S: 9	H: 1 LOB: 1 BB: 0 P: 11	R: 0 E: 0 K: 0 S: 6	H: 0 LOB: 0 BB: 0 P: 8	R: 0 E: 0 K: 1 S: 9	H: 1 LOB: 1 BB: 0 P: 13	R: 0 E: 0 K: 1 S: 7	H: 1 LOB: 1 BB: 0 P: 10	R: 1 E: 0 K: 2 S: 18	H: 3 LOB: 3 BB: 1 P: 29	R: 3 E: 0 K: 0 S: 13	H: 2 LOB: 0 BB: 1 P: 23	R: 0 E: 0 K: 1 S: 7	H: 0 LOB: 0 BB: 0 P: 12	R: 0 E: 0 K: 1 S: 5	H: 0 LOB: 0 BB: 0 P: 10
--------------	------------------------------	----------------------------------	------------------------------	---------------------------------	------------------------------	----------------------------------	------------------------------	----------------------------------	-------------------------------	----------------------------------	-------------------------------	----------------------------------	------------------------------	----------------------------------	------------------------------	----------------------------------

PITCHER														PITCHER																			
IP	WLS	BF	H	R	ER	SO	BB	IBB	HBP	BLK	WP	HR	S	P	ERA	WHIP	IP	WLS	BF	H	R	ER	SO	BB	IBB	HBP	BLK	WP	HR	S	P	ERA	WHIP
Pedro Martinez, R ERA: 2.63 (1, 1)	5.0		21	6	1	1	6	1	0	0	0	0	49	71	1.80	1.400																	
Ryan Rupe, R ERA: 4.5 (6, 1)	2.0	L	9	2	3	1	1	0	0	0	0	1	20	35	13.50	1.500																	
Rudy Seanez, R ERA: 4.7 (8, 1)	1.0		3	0	0	0	1	0	0	0	0	0	5	10	0.00	0.000																	

BOTTOM

Boston Red Sox @ Chicago White Sox
U.S. Cellular Field, Chicago, IL

Mon Jun 16 2003, 8:05 PM EDT
Att: 30,779 - Sunny - 71 F

AB	R	H	RBI	BB	SO	LOB
4	0	2	0	0	0	0
4	0	1	0	0	1	4
4	0	0	0	0	2	4
0	0	0	0	0	0	0
4	0	0	0	0	2	1
4	0	1	0	0	1	0
0	0	0	0	0	0	0
3	1	0	0	1	1	0
2	2	1	0	1	0	0
3	1	2	3	0	1	0
3	0	1	1	0	0	0

AB	31
R	4
H	8
RBI	4
BB	2
SO	8
LOB	9



1B:	7	SF:	0	WP:	0	PA:	33
2B:	0	SAC:	0	PB:	0		
3B:	0	DP:	0	SB:	0		
HR:	1	HBP:	0	CS:	0		

Batter	1	2	3	4	5	6	7	8	9	AB R H RBI BB SO LOB	TOP									
18 Johnny Damon, L (1, 8) OBP: 0.318, SLG: 0.408	0-3 K		3-2 FC5-4 HR 1B	0-0 F7			0-2 F7		0-1 SH3	4 1 1 1 0 1 0										
Todd Walker, L (1, 4) OBP: 0.356, SLG: 0.427	0-1 F8		0-0 FC5-4 1B		0-2 G1-3		0-2 F9		0-0 P3	5 0 1 0 0 0 1										
Nomar Garciaparra, R (1, 6) OBP: 0.363, SLG: 0.590	2-3 K		0-1 FC5-4 HR 1-2f 2-3		0-1 2B			0-1 F8		4 1 1 0 0 1 2										
Manny Ramirez, R (1, 7) OBP: 0.422, SLG: 0.583 Damian Jackson, R (8, 7) OBP: 0.291, SLG: 0.260		0-3 K	0-2 HR 1-H 3-H		4-2 BB G6-4-3			2-2 G5-3		3 1 1 3 1 1 0 0 0 0 0 0 0 0										
Kevin Millar, R (1, 3) OBP: 0.370, SLG: 0.537		2-0 HR	2-2 2B		1-2 G6-4-3 1-2f			0-1 G1-3		4 1 2 1 0 0 2										
Trot Nixon, L (1, 9) OBP: 0.392, SLG: 0.545		1-2 HR	2-2 F8			1-1 P5			0-0 SF8 2B 1B	4 2 2 1 0 0 1										
Bill Mueller, S (1, 5) OBP: 0.391, SLG: 0.537		1-3 K	3-3 K			3-3 K			2-0 SF8 18 SH3 2B	4 1 1 0 0 3 1										
Jeremy Giambi, L (1, 10) OBP: 0.338, SLG: 0.365		4-1 BB		2-3 K		3-3 K			4-1 18 SH3 BB	2 0 0 0 2 2 0										
Jason Varitek, S (1, 2) OBP: 0.356, SLG: 0.522		1-3 K		0-2 G4-3			1-0 F8		0-1 SF8	3 0 0 1 0 1 1										
Inning Stats	R: 0 E: 0 K: 2 S: 10	H: 0 LOB: 0 BB: 0 P: 12	R: 2 E: 0 K: 3 S: 15	H: 2 LOB: 1 BB: 1 P: 24	R: 3 E: 0 K: 1 S: 20	H: 4 LOB: 1 BB: 0 P: 30	R: 0 E: 0 K: 1 S: 7	H: 0 LOB: 0 BB: 0 P: 9	R: 0 E: 0 K: 2 S: 11	H: 0 LOB: 0 BB: 0 P: 18	R: 0 E: 0 K: 0 S: 14	H: 0 LOB: 0 BB: 0 P: 15	R: 0 E: 0 K: 0 S: 7	H: 0 LOB: 0 BB: 0 P: 9	R: 2 E: 0 K: 0 S: 8	H: 2 LOB: 1 BB: 1 P: 14	1B: 3 2B: 3 3B: 0 HR: 3	SF: 1 SAC: 1 DP: 1 HBP: 0	WP: 0 PB: 0 SB: 0 CS: 0	PA: 38
PITCHER	IP WLS BF H R ER SO BB IBB HBP BLK WP HR S P ERA WHIP																			
Bartolo Colon, R (1, 1) ERA: 4.19	6.0 L 26 7 5 5 9 2 0 0 0 0 0 3 73 108 7.50 1.500																			
David Sanders, L (7, 1) ERA: 4.91	1.0 3 0 0 0 0 0 0 0 0 0 0 0 14 15 0.00 0.000																			
Rick White, R (8, 1) ERA: 7.43	1.0 3 0 0 0 0 0 0 0 0 0 0 0 7 9 0.00 0.000																			
Damaso Marte, L (9, 1) ERA: 1.93	1.0 6 2 2 2 0 1 0 0 0 0 0 0 8 14 18.00 3.000																			

Boston Red Sox @ Chicago White Sox
 U.S. Cellular Field, Chicago, IL
 Tue Jun 17 2003, 8:05 PM EDT
 Att. 19,887 - Sunny - 77 F

livebaseballscorecards.com

AB	33
R	7
H	9
RBI	7
BB	3
SO	9
LOB	8



Batter	1	2	3	4	5	6	7	8	9	AB	R	H	RBI	BB	SO	LOB
Willie Harris, L OBP: 0.217, SLG: 0.222 (1, 8)	0-2 2B	2-2 F9			1-3 K			1-2 G4-3		4	1	1	0	0	1	0
D'Angelo Jimenez, S OBP: 0.344, SLG: 0.444 (1, 4)	2-1 2B		3-3 K			1-2 F8		3-3 K		4	1	1	1	0	2	0
Frank Thomas, R OBP: 0.411, SLG: 0.560 (1, 3)	1-1 2B		1-3 K			1-3 K		3-2 HR		3	1	1	1	0	2	0
Brian Daubach, L OBP: 0.341, SLG: 0.372 (7, 3)	2-H									1	1	1	1	0	0	0
Magglio Ordonez, R OBP: 0.337, SLG: 0.486 (1, 9)	1-0 2B		0-0 P6			0-0 F9		0-2 1B		4	0	2	1	0	0	0
Carlos Lee, R OBP: 0.318, SLG: 0.451 (1, 7)	2-2 F7			3-1 G6-3			3-2 FC4-6 1B	0-0 F8		4	0	1	0	0	0	2
Jose Valentin, S OBP: 0.309, SLG: 0.422 (1, 6)	1-3 K		2-3 K			1-1 FC4-6 24 BB		1-0 F7		4	0	0	0	0	2	2
14 Paul Konerko, R OBP: 0.272, SLG: 0.280 (1, 10)	1-1 P4		1-3 K			2-3 SAFE SAFE		2-2 L6		4	0	0	0	0	2	2
24 Joe Crede, R OBP: 0.267, SLG: 0.352 (1, 5)		1-2 P4			0-0 G5-3		4-2 SAFE SAFE 1B BB	2-1 F8		3	0	0	0	1	0	0
Miguel Olivo, R OBP: 0.288, SLG: 0.384 (1, 2)		3-2 G6-3			1-3 K		0-0 G4-3			2	0	0	0	0	1	0
Armando Rios, L OBP: 0.253, SLG: 0.322 (7, PH)										1	0	0	0	0	0	2
Josh Paul, R OBP: 0.462, SLG: 0.417 (8, 2)										0	0	0	0	0	0	0

Inning Stats	R: 3	H: 4	E: 0	LOB: 1	K: 1	P: 25	R: 0	H: 0	E: 0	LOB: 0	K: 0	P: 18	R: 0	H: 0	E: 0	LOB: 0	K: 2	P: 13	R: 0	H: 0	E: 0	LOB: 0	K: 2	P: 14	R: 0	H: 0	E: 0	LOB: 0	K: 2	P: 9	R: 0	H: 0	E: 0	LOB: 0	K: 1	P: 10	R: 0	H: 1	E: 0	LOB: 2	K: 1	P: 21	R: 1	H: 2	E: 0	LOB: 1	K: 1	P: 24	R: 0	H: 0	E: 0	LOB: 0	K: 0	P: 11	1B: 2	SF: 0	2B: 4	SAC: 0	3B: 0	DP: 0	HR: 1	HBP: 0	WP: 0	PA: 35
--------------	------	------	------	--------	------	-------	------	------	------	--------	------	-------	------	------	------	--------	------	-------	------	------	------	--------	------	-------	------	------	------	--------	------	------	------	------	------	--------	------	-------	------	------	------	--------	------	-------	------	------	------	--------	------	-------	------	------	------	--------	------	-------	-------	-------	-------	--------	-------	-------	-------	--------	-------	--------

PITCHER	IP	WLS	BF	H	R	ER	SO	BB	IBB	HBP	BLK	WP	HR	S	P	ERA	WHIP
John Burkett, R ERA: 5.6 (1, 1)	6.2	W	26	5	3	3	9	1	0	0	0	0	0	71	109	4.05	0.900
50 Mike Timlin, R ERA: 3.48 (7, 1)	1.1	H	6	2	1	1	1	0	0	0	0	0	1	18	25	6.75	1.500
Brandon Lyon, R ERA: 3.53 (9, 1)	1.0	S	3	0	0	0	0	0	0	0	0	0	0	6	11	0.00	0.000


BOTTOM

Boston Red Sox @ Chicago White Sox
 U.S. Cellular Field, Chicago, IL

Tue Jun 17 2003, 8:05 PM EDT
 Att. 19,887 - Sunny - 77 F

livebaseballscorecards.com

AB	34
R	4
H	7
RBI	4
BB	1
SO	10
LOB	8



Batter	1	2	3	4	5	6	7	8	9	AB R H RBI BB SO LOB	TOP											
18 Johnny Damon, L (1, 8) OBP: 0.324, SLG: 0.413	1-1 G1-6-3 1B			1-2 1B FC4		1-2 1B G1-3		1-2 L7		4 1 3 0 0 0 0												
Todd Walker, L (1, 4) OBP: 0.355, SLG: 0.424	0-2 G1-6-3 1-2f			1-0 1-3 FC4 1B		1-1 1-2 G1-3		1-2 P4		4 0 1 0 0 0 2												
Nomar Garciaparra, R (1, 6) OBP: 0.362, SLG: 0.585	0-0 F7			1-2 1-2f 3-H FC4 PB 1B		0-0 G5-4-3 1B			0-2 G6-3	4 0 1 1 0 0 1												
Manny Ramirez, R (1, 7) OBP: 0.419, SLG: 0.578		0-0 F9		1-2 1-2 P5		3-1 G5-4-3 1-2f			0-0 F8 34 BB 1B	4 0 1 0 0 0 3												
34 David Ortiz, L (1, 3) OBP: 0.376, SLG: 0.483 Damian Jackson, R (9, PR) OBP: 0.291, SLG: 0.260		0-3 K		2-2 G3			4-1 FC6-4 BB		4-0 S BB	2 0 0 0 2 1 1 0 0 0 0 0 0 0												
Bill Mueller, S (1, 5) OBP: 0.384, SLG: 0.527		2-3 K			1-1 G4-3		1-1 FC6-4 1-2f		0-0 F8	4 0 0 0 0 1 3												
Trot Nixon, L (1, 9) OBP: 0.386, SLG: 0.534			0-2 P3		0-0 F9		1-2 F8		1-3 K	4 0 0 0 0 1 3												
Jeremy Giambi, L (1, 10) OBP: 0.338, SLG: 0.364			0-3 K		0-1 1B		0-3 K			3 0 1 0 0 2 1												
Doug Mirabelli, R (1, 2) OBP: 0.278, SLG: 0.384			2-3 K		3-3 K			0-0 G5-3		3 0 0 0 0 2 1												
Inning Stats	R: 0 E: 0 K: 0 S: 6	H: 1 LOB: 0 BB: 0 P: 7	R: 0 E: 0 K: 2 S: 7	H: 0 LOB: 0 BB: 0 P: 9	R: 0 E: 0 K: 2 S: 9	H: 0 LOB: 0 BB: 0 P: 11	R: 1 E: 0 K: 0 S: 16	H: 2 LOB: 1 BB: 0 P: 22	R: 0 E: 0 K: 1 S: 8	H: 1 LOB: 1 BB: 0 P: 12	R: 0 E: 0 K: 0 S: 10	H: 2 LOB: 1 BB: 0 P: 15	R: 0 E: 0 K: 1 S: 9	H: 0 LOB: 1 BB: 1 P: 15	R: 0 E: 0 K: 0 S: 10	H: 0 LOB: 0 BB: 0 P: 12	R: 0 E: 0 K: 1 S: 10	H: 1 LOB: 3 BB: 1 P: 15	1B: 7 2B: 0 3B: 0 HR: 0	SF: 0 SAC: 0 DP: 2 HBP: 0	WP: 0 PB: 1 SB: 1 CS: 0	PA: 34
PITCHER	IP WLS BF H R ER SO BB IBB HBP BLK WP HR S P ERA WHIP																				PITCHER	IP WLS BF H R ER SO BB IBB HBP BLK WP HR S P ERA WHIP
Esteban Loaiza, R (1, 1) ERA: 2.15	8.0 W 29 6 1 1 6 1 0 0 0 0 0 0 75 103 1.12 0.875																					
Billy Koch, R (9, 1) ERA: 4.45	1.0 S 5 1 0 0 1 1 0 0 0 0 0 0 10 15 0.00 2.000																					

Boston Red Sox @ Chicago White Sox
 U.S. Cellular Field, Chicago, IL
 Wed Jun 18 2003, 8:05 PM EDT
 Att. 18,708 - Overcast - 68 F

AB	32
R	1
H	7
RBI	1
BB	2
SO	7
LOB	15



Batter	1	2	3	4	5	6	7	8	9
Willie Harris, L OBP: 0.200, SLG: 0.204 (1, 8)	2-3 K		0-1 F7		1-1 G3		0-0 G4-3		
D'Angelo Jimenez, S OBP: 0.346, SLG: 0.441 (1, 4)	1-1 F8			2-1 F8		4-1 F8 S 2B BB		4-2 1B 2B BB	
Frank Thomas, R OBP: 0.412, SLG: 0.557 (1, 3)	1-3 K			4-0 BB		0-0 P4		2-0 2B 14 G6-2-3 1B	
Aaron Rowand, R OBP: 0.227, SLG: 0.257 (9, 7)									
Magglio Ordonez, R OBP: 0.339, SLG: 0.488 (1, 9)		1-3 K		0-1 F8		4-2 2B 1-2 BB		0-0 14 G6-2-3 2B	
Carlos Lee, R OBP: 0.317, SLG: 0.446 (1, 7)		1-3 K		0-0 F8		1-2 F8		4-0 14 G6-2-3 IBB	
Billy Koch, R (9, 1)						2-3			
Brian Daubach, L OBP: 0.351, SLG: 0.388 (1, 10)		4-1 BB			3-2 K	1-0 2B		0-0 G6-2-3	
14 Paul Konerko, R OBP: 0.271, SLG: 0.279 (8, PH) (9, 3)						1-3 3-H		1-2 2-3 3-H	
24 Joe Crede, R OBP: 0.271, SLG: 0.352 (1, 5)		0-1 P6			0-0 PB 2B 1B	1-1 F7		4-0 IBB	
Jose Valentin, S OBP: 0.308, SLG: 0.416 (1, 6)			1-3 K		4-2 2B 1-2 BB		3-3 K	3-1 L7	
Miguel Olivo, R OBP: 0.289, SLG: 0.389 (1, 2)			1-2 F9		1-2 2B		3-3 K		

Inning Stats	R: 0	H: 0	E: 0	K: 2	S: 9	LOB: 0	BB: 0	P: 13
	R: 0	H: 0	E: 0	K: 2	S: 9 <td>LOB: 1</td> <td>BB: 1</td> <td>P: 15</td>	LOB: 1	BB: 1	P: 15
	R: 0	H: 0	E: 0	K: 1	S: 8 <td>LOB: 0</td> <td>BB: 0</td> <td>P: 10</td>	LOB: 0	BB: 0	P: 10
	R: 0	H: 0	E: 0	K: 0	S: 5 <td>LOB: 1</td> <td>BB: 1</td> <td>P: 11</td>	LOB: 1	BB: 1	P: 11
	R: 1	H: 2	E: 0	K: 1	S: 12 <td>LOB: 1</td> <td>BB: 1</td> <td>P: 21</td>	LOB: 1	BB: 1	P: 21
	R: 1	H: 1	E: 0	K: 0	S: 10 <td>LOB: 2</td> <td>BB: 2</td> <td>P: 21</td>	LOB: 2	BB: 2	P: 21
	R: 0	H: 0	E: 0	K: 2	S: 9 <td>LOB: 0</td> <td>BB: 0</td> <td>P: 15</td>	LOB: 0	BB: 0	P: 15
	R: 1	H: 2	E: 0	K: 0	S: 9 <td>LOB: 3</td> <td>BB: 3</td> <td>P: 26</td>	LOB: 3	BB: 3	P: 26

PITCHER	IP	WLS	BF	H	R	ER	SO	BB	IBB	HBP	BLK	WP	HR	S	P	ERA	WHIP
49 Tim Wakefield, R ERA: 4.83 (1, 1)	7.0	L	28	3	2	2	8	5	0	0	0	0	0	62	106	2.57	1.143
Rudy Seanez, R ERA: 5.87 (8, 1)	0.0		4	2	1	1	0	1	1	0	0	0	0	6	16	∞	∞
Alan Embree, L ERA: 4.74 (8, 1)	1.0		3	0	0	0	0	0	1	0	0	0	0	3	10	0.00	0.000

BOTTOM

Boston Red Sox @ Chicago White Sox
 U.S. Cellular Field, Chicago, IL

Wed Jun 18 2003, 8:05 PM EDT
 Att. 18,708 - Overcast - 68 F

AB	27
R	3
H	5
RBI	3
BB	8
SO	8
LOB	15

livebaseballscorecards.com

WP: 0 PA: 35
 PB: 1
 SB: 1
 CS: 0



1B	2B	3B	HR	SF	SAC	DP	HBP
2	3	0	0	0	0	1	0

Batter	1	2	3	4	5	6	7	8	9	10	AB R H RBI BB SO LOB	TOP										
18 Johnny Damon, L OBP: 0.322, SLG: 0.409	1-1 P6	0-1 F9			2-2 F8			2-3 K		2-1 S 1B	5 0 1 1 0 1 0											
Todd Walker, L OBP: 0.352, SLG: 0.418	4-1 BB BB BB	3-2 F7			3-2 G3-1			1-0 F9		1 SAFE 0-1 P5	4 1 0 0 1 0 2											
Nomar Garciaparra, R OBP: 0.356, SLG: 0.575	0-0 BB BB 1B				1-2 G4-3			3-1 G1-6-3		1-2 F9	5 1 0 0 0 0 3											
Manny Ramirez, R OBP: 0.420, SLG: 0.573	4-1 BB BB 1B BB				4-2 BB			1-2 F7		3-3 K	2 1 0 0 2 1 0											
Kevin Millar, R OBP: 0.368, SLG: 0.530	4-2 1B BB				1-3 K			1-3 K		2-2 P6	3 0 0 1 1 2 1											
Trot Nixon, L OBP: 0.383, SLG: 0.529	3-2 1-3 2-H 3-H 1B				1-1 F7			0-0 G4-3		0-1 F8	4 0 1 2 0 0 1											
Bill Mueller, S OBP: 0.382, SLG: 0.521	1-0 P3				1-1 G4-3			0-0 F8		0-2 SH5-4 BB 1B	4 1 1 0 0 0 2											
Jeremy Giambi, L OBP: 0.333, SLG: 0.358	1-3 K				2-2 F9			1-0 F7		4-2 18 1B SH5-4 BB	2 0 0 0 0 1 2											
Damian Jackson, R OBP: 0.298, SLG: 0.255	(7, PH)									1 SAFE 1-2 BB	1 0 0 0 1 0 0											
Jason Varitek, S OBP: 0.351, SLG: 0.513		2-3 K			1-0 F9			2-0 F9		2-0 SH5-4	3 0 0 0 0 1 0											
										1-2 2-3												
Inning Stats	R: 3 E: 1 K: 1 S: 16	H: 1 LOB: 2 BB: 3 P: 34	R: 0 E: 0 K: 1 S: 11	H: 0 LOB: 0 BB: 0 P: 16	R: 0 E: 0 K: 1 S: 9	H: 0 LOB: 1 BB: 1 P: 17	R: 0 E: 0 K: 0 S: 8	H: 0 LOB: 0 BB: 0 P: 12	R: 0 E: 0 K: 10 S: 10	H: 0 LOB: 0 BB: 0 P: 16	R: 0 E: 0 K: 1 S: 8	H: 0 LOB: 0 BB: 0 P: 10	R: 0 E: 0 K: 1 S: 7	H: 0 LOB: 0 BB: 0 P: 13	R: 0 E: 0 K: 1 S: 9	H: 0 LOB: 0 BB: 0 P: 14	R: 1 E: 0 K: 0 S: 15	H: 2 LOB: 2 BB: 1 P: 24	1B: 3 2B: 0 3B: 0 HR: 0	SF: 0 SAC: 1 DP: 0 HBP: 0	WP: 0 PB: 0 SB: 1 CS: 0	PA: 39
PITCHER	IP WLS BF H R ER SO BB IBB HBP BLK WP HR S P ERA WHIP																					
Dan Wright, R ERA: 5.57	(1, 1) 6.0																					
Damaso Marte, L ERA: 1.82	(7, 1) 1.2																					
Tom Gordon, R ERA: 3.67	(8, 1) 1.1																					
Billy Koch, R ERA: 4.6	(10, 1) 1.0																					

Boston Red Sox @ Chicago White Sox
 U.S. Cellular Field, Chicago, IL
 Thu Jun 19 2003, 2:05 PM EDT
 Att. 17,225 - Sunny - 65 F

livebaseballscorecards.com

AB 33
R 4
H 3
RBI 4
BB 5
SO 6
LOB 11



Batter	1	2	3	4	5	6	7	8	9	10	AB R H RBI BB SO LOB
Willie Harris, L OBP: 0.200, SLG: 0.204 (1, 8)	G6-3		1B		G6-3		E1		FC3-6		5 1 1 0 0 0 2
D'Angelo Jimenez, S OBP: 0.343, SLG: 0.436 (1, 4)	K		1B		K		B5		K		5 0 1 1 0 3 3
Frank Thomas, R OBP: 0.408, SLG: 0.549 (1, 3)	F7				F9		K		K		5 0 1 0 0 2 4
Magglio Ordonez, R OBP: 0.344, SLG: 0.487 (1, 9)		1B			G6-3		K				3 2 1 0 2 1 2
Brian Daubach, L OBP: 0.371, SLG: 0.402 (1, 10)											
14 Paul Konerko, R OBP: 0.269, SLG: 0.276 (8, PH)											
Carlos Lee, R OBP: 0.315, SLG: 0.441 (1, 7)											
Jose Valentin, S OBP: 0.311, SLG: 0.415 (1, 6)											
24 Joe Crede, R OBP: 0.267, SLG: 0.346 (1, 5)											
Josh Paul, R OBP: 0.438, SLG: 0.357 (1, 2)											
Armando Rios, L OBP: 0.260, SLG: 0.330 (9, PH)											
Miguel Olivo, R OBP: 0.289, SLG: 0.389 (9, PR)											

BOTTOM	
AB	37
R	3
H	9
RBI	1
BB	5
SO	7
LOB	24
	

Inning Stats	
R: 0 E: 0 K: 1 S: 9	H: 0 LOB: 0 BB: 0 P: 15
R: 1 E: 0 K: 0 S: 7	H: 1 LOB: 0 BB: 1 P: 13
R: 1 E: 0 K: 0 S: 8	H: 2 LOB: 1 BB: 0 P: 12
R: 0 E: 0 K: 0 S: 16	H: 2 LOB: 3 BB: 1 P: 24
R: 0 E: 0 K: 1 S: 8	H: 0 LOB: 0 BB: 0 P: 12
R: 1 E: 1 K: 0 S: 16	H: 2 LOB: 2 BB: 1 P: 23
R: 0 E: 1 K: 2 S: 10	H: 0 LOB: 2 BB: 1 P: 18
R: 0 E: 0 K: 1 S: 14	H: 0 LOB: 1 BB: 1 P: 22
R: 0 E: 0 K: 2 S: 9	H: 1 LOB: 2 BB: 0 P: 15
R: 0 E: 0 K: 0 S: 7	H: 1 LOB: 0 BB: 0 P: 7
1B: 9 2B: 0 3B: 0 HR: 0	SF: 0 SAC: 0 DP: 3 HBP: 0
WP: 0 PB: 0 SB: 2 CS: 0	PA: 42

PITCHER		IP	WLS	BF	H	R	ER	SO	BB	IBB	HBP	BLK	WP	HR	S	P	ERA	WHIP
Derek Lowe, R ERA: 4.57 (1, 1)		6.0		26	7	3	2	2	3	0	0	0	0	0	64	99	3.00	1.667
Jason Shiell, R ERA: 3.5 (7, 1)		1.0		5	0	0	0	2	1	0	0	0	0	0	10	18	0.00	1.000
Alan Embree, L ERA: 4.56 (8, 1)		1.0		4	0	0	0	1	1	0	0	0	0	0	14	22	0.00	1.000
Brandon Lyon, R ERA: 3.35 (9, 1)		2.0	W	7	2	0	0	2	0	0	0	0	0	0	16	22	0.00	1.000

Boston Red Sox @ Chicago White Sox
 U.S. Cellular Field, Chicago, IL
 Thu Jun 19 2003, 2:05 PM EDT
 Att: 17,225 - Sunny - 65 F

Batter	1	2	3	4	5	6	7	8	9	AB	R	H	RBI	BB	SO	LOB	TOP										
Tony Graffano, R (1,4) OBP: 0.338, SLG: 0.419	1-2 G6-3	3-2 F9	0-0 F7	1-2 FC6-4			2-2 G1-3		4-2 BB	5	0	0	0	1	0	3											
Jose Valentin, S (1,6) OBP: 0.315, SLG: 0.412	4-1 BB 1B	2-3 K		1-3 K	4-2 G4-6-3 BB		1-2 BB 1B		1-1 G3-1	4	1	1	0	2	2	2											
Frank Thomas, R (1,3) OBP: 0.413, SLG: 0.553 14 Paul Konerko, R (5,3) OBP: 0.268, SLG: 0.275	4-2 24 BB 1B BB	1-2 BB		4-2 2B 1B	2-3 K		0-0 F9			2	3	1	0	2	1	1											
Magglio Ordonez, R (1,9) OBP: 0.348, SLG: 0.491 Rick White, R (8,1)	0-1 BB 24 BB HR 1B	4-0 1B E		0-0 1B 24 BB 1B	1-1 G4-6-3		1-1 F8			4	3	2	1	1	0	1											
Carlos Lee, R (1,7) OBP: 0.317, SLG: 0.440	3-2 P3	0-0 E8 1B		1-2 24 BB 2B 1B		2-3 K		3-2 G6-3		5	1	2	2	0	1	2											
24 Joe Crede, R (1,5) OBP: 0.270, SLG: 0.344	4-2 BB HR BB	0-1 G3-1		1-2 2B 1B		1-2 F9		1-1 G5-3		4	2	1	1	1	0	1											
Aaron Rowand, R (1,8) OBP: 0.263, SLG: 0.297	4-2 HR BB		2-3 K	3-2 2B		2-1 FC6-4 1B		2-2 BB 1B		4	1	3	3	1	1	0											
Miguel Olivo, R (1,2) OBP: 0.293, SLG: 0.405	3-2 HR		4-1 SH1-4 BB	1-1 G6-3		0-1 FC6-4		1-1 P3		4	1	1	4	1	0	3											
Jon Garland, R (1,1) D'Angelo Jimenez, S (7,PH) David Sanders, L (7,1) Willie Harris, L (8,8) OBP: 0.196, SLG: 0.200	2-2 G4-3		2-0 SH1-4	4-2 FC6-4 BB		0-3 K		1-1 P1		1	0	0	0	0	1	0											
Inning Stats	R: 6 E: 0 K: 0 S: 27	H: 2 LOB: 0 BB: 4 P: 52	R: 2 E: 1 K: 1 S: 14	H: 2 LOB: 1 BB: 1 P: 24	R: 0 E: 0 K: 1 S: 8	H: 0 LOB: 1 BB: 1 P: 16	R: 4 E: 0 K: 1 S: 25	H: 4 LOB: 2 BB: 2 P: 41	R: 0 E: 0 K: 1 S: 10	H: 1 LOB: 1 BB: 0 P: 15	R: 0 E: 0 K: 1 S: 11	H: 1 LOB: 1 BB: 0 P: 14	R: 0 E: 0 K: 0 S: 7	H: 0 LOB: 0 BB: 0 P: 12	R: 0 E: 0 K: 0 S: 12	H: 1 LOB: 2 BB: 1 P: 21	1B: 7 2B: 3 3B: 0 HR: 1	SF: 0 SAC: 1 DP: 1 HBP: 0	WP: 0 PB: 0 SB: 0 CS: 0	PA: 47							
PITCHER	IP	WLS	BF	H	R	ER	SO	BB	IBB	HBP	BLK	WP	HR	S	P	ERA	WHIP										
Shawn Estes, L (1,1) ERA: 5.8	1.0	L	9	2	6	6	0	4	0	0	0	0	1	27	52	54.00	6.000										
Todd Wellemeyer, R (2,1) ERA: 3.5	4.0		22	6	6	5	4	5	0	0	0	0	0	55	96	11.25	2.750										
Kyle Farnsworth, R (6,1) ERA: 2.73	1.0		4	1	0	0	1	0	0	0	0	0	0	10	15	0.00	1.000										
Mark Guthrie, L (7,1) ERA: 3.18	1.0		4	1	0	0	1	0	0	0	0	0	0	11	14	0.00	1.000										
Mike Remlinger, L (8,1) ERA: 3.48	1.0		3	0	0	0	0	0	0	0	0	0	0	7	12	0.00	0.000										
PITCHER	IP	WLS	BF	H	R	ER	SO	BB	IBB	HBP	BLK	WP	HR	S	P	ERA	WHIP										
Joe Borowski, R (9,1) ERA: 2.08	1.0		5	1	0	0	0	1	0	0	0	0	0	12	21	0.00	2.000										

Chicago White Sox @ Chicago Cubs
 Wrigley Field, Chicago, IL
 Fri Jun 20 2003, 2:20 PM CDT
 Att. 39,080 - Cloudy - 68 F

AB 36
R 12
H 11
RBI 11
BB 10
SO 6
LOB 15



WP: 0 **PA:** 47
PB: 0
SB: 0
CS: 0

livebaseballscorecards.com

Batter	1	2	3	4	5	6	7	8	9
Mark Grudzielanek, R (1, 4) <small>OBP: 0.332, SLG: 0.364</small> Bobby Hill, S (6, 4) <small>OBP: 0.333, SLG: 0.333</small>	0-1 G5-3	4-1 BB		2-1 1B		2-0 1B		0-3 K	
Alex Gonzalez, R (1, 6) <small>OBP: 0.309, SLG: 0.405</small> José Hernández, R (6, 6) <small>OBP: 0.306, SLG: 0.359</small>	0-0 HR	2-3 K		0-1 F8		2-3 K		0-1 FC6-4	
Corey Patterson, L (1, 8) <small>OBP: 0.329, SLG: 0.543</small> Mike Reminger, L (8, 1) Joe Borowski, R (9, 1) 22 Mark Prior, R (9, PH) <small>OBP: 0.289, SLG: 0.432</small>	0-1 G6-3		2-2 F8		0-1 G1-3		4-2 F9 1B BB	2-3 K	
Sammy Sosa, R (1, 9) <small>OBP: 0.406, SLG: 0.489</small>	4-0 BB		0-0 L9		2-3 K		3-2 F9	1-3 K	
Moises Alou, R (1, 7) <small>OBP: 0.373, SLG: 0.462</small> Kyle Farnsworth, R (6, 1) Lenny Harris, L (7, 3) <small>OBP: 0.240, SLG: 0.220</small>	2-1 L7		2-2 1B		0-0 G6-3		1-1 P4	0-0 G1-3	
Eric Karros, R (1, 3) <small>OBP: 0.345, SLG: 0.478</small> Mark Guthrie, R (7, 1) Tom Goodwin, L (7, PH) <small>OBP: 0.253, SLG: 0.286</small> (8, 8)		2-2 P3	2-3 K		0-0 F8		1-2 2-H 1B		
Ramon Martinez, R (1, 5) <small>OBP: 0.336, SLG: 0.390</small>		0-2 WP 1B 1B		1-1 L7		2-2 G6-3	2-2 G5-3		
Damian Miller, R (1, 2) <small>OBP: 0.317, SLG: 0.377</small> Paul Bako, L (6, 2) <small>OBP: 0.296, SLG: 0.268</small>		1-0 WP 1B		1-1 G6-3		3-2 2B 1B		0-1 G5-3	
Shawn Estes, R (1, 1) <small>OBP: 0.182, SLG: 0.143</small> Todd Wellemeyer, R (2, 1) Troy O'Leary, L (6, 7) <small>OBP: 0.272, SLG: 0.351</small>		1-1 B5		4-2 1B BB		0-0 1B 2B		2-1 FC6-4 1B	

AB	R	H	RBI	BB	SO	LOB
2	0	1	0	1	0	0
2	0	1	0	0	1	1
3	1	1	1	0	1	5
2	0	0	0	0	1	3
3	1	0	0	1	0	0
0	0	0	0	0	0	0
0	0	0	0	0	0	0
1	0	0	0	0	1	0
4	0	0	0	1	2	1
3	0	1	0	0	0	1
0	0	0	0	0	0	0
2	0	0	0	0	0	1
3	0	0	0	0	1	1
0	0	0	0	0	0	0
1	0	1	1	0	0	0
4	0	1	0	0	0	1
2	0	1	0	0	0	0
2	1	1	0	0	0	0
0	0	0	0	0	0	0
1	0	0	0	1	0	2
2	0	2	1	0	0	0

Chicago White Sox @ Chicago Cubs
Wrigley Field, Chicago, IL
Fri Jun 20 2003, 2:20 PM CDT
Att: 39,080 - Cloudy - 68 F

AB 37
R 3
H 10
RBI 3
BB 4
SO 7
LOB 16



Inning	1	2	3	4	5	6	7	8	9
R: 1	R: 0	R: 0	R: 0	R: 0	R: 0	R: 1	R: 1	R: 0	R: 0
E: 0	E: 0	E: 0	E: 0	E: 0	E: 0	E: 0	E: 0	E: 0	E: 0
K: 0	K: 1	K: 1	K: 1	K: 0	K: 1	K: 0	K: 0	K: 1	K: 2
S: 7	S: 14	S: 14	S: 11	S: 10	S: 7	S: 14	S: 17	S: 10	S: 8
H: 1	H: 2	H: 1	H: 1	H: 1	H: 0	H: 3	H: 1	H: 1	H: 0
LOB: 1	LOB: 3	LOB: 1	LOB: 2	LOB: 0	LOB: 0	LOB: 2	LOB: 1	LOB: 1	LOB: 0
BB: 1	BB: 1	BB: 0	BB: 1	BB: 1	BB: 0	BB: 0	BB: 1	BB: 0	BB: 0
P: 13	P: 24	P: 17	P: 18	P: 9	P: 9	P: 23	P: 28	P: 12	P: 11
1B: 8	SF: 0	2B: 1	SAC: 0	3B: 0	DP: 0	HR: 1	HBP: 0		
WP: 1	PA: 41	PB: 0	SB: 0	CS: 0					

PITCHER	IP	WLS	BF	H	R	ER	SO	BB	IBB	HBP	BLK	WP	HR	S	P	ERA	WHIP
Jon Garland, R (1, 1) <small>ERA: 4.71</small>	6.0		29	8	2	2	4	3	0	0	0	1	1	63	104	3.00	1.833
David Sanders, L (7, 1) <small>ERA: 4.96</small>	1.2		8	2	1	1	1	1	0	0	0	0	0	25	38	5.40	1.800
Rick White, R (8, 1) <small>ERA: 7.07</small>	1.1		4	0	0	0	2	0	0	0	0	0	0	10	13	0.00	0.000

Batter	1	2	3	4	5	6	7	8	9	AB R H RBI BB SO LOB	TOP											
Willie Harris, L (1, 8) OBP: 0.213, SLG: 0.217	1-3 K2-3	1-2 FC4-6 1B	1-0 1B		0-0 B1-3		3-3 K			5 0 2 2 0 2 0												
D'Angelo Jimenez, S (1, 4) OBP: 0.339, SLG: 0.427	0-3 K	2-0 FC4-6 1-2f	1-0 G4-3		4-2 BB			1-3 K		4 0 0 0 1 2 4												
Magglio Ordonez, R (1, 9) OBP: 0.349, SLG: 0.493	1-0 1B		1-1 2B	2-1 F8	0-0 L8			3-2 P3		5 1 2 0 0 0 1												
Brian Daubach, L (1, 3) OBP: 0.373, SLG: 0.407	1-3 K		0-0 G3 24 2B	4-2 1B 24 1B HBP BB	1-1 SAFE G4-3			0-3 K		4 2 1 1 1 2 2												
Carlos Lee, R (1, 7) OBP: 0.315, SLG: 0.433		0-0 F7	1-0 G3	3-0 24 1B 1B HBP		2-3 K		2-2 G4-3		4 0 0 0 0 1 1												
Aaron Rowand, R (9, 7) OBP: 0.263, SLG: 0.297										0 0 0 0 0 0 0												
Jose Valentin, S (1, 6) OBP: 0.317, SLG: 0.409		1-2 G3-1	4-0 24 2B 1B BB	2-2 24 1B 1-2 2-3 1B		2-3 K		0-3 K		4 1 1 0 1 2 0												
24 Joe Crede, R (1, 5) OBP: 0.276, SLG: 0.358		3-2 56 1B 2B	0-1 1B 1-3 3-H 2B	0-0 1-2 2-3 3-H 1B		2-2 F7		1-2 G6-3		5 2 3 2 0 0 0												
Josh Paul, R (1, 2) OBP: 0.450, SLG: 0.353		4-2 56 1B BB	2-1 56 FC3-6 1B	2-3 K		2-3 K				3 1 1 1 1 2 3												
56 Mark Buehrle, L (1, 1) OBP: 0.167, SLG: 0.167		2-2 1B	0-1 FC3-6 1B	2-1 G6-3			0-3 K			4 0 1 1 0 1 5												
Tom Gordon, R (7, 1)										0 0 0 0 0 0 0												
Billy Koch, R (9, 1)										0 0 0 0 0 0 0												
Inning Stats	R: 0 E: 0 K: 3 S: 10	H: 1 LOB: 1 BB: 0 P: 13	R: 2 E: 0 K: 0 S: 17	H: 3 LOB: 2 BB: 1 P: 30	R: 4 E: 0 K: 0 S: 12	H: 5 LOB: 3 BB: 1 P: 22	R: 1 E: 0 K: 1 S: 15	H: 2 LOB: 3 BB: 1 P: 30	R: 0 E: 0 K: 0 S: 6	H: 0 LOB: 1 BB: 1 P: 11	R: 0 E: 0 K: 2 S: 13	H: 0 LOB: 0 BB: 0 P: 19	R: 0 E: 0 K: 3 S: 9	H: 0 LOB: 0 BB: 0 P: 14	R: 0 E: 0 K: 2 S: 10	H: 0 LOB: 0 BB: 0 P: 14	R: 0 E: 0 K: 1 S: 16	H: 0 LOB: 0 BB: 0 P: 19	1B: 7 2B: 4 3B: 0 HR: 0	SF: 0 SAC: 0 DP: 0 HBP: 1	WP: 0 PB: 0 SB: 0 CS: 0	PA: 43
PITCHER	IP WLS BF H R ER SO BB IBB HBP BLK WP HR S P ERA WHIP																					
Matt Clement, R (1, 1) ERA: 5.06	3.1 L 25 11 7 7 3 3 0 1 0 0 0 0 49 86 18.90 4.200																					
Kyle Farnsworth, R (4, 1) ERA: 2.52	2.2 9 0 0 0 3 1 0 0 0 0 0 0 24 39 0.00 0.375																					
Mike Remlinger, L (7, 1) ERA: 3.27	2.0 6 0 0 0 5 0 0 0 0 0 0 0 19 28 0.00 0.000																					
Antonio Alfonseca, R (9, 1) ERA: 2.96	1.0 3 0 0 0 1 0 0 0 0 0 0 0 16 19 0.00 0.000																					

Chicago White Sox @ Chicago Cubs
Wrigley Field, Chicago, IL
Sat Jun 21 2003, 12:15 PM CDT
Att. 38,938 - Sunny - 73 F

livebaseballscorecards.com

AB	38
R	7
H	11
RBI	7
BB	4
SO	12
LOB	16



Batter	1	2	3	4	5	6	7	8	9	AB	R	H	RBI	BB	SO	LOB
Mark Grudzielanek, R (1, 4) OBP: 0.333, SLG: 0.372	1-1 F9		1-3 K		3-3 K		2-2 1B 2B		2-2 1B 2B	5	2	2	1	0	2	1
Corey Patterson, L (1, 8) OBP: 0.327, SLG: 0.537	1-2 F8		2-1 P4		1-0 F8		1-1 1B		3-3 K	5	0	1	1	0	1	2
Sammy Sosa, R (1, 9) OBP: 0.410, SLG: 0.489 Tom Goodwin, L (9, PR) OBP: 0.253, SLG: 0.286	2-1 L4				3-2 HR 1B		1-1 F8		1-2 CS 1B	4	1	2	1	1	0	1
Moises Alou, R (1, 7) OBP: 0.373, SLG: 0.470		0-0 F9		0-0 HR	1-2 G5-3		1-1 P4		4-1 BB	4	1	1	2	1	0	2
Eric Karros, R (1, 3) OBP: 0.359, SLG: 0.489		1-1 1B		0-0 G6-4-3 BB 1B		1-2 G5-4-3 1B		2-2 FC6-4 1B	1-0 F8	5	1	4	0	0	0	1
José Hernández, R (1, 5) OBP: 0.305, SLG: 0.355		1-1 P6		4-1 G6-4-3 BB		0-1 F8		0-0 FC6-4 1B		3	0	0	0	1	0	3
Alex Gonzalez, R (1, 6) OBP: 0.306, SLG: 0.401 Mike Remlinger, L (7, 1) Lenny Harris, L (8, PH) OBP: 0.248, SLG: 0.228 Antonio Alfonseca, R (9, 1)		0-0 F7		0-2 G6-4-3 1-2f 2-3		3-2 G5-4-3 1-2f		0-2 1B		3	0	0	0	0	0	4
Damian Miller, R (1, 2) OBP: 0.321, SLG: 0.386			3-1 G5-3		1-1 2B		0-0 2B 1B		1-1 F9	4	0	2	1	0	0	2
Matt Clement, R (1, 1) OBP: 0.227, SLG: 0.227 Kyle Farnsworth, R (4, 1) Ramon Martinez, R (7, 5) OBP: 0.338, SLG: 0.400			1-0 PB 1B		1-1 P4		2-1 2B 2B		2-2 P3	1	0	1	0	0	0	0

Inning Stats	R: 0	H: 0	E: 0	K: 0	S: 7	H: 0	LOB: 0	BB: 0	P: 11	R: 0	H: 1	E: 0	K: 0	S: 6	H: 1	LOB: 1	BB: 0	P: 8	R: 0	H: 1	E: 0	K: 1	S: 8	H: 4	LOB: 1	BB: 1	P: 15	R: 0	H: 0	E: 0	K: 1	S: 7	H: 1	LOB: 0	BB: 0	P: 14	R: 2	H: 4	E: 0	K: 0	S: 13	H: 2	LOB: 1	BB: 0	P: 20	R: 0	H: 2	E: 0	K: 0	S: 17	H: 2	LOB: 2	BB: 0	P: 22	R: 1	H: 2	E: 0	K: 1	S: 12	H: 2	LOB: 1	BB: 1	P: 23	1B: 10	SF: 0	2B: 4	SAC: 0	3B: 0	DP: 2	HR: 1	HBP: 0	WP: 0	PA: 41
--------------	------	------	------	------	------	------	--------	-------	-------	------	------	------	------	------	------	--------	-------	------	------	------	------	------	------	------	--------	-------	-------	------	------	------	------	------	------	--------	-------	-------	------	------	------	------	-------	------	--------	-------	-------	------	------	------	------	-------	------	--------	-------	-------	------	------	------	------	-------	------	--------	-------	-------	--------	-------	-------	--------	-------	-------	-------	--------	-------	--------

PITCHER	IP	WLS	BF	H	R	ER	SO	BB	IBB	HBP	BLK	WP	HR	S	P	ERA	WHIP
56 Mark Buehrle, L (1, 1) ERA: 4.9	6.1	W	27	9	4	4	2	2	0	0	0	0	1	56	93	5.68	1.737
Tom Gordon, R (7, 1) ERA: 3.75	1.2		9	4	1	1	0	0	0	0	0	0	0	27	37	5.40	2.400
Billy Koch, R (9, 1) ERA: 4.73	1.0	S	5	2	1	1	1	1	0	0	0	0	0	12	23	9.00	3.000


BOTTOM

Chicago White Sox @ Chicago Cubs
Wrigley Field, Chicago, IL
Sat Jun 21 2003, 12:15 PM CDT
Att. 38,938 - Sunny - 73 F

livebaseballscores.com

AB	38
R	6
H	15
RBI	6
BB	3
SO	3
LOB	19



Batter	1	2	3	4	5	6	7	8	9	AB R H RBI BB SO LOB	TOP	
Willie Harris, L (1, 8) OBP: 0.227, SLG: 0.231	2-3 K		1-0 G6-3 PB 1B		1-0 G3		2-2 SH1-3 1B		1-1 F8	5 0 2 0 0 1 0		
D'Angelo Jimenez, S (1, 4) OBP: 0.336, SLG: 0.422	3-2 F9		2-1 F7 1-2		2-3 K		0-2 SH1-3 1-2			3 0 0 0 0 1 1		
Frank Thomas, R (1, 3) OBP: 0.418, SLG: 0.551	2-1 F8		4-2 G6-3 BB		4-0 BB BB		2-1 G6-3 HBP			1 0 0 0 2 0 0		
Magglio Ordonez, R (1, 9) OBP: 0.347, SLG: 0.487		0-0 F8	3-2 G6-3 1-2 2-3		4-2 BB BB		1-1 G6-3 1-2f			3 0 0 0 1 0 4		
Carlos Lee, R (1, 7) OBP: 0.314, SLG: 0.431		2-0 FC4-6 1B	0-0 P3		0-3 K			0-1 G5-3		4 0 1 0 0 1 4		
Jose Valentin, S (1, 6) OBP: 0.320, SLG: 0.415		1 SAFE 0-1 FC4-6 24 BB 1-2f		0-0 24 G4-6-3 1B		0-1 24 G3 SF7 2B		2-2 L9		4 1 2 0 0 0 1		
24 Joe Crede, R (1, 5) OBP: 0.275, SLG: 0.353 Damaso Marte, L (8, 1) Rick White, R (8, 1)		4-2 BB 1-2 BB	2-1 G4-6-3 1-2f		0-0 G3 2-3		0-0 G3 2-3		1-0 P4	3 0 0 0 1 0 2 0 0 0 0 0 0 0 0 0 0 0 0 0 0	AB 29 R 1 H 6 RBI 1 BB 5 SO 6 LOB 16	
Miguel Olivo, R (1, 2) OBP: 0.298, SLG: 0.406		4-1 BB 1-2 2-3 BB	1-0 BB 1B		0-0 SF7 3-H		0-2 F9		0-2 F9	2 0 1 1 1 0 0		
Bartolo Colon, R (1, 1) Tony Graffanino, R (8, 5) Brian Daubach, L (9, PH) OBP: 0.369, SLG: 0.402		0-3 K	0-3 K		0-3 K		2-1 G6-3		2-3 K	3 0 0 0 0 2 4 0 0 0 0 0 0 0 1 0 0 0 0 1 0		
Inning Stats	R: 0 H: 0 E: 0 LOB: 0 K: 1 BB: 0 S: 8 P: 15	R: 0 H: 1 E: 0 LOB: 3 K: 1 BB: 2 S: 10 P: 20	R: 0 H: 1 E: 0 LOB: 2 K: 0 BB: 1 S: 14 P: 24	R: 0 H: 2 E: 0 LOB: 1 K: 1 BB: 0 S: 7 P: 10	R: 0 H: 0 E: 0 LOB: 2 K: 2 BB: 2 S: 11 P: 22	R: 1 H: 1 E: 0 LOB: 0 K: 0 BB: 0 S: 6 P: 8	R: 0 H: 1 E: 0 LOB: 1 K: 0 BB: 0 S: 10 P: 15	R: 0 H: 0 E: 0 LOB: 0 K: 0 BB: 0 S: 6 P: 9	R: 0 H: 0 E: 0 LOB: 0 K: 1 BB: 0 S: 8 P: 11	1B: 5 SF: 1 2B: 1 SAC: 1 3B: 0 DP: 2 HR: 0 HBP: 1	WP: 0 PA: 37 PB: 1 SB: 0 CS: 0	
PITCHER 38 Carlos Zambrano, R (1, 1) ERA: 2.95 Joe Borowski, R (9, 1) ERA: 2.02	IP WLS BF H R ER SO BB IBB HBP BLK WP HR S P ERA WHIP	8.0 W 34 6 1 1 5 5 0 1 0 0 0 0 72 123 1.12 1.375	1.0 S 3 0 0 0 1 0 0 0 0 0 0 0 8 11 0.00 0.000									

Chicago White Sox @ Chicago Cubs
Wrigley Field, Chicago, IL
Sun Jun 22 2003, 1:20 PM CDT
Att. 38,223 - Sunny - 81 F

livebaseballscorecards.com


Batter	1	2	3	4	5	6	7	8	9
Mark Grudzielanek, R (1, 4) OBP: 0.332, SLG: 0.370	0-0 G6-3		0-1 L3		0-2 G6-3			2-2 2B 1B	
Ramon Martinez, R (1, 6) OBP: 0.349, SLG: 0.414	3-1 F7		1-0 BB 1B			4-1 G4-6-3 BB		2-0 1B 2B	
Corey Patterson, L (1, 8) OBP: 0.329, SLG: 0.535	1-3 K		4-2 BB			0-0 G4-6-3 1-2f		0-0 L6-4 PB 1B	
Sammy Sosa, R (1, 9) OBP: 0.412, SLG: 0.483		4-2 BB BB	1-3 K			1-2 F8		4-0 1-2 IBB	
Moises Alou, R (1, 7) OBP: 0.368, SLG: 0.463		2-1 L8		0-1 F8			2-1 F9	2-0 L6-4	
Eric Karros, R (1, 3) OBP: 0.365, SLG: 0.489		4-1 BB		1-1 G5-3			2-2 1B 1B		
Tom Goodwin, L (7, PR) OBP: 0.253, SLG: 0.286		1-2 BB							
Alex Gonzalez, R (8, 6) OBP: 0.306, SLG: 0.401									
Lenny Harris, L (1, 5) OBP: 0.250, SLG: 0.232		1-3 K		0-3 K			3-1 G4-3 1-2 1B		
José Hernández, R (9, 5) OBP: 0.305, SLG: 0.355									
Damian Miller, R (1, 2) OBP: 0.316, SLG: 0.379		1-0 P3			3-3 K		1-0 G4-3 1-2f		
38 Carlos Zambrano, S (1, 1) OBP: 0.212, SLG: 0.375			1-2 G5-3			0-0 G6-3		0-1 G1-3	
Troy O'Leary, L (8, PH) OBP: 0.270, SLG: 0.348									
Joe Borowski, R (9, 1)									

AB	R	H	RBI	BB	SO	LOB
4	1	1	0	0	0	0
3	1	2	1	1	0	0
3	0	1	1	1	1	1
2	0	0	0	2	1	2
4	0	0	0	0	0	3
2	0	1	0	1	0	0
0	0	0	0	0	0	0
0	0	0	0	0	0	0
3	0	1	0	0	2	2
0	0	0	0	0	0	0
3	0	0	0	0	1	4
2	0	0	0	0	0	0
1	0	0	0	0	0	0
0	0	0	0	0	0	0

BOTTOM

Chicago White Sox @ Chicago Cubs
 Wrigley Field, Chicago, IL
 Sun Jun 22 2003, 1:20 PM CDT
 Att. 38,223 - Sunny - 81 F

AB	27
R	2
H	6
RBI	2
BB	5
SO	5
LOB	12



Inning Stats	R: 0	H: 0	E: 0	K: 1	S: 7	H: 0	LOB: 0	BB: 0	P: 11	R: 0	H: 0	E: 0	K: 1	S: 9	H: 0	LOB: 2	BB: 2	P: 21	R: 0	H: 1	E: 0	K: 1	S: 13	H: 0	LOB: 0	BB: 0	P: 8	R: 0	H: 0	E: 0	K: 1	S: 7	H: 0	LOB: 0	BB: 0	P: 10	R: 0	H: 0	E: 0	K: 0	S: 6	H: 2	LOB: 1	BB: 0	P: 16	R: 2	H: 3	E: 0	K: 0	S: 8	H: 3	LOB: 1	BB: 1	P: 18
PITCHER	IP	WLS	BF	H	R	ER	SO	BB	IBB	HBP	BLK	WP	HR	S	P	ERA	WHIP																																					
Bartolo Colon, R (1, 1) ERA: 3.93	7.0		26	3	0	0	5	4	0	0	0	0	0	57	97	0.00	1.000																																					
Damaso Marte, L (8, 1) ERA: 2.4	0.1	L	5	3	2	2	0	0	1	0	0	0	0	7	15	54.00	9.000																																					
Rick White, R (8, 1) ERA: 6.91	0.2		1	0	0	0	0	0	0	0	0	0	0	1	3	0.00	0.000																																					

WP	PA	ERA	WHIP
0	32		

Batter	1	2	3	4	5	6	7	8	9	AB R H RBI BB SO LOB	TOP		
Willie Harris, L (1, 8) OBP: 0.214, SLG: 0.217	2-2 G5-3		2-1 F8			0-0 F8		2-3 K		4 0 0 0 0 1 1	Chicago White Sox @ Minnesota Twins Hubert H. Humphrey Metrodome, Minneapolis, MN Tue Jun 24 2003, 8:05 PM EDT Att. 19,229 - Dome - 72 F		
D'Angelo Jimenez, S (1, 4) OBP: 0.335, SLG: 0.419	1-1 L3-6 BB 1B		0-3 K			2-3 K		1-2 G6-3		4 0 1 0 0 2 1			
Frank Thomas, R (1, 3) OBP: 0.422, SLG: 0.550 14 Paul Konerko, R (8, 3) OBP: 0.268, SLG: 0.275	4-2 SAFE 1-2 BB				3-3 K	1-1 1B 1B		4-2 BB		2 0 1 1 2 1 0 0 0 0 0 0 0 0			
Magglio Ordonez, R (1, 9) OBP: 0.346, SLG: 0.484	0-1 L3-6 2-2				0-2 G6-3	0-0 1B 1B		2-3 K		4 0 1 0 0 1 3			
Brian Daubach, L (1, 10) OBP: 0.364, SLG: 0.407					0-1 G6-3	0-0 G3				4 1 1 0 0 0 2			
Carlos Lee, R (1, 7) OBP: 0.316, SLG: 0.435 Aaron Rowand, R (9, 7) OBP: 0.263, SLG: 0.297					1-1 G6-3			1-2 G6-3		4 0 2 1 0 0 0 0 0 0 0 0 0 0			
Jose Valentin, S (1, 6) OBP: 0.319, SLG: 0.413					1-3 K	1-3 K		2-2 G6-3		4 0 1 0 0 2 1			
24 Joe Crede, R (1, 5) OBP: 0.275, SLG: 0.349					1-1 P5 1-2	3-3 K		4-2 FC4-6 BB		3 0 0 0 1 2 3			
Miguel Olivo, R (1, 2) OBP: 0.297, SLG: 0.409					2-2 G5-3	1-1 F8 1B 2B		0-2 FC4-6 1-2f		4 1 1 0 0 1 3			
Inning Stats	R: 0 H: 1 E: 0 LOB: 1 K: 0 BB: 1 S: 12 P: 19	R: 1 H: 2 E: 0 LOB: 0 K: 1 BB: 0 S: 12 P: 17	R: 0 H: 0 E: 0 LOB: 0 K: 1 BB: 0 S: 10 P: 14	R: 0 H: 0 E: 0 LOB: 0 K: 1 BB: 0 S: 9 P: 12	R: 0 H: 0 E: 0 LOB: 0 K: 2 BB: 0 S: 9 P: 14	R: 1 H: 3 E: 0 LOB: 2 K: 1 BB: 0 S: 14 P: 18	R: 0 H: 0 E: 0 LOB: 1 K: 0 BB: 1 S: 13 P: 20	R: 0 H: 0 E: 0 LOB: 1 K: 2 BB: 1 S: 10 P: 22	R: 0 H: 2 E: 0 LOB: 2 K: 2 BB: 0 S: 10 P: 16	1B: 5 SF: 0 2B: 4 SAC: 0 3B: 0 DP: 1 HR: 0 HBP: 0		WP: 0 PA: 36 PB: 0 SB: 0 CS: 1	
PITCHER	IP WLS BF H R ER SO BB IBB HBP BLK WP HR S P ERA WHIP											PITCHER	IP WLS BF H R ER SO BB IBB HBP BLK WP HR S P ERA WHIP
Rick Reed, R (1, 1) ERA: 4.73	7.0 L 27 6 2 2 6 2 0 0 0 0 0 0 79 114 2.57 1.143												
J.C. Romero, L (8, 1) ERA: 4.11	1.0 4 0 0 0 2 1 0 0 0 0 0 0 13 22 0.00 1.000												
LaTroy Hawkins, R (9, 1) ERA: 1.96	1.0 5 2 0 0 2 0 0 0 0 0 0 0 10 16 0.00 2.000												

AB	33
R	2
H	8
RBI	2
BB	3
SO	10
LOB	14



Batter	1	2	3	4	5	6	7	8	9	AB R H RBI BB SO LOB
Jacque Jones, L (1, 7) OBP: 0.315, SLG: 0.471	2-3 K		3-3 K			0-2 G4-3		0-0 FC4-6		4 0 0 0 0 2 3
Cristian Guzman, S (1, 6) OBP: 0.288, SLG: 0.355	2-3 K			3-1 G1-3		1-0 G3		0-0 G4-3		4 0 0 0 0 1 2
Corey Koskie, L (1, 5) OBP: 0.403, SLG: 0.494	0-0 F7			1-2 G4-6-3 1B			0-1 FC6-4 1B		1-3 K	4 0 2 0 0 1 0
33 Justin Morneau, L (1, 10) OBP: 0.350, SLG: 0.526		2-2 G4-3		0-0 G4-6-3 1-2f			0-0 P2		0-1 G5-3	4 0 0 0 0 0 2
Torii Hunter, R (1, 8) OBP: 0.320, SLG: 0.429		3-3 K			1-0 G6-3		1-2 FC6-4 1-2f		2-2 G5-3	4 0 0 0 0 1 1
Doug Mientkiewicz, L (1, 3) OBP: 0.366, SLG: 0.491		1-1 1B			1-1 G6-3		SAFE F9			3 0 1 0 0 0 1
Bobby Kielty, S (1, 9) OBP: 0.371, SLG: 0.433		1-2 F7			0-3 K			0-1 BB E 1B		3 1 1 0 0 1 1
A.J. Pierzynski, L (1, 2) OBP: 0.326, SLG: 0.473			1-3 K			0-2 G3		0-1 P4		3 0 0 0 0 1 1
Denny Hocking, S (1, 4) OBP: 0.324, SLG: 0.412			1-1 CS 1B			1-2 G4-3 2B		4-1 FC4-6 BB		2 0 2 0 1 0 0

Inning Stats	R: 0	H: 0	E: 0	K: 2	S: 7	LOB: 0	BB: 0	P: 11	R: 0	H: 1	E: 0	K: 1	S: 12	LOB: 1	BB: 0	P: 19	R: 0	H: 1	E: 0	K: 2	S: 8	LOB: 1	BB: 0	P: 13	R: 0	H: 1	E: 0	K: 0	S: 6	LOB: 0	BB: 0	P: 10	R: 0	H: 0	E: 0	K: 1	S: 6	LOB: 0	BB: 0	P: 8	R: 0	H: 1	E: 0	K: 0	S: 10	LOB: 1	BB: 0	P: 12	R: 0	H: 1	E: 0	K: 0	S: 10	LOB: 1	BB: 0	P: 12	R: 1	H: 1	E: 1	K: 0	S: 7	LOB: 1	BB: 1	P: 11	R: 0	H: 0	E: 0	K: 1	S: 8	LOB: 0	BB: 0	P: 11	1B: 5	SF: 0	2B: 2	SAC: 0	3B: 0	DP: 2	HR: 0	HBP: 0	WP: 0	PA: 32
--------------	------	------	------	------	------	--------	-------	-------	------	------	------	------	-------	--------	-------	-------	------	------	------	------	------	--------	-------	-------	------	------	------	------	------	--------	-------	-------	------	------	------	------	------	--------	-------	------	------	------	------	------	-------	--------	-------	-------	------	------	------	------	-------	--------	-------	-------	------	------	------	------	------	--------	-------	-------	------	------	------	------	------	--------	-------	-------	-------	-------	-------	--------	-------	-------	-------	--------	-------	--------

PITCHER	IP	WLS	BF	H	R	ER	SO	BB	IBB	HBP	BLK	WP	HR	S	P	ERA	WHIP
Esteban Loaiza, R (1, 1) ERA: 1.99	8.0	W	29	6	1	0	6	1	0	0	0	0	0	66	96	0.00	0.875
Damaso Marte, L (9, 1) ERA: 2.35	0.2	H	2	0	0	0	1	0	0	0	0	0	0	5	6	0.00	0.000
Billy Koch, R (9, 1) ERA: 4.68	0.1	S	1	0	0	0	0	0	0	0	0	0	0	3	5	0.00	0.000


BOTTOM

Chicago White Sox @ Minnesota Twins
 Hubert H. Humphrey Metrodome, Minneapolis, MN

Tue Jun 24 2003, 8:05 PM EDT
 Att: 19,229 - Dome - 72 F

livebaseballscores.com

AB	31
R	1
H	6
RBI	0
BB	1
SO	7
LOB	11



Batter	1	2	3	4	5	6	7	8	9	10	11	AB R H RBI BB SO LOB	TOP					
Willie Harris, L (1, 8) OBP: 0.224, SLG: 0.216	G4-3						G3		K	K		5 1 1 0 1 2 1	Chicago White Sox @ Minnesota Twins Hubert H. Humphrey Metrodome, Minneapolis, MN Wed Jun 25 2003, 8:05 PM EDT Att. 21,338 - Dome - 72 F					
D'Angelo Jimenez, S (1, 4) OBP: 0.334, SLG: 0.417	F9						G3-1		K			6 1 2 0 0 2 3						
Frank Thomas, R (1, 3) OBP: 0.423, SLG: 0.547	F9						G3-1		K			5 1 2 0 1 0 0						
Brian Daubach, L (1, 10) Magglio Ordonez, R (7, PH) OBP: 0.384, SLG: 0.404 OBP: 0.349, SLG: 0.486	G3						G3-1		K			3 0 1 1 0 0 0 3 0 2 0 0 0 0						
Carlos Lee, R (1, 7) OBP: 0.314, SLG: 0.431	G4-3						P3		K			5 1 1 1 0 1 7						
Jose Valentin, S (1, 6) OBP: 0.317, SLG: 0.420	G6-3						K		P5			5 1 1 3 0 2 4						
24 Joe Crede, R (1, 5) OBP: 0.277, SLG: 0.350	F8						G5-3		K			5 0 2 0 0 1 0						
Armando Rios, L (1, 9) Aaron Rowand, R (8, PH) OBP: 0.263, SLG: 0.330 OBP: 0.256, SLG: 0.289	G4-3						G3-1		K			3 0 1 0 0 0 0 2 0 0 0 0 1 1						
Miguel Olivo, R (1, 2) OBP: 0.294, SLG: 0.399	G6-3						F8		F9			4 0 0 0 1 0 3						
Inning Stats	R: 0 H: 0 E: 0 K: 0 S: 8 LOB: 0 BB: 0 P: 12	R: 0 H: 0 E: 0 K: 0 S: 8 LOB: 0 BB: 0 P: 10	R: 0 H: 0 E: 0 K: 0 S: 8 LOB: 0 BB: 0 P: 12	R: 5 H: 6 E: 0 K: 1 S: 24 LOB: 3 BB: 2 P: 41	R: 0 H: 1 E: 0 K: 1 S: 13 LOB: 1 BB: 0 P: 16	R: 0 H: 0 E: 0 K: 0 S: 6 LOB: 0 BB: 0 P: 8	R: 0 H: 2 E: 0 K: 0 S: 12 LOB: 2 BB: 0 P: 16	R: 0 H: 1 E: 0 K: 1 S: 7 LOB: 1 BB: 0 P: 10	R: 0 H: 3 E: 0 K: 2 S: 11 LOB: 3 BB: 0 P: 16	R: 0 H: 0 E: 0 K: 3 S: 11 LOB: 1 BB: 1 P: 18	R: 0 H: 0 E: 0 K: 1 S: 9 LOB: 0 BB: 0 P: 14	1B: 12 SF: 0 2B: 0 SAC: 0 3B: 0 DP: 0 HR: 1 HBP: 0		WP: 0 PA: 49 PB: 0 SB: 0 CS: 0				
PITCHER	IP WLS BF H R ER SO BB IBB HBP BLK WP HR S P ERA WHIP																	
Joe Mays, R (1, 1) ERA: 5.77	3.1	17	6	5	5	0	1	0	0	0	0	0	0	0	42	61	13.50	2.100
Juan Rincon, R (4, 1) ERA: 3.5	3.1	13	2	0	0	2	1	0	0	0	0	0	0	0	32	49	0.00	0.900
Johan Santana, L (7, 1) ERA: 2.09	1.2	8	3	0	0	2	0	0	0	0	0	0	0	0	16	20	0.00	1.800
LaTroy Hawkins, R (9, 1) ERA: 1.88	1.2	8	2	0	0	4	1	0	0	0	0	0	0	0	18	29	0.00	1.800
Eddie Guardado, L (11, 1) ERA: 2.84	1.0	W 3	0	0	0	1	0	0	0	0	0	0	0	0	9	14	0.00	0.000

livebaseballscorecards.com

AB	46
R	5
H	13
RBI	5
BB	3
SO	9
LOB	19



Batter	1	2	3	4	5	6	7	8	9	10	11	AB R H RBI BB SO LOB	BOTTOM																		
Jacque Jones, L (1, 7) OBP: 0.319, SLG: 0.486	0-2 P5	1 SAFE 1 SAFE 0-0 PO	2-2 FC1-6 1B		3-2 F9	0-0 2B			0-3 K		1-0 HR	6 1 3 3 0 1 0	Chicago White Sox @ Minnesota Twins Hubert H. Humphrey Metrodome, Minneapolis, MN Wed Jun 25 2003, 8:05 PM EDT Att. 21,338 - Dome - 72 F livebaseballscores.com																		
Cristian Guzman, S (1, 6) OBP: 0.286, SLG: 0.351	4-0 33 1B SF8 1B BB		1-1 FC1-6 S		1-0 G1-3	0-1 P4			1-2 G4-3			4 1 0 0 1 0 2																			
Corey Koskie, L (1, 5) OBP: 0.406, SLG: 0.498	1-2 SF8 33 1B 1B		3-3 K		2-2 2B		0-1 F9			4-0 BB 1B BB		4 0 2 0 1 1 1																			
33 Justin Morneau, L (1, 10) OBP: 0.333, SLG: 0.488	0-2 1B		3-3 K		0-2 F8		1-3 K			0-3 K		5 0 1 0 0 3 3																			
Torii Hunter, R (1, 8) OBP: 0.318, SLG: 0.427	0-0 SF8			3-1 E5 G3-1 2B		1-1 G6-3		2-2 F9		1-1 BB 1B		4 1 1 1 0 0 0																			
Doug Mientkiewicz, L (1, 3) OBP: 0.363, SLG: 0.493	0-1 G1-3		0-1 F7		2-1 1B 3B		1-2 F7		0-1 F9			5 1 1 0 0 0 5																			
Dustan Mohr, R (1, 9) OBP: 0.340, SLG: 0.480		1-1 G6-3 1B		0-0 G3-1		2-1 1B 2B 1B		4-2 BB BB		4-0 BB 1B BB		3 1 2 1 2 0 1																			
A.J. Pierzynski, L (1, 2) OBP: 0.324, SLG: 0.471		1-0 G6-3		2-0 2B		1-0 P4		0-0 G4-6-3		3-3 K		5 0 1 1 0 1 6																			
Luis Rivas, R (1, 4) OBP: 0.316, SLG: 0.354		4-2 PO BB		0-0 G6-3		0-1 2B 1B			0-2 G4-3			3 1 1 0 1 0 1																			
Bobby Kielty, S (11, PH) OBP: 0.369, SLG: 0.430											1-1 G5-3	1 0 0 0 0 0 0																			
Inning Stats	R: 1 H: 2 E: 0 K: 0 S: 12	H: 2 LOB: 2 BB: 1 P: 17	R: 0 H: 1 E: 0 K: 0 S: 5	H: 1 LOB: 0 BB: 1 P: 11	R: 0 H: 1 E: 0 K: 2 S: 13	H: 1 LOB: 1 BB: 0 P: 22	R: 1 H: 1 E: 1 K: 0 S: 7	H: 1 LOB: 1 BB: 0 P: 12	R: 0 H: 1 E: 0 K: 0 S: 10	H: 1 LOB: 1 BB: 0 P: 16	R: 3 H: 4 E: 0 K: 1 S: 12	H: 4 LOB: 1 BB: 0 P: 18		R: 0 H: 0 E: 0 K: 1 S: 8	H: 0 LOB: 0 BB: 0 P: 11	R: 0 H: 0 E: 0 K: 0 S: 8	H: 0 LOB: 0 BB: 1 P: 13	R: 0 H: 0 E: 0 K: 1 S: 9	H: 0 LOB: 0 BB: 0 P: 10	R: 0 H: 1 E: 0 K: 2 S: 10	H: 1 LOB: 3 BB: 2 P: 22	R: 1 H: 1 E: 0 K: 0 S: 3	H: 1 LOB: 0 BB: 0 P: 5	1B: 7 SF: 1 2B: 3 SAC: 0 3B: 1 DP: 2 HR: 1 HBP: 0	WP: 0 PA: 47 PB: 0 SB: 1 CS: 0						
PITCHER	IP WLS BF H R ER SO BB IBB HBP BLK WP HR S P ERA WHIP															IP WLS BF H R ER SO BB IBB HBP BLK WP HR S P ERA WHIP															
Jon Garland, R (1, 1) ERA: 4.81	5.2		9	5	4	2	2	0	0	0	0	0	0	56	93	6.35	1.941														
Damaso Marte, L (6, 1) ERA: 2.18	2.1	B	8	1	0	0	1	1	0	0	0	0	0	19	27	0.00	0.857														
Tom Gordon, R (9, 1) ERA: 3.55	2.0		9	1	0	0	3	2	0	0	0	0	0	19	32	0.00	1.500														
Billy Koch, R (11, 1) ERA: 4.91	0.1	L	2	1	1	1	0	0	0	0	0	0	1	3	5	27.00	3.000														

Chicago White Sox @ Minnesota Twins
 Hubert H. Humphrey Metrodome, Minneapolis, MN
 Wed Jun 25 2003, 8:05 PM EDT
 Att. 21,338 - Dome - 72 F



Batter	1	2	3	4	5	6	7	8	9	AB R H RBI BB SO LOB	TOP
D'Angelo Jimenez, S OBP: 0.333, SLG: 0.418 (1, 4)	F7		1B 2B		L6		G3			4 1 1 1 0 0 0	
Aaron Rowand, R OBP: 0.256, SLG: 0.288 (1, 8) (9, 7)	F9		1B			L7		G6-3		4 0 1 1 0 0 0	
Magglio Ordonez, R OBP: 0.348, SLG: 0.483 (1, 9)	G6-3		F7			1B E 1B		G6-3		4 1 1 0 0 0 1	
Brian Daubach, L OBP: 0.360, SLG: 0.398 (1, 10)		F9		G4-3		1B E 1B		K		4 1 1 0 0 1 0	
Carlos Lee, R OBP: 0.314, SLG: 0.429 Willie Harris, L OBP: 0.224, SLG: 0.216 (1, 7) (9, 8)	G5-3		G6-3 S 1B		F7			P3		4 0 1 0 0 0 2 0 0 0 0 0 0 0	
Jose Valentin, S OBP: 0.319, SLG: 0.434 (1, 6)	F7		G6-3		E4 1-H 2-H 2B			3B		4 1 2 2 0 0 1	
14 Paul Konerko, R OBP: 0.263, SLG: 0.269 (1, 3)			F8		F8		G5-3		G1-3	4 0 0 0 0 0 2	
24 Joe Crede, R OBP: 0.273, SLG: 0.345 (1, 5)			G5-3		P6			K		4 0 0 0 0 1 1	
Sandy Alomar Jr., R OBP: 0.278, SLG: 0.342 (1, 2)			2B 1B		P1		F8			3 1 1 0 0 0 0	
Inning Stats	R: 0 E: 0 K: 0 S: 8 H: 0 LOB: 0 BB: 0 P: 13	R: 0 E: 0 K: 0 S: 5 H: 0 LOB: 0 BB: 0 P: 6	R: 2 E: 0 K: 0 S: 9 H: 3 LOB: 1 BB: 0 P: 12	R: 0 E: 0 K: 0 S: 11 H: 1 LOB: 1 BB: 0 P: 20	R: 0 E: 0 K: 0 S: 7 H: 0 LOB: 0 BB: 0 P: 9	R: 3 E: 1 K: 0 S: 13 H: 3 LOB: 0 BB: 0 P: 19	R: 0 E: 0 K: 1 S: 8 H: 0 LOB: 0 BB: 0 P: 13	R: 0 E: 0 K: 1 S: 6 H: 0 LOB: 0 BB: 0 P: 8	R: 0 E: 0 K: 0 S: 8 H: 1 LOB: 1 BB: 0 P: 11	1B: 5 2B: 2 3B: 1 HR: 0 SF: 0 SAC: 0 DP: 0 HBP: 0	WP: 0 PB: 0 SB: 1 CS: 0 PA: 35
PITCHER	IP WLS BF H R ER SO BB IBB HBP BLK WP HR S P ERA WHIP										
Brad Radke, R ERA: 5.64 (1, 1)	8.0 L 31 7 5 4 2 0 0 0 0 0 0 0 67 100 4.50 0.875										
Micheal Nakamura, R ERA: 5.79 (9, 1)	1.0 4 1 0 0 0 0 0 0 0 0 0 0 8 11 0.00 1.000										

Chicago White Sox @ Minnesota Twins
 Hubert H. Humphrey Metrodome, Minneapolis, MN
 Thu Jun 26 2003, 1:05 PM EDT
 Att. 26,474 - Dome - 72 F

AB	35
R	5
H	8
RBI	4
BB	0
SO	2
LOB	7




Batter	1	2	3	4	5	6	7	8	9	AB	R	H	RBI	BB	SO	LOB
Jacque Jones, L (1, 7) OBP: 0.314, SLG: 0.479	2-3 K		3-2 G6-3			0-2 G6-3		0-1 L5		4	0	0	0	0	1	1
Denny Hocking, S (1, 6) OBP: 0.321, SLG: 0.403	2-3 K			2-1 F9		3-2 G5-3			1-1 2B	4	1	1	0	0	1	0
Corey Koskie, L (1, 5) OBP: 0.408, SLG: 0.502	3-1 1B			1-3 K			2-3 K		1-0 2B	4	0	2	1	0	2	0
Torii Hunter, R (1, 8) OBP: 0.318, SLG: 0.424	2-2 F8			1-3 K			0-0 1B		1-1 G1-6-3	4	0	1	0	0	1	2
Bobby Kielty, S (1, 10) OBP: 0.367, SLG: 0.423		1-2 G3			4-1 BB		0-0 FC3-6		3-3 K	3	0	0	0	1	1	2
Doug Mientkiewicz, L (1, 3) OBP: 0.361, SLG: 0.487		4-1 BB			0-0 F9		1-0 G3		0-0 G3-1	3	0	0	0	1	0	3
Matthew LeCroy, R (1, 2) OBP: 0.329, SLG: 0.478		1-1 G6-4-3			2-1 F7			0-2 P2		3	0	0	0	0	0	2
Dustan Mohr, R (1, 9) OBP: 0.340, SLG: 0.477			0-1 G5-3		1-3 K			2-2 1B		3	0	1	0	0	1	1
Luis Rivas, R (1, 4) OBP: 0.312, SLG: 0.348			3-1 G4-3			0-3 K		1-3 K		3	0	0	0	0	2	1

Inning Stats	R: 0 E: 0 K: 2 S: 12	H: 1 LOB: 1 BB: 0 P: 21	R: 0 E: 0 K: 0 S: 6	H: 0 LOB: 0 BB: 1 P: 12	R: 0 E: 0 K: 0 S: 7	H: 0 LOB: 0 BB: 0 P: 13	R: 0 E: 0 K: 2 S: 8	H: 0 LOB: 0 BB: 0 P: 12	R: 0 E: 0 K: 1 S: 7	H: 0 LOB: 1 BB: 1 P: 14	R: 0 E: 0 K: 1 S: 10	H: 0 LOB: 0 BB: 0 P: 13	R: 0 E: 0 K: 1 S: 7	H: 1 LOB: 1 BB: 0 P: 10	R: 0 E: 0 K: 1 S: 13	H: 1 LOB: 1 BB: 0 P: 16	R: 1 E: 0 K: 1 S: 11	H: 2 LOB: 1 BB: 0 P: 17	1B: 4 2B: 1 3B: 0 HR: 0	SF: 0 SAC: 0 DP: 1 HBP: 0	WP: 0 PB: 0 SB: 0 CS: 0	PA: 33												
PITCHER 56 Mark Buehrle, L (1, 1) ERA: 4.59	IP 9.0	WLS W	BF 33	H 5	R 1	ER 1	SO 9	BB 2	IBB 0	HBP 0	BLK 0	WP 0	HR 0	S 81	P 128	ERA 1.00	WHIP 0.778																	
																	PITCHER	IP	WLS	BF	H	R	ER	SO	BB	IBB	HBP	BLK	WP	HR	S	P	ERA	WHIP

Chicago White Sox @ Minnesota Twins
Hubert H. Humphrey Metrodome, Minneapolis, MN

Thu Jun 26 2003, 1:05 PM EDT
Att. 26,474 - Dome - 72 F

AB	31
R	1
H	5
RBI	1
BB	2
SO	9
LOB	12



WP: 0	PA: 33
PB: 0	
SB: 0	
CS: 0	

Batter	1	2	3	4	5	6	7	8	9	AB R H RBI BB SO LOB	TOP																
Mark Grudzianek, R OBP: 0.348, SLG: 0.389 (1, 4)	1-0 F9		1-1 G3-1 1B		0-0 FC5 SH1-4 1-2 1B		0-2 WP E 1B		1-2 SF8 BB 1-2 1B	5 1 4 0 0 0 0																	
Alex Gonzalez, R OBP: 0.300, SLG: 0.408 (1, 6)	1-2 HR		2-2 G3-1		1-1 SH1-4		0-1 FC6 1-2 WP		4-0 1B 1-2 2-3 BB	3 1 1 1 1 0 2																	
Corey Patterson, L OBP: 0.335, SLG: 0.537 (1, 8)	3-1 2B		1-1 G4-3		4-1 BB		4-0 1-2 2-3 IBB		0-3 K	3 0 1 0 2 1 4																	
Sammy Sosa, R OBP: 0.415, SLG: 0.526 (1, 9)	1-3 K				2-3 K		3-3 K		3-1 SF8	4 0 0 1 0 3 7																	
Moises Alou, R OBP: 0.370, SLG: 0.465 (1, 10)	2-3 K				0-1 G6-3		3-2 G6-3		0-0 1B 1-2 3-H	5 0 1 1 0 1 7																	
Eric Karros, R OBP: 0.362, SLG: 0.471 (1, 3)			1-1 P6		4-0 2B BB		0-0 G4-3		1-2 G6-3	4 0 0 0 1 0 2																	
Ramon Martinez, R OBP: 0.340, SLG: 0.412 (1, 5)			1-2 G6-3		3-1 1-3 2B		3-1 G4-3		1-2 F9	4 0 1 0 0 0 0																	
Paul Bako, L OBP: 0.277, SLG: 0.274 (1, 2)			0-0 L4		0-0 F9		1-1 F8		0-2 G6-3	4 0 0 0 0 0 2																	
Tom Goodwin, L OBP: 0.264, SLG: 0.287 (1, 7)			0-1 F8		4-1 SH1-4 1B BB		3-1 F8		2-1 BB SF8 1B	3 1 1 0 1 0 0																	
Inning Stats	R: 1 E: 0 K: 2 S: 12	H: 2 LOB: 1 BB: 0 P: 20	R: 0 E: 0 K: 0 S: 6	H: 0 LOB: 0 BB: 0 P: 8	R: 0 E: 0 K: 0 S: 9	H: 1 LOB: 1 BB: 0 P: 13	R: 0 E: 0 K: 0 S: 6	H: 1 LOB: 2 BB: 1 P: 13	R: 0 E: 0 K: 0 S: 10	H: 1 LOB: 3 BB: 2 P: 21	R: 0 E: 0 K: 0 S: 5	H: 0 LOB: 0 BB: 0 P: 9	R: 0 E: 1 K: 1 S: 15	H: 1 LOB: 3 BB: 1 P: 28	R: 0 E: 0 K: 0 S: 10	H: 0 LOB: 0 BB: 0 P: 12	R: 2 E: 0 K: 1 S: 12	H: 3 LOB: 2 BB: 1 P: 22	1B: 6 2B: 2 3B: 0 HR: 1	SF: 1 SAC: 1 DP: 0 HBP: 0	WP: 1 PB: 0 SB: 0 CS: 0	PA: 42					
PITCHER	IP WLS BF H R ER SO BB IBB HBP BLK WP HR S P ERA WHIP																										
Dan Wright, R ERA: 5.03 (1, 1)	6.1		30	6	1	1	3	3	1	0	0	1	1	55	98	1.42	1.421										
Tom Gordon, R ERA: 3.86 (7, 1)	1.2		8	2	2	2	1	1	0	0	0	0	0	23	38	10.80	1.800										
Billy Koch, R ERA: 4.76 (9, 1)	1.0	W	4	1	0	0	1	0	0	0	0	0	0	7	10	0.00	1.000										

Chicago Cubs @ Chicago White Sox
U.S. Cellular Field, Chicago, IL
Fri Jun 27 2003, 2:05 PM EDT
Att. 45,147 - Sunny - 78 F

livebaseballscorecards.com

AB 35
R 3
H 9
RBI 3
BB 5
SO 5
LOB 24



Batter	1	2	3	4	5	6	7	8	9	AB	R	H	RBI	BB	SO	LOB
Willie Harris, L OBP: 0.215, SLG: 0.208 (1, 8)	1-1 G3		0-1 F7			1-1 G3-1		2-0 SH3-4		3	0	0	0	0	0	0
D'Angelo Jimenez, S OBP: 0.329, SLG: 0.412 (1, 4)	2-3 K		2-2 F7			1-1 G4-3		1-1 G4-3		4	0	0	0	0	1	2
Frank Thomas, R OBP: 0.424, SLG: 0.557 (1, 3) 14 Paul Konerko, R OBP: 0.263, SLG: 0.269 (9, 3)	0-0 G5-3				1-2 F7	1-2 HR		4-0 1B BB		3	1	1	1	1	0	0
Magglio Ordonez, R OBP: 0.347, SLG: 0.479 (1, 9)		3-1 F9			1-0 G4-3	0-0 G5-3		0-0 1B		4	0	1	1	0	0	0
Brian Daubach, L OBP: 0.347, SLG: 0.382 (1, 10)		0-3 K			2-3 K			0-1 G3-1		4	0	0	0	0	2	2
Carlos Lee, R OBP: 0.316, SLG: 0.440 (1, 7)		0-0 1B				1-1 G4-3		0-1 HR		4	1	2	1	0	1	0
Jose Valentin, S OBP: 0.322, SLG: 0.447 (1, 6)		1-2 FC5-4 1B			0-1 G3-1			2-0 F9		4	1	2	1	0	0	0
24 Joe Crede, R OBP: 0.274, SLG: 0.342 (1, 5)		0-0 FC5-4 1-2f			4-2 FC6-4 BB			1-0 F8		2	0	0	0	1	0	2
Sandy Alomar Jr., R OBP: 0.280, SLG: 0.342 (1, 2) Miguel Olivo, R OBP: 0.294, SLG: 0.399 (8, PR) (9, 2)			3-1 F7			1-1 FC6-4 1-2f		1-0 G4-3 SH3-4 1B		3	0	1	0	0	0	1
										0	1	0	0	0	0	0


Inning Stats	R: 0	H: 0	E: 0	K: 1	S: 6	R: 0	H: 2	E: 0	K: 1	S: 10	R: 0	H: 0	E: 0	K: 0	S: 7	R: 0	H: 0	E: 0	K: 1	S: 8	R: 0	H: 0	E: 0	K: 0	S: 7	R: 0	H: 0	E: 0	K: 1	S: 8	R: 1	H: 1	E: 0	K: 0	S: 8	R: 1	H: 1	E: 0	K: 0	S: 6	R: 1	H: 2	E: 0	K: 0	S: 6	R: 1	H: 1	E: 0	K: 1	S: 5	R: 1	H: 1	E: 0	K: 1	S: 7	1B: 4	2B: 0	3B: 0	HR: 3	SF: 0	SAC: 1	DP: 0	HBP: 0	WP: 0	PB: 0	SB: 0	CS: 0	PA: 34
--------------	------	------	------	------	------	------	------	------	------	-------	------	------	------	------	------	------	------	------	------	------	------	------	------	------	------	------	------	------	------	------	------	------	------	------	------	------	------	------	------	------	------	------	------	------	------	------	------	------	------	------	------	------	------	------	------	-------	-------	-------	-------	-------	--------	-------	--------	-------	-------	-------	-------	--------

PITCHER	IP	WLS	BF	H	R	ER	SO	BB	IBB	HBP	BLK	WP	HR	S	P	ERA	WHIP
Matt Clement, R ERA: 4.93 (1, 1)	7.2		30	5	3	3	3	2	0	0	0	0	2	59	95	3.52	0.913
Antonio Alfonseca, R ERA: 3.62 (8, 1)	0.2	L	4	2	1	1	1	0	0	0	0	0	1	7	10	13.50	3.000

Chicago Cubs @ Chicago White Sox
U.S. Cellular Field, Chicago, IL

Fri Jun 27 2003, 2:05 PM EDT
Att. 45,147 - Sunny - 78 F

AB	31
R	4
H	7
RBI	4
BB	2
SO	4
LOB	7



Batter	1	2	3	4	5	6	7	8	9	AB R H RBI BB SO LOB	TOP	
Mark Grudzielanek, R (1, 4) <small>OBP: 0.349, SLG: 0.387</small>	1-1 	1-1 L7			0-1 G6-3	4-1 1B BB		0-1 G4-3		4 1 1 0 1 0 2		
Lenny Harris, L (1, 5) <small>OBP: 0.252, SLG: 0.230</small> Alex Gonzalez, R (8, PH) <small>OBP: 0.302, SLG: 0.408</small>	4-1 	0-3 K			2-2 	2-3 K		4-1 		3 2 1 0 1 2 3 0 0 0 0 1 0 0		
Corey Patterson, L (1, 8) <small>OBP: 0.333, SLG: 0.531</small>	1-3 	1-0 F7			2-0 F8	0-0 		1-3 K		5 0 1 1 0 2 6		
Sammy Sosa, R (1, 9) <small>OBP: 0.414, SLG: 0.520</small>	1-3 		2-1 		4-1 	0-0 F7			3-2 G6-3	4 1 1 0 1 1 4		
Moises Alou, R (1, 10) <small>OBP: 0.370, SLG: 0.460</small>	4-0 		1-0 G6-4-3		4-2 		1-3 K		1-1 G5-3	3 1 0 0 2 1 1		
Eric Karros, R (1, 3) <small>OBP: 0.363, SLG: 0.466</small>	4-2 		0-1 L6		0-0 		0-1 G6-3		3-2 G6-3	4 0 1 3 1 0 0		
Troy O'Leary, L (1, 7) <small>OBP: 0.280, SLG: 0.350</small>	1-2 			0-0 	0-0 F7		1-1 G1-6-3			4 0 2 2 0 0 2		
Ramon Martinez, R (1, 6) <small>OBP: 0.338, SLG: 0.407</small>	1-1 P6			2-2 G6-3		0-1 P4		1-1 		4 0 1 0 0 0 3		
Damian Miller, R (1, 2) <small>OBP: 0.318, SLG: 0.376</small>		2-0 E5		2-0 G6-3		4-2 		0-0 SH1-3		2 1 0 0 1 0 0		
Inning Stats	R: 3 H: 2 E: 0 LOB: 2 K: 2 BB: 3 S: 16 P: 33	R: 0 H: 0 E: 1 LOB: 1 K: 1 BB: 0 S: 7 P: 11	R: 0 H: 1 E: 0 LOB: 0 K: 0 BB: 0 S: 5 P: 8	R: 0 H: 1 E: 0 LOB: 0 K: 0 BB: 0 S: 5 P: 9	R: 2 H: 2 E: 0 LOB: 2 K: 0 BB: 2 S: 11 P: 23	R: 1 H: 1 E: 0 LOB: 2 K: 1 BB: 2 S: 11 P: 21	R: 0 H: 0 E: 0 LOB: 0 K: 1 BB: 0 S: 8 P: 10	R: 0 H: 1 E: 0 LOB: 2 K: 1 BB: 1 S: 11 P: 17	R: 0 H: 0 E: 0 LOB: 0 K: 0 BB: 0 S: 10 P: 17	1B: 8 SF: 0 2B: 0 SAC: 1 3B: 0 DP: 2 HR: 0 HBP: 0	WP: 0 PA: 42 PB: 0 SB: 0 CS: 0	
PITCHER Bartolo Colon, R (1, 1) <small>ERA: 4.2</small> David Sanders, L (6, 1) <small>ERA: 4.86</small> Rick White, R (6, 1) <small>ERA: 6.46</small> Damaso Marte, L (8, 1) <small>ERA: 2.16</small> Billy Koch, R (9, 1) <small>ERA: 4.63</small>	IP WLS BF H R ER SO BB IBB HBP BLK WP HR S P ERA WHIP											PITCHER IP WLS BF H R ER SO BB IBB HBP BLK WP HR S P ERA WHIP

Chicago Cubs @ Chicago White Sox
 U.S. Cellular Field, Chicago, IL
 Sat Jun 28 2003, 4:05 PM EDT
 Att. 45,440 - Cloudy - 79 F

livebaseballscorecards.com

AB	33
R	6
H	8
RBI	6
BB	8
SO	6
LOB	21



BOTTOM

Chicago Cubs @ Chicago White Sox
U.S. Cellular Field, Chicago, IL

livebaseballscorecards.com

AB	36
R	7
H	10
RBI	7
BB	8
SO	3
LOB	20



WP:	0	PA:	44
PB:	0	SB:	1
CS:	0		

Sat Jun 28 2003, 4:05 PM EDT
Att. 45,440 - Cloudy - 79 F

AB R H RBI BB SO LOB

5 1 1 0 0 0 1

5 1 1 2 0 0 1

3 1 1 0 2 1 0

3 3 2 0 2 0 1

5 1 3 2 0 0 3

3 0 1 2 2 1 3

3 0 0 0 0 0 6

0 0 0 0 0 0 0

1B: 4 SF: 0

2B: 5 SAC: 0

3B: 0 DP: 0

HR: 1 HBP: 0

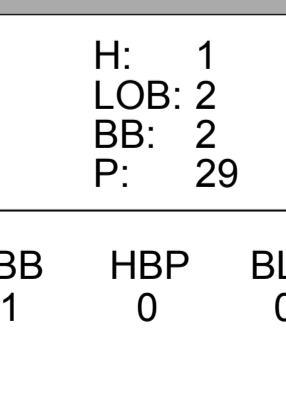
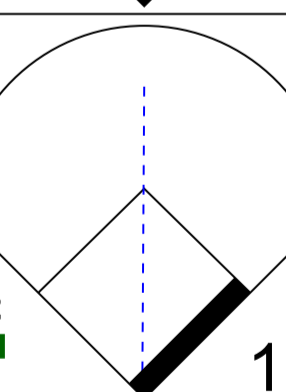
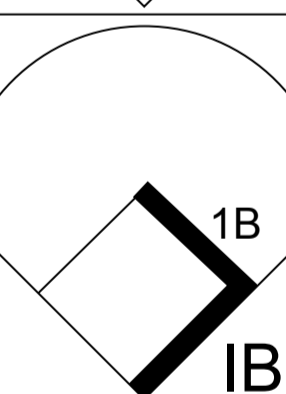
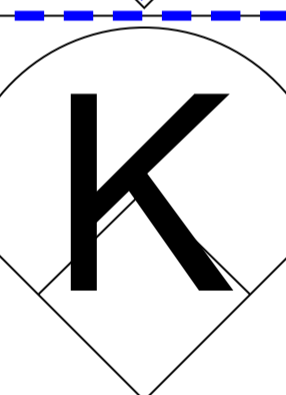
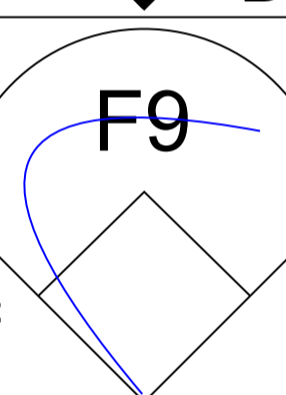
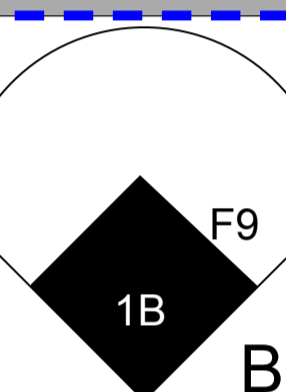
1B: 4 SF: 0

2B: 5 SAC: 0

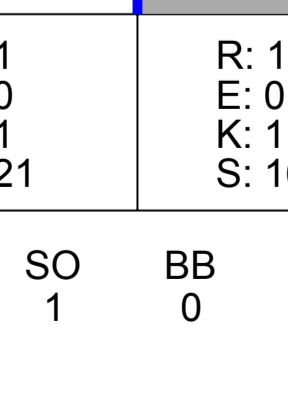
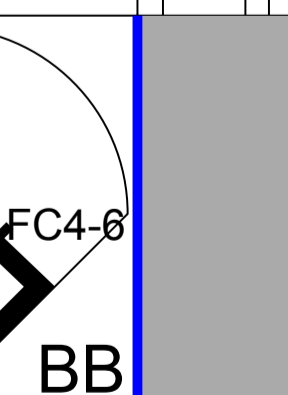
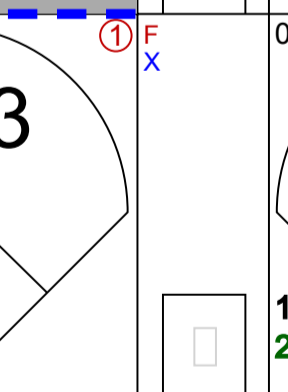
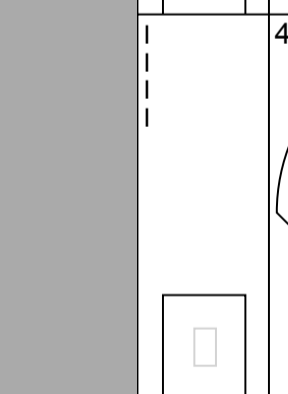
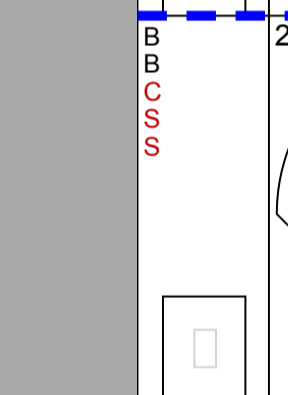
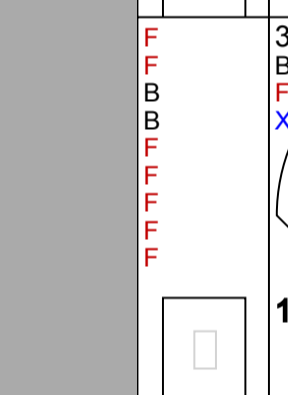
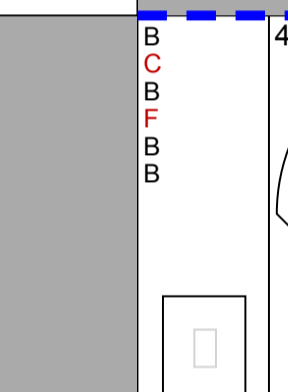
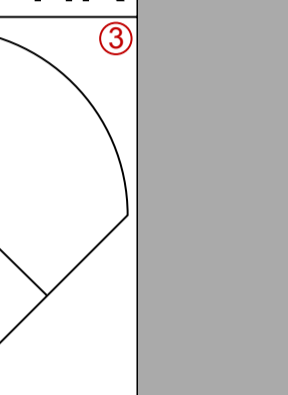

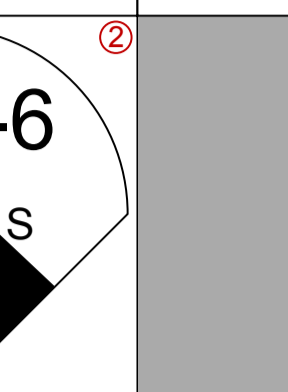
3B: 0 DP: 0

HR: 1 HBP: 0

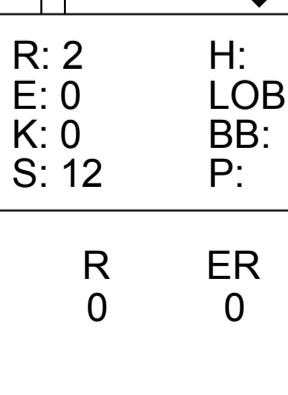
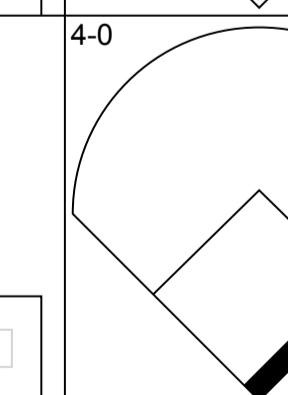
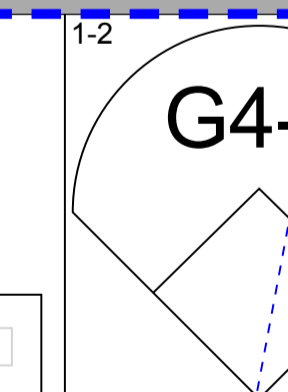
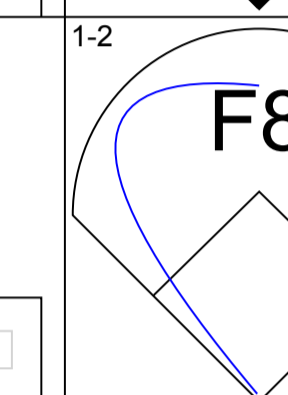
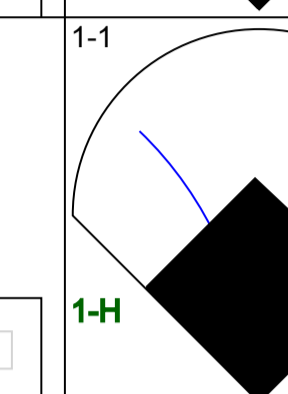
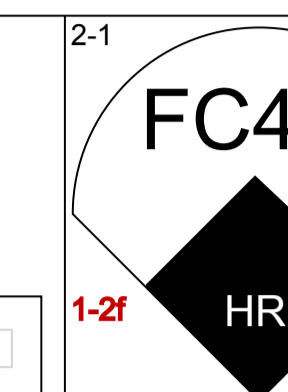
9



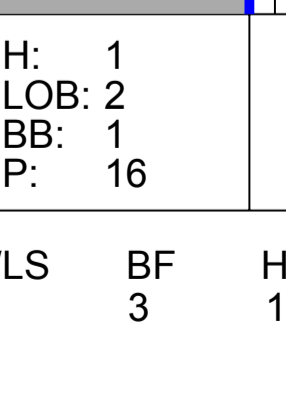

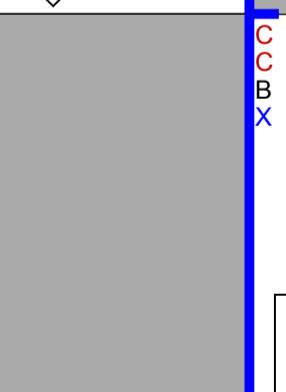
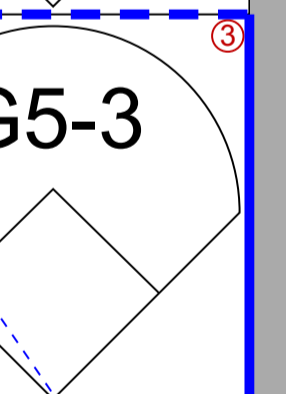
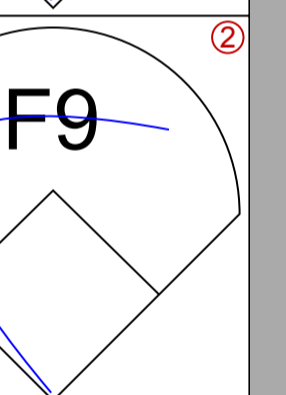
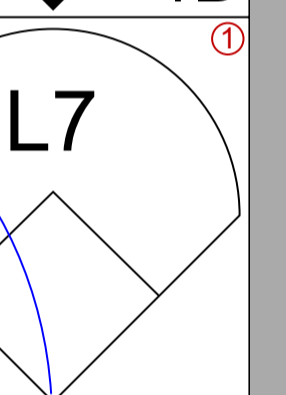
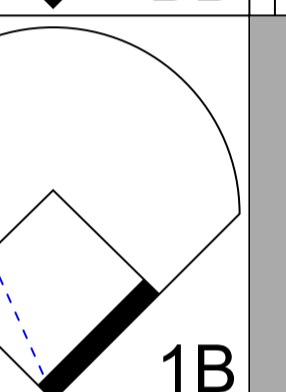
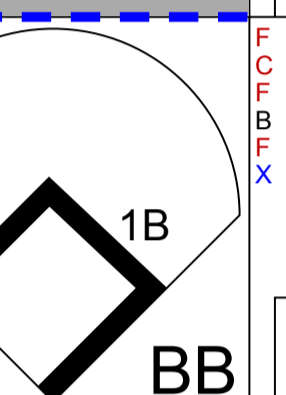


8



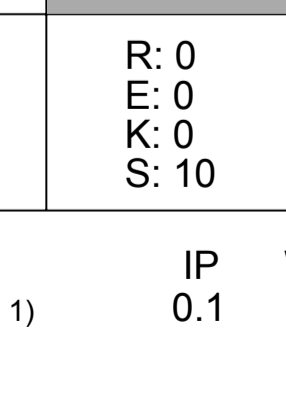

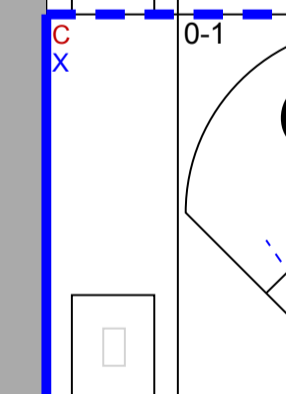
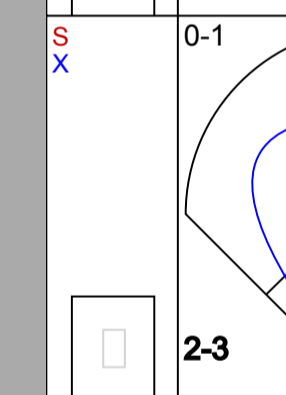
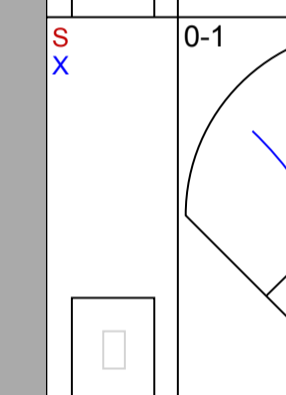
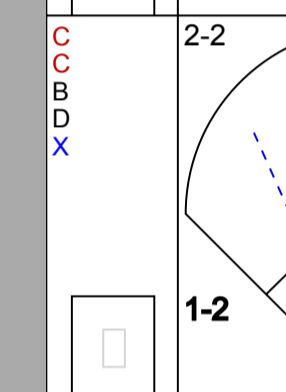
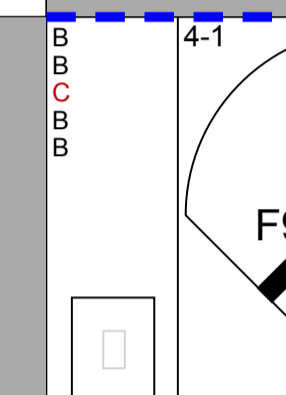


7



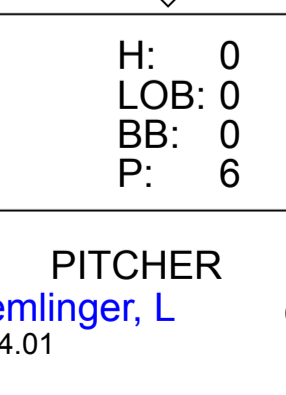
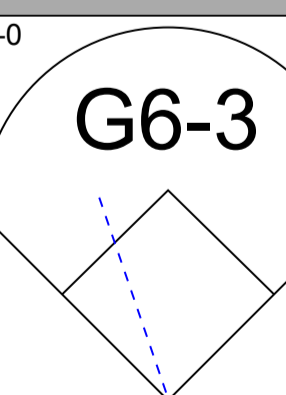
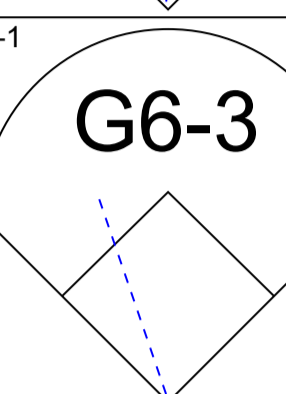
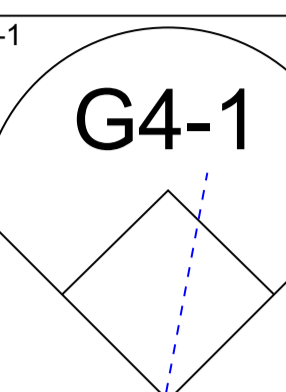
6




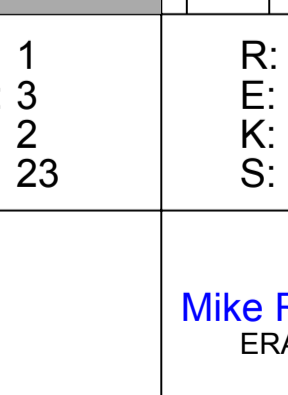


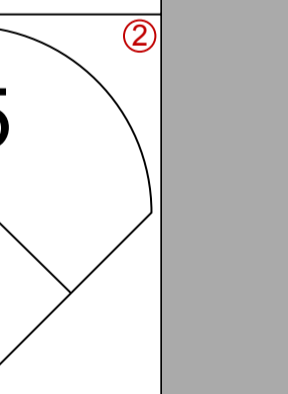
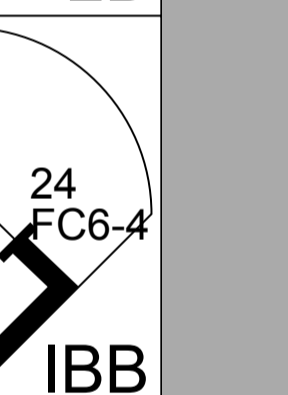
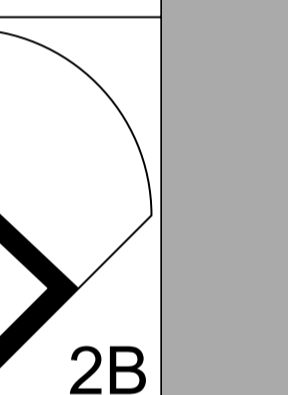
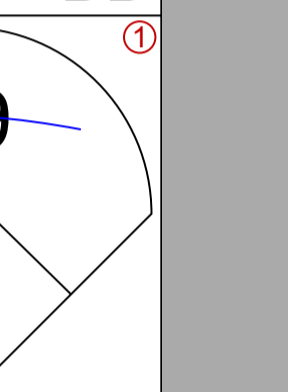
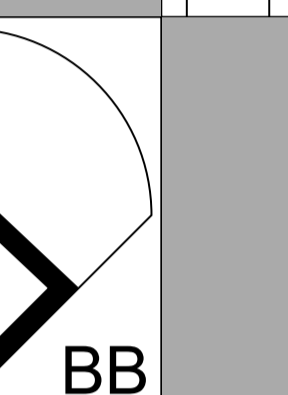
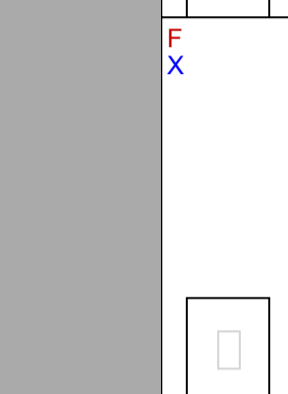
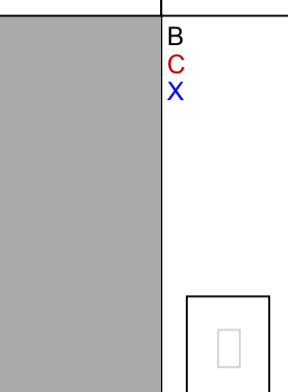
5



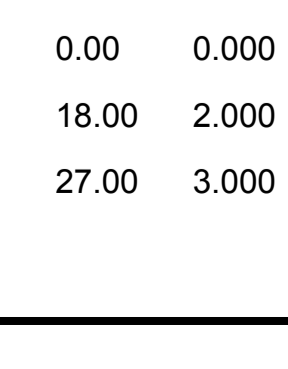
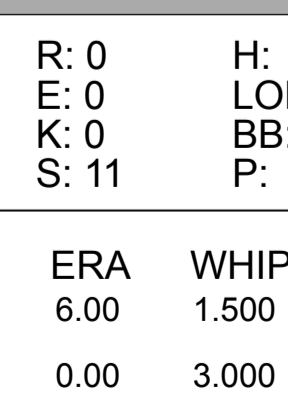
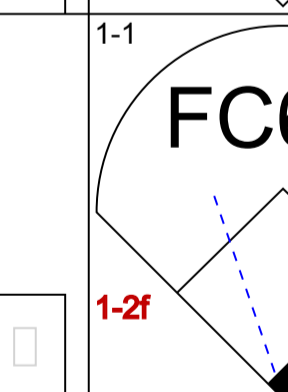
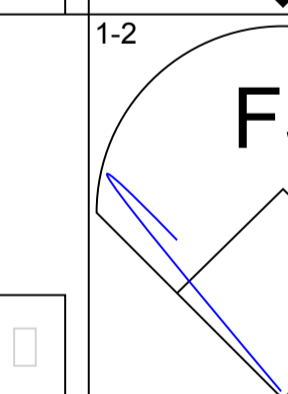
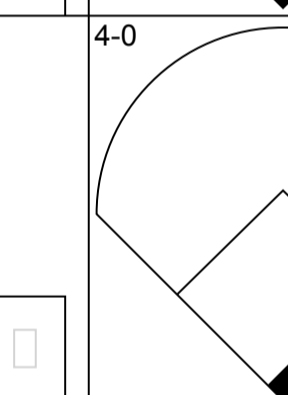
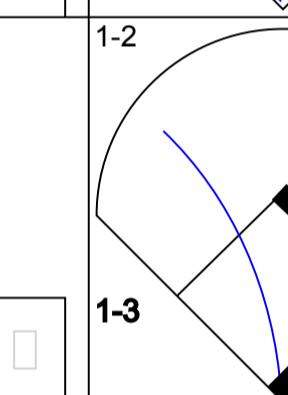
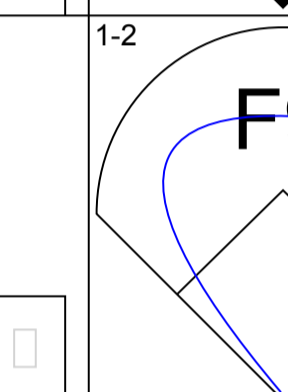
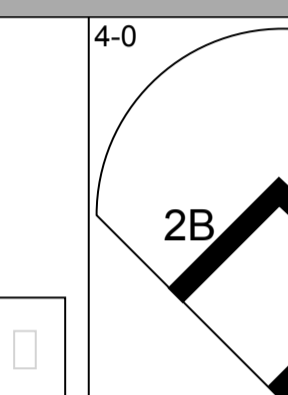
4




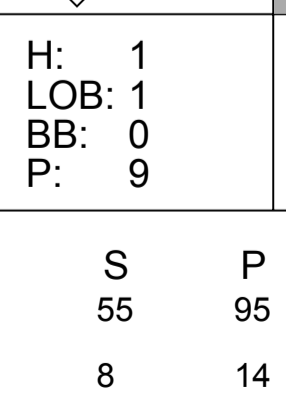
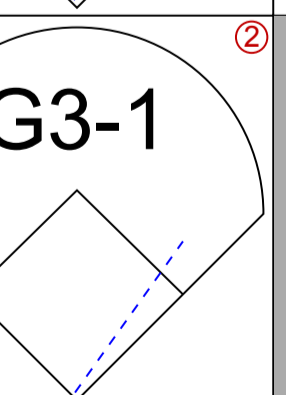
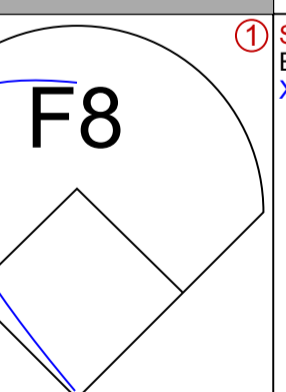


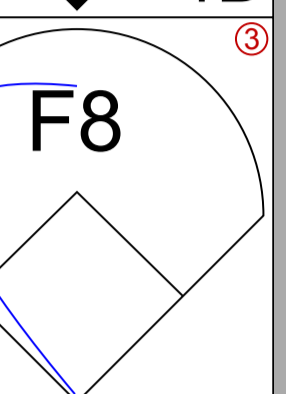
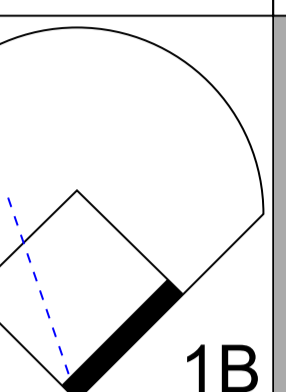
3



2



1



Batter

Willie Harris, L (1, 4)
OBP: 0.214, SLG: 0.207

Aaron Rowand, R (1, 8)
OBP: 0.253, SLG: 0.318

Frank Thomas, R (1, 10)
OBP: 0.427, SLG: 0.558

Magglio Ordonez, R (1, 9)
OBP: 0.354, SLG: 0.485

Carlos Lee, R (1, 7)
OBP: 0.321, SLG: 0.450

Jose Valentin, S (1, 6)
OBP: 0.326, SLG: 0.449

14 Paul Konerko, R (1, 3)
OBP: 0.260, SLG: 0.265

Brian Daubach, L (7, PH)
OBP: 0.347, SLG: 0.382

Tony Graffanino, R (7, PH)
OBP: 0.341, SLG: 0.415

24 Joe Crede, R (1, 5)
OBP: 0.271, SLG: 0.338

D'Angelo Jimenez, S (8, PH)
OBP: 0.330, SLG: 0.413

Miguel Olivo, R (1, 2)
OBP: 0.289, SLG: 0.392

Armando Rios, L (8, PH)
OBP: 0.270, SLG: 0.330

Sandy Alomar Jr., R (9, 2)
OBP: 0.280, SLG: 0.342

Inning Stats

R:	3	H:	3
E:	0	LOB:	1
K:	0	BB:	1
S:	16	P:	28

R:	0	H:	0
E:	0	LOB:	0
K:	1	BB:	0
S:	9	P:	11

R:	1	H:	2
E:	0	LOB:	2
K:	1	BB:	1
S:	7	P:	18

R:	0	H:	1
E:	0	LOB:	1
K:	0	BB:	0
S:	7	P:	9

R:	0	H:	1
E:	0	LOB:	3
K:	0	BB:	2
S:	11	P:	23

R:	0	H:	0
E:	0	LOB:	0
K:	0	BB:	0
S:	5	P:	6

R:	0	H:	1
E:	0	LOB:	2
K:	0	BB:	1
S:	10	P:	16

R:	2	H:	1
E:	0	LOB:	0
K:	0	BB:	1
S:	12	P:	21

R:	1	H:	1
E:	0	LOB:	2
K:	1	BB:	2
S:	16	P:	29

IP:	6.0	WLS:	29
H:	7	R:	4
E:	4	ER:	4
SO:	2	BB:	2
IBB:	2	HBP:	0
BLK:	0	WP:	0
HR:	0	HR:	0
S:	55	P:	95
ERA:	6.00	WHIP:	1.500

IP:	0.1	WLS:	3
H:	1	R:	0
E:	0	ER:	0
SO:	1	BB:	0
IBB:	0	HBP:	0
BLK:	0	WP:	0
HR:	0	HR:	0
S:	5	P:	11
ERA:	0.00	WHIP:	3.000

IP:	0.2	WLS:	4
H:	1	R:	0
E:	0	ER:	0
SO:	0	BB:	0
IBB:	0	HBP:	0
BLK:	0	WP:	0
HR:	0	HR:	0
S:	2	P:	2
ERA:	0.00	WHIP:	0.000

IP:	1.0	WLS:	5
H:	1	R:	2
E:	2	ER:	2
SO:	0	BB:	1
IBB:	0	HBP:	0
BLK:	0	WP:	0
HR:	1	HR:	1
S:	12	P:	21
ERA:	18.00	WHIP:	2.000

IP:	0.1	WLS:	2
H:	0	R:	1
E:	1	ER:	1
SO:	0	BB:	0
IBB:	0	HBP:	0
BLK:	0	WP:	0
HR:	0	HR:	0
S:	11	P:	18
ERA:	27.00	WHIP:	3.000

IP:	0.1	WLS:	3
H:	1	R:	0
E:	0	ER:	0
SO:	1	BB:	0
IBB:	0	HBP:	0
BLK:	0	WP:	0
HR:	0	HR:	0
S:	5	P:	11
ERA:	0.00	WHIP:	3.000

Batter	1	2	3	4	5	6	7	8	9	AB R H RBI BB SO LOB	TOP
Mark Grudzielanek, R (1, 4) OBP: 0.350, SLG: 0.385 Ramon Martinez, R (9, 4) OBP: 0.338, SLG: 0.407	4-2 		1-3 		2-0 		1-1 		1-0 	4 1 1 0 1 1 1 0 0 0 0 0 0 0	
Alex Gonzalez, R (1, 6) OBP: 0.300, SLG: 0.407	2-1 		0-0 		1-2 		1-0 		2-1 	5 0 1 0 0 0 3	
Corey Patterson, L (1, 8) OBP: 0.329, SLG: 0.524	0-1 			1-2 	1-2 		0-0 			4 0 0 1 0 0 2	
Sammy Sosa, R (1, 9) OBP: 0.412, SLG: 0.515		0-1 		0-0 	2-0 		0-3 			4 1 1 0 0 1 3	
Moises Alou, R (1, 10) OBP: 0.369, SLG: 0.468		0-1 		0-0 	1-0 		1-0 			4 1 1 2 0 0 3	
Eric Karros, R (1, 3) OBP: 0.372, SLG: 0.485		0-2 		2-2 		1-1 		0-1 		4 1 3 0 0 0 0	
José Hernández, R (1, 5) OBP: 0.299, SLG: 0.355		2-2 		1-0 		0-0 		1-2 		4 1 1 1 0 0 3	
Tom Goodwin, L (1, 7) OBP: 0.274, SLG: 0.308			1-2 	1-2 		1-3 		3-2 		4 0 2 1 0 1 1	
Damian Miller, R (1, 2) OBP: 0.312, SLG: 0.368			1-3 	3-2 		0-2 		3-1 		4 0 0 0 0 1 2	
Inning Stats	R: 0 H: 0 E: 0 LOB: 0 K: 0 BB: 1 S: 9 P: 14	R: 0 H: 1 E: 0 LOB: 1 K: 0 BB: 0 S: 10 P: 12	R: 0 H: 1 E: 0 LOB: 1 K: 2 BB: 0 S: 14 P: 17	R: 3 H: 4 E: 0 LOB: 1 K: 0 BB: 0 S: 16 P: 24	R: 1 H: 1 E: 1 LOB: 1 K: 0 BB: 0 S: 10 P: 17	R: 1 H: 1 E: 0 LOB: 0 K: 1 BB: 0 S: 9 P: 11	R: 0 H: 1 E: 1 LOB: 2 K: 1 BB: 0 S: 8 P: 11	R: 0 H: 1 E: 0 LOB: 1 K: 0 BB: 0 S: 10 P: 14	R: 0 H: 0 E: 0 LOB: 0 K: 0 BB: 0 S: 5 P: 11	1B: 4 SF: 0 2B: 4 SAC: 0 3B: 0 DP: 1 HR: 2 HBP: 0	WP: 1 PA: 38 PB: 0 SB: 0 CS: 0
PITCHER Esteban Loaiza, R (1, 1) ERA: 2.18 Rick White, R (8, 1) ERA: 6.06	IP WLS BF H R ER SO BB IBB HBP BLK WP HR S P ERA WHIP 7.0 L 32 9 5 4 4 1 0 0 0 1 2 76 106 5.14 1.429										

Chicago Cubs @ Chicago White Sox
 U.S. Cellular Field, Chicago, IL

Sun Jun 29 2003, 2:05 PM EDT
 Att. 44,858 - Cloudy - 82 F

AB	37
R	5
H	10
RBI	5
BB	1
SO	4
LOB	18



livebaseballscorecards.com

BOTTOM

Chicago Cubs @ Chicago White Sox
 U.S. Cellular Field, Chicago, IL
 Sun Jun 29 2003, 2:05 PM EDT
 Att. 44,858 - Cloudy - 82 F

livebaseballscorecards.com

AB	30
R	2
H	5
RBI	2
BB	6
SO	8
LOB	19



WP:	1	PA:	37
PB:	0		
SB:	0		
CS:	0		

AB R H RBI BB SO LOB

5	0	0	0	0	0	4
2	0	0	0	2	0	0
4	0	1	0	0	1	2
2	1	0	0	2	0	1
3	0	0	0	1	2	3
4	0	2	0	0	2	2
2	0	0	1	0	0	2
1	0	0	0	0	1	0
3	1	2	1	1	0	1
2	0	0	0	0	1	0
1	0	0	0	0	1	3
1	0	0	0	0	0	1

Batter	1	2	3	4	5	6	7	8	9
Willie Harris, L (1, 4) OBP: 0.202, SLG: 0.195	3-2 L6		0-0 B1			2-1 F8	0-2 P4		3-2 G3-1
D'Angelo Jimenez, S (1, 5) OBP: 0.332, SLG: 0.410	4-0 G5-4-3 BB		2-2 G6-3			4-2 FC6-4 BB		1-0 L6	
Frank Thomas, R (1, 10) OBP: 0.425, SLG: 0.553	1-2 G5-4-3 1-2f			0-1 G6-3		2-2 K		1-2 WP 1B	
Magglio Ordonez, R (1, 9) OBP: 0.355, SLG: 0.481		4-2 1B SF7 BB		1-0 G4-3		0-2 FC6-4 1-2f		4-2 BB	
Brian Daubach, L (1, 3) OBP: 0.344, SLG: 0.371		1-3 K		1-3 K			4-2 F9 1B BB	2-2 F7	
Carlos Lee, R (1, 7) OBP: 0.323, SLG: 0.451		1-1 K			0-3 K		1-2 F9 1B	1-3 K	
Jose Valentin, S (1, 6) OBP: 0.323, SLG: 0.446		0-0 SF7			0-1 G6-3		0-0 F9		2-3 K
Tony Graffanino, R (9, PH) OBP: 0.338, SLG: 0.412		3-H					1-2 2-3		
Aaron Rowand, R (1, 8) OBP: 0.274, SLG: 0.364		2-1 F8			0-0 HR		4-0 BB		0-1 1B
Miguel Olivo, R (1, 2) OBP: 0.286, SLG: 0.387			1-3 K			0-2 G5-3			2-2 P2
Armando Rios, L (7, PH) OBP: 0.267, SLG: 0.326									
Sandy Alomar Jr., R (8, 2) OBP: 0.277, SLG: 0.338									

Inning Stats	R: 0	H: 0	E: 0	K: 0	S: 6	R: 1	H: 1	E: 0	K: 1	S: 12	R: 0	H: 0	E: 0	K: 1	S: 7	R: 0	H: 0	E: 0	K: 1	S: 6	R: 1	H: 1	E: 0	K: 1	S: 9	R: 0	H: 0	E: 0	K: 1	S: 11	R: 0	H: 1	E: 0	K: 1	S: 15	R: 0	H: 1	E: 0	K: 1	S: 12	R: 0	H: 1	E: 0	K: 1	S: 14	1B: 4	SF: 1	2B: 0	SAC: 0	3B: 0	DP: 1	HR: 1	HBP: 0	WP: 1	PA: 37
--------------	------	------	------	------	------	------	------	------	------	-------	------	------	------	------	------	------	------	------	------	------	------	------	------	------	------	------	------	------	------	-------	------	------	------	------	-------	------	------	------	------	-------	------	------	------	------	-------	-------	-------	-------	--------	-------	-------	-------	--------	-------	--------

PITCHER	IP	WLS	BF	H	R	ER	SO	BB	IBB	HBP	BLK	WP	HR	S	P	ERA	WHIP
34 Kerry Wood, R (1, 1) ERA: 2.9	8.0	W	33	4	2	2	7	6	0	0	0	1	1	78	126	2.25	1.250
Mike Remlinger, L (9, 1) ERA: 3.97	0.1	H	1	0	0	0	1	0	0	0	0	0	0	3	5	0.00	0.000
Joe Borowski, R (9, 1) ERA: 2.56	0.2		3	1	0	0	0	0	0	0	0	0	0	11	16	0.00	1.500

PITCHER IP WLS BF H R ER SO BB IBB HBP BLK WP HR S P ERA WHIP

Batter	1	2	3	4	5	6	7	8	9	AB R H RBI BB SO LOB	TOP		
Jacque Jones, L (1, 7) OBP: 0.315, SLG: 0.473 20 Lew Ford, R (3, 7) OBP: 0.426, SLG: 0.571 (6, 8)	1-2 G4-3 SH1-3 1B		0-0 F8		1-1 G5-3		3-3 K		2-2 1-3 2-H 2B	2 0 1 0 0 0 0 3 0 1 1 0 1 2			
Cristian Guzman, S (1, 6) OBP: 0.288, SLG: 0.346	0-1 SH1-3 1-2			0-2 G6-3		0-0 G1-3		0-1 1B	3-1 G3	4 0 1 0 0 0 2			
Corey Koskie, L (1, 5) OBP: 0.401, SLG: 0.507 Denny Hocking, S (8, PH) OBP: 0.305, SLG: 0.382 (8, 5)	1-0 G4-3 2-3			1-1 L6		2-0 2B		1-3 K		3 0 1 0 0 0 1 1 0 0 0 0 1 1			
33 Justin Moreau, L (1, 10) OBP: 0.316, SLG: 0.426	3-3 K			4-2 BB		1-0 P5		1-2 F7		3 0 0 0 1 1 3			
Torii Hunter, R (1, 8) OBP: 0.327, SLG: 0.437 Dustan Mohr, R (6, 7) OBP: 0.329, SLG: 0.461		1-2 G4-3		1-1 G1-3		2-3 K		0-3 K		3 0 0 0 0 1 2 1 0 0 0 0 1 1			
Doug Mientkiewicz, L (1, 3) OBP: 0.363, SLG: 0.479 Matthew LeCroy, R (5, 3) OBP: 0.327, SLG: 0.473		1-1 G4-3		2-3 K		0-0 P4		3-2 G4-3		2 0 0 0 0 1 0 2 0 0 0 0 0 0			
Bobby Kielty, S (1, 9) OBP: 0.372, SLG: 0.446		3-2 P4		4-1 1B BB		0-2 HR		0-2 G6-3		3 1 1 1 1 0 0			
A.J. Pierzynski, L (1, 2) OBP: 0.327, SLG: 0.483			3-3 K		0-1 1B		1-1 HR		0-0 20 2B 1B	4 2 3 1 0 1 0			
Luis Rivas, R (1, 4) OBP: 0.325, SLG: 0.357			1-3 K		0-2 F9		2-3 K		4-2 20 2B 1B BB	3 0 0 0 1 2 2			
Inning Stats	R: 0 H: 1 E: 0 LOB: 1 K: 1 BB: 0 S: 10 P: 15	R: 0 H: 0 E: 0 LOB: 0 K: 0 BB: 0 S: 8 P: 13	R: 0 H: 0 E: 0 LOB: 0 K: 2 BB: 0 S: 7 P: 11	R: 0 H: 0 E: 0 LOB: 1 K: 0 BB: 1 S: 10 P: 16	R: 0 H: 1 E: 0 LOB: 2 K: 1 BB: 1 S: 13 P: 20	R: 0 H: 1 E: 0 LOB: 1 K: 1 BB: 0 S: 6 P: 11	R: 2 H: 2 E: 0 LOB: 0 K: 2 BB: 0 S: 13 P: 19	R: 0 H: 1 E: 0 LOB: 1 K: 2 BB: 0 S: 11 P: 13	R: 1 H: 2 E: 0 LOB: 2 K: 0 BB: 1 S: 14 P: 26	1B: 4 SF: 0 2B: 2 SAC: 1 3B: 0 DP: 0 HR: 2 HBP: 0	WP: 0 PA: 38 PB: 0 SB: 0 CS: 0		
PITCHER	IP WLS BF H R ER SO BB IBB HBP BLK WP HR S P ERA WHIP											PITCHER	IP WLS BF H R ER SO BB IBB HBP BLK WP HR S P ERA WHIP
Jon Garland, R (1, 1) ERA: 4.65	7.0 W 28 5 2 2 7 2 0 0 0 0 0 2 67 105 2.57 1.000												
Damaso Marte, L (8, 1) ERA: 2.1	1.0 4 1 0 0 2 0 0 0 0 0 0 0 11 13 0.00 1.000												
Gary Glover, R (9, 1) ERA: 5.65	1.0 6 2 1 1 0 1 0 0 0 0 0 0 14 26 9.00 3.000												

Minnesota Twins @ Chicago White Sox
U.S. Cellular Field, Chicago, IL
Mon Jun 30 2003, 8:05 PM EDT
Att. 29,945 - Sunny - 80 F

livebaseballscorecards.com

AB	34
R	3
H	8
RBI	3
BB	3
SO	9
LOB	14



Batter	1	2	3	4	5	6	7	8	9
Willie Harris, L <small>(1, 4) OBP: 0.213, SLG: 0.228</small> <small>(9, 8)</small>	2-1 	0-1 G3 		3-3 K 		1-1 G6-3 		2-1 	
Aaron Rowand, R <small>(1, 8) OBP: 0.280, SLG: 0.359</small> <small>(9, 9)</small>	1-1 		4-2 	0-2 G5-3 		1-2 G4-3 		1-3 K 	
Frank Thomas, R <small>(1, 3) OBP: 0.426, SLG: 0.555</small> Brian Daubach, L <small>(8, 3) OBP: 0.350, SLG: 0.371</small>	3-3 K 		1-1 	4-1 		2-2 G6-3 		4-2 	
Maglio Ordonez, R <small>(1, 9) OBP: 0.360, SLG: 0.503</small> Tony Graffanino, R <small>(8, PH) OBP: 0.336, SLG: 0.408</small> <small>(9, 4)</small>	3-2 G3 		1-1 	4-1 		2-2 		2-2 FC5-4 	
Armando Rios, L <small>(1, 10) OBP: 0.257, SLG: 0.313</small>	0-3 K 		1-1 F8 	0-1 F8 		1-2 F9 			
Carlos Lee, R <small>(1, 7) OBP: 0.325, SLG: 0.459</small>		4-2 	0-1 E5 		0-1 G5-3 		0-0 		
Jose Valentin, S <small>(1, 6) OBP: 0.326, SLG: 0.458</small>		1-0 F8 	2-0 		1-1 G4-3 		0-0 		
24 Joe Crede, R <small>(1, 5) OBP: 0.271, SLG: 0.348</small>		2-2 	2-2 P6 		0-0 F8 		1-3 K 		
Miguel Olivo, R <small>(1, 2) OBP: 0.280, SLG: 0.378</small>		2-2 F7 	0-0 F9 		0-0 G3 		2-3 K 		

Inning Stats	R: 1	H: 2	E: 0	LOB: 1	K: 2	BB: 0	S: 14	R: 2	H: 1	E: 0	LOB: 0	K: 0	BB: 1	S: 15	R: 5	H: 3	E: 1	LOB: 0	K: 0	BB: 1	S: 17	R: 0	H: 0	E: 0	LOB: 2	K: 1	BB: 2	S: 11	R: 0	H: 0	E: 0	LOB: 0	K: 0	BB: 0	S: 5	R: 0	H: 0	E: 0	LOB: 0	K: 0	BB: 0	S: 6	R: 2	H: 3	E: 0	LOB: 1	K: 1	BB: 0	S: 18	R: 0	H: 1	E: 0	LOB: 2	K: 2	BB: 1	S: 15	1B: 3	SF: 0	2B: 1	SAC: 0	3B: 1	DP: 0	HR: 5	HBP: 0
--------------	------	------	------	--------	------	-------	-------	------	------	------	--------	------	-------	-------	------	------	------	--------	------	-------	-------	------	------	------	--------	------	-------	-------	------	------	------	--------	------	-------	------	------	------	------	--------	------	-------	------	------	------	------	--------	------	-------	-------	------	------	------	--------	------	-------	-------	-------	-------	-------	--------	-------	-------	-------	--------

PITCHER	IP	WLS	BF	H	R	ER	SO	BB	IBB	HBP	BLK	WP	HR	S	P	ERA	WHIP
Joe Mays, R <small>(1, 1) ERA: 6.3</small>	2.1	L	16	6	8	7	2	2	0	0	0	0	3	42	69	27.00	3.429
Juan Rincon, R <small>(3, 1) ERA: 3.29</small>	4.1		16	1	1	1	1	2	0	0	0	0	1	39	60	2.08	0.692
Micheal Nakamura, R <small>(7, 1) ERA: 7.82</small>	1.1		8	3	1	1	3	1	0	0	0	0	1	20	32	6.75	3.000

MINNESOTA TWINS @ CHICAGO WHITE SOX
 U.S. Cellular Field, Chicago, IL

Mon Jun 30 2003, 8:05 PM EDT
 Att. 29,945 - Sunny - 80 F

AB	R	H	RBI	BB	SO	LOB
5	1	2	0	0	1	0
4	1	1	1	1	1	1
3	1	1	1	1	1	1
0	0	0	0	1	0	0
3	2	2	3	1	0	1
1	0	0	0	0	0	2
4	0	0	0	0	1	3
3	3	1	1	1	0	0
4	1	2	2	0	0	1
4	1	1	2	0	1	1
4	0	0	0	0	1	0

AB	35
R	10
H	10
RBI	10
BB	5
SO	6
LOB	10

WP: 0	PA: 40
PB: 0	SB: 0
CS: 0	

PITCHER	IP	WLS	BF	H	R	ER	SO	BB	IBB	HBP	BLK	WP	HR	S	P	ERA	WHIP
Joe Mays, R <small>(1, 1) ERA: 6.3</small>	2.1	L	16	6	8	7	2	2	0	0	0	0	3	42	69	27.00	3.429
Juan Rincon, R <small>(3, 1) ERA: 3.29</small>	4.1		16	1	1	1	1	2	0	0	0	0	1	39	60	2.08	0.692
Micheal Nakamura, R <small>(7, 1) ERA: 7.82</small>	1.1		8	3	1	1	3	1	0	0	0	0	1	20	32	6.75	3.000

Batter	1	2	3	4	5	6	7	8	9	AB R H RBI BB SO LOB	TOP											
Cristian Guzman, S (1, 6) OBP: 0.291, SLG: 0.351	0-1 2B		1-1 1-2 G4-6-3 1B			1-1 G6-3		1-1 G5-3		4 0 2 0 0 0 0												
Doug Mientkiewicz, L (1, 3) OBP: 0.358, SLG: 0.472	1-3 K		2-0 G4-6-3			1-0 L4		0-2 F7		4 0 0 0 0 1 3												
Corey Koskie, L (1, 5) OBP: 0.399, SLG: 0.507	1-2 P2		2-2 G4-3			1-2 2B		2-3 K		4 0 1 0 0 1 2												
Matthew LeCroy, R (1, 10) OBP: 0.325, SLG: 0.487	2-0 F8					1-3 K			2-1 HR	4 1 1 1 0 1 2												
Torii Hunter, R (1, 8) OBP: 0.326, SLG: 0.435						0-1 G4-3			1-0 F9	4 0 1 0 0 1 0												
Bobby Kielty, S (1, 9) OBP: 0.370, SLG: 0.442						3-2 G5-3			2-1 G1-3	4 0 1 0 0 0 1												
A.J. Pierzynski, L (1, 2) OBP: 0.325, SLG: 0.479						0-3 K			0-1 1B	4 0 1 0 0 1 2												
Dustan Mohr, R (1, 7) OBP: 0.327, SLG: 0.457						0-0 F8			1-3 K	4 0 1 0 0 1 2												
Luis Rivas, R (1, 4) OBP: 0.325, SLG: 0.357						0-1 G4-3			2-1 FC6	3 0 1 0 0 0 2												
Inning Stats	R: 0 E: 0 K: 1 S: 9	H: 1 LOB: 1 BB: 0 P: 13	R: 0 E: 0 K: 0 S: 8	H: 1 LOB: 1 BB: 0 P: 9	R: 0 E: 0 K: 0 S: 7	H: 2 LOB: 1 BB: 0 P: 12	R: 0 E: 0 K: 0 S: 8	H: 0 LOB: 0 BB: 0 P: 13	R: 0 E: 0 K: 1 S: 6	H: 0 LOB: 0 BB: 0 P: 6	R: 0 E: 0 K: 1 S: 12	H: 1 LOB: 1 BB: 0 P: 16	R: 0 E: 0 K: 1 S: 11	H: 2 LOB: 2 BB: 0 P: 16	R: 0 E: 0 K: 1 S: 8	H: 0 LOB: 0 BB: 0 P: 11	R: 1 E: 0 K: 1 S: 10	H: 2 LOB: 1 BB: 0 P: 16	1B: 6 2B: 2 3B: 0 HR: 1	SF: 0 SAC: 0 DP: 1 HBP: 0	WP: 0 PB: 0 SB: 0 CS: 0	PA: 35
PITCHER	IP WLS BF H R ER SO BB IBB HBP BLK WP HR S P ERA WHIP																					
56 Mark Buehrle, L (1, 1) ERA: 4.36	8.0 W 31 8 1 1 5 0 0 0 0 0 0 1 71 100 1.12 1.000																					
Tom Gordon, R (9, 1) ERA: 3.76	1.0 4 1 0 0 1 0 0 0 0 0 0 0 8 12 0.00 1.000																					

Minnesota Twins @ Chicago White Sox
U.S. Cellular Field, Chicago, IL
Tue Jul 01 2003, 8:05 PM EDT
Att. 30,694 - Sunny - 83 F

livebaseballscorecards.com

AB	35
R	1
H	9
RBI	1
BB	0
SO	6
LOB	14




Batter	1	2	3	4	5	6	7	8	9	AB R H RBI BB SO LOB
Willie Harris, L OBP: 0.224, SLG: 0.232 (1, 4)	1-1 S HR 1B	3-3 K			3-2 L5		4-2 FC5-4 BB			3 1 1 0 1 1 0
Aaron Rowand, R OBP: 0.279, SLG: 0.354 (1, 8)	0-1 P6		1-2 F8		1-2 1B		2-1 FC5-4 2B 1-2f			4 1 1 0 0 0 2
Frank Thomas, R OBP: 0.427, SLG: 0.569 (1, 10)	3-2 1-H HR		1-2 F9		1-2 G5-3		1-1 2B 1-H			4 1 2 3 0 0 1
Magglio Ordonez, R OBP: 0.359, SLG: 0.503 (1, 9)	1-3 K		3-2 G4-3		2-2 24 2B 2B		1-1 F8			4 1 1 0 0 1 1
Brian Daubach, L OBP: 0.354, SLG: 0.404 (1, 3)	0-0 HR		1-2 FC6-4 1B		1-3 K		1-3 K			4 1 2 1 0 2 2
Carlos Lee, R OBP: 0.321, SLG: 0.453 (1, 7)	1-2 F9		0-0 FC6-4 1-2f		1-1 G6-3		2-3 K			4 0 0 0 0 1 2
Jose Valentin, S OBP: 0.325, SLG: 0.453 (1, 6)		3-3 K	2-2 P3		1-1 24 2B HBP		3-3 K			3 0 0 0 0 2 1
24 Joe Crede, R OBP: 0.271, SLG: 0.350 (1, 5)		0-3 K	0-0 P4		0-1 2B 1-3 2-H		0-3 K			4 0 1 1 0 2 1
Sandy Alomar Jr., R OBP: 0.279, SLG: 0.373 (1, 2)		1-1 HR			0-2 G5-3		0-0 F9			3 1 1 1 0 0 2

Inning Stats	R: 3 E: 0 K: 1 S: 17	H: 3 LOB: 0 BB: 0 P: 23	R: 1 E: 0 K: 3 S: 11	H: 1 LOB: 0 BB: 0 P: 18	R: 0 E: 0 K: 0 S: 16	H: 0 LOB: 0 BB: 0 P: 21	R: 0 E: 0 K: 0 S: 10	H: 1 LOB: 1 BB: 0 P: 13	R: 0 E: 0 K: 0 S: 13	H: 1 LOB: 1 BB: 0 P: 18	R: 1 E: 0 K: 1 S: 13	H: 2 LOB: 2 BB: 0 P: 18	R: 1 E: 0 K: 1 S: 13	H: 1 LOB: 1 BB: 1 P: 22	R: 0 E: 0 K: 3 S: 11	H: 0 LOB: 0 BB: 0 P: 16
--------------	-------------------------------	----------------------------------	-------------------------------	----------------------------------	-------------------------------	----------------------------------	-------------------------------	----------------------------------	-------------------------------	----------------------------------	-------------------------------	----------------------------------	-------------------------------	----------------------------------	-------------------------------	----------------------------------

PITCHER	IP	WLS	BF	H	R	ER	SO	BB	IBB	HBP	BLK	WP	HR	S	P	ERA	WHIP
Brad Radke, R ERA: 5.76 (1, 1)	5.2	L	26	8	5	5	5	0	0	1	0	0	3	79	110	7.94	1.412
Johan Santana, L ERA: 2.51 (6, 1)	1.1		6	1	1	1	1	1	0	0	0	0	0	14	23	6.75	1.500
J.C. Romero, L ERA: 4.05 (8, 1)	1.0		3	0	0	0	3	0	0	0	0	0	0	11	16	0.00	0.000

MINNESOTA TWINS @ CHICAGO WHITE SOX
U.S. Cellular Field, Chicago, IL
 Tue Jul 01 2003, 8:05 PM EDT
 Att. 30,694 - Sunny - 83 F

AB	33
R	6
H	9
RBI	6
BB	1
SO	9
LOB	12



WP	HR	S	P	ERA	WHIP
0	0	0	0	0.00	0.000

Batter	1	2	3	4	5	6	7	8	9	10	11	12	AB R H RBI BB SO LOB	TOP											
Bobby Kielty, S OBP: 0.382, SLG: 0.460 (1, 9)	4-2 WP HR BB		3-2 2B 1B	2-0 2B			0-1 SH5-4 1B 2B		1-3 K		3-0 S 1B		5 3 4 1 1 1 0												
Doug Mientkiewicz, L OBP: 0.357, SLG: 0.474 Cristian Guzman, S OBP: 0.292, SLG: 0.352 (1, 3) (8, 6)	2-1 F9		2-1 E 33 1B 2B	2-2 L4			1-1 SH5-4 2-3		0-1 G4-6-3 1B		2-2 P3 1-2		3 1 1 1 0 0 2 2 0 1 0 0 0 1												
Corey Koskie, L OBP: 0.395, SLG: 0.500 (1, 5)	2-2 P4		0-0 P6				2-3 K		1-0 G4-6-3 1-2f				6 0 1 0 0 2 4												
Torii Hunter, R OBP: 0.329, SLG: 0.446 (1, 8)	3-1 HR		0-1 E4 33 1B 1B				1-0 1B		1-2 33 1B 1B				6 1 3 3 0 0 2												
33 Justin Morneau, L OBP: 0.317, SLG: 0.417 (1, 10)	0-2 G3-1		1-2 1B 1B				0-0 F8		2-2 SAFE SAFE 1B 1-3				6 0 2 1 0 1 1												
Dustan Mohr, R OBP: 0.325, SLG: 0.451 (1, 7)			0-1 F9				1-3 K		0-2 G6-3				5 0 1 0 0 1 3												
A.J. Pierzynski, L OBP: 0.323, SLG: 0.473 (1, 2)			1-0 1B				0-1 F8		1-0 G4-3				5 0 1 0 0 1 3												
Denny Hocking, S OBP: 0.299, SLG: 0.370 (8, 3)			1-3 K				1-3 K		2-2 G6-3				5 0 1 0 0 3 1												
Luis Rivas, R OBP: 0.322, SLG: 0.362 (1, 4)			2-2 G5-3				0-0 F9		3-1 G4-3				5 1 1 0 0 0 2												
Inning Stats	R: 2 E: 0 K: 0 S: 13	H: 1 LOB: 0 BB: 1 P: 24	R: 0 E: 0 K: 1 S: 9	H: 1 LOB: 1 BB: 0 P: 13	R: 2 E: 1 K: 0 S: 14	H: 4 LOB: 2 BB: 0 P: 22	R: 0 E: 0 K: 0 S: 6	H: 2 LOB: 1 BB: 0 P: 11	R: 0 E: 0 K: 1 S: 6	H: 0 LOB: 0 BB: 0 P: 7	R: 0 E: 0 K: 1 S: 17	H: 0 LOB: 0 BB: 0 P: 12	R: 0 E: 0 K: 1 S: 6	H: 0 LOB: 0 BB: 0 P: 8	R: 0 E: 0 K: 2 S: 17	H: 2 LOB: 1 BB: 0 P: 24	R: 0 E: 0 K: 0 S: 4	H: 1 LOB: 0 BB: 0 P: 6	1B: 11 2B: 3 3B: 1 HR: 1	SF: 0 SAC: 1 DP: 4 HBP: 0	WP: 1 PB: 0 SB: 1 CS: 0	PA: 50			
PITCHER	IP WLS BF H R ER SO BB IBB HBP BLK WP HR S P ERA WHIP																								
Dan Wright, R ERA: 5.33 (1, 1)	4.0																								
Rick White, R ERA: 5.97 (5, 1)	2.0																								
Damaso Marte, L ERA: 1.98 (7, 1)	2.0	B																							
Tom Gordon, R ERA: 3.59 (9, 1)	2.0																								
Billy Koch, R ERA: 4.62 (11, 1)	2.0	W																							

Minnesota Twins @ Chicago White Sox
U.S. Cellular Field, Chicago, IL
 Wed Jul 02 2003, 7:05 PM EDT
 Att. 19,555 - Sunny - 85 F

livebaseballscorecards.com

AB 48
R 6
H 16
RBI 6
BB 1
SO 9
LOB 19




Batter	1	2	3	4	5	6	7	8	9	10	11	12	AB R H RBI BB SO LOB
Roberto Alomar, S OBP: 0.336, SLG: 0.354 (1, 4)	0-3 K		2-0 G6-3 1-2f		0-2 F8		2-1 F8			0-1 BB 1B		4-2 HR BB	5 1 1 0 1 1 1
Jose Valentin, S OBP: 0.327, SLG: 0.451 Tony Graffanino, R OBP: 0.338, SLG: 0.410 (10, PH) (11, 6)	2-1 G4-3		4-2 HR BB		2-2 WP 2B 1B		2-3 K			0-2 BB 1B		1-1 F7	3 2 1 0 1 1 0 2 0 1 0 0 0 1
Frank Thomas, R OBP: 0.428, SLG: 0.589 (1, 10)	0-3 K		2-1 HR		1-2 F7					4-1 G6-4-3 BB		3-2 HR	5 2 2 4 1 1 1
Magglio Ordonez, R OBP: 0.357, SLG: 0.502 (1, 9)		3-3 K	1-3 K		3-1 1-H 2B					0-2 G4-3		0-2 G6-4-3 BB	5 0 1 1 0 2 3
Carl Everett, S OBP: 0.354, SLG: 0.536 (1, 8)		4-2 BB BB			0-1 F7		0-3 K			1-2 G6-3		1-2 F7	4 0 0 0 1 1 1
Carlos Lee, R OBP: 0.319, SLG: 0.449 (1, 7)		2-2 F7			1-2 HR 1B		2-0 G6-3			2-2 F8		0-1 F9	5 1 1 0 0 0 1
Brian Daubach, L OBP: 0.359, SLG: 0.429 14 Paul Konerko, R OBP: 0.263, SLG: 0.283 (11, PH) (12, 3)		4-2 1-2 BB			0-0 HR		3-2 L6			0-0 G3		0-0 HR	3 1 1 2 2 1 0 0 1 1 1 1 0 0 0 0
24 Joe Crede, R OBP: 0.266, SLG: 0.344 (1, 5)		2-3 K			1-1 F9		1-0 L8			0-3 K		1-0 F9	5 0 0 0 0 2 2
Sandy Alomar Jr., R OBP: 0.275, SLG: 0.364 (1, 2)			0-1 G6-3 1B		0-0 G6-3		0-3 K			0-0 G1-3		1-0 F7	5 0 1 0 0 1 0

Inning Stats	R: 0	H: 0	E: 0	K: 2	S: 8	LOB: 0	BB: 0	P: 10	R: 0	H: 0	E: 0	K: 2	S: 16	LOB: 2	BB: 2	P: 31	R: 2	H: 2	E: 0	K: 1	S: 16	LOB: 0	BB: 1	P: 25	R: 2	H: 2	E: 0	K: 0	S: 9	LOB: 0	BB: 0	P: 11	R: 1	H: 2	E: 0	K: 1	S: 15	LOB: 1	BB: 0	P: 21	R: 0	H: 0	E: 0	K: 0	S: 6	LOB: 0	BB: 0	P: 12	R: 0	H: 0	E: 0	K: 2	S: 8	LOB: 0	BB: 0	P: 12	R: 0	H: 0	E: 0	K: 0	S: 11	LOB: 0	BB: 0	P: 13	R: 0	H: 0	E: 0	K: 1	S: 9	LOB: 0	BB: 0	P: 11	R: 0	H: 2	E: 0	K: 0	S: 12	LOB: 2	BB: 1	P: 16	R: 1	H: 1	E: 0	K: 0	S: 7	LOB: 0	BB: 0	P: 9	R: 2	H: 1	E: 0	K: 0	S: 16	LOB: 0	BB: 1	P: 25	1B: 5	SF: 0	2B: 1	SAC: 0	3B: 0	DP: 2	HR: 4	HBP: 0	WP: 1	PA: 48
--------------	------	------	------	------	------	--------	-------	-------	------	------	------	------	-------	--------	-------	-------	------	------	------	------	-------	--------	-------	-------	------	------	------	------	------	--------	-------	-------	------	------	------	------	-------	--------	-------	-------	------	------	------	------	------	--------	-------	-------	------	------	------	------	------	--------	-------	-------	------	------	------	------	-------	--------	-------	-------	------	------	------	------	------	--------	-------	-------	------	------	------	------	-------	--------	-------	-------	------	------	------	------	------	--------	-------	------	------	------	------	------	-------	--------	-------	-------	-------	-------	-------	--------	-------	-------	-------	--------	-------	--------

PITCHER	IP	WLS	BF	H	R	ER	SO	BB	IBB	HBP	BLK	WP	HR	S	P	ERA	WHIP
Kyle Lohse, R ERA: 4.19 (1, 1)	5.0		23	6	5	5	6	3	0	0	0	1	2	64	98	9.00	1.800
Johan Santana, L ERA: 2.43 (6, 1)	2.0		6	0	0	0	2	0	0	0	0	0	0	14	24	0.00	0.000
LaTroy Hawkins, R ERA: 1.7 (8, 1)	2.0		6	0	0	0	1	0	0	0	0	0	0	20	24	0.00	0.000
J.C. Romero, L ERA: 3.93 (10, 1)	1.0		5	2	0	0	0	1	0	0	0	0	0	12	16	0.00	3.000
Eddie Guardado, L ERA: 3.41 (11, 1)	1.2	L	8	2	3	3	0	1	0	0	0	0	2	23	34	16.20	1.800

MINNESOTA TWINS @ CHICAGO WHITE SOX
U.S. Cellular Field, Chicago, IL
 Wed Jul 02 2003, 7:05 PM EDT
 Att: 19,555 - Sunny - 85 F

AB	R	H	RBI	BB	SO	LOB
43	8	10	8	5	9	10



PITCHER	IP	WLS	BF	H	R	ER	SO	BB	IBB	HBP	BLK	WP	HR	S	P	ERA	WHIP
---------	----	-----	----	---	---	----	----	----	-----	-----	-----	----	----	---	---	-----	------

Batter	1	2	3	4	5	6	7	8	9	AB R H RBI BB SO LOB	TOP												
Roberto Alomar, S (1, 4) OBP: 0.341, SLG: 0.358	2-2 1B	3-2 1B			2-1 F7		4-1 BB			3 0 2 2 1 0 0													
Jose Valentin, S (1, 6) OBP: 0.329, SLG: 0.450	4-2 BB	1-1 CS	0-3 K2-3		1-0 1B		1-0 G1-3			3 0 1 0 1 1 2													
Frank Thomas, R (1, 10) OBP: 0.426, SLG: 0.582	0-1 P4			4-2 BB	1-0 F9			3-1 P3		3 0 0 0 1 0 2													
Magglio Ordonez, R (1, 9) OBP: 0.352, SLG: 0.495	1-0 G1-3			0-2 G5-4-3		1-1 G6-3		3-1 G6-3		4 0 0 0 0 0 2													
Carl Everett, S (1, 8) OBP: 0.349, SLG: 0.529					2-3 K		0-0 G3		1-2 G3	4 1 0 0 0 1 0													
Carlos Lee, R (1, 7) Aaron Rowand, R (9, 7) OBP: 0.279, SLG: 0.354					4-2 BB		0-1 P2		3-2 G5-3	3 0 0 0 1 1 1 0 0 0 0 0 0 0													
Brian Daubach, L (1, 3) OBP: 0.370, SLG: 0.461					0-0 FC4-6		1-1 1B		1-0 HR	3 2 2 1 1 0 1	AB 30												
24 Joe Crede, R (1, 5) OBP: 0.266, SLG: 0.340					3-2 P1		1-0 F9		2-2 P6	3 0 0 0 1 0 2	R 3												
Miguel Olivo, R (1, 2) OBP: 0.274, SLG: 0.369					0-0 B1-3		1-2 FC6-4		2-3 K	4 0 0 0 0 2 4	H 5												
Inning Stats	R: 0 E: 0 K: 0 S: 9	H: 1 LOB: 1 BB: 1 P: 15	R: 2 E: 1 K: 2 S: 13	H: 1 LOB: 1 BB: 2 P: 29	R: 0 E: 0 K: 1 S: 10	H: 0 LOB: 0 BB: 1 P: 14	R: 0 E: 0 K: 1 S: 9	H: 0 LOB: 1 BB: 1 P: 18	R: 0 E: 0 K: 0 S: 5	H: 1 LOB: 1 BB: 0 P: 9	R: 0 E: 0 K: 0 S: 5	H: 0 LOB: 0 BB: 0 P: 6	R: 0 E: 0 K: 0 S: 8	H: 1 LOB: 2 BB: 1 P: 16	R: 0 E: 0 K: 0 S: 7	H: 0 LOB: 0 BB: 0 P: 14	R: 1 E: 0 K: 1 S: 13	H: 1 LOB: 0 BB: 0 P: 21	1B: 4 2B: 0 3B: 0 HR: 1	SF: 0 SAC: 0 DP: 1 HBP: 0	WP: 0 PB: 0 SB: 2 CS: 1	PA: 37	
PITCHER Victor Zambrano, R (1, 1) ERA: 3.69 Jesus Colome, R (9, 1) ERA: 3.83	IP WLS BF H R ER SO BB IBB HBP BLK WP HR S P ERA WHIP	8.0 32 4 2 0 4 6 0 0 0 0 0 0 66 121 0.00 1.250	1.0 W 4 1 1 1 1 0 0 0 0 0 0 1 13 21 9.00 1.000																				

Chicago White Sox @ Tampa Bay Devil Rays
Tropicana Field, St. Petersburg, FL
Fri Jul 04 2003, 5:15 PM EDT
Att. 9,493 - Dome - 72 F

AB	30
R	3
H	5
RBI	3
BB	6
SO	5
LOB	14




BOTTOM

Chicago White Sox @ Tampa Bay Devil Rays
Tropicana Field, St. Petersburg, FL

livebaseballscorecards.com

AB	35
R	4
H	10
RBI	4
BB	2
SO	10
LOB	9



WP:	0	PA:	37
PB:	0		
SB:	0		
CS:	0		

Fri Jul 04 2003, 5:15 PM EDT
Att. 9,493 - Dome - 72 F

AB R H RBI BB SO LOB

5	1	2	3	0	1	2
4	0	1	0	0	0	0
4	0	2	0	0	2	2
3	0	1	0	0	1	2
1	0	0	0	0	0	0
3	0	0	0	1	0	1
4	0	0	0	0	2	2
3	0	0	0	0	1	0
0	0	0	0	0	0	0
1	0	0	0	0	1	0
3	1	1	0	1	2	0
3	1	2	1	0	0	0
1	1	1	0	0	0	0

Batter	1	2	3	4	5	6	7	8	9
13 Carl Crawford, L OBP: 0.298, SLG: 0.343 (1, 7)	2-2 G3-1 1B		2-2 G4-3 1B		1-3 K 1B		0-0 5 1B 1B		0-1 1-H 2-H HR
5 Rocco Baldelli, R OBP: 0.338, SLG: 0.453 (1, 8)	1-0 F7 1B			1-0 L6 1B		0-1 SAFE SAFE G6-3 1B		0-0 1-2 1B	
Aubrey Huff, L OBP: 0.363, SLG: 0.552 (1, 9)	2-1 1B			2-2 G4-3 2B		2-3 K 1B		2-3 K	
Ben Griever, L OBP: 0.372, SLG: 0.347 Terry Shumpert, R OBP: 0.291, SLG: 0.400 (1, 10) (8, PH)	2-3 K			1-1 G4-3 1B		2-1 BB 1B		1-2 F9	
Travis Lee, L OBP: 0.321, SLG: 0.408 (1, 3)		2-1 P6 1B		3-1 F8 1B		4-1 FC6-4 BB		2-2 G5-3	
Damian Rolls, R OBP: 0.316, SLG: 0.383 (1, 5)		0-1 L8 1B			1-3 K 1B		0-0 FC6-4 1-2f		1-3 K
Marlon Anderson, L OBP: 0.333, SLG: 0.368 Antonio Perez, R OBP: 0.286, SLG: 0.357 Jason Tyner, L OBP: 0.360, SLG: 0.397 (1, 4) (9, PH) (9, PH)		3-2 G4-3 1B			1-3 K 1B		1-2 P6 1B		1-3 K2-3 1B
Javier Valentin, S OBP: 0.275, SLG: 0.368 (1, 2)					3-2 1B 1B		2-3 K 1B		4-2 13 HR BB
Julio Lugo, R OBP: 0.314, SLG: 0.339 Al Martin, L OBP: 0.327, SLG: 0.366 (1, 6) (9, PH)					0-0 SAFE G6-3 1B		1-2 HR		1-2 13 HR 1B

Inning Stats	R: 0 H: 1 E: 0 K: 1 S: 9	R: 0 H: 0 E: 0 K: 0 S: 8	R: 0 H: 0 E: 0 K: 1 S: 10	R: 0 H: 1 E: 0 K: 0 S: 8	R: 0 H: 1 E: 0 K: 3 S: 21	R: 0 H: 1 E: 0 K: 1 S: 12	R: 1 H: 3 E: 0 K: 2 S: 16	R: 0 H: 0 E: 0 K: 1 S: 9	R: 3 H: 2 E: 0 K: 1 S: 10
	L: 1 LOB: 1 BB: 0 P: 16	L: 0 LOB: 0 BB: 0 P: 13	L: 0 LOB: 0 BB: 0 P: 13	L: 1 LOB: 1 BB: 0 P: 15	L: 2 LOB: 2 BB: 0 P: 27	L: 1 LOB: 2 BB: 1 P: 20	L: 3 LOB: 2 BB: 0 P: 22	L: 0 LOB: 0 BB: 0 P: 13	L: 2 LOB: 0 BB: 1 P: 16

PITCHER	IP	WLS	BF	H	R	ER	SO	BB	IBB	HBP	BLK	WP	HR	S	P	ERA	WHIP
Bartolo Colon, R ERA: 4.06 (1, 1)	6.2		29	8	1	1	7	1	0	0	0	0	1	79	119	1.35	1.350
Damaso Marte, L ERA: 1.91 (7, 1)	1.1	H	4	0	0	0	2	0	0	0	0	0	0	14	20	0.00	0.000
Billy Koch, R ERA: 5.3 (9, 1)	0.1	L	4	2	3	3	1	1	0	0	0	0	1	10	16	81.00	9.000

Batter	1	2	3	4	5	6	7	8	9	AB R H RBI BB SO LOB	TOP											
Roberto Alomar, S (1, 4) OBP: 0.342, SLG: 0.362	1-2 L6 SH3 1B		3-2 P6		0-0 FC4-6 1B		3-3 K		2-2 G3 2B	5 1 2 0 0 1 2												
Willie Harris, L (1, 8) OBP: 0.235, SLG: 0.242	0-0 SH3		0-0 1B		1-2 1B		1-2 P6		1-0 G3	4 0 2 0 0 0 1												
Frank Thomas, R (1, 3) OBP: 0.429, SLG: 0.588 Aaron Rowand, R (9, PR) OBP: 0.279, SLG: 0.354	4-1 BB		1-3 K		2-3 K		0-1 1B 2B		2-1 2B	4 0 2 1 1 2 4 0 0 0 0 0 0 0												
Brian Daubach, L (1, 9) OBP: 0.371, SLG: 0.454	2-1 L6			2-3 K		4-1 BB 1B BB	3-1 1B		2-3 K	4 0 1 0 1 2 3												
Carl Everett, S (1, 10) OBP: 0.353, SLG: 0.532		4-0 CS BB		1-1 2B		2-1 BB 1B	2-2 F8		0-0 P5	4 0 2 0 1 0 3												
Carlos Lee, R (1, 7) OBP: 0.318, SLG: 0.441		0-1 F7		1-3 K		4-0 BB		1-2 G6-3		3 0 0 0 1 1 2												
Jose Valentin, S (1, 6) OBP: 0.325, SLG: 0.444		2-2 G6-3		1-0 G3		0-1 F8		0-0 F7		4 0 0 0 0 0 5												
Tony Graffanino, R (1, 5) OBP: 0.336, SLG: 0.405			0-1 1B 1B		1-2 L5		0-3 K		0-1 G6-3	4 0 1 0 0 1 3												
Miguel Olivo, R (1, 2) OBP: 0.275, SLG: 0.365 Magglio Ordonez, R (9, PH) OBP: 0.354, SLG: 0.506			1-3 K		4-1 FC4-6 BB		3-3 K		2-2 HR	2 0 0 0 1 2 4 1 1 1 1 0 0 0												
Inning Stats	R: 0 E: 0 K: 0 S: 8	H: 1 LOB: 1 BB: 1 P: 15	R: 0 E: 0 K: 0 S: 5	H: 0 LOB: 0 BB: 1 P: 11	R: 0 E: 0 K: 2 S: 14	H: 2 LOB: 2 BB: 0 P: 19	R: 0 E: 0 K: 2 S: 9	H: 1 LOB: 1 BB: 0 P: 14	R: 0 E: 0 K: 1 S: 11	H: 1 LOB: 2 BB: 1 P: 19	R: 0 E: 0 K: 1 S: 12	H: 1 LOB: 3 BB: 2 P: 25	R: 0 E: 0 K: 1 S: 14	H: 2 LOB: 2 BB: 0 P: 23	R: 0 E: 0 K: 0 S: 6	H: 0 LOB: 0 BB: 0 P: 7	R: 2 E: 0 K: 1 S: 16	H: 3 LOB: 1 BB: 0 P: 25	1B: 6 2B: 5 3B: 0 HR: 1	SF: 0 SAC: 1 DP: 1 HBP: 0	WP: 0 PB: 0 SB: 0 CS: 1	PA: 41
PITCHER	IP WLS BF H R ER SO BB IBB HBP BLK WP HR S P ERA WHIP																					
Jorge Sosa, R (1, 1) ERA: 4.56	5.1 W 25 6 0 0 5 5 0 0 0 0 0 0 52 93 0.00 2.062																					
Brandon Backe, R (6, 1) ERA: 4.5	0.2 H 2 0 0 0 2 0 0 0 0 0 0 0 7 10 0.00 0.000																					
Al Levine, R (7, 1) ERA: 1.67	1.0 H 5 2 0 0 1 0 0 0 0 0 0 0 14 23 0.00 2.000																					
Travis Harper, R (8, 1) ERA: 3.26	1.0 H 3 0 0 0 0 0 0 0 0 0 0 0 6 7 0.00 0.000																					
Lance Carter, R (9, 1) ERA: 4.17	1.0 S 6 3 2 2 1 0 0 0 0 0 0 0 1 16 25 18.00 3.000																					

Chicago White Sox @ Tampa Bay Devil Rays
Tropicana Field, St. Petersburg, FL

livebaseballscores.com

AB	35
R	2
H	11
RBI	2
BB	5
SO	9
LOB	27



Sat Jul 05 2003, 6:15 PM EDT
Att. 13,365 - Dome - 72 F

Batter	1	2	3	4	5	6	7	8	9	AB R H RBI BB SO LOB
--------	---	---	---	---	---	---	---	---	---	----------------------

13 Carl Crawford, L <small>OBP: 0.300, SLG: 0.341</small> <small>(1, 7)</small> 										2 0 0 0 2 1 1
5 Rocco Baldelli, R <small>OBP: 0.337, SLG: 0.452</small> <small>(1, 8)</small> 										3 0 1 1 0 1 2
Aubrey Huff, L <small>OBP: 0.367, SLG: 0.552</small> Jason Tyner, L <small>OBP: 0.360, SLG: 0.397</small> <small>(1, 9)</small> <small>(9, 9)</small> 										2 0 1 0 2 0 0 0 0 0 0 0 0 0
Ben Grieve, L <small>OBP: 0.364, SLG: 0.338</small> <small>(1, 10)</small> 										4 0 0 0 0 2 6
Travis Lee, L <small>OBP: 0.320, SLG: 0.406</small> <small>(1, 3)</small> 										4 0 1 0 0 0 4
Damian Rolls, R <small>OBP: 0.322, SLG: 0.396</small> <small>(1, 5)</small> 										4 1 2 0 0 0 0
Marlon Anderson, L <small>OBP: 0.330, SLG: 0.364</small> <small>(1, 4)</small> 										3 1 0 0 0 0 2
Javier Valentin, S <small>OBP: 0.277, SLG: 0.400</small> <small>(1, 2)</small> 										3 1 1 1 0 1 2
Julio Lugo, R <small>OBP: 0.319, SLG: 0.344</small> <small>(1, 6)</small> 										3 0 2 1 0 0 0

Inning Stats	R: 0 H: 1 E: 1 K: 0 S: 13	H: 1 LOB: 2 BB: 1 P: 23	R: 0 H: 0 E: 0 K: 0 S: 5	H: 0 LOB: 0 BB: 0 P: 7	R: 0 H: 1 E: 0 K: 2 S: 12	H: 1 LOB: 0 BB: 0 P: 15	R: 0 H: 2 E: 0 K: 1 S: 12	H: 2 LOB: 2 BB: 0 P: 14	R: 1 H: 1 E: 0 K: 0 S: 8	H: 1 LOB: 0 BB: 1 P: 18	R: 0 H: 1 E: 0 K: 1 S: 9	H: 1 LOB: 0 BB: 0 P: 14	R: 2 H: 2 E: 0 K: 1 S: 11	H: 2 LOB: 3 BB: 2 P: 19	R: 0 H: 0 E: 0 K: 0 S: 3	H: 0 LOB: 0 BB: 0 P: 5	1B: 6 SF: 1 2B: 1 SAC: 1 3B: 0 DP: 1 HR: 1 HBP: 0
PITCHER	IP WLS BF H R ER SO BB IBB HBP BLK WP HR S P ERA WHIP	IP WLS BF H R ER SO BB IBB HBP BLK WP HR S P ERA WHIP	IP WLS BF H R ER SO BB IBB HBP BLK WP HR S P ERA WHIP	IP WLS BF H R ER SO BB IBB HBP BLK WP HR S P ERA WHIP	IP WLS BF H R ER SO BB IBB HBP BLK WP HR S P ERA WHIP	IP WLS BF H R ER SO BB IBB HBP BLK WP HR S P ERA WHIP	IP WLS BF H R ER SO BB IBB HBP BLK WP HR S P ERA WHIP	IP WLS BF H R ER SO BB IBB HBP BLK WP HR S P ERA WHIP	IP WLS BF H R ER SO BB IBB HBP BLK WP HR S P ERA WHIP	IP WLS BF H R ER SO BB IBB HBP BLK WP HR S P ERA WHIP	IP WLS BF H R ER SO BB IBB HBP BLK WP HR S P ERA WHIP	IP WLS BF H R ER SO BB IBB HBP BLK WP HR S P ERA WHIP	IP WLS BF H R ER SO BB IBB HBP BLK WP HR S P ERA WHIP	IP WLS BF H R ER SO BB IBB HBP BLK WP HR S P ERA WHIP	IP WLS BF H R ER SO BB IBB HBP BLK WP HR S P ERA WHIP	IP WLS BF H R ER SO BB IBB HBP BLK WP HR S P ERA WHIP	WP: 0 PA: 36 PB: 0 SB: 3 CS: 3 ERA WHIP
Esteban Loaiza, R <small>ERA: 2.28</small>	(1, 1) 7.0 L 31 8 3 3 5 3 1 0 0 0 0 1 70 110 3.86 1.571	(8, 1) 1.0 3 0 0 0 0 0 0 0 0 0 0 3 5 0.00 0.000															
David Sanders, L <small>ERA: 4.58</small>																	

BOTTOM

Chicago White Sox @ Tampa Bay Devil Rays
 Tropicana Field, St. Petersburg, FL

Sat Jul 05 2003, 6:15 PM EDT
 Att. 13,365 - Dome - 72 F

AB	28
R	3
H	8
RBI	3
BB	4
SO	5
LOB	17



WP: 0	PA: 36
PB: 0	SB: 3
CS: 3	
ERA	WHIP

Batter	1	2	3	4	5	6	7	8	9	AB R H RBI BB SO LOB	TOP
Roberto Alomar, S (1, 4) OBP: 0.341, SLG: 0.364 Willie Harris, L (7, PH) OBP: 0.233, SLG: 0.240 (7, 4)	1-0 SH1 SF9 2B	1-1 G4-3	2-1 G4-6-3		1-2 F9		0-2 F7			4 1 1 0 0 0 3 1 0 0 0 0 0 1	
Aaron Rowand, R (1, 8) OBP: 0.287, SLG: 0.370	1-0 SH1	3-2		1-2 G5-3		0-1 1B 2B		1-1 L5		4 1 2 1 0 0 0	
Frank Thomas, R (1, 10) OBP: 0.422, SLG: 0.580	1-1 SF9	1-1 F9		3-3		1-0 F8		2-0 F7		4 0 0 1 0 1 2	
Magglio Ordonez, R (1, 9) OBP: 0.355, SLG: 0.521	2-2 3B		0-0 HR	0-1 F8		0-0 G5-3		0-0 G5-3		5 1 2 1 0 0 1	
Carl Everett, S (1, 7) OBP: 0.354, SLG: 0.533	2-3 K		0-1 WP HR 2B		2-2 L9	1-1 1B		0-0 F9		5 1 2 1 0 1 1	
14 Paul Konerko, R (1, 3) OBP: 0.261, SLG: 0.278		3-2 G5-3	4-0 WP HR BB		3-1 G5-3	0-1 G4-3		1-2 F8		4 1 0 0 1 0 1	
Jose Valentin, S (1, 6) OBP: 0.333, SLG: 0.460 Tony Graffanino, R (7, 6) OBP: 0.333, SLG: 0.402		2-1 24 HR 1B	1-0 1-H 2-H HR		1-2 24 2B 1B		1-1 24 DI HBP	2-2 G6-3		3 3 3 3 0 0 0 1 0 0 0 0 0 0	AB 39 R 11 H 15 RBI 11 BB 1 SO 3 LOB 11
24 Joe Crede, R (1, 5) OBP: 0.269, SLG: 0.357	SAFE SAFE	3-1 1-H HR	1-0 F7		0-2 1-H 1B 2B		1-1 P6			4 2 2 3 0 0 1	
Sandy Alomar Jr., R (1, 2) OBP: 0.295, SLG: 0.391		1-2 G4-3 1B 2B	0-1 G4-6-3 1B		1-0 2-H 1B		1-3 K			4 1 3 1 0 1 1	
Inning Stats	R: 1 H: 2 E: 0 LOB: 1 K: 1 BB: 0 S: 12 P: 19	R: 3 H: 4 E: 0 LOB: 1 K: 0 BB: 0 S: 20 P: 33	R: 4 H: 4 E: 0 LOB: 0 K: 0 BB: 1 S: 9 P: 17	R: 0 H: 0 E: 0 LOB: 0 K: 1 BB: 0 S: 8 P: 12	R: 2 H: 3 E: 0 LOB: 1 K: 0 BB: 0 S: 16 P: 24	R: 1 H: 2 E: 0 LOB: 1 K: 0 BB: 0 S: 8 P: 10	R: 0 H: 0 E: 0 LOB: 1 K: 1 BB: 0 S: 12 P: 15	R: 0 H: 0 E: 0 LOB: 0 K: 0 BB: 0 S: 4 P: 7	R: 0 H: 0 E: 0 LOB: 0 K: 0 BB: 0 S: 7 P: 10	1B: 6 SF: 1 2B: 5 SAC: 1 3B: 1 DP: 1 HR: 3 HBP: 1	WP: 1 PA: 43 PB: 0 SB: 0 CS: 0
PITCHER	IP WLS BF H R ER SO BB IBB HBP BLK WP HR S P ERA WHIP										
Jason Standridge, R (1, 1) ERA: 5.74 Carlos Reyes, R (3, 1) ERA: 4.82	2.0 L 15 8 7 7 1 1 0 0 0 0 2 35 59 31.50 4.500										
	7.0 28 7 4 4 2 0 0 1 0 1 1 61 88 5.14 1.000										

Chicago White Sox @ Tampa Bay Devil Rays
Tropicana Field, St. Petersburg, FL
Sun Jul 06 2003, 1:15 PM EDT
Att: 11,683 - Dome - 72 F

livebaseballscores.com



Batter	1	2	3	4	5	6	7	8	9	AB	R	H	RBI	BB	SO	LOB
Julio Lugo, R OBP: 0.313, SLG: 0.338 (1, 6)	G4-3		F8		FC6-4		F9			4	0	0	0	0	0	3
5 Rocco Baldelli, R OBP: 0.337, SLG: 0.450 (1, 8) Jason Tynor, L OBP: 0.355, SLG: 0.391 (7, 8)	G4-3		F9			1B	G3			3	0	1	0	0	0	1
Aubrey Huff, L OBP: 0.366, SLG: 0.548 (1, 10)	G4-3				G3		E6		G6-4-3 1B	4	0	1	0	0	0	1
Travis Lee, L OBP: 0.316, SLG: 0.401 (1, 3) Al Martin, L OBP: 0.325, SLG: 0.363 (7, 3)		K		G4-3		F7			K	3	0	0	0	0	1	2
Toby Hall, R OBP: 0.308, SLG: 0.360 (1, 2)		G1-3		P6		P3			G6-4-3	4	0	0	0	0	0	3
Damian Rolls, R OBP: 0.320, SLG: 0.391 (1, 5)		G6-3				G5-3			P4	4	0	1	0	0	0	2
Antonio Perez, R OBP: 0.278, SLG: 0.389 (1, 4)					G5-3 13 1B 2B		F7		K	4	1	1	0	0	1	1
Terry Shumpert, R OBP: 0.289, SLG: 0.419 (1, 9)					G5-3		FC6-5 13 DI 1B		F9	4	2	1	0	0	0	2
13 Carl Crawford, L OBP: 0.306, SLG: 0.347 (1, 7)							FC6-4 DI 1B			3	0	3	3	0	0	0

Inning Stats	R: 0	H: 0	E: 0	LOB: 0	K: 0	S: 6	P: 8	R: 0	H: 0	E: 0	LOB: 0	K: 1	S: 8	P: 11	R: 1	H: 2	E: 0	LOB: 1	K: 0	S: 9	R: 0	H: 0	E: 0	LOB: 0	K: 0	S: 8	R: 1	H: 2	E: 0	LOB: 1	K: 0	S: 15	R: 0	H: 1	E: 1	LOB: 2	K: 0	S: 14	R: 1	H: 2	E: 0	LOB: 1	K: 0	S: 17	R: 0	H: 1	E: 0	LOB: 0	K: 1	S: 11	R: 0	H: 0	E: 0	LOB: 0	K: 1	S: 7	R: 0	H: 0	E: 0	LOB: 0	K: 1	S: 7	1B: 6	SF: 0	2B: 1	SAC: 0	3B: 1	DP: 1	HR: 0	HBP: 0	WP: 0	PA: 35
--------------	------	------	------	--------	------	------	------	------	------	------	--------	------	------	-------	------	------	------	--------	------	------	------	------	------	--------	------	------	------	------	------	--------	------	-------	------	------	------	--------	------	-------	------	------	------	--------	------	-------	------	------	------	--------	------	-------	------	------	------	--------	------	------	------	------	------	--------	------	------	-------	-------	-------	--------	-------	-------	-------	--------	-------	--------


PITCHER	IP	WLS	BF	H	R	ER	SO	BB	IBB	HBP	BLK	WP	HR	S	P	ERA	WHIP
56 Mark Buehrle, L ERA: 4.34 (1, 1)	7.0		29	7	3	3	1	0	0	0	0	0	0	77	108	3.86	1.000
David Sanders, L ERA: 4.34 (8, 1)	1.0		3	1	0	0	1	0	0	0	0	0	0	11	14	0.00	1.000
Gary Glover, R ERA: 5.46 (9, 1)	1.0		3	0	0	0	1	0	0	0	0	0	0	7	10	0.00	0.000

BOTTOM


Chicago White Sox @ Tampa Bay Devil Rays
Tropicana Field, St. Petersburg, FL

Sun Jul 06 2003, 1:15 PM EDT
Att. 11,683 - Dome - 72 F

AB	35
R	3
H	8
RBI	3
BB	0
SO	3
LOB	17



PITCHER	IP	WLS	BF	H	R	ER	SO	BB	IBB	HBP	BLK	WP	HR	S	P	ERA	WHIP
---------	----	-----	----	---	---	----	----	----	-----	-----	-----	----	----	---	---	-----	------

Batter	1	2	3	4	5	6	7	8	9	AB R H RBI BB SO LOB	TOP																
Roberto Alomar, S (1, 4) OBP: 0.336, SLG: 0.359	3-3 K		0-3 K			1-2 G4-3		2-3 K		4 0 0 0 0 3 1	<p>Chicago White Sox @ Detroit Tigers Comerica Park, Detroit, MI</p> <p>Tue Jul 08 2003, 7:05 PM EDT Att. 13,643 - Cloudy - 83 F</p> <p>livebaseballscorecards.com</p> <table border="1"> <tr><td>AB</td><td>32</td></tr> <tr><td>R</td><td>1</td></tr> <tr><td>H</td><td>9</td></tr> <tr><td>RBI</td><td>0</td></tr> <tr><td>BB</td><td>0</td></tr> <tr><td>SO</td><td>7</td></tr> <tr><td>LOB</td><td>12</td></tr> </table> 	AB	32	R	1	H	9	RBI	0	BB	0	SO	7	LOB	12		
AB	32																										
R	1																										
H	9																										
RBI	0																										
BB	0																										
SO	7																										
LOB	12																										
Aaron Rowand, R (1, 8) OBP: 0.295, SLG: 0.375	2-1 P3			0-1 1B		1-0 L4-3 1B		0-1 F9		4 0 2 0 0 0 1																	
Frank Thomas, R (1, 10) OBP: 0.418, SLG: 0.571	2-3 K			0-1 F8		3-2 L4-3 1-1		3-3 K		4 0 0 0 0 2 2																	
Magglio Ordonez, R (1, 9) OBP: 0.357, SLG: 0.523		1-1 G5-3		0-1 G6-4-3 1B		1-0 1B 14 G4-6-3 2B		2-3 K		4 1 2 0 0 1 0																	
Carlos Lee, R (1, 7) OBP: 0.320, SLG: 0.441		3-2 1B		2-2 G6-4-3 1-2f		1-0 1B 14 G4-6-3 1B		1-1 G5-3		4 0 2 0 0 0 2																	
14 Paul Konerko, R (1, 3) OBP: 0.258, SLG: 0.274		0-1 F8			2-1 F9		0-1 G4-6-3 1-2f 3-H		0-1 G4-6-3 1-2 2	3 0 0 0 0 0 2																	
Tony Graffanino, R (1, 6) OBP: 0.333, SLG: 0.400		1-0 F8			0-1 24 G5-3 1B		1-0 F9		1-0 F9 3	3 0 1 0 0 0 1																	
24 Joe Crede, R (1, 5) OBP: 0.269, SLG: 0.356			3-2 G4-6-3 1B		1-1 G5-3 1-2		1-2 G5-3		1-2 G5-3	3 0 1 0 0 0 1																	
Miguel Olivo, R (1, 2) OBP: 0.272, SLG: 0.361 Carl Everett, S (8, PH) OBP: 0.356, SLG: 0.535 Sandy Alomar Jr., R (8, 2) OBP: 0.295, SLG: 0.391			2-2 G4-6-3 1-2f		3-3 K			1-0 1B		2 0 0 0 0 1 2 1 0 1 0 0 0 0 0 0 0 0 0 0 0																	
Inning Stats	R: 0 E: 0 K: 2 S: 8	H: 0 LOB: 0 BB: 0 P: 15	R: 0 E: 0 K: 0 S: 9	H: 1 LOB: 1 BB: 0 P: 14	R: 0 E: 0 K: 1 S: 12	H: 1 LOB: 0 BB: 0 P: 17	R: 0 E: 0 K: 1 S: 9	H: 2 LOB: 1 BB: 0 P: 11	R: 0 E: 0 K: 1 S: 9	H: 1 LOB: 1 BB: 0 P: 15	R: 0 E: 0 K: 0 S: 8	H: 1 LOB: 0 BB: 0 P: 13	R: 1 E: 0 K: 0 S: 5	H: 2 LOB: 0 BB: 0 P: 8	R: 0 E: 0 K: 1 S: 9	H: 1 LOB: 1 BB: 0 P: 13	R: 0 E: 0 K: 2 S: 8	H: 0 LOB: 0 BB: 0 P: 14	1B: 8 2B: 2 3B: 0 HR: 0	SF: 0 SAC: 0 DP: 4 HBP: 0	WP: 0 PB: 0 SB: 0 CS: 0	PA: 32					
PITCHER	IP WLS BF H R ER SO BB IBB HBP BLK WP HR S P ERA WHIP																										
Wilfredo Ledezma, L (1, 1) ERA: 3.6	5.0		18	5	0	0	4	0	0	0	0	0	0	47	72	0.00	1.000										
Fernando Rodney, R (6, 1) ERA: 12.46	1.0	H	3	1	0	0	0	0	0	0	0	0	0	8	13	0.00	1.000										
Chris Spurling, R (7, 1) ERA: 4.95	1.0	W	4	2	1	1	0	0	0	0	0	0	0	5	8	9.00	2.000										
45 Chris Mears, R (8, 1) ERA:	2.0	S	7	1	0	0	3	0	0	0	0	0	0	17	27	0.00	0.500										

Batter	1	2	3	4	5	6	7	8	9
Alex Sanchez, L OBP: 0.304, SLG: 0.356 (1, 8)	0-1 F8		0-1 B3-4		0-1 G6-3			1-1 2B 1B	
Warren Morris, L OBP: 0.346, SLG: 0.418 (1, 4)	1-1 1B 1B		0-0 L3 2-H 1B		0-0 F9			1-0 1-3 2B	
Dmitri Young, S OBP: 0.362, SLG: 0.552 (1, 7)	1-3 K		0-1 L3		0-1 G6-3			4-0 IBB	
Kevin Witt, L OBP: 0.324, SLG: 0.468 (1, 10) Craig Monroe, R OBP: 0.290, SLG: 0.415 (8, PH)	0-1 1-2 1B			2-2 BB 1B		2-2 G4-3		0-3 K	
Eric Munson, L OBP: 0.320, SLG: 0.432 (1, 5)	1-0 G1			1-1 P6		1-1 G4-3		1-3 K	
Cody Ross, R (1, 9)		1-2 L4		4-2 1-2 BB		1-1 G1-3		1-2 G1-3	
Carlos Pena, L OBP: 0.320, SLG: 0.419 (1, 3)		1-3 K		2-3 K		1-0 HR			
A.J. Hinch, R OBP: 0.200, SLG: 0.304 (1, 2)		0-1 F9		0-1 G1-3		0-0 F7			
Ramon Santiago, S OBP: 0.298, SLG: 0.282 (1, 6)			4-0 BB BB BB 1B BB		2-2 F7		0-0 F7		

AB	R	H	RBI	BB	SO	LOB
4	0	1	0	0	0	1
4	0	3	1	0	0	0
3	0	0	0	1	1	2
3	0	2	0	0	0	0
1	0	0	0	0	1	3
4	0	0	0	0	1	6
3	0	0	0	1	0	3
3	1	1	1	0	2	2
3	0	0	0	0	0	2
2	1	0	0	1	0	0


BOTTOM

Chicago White Sox @ Detroit Tigers
Comerica Park, Detroit, MI

Tue Jul 08 2003, 7:05 PM EDT
Att: 13,643 - Cloudy - 83 F

livebaseballscorecards.com

AB	30
R	2
H	7
RBI	2
BB	3
SO	5
LOB	19



Inning Stats	R: 0	H: 2	E: 0	K: 1	S: 10	LOB: 2	BB: 0	P: 13
	R: 0	H: 0	E: 0	K: 1	S: 8 <td>LOB: 0</td> <td>BB: 0</td> <td>P: 10 </td>	LOB: 0	BB: 0	P: 10
	R: 1	H: 1	E: 0	K: 0	S: 5 <td>LOB: 0</td> <td>BB: 1</td> <td>P: 9 </td>	LOB: 0	BB: 1	P: 9
	R: 0	H: 1	E: 0	K: 1	S: 20 <td>LOB: 2</td> <td>BB: 1</td> <td>P: 29 </td>	LOB: 2	BB: 1	P: 29
	R: 0	H: 0	E: 0	K: 0	S: 8 <td>LOB: 0</td> <td>BB: 0</td> <td>P: 10 </td>	LOB: 0	BB: 0	P: 10
	R: 1	H: 1	E: 0	K: 0	S: 5 <td>LOB: 0</td> <td>BB: 0</td> <td>P: 7 </td>	LOB: 0	BB: 0	P: 7
	R: 0	H: 2	E: 0	K: 2	S: 12 <td>LOB: 3</td> <td>BB: 1</td> <td>P: 20 </td>	LOB: 3	BB: 1	P: 20

1B: 5	SF: 0	WP: 0	PA: 33
2B: 2	SAC: 0	PB: 0	
3B: 0	DP: 1	SB: 0	
HR: 1	HBP: 0	CS: 0	

PITCHER	IP	WLS	BF	H	R	ER	SO	BB	IBB	HBP	BLK	WP	HR	S	P	ERA	WHIP
Jon Garland, R ERA: 4.5 (1, 1)	7.0	L	28	6	2	2	3	2	0	0	0	0	1	65	91	2.57	1.143
Damaso Marte, L ERA: 1.91 (8, 1)	0.0		2	1	0	0	0	0	1	0	0	0	0	1	6	∞	∞
Tom Gordon, R ERA: 3.5 (8, 1)	1.0		3	0	0	0	2	0	0	0	0	0	0	9	11	0.00	0.000

Batter	1	2	3	4	5	6	7	8	9	AB R H RBI BB SO LOB	TOP									
Roberto Alomar, S (1, 4) OBP: 0.332, SLG: 0.354	2-1 F7	2-1 E3			2-1 G6-3		3-3 K			4 0 0 0 0 1 1										
Carlos Lee, R (1, 7) OBP: 0.319, SLG: 0.448	0-0 HR	2-0 F9			1-0 G4-3		1-2 P2			4 1 1 1 0 0 2										
Frank Thomas, R (1, 10) OBP: 0.413, SLG: 0.563	3-2 F7				3-1 F8			2-1 G4-3		4 0 0 0 0 0 0										
Carl Everett, S (1, 8) OBP: 0.351, SLG: 0.527	0-1 E4 WP 1B				1-2 G4-3			3-2 F8		4 0 0 0 0 0 0										
Magglio Ordonez, R (1, 9) OBP: 0.355, SLG: 0.520	0-0 1B				3-1 G6-3			1-0 F8		4 0 1 0 0 1 0										
Brian Daubach, L (1, 3) OBP: 0.371, SLG: 0.446	4-2 BB				0-1 F8			1-2 G3		2 0 0 0 1 0 0										
Aaron Rowand, R (9, PH) OBP: 0.295, SLG: 0.375										0 0 0 0 0 0 0										
Willie Harris, L (9, PH) OBP: 0.231, SLG: 0.238										1 0 0 0 0 0 0										
24 Joe Crede, R (1, 5) OBP: 0.269, SLG: 0.353	1-2 P6				1-0 E9			2-2 2B HBP		3 1 0 0 0 0 3										
Jose Valentin, S (1, 6) OBP: 0.332, SLG: 0.461					1-1 P5			2-2 2B 1-H		4 0 1 1 0 0 1										
Sandy Alomar Jr., R (1, 2) OBP: 0.286, SLG: 0.379					0-3 K			0-3 K		3 0 0 0 0 2 2										
Inning Stats	R: 1 E: 1 K: 0 S: 17	H: 2 LOB: 3 BB: 1 P: 27	R: 0 E: 1 K: 0 S: 7	H: 0 LOB: 1 BB: 0 P: 13	R: 0 E: 0 K: 1 S: 7	H: 0 LOB: 0 BB: 0 P: 11	R: 0 E: 1 K: 1 S: 8	H: 0 LOB: 1 BB: 0 P: 10	R: 0 E: 0 K: 0 S: 6	H: 0 LOB: 0 BB: 0 P: 10	R: 1 E: 0 K: 2 S: 17	H: 1 LOB: 1 BB: 0 P: 25	R: 0 E: 0 K: 0 S: 6	H: 0 LOB: 0 BB: 0 P: 12	R: 0 E: 0 K: 0 S: 9	H: 0 LOB: 0 BB: 0 P: 10	1B: 1 2B: 1 3B: 0 HR: 1	SF: 0 SAC: 0 DP: 0 HBP: 1	WP: 1 PB: 0 SB: 0 CS: 0	PA: 35
PITCHER	IP WLS BF H R ER SO BB IBB HBP BLK WP HR S P ERA WHIP																			
38 Jeremy Bonderman, R (1, 1) ERA: 4.88	6.1 W 27 3 2 2 3 1 0 1 0 1 1 60 96 2.84 0.632																			
Jamie Walker, L (7, 1) ERA: 3.21	1.2 H 5 0 0 0 1 0 0 0 0 0 0 13 23 0.00 0.000																			
45 Chris Mears, R (9, 1) ERA:	1.0 S 3 0 0 0 0 0 0 0 0 0 0 9 10 0.00 0.000																			

Chicago White Sox @ Detroit Tigers
Comerica Park, Detroit, MI
Wed Jul 09 2003, 7:05 PM EDT
Att. 12,869 - Cloudy - 76 F

livebaseballscorecards.com


AB 33
R 2
H 3
RBI 2
BB 1
SO 4
LOB 9



Batter	1	2	3	4	5	6	7	8	9	AB	R	H	RBI	BB	SO	LOB	BOTTOM
Alex Sanchez, L OBP: 0.299, SLG: 0.350 (1, 8) C S B X	1-2 F8 ① X	0-0 B3 ②		2-1 F8 ③		1 SAFE 1 SAFE X 0-0 G4-3 ②		F B S F S 1-3 K ③		5	0	0	0	0	1	4	
Warren Morris, L OBP: 0.360, SLG: 0.441 (1, 4) X	0-0 BLK 1B 1B	2-2 F7 ③			F B X 1-1 1B 1B	0-1 2B 2B				4	2	3	1	0	0	1	
Dmitri Young, S OBP: 0.364, SLG: 0.550 (1, 7) 1 SAFE 1 SAFE X	0-0 1B 1B 1-H		B B S B 4-1 FC6-4 BB		1-2 F7 ①	3-1 G3-1 ③				3	1	1	1	1	0	2	
Kevin Witt, L OBP: 0.329, SLG: 0.469 (1, 10) C F X	0-2 1B 1B 1-2		C B 1 SAFE 1 SAFE X 1-1 P2 ①		0-0 1B 1B 1-2		C C B B X 3-2 P2 ①			4	0	2	0	0	0	1	
Eric Munson, L OBP: 0.319, SLG: 0.429 (1, 5) C B X	1-1 F9 ②		2-3 K ②		1-0 1B 1-2 2-H		B B B B C C 3-3 K ②			4	0	1	1	0	2	3	
Cody Ross, R OBP: 0.273, SLG: 0.111 (1, 9) B C X	1-1 1B 1B 1-2 2-H		0-0 FC6-4 ③ 1-2f		1-0 L9 ②		B B B B C C 3-2 G5-3 ③			4	0	1	1	0	0	3	
Carlos Pena, L OBP: 0.314, SLG: 0.411 (1, 3) B C X	1-2 G3 ③			S B B B X 2-2 G3 ①		1-3 K ③		C C B S 1-3 K ①		4	0	0	0	0	2	4	AB 36
A.J. Hinch, R OBP: 0.222, SLG: 0.360 (1, 2)		B B X 2-0 G6-3 ①		B B X 1-0 2B ②		L B F B S 2-3 K ①		X 0-0 G4-3 2B		4	0	2	0	0	1	0	RBI 4
Ramon Santiago, S OBP: 0.301, SLG: 0.290 (1, 6)		B F B X 1-1 B3 2B		F F F 0-3 K ②		B B C B F F 3-2 G4-3 2B 1B		B F B B X 2-2 G4-3 ②		4	1	2	0	0	1	2	BB 1

Inning Stats	R: 2	H: 4	E: 0	LOB: 2	K: 0	P: 19	R: 0	H: 1	E: 0	LOB: 1	K: 0	P: 16	R: 0	H: 0	E: 0	LOB: 1	K: 1	P: 15	R: 1	H: 3	E: 0	LOB: 2	K: 1	P: 16	R: 1	H: 2	E: 0	LOB: 1	K: 1	P: 20	R: 0	H: 0	E: 0	LOB: 0	K: 1	P: 18	R: 0	H: 1	E: 0	LOB: 1	K: 2	P: 16				
	1B: 8	2B: 4	3B: 0	HR: 0	SF: 0	SAC: 0	DP: 0	HB: 0	WP: 0	PA: 37																																				
PITCHER	IP	WLS	BF	H	R	ER	SO	BB	IBB	HBP	BLK	WP	HR	S	P	ERA	WHIP																													
Bartolo Colon, R ERA: 4.14 (1, 1)	6.0	L	30	11	4	4	4	1	0	0	1	0	0	67	101	6.00	2.000																													
Damaso Marte, L ERA: 1.82 (7, 1)	2.0		7	1	0	0	3	0	0	0	0	0	0	21	34	0.00	0.500																													

Chicago White Sox @ Detroit Tigers
 Comerica Park, Detroit, MI
 Wed Jul 09 2003, 7:05 PM EDT
 Atf: 12,869 - Cloudy - 76 F

livebaseballscorecards.com
AB 36
R 4
H 12
RBI 4
BB 1
SO 7
LOB 20


Batter	1	2	3	4	5	6	7	8	9	AB R H RBI BB SO LOB	TOP											
Roberto Alomar, S (1, 4) OBP: 0.334, SLG: 0.354	4-1 G4-6-3 BB		0-1 1-2 1B			1-2 G4-6-3 1-2f		1-2 FC5-4 1-2f 2-3		3 0 1 0 1 0 3												
Carlos Lee, R (1, 7) OBP: 0.315, SLG: 0.443	0-2 F9		0-0 G1-3			1-3 K		0-0 G1-4-3		4 0 0 0 0 1 5												
Frank Thomas, R (1, 3) Aaron Rowand, R (9, PR) OBP: 0.411, SLG: 0.557 OBP: 0.295, SLG: 0.375	2-2 G4-6-3 1-2f			2-0 G5-3			3-2 F9		4-2 E 1B BB	3 0 0 0 1 0 1 0 0 0 0 0 0 0												
Carl Everett, S (1, 8) OBP: 0.347, SLG: 0.520		0-1 L5		1-0 P2			1-1 F8		1-2 F9	4 0 0 0 0 0 1												
Magglio Ordonez, R (1, 9) OBP: 0.360, SLG: 0.523		3-2 1B		3-1 F8			0-0 1B		1-2 E8 1-3 1B	4 0 3 0 0 0 0												
Brian Daubach, L (1, 10) OBP: 0.361, SLG: 0.432		3-1 F9			2-2 G3		1-2 F9		3-1 L3 1-1	4 0 0 0 0 0 3												
24 Joe Crede, R (1, 5) Willie Harris, L (8, PH) Tony Graffanino, R (8, 5) OBP: 0.268, SLG: 0.350 OBP: 0.229, SLG: 0.235 OBP: 0.333, SLG: 0.400			1-0 G5-3		1-3 K			2-1 B1-3		2 0 0 0 0 1 0 1 0 0 0 0 0 0 0 0 0 0 0 0 0	AB 31 R 0 H 8 RBI 0 BB 2 SO 2 LOB 14											
Jose Valentin, S (1, 6) OBP: 0.335, SLG: 0.467			1-2 1B 1B		1-0 G4-3			1-0 FC5-4 2B		3 0 2 0 0 0 0												
Miguel Olivo, R (1, 2) OBP: 0.278, SLG: 0.366			0-0 P5			1-1 G4-6-3 1B		1-1 FC5-4 1B		3 0 2 0 0 0 1												
Inning Stats	R: 0 E: 0 K: 0 S: 7	H: 0 LOB: 0 BB: 1 P: 13	R: 0 E: 0 K: 0 S: 7	H: 1 LOB: 0 BB: 0 P: 13	R: 0 E: 0 K: 0 S: 8	H: 2 LOB: 2 BB: 0 P: 10	R: 0 E: 0 K: 0 S: 4	H: 0 LOB: 0 BB: 0 P: 10	R: 0 E: 0 K: 1 S: 8	H: 0 LOB: 0 BB: 0 P: 12	R: 0 E: 0 K: 1 S: 11	H: 1 LOB: 0 BB: 0 P: 14	R: 0 E: 0 K: 0 S: 9	H: 1 LOB: 1 BB: 0 P: 14	R: 0 E: 0 K: 0 S: 11	H: 2 LOB: 2 BB: 0 P: 16	R: 0 E: 1 K: 0 S: 10	H: 1 LOB: 2 BB: 1 P: 19	1B: 7 2B: 2 3B: 0 HR: 0	SF: 0 SAC: 0 DP: 3 HBP: 0	WP: 0 PB: 0 SB: 0 CS: 0	PA: 33
PITCHER	IP WLS BF H R ER SO BB IBB HBP BLK WP HR S P ERA WHIP																					
34 Nate Cornejo, R (1, 1) ERA: 4.44	8.0 W 30 7 0 0 2 2 0 0 0 0 0 0 67 108 0.00 1.125																					
Jamie Walker, L (9, 1) ERA: 3.18	0.1 H 1 0 0 0 0 0 0 0 0 0 0 0 3 4 0.00 0.000																					
45 Chris Mears, R (9, 1) ERA:	0.2 S 2 1 0 0 0 0 0 0 0 0 0 0 5 9 0.00 1.500																					

Chicago White Sox @ Detroit Tigers
Comerica Park, Detroit, MI
Thu Jul 10 2003, 1:05 PM EDT
Att. 18,206 - Cloudy - 72 F

livebaseballscorecards.com



Batter	1	2	3	4	5	6	7	8	9
Alex Sanchez, L OBP: 0.302, SLG: 0.355 (1, 8)	0-1 G4-3 1B 2B	1-2 F9			1-0 G1-3 1B		2-2 F9		
Warren Morris, L OBP: 0.357, SLG: 0.443 (1, 4)	0-1 G4-3 2-3		0-0 2B		0-1 G1-3 1-2		1-1 F9		
Dmitri Young, S OBP: 0.360, SLG: 0.543 (1, 7)	0-3 K		0-0 F8		2-3 K		0-3 K		
Kevin Witt, L OBP: 0.326, SLG: 0.463 (1, 10)	2-2 1B		3-3 K		0-1 F9		2-1 G6-3		
Eric Munson, L OBP: 0.319, SLG: 0.428 (1, 5)	1-2 G4-3		0-0 G6-3		1-2 1B				
Craig Monroe, R OBP: 0.286, SLG: 0.409 (1, 9)		1-1 G4-3		1-2 F9		1-1 P4			
Carlos Pena, L OBP: 0.314, SLG: 0.407 (1, 3)		3-2 1B HBP		0-0 P6		1-1 G3			
Matt Walbeck, S OBP: 0.160, SLG: 0.200 (1, 2)		1-2 1B		2-2 P5		1-3 K			
Ramon Santiago, S OBP: 0.297, SLG: 0.286 (1, 6)		0-3 K		0-3 K		0-1 G4-3			

Inning Stats	R: 1	H: 2	E: 0	K: 1	S: 14	LOB: 1	BB: 0	P: 17
	R: 0	H: 1	E: 0	K: 1	S: 15	LOB: 2	BB: 0	P: 21
	R: 0	H: 1	E: 0	K: 1	S: 7	LOB: 1	BB: 0	P: 10
	R: 0	H: 0	E: 0	K: 0	S: 8	LOB: 0	BB: 0	P: 11
	R: 0	H: 1	E: 0	K: 2	S: 9	LOB: 1	BB: 0	P: 12
	R: 0	H: 1	E: 0	K: 0	S: 11	LOB: 1	BB: 0	P: 13
	R: 0	H: 0	E: 0	K: 1	S: 9	LOB: 0	BB: 0	P: 12
	R: 0	H: 0	E: 0	K: 1	S: 7	LOB: 0	BB: 0	P: 10

PITCHER	IP	WLS	BF	H	R	ER	SO	BB	IBB	HBP	BLK	WP	HR	S	P	ERA	WHIP
Esteban Loaiza, R ERA: 2.21 (1, 1)	8.0	L	31	6	1	1	7	0	0	1	0	0	0	80	106	1.12	0.750

AB R H RBI BB SO LOB

4	1	2	0	0	0	2
4	0	1	0	0	0	2
4	0	0	0	0	3	3
4	0	1	1	0	1	1
3	0	1	0	0	0	2
3	0	0	0	0	0	1
2	0	0	0	0	0	1
3	0	1	0	0	1	0
3	0	0	0	0	2	2

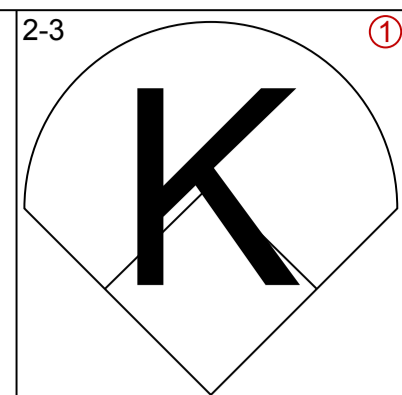
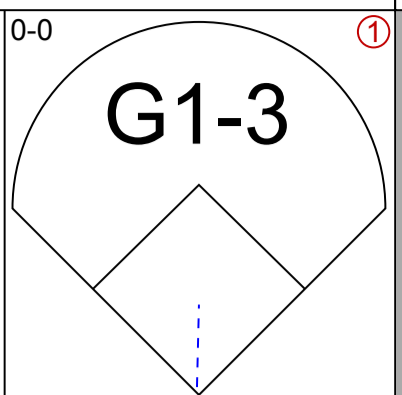
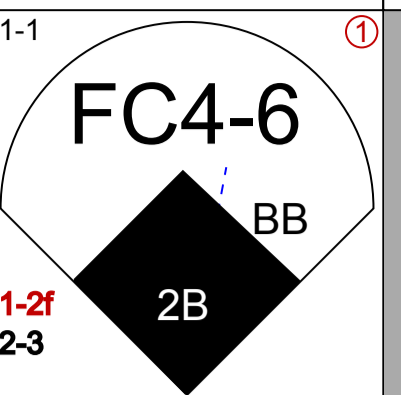
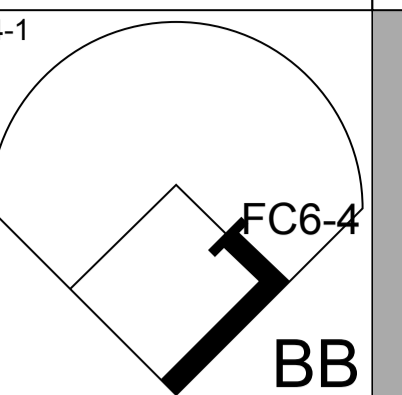
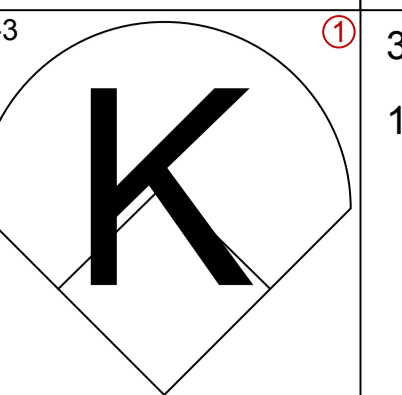
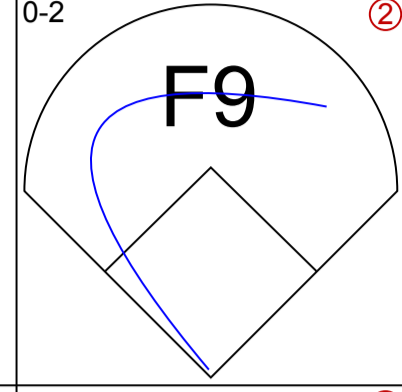
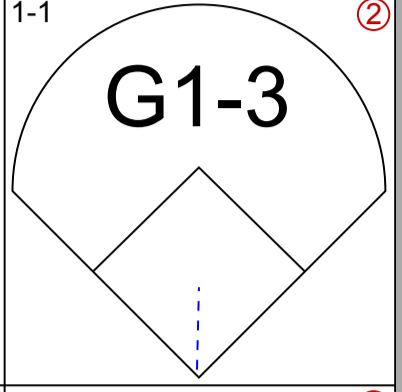
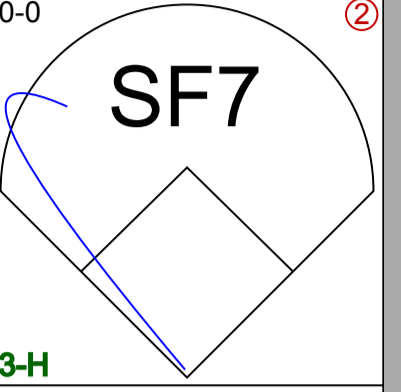
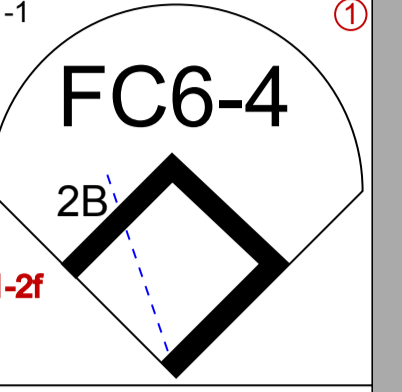
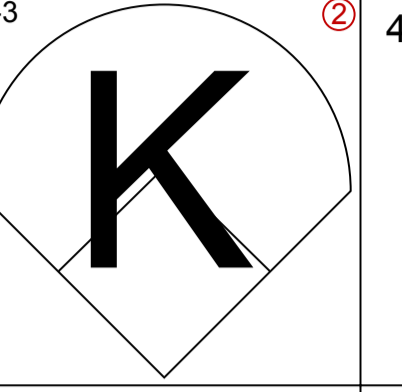
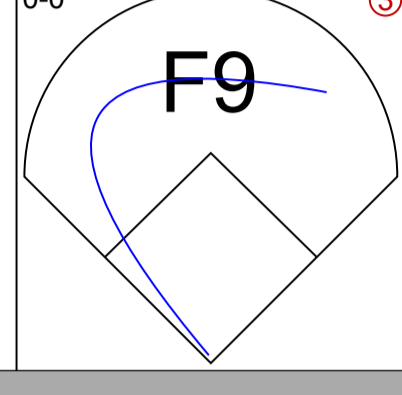
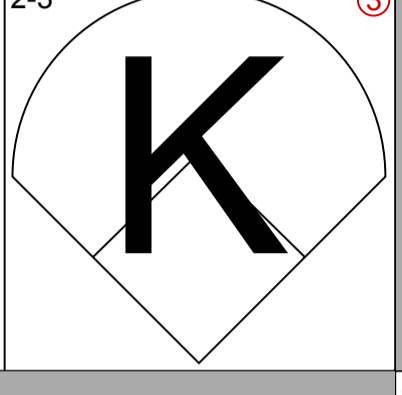
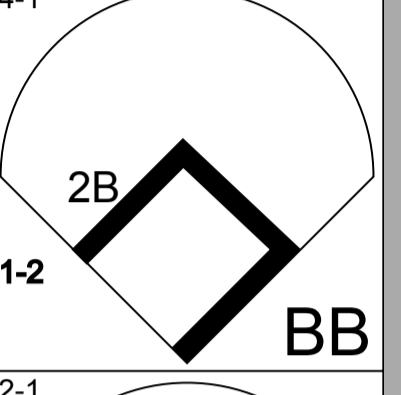
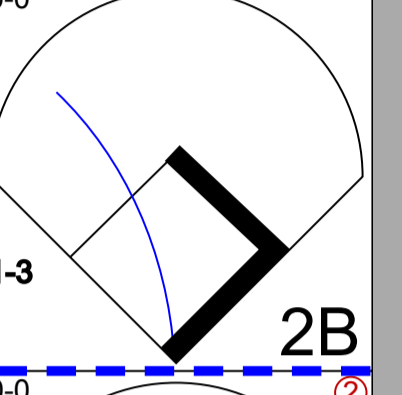
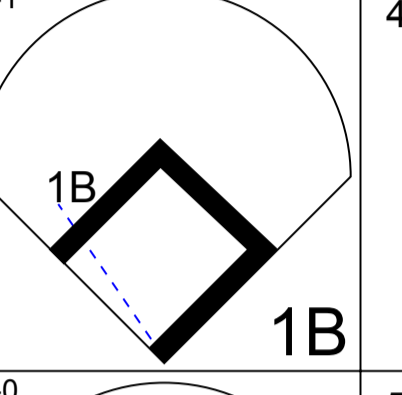
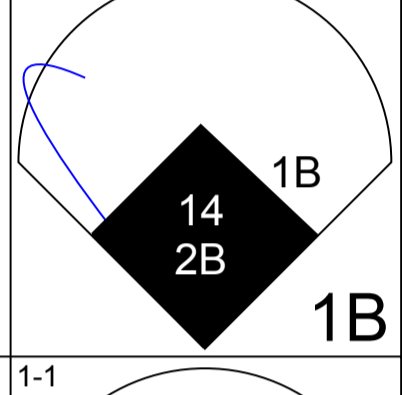
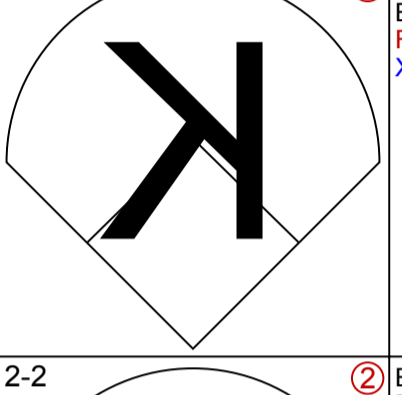
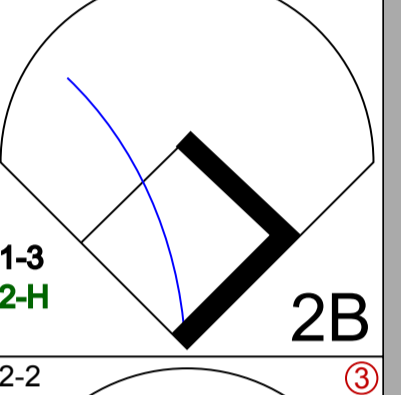
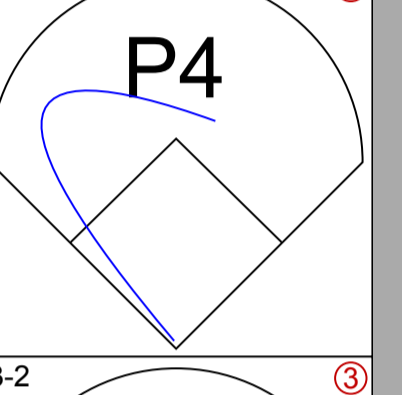
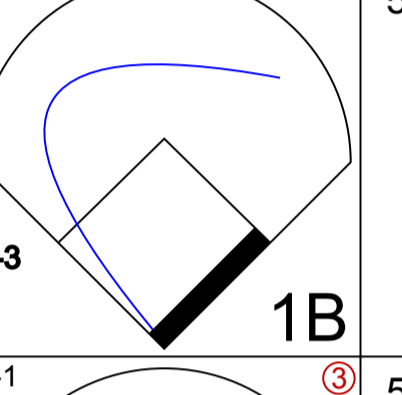
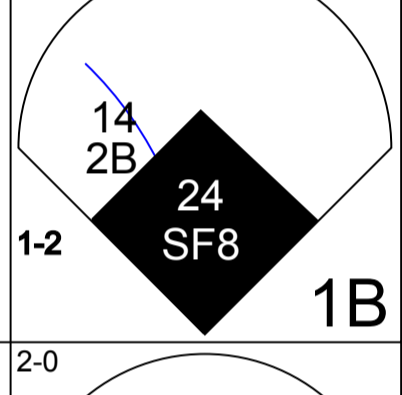
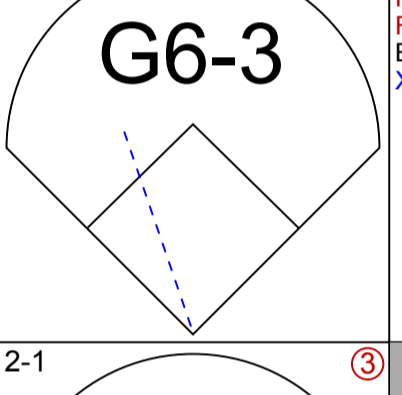
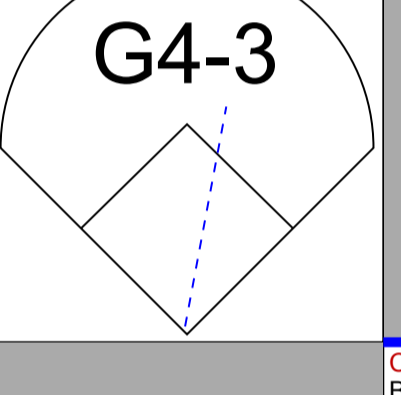
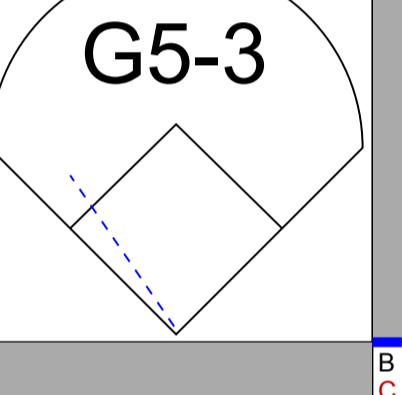
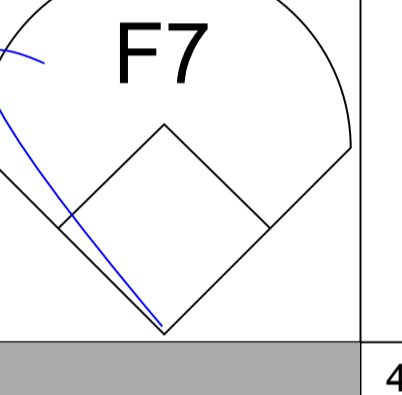
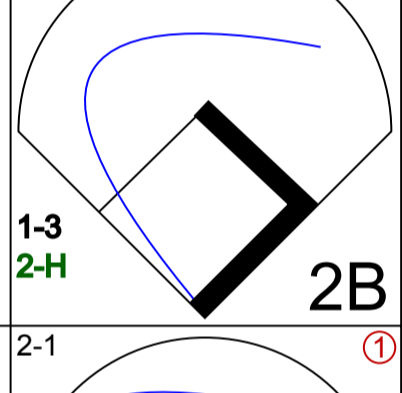
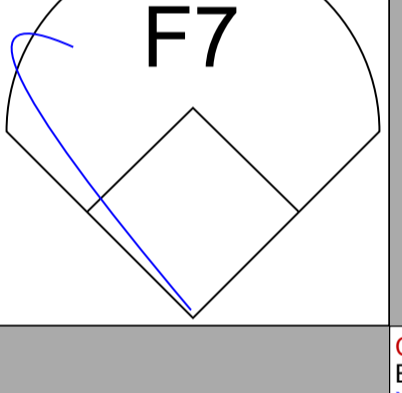
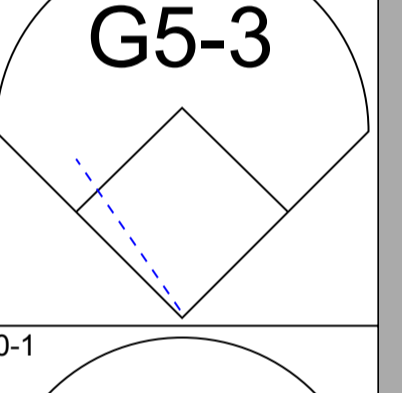
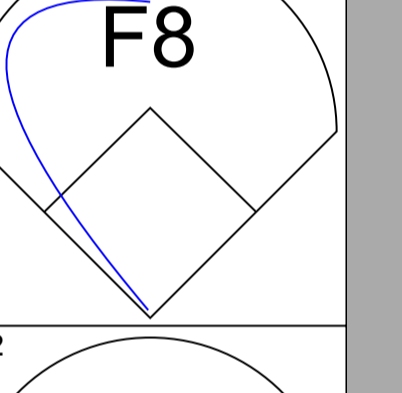
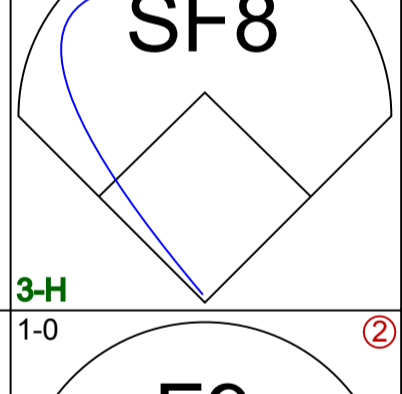
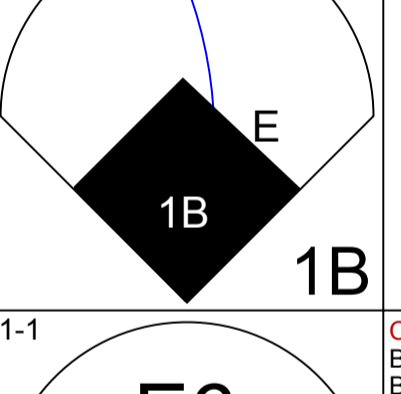
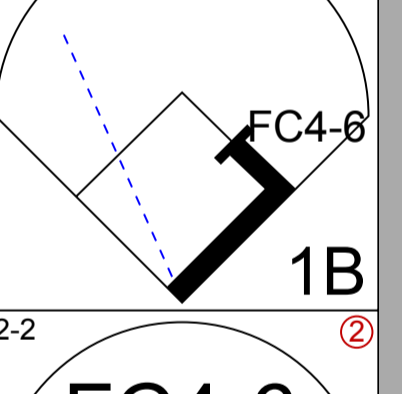
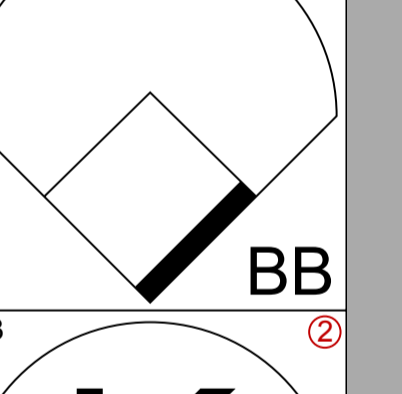
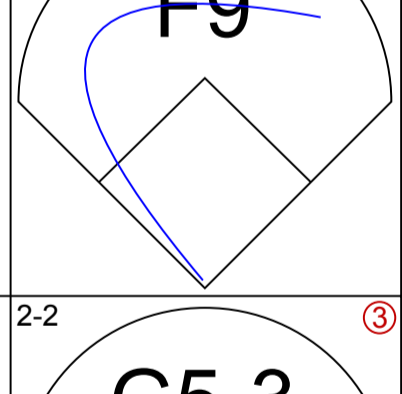
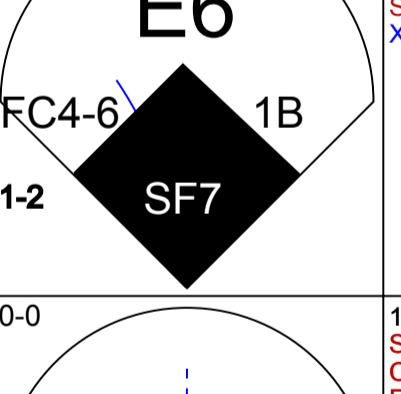
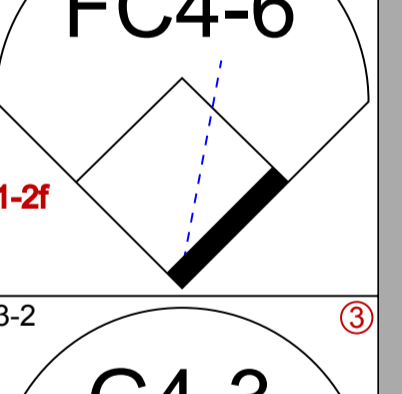
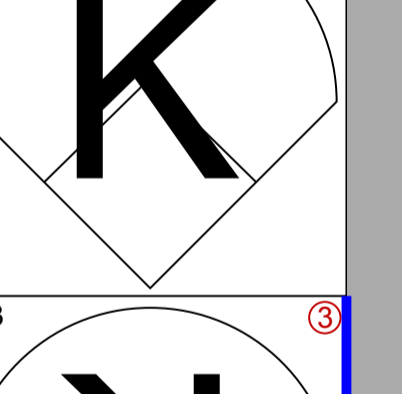

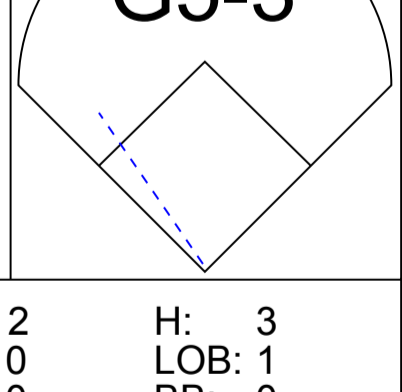
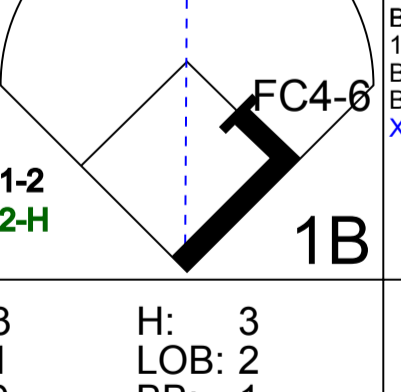
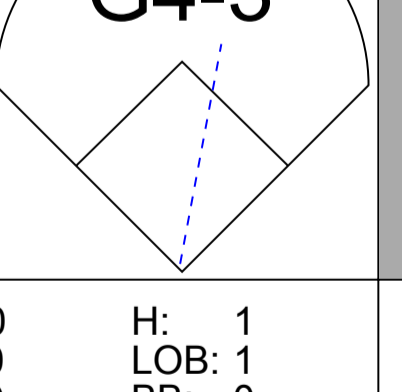
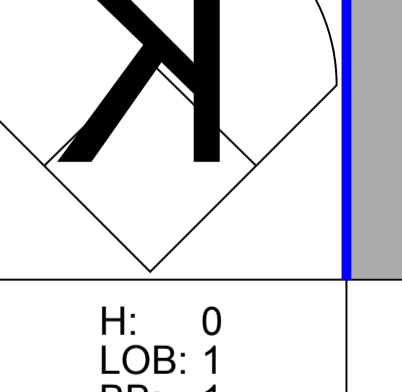
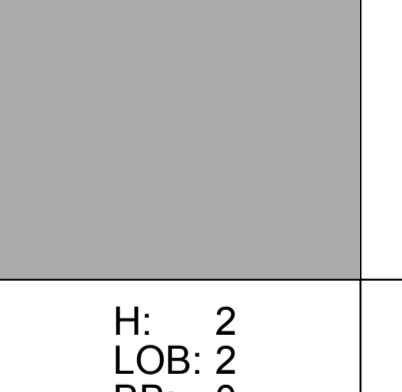
AB	30
R	1
H	6
RBI	1
BB	0
SO	7
LOB	14



Chicago White Sox @ Detroit Tigers
Comerica Park, Detroit, MI
Thu Jul 10 2003, 1:05 PM EDT
Att: 18,206 - Cloudy - 72 F

livebaseballscorecards.com

WP	PA
0	31
PB	0
SB	0
CS	0

Batter	1	2	3	4	5	6	7	8	9	AB R H RBI BB SO LOB	TOP
Tony Graffanino, R (1, 4) OBP: 0.327, SLG: 0.391 Willie Harris, L (7, PH) OBP: 0.234, SLG: 0.233 (7, 4)										3 1 0 0 0 1 2 1 0 0 0 1 1 0	Chicago White Sox @ Cleveland Indians Jacobs Field, Cleveland, OH Fri Jul 11 2003, 7:05 PM EDT Att. 27,712 - Cloudy - 72 F
Carlos Lee, R (1, 7) OBP: 0.311, SLG: 0.437										4 0 0 1 0 1 1	
Frank Thomas, R (1, 10) OBP: 0.414, SLG: 0.560										4 0 2 0 1 1 0	
Magglio Ordonez, R (1, 9) OBP: 0.363, SLG: 0.527										5 1 3 1 0 1 2	
Carl Everett, S (1, 8) OBP: 0.345, SLG: 0.515										5 1 1 0 0 0 6	
14 Paul Konerko, R (1, 3) OBP: 0.258, SLG: 0.278										4 0 1 1 0 0 0	
24 Joe Crede, R (1, 5) OBP: 0.274, SLG: 0.355										2 1 2 1 1 0 0	
Jose Valentin, S (1, 6) OBP: 0.331, SLG: 0.460										4 1 0 0 0 1 4	
Sandy Alomar Jr., R (1, 2) OBP: 0.284, SLG: 0.374 Miguel Olivo, R (8, 2) OBP: 0.278, SLG: 0.366										4 0 1 1 0 1 3 0 0 0 0 0 0 0	
Inning Stats	R: 0 H: 0 E: 0 LOB: 0 K: 1 BB: 0 S: 8 P: 10	R: 2 H: 3 E: 0 LOB: 1 K: 0 BB: 0 S: 12 P: 20	R: 0 H: 0 E: 0 LOB: 0 K: 1 BB: 0 S: 6 P: 9	R: 0 H: 0 E: 0 LOB: 0 K: 1 BB: 0 S: 8 P: 14	R: 3 H: 3 E: 1 LOB: 2 K: 0 BB: 1 S: 14 P: 25	R: 0 H: 1 E: 0 LOB: 1 K: 0 BB: 0 S: 12 P: 20	R: 0 H: 1 E: 0 LOB: 2 K: 0 BB: 1 S: 11 P: 19	R: 0 H: 0 E: 0 LOB: 1 K: 2 BB: 1 S: 12 P: 19	R: 0 H: 2 E: 0 LOB: 2 K: 2 BB: 0 S: 12 P: 17	1B: 7 SF: 2 2B: 3 SAC: 0 3B: 0 DP: 0 HR: 0 HBP: 0	WP: 0 PA: 41 PB: 0 SB: 0 CS: 0
PITCHER Brian Anderson, L (1, 1) ERA: 4.13 Jose Santiago, R (6, 1) ERA: 3.5 Jason Boyd, R (7, 1) ERA: 4.18 Jack Cressend, R (8, 1) ERA: 1.5	IP WLS BF H R ER SO BB IBB HBP BLK WP HR S P ERA WHIP 5.0 W 23 6 5 2 3 1 0 0 0 0 0 0 48 78 3.60 1.400 1.1 H 7 2 0 0 0 0 1 0 0 0 0 0 0 16 29 0.00 2.250 0.2 H 2 0 0 0 0 0 0 0 0 0 0 0 0 7 10 0.00 0.000 2.0 9 2 0 0 0 4 1 0 0 0 0 0 0 24 36 0.00 1.500	PITCHER IP WLS BF H R ER SO BB IBB HBP BLK WP HR S P ERA WHIP									

AB	36
R	5
H	10
RBI	5
BB	3
SO	7
LOB	18



Batter	1	2	3	4	5	6	7	8	9
Coco Crisp, S OBP: 0.300, SLG: 0.339 (1, 8)	2-1 F7		1-1 FC1-2-1 3B	4-1 G5-4-3 BB		0-0 B1		1-0 HR 2B	
Matt Lawton, L OBP: 0.344, SLG: 0.443 (1, 7)	3-2 F9		4-2 FC1-2-1 BB	2-2 G5-4-3		2-2 G6-4-3 1B		0-1 HR	
Shane Spencer, R OBP: 0.327, SLG: 0.406 (4, PH) (5, 7)				1-2f				2-H	
Milton Bradley, S OBP: 0.436, SLG: 0.507 (1, 10)	3-1 1B		0-1 FC1-2-1 BB 2B	4-2 S BB		1-1 G6-4-3		0-3 K	
Jody Gerut, L OBP: 0.333, SLG: 0.510 (1, 9)	3-2 F9		4-0 BB 2B IBB	0-1 L6		3-2 F7		1-1 G3	
Casey Blake, R OBP: 0.340, SLG: 0.450 (1, 5)		1-3 K	4-0 2B E BB		1-1 G4-3		4-0 HR BB		
Ben Broussard, L OBP: 0.348, SLG: 0.488 (1, 3)	1-0 HR		1-2 E 2B	1-2 HR 1B		1-0 HR			
Tim Laker, R OBP: 0.277, SLG: 0.412 (1, 2)	2-3 K		0-1 FC1 FC5 2B	1-0 HR		1-1 G6-3			
Ricky Gutierrez, R OBP: 0.314, SLG: 0.326 (1, 6)	2-2 1B		2-2 G6-3	1-3 K		0-2 G4-3			
Zach Sorensen, S OBP: 0.280, SLG: 0.318 (9, 6)									
Brandon Phillips, R OBP: 0.241, SLG: 0.304 (1, 4)			4-1 3B BB	3-3 K				2-0 P6	

Inning Stats	R: 0 E: 0 K: 0 S: 11	H: 1 LOB: 1 BB: 0 P: 22	R: 1 E: 0 K: 2 S: 11	H: 2 LOB: 1 BB: 0 P: 17	R: 5 E: 1 K: 0 S: 18	H: 2 LOB: 2 BB: 4 P: 38	R: 0 E: 0 K: 0 S: 9	H: 0 LOB: 1 BB: 2 P: 19	R: 2 E: 0 K: 2 S: 12	H: 2 LOB: 0 BB: 0 P: 19	R: 0 E: 0 K: 0 S: 8	H: 1 LOB: 0 BB: 0 P: 11	R: 2 E: 0 K: 0 S: 10	H: 1 LOB: 0 BB: 1 P: 19	R: 2 E: 0 K: 1 S: 9	H: 2 LOB: 0 BB: 0 P: 13
--------------	-------------------------------	----------------------------------	-------------------------------	----------------------------------	-------------------------------	----------------------------------	------------------------------	----------------------------------	-------------------------------	----------------------------------	------------------------------	----------------------------------	-------------------------------	----------------------------------	------------------------------	----------------------------------

PITCHER	IP	WLS	BF	H	R	ER	SO	BB	IBB	HBP	BLK	WP	HR	S	P	ERA	WHIP
Dan Wright, R ERA: 5.93 (1, 1)	2.1	L	14	4	6	5	2	3	1	0	0	0	1	30	64	19.29	3.000
Gary Glover, R ERA: 5.17 (3, 1)	1.2		8	1	0	0	0	2	0	0	0	0	0	19	32	0.00	1.800
Rick White, R ERA: 6.14 (5, 1)	2.0		8	3	2	2	2	0	0	0	0	0	1	20	30	9.00	1.500
David Sanders, L ERA: 5.03 (7, 1)	1.0		5	1	2	2	0	1	0	0	0	0	1	10	19	18.00	2.000
Billy Koch, R ERA: 5.63 (8, 1)	1.0		5	2	2	2	1	0	0	0	0	0	1	9	13	18.00	2.000


BOTTOM

AB	R	H	RBI	BB	SO	LOB
4	1	2	1	1	0	0
1	1	0	0	1	0	0
3	1	2	2	0	0	1
4	1	1	0	1	1	3
4	1	0	0	1	0	2
2	2	0	1	2	1	0
4	3	4	5	0	0	0
4	1	1	2	0	1	1
4	0	1	0	0	1	2
0	0	0	0	0	0	0
3	1	0	0	1	1	2

Chicago White Sox @ Cleveland Indians
Jacobs Field, Cleveland, OH

AB 33
R 12
H 11
RBI 11
BB 7
SO 5
LOB 11

WP: 0 **PA: 40**
PB: 0
SB: 1
CS: 0



livebaseballscorecards.com

Fri Jul 11 2003, 7:05 PM EDT
Att: 27,712 - Cloudy - 72 F

Batter	1	2	3	4	5	6	7	8	9	10	AB	R	H	RBI	BB	SO	LOB	TOP							
Tony Graffanino, R (1, 6) OBP: 0.320, SLG: 0.382 Jose Valentin, S (7, PH) OBP: 0.329, SLG: 0.457 (7, 6)	P6		F7			F9	K		F7		3	0	0	0	0	0	0								
Roberto Alomar, S (1, 4) OBP: 0.329, SLG: 0.348	F7		G5-3			G6-3		E4	E1		5	0	0	0	0	0	0								
Frank Thomas, R (1, 10) OBP: 0.414, SLG: 0.556			F7			1B 1B		FC6-4	K		4	2	1	0	1	1	2								
Magglio Ordonez, R (1, 9) OBP: 0.363, SLG: 0.528	F8				P2	1B 1B		G3-1		14 HR 2B	5	1	2	0	0	0	2								
Carlos Lee, R (1, 7) OBP: 0.315, SLG: 0.443			P1		G6-3	1B 1B				14 HR 1B	5	1	3	2	0	0	0								
14 Paul Konerko, R (1, 3) OBP: 0.261, SLG: 0.294			24 BB 1B		G5-3	F7		G6-3		HR	5	1	2	3	0	0	3								
Aaron Rowand, R (1, 8) OBP: 0.289, SLG: 0.368 Carl Everett, S (7, PH) OBP: 0.345, SLG: 0.513 (7, 8) Willie Harris, L (10, 8) OBP: 0.234, SLG: 0.233			L7		F9			G6-3		24 BB E 1B	2	0	0	0	0	0	1								
24 Joe Crede, R (1, 5) OBP: 0.276, SLG: 0.351			BB		L6			G5-3		SH1-4 E BB	3	1	0	0	2	0	0								
Sandy Alomar Jr., R (1, 2) OBP: 0.279, SLG: 0.366 Brian Daubach, L (7, PH) OBP: 0.365, SLG: 0.432 Miguel Olivo, R (7, PR) OBP: 0.276, SLG: 0.364 (7, 2)			K		F7			BB		SH1-4 K	2	0	0	0	0	1	2								
Inning Stats	R: 0 E: 0 K: 15 S: 15	H: 0 LOB: 1 BB: 1 P: 22	R: 0 E: 0 K: 1 S: 12	H: 1 LOB: 2 BB: 1 P: 20	R: 0 E: 0 K: 5 S: 5	H: 0 LOB: 0 BB: 0 P: 7	R: 0 E: 0 K: 8 S: 8	H: 0 LOB: 0 BB: 0 P: 10	R: 0 E: 0 K: 4 S: 4	H: 0 LOB: 0 BB: 0 P: 5	R: 1 E: 0 K: 13 S: 13	H: 3 LOB: 2 BB: 0 P: 18	R: 0 E: 0 K: 7 S: 7	H: 0 LOB: 1 BB: 1 P: 17	R: 1 E: 1 K: 10 S: 10	H: 1 LOB: 1 BB: 0 P: 17	R: 2 E: 1 K: 1 S: 15	H: 1 LOB: 1 BB: 1 P: 24	R: 3 E: 0 K: 1 S: 12	H: 3 LOB: 0 BB: 0 P: 20	1B: 6 2B: 2 3B: 0 HR: 1	SF: 0 SAC: 1 DP: 0 HBP: 0	WP: 1 PB: 0 SB: 0 CS: 0	PA: 45	
PITCHER	IP	WLS	BF	H	R	ER	SO	BB	IBB	HBP	BLK	WP	HR	S	P	ERA	WHIP								
Jason Stanford, L (1, 1) ERA: 2.45	6.0		24	4	1	1	1	2	0	0	0	0	0	57	82	1.50	1.000								
Jason Boyd, R (7, 1) ERA: 4.09	0.2	H	3	0	0	0	0	1	0	0	0	0	0	4	12	0.00	1.500								
David Riske, R (7, 1) ERA: 2.66	1.1	H	6	1	1	0	1	0	0	0	0	1	0	13	22	0.00	0.750								
Danys Baez, R (9, 1) ERA: 3.27	1.0	B	6	1	2	0	1	1	0	0	0	0	0	15	24	0.00	2.000								
Terry Mulholland, L (10, 1) ERA: 4.53	1.0	L	6	3	3	3	1	0	0	0	0	0	1	12	20	27.00	3.000								

Chicago White Sox @ Cleveland Indians
 Jacobs Field, Cleveland, OH
 Sat Jul 12 2003, 1:05 PM EDT
 Att. 24,163 - Sunny - 72 F

livebaseballscorecards.com

AB 40
 R 7
 H 9
 RBI 5
 BB 4
 SO 4
 LOB 13



Chicago White Sox @ Cleveland Indians
 Jacobs Field, Cleveland, OH

Sat Jul 12 2003, 7:05 PM EDT
 Att. 27,165 - Sunny - 73 F

livebaseballscorecards.com

AB	30
R	2
H	6
RBI	2
BB	7
SO	5
LOB	23



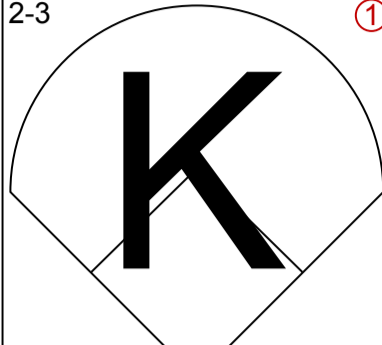
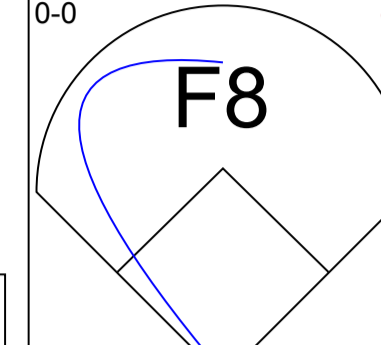
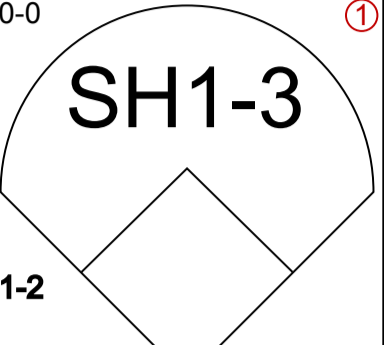
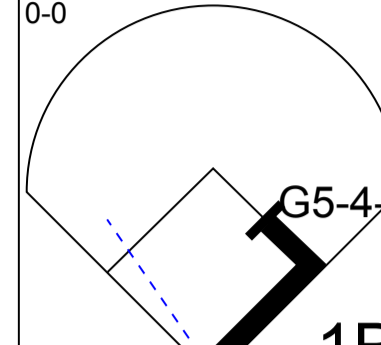
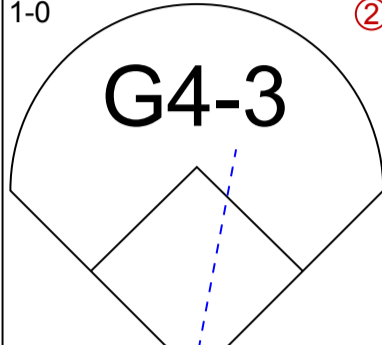
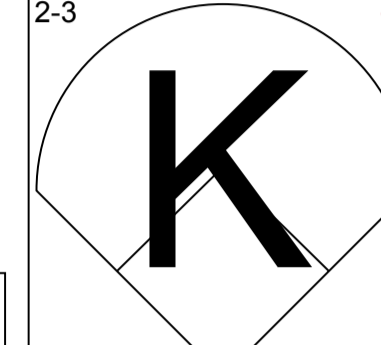
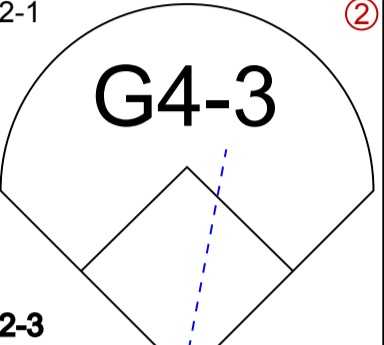
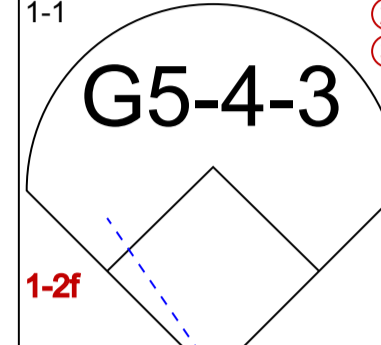
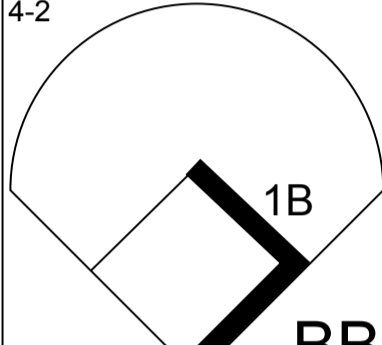
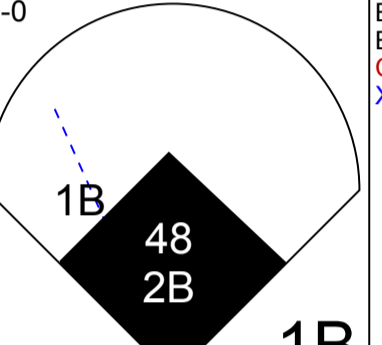
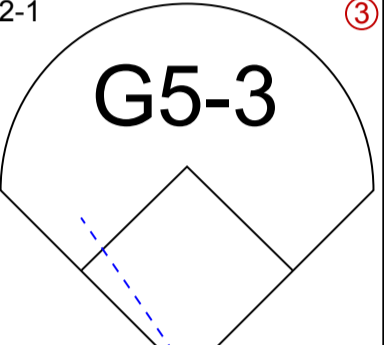
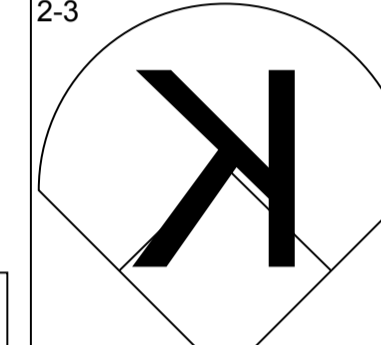
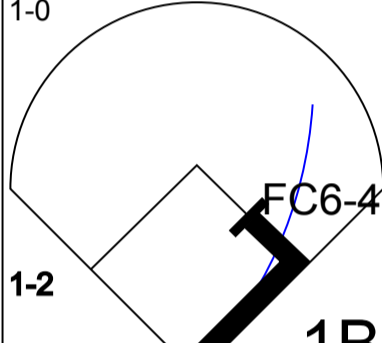
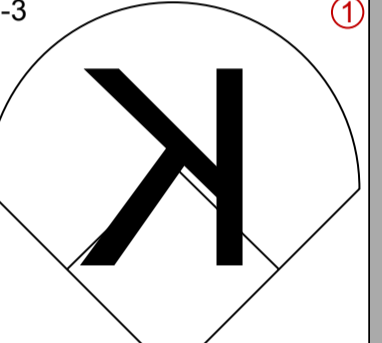
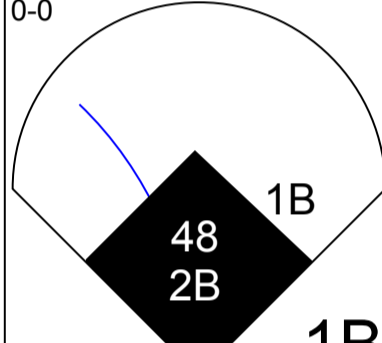
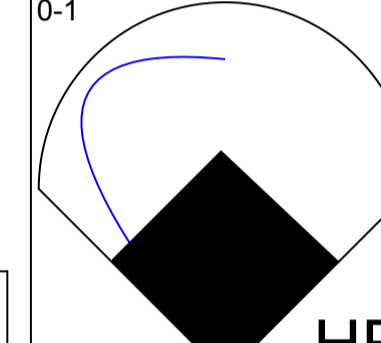
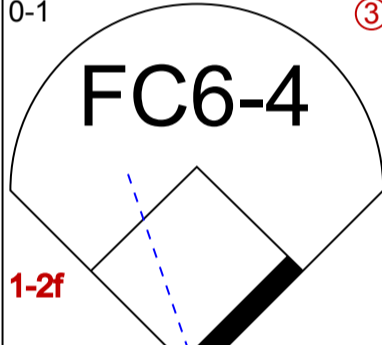
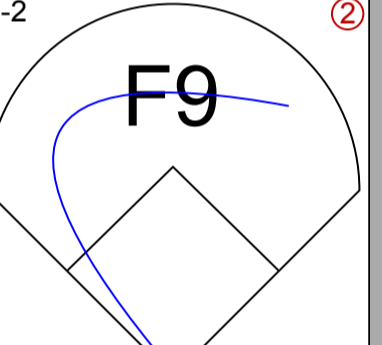
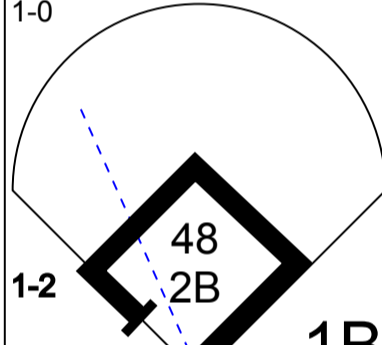
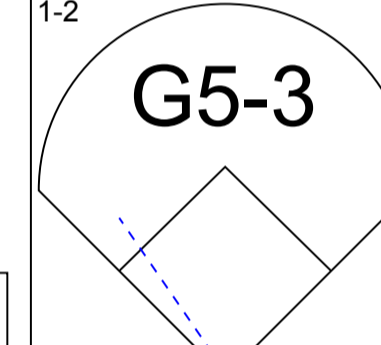
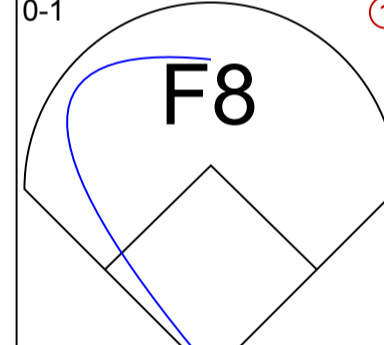
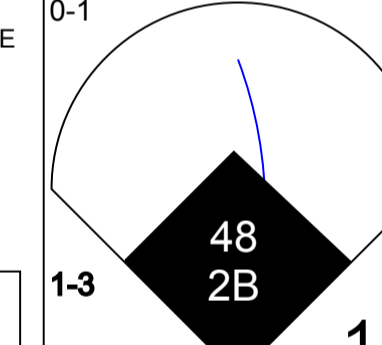
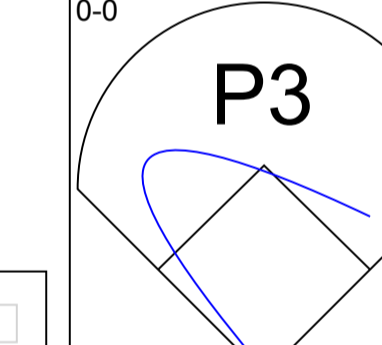
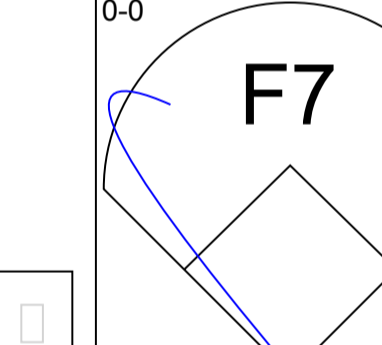
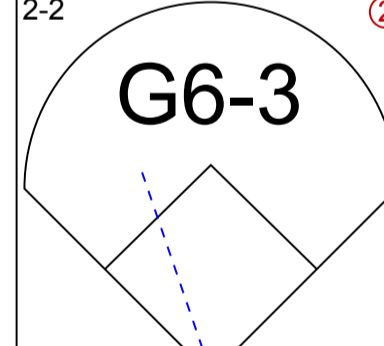
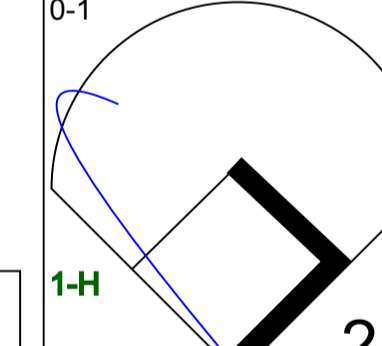
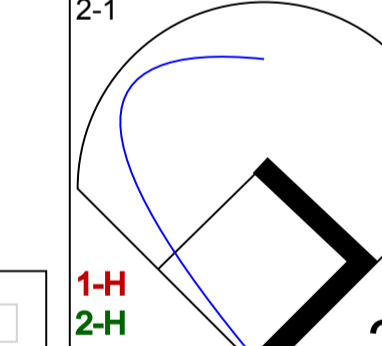
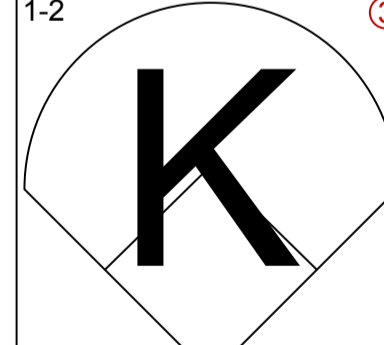
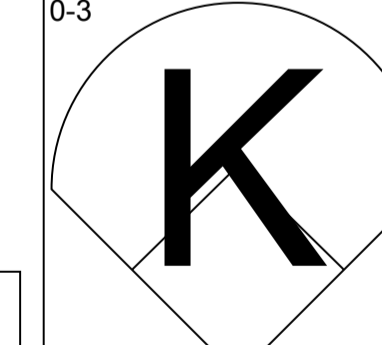
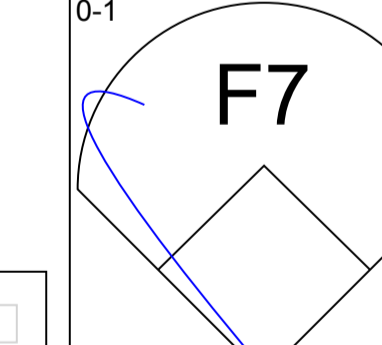
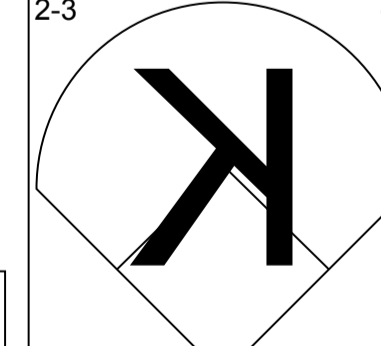
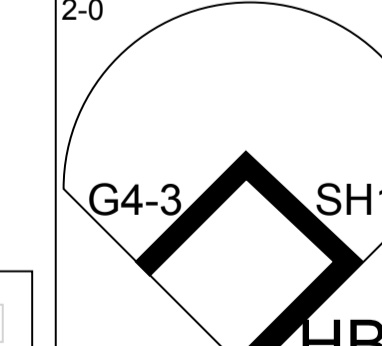
TOP

AB	R	H	RBI	BB	SO	LOB
4	1	0	0	1	1	2
2	0	1	0	2	0	1
4	0	2	1	0	0	2
4	0	0	0	0	1	4
3	1	2	0	1	0	2
2	0	0	0	2	0	2
4	0	1	1	0	0	3
2	0	0	0	1	1	1
1	0	0	0	0	1	2
3	0	0	0	0	1	2
1	0	0	0	0	0	2

Batter	1	2	3	4	5	6	7	8	9
Willie Harris, L (1, 8) OBP: 0.232, SLG: 0.224	3-3 K		4-2 G4-3 S 2B BB		0-2 L6		0-0 L4		3-2 P6
Roberto Alomar, S (1, 4) OBP: 0.334, SLG: 0.349	3-2 1B 1B		3-2 G4-3 1-3		4-1 FC1-6 BB			4-2 G1-6-3 BB	
Carlos Lee, R (1, 7) OBP: 0.317, SLG: 0.446	2-2 1-2 1B		1-0 3-H 2B		1-2 FC1-6 1-2f			2-2 G1-6-3 1-2f	
Magglio Ordonez, R (1, 9) OBP: 0.360, SLG: 0.522	2-3 K		0-1 L9		0-1 L9			1-0 F8	
Carl Everett, S (1, 10) OBP: 0.350, SLG: 0.515	1-2 G3-1			4-2 G4-3 G4-3 BB		1-2 24 CS 1B		0-1 WP 1B	
Brian Daubach, L (1, 3) OBP: 0.368, SLG: 0.425		4-1 FC6-4 BB		0-1 G4-3 1-2		2-1 F7		4-2 1B BB	
Jose Valentin, S (1, 6) OBP: 0.328, SLG: 0.454		2-1 FC6-4 24 CS 1-2f		0-0 G4-3 2-3		0-2 P4		0-0 1B	
24 Joe Crede, R (1, 5) OBP: 0.276, SLG: 0.349		1-2 G6-3 1-2		4-0 FC6-4 BB		3-2 CS 1-2	1-3 K	1-3 K	
14 Paul Konerko, R (9, PH) OBP: 0.260, SLG: 0.293									
Miguel Olivo, R (1, 2) OBP: 0.272, SLG: 0.358			1-0 G5-3		1-1 FC6-4 1-2f		3-3 K		1-0 P3
Frank Thomas, R (9, PH) OBP: 0.412, SLG: 0.554									

Inning Stats	R: 0	H: 2	E: 0	K: 2	S: 17	R: 0	H: 0	E: 0	K: 0	S: 6	R: 1	H: 1	E: 0	K: 0	S: 10	R: 0	H: 0	E: 0	K: 0	S: 7	R: 0	H: 0	E: 0	K: 0	S: 9	R: 0	H: 1	E: 0	K: 2	S: 11	R: 0	H: 0	E: 0	K: 2	S: 10	R: 0	H: 0	E: 0	K: 0	S: 6	R: 1	H: 2	E: 0	K: 1	S: 18	1B: 5	2B: 1	3B: 0	HR: 0	SF: 0	SAC: 0	DP: 1	HBP: 0	WP: 2	PB: 0	SB: 1	CS: 2	PA: 38
--------------	------	------	------	------	-------	------	------	------	------	------	------	------	------	------	-------	------	------	------	------	------	------	------	------	------	------	------	------	------	------	-------	------	------	------	------	-------	------	------	------	------	------	------	------	------	------	-------	-------	-------	-------	-------	-------	--------	-------	--------	-------	-------	-------	-------	--------

PITCHER	IP	WLS	BF	H	R	ER	SO	BB	IBB	HBP	BLK	WP	HR	S	P	ERA	WHIP
37 Jake Westbrook, R (1, 1) ERA: 4.34	5.0	W	22	3	1	1	2	5	0	0	0	0	0	49	90	1.80	1.600
Alex Herrera, L (6, 1) ERA:	0.2	H	3	1	0	0	0	0	0	0	0	0	0	8	11	0.00	1.500
Jack Cressend, R (6, 1) ERA: 1.23	1.1	H	3	0	0	0	2	0	0	0	0	0	0	13	20	0.00	0.000
David Riske, R (8, 1) ERA: 2.6	1.0	H	3	0	0	0	0	1	0	0	0	0	0	6	13	0.00	1.000
Danys Baez, R (9, 1) ERA: 3.4	1.0	S	6	2	1	1	1	1	0	0	0	1	0	18	27	9.00	3.000

Batter	1	2	3	4	5	6	7	8	9	AB R H RBI BB SO LOB
Coco Crisp, S OBP: 0.312, SLG: 0.349 (1, 7)	2-3 		0-0 		0-0 		0-0 			3 0 1 0 0 1 0
Casey Blake, R OBP: 0.333, SLG: 0.440 (1, 3) (9, 5)	1-0 		2-3 		2-1 		1-1 			4 0 0 0 0 1 2
Milton Bradley, S OBP: 0.439, SLG: 0.507 (1, 8)	4-2 			0-0 	2-1 			2-3 		3 1 1 0 1 1 1
Shane Spencer, R OBP: 0.332, SLG: 0.423 (1, 9)	1-0 			1-3 		0-0 		0-1 		4 2 3 1 0 1 1
Ricky Gutierrez, R OBP: 0.309, SLG: 0.320 Ben Broussard, L OBP: 0.340, SLG: 0.480 (1, 5) (9, 3)	0-1 			1-2 		1-0 		1-2 		4 0 1 0 0 0 3 0 0 0 0 0 0 0
Tim Laker, R OBP: 0.276, SLG: 0.406 (1, 2)			0-1 		0-1 		0-0 		0-0 	4 1 1 0 0 0 2
48 Travis Hafner, L OBP: 0.291, SLG: 0.420 (1, 10)		2-2 		0-1 		2-1 				3 0 2 3 0 0 0
Brandon Phillips, R OBP: 0.239, SLG: 0.301 (1, 4)		1-2 		0-3 		0-1 				3 0 0 0 0 2 2
2 Jhonny Peralta, R OBP: 0.240, SLG: 0.213 (1, 6)			2-3 		2-0 					2 0 0 0 0 2 0

Inning Stats	R: 0 E: 0 K: 1 S: 10	H: 1 LOB: 2 BB: 1 P: 18	R: 0 E: 0 K: 1 S: 8	H: 0 LOB: 0 BB: 0 P: 11	R: 0 E: 0 K: 2 S: 10	H: 0 LOB: 0 BB: 0 P: 14	R: 2 E: 0 K: 2 S: 14	H: 3 LOB: 1 BB: 0 P: 16	R: 0 E: 0 K: 0 S: 5	H: 0 LOB: 1 BB: 0 P: 11	R: 1 E: 0 K: 0 S: 7	H: 3 LOB: 1 BB: 0 P: 10	R: 0 E: 0 K: 1 S: 6	H: 1 LOB: 0 BB: 0 P: 8	R: 1 E: 0 K: 1 S: 9	H: 1 LOB: 0 BB: 0 P: 12
1B: 6 2B: 2 3B: 0 HR: 1	SF: 0 SAC: 1 DP: 1 HBP: 1	WP: 0 PB: 0 SB: 0 CS: 0	PA: 33													

PITCHER	IP	WLS	BF	H	R	ER	SO	BB	IBB	HBP	BLK	WP	HR	S	P	ERA	WHIP
Mike Porzio, L ERA: 4.76 (1, 1)	5.2	L	25	7	3	3	6	1	0	1	0	0	0	52	78	4.76	1.412
Rick White, R ERA: 6.0 (6, 1)	2.1		8	2	1	1	2	0	0	0	0	0	1	17	22	3.86	0.857

BOTTOM

Chicago White Sox @ Cleveland Indians
Jacobs Field, Cleveland, OH
Sat Jul 12 2003, 7:05 PM EDT
Att. 27,165 - Sunny - 73 F

livebaseballscorecards.com

AB	30
R	4
H	9
RBI	4
BB	1
SO	8
LOB	11



Batter	1	2	3	4	5	6	7	8	9	AB R H RBI BB SO LOB	TOP																							
Tony Graffanino, R OBP: 0.329, SLG: 0.418 (1, 4) (8, 6)	1-1 1B HR 2B	1-2 FC3-6 1B		1-0 P3		1-1 P6		1-2 HR 2-H 3-H		5 2 3 3 0 0 2																								
Aaron Rowand, R OBP: 0.303, SLG: 0.387 (1, 8)	0-0 HR 2-3 1B	0-2 FC3-6 1B		2-3 K		2-2 P3		0-0 2B		5 1 3 0 0 1 0																								
Frank Thomas, R OBP: 0.407, SLG: 0.545 (1, 10)	3-3 K	0-1 FC3-6 1-2f 2-3		2-1 F7		1-3 K		2-2 P6		5 0 0 0 0 2 6																								
Magglio Ordonez, R OBP: 0.363, SLG: 0.529 (1, 9)	2-1 HR 1-H 3-H	2-3 K		4-1 BB G6-4-3		4-1 BB		2-0 F9		3 1 1 3 2 1 2																								
Carlos Lee, R OBP: 0.315, SLG: 0.441 (1, 7)	4-2 14 1B 24 SF9 BB			0-1 G6-4-3 1-2f		1-0 F7		2-3 K		4 1 0 0 1 2 2																								
14 Paul Konerko, R OBP: 0.267, SLG: 0.300 Willie Harris, L OBP: 0.230, SLG: 0.222 (8, PR) (8, 4)	0-1 1-3 1B			2-3 K		1-0 1B 1B		0-1 HR 24 SH1-3 1B		4 0 3 0 0 1 0 1 1 0 0 0 0 0																								
24 Joe Crede, R OBP: 0.277, SLG: 0.348 (1, 5)	0-1 SF9 3-H			4-2 BB		1-1 P2		0-0 SH1-3 1-2		1 0 0 1 1 0 1																								
Jose Valentin, S OBP: 0.325, SLG: 0.450 Carl Everett, S OBP: 0.351, SLG: 0.515 Brian Daubach, L OBP: 0.368, SLG: 0.425 (1, 6) (8, PH) (8, 3)	1-1 G5-3			0-0 P2		3-3 K		4-0 HR S IBB		3 0 0 0 0 1 3 0 1 0 0 1 0 0 0 0 0 0 0 0 0																								
Miguel Olivo, R OBP: 0.272, SLG: 0.356 (1, 2)		1-0 G6-3		0-2 G5-3		3-1 1B		3-3 K 1-2 2-3		4 0 1 0 0 1 2																								
Inning Stats	R: 4 E: 0 K: 1 S: 16	H: 4 LOB: 1 BB: 1 P: 27	R: 0 E: 0 K: 1 S: 13	H: 2 LOB: 2 BB: 0 P: 17	R: 0 E: 0 K: 2 S: 10	H: 0 LOB: 1 BB: 1 P: 17	R: 0 E: 0 K: 1 S: 7	H: 0 LOB: 0 BB: 0 P: 10	R: 0 E: 0 K: 1 S: 5	H: 0 LOB: 0 BB: 1 P: 11	R: 0 E: 0 K: 1 S: 10	H: 2 LOB: 2 BB: 0 P: 19	R: 0 E: 0 K: 1 S: 9	H: 0 LOB: 1 BB: 1 P: 17	R: 3 E: 0 K: 1 S: 13	H: 3 LOB: 2 BB: 1 P: 23	R: 0 E: 0 K: 1 S: 10	H: 0 LOB: 0 BB: 0 P: 17	1B: 7 2B: 2 3B: 0 HR: 2	SF: 1 SAC: 1 DP: 1 HBP: 0	WP: 0 PB: 0 SB: 2 CS: 0	PA: 42												
PITCHER	IP WLS BF H R ER SO BB IBB HBP BLK WP HR S P ERA WHIP																																	
Billy Traber, L ERA: 4.38 63 Rafael Betancourt, R ERA: 6.75 Alex Herrera, L ERA: 2.84 Terry Mulholland, L ERA: 4.44	(1, 1) (7, 1) (8, 1) (9, 1)	6.0 1.1 0.2 1.0	L	28 6 5 3	8 1 2 0	4 2 1 0	4 2 1 0	6 1 1 1	3 1 0 0	0 0 1 0	0 0 0 0	0 0 1 0	101 20 20 17	6.00 13.50 13.50 0.00	1.833 1.500 3.000 0.000																			

Chicago White Sox @ Cleveland Indians
 Jacobs Field, Cleveland, OH
 Sun Jul 13 2003, 1:05 PM EDT
 Att. 26,467 - Sunny - 73 F

AB	35
R	7
H	11
RBI	7
BB	5
SO	9
LOB	18



WP: 0	PA: 42
PB: 0	
SB: 2	
CS: 0	

ERA	WHIP

livebaseballscorecards.com

Batter	1	2	3	4	5	6	7	8	9	AB R H RBI BB SO LOB
Jody Gerut, L OBP: 0.336, SLG: 0.516 (1, 9)	1-0 G6-3 ①		2-2 HR ②		2-2 P6 ①		2-3 K ①		2-1 1B ①	5 1 2 1 0 1 2
Casey Blake, R OBP: 0.334, SLG: 0.437 (1, 5)	2-1 1B ②		1-2 G6-3 ②		2-2 P5 ②		4-2 BB ②		3-3 K ①	4 0 1 0 1 1 4
Milton Bradley, S OBP: 0.435, SLG: 0.502 (1, 8)	1-1 P2 ②		2-0 F7 ③		0-1 2B 1B ②		1-3 K ②		1-2 P6 ②	5 0 1 2 0 1 4
Shane Spencer, R OBP: 0.329, SLG: 0.422 (1, 7)	2-3 K ③			2-2 G6-3 ①	2-1 2B 1B ②		3-3 K ③		1-3 K ③	5 0 1 0 0 3 4
Ben Broussard, L OBP: 0.338, SLG: 0.471 (1, 3)		3-3 K ①		0-0 G4-3 ②	4-2 BB ③			3-1 F7 ①		3 0 0 0 1 1 0
48 Travis Hafner, L OBP: 0.289, SLG: 0.423 (1, 10)		1-3 K ②		3-3 K ③	2-3 K ③			0-0 2B 1B ②		4 0 1 0 0 3 3
41 Victor Martinez, S OBP: 0.255, SLG: 0.250 (1, 2)		4-2 BB ③			0-0 2B 1B ②	1-0 P4 ①		0-1 G6-3 ②		3 1 1 0 1 0 1
2 Jhonny Peralta, R OBP: 0.259, SLG: 0.220 (1, 6)		2-3 K ③			4-1 2B 1B BB ②	2-2 K ②		2-2 1B ③		3 1 1 0 1 2 1
Brandon Phillips, R OBP: 0.242, SLG: 0.307 (1, 4)			1-1 G6-3 ①		1-2 1B 2B ②	2-3 K ③			2-2 1B ①	4 1 2 1 0 1 0

Inning Stats	R: 0 E: 0 K: 1 S: 8	H: 1 LOB: 1 BB: 0 P: 14	R: 0 E: 0 K: 3 S: 13	H: 0 LOB: 1 BB: 1 P: 23	R: 1 E: 0 K: 0 S: 9	H: 1 LOB: 0 BB: 0 P: 15	R: 0 E: 0 K: 1 S: 9	H: 0 LOB: 0 BB: 0 P: 14	R: 3 E: 0 K: 1 S: 21	H: 4 LOB: 3 BB: 2 P: 38	R: 0 E: 0 K: 2 S: 8	H: 0 LOB: 0 BB: 0 P: 13	R: 0 E: 0 K: 3 S: 12	H: 0 LOB: 1 BB: 1 P: 22	R: 0 E: 0 K: 0 S: 8	H: 2 LOB: 2 BB: 0 P: 13	R: 0 E: 0 K: 2 S: 15	H: 2 LOB: 2 BB: 0 P: 24	1B: 6 2B: 3 3B: 0 HR: 1	SF: 0 SAC: 0 DP: 0 HBP: 0
--------------	------------------------------	----------------------------------	-------------------------------	----------------------------------	------------------------------	----------------------------------	------------------------------	----------------------------------	-------------------------------	----------------------------------	------------------------------	----------------------------------	-------------------------------	----------------------------------	------------------------------	----------------------------------	-------------------------------	----------------------------------	----------------------------------	------------------------------------

BOTTOM

Chicago White Sox @ Cleveland Indians
Jacobs Field, Cleveland, OH

Sun Jul 13 2003, 1:05 PM EDT
Att. 26,467 - Sunny - 73 F

livebaseballscorecards.com

AB	36
R	4
H	10
RBI	4
BB	4
SO	13
LOB	19

C

WP: 0	PA: 40
PB: 0	
SB: 0	
CS: 0	

PITCHER	IP	WLS	BF	H	R	ER	SO	BB	IBB	HBP	BLK	WP	HR	S	P	ERA	WHIP
Jon Garland, R ERA: 4.64 (1, 1)	4.2		22	6	4	4	5	2	0	0	0	0	1	55	93	7.71	1.714
David Sanders, L ERA: 4.71 (5, 1)	1.1		5	0	0	0	3	1	0	0	0	0	0	13	24	0.00	0.750
Damaso Marte, L ERA: 1.66 (7, 1)	2.0	W	8	2	0	0	3	1	0	0	0	0	0	20	35	0.00	1.500
Tom Gordon, R ERA: 3.35 (9, 1)	1.0	S	5	2	0	0	2	0	0	0	0	0	0	15	24	0.00	2.000

Batter	1	2	3	4	5	6	7	8	9	AB R H RBI BB SO LOB	TOP											
Alex Sanchez, L (1, 8) OBP: 0.302, SLG: 0.366	2-1 G3	1-0 F9		1-0 F8	3-2 1B 1B		1-1 G4-3		0-0 2B	6 1 2 1 0 0 1												
Warren Morris, L (1, 4) OBP: 0.351, SLG: 0.440	1-1 HR 2B	3-2 F7		0-0 1B 1B	1-2 1B 1B		3-1 G4-3		1-2 G5-3	6 3 3 2 0 0 1												
Dmitri Young, S (1, 7) OBP: 0.360, SLG: 0.548	3-2 HR 2-H			4-0 1B 1B IBB	1-1 1B 1B		1-3 K		0-3 K	5 1 2 3 1 2 1												
Kevin Witt, L (1, 10) Andres Torres, S (8, PR) OBP: 0.321, SLG: 0.437 OBP: 0.254, SLG: 0.298	2-2 BB BB 1B			2-2 WP 1B BB	3-1 1B 1B			1-2 S 2B 1B		4 1 4 2 1 0 0 0 1 0 0 0 0 0												
Carlos Pena, L (1, 3) OBP: 0.318, SLG: 0.419	1-3 K			2-3 K	1-2 F9		1-1 G4-3		1-0 WP 2B	5 0 1 1 0 2 6												
Craig Monroe, R (1, 9) OBP: 0.288, SLG: 0.405	4-2 BB 1-2 BB			2-2 1B 1-H	2-2 G5-3	0-0 G5-3		2-3 K		4 0 1 1 1 1 2												
Eric Munson, L (1, 5) OBP: 0.312, SLG: 0.409	4-2 BB			2-2 P4	4-2 1B BB	1-1 G4-3		1-0 F7		3 1 0 0 2 0 3												
A.J. Hinch, R (1, 2) Matt Walbeck, S (5, PR) OBP: 0.226, SLG: 0.345 OBP: 0.170, SLG: 0.218	2-3 K			0-0 F8	0-0 1B 1B	0-0 1B		2-2 P5		3 0 1 0 0 1 3 2 1 1 0 0 0 2												
Ramon Santiago, S (1, 6) OBP: 0.296, SLG: 0.283		2-1 L3		2-1 WP 1B 1B	1-1 L4	2-3 K			3-3 K	5 1 1 0 0 2 3												
Inning Stats	R: 2 E: 0 K: 2 S: 24	H: 3 LOB: 3 BB: 2 P: 43	R: 0 E: 0 K: 0 S: 7	H: 0 LOB: 0 BB: 0 P: 13	R: 1 E: 0 K: 1 S: 19	H: 1 LOB: 1 BB: 1 P: 31	R: 2 E: 0 K: 0 S: 12	H: 3 LOB: 2 BB: 1 P: 22	R: 4 E: 0 K: 0 S: 22	H: 5 LOB: 2 BB: 1 P: 38	R: 0 E: 0 K: 1 S: 7	H: 1 LOB: 1 BB: 0 P: 10	R: 0 E: 0 K: 1 S: 7	H: 0 LOB: 0 BB: 0 P: 12	R: 1 E: 0 K: 1 S: 12	H: 2 LOB: 2 BB: 0 P: 19	R: 0 E: 0 K: 2 S: 16	H: 1 LOB: 1 BB: 0 P: 20	1B: 12 2B: 3 3B: 0 HR: 1	SF: 0 SAC: 0 DP: 0 HBP: 0	WP: 3 PB: 0 SB: 1 CS: 0	PA: 48
PITCHER	IP WLS BF H R ER SO BB IBB HBP BLK WP HR S P ERA WHIP																				PITCHER	IP WLS BF H R ER SO BB IBB HBP BLK WP HR S P ERA WHIP
Bartolo Colon, R (1, 1) ERA: 4.36	3.2 L 22 7 5 5 3 3 1 0 0 2 1 58 104 12.27 2.727																					
David Sanders, L (4, 1) ERA: 6.14	1.0 9 5 4 4 0 1 0 0 0 0 0 0 24 40 36.00 6.000																					
Rick White, R (5, 1) ERA: 5.66	2.1 8 1 0 0 2 0 0 0 0 0 0 0 16 25 0.00 0.429																					
Billy Koch, R (8, 1) ERA: 5.58	2.0 9 3 1 1 3 0 0 0 0 1 0 28 39 4.50 1.500																					

Detroit Tigers @ Chicago White Sox
 U.S. Cellular Field, Chicago, IL
 Thu Jul 17 2003, 8:05 PM EDT
 Att. 17,060 - Overcast - 72 F

AB	43
R	10
H	16
RBI	10
BB	5
SO	8
LOB	22



WP	3	PA	48
----	---	----	----

1B	12	SF	0
2B	3	SAC	0
3B	0	DP	0
HR	1	HBP	0

BOTTOM

Detroit Tigers @ Chicago White Sox
U.S. Cellular Field, Chicago, IL

Thu Jul 17 2003, 8:05 PM EDT
Att. 17,060 - Overcast - 72 F

livebaseballscorecards.com


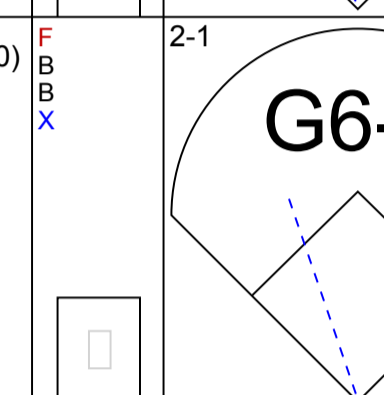
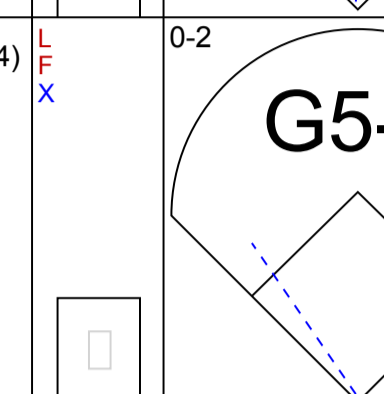
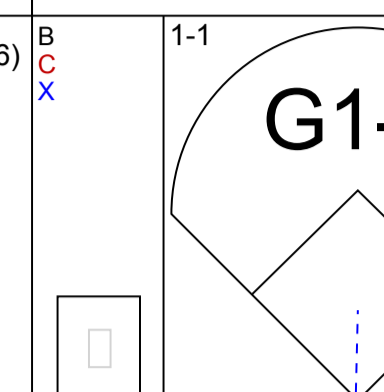

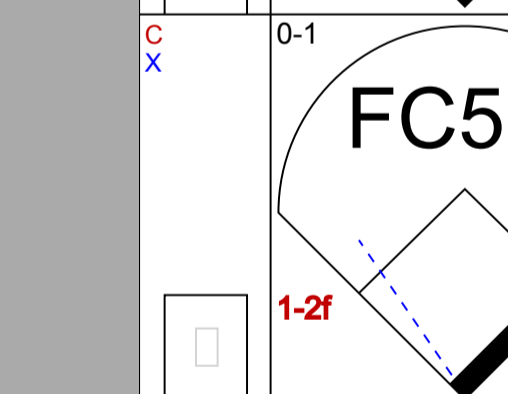
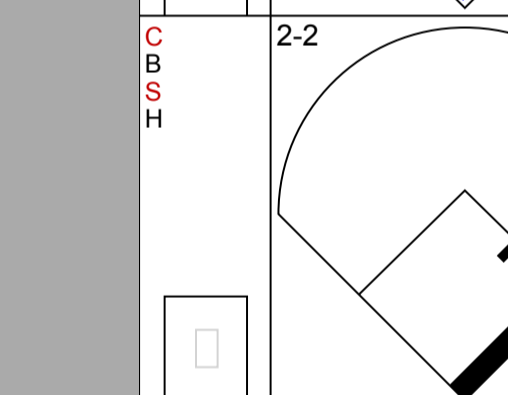
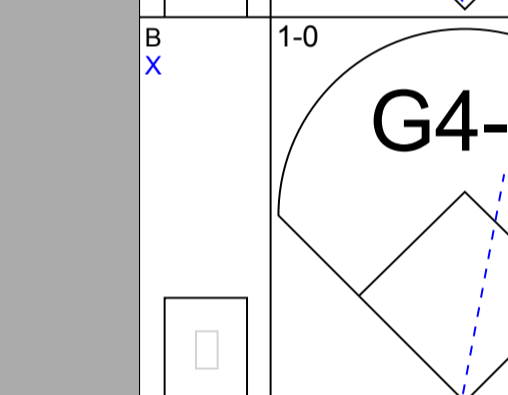
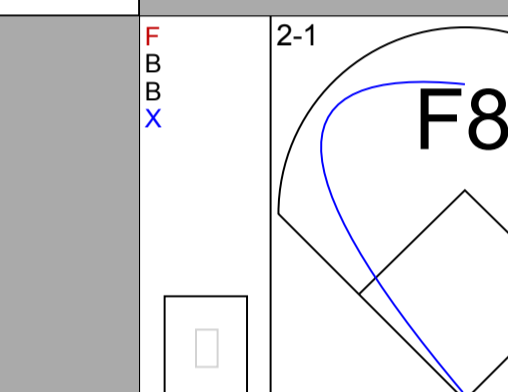
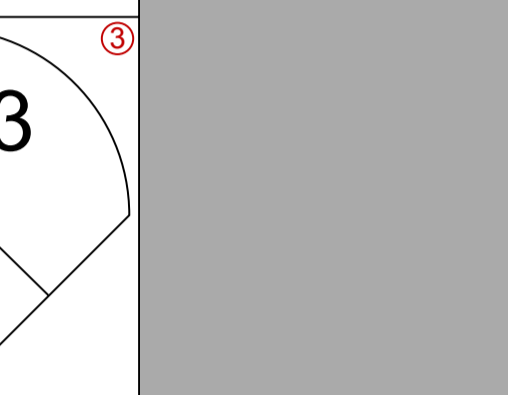
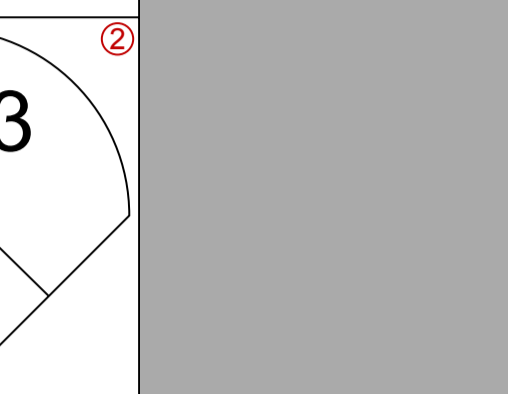
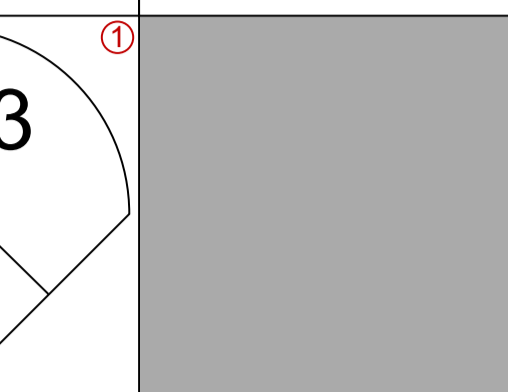
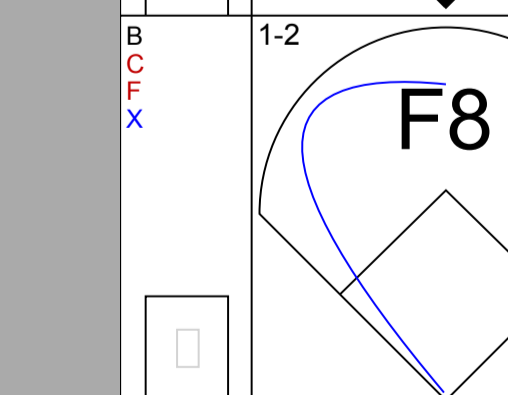
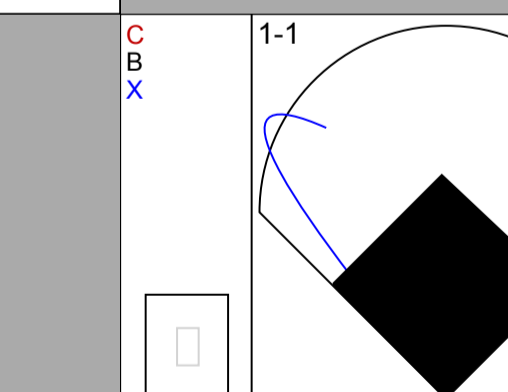
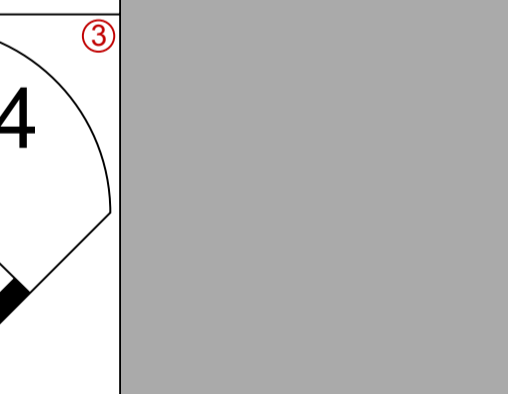
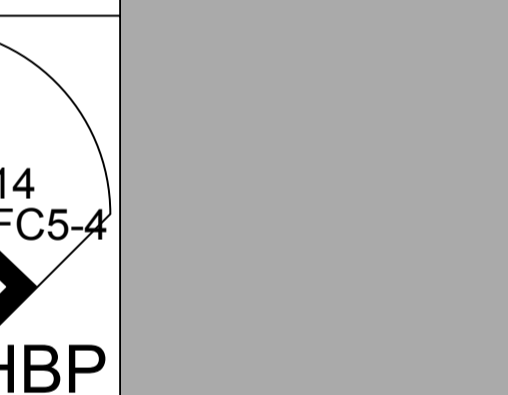
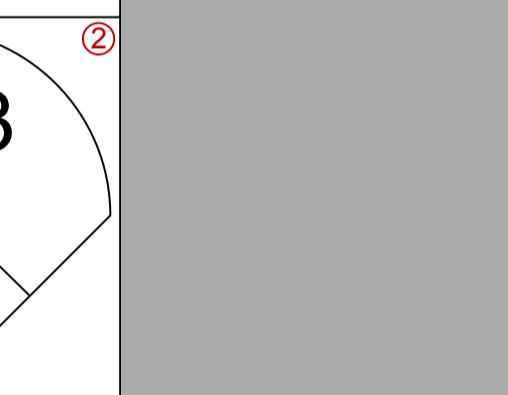
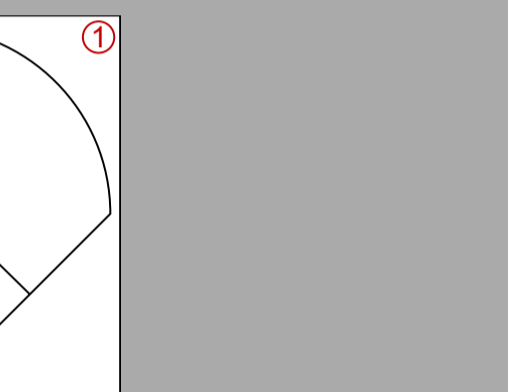

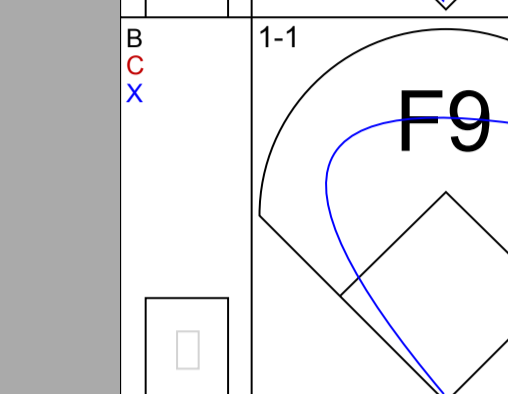
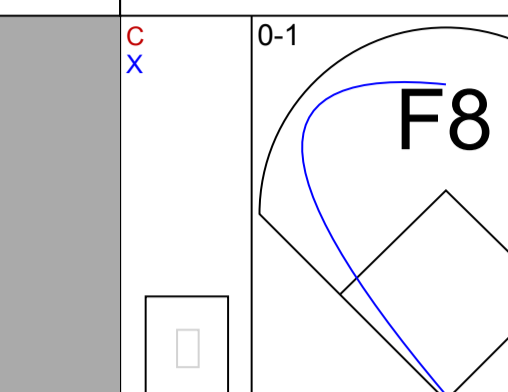
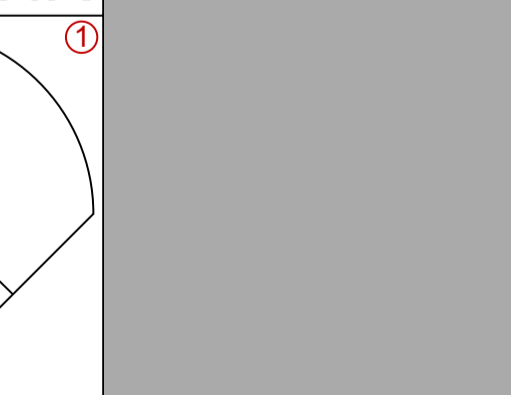

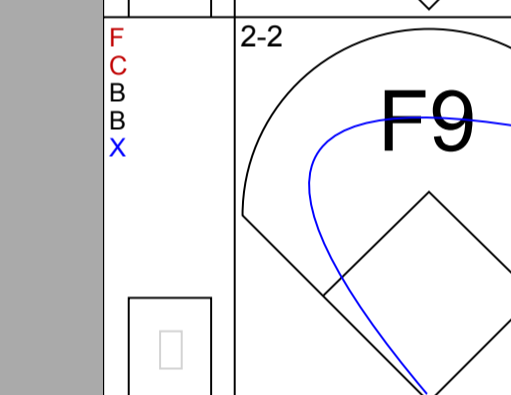
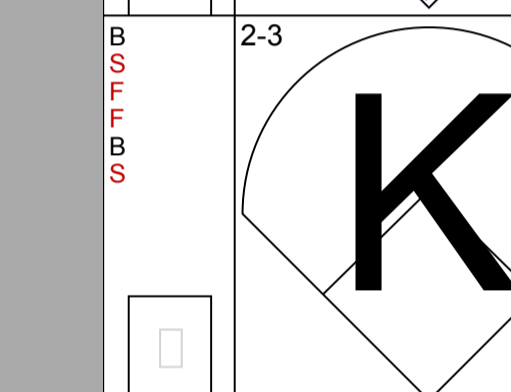
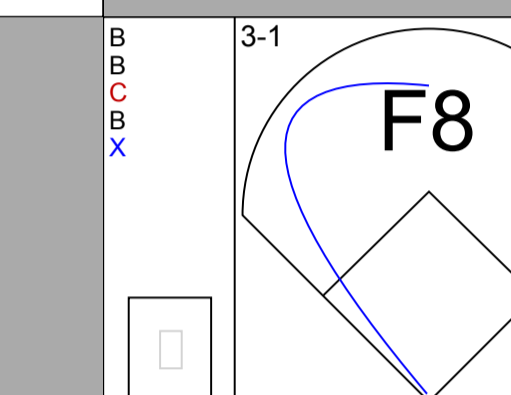
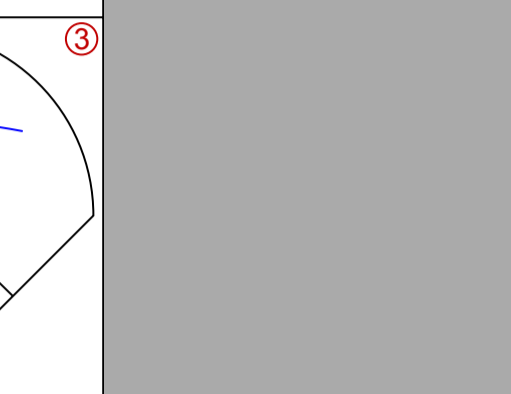
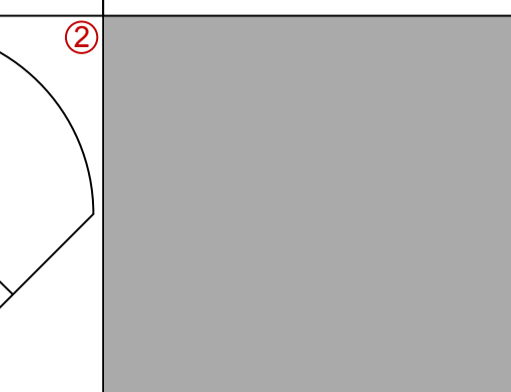
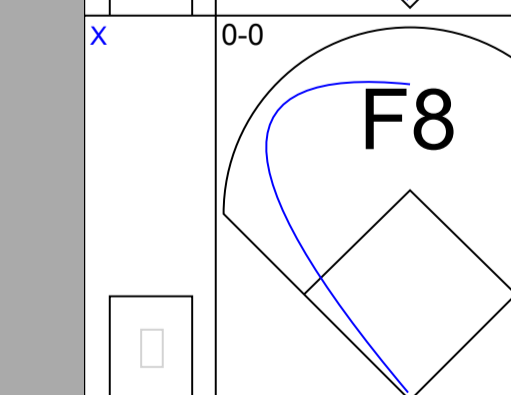
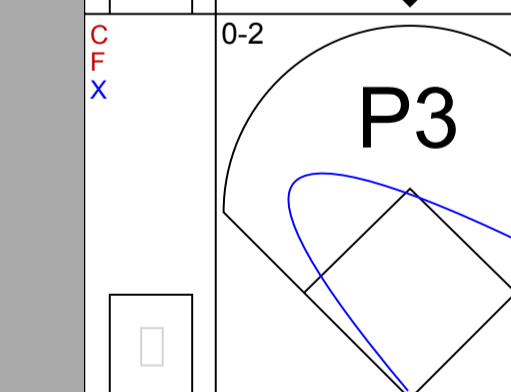
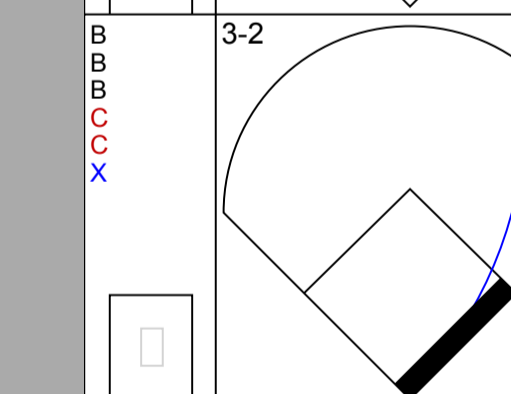
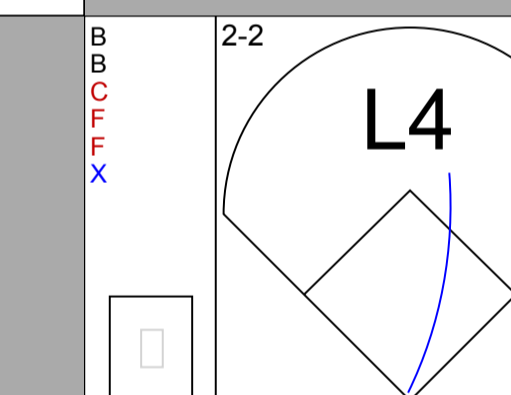
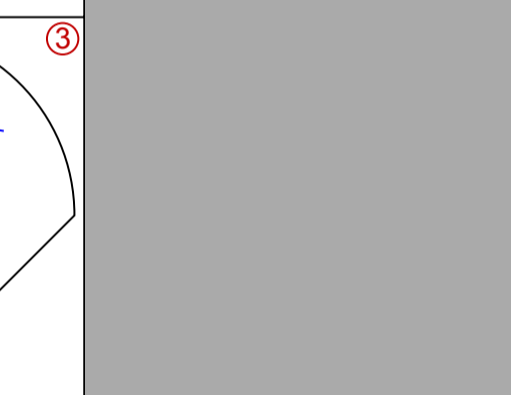

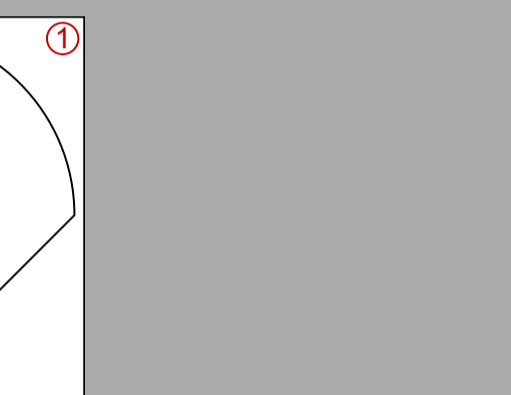



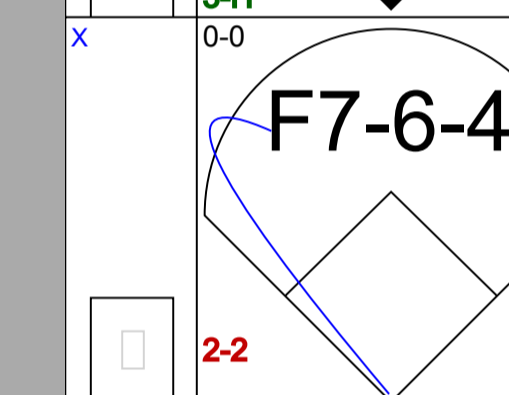
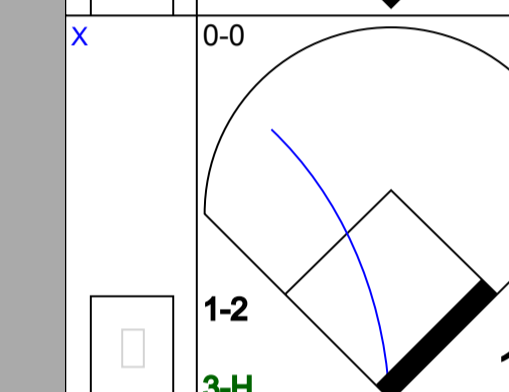
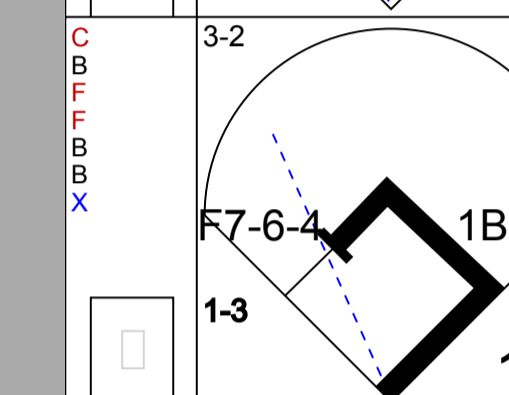
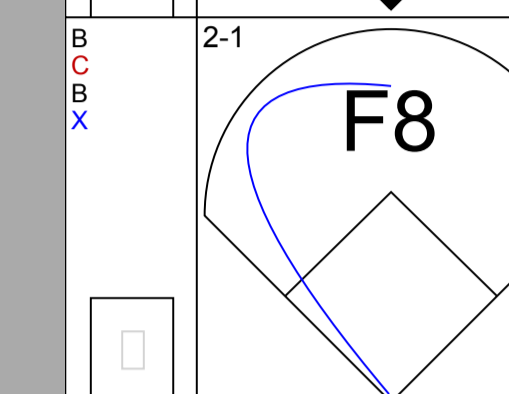
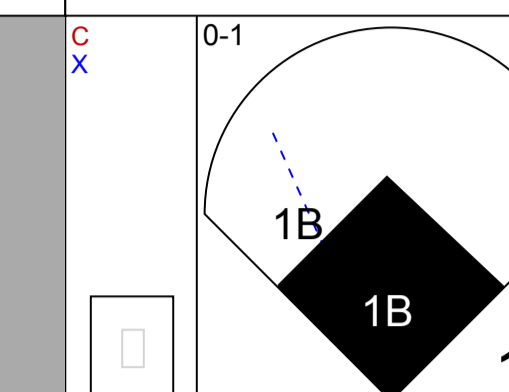
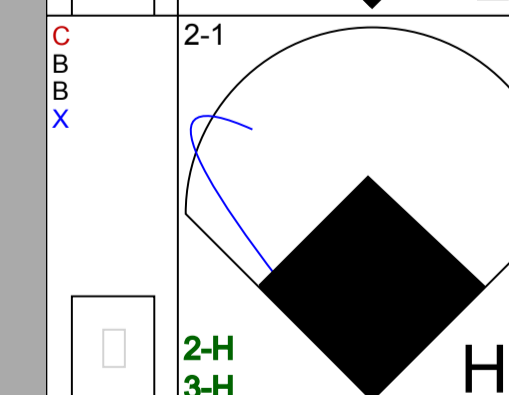
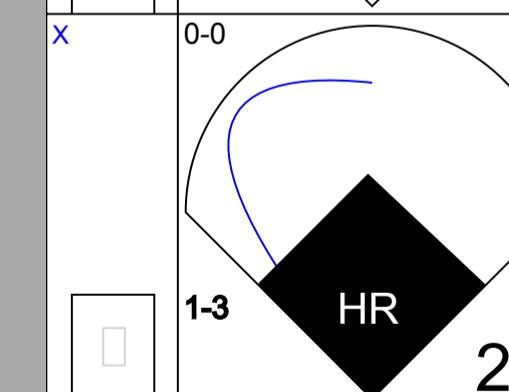
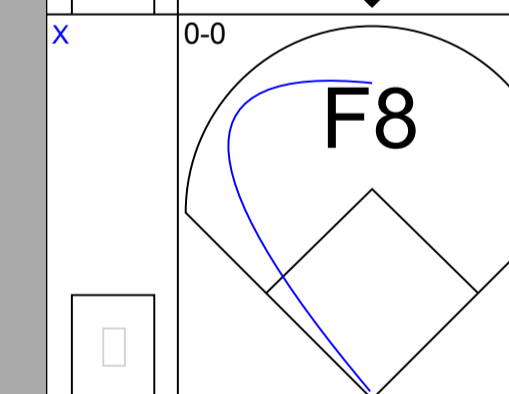
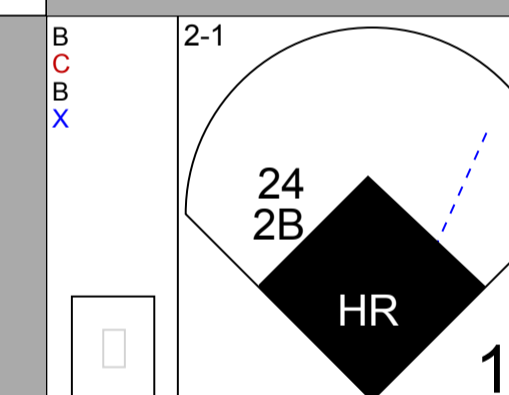

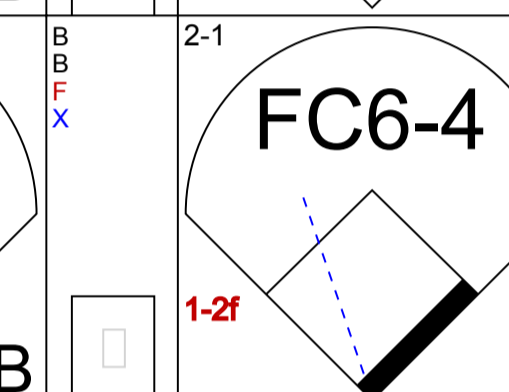
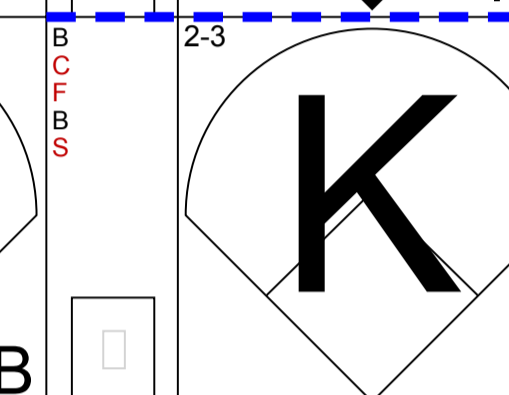
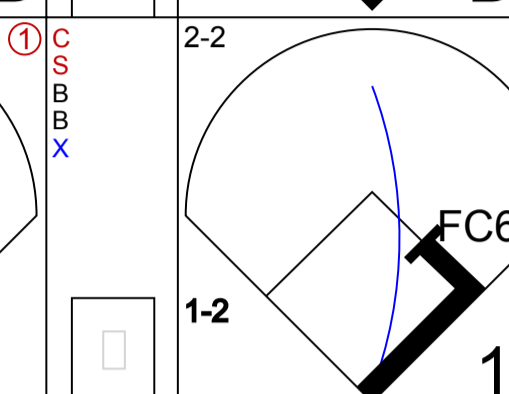
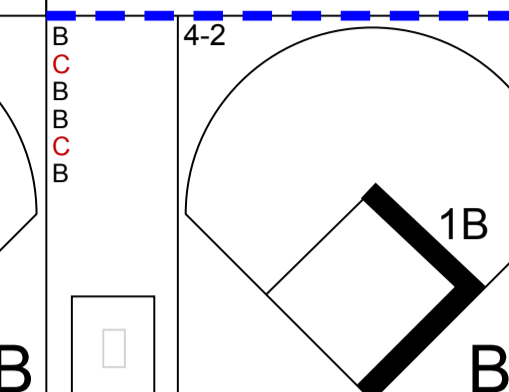
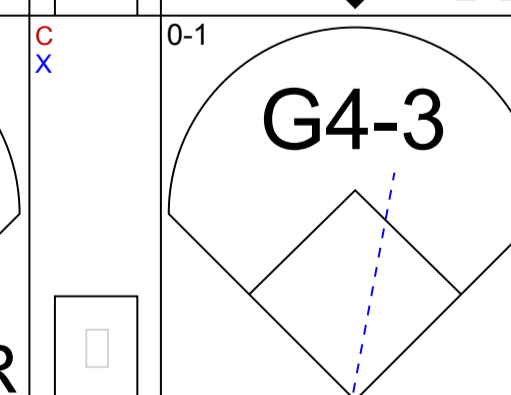
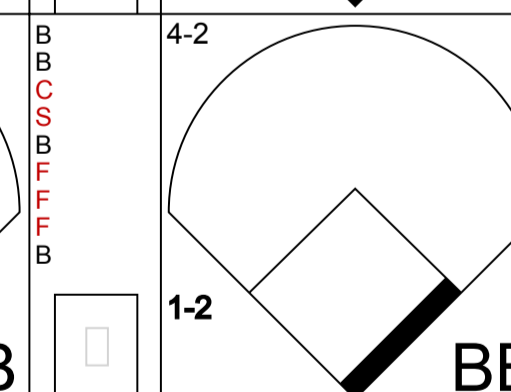
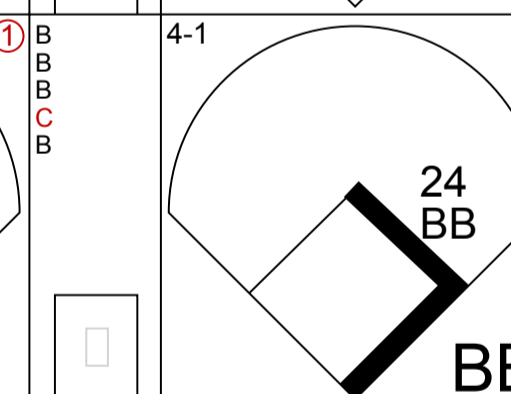
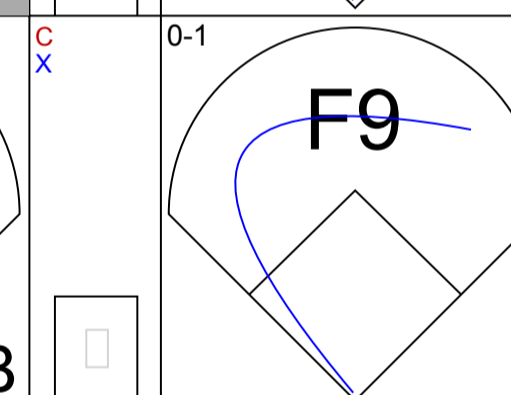
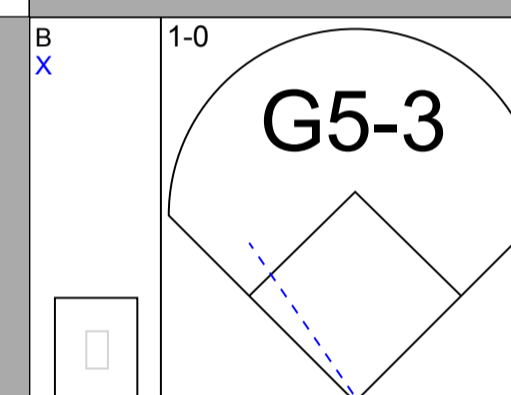



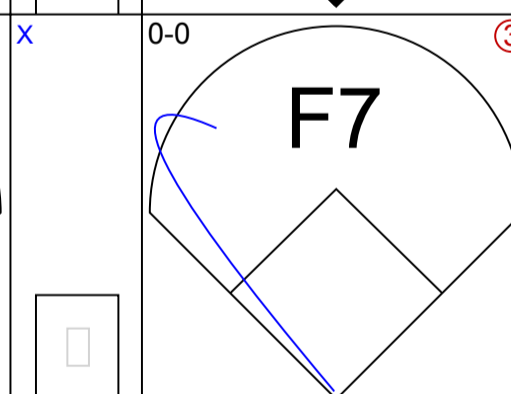
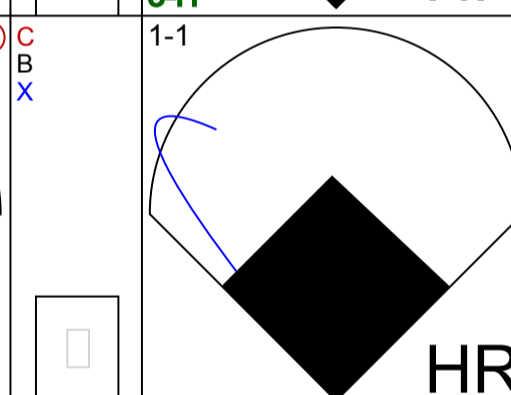
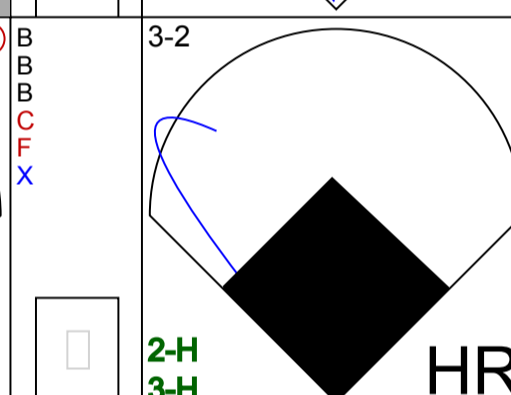
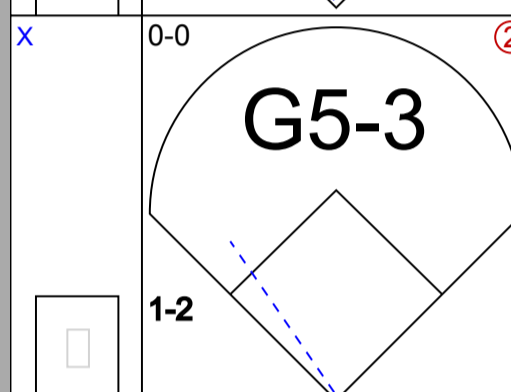
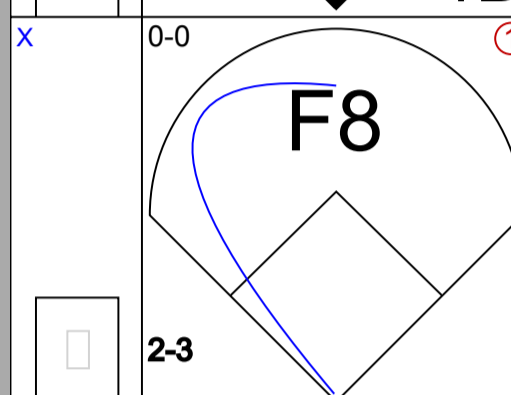
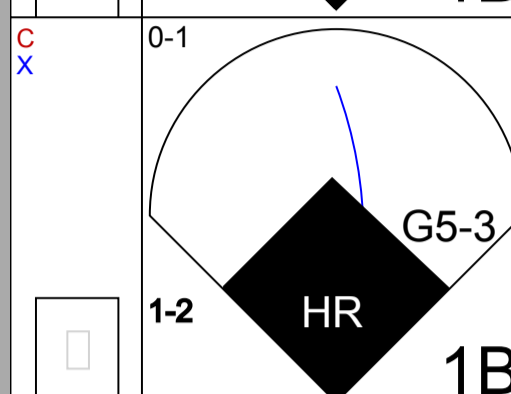
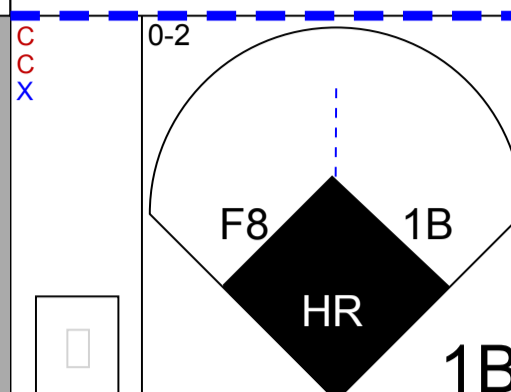
AB	39
R	9
H	13
RBI	9
BB	3
SO	2
LOB	17



WP:	0	PA:	43
PB:	0		
SB:	0		
CS:	0		

AB R H RBI BB SO LOB

4	2	2	0	1	0	0
5	1	2	0	0	0	1
5	0	1	0	0	1	4
5	0	1	1	0	1	4
5	1	1	3	0	0	2
4	2	2	1	0	0	0
4	0	1	0	1	0	2
3	2	2	1	1	0	1
4	1	1	3	0	0	3



Tony Graffanino, R (1, 6)
OBP: 0.337, SLG: 0.421

Roberto Alomar, S (1, 4)
OBP: 0.335, SLG: 0.350

Frank Thomas, R (1, 10)
OBP: 0.404, SLG: 0.539

Magglio Ordonez, R (1, 9)
OBP: 0.361, SLG: 0.524

Carlos Lee, R (1, 7)
OBP: 0.314, SLG: 0.446

Carl Everett, S (1, 8)
OBP: 0.355, SLG: 0.524

14 Paul Konerko, R (1, 3)
OBP: 0.270, SLG: 0.300

24 Joe Crede, R (1, 5)
OBP: 0.282, SLG: 0.364

Miguel Olivo, R (1, 2)
OBP: 0.271, SLG: 0.369

Inning Stats

R:	0	H:	0
E:	0	LOB:	0
K:	0	BB:	0
S:	7	P:	10

R:	0	H:	0
E:	0	LOB:	1
K:	0	BB:	0
S:	7	P:	12

R:	1	H:	1
E:	0	LOB:	0
K:	0	BB:	0
S:	9	P:	12

R:	0	H:	0
E:	0	LOB:	0
K:	1	BB:	0
S:	9	P:	16

R:	0	H:	1
E:	0	LOB:	1
K:	0	BB:	0
S:	11	P:	16

R:	1	H:	3
E:	0	LOB:	1
K:	0	BB:	0
S:	10	P:	15

R:	3	H:	4
E:	0	LOB:	2
K:	1	BB:	1
S:	16	P:	30

R:	0	H:	0
E:	0	LOB:	2
K:	0	BB:	2
S:	11	P:	20

R:	4	H:	4
E:	0	LOB:	0
K:	0	BB:	0
S:	13	P:	17

1B:	8	SF:	0
2B:	2	SAC:	0
3B:	0	DP:	1
HR:	4	HBP:	1

WP:	0	PA:	43
PB:	0		
SB:	0		
CS:	0		

PITCHER	IP	WLS	BF	H	R	ER	SO	BB	IBB	HBP	BLK	WP	HR	S	P	ERA	WHIP
Mike Maroth, L (1, 1)	6.1	W	27	8	5	5	1	0	0	0	0	0	2	59	91	7.11	1.263
Fernando Rodney, R (7, 1)	0.0		2	1	0	0	0	1	0	0	0	0	0	5	11	∞	∞
Chris Spurling, R (7, 1)	1.2		7	0	0	0	1	2	0	0	0	0	0	16	29	0.00	1.200
45 Chris Mears, R (9, 1)	1.0		7	4	4	4	0	0	0	0	0	0	2	13	17	36.00	4.000

Batter	1	2	3	4	5	6	7	8	9	AB R H RBI BB SO LOB	TOP									
Alex Sanchez, L (1, 8) OBP: 0.306, SLG: 0.372	3-2 P6		1-1 CS 1B			0-0 L9-6 G3 1B	0-2 SAFE 1-H 3-H 2B		2-2 G4-3 1-2	5 0 3 2 0 0 1										
Warren Morris, L (1, 4) OBP: 0.355, SLG: 0.442	1-0 G5-3 1B		0-0 CS 1-2	0-0 1B 1B		0-2 G3 1-2	3-2 G1-3			4 0 2 0 0 0 2										
Dmitri Young, S (1, 10) OBP: 0.359, SLG: 0.544	0-2 G5-3 1-2			0-0 F8		2-2 L9-6 2-2		4-0 G6-4-3 BB		3 0 0 0 1 0 3										
Craig Monroe, R (1, 9) OBP: 0.287, SLG: 0.402	0-1 G6-3			0-3 K			1-2 G4-3 1B E 1B	0-2 F8		4 1 1 0 0 1 3										
Shane Halter, R (1, 5) OBP: 0.276, SLG: 0.365		1-3 K		0-0 1B 1-3		1-1 E G4-3 1B	0-2 G6-4-3 1-2f			4 1 2 0 0 1 1										
Carlos Pena, L (1, 3) OBP: 0.317, SLG: 0.430		1-3 K		3-3 K		1-0 G4-3		2-1 HR		4 1 1 1 0 2 4										
Ben Petrick, R (1, 7) Kevin Witt, L (9, PH) OBP: 0.319, SLG: 0.434		2-3 K			0-0 P6	0-0 E6 G4-3 2B		0-3 K2-3		3 1 0 1 0 1 1 1 0 0 0 0 1 0	AB 34 R 5 H 11 RBI 5 BB 3 SO 6 LOB 18									
Matt Walbeck, S (1, 2) Eric Munson, L (9, PH) OBP: 0.187, SLG: 0.233 OBP: 0.311, SLG: 0.407			1-2 G6-4-3 1B		3-2 G4-6-3 1B	2-0 G4-3		0-0 G3-1		3 0 2 1 0 0 1 1 0 0 0 0 0 0										
Ramon Santiago, S (1, 6) OBP: 0.299, SLG: 0.280			0-1 G6-4-3 1-2f		0-1 G4-6-3 1-2f	4-1 2B BB		4-2 DI BB		2 1 0 0 2 0 2										
Inning Stats	R: 0 E: 0 K: 0 S: 11	H: 1 LOB: 1 BB: 0 P: 15	R: 0 E: 0 K: 3 S: 9	H: 0 LOB: 0 BB: 0 P: 13	R: 0 E: 0 K: 2 S: 10	H: 2 LOB: 2 BB: 0 P: 13	R: 0 E: 0 K: 2 S: 6	H: 1 LOB: 0 BB: 0 P: 9	R: 0 E: 0 K: 0 S: 7	H: 1 LOB: 0 BB: 0 P: 9	R: 4 E: 1 K: 0 S: 15	H: 3 LOB: 1 BB: 1 P: 27	R: 0 E: 0 K: 0 S: 7	H: 0 LOB: 0 BB: 1 P: 11	R: 1 E: 0 K: 1 S: 12	H: 1 LOB: 1 BB: 1 P: 20	1B: 9 2B: 2 3B: 0 HR: 1	SF: 0 SAC: 0 DP: 4 HBP: 0	WP: 0 PB: 0 SB: 0 CS: 1	PA: 38
PITCHER	IP WLS BF H R ER SO BB IBB HBP BLK WP HR S P ERA WHIP																			
56 Mark Buehrle, L (1, 1) ERA: 4.1	6.2 W 28 10 4 1 5 1 0 0 0 0 0 0 62 89 1.35 1.650																			
Damaso Marte, L (7, 1) ERA: 1.81	1.1 H 5 1 1 1 0 1 0 0 0 0 0 1 12 21 6.75 1.500																			
Tom Gordon, R (9, 1) ERA: 3.28	1.0 S 4 0 0 0 0 1 1 0 0 0 0 0 0 10 16 0.00 1.000																			

Detroit Tigers @ Chicago White Sox
 U.S. Cellular Field, Chicago, IL
 Fri Jul 18 2003, 8:05 PM EDT
 Att. 18,868 - Sunny - 69 F

livebaseballscorecards.com




Batter	1	2	3	4	5	6	7	8	9
Roberto Alomar, S (1, 4) OBP: 0.339, SLG: 0.353	4-2 1B BB		1-0 BLK 1B	0-2 SF7		3-2 G5-4-3 1B		0-0 E1 2B	
Carlos Lee, R (1, 7) OBP: 0.315, SLG: 0.450 Miguel Olivo, R (9, 2) OBP: 0.271, SLG: 0.369	1-3 K		1-1 SF9	0-2 2B 1B		2-2 G5-4-3 1-2f		2-2 2B 1-H 2-H	
Frank Thomas, R (1, 10) OBP: 0.402, SLG: 0.537	1-1 F7		2-2 F9	0-0 2B			2-0 F7	3-1 F9	
Magglio Ordonez, R (1, 9) OBP: 0.362, SLG: 0.524	1-0 1B		2-1 14 1B 1B	0-1 G5-3			0-0 G5-3		
Carl Everett, S (1, 8) OBP: 0.357, SLG: 0.525 Aaron Rowand, R (9, 7) OBP: 0.303, SLG: 0.387	3-2 P4		4-0 14 1B IBB		2-0 L4		0-1 2B		
14 Paul Konerko, R (1, 3) OBP: 0.273, SLG: 0.315		2-2 F7	0-1 1B 1-3 2-H		3-2 HR		2-1 G6-3		
Jose Valentin, S (1, 6) OBP: 0.325, SLG: 0.445		4-2 24 G4-3 BB	1-0 P3		1-0 G4-3		0-1 P3		
24 Joe Crede, R (1, 5) OBP: 0.282, SLG: 0.366		1-2 G4-3 1-2f		0-0 SH1-3 SF7 2B		0-2 G6-3		1-0 P4	
Sandy Alomar Jr., R (1, 2) OBP: 0.290, SLG: 0.385 Willie Harris, L (8, PR) OBP: 0.230, SLG: 0.222 (9, 8)			0-0 1B SF9 2B	0-1 SH1-3		0-0 G1-5-3		0-1 E 2B 1B	

AB	R	H	RBI	BB	SO	LOB
3	2	2	1	1	0	1
4	0	2	3	0	1	2
0	0	0	0	0	0	0
5	0	1	0	0	0	3
4	1	2	1	0	0	2
3	0	1	0	1	0	2
0	0	0	0	0	0	0
4	1	2	2	0	0	1
3	0	0	0	1	0	2
4	1	1	0	0	0	1
3	1	2	0	0	0	0
0	1	0	0	0	0	0

DETROIT TIGERS @ CHICAGO WHITE SOX
 U.S. Cellular Field, Chicago, IL
 Fri Jul 18 2003, 8:05 PM EDT
 Att: 18,868 - Sunny - 69 F

AB	33
R	7
H	13
RBI	7
BB	3
SO	1
LOB	14



Inning Stats	R	H	E	K	S	IP	WLS	BF	H	R	ER	SO	BB	IBB	HBP	BLK	WP	HR	S	P	ERA	WHIP
Matt Roney, R (1, 1) ERA: 3.76	0	1	0	1	15	5.0	L	26	9	5	5	1	2	1	0	1	0	1	60	94	9.00	2.200
Steve Sparks, R (6, 1) ERA: 3.77	0	0	0	0	0	2.0		7	2	0	0	0	0	0	0	0	0	0	14	23	0.00	1.000
Jamie Walker, L (8, 1) ERA: 3.19	0	0	0	0	8	1.0		6	2	0	0	0	0	0	0	0	0	0	11	17	0.00	2.000

WP	PA	ERA	WHIP
0	39		
0			
0			
0			

Batter	1	2	3	4	5	6	7	8	9	AB R H RBI BB SO LOB	TOP									
Alex Sanchez, L (1, 8) OBP: 0.306, SLG: 0.371	1-1 F7		0-3 K		0-0 CS 1B		0-2 FC6-4 CS 1-2f			4 0 1 0 0 1 1										
Warren Morris, L (1, 4) OBP: 0.345, SLG: 0.429	1-2 G1-3		2-1 F9		2-0 SAFE SAFE P5 1-2		1-0 CS 1-2	0-1 F7		4 0 0 0 0 0 1										
Dmitri Young, S (1, 7) OBP: 0.361, SLG: 0.546	0-0 2B		3-3 K		3-1 1B			2-3 K		4 0 2 0 0 2 0										
Kevin Witt, L (1, 10) OBP: 0.311, SLG: 0.423	1-2 F8			0-2 G4-3	0-1 F8			2-3 K		4 0 0 0 0 1 2										
Carlos Pena, L (1, 3) OBP: 0.316, SLG: 0.424		0-0 F7		4-2 HR BB		3-2 F8		0-3 K		3 1 0 0 1 1 0										
Craig Monroe, R (1, 9) OBP: 0.290, SLG: 0.401		1-1 BB 1B		1-3 K		2-3 K		4-2 DI BB		3 0 1 0 1 2 1										
Eric Munson, L (1, 5) OBP: 0.314, SLG: 0.419		4-2 SAFE SAFE BB		0-0 HR		3-1 F8		2-3 K		2 1 1 2 1 0 0										
Shane Halter, R (9, PH) OBP: 0.275, SLG: 0.364		1-2 BB		1-H HR						1 0 0 0 0 1 1										
Matt Walbeck, S (1, 2) OBP: 0.191, SLG: 0.228		0-2 F7		4-1 BB			2-3 K		2-2 F7	2 0 0 0 1 1 2										
Ben Petrick, R (9, PH)									1-2	1 0 0 0 0 0 1										
Ramon Santiago, S (1, 6) OBP: 0.300, SLG: 0.281		1-0 G4-3		0-2 F7			0-0 FC6-4 1B			3 0 1 0 0 0 3										
Inning Stats	R: 0 E: 0 K: 0 S: 9	H: 1 LOB: 1 BB: 0 P: 12	R: 0 E: 0 K: 0 S: 11	H: 1 LOB: 2 BB: 1 P: 17	R: 0 E: 0 K: 2 S: 8	H: 0 LOB: 0 BB: 0 P: 13	R: 2 E: 0 K: 1 S: 16	H: 1 LOB: 1 BB: 2 P: 25	R: 0 E: 0 K: 1 S: 10	H: 0 LOB: 0 BB: 0 P: 18	R: 0 E: 0 K: 1 S: 8	H: 1 LOB: 0 BB: 0 P: 11	R: 0 E: 0 K: 2 S: 10	H: 0 LOB: 0 BB: 0 P: 14	R: 0 E: 0 K: 2 S: 13	H: 0 LOB: 1 BB: 1 P: 21	1B: 4 2B: 1 3B: 0 HR: 1	SF: 0 SAC: 0 DP: 0 HBP: 0	WP: 0 PB: 0 SB: 0 CS: 2	PA: 36
PITCHER	IP WLS BF H R ER SO BB IBB HBP BLK WP HR S P ERA WHIP																			
Jon Garland, R (1, 1) ERA: 4.51	7.0 W 28 6 2 2 5 3 0 0 0 0 1 69 107 2.57 1.286																			
Damaso Marte, L (8, 1) ERA: 1.74	2.0 S 7 0 0 0 4 1 0 0 0 0 0 23 35 0.00 0.500																			

Detroit Tigers @ Chicago White Sox
 U.S. Cellular Field, Chicago, IL
 Sat Jul 19 2003, 7:05 PM EDT
 Att. 32,245 - Sunny - 81 F

AB	31
R	2
H	6
RBI	2
BB	4
SO	9
LOB	12



Batter	1	2	3	4	5	6	7	8	9
Roberto Alomar, S OBP: 0.341, SLG: 0.353 (1, 4)	4-2 G4-3 G1-3 BB		2-2 E5 G4-6-3			0-1 G6-3	2-2 1B 1B		
Carlos Lee, R OBP: 0.314, SLG: 0.448 Sandy Alomar Jr., R OBP: 0.290, SLG: 0.385 (1, 7) (8, 2)	1-1 G1-3		0-1 G4-6-3			1-1 G4-3	0-1 1B 1B		
Frank Thomas, R OBP: 0.400, SLG: 0.533 (1, 10)	2-0 G4-3			1-1 P4		1-3 K	1-2 FC6-4 1B		
Magglio Ordonez, R OBP: 0.358, SLG: 0.518 (1, 9)	0-1 L3			0-1 G6-3			P6 FC6-4		
Carl Everett, S OBP: 0.355, SLG: 0.521 (1, 8) (8, 7)		2-3 K		2-2 P5			3-1 F7	4-2 14 F9 24 S 1B BB	
Willie Harris, L OBP: 0.230, SLG: 0.222 (8, PR) (9, 8)									
14 Paul Konerko, R OBP: 0.273, SLG: 0.314 (1, 3)		0-0 F8			2-2 G5-3		0-0 24 1B 1B	1 SAFE 1 SAFE 3-1 F9	
Jose Valentin, S OBP: 0.327, SLG: 0.444 (1, 6)		4-1 BB			1-1 F8		0-0 24 1B HR 1B	2-3 K	
24 Joe Crede, R OBP: 0.287, SLG: 0.369 (1, 5)		0-1 F7			4-2 BB		3-2 HR 1B	2-2 E S 1B	
Miguel Olivo, R OBP: 0.269, SLG: 0.365 Brian Daubach, L OBP: 0.368, SLG: 0.425 Tony Graffanino, R OBP: 0.341, SLG: 0.445 Aaron Rowand, R OBP: 0.300, SLG: 0.384 (1, 2) (7, PH) (7, PH) (8, 8) (9, 7)			1-2 G4-3		0-3 K		2-2 SAFE HR	3-2 G6-3	

Inning Stats	R: 0 E: 0 K: 0 S: 7	H: 0 LOB: 1 BB: 1 P: 14	R: 0 E: 0 K: 1 S: 8	H: 0 LOB: 1 BB: 1 P: 14	R: 0 E: 1 K: 0 S: 8	H: 0 LOB: 0 BB: 0 P: 11	R: 0 E: 0 K: 0 S: 7	H: 0 LOB: 0 BB: 0 P: 10	R: 0 E: 0 K: 1 S: 10	H: 0 LOB: 1 BB: 1 P: 17	R: 0 E: 0 K: 1 S: 7	H: 0 LOB: 0 BB: 0 P: 9	R: 5 E: 0 K: 0 S: 25	H: 7 LOB: 2 BB: 0 P: 37	R: 1 E: 0 K: 1 S: 21	H: 1 LOB: 2 BB: 1 P: 35
--------------	------------------------------	----------------------------------	------------------------------	----------------------------------	------------------------------	----------------------------------	------------------------------	----------------------------------	-------------------------------	----------------------------------	------------------------------	---------------------------------	-------------------------------	----------------------------------	-------------------------------	----------------------------------

PITCHER	IP	WLS	BF	H	R	ER	SO	BB	IBB	HBP	BLK	WP	HR	S	P	ERA	WHIP
34 Nate Cornejo, R ERA: 4.42 (1, 1)	6.2	L	26	3	3	3	3	3	3	0	0	0	0	58	93	4.05	0.900
Jamie Walker, L ERA: 3.68 (7, 1)	0.0	B	2	2	1	1	0	0	0	0	0	0	1	7	11	∞	∞
Danny Patterson, R ERA: (7, 1)	0.1		3	2	1	1	0	0	0	0	0	0	0	7	8	27.00	6.000
Fernando Rodney, R ERA: 9.72 (8, 1)	1.0		5	1	1	1	1	1	0	0	0	0	0	21	35	9.00	2.000

AB	R	H	RBI	BB	SO	LOB
3	1	1	0	1	0	0
4	0	1	0	0	0	2
0	0	0	0	0	0	0
4	0	1	1	0	1	1
4	0	0	0	0	0	3
3	0	0	0	1	1	0
0	1	0	0	0	0	0
4	1	1	0	0	0	1
3	1	1	0	1	1	2
3	1	2	2	1	0	1
2	0	0	0	0	1	1
0	0	0	0	0	0	0
1	1	1	3	0	0	0
1	0	0	0	0	0	1

WP	PA
0	36

Detroit Tigers @ Chicago White Sox
 U.S. Cellular Field, Chicago, IL
 Sat Jul 19 2003, 7:05 PM EDT
 Att. 32,245 - Sunny - 81 F

AB	32
R	6
H	8
RBI	6
BB	4
SO	4
LOB	12



Batter	1	2	3	4	5	6	7	8	9	AB R H RBI BB SO LOB	TOP	
Alex Sanchez, L (1, 8) OBP: 0.305, SLG: 0.370 Andres Torres, S (5, PH) OBP: 0.258, SLG: 0.295 (5, 8)	0-1 G4-3		0-0 SH1-3		2-2 G6-3			4-2 WP BB		1 0 0 0 0 0 0 1 0 0 0 1 0 0		
Warren Morris, L (1, 4) OBP: 0.342, SLG: 0.423	3-2 1B		1-2 G6-3			1-1 F8		1-3 K		4 0 1 0 0 1 2		
Dmitri Young, S (1, 7) OBP: 0.363, SLG: 0.550 Shane Halter, R (6, 7) OBP: 0.274, SLG: 0.362	2-3 K			0-0 2B		0-0 1B		1-3 K		3 0 2 0 0 1 1 1 0 0 0 0 1 1		
Kevin Witt, L (1, 10) OBP: 0.304, SLG: 0.413	1-3 K			2-3 K		3-3 K			2-2 G3-1	4 0 0 0 0 3 3		
Carlos Pena, L (1, 3) OBP: 0.311, SLG: 0.417		1-3 K		1-1 F7		1-1 F9			0-0 F9	4 0 0 0 0 1 2		
Craig Monroe, R (1, 9) OBP: 0.286, SLG: 0.394		2-0 G6-3		2-1 G4-3			0-1 F9		3-1 P2	4 0 0 0 0 0 1		
Eric Munson, L (1, 5) OBP: 0.315, SLG: 0.430		0-3 K			0-1 HR		0-0 G3			3 1 1 1 0 1 0		
Matt Walbeck, S (1, 2) OBP: 0.198, SLG: 0.234 Ben Petrick, R (5, 2)			1-1 L1		0-0 G6-4-3 1B		2-3 K			2 0 1 0 0 0 0 1 0 0 0 0 1 0		
Ramon Santiago, S (1, 6) OBP: 0.300, SLG: 0.279			4-0 SH1-3 BB		2-2 G6-4-3			0-0 F7		2 0 0 0 1 0 1		
Inning Stats	R: 0 H: 1 E: 0 LOB: 1 K: 2 BB: 0 S: 13 P: 19	R: 0 H: 0 E: 0 LOB: 0 K: 2 BB: 0 S: 7 P: 10	R: 0 H: 0 E: 0 LOB: 1 K: 0 BB: 1 S: 6 P: 12	R: 0 H: 1 E: 0 LOB: 1 K: 1 BB: 0 S: 8 P: 13	R: 1 H: 2 E: 0 LOB: 0 K: 0 BB: 0 S: 12 P: 16	R: 0 H: 1 E: 0 LOB: 1 K: 1 BB: 0 S: 9 P: 14	R: 0 H: 0 E: 0 LOB: 0 K: 1 BB: 0 S: 7 P: 9	R: 0 H: 0 E: 0 LOB: 1 K: 2 BB: 1 S: 10 P: 16	R: 0 H: 0 E: 0 LOB: 0 K: 0 BB: 0 S: 6 P: 11	1B: 3 SF: 0 2B: 1 SAC: 1 3B: 0 DP: 1 HR: 1 HBP: 0	WP: 1 PA: 33 PB: 0 SB: 0 CS: 0	
PITCHER Esteban Loaiza, R (1, 1) ERA: 2.16 Gary Glover, R (8, 1) ERA: 5.01 Billy Koch, R (9, 1) ERA: 5.44	IP WLS BF H R ER SO BB IBB HBP BLK WP HR S P ERA WHIP	7.0 W 26 5 1 1 7 1 0 0 0 0 1 0 62 93 1.29 0.857	1.0 4 0 0 0 2 1 0 0 0 1 0 10 16 0.00 1.000	1.0 3 0 0 0 0 0 0 0 0 0 0 6 11 0.00 0.000	PITCHER IP WLS BF H R ER SO BB IBB HBP BLK WP HR S P ERA WHIP							

Detroit Tigers @ Chicago White Sox
U.S. Cellular Field, Chicago, IL

Sun Jul 20 2003, 2:05 PM EDT
Att. 20,631 - Overcast - 81 F

livebaseballscorecards.com

AB 30
R 1
H 5
RBI 1
BB 2
SO 9
LOB 11



Batter	1	2	3	4	5	6	7	8	9
Tony Graffano, R OBP: 0.349, SLG: 0.477 (1, 4)	1-1 SF8 3B	3-2 2B		0-1 E9 1B 2B	1-0 F8			0-0 F8	
Aaron Rowand, R OBP: 0.296, SLG: 0.379 (1, 8) (8, 9)	1-2 SF8 3-H	2-1 F7		3-2 G5-3	1-1 E7 1-H 1B			2-2 F9	
Frank Thomas, R OBP: 0.404, SLG: 0.555 Brian Daubach, L OBP: 0.366, SLG: 0.422 (1, 10) (8, PH)	2-2 HR		3-0 HR	0-2 HR 1B	2-1 F8			1-3 K	
Magglio Ordonez, R OBP: 0.365, SLG: 0.533 Willie Harris, L OBP: 0.230, SLG: 0.222 (1, 9) (8, 8)	0-0 14 1B 1B		3-2 1B 14 1B 2B	1-0 HR 1-H		4-2 14 L1-3 BB			
Carlos Lee, R OBP: 0.313, SLG: 0.445 (1, 7)	1-0 F9		2-2 24 G4-6-3 14 1B 1B	2-1 G5-3		1-3 K			
14 Paul Konerko, R OBP: 0.280, SLG: 0.333 (1, 3)	0-2 1B		0-0 24 G4-6-3 1B		1-0 HR	1-2 L1-3			
24 Joe Crede, R OBP: 0.284, SLG: 0.364 (1, 5)	1-1 F7		0-2 G4-6-3 1-2f 2-3		1-2 G5-3		0-1 G5-3		
Jose Valentin, S OBP: 0.326, SLG: 0.451 (1, 6)		2-3 K	2-0 F8		2-2 HR		1-3 K		
Miguel Olivo, R OBP: 0.269, SLG: 0.363 (1, 2)		2-2 P3		2-2 L5	0-0 1B E 1B		0-1 P4		


AB	R	H	RBI	BB	SO	LOB
5	2	3	0	0	0	1
4	0	1	1	0	0	2
4	3	3	3	0	0	1
1	0	0	0	0	1	0
3	2	3	2	1	0	0
0	0	0	0	0	0	0
4	0	1	0	0	1	2
4	1	3	2	0	0	1
4	0	0	0	0	0	4
4	1	1	1	0	2	1
4	1	1	0	0	0	0

DETROIT TIGERS @ CHICAGO WHITE SOX
U.S. Cellular Field, Chicago, IL

Sun Jul 20 2003, 2:05 PM EDT
Att. 20,631 - Overcast - 81 F

livebaseballscorecards.com

AB	37
R	10
H	16
RBI	9
BB	1
SO	4
LOB	12



Inning	R	H	E	K	S	IP	WLS	BF	H	R	ER	SO	BB	IBB	HBP	BLK	WP	HR	S	P	ERA	WHIP
1	2	4	0	0	17	3.2	L	22	12	7	7	1	0	0	0	0	0	3	57	88	17.18	3.273
2	0	1	0	1	12	2.1		11	4	3	2	1	1	0	0	0	0	2	24	40	7.71	2.143
3	0	0	0	0	12	1.0		3	0	0	0	1	0	0	0	0	0	8	9	0.00	0.000	
4	0	0	0	0	12	1.0		3	0	0	0	1	0	0	0	0	0	9	12	0.00	0.000	

WP	HR	S	P	ERA	WHIP
0	0	0	0	0	0

Batter	1	2	3	4	5	6	7	8	9	AB R H RBI BB SO LOB	TOP									
Coco Crisp, S (1, 8) OBP: 0.314, SLG: 0.347	1-2 F9		2-1 2B 1B		0-0 B1-3		3-3 K			4 1 1 0 0 1 0										
Casey Blake, R (1, 5) OBP: 0.337, SLG: 0.433	1-0 G6-3		2-1 1B 2B		2-1 1B			1-1 F8		4 1 2 1 0 0 0										
Jody Gerut, L (1, 7) OBP: 0.337, SLG: 0.508	2-1 HBP		1-1 2B 1B		3-2 F9			0-3 K		3 1 1 1 0 1 1										
Milton Bradley, S (1, 10) OBP: 0.427, SLG: 0.497	2-1 F9		0-1 1B 2B			0-0 F7		1-0 2B 1B		4 0 2 1 0 0 1										
Ryan Ludwick, R (1, 9) OBP: 0.256, SLG: 0.229		2-2 F9	1-1 G6-3			1-2 1B		0-0 2B		4 0 2 0 0 0 1										
Tim Laker, R (1, 2) OBP: 0.277, SLG: 0.407		2-2 G4-3		1-3 K		1-3 K		4-0 BB		3 0 0 0 0 2 1										
41 Victor Martinez, S (9, PH) OBP: 0.267, SLG: 0.250						1-2 K				0 0 0 0 1 0 0										
Ben Broussard, L (1, 3) OBP: 0.332, SLG: 0.445		1-0 G3		2-2 L4		1-3 K				4 0 0 0 0 2 2										
John McDonald, R (1, 4) OBP: 0.283, SLG: 0.331			1-3 K	1-0 F9			1-1 F8			4 0 0 0 0 2 1										
2 Jhonny Peralta, R (1, 6) OBP: 0.268, SLG: 0.273			2-0 G5-3		2-0 G5-3		3-3 K			3 0 0 0 0 1 0										
48 Travis Hafner, L (9, PH) OBP: 0.285, SLG: 0.407								2-2 G3		1 0 0 0 0 0 1										
Inning Stats	R: 0 E: 0 K: 0 S: 7	H: 0 LOB: 1 BB: 0 P: 13	R: 0 E: 0 K: 0 S: 8	H: 0 LOB: 0 BB: 0 P: 13	R: 3 E: 0 K: 1 S: 15	H: 4 LOB: 1 BB: 0 P: 24	R: 0 E: 0 K: 1 S: 7	H: 0 LOB: 0 BB: 0 P: 11	R: 0 E: 0 K: 2 S: 10	H: 1 LOB: 1 BB: 0 P: 13	R: 0 E: 0 K: 2 S: 9	H: 0 LOB: 0 BB: 0 P: 16	R: 0 E: 0 K: 1 S: 7	H: 2 LOB: 2 BB: 0 P: 9	R: 0 E: 0 K: 2 S: 12	H: 0 LOB: 1 BB: 1 P: 20	1B: 5 2B: 3 3B: 0 HR: 0	SF: 0 SAC: 0 DP: 0 HBP: 1	WP: 0 PB: 0 SB: 2 CS: 0	PA: 36
PITCHER	IP WLS BF H R ER SO BB IBB HBP BLK WP HR S P ERA WHIP																			
Mike Porzio, L (1, 1) ERA: 5.06	5.0 W 21 5 3 3 2 0 0 1 0 0 0 44 75 5.40 1.000																			
Rick White, R (6, 1) ERA: 5.4	2.0 H 7 1 0 0 4 0 0 0 0 0 0 19 29 0.00 0.500																			
Tom Gordon, R (8, 1) ERA: 3.14	2.0 S 8 2 0 0 3 1 0 0 0 0 0 19 29 0.00 1.500																			

Cleveland Indians @ Chicago White Sox
U.S. Cellular Field, Chicago, IL
 Mon Jul 21 2003, 8:05 PM EDT
 Att. 31,776 - Sunny - 74 F

livebaseballscorecards.com

AB	34
R	3
H	8
RBI	3
BB	1
SO	9
LOB	8



Batter	1	2	3	4	5	6	7	8	9
Tony Graffanino, R OBP: 0.358, SLG: 0.477 (1, 6)	3-2 F9 SH1-3 1B		4-2 S 1B 2B BB	1-0 F9			4-2 BB BB		
Roberto Alomar, S OBP: 0.344, SLG: 0.354 (1, 4)	0-1 SH1-3 1-2		2-1 2B S 1B 1B			3-2 G5-3	4-2 BB BB		
Frank Thomas, R OBP: 0.402, SLG: 0.550 (1, 10)	4-1 BB		2-3 K 1-2 2-3			3-2 F7	1-2 P6		
Magglio Ordonez, R OBP: 0.366, SLG: 0.534 (1, 9)	2-2 F9 2-3		0-1 1B 2B 2-3 3-H			4-1 CS BB	1-3 K		
Carlos Lee, R OBP: 0.313, SLG: 0.443 Aaron Rowand, R OBP: 0.296, SLG: 0.379 (1, 7) (9, 7)	2-0 L7		2-3 K			1-0 CS F9 1-2	2-1 1B		
Carl Everett, S OBP: 0.354, SLG: 0.517 Willie Harris, L OBP: 0.230, SLG: 0.222 (1, 8) (9, 8)		1-2 G5-3	0-0 1B 2-H 3-H			0-1 F7	1-3 K		
14 Paul Konerko, R OBP: 0.277, SLG: 0.329 (1, 3)		2-0 F8	1 SAFE 2-3 K			1-1 L9			
24 Joe Crede, R OBP: 0.284, SLG: 0.373 (1, 5)		1-1 HR		0-1 G6-3			3-2 P3		
Sandy Alomar Jr., R OBP: 0.282, SLG: 0.374 (1, 2)		2-2 G6-3		0-0 F8			1-0 G6-3		

AB	R	H	RBI	BB	SO	LOB
2	1	1	0	2	0	0
2	1	1	0	1	0	0
3	0	0	0	1	1	4
3	1	1	1	1	1	2
4	0	1	0	0	1	4
0	0	0	0	0	0	0
4	0	1	2	0	1	0
0	0	0	0	0	0	0
3	0	0	0	0	1	1
3	1	1	1	0	0	0
3	0	0	0	0	0	0


BOTTOM

Cleveland Indians @ Chicago White Sox
U.S. Cellular Field, Chicago, IL

Mon Jul 21 2003, 8:05 PM EDT
Att: 31,776 - Sunny - 74 F

livebaseballscorecards.com

AB	27
R	4
H	6
RBI	4
BB	5
SO	5
LOB	11



Inning Stats	R: 0	H: 1	E: 0	K: 0	S: 14	LOB: 2	BB: 1	P: 25
R: 1	H: 1	E: 0	K: 0	S: 9	LOB: 0	BB: 0	P: 15	
R: 3	H: 3	E: 0	K: 3	S: 18	LOB: 1	BB: 1	P: 30	
R: 0	H: 0	E: 0	K: 0	S: 4	LOB: 0	BB: 0	P: 5	
R: 0	H: 0	E: 0	K: 0	S: 11	LOB: 0	BB: 1	P: 22	
R: 0	H: 0	E: 0	K: 0	S: 7	LOB: 0	BB: 0	P: 9	
R: 0	H: 0	E: 0	K: 0	S: 18	LOB: 2	BB: 2	P: 31	
R: 0	H: 1	E: 0	K: 2	S: 8	LOB: 0	BB: 0	P: 12	

1B:	2B:	3B:	HR:	SF:	SAC:	DP:	HBP:
4	1	0	1	0	1	0	0

WP:	PA:
0	34

PITCHER	IP	WLS	BF	H	R	ER	SO	BB	IBB	HBP	BLK	WP	HR	S	P	ERA	WHIP
Brian Tallet, L ERA: 4.74 (1, 1)	4.2	L	22	5	4	4	3	3	0	0	0	0	1	56	96	7.71	1.714
Jack Cressend, R ERA: 1.64 (5, 1)	2.0		6	0	0	0	0	1	0	0	0	0	0	17	28	0.00	0.500
David Riske, R ERA: 2.87 (7, 1)	1.1		5	1	0	0	2	1	0	0	0	0	0	16	25	0.00	1.500

Batter	1	2	3	4	5	6	7	8	9	AB R H RBI BB SO LOB	TOP											
Coco Crisp, S (1, 7) OBP: 0.325, SLG: 0.377	2-1 F9 2B		1-0 F8			0-1 2B		1-2 SF9 2B		4 0 3 1 0 0 0	Cleveland Indians @ Chicago White Sox U.S. Cellular Field, Chicago, IL Tue Jul 22 2003, 2:05 PM EDT Att. 20,667 - Overcast - 67 F											
Casey Blake, R (1, 5) OBP: 0.333, SLG: 0.429	1-2 L3			3-2 F7		1-2 G4-3		2-2 SF9		3 0 0 1 0 0 2												
Jody Gerut, L (1, 9) OBP: 0.332, SLG: 0.500	3-2 F9 2-3			2-3 K			0-2 P4	2-3 K		4 0 0 0 0 2 2												
Milton Bradley, S (1, 8) OBP: 0.425, SLG: 0.494	0-1 F8			3-2 P4			0-1 1B		2-2 G5-3	4 0 1 0 0 0 1												
Ben Broussard, L (1, 3) OBP: 0.326, SLG: 0.436		2-0 F9			1-2 F8		0-0 F7		0-2 G4-3	4 0 0 0 0 0 1												
48 Travis Hafner, L (1, 10) OBP: 0.278, SLG: 0.397		0-3 K			1-0 P3		1-2 G6-3		0-0 F8	3 0 0 0 0 1 1												
Ryan Ludwick, R (9, PH) OBP: 0.250, SLG: 0.222										1 0 0 0 0 0 0												
41 Victor Martinez, S (1, 2) OBP: 0.270, SLG: 0.254		3-1 P4			0-0 F8			2-2 1B 2B 1B		3 1 1 0 0 0 0												
2 Jhonny Peralta, R (1, 6) OBP: 0.257, SLG: 0.261			1-3 K			2-0 F8		1-0 F8		3 0 0 0 0 1 1												
John McDonald, R (1, 4) OBP: 0.284, SLG: 0.331			2-3 K			1-2 F9		0-1 2B SF9 1B		3 1 1 0 0 1 0												
Inning Stats	R: 0 E: 0 K: 0 S: 10	H: 1 LOB: 1 BB: 0 P: 16	R: 0 E: 0 K: 1 S: 6	H: 0 LOB: 0 BB: 0 P: 11	R: 0 E: 0 K: 2 S: 9	H: 0 LOB: 0 BB: 0 P: 13	R: 0 E: 0 K: 1 S: 12	H: 0 LOB: 0 BB: 0 P: 20	R: 0 E: 0 K: 0 S: 6	H: 0 LOB: 0 BB: 0 P: 8	R: 0 E: 0 K: 0 S: 10	H: 1 LOB: 1 BB: 0 P: 14	R: 0 E: 0 K: 0 S: 9	H: 1 LOB: 1 BB: 0 P: 10	R: 2 E: 0 K: 1 S: 16	H: 3 LOB: 1 BB: 0 P: 24	R: 0 E: 0 K: 0 S: 8	H: 0 LOB: 0 BB: 0 P: 10	1B: 3 2B: 3 3B: 0 HR: 0	SF: 1 SAC: 0 DP: 0 HBP: 0	WP: 0 PB: 0 SB: 0 CS: 0	PA: 33
PITCHER	IP WLS BF H R ER SO BB IBB HBP BLK WP HR S P ERA WHIP																					
Bartolo Colon, R (1, 1) ERA: 4.25	7.2 W 29 6 2 2 4 0 0 0 0 0 0 0 75 111 2.35 0.783																					
Damaso Marte, L (8, 1) ERA: 1.69	1.1 S 4 0 0 0 1 0 0 0 0 0 0 0 0 11 15 0.00 0.000																					

AB	32
R	2
H	6
RBI	2
BB	0
SO	5
LOB	8



Batter	1	2	3	4	5	6	7	8	9
Roberto Alomar, S OBP: 0.345, SLG: 0.356 (1, 4)	1-2 G6-3		2-0 G6-3		3-2 F8 1B		3-2 G4-6-3 1B		
Jose Valentin, S OBP: 0.325, SLG: 0.447 (1, 6)	4-2 HR BB		2-3 K		2-1 F8		1-1 G4-6-3 1-2f		
Frank Thomas, R OBP: 0.403, SLG: 0.558 (1, 10)	1-2 HR		0-1 1B		1-0 G6-3			0-3 K	
Magglio Ordonez, R OBP: 0.370, SLG: 0.547 (1, 9)	2-1 HR		1-2 F7			3-2 FC4-6 1B		0-0 2B	
Carl Everett, S OBP: 0.350, SLG: 0.511 Willie Harris, L OBP: 0.230, SLG: 0.222 (1, 8) (9, 8)	2-3 K			0-3 K		2-2 FC4-6 HR 1-2f		2-1 G6-3	
Carlos Lee, R OBP: 0.312, SLG: 0.449 Aaron Rowand, R OBP: 0.296, SLG: 0.379 (1, 7) (9, 7)	1-0 P6			0-0 F9		2-2 HR 1-H		1-3 K	
Brian Daubach, L OBP: 0.365, SLG: 0.415 (1, 3)					1-2 G4-3		4-0 G6-4-3 BB		
Tony Graffanino, R OBP: 0.352, SLG: 0.468 (1, 5)						0-1 G4-3	1-1 G6-4-3 1-2f		
Miguel Olivo, R OBP: 0.269, SLG: 0.363 (1, 2)						1-1 F8 1B		2-2 P4	

Inning Stats	R: 3 E: 0 K: 1 S: 14	H: 2 LOB: 0 BB: 1 P: 25	R: 0 E: 0 K: 0 S: 7	H: 0 LOB: 0 BB: 0 P: 10	R: 0 E: 0 K: 1 S: 9	H: 1 LOB: 1 BB: 0 P: 14	R: 0 E: 0 K: 1 S: 7	H: 0 LOB: 0 BB: 0 P: 8	R: 0 E: 0 K: 0 S: 10	H: 2 LOB: 2 BB: 0 P: 17	R: 2 E: 0 K: 0 S: 13	H: 2 LOB: 0 BB: 1 P: 25	R: 0 E: 0 K: 0 S: 8	H: 1 LOB: 0 BB: 0 P: 14	R: 0 E: 0 K: 2 S: 9	H: 1 LOB: 1 BB: 0 P: 12
1B: 5 2B: 1 3B: 0 HR: 3	SF: 0 SAC: 0 DP: 2 HBP: 0	WP: 0 PB: 1 SB: 0 CS: 0	PA: 33													

PITCHER	IP	WLS	BF	H	R	ER	SO	BB	IBB	HBP	BLK	WP	HR	S	P	ERA	WHIP
Jason Davis, R ERA: 4.72 (1, 1)	5.1	L	25	7	5	5	3	2	0	0	0	0	3	58	96	8.44	1.688
Jason Boyd, R ERA: 4.66 (6, 1)	1.2		4	1	0	0	0	0	0	0	0	0	0	10	17	0.00	0.600
Danys Baez, R ERA: 3.47 (8, 1)	1.0		4	1	0	0	2	0	0	0	0	0	0	9	12	0.00	1.000

BOTTOM

Cleveland Indians @ Chicago White Sox
U.S. Cellular Field, Chicago, IL
Tue Jul 22 2003, 2:05 PM EDT
Att. 20,667 - Overcast - 67 F

livebaseballscorecards.com

AB	31
R	5
H	9
RBI	5
BB	2
SO	5
LOB	10



Batter	1	2	3	4	5	6	7	8	9	AB R H RBI BB SO LOB	TOP																		
Roberto Alomar, S (1, 4) OBP: 0.346, SLG: 0.356	1-1 G1-3	0-0 FC4-6 1B		1-1 G1			1-1 G6-3		3-2 1B S 2B 1B	5 1 2 0 0 0 0																			
Carlos Lee, R (1, 7) OBP: 0.313, SLG: 0.457 Aaron Rowand, R (9, 7) OBP: 0.296, SLG: 0.379	2-2 F8	2-2 FC4-6			1-0 HR		3-3 K		2-2 S 1-3 2B 1B	5 2 2 1 0 1 2 0 0 0 0 0 0 0																			
Frank Thomas, R (1, 10) OBP: 0.405, SLG: 0.556	2-3 K			0-1 G1-3 1B		2-2 F8	4-2 BLK BB		4-1 2B 1-2 14 HBP BB	3 1 1 0 2 1 0																			
Magglio Ordonez, R (1, 9) OBP: 0.375, SLG: 0.551		4-2 1B 14 1B BB		1-2 G1-3 1B		4-2 G3 WP BB	1-3 K		2-2 14 HBP 2B	3 1 2 2 2 1 1																			
Carl Everett, S (1, 8) OBP: 0.351, SLG: 0.508 Miguel Olivo, R (9, 2) OBP: 0.269, SLG: 0.363		3-2 1B 14 1B 24 FC4-6 1B		0-2 G1-3		2-2 G3		0-0 G1-3	4-0 L6-4 14 HBP IBB	4 1 1 0 1 0 3 0 0 0 0 0 0 0																			
14 Paul Konerko, R (1, 3) OBP: 0.279, SLG: 0.328		3-2 24 FC4-6 1B 1-2 FC6-4 1B 3-H		3-3 K		0-1 P3		2-2 F9	1-0 HBP	4 1 1 2 0 1 3																			
Jose Valentin, S (1, 6) OBP: 0.326, SLG: 0.446		0-0 24 FC4-6 1B 1-2 2-3		1-2 P3		1-2 G4-3		1-0 1B	0-1 L6-4	5 0 2 0 0 0 5																			
24 Joe Crede, R (1, 5) OBP: 0.282, SLG: 0.370 Brian Daubach, L (8, PH) OBP: 0.365, SLG: 0.415 Tony Graffanino, R (8, PH) OBP: 0.350, SLG: 0.465		0-1 FC4-6 FC6-4 1-2 2-3 3-H		1-1 G5-3		1-2 K		1-0 F9		3 0 0 1 0 1 2 0 0 0 0 0 0 0 1 0 0 0 0 0 1	AB 37 R 7 H 11 RBI 7 BB 5 SO 5 LOB 18																		
Sandy Alomar Jr., R (1, 2) OBP: 0.274, SLG: 0.364 Willie Harris, L (9, PH) OBP: 0.228, SLG: 0.220		0-2 FC6-4 1B 1-2 3-H		0-2 G5-3		0-2 G3-1			1-2 G4-3	3 0 0 1 0 0 1 1 0 0 0 0 0 0																			
Inning Stats	R: 0 E: 0 K: 1 S: 8	H: 0 LOB: 0 BB: 0 P: 13	R: 3 E: 0 K: 0 S: 23	H: 4 LOB: 2 BB: 1 P: 35	R: 0 E: 0 K: 1 S: 15	H: 2 LOB: 2 BB: 0 P: 20	R: 0 E: 0 K: 0 S: 9	H: 0 LOB: 0 BB: 0 P: 11	R: 1 E: 0 K: 0 S: 13	H: 1 LOB: 1 BB: 1 P: 22	R: 0 E: 0 K: 1 S: 9	H: 0 LOB: 0 BB: 0 P: 11	R: 0 E: 0 K: 2 S: 10	H: 0 LOB: 1 BB: 1 P: 19	R: 0 E: 0 K: 0 S: 6	H: 1 LOB: 1 BB: 0 P: 10	R: 3 E: 0 K: 0 S: 17	H: 3 LOB: 2 BB: 2 P: 34	1B: 9 2B: 2 3B: 0 HR: 1	SF: 0 SAC: 0 DP: 1 HBP: 1	WP: 1 PB: 0 SB: 2 CS: 0	PA: 43							
PITCHER	IP WLS BF H R ER SO BB IBB HBP BLK WP HR S P ERA WHIP												PITCHER	IP WLS BF H R ER SO BB IBB HBP BLK WP HR S P ERA WHIP															
32 Roy Halladay, R (1, 1) ERA: 3.43	6.0		27	7	4	4	3	2	0	0	0	1	1	77	112	6.00	1.500												
Aquilino Lopez, R (7, 1) ERA: 3.96	1.2		7	1	0	0	2	1	0	0	1	0	0	15	27	0.00	1.200												
Jason Kershner, L (8, 1) ERA: 3.38	0.1	H	1	0	0	0	0	0	0	0	0	0	0	1	2	0.00	0.000												
Juan Acevedo, R (9, 1) ERA: 7.15	0.1	L	4	2	3	3	0	1	0	0	0	0	0	12	22	81.00	9.000												
Dan Reichert, R (9, 1) ERA:	0.0	B	3	1	0	0	0	0	1	1	0	0	0	3	10	∞	∞												
Trever Miller, L (9, 1) ERA: 4.72	0.2		1	0	0	0	0	0	0	0	0	0	0	0	2	2	0.00	0.000											

Chicago White Sox @ Toronto Blue Jays
SkyDome, Toronto, ON
Wed Jul 23 2003, 7:05 PM EDT
Att. 20,320 - Cloudy - 73 F

livebaseballscorecards.com



Batter	1	2	3	4	5	6	7	8	9	AB	R	H	RBI	BB	SO	LOB
3 Reed Johnson, R OBP: 0.360, SLG: 0.453 (1, 7)	0-1 F9		0-3 K		0-2 FC1-6 10 F9 BB		1-1 G1-3	1-0 F8		5	0	0	0	0	1	4
Bobby Kielty, S OBP: 0.383, SLG: 0.444 (1, 3) (9, 9)	2-3 K			0-0 2B 1B	4-1 BB SAFE BB	1-2 BB	2-2 10 HR 2B		0-1 G4-3	4	2	2	0	1	1	0
10 Vernon Wells, R OBP: 0.348, SLG: 0.575 (1, 8)	1-2 G3-1			2-2 2B 1B FC5-2	2-0 F9	2-3 BB	0-0 2-H HR		0-0 BB 1B	5	1	3	2	0	0	2
Carlos Delgado, L OBP: 0.416, SLG: 0.606 Howie Clark, L OBP: 0.418, SLG: 0.452 (1, 10) (9, PR)		1-3 K		0-0 2B 2B 1-3 2-H	1-0 G4-3		0-1 P5		4-2 BB G4-6-3 1B	4	1	1	1	1	1	2
Tom Wilson, R OBP: 0.346, SLG: 0.451 Frank Catalanotto, L OBP: 0.332, SLG: 0.459 (1, 2) (9, PH)	1-1 F7			2-1 FC5-2 2B G6-3		0-1 G5-3		2-0 G5-3	2-2 G4-6-3	4	1	0	0	0	0	2
Eric Hinske, L OBP: 0.319, SLG: 0.431 (1, 5)	0-3 K			2-2 G6-3 2B 1-3 2-H	1-1 E5		4-2 S 1B BB			3	1	1	1	1	1	0
Jayson Werth, R OBP: 0.255, SLG: 0.417 Greg Myers, L OBP: 0.420, SLG: 0.542 (1, 9) (8, PH) (9, 2)			4-2 BB	2-1 G6-3	1-1 F8		1-3 K		2-0 K	2	0	0	1	1	0	2
Mike Bordick, R OBP: 0.291, SLG: 0.384 (1, 4)	2-3 K		2-3 K	3-2 F9	0-0 G3		0-0 2B 1B		0-0 2B 1B	4	0	1	1	0	1	3
Chris Woodward, R OBP: 0.326, SLG: 0.412 (1, 6)			0-3 K		2-2 FC1-6 3 2B		0-3 K	1-0 2B		4	0	2	0	0	2	1

Inning Stats	R: 0	H: 0	E: 0	K: 10	S: 10	R: 0	H: 0	E: 0	K: 8	S: 8	R: 0	H: 0	E: 0	K: 13	S: 13	R: 3	H: 4	E: 0	K: 0	S: 16	R: 0	H: 1	E: 0	K: 0	S: 11	R: 0	H: 0	E: 1	K: 0	S: 7	R: 2	H: 2	E: 0	K: 1	S: 12	R: 1	H: 2	E: 0	K: 1	S: 9	R: 0	H: 1	E: 0	K: 0	S: 9	1B: 4	2B: 5	3B: 0	HR: 1	SF: 0	SAC: 0	DP: 1	HBP: 0	WP: 0	PB: 0	SB: 1	CS: 0	PA: 41
--------------	------	------	------	-------	-------	------	------	------	------	------	------	------	------	-------	-------	------	------	------	------	-------	------	------	------	------	-------	------	------	------	------	------	------	------	------	------	-------	------	------	------	------	------	------	------	------	------	------	-------	-------	-------	-------	-------	--------	-------	--------	-------	-------	-------	-------	--------

PITCHER	IP	WLS	BF	H	R	ER	SO	BB	IBB	HBP	BLK	WP	HR	S	P	ERA	WHIP
56 Mark Buehrle, L ERA: 4.21	(1, 1)	7.0	31	7	5	5	7	2	0	0	0	0	1	77	113	6.43	1.286
Billy Koch, R ERA: 5.57	(8, 1)	0.2	5	2	1	1	1	1	0	0	0	0	0	8	16	13.50	4.500
Rick White, R ERA: 5.36	(8, 1)	0.1	W 1	0	0	0	0	0	0	0	0	0	0	1	2	0.00	0.000
Tom Gordon, R ERA: 3.12	(9, 1)	0.1	H 3	1	0	0	0	1	0	0	0	0	0	5	9	0.00	6.000
Damaso Marte, L ERA: 1.66	(9, 1)	0.2	S 1	0	0	0	0	0	0	0	0	0	0	4	6	0.00	0.000

BOTTOM

Chicago White Sox @ Toronto Blue Jays
 SkyDome, Toronto, ON
 Wed Jul 23 2003, 7:05 PM EDT
 Att. 20,320 - Cloudy - 73 F

livebaseballscorecards.com

AB	37
R	6
H	10
RBI	6
BB	4
SO	8
LOB	19



Batter	1	2	3	4	5	6	7	8	9	10	11	12	13	AB R H RBI BB SO LOB	TOP												
Roberto Alomar, S OBP: 0.346, SLG: 0.354 (1, 4)	3-1 G4-3		1-1 1B		1-1 F8		4-2 BB		1-0 G4-3			2-2 G6-3		5 0 1 0 1 0 5													
Carlos Lee, R OBP: 0.314, SLG: 0.457 (1, 7)	2-1 G5-3		2-0 P3			1-1 1B 2B 1B	2-1 F8			1-2 P3			2-0 1B 2B	6 2 2 0 0 0 2													
Frank Thomas, R OBP: 0.404, SLG: 0.552 (1, 10)	1-3 K					0-0 K				1-2 G5-4-3 1B			3-2 2B 1B	6 1 2 1 0 2 1													
Magglio Ordonez, R OBP: 0.379, SLG: 0.556 (1, 9)			0-0 14 G1-6-3 BB 1B			1-3 K			0-0 2B G6-3 1B				3-2 1H 2B	6 1 4 1 0 1 1													
Carl Everett, S OBP: 0.353, SLG: 0.508 Aaron Rowand, R OBP: 0.296, SLG: 0.379 (1, 8) (13, 8)			4-0 14 G1-6-3 BB			2-2 G4-3			0-2 14 G6-3 2B				4-2 G3-1 BB BB	4 0 1 1 2 0 0 0 0 0 0 0 0 0													
14 Paul Konerko, R OBP: 0.279, SLG: 0.327 Willie Harris, L OBP: 0.228, SLG: 0.220 Brian Daubach, L OBP: 0.367, SLG: 0.412 (1, 3) (9, PR) (9, 3)			0-2 G1-6-3			1-2 G5-3			1-2 G6-3				4-0 G3-1 BB	4 0 1 1 0 0 3 0 0 0 0 0 0 0 1 0 0 0 1 1 0													
Jose Valentin, S OBP: 0.321, SLG: 0.438 (1, 6)			1-3 K			3-2 G3			1-3 K				1-2 G3-1	6 0 0 0 0 4 5													
24 Joe Crede, R OBP: 0.287, SLG: 0.369 Tony Graffanino, R OBP: 0.348, SLG: 0.462 (1, 5) (12, PR) (12, 5)			1-3 K			4-2 BB BB			0-1 P4				0-0 F9	3 0 1 0 2 1 0 1 0 0 0 0 0 2													
Miguel Olivo, R OBP: 0.272, SLG: 0.357 (1, 2)			0-3 K			4-1 BB			4-2 BB				1-2 BB	3 0 0 0 2 3 3													
Inning Stats	R: 0 E: 0 K: 1 S: 7	H: 0 LOB: 0 BB: 0 P: 13	R: 0 E: 0 K: 7 S: 7	H: 1 LOB: 1 BB: 1 P: 12	R: 0 E: 0 K: 2 S: 9	H: 1 LOB: 1 BB: 0 P: 13	R: 0 E: 0 K: 2 S: 9	H: 0 LOB: 0 BB: 0 P: 13	R: 2 E: 0 K: 1 S: 16	H: 3 LOB: 1 BB: 0 P: 20	R: 0 E: 0 K: 2 S: 10	H: 0 LOB: 1 BB: 2 P: 20	R: 0 E: 0 K: 2 S: 7	H: 1 LOB: 0 BB: 0 P: 11	R: 0 E: 0 K: 2 S: 13	H: 1 LOB: 2 BB: 1 P: 20	R: 0 E: 0 K: 2 S: 9	H: 0 LOB: 0 BB: 0 P: 12	R: 0 E: 0 K: 1 S: 8	H: 1 LOB: 1 BB: 0 P: 11	R: 2 E: 0 K: 0 S: 15	H: 3 LOB: 2 BB: 2 P: 32	1B: 9 2B: 3 3B: 0 HR: 0	SF: 0 SAC: 0 DP: 3 HBP: 0	WP: 0 PB: 0 SB: 1 CS: 0	PA: 53	
PITCHER Kelvim Escobar, R ERA: 4.34 Aquilino Lopez, R ERA: 3.91 Jason Kershner, L ERA: 3.0 Trever Miller, L ERA: 4.58 Scott Service, R ERA: 5.01	(1, 1) (8, 1) (8, 1) (11, 1) (12, 1)	IP 7.0 0.2 2.1 1.0 1.0	WLS 29 2 9 3 3	BF 29 2 9 3 3	H 5 1 2 0 1	R 2 0 0 0 0	ER 2 0 0 0 1	SO 7 0 2 2 1	BB 5 0 1 0 0	IBB 0 0 0 0 0	HBP 0 0 0 0 0	BLK 0 0 0 0 0	WP 0 0 0 0 0	HR 0 6 23 9 8	S 72 8 35 12 11	P 118 8 35 12 11	ERA 2.57 0.00 0.00 0.00 0.00	WHIP 1.429 1.500 1.286 0.000 1.000									
PITCHER Tanyon Sturtze, R ERA: 6.29 Juan Acevedo, R ERA: 7.01	(13, 1) (13, 1)	IP 0.1 0.2	WLS L 3	BF 4 3	H 3 0	R 2 0	ER 2 0	SO 0 0	BB 1 0	IBB 0 0	HBP 0 0	BLK 0 0	WP 0 0	HR 0 4	S 11 9	P 23 9	ERA 54.00 0.00	WHIP 12.000 1.500									

Chicago White Sox @ Toronto Blue Jays
SkyDome, Toronto, ON
 Thu Jul 24, 2003, 7:05 PM EDT
 Att: 18,438 - Cloudy - 79 F

AB	45
R	4
H	12
RBI	4
BB	8
SO	12
LOB	22




Batter	1	2	3	4	5	6	7	8	9	10	11	12	13	AB R H RBI BB SO LOB
Howie Clark, L (1, 7) OBP: 0.406, SLG: 0.438 3 Reed Johnson, R (8, PH) OBP: 0.356, SLG: 0.446 (9, 7)	G6-3		SH5-4		F7			G1-6-3			G6-3		F7	2 0 0 0 0 0 0 3 0 0 0 0 0 1
Frank Catalanotto, L (1, 10) OBP: 0.327, SLG: 0.452	G6-3		G4-3			F8		F9			K		F7	6 0 0 1 0 1 2
10 Vernon Wells, R (1, 8) OBP: 0.348, SLG: 0.578	G1-3		G5-3			F8		F9					HR	5 1 1 1 1 0 1
Carlos Delgado, L (1, 3) OBP: 0.415, SLG: 0.601		G4-3			G3-6-3 1B			K			K		G6-3	5 0 1 0 1 2 1
Greg Myers, L (1, 2) OBP: 0.415, SLG: 0.535		1B			G3-6-3 1-2f			F9					G3	5 0 1 0 0 0 2
Bobby Kielty, S (1, 9) OBP: 0.377, SLG: 0.436		P6			K			F9			K		F7	5 0 0 0 0 2 1
Eric Hinske, L (1, 5) OBP: 0.320, SLG: 0.440		K			HR			F7			P6		1B BB	4 1 1 1 1 1 1
Orlando Hudson, S (1, 4) OBP: 0.338, SLG: 0.400			SH5-4 BB G4-3 BB		G3			G4-3					1B BB	3 1 1 0 2 0 0
Mike Bordick, R (1, 6) OBP: 0.298, SLG: 0.386 Jayson Werth, R (8, PR) OBP: 0.255, SLG: 0.417 Chris Woodward, R (9, 6) OBP: 0.324, SLG: 0.409			G4-3 SH5-4 BB		G5-3			G1-6-3 1B			K		F8	2 0 1 0 1 0 0 0 0 0 0 0 0 0 2 0 0 0 0 1 3

Inning Stats	R: 0	H: 0	E: 0	K: 0	S: 10	R: 0	H: 1	E: 0	K: 1	S: 7	R: 1	H: 0	E: 0	K: 0	S: 9	R: 0	H: 1	E: 0	K: 1	S: 6	R: 1	H: 1	E: 0	K: 0	S: 12	R: 0	H: 0	E: 0	K: 0	S: 5	R: 0	H: 0	E: 0	K: 1	S: 7	R: 0	H: 0	E: 0	K: 2	S: 14	R: 0	H: 0	E: 0	K: 0	S: 6	R: 0	H: 1	E: 0	K: 0	S: 17	R: 0	H: 1	E: 0	K: 0	S: 17	1B: 4	2B: 0	3B: 0	HR: 2	SF: 0	SAC: 1	DP: 2	HBP: 0	WP: 0	PA: 49
--------------	------	------	------	------	-------	------	------	------	------	------	------	------	------	------	------	------	------	------	------	------	------	------	------	------	-------	------	------	------	------	------	------	------	------	------	------	------	------	------	------	-------	------	------	------	------	------	------	------	------	------	-------	------	------	------	------	-------	-------	-------	-------	-------	-------	--------	-------	--------	-------	--------

PITCHER	IP	WLS	BF	H	R	ER	SO	BB	IBB	HBP	BLK	WP	HR	S	P	ERA	WHIP
Jon Garland, R (1, 1) ERA: 4.4	7.0		27	4	2	2	2	3	0	0	0	0	1	62	99	2.57	1.000
Damaso Marte, L (8, 1) ERA: 1.58	2.2		8	0	0	0	2	1	0	0	0	0	0	21	34	0.00	0.375
Tom Gordon, R (10, 1) ERA: 2.98	2.1	W	10	1	0	0	3	2	0	0	0	0	0	23	39	0.00	1.286
Rick White, R (13, 1) ERA: 5.44	1.0	S	4	1	1	1	0	0	0	0	0	0	1	17	22	9.00	1.000

Chicago White Sox @ Toronto Blue Jays
SkyDome, Toronto, ON
Thu Jul 24 2003, 7:05 PM EDT
Att. 18,438 - Cloudy - 79 F

AB	42
R	3
H	6
RBI	3
BB	6
SO	7
LOB	12



Batter	1	2	3	4	5	6	7	8	9	AB R H RBI BB SO LOB	TOP											
13 Carl Crawford, L (1, 7) OBP: 0.305, SLG: 0.354	2-1 G1-3		3-2 G6-3 1B		0-3 K2-3		0-3 K		1-3 K	5 0 1 0 0 3 1												
Antonio Perez, R (1, 5) OBP: 0.405, SLG: 0.469	2-2 G6-3		2-2 G6-3			2-2 G6-3	4-2 BB			3 0 0 0 1 0 2												
Aubrey Huff, L (1, 10) OBP: 0.356, SLG: 0.524	2-3 K			1-0 P6		4-2 BB	1-2 P5			3 0 0 0 1 1 1												
5 Rocco Baldelli, R (1, 8) OBP: 0.333, SLG: 0.443		0-0 G5-3 1B		3-2 G5-3		0-2 P3		2-3 K		4 0 1 0 0 1 1												
Travis Lee, L (1, 3) OBP: 0.348, SLG: 0.442		1-2 F7		0-2 1B		2-1 1B		4-2 BB		3 0 2 0 1 0 1												
Damian Rolls, R (1, 9) OBP: 0.299, SLG: 0.378		1 SAFE G5-3		0-0 G3		3-2 P4		1-1 P3		4 0 0 0 0 0 5												
Marlon Anderson, L (1, 4) OBP: 0.322, SLG: 0.362		2-2 F8			0-2 FC4-6 1B		1-2 HR 1B		3-1 P4	4 1 2 0 0 0 2												
Toby Hall, R (1, 2) OBP: 0.313, SLG: 0.397			1-1 G5-3		1-1 P5		1-2 HR		0-1 F9	4 1 1 2 0 0 1												
Julio Lugo, R (1, 6) OBP: 0.319, SLG: 0.346			1-2 1B		0-1 FC4-6		2-2 G5-3		3-3 K	3 0 1 0 0 0 1												
Al Martin, L (9, PH) OBP: 0.328, SLG: 0.369					1-2f					1 0 0 0 0 1 0												
Inning Stats	R: 0 E: 0 K: 1 S: 8	H: 0 LOB: 0 BB: 0 P: 14	R: 0 E: 0 K: 0 S: 15	H: 1 LOB: 1 BB: 0 P: 18	R: 0 E: 0 K: 0 S: 12	H: 2 LOB: 1 BB: 0 P: 19	R: 0 E: 0 K: 0 S: 9	H: 1 LOB: 1 BB: 0 P: 13	R: 0 E: 0 K: 1 S: 12	H: 1 LOB: 1 BB: 0 P: 12	R: 0 E: 0 K: 0 S: 17	H: 1 LOB: 2 BB: 1 P: 28	R: 2 E: 0 K: 1 S: 18	H: 2 LOB: 1 BB: 1 P: 27	R: 0 E: 0 K: 1 S: 10	H: 0 LOB: 1 BB: 1 P: 20	R: 0 E: 0 K: 2 S: 11	H: 0 LOB: 0 BB: 0 P: 15	1B: 7 2B: 0 3B: 0 HR: 1	SF: 0 SAC: 0 DP: 1 HBP: 0	WP: 0 PB: 0 SB: 0 CS: 0	PA: 37
PITCHER	IP WLS BF H R ER SO BB IBB HBP BLK WP HR S P ERA WHIP																					
Esteban Loaiza, R (1, 1) ERA: 2.19	6.1 W 27 8 2 2 2 1 0 0 0 0 1 82 117 2.84 1.421																					
Kelly Wunsch, L (7, 1) ERA: 1.1	0.2 3 0 0 0 1 1 0 0 0 0 0 9 14 0.00 1.500																					
Gary Glover, R (8, 1) ERA: 4.72	2.0 7 0 0 0 3 1 0 0 0 0 0 21 35 0.00 0.500																					

Tampa Bay Devil Rays @ Chicago White Sox
 U.S. Cellular Field, Chicago, IL
 Fri Jul 25 2003, 8:05 PM EDT
 Att. 22,617 - Sunny - 81 F

AB	34
R	2
H	8
RBI	2
BB	3
SO	6
LOB	15



Batter	1	2	3	4	5	6	7	8	9
Roberto Alomar, S OBP: 0.350, SLG: 0.355 (1, 4) B C B X	2-1 E 2B 1B		1-1 F7 1		4-1 SAFE 1-2 HR BB 2		4-1 S BB 1		
Carlos Lee, R OBP: 0.313, SLG: 0.463 (1, 7) C B 1 SAFE Aaron Rowand, R OBP: 0.296, SLG: 0.379 (8, 7) C B 1 SAFE X	1-2 E5 2B 1-2		2-2 P2 2		1-2 1-H HR 1		3-3 SAFE K 1-2 1		
Frank Thomas, R OBP: 0.405, SLG: 0.559 (1, 10) B X	1-0 F7 1		0-3 K 3		0-1 HR 1		4-0 BB 1		
Magglio Ordonez, R OBP: 0.380, SLG: 0.558 (1, 9) D C F B X	3-2 1-H 2-H 1B 2B			2-2 F8 1	1-0 2B 1B		0-0 L7 2		
Carl Everett, S OBP: 0.355, SLG: 0.510 (1, 8) B C B X Willie Harris, L OBP: 0.228, SLG: 0.220 (8, 8) B C B X	2-1 14 G6-4-3 2-H 1B			0-0 F8 2	2-1 1-3 2B		1-1 G3 3		
14 Paul Konerko, R OBP: 0.275, SLG: 0.322 (1, 3) B B C F X	2-2 G6-4-3 1-2f 1			1-1 F7 3	2-3 K 3		1-0 G5-3 1		
Jose Valentin, S OBP: 0.320, SLG: 0.439 (1, 6) D C F B X		0-3 K 1			1-1 24 G4-3 1B 2B	3-1 P6 1	3-1 L9 2		
24 Joe Crede, R OBP: 0.283, SLG: 0.365 (1, 5) X		0-0 F9 2			0-0 G4-3 1 2-3	0-0 L9 2	1-1 G5-3 3		
Miguel Olivo, R OBP: 0.273, SLG: 0.357 (1, 2) C B B X		1-1 F9 3			2-1 CS 1B 3-H	2-2 G5-3 3			

AB	R	H	RBI	BB	SO	LOB
2	2	1	0	2	0	0
4	2	1	2	0	1	2
0	0	0	0	0	0	0
3	1	1	1	1	1	2
4	1	2	2	0	0	2
4	0	2	1	0	0	2
0	0	0	0	0	0	0
4	0	0	0	0	1	3
4	1	1	0	0	1	0
4	0	0	0	0	0	1
3	0	1	1	0	0	0

BOTTOM

Tampa Bay Devil Rays @ Chicago White Sox
U.S. Cellular Field, Chicago, IL
Fri Jul 25 2003, 8:05 PM EDT
Att. 22,617 - Sunny - 81 F

livebaseballscores.com

AB	32
R	7
H	9
RBI	7
BB	3
SO	4
LOB	12



1B: 4	SF: 0	WP: 0	PA: 35
2B: 3	SAC: 0	PB: 0	
3B: 0	DP: 1	SB: 1	
HR: 2	HBP: 0	CS: 1	

Inning Stats	R	H	ER	SO	BB	IBB	HBP	BLK	WP	HR	S	P	ERA	WHIP
	3	3	0	2	0	0	0	0	0	2	50	75	11.57	1.714
	0	0	0	2	1	0	0	0	0	0	25	52	0.00	1.200

PITCHER	IP	WLS	BF	H	R	ER	SO	BB	IBB	HBP	BLK	WP	HR	S	P	ERA	WHIP
Jorge Sosa, R ERA: 4.94 (1, 1)	4.2	L	21	7	7	6	2	1	0	0	0	0	2	50	75	11.57	1.714
Jason Standridge, R ERA: 6.37 (5, 1)	3.1		14	2	0	0	2	2	0	0	0	0	0	25	52	0.00	1.200

Batter	1	2	3	4	5	6	7	8	9	AB R H RBI BB SO LOB	TOP
--------	---	---	---	---	---	---	---	---	---	----------------------	-----


13 Carl Crawford, L <small>(1, 7) OBP: 0.312, SLG: 0.361</small>										4 3 3 0 1 0 0	
Antonio Perez, R <small>(1, 4) OBP: 0.385, SLG: 0.441</small>										4 0 0 0 0 0 5	
5 Rocco Baldelli, R <small>(1, 8) OBP: 0.334, SLG: 0.454</small>										4 2 2 4 0 0 2	
Aubrey Huff, L <small>(1, 9) OBP: 0.361, SLG: 0.531</small>										4 1 3 2 1 0 0	
Toby Hall, R <small>(1, 2) OBP: 0.314, SLG: 0.395</small>										4 0 1 1 1 0 2	
Travis Lee, L <small>(1, 3) OBP: 0.354, SLG: 0.452</small>										4 1 3 0 1 0 2	
Matt Diaz, R <small>(1, 10) OBP: 0.200, SLG: 0.111</small> Al Martin, L <small>(9, PH) OBP: 0.326, SLG: 0.369</small>										4 1 1 0 0 1 3 0 0 0 1 0 0 0	
Damian Rolls, R <small>(1, 5) OBP: 0.296, SLG: 0.379</small>										5 1 1 0 0 1 5	
Julio Lugo, R <small>(1, 6) OBP: 0.317, SLG: 0.354</small>										5 1 1 2 0 0 6	

Inning Stats	R: 1	H: 2	R: 2	H: 2	R: 1	H: 1	R: 0	H: 1	R: 1	H: 2	R: 4	H: 4	R: 0	H: 1	R: 0	H: 1	R: 1	H: 1	1B: 6	SF: 2	WP: 0	PA: 45
	E: 0	LOB: 1	E: 0	LOB: 0	E: 0	LOB: 0	E: 0	LOB: 1	E: 0	LOB: 2	E: 0	LOB: 1	E: 0	LOB: 1	E: 0	LOB: 0	E: 0	LOB: 2	2B: 7 <td>SAC: 1 <td>PB: 0 <td></td> </td></td>	SAC: 1 <td>PB: 0 <td></td> </td>	PB: 0 <td></td>	
	K: 0	BB: 0	K: 1	BB: 0	K: 0	BB: 0	K: 0	BB: 0	K: 0	BB: 1	K: 0	BB: 1	K: 0	BB: 0	K: 1	BB: 2	K: 0	BB: 2	3B: 0 <td>DP: 1 <td>SB: 2 <td></td> </td></td>	DP: 1 <td>SB: 2 <td></td> </td>	SB: 2 <td></td>	
	S: 11	P: 18	S: 14	P: 18	S: 11	P: 17	S: 8	P: 11	S: 11	P: 19	S: 15	P: 26	S: 5	P: 5	S: 14	P: 26	S: 14	P: 26	HR: 2 <td>HBP: 0 <td>CS: 0 <td></td> </td></td>	HBP: 0 <td>CS: 0 <td></td> </td>	CS: 0 <td></td>	

PITCHER	IP	WLS	BF	H	R	ER	SO	BB	IBB	HBP	BLK	WP	HR	S	P	ERA	WHIP														
Mike Porzio, L <small>(1, 1) ERA: 6.43</small>	3.1		16	6	4	4	1	0	0	0	0	0	2	41	59	10.80	1.800														
Rick White, R <small>(4, 1) ERA: 6.13</small>	2.1	L	15	6	5	5	0	0	2	0	0	0	0	28	49	19.29	2.571														
Gary Glover, R <small>(6, 1) ERA: 4.54</small>	1.1		5	1	0	0	0	0	0	0	0	0	0	6	6	0.00	0.750														
Billy Koch, R <small>(8, 1) ERA: 5.52</small>	2.0		9	2	1	1	1	2	0	0	0	0	0	19	34	4.50	2.000														

Tampa Bay Devil Rays @ Chicago White Sox
 U.S. Cellular Field, Chicago, IL
 Sat Jul 26 2003, 7:05 PM EDT
 Att. 29,633 - Cloudy - 82 F

AB	38
R	10
H	15
RBI	10
BB	4
SO	2
LOB	25



PITCHER	IP	WLS	BF	H	R	ER	SO	BB	IBB	HBP	BLK	WP	HR	S	P	ERA	WHIP
---------	----	-----	----	---	---	----	----	----	-----	-----	-----	----	----	---	---	-----	------

Batter	1	2	3	4	5	6	7	8	9	AB	R	H	RBI	BB	SO	LOB
Roberto Alomar, S OBP: 0.348, SLG: 0.352 (1, 4)	G1-3			F8	B3-1	1B		G3-1		5	0	1	1	0	0	2
Carlos Lee, R OBP: 0.312, SLG: 0.460 (1, 7)	G6-3			K	BB 1B	P5			K	5	1	1	0	0	2	2
Frank Thomas, R OBP: 0.405, SLG: 0.558 (1, 10)	P2			1B 2B	FC5 BB			G5-3	K	4	1	1	0	1	1	0
Magglio Ordonez, R OBP: 0.381, SLG: 0.556 (1, 9)		F7		1B	1B			P6	G6-3	5	0	2	2	0	0	0
Carl Everett, S OBP: 0.351, SLG: 0.504 (1, 8)		G5-3		P6	FC5			F7		4	0	0	0	0	0	3
Brian Daubach, L OBP: 0.363, SLG: 0.406 14 Paul Konerko, R OBP: 0.276, SLG: 0.327 (6, PH) (7, 3)			F9		B5-3	K				2	0	0	0	0	0	0
Jose Valentin, S OBP: 0.324, SLG: 0.437 (1, 6)			P3		HR BB	BB 1B				2	0	1	0	0	1	0
24 Joe Crede, R OBP: 0.283, SLG: 0.363 (1, 5)			P5		HR 1B	F9				4	1	1	0	0	1	3
Sandy Alomar Jr., R OBP: 0.282, SLG: 0.395 (1, 2)			F8		HR	1B				4	1	2	3	0	0	2

Inning Stats	R: 0	H: 0	E: 0	K: 0	S: 7	H: 0	LOB: 0	BB: 0	P: 12	R: 0	H: 0	E: 0	K: 0	S: 6	H: 0	LOB: 0	BB: 0	P: 12	R: 0	H: 0	E: 0	K: 0	S: 7	R: 1	H: 2	E: 0	K: 1	S: 9	H: 2	LOB: 1	BB: 0	P: 13	R: 4	H: 4	E: 0	K: 0	S: 17	H: 2	LOB: 2	BB: 2	P: 30	R: 1	H: 2	E: 0	K: 1	S: 15	H: 2	LOB: 2	BB: 1	P: 27	R: 0	H: 0	E: 0	K: 0	S: 8	H: 0	LOB: 0	BB: 0	P: 13	R: 0	H: 1	E: 0	K: 1	S: 10	H: 1	LOB: 2	BB: 1	P: 19	R: 0	H: 0	E: 0	K: 2	S: 8	H: 0	LOB: 0	BB: 0	P: 15	1B: 6	SF: 0	2B: 2	SAC: 0	3B: 0	DP: 0	HR: 1	HBP: 0	WP: 0	PA: 40
--------------	------	------	------	------	------	------	--------	-------	-------	------	------	------	------	------	------	--------	-------	-------	------	------	------	------	------	------	------	------	------	------	------	--------	-------	-------	------	------	------	------	-------	------	--------	-------	-------	------	------	------	------	-------	------	--------	-------	-------	------	------	------	------	------	------	--------	-------	-------	------	------	------	------	-------	------	--------	-------	-------	------	------	------	------	------	------	--------	-------	-------	-------	-------	-------	--------	-------	-------	-------	--------	-------	--------

PITCHER	IP	WLS	BF	H	R	ER	SO	BB	IBB	HBP	BLK	WP	HR	S	P	ERA	WHIP
Rob Bell, R ERA: 6.53 (1, 1)	4.2		22	6	5	5	1	2	0	0	0	0	1	45	80	9.64	1.714
Mark Malaska, L ERA: 6.75 (5, 1)	0.2	W	3	0	1	1	1	1	0	0	0	0	0	5	11	13.50	1.500
Travis Harper, R ERA: 3.6 (6, 1)	1.2		9	3	0	0	0	1	0	0	0	0	0	23	39	0.00	2.400
Jesus Colome, R ERA: 4.4 (8, 1)	2.0	S	6	0	0	0	3	0	0	0	0	0	0	14	25	0.00	0.000

BOTTOM

Tampa Bay Devil Rays @ Chicago White Sox
U.S. Cellular Field, Chicago, IL

Sat Jul 26 2003, 7:05 PM EDT
Att. 29,633 - Cloudy - 82 F

AB	36
R	6
H	9
RBI	6
BB	4
SO	5
LOB	12



PITCHER	IP	WLS	BF	H	R	ER	SO	BB	IBB	HBP	BLK	WP	HR	S	P	ERA	WHIP
Rob Bell, R ERA: 6.53 (1, 1)	4.2		22	6	5	5	1	2	0	0	0	0	1	45	80	9.64	1.714
Mark Malaska, L ERA: 6.75 (5, 1)	0.2	W	3	0	1	1	1	1	0	0	0	0	0	5	11	13.50	1.500
Travis Harper, R ERA: 3.6 (6, 1)	1.2		9	3	0	0	0	1	0	0	0	0	0	23	39	0.00	2.400
Jesus Colome, R ERA: 4.4 (8, 1)	2.0	S	6	0	0	0	3	0	0	0	0	0	0	14	25	0.00	0.000

Batter	1	2	3	4	5	6	7	8	9	AB R H RBI BB SO LOB	TOP																			
13 Carl Crawford, L (1, 7) OBP: 0.309, SLG: 0.357	2-0 F7		0-0 F7			0-2 G4-3			1-1 F9	4 0 0 0 0 0 0	Tampa Bay Devil Rays @ Chicago White Sox U.S. Cellular Field, Chicago, IL Sun Jul 27 2003, 2:05 PM EDT Att. 28,027 - Cloudy - 80 F																			
5 Rocco Baldelli, R (1, 8) OBP: 0.336, SLG: 0.462	1-0 HR			0-2 G6-3			0-3 K	0-0 FC6-4 1B	4 1 2 1 0 1 0																					
Aubrey Huff, L (1, 9) OBP: 0.360, SLG: 0.531	0-3 K			1-1 G3			1-2 2B	0-2 FC6-4 1-2f	4 0 1 0 0 1 1																					
Travis Lee, L (1, 3) OBP: 0.351, SLG: 0.446	2-2 F7			1-1 G6-3			0-0 F7	2-3 K	4 0 0 0 0 1 2																					
Al Martin, L (1, 10) OBP: 0.321, SLG: 0.363		2-2 G4-3			0-1 G1-3		0-3 K		3 0 0 0 0 1 1																					
Damian Rolls, R (1, 5) OBP: 0.297, SLG: 0.383		0-3 K			1-3 K			F9 2B	3 0 1 0 0 2 0																					
Marlon Anderson, L (1, 4) OBP: 0.319, SLG: 0.358		0-2 F9			0-1 F7			0-1 F9	3 0 0 0 0 0 1																					
Javier Valentin, S (1, 2) OBP: 0.266, SLG: 0.394			0-3 K			1-0 L3		1-3 K	3 0 0 0 0 2 1																					
Julio Lugo, R (1, 6) OBP: 0.314, SLG: 0.350			1-3 K			1-2 F9		1-0 G6-3	3 0 0 0 0 1 1																					
Inning Stats	R: 1 E: 0 K: 1 S: 8	H: 1 LOB: 0 BB: 0 P: 13	R: 0 E: 0 K: 1 S: 13	H: 0 LOB: 0 BB: 0 P: 15	R: 0 E: 0 K: 2 S: 7	H: 0 LOB: 0 BB: 0 P: 8	R: 0 E: 0 K: 0 S: 7	H: 0 LOB: 0 BB: 0 P: 9	R: 0 E: 0 K: 1 S: 7	H: 0 LOB: 0 BB: 0 P: 8	R: 0 E: 0 K: 2 S: 13	H: 1 LOB: 1 BB: 0 P: 14	R: 0 E: 0 K: 1 S: 9	H: 1 LOB: 1 BB: 0 P: 12	R: 0 E: 1 K: 1 S: 10	H: 1 LOB: 1 BB: 0 P: 13	1B: 1 2B: 2 3B: 0 HR: 1	SF: 0 SAC: 0 DP: 0 HBP: 0	WP: 0 PB: 0 SB: 0 CS: 0	PA: 31										
PITCHER Bartolo Colon, R (1, 1) ERA: 4.09 Kelly Wunsch, L (9, 1) ERA: 1.04	IP 8.0	WLS W	BF 27	H 3	R 1	ER 1	SO 8	BB 0	IBB 0	HBP 0	BLK 0	WP 0	HR 1	S 71	P 88	ERA 1.12	WHIP 0.375													
											PITCHER	IP	WLS	BF	H	R	ER	SO	BB	IBB	HBP	BLK	WP	HR	S	P	ERA	WHIP		

livebaseballscores.com

AB	31
R	1
H	4
RBI	1
BB	0
SO	9
LOB	7



BOTTOM

Tampa Bay Devil Rays @ Chicago White Sox
U.S. Cellular Field, Chicago, IL

Sun Jul 27 2003, 2:05 PM EDT
Att. 28,027 - Cloudy - 80 F

livebaseballscorecards.com

AB	36
R	9
H	12
RBI	8
BB	3
SO	8
LOB	12



WP:	0	PA:	39
PB:	0	SB:	0
CS:	0		

AB R H RBI BB SO LOB

5	1	1	0	0	0	2	
4	2	3	2	1	0	0	
5	1	2	3	0	1	1	
4	1	2	0	0	0	2	
3	2	2	1	1	0	0	
4	0	1	2	0	1	2	
4	0	0	0	0	3	3	
4	0	0	0	0	2	1	
3	2	1	0	1	1	1	
1B:	6	SF:	0	WP:	0	PA:	39
2B:	3	SAC:	0	PB:	0	SB:	0
3B:	0	DP:	0	CS:	0		
HR:	3	HBP:	0				

Batter	1	2	3	4	5	6	7	8	9
Tony Graffanino, R OBP: 0.344, SLG: 0.454 (1, 4)	2-1 F8		2-2 G5-3		0-1 F9	1-2 1B 1B		2-2 F9	
Aaron Rowand, R OBP: 0.315, SLG: 0.417 (1, 8)	0-1 G4-3		0-1 E5 2-H 1B		4-1 HR BB	0-1 1B 1B		0-1 HR	
Frank Thomas, R OBP: 0.405, SLG: 0.565 (1, 10)	3-3 K		1-0 F8		3-2 HR 1-H	1-1 1B		0-0 P3	
Magglio Ordonez, R OBP: 0.382, SLG: 0.555 (1, 9)		1-0 F8		0-1 2B 14 2B 1B	1-0 BB 1B	1-0 F7			
Carlos Lee, R OBP: 0.316, SLG: 0.472 (1, 7)		2-0 HR		3-2 14 2B 2B	4-1 BB		1-1 P5		
14 Paul Konerko, R OBP: 0.276, SLG: 0.330 (1, 3)		1-0 F7		0-2 2B 2-H 3-H	1-3 K		1-2 F7		
24 Joe Crede, R OBP: 0.280, SLG: 0.359 (1, 5)		1-3 K		1-3 K	1-3 K		2-1 G5-3		
Jose Valentin, S OBP: 0.321, SLG: 0.432 (1, 6)			0-0 P3		3-3 K		1-1 F8		
Miguel Olivo, R OBP: 0.277, SLG: 0.362 (1, 2)			1-2 E 2B		0-0 F7		2-3 K		

Inning Stats	R: 0	H: 0	E: 0	K: 1	S: 10	R: 1	H: 1	E: 0	K: 1	S: 6	R: 1	H: 2	E: 1	K: 0	S: 11	R: 2	H: 3	E: 0	K: 2	S: 23	R: 2	H: 2	E: 0	K: 2	S: 16	R: 1	H: 3	E: 0	K: 1	S: 13	R: 0	H: 0	E: 0	K: 0	S: 7	R: 2	H: 1	E: 0	K: 1	S: 10
--------------	------	------	------	------	-------	------	------	------	------	------	------	------	------	------	-------	------	------	------	------	-------	------	------	------	------	-------	------	------	------	------	-------	------	------	------	------	------	------	------	------	------	-------

PITCHER	IP	WLS	BF	H	R	ER	SO	BB	IBB	HBP	BLK	WP	HR	S	P	ERA	WHIP
Joe Kennedy, L ERA: 6.04 (1, 1)	4.1	L	23	8	6	5	4	2	0	0	0	0	2	60	93	10.38	2.308
Brandon Backe, R ERA: 5.4 (5, 1)	2.2		11	3	1	1	3	0	0	0	0	0	0	26	38	3.38	1.125
Lance Carter, R ERA: 4.47 (8, 1)	1.0		5	1	2	2	1	1	0	0	0	0	1	10	16	18.00	2.000

Batter	1	2	3	4	5	6	7	8	9	AB R H RBI BB SO LOB	TOP		
Tony Graffanino, R (1, 6) OBP: 0.356, SLG: 0.485	3-2 SH3 1B		4-2 G6-3 BB		2-2 F9		3-2 HR	2-1 2B		4 1 3 2 1 0 0	Chicago White Sox @ Kansas City Royals Kauffman Stadium, Kansas City, MO Tue Jul 29 2003, 7:05 PM CDT Att. 24,485 - Sunny - 82 F		
Roberto Alomar, S (1, 4) OBP: 0.350, SLG: 0.354	0-0 SH3 1-2		2-2 G6-3 1-2f		0-1 HR 1B		1-0 1B 2B 1B	1-3 K		4 2 2 0 0 1 3			
Frank Thomas, R (1, 10) OBP: 0.403, SLG: 0.560	2-0 P2		0-1 F9		1-2 P2		1-2 2B SF8 1B	2-2 G5-3		5 1 1 0 0 0 4			
Magglio Ordonez, R (1, 9) OBP: 0.386, SLG: 0.567	2-3 K			0-1 14 HR 1B	1-0 HR		3-2 SF8 1-3 2-H 2B	4-2 FC6-4 BB		4 2 3 3 1 1 1			
Carlos Lee, R (1, 7) OBP: 0.312, SLG: 0.467		0-0 F8		2-2 F7	0-3 K		1-1 SF8	0-1 FC6-4 2B 1-2f		4 0 0 1 0 1 2 0 0 0 0 0 0 0			
Willie Harris, L (9, 8) OBP: 0.228, SLG: 0.220													
Carl Everett, S (1, 8) OBP: 0.348, SLG: 0.499		2-3 K		2-2 P4		1-0 G5-3	0-0 L7	1-2 2B		4 0 0 0 0 1 2 1 0 1 0 0 0 0			
Aaron Rowand, R (7, 8) OBP: 0.321, SLG: 0.430													
14 Paul Konerko, R (1, 3) OBP: 0.285, SLG: 0.347		1-1 24 1B 1B		3-2 HR		0-0 F9		0-1 24 1B 2B 1B		4 2 3 2 1 0 0			
24 Joe Crede, R (1, 5) OBP: 0.284, SLG: 0.371		2-2 FC6-4 1B 1-3		0-0 HR		1-3 K		1-2 2B 1B	2-3 K	5 1 3 1 0 2 3			
Sandy Alomar Jr., R (1, 2) OBP: 0.270, SLG: 0.378		0-1 FC6-4 1-2f		2-2 F8		2-0 F8		0-3 K	0-0 G1-3	5 0 0 0 0 1 7			
Inning Stats	R: 0 E: 0 K: 1 S: 8 H: 1 LOB: 1 BB: 0 P: 15	R: 0 E: 0 K: 1 S: 14 H: 2 LOB: 2 BB: 0 P: 19	R: 0 E: 0 K: 0 S: 9 H: 0 LOB: 0 BB: 1 P: 15	R: 3 E: 0 K: 0 S: 20 H: 3 LOB: 0 BB: 0 P: 29	R: 2 E: 0 K: 1 S: 12 H: 2 LOB: 0 BB: 0 P: 16	R: 0 E: 0 K: 1 S: 5 H: 0 LOB: 0 BB: 0 P: 7	R: 3 E: 0 K: 0 S: 16 H: 4 LOB: 1 BB: 0 P: 27	R: 1 E: 0 K: 2 S: 19 H: 3 LOB: 2 BB: 0 P: 25	R: 0 E: 0 K: 1 S: 13 H: 1 LOB: 3 BB: 2 P: 24	1B: 9 2B: 3 3B: 0 HR: 4 SF: 1 SAC: 1 DP: 1 HBP: 0	WP: 0 PB: 0 SB: 0 CS: 0 PA: 45		
PITCHER	IP WLS BF H R ER SO BB IBB HBP BLK WP HR S P ERA WHIP											PITCHER	IP WLS BF H R ER SO BB IBB HBP BLK WP HR S P ERA WHIP
Darrell May, L (1, 1) ERA: 3.65	6.1 L 29 10 7 7 4 1 0 0 0 0 0 4 74 113 9.95 1.737												
D.J. Carrasco, R (7, 1) ERA: 4.15	1.2 10 5 2 2 2 0 0 0 0 0 0 0 29 40 10.80 3.000												
Nate Field, R (9, 1) ERA: 2.4	1.0 6 1 0 0 1 1 1 0 0 0 0 0 13 24 0.00 2.000												

livebaseballscores.com

AB	40
R	9
H	16
RBI	9
BB	3
SO	7
LOB	22



Batter	1	2	3	4	5	6	7	8	9	AB R H RBI BB SO LOB
Aaron Guiel, L OBP: 0.355, SLG: 0.555 (1, 9) C B X	1-1 G4-3 ①		0-1 G4-3 ② 2-3 3-H		0-3 K ③		3-2 F7 ③		2-0 G1-6-3 ② ③ 1-2f	5 0 0 1 0 1 4
Joe Randa, R OBP: 0.305, SLG: 0.405 (1, 5) C B X	1-3 K ②		3-1 1B ③ 3-H			2-2 G4-6-3 1B ①		1-1 P4 ①		4 0 2 1 0 1 0
Carlos Beltrán, S OBP: 0.369, SLG: 0.478 (1, 8) C F X	0-2 F8 ③		2-2 G1-3 ③			2-2 F9 ①		0-0 P6 ②		4 0 0 0 0 0 2
Ken Harvey, R OBP: 0.305, SLG: 0.412 (1, 3) C B X		2-2 G5-3 ①		2-2 L5 ①		0-0 G4-6-3 ② ③ 1-2f		1-0 1B 4 HR 2B		4 1 1 0 0 0 1
Raul Ibanez, L OBP: 0.340, SLG: 0.471 (1, 10) C X		0-1 F9 ②		3-3 K ②			2-2 1B 4 1B	0-1 1B 4 HR		4 2 2 0 0 1 0
4 Angel Berroa, R OBP: 0.345, SLG: 0.493 (1, 6) C B X		3-2 G5-3 ③		1-0 1B			1-0 1B 1-2	2-1 1B 1-H 3-H HR		4 1 3 3 0 0 0
Michael Tucker, L OBP: 0.327, SLG: 0.452 (1, 7) C B X			2-2 SH2-4 1B G4-3 1B	3-2 F8 ③			3-1 F7 ①	1-3 K ③		4 1 1 0 0 1 3
Desi Relaford, S OBP: 0.345, SLG: 0.431 (1, 4) L X			1 SAFE 0-1 G4-3 SH2-4 1B 1-2 1B		1-0 G4-6-3 1B ①		0-0 1B 1-2 2-H		4-0 G1-6-3 BB	3 1 3 1 1 0 0
Brent Mayne, L OBP: 0.308, SLG: 0.350 (1, 2) X			0-0 SH2-4 ① 1-2 2-3		0-0 G4-6-3 ② ③ 1-2f		0-3 K ②		1-2 F8 ①	3 0 0 0 0 1 4

Inning Stats	R: 0	H: 0	E: 0	K: 1	S: 9	H: 0	LOB: 0	BB: 0	P: 11	R: 0	H: 0	E: 0	K: 0	S: 10	R: 0	H: 3	E: 0	K: 0	S: 16	R: 0	H: 1	E: 0	K: 1	S: 14	R: 0	H: 1	E: 0	K: 1	S: 5	R: 0	H: 1	E: 0	K: 0	S: 11	R: 1	H: 3	E: 0	K: 1	S: 14	R: 3	H: 3	E: 0	K: 1	S: 11	R: 0	H: 0	E: 0	K: 0	S: 5	R: 0	H: 0	E: 0	K: 0	S: 5	1B: 10	SF: 0	2B: 1	SAC: 1	3B: 0	DP: 3	HR: 1	HBP: 0	WP: 0	PA: 37
--------------	------	------	------	------	------	------	--------	-------	-------	------	------	------	------	-------	------	------	------	------	-------	------	------	------	------	-------	------	------	------	------	------	------	------	------	------	-------	------	------	------	------	-------	------	------	------	------	-------	------	------	------	------	------	------	------	------	------	------	--------	-------	-------	--------	-------	-------	-------	--------	-------	--------

PITCHER	IP	WLS	BF	H	R	ER	SO	BB	IBB	HBP	BLK	WP	HR	S	P	ERA	WHIP
56 Mark Buehrle, L ERA: 4.21 (1, 1)	6.1	W	26	9	3	3	3	0	0	0	0	0	0	72	106	4.26	1.421
Damaso Marte, L ERA: 1.56 (7, 1)	0.2		2	0	0	0	1	0	0	0	0	0	0	7	10	0.00	0.000
Rick White, R ERA: 6.61 (8, 1)	0.2		5	3	3	3	0	0	0	0	0	0	1	8	12	40.50	4.500
Kelly Wunsch, L ERA: 1.02 (8, 1)	0.1	H	2	0	0	0	1	1	0	0	0	0	0	3	8	0.00	3.000
Tom Gordon, R ERA: 2.92 (9, 1)	1.0	S	2	0	0	0	0	0	0	0	0	0	0	5	8	0.00	0.000

BOTTOM

Chicago White Sox @ Kansas City Royals
Kauffman Stadium, Kansas City, MO

livebaseballscores.com

AB	35
R	6
H	12
RBI	6
BB	1
SO	5
LOB	14



Tue Jul 29 2003, 7:05 PM CDT
Att: 24,485 - Sunny - 82 F

Batter	1	2	3	4	5	6	7	8	9	AB	R	H	RBI	BB	SO	LOB									
Roberto Alomar, S (1, 4) OBP: 0.348, SLG: 0.350 Tony Graffanino, R (7, 4) OBP: 0.354, SLG: 0.482	4-0 1B BB	2-2 F7	0-0 G4-3		1-0 G6-4-3 1-2f 2-3		2-0 F9	0-2 FC6-4 2B		4	0	0	0	1	0	5									
Carlos Lee, R (1, 7) OBP: 0.315, SLG: 0.477	3-2 P2		0-2 HR		1-1 G5-3		0-1 BB 14 HR 1B	2-2 2B		6	2	3	3	0	0	2									
Frank Thomas, R (1, 10) OBP: 0.400, SLG: 0.553 Brian Daubach, L (8, PH) OBP: 0.360, SLG: 0.403	1-1 P6		1-2 1B 14 SF9 BB HBP		0-2 P3		1-1 G1-3	1-2 F9	2-3 H	4	1	0	0	0	0	2									
Magglio Ordonez, R (1, 9) OBP: 0.393, SLG: 0.580 Aaron Rowand, R (7, 9) OBP: 0.318, SLG: 0.426	1-1 1B		4-1 14 SF9 1B HR BB		1-0 HR		3-1 14 1B 2B	4-2 14 HR BB BB	0-0 G1-3	3	4	3	1	2	0	0									
Carl Everett, S (1, 8) OBP: 0.351, SLG: 0.499 Willie Harris, L (7, 8) OBP: 0.226, SLG: 0.218	2-1 G4-3		1-2 HR 1B		3-2 1B		1-2 F7	4-2 14 HR BB	2-0 F7	4	2	2	0	1	0	3									
14 Paul Konerko, R (1, 3) OBP: 0.286, SLG: 0.358		1-1 G6-3	2-1 SF9		0-0 F9		2-2 BB 1B	0-0 HR	0-0 G5-3	5	1	2	6	0	0	1									
Jose Valentin, S (1, 6) OBP: 0.329, SLG: 0.463		1-0 HR	1-2 14 HR 1H 3-H			1-1 HR	4-0 BB	4-2 BB	0-3 K	4	3	3	5	2	1	0									
24 Joe Crede, R (1, 5) OBP: 0.285, SLG: 0.371		2-1 1B	2-1 L8			1-2 G6-4-3 1B	1-3 K	1-1 F8	0-1 G4-3	6	0	2	0	0	1	4									
Miguel Olivo, R (1, 2) OBP: 0.288, SLG: 0.372		2-3 K	1-2 1B			1-0 G6-4-3 1B		3-2 F9 1B S	1-2 FC6-4 1B	5	1	4	0	0	1	1									
Inning Stats	R: 0 E: 0 K: 0 S: 11	H: 1 LOB: 2 BB: 1 P: 22	R: 1 E: 0 K: 1 S: 11	H: 2 LOB: 1 BB: 0 P: 19	R: 5 E: 0 K: 0 S: 20	H: 4 LOB: 1 BB: 1 P: 32	R: 1 E: 0 K: 0 S: 13	H: 2 LOB: 1 BB: 0 P: 20	R: 1 E: 0 K: 1 S: 9	H: 3 LOB: 1 BB: 0 P: 14	R: 1 E: 0 K: 1 S: 14	H: 2 LOB: 2 BB: 1 P: 26	R: 5 E: 0 K: 0 S: 21	H: 3 LOB: 1 BB: 3 P: 40	R: 1 E: 0 K: 1 S: 13	H: 2 LOB: 1 BB: 0 P: 18	R: 0 E: 0 K: 1 S: 7	H: 0 LOB: 1 BB: 0 P: 9	1B: 11 2B: 2 3B: 0 HR: 6	SF: 1 SAC: 0 DP: 1 HBP: 1	WP: 1 PB: 0 SB: 1 CS: 0	PA: 53			
PITCHER	IP	WLS	BF	H	R	ER	SO	BB	IBB	HBP	BLK	WP	HR	S	P	ERA	WHIP								
Runelvys Hernandez, R (1, 1) ERA: 3.42	2.2	L	18	7	6	6	1	2	0	1	0	0	3	41	72	20.25	3.375								
Jeremy Affeldt, L (3, 1) ERA: 4.42	2.1		11	5	2	2	0	0	0	0	0	0	2	23	35	7.71	2.143								
Sean Lowe, R (6, 1) ERA: 6.25	1.2		14	5	6	6	1	4	0	0	0	0	1	33	63	32.40	5.400								
Graeme Lloyd, L (7, 1) ERA: 3.28	0.1		1	0	0	0	0	0	0	0	0	0	0	2	3	0.00	0.000								
Jason Grimsley, R (8, 1) ERA: 4.47	1.0		5	2	1	1	1	0	0	0	0	0	0	13	18	9.00	2.000								
PITCHER	IP	WLS	BF	H	R	ER	SO	BB	IBB	HBP	BLK	WP	HR	S	P	ERA	WHIP								
Mike MacDougal, R (9, 1) ERA: 4.14	1.0		4	0	0	0	1	0	0	0	0	0	0	7	9	0.00	0.000								

Chicago White Sox @ Kansas City Royals
Kauffman Stadium, Kansas City, MO
 Wed Jul 30 2003, 7:05 PM CDT
 Att. 20,722 - Sunny - 89 F

AB	45
R	15
H	19
RBI	15
BB	6
SO	4
LOB	21



1B:	11	SF:	1
2B:	2	SAC:	0
3B:	0	DP:	1
HR:	6	HBP:	1

Batter	1	2	3	4	5	6	7	8	9	AB R H RBI BB SO LOB
Aaron Guiel, L OBP: 0.359, SLG: 0.553 Dee Brown, L OBP: 0.286, SLG: 0.345 (1, 9)	2-1 G3-1	1-0 CS, HBP 2-H 1B		1-2 G3			1-2 F9 1B 1B		0-0 L4	4 0 2 1 0 0 1 1 0 0 0 0 0 0
Joe Randa, R OBP: 0.309, SLG: 0.407 (1, 5)	1-0 2B 1B	1-0 1B 1-2 HBP			1-2 G5-3		2-2 1B 1-2 1B		1-0 F9	4 1 2 0 0 0 0
Carlos Beltrán, S OBP: 0.387, SLG: 0.478 (1, 8)	0-0 1B 1-3 G4-3 2B	3-3 2-3			2-3 K		0-1 F9 2-3			4 1 1 0 0 2 4
Raul Ibanez, L OBP: 0.342, SLG: 0.471 (1, 10)	1-2 G4-3 2-3 3-H 1B		2-1 P6		0-1 1B		0-0 F8			4 0 2 1 0 0 2
Ken Harvey, R OBP: 0.301, SLG: 0.407 (1, 3)	1-1 G4-3		1-1 G5-3		1-0 G4-3		1-2 G3			4 0 0 1 0 0 4
Desi Relaford, S OBP: 0.342, SLG: 0.426 (1, 4)	0-2 G3		3-2 G3			3-2 L1		3-1 G3-1		4 0 0 0 0 0 1
4 Angel Berroa, R OBP: 0.342, SLG: 0.487 (1, 6)		0-1 G5-3		0-0 G6-3		0-2 G4-3		2-1 E6 G4-6-3		4 0 0 0 0 0 0
Michael Tucker, L OBP: 0.331, SLG: 0.454 (1, 7)		4-1 S 2B BB		3-2 1B		1-2 1B		2-1 G4-6-3 1-2f		3 1 2 0 1 0 1
Mike DiFelice, R OBP: 0.295, SLG: 0.393 (1, 2)		3-1 1B 2B		1-1 F9		0-0 F8		0-1 G6-3		4 1 1 1 0 0 2


Inning Stats	R: 2 E: 0 K: 0 S: 13	H: 3 LOB: 1 BB: 0 P: 18	R: 2 E: 0 K: 1 S: 10	H: 2 LOB: 2 BB: 1 P: 21	R: 0 E: 0 K: 0 S: 8	H: 0 LOB: 0 BB: 0 P: 14	R: 0 E: 0 K: 0 S: 9	H: 1 LOB: 1 BB: 0 P: 14	R: 0 E: 0 K: 1 S: 9	H: 1 LOB: 1 BB: 0 P: 13	R: 0 E: 0 K: 0 S: 14	H: 1 LOB: 1 BB: 0 P: 18	R: 0 E: 0 K: 0 S: 12	H: 2 LOB: 2 BB: 0 P: 16	R: 0 E: 1 K: 0 S: 6	H: 0 LOB: 0 BB: 0 P: 13	R: 0 E: 0 K: 0 S: 4	H: 0 LOB: 0 BB: 0 P: 5	1B: 8 2B: 3 3B: 0 HR: 0	SF: 0 SAC: 0 DP: 2 HBP: 1
--------------	-------------------------------	----------------------------------	-------------------------------	----------------------------------	------------------------------	----------------------------------	------------------------------	----------------------------------	------------------------------	----------------------------------	-------------------------------	----------------------------------	-------------------------------	----------------------------------	------------------------------	----------------------------------	------------------------------	---------------------------------	----------------------------------	------------------------------------

BOTTOM

Chicago White Sox @ Kansas City Royals
Kauffman Stadium, Kansas City, MO

Wed Jul 30 2003, 7:05 PM CDT
Att: 20,722 - Sunny - 89 F

AB	36
R	4
H	10
RBI	4
BB	1
SO	2
LOB	15



PITCHER	IP	WLS	BF	H	R	ER	SO	BB	IBB	HBP	BLK	WP	HR	S	P	ERA	WHIP
Jon Garland, R ERA: 4.48 (1, 1)	6.0	W	27	8	4	4	2	1	0	1	0	0	0	63	98	6.00	1.500
Scott Schoeneweis, L ERA: 3.86 (7, 1)	1.0		5	2	0	0	0	0	0	0	0	0	0	12	16	0.00	2.000
Matt Ginter, R ERA: (8, 1)	1.0		3	0	0	0	0	0	0	0	0	0	0	6	13	0.00	0.000
Billy Koch, R ERA: 5.4 (9, 1)	1.0		3	0	0	0	0	0	0	0	0	0	0	4	5	0.00	0.000

Batter	1	2	3	4	5	6	7	8	9	10	11	AB R H RBI BB SO LOB	TOP										
Roberto Alomar, S (1, 4) OBP: 0.348, SLG: 0.350	G3-1		L8				G4-3		K			6 0 2 1 0 1 1	Chicago White Sox @ Kansas City Royals Kauffman Stadium, Kansas City, MO Thu Jul 31 2003, 7:05 PM CDT Att: 21,352 - Sunny - 89 F										
Carlos Lee, R (1, 7) OBP: 0.317, SLG: 0.494 Aaron Rowand, R (11, 7) OBP: 0.318, SLG: 0.426	HR		HR				SF8		K		P2	5 2 3 3 0 1 2 0 0 0 0 0 0 0											
Frank Thomas, R (1, 10) OBP: 0.396, SLG: 0.546	P4		P2				F7				G5-3	5 0 0 0 0 0 2											
Magglio Ordonez, R (1, 9) OBP: 0.389, SLG: 0.573	K						F9				P5	5 0 0 0 0 2 0											
Carl Everett, S (1, 8) OBP: 0.350, SLG: 0.496 Willie Harris, L (8, 8) OBP: 0.233, SLG: 0.218			F8				G5-3		K		G6-3	4 1 1 0 0 0 0 0 0 0 0 1 0 0											
14 Paul Konerko, R (1, 3) OBP: 0.288, SLG: 0.370 Tony Graffanino, R (11, PR) OBP: 0.354, SLG: 0.482			G6-3				14 HR				F9	5 1 2 2 0 0 0 0 1 0 0 0 0 0											
Jose Valentin, S (1, 6) OBP: 0.327, SLG: 0.459			G3				HR				F8	5 0 1 0 0 1 2											
24 Joe Crede, R (1, 5) OBP: 0.286, SLG: 0.369			G1-4-3				P4				K	4 1 1 0 1 0 1											
Miguel Olivo, R (1, 2) OBP: 0.288, SLG: 0.369 Brian Daubach, L (11, PH) OBP: 0.360, SLG: 0.403 Sandy Alomar Jr., R (11, PH) OBP: 0.276, SLG: 0.392			P6				L8				K	4 1 1 0 0 2 1 0 0 0 0 0 0 0 1 1 1 2 0 0 0											
Inning Stats	R: 1 H: 1 E: 0 LOB: 0 K: 1 BB: 0 S: 17 P: 25	R: 0 H: 1 E: 0 LOB: 1 K: 0 BB: 0 S: 10 P: 14	R: 1 H: 1 E: 0 LOB: 0 K: 0 BB: 0 S: 9 P: 9	R: 0 H: 0 E: 1 LOB: 1 K: 0 BB: 0 S: 8 P: 12	R: 1 H: 2 E: 0 LOB: 1 K: 0 BB: 0 S: 12 P: 15	R: 2 H: 2 E: 0 LOB: 0 K: 0 BB: 0 S: 14 P: 20	R: 0 H: 1 E: 0 LOB: 1 K: 1 BB: 0 S: 14 P: 22	R: 0 H: 0 E: 0 LOB: 0 K: 1 BB: 0 S: 7 P: 11	R: 0 H: 1 E: 0 LOB: 1 K: 3 BB: 0 S: 13 P: 22	R: 0 H: 0 E: 0 LOB: 0 K: 1 BB: 0 S: 10 P: 11	R: 3 H: 3 E: 0 LOB: 2 K: 0 BB: 2 S: 12 P: 26	1B: 8 SF: 1 2B: 1 SAC: 0 3B: 0 DP: 0 HR: 3 HBP: 0		WP: 1 PA: 47 PB: 0 SB: 2 CS: 1									
PITCHER	IP WLS BF H R ER SO BB IBB HBP BLK WP HR S P ERA WHIP																						
Kyle Snyder, R (1, 1) ERA: 4.75	6.0	26	7	5	5	1	0	0	0	0	0	0	0	70	95	7.50	1.167						
Jason Grimsley, R (7, 1) ERA: 4.39	1.0	4	1	0	0	1	0	0	0	0	0	0	0	14	22	0.00	1.000						
Curt Leskanic, R (8, 1) ERA: 2.06	1.0	3	0	0	0	1	0	0	0	0	0	0	0	7	11	0.00	0.000						
Mike MacDougal, R (9, 1) ERA: 4.05	1.0	4	1	0	0	3	0	0	0	0	1	0	0	13	22	0.00	1.000						
Nate Field, R (10, 1) ERA: 3.24	1.2	L	7	1	2	2	1	2	0	0	0	0	0	17	29	10.80	1.800						
PITCHER	IP WLS BF H R ER SO BB IBB HBP BLK WP HR S P ERA WHIP																						
Graeme Lloyd, L (11, 1) ERA: 3.5	0.1	3	2	1	1	0	0	0	0	0	0	0	0	5	8	27.00	6.000						

livebaseballscores.com

AB	44
R	8
H	12
RBI	8
BB	2
SO	7
LOB	9



Batter	1	2	3	4	5	6	7	8	9	10	11	AB R H RBI BB SO LOB	BOTTOM							
Desi Relaford, S OBP: 0.342, SLG: 0.428 (1, 4) F X	0-1 1B		1-0 SH1-3 1-2		0-0 SH3-4 G3-4 2B		0-1 G4-3		1-3 K	0-0 G3		5 1 2 0 0 1 0	Chicago White Sox @ Kansas City Royals Kauffman Stadium, Kansas City, MO Thu Jul 31 2003, 7:05 PM CDT Att. 21,352 - Sunny - 89 F							
Joe Randa, R OBP: 0.308, SLG: 0.403 (1, 5) B F X	1-1 F9		1-1 F9		1-0 SH3-4 2-3		3-2 E6		1-2 1B BB 1B HBP		2-3 K	3 0 0 0 0 0 2 1 1 0 0 0 1 0								
Carlos Febles, R OBP: 0.302, SLG: 0.261 (9, PR) F X																				
Carlos Beltrán, S OBP: 0.389, SLG: 0.486 (1, 8) B F X			1-3 K		0-0 G3-4		2-3 K		4-0 1B 1B 1-2 1B BB		1-0 HR	5 2 2 3 1 2 2								
Raul Ibanez, L OBP: 0.346, SLG: 0.474 (1, 7) B F X	2-2 1B		2-2 FC6-4 1B		1-3 K		0-1 1B 4 1B 1B		1-2 1B 1B		2-2 F7	6 1 4 1 0 1 0								
Ken Harvey, R OBP: 0.302, SLG: 0.405 (1, 3) F X	1-1 F9		0-1 FC6-4 1-2f				0-1 4 G5-3 1B		1-1 1B 4 1B 1-3 1B		0-1 P3	6 0 2 0 0 0 6								
Michael Tucker, L OBP: 0.329, SLG: 0.451 (1, 10) S C		0-3 K			3-3 K		3-3 K		0-1 F9		0-1 1B	5 0 1 1 0 3 3								
4 Angel Berroa, R OBP: 0.343, SLG: 0.486 (1, 6) C X		0-1 G5-3			1-0 1B		0-0 G5-3 1-2		2-0 1B		0-1 F7	5 0 2 1 0 0 4								
Aaron Guiel, L OBP: 0.349, SLG: 0.535 (1, 9) B B X		3-1 G4-3			3-2 F7		0-0 P6		2-3 K		1-2 G3-1	5 0 0 0 0 1 4								
Brent Mayne, L OBP: 0.309, SLG: 0.351 (1, 2) C X			1-2 SH1-3 1B		2-3 K		3-2 G1-3		0-0 P5		0-0 1B	5 1 2 0 0 1 3								
Inning Stats	R: 0 H: 2 E: 0 K: 1 S: 12	H: 0 LOB: 0 BB: 0 P: 10	R: 2 H: 3 E: 0 K: 0 S: 15	H: 1 LOB: 1 BB: 0 P: 22	R: 0 H: 1 E: 0 K: 2 S: 14	H: 1 LOB: 1 BB: 0 P: 10	R: 1 H: 1 E: 0 K: 1 S: 6	H: 1 LOB: 1 BB: 0 P: 8	R: 0 H: 0 E: 1 K: 1 S: 13	H: 0 LOB: 1 BB: 0 P: 21	R: 1 H: 3 E: 0 K: 1 S: 11	H: 3 LOB: 2 BB: 0 P: 16		R: 1 H: 2 E: 0 K: 1 S: 18	H: 2 LOB: 3 BB: 1 P: 25	R: 0 H: 1 E: 0 K: 0 S: 5	H: 1 LOB: 0 BB: 0 P: 6	R: 1 H: 1 E: 0 K: 1 S: 10	H: 1 LOB: 0 BB: 0 P: 15	1B: 13 SF: 0 2B: 1 SAC: 2 3B: 0 DP: 0 HR: 1 HBP: 1
PITCHER	IP WLS BF H R ER SO BB IBB HBP BLK WP HR S P ERA WHIP																			
Esteban Loaiza, R ERA: 2.27 (1, 1)	7.0 30 8 3 3 7 0 0 0 0 0 0 0 74 110 3.86 1.143																			
Damaso Marte, L ERA: 1.7 (8, 1)	1.0 H 6 3 1 1 1 0 0 0 0 0 0 0 11 16 9.00 3.000																			
Tom Gordon, R ERA: 3.04 (9, 1)	1.0 B 7 2 1 1 1 1 0 0 1 0 0 0 18 25 9.00 3.000																			
Scott Schoeneweis, L ERA: 3.89 (10, 1)	2.0 W 7 2 1 1 1 0 0 0 0 0 0 1 15 21 4.50 1.000																			

livebaseballscores.com

AB	46
R	6
H	15
RBI	6
BB	1
SO	10
LOB	24



Batter	1	2	3	4	5	6	7	8	9	AB R H RBI BB SO LOB	TOP											
Roberto Alomar, S (1, 4) OBP: 0.348, SLG: 0.348	2-2 F8	1-2 1B WP 1-2 1B 1B		0-0 G4-3		1-2 FC3-6 1-2f		1-0 P6	4-2 FC6-4 1-2 2-3 BB	5 1 1 0 1 0 2												
Carlos Lee, R (1, 7) OBP: 0.320, SLG: 0.504	0-0 HR 2B	2-2 1B BB 1-3 2-H 1B 1B		2-0 HR		2-1 F8			G4-3 FC6-4	6 3 3 2 0 0 4												
Frank Thomas, R (1, 10) OBP: 0.395, SLG: 0.541 Brian Daubach, L (9, PH) OBP: 0.364, SLG: 0.403	2-2 F8	1-0 F9		1-3 K			4-2 BB		4-2 2B 1B BB	3 0 0 0 1 1 3 0 1 0 0 1 0 0												
Magglio Ordonez, R (1, 9) OBP: 0.390, SLG: 0.570 Willie Harris, L (8, 8) OBP: 0.239, SLG: 0.234	4-2 HR BB	4-2 1B 1-2 BB		0-3 K			2-1 L8		1-0 1B 1-3 2B	2 1 0 0 2 1 1 1 1 1 0 0 0 0												
Carl Everett, S (1, 8) OBP: 0.351, SLG: 0.504 Aaron Rowand, R (7, 8) OBP: 0.323, SLG: 0.431	2-1 HR 1-H 2-H	2-2 1B 1-3 2-H 3-H 1B		2-3 K			1-0 F8		0-2 14 1B G6-3 1B 2-H 3-H	4 1 2 5 0 1 1 1 1 1 2 0 0 0												
14 Paul Konerko, R (1, 3) OBP: 0.269, SLG: 0.381	3-2 HR	2-1 L5		2-1 K			0-3 K		0-1 G6-3 1B 1-3 24 1B 1B	5 2 2 1 0 2 3												
Jose Valentin, S (1, 6) OBP: 0.323, SLG: 0.452	3-3 K			1-1 P4			2-0 G3		3-1 P6	5 0 0 1 0 1 1												
24 Joe Crede, R (1, 5) OBP: 0.290, SLG: 0.371		2-2 WP 1B 1B 1B		0-3 K			1-3 K		4-1 BB 2-2 BB 1B 1B 2-H	4 1 2 1 1 2 0												
Miguel Olivo, R (1, 2) OBP: 0.290, SLG: 0.370		2-2 P3		2-3 K			1-2 FC3-6 1B		1-2 G2-3 1-2 BB 1B	5 0 2 0 0 1 2												
Inning Stats	R: 4 E: 0 K: 1 S: 17	H: 3 LOB: 0 BB: 1 P: 33	R: 3 E: 0 K: 0 S: 21	H: 4 LOB: 2 BB: 1 P: 37	R: 0 E: 0 K: 2 S: 9	H: 0 LOB: 0 BB: 0 P: 12	R: 1 E: 0 K: 2 S: 9	H: 1 LOB: 0 BB: 0 P: 12	R: 0 E: 0 K: 1 S: 10	H: 0 LOB: 0 BB: 0 P: 15	R: 0 E: 0 K: 1 S: 11	H: 1 LOB: 1 BB: 0 P: 16	R: 0 E: 0 K: 1 S: 8	H: 0 LOB: 1 BB: 1 P: 15	R: 0 E: 0 K: 0 S: 7	H: 0 LOB: 1 BB: 1 P: 16	R: 4 E: 0 K: 0 S: 28	H: 5 LOB: 3 BB: 2 P: 41	1B: 9 2B: 2 3B: 0 HR: 3	SF: 0 SAC: 0 DP: 0 HBP: 0	WP: 1 PB: 0 SB: 0 CS: 0	PA: 47
PITCHER	IP WLS BF H R ER SO BB IBB HBP BLK WP HR S P ERA WHIP																					
Freddy Garcia, R (1, 1) ERA: 5.57	1.2 L 14 7 7 7 1 2 0 0 0 1 2 36 66 37.80 5.400																					
40 Julio Mateo, R (2, 1) ERA: 3.05	5.1 19 2 1 1 8 1 0 0 0 0 1 49 74 1.69 0.562																					
Aaron Taylor, R (8, 1) ERA: 8.53	2.0 14 5 4 4 0 3 0 0 0 0 0 35 57 18.00 4.000																					

Chicago White Sox @ Seattle Mariners
Safeco Field, Seattle, WA
Fri Aug 01 2003, 7:05 PM PDT
Att. 39,337 - Sunny - 77 F

livebaseballscorecards.com

AB	41
R	12
H	14
RBI	12
BB	6
SO	9
LOB	17



Batter	1	2	3	4	5	6	7	8	9	AB	R	H	RBI	BB	SO	LOB
51 Ichiro Suzuki, L (1, 9) OBP: 0.380, SLG: 0.462 John Mabry, L (8, 9) OBP: 0.312, SLG: 0.344	0-0 G3			0-1 F9		0-3 K		1-1 1B		3	0	0	0	0	1	1
Rey Sanchez, R (1, 6) OBP: 0.242, SLG: 0.233	3-1 F8			1-0 G6-3			0-0 G6-4-3 1B	0-1 G3-1		4	0	1	0	0	0	2
Bret Boone, R (1, 4) OBP: 0.369, SLG: 0.585 Luis Ugueto, S (8, 4)	2-2 F8			1-2 F8			1-1 G6-4-3 1B		2-1 G4-3	3	0	1	0	0	0	0
Edgar Martinez, R (1, 10) OBP: 0.410, SLG: 0.528		2-2 G1-6-3 1B			1-3 K		0-0 G6-4-3	1-1 G6-3		4	0	1	0	0	1	2
John Olerud, L (1, 3) OBP: 0.376, SLG: 0.394		0-1 G1-6-3 1-2f			1-3 K		1-2 P5	3-2		4	0	1	0	0	1	2
Mike Cameron, R (1, 8) OBP: 0.353, SLG: 0.472 Pat Borders, R (9, 5) OBP: 0.500, SLG: 0.750		2-2 L8			1-3 K			3-1 F9	0-0 G5-3	3	0	0	0	0	1	0
Randy Winn, S (1, 7) OBP: 0.333, SLG: 0.403			0-1 F7			0-3 K		2-3 K		3	0	0	0	0	2	0
Dan Wilson, R (1, 2) OBP: 0.299, SLG: 0.349			2-3 K			0-0 1B		1-0 16 1B 1B		3	1	2	0	0	1	0
16 Willie Bloomquist, R (1, 5) OBP: 0.311, SLG: 0.319			2-2 G5-3			0-3 K		1-2 1B 1B		3	0	1	0	0	1	1

Inning Stats	R: 0	H: 0	R: 0	H: 1	R: 0	H: 0	R: 0	H: 0	R: 0	H: 1	R: 0	H: 2	R: 1	H: 3	R: 0	H: 1	1B: 8	SF: 0
	E: 0	LOB: 0	E: 0	LOB: 0	E: 0	LOB: 0	E: 0	LOB: 0	E: 0	LOB: 1	E: 0	LOB: 1	E: 0	LOB: 2	E: 0	LOB: 1	2B: 0	SAC: 0
	K: 0	BB: 0	K: 0	BB: 0	K: 1	BB: 0	K: 0	BB: 0	K: 3	BB: 0	K: 0	BB: 0	K: 1	BB: 0	K: 0	BB: 0	3B: 0	DP: 2
	S: 7	P: 12	S: 8	P: 12	S: 9	P: 13	S: 6	P: 8	S: 11	P: 14	S: 10	P: 10	S: 7	P: 9	S: 9	P: 15	HR: 0	HBP: 0


PITCHER	IP	WLS	BF	H	R	ER	SO	BB	IBB	HBP	BLK	WP	HR	S	P	ERA	WHIP
Bartolo Colon, R (1, 1) ERA: 3.94	8.0	W	29	7	1	1	8	0	0	0	0	0	0	72	100	1.12	0.875
Billy Koch, R (9, 1) ERA: 5.28	1.0		4	1	0	0	0	0	0	0	0	0	0	9	15	0.00	1.000

BOTTOM

Chicago White Sox @ Seattle Mariners
Safeco Field, Seattle, WA

Fri Aug 01 2003, 7:05 PM PDT
Att: 39,337 - Sunny - 77 F

AB	33
R	1
H	8
RBI	1
BB	0
SO	8
LOB	9



WP	PA	33
WP: 0	PA: 33	
PB: 0		
SB: 0		
CS: 0		

Batter	1	2	3	4	5	6	7	8	9	AB R H RBI BB SO LOB	TOP											
Roberto Alomar, S (1, 4) OBP: 0.349, SLG: 0.346	3-2 F7		3-2 G6-3			4-2 FC6-4 BB			4-2 FC5-4 BB	2 0 0 0 2 0 0												
Carlos Lee, R (1, 7) OBP: 0.321, SLG: 0.504	3-1 CS 1B			3-2 G5-4-3 1B		1-1 FC6-4 1-2f			1-3 K	4 0 2 0 0 1 2												
Frank Thomas, R (1, 10) OBP: 0.392, SLG: 0.537 Brian Daubach, L (9, PH) OBP: 0.362, SLG: 0.400	2-3 K 1-2			3-1 G5-4-3 1-2f			0-1 G5-3		2-3 K	3 0 0 0 0 1 2 1 0 0 0 0 1 1												
Magglio Ordonez, R (1, 9) OBP: 0.389, SLG: 0.566		1-0 G6-3		3-2 L5			4-2 BB		0-1 FC5-4 1-2f	3 0 0 0 1 0 1												
Carl Everett, S (1, 8) OBP: 0.349, SLG: 0.500		3-2 F9			0-2 G3		2-3 K			3 0 0 0 0 1 1												
14 Paul Konerko, R (1, 3) OBP: 0.290, SLG: 0.380		0-1 1B			0-2 G4-3		0-2 G4-3			3 0 1 0 0 0 1												
Jose Valentin, S (1, 6) OBP: 0.321, SLG: 0.448		1-1 F9			2-0 F9			2-2 F7		3 0 0 0 0 0 1												
24 Joe Crede, R (1, 5) OBP: 0.288, SLG: 0.368			1-0 P3			0-1 F8		3-3 K		3 0 0 0 0 1 0												
Sandy Alomar Jr., R (1, 2) OBP: 0.270, SLG: 0.382			2-1 G6-3			1-2 G4-3		0-1 L6		3 0 0 0 0 0 0												
Inning Stats	R: 0 E: 0 K: 1 S: 13	H: 1 LOB: 1 BB: 0 P: 21	R: 0 E: 0 K: 0 S: 8	H: 1 LOB: 1 BB: 0 P: 13	R: 0 E: 0 K: 0 S: 7	H: 0 LOB: 0 BB: 0 P: 13	R: 0 E: 0 K: 0 S: 11	H: 1 LOB: 0 BB: 0 P: 20	R: 0 E: 0 K: 0 S: 7	H: 0 LOB: 0 BB: 0 P: 9	R: 0 E: 0 K: 1 S: 10	H: 0 LOB: 1 BB: 1 P: 16	R: 0 E: 0 K: 1 S: 10	H: 0 LOB: 1 BB: 1 P: 16	R: 0 E: 0 K: 1 S: 10	H: 0 LOB: 0 BB: 0 P: 15	R: 0 E: 0 K: 2 S: 10	H: 0 LOB: 1 BB: 1 P: 17	1B: 3 2B: 1 3B: 0 HR: 0	SF: 0 SAC: 0 DP: 2 HBP: 0	WP: 0 PB: 0 SB: 0 CS: 1	PA: 31
PITCHER	IP WLS BF H R ER SO BB IBB HBP BLK WP HR S P ERA WHIP																					
Ryan Franklin, R (1, 1) ERA: 3.5	7.0 W 24 3 0 0 2 2 0 0 0 0 0 0 66 108 0.00 0.714																					
Rafael Soriano, R (8, 1) ERA: 1.4	1.0 3 0 0 0 1 0 0 0 0 0 0 0 10 15 0.00 0.000																					
Aaron Loooper, R (9, 1) ERA:	1.0 4 0 0 0 2 1 0 0 0 0 0 0 10 17 0.00 1.000																					

Chicago White Sox @ Seattle Mariners
Safeco Field, Seattle, WA
 Sat Aug 02 2003, 7:05 PM PDT
 Att. 45,719 - Cloudy - 77 F

AB	28
R	0
H	3
RBI	0
BB	3
SO	5
LOB	9



Batter	1	2	3	4	5	6	7	8	9
51 Ichiro Suzuki, L OBP: 0.379, SLG: 0.461 John Mabry, L OBP: 0.312, SLG: 0.344	1-3 K	2-1 F7			0-0 G4		3-1 BB HR 1B		
Randy Winn, S OBP: 0.332, SLG: 0.400 Chad Meyers, R	1-1 F8		1-1 F7		0-1 P6		1-2 BB HR HBP		
Bret Boone, R OBP: 0.373, SLG: 0.586 16 Willie Bloomquist, R OBP: 0.311, SLG: 0.319	2-0 S 1B		3-2 G3-6 1B			1-1 1B HR 1B	1-0 F8		
Edgar Martinez, R OBP: 0.411, SLG: 0.526	3-2 F8 1-2		2-2 G3-6 1-2f			0-0 1-2 HR 1B	4-2 1-2 HR BB		
John Olerud, L OBP: 0.379, SLG: 0.414		4-1 2B G4-3 BB		0-0 G4-3		3-2 1-H 2-H HR	1-0 1-H 2-H 3-H HR		
Mike Cameron, R OBP: 0.352, SLG: 0.472		3-2 G4-3 1B 2B		2-1 L6		1-0 F8	0-1 F9		
Ben Davis, S OBP: 0.333, SLG: 0.443		2-2 G4-3 2-3 3-H		3-2 K		0-0 G5-3		0-1 G6-3	
Rey Sanchez, R OBP: 0.247, SLG: 0.239		0-0 3-H 1B			1-0 E 51 G4 1B	1-2 G6-3		3-3 K	
Mark McLemore, S OBP: 0.297, SLG: 0.298		1-0 P5			3-3 K 1-3		0-0 F8	0-3 K	

Inning Stats	R: 0	H: 1	E: 0	K: 1	S: 9	R: 2	H: 2	E: 0	K: 0	S: 13	R: 0	H: 1	E: 0	K: 0	S: 9	R: 0	H: 0	E: 0	K: 1	S: 6	R: 1	H: 1	E: 1	K: 1	S: 8	R: 3	H: 3	E: 0	K: 0	S: 12	R: 4	H: 2	E: 0	K: 0	S: 11	R: 0	H: 0	E: 0	K: 2	S: 8	R: 0	H: 0	E: 0	K: 2	S: 11
	LOB: 1	BB: 0	P: 16	LOB: 1	BB: 1	P: 25	LOB: 0	BB: 0	P: 15	LOB: 0	BB: 0	P: 11	LOB: 0	BB: 0	P: 12	LOB: 0	BB: 0	P: 18	LOB: 0	BB: 1	P: 21	LOB: 0	BB: 0	P: 11	LOB: 0	BB: 0	LOB: 0	BB: 0	P: 11	LOB: 0	BB: 0	LOB: 0	BB: 0	P: 11	LOB: 0	BB: 0	LOB: 0	BB: 0	P: 11	LOB: 0	BB: 0	LOB: 0	BB: 0	P: 11	

PITCHER	IP	WLS	BF	H	R	ER	SO	BB	IBB	HBP	BLK	WP	HR	S	P	ERA	WHIP
Dan Wright, R ERA: 6.18	(1, 1)	5.0	L	23	8	6	5	3	1	0	0	0	1	52	90	9.00	1.800
Matt Ginter, R ERA: 12.0	(6, 1)	2.0		10	2	4	4	0	1	0	1	0	1	16	28	18.00	1.500
Kelly Wunsch, L ERA: 0.96	(8, 1)	1.0		3	0	0	0	2	0	0	0	0	0	8	11	0.00	0.000

BOTTOM


Chicago White Sox @ Seattle Mariners
Safeco Field, Seattle, WA

Sat Aug 02 2003, 7:05 PM PDT
Att: 45,719 - Cloudy - 77 F

AB	R	H	RBI	BB	SO	LOB
4	1	1	1	0	1	1
0	0	0	0	0	0	0
3	1	0	0	0	0	0
0	0	0	0	0	0	0
4	1	3	0	0	0	2
0	0	0	0	0	0	0
3	2	1	0	1	0	2
3	3	2	7	1	0	0
4	1	1	0	0	0	0
4	0	0	1	0	1	1
4	1	2	1	0	1	0
4	0	0	0	0	2	2

AB	33
R	10
H	10
RBI	10
BB	2
SO	5
LOB	8

WP: 0 PA: 36
PB: 0
SB: 2
CS: 0



Batter	1	2	3	4	5	6	7	8	9	AB R H RBI BB SO LOB	TOP											
Willie Harris, L OBP: 0.240, SLG: 0.228 (1, 4) (8, 8)	2-2 L6 ①		1-0 P5 ①		4-2 FC4-6 BB ①		1-3 K ②			3 0 0 0 1 1 0												
Tony Graffanino, R OBP: 0.347, SLG: 0.471 (1, 5) (8, 4)	1-2 G3 ②		3-3 K ②		2-2 FC4-6 SAFE SAFE E 1-2f ②		3-3 K ③			4 1 0 0 0 2 1												
Carlos Lee, R OBP: 0.323, SLG: 0.502 (1, 7) (8, 5)	4-1 BB ③		2-2 K ③		2-2 E9 1-H 1B ③		2-3 K ①			3 0 1 1 1 2 0												
Magglio Ordonez, R OBP: 0.385, SLG: 0.561 24 Joe Crede, R OBP: 0.288, SLG: 0.368 (1, 9) (8, 5)	3-3 K ③			2-2 G6-3 ①	1-1 G4-3 ③		3-3 K ②			4 0 0 0 0 2 2 0 0 0 0 0 0 0												
Carl Everett, S OBP: 0.353, SLG: 0.501 (1, 10) (8, 3)		2-2 BB 1B ①		3-2 1B 1B ②		1-2 G5-3 ①	2-2 HBP ③			3 0 2 0 0 0 0												
Brian Daubach, L OBP: 0.361, SLG: 0.394 14 Paul Konerko, R OBP: 0.289, SLG: 0.379 (1, 3) (8, 3)		4-2 BB ①	1-2 BB ②	3-3 K ②		2-3 K ②	1-0 L6 ③			2 0 0 0 1 2 1 1 0 0 0 0 0 1												
Jose Valentin, S OBP: 0.320, SLG: 0.446 (1, 6) (8, 9)		0-1 F6 ①		2-2 FC6-4 1-2 1B ③		2-3 K ③				4 0 1 0 0 1 2												
Aaron Rowand, R OBP: 0.321, SLG: 0.449 (1, 8) (8, 9)		2-3 K ②		1-2 FC6-4 1-2f ③		1-1 HR ①				4 1 1 1 0 1 4												
Miguel Olivo, R OBP: 0.285, SLG: 0.364 (1, 2) (8, 1)		2-3 K ③			2-3 K ①		1-3 K ①			4 0 0 0 0 3 2												
Inning Stats	R: 0 E: 0 K: 1 S: 12	H: 0 LOB: 1 BB: 1 P: 22	R: 0 E: 0 K: 2 S: 19	H: 1 LOB: 2 BB: 1 P: 29	R: 0 E: 0 K: 2 S: 8	H: 0 LOB: 0 BB: 0 P: 14	R: 0 E: 0 K: 1 S: 15	H: 2 LOB: 2 BB: 0 P: 26	R: 1 E: 1 K: 1 S: 14	H: 1 LOB: 1 BB: 1 P: 25	R: 0 E: 0 K: 2 S: 11	H: 0 LOB: 0 BB: 0 P: 16	R: 1 E: 0 K: 3 S: 12	H: 1 LOB: 0 BB: 0 P: 18	R: 0 E: 0 K: 2 S: 9	H: 0 LOB: 1 BB: 0 P: 17	R: 0 E: 0 K: 0 S: 9	H: 0 LOB: 0 BB: 0 P: 14	1B: 4 2B: 0 3B: 0 HR: 1	SF: 0 SAC: 0 DP: 0 HBP: 1	WP: 0 PB: 0 SB: 1 CS: 0	PA: 36
PITCHER	IP WLS BF H R ER SO BB IBB HBP BLK WP HR S P ERA WHIP																					
Gil Meche, R ERA: 3.78 (1, 1)	5.0 W 22 4 1 1 7 3 0 0 0 0 0 0 68 116 1.80 1.400																					
Rafael Soriano, R ERA: 1.63 (6, 1)	2.0 7 1 1 1 5 0 0 0 0 0 0 1 23 34 4.50 0.500																					
Jeff Nelson, R ERA: 3.44 (8, 1)	0.2 3 0 0 0 2 0 0 1 0 0 0 0 8 15 0.00 0.000																					
Arthur Rhodes, L ERA: 4.22 (8, 1)	0.1 1 0 0 0 0 0 0 0 0 0 0 0 1 2 0.00 0.000																					
Shigetoshi Hasegawa, R ERA: 0.7 (9, 1)	1.0 3 0 0 0 0 0 0 0 0 0 0 0 9 14 0.00 0.000																					

Chicago White Sox @ Seattle Mariners
Safeco Field, Seattle, WA
Sun Aug 03 2003, 1:05 PM PDT
Att. 45,632 - Overcast - 68 F

AB	32
R	2
H	5
RBI	2
BB	3
SO	14
LOB	13



livebaseballscorecards.com

Batter	1	2	3	4	5	6	7	8	9	AB R H RBI BB SO LOB	BOTTOM									
51 Ichiro Suzuki, L OBP: 0.377, SLG: 0.458 (1, 9)	2-1 B3		3-2 L7		1-2 1B 1B	0-2 G3-1		1-1 F7		5 1 1 2 0 0 2	Chicago White Sox @ Seattle Mariners Safeco Field, Seattle, WA Sun Aug 03 2003, 1:05 PM PDT Att. 45,632 - Overcast - 68 F									
Randy Winn, S OBP: 0.333, SLG: 0.400 (1, 7)	1-3 K			1-2 G4-3	0-0 F9	0-0 1B 1B		2-2 1B		5 1 2 1 0 1 2										
Bret Boone, R OBP: 0.375, SLG: 0.585 (1, 4)	1-3 K			2-0 F9	1-2 1B 1B	4-1 BB 1B		4-0 BB		3 1 1 0 2 1 0										
Edgar Martinez, R OBP: 0.414, SLG: 0.526 (1, 10)		2-2 F8		4-2 BB	0-1 1B 1B	1-0 BB 1B		3-3 K		4 1 2 3 1 1 2										
John Olerud, L OBP: 0.379, SLG: 0.412 (1, 3)		1-0 F7		0-1 F8	0-0 1B 1B	4-0 BB		2-2 P5		4 0 1 1 1 0 3										
Mike Cameron, R OBP: 0.353, SLG: 0.471 (1, 8)		2-3 K			FC3-6 BB	3-3 K				3 0 1 1 1 2 3										
Dan Wilson, R OBP: 0.293, SLG: 0.343 (1, 2)			2-1 G5-3		FC3-6 1B		3-3 K			4 1 0 0 0 1 3										
Rey Sanchez, R OBP: 0.253, SLG: 0.241 (1, 6)			1-2 16 FC4-6 1B		4-2 16 1B BB	2-2 F9	2-3 K			3 1 1 0 1 1 0										
16 Willie Bloomquist, R OBP: 0.315, SLG: 0.320 (1, 5)			0-0 FC4-6		1-0 1B 1B	4-2 51 G3-1 1B BB	2-3 K			3 2 1 0 1 1 1										
Inning Stats	R: 0 E: 0 K: 2 S: 9	H: 0 LOB: 0 BB: 0 P: 13	R: 0 E: 0 K: 1 S: 7	H: 0 LOB: 0 BB: 0 P: 12	R: 0 E: 0 K: 0 S: 13	H: 1 LOB: 1 BB: 0 P: 19	R: 0 E: 0 K: 0 S: 9	H: 0 LOB: 1 BB: 1 P: 16	R: 6 E: 0 K: 0 S: 19	H: 6 LOB: 2 BB: 2 P: 32		R: 2 E: 0 K: 1 S: 16	H: 2 LOB: 3 BB: 3 P: 34	R: 0 E: 0 K: 3 S: 15	H: 0 LOB: 0 BB: 0 P: 22	R: 0 E: 0 K: 1 S: 14	H: 1 LOB: 2 BB: 1 P: 26	1B: 10 2B: 0 3B: 0 HR: 0	SF: 0 SAC: 0 DP: 0 HBP: 0	WP: 0 PB: 0 SB: 1 CS: 0
PITCHER	IP WLS BF H R ER SO BB IBB HBP BLK WP HR S P ERA WHIP																			
56 Mark Buehrle, L ERA: 4.42 (1, 1)	5.0 L 25 7 6 6 3 3 0 0 0 0 0 0 57 92 10.80 2.000																			
Billy Koch, R ERA: 5.55 (6, 1)	1.0 8 2 2 2 1 3 0 0 0 0 0 0 16 34 18.00 5.000																			
Scott Schoeneweis, L ERA: 3.8 (7, 1)	1.0 3 0 0 0 3 0 0 0 0 0 0 0 15 22 0.00 0.000																			
Damaso Marte, L ERA: 1.67 (8, 1)	1.0 5 1 0 0 1 1 0 0 0 0 0 0 14 26 0.00 2.000																			

livebaseballscorecards.com



Batter	1	2	3	4	5	6	7	8	9	AB R H RBI BB SO LOB	TOP														
Aaron Guiel, L (1, 9) OBP: 0.353, SLG: 0.548	1-2 G4-3 S HBP		3-2 G4-3	0-1 P6		1-1 SH3-4 FC4-6 2B	1-3		1 SAFE 4-2 SAFE BB	4 1 1 3 1 1 3															
Joe Randa, R (1, 5) OBP: 0.310, SLG: 0.409	1-1 F8		0-0 F8		2-0 G5-3	1-1 SH3-4		2-3 K	1-1 1B	5 0 1 1 0 1 2															
Carlos Beltrán, S (1, 8) OBP: 0.396, SLG: 0.490	2-1 G4-3			4-2 1B BB	0-0 G4-3	2-1 FC4-6 HBP		1-2 P4	1-3 K	4 1 0 0 1 1 3															
Raul Ibanez, L (1, 3) OBP: 0.346, SLG: 0.476	3-2 F7			1-0 1B 4 SF9 1B	1-0 WP 1B	0-1 FC4-6 BB 2B		1-0 G3-1		5 2 2 1 0 0 2															
Desi Relaford, S (1, 4) OBP: 0.344, SLG: 0.425		1-3 K		0-0 4 SF9 1B 1B	2-1 F9	4-0 4 2B BB		2-2 4 E 2B		4 3 2 1 1 1 1															
4 Angel Berroa, R (1, 6) OBP: 0.346, SLG: 0.493		1-2 G5-3		1-0 SF9 1B		1-2 1B 2B		2-0 SH SH1-4 1B		3 2 2 3 0 0 0															
Michael Tucker, L (1, 7) OBP: 0.330, SLG: 0.443		2-2 G4-3		0-0 G3		1-1 1B 1B 2B BB		0-1 SH1-4		2 0 0 0 0 0 1															
Ken Harvey, R (6, PH) OBP: 0.297, SLG: 0.396								2-3 K		1 1 0 0 1 0 1															
Brent Mayne, L (1, 2) OBP: 0.321, SLG: 0.357			1-0 G1-6-3	4-1 1B BB		1-1 1B 2B 1B	3-3 K	2-3 K		4 1 1 1 1 2 1															
Dee Brown, L (1, 10) OBP: 0.307, SLG: 0.362			1-1 G4-3 1B	0-0 1B		1-0 1B 2B 1B	0-3 K	0-1 WP 1B		5 2 4 2 0 1 0															
Inning Stats	R: 0 E: 0 K: 0 S: 9	H: 0 LOB: 1 BB: 0 P: 16	R: 0 E: 0 K: 1 S: 10	H: 0 LOB: 0 BB: 0 P: 14	R: 0 E: 0 K: 0 S: 7	H: 1 LOB: 1 BB: 0 P: 12	R: 3 E: 0 K: 0 S: 13	H: 3 LOB: 2 BB: 2 P: 23	R: 0 E: 0 K: 0 S: 5	H: 1 LOB: 1 BB: 0 P: 10	R: 7 E: 0 K: 0 S: 24	H: 5 LOB: 1 BB: 2 P: 40	R: 0 E: 0 K: 3 S: 12	H: 0 LOB: 0 BB: 0 P: 16	R: 0 E: 0 K: 1 S: 7	H: 0 LOB: 0 BB: 0 P: 11	R: 3 E: 1 K: 2 S: 21	H: 3 LOB: 2 BB: 1 P: 33	1B: 10 2B: 3 3B: 0 HR: 0	SF: 1 SAC: 3 DP: 0 HBP: 2	WP: 2 PB: 0 SB: 1 CS: 0	PA: 48			
PITCHER	IP WLS BF H R ER SO BB IBB HBP BLK WP HR S P ERA WHIP																								
Jon Garland, R (1, 1) ERA: 4.58	5.0		24	6	4	4	1	2	0	1	0	47	79	7.20	1.600										
Scott Schoeneweis, L (6, 1) ERA: 4.64	0.0	L	4	3	3	3	0	1	0	0	0	9	16	∞	∞										
Matt Ginter, R (6, 1) ERA: 13.5	0.1		2	0	0	0	0	0	0	1	0	3	6	0.00	0.000										
Kelly Wunsch, L (6, 1) ERA: 1.33	1.2		7	1	3	3	3	1	0	0	0	21	30	16.20	1.200										
Tom Gordon, R (8, 1) ERA: 3.42	2.0		11	3	3	3	3	1	0	0	0	28	44	13.50	2.000										

Kansas City Royals @ Chicago White Sox
 U.S. Cellular Field, Chicago, IL
 Mon Aug 04 2003, 8:05 PM EDT
 Att. 43,922 - Sunny - 72 F

livebaseballscorecards.com

AB	37
R	13
H	13
RBI	12
BB	5
SO	7
LOB	14



Batter	1	2	3	4	5	6	7	8	9	AB	R	H	RBI	BB	SO	LOB
Roberto Alomar, S OBP: 0.352, SLG: 0.347 (1, 4)	1-0 SAFE G5-3 1B	4-1 BB BB 1-2 BB		3-2 G5-3		0-1 E 1B		1-2 G4-3		4	2	2	0	1	0	0
Carlos Lee, R OBP: 0.322, SLG: 0.498 (1, 7)	2-1 SAFE G5-3	4-1 BB 1-2 2-3 BB		0-1 F9		3-2 G1-3 1-H		2-2 F7		4	0	0	0	1	0	1
Frank Thomas, R OBP: 0.394, SLG: 0.543 (1, 10)	3-1 HBP 1B	4-1 BB 1-2 2-3 3-H BB			0-1 P6	0-1 HR		2-1 P4		3	1	1	2	1	0	0
Magglio Ordonez, R OBP: 0.383, SLG: 0.559 (1, 9)	1-0 P6	0-1 G4-3			0-0 1B 2B	3-2 G4-3			0-1 F7	5	1	1	0	0	0	5
Carl Everett, S OBP: 0.353, SLG: 0.500 (1, 8)	2-2 2-H 1B		2-2 P5		0-1 24 HR 1B	1-1 G6-3			0-0 G4-3	5	1	2	1	0	0	0
14 Paul Konerko, R OBP: 0.287, SLG: 0.376 (1, 3)	0-0 F7		1-1 BB 1B		1-2 P3		3-2 G3		3-2 P3	5	0	1	0	0	0	4
Jose Valentin, S OBP: 0.324, SLG: 0.456 (1, 6)		3-2 F8	4-2 24 G1-6-3 BB		2-1 24 HR 1B	1-2 3-H HR		2-2 HR		3	2	2	2	1	0	0
24 Joe Crede, R OBP: 0.288, SLG: 0.375 (1, 5)		2-0 F8	1-1 G1-6-3		1-1 HR		2-2 G5-3			4	1	1	3	0	0	2
Miguel Olivo, R OBP: 0.285, SLG: 0.362 (1, 2)		3-2 BB BB BB 1B		0-3 K	0-0 G5-3		2-3 K			4	1	1	0	0	2	0

Inning Stats	R: 1	H: 2	E: 0	K: 10	LOB: 2	BB: 0	P: 19	R: 1	H: 1	E: 0	K: 12	LOB: 1	BB: 1	P: 20	R: 0	H: 0	E: 0	K: 10	LOB: 0	BB: 0	P: 13	R: 4	H: 4	E: 0	K: 13	LOB: 0	BB: 0	P: 17	R: 2	H: 2	E: 1	K: 12	LOB: 0	BB: 0	P: 19	R: 1	H: 1	E: 0	K: 17	LOB: 0	BB: 0	P: 26	R: 0	H: 0	E: 0	K: 8	LOB: 0	BB: 0	P: 13	R: 0	H: 0	E: 0	K: 8	LOB: 0	BB: 11	1B: 7	SF: 0	2B: 1	SAC: 0	3B: 0	DP: 1	HR: 3	HBP: 1	WP: 0	PA: 42
--------------	------	------	------	-------	--------	-------	-------	------	------	------	-------	--------	-------	-------	------	------	------	-------	--------	-------	-------	------	------	------	-------	--------	-------	-------	------	------	------	-------	--------	-------	-------	------	------	------	-------	--------	-------	-------	------	------	------	------	--------	-------	-------	------	------	------	------	--------	--------	-------	-------	-------	--------	-------	-------	-------	--------	-------	--------


PITCHER	IP	WLS	BF	H	R	ER	SO	BB	IBB	HBP	BLK	WP	HR	S	P	ERA	WHIP
Runelvys Hernandez, R ERA: 3.87 (1, 1)	5.0	W	27	8	6	6	1	4	0	0	0	0	1	57	101	10.80	2.400
Nate Field, R ERA: 4.08 (6, 1)	1.0		5	2	2	2	0	0	0	0	0	0	1	12	19	18.00	2.000
Jason Grimsley, R ERA: 4.58 (7, 1)	1.0	H	4	1	1	1	1	0	0	0	0	0	1	17	26	9.00	1.000
Al Levine, R ERA: 2.73 (8, 1)	2.0	S	6	0	0	0	0	0	0	0	0	0	0	16	24	0.00	0.000

BOTTOM

Kansas City Royals @ Chicago White Sox
U.S. Cellular Field, Chicago, IL

Mon Aug 04 2003, 8:05 PM EDT
Att. 43,922 - Sunny - 72 F

AB	37
R	9
H	11
RBI	8
BB	4
SO	2
LOB	12



PITCHER	IP	WLS	BF	H	R	ER	SO	BB	IBB	HBP	BLK	WP	HR	S	P	ERA	WHIP
---------	----	-----	----	---	---	----	----	----	-----	-----	-----	----	----	---	---	-----	------

Batter	1	2	3	4	5	6	7	8	9	AB R H RBI BB SO LOB	TOP											
Aaron Guiel, L (1, 9) OBP: 0.354, SLG: 0.550	2-2 1B 2B		3-2 1B 1B	1-3 K			2-0 G4-3		0-2 G5-3	5 2 2 0 0 1 2	Kansas City Royals @ Chicago White Sox U.S. Cellular Field, Chicago, IL Tue Aug 05 2003, 8:05 PM EDT Att. 38,973 - Sunny - 77 F											
Joe Randa, R (1, 5) OBP: 0.308, SLG: 0.406	1-2 L4		1-1 1B 1B			1-2 F9	1-1 G1-3		2-1 E5 1B	5 1 1 0 0 0 1												
Carlos Beltrán, S (1, 8) OBP: 0.393, SLG: 0.486	1-2 G6-3		1-3 K			1-3 K		3-2 K	3-2 2-H 1B	5 0 1 1 0 3 3												
Raul Ibanez, L (1, 7) OBP: 0.344, SLG: 0.473	3-2 2-H 1B		3-2 L7			0-1 G3		2-3 K	1-1 F8	5 0 1 1 0 1 3												
Ken Harvey, R (1, 3) OBP: 0.299, SLG: 0.400	1-3 K		0-0 1B			1-1 G1-3		2-1 2B		4 0 2 1 0 1 1												
Desi Relaford, S (1, 4) OBP: 0.345, SLG: 0.423			3-2 F9	1-0 L1		4-2 4 G5-3 BB		4-2 BB		2 0 0 0 2 0 2												
4 Angel Berroa, R (1, 6) OBP: 0.348, SLG: 0.493			1-2 1B			2-2 E1 1B		2-1 F8		4 0 2 0 0 0 3												
Brent Mayne, L (1, 2) OBP: 0.318, SLG: 0.353			2-3 K			2-3 K		2-1 G3-1		3 0 0 0 0 2 3												
Mike DiFelice, R (9, PH) OBP: 0.292, SLG: 0.386										1 0 0 0 0 1 0												
Dee Brown, L (1, 10) OBP: 0.298, SLG: 0.351			2-3 K			2-2 P6		0-0 G3		3 0 0 0 0 1 2												
Carlos Febles, R (9, PH) OBP: 0.306, SLG: 0.266									2-2 G5-3 E 1B	1 1 1 0 0 0 0												
Inning Stats	R: 1 E: 0 K: 1 S: 19	H: 2 LOB: 1 BB: 0 P: 27	R: 0 E: 0 K: 2 S: 14	H: 1 LOB: 1 BB: 0 P: 22	R: 1 E: 0 K: 1 S: 14	H: 3 LOB: 2 BB: 0 P: 23	R: 0 E: 1 K: 2 S: 15	H: 1 LOB: 1 BB: 0 P: 22	R: 0 E: 0 K: 1 S: 8	H: 0 LOB: 0 BB: 0 P: 10	R: 0 E: 0 K: 0 S: 9	H: 0 LOB: 1 BB: 1 P: 17	R: 0 E: 0 K: 0 S: 4	H: 0 LOB: 0 BB: 0 P: 7	R: 0 E: 0 K: 2 S: 19	H: 1 LOB: 2 BB: 1 P: 32	R: 2 E: 1 K: 1 S: 16	H: 2 LOB: 1 BB: 0 P: 26	1B: 8 2B: 2 3B: 0 HR: 0	SF: 0 SAC: 0 DP: 0 HBP: 0	WP: 0 PB: 0 SB: 0 CS: 0	PA: 40
PITCHER	IP WLS BF H R ER SO BB IBB HBP BLK WP HR S P ERA WHIP																					
Esteban Loaiza, R (1, 1) ERA: 2.3	6.0 W 26 7 2 2 7 1 0 0 0 0 0 0 79 121 3.00 1.333																					
Kelly Wunsch, L (7, 1) ERA: 1.23	1.2 H 5 0 0 0 2 0 0 0 0 0 0 0 16 24 0.00 0.000																					
Billy Koch, R (8, 1) ERA: 5.55	0.0 1 1 0 0 0 0 0 0 0 0 0 0 2 4 ∞ ∞																					
Damaso Marte, L (8, 1) ERA: 1.63	1.1 S 8 2 2 0 1 1 0 0 0 0 0 0 21 37 0.00 2.250																					

AB	38
R	4
H	10
RBI	3
BB	2
SO	10
LOB	20



WP: 0	PA: 40
PB: 0	
SB: 0	
CS: 0	

ERA	WHIP

livebaseballscorecards.com

Batter	1	2	3	4	5	6	7	8	9	AB	R	H	RBI	BB	SO	LOB
Roberto Alomar, S OBP: 0.351, SLG: 0.346 (1, 4)	2-1 F7	2-2 1B		2-2 F7		1-0 F4				4	1	1	1	0	0	2
Carlos Lee, R OBP: 0.323, SLG: 0.496 (1, 7)	4-1 HBP BB	1-0 HR 1B		2-2 G5-3		1-3 K				3	1	1	1	1	1	2
Frank Thomas, R OBP: 0.393, SLG: 0.548 (1, 10)	2-0 F9	3-2 HR			3-0 F8		3-2 F7			4	1	1	2	0	0	1
Magglio Ordonez, R OBP: 0.384, SLG: 0.557 (1, 9)	2-1 HBP	3-1 G6-3			0-1 14 G5-3 1B		0-3 K			3	0	1	0	0	1	0
Carl Everett, S OBP: 0.352, SLG: 0.497 Willie Harris, L OBP: 0.240, SLG: 0.228 (1, 8) (8, 8)	2-3 K		2-2 G6-3		0-1 1B		1-1 P4			4	0	1	0	0	1	2
14 Paul Konerko, R OBP: 0.287, SLG: 0.374 (1, 3)		2-2 24 F8 BB 1B	0-1 F8		3-2 G5-3		0-1 G5-3			4	1	1	0	0	0	2
Jose Valentin, S OBP: 0.326, SLG: 0.455 (1, 6)		4-2 24 F8 1B BB	2-2 1B		2-3 K		2-2 P4			3	0	1	0	1	1	0
24 Joe Crede, R OBP: 0.288, SLG: 0.373 (1, 5)		2-2 F8	1-1 F7		0-1 1B 1B		1-3 K			4	0	1	0	0	1	3
Miguel Olivo, R OBP: 0.287, SLG: 0.364 Sandy Alomar Jr., R OBP: 0.273, SLG: 0.384 (1, 2) (3, 2)		1-0 1B		1-1 G4-3		1-0 1B				1	1	1	1	0	0	0
		2-H 3-H 1B				1-2 1B				2	0	1	0	0	0	0

Inning Stats	R: 0	H: 0	E: 0	K: 1	S: 8	L: 2	LOB: 2	BB: 1	P: 20	R: 5	H: 5	E: 0	K: 0	S: 22	R: 0	H: 1	E: 0	K: 0	S: 11	R: 0	H: 0	E: 0	K: 0	S: 8	R: 0	H: 2	E: 0	K: 0	S: 8	R: 0	H: 2	E: 0	K: 2	S: 11	R: 0	H: 0	E: 0	K: 1	S: 9	R: 0	H: 0	E: 0	K: 1	S: 8	R: 0	H: 0	E: 0	K: 1	S: 8	R: 0	H: 0	E: 0	K: 1	S: 11	1B: 9	2B: 0	3B: 0	HR: 1	SF: 0	SAC: 0	DP: 1	HBP: 1	WP: 0	PA: 35
--------------	------	------	------	------	------	------	--------	-------	-------	------	------	------	------	-------	------	------	------	------	-------	------	------	------	------	------	------	------	------	------	------	------	------	------	------	-------	------	------	------	------	------	------	------	------	------	------	------	------	------	------	------	------	------	------	------	-------	-------	-------	-------	-------	-------	--------	-------	--------	-------	--------

PITCHER	IP	WLS	BF	H	R	ER	SO	BB	IBB	HBP	BLK	WP	HR	S	P	ERA	WHIP
Kyle Snyder, R ERA: 5.17 (1, 1)	2.0	L	13	5	5	5	1	2	0	1	0	0	1	30	60	22.50	3.500
D.J. Carrasco, R ERA: 3.79 (3, 1)	3.0		11	3	0	0	0	0	0	0	0	0	0	27	43	0.00	1.000
Graeme Lloyd, L ERA: 4.1 (6, 1)	1.0		5	2	0	0	2	0	0	0	0	0	0	11	16	0.00	2.000
Curt Leskanic, R ERA: 2.15 (7, 1)	1.0		3	0	0	0	1	0	0	0	0	0	0	9	13	0.00	0.000
Jason Grimsley, R ERA: 4.5 (8, 1)	1.0		3	0	0	0	1	0	0	0	0	0	0	8	11	0.00	0.000


BOTTOM

Kansas City Royals @ Chicago White Sox
U.S. Cellular Field, Chicago, IL

Tue Aug 05 2003, 8:05 PM EDT
Att. 38,973 - Sunny - 77 F

livebaseballscores.com

AB	32
R	5
H	10
RBI	5
BB	2
SO	5
LOB	12



Batter	1	2	3	4	5	6	7	8	9	AB R H RBI BB SO LOB	TOP											
Aaron Guiel, L (1, 9) OBP: 0.357, SLG: 0.546	1-1 BB HBP		1-2 F9			0-0 F8			2-1 HR 1B	3 1 1 0 0 0 0												
Joe Randa, R (1, 5) OBP: 0.310, SLG: 0.405	4-1 E BB			2-1 P4		3-2 F8			3-1 HR 1B	3 1 1 0 1 0 0												
Carlos Beltrán, S (1, 8) OBP: 0.392, SLG: 0.491	2-3 K		1-2 F7			0-0 F7			0-0 HR	4 1 1 3 0 1 1												
Raul Ibanez, L (1, 7) OBP: 0.341, SLG: 0.468	1-2 P5		0-3 K			2-3 K			3-2 P6	4 0 0 0 0 2 1												
Ken Harvey, R (1, 3) OBP: 0.304, SLG: 0.404		3-3 K		1-1 L5-3 1B				0-1 G6-4-3 1B	1-2 1B	4 0 3 0 0 1 0 0 0 0 0 0 0 0												
Carlos Febles, R (9, PR) OBP: 0.306, SLG: 0.266																						
Desi Relaford, S (1, 4) OBP: 0.344, SLG: 0.421		0-2 F7		1-2 P4				0-1 G6-4-3 1B	1-3 K	4 0 1 0 0 1 2												
4 Angel Berroa, R (1, 6) OBP: 0.345, SLG: 0.490		0-1 F7		1-1 L5-3				1-2 G6-4-3		3 0 0 0 0 0 3												
Dee Brown, L (1, 10) OBP: 0.290, SLG: 0.340			0-3 K					1-1 P5		3 0 0 0 0 2 1												
Mike DiFelice, R (1, 2) OBP: 0.287, SLG: 0.378			3-3 K					3-2 G6-3	2-2 L6	3 0 0 0 0 1 0												
Inning Stats	R: 0 E: 1 K: 1 S: 10	H: 0 LOB: 1 BB: 1 P: 18	R: 0 E: 0 K: 1 S: 8	H: 0 LOB: 0 BB: 0 P: 11	R: 0 E: 0 K: 2 S: 9	H: 0 LOB: 0 BB: 0 P: 13	R: 0 E: 0 K: 1 S: 8	H: 0 LOB: 0 BB: 0 P: 11	R: 0 E: 0 K: 0 S: 7	H: 1 LOB: 0 BB: 0 P: 10	R: 0 E: 0 K: 1 S: 7	H: 0 LOB: 0 BB: 0 P: 13	R: 0 E: 0 K: 1 S: 7	H: 0 LOB: 0 BB: 0 P: 12	R: 0 E: 0 K: 0 S: 9	H: 2 LOB: 1 BB: 0 P: 11	R: 3 E: 0 K: 1 S: 19	H: 4 LOB: 1 BB: 0 P: 31	1B: 6 2B: 1 3B: 0 HR: 1	SF: 0 SAC: 0 DP: 2 HBP: 1	WP: 0 PB: 0 SB: 0 CS: 0	PA: 33
PITCHER	IP WLS BF H R ER SO BB IBB HBP BLK WP HR S P ERA WHIP																					
Bartolo Colon, R (1, 1) ERA: 3.76	8.0 W 26 3 0 0 7 1 0 1 0 0 0 0 65 99 0.00 0.500																					
Tom Gordon, R (9, 1) ERA: 3.88	0.1 4 3 3 3 0 0 0 0 0 0 0 1 10 17 81.00 9.000																					
Damaso Marte, L (9, 1) ERA: 1.61	0.2 S 3 1 0 0 1 0 0 0 0 0 0 0 9 14 0.00 1.500																					

Kansas City Royals @ Chicago White Sox
 U.S. Cellular Field, Chicago, IL
 Wed Aug 06 2003, 2:05 PM EDT
 Att. 25,348 - Cloudy - 82 F

AB	31
R	3
H	7
RBI	3
BB	1
SO	8
LOB	8



Batter	1	2	3	4	5	6	7	8	9
Roberto Alomar, S (1, 4) OBP: 0.354, SLG: 0.354	4-0 F9 BB		1-1 HR		1-3 K		0-2 G1-3	4-1 FC6-4 BB	
Carlos Lee, R (1, 7) OBP: 0.326, SLG: 0.505	1-1 F8		3-2 HR		3-2 1B		3-2 G6-3 S 1B	1-0 FC6-4 1-2f	
Aaron Rowand, R (9, 7) OBP: 0.321, SLG: 0.449									
Frank Thomas, R (1, 10) OBP: 0.394, SLG: 0.546	1-1 F9 1-2		1-2 FC5-4 1B		1-1 F9		4-1 G6-3 BB		
Magglio Ordonez, R (1, 9) OBP: 0.381, SLG: 0.552		2-1 P2	1-1 FC5-4 1B 1-2f		3-2 F7		3-2 G6-3		
Carl Everett, S (1, 8) OBP: 0.351, SLG: 0.495		2-1 P6	0-1 1B			2-3 K	3-3 K		
Willie Harris, L (8, 8) OBP: 0.240, SLG: 0.228									
Brian Daubach, L (1, 3) OBP: 0.363, SLG: 0.391		4-1 BB BB	2-3 K			1-2 1B		2-2 G6-3 FC1-6 2B	
14 Paul Konerko, R (6, PH) OBP: 0.291, SLG: 0.382									
Jose Valentin, S (1, 6) OBP: 0.325, SLG: 0.452		4-2 SAFE B 1-2 BB			3-3 K		3-3 K	1-2 G6-3	
24 Joe Crede, R (1, 5) OBP: 0.287, SLG: 0.370		3-2 G5-3			2-1 P4		1-2 G3	4-2 FC1-6 BB	
Sandy Alomar Jr., R (1, 2) OBP: 0.273, SLG: 0.388			0-1 F8		0-2 F7		0-0 G1-3 1B 2B	0-0 FC1-6 BB 1-2f 3-H	

AB	R	H	RBI	BB	SO	LOB
3	1	1	1	2	1	1
5	1	3	2	0	0	3
0	0	0	0	0	0	0
3	0	1	0	1	0	2
4	0	0	0	0	0	4
4	0	1	0	0	2	2
0	0	0	0	0	0	0
1	0	0	0	1	1	2
2	1	2	0	0	0	0
3	0	0	0	1	2	2
3	0	0	0	1	0	3
4	1	1	1	0	0	1

AB	R	H	RBI	BB	SO	LOB
32	4	9	4	6	6	20

Inning Stats		R: 0	H: 0	E: 0	K: 0	S: 4	R: 0	H: 0	E: 0	K: 0	S: 14	R: 2	H: 4	E: 0	K: 1	S: 19	R: 0	H: 0	E: 0	K: 1	S: 9	R: 0	H: 1	E: 0	K: 1	S: 12	R: 0	H: 1	E: 0	K: 2	S: 12	R: 1	H: 2	E: 0	K: 1	S: 16	R: 1	H: 1	E: 0	K: 0	S: 13
LOB: 0		LOB: 2		LOB: 2		LOB: 0		LOB: 0		LOB: 0		LOB: 2		LOB: 1		LOB: 2		LOB: 2		LOB: 2		LOB: 2		LOB: 2		LOB: 2		LOB: 2		LOB: 2		LOB: 2		LOB: 2		LOB: 2		LOB: 2			
P: 10		P: 29		P: 27		P: 14		P: 20		P: 19		P: 29		P: 25		P: 25		P: 25		P: 25		P: 25		P: 25		P: 25		P: 25		P: 25		P: 25		P: 25		P: 25		P: 25			

WP	HR	S	P	ERA	WHIP
0	0	0	0	3.60	1.600
0	0	28	48	4.50	2.000
0	0	13	25	9.00	3.000

BOTTOM

Kansas City Royals @ Chicago White Sox
 U.S. Cellular Field, Chicago, IL
 Wed Aug 06 2003, 2:05 PM EDT
 Att. 25,348 - Cloudy - 82 F

livebaseballscorecards.com

AB 32
R 4
H 9
RBI 4
BB 6
SO 6
LOB 20



Batter	1	2	3	4	5	6	7	8	9	AB R H RBI BB SO LOB	TOP
Mark Ellis, R (1, 4) OBP: 0.329, SLG: 0.366	2-2 F7		1-2 2B			2-2 G6-4-3 1B		1-2 CS	1-1 F7	4 1 2 0 0 0 0	
Jose Guillen, R (1, 9) OBP: 0.376, SLG: 0.607	2-2 G5-3		1-0 2B			0-0 G6-4-3			2-2 F8	4 0 1 1 0 0 1	
3 Eric Chavez, L (1, 5) OBP: 0.343, SLG: 0.511	0-1 G6-3		0-1 G3			2-3 K			2-2 G6-3	4 0 0 0 0 1 1	
Miguel Tejada, R (1, 6) OBP: 0.308, SLG: 0.434		1-2 F7		0-0 F8			1-3 K			3 0 0 0 0 1 0	
Erubiel Durazo, L (1, 10) OBP: 0.389, SLG: 0.445		0-1 HR		0-3 K			2-2 F7			3 1 1 1 0 1 0	
Ramon Hernandez, R (1, 2) OBP: 0.310, SLG: 0.435		1-3 K		2-1 L5			0-1 F8			3 0 0 0 0 1 0	
Scott Hatteberg, L (1, 3) OBP: 0.347, SLG: 0.393		3-2 F9			0-1 G6-3			1-1 G4-3		3 0 0 0 0 0 0	
Adam Piatt, R (1, 7) OBP: 0.280, SLG: 0.460			2-3 K		1-3 K			2-0 CS 1B		3 0 1 0 0 2 0	
Eric Byrnes, R (1, 8) OBP: 0.338, SLG: 0.472			1-1 F9		2-0 F9			1-2 F7		3 0 0 0 0 0 1	
Inning Stats	R: 0 E: 0 K: 0 S: 9 H: 0 LOB: 0 BB: 0 P: 13	R: 1 E: 0 K: 1 S: 12 H: 1 LOB: 0 BB: 0 P: 17	R: 1 E: 0 K: 1 S: 11 H: 2 LOB: 1 BB: 0 P: 16	R: 0 E: 0 K: 1 S: 6 H: 0 LOB: 0 BB: 0 P: 8	R: 0 E: 0 K: 1 S: 6 H: 0 LOB: 0 BB: 0 P: 9	R: 0 E: 0 K: 1 S: 9 H: 1 LOB: 0 BB: 0 P: 13	R: 0 E: 0 K: 1 S: 8 H: 0 LOB: 0 BB: 0 P: 11	R: 0 E: 0 K: 0 S: 10 H: 1 LOB: 0 BB: 0 P: 15	R: 0 E: 0 K: 0 S: 8 H: 0 LOB: 0 BB: 0 P: 13	1B: 3 2B: 1 3B: 0 HR: 1 SF: 0 SAC: 0 DP: 1 HBP: 0	WP: 0 PB: 0 SB: 0 CS: 1 PA: 31
PITCHER 56 Mark Buehrle, L (1, 1) ERA: 4.29	IP: 9.0 WLS: W BF: 30 H: 5 R: 2 ER: 2 SO: 6 BB: 0 IBB: 0 HBP: 0 BLK: 0 WP: 0 HR: 1 S: 79 P: 115 ERA: 2.00 WHIP: 0.556										

Oakland Athletics @ Chicago White Sox
U.S. Cellular Field, Chicago, IL

Fri Aug 08 2003, 8:05 PM EDT
Att. 24,118 - Overcast - 72 F

livebaseballscorecards.com

AB	30
R	2
H	5
RBI	2
BB	0
SO	6
LOB	3



Batter	1	2	3	4	5	6	7	8	9	AB	R	H	RBI	BB	SO	LOB
Tony Graffanino, R OBP: 0.340, SLG: 0.463 (1, 6)	G5-3		SF8		F7		L1			3	0	0	1	0	0	0
Roberto Alomar, S OBP: 0.355, SLG: 0.361 (1, 4)	G5-3		3-H 1B		3B			F9		4	0	2	0	0	0	0
Frank Thomas, R OBP: 0.391, SLG: 0.541 (1, 10)	G5-3		P6		K			P3		4	0	0	0	0	1	2
Magglio Ordonez, R OBP: 0.384, SLG: 0.561 (1, 9)		F7-4 1B		HR		K		FC5-4 1B		4	1	3	1	0	1	1
Carlos Lee, R OBP: 0.325, SLG: 0.502 (1, 7)		F7-4		14 1B 24 G6-4-3 1B		G5-3		FC5-4		4	1	1	0	0	0	2
Willie Harris, L OBP: 0.240, SLG: 0.228 (9, 8)		1-2						1-2f		0	0	0	0	0	0	0
Carl Everett, S OBP: 0.356, SLG: 0.500 (1, 8) (9, 7)		2B		24 G6-4-3 14 1B 1-2 1B		HBP				2	0	2	0	0	0	0
14 Paul Konerko, R OBP: 0.292, SLG: 0.381 (1, 3)		P4		24 G6-4-3 1-2 2-3 1B		G4-6-3				3	0	1	0	0	0	2
24 Joe Crede, R OBP: 0.287, SLG: 0.373 (1, 5)			SH5-3 SF8 2B		G6-4-3		G5-3			3	1	1	0	0	0	2
Sandy Alomar Jr., R OBP: 0.269, SLG: 0.382 (1, 2)			SH5-3 2-3		G5-3		G5-3			2	0	0	0	0	0	1

Inning Stats	R: 0	H: 0	E: 0	K: 0	S: 8	P: 13	R: 0	H: 2	E: 0	K: 0	S: 8	R: 0	H: 2	E: 0	K: 0	S: 10	R: 1	H: 2	E: 0	K: 0	S: 10	R: 2	H: 4	E: 0	K: 0	S: 9	R: 0	H: 1	E: 0	K: 2	S: 10	R: 0	H: 0	E: 0	K: 0	S: 7	R: 0	H: 0	E: 0	K: 0	S: 7	R: 0	H: 1	E: 0	K: 0	S: 6
	LOB: 0	BB: 0		LOB: 1	BB: 0		LOB: 1	BB: 0	LOB: 1	BB: 0		LOB: 1	BB: 0	LOB: 1	BB: 0		LOB: 1	BB: 0	LOB: 1	BB: 0		LOB: 1	BB: 0	LOB: 0	BB: 0		LOB: 0	BB: 0		LOB: 0	BB: 0		LOB: 0	BB: 0		LOB: 0	BB: 0		LOB: 1	BB: 0		LOB: 1	BB: 11			

PITCHER	IP	WLS	BF	H	R	ER	SO	BB	IBB	HBP	BLK	WP	HR	S	P	ERA	WHIP	PITCHER	IP	WLS	BF	H	R	ER	SO	BB	IBB	HBP	BLK	WP	HR	S	P	ERA	WHIP											
Mark Mulder, L ERA: 2.94 (1, 1)	8.0	L	32	10	3	3	2	0	0	1	0	0	1	65	93	3.38	1.250																													

BOTTOM

Oakland Athletics @ Chicago White Sox

U.S. Cellular Field, Chicago, IL

Fri Aug 08 2003, 8:05 PM EDT
Att: 24,118 - Overcast - 72 F

AB	29
R	3
H	10
RBI	2
BB	0
SO	2
LOB	10



1B: 6	SF: 1	WP: 0	PA: 32
2B: 3	SAC: 1	PB: 0	
3B: 1	DP: 3	SB: 0	
HR: 1	HBP: 1	CS: 0	

Batter	1	2	3	4	5	6	7	8	9	AB R H RBI BB SO LOB	TOP											
Scott Hatteberg, L (1, 3) OBP: 0.348, SLG: 0.392	2-2 E3 1B	1-1 1B	2-3 K			3-1 FC4-6 HBP		2-0 F7		4 1 1 0 0 1 1												
Jose Guillen, R (1, 9) OBP: 0.379, SLG: 0.607	0-1 1B 2B 1B	1-1 1B		2-2 G6-3		1-1 F7		0-1 1B		5 1 3 1 0 0 1												
3 Eric Chavez, L (1, 5) OBP: 0.341, SLG: 0.507	1-1 L6	2-2 G4-3		1-2 1B		1-1 FC4-6 1-2f		0-0 G4-3		5 0 1 0 0 0 6												
Miguel Tejada, R (1, 6) OBP: 0.308, SLG: 0.433	3-1 2B 1B	2-1 G1-3		0-1 F8			0-1 F9 BB 1B		0-2 G6-3	5 1 2 1 0 0 3												
Erubiel Durazo, L (1, 10) OBP: 0.389, SLG: 0.443	2-3 K		1-0 HR 1B	1-0 F7			4-1 FC6-4 BB		1-0 F8	4 1 1 0 1 1 3												
Ramon Hernandez, R (1, 2) OBP: 0.314, SLG: 0.458	3-2 2B		0-1 HR		2-2 G6-3		0-1 F7		0-0 HR	5 2 3 5 0 0 2												
Terrence Long, L (1, 7) OBP: 0.298, SLG: 0.386	1-1 P6		0-0 G3-1		0-3 K		0-1 F9		2-0 1B	5 0 1 0 0 1 3												
Mark Ellis, R (1, 4) OBP: 0.327, SLG: 0.362		4-2 1B BB	1-0 F9		2-1 F9		1-1 FC6-4 1-2f		2-1 F7	4 1 0 0 1 0 3												
Chris Singleton, L (1, 8) OBP: 0.310, SLG: 0.379		1-1 F7	2-0 2B			2-2 F7		2-3 K		4 0 1 0 0 1 1												
Inning Stats	R: 3 E: 1 K: 1 S: 18	H: 3 LOB: 1 BB: 0 P: 30	R: 1 E: 0 K: 0 S: 13	H: 2 LOB: 2 BB: 1 P: 24	R: 2 E: 0 K: 1 S: 9	H: 3 LOB: 1 BB: 0 P: 15	R: 0 E: 0 K: 0 S: 9	H: 1 LOB: 1 BB: 0 P: 13	R: 0 E: 0 K: 1 S: 9	H: 0 LOB: 0 BB: 0 P: 13	R: 0 E: 0 K: 0 S: 8	H: 0 LOB: 1 BB: 0 P: 15	R: 0 E: 0 K: 0 S: 9	H: 1 LOB: 2 BB: 1 P: 14	R: 0 E: 0 K: 1 S: 7	H: 1 LOB: 1 BB: 0 P: 11	R: 1 E: 0 K: 0 S: 8	H: 2 LOB: 1 BB: 0 P: 13	1B: 9 2B: 2 3B: 0 HR: 2	SF: 0 SAC: 0 DP: 0 HBP: 1	WP: 0 PB: 0 SB: 0 CS: 0	PA: 44
PITCHER	IP WLS BF H R ER SO BB IBB HBP BLK WP HR S P ERA WHIP																					
Jon Garland, R (1, 1) ERA: 4.61	5.0 L 26 9 6 3 3 1 0 0 0 0 0 1 58 95 5.40 2.000																					
Kelly Wunsch, L (6, 1) ERA: 1.17	1.0 4 0 0 0 0 0 0 0 1 0 0 0 8 15 0.00 0.000																					
Dan Wright, R (7, 1) ERA: 6.08	1.0 5 1 0 0 0 1 0 0 0 0 0 0 9 14 0.00 2.000																					
Scott Schoeneweis, L (8, 1) ERA: 4.53	1.0 4 1 0 0 1 0 0 0 0 0 0 0 7 11 0.00 1.000																					
Billy Koch, R (9, 1) ERA: 5.63	1.0 5 2 1 1 0 0 0 0 0 0 0 1 8 13 9.00 2.000																					

Oakland Athletics @ Chicago White Sox

U.S. Cellular Field, Chicago, IL

Sat Aug 09 2003, 7:05 PM EDT
Att. 36,151 - Sunny - 75 F

livebaseballscorecards.com

AB	41
R	7
H	13
RBI	7
BB	2
SO	4
LOB	23



Batter	1	2	3	4	5	6	7	8	9
Tony Graffanino, R (1, 4) OBP: 0.345, SLG: 0.466 Brian Daubach, L (7, PH) OBP: 0.361, SLG: 0.388 Sandy Alomar Jr., R (8, 2) OBP: 0.267, SLG: 0.379	2-3 K		1-0 1B		1-1 1B		1-3 K		3-3 K
Aaron Rowand, R (1, 8) OBP: 0.321, SLG: 0.446 Carl Everett, S (7, PH) OBP: 0.355, SLG: 0.499	1-3 K		2-3 K		2-0 1B		0-0 P6		
Frank Thomas, R (1, 10) OBP: 0.389, SLG: 0.538	1-1 FC4-6 1B			0-0 P2	2-3 K			3-2 F8	
Magglio Ordonez, R (1, 9) OBP: 0.381, SLG: 0.556	3-1 FC4-6			1-1 F9	0-0 G6-3			3-2 P4	
Carlos Lee, R (1, 7) OBP: 0.325, SLG: 0.500		2-1 F8		0-2 P3		1-3 K		1-1 1B	
14 Paul Konerko, R (1, 3) OBP: 0.291, SLG: 0.383		2-1 F9			3-2 24 2B	2-3 K		1-2 K	
24 Joe Crede, R (1, 5) OBP: 0.290, SLG: 0.377		2-2 G4-3			0-1 F8 1B	1-0 P6		1-1 1B	
Jose Valentin, S (1, 6) OBP: 0.322, SLG: 0.447			3-1 F9		3-1 F8		2-3 K		1-3 K
Jamie Burke, R (1, 2) OBP: 0.500, SLG: 0.500 Willie Harris, L (7, PH) OBP: 0.244, SLG: 0.226			1-0 F8		1-0 1B 1B		4-2 BB		3-2 F8

Inning Stats	R: 0 E: 0 K: 2 S: 13	H: 1 LOB: 1 BB: 0 P: 20	R: 0 E: 0 K: 0 S: 8	H: 0 LOB: 0 BB: 0 P: 14	R: 0 E: 0 K: 1 S: 7	H: 1 LOB: 1 BB: 0 P: 14	R: 0 E: 0 K: 0 S: 6	H: 0 LOB: 0 BB: 0 P: 7	R: 2 E: 0 K: 1 S: 16	H: 5 LOB: 3 BB: 0 P: 28	R: 0 E: 0 K: 2 S: 10	H: 0 LOB: 0 BB: 0 P: 14	R: 0 E: 0 K: 2 S: 13	H: 0 LOB: 1 BB: 1 P: 20	R: 0 E: 0 K: 1 S: 12	H: 1 LOB: 1 BB: 0 P: 20	R: 0 E: 0 K: 2 S: 17	H: 1 LOB: 1 BB: 0 P: 25	1B: 7 2B: 2 3B: 0 HR: 0	SF: 0 SAC: 0 DP: 0 HBP: 0
--------------	-------------------------------	----------------------------------	------------------------------	----------------------------------	------------------------------	----------------------------------	------------------------------	---------------------------------	-------------------------------	----------------------------------	-------------------------------	----------------------------------	-------------------------------	----------------------------------	-------------------------------	----------------------------------	-------------------------------	----------------------------------	----------------------------------	------------------------------------

PITCHER	IP	WLS	BF	H	R	ER	SO	BB	IBB	HBP	BLK	WP	HR	S	P	ERA	WHIP
Ted Lilly, L (1, 1) ERA: 4.86	4.1		20	7	2	2	3	0	0	0	0	0	0	46	77	4.15	1.615
Chad Bradford, R (5, 1) ERA: 3.62	2.1	W	8	0	0	0	5	1	0	0	0	0	0	26	39	0.00	0.429
Ricardo Rincon, L (7, 1) ERA: 3.89	0.1		1	0	0	0	0	0	0	0	0	0	0	1	1	0.00	0.000
Chad Harville, R (8, 1) ERA:	1.0		4	1	0	0	1	0	0	0	0	0	0	12	20	0.00	1.000
Keith Foulke, R (9, 1) ERA: 2.4	1.0		4	1	0	0	2	0	0	0	0	0	0	17	25	0.00	1.000

BOTTOM

Oakland Athletics @ Chicago White Sox
U.S. Cellular Field, Chicago, IL

Sat Aug 09 2003, 7:05 PM EDT
Att: 36,151 - Sunny - 75 F

AB	R	H	RBI	BB	SO	LOB
3	0	2	0	0	1	0
1	0	0	0	0	1	1
1	0	0	0	0	1	1
3	0	1	0	0	2	1
1	0	0	0	0	0	1
4	0	1	0	0	1	3
4	0	0	0	0	0	4
4	0	1	0	0	1	0
4	1	1	0	0	2	1
4	1	2	1	0	0	0
4	0	0	0	0	2	2
2	0	1	1	0	0	0
1	0	0	0	1	0	1

livebaseballscorecards.com

AB	36
R	2
H	9
RBI	2
BB	1
SO	11
LOB	15



WP	PA
0	37

Batter	1	2	3	4	5	6	7	8	9	AB R H RBI BB SO LOB	TOP
Billy McMillon, L (1, 7) OBP: 0.357, SLG: 0.400	2-2 G4-3		1-3 K			0-1 F8		0-2 G4-3		4 0 0 0 0 1 0	
Jose Guillen, R (1, 8) OBP: 0.375, SLG: 0.600	0-3 K		0-2 F9			1-1 G1-3		0-0 G5-3		4 0 0 0 0 1 0	
3 Eric Chavez, L (1, 5) OBP: 0.343, SLG: 0.507	1-1 FC4-6 1B					1-3 K				4 0 2 0 0 1 0	
Miguel Tejada, R (1, 6) OBP: 0.308, SLG: 0.430	1-0 FC4-6 1-2f					3-3 K				3 0 0 0 1 1 2	
Erubiel Durazo, L (1, 3) OBP: 0.388, SLG: 0.439						2-2 F7				3 0 0 0 1 0 2	
Scott Hatteberg, L (1, 10) OBP: 0.347, SLG: 0.393						2-2 F7				4 0 1 0 0 0 3	
Mark Ellis, R (1, 4) OBP: 0.325, SLG: 0.359						2-1 G5-3				3 0 0 0 0 0 2	
Terrence Long, L (1, 9) OBP: 0.296, SLG: 0.383						0-0 G4-3				3 0 0 0 0 1 1	
17 Adam Melhuse, S (1, 2) OBP: 0.278, SLG: 0.440						1-2 F8				3 1 1 1 0 1 0	
Inning Stats	R: 0 H: 1 E: 0 LOB: 1 K: 1 BB: 0 S: 9 P: 13	R: 0 H: 0 E: 0 LOB: 1 K: 1 BB: 1 S: 15 P: 24	R: 0 H: 0 E: 0 LOB: 0 K: 2 BB: 0 S: 9 P: 10	R: 0 H: 1 E: 0 LOB: 1 K: 1 BB: 0 S: 12 P: 20	R: 0 H: 0 E: 0 LOB: 0 K: 0 BB: 0 S: 8 P: 11	R: 0 H: 0 E: 0 LOB: 0 K: 1 BB: 0 S: 8 P: 10	R: 0 H: 1 E: 0 LOB: 1 K: 0 BB: 0 S: 11 P: 16	R: 1 H: 1 E: 0 LOB: 0 K: 0 BB: 0 S: 9 P: 12	R: 0 H: 0 E: 0 LOB: 1 K: 0 BB: 1 S: 14 P: 25	1B: 2 SF: 0 2B: 1 SAC: 0 3B: 0 DP: 0 HR: 1 HBP: 0	WP: 0 PA: 33 PB: 0 SB: 0 CS: 0
PITCHER	IP WLS BF H R ER SO BB IBB HBP BLK WP HR S P ERA WHIP										
Esteban Loaiza, R (1, 1) ERA: 2.24	8.0 W 29 4 1 1 6 1 0 0 0 0 0 1 81 116 1.12 0.625										
Damaso Marte, L (9, 1) ERA: 1.58	1.0 4 0 0 0 0 1 0 0 0 0 0 0 14 25 0.00 1.000										

Oakland Athletics @ Chicago White Sox
U.S. Cellular Field, Chicago, IL
 Sun Aug 10 2003, 2:05 PM EDT
 Att. 29,442 - Sunny - 79 F

livebaseballscorecards.com

AB 31
R 1
H 4
RBI 1
BB 2
SO 6
LOB 10



Batter	1	2	3	4	5	6	7	8	9
Roberto Alomar, S (1, 4) OBP: 0.354, SLG: 0.359	3-3 K		2-1 F8		3-2 3B 1B		1-2 G4-3	1-1 F8	
Carlos Lee, R (1, 7) OBP: 0.324, SLG: 0.502 Willie Harris, L (8, 8) OBP: 0.244, SLG: 0.226	1-3 K		3-2 P6		1-2 2B 3B		1-1 G6-3		
Frank Thomas, R (1, 10) OBP: 0.390, SLG: 0.539	4-2 1B BB			0-0 F9	3-2 2B		2-1 G5-3		
Magglio Ordonez, R (1, 9) OBP: 0.382, SLG: 0.555	0-2 1B			3-2 14 WP 1B	1-3 K			0-1 G5-3	
Carl Everett, S (1, 8) OBP: 0.356, SLG: 0.507 Aaron Rowand, R (9, 7) OBP: 0.321, SLG: 0.446	0-3 K			3-2 14 WP 1B		2-2 G1-6-3	2-1 HR		
14 Paul Konerko, R (1, 3) OBP: 0.291, SLG: 0.390		1-0 F7		0-3 K	2-2 HR		1-3 K 24 1B		
Jose Valentin, S (1, 6) OBP: 0.319, SLG: 0.442		0-3 K		1-3 K	2-3 K		3-2 F9		
24 Joe Crede, R (1, 5) OBP: 0.292, SLG: 0.378		2-2 G5-3			1-2 G5-3	0-0 1B	0-2 BB 1B		
Sandy Alomar Jr., R (1, 2) OBP: 0.266, SLG: 0.370			2-3 K		0-1 G4-3	3-2 G6-3	4-2 BB		

Inning Stats	R: 0 E: 0 K: 3 S: 17	H: 1 LOB: 2 BB: 1 P: 25	R: 0 E: 0 K: 1 S: 10	H: 0 LOB: 0 BB: 0 P: 13	R: 0 E: 0 K: 1 S: 9	H: 0 LOB: 0 BB: 0 P: 16	R: 0 E: 0 K: 2 S: 18	H: 2 LOB: 2 BB: 0 P: 25	R: 2 E: 0 K: 1 S: 21	H: 3 LOB: 1 BB: 0 P: 30	R: 1 E: 0 K: 1 S: 14	H: 2 LOB: 1 BB: 0 P: 23	R: 0 E: 0 K: 0 S: 7	H: 0 LOB: 0 BB: 0 P: 11	R: 2 E: 0 K: 1 S: 21	H: 2 LOB: 2 BB: 1 P: 32
--------------	-------------------------------	----------------------------------	-------------------------------	----------------------------------	------------------------------	----------------------------------	-------------------------------	----------------------------------	-------------------------------	----------------------------------	-------------------------------	----------------------------------	------------------------------	----------------------------------	-------------------------------	----------------------------------

AB	R	H	RBI	BB	SO	LOB
5	1	1	0	0	1	2
4	1	1	1	0	1	0
0	0	0	0	0	0	0
3	0	1	1	1	0	0
4	0	2	0	0	1	1
4	0	2	0	0	1	1
4	2	1	1	0	2	2
4	0	0	0	0	3	3
4	0	2	1	0	0	0
3	0	0	0	1	1	1

WP	HR	S	P	ERA	WHIP
2	0	75	109	3.60	1.400
0	1	21	34	4.50	1.000
1	1	19	29	27.00	4.500
0	0	2	3	0.00	0.000

BOTTOM

Oakland Athletics @ Chicago White Sox

U.S. Cellular Field, Chicago, IL

Sun Aug 10 2003, 2:05 PM EDT
Att: 29,442 - Sunny - 79 F

AB 35
R 5
H 10
RBI 5
BB 2
SO 10
LOB 11



WP: 2 PA: 37
PB: 0
SB: 0
CS: 0

PITCHER	IP	WLS	BF	H	R	ER	SO	BB	IBB	HBP	BLK	WP	HR	S	P	ERA	WHIP
40 Rich Harden, R (1, 1) ERA: 1.69	5.0	L	22	6	2	2	8	1	0	0	0	1	0	75	109	3.60	1.400
John Halama, L (6, 1) ERA: 3.95	2.0		8	2	1	1	1	0	0	0	0	0	1	21	34	4.50	1.000
Chad Harville, R (8, 1) ERA: 4.91	0.2		6	2	2	2	1	1	0	0	0	1	1	19	29	27.00	4.500
Mike Neu, R (8, 1) ERA: 3.45	0.1		1	0	0	0	0	0	0	0	0	0	0	2	3	0.00	0.000

Batter	1	2	3	4	5	6	7	8	9
David Eckstein, R OBP: 0.329, SLG: 0.328	3-2 SH1-3 1B		4-0 G3-6-1 2B BB		1 SAFE 0-0 SH3 1-3	0-1 F8		0-0 SH5-4	
9 Chone Figgins, S OBP: 0.333, SLG: 0.333	0-1 SH1-3 1-2		0-1 G3-6-1 1B		0-0 SF8 3-H 2-3		0-2 WP 1B	1-0 SF9 2-H 3-H 1B	
16 Garret Anderson, L OBP: 0.345, SLG: 0.579	1-0 F7		0-0 G3-6-1 1-2 2-3				1 SAFE 0-0 WP 1B	1-2 1B	
Tim Salmon, R OBP: 0.367, SLG: 0.469	2-3 K		1-0 2B			0-0 G6-3	1-1 F7 1-2	1-0 SF9 3-H	
Scott Spiezio, S OBP: 0.319, SLG: 0.430			0-1 F8			0-1 BB 1B 2B	0-1 P5	0-1 P4	
39 Robb Quinlan, R OBP: 0.404, SLG: 0.447					2-1 L9	4-2 BB 1B BB	2-1 G4-3		
Jeff DaVanon, S OBP: 0.349, SLG: 0.474					0-0 B1-3	4-0 1B 1-2 2-3 BB		1-2 1B 2B	
Bengie Molina, R OBP: 0.308, SLG: 0.449					0-1 F8			1-2 SH5-4 9 1B BB 2-H	
Adam Kennedy, L OBP: 0.332, SLG: 0.390					2-1 SH3 9 SF8 1B			4-0 9 1B BB 1-2	

Inning Stats	R: 0	H: 1	E: 0	LOB: 1	K: 1	S: 10	R: 1	H: 2	E: 0	LOB: 1	K: 2	S: 11	R: 1	H: 2	E: 0	LOB: 1	K: 0	S: 6	R: 0	H: 0	E: 0	LOB: 0	K: 0	S: 5	R: 1	H: 1	E: 1	LOB: 0	K: 1	S: 8	R: 2	H: 2	E: 0	LOB: 2	K: 1	S: 16	R: 1	H: 2	E: 0	LOB: 1	K: 0	S: 10	R: 4	H: 4	E: 0	LOB: 1	K: 0	S: 19	R: 1B: 10	SF: 2	2B: 4	SAC: 3	3B: 0	DP: 1	HR: 0	HBP: 0
--------------	------	------	------	--------	------	-------	------	------	------	--------	------	-------	------	------	------	--------	------	------	------	------	------	--------	------	------	------	------	------	--------	------	------	------	------	------	--------	------	-------	------	------	------	--------	------	-------	------	------	------	--------	------	-------	-----------	-------	-------	--------	-------	-------	-------	--------

PITCHER	IP	WLS	BF	H	R	ER	SO	BB	IBB	HBP	BLK	WP	HR	S	P	ERA	WHIP	
Bartolo Colon, R ERA: 3.86	(1, 1)	7.0	L	33	10	6	5	5	3	0	0	0	1	0	66	95	6.43	1.857
Scott Schoeneweis, L ERA: 5.32	(8, 1)	0.1		6	4	4	0	1	0	0	0	0	0	0	16	24	108.00	15.000
Billy Koch, R ERA: 5.55	(8, 1)	0.2		2	0	0	0	0	0	0	0	0	0	3	4	0.00	0.000	

BOTTOM

AB R H RBI BB SO LOB

2 1 1 0 1 0 2

3 2 3 3 0 0 0

5 0 2 0 0 1 3

4 0 1 2 0 1 2

5 1 1 0 0 1 3

3 1 0 0 1 1 1

3 2 2 0 1 0 0

4 1 3 4 0 0 0


3 2 1 0 1 1 3

Chicago White Sox @ Anaheim Angels
Edison International Field, Anaheim, CA

Mon Aug 11 2003, 10:05 PM EDT
Att: 35,889 - Overcast - 84 F

livebaseballscorecards.com

AB 32
R 10
H 14
RBI 9
BB 4
SO 5
LOB 14



WP: 1 PA: 41
PB: 0
SB: 0
CS: 0

Chicago White Sox @ Anaheim Angels
Edison International Field, Anaheim, CA

Tue Aug 12 2003, 10:05 PM EDT
Att. 36,458 - Overcast - 88 F

AB	41
R	10
H	17
RBI	10
BB	3
SO	5
LOB	17



WP	1	PA	48
PB	0		
SB	2		
CS	0		

Batter	1	2	3	4	5	6	7	8	9	AB	R	H	RBI	BB	SO	LOB
Roberto Alomar, S (1, 4) OBP: 0.347, SLG: 0.352 Tony Graffanino, R (7, 4) OBP: 0.351, SLG: 0.469	3-2 1B S 1B	1-1 SF7 3-H 1B		2-2 E6 2B	3-2 G4-6-3 1-2f 1B		3-3 K 2-3 1B		1-1 1B	4	2	1	1	0	1	2
Carlos Lee, R (1, 7) OBP: 0.329, SLG: 0.503	1-3 K 1B	0-2 F7 1B		1-1 1B 2B 1-H			2-2 F8 1B		1-2 1B FC5-4 1B	6	1	3	2	0	1	3
Frank Thomas, R (1, 10) OBP: 0.390, SLG: 0.540	3-2 P3 1B	0-0 P4 1B		4-1 1B 14 SF9 BB			3-2 F9 1B		1-3 K 1B FC5-4 1B	5	1	0	0	1	1	6
Magglio Ordonez, R (1, 9) OBP: 0.389, SLG: 0.560 Aaron Rowand, R (8, PH) OBP: 0.319, SLG: 0.443	0-1 E S 1B 1-H		3-2 G5-3 1B	3-1 14 SF9 1B 1B 1-2 2-H			2-2 G4-3 1B		3-2 G5-3 1B	4	1	2	2	0	0	0
Carl Everett, S (1, 8) OBP: 0.365, SLG: 0.512 Willie Harris, L (7, 8) OBP: 0.242, SLG: 0.224	2-2 1B 1-H		0-0 P4 1B	0-0 1B 1-2 2-3			2-1 1B 24 BB 1B HBP		2-3 K 1B	3	1	2	1	0	0	0
14 Paul Konerko, R (1, 3) OBP: 0.297, SLG: 0.394	1-3 K 1B		4-0 2B BB	2-2 SF9 2B 2-3 3-H			4-1 24 1B 1B 2B BB		1-0 2B	2	0	1	1	2	1	1
Jose Valentin, S (1, 6) OBP: 0.321, SLG: 0.443		1-1 SH 24 1B SF7 1B	3-0 2B	1-1 F8 1B			0-1 24 1B 2B 1B 1-2 2-3		0-1 F8 1B	5	2	3	0	0	0	3
24 Joe Crede, R (1, 5) OBP: 0.295, SLG: 0.378		0-1 SH 1B 1-2	0-1 F8 1B		2-2 P3 1B		2-2 2B 1B 1-2 2-3 3-H		1-1 P4 1B	5	1	2	1	0	0	2
Sandy Alomar Jr., R (1, 2) OBP: 0.275, SLG: 0.384 Miguel Olivo, R (8, 2) OBP: 0.283, SLG: 0.358		0-0 SH 1B 1-2 2-3		1-2 L1 1B	1-1 G4-6-3 1B		3-0 WP 1B 2B 1-H 2-H 3-H		1-1 F7 1B	3	1	2	2	0	0	0

Inning Stats	R: 2	H: 3	E: 0	K: 2	S: 19	P: 29	R: 1	H: 2	E: 1	K: 0	S: 14	P: 16	R: 0	H: 1	E: 0	K: 0	S: 9	P: 19	R: 3	H: 3	E: 1	K: 0	S: 17	P: 31	R: 0	H: 1	E: 0	K: 0	S: 12	P: 18	R: 0	H: 0	E: 0	K: 0	S: 14	P: 21	R: 4	H: 4	E: 0	K: 2	S: 18	P: 34	R: 0	H: 1	E: 0	K: 1	S: 9	P: 15	R: 0	H: 2	E: 0	K: 0	S: 10	P: 14	1B: 13	SF: 2	2B: 4	SAC: 1	3B: 0	DP: 1	HR: 0	HBP: 1	WP: 1	PA: 48
--------------	------	------	------	------	-------	-------	------	------	------	------	-------	-------	------	------	------	------	------	-------	------	------	------	------	-------	-------	------	------	------	------	-------	-------	------	------	------	------	-------	-------	------	------	------	------	-------	-------	------	------	------	------	------	-------	------	------	------	------	-------	-------	--------	-------	-------	--------	-------	-------	-------	--------	-------	--------

PITCHER	IP	WLS	BF	H	R	ER	SO	BB	IBB	HBP	BLK	WP	HR	S	P	ERA	WHIP
Ramon Ortiz, R (1, 1) ERA: 4.72	3.1	L	22	8	6	4	2	2	0	0	0	0	0	53	86	10.80	3.000
Gary Glover, R (4, 1) ERA: 4.17	2.2		9	2	0	0	0	0	0	0	0	0	0	32	48	0.00	0.750
J.B. Moadich, R (7, 1) ERA: 18.0	2.0		12	5	4	4	3	1	0	1	0	1	0	27	49	18.00	3.000
Greg Jones, R (9, 1) ERA:	1.0		5	2	0	0	0	0	0	0	0	0	0	10	14	0.00	2.000

Batter	1	2	3	4	5	6	7	8	9	AB R H RBI BB SO LOB
9 Chone Figgins, S OBP: 0.338, SLG: 0.328 (1, 8)	G4-3		SH3-4 BB	G3-4-1 1B		G3-1		F9		4 0 1 0 1 0 1
Alfredo Amezaga, S OBP: 0.103, SLG: 0.107 (1, 6)	G3-6-3 1B		SH3-4	G3-4-1			G6-3 16 BB		G3-1	3 0 1 1 1 0 2
16 Garret Anderson, L OBP: 0.345, SLG: 0.576 José Molina, R OBP: 0.200, SLG: 0.250 (1, 7) (8, 2)	G3-6-3 1-2f		BB BB	G3			G6-3		F7	3 0 0 0 1 0 4 1 0 0 0 0 0 0
Tim Salmon, R OBP: 0.388, SLG: 0.466 Jeff DaVanon, S OBP: 0.348, SLG: 0.472 (1, 9) (8, 9)		BB 1B BB	BB BB			F8	P5		G4-3	2 1 0 1 2 0 1 1 0 0 0 0 0 0
Scott Spiezio, S OBP: 0.318, SLG: 0.427 (1, 5)		BB SAFE 1B BB	F6			G4-3	L3			3 0 0 0 1 0 4
Bengie Molina, R OBP: 0.308, SLG: 0.448 Eric Owens, R OBP: 0.250, SLG: 0.265 (1, 2) (8, 7)		BB BB BB 1B	F9			E8		SF8 39 1B		3 0 1 1 0 0 3 1 1 1 0 0 0 0
39 Robb Quinlan, R OBP: 0.393, SLG: 0.431 (1, 3)		G3-6-1 1-2f 2-3		K		F8		1B		4 0 1 0 0 1 3
Shawn Wooten, R OBP: 0.315, SLG: 0.369 (1, 10)		K		G3-4-1 9 1B 2B		G6-3		F9		4 1 1 0 0 1 3
Adam Kennedy, L OBP: 0.334, SLG: 0.389 (1, 4)			SH3-4 9 BB BB	G3-4-1 9 1B BB		F8		SF8		1 1 0 1 2 0 0

Inning Stats	R: 0 E: 0 K: 0 S: 7	H: 1 LOB: 0 BB: 0 P: 10	R: 1 E: 0 K: 1 S: 17	H: 1 LOB: 1 BB: 2 P: 30	R: 1 E: 0 K: 0 S: 16	H: 0 LOB: 3 BB: 4 P: 38	R: 1 E: 0 K: 1 S: 16	H: 2 LOB: 2 BB: 1 P: 27	R: 0 E: 1 K: 0 S: 8	H: 0 LOB: 1 BB: 0 P: 13	R: 0 E: 0 K: 0 S: 6	H: 0 LOB: 0 BB: 0 P: 9	R: 0 E: 0 K: 0 S: 8	H: 0 LOB: 1 BB: 1 P: 12	R: 1 E: 0 K: 0 S: 10	H: 2 LOB: 1 BB: 0 P: 14	R: 0 E: 0 K: 0 S: 9	H: 0 LOB: 0 BB: 0 P: 11	1B: 5 2B: 1 3B: 0 HR: 0	SF: 1 SAC: 1 DP: 2 HBP: 0	WP: 0 PB: 0 SB: 0 CS: 0	PA: 40
--------------	------------------------------	----------------------------------	-------------------------------	----------------------------------	-------------------------------	----------------------------------	-------------------------------	----------------------------------	------------------------------	----------------------------------	------------------------------	---------------------------------	------------------------------	----------------------------------	-------------------------------	----------------------------------	------------------------------	----------------------------------	----------------------------------	------------------------------------	----------------------------------	--------

PITCHER	IP	WLS	BF	H	R	ER	SO	BB	IBB	HBP	BLK	WP	HR	S	P	ERA	WHIP
Neal Cotts, L ERA: 7.71 (1, 1)	2.1		13	2	2	2	1	6	0	0	0	0	0	33	66	7.71	3.429
Dan Wright, R ERA: 5.79 (3, 1)	4.2	W	19	2	1	1	1	2	0	0	0	0	0	45	73	1.93	0.857
Kelly Wunsch, L ERA: 1.5 (8, 1)	1.0		5	2	1	1	0	0	0	0	0	0	0	10	14	9.00	2.000
Tom Gordon, R ERA: 3.81 (9, 1)	1.0		3	0	0	0	0	0	0	0	0	0	0	9	11	0.00	0.000

BOTTOM

Chicago White Sox @ Anaheim Angels
Edison International Field, Anaheim, CA

Tue Aug 12 2003, 10:05 PM EDT
Att. 36,458 - Overcast - 88 F

livebaseballscorecards.com

AB	30
R	4
H	6
RBI	4
BB	8
SO	2
LOB	21



Batter	1	2	3	4	5	6	7	8	9	AB R H RBI BB SO LOB	TOP	
Tony Graffano, R (1, 6) <small>OBP: 0.348, SLG: 0.464</small> Miguel Olivo, R (8, 2) <small>OBP: 0.283, SLG: 0.358</small>	2-2 		2-1 SH5-4 <small>1-2 2-3</small>			3-2 G6-3		0-1 SH5-4-6 <small>1-3f</small>		2 0 0 0 0 0 0 0 0 0 0 0		
Roberto Alomar, S (1, 4) <small>OBP: 0.344, SLG: 0.349</small>	0-1 G6-3		2-1 G6-3			3-1 F9		2-1 G3-1		4 0 0 1 0 0 1		
Frank Thomas, R (1, 10) <small>OBP: 0.389, SLG: 0.536</small>	2-3 K		1-2 P5			4-2 			2-3 K	3 0 0 0 1 2 1		
Magglio Ordonez, R (1, 9) <small>OBP: 0.386, SLG: 0.555</small>		1-1 F9		0-0 G5-3		0-2 L8			2-1 F9	4 0 0 0 0 0 1		
Carlos Lee, R (1, 7) <small>OBP: 0.330, SLG: 0.503</small> Willie Harris, L (9, PR) <small>OBP: 0.242, SLG: 0.224</small>		3-3 K		2-2 		2-0 F8		0-2 	0-2 	4 0 2 0 0 1 0 0 0 0 0 0 0 0		
14 Paul Konerko, R (1, 3) <small>OBP: 0.296, SLG: 0.391</small>		4-0 		0-1 G6-4-3 <small>1-2f</small>		2-2 L7		0-1 F7	0-1 F7	3 0 0 0 1 0 2		
24 Joe Crede, R (1, 5) <small>OBP: 0.295, SLG: 0.378</small>		0-1 P4			3-2 F7	2-2 				3 0 1 0 0 0 1		
Aaron Rowand, R (1, 8) <small>OBP: 0.319, SLG: 0.440</small>			1-1 		2-2 G5-3	3-3 K				3 1 1 0 0 1 1		
Sandy Alomar Jr., R (1, 2) <small>OBP: 0.278, SLG: 0.386</small> Jose Valentin, S (8, PH) <small>OBP: 0.323, SLG: 0.445</small> (8, 6)			0-1 		0-0 G4-3	2-1 				2 0 1 0 0 0 0 1 0 1 0 0 0 0		
Inning Stats	R: 0 H: 0 E: 0 LOB: 0 K: 1 BB: 0 S: 10 P: 14	R: 0 H: 0 E: 0 LOB: 1 K: 1 BB: 1 S: 8 P: 16	R: 1 H: 2 E: 0 LOB: 1 K: 0 BB: 0 S: 11 P: 17	R: 0 H: 1 E: 0 LOB: 0 K: 0 BB: 0 S: 7 P: 9	R: 0 H: 0 E: 0 LOB: 0 K: 0 BB: 0 S: 9 P: 14	R: 0 H: 0 E: 0 LOB: 1 K: 0 BB: 1 S: 10 P: 20	R: 0 H: 1 E: 0 LOB: 1 K: 1 BB: 0 S: 14 P: 23	R: 0 H: 1 E: 0 LOB: 0 K: 0 BB: 0 S: 6 P: 10	R: 0 H: 1 E: 0 LOB: 1 K: 1 BB: 0 S: 10 P: 14	1B: 6 SF: 0 2B: 1 SAC: 2 3B: 0 DP: 2 HR: 0 HBP: 0	WP: 0 PA: 33 PB: 0 SB: 0 CS: 0	
PITCHER Jarrod Washburn, L (1, 1) <small>ERA: 4.38</small> Francisco Rodriguez, R (7, 1) <small>ERA: 2.76</small> Troy Percival, R (9, 1) <small>ERA: 3.65</small>	IP WLS BF H R ER SO BB IBB HBP BLK WP HR S P ERA WHIP											PITCHER IP WLS BF H R ER SO BB IBB HBP BLK WP HR S P ERA WHIP

Chicago White Sox @ Anaheim Angels
 Edison International Field, Anaheim, CA

Wed Aug 13 2003, 10:05 PM EDT
 Att. 37,563 - Sunny - 85 F

livebaseballscorecards.com

Batter	1	2	3	4	5	6	7	8	9
9 Chone Figgins, S OBP: 0.325, SLG: 0.314 (1, 8)	1-2 G5-3		0-1 G5-3		1-0 SH5-4		3-2 P6		
Alfredo Amezaga, S OBP: 0.121, SLG: 0.125 (1, 6)	0-0 G6-3		2-1 G1-3		1-2 FC5-2			0-0 16 1B 2B 1B	
16 Garret Anderson, L OBP: 0.344, SLG: 0.573 (1, 7)	0-1 G3-1			1-0 L8	0-1 F9			0-0 2B 1B FC3-2	
Tim Salmon, R OBP: 0.369, SLG: 0.468 (1, 10)		1-1 G6-3		4-2 G1-3 BB		2-1 P5		0-0 FC3-2 2B	
Scott Spiezio, S OBP: 0.317, SLG: 0.425 (1, 5)		1-0 1B 1B 1B		0-1 G1-3		1-3 K		1-3 K	
Bengie Molina, R OBP: 0.305, SLG: 0.443 (1, 2)		0-0 F8		2-0 F8		1-2 G6-3		1-2 FC3-2	
Eric Owens, R OBP: 0.257, SLG: 0.273 Jeff DaVanon, S OBP: 0.346, SLG: 0.470 (8, PH) (9, 9)		1-2 1B 1B			1-2 1B 1B		1-0 G5-3	2-2 G4-3	
Shawn Wooten, R OBP: 0.325, SLG: 0.385 39 Robb Quinlan, R OBP: 0.393, SLG: 0.431 (7, PR) (8, 3)		2-2 1B			0-0 SH5-4 FC5-2 1B 1B		3-1 2B		
Adam Kennedy, L OBP: 0.334, SLG: 0.388 (1, 4)			0-1 G5-3		1-2 FC5-2 SH5-4 1B		1-2 F8		

Inning Stats	R: 0	H: 0	E: 0	K: 0	S: 6	H: 3	LOB: 2	BB: 0	P: 7	R: 0	H: 0	E: 0	K: 0	S: 10	H: 0	LOB: 0	BB: 0	P: 8	R: 0	H: 0	E: 0	K: 0	S: 7	R: 1	H: 3	E: 0	K: 0	S: 14	H: 0	LOB: 1	BB: 1	P: 14	R: 0	H: 0	E: 0	K: 1	S: 10	R: 0	H: 1	E: 0	K: 0	S: 9	R: 1	H: 3	E: 0	K: 1	S: 12	1B: 8	SF: 0	2B: 2	SAC: 1	3B: 0	DP: 0	HR: 0	HBP: 0
--------------	------	------	------	------	------	------	--------	-------	------	------	------	------	------	-------	------	--------	-------	------	------	------	------	------	------	------	------	------	------	-------	------	--------	-------	-------	------	------	------	------	-------	------	------	------	------	------	------	------	------	------	-------	-------	-------	-------	--------	-------	-------	-------	--------

PITCHER	IP	WLS	BF	H	R	ER	SO	BB	IBB	HBP	BLK	WP	HR	S	P	ERA	WHIP
56 Mark Buehrle, L ERA: 4.22 (1, 1)	7.0	L	31	10	2	2	1	1	0	0	0	0	0	65	96	2.57	1.571
Damaso Marte, L ERA: 1.57 (8, 1)	0.1		1	0	0	0	1	0	0	0	0	0	0	3	4	0.00	0.000
Tom Gordon, R ERA: 3.77 (8, 1)	0.2		2	0	0	0	0	0	0	0	0	0	0	6	9	0.00	0.000

BOTTOM


Chicago White Sox @ Anaheim Angels
Edison International Field, Anaheim, CA

Wed Aug 13 2003, 10:05 PM EDT
Att: 37,563 - Sunny - 85 F

AB	R	H	RBI	BB	SO	LOB
3	0	0	0	0	0	1
4	1	1	0	0	0	2
4	0	1	0	0	0	2
3	0	1	1	1	1	0
4	0	1	0	0	2	3
4	0	0	0	0	0	4
3	1	2	0	0	0	0
1	0	0	0	0	0	2
3	0	3	0	0	0	0
0	0	0	0	0	0	0
3	0	1	1	0	0	1

livebaseballscorecards.com

AB	32
R	2
H	10
RBI	2
BB	1
SO	2
LOB	15



WP: 0	PA: 34
PB: 0	
SB: 0	
CS: 0	

Batter	1	2	3	4	5	6	7	8	9	AB R H RBI BB SO LOB	TOP											
Roberto Alomar, S (1, 4) OBP: 0.341, SLG: 0.345	1-3 K		2-0 P6			0-0 G3-1		1-3 K		4 0 0 0 0 2 2												
Carlos Lee, R (1, 7) OBP: 0.327, SLG: 0.499	1-1 G5-3			1-1 G3-1		1-2 G4-3			2-0 P4	4 0 0 0 0 0 0												
Frank Thomas, R (1, 10) OBP: 0.387, SLG: 0.536	2-2 L6			1-1 G4-3 2B			1-2 G6-3		2-3 K	4 0 1 0 0 1 0												
Magglio Ordonez, R (1, 9) OBP: 0.385, SLG: 0.554		3-2 G4-3		1-2 G4-3		1-1 G6-3			1-2 2B	4 0 1 0 0 0 1												
Carl Everett, S (1, 8) OBP: 0.364, SLG: 0.508		3-3 K		2-2 G6-3		1-2 F9			4-1 BB	3 0 0 0 1 1 1												
Brian Daubach, L (1, 3) OBP: 0.356, SLG: 0.385		1-3 K			2-2 F7			0-0 24 1B 14 FC6-4 1B	0-1 F8	4 1 1 0 0 1 2												
Jose Valentin, S (1, 6) OBP: 0.320, SLG: 0.441			1-3 K		2-2 F8			1-2 G4-3		3 0 0 0 0 1 1												
24 Joe Crede, R (1, 5) OBP: 0.298, SLG: 0.380			0-1 1B		1-1 G6-3			0-0 14 FC6-4 1B		3 0 2 0 0 0 0												
Miguel Olivo, R (1, 2) OBP: 0.281, SLG: 0.355 14 Paul Konerko, R (8, PH) OBP: 0.295, SLG: 0.390 Sandy Alomar Jr., R (8, 2) OBP: 0.278, SLG: 0.386			0-3 K			2-1 G4-3		0-2 FC6-4 1-2f 3-H		2 0 0 0 0 1 1 1 0 0 1 0 0 1 0 0 0 0 0 0 0												
Inning Stats	R: 0 E: 0 K: 1 S: 10	H: 0 LOB: 0 BB: 0 P: 14	R: 0 E: 0 K: 2 S: 10	H: 0 LOB: 0 BB: 0 P: 17	R: 0 E: 0 K: 2 S: 9	H: 1 LOB: 1 BB: 0 P: 12	R: 0 E: 0 K: 0 S: 12	H: 1 LOB: 1 BB: 0 P: 17	R: 0 E: 0 K: 0 S: 8	H: 0 LOB: 0 BB: 0 P: 13	R: 0 E: 0 K: 0 S: 6	H: 0 LOB: 0 BB: 0 P: 9	R: 0 E: 0 K: 0 S: 10	H: 0 LOB: 0 BB: 0 P: 13	R: 1 E: 0 K: 1 S: 12	H: 2 LOB: 1 BB: 0 P: 14	R: 0 E: 0 K: 1 S: 12	H: 1 LOB: 2 BB: 1 P: 21	1B: 3 2B: 2 3B: 0 HR: 0	SF: 0 SAC: 0 DP: 0 HBP: 0	WP: 0 PB: 0 SB: 0 CS: 0	PA: 33
PITCHER	IP WLS BF H R ER SO BB IBB HBP BLK WP HR S P ERA WHIP																					
62 Scot Shields, R (1, 1) ERA: 2.15	7.2 W 27 4 1 1 5 0 0 0 0 0 0 0 74 105 1.17 0.522																					
Brendan Donnelly, R (8, 1) ERA: 1.06	1.0 5 1 0 0 2 1 0 0 0 0 0 0 13 23 0.00 2.000																					
Troy Percival, R (9, 1) ERA: 3.62	0.1 S 1 0 0 0 0 0 0 0 0 0 0 0 2 2 0.00 0.000																					

Chicago White Sox @ Anaheim Angels
Edison International Field, Anaheim, CA

Thu Aug 14 2003, 10:05 PM EDT
Att. 35,056 - Cloudy - 82 F

AB	32
R	1
H	5
RBI	1
BB	1
SO	7
LOB	9



Batter	1	2	3	4	5	6	7	8	9	AB	R	H	RBI	BB	SO	LOB	BOTTOM			
9 Chone Figgins, S OBP: 0.329, SLG: 0.320 (1, 8)										5	1	2	1	0	2	1	Chicago White Sox @ Anaheim Angels Edison International Field, Anaheim, CA Thu Aug 14 2003, 10:05 PM EDT Att: 35,056 - Cloudy - 82 F			
Jeff DaVanon, S OBP: 0.349, SLG: 0.468 (1, 9)										3	1	1	0	1	1	2				
16 Garret Anderson, L OBP: 0.343, SLG: 0.570 (1, 7)										4	1	1	1	0	0	2				
Tim Salmon, R OBP: 0.373, SLG: 0.477 (1, 10)										3	1	2	1	1	0	0				
Scott Spiezio, S OBP: 0.319, SLG: 0.428 (1, 5)										4	0	2	2	0	1	0				
Bengie Molina, R OBP: 0.304, SLG: 0.439 (1, 2)										3	0	0	0	1	0	2				
Adam Kennedy, L OBP: 0.336, SLG: 0.386 (1, 4)										2	1	0	0	2	1	3				
Adam Riggs, R OBP: 0.333, SLG: 0.333 39 Robb Quinlan, R OBP: 0.386, SLG: 0.423 (1, 3) (8, 3)										3	0	1	0	0	0	2				
Alfredo Amezaga, S OBP: 0.108, SLG: 0.111 (1, 6)										1	0	0	0	0	0	2				
Inning Stats	R: 1 E: 0 K: 1 S: 15	H: 2 LOB: 2 BB: 1 P: 22	R: 1 E: 0 K: 0 S: 8	H: 1 LOB: 1 BB: 1 P: 16	R: 1 E: 0 K: 1 S: 14	H: 1 LOB: 0 BB: 0 P: 21	R: 0 E: 0 K: 0 S: 9	H: 1 LOB: 1 BB: 0 P: 12	R: 0 E: 0 K: 0 S: 5	H: 1 LOB: 0 BB: 0 P: 9	R: 0 E: 0 K: 0 S: 10	H: 0 LOB: 1 BB: 1 P: 18	R: 2 E: 0 K: 2 S: 19	H: 3 LOB: 3 BB: 2 P: 35	R: 0 E: 0 K: 1 S: 9	H: 0 LOB: 0 BB: 0 P: 12		1B: 7 2B: 1 3B: 0 HR: 1	SF: 0 SAC: 0 DP: 1 HBP: 0	WP: 0 PB: 1 SB: 1 CS: 0
PITCHER	IP WLS BF H R ER SO	WLS L 28 7 4 3 2	H R ER SO	H R ER SO	H R ER SO	H R ER SO	H R ER SO	H R ER SO	H R ER SO	H R ER SO	H R ER SO	H R ER SO	H R ER SO	H R ER SO	H R ER SO	H R ER SO	WP HR S P	ERA WHIP		
Jon Garland, R ERA: 4.6 (1, 1)	6.1	L	7	4	3	2	3	0	0	0	0	0	0	0	0	0	0	0	4.26	1.579
Kelly Wunsch, L ERA: 1.85 (7, 1)	0.1		1	0	0	1	0	0	0	0	0	0	0	0	0	0	0	0	0.00	3.000
Jon Adkins, R ERA: (7, 1)	0.0		1	1	1	0	2	0	0	0	0	0	0	0	0	0	0	0	∞	∞
Scott Schoeneweis, L ERA: 5.16 (7, 1)	1.1		0	0	0	2	0	0	0	0	0	0	0	0	0	0	0	0	0.00	0.000

livebaseballscorecards.com

AB	32
R	5
H	9
RBI	5
BB	5
SO	5
LOB	14



Batter	1	2	3	4	5	6	7	8	9	AB R H RBI BB SO LOB
Roberto Alomar, S (1, 4) OBP: 0.339, SLG: 0.344 Tony Graffanino, R (3, 4) OBP: 0.343, SLG: 0.457	3-3 K		1-3 K			1-1 G3		1-1 G3	1-0 F8	2 0 0 0 0 2 1 3 0 0 0 0 0 1
Carlos Lee, R (1, 7) OBP: 0.329, SLG: 0.500	2-2 F7			2-3 K		0-0 2B		4-2 2B BB		3 1 1 0 1 1 0
Frank Thomas, R (1, 10) OBP: 0.384, SLG: 0.531	1-2 K			2-3 K		0-3 K		3-2 F9		4 0 0 0 0 3 2
Magglio Ordonez, R (1, 9) OBP: 0.386, SLG: 0.558		2-1 G5-3			0-1 P4		1-1 F7 14 G4-1 2B	1-0 HR 2B		4 2 2 1 0 0 0
Carl Everett, S (1, 8) OBP: 0.363, SLG: 0.513		1-3 K2-3			0-0 L8		1-1 F7	3-1 HR		4 1 1 2 0 1 1
14 Paul Konerko, R (1, 3) OBP: 0.295, SLG: 0.386		1-3 K			4-2 FC4-6 BB		0-0 G4-1	0-0 P6		3 0 0 1 1 1 0
Jose Valentin, S (1, 6) OBP: 0.324, SLG: 0.447			2-2 24 G1-3 2B		0-1 FC4-6 24 1B		1-0 24 2B 1B	0-2 1B		4 1 3 0 0 0 1
24 Joe Crede, R (1, 5) OBP: 0.300, SLG: 0.383			1-2 G1-3		0-0 1-3 1B		SAFE 1-2 1-H 2B	0-3 K		4 0 2 1 0 1 2
Miguel Olivo, R (1, 2) OBP: 0.277, SLG: 0.350			0-3 K			1-0 P3	2-3 K	0-3 K		4 0 0 0 0 3 3

Chicago White Sox @ Texas Rangers
The Ballpark at Arlington, Arlington, TX
Fri Aug 15 2003, 8:05 PM EDT
Att. 21,186 - Cloudy - 90 F

AB	35
R	5
H	9
RBI	5
BB	2
SO	12
LOB	11



Inning Stats	R: 0 E: 0 K: 2 S: 10	H: 0 LOB: 0 BB: 0 P: 16	R: 0 E: 0 K: 2 S: 9	H: 0 LOB: 0 BB: 0 P: 13	R: 0 E: 0 K: 2 S: 14	H: 1 LOB: 1 BB: 0 P: 18	R: 0 E: 0 K: 2 S: 10	H: 0 LOB: 0 BB: 0 P: 14	R: 0 E: 0 K: 0 S: 6	H: 1 LOB: 2 BB: 1 P: 10	R: 0 E: 0 K: 1 S: 8	H: 1 LOB: 1 BB: 0 P: 10	R: 2 E: 0 K: 1 S: 12	H: 3 LOB: 1 BB: 0 P: 18	R: 3 E: 0 K: 0 S: 15	H: 2 LOB: 0 BB: 1 P: 27	R: 0 E: 0 K: 2 S: 11	H: 1 LOB: 1 BB: 0 P: 12	1B: 3 2B: 5 3B: 0 HR: 1	SF: 0 SAC: 0 DP: 0 HBP: 0	WP: 0 PB: 0 SB: 0 CS: 0	PA: 37
--------------	-------------------------------	----------------------------------	------------------------------	----------------------------------	-------------------------------	----------------------------------	-------------------------------	----------------------------------	------------------------------	----------------------------------	------------------------------	----------------------------------	-------------------------------	----------------------------------	-------------------------------	----------------------------------	-------------------------------	----------------------------------	----------------------------------	------------------------------------	----------------------------------	--------

PITCHER	IP	WLS	BF	H	R	ER	SO	BB	IBB	HBP	BLK	WP	HR	S	P	ERA	WHIP
Colby Lewis, R (1, 1) ERA: 7.57	7.2	W	31	7	4	4	10	2	0	0	0	0	0	81	120	4.70	1.174
32 Ron Mahay, L (8, 1) ERA: 1.95	1.1		6	2	1	1	2	0	0	0	0	0	1	14	18	6.75	1.500

PITCHER	IP	WLS	BF	H	R	ER	SO	BB	IBB	HBP	BLK	WP	HR	S	P	ERA	WHIP
---------	----	-----	----	---	---	----	----	----	-----	-----	-----	----	----	---	---	-----	------

Batter	1	2	3	4	5	6	7	8	9	AB R H RBI BB SO LOB
10 Michael Young, R OBP: 0.348, SLG: 0.466 (1, 4)	E1		2B 1B		SF8	HR		G4-3 BB		3 3 2 3 1 0 0
9 Hank Blalock, L OBP: 0.372, SLG: 0.531 (1, 5)	K		2B 2B		P2	F7		G4-3		5 1 1 1 0 1 4
Alex Rodriguez, R OBP: 0.400, SLG: 0.581 (1, 6)	G6-3		G1-3		1B 2B		G5-3	1B IBB		4 0 1 0 1 0 3
Rafael Palmeiro, L OBP: 0.358, SLG: 0.512 (1, 10)	G4-3		2B		1B		F8	1B		5 0 3 4 0 0 1
23 Mark Teixeira, S OBP: 0.333, SLG: 0.461 (1, 3)		K	L8			1B 2B HBP	2B	L5		4 1 1 0 0 1 3
Laynce Nix, L OBP: 0.301, SLG: 0.466 (1, 9)		K		K		2B 1B	K			4 1 1 0 0 3 1
21 Jason Jones, S OBP: 0.350, SLG: 0.364 (6, PR)					F7					3 0 1 2 0 1 0
Donnie Sadler, R OBP: 0.303, SLG: 0.330 (7, 7)						G4-3 10 HR 2B		SH1-3 1B HBP		0 2 0 0 0 0 0
Einar Diaz, R OBP: 0.293, SLG: 0.345 (1, 2)			F9		G5-3		G4-3	SH1-3		3 0 0 0 0 0 1
Ramon Nivar, R OBP: 0.283, SLG: 0.306 (1, 8)			1B 10 9 2B BB			10 SF8 3B	G4-3	1B 1B		3 3 2 1 1 0 2

Inning Stats	R: 0	H: 0	E: 1	LOB: 1	K: 1	S: 11	P: 15
	R: 0	H: 0	E: 0	LOB: 0	K: 3	S: 11	P: 16
	R: 3	H: 3	E: 0	LOB: 1	K: 0	S: 13	P: 20
	R: 0	H: 0	E: 0	LOB: 0	K: 1	S: 9	P: 16
	R: 1	H: 3	E: 0	LOB: 2	K: 0	S: 8	P: 11
	R: 4	H: 3	E: 0	LOB: 1	K: 0	S: 17	P: 28
	R: 0	H: 1	E: 0	LOB: 1	K: 1	S: 12	P: 17
	R: 3	H: 2	E: 0	LOB: 2	K: 0	S: 14	P: 29
	R: 3	H: 2	E: 0	LOB: 2	K: 0	S: 14	P: 29

PITCHER	IP	WLS	BF	H	R	ER	SO	BB	IBB	HBP	BLK	WP	HR	S	P	ERA	WHIP
Esteban Loaiza, R ERA: 2.55 (1, 1)	5.0	L	25	8	7	7	5	1	0	1	0	0	0	59	90	12.60	1.800
Jon Adkins, R ERA: 15.43 (6, 1)	2.1		12	3	4	4	1	1	0	1	0	0	1	29	45	15.43	1.714
Scott Schoeneweis, L ERA: 5.09 (8, 1)	0.2		4	1	0	0	0	0	1	0	0	0	0	7	17	0.00	1.500


BOTTOM

Chicago White Sox @ Texas Rangers
The Ballpark at Arlington, Arlington, TX

Fri Aug 15 2003, 8:05 PM EDT
Att: 21,186 - Cloudy - 90 F

livebaseballscorecards.com

AB	34
R	11
H	12
RBI	11
BB	3
SO	6
LOB	15



WP: 0	PA: 41
PB: 0	
SB: 2	
CS: 0	

Batter	1	2	3	4	5	6	7	8	9
10 Michael Young, R OBP: 0.351, SLG: 0.466 (1, 4)	2-1 BB 23 2B 1B	1 SAFE 0-0 G4-6-3		4-2 9 VWP 9 HR BB	1-2 G5-3			2-0 FC6-4 1B	
9 Hank Blalock, L OBP: 0.375, SLG: 0.538 (1, 5)	1 SAFE 4-2 1 SAFE BB 23 2B 1B	1-3 K		2-0 1-H HR		1-2 CS 1B		1-1 F9	
Alex Rodriguez, R OBP: 0.402, SLG: 0.579 (1, 6)	4-2 23 2B 1-2 2-3 HR BB		4-2 2B BB	1-1 S 2B 1B		3-3 1-2 K		1-1 FC6-4	
Rafael Palmeiro, L OBP: 0.361, SLG: 0.518 (1, 10)	0-3 K		0-0 1-H 2B 2B	2-2 1-H F9 2B		1-1 HBP			
23 Mark Teixeira, S OBP: 0.332, SLG: 0.462 (1, 3)	2-2 1-3 2-H 3-H HR 2B		1-3 K 2B	1-0 P6		2-1 G3-1			
Laynce Nix, L OBP: 0.299, SLG: 0.467 (1, 9)	0-3 K		0-1 2-H HR 2B	0-1 F9		0-2 G3			
Todd Greene, R OBP: 0.237, SLG: 0.477 (1, 2)	1-1 2-H 3-H HR		0-0 G5-3	2-2 F9		0-3 K			
21 Jason Jones, S OBP: 0.341, SLG: 0.432 (1, 7)	3-3 K		1-2 2-H HR		2-2 G6-3		2-2 F9		
Donnie Sadler, R OBP: 0.303, SLG: 0.330 (8, 7)									
Ramon Nivar, R OBP: 0.281, SLG: 0.302 (1, 8)		1-1 10 G4-6-3 1B	0-1 L4	0-1 F7		1-1 F9		0-1 F9	

AB	R	H	RBI	BB	SO	LOB
4	2	2	0	1	0	1
4	2	2	2	1	1	1
3	3	1	0	2	1	2
3	1	2	2	0	1	3
4	1	1	2	0	1	3
4	1	1	1	0	1	3
4	1	1	3	0	1	2
4	1	1	2	0	1	0
0	0	0	0	0	0	0
4	0	1	0	0	0	0

AB	R	H	RBI	BB	SO	LOB
34	12	12	12	4	7	15

Inning Stats	R	H	E	K	S	R	H	E	K	S	R	H	E	K	S	R	H	E	K	S	R	H	E	K	S
R: 5 E: 0 K: 3 S: 20	H: 3 LOB: 0 BB: 2 P: 36	R: 0 E: 0 K: 1 S: 6	H: 1 LOB: 0 BB: 0 P: 8	R: 4 E: 0 K: 1 S: 14	H: 3 LOB: 0 BB: 1 P: 20	R: 3 E: 0 K: 0 S: 23	H: 3 LOB: 1 BB: 1 P: 35	R: 0 E: 0 K: 0 S: 9	H: 0 LOB: 0 BB: 0 P: 13	R: 0 E: 0 K: 1 S: 9	H: 1 LOB: 1 BB: 0 P: 16	R: 0 E: 0 K: 1 S: 9	H: 0 LOB: 0 BB: 0 P: 11	R: 0 E: 0 K: 0 S: 7	H: 1 LOB: 1 BB: 0 P: 11										

PITCHER	IP	WLS	BF	H	R	ER	SO	BB	IBB	HBP	BLK	WP	HR	S	P	ERA	WHIP
Bartolo Colon, R ERA: 4.25 (1, 1)	3.0	L	18	7	9	9	5	3	0	0	1	0	2	40	64	27.00	3.333
Dan Wright, R ERA: 5.93 (4, 1)	3.0		14	4	3	3	1	1	0	1	0	1	1	41	64	9.00	1.667
Kelly Wunsch, L ERA: 1.71 (7, 1)	2.0		7	1	0	0	1	0	0	0	0	0	0	16	22	0.00	0.500

PITCHER	IP	WLS	BF	H	R	ER	SO	BB	IBB	HBP	BLK	WP	HR	S	P	ERA	WHIP
1B: 5 2B: 5 3B: 0 HR: 3	SF: 0 SAC: 0 DP: 2 HBP: 1	WP: 1 PB: 0 SB: 1 CS: 1	PA: 39														

Chicago White Sox @ Texas Rangers
The Ballpark at Arlington, Arlington, TX
Sat Aug 16 2003, 8:05 PM EDT
Att: 40,072 - Cloudy - 97 F

livebaseballscorecards.com



Batter	1	2	3	4	5	6	7	8	9	AB R H RBI BB SO LOB	TOP														
Roberto Alomar, S (1, 4) OBP: 0.339, SLG: 0.344	4-2 CS BB		3-2 F8		3-1 F8		1-1 G3			3 0 0 0 1 0 0															
Carlos Lee, R (1, 7) OBP: 0.327, SLG: 0.501	3-3 SAFE K		3-3 K		2-2 G6-3			3-3 K		4 0 0 0 0 3 1															
Frank Thomas, R (1, 10) OBP: 0.385, SLG: 0.529	4-2 BB			3-3 K	1-0 WP 1B			3-2 F8		3 0 1 0 1 1 0															
Magglio Ordonez, R (1, 9) OBP: 0.385, SLG: 0.558	3-2 F8			0-0 2B 14 FC6 1B	3-2 F7			1-2 F9		4 1 1 0 0 0 2															
Carl Everett, S (1, 8) OBP: 0.362, SLG: 0.510		0-0 F7		1-1 14 FC6 2B		0-3 K		1-1 G6-4-3 1B		4 1 2 0 0 1 0															
14 Paul Konerko, R (1, 3) OBP: 0.290, SLG: 0.382		2-3 K		2-2 FC6 2B 24 G5-3		2-0 L8		0-0 F9		4 1 0 1 0 1 2															
Jose Valentin, S (1, 6) OBP: 0.323, SLG: 0.446		1-3 K		2-2 24 G5-3 2B		3-1 P2		1-2 G6-4-3		4 0 1 1 0 1 1															
24 Joe Crede, R (1, 5) OBP: 0.302, SLG: 0.390			1-1 HR	2-0 G5-3			1-2 G3-1			3 1 1 2 0 0 1															
Sandy Alomar Jr., R (1, 2) OBP: 0.278, SLG: 0.408			3-2 G5-3	0-2 P3			2-2 G6-3			3 0 0 0 0 0 1															
Inning Stats	R: 0 E: 0 K: 1 S: 11	H: 0 LOB: 1 BB: 2 P: 25	R: 0 E: 0 K: 2 S: 8	H: 0 LOB: 0 BB: 0 P: 11	R: 1 E: 0 K: 1 S: 15	H: 1 LOB: 0 BB: 0 P: 25	R: 3 E: 0 K: 1 S: 18	H: 3 LOB: 1 BB: 0 P: 28	R: 0 E: 0 K: 0 S: 10	H: 1 LOB: 1 BB: 0 P: 19	R: 0 E: 0 K: 1 S: 7	H: 0 LOB: 0 BB: 0 P: 12	R: 0 E: 0 K: 0 S: 10	H: 0 LOB: 0 BB: 0 P: 14	R: 0 E: 0 K: 1 S: 10	H: 0 LOB: 0 BB: 0 P: 17	R: 0 E: 0 K: 0 S: 6	H: 1 LOB: 0 BB: 0 P: 8	1B: 3 2B: 3 3B: 0 HR: 1	SF: 0 SAC: 0 DP: 2 HBP: 0	WP: 1 PB: 0 SB: 0 CS: 1	PA: 34			
PITCHER	IP WLS BF H R ER SO BB IBB HBP BLK WP HR S P ERA WHIP																								
Juan Dominguez, R (1, 1) ERA: 8.31	4.0		18	4	4	4	5	2	0	0	0	0	1	52	89	9.00	1.500								
Jay Powell, R (5, 1) ERA: 8.34	3.0	W	10	1	0	0	1	0	0	0	0	1	0	27	45	0.00	0.333								
32 Ron Mahay, L (8, 1) ERA: 1.88	1.0	H	3	0	0	0	1	0	0	0	0	0	0	10	17	0.00	0.000								
Francisco Cordero, R (9, 1) ERA: 2.85	1.0	S	3	1	0	0	0	0	0	0	0	0	0	6	8	0.00	1.000								

Chicago White Sox @ Texas Rangers
The Ballpark at Arlington, Arlington, TX
Sun Aug 17 2003, 8:05 PM EDT
Att. 17,015 - Sunny - 98 F

livebaseballscorecards.com

AB	32
R	4
H	6
RBI	4
BB	2
SO	7
LOB	8



Batter	1	2	3	4	5	6	7	8	9	AB R H RBI BB SO LOB	TOP											
9 Chone Figgins, S (1, 8) OBP: 0.333, SLG: 0.330	3-2 G6-3		1-1 16 1B 1-3		0-3 K		2-3 K			4 0 1 0 0 2 0												
Eric Owens, R (1, 9) OBP: 0.256, SLG: 0.272	1-0 1B		1-3 K		3-2 F9			2-1 P3		4 0 1 0 0 1 2												
16 Garret Anderson, L (1, 7) OBP: 0.350, SLG: 0.573	1-1 P4		0-0 FC5-4 1-3 1B		0-1 G4-3			2-0 G4-3		4 0 1 1 0 0 1												
Tim Salmon, R (1, 10) OBP: 0.366, SLG: 0.463	1-1 L6		1-1 FC5-4 1-2f		1-1 1B			1-0 G5-3		4 0 1 0 0 0 3												
Scott Spiezio, S (1, 5) OBP: 0.323, SLG: 0.442		1-0 P3		2-1 F8		0-0 F7			4-2 39 G6-3 SH1-3 BB	3 0 0 0 1 0 1												
Bengie Molina, R (1, 2) OBP: 0.303, SLG: 0.431		0-1 G3-1		3-2 G3-1		0-0 F9			1-1 SH1-3 1-2	3 0 0 0 0 0 1												
Adam Riggs, R (1, 3) OBP: 0.444, SLG: 0.500		2-0 F8		3-2 1B			3-2 SH1-3 SH1-3 2B		0-2 G6-3 2-3	3 1 2 0 0 0 0 1 0 0 0 0 0 1												
39 Robb Quinlan, R (7, 3) OBP: 0.349, SLG: 0.379											AB 30											
Adam Kennedy, L (1, 4) OBP: 0.344, SLG: 0.410			2-3 K	0-0 F7			0-0 SH1-3 2-3		0-1 G1-3	3 0 0 0 0 1 2	R 2											
Alfredo Amezaga, S (1, 6) OBP: 0.178, SLG: 0.122			4-2 9 1B 1B BB		0-3 K		1-1 SH1-5-3 3-H			1 1 0 1 1 1 0	H 6											
Inning Stats	R: 0 E: 0 K: 0 S: 8	H: 1 LOB: 1 BB: 0 P: 14	R: 0 E: 0 K: 0 S: 4	H: 0 LOB: 0 BB: 0 P: 7	R: 1 E: 0 K: 2 S: 14	H: 2 LOB: 2 BB: 1 P: 23	R: 0 E: 0 K: 0 S: 10	H: 1 LOB: 1 BB: 0 P: 18	R: 0 E: 0 K: 2 S: 10	H: 0 LOB: 0 BB: 0 P: 13	R: 0 E: 0 K: 0 S: 6	H: 1 LOB: 1 BB: 0 P: 7	R: 1 E: 0 K: 1 S: 10	H: 1 LOB: 0 BB: 0 P: 15	R: 0 E: 0 K: 0 S: 4	H: 0 LOB: 0 BB: 0 P: 9	R: 0 E: 0 K: 0 S: 11	H: 0 LOB: 1 BB: 1 P: 16	1B: 5 2B: 1 3B: 0 HR: 0	SF: 0 SAC: 3 DP: 0 HBP: 0	WP: 0 PB: 0 SB: 0 CS: 0	PA: 35
PITCHER	IP WLS BF H R ER SO BB IBB HBP BLK WP HR S P ERA WHIP																					
56 Mark Buehrle, L (1, 1) ERA: 4.14	8.0 31 6 2 2 5 1 0 0 0 0 0 0 66 106 2.25 0.875																					
Tom Gordon, R (9, 1) ERA: 3.64	1.0 W 4 0 0 0 0 1 0 0 0 0 0 0 11 16 0.00 1.000																					

Anaheim Angels @ Chicago White Sox
U.S. Cellular Field, Chicago, IL
 Mon Aug 18 2003, 8:05 PM EDT
 Att. 32,381 - Sunny - 81 F

livebaseballscorecards.com



Batter	1	2	3	4	5	6	7	8	9	AB R H RBI BB SO LOB	TOP	
9 Chone Figgins, S OBP: 0.330, SLG: 0.326 (1, 8) C B X	1-1 L4-3 1B		1-0 P6			2-1 G3		2-3 K		4 0 1 0 0 1 0		
Jeff DaVanon, S OBP: 0.356, SLG: 0.473 (1, 9) C F B B X	3-2 L4-3 1-1			3-1 G4-3		2-2 2B		2-0 P6		4 0 1 0 0 0 1		
16 Garret Anderson, L OBP: 0.350, SLG: 0.569 (1, 7) C B X	1-1 F9			4-2 BB		1-2 F9		0-0 P5		3 0 0 0 1 0 1		
Tim Salmon, R OBP: 0.365, SLG: 0.460 (1, 10) B B F C B B		4-2 G5-4-3 1B BB		0-0 F7		1-2 L3		2-3 K		3 0 0 0 1 1 2		
Scott Spiezio, S OBP: 0.324, SLG: 0.441 (1, 5) F B 1 SAFE X		1-1 G5-4-3 1-2 1B		0-0 L3		4-2 FC6-4 BB		0-1 G3-1		3 0 1 0 1 0 1		
Bengie Molina, R OBP: 0.299, SLG: 0.426 (1, 2) B B F F X		2-2 G5-4-3 1-2f 2-3		0-1 F8		1-1 B3		0-0 F8		4 0 0 0 0 0 3		
Adam Kennedy, L OBP: 0.341, SLG: 0.406 (1, 4) C B B X		2-1 P3		1-0 F8		0-0 P4				3 0 0 0 0 0 2		
Adam Riggs, R OBP: 0.417, SLG: 0.727 (1, 3) C B F X		1-2 G5-3		0-0 HR		1-0 FC6-4				3 1 1 1 0 0 1		
Alfredo Amezaga, S OBP: 0.188, SLG: 0.205 (1, 6) C X		0-1 F7		0-0 F9				0-1 HR		3 1 1 1 0 0 0		
Inning Stats	R: 0 H: 1 E: 0 LOB: 0 K: 0 BB: 0 S: 7 P: 12	R: 0 H: 1 E: 0 LOB: 1 K: 0 BB: 1 S: 9 P: 18	R: 0 H: 0 E: 0 LOB: 0 K: 0 BB: 0 S: 6 P: 8	R: 0 H: 0 E: 0 LOB: 1 K: 0 BB: 1 S: 9 P: 16	R: 1 H: 1 E: 0 LOB: 0 K: 0 BB: 0 S: 5 P: 6	R: 0 H: 1 E: 0 LOB: 1 K: 0 BB: 0 S: 12 P: 18	R: 0 H: 0 E: 0 LOB: 1 K: 0 BB: 1 S: 6 P: 12	R: 1 H: 1 E: 0 LOB: 0 K: 1 BB: 0 S: 8 P: 12	R: 0 H: 0 E: 0 LOB: 0 K: 1 BB: 0 S: 9 P: 11	1B: 2 SF: 0 2B: 2 SAC: 0 3B: 0 DP: 2 HR: 2 HBP: 0	WP: 0 PA: 33 PB: 0 SB: 0 CS: 0	
PITCHER Jon Garland, R (1, 1) ERA: 4.47 Tom Gordon, R (9, 1) ERA: 3.58	IP WLS BF H R ER SO BB IBB HBP BLK WP HR S P ERA WHIP	8.0 W 30 5 2 2 1 3 0 0 0 0 0 2 62 102 2.25 1.000	1.0 S 3 0 0 0 1 0 0 0 0 0 0 0 9 11 0.00 0.000									

Anaheim Angels @ Chicago White Sox
U.S. Cellular Field, Chicago, IL
Tue Aug 19 2003, 8:05 PM EDT
Att. 22,396 - Sunny - 81 F

livebaseballscorecards.com

AB	30
R	2
H	5
RBI	2
BB	3
SO	2
LOB	11



Batter	1	2	3	4	5	6	7	8	9	AB	R	H	RBI	BB	SO	LOB	BOTTOM										
Roberto Alomar, S OBP: 0.338, SLG: 0.343 (1, 4)										4	0	1	0	0	2	2	Anaheim Angels @ Chicago White Sox U.S. Cellular Field, Chicago, IL Tue Aug 19 2003, 8:05 PM EDT Att. 22,396 - Sunny - 81 F										
Carlos Lee, R OBP: 0.326, SLG: 0.498 (1, 7)										4	1	2	3	0	0	0											
Frank Thomas, R OBP: 0.387, SLG: 0.543 (1, 10)										4	1	2	1	0	0	2											
Magglio Ordonez, R OBP: 0.384, SLG: 0.553 (1, 9)										3	0	1	0	1	1	1											
Carl Everett, S OBP: 0.363, SLG: 0.510 (1, 8)										4	0	2	1	0	1	2											
Willie Harris, L OBP: 0.242, SLG: 0.224 (8, 8)										0	0	0	0	0	0	0											
14 Paul Konerko, R OBP: 0.288, SLG: 0.380 (1, 3)										4	0	1	0	0	0	5											
Jose Valentin, S OBP: 0.320, SLG: 0.440 (1, 6)										4	0	1	0	0	0	3											
Tony Graffanino, R OBP: 0.333, SLG: 0.446 (1, 5)										4	2	0	0	0	1	3											
Miguel Olivo, R OBP: 0.280, SLG: 0.349 (1, 2)										3	1	1	0	0	0	0											
Inning Stats	R: 0 E: 0 K: 1 S: 10	H: 0 LOB: 0 BB: 0 P: 15	R: 0 E: 0 K: 1 S: 12	H: 1 LOB: 2 BB: 1 P: 20	R: 0 E: 0 K: 1 S: 9	H: 0 LOB: 0 BB: 0 P: 12	R: 0 E: 0 K: 0 S: 7	H: 2 LOB: 1 BB: 0 P: 9	R: 1 E: 0 K: 0 S: 11	H: 2 LOB: 2 BB: 0 P: 17	R: 0 E: 0 K: 2 S: 12	H: 1 LOB: 1 BB: 0 P: 14	R: 4 E: 1 K: 0 S: 18	H: 5 LOB: 1 BB: 0 P: 26	R: 0 E: 0 K: 0 S: 10	H: 0 LOB: 0 BB: 0 P: 18	1B: 9 2B: 2 3B: 0 HR: 0	SF: 0 SAC: 0 DP: 0 HBP: 1	WP: 0 PB: 0 SB: 0 CS: 2	PA: 36							
62 Scot Shields, R ERA: 2.28 (1, 1)	IP: 6.1 WLS: L	BF: 30 H: 10	R: 5 ER: 3 SO: 5	BB: 1 IBB: 0 HBP: 1 BLK: 0	WP: 0 HR: 0 S: 71	P: 100 ERA: 4.26 WHIP: 1.737																					
Ben Weber, R ERA: 2.81 (7, 1)	0.2	3	1	0	0	0	0	0	0	8	13	0.00	1.500														
Gary Glover, R ERA: 3.94 (8, 1)	1.0	3	0	0	0	0	0	0	0	10	18	0.00	0.000														

livebaseballscorecards.com

AB	34
R	5
H	11
RBI	5
BB	1
SO	5
LOB	18



Batter	1	2	3	4	5	6	7	8	9	AB R H RBI BB SO LOB	TOP											
9 Chone Figgins, S OBP: 0.352, SLG: 0.371 (1, 8) C X	0-1 CS 1B		0-1 3B		3-2 1B		1-0 F8 BB 1-2 2-H 1B		2-2 G5-3	5 0 4 1 0 0 0												
Jeff DaVanon, S OBP: 0.357, SLG: 0.468 (1, 9) SAFE 1 B B B B C C C B	4-2 1-2 16 1B BB		2-3 K		1-3 K		4-0 1-2 2-3 BB		2-3 K	3 0 0 0 2 3 2												
16 Garret Anderson, L OBP: 0.350, SLG: 0.571 (1, 7) X	0-0 1-2 1B		1-3 K			2-2 G4-3 2B		1-1 SF9	0-0 P3	4 0 2 1 0 1 1												
Tim Salmon, R OBP: 0.362, SLG: 0.456 (1, 10) C X	0-1 F8		1-3 K			1-1 G4-3 2-3		1-1 F8 2-3		4 0 0 0 0 1 6												
Scott Spiezio, S OBP: 0.324, SLG: 0.438 (1, 5) B F X	1-1 P2			0-0 G2-3		1-1 HBP		1-3 K		3 0 0 0 0 1 4												
Adam Riggs, R OBP: 0.438, SLG: 0.857 (1, 3) C X		0-1 HR		1-1 G6-3		0-3 K		4-2 S BB		3 1 1 1 1 1 2												
Adam Kennedy, L OBP: 0.340, SLG: 0.404 (1, 4) C C C B B B F C C X		1-2 CS 1B		1-3 K		2-3 K		0-3 K		4 0 1 0 0 3 3												
José Molina, R OBP: 0.209, SLG: 0.238 (1, 2) Trent Durrington, R OBP: 1.000, SLG: 1.000 (7, PH) Shawn Wooten, R OBP: 0.322, SLG: 0.376 (7, 2) M C B B F B B F B B S		3-3 1-2 K			1-0 F9		1-2 9 1B 1B		1-3 K	2 0 0 0 0 1 1 1 1 1 0 0 0 0 1 0 0 0 0 1 1												
Alfredo Amezaga, S OBP: 0.192, SLG: 0.208 (1, 6) C C C C		0-3 K			1-2 F7		0-2 BB 9 1B 16 SF9 1B		0-3 K	4 1 1 0 0 2 1												
Inning Stats	R: 0 E: 0 K: 0 S: 9	H: 2 LOB: 2 BB: 1 P: 14	R: 1 E: 0 K: 2 S: 13	H: 2 LOB: 0 BB: 0 P: 17	R: 0 E: 0 K: 3 S: 14	H: 1 LOB: 1 BB: 0 P: 18	R: 0 E: 0 K: 1 S: 7	H: 0 LOB: 0 BB: 0 P: 9	R: 0 E: 0 K: 2 S: 12	H: 1 LOB: 2 BB: 0 P: 18	R: 2 E: 0 K: 1 S: 20	H: 3 LOB: 2 BB: 1 P: 29	R: 0 E: 0 K: 3 S: 11	H: 0 LOB: 1 BB: 1 P: 16	R: 0 E: 0 K: 1 S: 7	H: 0 LOB: 0 BB: 0 P: 11	1B: 7 2B: 1 3B: 1 HR: 1	SF: 1 SAC: 0 DP: 0 HBP: 1	WP: 0 PB: 0 SB: 1 CS: 2	PA: 39		
PITCHER Esteban Loaiza, R ERA: 2.61 (1, 1) Damaso Marte, L ERA: 1.76 (7, 1)	IP 6.0 3.0	WLS W S	BF 29 10	H 10 0	R 3 0	ER 3 0	SO 9 5	BB 2 1	IBB 0 0	HBP 1 0	BLK 0 0	WP 0 0	HR 1 0	S 76 27	P 109 39	ERA 4.50 0.00	WHIP 2.000 0.333					

Anaheim Angels @ Chicago White Sox
U.S. Cellular Field, Chicago, IL
Wed Aug 20 2003, 8:05 PM EDT
Att. 17,879 - Sunny - 87 F

livebaseballscorecards.com

AB	34
R	3
H	10
RBI	3
BB	3
SO	14
LOB	21



Batter	1	2	3	4	5	6	7	8	9	AB	R	H	RBI	BB	SO	LOB	BOTTOM			
Roberto Alomar, S (1, 4) OBP: 0.343, SLG: 0.349	3-1 F9 S 1B	1-0 1-2 1B		0-1 1-2 1B		0-1 2-3 1B		2-3 K		5	0	4	0	0	1	1				
Carlos Lee, R (1, 7) OBP: 0.324, SLG: 0.494	0-2 F7	3-2 FC5 2-3f		1-1 F8		1-2 G6-3 1-2				4	0	0	0	0	0	7				
Frank Thomas, R (1, 10) OBP: 0.384, SLG: 0.538	2-1 F9 1-3			3-2 G6-3		1-3 K		2-3 K		4	0	0	0	0	2	1				
Magglio Ordonez, R (1, 9) OBP: 0.384, SLG: 0.559	2-2 L5			0-1 HR		3-2 PB SF8 1B		3-2 G2-3		4	2	2	1	0	0	1				
Carl Everett, S (1, 8) OBP: 0.364, SLG: 0.517				0-1 F8		1-2 SF8 1-H		2-1 HR		2	1	1	2	1	0	0				
Willie Harris, L (8, 8) OBP: 0.242, SLG: 0.224				4-0 G4-6-3 BB						0	0	0	0	0	0	0				
Brian Daubach, L (1, 3) OBP: 0.370, SLG: 0.388				4-1 HR BB		4-2 PO BB		2-3 K		1	1	0	0	2	0	1				
14 Paul Konerko, R (6, 3) OBP: 0.287, SLG: 0.379				0-0 G4-6-3 1-2f						1	0	0	0	0	1	0				
Jose Valentin, S (1, 6) OBP: 0.319, SLG: 0.446				0-1 1-H HR		2-3 K2-3		2-2 PO		4	1	1	2	0	2	0				
Tony Graffanino, R (1, 5) OBP: 0.332, SLG: 0.442				0-2 G4-3		0-0 G1-4-3		1-3 K		4	0	1	0	0	1	0				
Miguel Olivo, R (1, 2) OBP: 0.287, SLG: 0.357				4-2 FC5 1B HBP		2-2 1B 1B		0-1 1B 2B		3	0	2	0	0	1	1				
Inning Stats	R: 0 E: 0 K: 0 S: 11	H: 1 LOB: 1 BB: 0 P: 18	R: 2 E: 0 K: 0 S: 15	H: 2 LOB: 2 BB: 1 P: 27	R: 1 E: 0 K: 0 S: 7	H: 1 LOB: 0 BB: 1 P: 14	R: 0 E: 0 K: 1 S: 12	H: 2 LOB: 2 BB: 0 P: 17	R: 1 E: 0 K: 1 S: 15	H: 1 LOB: 0 BB: 1 P: 26	R: 0 E: 0 K: 1 S: 12	H: 2 LOB: 2 BB: 0 P: 14	R: 1 E: 0 K: 2 S: 12	H: 1 LOB: 0 BB: 0 P: 21	R: 0 E: 1 K: 3 S: 11	H: 1 LOB: 1 BB: 0 P: 18	1B: 7 2B: 1 3B: 0 HR: 3	SF: 1 SAC: 0 DP: 1 HBP: 1	WP: 0 PB: 1 SB: 3 CS: 0	PA: 38
PITCHER	IP WLS L	WLS BF	H R	ER SO	BB IBB	HBP BLK	WP HR	S P	ERA WHIP	PITCHER	IP WLS L	WLS BF	H R	ER SO	BB IBB	HBP BLK	WP HR	S P	ERA WHIP	
41 John Lackey, R (1, 1) ERA: 5.11	5.2	27	8	4	3	3	0	2	4.76	Greg Jones, R (6, 1) ERA: 2.7	1.1	6	2	1	2	0	0	1	6.75	
Brendan Donnelly, R (8, 1) ERA: 1.04	1.0	4	1	0	0	3	0	0	0.00											

Anaheim Angels @ Chicago White Sox

U.S. Cellular Field, Chicago, IL

Wed Aug 20 2003, 8:05 PM EDT

Att. 17,879 - Sunny - 87 F

livebaseballscores.com

AB	32
R	5
H	11
RBI	5
BB	3
SO	8
LOB	12



Batter	1	2	3	4	5	6	7	8	9	AB R H RBI BB SO LOB	TOP
10 Michael Young, R (1, 4) OBP: 0.346, SLG: 0.458	2-2 G6-3		0-1 1 SAFE 1 SAFE 1 SAFE 1-2 1B			2-2 G4-6-3 1B	0-3 K		0-3 K	5 0 2 0 0 2 3	
9 Hank Blalock, L (1, 5) OBP: 0.371, SLG: 0.527	2-1 F7		3-3 K			0-1 G4-6-3 1-2f		0-0 F7		4 0 0 0 0 1 3	
Alex Rodriguez, R (1, 6) OBP: 0.399, SLG: 0.605	1-3 K				1-0 F9	1-2 HR		0-2 G6-3		4 1 1 1 0 1 0	
Rafael Palmeiro, L (1, 10) OBP: 0.365, SLG: 0.522		3-3 K			0-1 F7	1-0 HR		4-0 BB		3 1 1 1 1 1 0	
23 Mark Teixeira, S (1, 3) OBP: 0.324, SLG: 0.457		0-2 P4			0-1 F8	1-0 F7		1-3 K		4 0 0 0 0 1 1	
Laynce Nix, L (1, 9) OBP: 0.308, SLG: 0.475		2-0 G4-3			0-1 P5		2-2 F8 21 1B 2B		4-2 21 E BB	3 1 1 0 0 0 0 0 0 0 0 1 0 0	
Marcus Thames, R (9, PH) OBP: 0.345, SLG: 0.311					1-0 G5-3		2-2 F8		0-0 P3	4 0 0 0 0 0 2	
Todd Greene, R (1, 2) OBP: 0.232, SLG: 0.453					2-3 K	4-2 FC4-6 BB	2-1 1B		3-2 E6	3 0 1 1 1 1 1	
21 Jason Jones, S (1, 7) OBP: 0.339, SLG: 0.380					4-0 10 1B BB	2-2 FC4-6 1-2f	1-0 F9		1-3 K	3 0 0 0 1 1 4	
Ramon Nivar, R (1, 8) OBP: 0.276, SLG: 0.296											

Inning Stats	R: 0	H: 0	R: 0	H: 0	R: 0	H: 1	R: 0	H: 0	R: 0	H: 0	R: 2	H: 3	R: 1	H: 2	R: 0	H: 0	R: 0	H: 0	1B: 3	SF: 0	WP: 0	PA: 37
	E: 0	LOB: 0	E: 0	LOB: 0	E: 0	LOB: 2	E: 0	LOB: 0	E: 0	LOB: 1	E: 0	LOB: 0	E: 0	LOB: 1	E: 0	LOB: 1	E: 1	LOB: 2	2B: 1	SAC: 0	PB: 0	
	K: 1	BB: 0	K: 1	BB: 0	K: 2	BB: 1	K: 0	BB: 0	K: 0	BB: 1	K: 0	BB: 0	K: 1	BB: 0	K: 1	BB: 1	K: 2	BB: 1	3B: 0	DP: 1	SB: 0	
	S: 9	P: 14	S: 10	P: 15	S: 12	P: 22	S: 5	P: 6	S: 8	P: 15	S: 11	P: 16	S: 13	P: 20	S: 7	P: 12	S: 13	P: 21	HR: 2	HBP: 0	CS: 0	

PITCHER	IP	WLS	BF	H	R	ER	SO	BB	IBB	HBP	BLK	WP	HR	S	P	ERA	WHIP	PITCHER	IP	WLS	BF	H	R	ER	SO	BB	IBB	HBP	BLK	WP	HR	S	P	ERA	WHIP	
Bartolo Colon, R (1, 1) ERA: 4.24	7.0	W	28	6	3	3	5	2	0	0	0	0	2	68	108	3.86	1.143																			
Kelly Wunsch, L (8, 1) ERA: 1.63	1.1		7	0	0	0	1	2	0	0	0	0	0	13	25	0.00	1.500																			
Tom Gordon, R (9, 1) ERA: 3.54	0.2	S	2	0	0	0	2	0	0	0	0	0	0	7	8	0.00	0.000																			

Texas Rangers @ Chicago White Sox
 U.S. Cellular Field, Chicago, IL
 Thu Aug 21 2003, 8:05 PM EDT
 Att. 18,305 - Cloudy - 94 F

livebaseballscorecards.com

AB	33
R	3
H	6
RBI	3
BB	4
SO	8
LOB	14



BOTTOM

Texas Rangers @ Chicago White Sox
U.S. Cellular Field, Chicago, IL

AB	34
R	7
H	10
RBI	7
BB	5
SO	3
LOB	18



WP:	1	PA:	39
PB:	0		
SB:	1		
CS:	0		

WP	HR	S	P	ERA	WHIP
----	----	---	---	-----	------

Thu Aug 21 2003, 8:05 PM EDT
Att. 18,305 - Cloudy - 94 F

AB R H RBI BB SO LOB

4 1 0 0 1 0 1

4 0 1 1 1 0 1
0 0 0 0 0 0 0

4 2 2 1 1 1 1

4 0 1 1 0 0 2

3 0 2 0 1 0 0
0 0 0 0 0 0 0

4 1 0 0 0 0 6

3 1 1 1 1 0 1

4 2 3 3 0 0 3

4 0 0 0 0 2 3

1B: 7 SF: 0
2B: 0 SAC: 0
3B: 1 DP: 1
HR: 2 HBP: 0

Batter	1	2	3	4	5	6	7	8	9
Roberto Alomar, S OBP: 0.342, SLG: 0.345 (1, 4)	4-2 1B BB	0-2 G1-3		3-2 G6-3		1-0 F7		0-1 F9	
Carlos Lee, R OBP: 0.324, SLG: 0.492 Aaron Rowand, R OBP: 0.319, SLG: 0.440 (1, 7) (9, 7)	2-2 F7	1-1 P4		1-1 BB 1B		4-2 S BB		0-1 P4	
Frank Thomas, R OBP: 0.386, SLG: 0.544 (1, 10)	0-1 1B 1-2 BB 1B		2-1 HR	4-2 1-2 BB		1-3 K		3-2 P3	
Magglio Ordonez, R OBP: 0.383, SLG: 0.556 (1, 9)	2-2 BB 1B 1-2 2-H 1B		0-0 G5-3	3-2 F7			2-2 G5-3		
Carl Everett, S OBP: 0.368, SLG: 0.518 Willie Harris, L OBP: 0.242, SLG: 0.224 (1, 8) (7, PR) (8, 8)	1-2 BB 1-2 2-3 1B		0-1 14 FC5-4 1B		4-0 14 G6-4-3 BB		1-2 14 FC6-4		
14 Paul Konerko, R OBP: 0.284, SLG: 0.374 (1, 3)	3-1 L6		1-0 FC5-4		0-2 G6-4-3		0-2 SAFE FC6-4 1B		
Jose Valentin, S OBP: 0.321, SLG: 0.445 (1, 6)	4-1 1-2 2-3 3-H BB		0-0 F9		1-0 G4-3		0-2 24 3B 1B		
24 Joe Crede, R OBP: 0.306, SLG: 0.406 (1, 5)	0-1 F9			0-0 G6-3 WP 1B 1B		2-2 HR	0-0 1-H 2-H 3B		
Miguel Olivo, R OBP: 0.283, SLG: 0.352 (1, 2)		0-3 K		0-2 F9		1-3 K	2-2 P5		

Inning Stats	R: 2	H: 3	E: 0	K: 0	S: 21	R: 0	H: 0	E: 0	K: 1	S: 10	R: 1	H: 2	E: 0	K: 0	S: 7	R: 1	H: 2	E: 0	K: 0	S: 14	R: 0	H: 0	E: 0	K: 0	S: 4	R: 1	H: 1	E: 0	K: 2	S: 14	R: 2	H: 2	E: 1	K: 0	S: 18	R: 0	H: 0	E: 0	K: 0	S: 9
--------------	------	------	------	------	-------	------	------	------	------	-------	------	------	------	------	------	------	------	------	------	-------	------	------	------	------	------	------	------	------	------	-------	------	------	------	------	-------	------	------	------	------	------

PITCHER	IP	WLS	BF	H	R	ER	SO	BB	IBB	HBP	BLK	WP	HR	S	P	ERA	WHIP
Colby Lewis, R ERA: 7.59 (1, 1)	5.2	L	28	8	5	5	2	4	0	0	0	1	2	65	105	7.94	2.118
Jay Powell, R ERA: 8.23 (6, 1)	0.2		3	0	0	0	1	1	0	0	0	0	0	8	15	0.00	1.500
Aaron Fultz, L ERA: 5.21 (7, 1)	1.2		8	2	2	0	0	0	0	0	0	0	0	24	30	0.00	1.200

Batter	1	2	3	4	5	6	7	8	9	AB R H RBI BB SO LOB	TOP											
10 Michael Young, R (1, 4) OBP: 0.345, SLG: 0.456	0-1 P3		0-0 FC6-4 1B		1-3 K	0-3 K			0-3 K	5 0 1 0 0 3 3												
Marcus Thames, R (1, 9) OBP: 0.333, SLG: 0.300	2-1 L6		2-2 FC6-4 1-2f		1-0 2B 1B			3-2 G5-3	0-0 G1-3	5 1 1 0 0 0 1												
Alex Rodriguez, R (1, 6) OBP: 0.398, SLG: 0.604	1-3 K		1-2 F8		1-2 1-H 2B			2-3 K		4 0 1 1 0 2 1												
Rafael Palmeiro, L (1, 10) OBP: 0.366, SLG: 0.521		0-0 23 G6-4-3 BB 1B		4-1 BB BB	0-3 K			1-3 K		3 0 1 0 1 2 1												
Shane Spencer, R (1, 7) OBP: 0.332, SLG: 0.429		4-2 23 G6-4-3 1-2 BB		4-2 BB		3-2 9 F9 23 BB 1B		3-1 G5-3		2 0 1 0 2 0 0												
23 Mark Teixeira, S (1, 3) OBP: 0.324, SLG: 0.454		1-1 G6-4-3 1-2f 2-3		2-1 F6		4-0 HBP BB		0-3 K		3 0 0 0 1 1 4												
Donnie Sadler, R (1, 5) OBP: 0.290, SLG: 0.307		4-2 BB		1-2 F9		2-2 F9		0-1		1 0 0 0 1 0 2												
9 Hank Blalock, L (6, PH) OBP: 0.371, SLG: 0.526										2 0 1 0 0 0 2												
Einar Diaz, R (1, 2) OBP: 0.282, SLG: 0.341		0-1 F7		2-1 L8		1-2 HBP		2-1 FC5-4 1B		3 0 0 0 0 0 5												
Ramon Nivar, R (1, 8) OBP: 0.263, SLG: 0.280			3-2 F8		0-0 B1-3	1-1 F4			0-0 F8	4 0 0 0 0 0 3												
Inning Stats	R: 0 E: 0 K: 1 S: 7	H: 0 LOB: 0 BB: 0 P: 10	R: 0 E: 0 K: 0 S: 9	H: 1 LOB: 2 BB: 2 P: 18	R: 0 E: 0 K: 0 S: 11	H: 1 LOB: 1 BB: 0 P: 17	R: 0 E: 0 K: 0 S: 11	H: 0 LOB: 2 BB: 2 P: 24	R: 1 E: 0 K: 2 S: 11	H: 2 LOB: 1 BB: 0 P: 14	R: 0 E: 0 K: 1 S: 14	H: 1 LOB: 3 BB: 1 P: 25	R: 0 E: 0 K: 2 S: 13	H: 0 LOB: 0 BB: 0 P: 19	R: 0 E: 0 K: 1 S: 9	H: 1 LOB: 1 BB: 0 P: 14	R: 0 E: 0 K: 1 S: 5	H: 0 LOB: 0 BB: 0 P: 5	1B: 5 2B: 1 3B: 0 HR: 0	SF: 0 SAC: 0 DP: 1 HBP: 1	WP: 0 PB: 0 SB: 0 CS: 0	PA: 38
PITCHER	IP WLS BF H R ER SO BB IBB HBP BLK WP HR S P ERA WHIP																					
Neal Cotts, L (1, 1) ERA: 4.85	5.0 W 24 5 1 1 3 5 0 0 0 0 0 0 53 94 1.80 2.000																					
Scott Sullivan, R (6, 1) ERA: 3.48	2.0 H 7 0 0 0 3 0 0 1 0 0 0 0 23 33 0.00 0.000																					
Kelly Wunsch, L (8, 1) ERA: 1.57	1.0 4 1 0 0 1 0 0 0 0 0 0 0 9 14 0.00 1.000																					
Scott Schoeneweis, L (9, 1) ERA: 4.94	1.0 3 0 0 0 1 0 0 0 0 0 0 0 5 5 0.00 0.000																					

Texas Rangers @ Chicago White Sox
U.S. Cellular Field, Chicago, IL

Fri Aug 22 2003, 8:05 PM EDT
Att. 36,311 - Sunny - 79 F

livebaseballscorecards.com

AB	32
R	1
H	6
RBI	1
BB	5
SO	8
LOB	22



Batter	1	2	3	4	5	6	7	8	9	AB	R	H	RBI	BB	SO	LOB
Roberto Alomar, S OBP: 0.342, SLG: 0.344 (1, 4)	4-2 BB BB	2-2 F8			0-0 SH2-3		0-1 F9			2	0	0	0	1	0	0
Carlos Lee, R OBP: 0.324, SLG: 0.489 Aaron Rowand, R OBP: 0.319, SLG: 0.440 (1, 7) (8, 8) (9, 7)	4-0 G6-3 BB		1-2 G5-3		1-0 G5-3		2-0 G5-3			3	0	0	0	1	0	1
Frank Thomas, R OBP: 0.385, SLG: 0.549 (1, 10)	2-2 F8		2-1 HR		0-0 P6		1-1 F8			4	1	1	1	0	0	3
Magglio Ordonez, R OBP: 0.381, SLG: 0.552 (1, 9)	0-0 G6-3		1-2 G5-3		0-0 G6-3		0-1 P4			4	0	0	0	0	0	2
Carl Everett, S OBP: 0.371, SLG: 0.525 Willie Harris, L OBP: 0.242, SLG: 0.224 (1, 8) (8, 7) (9, 8)		4-2 14 WP 14 S HR BB	1-3 K		4-1 E S BB		3-2 HR			2	3	1	1	2	1	0
14 Paul Konerko, R OBP: 0.286, SLG: 0.372 (1, 3)	4-2 HR BB		4-2 24 G4-6-3 BB		2-1 P5		0-1 P3			2	1	0	0	2	0	1
Jose Valentin, S OBP: 0.323, SLG: 0.460 (1, 6)	1-2 HR		0-3 K		3-2 E8		0-1 HR			4	2	2	4	0	1	1
24 Joe Crede, R OBP: 0.305, SLG: 0.403 (1, 5)	0-1 P4		0-0 G4-6-3		4-0 BB		3-3 K			3	0	0	0	1	1	1
Sandy Alomar Jr., R OBP: 0.274, SLG: 0.399 (1, 2)	2-0 G1-3		0-0 SH2-3 1B		1-2 G1-3					3	0	1	0	0	0	2

Inning Stats	R: 0	H: 0	E: 0	K: 0	S: 9	R: 3	H: 1	E: 0	K: 0	S: 16	R: 1	H: 1	E: 0	K: 1	S: 13	R: 0	H: 0	E: 0	K: 1	S: 6	R: 0	H: 1	E: 0	K: 0	S: 4	R: 1	H: 0	E: 1	K: 0	S: 11	R: 0	H: 0	E: 0	K: 0	S: 5	R: 2	H: 2	E: 0	K: 1	S: 13	1B: 1	2B: 0	3B: 0	HR: 4	SF: 0	SAC: 1	DP: 2	HBP: 0	WP: 1	PB: 0	SB: 2	CS: 0	PA: 35
--------------	------	------	------	------	------	------	------	------	------	-------	------	------	------	------	-------	------	------	------	------	------	------	------	------	------	------	------	------	------	------	-------	------	------	------	------	------	------	------	------	------	-------	-------	-------	-------	-------	-------	--------	-------	--------	-------	-------	-------	-------	--------

PITCHER	IP	WLS	BF	H	R	ER	SO	BB	IBB	HBP	BLK	WP	HR	S	P	ERA	WHIP
Juan Dominguez, R ERA: 7.71 (1, 1)	5.1	L	23	3	5	4	2	6	0	0	0	1	2	50	87	6.75	1.688
53 Joaquín Benoit, R ERA: 5.76 (6, 1)	2.2		12	2	2	2	1	1	0	0	0	0	2	27	46	6.75	1.125

BOTTOM

Texas Rangers @ Chicago White Sox
U.S. Cellular Field, Chicago, IL

livebaseballscorecards.com

AB	27
R	7
H	5
RBI	6
BB	7
SO	3
LOB	11



Fri Aug 22 2003, 8:05 PM EDT
Att. 36,311 - Sunny - 79 F

Batter	1	2	3	4	5	6	7	8	9	AB R H RBI BB SO LOB	TOP
10 Michael Young, R (1, 4) OBP: 0.342, SLG: 0.452 21 Jason Jones, S (8, 3) OBP: 0.339, SLG: 0.380	1-1 G3-1		1-3 K		1-0 G5-3		0-1 F9			4 0 0 0 0 1 3 0 0 0 0 0 0 0	
9 Hank Blalock, L (1, 5) OBP: 0.370, SLG: 0.531	0-1 G5-3		2-2 F9			2-2 F7		1-1 HR		4 1 1 1 0 0 0	
Alex Rodriguez, R (1, 6) OBP: 0.398, SLG: 0.602 Donnie Sadler, R (8, PH) OBP: 0.288, SLG: 0.304	4-2 BB			1-1 F9		2-2 F9		0-1 G6-3		2 0 0 0 1 0 0 1 0 0 0 0 0 0	
Rafael Palmeiro, L (1, 10) OBP: 0.365, SLG: 0.518	3-3 SAFE SAFE			0-0 F9		3-2 1B		1-0 P6		4 0 1 0 0 1 1	
Shane Spencer, R (1, 7) OBP: 0.331, SLG: 0.426		3-3 K		1-0 P4		3-2 G6-3		2-0 1B		4 0 1 0 0 1 1	
23 Mark Teixeira, S (1, 3) OBP: 0.325, SLG: 0.454			0-1 1B		2-1 P4		3-2 F8 1B	2-2 F8		4 0 2 0 0 0 1	
Marcus Thames, R (1, 9) OBP: 0.333, SLG: 0.302 Laynce Nix, L (7, 9) OBP: 0.306, SLG: 0.471			0-1 P4		2-1 F8		1-1 1B	0-1 F7		3 0 1 0 0 0 1 1 0 0 0 0 0 0	AB 35 R 2 H 8 RBI 2 BB 1 SO 3 LOB 12
Todd Greene, R (1, 2) OBP: 0.232, SLG: 0.448			1-0 P5		1-1 1B		2-2 P3	0-0 G6-3		4 1 1 0 0 0 3	
Ramon Nivar, R (1, 8) OBP: 0.262, SLG: 0.278			1-0 B1		1-1 1B		0-0 F8	2-0 P6		4 0 1 1 0 0 2	
Inning Stats	R: 0 H: 0 E: 0 LOB: 1 K: 1 BB: 1 S: 15 P: 23	R: 0 H: 1 E: 0 LOB: 1 K: 1 BB: 0 S: 8 P: 12	R: 0 H: 0 E: 0 LOB: 0 K: 1 BB: 0 S: 9 P: 13	R: 0 H: 0 E: 0 LOB: 0 K: 0 BB: 0 S: 4 P: 6	R: 1 H: 2 E: 0 LOB: 1 K: 0 BB: 0 S: 9 P: 16	R: 0 H: 1 E: 0 LOB: 1 K: 0 BB: 0 S: 20 P: 30	R: 0 H: 2 E: 0 LOB: 2 K: 0 BB: 0 S: 11 P: 17	R: 1 H: 2 E: 0 LOB: 1 K: 0 BB: 0 S: 9 P: 15	R: 0 H: 0 E: 0 LOB: 0 K: 0 BB: 0 S: 4 P: 6	1B: 7 SF: 0 2B: 0 SAC: 0 3B: 0 DP: 0 HR: 1 HBP: 0	WP: 0 PA: 36 PB: 1 SB: 0 CS: 0
PITCHER 56 Mark Buehrle, L (1, 1) ERA: 4.01 Dan Wright, R (7, 1) ERA: 5.8	IP WLS BF H R ER SO BB IBB HBP BLK WP HR S P ERA WHIP	6.0 W 23 4 1 0 3 1 0 0 0 0 0 1 24 38 3.00 1.333									

Texas Rangers @ Chicago White Sox
U.S. Cellular Field, Chicago, IL
Sat Aug 23 2003, 7:05 PM EDT
Att. 33,721 - Sunny - 78 F

livebaseballscorecards.com



Batter	1	2	3	4	5	6	7	8	9
Roberto Alomar, S OBP: 0.341, SLG: 0.346 Tony Graffanino, R OBP: 0.335, SLG: 0.444 (8, 4)	1-3 K		0-1 F9	0-1 2B	0-2 SF8		1-2 HR		
Carlos Lee, R OBP: 0.326, SLG: 0.498 (1, 7)	2-1 G5-3		1-0 HR	3-1 HR	1-0 F7		1-1 HR		
Frank Thomas, R OBP: 0.385, SLG: 0.561 (1, 10)	1-1 G6-3		1-0 HR	1-1 HR		3-2 P4	2-2 G4-3		
Magglio Ordonez, R OBP: 0.381, SLG: 0.551 Aaron Rowand, R OBP: 0.317, SLG: 0.437 (8, 9)		0-1 1B 24 F8-2	2-1 F9	1-1 BB 2B		0-0 F7		1-1 F9	
Carl Everett, S OBP: 0.374, SLG: 0.526 Willie Harris, L OBP: 0.240, SLG: 0.222 (8, 8)		1-0 SAFE BB	1-0 G1-3	4-2 2B		2-0 1B		0-0 G4-3	
Brian Daubach, L OBP: 0.371, SLG: 0.391 (1, 3)		4-2 BB				0-2 G4-3		3-3 K	
Jose Valentin, S OBP: 0.322, SLG: 0.465 (1, 6)		1-2 F1					3-1 F9		
24 Joe Crede, R OBP: 0.309, SLG: 0.416 (1, 5)		2-2 F8-2					0-1 HR		
Sandy Alomar Jr., R OBP: 0.273, SLG: 0.395 (1, 2)			0-2 HR	1-2 L5	0-0 G4-3		0-1 F8		

Inning Stats	R: 0	H: 0	E: 0	K: 1	S: 7	H: 0	LOB: 0	BB: 0	P: 11	R: 0	H: 2	E: 0	K: 0	S: 11	R: 3	H: 3	E: 0	K: 0	S: 10	R: 6	H: 7	E: 0	K: 1	S: 23	R: 1	H: 1	E: 0	K: 0	S: 8	R: 0	H: 1	E: 0	K: 0	S: 8	R: 3	H: 3	E: 0	K: 0	S: 14	R: 0	H: 0	E: 0	K: 1	S: 6			

PITCHER																	PITCHER																																
IP	WLS	BF	H	R	ER	SO	BB	IBB	HBP	BLK	WP	HR	S	P	ERA	WHIP	IP	WLS	BF	H	R	ER	SO	BB	IBB	HBP	BLK	WP	HR	S	P	ERA	WHIP																
Ismael Valdez, R ERA: 6.36 (1, 1)	3.2	L	20	9	7	1	1	0	0	0	0	3	39	65	17.18	2.727																																	
Jay Powell, R ERA: 8.43 (4, 1)	2.0		11	4	3	1	1	0	0	0	0	1	24	40	13.50	2.500																																	
Erasmus Ramirez, L ERA: 3.24 (6, 1)	1.1		8	4	3	0	0	0	0	0	0	1	18	27	20.25	3.000																																	
Francisco Cordero, R ERA: 2.9 (8, 1)	1.0		3	0	0	1	0	0	0	0	0	0	6	10	0.00	0.000																																	

BOTTOM


AB	R	H	RBI	BB	SO	LOB
3	1	1	1	0	1	1
1	1	1	0	0	0	0
5	3	3	4	0	0	0
5	2	2	5	0	0	0
4	1	2	0	0	0	0
1	0	0	0	0	0	0
3	0	2	0	1	0	0
1	0	0	0	0	0	0
4	0	1	1	1	1	1
4	1	1	1	0	1	5
4	3	3	1	0	0	3
4	1	1	0	0	0	2

Texas Rangers @ Chicago White Sox
U.S. Cellular Field, Chicago, IL

Sat Aug 23 2003, 7:05 PM EDT
Att: 33,721 - Sunny - 78 F

livebaseballscorecards.com

AB	39
R	13
H	17
RBI	13
BB	2
SO	3
LOB	12



Batter	1	2	3	4	5	6	7	8	9	AB R H RBI BB SO LOB	TOP											
Donnie Sadler, R OBP: 0.285, SLG: 0.300 (1, 4) (9, 9)	1-3 K		0-0 G6-3		2-3 K			1-2 BB 23 2B 9 S 1B	2-3 K	5 1 1 0 0 3 1												
9 Hank Blalock, L OBP: 0.369, SLG: 0.535 (1, 5) (9, 9)	2-1 F8		0-0 HR		3-2 F9			1-2 P5		4 1 1 2 0 0 1												
Alex Rodriguez, R OBP: 0.398, SLG: 0.602 (1, 6) (9, 9)	2-2 2B		1-3 K		1-0 F8			4-0 BB 23 2B IBB		3 1 1 0 1 1 0												
Rafael Palmeiro, L OBP: 0.366, SLG: 0.516 (1, 10) (9, 9)	0-1 G4-3			4-2 BB G1-3 BB	0-1 F9			4-2 BB 23 2B E BB		2 1 0 0 2 0 1												
Shane Spencer, R OBP: 0.333, SLG: 0.425 (1, 9) (9, 7)		3-3 K		4-2 SAFE G1-3 BB	2-2 1B			2-3 K		3 0 1 0 1 2 3												
23 Mark Teixeira, S OBP: 0.325, SLG: 0.455 (1, 3) (9, 9)		1-3 K		1-3 K	0-0 G4-3			2-1 E7 2B		4 0 1 2 0 2 3												
Laynce Nix, L OBP: 0.295, SLG: 0.453 (1, 8) (9, 9)		2-3 K		0-0 G1-3			0-3 K	2-2 G3		4 0 0 0 0 2 3												
Todd Greene, R OBP: 0.233, SLG: 0.444 (1, 2) (9, 9)			0-1 HR 21 G1 9 WP 1B	0-0 G6-3			0-3 K		2-2 G5-3	4 1 1 0 0 1 2												
21 Jason Jones, S OBP: 0.317, SLG: 0.352 10 Michael Young, R OBP: 0.342, SLG: 0.452 (1, 7) (9, 4)			3-1 G1		2-0 L8		1-3 K		3-3 K	4 0 0 0 0 2 1 0 0 0 0 0 0 0												
Inning Stats	R: 0 E: 0 K: 1 S: 10	H: 1 LOB: 1 BB: 0 P: 15	R: 0 E: 0 K: 3 S: 11	H: 0 LOB: 0 BB: 0 P: 17	R: 2 E: 0 K: 1 S: 9	H: 2 LOB: 0 BB: 0 P: 13	R: 0 E: 0 K: 1 S: 11	H: 0 LOB: 2 BB: 2 P: 20	R: 0 E: 0 K: 1 S: 9	H: 0 LOB: 0 BB: 0 P: 16	R: 0 E: 0 K: 0 S: 8	H: 1 LOB: 1 BB: 0 P: 11	R: 0 E: 0 K: 3 S: 9	H: 0 LOB: 0 BB: 0 P: 10	R: 3 E: 1 K: 1 S: 19	H: 2 LOB: 1 BB: 2 P: 35	R: 0 E: 0 K: 2 S: 11	H: 0 LOB: 0 BB: 0 P: 18	1B: 3 2B: 2 3B: 0 HR: 1	SF: 0 SAC: 0 DP: 0 HBP: 0	WP: 1 PB: 0 SB: 1 CS: 0	PA: 37
PITCHER	IP WLS BF H R ER SO BB IBB HBP BLK WP HR S P ERA WHIP												PITCHER	IP WLS BF H R ER SO BB IBB HBP BLK WP HR S P ERA WHIP								
Jon Garland, R ERA: 4.44 (1, 1)	7.0 L 28 5 3 3 10 2 0 0 0 1 1 70 106 3.86 1.000																					
Kelly Wunsch, L ERA: 1.86 (8, 1)	0.1 3 0 0 0 0 0 1 1 0 0 0 0 5 14 0.00 3.000																					
Scott Sullivan, R ERA: 3.44 (8, 1)	0.2 3 1 2 1 1 1 0 0 0 0 0 0 11 17 13.50 1.500																					
Damaso Marte, L ERA: 1.73 (9, 1)	1.0 3 0 0 0 0 2 0 0 0 0 0 0 11 18 0.00 0.000																					

Texas Rangers @ Chicago White Sox
 U.S. Cellular Field, Chicago, IL
 Sun Aug 24 2003, 2:05 PM EDT
 Att. 29,364 - Sunny - 82 F

livebaseballscorecards.com

AB	33
R	5
H	6
RBI	4
BB	4
SO	13
LOB	15



Batter	1	2	3	4	5	6	7	8	9	AB R H RBI BB SO LOB
Roberto Alomar, S (1, 4) OBP: 0.338, SLG: 0.343	2-2 B1-3		0-1 G1-3			1-2 G5-3			3-3 K	4 0 0 0 0 1 0
Carlos Lee, R (1, 7) OBP: 0.326, SLG: 0.496	0-0 P4			0-1 G6-3		0-2 F9			1-1 1B	4 0 1 0 0 0 0
Frank Thomas, R (1, 10) OBP: 0.384, SLG: 0.557	4-0 BB			0-1 P5			3-2 F7		0-3 K	3 0 0 0 1 1 1
Magglio Ordonez, R (1, 9) OBP: 0.382, SLG: 0.551	1-2 F9			0-0 1B			1-0 G6-3		1-2 1B	4 0 2 0 0 0 1
Carl Everett, S (1, 8) OBP: 0.371, SLG: 0.521		1-1 G6-3		1-0 G1-3			0-3 K2-3		0-0 G4-3	4 0 0 0 0 1 3
14 Paul Konerko, R (1, 3) OBP: 0.286, SLG: 0.372					0-0 G5-3			0-0 1B		3 0 1 0 0 0 0
Jose Valentin, S (1, 6) OBP: 0.320, SLG: 0.462		2-0 G3			0-1 F7			0-3 K		3 0 0 0 0 1 1
24 Joe Crede, R (1, 5) OBP: 0.307, SLG: 0.413			0-1 F7			1-3 K2-3		2-1 F9		3 0 0 0 0 1 1
Miguel Olivo, R (1, 2) OBP: 0.281, SLG: 0.349							3-2 F9		0-0 G3	2 0 0 0 0 1 0
Brian Daubach, L (8, PH) OBP: 0.369, SLG: 0.388										1 0 0 0 0 0 1
Sandy Alomar Jr., R (9, 2) OBP: 0.273, SLG: 0.395										0 0 0 0 0 0 0

Inning Stats	R: 0	H: 0	E: 0	K: 0	S: 8	R: 0	H: 0	E: 0	K: 0	S: 6	R: 0	H: 0	E: 0	K: 1	S: 7	R: 0	H: 1	E: 0	K: 0	S: 6	R: 0	H: 0	E: 0	K: 1	S: 7	R: 0	H: 0	E: 0	K: 0	S: 13	R: 0	H: 0	E: 0	K: 1	S: 10	R: 0	H: 1	E: 0	K: 1	S: 7	R: 0	H: 2	E: 0	K: 2	S: 13	1B: 4	2B: 0	3B: 0	HR: 0	SF: 0	SAC: 0	DP: 0	HBP: 0	WP: 0	PB: 0	SB: 0	CS: 0	PA: 32
PITCHER John Thomson, R (1, 1) ERA: 4.94	IP	WLS	BF	H	R	ER	SO	BB	IBB	HBP	BLK	WP	HR	S	P	ERA	WHIP	IP	WLS	BF	H	R	ER	SO	BB	IBB	HBP	BLK	WP	HR	S	P	ERA	WHIP	IP	WLS	BF	H	R	ER	SO	BB	IBB	HBP	BLK	WP	HR	S	P	ERA	WHIP							


BOTTOM

Texas Rangers @ Chicago White Sox
U.S. Cellular Field, Chicago, IL

Sun Aug 24 2003, 2:05 PM EDT
Att. 29,364 - Sunny - 82 F

livebaseballscorecards.com

AB	31
R	0
H	4
RBI	0
BB	1
SO	6
LOB	8



Batter	1	2	3	4	5	6	7	8	9	AB R H RBI BB SO LOB	TOP									
Roberto Alomar, S (1, 4) OBP: 0.337, SLG: 0.340 Tony Graffanino, R (8, PH) OBP: 0.333, SLG: 0.442 (8, 4)	3-2 L7		0-1 G4-3		4-1 HR BB	0-2 G5-3		1-2 G5-3		3 1 0 0 1 0 0 1 0 0 0 0 0 1										
Carlos Lee, R (1, 7) OBP: 0.325, SLG: 0.493 Aaron Rowand, R (7, 8) OBP: 0.315, SLG: 0.434 (8, 7)	0-2 G5-3		0-0 F9		4-2 HR BB		1-2 G1-3		1-2 F8	3 1 0 0 1 0 0 1 0 0 0 0 0 0										
Frank Thomas, R (1, 10) OBP: 0.385, SLG: 0.562 Brian Daubach, L (9, PH) OBP: 0.372, SLG: 0.399	2-3 K			0-3 K	1-0 HR		4-0 G5-4-3 BB		0-0 HR 2B	3 1 1 4 1 2 0 1 1 1 0 0 0 0										
Magglio Ordonez, R (1, 9) OBP: 0.384, SLG: 0.563		1-3 K		4-2 14 2B BB	1-0 HR		1-2 G5-4-3		3-2 HR	4 3 2 3 1 1 1										
Carl Everett, S (1, 8) OBP: 0.370, SLG: 0.518 Willie Harris, L (8, 8) OBP: 0.238, SLG: 0.220		1-3 K		1-3 K	1-1 G4-3			2-0 14 HR HBP	2-3 K	3 1 0 0 0 2 1 1 0 0 0 0 1 0										
14 Paul Konerko, R (1, 3) OBP: 0.293, SLG: 0.396		2-2 HR		1-1 2B	4-1 BB			1-1 HR	1-1 G5-3	4 2 3 4 1 0 0										
Jose Valentin, S (1, 6) OBP: 0.317, SLG: 0.458		1-2 F8						3-3 K		4 0 0 0 0 1 1										
24 Joe Crede, R (1, 5) OBP: 0.309, SLG: 0.421			2-0 HR		1-2 3B 1B	1-3 K		0-3 K		4 2 2 1 0 2 0										
Miguel Olivo, R (1, 2) OBP: 0.284, SLG: 0.359			0-0 F9		3-1 HR 3B	0-3 K		1-2 1B		4 1 2 1 0 1 0										
Inning Stats	R: 0 E: 0 K: 1 S: 10	H: 0 LOB: 0 BB: 0 P: 15	R: 1 E: 0 K: 2 S: 12	H: 1 LOB: 0 BB: 0 P: 17	R: 1 E: 0 K: 0 S: 5	H: 1 LOB: 1 BB: 1 P: 17	R: 6 E: 0 K: 2 S: 17	H: 4 LOB: 1 BB: 3 P: 39	R: 0 E: 0 K: 0 S: 10	H: 0 LOB: 0 BB: 0 P: 11	R: 0 E: 0 K: 0 S: 6	H: 0 LOB: 0 BB: 1 P: 12	R: 2 E: 0 K: 2 S: 18	H: 2 LOB: 1 BB: 0 P: 26	R: 2 E: 0 K: 1 S: 16	H: 2 LOB: 0 BB: 0 P: 23	1B: 2 2B: 2 3B: 1 HR: 6	SF: 0 SAC: 0 DP: 1 HBP: 1	WP: 0 PB: 0 SB: 0 CS: 0	PA: 42
PITCHER	IP WLS BF H R ER SO BB IBB HBP BLK WP HR S P ERA WHIP																			
Roger Clemens, R (1, 1) ERA: 3.96	4.2 L 24 7 9 9 5 4 0 0 0 0 0 4 54 92 17.36 2.357																			
Chris Hammond, L (5, 1) ERA: 3.19	1.1 4 0 0 0 2 0 0 0 0 0 0 0 11 14 0.00 0.000																			
Felix Heredia, L (7, 1) ERA: 2.96	1.0 3 0 0 0 0 1 0 0 0 0 0 0 6 12 0.00 1.000																			
Gabe White, L (8, 1) ERA: 4.33	1.0 6 2 2 2 2 0 0 1 0 0 1 18 26 18.00 2.000																			
Antonio Osuna, R (9, 1) ERA: 3.54	1.0 5 2 2 2 1 0 0 0 0 0 0 1 16 23 18.00 2.000																			

Chicago White Sox @ New York Yankees
 Yankee Stadium, Bronx, NY
 Tue Aug 26 2003, 7:05 PM EDT
 Att. 38,884 - Overcast - 78 F

AB	36
R	13
H	11
RBI	13
BB	5
SO	10
LOB	4



Batter	1	2	3	4	5	6	7	8	9	AB	R	H	RBI	BB	SO	LOB	TOP
Tony Graffanino, R (1, 6) OBP: 0.330, SLG: 0.446	1-0 L6		3-1 G5-3	1-0 HR 3B		0-0 L5		0-1 G6-3		5	1	1	2	0	0	2	
Roberto Alomar, S (1, 4) Willie Harris, L (8, PH) OBP: 0.236, SLG: 0.218	1-2 P2		1-3 K	3-2 HR		1-1 1B 2B		0-0 G6-3		4	2	2	4	0	1	0	
Frank Thomas, R (1, 10) OBP: 0.387, SLG: 0.569	2-1 F9			HR		1-1 1B		1-1 1B		5	1	3	2	0	0	0	
Magglio Ordonez, R (1, 9) OBP: 0.384, SLG: 0.563		2-0 2B		1-0 L8	2-0 1B	2-3 K		0-0 L5		5	0	2	0	0	1	2	
Carlos Lee, R (1, 7) OBP: 0.324, SLG: 0.489		0-1 P4		4-2 2B BB	1-1 P3	0-1 F8			0-2 G6-3	4	1	0	0	1	0	3	
Carl Everett, S (1, 8) Aaron Rowand, R (7, 8) OBP: 0.313, SLG: 0.431		2-3 K2-3		0-2 14 2B	1-2 P3		0-0 G4-3		2-2 L6	4	1	1	1	0	1	2	
14 Paul Konerko, R (1, 3) OBP: 0.299, SLG: 0.410		4-1 BB		1-1 24 2B FC5-2	1-3 K		1-2 24 G4-3 24 WP 1B		2-0 HR	4	1	3	2	1	1	1	
24 Joe Crede, R (1, 5) OBP: 0.310, SLG: 0.423		1-3 K		2-0 FC5-2 3B 2B		0-0 2B 1B		2-2 G4-3		5	2	2	0	0	1	3	
Miguel Olivo, R (1, 2) OBP: 0.283, SLG: 0.361			0-2 F9	0-0 FC5-2 3B		0-2 2B 2B		1-1 F9		4	2	1	0	0	0	3	
Inning Stats	R: 0 E: 0 K: 0 S: 6 H: 0 LOB: 0 BB: 0 P: 10	R: 0 E: 0 K: 2 S: 12 H: 1 LOB: 2 BB: 1 P: 21	R: 0 E: 0 K: 1 S: 10 H: 0 LOB: 0 BB: 0 P: 14	R: 7 E: 0 K: 0 S: 22 H: 6 LOB: 0 BB: 1 P: 35	R: 0 E: 0 K: 1 S: 9 H: 1 LOB: 1 BB: 0 P: 14	R: 3 E: 0 K: 1 S: 19 H: 4 LOB: 1 BB: 0 P: 23	R: 0 E: 0 K: 0 S: 9 H: 1 LOB: 1 BB: 0 P: 13	R: 0 E: 0 K: 0 S: 6 H: 1 LOB: 1 BB: 0 P: 7	R: 1 E: 0 K: 0 S: 10 H: 1 LOB: 0 BB: 0 P: 16	1B: 5 2B: 6 3B: 1 HR: 3 SF: 0 SAC: 0 DP: 0 HBP: 0	WP: 1 PA: 44 PB: 0 SB: 0 CS: 0						
PITCHER	IP WLS BF H R ER SO BB IBB HBP BLK WP HR S P ERA WHIP	IP WLS BF H R ER SO BB IBB HBP BLK WP HR S P ERA WHIP	IP WLS BF H R ER SO BB IBB HBP BLK WP HR S P ERA WHIP	IP WLS BF H R ER SO BB IBB HBP BLK WP HR S P ERA WHIP	IP WLS BF H R ER SO BB IBB HBP BLK WP HR S P ERA WHIP	IP WLS BF H R ER SO BB IBB HBP BLK WP HR S P ERA WHIP	IP WLS BF H R ER SO BB IBB HBP BLK WP HR S P ERA WHIP	IP WLS BF H R ER SO BB IBB HBP BLK WP HR S P ERA WHIP	IP WLS BF H R ER SO BB IBB HBP BLK WP HR S P ERA WHIP	IP WLS BF H R ER SO BB IBB HBP BLK WP HR S P ERA WHIP	IP WLS BF H R ER SO BB IBB HBP BLK WP HR S P ERA WHIP	IP WLS BF H R ER SO BB IBB HBP BLK WP HR S P ERA WHIP	IP WLS BF H R ER SO BB IBB HBP BLK WP HR S P ERA WHIP	IP WLS BF H R ER SO BB IBB HBP BLK WP HR S P ERA WHIP	IP WLS BF H R ER SO BB IBB HBP BLK WP HR S P ERA WHIP	IP WLS BF H R ER SO BB IBB HBP BLK WP HR S P ERA WHIP	IP WLS BF H R ER SO BB IBB HBP BLK WP HR S P ERA WHIP
David Wells, L (1, 1) ERA: 4.37	5.1 L																
Antonio Osuna, R (6, 1) ERA: 3.4	1.2																
Felix Heredia, L (8, 1) ERA: 3.0	2.0																

Chicago White Sox @ New York Yankees
 Yankee Stadium, Bronx, NY
 Wed Aug 27 2003, 7:05 PM EDT
 Att. 40,654 - Sunny - 83 F

livebaseballscorecards.com

AB	42
R	11
H	15
RBI	11
BB	2
SO	5
LOB	16



BOTTOM

Chicago White Sox @ New York Yankees
Yankee Stadium, Bronx, NY
Wed Aug 27 2003, 7:05 PM EDT
Att. 40,654 - Sunny - 83 F

livebaseballscorecards.com

AB 36
R 2
H 9
RBI 2
BB 1
SO 12
LOB 19



WP: 0 PA: 38
PB: 0
SB: 0
CS: 0

AB R H RBI BB SO LOB

5 0 1 0 0 1 1

5 0 2 0 0 3 1

4 0 2 1 0 2 2

4 0 0 0 0 2 5

3 0 0 0 0 2 2

3 1 1 1 1 1 1

4 0 1 0 0 0 1

3 0 1 0 0 1 2

1 0 0 0 0 0 1

2 1 1 0 0 0 1

2 0 0 0 0 0 2

1B: 8 SF: 0
2B: 0 SAC: 0
3B: 0 DP: 0
HR: 1 HBP: 1

Batter	1	2	3	4	5	6	7	8	9
Alfonso Soriano, R OBP: 0.331, SLG: 0.501 (1, 4)	1-3 K		1-0 F9		0-2 F7		0-2 25 DI 1B		3-2 G4-3
Bernie Williams, S OBP: 0.380, SLG: 0.408 (1, 8)	3-2 1B		3-1 2 1B 1-3 1B		3-3 K		0-3 K		1-3 K
2 Derek Jeter, R OBP: 0.386, SLG: 0.458 (1, 6)	2-3 K		0-0 1-2 3-H 1B		1-2 1B		2-3 K		
25 Jason Giambi, L OBP: 0.425, SLG: 0.542 (1, 10)	0-0 P5		1-3 K		1-3 K		3-2 F7 1-2		
20 Jorge Posada, S OBP: 0.400, SLG: 0.501 (1, 2)		1-3 K	1-2 L3			3-3 K		2-2 FC6-4 HBP	
Nick Johnson, L OBP: 0.432, SLG: 0.512 (1, 3)		0-0 HR		0-1 F8		4-2 1B BB		3-2 K	
Aaron Boone, R OBP: 0.319, SLG: 0.431 (1, 5)		1-2 P5		0-0 G6-3		0-0 1-2 1B		1-1 FC6-4 1-2f	
Karim Garcia, L OBP: 0.302, SLG: 0.458 Juan Rivera, R OBP: 0.281, SLG: 0.373 (8, PH) (9, 9)		0-1 P3		1-0 1B		0-3 K		1-1 G6-3	
David Dellucci, L OBP: 0.311, SLG: 0.353 55 Hideki Matsui, L OBP: 0.352, SLG: 0.449 (5, 7)			2-1 1B 2 1B 1B	1-2 G4-3		2-1 F8		2-1 L8	

Inning Stats	R: 0	H: 1	E: 0	K: 2	S: 11	LOB: 1	BB: 0	P: 17
	R: 1	H: 1	E: 0	K: 1	S: 9	LOB: 0	BB: 0	P: 11
	R: 1	H: 3	E: 0	K: 1	S: 12	LOB: 2	BB: 0	P: 20
	R: 0	H: 1	E: 0	K: 0	S: 7	LOB: 1	BB: 0	P: 9
	R: 0	H: 1	E: 0	K: 2	S: 16	LOB: 1	BB: 0	P: 21
	R: 0	H: 1	E: 0	K: 2	S: 16	LOB: 2	BB: 1	P: 25
	R: 0	H: 1	E: 0	K: 2	S: 15	LOB: 1	BB: 0	P: 20
	R: 0	H: 0	E: 0	K: 1	S: 9	LOB: 1	BB: 0	P: 16
	R: 0	H: 0	E: 0	K: 1	S: 8	LOB: 0	BB: 0	P: 14

PITCHER	IP	WLS	BF	H	R	ER	SO	BB	IBB	HBP	BLK	WP	HR	S	P	ERA	WHIP
Bartolo Colon, R ERA: 4.18 (1, 1)	7.0	W	31	9	2	2	10	1	0	0	0	0	1	86	123	2.57	1.429
Kelly Wunsch, L ERA: 1.8 (8, 1)	1.0		4	0	0	0	1	0	0	1	0	0	0	9	16	0.00	0.000
Damaso Marte, L ERA: 1.71 (9, 1)	1.0		3	0	0	0	1	0	0	0	0	0	0	8	14	0.00	0.000

Batter	1	2	3	4	5	6	7	8	9	AB R H RBI BB SO LOB	TOP												
Roberto Alomar, S (1, 4) OBP: 0.335, SLG: 0.347	1-3 K	2-3 K			2-0 F9		3-2 G4-3		0-3 K	5 0 0 0 0 3 2													
Carlos Lee, R (1, 7) OBP: 0.325, SLG: 0.488	1-2 1B		0-2 G1-3		2-2 1B		2-3 K		1-2 F8	5 1 2 0 0 1 1													
Frank Thomas, R (1, 10) OBP: 0.385, SLG: 0.565	3-3 1B		0-0 F9		0-1 1B			3-3 1B	0-0 F8	5 0 1 0 0 2 3													
Magglio Ordonez, R (1, 9) OBP: 0.385, SLG: 0.562	4-1 1B		0-0 F8		1-2 FC6-4			2-2 2B		3 2 1 0 1 0 2													
Carl Everett, S (1, 8) OBP: 0.374, SLG: 0.531	1-2 1B			0-1 HR		2-1 1B		3-1 2B		4 2 4 3 0 0 0													
14 Paul Konerko, R (1, 3) OBP: 0.301, SLG: 0.411	2-0 1B		2-2 G1-3			1 SAFE P3		1-2 1B		4 0 2 2 0 0 1													
Willie Harris, L (8, PR) OBP: 0.236, SLG: 0.218								2-H		0 0 0 0 0 0 0													
Brian Daubach, L (8, 3) OBP: 0.372, SLG: 0.399	1-2 2-H									0 0 0 0 0 0 0													
Jose Valentin, S (1, 6) OBP: 0.315, SLG: 0.454	3-2 CS	3-2 G3-1		1-2 L9		1 SAFE F7		1-1 P4		3 0 0 0 0 0 1													
Tony Graffanino, R (8, PH) OBP: 0.329, SLG: 0.444	2-3							1 SAFE		1 0 0 0 0 0 1													
24 Joe Crede, R (1, 5) OBP: 0.307, SLG: 0.419			0-1 F7		1-2 F8	1 SAFE P4		0-1 F9		4 0 0 0 0 0 2													
Sandy Alomar Jr., R (1, 2) OBP: 0.279, SLG: 0.404		2-1 2B																					
Miguel Olivo, R (9, PR) OBP: 0.283, SLG: 0.361					1-0 F8		2-2 G6-3		1-2 1B	4 0 2 0 0 0 0													
										0 0 0 0 0 0 0													
Inning Stats	R: 2 E: 0 K: 2 S: 18	H: 3 LOB: 1 BB: 1 P: 33	R: 0 E: 0 K: 1 S: 11	H: 1 LOB: 1 BB: 0 P: 18	R: 0 E: 0 K: 0 S: 5	H: 0 LOB: 0 BB: 0 P: 5	R: 1 E: 0 K: 0 S: 11	H: 1 LOB: 0 BB: 0 P: 15	R: 0 E: 0 K: 0 S: 10	H: 2 LOB: 2 BB: 0 P: 16	R: 0 E: 0 K: 0 S: 14	H: 1 LOB: 1 BB: 0 P: 19	R: 0 E: 0 K: 1 S: 11	H: 0 LOB: 0 BB: 0 P: 18	R: 2 E: 0 K: 1 S: 15	H: 3 LOB: 1 BB: 0 P: 25	R: 0 E: 0 K: 1 S: 10	H: 1 LOB: 2 BB: 0 P: 12	1B: 9 2B: 2 3B: 0 HR: 1	SF: 0 SAC: 0 DP: 0 HBP: 0	WP: 0 PB: 0 SB: 2 CS: 1	PA: 40	
35 Mike Mussina, R (1, 1) ERA: 3.22	IP: 6.0 WLS: W BF: 26 H: 8 R: 3 ER: 3 SO: 3 BB: 1 IBB: 0 HBP: 0 BLK: 0 WP: 0 HR: 1 S: 69 P: 106 ERA: 4.50 WHIP: 1.500																						
Jeff Nelson, R (7, 1) ERA: 3.42	IP: 1.1 WLS: H BF: 7 H: 3 R: 2 ER: 2 SO: 2 BB: 0 IBB: 0 HBP: 0 BLK: 0 WP: 0 HR: 0 S: 22 P: 38 ERA: 13.50 WHIP: 2.250																						
Gabe White, L (8, 1) ERA: 4.29	IP: 0.1 WLS: H BF: 1 H: 0 R: 0 ER: 0 SO: 0 BB: 0 IBB: 0 HBP: 0 BLK: 0 WP: 0 HR: 0 S: 2 P: 3 ERA: 0.00 WHIP: 0.000																						
42 Mariano Rivera, R (8, 1) ERA: 2.05	IP: 1.1 WLS: S BF: 5 H: 1 R: 0 ER: 0 SO: 1 BB: 0 IBB: 0 HBP: 0 BLK: 0 WP: 0 HR: 0 S: 12 P: 14 ERA: 0.00 WHIP: 0.750																						

Chicago White Sox @ New York Yankees
Yankee Stadium, Bronx, NY
 Thu Aug 28 2003, 1:05 PM EDT
 Att. 40,569 - Sunny - 78 F

AB	38
R	5
H	12
RBI	5
BB	1
SO	6
LOB	13



BOTTOM

Chicago White Sox @ New York Yankees
Yankee Stadium, Bronx, NY

AB	27
R	7
H	7
RBI	6
BB	7
SO	4
LOB	7



WP:	0	PA:	37
PB:	0	SB:	2
CS:	0		

WP:	0	PA:	37
PB:	0	SB:	2
CS:	0		

ERA	WHIP
-----	------

Thu Aug 28 2003, 1:05 PM EDT
Att. 40,569 - Sunny - 78 F

livebaseballscorecards.com

AB	R	H	RBI	BB	SO	LOB
5	1	2	1	0	2	3
3	1	2	0	1	0	0
3	1	0	0	1	0	1
4	1	1	1	0	1	0
4	1	1	2	0	1	0
4	0	0	0	0	0	1
1	2	1	0	3	0	0
2	0	0	0	1	0	2
1	0	0	2	1	0	0
1B: 4	SF: 1					
2B: 3	SAC: 2					
3B: 0	DP: 0					
HR: 0	HBP: 0					

Batter	1	2	3	4	5	6	7	8	9
Alfonso Soriano, R OBP: 0.332, SLG: 0.502									
Nick Johnson, L OBP: 0.437, SLG: 0.518									
2 Derek Jeter, R OBP: 0.384, SLG: 0.454									
Bernie Williams, S OBP: 0.378, SLG: 0.406									
Ruben Sierra, S OBP: 0.336, SLG: 0.409									
55 Hideki Matsui, L OBP: 0.349, SLG: 0.445									
Aaron Boone, R OBP: 0.324, SLG: 0.434									
Juan Rivera, R OBP: 0.283, SLG: 0.367									
John Flaherty, R OBP: 0.287, SLG: 0.476									

Inning Stats	R	H	E	K	S	IP	WLS	BF	H	R	ER	SO	BB	IBB	HBP	BLK	WP	HR	S	P	ERA	WHIP
Neal Cotts, L ERA: 8.1	5	3	1	22	4	0.1	L	8	3	5	5	0	4	0	0	0	0	0	16	35	135.00	21.000
Dan Wright, R ERA: 5.54	1	2	1	1	1	5.0		18	2	1	1	3	1	0	0	0	0	0	38	63	1.80	0.600
Scott Sullivan, R ERA: 3.33	0	1	0	0	0	1.2		6	1	0	0	1	0	0	0	0	0	0	16	23	0.00	0.600
Damaso Marte, L ERA: 1.82	1	1	1	2	2	1.0		5	1	1	1	0	2	0	0	0	0	0	11	23	9.00	3.000

PITCHER	IP	WLS	BF	H	R	ER	SO	BB	IBB	HBP	BLK	WP	HR	S	P	ERA	WHIP
Neal Cotts, L ERA: 8.1	0.1	L	8	3	5	5	0	4	0	0	0	0	0	16	35	135.00	21.000
Dan Wright, R ERA: 5.54	5.0		18	2	1	1	3	1	0	0	0	0	0	38	63	1.80	0.600
Scott Sullivan, R ERA: 3.33	1.2		6	1	0	0	1	0	0	0	0	0	0	16	23	0.00	0.600
Damaso Marte, L ERA: 1.82	1.0		5	1	1	1	0	2	0	0	0	0	0	11	23	9.00	3.000

PITCHER	IP	WLS	BF	H	R	ER	SO	BB	IBB	HBP	BLK	WP	HR	S	P	ERA	WHIP
Neal Cotts, L ERA: 8.1	0.1	L	8	3	5	5	0	4	0	0	0	0	0	16	35	135.00	21.000
Dan Wright, R ERA: 5.54	5.0		18	2	1	1	3	1	0	0	0	0	0	38	63	1.80	0.600
Scott Sullivan, R ERA: 3.33	1.2		6	1	0	0	1	0	0	0	0	0	0	16	23	0.00	0.600
Damaso Marte, L ERA: 1.82	1.0		5	1	1	1	0	2	0	0	0	0	0	11	23	9.00	3.000

Batter	1	2	3	4	5	6	7	8	9	AB R H RBI BB SO LOB	TOP
Tony Graffano, R (1, 6) OBP: 0.326, SLG: 0.438	3-2 P3	3-2 G5-3		1-2 WP BB 1B		0-2 P5		2-0 G4-3		5 0 1 0 0 0 3	
Roberto Alomar, S (1, 4) OBP: 0.334, SLG: 0.345	2-1 F9		1-2 HR 1B	0-2 F9		0-0 P4		2-3 K		5 1 1 0 0 1 2	
Frank Thomas, R (1, 10) OBP: 0.389, SLG: 0.571	4-2 2B BB		2-2 HR 1B	4-2 WP BB		4-1 FC5-4 BB		3-3 K		2 2 1 2 3 1 0	
Magglio Ordonez, R (1, 9) OBP: 0.386, SLG: 0.565 Aaron Rowand, R (1, 8) OBP: 0.307, SLG: 0.421 Brian Daubach, L (9, PH) OBP: 0.370, SLG: 0.396	0-2 2B		2-2 G5-3	3-3 K		0-1 FC5-4		3-3 K		1 0 1 1 0 0 0 3 0 0 0 0 1 4 1 0 0 0 0 1 0	
Carlos Lee, R (1, 7) OBP: 0.327, SLG: 0.489	0-0 F9		2-2 14 BB 1B		2-1 G5-4-3 1B		2-2 L5		1-1 1B 1B	5 0 3 0 0 0 1	
Carl Everett, S (1, 8) OBP: 0.372, SLG: 0.527		2-2 F9	0-1 P5		1 SAFE 0-1 G5-4-3 1B		3-2 F7		0-2 1B	5 0 1 0 0 0 2	
14 Paul Konerko, R (1, 3) OBP: 0.305, SLG: 0.412		1-1 1B 1B	4-0 1B BB		1-1 1B		0-3 K		1-3 K	4 0 2 0 1 2 2	
24 Joe Crede, R (1, 5) OBP: 0.307, SLG: 0.424		1-0 F7	2-2 L8		3-2 G1-3					4 1 1 1 0 0 4	
Sandy Alomar Jr., R (1, 2) OBP: 0.284, SLG: 0.406		0-2 1B		1-0 G6-3		0-1 BB 1B		1-3 HR K		4 0 2 0 0 1 0	
Inning Stats	R: 1 H: 1 E: 0 LOB: 1 K: 0 BB: 1 S: 12 P: 21	R: 0 H: 2 E: 0 LOB: 2 K: 0 BB: 0 S: 12 P: 19	R: 2 H: 3 E: 0 LOB: 2 K: 0 BB: 1 S: 17 P: 30	R: 0 H: 1 E: 0 LOB: 2 K: 1 BB: 1 S: 12 P: 21	R: 0 H: 2 E: 0 LOB: 1 K: 0 BB: 0 S: 12 P: 18	R: 0 H: 1 E: 0 LOB: 2 K: 0 BB: 1 S: 9 P: 13	R: 0 H: 0 E: 0 LOB: 0 K: 1 BB: 0 S: 10 P: 15	R: 1 H: 1 E: 0 LOB: 0 K: 2 BB: 0 S: 10 P: 15	R: 0 H: 2 E: 0 LOB: 2 K: 3 BB: 0 S: 16 P: 24	1B: 10 SF: 0 2B: 1 SAC: 0 3B: 0 DP: 1 HR: 2 HBP: 0	WP: 1 PA: 43 PB: 0 SB: 0 CS: 0
PITCHER	IP WLS BF H R ER SO BB IBB HBP BLK WP HR S P ERA WHIP										
29 Nate Robertson, L (1, 1) ERA: 3.72	5.0 W 26 9 3 3 1 3 0 0 0 1 1 65 109 5.40 2.400										
Fernando Rodney, R (6, 1) ERA: 8.04	3.0 12 2 1 1 3 1 0 0 0 0 1 29 43 3.00 1.000										
Danny Patterson, R (9, 1) ERA: 2.25	1.0 5 2 0 0 3 0 0 0 0 0 0 16 24 0.00 2.000										

Chicago White Sox @ Detroit Tigers
Comerica Park, Detroit, MI
Fri Aug 29 2003, 7:05 PM EDT
Att. 15,828 - Cloudy - 81 F

livebaseballscorecards.com

AB	39
R	4
H	13
RBI	4
BB	4
SO	7
LOB	18



Batter	1	2	3	4	5	6	7	8	9
Ben Petrick, R OBP: 0.291, SLG: 0.397 (1, 8)	0-0 FC6-4 1B	4-2 HR BB		1-0 F7	0-0 1B			0-2 G4-6-3 1B	
Danny Klassen, R OBP: 0.275, SLG: 0.375 (1, 5)	0-1 FC6-4 2B	0-1 HR 1B		1-0 F9			0-3 K	2-3 K	
Bobby Higginson, L OBP: 0.319, SLG: 0.377 (1, 9)	1-0 1B 2B	2-1 HR		1-0 1B			1-1 G5-3	1-1 G4-6-3	
Dmitri Young, S OBP: 0.371, SLG: 0.562 (1, 10)	2-2 1B	1-1 L8			4-2 HBP BB BB		4-1 BB		
Craig Monroe, R OBP: 0.286, SLG: 0.444 (1, 7)	3-1 1B		2-2 F8		2-2 F8		1-1 G5-3		
Carlos Pena, L OBP: 0.335, SLG: 0.478 (1, 3)	2-0 F7		0-3 K		2-3 K		2-3 K		
15 Brandon Inge, R OBP: 0.272, SLG: 0.358 (1, 2)	2-3 K		0-0 2B 1B		4-1 HBP BB 1B BB		1-2 F8		
Shane Halter, R OBP: 0.268, SLG: 0.337 Ramon Santiago, S OBP: 0.285, SLG: 0.275 (9, 6)		1-0 G5-3	0-0 2B		4-1 HBP 1B BB		0-1 WP 1B		
Warren Morris, L OBP: 0.337, SLG: 0.391 (1, 4)		0-0 G3-1	0-0 G3		1-2 1B HBP		2-2 G6-3		

Inning Stats	R: 2	H: 4	E: 0	LOB: 2	K: 1	S: 14	R: 3	H: 2	E: 0	LOB: 0	K: 0	S: 11	R: 0	H: 2	E: 0	LOB: 2	K: 1	S: 9	R: 0	H: 1	E: 0	LOB: 1	K: 0	S: 3	R: 3	H: 1	E: 0	LOB: 2	K: 1	S: 16	R: 0	H: 0	E: 0	LOB: 1	K: 1	S: 8	R: 0	H: 1	E: 0	LOB: 1	K: 1	S: 12	R: 0	H: 1	E: 0	LOB: 0	K: 1	S: 9	1B: 9	SF: 0	2B: 2	SAC: 0	3B: 0	DP: 1	HR: 1	HBP: 1
--------------	------	------	------	--------	------	-------	------	------	------	--------	------	-------	------	------	------	--------	------	------	------	------	------	--------	------	------	------	------	------	--------	------	-------	------	------	------	--------	------	------	------	------	------	--------	------	-------	------	------	------	--------	------	------	-------	-------	-------	--------	-------	-------	-------	--------

PITCHER	IP	WLS	BF	H	R	ER	SO	BB	IBB	HBP	BLK	WP	HR	S	P	ERA	WHIP
56 Mark Buehrle, L ERA: 4.27 (1, 1)	5.0	L	28	10	8	8	3	4	0	1	0	0	1	53	93	14.40	2.800
Scott Schoeneweis, L ERA: 4.91 (6, 1)	3.0		11	2	0	0	3	1	0	0	0	1	0	29	43	0.00	1.000


BOTTOM

Chicago White Sox @ Detroit Tigers
Comerica Park, Detroit, MI

Fri Aug 29 2003, 7:05 PM EDT
Att: 15,828 - Cloudy - 81 F

livebaseballscorecards.com

AB	33
R	8
H	12
RBI	8
BB	5
SO	6
LOB	13



WP: 1	PA: 39
PB: 0	SB: 0
CS: 0	

Batter	1	2	3	4	5	6	7	8	9	AB R H RBI BB SO LOB	TOP											
Tony Graffanino, R (1, 4) OBP: 0.332, SLG: 0.453	0-1 G4-3		3-2 WP HR 2B		1-1 G6-3		3-2 HR 3B		4-2 1B S BB	4 2 2 0 1 0 1												
Carlos Lee, R (1, 7) OBP: 0.330, SLG: 0.495	2-0 G6-3		4-2 HR BB		2-1 G5-3		1-1 HR		3-1 1B	4 2 2 2 1 0 1 0 0 0 0 0 0 0												
Aaron Rowand, R (9, 7) OBP: 0.307, SLG: 0.421	2-2 F9		3-2 HR		4-1 14 1B F8-2 BB		0-3 K		0-1 F8	4 1 1 3 1 1 2												
Frank Thomas, R (1, 10) OBP: 0.389, SLG: 0.575	1-0 G6-3		1-0 L5		1-1 14 1B 1B		4-2 BB			3 0 1 0 1 0 0												
Magglio Ordonez, R (1, 9) OBP: 0.387, SLG: 0.563	2-0 G4-3 2B		2-1 G6-3		2-1 24 FC6-4 1B		0-0 P6			4 0 2 0 0 0 1												
14 Paul Konerko, R (1, 3) OBP: 0.307, SLG: 0.416	2-2 G4-3		0-3 K		2-1 F8-2		3-1 F8			4 0 0 0 0 1 5 0 0 0 0 0 0 0												
Carl Everett, S (1, 8) OBP: 0.389, SLG: 0.523	2-3 G4-3		2-2 F8		0-1 FC6-4		0-2 F7			4 0 0 0 0 0 4												
Willie Harris, L (8, 8) OBP: 0.236, SLG: 0.218	1-2 F9		1-1 G6-3		0-0 P2		3-2 G5-3		1-3 K	4 0 0 0 0 1 0												
24 Joe Crede, R (1, 5) OBP: 0.304, SLG: 0.420	1-2 F9		2-3 K		1-0 2B		0-1 F8		1-1 F9	4 0 1 0 0 1 0												
Jose Valentin, S (1, 6) OBP: 0.313, SLG: 0.450																						
Miguel Olivo, R (1, 2) OBP: 0.283, SLG: 0.363																						
Inning Stats	R: 0 E: 0 K: 0 S: 8	H: 0 LOB: 0 BB: 0 P: 12	R: 0 E: 0 K: 0 S: 8	H: 1 LOB: 1 BB: 0 P: 14	R: 3 E: 0 K: 1 S: 14	H: 2 LOB: 0 BB: 1 P: 28	R: 0 E: 0 K: 1 S: 8	H: 0 LOB: 0 BB: 0 P: 12	R: 0 E: 0 K: 0 S: 6	H: 1 LOB: 1 BB: 0 P: 10	R: 0 E: 0 K: 0 S: 9	H: 2 LOB: 2 BB: 1 P: 18	R: 2 E: 0 K: 1 S: 14	H: 2 LOB: 0 BB: 0 P: 21	R: 0 E: 0 K: 0 S: 8	H: 0 LOB: 1 BB: 1 P: 15	R: 0 E: 0 K: 1 S: 12	H: 1 LOB: 2 BB: 1 P: 21	1B: 3 2B: 4 3B: 1 HR: 2	SF: 0 SAC: 0 DP: 1 HBP: 0	WP: 1 PB: 0 SB: 1 CS: 0	PA: 39
PITCHER	IP WLS BF H R ER SO BB IBB HBP BLK WP HR S P ERA WHIP												PITCHER	IP WLS BF H R ER SO BB IBB HBP BLK WP HR S P ERA WHIP								
Mike Maroth, L (1, 1) ERA: 5.42	6.2 L 29 8 5 5 2 2 0 0 0 1 2 64 112 6.75 1.500																					
Chris Spurling, R (7, 1) ERA: 5.28	1.1 5 0 0 0 1 1 0 0 0 0 0 11 18 0.00 0.750																					
Franklyn German, R (9, 1) ERA: 4.54	1.0 5 1 0 0 1 1 0 0 0 0 0 12 21 0.00 2.000																					

Chicago White Sox @ Detroit Tigers
Comerica Park, Detroit, MI

Sat Aug 30 2003, 7:05 PM EDT
Att. 15,786 - Sunny - 71 F

livebaseballscorecards.com

AB	35
R	5
H	9
RBI	5
BB	4
SO	4
LOB	14



Batter	1	2	3	4	5	6	7	8	9	AB R H RBI BB SO LOB
Ben Petrick, R OBP: 0.289, SLG: 0.403 (1, 8)	2-3 K		0-0 1B 2B		2-2 G6-3		2-1 P4			4 1 1 0 0 1 1
Danny Klassen, R OBP: 0.291, SLG: 0.373 (1, 5)	4-2 FC4-6 BB		2-1 2-H 1B		2-3 K		3-3 1-3 K			3 0 1 1 1 2 1
Bobby Higginson, L OBP: 0.319, SLG: 0.377 (1, 9)	0-0 FC4-6 1-2f		3-1 1-2 CI G6-4-3			3-1 1B 1B	0-1 F8			3 0 1 0 0 0 2
Dmitri Young, S OBP: 0.370, SLG: 0.559 (1, 10)	0-1 G4-3		0-0 1-2f G6-4-3			0-0 1-3 BB 1B		0-3 K		4 0 1 0 0 1 3
Carlos Pena, L OBP: 0.337, SLG: 0.475 (1, 3)		2-2 K		4-2 BB		4-2 1-2 BB G6-4-3		3-3 K		2 0 0 0 2 2 0
Craig Monroe, R OBP: 0.283, SLG: 0.438 (1, 7)		1-3 K		0-0 F8		2-3 K		0-2 F9		4 0 0 0 0 2 4
Warren Morris, L OBP: 0.336, SLG: 0.386 (1, 4)		4-0 BB		1-0 F7		1-0 G6-4-3 1-2f		2-2 K		3 0 0 0 1 1 4
15 Brandon Inge, R OBP: 0.272, SLG: 0.364 (1, 2)		2-3 K		2-3 K			2-2 1B 3B			4 1 1 0 0 3 2
Ramon Santiago, S OBP: 0.284, SLG: 0.275 (1, 6)			2-2 G6-3		2-3 K		0-1 E S 1B 3-H		0-1 G3	4 0 1 1 0 1 0

Inning Stats	R: 0 E: 0 K: 1 S: 9	H: 0 LOB: 1 BB: 1 P: 15	R: 0 E: 0 K: 3 S: 9	H: 0 LOB: 1 BB: 1 P: 18	R: 1 E: 1 K: 0 S: 9	H: 2 LOB: 1 BB: 0 P: 16	R: 0 E: 0 K: 1 S: 7	H: 0 LOB: 1 BB: 1 P: 14	R: 0 E: 0 K: 2 S: 9	H: 2 LOB: 0 BB: 0 P: 15	R: 0 E: 0 K: 1 S: 9	H: 2 LOB: 2 BB: 1 P: 19	R: 1 E: 1 K: 1 S: 13	H: 2 LOB: 1 BB: 0 P: 20	R: 0 E: 0 K: 2 S: 9	H: 0 LOB: 0 BB: 0 P: 12	R: 0 E: 0 K: 2 S: 8	H: 0 LOB: 0 BB: 0 P: 11	1B: 4 2B: 1 3B: 1 HR: 0	SF: 0 SAC: 0 DP: 2 HBP: 0
--------------	------------------------------	----------------------------------	------------------------------	----------------------------------	------------------------------	----------------------------------	------------------------------	----------------------------------	------------------------------	----------------------------------	------------------------------	----------------------------------	-------------------------------	----------------------------------	------------------------------	----------------------------------	------------------------------	----------------------------------	----------------------------------	------------------------------------

PITCHER	IP	WLS	BF	H	R	ER	SO	BB	IBB	HBP	BLK	WP	HR	S	P	ERA	WHIP
Jon Garland, R ERA: 4.39 (1, 1)	6.0	W	26	5	2	2	8	4	0	0	0	0	0	55	102	3.00	1.500
Scott Sullivan, R ERA: 3.29 (7, 1)	0.2		3	1	0	0	1	0	0	0	0	0	0	8	13	0.00	1.500
Damaso Marte, L ERA: 1.77 (7, 1)	1.2	H	5	0	0	0	3	0	0	0	0	0	0	14	19	0.00	0.000
Tom Gordon, R ERA: 3.45 (9, 1)	0.2		2	0	0	0	1	0	0	0	0	0	0	5	6	0.00	0.000

BOTTOM

Chicago White Sox @ Detroit Tigers
Comerica Park, Detroit, MI
Sat Aug 30 2003, 7:05 PM EDT
Att. 15,786 - Sunny - 71 F

livebaseballscorecards.com

AB	31
R	2
H	6
RBI	2
BB	4
SO	13
LOB	17



WP	PA	ERA	WHIP
0	36		

Batter	1	2	3	4	5	6	7	8	9	AB R H RBI BB SO LOB	TOP		
Roberto Alomar, S (1, 4) OBP: 0.337, SLG: 0.355	2-0 F8		0-0 B1-3			3-1 2B		3-2 1B 2B	1-1 1B SF7 2B	5 2 3 1 0 0 1			
Carlos Lee, R (1, 7) Sandy Alomar Jr., R (9, 2) OBP: 0.330, SLG: 0.494 OBP: 0.284, SLG: 0.406	1-2 F9			0-0 1B		3-1 G6-3		1-2 G5-3	0-0 1B	5 0 2 1 0 0 2 0 0 0 0 0 0 0			
Frank Thomas, R (1, 10) OBP: 0.391, SLG: 0.574	1-0 G1-3			4-1 1B			4-2 G5-3 BB	4-0 1B IBB	2-2 SF7	1 0 0 1 3 0 0			
Magglio Ordonez, R (1, 9) OBP: 0.386, SLG: 0.560		0-3 K		0-1 G6-4-3			0-0 G5-3	2-2 1B	2-3 K	5 0 1 1 0 2 3			
Carl Everett, S (1, 8) Willie Harris, L (8, 8) OBP: 0.368, SLG: 0.519 OBP: 0.236, SLG: 0.218		0-0 F7			4-0 14 G5-4-3 BB		0-0 F8	0-0 P5		3 0 0 0 1 0 3 0 0 0 0 0 0 0			
14 Paul Konerko, R (1, 3) Aaron Rowand, R (9, PR) OBP: 0.309, SLG: 0.414 OBP: 0.307, SLG: 0.421		2-3 K		1-0 G5-4-3			4-1 BB		4-1 BB SH1-4 BB	2 0 0 0 2 1 1 0 1 0 0 0 0 0			
Jose Valentin, S (1, 6) OBP: 0.311, SLG: 0.447			3-2 P6		1-2 F7		0-1 G4-3		0-0 SH1-4	3 0 0 0 0 0 2			
24 Joe Crede, R (1, 5) OBP: 0.308, SLG: 0.429			1-1 1B			2-1 G6-3		0-1 HR	3-2 E BB 2B HBP	3 2 2 1 0 0 0			
Miguel Olivo, R (1, 2) Brian Daubach, L (9, PH) OBP: 0.280, SLG: 0.359 OBP: 0.374, SLG: 0.396			1-3 K			1-0 G5-3		0-1 G6-3	4-2 2B 1B BB	3 0 0 0 0 1 1 0 1 0 0 1 0 0			
Inning Stats	R: 0 H: 0 E: 0 LOB: 0 K: 0 BB: 0 S: 5 P: 9	R: 0 H: 0 E: 0 LOB: 0 K: 2 BB: 0 S: 7 P: 9	R: 0 H: 1 E: 0 LOB: 1 K: 1 BB: 0 S: 9 P: 14	R: 0 H: 1 E: 0 LOB: 0 K: 0 BB: 1 S: 4 P: 8	R: 0 H: 0 E: 0 LOB: 0 K: 0 BB: 1 S: 4 P: 10	R: 0 H: 1 E: 0 LOB: 1 K: 0 BB: 0 S: 7 P: 16	R: 0 H: 0 E: 0 LOB: 2 K: 0 BB: 2 S: 8 P: 16	R: 2 H: 3 E: 0 LOB: 2 K: 0 BB: 1 S: 17 P: 27	R: 4 H: 2 E: 1 LOB: 1 K: 1 BB: 2 S: 15 P: 31	1B: 4 SF: 1 2B: 3 SAC: 1 3B: 0 DP: 2 HR: 1 HBP: 1	WP: 0 PA: 40 PB: 0 SB: 0 CS: 1		
PITCHER	IP WLS BF H R ER SO BB IBB HBP BLK WP HR S P ERA WHIP											PITCHER	IP WLS BF H R ER SO BB IBB HBP BLK WP HR S P ERA WHIP
34 Nate Cornejo, R (1, 1) ERA: 4.65	7.2 L 31 6 2 2 3 4 1 0 0 0 0 1 60 108 2.35 1.304												
Jamie Walker, L (8, 1) ERA: 3.42	0.1 1 0 0 0 0 0 0 0 0 0 0 0 1 1 0.00 0.000												
Danny Patterson, R (9, 1) ERA: 4.41	0.1 5 1 4 4 0 2 0 0 1 0 0 0 8 20 108.00 9.000												
53 Brian Schmack, R (9, 1) ERA: 1.93	0.2 3 1 0 0 0 1 0 0 0 0 0 0 7 11 0.00 1.500												

Chicago White Sox @ Detroit Tigers
Comerica Park, Detroit, MI
Sun Aug 31 2003, 1:05 PM EDT
Att. 15,873 - Cloudy - 71 F

livebaseballscorecards.com

AB 30
R 6
H 8
RBI 5
BB 7
SO 4
LOB 13



BOTTOM

Chicago White Sox @ Detroit Tigers
Comerica Park, Detroit, MI

livebaseballscorecards.com

AB	29
R	1
H	4
RBI	1
BB	1
SO	9
LOB	6



WP:	0	PA:	31
PB:	0		
SB:	0		
CS:	1		

ERA	1.12	WHIP	0.625
ERA	0.00	WHIP	0.000

Sun Aug 31 2003, 1:05 PM EDT
Att. 15,873 - Cloudy - 71 F

AB R H RBI BB SO LOB

4	0	1	0	0	1	1
4	0	1	0	0	2	1
4	0	0	0	0	1	1
3	0	0	0	0	2	0
3	0	0	0	0	2	1
3	1	1	0	0	0	1
3	0	1	1	0	0	0
3	0	0	0	0	1	1
2	0	0	0	0	0	0
0	0	0	0	1	0	0
0	0	0	0	0	0	0

Batter	1	2	3	4	5	6	7	8	9
Alex Sanchez, L (1, 8) OBP: 0.313, SLG: 0.362	2-2 G3		0-0 1B			1-2 F8		0-3 K	
Danny Klassen, R (1, 5) OBP: 0.288, SLG: 0.364	2-3 K		0-3 K			0-0 1B			3-2 F8
Carlos Pena, L (1, 3) OBP: 0.333, SLG: 0.470	0-1 L4			1-0 P6		0-3 K			0-1 G3-1
Dmitri Young, S (1, 10) OBP: 0.370, SLG: 0.556		3-2 L7		2-3 K			1-1 G6-4-3 HBP		2-3 K
Kevin Witt, L (1, 7) OBP: 0.309, SLG: 0.418		0-3 K		0-1 F8			3-3 K		
Craig Monroe, R (1, 9) OBP: 0.283, SLG: 0.440		1-2 1B			2-2 L5		1 SAFE 2-2 G6-4-3		
Warren Morris, L (1, 4) OBP: 0.336, SLG: 0.386		3-2 1B			0-0 P3			3-2 G4-3	
15 Brandon Inge, R (1, 2) OBP: 0.269, SLG: 0.360		0-1 G3-1			1-1 F8			3-3 K	
Ramon Santiago, S (1, 6) OBP: 0.283, SLG: 0.273			1-1 B1-3			1-2 G4-3		4-2 BB	
Bobby Higginson, L (8, PH) OBP: 0.320, SLG: 0.377									
Shane Halter, R (9, 6) OBP: 0.268, SLG: 0.337									

Inning Stats	R: 0	H: 0	E: 0	K: 1	S: 9	R: 1	H: 2	E: 0	K: 1	S: 17	R: 0	H: 1	E: 0	K: 1	S: 6	R: 0	H: 0	E: 0	K: 1	S: 6	R: 0	H: 0	E: 0	K: 0	S: 6	R: 0	H: 1	E: 0	K: 1	S: 11	R: 0	H: 0	E: 0	K: 1	S: 8	R: 0	H: 0	E: 0	K: 2	S: 12	R: 0	H: 0	E: 0	K: 1	S: 9	1B: 3	2B: 1	3B: 0	HR: 0	SF: 0	SAC: 0	DP: 1	HBP: 1
--------------	------	------	------	------	------	------	------	------	------	-------	------	------	------	------	------	------	------	------	------	------	------	------	------	------	------	------	------	------	------	-------	------	------	------	------	------	------	------	------	------	-------	------	------	------	------	------	-------	-------	-------	-------	-------	--------	-------	--------

PITCHER	IP	WLS	BF	H	R	ER	SO	BB	IBB	HBP	BLK	WP	HR	S	P	ERA	WHIP
Esteban Loaiza, R (1, 1) ERA: 2.45	8.0		28	4	1	1	8	1	0	1	0	0	0	75	111	1.12	0.625
Tom Gordon, R (9, 1) ERA: 3.39	1.0		3	0	0	0	1	0	0	0	0	0	0	9	14	0.00	0.000

Batter	1	2	3	4	5	6	7	8	9	AB R H RBI BB SO LOB	TOP	
18 Johnny Damon, L (1, 8) OBP: 0.349, SLG: 0.413	3-2 P3		0-1 P2			1-0 F7			1-3 K	4 0 0 0 0 1 0		
Todd Walker, L (1, 4) OBP: 0.322, SLG: 0.402 Damian Jackson, R (9, 4) OBP: 0.285, SLG: 0.317	1-3 K			1-0 P4		2-1 G3			3-2 G4-3	4 0 0 0 0 1 0 0 0 0 0 0 0 0		
Nomar Garciaparra, R (1, 6) OBP: 0.360, SLG: 0.547	1-3 K			1-0 G6-3			3-2 P4			3 0 0 0 0 1 0		
34 David Ortiz, L (1, 10) OBP: 0.373, SLG: 0.585		0-1 F7		2-2 G5-3			2-2 F7			3 0 0 0 0 0 0		
Kevin Millar, R (1, 3) OBP: 0.355, SLG: 0.485		2-0 P4			4-2 G3-6 BB		1-1 G1-3			2 0 0 0 1 0 0		
Trot Nixon, L (1, 9) OBP: 0.401, SLG: 0.585		3-2 HR			1-0 G3-6 1-2f			3-2 P5		3 1 1 1 0 0 1		
Bill Mueller, S (1, 5) OBP: 0.396, SLG: 0.546		2-2 F8			0-1 F8			0-1 G6-3		3 0 0 0 0 0 0		
Jason Varitek, S (1, 2) OBP: 0.352, SLG: 0.524			1-3 K			3-2 P5			0-0 F7	3 0 0 0 0 1 0		
Gabe Kapler, R (1, 7) OBP: 0.335, SLG: 0.390			1-0 F8			0-0 HR			1-2 K	3 1 1 1 0 1 0		
Inning Stats	R: 0 H: 0 E: 0 LOB: 0 K: 2 BB: 0 S: 10 P: 15	R: 1 H: 1 E: 0 LOB: 0 K: 0 BB: 0 S: 12 P: 19	R: 0 H: 0 E: 0 LOB: 0 K: 1 BB: 0 S: 7 P: 9	R: 0 H: 0 E: 0 LOB: 0 K: 0 BB: 0 S: 5 P: 9	R: 0 H: 0 E: 0 LOB: 0 K: 0 BB: 1 S: 5 P: 10	R: 1 H: 1 E: 0 LOB: 0 K: 0 BB: 0 S: 9 P: 15	R: 0 H: 0 E: 0 LOB: 0 K: 0 BB: 0 S: 9 P: 15	R: 0 H: 0 E: 0 LOB: 0 K: 0 BB: 0 S: 6 P: 9	R: 0 H: 0 E: 0 LOB: 0 K: 2 BB: 0 S: 11 P: 16	1B: 0 SF: 0 2B: 0 SAC: 0 3B: 0 DP: 1 HR: 2 HBP: 0	WP: 0 PA: 29 PB: 0 SB: 0 CS: 0	
PITCHER Bartolo Colon, R (1, 1) ERA: 4.08	IP WLS BF H R ER SO BB IBB HBP BLK WP HR S P ERA WHIP	9.0 L 29 2 2 2 5 1 0 0 0 0 0 2 74 117 2.00 0.333										

Boston Red Sox @ Chicago White Sox
 U.S. Cellular Field, Chicago, IL
 Tue Sep 02 2003, 8:05 PM EDT
 Att. 23,943 - Sunny - 71 F

livebaseballscorecards.com

AB	28
R	2
H	2
RBI	2
BB	1
SO	5
LOB	1



Batter	1	2	3	4	5	6	7	8	9	AB	R	H	RBI	BB	SO	LOB	BOTTOM			
Roberto Alomar, S OBP: 0.338, SLG: 0.357 (1, 4)	1-2 BB FC4-5 2B	3-3 K			1-2 L7		1-2 G4-6-3 HBP			3	1	1	0	0	1	1	Boston Red Sox @ Chicago White Sox U.S. Cellular Field, Chicago, IL Tue Sep 02 2003, 8:05 PM EDT Att. 23,943 - Sunny - 71 F			
Carlos Lee, R OBP: 0.330, SLG: 0.494 (1, 7)	2-2 F8		3-1 2B		2-2 P6		0-1 G4-6-3 1-2f			4	0	1	0	0	0	3				
Frank Thomas, R OBP: 0.390, SLG: 0.570 (1, 10)	1-1 FC4-5 BB HBP		3-2 F9			1-3 K		0-2 K		3	0	0	0	0	2	1				
Magglio Ordonez, R OBP: 0.385, SLG: 0.556 (1, 9)	4-1 FC4-5 BB		1-2 P6			2-2 G4-3		3-2 G5-3		3	0	0	0	1	0	1				
Carl Everett, S OBP: 0.368, SLG: 0.516 (1, 8)	1-2 FC4-5 1-2 2-3f 3-H		3-3 K2-3			2-2 14 1B HBP		2-2 G2-3		3	0	0	1	0	1	3				
14 Paul Konerko, R OBP: 0.308, SLG: 0.412 (1, 3)	1-2 F9		1-0 F7			1 SAFE 0-2 SAFE 1-2 1B		2-2 F7		4	0	1	0	0	0	2				
Jose Valentin, S OBP: 0.310, SLG: 0.444 (1, 6)		1-1 G1-3 HBP		3-3 K		2-1 P5		1-2 P5		3	0	0	0	0	1	2				
24 Joe Crede, R OBP: 0.307, SLG: 0.430 (1, 5)		1-2 F8		3-1 F7			0-0 G4-3 2B		1-1 F7		4	0	1	0	0	1				
Miguel Olivo, R OBP: 0.278, SLG: 0.356 Armando Rios, L OBP: 0.255, SLG: 0.310 Sandy Alomar Jr., R OBP: 0.284, SLG: 0.406 (7, PH) (8, 2)		0-1 G1-3			2-2 G5-3		2-0 G4-3 2-3			2	0	0	0	0	0	1				
										1	0	0	0	0	0	1				
										0	0	0	0	0	0	0				
Inning Stats	R: 1 E: 0 K: 0 S: 15	H: 1 LOB: 2 BB: 1 P: 25	R: 0 E: 0 K: 1 S: 9	H: 0 LOB: 1 BB: 0 P: 14	R: 0 E: 0 K: 1 S: 14	H: 1 LOB: 1 BB: 0 P: 24	R: 0 E: 0 K: 1 S: 6	H: 0 LOB: 0 BB: 0 P: 13	R: 0 E: 0 K: 0 S: 13	H: 1 LOB: 2 BB: 0 P: 22	R: 0 E: 0 K: 0 S: 6	H: 1 LOB: 1 BB: 0 P: 9	R: 0 E: 0 K: 1 S: 9	H: 0 LOB: 0 BB: 0 P: 14	R: 0 E: 0 K: 0 S: 11	H: 0 LOB: 0 BB: 0 P: 15	1B: 1 2B: 3 3B: 0 HR: 0	SF: 0 SAC: 0 DP: 1 HBP: 4	WP: 0 PB: 0 SB: 0 CS: 0	PA: 35
PITCHER	IP WLS BF H R ER SO	WLS H H S	WLS H H S	WLS H H S	WLS H H S	WLS H H S	WLS H H S	WLS H H S	WLS H H S	WLS H H S	WLS H H S	WLS H H S	WLS H H S	WLS H H S	WLS H H S	WLS H H S	ERA WHIP	ERA WHIP		
John Burkett, R ERA: 4.84 (1, 1)	6.0 W 25	H 3	R 1	ER 1	SO 4	BB 1	IBB 0	HBP 3	BLK 0	WP 0	HR 0	S 72	P 116	ERA 1.50	WHIP 0.667					
Brandon Lyon, R ERA: 3.91 (7, 1)	0.1 H 3	1 0	0 0	0 0	0 0	0 0	0 0	1 0	0 0	0 0	0 0	4 11	7 16	0.00 0.000	3.000					
Scott Williamson, R ERA: 3.47 (7, 1)	1.2 H 4	0 0	0 0	0 0	1 0	0 0	0 0	0 0	0 0	0 0	0 0	11 15	16 15	0.00 0.000	0.000					
Byung-Hyun Kim, R ERA: 3.62 (9, 1)	1.0 S 3	0 0	0 0	0 0	0 0	0 0	0 0	0 0	0 0	0 0	0 0	11 15	15 15	0.00 0.000	0.000					

livebaseballscorecards.com

AB	30
R	1
H	4
RBI	1
BB	1
SO	5
LOB	16



Boston Red Sox @ Chicago White Sox
 U.S. Cellular Field, Chicago, IL

Wed Sep 03 2003, 7:05 PM EDT
 Att: 20,082 - Cloudy - 81 F

AB	40
R	5
H	11
RBI	5
BB	3
SO	5
LOB	15



AB	R	H	RBI	BB	SO	LOB
5	0	1	0	0	1	0
5	0	1	0	0	1	2
5	1	1	0	0	1	3
4	1	2	0	1	0	0
5	2	3	4	0	0	2
3	0	0	0	2	0	4
5	1	2	1	0	0	1
4	0	0	0	0	2	2
4	0	1	0	0	0	1

Batter	1	2	3	4	5	6	7	8	9	10
18 Johnny Damon, L OBP: 0.348, SLG: 0.411	0-1 B1-3		1-0 P3		1-3 K		2-2 1B		0-2 G1-3	
Bill Mueller, S OBP: 0.394, SLG: 0.543	1-1 F9		0-0 P5			0-1 1B	3-3 K		2-2 G5-3	
Nomar Garciaparra, R OBP: 0.359, SLG: 0.544	1-0 1B		0-0 F7			0-0 1B	1-3 K		2-2 F8	
Manny Ramirez, R OBP: 0.419, SLG: 0.574	0-2 1B			1-2 G5-3		2-1 2B		4-2 BB		0-0 G6-3
34 David Ortiz, L OBP: 0.375, SLG: 0.602	0-2 1B			0-0 G6-3		0-0 P2		0-1 HR		2-2 HR
Kevin Millar, R OBP: 0.355, SLG: 0.482	0-1 FC6-4			4-0 BB		3-2 F7		4-2 BB		3-2 F8
Jason Varitek, S OBP: 0.352, SLG: 0.530		2-2 G5-3		1-2 L6			1-0 HR	0-1 WP		2-2 G5-3
Gabe Kapler, R OBP: 0.328, SLG: 0.380		1-3 K			0-2 L4		0-1 P2	2-3 K		
Damian Jackson, R OBP: 0.284, SLG: 0.315		3-1 L3			2-2 G4-3		1-2 1B	3-2 F7		

Inning Stats	R: 1	H: 3	E: 0	LOB: 2	K: 0	BB: 0	S: 13	P: 15	R: 0	H: 0	E: 0	LOB: 0	K: 1	BB: 0	S: 10	P: 16	R: 0	H: 0	E: 0	LOB: 1	K: 0	BB: 1	S: 7	P: 13	R: 0	H: 2	E: 0	LOB: 2	K: 0	BB: 0	S: 9	P: 14	R: 1	H: 3	E: 0	LOB: 2	K: 2	BB: 0	S: 16	P: 24	R: 2	H: 2	E: 0	LOB: 1	K: 1	BB: 2	S: 14	P: 27	R: 0	H: 0	E: 0	LOB: 0	K: 0	BB: 0	S: 11	P: 15	R: 1	H: 1	E: 0	LOB: 0	K: 0	BB: 0	S: 11	P: 18	1B: 7	SF: 0	2B: 1	SAC: 0	3B: 0	DP: 0	HR: 3	HBP: 0	WP: 1	PA: 43
--------------	------	------	------	--------	------	-------	-------	-------	------	------	------	--------	------	-------	-------	-------	------	------	------	--------	------	-------	------	-------	------	------	------	--------	------	-------	------	-------	------	------	------	--------	------	-------	-------	-------	------	------	------	--------	------	-------	-------	-------	------	------	------	--------	------	-------	-------	-------	------	------	------	--------	------	-------	-------	-------	-------	-------	-------	--------	-------	-------	-------	--------	-------	--------

PITCHER	IP	WLS	BF	H	R	ER	SO	BB	IBB	HBP	BLK	WP	HR	S	P	ERA	WHIP
56 Mark Buehrle, L ERA: 4.22	6.2		29	8	2	2	3	1	0	0	0	0	1	65	95	2.70	1.350
Scott Sullivan, R ERA: 3.6	(7.1)	0.1	4	1	2	2	1	2	0	0	0	0	1	9	18	54.00	9.000
Damaso Marte, L ERA: 1.73	(8.1)	1.2	5	1	0	0	1	0	0	0	0	1	0	14	21	0.00	0.600
Tom Gordon, R ERA: 3.46	(9.1)	1.1	L	5	1	1	0	0	0	0	0	0	1	16	25	6.75	0.750

Batter	1	2	3	4	5	6	7	8	9	10	AB	R	H	RBI	BB	SO	LOB
Roberto Alomar, S OBP: 0.340, SLG: 0.358 (1, 4) 											4	2	2	0	1	0	0
Carlos Lee, R OBP: 0.330, SLG: 0.497 (1, 7) 											5	0	2	1	0	1	2
Frank Thomas, R OBP: 0.392, SLG: 0.569 (1, 10) Aaron Rowand, R OBP: 0.307, SLG: 0.421 (9, PR) 											3	0	1	0	2	1	1
Magglio Ordonez, R OBP: 0.386, SLG: 0.559 (1, 9) 											5	0	3	1	0	0	3
Carl Everett, S OBP: 0.365, SLG: 0.511 (1, 8) Willie Harris, L OBP: 0.234, SLG: 0.217 (8, 8) 											4	0	0	0	0	0	4
14 Paul Konerko, R OBP: 0.309, SLG: 0.410 (1, 3) 											4	0	1	0	1	1	3
Jose Valentin, S OBP: 0.311, SLG: 0.450 (1, 6) 											5	1	2	1	0	1	2
24 Joe Crede, R OBP: 0.306, SLG: 0.427 (1, 5) 											5	1	1	0	0	0	1
Sandy Alomar Jr., R OBP: 0.285, SLG: 0.405 (1, 2) Brian Daubach, L OBP: 0.374, SLG: 0.396 (8, PH) Tony Graffanino, R OBP: 0.331, SLG: 0.451 (8, PH) Miguel Olivo, R OBP: 0.278, SLG: 0.356 (9, 2) 											3	0	1	0	0	0	0

AB	40
R	4
H	13
RBI	3
BB	4
SO	6
LOB	18

BOTTOM

Boston Red Sox @ Chicago White Sox
U.S. Cellular Field, Chicago, IL

Wed Sep 03 2003, 7:05 PM EDT
Att. 20,082 - Cloudy - 81 F

livebaseballscorecards.com

Inning Stats	R: 0	H: 0	E: 0	K: 1	S: 7	R: 0	H: 1	E: 0	K: 1	S: 7	R: 1	H: 1	E: 0	K: 0	S: 12	R: 0	H: 1	E: 0	K: 0	S: 7	R: 1	H: 3	E: 1	K: 0	S: 6	R: 0	H: 1	E: 0	K: 0	S: 6	R: 1	H: 3	E: 0	K: 1	S: 16	R: 1	H: 1	E: 0	K: 1	S: 9	R: 0	H: 2	E: 0	K: 2	S: 14	R: 0	H: 0	E: 0	K: 0	S: 6	R: 1	H: 0	E: 0	K: 0	S: 9	R: 0	H: 0	E: 0	K: 0	S: 6	1B: 9	2B: 4	3B: 0	HR: 1	SF: 0	SAC: 0	DP: 2	HBP: 0	WP: 0	PA: 44
PITCHER Derek Lowe, R ERA: 4.73 (1, 1) 50 Mike Timlin, R ERA: 3.66 (8, 1) Scott Sauerbeck, L ERA: 4.5 (8, 1) Byung-Hyun Kim, R ERA: 3.55 (9, 1)	IP	WLS	BF	H	R	ER	SO	BB	IBB	HBP	BLK	WP	HR	S	P	ERA	WHIP																																																					
	7.0		33	10	3	3	3	2	2	0	0	0	0	61	103	3.86	1.714																																																					
	0.1	B	2	1	1	1	0	0	0	0	0	0	1	3	6	27.00	3.000																																																					
	0.2		2	0	0	0	1	0	0	0	0	0	0	6	8	0.00	0.000																																																					
	2.0	W	7	2	0	0	2	0	0	0	0	0	0	20	30	0.00	1.000																																																					

Batter	1	2	3	4	5	6	7	8	9	AB R H RBI BB SO LOB	TOP											
Coco Crisp, S (1, 8) OBP: 0.330, SLG: 0.385	3-1 F7		1-1 F9			2-2 F7		1-0 HBP BB G3 1B		4 1 1 0 0 0 0												
Casey Blake, R (1, 5) OBP: 0.320, SLG: 0.431	1-0 F8		3-3 K			4-0 BB		4-1 SAFE G3 HBP 1-2 BB		2 0 0 0 2 1 0												
Jody Gerut, L (1, 7) OBP: 0.338, SLG: 0.499	2-1 2B				2-1 G4-3		0-0 SAFE G4-3-6-3-6 1-2f		4-2 G3 1-2 HBP 2-3		3 0 1 0 0 0 1											
Ben Broussard, L (1, 3) OBP: 0.328, SLG: 0.457	1-0 F7				3-1 P6		0-1 48 1B 3B		2-1 G3 1-2 2-3 3-H		4 1 1 1 0 0 3											
Alex Escobar, R (1, 9)					0-1 G5-3		2-3 K		2-3 K		4 0 0 0 0 2 3											
48 Travis Hafner, L (1, 10) OBP: 0.337, SLG: 0.500					1-3 K		1-0 41 G4-6-3 1B		2-3 K		4 0 1 1 0 2 0											
41 Victor Martinez, S (1, 2) OBP: 0.325, SLG: 0.305 Zach Sorensen, S (9, PR) OBP: 0.286, SLG: 0.257					0-0 2B		1-1 G4-6-3 1-2f		0-2 DI 1B		3 0 2 0 1 0 1 0 0 0 0 0 0 0											
2 Jhonny Peralta, R (1, 6) OBP: 0.282, SLG: 0.302 Matt Lawton, L (9, PH) OBP: 0.343, SLG: 0.420					4-2 G6-3 BB				3-1 F8		2 0 0 0 1 0 1 1 0 0 0 0 1 1											
Brandon Phillips, R (1, 4) OBP: 0.249, SLG: 0.324					1-1 G6-3 1-2f				0-0 HR		4 1 1 1 0 1 3											
Inning Stats	R: 0 E: 0 K: 0 S: 6	H: 1 LOB: 1 BB: 0 P: 13	R: 0 E: 0 K: 0 S: 11	H: 0 LOB: 1 BB: 1 P: 19	R: 0 E: 0 K: 1 S: 9	H: 0 LOB: 0 BB: 0 P: 15	R: 0 E: 0 K: 0 S: 6	H: 0 LOB: 0 BB: 0 P: 11	R: 0 E: 0 K: 1 S: 10	H: 1 LOB: 1 BB: 1 P: 16	R: 0 E: 0 K: 0 S: 6	H: 0 LOB: 0 BB: 1 P: 12	R: 1 E: 0 K: 1 S: 8	H: 2 LOB: 0 BB: 0 P: 12	R: 2 E: 0 K: 1 S: 16	H: 2 LOB: 2 BB: 1 P: 32	R: 0 E: 0 K: 3 S: 13	H: 1 LOB: 2 BB: 0 P: 17	1B: 3 2B: 2 3B: 1 HR: 1	SF: 0 SAC: 0 DP: 3 HBP: 1	WP: 0 PB: 0 SB: 0 CS: 0	PA: 36
PITCHER	IP WLS BF H R ER SO BB IBB HBP BLK WP HR S P ERA WHIP																					
Jon Garland, R (1, 1) ERA: 4.31	7.1 W 27 5 2 2 3 3 0 0 0 0 0 1 59 104 2.46 1.091																					
Scott Sullivan, R (8, 1) ERA: 3.76	0.0 2 1 0 0 0 1 0 0 0 0 0 0 2 7 ∞ ∞																					
Damaso Marte, L (8, 1) ERA: 1.7	1.0 H 5 1 1 1 2 0 0 1 0 0 0 0 18 28 9.00 1.000																					
Tom Gordon, R (9, 1) ERA: 3.43	0.2 S 2 0 0 0 2 0 0 0 0 0 0 0 6 8 0.00 0.000																					

Cleveland Indians @ Chicago White Sox
U.S. Cellular Field, Chicago, IL
 Fri Sep 05 2003, 8:05 PM EDT
 Att. 27,196 - Sunny - 69 F

AB	31
R	3
H	7
RBI	3
BB	4
SO	7
LOB	13



livebaseballscorecards.com

Batter	1	2	3	4	5	6	7	8	9	AB R H RBI BB SO LOB	TOP											
Coco Crisp, S (1, 8) OBP: 0.326, SLG: 0.381	1-0 F9		0-0 G5-3		1-3 K		0-0 SH1-4		0-1 F7	4 0 0 0 0 1 2												
Brandon Phillips, R (1, 4) OBP: 0.246, SLG: 0.320	1-3 K		1-3 K		2-2 F8		0-0 G6-3			4 0 0 0 0 2 3												
Jody Gerut, L (1, 7) OBP: 0.339, SLG: 0.505	1-3 K		3-2 HR		3-3 K		4-0 IBB			3 1 1 3 1 2 0												
Casey Blake, R (1, 5) OBP: 0.319, SLG: 0.429		0-1 1B	0-2 F8			0-3 K	1-0 F8			4 0 1 0 0 1 2												
Ben Broussard, L (1, 3) OBP: 0.330, SLG: 0.458		1-3 K		1-0 HR		0-1 48 1B		2-3 K		4 1 2 0 0 2 1												
Alex Escobar, R (1, 9) OBP: 0.234, SLG: 0.444		1-0 P3		2-1 F8		1-2 F8		0-3 K		4 0 0 0 0 1 3												
48 Travis Hafner, L (1, 10) OBP: 0.336, SLG: 0.496		2-3 K		2-3 K		2-0 1B		2-3 K		4 0 1 0 0 3 2												
Josh Bard, S (1, 2) OBP: 0.288, SLG: 0.325			1-1 2 2B HR		0-1 1-H HR		0-0 G4-3		0-0 L8	4 2 2 2 0 0 2												
2 Jhonny Peralta, R (1, 6) OBP: 0.286, SLG: 0.308			1-1 HR		1-3 K		4-2 SH1-4 BB		2-2 G6-3	3 1 1 0 1 1 0												
Inning Stats	R: 0 E: 0 K: 2 S: 9	H: 0 LOB: 0 BB: 0 P: 12	R: 0 E: 0 K: 2 S: 9	H: 1 LOB: 1 BB: 0 P: 13	R: 3 E: 0 K: 1 S: 16	H: 3 LOB: 0 BB: 0 P: 22	R: 2 E: 0 K: 2 S: 11	H: 2 LOB: 0 BB: 0 P: 17	R: 0 E: 0 K: 1 S: 14	H: 0 LOB: 0 BB: 0 P: 20	R: 0 E: 0 K: 1 S: 12	H: 2 LOB: 2 BB: 0 P: 15	R: 0 E: 0 K: 0 S: 6	H: 0 LOB: 2 BB: 2 P: 15	R: 0 E: 0 K: 3 S: 10	H: 0 LOB: 0 BB: 0 P: 14	R: 0 E: 0 K: 0 S: 6	H: 0 LOB: 0 BB: 0 P: 8	1B: 5 2B: 1 3B: 0 HR: 2	SF: 0 SAC: 1 DP: 0 HBP: 0	WP: 0 PB: 0 SB: 0 CS: 0	PA: 37
PITCHER	IP WLS BF H R ER SO BB IBB HBP BLK WP HR S P ERA WHIP																					
Esteban Loaiza, R (1, 1) ERA: 2.6	7.0 W 31 8 5 5 10 1 1 0 0 0 2 77 114 6.43 1.286																					
Damaso Marte, L (8, 1) ERA: 1.68	1.0 H 3 0 0 0 3 0 0 0 0 0 0 10 14 0.00 0.000																					
Tom Gordon, R (9, 1) ERA: 3.38	1.0 S 3 0 0 0 0 0 0 0 0 0 0 6 8 0.00 0.000																					

Cleveland Indians @ Chicago White Sox
 U.S. Cellular Field, Chicago, IL
 Sat Sep 06 2003, 1:15 PM EDT
 Att. 24,796 - Sunny - 69 F

livebaseballscorecards.com

AB	34
R	5
H	8
RBI	5
BB	2
SO	13
LOB	15



Batter	1	2	3	4	5	6	7	8	9
Tony Graffano, R (1, 4) OBP: 0.332, SLG: 0.446 Roberto Alomar, S (7, PH) OBP: 0.340, SLG: 0.358 (8, 4)	4-1 S 1B BB	0-1 P4		1-2 G3-1			1-1 2B 14 1B	2-3 K	
Carlos Lee, R (1, 7) OBP: 0.334, SLG: 0.497 Willie Harris, L (9, 8) OBP: 0.234, SLG: 0.217	1-1 S HR 1B	0-2 S 1B			0-1 F9		0-0 P3	0-1 1B	
Frank Thomas, R (1, 10) OBP: 0.387, SLG: 0.558	2-3 SAFE K 1-2	2-3 SAFE K 1-2			3-0 F8		1-3 SAFE K	2-2 F7	
Magglio Ordonez, R (1, 9) OBP: 0.386, SLG: 0.563	4-1 HR BB		0-2 P2		0-1 P5		3-2 SAFE SAFE 14 1B 2B		
14 Paul Konerko, R (1, 3) OBP: 0.317, SLG: 0.430	1-1 P2		0-1 F7			1-0 HR	1-1 24 2B 1B		
Carl Everett, S (1, 8) OBP: 0.369, SLG: 0.522 Aaron Rowand, R (8, 8) OBP: 0.307, SLG: 0.421 (9, 7)	0-1 1-H 2-H HR		1-3 K			2-3 K	2-2 24 2B 1B		
24 Joe Crede, R (1, 5) OBP: 0.307, SLG: 0.433	3-2 2B			2-0 G5-3		1-3 K	2-2 1-3 2-H 2B		
Jose Valentin, S (1, 6) OBP: 0.311, SLG: 0.447	2-3 K			1-3 K		4-1 BB	1-1 F8		
Miguel Olivo, R (1, 2) OBP: 0.276, SLG: 0.356 Brian Daubach, L (6, PH) OBP: 0.372, SLG: 0.394 Sandy Alomar Jr., R (7, 2) OBP: 0.283, SLG: 0.402		2-3 K		1-2 2B		1-1 SAFE SAFE SAFE K		2-2 P5	

AB	R	H	RBI	BB	SO	LOB
2	1	0	0	1	0	1
2	1	1	0	0	1	0
5	1	3	1	0	0	1
0	0	0	0	0	0	0
5	0	0	0	0	3	4
3	2	1	0	1	0	0
4	2	2	3	0	0	2
4	1	2	3	0	2	0
0	0	0	0	0	0	0
4	0	2	1	0	1	0
3	0	0	0	1	2	3
2	0	1	0	0	1	0
1	0	0	0	0	1	1
1	0	0	0	0	0	0

BOTTOM

Cleveland Indians @ Chicago White Sox

U.S. Cellular Field, Chicago, IL

Sat Sep 06 2003, 1:15 PM EDT
Att. 24,796 - Sunny - 69 F

AB	36
R	8
H	12
RBI	8
BB	3
SO	11
LOB	12

livebaseballscorecards.com



WP: 0	PA: 39
PB: 0	
SB: 3	
CS: 0	

Inning Stats		R: 4	H: 3	E: 0	K: 2	S: 19	P: 36	R: 0	H: 1	E: 0	K: 2	S: 12	P: 16	R: 0	H: 0	E: 0	K: 1	S: 8	R: 0	H: 1	E: 0	K: 1	S: 11	P: 16	R: 0	H: 0	E: 0	K: 0	S: 5	R: 1	H: 1	E: 0	K: 3	S: 12	R: 3	H: 5	E: 0	K: 1	S: 22	R: 0	H: 1	E: 0	K: 1	S: 13	P: 19
PITCHER		IP	WLS	BF	H	R	ER	SO	BB	IBB	HBP	BLK	WP	HR	S	P	ERA	WHIP	PITCHER		IP	WLS	BF	H	R	ER	SO	BB	IBB	HBP	BLK	WP	HR	S	P	ERA	WHIP								
Jason Stanford, L (1, 1) ERA: 4.8		5.0		22	5	4	4	6	2	0	0	0	0	0	1	55	85	7.20	1.400	Jason Stanford, L (1, 1) ERA: 4.8		5.0		22	5	4	4	6	2	0	0	0	0	0	1	55	85	7.20	1.400						
63 Rafael Betancourt, R (6, 1) ERA: 1.93		1.0	B	5	1	1	1	3	1	0	0	0	0	0	1	12	23	9.00	2.000	63 Rafael Betancourt, R (6, 1) ERA: 1.93		1.0	B	5	1	1	1	3	1	0	0	0	0	0	1	12	23	9.00	2.000						
Jack Cressend, R (7, 1) ERA: 1.93		0.2	L	4	2	2	2	1	0	0	0	0	0	0	0	11	16	27.00	3.000	Jack Cressend, R (7, 1) ERA: 1.93		0.2	L	4	2	2	2	1	0	0	0	0	0	0	11	16	27.00	3.000							
Danys Baez, R (7, 1) ERA: 3.78		0.1		4	3	1	1	0	0	0	0	0	0	0	0	11	17	27.00	9.000	Danys Baez, R (7, 1) ERA: 3.78		0.1		4	3	1	1	0	0	0	0	0	0	11	17	27.00	9.000								
Jason Boyd, R (8, 1) ERA: 4.4		1.0		4	1	0	0	1	0	0	0	0	0	0	0	13	19	0.00	1.000	Jason Boyd, R (8, 1) ERA: 4.4		1.0		4	1	0	0	1	0	0	0	0	0	13	19	0.00	1.000								

Batter	1	2	3	4	5	6	7	8	9	AB R H RBI BB SO LOB	TOP																									
Coco Crisp, S (1, 8) OBP: 0.322, SLG: 0.375	1-2 G3-1		0-0 G3		2-1 G4-3		2-0 FC6-2-5		0-3 K	5 0 0 0 0 1 1																										
Casey Blake, R (1, 5) OBP: 0.322, SLG: 0.437	0-3 K		2-1 1B			0-1 HR	4-0 IBB			3 1 2 1 1 1 0																										
Jody Gerut, L (1, 7) OBP: 0.339, SLG: 0.507	1-0 F9		0-0 F7			1-1 41 FC5-2-6 3B	3-3 K			4 0 1 0 0 1 3																										
Ben Broussard, L (1, 3) OBP: 0.331, SLG: 0.471		1-0 HR		2-0 41 G4-1 2B		1-1 G4-3		2-3 K		4 1 2 1 0 1 1																										
41 Victor Martinez, S (1, 2) OBP: 0.322, SLG: 0.303		2-3 K		0-0 G4-1		0-0 FC5-2-6		0-0 1B		4 0 1 0 0 1 2																										
48 Travis Hafner, L (1, 10) Tim Laker, R (8, PH) OBP: 0.274, SLG: 0.365		4-2 FC5-4 BB		2-2 K		3-H 1-3 K		2-3 K		2 0 0 0 1 2 2 1 0 0 0 0 1 1																										
Alex Escobar, R (1, 9) OBP: 0.235, SLG: 0.417		2-2 FC5-4		1-1 F9			4-2 56 2B 2 SF7 BB	3-3 K		3 1 0 0 1 1 3																										
56 Angel Santos, S (1, 4) OBP: 0.258, SLG: 0.444		3-2 F7			0-2 G4-3		2-1 2 SF7 FC6-2-5 2B		1-0 P6	4 0 1 0 0 0 1																										
2 Jhonny Peralta, R (1, 6) Zach Sorensen, S (9, PH) OBP: 0.279, SLG: 0.250			3-2 G6-3		1-3 K		2-2 SF7		0-3 K	2 0 0 1 0 1 0 1 0 0 0 0 1 0																										
Inning Stats	R: 0 E: 0 K: 1 S: 7	H: 0 LOB: 0 BB: 0 P: 9	R: 1 E: 0 K: 1 S: 14	H: 1 LOB: 1 BB: 1 P: 26	R: 0 E: 0 K: 0 S: 7	H: 1 LOB: 1 BB: 0 P: 12	R: 0 E: 0 K: 1 S: 8	H: 0 LOB: 0 BB: 0 P: 11	R: 1 E: 0 K: 1 S: 10	H: 2 LOB: 1 BB: 0 P: 13	R: 1 E: 0 K: 1 S: 11	H: 1 LOB: 2 BB: 2 P: 28	R: 0 E: 0 K: 3 S: 10	H: 1 LOB: 1 BB: 0 P: 17	R: 0 E: 0 K: 2 S: 7	H: 0 LOB: 0 BB: 0 P: 8	1B: 2 2B: 2 3B: 1 HR: 2	SF: 1 SAC: 0 DP: 0 HBP: 0	WP: 0 PB: 0 SB: 0 CS: 0	PA: 37																
PITCHER	IP WLS BF H R ER SO BB IBB HBP BLK WP HR S P ERA WHIP																																			
Dan Wright, R (1, 1) ERA: 5.42	5.0		21	5	2	2	4	1	0	0	0	0	2	47	75	3.60	1.200																			
Kelly Wunsch, L (6, 1) ERA: 1.74	1.0		3	0	0	0	1	0	0	0	0	0	0	6	8	0.00	0.000																			
Scott Sullivan, R (7, 1) ERA: 3.9	0.1		3	1	1	1	0	1	0	0	0	0	0	7	15	27.00	6.000																			
Scott Schoeneweis, L (7, 1) ERA: 4.85	0.2	W	3	0	0	0	1	0	1	0	0	0	0	4	13	0.00	0.000																			
Damaso Marte, L (8, 1) ERA: 1.86	1.0	H	4	1	0	0	3	0	0	0	0	0	0	10	17	0.00	1.000																			
PITCHER	IP WLS BF H R ER SO BB IBB HBP BLK WP HR S P ERA WHIP																																			
Tom Gordon, R (9, 1) ERA: 3.33	1.0		3	0	0	0	2	0	0	0	0	0	0	7	8	0.00	0.000																			

Cleveland Indians @ Chicago White Sox
U.S. Cellular Field, Chicago, IL

Sun Sep 07 2003, 2:05 PM EDT
Att. 19,999 - Sunny - 80 F

AB	33
R	3
H	7
RBI	3
BB	3
SO	11
LOB	14



Batter	1	2	3	4	5	6	7	8	9
Tony Graffano, R (1, 6) OBP: 0.336, SLG: 0.444 Jose Valentin, S (7, PH) OBP: 0.311, SLG: 0.446 (8, 6)	4-2 SH1 BB		1-0 FC6-4 1-2f			4-1 FC6-5 WP BB	2-3 K	4-0 BB 1-2 BB	
Roberto Alomar, S (1, 4) OBP: 0.340, SLG: 0.356	0-0 SH1 1-2		0-1 F8			3-2 FC6-5 BB 1-3 1B	4-2 HR BB	1-3 K	
Frank Thomas, R (1, 10) OBP: 0.388, SLG: 0.563	2-3 K		1-0 F9			4-0 1B SAFE 1-2 SF7 BB	0-0 1-H 2-H HR		
Magglio Ordonez, R (1, 9) OBP: 0.387, SLG: 0.561	2-1 F9				4-1 14 CS BB	3-1 BB 1-3 2-H 1B	2-2 F9		
Carlos Lee, R (1, 7) OBP: 0.332, SLG: 0.494 Aaron Rowand, R (9, 7) OBP: 0.307, SLG: 0.421		1-3 K			1-3 K	0-0 SF7		0-2 P3	
Carl Everett, S (1, 8) OBP: 0.370, SLG: 0.519 Willie Harris, L (8, PR) OBP: 0.234, SLG: 0.217 (9, 8)		1-1 G4-3			0-0 F7	1 SAFE 4-1 1-2 BB		4-1 14 HR BB	
14 Paul Konerko, R (1, 3) OBP: 0.321, SLG: 0.441		2-2 1B			1-0 CS 1-2 1B	0-0 1B		0-0 1-H HR	
24 Joe Crede, R (1, 5) OBP: 0.309, SLG: 0.433		2-3 K			1-0 P4		1-2 SH3 HR 1B	0-2 BB 1B	
Sandy Alomar Jr., R (1, 2) OBP: 0.284, SLG: 0.401			2-2 FC6-4 1B		2-2 G3		1 SAFE 0-0 SH3	1-3 K	

Inning Stats	R: 0 E: 0 K: 1 S: 8	H: 0 LOB: 1 BB: 1 P: 16	R: 0 E: 0 K: 2 S: 12	H: 1 LOB: 1 BB: 0 P: 18	R: 0 E: 0 K: 0 S: 8	H: 0 LOB: 0 BB: 1 P: 11	R: 0 E: 0 K: 0 S: 7	H: 1 LOB: 0 BB: 0 P: 10	R: 2 E: 0 K: 0 S: 15	H: 1 LOB: 2 BB: 3 P: 33	R: 3 E: 0 K: 1 S: 17	H: 2 LOB: 0 BB: 1 P: 26	R: 2 E: 0 K: 2 S: 16	H: 2 LOB: 2 BB: 2 P: 26
--------------	------------------------------	----------------------------------	-------------------------------	----------------------------------	------------------------------	----------------------------------	------------------------------	----------------------------------	-------------------------------	----------------------------------	-------------------------------	----------------------------------	-------------------------------	----------------------------------

PITCHER	IP	WLS	BF	H	R	ER	SO	BB	IBB	HBP	BLK	WP	HR	S	P	ERA	WHIP
31 Cliff Lee, L (1, 1) ERA: 3.06	5.1		22	4	2	2	4	4	0	0	0	1	0	48	89	3.38	1.500
Danys Baez, R (6, 1) ERA: 4.08	1.2	L	9	2	3	3	1	2	0	0	0	0	1	24	37	16.20	2.400
David Lee, R (8, 1) ERA: 27.0	0.2		6	2	2	2	1	2	0	0	0	0	1	13	22	27.00	6.000
David Riske, R (8, 1) ERA: 2.24	0.1		1	0	0	0	1	0	0	0	0	0	0	3	4	0.00	0.000

BOTTOM


AB	R	H	RBI	BB	SO	LOB
1	0	0	0	2	0	1
1	0	0	0	1	1	1
3	2	0	0	1	1	4
3	2	1	3	1	1	2
3	0	1	1	1	0	1
3	0	0	1	0	2	1
0	0	0	0	0	0	0
2	0	0	0	2	0	1
0	1	0	0	0	0	0
4	1	3	2	0	0	2
4	1	2	0	0	1	1
3	0	1	0	0	1	1

AB 27
R 7
H 8
RBI 7
BB 8
SO 7
LOB 15

WP: 1 **PA: 39**
PB: 0
SB: 0
CS: 1

Cleveland Indians @ Chicago White Sox
U.S. Cellular Field, Chicago, IL

livebaseballscorecards.com



Sun Sep 07 2003, 2:05 PM EDT
Att. 19,999 - Sunny - 80 F

Batter	1	2	3	4	5	6	7	8	9	AB R H RBI BB SO LOB	TOP
Shannon Stewart, R (1, 7) OBP: 0.367, SLG: 0.471	0-1 F8		1-1 P4		0-0 G6-3		0-1 2B		1-1 G6-4-3	5 0 1 0 0 0 1	
Denny Hocking, S (1, 4) OBP: 0.311, SLG: 0.379	1-1 G3		0-0 F8		1-1 E6		1-1 L1			4 0 0 0 0 0 2	
Doug Mientkiewicz, L (1, 3) OBP: 0.389, SLG: 0.454	2-1 P5		1-1 2B 1B		1-0 G6-4-3 1B		0-3 K			4 0 2 0 0 1 2	
Matthew LeCroy, R (1, 10) OBP: 0.347, SLG: 0.503		4-2 2B BB	0-2 2B		1-2 G6-4-3		1-2 F8			3 1 1 0 1 0 4	
Jacque Jones, L (1, 9) OBP: 0.331, SLG: 0.460		1-3 K	0-0 L6		1-1 G4-3		2-3 K			4 0 0 0 0 2 3	
Torii Hunter, R (1, 8) OBP: 0.304, SLG: 0.439		2-2 1B G4-3 2B		0-0 G6-3		3-2 G6-3		0-2 F8		4 1 1 1 0 0 0	
Corey Koskie, L (1, 5) OBP: 0.391, SLG: 0.463		0-2 G4-3 WP 1B		1-1 P2		3-1 1B		0-0 F8		4 0 2 0 0 0 0	
A.J. Pierzynski, L (1, 2) OBP: 0.347, SLG: 0.450		2-0 G4-3		1-0 2B		1-2 G3-1			0-1 F8	4 0 1 1 0 0 2	
Cristian Guzman, S (1, 6) OBP: 0.300, SLG: 0.348		1-3 K		0-2 G3		1-1 2B 1B			0-1 G6-4-3 1B	4 0 2 0 0 1 2	
Inning Stats	R: 0 E: 0 K: 0 S: 6 H: 0 LOB: 0 P: 9	R: 2 E: 0 K: 2 S: 17 H: 2 LOB: 1 BB: 1 P: 27	R: 0 E: 0 K: 0 S: 9 H: 2 LOB: 2 BB: 0 P: 11	R: 0 E: 0 K: 0 S: 8 H: 1 LOB: 1 BB: 0 P: 10	R: 0 E: 1 K: 0 S: 7 H: 1 LOB: 1 BB: 0 P: 10	R: 0 E: 0 K: 0 S: 10 H: 1 LOB: 1 BB: 0 P: 18	R: 0 E: 0 K: 1 S: 13 H: 2 LOB: 2 BB: 0 P: 16	R: 0 E: 0 K: 1 S: 7 H: 0 LOB: 0 BB: 0 P: 9	R: 0 E: 0 K: 0 S: 6 H: 1 LOB: 0 BB: 0 P: 7	1B: 6 2B: 4 3B: 0 HR: 0 SF: 0 SAC: 0 DP: 2 HBP: 0	WP: 1 PB: 0 SB: 0 CS: 0 PA: 37
PITCHER Bartolo Colon, R (1, 1) ERA: 3.99	IP WLS BF H R ER SO BB IBB HBP BLK WP HR S P ERA WHIP										
	9.0 W 37 10 2 2 4 1 0 0 0 1 0 83 117 2.00 1.222										

Minnesota Twins @ Chicago White Sox
U.S. Cellular Field, Chicago, IL
Mon Sep 08 2003, 8:05 PM EDT
Att. 32,807 - Sunny - 80 F

livebaseballscorecards.com

AB	36
R	2
H	10
RBI	2
BB	1
SO	4
LOB	16



Batter	1	2	3	4	5	6	7	8	9
Roberto Alomar, S OBP: 0.337, SLG: 0.353 (1, 4)									
Carlos Lee, R OBP: 0.333, SLG: 0.496 (1, 7)									
Frank Thomas, R OBP: 0.388, SLG: 0.561 (1, 10)									
Magglio Ordonez, R OBP: 0.388, SLG: 0.561 (1, 9)									
Carl Everett, S OBP: 0.371, SLG: 0.518 Aaron Rowand, R OBP: 0.307, SLG: 0.421 (1, 8) (8, 8)									
14 Paul Konerko, R OBP: 0.321, SLG: 0.437 (1, 3)									
Jose Valentin, S OBP: 0.311, SLG: 0.444 (1, 6)									
24 Joe Crede, R OBP: 0.308, SLG: 0.432 (1, 5)									
Miguel Olivo, R OBP: 0.280, SLG: 0.360 (1, 2)									

Inning Stats	R: 5 E: 0 K: 0 S: 21	H: 5 LOB: 2 BB: 2 P: 37	R: 0 E: 0 K: 0 S: 7	H: 1 LOB: 1 BB: 0 P: 15	R: 0 E: 0 K: 0 S: 8	H: 0 LOB: 0 BB: 0 P: 13	R: 0 E: 0 K: 0 S: 4	H: 0 LOB: 0 BB: 1 P: 9	R: 0 E: 0 K: 0 S: 9	H: 1 LOB: 2 BB: 1 P: 19	R: 0 E: 0 K: 0 S: 9	H: 0 LOB: 0 BB: 0 P: 12	R: 0 E: 0 K: 0 S: 10	H: 2 LOB: 1 BB: 0 P: 16	R: 0 E: 0 K: 0 S: 4	H: 0 LOB: 0 BB: 0 P: 11
--------------	-------------------------------	----------------------------------	------------------------------	----------------------------------	------------------------------	----------------------------------	------------------------------	---------------------------------	------------------------------	----------------------------------	------------------------------	----------------------------------	-------------------------------	----------------------------------	------------------------------	----------------------------------

PITCHER	IP	WLS	BF	H	R	ER	SO	BB	IBB	HBP	BLK	WP	HR	S	P	ERA	WHIP
Kyle Lohse, R ERA: 4.96 (1, 1)	6.0	L	28	7	5	5	0	4	0	0	0	1	0	58	105	7.50	1.833
Juan Rincon, R ERA: 3.66 (7, 1)	0.1		3	2	0	0	0	0	0	0	0	0	0	9	14	0.00	6.000
J.C. Romero, L ERA: 4.95 (7, 1)	1.2		4	0	0	0	0	0	0	0	0	0	0	5	13	0.00	0.000

BOTTOM

Minnesota Twins @ Chicago White Sox
U.S. Cellular Field, Chicago, IL

Mon Sep 08 2003, 8:05 PM EDT
Att: 32,807 - Sunny - 80 F

AB	R	H	RBI	BB	SO	LOB
4	0	0	0	0	0	3
4	1	2	0	0	0	0
3	1	1	0	1	0	0
4	0	2	0	0	0	4
3	1	1	1	1	0	3
0	0	0	0	0	0	0
3	1	0	0	1	0	2
4	1	1	2	0	0	2
4	0	1	0	0	0	0
2	0	1	2	1	0	0

AB	31
R	5
H	9
RBI	5
BB	4
SO	0
LOB	14

WP: 1 PA: 35
PB: 0
SB: 1
CS: 0

PITCHER	IP	WLS	BF	H	R	ER	SO	BB	IBB	HBP	BLK	WP	HR	S	P	ERA	WHIP
---------	----	-----	----	---	---	----	----	----	-----	-----	-----	----	----	---	---	-----	------

Batter	1	2	3	4	5	6	7	8	9	AB R H RBI BB SO LOB	TOP									
Shannon Stewart, R (1, 7) OBP: 0.366, SLG: 0.468 20 Lew Ford, R (9, PH) OBP: 0.400, SLG: 0.537	0-1 G4-3		4-2 BB		1-3 K		1-3 K		0-1 3B 2B	3 0 0 0 1 2 0 1 1 1 0 0 0 0										
Chris Gomez, R (1, 4) OBP: 0.276, SLG: 0.337 Michael Ryan, L (7, PH) OBP: 0.429, SLG: 0.917 Denny Hocking, S (7, 4) OBP: 0.315, SLG: 0.395 (8, 6)	2-2 P3		0-0 P6		4-2 1B BB		1-2 F8		1-0 33 1B 3B 2-H	2 0 0 0 1 0 1 1 0 0 0 0 0 0 1 1 1 1 0 0 0										
Doug Mientkiewicz, L (1, 3) OBP: 0.390, SLG: 0.455 33 Justin Momeau, L (9, PH) OBP: 0.296, SLG: 0.356	1-2 G6-3			1-0 1B 2B 1B	1-0 1B	1-2 1B	2-3 K2-3		0-1 BB BB SF7 1B 3-H	4 1 2 0 0 1 0 1 1 1 1 0 0 0										
Matthew LeCroy, R (1, 10) OBP: 0.342, SLG: 0.495		3-3 K		1-0 P4	1-0 P4			1-2 G4-3	1-0 P4	5 0 0 0 0 1 4										
Corey Koskie, L (1, 5) OBP: 0.397, SLG: 0.469		1-2 G1-3 1B		1-1 2B G4-3 1B		1-1 FC2-5 2B		4-2 BB 1B BB	4-0 BB 1B BB	3 2 3 0 2 0 0										
Torii Hunter, R (1, 8) OBP: 0.305, SLG: 0.439		1-2 G1-3		3-1 G4-3 2B		3-1 FC2-5 HBP		0-0 F9	4-2 1B BB	4 0 1 1 1 0 3										
A.J. Pierzynski, L (1, 2) OBP: 0.348, SLG: 0.449		2-2 G4-3		1-2 G4-3		1-0 BB HBP		0-0 BB 1B	1-2 SF7	3 0 1 2 0 0 2										
Dustan Mohr, R (1, 9) OBP: 0.324, SLG: 0.408 Jacque Jones, L (9, PH) OBP: 0.333, SLG: 0.461			1-2 G5-4-3 1B	2-1 G6-3		4-2 SAFE BB		4-2 BB	0-2 3-H 1B	2 0 1 0 2 0 1 1 0 1 1 0 0 0										
Cristian Guzman, S (1, 6) OBP: 0.299, SLG: 0.346 5 Michael Cuddyer, R (8, PH) OBP: 0.310, SLG: 0.385 (8, 4)			2-1 G5-4-3		0-0 F8	0-1 P4		1-1 G4-3	2-3 K	3 0 0 0 0 0 3 2 0 0 0 0 1 5										
Inning Stats	R: 0 E: 0 K: 0 S: 8	H: 0 LOB: 0 BB: 0 P: 11	R: 0 E: 0 K: 1 S: 15	H: 1 LOB: 1 BB: 1 P: 22	R: 0 E: 0 K: 0 S: 12	H: 1 LOB: 1 BB: 0 P: 19	R: 2 E: 0 K: 0 S: 13	H: 3 LOB: 1 BB: 0 P: 22	R: 0 E: 0 K: 1 S: 8	H: 1 LOB: 2 BB: 1 P: 17	R: 0 E: 0 K: 2 S: 13	H: 0 LOB: 0 BB: 0 P: 17	R: 0 E: 0 K: 0 S: 12	H: 1 LOB: 3 BB: 2 P: 22	R: 4 E: 0 K: 1 S: 23	H: 4 LOB: 2 BB: 2 P: 36	1B: 8 2B: 3 3B: 1 HR: 0	SF: 1 SAC: 0 DP: 1 HBP: 1	WP: 0 PB: 0 SB: 0 CS: 0	PA: 45
PITCHER	IP WLS BF H R ER SO BB IBB HBP BLK WP HR S P ERA WHIP																			
56 Mark Buehrle, L (1, 1) ERA: 4.18	6.0 W 27 7 2 2 2 3 0 1 0 0 0 0 64 106 3.00 1.667																			
Scott Sullivan, R (7, 1) ERA: 3.79	1.2 H 6 0 0 0 2 1 0 0 0 0 0 0 20 29 0.00 0.600																			
Scott Schoeneweis, L (8, 1) ERA: 4.82	0.1 3 1 0 0 0 1 0 0 0 0 0 0 5 10 0.00 6.000																			
Jose Paniagua, R (9, 1) ERA: 108.0	0.1 5 3 4 4 0 1 0 0 0 0 0 0 6 12 108.00 12.000																			
Tom Gordon, R (9, 1) ERA: 3.29	0.2 S 4 1 0 0 1 1 0 0 0 0 0 0 17 24 0.00 3.000																			

Minnesota Twins @ Chicago White Sox
U.S. Cellular Field, Chicago, IL
Tue Sep 09 2003, 8:05 PM EDT
Att. 27,623 - Sunny - 77 F

AB	36
R	6
H	12
RBI	6
BB	7
SO	5
LOB	19



WP: 0	PA: 45
PB: 0	
SB: 0	
CS: 0	

Batter	1	2	3	4	5	6	7	8	9
Tony Graffano, R (1, 6) OBP: 0.336, SLG: 0.442 Jose Valentin, S (7, PH) OBP: 0.310, SLG: 0.442 (8, 6)	2-1 G6-3	1-2 2-H 1B		1-1 G5-3			1-1 G1-3	2-1 P5	
Roberto Alomar, S (1, 4) OBP: 0.338, SLG: 0.358	1-2 F8	2-1 F9			2-2 F8		1-2 HR	4-2 1-2 BB BB	
Frank Thomas, R (1, 10) OBP: 0.390, SLG: 0.562	4-2 BB		2-1 F9		1-0 F8		2-2 1B 2B	4-0 1-2 2-3 BB	
Magglio Ordonez, R (1, 9) OBP: 0.388, SLG: 0.565	3-3 K		0-1 G5-3		1-0 HR		0-1 HR 1B	3-3 K	
Carlos Lee, R (1, 7) OBP: 0.336, SLG: 0.505		0-1 24 S 14 BB 24 2B 1B	1-2		2-2 P6		1 SAFE 1 SAFE 1-H HR		
Carl Everett, S (1, 8) OBP: 0.370, SLG: 0.516 Aaron Rowand, R (8, 8) OBP: 0.307, SLG: 0.421		2-2 P5	2-2 P6			0-1 P6	2-1 1B		
14 Paul Konerko, R (1, 3) OBP: 0.322, SLG: 0.435		1 SAFE 1 SAFE 1 SAFE 1 SAFE 4-1 24 2B SF7 BB		1-1 L3		4-2 24 G6-3 BB	3-1 P5		
24 Joe Crede, R (1, 5) OBP: 0.310, SLG: 0.434		3-2 1B 2B		1-0 1B		0-1 G6-3 1-2f		0-0 F9	
Sandy Alomar Jr., R (1, 2) OBP: 0.283, SLG: 0.400		1-1 SF7		0-1 P4			2-2 G6-3	0-2 BB BB 1B	


Inning Stats	R: 0	H: 0	E: 0	K: 14	S: 14	R: 3	H: 3	E: 0	K: 0	S: 16	R: 0	H: 1	E: 0	K: 0	S: 10	R: 0	H: 1	E: 0	K: 0	S: 7	R: 1	H: 1	E: 0	K: 0	S: 8	R: 0	H: 0	E: 0	K: 0	S: 7	R: 4	H: 5	E: 0	K: 0	S: 21	R: 0	H: 1	E: 0	K: 1	S: 12	1B: 6	2B: 3	3B: 0	HR: 3	SF: 1	SAC: 0	DP: 1	HBP: 0	WP: 0	PA: 40
--------------	------	------	------	-------	-------	------	------	------	------	-------	------	------	------	------	-------	------	------	------	------	------	------	------	------	------	------	------	------	------	------	------	------	------	------	------	-------	------	------	------	------	-------	-------	-------	-------	-------	-------	--------	-------	--------	-------	--------

PITCHER	IP	WLS	BF	H	R	ER	SO	BB	IBB	HBP	BLK	WP	HR	S	P	ERA	WHIP
51 Carlos Pulido, L (1, 1) ERA: 2.38	3.0	L	15	4	3	3	1	2	0	0	0	0	0	40	68	9.00	2.000
Rick Reed, R (4, 1) ERA: 5.08	3.2		15	4	3	3	0	1	0	0	0	0	2	36	55	7.36	1.364
Grant Balfour, R (7, 1) ERA: 3.92	0.1		4	3	2	2	0	0	0	0	0	0	1	7	12	54.00	9.000
Jesse Orosco, L (8, 1) ERA: 7.47	1.0		6	1	0	0	1	2	0	0	0	0	0	12	25	0.00	3.000

MINNESOTA TWINS @ CHICAGO WHITE SOX
U.S. Cellular Field, Chicago, IL
 Tue Sep 09 2003, 8:05 PM EDT
 Att. 27,623 - Sunny - 77 F

AB	R	H	RBI	BB	SO	LOB
3	0	1	1	0	0	1
2	0	0	0	0	0	1
4	1	1	1	1	0	1
3	1	1	0	2	0	0
5	2	2	2	0	2	4
4	2	3	2	0	0	0
4	0	1	0	0	0	2
0	0	0	0	0	0	0
2	1	0	0	2	0	1
4	1	2	1	0	0	1
3	0	1	1	0	0	1

AB	34
R	8
H	12
RBI	8
BB	5
SO	2
LOB	12



Batter	1	2	3	4	5	6	7	8	9	AB R H RBI BB SO LOB	TOP		
Shannon Stewart, R (1, 7) OBP: 0.367, SLG: 0.468	2-2 G4-6-3 1B		0-2 FC5-4 1-2f		0-1 SF8		1-1 2-H 1B		1-1 SAFE F8	4 0 2 2 0 0 2			
Luis Rivas, R (1, 4) OBP: 0.313, SLG: 0.398	0-0 G4-6-3 1-2f			1-2 G5-3	0-0 G6-3		1-3 SAFE K		0-1 G6-4-3 1-2f	5 0 0 0 0 1 4			
Doug Mientkiewicz, L (1, 3) OBP: 0.391, SLG: 0.454	0-0 G6-3			2-1 G6-3		2-2 F7 1B		1-1 2B HBP		3 1 1 0 0 0 0			
Matthew LeCroy, R (1, 10) Dustan Mohr, R (8, PR) OBP: 0.347, SLG: 0.500 OBP: 0.324, SLG: 0.408		2-3 K		4-2 BB		0-1 1B		1-0 F9 2B		3 0 2 1 1 1 0 0 0 0 0 0 0 0			
Jacque Jones, L (1, 9) OBP: 0.330, SLG: 0.457		1-0 P6		0-0 G4-3		1-2 SAFE F7		0-3 K		4 0 0 0 0 1 4			
Torii Hunter, R (1, 8) OBP: 0.306, SLG: 0.439		3-3 K			3-1 1B SF9		2-3 K		4-0 IBB	3 1 1 0 1 2 1			
Corey Koskie, L (1, 5) OBP: 0.398, SLG: 0.468					3-1 SF9 HBP SF8		4-2 G5-3 1B BB		2-1 F9	3 2 1 0 1 1 2			
A.J. Pierzynski, L (1, 2) OBP: 0.349, SLG: 0.448					1-0 FC6-4 1B		1-2 HBP		3-2 F9	3 0 1 0 0 0 4			
Cristian Guzman, S (1, 6) OBP: 0.298, SLG: 0.345					1-0 FC6-4 FC5-4		1-0 SF9		4-2 G6-4-3 BB	2 0 0 1 1 0 2			
Inning Stats	R: 0 E: 0 K: 0 S: 5 H: 1 LOB: 0 BB: 0 P: 7	R: 0 E: 0 K: 2 S: 8 H: 0 LOB: 0 BB: 0 P: 14	R: 0 E: 0 K: 1 S: 8 H: 1 LOB: 1 BB: 0 P: 10	R: 0 E: 0 K: 0 S: 10 H: 0 LOB: 1 BB: 1 P: 17	R: 2 E: 0 K: 0 S: 8 H: 2 LOB: 1 BB: 0 P: 16	R: 0 E: 0 K: 1 S: 12 H: 2 LOB: 1 BB: 0 P: 17	R: 1 E: 0 K: 1 S: 15 H: 1 LOB: 1 BB: 1 P: 24	R: 1 E: 0 K: 1 S: 10 H: 1 LOB: 3 BB: 1 P: 21	R: 0 E: 0 K: 0 S: 8 H: 0 LOB: 0 BB: 1 P: 13	1B: 7 2B: 1 3B: 0 HR: 0 SF: 2 SAC: 0 DP: 2 HBP: 2	WP: 0 PB: 0 SB: 0 CS: 0 PA: 38		
PITCHER	IP WLS BF H R ER SO BB IBB HBP BLK WP HR S P ERA WHIP											PITCHER	IP WLS BF H R ER SO BB IBB HBP BLK WP HR S P ERA WHIP
Jon Garland, R (1, 1) ERA: 4.29	7.0 L 29 7 3 3 5 2 0 1 0 0 0 66 105 3.86 1.286												
Kelly Wunsch, L (8, 1) ERA: 1.97	1.0 7 1 1 1 1 1 1 1 0 0 0 14 29 9.00 2.000												
Scott Sullivan, R (9, 1) ERA: 3.72	1.0 2 0 0 0 0 0 0 0 0 0 0 4 5 0.00 0.000												

Minnesota Twins @ Chicago White Sox
U.S. Cellular Field, Chicago, IL
Wed Sep 10 2003, 8:05 PM EDT
Att. 22,188 - Sunny - 76 F

livebaseballscorecards.com

AB	30
R	4
H	8
RBI	4
BB	4
SO	6
LOB	19




Batter	1	2	3	4	5	6	7	8	9	AB	R	H	RBI	BB	SO	LOB
Tony Graffano, R (1, 4) OBP: 0.336, SLG: 0.441 Roberto Alomar, S (7, PH) OBP: 0.337, SLG: 0.357 (8, 4)	0-1 F9		0-0 B5-3			2-2 K 1B SF8	3-3 K			3	1	1	0	0	0	0
Carlos Lee, R (1, 7) OBP: 0.335, SLG: 0.504	2-2 1B		1-1 G5-3			1-3 K		2-2 F8		4	0	1	0	0	1	1
Frank Thomas, R (1, 10) OBP: 0.389, SLG: 0.559	1-2 P4				2-0 F9	0-1 14 WP 1B		2-1 F9		4	0	1	0	0	0	1
Magglio Ordonez, R (1, 9) OBP: 0.389, SLG: 0.565	3-2 1B				3-2 F9	2-1 SF8		4-2 BB		2	0	1	1	1	0	0
14 Paul Konerko, R (1, 3) OBP: 0.322, SLG: 0.433	0-3 K				0-1 1B	3-H 1-2 G4-3		0-1 P4		4	0	1	0	0	1	4
Carl Everett, S (1, 8) OBP: 0.369, SLG: 0.514		0-1 L5			2-3 K		1-1 SH1-3 24 BB 1B		0-2 F8	4	0	1	0	0	1	1
24 Joe Crede, R (1, 5) OBP: 0.309, SLG: 0.432		2-1 G4-3				1-3 K	4-2 SH1-3 1-2 BB		2-3 K	3	0	0	0	1	2	0
Jose Valentin, S (1, 6) OBP: 0.308, SLG: 0.441 Aaron Rowand, R (9, PH) OBP: 0.305, SLG: 0.418		0-2 P6				2-1 F8	0-1 SH1-3		1-3 K	2	0	0	0	0	0	0
Miguel Olivo, R (1, 2) OBP: 0.278, SLG: 0.358 Brian Daubach, L (7, PH) OBP: 0.370, SLG: 0.391 Sandy Alomar Jr., R (8, 2) OBP: 0.283, SLG: 0.400			0-3 K			1-3 K	0-0 G2			2	0	0	0	0	2	0
										1	0	0	0	0	0	2
										0	0	0	0	0	0	0

Inning Stats	R: 0	H: 2	R: 0	H: 0	R: 0	H: 0	R: 0	H: 1	R: 0	H: 0	R: 1	H: 2	R: 0	H: 1	R: 0	H: 0	R: 0	H: 0	R: 0	H: 0	1B: 6	SF: 1	WP: 1	PA: 35			
	E: 0	LOB: 2	E: 0	LOB: 0	E: 0	LOB: 0	E: 0	LOB: 1	E: 0	LOB: 0	E: 0	LOB: 1	E: 0	LOB: 2	E: 0	LOB: 0	E: 0	LOB: 0	E: 0	LOB: 0	2B: 0	SAC: 1	PB: 0				
	K: 1	BB: 0	K: 0	BB: 0	K: 1	BB: 0	K: 1	BB: 0	K: 2	BB: 0	K: 1	BB: 0	K: 0	BB: 1	K: 2	BB: 0	K: 2	BB: 0	K: 2	BB: 0	3B: 0	DP: 0	SB: 0				
	S: 20	P: 26	S: 7	P: 9	S: 6	P: 7	S: 9	P: 16	S: 9	P: 13	S: 13	P: 19	S: 10	P: 18	S: 13	P: 21	S: 11	P: 14	S: 11	P: 14	HR: 0	HBP: 0	CS: 0				
PITCHER	IP	WLS	BF	H	R	ER	SO	BB	IBB	HBP	BLK	WP	HR	S	P	ERA	WHIP										
Johan Santana, L (1, 1) ERA: 3.03	6.1	W	26	6	1	1	6	1	0	0	0	1	0	70	101	1.42	1.105										
LaTroy Hawkins, R (7, 1) ERA: 1.92	1.2	H	6	0	0	0	1	1	0	0	0	0	0	17	28	0.00	0.600										
Eddie Guardado, L (9, 1) ERA: 2.95	1.0	S	3	0	0	0	2	0	0	0	0	0	0	11	14	0.00	0.000										

MINNESOTA TWINS @ CHICAGO WHITE SOX
U.S. Cellular Field, Chicago, IL
 Wed Sep 10 2003, 8:05 PM EDT
 Att. 22,188 - Sunny - 76 F

AB	31
R	1
H	6
RBI	1
BB	2
SO	9
LOB	11



Batter	1	2	3	4	5	6	7	8	9	AB R H RBI BB SO LOB	TOP									
Shannon Stewart, R (1, 7) OBP: 0.365, SLG: 0.468	0-0 F8		0-1 E8 SF8 2B		0-1 F9		0-1 G5-3		1-3 K	5 1 1 2 0 1 2										
Denny Hocking, S (1, 4) OBP: 0.311, SLG: 0.392	2-3 K		0-0 SF8		0-1 G4-3		0-0 2-H 1B		0-2 F9	4 0 1 2 0 1 1										
Doug Mientkiewicz, L (1, 3) OBP: 0.392, SLG: 0.453	3-2 L6		1-1 1B		4-1 BB		2-2 F7			3 0 1 0 1 0 1										
Matthew LeCroy, R (1, 10) OBP: 0.342, SLG: 0.494		3-2 G6-3	1-0 P3		1-3 K			1-3 K		4 0 0 0 0 2 2										
Corey Koskie, L (1, 5) OBP: 0.395, SLG: 0.464		2-3 K	2-3 K		2-2 G3			1-3 K		4 0 0 0 0 3 1										
Torii Hunter, R (1, 8) OBP: 0.308, SLG: 0.441		2-3 K		0-0 FC3-6 1B		0-1 G1-3		2-2 2B		4 0 2 0 0 1 0										
Jacque Jones, L (1, 9) OBP: 0.329, SLG: 0.455			1-0 1B 2B 1B	0-3 K		1-3 K		1-1 G1-3		4 1 1 0 0 2 2										
A.J. Pierzynski, L (1, 2) OBP: 0.352, SLG: 0.453			0-0 HBP 2B 1B	1-0 FC3-6			0-0 1B 2B		1-2 FC6-4 1B	4 2 3 0 0 0 1										
Cristian Guzman, S (1, 6) OBP: 0.298, SLG: 0.343			2-0 2B E HBP	1-3 K			1-3 K		0-1 FC6-4	3 1 0 0 0 2 3										
Inning Stats	R: 0 E: 0 K: 1 S: 7	H: 0 LOB: 0 BB: 0 P: 12	R: 0 E: 0 K: 2 S: 11	H: 0 LOB: 0 BB: 0 P: 18	R: 4 E: 1 K: 1 S: 11	H: 4 LOB: 1 BB: 0 P: 18	R: 0 E: 1 K: 2 S: 11	H: 1 LOB: 1 BB: 0 P: 13	R: 0 E: 0 K: 1 S: 8	H: 0 LOB: 1 BB: 1 P: 11	R: 1 E: 0 K: 1 S: 13	H: 2 LOB: 1 BB: 0 P: 16	R: 0 E: 0 K: 2 S: 11	H: 1 LOB: 1 BB: 0 P: 16	R: 0 E: 0 K: 1 S: 12	H: 1 LOB: 1 BB: 0 P: 14	1B: 6 2B: 3 3B: 0 HR: 0	SF: 1 SAC: 0 DP: 0 HBP: 1	WP: 0 PB: 0 SB: 0 CS: 0	PA: 38
PITCHER	IP WLS BF H R ER SO BB IBB HBP BLK WP HR S P ERA WHIP																			
Esteban Loaiza, R (1, 1) ERA: 2.73	7.0 L 30 7 5 5 9 1 0 1 0 0 0 69 101 6.43 1.143																			
Billy Koch, R (8, 1) ERA: 5.47	0.2 3 1 0 0 2 0 0 0 0 0 0 9 13 0.00 1.500																			
Scott Schoeneweis, L (8, 1) ERA: 4.7	1.1 5 1 0 0 1 0 0 0 0 0 0 14 17 0.00 0.750																			

Minnesota Twins @ Chicago White Sox
U.S. Cellular Field, Chicago, IL
Thu Sep 11 2003, 2:05 PM EDT
Att. 20,541 - Sunny - 81 F

livebaseballscorecards.com

AB	35
R	5
H	9
RBI	4
BB	1
SO	12
LOB	13




Batter	1	2	3	4	5	6	7	8	9	AB	R	H	RBI	BB	SO	LOB
Roberto Alomar, S OBP: 0.337, SLG: 0.357 (1, 4)	0-2 F8		1-2 L7		0-0 SH5-3		1-2 PO 1B			3	0	1	0	0	0	0
Carlos Lee, R OBP: 0.334, SLG: 0.502 (1, 7)	0-0 P2		2-0 1B		0-0 F7		1-2 PO 1-2	1-2 K		4	0	1	0	0	1	2
Frank Thomas, R OBP: 0.388, SLG: 0.563 (1, 10)	3-2 HR		0-1 G5-3		2-2 F9			0-1 G5-3		4	1	1	1	0	0	3
Magglio Ordonez, R OBP: 0.386, SLG: 0.561 (1, 9)	0-0 F7			1-1 F7		2-2 G6-3		1-1 G4-3		4	0	0	0	0	0	0
Carl Everett, S OBP: 0.368, SLG: 0.511 (1, 8)		1-3 K		0-2 1B		1-1 G6-3		1-2 P4		4	0	1	0	0	1	0
Brian Daubach, L OBP: 0.367, SLG: 0.388 (1, 3)		2-2 P6		0-0 F8		0-1 1B		1-2 P5		4	0	1	0	0	0	1
Jose Valentin, S OBP: 0.310, SLG: 0.448 (1, 6)		2-1 24 1B		3-3 K		1-3 K		2-2 HR		4	1	2	1	0	2	2
24 Joe Crede, R OBP: 0.309, SLG: 0.430 (1, 5)		2-1 L5			0-2 SH5-3 1B		0-0 P5		2-2 G5-3	4	0	1	0	0	0	1
Miguel Olivo, R OBP: 0.279, SLG: 0.359 (1, 2)			2-3 K		0-0 SH5-3 1B		1-2 P5			2	0	1	0	0	1	0
Aaron Miles, S (7, PH)										1	0	0	0	0	0	0
Jamie Burke, R OBP: 0.667, SLG: 0.667 (8, 2)										0	0	0	0	0	0	0

Inning Stats	R: 1	H: 1	E: 0	K: 0	S: 8	R: 0	H: 1	E: 0	K: 1	S: 10	R: 0	H: 1	E: 0	K: 1	S: 9	R: 0	H: 1	E: 0	K: 1	S: 11	R: 0	H: 1	E: 0	K: 1	S: 11	R: 0	H: 2	E: 0	K: 10	S: 10	R: 0	H: 1	E: 0	K: 0	S: 10	R: 0	H: 0	E: 0	K: 1	S: 8	R: 1	H: 1	E: 0	K: 0	S: 13	1B: 7	2B: 0	3B: 0	HR: 2	SF: 0	SAC: 1	DP: 0	HBP: 0	WP: 0	PA: 36
PITCHER Brad Radke, R ERA: 4.79 (1, 1)	IP	WLS	BF	H	R	ER	SO	BB	IBB	HBP	BLK	WP	HR	S	P	ERA	WHIP																																						
	9.0	W	35	9	2	2	5	0	0	0	0	0	2	90	126	2.00	1.000																																						

MINNESOTA TWINS @ CHICAGO WHITE SOX
U.S. Cellular Field, Chicago, IL
Thu Sep 11 2003, 2:05 PM EDT
Att. 20,541 - Sunny - 81 F

AB	34
R	2
H	9
RBI	2
BB	0
SO	5
LOB	9



Batter	1	2	3	4	5	6	7	8	9	AB R H RBI BB SO LOB	TOP		
Roberto Alomar, S (1, 4) OBP: 0.336, SLG: 0.354	1-2 F7		2-2 F7		2-2 G5-3		4-2 FC3-6 BB		1-1 G3	4 0 0 0 1 0 0			
Carlos Lee, R (1, 7) OBP: 0.333, SLG: 0.498	0-0 F9		3-1 F8		4-2 1B WP BB		1-2 FC3-6 1B 1-2f		1-2 G3-1	4 1 0 0 1 0 1			
Frank Thomas, R (1, 10) OBP: 0.391, SLG: 0.564	4-1 BB		2-1 F8		2-1 FC4-6 1B		2-0 1B 1-3			3 0 2 0 1 0 0			
Magglio Ordonez, R (1, 9) OBP: 0.385, SLG: 0.558	2-3 K			0-0 F9	1-2 FC4-6 1-2f		2-2 FC6-4 1B 3-H			4 0 1 1 0 1 3			
Carl Everett, S (1, 8) OBP: 0.369, SLG: 0.520		2-2 14 G1-3 24 2B 2B		1-1 HR		0-1 F7	0-0 FC6-4 1-2f			4 2 2 1 0 0 2			
14 Paul Konerko, R (1, 3) OBP: 0.321, SLG: 0.430		1-1 G1-3		1-1 G5-3		4-2 FC4-6 BB		3-2 G6-3		3 0 0 0 1 0 1			
Jose Valentin, S (1, 6) OBP: 0.309, SLG: 0.452		2-3 K		1-0 HR		1-1 FC4-6 1-2f		3-1 F8		4 1 1 1 0 1 2			
24 Joe Crede, R (1, 5) OBP: 0.308, SLG: 0.431		1-0 2B		1-0 L1		2-1 F8		2-2 G6-3		4 0 1 1 0 0 1			
Sandy Alomar Jr., R (1, 2) OBP: 0.279, SLG: 0.393		2-0 F8			0-2 F8		1-2 P5			3 0 0 0 0 0 1			
Armando Rios, L (9, PH) OBP: 0.252, SLG: 0.307									0-3 K	1 0 0 0 0 1 0			
Inning Stats	R: 0 E: 0 K: 1 S: 8 H: 0 LOB: 1 BB: 1 P: 15	R: 1 E: 0 K: 1 S: 12 H: 2 LOB: 1 BB: 0 P: 20	R: 0 E: 0 K: 0 S: 7 H: 0 LOB: 0 BB: 0 P: 14	R: 2 E: 0 K: 0 S: 7 H: 2 LOB: 0 BB: 0 P: 11	R: 0 E: 0 K: 0 S: 16 H: 1 LOB: 2 BB: 1 P: 25	R: 0 E: 0 K: 0 S: 10 H: 0 LOB: 1 BB: 1 P: 17	R: 1 E: 0 K: 0 S: 15 H: 2 LOB: 2 BB: 1 P: 25	R: 0 E: 0 K: 0 S: 11 H: 0 LOB: 0 BB: 0 P: 19	R: 0 E: 0 K: 1 S: 12 H: 0 LOB: 0 BB: 0 P: 14	1B: 3 2B: 2 3B: 0 HR: 2 SF: 0 SAC: 0 DP: 0 HBP: 0	WP: 1 PB: 0 SB: 0 CS: 0 PA: 38		
PITCHER	IP WLS BF H R ER SO BB IBB HBP BLK WP HR S P ERA WHIP											PITCHER	IP WLS BF H R ER SO BB IBB HBP BLK WP HR S P ERA WHIP
Jeff Suppan, R (1, 1) ERA: 4.05	6.0 W 26 5 3 3 2 3 0 0 0 1 2 60 102 4.50 1.333												
Todd Jones, R (7, 1) ERA: 7.34	0.2 5 2 1 1 0 1 0 0 0 0 0 14 24 13.50 4.500												
50 Mike Timlin, R (7, 1) ERA: 3.73	1.1 H 4 0 0 0 0 0 0 0 0 0 0 12 20 0.00 0.000												
Byung-Hyun Kim, R (9, 1) ERA: 3.49	1.0 S 3 0 0 0 1 0 0 0 0 0 0 0 12 14 0.00 0.000												

Chicago White Sox @ Boston Red Sox
Fenway Park, Boston, MA
 Fri Sep 12 2003, 7:05 PM EDT
 Att. 34,890 - Cloudy - 64 F

livebaseballscorecards.com

AB 34
R 4
H 7
RBI 4
BB 4
SO 3
LOB 11



Batter	1	2	3	4	5	6	7	8	9
18 Johnny Damon, L OBP: 0.349, SLG: 0.415	4-2 G4-3 E BB	2-0 FC4-6		4-2 1B 1-2 BB	4-1 BB			1-0 G1-3	
Todd Walker, L OBP: 0.325, SLG: 0.411	2-1 G4-3	0-0 G5-3		1-0 1B	2-2 F9			2-0 2B	
Damian Jackson, R OBP: 0.284, SLG: 0.308	1-3			1-3 1B					
Nomar Garciaparra, R OBP: 0.352, SLG: 0.535	4-1 BB	1-3 K		0-0 F9		0-2 G5-3		0-2 F8	
Manny Ramirez, R OBP: 0.426, SLG: 0.575	3-3 K2		1-1 F8		3-3 K	4-0 BB		0-1 F9	
34 David Ortiz, L OBP: 0.371, SLG: 0.588		4-2 1B BB BB	3-2 P2		4-1 BB BB BB	2-1 F7			
Kevin Millar, R OBP: 0.351, SLG: 0.475		4-2 BB 1B BB	1-0 G6-3		3-1 F7	3-2 L5			
Bill Mueller, S OBP: 0.406, SLG: 0.559		1-1 1B 18 FC4-6 1B		1-1 G4-3	4-2 BB 18 BB BB		0-0 P3		
Jason Varitek, S OBP: 0.356, SLG: 0.526		4-2 1B 18 E BB		1-2 F7	4-1 18 BB BB BB		1-2 G3-1		
Gabe Kapler, R OBP: 0.332, SLG: 0.377		0-1 1B 18 FC4-6 1B		2-2 1B 18 BB 1B	4-1 18 BB BB		2-1 G5-3		

Inning Stats	R: 0	H: 0	E: 1	LOB: 2	K: 1	P: 22	R: 4	H: 2	E: 1	LOB: 1	K: 1	P: 36	R: 0	H: 0	E: 0	LOB: 0	K: 0	P: 12	R: 1	H: 2	E: 0	LOB: 2	K: 0	P: 13	R: 2	H: 0	E: 0	LOB: 3	K: 1	P: 44	R: 0	H: 0	E: 0	LOB: 1	K: 0	P: 18	R: 0	H: 0	E: 0	LOB: 0	K: 0	P: 9	R: 0	H: 1	E: 0	LOB: 1	K: 0	P: 11
	S: 9	BB: 2	S: 20	BB: 3	S: 7	P: 36	S: 7	P: 12	S: 13	P: 22	S: 16	P: 44	S: 9	P: 18	S: 6	P: 9	S: 8	P: 11																														

PITCHER	IP	WLS	BF	H	R	ER	SO	BB	IBB	HBP	BLK	WP	HR	S	P	ERA	WHIP
Dan Wright, R ERA: 5.68	(1, 1)	1.0	L	9	2	4	3	1	5	0	0	0	0	24	50	27.00	7.000
Scott Schoeneweis, L ERA: 4.63	(2, 1)	2.2		11	2	1	1	1	0	0	0	0	0	24	41	3.38	1.125
Billy Koch, R ERA: 5.72	(4, 1)	1.0		7	0	2	2	1	4	0	0	0	0	12	34	18.00	4.000
Kelly Wunsch, L ERA: 1.83	(5, 1)	2.1		9	0	0	0	0	2	0	0	0	0	20	38	0.00	0.857
Tom Gordon, R ERA: 3.25	(8, 1)	1.0		4	1	0	0	0	0	0	0	0	0	8	11	0.00	1.000

AB	R	H	RBI	BB	SO	LOB
2	0	0	2	3	0	1
5	0	2	1	0	0	5
0	0	0	0	0	0	0
4	0	0	0	1	1	4
4	0	0	0	1	2	3
2	2	0	0	2	0	1
3	1	0	0	1	0	2
3	2	1	0	1	0	0
2	1	0	1	2	0	0
3	1	2	2	1	0	0


WP	PA	ERA	WHIP
0	40		
0			
0			
0			

Chicago White Sox @ Boston Red Sox
Fenway Park, Boston, MA
 Fri Sep 12 2003, 7:05 PM EDT
 Att: 34,890 - Cloudy - 64 F

livebaseballscorecards.com

AB	28
R	7
H	5
RBI	6
BB	12
SO	3
LOB	16



Batter	1	2	3	4	5	6	7	8	9	AB R H RBI BB SO LOB	BOTTOM												
18 Johnny Damon, L OBP: 0.353, SLG: 0.418 (1, 8) C F B B X	2-2 CS 1B			2-2 E7 G4-3 SF8 1B		0-1 F8 1B		4-2 2B BB		3 1 3 0 1 0 0	Chicago White Sox @ Boston Red Sox Fenway Park, Boston, MA Sat Sep 13 2003, 7:05 PM EDT Att. 34,414 - Cloudy - 66 F AB 30 R 1 H 5 RBI 1 BB 2 SO 2 LOB 9 												
Todd Walker, L OBP: 0.327, SLG: 0.413 Damian Jackson, R OBP: 0.284, SLG: 0.308 (8, PR) (9, 4) B X	1-0 F9 1-2			1-1 G4-3		0-2 SAFE SAFE 1-2 1B		2-2 1-3 2B	4 0 2 0 0 0 2 0 0 0 0 0 0 0														
Nomar Garciaparra, R OBP: 0.349, SLG: 0.532 (1, 6) B C X	1-1 F7			3-1 SF8		1-0 F8 2-3		2-2 P4	3 0 0 1 0 0 4														
Manny Ramirez, R OBP: 0.425, SLG: 0.572 (1, 7)				4-1 BB		1-2 P3		1-0 G4-3	3 0 0 0 1 0 2														
34 David Ortiz, L OBP: 0.368, SLG: 0.582 (1, 10)				0-0 G1-3		1-2 F7		1-1 F9	4 0 0 0 0 0 1														
Kevin Millar, R OBP: 0.349, SLG: 0.471 (1, 3)				0-0 F7		2-1 G6-3		1-2 G4-3	4 0 0 0 0 0 0														
Bill Mueller, S OBP: 0.404, SLG: 0.556 (1, 5)				0-2 G4-3		3-1 F8		0-0 F7	3 0 0 0 0 0 0														
Doug Mirabelli, R OBP: 0.304, SLG: 0.433 Jason Varitek, S OBP: 0.355, SLG: 0.525 (8, PH) (9, 2)				0-3 K		2-1 F9		0-0 G4-3	2 0 0 0 0 1 0 1 0 0 0 0 0 0														
Gabe Kapler, R OBP: 0.327, SLG: 0.371 (1, 9)				0-3 K		2-0 L5		1-1 G4-3	3 0 0 0 0 1 0														
Inning Stats	R: 0 E: 0 K: 0 S: 6	H: 1 LOB: 0 BB: 0 P: 10	R: 0 E: 0 K: 0 S: 5	H: 0 LOB: 0 BB: 0 P: 8	R: 0 E: 0 K: 2 S: 10	H: 0 LOB: 0 BB: 0 P: 10	R: 1 E: 1 K: 0 S: 9	H: 1 LOB: 1 BB: 1 P: 19	R: 0 E: 0 K: 0 S: 6	H: 0 LOB: 0 BB: 0 P: 13	R: 0 E: 0 K: 0 S: 10	H: 2 LOB: 2 BB: 0 P: 14	R: 0 E: 0 K: 0 S: 7	H: 0 LOB: 0 BB: 0 P: 10	R: 0 E: 0 K: 0 S: 14	H: 1 LOB: 2 BB: 1 P: 23	R: 0 E: 0 K: 0 S: 6	H: 0 LOB: 0 BB: 0 P: 9	1B: 4 2B: 1 3B: 0 HR: 0	SF: 1 SAC: 0 DP: 0 HBP: 0	WP: 0 PB: 0 SB: 0 CS: 1	PA: 33	
PITCHER Bartolo Colon, R ERA: 3.83 (1, 1)	IP 9.0	WLS W	BF 33	H 5	R 1	ER 0	SO 2	BB 2	IBB 0	HBP 0	BLK 0	WP 0	HR 0	S 73	P 116	ERA 0.00	WHIP 0.778						PITCHER IP WLS BF H R ER SO BB IBB HBP BLK WP HR S P ERA WHIP

Batter	1	2	3	4	5	6	7	8	9	AB R H RBI BB SO LOB												
Roberto Alomar, S (1, 4) OBP: 0.336, SLG: 0.354	0-1 HR 2B		3-2 F9		4-2 2B BB		0-0 G4-3		4-0 1B IBB	3 2 1 0 2 0 0												
Carlos Lee, R (1, 7) OBP: 0.337, SLG: 0.512	0-1		2-2 F7		3-2 2B 2B		1-3 K		0-0 F6	4 2 2 3 0 1 0												
Aaron Rowand, R (7, 8) OBP: 0.305, SLG: 0.418										0 0 0 0 0 0 0												
Armando Rios, L (9, PH) OBP: 0.250, SLG: 0.304	2-H HR				1-H 2B 2B					1 0 0 0 0 0 3												
Willie Harris, L (9, 8) OBP: 0.234, SLG: 0.217										0 0 0 0 0 0 0												
Frank Thomas, R (1, 10) OBP: 0.387, SLG: 0.556	3-3 K		1-0 P2		1-1 F9			0-3 K	0-1 1B	5 0 1 2 0 2 1												
Magglio Ordonez, R (1, 9) OBP: 0.388, SLG: 0.561	2-1 G4-3 1B			4-1 FC4-6 BB	1-0 2B			0-0 2B	1-2 2-H 3-H 1B	4 0 3 1 1 0 2												
Carl Everett, S (1, 8) OBP: 0.367, SLG: 0.514	1-2 G4-3			0-0 F7	2-1 F8			0-1 F9		4 0 0 0 0 0 4												
Brian Daubach, L (1, 3) OBP: 0.360, SLG: 0.378	3-3 K			0-0 FC4-6		2-3 K		0-2 G4-3		4 0 0 0 0 2 3												
Jose Valentin, S (1, 6) OBP: 0.310, SLG: 0.450				0-0 F9		3-2 G6-3			3-2 2B 1B 1B	4 1 1 0 0 1 1												
24 Joe Crede, R (1, 5) OBP: 0.306, SLG: 0.426					3-2 L5	3-2 P4			1-1 F8	4 0 0 0 0 0 1												
Sandy Alomar Jr., R (1, 2) OBP: 0.283, SLG: 0.418					0-0 HR		1-3 K		0-1 1B 2B	4 2 2 1 0 1 0												
Inning Stats	R: 2 E: 0 K: 2 S: 15	H: 3 LOB: 1 BB: 0 P: 24	R: 0 E: 0 K: 1 S: 7	H: 0 LOB: 0 BB: 0 P: 12	R: 0 E: 0 K: 0 S: 8	H: 0 LOB: 1 BB: 1 P: 14	R: 0 E: 0 K: 0 S: 4	H: 0 LOB: 1 BB: 1 P: 8	R: 3 E: 0 K: 0 S: 18	H: 3 LOB: 1 BB: 1 P: 32	R: 0 E: 0 K: 1 S: 11	H: 0 LOB: 0 BB: 0 P: 19	R: 0 E: 0 K: 2 S: 7	H: 0 LOB: 0 BB: 0 P: 9	R: 0 E: 0 K: 1 S: 10	H: 1 LOB: 1 BB: 0 P: 10	R: 2 E: 0 K: 0 S: 14	H: 3 LOB: 2 BB: 1 P: 21	1B: 3 2B: 5 3B: 0 HR: 2	SF: 0 SAC: 0 DP: 0 HBP: 0	WP: 0 PB: 0 SB: 0 CS: 0	PA: 40
PITCHER	IP WLS BF H R ER SO BB IBB HBP BLK WP HR S P ERA WHIP																					
John Burkett, R (1, 1) ERA: 5.04	6.0 L 26 6 5 5 4 2 0 0 0 0 0 2 63 109 7.50 1.333																					
Bronson Arroyo, R (7, 1) ERA: 2.89	3.0 14 4 2 2 3 0 1 0 0 0 0 0 31 40 6.00 1.333																					

Chicago White Sox @ Boston Red Sox
Fenway Park, Boston, MA
 Sun Sep 14 2003, 2:05 PM EDT
 Att. 34,174 - Cloudy - 71 F

AB	37
R	7
H	10
RBI	7
BB	3
SO	7
LOB	15



Batter	1	2	3	4	5	6	7	8	9	AB R H RBI BB SO LOB
18 Johnny Damon, L OBP: 0.351, SLG: 0.415 (1, 8)	2-3 K		2-1 F7		3-1 G3		3-1 G3			4 0 0 0 0 1 4
Bill Mueller, S OBP: 0.401, SLG: 0.552 (1, 5)	2-3 K		1-0 SF8		2-3 K			3-3 K		3 0 0 1 0 3 1
Todd Walker, L OBP: 0.328, SLG: 0.413 (1, 4)	2-1 P6		1 SAFE 4-0 FC6-4 1-2 BB		0-2 34 G3-6-3 1B			1-3 K		3 0 1 0 1 1 0
Manny Ramirez, R OBP: 0.427, SLG: 0.579 (1, 7)		2-2 HR	1-1 FC6-4 1-2f		1-0 34 G3-6-3 1B			1-0 1B		4 1 3 1 0 0 2
34 David Ortiz, L OBP: 0.367, SLG: 0.579 (1, 10)		1-2 G1-3		1-2 G4-3		1-2 G3-6-3 1-2f 2-3		0-1 G6-4-3 1B		4 0 1 0 0 0 2
Kevin Millar, R OBP: 0.347, SLG: 0.467 (1, 3)		2-2 F8		0-2 G4-3		1-2 G1-3		0-2 G6-4-3 1-2f		4 0 0 0 0 0 2
Jason Varitek, S OBP: 0.354, SLG: 0.522 (1, 2)		1-1 G6-3		1-1 F8			2-2 FC5-4 1B	2-2 G6-3		4 0 1 0 0 0 0
Gabe Kapler, R OBP: 0.332, SLG: 0.381 (1, 9)			3-2 1B SF8 1B		2-0 G4-3 2B		1-1 FC5-4 1-2f			3 1 2 0 0 0 1
Damian Jackson, R OBP: 0.285, SLG: 0.309 (1, 6)			3-1 BB 1B		0-1 G4-3 2-3		1 SAFE 1-2 FC5-4 1-2f			3 0 1 0 0 0 2

Inning Stats	R: 0 E: 0 K: 2 S: 9	H: 0 LOB: 0 BB: 0 P: 15	R: 1 E: 0 K: 0 S: 12	H: 1 LOB: 0 BB: 0 P: 18	R: 1 E: 0 K: 0 S: 11	H: 2 LOB: 2 BB: 1 P: 25	R: 0 E: 0 K: 0 S: 9	H: 0 LOB: 0 BB: 0 P: 11	R: 0 E: 0 K: 1 S: 8	H: 1 LOB: 1 BB: 0 P: 15	R: 0 E: 0 K: 0 S: 10	H: 2 LOB: 1 BB: 0 P: 13	R: 0 E: 0 K: 0 S: 11	H: 1 LOB: 1 BB: 0 P: 18	R: 0 E: 0 K: 2 S: 9	H: 1 LOB: 1 BB: 0 P: 14	R: 0 E: 0 K: 0 S: 8	H: 1 LOB: 0 BB: 0 P: 10	1B: 7 2B: 1 3B: 0 HR: 1	SF: 1 SAC: 0 DP: 2 HBP: 0	WP: 0 PB: 0 SB: 0 CS: 0	PA: 34
--------------	------------------------------	----------------------------------	-------------------------------	----------------------------------	-------------------------------	----------------------------------	------------------------------	----------------------------------	------------------------------	----------------------------------	-------------------------------	----------------------------------	-------------------------------	----------------------------------	------------------------------	----------------------------------	------------------------------	----------------------------------	----------------------------------	------------------------------------	----------------------------------	--------


PITCHER	IP	WLS	BF	H	R	ER	SO	BB	IBB	HBP	BLK	WP	HR	S	P	ERA	WHIP
56 Mark Buehrle, L ERA: 4.13 (1, 1)	7.0	W	28	7	2	2	3	1	0	0	0	0	1	70	115	2.57	1.143
Damaso Marte, L ERA: 1.61 (8, 1)	2.0	S	6	2	0	0	2	0	0	0	0	0	0	17	24	0.00	1.000

BOTTOM

Chicago White Sox @ Boston Red Sox
Fenway Park, Boston, MA
 Sun Sep 14 2003, 2:05 PM EDT
 Att. 34,174 - Cloudy - 71 F

livebaseballscorecards.com

AB	32
R	2
H	9
RBI	2
BB	1
SO	5
LOB	14



Batter	1	2	3	4	5	6	7	8	9	AB R H RBI BB SO LOB	TOP
Roberto Alomar, S (1, 4) OBP: 0.337, SLG: 0.355	1-0 G4-6-3 1B		1-0 FC4-6 1B			2-2 F9		0-1 F8		4 0 2 0 0 0 0	
Carlos Lee, R (1, 7) OBP: 0.338, SLG: 0.512	0-2 G4-6-3 1B		1-1 FC4-6			2-2 1B 1B		1-1 F8		4 1 2 0 0 0 2	
Frank Thomas, R (1, 10) OBP: 0.386, SLG: 0.553	1-1 G4-6-3 1-2f 2-3		2-1 F8			0-1 1B 1-2 1B		0-0 G5-3		4 0 1 0 0 0 4	
Magglio Ordonez, R (1, 9) OBP: 0.387, SLG: 0.559	0-0 F8				0-0 14 G5-4-3 1B		0-0 F8		0-1 G6-3	4 0 1 0 0 0 3	
Carl Everett, S (1, 8) OBP: 0.368, SLG: 0.520		2-2 P4		1-1 L4		1-0 1-2 2-H 1B		1-1 HR		4 1 2 2 0 0 1	
14 Paul Konerko, R (1, 3) OBP: 0.317, SLG: 0.423		1-2 G5-3		1-0 G5-4-3 1-2f		0-2 G6-3		1-2 G6-3		4 0 0 0 0 0 3	
Jose Valentin, S (1, 6) OBP: 0.308, SLG: 0.446		2-3 K				2-2 P6		1-1 F8		4 0 0 0 0 0 1 0	
24 Joe Crede, R (1, 5) OBP: 0.306, SLG: 0.425			0-2 FC5-4 1B			0-0 G5-3		1-2 G6-3		3 0 1 0 0 0 0	
Miguel Olivo, R (1, 2) OBP: 0.274, SLG: 0.352			2-2 FC5-4			2-3 K		1-3 K		2 0 0 0 0 0 1 1	
Brian Daubach, L (7, PH) OBP: 0.358, SLG: 0.376			FC4-6 1B							1 0 0 0 0 0 1 0	
Sandy Alomar Jr., R (7, 2) OBP: 0.283, SLG: 0.418			1-2f							0 0 0 0 0 0 0 0	
Inning Stats	R: 0 E: 0 K: 0 S: 8 H: 2 LOB: 1 BB: 0 P: 10	R: 0 E: 0 K: 1 S: 13 H: 0 LOB: 0 BB: 0 P: 18	R: 0 E: 0 K: 0 S: 11 H: 2 LOB: 2 BB: 0 P: 17	R: 0 E: 0 K: 0 S: 4 H: 1 LOB: 0 BB: 0 P: 6	R: 0 E: 0 K: 1 S: 7 H: 0 LOB: 0 BB: 0 P: 11	R: 1 E: 0 K: 0 S: 14 H: 3 LOB: 2 BB: 0 P: 19	R: 0 E: 0 K: 1 S: 9 H: 0 LOB: 0 BB: 0 P: 12	R: 0 E: 0 K: 0 S: 5 H: 0 LOB: 0 BB: 0 P: 6	R: 1 E: 0 K: 0 S: 14 H: 1 LOB: 0 BB: 0 P: 17	1B: 8 2B: 0 3B: 0 HR: 1 SF: 0 SAC: 0 DP: 2 HBP: 0	WP: 0 PB: 0 SB: 0 CS: 0 PA: 34
PITCHER	IP WLS BF H R ER SO BB IBB HBP BLK WP HR S P ERA WHIP										
Brad Radke, R (1, 1) ERA: 4.67	7.0 W 27 8 1 1 3 0 0 0 0 0 0 0 66 93 1.29 1.143										
LaTroy Hawkins, R (8, 1) ERA: 1.95	2.0 7 1 1 1 0 0 0 0 0 0 0 1 19 23 4.50 0.500										

Chicago White Sox @ Minnesota Twins
 Hubert H. Humphrey Metrodome, Minneapolis, MN

Tue Sep 16 2003, 8:05 PM EDT
 Att. 32,921 - Dome - 72 F

AB	34
R	2
H	9
RBI	2
BB	0
SO	3
LOB	14



WP: 0	PA: 34
PB: 0	
SB: 0	
CS: 0	

ERA	WHIP
-----	------

ERA	WHIP
-----	------

Batter	1	2	3	4	5	6	7	8	9	AB	R	H	RBI	BB	SO	LOB
Shannon Stewart, R (1, 7) OBP: 0.366, SLG: 0.464	4-2 BB BB SF7 BB	4-1 WP G4-3 BB	1-1 F7			2-2 P4		2-2 G1-3		3	1	0	0	2	0	2
Denny Hocking, S (1, 4) OBP: 0.302, SLG: 0.378	2-3 K	2-2 G4-3				1-1 F9		2-1 F7		5	0	0	1	0	2	3
Doug Mientkiewicz, L (1, 3) OBP: 0.393, SLG: 0.455	4-0 BB BB	4-1 BB BB				3-3 K		1-3 K		2	0	0	0	2	2	0
Jacque Jones, L (1, 10) OBP: 0.333, SLG: 0.454 20 Lew Ford, R (7, PR) OBP: 0.403, SLG: 0.527	4-2 BB BB	0-0 B1-3				4-2 BB		3-2 S 1B 1B		2	0	1	0	2	0	2
Corey Koskie, L (1, 5) OBP: 0.389, SLG: 0.453	3-2 SF7					1-3 K		1-3 K		3	0	0	1	0	2	2
Torii Hunter, R (1, 8) OBP: 0.314, SLG: 0.458	0-1 G4-3					3-2 1B 1B		2-2 S 1B		3	1	2	1	1	0	2
A.J. Pierzynski, L (1, 2) OBP: 0.351, SLG: 0.453						4-2 FC3-6 BB		1-2 K		4	0	1	0	0	1	2
Michael Ryan, L (1, 9) OBP: 0.425, SLG: 0.750						1-2 1B 1B		2-3 K		4	1	2	1	0	1	3
Cristian Guzman, S (1, 6) OBP: 0.301, SLG: 0.355						0-0 G4-3		0-3 K		4	1	1	0	0	2	3

Inning Stats	R	H	E	K	S	R	H	E	K	S	R	H	E	K	S	R	H	E	K	S	R	H	E	K	S	R	H	E	K	S	1B	SF	3B	HR	
	1	0	0	1	15	2	2	0	0	16	0	3	0	0	11	0	0	0	3	0	13	0	0	0	0	0	0	0	0	0	0	0	0	0	0

PITCHER	IP	WLS	BF	H	R	ER	SO	BB	IBB	HBP	BLK	WP	HR	S	P	ERA	WHIP
Esteban Loaiza, R (1, 1) ERA: 2.87	2.1	L	16	4	4	4	1	5	0	0	0	2	0	38	74	15.43	3.857
Scott Schoeneweis, L (3, 1) ERA: 4.35	3.2		14	1	0	0	5	2	0	0	0	0	0	34	53	0.00	0.818
Kelly Wunsch, L (7, 1) ERA: 2.04	1.0		5	2	1	1	3	0	0	0	0	0	0	17	26	9.00	2.000
Scott Sullivan, R (8, 1) ERA: 3.66	1.0		3	0	0	0	1	0	0	0	0	0	0	8	12	0.00	0.000


BOTTOM

Chicago White Sox @ Minnesota Twins
 Hubert H. Humphrey Metrodome, Minneapolis, MN

Tue Sep 16 2003, 8:05 PM EDT
 Att: 32,921 - Dome - 72 F

livebaseballscorecards.com

AB	30
R	5
H	7
RBI	4
BB	7
SO	10
LOB	19



1B: 7	SF: 1	WP: 2	PA: 38
2B: 0	SAC: 0	PB: 0	
3B: 0	DP: 0	SB: 2	
HR: 0	HBP: 0	CS: 0	

Batter	1	2	3	4	5	6	7	8	9	AB R H RBI BB SO LOB	TOP		
Roberto Alomar, S (1, 4) OBP: 0.335, SLG: 0.352	0-0 F7		0-1 G6-3			1-2 G4-3		1-3 K		4 0 0 0 0 1 0			
Carlos Lee, R (1, 7) OBP: 0.338, SLG: 0.510	1-2 F8		2-1 G4-3			0-2 1B		1-0 P6		4 0 1 0 0 0 0			
Frank Thomas, R (1, 10) OBP: 0.383, SLG: 0.549	0-0 F9				2-2 F7		2-1 F8		1-2 G5-3	4 0 0 0 0 0 1			
Magglio Ordonez, R (1, 9) OBP: 0.388, SLG: 0.558		0-1 P6			3-2 1B		0-1 L5		4-1 G6-4-3 BB	3 0 1 0 1 0 1			
Carl Everett, S (1, 8) OBP: 0.369, SLG: 0.520		1-1 14 1B			0-3 K		1-2 24 HR 1B		1-2 G6-4-3 1-2f	4 1 2 0 0 1 2			
14 Paul Konerko, R (1, 3) OBP: 0.317, SLG: 0.421		1-1 1B			0-2 P5		2-2 F9		0-0 F8	4 0 1 0 0 0 2			
24 Joe Crede, R (1, 5) OBP: 0.306, SLG: 0.431		3-2 F9				2-3 K		1-2 1-H HR		3 1 1 2 0 1 2			
Jose Valentin, S (1, 6) OBP: 0.306, SLG: 0.443		1-2 P3				0-0 G1		3-2 G6-3		3 0 0 0 0 0 2			
Sandy Alomar Jr., R (1, 2) OBP: 0.279, SLG: 0.411			1-1 F7			0-3 K		3-1 G1-3		3 0 0 0 0 1 0			
Inning Stats	R: 0 E: 0 K: 0 S: 5 H: 0 LOB: 0 BB: 0 P: 6	R: 0 E: 0 K: 0 S: 13 H: 2 LOB: 2 BB: 0 P: 19	R: 0 E: 0 K: 0 S: 6 H: 0 LOB: 0 BB: 0 P: 9	R: 0 E: 0 K: 1 S: 12 H: 1 LOB: 1 BB: 0 P: 17	R: 0 E: 0 K: 2 S: 7 H: 0 LOB: 0 BB: 0 P: 9	R: 0 E: 0 K: 0 S: 11 H: 1 LOB: 1 BB: 0 P: 14	R: 2 E: 0 K: 0 S: 19 H: 2 LOB: 0 BB: 0 P: 29	R: 0 E: 0 K: 1 S: 7 H: 0 LOB: 0 BB: 1 P: 10	R: 0 E: 0 K: 0 S: 5 H: 0 LOB: 0 BB: 1 P: 10	1B: 5 2B: 0 3B: 0 HR: 1 SF: 0 SAC: 0 DP: 1 HBP: 0	WP: 0 PB: 0 SB: 0 CS: 0 PA: 33		
PITCHER	IP WLS BF H R ER SO BB IBB HBP BLK WP HR S P ERA WHIP											PITCHER	IP WLS BF H R ER SO BB IBB HBP BLK WP HR S P ERA WHIP
Kenny Rogers, L (1, 1) ERA: 4.73	6.1 W 25 6 2 2 3 0 0 0 0 0 1 68 92 2.84 0.947												
J.C. Romero, L (7, 1) ERA: 4.76	0.2 H 2 0 0 0 0 0 0 0 0 0 0 5 11 0.00 0.000												
LaTroy Hawkins, R (8, 1) ERA: 1.92	1.0 H 3 0 0 0 1 0 0 0 0 0 0 7 10 0.00 0.000												
Eddie Guardado, L (9, 1) ERA: 2.8	1.0 S 3 0 0 0 0 1 0 0 0 0 0 5 10 0.00 1.000												

Chicago White Sox @ Minnesota Twins
Hubert H. Humphrey Metrodome, Minneapolis, MN
Wed Sep 17 2003, 8:05 PM EDT
Att. 40,304 - Dome - 72 F

AB	32
R	2
H	6
RBI	2
BB	1
SO	4
LOB	10



livebaseballscorecards.com

Batter	1	2	3	4	5	6	7	8	9
Shannon Stewart, R (1, 7) OBP: 0.364, SLG: 0.461	1-1 G5-3		2-1 G5-3		0-3 K		1-0 G5-3		
Luis Rivas, R (1, 4) OBP: 0.314, SLG: 0.391	4-1 G4-6-3 BB		1-2 2B 1B		1-0 S 1B		0-1 G7		
Doug Mientkiewicz, L (1, 3) OBP: 0.393, SLG: 0.456	2-2 G4-6-3 1-2f		1 SAFE 0-2 1 SAFE WP 1-H 2B		1 SAFE 4-2 1 SAFE BB 1B BB		1-2 F7		
Jacque Jones, L (1, 10) OBP: 0.333, SLG: 0.454 Matthew LeCroy, R (8, PH) OBP: 0.334, SLG: 0.477		1-3 K	1-1 G1-3		0-2 BB 1B		2-2 G6-3		
Corey Koskie, L (1, 5) OBP: 0.391, SLG: 0.452		4-1 G6-4-3 BB		4-2 FC6-4 BB		4-1 BB	1-3 K		
Torii Hunter, R (1, 8) OBP: 0.312, SLG: 0.455		0-0 G6-4-3 1-2f		0-0 FC6-4 1B 1-2f 1-5		0-1 F8	1-2 G6-3		
A.J. Pierzynski, L (1, 2) OBP: 0.351, SLG: 0.452			0-1 G4-3	0-1 SAFE 1-3 1B		3-2 F8			
Michael Ryan, L (1, 9) OBP: 0.419, SLG: 0.795 Dustan Mohr, R (9, 9) OBP: 0.323, SLG: 0.403			1-1 HR	1-1 L1-5		1-3 K			
Cristian Guzman, S (1, 6) OBP: 0.301, SLG: 0.354			4-2 G5-3 1B WP BB		1-1 B1-3	2-3 K			

Inning Stats	R: 0	H: 0	E: 0	K: 0	S: 6	LOB: 0	BB: 1	P: 13	R: 0	H: 0	E: 0	K: 1	S: 5	LOB: 0	BB: 1	P: 10	R: 3	H: 3	E: 0	K: 0	S: 17	LOB: 1	BB: 1	P: 26	R: 0	H: 1	E: 0	K: 0	S: 7	LOB: 1	BB: 1	P: 12	R: 1	H: 2	E: 0	K: 1	S: 16	LOB: 3	BB: 2	P: 25	R: 0	H: 0	E: 0	K: 2	S: 12	LOB: 0	BB: 0	P: 18	R: 0	H: 0	E: 0	K: 0	S: 6	LOB: 0	BB: 0	P: 8	R: 0	H: 0	E: 0	K: 1	S: 12	LOB: 0	BB: 0	P: 16
--------------	------	------	------	------	------	--------	-------	-------	------	------	------	------	------	--------	-------	-------	------	------	------	------	-------	--------	-------	-------	------	------	------	------	------	--------	-------	-------	------	------	------	------	-------	--------	-------	-------	------	------	------	------	-------	--------	-------	-------	------	------	------	------	------	--------	-------	------	------	------	------	------	-------	--------	-------	-------

PITCHER	IP	WLS	BF	H	R	ER	SO	BB	IBB	HBP	BLK	WP	HR	S	P	ERA	WHIP
Jon Garland, R (1, 1) ERA: 4.38	4.2	L	22	6	4	4	2	5	0	0	0	2	1	48	79	7.71	2.357
Kelly Wunsch, L (5, 1) ERA: 2.04	0.0		1	0	0	0	0	1	0	0	0	0	0	1	5	∞	∞
Scott Sullivan, R (5, 1) ERA: 3.54	2.0		6	0	0	0	2	0	0	0	0	0	0	17	24	0.00	0.000
Damaso Marte, L (7, 1) ERA: 1.58	1.1		4	0	0	0	1	0	0	0	0	0	0	15	20	0.00	0.000


BOTTOM

Chicago White Sox @ Minnesota Twins
 Hubert H. Humphrey Metrodome, Minneapolis, MN

Wed Sep 17 2003, 8:05 PM EDT
 Att. 40,304 - Dome - 72 F

livebaseballscorecards.com

AB	27
R	4
H	6
RBI	4
BB	6
SO	5
LOB	10



1B: 4	SF: 0	WP: 2	PA: 33
2B: 2	SAC: 0	PB: 0	
3B: 0	DP: 3	SB: 1	
HR: 1	HBP: 0	CS: 0	

Batter	1	2	3	4	5	6	7	8	9	AB R H RBI BB SO LOB	TOP		
Roberto Alomar, S (1, 4) OBP: 0.336, SLG: 0.353	2-2 G1-3 1B 1B		1-1 G6-3		0-2 G5-4-3 1-3 1B		0-0 L9			4 1 2 0 0 0 1			
Carlos Lee, R (1, 7) OBP: 0.337, SLG: 0.509	1-2 G1-3 1B 1B		2-2 G5-3		3-2 G5-4-3 1-2f			0-0 P6		4 1 1 0 0 0 2			
Frank Thomas, R (1, 10) OBP: 0.381, SLG: 0.545	3-2 G1-3 1-2 2-3		1-1 F9			0-0 F7		2-0 P2		4 0 0 0 0 0 2			
Magglio Ordonez, R (1, 9) OBP: 0.387, SLG: 0.556	0-1 G5-3			1-1 1B		0-1 G5-3		0-0 L8		4 0 1 0 0 0 2			
Carl Everett, S (1, 8) OBP: 0.368, SLG: 0.518	1-1 1B 2-H 3-H			0-0 F7		2-3 K			0-1 P3	4 0 1 2 0 1 1			
Brian Daubach, L (1, 3) OBP: 0.353, SLG: 0.369	2-2 F7			1-3 SAFE K			2-3 K		1-0 F9	3 0 0 0 0 2 2 1 0 0 0 0 0 0			
14 Paul Konerko, R (9, PH) OBP: 0.316, SLG: 0.420													
Jose Valentin, S (1, 6) OBP: 0.307, SLG: 0.445					2-0 F8				0-1 P3	3 1 1 0 0 0 1 1 0 1 0 0 0 0			
Aaron Rowand, R (9, PH) OBP: 0.309, SLG: 0.423													
24 Joe Crede, R (1, 5) OBP: 0.306, SLG: 0.428					3-3 K				0-1 G4-3	3 0 0 0 1 2 1 0 0 0 0 0 0 0			
Willie Harris, L (9, PR) OBP: 0.234, SLG: 0.217													
Miguel Olivo, R (1, 2) OBP: 0.275, SLG: 0.353					2-2 1B				4-1 BB	2 0 1 0 0 1 0 1 0 1 1 0 0 0 1 0 0 0 0 0 2			
Aaron Miles, S (7, PH) OBP: 0.500, SLG: 1.000													
Sandy Alomar Jr., R (7, 2) OBP: 0.277, SLG: 0.409									1-0 P1				
Inning Stats	R: 2 H: 3 E: 0 LOB: 1 K: 0 BB: 0 S: 19 P: 28	R: 0 H: 0 E: 0 LOB: 0 K: 1 BB: 0 S: 6 P: 7	R: 0 H: 0 E: 0 LOB: 0 K: 0 BB: 0 S: 7 P: 11	R: 0 H: 1 E: 0 LOB: 1 K: 1 BB: 0 S: 7 P: 11	R: 0 H: 2 E: 0 LOB: 1 K: 1 BB: 0 S: 14 P: 22	R: 0 H: 0 E: 0 LOB: 0 K: 1 BB: 0 S: 6 P: 8	R: 1 H: 2 E: 0 LOB: 1 K: 2 BB: 0 S: 13 P: 20	R: 0 H: 0 E: 0 LOB: 0 K: 0 BB: 0 S: 3 P: 5	R: 0 H: 1 E: 0 LOB: 2 K: 0 BB: 1 S: 7 P: 13	1B: 7 SF: 0 2B: 2 SAC: 0 3B: 0 DP: 1 HR: 0 HBP: 0	WP: 0 PA: 36 PB: 0 SB: 0 CS: 0		
PITCHER	IP WLS BF H R ER SO BB IBB HBP BLK WP HR S P ERA WHIP											PITCHER	IP WLS BF H R ER SO BB IBB HBP BLK WP HR S P ERA WHIP
Kyle Lohse, R (1, 1) ERA: 4.73	6.2 W 27 8 3 3 6 0 0 0 0 0 0 0 71 106 4.05 1.200												
J.C. Romero, L (7, 1) ERA: 4.73	0.1 H 1 0 0 0 0 0 0 0 0 0 0 0 1 1 0.00 0.000												
LaTroy Hawkins, R (8, 1) ERA: 1.89	1.0 H 3 0 0 0 0 0 0 0 0 0 0 0 3 5 0.00 0.000												
Eddie Guardado, L (9, 1) ERA: 2.76	1.0 S 5 1 0 0 0 0 1 0 0 0 0 0 7 13 0.00 2.000												

Chicago White Sox @ Minnesota Twins
 Hubert H. Humphrey Metrodome, Minneapolis, MN

Thu Sep 18 2003, 8:05 PM EDT
 Att. 39,948 - Dome - 72 F

AB	35
R	3
H	9
RBI	3
BB	1
SO	6
LOB	14



livebaseballscorecards.com

Batter	1	2	3	4	5	6	7	8	9	AB R H RBI BB SO LOB
Shannon Stewart, R (1, 7) OBP: 0.364, SLG: 0.461	4-2 G6-3 HR BB		1-3 K	3-1 2B		1-2 FC1-6		1-3 K		4 1 1 0 1 2 3
Luis Rivas, R (1, 4) OBP: 0.311, SLG: 0.388	0-2 G6-3		0-1 F8	0-0 P3		1-2 L5				4 0 0 0 0 0 5
Doug Mientkiewicz, L (1, 3) OBP: 0.392, SLG: 0.456	2-1 F8		0-0 HR 2B	2-1 F8			1-3 K			4 1 1 0 0 1 3
Jacque Jones, L (1, 10) OBP: 0.336, SLG: 0.467	0-0 HR		2-2 HR		2-1 G4-3		4-2 BB			3 2 2 4 1 0 0
Corey Koskie, L (1, 5) OBP: 0.392, SLG: 0.453	4-2 WP BB		1-2 2B		1-2 G6-3		2-2 F7			3 0 1 0 1 0 1
Torii Hunter, R (1, 8) OBP: 0.310, SLG: 0.451	3-2 G6-3		0-0 F9		0-1 G6-3		3-3 K			4 0 0 0 0 1 3
A.J. Pierzynski, L (1, 2) OBP: 0.352, SLG: 0.451		0-1 G1-3		2-1 L4		0-2 FC1-6 BB 1B		1-0 WP HBP		3 0 1 0 0 0 0
Michael Ryan, L (1, 9) OBP: 0.413, SLG: 0.762		1-2 G6-3		2-1 E 1B		0-0 F7		1-3 K		3 1 1 0 0 0 1
20 Lew Ford, R (8, PH) OBP: 0.397, SLG: 0.518										1 0 0 0 0 1 1
Dustan Mohr, R (9, 9) OBP: 0.323, SLG: 0.403										0 0 0 0 0 0 0
Cristian Guzman, S (1, 6) OBP: 0.301, SLG: 0.352		2-1 G1-3		1-0 FC1 2B		4-2 FC1-6 BB		2-3 K		3 0 0 0 1 1 1

Inning Stats	R: 2	H: 1	E: 0	LOB: 1	K: 0	P: 28	R: 0	H: 0	E: 0	LOB: 0	K: 0	P: 8	R: 0	H: 3	E: 0	LOB: 1	K: 1	P: 19	R: 1	H: 2	E: 2	LOB: 2	K: 0	P: 10	R: 0	H: 0	E: 0	LOB: 0	K: 0	P: 11	R: 0	H: 1	E: 0	LOB: 2	K: 0	P: 13	R: 0	H: 0	E: 0	LOB: 1	K: 2	P: 11	R: 0	H: 0	E: 0	LOB: 1	K: 3	P: 16
--------------	------	------	------	--------	------	-------	------	------	------	--------	------	------	------	------	------	--------	------	-------	------	------	------	--------	------	-------	------	------	------	--------	------	-------	------	------	------	--------	------	-------	------	------	------	--------	------	-------	------	------	------	--------	------	-------

PITCHER	IP	WLS	BF	H	R	ER	SO	BB	IBB	HBP	BLK	WP	HR	S	P	ERA	WHIP
Bartolo Colon, R (1, 1) ERA: 3.89	6.0	L	29	7	5	4	1	3	0	0	0	1	2	69	108	6.00	1.667
Damaso Marte, L (7, 1) ERA: 1.56	1.0		5	0	0	0	2	1	0	1	0	0	0	11	22	0.00	1.000
Tom Gordon, R (8, 1) ERA: 3.2	1.0		3	0	0	0	3	0	0	0	0	1	0	11	15	0.00	0.000


BOTTOM

Chicago White Sox @ Minnesota Twins
 Hubert H. Humphrey Metrodome, Minneapolis, MN

Thu Sep 18 2003, 8:05 PM EDT
 Att: 39,948 - Dome - 72 F

livebaseballscorecards.com

AB	32
R	5
H	7
RBI	4
BB	4
SO	6
LOB	18



WP	2	PA	37
PB	0		
SB	0		
CS	0		

Batter	1	2	3	4	5	6	7	8	9	AB R H RBI BB SO LOB	TOP										
4 Angel Berroa, R OBP: 0.341, SLG: 0.458 (1, 6)	2-3 K		0-1 SH1-4		1-3 K		3-2 29 S 29 PB 1B	2-3 K		4 1 1 0 0 3 1	Kansas City Royals @ Chicago White Sox U.S. Cellular Field, Chicago, IL Sat Sep 20 2003, 7:05 PM EDT Att. 37,367 - Sunny - 63 F										
Carlos Beltrán, S OBP: 0.388, SLG: 0.513 (1, 8)	0-0 G3		4-2 1B 29 1B G4-3 BB		3-2 2B	1-1 29 PB 29 S SF9 1B	1-1 1B		4 2 3 0 1 0 0												
29 Mike Sweeney, R OBP: 0.395, SLG: 0.467 (1, 10)	1-3 K		2-2 G4-3 1B 1-2 2-3 3-H 1B		2-0 G6-3	4-2 E BB BB 1-3 2-H BB	2-1 F8		4 0 1 1 1 1 3												
Raul Ibanez, L OBP: 0.347, SLG: 0.451 (1, 3) (9, 7)		0-1 G6-3	0-0 G4-3 1B 1-2 2-3 3-H 1B		1-3 K	1-1 SF9		0-2 F7	4 0 1 2 0 1 1												
Joe Randa, R OBP: 0.342, SLG: 0.449 (1, 5)		1-1 2B 1B	1-2 G4-3		2-3 K	4-2 E BB 1-2 BB		3-2 2B 1B 1B	4 1 2 1 1 1 2												
Aaron Guiel, L OBP: 0.359, SLG: 0.514 (1, 9)		1-3 K	2-0 F8		1-1 F7	2-1 E6 1-2 2-3		1-1 1B 2B	5 1 1 0 0 1 5												
Rondell White, R OBP: 0.331, SLG: 0.471 Mendy López, R OBP: 0.307, SLG: 0.405 (1, 7) (9, PR) (9, 3)	2-0 1-H 2B			1-1 1B		4-1 BB	1-1 P4	0-1 2-H 3-H 1B	4 0 3 2 1 0 3 0 0 0 0 0 0 0												
Desi Relaford, S OBP: 0.319, SLG: 0.386 (1, 4)			1-2 SH1-4 29 1B S 1B		0-1 F7			1-0 1B G5-3 1B	5 1 2 0 0 1 2												
Brent Mayne, L OBP: 0.310, SLG: 0.346 (1, 2)			4-2 29 1B 4 SH1-4 1B BB		1-1 G4-3		0-1 P6	0-1 G5-3	0-3 K	4 1 0 0 1 1 2											
Inning Stats	R: 0 E: 0 K: 2 S: 8	H: 0 LOB: 0 BB: 0 P: 11	R: 0 E: 0 K: 1 S: 9	H: 2 LOB: 2 BB: 0 P: 13	R: 3 E: 0 K: 0 S: 26	H: 3 LOB: 2 BB: 2 P: 40	R: 0 E: 0 K: 0 S: 6	H: 1 LOB: 0 BB: 0 P: 8	R: 0 E: 0 K: 1 S: 8	H: 0 LOB: 1 BB: 1 P: 15	R: 2 E: 1 K: 0 S: 19	H: 2 LOB: 3 BB: 2 P: 35	R: 0 E: 0 K: 1 S: 11	H: 2 LOB: 2 BB: 0 P: 17	R: 2 E: 0 K: 2 S: 17	H: 3 LOB: 1 BB: 0 P: 22	1B: 11 2B: 3 3B: 0 HR: 0	SF: 1 SAC: 1 DP: 0 HBP: 0	WP: 0 PB: 1 SB: 3 CS: 0	PA: 45	
PITCHER	IP WLS BF H R ER SO BB IBB HBP BLK WP HR S P ERA WHIP																			PITCHER	IP WLS BF H R ER SO BB IBB HBP BLK WP HR S P ERA WHIP
Esteban Loaiza, R ERA: 2.92 (1, 1)	6.0 L 26 7 3 3 6 3 0 0 0 0 0 70 107 4.50 1.667																				
Scott Schoeneweis, L ERA: 4.48 (7, 1)	0.1 3 2 2 1 0 0 0 0 0 0 0 0 7 11 27.00 6.000																				
Scott Sullivan, R ERA: 3.54 (7, 1)	0.0 1 0 0 0 0 0 1 0 0 0 0 0 3 7 ∞ ∞																				
Kelly Wunsch, L ERA: 2.02 (7, 1)	0.1 3 0 0 0 0 0 1 0 0 0 0 0 7 14 0.00 3.000																				
Billy Koch, R ERA: 5.81 (7, 1)	2.1 12 5 2 2 3 0 0 0 0 0 0 0 30 42 7.71 2.143																				

livebaseballscorecards.com

AB	38
R	7
H	14
RBI	6
BB	5
SO	9
LOB	19



Batter	1	2	3	4	5	6	7	8	9	AB R H RBI BB SO LOB
Tony Graffanino, R OBP: 0.331, SLG: 0.433 (1, 6)	2-3 K		1-1 P4		1-0 G4-3			2-3 K		4 0 0 0 0 2 2
Roberto Alomar, S OBP: 0.336, SLG: 0.354 (1, 4)	1-0 F7		4-2 FC6-4 1-2 BB			1-1 G4-6-3 BB 1B		1-1 L4-3		3 0 1 0 1 0 1
Frank Thomas, R OBP: 0.384, SLG: 0.554 (1, 10)	0-2 HR		1-0 FC6-4 1-2f			4-1 G4-6-3 1-2 BB		0-0 F9		3 1 1 1 1 0 2
Magglio Ordonez, R OBP: 0.385, SLG: 0.557 (1, 9)	0-0 F8			2-1 FC4-6 1B		1-2 G4-6-3 1-2f 2-3		1-0 G6-3		4 0 1 0 0 0 2
Carlos Lee, R OBP: 0.332, SLG: 0.502 (1, 7)		2-1 G6-3		1-0 F9		2-1 G5-3		2-2 F8		4 0 0 0 0 0 2
Carl Everett, S OBP: 0.366, SLG: 0.513 (1, 8)		1-0 P4		2-2 FC4-6 1-2f			3-2 G6-3			3 0 0 0 0 0 1
14 Paul Konerko, R OBP: 0.314, SLG: 0.414 (1, 3)		0-1 G4-3		1-1 G4-3			3-1 L5			3 0 0 0 0 0 1
24 Joe Crede, R OBP: 0.305, SLG: 0.425 (1, 5)			0-1 G4-3		0-0 F7		1-1 G5-3			3 0 0 0 0 0 0
Miguel Olivo, R OBP: 0.279, SLG: 0.356 (1, 2)			0-0 BB 1B		1-0 G6-3			0-0 L4-3 1B		3 0 2 0 0 0 0

Inning Stats	R: 1 E: 0 K: 1 S: 9	H: 1 LOB: 0 BB: 0 P: 12	R: 0 E: 0 K: 0 S: 5	H: 0 LOB: 0 BB: 0 P: 8	R: 0 E: 0 K: 0 S: 8	H: 1 LOB: 2 BB: 1 P: 14	R: 0 E: 0 K: 0 S: 8	H: 1 LOB: 1 BB: 0 P: 14	R: 0 E: 0 K: 0 S: 3	H: 0 LOB: 0 BB: 0 P: 5	R: 0 E: 0 K: 0 S: 8	H: 1 LOB: 1 BB: 1 P: 16	R: 0 E: 0 K: 0 S: 7	H: 0 LOB: 0 BB: 0 P: 14	R: 0 E: 0 K: 1 S: 6	H: 1 LOB: 0 BB: 0 P: 9	R: 0 E: 0 K: 0 S: 5	H: 0 LOB: 0 BB: 0 P: 8	1B: 4 2B: 1 3B: 0 HR: 1	SF: 0 SAC: 0 DP: 2 HBP: 0	WP: 0 PB: 0 SB: 0 CS: 0	PA: 32
--------------	------------------------------	----------------------------------	------------------------------	---------------------------------	------------------------------	----------------------------------	------------------------------	----------------------------------	------------------------------	---------------------------------	------------------------------	----------------------------------	------------------------------	----------------------------------	------------------------------	---------------------------------	------------------------------	---------------------------------	----------------------------------	------------------------------------	----------------------------------	--------


PITCHER	IP	WLS	BF	H	R	ER	SO	BB	IBB	HBP	BLK	WP	HR	S	P	ERA	WHIP	PITCHER	IP	WLS	BF	H	R	ER	SO	BB	IBB	HBP	BLK	WP	HR	S	P	ERA	WHIP		
Brian Anderson, L ERA: 3.8 (1, 1)	9.0	W	32	5	1	1	2	2	0	0	0	0	1	59	100	1.00	0.778																				

BOTTOM

Kansas City Royals @ Chicago White Sox
U.S. Cellular Field, Chicago, IL

Sat Sep 20 2003, 7:05 PM EDT
Att. 37,367 - Sunny - 63 F

AB	30
R	1
H	5
RBI	1
BB	2
SO	2
LOB	11



Batter	1	2	3	4	5	6	7	8	9	AB	R	H	RBI	BB	SO	LOB	TOP								
4 Angel Berroa, R OBP: 0.339, SLG: 0.455 (1, 6)	4-1 1B 29 1B S BB	2-2 G1-4-3		0-0 G6-3		2-0 FC6-4-5 2-3		2-1 F8		4	1	0	0	1	0	1									
Carlos Beltrán, S OBP: 0.387, SLG: 0.511 (1, 8)	2-1 29 1B 1-3 1B	1-0 G4-3		2-2 F7		1-2 F8			4-2 2B BB	4	1	1	0	0	0	1									
9 David DeJesus, L (8, 8)										0	0	0	0	1	0	0									
29 Mike Sweeney, R OBP: 0.398, SLG: 0.467 (1, 10)	1-0 1B 2B 1-3 1B			4-0 2B E BB		2-3 K		4-1 1B E SF8 BB		2-3 K	2	3	1	1	2	1	0								
Jarrod Patterson, L OBP: 0.300, SLG: 0.176 (9, PH)										1	0	0	0	0	1	1									
Raul Ibanez, L OBP: 0.347, SLG: 0.454 (1, 3)	1-3 K			2-1 E4 HR 2B		3-1 G6-3		3-2 E4 SF8 1B		1-0 2B	5	1	2	0	0	1	3								
Joe Randa, R OBP: 0.343, SLG: 0.450 (1, 5)	0-1 2B 1-2 1B			0-2 G4-3		3-3 K		1-1 G5-4-3 1B		3-2 F7	4	1	2	1	0	1	1								
Mendy López, R OBP: 0.303, SLG: 0.400 (7, PR)										1	0	0	0	0	0	2									
Aaron Guiel, L OBP: 0.359, SLG: 0.515 (1, 9)	1-1 G6-3 2B			2-2 G4-3				0-0 E 1B HBP		0-1 G3-1	3	1	1	3	0	0	3								
Rondell White, R OBP: 0.330, SLG: 0.475 (1, 7)	2-2 G6-3			1-0 HR		0-1 E6 1B		1-2 G5-4-3			4	2	1	2	0	0	4								
Desi Relaford, S OBP: 0.320, SLG: 0.386 (1, 4)	0-2 G4-3			3-H 0-3 K		0-0 FC6-4-5 1B		0-2 1B			3	0	1	2	0	1	1								
Julius Matos, R OBP: 0.280, SLG: 0.388 (8, PH)										1	0	1	0	0	0	0									
Brent Mayne, L OBP: 0.307, SLG: 0.343 (1, 2)				1-2 G4-3		0-0 F8		2-2 G4-3		4	0	0	0	0	1	1									
Inning Stats	R: 4 E: 0 K: 1 S: 18	H: 4 LOB: 1 BB: 1 P: 29	R: 0 E: 0 K: 0 S: 10	H: 0 LOB: 0 BB: 0 P: 14	R: 3 E: 1 K: 1 S: 12	H: 2 LOB: 0 BB: 1 P: 21	R: 0 E: 0 K: 1 S: 8	H: 0 LOB: 0 BB: 0 P: 11	R: 0 E: 0 K: 2 S: 9	H: 0 LOB: 0 BB: 0 P: 17	R: 2 E: 1 K: 0 S: 9	H: 1 LOB: 1 BB: 0 P: 14	R: 1 E: 1 K: 0 S: 14	H: 1 LOB: 2 BB: 1 P: 23	R: 0 E: 0 K: 0 S: 9	H: 1 LOB: 0 BB: 0 P: 13	R: 0 E: 0 K: 1 S: 16	H: 1 LOB: 2 BB: 1 P: 26	1B: 6 2B: 3 3B: 0 HR: 1	SF: 1 SAC: 0 DP: 1 HBP: 1	WP: 0 PB: 0 SB: 1 CS: 0	PA: 42			
PITCHER	IP	WLS	BF	H	R	ER	SO	BB	IBB	HBP	BLK	WP	HR	S	P	ERA	WHIP								
Jon Garland, R ERA: 4.66 (1, 1)	2.2	L	16	6	7	7	1	2	0	0	0	0	1	37	61	23.62	3.000								
Scott Schoeneweis, L ERA: 4.24 (3, 1)	3.1		13	1	2	0	4	0	0	1	0	0	0	29	45	0.00	0.300								
Jon Adkins, R ERA: 8.44 (7, 1)	3.0		13	3	1	1	1	2	0	0	0	0	0	39	62	3.00	1.667								

Kansas City Royals @ Chicago White Sox
 U.S. Cellular Field, Chicago, IL
 Sun Sep 21 2003, 2:05 PM EDT
 Att. 31,539 - Sunny - 73 F

AB	36
R	10
H	10
RBI	9
BB	4
SO	6
LOB	18



livebaseballscorecards.com

Batter	1	2	3	4	5	6	7	8	9	AB R H RBI BB SO LOB
Tony Graffanino, R OBP: 0.337, SLG: 0.436 (1, 4) BBB (8, 6)	4-1 2B BB		0-0 P3			2-2 1B		1-2 HR 1B		3 2 2 0 1 0 1
Aaron Rowand, R OBP: 0.314, SLG: 0.445 (1, 8) X (8, 9)	0-0 B3		0-2 G5-4-3 1B 2-H			0-0 F9		0-0 HR 1-H		4 1 2 3 0 0 2
Frank Thomas, R OBP: 0.383, SLG: 0.554 (1, 10) C B F B F X X	2-2 SF9 2B 1-3		1-1 G5-4-3 1-2f			0-1 P4		2-3 K		4 0 1 0 0 1 2
Maglio Ordonez, R OBP: 0.383, SLG: 0.555 (1, 9) Aaron Miles, S OBP: 0.333, SLG: 0.667 (8, 4) F C B X	1-2 SF9 2-3 3-H		1-3 K			1-1 P6		0-2 G3-1		2 0 0 1 0 1 1 1 0 0 0 0 0 0
Carlos Lee, R OBP: 0.331, SLG: 0.499 (1, 7) Armando Rios, L OBP: 0.248, SLG: 0.301 (8, 7) C X	0-1 F8		1-0 G6-3			1-0 G5-3		1-2 G3-1		3 0 0 0 0 0 1 1 0 0 0 0 0 0
14 Paul Konerko, R OBP: 0.312, SLG: 0.411 (1, 3) Willie Harris, L OBP: 0.233, SLG: 0.215 (8, 8) C T B B B B B C X		3-2 F7		3-2 F9		0-1 G5-3		2-1 G4-3		3 0 0 0 0 0 0 1 0 0 0 0 0 0
24 Joe Crede, R OBP: 0.304, SLG: 0.422 (1, 5) C T B B B B B B C X		2-2 F7		1-1 G4-3		0-0 F8				3 0 0 0 0 0 0
Jose Valentin, S OBP: 0.309, SLG: 0.454 (1, 6) Jamie Burke, R OBP: 0.500, SLG: 0.500 (8, 3) X		0-0 G3-1		1-2 P6		1-2 G4-3				2 0 0 0 0 0 0 1 0 0 0 0 0 0
Miguel Olivo, R OBP: 0.280, SLG: 0.359 (1, 2) C C B B B B B B C X			2-2 S 1B 2B		1-2 F9		0-0 F7			3 1 1 0 0 0 0

Inning Stats	R: 1	H: 1	E: 0	K: 0	S: 11	R: 0	H: 0	E: 0	K: 0	S: 10	R: 1	H: 2	E: 0	K: 0	S: 10	R: 0	H: 0	E: 0	K: 1	S: 8	R: 0	H: 1	E: 0	K: 0	S: 4	R: 2	H: 2	E: 0	K: 1	S: 15	R: 0	H: 0	E: 0	K: 0	S: 8	1B: 3	SF: 1	2B: 2	3B: 0	HR: 1	WP: 0	PA: 33
--------------	------	------	------	------	-------	------	------	------	------	-------	------	------	------	------	-------	------	------	------	------	------	------	------	------	------	------	------	------	------	------	-------	------	------	------	------	------	-------	-------	-------	-------	-------	-------	--------

PITCHER	IP	WLS	BF	H	R	ER	SO	BB	IBB	HBP	BLK	WP	HR	S	P	ERA	WHIP	PITCHER	IP	WLS	BF	H	R	ER	SO	BB	IBB	HBP	BLK	WP	HR	S	P	ERA	WHIP								
Darrell May, L ERA: 3.68 (1, 1)	8.0	W	30	6	4	4	2	1	0	0	0	0	1	76	108	4.50	0.875																										
Mike MacDougal, R ERA: 4.28 (9, 1)	1.0		3	0	0	0	0	0	0	0	0	0	0	8	11	0.00	0.000																										

BOTTOM

Kansas City Royals @ Chicago White Sox

U.S. Cellular Field, Chicago, IL

Sun Sep 21 2003, 2:05 PM EDT
Att: 31,539 - Sunny - 73 F

AB	31
R	4
H	6
RBI	4
BB	1
SO	2
LOB	7

Batter	1	2	3	4	5	6	7	8	9	10	AB R H RBI BB SO LOB	TOP												
Alfonso Soriano, R (1, 4) OBP: 0.340, SLG: 0.526	1-0 HR		0-0 HR		4-0 2 BB 1B		3-2 F8		4-0 BB IBB		3 3 2 2 2 0 0	<p>New York Yankees @ Chicago White Sox</p> <p>U.S. Cellular Field, Chicago, IL</p> <p>Mon Sep 22 2003, 8:05 PM EDT Att: 39,627 - Cloudy - 69 F</p> <p>livebaseballscorecards.com</p>												
Nick Johnson, L (1, 3) OBP: 0.439, SLG: 0.487	1-1 2 L6-3 1B		3-1 2 G6-4-3 1B		4-2 1 SAFE 1 SAFE 1 SAFE 1B		0-1 G4-3		4-1 1B 2-3 BB		3 0 2 0 2 0 0													
2 Derek Jeter, R (1, 6) OBP: 0.393, SLG: 0.453	2-2 L6-3 1-1		0-0 G6-4-3 1-2f		0-0 1-2 2-H 1B			0-0 B1	2-3 K		5 0 1 1 0 1 5													
25 Jason Giambi, L (1, 10) OBP: 0.410, SLG: 0.517 Enrique Wilson, S (8, PR) OBP: 0.275, SLG: 0.367	0-3 K		0-3 K		2-2 F9			4-2 20 BB BB		0-2 F8	3 0 0 0 1 2 2 1 0 0 0 0 0 0													
20 Jorge Posada, S (1, 2) OBP: 0.407, SLG: 0.516		1-3 K		1-1 F7	0-0 P5			4-1 G6-4-3 1-2 BB		2-2 G5-3 1B	4 0 1 0 1 1 2													
Bernie Williams, S (1, 8) OBP: 0.363, SLG: 0.400		0-3 K		4-2 55 BB BB		2-0 P5		2-2 G6-4-3 1-2f		2-1 G5-3	4 0 0 0 1 1 3													
55 Hideki Matsui, L (1, 7) OBP: 0.353, SLG: 0.439		2-2 1B 1B		4-2 G6-3 1-2 BB		0-1 F8			1-1 BB SH1-4 1B		3 0 2 0 2 0 0													
Aaron Boone, R (1, 5) OBP: 0.321, SLG: 0.444		2-1 SAFE 1-2 1B		0-0 G6-3 1-2f		2-1 G6-3			1-0 SH1-4 1-2	1-3 K	4 0 1 0 0 1 4													
Karim Garcia, L (1, 9) OBP: 0.297, SLG: 0.422 Ruben Sierra, S (9, PH) OBP: 0.334, SLG: 0.421 Juan Rivera, R (9, 9) OBP: 0.274, SLG: 0.377		2-3 SAFE K		0-1 L6			1-2 P5		0-1 G5-3		3 0 0 0 0 1 2 1 0 0 0 0 0 1 0 0 0 0 0 0 0													
Inning Stats	R: 1 E: 0 K: 1 S: 11	H: 2 LOB: 0 BB: 0 P: 15	R: 0 E: 0 K: 3 S: 15	H: 2 LOB: 2 BB: 0 P: 22	R: 1 E: 0 K: 1 S: 7	H: 2 LOB: 0 BB: 0 P: 10	R: 0 E: 0 K: 0 S: 8	H: 0 LOB: 1 BB: 2 P: 17	R: 1 E: 0 K: 0 S: 15	H: 1 LOB: 2 BB: 2 P: 25	R: 0 E: 0 K: 0 S: 5		H: 0 LOB: 0 BB: 0 P: 9	R: 0 E: 0 K: 0 S: 10	H: 0 LOB: 0 BB: 0 P: 14	R: 0 E: 0 K: 0 S: 9	H: 0 LOB: 1 BB: 2 P: 19	R: 0 E: 0 K: 1 S: 9	H: 1 LOB: 3 BB: 2 P: 21	R: 0 E: 0 K: 1 S: 12	H: 1 LOB: 2 BB: 1 P: 21	1B: 7 2B: 1 3B: 0 HR: 2	SF: 0 SAC: 1 DP: 4 HBP: 0	WP: 0 PB: 0 SB: 0 CS: 0
PITCHER	IP WLS BF H R ER SO BB IBB HBP BLK WP HR S P ERA WHIP																							
Bartolo Colon, R (1, 1) ERA: 3.9	6.0		7	3	3	5	4	0	0	0	0	0	0	0	0	11	15	0.00	0.000					
Scott Sullivan, R (7, 1) ERA: 3.47	1.1	4	0	0	0	0	0	0	0	0	0	0	0	0	0	14	34	0.00	3.000					
Damaso Marte, L (8, 1) ERA: 1.53	1.1	W 6	1	0	0	2	0	1	0	0	0	0	0	0	15	26	0.00	0.750						
Tom Gordon, R (9, 1) ERA: 3.08																								

AB	34
R	3
H	9
RBI	3
BB	9
SO	7
LOB	19



BOTTOM

New York Yankees @ Chicago White Sox
U.S. Cellular Field, Chicago, IL
Mon Sep 22 2003, 8:05 PM EDT
Att. 39,627 - Cloudy - 69 F

livebaseballscorecards.com

AB 38
R 6
H 12
RBI 6
BB 1
SO 2
LOB 13



AB R H RBI BB SO LOB

5	2	2	1	0	1	1
5	1	1	0	0	1	2
4	1	2	2	1	0	0
5	1	3	3	0	0	1
4	0	1	0	0	0	3
4	0	0	0	0	0	4
3	0	1	0	0	0	0
1	0	0	0	0	0	0
0	0	0	0	0	0	0
3	1	2	0	0	0	1
1	0	0	0	0	0	0
2	0	0	0	0	0	1
0	0	0	0	0	0	0
1	0	0	0	0	0	0

1B: 9 SF: 0
2B: 2 SAC: 1
3B: 0 DP: 1
HR: 1 HBP: 0

WP: 0 PA: 40
PB: 0
SB: 1
CS: 0

Batter	1	2	3	4	5	6	7	8	9	10
Tony Graffanino, R OBP: 0.338, SLG: 0.436 (1, 6) (10, 5)	0-1 2B 1B	1-1 G6-3			1-0 2-H 1B 1B		2-3 K			3-2 F7
Roberto Alomar, S OBP: 0.335, SLG: 0.353 (1, 4)	1-3 K		2-2 F8		0-0 1-2 B5-3		2-0 G6-3			2-2 BB HR 1B
Frank Thomas, R OBP: 0.385, SLG: 0.556 (1, 10)	3-0 1B 1-H 2B		2-0 G6-3		0-2 2-H 1B			2-0 F9		4-1 HR BB
Magglio Ordonez, R OBP: 0.385, SLG: 0.560 (1, 9)	2-1 14 FC5-4 1B		1-1 G4-3		1-0 F7			2-0 1B		0-0 1-H 2-H HR
Carlos Lee, R OBP: 0.330, SLG: 0.497 (1, 7)	0-0 L6		0-1 G6-3			0-0 14 G6-3 1B		3-1 P4		
14 Paul Konerko, R OBP: 0.309, SLG: 0.407 (1, 3)	0-2 1 SAFE FC5-4		0-1 G4-3		2-1 1 SAFE G6-3 1-2f		3-1 P3			
Aaron Rowand, R OBP: 0.314, SLG: 0.450 (1, 8)		2-2 G5-3		0-2 G6-3		3-2 2B		2-2 G5-3		
Aaron Miles, S OBP: 0.250, SLG: 0.500 (9, PH)										
Jose Valentin, S OBP: 0.309, SLG: 0.454 (10, 6)										
24 Joe Crede, R OBP: 0.306, SLG: 0.424 (9, PH)		2-1 G5-3 1B			0-2 SH1-3 1B 1B		0-1 G5-3		0-1 P5	
Carl Everett, S OBP: 0.365, SLG: 0.512 (10, 8)										
Miguel Olivo, R OBP: 0.278, SLG: 0.356 (1, 2)		2-2 G5-3			0-0 SH1-3		1-0 F8		0-2 F8	
Brian Daubach, L OBP: 0.363, SLG: 0.369 (9, PH)										
Sandy Alomar Jr., R OBP: 0.281, SLG: 0.408 (10, 2)		1-2								

Inning Stats	R: 1	H: 3	E: 0	K: 1	S: 14	H: 3	LOB: 2	BB: 0	P: 20	R: 0	H: 1	E: 0	K: 0	S: 12	H: 0	LOB: 1	BB: 0	P: 19	R: 0	H: 0	E: 0	K: 0	S: 7	H: 0	LOB: 0	BB: 0	P: 12	R: 0	H: 0	E: 0	K: 0	S: 7	H: 0	LOB: 0	BB: 0	P: 7	R: 2	H: 3	E: 0	K: 0	S: 10	H: 1	LOB: 1	BB: 0	P: 12	R: 0	H: 2	E: 0	K: 1	S: 6	H: 0	LOB: 0	BB: 0	P: 11	R: 0	H: 1	E: 0	K: 0	S: 6	H: 1	LOB: 1	BB: 0	P: 16	R: 0	H: 0	E: 0	K: 0	S: 8	H: 0	LOB: 0	BB: 0	P: 10	R: 3	H: 2	E: 0	K: 0	S: 9	H: 2	LOB: 0	BB: 1	P: 18	1B: 9	SF: 0	2B: 2	SAC: 1	3B: 0	DP: 1	HR: 1	HBP: 0
--------------	------	------	------	------	-------	------	--------	-------	-------	------	------	------	------	-------	------	--------	-------	-------	------	------	------	------	------	------	--------	-------	-------	------	------	------	------	------	------	--------	-------	------	------	------	------	------	-------	------	--------	-------	-------	------	------	------	------	------	------	--------	-------	-------	------	------	------	------	------	------	--------	-------	-------	------	------	------	------	------	------	--------	-------	-------	------	------	------	------	------	------	--------	-------	-------	-------	-------	-------	--------	-------	-------	-------	--------

PITCHER	IP	WLS	BF	H	R	ER	SO	BB	IBB	HBP	BLK	WP	HR	S	P	ERA	WHIP
David Wells, L ERA: 4.25	(1, 1)	7.0	29	9	3	3	2	0	0	0	0	0	0	64	94	3.86	1.286
Jeff Nelson, R ERA: 3.62	(8, 1)	1.2	6	1	0	0	0	0	0	0	0	0	0	11	23	0.00	0.600
Gabe White, L ERA: 3.97	(9, 1)	0.2	L 3	1	1	1	0	0	0	0	0	0	0	10	15	13.50	1.500
Jeff Weaver, R ERA: 6.03	(10, 1)	0.0	2	1	2	2	0	1	0	0	0	0	1	2	6	∞	∞

Batter	1	2	3	4	5	6	7	8	9	AB R H RBI BB SO LOB	TOP											
Alfonso Soriano, R (1, 4) OBP: 0.341, SLG: 0.525	1-3 K		0-0 F8		3-2 SAFE F8 1B		1-0 F8		2-2 2B 25 HR 1B	5 1 2 0 0 1 1												
Nick Johnson, L (1, 10) OBP: 0.439, SLG: 0.498	3-2 HR		1-3 K		2-0 SAFE P5		1-2 P6		0-0 SAFE 25 HR 2B	5 2 2 1 0 1 3												
2 Derek Jeter, R (1, 6) OBP: 0.393, SLG: 0.451	1-3 K		0-0 F7		0-0 25 FC3-6 1B			3-2 G4-3	4-0 25 HR IBB	4 1 1 0 0 1 1												
25 Jason Giambi, L (1, 3) OBP: 0.412, SLG: 0.525	1-2 2B			0-1 F7		2-1 FC3-6 1B 55 1B		4-1 20 G4-3 BB	2-2 1-H 2-H 3-H HR	4 2 2 4 1 0 1												
20 Jorge Posada, S (1, 2) OBP: 0.405, SLG: 0.512	0-0 L4			1-0 L3		2-1 F7		3-2 G4-3	4-0 55 BB BB	4 0 0 0 1 0 3												
Bernie Williams, S (1, 8) OBP: 0.365, SLG: 0.399		0-0 G5-3		4-2 BB		2-1 55 1B 1B		4-0 IBB	2-3 K	3 0 1 0 2 1 1												
55 Hideki Matsui, L (1, 7) OBP: 0.353, SLG: 0.438		0-1 G1-3		2-3 K		3-2 1B 1B		0-1 F8	4-0 1B BB	4 0 1 1 1 1 3												
Aaron Boone, R (1, 5) OBP: 0.320, SLG: 0.442		1-3 K			0-0 1B 1B		3-2 P4		G6-3 P3	5 0 1 0 0 1 4												
Juan Rivera, R (1, 9) OBP: 0.280, SLG: 0.399			1-0 1B		0-2 SAFE P3		0-0 P2		3-2 HR	4 1 2 1 0 0 1												
Inning Stats	R: 1 E: 0 K: 2 S: 15	H: 2 LOB: 1 BB: 0 P: 21	R: 0 E: 0 K: 1 S: 7	H: 0 LOB: 0 BB: 0 P: 8	R: 0 E: 0 K: 1 S: 7	H: 1 LOB: 1 BB: 0 P: 9	R: 0 E: 0 K: 1 S: 9	H: 0 LOB: 1 BB: 1 P: 16	R: 0 E: 0 K: 0 S: 15	H: 2 LOB: 1 BB: 0 P: 20	R: 1 E: 0 K: 0 S: 16	H: 3 LOB: 2 BB: 0 P: 28	R: 0 E: 0 K: 0 S: 5	H: 0 LOB: 0 BB: 0 P: 7	R: 0 E: 0 K: 0 S: 12	H: 0 LOB: 2 BB: 2 P: 26	R: 5 E: 0 K: 1 S: 18	H: 4 LOB: 2 BB: 3 P: 42	1B: 7 2B: 2 3B: 0 HR: 3	SF: 0 SAC: 0 DP: 0 HBP: 0	WP: 0 PB: 0 SB: 0 CS: 0	PA: 44
PITCHER	IP WLS BF H R ER SO BB IBB HBP BLK WP HR S P ERA WHIP																					
56 Mark Buehrle, L (1, 1) ERA: 4.14	7.0 L 29 8 2 2 5 1 0 0 0 0 0 1 74 109 2.57 1.286																					
Damaso Marte, L (8, 1) ERA: 1.51	1.0 5 0 0 0 0 1 1 0 0 0 0 0 12 26 0.00 1.000																					
Scott Sullivan, R (9, 1) ERA: 3.73	0.1 3 2 2 2 0 0 0 0 0 0 0 1 9 15 54.00 6.000																					
Kelly Wunsch, L (9, 1) ERA: 2.75	0.1 6 2 3 3 1 2 1 0 0 0 0 1 8 24 81.00 12.000																					
Billy Koch, R (9, 1) ERA: 5.77	0.1 1 0 0 0 0 0 0 0 0 0 0 0 0 3 0.00 0.000																					

New York Yankees @ Chicago White Sox
 U.S. Cellular Field, Chicago, IL
 Tue Sep 23 2003, 8:05 PM EDT
 Att. 31,305 - Sunny - 68 F

AB	38
R	7
H	12
RBI	7
BB	6
SO	6
LOB	18



Batter	1	2	3	4	5	6	7	8	9	AB	R	H	RBI	BB	SO	LOB				
Roberto Alomar, S (1, 4) OBP: 0.333, SLG: 0.350	0-3 K		0-3 K			1-0 G1-3		2-1 G4-3		4	0	0	0	0	2	1				
Carlos Lee, R (1, 7) OBP: 0.330, SLG: 0.498	0-0 2B		0-3 K			1-1 F7		2-0 F7		4	0	1	0	0	1	1				
Frank Thomas, R (1, 10) OBP: 0.384, SLG: 0.555	0-1 F9		0-1 P4			3-1 2B		0-3 K2-3		4	0	1	0	0	1	2				
Magglio Ordonez, R (1, 9) OBP: 0.387, SLG: 0.560	1-3 K			4-2 FC6-4 BB		1-0 HBP		1-2 14 G4-3 HBP 1B		2	0	1	0	1	1	1				
Carl Everett, S (1, 8) OBP: 0.364, SLG: 0.509		3-3 K		0-1 FC6-4 14 G6-4-3 1-2f		0-2 F9		4-0 14 G4-3 HBP 1-2		3	0	0	0	0	1	3				
14 Paul Konerko, R (1, 3) OBP: 0.307, SLG: 0.404		3-1 P2		0-2 G6-4-3 1-2f			1-1 F8	1-1 G4-3 1-2f 2-3		4	0	0	0	0	0	3				
Jose Valentin, S (1, 6) OBP: 0.308, SLG: 0.452		0-1 1B			2-3 K		2-2 F8	3-3 K		4	0	1	0	0	2	1				
24 Joe Crede, R (1, 5) OBP: 0.306, SLG: 0.422		2-0 P3			1-1 P4		1-2 HBP			2	0	0	0	0	0	1				
Sandy Alomar Jr., R (1, 2) OBP: 0.281, SLG: 0.407			1-2 1B		0-3 K2-3		0-3 K			3	0	1	0	0	2	1				
Inning Stats	R: 0 E: 0 K: 2 S: 10	H: 1 LOB: 1 BB: 0 P: 11	R: 0 E: 0 K: 1 S: 8	H: 1 LOB: 1 BB: 0 P: 16	R: 0 E: 0 K: 2 S: 13	H: 1 LOB: 1 BB: 0 P: 14	R: 0 E: 0 K: 0 S: 8	H: 0 LOB: 0 BB: 1 P: 12	R: 0 E: 0 K: 2 S: 9	H: 1 LOB: 2 BB: 0 P: 15	R: 0 E: 0 K: 1 S: 11	H: 0 LOB: 1 BB: 0 P: 15	R: 0 E: 0 K: 1 S: 6	H: 0 LOB: 0 BB: 0 P: 10	R: 0 E: 0 K: 1 S: 8	H: 1 LOB: 1 BB: 0 P: 17	1B: 3 2B: 2 3B: 0 HR: 0	SF: 0 SAC: 0 DP: 2 HBP: 3	WP: 0 PB: 0 SB: 0 CS: 0	PA: 34
PITCHER Jose Contreras, R (1, 1) ERA: 3.39 42 Mariano Rivera, R (9, 1) ERA: 1.7	IP: 8.0 WLS: W BF: 30 H: 4 R: 0 ER: 0 SO: 9 BB: 1 IBB: 0 HBP: 2 BLK: 0 WP: 0 HR: 0 S: 74 P: 105 ERA: 0.00 WHIP: 0.625	IP: 1.0 WLS: W BF: 4 H: 1 R: 0 ER: 0 SO: 1 BB: 0 IBB: 0 HBP: 1 BLK: 0 WP: 0 HR: 0 S: 8 P: 17 ERA: 0.00 WHIP: 1.000																		

BOTTOM

New York Yankees @ Chicago White Sox
U.S. Cellular Field, Chicago, IL
 Tue Sep 23 2003, 8:05 PM EDT
 Att. 31,305 - Sunny - 68 F

livebaseballscorecards.com

AB	30
R	0
H	5
RBI	0
BB	1
SO	10
LOB	14



Batter	1	2	3	4	5	6	7	8	9	AB R H RBI BB SO LOB	TOP											
Alfonso Soriano, R (1, 4) OBP: 0.339, SLG: 0.522	1-3 K		2-1 F7		2-2 P4		1-3 K			4 0 0 0 0 2 2												
Nick Johnson, L (1, 3) OBP: 0.434, SLG: 0.492	0-0 G4-3		3-3 K		0-2 G6-3			0-0 L9		4 0 0 0 0 1 1												
2 Derek Jeter, R (1, 6) OBP: 0.390, SLG: 0.447	1-3 K		0-3 K			0-1 F9		2-1 L8		4 0 0 0 0 2 0												
25 Jason Giambi, L (1, 10) OBP: 0.412, SLG: 0.532		3-2 HR		1-2 K		0-0 G6-3		1-0 2B		4 1 2 1 0 1 0												
20 Jorge Posada, S (1, 2) Michel Hernandez, R (8, 2)		1-2 HR 1B		1-1 G1-3		2-3 K		1-2 G4-3		4 1 1 0 0 1 1 0 0 0 0 0 0 0												
Bernie Williams, S (1, 8) OBP: 0.366, SLG: 0.409		0-0 HR		2-2 2B			3-2 F9		0-2 G5-3	4 1 2 2 0 0 0												
55 Hideki Matsui, L (1, 7) 38 Drew Henson, R (9, PH)		1-2 G6-3		3-2 G3			1-0 P4		0-3 K	3 0 0 0 0 0 1 1 0 0 0 0 1 0												
Enrique Wilson, S (1, 5) OBP: 0.275, SLG: 0.364		1-0 G3			2-3 K		2-1 2B 1B		0-3 K	4 1 1 0 0 2 0												
Karim Garcia, L (1, 9) Juan Rivera, R (7, PH) (7, 9)		2-2 F7			0-1 2B		2-1 2B			2 0 1 0 0 0 0 1 0 1 1 0 0 0												
Inning Stats	R: 0 E: 0 K: 2 S: 11	H: 0 LOB: 0 BB: 0 P: 13	R: 3 E: 0 K: 0 S: 19	H: 3 LOB: 0 BB: 0 P: 27	R: 0 E: 0 K: 2 S: 10	H: 0 LOB: 0 BB: 0 P: 15	R: 0 E: 0 K: 1 S: 13	H: 1 LOB: 1 BB: 0 P: 20	R: 0 E: 0 K: 1 S: 14	H: 1 LOB: 1 BB: 0 P: 18	R: 0 E: 0 K: 1 S: 6	H: 0 LOB: 0 BB: 0 P: 8	R: 1 E: 0 K: 1 S: 12	H: 2 LOB: 1 BB: 0 P: 21	R: 0 E: 0 K: 0 S: 7	H: 1 LOB: 1 BB: 0 P: 11	R: 0 E: 0 K: 2 S: 10	H: 0 LOB: 0 BB: 0 P: 10	1B: 2 2B: 4 3B: 0 HR: 2	SF: 0 SAC: 0 DP: 0 HBP: 0	WP: 0 PB: 0 SB: 0 CS: 0	PA: 35
PITCHER	IP WLS BF H R ER SO BB IBB HBP BLK WP HR S P ERA WHIP																					
Esteban Loaiza, R (1, 1) ERA: 2.96	6.0 W 23 5 3 3 7 0 0 0 0 0 2 73 101 4.50 0.833																					
Damaso Marte, L (7, 1) ERA: 1.62	0.2 4 2 1 1 0 0 0 0 0 0 0 8 16 13.50 3.000																					
Scott Sullivan, R (7, 1) ERA: 3.66	1.1 5 1 0 0 1 0 0 0 0 0 0 11 16 0.00 0.750																					
Scott Schoeneweis, L (9, 1) ERA: 4.18	1.0 3 0 0 0 2 0 0 0 0 0 0 10 10 0.00 0.000																					

New York Yankees @ Chicago White Sox
 U.S. Cellular Field, Chicago, IL
 Wed Sep 24 2003, 2:05 PM EDT
 Att. 26,019 - Overcast - 68 F

AB	35
R	4
H	8
RBI	4
BB	0
SO	10
LOB	5



livebaseballscorecards.com

Batter	1	2	3	4	5	6	7	8	9
Willie Harris, L (1, 4) OBP: 0.239, SLG: 0.230	0-3 K		0-0 FC1 2B		0-2 G4-3	2-1 SAFE SAFE 2B 1B 3-H		1-0 F8	
Carlos Lee, R (1, 7) OBP: 0.330, SLG: 0.498	1-2 G1-3		2-2 FC1 2-3			0-0 2B 1B		1-2 P5	
Frank Thomas, R (1, 10) Armando Rios, L (8, PH) OBP: 0.245, SLG: 0.298	4-2 BB		0-3 K			1-1 SAFE SAFE 2B BB		3-3 K	
Magglio Ordonez, R (1, 9) OBP: 0.386, SLG: 0.558	0-0 L9			0-2 G4-3		0-0 HR 1B F7			
Carl Everett, S (1, 8) Aaron Rowand, R (7, 8) OBP: 0.314, SLG: 0.450		0-2 G4-3		3-3 K		0-0 HR 2B P4			
Brian Daubach, L (1, 3) OBP: 0.351, SLG: 0.384		3-3 K		1-0 F8		3-3 K HR	0-2 HR		
Jose Valentin, S (1, 6) OBP: 0.310, SLG: 0.457		4-2 BB			1-1 F8	3-2 HR 2-H 3-H	3-3 K		
24 Joe Crede, R (1, 5) OBP: 0.305, SLG: 0.423		1-0 L4			0-1 G6-3	1-2 1B 2B	2-2 F7		
Miguel Olivo, R (1, 2) OBP: 0.280, SLG: 0.358			1-1 G5-3		1-0 1B	0-0 1B 2B 1B 2-3	0-3 K		

Inning Stats	R: 0 E: 0 K: 1 S: 12	H: 0 LOB: 1 BB: 1 P: 17	R: 0 E: 0 K: 1 S: 15	H: 0 LOB: 1 BB: 1 P: 23	R: 0 E: 0 K: 1 S: 9	H: 1 LOB: 1 BB: 0 P: 12	R: 0 E: 0 K: 1 S: 9	H: 0 LOB: 0 BB: 0 P: 13	R: 0 E: 0 K: 0 S: 9	H: 1 LOB: 1 BB: 0 P: 11	R: 8 E: 0 K: 1 S: 25	H: 9 LOB: 2 BB: 1 P: 43	R: 1 E: 0 K: 2 S: 13	H: 1 LOB: 0 BB: 0 P: 18	R: 0 E: 0 K: 1 S: 7	H: 0 LOB: 0 BB: 0 P: 12
--------------	-------------------------------	----------------------------------	-------------------------------	----------------------------------	------------------------------	----------------------------------	------------------------------	----------------------------------	------------------------------	----------------------------------	-------------------------------	----------------------------------	-------------------------------	----------------------------------	------------------------------	----------------------------------

PITCHER	IP	WLS	BF	H	R	ER	SO	BB	IBB	HBP	BLK	WP	HR	S	P	ERA	WHIP
35 Mike Mussina, R (1, 1) ERA: 3.4	5.1	L	29	11	8	8	5	2	0	0	0	0	1	74	107	13.50	2.438
Antonio Osuna, R (6, 1) ERA: 3.88	0.2		3	0	0	0	0	1	0	0	0	0	0	5	12	0.00	1.500
Chris Hammond, L (7, 1) ERA: 2.9	1.0		4	1	1	1	2	0	0	0	0	0	1	13	18	9.00	1.000
Jeff Weaver, R (8, 1) ERA: 5.99	1.0		3	0	0	0	1	0	0	0	0	0	0	7	12	0.00	0.000

BOTTOM


New York Yankees @ Chicago White Sox
 U.S. Cellular Field, Chicago, IL

Wed Sep 24 2003, 2:05 PM EDT
 Att. 26,019 - Overcast - 68 F

AB	R	H	RBI	BB	SO	LOB
5	1	2	1	0	1	1
5	1	2	2	0	0	1
2	1	1	1	2	1	1
1	0	0	0	0	1	0
4	1	1	0	0	0	3
4	1	1	1	0	1	2
0	0	0	0	0	0	0
4	1	1	1	0	2	2
3	1	1	3	1	1	0
4	1	1	0	0	0	1
4	1	2	0	0	1	0

livebaseballscorecards.com

AB	36
R	9
H	12
RBI	9
BB	3
SO	8
LOB	11



WP	0	PA	39
PB	0		
SB	1		
CS	0		

Batter	1	2	3	4	5	6	7	8	9	AB R H RBI BB SO LOB	TOP											
Tony Graffanino, R (1, 6) OBP: 0.333, SLG: 0.429	2-2 P3		0-2 G6-3		0-3 K			0-0 P4		4 0 0 0 0 1 2												
Roberto Alomar, S (1, 4) OBP: 0.333, SLG: 0.349	4-2 BB			2-1 G6-3		0-0 G6-3		0-1 BB 2B 1B		2 0 0 0 1 0 0												
Aaron Miles, S (6, 4) OBP: 0.400, SLG: 0.600										1 1 1 0 0 0 0												
Frank Thomas, R (1, 10) OBP: 0.385, SLG: 0.554	0-0 F9			1-2 P4		1-1 P4		4-2 2B BB		3 1 0 0 1 0 1												
Magglio Ordonez, R (1, 9) OBP: 0.385, SLG: 0.557	0-0 G4-3			2-1 G5-3		0-0 F7		3-1 2B		4 0 1 2 0 0 1												
Carlos Lee, R (1, 7) OBP: 0.330, SLG: 0.497					1-1 P6		1-0 14 G6-4-3 1B	1-2 G6-3		4 0 1 0 0 0 1												
14 Paul Konerko, R (1, 3) OBP: 0.306, SLG: 0.402			0-0 F9		0-2 G4-3		1-1 G6-4-3	1-2 24 L4-6 BB 1B		4 0 1 0 0 0 1												
Aaron Rowand, R (1, 8) OBP: 0.325, SLG: 0.454			0-2 G6-3		2-1 24 E 1B		0-0 1B	4-1 BB		3 1 2 0 1 0 0												
24 Joe Crede, R (1, 5) OBP: 0.305, SLG: 0.421			0-1 F8		1-2 1B		0-0 G4-3	1-2 L4-6		4 0 1 1 0 0 3												
Jamie Burke, R (1, 2) OBP: 0.429, SLG: 0.429			1-1 G6-3		1-0 1B		1-1 G6-3	2-1 G4-3		3 0 1 0 0 0 0												
Brian Daubach, L (9, PH) OBP: 0.349, SLG: 0.382					1-2 1B					1 0 0 0 0 0 1												
Inning Stats	R: 0 E: 0 K: 0 S: 9	H: 0 LOB: 1 BB: 1 P: 15	R: 0 E: 0 K: 0 S: 8	H: 0 LOB: 0 BB: 0 P: 10	R: 0 E: 0 K: 0 S: 7	H: 0 LOB: 0 BB: 0 P: 8	R: 0 E: 0 K: 0 S: 7	H: 0 LOB: 0 BB: 0 P: 12	R: 1 E: 1 K: 1 S: 15	H: 3 LOB: 2 BB: 0 P: 20	R: 0 E: 0 K: 0 S: 4	H: 0 LOB: 0 BB: 0 P: 5	R: 0 E: 0 K: 0 S: 5	H: 2 LOB: 1 BB: 0 P: 7	R: 2 E: 0 K: 0 S: 12	H: 2 LOB: 1 BB: 1 P: 21	R: 0 E: 0 K: 0 S: 9	H: 1 LOB: 1 BB: 1 P: 17	1B: 7 2B: 2 3B: 0 HR: 0	SF: 0 SAC: 0 DP: 2 HBP: 0	WP: 0 PB: 0 SB: 0 CS: 0	PA: 36
PITCHER	IP WLS BF H R ER SO BB IBB HBP BLK WP HR S P ERA WHIP																					
Brian Anderson, L (1, 1) ERA: 3.78	8.0 W 32 7 3 3 1 2 0 0 0 0 0 0 67 98 3.38 1.125																					
Mike MacDougal, R (9, 1) ERA: 4.14	1.0 4 1 0 0 0 1 0 0 0 0 0 0 9 17 0.00 2.000																					

Chicago White Sox @ Kansas City Royals
Kauffman Stadium, Kansas City, MO
Thu Sep 25 2003, 7:05 PM CDT
Att. 16,438 - Sunny - 66 F

AB	33
R	3
H	8
RBI	3
BB	3
SO	1
LOB	10



Batter	1	2	3	4	5	6	7	8	9
4 Angel Berroa, R OBP: 0.341, SLG: 0.457 (1, 6)	0-1 HR 1B	1-2 G4-3		1-1 G1-3 2-3		1-3 K			
Carlos Beltrán, S OBP: 0.389, SLG: 0.519 (1, 8)	1-1 HR 1-H		2-1 S WP 1B	0-0 SF9 3-H		4-1 BB			
Rondell White, R OBP: 0.342, SLG: 0.491 (1, 10)	2-1 F9		4-2 1B 1B 1-H	2-1 HR		2-1 G4-3			
Raul Ibanez, L OBP: 0.349, SLG: 0.460 (1, 7)	1-1 F8		0-0 FC5 1B 1-2	0-2 G4-3		1-0 F7			
Joe Randa, R OBP: 0.350, SLG: 0.457 (1, 5)	3-1 G6-3		0-0 FC5 1B 1-2 2-H	4-2 FC6-4 BB		0-1 F8			
Aaron Guiel, L OBP: 0.352, SLG: 0.501 (1, 9)		4-0 SH2-4 BB G3 BB	2-0 F7	2-2 F8		1-0 G3-1			
Ken Harvey, R OBP: 0.315, SLG: 0.412 (1, 3)		4-2 SAFE SAFE G3 SH2-4 BB 1-2	0-2 FC5 1-2 2-3f	0-0 FC6-4 1-2f		2-1 L3 1B			
Desi Relaford, S OBP: 0.317, SLG: 0.380 (1, 4)		0-0 SH2-4 1-2 2-3	0-1 P3	0-2 P4		3-2 L3 1-1			
Brent Mayne, L OBP: 0.307, SLG: 0.344 (1, 2)		1-1 G3 2-3 3-H		0-0 4 PB SF9 2B		2-2 F7			


AB	R	H	RBI	BB	SO	LOB
4	1	1	0	0	1	2
2	2	2	3	1	0	0
3	2	1	1	1	0	1
4	0	1	0	0	0	0
3	0	1	1	1	0	0
3	1	0	0	1	0	3
3	0	1	0	1	0	3
3	0	0	0	0	0	4
4	1	1	1	0	0	1

BOTTOM

Chicago White Sox @ Kansas City Royals
Kauffman Stadium, Kansas City, MO

Thu Sep 25 2003, 7:05 PM CDT
Att. 16,438 - Sunny - 66 F

AB	29
R	7
H	8
RBI	6
BB	5
SO	1
LOB	14



Inning Stats		R: 2	H: 2	E: 0	K: 0	S: 10	R: 1	H: 0	E: 0	K: 0	S: 10	R: 2	H: 3	E: 0	K: 0	S: 12	R: 2	H: 2	E: 0	K: 0	S: 9	R: 0	H: 0	E: 0	K: 0	S: 11	R: 0	H: 0	E: 0	K: 1	S: 11	R: 0	H: 0	E: 0	K: 0	S: 4	R: 0	H: 1	E: 0	K: 0	S: 7
IP		4.0	4.0	4.0	4.0	4.0	IP		4.0	4.0	4.0	IP		4.0	4.0	4.0	IP		4.0	4.0	4.0	IP		4.0	4.0	4.0	IP		4.0	4.0	4.0	IP		4.0	4.0	4.0	IP		4.0	4.0	4.0
WLS		L	L	L	L	L	WLS		L	L	L	WLS		L	L	L	WLS		L	L	L	WLS		L	L	L	WLS		L	L	L	WLS		L	L	L	WLS		L	L	L
BF		22	14	22	14	22	BF		22	14	22	BF		22	14	22	BF		22	14	22	BF		22	14	22	BF		22	14	22	BF		22	14	22	BF		22	14	22
H		7	1	7	1	7	H		7	1	7	H		7	1	7	H		7	1	7	H		7	1	7	H		7	1	7	H		7	1	7	H		7	1	7
R		7	0	7	0	7	R		7	0	7	R		7	0	7	R		7	0	7	R		7	0	7	R		7	0	7	R		7	0	7	R		7	0	7
ER		7	0	7	0	7	ER		7	0	7	ER		7	0	7	ER		7	0	7	ER		7	0	7	ER		7	0	7	ER		7	0	7	ER		7	0	7
SO		0	1	0	1	0	SO		0	1	0	SO		0	1	0	SO		0	1	0	SO		0	1	0	SO		0	1	0	SO		0	1	0	SO		0	1	0
BB		0	0	0	0	0	BB		0	0	0	BB		0	0	0	BB		0	0	0	BB		0	0	0	BB		0	0	0	BB		0	0	0	BB		0	0	0
LOB		0	17	0	17	0	LOB		0	17	0	LOB		0	17	0	LOB		0	17	0	LOB		0	17	0	LOB		0	17	0	LOB		0	17	0	LOB		0	17	0
ERA		6.15	4.82	6.15	4.82	6.15	ERA		6.15	4.82	6.15	ERA		6.15	4.82	6.15	ERA		6.15	4.82	6.15	ERA		6.15	4.82	6.15	ERA		6.15	4.82	6.15	ERA		6.15	4.82	6.15	ERA		6.15	4.82	
WHIP		2.500	0.750	2.500	0.750	2.500	WHIP		2.500	0.750	2.500	WHIP		2.500	0.750	2.500	WHIP		2.500	0.750	2.500	WHIP		2.500	0.750	2.500	WHIP		2.500	0.750	2.500	WHIP		2.500	0.750	2.500	WHIP		2.500	0.750	

WP	HR	S	P	ERA	WHIP
1	1	1	36		
1	1	2	0		
2	0	1	0		
0	0	0	0		
0	0	0	0		

Batter	1	2	3	4	5	6	7	8	9	AB R H RBI BB SO LOB	TOP	
Tony Graffano, R (1, 4) OBP: 0.331, SLG: 0.428	3-2 F9 SAFE	1-0 2B			0-1 P3		2-1 G6-3	0-1 G4-3		5 0 1 0 0 0 1		
Magglio Ordonez, R (1, 9) OBP: 0.384, SLG: 0.554	1-0 F7	2-2 G5-3			3-1 G5-3			4-2 1B BB	0-0 G1-3	4 1 0 0 1 0 2 0 0 0 0 0 0 0		
Armando Rios, L (9, 7) OBP: 0.245, SLG: 0.298												
Frank Thomas, R (1, 10) OBP: 0.386, SLG: 0.559	2-1 P2				2-1 L5			2-2 14 HBP FC6-2 1B	0-1 G4-3	4 1 2 1 0 0 0 1 0 0 0 0 0 0		
Aaron Miles, S (8, PR) OBP: 0.333, SLG: 0.500												
Carlos Lee, R (1, 7) OBP: 0.331, SLG: 0.502		2-2 HR			0-0 P4			0-0 FC6-2 14 HBP 24 1B	4-2 BB	4 2 2 2 0 0 0 0 0 0 0 1 0 0		
Willie Harris, L (9, PH) OBP: 0.244, SLG: 0.230								1-2 2-H 1B				
14 Paul Konerko, R (1, 3) OBP: 0.305, SLG: 0.399		0-1 F9			0-1 F9			4-1 24 1B FC6-2 HR HBP	1-0 P4	4 1 0 0 0 0 1		
Aaron Rowand, R (1, 8) OBP: 0.323, SLG: 0.449		0-1 24 3B 1B			0-1 F7			1-2 2-3 3-H FC6-2 24 1B HR		4 2 1 0 0 0 3		
24 Joe Crede, R (1, 5) OBP: 0.308, SLG: 0.430		3-2 1-H 1B 3B			3-2 F9			0-0 SH5-3 SF9 2B	0-0 1-2 2-3 3-H HR 1B	4 3 3 2 0 0 0 3 1 1 4 0 0 1		
Jose Valentin, S (1, 6) OBP: 0.310, SLG: 0.463		0-1 P2			1-0 G5-3			2-1 SH5-3	3-2 1-H 2-H 3-H HR			
Miguel Olivo, R (1, 2) OBP: 0.280, SLG: 0.358		0-0 2B 3-H 1B			3-1 P4			2-1 SF9	0-1 G4-3	3 0 1 2 0 0 1		
Inning Stats	R: 0 E: 0 K: 0 S: 7 H: 0 LOB: 0 BB: 0 P: 13	R: 3 E: 0 K: 0 S: 20 H: 5 LOB: 2 BB: 0 P: 28	R: 1 E: 0 K: 0 S: 6 H: 1 LOB: 0 BB: 0 P: 6	R: 0 E: 0 K: 0 S: 9 H: 0 LOB: 0 BB: 0 P: 16	R: 0 E: 0 K: 0 S: 6 H: 0 LOB: 0 BB: 0 P: 11	R: 0 E: 0 K: 0 S: 11 H: 0 LOB: 0 BB: 0 P: 17	R: 1 E: 0 K: 0 S: 7 H: 1 LOB: 0 BB: 0 P: 13	R: 6 E: 0 K: 0 S: 20 H: 4 LOB: 1 BB: 1 P: 34	R: 0 E: 0 K: 0 S: 7 H: 0 LOB: 1 BB: 1 P: 12	1B: 5 2B: 2 3B: 1 HR: 3 SF: 1 SAC: 1 DP: 0 HBP: 1	WP: 0 PB: 0 SB: 0 CS: 0 PA: 41	
PITCHER	IP WLS BF H R ER SO BB IBB HBP BLK WP HR S P ERA WHIP											
Darrell May, L (1, 1) ERA: 3.77	7.0 L 28 7 5 5 0 0 0 0 0 0 0 2 66 104 6.43 1.000											
D.J. Carrasco, R (8, 1) ERA: 4.82	1.0 9 4 6 6 0 1 0 1 0 0 0 1 20 34 54.00 5.000											
Nate Field, R (9, 1) ERA: 4.35	1.0 4 0 0 0 0 0 1 0 0 0 0 0 7 12 0.00 1.000											

Chicago White Sox @ Kansas City Royals
Kauffman Stadium, Kansas City, MO

Fri Sep 26 2003, 7:05 PM CDT
Att. 36,598 - Cloudy - 69 F

AB	36
R	11
H	11
RBI	11
BB	2
SO	0
LOB	9



Batter	1	2	3	4	5	6	7	8	9	AB R H RBI BB SO LOB
4 Angel Berroa, R OBP: 0.340, SLG: 0.455 Mendy López, R OBP: 0.298, SLG: 0.411	2-2 G6-3		0-1 G5-4-3			2-2 G5-3			0-2 G6-3	3 0 0 0 0 0 1 1 0 0 0 0 0 0
Carlos Beltrán, S OBP: 0.389, SLG: 0.524 9 David DeJesus, L	3-2 F9			0-1 HR		1-0 G4-3			2-3 K	3 1 1 1 0 0 0 1 0 0 0 0 1 0
29 Mike Sweeney, R OBP: 0.393, SLG: 0.463 Mike DiFelice, R OBP: 0.302, SLG: 0.401	0-1 G6-3			1-2 L8		0-2 G6-3			1-0 HR	3 0 0 0 0 0 0 1 1 1 1 0 0 0
Raul Ibanez, L OBP: 0.347, SLG: 0.457		3-2 F9		2-1 G5-3		2-2 F8			0-1 E6	4 0 0 0 0 0 0
Joe Randa, R OBP: 0.350, SLG: 0.455 Jarrod Patterson, L OBP: 0.286, SLG: 0.167		4-1 BB		1-3 K		0-0 G1-3			1-3 K	2 0 0 0 1 1 0 1 0 0 0 0 1 1
Aaron Guiel, L OBP: 0.352, SLG: 0.499		1-1 F7			4-2 1B BB		3-1 G3			2 0 0 0 1 0 1
Rondell White, R OBP: 0.342, SLG: 0.490 Dee Brown, L OBP: 0.281, SLG: 0.333		3-1 F8			1 SAFE 1 SAFE 0-2 G4-6-3 1-3 1B			3-2 F8		3 0 1 0 0 0 1 0 0 0 0 0 0 0
Desi Relaford, S OBP: 0.316, SLG: 0.378 Michael Tucker, L OBP: 0.332, SLG: 0.443 Julius Matos, R OBP: 0.273, SLG: 0.370			0-1 G4-3		0-0 P3			4-2 G5-4-3 BB		2 0 0 0 0 0 2 0 0 0 0 1 0 0 0 0 0 0 0 0 0
Brent Mayne, L OBP: 0.308, SLG: 0.345 Tom Prince, R OBP: 0.308, SLG: 0.378			1-2 G5-4-3 1B		1-0 G4-6-3 1-2f			3-1 G5-4-3 1-2f		2 0 1 0 0 0 2 1 0 0 0 0 0 1

Inning Stats	R: 0	H: 0	E: 0	K: 0	S: 9	LOB: 0	BB: 0	P: 14	R: 0	H: 0	E: 0	K: 0	S: 9	LOB: 1	BB: 1	P: 20	R: 0	H: 1	E: 0	K: 0	S: 7	LOB: 0	BB: 0	P: 8	R: 1	H: 1	E: 0	K: 1	S: 10	LOB: 0	BB: 0	P: 14	R: 0	H: 1	E: 0	K: 0	S: 7	LOB: 1	BB: 1	P: 12	R: 0	H: 0	E: 0	K: 0	S: 10	LOB: 0	BB: 0	P: 13	R: 0	H: 0	E: 0	K: 0	S: 6	LOB: 0	BB: 0	P: 11	R: 0	H: 0	E: 0	K: 0	S: 8	LOB: 1	BB: 1	P: 18	R: 1	H: 1	E: 1	K: 2	S: 12	LOB: 1	BB: 0	P: 16	1B: 2	2B: 0	3B: 0	HR: 2	SF: 0	SAC: 0	DP: 3	HBP: 0	WP: 0	PB: 0	SB: 0	CS: 0	PA: 32
--------------	------	------	------	------	------	--------	-------	-------	------	------	------	------	------	--------	-------	-------	------	------	------	------	------	--------	-------	------	------	------	------	------	-------	--------	-------	-------	------	------	------	------	------	--------	-------	-------	------	------	------	------	-------	--------	-------	-------	------	------	------	------	------	--------	-------	-------	------	------	------	------	------	--------	-------	-------	------	------	------	------	-------	--------	-------	-------	-------	-------	-------	-------	-------	--------	-------	--------	-------	-------	-------	-------	--------

PITCHER	IP	WLS	BF	H	R	ER	SO	BB	IBB	HBP	BLK	WP	HR	S	P	ERA	WHIP
Jon Garland, R ERA: 4.51	(1, 1)	8.0	27	3	1	1	1	3	0	0	0	0	1	66	110	1.12	0.750
Tom Gordon, R ERA: 3.16	(9, 1)	1.0	5	1	1	1	2	0	0	0	0	0	1	12	16	9.00	1.000

BOTTOM

Chicago White Sox @ Kansas City Royals
Kauffman Stadium, Kansas City, MO
 Fri Sep 26 2003, 7:05 PM CDT
 Att: 36,598 - Cloudy - 69 F

AB	29
R	2
H	4
RBI	2
BB	3
SO	3
LOB	9



PITCHER	IP	WLS	BF	H	R	ER	SO	BB	IBB	HBP	BLK	WP	HR	S	P	ERA	WHIP
---------	----	-----	----	---	---	----	----	----	-----	-----	-----	----	----	---	---	-----	------

Batter	1	2	3	4	5	6	7	8	9	AB R H RBI BB SO LOB	TOP											
Willie Harris, L (1, 4) OBP: 0.261, SLG: 0.242	0-2 G6-3 1B					2-2 E 1B	1-2 G4-3	2-1 G1-3	2-2 G1-3	6 3 3 1 1 0 2												
Carlos Lee, R (1, 7) OBP: 0.329, SLG: 0.498	2-2 G6-3				2-0 E4 1B	2-2 SF7		0-1 F9		4 2 0 2 1 0 3												
Frank Thomas, R (1, 10) OBP: 0.390, SLG: 0.562 Aaron Miles, S (6, PH) OBP: 0.375, SLG: 0.625	4-2 1B BB		1-0 1B HBP	1-1 2B	2-1 1B 1B	0-0 F9		1-2 G3-1 1B 2B		2 2 2 1 1 0 0 2 1 1 0 0 0 0												
Magglio Ordonez, R (1, 9) OBP: 0.382, SLG: 0.550 Armando Rios, L (8, 9) OBP: 0.245, SLG: 0.298	0-0 F7		0-3 K	2-2 F7	1-2 1B 1B		1-0 E6 1B 2B	0-0 G3-1		6 1 1 1 0 1 7 0 0 0 0 0 0 0												
Carl Everett, S (1, 8) OBP: 0.367, SLG: 0.511 Aaron Rowand, R (7, 8) OBP: 0.327, SLG: 0.452	3-2 1B		0-0 BB 24 2B 1B	0-1 F9	0-1 1B		2-2 2B 24 WP 1B	1-1 1B 1B		5 2 4 4 0 0 1 1 0 1 1 0 0 0												
Brian Daubach, L (1, 3) OBP: 0.349, SLG: 0.380	3-3 K		1-1 BB 24 2B 1B	0-3 K	0-3 K2-3		3-3 K	0-0 1B 1B		6 1 2 1 0 4 7												
Jose Valentin, S (1, 6) OBP: 0.312, SLG: 0.464		1-2 F8	4-2 24 2B BB				0-0 24 WP 2B	1-3 K		5 3 2 1 1 2 4												
24 Joe Crede, R (1, 5) OBP: 0.310, SLG: 0.436		2-1 F9	0-1 1B 2B		0-0 1B E 2B	1-0 2B 2B			2-0 G6-3	6 3 3 4 0 1 1												
Miguel Olivo, R (1, 2) OBP: 0.284, SLG: 0.362		1-0 F7	0-1 CS 1B		1-0 F8	0-2 G4-3 SF7 2B	4-2 BB		0-1 G6-3	5 1 2 1 1 0 1												
Inning Stats	R: 1 E: 0 K: 1 S: 16	H: 2 LOB: 2 BB: 1 P: 28	R: 0 E: 0 K: 0 S: 6	H: 0 LOB: 0 BB: 0 P: 10	R: 7 E: 0 K: 1 S: 17	H: 5 LOB: 1 BB: 3 P: 33	R: 0 E: 0 K: 1 S: 10	H: 1 LOB: 1 BB: 0 P: 13	R: 5 E: 1 K: 2 S: 23	H: 6 LOB: 2 BB: 0 P: 34	R: 2 E: 0 K: 0 S: 15	H: 2 LOB: 0 BB: 0 P: 19	R: 3 E: 1 K: 2 S: 15	H: 2 LOB: 1 BB: 1 P: 30	R: 1 E: 0 K: 1 S: 12	H: 3 LOB: 2 BB: 0 P: 15	R: 0 E: 0 K: 0 S: 7	H: 0 LOB: 0 BB: 0 P: 11	1B: 14 2B: 7 3B: 0 HR: 0	SF: 1 SAC: 0 DP: 0 HBP: 1	WP: 2 PB: 0 SB: 1 CS: 1	PA: 55
PITCHER	IP WLS BF H R ER SO BB IBB HBP BLK WP HR S P ERA WHIP												PITCHER	IP WLS BF H R ER SO BB IBB HBP BLK WP HR S P ERA WHIP								
Jamey Wright, R (1, 1) ERA: 4.26	2.1 L 17 5 8 8 2 4 0 1 0 0 0 33 63 30.86 3.857																					
51 Kris Wilson, R (3, 1) ERA: 5.33	2.0 13 7 5 4 1 0 0 0 0 0 0 28 42 18.00 3.500																					
Brad Voyles, R (5, 1) ERA: 7.18	2.2 16 6 5 2 4 1 0 0 0 2 0 41 62 6.75 2.625																					
Graeme Lloyd, L (8, 1) ERA: 5.29	1.0 6 3 1 1 1 0 0 0 0 0 0 12 15 9.00 3.000																					
Nate Field, R (9, 1) ERA: 4.15	1.0 3 0 0 0 0 0 0 0 0 0 0 7 11 0.00 0.000																					

Chicago White Sox @ Kansas City Royals
Kauffman Stadium, Kansas City, MO
Sat Sep 27 2003, 6:05 PM CDT
Att. 37,567 - Cloudy - 68 F

AB	48
R	19
H	21
RBI	17
BB	5
SO	8
LOB	26



WP: 2	PA: 55
-------	--------

ERA	WHIP
-----	------

livebaseballscorecards.com

Batter	1	2	3	4	5	6	7	8	9	AB	R	H	RBI	BB	SO	LOB
4 Angel Berroa, R OBP: 0.339, SLG: 0.453 Mendy López, R OBP: 0.313, SLG: 0.457 (1, 6) (6, PH) (7, 6)	1-1 G6-3 ①			1-2 F9 ①		0-1 1-H HR		0-0 1B		2	0	0	0	0	0	0
Carlos Beltrán, S OBP: 0.388, SLG: 0.523 9 David DeJesus, L OBP: 0.286, SLG: 0.500 (1, 8) (4, 8)	1-0 L3 ②			2-2 P2 ②		1-2 3B		1-2 G4-3 ③		1	0	0	0	0	0	0
29 Mike Sweeney, R OBP: 0.392, SLG: 0.468 (1, 10)	1-2 F7 ③			1-1 HR		3-3 K ②			1-1 G1-3 ①	4	1	1	1	0	1	1
Raul Ibanez, L OBP: 0.345, SLG: 0.455 Jarrod Patterson, L OBP: 0.318, SLG: 0.211 (1, 3) (7, 3)			0-3 K ①	1-1 G6-3 ③		1-1 G6-3 ③			1-2 G4-6-3 1B	3	0	0	0	0	0	1
Joe Randa, R OBP: 0.349, SLG: 0.453 Julius Matos, R OBP: 0.268, SLG: 0.364 Michael Tucker, L OBP: 0.331, SLG: 0.442 (1, 5) (6, 5) (9, PH)		0-1 L9 ②			1-1 G6-3 ①				0-0 G4-6-3 ② ③	2	0	0	0	0	0	0
Aaron Guiel, L OBP: 0.349, SLG: 0.494 (1, 9)		0-1 G3-1 ③			0-1 F8 ②				3-2 G4-3 ②	3	0	0	0	0	0	0
Rondell White, R OBP: 0.341, SLG: 0.488 Dee Brown, L OBP: 0.279, SLG: 0.331 (1, 7) (7, 7)			0-3 K ①		1-0 G6-3 ③				0-2 P6 ③	2	0	0	0	0	1	0
Desi Relaford, S OBP: 0.316, SLG: 0.377 (1, 4)			0-1 F9 ②			4-0 HR BB			2-0 F8 ①	2	1	0	0	1	0	0
Mike DiFelice, R OBP: 0.299, SLG: 0.397 Tom Prince, R OBP: 0.302, SLG: 0.370 (1, 2) (8, 2)			0-1 F8 ③			1-1 F8 ①			3-2 L7 ②	2	0	0	0	0	0	1

Inning Stats	R: 0	H: 0	E: 0	LOB: 0	K: 0	BB: 0	S: 6	P: 9	R: 0	H: 0	E: 0	LOB: 0	K: 1	BB: 0	S: 7	P: 7	R: 0	H: 0	E: 0	LOB: 0	K: 1	BB: 0	S: 8	P: 8	R: 1	H: 1	E: 0	LOB: 0	K: 0	BB: 0	S: 10	P: 15	R: 0	H: 0	E: 0	LOB: 0	K: 0	BB: 0	S: 5	P: 7	R: 2	H: 2	E: 0	LOB: 1	K: 1	BB: 1	S: 13	P: 23	R: 0	H: 0	E: 0	LOB: 0	K: 0	BB: 0	S: 13	P: 19	R: 0	H: 1	E: 0	LOB: 1	K: 0	BB: 0	S: 10	P: 16	R: 0	H: 1	E: 0	LOB: 0	K: 0	BB: 0	S: 6	P: 8	1B: 2	SF: 0	2B: 0	SAC: 0	3B: 1	DP: 1	HR: 2	HBP: 0	WP: 0	PA: 32
PITCHER Bartolo Colon, R ERA: 3.87 (1, 1)	IP	WLS	BF	H	R	ER	SO	BB	IBB	HBP	BLK	WP	HR	S	P	ERA	WHIP	IP	WLS	BF	H	R	ER	SO	BB	IBB	HBP	BLK	WP	HR	S	P	ERA	WHIP	IP	WLS	BF	H	R	ER	SO	BB	IBB	HBP	BLK	WP	HR	S	P	ERA	WHIP																															

BOTTOM

Chicago White Sox @ Kansas City Royals
Kauffman Stadium, Kansas City, MO

Sat Sep 27 2003, 6:05 PM CDT
Att: 37,567 - Cloudy - 68 F

livebaseballscorecards.com

AB	31
R	3
H	5
RBI	3
BB	1
SO	3
LOB	5



Batter	1	2	3	4	5	6	7	8	9	AB R H RBI BB SO LOB	TOP											
Willie Harris, L (1, 8) OBP: 0.259, SLG: 0.241	1-2 G4-3			2-2 1B	3-2 G6-3		2-2 F7		1-3 K	5 1 1 0 0 1 2												
Carlos Lee, R (1, 10) OBP: 0.331, SLG: 0.499	0-1 F8			2-2 2B	1-0 FC4-6		0-0 G6-3			3 1 2 2 0 0 0												
Jamie Burke, R (7, PH) OBP: 0.375, SLG: 0.375				1-H 1B	3-H 1B					1 0 0 0 0 0 0												
Aaron Miles, S (1, 4) OBP: 0.333, SLG: 0.583	2-0 P5			0-1 2B	2-1 FC4-6			0-0 G1-3		4 1 1 1 0 0 1												
Magglio Ordonez, R (1, 9) OBP: 0.380, SLG: 0.546			1-2 G5-3	2-1 L9	0-2 P3			0-0 E5		4 0 0 0 0 0 2												
Aaron Rowand, R (8, 9) OBP: 0.327, SLG: 0.452								G6-3		0 0 0 0 0 0 0												
Carl Everett, S (1, 7) OBP: 0.366, SLG: 0.510			2-2 G3-1	0-0 F9		3-2 G3-6-1		1-1 G6-3		4 0 1 0 0 0 2												
Jose Valentin, S (1, 6) OBP: 0.313, SLG: 0.463			3-1 P6	4-2 2B		1-0 G3-6-1		1-2 F7		3 1 1 0 1 0 1												
Brian Daubach, L (1, 3) OBP: 0.352, SLG: 0.388				1-1 24 G6-4-3	1-2 1B	2-2 G3-6-1			0-0 F7	4 0 2 2 0 0 2												
24 Joe Crede, R (1, 5) OBP: 0.308, SLG: 0.433			0-1 G6-4-3	1-1 P3		1-1 G1-3			1-0 G6-3	4 0 0 0 0 0 3												
Miguel Olivo, R (1, 2) OBP: 0.287, SLG: 0.360			1-3 K		4-1 G6-3		2-1 G6-3		2-1 HBP	2 1 0 0 1 1 0												
Inning Stats	R: 0 E: 0 K: 0 S: 7	H: 0 LOB: 0 BB: 0 P: 10	R: 0 E: 0 K: 0 S: 10	H: 0 LOB: 0 BB: 0 P: 16	R: 0 E: 0 K: 1 S: 8	H: 1 LOB: 0 BB: 0 P: 10	R: 4 E: 0 K: 0 S: 22	H: 4 LOB: 1 BB: 1 P: 34	R: 1 E: 0 K: 0 S: 11	H: 1 LOB: 1 BB: 1 P: 21	R: 0 E: 0 K: 0 S: 10	H: 2 LOB: 1 BB: 0 P: 17	R: 0 E: 0 K: 0 S: 6	H: 0 LOB: 0 BB: 0 P: 10	R: 0 E: 1 K: 0 S: 8	H: 0 LOB: 1 BB: 0 P: 10	R: 0 E: 0 K: 1 S: 6	H: 0 LOB: 1 BB: 0 P: 10	1B: 6 2B: 2 3B: 0 HR: 0	SF: 0 SAC: 0 DP: 2 HBP: 1	WP: 0 PB: 0 SB: 2 CS: 0	PA: 37
PITCHER	IP WLS BF H R ER SO BB IBB HBP BLK WP HR S P ERA WHIP																					
Jose Lima, R (1, 1) ERA: 4.91	5.0 L 22 6 5 5 1 2 0 0 0 0 0 0 58 91 9.00 1.600																					
Jason Grimsley, R (6, 1) ERA: 5.16	1.0 4 2 0 0 0 0 0 0 0 0 0 0 10 17 0.00 2.000																					
Curt Leskanic, R (7, 1) ERA: 2.22	1.0 3 0 0 0 0 0 0 0 0 0 0 0 6 10 0.00 0.000																					
Jeremy Affeldt, L (8, 1) ERA: 3.93	1.0 4 0 0 0 0 0 0 0 0 0 0 0 8 10 0.00 0.000																					
Mike MacDougal, R (9, 1) ERA: 4.08	1.0 4 0 0 0 0 1 0 0 0 1 0 0 6 10 0.00 0.000																					

Chicago White Sox @ Kansas City Royals
Kauffman Stadium, Kansas City, MO

Sun Sep 28 2003, 1:05 PM CDT
Att. 26,261 - Cloudy - 60 F

AB	34
R	5
H	8
RBI	5
BB	2
SO	2
LOB	13



WP: 0	PA: 37
-------	--------

Batter	1	2	3	4	5	6	7	8	9
4 Angel Berroa, R (1, 6) <small>OBP: 0.338, SLG: 0.451</small> Mendy López, R (4, 6) <small>OBP: 0.306, SLG: 0.447</small>	0-0 F7		2-3 K			0-1 G3-1	1-3 K		
Carlos Beltrán, S (1, 8) <small>OBP: 0.389, SLG: 0.522</small> 9 David DeJesus, L (4, 8) <small>OBP: 0.444, SLG: 0.571</small>	4-1 29 G5-3 BB		1-2 G4-3			3-2 PB HBP		0-0 L5-3 1B	
29 Mike Sweeney, R (1, 10) <small>OBP: 0.391, SLG: 0.467</small> Michael Tucker, L (4, PH) <small>OBP: 0.331, SLG: 0.440</small>	0-2 G5-3			4-2 BB		2-3 K		1-3 K	
Raul Ibanez, L (1, 7) <small>OBP: 0.345, SLG: 0.454</small> Dee Brown, L (4, 7) <small>OBP: 0.280, SLG: 0.326</small>	1-2 P5			1-3 K		4-2 BB		3-2 L5-3	
Joe Randa, R (1, 5) <small>OBP: 0.348, SLG: 0.452</small> Jarrod Patterson, L (4, 5) <small>OBP: 0.280, SLG: 0.182</small>		3-3 K		1-3 K		1-2 G6-3		0-0 G4-3	
Aaron Guiel, L (1, 9) <small>OBP: 0.346, SLG: 0.489</small>		2-1 L7		0-2 G4-3			0-1 G4-3		2-3 K
Ken Harvey, R (1, 3) <small>OBP: 0.313, SLG: 0.408</small>		1-2 G6-3			1-3 K		2-0 F9		0-0 G6-3
Desi Relaford, S (1, 4) <small>OBP: 0.315, SLG: 0.376</small> Julius Matos, R (4, 4) <small>OBP: 0.276, SLG: 0.386</small>			1-0 F8		0-0 F7		0-0 1B 2B		
Brent Mayne, L (1, 2) <small>OBP: 0.307, SLG: 0.344</small> Tom Prince, R (4, 2) <small>OBP: 0.309, SLG: 0.375</small>			3-2 E3 BLK		3-2 F9		0-1 2-H 1B		

Inning Stats	R: 0	H: 0	E: 0	K: 0	S: 8	R: 0	H: 0	E: 0	K: 1	S: 9	R: 0	H: 0	E: 1	K: 1	S: 13	R: 0	H: 0	E: 0	K: 2	S: 11	R: 0	H: 0	E: 0	K: 1	S: 8	R: 0	H: 0	E: 0	K: 1	S: 14	R: 1	H: 2	E: 0	K: 1	S: 9	R: 0	H: 1	E: 0	K: 1	S: 8	R: 0	H: 0	E: 0	K: 1	S: 6	1B: 2	2B: 2	3B: 0	HR: 0	SF: 0	SAC: 0	DP: 1	HBP: 1	WP: 0	PB: 1	SB: 0	CS: 0	PA: 34
	0	0	0	0	8	0	0	0	1	9	0	0	1	1	13	0	0	0	2	11	0	0	0	0	1	8	0	0	0	1	14	1	2	0	1	9	0	1	0	0	8	2	2	0	0	0	0	1	0	1	34							

PITCHER	IP	WLS	BF	H	R	ER	SO	BB	IBB	HBP	BLK	WP	HR	S	P	ERA	WHIP
Esteban Loaiza, R (1, 1) <small>ERA: 2.9</small>	7.1	W	30	3	1	1	8	3	0	1	1	0	0	76	118	1.23	0.818
Damaso Marte, L (8, 1) <small>ERA: 1.58</small>	1.2		4	0	0	0	1	0	0	0	0	0	0	10	15	0.00	0.000

BOTTOM

Chicago White Sox @ Kansas City Royals
Kauffman Stadium, Kansas City, MO

livebaseballscores.com

AB	30
R	1
H	3
RBI	1
BB	3
SO	9
LOB	13



Sun Sep 28 2003, 1:05 PM CDT
 Att: 26,261 - Cloudy - 60 F