

Chicago White Sox - 2004





Batter	1	2	3	4	5	6	7	8	9	AB R H RBI BB SO LOB
4 Angel Berroa, R OBP: 0.200, SLG: 0.200 (1, 6)	2-1 G2-3		1-1 G1-6-3			1-2 L7		1-3 K	3-2 HR	5 1 1 0 0 1 2
Carlos Beltrán, S OBP: 0.400, SLG: 1.000 (1, 8)	2-0 F9		1-0 F9			3-2 G5-4-3 1B		1-2 F9	2-2 HR	5 1 2 2 0 0 1
29 Mike Sweeney, R OBP: 0.250, SLG: 0.500 (1, 3)	1-3 K			3-2 F8		0-0 F9		1-1 2B		4 0 1 0 0 1 1
Juan Gonzalez, R OBP: 0.500, SLG: 0.500 (1, 9)		3-1 E FC6-5-4 1B		2-2 G6-4-3 1B		0-0 G5-4-3		1-0 G5-3		4 1 2 0 0 0 2
Joe Randa, R OBP: 0.500, SLG: 0.333 (1, 5)		1-1 L9		2-0 G6-4-3			2-1 G4-3 1B		4-2 PB 2B BB	3 2 1 0 1 0 2
Ken Harvey, R OBP: 0.500, SLG: 0.333 (1, 10)		0-0 E1 FC6-5-4 1B			0-1 G5-3		0-2 G4-3		4-0 2B HR BB	3 1 1 0 1 0 1
Benito Santiago, R OBP: 0.500, SLG: 1.500 (1, 2)		2-2 FC6-5-4		3-2 HR		1-0 P3		2-2 HR	2-2 HR 2B	4 2 2 3 0 0 2
Aaron Guiel, L OBP: 0.250, SLG: 0.250 (1, 7)		2-1 F7		0-2 G3		0-1 G3		1-3 K	1-3 K	4 0 1 1 0 1 3
Desi Relaford, S OBP: 1.000, SLG: 1.000 (1, 4)			0-1 G1-6-3 1B		4-2 BB		2-3 K		3-1 HR	1 0 1 0 0 0 0
Tony Graffanino, R (3, PR)										1 0 0 0 1 1 1
Matt Stairs, L (9, PH)										0 0 0 0 0 0 0
Mendy López, R OBP: 1.000, SLG: 4.000 (9, PH)										1 1 1 3 0 0 0

Inning Stats	R: 0 E: 0 K: 1 S: 6	H: 0 LOB: 0 BB: 0 P: 11	R: 1 E: 1 K: 0 S: 10	H: 2 LOB: 1 BB: 0 P: 18	R: 0 E: 0 K: 0 S: 5	H: 1 LOB: 1 BB: 0 P: 7	R: 0 E: 0 K: 0 S: 7	H: 1 LOB: 0 BB: 0 P: 14	R: 1 E: 0 K: 0 S: 16	H: 1 LOB: 1 BB: 1 P: 24	R: 0 E: 0 K: 0 S: 5	H: 1 LOB: 0 BB: 0 P: 8	R: 1 E: 0 K: 1 S: 13	H: 2 LOB: 1 BB: 0 P: 18	R: 0 E: 0 K: 1 S: 9	H: 1 LOB: 1 BB: 0 P: 13	R: 6 E: 0 K: 1 S: 18	H: 4 LOB: 0 BB: 2 P: 37	1B: 8 2B: 2 3B: 0 HR: 3	SF: 0 SAC: 0 DP: 3 HBP: 0
--------------	------------------------------	----------------------------------	-------------------------------	----------------------------------	------------------------------	---------------------------------	------------------------------	----------------------------------	-------------------------------	----------------------------------	------------------------------	---------------------------------	-------------------------------	----------------------------------	------------------------------	----------------------------------	-------------------------------	----------------------------------	----------------------------------	------------------------------------

PITCHER	IP	WLS	BF	H	R	ER	SO	BB	IBB	HBP	BLK	WP	HR	S	P	ERA	WHIP
56 Mark Buehrle, L ERA: 2.7 (1, 1)	6.2		26	8	3	2	1	1	0	0	0	0	1	57	93	2.70	1.350
Cliff Politte, R ERA: 13.5 (7, 1)	1.1		7	1	2	2	2	2	0	0	0	0	0	16	30	13.50	2.250
Billy Koch, R ERA: 27.0 (9, 1)	0.1	H	2	1	0	0	1	0	0	0	0	0	0	7	10	0.00	3.000
Damaso Marte, L ERA: (9, 1)	0.0	L	3	3	4	4	0	0	0	0	0	0	2	9	17	∞	∞


**BOTTOM**

**Chicago White Sox @ Kansas City Royals**  
Kauffman Stadium, Kansas City, MO

Mon Apr 05 2004, 2:10 PM CDT  
Att: 41,575 - Cloudy - 65 F

AB	35
R	9
H	13
RBI	9
BB	3
SO	4
LOB	15

livebaseballscorecards.com



WP	PA	ERA	WHIP
0	38		
1			
0			
0			



Batter	1	2	3	4	5	6	7	8	9	AB	R	H	RBI	BB	SO	LOB	TOP										
5 Juan Uribe, R (1, 4) F B X	1-1 G6-3	1-3 K		2-2 FC5-4			1-2 P3			4	0	0	0	0	1	2											
Jose Valentin, S (1, 6) OBP: 0.111, SLG: 0.222 C S C	1-3 K		2-3 K				2-2 P4			4	0	0	0	0	3	0											
Magglio Ordonez, R (1, 9) OBP: 0.500, SLG: 1.000 S C B X	1-2 E4 BB		0-1 F8 2B			0-0 HR	2-2 1B			4	1	3	1	0	0	0											
Frank Thomas, R (1, 10) OBP: 0.375, SLG: 0.167 F B B B 1 SAFE	4-2 B 1-2 BB		1-0 F8			1-3 K		3-2 F7		3	0	0	0	1	1	1											
Carlos Lee, R (1, 7) OBP: 0.500, SLG: 1.250 S B F B B F X	3-2 L4		3-3 K			0-0 HR		3-2 1B		4	1	2	1	0	1	3											
14 Paul Konerko, R (1, 3) OBP: 0.500, SLG: 0.571 F C B B X		2-2 G6-3		4-1 1B BB		1-1 F7		3-2 1B		3	0	0	0	1	0	0											
24 Joe Crede, R (1, 5) F B X		1-1 F8		0-0 P4		0-1 F8			0-2 L3	4	0	0	0	0	0	1											
Aaron Rowand, R (1, 8) OBP: 0.250, SLG: 0.250 B X		1-0 HR 1B		2-1 P6		2-2 G6-3			1-2 P5	4	1	1	0	0	0	1											
Miguel Olivo, R (1, 2) OBP: 0.500, SLG: 1.250 1 SAFE F B X		1-1 HR		2-2 5 FC5-4 1B		2-3 K			1-0 F9	4	1	2	2	0	1	0											
Inning Stats	R: 0 E: 1 K: 1 S: 25	H: 0 LOB: 2 BB: 1 P: 35	R: 2 E: 0 K: 1 S: 12	H: 2 LOB: 0 BB: 0 P: 18	R: 0 E: 0 K: 2 S: 10	H: 1 LOB: 1 BB: 0 P: 16	R: 0 E: 0 K: 0 S: 13	H: 1 LOB: 2 BB: 1 P: 23	R: 2 E: 0 K: 2 S: 11	H: 2 LOB: 0 BB: 0 P: 15	R: 0 E: 0 K: 1 S: 9	H: 0 LOB: 0 BB: 0 P: 13	R: 0 E: 0 K: 0 S: 12	H: 1 LOB: 1 BB: 0 P: 17	R: 0 E: 0 K: 0 S: 15	H: 1 LOB: 0 BB: 0 P: 24	R: 0 E: 0 K: 0 S: 7	H: 0 LOB: 0 BB: 0 P: 9	1B: 4 2B: 1 3B: 0 HR: 3	SF: 0 SAC: 0 DP: 0 HBP: 0	WP: 0 PB: 0 SB: 0 CS: 0	PA: 36					
PITCHER	IP	WLS	BF	H	R	ER	SO	BB	IBB	HBP	BLK	WP	HR	S	P	ERA	WHIP										
Darrell May, L (1, 1) ERA: 7.2	5.0	L	24	6	4	4	6	2	0	0	0	0	3	71	107	7.20	1.600										
Jason Grimsley, R (6, 1) ERA:	1.0		3	0	0	0	1	0	0	0	0	0	0	9	13	0.00	0.000										
Scott Sullivan, R (7, 1) ERA:	2.0		6	2	0	0	0	0	0	0	0	0	0	27	41	0.00	1.000										
D.J. Carrasco, R (9, 1) ERA:	1.0		3	0	0	0	0	0	0	0	0	0	0	7	9	0.00	0.000										

Chicago White Sox @ Kansas City Royals  
Kauffman Stadium, Kansas City, MO  
Wed Apr 07 2004, 1:10 PM CDT  
Att. 16,134 - Cloudy - 66 F

AB	34
R	4
H	8
RBI	4
BB	2
SO	7
LOB	8



WP: 0	PA: 36
PB: 0	
SB: 0	
CS: 0	

Batter	1	2	3	4	5	6	7	8	9	AB	R	H	RBI	BB	SO	LOB
<b>4 Angel Berroa, R</b> OBP: 0.300, SLG: 0.300 (1, 6)	1-2 G6-3		0-2 FC6-4 29 BB 1B		0-1 F9		3-2 FC3-6 1B		3-2 1B	5	1	2	0	0	0	2
<b>Carlos Beltrán, S</b> OBP: 0.500, SLG: 0.750 (1, 8)	4-2 BB		4-1 29 BB 1B		2-0 1B		0-0 FC3-6 29 FC5-4 1B		1-1 F8	3	0	1	1	2	0	2
<b>29 Mike Sweeney, R</b> OBP: 0.250, SLG: 0.375 (1, 3)	1-2 F9		0-1 1B		1-2 F9		1 SAFE 2-1 FC5-4 1B			4	0	1	1	0	0	4
<b>Juan Gonzalez, R</b> OBP: 0.375, SLG: 0.375 (1, 9)	2-3 K		1-1 G5-3		0-2 FC4-6			1-1 1B		4	0	1	0	0	1	5
<b>Rich Thompson, L</b> (8, PR) (9, 9)										0	0	0	0	0	0	0
<b>Matt Stairs, L</b> OBP: 0.250, SLG: 0.250 (1, 10)		1-3 K		1-1 G1-6-3 1B		2-0 F9		1-2 F8		4	0	1	0	0	1	1
<b>Joe Randa, R</b> OBP: 0.250, SLG: 0.143 (1, 5)		2-2 G4-3		3-1 G1-6-3 1B		1-1 G6-3		1-1 F9		4	0	0	0	0	0	2
<b>Benito Santiago, R</b> OBP: 0.250, SLG: 0.750 (1, 2)		0-0 F9		2-2 L9		1-2 L8		0-2 K		4	0	0	0	0	1	1
<b>Aaron Guiel, L</b> OBP: 0.500, SLG: 0.833 (1, 7)			4-0 FC6-4 BB		1-2 HR		4-2 4 BB FC3-6 BB		3-2 F8	2	2	1	1	2	0	0
<b>Tony Graffanino, R</b> OBP: 0.333, SLG: 0.200 (1, 4)			1-2 FC6-4 4 FC6-4 1B		0-0 1B		0-1 L7		3-2 G4-3	4	0	1	0	0	0	2

Inning Stats	R: 0	H: 0	E: 0	K: 12	S: 12	R: 0	H: 0	E: 0	K: 7	S: 7	R: 1	H: 1	E: 0	K: 0	S: 12	R: 0	H: 1	E: 0	K: 0	S: 8	R: 1	H: 3	E: 0	K: 0	S: 17	R: 0	H: 0	E: 0	K: 6	S: 6	R: 1	H: 1	E: 0	K: 13	S: 13	R: 0	H: 1	E: 0	K: 10	S: 10	R: 0	H: 1	E: 0	K: 12	S: 12	1B: 7	2B: 0	3B: 0	HR: 1	SF: 0	SAC: 0	DP: 1	HBP: 0
--------------	------	------	------	-------	-------	------	------	------	------	------	------	------	------	------	-------	------	------	------	------	------	------	------	------	------	-------	------	------	------	------	------	------	------	------	-------	-------	------	------	------	-------	-------	------	------	------	-------	-------	-------	-------	-------	-------	-------	--------	-------	--------

PITCHER	IP	WLS	BF	H	R	ER	SO	BB	IBB	HBP	BLK	WP	HR	S	P	ERA	WHIP
<b>Esteban Loaiza, R</b> ERA: 4.5 (1, 1)	6.0	W	26	5	3	3	2	4	0	0	0	0	1	67	106	4.50	1.500
<b>Michael Jackson, R</b> ERA: (7, 1)	1.0	H	4	1	0	0	0	0	0	0	0	0	0	8	13	0.00	1.000
<b>Cliff Politte, R</b> ERA: 7.71 (8, 1)	1.0	H	4	1	0	0	1	0	0	0	0	0	0	10	13	0.00	1.000
<b>Billy Koch, R</b> ERA: 6.75 (9, 1)	1.0	S	4	1	0	0	0	0	0	0	0	0	0	12	22	0.00	1.000

**BOTTOM**

**Chicago White Sox @ Kansas City Royals**  
Kauffman Stadium, Kansas City, MO

Wed Apr 07 2004, 1:10 PM CDT  
Att: 16,134 - Cloudy - 66 F

<b>AB</b>	<b>34</b>
<b>R</b>	<b>3</b>
<b>H</b>	<b>8</b>
<b>RBI</b>	<b>3</b>
<b>BB</b>	<b>4</b>
<b>SO</b>	<b>3</b>
<b>LOB</b>	<b>19</b>



<b>WP: 0</b>	<b>PA: 38</b>
<b>PB: 0</b>	
<b>SB: 0</b>	
<b>CS: 0</b>	

livebaseballscorecards.com



Batter	1	2	3	4	5	6	7	8	9	AB R H RBI BB SO LOB	TOP											
Willie Harris, L (1, 4) C X	0-1 F7		4-1 PO BB		2-2 G6-3			2-2 G4-3		3 0 0 0 1 0 0												
Jose Valentin, S (1, 6) OBP: 0.154, SLG: 0.231 C B F S	1-3 K		0-0 F9			1-1 G1-3			1-1 FC1-4 1B	4 0 1 0 0 1 1												
Magglio Ordonez, R (1, 9) OBP: 0.333, SLG: 0.667 B F S F X	1-2 P2		1-2 PO		1-1 G4-3		0-0 L9		0-0 FC1-4 1-2f	4 0 0 0 0 0 1												
Frank Thomas, R (1, 10) OBP: 0.417, SLG: 0.222 C X T C B B		1-2 24 1B 1B		4-2 14 1B BB		2-2 G5-3			2-2 P3	3 1 1 0 1 0 1												
Carlos Lee, R (1, 7) OBP: 0.333, SLG: 0.833 B B T B B		2-3 K		0-0 G2-3			3-2 P4		0-0 G6-3	4 0 0 0 0 1 3												
14 Paul Konerko, R (1, 3) OBP: 0.455, SLG: 0.500 C B T B B		3-3 K		0-0 24 FC5-4 1B			0-0 F8			3 0 1 1 0 1 1												
24 Joe Crede, R (1, 5) OBP: 0.091, SLG: 0.091 C B T C		1-2 1B		0-0 FC5-4			0-3 K			3 0 1 0 0 1 1												
Aaron Rowand, R (1, 8) OBP: 0.200, SLG: 0.200 Timo Perez, L (8, PH) (8, 8) S X	0-1 F9				1-1 P4			1-2 G1-3		2 0 0 0 0 0 2 1 0 0 0 0 0 0												
Sandy Alomar Jr., R (1, 2) OBP: 0.429, SLG: 0.857 C B S			1-3 K		1-2 G6-3			0-2 F9		3 0 0 0 0 1 0												
<b>Inning Stats</b>	R: 0 E: 0 K: 1 S: 10	H: 0 LOB: 0 BB: 0 P: 12	R: 0 E: 0 K: 2 S: 16	H: 2 LOB: 2 BB: 0 P: 23	R: 0 E: 0 K: 1 S: 7	H: 0 LOB: 0 BB: 1 P: 13	R: 1 E: 0 K: 0 S: 9	H: 1 LOB: 1 BB: 1 P: 14	R: 0 E: 0 K: 0 S: 8	H: 0 LOB: 0 BB: 0 P: 12	R: 0 E: 0 K: 1 S: 6	H: 0 LOB: 0 BB: 0 P: 9	R: 0 E: 0 K: 1 S: 7	H: 0 LOB: 0 BB: 0 P: 10	R: 0 E: 0 K: 0 S: 10	H: 0 LOB: 0 BB: 0 P: 13	R: 0 E: 1 K: 0 S: 7	H: 1 LOB: 1 BB: 0 P: 10	1B: 4 2B: 0 3B: 0 HR: 0	SF: 0 SAC: 0 DP: 0 HBP: 0	WP: 0 PB: 0 SB: 0 CS: 0	PA: 33
<b>PITCHER</b> Javier Vazquez, R (1, 1) ERA: 1.13 42 Mariano Rivera, R (9, 1) ERA: 3.0	IP 8.0 1.0	WLS W S	BF 28 4	H 3 1	R 1 0	ER 1 0	SO 5 0	BB 2 0	IBB 0 0	HBP 0 0	BLK 0 0	WP 0 0	HR 0 0	S 73 7	P 106 10	ERA 1.12 0.00	WHIP 0.625 1.000					

Chicago White Sox @ New York Yankees  
 Yankee Stadium, Bronx, NY  
 Thu Apr 08 2004, 1:05 PM EDT  
 Att. 55,290 - Unknown - 54 F

AB	30
R	1
H	4
RBI	1
BB	2
SO	5
LOB	10







Batter	1	2	3	4	5	6	7	8	9	AB R H RBI BB SO LOB	TOP											
Willie Harris, L (1, 4) OBP: 0.154, SLG: 0.091	1-1 G6-3 1B		0-0 G4-3		3-2 SF9	2-2 FC6 1B		1-3 K		4 1 1 2 0 1 0												
Jose Valentin, S (1, 6) OBP: 0.278, SLG: 0.250	1-3 K		1-3 K		4-1 HR BB	4-2 1B BB		2-0 1B		3 2 1 0 2 2 1												
Magglio Ordonez, R (1, 9) OBP: 0.412, SLG: 0.813	1-0 G6-3		4-0 BB		2-2 HR	0-0 1B		1-3 K		4 1 2 5 1 1 2												
Frank Thomas, R (1, 10) OBP: 0.313, SLG: 0.154 5 Juan Uribe, R (9, PH)	3-2 G6-3		0-3 K		2-1 P3	2-3 K		2-3 K		4 0 0 0 0 2 3 1 0 0 0 0 1 0												
Carlos Lee, R (1, 7) OBP: 0.250, SLG: 0.625 Ross Gload, L (7, 7)		2-2 G6-3		2-0 F7	1-1 F9	1-2 G5-3		1-1 P4		4 0 0 0 0 0 1 1 0 0 0 0 0 0												
14 Paul Konerko, R (1, 3) OBP: 0.438, SLG: 0.533		3-2 1B 2B		2-1 P4		3-2 F9	0-2 F8	0-2 1B		5 0 2 0 0 0 0												
24 Joe Crede, R (1, 5) OBP: 0.125, SLG: 0.313		1-1 F9		0-3 K		3-2 HR	0-0 G5-3	1-3 K		5 1 1 1 0 2 2												
Timo Perez, L (1, 8) OBP: 0.600, SLG: 0.500		2-1 1B			0-1 WP SF9 1B	4-0 2B FC6 BB		0-1 G4-3		3 2 2 0 1 0 0												
Miguel Olivo, R (1, 2) OBP: 0.500, SLG: 1.000		2-3 K			4-0 HR BB	0-1 E 2B		1-2 G1-3		3 2 1 0 1 1 2												
<b>Inning Stats</b>	R: 0 E: 0 K: 1 S: 10	H: 1 LOB: 1 BB: 0 P: 16	R: 0 E: 0 K: 1 S: 15	H: 2 LOB: 2 BB: 0 P: 25	R: 0 E: 0 K: 2 S: 7	H: 0 LOB: 1 BB: 1 P: 12	R: 0 E: 0 K: 1 S: 6	H: 0 LOB: 0 BB: 0 P: 10	R: 4 E: 0 K: 0 S: 14	H: 2 LOB: 0 BB: 2 P: 29	R: 5 E: 1 K: 1 S: 22	H: 3 LOB: 1 BB: 2 P: 41	R: 0 E: 0 K: 0 S: 6	H: 0 LOB: 0 BB: 0 P: 6	R: 0 E: 0 K: 2 S: 10	H: 1 LOB: 1 BB: 0 P: 15	R: 0 E: 0 K: 2 S: 17	H: 1 LOB: 1 BB: 0 P: 21	1B: 6 2B: 2 3B: 0 HR: 2	SF: 1 SAC: 0 DP: 0 HBP: 0	WP: 1 PB: 0 SB: 3 CS: 0	PA: 43
<b>PITCHER</b>	IP WLS BF H R ER SO BB IBB HBP BLK WP HR S P ERA WHIP																					
Jose Contreras, R (1, 1) ERA: 8.44	5.1 L 25 6 5 5 5 3 0 0 0 1 2 59 105 8.44 1.688																					
Felix Heredia, L (6, 1) ERA: 18.0	0.0 4 1 2 2 0 2 0 0 0 0 0 7 17 ∞ ∞																					
Paul Quantrill, R (6, 1) ERA: 5.4	1.2 6 1 2 2 1 0 0 0 0 0 0 14 17 10.80 0.600																					
Donovan Osborne, L (8, 1) ERA:	1.0 4 1 0 0 2 0 0 0 0 0 0 10 15 0.00 1.000																					
Gabe White, L (9, 1) ERA: 5.4	1.0 4 1 0 0 2 0 0 0 0 0 0 17 21 0.00 1.000																					

Chicago White Sox @ New York Yankees  
 Yankee Stadium, Bronx, NY  
 Fri Apr 09 2004, 4:05 PM EDT  
 Att. 45,965 - Unknown - 57 F

AB	37
R	9
H	10
RBI	8
BB	5
SO	10
LOB	11



livebaseballscorecards.com

BOTTOM

Chicago White Sox @ New York Yankees  
Yankee Stadium, Bronx, NY

livebaseballscores.com

AB	30
R	3
H	6
RBI	3
BB	8
SO	3
LOB	15

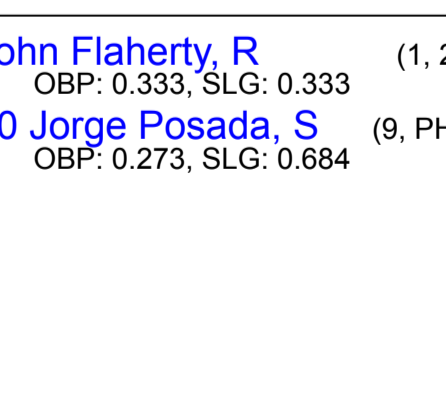
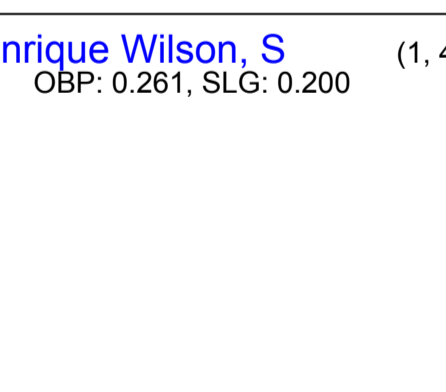
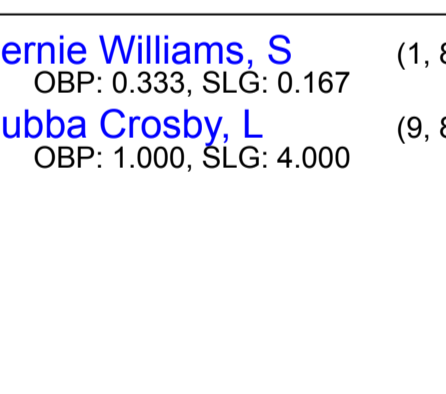
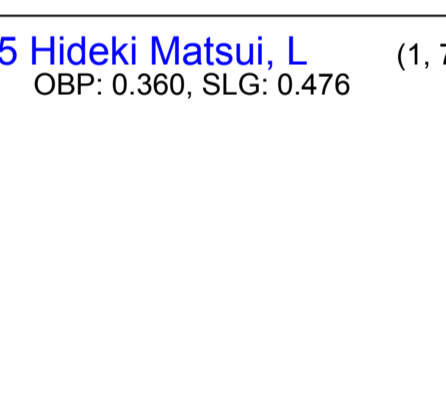
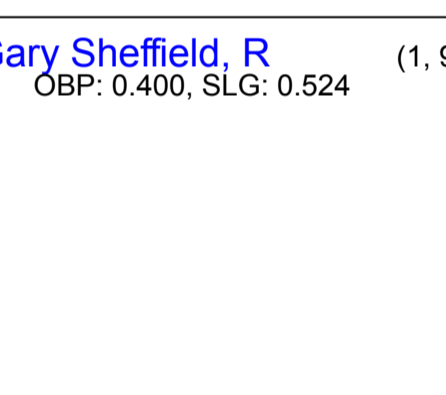
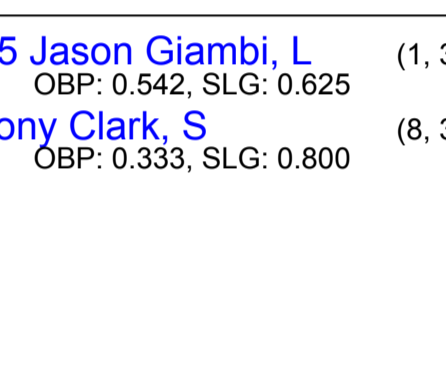
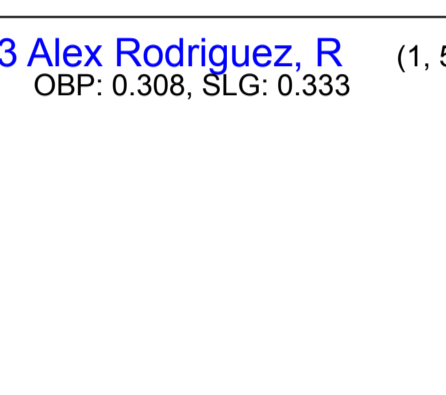
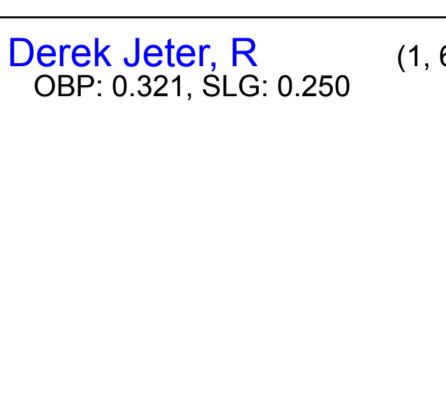
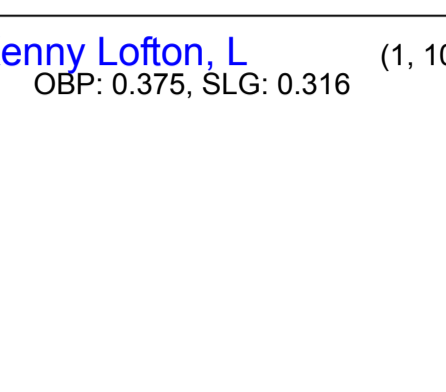
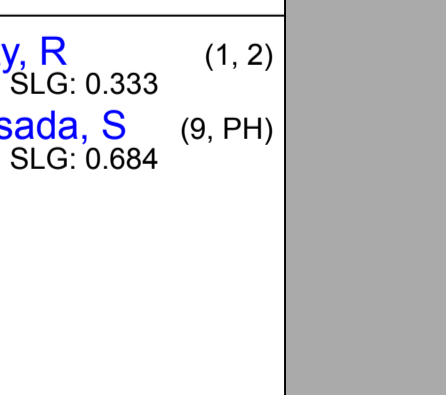
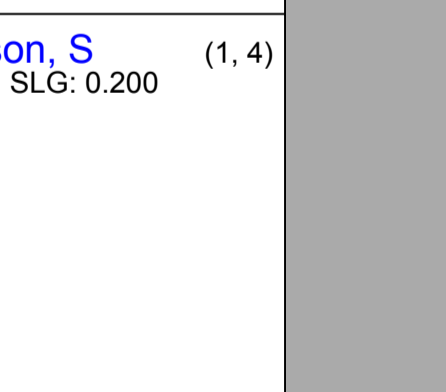
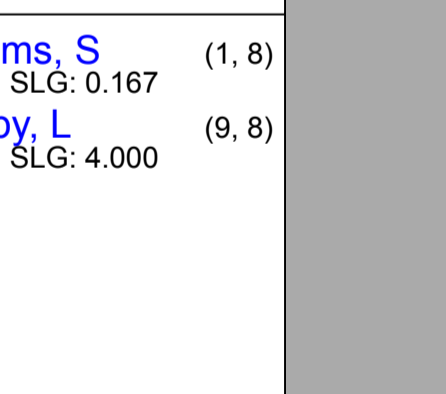
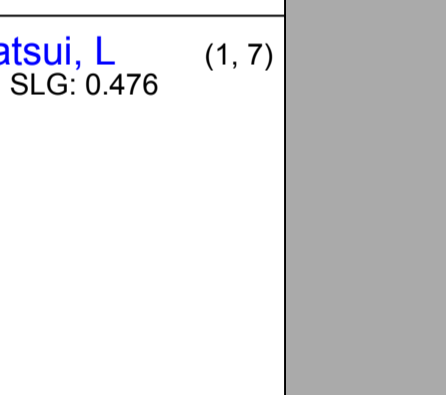
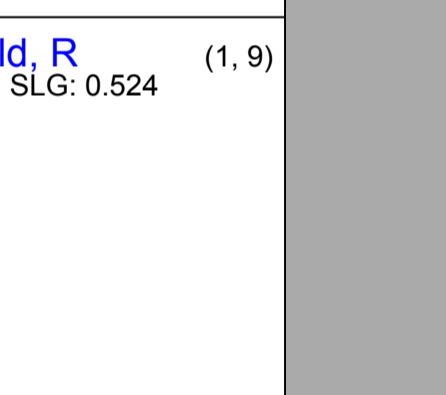
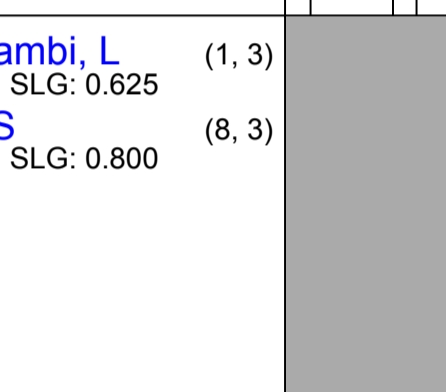
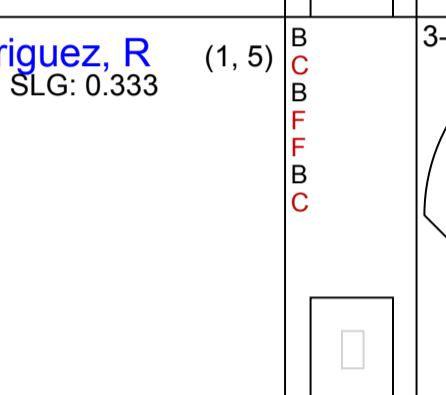
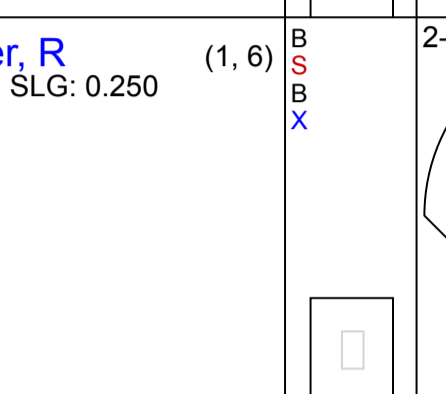
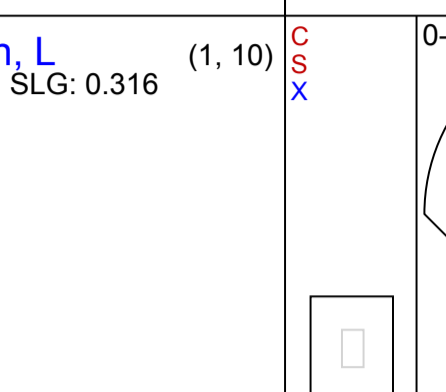
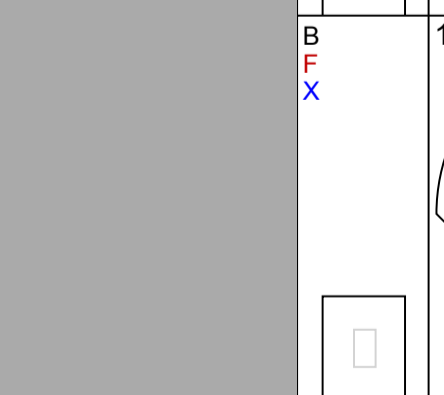
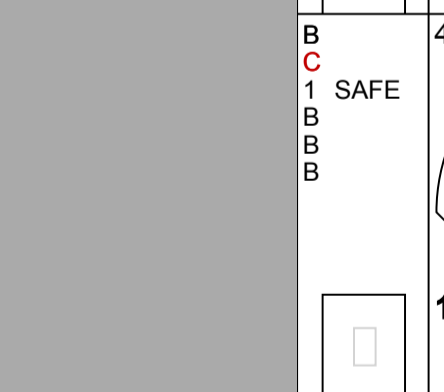
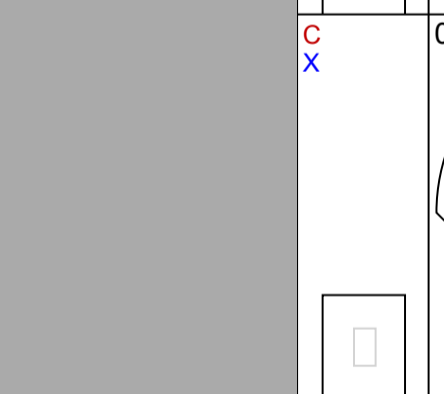
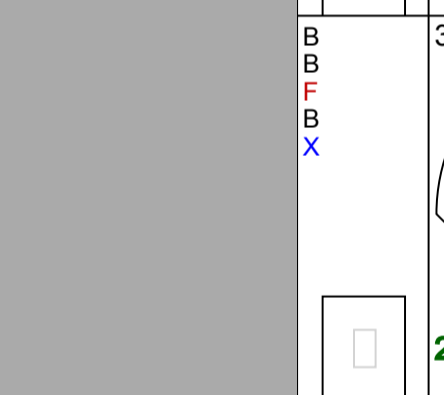
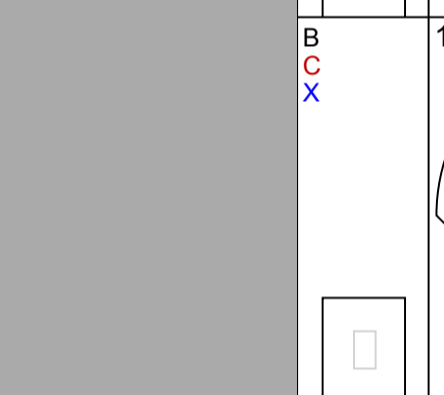
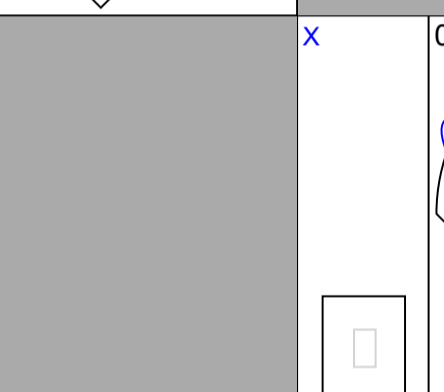
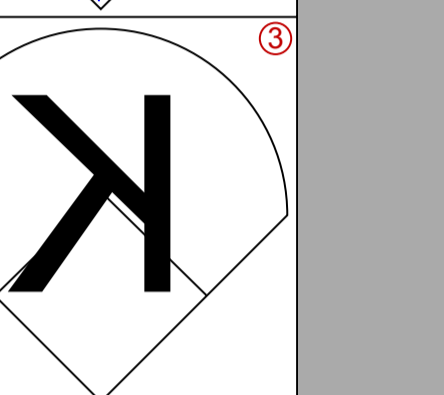
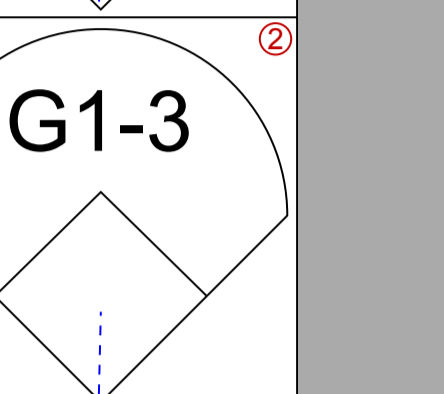
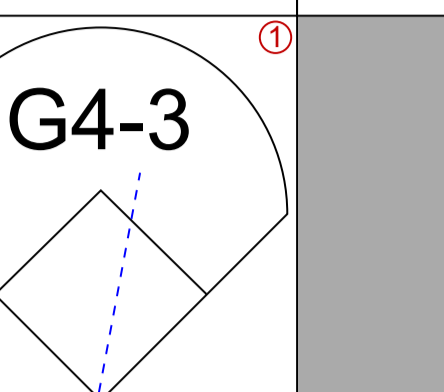
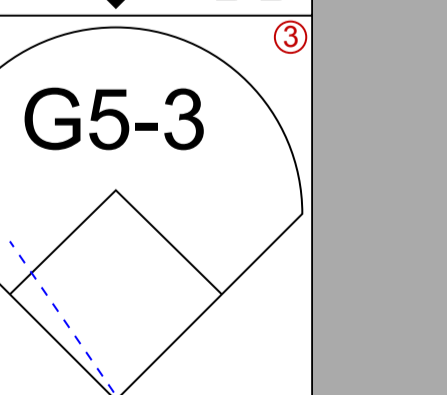
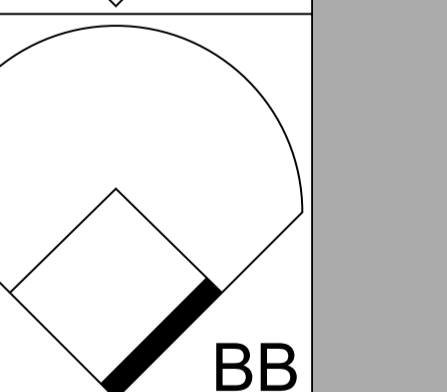
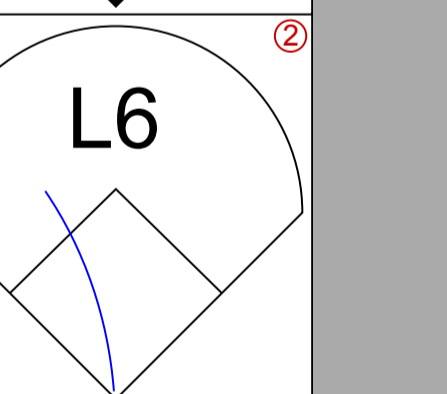
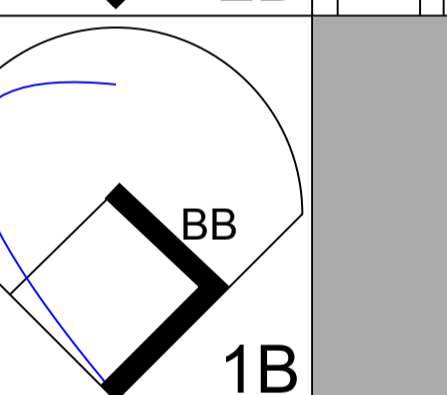
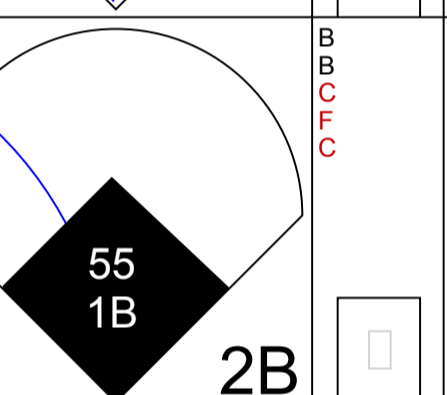
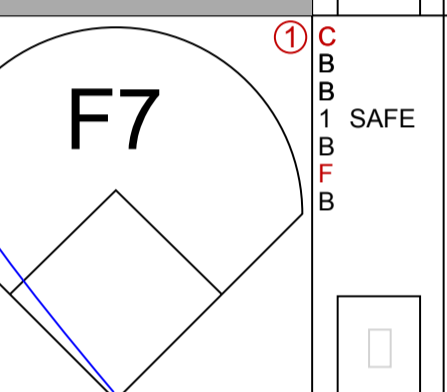
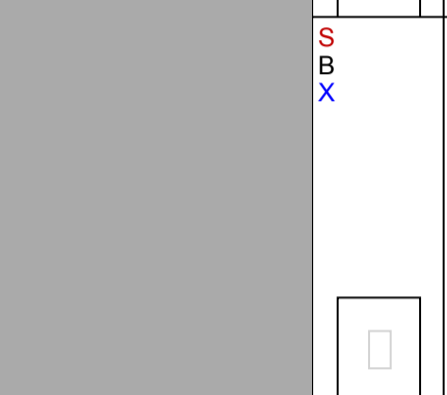
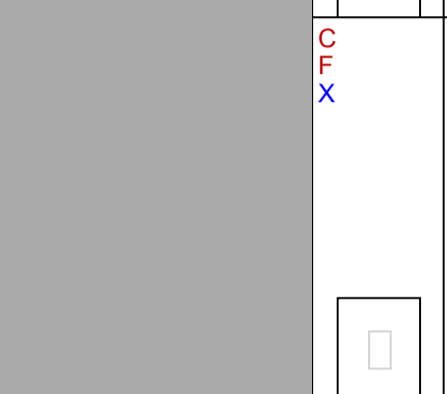
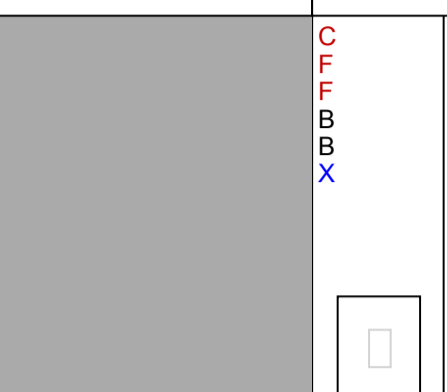
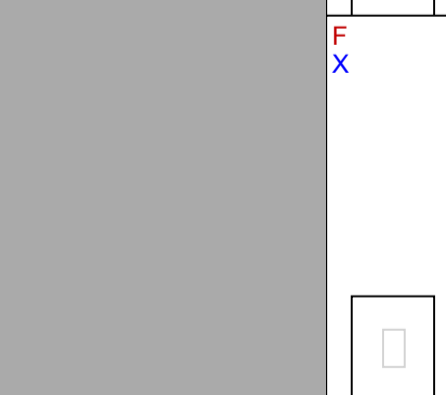
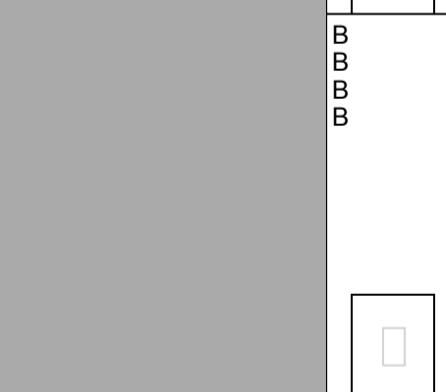
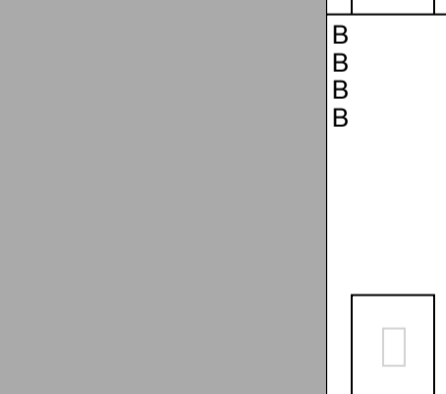
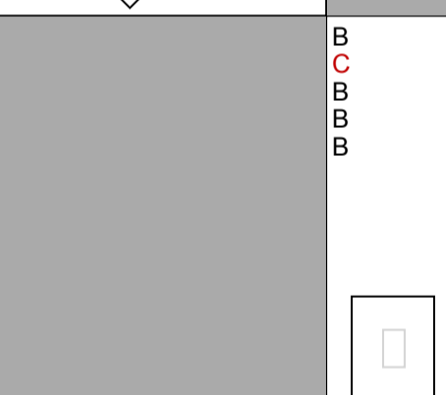
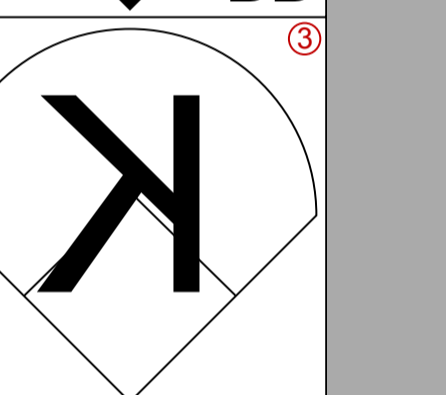
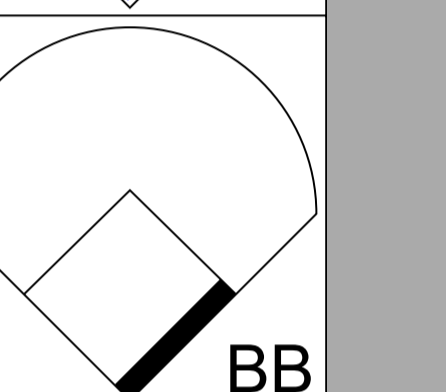
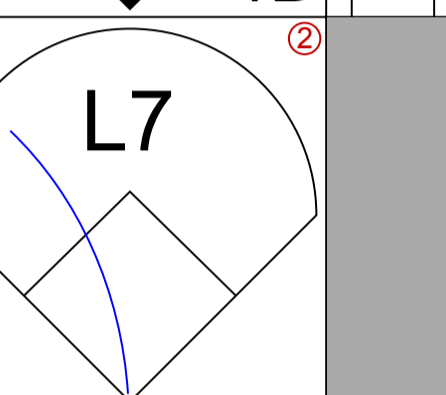
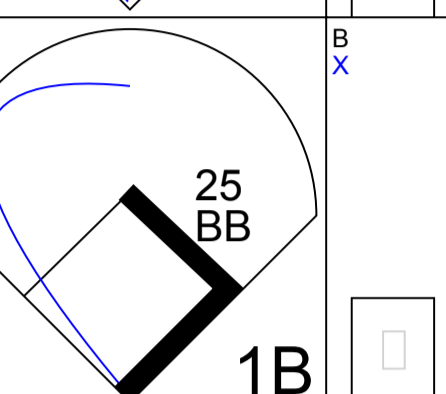
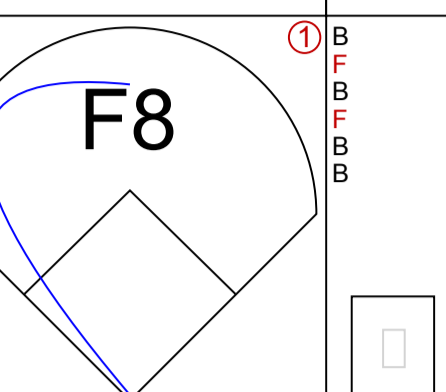
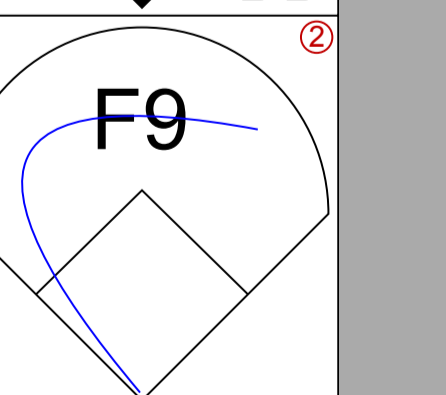
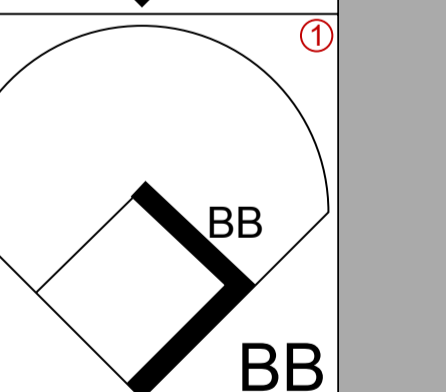
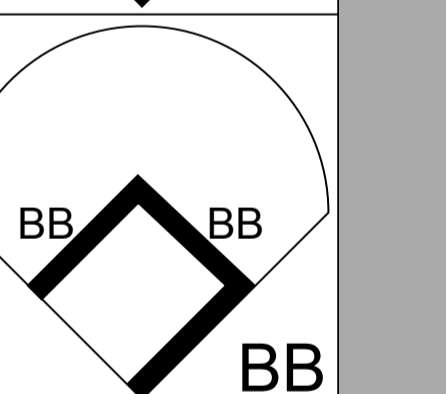
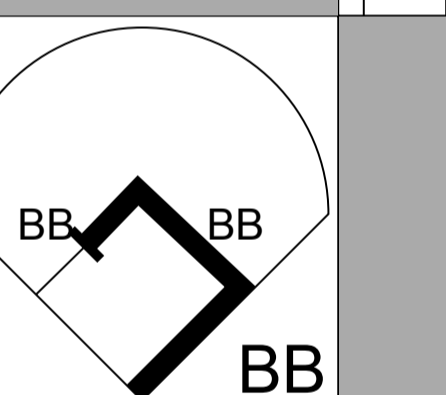
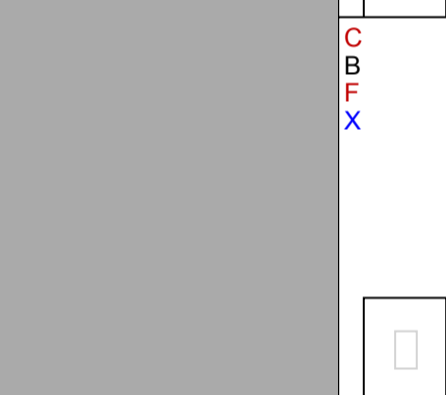
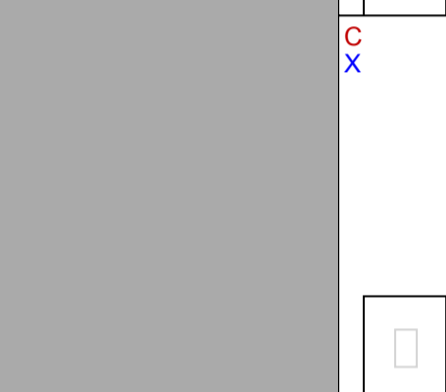
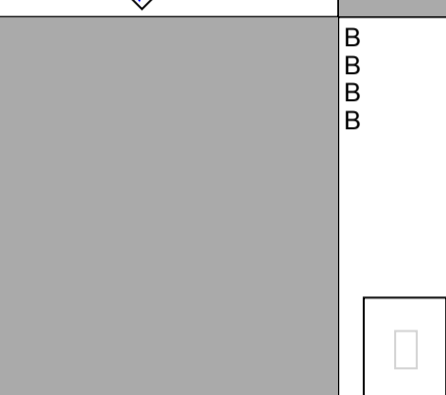
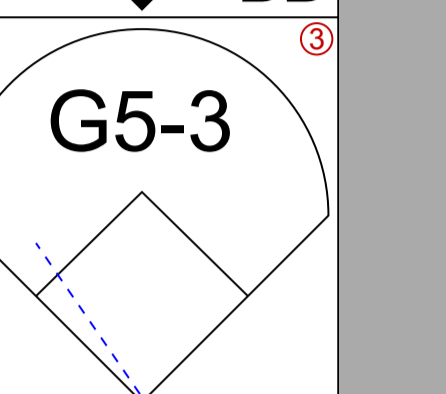
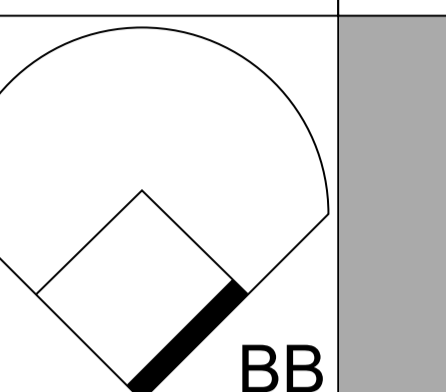


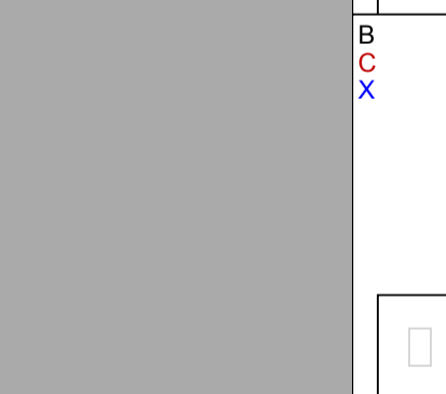
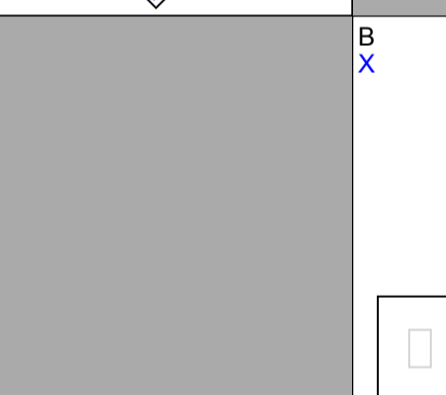
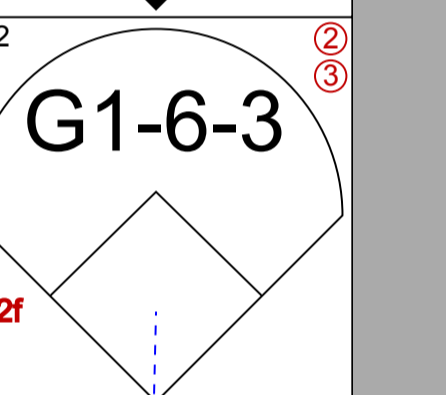
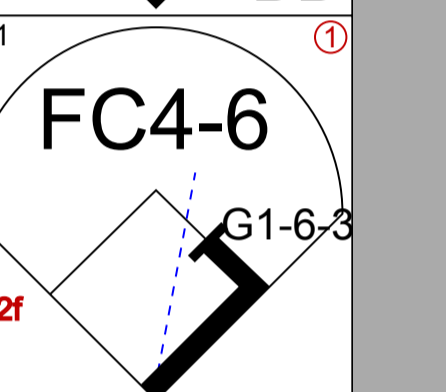
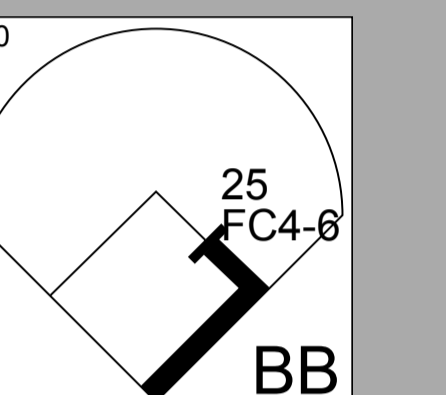
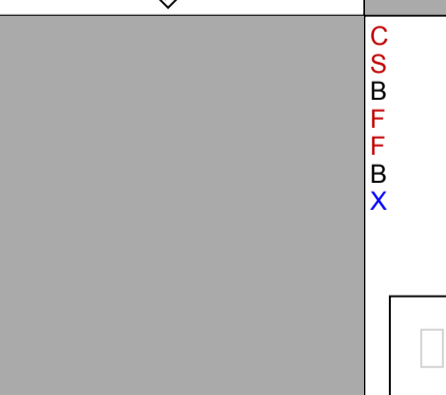
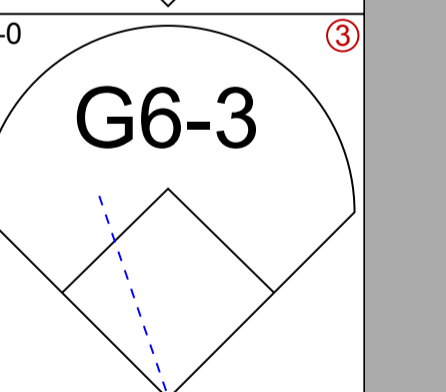
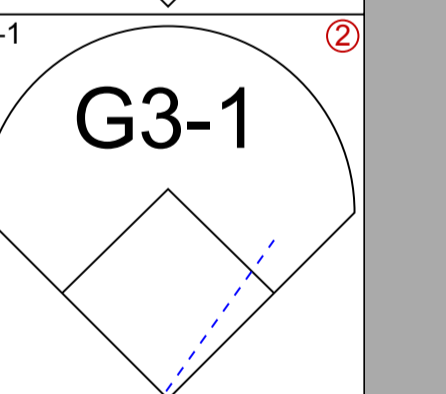
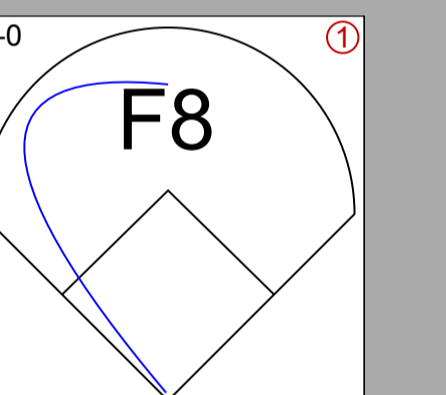

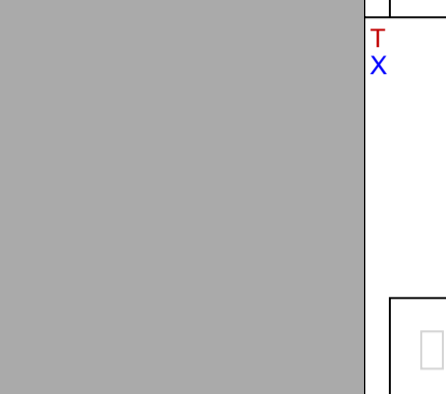
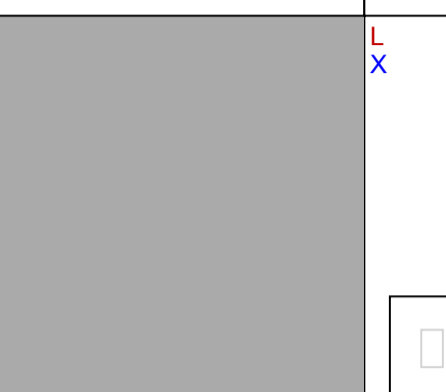
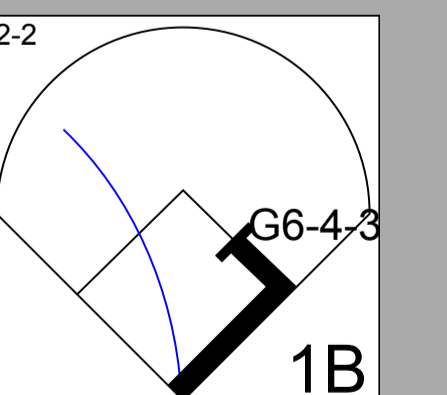


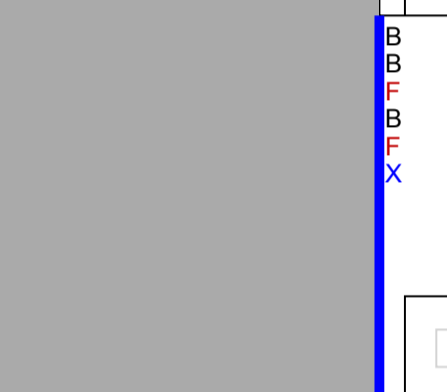
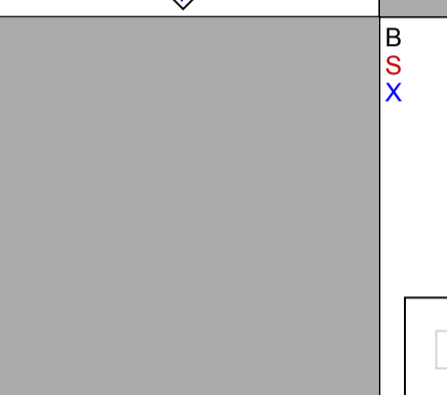
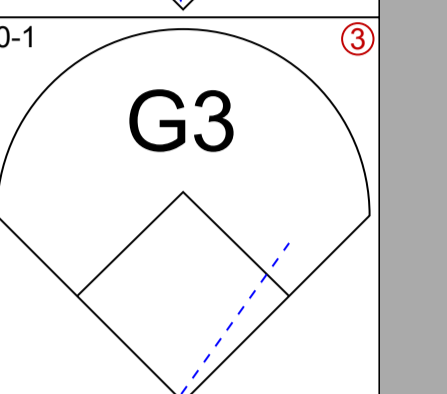
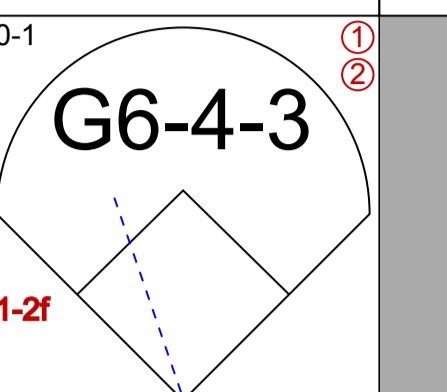
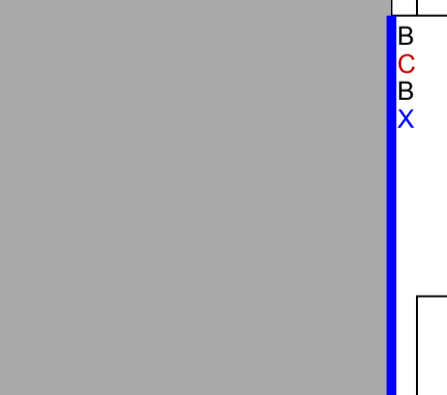

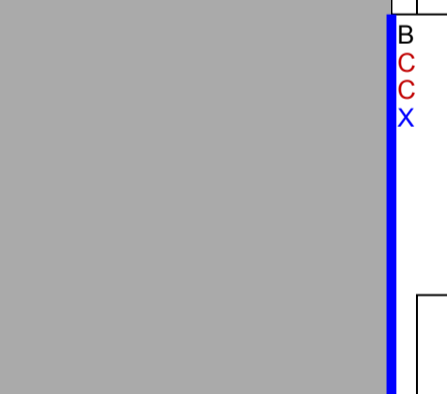
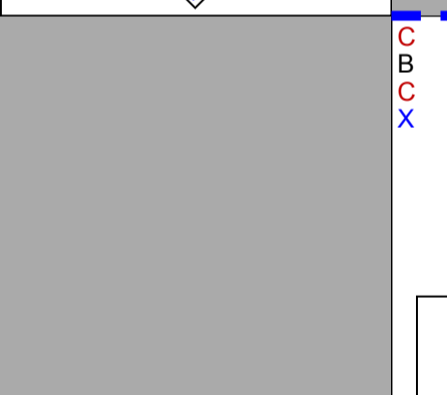
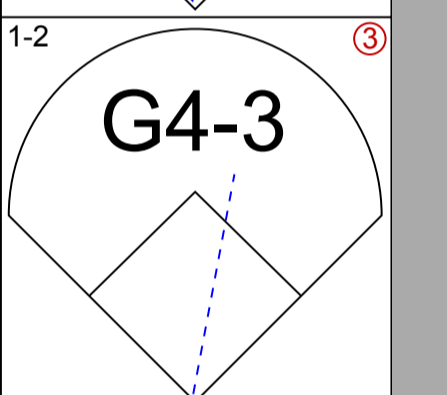
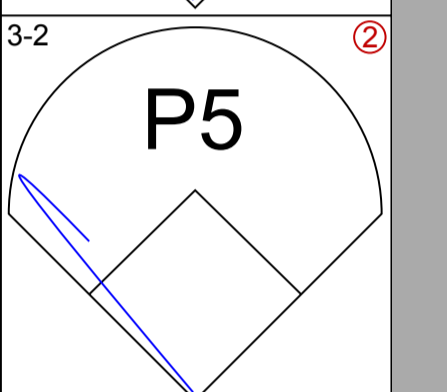
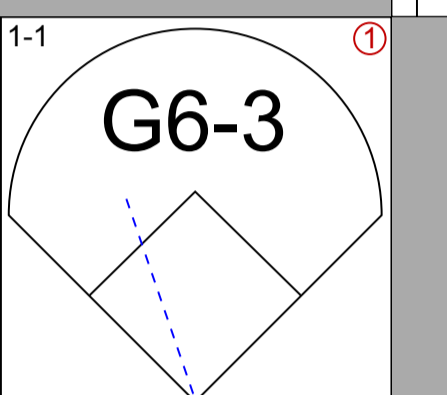


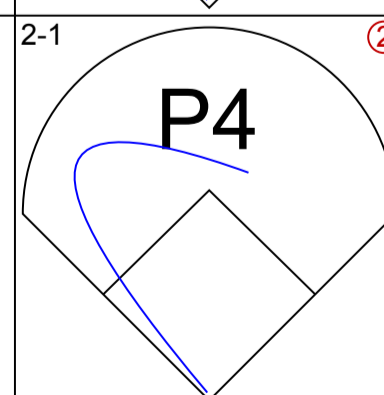
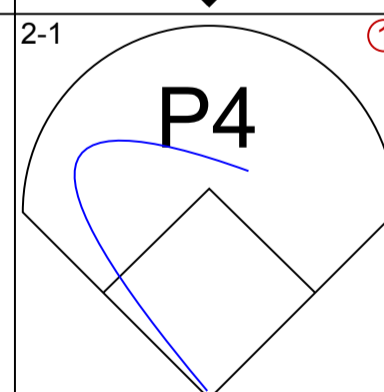
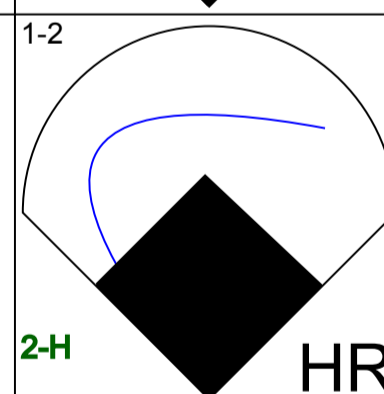
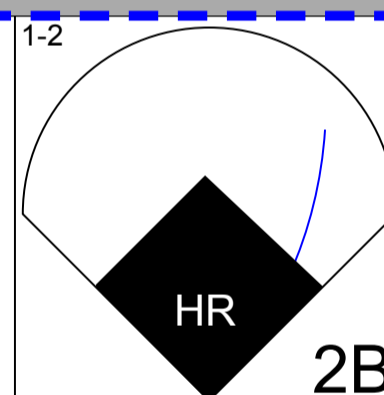

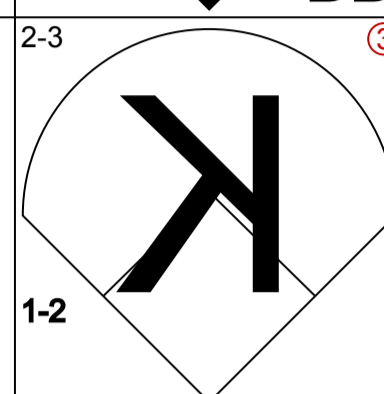
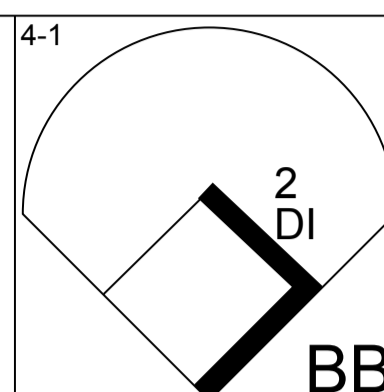


WP:	0	PA:	38
PB:	0	SB:	0
CS:	0		

Fri Apr 09 2004, 4:05 PM EDT  
Att: 45,965 - Unknown - 57 F

AB R H RBI BB SO LOB

3	0	0	0	2	0	1
5	0	1	0	0	1	4
3	0	0	0	1	1	1
2	0	0	0	1	0	1
1	0	0	0	0	0	0
4	1	1	0	0	1	3
3	1	2	1	1	0	0
2	0	0	0	1	0	1
1	1	1	2	0	0	0
2	0	0	0	2	0	0
3	0	1	0	0	0	4
1	0	0	0	0	0	0



Inning Stats		Pitcher														Pitcher																							
R	H	E	K	S	IP	WLS	BF	H	R	ER	SO	BB	IBB	HBP	BLK	WP	HR	S	P	ERA	WHIP	IP	WLS	BF	H	R	ER	SO	BB	IBB	HBP	BLK	WP	HR	S	P	ERA	WHIP	
0	0	0	1	9	8.0		32	4	1	1	2	7	0	0	0	0	0	0	65	119	1.12	1.375	1.0		6	2	2	2	1	1	0	0	0	0	1	14	26	18.00	3.000

Kenny Lofton, L (1, 10)  
OBP: 0.375, SLG: 0.316

2 Derek Jeter, R (1, 6)  
OBP: 0.321, SLG: 0.250

13 Alex Rodriguez, R (1, 5)  
OBP: 0.308, SLG: 0.333

25 Jason Giambi, L (1, 3)  
OBP: 0.542, SLG: 0.625  
Tony Clark, S (8, 3)  
OBP: 0.333, SLG: 0.800

Gary Sheffield, R (1, 9)  
OBP: 0.400, SLG: 0.524

55 Hideki Matsui, L (1, 7)  
OBP: 0.360, SLG: 0.476

Bernie Williams, S (1, 8)  
OBP: 0.333, SLG: 0.167  
Bubba Crosby, L (9, 8)  
OBP: 1.000, SLG: 4.000

Enrique Wilson, S (1, 4)  
OBP: 0.261, SLG: 0.200

John Flaherty, R (1, 2)  
OBP: 0.333, SLG: 0.333  
20 Jorge Posada, S (9, PH)  
OBP: 0.273, SLG: 0.684

PITCHER  
Jon Garland, R (1, 1)  
ERA: 1.13  
Shingo Takatsu, R (9, 1)  
ERA: 18.0

WP: 0 PA: 38  
PB: 0 SB: 0  
CS: 0



Batter	1	2	3	4	5	6	7	8	9	AB R H RBI BB SO LOB	TOP																		
Willie Harris, L (1, 4) OBP: 0.278, SLG: 0.313	0-0 E4 HR 1B	2-1 HR 2B			0-1 G1-3		1-0 G4-3 1-2 2-3		3-2 F8 2B 1B	5 3 3 2 0 0 2																			
Jose Valentin, S (1, 6) OBP: 0.261, SLG: 0.381	2-2 P4	0-2 HR			1-0 P5		1-1 G4-3		0-0 F8 1-2	5 1 1 2 0 0 4																			
Magglio Ordonez, R (1, 9) OBP: 0.409, SLG: 0.905	2-2 HR	3-1 P3			0-1 P4			2-2 G5-3	0-0 2B	5 1 2 3 0 0 0																			
Frank Thomas, R (1, 10) OBP: 0.333, SLG: 0.176	1-0 P6				0-1 F9			1-2 FC5-4 1B 1B	1-1 G3	4 0 1 0 1 0 1																			
Carlos Lee, R (1, 7) OBP: 0.300, SLG: 0.650 Ross Gload, L (9, 7)	2-1 2B				2-3 K		1-1 G5-3	1-0 FC5-4 1B 1-2		4 0 2 0 0 1 1 0 0 0 0 0 0 0																			
14 Paul Konerko, R (1, 3) OBP: 0.350, SLG: 0.421	0-0 G1-3				1-1 G6-4-3 1-2f		0-1 L4	2-2 FC5-4 1-2f 2-3		4 0 0 0 0 0 4																			
24 Joe Crede, R (1, 5) OBP: 0.200, SLG: 0.400		2-0 F8 2B 2B			0-0 P4		0-1 G4-3 1B 1B	1-2 F9		4 1 2 0 0 0 2																			
Aaron Rowand, R (1, 8) OBP: 0.214, SLG: 0.286		1-2 G6-3			0-0 G5-3		2-1 F7		1-2 SH3 1B 2B	4 1 1 0 0 0 2																			
Sandy Alomar Jr., R (1, 2) OBP: 0.400, SLG: 0.700		3-2 F8 2-3			1-0 B1		1-1 G4-3 1-2 1B	0-0 SH3 2-3	0-0 SH3	3 0 1 0 0 0 1																			
<b>Inning Stats</b>	R: 2 E: 1 K: 0 S: 12	H: 3 LOB: 1 BB: 0 P: 19	R: 3 E: 0 K: 0 S: 18	H: 3 LOB: 0 BB: 0 P: 29	R: 0 E: 0 K: 1 S: 14	H: 0 LOB: 0 BB: 1 P: 21	R: 0 E: 0 K: 0 S: 3	H: 0 LOB: 0 BB: 0 P: 4	R: 0 E: 0 K: 0 S: 5	H: 0 LOB: 0 BB: 0 P: 6	R: 0 E: 0 K: 0 S: 6	H: 0 LOB: 0 BB: 0 P: 7	R: 0 E: 0 K: 0 S: 9	H: 2 LOB: 2 BB: 0 P: 14	R: 0 E: 0 K: 0 S: 16	H: 2 LOB: 2 BB: 0 P: 23	R: 2 E: 0 K: 0 S: 11	H: 3 LOB: 1 BB: 0 P: 16	1B: 6 2B: 5 3B: 0 HR: 2	SF: 0 SAC: 1 DP: 1 HBP: 0	WP: 0 PB: 0 SB: 0 CS: 0	PA: 40							
<b>PITCHER</b> 43 Jorge De Paula, R (1, 1) ERA: 5.63 Gabe White, L (7, 1) ERA: 3.88 Paul Quantrill, R (8, 1) ERA: 4.15 Tom Gordon, R (9, 1) ERA: 6.0	IP 6.1 0.2 1.0 1.0	WLS L	BF 27 2 5 6	H 8 0 2 3	R 5 0 2 2	ER 5 0 0 2	SO 1 0 0 0	BB 1 0 0 0	IBB 0 0 0 0	HBP 0 0 0 0	BLK 0 0 0 0	WP 0 0 0 0	HR 2 0 0 0	S 64 3 16 11	P 95 5 23 16	ERA 7.11 0.00 0.00 18.00	WHIP 1.421 0.000 2.000 3.000	<b>PITCHER</b> IP WLS BF H R ER SO BB IBB HBP BLK WP HR S P ERA WHIP											

Chicago White Sox @ New York Yankees  
 Yankee Stadium, Bronx, NY  
 Sat Apr 10 2004, 1:05 PM EDT  
 Att. 47,911 - Cloudy - 56 F

AB	38
R	7
H	13
RBI	7
BB	1
SO	1
LOB	17



BOTTOM

Chicago White Sox @ New York Yankees  
Yankee Stadium, Bronx, NY  
Sat Apr 10 2004, 1:05 PM EDT  
Att: 47,911 - Cloudy - 56 F

AB	33
R	3
H	4
RBI	2
BB	2
SO	4
LOB	8



WP:	0	PA:	35
PB:	0	SB:	0
CS:	0		

AB R H RBI BB SO LOB

4 0 1 0 0 0 0

3 1 1 0 1 0 0

4 1 1 0 0 1 3

3 0 0 0 1 0 1

4 1 0 1 0 1 1

4 0 1 1 0 1 1

4 0 0 0 0 0 1

4 0 0 0 0 0 1

1B: 4 SF: 0  
2B: 0 SAC: 0  
3B: 0 DP: 0  
HR: 0 HBP: 0

Batter	1	2	3	4	5	6	7	8	9						
2 Derek Jeter, R OBP: 0.313, SLG: 0.250 (1, 6)	0-1 G4-3 ①		0-0 F9 ①		0-1 BB 1B			2-1 G4-3 ①							
Bernie Williams, S OBP: 0.368, SLG: 0.200 (1, 8)	2-1 E6 25 BB 13 1B FC6		2-1 1B		4-2 SAFE 1-2 BB			3-1 G1-3 ②							
13 Alex Rodriguez, R OBP: 0.300, SLG: 0.320 (1, 5)	0-0 25 BB 1-2 E 1B		1-1 F9 ②		3-3 K ③			0-0 F8 ③							
25 Jason Giambi, L OBP: 0.500, SLG: 0.526 (1, 3)	4-2 FC6 1-2 2-3 BB		1-0 P5 ③		0-1 F8 ①			0-1 G3-1 ①							
Gary Sheffield, R OBP: 0.345, SLG: 0.440 (1, 9)	2-1 FC6 1-2f 2-H 3-H		0-1 G6-3 ①		0-3 K ②			0-2 E1 20 1B							
20 Jorge Posada, S OBP: 0.269, SLG: 0.609 (1, 2)	2-3 K ③		2-1 G1-3 ②		3-2 G6-3 ③			3-1 55 FC4 2-H 1B							
55 Hideki Matsui, L OBP: 0.310, SLG: 0.400 (1, 7)		1-0 F8 ①		0-2 F7 ③			2-2 G1 ①	3-2 FC4 1-2f							
Ruben Sierra, S OBP: 0.077, SLG: 0.077 (1, 10)		3-2 F8 ②		1-0 F8 ①			0-1 F8 ②	0-1 F7 ③							
Miguel Cairo, R (1, 4)		3-2 P3 ③		2-3 K ②			1-1 G5-3 ③								
Inning Stats	R: 2 H: 1 E: 2 LOB: 1 K: 1 BB: 1 S: 15 P: 25	R: 0 H: 0 E: 0 LOB: 0 K: 0 BB: 0 S: 11 P: 18	R: 0 H: 1 E: 0 LOB: 1 K: 0 BB: 0 S: 6 P: 10	R: 0 H: 0 E: 0 LOB: 0 K: 0 BB: 0 S: 7 P: 9	R: 0 H: 1 E: 0 LOB: 2 K: 2 BB: 1 S: 13 P: 23	R: 0 H: 0 E: 0 LOB: 0 K: 1 BB: 0 S: 9 P: 12	R: 0 H: 0 E: 0 LOB: 0 K: 0 BB: 0 S: 7 P: 10	R: 0 H: 0 E: 0 LOB: 0 K: 0 BB: 0 S: 5 P: 10	R: 1 H: 1 E: 1 LOB: 1 K: 0 BB: 0 S: 14 P: 20						
PITCHER	IP WLS BF H R ER SO BB IBB HBP BLK WP HR S P ERA WHIP														
56 Mark Buehrle, L ERA: 1.23 Billy Koch, R ERA: 3.86	(1, 1) 8.0 W 30 3 2 0 4 2 0 0 0 0 0 0 117 0.00 0.625														
	(9, 1) 1.0 5 1 1 0 0 0 0 0 0 0 0 14 20 0.00 1.000														



Chicago White Sox @ New York Yankees  
 Yankee Stadium, Bronx, NY

Sun Apr 11 2004, 1:05 PM EDT  
 Att. 37,484 - Overcast - 49 F

AB	35
R	4
H	9
RBI	4
BB	2
SO	9
LOB	16



WP:	0	PA:	38
PB:	0		
SB:	0		
CS:	0		

AB	R	H	RBI	BB	SO	LOB
5	0	1	0	0	2	4
5	2	2	1	0	0	3
4	1	1	0	0	1	1
4	1	1	1	0	0	0
4	0	1	2	0	2	0
3	0	2	0	1	0	0

2	0	0	0	1	0	3
0	0	0	0	0	0	0
3	0	0	0	0	2	2
1	0	0	0	0	1	1
3	0	0	0	0	1	2
1	0	1	0	0	0	0

1B:	5	SF:	0
2B:	2	SAC:	0
3B:	1	DP:	2
HR:	1	HBP:	1

Batter	1	2	3	4	5	6	7	8	9									
<b>Willie Harris, L</b> (1, 4) OBP: 0.261, SLG: 0.333	0-3 K2-3	2-2 2B		0-1 F8			1-1 B3		1-3 K									
<b>Jose Valentin, S</b> (1, 6) OBP: 0.286, SLG: 0.577	2-1 E1 1B	0-0 G3			2-1 HR		1-2 3B		2-2 FC4-6 1-2f									
<b>Magglio Ordonez, R</b> (1, 9) OBP: 0.385, SLG: 0.800	0-0 1B 1-2 2B		1-2 F8		0-3 K		2-1 F8											
<b>Frank Thomas, R</b> (1, 10) OBP: 0.320, SLG: 0.190	0-2 1-2 2-H 2B		0-2 G5-3		2-0 F8		0-1 F8											
<b>Carlos Lee, R</b> (1, 7) OBP: 0.292, SLG: 0.625	2-1 1-H 2-H 2B		2-2 G5-3		3-3 K		3-3 K											
<b>14 Paul Konerko, R</b> (1, 3) OBP: 0.417, SLG: 0.455	4-1 24 G4-3 BB			2-1 24 G4-3 BB 1B		3-2 24 G4-6-3 1B		0-0 G6-3										
<b>24 Joe Crede, R</b> (1, 5) <b>5 Juan Uribe, R</b> (9, PR)	1-1 G4-3 1-2f			4-1 G4-3 1-2 BB		0-0 G4-6-3 1-2f		1-1 1B HBP										
<b>Aaron Rowand, R</b> (1, 8) <b>Timo Perez, L</b> (9, PH)		1-3 K		0-0 B1		3-3 K		1-3 SAFE SAFE K										
<b>Miguel Olivo, R</b> (1, 2) <b>Ross Gload, L</b> (9, PH)		1-1 B1		1-1 G4-3 1-2 2-3			1-3 K		0-0 FC4-6 1B									
<b>Inning Stats</b>	R: 3 E: 1 K: 1 S: 16	H: 3 LOB: 1 BB: 1 P: 25	R: 0 E: 0 K: 1 S: 10	H: 1 LOB: 1 BB: 0 P: 14	R: 0 E: 0 K: 0 S: 11	H: 0 LOB: 0 BB: 0 P: 14	R: 0 E: 0 K: 0 S: 8	H: 1 LOB: 2 BB: 1 P: 15	R: 1 E: 0 K: 2 S: 10	H: 1 LOB: 0 BB: 0 P: 17	R: 0 E: 0 K: 1 S: 8	H: 1 LOB: 0 BB: 0 P: 14	R: 0 E: 0 K: 1 S: 10	H: 1 LOB: 1 BB: 0 P: 15	R: 0 E: 0 K: 1 S: 6	H: 0 LOB: 0 BB: 0 P: 9	R: 0 E: 0 K: 2 S: 12	H: 1 LOB: 2 BB: 0 P: 17

PITCHER	IP	WLS	BF	H	R	ER	SO	BB	IBB	HBP	BLK	WP	HR	S	P	ERA	WHIP
<b>35 Mike Mussina, R</b> (1, 1) ERA: 8.22	6.1	W	27	7	4	3	6	2	0	0	0	0	1	66	103	4.26	1.421
<b>Gabe White, L</b> (7, 1) ERA: 3.38	0.1	H	2	1	0	0	0	0	0	0	0	0	0	5	7	0.00	3.000
<b>Tom Gordon, R</b> (7, 1) ERA: 4.15	1.1	H	4	0	0	0	1	0	0	0	0	0	0	8	13	0.00	0.000
<b>42 Mariano Rivera, R</b> (9, 1) ERA: 2.25	1.0	S	5	1	0	0	2	0	0	1	0	0	0	12	17	0.00	1.000





Batter	1	2	3	4	5	6	7	8	9	AB R H RBI BB SO LOB	TOP									
4 Angel Berroa, R OBP: 0.207, SLG: 0.321 (1, 6) C X	0-1 G6-3		1-2 HR		0-1 G1-3		1-3 K		1-2 FC5 FC4-6	5 1 1 1 0 1 1	<b>Kansas City Royals @ Chicago White Sox</b> U.S. Cellular Field, Chicago, IL Tue Apr 13 2004, 2:05 PM EDT Att. 37,706 - Sunny - 43 F <a href="http://livebaseballscorecards.com">livebaseballscorecards.com</a>									
Carlos Beltrán, S OBP: 0.394, SLG: 0.444 (1, 8) B B F S X	2-2 G1-3		1-0 29 HR 2B		0-1 1B		3-1 F8		1-1 FC4-6 1-2f 2-3	5 1 2 0 0 0 2										
29 Mike Sweeney, R OBP: 0.290, SLG: 0.357 (1, 3) B B C C X	3-2 E4		2-2 HR 2-H		2-1 F7		0-0 G5-3		1-3 K	5 1 1 2 0 1 3										
Juan Gonzalez, R OBP: 0.310, SLG: 0.370 (1, 9) B T B X	2-1 P4		1-0 F9		1-2 G6-3 SAFE			0-1 P4		4 0 0 0 0 0 2										
Matt Stairs, L OBP: 0.286, SLG: 0.250 (1, 10) B B T X		2-1 G3	3-0 P2		4-0 1B FC1 BB			0-2 G4-3		3 0 0 0 1 0 0										
Joe Randa, R OBP: 0.448, SLG: 0.417 (1, 5) C B T B T S B B B		4-2 BB		3-2 P3		1-2 FC1 1B		3-1 2B		3 0 2 0 1 0 0										
Benito Santiago, R OBP: 0.261, SLG: 0.455 (1, 2) C C C C		1-3 K		0-0 F8		0-2 FC1 G4-3		0-0 L8		4 0 0 0 0 1 4										
Aaron Guiel, L OBP: 0.357, SLG: 0.680 (1, 7) B T B X	1-1 F7		0-1 HR		1-2 G4-3 1-2f			0-3 K FC4-6 4 E		4 1 1 1 0 1 3										
Tony Graffanino, R OBP: 0.333, SLG: 0.409 (1, 4) B C X		1-1 G5-3	1-1 G6-3		1-1 HR			2-2 L6		4 1 1 1 0 0 1										
<b>Inning Stats</b>	R: 0 E: 1 K: 0 S: 10	H: 0 LOB: 1 BB: 0 P: 17	R: 0 E: 0 K: 0 S: 11	H: 0 LOB: 1 BB: 1 P: 19	R: 3 E: 0 K: 0 S: 14	H: 3 LOB: 0 BB: 0 P: 23	R: 1 E: 0 K: 0 S: 10	H: 1 LOB: 0 BB: 0 P: 14	R: 0 E: 0 K: 0 S: 12	H: 1 LOB: 1 BB: 0 P: 15	R: 0 E: 0 K: 1 S: 8	H: 1 LOB: 0 BB: 0 P: 13	R: 0 E: 0 K: 0 S: 8	H: 1 LOB: 1 BB: 0 P: 11	R: 0 E: 1 K: 2 S: 18	H: 0 LOB: 2 BB: 0 P: 23	1B: 2 2B: 2 3B: 0 HR: 4	SF: 0 SAC: 0 DP: 1 HBP: 0	WP: 1 PB: 0 SB: 0 CS: 0	PA: 39
<b>PITCHER</b>	IP WLS BF H R ER SO BB IBB HBP BLK WP HR S P ERA WHIP																			
Esteban Loaiza, R ERA: 6.0 (1, 1)	6.0 W 27 7 5 5 1 2 0 0 0 0 0 4 68 106 7.50 1.500																			
Michael Jackson, R ERA: (7, 1)	2.0 7 1 0 0 1 0 0 0 0 0 0 0 14 21 0.00 0.500																			
Billy Koch, R ERA: 2.7 (9, 1)	1.0 5 0 0 0 0 2 0 0 0 0 1 0 18 23 0.00 0.000																			

AB	37
R	5
H	8
RBI	5
BB	2
SO	4
LOB	16



Batter	1	2	3	4	5	6	7	8	9	AB	R	H	RBI	BB	SO	LOB
5 Juan Uribe, R OBP: 0.200, SLG: 0.500 (1, 4)	2-1 G6-3 1B	0-1 G5-3 1B			3-1 HR	0-1 2B 1B	1-1 G5-3 1B			5	2	2	2	0	0	1
Jose Valentin, S OBP: 0.303, SLG: 0.581 (1, 6)	1-1 1B		1-1 P4		1-2 P4	1-1 1B 2B	2-3 K			5	1	2	2	0	1	0
Magglio Ordonez, R OBP: 0.387, SLG: 0.724 (1, 9)	3-2 FC5-4 1B		0-0 F9		3-0 L7	2-2 1B HBP	1-3 K			4	0	1	0	0	1	1
Frank Thomas, R OBP: 0.367, SLG: 0.208 (1, 10)	2-0 FC5-4 1-2f		4-2 BB BB		4-1 14 HR BB	2-1 1-2 2-H 1B		1-3 K		3	1	1	1	2	1	1
Carlos Lee, R OBP: 0.379, SLG: 0.667 (1, 7)		0-0 14 1B 24 1B 2B	4-0 1-2 BB		4-1 14 HR BB	2-2 P4		1-2 24 BB 1B		3	2	2	0	2	0	2
Ross Gload, L OBP: 0.500, SLG: 0.500 (8, PR) (9, 7)			1-0 SH3-4 24 1B 2B 1B	3-3 K		2-0 1-1 SAFE HR	2-2 F8		0-0 F9	0	0	0	0	0	0	0
14 Paul Konerko, R OBP: 0.414, SLG: 0.556 (1, 3)		1-0 SH3-4 24 1B 2B 1B			2-0 1-1 SAFE HR				0-0 F9	5	2	2	3	0	1	5
24 Joe Crede, R OBP: 0.276, SLG: 0.346 (1, 5)		3-1 SH3-4 2B 1B		1-0 F8	0-1 F7				4-0 P4 1-2 BB	4	1	1	1	1	0	0
Aaron Rowand, R OBP: 0.238, SLG: 0.250 (1, 8)		1-0 SH3-4		1-2 F7		0-1 5 1B 2B 1B	4-2 1B 5 G5-3 BB	2-3 K		3	2	1	0	1	1	2
Miguel Olivo, R OBP: 0.400, SLG: 0.714 (1, 2)		0-0 2B		0-2 F7		1-0 F7	2-2 5 G5-3 WP 1B			4	1	2	2	0	0	1

Inning Stats	R: 0	H: 2	E: 0	K: 0	S: 8	R: 3	H: 4	E: 0	K: 0	S: 8	R: 0	H: 0	E: 0	K: 1	S: 8	R: 4	H: 2	E: 0	K: 0	S: 12	R: 3	H: 4	E: 0	K: 0	S: 17	R: 2	H: 1	E: 0	K: 2	S: 14	R: 0	H: 1	E: 0	K: 2	S: 11
	LOB: 1	BB: 0	P: 16	LOB: 0	BB: 0	LOB: 2	BB: 2	LOB: 0	BB: 0	P: 20	LOB: 0	BB: 0	LOB: 0	BB: 0	P: 9	LOB: 2	BB: 2	LOB: 0	BB: 2	P: 29	LOB: 1	BB: 1	LOB: 1	BB: 1	LOB: 2	BB: 1	LOB: 2	BB: 1	LOB: 1	BB: 1	LOB: 2	BB: 1	LOB: 1	BB: 1	LOB: 1

PITCHER	IP	WLS	BF	H	R	ER	SO	BB	IBB	HBP	BLK	WP	HR	S	P	ERA	WHIP
Darrell May, L ERA: 9.9 (1, 1)	5.0	L	25	8	7	7	1	4	0	0	0	0	2	43	87	12.60	2.400
D.J. Carrasco, R ERA: 6.75 (6, 1)	1.0		8	4	3	3	0	0	0	1	0	0	0	17	27	27.00	4.000
Jaime Cerda, L ERA: 4.15 (7, 1)	2.0		11	2	2	2	4	2	0	0	0	1	0	25	43	9.00	2.000


**BOTTOM**

**Kansas City Royals @ Chicago White Sox**  
U.S. Cellular Field, Chicago, IL

livebaseballscorecards.com

AB	36
R	12
H	14
RBI	11
BB	6
SO	5
LOB	13

WP: 1 PA: 44  
PB: 0  
SB: 0  
CS: 0



Tue Apr 13 2004, 2:05 PM EDT  
Att: 37,706 - Sunny - 43 F



Batter	1	2	3	4	5	6	7	8	9	AB R H RBI BB SO LOB	TOP																	
4 Angel Berroa, R OBP: 0.294, SLG: 0.375 (1, 6)	2-1 G1-3		4-0 BB			1-2 2B 29 SF8 1B	2-2 HR 1B		1-1 HR 2-H 1B	4 3 3 1 1 0 0	<b>Kansas City Royals @ Chicago White Sox</b> U.S. Cellular Field, Chicago, IL Wed Apr 14 2004, 2:05 PM EDT Att. 11,765 - Sunny - 61 F																	
Carlos Beltrán, S OBP: 0.447, SLG: 0.719 (1, 8)	2-0 FC6-4 1B		2-0 F9			0-1 S FC3-6 2B	1-2 1-H HR		1-2 1-H HR	5 3 4 4 0 0 1																		
29 Mike Sweeney, R OBP: 0.278, SLG: 0.438 (1, 3)	2-2 F9			1-1 P2		1-0 SF8	3-3 K		0-2 HR	4 1 1 2 0 1 1																		
Juan Gonzalez, R OBP: 0.294, SLG: 0.323 (1, 9)	2-1 FC6-4 1-2f			3-2 G1-3		4-2 FC3-6 2-3 BB		2-2 G1-3	2-1 F8	4 0 0 0 1 0 1																		
Joe Randa, R OBP: 0.412, SLG: 0.414 (1, 5)		2-2 G5-3		2-2 P3		1-1 FC3-6 1-2f 3-H		0-3 K	2-1 2B	5 0 1 1 0 1 1																		
Ken Harvey, R OBP: 0.545, SLG: 0.500 (1, 10)		2-1 G5-3			1-3 K	0-0 FC5-4 1-2f		0-2 2B	4-2 BB	4 0 1 0 1 1 1																		
Benito Santiago, R OBP: 0.250, SLG: 0.519 (1, 2)			3-3 K		0-0 F8		2-1 HR	1-0 P4	2-3 K	5 1 1 1 0 2 3																		
Aaron Guiel, L OBP: 0.375, SLG: 0.643 (1, 7)				0-1 F9		1-2 1B			4-2 4 1B G3 BB	3 1 1 0 1 0 0																		
Tony Graffanino, R OBP: 0.296, SLG: 0.360 Matt Stairs, L OBP: 0.267, SLG: 0.231 Mendy López, R OBP: 0.200, SLG: 0.800 (1, 4) (9, PH) (9, 4)				0-1 G6-3		3-2 P3			1-2 G3	3 0 0 0 0 1 1 1 0 0 0 0 0 1 0 0 0 0 0 0 0																		
<b>Inning Stats</b>	R: 0 E: 0 K: 0 S: 8	H: 1 LOB: 1 BB: 0 P: 16	R: 0 E: 0 K: 1 S: 12	H: 0 LOB: 0 BB: 0 P: 19	R: 0 E: 0 K: 0 S: 5	H: 0 LOB: 1 BB: 1 P: 11	R: 0 E: 0 K: 1 S: 10	H: 1 LOB: 1 BB: 0 P: 15	R: 2 E: 0 K: 2 S: 12	H: 2 LOB: 1 BB: 1 P: 19	R: 3 E: 0 K: 2 S: 17	H: 3 LOB: 0 BB: 0 P: 27	R: 0 E: 0 K: 1 S: 11	H: 1 LOB: 1 BB: 0 P: 14	R: 4 E: 0 K: 1 S: 27	H: 4 LOB: 2 BB: 2 P: 44	1B: 5 2B: 3 3B: 0 HR: 4	SF: 1 SAC: 0 DP: 0 HBP: 0	WP: 0 PB: 0 SB: 1 CS: 0	PA: 43								
<b>PITCHER</b>	IP WLS BF H R ER SO BB IBB HBP BLK WP HR S P ERA WHIP																											
Jon Garland, R ERA: 3.68 (1, 1)	6.2		29	7	5	5	3	2	0	0	0	0	2	69	115	6.75	1.350											
Cliff Politte, R ERA: 4.91 (7, 1)	1.1	H	5	1	0	0	2	0	0	0	0	0	0	15	21	0.00	0.750											
Billy Koch, R ERA: 11.25 (9, 1)	0.2	B	7	4	4	4	0	1	0	0	0	0	2	20	31	54.00	7.500											
Jon Adkins, R ERA: (9, 1)	0.1	W	2	0	0	0	1	1	0	0	0	0	0	7	13	0.00	3.000											

livebaseballscorecards.com

AB	38
R	9
H	12
RBI	9
BB	4
SO	6
LOB	10



BOTTOM

Kansas City Royals @ Chicago White Sox  
U.S. Cellular Field, Chicago, IL

livebaseballscorecards.com

AB 35  
R 10  
H 14  
RBI 9  
BB 6  
SO 6  
LOB 17



WP: 2 PA: 43  
PB: 0  
SB: 1  
CS: 2  
ERA: ∞ WHIP: ∞

Wed Apr 14 2004, 2:05 PM EDT  
Att. 11,765 - Sunny - 61 F

AB R H RBI BB SO LOB

4 0 3 2 0 1 1

5 0 1 0 0 0 4

4 2 1 0 1 0 1

4 2 1 0 1 0 3

0 1 0 0 0 0 0

4 0 1 1 1 2 2

4 0 2 2 1 0 1

4 1 2 1 1 2 3

3 2 1 0 1 1 1

3 2 2 3 0 0 1

1B: 11 SF: 0  
2B: 4 SAC: 1  
3B: 0 DP: 2  
HR: 0 HBP: 1

Batter	1	2	3	4	5	6	7	8	9
5 Juan Uribe, R OBP: 0.400, SLG: 0.571 (1, 4)	2-1 CS HBP		2-2 1-H 3-H 1B	3-2 2-H 1B			0-2 FC4-6 1B	1-3 K	
Jose Valentin, S OBP: 0.289, SLG: 0.528 (1, 6)	3-1 G4-6-3 1B		2-2 L3	1-2 G4-1			3-1 FC4-6 FC5 1B	1-0 G4-3	
Magglio Ordonez, R OBP: 0.389, SLG: 0.667 (1, 9)	1-2 G4-6-3 1-2f		0-0 G6-3		1-2 P2		0-0 E 1B	4-1 BB 14 1B E BB	
Frank Thomas, R OBP: 0.371, SLG: 0.250 (1, 10)		4-1 14 CS BB		0-2 14 G3 2B 2B	1-2 F9		0-1 FC5 1B 14 1B	1-0 E4 14 1B 24 1B BB	
Carlos Lee, R OBP: 0.382, SLG: 0.613 (1, 7)		3-3 K		2-2 G6-3	2-3 K		1-1 14 1B	4-2 24 1B 14 1B BB	
14 Paul Konerko, R OBP: 0.441, SLG: 0.548 (1, 3)		4-1 1-2 BB		0-2 G3		0-2 G5-3	3-2 1-2 3-H 1B	0-1 24 1B	
24 Joe Crede, R OBP: 0.324, SLG: 0.367 (1, 5)		0-3 K		4-0 BB 2B BB		0-1 1B	1-3 K	1-2 2-3 3-H 1B	
Aaron Rowand, R OBP: 0.280, SLG: 0.304 (1, 8)			0-0 SH 5 WP 2B	4-2 1-2 2B BB		1 SAFE 0-3 K		2-0 G6-3	
Miguel Olivo, R OBP: 0.444, SLG: 0.765 (1, 2)			0-0 SH 5 WP 1B	0-2 1-H 2-H 3-H 1B 2B		3-2 P4		0-0 5 WP 5 S 1B	

Inning Stats	R: 0	H: 1	E: 0	LOB: 0	K: 0	S: 6	P: 12	R: 0	H: 0	E: 0	LOB: 1	K: 2	S: 9	P: 20	R: 2	H: 2	E: 1	LOB: 0	K: 0	S: 10	R: 4	H: 3	E: 0	LOB: 1	K: 0	S: 22	R: 0	H: 0	E: 0	LOB: 0	K: 1	S: 11	R: 0	H: 1	E: 0	LOB: 1	K: 1	S: 11	R: 2	H: 4	E: 1	LOB: 2	K: 1	S: 18	R: 0	H: 1	E: 0	LOB: 1	K: 1	S: 6	R: 2	H: 2	E: 1	LOB: 3	K: 0	S: 13	R: 2	H: 2	E: 0	LOB: 0	K: 1	S: 10	R: 2	H: 2	E: 1	LOB: 3	K: 0	S: 25	1B: 11	SF: 0	2B: 4	SAC: 1	3B: 0	DP: 2	HR: 0	HBP: 1
--------------	------	------	------	--------	------	------	-------	------	------	------	--------	------	------	-------	------	------	------	--------	------	-------	------	------	------	--------	------	-------	------	------	------	--------	------	-------	------	------	------	--------	------	-------	------	------	------	--------	------	-------	------	------	------	--------	------	------	------	------	------	--------	------	-------	------	------	------	--------	------	-------	------	------	------	--------	------	-------	--------	-------	-------	--------	-------	-------	-------	--------

PITCHER	IP	WLS	BF	H	R	ER	SO	BB	IBB	HBP	BLK	WP	HR	S	P	ERA	WHIP
Jeremy Affeldt, L ERA: 10.24 (1, 1)	4.0		20	6	6	5	2	4	0	1	0	1	0	47	82	11.25	2.500
Shawn Camp, R ERA: 4.91 (5, 1)	2.1		9	2	1	1	2	0	0	0	0	0	0	28	37	3.86	0.857
Scott Sullivan, R ERA: 1.93 (7, 1)	0.2		5	3	1	1	1	0	0	0	0	0	0	12	17	13.50	4.500
Jason Grimsley, R ERA: (8, 1)	1.0		4	1	0	0	1	0	0	0	0	1	0	6	10	0.00	1.000
Curt Leskanic, R ERA: 6.75 (9, 1)	0.0	L	4	1	2	1	0	2	0	0	0	0	0	9	18	∞	∞

PITCHER	IP	WLS	BF	H	R	ER	SO	BB	IBB	HBP	BLK	WP	HR	S	P	ERA	WHIP
Nate Field, R ERA: 1.93 (9, 1)	0.0		1	1	0	0	0	0	0	0	0	0	0	4	7	∞	∞



Batter	1	2	3	4	5	6	7	8	9	10	AB	R	H	RBI	BB	SO	LOB	TOP							
4 Angel Berroa, R OBP: 0.256, SLG: 0.324 (1, 6)	2-3 K		1-0 P3		1-1 G1-3		0-1 G6-3			3-1 P2	5	0	0	0	0	1	1								
Carlos Beltrán, S OBP: 0.442, SLG: 0.750 (1, 8)	1-1 HR		1-3 K			4-2 F8 29 1B 1B BB	2-3 K			1-1 G6-3	4	2	1	1	1	2	0								
29 Mike Sweeney, R OBP: 0.317, SLG: 0.459 (1, 10)	1-1 G6-4-3 1B			2-1 G6-3		3-1 1B 2B 1B		1-2 F7		0-1 1B	5	1	3	0	0	0	0								
Juan Gonzalez, R OBP: 0.282, SLG: 0.389 (1, 9)	1-2 G6-4-3		1-2 HR		2-0 F8		2-0 F8		0-0 G1-3	0-0 P4	5	1	1	1	0	0	4								
Joe Randa, R OBP: 0.447, SLG: 0.438 (1, 5)		2-1 1B		4-1 BB		2-2 2B 1B		2-2 G6-3			3	1	2	1	1	0	0								
Ken Harvey, R OBP: 0.500, SLG: 0.455 Rich Thompson, L (9, PR) Tony Graffanino, R (9, 4)		2-3 K		1-3 K		1-2 F8			2-2 B1-6-3 1B		4	0	1	0	0	2	4								
Benito Santiago, R OBP: 0.250, SLG: 0.516 (1, 2)		1-0 P2		2-2 F8		2-0 2B			1-0 B1-6-3		4	0	1	2	0	0	3								
Aaron Guiel, L OBP: 0.361, SLG: 0.581 (1, 7)		3-2 G1-3			1-3 K		1-3 K		4-2 BB		3	0	0	0	1	2	2								
Mendy López, R OBP: 0.222, SLG: 0.500 (1, 4)			1-3 K		1-2 G4-3		4-1 G6-3 BB		1-3 K		3	0	0	0	1	2	1								
<b>Inning Stats</b>	R: 1 E: 0 K: 1 S: 13	H: 2 LOB: 0 BB: 0 P: 18	R: 0 E: 0 K: 1 S: 10	H: 1 LOB: 1 BB: 0 P: 18	R: 0 E: 0 K: 2 S: 7	H: 0 LOB: 0 BB: 0 P: 10	R: 1 E: 0 K: 1 S: 13	H: 1 LOB: 1 BB: 1 P: 23	R: 0 E: 0 K: 1 S: 8	H: 0 LOB: 0 BB: 0 P: 11	R: 3 E: 0 K: 1 S: 15	H: 3 LOB: 1 BB: 1 P: 30	R: 0 E: 0 K: 1 S: 6	H: 0 LOB: 0 BB: 1 P: 12	R: 0 E: 0 K: 0 S: 7	H: 0 LOB: 0 BB: 0 P: 10	R: 0 E: 0 K: 1 S: 11	H: 1 LOB: 1 BB: 1 P: 19	R: 0 E: 0 K: 0 S: 7	H: 1 LOB: 1 BB: 0 P: 11	1B: 6 2B: 1 3B: 0 HR: 2	SF: 0 SAC: 0 DP: 3 HBP: 0	WP: 0 PB: 0 SB: 0 CS: 0	PA: 40	
<b>PITCHER</b>	IP WLS BF H R ER SO	IP WLS BF H R ER SO	IP WLS BF H R ER SO	IP WLS BF H R ER SO	IP WLS BF H R ER SO	IP WLS BF H R ER SO	IP WLS BF H R ER SO	IP WLS BF H R ER SO	IP WLS BF H R ER SO	IP WLS BF H R ER SO	IP WLS BF H R ER SO	IP WLS BF H R ER SO	IP WLS BF H R ER SO	IP WLS BF H R ER SO	IP WLS BF H R ER SO	IP WLS BF H R ER SO	IP WLS BF H R ER SO	IP WLS BF H R ER SO	IP WLS BF H R ER SO	IP WLS BF H R ER SO	ERA WHIP	ERA WHIP			
56 Mark Buehrle, L ERA: 3.05	6.0																								
Michael Jackson, R ERA:	2.0	6	0	0	0	1	1	0	0	0															
Damaso Marte, L ERA: 9.0	2.0	W 8	2	0	0	1	1	0	0	0															

**Kansas City Royals @ Chicago White Sox**  
 U.S. Cellular Field, Chicago, IL  
 Thu Apr 15 2004, 2:05 PM EDT  
 Att. 15,150 - Sunny - 73 F

AB	36
R	5
H	9
RBI	5
BB	4
SO	9
LOB	15



**Kansas City Royals @ Chicago White Sox**  
 U.S. Cellular Field, Chicago, IL

Thu Apr 15 2004, 2:05 PM EDT  
 Att. 15,150 - Sunny - 73 F

[livebaseballscorecards.com](http://livebaseballscorecards.com)

<b>AB</b>	<b>33</b>
<b>R</b>	<b>6</b>
<b>H</b>	<b>8</b>
<b>RBI</b>	<b>6</b>
<b>BB</b>	<b>5</b>
<b>SO</b>	<b>2</b>
<b>LOB</b>	<b>7</b>



WP: 0	PA: 39
PB: 1	
SB: 0	
CS: 0	

AB	R	H	RBI	BB	SO	LOB
3	1	2	0	1	0	0
1	0	0	0	0	0	0
4	1	2	1	1	1	0
4	2	2	1	1	0	3
3	1	1	2	1	1	2
3	0	0	1	0	0	0
3	0	0	0	1	0	0
4	0	0	0	0	0	2
3	1	1	1	0	0	0
1	0	0	0	0	0	0
3	0	0	0	0	0	0
1	0	0	0	0	0	0
0	0	0	0	0	0	0

Batter	1	2	3	4	5	6	7	8	9	10													
<b>5 Juan Uribe, R</b> (1, 4) OBP: 0.474, SLG: 0.647 <b>Willie Harris, L</b> (9, PH) OBP: 0.250, SLG: 0.318 (10, 4)	0-1 2B	2-2 1B			1-2 P6		4-1 BB		3-2 F9														
<b>Jose Valentin, S</b> (1, 6) OBP: 0.326, SLG: 0.550	2-2 SF8	0-1 G4-6-3			2-1 F8		4-1 PB BB		1-3 K														
<b>Magglio Ordonez, R</b> (1, 9) OBP: 0.415, SLG: 0.730	0-0 F9	2-1 G4-6-3			0-0 HR		4-0 1-2 IBB		0-2 HR														
<b>Frank Thomas, R</b> (1, 10) OBP: 0.385, SLG: 0.355	4-0 14 BB BB		0-0 F9		1-1 1-H HR		1-3 K																
<b>Carlos Lee, R</b> (1, 7) OBP: 0.342, SLG: 0.559	0-0 SF8		2-1 G5-3		3-2 F8			0-0 P3															
<b>14 Paul Konerko, R</b> (1, 3) OBP: 0.421, SLG: 0.500	4-2 24 FC5-4 BB		0-1 L4		0-0 G6-3			2-2 G6-3															
<b>24 Joe Crede, R</b> (1, 5) OBP: 0.289, SLG: 0.324	1-2 FC5-4		0-2 P4		1-1 P3			2-1 G6-3															
<b>Aaron Rowand, R</b> (1, 8) OBP: 0.286, SLG: 0.423 <b>Timo Perez, L</b> (9, PH) OBP: 0.429, SLG: 0.333 (10, 8)		1-1 HR	0-0 G5-3		1-0 F9			2-2 P5															
<b>Sandy Alomar Jr., R</b> (1, 2) OBP: 0.308, SLG: 0.538 <b>Ross Gload, L</b> (9, PH) OBP: 0.333, SLG: 0.333 <b>Miguel Olivo, R</b> (10, 2) OBP: 0.444, SLG: 0.765		2-1 P1	1-2 G6-3		0-0 F7			0-0 P2															
<b>Inning Stats</b>	R: 2 E: 0 K: 0 S: 12	H: 2 LOB: 2 BB: 2 P: 23	R: 1 E: 0 K: 0 S: 11	H: 3 LOB: 1 BB: 0 P: 18	R: 0 E: 0 K: 0 S: 5	H: 0 LOB: 0 BB: 0 P: 7	R: 0 E: 0 K: 0 S: 7	H: 0 LOB: 0 BB: 0 P: 8	R: 2 E: 0 K: 0 S: 11	H: 2 LOB: 0 BB: 0 P: 18	R: 0 E: 0 K: 1 S: 6	H: 0 LOB: 2 BB: 3 P: 19	R: 0 E: 0 K: 0 S: 6	H: 0 LOB: 0 BB: 0 P: 10	R: 0 E: 0 K: 0 S: 9	H: 0 LOB: 0 BB: 0 P: 14	R: 1 E: 0 K: 1 S: 6	H: 1 LOB: 0 BB: 0 P: 7	1B: 3 2B: 2 3B: 0 HR: 3	SF: 1 SAC: 0 DP: 1 HBP: 0	WP: 0 PB: 1 SB: 0 CS: 0	PA: 39	
<b>PITCHER</b>	IP WLS BF H R ER SO BB IBB HBP BLK WP HR S P ERA WHIP																				<b>PITCHER</b>	IP WLS BF H R ER SO BB IBB HBP BLK WP HR S P ERA WHIP	
<b>Brian Anderson, L</b> (1, 1) ERA: 8.62 <b>Jason Grimsley, R</b> (7, 1) ERA: <b>Scott Sullivan, R</b> (9, 1) ERA: 1.59 <b>D.J. Carrasco, R</b> (10, 1) ERA: 8.31	6.2 1.1 1.0 0.1	29 5 3 2	7 0 0 1	5 0 0 1	0 0 0 0	4 0 0 0	0 1 0 0	0 0 0 0	0 0 0 0	0 0 0 0	0 0 0 0	0 0 0 0	0 0 0 0	0 0 0 0	0 0 0 0	0 0 0 0	0 0 0 0	0 0 0 0	0 0 0 0	0 0 0 0	0 0 0 0	6.75 0.00 0.00 27.00	1.650 0.000 0.000 3.000

**BOTTOM**



Batter	1	2	3	4	5	6	7	8	9	AB R H RBI BB SO LOB	TOP									
Willie Harris, L (1, 4) OBP: 0.286, SLG: 0.346	0-0 1B		1-0 1B		0-2 F9			0-3 K		4 0 2 0 0 1 1										
Timo Perez, L (1, 8) OBP: 0.300, SLG: 0.222 Aaron Rowand, R (8, PH) OBP: 0.276, SLG: 0.407	1-0 F8		0-1 F8		0-1 G1-3			1-3 K		3 0 0 0 0 0 3 1 0 0 0 0 1 0										
Magglio Ordonez, R (1, 9) OBP: 0.400, SLG: 0.675	1-3 1-2 K		0-0 P6		0-0 G5-3			4-1 BB		3 0 0 0 1 1 2										
Frank Thomas, R (1, 10) OBP: 0.419, SLG: 0.364	4-2 BB			0-0 1B		4-0 14 FC5-4 BB		0-0 L4		2 0 1 0 2 0 1										
Carlos Lee, R (1, 7) OBP: 0.333, SLG: 0.514	1-3 K			2-3 K		1-2 F7		4-1 14 G5-4-3 BB		3 0 0 0 1 2 4										
14 Paul Konerko, R (1, 3) OBP: 0.381, SLG: 0.447		0-0 F9		3-1 F9		1-0 FC5-4		2-2 G5-4-3		4 0 0 0 0 0 3										
24 Joe Crede, R (1, 5) OBP: 0.262, SLG: 0.289		2-3 K		1-0 P5			0-0 F7	1-2 G5-3		4 0 0 0 0 1 1										
5 Juan Uribe, R (1, 6) OBP: 0.409, SLG: 0.550		2-2 G4-3			2-2 G5-3		2-3 K			3 0 0 0 0 1 0										
Miguel Olivo, R (1, 2) OBP: 0.429, SLG: 0.700			1-2 F8		1-1 1B		1-2 P4			3 0 1 0 0 0 0										
<b>Inning Stats</b>	R: 0 E: 0 K: 2 S: 11	H: 1 LOB: 2 BB: 1 P: 18	R: 0 E: 0 K: 1 S: 8	H: 0 LOB: 0 BB: 0 P: 12	R: 0 E: 0 K: 0 S: 7	H: 1 LOB: 1 BB: 0 P: 9	R: 0 E: 0 K: 1 S: 7	H: 1 LOB: 1 BB: 0 P: 13	R: 0 E: 0 K: 0 S: 7	H: 0 LOB: 1 BB: 1 P: 13	R: 0 E: 0 K: 1 S: 9	H: 0 LOB: 0 BB: 0 P: 12	R: 0 E: 0 K: 2 S: 8	H: 0 LOB: 1 BB: 1 P: 13	R: 0 E: 0 K: 0 S: 7	H: 0 LOB: 0 BB: 1 P: 14	1B: 4 2B: 0 3B: 0 HR: 0	SF: 0 SAC: 0 DP: 1 HBP: 0	WP: 0 PB: 0 SB: 1 CS: 0	PA: 34
<b>PITCHER</b>	IP WLS BF H R ER SO BB IBB HBP BLK WP HR S P ERA WHIP																			
Paul Abbott, R (1, 1) ERA: 1.38	7.0 W 27 4 0 0 5 2 0 0 0 0 0 0 62 93 0.00 0.857																			
Trever Miller, L (8, 1) ERA:	0.1 H 1 0 0 0 1 0 0 0 0 0 0 0 3 3 0.00 0.000																			
Chad Gaudin, R (8, 1) ERA:	0.2 H 3 0 0 0 1 1 0 0 0 0 0 0 5 10 0.00 1.500																			
Danys Baez, R (9, 1) ERA:	1.0 S 3 0 0 0 0 1 0 0 0 0 0 0 7 14 0.00 1.000																			

Chicago White Sox @ Tampa Bay Devil Rays  
Tropicana Field, St. Petersburg, FL

Fri Apr 16 2004, 7:15 PM EDT  
Att. 12,108 - Dome - 72 F

AB	30
R	0
H	4
RBI	0
BB	4
SO	7
LOB	15









Batter	1	2	3	4	5	6	7	8	9	AB R H RBI BB SO LOB
13 Carl Crawford, L (1, 7) OBP: 0.366, SLG: 0.447	1-1 G4-3		1-2 5 CS 1B			0-1 FC6	0-3 K		2-3 K	5 0 1 0 0 2 6
Damian Rolls, R (1, 5) OBP: 0.318, SLG: 0.278	1-2 5 BB 1B		2-0 F9			1-0 F9		4-1 G5-3 5 HBP BB		3 0 1 0 1 0 2
5 Rocco Baldelli, R (1, 8) OBP: 0.318, SLG: 0.211	4-1 G6-4-3 1-2 BB		1-0 CS	1-0 F8		0-0 F9		1-0 1-2 HBP		2 0 0 0 1 0 1
Aubrey Huff, L (1, 10) OBP: 0.250, SLG: 0.237	0-0 G6-4-3 1-2f			2-2 G3			4-1 1B E BB	1-3 K		3 1 0 0 1 1 4
José Cruz Jr., S (1, 9)		2-1 P4		2-0 F8			1-3 K	2-2 G5-3 2-3f		4 0 0 0 0 1 3
Eduardo Perez, R (1, 3)		0-3 K			0-0 G4-3		3-2 F7		4-2 1B BB	3 0 0 0 1 1 1
Julio Lugo, R (1, 6)		2-1 1B			2-3 K		1-1 BB E 1B	0-1 F9		4 0 2 0 0 1 1
Brook Fordyce, R (1, 2) OBP: 0.250, SLG: 0.273 Geoff Blum, S (7, PR) OBP: 0.286, SLG: 0.250 (8, 4)		1-0 F9			2-0 P3		0-0 E6 BB	2-2 1-2 1B		3 0 0 0 0 0 2 1 0 1 0 0 0 0
Rey Sanchez, R (1, 4) OBP: 0.407, SLG: 0.360 Robert Fick, L (7, PH) OBP: 0.364, SLG: 0.556 (8, 2) Jason Romano, R (9, PH) OBP: 0.125, SLG: 0.125			1-0 F9			1-0 13 FC6 1B		4-2 1-2 2-3 BB		2 0 1 0 0 0 0 0 0 0 0 1 0 0 1 0 0 0 0 0 2

Inning Stats	R: 0 E: 0 K: 7	H: 1 LOB: 1 BB: 1 P: 13	R: 0 E: 0 K: 8	H: 1 LOB: 1 BB: 0 P: 13	R: 0 E: 0 K: 6	H: 1 LOB: 0 BB: 0 P: 10	R: 0 E: 0 K: 6	H: 0 LOB: 0 BB: 0 P: 11	R: 0 E: 0 K: 6	H: 0 LOB: 0 BB: 0 P: 10	R: 0 E: 0 K: 5	H: 1 LOB: 1 BB: 0 P: 7	R: 1 E: 1 K: 2 S: 17	H: 1 LOB: 3 BB: 2 P: 30	R: 0 E: 0 K: 8	H: 0 LOB: 1 BB: 1 P: 16	R: 0 E: 0 K: 17	H: 1 LOB: 2 BB: 1 P: 28	1B: 6 2B: 0 3B: 0 HR: 0	SF: 0 SAC: 0 DP: 2 HBP: 1
--------------	----------------------	----------------------------------	----------------------	----------------------------------	----------------------	----------------------------------	----------------------	----------------------------------	----------------------	----------------------------------	----------------------	---------------------------------	-------------------------------	----------------------------------	----------------------	----------------------------------	-----------------------	----------------------------------	----------------------------------	------------------------------------

PITCHER	IP	WLS	BF	H	R	ER	SO	BB	IBB	HBP	BLK	WP	HR	S	P	ERA	WHIP
Scott Schoeneweis, L (1, 1) ERA: 2.13	6.2	W	26	5	1	0	3	2	0	0	0	0	0	49	84	0.00	1.050
Cliff Politte, R (7, 1) ERA: 4.5	0.1	H	4	0	0	0	1	2	0	1	0	0	0	7	16	0.00	6.000
Damaso Marte, L (8, 1) ERA: 5.4	2.0	S	7	1	0	0	2	1	0	0	0	0	0	24	38	0.00	1.000


**BOTTOM**

**Chicago White Sox @ Tampa Bay Devil Rays**  
Tropicana Field, St. Petersburg, FL

Sat Apr 17 2004, 6:15 PM EDT  
Att. 14,302 - Dome - 72 F

AB	31
R	1
H	6
RBI	0
BB	5
SO	6
LOB	22

WP: 0 PA: 38  
PB: 0  
SB: 0  
CS: 1



PITCHER	IP	WLS	BF	H	R	ER	SO	BB	IBB	HBP	BLK	WP	HR	S	P	ERA	WHIP
---------	----	-----	----	---	---	----	----	----	-----	-----	-----	----	----	---	---	-----	------



Batter	1	2	3	4	5	6	7	8	9	AB R H RBI BB SO LOB	TOP																
Willie Harris, L (1, 4) OBP: 0.289, SLG: 0.361	1-0 G4-3 WP S 1B	1-1 G4-3		0-2 G4-3		3-1 2B			1-3 K	5 1 2 1 0 1 3																	
Jose Valentin, S (1, 6) OBP: 0.327, SLG: 0.583	2-3 K		0-2 HR		1-1 G4-3 1B 2B	0-1 G3-1			2-2 P6	4 2 2 1 0 1 2 1 0 0 0 0 0 0																	
5 Juan Uribe, R (7, 6) OBP: 0.407, SLG: 0.520	1-2 K																										
Magglio Ordonez, R (1, 9) OBP: 0.352, SLG: 0.571	2-0 G4-3		0-1 P3		0-0 G4-3		1-0 G1-3			4 0 0 0 0 0 2																	
Frank Thomas, R (1, 10) OBP: 0.451, SLG: 0.351	4-2 FC6-4 BB		2-1 L7		2-1 1B		3-2 G6-3			2 0 1 1 1 0 0 1 0 0 0 0 0 0																	
Ross Gload, L (7, PH) OBP: 0.500, SLG: 0.333	3-H BB				3-H 1B																						
Carlos Lee, R (1, 7) OBP: 0.353, SLG: 0.511	1-1 FC6-4 1-2f		0-0 G5-3		2-0 2B		2-2 P5			4 0 1 0 0 0 1																	
14 Paul Konerko, R (1, 3) OBP: 0.370, SLG: 0.500		2-2 G6-3		0-0 HR	0-2 F7		1-1 G4-3			4 1 1 1 0 0 1																	
24 Joe Crede, R (1, 5) OBP: 0.239, SLG: 0.262		1-1 P3		3-3 K		1-2 G6-3		1-0 G6-3		4 0 0 0 0 1 0																	
Aaron Rowand, R (1, 8) OBP: 0.303, SLG: 0.484		1-2 2B		0-2 2B		0-1 G5-3		2-2 P4		4 0 2 0 0 0 0																	
Miguel Olivo, R (1, 2) OBP: 0.440, SLG: 0.739		4-2 BB		0-0 P6		2-2 2B 3B			1-1 G5-3	3 1 1 0 1 0 1																	
Inning Stats	R: 1 E: 0 K: 1 S: 9	H: 1 LOB: 1 BB: 1 P: 19	R: 0 E: 0 K: 0 S: 16	H: 1 LOB: 2 BB: 1 P: 25	R: 1 E: 0 K: 0 S: 9	H: 1 LOB: 0 BB: 0 P: 11	R: 1 E: 0 K: 1 S: 13	H: 2 LOB: 1 BB: 0 P: 16	R: 1 E: 0 K: 0 S: 10	H: 3 LOB: 1 BB: 0 P: 15	R: 1 E: 0 K: 0 S: 12	H: 2 LOB: 1 BB: 0 P: 18	R: 0 E: 0 K: 0 S: 8	H: 0 LOB: 0 BB: 0 P: 14	R: 0 E: 0 K: 0 S: 6	H: 0 LOB: 0 BB: 0 P: 10	R: 0 E: 0 K: 1 S: 8	H: 0 LOB: 0 BB: 0 P: 12	1B: 2 2B: 5 3B: 1 HR: 2	SF: 0 SAC: 0 DP: 0 HBP: 0	WP: 1 PB: 0 SB: 1 CS: 0	PA: 38					
PITCHER	IP	WLS	BF	H	R	ER	SO	BB	IBB	HBP	BLK	WP	HR	S	P	ERA	WHIP										
Geremi Gonzalez, R (1, 1) ERA: 9.39	5.2	L	28	10	5	5	2	2	0	0	0	1	2	67	102	7.94	2.118										
Trever Miller, L (6, 1) ERA:	0.1		1	0	0	0	0	0	0	0	0	0	0	2	2	0.00	0.000										
Jorge Sosa, R (7, 1) ERA: 7.71	1.0		3	0	0	0	0	0	0	0	0	0	0	8	14	0.00	0.000										
Damian Moss, L (8, 1) ERA: 9.0	2.0		6	0	0	0	1	0	0	0	0	0	0	14	22	0.00	0.000										

Chicago White Sox @ Tampa Bay Devil Rays  
Tropicana Field, St. Petersburg, FL

Sun Apr 18 2004, 1:15 PM EDT  
Att. 12,072 - Dome - 72 F

livebaseballscorecards.com

AB	36
R	5
H	10
RBI	4
BB	2
SO	3
LOB	10







Batter	1	2	3	4	5	6	7	8	9	AB R H RBI BB SO LOB	TOP											
2 Derek Jeter, R OBP: 0.318, SLG: 0.288 (1, 6)										5 1 1 0 0 1 3												
Bernie Williams, S OBP: 0.358, SLG: 0.256 (1, 8)										5 1 1 0 1 2 3												
13 Alex Rodriguez, R OBP: 0.286, SLG: 0.304 (1, 5)										6 1 3 0 0 1 2												
25 Jason Giambi, L OBP: 0.492, SLG: 0.550 Travis Lee, L OBP: 0.200, SLG: 0.300 (1, 3) (8, 3)										5 2 2 0 0 0 3 1 0 0 0 0 1 1												
Gary Sheffield, R OBP: 0.373, SLG: 0.440 (1, 9)										3 1 1 0 2 0 1												
20 Jorge Posada, S OBP: 0.415, SLG: 0.791 (1, 2)										4 2 3 4 1 0 1												
55 Hideki Matsui, L OBP: 0.424, SLG: 0.404 (1, 7)										2 1 1 1 2 1 1												
Ruben Sierra, S OBP: 0.208, SLG: 0.174 (1, 10)										4 1 2 1 1 0 4												
Miguel Cairo, R OBP: 0.375, SLG: 0.571 (1, 4)										4 1 2 3 0 0 2												
<b>Inning Stats</b>	R: 7 E: 2 K: 0 S: 21	H: 6 LOB: 2 BB: 2 P: 38	R: 1 E: 0 K: 1 S: 12	H: 2 LOB: 1 BB: 0 P: 19	R: 0 E: 0 K: 1 S: 7	H: 0 LOB: 0 BB: 0 P: 9	R: 0 E: 0 K: 2 S: 8	H: 2 LOB: 1 BB: 0 P: 12	R: 0 E: 0 K: 2 S: 7	H: 0 LOB: 2 BB: 2 P: 18	R: 1 E: 0 K: 1 S: 8	H: 1 LOB: 2 BB: 3 P: 24	R: 1 E: 0 K: 0 S: 7	H: 1 LOB: 0 BB: 0 P: 11	R: 1 E: 0 K: 0 S: 11	H: 3 LOB: 2 BB: 0 P: 20	R: 0 E: 0 K: 1 S: 11	H: 1 LOB: 1 BB: 0 P: 16	1B: 11 2B: 4 3B: 0 HR: 1	SF: 0 SAC: 2 DP: 2 HBP: 1	WP: 1 PB: 0 SB: 1 CS: 0	PA: 49
<b>PITCHER</b>	IP WLS BF H R ER SO BB IBB HBP BLK WP HR S P ERA WHIP																					
56 Mark Buehrle, L ERA: 5.96 (1, 1)	2.0 L 17 8 8 8 1 2 0 0 1 0 0 0 33 57 36.00 5.000																					
Jon Adkins, R ERA: (3, 1)	3.0 12 2 0 0 3 2 0 0 0 0 0 0 22 39 0.00 1.333																					
Shingo Takatsu, R ERA: 9.0 (6, 1)	0.1 3 1 1 1 1 1 0 0 0 0 0 0 5 11 27.00 6.000																					
Neal Cotts, L ERA: (6, 1)	0.2 3 0 0 0 0 2 0 0 0 0 0 0 3 13 0.00 3.000																					
Michael Jackson, R ERA: 2.7 (7, 1)	1.2 9 4 2 2 0 0 0 0 0 0 1 1 16 29 10.80 2.400																					
<b>PITCHER</b>	IP WLS BF H R ER SO BB IBB HBP BLK WP HR S P ERA WHIP																					
Billy Koch, R ERA: 7.11 (8, 1)	1.1 5 1 0 0 1 0 0 0 0 0 0 0 5 11 36.00 7.111																					

**New York Yankees @ Chicago White Sox**  
U.S. Cellular Field, Chicago, IL

Tue Apr 20 2004, 8:05 PM EDT  
Att. 32,034 - Unknown - 59 F

AB	39
R	11
H	16
RBI	9
BB	7
SO	6
LOB	21



WP: 1	PA: 49
-------	--------

Batter	1	2	3	4	5	6	7	8	9	AB	R	H	RBI	BB	SO	LOB
Willie Harris, L OBP: 0.256, SLG: 0.317 (1, 4)	1-3 K	1-2 L9		3-2 G6-3		1-1 B1-3		1-1 G1-3		5	0	0	0	0	1	1
5 Juan Uribe, R OBP: 0.406, SLG: 0.533 (1, 6)	1-2 2B		3-3 K	0-0 F9		2-1 1B		1-2 G5-3		5	2	2	0	0	1	0
Magglio Ordonez, R OBP: 0.390, SLG: 0.642 (1, 9)	0-0 2B		1-0 14 1B	4-2 BB		1-0 CS 1B		0-0 G4-3		4	1	3	2	1	0	0
Carlos Lee, R OBP: 0.339, SLG: 0.469 (1, 7)	4-2 14 G5-4-3 BB		0-1 P3	1-1 P4		1-2 K		0-1 G1-3		4	0	0	0	1	1	3
14 Paul Konerko, R OBP: 0.373, SLG: 0.553 (1, 3)	3-1 G5-4-3		1-1 2B		3-2 HR		0-1 G5-3		2-2 G6-3	5	2	2	2	0	0	2
Ross Gload, L OBP: 0.500, SLG: 0.500 (1, 10)		2-2 F8 24 1B SF8	0-0 2B		1-3 K		3-2 G4-3			4	2	2	1	0	1	0
24 Joe Crede, R OBP: 0.280, SLG: 0.289 (1, 5)		1-0 1B	4-2 2B		0-3 K		0-0 FC6-4 1B			3	0	2	0	1	1	0
Aaron Rowand, R OBP: 0.324, SLG: 0.600 (1, 8)		3-2 F8	2-0 2B		1-0 HR		1-1 FC6-4			4	1	2	2	0	0	3
Sandy Alomar Jr., R OBP: 0.286, SLG: 0.450 (1, 2)		1-1 SF8	1-3 K		0-1 G1-3			3-2 G4-3		3	0	0	1	0	1	2

Inning Stats	R: 1	H: 2	E: 0	K: 1	S: 13	H: 2	LOB: 1	BB: 1	P: 22	R: 1	H: 2	E: 0	K: 0	S: 13	H: 4	LOB: 2	BB: 1	P: 30	R: 0	H: 0	E: 0	K: 0	S: 9	R: 2	H: 2	E: 0	K: 2	S: 13	R: 1	H: 2	E: 0	K: 1	S: 9	R: 0	H: 1	E: 0	K: 0	S: 8	R: 0	H: 0	E: 0	K: 0	S: 9	R: 0	H: 0	E: 0	K: 0	S: 9	1B: 6	SF: 1	3B: 1	HR: 2	WP: 0	PA: 41
--------------	------	------	------	------	-------	------	--------	-------	-------	------	------	------	------	-------	------	--------	-------	-------	------	------	------	------	------	------	------	------	------	-------	------	------	------	------	------	------	------	------	------	------	------	------	------	------	------	------	------	------	------	------	-------	-------	-------	-------	-------	--------


PITCHER	IP	WLS	BF	H	R	ER	SO	BB	IBB	HBP	BLK	WP	HR	S	P	ERA	WHIP
Alex Graman, L ERA: 16.88 (1, 1)	2.2		17	8	5	5	2	2	0	0	0	0	0	41	69	16.88	3.750
Scott Proctor, R ERA: 7.71 (3, 1)	2.1		10	2	2	2	3	1	0	0	0	0	2	25	39	7.71	1.286
Paul Quantrill, R ERA: 2.89 (6, 1)	2.0	W	8	3	1	1	1	0	0	0	0	0	0	17	26	4.50	1.500
Tom Gordon, R ERA: 2.89 (8, 1)	1.0	H	3	0	0	0	0	0	0	0	0	0	0	9	14	0.00	0.000
42 Mariano Rivera, R ERA: 1.29 (9, 1)	1.0	S	3	0	0	0	0	0	0	0	0	0	0	9	11	0.00	0.000

**BOTTOM**

**New York Yankees @ Chicago White Sox**  
 U.S. Cellular Field, Chicago, IL

livebaseballscorecards.com

**AB 37**  
**R 8**  
**H 13**  
**RBI 8**  
**BB 3**  
**SO 6**  
**LOB 11**



Tue Apr 20 2004, 8:05 PM EDT  
 Att: 32,034 - Unknown - 59 F



Batter	1	2	3	4	5	6	7	8	9	AB R H RBI BB SO LOB	TOP		
<b>Bubba Crosby, L</b> (1, 8) OBP: 0.333, SLG: 1.000	0-1 13 G5-3 1B		0-0 G5-3			1-3 K		3-2 L9		4 0 1 0 0 1 0			
<b>2 Derek Jeter, R</b> (1, 6) OBP: 0.300, SLG: 0.270	3-1 F8			3-2 F8		3-3 K		0-3 K		4 0 0 0 0 2 1			
<b>13 Alex Rodriguez, R</b> (1, 5) OBP: 0.299, SLG: 0.356	0-0 G5-3			4-2 25 PB BB		0-2 HR		2-3 K		3 1 1 1 1 1 1			
<b>25 Jason Giambi, L</b> (1, 10) OBP: 0.460, SLG: 0.500	3-1 F7			2-2 P4		1-0 F8			2-3 K	4 0 0 0 0 1 2			
<b>Gary Sheffield, R</b> (1, 9) OBP: 0.397, SLG: 0.453		2-1 20 G6-4-3 1B		4-0 BB			2-1 20 HR 1B		0-2 G4-3	3 1 2 0 1 0 0			
<b>20 Jorge Posada, S</b> (1, 2) OBP: 0.404, SLG: 0.809		1-0 G6-4-3		0-3 K			2-2 SAFE SAFE 1-H HR		2-1 G6-3	4 1 1 2 0 1 3			
<b>55 Hideki Matsui, L</b> (1, 7) OBP: 0.403, SLG: 0.380			2-3 K		1-3 K		2-3 K			3 0 0 0 0 3 0			
<b>Travis Lee, L</b> (1, 3) OBP: 0.154, SLG: 0.231			0-2 G6-3		0-0 F7		1-2 G4-3			3 0 0 0 0 0 0			
<b>Enrique Wilson, S</b> (1, 4) OBP: 0.200, SLG: 0.167			0-2 G4-3		0-0 G3		1-2 F9			3 0 0 0 0 0 0			
<b>Inning Stats</b>	R: 0 E: 0 K: 0 S: 7 H: 1 LOB: 1 BB: 0 P: 13	R: 0 E: 0 K: 1 S: 6 H: 1 LOB: 0 BB: 0 P: 11	R: 0 E: 0 K: 0 S: 8 H: 0 LOB: 0 BB: 0 P: 8	R: 0 E: 0 K: 1 S: 14 H: 0 LOB: 2 BB: 2 P: 27	R: 0 E: 0 K: 1 S: 5 H: 0 LOB: 0 BB: 0 P: 6	R: 1 E: 0 K: 2 S: 12 H: 1 LOB: 0 BB: 0 P: 17	R: 2 E: 0 K: 1 S: 14 H: 2 LOB: 0 BB: 0 P: 22	R: 0 E: 0 K: 2 S: 9 H: 0 LOB: 0 BB: 0 P: 14	R: 0 E: 0 K: 1 S: 8 H: 0 LOB: 0 BB: 0 P: 12	1B: 3 2B: 0 3B: 0 HR: 2 SF: 0 SAC: 0 DP: 1 HBP: 0	WP: 0 PB: 1 SB: 0 CS: 0 PA: 33		
<b>PITCHER</b>	IP WLS BF H R ER SO BB IBB HBP BLK WP HR S P ERA WHIP											<b>PITCHER</b>	IP WLS BF H R ER SO BB IBB HBP BLK WP HR S P ERA WHIP
<b>Jon Garland, R</b> (1, 1) ERA: 3.74	7.0 L 27 5 3 3 6 2 0 0 0 0 2 66 104 3.86 1.000												
<b>Cliff Politte, R</b> (8, 1) ERA: 3.6	1.0 3 0 0 0 2 0 0 0 0 0 0 9 14 0.00 0.000												
<b>Damaso Marte, L</b> (9, 1) ERA: 4.5	1.0 3 0 0 0 1 0 0 0 0 0 0 8 12 0.00 0.000												

**New York Yankees @ Chicago White Sox**  
**U.S. Cellular Field, Chicago, IL**  
 Wed Apr 21 2004, 8:05 PM EDT  
 Att. 26,154 - Unknown - 55 F

<b>AB</b>	<b>31</b>
<b>R</b>	<b>3</b>
<b>H</b>	<b>5</b>
<b>RBI</b>	<b>3</b>
<b>BB</b>	<b>2</b>
<b>SO</b>	<b>9</b>
<b>LOB</b>	<b>7</b>



Batter	1	2	3	4	5	6	7	8	9	AB	R	H	RBI	BB	SO	LOB
Willie Harris, L (1, 4) OBP: 0.255, SLG: 0.295	2-0 G3		4-1 5 1B BB		1-1 F7		1-3 K			3	0	0	0	1	1	0
5 Juan Uribe, R (1, 6) OBP: 0.389, SLG: 0.500	1-3 K		0-1 FC5-4 1B		0-0 G5-3			2-2 F9		4	0	1	0	0	1	0
Magglio Ordonez, R (1, 9) OBP: 0.381, SLG: 0.614	3-2 G1-3		0-1 FC5-4		1-0 FC6-4 1B			2-3 K		4	0	1	0	0	1	3
Carlos Lee, R (1, 7) OBP: 0.333, SLG: 0.509		1-2 F9		0-0 HR		1-0 FC6-4		1-3 K		4	1	1	1	0	1	1
14 Paul Konerko, R (1, 3) OBP: 0.345, SLG: 0.510		1-2 G5-3		0-0 G6-3		3-2 F8		1-1 F8		4	0	0	0	0	0	0
Ross Gload, L (1, 10) OBP: 0.500, SLG: 0.462		2-3 K		0-0 1B		1-1 G4-3		4-1 BB		3	0	1	0	1	1	0
24 Joe Crede, R (1, 5) OBP: 0.259, SLG: 0.265			1-1 G5-3		1-2 F7		2-0 G5-3		2-3 K	4	0	0	0	0	1	2
Aaron Rowand, R (1, 8) OBP: 0.341, SLG: 0.579			4-0 5 1B SH1-3 BB		0-2 FC5-4 1B		2-2 P4		3-2 P5	3	0	1	0	1	0	1
Miguel Olivo, R (1, 2) OBP: 0.407, SLG: 0.680			1-1 SH1-3	SAFE SAFE SAFE	2-1 FC5-4		1-3 K			2	0	0	0	0	1	2

Inning Stats	R: 0	H: 0	E: 0	K: 1	S: 8	R: 0	H: 0	E: 0	K: 1	S: 9	R: 0	H: 1	E: 0	K: 0	S: 9	R: 1	H: 3	E: 0	K: 0	S: 12	R: 0	H: 1	E: 0	K: 0	S: 5	R: 0	H: 0	E: 0	K: 2	S: 11	R: 0	H: 0	E: 0	K: 2	S: 11	R: 0	H: 0	E: 0	K: 1	S: 13			
	LOB: 0	BB: 0	P: 14			LOB: 0	BB: 0	P: 13			LOB: 3	BB: 2	P: 19			LOB: 2	BB: 0	P: 15			LOB: 1	BB: 0	P: 8			LOB: 0	BB: 0	P: 13			LOB: 0	BB: 0	P: 15			LOB: 1	BB: 1	P: 23					
PITCHER	IP	WLS	BF	H	R	ER	SO	BB	IBB	HBP	BLK	WP	HR	S	P	ERA	WHIP																										
Javier Vazquez, R (1, 1) ERA: 2.53	8.0	W	31	5	1	1	6	2	0	0	0	0	1	72	113	1.12	0.875																										
42 Mariano Rivera, R (9, 1) ERA: 1.13	1.0	S	4	0	0	0	1	1	0	0	0	0	0	13	23	0.00	1.000																										

BOTTOM

New York Yankees @ Chicago White Sox  
U.S. Cellular Field, Chicago, IL

livebaseballscores.com

AB	31
R	1
H	5
RBI	1
BB	3
SO	7
LOB	9



WP: 0	PA: 35
PB: 0	SB: 0
CS: 0	

Wed Apr 21 2004, 8:05 PM EDT  
Att: 26,154 - Unknown - 55 F



# New York Yankees @ Chicago White Sox

## U.S. Cellular Field, Chicago, IL

Thu Apr 22 2004, 8:05 PM EDT  
 Att. 34,030 - Overcast - 46 F

AB	31
R	3
H	7
RBI	3
BB	3
SO	1
LOB	13



Batter	1	2	3	4	5	6	7	8	9	AB R H RBI BB SO LOB												
<b>2 Derek Jeter, R</b> OBP: 0.284, SLG: 0.254 (1, 6)	G1-3		G6-3		G1-6-3		G4-3			4 0 0 1 0 0 4												
<b>Bernie Williams, S</b> OBP: 0.333, SLG: 0.234 (1, 8)	F7		K			G6-3		P5		4 0 0 0 0 1 1												
<b>13 Alex Rodriguez, R</b> OBP: 0.296, SLG: 0.349 (1, 5)	G5-3		F8			F9		G4-6-3 1B		4 0 1 0 0 0 1												
<b>Gary Sheffield, R</b> OBP: 0.373, SLG: 0.421 (1, 9)		L6		F8		P6		G4-6-3 1-2f		4 0 0 0 0 0 1												
<b>20 Jorge Posada, S</b> OBP: 0.410, SLG: 0.804 (1, 2)		G6-3		G4-3			G6-3 55 G3 2B		55 1B	4 1 2 0 0 0 0 0 0 0 0 0 0 0												
<b>Enrique Wilson, S</b> OBP: 0.200, SLG: 0.167 (9, PR)																						
<b>Ruben Sierra, S</b> OBP: 0.214, SLG: 0.185 (1, 10)		G6-3					G6-3 2-3		F7	4 0 1 0 0 0 2												
<b>55 Hideki Matsui, L</b> OBP: 0.409, SLG: 0.407 (1, 7)					F8		G3		G6-4-3 1B	4 1 2 1 0 0 1												
<b>Tony Clark, S</b> OBP: 0.429, SLG: 0.800 (1, 3)																						
<b>Bubba Crosby, L</b> OBP: 0.333, SLG: 1.000 (7, PR)																						
<b>Travis Lee, L</b> OBP: 0.143, SLG: 0.214 (7, 3)																						
<b>Miguel Cairo, R</b> OBP: 0.455, SLG: 0.667 (1, 4)																						
<b>Inning Stats</b>	R: 0 E: 0 K: 0 S: 8	H: 0 LOB: 0 BB: 0 P: 13	R: 0 E: 0 K: 0 S: 8	H: 0 LOB: 0 BB: 0 P: 11	R: 2 E: 0 K: 1 S: 19	H: 2 LOB: 1 BB: 1 P: 29	R: 0 E: 0 K: 0 S: 10	H: 1 LOB: 1 BB: 0 P: 16	R: 0 E: 0 K: 0 S: 5	H: 0 LOB: 0 BB: 1 P: 10	R: 0 E: 0 K: 0 S: 8	H: 0 LOB: 0 BB: 0 P: 13	R: 1 E: 0 K: 0 S: 12	H: 1 LOB: 2 BB: 1 P: 22	R: 0 E: 0 K: 0 S: 11	H: 1 LOB: 0 BB: 0 P: 17	R: 0 E: 0 K: 0 S: 5	H: 2 LOB: 2 BB: 0 P: 7	1B: 4 2B: 3 3B: 0 HR: 0	SF: 0 SAC: 0 DP: 3 HBP: 1	WP: 1 PB: 0 SB: 0 CS: 0	PA: 35
<b>PITCHER</b>	IP WLS BF H R ER SO BB IBB HBP BLK WP HR S P ERA WHIP																					
<b>Scott Schoeneweis, L</b> ERA: 2.79 (1, 1)	6.2 W 27 4 3 3 1 3 0 1 0 1 0 66 107 4.05 1.050																					
<b>Cliff Politte, R</b> ERA: 2.84 (7, 1)	1.1 H 4 1 0 0 0 0 0 0 0 0 0 0 15 24 0.00 0.750																					
<b>Damaso Marte, L</b> ERA: 3.86 (9, 1)	1.0 S 4 2 0 0 0 0 0 0 0 0 0 0 5 7 0.00 2.000																					

Batter	1	2	3	4	5	6	7	8	9
<b>Willie Harris, L</b> OBP: 0.255, SLG: 0.277 (1, 4) BB CC CC BB	4-2 G6-3 S G4-3 BB	0-3 SAFE K		0-3 K			1-3 K		
<b>Timo Perez, L</b> OBP: 0.222, SLG: 0.188 (1, 8) BB CC LL XX	2-2 G6-3 1-3	1-1 G4-3			0-0 G6-3		1-1 G3		
<b>Magglio Ordonez, R</b> OBP: 0.373, SLG: 0.590 (1, 9) BB XX	1-0 G4-3 3-H		2-1 G5-3		2-1 G5-4-3 1B		1-0 E5		
<b>Carlos Lee, R</b> OBP: 0.328, SLG: 0.491 (1, 7) XX	0-0 2B 1B		1-3 K		1-0 G5-4-3 1-2f		2-2 F7		
<b>14 Paul Konerko, R</b> OBP: 0.373, SLG: 0.509 (1, 3) SAFE CC BB BB BB	4-2 2B BB		0-1 1B		1-1 F7		4-2 G4-6-3 BB		
<b>Ross Gload, L</b> OBP: 0.450, SLG: 0.471 (1, 10) XX	0-0 2B		0-1 P5		0-3 K		1-0 G4-6-3 1-2f		
<b>24 Joe Crede, R</b> OBP: 0.276, SLG: 0.340 (1, 5) CC XX	0-1 G5-3		2-2 5 P1-3 1B		2-1 HR		0-0 E4		
<b>5 Juan Uribe, R</b> OBP: 0.400, SLG: 0.500 (1, 6) XX		0-0 1B	0-0 P1-3 1-1f		0-0 1B		1-0 F8		
<b>Miguel Olivo, R</b> OBP: 0.400, SLG: 0.643 (1, 2) SAFE 1 M DB XX		2-1 F9	1-0 1B		0-2 G5-3 1-2				

AB	R	H	RBI	BB	SO	LOB
3	1	0	0	1	3	2
4	0	0	0	0	0	2
4	0	1	1	0	0	0
4	1	1	0	0	1	2
2	1	1	0	2	0	0
4	0	1	2	0	1	2
4	1	2	1	0	0	1
4	0	2	0	0	0	2
3	0	1	0	0	0	2

**New York Yankees @ Chicago White Sox**  
U.S. Cellular Field, Chicago, IL

AB	32
R	4
H	9
RBI	4
BB	3
SO	5
LOB	13



WP: 0	PA: 35
PB: 0	
SB: 3	
CS: 0	

Inning Stats	R	H	E	K	S	R	H	E	K	S	R	H	E	K	S	R	H	E	K	S	R	H	E	K	S	R	H	E	K	S	R	H	E	K	S													
	3	2	0	12	23	0	1	0	1	8	0	1	0	1	12	0	1	0	1	8	0	1	0	1	11	0	1	0	1	12	0	1	0	1	11	0	1	0	1	14	0	0	1	12	0	0	1	12

PITCHER	IP	WLS	BF	H	R	ER	SO	BB	IBB	HBP	BLK	WP	HR	S	P	ERA	WHIP
<b>35 Mike Mussina, R</b> ERA: 6.67 (1, 1)	8.0	L	35	9	4	4	5	3	0	0	0	0	1	67	104	4.50	1.500

PITCHER	IP	WLS	BF	H	R	ER	SO	BB	IBB	HBP	BLK	WP	HR	S	P	ERA	WHIP

Thu Apr 22 2004, 8:05 PM EDT  
Att. 34,030 - Overcast - 46 F

livebaseballscorecards.com



Batter	1	2	3	4	5	6	7	8	9	10	AB	R	H	RBI	BB	SO	LOB
<b>13 Carl Crawford, L</b> OBP: 0.328, SLG: 0.356 (1, 8) (6, 7)	2-1 F7			1-0 2B 1B	3-3 SAFE K 1-2		1-1 G4-3			0-2 1B	5	1	2	0	0	1	2
<b>Julio Lugo, R</b> OBP: 0.298, SLG: 0.407 (1, 6)	2-0 P4			0-2 1-H 1B 2B		3-3 K		2-2 G3		1-1 SAFE F8	5	1	1	1	0	1	1
<b>Aubrey Huff, L</b> OBP: 0.250, SLG: 0.259 (1, 10)	3-1 P4			0-3 K		3-2 1B 1B		3-3 K			4	0	1	0	0	2	1
<b>Robert Fick, L</b> OBP: 0.400, SLG: 0.609 <b>5 Rocco Baldelli, R</b> OBP: 0.311, SLG: 0.278 (6, PR) (6, 8)		2-2 K		2-0 2-H 1B		0-2 1-2 1B		2-0 G6-3			3	0	2	1	0	1	0
<b>José Cruz Jr., S</b> OBP: 0.333, SLG: 0.434 (1, 9)		3-2 F8		3-3 K		1-3 K			1-0 F9	4	0	0	0	0	2	3	
<b>Tino Martinez, L</b> OBP: 0.426, SLG: 0.556 (1, 3)		3-2 G3		4-0 IBB		2-2 P3			2-3 K	3	0	0	0	1	1	2	
<b>Geoff Blum, S</b> OBP: 0.200, SLG: 0.174 (1, 5)			1-1 G1-6-3 1B	1-1 G1-3			2-2 G4-3		1-1 F8	4	0	1	0	0	0	2	
<b>Toby Hall, R</b> OBP: 0.381, SLG: 0.378 (1, 2)		0-1 P4		0-2 FC4-6 1B		4-1 1B BB			2-1 P6	3	0	1	0	1	0	1	
<b>Rey Sanchez, R</b> OBP: 0.342, SLG: 0.306 (1, 4)			0-1 G1-6-3	1-1 SAFE FC4-6 13 CS		2-2 1-2 1B			0-1 F9	4	0	1	0	0	0	2	

Inning Stats	R: 0	H: 0	E: 0	K: 0	S: 5	P: 12	R: 0	H: 0	E: 0	K: 1	S: 11	P: 19	R: 0	H: 1	E: 0	K: 0	S: 6	P: 7	R: 2	H: 3	E: 0	K: 2	S: 15	P: 26	R: 0	H: 1	E: 0	K: 1	S: 8	P: 12	R: 0	H: 2	E: 0	K: 2	S: 16	R: 0	H: 1	E: 0	K: 0	S: 12	R: 0	H: 0	E: 0	K: 1	S: 7	P: 14	R: 0	H: 0	E: 0	K: 1	S: 6	P: 10	R: 0	H: 1	E: 0	K: 0	S: 9	P: 12	1B: 8	2B: 2	3B: 0	HR: 0	SF: 0	SAC: 0	DP: 2	HBP: 0	WP: 0	PB: 0	SB: 0	CS: 1	PA: 38
<b>PITCHER</b>	IP	WLS	BF	H	R	ER	SO	BB	IBB	HBP	BLK	WP	HR	S	P	ERA	WHIP																																																						
<b>Esteban Loaiza, R</b> ERA: 3.21 (1, 1)	7.0		28	8	2	2	6	1	1	0	0	0	0	73	122	2.57	1.286																																																						
<b>Shingo Takatsu, R</b> ERA: 6.75 (8, 1)	1.0		3	0	0	0	1	0	0	0	0	0	0	7	14	0.00	0.000																																																						
<b>Neal Cotts, L</b> ERA: (9, 1)	1.0		3	0	0	0	1	0	0	0	0	0	0	6	10	0.00	0.000																																																						
<b>Billy Koch, R</b> ERA: 6.14 (10, 1)	1.0	W	4	1	0	0	0	0	0	0	0	0	0	9	12	0.00	1.000																																																						


**TOP**

**Tampa Bay Devil Rays @ Chicago White Sox**  
U.S. Cellular Field, Chicago, IL

Fri Apr 23 2004, 8:05 PM EDT  
Att: 12,049 - Sunny - 61 F

[livebaseballscorecards.com](http://livebaseballscorecards.com)

<b>AB</b>	<b>36</b>
<b>R</b>	<b>2</b>
<b>H</b>	<b>9</b>
<b>RBI</b>	<b>2</b>
<b>BB</b>	<b>2</b>
<b>SO</b>	<b>8</b>
<b>LOB</b>	<b>14</b>




Batter	1	2	3	4	5	6	7	8	9	10	AB R H RBI BB SO LOB
Willie Harris, L OBP: 0.250, SLG: 0.269 (1, 4)	G6-3		B2-3		F8				G1-3		5 0 1 0 0 0 0
5 Juan Uribe, R OBP: 0.356, SLG: 0.442 (1, 6)	P3		P3		F7		L7		K		5 0 0 0 0 1 1
Magglio Ordonez, R OBP: 0.375, SLG: 0.569 (1, 9)	FC6-4 1B		K			BB HBP	P2			E6 14 WP 24 SF9	4 1 1 0 0 1 1
Frank Thomas, R OBP: 0.473, SLG: 0.436 (1, 10) 32 Kelly Dransfeldt, R (8, PR)	FC6-4			HR		BB		24 FC4-6 14 HBP BB		K	2 1 1 1 2 0 1 1 0 0 0 0 1 1
Carlos Lee, R OBP: 0.348, SLG: 0.483 (1, 7)		14 HBP BB		14 WP 1B		L6		F7		14 WP IBB	3 0 1 0 2 0 3
14 Paul Konerko, R OBP: 0.391, SLG: 0.491 (1, 3)		1B HBP	G5-3		F9		F9	24 FC4-6 HBP		IBB	2 0 0 0 1 0 3
24 Joe Crede, R OBP: 0.254, SLG: 0.316 (1, 5)		P6		P2		F8		FC4-6		SF9	4 0 0 1 0 0 7
Aaron Rowand, R OBP: 0.333, SLG: 0.571 (1, 8)		K		F7			E 2B	G5-3			4 1 1 0 0 1 5
Miguel Olivo, R OBP: 0.353, SLG: 0.563 (1, 2)		K			K2-3		G6-3		K		4 0 0 0 0 3 2

Inning Stats	R: 0	H: 1	E: 0	K: 0	S: 7	R: 0	H: 0	E: 0	K: 2	S: 12	R: 0	H: 0	E: 0	K: 1	S: 9	R: 1	H: 2	E: 0	K: 0	S: 11	R: 0	H: 0	E: 0	K: 1	S: 9	R: 0	H: 0	E: 0	K: 0	S: 9	R: 1	H: 2	E: 0	K: 0	S: 12	R: 0	H: 0	E: 0	K: 0	S: 10	R: 0	H: 0	E: 0	K: 2	S: 9	R: 1	H: 0	E: 1	K: 1	S: 10	R: 1	H: 0	E: 1	K: 1	S: 10	1B: 3	SF: 1	2B: 1	3B: 0	HR: 1	SAC: 0	DP: 0	HBP: 3	WP: 2	PA: 43
--------------	------	------	------	------	------	------	------	------	------	-------	------	------	------	------	------	------	------	------	------	-------	------	------	------	------	------	------	------	------	------	------	------	------	------	------	-------	------	------	------	------	-------	------	------	------	------	------	------	------	------	------	-------	------	------	------	------	-------	-------	-------	-------	-------	-------	--------	-------	--------	-------	--------

PITCHER	IP	WLS	BF	H	R	ER	SO	BB	IBB	HBP	BLK	WP	HR	S	P	ERA	WHIP
Victor Zambrano, R ERA: 3.73 (1, 1)	6.2		29	5	2	2	4	2	0	2	0	1	1	67	119	2.70	1.050
Chad Gaudin, R ERA: 1.17 (7, 1)	2.1		9	0	0	0	2	1	0	1	0	0	0	21	39	0.00	0.429
Danys Baez, R ERA: (10, 1)	0.2	L	5	0	1	0	1	0	2	0	1	1	0	10	22	0.00	0.000

**Tampa Bay Devil Rays @ Chicago White Sox**  
**U.S. Cellular Field, Chicago, IL**  
 Fri Apr 23 2004, 8:05 PM EDT  
 Att. 12,049 - Sunny - 61 F

<b>AB</b>	<b>34</b>
<b>R</b>	<b>3</b>
<b>H</b>	<b>5</b>
<b>RBI</b>	<b>2</b>
<b>BB</b>	<b>5</b>
<b>SO</b>	<b>7</b>
<b>LOB</b>	<b>24</b>





Batter	1	2	3	4	5	6	7	8	9	AB R H RBI BB SO LOB	TOP
13 Carl Crawford, L OBP: 0.348, SLG: 0.355 (1, 7)	3-2 E S 1B		1-0 F7		1-0 S HBP		4-2 G4-3 WP 1B BB		2-2 F7	3 1 1 0 1 0 1	
Damian Rolls, R OBP: 0.281, SLG: 0.259 (1, 9)	3-2 L3			1-0 G4-3	4-1 SAFE BB	1-1 SAFE BB	1-1 G4-3		0-0 FC6-4	4 0 0 0 1 0 3	
Aubrey Huff, L OBP: 0.250, SLG: 0.259 (1, 5) Geoff Blum, S OBP: 0.200, SLG: 0.174 (9, 5)	1-3 K			0-0 F8	0-1 F7		1-1 G4-3 1B			4 0 1 1 0 1 3 0 0 0 0 0 0 0	
5 Rocco Baldelli, R OBP: 0.323, SLG: 0.293 (1, 8)	2-2 L4			1-1 S 1B		2-0 BLK 1B	0-2 G4-3 1-2f			4 2 2 0 0 0 2	
Robert Fick, L OBP: 0.379, SLG: 0.556 (1, 10)		3-1 P5		2-1 SAFE E3 1B 2B 1-2		3-2 SAFE F7 1-2		0-0 F7		4 1 1 0 0 0 1	
Tino Martinez, L OBP: 0.431, SLG: 0.538 (1, 3)		1-2 P2		1-1 SAFE 2B 1B		4-0 1B IBB		2-3 K		3 0 1 0 1 1 0	
Julio Lugo, R OBP: 0.311, SLG: 0.431 (1, 6)		1-0 F9		2-0 1-2 2B		1-1 1-2 2-H 1B		2-0 F8		4 0 2 2 0 0 0	
Brook Fordyce, R OBP: 0.250, SLG: 0.267 (1, 2)			0-3 K		3-2 G5-3	2-1 P4		1-1 FC6-4 1B		4 0 1 0 0 1 2	
Rey Sanchez, R OBP: 0.310, SLG: 0.275 (1, 4)			1-2 G6-3		3-2 G1-3	2-3 K		2-3 K		4 0 0 0 0 2 3	
Inning Stats	R: 0 E: 0 K: 1 S: 20 H: 1 LOB: 1 P: 29	R: 0 E: 0 K: 0 S: 6 H: 0 LOB: 0 P: 11	R: 0 E: 0 K: 1 S: 7 H: 0 LOB: 0 P: 9	R: 2 E: 1 K: 0 S: 9 H: 4 LOB: 2 P: 16	R: 0 E: 0 K: 0 S: 12 H: 0 LOB: 2 P: 22	R: 1 E: 0 K: 1 S: 13 H: 2 LOB: 2 P: 27	R: 1 E: 0 K: 0 S: 13 H: 1 LOB: 0 P: 19	R: 0 E: 0 K: 1 S: 10 H: 0 LOB: 0 P: 14	R: 0 E: 0 K: 1 S: 12 H: 1 LOB: 1 P: 17	1B: 8 2B: 1 3B: 0 HR: 0 SF: 0 SAC: 0 DP: 1 HBP: 1	WP: 1 PB: 0 SB: 4 CS: 0 PA: 38
PITCHER	IP WLS BF H R ER SO BB IBB HBP BLK WP HR S P ERA WHIP										
Dan Wright, R ERA: 6.14 (1, 1)	5.1 L 24 6 3 3 2 1 1 1 1 0 0 60 102 5.06 1.312										
Michael Jackson, R ERA: 2.45 (6, 1)	0.2 3 1 0 0 1 0 0 0 0 0 0 7 12 0.00 1.500										
Neal Cotts, L ERA: 1.29 (7, 1)	1.2 6 1 1 1 1 1 0 0 0 1 0 22 30 5.40 1.200										
Shingo Takatsu, R ERA: 5.06 (8, 1)	1.1 5 1 0 0 1 0 0 0 0 0 0 13 20 0.00 0.750										

Tampa Bay Devil Rays @ Chicago White Sox  
U.S. Cellular Field, Chicago, IL

Sat Apr 24 2004, 2:05 PM EDT  
Att. 17,062 - Overcast - 52 F

livebaseballscorecards.com

AB	34
R	4
H	9
RBI	3
BB	3
SO	5
LOB	15



Batter	1	2	3	4	5	6	7	8	9	AB	R	H	RBI	BB	SO	LOB
Timo Perez, L OBP: 0.227, SLG: 0.200 (1, 8) C F B X (7, 9)	1-2 F7 ①		2-2 G4-3 ③ SAFE SAFE		1-0 F8 ③			1-1 BB 5 1B 1B		4	0	1	0	0	0	2
5 Juan Uribe, R OBP: 0.347, SLG: 0.426 (1, 4) F X	0-1 F7 ②			2-3 K ①		2-2 G6-3 ①		2-2 BB 1B 1-2 1B		4	0	1	0	0	1	0
Ross Gload, L OBP: 0.409, SLG: 0.421 Aaron Rowand, R OBP: 0.319, SLG: 0.545 (6, PH) B F T S (7, 8)	1-3 K ③			1-3 K ②		0-0 P6 ②		2-2 P6 ②		2	0	0	0	0	2	0
Frank Thomas, R OBP: 0.492, SLG: 0.512 (1, 10)		2-2 F7 ①		2-2 HR ②		2-1 HBP ③		4-1 BB 1-2 2-3 BB		2	1	1	1	1	0	0
Carlos Lee, R OBP: 0.342, SLG: 0.469 (1, 7)		0-1 F8 ②		0-2 1B ③		0-0 F9 ③		0-0 P4 ③		4	0	1	0	0	0	4
14 Paul Konerko, R OBP: 0.368, SLG: 0.458 (1, 3)		3-3 K ③		0-1 F9 ③			2-1 F9 ①		3-2 G5-3 ①	4	0	0	0	0	1	1
24 Joe Crede, R OBP: 0.254, SLG: 0.300 (1, 5)			0-2 F8 ①		1-2 F8 ①		2-3 K ②		4-2 BB ②	3	0	0	0	1	1	0
Sandy Alomar Jr., R OBP: 0.280, SLG: 0.417 (1, 2)			0-0 G6-3 ②		0-1 1B ②		3-2 P6 ③		3-3 K ②	4	0	1	0	0	1	1
32 Kelly Dransfeldt, R OBP: 0.250, SLG: 0.250 Willie Harris, L OBP: 0.246, SLG: 0.264 (9, PH)			0-1 1B ①		2-3 K ②			1-0 F8 ①	1-3 K ③	3	0	1	0	0	1	1
										1	0	0	0	0	1	1

Inning Stats	R: 0	H: 0	E: 0	K: 1	S: 8	R: 0	H: 0	E: 0	K: 1	S: 12	R: 0	H: 1	E: 0	K: 0	S: 12	R: 1	H: 2	E: 0	K: 2	S: 17	R: 0	H: 1	E: 0	K: 1	S: 11	R: 0	H: 0	E: 0	K: 1	S: 6	R: 0	H: 0	E: 0	K: 1	S: 10	R: 0	H: 2	E: 0	K: 0	S: 11	R: 0	H: 0	E: 0	K: 2	S: 15	1B: 5	2B: 0	3B: 0	HR: 1	SF: 0	SAC: 0	DP: 0	HBP: 1	WP: 0	PA: 36
PITCHER	IP	WLS	BF	H	R	ER	SO	BB	IBB	HBP	BLK	WP	HR	S	P	ERA	WHIP																																						
Doug Waechter, R ERA: 1.5 (1, 1)	6.0	W	23	4	1	1	5	0	0	1	0	0	0	66	88	1.50	0.667																																						
Lance Carter, R ERA: 1.74 (7, 1)	1.2	H	7	2	0	0	1	0	0	0	0	0	0	19	32	0.00	1.200																																						
Danys Baez, R ERA: (8, 1)	1.1	S	6	0	0	0	2	2	0	0	0	0	0	17	32	0.00	1.500																																						


**BOTTOM**

**Tampa Bay Devil Rays @ Chicago White Sox**  
U.S. Cellular Field, Chicago, IL

Sat Apr 24 2004, 2:05 PM EDT  
Att. 17,062 - Overcast - 52 F

livebaseballscorecards.com

AB	33
R	1
H	6
RBI	1
BB	2
SO	8
LOB	12











Batter	1	2	3	4	5	6	7	8	9	10	AB R H RBI BB SO LOB	TOP												
<b>Matt Lawton, L</b> (1, 7) OBP: 0.344, SLG: 0.500	0-0 F7 BB 1B	2-1 1B 1-2 2-H 3-H 1B		1-1 G4-3 2-3 3-H 1B		1-0 F9		4-2 BB 1-2 2-3		1-3 K	5 0 2 3 1 1 1													
<b>Omar Vizquel, S</b> (1, 6) OBP: 0.368, SLG: 0.364	4-0 SAFE 1B 1-2 BB	2-2 1B 1-2 2-H 1B		3-1 S 1B 3-H 1B			1-2 48 S WP 1B	2-2 SF7		1-2 1B 2B 1B	4 1 4 2 1 0 0													
<b>Jody Gerut, L</b> (1, 9) OBP: 0.352, SLG: 0.442	1-0 F7 2-3	1-1 F7		2-0 P6			2-1 P5 1-2	3-3 K		1-0 2B 1-2 BB 1B	6 1 1 0 0 1 8													
<b>Casey Blake, R</b> (1, 5) OBP: 0.342, SLG: 0.397	SAFE 1B 1-0 G5-4-3 1-2			1-3 K 1-2			1-3 K		2-2 41 WP 48 G4-3 HBP	1-1 BB 1-3 2-H 1B 2B	5 1 1 1 0 2 4													
<b>48 Travis Hafner, L</b> (1, 10) OBP: 0.413, SLG: 0.574		4-2 1B 41 1B HBP BB		2-0 2B F9		1-0 F9			1-0 SAFE G4-3	4-0 1B BB E IBB	4 2 1 0 2 1 2													
<b>41 Victor Martinez, S</b> (1, 2) OBP: 0.348, SLG: 0.483		1-2 HBP 1B 1B		3-1 F7		2-0 G3-1			4-1 BB 2-3 IBB	4-0 E BB	4 2 2 1 1 0 1 0 0 0 0 0 0 0 0 0 0 1 1 0 0													
<b>Coco Crisp, S</b> (9, PR) OBP: 0.281, SLG: 0.340																								
<b>Tim Laker, R</b> (9, 2) OBP: 0.333, SLG: 0.421																								
<b>Ronnie Belliard, R</b> (1, 4) OBP: 0.489, SLG: 0.532		1-1 HBP 1B 1-2 2-3 1B		0-0 F8 K		0-3 K		2-1 BB SF7 1B	4-1 BB 1-2 BB	1-1 E8 1-2 2-3 3-H 1B	5 2 3 1 1 1 1	AB 43 R 11 H 16 RBI 10 BB 8 SO 11 LOB 31												
<b>Ben Broussard, L</b> (1, 3) OBP: 0.412, SLG: 0.405		2-1 1B 1-2 2-3 3-H HBP		0-0 2B G4-3 1B		0-1 F7		0-1 SAFE F9	0-3 K	2-1 F7	5 1 1 1 0 1 6													
<b>Alex Escobar, R</b> (1, 8) OBP: 0.339, SLG: 0.314		2-3 K		1-0 G4-3 1-3 1B 2B		0-3 K		4-2 BB 1-2 BB	0-3 K	2-3 K	5 1 1 0 1 4 8													
<b>Inning Stats</b>	R: 0 E: 0 K: 0 S: 3	H: 1 LOB: 1 BB: 1 P: 9	R: 3 E: 0 K: 1 S: 19	H: 4 LOB: 2 BB: 1 P: 34	R: 0 E: 0 K: 0 S: 8	H: 1 LOB: 1 BB: 0 P: 14	R: 2 E: 0 K: 1 S: 10	H: 3 LOB: 1 BB: 0 P: 18	R: 0 E: 0 K: 1 S: 6	H: 0 LOB: 0 BB: 0 P: 7	R: 0 E: 0 K: 2 S: 11	H: 1 LOB: 1 BB: 0 P: 18	R: 2 E: 0 K: 1 S: 21	H: 2 LOB: 2 BB: 2 P: 37	R: 0 E: 0 K: 2 S: 13	H: 0 LOB: 3 BB: 2 P: 24	R: 4 E: 1 K: 2 S: 19	H: 4 LOB: 2 BB: 2 P: 36	1B: 12 2B: 3 3B: 0 HR: 1	SF: 1 SAC: 0 DP: 1 HBP: 2	WP: 2 PB: 0 SB: 2 CS: 0	PA: 54		
<b>PITCHER</b>	IP WLS BF H R ER SO BB IBB HBP BLK WP HR S P ERA WHIP																							
<b>Jon Garland, R</b> (1, 1) ERA: 4.55	6.0																							
<b>Neal Cotts, L</b> (7, 1) ERA: 1.13	1.0	H																						
<b>Cliff Politte, R</b> (8, 1) ERA: 5.14	0.1	H																						
<b>Damaso Marte, L</b> (8, 1) ERA: 3.52	0.2	B																						
<b>Billy Koch, R</b> (9, 1) ERA: 5.4	1.0																							
<b>PITCHER</b>	IP WLS BF H R ER SO BB IBB HBP BLK WP HR S P ERA WHIP																							
<b>Jon Adkins, R</b> (10, 1) ERA: 4.05	1.0	L																						

Cleveland Indians @ Chicago White Sox  
U.S. Cellular Field, Chicago, IL

Tue Apr 27 2004, 8:05 PM EDT  
Att. 14,572 - Unknown - 50 F

AB	43
R	11
H	16
RBI	10
BB	8
SO	11
LOB	31



livebaseballscorecards.com

BOTTOM

Cleveland Indians @ Chicago White Sox  
U.S. Cellular Field, Chicago, IL

Tue Apr 27 2004, 8:05 PM EDT  
Att. 14,572 - Unknown - 50 F

livebaseballscorecards.com

AB	46
R	7
H	16
RBI	7
BB	3
SO	5
LOB	24



WP:	1	PA:	49
PB:	0		
SB:	2		
CS:	0		

AB R H RBI BB SO LOB

5	0	1	1	1	0	1
4	1	3	0	1	0	1
1	0	0	0	0	0	2
6	1	2	2	0	1	4
6	2	2	1	0	1	6
5	1	2	1	0	0	0
5	1	2	1	0	0	2
5	0	3	1	0	1	1
4	0	0	0	0	1	5
1	0	0	0	0	1	0
4	1	1	0	1	0	2

Batter	1	2	3	4	5	6	7	8	9	10
Willie Harris, L OBP: 0.294, SLG: 0.323 (1, 4)	F7	G6-3		2B		L7		G4-3		1B BB
5 Juan Uribe, R OBP: 0.397, SLG: 0.500 Ross Gload, L OBP: 0.391, SLG: 0.400 (10, PH)	HR	1B		F9		BB		1B		F9
Magglio Ordonez, R OBP: 0.366, SLG: 0.568 (1, 9)	HR	P5			P3	F7		K		1B
Frank Thomas, R OBP: 0.464, SLG: 0.529 (1, 10)	HR				1B 24 1B	F9		K		P6
Carlos Lee, R OBP: 0.341, SLG: 0.486 (1, 7)	F7				1B 24 1B			HR		P4
14 Paul Konerko, R OBP: 0.390, SLG: 0.574 (1, 3)	HR				F5			2B 24 FC6-5		F9
24 Joe Crede, R OBP: 0.263, SLG: 0.304 (1, 5)	1B				1B	1B		FC6-5 FC4-6		K
Aaron Rowand, R OBP: 0.278, SLG: 0.471 Timo Perez, L OBP: 0.217, SLG: 0.190 (10, PH)	FC5-4				K	P4		FC4-6		K
Miguel Olivo, R OBP: 0.372, SLG: 0.500 (1, 2)		L8			FC6-4			F8		1B BB BB

Inning Stats	R: 4	H: 5	E: 0	K: 0	S: 18	R: 0	H: 1	E: 0	K: 0	S: 11	R: 0	H: 0	E: 0	K: 0	S: 8	R: 1	H: 2	E: 0	K: 1	S: 15	R: 0	H: 3	E: 0	K: 0	S: 9	R: 0	H: 1	E: 0	K: 0	S: 10	R: 1	H: 2	E: 0	K: 0	S: 15	R: 0	H: 2	E: 0	K: 0	S: 15	R: 0	H: 1	E: 0	K: 2	S: 12	R: 0	H: 1	E: 0	K: 1	S: 7	R: 0	H: 1	E: 0	K: 1	S: 14	R: 0	H: 1	E: 0	K: 1	S: 14	1B: 10	SF: 0	2B: 2	3B: 0	HR: 4	SAC: 0	DP: 0	HBP: 0	WP: 1	PA: 49
--------------	------	------	------	------	-------	------	------	------	------	-------	------	------	------	------	------	------	------	------	------	-------	------	------	------	------	------	------	------	------	------	-------	------	------	------	------	-------	------	------	------	------	-------	------	------	------	------	-------	------	------	------	------	------	------	------	------	------	-------	------	------	------	------	-------	--------	-------	-------	-------	-------	--------	-------	--------	-------	--------

PITCHER	IP	WLS	BF	H	R	ER	SO	BB	IBB	HBP	BLK	WP	HR	S	P	ERA	WHIP
Jeff D'Amico, R ERA: 5.87 (1, 1)	4.0		20	8	5	5	1	0	0	0	0	0	3	52	72	11.25	2.000
Kazuhito Tadano, R ERA: 6.75 (5, 1)	1.1		9	4	1	1	0	1	0	0	0	1	0	17	30	6.75	3.750
Rick White, R ERA: 5.4 (6, 1)	1.2		7	2	1	1	0	0	0	0	0	0	1	17	24	5.40	1.200
63 Rafael Betancourt, R ERA: 4.26 (8, 1)	2.0	W	7	1	0	0	3	0	0	0	0	0	0	19	24	0.00	0.500
David Riske, R ERA: 9.0 (10, 1)	1.0		6	1	0	0	1	2	0	0	0	0	0	14	26	0.00	3.000









Batter	1	2	3	4	5	6	7	8	9	AB R H RBI BB SO LOB	TOP	
Howie Clark, L OBP: 0.357, SLG: 0.444 (1, 9) (7, 7)	0-1 F8		2-2 G6-3		0-1 G4-3		0-3 K		0-1 F7	5 0 0 0 0 1 2		
Frank Catalanotto, L OBP: 0.333, SLG: 0.387 3 Reed Johnson, R OBP: 0.337, SLG: 0.370 (1, 7) (7, PH) (7, 9)	1-0 G6-3		1-2 1B		0-2 F8		1-1 1B		1-3 K	3 0 1 0 0 0 0 2 0 1 0 0 1 1		
10 Vernon Wells, R OBP: 0.265, SLG: 0.316 (1, 8)	0-1 F9		1-2 P4			0-3 K	1-3 K			4 0 0 0 0 2 3		
Carlos Delgado, L OBP: 0.367, SLG: 0.494 (1, 3)		3-2 HR	0-2 F9		0-0 1B		3-0 G3			4 2 2 1 0 0 3		
Josh Phelps, R OBP: 0.337, SLG: 0.353 (1, 10)		4-1 2B		1-0 P3		4-1 1B		3-3 K		2 1 0 0 2 1 0		
Eric Hinske, L OBP: 0.330, SLG: 0.351 (1, 5)		1-3 K		0-0 G4-3		3-2 1B		1-2 L5		4 0 1 1 0 1 1		
9 Gregg Zaun, S OBP: 0.250, SLG: 1.000 (1, 2)		1-1 G3		2-2 HR		1-2 F7		0-1 F9		4 1 1 1 0 0 3		
Orlando Hudson, S OBP: 0.341, SLG: 0.403 (1, 4)		2-2 2B		1-2 G1-3		2-2 G3-1			3-1 FC4-6 HBP	3 0 1 1 0 0 2		
Chris Woodward, R OBP: 0.369, SLG: 0.517 (1, 6)		1-3 K		1-0 F9			1-2 2B		2-2 FC4-6	4 0 1 0 0 1 2		
<b>Inning Stats</b>	R: 0 E: 0 K: 0 S: 5 H: 0 LOB: 0 BB: 0 P: 6	R: 2 E: 0 K: 2 S: 19 H: 2 LOB: 1 BB: 1 P: 31	R: 0 E: 0 K: 0 S: 12 H: 1 LOB: 1 BB: 0 P: 16	R: 1 E: 0 K: 0 S: 9 H: 1 LOB: 0 BB: 0 P: 13	R: 0 E: 0 K: 0 S: 6 H: 0 LOB: 0 BB: 0 P: 7	R: 1 E: 0 K: 1 S: 19 H: 2 LOB: 2 BB: 1 P: 29	R: 0 E: 0 K: 2 S: 13 H: 2 LOB: 2 BB: 0 P: 19	R: 0 E: 0 K: 1 S: 8 H: 0 LOB: 0 BB: 0 P: 12	R: 0 E: 0 K: 1 S: 9 H: 0 LOB: 1 BB: 0 P: 15	1B: 4 2B: 2 3B: 0 HR: 2 SF: 0 SAC: 0 DP: 0 HBP: 1	WP: 0 PB: 0 SB: 0 CS: 0 PA: 38	
<b>PITCHER</b>	IP WLS BF H R ER SO BB IBB HBP BLK WP HR S P ERA WHIP											
Esteban Loaiza, R ERA: 3.71 (1, 1)	6.0 W 27 7 4 4 3 2 0 0 0 0 0 2 74 107 6.00 1.500											
Neal Cotts, L ERA: 0.9 (7, 1)	2.0 H 7 1 0 0 3 0 0 0 0 0 0 0 17 26 0.00 0.500											
Billy Koch, R ERA: 4.82 (9, 1)	1.0 S 4 0 0 0 1 0 0 1 0 0 0 0 9 15 0.00 0.000											

Toronto Blue Jays @ Chicago White Sox  
U.S. Cellular Field, Chicago, IL

Thu Apr 29 2004, 8:05 PM EDT  
Att. 11,210 - Unknown - 69 F

livebaseballscorecards.com

AB	35
R	4
H	8
RBI	4
BB	2
SO	7
LOB	17



Batter	1	2	3	4	5	6	7	8	9	AB	R	H	RBI	BB	SO	LOB
Willie Harris, L OBP: 0.299, SLG: 0.324 (1, 4)	3-2 G4-3		2-2 G4-3		2-2 1B	2-1 WP 5 1B 1B				4	0	2	1	0	0	0
5 Juan Uribe, R OBP: 0.439, SLG: 0.590 (1, 6)	1-0 G6-3 2B 1B		0-1 F8		2-3 K	1-0 1B				4	1	2	1	0	1	2
Magglio Ordonez, R OBP: 0.352, SLG: 0.602 (1, 9)	3-2 G6-3		0-0 F7			HR				4	1	1	1	0	0	3
Frank Thomas, R OBP: 0.494, SLG: 0.571 (1, 10)	2-2 2B			4-2 G5-4-3 BB		1-2 14 1B 32 1B 1B	4-2 FC5-4 BB			2	1	2	1	2	0	0
Carlos Lee, R OBP: 0.341, SLG: 0.475 (1, 7)	2-2 P4			1-2 G5-4-3 1-2f		4-2 32 1B 14 1B BB	0-1 FC5-4 14 CS			3	1	0	0	1	0	3
14 Paul Konerko, R OBP: 0.372, SLG: 0.545 (1, 3)		1-1 2B		3-3 K		2-2 FC6-4 32 1B 1B	3-3 K			4	1	2	0	0	2	1
32 Kelly Dransfeldt, R OBP: 0.444, SLG: 0.444 (1, 5)		0-1 P4			0-0 1B	0-0 FC6-4 1B	3-2 G6-3			4	0	2	1	0	0	1
Timo Perez, L OBP: 0.267, SLG: 0.250 (1, 8)		1-1 P4			1-2 P6	1-2 FC6-4 1B 5 SH1-3	0-3 K			2	0	0	0	0	0	2
Aaron Rowand, R OBP: 0.268, SLG: 0.453 (6, PH) (7, 8)		1-1 P4			1-2 P6	1-2 FC6-4 1B 5 SH1-3	1-2 K			2	1	0	1	0	1	2
Miguel Olivo, R OBP: 0.348, SLG: 0.463 (1, 2)		2-2 G6-3			2-1 F9	0-0 SH1-3	1-1 F7			3	0	0	0	0	0	2

Inning Stats	R: 1	H: 2	E: 0	LOB: 1	K: 0	S: 15	R: 0	H: 1	E: 0	LOB: 1	K: 0	S: 9	R: 0	H: 0	E: 0	LOB: 0	K: 0	S: 6	R: 0	H: 0	E: 0	LOB: 0	K: 1	S: 12	R: 0	H: 2	E: 0	LOB: 2	K: 1	S: 13	R: 5	H: 6	E: 0	LOB: 2	K: 0	S: 24	R: 0	H: 0	E: 0	LOB: 1	K: 1	S: 7	R: 0	H: 0	E: 0	LOB: 0	K: 1	S: 8	R: 0	H: 0	E: 0	LOB: 0	K: 1	S: 12
1B: 8	SF: 0	2B: 3	SAC: 1	3B: 0	DP: 2	HR: 1	HBP: 0	1B: 8	SF: 0	2B: 3	SAC: 1	3B: 0	DP: 2	HR: 1	HBP: 0	WP: 1	PA: 36	1B: 8	SF: 0	2B: 3	SAC: 1	3B: 0	DP: 2	HR: 1	HBP: 0	WP: 1	PA: 36	1B: 8	SF: 0	2B: 3	SAC: 1	3B: 0	DP: 2	HR: 1	HBP: 0	WP: 1	PA: 36	1B: 8	SF: 0	2B: 3	SAC: 1	3B: 0	DP: 2	HR: 1	HBP: 0	WP: 1	PA: 36							

**Toronto Blue Jays @ Chicago White Sox**  
U.S. Cellular Field, Chicago, IL

Thu Apr 29 2004, 8:05 PM EDT  
Att. 11,210 - Unknown - 69 F

AB	32
R	6
H	11
RBI	6
BB	3
SO	4
LOB	16





Batter	1	2	3	4	5	6	7	8	9	10	AB R H RBI BB SO LOB
Willie Harris, L OBP: 0.309, SLG: 0.315 (1, 4)	B4		SH2-3		5 1B BB		K				2 0 0 1 2 1 0
5 Juan Uribe, R OBP: 0.451, SLG: 0.606 (1, 6)	G6-4-3 1B		K		BB 1B			G6-3 2B	F8		5 0 3 0 0 1 2
Magglio Ordonez, R OBP: 0.354, SLG: 0.586 (1, 9)	G6-4-3 1-2f			G4-3	BB			G6-3		SH5-4 BB 24 SF9 1B	4 1 1 0 1 0 2
Frank Thomas, R OBP: 0.488, SLG: 0.542 (1, 10)		G5-3		G5-3	G6-3			14 FC5-4 IBB		SH5-4 BB 1-2	3 0 0 0 2 0 3
Ross Gload, L OBP: 0.321, SLG: 0.320 (1, 7)		G6-3		G4-3		P6		K		SH5-4 1-2 2-3	4 0 0 0 0 1 2
14 Paul Konerko, R OBP: 0.385, SLG: 0.532 (1, 3)					24 HR BB	G4-3		FC5-4 1-2f		IBB	2 1 0 0 3 0 2
24 Joe Crede, R OBP: 0.291, SLG: 0.410 (1, 5)					1-H HR	G5-3				SH1-4 1B 3-H	4 1 2 3 0 1 1
Timo Perez, L OBP: 0.273, SLG: 0.290 (1, 8)			SH1-3 SH2-3 2B		G6-3		G3		SH1-4 1-2		3 1 1 0 0 0 0
Sandy Alomar Jr., R OBP: 0.242, SLG: 0.387 (1, 2)			SH1-3 2-3		P3		G6-3		G6-3		3 0 0 0 0 0 1

Inning Stats	R: 0	H: 1	R: 0	H: 0	R: 1	H: 1	R: 0	H: 0	R: 2	H: 2	R: 0	H: 0	R: 0	H: 1	R: 0	H: 1	R: 0	H: 1	R: 1	H: 1	1B: 4	SF: 1	WP: 0	PA: 43
E: 0	LOB: 0	E: 0	LOB: 1	E: 0	LOB: 0	E: 0	LOB: 0	E: 0	LOB: 3	E: 0	LOB: 0	E: 0	LOB: 0	E: 0	LOB: 2	E: 0	LOB: 2	E: 0	LOB: 2	E: 0	LOB: 2	2B: 2	SAC: 4	PB: 0
K: 0	BB: 0	K: 1	BB: 1	K: 1	BB: 0	K: 0	BB: 0	K: 0	BB: 3	K: 1	BB: 0	K: 1	BB: 0	K: 1	BB: 1	K: 0	BB: 1	K: 0	BB: 2	K: 0	BB: 2	3B: 0	DP: 1	SB: 0
S: 7	P: 11	S: 11	P: 19	S: 9	P: 14	S: 4	P: 5	S: 21	P: 40	S: 8	P: 8	S: 8	P: 15	S: 9	P: 18	S: 9	P: 17	S: 14	P: 25	S: 14	P: 25	HR: 1	HBP: 0	CS: 0

PITCHER	IP	WLS	BF	H	R	ER	SO	BB	IBB	HBP	BLK	WP	HR	S	P	ERA	WHIP
32 Roy Halladay, R ERA: 3.59	7.0		28	4	3	3	3	4	0	0	0	0	1	68	112	3.86	1.143
Kerry Ligtenberg, R ERA: 2.53	0.1		3	1	0	0	0	0	1	0	0	0	0	4	11	0.00	3.000
Terry Adams, R ERA: 2.7	1.2		7	1	0	0	1	1	0	0	0	0	0	14	24	0.00	1.200
Justin Speier, R ERA: 5.54	0.2	L	5	1	1	1	0	1	1	0	0	0	0	14	25	13.50	3.000

PITCHER	IP	WLS	BF	H	R	ER	SO	BB	IBB	HBP	BLK	WP	HR	S	P	ERA	WHIP

BOTTOM

Toronto Blue Jays @ Chicago White Sox  
U.S. Cellular Field, Chicago, IL  
Sat May 01 2004, 4:05 PM EDT  
Overcast - 45 F

AB	30
R	4
H	7
RBI	4
BB	8
SO	4
LOB	13



WP: 0	PA: 43
PB: 0	
SB: 0	
CS: 0	



Batter	1	2	3	4	5	6	7	8	9	AB	R	H	RBI	BB	SO	LOB	TOP								
<b>Howie Clark, L</b> (1, 9) OBP: 0.324, SLG: 0.375 <b>3 Reed Johnson, R</b> (7, 9) OBP: 0.318, SLG: 0.346	1-1 F7	0-2 P4		4-2 1B 1B BB	0-0 G4-3		0-3 K	2-1 P2		4	1	0	0	1	1	1									
<b>Frank Catalanotto, L</b> (1, 7) OBP: 0.374, SLG: 0.439	0-1 10 BB 1B	1-2 10 BB 1B		0-1 PB 10 BB FC5 1B	2-1 10 BB 1B		0-0 1B 2B	0-1 1B		6	2	6	2	0	0	0									
<b>10 Vernon Wells, R</b> (1, 8) OBP: 0.292, SLG: 0.320	4-2 SAFE 1B	4-1 1B		3-1 FC5 PB 1B	0-1 1B		4-2 1B 1B SF8 BB	1-3 K		3	1	2	1	3	1	1									
<b>Carlos Delgado, L</b> (1, 3) OBP: 0.380, SLG: 0.516	2-1 F7	2-3 K		4-0 FC5 1B IBB	1-2 F7		0-2 9 BB 1B		0-2 G4-3	5	1	1	1	1	1	6									
<b>Josh Phelps, R</b> (1, 10) OBP: 0.333, SLG: 0.347	0-1 F9		1-0 FC4-6 1B	0-1 FC5		0-1 G4-3	2-1 9 BB 1B		3-1 F8	6	0	2	1	0	0	4									
<b>Eric Hinske, L</b> (1, 5) OBP: 0.327, SLG: 0.376		2-0 HR	1-2 FC4-6 1B	1-3 K		4-2 9 CS BB	1-1 SF8		1-2 K	4	1	1	2	1	2	3									
<b>9 Gregg Zaun, S</b> (1, 2) OBP: 0.444, SLG: 0.889		1-0 HR 1B	0-3 K	0-1 G6-3		1-1 2B	3-1 1B			5	1	3	1	0	1	3									
<b>Orlando Hudson, S</b> (1, 4) OBP: 0.341, SLG: 0.438		0-2 1-H HR	3-2 F8		2-3 K	4-2 BB	0-1 L4			4	1	1	2	1	1	3									
<b>Chris Woodward, R</b> (1, 6) OBP: 0.384, SLG: 0.538 <b>Chris Gomez, R</b> (5, 6) OBP: 0.433, SLG: 0.480		2-2 F9		2-0 BB 1B	1-1 G4-3 1B	1-2 F7		0-1 P6		3	2	2	0	0	0	0									
<b>Inning Stats</b>	R: 0 E: 0 K: 0 S: 10	H: 1 LOB: 2 BB: 1 P: 17	R: 3 E: 0 K: 1 S: 19	H: 4 LOB: 2 BB: 1 P: 31	R: 0 E: 0 K: 1 S: 10	H: 1 LOB: 1 BB: 0 P: 15	R: 3 E: 0 K: 1 S: 16	H: 3 LOB: 2 BB: 2 P: 30	R: 1 E: 0 K: 1 S: 14	H: 3 LOB: 2 BB: 0 P: 20	R: 0 E: 0 K: 0 S: 12	H: 1 LOB: 2 BB: 2 P: 22	R: 3 E: 0 K: 1 S: 20	H: 4 LOB: 2 BB: 1 P: 30	R: 0 E: 0 K: 1 S: 9	H: 1 LOB: 1 BB: 0 P: 12	R: 0 E: 0 K: 1 S: 8	H: 0 LOB: 0 BB: 0 P: 12	1B: 14 2B: 2 3B: 0 HR: 2	SF: 1 SAC: 0 DP: 0 HBP: 0	WP: 0 PB: 1 SB: 0 CS: 1	PA: 51			
<b>PITCHER</b> <b>Dan Wright, R</b> (1, 1) ERA: 8.15 <b>Jon Adkins, R</b> (4, 1) ERA: 3.86 <b>Michael Jackson, R</b> (6, 1) ERA: 3.6 <b>Neal Cotts, L</b> (7, 1) ERA: 1.69 <b>Shingo Takatsu, R</b> (8, 1) ERA: 3.0	IP	WLS	BF	H	R	ER	SO	BB	IBB	HBP	BLK	WP	HR	S	P	ERA	WHIP								
<b>PITCHER</b> <b>Billy Koch, R</b> (9, 1) ERA: 4.35	1.0		3	0	0	0	1	0	0	0	0	0	0	8	12	0.00	0.000								

**Toronto Blue Jays @ Chicago White Sox**  
 U.S. Cellular Field, Chicago, IL  
 Sat May 01 2004, 4:10 PM EDT  
 Att. 22,072 - Overcast - 45 F

AB	43
R	10
H	18
RBI	10
BB	7
SO	7
LOB	23







Batter	1	2	3	4	5	6	7	8	9	AB R H RBI BB SO LOB	TOP											
Howie Clark, L OBP: 0.308, SLG: 0.333 (1, 9) BB (8, 5)	4-1 10 G5-3 1B BB		2-1 G3-1		0-0 F7		1-2 P1		2-3 K	4 1 0 0 1 1 5												
Frank Catalanotto, L OBP: 0.375, SLG: 0.437 (1, 7) BB FC	1-3 K		0-1 10 FC6-4 1B		0-0 10 G4-6-3 1B 1-2 2-3		1-2 FC7-2 3-H		1-1 G4-3	5 0 2 0 0 1 4												
10 Vernon Wells, R OBP: 0.291, SLG: 0.327 (1, 8) SAFE	0-0 G5-3 1-2		1-0 FC6-4 1-2f		2-2 G4-6-3 1-2f			0-0 WP SF9 2B		4 1 1 0 0 0 5												
Carlos Delgado, L OBP: 0.375, SLG: 0.505 (1, 3) SAFE	0-0 2-H 1B		1-2 G3			1-3 K		1-3 K 2-3		4 0 1 1 0 2 2												
Eric Hinske, L OBP: 0.317, SLG: 0.364 3 Reed Johnson, R OBP: 0.326, SLG: 0.346 (8, PH) (8, 9) SAFE	0-2 F7			0-2 P2		2-3 K		4-1 BB		3 0 0 0 0 1 1 0 0 0 0 1 0 0												
Orlando Hudson, S OBP: 0.337, SLG: 0.446 (1, 4) SAFE		3-2 G6-3		2-0 G4-3		3-1 2B		0-0 SF9 3-H		3 0 1 1 0 0 0												
Josh Phelps, R OBP: 0.321, SLG: 0.333 (1, 10) SAFE		1-3 K		0-3 K		0-1 L1		0-1 G4-3		4 0 0 0 0 2 2												
9 Gregg Zaun, S OBP: 0.615, SLG: 0.923 (1, 2) SAFE		0-1 FC6-4 1B			0-0 1B 1B 1B		1-0 1B FC7-2 1B		1-2 1B	4 0 4 0 0 0 0												
Chris Gomez, R OBP: 0.441, SLG: 0.483 (1, 6) SAFE		1-1 FC6-4 1-2f			0-0 1B 1B 1-2		1-0 1B 1-3		2-3 K	4 0 2 0 0 1 2												
<b>Inning Stats</b>	R: 1 E: 0 K: 1 S: 10	H: 1 LOB: 1 BB: 1 P: 15	R: 0 E: 0 K: 1 S: 10	H: 1 LOB: 1 BB: 0 P: 15	R: 0 E: 0 K: 1 S: 9	H: 1 LOB: 1 BB: 0 P: 13	R: 0 E: 0 K: 1 S: 7	H: 0 LOB: 0 BB: 0 P: 9	R: 0 E: 0 K: 0 S: 8	H: 3 LOB: 2 BB: 0 P: 10	R: 0 E: 0 K: 2 S: 10	H: 1 LOB: 1 BB: 0 P: 16	R: 0 E: 0 K: 0 S: 14	H: 2 LOB: 1 BB: 0 P: 17	R: 1 E: 0 K: 1 S: 8	H: 1 LOB: 1 BB: 1 P: 13	R: 0 E: 0 K: 2 S: 19	H: 1 LOB: 1 BB: 0 P: 25	1B: 9 2B: 3 3B: 0 HR: 0	SF: 1 SAC: 0 DP: 2 HBP: 0	WP: 1 PB: 0 SB: 0 CS: 0	PA: 38
<b>PITCHER</b>	IP WLS BF H R ER SO BB IBB HBP BLK WP HR S P ERA WHIP																					
Jon Garland, R ERA: 4.15 (1, 1)	7.0 W 30 10 2 2 5 1 0 0 0 0 0 69 96 2.57 1.571																					
Damaso Marte, L ERA: 3.6 (8, 1)	0.2 H 3 0 0 0 1 1 0 0 0 1 0 5 10 0.00 1.500																					
Cliff Politte, R ERA: 4.5 (8, 1)	0.1 H 1 0 0 0 0 0 0 0 0 0 0 2 2 0.00 0.000																					
Billy Koch, R ERA: 3.97 (9, 1)	1.0 S 4 1 0 0 2 0 0 0 0 0 0 19 25 0.00 1.000																					

Toronto Blue Jays @ Chicago White Sox  
U.S. Cellular Field, Chicago, IL  
Sun May 02 2004, 3:05 PM EDT  
Att. 15,550 - Sunny - 49 F

livebaseballscorecards.com

AB	35
R	2
H	11
RBI	2
BB	2
SO	8
LOB	21



Batter	1	2	3	4	5	6	7	8	9	AB	R	H	RBI	BB	SO	LOB
Willie Harris, L OBP: 0.326, SLG: 0.351 (1, 4)	1-1 SH1-3 SF9 2B		1-1 SF7			3-2 G4-3		1 SAFE 0-0 1-2 1B		3	1	2	1	0	0	0
5 Juan Uribe, R OBP: 0.430, SLG: 0.603 (1, 6)	0-0 SH1-3 2-3		4-2 CS BB			2-2 P2		1-3 K		2	0	0	0	1	1	2
Magglio Ordonez, R OBP: 0.337, SLG: 0.553 (1, 9)	0-0 SF9		1-0 CS 1-2		2-1 G5-3		1-2 G5-3			2	0	0	1	0	0	0
Frank Thomas, R OBP: 0.489, SLG: 0.591 (1, 10)	2-1 G4-3				2-1 HR		1-0 F7			3	1	1	1	0	0	0
Carlos Lee, R OBP: 0.333, SLG: 0.448 (1, 7)		0-1 G5-4-3 1B			1-1 P3		0-0 F9			3	0	1	0	0	0	0
14 Paul Konerko, R OBP: 0.367, SLG: 0.500 (1, 3)		0-0 G5-4-3 1-2f			2-1 G5-3		2-3 K			3	0	0	0	0	1	1
24 Joe Crede, R OBP: 0.280, SLG: 0.388 (1, 5)		0-1 F9				1-3 K		2-1 F7		3	0	0	0	0	1	0
Aaron Rowand, R OBP: 0.286, SLG: 0.458 (1, 8)			0-0 SH1-3 SF7 2B			1-1 G3-1		1-1 G6-3		3	1	1	0	0	0	0
Miguel Olivo, R OBP: 0.365, SLG: 0.532 (1, 2)			1-1 SH1-3 2-3			1-3 K		2-1 1B 1B		2	0	1	0	0	1	0
<b>Inning Stats</b>	R: 1 E: 0 K: 0 S: 6	H: 1 LOB: 0 BB: 0 P: 9	R: 0 E: 0 K: 0 S: 5	H: 1 LOB: 0 BB: 0 P: 5	R: 1 E: 0 K: 0 S: 7	H: 1 LOB: 0 BB: 1 P: 14	R: 1 E: 0 K: 0 S: 8	H: 1 LOB: 0 BB: 0 P: 15	R: 0 E: 0 K: 2 S: 8	H: 0 LOB: 0 BB: 0 P: 11	R: 0 E: 0 K: 1 S: 9	H: 0 LOB: 0 BB: 0 P: 15	R: 0 E: 0 K: 1 S: 6	H: 0 LOB: 0 BB: 0 P: 9	R: 0 E: 0 K: 1 S: 10	H: 2 LOB: 2 BB: 0 P: 16

**BOTTOM**

**Toronto Blue Jays @ Chicago White Sox**  
 U.S. Cellular Field, Chicago, IL  
 Sun May 02 2004, 3:05 PM EDT  
 Att. 15,550 - Sunny - 49 F

[livebaseballscorecards.com](http://livebaseballscorecards.com)


<b>AB</b>	<b>24</b>
<b>R</b>	<b>3</b>
<b>H</b>	<b>6</b>
<b>RBI</b>	<b>3</b>
<b>BB</b>	<b>1</b>
<b>SO</b>	<b>4</b>
<b>LOB</b>	<b>3</b>



PITCHER	IP	WLS	BF	H	R	ER	SO	BB	IBB	HBP	BLK	WP	HR	S	P	ERA	WHIP
Miguel Batista, R ERA: 5.45 (1, 1)	8.0	L	29	6	3	3	4	1	0	0	0	0	1	59	94	3.38	0.875

WP: 0	PA: 30
PB: 0	
SB: 0	
CS: 1	



Batter	1	2	3	4	5	6	7	8	9	AB R H RBI BB SO LOB	TOP																
Willie Harris, L (1, 4) OBP: 0.341, SLG: 0.358	4-2 WP BB BB	1-1 5 BB 1-3 1B		3-2 1B		0-1 G4-3	2-2 G4-3			4 0 2 0 1 0 3																	
5 Juan Uribe, R (1, 6) OBP: 0.429, SLG: 0.584	0-0 F9	4-2 1-2 BB		0-0 G3			1-0 1B E 1B	2-0 E5 G5-4-3 BB WP		4 2 1 0 1 0 2																	
Magglio Ordonez, R (1, 9) OBP: 0.339, SLG: 0.536	4-2 1-2 WP BB	0-1 L7					1-0 L9	4-2 G5-4-3 BB		3 0 0 0 2 0 4																	
Frank Thomas, R (1, 10) OBP: 0.474, SLG: 0.563	2-3 1-2 2-3		0-0 F9				3-1 P5	3-0 G5-4-3		5 1 1 0 0 1 4																	
Carlos Lee, R (1, 7) OBP: 0.356, SLG: 0.449	4-1 BB		4-0 S BB				0-0 1B E6 BB	2-2 S HBP		2 1 1 1 2 0 1																	
Ross Gload, L (1, 3) OBP: 0.303, SLG: 0.276	1-3		1-3 K				0-0 F7	2-2 G1-3		4 0 0 0 1 2 6																	
24 Joe Crede, R (1, 5) OBP: 0.276, SLG: 0.411			0-3 K				0-0 HR			5 1 1 1 0 4 4	AB 36 R 5 H 8 RBI 4 BB 8 SO 10 LOB 24																
Aaron Rowand, R (1, 8) OBP: 0.279, SLG: 0.438			1-0 G6-3				3-3 K	2-0 BB 1B		5 0 1 1 0 2 0																	
Sandy Alomar Jr., R (1, 2) OBP: 0.263, SLG: 0.371			0-0 1B 1B				2-2 F7	4-1 BB		4 0 1 1 1 1 0																	
<b>Inning Stats</b>	R: 0 E: 0 K: 2 S: 13	H: 0 LOB: 3 BB: 3 P: 27	R: 0 E: 0 K: 1 S: 17	H: 2 LOB: 3 BB: 1 P: 23	R: 0 E: 0 K: 2 S: 7	H: 0 LOB: 1 BB: 1 P: 14	R: 0 E: 0 K: 0 S: 11	H: 1 LOB: 1 BB: 0 P: 19	R: 0 E: 0 K: 1 S: 6	H: 1 LOB: 1 BB: 0 P: 11	R: 1 E: 0 K: 1 S: 10	H: 1 LOB: 0 BB: 0 P: 15	R: 3 E: 1 K: 1 S: 13	H: 3 LOB: 3 BB: 2 P: 31	R: 1 E: 1 K: 0 S: 10	H: 0 LOB: 1 BB: 1 P: 23	R: 0 E: 0 K: 3 S: 9	H: 0 LOB: 0 BB: 0 P: 15	1B: 7 2B: 0 3B: 0 HR: 1	SF: 0 SAC: 0 DP: 1 HBP: 1	WP: 2 PB: 0 SB: 2 CS: 0	PA: 45					
<b>PITCHER</b>	IP WLS BF H R ER SO BB IBB HBP BLK WP HR S P ERA WHIP																										
Kurt Ainsworth, R (1, 1) ERA: 6.2	6.0		28	5	1	1	6	5	0	0	0	1	1	64	109	1.50	1.667										
Mike DeJean, R (7, 1) ERA: 8.38	0.2	L	8	3	3	1	1	1	1	0	0	0	0	10	26	13.50	6.000										
Buddy Groom, L (7, 1) ERA: 1.13	0.1		1	0	0	0	0	0	0	0	0	0	0	3	5	0.00	0.000										
Rick Bauer, R (8, 1) ERA: 3.78	2.0		8	0	1	0	3	1	0	1	0	1	0	19	38	0.00	0.500										

Chicago White Sox @ Baltimore Orioles  
 Oriole Park at Camden Yards, Baltimore, MD

Mon May 03 2004, 7:05 PM EDT  
 Att. 18,849 - Overcast - 54 F

livebaseballscorecards.com





Batter	1	2	3	4	5	6	7	8	9	AB R H RBI BB SO LOB	TOP																
5 Juan Uribe, R OBP: 0.427, SLG: 0.568 (1, 4)	2-2 HR 1B	4-0 BB		0-3 K		1-1 P3			0-3 K	4 1 1 0 1 2 2																	
32 Kelly Dransfeldt, R OBP: 0.333, SLG: 0.333 (1, 6)	2-1 F7	2-2 P4		0-3 K				2-2 G5-3 1B	2-1 F9	5 0 1 0 0 1 6																	
Magglio Ordonez, R OBP: 0.336, SLG: 0.554 Jamie Burke, R (9, PH)	0-2 HR 1-H		2-2 G3	1-3 K				1-1 F9	0-1 G6-3	4 1 1 2 0 1 3 1 0 0 0 0 0 0																	
Frank Thomas, R OBP: 0.475, SLG: 0.548 (1, 10)	2-1 G4-6-3 HBP		2-1 P3		4-1 14 G4-3 BB			1 SAFE 2-2 G5-3 1-2		2 0 0 0 1 0 1																	
Carlos Lee, R OBP: 0.361, SLG: 0.440 (1, 7)	2-2 G4-6-3 1-2f		4-2 14 WP BB		0-3 K			4-2 BB		2 0 0 0 2 1 2																	
14 Paul Konerko, R OBP: 0.363, SLG: 0.483 (1, 3)		4-2 24 G5-4-3 BB	3-3 K		0-1 G4-3			3-3 K		3 0 0 0 1 2 4																	
24 Joe Crede, R OBP: 0.275, SLG: 0.436 (1, 5)		0-2 G5-4-3 1-2f		0-1 HR	3-2 P3			2-3 K		4 1 1 1 0 1 2																	
Aaron Rowand, R OBP: 0.292, SLG: 0.424 (1, 8)		4-0 WP PB BB		4-1 1B BB		1-2 F9		0-0 P2		2 0 0 0 2 0 0																	
Miguel Olivo, R OBP: 0.375, SLG: 0.520 (1, 2)		4-2 5 BB BB		0-1 1B		0-0 F9		1-3 K2-3		3 0 1 0 1 1 0																	
<b>Inning Stats</b>	R: 2 E: 0 K: 0 S: 13	H: 2 LOB: 0 BB: 0 P: 21	R: 0 E: 0 K: 0 S: 10	H: 0 LOB: 3 BB: 4 P: 28	R: 0 E: 0 K: 1 S: 11	H: 0 LOB: 1 BB: 1 P: 22	R: 1 E: 0 K: 3 S: 17	H: 2 LOB: 2 BB: 1 P: 22	R: 0 E: 0 K: 1 S: 9	H: 0 LOB: 1 BB: 1 P: 16	R: 0 E: 0 K: 0 S: 6	H: 0 LOB: 0 BB: 0 P: 8	R: 0 E: 0 K: 1 S: 13	H: 1 LOB: 2 BB: 1 P: 25	R: 0 E: 0 K: 2 S: 7	H: 0 LOB: 0 BB: 0 P: 10	R: 0 E: 0 K: 1 S: 7	H: 0 LOB: 0 BB: 0 P: 9	1B: 3 2B: 0 3B: 0 HR: 2	SF: 0 SAC: 0 DP: 2 HBP: 1	WP: 2 PB: 1 SB: 0 CS: 0	PA: 39					
<b>PITCHER</b>	IP WLS BF H R ER SO BB IBB HBP BLK WP HR S P ERA WHIP																										
Eric DuBose, L ERA: 3.47 (1, 1)	4.0		22	4	3	3	4	7	0	1	0	2	2	52	98	6.75	2.750										
Rodrigo Lopez, R ERA: 0.38 (5, 1)	4.0	W	14	1	0	0	4	1	0	0	0	0	0	34	54	0.00	0.500										
Jorge Julio, R ERA: 0.75 (9, 1)	1.0		3	0	0	0	1	0	0	0	0	0	0	7	9	0.00	0.000										

Chicago White Sox @ Baltimore Orioles  
 Oriole Park at Camden Yards, Baltimore, MD

Tue May 04 2004, 7:05 PM EDT  
 Att. 21,488 - Sunny - 66 F

livebaseballscorecards.com

AB	30
R	3
H	5
RBI	3
BB	8
SO	9
LOB	20



Batter	1	2	3	4	5	6	7	8	9	AB R H RBI BB SO LOB
1 Brian Roberts, S OBP: 0.392, SLG: 0.449	1-0 6 E 6 S 10 SF7 1B		2-2 10 G4-3 1B 2B	3-1 10 S 10 1B E6		0-0 10 S 1B	4-0 1-2 BB			4 4 3 0 1 0 0
6 Melvin Mora, R OBP: 0.430, SLG: 0.500	1-3 1-3 K		1-2 3-H G6-3	4-1 1-2 10 S 10 1B BB		1-2 F8	2-3 K			4 1 0 1 1 2 5
10 Miguel Tejada, R OBP: 0.383, SLG: 0.444	2-0 3-H SF7		2-0 2-3 G4-3	0-2 1-H 2-H 1B		4-0 1-2 1B BB		3-2 E G6-4-3 1B		3 1 2 3 1 0 1
Rafael Palmeiro, L OBP: 0.418, SLG: 0.471	2-2 1B		1-1 3-H FC6-4 1B	2-2 F8		1-2 1-3 2-H FC6-4 1B		1-2 E3 G6-4-3		5 0 3 2 0 0 2
Javy Lopez, R OBP: 0.406, SLG: 0.500	0-0 F8		0-1 1-2f FC6-4		1-2 1B	1-2 1-2f FC6-4		1-0 3-H G6-4-3		5 0 1 0 0 0 5
31 Jay Gibbons, L OBP: 0.320, SLG: 0.348		2-1 P4		1-2 SH5-4 1 E 1B		0-0 F8		1-0 1B FC6-4 1B		5 2 2 0 0 1 1
B.J. Surhoff, L OBP: 0.350, SLG: 0.324		1-0 P6		4-0 1-2 SH5-4 1 E BB		0-1 F7		0-0 1-3 FC6-4 1B		3 1 1 0 1 0 1
Luis Matos, R OBP: 0.278, SLG: 0.258		2-2 G1-3		0-0 1-2 2-3 SH5-4		0-0 F8		3-2 1-2f 3-H FC6-4 1 BB		3 0 0 1 0 0 2
Larry Bigbie, L OBP: 0.309, SLG: 0.414			0-0 1 2B 6 G6-3 1B		0-3 K			1-2 2-1 G1-3 F8		4 1 1 0 0 1 3

Inning Stats	R: 1	H: 2	E: 1	K: 1	S: 10	LOB: 1	BB: 0	P: 16	R: 0	H: 0	E: 0	K: 0	S: 6	LOB: 0	BB: 0	P: 11	R: 2	H: 3	E: 0	K: 0	S: 12	LOB: 1	BB: 0	P: 18	R: 4	H: 2	E: 1	K: 1	S: 18	LOB: 1	BB: 2	P: 32	R: 0	H: 1	E: 0	K: 0	S: 7	LOB: 1	BB: 0	P: 8	R: 1	H: 2	E: 0	K: 0	S: 15	LOB: 2	BB: 1	P: 23	R: 1	H: 2	E: 0	K: 1	S: 12	LOB: 2	BB: 1	P: 24	R: 1	H: 1	E: 1	K: 1	S: 14	LOB: 0	BB: 0	P: 20
--------------	------	------	------	------	-------	--------	-------	-------	------	------	------	------	------	--------	-------	-------	------	------	------	------	-------	--------	-------	-------	------	------	------	------	-------	--------	-------	-------	------	------	------	------	------	--------	-------	------	------	------	------	------	-------	--------	-------	-------	------	------	------	------	-------	--------	-------	-------	------	------	------	------	-------	--------	-------	-------


PITCHER	IP	WLS	BF	H	R	ER	SO	BB	IBB	HBP	BLK	WP	HR	S	P	ERA	WHIP
Esteban Loaiza, R ERA: 4.08	(1, 1)	5.2	L	31	10	8	4	2	3	0	0	0	0	65	104	6.35	2.294
Michael Jackson, R ERA: 3.97	(6, 1)	1.1		7	2	1	1	1	0	0	0	0	0	15	28	6.75	2.250
Neal Cotts, L ERA: 1.54	(8, 1)	1.0		4	1	1	0	1	0	0	0	0	0	14	20	0.00	1.000

**BOTTOM**

**Chicago White Sox @ Baltimore Orioles**  
 Oriole Park at Camden Yards, Baltimore, MD

livebaseballscorecards.com

**AB 36**  
**R 10**  
**H 13**  
**RBI 7**  
**BB 4**  
**SO 4**  
**LOB 20**



WP: 0 PA: 42  
 PB: 0  
 SB: 5  
 CS: 0

Tue May 04 2004, 7:05 PM EDT  
 Att. 21,488 - Sunny - 66 F



Batter	1	2	3	4	5	6	7	8	9	AB R H RBI BB SO LOB	TOP																
Willie Harris, L (1, 4) OBP: 0.323, SLG: 0.337	1-0 G3-1	3-2 G3-1			2-2 F8		3-1 B5	2-0 F8		5 0 0 0 0 0 3																	
5 Juan Uribe, R (1, 6) OBP: 0.426, SLG: 0.581	1-2 1B		2-1 G6-3		1-2 G6-3		3-1 1B 3B		0-3 K	5 1 2 1 0 1 0																	
Magglio Ordonez, R (1, 9) OBP: 0.347, SLG: 0.557	2-3 1B		0-2 1B		1-2 2B 1B		0-1 1B		0-0 F9	5 1 3 1 0 1 1																	
Frank Thomas, R (1, 10) OBP: 0.471, SLG: 0.545	4-2 BB		0-3 K		2-0 2B		0-0 F9		2-1 G6-3	4 0 1 1 1 1 2																	
Carlos Lee, R (1, 7) OBP: 0.348, SLG: 0.421	0-1 P4		2-1 G1-3		2-2 G6-3		0-1 L6			4 0 0 0 0 0 5																	
14 Paul Konerko, R (1, 3) OBP: 0.358, SLG: 0.467		4-2 2B 1B BB		3-3 K		1-1 F8		2-2 G4-3		3 1 0 0 1 1 0																	
24 Joe Crede, R (1, 5) OBP: 0.283, SLG: 0.443		0-2 P3		1-1 2B		3-2 G1-3		4-2 2B BB		3 1 1 0 1 0 1																	
Timo Perez, L (1, 8) OBP: 0.278, SLG: 0.324		1-0 1B 2B		0-0 F9		0-1 F7		1-1 2B		3 1 1 0 0 0 1																	
Aaron Rowand, R (8, PH) OBP: 0.301, SLG: 0.448		1-3 1B 2B		0-0 F9		0-1 F7		1-1 2B		1 0 1 1 0 0 0																	
Sandy Alomar Jr., R (1, 2) OBP: 0.263, SLG: 0.371		1-0 1B		3-1 F8		1-0 5 3B 2B		2-3 K		0 0 0 0 0 0 0																	
Miguel Olivo, R (2, PH) OBP: 0.383, SLG: 0.537		2-H 3-H 1B		3-1 F8		1-0 5 3B 2B		2-3 K		4 1 2 2 0 1 2																	
<b>Inning Stats</b>	R: 0 E: 0 K: 1 S: 13	H: 1 LOB: 2 BB: 1 P: 21	R: 2 E: 0 K: 0 S: 11	H: 2 LOB: 0 BB: 1 P: 20	R: 0 E: 0 K: 1 S: 11	H: 1 LOB: 1 BB: 0 P: 15	R: 0 E: 0 K: 1 S: 8	H: 1 LOB: 1 BB: 0 P: 15	R: 1 E: 0 K: 0 S: 16	H: 2 LOB: 1 BB: 0 P: 24	R: 0 E: 0 K: 0 S: 8	H: 0 LOB: 0 BB: 0 P: 12	R: 2 E: 0 K: 0 S: 10	H: 3 LOB: 1 BB: 0 P: 17	R: 1 E: 0 K: 1 S: 16	H: 1 LOB: 1 BB: 1 P: 27	R: 0 E: 0 K: 1 S: 6	H: 0 LOB: 0 BB: 0 P: 8	1B: 5 2B: 5 3B: 1 HR: 0	SF: 0 SAC: 0 DP: 0 HBP: 0	WP: 0 PB: 0 SB: 1 CS: 1	PA: 40					
<b>PITCHER</b>	IP WLS BF H R ER SO BB IBB HBP BLK WP HR S P ERA WHIP																										
Sidney Ponson, R (1, 1) ERA: 6.25	6.0		27	8	4	4	3	2	0	0	0	0	0	68	109	6.00	1.667										
B.J. Ryan, L (7, 1) ERA: 2.16	2.0	L	10	3	2	2	1	1	0	0	0	0	0	25	42	9.00	2.000										
Mike DeJean, R (9, 1) ERA: 7.59	1.0		3	0	0	0	1	0	0	0	0	0	0	6	8	0.00	0.000										

Chicago White Sox @ Baltimore Orioles  
 Oriole Park at Camden Yards, Baltimore, MD

Wed May 05 2004, 7:05 PM EDT  
 Att. 20,978 - Sunny - 74 F

livebaseballscorecards.com

AB	37
R	6
H	11
RBI	6
BB	3
SO	5
LOB	15



Batter	1	2	3	4	5	6	7	8	9	AB R H RBI BB SO LOB
1 Brian Roberts, S OBP: 0.395, SLG: 0.459 (1, 4)										4 0 2 0 0 1 1
6 Melvin Mora, R OBP: 0.437, SLG: 0.495 (1, 5)										3 1 1 1 2 0 4
10 Miguel Tejada, R OBP: 0.383, SLG: 0.441 (1, 6)										3 0 1 1 1 0 1
Rafael Palmeiro, L OBP: 0.417, SLG: 0.456 (1, 3)										3 0 0 0 2 0 4 0 0 0 0 0 0 0
Javy Lopez, R OBP: 0.396, SLG: 0.521 (1, 2)										4 1 1 2 0 1 3
31 Jay Gibbons, L OBP: 0.315, SLG: 0.372 (1, 9)										5 1 1 1 0 0 3
Luis Matos, R OBP: 0.275, SLG: 0.255 (1, 8)										5 0 1 0 0 2 2
B.J. Surhoff, L OBP: 0.364, SLG: 0.368 (1, 10)										4 1 2 0 0 0 1
Darnell McDonald, R OBP: 0.400, SLG: 0.385 (1, 7)										4 1 3 0 0 0 0

Inning Stats	R: 0	H: 1	E: 0	LOB: 1	K: 1	P: 21	R: 0	H: 0	E: 0	LOB: 0	K: 2	P: 15	R: 2	H: 2	E: 1	LOB: 2	K: 0	P: 20	R: 1	H: 2	E: 0	LOB: 0	K: 0	P: 17	R: 0	H: 1	E: 0	LOB: 1	K: 0	P: 19	R: 1	H: 4	E: 0	LOB: 3	K: 0	P: 19	R: 0	H: 0	E: 0	LOB: 1	K: 0	P: 17	R: 0	H: 1	E: 0	LOB: 1	K: 1	P: 13	R: 1	H: 1	E: 0	LOB: 2	K: 0	P: 22	1B: 7	SF: 2	2B: 3	SAC: 1	3B: 0	DP: 1	HR: 2	HBP: 0	WP: 1	PA: 43
--------------	------	------	------	--------	------	-------	------	------	------	--------	------	-------	------	------	------	--------	------	-------	------	------	------	--------	------	-------	------	------	------	--------	------	-------	------	------	------	--------	------	-------	------	------	------	--------	------	-------	------	------	------	--------	------	-------	------	------	------	--------	------	-------	-------	-------	-------	--------	-------	-------	-------	--------	-------	--------

PITCHER	IP	WLS	BF	H	R	ER	SO	BB	IBB	HBP	BLK	WP	HR	S	P	ERA	WHIP
56 Mark Buehrle, L ERA: 5.27 (1, 1)	5.2		28	10	4	3	3	2	0	0	0	0	2	69	108	4.76	2.118
Shingo Takatsu, R ERA: 2.61 (6, 1)	1.0	W	4	0	0	0	0	1	0	0	0	1	0	8	18	0.00	1.000
Damaso Marte, L ERA: 3.09 (7, 1)	1.1	H	5	1	0	0	1	0	0	0	0	0	0	11	15	0.00	0.750
Billy Koch, R ERA: 5.4 (9, 1)	1.0	S	6	1	1	1	0	2	0	0	0	0	0	10	22	9.00	3.000

**BOTTOM**

**Chicago White Sox @ Baltimore Orioles**  
 Oriole Park at Camden Yards, Baltimore, MD

Wed May 05 2004, 7:05 PM EDT  
 Att. 20,978 - Sunny - 74 F

livebaseballscorecards.com

AB	35
R	5
H	12
RBI	5
BB	5
SO	4
LOB	19





Batter	1	2	3	4	5	6	7	8	9	AB R H RBI BB SO LOB
<b>Howie Clark, L</b> (1, 9) OBP: 0.286, SLG: 0.308 <b>3 Reed Johnson, R</b> (7, PH) OBP: 0.324, SLG: 0.387 (8, 9)	2-1 		0-1 		1-2 		2-2 		1-2 	3 0 0 0 0 0 2 2 0 1 1 0 0 0
<b>Frank Catalanotto, L</b> (1, 7)	2-1 		0-1 		0-2 		0-1 			4 0 1 0 0 0 2
<b>10 Vernon Wells, R</b> (1, 8) OBP: 0.311, SLG: 0.380	4-1 		0-3 			1-3 	0-1 			3 0 0 0 1 2 1
<b>Carlos Delgado, L</b> (1, 3) OBP: 0.354, SLG: 0.469	3-1 			2-2 		3-2 		3-2 		4 1 2 0 0 0 0
<b>Josh Phelps, R</b> (1, 10) OBP: 0.320, SLG: 0.365	0-1 			0-0 		2-1 		1-3 		4 0 0 0 0 1 4
<b>Eric Hinske, L</b> (1, 5) OBP: 0.333, SLG: 0.408				1-1 		1-0 		4-0 		3 1 1 2 1 0 1
<b>9 Gregg Zaun, S</b> (1, 2) OBP: 0.556, SLG: 0.824				2-1 		4-1 		3-3 		3 1 1 0 1 1 1
<b>Orlando Hudson, S</b> (1, 4) OBP: 0.345, SLG: 0.463				2-1 		1-3 			4-2 	3 2 1 2 1 1 1
<b>Chris Gomez, R</b> (1, 6) OBP: 0.392, SLG: 0.413			2-1 		0-0 	2-2 			0-2 	4 0 1 0 0 0 1

Inning Stats	R: 0	H: 1	E: 0	K: 0	S: 9	LOB: 2	BB: 1	P: 20	R: 0	H: 0	E: 0	K: 0	S: 7	LOB: 0	BB: 0	P: 12	R: 0	H: 1	E: 0	K: 1	S: 9	LOB: 1	BB: 0	P: 11	R: 0	H: 0	E: 1	K: 0	S: 6	LOB: 0	BB: 0	P: 9	R: 0	H: 1	E: 0	K: 1	S: 13	LOB: 2	BB: 1	P: 19	R: 4	H: 4	E: 0	K: 1	S: 17	LOB: 0	BB: 0	P: 29	R: 0	H: 0	E: 0	K: 0	S: 9	LOB: 0	BB: 0	P: 11	R: 0	H: 0	E: 0	K: 2	S: 11	LOB: 1	BB: 1	P: 22	R: 1	H: 1	E: 0	K: 0	S: 9	LOB: 1	BB: 1	P: 14	1B: 5	SF: 0	2B: 1	SAC: 0	3B: 0	DP: 1	HR: 2	HBP: 0	WP: 0	PA: 37
--------------	------	------	------	------	------	--------	-------	-------	------	------	------	------	------	--------	-------	-------	------	------	------	------	------	--------	-------	-------	------	------	------	------	------	--------	-------	------	------	------	------	------	-------	--------	-------	-------	------	------	------	------	-------	--------	-------	-------	------	------	------	------	------	--------	-------	-------	------	------	------	------	-------	--------	-------	-------	------	------	------	------	------	--------	-------	-------	-------	-------	-------	--------	-------	-------	-------	--------	-------	--------

PITCHER	IP	WLS	BF	H	R	ER	SO	BB	IBB	HBP	BLK	WP	HR	S	P	ERA	WHIP
<b>Jon Garland, R</b> (1, 1) ERA: 4.43	6.0		27	7	4	4	3	2	0	0	0	0	2	61	100	6.00	1.500
<b>Damaso Marte, L</b> (7, 1) ERA: 2.63	2.0		7	0	0	0	2	1	0	0	0	0	0	20	33	0.00	0.500
<b>Cliff Politte, R</b> (9, 1) ERA: 6.23	0.1	L	3	1	1	1	0	1	0	0	0	0	0	9	14	27.00	6.000

**BOTTOM**

**Chicago White Sox @ Toronto Blue Jays**  
 SkyDome, Toronto, ON  
 Fri May 07 2004, 7:05 PM EDT  
 Att: 15,661 - Dome - 68 F

<b>AB</b>	<b>33</b>
<b>R</b>	<b>5</b>
<b>H</b>	<b>8</b>
<b>RBI</b>	<b>5</b>
<b>BB</b>	<b>4</b>
<b>SO</b>	<b>5</b>
<b>LOB</b>	<b>13</b>

WP	HR	S	P	ERA	WHIP
0	2	1	3	6.00	1.500
0	0	0	1	0.00	0.500
0	0	0	1	27.00	6.000



Batter	1	2	3	4	5	6	7	8	9	AB R H RBI BB SO LOB	TOP																
Willie Harris, L (1, 4) OBP: 0.330, SLG: 0.344	2-1 1B CS			2-2 1B K2-3-2		3-3 1B		1-0 G4-3		4 0 2 0 0 1 1																	
5 Juan Uribe, R (1, 6) OBP: 0.427, SLG: 0.585	1-2 1B K			0-3 1B K2-3-2		0-0 F9		4-1 BB FC6-4		3 0 0 0 1 2 3																	
Magglio Ordonez, R (1, 9) OBP: 0.346, SLG: 0.539	0-1 F9			3-2 1B G1-6-3		2-0 1B		0-0 FC6-4		4 0 1 0 0 0 1																	
Frank Thomas, R (1, 10) OBP: 0.460, SLG: 0.524			1-3 1B K		0-0 2B 24 HR		1-0 G4-3		2-1 F8	4 1 1 0 0 1 2																	
Carlos Lee, R (1, 7) OBP: 0.342, SLG: 0.402			1-0 1B G6-3		2-1 1B P3		1-0 G5-3		1-2 1B 14	4 0 1 0 0 0 1																	
14 Paul Konerko, R (1, 3) OBP: 0.342, SLG: 0.440 Ross Gload, L (9, PR) OBP: 0.303, SLG: 0.276			2-0 1B L9		1-3 1B K		0-2 E6		1-1 1B	4 0 1 0 0 1 1 0 0 0 0 0 0 0																	
24 Joe Crede, R (1, 5) OBP: 0.281, SLG: 0.457			1-1 F9		0-0 HR		1-2 F9		1-2 P3	4 1 1 2 0 0 3																	
Timo Perez, L (1, 8) OBP: 0.244, SLG: 0.282			2-2 F8		0-0 G3		0-1 G1-3		0-1 G6-3	4 0 0 0 0 0 3																	
Sandy Alomar Jr., R (1, 2) OBP: 0.268, SLG: 0.395			1-2 G5-3		0-0 1B 2B		3-2 L8			3 0 1 0 0 0 0																	
<b>Inning Stats</b>	R: 0 E: 0 K: 1 S: 7	H: 1 LOB: 0 BB: 0 P: 10	R: 0 E: 0 K: 1 S: 5	H: 0 LOB: 0 BB: 0 P: 9	R: 0 E: 0 K: 0 S: 11	H: 0 LOB: 0 BB: 0 P: 15	R: 0 E: 0 K: 1 S: 10	H: 1 LOB: 0 BB: 0 P: 15	R: 2 E: 0 K: 1 S: 8	H: 2 LOB: 0 BB: 0 P: 11	R: 0 E: 0 K: 1 S: 7	H: 2 LOB: 2 BB: 0 P: 13	R: 0 E: 1 K: 0 S: 10	H: 0 LOB: 1 BB: 0 P: 12	R: 0 E: 0 K: 0 S: 6	H: 0 LOB: 1 BB: 1 P: 14	R: 0 E: 0 K: 0 S: 12	H: 2 LOB: 2 BB: 0 P: 17	1B: 5 2B: 4 3B: 0 HR: 1	SF: 0 SAC: 0 DP: 2 HBP: 0	WP: 0 PB: 0 SB: 0 CS: 1	PA: 35					
<b>PITCHER</b>	IP WLS BF H R ER SO BB IBB HBP BLK WP HR S P ERA WHIP																										
Miguel Batista, R (1, 1) ERA: 4.98	7.0		26	6	2	2	5	0	0	0	0	0	1	58	85	2.57	0.857										
54 Jason Frasor, R (8, 1) ERA: 1.54	1.0	W	4	0	0	0	0	1	0	0	0	0	0	6	14	0.00	1.000										
Terry Adams, R (9, 1) ERA: 2.6	1.0	S	5	2	0	0	0	0	0	0	0	0	0	12	17	0.00	2.000										

Chicago White Sox @ Toronto Blue Jays  
 SkyDome, Toronto, ON  
 Sat May 08 2004, 1:05 PM EDT  
 Att. 18,368 - Dome - 68 F

AB	34
R	2
H	8
RBI	2
BB	1
SO	5
LOB	15



Batter	1	2	3	4	5	6	7	8	9
<b>3 Reed Johnson, R</b> OBP: 0.321, SLG: 0.381 (1, 9) C X	0-1 10 2B 1B		2-2 P4		2-2 F8		2-3 K		
<b>Dave Berg, R</b> OBP: 0.160 <b>Frank Catalanotto, L</b> OBP: 0.355, SLG: 0.404 (1, 7) B C 1 SAFE (9, 7) B B 1 SAFE X	3-1 L9		2-1 10 2B 1B		2-2 10 G6-4-3 1B			3-2 F7	
<b>10 Vernon Wells, R</b> OBP: 0.324, SLG: 0.403 (1, 8) B B X	2-0 1-3 2B		0-1 1-H 1B 2B		2-2 G6-4-3 1-2f			4-1 HR BB	
<b>Carlos Delgado, L</b> OBP: 0.351, SLG: 0.457 (1, 3) F X	0-1 P5		3-0 1B HBP		1-0 L6			2-3 K	
<b>Josh Phelps, R</b> OBP: 0.326, SLG: 0.395 (1, 10) S C C X	0-3 K		0-0 1-2 2-H 1B		1-0 F9			1-2 1-H HR	
<b>Eric Hinske, L</b> OBP: 0.323, SLG: 0.393 (1, 5) S B B X		1-3 K	1-0 G4-3		2-3 K			0-3 K	
<b>Kevin Cash, R</b> OBP: 0.303, SLG: 0.407 (1, 2) B B X		2-1 G6-3		0-0 G5-3			3-3 K		
<b>Orlando Hudson, S</b> OBP: 0.345, SLG: 0.454 (1, 4) B C X		1-1 F8		2-0 F8			4-2 F9 S BB		
<b>Chris Gomez, R</b> OBP: 0.370, SLG: 0.388 (1, 6) B C C X			2-2 F8		2-2 F8		1 SAFE 0-1 F9 1-3		

Inning Stats	R: 0 E: 0 K: 1 S: 10	H: 2 LOB: 2 BB: 0 P: 15	R: 0 E: 0 K: 1 S: 7	H: 0 LOB: 0 BB: 0 P: 11	R: 2 E: 0 K: 0 S: 19	H: 3 LOB: 2 BB: 0 P: 29	R: 0 E: 0 K: 0 S: 5	H: 0 LOB: 0 BB: 0 P: 9	R: 0 E: 0 K: 1 S: 11	H: 1 LOB: 0 BB: 0 P: 17	R: 0 E: 0 K: 1 S: 5	H: 0 LOB: 0 BB: 0 P: 9	R: 0 E: 0 K: 2 S: 13	H: 0 LOB: 1 BB: 1 P: 22	R: 2 E: 0 K: 2 S: 14	H: 1 LOB: 0 BB: 1 P: 24
--------------	-------------------------------	----------------------------------	------------------------------	----------------------------------	-------------------------------	----------------------------------	------------------------------	---------------------------------	-------------------------------	----------------------------------	------------------------------	---------------------------------	-------------------------------	----------------------------------	-------------------------------	----------------------------------

PITCHER	IP	WLS	BF	H	R	ER	SO	BB	IBB	HBP	BLK	WP	HR	S	P	ERA	WHIP
<b>Scott Schoeneweis, L</b> ERA: 3.49 (1, 1)	7.0		28	6	2	2	5	1	0	1	0	0	0	70	112	2.57	1.000
<b>Neal Cotts, L</b> ERA: 2.84 (8, 1)	1.0	L	5	1	2	2	2	1	0	0	0	0	1	14	24	18.00	2.000

AB R H RBI BB SO LOB

4	0	1	0	0	1	1
4	1	2	0	0	0	1
0	0	0	0	0	0	0
3	2	2	1	1	0	1
3	0	0	0	0	1	3
4	1	2	3	0	1	2
4	0	0	0	0	3	2
3	0	0	0	0	1	0
2	0	0	0	1	0	0
3	0	0	0	0	0	1

1B: 4	SF: 0	WP: 0	PA: 33
2B: 2	SAC: 0	PB: 0	
3B: 0	DP: 1	SB: 2	
HR: 1	HBP: 1	CS: 0	

PITCHER	IP	WLS	BF	H	R	ER	SO	BB	IBB	HBP	BLK	WP	HR	S	P	ERA	WHIP
---------	----	-----	----	---	---	----	----	----	-----	-----	-----	----	----	---	---	-----	------

**Chicago White Sox @ Toronto Blue Jays**  
SkyDome, Toronto, ON  
Sat May 08 2004, 1:05 PM EDT  
Att. 18,368 - Dome - 68 F

livebaseballscorecards.com

AB	30
R	4
H	7
RBI	4
BB	2
SO	7
LOB	11





Batter	1	2	3	4	5	6	7	8	9	AB R H RBI BB SO LOB	TOP		
<b>Willie Harris, L</b> (1, 4) OBP: 0.350, SLG: 0.366 <b>5 Juan Uribe, R</b> (8, PH) OBP: 0.423, SLG: 0.579 (8, 4)	3-2 SH5-3 1B		2-2 1B 1B		0-1 G1-6-3 1B			1-2 K		3 1 3 0 0 0 0 1 0 0 0 0 1 0	<b>Chicago White Sox @ Toronto Blue Jays</b> SkyDome, Toronto, ON Sun May 09 2004, 1:05 PM EDT Att. 17,546 - Dome - 68 F		
<b>Jose Valentin, S</b> (1, 6) OBP: 0.333, SLG: 0.545	0-1 SH5-3 1-2		1-0 BB 1-3 1B		0-1 G1-6-3 1-2f			3-2 F8		3 1 1 0 0 0 1			
<b>Magglio Ordonez, R</b> (1, 9) OBP: 0.344, SLG: 0.525	2-0 G1-3		4-1 1B 1-2 BB		3-2 P6			0-0 G6-3		3 0 0 0 1 0 1			
<b>Frank Thomas, R</b> (1, 10) OBP: 0.453, SLG: 0.511	0-0 L5		1-1 HBP 1-3 2-H 3-H 1B							4 0 1 2 0 1 1			
<b>Carlos Lee, R</b> (1, 7) OBP: 0.363, SLG: 0.423		4-1 14 CS BB	1-1 HBP 1-2		0-1 14 G4-6-3 1B			1-0 2B		2 0 2 0 1 0 0			
<b>14 Paul Konerko, R</b> (1, 3) OBP: 0.331, SLG: 0.423		2-3 K 1-2	2-3 K		1-1 G4-6-3 1-2f			1-3 K		4 0 0 0 0 3 6			
<b>24 Joe Crede, R</b> (1, 5) OBP: 0.280, SLG: 0.450		1-3 K		0-2 CS 1B				0-1 F7		4 0 1 0 0 2 1			
<b>Aaron Rowand, R</b> (1, 8) OBP: 0.288, SLG: 0.419			1-3 K	2-3 K				2-2 G3		3 0 0 0 0 2 1			
<b>Miguel Olivo, R</b> (1, 2) OBP: 0.364, SLG: 0.550			1-3 K	2-2 P3 1-2				1-3 K		3 0 0 0 0 2 1			
<b>Inning Stats</b>	R: 0 H: 1 E: 0 LOB: 1 K: 0 BB: 0 S: 7 P: 12	R: 0 H: 0 E: 0 LOB: 0 K: 2 BB: 1 S: 7 P: 14	R: 2 H: 3 E: 0 LOB: 3 K: 3 BB: 1 S: 18 P: 31	R: 0 H: 1 E: 0 LOB: 0 K: 1 BB: 0 S: 12 P: 15	R: 0 H: 1 E: 0 LOB: 0 K: 0 BB: 0 S: 8 P: 11	R: 0 H: 1 E: 0 LOB: 0 K: 0 BB: 0 S: 7 P: 10	R: 0 H: 0 E: 0 LOB: 0 K: 1 BB: 0 S: 9 P: 12	R: 0 H: 0 E: 0 LOB: 0 K: 1 BB: 0 S: 10 P: 14	R: 0 H: 1 E: 0 LOB: 1 K: 3 BB: 0 S: 11 P: 18	1B: 7 SF: 0 2B: 1 SAC: 1 3B: 0 DP: 2 HR: 0 HBP: 1	WP: 0 PA: 34 PB: 0 SB: 0 CS: 2		
<b>PITCHER</b>	IP WLS BF H R ER SO BB IBB HBP BLK WP HR S P ERA WHIP											<b>PITCHER</b>	IP WLS BF H R ER SO BB IBB HBP BLK WP HR S P ERA WHIP
<b>Justin Miller, R</b> (1, 1) ERA: 3.0	7.0 W 27 7 2 2 7 2 0 1 0 0 0 0 68 105 2.57 1.286												
<b>Jason Kershner, L</b> (8, 1) ERA: 6.14	0.2 H 2 0 0 0 1 0 0 0 0 0 0 0 9 13 0.00 0.000												
<b>Kerry Ligtenberg, R</b> (8, 1) ERA: 2.08	1.1 S 5 1 0 0 3 0 0 0 0 0 0 0 12 19 0.00 0.750												

livebaseballscorecards.com

AB	30
R	2
H	8
RBI	2
BB	2
SO	11
LOB	12



Batter	1	2	3	4	5	6	7	8	9
<b>Howie Clark, L</b> (1, 9) OBP: 0.283, SLG: 0.302 <b>3 Reed Johnson, R</b> (8, 9) OBP: 0.321, SLG: 0.381	1-1 G4-3		0-1 HR 1B	1-3			2-0 F8		
<b>Frank Catalanotto, L</b> (1, 7) OBP: 0.360, SLG: 0.447	2-0 2B		1-1 HR 1-H		1-1 G6-3		1-0 G3		
<b>10 Vernon Wells, R</b> (1, 8) OBP: 0.322, SLG: 0.398	2-2 F8		0-0 G3-6 1B		0-0 P3		1-0 L6		
<b>Carlos Delgado, L</b> (1, 3) OBP: 0.348, SLG: 0.445	2-0 G4-3		1-1 G3-6 1-2f		1-3 K		4-0 G4-6-3 BB		
<b>Josh Phelps, R</b> (1, 10) OBP: 0.323, SLG: 0.390		0-0 F9		0-1 G3-1 9 1B 1B		0-1 F9	1-1 G4-6-3 1-2f		
<b>Eric Hinske, L</b> (1, 5) OBP: 0.328, SLG: 0.391		4-2 BB 9		2-2 G3-1 1-3		0-0 BB 9 1B 1B	2-3 K		
<b>9 Gregg Zaun, S</b> (1, 2) OBP: 0.524, SLG: 0.750		2-1 SAFE E4 G6-4-3 1-2		0-0 1B SF8 1B 3-H		2-2 SAFE G1-3 1-3			
<b>Orlando Hudson, S</b> (1, 4) OBP: 0.353, SLG: 0.460		1-2 G6-4-3 1-2f		2-0 SAFE SAFE SAFE 1B 1-3		2-2 SAFE FC6-4 1B 3-H			
<b>Chris Gomez, R</b> (1, 6) OBP: 0.351, SLG: 0.373			1-2 G1-3	1-2 SF8 3-H		0-0 FC6-4 1-2f			

AB	R	H	RBI	BB	SO	LOB
4	1	1	0	0	1	1
0	0	0	0	0	0	0
4	1	2	2	0	0	0
4	0	1	0	0	0	1
3	0	0	0	1	1	2
4	1	1	0	0	0	1
3	1	1	0	1	1	1
3	1	1	1	0	0	2
3	0	2	1	0	0	2
2	0	0	1	0	0	1

**BOTTOM**

**Chicago White Sox @ Toronto Blue Jays**  
 SkyDome, Toronto, ON  
 Sun May 09 2004, 1:05 PM EDT  
 Att. 17,546 - Dome - 68 F

livebaseballscorecards.com

<b>AB</b>	<b>30</b>
<b>R</b>	<b>5</b>
<b>H</b>	<b>9</b>
<b>RBI</b>	<b>5</b>
<b>BB</b>	<b>2</b>
<b>SO</b>	<b>3</b>
<b>LOB</b>	<b>11</b>



1B: 7	SF: 1
2B: 1	SAC: 0
3B: 0	DP: 3
HR: 1	HBP: 0

WP: 0	PA: 33
PB: 1	
SB: 1	
CS: 0	

Inning Stats	R: 0	H: 1	E: 0	LOB: 1	K: 0	BB: 0	S: 8	P: 15																									
<b>IP</b>	8.0	<b>WLS</b>	L	<b>BF</b>	33	<b>H</b>	9	<b>R</b>	5	<b>ER</b>	5	<b>SO</b>	3	<b>BB</b>	2	<b>IBB</b>	0	<b>HBP</b>	0	<b>BLK</b>	0	<b>WP</b>	0	<b>HR</b>	1	<b>S</b>	67	<b>P</b>	106	<b>ERA</b>	5.62	<b>WHIP</b>	1.375

PITCHER	IP	WLS	BF	H	R	ER	SO	BB	IBB	HBP	BLK	WP	HR	S	P	ERA	WHIP
<b>Esteban Loaiza, R</b> (1, 1) ERA: 4.34	8.0	L	33	9	5	5	3	2	0	0	0	0	1	67	106	5.62	1.375



Batter	1	2	3	4	5	6	7	8	9	AB R H RBI BB SO LOB	TOP	
1 Brian Roberts, S (1, 4) OBP: 0.366, SLG: 0.414	2-2 L9		1-0 G4-3			1-1 F8		2-1 F7		4 0 0 0 0 0 1		
6 Melvin Mora, R (1, 5) OBP: 0.452, SLG: 0.539 José Bautista, R (8, PH) OBP: 0.333, SLG: 0.250 (8, 5)	2-3 K			1-1 G5-3		4-0 BB		0-0 F8		2 0 0 0 1 1 0 1 0 0 0 0 0 0		
10 Miguel Tejada, R (1, 6) OBP: 0.385, SLG: 0.491 Luis Lopez, S (1, 6)	0-1 G5-3			0-0 F7		1-3 K		0-2 G6-3		1 0 0 0 0 0 0 3 0 0 0 0 1 2		
Rafael Palmeiro, L (1, 3) OBP: 0.421, SLG: 0.451		2-2 FC4-6 1B		0-3 K		0-3 K			4-1 BB	3 0 1 0 1 2 2		
Javy Lopez, R (1, 2) OBP: 0.407, SLG: 0.518 Keith Osik, R (8, 2) OBP: 0.105, SLG: 0.105		2-0 F7		1-0 L7			2-2 G6-3		2-3 K	3 0 0 0 0 0 1 1 0 0 0 0 1 1		
31 Jay Gibbons, L (1, 9) OBP: 0.325, SLG: 0.387		2-0 FC4-6 1-2f		0-1 L9			1-1 BB 1B		0-0 G3-6-1 1-2f	4 0 1 0 0 0 2		
Luis Matos, R (1, 8) OBP: 0.263, SLG: 0.255		3-2 K		3-2 2B			1-3 K			3 0 1 0 0 2 2		
Larry Bigbie, L (1, 7) OBP: 0.313, SLG: 0.446			1-2 G6-3		2-2 G4-3		4-1 BB			2 0 0 0 1 0 1		
Jerry Hairston, R (1, 10) OBP: 0.333, SLG: 0.333			1-2 L9			2-2 6S 1B		0-0 F9		3 0 1 0 0 0 2		
<b>Inning Stats</b>	R: 0 E: 0 K: 1 S: 8 H: 0 LOB: 0 BB: 0 P: 12	R: 0 E: 0 K: 1 S: 9 H: 1 LOB: 1 BB: 0 P: 18	R: 0 E: 0 K: 0 S: 7 H: 0 LOB: 0 BB: 0 P: 10	R: 0 E: 0 K: 1 S: 6 H: 0 LOB: 0 BB: 0 P: 7	R: 0 E: 0 K: 0 S: 9 H: 1 LOB: 1 BB: 0 P: 15	R: 0 E: 0 K: 2 S: 12 H: 1 LOB: 2 BB: 1 P: 20	R: 0 E: 0 K: 1 S: 10 H: 1 LOB: 2 BB: 1 P: 18	R: 0 E: 0 K: 0 S: 6 H: 0 LOB: 0 BB: 0 P: 8	R: 0 E: 0 K: 1 S: 5 H: 0 LOB: 0 BB: 1 P: 11	1B: 3 2B: 1 3B: 0 HR: 0 SF: 0 SAC: 0 DP: 1 HBP: 0	WP: 0 PB: 0 SB: 1 CS: 0 PA: 33	
<b>PITCHER</b> 56 Mark Buehrle, L (1, 1) ERA: 4.53 Jon Adkins, R (8, 1) ERA: 3.18	IP WLS BF H R ER SO BB IBB HBP BLK WP HR S P ERA WHIP	7.0 W 27 4 0 0 6 2 0 0 0 0 0 0 61 100 0.00 0.857	2.0 6 0 0 0 1 1 0 0 0 0 0 0 11 19 0.00 0.500	<b>PITCHER</b> IP WLS BF H R ER SO BB IBB HBP BLK WP HR S P ERA WHIP								

Baltimore Orioles @ Chicago White Sox  
U.S. Cellular Field, Chicago, IL  
Tue May 11 2004, 8:05 PM EDT  
Att. 20,400 - Unknown - 82 F

livebaseballscorecards.com

AB	30
R	0
H	4
RBI	0
BB	3
SO	7
LOB	14



BOTTOM

Baltimore Orioles @ Chicago White Sox  
U.S. Cellular Field, Chicago, IL

AB	42
R	15
H	19
RBI	15
BB	5
SO	9
LOB	19



WP	0	PA	47
PB	0		
SB	0		
CS	0		

ERA	WHIP
WP	HR
S	P
ERA	WHIP

Tue May 11 2004, 8:05 PM EDT  
Att: 20,400 - Unknown - 82 F

AB	R	H	RBI	BB	SO	LOB
5	4	4	1	1	0	1
5	2	2	2	1	1	3
5	1	4	5	0	1	0
0	1	0	0	0	0	0
4	2	1	3	1	3	2
5	0	0	0	0	1	5
3	1	1	2	1	0	0
0	0	0	0	1	0	0
5	1	2	0	0	1	3
5	1	3	1	0	0	2
5	2	2	1	0	2	3
1B: 13	SF: 0					
2B: 4	SAC: 0					
3B: 0	DP: 1					
HR: 2	HBP: 0					

Batter	1	2	3	4	5	6	7	8	9
Willie Harris, L OBP: 0.376, SLG: 0.398 (1, 4)	4-2 1B 2B BB	2-1 G3 1-2		1-0 G3-1 1B 2B		0-1 HR 1B	2-2 BB 1B 1B	1-0 1B	
Jose Valentin, S OBP: 0.348, SLG: 0.583 (1, 6)	0-0 2B FC5-2 1B	0-0 G3-1 2-3		0-0 G3-1 2-3		1-1 HR 1B	4-1 1B HR BB	0-3 K	
Magglio Ordonez, R OBP: 0.360, SLG: 0.553 Aaron Rowand, R OBP: 0.288, SLG: 0.419 (7, PR) (8, 8)	0-0 FC5-2 1B 2B	0-0 2B		0-1 BLK 1B		2-3 K	0-2 HR 1B		
Frank Thomas, R OBP: 0.451, SLG: 0.533 (1, 10)	4-1 FC5-2 1B BB	2-3 K		2-3 K 1-2		3-3 K	2-2 HR		
Carlos Lee, R OBP: 0.349, SLG: 0.404 (1, 7)	2-1 FC5-2 1B 1-2 2-3 3-H		2-3 K	1-0 F8			P6 F9		
Ross Gload, L OBP: 0.324, SLG: 0.281 Jamie Burke, R (7, PH) (8, 3)	1-0 FC4-6 1B		0-0 L9		1-1 F7		4-0 BB BB		
Juan Uribe, R OBP: 0.422, SLG: 0.570 (1, 5)	0-2 P4		2-1 1B 1B		0-0 P5		0-1 1B K		
Timo Perez, L OBP: 0.283, SLG: 0.341 (1, 8) (8, 9)	1-0 FC4-6 1-2f		1 SAFE 0-1 1-2 1B		1-1 G3		3-1 1B 2B	1-0 G4-6-3 1B	
Sandy Alomar Jr., R OBP: 0.283, SLG: 0.395 (1, 2)		3-2 G3-1 2B G3 1B	1-3 K			1-3 K	0-1 BB 1B 1B	2-1 G4-6-3 1-2f	

Inning Stats	R	H	E	K	S	LOB	BB	IBB	HBP	BLK	WP	HR	S	P	ERA	WHIP
	3	3	0	12	13	2	0	0	0	1	0	1	66	103	10.50	2.167
	1	2	0	2	18	0	0	0	0	0	0	0	15	28	189.00	21.000
	0	2	0	1	18	0	0	0	0	0	0	1	21	35	5.40	2.400

PITCHER	IP	WLS	BF	H	R	ER	SO	BB	IBB	HBP	BLK	WP	HR	S	P	ERA	WHIP
Sidney Ponson, R ERA: 6.8 (1, 1)	6.0	L	31	11	7	7	7	2	0	0	0	0	0	15	28	189.00	21.000
Rick Bauer, R ERA: 6.75 (7, 1)	0.1		8	5	7	7	0	2	0	0	0	0	0	15	28	189.00	21.000
John Parrish, L ERA: 4.91 (7, 1)	1.2		8	3	1	1	2	1	0	0	0	0	1	21	35	5.40	2.400

PITCHER	IP	WLS	BF	H	R	ER	SO	BB	IBB	HBP	BLK	WP	HR	S	P	ERA	WHIP
	6.0		31	11	7	7	7	2	0	0	0	0	0	15	28	189.00	21.000
	0.1		8	5	7	7	0	2	0	0	0	0	0	15	28	189.00	21.000
	1.2		8	3	1	1	2	1	0	0	0	0	1	21	35	5.40	2.400

PITCHER	IP	WLS	BF	H	R	ER	SO	BB	IBB	HBP	BLK	WP	HR	S	P	ERA	WHIP
	6.0		31	11	7	7	7	2	0	0	0	0	0	15	28	189.00	21.000
	0.1		8	5	7	7	0	2	0	0	0	0	0	15	28	189.00	21.000
	1.2		8	3	1	1	2	1	0	0	0	0	1	21	35	5.40	2.400

PITCHER	IP	WLS	BF	H	R	ER	SO	BB	IBB	HBP	BLK	WP	HR	S	P	ERA	WHIP
	6.0		31	11	7	7	7	2	0	0	0	0	0	15	28	189.00	21.000
	0.1		8	5	7	7	0	2	0	0	0	0	0	15	28	189.00	21.000
	1.2		8	3	1	1	2	1	0	0	0	0	1	21	35	5.40	2.400

PITCHER	IP	WLS	BF	H	R	ER	SO	BB	IBB	HBP	BLK	WP	HR	S	P	ERA	WHIP
	6.0		31	11	7	7	7	2	0	0	0	0	0	15	28	189.00	21.000
	0.1		8	5	7	7	0	2	0	0	0	0	0	15	28	189.00	21.000
	1.2		8	3	1	1	2	1	0	0	0	0	1	21	35	5.40	2.400

PITCHER	IP	WLS	BF	H	R	ER	SO	BB	IBB	HBP	BLK	WP	HR	S	P	ERA	WHIP
	6.0		31	11	7	7	7	2	0	0	0	0	0	15	28	189.00	21.000
	0.1		8	5	7	7	0	2	0	0	0	0	0	15	28	189.00	21.000
	1.2		8	3	1	1	2	1	0	0	0	0	1	21	35	5.40	2.400

PITCHER	IP	WLS	BF	H	R	ER	SO	BB	IBB	HBP	BLK	WP	HR	S	P	ERA	WHIP
	6.0		31	11	7	7	7	2	0	0	0	0	0	15	28	189.00	21.000
	0.1		8	5	7	7	0	2	0	0	0	0	0	15	28	189.00	21.000
	1.2		8	3	1	1	2	1	0	0	0	0	1	21	35	5.40	2.400

PITCHER	IP	WLS	BF	H	R	ER	SO	BB	IBB	HBP	BLK	WP	HR	S	P	ERA	WHIP
	6.0		31	11	7	7	7	2	0	0	0	0	0	15	28	189.00	21.000
	0.1		8	5	7	7	0	2	0	0	0	0	0	15	28	189.00	21.000
	1.2		8	3	1	1	2	1	0	0	0	0	1	21	35	5.40	2.400



Batter	1	2	3	4	5	6	7	8	9	AB R H RBI BB SO LOB	TOP
1 Brian Roberts, S OBP: 0.363, SLG: 0.409	1-2 6 F 6 S 1B		2-2 L4			2-2 F9		1-2 G1-3		4 1 1 0 0 0 0	
6 Melvin Mora, R OBP: 0.460, SLG: 0.542	1-2 10 G5-4-3 1B			4-2 10 L4-3 BB		1-1 10 1B		1-0 G5-3		3 0 2 1 1 0 0	
10 Miguel Tejada, R OBP: 0.381, SLG: 0.483	2-2 G5-4-3			0-1 L4-3		1-1 1B		0-0 G4-3		4 0 1 0 0 0 2	
Rafael Palmeiro, L OBP: 0.409, SLG: 0.434	2-1 P5			2-3 K		1-1 F8		2-0 G4-1		4 0 0 0 0 1 2	
Javy Lopez, R OBP: 0.409, SLG: 0.518		0-1 G4-6-3 1B			2-2 G4-3 1B		3-2 G5-3		2-2 E1 FC3-6	4 0 2 0 0 0 2	
B.J. Surhoff, L OBP: 0.361, SLG: 0.377		1-1 G4-6-3			2-1 G4-3		1-2 F9		0-2 FC3-6	4 0 0 0 0 0 3	
Jerry Hairston, R OBP: 0.333, SLG: 0.333		1-2f			1-2			1-2f		0 0 0 0 0 0 0	
31 Jay Gibbons, L OBP: 0.323, SLG: 0.377		1-2 F9			4-2 BB		0-0 F8		1-0 G4-3	3 0 0 0 1 0 1	
Luis Matos, R OBP: 0.264, SLG: 0.250			1-0 G5-3		2-2 F7		4-2 BB			2 0 0 0 1 0 2	
Larry Bigbie, L OBP: 0.304, SLG: 0.433			0-0 G3		3-2 G3		1-2 G4-3			3 0 0 0 0 0 3	
<b>Inning Stats</b>	R: 1 H: 2 E: 0 LOB: 0 K: 0 BB: 0 S: 14 P: 20	R: 0 H: 1 E: 0 LOB: 0 K: 0 BB: 0 S: 7 P: 9	R: 0 H: 0 E: 0 LOB: 0 K: 0 BB: 0 S: 5 P: 8	R: 0 H: 0 E: 0 LOB: 0 K: 1 BB: 1 S: 8 P: 14	R: 0 H: 1 E: 0 LOB: 2 K: 0 BB: 1 S: 17 P: 30	R: 0 H: 2 E: 0 LOB: 2 K: 0 BB: 0 S: 17 P: 25	R: 0 H: 0 E: 0 LOB: 1 K: 0 BB: 1 S: 10 P: 16	R: 0 H: 0 E: 1 LOB: 0 K: 0 BB: 0 S: 6 P: 8	R: 0 H: 0 E: 1 LOB: 1 K: 0 BB: 0 S: 9 P: 14	1B: 6 SF: 0 2B: 1 SAC: 0 3B: 0 DP: 3 HR: 0 HBP: 0	WP: 0 PA: 34 PB: 0 SB: 1 CS: 0
<b>PITCHER</b>	IP WLS BF H R ER SO BB IBB HBP BLK WP HR S P ERA WHIP										
Jon Garland, R ERA: 3.97	(1, 1) 7.0 L 27 6 1 1 1 3 0 0 0 0 0 0 78 122 1.29 1.286										
Neal Cotts, L ERA: 2.45	(8, 1) 2.0 7 0 0 0 0 0 0 0 0 0 0 0 15 22 0.00 0.000										

Baltimore Orioles @ Chicago White Sox  
U.S. Cellular Field, Chicago, IL  
Thu May 13 2004, 2:05 PM EDT  
Overcast - 72 F

livebaseballscorecards.com

AB 31  
R 1  
H 6  
RBI 1  
BB 3  
SO 1  
LOB 15



Batter	1	2	3	4	5	6	7	8	9	AB R H RBI BB SO LOB
Willie Harris, L (1, 4) OBP: 0.363, SLG: 0.382	3-3 K		1-0 F8			0-1 G3	0-3 K			4 0 0 0 0 2 3
Carlos Lee, R (1, 7) OBP: 0.338, SLG: 0.389	2-2 F9		2-0 FC5-4			1-2 F8		1-3 K		4 0 0 0 0 1 1
Ross Gload, L (1, 9) OBP: 0.341, SLG: 0.306	2-2 BB 1B		0-0 F7			1-1 BB 1B		2-2 G4-3		4 0 2 0 0 0 1
Frank Thomas, R (1, 10) OBP: 0.452, SLG: 0.521	4-1 1-2 BB			0-0 F9		4-1 1-2 BB		0-0 F9		2 0 0 0 2 0 0
Jose Valentin, S (1, 6) OBP: 0.329, SLG: 0.547	2-3 K			3-2 F9		2-0 G3			1-3 K	4 0 0 0 0 2 4
14 Paul Konerko, R (1, 3) OBP: 0.320, SLG: 0.407		1-0 G6-3		3-1 G5-3			0-0 G6-3		2-1 P3	4 0 0 0 0 0 0
5 Juan Uribe, R (1, 5) OBP: 0.411, SLG: 0.553		0-2 G6-3			2-2 F9		0-2 G4-3		3-2 G4-3	3 0 0 0 0 0 0
Magglio Ordonez, R (9, PH) OBP: 0.358, SLG: 0.548										1 0 0 0 0 0 0
Timo Perez, L (1, 8) OBP: 0.286, SLG: 0.326		2-3 K			0-1 F8		4-0 1B BB			2 0 0 0 1 1 0
Sandy Alomar Jr., R (1, 2) OBP: 0.306, SLG: 0.400			4-0 FC5-4 BB		1-1 L6		2-2 1-3 1B			2 0 1 0 1 0 0
Miguel Olivo, R (7, PR) OBP: 0.364, SLG: 0.550										0 0 0 0 0 0 0

Inning Stats	R: 0 E: 0 K: 2 S: 15	H: 1 LOB: 2 BB: 1 P: 28	R: 0 E: 0 K: 1 S: 8	H: 0 LOB: 0 BB: 0 P: 11	R: 0 E: 0 K: 0 S: 3	H: 0 LOB: 1 BB: 1 P: 10	R: 0 E: 0 K: 0 S: 8	H: 0 LOB: 0 BB: 0 P: 14	R: 0 E: 0 K: 0 S: 8	H: 0 LOB: 0 BB: 0 P: 11	R: 0 E: 0 K: 0 S: 9	H: 1 LOB: 2 BB: 1 P: 17	R: 0 E: 0 K: 1 S: 11	H: 1 LOB: 2 BB: 1 P: 16	R: 0 E: 0 K: 1 S: 7	H: 0 LOB: 0 BB: 0 P: 10	R: 0 E: 0 K: 1 S: 8	H: 0 LOB: 0 BB: 0 P: 14	1B: 3 2B: 0 3B: 0 HR: 0	SF: 0 SAC: 0 DP: 0 HBP: 0	WP: 0 PB: 0 SB: 0 CS: 0	PA: 34
PITCHER	IP	WLS	BF	H	R	ER	SO	BB	IBB	HBP	BLK	WP	HR	S	P	ERA	WHIP					
40 Daniel Cabrera, R (1, 1) ERA: 0.00	6.0	W	23	2	0	0	3	3	0	0	0	0	0	51	91	0.00	0.833					
Rodrigo Lopez, R (7, 1) ERA: 0.33	2.0	H	8	1	0	0	2	1	0	0	0	0	0	18	26	0.00	1.000					
Jorge Julio, R (9, 1) ERA: 1.69	1.0	S	3	0	0	0	1	0	0	0	0	0	0	8	14	0.00	0.000					


**BOTTOM**

**Baltimore Orioles @ Chicago White Sox**  
 U.S. Cellular Field, Chicago, IL

Thu May 13 2004, 2:05 PM EDT  
 Overcast - 72 F

livebaseballscorecards.com

AB	30
R	0
H	3
RBI	0
BB	4
SO	6
LOB	9











Batter	1	2	3	4	5	6	7	8	9	AB R H RBI BB SO LOB	TOP																									
Shannon Stewart, R (1, 7) OBP: 0.400, SLG: 0.400	1-2 1B S 1B	0-0 P4			1-3 K		2-2 F9		2-2 S 1B	5 0 2 0 0 1 3																										
Cristian Guzman, S (1, 6) OBP: 0.358, SLG: 0.415	2-2 L4-3 1B		0-1 F7			2-2 PB 1B		0-0 L9	1-3 K	5 0 2 0 0 1 1																										
Doug Mientkiewicz, L (1, 3) OBP: 0.329, SLG: 0.398	1-3 K		1-1 G4-3			2-2 F7		4-2 BB 1B		3 1 0 0 1 1 3																										
Torii Hunter, R (1, 10) OBP: 0.311, SLG: 0.441	1-0 L4-3 1-1		1-2 G4-3			0-3 K		4-0 1B 20 1B		3 1 0 0 1 1 3																										
Jacque Jones, L (1, 9) OBP: 0.366, SLG: 0.504		0-0 20 G6-4-3 1B		2-0 CS 5 S 1B		4-2 1-2 BB		3-2 5 G5-3 20 1B		3 0 3 1 1 0 0																										
20 Lew Ford, R (1, 8) OBP: 0.393, SLG: 0.528		1-2 G6-4-3 1-2f		1-2 F7		3-2 F7		0-0 1-2 3-H 1B		4 0 1 1 0 0 4																										
5 Michael Cuddyer, R (1, 5) OBP: 0.280, SLG: 0.391		4-1 1B 1B BB		2-3 K 1-2		0-0 G6-3		2-2 G5-3 2-3f		3 1 0 0 1 1 3																										
Matthew LeCroy, R (1, 2) OBP: 0.300, SLG: 0.278		1-0 1B		0-2 CS	1-2 G1-3		0-1 G5-3		1-2 P4	4 0 1 0 0 0 0																										
Henry Blanco, R (9, 2) OBP: 0.291, SLG: 0.387		1-3 1B		2-3						0 0 0 0 0 0 0																										
Luis Rivas, R (1, 4) OBP: 0.265, SLG: 0.361		0-2 1-2 3-H 1B		1-1 F8			1-0 S 1B		0-2 F9	4 0 2 1 0 0 0																										
<b>Inning Stats</b>	R: 0 E: 0 K: 1 S: 10	H: 2 LOB: 1 BB: 0 P: 15	R: 1 E: 0 K: 0 S: 13	H: 3 LOB: 2 BB: 1 P: 19	R: 0 E: 0 K: 0 S: 7	H: 0 LOB: 0 BB: 0 P: 9	R: 0 E: 0 K: 1 S: 9	H: 1 LOB: 0 BB: 0 P: 14	R: 0 E: 0 K: 1 S: 8	H: 0 LOB: 0 BB: 0 P: 11	R: 0 E: 0 K: 1 S: 16	H: 1 LOB: 2 BB: 1 P: 27	R: 0 E: 0 K: 0 S: 7	H: 1 LOB: 1 BB: 0 P: 10	R: 2 E: 0 K: 0 S: 11	H: 2 LOB: 1 BB: 2 P: 24	R: 0 E: 0 K: 1 S: 14	H: 1 LOB: 1 BB: 0 P: 18	1B: 11 2B: 1 3B: 0 HR: 0	SF: 0 SAC: 0 DP: 3 HBP: 0	WP: 0 PB: 1 SB: 4 CS: 1	PA: 39														
<b>PITCHER</b>	IP WLS BF H R ER SO BB IBB HBP BLK WP HR S P ERA WHIP																																			
Scott Schoeneweis, L (1, 1) ERA: 3.18	6.2		27	8	1	1	4	2	0	0	0	0	0	67	100	1.35	1.500																			
Cliff Politte, R (7, 1) ERA: 6.0	0.1	H	1	0	0	0	0	0	0	0	0	0	0	3	5	0.00	0.000																			
Damaso Marte, L (8, 1) ERA: 3.52	0.1	L	4	1	2	2	0	2	0	0	0	0	0	7	18	54.00	9.000																			
Shingo Takatsu, R (8, 1) ERA: 2.13	1.2		6	2	0	0	1	0	0	0	0	0	0	18	24	0.00	1.200																			

Minnesota Twins @ Chicago White Sox  
U.S. Cellular Field, Chicago, IL  
Fri May 14 2004, 8:05 PM EDT  
Att. 15,962 - Unknown - 51 F

livebaseballscorecards.com

AB	34
R	3
H	11
RBI	3
BB	4
SO	5
LOB	17




Batter	1	2	3	4	5	6	7	8	9	AB R H RBI BB SO LOB
Willie Harris, L OBP: 0.356, SLG: 0.374 (1, 4)	0-2 E6 F8 SH1-3	1-1 F7			0-3 K		2-2 1B		3-3 K 1-2	5 0 1 0 0 2 2
Jose Valentin, S OBP: 0.316, SLG: 0.529 (1, 6)	0-1 SH1-3 1-2		1-2 L9		2-1 G6-3 2B		1-3 K			3 0 1 0 0 1 1
Magglio Ordonez, R OBP: 0.359, SLG: 0.534 (1, 9)	1-0 F8 2-3		2-2 F8		0-1 G6-3 2-3		2-2 G6-3			4 0 0 0 0 0 3
Frank Thomas, R OBP: 0.463, SLG: 0.505 (1, 10) Ross Gload, L OBP: 0.341, SLG: 0.306 (8, PR)	4-1 HBP BB		2-0 F8		4-2 BB			4-0 BB		1 0 0 0 3 0 0 0 0 0 0 0 0 0
Carlos Lee, R OBP: 0.348, SLG: 0.400 (1, 7)	2-1 14 FC6-4 HBP 1-2			3-2 14 G6-3 24 SF9 2B	2-1 F9			1-2 K		3 1 1 0 0 1 3
14 Paul Konerko, R OBP: 0.323, SLG: 0.426 (1, 3)	1-1 FC6-4 1-2f			3-2 G6-3 2-3		0-0 G5-3		0-3 K		4 0 0 0 0 1 5
24 Joe Crede, R OBP: 0.270, SLG: 0.426 (1, 5)		2-2 G6-3		0-1 SF9		1-0 F9		1-2 L9		3 0 0 1 0 0 1
Aaron Rowand, R OBP: 0.284, SLG: 0.432 (1, 8)		1-1 G5-3		3-H 1-2 HR		0-0 G5-3			0-0 E6 CS	4 1 1 1 0 0 0
Sandy Alomar Jr., R OBP: 0.302, SLG: 0.388 (1, 2)		1-1 1B		1-0 P6			0-0 G5-3		0-3 K	4 0 1 0 0 1 1

Inning Stats	R: 0 E: 1 K: 0 S: 10	H: 0 LOB: 3 BB: 1 P: 18	R: 0 E: 0 K: 0 S: 9	H: 1 LOB: 1 BB: 0 P: 14	R: 0 E: 0 K: 0 S: 8	H: 0 LOB: 0 BB: 0 P: 13	R: 2 E: 0 K: 0 S: 15	H: 2 LOB: 0 BB: 0 P: 23	R: 0 E: 0 K: 1 S: 11	H: 1 LOB: 2 BB: 1 P: 19	R: 0 E: 0 K: 0 S: 3	H: 0 LOB: 0 BB: 0 P: 4	R: 0 E: 0 K: 1 S: 11	H: 1 LOB: 1 BB: 0 P: 16	R: 0 E: 0 K: 2 S: 11	H: 0 LOB: 1 BB: 1 P: 17	R: 0 E: 1 K: 2 S: 11	H: 0 LOB: 1 BB: 0 P: 14	1B: 2 2B: 3 3B: 0 HR: 1	SF: 1 SAC: 1 DP: 1 HBP: 1
--------------	-------------------------------	----------------------------------	------------------------------	----------------------------------	------------------------------	----------------------------------	-------------------------------	----------------------------------	-------------------------------	----------------------------------	------------------------------	---------------------------------	-------------------------------	----------------------------------	-------------------------------	----------------------------------	-------------------------------	----------------------------------	----------------------------------	------------------------------------

**MINNESOTA TWINS @ CHICAGO WHITE SOX**  
**U.S. Cellular Field, Chicago, IL**  
 Fri May 14 2004, 8:05 PM EDT  
 Att: 15,962 - Unknown - 51 F

AB	31
R	2
H	5
RBI	2
BB	3
SO	6
LOB	16



PITCHER	IP	WLS	BF	H	R	ER	SO	BB	IBB	HBP	BLK	WP	HR	S	P	ERA	WHIP
Kyle Lohse, R ERA: 5.93 (1, 1)	6.1		28	5	2	2	1	2	0	1	0	0	1	60	97	2.84	1.105
Aaron Fultz, L ERA: 2.84 (7, 1)	0.1		1	0	0	0	1	0	0	0	0	0	3	4	0.00	0.000	
Juan Rincon, R ERA: 3.38 (7, 1)	1.1	W	5	0	0	0	2	1	0	0	0	0	0	15	23	0.00	0.750
36 Joe Nathan, R ERA: 1.45 (9, 1)	1.0	S	3	0	0	0	2	0	0	0	0	0	0	11	14	0.00	0.000



Batter	1	2	3	4	5	6	7	8	9	AB R H RBI BB SO LOB	TOP											
20 Lew Ford, R OBP: 0.389, SLG: 0.518 (1, 7)	0-3 K		1-3 K		0-0 FC6-4 1B		1-1 FC5-4			4 0 1 1 0 2 1												
Cristian Guzman, S OBP: 0.348, SLG: 0.403 (1, 6)	1-0 G4-3			2-3 K	1-1 FC6-4			0-0 B3-1		4 0 0 0 0 1 2												
Doug Mientkiewicz, L OBP: 0.320, SLG: 0.387 (1, 3)	0-1 G1-3			1-3 K		1-1 L3		2-0 F9		4 0 0 0 0 1 0												
Jose Offerman, S OBP: 0.353, SLG: 0.431 (1, 10)		4-2 E 1B BB		1-1 F7		3-2 G4-3		1-1 F8		3 0 0 0 1 0 0												
Torii Hunter, R OBP: 0.346, SLG: 0.569 (1, 8)		1-2 E8 1B			3-2 G1-3 5 1B 2B	0-2 HR		1-1 HR		4 3 4 2 0 0 0												
Jacque Jones, L OBP: 0.356, SLG: 0.489 (1, 9)		0-2 G1-3			3-2 G1-3	2-2 L4		3-2 G6-3		4 0 0 0 0 0 2												
5 Michael Cuddyer, R OBP: 0.278, SLG: 0.384 (1, 5)		1-2 F9			2-1 1B 20 1B 1B		2-2 G6-3		0-0 B5	4 1 1 1 0 0 1												
Matthew LeCroy, R OBP: 0.261, SLG: 0.238 (1, 2)			0-0 G6-3		1-3 K		0-0 G6-3		1-0 F8	3 0 0 0 0 1 1 1 0 0 0 0 0 0												
Henry Blanco, R OBP: 0.288, SLG: 0.383 (8, 2)																						
Luis Rivas, R OBP: 0.267, SLG: 0.360 (1, 4)			2-2 G6-3		0-0 20 1B 1B		0-1 E6 20 FC5-4			3 0 1 0 0 0 0												
<b>Inning Stats</b>	R: 0 E: 0 K: 1 S: 6	H: 0 LOB: 0 BB: 0 P: 7	R: 0 E: 1 K: 0 S: 13	H: 1 LOB: 1 BB: 1 P: 19	R: 0 E: 0 K: 1 S: 11	H: 0 LOB: 0 BB: 0 P: 14	R: 0 E: 0 K: 2 S: 8	H: 0 LOB: 0 BB: 0 P: 12	R: 2 E: 0 K: 1 S: 18	H: 4 LOB: 2 BB: 0 P: 28	R: 1 E: 0 K: 0 S: 11	H: 1 LOB: 0 BB: 0 P: 17	R: 0 E: 1 K: 0 S: 8	H: 0 LOB: 1 BB: 0 P: 11	R: 0 E: 0 K: 0 S: 4	H: 0 LOB: 0 BB: 0 P: 7	R: 1 E: 0 K: 0 S: 7	H: 1 LOB: 0 BB: 0 P: 12	1B: 4 2B: 1 3B: 0 HR: 2	SF: 0 SAC: 0 DP: 0 HBP: 0	WP: 0 PB: 0 SB: 0 CS: 0	PA: 35
<b>PITCHER</b>	IP WLS BF H R ER SO BB IBB HBP BLK WP HR S P ERA WHIP																					
Esteban Loaiza, R ERA: 4.2 (1, 1)	8.0 L 31 6 3 3 5 1 0 0 0 0 0 1 79 115 3.38 0.875																					
Cliff Politte, R ERA: 6.3 (9, 1)	1.0 4 1 1 1 0 0 0 0 0 0 0 1 7 12 9.00 1.000																					

Minnesota Twins @ Chicago White Sox  
U.S. Cellular Field, Chicago, IL  
Sat May 15 2004, 7:05 PM EDT  
Att. 32,360 - Sunny - 53 F

livebaseballscorecards.com

AB	34
R	4
H	7
RBI	4
BB	1
SO	5
LOB	7







Batter	1	2	3	4	5	6	7	8	9	AB R H RBI BB SO LOB	TOP												
Shannon Stewart, R (1, 7) OBP: 0.400, SLG: 0.400	1-3 K		2-1 F9		0-0 G6-4-3 1B		1-2 1B		1-1 G6-3	5 0 2 0 0 1 1													
Cristian Guzman, S (1, 6) OBP: 0.345, SLG: 0.399	1-1 1B		0-1 G4-3		0-0 G6-4-3 1-2f		2-3 K			4 0 1 0 0 1 3													
Doug Mientkiewicz, L (1, 3) OBP: 0.322, SLG: 0.388 17 Alex Prieto, R (5, 5)	2-1 P2			2-2 20 1B 1B		0-3 K		0-1 G1-3		2 0 1 0 0 0 1 2 0 0 0 0 1 0													
Jose Offerman, S (1, 10) OBP: 0.348, SLG: 0.413	3-3 K			2-1 F9		1-1 G1-6-3		4-2 E BB		3 0 0 0 1 1 2													
Torii Hunter, R (1, 8) OBP: 0.338, SLG: 0.554 Michael Ryan, L (5, 9) OBP: 0.359, SLG: 0.421		3-2 P3		0-3 K		0-1 20 2B 1B		2-2 E6 20 G5-4-3 1-2		2 0 0 0 0 1 1 2 0 1 0 0 0 1													
20 Lew Ford, R (1, 9) OBP: 0.392, SLG: 0.526		1-0 P4		2-2 1-2 1B		0-1 1-3 2B		0-0 G5-4-3 1-2f		4 0 2 0 0 0 2													
5 Michael Cuddyer, R (1, 5) OBP: 0.265, SLG: 0.364		2-2 E6		3-3 K		3-3 K			0-2 G5-3	4 0 0 0 0 2 4													
Henry Blanco, R (1, 2) OBP: 0.287, SLG: 0.371		3-3 K			0-1 L6		3-2 G6-3		4-1 G4-3 BB	3 0 0 0 1 1 1													
Luis Rivas, R (1, 4) OBP: 0.266, SLG: 0.356			0-1 F9		2-2 1B 1B		2-1 F8		0-0 G4-3 1-2	4 0 1 0 0 0 1													
<b>Inning Stats</b>	R: 0 E: 0 K: 2 S: 10	H: 1 LOB: 1 BB: 0 P: 17	R: 0 E: 1 K: 1 S: 12	H: 0 LOB: 1 BB: 0 P: 21	R: 0 E: 0 K: 2 S: 6	H: 0 LOB: 0 BB: 0 P: 8	R: 0 E: 0 K: 2 S: 21	H: 2 LOB: 2 BB: 0 P: 30	R: 0 E: 0 K: 2 S: 9	H: 2 LOB: 1 BB: 0 P: 11	R: 0 E: 0 K: 1 S: 14	H: 2 LOB: 2 BB: 0 P: 18	R: 0 E: 0 K: 1 S: 12	H: 1 LOB: 1 BB: 0 P: 20	R: 0 E: 1 K: 0 S: 9	H: 0 LOB: 1 BB: 1 P: 15	R: 0 E: 0 K: 0 S: 7	H: 0 LOB: 1 BB: 1 P: 12	1B: 7 2B: 1 3B: 0 HR: 0	SF: 0 SAC: 0 DP: 2 HBP: 0	WP: 0 PB: 0 SB: 0 CS: 0	PA: 37	
<b>PITCHER</b> 56 Mark Buehrle, L (1, 1) ERA: 3.99 Jon Adkins, R (7, 1) ERA: 2.63	IP 6.2 2.1	WLS W 10	BF 27 10	H 7 1	R 0 0	ER 0 0	SO 7 1	BB 0 2	IBB 0 0	HBP 0 0	BLK 0 0	WP 0 0	HR 0 0	S 77 23	P 115 37	ERA 0.00 0.00	WHIP 1.050 1.286						<b>PITCHER</b> IP WLS BF H R ER SO BB IBB HBP BLK WP HR S P ERA WHIP

Minnesota Twins @ Chicago White Sox  
U.S. Cellular Field, Chicago, IL  
Sun May 16 2004, 3:05 PM EDT  
Att. 26,348 - Sunny - 63 F

livebaseballscorecards.com

AB	35
R	0
H	8
RBI	0
BB	2
SO	8
LOB	17




Batter	1	2	3	4	5	6	7	8	9	AB	R	H	RBI	BB	SO	LOB
Willie Harris, L OBP: 0.365, SLG: 0.366 (1, 8)	2-1 F7	2-2 1B		4-2 1B BB	4-1 1B BB		0-2 G4-3			3	1	1	0	2	0	0
5 Juan Uribe, R OBP: 0.398, SLG: 0.544 (1, 4)	0-2 2B	1 SAFE P3		0-0 1B 1B	0-0 G6-4-3		2-2 F7			5	1	2	0	0	0	3
Magglio Ordonez, R OBP: 0.359, SLG: 0.540 Aaron Rowand, R OBP: 0.272, SLG: 0.412 (1, 9) (7, 9)	0-3 K		2-1 1B HR	2-1 14 WP 1B	1-1 2B		1-0 G4-3			4	1	3	3	0	1	1
Frank Thomas, R OBP: 0.444, SLG: 0.505 Timo Perez, L OBP: 0.280, SLG: 0.319 (1, 10) (8, PH)	0-1 F8		1-3 K	0-3 K	1-3 K			1-0 G3		4	0	0	0	0	3	5
Carlos Lee, R OBP: 0.356, SLG: 0.414 Ross Gload, L OBP: 0.333, SLG: 0.297 (1, 7) (8, 7)		0-0 1B 2B	0-0 HR 1B	0-2 14 WP 1B		0-0 E9 14 2B		2-2 P6		4	3	3	1	0	0	0
Jose Valentin, S OBP: 0.329, SLG: 0.557 (1, 6)		1-0 24 HR 1B	1-2 HR	2-1 F8	1-0 F8		1-2 1B			5	2	3	4	0	0	3
14 Paul Konerko, R OBP: 0.326, SLG: 0.421 (1, 3)		0-0 F9	4-2 24 G6-4-3 BB	4-2 1B BB	0-1 2B		1-2 G3-1			3	0	1	1	2	0	2
24 Joe Crede, R OBP: 0.263, SLG: 0.434 (1, 5)		1-2 HR	3-2 G6-4-3	0-2 P5	1-1 G4-3					4	1	1	2	0	0	5
Sandy Alomar Jr., R OBP: 0.316, SLG: 0.385 (1, 2)		0-1 G6-3		4-2 1B BB	1-2 G6-4-3 2B 1B		0-1 G4-1			3	2	1	0	1	0	1

Inning Stats	R: 0	H: 1	E: 0	K: 1	S: 10	LOB: 1	BB: 0	P: 12	R: 3	H: 4	E: 0	K: 0	S: 16	LOB: 1	BB: 0	P: 21	R: 3	H: 3	E: 0	K: 1	S: 16	LOB: 0	BB: 1	P: 27	R: 3	H: 3	E: 0	K: 1	S: 24	LOB: 3	BB: 3	P: 40	R: 1	H: 2	E: 0	K: 1	S: 10	LOB: 1	BB: 1	P: 17	R: 1	H: 1	E: 1	K: 0	S: 8	LOB: 1	BB: 0	P: 10	R: 0	H: 0	E: 0	K: 0	S: 13	LOB: 0	BB: 0	P: 16	R: 0	H: 1	E: 0	K: 0	S: 13	LOB: 1	BB: 0	P: 18
--------------	------	------	------	------	-------	--------	-------	-------	------	------	------	------	-------	--------	-------	-------	------	------	------	------	-------	--------	-------	-------	------	------	------	------	-------	--------	-------	-------	------	------	------	------	-------	--------	-------	-------	------	------	------	------	------	--------	-------	-------	------	------	------	------	-------	--------	-------	-------	------	------	------	------	-------	--------	-------	-------

PITCHER	IP	WLS	BF	H	R	ER	SO	BB	IBB	HBP	BLK	WP	HR	S	P	ERA	WHIP
Carlos Silva, R ERA: 4.01 (1, 1)	3.0	L	17	8	6	6	2	1	0	0	0	0	2	42	60	18.00	3.000
Grant Balfour, R ERA: 40.5 (4, 1)	0.2		8	3	3	3	1	3	0	0	0	1	0	21	37	40.50	9.000
Joe Roa, R ERA: 2.55 (4, 1)	2.1		11	3	2	1	1	1	0	0	0	0	0	21	30	3.86	1.714
Terry Mulholland, L ERA: 1.8 (7, 1)	2.0		7	1	0	0	0	0	0	0	0	0	0	26	34	0.00	0.500

**MINNESOTA TWINS @ CHICAGO WHITE SOX**  
**U.S. Cellular Field, Chicago, IL**  
 Sun May 16 2004, 3:05 PM EDT  
 Att. 26,348 - Sunny - 63 F

<b>AB</b>	<b>38</b>
<b>R</b>	<b>11</b>
<b>H</b>	<b>15</b>
<b>RBI</b>	<b>11</b>
<b>BB</b>	<b>5</b>
<b>SO</b>	<b>4</b>
<b>LOB</b>	<b>20</b>



WP	HR	S	P	ERA	WHIP
1	2	0	43		



Batter	1	2	3	4	5	6	7	8	9	AB R H RBI BB SO LOB	TOP									
5 Juan Uribe, R OBP: 0.386, SLG: 0.525 (1, 4)	0-0 G6-3		1-1 G5-3		3-2 P2		0-0 FC6-4			4 0 0 0 0 0 1										
Aaron Rowand, R OBP: 0.271, SLG: 0.404 (1, 8)	2-2 1B G1 1B		0-3 K		1-1 P5		1-3 K			4 1 1 0 0 2 0										
Magglio Ordonez, R OBP: 0.365, SLG: 0.539 (1, 9) Ross Gload, L OBP: 0.349, SLG: 0.395 (8, PH) (8, 9)	1-1 G1 1-3 1B		4-1 BB BB		0-1 G1-3		3-2 HR			2 0 1 0 1 0 0 1 1 1 1 0 0 0										
Frank Thomas, R OBP: 0.445, SLG: 0.495 (1, 10)	1-1 G1 1-2 3-H		4-1 BB BB		0-0 G5-3		4-1 G4-6-3 BB			2 0 0 1 2 0 1										
Carlos Lee, R OBP: 0.355, SLG: 0.412 (1, 7) Timo Perez, L OBP: 0.275, SLG: 0.313 (8, PH) (8, 7)	3-2 P6		1-1 F9		3-1 1B		0-0 G4-6-3			3 0 1 0 0 0 3 1 0 0 0 0 0 1										
Jose Valentin, S OBP: 0.326, SLG: 0.537 (1, 6)		4-2 BB		2-3 K		1-3 K		2-1 P4		3 0 0 0 1 2 1										
14 Paul Konerko, R OBP: 0.331, SLG: 0.419 (1, 3)		2-1 F7		2-2 F8		3-2 24 FC5-4 1B		4-0 24 G6-4-3 BB		3 0 1 0 1 0 1										
24 Joe Crede, R OBP: 0.255, SLG: 0.421 (1, 5)		1-3 K		0-1 F9		0-0 FC5-4 5 FC6-4 1-2f		0-1 G6-4-3 1-2f		4 0 0 0 0 1 3										
Miguel Olivo, R OBP: 0.329, SLG: 0.486 (1, 2)		2-1 G4-3		1-1 F9		2-3 K				3 0 0 0 0 1 2										
<b>Inning Stats</b>	R: 1 E: 0 K: 0 S: 13	H: 2 LOB: 1 BB: 0 P: 20	R: 0 E: 0 K: 1 S: 11	H: 0 LOB: 1 BB: 1 P: 20	R: 0 E: 0 K: 1 S: 9	H: 0 LOB: 2 BB: 2 P: 19	R: 0 E: 0 K: 1 S: 9	H: 0 LOB: 0 BB: 0 P: 13	R: 0 E: 0 K: 0 S: 9	H: 1 LOB: 1 BB: 0 P: 13	R: 0 E: 0 K: 1 S: 9	H: 1 LOB: 1 BB: 0 P: 14	R: 1 E: 0 K: 1 S: 11	H: 1 LOB: 0 BB: 1 P: 19	R: 0 E: 0 K: 0 S: 4	H: 0 LOB: 0 BB: 1 P: 10	1B: 4 2B: 0 3B: 0 HR: 1	SF: 0 SAC: 0 DP: 2 HBP: 0	WP: 0 PB: 0 SB: 0 CS: 0	PA: 35
<b>PITCHER</b>	IP WLS BF H R ER SO BB IBB HBP BLK WP HR S P ERA WHIP																			
31 Cliff Lee, L ERA: 2.96 (1, 1)	5.0 W 20 2 1 1 3 3 0 0 0 0 0 0 51 86 1.80 1.000																			
Jose Jimenez, R ERA: 8.49 (6, 1)	2.0 8 2 0 0 2 0 0 0 0 0 0 0 18 27 0.00 1.000																			
Rick White, R ERA: 3.86 (8, 1)	1.0 4 1 1 1 1 1 0 0 0 0 1 11 19 9.00 2.000																			
David Riske, R ERA: 9.6 (9, 1)	1.0 3 0 0 0 0 1 0 0 0 0 0 4 10 0.00 1.000																			

Chicago White Sox @ Cleveland Indians  
 Jacobs Field, Cleveland, OH  
 Mon May 17 2004, 7:05 PM EDT  
 Att. 15,617 - Cloudy - 66 F

livebaseballscorecards.com

AB	30
R	2
H	5
RBI	2
BB	5
SO	6
LOB	13



Batter	1	2	3	4	5	6	7	8	9	AB	R	H	RBI	BB	SO	LOB
Matt Lawton, L OBP: 0.394, SLG: 0.497 Coco Crisp, S OBP: 0.256, SLG: 0.288	2-1 1B 41 2B E 1B	4-2 1-2 41 E BB		3-3 1B	0-0 1B		1-2 1B			4	2	3	2	1	1	0
Omar Vizquel, S OBP: 0.369, SLG: 0.414 John McDonald, R OBP: 0.167, SLG: 0.130	3-2 41 2B 48 1B 1-3 1B	3-1 P2		1-1 48 CI 41 1B 1B	1-0 F7		1-1 1B			5	1	3	0	0	0	3
Jody Gerut, L OBP: 0.400, SLG: 0.486	0-0 P5	2-2 G3		3-2 F9	2-1 G4-3		2-0 F8			5	0	0	0	0	0	8
41 Victor Martinez, S OBP: 0.365, SLG: 0.517	1-0 48 1B 2B	1-1 E6 1B		0-2 48 CI 1B			0-2 F7		3-3 K	5	1	3	3	0	1	2
48 Travis Hafner, L OBP: 0.371, SLG: 0.500	0-1 2B 1B	0-0 P6		2-2 CI			3-2 K		0-3 K	4	0	1	2	0	2	1
Ronnie Belliard, R OBP: 0.443, SLG: 0.455	0-2 P5		0-0 P4	1-2 G6-3			0-2 BLK HBP 1B		0-1 1B	5	0	2	0	0	0	4
Ben Broussard, L OBP: 0.420, SLG: 0.419	1-0 1B		2-2 G4-3		4-2 FC6-4 BB		2-2 BLK HBP		0-1 1B	3	0	2	0	1	0	0
Casey Blake, R OBP: 0.346, SLG: 0.373	2-3 1B		2-2 2B		0-1 FC6-4 2B 1B		0-3 K		2-2 G6-4-3	5	1	1	0	0	2	7
Alex Escobar, R OBP: 0.363, SLG: 0.351		4-2 G3 41 E BB BB		1-0 F9			1-1 1B		2-2 L8	3	2	1	0	1	0	1

Inning Stats	R: 3	H: 5	E: 1	LOB: 2	K: 1	S: 18	R: 2	H: 1	E: 0	LOB: 1	K: 0	S: 9	R: 0	H: 2	E: 1	LOB: 3	K: 1	S: 18	R: 2	H: 2	E: 0	LOB: 2	K: 2	S: 16	R: 0	H: 2	E: 0	LOB: 2	K: 1	S: 16	R: 0	H: 2	E: 0	LOB: 1	K: 1	S: 10
	18	27	0	27	13	27	14	18	21	12	12	12	12	12	12	12	12	12	12	12	12	12	12	12	12	12	12	12	12	12	12	12	12	12	12	12


PITCHER	IP	WLS	BF	H	R	ER	SO	BB	IBB	HBP	BLK	WP	HR	S	P	ERA	WHIP
Felix Diaz, R ERA: 11.42	(1, 1)	4.1	L	26	9	6	6	2	3	0	0	0	0	62	104	12.46	2.769
Michael Jackson, R ERA: 3.68	(5, 1)	1.2		9	3	1	1	2	0	0	1	1	0	22	31	5.40	1.800
Cliff Politte, R ERA: 5.73	(7, 1)	1.0		5	2	0	0	1	0	0	0	0	0	16	25	0.00	2.000
Billy Koch, R ERA: 4.7	(8, 1)	1.0		4	2	0	0	1	0	0	0	0	0	10	12	0.00	2.000

**BOTTOM**

**Chicago White Sox @ Cleveland Indians**  
 Jacobs Field, Cleveland, OH

Mon May 17 2004, 7:05 PM EDT  
 Att: 15,617 - Cloudy - 66 F

AB	39
R	7
H	16
RBI	7
BB	3
SO	6
LOB	26



WP	PA	ERA	WHIP
0	44		



Chicago White Sox @ Cleveland Indians  
 Jacobs Field, Cleveland, OH

Tue May 18 2004, 7:05 PM EDT  
 Att. 15,298 - Overcast - 68 F

AB	32
R	4
H	7
RBI	4
BB	3
SO	5
LOB	6



WP:	0	PA:	36
PB:	0		
SB:	0		
CS:	1		

AB R H RBI BB SO LOB

4	0	1	1	0	0	0
4	0	0	0	0	0	2
2	0	0	0	2	1	0
4	1	1	0	0	0	1
3	1	1	0	1	0	0
4	1	1	0	0	1	0
4	1	2	2	0	1	0
4	0	0	0	0	2	3
3	0	1	1	0	0	0

Batter	1	2	3	4	5	6	7	8	9
Willie Harris, L (1, 8) OBP: 0.362, SLG: 0.362	3-2 G4-3		3-2 G3-1	3-2 1B			0-0 B1		
5 Juan Uribe, R (1, 4) OBP: 0.374, SLG: 0.508	2-2 G6-3		0-0 G5-3	1-2 P3			1-1 F9		
Magglio Ordonez, R (1, 9) OBP: 0.369, SLG: 0.531	4-2 BB			4-2 CS BB	1-3 K			1-2 G6-3	
Frank Thomas, R (1, 10) OBP: 0.440, SLG: 0.495	1-0 P4			3-2 1B 14 1B 2B	2-1 G6-3			0-2 F8	
Carlos Lee, R (1, 7) OBP: 0.359, SLG: 0.410			3-2 L7	4-1 1B 14 1B BB	0-0 G5-3			2-0 PO 1B	
Jose Valentin, S (1, 6) OBP: 0.323, SLG: 0.523			2-3 K	1-1 1B 14 1B 1B			1-1 P2	1-2 PO 1B	0-0 G4-3
14 Paul Konerko, R (1, 3) OBP: 0.336, SLG: 0.422			1-0 1B	1-1 1B 1B 1B			2-2 G5-3		1-3 K2-3
24 Joe Crede, R (1, 5) OBP: 0.248, SLG: 0.408			1-3 K	1-1 F8			1-3 K		0-1 G6-3
Miguel Olivo, R (1, 2) OBP: 0.329, SLG: 0.479				1-1 G4-3	3-1 1B 1B			1-2 G6-3	

Inning Stats	R: 0	H: 0	E: 0	K: 0	S: 9	P: 19	R: 0	H: 1	E: 0	K: 2	S: 11	P: 18	R: 0	H: 0	E: 0	K: 0	S: 6	P: 10	R: 4	H: 5	E: 0	K: 0	S: 22	P: 43	R: 0	H: 0	E: 0	K: 1	S: 6	P: 9	R: 0	H: 0	E: 0	K: 1	S: 8	P: 12	R: 0	H: 0	E: 0	K: 0	S: 6	P: 8	R: 0	H: 1	E: 0	K: 0	S: 9	P: 13	R: 0	H: 0	E: 0	K: 1	S: 7	P: 8	1B: 6	2B: 1	3B: 0	HR: 0	SF: 0	SAC: 0	DP: 0	HBP: 0	WP: 0	PB: 0	SB: 0	CS: 1
--------------	------	------	------	------	------	-------	------	------	------	------	-------	-------	------	------	------	------	------	-------	------	------	------	------	-------	-------	------	------	------	------	------	------	------	------	------	------	------	-------	------	------	------	------	------	------	------	------	------	------	------	-------	------	------	------	------	------	------	-------	-------	-------	-------	-------	--------	-------	--------	-------	-------	-------	-------

PITCHER	IP	WLS	BF	H	R	ER	SO	BB	IBB	HBP	BLK	WP	HR	S	P	ERA	WHIP
Chad Durbin, R (1, 1) ERA: 11.34	3.2	L	19	6	4	4	2	3	0	0	0	0	0	45	86	9.82	2.455
59 Matt Miller, R (4, 1) ERA:	2.1		7	0	0	0	2	0	0	0	0	0	0	17	25	0.00	0.000
David Riske, R (7, 1) ERA: 8.64	1.2		6	1	0	0	0	0	0	0	0	0	0	13	18	0.00	0.600
Scott Stewart, L (8, 1) ERA: 7.3	0.1		0	0	0	0	0	0	0	0	0	0	0	2	3	0.00	0.000
63 Rafael Betancourt, R (9, 1) ERA: 4.58	1.0		3	0	0	0	1	0	0	0	0	0	0	7	8	0.00	0.000

PITCHER	IP	WLS	BF	H	R	ER	SO	BB	IBB	HBP	BLK	WP	HR	S	P	ERA	WHIP
---------	----	-----	----	---	---	----	----	----	-----	-----	-----	----	----	---	---	-----	------

Batter	1	2	3	4	5	6	7	8	9	AB R H RBI BB SO LOB
<b>Matt Lawton, L</b> (1, 7) OBP: 0.391, SLG: 0.487	1-1 G5-3		1-3 K			4-2 41 S 1B BB		2-3 K		3 0 0 0 1 2 0
<b>Omar Vizquel, S</b> (1, 6) OBP: 0.366, SLG: 0.410	1-3 K		0-1 P5			0-0 P4		1-1 2B 41 SF9 1B		4 1 1 0 0 1 1
<b>Jody Gerut, L</b> (1, 9) OBP: 0.408, SLG: 0.500	0-0 1B		2-1 G4-3			2-1 41 S 1B		0-0 41 SF9 2B		4 0 3 0 0 0 0
<b>41 Victor Martinez, S</b> (1, 2) OBP: 0.355, SLG: 0.504	0-1 F7			2-1 F7		3-3 K		1-0 SF9		3 0 0 1 0 1 3
<b>48 Travis Hafner, L</b> (1, 10) OBP: 0.368, SLG: 0.500		0-1 E 2B G6-3		3-3 K		3-3 K		2-1 G4-3		4 1 1 0 0 2 3
<b>Casey Blake, R</b> (1, 5) OBP: 0.336, SLG: 0.361		2-2 E6 G6-3		0-0 G1-3			0-1 G1-3		1-3 K	4 0 0 0 0 1 1
<b>Ben Broussard, L</b> (1, 3) OBP: 0.405, SLG: 0.402		1-0 G6-3			1-0 G4-3		2-1 G6-3		3-3 K	4 0 0 0 0 1 1
<b>Lou Merloni, R</b> (1, 4) OBP: 0.324, SLG: 0.338		2-0 FC5-4 1B			1-1 G4-3		0-0 1B		0-3 K	4 0 2 0 0 1 0
<b>Alex Escobar, R</b> (1, 8) OBP: 0.353, SLG: 0.340		0-0 FC5-4			2-3 K		0-1 G1-3			3 0 0 0 0 1 2


Inning Stats	R: 0 E: 0 K: 1 S: 8	H: 1 LOB: 1 BB: 0 P: 10	R: 1 E: 1 K: 0 S: 8	H: 2 LOB: 1 BB: 0 P: 13	R: 0 E: 0 K: 1 S: 8	H: 0 LOB: 0 BB: 0 P: 11	R: 0 E: 0 K: 1 S: 6	H: 0 LOB: 0 BB: 0 P: 11	R: 0 E: 0 K: 1 S: 7	H: 0 LOB: 0 BB: 0 P: 11	R: 0 E: 0 K: 2 S: 13	H: 1 LOB: 2 BB: 1 P: 25	R: 0 E: 0 K: 0 S: 7	H: 1 LOB: 1 BB: 0 P: 9	R: 1 E: 0 K: 1 S: 9	H: 2 LOB: 1 BB: 0 P: 15	R: 0 E: 0 K: 3 S: 9	H: 0 LOB: 0 BB: 0 P: 13	1B: 5 2B: 2 3B: 0 HR: 0	SF: 1 SAC: 0 DP: 1 HBP: 0
--------------	------------------------------	----------------------------------	------------------------------	----------------------------------	------------------------------	----------------------------------	------------------------------	----------------------------------	------------------------------	----------------------------------	-------------------------------	----------------------------------	------------------------------	---------------------------------	------------------------------	----------------------------------	------------------------------	----------------------------------	----------------------------------	------------------------------------

PITCHER	IP	WLS	BF	H	R	ER	SO	BB	IBB	HBP	BLK	WP	HR	S	P	ERA	WHIP
<b>Jon Garland, R</b> (1, 1) ERA: 3.62	7.0	W	27	5	1	1	6	1	0	0	0	0	0	57	90	1.29	0.857
<b>Damaso Marte, L</b> (8, 1) ERA: 3.86	1.0	H	5	2	1	1	1	0	0	0	0	0	0	9	15	9.00	2.000
<b>Billy Koch, R</b> (9, 1) ERA: 4.41	1.0	S	3	0	0	0	3	0	0	0	0	0	0	9	13	0.00	0.000

**BOTTOM**

**Chicago White Sox @ Cleveland Indians**  
**Jacobs Field, Cleveland, OH**  
 Tue May 18 2004, 7:05 PM EDT  
 Att. 15,298 - Overcast - 68 F

<b>AB</b>	<b>33</b>
<b>R</b>	<b>2</b>
<b>H</b>	<b>7</b>
<b>RBI</b>	<b>1</b>
<b>BB</b>	<b>1</b>
<b>SO</b>	<b>10</b>
<b>LOB</b>	<b>11</b>



WP	PA	ERA	WHIP
0	35		
0			
2			
0			



Batter	1	2	3	4	5	6	7	8	9	AB R H RBI BB SO LOB	TOP			
Willie Harris, L (1, 4) OBP: 0.366, SLG: 0.367 Aaron Rowand, R (7, 8) OBP: 0.278, SLG: 0.411	1-1 G1-4-3 SH1-3 1B		1-2 L6	1-2 FC3-6 1B		1-0 SH FC6-4 1B	2-2 K	1-0 1B		4 0 2 0 0 1 2 1 0 1 0 0 0 0				
5 Juan Uribe, R (1, 5) OBP: 0.368, SLG: 0.496 (7, 4)	0-0 SH1-3 1-2		3-2 F9	1-0 FC3-6 1B		0-0 F9		1B K		5 1 1 0 0 1 5				
Magglio Ordonez, R (1, 9) OBP: 0.366, SLG: 0.524 24 Joe Crede, R (7, 5) OBP: 0.245, SLG: 0.402	1-2 G1-4-3 2-3		2-1 2B 1B	3-1 G5-3 1-2		2-1 FC6-4 2B		2-0 FC1-6 1B	1-0 F9	4 2 1 0 0 0 4 2 1 0 0 0 0 1				
Frank Thomas, R (1, 10) OBP: 0.455, SLG: 0.522	4-2 FC6-4 BB		1-0 2B 2B	3-2 FC6-4 1B		3-2 2B		4-0 BB 14 2B 1B	3-3 K	4 2 3 5 2 1 0				
Carlos Lee, R (1, 7) OBP: 0.358, SLG: 0.414	1-0 FC6-4 1-2f		2-1 PB 2B 2B	1-2 FC6-4 1-2f		1-3 K		1-2 BB 14 2B 1B	0-0 G4-3	6 2 2 2 0 1 4				
Jose Valentin, S (1, 6) OBP: 0.327, SLG: 0.522		2-1 P5	3-2 14 1B 2B		1-1 F7		0-0 G3	4-1 14 2B BB		4 2 1 1 1 0 0				
14 Paul Konerko, R (1, 3) OBP: 0.338, SLG: 0.429		2-3 K	1-1 1B 1B		0-0 P2		1-2 F7	0-0 HR 2B		5 1 2 4 0 1 0				
Ross Gload, L (1, 8) OBP: 0.375, SLG: 0.488 (7, 9)		3-3 K	0-1 1B 1B		1-2 F8		2-0 1B E 1B	0-1 HR		5 2 3 2 0 1 0				
Sandy Alomar Jr., R (1, 2) OBP: 0.339, SLG: 0.393			1B 1B				4-1 FC6-4 2B BB	0-1 E9 1B	2-1 F8	4 2 2 0 1 0 2				
<b>Inning Stats</b>	R: 0 H: 1 E: 0 LOB: 2 K: 0 BB: 1 S: 10 P: 17	R: 0 H: 0 E: 0 LOB: 0 K: 2 BB: 0 S: 10 P: 17	R: 5 H: 7 E: 0 LOB: 2 K: 0 BB: 0 S: 23 P: 37	R: 1 H: 2 E: 0 LOB: 1 K: 0 BB: 0 S: 12 P: 21	R: 0 H: 0 E: 0 LOB: 0 K: 0 BB: 0 S: 6 P: 8	R: 2 H: 1 E: 1 LOB: 1 K: 1 BB: 1 S: 12 P: 22	R: 1 H: 2 E: 1 LOB: 1 K: 1 BB: 0 S: 12 P: 17	R: 6 H: 5 E: 0 LOB: 1 K: 1 BB: 2 S: 16 P: 32	R: 0 H: 0 E: 0 LOB: 0 K: 1 BB: 0 S: 5 P: 9	1B: 12 SF: 0 2B: 5 SAC: 2 3B: 0 DP: 0 HR: 1 HBP: 0	WP: 0 PA: 50 PB: 1 SB: 1 CS: 0			
<b>PITCHER</b>	IP WLS BF H R ER SO BB IBB HBP BLK WP HR S P ERA WHIP												<b>PITCHER</b>	IP WLS BF H R ER SO BB IBB HBP BLK WP HR S P ERA WHIP
Jason Davis, R (1, 1) ERA: 6.06	2.2 L 17 8 5 5 2 1 0 0 0 0 0 0 42 70 16.88 3.375													
Rick White, R (3, 1) ERA: 3.68	3.0 14 3 3 1 0 1 0 0 0 0 0 0 28 48 3.00 1.333													
Jose Jimenez, R (6, 1) ERA: 9.45	1.2 10 4 4 3 2 1 0 0 0 0 0 0 21 34 16.20 3.000													
Cliff Bartosh, L (8, 1) ERA: 11.57	0.2 6 3 3 3 1 1 0 0 0 0 0 1 10 19 40.50 6.000													
Scott Stewart, L (9, 1) ERA: 6.75	1.0 3 0 0 0 1 0 0 0 0 0 0 0 5 9 0.00 0.000													

Chicago White Sox @ Cleveland Indians  
Jacobs Field, Cleveland, OH

Wed May 19 2004, 7:05 PM EDT  
Att. 17,205 - Sunny - 63 F

livebaseballscorecards.com

AB	44
R	15
H	18
RBI	14
BB	4
SO	6
LOB	18



BOTTOM

Chicago White Sox @ Cleveland Indians  
Jacobs Field, Cleveland, OH  
Wed May 19 2004, 7:05 PM EDT  
Att. 17,205 - Sunny - 63 F

livebaseballscorecards.com

AB 31  
R 3  
H 6  
RBI 2  
BB 6  
SO 8  
LOB 19



WP: 1 PA: 38  
PB: 0  
SB: 0  
CS: 0

AB R H RBI BB SO LOB

3 1 1 0 2 0 0  
3 0 1 0 1 0 3  
1 0 0 0 0 0 0

4 0 0 1 0 0 3

2 2 1 1 1 0 1

3 0 0 0 1 1 3

3 0 2 0 1 1 2

4 0 0 0 0 4 3

4 0 1 0 0 0 2

4 0 0 0 0 2 2

1B: 4 SF: 0  
2B: 2 SAC: 0  
3B: 0 DP: 2  
HR: 1 HBP: 1

Batter	1	2	3	4	5	6	7	8	9
Ronnie Belliard, R (1, 4) OBP: 0.448, SLG: 0.453	4-2 1B G3 BB	0-1 E5 1B		1-0 G6-3			4-0 41 HBP BB		0-0 G6-3
Omar Vizquel, S (1, 6) OBP: 0.370, SLG: 0.408 John McDonald, R (9, 6) OBP: 0.160, SLG: 0.125	1-1 G3 1B	3-2 E5 1-2 2-H			4-1 G3-6 BB		1-2 P4		1-2 G6-3
Jody Gerut, L (1, 9) OBP: 0.399, SLG: 0.487	0-1 G3 1-2 3-H		1-0 G5-3		1-0 G3-6 1-2f		1-1 F8		
41 Victor Martinez, S (1, 10) OBP: 0.366, SLG: 0.528	2-2 G5-3		4-1 2B WP BB		3-1 HR		1-0 FC5-4 HBP		
Alex Escobar, R (1, 7) OBP: 0.350, SLG: 0.330	4-2 BB		0-1 F9		0-3 K		1-1 FC5-4 1-2f		
Lou Merloni, R (1, 5) OBP: 0.347, SLG: 0.368	1-3 K		2-0 WP 1-3 2B		4-2 FC6-4 BB		1-1 L5-3 1B		
Ben Broussard, L (1, 3) OBP: 0.392, SLG: 0.386			1-3 K		0-3 K		2-3 K		
Tim Laker, R (1, 2) OBP: 0.275, SLG: 0.361		3-2 E 1B E5 1B		2-1 F8		2-0 F8		3-2 L5-3 1-1	
Coco Crisp, S (1, 8) OBP: 0.244, SLG: 0.273		1-2 F7		0-3 K		1-1 FC6-4 1-2f			2-3 K

Inning Stats	R: 1	H: 1	E: 0	K: 1	S: 16	H: 1	LOB: 2	BB: 2	P: 28	R: 0	H: 2	E: 1	K: 1	S: 18	H: 2	LOB: 2	BB: 0	P: 26	R: 1	H: 1	E: 0	K: 1	S: 8	R: 0	H: 0	E: 0	K: 1	S: 6	R: 1	H: 1	E: 0	K: 1	S: 7	R: 0	H: 0	E: 0	K: 0	S: 10	R: 0	H: 0	E: 0	K: 0	S: 7	R: 0	H: 1	E: 0	K: 1	S: 10	R: 0	H: 0	E: 0	K: 1	S: 8
--------------	------	------	------	------	-------	------	--------	-------	-------	------	------	------	------	-------	------	--------	-------	-------	------	------	------	------	------	------	------	------	------	------	------	------	------	------	------	------	------	------	------	-------	------	------	------	------	------	------	------	------	------	-------	------	------	------	------	------

PITCHER	IP	WLS	BF	H	R	ER	SO	BB	IBB	HBP	BLK	WP	HR	S	P	ERA	WHIP
Scott Schoeneweis, L (1, 1) ERA: 3.33	6.0	W	27	5	3	3	6	5	0	0	0	1	1	65	111	4.50	1.667
Shingo Takatsu, R (7, 1) ERA: 1.98	1.0		5	0	0	0	0	1	0	1	0	0	0	7	15	0.00	1.000
Jon Adkins, R (8, 1) ERA: 2.45	1.0		3	1	0	0	1	0	0	0	0	0	0	10	16	0.00	1.000
Kelly Wunsch, L (9, 1) ERA:	1.0		3	0	0	0	1	0	0	0	0	0	0	8	11	0.00	0.000

PITCHER	IP	WLS	BF	H	R	ER	SO	BB	IBB	HBP	BLK	WP	HR	S	P	ERA	WHIP
---------	----	-----	----	---	---	----	----	----	-----	-----	-----	----	----	---	---	-----	------



Batter	1	2	3	4	5	6	7	8	9	AB R H RBI BB SO LOB	TOP											
5 Juan Uribe, R OBP: 0.383, SLG: 0.500 (1, 4)	2-2 E3 1B	0-0 1B HR		4-2 G4-6-3 BB		1-2 P6 1-2		4-2 BB		3 1 2 0 2 0 1												
Timo Perez, L OBP: 0.286, SLG: 0.321 (1, 8)	1-2 E3 L3-6 1B	1-1 1B HR		1-0 G4-6-3 1-2f		2-1 1B 1B		0-0 F7		5 1 2 1 0 0 3												
Frank Thomas, R OBP: 0.466, SLG: 0.567 (1, 10)	1-2 1B	2-0 1B HR			0-1 2B 2B	0-2 1B		1-0 P3		5 2 4 3 0 0 1												
Carlos Lee, R OBP: 0.353, SLG: 0.414 (1, 7)	0-1 L3-6 2-2	2-2 G6-3			0-1 2B	1-3 K			0-0 G4-3	5 0 1 1 0 1 4												
Jose Valentin, S OBP: 0.320, SLG: 0.500 (1, 6)		4-2 1B BB	0-3 K		0-0 L5		3-2 G3-1		2-2 K	4 1 0 0 1 2 1												
14 Paul Konerko, R OBP: 0.353, SLG: 0.486 (1, 3)		2-1 1B 24 G6-4-3 1B	0-0 1B		1-0 F7		1-0 HR		1-0 HR	5 3 4 2 0 0 1												
Ross Gload, L OBP: 0.358, SLG: 0.458 (1, 9)		0-0 1B 24 G6-4-3	1-2 P5		1-0 G6-3		1-1 F7		3-2 F9	5 0 1 1 0 0 2												
24 Joe Crede, R OBP: 0.245, SLG: 0.397 (1, 5)		0-1 G6-4-3	0-0 F8			0-0 1B E 1B	2-3 K			4 1 1 0 0 1 2												
Miguel Olivo, R OBP: 0.325, SLG: 0.468 (1, 2)		0-1 E5 5 1B 1B		1-1 P6		1-0 E1 5 WP 1B		1-2 G3-1		4 1 1 0 0 0 0												
<b>Inning Stats</b>	R: 0 E: 1 K: 0 S: 13	H: 2 LOB: 1 BB: 0 P: 17	R: 6 E: 1 K: 0 S: 18	H: 5 LOB: 0 BB: 1 P: 29	R: 0 E: 0 K: 1 S: 8	H: 1 LOB: 1 BB: 0 P: 9	R: 0 E: 0 K: 0 S: 5	H: 0 LOB: 0 BB: 1 P: 11	R: 1 E: 0 K: 0 S: 7	H: 2 LOB: 1 BB: 0 P: 9	R: 1 E: 1 K: 1 S: 16	H: 4 LOB: 2 BB: 0 P: 21	R: 1 E: 0 K: 1 S: 9	H: 1 LOB: 0 BB: 0 P: 16	R: 0 E: 0 K: 0 S: 8	H: 0 LOB: 1 BB: 1 P: 14	R: 1 E: 0 K: 1 S: 8	H: 1 LOB: 0 BB: 0 P: 14	1B: 11 2B: 3 3B: 0 HR: 3	SF: 0 SAC: 0 DP: 3 HBP: 0	WP: 1 PB: 0 SB: 0 CS: 0	PA: 43
<b>PITCHER</b>	IP WLS BF H R ER SO BB IBB HBP BLK WP HR S P ERA WHIP																					
Seth Greisinger, R ERA: 5.52 (1, 1)	4.0 L 22 10 7 3 1 2 0 0 0 0 0 1 48 70 6.75 3.000																					
Terry Mulholland, L ERA: 2.37 (5, 1)	3.0 13 5 2 2 2 0 0 0 0 1 1 28 42 6.00 1.667																					
Grant Balfour, R ERA: 13.5 (8, 1)	2.0 8 1 1 1 1 1 0 0 0 0 1 16 28 4.50 1.000																					

Chicago White Sox @ Minnesota Twins  
 Hubert H. Humphrey Metrodome, Minneapolis, MN

Thu May 20 2004, 8:10 PM EDT  
 Att. 17,640 - Unknown - 70 F

AB	40
R	10
H	16
RBI	8
BB	3
SO	4
LOB	15



Batter	1	2	3	4	5	6	7	8	9	AB	R	H	RBI	BB	SO	LOB
<b>20 Lew Ford, R</b> OBP: 0.399, SLG: 0.527 (1, 7) C C B B X	3-2 G1-6-3 1B	2-3 K		2-1 1-2 1B			0-1 FC6-4 1B		1-1 G4-3	5	0	3	0	0	1	0
<b>Cristian Guzman, S</b> OBP: 0.315, SLG: 0.357 (1, 6) C F X	0-2 G1-6-3 1-2f		1-2 P4	0-1 G1-3			3-1 FC6-4 1-2f		0-1 F9	5	0	0	0	0	0	4
<b>Jacque Jones, L</b> OBP: 0.377, SLG: 0.541 (1, 9) B B X	2-1 1B 2B 1B		0-0 BB 1B		0-0 HR		1-0 FC6-4 1-2f			4	2	3	1	0	0	1
<b>Matthew LeCroy, R</b> OBP: 0.351, SLG: 0.441 (1, 2) B B X	2-0 1-2 2B 1B		4-1 1-2 BB		0-1 G6-3		1-2 FC6-4 1-2f			3	1	1	0	1	0	1
<b>Torii Hunter, R</b> OBP: 0.333, SLG: 0.562 (1, 8) F X	0-1 1-H 2-H 2B		1-2 P3		2-1 G3-1			3-3 K		4	0	1	2	0	1	2
<b>Jose Offerman, S</b> OBP: 0.367, SLG: 0.427 (1, 3) B B B	4-1 BB		2-2 F8		1-0 P6			1-1 1B		3	0	1	0	1	0	2
<b>5 Michael Cuddyer, R</b> OBP: 0.283, SLG: 0.356 (1, 5) B X	1-1 F9			0-3 K		2-2 K		0-0 F8		4	0	0	0	0	2	3
<b>Michael Ryan, L</b> OBP: 0.358, SLG: 0.388 (1, 10) B B B B		4-2 17 CS BB		0-0 F7		0-1 G4-3		1-3 K		3	0	0	0	1	1	1
<b>17 Alex Prieto, R</b> OBP: 0.111, SLG: 0.111 (1, 4) B SAFE SAFE		3-3 K 1-2		1-2 20 IB 1B		2-2 F9		0-0 P3		4	0	1	0	0	1	1

Inning Stats	R: 2	H: 4	E: 0	K: 0	S: 14	H: 4	LOB: 2	BB: 1	P: 26	R: 0	H: 0	E: 0	K: 2	S: 13	H: 0	LOB: 0	BB: 1	P: 22	R: 0	H: 1	E: 0	K: 0	S: 11	H: 2	LOB: 2	BB: 0	P: 15	R: 1	H: 1	E: 0	K: 0	S: 6	H: 0	LOB: 0	BB: 0	P: 9	R: 0	H: 0	E: 0	K: 1	S: 8	H: 0	LOB: 0	BB: 0	P: 12	R: 0	H: 1	E: 0	K: 0	S: 8	H: 1	LOB: 1	BB: 0	P: 13	R: 0	H: 1	E: 0	K: 2	S: 10	H: 1	LOB: 1	BB: 0	P: 15	R: 0	H: 0	E: 0	K: 0	S: 5	H: 0	LOB: 0	BB: 0	P: 6	1B: 8	SF: 0	2B: 2	SAC: 0	3B: 0	DP: 2	HR: 1	HBP: 0	WP: 0	PA: 38
--------------	------	------	------	------	-------	------	--------	-------	-------	------	------	------	------	-------	------	--------	-------	-------	------	------	------	------	-------	------	--------	-------	-------	------	------	------	------	------	------	--------	-------	------	------	------	------	------	------	------	--------	-------	-------	------	------	------	------	------	------	--------	-------	-------	------	------	------	------	-------	------	--------	-------	-------	------	------	------	------	------	------	--------	-------	------	-------	-------	-------	--------	-------	-------	-------	--------	-------	--------

PITCHER	IP	WLS	BF	H	R	ER	SO	BB	IBB	HBP	BLK	WP	HR	S	P	ERA	WHIP
<b>Esteban Loaiza, R</b> ERA: 4.16 (1, 1)	7.0		31	9	3	3	4	3	0	0	0	0	1	72	116	3.86	1.714
<b>Cliff Politte, R</b> ERA: 5.25 (8, 1)	1.0		4	1	0	0	2	0	0	0	0	0	0	10	15	0.00	1.000
<b>Michael Jackson, R</b> ERA: 3.45 (9, 1)	1.0		3	0	0	0	0	0	0	0	0	0	0	5	6	0.00	0.000


**BOTTOM**

**Chicago White Sox @ Minnesota Twins**  
Hubert H. Humphrey Metrodome, Minneapolis, MN

Thu May 20 2004, 8:10 PM EDT  
Att: 17,640 - Unknown - 70 F

livebaseballscorecards.com

<b>AB</b>	<b>35</b>
<b>R</b>	<b>3</b>
<b>H</b>	<b>10</b>
<b>RBI</b>	<b>3</b>
<b>BB</b>	<b>3</b>
<b>SO</b>	<b>6</b>
<b>LOB</b>	<b>15</b>





Batter	1	2	3	4	5	6	7	8	9	AB R H RBI BB SO LOB	TOP												
5 Juan Uribe, R OBP: 0.397, SLG: 0.507 (1, 4)	2-2 1B 1B	0-0 1-2 E 1B		1-2 HR 1B		4-0 G6-3 BB		1-2 P2		4 2 3 0 1 0 1	<b>Chicago White Sox @ Minnesota Twins</b> Hubert H. Humphrey Metrodome, Minneapolis, MN Fri May 21 2004, 8:10 PM EDT Att. 30,116 - Unknown - 70 F												
Timo Perez, L OBP: 0.295, SLG: 0.379 (1, 8)	0-1 L7	1-1 FC6-4 1B		1-2 1-H HR		1-0 G6-3 1-2f		1-2 G5-3		5 1 2 2 0 0 3													
Magglio Ordonez, R OBP: 0.367, SLG: 0.520 (1, 9)	3-1 1-3 1B	0-0 FC6-4 1-2f 2-H 3-H		2-1 F8		1-0 HR 1B		1-2 F9		5 1 2 1 0 0 1													
Jose Valentin, S OBP: 0.324, SLG: 0.535 (1, 6)	0-2 F8	2-3 K		1-0 WP 2B		0-0 HR		0-1 F8		5 1 2 2 0 1 3													
Carlos Lee, R OBP: 0.349, SLG: 0.407 (1, 7)	2-2 F8		3-2 14 FC6-4 1B	3-1 F7 2-3		0-0 G4-3		3-1 F7		5 0 1 0 0 0 3													
14 Paul Konerko, R OBP: 0.350, SLG: 0.479 (1, 3)		1-2 24 2B E 1B	0-0 FC6-4 FC1-6 1-2f		0-1 G6-3		1-1 F7			4 1 1 0 0 0 1													
Ross Gload, L OBP: 0.333, SLG: 0.423 (1, 10)		1-3 K	1-2 FC1-6 1-2f		1-2 F8		1-3 K			4 0 0 0 0 2 2													
24 Joe Crede, R OBP: 0.245, SLG: 0.400 (1, 5)		0-1 E 2B	0-0 P4		1-1 F8			1-1 G6-3		4 1 1 0 0 0 1													
Sandy Alomar Jr., R OBP: 0.318, SLG: 0.367 (1, 2)		0-0 E3 1B FC6-4 2-H 3-H		1-0 G6-3		1-2 F8		1-2 E4		4 1 0 1 0 0 0													
<b>Inning Stats</b>	R: 0 E: 0 K: 0 S: 15	H: 2 LOB: 2 BB: 0 P: 22	R: 4 E: 2 K: 2 S: 21	H: 4 LOB: 1 BB: 0 P: 26	R: 0 E: 0 K: 0 S: 11	H: 1 LOB: 1 BB: 0 P: 15	R: 2 E: 0 K: 0 S: 14	H: 3 LOB: 1 BB: 0 P: 23	R: 0 E: 0 K: 0 S: 7	H: 0 LOB: 0 BB: 0 P: 9	R: 0 E: 0 K: 0 S: 5	H: 0 LOB: 0 BB: 1 P: 11	R: 2 E: 0 K: 1 S: 8	H: 2 LOB: 0 BB: 0 P: 11	R: 0 E: 1 K: 0 S: 15	H: 0 LOB: 1 BB: 0 P: 19	R: 0 E: 0 K: 0 S: 7	H: 0 LOB: 0 BB: 0 P: 11	1B: 8 2B: 2 3B: 0 HR: 2	SF: 0 SAC: 0 DP: 1 HBP: 0	WP: 1 PB: 0 SB: 0 CS: 0	PA: 41	
<b>PITCHER</b> Carlos Silva, R ERA: 4.39 Joe Roa, R ERA: 2.59	IP WLS BF H R ER SO BB IBB HBP BLK WP HR S P ERA WHIP	(1, 1) 4.0 L 23 10 6 4 2 0 0 0 0 1 1 61 86 9.00 2.500	(5, 1) 5.0 18 2 2 2 1 1 0 0 0 0 0 1 42 61 3.60 0.600	<b>PITCHER</b> IP WLS BF H R ER SO BB IBB HBP BLK WP HR S P ERA WHIP	(1, 1) 4.0 L 23 10 6 4 2 0 0 0 0 1 1 61 86 9.00 2.500	(5, 1) 5.0 18 2 2 2 1 1 0 0 0 0 0 1 42 61 3.60 0.600																	

livebaseballscorecards.com

<b>AB</b>	<b>40</b>
<b>R</b>	<b>8</b>
<b>H</b>	<b>12</b>
<b>RBI</b>	<b>6</b>
<b>BB</b>	<b>1</b>
<b>SO</b>	<b>3</b>
<b>LOB</b>	<b>15</b>







Batter	1	2	3	4	5	6	7	8	9	AB R H RBI BB SO LOB	TOP									
5 Juan Uribe, R (1, 4) OBP: 0.387, SLG: 0.493	2-0 F9		1-1 F8		2-2 F7			1-3 K		4 0 0 0 0 1 0	<b>Chicago White Sox @ Minnesota Twins</b> Hubert H. Humphrey Metrodome, Minneapolis, MN Sat May 22 2004, 7:10 PM EDT Att. 27,413 - Unknown - 70 F									
Timo Perez, L (1, 8) OBP: 0.277, SLG: 0.355	0-1 G1-3		1-3 K		0-0 F8			0-1 G3		4 0 0 0 0 1 0										
Magglio Ordonez, R (1, 9) OBP: 0.370, SLG: 0.519	1-2 1B		2-2 F9			2-0 G4-3		2-2 1B		4 0 2 0 0 0 0										
Frank Thomas, R (1, 10) OBP: 0.461, SLG: 0.556	2-3 K			0-1 G4-3		1-1 1B		1-2 F9		4 0 1 0 0 1 2										
Carlos Lee, R (1, 7) OBP: 0.347, SLG: 0.403		3-1 F8		1-0 1B		2-2 K		0-0 P3		4 0 1 0 0 1 1										
Jose Valentin, S (1, 6) Aaron Rowand, R (9, PH) OBP: 0.333, SLG: 0.539 OBP: 0.276, SLG: 0.407		1-2 14 24 2B		1-2 SAFE 1B		1-0 F7		2-2 G6-3		3 1 2 0 0 0 1 1 0 0 0 0 0 0										
14 Paul Konerko, R (1, 3) OBP: 0.341, SLG: 0.466		1-2 G5-3		2-3 K		0-0 F8		3-3 K		4 0 0 0 0 2 3										
24 Joe Crede, R (1, 5) OBP: 0.247, SLG: 0.406		1-2 2B		0-0 F8		2-2 F8				3 0 1 1 0 0 2										
Miguel Olivo, R (1, 2) OBP: 0.314, SLG: 0.450		0-3 K		1-2 F9		3-2 F7				3 0 0 0 0 1 1										
<b>Inning Stats</b>	R: 0 E: 0 K: 1 S: 11	H: 1 LOB: 1 BB: 0 P: 16	R: 1 E: 0 K: 1 S: 19	H: 2 LOB: 1 BB: 0 P: 25	R: 0 E: 0 K: 1 S: 8	H: 0 LOB: 0 BB: 0 P: 12	R: 0 E: 0 K: 1 S: 11	H: 2 LOB: 2 BB: 0 P: 15	R: 0 E: 0 K: 0 S: 7	H: 1 LOB: 1 BB: 0 P: 13	R: 0 E: 0 K: 0 S: 10	H: 0 LOB: 0 BB: 0 P: 15	R: 0 E: 0 K: 1 S: 12	H: 1 LOB: 1 BB: 0 P: 16	R: 0 E: 0 K: 1 S: 8	H: 0 LOB: 0 BB: 0 P: 13	1B: 6 2B: 1 3B: 0 HR: 0	SF: 0 SAC: 0 DP: 0 HBP: 0	WP: 0 PB: 0 SB: 1 CS: 0	PA: 34
<b>PITCHER</b>	IP WLS BF H R ER SO BB IBB HBP BLK WP HR S P ERA WHIP																			
Brad Radke, R (1, 1) ERA: 3.77	7.0 W 27 6 1 1 5 0 0 0 0 0 0 0 73 106 1.29 0.857																			
Juan Rincon, R (8, 1) ERA: 2.95	1.0 4 1 0 0 1 0 0 0 0 0 0 0 12 16 0.00 1.000																			
J.C. Romero, L (9, 1) ERA: 5.16	1.0 3 0 0 0 1 0 0 0 0 0 0 0 8 13 0.00 0.000																			

<b>AB</b>	34
<b>R</b>	1
<b>H</b>	7
<b>RBI</b>	1
<b>BB</b>	0
<b>SO</b>	7
<b>LOB</b>	10



Batter	1	2	3	4	5	6	7	8	9
<b>20 Lew Ford, R</b> OBP: 0.399, SLG: 0.514 (1, 7)	0-1 WP G6-3 1B	1-2 F7			1-0 F7		4-0 BB	1-2 2B 1B 3-H	
<b>Cristian Guzman, S</b> OBP: 0.322, SLG: 0.367 (1, 6)	1-1 G6-3 WP HR 1B	1-1 G1-4-3			0-0 P2		2-3 K	1-1 2B 1B 1-3 2-H	
<b>Jacque Jones, L</b> OBP: 0.363, SLG: 0.516 (1, 9)	3-2 G6-3 1-3 2-H		1-1 G4-3		2-0 G3		0-1 F7	3-2 F9	
<b>Matthew LeCroy, R</b> OBP: 0.333, SLG: 0.476 (1, 2)	0-2 HR		2-2 G6-3		1-1 G1-3		3-1 F9		
<b>Torii Hunter, R</b> OBP: 0.327, SLG: 0.546 (1, 8)	2-2 L6		2-2 K		3-2 5 2B 2B		1-2 F7		
<b>Doug Mientkiewicz, L</b> OBP: 0.323, SLG: 0.376 (1, 3)	4-2 BB		1-3 K		2-2 L7		3-1 5 2B 17 FC6-4 1B		
<b>5 Michael Cuddyer, R</b> OBP: 0.318, SLG: 0.443 (1, 5)	1-2 K		1-2 33 1B 1B		0-1 33 1B 2B 2-H		1-2 17 FC6-4 20 1B 2B 1-3		
<b>33 Justin Morneau, L</b> OBP: 0.625, SLG: 1.000 (1, 10)		2-2 HR	1-1 17 G5-4-3 1B 1-3		0-1 17 FC5-4 1B 2-H		4-0 17 FC6-4 IBB		
<b>17 Alex Prieto, R</b> OBP: 0.154, SLG: 0.154 (1, 4)		1-2 G1-4-3 1B	1-0 G5-4-3		1-0 FC5-4		3-2 FC6-4 20 1B 2B 1-2f 2-3 3-H		

Inning Stats	R: 3	H: 3	E: 0	K: 1	S: 22	LOB: 1	BB: 1	P: 33	R: 1	H: 2	E: 0	K: 0	S: 13	LOB: 0	BB: 0	P: 18	R: 0	H: 0	E: 0	K: 1	S: 8	LOB: 0	BB: 0	P: 13	R: 0	H: 0	E: 0	K: 0	S: 3	LOB: 0	BB: 0	P: 6	R: 2	H: 3	E: 0	K: 1	S: 13	LOB: 1	BB: 0	P: 20	R: 0	H: 0	E: 0	K: 1	S: 7	LOB: 1	BB: 1	P: 16	R: 3	H: 4	E: 0	K: 0	S: 25	LOB: 2	BB: 1	P: 42
--------------	------	------	------	------	-------	--------	-------	-------	------	------	------	------	-------	--------	-------	-------	------	------	------	------	------	--------	-------	-------	------	------	------	------	------	--------	-------	------	------	------	------	------	-------	--------	-------	-------	------	------	------	------	------	--------	-------	-------	------	------	------	------	-------	--------	-------	-------

AB	R	H	RBI	BB	SO	LOB
4	1	2	1	1	0	1
5	1	2	1	0	1	2
5	0	0	1	0	0	4
4	1	1	2	0	0	1
4	1	1	0	0	1	0
3	1	1	0	1	1	1
4	2	3	1	0	1	1
3	1	3	2	1	0	0
4	1	1	1	0	0	5

PITCHER	IP	WLS	BF	H	R	ER	SO	BB	IBB	HBP	BLK	WP	HR	S	P	ERA	WHIP
<b>Neal Cotts, L</b> ERA: 4.24 (1, 1)	2.1	L	12	5	4	4	1	1	0	0	0	1	2	37	54	15.43	2.571
<b>Michael Jackson, R</b> ERA: 2.95 (3, 1)	2.2		9	2	0	0	2	0	0	0	0	0	0	18	29	0.00	0.750
<b>Jon Adkins, R</b> ERA: 3.52 (6, 1)	0.2		4	2	2	2	0	0	0	0	0	0	0	10	16	27.00	3.000
<b>Kelly Wunsch, L</b> ERA: (6, 1)	0.1		2	1	0	0	0	0	0	0	0	0	0	3	4	0.00	3.000
<b>Damaso Marte, L</b> ERA: 3.63 (7, 1)	1.0		4	0	0	0	1	1	0	0	0	0	0	7	16	0.00	1.000

PITCHER	IP	WLS	BF	H	R	ER	SO	BB	IBB	HBP	BLK	WP	HR	S	P	ERA	WHIP
<b>Cliff Politte, R</b> ERA: 6.92 (8, 1)	1.0		8	4	3	3	0	0	1	0	0	0	0	25	42	27.00	4.000

**BOTTOM**

**Chicago White Sox @ Minnesota Twins**  
 Hubert H. Humphrey Metrodome, Minneapolis, MN  
 Sat May 22 2004, 7:10 PM EDT  
 Att: 27,413 - Unknown - 70 F

livebaseballscores.com

<b>AB</b>	<b>36</b>
<b>R</b>	<b>9</b>
<b>H</b>	<b>14</b>
<b>RBI</b>	<b>9</b>
<b>BB</b>	<b>3</b>
<b>SO</b>	<b>4</b>
<b>LOB</b>	<b>15</b>



WP	HR	S	P	ERA	WHIP
1	0	25	42	27.00	4.000





Batter	1	2	3	4	5	6	7	8	9	AB	R	H	RBI	BB	SO	LOB
20 Lew Ford, R OBP: 0.393, SLG: 0.503 (1, 7) (7, 8)	0-1 G3-1 1B BB 1B	1-1 G6-3 2-3		1-1 G6-3		2-1 P4		0-1 FC5-4 1-2f		5	1	1	0	0	0	3
Cristian Guzman, S OBP: 0.331, SLG: 0.394 (1, 6)	0-0 BB G3-1 1B 1B	1-0 SH1-3 3-H		1-3 K		0-1 1B		0-1 HR		4	2	3	2	0	1	0
Jacque Jones, L OBP: 0.362, SLG: 0.513 Michael Ryan, L OBP: 0.345, SLG: 0.373 (1, 9) (6, PH) (7, 7)	1-2 G3-1 1B 1B	1-1 1B		3-3 K		1-1 F7		1-2 G3		3	0	1	0	0	1	2
33 Justin Morneau, L OBP: 0.462, SLG: 0.600 (1, 10)	4-2 BB 1B BB	1-0 L6						1-3 K		4	1	0	0	1	2	1
Torii Hunter, R OBP: 0.346, SLG: 0.556 Michael Restovich, R (1, 8) (7, 9)	4-2 1B 5 FC5-4 BB 1B		0-1 1B 5 FC6-4 1B		1-2 1B		0-2 G4-3		1-2 F9	2	2	2	1	1	0	0
Doug Mientkiewicz, L OBP: 0.327, SLG: 0.379 (1, 3)	2-1 5 FC5-4 1B		0-0 5 FC6-4 1B		1-2 F8		2-1 G6-3			4	0	2	2	0	0	1
5 Michael Cuddyer, R OBP: 0.315, SLG: 0.430 (1, 5)	0-0 FC5-4 1-2f 3-H		1-0 FC6-4 CS		1-2 G5-3			4-0 FC4-6 BB		3	0	0	2	1	0	3
Henry Blanco, R OBP: 0.275, SLG: 0.343 (1, 2)	0-2 L7		0-1 E5		1-0 P3		1-1 FC4-6 20 FC5-4			4	0	0	0	0	0	3
17 Alex Prieto, R OBP: 0.235, SLG: 0.294 (1, 4)		0-2 20 G6-3 SH1-3 2B	1-2 G5-3		1-2 1B		0-3 K			4	1	2	0	0	1	2

Inning Stats	R: 4	H: 3	LOB: 1	K: 0	S: 17	R: 1	H: 2	LOB: 1	K: 0	S: 9	R: 1	H: 2	LOB: 1	K: 0	S: 9	R: 0	H: 0	LOB: 0	K: 2	S: 11	R: 0	H: 1	LOB: 1	K: 1	S: 12	R: 0	H: 2	LOB: 2	K: 0	S: 11	R: 0	H: 0	LOB: 0	K: 0	S: 8	R: 0	H: 0	LOB: 1	K: 1	S: 7	R: 1	H: 1	LOB: 0	K: 1	S: 14	1B: 9	SF: 0	2B: 1	SAC: 1	3B: 0	DP: 0	HR: 1	HBP: 0	WP: 0	PA: 41
--------------	------	------	--------	------	-------	------	------	--------	------	------	------	------	--------	------	------	------	------	--------	------	-------	------	------	--------	------	-------	------	------	--------	------	-------	------	------	--------	------	------	------	------	--------	------	------	------	------	--------	------	-------	-------	-------	-------	--------	-------	-------	-------	--------	-------	--------

PITCHER	IP	WLS	BF	H	R	ER	SO	BB	IBB	HBP	BLK	WP	HR	S	P	ERA	WHIP
Jon Garland, R ERA: 4.09 (1, 1)	7.0		33	10	6	6	3	2	0	0	0	0	0	77	111	7.71	1.714
Shingo Takatsu, R ERA: 1.62 (8, 1)	1.0		4	0	0	0	1	1	0	0	0	0	0	7	12	0.00	1.000
Billy Koch, R ERA: 4.67 (9, 1)	1.0		4	1	1	1	1	0	0	0	0	0	1	14	17	9.00	1.000

BOTTOM

Chicago White Sox @ Minnesota Twins  
 Hubert H. Humphrey Metrodome, Minneapolis, MN  
 Sun May 23 2004, 2:10 PM EDT  
 Att: 22,859 - Unknown - 70 F

livebaseballscorecards.com

AB	37
R	7
H	11
RBI	7
BB	3
SO	5
LOB	17





Batter	1	2	3	4	5	6	7	8	9	AB R H RBI BB SO LOB	TOP											
Eric Young Sr. R (1, 8) OBP: 0.398, SLG: 0.354	1-1 L9		2-2 P3		0-0 23 G5-3	2-2 G1-3		2-2 F9		5 1 1 0 0 0 1												
10 Michael Young, R (1, 6) OBP: 0.383, SLG: 0.565	1-0 G5-3		3-2 F9		4-2 23 G5-3 1B		2-1 23 1B	1-3 K		4 2 1 0 1 1 0												
Alfonso Soriano, R (1, 4) OBP: 0.340, SLG: 0.464	3-1 F9		1-2 1B		0-0 F4		1-1 9 CS 23 1B		5 1 2 0 0 0 2													
23 Mark Teixeira, S (1, 3) OBP: 0.371, SLG: 0.479		2-2 HR	0-3 K		2-2 G5-3		1-2 9 BB 1B		5 2 2 3 0 1 3													
Herbert Perry, R (1, 10) OBP: 0.321, SLG: 0.440		2-3 K		1-0 HR	1-2 9 FC6-4 1B		2-2 F7	4-2 9 FC3-6 BB	4 1 2 2 1 1 2													
9 Hank Blalock, L (1, 5) OBP: 0.351, SLG: 0.571		0-3 K		0-0 SH5-3 1B	0-0 FC6-4		4-2 1B	4-2 FC3-6 BB	3 0 1 0 2 1 1													
Chad Allen, R (1, 7) OBP: 0.400, SLG: 0.600		2-2 2B		0-0 SH5-3		2-2 G4-3	0-0 1B	2-2 FC3-6	4 0 2 2 0 0 2													
Gary Matthews, S (1, 9)		4-1 BB		3-2 F8		0-1 G5-3	1-2 G6-3	0-0 P4	4 0 0 0 1 0 5													
Rod Barajas, R (1, 2) OBP: 0.313, SLG: 0.581		1-3 K		2-3 K		1-2 1B		1-2 L3	4 0 1 0 0 2 3													
<b>Inning Stats</b>	R: 0 E: 0 K: 0 S: 5	H: 0 LOB: 0 BB: 0 P: 10	R: 1 E: 0 K: 3 S: 19	H: 2 LOB: 2 BB: 1 P: 30	R: 0 E: 0 K: 1 S: 14	H: 1 LOB: 1 BB: 0 P: 20	R: 1 E: 0 K: 1 S: 9	H: 2 LOB: 1 BB: 0 P: 15	R: 2 E: 0 K: 0 S: 13	H: 2 LOB: 1 BB: 1 P: 20	R: 0 E: 0 K: 0 S: 13	H: 1 LOB: 1 BB: 0 P: 18	R: 2 E: 0 K: 0 S: 19	H: 4 LOB: 2 BB: 1 P: 30	R: 0 E: 0 K: 1 S: 10	H: 0 LOB: 0 BB: 0 P: 14	R: 1 E: 1 K: 0 S: 16	H: 0 LOB: 2 BB: 2 P: 27	1B: 8 2B: 2 3B: 0 HR: 2	SF: 0 SAC: 1 DP: 0 HBP: 0	WP: 0 PB: 0 SB: 1 CS: 1	PA: 44
<b>PITCHER</b>	IP WLS BF H R ER SO BB IBB HBP BLK WP HR S P ERA WHIP																					
Scott Schoeneweis, L (1, 1) ERA: 3.77	6.0 L 29 9 5 5 5 2 0 0 0 0 0 2 75 117 7.50 1.833																					
Michael Jackson, R (7, 1) ERA: 3.38	0.1 3 2 0 0 0 0 0 0 0 0 0 0 8 12 0.00 6.000																					
Kelly Wunsch, L (7, 1) ERA:	0.2 3 1 1 1 0 1 0 0 0 0 0 0 9 14 13.50 3.000																					
Cliff Politte, R (8, 1) ERA: 6.14	1.2 8 0 1 0 1 2 0 0 0 0 0 0 25 40 0.00 1.200																					
Damaso Marte, L (9, 1) ERA: 3.57	0.1 1 0 0 0 0 0 0 0 0 0 0 0 1 1 0.00 0.000																					

Texas Rangers @ Chicago White Sox  
U.S. Cellular Field, Chicago, IL  
Tue May 25 2004, 8:05 PM EDT  
Att. 22,359 - Overcast - 69 F

livebaseballscorecards.com

AB	38
R	7
H	12
RBI	7
BB	5
SO	6
LOB	19



Batter	1	2	3	4	5	6	7	8	9	AB R H RBI BB SO LOB
5 Juan Uribe, R OBP: 0.395, SLG: 0.523 (1, 4)	2-1 G4-6-3 1B		2-1 G5-3		0-0 F8		1-0 G5-3		1-1 1B FC4-6 2B	5 1 2 0 0 0 2
Aaron Rowand, R OBP: 0.309, SLG: 0.476 (1, 8)	1-3 K		1-3 K		2-2 1B		0-0 2B 2-H		0-2 FC4-6 1B 2-3	5 0 3 1 0 2 1
Magglio Ordonez, R OBP: 0.370, SLG: 0.521 (1, 9) Ross Gload, L OBP: 0.322, SLG: 0.407 (9, 9)	0-0 G4-6-3 1-2f		1-0 1B		3-2 G6-3		0-0 L7		2-2 FC4-6 1-2f 3-H	4 0 1 0 0 0 4 1 0 0 1 0 0 1
Frank Thomas, R OBP: 0.457, SLG: 0.564 (1, 10)		2-1 HR	2-2 F7		0-0 F8		1-2 F8		2-3 K	5 1 1 1 0 1 2
Carlos Lee, R OBP: 0.357, SLG: 0.417 (1, 7)		2-2 P2		2-2 F9		2-3 K		3-1 14 HBP 1B		4 0 1 0 0 1 0
14 Paul Konerko, R OBP: 0.370, SLG: 0.470 (1, 3)		3-1 24 2B 1B		3-2 G6-3		4-2 BB		2-0 HBP		2 1 1 0 1 0 0
Jose Valentin, S OBP: 0.322, SLG: 0.518 (1, 6)		0-3 K		1-3 K		1-3 K		1-3 K		4 0 0 0 0 4 4
24 Joe Crede, R OBP: 0.250, SLG: 0.404 (1, 5)		0-1 1-H 2B		0-2 F9		0-0 G4-3		1-3 K		4 0 1 1 0 1 2
Sandy Alomar Jr., R OBP: 0.333, SLG: 0.397 (1, 2) Willie Harris, L OBP: 0.368, SLG: 0.364 (9, PH)		1-0 F9		2-1 1B		0-2 2B 2B		0-1 P6		3 1 2 0 0 0 1 1 0 0 0 0 0 0

Inning Stats	R: 0 E: 0 K: 1 S: 6	H: 1 LOB: 0 BB: 0 P: 9	R: 2 E: 0 K: 1 S: 15	H: 3 LOB: 1 BB: 0 P: 23	R: 0 E: 0 K: 1 S: 9	H: 1 LOB: 1 BB: 0 P: 15	R: 0 E: 0 K: 1 S: 12	H: 0 LOB: 0 BB: 0 P: 18	R: 0 E: 0 K: 0 S: 13	H: 2 LOB: 2 BB: 0 P: 20	R: 0 E: 0 K: 2 S: 13	H: 0 LOB: 1 BB: 1 P: 20	R: 1 E: 0 K: 0 S: 7	H: 2 LOB: 1 BB: 0 P: 8	R: 0 E: 0 K: 2 S: 11	H: 1 LOB: 2 BB: 0 P: 19	R: 1 E: 0 K: 1 S: 14	H: 2 LOB: 1 BB: 0 P: 19	1B: 7 2B: 4 3B: 0 HR: 1	SF: 0 SAC: 0 DP: 1 HBP: 1	WP: 0 PB: 0 SB: 0 CS: 0	PA: 40
--------------	------------------------------	---------------------------------	-------------------------------	----------------------------------	------------------------------	----------------------------------	-------------------------------	----------------------------------	-------------------------------	----------------------------------	-------------------------------	----------------------------------	------------------------------	---------------------------------	-------------------------------	----------------------------------	-------------------------------	----------------------------------	----------------------------------	------------------------------------	----------------------------------	--------

PITCHER	IP	WLS	BF	H	R	ER	SO	BB	IBB	HBP	BLK	WP	HR	S	P	ERA	WHIP
Kenny Rogers, L ERA: 3.34 (1, 1)	6.0	W	25	7	2	2	6	1	0	0	0	0	1	68	105	3.00	1.333
Carlos Almanzar, R ERA: 2.84 (7, 1)	1.1		8	3	1	1	0	0	0	1	0	0	0	12	19	6.75	2.250
Brian Shouse, L ERA: (8, 1)	0.1	H	1	0	0	0	1	0	0	0	0	0	0	3	4	0.00	0.000
Francisco Cordero, R ERA: 2.55 (8, 1)	1.1	S	6	2	1	1	2	0	0	0	0	0	0	17	23	6.75	1.500

BOTTOM

Texas Rangers @ Chicago White Sox  
U.S. Cellular Field, Chicago, IL  
Tue May 25 2004, 8:05 PM EDT  
Att. 22,359 - Overcast - 69 F

livebaseballscorecards.com

AB	38
R	4
H	12
RBI	4
BB	1
SO	9
LOB	17





Batter	1	2	3	4	5	6	7	8	9	AB R H RBI BB SO LOB	TOP											
10 Michael Young, R (1, 6) OBP: 0.385, SLG: 0.563	0-2 G5-3		0-0 2-H 1B			0-1 L6			0-0 DI 1B	4 0 2 0 0 0 0												
9 Hank Blalock, L (1, 5) OBP: 0.344, SLG: 0.559	0-2 G3-1			1-0 G3		2-0 G3			1-2 F8	4 0 0 0 0 0 1												
Alfonso Soriano, R (1, 4) OBP: 0.333, SLG: 0.455	3-2 F9			0-3 K					2-3 K	4 0 0 0 0 2 1												
Brad Fullmer, L (1, 10) OBP: 0.303, SLG: 0.405		1-0 F9		1-1 G4-3					3-2 F7	4 0 0 0 0 0 1												
23 Mark Teixeira, S (1, 3) OBP: 0.378, SLG: 0.480		1-3 K			4-0 WP BB				3-2 1B	2 0 1 0 1 1 0												
David Dellucci, L (1, 7) OBP: 0.394, SLG: 0.553		3-3 K			2-3 K				2-1 G6-3	3 0 0 0 0 2 2												
Gary Matthews, S (1, 9) OBP: 0.360, SLG: 0.642			4-2 G6-3 10 1B BB		2-3 K				3-3 K	2 0 0 0 1 2 1												
Layne Nix, L (1, 8) OBP: 0.360, SLG: 0.642			2-3 K		1-3 K				0-3 K	3 0 0 0 0 3 2												
Rod Barajas, R (1, 2) OBP: 0.299, SLG: 0.554			3-2 G6-3			1-1 G1-4-3			2-2 F7	3 0 0 0 0 0 1												
<b>Inning Stats</b>	R: 0 E: 0 K: 0 S: 10	H: 0 LOB: 0 BB: 0 P: 13	R: 0 E: 0 K: 2 S: 8	H: 0 LOB: 0 BB: 0 P: 13	R: 0 E: 0 K: 1 S: 10	H: 1 LOB: 2 BB: 1 P: 19	R: 0 E: 0 K: 1 S: 6	H: 0 LOB: 0 BB: 0 P: 8	R: 0 E: 0 K: 3 S: 12	H: 0 LOB: 1 BB: 1 P: 21	R: 0 E: 0 K: 0 S: 5	H: 0 LOB: 0 BB: 0 P: 8	R: 0 E: 0 K: 0 S: 9	H: 1 LOB: 1 BB: 0 P: 14	R: 0 E: 0 K: 2 S: 12	H: 0 LOB: 0 BB: 0 P: 17	R: 0 E: 0 K: 1 S: 10	H: 1 LOB: 1 BB: 0 P: 16	1B: 3 2B: 0 3B: 0 HR: 0	SF: 0 SAC: 0 DP: 0 HBP: 0	WP: 1 PB: 0 SB: 0 CS: 0	PA: 31
<b>PITCHER</b>	IP WLS BF H R ER SO BB IBB HBP BLK WP HR S P ERA WHIP																					
Esteban Loaiza, R (1, 1) ERA: 3.69	8.0 W 27 2 0 0 9 2 0 0 0 1 0 72 113 0.00 0.500																					
Shingo Takatsu, R (9, 1) ERA: 1.53	1.0 4 1 0 0 1 0 0 0 0 0 0 10 16 0.00 1.000																					

Texas Rangers @ Chicago White Sox  
U.S. Cellular Field, Chicago, IL  
Wed May 26 2004, 8:05 PM EDT  
Att. 18,185 - Sunny - 60 F

livebaseballscorecards.com

AB 29  
R 0  
H 3  
RBI 0  
BB 2  
SO 10  
LOB 9



Batter	1	2	3	4	5	6	7	8	9
<b>Willie Harris, L</b> OBP: 0.364, SLG: 0.360 (1, 8)	2-1 S 1B 1B	2-2 F8		0-1 F7			0-0 F9		
<b>5 Juan Uribe, R</b> OBP: 0.392, SLG: 0.516 (1, 4)	1 SAFE 1-2 S 1B 1B	3-2 G4-3			3-1 G6-3		1-3 K		
<b>Frank Thomas, R</b> OBP: 0.453, SLG: 0.577 (1, 10)	2-3 K		3-1 HR		3-3 K		1-2 G5-3		
<b>Carlos Lee, R</b> OBP: 0.354, SLG: 0.413 (1, 7)	1-2 1B		1-1 F8		1-0 G5-3		1-3 K		
<b>Ross Gload, L</b> OBP: 0.322, SLG: 0.407 (9, 7)	1-H 2-H 1B								
<b>Jose Valentin, S</b> OBP: 0.320, SLG: 0.509 (1, 6)	3-3 K		1-3 K		3-3 K		2-2 14 FC5-4 1B		
<b>14 Paul Konerko, R</b> OBP: 0.373, SLG: 0.464 (1, 3)	4-2 BB		2-3 K		4-2 FC5-4 BB		1-0 FC5-4 1-2f		
<b>Aaron Rowand, R</b> OBP: 0.310, SLG: 0.481 (1, 9)	2-2 G3			0-2 G1 2B		1-0 FC5-4 24 S			
<b>24 Joe Crede, R</b> OBP: 0.246, SLG: 0.396 (1, 5)		1-3 K		3-2 P4		1-1 P6			
<b>Miguel Olivo, R</b> OBP: 0.326, SLG: 0.517 (1, 2)		2-2 HR		2-2 G1		0-1 P3			

Inning Stats	R: 2 E: 0 K: 2 S: 19	H: 3 LOB: 2 BB: 1 P: 33	R: 1 E: 0 K: 1 S: 14	H: 1 LOB: 0 BB: 0 P: 22	R: 1 E: 0 K: 2 S: 11	H: 1 LOB: 0 BB: 0 P: 18	R: 0 E: 0 K: 1 S: 13	H: 1 LOB: 1 BB: 0 P: 18	R: 0 E: 0 K: 1 S: 8	H: 0 LOB: 0 BB: 0 P: 15	R: 0 E: 0 K: 1 S: 12	H: 0 LOB: 1 BB: 1 P: 21	R: 0 E: 0 K: 1 S: 6	H: 0 LOB: 0 BB: 0 P: 7	R: 0 E: 0 K: 1 S: 14	H: 1 LOB: 1 BB: 0 P: 19
--------------	-------------------------------	----------------------------------	-------------------------------	----------------------------------	-------------------------------	----------------------------------	-------------------------------	----------------------------------	------------------------------	----------------------------------	-------------------------------	----------------------------------	------------------------------	---------------------------------	-------------------------------	----------------------------------

PITCHER	IP	WLS	BF	H	R	ER	SO	BB	IBB	HBP	BLK	WP	HR	S	P	ERA	WHIP
<b>53 Joaquin Benoit, R</b> ERA: 5.77 (1, 1)	4.0	L	19	6	4	4	5	1	0	0	0	0	2	57	91	9.00	1.750
<b>Jay Powell, R</b> ERA: 3.54 (5, 1)	2.0		7	0	0	0	2	1	0	0	0	0	0	20	36	0.00	0.500
<b>32 Ron Mahay, L</b> ERA: 5.79 (7, 1)	2.0		7	1	0	0	2	0	0	0	0	0	0	20	26	0.00	0.500

**BOTTOM**

**Texas Rangers @ Chicago White Sox**  
U.S. Cellular Field, Chicago, IL


Wed May 26 2004, 8:05 PM EDT  
Att. 18,185 - Sunny - 60 F

AB	R	H	RBI	BB	SO	LOB
4	1	1	0	0	0	1
4	1	1	0	0	1	0
4	1	1	1	0	2	2
4	0	1	2	0	1	0
0	0	0	0	0	0	0
4	0	1	0	0	3	1
2	0	0	0	2	1	1
3	0	1	0	0	0	3
3	0	0	0	0	1	2
3	1	1	1	0	0	1

AB	31
R	4
H	7
RBI	4
BB	2
SO	9
LOB	11

livebaseballscorecards.com

**WP: 0 PA: 33**  
PB: 0  
SB: 3  
CS: 0





Batter	1	2	3	4	5	6	7	8	9	AB R H RBI BB SO LOB	TOP	
Eric Young Sr., R OBP: 0.423, SLG: 0.386 (1, 8) (8, 6)	0-1 23 G5-3 1B	1-2 2-H 1B			0-0 1-2 1B		1-0 1B			4 0 4 0 0 0 0		
10 Michael Young, R OBP: 0.382, SLG: 0.557 Laynece Nix, L OBP: 0.360, SLG: 0.642 (1, 6) (8, 8)	1-0 23 G5-3 1B		3-3 K		1-0 F8		2-2 G5-3			4 0 1 0 0 1 4 0 0 0 0 0 0 0		
Alfonso Soriano, R OBP: 0.327, SLG: 0.445 (1, 4)	0-2 F7		2-2 G1-3		0-2 G1-3			0-0 F9		4 0 0 0 0 0 4		
23 Mark Teixeira, S OBP: 0.366, SLG: 0.461 (1, 3)	3-2 G5-3		1-3 K		1-0 L5			1-1 G3		4 0 0 0 0 1 2		
Herbert Perry, R OBP: 0.322, SLG: 0.436 Brad Fullmer, L OBP: 0.301, SLG: 0.402 (1, 10) (8, PH)	0-1 F9			0-0 G4-3		2-2 1B		3-1 G3		3 0 1 0 0 0 2 1 0 0 0 0 0 0		
9 Hank Blalock, L OBP: 0.343, SLG: 0.557 (1, 5)			1-3 K		2-3 K		1-0 F7		0-0 G3 2B	4 0 1 0 0 2 1		
Chad Allen, R OBP: 0.333, SLG: 0.444 (1, 7)			0-0 BB 1B 1B		1-0 G6-3		2-3 K		2-3 K	4 0 1 0 0 2 2		
Gary Matthews, S OBP: 0.250, SLG: 0.100 (1, 9)		0-1 F7			3-1 G6-3		0-0 10 G5-3 G5-3 1B		1-0 G3	4 0 1 0 0 0 2		
Ken Huckaby, R OBP: 0.500, SLG: 0.333 (1, 2)		4-2 1B 1-2 BB			0-0 1B 1B		1-2 G5-3		3-3 K	3 0 1 0 1 1 2		
<b>Inning Stats</b>	R: 0 E: 0 K: 0 S: 16 H: 2 LOB: 2 BB: 0 P: 20	R: 0 E: 0 K: 1 S: 14 H: 2 LOB: 2 BB: 1 P: 20	R: 0 E: 0 K: 2 S: 11 H: 0 LOB: 0 BB: 0 P: 17	R: 0 E: 0 K: 1 S: 7 H: 0 LOB: 0 BB: 0 P: 10	R: 0 E: 0 K: 0 S: 8 H: 2 LOB: 2 BB: 0 P: 12	R: 0 E: 0 K: 1 S: 10 H: 1 LOB: 1 BB: 0 P: 16	R: 0 E: 0 K: 0 S: 10 H: 2 LOB: 1 BB: 0 P: 14	R: 0 E: 0 K: 0 S: 5 H: 0 LOB: 0 BB: 0 P: 9	R: 0 E: 0 K: 2 S: 11 H: 1 LOB: 1 BB: 0 P: 17	1B: 9 2B: 1 3B: 0 HR: 0 SF: 0 SAC: 0 DP: 1 HBP: 0	WP: 0 PB: 0 SB: 0 CS: 0 PA: 36	
<b>PITCHER</b>	IP WLS BF H R ER SO BB IBB HBP BLK WP HR S P ERA WHIP											
56 Mark Buehrle, L ERA: 3.45 (1, 1)	7.0 W 29 9 0 0 5 1 0 0 0 0 0 0 76 109 0.00 1.429											
Jon Adkins, R ERA: 3.31 (8, 1)	1.0 3 0 0 0 0 0 0 0 0 0 0 0 5 9 0.00 0.000											
Billy Koch, R ERA: 4.42 (9, 1)	1.0 4 1 0 0 2 0 0 0 0 0 0 0 11 17 0.00 1.000											

Texas Rangers @ Chicago White Sox  
U.S. Cellular Field, Chicago, IL

Thu May 27 2004, 8:05 PM EDT  
Att. 14,428 - Unknown - 76 F

livebaseballscorecards.com

AB	35
R	0
H	10
RBI	0
BB	1
SO	7
LOB	19



Batter	1	2	3	4	5	6	7	8	9
<b>Willie Harris, L</b> OBP: 0.366, SLG: 0.362 (1, 8)	1-3 		0-0 5 2B SF9 1B	0-0 G6-3		1-2 G4-3		3-2  1B	
<b>5 Juan Uribe, R</b> OBP: 0.398, SLG: 0.563 (1, 4)	2-2 F8		1-0 14 1B 2B		0-0 HR		2-0 HR	1-2 G5-3	
<b>Frank Thomas, R</b> OBP: 0.454, SLG: 0.571 (1, 10)	3-2 1B HR 1B		4-1 PB 14 1B BB		2-1 F8		1-0 P3		
<b>Carlos Lee, R</b> OBP: 0.363, SLG: 0.420 (1, 7)	1-0 HR 1B		0-0 SF9		0-0 1B 14 SF9 1B		4-2 BB		
<b>Timo Perez, L</b> OBP: 0.273, SLG: 0.349 (7, PR) (8, 7)	1-2 HR 1B		3-H 2-2 P2		1-0 14 SF9 1B		1-1 F9		
<b>Jose Valentin, S</b> OBP: 0.326, SLG: 0.533 (1, 6)	0-0 1-H 2-H HR		0-1 L9		2-1 SF9		0-2 F8		
<b>14 Paul Konerko, R</b> OBP: 0.372, SLG: 0.464 (1, 3)	0-0 L9		1-2 2-H 1B		1-2 3-H F9		0-1 F9		
<b>Ross Gload, L</b> OBP: 0.317, SLG: 0.400 (7, PH) (8, 3)			2-1 G3-1		0-1 G6-3		0-1 F9		
<b>Aaron Rowand, R</b> OBP: 0.308, SLG: 0.482 (1, 9)			2-1 G6-3		1-1 G6-3		1-1 G4-6-3 1B	2-0 24 G3 1B 2B	
<b>24 Joe Crede, R</b> OBP: 0.246, SLG: 0.392 (1, 5)			3-2 G4-3		1-1 G6-3		1-1 G4-6-3 1B	0-1 G3	
<b>Sandy Alomar Jr., R</b> OBP: 0.315, SLG: 0.373 (1, 2)			1-0 G4-3		0-1 P6		1-0 G4-6-3	0-3 K	

Inning Stats	R: 3	H: 3	E: 0	LOB: 0	K: 1	P: 20	R: 0	H: 0	E: 0	LOB: 0	K: 0	P: 9	R: 2	H: 3	E: 0	LOB: 1	K: 0	P: 14	R: 0	H: 1	E: 0	LOB: 0	K: 0	P: 9	R: 1	H: 1	E: 0	LOB: 1	K: 0	P: 19	R: 1	H: 2	E: 0	LOB: 1	K: 1	P: 18
	S: 13	BB: 0	S: 5	BB: 0	S: 5	BB: 0	S: 9	BB: 0	S: 6	BB: 0	S: 11	BB: 0	S: 6	BB: 0	S: 11	BB: 0	S: 12	BB: 0	S: 6	BB: 0	S: 6	BB: 0	S: 11	BB: 0	S: 6	BB: 0	S: 11	BB: 0	S: 12	BB: 0	S: 12	BB: 0	S: 12	BB: 0	S: 12	BB: 0

PITCHER	IP	WLS	BF	H	R	ER	SO	BB	IBB	HBP	BLK	WP	HR	S	P	ERA	WHIP
<b>Ryan Drese, R</b> ERA: 3.86 (1, 1)	4.1	L	22	8	7	7	1	1	0	0	0	0	2	39	62	14.54	2.077
<b>Erasmio Ramirez, L</b> ERA: 3.45 (5, 1)	1.2		6	2	0	0	0	0	0	0	0	0	0	11	17	0.00	1.200
<b>56 Rosman Garcia, R</b> ERA: 9.0 (7, 1)	1.0		5	1	1	1	0	1	0	0	0	0	1	11	19	9.00	2.000
<b>50 Frank Francisco, R</b> ERA: 4.26 (8, 1)	1.0		5	2	1	1	1	0	0	0	0	0	0	12	18	9.00	2.000

**BOTTOM**

**Texas Rangers @ Chicago White Sox**  
U.S. Cellular Field, Chicago, IL

Thu May 27 2004, 8:05 PM EDT  
Att: 14,428 - Unknown - 76 F

AB	34
R	9
H	13
RBI	9
BB	2
SO	2
LOB	11

1B	SF	WP	PA
8	2	0	38
2	0	1	
0	0	0	
3	0	0	
0	0	0	



Batter	1	2	3	4	5	6	7	8	9	AB R H RBI BB SO LOB	TOP						
David Eckstein, R (1, 6) OBP: 0.332, SLG: 0.316	2-1 27 1B 2B		1-1 F8		2-2 FC5-4 1-2f		2-3 K		3-2 F8	5 1 1 0 0 1 2							
9 Chone Figgins, S (1, 5) OBP: 0.325, SLG: 0.451 (8, 8)	0-0 B1		2-2 F8		2-3 K		1-2 F8			4 0 0 0 0 1 3							
27 Vladimir Guerrero, R (1, 9) OBP: 0.393, SLG: 0.592	0-0 G6-4-3 2-H 1B		2-1 FC6-4 1B		0-2 F8		1-0 G6-3			4 0 2 1 0 0 0							
Jose Guillen, R (1, 7) OBP: 0.378, SLG: 0.542	2-2 G6-4-3 1-2f		2-1 FC6-4 1-2f		2-1 F7 2B 1B		3-1 HR			4 2 2 1 0 0 2							
Jeff DaVanon, S (1, 8) OBP: 0.407, SLG: 0.466 Alfredo Amezaga, S (8, 5) OBP: 0.241, SLG: 0.185		1-0 1B 1B		3-2 G4-3		1-1 F7 1-2		2-0 1B		4 0 2 0 0 0 1 0 0 0 0 0 0 0							
Bengie Molina, R (1, 2) OBP: 0.308, SLG: 0.455		2-2 SAFE 1-2 1B		0-0 G6-3		0-0 2B 2-H		0-1 F8		4 0 2 1 0 0 1							
Casey Kotchman, L (1, 3) OBP: 0.286, SLG: 0.276		0-0 F5		3-2 G6-3		1-0 G4-3		0-0 P5		4 0 0 0 0 0 4							
Adam Riggs, R (1, 10) OBP: 0.188, SLG: 0.200		0-3 K		2-2 F8		4-2 SH5-4 BB		2-3 K		3 0 0 0 1 2 2							
Adam Kennedy, L (1, 4) OBP: 0.305, SLG: 0.362		1-0 F7		2-2 FC5-4 1B		0-1 SH5-4		0-0 G4-3		3 0 1 0 0 0 2							
<b>Inning Stats</b>	R: 1 H: 2 E: 0 LOB: 0 K: 0 BB: 0 S: 7 P: 11	R: 0 H: 2 E: 0 LOB: 2 K: 1 BB: 0 S: 12 P: 16	R: 0 H: 1 E: 0 LOB: 1 K: 0 BB: 0 S: 9 P: 16	R: 0 H: 0 E: 0 LOB: 0 K: 0 BB: 0 S: 7 P: 13	R: 0 H: 1 E: 0 LOB: 1 K: 1 BB: 0 S: 13 P: 21	R: 1 H: 2 E: 0 LOB: 1 K: 0 BB: 0 S: 9 P: 13	R: 0 H: 0 E: 0 LOB: 1 K: 1 BB: 1 S: 10 P: 17	R: 1 H: 2 E: 0 LOB: 1 K: 0 BB: 0 S: 7 P: 13	R: 0 H: 0 E: 0 LOB: 0 K: 1 BB: 0 S: 11 P: 16	1B: 7 SF: 0 2B: 2 SAC: 1 3B: 0 DP: 1 HR: 1 HBP: 0	WP: 0 PA: 37 PB: 0 SB: 0 CS: 0						
<b>PITCHER</b>	IP WLS BF H R ER SO BB IBB HBP BLK WP HR S P ERA WHIP																
Jon Garland, R (1, 1) ERA: 3.93	7.0	29	8	2	2	3	1	0	0	0	0	0	0	67	107	2.57	1.286
Michael Jackson, R (8, 1) ERA: 3.79	0.1	3	2	1	1	0	0	0	0	0	0	0	1	4	10	27.00	6.000
Damaso Marte, L (8, 1) ERA: 3.44	0.2	2	0	0	0	0	0	0	0	0	0	0	0	3	3	0.00	0.000
Shingo Takatsu, R (9, 1) ERA: 1.45	1.0	W	3	0	0	0	1	0	0	0	0	0	0	11	16	0.00	0.000

Anaheim Angels @ Chicago White Sox  
U.S. Cellular Field, Chicago, IL  
Fri May 28 2004, 8:05 PM EDT  
Att. 21,163 - Sunny - 58 F

livebaseballscorecards.com

AB	35
R	3
H	10
RBI	3
BB	1
SO	4
LOB	17



Batter	1	2	3	4	5	6	7	8	9	AB	R	H	RBI	BB	SO	LOB
Willie Harris, L OBP: 0.360, SLG: 0.356 (1, 8) (9, 4)	2-2 G3		0-0 1B S 2-H 1B		0-3 K2-3		1-1 P2	3-3 K		5	0	1	0	0	2	3
5 Juan Uribe, R OBP: 0.398, SLG: 0.568 (1, 4) (9, 5)	3-2 L7		1-0 F9		0-1 B1-3		4-2 S BB		2-2 14 1B 3B	4	1	1	0	1	0	1
Frank Thomas, R OBP: 0.457, SLG: 0.566 (1, 10)	3-2 P3		3-2 F9 1-3 1B				4-2 S BB		4-0 14 1B IBB IBB	3	0	1	0	2	0	0
Carlos Lee, R OBP: 0.364, SLG: 0.425 (1, 7)		3-2 2B	0-0 G3			2-1 14 S 14 HR 1B	2-1 P6		1-0 P2	5	1	2	0	0	0	7
Jose Valentin, S OBP: 0.336, SLG: 0.528 (1, 6)		2-3 K		4-0 FC6-4 BB		0-2 F8		0-0 14 1B 1B	4-0 14 1B IBB	3	1	1	0	2	1	2
14 Paul Konerko, R OBP: 0.378, SLG: 0.487 (1, 3)		0-0 F9		2-3 1 SAFE 1 SAFE C 1 SAFE F 1 SAFE F	0-1 K	0-1 HR		0-0 WP FC6-2 1B 1B	2-2 1-2 2-3 3-H 1B	5	1	3	3	0	1	2
Aaron Rowand, R OBP: 0.308, SLG: 0.473 (8, PH) Timo Perez, L OBP: 0.284, SLG: 0.359 (9, 8)		4-2 BB		1-1 FC6-4 24 S 1-2f		0-1 P3		3-2 WP 1B 1B		2	0	0	0	1	0	1
24 Joe Crede, R OBP: 0.241, SLG: 0.385 Ross Gload, L OBP: 0.311, SLG: 0.393 (8, PH) (9, 9)		0-0 P6		1-2 F8				1-2 3-H 1B	3-3 K	3	0	0	0	0	1	3
Miguel Olivo, R OBP: 0.333, SLG: 0.548 (1, 2)			1-2 1B 2B		0-0 F7			2-0 FC6-2		1	0	0	0	0	0	2

Inning Stats	R: 0	H: 0	E: 0	K: 10	S: 10	R: 0	H: 1	E: 0	K: 1	S: 12	R: 0	H: 3	E: 0	K: 1	S: 12	R: 0	H: 0	E: 0	K: 1	S: 11	R: 0	H: 0	E: 0	K: 1	S: 6	R: 2	H: 2	E: 0	K: 0	S: 13	R: 0	H: 1	E: 0	K: 1	S: 16	R: 1	H: 3	E: 0	K: 2	S: 16	R: 1	H: 2	E: 0	K: 0	S: 7	1B: 7	2B: 2	3B: 2	HR: 1	SF: 0	SAC: 0	DP: 0	HBP: 0	WP: 1	PA: 42
--------------	------	------	------	-------	-------	------	------	------	------	-------	------	------	------	------	-------	------	------	------	------	-------	------	------	------	------	------	------	------	------	------	-------	------	------	------	------	-------	------	------	------	------	-------	------	------	------	------	------	-------	-------	-------	-------	-------	--------	-------	--------	-------	--------

PITCHER	IP	WLS	BF	H	R	ER	SO	BB	IBB	HBP	BLK	WP	HR	S	P	ERA	WHIP
45 Kelvin Escobar, R ERA: 4.21 (1, 1)	6.2		30	7	2	2	4	4	0	0	0	0	1	78	125	2.70	1.650
Kevin Gregg, R ERA: 1.39 (7, 1)	1.1		7	3	1	1	2	0	0	0	0	1	0	18	31	6.75	2.250
Ramon Ortiz, R ERA: 7.45 (9, 1)	0.1	L	5	2	1	1	0	0	2	0	0	0	0	7	20	27.00	6.000

BOTTOM

Anaheim Angels @ Chicago White Sox  
U.S. Cellular Field, Chicago, IL

livebaseballscorecards.com

AB	36
R	4
H	12
RBI	4
BB	6
SO	6
LOB	23



Fri May 28 2004, 8:05 PM EDT  
Att. 21,163 - Sunny - 58 F





Batter	1	2	3	4	5	6	7	8	9	AB R H RBI BB SO LOB
Willie Harris, L (1, 4) OBP: 0.357, SLG: 0.353	0-0 F9		3-2 G6-3		0-0 G4-3			3-2 G4-6-3 1B		4 0 1 0 0 0 1
5 Juan Uribe, R (1, 5) OBP: 0.394, SLG: 0.558	4-1 BLK BB		3-2 G5-3			3-1 F9		2-1 G4-6-3 1-2f		3 0 0 0 1 0 2
Frank Thomas, R (1, 10) OBP: 0.453, SLG: 0.558	1-1 F9			3-2 BB 1B		2-1 F9			3-3 K	4 0 1 0 0 1 1
Carlos Lee, R (1, 7) OBP: 0.366, SLG: 0.424	3-2 G5-3			0-2 CS BB 1B		2-3 K			4-0 BB	3 0 1 0 1 1 1
Jose Valentin, S (1, 6)		2-3 K		0-3 K			1-3 K		3-3 K	4 0 0 0 0 4 3
14 Paul Konerko, R (1, 3) OBP: 0.376, SLG: 0.500		2-0 F9		3-3 K			1-2 HR		2-3 K	4 1 1 1 0 2 3
Ross Gload, L (1, 9) OBP: 0.313, SLG: 0.379		1-1 G4-3		4-0 BB			0-1 G3-1			2 0 0 0 1 0 0
Timo Perez, L (1, 8) OBP: 0.271, SLG: 0.343			0-1 G1-3	2-2 CS	2-2 G4-3		0-2 G3			3 0 0 0 0 0 0
Miguel Olivo, R (1, 2) OBP: 0.333, SLG: 0.542			3-2 S 1B		2-3 K			0-0 G6-3		3 0 1 0 0 1 0

Inning Stats		R: 0	H: 0	E: 0	K: 0	S: 10	R: 0	H: 0	E: 0	K: 1	S: 6	R: 0	H: 1	E: 0	K: 0	S: 12	R: 0	H: 2	E: 0	K: 2	S: 16	R: 0	H: 0	E: 0	K: 1	S: 7	R: 1	H: 1	E: 0	K: 1	S: 11	R: 0	H: 1	E: 0	K: 0	S: 8	R: 0	H: 0	E: 0	K: 3	S: 10	1B: 4	2B: 0	3B: 0	HR: 1	SF: 0	SAC: 0	DP: 1	HBP: 0	WP: 0	PB: 0	SB: 1	CS: 1	PA: 34		
PITCHER		IP	WLS	BF	H	R	ER	SO	BB	IBB	HBP	BLK	WP	HR	S	P	ERA	WHIP	PITCHER		IP	WLS	BF	H	R	ER	SO	BB	IBB	HBP	BLK	WP	HR	S	P	ERA	WHIP																			
Aaron Sele, R (1, 1) ERA: 2.82	6.1	W	24	4	1	1	6	6	2	0	0	1	0	1	64	111	1.42	0.947																																						
62 Scot Shields, R (7, 1) ERA: 3.12	1.2		5	1	0	0	0	0	0	0	0	0	0	0	13	18	0.00	0.600																																						
Francisco Rodriguez, R (9, 1) ERA: 0.68	1.0		4	0	0	0	3	3	1	0	0	0	0	0	10	22	0.00	1.000																																						

BOTTOM

Anaheim Angels @ Chicago White Sox  
U.S. Cellular Field, Chicago, IL

livebaseballscorecards.com

AB	30
R	1
H	5
RBI	1
BB	3
SO	9
LOB	11



Sat May 29 2004, 4:05 PM EDT  
Att. 25,050 - Overcast - 65 F



Batter	1	2	3	4	5	6	7	8	9	AB R H RBI BB SO LOB	TOP		
David Eckstein, R (1, 6) OBP: 0.330, SLG: 0.315 Alfredo Amezaga, S (5, 6) OBP: 0.233, SLG: 0.179	1-1 9 G4-3 1B		1-2 G3		1-0 G1-3			1-3 K		3 1 1 0 0 0 2 1 0 0 0 0 1 0			
9 Chone Figgins, S (1, 8) OBP: 0.325, SLG: 0.440	3-2 SAFE G4-3 1-2			0-0 B3		1-3 K		3-2 G6-3		4 0 0 0 0 1 1			
27 Vladimir Guerrero, R (1, 9) OBP: 0.397, SLG: 0.601 Casey Kotchman, L (6, 3) OBP: 0.279, SLG: 0.286	1-2 P6			1-0 HR		1-0 G4-3			0-1 P4	3 1 1 1 0 0 1 1 0 0 0 0 0 0			
Jose Guillen, R (1, 7) OBP: 0.377, SLG: 0.535 Josh Paul, R (6, 7)	2-0 39 CS 2-H 1B			2-3 K		0-0 1B			1-3 K	3 0 2 1 0 1 0 1 0 0 0 0 1 0			
39 Robb Quinlan, R (1, 3) OBP: 0.367, SLG: 0.346	0-2 SAFE CS 1-2	2-2 F7		2-1 G3-1		2-1 P4			1-3 K	4 0 0 0 0 1 1			
Raul Mondesi, R (1, 10) OBP: 0.354, SLG: 0.416		2-2 P6			4-2 1B BB		0-0 G6-3			2 0 0 0 1 0 0			
Shane Halter, R (1, 5) OBP: 0.263, SLG: 0.418		1-0 F7			1-0 F7		0-1 F9			3 0 0 0 0 0 1			
José Molina, R (1, 2) OBP: 0.325, SLG: 0.450			2-3 K		0-0 1B		2-3 K			3 0 1 0 0 2 0			
Adam Kennedy, L (1, 4) OBP: 0.298, SLG: 0.352			1-2 G3-1		2-1 L6			1-0 P4		3 0 0 0 0 0 2			
<b>Inning Stats</b>	R: 1 H: 2 E: 0 LOB: 0 K: 0 BB: 0 S: 12 P: 19	R: 0 H: 0 E: 0 LOB: 0 K: 0 BB: 0 S: 7 P: 12	R: 0 H: 0 E: 0 LOB: 0 K: 1 BB: 0 S: 12 P: 16	R: 1 H: 1 E: 0 LOB: 0 K: 1 BB: 0 S: 7 P: 12	R: 0 H: 1 E: 0 LOB: 2 K: 0 BB: 1 S: 7 P: 15	R: 0 H: 1 E: 0 LOB: 1 K: 1 BB: 0 S: 7 P: 11	R: 0 H: 0 E: 0 LOB: 0 K: 1 BB: 0 S: 6 P: 8	R: 0 H: 0 E: 0 LOB: 0 K: 1 BB: 0 S: 7 P: 12	R: 0 H: 0 E: 0 LOB: 0 K: 2 BB: 0 S: 8 P: 10	1B: 4 SF: 0 2B: 0 SAC: 0 3B: 0 DP: 0 HR: 1 HBP: 0	WP: 0 PA: 33 PB: 0 SB: 0 CS: 1		
<b>PITCHER</b>	IP WLS BF H R ER SO BB IBB HBP BLK WP HR S P ERA WHIP											<b>PITCHER</b>	IP WLS BF H R ER SO BB IBB HBP BLK WP HR S P ERA WHIP
Scott Schoeneweis, L (1, 1) ERA: 3.64	7.0 W 26 5 2 2 4 1 0 0 0 0 0 1 58 93 2.57 0.857												
Damaso Marte, L (8, 1) ERA: 3.26	1.0 3 0 0 0 1 0 0 0 0 0 0 0 7 12 0.00 0.000												
Billy Koch, R (9, 1) ERA: 4.19	1.0 3 0 0 0 2 0 0 0 0 0 0 0 8 10 0.00 0.000												

Anaheim Angels @ Chicago White Sox  
U.S. Cellular Field, Chicago, IL  
Sun May 30 2004, 3:05 PM EDT  
Att. 19,859 - Overcast - 66 F

livebaseballscorecards.com

AB 31  
R 2  
H 5  
RBI 2  
BB 1  
SO 7  
LOB 8



Batter	1	2	3	4	5	6	7	8	9	AB	R	H	RBI	BB	SO	LOB
Willie Harris, L OBP: 0.371, SLG: 0.382 (1, 4)	1-2 2B 1B	1-1 1B 1B	0-0 1-H 3B		2-1 5 1B 1B		2-2 P6			5	2	4	1	0	0	0
5 Juan Uribe, R OBP: 0.389, SLG: 0.547 (1, 5)	0-2 F7	1-0 F8	2-0 G6-3		3-1 1-3 1B		0-2 F9			5	0	1	0	0	0	3
Frank Thomas, R OBP: 0.457, SLG: 0.563 (1, 10)	3-2 14 BB 1B 1-H	2-1 E 1B HR 1-2		4-2 FC4-6 BB		0-1 F9		1-3 K		4	2	2	1	1	1	1
Carlos Lee, R OBP: 0.362, SLG: 0.418 (1, 7)	2-3 K	1-1 E7 HR 1-3 2-H 1B		1-0 P4		0-0 F8		1-1 G5-3		5	1	1	1	0	1	2
Jose Valentin, S OBP: 0.331, SLG: 0.531 (1, 6)	4-2 14 BB 1B BB	1-1 HR 2-H 3-H		1-1 FC4-6 14 BB 2B 1-2		2-1 P4		0-0 G6-3		3	3	1	3	1	0	1
32 Kelly Dransfeldt, R OBP: 0.316, SLG: 0.316 (8, 6)										1	0	0	0	0	0	0
14 Paul Konerko, R OBP: 0.383, SLG: 0.497 (1, 3)	4-2 1B BB	3-1 F7		4-1 2B 1-2 1B BB		4-2 E 1B BB		2-2 G6-3		1	1	0	0	3	0	0
Aaron Rowand, R OBP: 0.306, SLG: 0.469 (8, 9)	1-2 2-3 BB									1	0	0	0	0	0	0
Ross Gload, L OBP: 0.338, SLG: 0.419 (1, 9)	1-2 1-2 2-H 3-H 1B		1-2 G4-3		1-1 1-3 2-H 2B		0-0 E 1B			4	1	3	3	0	0	0
Timo Perez, L OBP: 0.270, SLG: 0.338 (1, 8)	1-2 G4-3		1-1 G4-3		0-1 2-H 3-H 1B		3-1 E3			4	0	1	2	0	0	4
Sandy Alomar Jr., R OBP: 0.312, SLG: 0.366 (1, 2)		0-0 F8	0-1 3B 1B		3-2 L5		3-3 K			4	1	1	0	0	1	3

Inning Stats	R: 3	H: 3	LOB: 2	K: 1	S: 31	P: 47	R: 4	H: 4	LOB: 0	K: 0	S: 12	P: 21	R: 1	H: 2	LOB: 1	K: 0	S: 9	P: 13	R: 3	H: 2	LOB: 1	K: 0	S: 10	P: 21	R: 0	H: 2	LOB: 1	K: 0	S: 13	P: 21	R: 0	H: 1	LOB: 3	K: 1	S: 13	P: 25	R: 0	H: 0	LOB: 0	K: 1	S: 10	P: 13	R: 0	H: 0	LOB: 0	K: 0	S: 6	P: 9
--------------	------	------	--------	------	-------	-------	------	------	--------	------	-------	-------	------	------	--------	------	------	-------	------	------	--------	------	-------	-------	------	------	--------	------	-------	-------	------	------	--------	------	-------	-------	------	------	--------	------	-------	-------	------	------	--------	------	------	------

PITCHER	IP	WLS	BF	H	R	ER	SO	BB	IBB	HBP	BLK	WP	HR	S	P	ERA	WHIP
41 John Lackey, R ERA: 5.95 (1, 1)	3.0	L	20	9	8	8	1	2	0	0	0	0	0	52	81	24.00	3.667
Ben Weber, R ERA: 7.59 (4, 1)	2.0		10	4	3	3	0	2	0	0	0	0	0	23	42	13.50	3.000
Ramon Ortiz, R ERA: 6.75 (6, 1)	3.0		12	1	0	0	2	1	0	0	0	0	0	29	47	0.00	0.667

**BOTTOM**


**AB 37**  
**R 11**  
**H 14**  
**RBI 11**  
**BB 5**  
**SO 3**  
**LOB 14**

**WP: 0** **PA: 42**  
**PB: 0**  
**SB: 0**  
**CS: 0**

**1B: 10** **SF: 0**  
**2B: 2** **SAC: 0**  
**3B: 1** **DP: 0**  
**HR: 1** **HBP: 0**

**livebaseballscorecards.com**

**Anaheim Angels @ Chicago White Sox**  
**U.S. Cellular Field, Chicago, IL**  
**Sun May 30 2004, 3:05 PM EDT**  
**Att. 19,859 - Overcast - 66 F**













Batter	1	2	3	4	5	6	7	8	9	10	AB R H RBI BB SO LOB
<b>Eric Byrnes, R</b> OBP: 0.378, SLG: 0.464 (1, 8) (9, 7)	0-1 G1-3		0-0 2B 1B		1-2 2B		2-2 G4-3		2-2 L8		5 0 2 0 0 0 2
<b>Marco Scutaro, R</b> OBP: 0.319, SLG: 0.383 (1, 4)	2-3 K		2-2 SAFE 2B		0-0 F8		2-2 P6		1-3 K		5 0 1 0 0 2 1
<b>23 Bobby Kielty, S</b> OBP: 0.331, SLG: 0.454 <b>21 Mark Kotsay, L</b> OBP: 0.326, SLG: 0.339 (8, PH) (9, 8)	4-2 1B BB		2-2 G2-3		1-3 K		1-1 G1-3		3-2 HR		2 0 0 0 1 1 3 2 1 1 1 0 0 0
<b>Jermaine Dye, R</b> OBP: 0.347, SLG: 0.518 (1, 9)	2-1 1B		4-0 BB		3-2 HR		1-3 K				3 1 2 1 1 1 0
<b>Erubiel Durazo, L</b> OBP: 0.371, SLG: 0.491 (1, 10)	2-3 K		0-1 P5		0-2 L7		3-1 WP E 1B				4 1 1 0 0 1 5
<b>Eric Karros, R</b> OBP: 0.200, SLG: 0.275 <b>Billy McMillon, L</b> OBP: 0.261, SLG: 0.364 <b>17 Adam Melhuse, S</b> OBP: 0.333, SLG: 0.468 (1, 3) (9, PH) (10, 2)		1-1 G6-3		3-3 S K		3-2 F8		1-1 P5			3 0 0 0 0 1 0 1 0 0 0 0 0 1 0 0 0 0 0 0 0
<b>Damian Miller, R</b> OBP: 0.338, SLG: 0.378 <b>Scott Hatteberg, L</b> OBP: 0.384, SLG: 0.455 (1, 2) (9, PH) (10, 3)		2-3 K		2-3 K		3-2 G6-3		2-2 E9 G6-3 1-H 1B			3 0 0 0 0 2 0 1 0 1 1 0 0 0
<b>7 Bobby Crosby, R</b> OBP: 0.287, SLG: 0.417 (1, 6)		3-1 F8		3-1 G6-3			1-3 K		1-2 G6-3		4 0 0 0 0 1 1
<b>Mark McLemore, S</b> OBP: 0.282, SLG: 0.229 (1, 5)			2-2 L8		2-2 G1-3		1-1 B1		4-0 DI IBB		3 0 0 0 1 0 0


Inning Stats	R: 0	H: 1	E: 0	K: 2	S: 13	R: 0	H: 0	E: 0	K: 1	S: 7	R: 0	H: 2	E: 0	K: 0	S: 12	R: 0	H: 0	E: 0	K: 2	S: 12	R: 1	H: 1	E: 0	K: 0	S: 21	R: 0	H: 0	E: 0	K: 1	S: 8	R: 0	H: 0	E: 0	K: 1	S: 8	R: 1	H: 2	E: 1	K: 0	S: 15	R: 0	H: 1	E: 0	K: 1	S: 7	1B: 4	2B: 2	3B: 0	HR: 2	SF: 0	SAC: 0	DP: 0	HBP: 0	WP: 1	PA: 39
--------------	------	------	------	------	-------	------	------	------	------	------	------	------	------	------	-------	------	------	------	------	-------	------	------	------	------	-------	------	------	------	------	------	------	------	------	------	------	------	------	------	------	-------	------	------	------	------	------	-------	-------	-------	-------	-------	--------	-------	--------	-------	--------

PITCHER	IP	WLS	BF	H	R	ER	SO	BB	IBB	HBP	BLK	WP	HR	S	P	ERA	WHIP
<b>56 Mark Buehrle, L</b> ERA: 3.3 (1, 1)	6.0		25	5	1	1	6	2	0	0	0	0	1	75	122	1.50	1.167
<b>Michael Jackson, R</b> ERA: 3.6 (7, 1)	1.0	H	3	0	0	0	1	0	0	0	0	0	0	8	12	0.00	0.000
<b>Shingo Takatsu, R</b> ERA: 1.33 (8, 1)	1.0	H	3	0	0	0	1	0	0	0	0	0	0	8	12	0.00	0.000
<b>Billy Koch, R</b> ERA: 4.43 (9, 1)	1.0	B	6	2	1	1	0	0	1	0	0	1	0	15	28	9.00	2.000
<b>Jon Adkins, R</b> ERA: 3.32 (10, 1)	0.1	L	2	1	1	1	1	0	0	0	0	0	1	7	11	27.00	3.000

**CHICAGO WHITE SOX @ OAKLAND ATHLETICS**  
**Network Associates Coliseum, Oakland, CA**  
 Wed Jun 02 2004, 3:35 PM EDT  
 Att: 33,111 - Sunny - 65 F

livebaseballscorecards.com

<b>AB</b>	<b>36</b>
<b>R</b>	<b>3</b>
<b>H</b>	<b>8</b>
<b>RBI</b>	<b>3</b>
<b>BB</b>	<b>3</b>
<b>SO</b>	<b>9</b>
<b>LOB</b>	<b>13</b>





Batter	1	2	3	4	5	6	7	8	9	AB R H RBI BB SO LOB	TOP											
Willie Harris, L (1, 8) OBP: 0.370, SLG: 0.378	3-2 G3-1		1-0 P5			2-2 G3-1		1-1 SH1-3 2B	4-0 BB	4 1 1 0 1 0 1												
5 Juan Uribe, R (1, 4) OBP: 0.378, SLG: 0.527	1-1 F9		1-0 CS	2-0 HR 2B		2-3 K		0-0 SH1-3	1-2 F9	4 1 1 0 0 1 3												
Frank Thomas, R (1, 10) OBP: 0.464, SLG: 0.596	2-1 HBP			0-0 HR		2-1 1B		0-3 K		3 1 2 2 0 1 1												
Carlos Lee, R (1, 7) OBP: 0.362, SLG: 0.415	0-1 P3			0-3 K		1-2 G3		1-1 2B		4 0 1 1 0 1 2												
Jose Valentin, S (1, 6) OBP: 0.336, SLG: 0.543		0-3 K		4-2 BB 14 G5-4-3		2-1 1B 14 G1-3		2-3 K		3 1 1 0 1 2 1												
14 Paul Konerko, R (1, 3) OBP: 0.379, SLG: 0.500		0-3 K		2-2 G5-4-3		2-2 G1-3		1-1 FC6-4 1B		4 0 1 0 0 1 2												
Timo Perez, L (1, 9) OBP: 0.266, SLG: 0.329		0-0 F8			1-1 B3		0-0 1B 24 FC1-6	1-2 FC6-4 2B		4 0 1 1 0 0 1												
24 Joe Crede, R (1, 5) OBP: 0.253, SLG: 0.393			2-2 G6-3		1-2 P2		1-2 FC1-6	1-1 F8		4 0 0 0 0 0 2												
Miguel Olivo, R (1, 2) OBP: 0.324, SLG: 0.519			4-0 BB 5 CS		2-3 K		2-1 G5-3	0-0 2B		3 0 1 0 1 1 1												
<b>Inning Stats</b>	R: 0 E: 0 K: 0 S: 8	H: 0 LOB: 1 BB: 0 P: 14	R: 0 E: 0 K: 2 S: 7	H: 0 LOB: 0 BB: 1 P: 7	R: 0 E: 0 K: 0 S: 4	H: 0 LOB: 0 BB: 1 P: 12	R: 2 E: 0 K: 1 S: 12	H: 2 LOB: 0 BB: 1 P: 20	R: 0 E: 0 K: 1 S: 8	H: 0 LOB: 0 BB: 0 P: 12	R: 0 E: 0 K: 1 S: 11	H: 1 LOB: 1 BB: 0 P: 18	R: 1 E: 0 K: 0 S: 11	H: 2 LOB: 1 BB: 0 P: 18	R: 1 E: 0 K: 2 S: 12	H: 2 LOB: 1 BB: 0 P: 16	R: 0 E: 0 K: 0 S: 11	H: 2 LOB: 3 BB: 1 P: 19	1B: 4 2B: 4 3B: 0 HR: 1	SF: 0 SAC: 1 DP: 1 HBP: 1	WP: 0 PB: 0 SB: 0 CS: 1	PA: 39
<b>PITCHER</b>	IP WLS BF H R ER SO BB IBB HBP BLK WP HR S P ERA WHIP																					
Freddy Garcia, R (1, 1) ERA: 3.18	7.2 L 31 7 4 4 6 2 0 1 0 0 1 69 111 4.70 1.174																					
Mike Myers, L (8, 1) ERA: 3.68	0.1 1 0 0 0 1 0 0 0 0 0 0 4 6 0.00 0.000																					
Shigetoshi Hasegawa, R (9, 1) ERA: 5.76	1.0 6 2 0 0 0 1 0 0 0 0 0 0 11 19 0.00 3.000																					

Chicago White Sox @ Seattle Mariners  
 Safeco Field, Seattle, WA  
 Fri Jun 04 2004, 7:05 PM PDT  
 Att. 36,340 - Sunny - 78 F

livebaseballscorecards.com

AB	33
R	4
H	9
RBI	4
BB	3
SO	7
LOB	14







Batter	1	2	3	4	5	6	7	8	9	AB R H RBI BB SO LOB	TOP
<b>Willie Harris, L</b> (1, 8) OBP: 0.384, SLG: 0.386 <b>Jamie Burke, R</b> (9, PH)	4-1 	2-2 			2-2 			4-1 	0-1 	2 1 2 0 2 0 0 1 0 0 0 0 0 1	
<b>5 Juan Uribe, R</b> (1, 4) OBP: 0.376, SLG: 0.519 (8, 6)	1-2 	1-0 			2-3 			4-1 		3 0 0 0 1 1 4	
<b>Frank Thomas, R</b> (1, 10) OBP: 0.465, SLG: 0.591	4-2 			3-2 			1-2 	2-3 		3 1 1 0 1 1 2	
<b>Carlos Lee, R</b> (1, 7) OBP: 0.360, SLG: 0.412	1-0 			0-1 			1-0 	0-0 		4 0 1 1 0 0 3	
<b>Jose Valentin, S</b> (1, 6) <b>Aaron Rowand, R</b> (8, PH) OBP: 0.302, SLG: 0.450 (8, 8)	2-2 			3-0 			1-3 	4-0 		3 0 1 1 0 1 0 0 0 0 0 1 0 0	
<b>14 Paul Konerko, R</b> (1, 3) OBP: 0.376, SLG: 0.500	1-0 			0-2 			1-0 	2-1 		4 0 1 0 0 0 4	
<b>Timo Perez, L</b> (1, 9) <b>32 Kelly Dransfeldt, R</b> (9, PH) OBP: 0.292, SLG: 0.292		4-0 		0-0 			1-2 		3-3 	2 0 0 0 1 0 1 1 0 0 0 0 1 0	
<b>24 Joe Crede, R</b> (1, 5) OBP: 0.247, SLG: 0.384		0-3 		2-3 			1-1 		3-3 	4 0 0 0 0 3 2	
<b>Sandy Alomar Jr., R</b> (1, 2) <b>Ross Gload, L</b> (7, PH) <b>Miguel Olivo, R</b> (7, 2) OBP: 0.330, SLG: 0.519		1-2 		0-2 			0-1 		4-1 	2 0 0 0 0 0 1 1 0 0 0 0 0 1 0 0 0 0 1 0 0	
<b>Inning Stats</b>	R: 2 H: 2 E: 0 LOB: 1 K: 0 BB: 2 S: 11 P: 24	R: 0 H: 1 E: 0 LOB: 2 K: 1 BB: 1 S: 11 P: 19	R: 0 H: 1 E: 0 LOB: 0 K: 0 BB: 0 S: 9 P: 15	R: 0 H: 0 E: 0 LOB: 0 K: 1 BB: 0 S: 7 P: 9	R: 0 H: 1 E: 0 LOB: 1 K: 1 BB: 0 S: 10 P: 14	R: 0 H: 0 E: 0 LOB: 0 K: 1 BB: 0 S: 7 P: 10	R: 0 H: 1 E: 0 LOB: 1 K: 0 BB: 0 S: 9 P: 12	R: 0 H: 0 E: 0 LOB: 3 K: 1 BB: 3 S: 8 P: 24	R: 0 H: 0 E: 0 LOB: 1 K: 2 BB: 1 S: 11 P: 21	1B: 4 SF: 0 2B: 3 SAC: 0 3B: 0 DP: 2 HR: 0 HBP: 0	WP: 0 PA: 37 PB: 0 SB: 0 CS: 2
<b>PITCHER</b> <b>Ryan Franklin, R</b> (1, 1) ERA: 4.61 <b>20 J.J. Putz, R</b> (8, 1) ERA: 4.5 <b>40 Julio Mateo, R</b> (8, 1) ERA: 4.28 <b>Eddie Guardado, L</b> (8, 1) ERA: 0.99	IP WLS BF H R ER SO BB IBB HBP BLK WP HR S P ERA WHIP 7.0 W 27 6 2 2 4 3 0 0 0 0 0 64 103 2.57 1.286 0.0 2 0 0 0 0 2 0 0 0 0 0 2 10 ∞ ∞ 0.2 H 2 0 0 0 1 0 0 0 0 0 0 4 6 0.00 0.000 1.1 S 6 0 0 0 2 2 0 0 0 0 0 0 13 29 0.00 1.500	<b>PITCHER</b> IP WLS BF H R ER SO BB IBB HBP BLK WP HR S P ERA WHIP									

Chicago White Sox @ Seattle Mariners  
 Safeco Field, Seattle, WA  
 Sat Jun 05 2004, 1:05 PM PDT  
 Att. 40,050 - Cloudy - 66 F

livebaseballscorecards.com

AB 30  
 R 2  
 H 6  
 RBI 2  
 BB 7  
 SO 7  
 LOB 19







Batter	1	2	3	4	5	6	7	8	9	AB R H RBI BB SO LOB	TOP														
5 Juan Uribe, R (1, 4) OBP: 0.368, SLG: 0.508	3-2 P6		0-2 F9	0-0 SH1-4		2-2 F9		1-1 FC5-4		4 0 0 0 0 0 1															
Willie Harris, L (1, 8) OBP: 0.379, SLG: 0.380	1-2 G4-3		0-0 BB 1B	2-3 K			1-1 G1-3		2-3 K	5 1 1 0 0 2 2															
Frank Thomas, R (1, 10) OBP: 0.468, SLG: 0.584	4-1 FC5-4 BB		4-1 1 SAFE 1 SAFE 1 SAFE 1B BB	4-1 BB			0-0 G4-3		1-3 K	2 0 0 0 3 1 0															
Carlos Lee, R (1, 7) OBP: 0.361, SLG: 0.412	2-1 FC5-4		1-1 1B	2-3 K			2-1 1B		2-1 G6-3	5 0 2 1 0 1 4															
14 Paul Konerko, R (1, 3) OBP: 0.374, SLG: 0.500		0-0 SH3-4 2B	0-3 K		2-3 K		1-3 K			4 0 1 0 0 3 3															
Aaron Rowand, R (1, 9) OBP: 0.311, SLG: 0.451		1-0 SH3-4		1-1 24 2B 1B	1-1 L7			4-2 G1-3 1B HBP		2 2 1 0 0 0 0															
24 Joe Crede, R (1, 5) OBP: 0.247, SLG: 0.387		2-2 G6-3		0-0 1B 2B	3-2 F8			1-1 P4		4 1 1 1 0 0 2															
Jose Valentin, S (1, 6) OBP: 0.333, SLG: 0.538		2-3 K		1-0 5 SH1-4 1B 2B		1-3 K		1-2 G1-3		4 0 1 0 0 2 2															
Miguel Olivo, R (1, 2) OBP: 0.330, SLG: 0.514			3-3 K		2-2 5 SH1-4 1B	0-0 F9		0-0 5 FC5-4 1B		3 0 1 1 0 1 0															
Ross Gload, L (8, PH) OBP: 0.365, SLG: 0.424										1 0 1 1 0 0 0															
Sandy Alomar Jr., R (8, 2) OBP: 0.301, SLG: 0.351										0 0 0 0 0 0 0															
<b>Inning Stats</b>	R: 0 E: 0 K: 0 S: 12	H: 0 LOB: 1 BB: 1 P: 22	R: 0 E: 0 K: 1 S: 9	H: 1 LOB: 1 BB: 0 P: 14	R: 1 E: 0 K: 2 S: 14	H: 2 LOB: 2 BB: 1 P: 22	R: 2 E: 0 K: 2 S: 16	H: 4 LOB: 3 BB: 1 P: 28	R: 0 E: 0 K: 1 S: 9	H: 0 LOB: 0 BB: 0 P: 15	R: 0 E: 0 K: 1 S: 7	H: 0 LOB: 0 BB: 0 P: 10	R: 0 E: 0 K: 1 S: 8	H: 1 LOB: 1 BB: 0 P: 12	R: 1 E: 0 K: 0 S: 11	H: 1 LOB: 1 BB: 0 P: 18	R: 0 E: 0 K: 2 S: 8	H: 0 LOB: 0 BB: 0 P: 13	1B: 7 2B: 2 3B: 0 HR: 0	SF: 0 SAC: 2 DP: 0 HBP: 1	WP: 0 PB: 0 SB: 0 CS: 0	PA: 40			
<b>PITCHER</b>	IP WLS BF H R ER SO BB IBB HBP BLK WP HR S P ERA WHIP																								
Jamie Moyer, L (1, 1) ERA: 4.14	5.0		25	7	3	3	6	3	0	0	0	0	0	60	101	5.40	2.000								
Ron Villone, L (6, 1) ERA: 3.47	2.2		10	1	1	1	2	0	0	1	0	0	0	23	36	3.38	0.375								
Shigetoshi Hasegawa, R (8, 1) ERA: 5.47	1.1	W	5	1	0	0	2	0	0	0	0	0	0	11	17	0.00	0.750								

Chicago White Sox @ Seattle Mariners  
Safeco Field, Seattle, WA  
Sun Jun 06 2004, 5:05 PM PDT  
Att. 36,462 - Unknown - 62 F

livebaseballscorecards.com

AB	34
R	4
H	9
RBI	4
BB	3
SO	10
LOB	14



Batter	1	2	3	4	5	6	7	8	9	AB R H RBI BB SO LOB
<b>51 Ichiro Suzuki, L</b> OBP: 0.383, SLG: 0.417 (1, 9)	1-1 G6-3		2-3 K		2-0 1B G4-3 2B		0-0 B3		1-2 S 2B 1B	5 2 2 0 0 1 1
<b>Randy Winn, S</b> OBP: 0.316, SLG: 0.358 (1, 7)	2-1 L5		0-1 1B		0-2 G4-3 1B		3-2 HR		1-1 S 1B 2B	5 2 4 2 0 0 0
<b>John Olerud, L</b> OBP: 0.368, SLG: 0.337 <b>16 Willie Bloomquist, R</b> OBP: 0.283, SLG: 0.314 (1, 3) (9, PR)	1-2 G6-3		2-2 F9		1-1 G4-3		2-0 P5		4-2 S 1B BB	4 0 0 1 1 0 3 0 1 0 0 0 0 0
<b>Bret Boone, R</b> OBP: 0.304, SLG: 0.404 (1, 4)		2-2 G6-3		1-2 G4-3 2B		2-2 F9		4-2 BB	1-0 BB S 1B	4 0 2 1 1 0 1
<b>Dave Hansen, L</b> OBP: 0.426, SLG: 0.511 <b>Edgar Martinez, R</b> OBP: 0.332, SLG: 0.394 (1, 10) (7, PH)		1-1 2B		1-0 G4-3		2-2 2B		2-2 G5-3	4-2 BB IBB	3 0 2 0 0 0 1 1 0 0 0 1 0 1
<b>Scott Spiezio, S</b> OBP: 0.287, SLG: 0.385 <b>Jolbert Cabrera, R</b> OBP: 0.321, SLG: 0.388 (1, 5) (8, PH) (9, 5)		1-0 P5		1-3 K		4-1 BB		1-2 G4-3	4-1 BB	2 0 0 0 1 1 2 1 0 0 1 1 0 0
<b>Rich Aurilia, R</b> OBP: 0.304, SLG: 0.329 (1, 6)		3-2 P3		4-2 BB		3-2 F6		0-0 P4		3 0 0 0 1 0 3
<b>Dan Wilson, R</b> OBP: 0.325, SLG: 0.371 (1, 2)			2-3 K		0-2 G4-3		1-0 F3		0-1 G4-3	4 0 0 0 0 1 4
<b>Hiram Bocachica, R</b> OBP: 0.455, SLG: 0.375 (1, 8)			0-1 1B 2B		0-1 F8		2-1 F9		2-1 G6-3	4 0 1 0 0 0 2

Inning Stats	R: 0	H: 0	E: 0	K: 0	S: 7	R: 0	H: 1	E: 0	K: 0	S: 9	R: 0	H: 2	E: 0	K: 2	S: 15	R: 0	H: 1	E: 0	K: 1	S: 13	R: 1	H: 2	E: 0	K: 0	S: 12	R: 0	H: 1	E: 0	K: 0	S: 10	R: 1	H: 1	E: 0	K: 0	S: 12	R: 0	H: 0	E: 0	K: 0	S: 6	R: 3	H: 3	E: 0	K: 0	S: 13	1B: 4	2B: 6	3B: 0	HR: 1	SF: 0	SAC: 0	DP: 0	HBP: 0	WP: 0	PA: 42
	0	0	0	0	7	0	1	0	0	9	0	2	0	2	15	0	1	0	1	13	1	2	0	0	12	0	1	0	0	10	1	1	0	0	12	0	0	0	6	3 <td>3 <td>0</td> <td>0</td> <td>13</td> <td>4</td> <td>6</td> <td>0</td> <td>1</td> <td>0</td> <td>0</td> <td>0</td> <td>0</td> <td>42</td> </td>	3 <td>0</td> <td>0</td> <td>13</td> <td>4</td> <td>6</td> <td>0</td> <td>1</td> <td>0</td> <td>0</td> <td>0</td> <td>0</td> <td>42</td>	0	0	13	4	6	0	1	0	0	0	0	42		

PITCHER	IP	WLS	BF	H	R	ER	SO	BB	IBB	HBP	BLK	WP	HR	S	P	ERA	WHIP
<b>Esteban Loaiza, R</b> ERA: 3.71 (1, 1)	6.1		29	8	2	2	3	2	0	0	0	0	1	72	116	2.84	1.579
<b>Michael Jackson, R</b> ERA: 3.38 (7, 1)	0.1	H	2	0	0	0	0	1	0	0	0	0	0	3	9	0.00	3.000
<b>Damaso Marte, L</b> ERA: 2.82 (7, 1)	0.1	H	1	0	0	0	0	0	0	0	0	0	0	3	5	0.00	0.000
<b>Shingo Takatsu, R</b> ERA: 1.27 (8, 1)	1.0	H	3	0	0	0	0	0	0	0	0	0	0	6	7	0.00	0.000
<b>Billy Koch, R</b> ERA: 5.4 (9, 1)	0.1	L	7	3	3	3	0	2	1	0	0	0	0	13	30	81.00	15.000

**BOTTOM**

**Chicago White Sox @ Seattle Mariners**  
Safeco Field, Seattle, WA  
Sun Jun 06 2004, 5:05 PM PDT  
Att: 36,462 - Unknown - 62 F

livebaseballscores.com

<b>AB</b>	<b>36</b>
<b>R</b>	<b>5</b>
<b>H</b>	<b>11</b>
<b>RBI</b>	<b>5</b>
<b>BB</b>	<b>6</b>
<b>SO</b>	<b>3</b>
<b>LOB</b>	<b>18</b>





Batter	1	2	3	4	5	6	7	8	9	AB R H RBI BB SO LOB	TOP	
11 Jimmy Rollins, S OBP: 0.326, SLG: 0.378 (1, 6) X	0-0 F8 HR 1B	2-2 1B 1B		2-1 G6-3		2-2 FC6-4 1-2f		1-1 FC4-6 2-H 1B		5 2 3 1 0 0 1		
Placido Polanco, R OBP: 0.300, SLG: 0.308 (1, 4) X	0-0 F8 1-2	1-0 1B SF9 1B		1-3 K			2-2 G4-3	0-0 FC4-6 1-2f		5 1 1 0 0 1 2		
Bobby Abreu, L OBP: 0.418, SLG: 0.553 (1, 9) B B B	4-0 HR BB	0-1 1B 1-3 1B		2-0 G4-3			4-2 BB		0-1 1B HR 2B	3 2 2 1 2 0 0		
Pat Burrell, R OBP: 0.401, SLG: 0.503 (1, 7) C B B	2-3 K	0-0 SF9 3-H		1-3 K			2-2 P4		1-1 HR 1B	4 1 1 1 0 2 3		
Jim Thome, L OBP: 0.420, SLG: 0.661 (1, 3) D X	1-0 HR 1-H 2-H	2-2 1B 1-3		3-3 K			0-1 P6		3-2 HR 1-H 3-H	5 2 3 6 0 1 1		
David Bell, R OBP: 0.370, SLG: 0.470 (1, 5) F B X	1-1 2B	0-3 K		0-0 P3				2-1 F9 2B	3-2 G5-3	5 1 2 0 0 1 2		
Mike Lieberthal, R OBP: 0.297, SLG: 0.421 (1, 2) X	0-0 G5-3		0-0 G6-3			1-2 FC1-6 1B		0-1 F8	2-3 K	5 0 1 0 0 1 2		
Jason Michaels, R OBP: 0.310, SLG: 0.343 (1, 10) C B B		2-1 HR	1-3 K			3-1 FC1-6 FC6-4 1-2f		2-2 F9 2-3	1-1 G3	5 1 1 1 0 1 2		
Marlon Byrd, R OBP: 0.297, SLG: 0.303 (1, 8) X		0-1 F9	0-1 G6-3			0-1 FC6-4 FC6-4 1-2f		1-1 11 1B 2B 3-H		4 1 1 1 0 0 1		
<b>Inning Stats</b>	R: 3 E: 0 K: 1 S: 9 H: 3 LOB: 1 BB: 1 P: 17	R: 3 E: 0 K: 1 S: 17 H: 5 LOB: 2 BB: 0 P: 24	R: 0 E: 0 K: 1 S: 6 H: 0 LOB: 0 BB: 0 P: 7	R: 0 E: 0 K: 1 S: 8 H: 0 LOB: 0 BB: 0 P: 13	R: 0 E: 0 K: 2 S: 7 H: 0 LOB: 0 BB: 0 P: 11	R: 0 E: 0 K: 0 S: 12 H: 1 LOB: 1 BB: 0 P: 18	R: 0 E: 0 K: 0 S: 10 H: 0 LOB: 1 BB: 1 P: 18	R: 2 E: 0 K: 0 S: 12 H: 3 LOB: 1 BB: 0 P: 18	R: 3 E: 0 K: 1 S: 20 H: 3 LOB: 0 BB: 0 P: 30	1B: 8 2B: 4 3B: 0 HR: 3 SF: 1 SAC: 0 DP: 0 HBP: 0	WP: 0 PA: 44 PB: 0 SB: 0 CS: 0	
<b>PITCHER</b>	IP WLS BF H R ER SO BB IBB HBP BLK WP HR S P ERA WHIP											
56 Mark Buehrle, L ERA: 3.67 (1, 1)	7.0 W 32 9 6 6 6 2 0 0 0 0 0 2 69 108 7.71 1.571											
Michael Jackson, R ERA: 5.24 (8, 1)	1.0 9 6 5 5 0 0 0 0 0 0 0 1 19 29 45.00 6.000											
Cliff Politte, R ERA: 4.82 (9, 1)	1.0 S 3 0 0 0 1 0 0 0 0 0 0 0 13 19 0.00 0.000											

Philadelphia Phillies @ Chicago White Sox  
 U.S. Cellular Field, Chicago, IL  
 Tue Jun 08 2004, 8:05 PM EDT  
 Att. 33,114 - Sunny - 91 F

AB	41
R	11
H	15
RBI	11
BB	2
SO	7
LOB	14







Batter	1	2	3	4	5	6	7	8	9	AB R H RBI BB SO LOB	TOP											
11 Jimmy Rollins, S OBP: 0.330, SLG: 0.376 (1, 6) X	0-0 F9		0-2 L3	4-1 1B 1B BB		2-0 2B 1B	4-0 IBB		3-2 F8	4 1 1 1 2 0 1												
Placido Polanco, R OBP: 0.309, SLG: 0.328 (1, 4) B X	1-0 G5-3			1-2 2-3 3-H 1B		2-1 1-3 2B	1-0 SF7		3-2 P5	5 1 3 3 0 0 0												
Bobby Abreu, L OBP: 0.422, SLG: 0.582 (1, 9) C B C X	1-2 HR			2-2 1-H HR	4-2 HR BB	2-0 F7	1-3 K			4 3 2 3 1 1 4												
Jim Thome, L OBP: 0.415, SLG: 0.665 (1, 3) B C F F B B X	3-2 G4-3			1-0 G4-3	0-1 HR	1-2 F7		3-2 G6-3		5 1 1 2 0 0 2												
Pat Burrell, R OBP: 0.401, SLG: 0.497 (1, 7) C B B F T X		2-3 K		0-0 BB 1B 1B	2-2 L8		3-3 K	4-0 BB BB		4 1 1 0 1 2 0												
Ricky Ledee, L OBP: 0.422, SLG: 0.545 (1, 10) B X	1-0 G3-1			4-1 1B 1B BB	0-0 FC5-4 1B	1-0 1B 2B	1-3 K			4 2 2 0 1 1 1												
David Bell, R OBP: 0.371, SLG: 0.462 (1, 5) X		0-0 G6-3		2-2 F7	1-2 FC5-4 FC5	4-2 1B 2B BB	4-2 BB BB			3 1 0 0 2 0 3												
Mike Lieberthal, R OBP: 0.300, SLG: 0.418 (1, 2) C X			0-1 F9	4-1 1B 1B BB	0-0 FC5		1-1 26 2B SF7 1B	1-1 F7		4 2 1 1 1 0 3												
Marlon Byrd, R OBP: 0.302, SLG: 0.309 (1, 8) F B X			1-1 1B	2-2 1B 1B		1-0 G5-3	0-1 2B		2-0 G6-3	3 1 2 1 0 0 0												
26 Chase Utley, L OBP: 0.272, SLG: 0.465 (7, PH) F B X				1-2 2-3 3-H 1B						1 0 1 1 0 0 0												
Doug Glanville, R OBP: 0.271, SLG: 0.273 (7, 8) F B X										1 0 0 0 0 0 0												
<b>Inning Stats</b>	R: 1 E: 0 K: 0 S: 9	H: 1 LOB: 0 BB: 0 P: 14	R: 0 E: 0 K: 1 S: 5	H: 0 LOB: 0 BB: 0 P: 8	R: 0 E: 0 K: 0 S: 7	H: 1 LOB: 0 BB: 0 P: 8	R: 7 E: 0 K: 0 S: 18	H: 5 LOB: 1 BB: 3 P: 38	R: 2 E: 1 K: 0 S: 14	H: 2 LOB: 1 BB: 1 P: 21	R: 0 E: 0 K: 0 S: 8	H: 2 LOB: 2 BB: 0 P: 16	R: 3 E: 0 K: 2 S: 17	H: 3 LOB: 2 BB: 2 P: 32	R: 0 E: 0 K: 1 S: 14	H: 0 LOB: 2 BB: 2 P: 27	R: 0 E: 0 K: 0 S: 9	H: 0 LOB: 0 BB: 0 P: 17	1B: 8 2B: 4 3B: 0 HR: 3	SF: 1 SAC: 0 DP: 1 HBP: 0	WP: 1 PB: 0 SB: 0 CS: 0	PA: 47
<b>PITCHER</b>	IP WLS BF H R ER SO BB IBB HBP BLK WP HR S P ERA WHIP																					
Jon Garland, R ERA: 4.73 (1, 1)	4.0 L 22 8 10 10 1 4 0 0 0 0 1 3 43 76 22.50 3.000																					
Jon Adkins, R ERA: 3.1 (5, 1)	1.1 7 3 0 0 0 0 0 0 0 0 0 0 14 22 0.00 2.250																					
Neal Cotts, L ERA: 5.31 (6, 1)	1.0 5 1 2 2 1 1 0 0 0 0 0 0 13 24 18.00 2.000																					
Billy Koch, R ERA: 5.4 (7, 1)	1.2 10 2 1 1 2 2 1 0 0 0 0 0 22 42 5.40 2.400																					
Shingo Takatsu, R ERA: 1.21 (9, 1)	1.0 3 0 0 0 0 0 0 0 0 0 0 0 9 17 0.00 0.000																					

Philadelphia Phillies @ Chicago White Sox  
U.S. Cellular Field, Chicago, IL

AB	38
R	13
H	14
RBI	12
BB	8
SO	4
LOB	14



Wed Jun 09 2004, 8:05 PM EDT  
Att. 17,570 - Overcast - 75 F

livebaseballscorecards.com

Batter	1	2	3	4	5	6	7	8	9	AB	R	H	RBI	BB	SO	LOB
Willie Harris, L OBP: 0.380, SLG: 0.374 (1, 8)	G6-3		1B			BB				4	0	1	0	1	2	0
5 Juan Uribe, R OBP: 0.374, SLG: 0.540 (1, 4)	K		P3		F9	BB		F9		5	0	1	0	0	1	2
Frank Thomas, R OBP: 0.465, SLG: 0.600 (1, 10)	F8		P6		P4	BB				4	0	0	0	1	0	2
Carlos Lee, R OBP: 0.367, SLG: 0.432 (1, 7)		P2	G4-3		1B	P3			F8	5	2	2	0	0	0	5
14 Paul Konerko, R OBP: 0.379, SLG: 0.544 (1, 3)		HR		F8	1B				K	4	1	2	1	0	1	1
Aaron Rowand, R OBP: 0.321, SLG: 0.488 (1, 9)		P3		HR	1B				32 1B	5	2	3	3	0	1	1
Jose Valentin, S OBP: 0.327, SLG: 0.545 (1, 6)		HR								4	1	1	1	0	1	3
32 Kelly Dransfeldt, R OBP: 0.320, SLG: 0.320 (9, PH)										1	1	1	1	0	0	0
24 Joe Crede, R OBP: 0.250, SLG: 0.392 (1, 5)		K			HR					4	2	1	2	1	1	1
Miguel Olivo, R OBP: 0.333, SLG: 0.545 (1, 2)									G1-6-3	5	1	2	2	0	0	0

Inning Stats	R: 0	H: 0	E: 0	K: 1	S: 7	H: 0	LOB: 0	BB: 0	P: 9	R: 2	H: 2	E: 0	K: 1	S: 14	H: 2	LOB: 0	BB: 0	P: 20	R: 0	H: 2	E: 0	K: 0	S: 16	H: 2	LOB: 0	BB: 0	P: 26	R: 3	H: 2	E: 0	K: 2	S: 21	H: 3	LOB: 2	BB: 0	P: 18	R: 1	H: 1	E: 0	K: 0	S: 12	H: 1	LOB: 3	BB: 2	P: 23	R: 0	H: 0	E: 0	K: 1	S: 7	H: 0	LOB: 1	BB: 0	P: 12	R: 0	H: 0	E: 0	K: 1	S: 7	H: 0	LOB: 0	BB: 0	P: 10	R: 4	H: 4	E: 0	K: 1	S: 14	H: 4	LOB: 0	BB: 0	P: 22	1B: 7	SF: 0	2B: 2	SAC: 0	3B: 0	DP: 0	HR: 5	HBP: 1	WP: 0	PA: 45
--------------	------	------	------	------	------	------	--------	-------	------	------	------	------	------	-------	------	--------	-------	-------	------	------	------	------	-------	------	--------	-------	-------	------	------	------	------	-------	------	--------	-------	-------	------	------	------	------	-------	------	--------	-------	-------	------	------	------	------	------	------	--------	-------	-------	------	------	------	------	------	------	--------	-------	-------	------	------	------	------	-------	------	--------	-------	-------	-------	-------	-------	--------	-------	-------	-------	--------	-------	--------

PITCHER	IP	WLS	BF	H	R	ER	SO	BB	IBB	HBP	BLK	WP	HR	S	P	ERA	WHIP
Eric Milton, L ERA: 4.28 (1, 1)	5.0	W	25	9	6	6	4	1	0	0	0	0	4	70	105	10.80	2.000
Rheal Cormier, L ERA: 4.55 (6, 1)	0.2		5	1	0	0	0	2	0	0	0	0	0	8	18	0.00	4.500
Roberto Hernandez, R ERA: 4.7 (6, 1)	1.1	H	5	0	0	0	1	0	0	1	0	0	0	11	17	0.00	0.000
Tim Worrell, R ERA: 3.48 (8, 1)	1.0		3	0	0	0	1	0	0	0	0	0	0	7	10	0.00	0.000
Billy Wagner, L ERA: 3.38 (9, 1)	1.0		7	4	4	4	1	0	0	0	0	0	1	14	22	36.00	4.000

BOTTOM

Philadelphia Phillies @ Chicago White Sox  
U.S. Cellular Field, Chicago, IL

livebaseballscorecards.com

AB	41
R	10
H	14
RBI	10
BB	3
SO	7
LOB	15



PITCHER	IP	WLS	BF	H	R	ER	SO	BB	IBB	HBP	BLK	WP	HR	S	P	ERA	WHIP
Eric Milton, L ERA: 4.28 (1, 1)	5.0	W	25	9	6	6	4	1	0	0	0	0	4	70	105	10.80	2.000
Rheal Cormier, L ERA: 4.55 (6, 1)	0.2		5	1	0	0	0	2	0	0	0	0	0	8	18	0.00	4.500
Roberto Hernandez, R ERA: 4.7 (6, 1)	1.1	H	5	0	0	0	1	0	0	1	0	0	0	11	17	0.00	0.000
Tim Worrell, R ERA: 3.48 (8, 1)	1.0		3	0	0	0	1	0	0	0	0	0	0	7	10	0.00	0.000
Billy Wagner, L ERA: 3.38 (9, 1)	1.0		7	4	4	4	1	0	0	0	0	0	1	14	22	36.00	4.000

Wed Jun 09 2004, 8:05 PM EDT  
Att: 17,570 - Overcast - 75 F



Batter	1	2	3	4	5	6	7	8	9	AB R H RBI BB SO LOB	TOP									
Rafael Furcal, S OBP: 0.317, SLG: 0.353 (1, 6)	1-1 B2	1-0 FC5-2-5-1		3-2 P4		2-3 SAFE K		0-1 G4-3		5 0 0 0 0 1 3										
Nick Green, R OBP: 0.374, SLG: 0.391 (1, 4)	1-0 1B	1-0 G6-3		1-1 G6-3			4-2 10 BB 1B BB		2-2 P6	4 1 1 0 1 0 2										
J.D. Drew, L OBP: 0.412, SLG: 0.548 (1, 9)	1-3 K		1-3 K	0-0 G3			0-0 L4		0-1 10 G4-6-3 1B	5 0 1 0 0 2 2										
10 Chipper Jones, S OBP: 0.366, SLG: 0.443 (1, 10)	1 SAFE G3	2-1 G3		2-2 G5-3		1-3 K	4-2 1 SAFE 1B BB		1-1 G4-6-3 1-2f	4 0 0 0 1 1 2										
Johnny Estrada, S OBP: 0.406, SLG: 0.525 (1, 2)		0-3 K	1-0 1B 2B		2-0 G4-3		1-2 K			4 1 1 0 0 2 2										
Julio Franco, R OBP: 0.364, SLG: 0.469 (1, 3)		2-2 1B 2B	3-2 2B 1B		1-1 G6-3		1-1 1-2 2-H 1B			4 2 3 1 0 0 0										
Andruw Jones, R OBP: 0.344, SLG: 0.500 (1, 8)		2-1 1B 1B 2-H	4-2 2B BB			1-1 L5	1-0 G1-3			3 2 1 1 1 0 2										
Eli Marrero, R OBP: 0.269, SLG: 0.391 (1, 7)		1-0 1B 1B	1-1 1H 2H 3H 2B			4-0 S BB		2-2 G1-3		3 0 2 3 1 0 0										
Mark DeRosa, R OBP: 0.280, SLG: 0.323 (1, 5)		2-0 1B 1-3 2-H	1-1 F7			2-3 SAFE SAFE K		3-3 K		4 0 1 1 0 2 2										
<b>Inning Stats</b>	R: 0 E: 0 K: 1 S: 9	H: 1 LOB: 1 BB: 0 P: 14	R: 2 E: 0 K: 1 S: 12	H: 4 LOB: 2 BB: 0 P: 21	R: 3 E: 0 K: 1 S: 18	H: 3 LOB: 1 BB: 1 P: 31	R: 0 E: 0 K: 0 S: 6	H: 0 LOB: 0 BB: 0 P: 10	R: 0 E: 0 K: 2 S: 8	H: 0 LOB: 1 BB: 1 P: 17	R: 1 E: 0 K: 1 S: 14	H: 1 LOB: 2 BB: 2 P: 25	R: 0 E: 0 K: 1 S: 10	H: 0 LOB: 0 BB: 0 P: 15	R: 0 E: 0 K: 0 S: 7	H: 1 LOB: 0 BB: 0 P: 10	1B: 7 2B: 3 3B: 0 HR: 0	SF: 0 SAC: 0 DP: 1 HBP: 0	WP: 0 PB: 0 SB: 1 CS: 0	PA: 40
<b>PITCHER</b>	IP WLS BF H R ER SO BB IBB HBP BLK WP HR S P ERA WHIP																			
Scott Schoeneweis, L ERA: 4.18 (1, 1)	6.0 L 28 8 5 5 6 2 0 0 0 0 0 0 61 105 7.50 1.667																			
Neal Cotts, L ERA: 5.57 (7, 1)	0.2 4 0 1 1 1 2 0 0 0 0 0 0 11 20 13.50 3.000																			
Michael Jackson, R ERA: 4.94 (7, 1)	1.1 5 1 0 0 1 0 0 0 0 0 0 0 13 20 0.00 0.750																			
Damaso Marte, L ERA: 2.7 (9, 1)	1.0 3 1 0 0 0 0 0 0 0 0 0 0 7 10 0.00 1.000																			

Atlanta Braves @ Chicago White Sox  
U.S. Cellular Field, Chicago, IL

Fri Jun 11 2004, 8:05 PM EDT  
Att. 23,217 - Overcast - 77 F

livebaseballscorecards.com

AB	36
R	6
H	10
RBI	6
BB	4
SO	8
LOB	15



Batter	1	2	3	4	5	6	7	8	9	AB R H RBI BB SO LOB
Willie Harris, L (1, 8) OBP: 0.383, SLG: 0.374	1-3 K		3-3 K			4-2 G4-6-3 BB			2-2 BB 2B 1B	3 1 1 0 1 2 2
5 Juan Uribe, R (1, 4) OBP: 0.372, SLG: 0.534	1-1 G5-3 1B		3-2 F9 2-3			1-2 G4-6-3 1-2f			1-0 F8	4 0 1 0 0 0 4
Frank Thomas, R (1, 10) OBP: 0.462, SLG: 0.590	2-0 G5-3 1-2		3-3 K			1-1 G1-4-3			4-2 2B 1-2 HR BB	3 1 0 0 1 1 3
Carlos Lee, R (1, 7) OBP: 0.365, SLG: 0.433	1-1 G5-3			2-3 K			0-0 G1-6-3		0-0 HR 2B	4 1 1 1 0 1 1
Jose Valentin, S (1, 6) OBP: 0.326, SLG: 0.557		1-1 P6		2-3 K			2-2 F8		0-1 HR	4 1 1 3 0 1 0
14 Paul Konerko, R (1, 3) OBP: 0.377, SLG: 0.538 Aaron Rowand, R (9, PR) OBP: 0.321, SLG: 0.488		1-0 G6-3		3-2 G5-3			1-2 G1-3		0-0 FC4-6 1B	4 0 1 0 0 0 0 0 0 0 0 0 0 0
Ross Gload, L (1, 9) OBP: 0.361, SLG: 0.419		2-3 K			1-0 L4			2-3 K	0-2 FC4-6 1-2f	4 0 0 0 0 2 1
24 Joe Crede, R (1, 5) OBP: 0.251, SLG: 0.387 Timo Perez, L (9, PH) OBP: 0.265, SLG: 0.316			4-1 F9 1B BB		1-3 K		0-0 F8	3-3 K	3-3 K	2 0 0 0 1 1 0 1 0 0 0 0 1 1
Sandy Alomar Jr., R (1, 2) OBP: 0.311, SLG: 0.361			0-1 K		2-3 K		1-0 G5-3			3 0 1 0 0 1 0

Inning Stats	R: 0	H: 1	E: 0	K: 1	S: 8	LOB: 1	BB: 0	P: 13	R: 0	H: 0	E: 0	K: 1	S: 6	LOB: 0	BB: 0	P: 10	R: 0	H: 1	E: 0	K: 2	S: 12	LOB: 2	BB: 1	P: 25	R: 0	H: 0	E: 0	K: 2	S: 11	LOB: 0	BB: 0	P: 18	R: 0	H: 0	E: 0	K: 2	S: 8	LOB: 0	BB: 0	P: 12	R: 0	H: 0	E: 0	K: 0	S: 7	LOB: 0	BB: 1	P: 13	R: 0	H: 0	E: 0	K: 0	S: 10	LOB: 0	BB: 0	P: 13	R: 0	H: 0	E: 0	K: 1	S: 5	LOB: 0	BB: 0	P: 8	R: 4	H: 4	E: 0	K: 1	S: 17	LOB: 1	BB: 1	P: 27	1B: 4	SF: 0	2B: 1	SAC: 0	3B: 0	DP: 1	HR: 1	HBP: 0	WP: 0	PA: 35
PITCHER	IP	WLS	BF	H	R	ER	SO	BB	IBB	HBP	BLK	WP	HR	S	P	ERA	WHIP																																																																	
Jaret Wright, R (1, 1) ERA: 3.54	7.0	W	24	2	0	0	8	2	0	0	0	0	0	62	104	0.00	0.571																																																																	
Chris Reitsma, R (8, 1) ERA: 3.0	1.0		3	0	0	0	1	0	0	0	0	0	0	5	8	0.00	0.000																																																																	
29 John Smoltz, R (9, 1) ERA: 3.51	1.0		8	4	4	4	1	1	0	0	0	0	1	17	27	36.00	5.000																																																																	

BOTTOM

Atlanta Braves @ Chicago White Sox  
U.S. Cellular Field, Chicago, IL

Fri Jun 11 2004, 8:05 PM EDT  
Att. 23,217 - Overcast - 77 F

livebaseballscorecards.com

AB	32
R	4
H	6
RBI	4
BB	3
SO	10
LOB	12





Batter	1	2	3	4	5	6	7	8	9	AB R H RBI BB SO LOB	TOP		
<b>Rafael Furcal, S</b> (1, 6) OBP: 0.326, SLG: 0.359	1-1 G4-3			2-3 K	2-2 1B		4-1 G4-6-3 1B	1 SAFE 4-1 BB		3 1 1 1 2 1 0			
<b>Nick Green, R</b> (1, 4) OBP: 0.384, SLG: 0.402	3-3 K			1-1 HR	0-2 10 HR		2-1 G4-6-3 1B	1-1 L4		5 2 3 1 0 1 2			
<b>J.D. Drew, L</b> (1, 9) OBP: 0.412, SLG: 0.558	4-2 10 CS BB			2-2 1-H HR	0-0 F9		0-0 G4-6-3	1-1 G4-3		4 1 1 2 1 0 3			
<b>10 Chipper Jones, S</b> (1, 10) OBP: 0.361, SLG: 0.458	1-1 CS	3-2 G3		1-0 G4-3	2-0 1-H HR		3-3 K	0-0 G4-3		5 1 1 2 0 1 1			
<b>Johnny Estrada, S</b> (1, 2) OBP: 0.401, SLG: 0.516			1-3 K	0-1 BB 1B	0-2 F9			3-2 G6-3	0-2 G1-3	5 0 1 0 0 1 0			
<b>Julio Franco, R</b> (1, 3) OBP: 0.377, SLG: 0.485		0-2 G3-1		4-1 1-2 BB		2-2 G4-3 2B		2-1 WP 1B		3 1 2 0 1 0 0			
<b>Andrew Jones, R</b> (1, 8) OBP: 0.346, SLG: 0.498			4-2 CS BB	1-3 K		3-2 G4-3		0-1 1B WP FC4-6 1B		3 1 1 0 1 1 3			
<b>Eli Marrero, R</b> (1, 7) OBP: 0.286, SLG: 0.420			2-1 F9		2-1 2B	2-3 K		3-2 FC4-6 1B		4 1 2 1 0 1 2			
<b>Mark DeRosa, R</b> (1, 5) OBP: 0.276, SLG: 0.317			3-3 K		1-0 P4	0-1 F8		0-0 FC4-6 BB		4 0 0 1 0 1 4			
<b>Inning Stats</b>	R: 0 E: 0 K: 1 S: 9 H: 0 LOB: 0 BB: 1 P: 18	R: 0 E: 0 K: 1 S: 10 H: 0 LOB: 0 BB: 0 P: 14	R: 0 E: 0 K: 1 S: 7 H: 0 LOB: 1 BB: 1 P: 16	R: 2 E: 0 K: 2 S: 15 H: 3 LOB: 2 BB: 1 P: 26	R: 4 E: 0 K: 0 S: 16 H: 4 LOB: 0 BB: 0 P: 23	R: 0 E: 0 K: 1 S: 14 H: 1 LOB: 1 BB: 0 P: 21	R: 0 E: 0 K: 1 S: 7 H: 1 LOB: 1 BB: 1 P: 16	R: 2 E: 0 K: 0 S: 21 H: 3 LOB: 2 BB: 1 P: 34	R: 0 E: 0 K: 0 S: 6 H: 0 LOB: 0 BB: 0 P: 7	1B: 7 2B: 4 3B: 0 HR: 2 SF: 0 SAC: 0 DP: 2 HBP: 0	WP: 1 PB: 0 SB: 0 CS: 2 PA: 42		
<b>PITCHER</b>	IP WLS BF H R ER SO BB IBB HBP BLK WP HR S P ERA WHIP											<b>PITCHER</b>	IP WLS BF H R ER SO BB IBB HBP BLK WP HR S P ERA WHIP
<b>Esteban Loaiza, R</b> (1, 1) ERA: 4.05	6.0 W 27 8 6 6 6 3 0 0 0 0 2 71 118 9.00 1.833												
<b>Damaso Marte, L</b> (7, 1) ERA: 3.28	1.1 H 7 3 2 2 1 1 0 0 0 0 0 18 32 13.50 3.000												
<b>Cliff Politte, R</b> (8, 1) ERA: 4.66	0.2 H 4 1 0 0 0 1 0 0 0 1 0 10 18 0.00 3.000												
<b>Shingo Takatsu, R</b> (9, 1) ERA: 1.16	1.0 S 3 0 0 0 0 0 0 0 0 0 0 6 7 0.00 0.000												

Atlanta Braves @ Chicago White Sox  
U.S. Cellular Field, Chicago, IL

AB	36
R	8
H	12
RBI	8
BB	5
SO	7
LOB	15



Sat Jun 12 2004, 7:05 PM EDT  
Att. 34,719 - Cloudy - 75 F

livebaseballscorecards.com





Batter	1	2	3	4	5	6	7	8	9	AB R H RBI BB SO LOB	TOP											
Rafael Furcal, S OBP: 0.324, SLG: 0.375 (1, 6) X	0-0 B1			1-0 G5-3		1-1 HR		2-2 G6-3		4 1 1 2 0 0 0												
Nick Green, R OBP: 0.388, SLG: 0.426 (1, 4) C B S	2-3 K			2-0 G4-3 3B		1-0 G6-3		2-1 HBP 1B		4 1 2 0 0 1 0												
J.D. Drew, L OBP: 0.409, SLG: 0.549 (1, 9) C B F S	1-3 K			0-0 G4-3		0-1 P6		2-0 10 G6-4-3 HBP		3 0 0 1 0 1 0												
10 Chipper Jones, S OBP: 0.351, SLG: 0.444 (1, 10) C B B B X		3-1 F9		1-1 P3		0-1 G4-3		1-0 G6-4-3 1-2f		4 0 0 0 0 0 2												
Julio Franco, R OBP: 0.381, SLG: 0.486 (1, 3) C B B X		1-3 K			1-1 1B		1-0 1B 1B		1-0 G6-3	4 0 2 0 0 1 0												
Andruw Jones, R OBP: 0.341, SLG: 0.489 (1, 8) C B X		0-2 L6			3-1 P3		1-0 P4		1-3 K	4 0 0 0 0 1 2												
Eli Marrero, R OBP: 0.283, SLG: 0.407 (1, 7) C B F B S			3-3 K		0-1 F7		1-1 1-2 1B		1-3 K	4 0 1 0 0 2 1												
Eddie Pérez, R OBP: 0.279, SLG: 0.281 (1, 2) S X			0-1 G6-3 1B		0-1 F8		1-0 P6			3 0 1 0 0 0 3												
Mark DeRosa, R OBP: 0.276, SLG: 0.317 (1, 5) F F X			0-2 G6-3 1-2f			0-0 HR 1B		1-0 F8		3 1 1 0 0 0 3												
<b>Inning Stats</b>	R: 0 E: 0 K: 2 S: 8	H: 0 LOB: 0 BB: 0 P: 11	R: 0 E: 0 K: 1 S: 8	H: 0 LOB: 0 BB: 0 P: 12	R: 0 E: 0 K: 1 S: 8	H: 1 LOB: 0 BB: 0 P: 11	R: 1 E: 0 K: 0 S: 5	H: 1 LOB: 0 BB: 0 P: 9	R: 0 E: 0 K: 0 S: 8	H: 1 LOB: 1 BB: 0 P: 12	R: 2 E: 0 K: 0 S: 8	H: 2 LOB: 0 BB: 0 P: 10	R: 0 E: 0 K: 0 S: 6	H: 2 LOB: 2 BB: 0 P: 11	R: 0 E: 0 K: 2 S: 8	H: 1 LOB: 1 BB: 0 P: 15	R: 0 E: 0 K: 2 S: 8	H: 0 LOB: 0 BB: 0 P: 11	1B: 6 2B: 0 3B: 1 HR: 1	SF: 0 SAC: 0 DP: 2 HBP: 1	WP: 0 PB: 0 SB: 0 CS: 0	PA: 34
<b>PITCHER</b>	IP WLS BF H R ER SO BB IBB HBP BLK WP HR S P ERA WHIP																					
56 Mark Buehrle, L ERA: 3.65 (1, 1)	8.0 W 31 8 3 3 4 0 0 1 0 0 1 59 91 3.38 1.000																					
Jon Adkins, R ERA: 2.95 (9, 1)	1.0 3 0 0 0 2 0 0 0 0 0 0 8 11 0.00 0.000																					

Atlanta Braves @ Chicago White Sox  
U.S. Cellular Field, Chicago, IL  
Sun Jun 13 2004, 3:05 PM EDT  
Att. 32,589 - Overcast - 82 F

livebaseballscorecards.com

AB	33
R	3
H	8
RBI	3
BB	0
SO	6
LOB	11













Batter	1	2	3	4	5	6	7	8	9	AB R H RBI BB SO LOB	TOP									
Willie Harris, L (1, 8) OBP: 0.371, SLG: 0.348	1-3 K		1-0 G4-3			0-2 P6		2-2 G1-3		4 0 0 0 0 1 2										
5 Juan Uribe, R (1, 4) OBP: 0.368, SLG: 0.532	2-2 F7			3-2 P6		2-3 K			0-1 2B	4 0 1 0 0 1 0										
Carlos Lee, R (1, 7) OBP: 0.369, SLG: 0.438	1-2 G4-3			1-2 K		2-0 P6			2-3 K	4 0 0 0 0 2 1										
Jose Valentin, S (1, 6) OBP: 0.307, SLG: 0.514		1-2 F9		0-1 G3-1			2-3 K		1-0 F7	4 0 0 0 0 1 1										
14 Paul Konerko, R (1, 3) OBP: 0.380, SLG: 0.527		0-3 K			1-2 F8		2-0 F8		1-3 K	4 0 0 0 0 2 1										
Timo Perez, L (1, 9) OBP: 0.283, SLG: 0.344 Jon Adkins, L (7, 1)		1-1 F8			1-2 F7		0-3 K			3 0 0 0 0 1 0 0 0 0 0 0 0 0										
24 Joe Crede, R (1, 5) OBP: 0.278, SLG: 0.424			1-0 G6-3		1-1 2B			1-1 F8		3 0 1 0 0 0 0										
Sandy Alomar Jr., R (1, 2) OBP: 0.312, SLG: 0.353			1-2 L3		4-0 IBB			0-1 E3 G3		2 0 0 0 1 0 0										
Scott Schoeneweis, L (1, 1) OBP: 0.500, SLG: 1.000 Ross Gload, L (7, 9) OBP: 0.357, SLG: 0.413			1-2 2B		2-1 G6-3			2-2 G3		2 0 1 0 0 0 2 1 0 0 0 0 0 1										
<b>Inning Stats</b>	R: 0 E: 0 K: 1 S: 10	H: 0 LOB: 0 BB: 0 P: 14	R: 0 E: 0 K: 1 S: 8	H: 0 LOB: 0 BB: 0 P: 10	R: 0 E: 0 K: 0 S: 9	H: 1 LOB: 1 BB: 0 P: 13	R: 0 E: 0 K: 1 S: 9	H: 0 LOB: 0 BB: 0 P: 13	R: 0 E: 0 K: 1 S: 7	H: 0 LOB: 0 BB: 0 P: 11	R: 0 E: 0 K: 2 S: 9	H: 0 LOB: 0 BB: 0 P: 13	R: 0 E: 1 K: 0 S: 12	H: 0 LOB: 1 BB: 0 P: 17	R: 0 E: 0 K: 2 S: 10	H: 1 LOB: 1 BB: 0 P: 14	1B: 0 2B: 3 3B: 0 HR: 0	SF: 0 SAC: 0 DP: 0 HBP: 0	WP: 0 PB: 0 SB: 0 CS: 0	PA: 32
<b>PITCHER</b> Carl Pavano, R (1, 1) ERA: 2.81	IP: 9.0 WLS: W BF: 32 H: 3 R: 0 ER: 0 SO: 8 BB: 0 IBB: 1 HBP: 0 BLK: 0 WP: 0 HR: 0 S: 85 P: 125 ERA: 0.00 WHIP: 0.333																			
<b>PITCHER</b>	IP	WLS	BF	H	R	ER	SO	BB	IBB	HBP	BLK	WP	HR	S	P	ERA	WHIP			

Chicago White Sox @ Florida Marlins  
 Pro Player Stadium, Miami, FL  
 Wed Jun 16 2004, 7:05 PM EDT  
 Att. 14,310 - Sunny - 85 F

AB	31
R	0
H	3
RBI	0
BB	1
SO	8
LOB	8



Batter	1	2	3	4	5	6	7	8	9	AB R H RBI BB SO LOB
Juan Pierre, L OBP: 0.373, SLG: 0.394 (1, 8)	0-0 B1-3		1-2 CS 1B		0-2 S G6-3 1B		1-1 L6			4 0 2 2 0 0 0
Luis Castillo, S OBP: 0.353, SLG: 0.363 (1, 4)	1-2 G3-6-1 1B		2-0 CS 1-2	2-2 G4-3 HR 2B	1-2 G6-3		0-3 K			4 1 2 0 0 1 1
Miguel Cabrera, R OBP: 0.365, SLG: 0.565 (1, 9)	2-0 G3-6-1 1-2f			0-0 G4-3	2-2 G1-3		0-1 1B			4 0 1 0 0 0 3
Mike Lowell, R OBP: 0.384, SLG: 0.586 (1, 5)		2-2 G5-3		0-0 HR		0-1 FC6-4 1B	3-2 P3			4 1 2 2 0 0 1
Damion Easley, R OBP: 0.345, SLG: 0.500 (1, 3)		0-1 P6		1-0 CS 1B		1-1 FC6-4 BB 1B 1-2f		0-2 G6-3		4 0 1 0 0 0 1 0 0 0 0 0 0 0
Hee-Seop Choi, L OBP: 0.384, SLG: 0.526 (9, 3)										
Mike Redmond, R OBP: 0.346, SLG: 0.390 (1, 2)		3-2 1B		0-0 P4		1-0 BB 1B	1-2 1B			4 0 3 0 0 0 1
Alex Gonzalez, R OBP: 0.269, SLG: 0.423 (1, 6)		0-0 F9		1 SAFE CS 1-2	1-2 SH1-4 1B 2B	0-0 F7		0-0 G5-4-3 1B		4 1 2 0 0 0 3
Abraham Nunez, S OBP: 0.310, SLG: 0.320 (1, 7)			2-3 K		4-2 SH1-4 1B BB	4-0 BB		0-0 G5-4-3 1-2f		2 1 0 0 2 1 2
Carl Pavano, R OBP: 0.154, SLG: 0.280 (1, 1)			1-3 K		0-1 SH1-4	0-1 G4-3				2 0 0 0 0 1 3

Inning Stats		R: 0	H: 1	R: 0	H: 1	R: 0	H: 1	R: 2	H: 3	R: 2	H: 2	R: 0	H: 2	R: 0	H: 1	R: 0	H: 2
		E: 0	LOB: 0	E: 0	LOB: 1	E: 0	LOB: 0	E: 0	LOB: 0	E: 0	LOB: 1	E: 0	LOB: 3	E: 0	LOB: 1	E: 0	LOB: 1
		K: 0	BB: 0	K: 0	BB: 0	K: 2	BB: 0	K: 0	BB: 0	K: 0	BB: 1	K: 1	BB: 1	K: 0	BB: 0	K: 0	BB: 0
		S: 5	P: 8	S: 11	P: 16	S: 9	P: 15	S: 7	P: 10	S: 20	P: 28	S: 8	P: 14	S: 10	P: 14	S: 8	P: 9

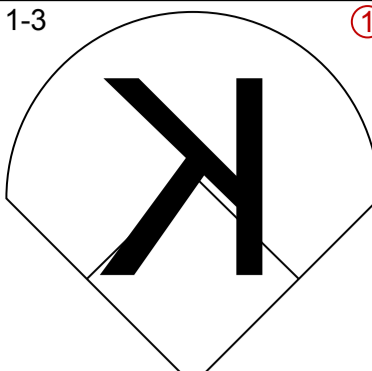
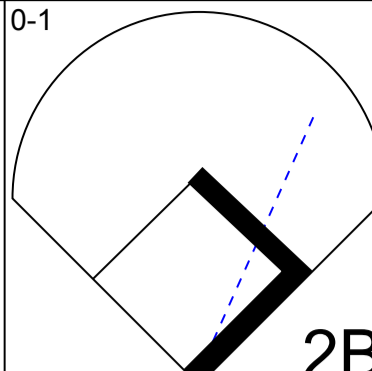
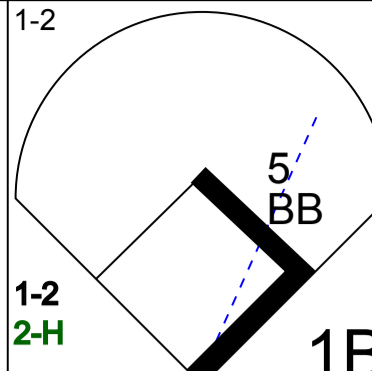
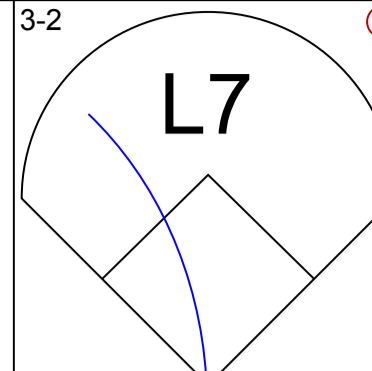
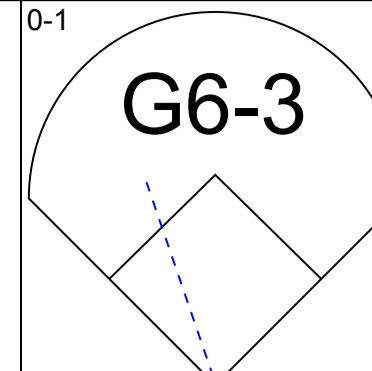
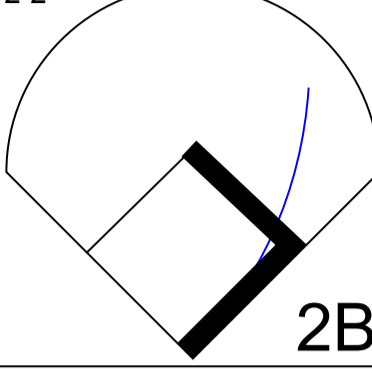
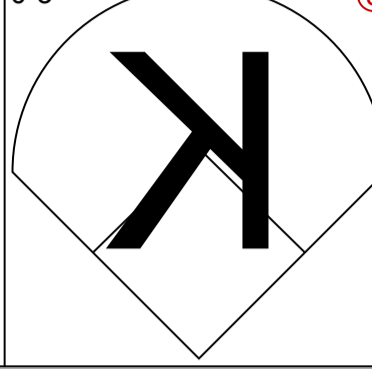
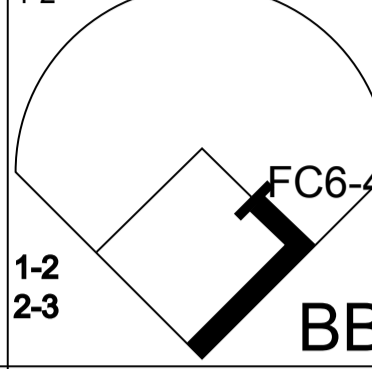
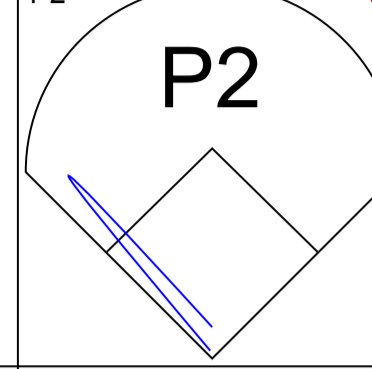
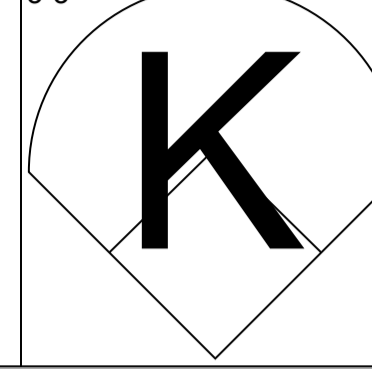
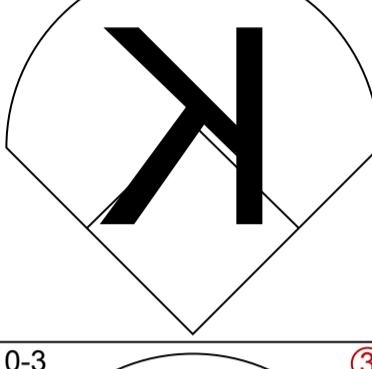
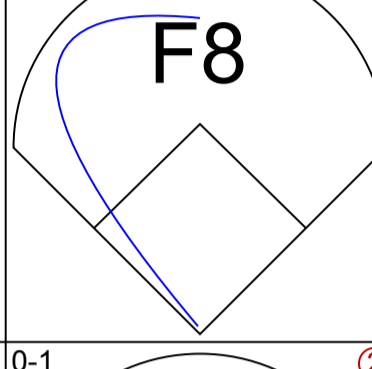
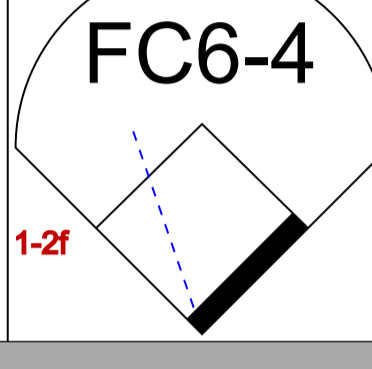
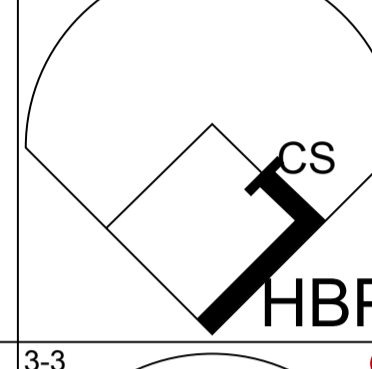
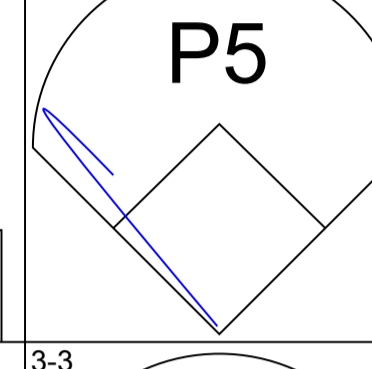
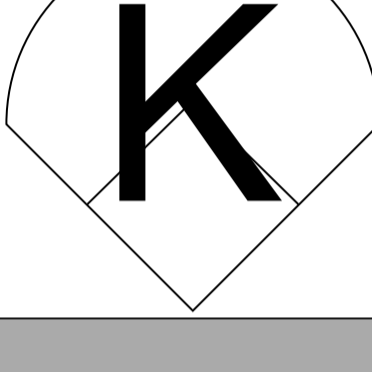
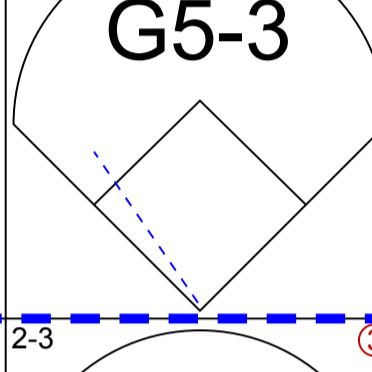
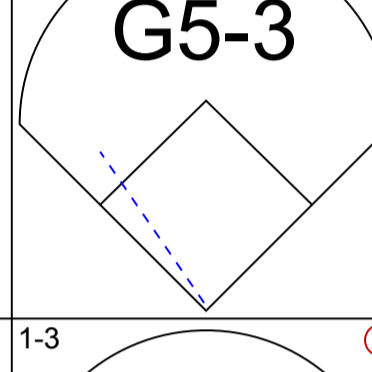
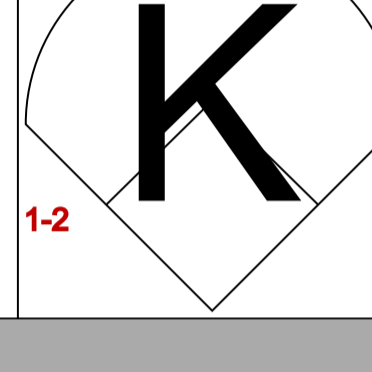
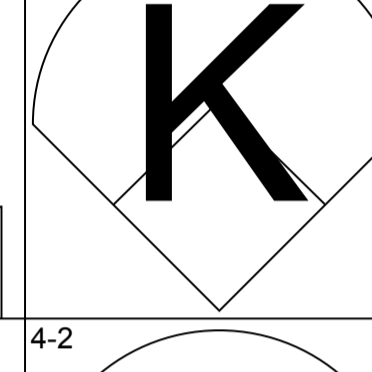
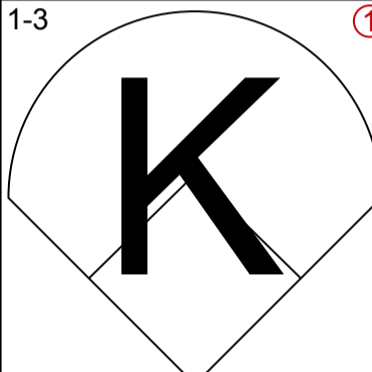
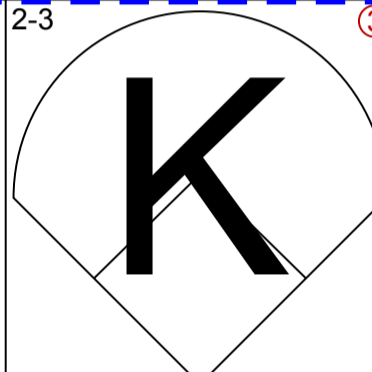
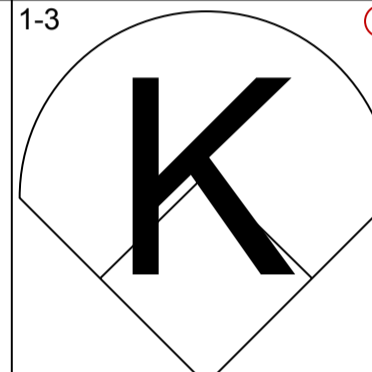
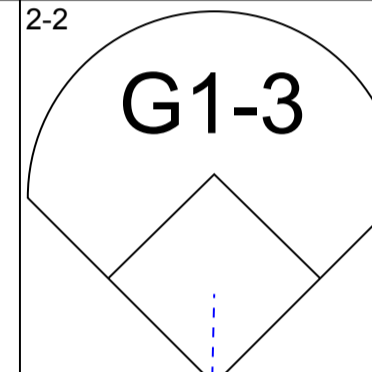
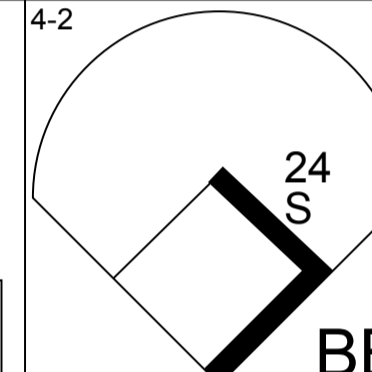
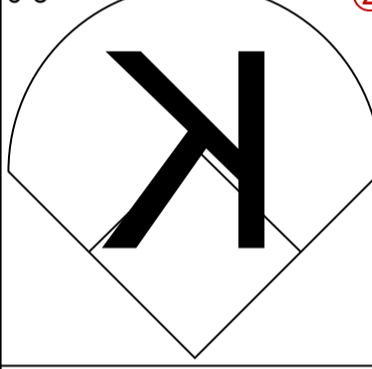
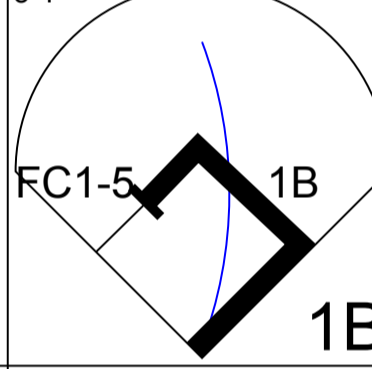
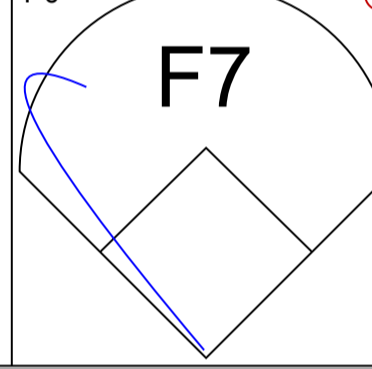
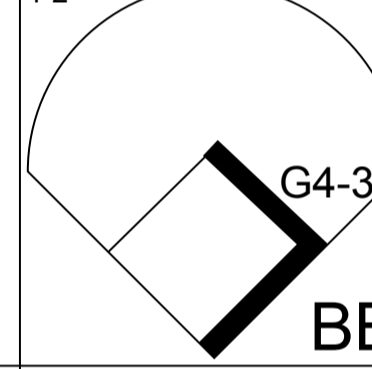
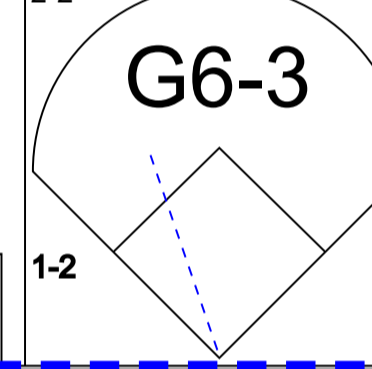

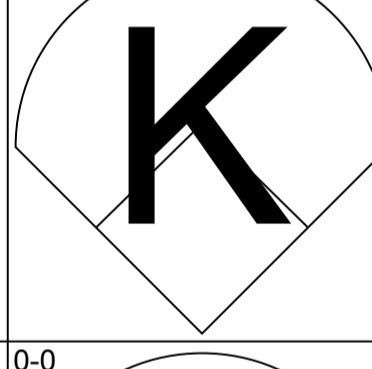
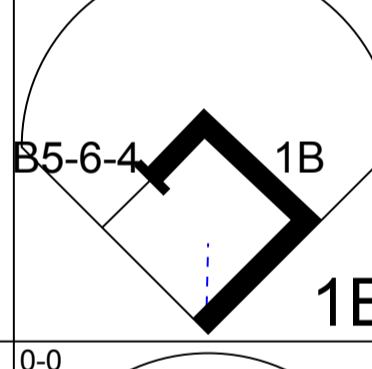
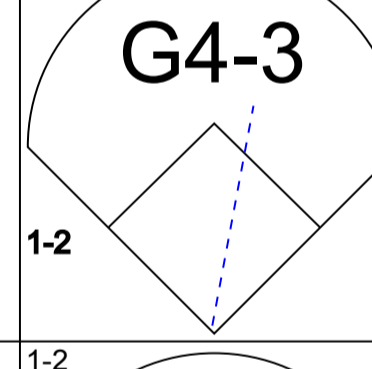
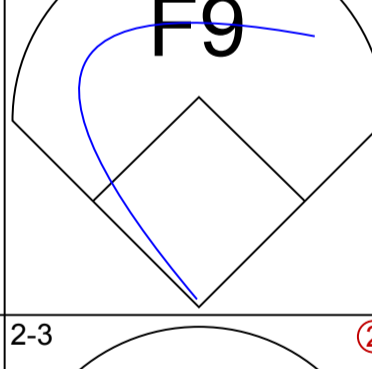
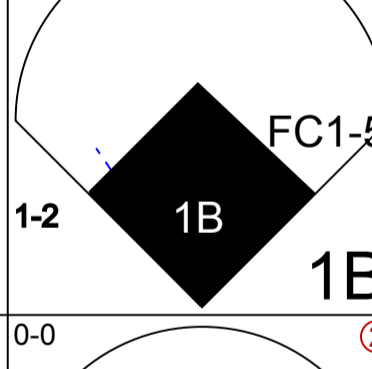
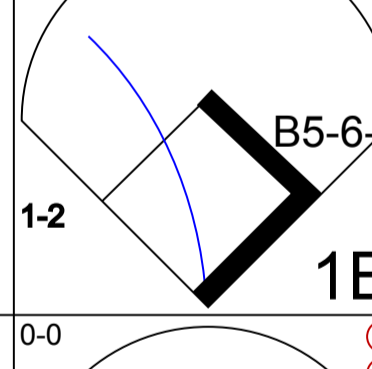
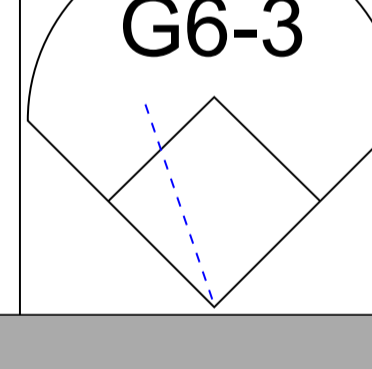
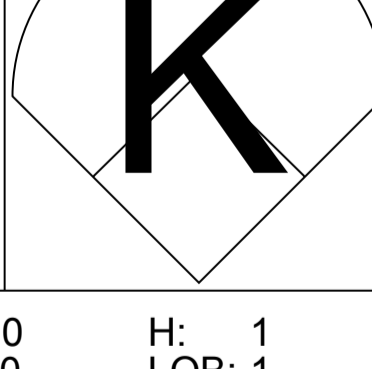
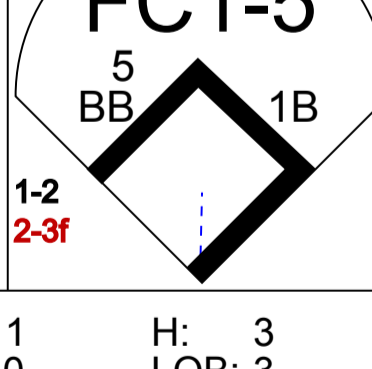
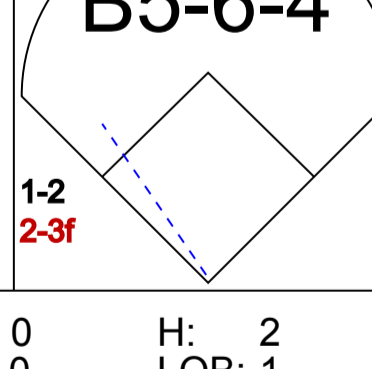
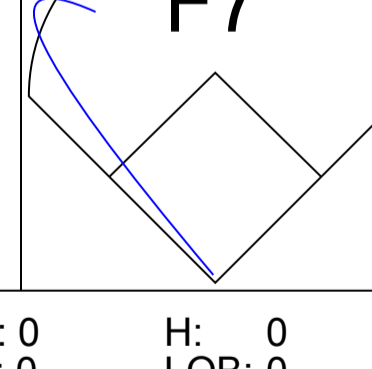
PITCHER										PITCHER																								
IP	WLS	BF	H	R	ER	SO	BB	IBB	HBP	BLK	WP	HR	S	P	ERA	WHIP	IP	WLS	BF	H	R	ER	SO	BB	IBB	HBP	BLK	WP	HR	S	P	ERA	WHIP	
Scott Schoeneweis, L (1, 1)	6.1	L	28	10	4	4	2	2	0	0	0	1	62	94	5.68	1.895																		
Jon Adkins, R (7, 1)	1.2		7	3	0	0	1	0	0	0	0	0	16	20	0.00	1.800																		

**Chicago White Sox @ Florida Marlins**  
**Pro Player Stadium, Miami, FL**  
 Wed Jun 16 2004, 7:05 PM EDT  
 Att. 14,310 - Sunny - 85 F

<b>AB</b>	<b>32</b>
<b>R</b>	<b>4</b>
<b>H</b>	<b>13</b>
<b>RBI</b>	<b>4</b>
<b>BB</b>	<b>2</b>
<b>SO</b>	<b>3</b>
<b>LOB</b>	<b>15</b>

1B: 10	SF: 0	WP: 0	PA: 37
2B: 2	SAC: 1	PB: 0	
3B: 0	DP: 2	SB: 1	
HR: 1	HBP: 0	CS: 2	



Batter	1	2	3	4	5	6	7	8	9	10	11	AB R H RBI BB SO LOB	TOP
<b>Timo Perez, L</b> OBP: 0.288, SLG: 0.357 (1, 8) (8, 9) (11, 8)	1-3 		0-1  2B		1-2  5' BB 1B		3-2  L7			0-1  G6-3		5 0 2 1 0 1 1	
<b>5 Juan Uribe, R</b> OBP: 0.368, SLG: 0.531 (1, 4) (11, 5)	2-2  2B		0-3 		4-2  FC6-4 BB				1-2  P2	3-3 		4 0 1 0 1 2 1	
<b>Frank Thomas, R</b> OBP: 0.458, SLG: 0.629 <b>Willie Harris, L</b> OBP: 0.369, SLG: 0.346 (1, 3) (8, 8) (11, 4)	2-3 			3-2  F8	2-0  FC6-4			2-0  CS HBP			1-0  P5	3 0 0 0 0 1 4 1 0 0 0 0 0 0	
<b>Carlos Lee, R</b> OBP: 0.362, SLG: 0.429 (1, 7)	0-3 			0-1  G5-3		2-0  G5-3			3-3  1-2		3-3 	5 0 0 0 0 3 2	
<b>Jose Valentin, S</b> OBP: 0.304, SLG: 0.503 (1, 6)		1-3 		2-3 		1-3 			2-2  G1-3		4-2  24 S BB	4 0 0 0 1 3 0	
<b>24 Joe Crede, R</b> OBP: 0.281, SLG: 0.420 <b>Cliff Politte, R</b> (1, 5) (11, 1)		0-3 			3-1  FC1-5 1B	1-0  F7			4-2  G4-3 BB		2-2  G6-3	4 0 1 0 1 1 1 0 0 0 0 0 0 0	
<b>Ross Gload, L</b> OBP: 0.352, SLG: 0.405 (1, 9) (8, 3) (11, 9)		1-3 			2-3 			2-2  B5-6-4 1B		2-1  G4-3		4 0 1 0 0 2 2	
<b>Miguel Olivo, R</b> OBP: 0.331, SLG: 0.516 <b>Damaso Marte, L</b> <b>14 Paul Konerko, R</b> OBP: 0.380, SLG: 0.527 (1, 2) (9, 1) (11, 3)			3-2  F9		0-0  FC1-5 1B			0-0  B5-6-4 1B		1-2  G6-3		4 1 2 0 0 0 1 0 0 0 0 0 0 0 0 0 0 0 0 0 0	
<b>Esteban Loaiza, R</b> <b>Jamie Burke, R</b> OBP: 0.500, SLG: 0.571 (1, 1) (9, 2)			2-3 		0-0  FC1-5 5 BB 1B			0-0  B5-6-4			0-0  F7	3 0 0 0 0 1 4 1 0 0 0 0 0 0	
<b>Inning Stats</b>	R: 0 H: 1 E: 0 LOB: 1 K: 3 BB: 0 S: 12 P: 17	R: 0 H: 0 E: 0 LOB: 0 K: 3 BB: 0 S: 9 P: 11	R: 0 H: 1 E: 0 LOB: 1 K: 2 BB: 0 S: 11 P: 16	R: 0 H: 0 E: 0 LOB: 0 K: 1 BB: 0 S: 8 P: 13	R: 1 H: 3 E: 0 LOB: 3 K: 1 BB: 1 S: 13 P: 25	R: 0 H: 0 E: 0 LOB: 0 K: 1 BB: 0 S: 6 P: 10	R: 0 H: 2 E: 0 LOB: 1 K: 0 BB: 0 S: 8 P: 13	R: 0 H: 0 E: 0 LOB: 1 K: 1 BB: 0 S: 8 P: 14	R: 0 H: 0 E: 0 LOB: 1 K: 0 BB: 1 S: 10 P: 19	R: 0 H: 0 E: 0 LOB: 0 K: 1 BB: 0 S: 6 P: 9	R: 0 H: 0 E: 0 LOB: 1 K: 1 BB: 1 S: 11 P: 21	1B: 5 SF: 0 2B: 3 SAC: 0 3B: 0 DP: 2 HR: 0 HBP: 1	WP: 0 PA: 42 PB: 0 SB: 1 CS: 1
<b>PITCHER</b>	IP WLS BF H R ER SO BB IBB HBP BLK WP HR S P ERA WHIP												
<b>Josh Beckett, R</b> ERA: 3.86 (1, 1)	3.2 13 2 0 0 8 0 0 0 0 0 0 0 0 37 52 0.00 0.545												
<b>Ben Howard, R</b> ERA: 8.1 (4, 1)	1.1 8 3 1 1 2 1 0 0 0 0 0 0 0 16 30 6.75 3.000												
<b>Darren Oliver, L</b> ERA: 6.52 (6, 1)	2.0 7 2 0 0 1 0 0 0 0 0 0 0 0 14 23 0.00 1.000												
<b>Josias Manzanillo, R</b> ERA: (8, 1)	2.0 7 0 0 0 1 1 0 1 0 0 0 0 0 18 33 0.00 0.500												
<b>Armando Benitez, R</b> ERA: 1.22 (10, 1)	2.0 W 7 0 0 0 2 1 0 0 0 0 0 0 0 17 30 0.00 0.500												

**Chicago White Sox @ Florida Marlins**  
**Pro Player Stadium, Miami, FL**  
 Thu Jun 17 2004, 7:05 PM EDT  
 Att: 17,857 - Unknown - 85 F

AB	38
R	1
H	7
RBI	1
BB	3
SO	14
LOB	16



Batter	1	2	3	4	5	6	7	8	9	10	11	AB R H RBI BB SO LOB	BOTTOM	
Juan Pierre, L (1, 8) OBP: 0.370, SLG: 0.391	1-0 G5-3		0-1 E5 1B		0-3 K		1-0 G3-1			3-3 K		5 0 1 0 0 2 3	<b>Chicago White Sox @ Florida Marlins</b> Pro Player Stadium, Miami, FL Thu Jun 17 2004, 7:05 PM EDT Att. 17,857 - Unknown - 85 F	
Luis Castillo, S (1, 4) OBP: 0.354, SLG: 0.361	1-0 F8 BB 1B		1-2 G6-3		3-1 G1-3			1-1 L7		4-2 F8 S 20 1B BB		4 1 1 0 1 0 2		
Miguel Cabrera, R (1, 9) OBP: 0.362, SLG: 0.556	4-2 SAFE 1-2 BB		2-3 K			2-2 L8		1-3 K		1 SAFE 2-0 F9		4 0 0 0 1 2 2		
Mike Lowell, R (1, 5) OBP: 0.377, SLG: 0.574	0-1 F8 2-3		1-0 F8		0-0 F9		2-1 G5-3			2-2 F8 1-3		5 0 0 0 0 0 3		
Lenny Harris, L (1, 7) OBP: 0.244, SLG: 0.289 Mike Mordecai, R (9, PH) OBP: 0.195, SLG: 0.200 Armando Benitez, R (10, 1) 20 Matt Treanor, R (11, PH) OBP: 0.467, SLG: 0.500	2-1 G4-3		0-2 G6-3		0-0 F7			3-3 K		2-2 F9 3-H 1B		3 0 0 0 0 0 2 1 0 0 0 0 1 0 0 0 0 0 0 0 0 1 0 1 1 0 0 0		
Mike Redmond, R (1, 2) OBP: 0.336, SLG: 0.378		1-0 P3	0-2 G3		2-2 L9			2-2 G6-3				4 0 0 0 0 0 0		
Hee-Seop Choi, L (1, 3) OBP: 0.381, SLG: 0.525		2-2 F9	1-1 P5		1-0 2B			2-3 K				4 0 1 0 0 1 0		
Alex Gonzalez, R (1, 6) OBP: 0.273, SLG: 0.436		0-2 F9	1-2 HR		4-0 IBB			1-3 K				3 1 1 1 1 1 0		
Josh Beckett, R (1, 1) OBP: 0.200, SLG: 0.158 Ben Howard, R (4, 1) Dontrelle Willis, L (5, PH) OBP: 0.429, SLG: 0.640 Darren Oliver, R (6, 1) OBP: 0.176, SLG: 0.176 Damon Easley, R (7, PH) OBP: 0.341, SLG: 0.494 Josias Manzanillo, R (8, 1) Abraham Nunez, S (10, 7) OBP: 0.355, SLG: 0.314			1-3 K		0-0 3B		1-3 K		2-3 K			1 0 0 0 0 1 0 0 0 0 0 0 0 0 1 0 1 0 0 0 0 0 0 0 0 0 0 0 0 0 0 0 0 0 0 1 0 0 0 0 0 1 2 0 0 0 0 0 0 0 1 0 0 0 0 1 0		
<b>Inning Stats</b>	R: 0 H: 1 E: 0 LOB: 2 K: 0 BB: 1 S: 8 P: 16	R: 0 H: 0 E: 0 LOB: 0 K: 0 BB: 0 S: 7 P: 10	R: 0 H: 1 E: 1 LOB: 1 K: 2 BB: 0 S: 17 P: 21	R: 0 H: 0 E: 0 LOB: 0 K: 0 BB: 0 S: 7 P: 8	R: 1 H: 2 E: 0 LOB: 1 K: 1 BB: 0 S: 11 P: 16	R: 0 H: 0 E: 0 LOB: 0 K: 0 BB: 0 S: 5 P: 7	R: 0 H: 1 E: 0 LOB: 2 K: 1 BB: 1 S: 10 P: 19	R: 0 H: 0 E: 0 LOB: 0 K: 1 BB: 0 S: 8 P: 12	R: 0 H: 0 E: 0 LOB: 0 K: 2 BB: 0 S: 10 P: 17	R: 0 H: 0 E: 0 LOB: 0 K: 3 BB: 0 S: 13 P: 19	R: 1 H: 1 E: 0 LOB: 1 K: 0 BB: 1 S: 13 P: 23	1B: 3 SF: 0 2B: 1 SAC: 0 3B: 1 DP: 0 HR: 1 HBP: 0		WP: 0 PA: 41 PB: 0 SB: 1 CS: 0
<b>PITCHER</b>	IP WLS BF H R ER SO BB IBB HBP BLK WP HR S P ERA WHIP													
Esteban Loaiza, R (1, 1) ERA: 3.82	8.0 31 5 1 1 5 1 1 0 0 0 1 73 109 1.12 0.750													
Damaso Marte, L (9, 1) ERA: 2.93	2.0 6 0 0 0 5 0 0 0 0 0 0 23 36 0.00 0.000													
Cliff Politte, R (11, 1) ERA: 4.87	0.2 L 4 1 1 1 0 1 0 0 0 0 0 13 23 13.50 3.000													

livebaseballscores.com

AB	38
R	2
H	6
RBI	2
BB	3
SO	10
LOB	14





# Chicago White Sox @ Montreal Expos

## Olympic Stadium, Montreal, QB

Fri Jun 18 2004, 7:05 PM EDT  
Att: 4,576 - Unknown - 72 F

AB	43
R	11
H	18
RBI	11
BB	4
SO	9
LOB	18



WP	0	PA	48
PB	0		
SB	2		
CS	0		

AB R H RBI BB SO LOB

5	1	1	1	1	1	4
6	2	2	0	0	1	1
6	3	4	4	0	2	0
5	2	3	2	0	1	2
4	0	0	1	1	2	3
5	0	2	1	0	0	1
4	2	2	0	1	1	2
5	1	3	2	0	0	3
2	0	0	0	0	1	2
0	0	0	0	1	0	0
1	0	1	0	0	0	0
0	0	0	0	0	0	0
0	0	0	0	0	0	0

Batter	1	2	3	4	5	6	7	8	9
<b>Timo Perez, L</b> (1, 9) OBP: 0.291, SLG: 0.350	0-1 P6	0-2 5 1B 2B 1B		1-1 P6	1-3 K		1-1 G3		4-2 5 G6-4-3 BB
<b>5 Juan Uribe, R</b> (1, 4) OBP: 0.368, SLG: 0.526	0-2 HR 1B	3-2 2B 1B		1-3 K		1-2 G6-3		1-2 1B E7	0-0 G6-4-3
<b>Carlos Lee, R</b> (1, 7) OBP: 0.369, SLG: 0.451	0-0 1-H HR	0-1 1-3 2B		0-0 3B 1B		2-3 K		2-2 3B 1B	1-3 K
<b>Jose Valentin, S</b> (1, 6) OBP: 0.312, SLG: 0.533	1-2 14 S FC6-4 2B	0-0 P6		1-0 1-H 3B		3-3 K		1-0 2-H 14 G5-3 3B	
<b>14 Paul Konerko, R</b> (1, 3) OBP: 0.377, SLG: 0.517	4-2 FC6-4 2-3 BB	1-3 K		3-3 K			0-0 F8	2-0 G5-3	
<b>Aaron Rowand, R</b> (1, 8) OBP: 0.329, SLG: 0.493	1-2 FC6-4 24 S 1-2f 3-H		0-0 24 F8 1B		1-2 G4-3		0-0 FC5-4 2B	0-0 G4-3	
<b>24 Joe Crede, R</b> (1, 5) OBP: 0.288, SLG: 0.431	3-3 K		0-1 F8		0-0 1B 2B		4-2 FC5-4 BB	1-0 1B 2B	
<b>Jamie Burke, R</b> (1, 2) OBP: 0.538, SLG: 0.667		1-0 56 SH1-4 1B 2B		0-0 G6-3		0-1 2-H 1B	1-1 FC5-4 IBB	0-0 2B 1B	
<b>56 Mark Buehrle, L</b> (1, 1) <b>Frank Thomas, R</b> (7, PH) OBP: 0.461, SLG: 0.629 <b>Neal Cotts, L</b> (7, 1) OBP: 1.000, SLG: 2.000 <b>Michael Jackson, R</b> (8, 1) <b>Damaso Marte, L</b> (8, 1)		1-1 SH1-4	1-2 G6-3		1-3 K		4-0 1-2f 2-3 IBB	3-2 2B 1B	

Inning Stats	R: 3	H: 3	E: 0	LOB: 1	K: 1	BB: 1	S: 18	P: 27	R: 2	H: 4	E: 0	LOB: 2	K: 1	BB: 0	S: 15	P: 21	R: 0	H: 1	E: 0	LOB: 1	K: 0	BB: 0	S: 7	P: 8	R: 1	H: 2	E: 0	LOB: 1	K: 2	BB: 0	S: 10	P: 16	R: 1	H: 2	E: 0	LOB: 1	K: 2	BB: 0	S: 14	P: 17	R: 0	H: 0	E: 0	LOB: 0	K: 2	BB: 0	S: 10	P: 16	R: 0	H: 1	E: 0	LOB: 3	K: 0	BB: 2	S: 10	P: 20	R: 4	H: 5	E: 1	LOB: 2	K: 0	BB: 0	S: 18	P: 28	R: 0	H: 0	E: 0	LOB: 0	K: 1	BB: 1	S: 7	P: 12	1B: 8	SF: 0	2B: 7	SAC: 1	3B: 2	DP: 1	HR: 1	HBP: 0	WP: 0	PA: 48
--------------	------	------	------	--------	------	-------	-------	-------	------	------	------	--------	------	-------	-------	-------	------	------	------	--------	------	-------	------	------	------	------	------	--------	------	-------	-------	-------	------	------	------	--------	------	-------	-------	-------	------	------	------	--------	------	-------	-------	-------	------	------	------	--------	------	-------	-------	-------	------	------	------	--------	------	-------	-------	-------	------	------	------	--------	------	-------	------	-------	-------	-------	-------	--------	-------	-------	-------	--------	-------	--------

PITCHER	IP	WLS	BF	H	R	ER	SO	BB	IBB	HBP	BLK	WP	HR	S	P	ERA	WHIP
<b>Claudio Vargas, R</b> (1, 1) ERA: 5.35	1.0		7	3	3	3	1	1	0	0	0	0	1	18	27	27.00	4.000
<b>52 T.J. Tucker, R</b> (2, 1) ERA: 4.24	3.0		16	7	3	3	3	0	0	0	0	0	0	32	45	9.00	2.333
<b>Chad Bentz, L</b> (5, 1) ERA: 5.21	1.0		5	2	1	1	2	0	0	0	0	0	0	14	17	9.00	2.000
<b>Rocky Biddle, R</b> (6, 1) ERA: 6.75	1.2		8	1	0	0	2	1	1	0	0	0	0	18	33	0.00	1.200
<b>Joe Horgan, L</b> (7, 1) ERA: 4.15	0.1		1	0	0	0	0	0	0	0	0	0	0	2	3	0.00	0.000

PITCHER	IP	WLS	BF	H	R	ER	SO	BB	IBB	HBP	BLK	WP	HR	S	P	ERA	WHIP
<b>Luis Ayala, R</b> (8, 1) ERA: 4.01	2.0		11	5	4	2	1	1	0	0	0	0	0	25	40	9.00	3.000

**BOTTOM**

**Chicago White Sox @ Montreal Expos**  
 Olympic Stadium, Montreal, QB  
 Fri Jun 18 2004, 7:05 PM EDT  
 Att. 4,576 - Unknown - 72 F

livebaseballscorecards.com

<b>AB</b>	<b>37</b>
<b>R</b>	<b>7</b>
<b>H</b>	<b>12</b>
<b>RBI</b>	<b>7</b>
<b>BB</b>	<b>2</b>
<b>SO</b>	<b>6</b>
<b>LOB</b>	<b>13</b>



WP: 0	PA: 42
PB: 0	
SB: 0	
CS: 0	

AB	R	H	RBI	BB	SO	LOB
5	2	3	2	0	1	2
5	1	2	0	0	0	1
5	1	1	0	0	2	2
3	0	1	2	1	1	0
4	1	0	1	0	0	3
0	0	0	0	0	0	0
1	0	0	0	0	0	1
3	1	2	1	1	0	0
2	0	0	1	0	1	3
0	0	0	0	0	0	0
0	0	0	0	0	0	0
1	0	1	0	0	0	0
3	0	0	0	0	0	0
1	0	0	0	0	0	1
0	0	0	0	0	0	0
2	1	1	0	0	0	0
0	0	0	0	0	0	0
2	0	1	0	0	1	0

Batter	1	2	3	4	5	6	7	8	9
<b>Brad Wilkerson, L</b> OBP: 0.357, SLG: 0.458 (1, 8)	0-1 FC4 1B 2B 1B	1-3 K		0-2 1-H HR		2-2 FC6-4 1B		1-0 L8	
<b>Orlando Cabrera, R</b> OBP: 0.289, SLG: 0.321 (1, 6)	3-2 FC4 2B 1B	0-1 PO 1B		0-0 G6-3		2-2 FC6-4 1-2f		0-0 P4	
<b>Jose Vidro, S</b> OBP: 0.327, SLG: 0.388 (1, 4)	2-2 FC4 2B FC6-5 1-2 2-3	1-0 PO 1-2	0-1 G6-4-3 HBP 1B	2-1 F9		2-3 K		2-3 K	
<b>Carl Everett, S</b> OBP: 0.342, SLG: 0.415 (1, 7)	0-0 FC6-5 2B 1-3 2-H 3-H		2-2 G6-4-3 HBP 1-2		0-3 K	2-1 G6-3		4-2 BB	
<b>Juan Rivera, R</b> OBP: 0.331, SLG: 0.373 (1, 9)	0-0 FC6-5 24 2B		0-2 G6-4-3		2-1 G5-3		0-0 G6-3	1-1 G3	
<b>Luis Ayala, R</b> OBP: 0.667, SLG: 1.000 (8, 1)									
<b>Andy Fox, L</b> OBP: 0.129, SLG: 0.226 (9, PH)									
<b>24 Nick Johnson, L</b> OBP: 0.405, SLG: 0.515 (1, 3)	0-2 1-H SF8 2B		4-0 BB		0-2 1B			0-2 G6-3	
<b>Tony Batista, R</b> OBP: 0.252, SLG: 0.338 (6, 1)	0-1 SF8		1-3 K		3-2 F8			2-1 E 1B 1B	
<b>Rocky Biddle, R</b> (7, 1)									
<b>Joe Horgan, L</b> (7, 1)									
<b>Termel Sledge, L</b> OBP: 0.318, SLG: 0.418 (8, 9)	3-H 1-2 G6-3							2-1 L8	
<b>Einar Diaz, R</b> OBP: 0.265, SLG: 0.256 (1, 2)									
<b>Brian Schneider, L</b> OBP: 0.288, SLG: 0.427 (8, PH)									
<b>Jamey Carroll, R</b> OBP: 0.329, SLG: 0.328 (6, 5)									
<b>Claudio Vargas, R</b> OBP: 0.050, SLG: 0.050 (1, 1)									
<b>52 T.J. Tucker, R</b> OBP: 0.333, SLG: 0.333 (2, 1)									
<b>Chad Bentz, R</b> (5, 1)									
<b>Jamey Carroll, R</b> OBP: 0.329, SLG: 0.328 (6, 5)									

Inning	R	H	E	K	S	P	IP	WLS	BF	H	R	ER	SO	BB	IBB	HBP	BLK	WP	HR	S	P	ERA	WHIP
1	5	4	0	22	28		6.0		29	10	7	7	4	0	0	1	0	0	1	73	107	10.50	1.833
2	0	1	0	8	13		0.0		0	1	0	0	0	0	0	0	0	0	0	11	17	0.00	0.750
3	0	1	0	10	17		0.1		2	1	0	0	0	0	0	0	0	0	5	10	0.00	3.000	
4	0	1	0	10	13		1.1	S	5	0	0	0	1	1	0	0	0	0	10	18	0.00	0.750	

PITCHER	IP	WLS	BF	H	R	ER	SO	BB	IBB	HBP	BLK	WP	HR	S	P	ERA	WHIP
<b>56 Mark Buehrle, L</b> ERA: 4.07 (1, 1)	6.0		29	10	7	7	4	0	0	1	0	0	1	73	107	10.50	1.833
<b>Neal Cotts, L</b> ERA: 5.24 (7, 1)	1.1	W	5	1	0	0	1	0	0	0	0	0	0	11	17	0.00	0.750
<b>Michael Jackson, R</b> ERA: 5.04 (8, 1)	0.1		2	1	0	0	0	0	0	0	0	0	0	5	10	0.00	3.000
<b>Damaso Marte, L</b> ERA: 2.79 (8, 1)	1.1	S	5	0	0	0	1	1	0	0	0	0	0	10	18	0.00	0.750



Batter	1	2	3	4	5	6	7	8	9	AB	R	H	RBI	BB	SO	LOB	TOP										
Timo Perez, L OBP: 0.310, SLG: 0.355 (1, 9)	0-0 L5		4-1 FC6-4 BB	3-1 5 HR 1B		4-0 5 2B BB	1-2 2-3 1B 1B	2-3 K		4	3	2	1	2	1	2											
5 Juan Uribe, R OBP: 0.371, SLG: 0.542 (1, 4) Shingo Takatsu, R (8, 1)	3-3 K		2-2 FC6-4 1-2f	2-2 1-H 3-H HR		1-2 G4-3 1-H 2-H 3-H 2B	0-0 1B 1B	2-3 K		6	1	3	7	0	2	3											
Carlos Lee, R OBP: 0.361, SLG: 0.440 (1, 7)	0-1 G4-3		3-2 F8	3-2 G6-3		2-0 L6	2-0 P3		1-1 F9	6	0	0	0	0	0	5											
Jose Valentin, S OBP: 0.315, SLG: 0.527 Michael Jackson, R (6, 1) Ross Gload, L (7, PH) (7, 3)		4-2 CS BB	2-3 K		4-0 14 G5-4-3 BB	1-2 G4-3	1-2 1-3 2-H 3-H 1B		2-2 G3	2	0	0	0	2	1	2											
14 Paul Konerko, R OBP: 0.373, SLG: 0.523 Neal Cotts, L OBP: 1.000, SLG: 2.000 Jamie Burke, R OBP: 0.500, SLG: 0.615 (1, 3) (7, 1) (8, 5)		0-1 P4		2-2 HR	0-0 G5-4-3 1-2f	0-1 F7	1-0 P4		1-3 K	5	1	1	1	0	0	5											
Aaron Rowand, R OBP: 0.344, SLG: 0.511 (1, 8)		4-2 24 2B BB		1-1 1B 2B	2-0 24 FC5-4 HBP		2-2 G6-3	1-2 32 1B FC4 2B		3	3	2	0	1	0	0											
24 Joe Crede, R OBP: 0.291, SLG: 0.435 32 Kelly Dransfeldt, R OBP: 0.333, SLG: 0.333 (1, 5) (7, 5) (8, 6)		2-2 SAFE 1-H 2B		0-1 G6-3	1-0 FC5-4 1-2f		2-2 1B BB 1B HBP	1-2 E 1B		3	1	1	1	0	0	2											
Sandy Alomar Jr., R OBP: 0.337, SLG: 0.364 Miguel Olivo, R OBP: 0.331, SLG: 0.516 (1, 2) (8, PR) (8, 2)		4-0 IBB		1-2 1B 5 HR 1B		1-0 BB 5 2B 1B	4-0 1B 5 1B BB	1-0 FC4		3	3	2	2	2	0	1											
Arnie Munoz, L (1, 1) Frank Thomas, R OBP: 0.459, SLG: 0.626 Cliff Politte, R (4, 1) Willie Harris, L OBP: 0.373, SLG: 0.351 (6, PH) (6, 4)		0-2 G1-3		2-1 F8		0-1 5 2B 1B	3-2 5 1B 1B	0-0 B5		1	0	0	0	0	0	2											
<b>Inning Stats</b>	R: 0 E: 0 K: 1 S: 6	H: 0 LOB: 0 BB: 0 P: 9	R: 1 E: 0 K: 0 S: 13	H: 1 LOB: 2 BB: 3 P: 27	R: 0 E: 0 K: 1 S: 15	H: 0 LOB: 1 BB: 1 P: 26	R: 5 E: 0 K: 0 S: 23	H: 5 LOB: 0 BB: 0 P: 37	R: 0 E: 0 K: 0 S: 2	H: 0 LOB: 1 BB: 1 P: 9	R: 3 E: 0 K: 0 S: 12	H: 3 LOB: 1 BB: 1 P: 21	R: 4 E: 0 K: 0 S: 21	H: 4 LOB: 2 BB: 1 P: 37	R: 1 E: 1 K: 2 S: 17	H: 2 LOB: 2 BB: 0 P: 24	R: 0 E: 0 K: 1 S: 8	H: 0 LOB: 0 BB: 0 P: 12	1B: 9 2B: 4 3B: 0 HR: 2	SF: 0 SAC: 0 DP: 1 HBP: 2	WP: 0 PB: 0 SB: 0 CS: 1	PA: 50					
<b>PITCHER</b>	IP	WLS	BF	H	R	ER	SO	BB	IBB	HBP	BLK	WP	HR	S	P	ERA	WHIP										
Tony Armas, R ERA: 8.31 (1, 1)	4.0		21	6	6	6	2	3	1	0	0	0	2	57	99	13.50	2.250										
Sun-Woo Kim, R ERA: 3.91 (5, 1)	1.0		8	3	3	3	0	2	0	1	0	0	0	8	21	27.00	5.000										
Rocky Biddle, R ERA: 7.82 (6, 1)	1.1		8	2	4	4	0	1	0	1	0	0	0	20	35	27.00	2.250										
Jeremy Fikac, R ERA: 5.4 (7, 1)	0.2	W	4	2	0	0	0	0	0	0	0	0	0	7	11	0.00	3.000										
32 Chad Cordero, R ERA: 2.82 (8, 1)	2.0	S	9	2	1	1	3	0	0	0	0	0	0	25	36	4.50	1.000										

Chicago White Sox @ Montreal Expos  
Olympic Stadium, Montreal, QB  
Sat Jun 19 2004, 7:05 PM EDT  
Att. 18,414 - Unknown - 70 F

AB	41
R	14
H	15
RBI	14
BB	7
SO	5
LOB	25



BOTTOM

Chicago White Sox @ Montreal Expos  
Olympic Stadium, Montreal, QB

livebaseballscorecards.com

AB	39
R	17
H	18
RBI	17
BB	6
SO	6
LOB	13



WP	2	PA	49
PB	0		
SB	1		
CS	1		

Sat Jun 19 2004, 7:05 PM EDT  
Att: 18,414 - Unknown - 70 F

AB	R	H	RBI	BB	SO	LOB
5	2	3	0	1	0	0
4	2	3	1	1	0	1
5	2	2	4	1	0	3
4	1	2	2	1	0	4
1	0	0	0	0	0	1
5	2	2	2	0	2	2
4	2	1	0	1	1	1
5	2	2	6	0	1	0
0	0	0	0	0	0	0
3	3	2	0	1	0	0
1	0	0	0	0	1	0
1	0	0	0	0	1	1
0	0	0	0	0	0	0
0	0	0	0	0	0	0
0	0	0	0	0	0	0
1	1	1	2	0	0	0
1B:	8	SF:	0			
2B:	5	SAC:	2			
3B:	1	DP:	0			
HR:	4	HBP:	2			

Batter	1	2	3	4	5	6	7	8	9	AB	R	H	RBI	BB	SO	LOB
Brad Wilkerson, L OBP: 0.364, SLG: 0.466 (1, 8) (7, 7)	2-1 F8	1-1 CS 1B	2-1 3B 1B		2-2 G4-3 1B 2B	4-0 BB HBP IBB		2-2 G3-4-3		5	2	3	0	1	0	0
Jamey Carroll, R OBP: 0.367, SLG: 0.394 (1, 5)	2-2 S 2B 2B	4-2 WP 2B BB	2-2 1-H 3B		0-1 G4-3 2-3	3-1 BB HBP		0-0 1B		4	2	3	1	1	0	1
Jose Vidro, S OBP: 0.331, SLG: 0.393 (1, 4)	3-1 L3	3-2 1-H 24 1B 2B	3-2 G1-3		3-1 2B 1B	4-2 1-2 2-3 BB		0-2 F8		5	2	2	4	1	0	3
Carl Everett, S OBP: 0.359, SLG: 0.449 Andy Chavez, L OBP: 0.269, SLG: 0.369 (1, 7) (7, 8)	2-2 2-H 2B	4-0 24 1B HR IBB	2-2 P6		1-1 1-H 2B	0-0 G6-3		0-0 G1-3		4	1	2	2	1	0	4
24 Nick Johnson, L OBP: 0.405, SLG: 0.548 (1, 3)	1-2 G5-3	2-0 WP HR 1B		2-2 HR	1-3 K		2-3 K			5	2	2	2	0	2	2
Orlando Cabrera, R OBP: 0.291, SLG: 0.320 (1, 6)		HR 1B		0-1 G6-3	2-3 K		2-2 P4			4	2	1	0	1	1	1
Juan Rivera, R OBP: 0.333, SLG: 0.420 32 Chad Cordero, R (1, 9) (8, 1)		HR		2-3 K		0-1 G6-3	1-0 P2			5	2	2	6	0	1	0
Brian Schneider, L OBP: 0.301, SLG: 0.431 (1, 2)		HBP 2B		4-1 BB		0-1 HBP BB SH3-4 1B		1-1 HR 1B		3	3	2	0	1	0	0
Tony Armas, R Andy Fox, L Sun-Woo Kim, R Rocky Bliddle, R Jeremy Fikac, R Termel Sledge, L (1, 1) (4, PH) (5, 1) (6, 1) (7, 1) (8, 9)		SH1-3		1-3 K		0-1 SH3-4		2-0 HR		1	0	0	0	0	1	0
Inning Stats	R: 1 E: 0 K: 0 S: 15	H: 2 LOB: 1 BB: 0 P: 25	R: 9 E: 0 K: 0 S: 15	H: 6 LOB: 0 BB: 3 P: 38	R: 1 E: 0 K: 1 S: 19	H: 2 LOB: 1 BB: 0 P: 28	R: 1 E: 0 K: 2 S: 12	H: 1 LOB: 1 BB: 1 P: 21	R: 2 E: 0 K: 2 S: 16	H: 3 LOB: 1 BB: 0 P: 25	R: 0 E: 0 K: 1 S: 8	H: 0 LOB: 0 BB: 0 P: 13	R: 2 E: 0 K: 0 S: 11	H: 3 LOB: 1 BB: 0 P: 16		

PITCHER	IP	WLS	BF	H	R	ER	SO	BB	IBB	HBP	BLK	WP	HR	S	P	ERA	WHIP
Arnie Munoz, L ERA: 33.0 (1, 1)	3.0	L	22	10	11	11	1	2	1	1	0	2	2	49	91	33.00	4.000
Cliff Politte, R ERA: 5.64 (4, 1)	2.0		11	4	3	3	4	1	0	0	0	0	1	28	46	13.50	2.500
Michael Jackson, R ERA: 5.19 (6, 1)	1.0		7	1	1	1	0	1	1	1	0	0	0	10	21	9.00	2.000
Neal Cotts, L ERA: 5.7 (7, 1)	1.1		7	3	2	2	1	0	0	0	0	0	1	15	25	13.50	2.250
Shingo Takatsu, R ERA: 1.08 (8, 1)	0.2		2	0	0	0	0	0	0	0	0	0	0	4	4	0.00	0.000



Batter	1	2	3	4	5	6	7	8	9	AB R H RBI BB SO LOB	TOP						
Willie Harris, L (1, 4) OBP: 0.367, SLG: 0.344	3-2 L7		1-1 G4-3		2-2 G6-3			0-0 L6		4 0 0 0 0 0 1							
5 Juan Uribe, R (1, 5) OBP: 0.365, SLG: 0.533	2-3 K		3-1 F8			1-2 G6-3		3-2 G6-4-3		4 0 0 0 0 1 1							
Frank Thomas, R (1, 3) OBP: 0.459, SLG: 0.628	1-1 2B			0-2 L9		1-0 L3 1B			2-1 F8	4 0 2 0 0 0 0							
Carlos Lee, R (1, 7) OBP: 0.356, SLG: 0.434	1-2 G4-3			1-2 F8		1-2 L3			1-1 G6-3	4 0 0 0 0 0 2							
Jose Valentin, S (1, 6) OBP: 0.324, SLG: 0.547		1-0 E 1B G6-3 1B		3-2 1B 1B			1-2 HR		2-0 F9	4 2 3 1 0 0 0							
Aaron Rowand, R (1, 8) OBP: 0.351, SLG: 0.514		0-0 SAFE E4 G6-3 1B		0-0 1B			0-1 G5-3			3 0 2 0 0 0 0							
Ross Gload, L (1, 9) OBP: 0.344, SLG: 0.393		1-0 G6-3		2-0 F8			3-2 L9			3 0 0 0 0 0 3							
Miguel Olivo, R (1, 2) OBP: 0.324, SLG: 0.504		1-0 G5-3			0-3 K		1-2 G5-3			3 0 0 0 0 1 0							
Jon Garland, R (1, 1) OBP: 0.250, SLG: 0.250			1-1 G5-3		1-1 G4-3			0-0 5 G6-4-3 1B		3 0 1 0 0 0 0							
<b>Inning Stats</b>	R: 0 H: 1 E: 0 LOB: 1 K: 1 BB: 0 S: 11 P: 18	R: 1 H: 2 E: 1 LOB: 0 K: 0 BB: 0 S: 4 P: 7	R: 0 H: 0 E: 0 LOB: 0 K: 0 BB: 0 S: 6 P: 11	R: 0 H: 2 E: 0 LOB: 2 K: 0 BB: 0 S: 16 P: 22	R: 0 H: 0 E: 0 LOB: 0 K: 1 BB: 0 S: 8 P: 11	R: 0 H: 1 E: 0 LOB: 0 K: 0 BB: 0 S: 9 P: 12	R: 1 H: 1 E: 0 LOB: 0 K: 0 BB: 0 S: 13 P: 18	R: 0 H: 1 E: 0 LOB: 0 K: 0 BB: 0 S: 5 P: 8	R: 0 H: 0 E: 0 LOB: 0 K: 0 BB: 0 S: 5 P: 10	1B: 6 SF: 0 2B: 2 SAC: 0 3B: 0 DP: 3 HR: 1 HBP: 0	WP: 0 PA: 32 PB: 0 SB: 0 CS: 0						
<b>PITCHER</b>	IP WLS BF H R ER SO BB IBB HBP BLK WP HR S P ERA WHIP																
Zach Day, R (1, 1) ERA: 3.3	8.0	29	8	2	1	2	0	0	0	0	0	0	1	72	107	1.12	1.000
32 Chad Cordero, R (9, 1) ERA: 2.75	1.0	W	3	0	0	0	0	0	0	0	0	0	0	5	10	0.00	0.000

Chicago White Sox @ Montreal Expos  
Olympic Stadium, Montreal, QB  
Sun Jun 20 2004, 1:05 PM EDT  
Att: 6,546 - Unknown - 72 F

livebaseballscorecards.com

AB	32
R	2
H	8
RBI	1
BB	0
SO	2
LOB	7



Batter	1	2	3	4	5	6	7	8	9	AB R H RBI BB SO LOB
<b>Brad Wilkerson, L</b> (1, 7) OBP: 0.362, SLG: 0.460	0-1 F8			2-3 K		4-0 BB 1B		2-2 G3		3 1 0 0 1 1 0
<b>Jamey Carroll, R</b> (1, 5) OBP: 0.358, SLG: 0.384 <b>Termel Sledge, L</b> (6, PH) OBP: 0.327, SLG: 0.444 <b>Tony Batista, R</b> (7, 5) OBP: 0.251, SLG: 0.336	2-2 G4-3			0-1 G6-3		4-1 1B BB		1-2 G5-3	1-2 G5-3	2 0 0 0 0 0 0 0 0 0 0 1 0 0 1 0 0 0 0 0 0
<b>Jose Vidro, S</b> (1, 4) OBP: 0.333, SLG: 0.398	0-3 K			1-1 G4-1		0-1 1B		2-1 HR 2B	2-1 HR 2B	4 1 2 2 0 1 0
<b>Orlando Cabrera, R</b> (1, 6) OBP: 0.290, SLG: 0.331		2-3 K			2-1 G5-3	1-2 F9		2-0 HR	2-0 HR	4 1 1 2 0 1 2
<b>24 Nick Johnson, L</b> (1, 3) OBP: 0.391, SLG: 0.526		1-3 K			0-0 F8		1-3 K			3 0 0 0 0 2 0
<b>Juan Rivera, R</b> (1, 9) OBP: 0.327, SLG: 0.410		0-0 F9			1-1 F9		1-1 L9			3 0 0 0 0 0 0
<b>Brian Schneider, L</b> (1, 2) OBP: 0.296, SLG: 0.424			2-0 G4-3			1-0 F8	1-2 G4-3			3 0 0 0 0 0 0
<b>Endy Chavez, L</b> (1, 8) OBP: 0.290, SLG: 0.366			0-1 P6			4-0 BB SH1-3 1B BB		2-2 G3-1		2 1 0 0 1 0 0
<b>Zach Day, R</b> (1, 1) OBP: 0.045, SLG: 0.182 <b>Andy Fox, L</b> (8, PH) OBP: 0.121, SLG: 0.212 <b>32 Chad Cordero, R</b> (9, 1)			1-3 K			0-0 SH1-3		0-3 K		1 0 0 0 0 1 0 1 0 0 0 0 1 0 0 0 0 0 0 0 0

Inning Stats	R: 0	H: 0	E: 0	K: 1	S: 9	R: 0	H: 0	E: 0	K: 2	S: 11	R: 0	H: 0	E: 0	K: 1	S: 6	R: 0	H: 0	E: 0	K: 1	S: 7	R: 0	H: 0	E: 0	K: 0	S: 5	R: 2	H: 1	E: 0	K: 0	S: 8	R: 0	H: 0	E: 0	K: 1	S: 9	R: 0	H: 0	E: 0	K: 1	S: 9	R: 2	H: 2	E: 0	K: 0	S: 6	1B: 1	SF: 0	2B: 1	SAC: 1	3B: 0	DP: 0	HR: 1	HBP: 0	WP: 0	PA: 31
<b>Jon Garland, R</b> (1, 1) ERA: 4.64	IP	WLS	BF	H	R	ER	SO	BB	IBB	HBP	BLK	WP	HR	S	P	ERA	WHIP																			IP	WLS	BF	H	R	ER	SO	BB	IBB	HBP	BLK	WP	HR	S	P	ERA	WHIP			


**BOTTOM**

**Chicago White Sox @ Montreal Expos**  
Olympic Stadium, Montreal, QB

Sun Jun 20 2004, 1:05 PM EDT  
Att. 6,546 - Unknown - 72 F

livebaseballscorecards.com

<b>AB</b>	<b>27</b>
<b>R</b>	<b>4</b>
<b>H</b>	<b>3</b>
<b>RBI</b>	<b>4</b>
<b>BB</b>	<b>3</b>
<b>SO</b>	<b>7</b>
<b>LOB</b>	<b>2</b>





Batter	1	2	3	4	5	6	7	8	9	AB R H RBI BB SO LOB	TOP											
Ronnie Belliard, R (1, 4) OBP: 0.386, SLG: 0.409	3-1 HR	0-1 G5-3			4-1 FC6-4 BB		0-0 G6-3		3-2 G6-3	4 1 1 1 1 0 1												
Coco Crisp, S (1, 8) OBP: 0.331, SLG: 0.401	2-1 G6-3		2-0 F8		2-1 FC6-4 1B 41 1B		2-2 P4		1-0 CS 1B	5 1 1 0 0 0 1												
Matt Lawton, L (1, 7) OBP: 0.396, SLG: 0.481	0-0 G4-3		0-1 F9 48 CS 1B		1-0 HBP 41 1B		1-0 G3		1-0 CS	4 0 2 0 0 0 0												
41 Victor Martinez, S (1, 2) OBP: 0.388, SLG: 0.562	1-2 HR 1B		1-0 1B		0-0 HBP 1B		1-2 G3 SF7 2B			4 2 4 1 0 0 0												
Casey Blake, R (1, 5) OBP: 0.358, SLG: 0.466	2-1 HR 1B		2-0 F9		2-2 HBP		3-1 G3			3 1 1 2 0 0 3												
48 Travis Hafner, L (1, 10) OBP: 0.413, SLG: 0.540	1-3 K		0-2 CS		1-1 F7		4-0 IBB			3 0 1 0 1 1 3												
Lou Merloni, R (1, 3) OBP: 0.331, SLG: 0.340		3-2 L7		0-0 G6-3		1-3 K		1-2 SF7		3 0 0 1 0 1 0												
Ben Broussard, L (8, 3) OBP: 0.349, SLG: 0.325										0 0 0 0 0 0 0												
Raul Gonzalez, R (1, 9) OBP: 0.091, SLG: 0.091		1-0 G6-3		2-3 K		0-0 F9		3-1 L7		3 0 0 0 0 1 0												
Jody Gerut, L (8, 9) OBP: 0.347, SLG: 0.409										1 0 0 0 0 0 1												
John McDonald, R (1, 6) OBP: 0.292, SLG: 0.273		4-1 BB			0-0 F9		1-3 K		0-0 F9	3 0 0 0 1 1 0												
<b>Inning Stats</b>	R: 3 E: 0 K: 1 S: 13	H: 3 LOB: 0 BB: 0 P: 22	R: 0 E: 0 K: 0 S: 8	H: 0 LOB: 1 BB: 1 P: 16	R: 0 E: 0 K: 0 S: 8	H: 2 LOB: 1 BB: 0 P: 13	R: 0 E: 0 K: 1 S: 7	H: 1 LOB: 0 BB: 0 P: 11	R: 1 E: 0 K: 0 S: 10	H: 2 LOB: 3 BB: 1 P: 20	R: 0 E: 0 K: 2 S: 9	H: 0 LOB: 0 BB: 0 P: 11	R: 0 E: 0 K: 0 S: 6	H: 0 LOB: 0 BB: 0 P: 9	R: 1 E: 0 K: 0 S: 12	H: 1 LOB: 1 BB: 1 P: 23	R: 0 E: 0 K: 0 S: 6	H: 1 LOB: 0 BB: 0 P: 11	1B: 7 2B: 1 3B: 0 HR: 2	SF: 1 SAC: 0 DP: 0 HBP: 1	WP: 0 PB: 0 SB: 0 CS: 2	PA: 40
<b>PITCHER</b>	IP WLS BF H R ER SO BB IBB HBP BLK WP HR S P ERA WHIP																					
Scott Schoeneweis, L (1, 1) ERA: 4.36	7.0 L 30 8 4 4 4 2 0 1 0 0 0 2 61 102 5.14 1.429																					
Michael Jackson, R (8, 1) ERA: 5.4	0.2 4 1 1 1 0 0 0 1 0 0 0 0 10 18 13.50 1.500																					
Neal Cotts, L (8, 1) ERA: 5.63	0.1 1 0 0 0 0 0 0 0 0 0 0 0 2 5 0.00 0.000																					
Cliff Politte, R (9, 1) ERA: 5.48	0.2 2 0 0 0 0 0 0 0 0 0 0 0 5 8 0.00 0.000																					
Vic Darensbourg, L (9, 1) ERA:	0.1 1 1 0 0 0 0 0 0 0 0 0 0 1 3 0.00 3.000																					

Cleveland Indians @ Chicago White Sox

U.S. Cellular Field, Chicago, IL

Mon Jun 21 2004, 8:05 PM EDT  
Att. 29,722 - Overcast - 67 F

AB	33
R	5
H	10
RBI	5
BB	3
SO	4
LOB	9







Batter	1	2	3	4	5	6	7	8	9	10	AB R H RBI BB SO LOB	TOP												
<b>Matt Lawton, L</b> (1, 7) OBP: 0.396, SLG: 0.489	3-2 F8			1-1 P4	4-2 2B 48 1B BB	3-2 2H HR		2-0 L8			4 2 1 2 1 0 0	<b>Cleveland Indians @ Chicago White Sox</b> U.S. Cellular Field, Chicago, IL Tue Jun 22 2004, 8:05 PM EDT Att. 27,922 - Sunny - 72 F												
<b>Omar Vizquel, S</b> (1, 6) OBP: 0.353, SLG: 0.384	1-2 G4-3			2-3 K	2-0 48 1B 41 E 1-3 2-H 2B	2-1 F8		1-2 G4-3		5 1 1 1 0 1 0														
<b>48 Travis Hafner, L</b> (1, 10) OBP: 0.413, SLG: 0.536	3-3 K			0-0 1B	0-0 41 E 2-3 3-H 1B		3-3 K		2-0 F8	5 0 2 1 0 2 0														
<b>41 Victor Martinez, S</b> (1, 2) OBP: 0.388, SLG: 0.563			3-2 F8	0-2 F8	0-0 41 E 1-3 3-H 1B		0-0 F8		3-2 F9	5 0 2 1 0 0 1														
<b>Jody Gerut, L</b> (1, 9) OBP: 0.348, SLG: 0.407			3-2 F8		1B HR		2-2 F8		1-0 G4-3	4 1 1 0 1 0 1														
<b>Casey Blake, R</b> (1, 5) OBP: 0.356, SLG: 0.460			3-3 K		1B HR		1-3 K		0-1 G5-3	5 1 1 0 0 2 4														
<b>Ronnie Belliard, R</b> (1, 4) OBP: 0.386, SLG: 0.420			2-2 G6-3		0-1 1-H 2-H HR		1-0 F7		1-2 BB 1B	5 1 2 3 0 0 0														
<b>Ben Broussard, L</b> (1, 3) OBP: 0.356, SLG: 0.329			0-2 P5		0-0 E8 2B 1B	1-2 PB HR 1B		0-3 K	4-1 SAFE 1-2 BB	4 2 2 0 1 1 0														
<b>Coco Crisp, S</b> (1, 8) OBP: 0.327, SLG: 0.414			3-2 G6-3		1-3 K	2-2 F7		3-2 HR	2-3 K	5 1 1 1 0 2 4														
<b>Inning Stats</b>	R: 0 E: 0 K: 1 S: 12	H: 0 LOB: 0 BB: 0 P: 19	R: 0 E: 0 K: 1 S: 10	H: 0 LOB: 0 BB: 0 P: 19	R: 0 E: 0 K: 0 S: 10	H: 1 LOB: 1 BB: 0 P: 15	R: 0 E: 0 K: 1 S: 9	H: 1 LOB: 1 BB: 0 P: 12	R: 0 E: 2 K: 1 S: 21	H: 7 LOB: 2 BB: 2 P: 37	R: 2 E: 0 K: 0 S: 19		H: 2 LOB: 0 BB: 0 P: 30	R: 0 E: 0 K: 2 S: 13	H: 1 LOB: 1 BB: 0 P: 19	R: 1 E: 0 K: 1 S: 9	H: 1 LOB: 0 BB: 0 P: 15	R: 0 E: 0 K: 0 S: 7	H: 0 LOB: 0 BB: 0 P: 13	R: 0 E: 0 K: 1 S: 13	H: 1 LOB: 2 BB: 1 P: 21	1B: 8 2B: 2 3B: 0 HR: 3	SF: 0 SAC: 0 DP: 1 HBP: 0	WP: 0 PB: 1 SB: 0 CS: 0
<b>PITCHER</b>	IP WLS BF H R ER SO BB IBB HBP BLK WP HR S P ERA WHIP																							
<b>Esteban Loaiza, R</b> (1, 1) ERA: 4.18	4.1		22	8	6	6	4	1	0	0	0	0	0	1	23	39	10.80	1.800						
<b>Neal Cotts, L</b> (5, 1) ERA: 5.96	1.2		7	2	2	2	0	1	0	0	0	0	0	1	22	34	4.50	1.000						
<b>Damaso Marte, L</b> (7, 1) ERA: 2.9	2.0	W	8	2	1	1	3	0	0	0	0	0	0	0	20	34	0.00	1.000						
<b>Shingo Takatsu, R</b> (9, 1) ERA: 1.0	2.0		8	1	0	0	1	1	0	0	0	0	0	0	20	34	0.00	1.000						

livebaseballscores.com

AB	42
R	9
H	13
RBI	9
BB	3
SO	8
LOB	10



BOTTOM

Cleveland Indians @ Chicago White Sox  
U.S. Cellular Field, Chicago, IL

Tue Jun 22 2004, 8:05 PM EDT  
Att. 27,922 - Sunny - 72 F

livebaseballscorecards.com

AB	42
R	11
H	15
RBI	11
BB	6
SO	6
LOB	23



WP:	0	PA:	50
PB:	0		
SB:	1		
CS:	1		

AB R H RBI BB SO LOB

5	1	0	0	1	1	3
5	2	2	1	1	1	0
4	3	2	4	1	1	1
5	2	3	0	1	0	3
5	1	4	5	0	0	1
5	0	0	0	0	2	7
4	0	1	0	1	0	1
4	1	2	1	1	0	1
4	1	1	0	0	0	6
1	0	0	0	0	1	0
0	0	0	0	0	0	0

Batter 1 2 3 4 5 6 7 8 9 10

<p>Willie Harris, L (1, 8) OBP: 0.361, SLG: 0.335</p>	<p>5 Juan Uribe, R (1, 4) OBP: 0.363, SLG: 0.522</p>	<p>Frank Thomas, R (1, 10) OBP: 0.461, SLG: 0.631</p>	<p>Carlos Lee, R (1, 7) OBP: 0.361, SLG: 0.439</p>	<p>Jose Valentin, S (1, 6) OBP: 0.327, SLG: 0.568</p>	<p>14 Paul Konerko, R (1, 3) OBP: 0.360, SLG: 0.502</p>	<p>Aaron Rowand, R (1, 9) OBP: 0.362, SLG: 0.533</p>	<p>24 Joe Crede, R (1, 5) OBP: 0.298, SLG: 0.443</p>	<p>Miguel Olivo, R (1, 2) OBP: 0.319, SLG: 0.492</p> <p>Ross Gload, L (9, PH) OBP: 0.340, SLG: 0.388</p> <p>Jamie Burke, R (10, 2) OBP: 0.500, SLG: 0.615</p>	
<p>Inning Stats</p> <p>R: 3 H: 1 E: 1 K: 1 S: 27</p>	<p>R: 0 H: 2 E: 0 K: 0 S: 11</p>	<p>R: 5 H: 6 E: 0 K: 1 S: 23</p>	<p>R: 0 H: 1 E: 0 K: 0 S: 8</p>	<p>R: 0 H: 1 E: 0 K: 0 S: 9</p>	<p>R: 0 H: 1 E: 0 K: 0 S: 6</p>	<p>R: 0 H: 0 E: 0 K: 1 S: 7</p>	<p>R: 1 H: 2 E: 0 K: 0 S: 11</p>	<p>R: 0 H: 0 E: 3 K: 3 S: 13</p>	<p>R: 2 H: 1 E: 0 K: 0 S: 11</p>

PITCHER	IP	WLS	BF	H	R	ER	SO	BB	IBB	HBP	BLK	WP	HR	S	P	ERA	WHIP
Scott Elarton, R (1, 1) ERA: 9.18	0.2		8	1	3	2	1	4	0	0	0	0	0	24	46	27.00	7.500
Kazuhito Tadano, R (1, 1) ERA: 7.3	3.1		20	9	5	5	1	1	0	0	0	0	1	45	67	13.50	3.000
Rick White, R (5, 1) ERA: 2.9	2.0		8	2	0	0	0	1	0	0	0	0	0	15	22	0.00	1.500
59 Matt Miller, R (7, 1) ERA: 2.25	1.0		4	1	1	1	1	0	0	0	0	0	0	10	13	9.00	1.000
Cliff Bartosh, L (8, 1) ERA: 6.48	0.0	B	1	1	0	0	0	0	0	0	0	0	0	3	4	∞	∞

PITCHER	IP	WLS	BF	H	R	ER	SO	BB	IBB	HBP	BLK	WP	HR	S	P	ERA	WHIP
David Riske, R (8, 1) ERA: 5.23	2.0		6	0	0	0	3	0	0	0	0	0	0	18	25	0.00	0.000
Jose Jimenez, R (10, 1) ERA: 7.45	0.1	L	3	1	2	2	0	0	0	1	0	0	1	11	16	54.00	3.000



Batter	1	2	3	4	5	6	7	8	9	AB R H RBI BB SO LOB	TOP											
Ronnie Belliard, R (1, 4) OBP: 0.386, SLG: 0.435	1-3 		0-1 		0-0 		3-2 	1-1 		5 2 2 1 0 1 0												
Omar Vizquel, S (1, 6) OBP: 0.348, SLG: 0.378	0-1 		0-0 		0-0 		0-2 		3-1 	4 0 0 0 0 0 0												
Matt Lawton, L (1, 7) OBP: 0.396, SLG: 0.486	1-0 		0-1 		0-1 		0-1 		4-1 	4 0 1 1 1 0 0												
41 Victor Martinez, S (1, 2) OBP: 0.388, SLG: 0.557		0-0 		4-1 		0-0 		1-1 	3-1 	4 2 1 0 1 0 2												
Casey Blake, R (1, 5) OBP: 0.361, SLG: 0.475		4-0 		0-1 		2-0 		1-1 		3 2 2 1 1 0 1												
48 Travis Hafner, L (1, 10) OBP: 0.418, SLG: 0.538		2-2 		1-0 		0-0 		1-1 		3 1 2 1 0 0 0												
Lou Merloni, R (1, 3) OBP: 0.331, SLG: 0.368		1-3 		0-0 		1-1 		0-0 		3 1 1 1 0 1 3												
Ben Broussard, L (8, PH) OBP: 0.359, SLG: 0.352										1 1 1 4 0 0 0												
Jody Gerut, L (1, 9) OBP: 0.347, SLG: 0.404		1-1 		0-0 		0-0 		2-0 		4 0 1 0 0 0 4												
Coco Crisp, S (1, 8) OBP: 0.320, SLG: 0.404			1-3 		0-0 		3-3 		1-1 	4 0 0 0 0 2 3												
<b>Inning Stats</b>	R: 0 E: 0 K: 1 S: 6	H: 0 LOB: 0 BB: 0 P: 8	R: 0 E: 0 K: 1 S: 12	H: 0 LOB: 2 BB: 1 P: 20	R: 1 E: 0 K: 1 S: 8	H: 1 LOB: 0 BB: 0 P: 9	R: 1 E: 1 K: 0 S: 7	H: 1 LOB: 2 BB: 1 P: 12	R: 1 E: 0 K: 0 S: 5	H: 2 LOB: 0 BB: 0 P: 5	R: 2 E: 0 K: 1 S: 8	H: 3 LOB: 1 BB: 0 P: 14	R: 0 E: 0 K: 0 S: 9	H: 0 LOB: 0 BB: 0 P: 12	R: 4 E: 0 K: 0 S: 12	H: 4 LOB: 0 BB: 0 P: 19	R: 0 E: 0 K: 0 S: 5	H: 0 LOB: 0 BB: 1 P: 15	1B: 6 2B: 2 3B: 0 HR: 4	SF: 0 SAC: 1 DP: 3 HBP: 1	WP: 0 PB: 0 SB: 0 CS: 1	PA: 40
<b>PITCHER</b>	IP WLS BF H R ER SO BB IBB HBP BLK WP HR S P ERA WHIP																					
56 Mark Buehrle, L (1, 1) ERA: 4.49	7.0 L 33 10 8 8 4 2 0 0 0 0 0 3 61 89 10.29 1.714																					
Michael Jackson, R (8, 1) ERA: 5.53	1.0 4 1 1 1 0 0 0 0 0 0 0 1 6 10 9.00 1.000																					
Vic Darenbourg, L (9, 1) ERA:	1.0 3 0 0 0 0 0 1 0 0 0 0 0 5 15 0.00 1.000																					

Cleveland Indians @ Chicago White Sox  
 U.S. Cellular Field, Chicago, IL  
 Wed Jun 23 2004, 8:05 PM EDT  
 Att. 21,654 - Sunny - 81 F

AB	35
R	9
H	11
RBI	9
BB	3
SO	4
LOB	13



Batter	1	2	3	4	5	6	7	8	9	AB	R	H	RBI	BB	SO	LOB
Aaron Rowand, R OBP: 0.363, SLG: 0.548 (1, 8)	1-3 K	2-1 F8			0-0 HR		0-2 G5-3		1-2 F9 5 F9 5 WP 1B	5	1	2	1	0	1	3
5 Juan Uribe, R OBP: 0.360, SLG: 0.523 (1, 4)	0-1 F7		2-1 G6-3		1-2 3B		0-3 K		2-2 F9 1-3	5	0	1	0	0	1	1
Frank Thomas, R OBP: 0.453, SLG: 0.616 (1, 10)	1-1 F8		1-1 F7		2-3 K		0-1 E7 1B		2-3 K	5	1	0	0	0	2	2
Carlos Lee, R OBP: 0.362, SLG: 0.440 (1, 7)		2-0 BB 1B	2-3 K		3-3 K		1-0 2-H 1B			4	1	2	1	0	2	1
14 Paul Konerko, R OBP: 0.362, SLG: 0.528 (1, 3)		0-3 K		3-2 E6 FC6-4		0-0 HR		1-1 HR		4	2	2	2	0	1	1
Jose Valentin, S OBP: 0.326, SLG: 0.559 (1, 6)		4-2 1B BB		0-0 B3		2-2 P5		2-3 K		3	0	0	0	1	1	1
24 Joe Crede, R OBP: 0.297, SLG: 0.438 (1, 5)		0-1 F8		1-3 K		4-0 PB BB		0-2 F9		3	0	0	0	1	1	3
Jamie Burke, R OBP: 0.444, SLG: 0.529 (1, 9)		0-1 BB 1B		1-1 FC6-4 1-2f		0-1 F8		1-1 G6-3		4	0	1	1	0	0	2
Sandy Alomar Jr., R OBP: 0.327, SLG: 0.344 Ross Gload, L OBP: 0.337, SLG: 0.384 (9, PH)		4-2 BB		2-2 F7		1-0 G6-3		0-0 F9		2	0	0	0	1	0	1

Inning Stats	R: 0	H: 0	E: 0	K: 1	S: 9	R: 1	H: 2	E: 0	K: 1	S: 15	R: 0	H: 0	E: 0	K: 1	S: 7	R: 0	H: 0	E: 1	K: 1	S: 9	R: 1	H: 2	E: 0	K: 2	S: 16	R: 1	H: 1	E: 0	K: 0	S: 7	R: 1	H: 1	E: 1	K: 1	S: 9	R: 1	H: 1	E: 0	K: 1	S: 12	R: 0	H: 1	E: 0	K: 1	S: 13	1B: 4	2B: 0	3B: 1	HR: 3	SF: 0	SAC: 0	DP: 0	HBP: 0	WP: 1	PB: 1	SB: 0	CS: 0	PA: 39
--------------	------	------	------	------	------	------	------	------	------	-------	------	------	------	------	------	------	------	------	------	------	------	------	------	------	-------	------	------	------	------	------	------	------	------	------	------	------	------	------	------	-------	------	------	------	------	-------	-------	-------	-------	-------	-------	--------	-------	--------	-------	-------	-------	-------	--------

PITCHER	IP	WLS	BF	H	R	ER	SO	BB	IBB	HBP	BLK	WP	HR	S	P	ERA	WHIP
31 Cliff Lee, L ERA: 3.86 (1, 1)	6.0	W	27	5	3	3	6	3	0	0	0	0	2	63	102	4.50	1.333
63 Rafael Betancourt, R ERA: 3.79 (7, 1)	2.0	H	8	2	2	1	2	0	0	0	0	0	1	21	26	4.50	1.000
David Riske, R ERA: 5.08 (9, 1)	1.0		4	1	0	0	1	0	0	0	0	1	0	13	18	0.00	1.000

BOTTOM

Cleveland Indians @ Chicago White Sox  
U.S. Cellular Field, Chicago, IL

livebaseballscores.com

AB	36
R	5
H	8
RBI	5
BB	3
SO	9
LOB	15



Wed Jun 23 2004, 8:05 PM EDT  
Att. 21,654 - Sunny - 81 F



Batter	1	2	3	4	5	6	7	8	9	AB R H RBI BB SO LOB	TOP		
<b>Matt Lawton, L</b> (1, 7) OBP: 0.401, SLG: 0.487	4-1 BB		0-0 48 S 1B		0-0 2-H 1B		1-1 G4-3			3 0 2 1 1 0 0			
<b>Omar Vizquel, S</b> (1, 6) OBP: 0.346, SLG: 0.375	2-3 K		2-0 F9		1-0 1-2 1B		2-3 K			4 0 1 0 0 2 2			
<b>48 Travis Hafner, L</b> (1, 10) OBP: 0.412, SLG: 0.529	2-3 K		3-2 F8		1-2 F7		1-3 K			4 0 0 0 0 2 4			
<b>41 Victor Martinez, S</b> (1, 2) OBP: 0.386, SLG: 0.550	0-0 P2		4-0 BB		0-1 P2			2-2 P4		3 0 0 0 1 0 3			
<b>Jody Gerut, L</b> (1, 9) OBP: 0.345, SLG: 0.406			0-0 G5-3		0-1 F8			0-0 F9		4 0 1 0 0 0 4			
<b>Casey Blake, R</b> (1, 5) OBP: 0.360, SLG: 0.475			1-3 K		2-3 K		1-1 G4-3 2B		2-0 F8	4 0 1 0 0 2 1			
<b>Ben Broussard, L</b> (1, 3) OBP: 0.352, SLG: 0.343			1-2 P5		0-0 P6		3-3 K		1-0 F7	4 0 0 0 0 1 2			
<b>Ronnie Belliard, R</b> (1, 4) OBP: 0.384, SLG: 0.430			4-1 BB		0-0 P3		1-0 G4-3		2-2 F8	3 0 0 0 1 0 1			
<b>Coco Crisp, S</b> (1, 8) OBP: 0.318, SLG: 0.406			3-1 P5		2-2 1B 2B		2-2 G4-3		1-1 G4-3	4 1 1 0 0 0 3			
<b>Inning Stats</b>	R: 0 E: 0 K: 2 S: 8 H: 0 LOB: 1 BB: 1 P: 16	R: 0 E: 0 K: 1 S: 11 H: 1 LOB: 2 BB: 1 P: 20	R: 0 E: 0 K: 1 S: 7 H: 1 LOB: 2 BB: 1 P: 16	R: 0 E: 0 K: 1 S: 7 H: 0 LOB: 0 BB: 0 P: 9	R: 1 E: 0 K: 0 S: 12 H: 3 LOB: 2 BB: 0 P: 16	R: 0 E: 0 K: 1 S: 10 H: 1 LOB: 1 BB: 0 P: 17	R: 0 E: 0 K: 2 S: 8 H: 0 LOB: 0 BB: 0 P: 12	R: 0 E: 0 K: 0 S: 5 H: 0 LOB: 0 BB: 0 P: 9	R: 0 E: 0 K: 0 S: 7 H: 0 LOB: 0 BB: 0 P: 11	1B: 3 2B: 3 3B: 0 HR: 0 SF: 0 SAC: 0 DP: 0 HBP: 0	WP: 1 PB: 0 SB: 1 CS: 0 PA: 36		
<b>PITCHER</b>	IP WLS BF H R ER SO BB IBB HBP BLK WP HR S P ERA WHIP											<b>PITCHER</b>	IP WLS BF H R ER SO BB IBB HBP BLK WP HR S P ERA WHIP
<b>Jon Rauch, R</b> (1, 1) ERA: 6.23	5.0 W 24 6 1 1 4 3 0 0 0 1 0 47 80 1.80 1.800												
<b>Cliff Politte, R</b> (6, 1) ERA: 5.25	1.0 H 3 0 0 0 1 0 0 0 0 0 0 8 14 0.00 0.000												
<b>Damaso Marte, L</b> (7, 1) ERA: 2.73	2.0 H 6 0 0 0 2 0 0 0 0 0 0 13 21 0.00 0.000												
<b>Jon Adkins, R</b> (9, 1) ERA: 2.63	1.0 3 0 0 0 0 0 0 0 0 0 0 7 11 0.00 0.000												

**Cleveland Indians @ Chicago White Sox**  
**U.S. Cellular Field, Chicago, IL**  
 Thu Jun 24 2004, 2:05 PM EDT  
 Att. 20,744 - Overcast - 66 F

livebaseballscorecards.com

<b>AB</b>	<b>33</b>
<b>R</b>	<b>1</b>
<b>H</b>	<b>6</b>
<b>RBI</b>	<b>1</b>
<b>BB</b>	<b>3</b>
<b>SO</b>	<b>7</b>
<b>LOB</b>	<b>20</b>



BOTTOM

Cleveland Indians @ Chicago White Sox  
U.S. Cellular Field, Chicago, IL

Thu Jun 24 2004, 2:05 PM EDT  
Att. 20,744 - Overcast - 66 F

livebaseballscorecards.com

AB	33
R	7
H	9
RBI	6
BB	4
SO	9
LOB	14



WP:	1	PA:	37
PB:	0	SB:	1
CS:	0		

AB	R	H	RBI	BB	SO	LOB
5	0	1	0	0	2	2
4	1	0	0	0	1	2
4	0	0	0	0	2	3
3	2	1	0	1	0	0
3	2	1	3	1	2	0
3	0	1	0	1	1	0
0	1	0	0	0	0	0
3	1	2	1	1	1	1
4	0	2	2	0	0	1
4	0	1	0	0	0	5
1B:	7	SF:	0			
2B:	1	SAC:	0			
3B:	0	DP:	1			
HR:	1	HBP:	0			

Batter	1	2	3	4	5	6	7	8	9
Aaron Rowand, R OBP: 0.358, SLG: 0.538 (1, 8)	0-0 G4-3 1B	0-1 G6-3			1-3 K2-3		0-0 1-3 K 1B	2-2 K 3-H	
5 Juan Uribe, R OBP: 0.355, SLG: 0.515 (1, 4)	2-2 E4 HR 1B		3-2 G4-3		2-1 G6-3		1 SAFE 2-3 K		
Frank Thomas, R OBP: 0.446, SLG: 0.605 (1, 10)	2-1 F8		1-3 K		2-1 F9		3-3 K 1-2		
Carlos Lee, R OBP: 0.364, SLG: 0.439 (1, 7)	0-1 1-2 HR 1B		2-2 F8		1-2 G5-3		4-2 14 1B 1B BB		
Jose Valentin, S OBP: 0.329, SLG: 0.571 (1, 6)	1-2 1-H 2-H HR		2-3 K		2-3 K		4-0 1B 24 1B BB		
14 Paul Konerko, R OBP: 0.364, SLG: 0.526 Timo Perez, L OBP: 0.303, SLG: 0.345 (8, PR) (9, 9)	2-3 K		0-0 G6-3		4-1 BB		0-1 24 1B 1B		
Ross Gload, L OBP: 0.354, SLG: 0.404 (1, 9) (9, 3)		2-0 2B		4-1 24 1B BB		2-3 K	2-2 G6-4-3 24 1B WP 1B		
24 Joe Crede, R OBP: 0.300, SLG: 0.439 (1, 5)		1-1 G1-3		2-0 1-2 1B		3-2 F8	0-1 G6-4-3 1B		
Miguel Olivo, R OBP: 0.317, SLG: 0.485 (1, 2)		0-2 G5-3		1-2 G6-3		0-0 1B 1B	0-1 G6-4-3 1-2 2-3 3-H		

Inning	R	H	E	K	S	P	BB	IBB	HBP	BLK	WP	HR	S	P	ERA	WHIP
1	3	2	1	1	17	24	0	0	0	0	0	0	67	106	0.00	1.000
2	0	1	0	0	8	11	0	0	0	0	0	0	15	27	9.00	3.000
3	0	0	0	0	12	18	0	0	0	0	0	0	4	∞	∞	∞
4	0	0	0	0	9	18	0	0	0	0	0	0	12	16	27.00	3.000
5	0	0	0	1	13	13	0	0	0	0	0	0	22	22		
6	0	0	0	2	12	20	0	0	0	0	0	0	20	20		
7	0	2	0	2	12	20	0	0	0	0	0	0	27	27		
8	4	3	0	1	15	27	0	0	0	0	0	0	27	27		
9	0	1	0	0	15	27	0	0	0	0	0	0	27	27		

PITCHER	IP	WLS	BF	H	R	ER	SO	BB	IBB	HBP	BLK	WP	HR	S	P	ERA	WHIP
37 Jake Westbrook, R ERA: 2.77 (1, 1)	6.0	L	25	4	3	0	6	2	0	0	0	0	1	67	106	0.00	1.000
59 Matt Miller, R ERA: 2.65 (7, 1)	1.0		6	2	1	1	2	1	0	0	0	0	0	15	27	9.00	3.000
Cliff Bartosh, L ERA: 7.56 (8, 1)	0.0		1	0	0	0	0	1	0	0	0	0	0	4	∞	∞	∞
Rick White, R ERA: 3.38 (8, 1)	1.0		5	3	3	3	1	0	0	0	0	1	0	12	16	27.00	3.000



Batter	1	2	3	4	5	6	7	8	9	AB R H RBI BB SO LOB	TOP											
Mark Grudzielanek, R OBP: 0.394, SLG: 0.467 (1, 4)	1-1 F8		1-1 G5-3		0-0 HR	1-2 G5-4-3			0-0 F7	5 1 1 3 0 0 3												
25 Derek Lee, R OBP: 0.391, SLG: 0.532 (1, 3)	2-3 K			2-2 G1-6-3	2-3 K			2-2 G6-3	3-2 G1-3	5 0 0 0 0 2 0												
Moises Alou, R OBP: 0.327, SLG: 0.538 (1, 7)	0-1 2B			0-0 E9	0-0 F7			2-1 P6		4 0 1 0 0 0 0												
Sammy Sosa, R OBP: 0.384, SLG: 0.544 (1, 9)	2-3 K			0-1 L9		0-1 3B 1B		2-1 G1-3		4 1 1 0 0 1 2												
16 Aramis Ramirez, R OBP: 0.363, SLG: 0.542 (1, 5)				1-1 F9		3-2 F8		2-1 G5-3		4 0 0 0 0 0 2												
Todd Hollandsworth, L OBP: 0.394, SLG: 0.556 (1, 10)				2-2 P3		2-2 E G6-3 1B		0-0 F7		4 2 2 1 0 0 0												
Michael Barrett, R OBP: 0.345, SLG: 0.481 (1, 2)				1-2 G6-3		2-1 G6-3 1B 3B		2-2 G4-3		4 0 1 2 0 0 0												
Corey Patterson, L OBP: 0.334, SLG: 0.439 (1, 8)				0-2 F7		1-1 E4 HR		2-2 BB 1B		4 1 1 0 0 0 0												
Ramon Martinez, R OBP: 0.321, SLG: 0.370 (1, 6)				1-1 G6-3		4-0 HR BB		4-2 G5-4-3 BB		2 2 1 1 2 0 0												
<b>Inning Stats</b>	R: 0 E: 0 K: 2 S: 11	H: 1 LOB: 1 BB: 0 P: 16	R: 0 E: 0 K: 0 S: 10	H: 0 LOB: 0 BB: 0 P: 14	R: 0 E: 0 K: 0 S: 8	H: 0 LOB: 0 BB: 0 P: 10	R: 0 E: 1 K: 0 S: 8	H: 0 LOB: 1 BB: 0 P: 11	R: 4 E: 2 K: 1 S: 16	H: 2 LOB: 0 BB: 1 P: 26	R: 2 E: 0 K: 0 S: 19	H: 4 LOB: 2 BB: 1 P: 30	R: 0 E: 0 K: 0 S: 7	H: 0 LOB: 0 BB: 0 P: 13	R: 0 E: 0 K: 0 S: 6	H: 0 LOB: 0 BB: 0 P: 10	R: 1 E: 0 K: 0 S: 10	H: 1 LOB: 0 BB: 0 P: 15	1B: 4 2B: 1 3B: 1 HR: 2	SF: 0 SAC: 0 DP: 1 HBP: 0	WP: 0 PB: 0 SB: 0 CS: 0	PA: 38
<b>PITCHER</b>	IP WLS BF H R ER SO BB IBB HBP BLK WP HR S P ERA WHIP																					
Jon Garland, R ERA: 4.84 (1, 1)	5.1 L 25 6 6 5 3 1 0 0 0 0 1 62 90 8.44 1.312																					
Neal Cotts, L ERA: 5.4 (6, 1)	2.2 9 1 0 0 0 1 0 0 0 0 0 23 40 0.00 0.750																					
Michael Jackson, R ERA: 5.65 (9, 1)	1.0 4 1 1 1 0 0 0 0 0 0 1 10 15 9.00 1.000																					

Chicago Cubs @ Chicago White Sox  
U.S. Cellular Field, Chicago, IL

Fri Jun 25 2004, 4:05 PM EDT  
Att. 39,596 - Sunny - 69 F

livebaseballscorecards.com

AB	36
R	7
H	8
RBI	7
BB	2
SO	3
LOB	7



BOTTOM

Chicago Cubs @ Chicago White Sox  
U.S. Cellular Field, Chicago, IL

livebaseballscorecards.com

AB 32  
R 4  
H 6  
RBI 3  
BB 6  
SO 9  
LOB 15



WP: 2 PA: 38  
PB: 0  
SB: 1  
CS: 0

ERA WHIP

AB R H RBI BB SO LOB  
4 0 0 0 0 1 2  
1 0 0 0 0 1 0

4 1 0 0 1 1 0

3 1 1 0 1 1 0

2 1 0 0 2 0 2

2 0 0 0 2 1 3


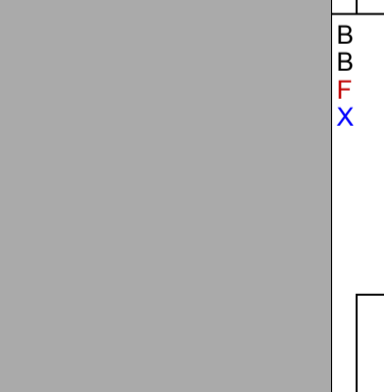
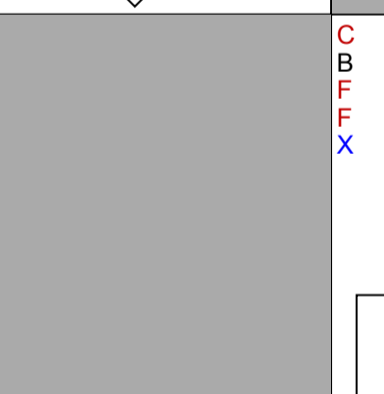
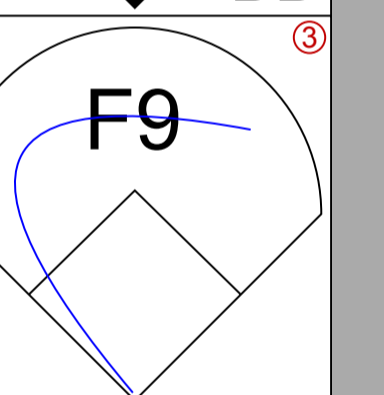
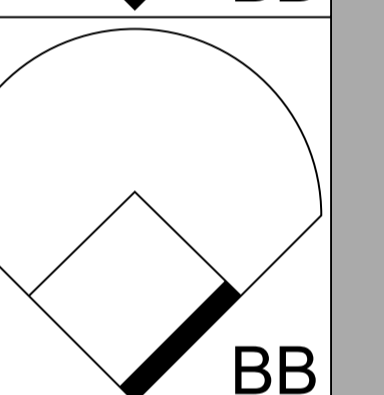
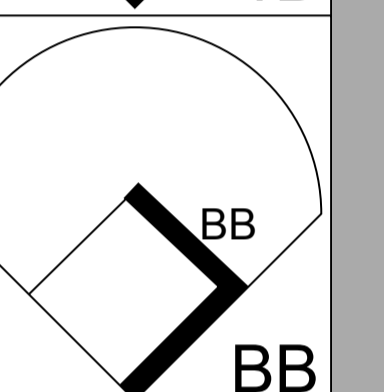
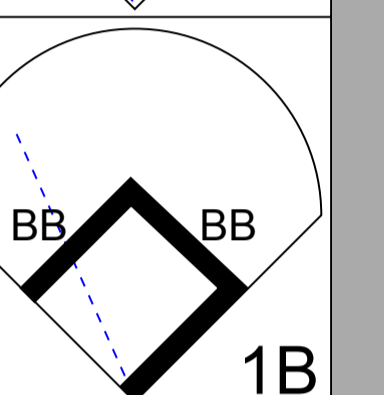
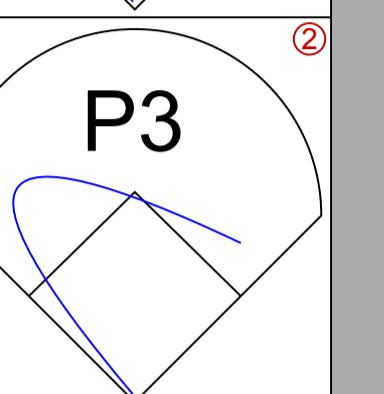
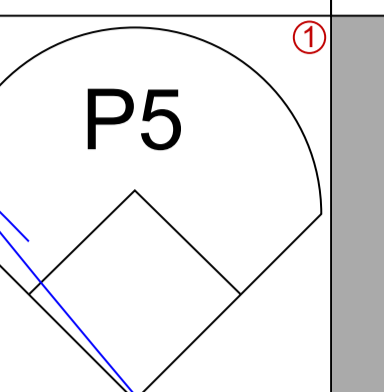






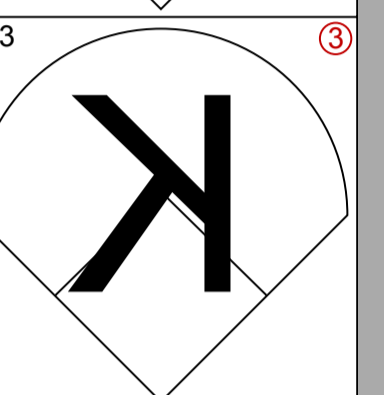
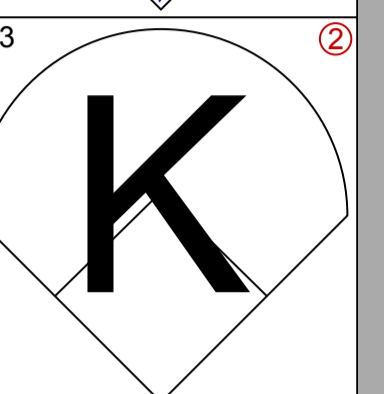
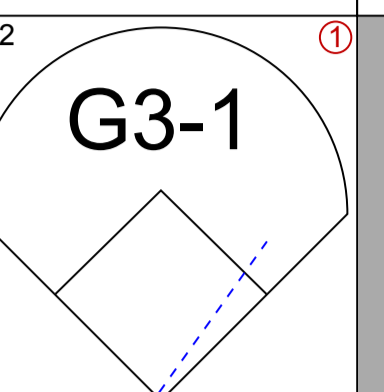
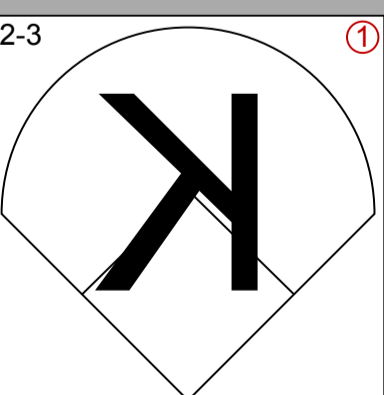

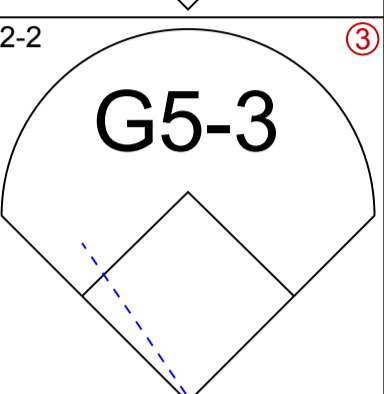
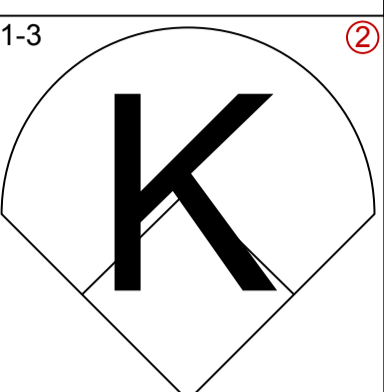
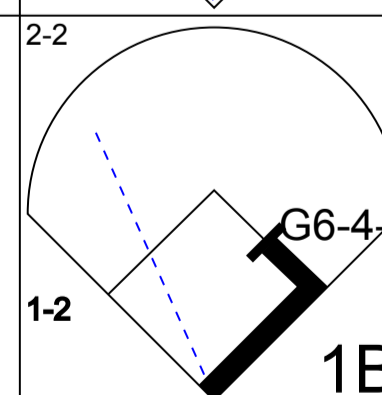
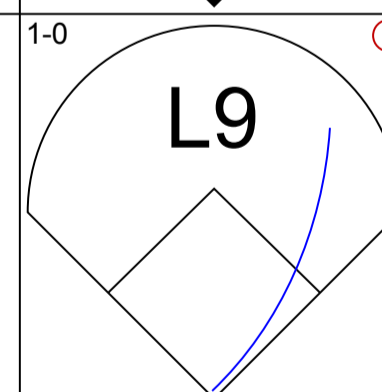
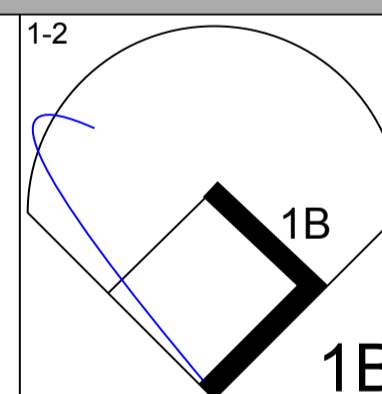

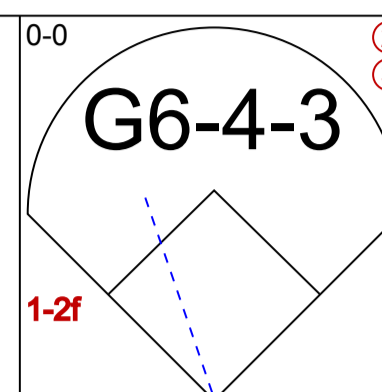
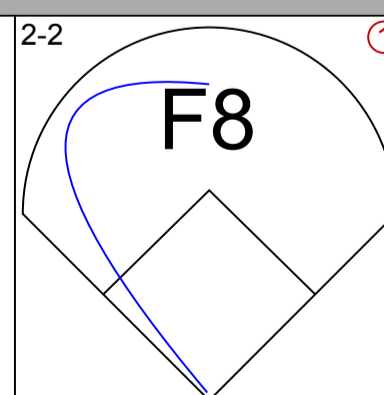

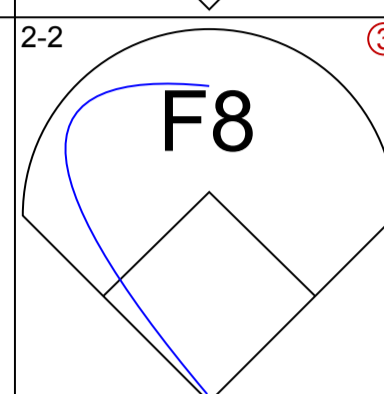
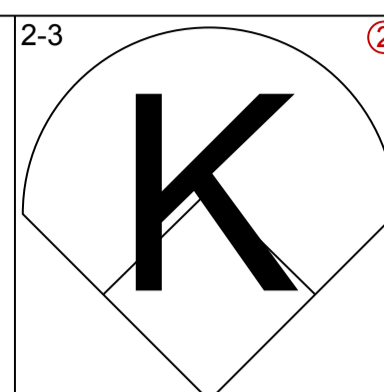
4 1 2 3 0 0 4

3 0 1 0 0 1 1  
1 0 1 0 0 0 0

4 0 0 0 0 1 3

3 0 1 0 0 2 0  
1 0 0 0 0 0 0

1B: 4 SF: 0  
2B: 1 SAC: 0  
3B: 0 DP: 1  
HR: 1 HBP: 0



Batter Aaron Rowand, R (1, 8)  
OBP: 0.350, SLG: 0.524  
Timo Perez, L (9, PH)  
OBP: 0.300, SLG: 0.342

Batter 5 Juan Uribe, R (1, 4)  
OBP: 0.352, SLG: 0.508

Batter Frank Thomas, R (1, 10)  
OBP: 0.447, SLG: 0.601

Batter Carlos Lee, R (1, 7)  
OBP: 0.366, SLG: 0.436

Batter Jose Valentin, S (1, 6)  
OBP: 0.332, SLG: 0.565

Batter 14 Paul Konerko, R (1, 3)  
OBP: 0.366, SLG: 0.538

Batter Ross Gload, L (1, 9)  
OBP: 0.353, SLG: 0.402  
Jamie Burke, R (8, PH)  
OBP: 0.474, SLG: 0.611  
(9, 9)

Batter 24 Joe Crede, R (1, 5)  
OBP: 0.296, SLG: 0.431

Batter Miguel Olivo, R (1, 2)  
OBP: 0.318, SLG: 0.482  
Willie Harris, L (9, PH)  
OBP: 0.360, SLG: 0.333

Inning Stats

PITCHER  
22 Mark Prior, R (1, 1)  
ERA: 3.28  
Jon Leicester, R (6, 1)  
ERA: 1.13  
Kyle Farnsworth, R (8, 1)  
ERA: 3.93  
Kent Mercker, L (8, 1)  
ERA: 2.79  
LaTroy Hawkins, R (8, 1)  
ERA: 2.13

R: 0 H: 1 E: 0 K: 12 S: 12  
H: 1 LOB: 3 BB: 2 P: 23  
R: 0 H: 0 E: 0 K: 10 S: 10  
H: 0 LOB: 0 BB: 0 P: 13  
R: 0 H: 0 E: 0 K: 2 S: 9  
H: 0 LOB: 0 BB: 0 P: 14  
R: 1 H: 1 E: 0 K: 1 S: 19  
H: 1 LOB: 1 BB: 1 P: 32  
R: 0 H: 0 E: 0 K: 12 S: 12  
H: 0 LOB: 0 BB: 0 P: 17  
R: 0 H: 2 E: 0 K: 8 S: 8  
H: 2 LOB: 1 BB: 2 P: 37  
R: 0 H: 0 E: 0 K: 1 S: 15  
H: 0 LOB: 0 BB: 0 P: 21  
R: 0 H: 0 E: 0 K: 1 S: 15  
H: 0 LOB: 0 BB: 0 P: 21  
R: 0 H: 0 E: 0 K: 1 S: 15  
H: 0 LOB: 0 BB: 0 P: 21

IP WLS BF H R ER SO BB IBB HBP BLK WP HR S P ERA WHIP  
5.0 2 20 2 1 1 6 3 0 0 0 1 62 99 1.80 1.000  
2.0 8 2 0 0 0 1 0 0 0 0 0 14 24 0.00 1.500  
0.2 5 1 3 3 1 2 0 0 0 0 1 16 27 40.50 4.500  
0.0 1 1 0 0 0 0 0 0 0 0 0 2 4 ∞ ∞  
1.1 S 4 0 0 0 2 0 0 0 0 1 0 19 27 0.00 0.000

PITCHER IP WLS BF H R ER SO BB IBB HBP BLK WP HR S P ERA WHIP  
22 Mark Prior, R (1, 1) 5.0 2 20 2 1 1 6 3 0 0 0 1 62 99 1.80 1.000  
Jon Leicester, R (6, 1) 2.0 8 2 0 0 0 1 0 0 0 0 0 14 24 0.00 1.500  
Kyle Farnsworth, R (8, 1) 0.2 5 1 3 3 1 2 0 0 0 0 1 16 27 40.50 4.500  
Kent Mercker, L (8, 1) 0.0 1 1 0 0 0 0 0 0 0 0 0 2 4 ∞ ∞  
LaTroy Hawkins, R (8, 1) 1.1 S 4 0 0 0 2 0 0 0 0 1 0 19 27 0.00 0.000

Fri Jun 25 2004, 4:05 PM EDT  
Att: 39,596 - Sunny - 69 F



Batter	1	2	3	4	5	6	7	8	9	AB R H RBI BB SO LOB	TOP
Mark Grudzielanek, R OBP: 0.351, SLG: 0.412 (1, 4)	2-2 P3		1 SAFE 2-1 L9-3		2-0 F9			0-1 G4-3		4 0 0 0 0 0 1	
Corey Patterson, L OBP: 0.337, SLG: 0.455 (1, 8)	2-3 K			1-0 G5-3 SF8 2B	3-1 HR			1-3 K		4 2 2 1 0 2 0	
Moises Alou, R OBP: 0.326, SLG: 0.534 (1, 7)	3-3 K			2-2 G5-3	0-2 P6			0-1 1B		4 0 1 0 0 1 1	
Sammy Sosa, R OBP: 0.376, SLG: 0.534 (1, 10)		1-0 F9		1-2 SF8		1-1 F8		3-2 G5-3		3 0 0 1 0 0 1	
16 Aramis Ramirez, R OBP: 0.365, SLG: 0.540 (1, 5)		4-1 BB		2-2 1B 25 1B 1B		1-1 F8		0-2 P5		3 1 1 0 1 0 0	
Todd Hollandsworth, L OBP: 0.390, SLG: 0.546 (1, 9)		1-1 P5		1-2 25 1B 1-3 1B		0-0 P6		1-3 K		4 0 1 0 0 1 1	
25 Derrek Lee, R OBP: 0.389, SLG: 0.528 (1, 3)		0-2 F9		0-0 1-3 3-H 1B			2-3 K		1-2 G4-3	4 0 1 1 0 1 1	AB 32 R 3 H 7 RBI 3 BB 1 SO 5 LOB 7
Michael Barrett, R OBP: 0.340, SLG: 0.474 (1, 2)			3-2 G1-4-3		0-0 F8		0-0 P3			3 0 0 0 0 0 2	
Ramon Martinez, R OBP: 0.321, SLG: 0.369 (1, 6)			0-1 L9-3 1B		1-2 F8		2-1 F9			3 0 1 0 0 0 0	
<b>Inning Stats</b>	R: 0 H: 0 E: 0 LOB: 0 K: 2 BB: 0 S: 12 P: 19	R: 0 H: 0 E: 0 LOB: 1 K: 0 BB: 1 S: 7 P: 13	R: 0 H: 1 E: 0 LOB: 0 K: 0 BB: 0 S: 9 P: 14	R: 2 H: 4 E: 0 LOB: 2 K: 0 BB: 0 S: 17 P: 24	R: 1 H: 1 E: 0 LOB: 0 K: 0 BB: 0 S: 9 P: 15	R: 0 H: 0 E: 0 LOB: 0 K: 0 BB: 0 S: 5 P: 7	R: 0 H: 0 E: 0 LOB: 0 K: 1 BB: 0 S: 6 P: 10	R: 0 H: 1 E: 0 LOB: 1 K: 1 BB: 0 S: 10 P: 14	R: 0 H: 0 E: 0 LOB: 0 K: 1 BB: 0 S: 9 P: 11	1B: 5 SF: 1 2B: 2 SAC: 0 3B: 0 DP: 1 HR: 1 HBP: 0	WP: 0 PA: 34 PB: 0 SB: 0 CS: 0
<b>PITCHER</b>	IP WLS BF H R ER SO BB IBB HBP BLK WP HR S P ERA WHIP										
Felix Diaz, R ERA: 8.59 (1, 1)	6.0 W 24 6 3 3 2 1 0 0 0 0 0 1 59 92 4.50 1.167										
Cliff Politte, R ERA: 4.97 (7, 1)	1.1 H 4 0 0 0 1 0 0 0 0 0 0 0 8 12 0.00 0.000										
Damaso Marte, L ERA: 2.7 (8, 1)	0.1 H 2 1 0 0 1 0 0 0 0 0 0 0 5 6 0.00 3.000										
Shingo Takatsu, R ERA: 0.95 (8, 1)	1.1 S 4 0 0 0 1 0 0 0 0 0 0 0 12 17 0.00 0.000										

Chicago Cubs @ Chicago White Sox  
U.S. Cellular Field, Chicago, IL

Sat Jun 26 2004, 4:05 PM EDT  
Att. 39,553 - Sunny - 74 F

livebaseballscorecards.com







Batter	1	2	3	4	5	6	7	8	9	AB R H RBI BB SO LOB	TOP	
Todd Walker, L (1, 4) OBP: 0.370, SLG: 0.502 Michael Barrett, R (9, PH) OBP: 0.339, SLG: 0.472	0-0 P6	3-1 F9		1-2 FC4-6 1B		3-2 G3-1			1-1 G5-3	4 0 1 0 0 0 3 1 0 0 0 0 0 0		
Corey Patterson, L (1, 8) OBP: 0.339, SLG: 0.453	1-0 F7		4-1 CS BB	0-0 FC4-6 1-2f			2-1 F9-3 1B			3 0 1 0 1 0 1		
Moises Alou, R (1, 7) OBP: 0.325, SLG: 0.529	1-3 K		4-2 HR BB		1-1 F9		2-1 F9-3 1-1			3 1 0 0 1 1 1		
Sammy Sosa, R (1, 10) OBP: 0.378, SLG: 0.570		1-0 HR	3-2 HR		2-2 G4-3		3-2 F8			4 2 2 3 0 0 0		
16 Aramis Ramirez, R (1, 5) OBP: 0.370, SLG: 0.542		0-0 1B FC4-6 1B	0-1 1B		0-1 1B			1-0 F8		4 1 3 0 0 0 0		
Todd Hollandsworth, L (1, 9) OBP: 0.392, SLG: 0.547 Tom Goodwin, L (3, PH) OBP: 0.222, SLG: 0.255		2-0 FC4-6 1B 1-2 1B	2-3 K		1-2 F7			0-3 K		1 0 1 0 0 0 0 3 0 0 0 0 2 2		
25 Derrek Lee, R (1, 3) OBP: 0.384, SLG: 0.520		3-3 K	2-2 F9			0-2 G5-3		1-3 K		4 0 0 0 0 2 3		
Ramon Martinez, R (1, 6) OBP: 0.325, SLG: 0.372		1-1 FC4-6 1B 1-2 2-3 1B		1-0 F7		2-2 1B		1-2 G6-3		4 0 2 0 0 0 0		
Paul Bako, L (1, 2) OBP: 0.297, SLG: 0.262 Mark Grudzielanek, R (9, PH) OBP: 0.342, SLG: 0.400		0-0 FC4-6 1-2f 2-3 3-H		1-2 G4-3		1-3 K		3-1 G6-3		3 0 0 1 0 1 3 1 0 0 0 0 0 0		
<b>Inning Stats</b>	R: 0 H: 0 E: 0 LOB: 0 K: 1 BB: 0 S: 5 P: 7	R: 2 H: 4 E: 0 LOB: 2 K: 1 BB: 0 S: 12 P: 22	R: 2 H: 2 E: 0 LOB: 1 K: 1 BB: 2 S: 18 P: 33	R: 0 H: 1 E: 0 LOB: 1 K: 0 BB: 0 S: 8 P: 11	R: 0 H: 1 E: 0 LOB: 1 K: 0 BB: 0 S: 10 P: 14	R: 0 H: 1 E: 0 LOB: 1 K: 1 BB: 0 S: 14 P: 20	R: 0 H: 1 E: 0 LOB: 0 K: 0 BB: 0 S: 8 P: 15	R: 0 H: 0 E: 0 LOB: 0 K: 2 BB: 0 S: 8 P: 10	R: 0 H: 0 E: 0 LOB: 0 K: 0 BB: 0 S: 8 P: 13	1B: 8 SF: 0 2B: 1 SAC: 0 3B: 0 DP: 1 HR: 2 HBP: 0	WP: 0 PA: 37 PB: 0 SB: 0 CS: 1	
<b>PITCHER</b>	IP WLS BF H R ER SO BB IBB HBP BLK WP HR S P ERA WHIP											
Esteban Loaiza, R (1, 1) ERA: 4.28	6.0 W 29 10 4 4 4 2 0 0 0 0 0 2 69 111 6.00 2.000											
Cliff Politte, R (7, 1) ERA: 4.61	2.0 5 0 0 0 2 0 0 0 0 0 0 0 14 21 0.00 0.000											
Damaso Marte, L (9, 1) ERA: 2.62	1.0 3 0 0 0 0 0 0 0 0 0 0 0 8 13 0.00 0.000											

Chicago Cubs @ Chicago White Sox  
U.S. Cellular Field, Chicago, IL

Sun Jun 27 2004, 3:05 PM EDT  
Att. 38,526 - Sunny - 77 F

livebaseballscorecards.com

AB	35
R	4
H	10
RBI	4
BB	2
SO	6
LOB	13



Batter	1	2	3	4	5	6	7	8	9
Willie Harris, L (1, 4) OBP: 0.353, SLG: 0.324	1-3 K	0-2 G4-3	0-1 CS	2-1 G6-3 1B	4-2 CS BB			2-3 K	
Aaron Rowand, R (1, 8) OBP: 0.352, SLG: 0.527	2-2 BB 14 1B	0-0 2B		2-2 G6-3 1-H	1-2 G5-3 1-2 2-3			1-3 K	
Frank Thomas, R (1, 10) OBP: 0.450, SLG: 0.592 Ross Gload, L (8, PH) OBP: 0.350, SLG: 0.398	4-1 BB 14 1B	1-3 K		2-1 G6-3				1-0 G3	
Carlos Lee, R (1, 7) OBP: 0.368, SLG: 0.432	4-2 14 1B		2-2 1B 14 SF9	1-1 1B				2-1 P4	
Jose Valentin, S (1, 6) OBP: 0.333, SLG: 0.570	2-3 K		0-0 HR 1B	0-1 G3-1				4-2 BB	
14 Paul Konerko, R (1, 3) OBP: 0.374, SLG: 0.554	0-1 1B		1-0 SF9		2-2 24 SH1-3 E 1B			0-2 F7	
Timo Perez, L (1, 9) OBP: 0.320, SLG: 0.381	2-1 P4		1-0 HR		1-1 24 SH1-3 E 1B			1-3 K	
24 Joe Crede, R (1, 5) OBP: 0.295, SLG: 0.439		1-3 K	2-2 G1-3		0-1 SH1-3			1-3 K	
Miguel Olivo, R (1, 2) OBP: 0.316, SLG: 0.496 Jamie Burke, R (8, 2) OBP: 0.474, SLG: 0.611		1-0 HR	3-2 E5 CS		1-2 E5 CS			1-0 F8	

Inning Stats	R: 2 E: 0 K: 2 S: 20	H: 2 LOB: 2 BB: 2 P: 35	R: 1 E: 0 K: 2 S: 11	H: 2 LOB: 1 BB: 0 P: 14	R: 3 E: 1 K: 0 S: 14	H: 3 LOB: 0 BB: 0 P: 22	R: 1 E: 0 K: 0 S: 11	H: 2 LOB: 1 BB: 0 P: 18	R: 2 E: 1 K: 0 S: 16	H: 2 LOB: 1 BB: 1 P: 25	R: 0 E: 0 K: 1 S: 10	H: 0 LOB: 1 BB: 1 P: 17	R: 0 E: 0 K: 2 S: 7	H: 0 LOB: 0 BB: 0 P: 10	R: 0 E: 0 K: 2 S: 7	H: 0 LOB: 0 BB: 0 P: 11
--------------	-------------------------------	----------------------------------	-------------------------------	----------------------------------	-------------------------------	----------------------------------	-------------------------------	----------------------------------	-------------------------------	----------------------------------	-------------------------------	----------------------------------	------------------------------	----------------------------------	------------------------------	----------------------------------

PITCHER	IP	WLS	BF	H	R	ER	SO	BB	IBB	HBP	BLK	WP	HR	S	P	ERA	WHIP
Greg Maddux, R (1, 1) ERA: 4.49	4.0	L	25	11	9	7	4	2	0	0	0	0	2	62	98	15.75	3.250
43 Michael Wuerztz, R (5, 1) ERA: 7.98	2.0		8	0	0	0	1	2	0	0	0	0	0	20	33	0.00	1.000
Kent Mercker, L (7, 1) ERA: 2.61	1.1		4	0	0	0	3	0	0	0	0	0	0	10	15	0.00	0.000
Kyle Farnsworth, R (8, 1) ERA: 3.86	0.2		2	0	0	0	1	0	0	0	0	0	0	4	6	0.00	0.000


**BOTTOM**

**Chicago Cubs @ Chicago White Sox**  
U.S. Cellular Field, Chicago, IL

Sun Jun 27 2004, 3:05 PM EDT  
Att: 38,526 - Sunny - 77 F

AB	R	H	RBI	BB	SO	LOB
4	1	1	0	1	2	0
5	1	2	1	0	1	2
3	1	0	0	1	2	1
1	0	0	0	0	0	0
3	1	2	0	1	0	0
3	1	1	0	1	1	4
3	1	2	3	0	0	1
4	2	2	2	0	1	2
3	0	0	0	0	2	0
4	1	1	1	0	0	0
0	0	0	0	0	0	0

AB	33
R	9
H	11
RBI	7
BB	4
SO	9
LOB	10



WP	PA
0	40
0	0
2	3

livebaseballscorecards.com



Batter	1	2	3	4	5	6	7	8	9	AB R H RBI BB SO LOB	TOP											
<b>Timo Perez, L</b> OBP: 0.333, SLG: 0.402 (1, 9) B C F C B C X	3-2 5 C4-6 1B		0-1 SH1-3 1-2		2-1 1B		0-1 F8 2-3		1-1 5 WP 2-H 2B	4 0 3 1 0 0 1												
<b>5 Juan Uribe, R</b> OBP: 0.347, SLG: 0.511 (1, 4) B SAFE SAFE X	1-0 FC1-4-6 1-2f 2B		0-0 F7		1-2 G6-3		0-0 HR		1-2 F8	5 2 1 2 0 0 4												
<b>Frank Thomas, R</b> OBP: 0.447, SLG: 0.590 (1, 10) B B X	2-0 F9		0-2 G4-3		1-0 G4-3 14 1B 2B		0-3 HR			4 1 1 0 0 1 2												
<b>Carlos Lee, R</b> OBP: 0.367, SLG: 0.433 (1, 7) B X	1-0 1-H 2B		2-1 G4-3		0-1 F9		1-1 G6-3			4 0 1 1 0 0 1												
<b>Jose Valentin, S</b> OBP: 0.332, SLG: 0.578 (1, 6) B C F X	2-2 F8		0-1 HR		3-2 G4-3 2-3		3-2 F8			4 1 1 1 0 0 2												
<b>14 Paul Konerko, R</b> OBP: 0.372, SLG: 0.549 (1, 3) X		0-0 F9		2-3 K		0-1 1B		1-2 G6-3		4 0 1 1 0 1 0												
<b>Aaron Rowand, R</b> OBP: 0.344, SLG: 0.514 (1, 8) B B X		2-0 G6-3		0-1 G3		2-2 G5-3			2-1 G6-3	4 0 0 0 0 0 1												
<b>24 Joe Crede, R</b> OBP: 0.299, SLG: 0.444 (1, 5) X		0-0 G3			0-0 G5-3		1-2 F8 5 HR 2B		1-1 G4-3 2B 1B	4 2 2 0 0 0 0												
<b>Jamie Burke, R</b> OBP: 0.435, SLG: 0.545 (1, 2) C X			0-1 SH1-3 1B		0-1 G4-3		1-0 B3		0-0 G4-3	4 0 1 0 0 0 2												
<b>Inning Stats</b>	R: 1 E: 0 K: 0 S: 9	H: 2 LOB: 1 BB: 0 P: 18	R: 0 E: 0 K: 0 S: 3	H: 0 LOB: 0 BB: 0 P: 5	R: 0 E: 0 K: 0 S: 8	H: 1 LOB: 1 BB: 0 P: 8	R: 1 E: 0 K: 1 S: 9	H: 1 LOB: 0 BB: 0 P: 13	R: 0 E: 0 K: 0 S: 8	H: 1 LOB: 1 BB: 0 P: 11	R: 1 E: 0 K: 0 S: 12	H: 2 LOB: 1 BB: 0 P: 18	R: 2 E: 0 K: 1 S: 10	H: 2 LOB: 0 BB: 0 P: 12	R: 0 E: 0 K: 0 S: 11	H: 0 LOB: 0 BB: 0 P: 16	R: 1 E: 0 K: 0 S: 10	H: 2 LOB: 1 BB: 0 P: 15	1B: 5 2B: 4 3B: 0 HR: 2	SF: 0 SAC: 1 DP: 0 HBP: 0	WP: 1 PB: 0 SB: 0 CS: 0	PA: 38
<b>PITCHER</b>	IP WLS BF H R ER SO BB IBB HBP BLK WP HR S P ERA WHIP																					
<b>Carlos Silva, R</b> ERA: 4.23 (1, 1)	8.2 L 37 11 6 6 2 0 0 0 0 0 0 2 77 112 6.23 1.269																					
<b>Grant Balfour, R</b> ERA: 5.02 (9, 1)	0.1 1 0 0 0 0 0 0 0 0 0 1 0 3 4 0.00 0.000																					

**Chicago White Sox @ Minnesota Twins**  
 Hubert H. Humphrey Metrodome, Minneapolis, MN  
 Tue Jun 29 2004, 8:10 PM EDT  
 Att. 24,704 - Unknown - 70 F

AB	37
R	6
H	11
RBI	6
BB	0
SO	2
LOB	13







Batter	1	2	3	4	5	6	7	8	9	AB R H RBI BB SO LOB	TOP	
<b>Timo Perez, L</b> (1, 9) OBP: 0.336, SLG: 0.409	2-2 5 G3 SF9 2B	0-0 G4-3			0-2 F7		0-0 1B SF8 5 SH1-4 1B	1-2 F7 1-3		5 2 2 0 0 0 3		
<b>5 Juan Uribe, R</b> (1, 4) OBP: 0.346, SLG: 0.507	0-0 G3		2-2 G3-1 1B		2-3 K		0-0 SH1-4	1-2 2-3 G5-3	1-2 G5-3	4 1 1 0 0 1 1		
<b>Frank Thomas, R</b> (1, 10) OBP: 0.443, SLG: 0.584	0-0 SF9		3-2 G3-1 1B		3-2 F8		0-2 1B	2-3 3-H 1B	2-3 K	4 0 1 2 0 1 1		
<b>Carlos Lee, R</b> (1, 7) OBP: 0.364, SLG: 0.431	0-1 F7		0-0 G1-6-3 1B			1-2 G6-3	0-0 SF8	0-2 G5-3	0-2 G5-3	4 0 1 2 0 0 0		
<b>Jose Valentin, S</b> (1, 6) OBP: 0.335, SLG: 0.590		0-0 1B 24 1B 1B	2-2 G1-6-3			1-2 HR	3-3 K			4 2 2 1 0 1 3		
<b>14 Paul Konerko, R</b> (1, 3) OBP: 0.370, SLG: 0.556		2-3 K		1-2 HR		0-0 F8		2-2 L3		4 1 1 1 0 1 1		
<b>Aaron Rowand, R</b> (1, 8) OBP: 0.347, SLG: 0.531		1 SAFE 1 SAFE FC4-6 24 1B 1-3 1B		0-0 G6-3		1-2 F8		1-2 HR		4 1 2 1 0 0 0		
<b>24 Joe Crede, R</b> (1, 5) OBP: 0.305, SLG: 0.459		1-2 FC4-6 1B		0-2 F9			0-0 HR	4-2 E S BB		3 1 2 2 1 0 0		
<b>Sandy Alomar Jr., R</b> (1, 2) OBP: 0.333, SLG: 0.350 <b>Jamie Burke, R</b> (7, PR) OBP: 0.417, SLG: 0.522 (7, 2)		0-1 FC4-6		3-2 G3-1			0-2 5 SH1-4 1B 1B	1-1 SAFE P3		3 0 1 0 0 0 2 1 1 0 0 0 0 1		
<b>Inning Stats</b>	R: 1 E: 0 K: 0 S: 8 H: 1 LOB: 0 BB: 0 P: 10	R: 1 E: 0 K: 1 S: 19 H: 3 LOB: 2 BB: 0 P: 23	R: 1 E: 0 K: 0 S: 10 H: 2 LOB: 0 BB: 0 P: 17	R: 1 E: 0 K: 0 S: 10 H: 1 LOB: 0 BB: 0 P: 14	R: 0 E: 0 K: 1 S: 9 H: 0 LOB: 0 BB: 0 P: 14	R: 1 E: 0 K: 0 S: 11 H: 1 LOB: 0 BB: 0 P: 14	R: 3 E: 0 K: 1 S: 15 H: 4 LOB: 2 BB: 0 P: 18	R: 1 E: 0 K: 0 S: 15 H: 1 LOB: 1 BB: 1 P: 24	R: 0 E: 0 K: 1 S: 9 H: 0 LOB: 0 BB: 0 P: 12	1B: 8 2B: 1 3B: 0 HR: 4 SF: 2 SAC: 1 DP: 1 HBP: 0	WP: 0 PB: 0 SB: 1 CS: 0 PA: 40	
<b>PITCHER</b>	IP WLS BF H R ER SO BB IBB HBP BLK WP HR S P ERA WHIP											
<b>Brad Radke, R</b> (1, 1) ERA: 3.7	6.0 L 28 11 8 8 2 0 0 0 0 0 0 3 72 97 12.00 1.833											
<b>Juan Rincon, R</b> (7, 1) ERA: 2.04	1.0 4 1 0 0 1 0 0 0 0 0 0 0 10 13 0.00 1.000											
<b>Grant Balfour, R</b> (8, 1) ERA: 5.26	1.0 5 1 1 1 0 1 0 0 0 0 0 1 15 24 9.00 2.000											
<b>Joe Roa, R</b> (9, 1) ERA: 3.29	1.0 3 0 0 0 1 0 0 0 0 0 0 0 9 12 0.00 0.000											

**Chicago White Sox @ Minnesota Twins**  
 Hubert H. Humphrey Metrodome, Minneapolis, MN

Wed Jun 30 2004, 8:10 PM EDT  
 Att. 25,433 - Unknown - 70 F

livebaseballscorecards.com

AB	36
R	9
H	13
RBI	9
BB	1
SO	4
LOB	12



Batter	1	2	3	4	5	6	7	8	9	AB R H RBI BB SO LOB
<b>Cristian Guzman, S</b> OBP: 0.308, SLG: 0.371 (1, 6)	3-2 G4-3 ①		2-2 G4-3 ③		0-1 HR ②		1-0 G4-3 ②		0-0 P5 ②	5 1 1 3 0 0 1
<b>Doug Mientkewicz, L</b> OBP: 0.323, SLG: 0.326 (1, 3)	0-3 K ②			1-0 1B ①	3-3 K ②		3-1 G4-3 ③		0-0 F7 ③	5 0 1 0 0 2 1
<b>20 Lew Ford, R</b> OBP: 0.384, SLG: 0.493 (1, 7)	1-1 G4-3 ③			0-3 K ①	0-0 1B ③			3-3 K ①		4 0 1 0 0 2 1
<b>Corey Koskie, L</b> OBP: 0.330, SLG: 0.502 (1, 5)		3-2 F8 ①		2-3 K ②		0-0 HR ①		4-1 BB ②		3 1 1 1 1 1 1
<b>Torii Hunter, R</b> OBP: 0.321, SLG: 0.467 (1, 8)		0-3 K ②		0-1 1B ①		1-1 G6-3 ①		0-3 K ②		4 0 1 0 0 2 1
<b>Jacque Jones, L</b> OBP: 0.306, SLG: 0.444 (1, 9)		2-3 K ③		3-3 K ③		2-0 G3 ②		1-1 G3 ③		4 0 0 0 0 2 3
<b>Matthew LeCroy, R</b> OBP: 0.341, SLG: 0.455 (1, 10)			2-3 K ①		1-1 HR ①	1-0 HBP ①			1-3 K ①	3 1 1 0 0 2 0
<b>7 Joe Mauer, L</b> OBP: 0.358, SLG: 0.563 (1, 2)			3-1 HR ①		3-2 HR ①	3-2 G4-3 ③			2-1 HR ①	4 3 2 2 0 0 2
<b>Luis Rivas, R</b> OBP: 0.297, SLG: 0.426 <b>Jose Offerman, S</b> OBP: 0.349, SLG: 0.374 (9, PH)			2-3 K ②		0-0 B3 ①		2-3 K ①		1-2 1B ①	3 0 0 0 0 2 2 1 0 1 0 0 0 0

Inning Stats	R: 0	H: 0	E: 0	K: 1	S: 11	LOB: 0	BB: 0	P: 15	R: 0	H: 0	E: 0	K: 2	S: 12	LOB: 0	BB: 0	P: 17	R: 1	H: 1	E: 0	K: 2	S: 12	LOB: 0	BB: 0	P: 21	R: 0	H: 2	E: 0	K: 3	S: 12	LOB: 2	BB: 0	P: 18	R: 3	H: 3	E: 1	K: 1	S: 13	LOB: 1	BB: 0	P: 20	R: 1	H: 1	E: 0	K: 0	S: 7	LOB: 1	BB: 0	P: 14	R: 0	H: 0	E: 0	K: 1	S: 6	LOB: 0	BB: 0	P: 12	R: 0	H: 0	E: 0	K: 2	S: 9	LOB: 1	BB: 1	P: 17	R: 1	H: 2	E: 0	K: 1	S: 10	LOB: 1	BB: 0	P: 14	1B: 5	SF: 0	2B: 0	SAC: 0	3B: 0	DP: 0	HR: 4	HBP: 1	WP: 0	PA: 38
--------------	------	------	------	------	-------	--------	-------	-------	------	------	------	------	-------	--------	-------	-------	------	------	------	------	-------	--------	-------	-------	------	------	------	------	-------	--------	-------	-------	------	------	------	------	-------	--------	-------	-------	------	------	------	------	------	--------	-------	-------	------	------	------	------	------	--------	-------	-------	------	------	------	------	------	--------	-------	-------	------	------	------	------	-------	--------	-------	-------	-------	-------	-------	--------	-------	-------	-------	--------	-------	--------

PITCHER	IP	WLS	BF	H	R	ER	SO	BB	IBB	HBP	BLK	WP	HR	S	P	ERA	WHIP
<b>Freddy Garcia, R</b> ERA: 3.35 (1, 1)	6.0	W	26	7	5	4	9	0	0	0	0	0	3	67	105	6.00	1.167
<b>Cliff Politte, R</b> ERA: 4.45 (7, 1)	1.0	H	3	0	0	0	1	0	0	0	0	0	0	6	12	0.00	0.000
<b>Damaso Marte, L</b> ERA: 2.55 (8, 1)	1.0		4	0	0	0	2	1	0	0	0	0	0	9	17	0.00	1.000
<b>Shingo Takatsu, R</b> ERA: 1.19 (9, 1)	1.0		5	2	1	1	1	0	0	0	0	0	1	10	14	9.00	2.000

**BOTTOM**

**Chicago White Sox @ Minnesota Twins**  
 Hubert H. Humphrey Metrodome, Minneapolis, MN  
 Wed Jun 30 2004, 8:10 PM EDT  
 Att: 25,433 - Unknown - 70 F

<b>AB</b>	<b>36</b>
<b>R</b>	<b>6</b>
<b>H</b>	<b>9</b>
<b>RBI</b>	<b>6</b>
<b>BB</b>	<b>1</b>
<b>SO</b>	<b>13</b>
<b>LOB</b>	<b>12</b>



PITCHER	IP	WLS	BF	H	R	ER	SO	BB	IBB	HBP	BLK	WP	HR	S	P	ERA	WHIP
<b>Freddy Garcia, R</b> ERA: 3.35 (1, 1)	6.0	W	26	7	5	4	9	0	0	0	0	0	3	67	105	6.00	1.167
<b>Cliff Politte, R</b> ERA: 4.45 (7, 1)	1.0	H	3	0	0	0	1	0	0	0	0	0	0	6	12	0.00	0.000
<b>Damaso Marte, L</b> ERA: 2.55 (8, 1)	1.0		4	0	0	0	2	1	0	0	0	0	0	9	17	0.00	1.000
<b>Shingo Takatsu, R</b> ERA: 1.19 (9, 1)	1.0		5	2	1	1	1	0	0	0	0	0	1	10	14	9.00	2.000



Batter	1	2	3	4	5	6	7	8	9	AB R H RBI BB SO LOB	TOP											
<b>Timo Perez, L</b> (1, 9) OBP: 0.340, SLG: 0.408	1-1 G6-3		0-2 G4-3			4-2 BB		0-0 5S 1B		3 0 1 0 1 0 0	<b>Chicago White Sox @ Minnesota Twins</b> Hubert H. Humphrey Metrodome, Minneapolis, MN Thu Jul 01 2004, 1:10 PM EDT Att. 21,127 - Unknown - 68 F											
<b>5 Juan Uribe, R</b> (1, 4) OBP: 0.341, SLG: 0.500	1-2 F8		0-3 K			0-0 F9		3-2 G6-3 1-2	4 0 0 0 0 1 2													
<b>Frank Thomas, R</b> (1, 10) OBP: 0.441, SLG: 0.577	4-2 HR BB			2-1 P3		1-1 F9		1-3 K	3 1 0 0 1 1 1													
<b>Carlos Lee, R</b> (1, 7) OBP: 0.366, SLG: 0.445	0-0 1-H HR			0-3 K		2-3 K		3-2 14 P4 2B	4 1 2 2 0 2 1													
<b>14 Paul Konerko, R</b> (1, 3) OBP: 0.365, SLG: 0.547	0-1 F9			1-3 K			0-3 K	2-2 P4 2-3	4 0 0 0 0 2 1													
<b>Jose Valentin, S</b> (1, 6)		1-3 K			2-3 K		0-1 F8	4-0 S IBB	3 0 0 0 1 2 0													
<b>Aaron Rowand, R</b> (1, 8)		2-3 K			0-2 1B		2-3 K	2-2 G6-3 1-2	4 0 1 0 0 2 2													
<b>24 Joe Crede, R</b> (1, 5)		1-3 K			1-1 P3		0-1 G3		3 0 0 0 0 1 1													
<b>Jamie Burke, R</b> (1, 2)			2-3 K		0-1 F9		2-3 K		3 0 0 0 0 2 1													
<b>Inning Stats</b>	R: 2 E: 0 K: 0 S: 10	H: 1 LOB: 0 BB: 1 P: 16	R: 0 E: 0 K: 3 S: 13	H: 0 LOB: 0 BB: 0 P: 17	R: 0 E: 0 K: 2 S: 10	H: 0 LOB: 0 BB: 0 P: 12	R: 0 E: 0 K: 2 S: 9	H: 0 LOB: 0 BB: 0 P: 12	R: 0 E: 0 K: 1 S: 10	H: 1 LOB: 1 BB: 0 P: 13		R: 0 E: 0 K: 1 S: 8	H: 0 LOB: 1 BB: 1 P: 15	R: 0 E: 0 K: 2 S: 8	H: 0 LOB: 0 BB: 0 P: 10	R: 0 E: 0 K: 1 S: 9	H: 1 LOB: 1 BB: 0 P: 14	R: 0 E: 0 K: 1 S: 13	H: 1 LOB: 2 BB: 1 P: 25	1B: 2 2B: 1 3B: 0 HR: 1	SF: 0 SAC: 0 DP: 0 HBP: 0	WP: 0 PB: 0 SB: 2 CS: 0
<b>PITCHER</b>	IP WLS BF H R ER SO BB IBB HBP BLK WP HR S P ERA WHIP												<b>PITCHER</b>	IP WLS BF H R ER SO BB IBB HBP BLK WP HR S P ERA WHIP								
<b>Johan Santana, L</b> (1, 1) ERA: 4.22	8.0 L 29 3 2 2 12 2 0 0 0 0 1 77 109 2.25 0.625																					
<b>36 Joe Nathan, R</b> (9, 1) ERA: 1.23	1.0 5 1 0 0 1 0 1 0 0 0 0 13 25 0.00 1.000																					

livebaseballscorecards.com

<b>AB</b>	31
<b>R</b>	2
<b>H</b>	4
<b>RBI</b>	2
<b>BB</b>	3
<b>SO</b>	13
<b>LOB</b>	9



Batter	1	2	3	4	5	6	7	8	9	AB	R	H	RBI	BB	SO	LOB
<b>Cristian Guzman, S</b> OBP: 0.310, SLG: 0.376 (1, 6)	2-1 2B 20 G6-3 1B		1-0 20 CS 2B		1-0 2-2 L3-6		0-1 F7			4	1	2	0	0	0	4
<b>Doug Mientkiewicz, L</b> OBP: 0.326, SLG: 0.330 (1, 3)	1-0 1-3 2B		0-1 P4			4-1 20 FC5-4 BB		3-2 F7		3	0	1	0	1	0	1
<b>20 Lew Ford, R</b> OBP: 0.382, SLG: 0.487 (1, 7)	0-0 G6-3		3-1 CS		4-2 FC6-4 BB		0-0 FC5-4		2-2 F8	3	0	0	1	1	0	2
<b>Corey Koskie, L</b> OBP: 0.325, SLG: 0.493 (1, 5)	1-0 F8		0-0 F8		1-2 P6		1-2 P6		2-2 K	4	0	0	0	0	1	3
<b>Torii Hunter, R</b> OBP: 0.316, SLG: 0.459 (1, 8)	1-0 F8		1-1 FC6-4		0-0 F9		0-0 F9		2-1 F8	4	0	0	0	0	0	3
<b>Jacque Jones, L</b> OBP: 0.306, SLG: 0.441 (1, 9)		2-1 G5-4-3 1B		0-2 P5		0-0 B1		0-0 F8		4	0	1	0	0	0	1
<b>Matthew LeCroy, R</b> OBP: 0.341, SLG: 0.452 <b>Michael Restovich, R</b> OBP: 0.273, SLG: 0.300 <b>5 Michael Cuddyer, R</b> OBP: 0.314, SLG: 0.424 (1, 10) (7, PR) (9, PH)		0-1 G5-4-3		2-3 K		0-1 7 BB 1B		2-2 2B		3	0	1	0	0	1	1
<b>7 Joe Mauer, L</b> OBP: 0.365, SLG: 0.554 (1, 2)		1-1 F7		0-2 L3-6 8 1B		4-2 1-2 BB		2-3 K		3	0	1	0	1	1	1
<b>8 Nick Punto, S</b> OBP: 0.385, SLG: 0.273 (1, 4)			2-3 K		0-1 1-2 1B		0-0 F8			3	0	1	0	0	1	2

Inning Stats	R: 1	H: 2	E: 0	K: 0	S: 6	LOB: 1	BB: 0	P: 11	R: 0	H: 1	E: 0	K: 0	S: 6	LOB: 0	BB: 0	P: 9	R: 0	H: 1	E: 0	K: 1	S: 8	LOB: 0	BB: 0	P: 14	R: 0	H: 0	E: 0	K: 0	S: 8	LOB: 1	BB: 1	P: 13	R: 0	H: 2	E: 0	K: 1	S: 10	LOB: 1	BB: 0	P: 13	R: 0	H: 0	E: 0	K: 0	S: 6	LOB: 1	BB: 1	P: 11	R: 0	H: 1	E: 0	K: 0	S: 8	LOB: 2	BB: 1	P: 12	R: 0	H: 0	E: 0	K: 1	S: 13	LOB: 0	BB: 0	P: 20	R: 0	H: 1	E: 0	K: 1	S: 10	LOB: 1	BB: 0	P: 16	1B: 5	2B: 4	3B: 0	HR: 0	SF: 0	SAC: 0	DP: 2	HBP: 0	WP: 0	PB: 0	SB: 0	CS: 1	PA: 36
<b>PITCHER</b>	IP	WLS	BF	H	R	ER	SO	BB	IBB	HBP	BLK	WP	HR	S	P	ERA	WHIP																																																																				
<b>Jon Garland, R</b> ERA: 4.61 (1, 1)	7.0	W	28	7	1	1	2	3	0	0	0	0	0	52	83	1.29	1.429																																																																				
<b>Damaso Marte, L</b> ERA: 2.41 (8, 1)	2.0	S	7	1	0	0	2	0	0	0	0	0	0	23	36	0.00	0.500																																																																				

**BOTTOM**

**Chicago White Sox @ Minnesota Twins**  
Hubert H. Humphrey Metrodome, Minneapolis, MN

Thu Jul 01 2004, 1:10 PM EDT  
Att: 21,127 - Unknown - 68 F

livebaseballscorecards.com

<b>AB</b>	<b>32</b>
<b>R</b>	<b>1</b>
<b>H</b>	<b>8</b>
<b>RBI</b>	<b>1</b>
<b>BB</b>	<b>3</b>
<b>SO</b>	<b>4</b>
<b>LOB</b>	<b>18</b>





Batter	1	2	3	4	5	6	7	8	9	AB R H RBI BB SO LOB	TOP									
<b>Timo Perez, L</b> (1, 8) OBP: 0.345, SLG: 0.406	4-1 14 BB 5 SH 2B BB	1-1			3-2 P5		1-0 L4			3 1 1 0 1 0 1										
<b>5 Juan Uribe, R</b> (1, 4) OBP: 0.341, SLG: 0.496	1-0 SH 14 BB 2B	3-3 SAFE K			4-1 BB			0-3 K		2 1 0 0 1 2 1										
<b>Carlos Lee, R</b> (1, 7) OBP: 0.361, SLG: 0.439	1-3 K		0-0 G6-3		2-2 L6			3-3 K		4 0 0 0 0 2 3										
<b>Jose Valentin, S</b> (1, 6) OBP: 0.332, SLG: 0.575	3-3 K		2-2 14 F8-3 HBP		0-2 P5			2-0 P4		3 0 0 0 0 1 2										
<b>14 Paul Konerko, R</b> (1, 3) OBP: 0.367, SLG: 0.549	4-1 2B 1-2 2-3 BB		3-1 F8-3		3-2 F8			0-1 2B		3 0 1 0 1 0 1										
<b>Ross Gload, L</b> (1, 9) OBP: 0.346, SLG: 0.402	3-2 2B		2-1 L9		3-2 G5-3			1-2 F9		4 0 1 2 0 0 1										
<b>24 Joe Crede, R</b> (1, 5) OBP: 0.299, SLG: 0.448 <b>Willie Harris, L</b> (9, PH) OBP: 0.351, SLG: 0.322	0-2 G3		0-2 P4		2-2 F7			1-1 F7		3 0 0 0 0 0 2 1 0 0 0 0 0 1	<b>AB 29</b>									
<b>Jamie Burke, R</b> (1, 2) OBP: 0.367, SLG: 0.429 <b>Ben Davis, S</b> (9, PH) OBP: 0.158, SLG: 0.088		1-2 G6-3		1-2 F8		4-0 BB		2-3 K		2 0 0 0 1 0 0 1 0 0 0 0 1 1	<b>RBI 2</b>									
<b>Esteban Loaiza, R</b> (1, 1) <b>Frank Thomas, R</b> (7, PH) OBP: 0.439, SLG: 0.574 <b>Cliff Politte, R</b> (7, 1) <b>Neal Cotts, L</b> (7, 1) OBP: 1.000, SLG: 2.000 <b>Jon Adkins, L</b> (8, 1)		0-3 K		0-0 G3-1		2-3 K				2 0 0 0 0 1 0 1 0 0 0 0 1 1 0	<b>BB 4</b>									
<b>Inning Stats</b>	R: 2 E: 1 K: 2 S: 21	H: 1 LOB: 2 BB: 2 P: 37	R: 0 E: 0 K: 2 S: 13	H: 1 LOB: 1 BB: 0 P: 18	R: 0 E: 0 K: 0 S: 5	H: 0 LOB: 0 BB: 0 P: 10	R: 0 E: 0 K: 0 S: 11	H: 0 LOB: 0 BB: 0 P: 14	R: 0 E: 0 K: 0 S: 9	H: 0 LOB: 1 BB: 1 P: 18	R: 0 E: 0 K: 1 S: 8	H: 0 LOB: 1 BB: 1 P: 17	R: 0 E: 0 K: 2 S: 9	H: 0 LOB: 0 BB: 0 P: 14	R: 0 E: 0 K: 1 S: 12	H: 1 LOB: 1 BB: 0 P: 16	1B: 1 2B: 3 3B: 0 HR: 0	SF: 0 SAC: 1 DP: 1 HBP: 1	WP: 0 PB: 0 SB: 0 CS: 0	PA: 35
<b>PITCHER</b>	IP WLS BF H R ER SO BB IBB HBP BLK WP HR S P ERA WHIP																			
<b>38 Carlos Zambrano, R</b> (1, 1) ERA: 2.41	6.1 W 25 2 2 0 4 3 0 1 0 0 0 74 120 0.00 0.789																			
<b>Francis Beltran, R</b> (7, 1) ERA: 4.22	1.2 H 6 0 0 0 3 1 0 0 0 0 0 0 14 26 0.00 0.600																			
<b>LaTroy Hawkins, R</b> (9, 1) ERA: 2.18	1.0 4 1 0 0 1 0 0 0 0 0 0 0 12 16 0.00 1.000																			

**Chicago White Sox @ Chicago Cubs**  
**Wrigley Field, Chicago, IL**  
 Fri Jul 02 2004, 2:20 PM CDT  
 Att. 39,625 - Sunny - 75 F

[livebaseballscorecards.com](http://livebaseballscorecards.com)



Batter	1	2	3	4	5	6	7	8	9
Mark Grudzielanek, R (1, 4) OBP: 0.358, SLG: 0.420	2-3 K		1-0 2B 1B	0-1 F9			2-2 G4-6-3 1B	0-0 G4-6-3 1B 1-2 2-3 3-H	
Corey Patterson, L (1, 8) OBP: 0.345, SLG: 0.466	0-1 P6		2-1 1B 2B		0-1 F8		2-0 F9	1-1 G4-6-3 1-2f	
Sammy Sosa, R (1, 9) OBP: 0.362, SLG: 0.549	2-1 G5-3		0-0 1B 2-H 3-H		1-3 K		0-0 G4-6-3		
Moises Alou, R (1, 7) OBP: 0.333, SLG: 0.518		0-0 G6-3	0-0 25 G6-4-3 1B		1-2 F9		4-0 IBB		
16 Aramis Ramirez, R (1, 5) OBP: 0.374, SLG: 0.550		3-2 25 E 2B	1-3 K			4-1 25 1B SF7 BB	2-2 L4		
Jose Macias, S (7, 5) OBP: 0.275, SLG: 0.390									
25 Derrek Lee, R (1, 3) OBP: 0.380, SLG: 0.510		0-0 E9 G4-3 2-H	1-1 G6-4-3			0-1 1B 1-3		3-0 SH1-4 1B 1B	
Michael Barrett, R (1, 2) OBP: 0.340, SLG: 0.489		1-1 G4-3		1-2 F8 38 SF7 2B		0-0 SF7		1-0 1B SH1-4 1B	
Ramon Martinez, R (1, 6) OBP: 0.327, SLG: 0.361		4-0 IBB		1-1 F8		1-0 38 G6-4-3 1B		0-0 SH1-4	
38 Carlos Zambrano, S (1, 1) OBP: 0.158, SLG: 0.189		0-2 G6-3		0-1 SF7		0-1 G6-4-3		4-0 1B IBB	
Francis Beltran, R (7, 1)				3-H					
Todd Walker, L (8, PH) OBP: 0.364, SLG: 0.491									
LaTroy Hawkins, R (9, 1)									

Inning Stats	R: 0	H: 0	E: 0	K: 1	S: 9	LOB: 0	BB: 0	P: 13
	R: 1	H: 1	E: 1	K: 0	S: 10 <td>LOB: 2</td> <td>BB: 1</td> <td>P: 18</td>	LOB: 2	BB: 1	P: 18
	R: 2	H: 4	E: 0	K: 1	S: 10 <td>LOB: 1</td> <td>BB: 0</td> <td>P: 15</td>	LOB: 1	BB: 0	P: 15
	R: 1	H: 1	E: 0	K: 0	S: 9 <td>LOB: 0</td> <td>BB: 0</td> <td>P: 11</td>	LOB: 0	BB: 0	P: 11
	R: 0	H: 0	E: 0	K: 1	S: 11 <td>LOB: 0</td> <td>BB: 0</td> <td>P: 13</td>	LOB: 0	BB: 0	P: 13
	R: 1	H: 2	E: 0	K: 0	S: 7 <td>LOB: 1</td> <td>BB: 1</td> <td>P: 12</td>	LOB: 1	BB: 1	P: 12
	R: 0	H: 1	E: 0	K: 0	S: 10 <td>LOB: 2</td> <td>BB: 1</td> <td>P: 20</td>	LOB: 2	BB: 1	P: 20
	R: 1	H: 3	E: 0	K: 0	S: 7 <td>LOB: 2</td> <td>BB: 1</td> <td>P: 15</td>	LOB: 2	BB: 1	P: 15

PITCHER	IP	WLS	BF	H	R	ER	SO	BB	IBB	HBP	BLK	WP	HR	S	P	ERA	WHIP
Esteban Loaiza, R (1, 1) ERA: 4.37	6.0	L	27	8	5	4	3	1	1	0	0	0	0	56	82	6.00	1.500
Cliff Politte, R (7, 1) ERA: 4.34	0.2		4	1	0	0	0	0	1	0	0	0	0	6	14	0.00	1.500
Neal Cotts, L (7, 1) ERA: 5.34	0.1		1	0	0	0	0	0	0	0	0	0	0	4	6	0.00	0.000
Jon Adkins, R (8, 1) ERA: 2.88	1.0		6	3	1	1	0	0	1	0	0	0	0	7	15	9.00	3.000

**BOTTOM**


**Chicago White Sox @ Chicago Cubs**  
Wrigley Field, Chicago, IL

Fri Jul 02 2004, 2:20 PM CDT  
Att: 39,625 - Sunny - 75 F

AB	R	H	RBI	BB	SO	LOB
5	1	3	1	0	1	0
5	1	1	0	0	0	4
4	0	1	2	0	1	1
3	0	1	0	1	0	0
2	2	1	0	1	1	2
1	0	0	0	0	0	2
4	1	2	0	0	0	2
3	1	2	1	0	0	1
2	0	1	0	1	0	1
2	0	0	1	0	0	4
0	0	0	0	0	0	0
0	0	0	0	1	0	0
0	0	0	0	0	0	0

AB	31
R	6
H	12
RBI	5
BB	4
SO	3
LOB	17

WP: 0 PA: 38  
PB: 0  
SB: 0  
CS: 0



1B	2B	3B	HR	SF	SAC	DP	HBP
9	3	0	0	2	3	0	0










Batter	1	2	3	4	5	6	7	8	9	AB R H RBI BB SO LOB
Willie Harris, L (1, 4) OBP: 0.346, SLG: 0.317	0-1 G4-3		1-3 K			0-0 G3		1-3 K		4 0 0 0 0 2 1
5 Juan Uribe, R (1, 6) OBP: 0.338, SLG: 0.491 Jose Valentin, S (9, PH) OBP: 0.331, SLG: 0.569	1-2 F8				0-0 P6	2-2 F8			2-3 K	3 0 0 0 0 0 0 1 0 0 0 0 1 0
Carlos Lee, R (1, 7) OBP: 0.363, SLG: 0.452	2-2 P6				1-2 2B				2-2 HR	4 1 3 1 0 0 0
14 Paul Konerko, R (1, 3) OBP: 0.368, SLG: 0.545		0-2 FC4-6 1B			1-1 G6-3			1-1 SH3-4 1B	2-0 F9	4 0 2 0 0 0 1
Aaron Rowand, R (1, 8) OBP: 0.345, SLG: 0.519		1-2 FC4-6 24 G5-4-3 1-2f			2-3 K			0-1 SH3-4	0-0 G5-3	3 0 0 0 0 1 2
24 Joe Crede, R (1, 5) OBP: 0.292, SLG: 0.438		3-2 G5-4-3 1-2f			0-1 F9			2-0 P5		3 0 0 0 0 0 3
Timo Perez, L (1, 9) OBP: 0.338, SLG: 0.394			0-1 G3-1		1-3 K			0-2 F8		3 0 0 0 0 1 2
Jamie Burke, R (1, 2) OBP: 0.364, SLG: 0.419			0-2 56 SH5-4 1B		2-1 F9			1-1 G3-1		3 0 1 0 0 0 0
56 Mark Buehrle, L (1, 1) Frank Thomas, R (8, PH) OBP: 0.436, SLG: 0.570 Shingo Takatsu, R (8, 1) Damaso Marte, L (9, 1)			1-2 SH5-4		1-3 K			1-3 K		1 0 0 0 0 1 0 1 0 0 0 0 1 0 0 0 0 0 0 0 0 0 0 0 0 0 0 0

TOP	
Chicago White Sox @ Chicago Cubs Wrigley Field, Chicago, IL Sun Jul 04 2004, 7:05 PM CDT Att. 38,596 - Cloudy - 83 F	
livebaseballscorecards.com	
AB 30 R 1 H 6 RBI 1 BB 0 SO 7 LOB 9	
	
WP: 0 PA: 32 PB: 0 SB: 0 CS: 0	

Inning Stats	R: 0 E: 0 K: 0 S: 8	H: 0 LOB: 0 BB: 0 P: 11	R: 0 E: 0 K: 0 S: 11	H: 1 LOB: 0 BB: 0 P: 15	R: 0 E: 0 K: 1 S: 12	H: 1 LOB: 1 BB: 0 P: 14	R: 0 E: 0 K: 1 S: 10	H: 1 LOB: 1 BB: 0 P: 14	R: 0 E: 0 K: 1 S: 7	H: 0 LOB: 0 BB: 0 P: 10	R: 0 E: 0 K: 1 S: 9	H: 0 LOB: 0 BB: 0 P: 12	R: 0 E: 0 K: 0 S: 11	H: 2 LOB: 2 BB: 0 P: 15	R: 0 E: 0 K: 2 S: 10	H: 0 LOB: 0 BB: 0 P: 13	R: 1 E: 0 K: 1 S: 9	H: 1 LOB: 0 BB: 0 P: 15	1B: 4 2B: 1 3B: 0 HR: 1	SF: 0 SAC: 2 DP: 1 HBP: 0	WP: 0 PB: 0 SB: 0 CS: 0
--------------	------------------------------	----------------------------------	-------------------------------	----------------------------------	-------------------------------	----------------------------------	-------------------------------	----------------------------------	------------------------------	----------------------------------	------------------------------	----------------------------------	-------------------------------	----------------------------------	-------------------------------	----------------------------------	------------------------------	----------------------------------	----------------------------------	------------------------------------	----------------------------------

PITCHER	IP	WLS	BF	H	R	ER	SO	BB	IBB	HBP	BLK	WP	HR	S	P	ERA	WHIP
Glendon Rusch, L (1, 1) ERA: 3.84	8.0		28	5	0	0	6	0	0	0	0	0	0	78	104	0.00	0.625
LaTroy Hawkins, R (9, 1) ERA: 2.33	1.0	W	4	1	1	1	1	0	0	0	0	0	1	9	15	9.00	1.000

PITCHER	IP	WLS	BF	H	R	ER	SO	BB	IBB	HBP	BLK	WP	HR	S	P	ERA	WHIP
---------	----	-----	----	---	---	----	----	----	-----	-----	-----	----	----	---	---	-----	------

Batter	1	2	3	4	5	6	7	8	9	AB R H RBI BB SO LOB
Mark Grudzielanek, R (1, 4) OBP: 0.368, SLG: 0.426	2-1 SH1-3 1B		0-1 G5-3			0-3 K		2-1 1B		4 0 2 0 0 1 0
Corey Patterson, L (1, 8) OBP: 0.338, SLG: 0.457	0-0 SH1-3 1-2		1-1 F9			1-2 G6-3		1-3 K		3 0 0 0 0 1 1
Sammy Sosa, R (1, 9) OBP: 0.359, SLG: 0.553	1-3 K				4-2 25 1B BB	0-0 G6-3		1-1 F8		3 0 0 0 1 1 2
Moises Alou, R (1, 7) OBP: 0.338, SLG: 0.527	0-0 F8				2-3 K		0-0 F9		2-1 25 SH2-3 BB 1B	4 1 1 0 0 1 2
25 Derrek Lee, R (1, 3) OBP: 0.383, SLG: 0.524		1-0 HR			3-2 FC5-4 1B		1-2 E 2B		0-0 SH2-3	3 1 3 1 0 0 0
Michael Barrett, R (1, 2) OBP: 0.338, SLG: 0.483		0-0 L1			2-2 FC5-4 1-2f		0-3 K		4-0 BB BB IBB	3 0 0 0 1 1 2
Ramon Martinez, R (1, 5) OBP: 0.332, SLG: 0.359		2-3 K				0-1 L4		4-0 E IBB	4-1 BB BB	2 0 0 0 2 1 0
Rey Ordonez, R (1, 6) OBP: 0.170, SLG: 0.244 Todd Walker, L (9, PH) OBP: 0.370, SLG: 0.500		0-0 G1-3				1-3 K		1-1 G6-3 1-2 2-3	4-2 BB BB	3 0 0 0 0 1 2 0 0 0 1 1 0 0
Glendon Rusch, L (1, 1) OBP: 0.091, SLG: 0.227 Tom Goodwin, L (8, PH) OBP: 0.241, SLG: 0.291 LaTroy Hawkins, R (9, 1)			1-3 K			1-3 K		1-1 G3		2 0 0 0 0 2 0 1 0 0 0 0 0 0 0 0 0 0 0 0 0

Inning Stats	R: 0 E: 0 K: 1 S: 7	H: 1 LOB: 1 BB: 0 P: 10	R: 1 E: 0 K: 1 S: 6	H: 1 LOB: 0 BB: 0 P: 9	R: 0 E: 0 K: 1 S: 12	H: 0 LOB: 0 BB: 0 P: 14	R: 0 E: 0 K: 1 S: 11	H: 1 LOB: 1 BB: 1 P: 22	R: 0 E: 0 K: 2 S: 9	H: 0 LOB: 0 BB: 0 P: 11	R: 0 E: 0 K: 1 S: 7	H: 0 LOB: 0 BB: 0 P: 8	R: 0 E: 1 K: 1 S: 10	H: 1 LOB: 2 BB: 1 P: 16	R: 0 E: 0 K: 1 S: 9	H: 1 LOB: 1 BB: 0 P: 14	R: 1 E: 0 K: 0 S: 9	H: 1 LOB: 3 BB: 3 P: 23	1B: 4 2B: 1 3B: 0 HR: 1	SF: 0 SAC: 2 DP: 0 HBP: 0	WP: 0 PB: 0 SB: 0 CS: 0	PA: 35	
PITCHER	IP	WLS	BF	H	R	ER	SO	BB	IBB	HBP	BLK	WP	HR	S	P	ERA	WHIP						
56 Mark Buehrle, L (1, 1) ERA: 4.15	7.0		26	4	1	1	8	1	1	0	0	0	1	62	90	1.29	0.714						
Shingo Takatsu, R (8, 1) ERA: 1.42	1.1	L	8	2	1	1	1	1	1	0	0	0	0	13	28	6.75	2.250						
Damaso Marte, L (9, 1) ERA: 2.41	0.0		1	0	0	0	0	1	0	0	0	0	0	5	9	∞	∞						

BOTTOM

Chicago White Sox @ Chicago Cubs  
Wrigley Field, Chicago, IL  
Sun Jul 04 2004, 7:05 PM CDT  
Att: 38,596 - Cloudy - 83 F

livebaseballscores.com

AB	28
R	2
H	6
RBI	2
BB	5
SO	9
LOB	9





Batter	1	2	3	4	5	6	7	8	9	AB R H RBI BB SO LOB	TOP											
David Eckstein, R (1, 6) OBP: 0.335, SLG: 0.332	1-3 K		4-0 BB		0-0 SH5-3		3-3 K		3-2 K	3 0 0 0 1 3 3												
9 Chone Figgins, S (1, 5) OBP: 0.362, SLG: 0.446	3-3 K		3-2 P6		1-0 SH1-3		2-2 G4-3		1-3 K	4 0 0 1 0 2 5												
16 Garret Anderson, L (1, 8) OBP: 0.363, SLG: 0.481	2-3 K			1-3 K	2-2 G3			0-1 G4-3	1-0 1B	5 0 1 1 0 2 0												
27 Vladimir Guerrero, R (1, 9) OBP: 0.392, SLG: 0.603		0-3 K		1-1 G6-3		1-0 G6-3 1B		0-0 G5-3	0-0 G1-3	5 0 1 0 0 1 3												
Jose Guillen, R (1, 7) OBP: 0.359, SLG: 0.492		0-0 F8		1-0 1B HR 1B		1-2 G6-3 1-2f		3-2 F8		4 1 1 0 0 0 1												
Darin Erstad, L (1, 3) OBP: 0.390, SLG: 0.390		3-2 G3-1		1-0 1B HR 1B		0-0 2B		3-2 1B BB HBP 1B		4 2 3 0 0 0 0												
Jeff DaVanon, S (1, 10) OBP: 0.404, SLG: 0.451			1-2 F8	2-2 1B HR		4-0 FC6-4 IBB		1 SAFE 4-2 HBP 1B 1B BB		2 2 1 3 2 0 0												
Bengie Molina, R (1, 2) OBP: 0.316, SLG: 0.429			1-0 BB 1B	3-1 G6-3		2-0 FC6-4 1-2f		1-2 16 1B HBP 1B		4 0 2 0 0 0 2												
Adam Kennedy, L (1, 4) OBP: 0.311, SLG: 0.362			2-2 K		0-0 SH5-3 9 SH1-3 2B		0-2 F9	4-2 16 1B HBP		3 1 1 1 0 1 1												
<b>Inning Stats</b>	R: 0 E: 0 K: 3 S: 10	H: 0 LOB: 0 BB: 0 P: 16	R: 0 E: 0 K: 1 S: 9	H: 0 LOB: 0 BB: 0 P: 12	R: 0 E: 0 K: 1 S: 11	H: 1 LOB: 2 BB: 1 P: 22	R: 3 E: 0 K: 1 S: 12	H: 3 LOB: 0 BB: 0 P: 21	R: 1 E: 0 K: 0 S: 6	H: 1 LOB: 0 BB: 0 P: 9	R: 0 E: 0 K: 0 S: 7	H: 2 LOB: 2 BB: 1 P: 15	R: 0 E: 0 K: 1 S: 9	H: 0 LOB: 0 BB: 0 P: 14	R: 0 E: 0 K: 0 S: 6	H: 0 LOB: 0 BB: 0 P: 9	R: 2 E: 0 K: 2 S: 28	H: 3 LOB: 3 BB: 1 P: 45	1B: 7 2B: 2 3B: 0 HR: 1	SF: 0 SAC: 2 DP: 1 HBP: 1	WP: 0 PB: 0 SB: 0 CS: 0	PA: 40
<b>PITCHER</b>	IP WLS BF H R ER SO BB IBB HBP BLK WP HR S P ERA WHIP																					
Freddy Garcia, R (1, 1) ERA: 3.42	8.0 L 32 7 4 4 7 1 1 0 0 0 1 70 118 4.50 1.000																					
Neal Cotts, L (9, 1) ERA: 5.97	0.0 4 2 2 2 0 1 0 1 0 0 0 0 18 30 ∞ ∞																					
Cliff Politte, R (9, 1) ERA: 4.2	1.0 4 1 0 0 2 0 0 0 0 0 0 0 10 15 0.00 1.000																					

Anaheim Angels @ Chicago White Sox  
U.S. Cellular Field, Chicago, IL

Tue Jul 06 2004, 8:05 PM EDT  
Att. 26,209 - Overcast - 70 F

AB	34
R	6
H	10
RBI	6
BB	3
SO	9
LOB	15



Batter	1	2	3	4	5	6	7	8	9	AB R H RBI BB SO LOB
<b>Willie Harris, L</b> (1, 4) OBP: 0.344, SLG: 0.312	0-0 F8		1-2 G4-3			4-0 G1 BB		1-3 K BB BB		3 0 0 0 1 1 0
<b>Timo Perez, L</b> (1, 8) OBP: 0.335, SLG: 0.386 <b>Aaron Rowand, R</b> (8, PR) OBP: 0.345, SLG: 0.519	1-2 G3		2-2 G4-3			2-2 F9		4-2 BB 1-2 BB		3 0 0 0 1 0 1 0 0 0 0 0 0 0
<b>Frank Thomas, R</b> (1, 10) OBP: 0.434, SLG: 0.563 <b>5 Juan Uribe, R</b> (8, PR) OBP: 0.338, SLG: 0.491	3-3 K				0-1 G5-3	0-0 G1		4-1 BB 1-2 2-3 BB		3 0 0 0 1 1 1 0 0 0 0 0 0 0
<b>Carlos Lee, R</b> (1, 7) OBP: 0.359, SLG: 0.446		2-1 F9		2-0 F8		1-1 F9		0-0 F8		4 0 0 0 0 0 4
<b>Jose Valentin, S</b> (1, 6) OBP: 0.330, SLG: 0.564		0-1 24 WP 14 1B 24 1B		1-3 K			2-3 K	2-3 K		4 1 1 0 0 3 0
<b>14 Paul Konerko, R</b> (1, 3) OBP: 0.370, SLG: 0.556		0-0 24 WP 1B			2-1 HR		2-0 F9	0-0 F9		4 1 2 1 0 0 0
<b>Ross Gload, L</b> (1, 9) OBP: 0.333, SLG: 0.386		1-0 P3			0-3 K		0-0 F9	1-1 F7		4 0 0 0 0 1 2
<b>24 Joe Crede, R</b> (1, 5) OBP: 0.293, SLG: 0.437		2-2 1-H 2-H 1B			2-2 G5-3			2-1 F7		3 0 1 1 0 0 0
<b>Ben Davis, S</b> (1, 2) OBP: 0.146, SLG: 0.081			3-2 F7		1-3 K			1-2 F7		3 0 0 0 0 1 0

Inning Stats	R: 0 E: 0 K: 1 S: 7	H: 0 LOB: 0 BB: 0 P: 11	R: 1 E: 0 K: 0 S: 9	H: 3 LOB: 2 BB: 0 P: 14	R: 0 E: 0 K: 0 S: 12	H: 0 LOB: 0 BB: 0 P: 18	R: 0 E: 0 K: 1 S: 7	H: 0 LOB: 0 BB: 0 P: 10	R: 1 E: 0 K: 2 S: 12	H: 1 LOB: 0 BB: 0 P: 17	R: 0 E: 0 K: 0 S: 7	H: 0 LOB: 1 BB: 1 P: 14	R: 0 E: 0 K: 1 S: 5	H: 0 LOB: 0 BB: 0 P: 9	R: 0 E: 0 K: 1 S: 12	H: 0 LOB: 3 BB: 2 P: 24	R: 0 E: 0 K: 1 S: 9	H: 0 LOB: 0 BB: 0 P: 12	1B: 3 2B: 0 3B: 0 HR: 1	SF: 0 SAC: 0 DP: 0 HBP: 0	WP: 2 PB: 0 SB: 0 CS: 0	PA: 34
--------------	------------------------------	----------------------------------	------------------------------	----------------------------------	-------------------------------	----------------------------------	------------------------------	----------------------------------	-------------------------------	----------------------------------	------------------------------	----------------------------------	------------------------------	---------------------------------	-------------------------------	----------------------------------	------------------------------	----------------------------------	----------------------------------	------------------------------------	----------------------------------	--------

PITCHER	IP	WLS	BF	H	R	ER	SO	BB	IBB	HBP	BLK	WP	HR	S	P	ERA	WHIP
<b>41 John Lackey, R</b> (1, 1) ERA: 4.85	7.0	W	25	4	2	2	5	1	0	0	0	1	1	59	93	2.57	0.714
<b>Francisco Rodriguez, R</b> (8, 1) ERA: 1.02	1.0	H	6	0	0	0	1	2	0	0	0	1	0	12	24	0.00	2.000
<b>Brendan Donnelly, R</b> (9, 1) ERA: 3.68	1.0		3	0	0	0	1	0	0	0	0	0	0	9	12	0.00	0.000

**BOTTOM**


**Anaheim Angels @ Chicago White Sox**

U.S. Cellular Field, Chicago, IL

Tue Jul 06 2004, 8:05 PM EDT  
Att. 26,209 - Overcast - 70 F

livebaseballscorecards.com

<b>AB</b>	<b>31</b>
<b>R</b>	<b>2</b>
<b>H</b>	<b>4</b>
<b>RBI</b>	<b>2</b>
<b>BB</b>	<b>3</b>
<b>SO</b>	<b>7</b>
<b>LOB</b>	<b>8</b>





Batter	1	2	3	4	5	6	7	8	9	AB R H RBI BB SO LOB	TOP		
David Eckstein, R (1, 6) OBP: 0.332, SLG: 0.330	1-1 F8		2-1 27 1B 9 BB 1B	1-1 F8			1-1 G1-4-3		0-1 E1 39 2B 9 1B 1-2	5 2 1 0 0 0 1			
9 Chone Figgins, S (1, 5) OBP: 0.366, SLG: 0.447 (8, 8)	0-1 F8		4-0 27 1B 1-2 HR BB		2-2 K		1-2 16 HR 1B		0-0 39 2B 1-2 2-3 SF8 1B	4 3 2 0 1 1 0			
16 Garret Anderson, L (1, 8) OBP: 0.360, SLG: 0.494 39 Robb Quinlan, R (8, 7) OBP: 0.333, SLG: 0.338 (9, 3)	2-1 G1-3		2-3 K		2-3 K		2-1 1-H HR		0-1 1-3 2-H 3-H 2B	4 1 1 2 0 2 2 1 0 1 2 0 0 0			
27 Vladimir Guerrero, R (1, 9) OBP: 0.393, SLG: 0.602 Shane Halter, R (8, 5) OBP: 0.248, SLG: 0.375		1-1 HR 1B	3-2 HR 1B 1-3 2-H		2-1 G6-3		0-0 G5-3		0-1 F9	4 2 2 1 0 0 0 1 0 0 0 0 0 2			
Jose Guillen, R (1, 7) OBP: 0.365, SLG: 0.520 Jeff DaVanon, S (8, PH) OBP: 0.400, SLG: 0.448 (8, 9)		1-2 HR 1-H	1-0 HR 1-H 3-H			0-0 1B 2B		0-1 L6	1-1 SF8 3-H	3 3 3 5 0 0 0 1 0 0 1 0 0 0			
Darin Erstad, L (1, 3) OBP: 0.338, SLG: 0.394 Josh Paul, R (9, PH) OBP: 0.259, SLG: 0.174 (9, 7)		4-2 BB S	0-1 G6-3			1-2 G5-4-3 1B 2-3 1B		2-2 1B	2-3 K	3 0 2 0 1 0 0 1 0 0 0 0 1 1			
Tim Salmon, R (1, 10) OBP: 0.288, SLG: 0.315		0-3 K	2-1 F9			2-1 G5-4-3 1B 1-2 3-H 1B		1-3 K		4 0 1 1 0 2 2	AB 38 R 12 H 13 RBI 12 BB 3 SO 7 LOB 13		
Bengie Molina, R (1, 2) OBP: 0.309, SLG: 0.418		1-3 K		0-0 F8		1-0 G5-4-3 1B 1-2 2-3f 1B		2-2 F9		4 0 0 0 0 1 4			
Adam Kennedy, L (1, 4) OBP: 0.311, SLG: 0.358		2-0 F9		0-1 G4-3			0-1 G3-1		4-1 9 1B 39 2B E BB	3 1 0 0 1 0 1			
Inning Stats	R: 0 E: 0 K: 0 S: 6 H: 0 LOB: 0 BB: 0 P: 9	R: 2 E: 0 K: 2 S: 15 H: 2 LOB: 1 BB: 1 P: 24	R: 4 E: 0 K: 1 S: 15 H: 3 LOB: 0 BB: 1 P: 29	R: 0 E: 0 K: 0 S: 5 H: 0 LOB: 0 BB: 0 P: 6	R: 0 E: 0 K: 2 S: 9 H: 0 LOB: 0 BB: 0 P: 15	R: 1 E: 0 K: 0 S: 7 H: 3 LOB: 0 BB: 0 P: 11	R: 2 E: 0 K: 0 S: 10 H: 2 LOB: 0 BB: 0 P: 14	R: 0 E: 0 K: 1 S: 16 H: 1 LOB: 1 BB: 0 P: 21	R: 3 E: 1 K: 1 S: 13 H: 2 LOB: 1 BB: 1 P: 20	1B: 8 2B: 2 3B: 1 HR: 3 SF: 1 SAC: 0 DP: 0 HBP: 0	WP: 0 PB: 0 SB: 1 CS: 0 PA: 42		
PITCHER	IP WLS BF H R ER SO BB IBB HBP BLK WP HR S P ERA WHIP											PITCHER	IP WLS BF H R ER SO BB IBB HBP BLK WP HR S P ERA WHIP
Scott Schoeneweis, L (1, 1) ERA: 4.71	5.0 L 22 5 6 6 5 2 0 0 0 0 0 2 50 83 10.80 1.400												
Felix Diaz, R (6, 1) ERA: 8.71	2.0 9 5 3 3 0 0 0 0 0 0 0 1 17 25 13.50 2.500												
Michael Jackson, R (8, 1) ERA: 5.46	1.0 4 1 0 0 1 0 0 0 0 0 0 0 16 21 0.00 1.000												
Jon Adkins, R (9, 1) ERA: 3.33	1.0 7 2 3 1 1 1 0 0 0 0 0 0 13 20 9.00 3.000												

Anaheim Angels @ Chicago White Sox  
U.S. Cellular Field, Chicago, IL  
Wed Jul 07 2004, 8:05 PM EDT  
Att. 21,378 - Sunny - 68 F

livebaseballscorecards.com



Batter	1	2	3	4	5	6	7	8	9	AB R H RBI BB SO LOB
5 Juan Uribe, R OBP: 0.337, SLG: 0.488 (1, 4)	0-0 F8		0-1 F8		1-1 F8 1B			1-2 F8		4 0 1 0 0 0 0
Aaron Rowand, R OBP: 0.343, SLG: 0.518 (1, 8)	0-1 2B		1-1 L6		3-2 F9			3-2 P3		4 0 1 0 0 0 1
Carlos Lee, R OBP: 0.354, SLG: 0.441 (1, 7)	2-2 P3			0-0 F9		3-2 F7		2-2 F8		4 0 0 0 0 0 1
14 Paul Konerko, R OBP: 0.372, SLG: 0.552 (1, 3)	4-1 BB			4-2 FC6-4 24 1B BB		0-1 G5-3		2-2 G6-3		2 0 0 0 2 0 0
24 Joe Crede, R OBP: 0.296, SLG: 0.438 (1, 5)	0-3 K			0-2 FC6-4 1B		0-0 G4-3		1-0 1B		4 0 2 0 0 1 2
Jose Valentin, S OBP: 0.325, SLG: 0.554 (1, 6)		2-2 K		0-1 FC6-4 1-2f 2-3		1-1 F7		0-3 K		4 0 0 0 0 2 3
Jamie Burke, R OBP: 0.333, SLG: 0.382 (1, 10)		1-3 K G4-6-3		1-3 K		0-0 P3				3 0 0 0 0 2 2
Timo Perez, L OBP: 0.329, SLG: 0.378 (1, 9)		0-1 G4-6-3 1-2f			2-2 G6-3		2-2 G1-3			3 0 0 0 0 0 1
Sandy Alomar Jr., R OBP: 0.328, SLG: 0.343 (1, 2)			1-1 G5-3		0-3 K			1-1 P3		3 0 0 0 0 1 0

Inning Stats	R: 0	H: 1	E: 0	K: 1	S: 10	LOB: 2	BB: 1	P: 16	R: 0	H: 0	E: 0	K: 2	S: 8	LOB: 0	BB: 0	P: 11	R: 0	H: 0	E: 0	K: 0	S: 6	LOB: 0	BB: 0	P: 8	R: 0	H: 1	E: 0	K: 1	S: 12	LOB: 2	BB: 1	P: 17	R: 0	H: 1	E: 0	K: 1	S: 13	LOB: 1	BB: 0	P: 19	R: 0	H: 0	E: 0	K: 0	S: 9	LOB: 0	BB: 0	P: 12	R: 0	H: 0	E: 0	K: 0	S: 6	LOB: 0	BB: 0	P: 9	R: 0	H: 0	E: 0	K: 0	S: 9	LOB: 0	BB: 0	P: 14	R: 0	H: 1	E: 0	K: 1	S: 10	LOB: 1	BB: 0	P: 15	1B: 3	2B: 1	3B: 0	HR: 0	SF: 0	SAC: 0	DP: 1	HBP: 0	WP: 1	PA: 33
PITCHER Jarrod Washburn, L ERA: 4.62 (1, 1)	IP	WLS	BF	H	R	ER	SO	BB	IBB	HBP	BLK	WP	HR	S	P	ERA	WHIP	IP	WLS	BF	H	R	ER	SO	BB	IBB	HBP	BLK	WP	HR	S	P	ERA	WHIP	IP	WLS	BF	H	R	ER	SO	BB	IBB	HBP	BLK	WP	HR	S	P	ERA	WHIP																															


**BOTTOM**

**Anaheim Angels @ Chicago White Sox**  
 U.S. Cellular Field, Chicago, IL

Wed Jul 07 2004, 8:05 PM EDT  
 Att. 21,378 - Sunny - 68 F

livebaseballscorecards.com

AB	31
R	0
H	4
RBI	0
BB	2
SO	6
LOB	10





Batter	1	2	3	4	5	6	7	8	9	AB R H RBI BB SO LOB	TOP																											
David Eckstein, R (1, 6) OBP: 0.340, SLG: 0.340	1-1 9 1B 16 G4-6-3 1B	0-0 P2		1-0 9 3B 2B		0-1 9 1B 16 1B		4-2 BB		4 3 3 2 1 0 2																												
9 Chone Figgins, S (1, 5) OBP: 0.370, SLG: 0.457	1-2 16 G4-6-3 1B		1-0 P4	1-1 2-H 3-H 3B		3-1 16 1B 27 SF8 1B	1 SAFE	0-3 K		5 1 3 2 0 1 1																												
16 Garret Anderson, L (1, 10) OBP: 0.362, SLG: 0.491	1-0 G4-6-3 1-2f 3-H 1B		1-1 FC4 1B	3-3 K		0-1 HBP 1-3 3-H 1B		1-3 K		5 0 2 1 0 2 3																												
27 Vladimir Guerrero, R (1, 9) OBP: 0.388, SLG: 0.595	2-1 G3		0-0 P4		0-0 F9	0-0 SF8		2-3 K		4 0 0 1 0 1 2																												
Jose Guillen, R (1, 7) OBP: 0.363, SLG: 0.513		0-0 F9	0-2 FC4		0-1 F9	1-2 HBP		0-1 G1-3		4 0 0 0 0 0 1																												
Darin Erstad, L (1, 3) OBP: 0.335, SLG: 0.389		3-2 G4-3		1-0 L7 1B	2-1 1B	3-1 G6-3		3-3 K		5 0 1 0 0 1 2																												
Jeff DaVanon, S (1, 8) OBP: 0.395, SLG: 0.440		0-1 WP 1B 1B		0-2 F7	2-0 F7		0-1 F7		3-3 K	5 1 1 0 0 1 1																												
Bengie Molina, R (1, 2) OBP: 0.313, SLG: 0.420		3-1 1B 1-H 1B		0-1 BB 2B 1B		3-2 G4-3		3-3 K		4 1 2 1 0 1 0																												
Adam Kennedy, L (1, 4) OBP: 0.316, SLG: 0.365		2-2 1-2 1B		4-2 2B 9 3B BB		0-1 1B 2B		2-3 K		3 2 2 0 1 1 0																												
<b>Inning Stats</b>	R: 1 E: 0 K: 0 S: 10	H: 2 LOB: 0 BB: 0 P: 15	R: 1 E: 0 K: 0 S: 14	H: 3 LOB: 2 BB: 0 P: 22	R: 0 E: 0 K: 0 S: 7	H: 1 LOB: 1 BB: 0 P: 9	R: 3 E: 0 K: 1 S: 14	H: 3 LOB: 1 BB: 1 P: 24	R: 0 E: 0 K: 0 S: 6	H: 1 LOB: 1 BB: 0 P: 10	R: 3 E: 0 K: 0 S: 20	H: 4 LOB: 2 BB: 0 P: 29	R: 0 E: 0 K: 2 S: 9	H: 0 LOB: 0 BB: 0 P: 14	R: 0 E: 0 K: 3 S: 12	H: 0 LOB: 1 BB: 1 P: 19	R: 0 E: 0 K: 2 S: 8	H: 0 LOB: 0 BB: 0 P: 14	R: 0 E: 0 K: 2 S: 8	H: 0 LOB: 0 BB: 0 P: 14	1B: 11 2B: 2 3B: 1 HR: 0	SF: 1 SAC: 0 DP: 1 HBP: 1	WP: 1 PB: 0 SB: 1 CS: 0	PA: 43														
<b>PITCHER</b>	IP WLS BF H R ER SO BB IBB HBP BLK WP HR S P ERA WHIP																					<b>PITCHER</b>	IP WLS BF H R ER SO BB IBB HBP BLK WP HR S P ERA WHIP															
Esteban Loaiza, R (1, 1) ERA: 4.77	5.1		29	13	8	8	1	1	0	0	0	1	0	63	97	13.50	2.625																					
Cliff Politte, R (6, 1) ERA: 4.11	0.2		4	1	0	0	0	0	0	1	0	0	0	8	12	0.00	1.500																					
Neal Cotts, L (7, 1) ERA: 5.64	1.2		6	0	0	0	4	1	0	0	0	0	0	18	28	0.00	0.600																					
Michael Jackson, R (8, 1) ERA: 5.34	0.2		2	0	0	0	1	0	0	0	0	0	0	5	7	0.00	0.000																					
Damaso Marte, L (9, 1) ERA: 2.37	0.2	W	2	0	0	0	2	0	0	0	0	0	0	6	12	0.00	0.000																					

Anaheim Angels @ Chicago White Sox  
U.S. Cellular Field, Chicago, IL  
Thu Jul 08 2004, 2:05 PM EDT  
Att. 27,845 - Sunny - 72 F

livebaseballscorecards.com

AB	39
R	8
H	14
RBI	7
BB	2
SO	8
LOB	12







Batter	1	2	3	4	5	6	7	8	9	AB R H RBI BB SO LOB	TOP											
51 Ichiro Suzuki, L (1, 9) OBP: 0.368, SLG: 0.398	1-0 G4-3		0-0 1B			0-1 G1-3		3-1 G4-3		4 0 1 0 0 0 0												
Randy Winn, S (1, 8) OBP: 0.346, SLG: 0.433	1-1 G6-3		0-0 G4-3			0-1 G6-3		1-0 HR		4 1 1 1 0 0 2												
Bret Boone, R (1, 4) OBP: 0.304, SLG: 0.391	2-1 F7					3-2 P1		4-2 BB		3 0 0 0 1 0 0												
Edgar Martinez, R (1, 10) OBP: 0.343, SLG: 0.378		1-2 L4				3-2 F8		4-2 BB		3 0 0 0 1 0 1												
Scott Spiezio, S (1, 3) OBP: 0.292, SLG: 0.377		0-3 K				2-2 F8		2-2 FC4-6		4 0 0 0 0 1 1												
Rich Aurilia, R (1, 6) OBP: 0.304, SLG: 0.337		2-1 G5-3				0-0 P4		1-1 FC5-2		4 0 1 0 0 1 0												
Jolbert Cabrera, R (1, 7) OBP: 0.306, SLG: 0.410						2-1 HR		0-0 FC5-2		4 1 2 1 0 0 2												
Justin Leone, R (1, 5) OBP: 0.400, SLG: 0.444						2-2 HR		4-1 BB		2 0 0 0 0 2 0												
Dave Hansen, L (7, PH) OBP: 0.440, SLG: 0.424						0-3 K		1-2 BB		0 0 0 0 1 0 0												
16 Willie Bloomquist, R (7, PR) OBP: 0.257, SLG: 0.282						2-2 K		1-3 1B		1 0 1 0 0 0 0												
Dan Wilson, R (1, 2) OBP: 0.318, SLG: 0.348						1-1 1B		0-0 F8		3 0 1 0 0 0 3												
John Olerud, L (9, PH) OBP: 0.355, SLG: 0.364						2-1 G6-3		0-0 F9		1 0 0 0 0 0 2												
<b>Inning Stats</b>	R: 0 E: 0 K: 0 S: 5	H: 0 LOB: 0 BB: 0 P: 9	R: 0 E: 0 K: 1 S: 9	H: 0 LOB: 0 BB: 0 P: 12	R: 0 E: 0 K: 1 S: 12	H: 2 LOB: 2 BB: 0 P: 17	R: 0 E: 0 K: 0 S: 11	H: 0 LOB: 0 BB: 0 P: 18	R: 1 E: 0 K: 1 S: 9	H: 1 LOB: 0 BB: 0 P: 13	R: 0 E: 0 K: 0 S: 7	H: 0 LOB: 0 BB: 0 P: 10	R: 0 E: 0 K: 0 S: 10	H: 1 LOB: 3 BB: 2 P: 21	R: 1 E: 0 K: 0 S: 7	H: 1 LOB: 0 BB: 1 P: 15	R: 0 E: 0 K: 1 S: 11	H: 2 LOB: 2 BB: 0 P: 20	1B: 5 2B: 0 3B: 0 HR: 2	SF: 0 SAC: 0 DP: 1 HBP: 0	WP: 0 PB: 0 SB: 0 CS: 0	PA: 36
<b>PITCHER</b>	IP WLS BF H R ER SO BB IBB HBP BLK WP HR S P ERA WHIP																					
Jon Garland, R (1, 1) ERA: 4.41	7.0 W 27 4 1 1 3 2 0 0 0 0 0 1 63 100 1.29 0.857																					
Damaso Marte, L (8, 1) ERA: 2.54	1.0 4 1 1 1 0 1 0 0 0 0 0 1 7 15 9.00 2.000																					
Shingo Takatsu, R (9, 1) ERA: 1.38	1.0 5 2 0 0 0 1 0 0 0 0 0 0 11 20 0.00 2.000																					

Seattle Mariners @ Chicago White Sox  
U.S. Cellular Field, Chicago, IL

AB	33
R	2
H	7
RBI	2
BB	3
SO	4
LOB	11



Fri Jul 09 2004 8:05 PM EDT  
Att. 21,713 - Cloudy - 72 F

livebaseballscorecards.com

Batter	1	2	3	4	5	6	7	8	9	AB	R	H	RBI	BB	SO	LOB
<b>Timo Perez, L</b> OBP: 0.317, SLG: 0.362 (1, 9) BB C C C X	3-2 F7 ①		D 1 SAFE C L 1 SAFE L F S 2-3 K ①		C X 0-1 G4-3 ①		B X 1-0 F8 ②			4	0	0	0	0	1	1
<b>Aaron Rowand, R</b> OBP: 0.343, SLG: 0.520 (1, 8) X	0-0 F9 ②		B X 1-0 G6-3 ② 1-3		B B S F X 3-2 F9 ②		X 0-0 1B HR 1B			4	1	1	0	0	0	1
<b>Magglio Ordonez, R</b> OBP: 0.372, SLG: 0.526 (1, 10) C B F X	1-2 E5		X 0-0 HR 2B 3-H		B C T F X 1-3 K ③		B X 1-0 HR 1B 1-3			4	2	2	1	0	1	0
<b>Carlos Lee, R</b> OBP: 0.360, SLG: 0.470 (1, 7) B X	1-0 P5 ③		F B D X 2-1 HR 2-H		B C T C B C 2-3 K ① B X		B X 1-0 HR 1B 1-H 3-H			4	2	2	5	0	1	1
<b>Jose Valentin, S</b> OBP: 0.325, SLG: 0.543 (1, 6) B B B B S		3-3 K ① B C B B S	3-3 K ③		B B B C B 4-1 14 1B BB		B X 1-0 G3 ③			3	0	0	0	1	2	0
<b>14 Paul Konerko, R</b> OBP: 0.380, SLG: 0.559 (1, 3) X S	0-1 24 1B 1B		C T B B B B 3-3 K ①		1 SAFE 1 SAFE B B X 2-0 FC6-4 1B 1-2		X 0-0 L7 ②		X 0-0 L7 ①	4	0	2	0	0	1	0
<b>24 Joe Crede, R</b> OBP: 0.298, SLG: 0.438 (1, 5) B X	1-0 G4-3 1B 1-2		X 0-0 G6-3 ②		X 0-0 L7 ②		C T S 1-0 K ③			4	0	1	0	0	1	2
<b>Sandy Alomar Jr., R</b> OBP: 0.325, SLG: 0.333 (1, 2) C B B C X	3-2 G4-3 ③ 1-2f		B B B B H 3-2 HBP ③		S B C B X 2-2 FC6-4 ③ 1-2f		C X 0-1 G4-3 ③			3	0	0	0	0	0	4
<b>Willie Harris, L</b> OBP: 0.346, SLG: 0.316 (1, 4) C C X		0-2 G6-3 S 2B 1B	B B S 1-3 K2-3 ③		X 0-0 F7 ①					3	1	1	0	0	1	1

Inning Stats	R: 0	H: 0	E: 1	K: 0	S: 8	H: 2	LOB: 1	BB: 0	P: 13	R: 0	H: 2	E: 0	K: 1	S: 12	H: 3	LOB: 0	BB: 0	P: 22	R: 0	H: 0	E: 0	K: 2	S: 12	H: 0	LOB: 1	BB: 0	P: 19	R: 0	H: 1	E: 0	K: 1	S: 10	H: 3	LOB: 0	BB: 0	P: 10	R: 0	H: 0	E: 0	K: 1	S: 6	H: 0	LOB: 0	BB: 0	P: 6
	1B: 6	SF: 0	2B: 1	SAC: 0	3B: 0	DP: 1	HR: 2	HBP: 1	WP: 0	PA: 35																																			

PITCHER	IP	WLS	BF	H	R	ER	SO	BB	IBB	HBP	BLK	WP	HR	S	P	ERA	WHIP
<b>Joel Pineiro, R</b> ERA: 4.69 (1, 1)	7.0	L	32	9	6	6	7	1	0	1	0	0	2	70	115	7.71	1.429
<b>40 Julio Mateo, R</b> ERA: 4.46 (8, 1)	1.0		3	0	0	0	1	0	0	0	0	0	0	6	6	0.00	0.000


**BOTTOM**

**Seattle Mariners @ Chicago White Sox**  
U.S. Cellular Field, Chicago, IL

Fri Jul 09 2004, 8:05 PM EDT  
Att: 21,713 - Cloudy - 72 F

livebaseballscorecards.com

<b>AB</b>	<b>33</b>
<b>R</b>	<b>6</b>
<b>H</b>	<b>9</b>
<b>RBI</b>	<b>6</b>
<b>BB</b>	<b>1</b>
<b>SO</b>	<b>8</b>
<b>LOB</b>	<b>10</b>





Batter	1	2	3	4	5	6	7	8	9	AB R H RBI BB SO LOB	TOP											
Randy Winn, S OBP: 0.342, SLG: 0.427 (1, 8)	1-3 K		1-0 G4-3		3-2 F9			0-0 P5		4 0 0 0 0 1 3												
Jolbert Cabrera, R OBP: 0.310, SLG: 0.417 (1, 3)	3-2 1B 2B		1-1 1B			1-0 F8		1-0 G4-6-3		4 1 2 1 0 0 1												
Bret Boone, R OBP: 0.303, SLG: 0.389 (1, 4)	1-2 1B		3-2 F9			1-1 G5-3			3-3 K	4 0 1 1 0 1 1												
Edgar Martinez, R OBP: 0.339, SLG: 0.373 (1, 10)	1-2 G6-4-3			0-0 G6-3		1-2 G5-3			2-3 K	4 0 0 0 0 1 1												
Raul Ibanez, L OBP: 0.324, SLG: 0.495 (1, 7)		1-0 G1-3		1-2 L9			0-1 F9		0-0 G3	4 0 0 0 0 0 0												
Justin Leone, R OBP: 0.385, SLG: 0.417 (1, 5)		2-1 G6-3		1-3 K			0-1 1B			3 0 1 0 0 1 0												
Hiram Bocachica, R OBP: 0.333, SLG: 0.364 (1, 9)		0-1 G6-3			0-0 F7		0-1 1B			3 0 1 0 0 0 0												
Pat Borders, R OBP: 0.204, SLG: 0.283 (1, 2)						0-1 G6-3		0-1 G5-4-3		3 0 1 0 0 0 2												
16 Willie Bloomquist, R OBP: 0.286, SLG: 0.324 (1, 6)			2-1 1B 2B		3-2 1B			1-0 1B		3 1 3 0 0 0 0												
<b>Inning Stats</b>	R: 1 E: 0 K: 1 S: 13	H: 2 LOB: 0 BB: 0 P: 19	R: 0 E: 0 K: 0 S: 5	H: 0 LOB: 0 BB: 0 P: 8	R: 1 E: 0 K: 0 S: 11	H: 3 LOB: 1 BB: 0 P: 18	R: 0 E: 0 K: 1 S: 8	H: 0 LOB: 0 BB: 0 P: 10	R: 0 E: 0 K: 0 S: 10	H: 1 LOB: 1 BB: 0 P: 16	R: 0 E: 0 K: 0 S: 6	H: 0 LOB: 0 BB: 0 P: 9	R: 0 E: 0 K: 0 S: 8	H: 2 LOB: 1 BB: 0 P: 8	R: 0 E: 0 K: 0 S: 3	H: 1 LOB: 0 BB: 0 P: 5	R: 0 E: 0 K: 2 S: 7	H: 0 LOB: 0 BB: 0 P: 12	1B: 7 2B: 2 3B: 0 HR: 0	SF: 0 SAC: 0 DP: 3 HBP: 0	WP: 0 PB: 0 SB: 1 CS: 1	PA: 32
<b>PITCHER</b>	IP WLS BF H R ER SO BB IBB HBP BLK WP HR S P ERA WHIP																					
56 Mark Buehrle, L ERA: 4.03 (1, 1)	8.0 W 29 9 2 2 2 0 0 0 0 0 0 0 64 93 2.25 1.125																					
Shingo Takatsu, R ERA: 1.34 (9, 1)	1.0 S 3 0 0 0 2 0 0 0 0 0 0 0 7 12 0.00 0.000																					

Seattle Mariners @ Chicago White Sox  
U.S. Cellular Field, Chicago, IL

AB	32
R	2
H	9
RBI	2
BB	0
SO	4
LOB	8



Sat Jul 10 2004, 7:05 PM EDT  
Att. 37,405 - Sunny - 78 F

livebaseballscorecards.com





Batter	1	2	3	4	5	6	7	8	9	AB R H RBI BB SO LOB	TOP											
51 Ichiro Suzuki, L (1, 9) OBP: 0.369, SLG: 0.399	0-1 P6		2-1 HR 1B		1-0 G3-6-3 1B		0-0 G3			4 1 2 0 0 0 0												
Randy Winn, S (1, 8) OBP: 0.346, SLG: 0.444	2-2 S 2B		1-1 1 SAFE 1 SAFE HR		0-1 G3-6-3 1-2f 3-H 1B			2-2 G4-6-3 1B		4 1 3 2 0 0 1												
Bret Boone, R (1, 4) OBP: 0.299, SLG: 0.384	1-3 K 2-3		1-1 G5-3		1-3 K			1 SAFE 2-2 G4-6-3 1-2f		4 0 0 0 0 2 2												
Raul Ibanez, L (1, 7) OBP: 0.323, SLG: 0.490	1-1 G4-3		2-2 F7		3-2 G5-3 1B			2-2 G6-3		4 0 1 0 0 0 1												
Edgar Martinez, R (1, 10) OBP: 0.334, SLG: 0.367		1-3 K	2-3 K		1-0 G5-3 1-2			2-3 K		4 0 0 0 0 3 1												
John Olerud, L (1, 3) OBP: 0.354, SLG: 0.360		2-2 2B HBP		1-1 F7		1-1 F8		0-1 F8		3 0 0 0 0 0 1												
Scott Spiezio, S (1, 5) OBP: 0.292, SLG: 0.379		2-2 K 1-3 2B		2-0 P5		3-2 F9		1-0 G4-3		4 0 1 0 0 0 1												
Dan Wilson, R (1, 2) OBP: 0.314, SLG: 0.343		1-3 K		2-3 K			0-0 F8			3 0 0 0 0 2 2												
16 Willie Bloomquist, R (1, 6) OBP: 0.288, SLG: 0.316		1-3 K			4-1 51 1B G3-6-3 BB		1-0 G6-3			2 1 0 0 1 1 2												
<b>Inning Stats</b>	R: 0 E: 0 K: 1 S: 11	H: 1 LOB: 1 BB: 0 P: 15	R: 0 E: 0 K: 3 S: 15	H: 1 LOB: 2 BB: 0 P: 22	R: 2 E: 0 K: 1 S: 14	H: 2 LOB: 0 BB: 0 P: 22	R: 0 E: 0 K: 1 S: 9	H: 0 LOB: 0 BB: 0 P: 14	R: 1 E: 0 K: 1 S: 7	H: 1 LOB: 0 BB: 1 P: 13	R: 0 E: 0 K: 0 S: 13	H: 1 LOB: 1 BB: 0 P: 21	R: 0 E: 0 K: 0 S: 3	H: 0 LOB: 0 BB: 0 P: 4	R: 0 E: 0 K: 0 S: 11	H: 1 LOB: 0 BB: 0 P: 17	R: 0 E: 0 K: 1 S: 6	H: 0 LOB: 0 BB: 0 P: 9	1B: 4 2B: 2 3B: 0 HR: 1	SF: 0 SAC: 0 DP: 2 HBP: 1	WP: 0 PB: 0 SB: 1 CS: 0	PA: 34
<b>PITCHER</b>	IP WLS BF H R ER SO BB IBB HBP BLK WP HR S P ERA WHIP																					
Freddy Garcia, R (1, 1) ERA: 3.45	6.2 W 27 6 3 3 7 1 0 1 0 0 1 71 110 4.05 1.050																					
Damaso Marte, L (7, 1) ERA: 2.45	1.1 H 4 1 0 0 0 0 0 0 0 0 0 0 12 18 0.00 0.750																					
Shingo Takatsu, R (9, 1) ERA: 1.3	1.0 S 3 0 0 0 1 0 0 0 0 0 0 0 6 9 0.00 0.000																					

Seattle Mariners @ Chicago White Sox  
U.S. Cellular Field, Chicago, IL  
Sun Jul 11 2004, 3:05 PM EDT  
Att. 31,305 - Sunny - 86 F

livebaseballscorecards.com

AB	32
R	3
H	7
RBI	2
BB	1
SO	8
LOB	11



Batter	1	2	3	4	5	6	7	8	9
5 Juan Uribe, R OBP: 0.335, SLG: 0.487 (1, 4)	0-0 F8		3-3 K		3-1 HR			3-3 K	
Aaron Rowand, R OBP: 0.339, SLG: 0.524 (1, 8)	1-1 F8			0-0 HR	2-2 G1-3			1-3 K	
Magglio Ordonez, R OBP: 0.357, SLG: 0.503 (1, 10)	2-3 K			0-0 G5-3	2-2 G5-3			0-2 G6-3	
Carlos Lee, R OBP: 0.358, SLG: 0.463 (1, 7)		3-2 F9		0-1 G6-3		0-0 G5-3			
14 Paul Konerko, R OBP: 0.384, SLG: 0.567 (1, 3)		4-2 FC5-4 BB		1-2 1B		1-3 K			
24 Joe Crede, R OBP: 0.297, SLG: 0.432 (1, 5)		1-2 F7		0-1 P3		1-0 G6-3			
Joe Borchard, S OBP: 0.286, SLG: 0.167 (1, 9)		2-0 FC5-4 1-2f			0-0 HR 1B		2-1 F7		
Jose Valentin, S OBP: 0.325, SLG: 0.548 (1, 6)			2-3 K		1-0 HR 1-H		3-1 L3		
Ben Davis, S OBP: 0.136, SLG: 0.075 (1, 2)			1-2 F7		1-2 K		2-1 G3		
Jamie Burke, R OBP: 0.310, SLG: 0.350 (9, 2)									

AB	R	H	RBI	BB	SO	LOB
4	1	1	1	0	2	0
4	1	1	1	0	1	0
4	0	0	0	0	1	0
3	0	0	0	0	0	0
2	0	1	0	1	1	0
3	0	0	0	0	0	2
3	1	1	0	0	0	1
3	1	1	2	0	1	0
3	0	0	0	0	1	0
0	0	0	0	0	0	0

BOTTOM

Seattle Mariners @ Chicago White Sox

U.S. Cellular Field, Chicago, IL

Sun Jul 11 2004, 3:05 PM EDT

Att. 31,305 - Sunny - 86 F

livebaseballscorecards.com

AB	29
R	4
H	5
RBI	4
BB	1
SO	7
LOB	3




Inning Stats	R	H	E	K	S	R	H	E	K	S	R	H	E	K	S	R	H	E	K	S	R	H	E	K	S	R	H	E	K	S	R	H	E	K	S		
	0	0	0	1	7	0	0	0	0	10	1	2	0	0	9	3	3	0	1	13	0	0	0	0	5	0	0	0	0	6	0	0	0	11	0	0	0

PITCHER	IP	WLS	BF	H	R	ER	SO	BB	IBB	HBP	BLK	WP	HR	S	P	ERA	WHIP
Jamie Moyer, L ERA: 4.26 (1, 1)	8.0	L	30	5	4	4	7	1	0	0	0	0	3	73	115	4.50	0.750

WP	PA	ERA	WHIP
0	30		



Batter	1	2	3	4	5	6	7	8	9	AB R H RBI BB SO LOB	TOP		
Willie Harris, L (1, 4) OBP: 0.349, SLG: 0.313	0-1 G6-3			2-3 K			4-2 HR BB		4-2 DI BB	2 1 0 0 2 1 0	<b>Chicago White Sox @ Oakland Athletics</b> Network Associates Coliseum, Oakland, CA Thu Jul 15 2004, 10:05 PM EDT Att. 15,414 - Sunny - 71 F  livebaseballscorecards.com  <b>AB 29</b> <b>R 2</b> <b>H 4</b> <b>RBI 2</b> <b>BB 2</b> <b>SO 4</b> <b>LOB 8</b>  		
Timo Perez, L (1, 8) OBP: 0.310, SLG: 0.353	0-1 G4-3			2-2 F7			0-3 K		1-1 P5	4 0 0 0 0 1 2			
Magglio Ordonez, R (1, 10) OBP: 0.355, SLG: 0.514	0-0 F9			2-1 G6-3			1-1 1-H HR		1-3 K	4 1 1 2 0 1 1			
Carlos Lee, R (1, 7) OBP: 0.357, SLG: 0.460		3-2 P4			0-0 G6-3		1-2 14 FC6-4 1B		3-2 F7	4 0 1 0 0 0 1			
Jose Valentin, S (1, 6) OBP: 0.325, SLG: 0.545		1-0 G4-3			2-2 14 G1-6-3 1B		0-0 F9			3 0 1 0 0 0 1			
14 Paul Konerko, R (1, 3) OBP: 0.381, SLG: 0.561		0-1 G5-3			1-1 G1-6-3 1-2f		2-1 FC6-4 1-2f			3 0 0 0 0 0 2			
Joe Borchard, S (1, 9) OBP: 0.200, SLG: 0.111			3-3 K			0-1 G3			1-0 G1-3	3 0 0 0 0 1 0			
24 Joe Crede, R (1, 5) OBP: 0.298, SLG: 0.431			0-1 G3-1			2-2 G5-4-3 1B			1-1 F9	3 0 1 0 0 0 0			
Sandy Alomar Jr., R (1, 2) OBP: 0.317, SLG: 0.324			1-0 G1-3			1-1 G5-4-3 1-2f			2-1 L6	3 0 0 0 0 0 1			
<b>Inning Stats</b>	R: 0 E: 0 K: 0 S: 5 H: 0 LOB: 0 BB: 0 P: 5	R: 0 E: 0 K: 0 S: 6 H: 0 LOB: 0 BB: 0 P: 10	R: 0 E: 0 K: 1 S: 8 H: 0 LOB: 0 BB: 0 P: 12	R: 0 E: 0 K: 1 S: 8 H: 0 LOB: 0 BB: 0 P: 14	R: 0 E: 0 K: 0 S: 7 H: 1 LOB: 0 BB: 0 P: 10	R: 0 E: 0 K: 0 S: 7 H: 1 LOB: 0 BB: 0 P: 10	R: 2 E: 0 K: 1 S: 17 H: 2 LOB: 1 BB: 1 P: 25	R: 0 E: 0 K: 0 S: 5 H: 0 LOB: 0 BB: 0 P: 9	R: 0 E: 0 K: 1 S: 12 H: 0 LOB: 1 BB: 1 P: 21	1B: 3 2B: 0 3B: 0 HR: 1 SF: 0 SAC: 0 DP: 2 HBP: 0	WP: 0 PB: 0 SB: 0 CS: 0 PA: 31		
<b>PITCHER</b> 40 Rich Harden, R (1, 1) ERA: 4.33 Octavio Dotel, R (9, 1) ERA: 4.21	IP WLS BF H R ER SO BB IBB HBP BLK WP HR S P ERA WHIP	8.0 W 27 4 2 2 3 1 0 0 0 0 1 63 95 2.25 0.625	1.0 S 4 0 0 0 1 1 0 0 0 0 0 0 12 21 0.00 1.000	<b>PITCHER</b>									

Batter	1	2	3	4	5	6	7	8	9	AB	R	H	RBI	BB	SO	LOB
--------	---	---	---	---	---	---	---	---	---	----	---	---	-----	----	----	-----

<b>21 Mark Kotsay, L</b> <small>OBP: 0.376, SLG: 0.428</small> (1, 8)										4	0	1	0	0	0	2
<b>Mark McLemore, S</b> <small>OBP: 0.367, SLG: 0.312</small> (1, 4)										4	0	0	0	0	0	2
<b>3 Eric Chavez, L</b> <small>OBP: 0.394, SLG: 0.507</small> (1, 5)										2	1	1	1	2	0	0
<b>Jermaine Dye, R</b> <small>OBP: 0.342, SLG: 0.501</small> (1, 9)										4	0	1	0	0	1	2
<b>Scott Hatteberg, L</b> <small>OBP: 0.378, SLG: 0.462</small> (1, 3)										3	1	0	0	1	0	2
<b>Erubiel Durazo, L</b> <small>OBP: 0.386, SLG: 0.498</small> (1, 10)										3	1	1	0	1	0	0
<b>7 Bobby Crosby, R</b> <small>OBP: 0.325, SLG: 0.452</small> (1, 6)										4	1	1	1	0	0	1
<b>Damian Miller, R</b> <small>OBP: 0.353, SLG: 0.463</small> (1, 2)										2	0	0	0	1	1	0
<b>Eric Byrnes, R</b> <small>OBP: 0.343, SLG: 0.476</small> (1, 7)										3	0	1	1	0	0	2

Inning Stats	R: 0	H: 1	E: 0	LOB: 2	K: 0	S: 9	P: 15	R: 0	H: 1	E: 0	LOB: 0	K: 0	S: 8	P: 11	R: 0	H: 1	E: 0	LOB: 2	K: 0	S: 11	R: 3	H: 1	E: 1	LOB: 1	K: 0	S: 12	R: 1	H: 1	E: 0	LOB: 0	K: 0	S: 9	P: 12	R: 0	H: 1	E: 0	LOB: 1	K: 1	S: 11	R: 0	H: 0	E: 0	LOB: 0	K: 1	S: 10	P: 15	R: 0	H: 0	E: 0	LOB: 0	K: 0	S: 5	P: 8
--------------	------	------	------	--------	------	------	-------	------	------	------	--------	------	------	-------	------	------	------	--------	------	-------	------	------	------	--------	------	-------	------	------	------	--------	------	------	-------	------	------	------	--------	------	-------	------	------	------	--------	------	-------	-------	------	------	------	--------	------	------	------

PITCHER	IP	WLS	BF	H	R	ER	SO	BB	IBB	HBP	BLK	WP	HR	S	P	ERA	WHIP
Jon Garland, R	(1, 1)	7.0	L	31	6	4	3	2	5	0	0	0	0	1	113	3.86	1.571
Damaso Marte, L	(8, 1)	1.0		3	0	0	0	0	0	0	0	0	0	5	8	0.00	0.000

**BOTTOM**

<b>Chicago White Sox @ Oakland Athletics</b> Network Associates Coliseum, Oakland, CA Thu Jul 15 2004, 10:05 PM EDT Att: 15,414 - Sunny - 71 F
---

<b>AB</b> 29 <b>R</b> 4 <b>H</b> 6 <b>RBI</b> 3 <b>BB</b> 5 <b>SO</b> 2 <b>LOB</b> 11
---



WP	PA	3B	HR	S	P	ERA	WHIP
0	34	0	1	0	0	0.00	0.000



Batter	1	2	3	4	5	6	7	8	9	AB R H RBI BB SO LOB	TOP									
<b>5 Juan Uribe, R</b> (1, 4) <small>OBP: 0.332, SLG: 0.482</small> <b>Willie Harris, L</b> (8, PH) <small>OBP: 0.347, SLG: 0.311</small> (8, 4)	0-1 P2		1-3 K			1-1 F8		3-2 F9		3 0 0 0 0 1 1 1 0 0 0 0 0 1										
<b>Aaron Rowand, R</b> (1, 8) <small>OBP: 0.333, SLG: 0.514</small>	3-1 G6-3		3-2 F7			1-1 F9		2-2 P5		4 0 0 0 0 0 2										
<b>Magglio Ordonez, R</b> (1, 10) <small>OBP: 0.353, SLG: 0.508</small>	0-0 P3				1-2 P3		2-2 1B		2-2 G1-3	4 0 1 0 0 0 0										
<b>Carlos Lee, R</b> (1, 7) <small>OBP: 0.361, SLG: 0.465</small>		2-1 14 G3-1 24 G4-3 2B		4-1 24 FC5-4 BB		2-2 P4		2-2 1B	2-2 14 1B	3 1 2 0 1 0 1										
<b>14 Paul Konerko, R</b> (1, 3) <small>OBP: 0.379, SLG: 0.557</small>	0-2 G3-1		3-3 K		2-2 G6-3		3-2 F7		1-2 1B	4 0 1 0 0 1 2										
<b>24 Joe Crede, R</b> (1, 5) <small>OBP: 0.294, SLG: 0.425</small>	0-0 G4-3		0-0 FC5-4		3-2 F7		3-2 K		2-3 K	4 0 0 1 0 1 3										
<b>Joe Borchard, S</b> (1, 9) <small>OBP: 0.214, SLG: 0.154</small>	3-H K		1-3 K		3-2 G4-6-3 1B		1-1 G5-3		3-3 K	4 0 1 0 0 2 2										
<b>Jose Valentin, S</b> (1, 6) <small>OBP: 0.322, SLG: 0.539</small>		2-2 G4-3		0-1 G4-6-3		2-3 K				3 0 0 0 0 1 1										
<b>Jamie Burke, R</b> (1, 2) <small>OBP: 0.318, SLG: 0.357</small> <b>Ross Gload, L</b> (8, PH) <small>OBP: 0.336, SLG: 0.387</small> <b>Ben Davis, S</b> (8, 2) <small>OBP: 0.136, SLG: 0.075</small>	0-2 1B		0-2 1B		1-1 G5-3		0-0 1B			2 0 1 0 0 0 0 1 0 1 0 0 0 0 0 0 0 0 0 0 0										
<b>Inning Stats</b>	R: 0 E: 0 K: 0 S: 5	H: 0 LOB: 0 BB: 0 P: 8	R: 1 E: 0 K: 1 S: 9	H: 1 LOB: 0 BB: 0 P: 12	R: 0 E: 0 K: 1 S: 13	H: 1 LOB: 1 BB: 1 P: 19	R: 0 E: 0 K: 1 S: 9	H: 0 LOB: 1 BB: 1 P: 17	R: 0 E: 0 K: 0 S: 10	H: 1 LOB: 0 BB: 0 P: 16	R: 0 E: 0 K: 0 S: 8	H: 0 LOB: 0 BB: 0 P: 14	R: 0 E: 0 K: 1 S: 11	H: 1 LOB: 1 BB: 0 P: 18	R: 0 E: 0 K: 2 S: 18	H: 2 LOB: 2 BB: 0 P: 28	1B: 6 2B: 1 3B: 0 HR: 0	SF: 0 SAC: 0 DP: 1 HBP: 0	WP: 0 PB: 0 SB: 0 CS: 0	PA: 34
<b>PITCHER</b>	IP WLS BF H R ER SO BB IBB HBP BLK WP HR S P ERA WHIP																			
<b>Barry Zito, L</b> (1, 1) <small>ERA: 4.42</small> <b>Ricardo Rincon, L</b> (8, 1) <small>ERA: 4.76</small> <b>58 Justin Duchschere, R</b> (8, 1) <small>ERA: 3.23</small> <b>Chad Bradford, R</b> (9, 1) <small>ERA: 5.08</small> <b>Octavio Dotel, R</b> (9, 1) <small>ERA: 4.15</small>	7.0 W 25 4 1 1 3 1 0 0 0 0 0 0 63 99 1.29 0.714	0.1 1 0 0 0 1 0 0 0 0 0 0 0 3 5 0.00 0.000	0.2 3 1 0 0 0 0 0 0 0 0 0 0 8 13 0.00 1.500	0.1 3 2 0 0 0 0 0 0 0 0 0 0 11 16 0.00 6.000	0.2 S 2 0 0 0 2 0 0 0 0 0 0 0 7 12 0.00 0.000															

Chicago White Sox @ Oakland Athletics  
Network Associates Coliseum, Oakland, CA

Fri Jul 16 2004 9:05 PM EDT  
Att. 40,891 - Cloudy - 69 F

livebaseballscorecards.com

AB	33
R	1
H	7
RBI	1
BB	1
SO	6
LOB	13



Batter	1	2	3	4	5	6	7	8	9	AB	R	H	RBI	BB	SO	LOB
21 Mark Kotsay, L OBP: 0.377, SLG: 0.428 (1, 8)	1-3 K	0-0 G4-3		2-1 1B		1-2 F8		0-0 1B		5	0	2	0	0	1	4
Eric Byrnes, R OBP: 0.344, SLG: 0.473 (1, 7)	1-0 HR 1B	2-2 P2		2-1 P4			2-2 F8	3-2 HBP		4	1	1	0	0	0	3
3 Eric Chavez, L OBP: 0.390, SLG: 0.500 (1, 5)	1-0 HR 1B	1-1 G5-3			1-0 F7		2-1 G1-3	1-0 F7		5	1	1	0	0	0	4
Jermaine Dye, R OBP: 0.347, SLG: 0.516 (1, 9)	1-1 HR		0-1 G4-3 1B		3-2 F8		2-1 2B 1B			4	2	3	3	0	0	0
Eric Karros, R OBP: 0.241, SLG: 0.310 Scott Hatteberg, L OBP: 0.380, SLG: 0.462 (7, PH) (8, 3)	1-1 F8		0-1 G4-3	1-2f	1-0 G5-3		4-0 IBB			3	0	0	0	0	0	1
23 Bobby Kielty, S OBP: 0.315, SLG: 0.409 (1, 10)	1-3 K		0-1 1B			3-2 F8	2-1 1B 7 FC6-4			4	0	2	1	0	1	0
7 Bobby Crosby, R OBP: 0.327, SLG: 0.456 (1, 6)		3-1 2B	2-1 P4			2-2 1B	3-1 FC6-4			4	1	2	0	0	0	3
Damian Miller, R OBP: 0.352, SLG: 0.457 (1, 2)		4-0 2B BB		2-3 K		0-0 F8		3-3 K		3	0	0	0	1	2	1
Marco Scutaro, R OBP: 0.310, SLG: 0.385 (1, 4)		1-1 2B		2-0 F8		4-1 BB		1-1 1B		3	0	2	1	1	0	0

Inning Stats	R: 3	H: 3	E: 0	K: 2	S: 12	LOB: 0	BB: 0	P: 18	R: 1	H: 2	E: 0	K: 0	S: 10	LOB: 2	BB: 1	P: 21	R: 0	H: 2	E: 0	K: 0	S: 8	LOB: 1	BB: 0	P: 10	R: 0	H: 1	E: 0	K: 1	S: 8	LOB: 1	BB: 0	P: 16	R: 0	H: 0	E: 0	K: 0	S: 7	LOB: 0	BB: 0	P: 12	R: 0	H: 1	E: 0	K: 0	S: 13	LOB: 2	BB: 1	P: 23	R: 1	H: 2	E: 0	K: 0	S: 11	LOB: 2	BB: 1	P: 26	R: 0	H: 2	E: 0	K: 1	S: 9	LOB: 2	BB: 0	P: 17
--------------	------	------	------	------	-------	--------	-------	-------	------	------	------	------	-------	--------	-------	-------	------	------	------	------	------	--------	-------	-------	------	------	------	------	------	--------	-------	-------	------	------	------	------	------	--------	-------	-------	------	------	------	------	-------	--------	-------	-------	------	------	------	------	-------	--------	-------	-------	------	------	------	------	------	--------	-------	-------

PITCHER	IP	WLS	BF	H	R	ER	SO	BB	IBB	HBP	BLK	WP	HR	S	P	ERA	WHIP
56 Mark Buehrle, L ERA: 4.12	(1, 1)	6.0	28	9	4	4	3	2	0	0	0	0	1	58	100	6.00	1.833
Cliff Politte, R ERA: 4.26	(7, 1)	1.0	6	2	1	1	0	0	1	0	0	0	0	11	26	9.00	2.000
Jon Adkins, R ERA: 3.21	(8, 1)	1.0	5	2	0	0	1	0	0	1	0	0	0	9	17	0.00	2.000


**BOTTOM**

**Chicago White Sox @ Oakland Athletics**  
 Network Associates Coliseum, Oakland, CA

Fri Jul 16 2004, 9:05 PM EDT  
 Att: 40,891 - Cloudy - 69 F


livebaseballscorecards.com

AB	35
R	5
H	13
RBI	5
BB	3
SO	4
LOB	16



WP: 0	PA: 39
PB: 0	
SB: 0	
CS: 0	



Batter	1	2	3	4	5	6	7	8	9	AB R H RBI BB SO LOB	TOP		
Aaron Rowand, R (1, 8) OBP: 0.332, SLG: 0.523	1-0 F8	0-0 F8			0-0 P4		0-2 HR			4 1 1 2 0 0 2			
Jose Valentin, S (1, 6) OBP: 0.321, SLG: 0.533	2-2 P4		4-2 G1-3 G6-3 BB		3-3 K		1-2 F7			3 0 0 0 1 1 0			
Magglio Ordonez, R (1, 10) OBP: 0.346, SLG: 0.497	2-1 G3-1		0-1 G6-3		3-1 F9		0-0 G5-3			4 0 0 0 0 0 1			
Carlos Lee, R (1, 7) OBP: 0.360, SLG: 0.472		2-1 F8	0-0 G1-3		1-2 HR		0-2 F9			4 1 1 1 0 0 1			
14 Paul Konerko, R (1, 3) OBP: 0.381, SLG: 0.565		1-0 HR	2-1 G1-3		4-1 24 G5-4-3 BB		1-1 L8			3 1 1 1 1 0 1			
24 Joe Crede, R (1, 5) OBP: 0.290, SLG: 0.419		1-2 G3-1		0-2 F8		1-1 G5-4-3		0-0 P4		4 0 0 0 0 0 1			
Joe Borchard, S (1, 9) OBP: 0.278, SLG: 0.188		4-2 5 1B 1B BB		1-0 L8		1-1 5 FC6-4 1B		1-0 F8		3 1 1 0 1 0 0	AB 32 R 5 H 6 RBI 5 BB 3 SO 3 LOB 8		
5 Juan Uribe, R (1, 4) OBP: 0.331, SLG: 0.479		0-0 1B		3-3 K		1-2 1 SAFE 1 SAFE 1 SAFE FC6-4 1-2f FC4-6		1-1 G6-3		4 0 1 0 0 1 1			
Ben Davis, S (1, 2) OBP: 0.149, SLG: 0.093		1-1 1B		2-3 K		0-1 1 SAFE FC4-6 1-2f HR				3 1 1 1 0 1 1			
Inning Stats	R: 0 E: 0 K: 0 S: 8 H: 0 LOB: 0 BB: 0 P: 13	R: 2 E: 0 K: 0 S: 12 H: 3 LOB: 2 BB: 1 P: 21	R: 0 E: 0 K: 0 S: 7 H: 0 LOB: 1 BB: 1 P: 13	R: 0 E: 0 K: 1 S: 7 H: 0 LOB: 0 BB: 0 P: 11	R: 0 E: 0 K: 2 S: 10 H: 0 LOB: 0 BB: 0 P: 15	R: 1 E: 0 K: 0 S: 9 H: 1 LOB: 0 BB: 1 P: 18	R: 2 E: 0 K: 0 S: 13 H: 2 LOB: 0 BB: 0 P: 16	R: 0 E: 0 K: 0 S: 6 H: 0 LOB: 0 BB: 0 P: 7	R: 0 E: 0 K: 0 S: 4 H: 0 LOB: 0 BB: 0 P: 6	1B: 3 2B: 0 3B: 0 HR: 3 SF: 0 SAC: 0 DP: 1 HBP: 0	WP: 0 PB: 0 SB: 0 CS: 0 PA: 35		
PITCHER	IP WLS BF H R ER SO BB IBB HBP BLK WP HR S P ERA WHIP											PITCHER	IP WLS BF H R ER SO BB IBB HBP BLK WP HR S P ERA WHIP
Mark Redman, L (1, 1) ERA: 4.95	7.0 L 29 6 5 5 3 3 0 0 0 0 0 3 66 107 6.43 1.286												
Justin Lehr, R (8, 1) ERA: 6.55	2.0 6 0 0 0 0 0 0 0 0 0 0 0 10 13 0.00 0.000												

Chicago White Sox @ Oakland Athletics  
Network Associates Coliseum, Oakland, CA

Sat Jul 17 2004, 4:05 PM EDT  
Att. 26,285 - Cloudy - 68 F

livebaseballscorecards.com

Batter	1	2	3	4	5	6	7	8	9	AB R H RBI BB SO LOB
21 Mark Kotsay, L OBP: 0.372, SLG: 0.422 (1, 8)	2-2 F8		3-2 F8		0-0 F7			3-2 G3-1		4 0 0 0 0 0 1
Mark McLemore, S OBP: 0.359, SLG: 0.304 Marco Scutaro, R OBP: 0.309, SLG: 0.384 (8, PH) (9, 4)	1-1 P4			1-3 K	0-0 G3			2-2 F7		3 0 0 0 0 1 0 1 0 0 0 0 0 0
3 Eric Chavez, L OBP: 0.392, SLG: 0.498 (1, 5)	1-2 F7			4-0 E S 2B BB		3-3 K		2-2 BB 1B		3 1 1 0 1 1 0
Jermaine Dye, R OBP: 0.346, SLG: 0.512 (1, 9)		1-3 K		3-2 E6 BB 2B		3-2 P3		4-1 BB 1-2 BB		3 1 0 0 1 1 1
Scott Hatteberg, L OBP: 0.378, SLG: 0.457 (1, 3)		3-2 P6		4-2 BB 1-2 BB		1-0 G4-3		2-3 K		3 0 0 0 1 1 2
Erubiel Durazo, L OBP: 0.384, SLG: 0.498 (1, 10)		0-3 K		3-1 BB 1-3 2-H 3-H 2B			0-0 P4		2-1 G4-3	4 0 1 2 0 1 0
7 Bobby Crosby, R OBP: 0.323, SLG: 0.450 (1, 6)			3-3 K	1-3 K			1-1 G5-3		2-2 P5	4 0 0 0 0 2 2
23 Bobby Kielty, S OBP: 0.314, SLG: 0.411 (1, 7)			1-1 P5	0-1 F7			0-1 E3		1-2 BB 2B	4 0 1 0 0 0 2
17 Adam Melhuse, S OBP: 0.319, SLG: 0.453 (1, 2)			1-2 BB 1B		2-1 F8		3-3 K		3-2 L1	4 0 1 0 0 1 2

Inning Stats	R: 0 E: 0 K: 0 S: 9	H: 0 LOB: 0 BB: 0 P: 13	R: 0 E: 0 K: 2 S: 12	H: 0 LOB: 0 BB: 0 P: 16	R: 0 E: 0 K: 1 S: 14	H: 1 LOB: 1 BB: 0 P: 22	R: 2 E: 1 K: 2 S: 18	H: 1 LOB: 2 BB: 2 P: 34	R: 0 E: 0 K: 0 S: 4	H: 0 LOB: 0 BB: 0 P: 6	R: 0 E: 0 K: 1 S: 10	H: 0 LOB: 0 BB: 0 P: 17	R: 0 E: 1 K: 1 S: 8	H: 0 LOB: 1 BB: 0 P: 12	R: 0 E: 0 K: 1 S: 14	H: 1 LOB: 2 BB: 1 P: 27	R: 0 E: 0 K: 0 S: 12	H: 1 LOB: 1 BB: 0 P: 20	1B: 2 2B: 2 3B: 0 HR: 0	SF: 0 SAC: 0 DP: 0 HBP: 0	WP: 0 PB: 0 SB: 1 CS: 0	PA: 36
--------------	------------------------------	----------------------------------	-------------------------------	----------------------------------	-------------------------------	----------------------------------	-------------------------------	----------------------------------	------------------------------	---------------------------------	-------------------------------	----------------------------------	------------------------------	----------------------------------	-------------------------------	----------------------------------	-------------------------------	----------------------------------	----------------------------------	------------------------------------	----------------------------------	--------

PITCHER	IP	WLS	BF	H	R	ER	SO	BB	IBB	HBP	BLK	WP	HR	S	P	ERA	WHIP
Freddy Garcia, R ERA: 3.35 (1, 1)	6.2	W	26	2	2	1	6	2	0	0	0	0	0	72	114	1.35	0.600
Damaso Marte, L ERA: 2.32 (7, 1)	1.1	H	6	1	0	0	2	1	0	0	0	0	0	17	33	0.00	1.500
Shingo Takatsu, R ERA: 1.26 (9, 1)	1.0	S	4	1	0	0	0	0	0	0	0	0	0	12	20	0.00	1.000

BOTTOM

Chicago White Sox @ Oakland Athletics  
Network Associates Coliseum, Oakland, CA

Sat Jul 17 2004, 4:05 PM EDT  
Att. 26,285 - Cloudy - 68 F

livebaseballscorecards.com

AB	33
R	2
H	4
RBI	2
BB	3
SO	8
LOB	10





Batter	1	2	3	4	5	6	7	8	9	AB R H RBI BB SO LOB	TOP											
Aaron Rowand, R (1, 8) OBP: 0.335, SLG: 0.536	1-0 G6-3		0-2 HR 1B			0-2 HR		1-0 G6-3		4 2 2 1 0 0 0												
Jose Valentin, S (1, 6) OBP: 0.320, SLG: 0.540	0-0 F9		2-1 HR 1-H			2-3 K		1-1 G4-3		4 1 1 2 0 1 0												
Magglio Ordonez, R (1, 10) OBP: 0.340, SLG: 0.487	2-3 K		0-0 L9			0-0 F8		0-3 K		4 0 0 0 0 2 0												
Carlos Lee, R (1, 7) OBP: 0.364, SLG: 0.470		4-1 24 S 24 FC5-2 14 WP BB		4-2 14 35-4-3 BB		1-3 K		4-2 BB		1 0 0 0 3 1 0												
14 Paul Konerko, R (1, 3) OBP: 0.376, SLG: 0.557		1-3 K		0-1 G5-4-3 1-2f			2-2 G1-3		0-3 K	4 0 0 0 0 2 3												
24 Joe Crede, R (1, 5) OBP: 0.288, SLG: 0.414		1-2 FC5-2 2-H		2-2 P4			1-3 K2-3			3 0 0 0 0 1 1												
Joe Borchard, S (1, 9) OBP: 0.238, SLG: 0.158		1-0 F9				0-3 K		2-0 F8		3 0 0 0 0 1 1												
5 Juan Uribe, R (1, 4) OBP: 0.328, SLG: 0.474			0-1 G6-3			3-2 P2		1-3 K		3 0 0 0 0 1 0												
Ben Davis, S (1, 2) OBP: 0.140, SLG: 0.087			0-3 K			0-0 G5-3		3-2 G6-3		3 0 0 0 0 1 0												
<b>Inning Stats</b>	R: 0 E: 0 K: 1 S: 5	H: 0 LOB: 0 BB: 0 P: 8	R: 0 E: 0 K: 1 S: 8	H: 0 LOB: 1 BB: 1 P: 15	R: 2 E: 0 K: 1 S: 11	H: 2 LOB: 0 BB: 0 P: 13	R: 0 E: 0 K: 0 S: 7	H: 0 LOB: 0 BB: 1 P: 13	R: 0 E: 0 K: 1 S: 7	H: 0 LOB: 0 BB: 0 P: 10	R: 1 E: 0 K: 2 S: 11	H: 1 LOB: 0 BB: 0 P: 14	R: 0 E: 0 K: 1 S: 9	H: 0 LOB: 0 BB: 0 P: 14	R: 0 E: 0 K: 1 S: 7	H: 0 LOB: 0 BB: 0 P: 12	R: 0 E: 0 K: 2 S: 14	H: 0 LOB: 1 BB: 1 P: 19	1B: 1 2B: 0 3B: 0 HR: 2	SF: 0 SAC: 0 DP: 1 HBP: 0	WP: 1 PB: 0 SB: 1 CS: 0	PA: 32
<b>PITCHER</b>	IP WLS BF H R ER SO BB IBB HBP BLK WP HR S P ERA WHIP																					
Mark Mulder, L (1, 1) ERA: 3.21	8.1 W 29 3 3 3 8 2 0 0 0 1 2 67 102 3.24 0.600																					
Octavio Dotel, R (9, 1) ERA: 4.1	0.2 S 3 0 0 0 2 1 0 0 0 0 0 0 12 16 0.00 1.500																					

Chicago White Sox @ Oakland Athletics  
Network Associates Coliseum, Oakland, CA

Sun Jul 18 2004, 4:05 PM EDT  
Att. 33,274 - Sunny - 75 F

AB	29
R	3
H	3
RBI	3
BB	3
SO	10
LOB	5



Batter	1	2	3	4	5	6	7	8	9
21 Mark Kotsay, L OBP: 0.370, SLG: 0.422	0-1 B1-3		0-1 G4-3 2B		0-1 F8		0-0 F8	0-2 L7	
Mark McLemore, S OBP: 0.356, SLG: 0.302	0-1 BB 3 BB 1B		1-2 G6-3		3-2 L7		2-0 F7		
3 Eric Chavez, L OBP: 0.398, SLG: 0.498	4-2 BB 1-2 BB		3-1 G4-3		3-2 2B 1B		1 SAFE 4-2 BB		
Jermaine Dye, R OBP: 0.347, SLG: 0.517	1-3 K		0-2 2B		1 SAFE 1-2 G4-3 7 HR 2B		1-2 K		
Scott Hatteberg, L OBP: 0.377, SLG: 0.452	4-0 1-2 2-3 BB		1-2 G4-3		0-0 G4-3		3-1 P6		
Erubiel Durazo, L OBP: 0.386, SLG: 0.500	1-2 G6-3		4-0 7 G4-6-3 BB		0-3 K		2-1 1B 2B		
7 Bobby Crosby, R OBP: 0.322, SLG: 0.458		2-3 K	0-2 G4-6-3		1-2 HR		1-2 K		
Damian Miller, R OBP: 0.350, SLG: 0.453		1-1 F9	1-3 K		0-0 F8		1-1 23 BB 1B		
23 Bobby Kielty, S OBP: 0.317, SLG: 0.410		3-2 G4-3			3-1 G4-3		1-1 3 BB 1B	4-2 BB	

Inning Stats	R: 0	H: 1	E: 0	K: 1	S: 15	LOB: 3	BB: 2	P: 25
	R: 0	H: 0	E: 0	K: 1	S: 8	LOB: 0	BB: 0	P: 14
	R: 1	H: 2	E: 0	K: 0	S: 14	LOB: 1	BB: 0	P: 19
	R: 0	H: 0	E: 0	K: 1	S: 6	LOB: 0	BB: 1	P: 11
	R: 0	H: 0	E: 0	K: 0	S: 7	LOB: 0	BB: 0	P: 13
	R: 3	H: 3	E: 0	K: 1	S: 14	LOB: 0	BB: 0	P: 19
	R: 0	H: 1	E: 0	K: 1	S: 12	LOB: 2	BB: 1	P: 20
	R: 1	H: 2	E: 0	K: 1	S: 14	LOB: 2	BB: 1	P: 25

PITCHER	IP	WLS	BF	H	R	ER	SO	BB	IBB	HBP	BLK	WP	HR	S	P	ERA	WHIP
Esteban Loaiza, R ERA: 4.79	7.0	L	31	7	4	4	5	4	0	0	0	0	1	76	121	5.14	1.571
Neal Cotts, L ERA: 5.87	0.1		2	1	1	1	0	0	0	0	0	0	0	4	9	27.00	3.000
Michael Jackson, R ERA: 5.23	0.2		4	1	0	0	1	1	0	0	0	0	0	10	16	0.00	3.000

AB R H RBI BB SO LOB

5	1	1	0	0	0	3
4	0	1	0	0	0	2
2	1	1	0	2	0	1
4	1	2	2	0	2	4
3	0	0	0	1	0	2
3	1	1	0	1	1	4
4	1	1	2	0	2	2
4	0	1	1	0	1	0
3	0	1	0	1	0	0

AB	32
R	5
H	9
RBI	5
BB	5
SO	6
LOB	18



WP	PA	ERA	WHIP
0	37		
0			
0			

**Chicago White Sox @ Oakland Athletics**  
 Network Associates Coliseum, Oakland, CA  
 Sun Jul 18 2004, 4:05 PM EDT  
 Att. 33,274 - Sunny - 75 F

livebaseballscores.com





Batter	1	2	3	4	5	6	7	8	9	AB	R	H	RBI	BB	SO	LOB
<b>Eric Young Sr., R</b> OBP: 0.401, SLG: 0.385 (1, 7) CBB FBB X	3-2 F7 ①		1-1 G4-3 ③			1-2 10 1B 2B 1B		2-2 L9 ①		4	1	1	0	0	0	0
<b>10 Michael Young, R</b> OBP: 0.376, SLG: 0.503 <b>Danny Ardoin, R</b> OBP: 0.364, SLG: 0.125 (1, 6) CFBB FBB X	3-2 G6-3 ②			3-3 K ①		1-1 2B 23 SF8 1B 1-2		3-2 P4 ②		4	1	1	0	0	1	0
<b>Alfonso Soriano, R</b> OBP: 0.336, SLG: 0.483 (1, 4) SBB SBB S	3-3 K ③			2-1 F9 ②		3-2 23 SF8 1B 2B 1-3 2-H		1-2 G6-3 ③		4	1	1	1	0	1	0
<b>23 Mark Teixeira, S</b> OBP: 0.373, SLG: 0.590 (1, 3) X		0-0 L9 ①		2-3 K ③		0-0 SF8 ②			3-2 HR ①	3	1	1	2	0	1	0
<b>Kevin Mench, R</b> OBP: 0.313, SLG: 0.515 (1, 9) CBB XBB X		2-1 G4-3 ②			2-1 G6-3 ①	1-0 1B			0-0 G6-3 ①	4	0	1	1	0	0	0
<b>9 Hank Blalock, L</b> OBP: 0.368, SLG: 0.573 (1, 5) CBB XBB X		2-2 G4-3 ③			1-0 2B	1-3 K ③			3-1 HR ①	4	1	2	1	0	1	1
<b>Chad Allen, R</b> OBP: 0.267, SLG: 0.333 (1, 10) CBB XBB X			0-1 G4-3 ①		2-2 F9 ②		1-2 P3 ①		1-1 F9 ②	4	0	0	0	0	0	1
<b>Rod Barajas, R</b> OBP: 0.276, SLG: 0.505 <b>David Dellucci, L</b> OBP: 0.338, SLG: 0.457 (1, 2) B BB F T S F X			3-2 P3 ②		1-1 G1-3 ③		1-1 F7 ②		3-2 P5 ③	3	0	0	0	0	0	1
<b>Gary Matthews, S</b> OBP: 0.348, SLG: 0.486 (1, 8) B CBB X			1-1 HR ①			1-1 G4-3 ①		0-0 G6-3 ③		3	1	1	1	0	0	0

Inning Stats	R: 0	H: 0	E: 0	K: 10	H: 0	LOB: 0	BB: 0	P: 19	R: 0	H: 0	E: 0	K: 11	H: 0	LOB: 0	BB: 0	P: 15	R: 1	H: 1	E: 0	K: 12	H: 1	LOB: 1	BB: 0	P: 17	R: 0	H: 0	E: 0	K: 9	H: 0	LOB: 0	BB: 0	P: 14	R: 3	H: 4	E: 0	K: 15	H: 4	LOB: 1	BB: 0	P: 23	R: 0	H: 0	E: 0	K: 7	H: 0	LOB: 0	BB: 0	P: 9	R: 0	H: 0	E: 0	K: 9	H: 0	LOB: 0	BB: 0	P: 15	R: 2	H: 2	E: 0	K: 11	H: 2	LOB: 0	BB: 0	P: 21	1B: 3	SF: 1	2B: 2	SAC: 0	3B: 0	DP: 0	HR: 3	HBP: 0	WP: 0	PA: 35
--------------	------	------	------	-------	------	--------	-------	-------	------	------	------	-------	------	--------	-------	-------	------	------	------	-------	------	--------	-------	-------	------	------	------	------	------	--------	-------	-------	------	------	------	-------	------	--------	-------	-------	------	------	------	------	------	--------	-------	------	------	------	------	------	------	--------	-------	-------	------	------	------	-------	------	--------	-------	-------	-------	-------	-------	--------	-------	-------	-------	--------	-------	--------


PITCHER	IP	WLS	BF	H	R	ER	SO	BB	IBB	HBP	BLK	WP	HR	S	P	ERA	WHIP
<b>Scott Schoeneweis, L</b> ERA: 4.82 (1, 1)	5.1	W	21	5	4	4	3	0	0	0	0	0	1	60	97	6.75	0.938
<b>Michael Jackson, R</b> ERA: 5.17 (6, 1)	0.1		2	1	0	0	0	0	0	0	0	0	0	2	3	0.00	3.000
<b>Neal Cotts, L</b> ERA: 5.63 (6, 1)	1.1		4	0	0	0	1	0	0	0	0	0	0	10	13	0.00	0.000
<b>Cliff Politte, R</b> ERA: 4.13 (8, 1)	1.0		3	0	0	0	0	0	0	0	0	0	0	9	15	0.00	0.000
<b>Jon Adkins, R</b> ERA: 3.72 (9, 1)	1.0		5	2	2	2	0	0	0	0	0	0	2	11	21	18.00	2.000

**BOTTOM**

**Chicago White Sox @ Texas Rangers**  
The Ballpark at Arlington, Arlington, TX

Mon Jul 19 2004, 8:05 PM EDT  
Att. 28,805 - Sunny - 91 F

<b>AB</b>	<b>34</b>
<b>R</b>	<b>6</b>
<b>H</b>	<b>8</b>
<b>RBI</b>	<b>6</b>
<b>BB</b>	<b>0</b>
<b>SO</b>	<b>4</b>
<b>LOB</b>	<b>3</b>



PITCHER	IP	WLS	BF	H	R	ER	SO	BB	IBB	HBP	BLK	WP	HR	S	P	ERA	WHIP
<b>Scott Schoeneweis, L</b> ERA: 4.82 (1, 1)	5.1	W	21	5	4	4	3	0	0	0	0	0	1	60	97	6.75	0.938
<b>Michael Jackson, R</b> ERA: 5.17 (6, 1)	0.1		2	1	0	0	0	0	0	0	0	0	0	2	3	0.00	3.000
<b>Neal Cotts, L</b> ERA: 5.63 (6, 1)	1.1		4	0	0	0	1	0	0	0	0	0	0	10	13	0.00	0.000
<b>Cliff Politte, R</b> ERA: 4.13 (8, 1)	1.0		3	0	0	0	0	0	0	0	0	0	0	9	15	0.00	0.000
<b>Jon Adkins, R</b> ERA: 3.72 (9, 1)	1.0		5	2	2	2	0	0	0	0	0	0	2	11	21	18.00	2.000



Batter	1	2	3	4	5	6	7	8	9	AB R H RBI BB SO LOB	TOP																
<b>Willie Harris, L</b> (1, 4) OBP: 0.361, SLG: 0.321	4-1 CS BB		1-2 F9			2-1 1B	3-3 K			3 0 1 0 1 1 2																	
<b>Jose Valentin, S</b> (1, 6) OBP: 0.319, SLG: 0.542	1-3 K			2-3 K		1-3 K		1-2 HR		4 1 1 1 0 3 2																	
<b>Carlos Lee, R</b> (1, 7) OBP: 0.369, SLG: 0.496	1-3 SAFE K			1-0 HR		1-1 F9		1-0 14 G6-4-3 2B		4 1 2 1 0 1 2																	
<b>Carl Everett, S</b> (1, 10) OBP: 0.338, SLG: 0.403		4-1 BB		1-1 P4		3-2 14 HR 1B		4-1 14 G6-4-3 BB		2 1 1 0 2 0 0																	
<b>14 Paul Konerko, R</b> (1, 3) OBP: 0.372, SLG: 0.556		2-2 F7		0-0 P3		1-1 SAFE HR		0-2 1-2f 2-3 G6-4-3		4 1 1 2 0 0 3																	
<b>Ross Gload, L</b> (1, 9) OBP: 0.331, SLG: 0.378		1-1 SAFE F8		0-2 P5		0-0 24 G4-3 F9 1B		0-3 K		4 0 1 0 0 1 2																	
<b>Aaron Rowand, R</b> (1, 8) OBP: 0.339, SLG: 0.533		1-1 G1-3		2-2 L7		1-2 SAFE F9		1-3 K		4 0 0 0 0 1 2																	
<b>24 Joe Crede, R</b> (1, 5) OBP: 0.287, SLG: 0.409			3-2 K		3-2 G6-3		2-2 G4-3		1-3 K	3 0 0 0 0 1 1																	
<b>Timo Perez, L</b> (9, PH) OBP: 0.306, SLG: 0.348										1 0 0 0 0 1 0																	
<b>Sandy Alomar Jr., R</b> (1, 2) OBP: 0.323, SLG: 0.325			3-1 F8		2-1 F8		4-0 IBB		1-3 K	2 0 0 0 0 0 0																	
<b>Magglio Ordonez, R</b> (7, PH) OBP: 0.339, SLG: 0.480										0 0 0 0 1 0 0																	
<b>Ben Davis, S</b> (7, PR) OBP: 0.137, SLG: 0.085										1 0 0 0 0 1 0																	
<b>Inning Stats</b>	R: 0 E: 0 K: 2 S: 7	H: 0 LOB: 0 BB: 1 P: 13	R: 0 E: 0 K: 0 S: 8	H: 0 LOB: 1 BB: 1 P: 15	R: 0 E: 0 K: 1 S: 9	H: 0 LOB: 0 BB: 0 P: 16	R: 1 E: 0 K: 1 S: 10	H: 1 LOB: 0 BB: 0 P: 14	R: 0 E: 0 K: 0 S: 12	H: 0 LOB: 0 BB: 0 P: 17	R: 0 E: 0 K: 1 S: 9	H: 1 LOB: 1 BB: 0 P: 15	R: 2 E: 0 K: 1 S: 16	H: 3 LOB: 2 BB: 1 P: 29	R: 1 E: 0 K: 1 S: 12	H: 2 LOB: 1 BB: 1 P: 18	R: 0 E: 0 K: 3 S: 9	H: 0 LOB: 0 BB: 0 P: 12	1B: 3 2B: 1 3B: 0 HR: 3	SF: 0 SAC: 0 DP: 1 HBP: 0	WP: 0 PB: 0 SB: 0 CS: 1	PA: 36					
<b>PITCHER</b>	IP	WLS	BF	H	R	ER	SO	BB	IBB	HBP	BLK	WP	HR	S	P	ERA	WHIP										
<b>John Wasdin, R</b> (1, 1) ERA: 6.82	6.0		23	4	3	3	5	2	0	0	0	0	2	59	97	4.50	1.000										
<b>50 Frank Francisco, R</b> (7, 1) ERA: 4.56	1.0	B	8	3	1	1	1	1	1	0	0	0	1	17	33	9.00	4.000										
<b>Carlos Almanzar, R</b> (8, 1) ERA: 3.45	1.0	W	2	0	0	0	1	0	0	0	0	0	0	7	7	0.00	0.000										
<b>Francisco Cordero, R</b> (9, 1) ERA: 1.96	1.0	S	3	0	0	0	3	0	0	0	0	0	0	9	12	0.00	0.000										

Chicago White Sox @ Texas Rangers  
The Ballpark at Arlington, Arlington, TX

Tue Jul 20 2004, 8:05 PM EDT  
Att. 27,308 - Sunny - 91 F

livebaseballscorecards.com

AB	32
R	4
H	7
RBI	4
BB	4
SO	10
LOB	14



Batter	1	2	3	4	5	6	7	8	9
10 Michael Young, R OBP: 0.374, SLG: 0.499 (1, 6)	2-1 1B	2-3 K		0-0 F9			3-3 K	1-0 P4	
9 Hank Blalock, L OBP: 0.367, SLG: 0.569 (1, 5)	1-3 K		0-0 F8	4-2 BB			2-1 F8		
Alfonso Soriano, R OBP: 0.335, SLG: 0.483 (1, 4)	0-1 F7		0-0 G3 23 2B	1-3 K			3-1 L9		
Brad Fullmer, L OBP: 0.317, SLG: 0.460 Chad Allen, R OBP: 0.290, SLG: 0.333 (1, 10) (8, PH)	2-2 G4-3		2-2 G3		1-3 K			4-2 SH5-4 23 1B 2B BB	
23 Mark Teixeira, S OBP: 0.374, SLG: 0.593 (1, 3)		2-3 K	3-1 2B		2-2 P6			1-2 SH5-4 2B 1B	
Laynce Nix, L OBP: 0.351, SLG: 0.590 (1, 8)		2-2 HR 1B	1-0 F9		2-2 L3			0-0 SH5-4	
Gary Matthews, S OBP: 0.352, SLG: 0.504 (1, 9)		0-0 HR			2-3 K		1-3 K	4-0 2B IBB	
Rod Barajas, R OBP: 0.285, SLG: 0.525 (1, 2)		1-2 2B			1-2 1B 2B		0-0 G6-3	0-0 2B	
David Dellucci, L OBP: 0.338, SLG: 0.455 Kevin Mench, R OBP: 0.312, SLG: 0.513 (1, 7) (8, PH) (9, 7)		3-2 F9		2-0 10 F9 1B			0-0 G4-3	0-3 K	

Inning Stats	R: 0	H: 1	E: 0	K: 10	S: 10	L: 0	LOB: 1	BB: 0	P: 15	R: 2	H: 3	E: 0	K: 2	S: 20	L: 0	LOB: 1	BB: 0	P: 30	R: 1	H: 2	E: 0	K: 0	S: 8	L: 0	LOB: 1	BB: 0	P: 14	R: 1	H: 2	E: 0	K: 2	S: 20	L: 0	LOB: 2	BB: 1	P: 30	R: 0	H: 0	E: 0	K: 1	S: 11	L: 0	LOB: 0	BB: 0	P: 16	R: 0	H: 0	E: 0	K: 1	S: 5	L: 0	LOB: 0	BB: 0	P: 6	R: 0	H: 0	E: 0	K: 1	S: 8	L: 0	LOB: 0	BB: 0	P: 16	R: 2	H: 2	E: 0	K: 1	S: 14	L: 2	LOB: 2	BB: 2	P: 24
--------------	------	------	------	-------	-------	------	--------	-------	-------	------	------	------	------	-------	------	--------	-------	-------	------	------	------	------	------	------	--------	-------	-------	------	------	------	------	-------	------	--------	-------	-------	------	------	------	------	-------	------	--------	-------	-------	------	------	------	------	------	------	--------	-------	------	------	------	------	------	------	------	--------	-------	-------	------	------	------	------	-------	------	--------	-------	-------

AB	R	H	RBI	BB	SO	LOB
5	0	1	0	0	2	4
3	0	0	0	1	1	1
4	1	1	0	0	1	3
3	0	0	0	0	1	2
0	1	0	0	1	0	0
4	1	2	1	0	1	0
3	1	1	0	0	0	1
3	1	1	2	1	2	0
4	1	3	2	0	0	0
3	0	1	1	0	0	1
1	0	0	0	0	1	2

WP	PA	ERA	WHIP
0	37		
0			
0			

PITCHER	IP	WLS	BF	H	R	ER	SO	BB	IBB	HBP	BLK	WP	HR	S	P	ERA	WHIP
Jon Garland, R ERA: 4.45 (1, 1)	6.0		27	8	4	4	7	1	0	0	0	0	1	74	111	6.00	1.500
Michael Jackson, R ERA: 5.01 (7, 1)	1.0		3	0	0	0	1	0	0	0	0	0	0	8	16	0.00	0.000
Damaso Marte, L ERA: 2.7 (8, 1)	0.2	L	6	2	2	2	1	1	1	0	0	0	0	13	22	27.00	4.500
Cliff Politte, R ERA: 4.09 (8, 1)	0.1		1	0	0	0	0	0	0	0	0	0	0	1	2	0.00	0.000


**Chicago White Sox @ Texas Rangers**  
The Ballpark at Arlington, Arlington, TX  
Tue Jul 20 2004, 8:05 PM EDT  
Att. 27,308 - Sunny - 91 F

livebaseballscorecards.com

AB	33
R	6
H	10
RBI	6
BB	3
SO	9
LOB	14





Batter	1	2	3	4	5	6	7	8	9	AB R H RBI BB SO LOB	TOP											
Aaron Rowand, R (1, 8) OBP: 0.347, SLG: 0.538	2-2 1B 2B	4-0 BB		3-3 K	1-1 P3		0-0 1B		0-2 G4-6-3 HBP 1B	5 1 3 1 1 1 1												
Jose Valentin, S (1, 6) OBP: 0.319, SLG: 0.546	1-0 B1	1-3 K		1-3 K	3-2 HR		1-3 K		1-0 G4-6-3 HBP 1B	5 1 1 2 0 3 4												
Magglio Ordonez, R (1, 9) OBP: 0.351, SLG: 0.485	4-1 1B BB			1-1 1B	1-2 HBP		0-0 1B		0-0 G4-6-3	2 2 2 0 1 0 0												
Timo Perez, L (5, PR) OBP: 0.309, SLG: 0.350							1-2 2-H 1B		1-2 2-3 3-H 1B	2 0 1 1 0 0 2												
Carlos Lee, R (1, 7) OBP: 0.372, SLG: 0.516	0-0 1B 14 SF8 1B			3-1 HR			1-3 K		1-3 K2-3	4 3 3 4 0 1 1												
Ross Gload, L (5, 7) OBP: 0.325, SLG: 0.372										2 0 0 0 0 2 3												
Carl Everett, S (1, 10) OBP: 0.340, SLG: 0.399	0-1 1B			0-0 P3		2-1 14 2B 24 1B HBP		2-2 G4-3		4 1 1 1 0 0 0												
14 Paul Konerko, R (1, 3) OBP: 0.375, SLG: 0.561	0-2 SF8			1-1 5 FC6-5 24 1B		0-2 24 1B 5 SF7		1-3 K	0-1 G4-6-3 1B	4 1 3 1 0 1 0												
24 Joe Crede, R (1, 5) OBP: 0.290, SLG: 0.411	2-3 K			1-0 5 FC6-5 1B		0-2 2B 1B		3-2 P4	1-2 G4-6-3	4 1 2 1 0 1 1												
Willie Harris, L (8, PH) OBP: 0.359, SLG: 0.319				1-2 1B		2-3 3-H 1B			1-2 1-2f G4-6-3	1 0 0 0 0 0 1	AB 41 R 14 H 19 RBI 13 BB 2 SO 9 LOB 17											
5 Juan Uribe, R (1, 4) OBP: 0.327, SLG: 0.470		2-2 F9		1-2 FC6-5		0-0 SF7		0-0 G3-1	2-0 2B 1B HBP	3 1 0 1 0 0 2												
Jamie Burke, R (1, 2) OBP: 0.347, SLG: 0.426		0-0 G6-3		3-2 G6-3		0-1 HR 2B		3-2 1B 1B	1-0 HBP G4-6-3 2B	5 3 3 1 0 0 2												
Inning Stats	R: 3 E: 0 K: 1 S: 20	H: 3 LOB: 1 BB: 1 P: 29	R: 0 E: 0 K: 1 S: 7	H: 0 LOB: 1 BB: 1 P: 14	R: 2 E: 0 K: 0 S: 17	H: 4 LOB: 2 BB: 0 P: 27	R: 0 E: 0 K: 2 S: 8	H: 1 LOB: 1 BB: 0 P: 13	R: 6 E: 0 K: 1 S: 25	H: 5 LOB: 1 BB: 0 P: 37	R: 0 E: 0 K: 1 S: 10	H: 0 LOB: 0 BB: 0 P: 16	R: 1 E: 0 K: 2 S: 12	H: 3 LOB: 2 BB: 0 P: 17	R: 0 E: 0 K: 0 S: 8	H: 1 LOB: 0 BB: 0 P: 11	R: 2 E: 0 K: 1 S: 9	H: 2 LOB: 1 BB: 0 P: 14	1B: 12 2B: 4 3B: 0 HR: 3	SF: 2 SAC: 0 DP: 2 HBP: 4	WP: 0 PB: 0 SB: 0 CS: 0	PA: 49
PITCHER	IP WLS BF H R ER SO BB IBB HBP BLK WP HR S P ERA WHIP																					
31 Cliff Lee, L (1, 1) ERA: 4.22	4.0 L 23 9 7 7 4 2 0 1 0 0 2 56 92 15.75 2.750																					
Jerome Robertson, L (5, 1) ERA: 12.21	0.2 7 4 4 4 0 0 0 0 1 0 0 1 18 23 54.00 6.000																					
Bob Howry, R (5, 1) ERA: 1.46	2.1 10 3 1 1 4 0 0 0 0 0 0 25 38 3.86 1.286																					
59 Matt Miller, R (8, 1) ERA: 4.26	2.0 9 3 2 2 1 0 0 2 0 0 0 17 25 9.00 1.500																					

Chicago White Sox @ Cleveland Indians

Jacobs Field, Cleveland, OH

Wed Jul 21 2004, 7:05 PM EDT  
Att. 21,922 - Unknown - 85 F

livebaseballscorecards.com





Chicago White Sox @ Cleveland Indians  
 Jacobs Field, Cleveland, OH

Thu Jul 22 2004, 7:05 PM EDT  
 Att. 23,168 - Cloudy - 83 F

AB	32
R	3
H	8
RBI	3
BB	3
SO	9
LOB	13



Batter	1	2	3	4	5	6	7	8	9	AB	R	H	RBI	BB	SO	LOB	TOP								
Aaron Rowand, R (1, 8) OBP: 0.345, SLG: 0.538	3-3 K		3-2 G5-3			0-0 1B 14 G4-3 2B	1-3 K			4	1	1	0	0	2	1									
Willie Harris, L (1, 4) OBP: 0.361, SLG: 0.319	0-0 P4			4-1 14 G4-3 1B BB		2-2 14 G4-3 1B		3-2 F8		3	2	1	0	1	0	0									
Carlos Lee, R (1, 7) OBP: 0.369, SLG: 0.510	1-3 K			3-2 G6-3		0-3 K		0-3 K		4	0	0	0	0	3	3									
14 Paul Konerko, R (1, 3) OBP: 0.371, SLG: 0.554		0-3 K		0-2 G4-3		0-0 G4-3		3-3 K		4	0	0	1	0	2	2									
Carl Everett, S (1, 10) OBP: 0.350, SLG: 0.404		2-2 L4		0-0 3-H 1B		1-2 3-H 1B		4-1 SH1-4 24 1B BB		3	0	2	2	1	0	0									
24 Joe Crede, R (1, 5) OBP: 0.293, SLG: 0.412		1-0 1B			2-2 F9	1 SAFE 0-1 F9		1 SAFE 0-1 SH1-4 1B		4	0	2	0	0	0	1									
Timo Perez, L (1, 9) OBP: 0.309, SLG: 0.356		0-0 G4-3			2-1 2B		2-1 B3		0-0 SH1-4	3	0	1	0	0	0	1									
5 Juan Uribe, R (1, 6) OBP: 0.326, SLG: 0.465			1-2 P3		2-2 F9		1-3 K		4-0 G4-6-3 IBB	3	0	0	0	1	1	1									
Ben Davis, S (1, 2) OBP: 0.148, SLG: 0.100			0-3 K		2-1 G3		3-2 S 1B		0-0 G4-6-3	3	0	1	0	0	1	1									
Ross Gload, L (9, PH) OBP: 0.323, SLG: 0.368										1	0	0	0	0	0	3									
Jamie Burke, R (9, 2) OBP: 0.347, SLG: 0.426										0	0	0	0	0	0	0									
Inning Stats	R: 0 E: 0 K: 2 S: 8	H: 0 LOB: 0 BB: 0 P: 12	R: 0 E: 0 K: 1 S: 8	H: 1 LOB: 1 BB: 0 P: 11	R: 0 E: 0 K: 1 S: 9	H: 0 LOB: 0 BB: 0 P: 13	R: 1 E: 0 K: 0 S: 9	H: 1 LOB: 1 BB: 1 P: 16	R: 0 E: 0 K: 0 S: 14	H: 1 LOB: 1 BB: 0 P: 22	R: 2 E: 0 K: 1 S: 15	H: 3 LOB: 1 BB: 0 P: 18	R: 0 E: 0 K: 2 S: 11	H: 1 LOB: 1 BB: 0 P: 18	R: 0 E: 0 K: 2 S: 12	H: 0 LOB: 0 BB: 0 P: 18	R: 0 E: 0 K: 0 S: 6	H: 1 LOB: 2 BB: 2 P: 14	1B: 6 2B: 2 3B: 0 HR: 0	SF: 0 SAC: 1 DP: 1 HBP: 0	WP: 0 PB: 0 SB: 1 CS: 0	PA: 36			
PITCHER	IP	WLS	BF	H	R	ER	SO	BB	IBB	HBP	BLK	WP	HR	S	P	ERA	WHIP								
CC Sabathia, L (1, 1) ERA: 3.42	7.0	L	28	7	3	3	7	1	0	0	0	0	0	74	110	3.86	1.143								
63 Rafael Betancourt, R (8, 1) ERA: 4.08	1.0		3	0	0	0	2	0	0	0	0	0	0	12	18	0.00	0.000								
David Riske, R (9, 1) ERA: 4.75	1.0		5	1	0	0	0	1	1	0	0	0	0	6	14	0.00	2.000								

livebaseballscorecards.com





Batter	1	2	3	4	5	6	7	8	9	AB R H RBI BB SO LOB	TOP	
20 Omar Infante, R OBP: 0.338, SLG: 0.486 (1, 4)	1-2 P3	0-0 L5-3		3-1 HR			2-2 G5-3			4 1 1 1 0 0 1		
Bobby Higginson, L OBP: 0.357, SLG: 0.378 (1, 9)	4-0 1B FC4-6 BB		1-0 G3	0-0 G4-3			3-3 K			3 1 0 0 1 1 0		
Ivan Rodriguez, R OBP: 0.405, SLG: 0.551 (1, 2)	3-2 FC4-6 1B		0-2 CS 1B			1-1 G1-4-3		0-0 F9		4 0 2 0 0 0 0		
Dmitri Young, S OBP: 0.368, SLG: 0.497 (1, 10)	2-1 FC4-6 1B		4-0 9 2B BB			1-0 L9		0-0 L9		3 1 0 1 1 0 1		
9 Carlos Guillen, S OBP: 0.384, SLG: 0.547 (1, 6)	0-1 1B 1B		3-1 1-3 2B			3-2 G4-3		1-1 F9		4 0 2 0 0 0 0		
Rondell White, R OBP: 0.343, SLG: 0.457 (1, 7)	1-2 1B		1-3 K			0-1 P3		1-3 K		4 0 1 1 0 2 2		
Carlos Pena, L OBP: 0.318, SLG: 0.450 (1, 3)	2-3 K			0-0 HR		0-0 F8		1-0 F9		4 1 1 1 0 1 2		
Eric Munson, L OBP: 0.288, SLG: 0.458 (1, 5)				2-3 K		0-1 F7		1-1 F8		4 0 0 0 0 2 0		
Nook Logan, S OBP: 0.500, SLG: 0.556 (1, 8)				3-2 F7				0-1 G4-3		2 0 0 0 1 0 0		
<b>Inning Stats</b>	R: 2 H: 3 E: 0 LOB: 2 K: 1 BB: 1 S: 17 P: 30	R: 0 H: 0 E: 0 LOB: 0 K: 1 BB: 1 S: 8 P: 13	R: 0 H: 2 E: 0 LOB: 2 K: 1 BB: 1 S: 9 P: 18	R: 2 H: 2 E: 0 LOB: 0 K: 1 BB: 0 S: 10 P: 18	R: 0 H: 0 E: 0 LOB: 0 K: 0 BB: 0 S: 10 P: 15	R: 0 H: 0 E: 0 LOB: 0 K: 0 BB: 0 S: 5 P: 5	R: 0 H: 0 E: 0 LOB: 0 K: 1 BB: 0 S: 8 P: 13	R: 0 H: 0 E: 0 LOB: 0 K: 0 BB: 0 S: 4 P: 5	R: 0 H: 0 E: 0 LOB: 0 K: 1 BB: 0 S: 6 P: 9	1B: 4 SF: 0 2B: 2 SAC: 0 3B: 0 DP: 1 HR: 2 HBP: 0	WP: 0 PA: 35 PB: 0 SB: 0 CS: 1	
<b>PITCHER</b>	IP WLS BF H R ER SO BB IBB HBP BLK WP HR S P ERA WHIP											
Esteban Loaiza, R ERA: 4.85 (1, 1)	6.0 W 26 7 4 4 4 3 0 0 0 0 0 2 59 99 6.00 1.667											
Cliff Politte, R ERA: 3.82 (7, 1)	1.1 H 4 0 0 0 1 0 0 0 0 0 0 0 9 14 0.00 0.000											
Damaso Marte, L ERA: 2.66 (8, 1)	0.2 H 2 0 0 0 0 0 0 0 0 0 0 0 3 4 0.00 0.000											
Shingo Takatsu, R ERA: 1.19 (9, 1)	1.0 S 3 0 0 0 1 0 0 0 0 0 0 0 6 9 0.00 0.000											

Detroit Tigers @ Chicago White Sox  
 U.S. Cellular Field, Chicago, IL

Fri Jul 23 2004, 8:05 PM EDT  
 Att. 32,930 - Sunny - 69 F

livebaseballscorecards.com

**AB** 32  
**R** 4  
**H** 7  
**RBI** 4  
**BB** 3  
**SO** 6  
**LOB** 6



Batter	1	2	3	4	5	6	7	8	9
<b>Aaron Rowand, R</b> OBP: 0.352, SLG: 0.548 (1, 8) B C B B B	4-1 HR BB	1-0 1-H 2-3 2B			0-0 SH SF9 2B	2-2 G5-3			
<b>Jose Valentin, S</b> OBP: 0.316, SLG: 0.541 (1, 6) S X	0-1 P2	3-3 K			0-0 SH 14 1B 2-3		0-0 L7		
<b>Carlos Lee, R</b> OBP: 0.368, SLG: 0.517 (1, 7) S 1 SAFE SAFE B B X	2-1 1-H HR		2-2 G6-3		1-1 SF9		2-1 G6-3		
<b>14 Paul Konerko, R</b> OBP: 0.370, SLG: 0.550 (1, 3) X	0-0 G6-3		2-2 F9		3-2 3-H 1-2 1B		1-2 F7		
<b>Carl Everett, S</b> OBP: 0.348, SLG: 0.400 (1, 10) C F F S	1-3 K		2-2 P4		1-2 P4		1-2 1B		
<b>24 Joe Crede, R</b> OBP: 0.292, SLG: 0.413 (1, 5) C X T C X		0-2 SH1-4 5 1B 2B		0-0 G6-3	2-1 P6		1-2 F8		
<b>Timo Perez, L</b> OBP: 0.304, SLG: 0.349 (1, 9) C X		0-1 SH1-4 2-3		0-1 G4-3		0-1 G3		0-0 F9	
<b>5 Juan Uribe, R</b> OBP: 0.328, SLG: 0.475 (1, 4) B X		1-0 CS 1B 1B		2-2 HR		1-2 G6-3		0-3 K	
<b>Jamie Burke, R</b> OBP: 0.346, SLG: 0.420 (1, 2) 1 SAFE X		0-0 2B 1B		1-2 G5-3		1-2 E5			

Inning Stats	R: 2	H: 1	E: 0	K: 1	S: 10	L: 0	BB: 1	P: 17	R: 2	H: 4	E: 0	K: 1	S: 11	L: 1	LOB: 1	BB: 0	P: 16	R: 0	H: 0	E: 0	K: 0	S: 9	L: 0	LOB: 0	BB: 0	P: 15	R: 1	H: 1	E: 0	K: 0	S: 11	L: 1	LOB: 0	BB: 0	P: 14	R: 1	H: 2	E: 1	K: 0	S: 12	L: 2	LOB: 2	BB: 0	P: 19	R: 0	H: 0	E: 1	K: 0	S: 13	L: 0	LOB: 1	BB: 0	P: 17	R: 0	H: 0	E: 0	K: 0	S: 6	L: 0	LOB: 0	BB: 0	P: 9	R: 0	H: 1	E: 0	K: 1	S: 11	L: 1	LOB: 1	BB: 0	P: 13
1B: 4	SF: 1	2B: 3	SAC: 2	3B: 0	DP: 0	HR: 2	HBP: 0	CS: 1	WP: 0	PA: 35																																																													

PITCHER	IP	WLS	BF	H	R	ER	SO	BB	IBB	HBP	BLK	WP	HR	S	P	ERA	WHIP
<b>29 Nate Robertson, L</b> ERA: 4.24 (1, 1)	6.0	L	28	8	6	6	2	1	0	0	0	0	2	66	98	9.00	1.500
<b>Al Levine, R</b> ERA: 4.93 (7, 1)	1.0		3	0	0	0	0	0	0	0	0	0	6	9	0.00	0.000	
<b>Esteban Yan, R</b> ERA: 4.02 (8, 1)	1.0		4	1	0	0	1	0	0	0	0	0	11	13	0.00	1.000	


**BOTTOM**

**Detroit Tigers @ Chicago White Sox**  
U.S. Cellular Field, Chicago, IL

Fri Jul 23 2004, 8:05 PM EDT  
Att: 32,930 - Sunny - 69 F

livebaseballscorecards.com

<b>AB</b>	<b>31</b>
<b>R</b>	<b>6</b>
<b>H</b>	<b>9</b>
<b>RBI</b>	<b>6</b>
<b>BB</b>	<b>1</b>
<b>SO</b>	<b>3</b>
<b>LOB</b>	<b>10</b>





Batter	1	2	3	4	5	6	7	8	9	AB R H RBI BB SO LOB	TOP														
20 Omar Infante, R (1, 4) OBP: 0.336, SLG: 0.478	1-2 F8		0-0 F7	4-1 BB			2-2 G6-3		3-2 G6-3	4 0 0 0 1 0 1															
9 Carlos Guillen, S (1, 6) OBP: 0.387, SLG: 0.567	0-1 1B 2B		1-2 HR	0-0 F8			3-1 HR		0-1 G4-3	5 3 3 2 0 0 2															
Ivan Rodriguez, R (1, 2) OBP: 0.404, SLG: 0.546	2-3 K		4-0 1B BB			0-0 G4-3	0-0 G6-3			3 0 0 0 1 1 1															
Dmitri Young, S (1, 3) OBP: 0.371, SLG: 0.497	1-1 1B		1-1 1B			2-1 F8	0-1 F7			4 0 2 1 0 0 0															
Rondell White, R (1, 7) OBP: 0.342, SLG: 0.453	1-0 L7		1-1 G4-3			1-0 G4-3		4-2 BB		3 0 0 0 1 0 3															
33 Marcus Thames, R (1, 9) OBP: 0.317, SLG: 0.571		2-0 15 CS 1B		3-2 F7		0-0 HR		1-1 G5-4-3		4 1 2 1 0 0 1															
30 Chris Shelton, R (1, 10) OBP: 0.364, SLG: 0.361		1 SAFE 1-2 F8		2-2 15 HR 1B		4-0 L3 BB		1-3 K		3 1 1 0 1 1 1															
15 Brandon Inge, R (1, 5) OBP: 0.352, SLG: 0.497		1 SAFE 1 SAFE 3-2 F9		1-1 1-H HR		2-1 F9		1-2 20 G6-3 SH3-4 1B		4 1 2 2 0 0 2															
Nook Logan, S (1, 8) OBP: 0.385, SLG: 0.417			2-2 G6-3	2-0 F8		3-2 L3		1-1 SH3-4		3 0 0 0 0 0 1															
<b>Inning Stats</b>	R: 1 E: 0 K: 1 S: 12	H: 2 LOB: 1 BB: 0 P: 17	R: 0 E: 0 K: 0 S: 9	H: 1 LOB: 0 BB: 0 P: 15	R: 1 E: 0 K: 0 S: 12	H: 2 LOB: 2 BB: 1 P: 21	R: 2 E: 0 K: 0 S: 14	H: 2 LOB: 1 BB: 1 P: 26	R: 0 E: 0 K: 0 S: 4	H: 0 LOB: 0 BB: 0 P: 7	R: 1 E: 0 K: 0 S: 6	H: 1 LOB: 0 BB: 1 P: 15	R: 1 E: 0 K: 0 S: 8	H: 1 LOB: 0 BB: 0 P: 13	R: 0 E: 0 K: 1 S: 8	H: 0 LOB: 0 BB: 1 P: 14	R: 0 E: 0 K: 0 S: 11	H: 1 LOB: 1 BB: 0 P: 16	1B: 5 2B: 2 3B: 0 HR: 4	SF: 0 SAC: 1 DP: 2 HBP: 0	WP: 0 PB: 0 SB: 0 CS: 1	PA: 38			
<b>PITCHER</b>	IP WLS BF H R ER SO BB IBB HBP BLK WP HR S P ERA WHIP																								
Scott Schoeneweis, L (1, 1) ERA: 4.97	6.0		27	8	5	5	1	3	0	0	0	0	3	57	101	7.50	1.833								
Jon Adkins, R (7, 1) ERA: 3.77	2.0		7	1	1	1	1	1	0	0	0	0	1	16	27	4.50	1.000								
Damaso Marte, L (9, 1) ERA: 2.6	1.0	W	4	1	0	0	0	0	0	0	0	0	0	11	16	0.00	1.000								

Detroit Tigers @ Chicago White Sox  
U.S. Cellular Field, Chicago, IL

Sat Jul 24 2004, 7:05 PM EDT  
Att. 38,055 - Unknown - 68 F

livebaseballscorecards.com

AB	33
R	6
H	10
RBI	6
BB	4
SO	2
LOB	12



Batter	1	2	3	4	5	6	7	8	9	AB	R	H	RBI	BB	SO	LOB
Willie Harris, L (1, 4) OBP: 0.356, SLG: 0.315	F7		G6-4-3			G3	SF8			3	0	0	1	0	0	2
Jose Valentin, S (1, 6) OBP: 0.315, SLG: 0.547	F7			G4-3		HR	K2-3			4	1	1	1	0	1	1
Carlos Lee, R (1, 7) OBP: 0.366, SLG: 0.513	F8			G5-3		G1-3		14 WP 14 SF8 BB		3	1	0	0	1	0	0
Carl Everett, S (1, 10) OBP: 0.339, SLG: 0.389		K		K		G4-3		G4-3		4	0	0	0	0	2	1
14 Paul Konerko, R (1, 3) OBP: 0.371, SLG: 0.561		K			HR		1B 24 2B	SF8		3	2	2	2	0	1	0
Timo Perez, L (1, 9) OBP: 0.303, SLG: 0.347	L4				P5		1B 24 2B	F9		4	1	1	0	0	0	0
Aaron Rowand, R (1, 8) OBP: 0.354, SLG: 0.545			FC1-5 24 E HBP		G6-3		1B 24 2B SF8		K	3	1	1	0	0	1	0
24 Joe Crede, R (1, 5) OBP: 0.297, SLG: 0.428		E5 FC1-5				BB	2B		HR	3	1	2	3	1	0	1
Sandy Alomar Jr., R (1, 2) OBP: 0.316, SLG: 0.317			FC1-5 G6-4-3		G4-3		G5-3			3	0	0	0	0	0	5

Inning Stats	R: 0	H: 0	E: 0	K: 0	S: 9	R: 0	H: 0	E: 0	K: 2	S: 9	R: 0	H: 0	E: 1	K: 0	S: 9	R: 0	H: 0	E: 0	K: 1	S: 8	R: 1	H: 1	E: 0	K: 0	S: 9	R: 1	H: 1	E: 0	K: 0	S: 10	R: 3	H: 4	E: 0	K: 1	S: 18	R: 1	H: 0	E: 0	K: 0	S: 13	R: 1	H: 1	E: 0	K: 1	S: 8	1B: 3	SF: 2	2B: 1	SAC: 0	3B: 0	DP: 1	HR: 3	HBP: 1	WP: 1	PA: 35
--------------	------	------	------	------	------	------	------	------	------	------	------	------	------	------	------	------	------	------	------	------	------	------	------	------	------	------	------	------	------	-------	------	------	------	------	-------	------	------	------	------	-------	------	------	------	------	------	-------	-------	-------	--------	-------	-------	-------	--------	-------	--------

PITCHER	IP	WLS	BF	H	R	ER	SO	BB	IBB	HBP	BLK	WP	HR	S	P	ERA	WHIP
Jason Johnson, R (1, 1) ERA: 4.32	6.2		28	6	5	5	3	1	0	1	0	0	2	69	114	6.75	1.050
Jamie Walker, L (7, 1) ERA: 2.87	0.1	H	1	0	0	0	1	0	0	0	0	0	0	3	4	0.00	0.000
Esteban Yan, R (8, 1) ERA: 4.12	1.0	B	4	0	1	1	0	1	0	0	0	1	0	13	19	9.00	1.000
Ugueth Urbina, R (9, 1) ERA: 4.58	0.1	L	2	1	1	1	1	0	0	0	0	0	1	8	12	27.00	3.000

BOTTOM

Detroit Tigers @ Chicago White Sox  
U.S. Cellular Field, Chicago, IL  
Sat Jul 24 2004, 7:05 PM EDT  
Att: 38,055 - Unknown - 68 F

livebaseballscorecards.com

AB	30
R	7
H	7
RBI	7
BB	2
SO	5
LOB	10





Batter	1	2	3	4	5	6	7	8	9	AB R H RBI BB SO LOB	TOP
20 Omar Infante, R (1, 4) OBP: 0.337, SLG: 0.478	1-2 P6		1 SAFE 0-1 1-H 2B		3-1 F8		2-1 G4-3	4-1 WP BB		4 0 1 1 1 0 0	
Bobby Higginson, L (1, 9) OBP: 0.358, SLG: 0.376	1-0 F8		3-2 F7		2-1 9 1B SF8 1B		4-2 BB 9 1B HBP BB	0-3 K		4 2 1 0 1 1 2	
9 Carlos Guillen, S (1, 6) OBP: 0.390, SLG: 0.569 Jason Smith, L (8, PH) OBP: 0.345, SLG: 0.625 (8, 6)	0-1 F7			0-1 33 BB 2B 1B	0-1 1-3 1B		0-0 HBP 33 BB HR 1B	3-3 K		4 2 3 0 0 0 0 1 0 0 0 0 1 1	
Dmitri Young, S (1, 10) OBP: 0.374, SLG: 0.494 Mike DiFelice, R (8, PH) OBP: 0.300, SLG: 0.294		1-0 L4		4-1 33 2B 15 SF8 BB 1-2	1-2 SF8		4-1 HBP 33 HR BB	1-0 F9		1 2 0 1 2 0 0 1 0 0 0 0 0 1	
Carlos Pena, L (1, 3) OBP: 0.316, SLG: 0.444		2-2 F9		2-3 K	3-2 F9		2-1 33 HR HBP		1-2 F8	4 1 0 1 0 1 3	
33 Marcus Thames, R (1, 7) OBP: 0.323, SLG: 0.623		3-3 K		2-0 15 SF8 2B 1-3 2-H		1-1 P5	3-2 HR		2-3 K	5 1 2 5 0 2 0	
Eric Munson, L (1, 5) OBP: 0.298, SLG: 0.461			1-3 K	4-2 BB		4-1 CS BB	3-2 15 E 1B		2-2 15 FC6-4 1B	3 0 2 0 2 1 0	
15 Brandon Inge, R (1, 2) OBP: 0.344, SLG: 0.487			2-0 P4	2-2 SF8		0-2 P4	3-2 E4		2-2 FC6-4	4 0 0 1 0 0 3	
Nook Logan, S (1, 8) OBP: 0.353, SLG: 0.375			1-0 20 S 2B 1B	1-1 G3		2-2 CS	F8 K			4 1 1 0 0 1 4	
<b>Inning Stats</b>	R: 0 H: 0 E: 0 K: 0 S: 7 LOB: 0 BB: 0 P: 9	R: 0 H: 0 E: 0 K: 1 S: 7 LOB: 0 BB: 0 P: 13	R: 1 H: 2 E: 0 K: 1 S: 12 LOB: 1 BB: 0 P: 19	R: 2 H: 2 E: 0 K: 1 S: 19 LOB: 2 BB: 2 P: 34	R: 1 H: 2 E: 0 K: 0 S: 13 LOB: 1 BB: 0 P: 22	R: 0 H: 0 E: 0 K: 0 S: 9 LOB: 0 BB: 1 P: 16	R: 5 H: 3 E: 1 K: 1 S: 24 LOB: 2 BB: 2 P: 47	R: 0 H: 0 E: 0 K: 2 S: 10 LOB: 1 BB: 1 P: 18	R: 0 H: 1 E: 0 K: 1 S: 12 LOB: 1 BB: 0 P: 19	1B: 7 SF: 2 2B: 2 SAC: 0 3B: 0 DP: 0 HR: 1 HBP: 1	WP: 1 PA: 45 PB: 0 SB: 1 CS: 1
<b>PITCHER</b>	IP WLS BF H R ER SO BB IBB HBP BLK WP HR S P ERA WHIP										
Jon Garland, R (1, 1) ERA: 4.52	6.0 L 26 6 4 4 3 3 0 0 0 0 0 67 113 6.00 1.500										
Neal Cotts, L (7, 1) ERA: 6.61	0.2 6 1 4 4 0 2 0 1 0 0 0 10 23 54.00 4.500										
Michael Jackson, R (7, 1) ERA: 5.18	0.2 6 2 1 1 2 1 0 0 0 0 1 18 32 13.50 4.500										
Jon Adkins, R (8, 1) ERA: 3.58	1.2 6 1 0 0 2 0 0 0 0 1 0 18 29 0.00 0.600										

Detroit Tigers @ Chicago White Sox  
U.S. Cellular Field, Chicago, IL

Sun Jul 25 2004, 3:05 PM EDT  
Att. 26,716 - Sunny - 73 F

livebaseballscorecards.com



Batter	1	2	3	4	5	6	7	8	9	AB	R	H	RBI	BB	SO	LOB
Willie Harris, L (1, 4) OBP: 0.351, SLG: 0.310	2-1 P6		2-3 K		2-2 G5-3			2-2 G4-6-3		4	0	0	0	0	1	2
Jose Valentin, S (1, 6) OBP: 0.312, SLG: 0.540	2-3 K		0-1 F8			0-0 G4-3		1-2 P6		4	0	0	0	0	1	0
Carlos Lee, R (1, 7) OBP: 0.369, SLG: 0.514 Timo Perez, L (9, PH) OBP: 0.306, SLG: 0.351	1-3 K			3-1 FC6-4 1B		2-2 1B 1B		1-2 BB 14 1B 1B		3	0	2	0	0	1	0
Carl Everett, S (1, 10) OBP: 0.337, SLG: 0.386		1-3 K2-3		0-1 FC6-4 14 G5-4-3 1-2f		2-1 14 G6-4-3 1-2 1B		1-3 K		4	0	1	0	0	2	2
14 Paul Konerko, R (1, 3) OBP: 0.373, SLG: 0.569		3-1 HR		1-2 G5-4-3 1-2f		2-2 G6-4-3 1-2f		0-2 BB 1B		4	1	2	1	0	0	3
Ross Gload, L (1, 9) OBP: 0.320, SLG: 0.364		0-1 F9			0-0 1B 1B		2-3 K		0-0 F8		4	0	1	0	0	1
Aaron Rowand, R (1, 8) OBP: 0.359, SLG: 0.547 Joe Borchard, S (7, PH) OBP: 0.261, SLG: 0.150		3-0 24 S HBP		3-2 1B 1B		0-0 F8		4-1 BB		1	1	1	0	0	0	0
24 Joe Crede, R (1, 5) OBP: 0.296, SLG: 0.425 5 Juan Uribe, R (7, PH) OBP: 0.326, SLG: 0.472		2-2 F9		0-1 L6		3-2 P2		0-0 G4-3		2	0	0	0	0	0	2
Jamie Burke, R (1, 2) OBP: 0.352, SLG: 0.423 Ben Davis, S (8, 2) OBP: 0.164, SLG: 0.118			1-1 G3-1		1-2 1B			1-0 G4-6-3 1B		2	0	1	1	0	0	0

Inning Stats	R: 0	H: 0	E: 0	K: 2	S: 8	LOB: 0	BB: 0	P: 13	R: 1	H: 1	E: 0	K: 1	S: 11	LOB: 1	BB: 0	P: 20	R: 0	H: 0	E: 0	K: 1	S: 7	LOB: 0	BB: 0	P: 10	R: 0	H: 1	E: 0	K: 0	S: 7	LOB: 0	BB: 0	P: 11	R: 1	H: 3	E: 0	K: 0	S: 15	LOB: 1	BB: 0	P: 21	R: 0	H: 2	E: 0	K: 0	S: 9	LOB: 1	BB: 0	P: 15	R: 0	H: 0	E: 0	K: 1	S: 8	LOB: 0	BB: 0	P: 13	R: 0	H: 1	E: 0	K: 0	S: 7	LOB: 0	BB: 0	P: 11	R: 0	H: 2	E: 0	K: 1	S: 14	LOB: 3	BB: 1	P: 20	1B: 9	SF: 0	2B: 0	SAC: 0	3B: 0	DP: 3	HR: 1	HBP: 1	WP: 0	PA: 35
--------------	------	------	------	------	------	--------	-------	-------	------	------	------	------	-------	--------	-------	-------	------	------	------	------	------	--------	-------	-------	------	------	------	------	------	--------	-------	-------	------	------	------	------	-------	--------	-------	-------	------	------	------	------	------	--------	-------	-------	------	------	------	------	------	--------	-------	-------	------	------	------	------	------	--------	-------	-------	------	------	------	------	-------	--------	-------	-------	-------	-------	-------	--------	-------	-------	-------	--------	-------	--------

PITCHER	IP	WLS	BF	H	R	ER	SO	BB	IBB	HBP	BLK	WP	HR	S	P	ERA	WHIP
38 Jeremy Bonderman, R (1, 1) ERA: 5.96	1.2		7	1	1	1	3	0	0	0	0	0	0	16	28	5.40	0.600
Wilfredo Ledezma, L (2, 1) ERA: 3.52	3.2	W	13	4	1	1	1	0	0	0	0	0	0	33	48	2.46	1.091
Al Levine, R (6, 1) ERA: 4.75	1.2	H	6	2	0	0	1	0	0	0	0	0	0	16	27	0.00	1.200
Danny Patterson, R (8, 1) ERA: 4.33	2.0		9	3	0	0	1	1	0	0	0	0	0	21	31	0.00	2.000


**BOTTOM**

**Detroit Tigers @ Chicago White Sox**  
U.S. Cellular Field, Chicago, IL

Sun Jul 25 2004, 3:05 PM EDT  
Att. 26,716 - Sunny - 73 F

livebaseballscores.com

<b>AB</b>	<b>33</b>
<b>R</b>	<b>2</b>
<b>H</b>	<b>10</b>
<b>RBI</b>	<b>2</b>
<b>BB</b>	<b>1</b>
<b>SO</b>	<b>6</b>
<b>LOB</b>	<b>14</b>





Batter	1	2	3	4	5	6	7	8	9	AB R H RBI BB SO LOB	TOP											
Shannon Stewart, R (1, 10) OBP: 0.399, SLG: 0.422	1-2 20 1B 33 G5-3 1B	3-2 1-3 2-H 1B		1-2 SAFE 1B			1-1 G5-3	3-2 F9		5 1 3 1 0 0 1												
8 Nick Punto, S (1, 4) OBP: 0.340, SLG: 0.319	0-1 L6	1-2 L5		0-2 F4			1-0 2B		1-1 33 E 33 S 1B	1 0 0 0 0 0 1 4 0 2 0 0 0 4												
20 Lew Ford, R (1, 7) OBP: 0.383, SLG: 0.484	1-0 33 G5-3 1B		2-2 G1-6-3 1B	2-3 K			2-3 K		0-0 F8	5 0 2 0 0 2 4												
33 Justin Moreau, L (1, 3) OBP: 0.316, SLG: 0.528	1-2 SAFE SAFE G5-3		1-3 K		1-0 G3-1		0-2 G1-3		3-3 K	5 0 0 1 0 2 4												
Torii Hunter, R (1, 8) OBP: 0.320, SLG: 0.449	3-2 F8		1-2 G1-6-3 1-2f		2-1 F8			4-2 WP 5 S SF9 BB	0-0 G6-3	4 1 0 0 1 0 3												
5 Michael Cuddyer, R (1, 9) OBP: 0.313, SLG: 0.425		0-0 G6-3		1-1 G6-3	3-2 CS 1B			1-3 K		4 0 1 0 0 1 1												
Corey Koskie, L (1, 5) OBP: 0.330, SLG: 0.453		2-1 P6		2-2 HR 3B	2-1 CS	0-2 F8		4-0 SF9 WP 3B IBB		3 2 1 0 1 0 0												
Henry Blanco, R (1, 2) OBP: 0.268, SLG: 0.357		1-1 1B 1B		3-1 HR		1-0 G6-3		3-2 SF9		3 2 2 3 0 0 0												
Cristian Guzman, S (1, 6) OBP: 0.315, SLG: 0.391		0-1 1B 1B		2-1 1B		3-1 F9		2-2 3-H 3B		4 0 3 1 0 0 0												
<b>Inning Stats</b>	R: 1 E: 0 K: 0 S: 14	H: 2 LOB: 1 BB: 0 P: 20	R: 1 E: 0 K: 0 S: 13	H: 3 LOB: 2 BB: 0 P: 20	R: 0 E: 0 K: 1 S: 12	H: 1 LOB: 0 BB: 0 P: 16	R: 2 E: 0 K: 1 S: 20	H: 4 LOB: 2 BB: 0 P: 30	R: 0 E: 0 K: 0 S: 7	H: 1 LOB: 0 BB: 0 P: 15	R: 0 E: 0 K: 0 S: 7	H: 0 LOB: 0 BB: 0 P: 11	R: 0 E: 0 K: 1 S: 9	H: 1 LOB: 1 BB: 0 P: 13	R: 2 E: 0 K: 1 S: 14	H: 1 LOB: 1 BB: 2 P: 31	R: 0 E: 0 K: 1 S: 7	H: 1 LOB: 1 BB: 0 P: 11	1B: 10 2B: 1 3B: 2 HR: 1	SF: 1 SAC: 0 DP: 1 HBP: 0	WP: 1 PB: 0 SB: 2 CS: 1	PA: 42
<b>PITCHER</b>	IP WLS BF H R ER SO BB IBB HBP BLK WP HR S P ERA WHIP																					
56 Mark Buehrle, L (1, 1) ERA: 3.93	6.1 L 29 12 4 4 2 0 0 0 0 0 0 1 76 117 5.68 1.895																					
Cliff Politte, R (7, 1) ERA: 4.17	1.1 7 1 2 2 2 1 1 0 0 1 0 17 33 13.50 1.500																					
Neal Cotts, L (8, 1) ERA: 6.55	0.1 1 0 0 0 0 0 0 0 0 0 0 3 6 0.00 0.000																					
Michael Jackson, R (9, 1) ERA: 5.03	1.0 4 1 0 0 1 0 0 0 0 0 0 7 11 0.00 1.000																					

Minnesota Twins @ Chicago White Sox  
U.S. Cellular Field, Chicago, IL  
Mon Jul 26 2004, 8:05 PM EDT  
Att. 38,362 - Overcast - 69 F

AB	38
R	6
H	14
RBI	6
BB	2
SO	5
LOB	18



livebaseballscorecards.com

BOTTOM

Minnesota Twins @ Chicago White Sox  
U.S. Cellular Field, Chicago, IL  
Mon Jul 26 2004, 8:05 PM EDT  
Att. 38,362 - Overcast - 69 F

livebaseballscorecards.com

AB 32  
R 2  
H 6  
RBI 2  
BB 0  
SO 4  
LOB 12



WP: 0 PA: 33  
PB: 0  
SB: 1  
CS: 0

AB R H RBI BB SO LOB

3 0 1 0 0 0 0

4 0 0 0 0 0 2

4 0 1 0 0 2 1

4 0 0 0 0 0 2

4 1 1 1 0 1 1

4 0 1 0 0 1 1

3 0 1 0 0 0 1

3 0 0 0 0 0 2

2 0 0 0 0 0 2

1 1 1 1 0 0 0

0 0 0 0 0 0 0

1B: 4 SF: 0  
2B: 0 SAC: 0  
3B: 0 DP: 2  
HR: 2 HBP: 1

Batter	1	2	3	4	5	6	7	8	9
Willie Harris, L (1, 4) OBP: 0.353, SLG: 0.310	1-1 E S 1B		1-2 G4-3			0-2 G4-3		1-2 HBP	
Jose Valentin, S (1, 6) OBP: 0.308, SLG: 0.532	2-2 P3		1-1 P4			2-2 F9		3-2 G3	
Carlos Lee, R (1, 7) OBP: 0.367, SLG: 0.511	2-3 K		2-2 G5-3			3-3 K		2-1 FC5-4 1B	
Carl Everett, S (1, 10) OBP: 0.330, SLG: 0.376	2-2 F8			0-0 G3-1		2-2 F9		1-0 F8	
14 Paul Konerko, R (1, 3) OBP: 0.371, SLG: 0.574		2-1 HR		0-3 K		2-0 F9		3-2 FC5-4 1-2f	
Timo Perez, L (1, 9) OBP: 0.305, SLG: 0.349		3-2 24 E G6-3 1B		2-2 L9		2-2 P4		2-3 K	
Aaron Rowand, R (1, 8) OBP: 0.358, SLG: 0.544		1-1 G6-3			1-2 P3		2-2 24 G4-6-3 1B		
24 Joe Crede, R (1, 5) OBP: 0.293, SLG: 0.421		0-0 E5			1-1 F9		1-0 G4-6-3 1-2f		
Jamie Burke, R (1, 2) OBP: 0.339, SLG: 0.407		0-0 G5-4-3			2-2 G6-3		1-1 HR		
Joe Borchard, S (8, PH) OBP: 0.292, SLG: 0.333									
Ben Davis, S (9, 2) OBP: 0.164, SLG: 0.118									

Inning Stats	R: 0	H: 1	E: 0	LOB: 1	K: 1	P: 18	R: 1	H: 2	E: 1	LOB: 1	K: 0	P: 15	R: 0	H: 0	E: 0	LOB: 0	K: 0	P: 15	R: 0	H: 0	E: 0	LOB: 0	K: 0	P: 13	R: 0	H: 0	E: 0	LOB: 0	K: 1	P: 15	R: 0	H: 0	E: 0	LOB: 0	K: 0	P: 16	R: 1	H: 2	E: 0	LOB: 1	K: 0	P: 20	R: 0	H: 1	E: 0	LOB: 1	K: 1	P: 17
--------------	------	------	------	--------	------	-------	------	------	------	--------	------	-------	------	------	------	--------	------	-------	------	------	------	--------	------	-------	------	------	------	--------	------	-------	------	------	------	--------	------	-------	------	------	------	--------	------	-------	------	------	------	--------	------	-------

PITCHER	IP	WLS	BF	H	R	ER	SO	BB	IBB	HBP	BLK	WP	HR	S	P	ERA	WHIP
Brad Radke, R (1, 1) ERA: 3.69	7.0		24	3	1	1	3	0	0	0	0	0	1	70	104	1.29	0.429
Juan Rincon, R (8, 1) ERA: 2.7	0.2		4	2	1	1	0	0	0	1	0	0	1	9	14	13.50	3.000
Aaron Fultz, L (8, 1) ERA: 4.15	0.1		1	0	0	0	0	0	0	0	0	0	0	3	6	0.00	0.000
36 Joe Nathan, R (9, 1) ERA: 0.99	1.0		4	1	0	0	1	0	0	0	0	0	0	9	17	0.00	1.000



Batter	1	2	3	4	5	6	7	8	9	AB R H RBI BB SO LOB	TOP											
Shannon Stewart, R (1, 7) OBP: 0.404, SLG: 0.429	2-1 33 PB SH1-3 1B		3-3 K		0-1 2B		0-1 G5-3		4-2 20 1B 33 WP 1B BB	4 2 2 1 1 1 0												
Cristian Guzman, S (1, 6) OBP: 0.319, SLG: 0.401	0-0 SH1-3 1-2		0-0 G4-3		2-1 20 1B 2B		1-0 2B		1-0 33 WP 20 1B 1B	4 2 3 1 0 0 0												
20 Lew Ford, R (1, 10) OBP: 0.383, SLG: 0.483	2-2 G1-3			0-0 G4-3	2-1 1B		2-2 F7		0-0 33 1B 33 WP 1B	5 1 2 1 0 0 2												
33 Justin Moreau, L (1, 3) OBP: 0.309, SLG: 0.506	3-2 G1-3 2-3			2-1 F8	0-3 K		1-1 F8		2-2 1B	5 0 1 1 0 1 3												
Torii Hunter, R (1, 8) OBP: 0.321, SLG: 0.451		0-0 G4-3		4-0 BB		0-0 G4-3 SF8 2B		1-1 G5-3	2-0 SF7	3 1 1 1 1 0 0												
Jacque Jones, L (1, 9) OBP: 0.308, SLG: 0.435		1-0 L9		1-1 SAFE G1-3		0-0 G4-3		1-2 F9 2B	3-1 L6	5 0 1 0 0 0 3												
Corey Koskie, L (1, 5) OBP: 0.337, SLG: 0.451		4-2 BB			1-1 S 2B HBP	1-1 S HBP		1-1 F9 HBP		1 1 0 0 1 1 1												
Matthew LeCroy, R (1, 2) OBP: 0.328, SLG: 0.420		2-3 K			3-2 G5-3	2-2 SF8		0-0 F9		3 0 0 1 0 1 4												
Henry Blanco, R (8, 2) OBP: 0.268, SLG: 0.357					1-2 1-2	3-H 1-2		1-2 2-3		0 0 0 0 0 0 0												
Luis Rivas, R (1, 4) OBP: 0.285, SLG: 0.412			1-1 G4-3		2-1 SAFE F7	2-0 SAFE F8		3-2 F9		4 0 0 0 0 0 4												
<b>Inning Stats</b>	R: 0 E: 0 K: 0 S: 11	H: 1 LOB: 1 BB: 0 P: 18	R: 0 E: 0 K: 1 S: 7	H: 0 LOB: 1 BB: 1 P: 14	R: 0 E: 0 K: 1 S: 8	H: 0 LOB: 0 BB: 0 P: 12	R: 0 E: 0 K: 0 S: 5	H: 0 LOB: 1 BB: 1 P: 12	R: 3 E: 0 K: 1 S: 18	H: 3 LOB: 1 BB: 0 P: 28	R: 1 E: 0 K: 0 S: 7	H: 1 LOB: 1 BB: 0 P: 12	R: 0 E: 0 K: 0 S: 8	H: 1 LOB: 1 BB: 0 P: 12	R: 0 E: 0 K: 0 S: 10	H: 1 LOB: 2 BB: 0 P: 16	R: 3 E: 0 K: 1 S: 20	H: 3 LOB: 1 BB: 1 P: 35	1B: 5 2B: 5 3B: 0 HR: 0	SF: 2 SAC: 1 DP: 0 HBP: 3	WP: 1 PB: 1 SB: 2 CS: 0	PA: 43
<b>PITCHER</b>	IP WLS BF H R ER SO BB IBB HBP BLK WP HR S P ERA WHIP																					
Freddy Garcia, R (1, 1) ERA: 3.27	7.1 L 33 7 4 4 3 2 0 2 0 0 0 0 69 115 4.91 1.227																					
Damaso Marte, L (8, 1) ERA: 3.15	0.2 7 3 3 3 0 1 0 1 0 1 0 14 25 40.50 6.000																					
Michael Jackson, R (9, 1) ERA: 4.89	1.0 3 0 0 0 0 1 0 0 0 0 0 0 11 19 0.00 0.000																					

Minnesota Twins @ Chicago White Sox  
U.S. Cellular Field, Chicago, IL  
Tue Jul 27 2004, 8:05 PM EDT  
Att. 37,528 - Sunny - 78 F

livebaseballscorecards.com

AB	34
R	7
H	10
RBI	6
BB	3
SO	4
LOB	17




Batter	1	2	3	4	5	6	7	8	9	AB	R	H	RBI	BB	SO	LOB
Aaron Rowand, R OBP: 0.353, SLG: 0.536 (1, 8) B B F X	2-1 G6-3 ①		0-3 K ②			2-2 F7 ②		0-2 G1-3 ②		4	0	0	0	0	1	1
Jose Valentin, S OBP: 0.304, SLG: 0.525 (1, 6) B S B X	2-2 G4-3 ②		2-3 K ③			0-0 G4-3 ③		3-2 G4-3 ③		4	0	0	0	0	1	1
Carlos Lee, R OBP: 0.371, SLG: 0.528 (1, 7) B B C C B	4-2 BB ③				2-2 P4 ①			0-2 HR ①		3	2	2	2	1	0	0
14 Paul Konerko, R OBP: 0.370, SLG: 0.569 (1, 3) C F F X	0-2 F9 ③				1-3 K ②			4-2 WP BB ②		3	0	0	0	1	1	1
Carl Everett, S OBP: 0.333, SLG: 0.394 (1, 10) X		0-0 G5-3 ①			3-3 K ③			3-2 HBP ①		3	1	1	1	0	1	0
24 Joe Crede, R OBP: 0.290, SLG: 0.416 (1, 5) B B C X		2-1 F9 ②			1-0 F9 ①			1-0 F8 ①		4	0	0	0	0	0	2
Joe Borchard, S OBP: 0.250, SLG: 0.280 (1, 9) B B F X		2-1 G5-3 ③			2-2 K ②			3-3 K ②		4	0	0	0	0	3	2
5 Juan Uribe, R OBP: 0.323, SLG: 0.468 (1, 4) S B B F S B F S			3-3 K ①			1-2 G5-3 ③		2-3 K ③		3	0	0	0	0	2	2
Ben Davis, S OBP: 0.172, SLG: 0.130 (1, 2) B B F S B F S			2-2 1B ①			1-2 F8 ①		2-3 K ①		3	0	1	0	0	1	0

Inning Stats	R: 0	H: 0	E: 0	K: 11	S: 11	R: 0	H: 0	E: 0	K: 5	S: 5	R: 0	H: 0	E: 0	K: 3	S: 12	R: 0	H: 0	E: 0	K: 2	S: 13	R: 0	H: 0	E: 0	K: 1	S: 8	R: 1	H: 1	E: 0	K: 2	S: 15	R: 0	H: 0	E: 0	K: 1	S: 9	R: 2	H: 2	E: 0	K: 1	S: 12	1B: 1	SF: 0	2B: 0	SAC: 0	3B: 0	DP: 0	HR: 3	HBP: 1
--------------	------	------	------	-------	-------	------	------	------	------	------	------	------	------	------	-------	------	------	------	------	-------	------	------	------	------	------	------	------	------	------	-------	------	------	------	------	------	------	------	------	------	-------	-------	-------	-------	--------	-------	-------	-------	--------


PITCHER	IP	WLS	BF	H	R	ER	SO	BB	IBB	HBP	BLK	WP	HR	S	P	ERA	WHIP
Johan Santana, L ERA: 3.36 (1, 1)	6.0	W	23	2	1	1	6	2	0	1	0	1	1	66	105	1.50	0.667
Juan Rincon, R ERA: 2.65 (7, 1)	1.0	H	3	0	0	0	2	0	0	0	0	0	0	8	14	0.00	0.000
J.C. Romero, L ERA: 3.95 (8, 1)	1.0	H	3	0	0	0	1	0	0	0	0	0	0	9	14	0.00	0.000
Joe Roa, R ERA: 4.5 (9, 1)	1.0		5	2	2	2	1	0	0	0	0	0	2	12	19	18.00	2.000

**MINNESOTA TWINS @ CHICAGO WHITE SOX**  
**U.S. Cellular Field, Chicago, IL**  
 Tue Jul 27 2004, 8:05 PM EDT  
 Att. 37,528 - Sunny - 78 F

AB	31
R	3
H	4
RBI	3
BB	2
SO	10
LOB	9





Batter	1	2	3	4	5	6	7	8	9	10	AB R H RBI BB SO LOB	TOP												
Shannon Stewart, R (1, 10) OBP: 0.399, SLG: 0.423	1-0 1B	2-3 K		0-1 FC5-2 1-2 3-H		0-1 P4			2-1 F8		5 0 1 0 0 1 6	<b>Minnesota Twins @ Chicago White Sox</b> U.S. Cellular Field, Chicago, IL Wed Jul 28 2004, 2:05 PM EDT Att: 32,605 - Cloudy - 82 F												
Cristian Guzman, S (1, 6) OBP: 0.318, SLG: 0.396	2-3 K		1-1 P3	2-2 G4-3			0-1 F7		4-1 B1-3 20 SH1-3 1B BB	4 1 0 0 1 1 2														
20 Lew Ford, R (1, 7) OBP: 0.382, SLG: 0.489	2-2 P3		1-1 HR		0-1 P6		1-2 F9		0-0 SH1-3 1-2	4 1 1 1 0 0 0														
33 Justin Morneau, L (1, 3) OBP: 0.314, SLG: 0.506		2-2 1B 2B	2-1 P6		0-0 F7		1-3 K		4-0 1B B1-3 IBB	4 1 1 0 1 1 0														
Torii Hunter, R (1, 8) OBP: 0.322, SLG: 0.459		0-0 G1-3 2-H 1B	1-3 K		2-1 HR			3-1 F7	0-0 B1-3 1-2 2-3	5 1 2 2 0 1 2														
Jacque Jones, L (1, 9) OBP: 0.309, SLG: 0.435		2-3 K		0-0 B2	1-2 G6-3			3-2 CS 1B	2-2 1B 2-3 3-H	5 0 2 1 0 1 1														
Corey Koskie, L (1, 5) OBP: 0.341, SLG: 0.450		2-1 G1-3 1-2 HBP		0-1 1B E 1B		4-0 1B BB		3-2 F7 1-2	1-0 P5	3 1 1 0 1 0 3	AB 37 R 5 H 10 RBI 5 BB 4 SO 6 LOB 19													
Henry Blanco, R (1, 2) OBP: 0.272, SLG: 0.360		1-2 G1-3		1-0 E FC5-2 1B		1 SAFE 2-2 E L6-3 1B			1-3 K		4 0 2 0 0 1 2													
Luis Rivas, R (1, 4) OBP: 0.286, SLG: 0.409		4-1 BB		0-1 E5 FC5-2		1 SAFE 0-1 E L6-3 1B			0-1 P2		2 0 0 1 1 0 3													
5 Michael Cuddyer, R (9, PH) OBP: 0.312, SLG: 0.423 (9, 4)				1-3 3-H		S X				1 0 0 0 0 0 0														
<b>Inning Stats</b>	R: 0 E: 0 K: 1 S: 8	H: 1 LOB: 0 BB: 0 P: 13	R: 1 E: 0 K: 2 S: 16	H: 2 LOB: 3 BB: 1 P: 29	R: 1 E: 0 K: 1 S: 10	H: 1 LOB: 0 BB: 0 P: 15	R: 1 E: 1 K: 0 S: 11	H: 2 LOB: 2 BB: 0 P: 14	R: 1 E: 0 K: 0 S: 9	H: 1 LOB: 1 BB: 1 P: 14	R: 0 E: 0 K: 1 S: 8	H: 0 LOB: 0 BB: 0 P: 10	R: 0 E: 0 K: 0 S: 9	H: 1 LOB: 0 BB: 0 P: 18	R: 0 E: 0 K: 1 S: 7	H: 0 LOB: 0 BB: 0 P: 10	R: 1 E: 0 K: 0 S: 7	H: 1 LOB: 2 BB: 2 P: 18	1B: 7 2B: 2 3B: 0 HR: 2	SF: 0 SAC: 1 DP: 1 HBP: 1	WP: 0 PB: 0 SB: 1 CS: 1	PA: 43		
<b>PITCHER</b>	IP WLS BF H R ER SO BB IBB HBP BLK WP HR S P ERA WHIP																							
Esteban Loaiza, R (1, 1) ERA: 4.86	7.0																							
Damaso Marte, L (8, 1) ERA: 3.09	1.0	L	3	1	0	0	0	0	0	0	0	0	0	9	18	0.00	1.000							
Shingo Takatsu, R (9, 1) ERA: 1.13	2.0		9	1	1	0	1	1	1	0	0	0	0	14	28	0.00	1.000							

BOTTOM

Minnesota Twins @ Chicago White Sox  
U.S. Cellular Field, Chicago, IL

Wed Jul 28 2004, 2:05 PM EDT  
Att. 32,605 - Cloudy - 82 F

livebaseballscorecards.com

AB 36  
R 4  
H 10  
RBI 4  
BB 4  
SO 4  
LOB 11



WP: 1 PA: 40  
PB: 0  
SB: 0  
CS: 2

AB R H RBI BB SO LOB  
2 1 0 0 1 0 0  
1 0 0 0 1 0 2

5 0 2 3 0 0 0

5 0 0 0 0 1 4

5 0 2 0 0 1 0

4 0 0 0 0 0 2

3 0 0 0 1 0 1

4 0 1 0 0 1 1

4 2 3 0 0 0 0

2 1 1 1 0 1 1  
0 0 0 0 1 0 0  
1 0 1 0 0 0 0

1B: 9 SF: 0  
2B: 0 SAC: 0  
3B: 0 DP: 2  
HR: 1 HBP: 0

Batter	1	2	3	4	5	6	7	8	9	10
Willie Harris, L (1, 8) OBP: 0.353, SLG: 0.308 Joe Borchard, S (7, PH) OBP: 0.267, SLG: 0.269	G4-3		4-0 1B WP BB		G1-3		4-1 1B BB		0-0 G5-4-3 1-2f	
Timo Perez, L (1, 9) OBP: 0.308, SLG: 0.350	P6		3-2 1B 1-H 2-H		G4-3		1-1 1B		2-2 F8	
Carlos Lee, R (1, 7) OBP: 0.367, SLG: 0.521	F9		0-1 F7		G4-3		2-0 K		0-0 P3	
Carl Everett, S (1, 10) OBP: 0.335, SLG: 0.394		3-1 14 G6-4-3 1B		3-2 1B		0-1 P4		0-2 G6-3		3-3 K
14 Paul Konerko, R (1, 3) OBP: 0.366, SLG: 0.563		2-2 G6-4-3 1-2f		0-2 P3 SAFE SAFE SAFE		3-1 G6-3		0-0 F8		
Jose Valentin, S (1, 6) OBP: 0.303, SLG: 0.520		1-1 G3-1		1-0 F8 SAFE			4-0 24 CS 5 1B BB	2-1 F9		
5 Juan Uribe, R (1, 4) OBP: 0.322, SLG: 0.465			3-2 G5-3		0-0 P6		0-2 SAFE 24 CS 1B		1-3 K	
24 Joe Crede, R (1, 5) OBP: 0.295, SLG: 0.420			2-2 WP BB 1B 1B		3-2 G6-3		3-2 BB BB 1B 1B 1-2 2-3		0-0 1B 1B	
Ben Davis, S (1, 2) OBP: 0.183, SLG: 0.196 Aaron Rowand, R (7, PH) OBP: 0.356, SLG: 0.536 Jamie Burke, R (8, 2) OBP: 0.351, SLG: 0.418			0-3 K		0-0 HR		4-0 1B BB BB		2-0 SAFE SAFE SAFE SAFE 1B 1B G5-4-3 1B	

Inning Stats	R: 0	H: 0	E: 0	K: 0	S: 10	P: 14	R: 0	H: 1	E: 0	K: 0	S: 7	P: 13	R: 2	H: 2	E: 0	K: 1	S: 14	R: 0	H: 1	E: 0	K: 0	S: 11	P: 14	R: 1	H: 1	E: 0	K: 0	S: 7	P: 10	R: 0	H: 0	E: 0	K: 0	S: 5	P: 10	R: 1	H: 3	E: 0	K: 1	S: 16	P: 34	R: 0	H: 0	E: 0	K: 0	S: 6	P: 8	R: 0	H: 2	E: 0	K: 1	S: 7	P: 10	R: 0	H: 0	E: 0	K: 1	S: 8	P: 13	1B: 9	SF: 0	2B: 0	SAC: 0	3B: 0	DP: 2	HR: 1	HBP: 0
--------------	------	------	------	------	-------	-------	------	------	------	------	------	-------	------	------	------	------	-------	------	------	------	------	-------	-------	------	------	------	------	------	-------	------	------	------	------	------	-------	------	------	------	------	-------	-------	------	------	------	------	------	------	------	------	------	------	------	-------	------	------	------	------	------	-------	-------	-------	-------	--------	-------	-------	-------	--------

PITCHER	IP	WLS	BF	H	R	ER	SO	BB	IBB	HBP	BLK	WP	HR	S	P	ERA	WHIP
Carlos Silva, R (1, 1) ERA: 4.52	6.2		26	7	4	4	1	2	0	0	0	1	1	63	103	5.40	1.350
J.C. Romero, L (7, 1) ERA: 3.95	0.0	B	3	1	0	0	0	2	0	0	0	0	0	3	12	∞	∞
Juan Rincon, R (7, 1) ERA: 2.58	1.1		4	0	0	0	1	0	0	0	0	0	0	10	14	0.00	0.000
Terry Mulholland, L (9, 1) ERA: 4.32	1.0	W	4	2	0	0	1	0	0	0	0	0	0	7	10	0.00	2.000
36 Joe Nathan, R (10, 1) ERA: 0.96	1.0	S	3	0	0	0	1	0	0	0	0	0	0	8	13	0.00	0.000



Batter	1	2	3	4	5	6	7	8	9	AB R H RBI BB SO LOB	TOP											
Willie Harris, L (1, 4) OBP: 0.355, SLG: 0.312	1-2 G4-3		4-1 1B BB		3-2 G3			2-2 G6-3 1-2 2B		3 1 1 0 1 0 0	<p><b>Chicago White Sox @ Detroit Tigers</b> Comerica Park, Detroit, MI</p> <p>Thu Jul 29 2004, 7:05 PM EDT Att. 26,110 - Unknown - 76 F</p>											
Timo Perez, L (1, 9) OBP: 0.307, SLG: 0.353	0-1 F9		3-2 F7		0-1 F9 SF7 2B		1-1 G6-3		4 1 1 0 0 0 2													
Carlos Lee, R (1, 7) OBP: 0.366, SLG: 0.519	0-0 F8		3-2 F8 1-H 1B		0-0 F9		0-1 F8		4 0 1 1 0 0 2													
Carl Everett, S (1, 10) OBP: 0.328, SLG: 0.387		0-1 G4-3	1-1 G1-3		1-1 SF7			2-1 G3	3 0 0 1 0 0 1													
14 Paul Konerko, R (1, 3) OBP: 0.365, SLG: 0.559		3-1 E 1B		1-2 G4-3		2-0 G5-3		0-3 K	4 0 1 0 0 1 0													
Jose Valentin, S (1, 6) OBP: 0.300, SLG: 0.513		0-0 P6		2-2 F9		1-0 G4-3		0-0 G6-3	4 0 0 0 0 0 1													
Aaron Rowand, R (1, 8) OBP: 0.352, SLG: 0.529		1-2 E4		1-3 K2-3		0-1 G1-6-3			3 0 0 0 0 1 1													
24 Joe Crede, R (1, 5) OBP: 0.292, SLG: 0.416		0-0 G5-3			1-2 G4-3		1-1 G5-3		3 0 0 0 0 0 2													
Sandy Alomar Jr., R (1, 2) OBP: 0.311, SLG: 0.311			0-2 G6-3		0-0 G6-3		0-1 CS 1B		2 0 0 0 0 0 0													
Ross Gload, L (8, PH) OBP: 0.326, SLG: 0.370									1 0 1 0 0 0 0													
Jamie Burke, R (8, 2) OBP: 0.351, SLG: 0.418									0 0 0 0 0 0 0													
<b>Inning Stats</b>	R: 0 E: 0 K: 0 S: 6	H: 0 LOB: 0 BB: 0 P: 7	R: 0 E: 1 K: 0 S: 11	H: 1 LOB: 2 BB: 0 P: 15	R: 1 E: 0 K: 0 S: 17	H: 1 LOB: 1 BB: 1 P: 28	R: 0 E: 0 K: 1 S: 12	H: 0 LOB: 0 BB: 0 P: 16	R: 0 E: 0 K: 0 S: 11	H: 0 LOB: 0 BB: 0 P: 15	R: 1 E: 0 K: 0 S: 6	H: 1 LOB: 0 BB: 0 P: 9	R: 0 E: 0 K: 0 S: 5	H: 0 LOB: 0 BB: 0 P: 7	R: 0 E: 0 K: 0 S: 9	H: 2 LOB: 1 BB: 0 P: 12	R: 0 E: 0 K: 1 S: 6	H: 0 LOB: 0 BB: 0 P: 8	1B: 3 2B: 2 3B: 0 HR: 0	SF: 1 SAC: 0 DP: 0 HBP: 0	WP: 0 PB: 0 SB: 1 CS: 1	PA: 33
<b>PITCHER</b>	IP WLS BF H R ER SO BB IBB HBP BLK WP HR S P ERA WHIP																					
Jason Johnson, R (1, 1) ERA: 4.26	6.0 W 23 3 2 2 1 1 0 0 0 0 0 0 63 90 3.00 0.667																					
Al Levine, R (7, 1) ERA: 4.66	1.0 H 3 0 0 0 0 0 0 0 0 0 0 0 5 7 0.00 0.000																					
Roberto Novoa, R (8, 1) ERA:	0.1 H 2 2 0 0 0 0 0 0 0 0 0 0 5 7 0.00 6.000																					
Esteban Yan, R (8, 1) ERA: 3.86	0.2 H 2 0 0 0 0 0 0 0 0 0 0 0 4 5 0.00 0.000																					
Ugueth Urbina, R (9, 1) ERA: 4.35	1.0 S 3 0 0 0 1 0 0 0 0 0 0 0 6 8 0.00 0.000																					

AB	31
R	2
H	5
RBI	2
BB	1
SO	2
LOB	9



livebaseballscorecards.com

Batter	1	2	3	4	5	6	7	8	9
Alex Sanchez, L (1, 8) OBP: 0.337, SLG: 0.392	0-1 G3-1		0-0 B4-3		1-2 1 SAFE 20 BB 1-3 1B		0-0 G6-3		
20 Omar Infante, R (1, 4) OBP: 0.333, SLG: 0.470	0-3 K		4-1 CS BB		4-2 1 SAFE 1 SAFE 1-2 BB		2-0 L9		
Ivan Rodriguez, R (1, 2) OBP: 0.395, SLG: 0.532 Mike DiFelice, R (3, 2) OBP: 0.250, SLG: 0.238	3-2 G5-3		1-3 K		0-1 FC6-4 1-2f		0-1 F8		
Dmitri Young, S (1, 3) OBP: 0.379, SLG: 0.480		1-3 K		1-1 G5-3		0-0 33 PB G3 1B		3-3 K	
9 Carlos Guillen, S (1, 6) OBP: 0.391, SLG: 0.578		4-0 2B BB		1-0 G1-6-3 1B		2-3 K		1-3 K	
Rondell White, R (1, 10) OBP: 0.341, SLG: 0.461		3-2 33 2B 2B		3-2 G1-6-3 1-2f		3-2 E6 G3 33 PB 1-2		2-1 G5-3	
33 Marcus Thames, R (1, 7) OBP: 0.333, SLG: 0.645		0-2 G4-3 2-H 2B		3-2 G5-3		4-1 G3 1-2 2-3 BB			
Bobby Higginson, L (1, 9) OBP: 0.357, SLG: 0.373		0-0 G4-3 2-3		2-2 F7		0-0 G3			
15 Brandon Inge, R (1, 5) OBP: 0.348, SLG: 0.486		1-3 K		4-2 1B BB		3-2 P4			

Inning Stats	R: 0	H: 0	E: 0	K: 1	S: 9	R: 2	H: 2	E: 0	K: 2	S: 13	R: 0	H: 0	E: 0	K: 1	S: 8	R: 0	H: 1	E: 0	K: 0	S: 6	R: 0	H: 1	E: 0	K: 0	S: 20	R: 1	H: 1	E: 1	K: 1	S: 12	R: 0	H: 0	E: 0	K: 0	S: 4	R: 0	H: 0	E: 0	K: 2	S: 8	R: 0	H: 0	E: 0	K: 2	S: 8
	LOB: 0	BB: 0	P: 12	ER: 2	LOB: 1	BB: 1	P: 22	LOB: 0	BB: 1	P: 13	LOB: 0	BB: 0	P: 11	LOB: 3	BB: 2	P: 34	LOB: 2	BB: 1	P: 24	LOB: 0	BB: 0	P: 6	LOB: 0	BB: 0	P: 14	LOB: 0	BB: 0	DP: 1	HBP: 0	1B: 3	SF: 0	2B: 2	SAC: 0	3B: 0	DP: 1	HBP: 0	1B: 3	SF: 0	2B: 2	SAC: 0	3B: 0	DP: 1	HBP: 0		

PITCHER	IP	WLS	BF	H	R	ER	SO	BB	IBB	HBP	BLK	WP	HR	S	P	ERA	WHIP
Scott Schoeneweis, L (1, 1) ERA: 4.89	5.1	L	24	5	3	2	5	4	0	0	0	0	0	63	104	3.38	1.688
Jon Adkins, R (6, 1) ERA: 3.41	1.2		6	0	0	0	0	1	0	0	0	0	0	9	18	0.00	0.600
Neal Cotts, L (8, 1) ERA: 6.35	1.0		3	0	0	0	2	0	0	0	0	0	0	8	14	0.00	0.000


**BOTTOM**

**Chicago White Sox @ Detroit Tigers**  
Comerica Park, Detroit, MI

Thu Jul 29 2004, 7:05 PM EDT  
Att. 26,110 - Unknown - 76 F

AB	R	H	RBI	BB	SO	LOB
4	0	1	0	0	0	0
2	0	0	0	2	1	0
1	0	0	0	0	0	0
3	0	0	0	0	1	4
4	1	1	0	0	2	0
3	1	1	0	1	2	1
4	1	1	1	0	0	2
2	0	1	1	1	0	0
3	0	0	1	0	0	3
2	0	0	0	1	1	3

AB	28
R	3
H	5
RBI	3
BB	5
SO	7
LOB	13



WP: 0	PA: 33
PB: 1	
SB: 0	
CS: 1	

PITCHER	IP	WLS	BF	H	R	ER	SO	BB	IBB	HBP	BLK	WP	HR	S	P	ERA	WHIP
Scott Schoeneweis, L (1, 1) ERA: 4.89	5.1	L	24	5	3	2	5	4	0	0	0	0	0	63	104	3.38	1.688
Jon Adkins, R (6, 1) ERA: 3.41	1.2		6	0	0	0	0	1	0	0	0	0	0	9	18	0.00	0.600
Neal Cotts, L (8, 1) ERA: 6.35	1.0		3	0	0	0	2	0	0	0	0	0	0	8	14	0.00	0.000



Batter	1	2	3	4	5	6	7	8	9	AB R H RBI BB SO LOB	TOP																				
Aaron Rowand, R (1, 8) OBP: 0.356, SLG: 0.529	4-1 14 S BB		3-3 K			0-0 E5 SF8 1B		0-1 14 1B 1B	1-3 K	4 2 2 0 1 2 0																					
Willie Harris, L (1, 4) OBP: 0.350, SLG: 0.307	1-3 K			0-1 P6		0-0 F7		0-3 K		4 0 0 0 0 2 4																					
Carlos Lee, R (1, 7) OBP: 0.364, SLG: 0.517	2-2 P5			1-1 G5-3		3-2 SF8		0-0 14 1B 1B		3 0 1 2 0 0 1																					
14 Paul Konerko, R (1, 3) OBP: 0.364, SLG: 0.555	3-1 L7			3-2 G1-3		1-1 F8		0-2 1B		4 0 1 1 0 0 1																					
Carl Everett, S (1, 10) OBP: 0.332, SLG: 0.390		0-1 F8			2-2 24 FC5-4 1B		1-1 G5-3	1-0 24 FC6-4 1B		4 0 2 0 0 0 0																					
Timo Perez, L (8, PR) OBP: 0.307, SLG: 0.353								1-2 2-3 1B		0 0 0 0 0 0 0																					
Joe Borchard, S (1, 9) OBP: 0.265, SLG: 0.267		0-3 K			0-1 P2		0-0 1B	1-3 K		4 0 1 0 0 2 4																					
24 Joe Crede, R (1, 5) OBP: 0.289, SLG: 0.411		0-3 K			0-0 FC5-4		1-2 F8	1-2 FC6-4		4 0 0 0 0 1 5																					
5 Juan Uribe, R (1, 6) OBP: 0.320, SLG: 0.462			0-0 P6		1-1 F9		0-1 P6		3-2 P4	2 0 0 0 0 0 1																					
Jose Valentin, S (7, PH) OBP: 0.298, SLG: 0.510										2 0 0 0 0 0 1																					
Jamie Burke, R (1, 2) OBP: 0.356, SLG: 0.421			2-1 F7			0-0 1B E 1B		0-2 1B 1B		2 1 1 0 0 0 0																					
Ross Gload, L (8, PH) OBP: 0.331, SLG: 0.375										1 1 1 0 0 0 0																					
Ben Davis, S (8, 2) OBP: 0.180, SLG: 0.193										1 0 0 0 0 0 0																					
<b>Inning Stats</b>	R: 0 E: 0 K: 1 S: 10	H: 0 LOB: 1 BB: 1 P: 20	R: 0 E: 0 K: 2 S: 8	H: 0 LOB: 0 BB: 0 P: 8	R: 0 E: 0 K: 1 S: 6	H: 0 LOB: 0 BB: 0 P: 11	R: 0 E: 0 K: 0 S: 7	H: 0 LOB: 0 BB: 0 P: 11	R: 0 E: 0 K: 0 S: 8	H: 1 LOB: 1 BB: 0 P: 11	R: 2 E: 1 K: 0 S: 9	H: 2 LOB: 0 BB: 0 P: 13	R: 0 E: 0 K: 0 S: 9	H: 1 LOB: 1 BB: 0 P: 11	R: 2 E: 0 K: 2 S: 21	H: 5 LOB: 3 BB: 0 P: 24	R: 0 E: 0 K: 1 S: 11	H: 0 LOB: 0 BB: 0 P: 15	1B: 9 2B: 0 3B: 0 HR: 0	SF: 1 SAC: 0 DP: 0 HBP: 0	WP: 0 PB: 0 SB: 1 CS: 0	PA: 37									
<b>PITCHER</b>	IP WLS BF H R ER SO BB IBB HBP BLK WP HR S P ERA WHIP																														
Wilfredo Ledezma, L (1, 1) ERA: 2.53	3.0		10	0	0	0	4	1	0	0	0	0	0	24	39	0.00	0.333														
Roberto Novoa, R (4, 1) ERA:	3.0		12	3	2	0	0	0	0	0	0	0	0	24	35	0.00	1.000														
Danny Patterson, R (7, 1) ERA: 4.62	1.1	B	9	5	2	2	1	0	0	0	0	0	0	21	23	13.50	3.750														
Esteban Yan, R (8, 1) ERA: 3.81	0.2	W	3	1	0	0	1	0	0	0	0	0	0	9	12	0.00	1.500														
Ugueth Urbina, R (9, 1) ERA: 4.25	1.0	S	3	0	0	0	1	0	0	0	0	0	0	11	15	0.00	0.000														

Chicago White Sox @ Detroit Tigers  
Comerica Park, Detroit, MI  
Fri Jul 30 2004, 7:05 PM EDT  
Att. 34,732 - Unknown - 76 F

livebaseballscorecards.com

AB	35
R	4
H	9
RBI	3
BB	1
SO	7
LOB	17







Batter	1	2	3	4	5	6	7	8	9	10	AB R H RBI BB SO LOB	TOP
Aaron Rowand, R (1, 8) OBP: 0.360, SLG: 0.536	1-1 SH5-3 2B		4-1 S BB		3-1 2-H 2B		1-1 G6-3			1-0 L8	4 0 2 1 1 0 0	
Timo Perez, L (1, 7) OBP: 0.302, SLG: 0.348	0-0 SH5-3 2-3		1-2 F8		0-0 P5				1-0 G5-3		3 0 0 0 0 0 2	
Carlos Lee, R (1, 10) OBP: 0.363, SLG: 0.517	0-0 P6		1-3 K			2-1 14 1B 2B			1-0 G4-3		4 1 1 0 0 1 2	
14 Paul Konerko, R (1, 3) OBP: 0.363, SLG: 0.552	2-2 G6-3			2-0 G5-3		0-2 E F9-2 1B			1-0 G4-3		4 0 1 1 0 0 1	
24 Joe Crede, R (1, 5) OBP: 0.286, SLG: 0.407		0-0 P5		2-1 P3		1-0 P3			0-0 P4		4 0 0 0 0 0 1	
Joe Borchard, S (1, 9) OBP: 0.263, SLG: 0.265		1-0 1B		0-0 F9		1-1 E4			2-1 L4		4 0 1 0 0 0 1	
Jose Valentin, S (1, 6) OBP: 0.297, SLG: 0.505		0-3 K		4-1 WP 5 SH1-3 2B BB		1-2 F9-2			2-3 K		3 1 0 0 1 2 3	
5 Juan Uribe, R (1, 4) OBP: 0.319, SLG: 0.460 Willie Harris, L (10, PH) OBP: 0.349, SLG: 0.306	1-0 F7		0-1 SH1-3		0-1 SH1-3		1-1 F7			2-2 G4-3	2 0 0 0 0 0 1 1 0 0 0 0 0 0	
Sandy Alomar Jr., R (1, 2) OBP: 0.304, SLG: 0.304 Ross Gload, L (10, PH) OBP: 0.328, SLG: 0.372 Jamie Burke, R (10, 2) OBP: 0.356, SLG: 0.421			1-2 F7		1-2 P4		0-0 G4-3			1-1 F9	3 0 0 0 0 0 1 1 0 0 0 0 0 0 0 0 0 0 0 0 0	
<b>Inning Stats</b>	R: 0 H: 1 E: 0 LOB: 1 K: 0 BB: 0 S: 7 P: 10	R: 0 H: 1 E: 0 LOB: 1 K: 1 BB: 0 S: 6 P: 8	R: 0 H: 0 E: 0 LOB: 1 K: 1 BB: 1 S: 14 P: 21	R: 0 H: 0 E: 0 LOB: 0 K: 0 BB: 0 S: 4 P: 8	R: 1 H: 1 E: 0 LOB: 1 K: 0 BB: 1 S: 11 P: 19	R: 1 H: 2 E: 1 LOB: 1 K: 0 BB: 0 S: 12 P: 17	R: 0 H: 0 E: 0 LOB: 0 K: 0 BB: 0 S: 5 P: 7	R: 0 H: 0 E: 0 LOB: 0 K: 0 BB: 0 S: 3 P: 6	R: 0 H: 0 E: 0 LOB: 0 K: 1 BB: 0 S: 6 P: 10	R: 0 H: 0 E: 0 LOB: 0 K: 0 BB: 0 S: 6 P: 10	1B: 2 SF: 0 2B: 4 SAC: 2 3B: 0 DP: 1 HR: 0 HBP: 0	WP: 1 PA: 37 PB: 0 SB: 1 CS: 0
<b>PITCHER</b>	IP WLS BF H R ER SO BB IBB HBP BLK WP HR S P ERA WHIP											
Mike Maroth, L (1, 1) ERA: 4.44 Ugueth Urbina, R (10, 1) ERA: 4.15	9.0 34 5 2 2 3 2 0 0 0 0 0 6 106 2.00 0.778											

Chicago White Sox @ Detroit Tigers  
Comerica Park, Detroit, MI  
Sat Jul 31 2004, 7:05 PM EDT  
Att. 40,471 - Sunny - 82 F

livebaseballscorecards.com

AB 33  
R 2  
H 5  
RBI 2  
BB 2  
SO 3  
LOB 12



**BOTTOM**

**Chicago White Sox @ Detroit Tigers**  
 Comerica Park, Detroit, MI  
 Sat Jul 31 2004, 7:05 PM EDT  
 Att. 40,471 - Sunny - 82 F

[livebaseballscorecards.com](http://livebaseballscorecards.com)

<b>AB</b>	<b>34</b>
<b>R</b>	<b>3</b>
<b>H</b>	<b>7</b>
<b>RBI</b>	<b>3</b>
<b>BB</b>	<b>5</b>
<b>SO</b>	<b>4</b>
<b>LOB</b>	<b>16</b>



<b>WP:</b> 0	<b>PA:</b> 41
<b>PB:</b> 0	
<b>SB:</b> 0	
<b>CS:</b> 0	

AB R H RBI BB SO LOB

5 1 3 1 0 0 1

5 0 1 0 0 1 4

3 0 0 0 2 1 0

5 0 1 0 0 1 6

4 0 1 1 1 0 1

3 1 0 0 1 0 1

4 1 1 0 0 0 1

2 0 0 0 0 0 0

3 0 0 1 1 1 2

1B: 7 SF: 0  
 2B: 0 SAC: 1  
 3B: 0 DP: 1  
 HR: 0 HBP: 1

Batter	1	2	3	4	5	6	7	8	9	10
<b>Alex Sanchez, L</b> (1, 8) OBP: 0.340, SLG: 0.393	P5		1B		BB 20 E 1B		B3			20 1B 9 BB 1B
<b>20 Omar Infante, R</b> (1, 4) OBP: 0.333, SLG: 0.473	P4		G6-3		E6 BB		K			9 BB 1B
<b>Ivan Rodriguez, R</b> (1, 2) OBP: 0.395, SLG: 0.527	F7			K	BB			L4		9 BB IBB
<b>Dmitri Young, S</b> (1, 3) OBP: 0.372, SLG: 0.484		9 5-4-3 1B		G1-3	G1-3			K		L3
<b>9 Carlos Guillen, S</b> (1, 6) OBP: 0.395, SLG: 0.578		G5-4-3 1-2f		G1-3		33 G2-3 1B		G3-1		1-2 2-3 3-H BB
<b>Rondell White, R</b> (1, 10) OBP: 0.339, SLG: 0.454		F9			SH1-3 33 1B 15 G1-4-3 BB		F9		L8	
<b>33 Marcus Thames, R</b> (1, 7) OBP: 0.326, SLG: 0.617			P4		G1-4-3 15 SH1-3 1B 1B		G2-3		F7	
<b>Bobby Higginson, L</b> (1, 9) OBP: 0.356, SLG: 0.367			1B HBP		SH1-3			L9		G3
<b>15 Brandon Inge, R</b> (1, 5) OBP: 0.342, SLG: 0.472			F8		G1-4-3			BB		K

Inning Stats	R: 0	H: 0	E: 0	K: 0	S: 9	R: 0	H: 1	E: 0	K: 0	S: 4	R: 0	H: 2	E: 0	K: 0	S: 9	R: 0	H: 0	E: 0	K: 1	S: 6	R: 2	H: 2	E: 1	K: 0	S: 18	R: 0	H: 1	E: 0	K: 0	S: 8	R: 0	H: 0	E: 0	K: 1	S: 11	R: 0	H: 0	E: 0	K: 1	S: 5	R: 0	H: 0	E: 0	K: 0	S: 6	R: 0	H: 0	E: 0	K: 0	S: 6	R: 1	H: 2	E: 0	K: 1	S: 9	1B: 7	SF: 0	2B: 0	3B: 0	HR: 0	SAC: 1	DP: 1	HBP: 1	WP: 0	PA: 41
--------------	------	------	------	------	------	------	------	------	------	------	------	------	------	------	------	------	------	------	------	------	------	------	------	------	-------	------	------	------	------	------	------	------	------	------	-------	------	------	------	------	------	------	------	------	------	------	------	------	------	------	------	------	------	------	------	------	-------	-------	-------	-------	-------	--------	-------	--------	-------	--------

PITCHER	IP	WLS	BF	H	R	ER	SO	BB	IBB	HBP	BLK	WP	HR	S	P	ERA	WHIP
<b>56 Mark Buehrle, L</b> (1, 1) ERA: 3.82	9.0		35	5	2	2	3	3	0	1	0	0	0	76	116	2.00	0.889
<b>Cliff Politte, R</b> (10, 1) ERA: 4.34	0.2	L	6	2	1	1	1	1	1	0	0	0	0	9	23	13.50	4.500



Batter	1	2	3	4	5	6	7	8	9	AB R H RBI BB SO LOB	TOP																
Aaron Rowand, R OBP: 0.365, SLG: 0.549 (1, 8)	1-0 L5	1-0 CS	3-2 14 1B	1-0 1-2 2-H 1B		2-0 CS	2-3 K		2-1 HR	5 1 3 2 0 1 0																	
Timo Perez, L OBP: 0.300, SLG: 0.344 (1, 9)	1-3 K		0-2 F8	0-2 G3			0-1 P3		1-2 G4-6-3 1B	5 0 1 0 0 1 3																	
Carlos Lee, R OBP: 0.364, SLG: 0.518 (1, 7)	0-0 F8		0-1 F7		1-1 1B 2B		1-2 14 1B 1B		0-0 G4-6-3 1-2f	5 1 2 0 0 0 2																	
14 Paul Konerko, R OBP: 0.367, SLG: 0.557 (1, 10)		1-1 G4-3 HR 2B	1-1 1B		2-2 G6-3		0-0 1B			4 1 3 0 0 0 1																	
Ross Gload, L OBP: 0.326, SLG: 0.368 (1, 3)		1-0 G4-3 2-3	1-3 K		3-1 5 CS 1B		1-2 F7			4 0 1 1 0 1 5																	
Jose Valentin, S OBP: 0.297, SLG: 0.502 (1, 6)		0-0 5 B2-3 HR 1B		0-1 F7	1-0 F8		0-2 F8			4 1 1 0 0 0 1																	
5 Juan Uribe, R OBP: 0.318, SLG: 0.457 (1, 5) (9, 4)		0-0 B2-3		1-0 F8	1-2 CS	1-1 CS 1B	1-1 F9			4 0 1 0 0 0 2																	
Ben Davis, S OBP: 0.200, SLG: 0.262 (1, 2)		2-2 HR		3-1 BB 1B		3-2 L9	0-0 F9			4 2 2 3 0 0 1																	
Willie Harris, L OBP: 0.351, SLG: 0.304 24 Joe Crede, R OBP: 0.286, SLG: 0.407 (1, 4) (9, 5)		4-1 CS BB		4-0 1B BB	1 SAFE 1-0 F8		1-3 K			2 0 0 0 2 1 1 0 0 0 0 0 0 0																	
Inning Stats	R: 0 E: 0 K: 1 S: 5	H: 0 LOB: 0 BB: 0 P: 7	R: 3 E: 0 K: 0 S: 9	H: 3 LOB: 0 BB: 1 P: 18	R: 0 E: 0 K: 1 S: 13	H: 2 LOB: 2 BB: 0 P: 18	R: 1 E: 0 K: 0 S: 9	H: 2 LOB: 2 BB: 1 P: 18	R: 1 E: 0 K: 0 S: 10	H: 2 LOB: 0 BB: 0 P: 18	R: 0 E: 0 K: 0 S: 7	H: 1 LOB: 0 BB: 0 P: 13	R: 0 E: 0 K: 1 S: 16	H: 2 LOB: 2 BB: 0 P: 20	R: 0 E: 0 K: 0 S: 6	H: 0 LOB: 0 BB: 0 P: 7	R: 1 E: 0 K: 1 S: 11	H: 2 LOB: 0 BB: 0 P: 15	1B: 10 2B: 2 3B: 0 HR: 2	SF: 0 SAC: 0 DP: 1 HBP: 0	WP: 0 PA: 42 PB: 0 SB: 0 CS: 3						
PITCHER	IP	WLS	BF	H	R	ER	SO	BB	IBB	HBP	BLK	WP	HR	S	P	ERA	WHIP										
38 Jeremy Bolderman, R ERA: 6.06 (1, 1)	1.1	L	6	2	2	2	1	0	0	0	0	0	0	9	13	13.50	1.500										
Danny Patterson, R ERA: 4.75 (2, 1)	2.2		14	5	2	2	1	2	0	0	0	0	1	27	48	6.75	2.625										
Al Levine, R ERA: 4.65 (5, 1)	2.0		7	3	1	1	0	0	0	0	0	0	0	17	31	4.50	1.500										
Jamie Walker, L ERA: 3.21 (7, 1)	2.1		9	2	0	0	2	0	0	0	0	0	0	25	31	0.00	0.857										
Esteban Yan, R ERA: 3.92 (9, 1)	0.2		3	2	1	1	0	0	0	0	0	0	1	8	11	13.50	3.000										

Chicago White Sox @ Detroit Tigers  
Comerica Park, Detroit, MI  
Sun Aug 01 2004, 1:05 PM EDT  
Att. 34,279 - Sunny - 76 F

livebaseballscorecards.com

AB	37
R	6
H	14
RBI	6
BB	2
SO	4
LOB	16



Batter	1	2	3	4	5	6	7	8	9	AB	R	H	RBI	BB	SO	LOB
Alex Sanchez, L (1, 8) OBP: 0.339, SLG: 0.392	2-2 G6-3		1-1 L6			1-1 B2-3		0-1 9 SF8 BB 2-H 1B		4	1	1	1	0	0	0
Bobby Higginson, L (1, 9) OBP: 0.357, SLG: 0.367	1-0 F9			2-1 G3		1-1 1B		4-2 9 SF8 9 S BB 1-2		3	0	1	0	1	0	0
9 Carlos Guillen, S (1, 6) OBP: 0.391, SLG: 0.573	1-2 G4-3			2-3 K		1-2 F9		3-2 SF8 1-3 2-H		3	0	0	1	0	1	1
Dmitri Young, S (1, 10) OBP: 0.365, SLG: 0.474		3-3 K		1-1 F7			2-1 G4-3	1-0 G6-3		4	0	0	0	0	1	1
Rondell White, R (1, 7) OBP: 0.341, SLG: 0.462		1-2 G4-3			2-3 K		2-2 HR	4-2 BB		3	1	1	1	1	1	0
Carlos Pena, L (1, 3) OBP: 0.308, SLG: 0.429		0-3 K			4-2 FC4-6 BB		1-2 G1	2-3 K		3	0	0	0	1	2	1
Eric Munson, L (1, 5) OBP: 0.301, SLG: 0.450			0-0 P4		2-3 K		3-3 K	0-2 F7		4	0	0	0	0	2	2
Jason Smith, L (1, 4) OBP: 0.343, SLG: 0.646			1-2 G3		2-2 FC4-6 1-2f			1-1 1B 2B	1-1 F7	4	1	1	0	0	0	2
15 Brandon Inge, R (1, 2) OBP: 0.342, SLG: 0.484			3-1 HR			1-3 K		0-3 K		3	1	1	1	0	2	1

Inning Stats	R: 0	H: 0	E: 0	K: 0	S: 8	LOB: 0	BB: 0	P: 12	R: 0	H: 0	E: 0	K: 2	S: 9	LOB: 0	BB: 0	P: 13	R: 1	H: 1	E: 0	K: 0	S: 8	LOB: 0	BB: 0	P: 13	R: 0	H: 0	E: 0	K: 1	S: 7	LOB: 0	BB: 0	P: 12	R: 0	H: 0	E: 0	K: 2	S: 11	LOB: 1	BB: 1	P: 21	R: 0	H: 1	E: 0	K: 1	S: 10	LOB: 1	BB: 0	P: 14	R: 1	H: 1	E: 0	K: 1	S: 12	LOB: 0	BB: 0	P: 20	R: 2	H: 2	E: 0	K: 1	S: 15	LOB: 1	BB: 1	P: 24	R: 0	H: 0	E: 0	K: 1	S: 11	LOB: 1	BB: 1	P: 18	1B: 2	2B: 1	3B: 0	HR: 2	SF: 1	SAC: 0	DP: 0	HBP: 0	WP: 0	PB: 0	SB: 2	CS: 0	PA: 35
--------------	------	------	------	------	------	--------	-------	-------	------	------	------	------	------	--------	-------	-------	------	------	------	------	------	--------	-------	-------	------	------	------	------	------	--------	-------	-------	------	------	------	------	-------	--------	-------	-------	------	------	------	------	-------	--------	-------	-------	------	------	------	------	-------	--------	-------	-------	------	------	------	------	-------	--------	-------	-------	------	------	------	------	-------	--------	-------	-------	-------	-------	-------	-------	-------	--------	-------	--------	-------	-------	-------	-------	--------

PITCHER	IP	WLS	BF	H	R	ER	SO	BB	IBB	HBP	BLK	WP	HR	S	P	ERA	WHIP
Freddy Garcia, R (1, 1) ERA: 3.35	7.1	W	28	5	4	4	8	1	0	0	0	0	2	72	113	4.91	0.818
Damaso Marte, L (8, 1) ERA: 3.17	0.2	H	3	0	0	0	0	1	0	0	0	0	0	8	16	0.00	1.500
Shingo Takatsu, R (9, 1) ERA: 1.11	1.0	S	4	0	0	0	1	1	0	0	0	0	0	11	18	0.00	1.000

BOTTOM

Chicago White Sox @ Detroit Tigers  
Comerica Park, Detroit, MI  
Sun Aug 01 2004, 1:05 PM EDT  
Att: 34,279 - Sunny - 76 F

livebaseballscorecards.com

AB	31
R	4
H	5
RBI	4
BB	3
SO	9
LOB	8





Batter	1	2	3	4	5	6	7	8	9	AB R H RBI BB SO LOB	TOP											
<b>Aaron Rowand, R</b> (1, 8) OBP: 0.362, SLG: 0.553	3-3 K		0-1 F8		1-3 K	2-0 HR		0-3 K		5 1 1 3 0 3 5												
<b>Timo Perez, L</b> (1, 9) OBP: 0.302, SLG: 0.347	0-2 G4-3		0-0 2B		4-0 14 HR HBP BB	0-0 G6-3		3-2 F6		4 1 1 1 1 0 3												
<b>Carlos Lee, R</b> (1, 7) OBP: 0.363, SLG: 0.514 <b>Ross Gload, L</b> (8, PH) OBP: 0.324, SLG: 0.365	1-1 G6-3		3-3 K		4-2 14 HR HBP		1-1 F9	2-3 K		3 1 0 0 0 1 1 1 0 0 0 0 1 3												
<b>14 Paul Konerko, R</b> (1, 3) OBP: 0.367, SLG: 0.562		4-2 G4-6-3 BB		3-2 P4	0-1 HR		2-2 L9	1-0 P4		4 1 1 4 1 0 0												
<b>Jose Valentin, S</b> (1, 6) OBP: 0.295, SLG: 0.506		1-2 G4-6-3		1-0 L9	3-3 K		1-0 F7	2-0 HR		5 1 1 1 0 1 1												
<b>Joe Borchard, S</b> (1, 10) OBP: 0.256, SLG: 0.237		1-0 F8		0-0 P6		0-0 G6-3		4-1 24 BB 1B BB	3-3 K	4 1 0 0 1 1 0												
<b>Ben Davis, S</b> (1, 2) OBP: 0.229, SLG: 0.303			0-0 F7		3-2 24 SH1-3 3B 2B	0-3 K		2-0 BB 24 BB 1B	3-1 1B	5 1 3 0 0 1 0	<b>AB 36</b>											
<b>24 Joe Crede, R</b> (1, 5) OBP: 0.291, SLG: 0.416			1-1 HR		0-0 SH1-3	4-1 1B HR BB		4-1 BB BB	0-2 L7	2 2 1 1 2 0 1	<b>R 12</b>											
<b>Willie Harris, L</b> (1, 4) OBP: 0.359, SLG: 0.319			2-2 E 2B 1B		0-0 14 HR 3B	0-1 HR 1B		4-1 BB		3 3 3 2 1 0 0	<b>H 11</b>											
<b>Inning Stats</b>	R: 0 E: 0 K: 1 S: 11	H: 0 LOB: 0 BB: 0 P: 15	R: 0 E: 0 K: 0 S: 6	H: 0 LOB: 0 BB: 1 P: 12	R: 2 E: 1 K: 1 S: 12	H: 3 LOB: 1 BB: 0 P: 18	R: 0 E: 0 K: 0 S: 6	H: 0 LOB: 0 BB: 0 P: 10	R: 5 E: 0 K: 2 S: 18	H: 3 LOB: 0 BB: 1 P: 33	R: 3 E: 0 K: 1 S: 9	H: 2 LOB: 0 BB: 1 P: 15	R: 0 E: 0 K: 0 S: 6	H: 0 LOB: 0 BB: 0 P: 10	R: 1 E: 0 K: 1 S: 10	H: 1 LOB: 3 BB: 3 P: 34	R: 1 E: 0 K: 1 S: 10	H: 2 LOB: 1 BB: 0 P: 19	1B: 4 2B: 2 3B: 1 HR: 4	SF: 0 SAC: 1 DP: 1 HBP: 1	WP: 0 PB: 0 SB: 0 CS: 0	PA: 44
<b>PITCHER</b>	IP WLS BF H R ER SO BB IBB HBP BLK WP HR S P ERA WHIP																					
<b>Mike Wood, R</b> (1, 1) ERA: 5.13	5.0 L 23 6 7 7 4 2 0 1 0 0 0 2 53 88 12.60 1.600																					
<b>Dennys Reyes, L</b> (6, 1) ERA: 4.73	2.0 9 2 3 3 1 1 0 0 0 0 0 1 15 25 13.50 1.500																					
<b>Ryan Bukvich, R</b> (8, 1) ERA: 3.68	0.0 4 1 1 1 0 3 0 0 0 0 0 0 4 18 ∞ ∞																					
<b>Nate Field, R</b> (8, 1) ERA: 3.83	1.0 3 0 0 0 2 0 0 0 0 0 0 0 11 16 0.00 0.000																					
<b>Scott Sullivan, R</b> (9, 1) ERA: 4.44	1.0 5 2 1 1 1 0 0 0 0 0 0 0 1 10 9.00 2.000																					

**Chicago White Sox @ Kansas City Royals**  
**Kauffman Stadium, Kansas City, MO**  
 Tue Aug 03 2004, 7:10 PM CDT  
 Att. 13,981 - Sunny - 93 F

<b>AB</b>	<b>36</b>
<b>R</b>	<b>12</b>
<b>H</b>	<b>11</b>
<b>RBI</b>	<b>12</b>
<b>BB</b>	<b>6</b>
<b>SO</b>	<b>8</b>
<b>LOB</b>	<b>14</b>



Batter	1	2	3	4	5	6	7	8	9	AB	R	H	RBI	BB	SO	LOB
9 David DeJesus, L OBP: 0.317, SLG: 0.294 (1, 8)	1-1 G4-3		0-3 K		1-1 CS 1B		3-3 K			4	0	1	1	0	2	2
Joe Randa, R OBP: 0.344, SLG: 0.385 (1, 5)	3-1 F9			1-3 K	1-2 SF7			3-2 G3 1B		3	0	1	1	0	1	0
29 Mike Sweeney, R OBP: 0.337, SLG: 0.491 Dee Brown, L OBP: 0.269, SLG: 0.296 (1, 3) (5, PH) (6, 7)	3-1 P4			2-0 G6-3	SAFE 1-2 CS		2-0 G4-3	1-3 K		2	0	0	0	0	0	0
Matt Stairs, L OBP: 0.334, SLG: 0.458 (1, 7) (6, 3)		2-1 P5		2-2 F8		4-2 DI BB		1-1 G3		3	0	0	0	1	0	1
Ken Harvey, R OBP: 0.349, SLG: 0.459 (1, 10)		2-2 G5-3			1-0 HR		0-1 F9	2-3 K		4	1	1	1	0	1	2
Abraham Nunez, S OBP: 0.288, SLG: 0.296 Ruben Mateo, R OBP: 0.313, SLG: 0.407 (1, 9) (9, 9)		0-1 P5			2-0 14 E 1B		3-2 G3-1		2-1 F9	3	1	1	0	0	0	1
4 Angel Berroa, R OBP: 0.291, SLG: 0.362 (1, 6)			3-2 14 G5-4-3 1B		1-0 F8		4-2 S BB		1-3 K	3	0	1	0	1	1	1
14 John Buck, R OBP: 0.239, SLG: 0.259 (1, 2)			0-1 G5-4-3		0-0 E5		0-0 F7		3-3 K	4	1	0	0	0	1	3
Ruben Gotay, S OBP: 0.333, SLG: 0.333 (1, 4)			1-3 K		0-2 9 1B SF7		1-2 L8			3	1	1	1	0	1	2

Inning Stats	R: 0	H: 0	E: 0	K: 0	S: 6	LOB: 0	BB: 0	P: 13	R: 0	H: 0	E: 0	K: 0	S: 7	LOB: 0	BB: 0	P: 11	R: 0	H: 1	E: 0	K: 2	S: 14	LOB: 1	BB: 0	P: 18	R: 0	H: 0	E: 0	K: 1	S: 8	LOB: 0	BB: 0	P: 13	R: 4	H: 4	E: 1	K: 0	S: 14	LOB: 0	BB: 0	P: 21	R: 0	H: 0	E: 0	K: 0	S: 8	LOB: 1	BB: 1	P: 17	R: 0	H: 0	E: 0	K: 1	S: 11	LOB: 1	BB: 1	P: 19	R: 0	H: 1	E: 0	K: 2	S: 14	LOB: 1	BB: 0	P: 21	R: 0	H: 0	E: 0	K: 2	S: 9	LOB: 0	BB: 0	P: 15	1B: 5	SF: 1	2B: 0	SAC: 0	3B: 0	DP: 0	HR: 1	HBP: 0	WP: 0	PA: 36
--------------	------	------	------	------	------	--------	-------	-------	------	------	------	------	------	--------	-------	-------	------	------	------	------	-------	--------	-------	-------	------	------	------	------	------	--------	-------	-------	------	------	------	------	-------	--------	-------	-------	------	------	------	------	------	--------	-------	-------	------	------	------	------	-------	--------	-------	-------	------	------	------	------	-------	--------	-------	-------	------	------	------	------	------	--------	-------	-------	-------	-------	-------	--------	-------	-------	-------	--------	-------	--------

PITCHER	IP	WLS	BF	H	R	ER	SO	BB	IBB	HBP	BLK	WP	HR	S	P	ERA	WHIP
52 Jose Contreras, R ERA: 5.49 (1, 1)	6.0		24	5	4	2	3	1	0	0	0	0	1	57	93	3.00	1.000
Cliff Politte, R ERA: 4.23 (7, 1)	1.0		4	0	0	0	1	1	0	0	0	0	0	11	19	0.00	1.000
Neal Cotts, L ERA: 6.0 (8, 1)	1.0		4	1	0	0	2	0	0	0	0	0	0	14	21	0.00	1.000
Michael Jackson, R ERA: 4.75 (9, 1)	1.0		3	0	0	0	2	0	0	0	0	0	0	9	15	0.00	0.000

BOTTOM

Chicago White Sox @ Kansas City Royals  
Kauffman Stadium, Kansas City, MO

Tue Aug 03 2004, 7:10 PM CDT  
Att. 13,981 - Sunny - 93 F

livebaseballscorecards.com

AB	32
R	4
H	6
RBI	4
BB	2
SO	8
LOB	13





Batter	1	2	3	4	5	6	7	8	9	AB R H RBI BB SO LOB	TOP	
Aaron Rowand, R (1, 8) OBP: 0.367, SLG: 0.562	0-1 L9 2B		4-2 BB			0-0 F8			0-0 5 PB 2B	3 0 2 0 1 0 0		
5 Juan Uribe, R (1, 6) OBP: 0.315, SLG: 0.452	0-0 L9 2-3		2-1 L9			3-3 K			2-3 K 2-3	4 0 0 0 0 2 3		
Carlos Lee, R (1, 7) OBP: 0.360, SLG: 0.509	0-3 K					3-2 F8		0-0 L5	0-1 F7	4 0 0 0 0 1 2		
14 Paul Konerko, R (1, 3) OBP: 0.364, SLG: 0.557 Jamie Burke, R (7, 3) OBP: 0.356, SLG: 0.421	3-1 G5-3					3-3 K		2-3 K		3 0 0 0 0 2 1 0 0 0 0 0 0 0		
Carl Everett, S (1, 10) OBP: 0.327, SLG: 0.383						1-2 P3		1-1 P4		3 0 0 0 0 0 0		
Joe Borchart, S (1, 9) OBP: 0.239, SLG: 0.220						1-0 L7		1-1 G1-3		3 0 0 0 0 1 0		
24 Joe Crede, R (1, 5) OBP: 0.289, SLG: 0.412						3-2 F9		0-0 F9		3 0 0 0 0 0 0		
Sandy Alomar Jr., R (1, 2) OBP: 0.298, SLG: 0.297						0-1 G6-3		2-2 G5-3		3 0 0 0 0 0 0		
Willie Harris, L (1, 4) OBP: 0.356, SLG: 0.316						1-2 G1-3		1-1 F9	1-3 K	3 0 0 0 0 1 0		
<b>Inning Stats</b>	R: 0 H: 1 E: 0 LOB: 1 K: 1 BB: 0 S: 8 P: 11	R: 0 H: 0 E: 0 LOB: 0 K: 1 BB: 0 S: 12 P: 18	R: 0 H: 0 E: 0 LOB: 1 K: 0 BB: 1 S: 14 P: 22	R: 0 H: 0 E: 0 LOB: 0 K: 1 BB: 0 S: 12 P: 19	R: 0 H: 0 E: 0 LOB: 0 K: 0 BB: 0 S: 7 P: 11	R: 0 H: 0 E: 0 LOB: 0 K: 1 BB: 0 S: 7 P: 11	R: 0 H: 0 E: 0 LOB: 0 K: 1 BB: 0 S: 6 P: 9	R: 0 H: 0 E: 0 LOB: 0 K: 0 BB: 0 S: 6 P: 9	R: 0 H: 1 E: 0 LOB: 1 K: 2 BB: 0 S: 9 P: 12	1B: 0 SF: 0 2B: 2 SAC: 0 3B: 0 DP: 0 HR: 0 HBP: 0	WP: 0 PA: 30 PB: 1 SB: 0 CS: 0	
<b>PITCHER</b> Brian Anderson, L (1, 1) ERA: 6.33	IP WLS BF H R ER SO BB IBB HBP BLK WP HR S P ERA WHIP	9.0 W 30 2 0 0 7 1 0 0 0 0 0 0 81 122 0.00 0.333										

Chicago White Sox @ Kansas City Royals  
Kauffman Stadium, Kansas City, MO  
Wed Aug 04 2004, 7:10 PM CDT  
Att. 16,194 - Cloudy - 79 F

AB	29
R	0
H	2
RBI	0
BB	1
SO	7
LOB	6



BOTTOM

Chicago White Sox @ Kansas City Royals  
Kauffman Stadium, Kansas City, MO

Wed Aug 04 2004, 7:10 PM CDT  
Att: 16,194 - Cloudy - 79 F

livebaseballscorecards.com

AB	38
R	11
H	17
RBI	11
BB	2
SO	4
LOB	18



WP:	0	PA:	40
PB:	0	SB:	0
CS:	0		

AB	4	R	1	H	1	RBI	0	BB	0	SO	3
	1	0	0	0	0	0	0	0	0		

4	2	2	0	1	0	3					
---	---	---	---	---	---	---	--	--	--	--	--

5	1	1	1	0	0	3					
---	---	---	---	---	---	---	--	--	--	--	--

5	1	2	1	0	2	2					
---	---	---	---	---	---	---	--	--	--	--	--

4	2	2	2	0	1	2					
---	---	---	---	---	---	---	--	--	--	--	--

4	1	1	2	0	0	2					
---	---	---	---	---	---	---	--	--	--	--	--

3	1	2	1	1	1	0					
0	0	0	0	0	0	0					

4	1	3	1	0	0	1					
---	---	---	---	---	---	---	--	--	--	--	--

4	1	3	3	0	0	2					
---	---	---	---	---	---	---	--	--	--	--	--

1B:	12	SF:	0
2B:	3	SAC:	0
3B:	1	DP:	3
HR:	1	HBP:	0

Batter	1	2	3	4	5	6	7	8	9
9 David DeJesus, L OBP: 0.315, SLG: 0.293 Wilton Guerrero, S OBP: 0.188, SLG: 0.313									
Joe Randa, R OBP: 0.348, SLG: 0.387									
Ken Harvey, R OBP: 0.348, SLG: 0.458									
Matt Stairs, L OBP: 0.335, SLG: 0.461									
Abraham Nunez, S OBP: 0.298, SLG: 0.320									
Ruben Mateo, R OBP: 0.311, SLG: 0.421									
4 Angel Berroa, R OBP: 0.296, SLG: 0.364 Dee Brown, L OBP: 0.269, SLG: 0.296									
Desi Relaford, S OBP: 0.289, SLG: 0.302									
14 John Buck, R OBP: 0.260, SLG: 0.315									

Inning Stats	R: 7	H: 7	E: 0	LOB: 0	K: 0	P: 37	R: 2	H: 2	E: 0	LOB: 0	K: 1	P: 15	R: 0	H: 2	E: 0	LOB: 2	K: 1	P: 22	R: 0	H: 0	E: 0	LOB: 0	K: 1	P: 12	R: 0	H: 1	E: 0	LOB: 0	K: 0	P: 9	R: 0	H: 1	E: 0	LOB: 0	K: 0	P: 6	R: 2	H: 3	E: 0	LOB: 2	K: 0	P: 25	R: 0	H: 1	E: 0	LOB: 1	K: 1	P: 13
--------------	------	------	------	--------	------	-------	------	------	------	--------	------	-------	------	------	------	--------	------	-------	------	------	------	--------	------	-------	------	------	------	--------	------	------	------	------	------	--------	------	------	------	------	------	--------	------	-------	------	------	------	--------	------	-------

PITCHER	IP	WLS	BF	H	R	ER	SO	BB	IBB	HBP	BLK	WP	HR	S	P	ERA	WHIP
Scott Schoeneweis, L ERA: 5.56	1.1	L	14	9	9	9	1	1	0	0	0	0	1	31	51	60.75	7.500
Jon Adkins, R ERA: 3.08	3.2		12	3	0	0	2	0	0	0	0	0	0	27	44	0.00	0.818
Michael Jackson, R ERA: 4.97	2.0		10	4	2	2	0	1	0	0	0	0	0	17	31	9.00	2.500
Neal Cotts, L ERA: 5.84	1.0		4	1	0	0	1	0	0	0	0	0	0	9	13	0.00	1.000



Batter	1	2	3	4	5	6	7	8	9	AB R H RBI BB SO LOB	TOP	
Aaron Rowand, R (1, 8) OBP: 0.364, SLG: 0.566	0-3 K		0-3 K			0-0 HR		1-2 G3-1	0-3 K	5 1 1 1 0 3 4	<b>Chicago White Sox @ Kansas City Royals</b> Kauffman Stadium, Kansas City, MO Thu Aug 05 2004, 7:10 PM CDT Att. 15,863 - Sunny - 76 F <a href="http://livebaseballscorecards.com">livebaseballscorecards.com</a>	
Timo Perez, L (1, 9) OBP: 0.300, SLG: 0.343	0-1 P2			1-2 F9		0-0 P4		0-1 B3	0-0 1B	5 0 1 2 0 0 0		
Carlos Lee, R (1, 7) OBP: 0.358, SLG: 0.505	1-0 F8			1-0 F8		3-2 P6		1-2 1B	1-0 P4	5 0 1 0 0 0 2		
Carl Everett, S (1, 10) OBP: 0.320, SLG: 0.374		1-1 G6-3		2-2 E6		2-2 G3-1		1-2 K		4 0 0 0 0 1 1		
14 Paul Konerko, R (1, 3) OBP: 0.361, SLG: 0.551		1-3 K		1-2 F9			0-3 K		1-3 K	4 0 0 0 0 3 1		
Jose Valentin, S (1, 6) OBP: 0.298, SLG: 0.519		2-2 G3			1-3 K		0-0 G4-3 2B		0-0 HR	4 1 2 1 0 1 0		
Ben Davis, S (1, 2) OBP: 0.230, SLG: 0.300			0-0 F9		1-3 K		2-1 G4-3		1-0 BB 1B 1B	4 1 1 0 0 1 1		
24 Joe Crede, R (1, 5) OBP: 0.292, SLG: 0.413 Joe Borchard, S (9, PH) OBP: 0.255, SLG: 0.238			2-2 E6		1-2 1B		3-2 FC4-6 HBP		0-1 BB 1B 1B	2 0 1 0 0 0 0 1 1 1 0 0 0 0		
Willie Harris, L (1, 4) OBP: 0.355, SLG: 0.312			1-1 F9		3-2 G3		2-2 FC4-6 1-2f		4-2 1B BB	3 0 0 0 1 0 4		
<b>Inning Stats</b>	R: 0 E: 0 K: 1 S: 6 H: 0 LOB: 0 BB: 0 P: 7	R: 0 E: 0 K: 1 S: 11 H: 0 LOB: 0 BB: 0 P: 15	R: 0 E: 1 K: 1 S: 9 H: 0 LOB: 1 BB: 0 P: 12	R: 0 E: 1 K: 0 S: 11 H: 0 LOB: 1 BB: 0 P: 16	R: 0 E: 0 K: 2 S: 12 H: 1 LOB: 1 BB: 0 P: 18	R: 1 E: 0 K: 0 S: 10 H: 1 LOB: 0 BB: 0 P: 15	R: 0 E: 0 K: 1 S: 12 H: 1 LOB: 2 BB: 0 P: 19	R: 0 E: 0 K: 1 S: 13 H: 1 LOB: 1 BB: 0 P: 16	R: 3 E: 0 K: 2 S: 16 H: 4 LOB: 2 BB: 1 P: 23	1B: 5 2B: 1 3B: 0 HR: 2 SF: 0 SAC: 0 DP: 0 HBP: 1		WP: 0 PB: 0 SB: 0 CS: 0 PA: 39
<b>PITCHER</b>	IP WLS BF H R ER SO BB IBB HBP BLK WP HR S P ERA WHIP											
23 Zack Greinke, R (1, 1) ERA: 4.52	7.0 W 27 3 1 1 6 0 0 1 0 0 0 1 71 102 1.29 0.429											
D.J. Carrasco, R (8, 1) ERA: 5.91	1.1 9 4 3 3 2 1 0 0 0 0 0 1 23 32 20.25 3.750											
Nate Field, R (9, 1) ERA: 3.77	0.2 S 3 1 0 0 1 0 0 0 0 0 0 0 6 7 0.00 1.500											

**Chicago White Sox @ Kansas City Royals**  
 Kauffman Stadium, Kansas City, MO  
 Thu Aug 05 2004, 7:10 PM CDT  
 Att. 15,863 - Sunny - 76 F

AB	37
R	4
H	8
RBI	4
BB	1
SO	9
LOB	13



Batter	1	2	3	4	5	6	7	8	9
<b>9 David DeJesus, L</b> OBP: 0.320, SLG: 0.293 (1, 8)	4-2 FC6-4 BB		0-0 B1-3		1-1 FC6-4 BB HR 1B		1-1 G3		
<b>Joe Randa, R</b> OBP: 0.347, SLG: 0.383 (1, 5)	0-1 FC6-4 FC5-4 1-2f		1-0 G4-3		4-0 FC6-4 BB		3-3 K		
<b>Ken Harvey, R</b> OBP: 0.344, SLG: 0.453 (1, 3)	2-0 FC5-4 1-2f			1-2 G6-3	0-2 FC6-4 HR		2-2 G6-3		
<b>Matt Stairs, L</b> OBP: 0.337, SLG: 0.481 (1, 10)	1-1 F8			1-2 HR	3-0 HR		3-1 P3		
<b>Abraham Nunez, S</b> OBP: 0.284, SLG: 0.304 (1, 9)		1-1 G4-3		3-1 F8	1-2 G4-3		1-2 F8		
<b>Dee Brown, L</b> OBP: 0.261, SLG: 0.287 (1, 7)		0-0 P4		0-3 K		3-1 G1	3-1 P3		
<b>4 Angel Berroa, R</b> OBP: 0.299, SLG: 0.370 (1, 6)		1-1 G5-3			0-1 14 1B 9 1B 1B	1-1 2B			
<b>14 John Buck, R</b> OBP: 0.263, SLG: 0.315 (1, 2)			3-3 K		0-0 9 1B 1-3 FC6-4 1B	1-1 F7			
<b>Ruben Gotay, S</b> OBP: 0.333, SLG: 0.500 (1, 4)			3-2 9 B1-3 2B		0-2 P5	0-2 F8			

Inning Stats	R: 0	H: 0	E: 0	K: 0	S: 7	LOB: 1	BB: 1	P: 14
	R: 0	H: 0	E: 0	K: 0	S: 5	LOB: 0	BB: 0	P: 7
	R: 0	H: 1	E: 0	K: 1	S: 10	LOB: 1	BB: 0	P: 17
	R: 1	H: 1	E: 0	K: 1	S: 15	LOB: 0	BB: 0	P: 20
	R: 5	H: 4	E: 0	K: 0	S: 15	LOB: 0	BB: 1	P: 24
	R: 0	H: 1	E: 0	K: 0	S: 10	LOB: 1	BB: 0	P: 15
	R: 0	H: 0	E: 0	K: 1	S: 10	LOB: 0	BB: 0	P: 16
	R: 0	H: 0	E: 0	K: 0	S: 7	LOB: 0	BB: 0	P: 14

PITCHER	IP	WLS	BF	H	R	ER	SO	BB	IBB	HBP	BLK	WP	HR	S	P	ERA	WHIP
<b>Jon Garland, R</b> ERA: 4.74 (1, 1)	7.0	L	30	7	6	6	3	2	0	0	0	0	2	72	113	7.71	1.286
<b>Damaso Marte, L</b> ERA: 3.1 (8, 1)	1.0		3	0	0	0	0	0	0	0	0	0	0	7	14	0.00	0.000

AB R H RBI BB SO LOB

3	1	1	1	1	0	1
3	0	0	0	1	1	2
4	1	0	1	0	0	3
4	2	2	4	0	0	1
4	0	0	0	0	0	0
4	0	0	0	0	1	0
3	1	2	0	0	0	0
3	1	1	0	0	1	1
3	0	1	0	0	0	3

AB	31
R	6
H	7
RBI	6
BB	2
SO	3
LOB	11



WP	HR	S	P	ERA	WHIP
0	0	0	0	0	0

**Chicago White Sox @ Kansas City Royals**  
Kauffman Stadium, Kansas City, MO

Thu Aug 05 2004, 7:10 PM CDT  
Att. 15,863 - Sunny - 76 F

livebaseballscorecards.com

WP: 0 PA: 33  
PB: 0  
SB: 0  
CS: 0



Batter	1	2	3	4	5	6	7	8	9	AB R H RBI BB SO LOB	TOP
Ronnie Belliard, R (1, 4) OBP: 0.370, SLG: 0.420	3-3 K	2-0 SAFE 1-2 1B			4-0 2B BB		1-1 F7		3-2 L9	4 0 1 0 1 1 0	
Omar Vizquel, S (1, 6) OBP: 0.365, SLG: 0.402	2-2 G6-4-3 1B	2-2 F7			2-2 F7		2-1 E4 PB S			4 0 1 0 0 0 3	
Matt Lawton, L (1, 9) OBP: 0.364, SLG: 0.451	0-0 G6-4-3 1-2f			0-0 G4-3	2-2 SAFE 1-H 2B		2-3 K 1-3			4 0 1 0 0 1 2	
Casey Blake, R (1, 5) OBP: 0.355, SLG: 0.466		0-1 48 1B HR		1-2 G6-3	0-1 G4-3		0-3 K			4 1 1 0 0 1 3	
48 Travis Hafner, L (1, 10) OBP: 0.414, SLG: 0.603		2-2 1-2 HR 1B		0-0 P3		2-1 G4-6-3 1B HBP		1-1 G6-3		3 1 1 0 0 0 0	
Lou Merloni, R (1, 3) OBP: 0.355, SLG: 0.444		2-3 K		0-0 24 G3-1 2B		1-1 G4-6-3 1B		2-2 F8		4 0 2 0 0 1 2	
Ben Broussard, L (8, 3) OBP: 0.380, SLG: 0.431										0 0 0 0 0 0 0	
Coco Crisp, S (1, 7) OBP: 0.318, SLG: 0.428		2-2 1-H 2-H HR		0-0 G6-3	2-0 G4-6-3		2-3 K			4 1 1 3 0 1 3	
24 Grady Sizemore, L (1, 8) OBP: 0.411, SLG: 0.500		0-1 1B 1B		2-2 SAFE G3-1	1-2 L4			0-2 L6		4 0 1 0 0 0 2	
Tim Laker, R (1, 2) OBP: 0.280, SLG: 0.337		2-3 K		2-3 K		1-2 G1-6-3		2-2 G4-3		4 0 0 0 0 2 2	
<b>Inning Stats</b>	R: 0 E: 0 K: 1 S: 7 H: 1 LOB: 0 BB: 0 P: 12	R: 3 E: 0 K: 2 S: 24 H: 5 LOB: 2 BB: 0 P: 36	R: 0 E: 0 K: 0 S: 5 H: 0 LOB: 0 BB: 0 P: 6	R: 0 E: 0 K: 1 S: 10 H: 1 LOB: 1 BB: 0 P: 14	R: 0 E: 0 K: 0 S: 8 H: 1 LOB: 1 BB: 1 P: 16	R: 0 E: 1 K: 2 S: 17 H: 0 LOB: 2 BB: 0 P: 23	R: 0 E: 0 K: 1 S: 8 H: 0 LOB: 0 BB: 0 P: 13	R: 0 E: 0 K: 0 S: 9 H: 0 LOB: 0 BB: 0 P: 14	1B: 6 2B: 2 3B: 0 HR: 1 SF: 0 SAC: 0 DP: 2 HBP: 1	WP: 0 PB: 1 SB: 1 CS: 0 PA: 37	
<b>PITCHER</b>	IP WLS BF H R ER SO BB IBB HBP BLK WP HR S P ERA WHIP										
56 Mark Buehrle, L (1, 1) ERA: 3.83	6.2 L 30 9 3 3 5 1 0 1 0 0 1 78 120 4.05 1.500										
Cliff Politte, R (7, 1) ERA: 4.12	1.0 3 0 0 0 1 0 0 0 0 0 0 8 11 0.00 0.000										
Damaso Marte, L (8, 1) ERA: 3.06	0.2 2 0 0 0 1 0 0 0 0 0 0 6 8 0.00 0.000										
Shingo Takatsu, R (9, 1) ERA: 1.09	0.2 2 0 0 0 0 0 0 0 0 0 0 6 11 0.00 0.000										

Cleveland Indians @ Chicago White Sox  
U.S. Cellular Field, Chicago, IL

Fri Aug 06 2004, 8:05 PM EDT  
Att: 23,811 - Sunny - 73 F

livebaseballscorecards.com

AB	35
R	3
H	9
RBI	3
BB	1
SO	7
LOB	17



Batter	1	2	3	4	5	6	7	8	9	AB R H RBI BB SO LOB
Aaron Rowand, R (1, 8) OBP: 0.361, SLG: 0.560	1-0 L5		2-3 K			0-0 SH1-3		1-3 K		3 0 0 0 0 2 1
Roberto Alomar, S (1, 4) OBP: 0.370, SLG: 0.460	0-3 K2-3			1-1 G5-3		3-2 SF7		2-1 B1-3		3 0 0 1 0 1 0
Carlos Lee, R (1, 7) OBP: 0.359, SLG: 0.504	3-1 G4-3			1-0 G6-4-3 14 1B		4-2 BB		0-1 F9		3 0 1 0 1 0 0
14 Paul Konerko, R (1, 3) OBP: 0.360, SLG: 0.546 Willie Harris, L (9, PR) OBP: 0.355, SLG: 0.312			2-3 K	0-1 G6-4-3 1-2f		3-2 F8		4-2 S 1B BB		3 0 0 0 1 1 2 0 0 0 0 0 0 0
Carl Everett, S (1, 10) OBP: 0.314, SLG: 0.366		2-2 G1-3			2-3 K		0-2 G5-3		2-2 F7	4 0 0 0 0 1 1
Joe Borchard, S (1, 9) OBP: 0.255, SLG: 0.239		0-2 G5-3			3-3 K		1-3 K		1-2 1B	4 0 1 0 0 2 0
5 Juan Uribe, R (1, 6) OBP: 0.317, SLG: 0.462			2-3 K		2-2 1B		2-1 HR			3 1 2 1 0 1 0
24 Joe Crede, R (1, 5) OBP: 0.289, SLG: 0.409			1-2 F7		1-0 G4-3		0-3 K			3 0 0 0 0 1 1
Jamie Burke, R (1, 2) OBP: 0.377, SLG: 0.458 Timo Perez, L (8, PH) OBP: 0.298, SLG: 0.342 Ben Davis, S (9, 2) OBP: 0.230, SLG: 0.300			1-2 2B			1-1 PB SF7 1B		1-2 P2		2 1 2 0 0 0 0 1 0 0 0 0 0 0 0 0 0 0 0 0 0

Inning Stats	R: 0	H: 0	E: 0	K: 1	S: 7	LOB: 0	BB: 0	P: 11	R: 0	H: 0	E: 0	K: 1	S: 11	LOB: 0	BB: 0	P: 15	R: 0	H: 1	E: 0	K: 2	S: 12	LOB: 1	BB: 0	P: 18	R: 0	H: 1	E: 0	K: 0	S: 5	LOB: 0	BB: 0	P: 7	R: 0	H: 1	E: 0	K: 2	S: 13	LOB: 1	BB: 0	P: 21	R: 1	H: 1	E: 0	K: 0	S: 19	LOB: 1	BB: 1	P: 30	R: 1	H: 1	E: 0	K: 2	S: 11	LOB: 0	BB: 0	P: 14	R: 0	H: 0	E: 0	K: 1	S: 11	LOB: 0	BB: 0	P: 15	R: 0	H: 1	E: 0	K: 0	S: 13	LOB: 2	BB: 1	P: 20	1B: 4	SF: 1	2B: 1	SAC: 1	3B: 0	DP: 1	HR: 1	HBP: 0	WP: 0	PA: 33
--------------	------	------	------	------	------	--------	-------	-------	------	------	------	------	-------	--------	-------	-------	------	------	------	------	-------	--------	-------	-------	------	------	------	------	------	--------	-------	------	------	------	------	------	-------	--------	-------	-------	------	------	------	------	-------	--------	-------	-------	------	------	------	------	-------	--------	-------	-------	------	------	------	------	-------	--------	-------	-------	------	------	------	------	-------	--------	-------	-------	-------	-------	-------	--------	-------	-------	-------	--------	-------	--------

PITCHER	IP	WLS	BF	H	R	ER	SO	BB	IBB	HBP	BLK	WP	HR	S	P	ERA	WHIP
CC Sabathia, L (1, 1) ERA: 3.83	7.0	W	26	5	2	1	8	1	0	0	0	0	1	78	116	1.29	0.857
Bob Howry, R (8, 1) ERA: 1.17	1.0	H	3	0	0	0	1	0	0	0	0	0	0	11	15	0.00	0.000
Bob Wickman, R (9, 1) ERA: 3.27	1.0	S	4	1	0	0	0	1	0	0	0	0	0	13	20	0.00	2.000


**BOTTOM**

**Cleveland Indians @ Chicago White Sox**  
U.S. Cellular Field, Chicago, IL

Fri Aug 06 2004, 8:05 PM EDT  
Att. 23,811 - Sunny - 73 F

livebaseballscorecards.com

AB	29
R	2
H	6
RBI	2
BB	2
SO	9
LOB	5







Batter	1	2	3	4	5	6	7	8	9	AB	R	H	RBI	BB	SO	LOB
Aaron Rowand, R OBP: 0.359, SLG: 0.554 (1, 8)	0-0 F9		1-3 K			4-2 HR BB	0-1 G6-3			3	1	0	0	1	1	0
Roberto Alomar, S OBP: 0.374, SLG: 0.487 (1, 4)	0-1 1B		2-3 K			0-0 HR	0-2 F7			4	1	2	3	0	1	0
Carlos Lee, R OBP: 0.357, SLG: 0.500 (1, 7)	1-1 F8			1-1 L5		1-1 P6		0-1 P6		3	0	0	0	0	0	1
Timo Perez, L OBP: 0.297, SLG: 0.340 (8, PH) (9, 7)										1	0	0	0	0	0	0
14 Paul Konerko, R OBP: 0.359, SLG: 0.546 (1, 3)	3-3 K			1-2 P3		1-2 G6-3		1-1 2B		4	0	1	0	0	1	1
Ross Gload, L OBP: 0.324, SLG: 0.365 (8, PR) (9, 3)										0	0	0	0	0	0	0
Carl Everett, S OBP: 0.317, SLG: 0.371 (1, 10)		3-1 F9		0-1 G5-3		0-0 5 HR 2B		4-0 5 G6-4-3 IBB		3	1	1	0	1	0	0
5 Juan Uribe, R OBP: 0.317, SLG: 0.469 (1, 5)		1-0 F9			1-3 K	2-2 HR		1-0 G6-4-3		4	1	1	2	0	1	2
Joe Borchard, S OBP: 0.291, SLG: 0.265 (1, 9)		3-1 1B		2-2 L3 1B		4-2 BB				3	0	2	0	1	0	0
Jose Valentin, S OBP: 0.294, SLG: 0.512 (1, 6)		0-0 F8		2-2 L3		0-3 K				4	0	0	0	0	1	3
Ben Davis, S OBP: 0.231, SLG: 0.297 (1, 2)			2-1 L4		1-1 HR BB 1B		0-3 K			4	1	1	0	0	2	0

Inning Stats	R: 0	H: 1	E: 0	LOB: 1	K: 1	S: 8	P: 12	R: 0	H: 1	E: 0	LOB: 1	K: 0	S: 6	R: 0	H: 0	E: 0	LOB: 0	K: 2	S: 11	R: 0	H: 0	E: 0	LOB: 0	K: 0	S: 7	R: 0	H: 1	E: 0	LOB: 0	K: 1	S: 11	R: 5	H: 4	E: 0	LOB: 1	K: 1	S: 22	R: 0	H: 0	E: 0	LOB: 0	K: 1	S: 9	R: 0	H: 1	E: 0	LOB: 1	K: 0	S: 5	R: 0	H: 0	E: 0	LOB: 0	K: 1	S: 6	R: 0	H: 0	E: 0	LOB: 0	K: 1	S: 6	1B: 4	2B: 3	3B: 0	SF: 0	SAC: 0	DP: 2	HBP: 0	WP: 0	PA: 36
--------------	------	------	------	--------	------	------	-------	------	------	------	--------	------	------	------	------	------	--------	------	-------	------	------	------	--------	------	------	------	------	------	--------	------	-------	------	------	------	--------	------	-------	------	------	------	--------	------	------	------	------	------	--------	------	------	------	------	------	--------	------	------	------	------	------	--------	------	------	-------	-------	-------	-------	--------	-------	--------	-------	--------

PITCHER	IP	WLS	BF	H	R	ER	SO	BB	IBB	HBP	BLK	WP	HR	S	P	ERA	WHIP
31 Cliff Lee, L ERA: 4.77 (1, 1)	6.0		26	7	5	5	5	2	0	0	0	0	2	65	101	7.50	1.500
David Riske, R ERA: 4.39 (7, 1)	1.0		3	0	0	0	1	0	0	0	0	0	0	9	9	0.00	0.000
59 Matt Miller, R ERA: 4.67 (8, 1)	1.0	W	4	1	0	0	0	0	1	0	0	0	0	5	11	0.00	1.000
Bob Wickman, R ERA: 3.0 (9, 1)	1.0	S	3	0	0	0	1	0	0	0	0	0	0	6	8	0.00	0.000

**BOTTOM**


**Cleveland Indians @ Chicago White Sox**

U.S. Cellular Field, Chicago, IL

Sat Aug 07 2004, 7:05 PM EDT  
Att: 32,790 - Unknown - 75 F

livebaseballscorecards.com

AB	33
R	5
H	8
RBI	5
BB	3
SO	7
LOB	7





Batter	1	2	3	4	5	6	7	8	9	AB R H RBI BB SO LOB	TOP										
<b>Matt Lawton, L</b> (1, 9) OBP: 0.364, SLG: 0.454	2-3 K		2-2 F7			1-2 P6		2-1 F8		4 0 0 0 0 1 1											
<b>Omar Vizquel, S</b> (1, 6) OBP: 0.360, SLG: 0.398	1-1 E3		2-3 K			2-2 F8		1-1 L7		4 0 0 0 0 1 1											
<b>48 Travis Hafner, L</b> (1, 10) OBP: 0.413, SLG: 0.595	1-3 K			4-1 BB		1-1 G1-3			1-3 K	3 0 0 0 1 2 1											
<b>41 Victor Martinez, S</b> (1, 2) OBP: 0.368, SLG: 0.525	1-0 CS	1-1 G3		0-0 F8		0-2 G3-1		1-2 HR		4 1 1 1 0 0 1											
<b>Casey Blake, R</b> (1, 5) OBP: 0.359, SLG: 0.477		3-2 1B		2-3 K		2-1 2B 3B		1-1 1B		4 1 3 0 0 1 1											
<b>Ben Broussard, L</b> (1, 3) OBP: 0.378, SLG: 0.431		1-0 L5		2-0 G4-3		0-0 1B 2B		2-2 K		3 0 1 1 0 0 2											
<b>Lou Merloni, R</b> (9, PH) OBP: 0.355, SLG: 0.444								1-1 K		0 0 0 0 0 0 0											
<b>Jody Gerut, L</b> (9, PH) OBP: 0.335, SLG: 0.399								1-1 K		1 0 0 0 0 1 1											
<b>John McDonald, R</b> (9, 5) OBP: 0.280, SLG: 0.394								1-1 K		0 0 0 0 0 0 0											
<b>Ronnie Belliard, R</b> (1, 4) OBP: 0.370, SLG: 0.420		0-3 K			2-1 G5-3		0-0 1B		4-2 BB	3 0 1 0 1 1 1											
<b>24 Grady Sizemore, L</b> (1, 8) OBP: 0.383, SLG: 0.471			1-0 G6-3		1-3 K		2-3 K		0-0 L8	4 0 0 0 0 2 3											
<b>Coco Crisp, S</b> (1, 7) OBP: 0.320, SLG: 0.428			0-1 1B		2-3 K			2-3 K		3 0 1 0 0 2 0											
<b>Inning Stats</b>	R: 0 E: 1 K: 2 S: 8	H: 0 LOB: 0 BB: 0 P: 13	R: 0 E: 0 K: 1 S: 9	H: 1 LOB: 1 BB: 0 P: 14	R: 0 E: 0 K: 1 S: 11	H: 1 LOB: 1 BB: 0 P: 16	R: 0 E: 0 K: 1 S: 6	H: 0 LOB: 1 BB: 1 P: 14	R: 0 E: 0 K: 2 S: 8	H: 0 LOB: 0 BB: 0 P: 13	R: 1 E: 0 K: 1 S: 10	H: 3 LOB: 1 BB: 0 P: 14	R: 0 E: 0 K: 1 S: 7	H: 0 LOB: 0 BB: 0 P: 12	R: 1 E: 0 K: 2 S: 18	H: 2 LOB: 2 BB: 1 P: 27	1B: 4 2B: 1 3B: 1 HR: 1	SF: 0 SAC: 0 DP: 0 HBP: 0	WP: 0 PB: 0 SB: 1 CS: 1	PA: 36	
<b>52 Jose Contreras, R</b> (1, 1) ERA: 5.17	IP: 8.0	WLS: 0	BF: 29	H: 5	R: 1	ER: 1	SO: 9	BB: 1	IBB: 0	HBP: 0	BLK: 0	WP: 0	HR: 0	S: 67	P: 108	ERA: 1.12	WHIP: 0.750				
<b>Damaso Marte, L</b> (9, 1) ERA: 3.18	IP: 0.1	WLS: B	BF: 3	H: 2	R: 1	ER: 1	SO: 1	BB: 0	IBB: 0	HBP: 0	BLK: 0	WP: 0	HR: 1	S: 8	P: 11	ERA: 27.00	WHIP: 6.000				
<b>Shingo Takatsu, R</b> (9, 1) ERA: 1.67	IP: 0.2	WLS: W	BF: 3	H: 0	R: 0	ER: 0	SO: 1	BB: 1	IBB: 0	HBP: 0	BLK: 0	WP: 0	HR: 0	S: 10	P: 16	ERA: 0.00	WHIP: 1.500				
											<b>PITCHER</b> IP WLS BF H R ER SO BB IBB HBP BLK WP HR S P ERA WHIP <b>52 Jose Contreras, R</b> (1, 1) 8.0 0 29 5 1 1 9 1 0 0 0 0 0 0 67 108 1.12 0.750 <b>Damaso Marte, L</b> (9, 1) 0.1 B 3 2 1 1 1 1 0 0 0 0 0 1 8 11 27.00 6.000 <b>Shingo Takatsu, R</b> (9, 1) 0.2 W 3 0 0 0 0 1 1 0 0 0 0 0 0 10 16 0.00 1.500										

**Cleveland Indians @ Chicago White Sox**  
U.S. Cellular Field, Chicago, IL  
Sun Aug 08 2004, 3:05 PM EDT  
Att. 25,897 - Cloudy - 78 F

AB	33
R	2
H	7
RBI	2
BB	2
SO	11
LOB	12







Batter	1	2	3	4	5	6	7	8	9	AB R H RBI BB SO LOB	TOP											
<b>Matt Lawton, L</b> (1, 9) OBP: 0.361, SLG: 0.449	1-2 F9		1-1 P6	0-0 F8		4-2 48 1B BB		2-1 G4-3	3-1 P3	5 1 0 0 1 0 1												
<b>Omar Vizquel, S</b> (1, 6) OBP: 0.364, SLG: 0.406	2-2 HR		4-0 48 CI 41 1B BB	4-1 48 F8 BB		2-0 48 1B 1-2 1B		0-1 P6	3-2 P4	4 2 2 1 2 0 1												
<b>48 Travis Hafner, L</b> (1, 10) OBP: 0.413, SLG: 0.602	2-0 HR		3-2 CI BB 41 1B HR	2-1 F8		0-0 1-3 2-H 1B		2-2 G6-3		4 2 2 2 0 0 1												
<b>41 Victor Martinez, S</b> (1, 2) OBP: 0.368, SLG: 0.522	3-3 K		2-1 BB HR 1-2 2-H 1B		1-1 G5-3	3-1 F8			4-1 1B 24 1B BB	4 2 1 1 1 1 2												
<b>Casey Blake, R</b> (1, 5) OBP: 0.362, SLG: 0.484	2-2 L5		4-1 HR 1-2 2-3 BB		0-0 L9		0-0 HR	2-2 1B 24 1B 1B	1-2 1B	4 3 2 1 1 0 0												
<b>Ben Broussard, L</b> (1, 3)		3-2 G6-3	0-0 HR	1-H 2-H 3-H 2B	0-1 2B		1-3 K	2-1 24 1B 1B	1-2 2-3 1B	5 2 3 4 0 1 0												
<b>Ronnie Belliard, R</b> (1, 4) OBP: 0.370, SLG: 0.420		1-2 1B	0-1 24 FC3-6 1B		2-1 G5-3		0-0 L9	1-3 K		5 0 2 0 0 1 4	AB 41 R 13 H 16 RBI 12 BB 5 SO 5 LOB 15											
<b>24 Grady Sizemore, L</b> (1, 8) OBP: 0.409, SLG: 0.482		2-3 K	2-1 FC3-6			0-0 G6-4-3 1B	2-2 1B	0-1 1B	1-3 1B BLK 1B	5 1 3 2 0 1 2												
<b>Coco Crisp, S</b> (1, 7) OBP: 0.318, SLG: 0.424		2-3 SAFE K	2-2 P4			0-0 G6-4-3 1-2f	2-1 SAFE G4-3	0-2 BLK	2-3 3-H 1B	5 0 1 1 0 1 4												
<b>Inning Stats</b>	R: 2 E: 0 K: 1 S: 15	H: 2 LOB: 0 BB: 0 P: 25	R: 0 E: 0 K: 2 S: 16	H: 1 LOB: 1 BB: 0 P: 24	R: 5 E: 1 K: 0 S: 18	H: 3 LOB: 1 BB: 2 P: 36	R: 0 E: 0 K: 0 S: 4	H: 0 LOB: 1 BB: 1 P: 10	R: 0 E: 0 K: 0 S: 7	H: 1 LOB: 1 BB: 0 P: 10	R: 1 E: 0 K: 0 S: 8	H: 3 LOB: 2 BB: 1 P: 17	R: 1 E: 0 K: 1 S: 10	H: 2 LOB: 1 BB: 0 P: 15	R: 0 E: 0 K: 0 S: 8	H: 0 LOB: 0 BB: 0 P: 12	R: 4 E: 0 K: 1 S: 20	H: 4 LOB: 1 BB: 1 P: 35	1B: 11 2B: 1 3B: 0 HR: 4	SF: 0 SAC: 0 DP: 1 HBP: 0	WP: 0 PB: 0 SB: 0 CS: 0	PA: 47
<b>PITCHER</b>	IP WLS BF H R ER SO BB IBB HBP BLK WP HR S P ERA WHIP																					
<b>Felix Diaz, R</b> (1, 1) ERA: 10.17	2.1 L 16 6 7 6 3 2 0 0 0 0 0 3 43 75 23.14 3.429																					
<b>Neal Cotts, L</b> (3, 1) ERA: 5.45	2.2 9 1 0 0 0 1 0 0 0 0 0 0 17 30 0.00 0.750																					
<b>Jon Adkins, R</b> (6, 1) ERA: 3.38	2.0 11 5 2 2 1 1 0 0 0 0 0 1 18 32 9.00 3.000																					
<b>Cliff Politte, R</b> (8, 1) ERA: 4.83	1.1 9 4 4 4 1 1 0 0 0 0 0 0 23 36 27.00 3.750																					
<b>Michael Jackson, R</b> (9, 1) ERA: 4.89	0.2 2 0 0 0 0 0 0 0 0 1 0 0 5 11 0.00 0.000																					

**Cleveland Indians @ Chicago White Sox**  
 U.S. Cellular Field, Chicago, IL  
 Mon Aug 09 2004, 8:05 PM EDT  
 Att. 31,116 - Cloudy - 83 F

AB	41
R	13
H	16
RBI	12
BB	5
SO	5
LOB	15



WP: 0	PA: 47
PB: 0	
SB: 0	
CS: 0	

BOTTOM

Cleveland Indians @ Chicago White Sox  
U.S. Cellular Field, Chicago, IL

livebaseballscorecards.com

AB 38  
R 11  
H 12  
RBI 11  
BB 3  
SO 4  
LOB 12



WP: 0 PA: 43  
PB: 1  
SB: 0  
CS: 1

ERA WHIP

AB R H RBI BB SO LOB  
2 0 0 0 0 0 0  
2 2 2 1 1 0 0

5 1 1 1 0 2 4

5 2 3 2 0 0 2

4 1 1 1 1 1 2

5 1 2 2 0 0 1


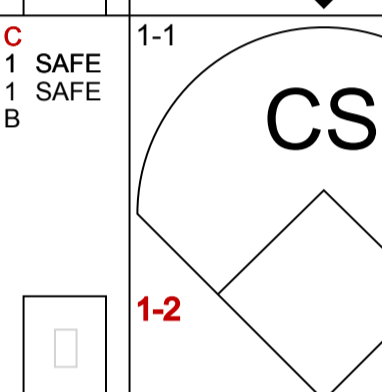
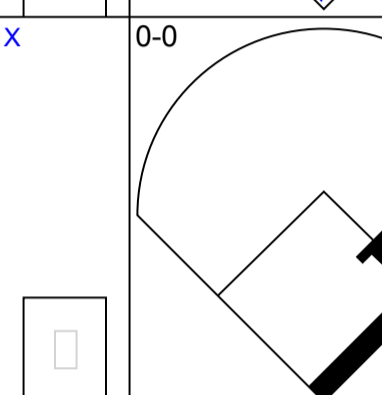
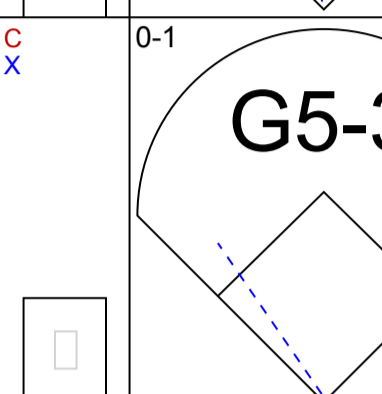
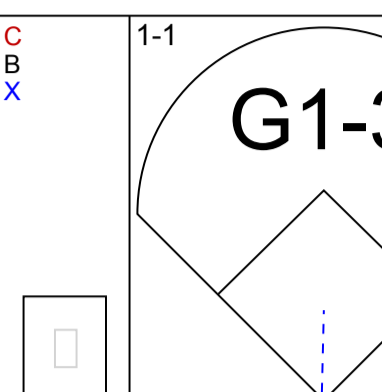

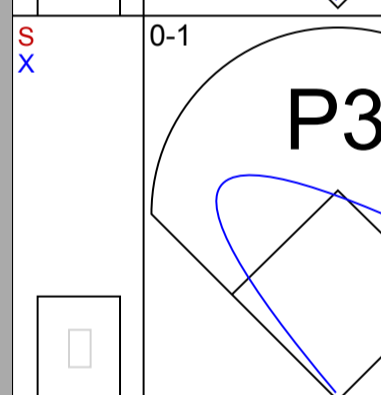
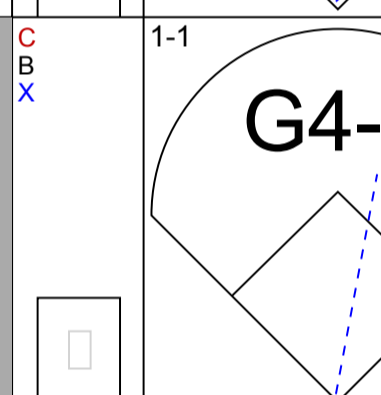
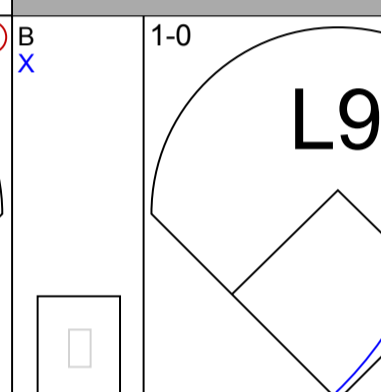


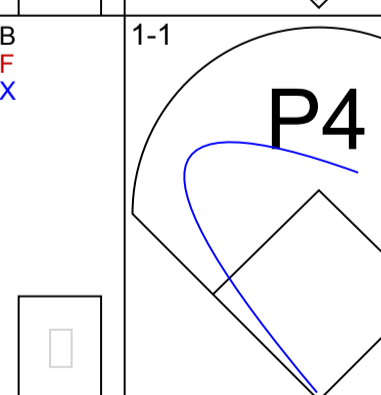
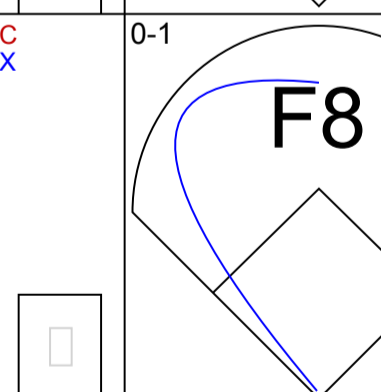
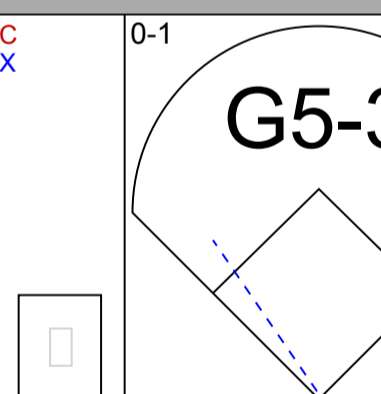


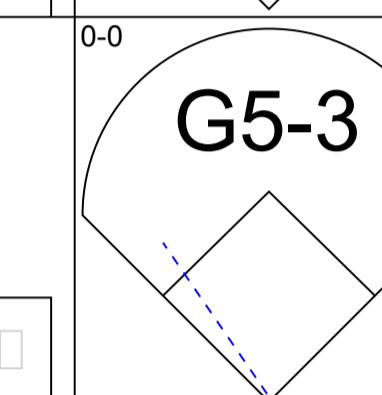
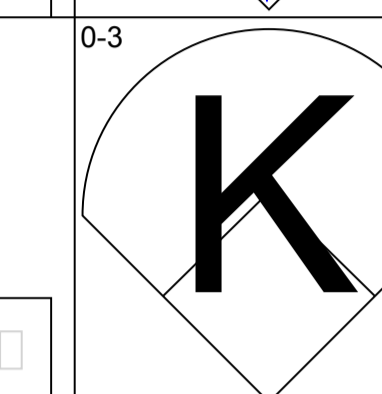
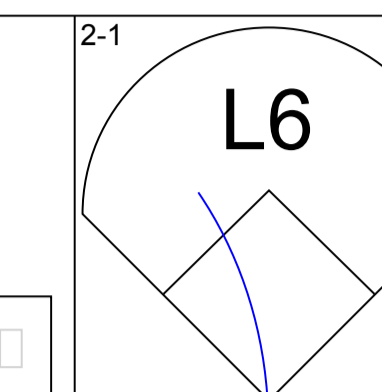

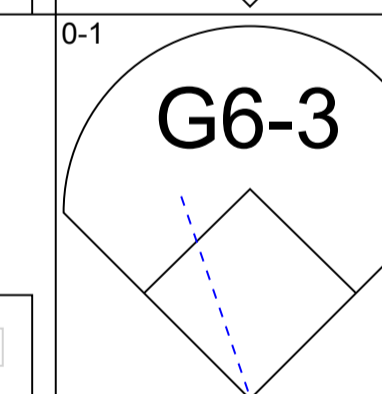
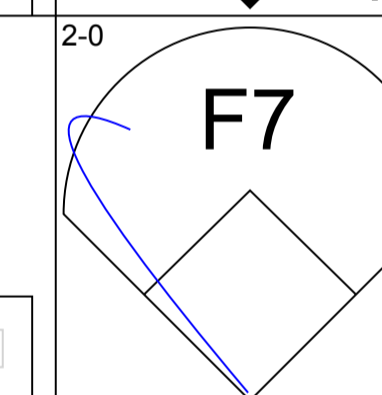
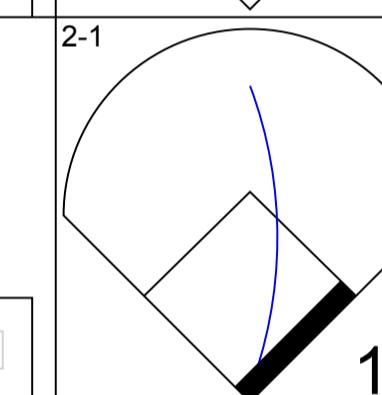
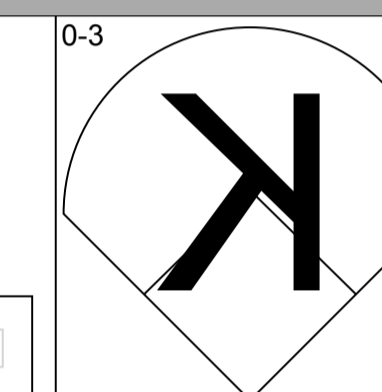

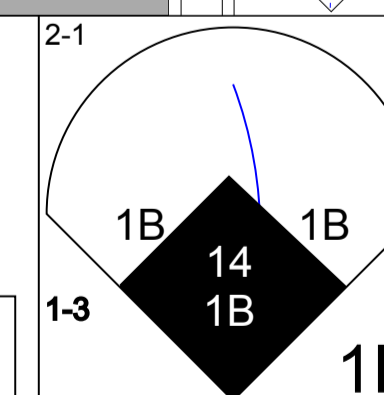
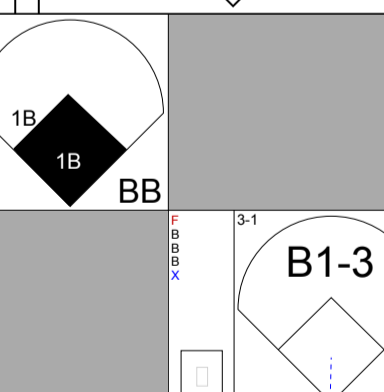
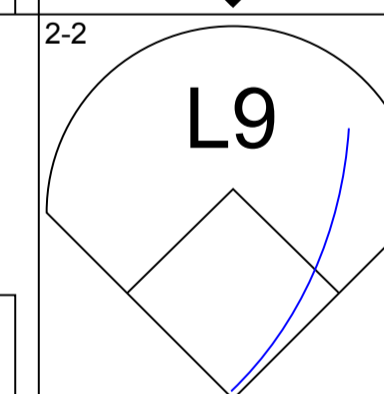
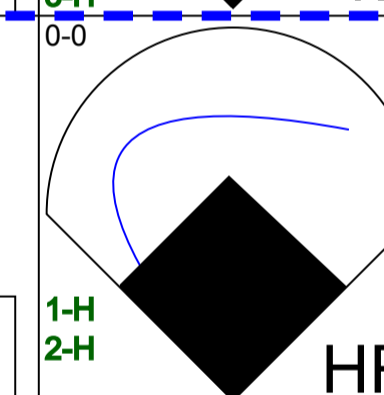
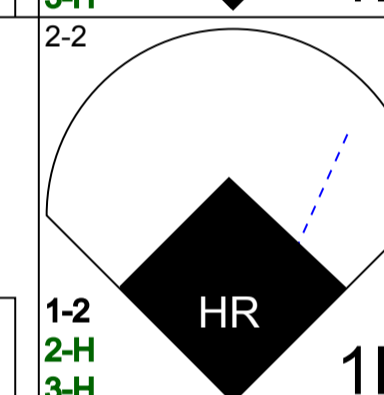
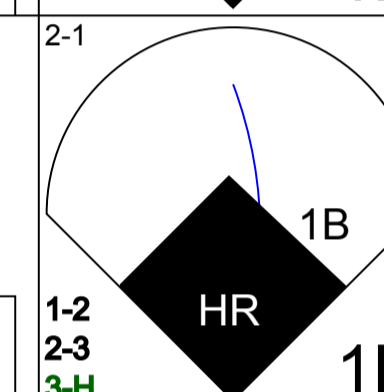
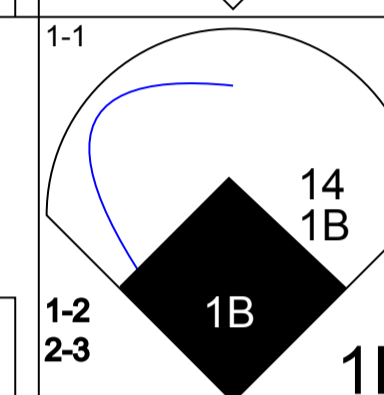
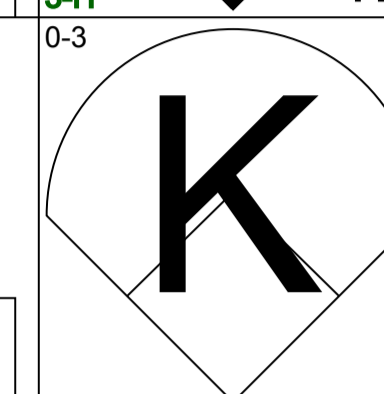
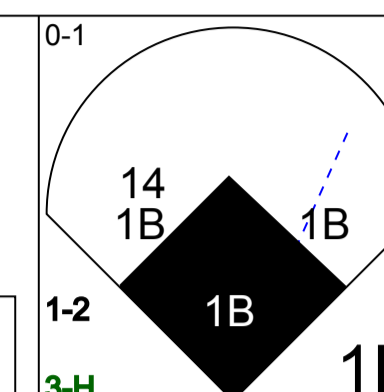
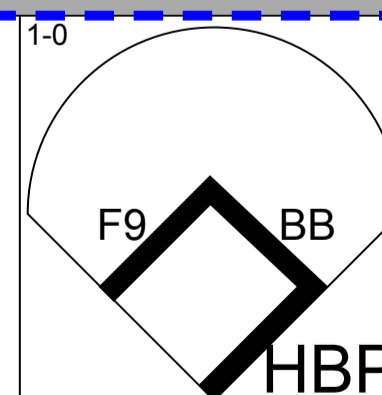

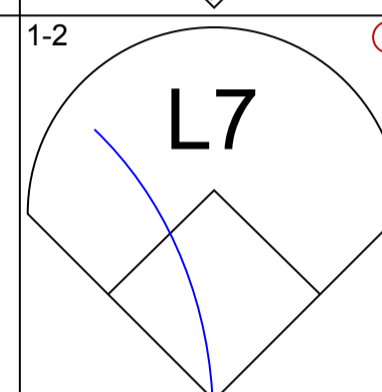
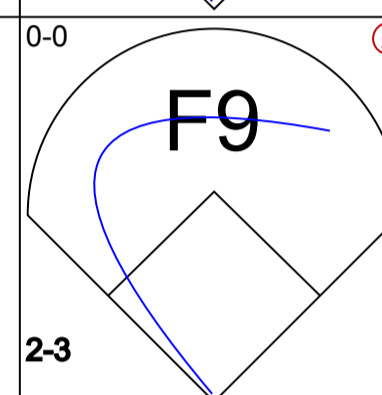
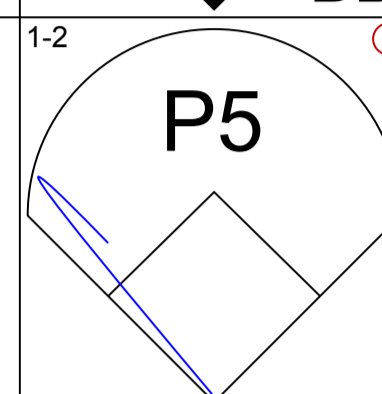
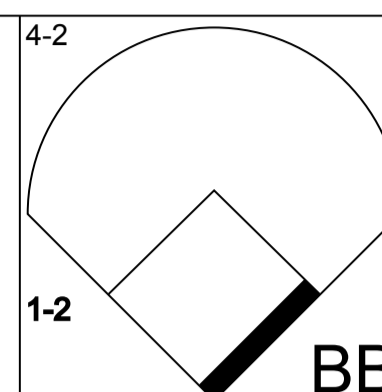
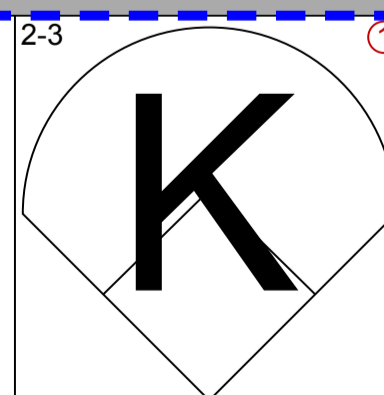

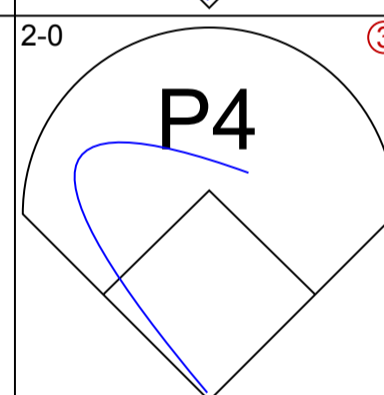
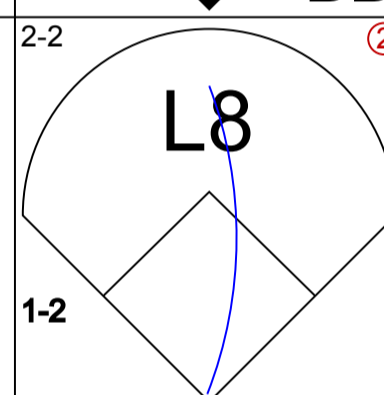
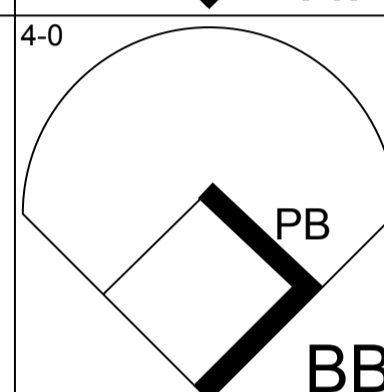
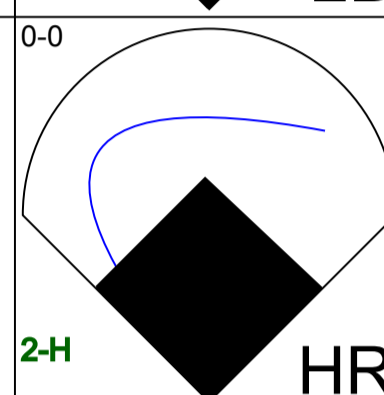
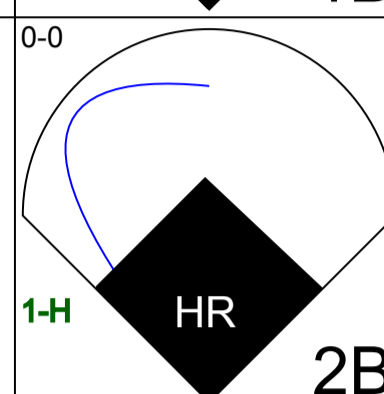
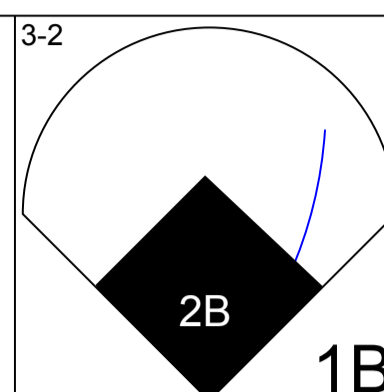
5 2 2 4 0 0 2

4 0 0 0 0 0 1

3 1 0 0 1 0 0

2 1 1 0 0 0 0  
1 0 0 0 0 1 0

1B: 8 SF: 0  
2B: 1 SAC: 0  
3B: 0 DP: 0  
HR: 3 HBP: 1



Batter  
Roberto Alomar, S (1, 4)  
Willie Harris, L (6, PH)  
OBP: 0.358, SLG: 0.463  
OBP: 0.361, SLG: 0.317  
(7, 4)

Aaron Rowand, R (1, 8)  
OBP: 0.355, SLG: 0.547

Carlos Lee, R (1, 7)  
OBP: 0.358, SLG: 0.506

14 Paul Konerko, R (1, 3)  
OBP: 0.363, SLG: 0.545  
SAFE SAFE

Carl Everett, S (1, 10)  
OBP: 0.319, SLG: 0.368

Jose Valentin, S (1, 6)  
OBP: 0.293, SLG: 0.522

5 Juan Uribe, R (1, 5)  
OBP: 0.315, SLG: 0.464

Timo Perez, L (1, 9)  
OBP: 0.295, SLG: 0.333

Sandy Alomar Jr., R (1, 2)  
OBP: 0.306, SLG: 0.300  
Ross Gload, L (9, PH)  
OBP: 0.321, SLG: 0.362

Inning Stats  
R: 0 H: 1  
E: 0 LOB: 0  
K: 0 BB: 0  
S: 6 P: 8

R: 0 H: 0  
E: 0 LOB: 0  
K: 0 BB: 0  
S: 5 P: 7

R: 0 H: 0  
E: 0 LOB: 0  
K: 0 BB: 0  
S: 6 P: 7

R: 0 H: 0  
E: 0 LOB: 0  
K: 1 BB: 0  
S: 6 P: 8

R: 0 H: 1  
E: 0 LOB: 1  
K: 1 BB: 0  
S: 10 P: 14

R: 7 H: 6  
E: 0 LOB: 0  
K: 1 BB: 1  
S: 23 P: 39

R: 0 H: 0  
E: 0 LOB: 0  
K: 0 BB: 0  
S: 6 P: 8

R: 0 H: 0  
E: 0 LOB: 2  
K: 0 BB: 1  
S: 9 P: 16

R: 1 H: 1  
E: 0 LOB: 0  
K: 0 BB: 0  
S: 13 P: 18

R: 3 H: 3  
E: 0 LOB: 1  
K: 1 BB: 1  
S: 13 P: 26

IP WLS BF H R ER SO BB IBB HBP BLK WP HR S P ERA WHIP  
5.1 W 23 7 6 6 3 1 0 0 0 0 0 1 6 11 13.50 1.500  
0.2 H 3 1 1 1 0 0 0 0 0 0 0 0 0 0 4.42  
1.0 H 5 0 0 0 0 1 0 0 1 0 0 0 9 16 0.00 1.000  
1.0 H 4 1 1 1 0 0 0 0 0 0 0 1 13 18 9.00 1.000  
1.0 7 3 3 3 1 1 0 0 0 0 0 1 13 26 27.00 4.000

WP: 0 PA: 43  
PB: 1  
SB: 0  
CS: 1  
ERA WHIP



Batter	1	2	3	4	5	6	7	8	9	AB R H RBI BB SO LOB	TOP											
9 David DeJesus, L (1, 8) OBP: 0.342, SLG: 0.319	0-1 G6-3		3-2 1B 29 G5-3 1B	1-0 1B			3-1 G6-3			4 1 2 0 0 0 0	<b>Kansas City Royals @ Chicago White Sox</b> U.S. Cellular Field, Chicago, IL Tue Aug 10 2004, 8:05 PM EDT Att. 20,506 - Overcast - 65 F <a href="http://livebaseballscorecards.com">livebaseballscorecards.com</a>											
Joe Randa, R (1, 5) OBP: 0.344, SLG: 0.378	3-3 K		2-2 1B 29 G5-3 1B	0-0 G5-3			1-1 P6			4 1 1 0 0 1 2												
29 Mike Sweeney, R (1, 3) OBP: 0.340, SLG: 0.500	0-3 K		0-2 G5-3				0-2 F7			4 0 0 1 0 2 1												
Ken Harvey, R (1, 10) OBP: 0.347, SLG: 0.454		1-1 14 BB HBP 1B	1-0 P2				1-3 K			4 0 1 0 0 1 1												
Abraham Nunez, S (1, 9) OBP: 0.276, SLG: 0.302		1-1 B5	0-1 3B 1B				3-2 1B			4 1 2 1 0 0 1												
Ruben Mateo, R (1, 7) OBP: 0.302, SLG: 0.421		1-1 14 BB HBP	0-1 1-H 3B				0-2 G1-6-3			3 0 1 1 0 1 1												
Ruben Gotay, S (1, 4) OBP: 0.238, SLG: 0.300		1-2 P4	1-2 P5				0-0 G4-3			4 0 0 0 0 0 3												
14 John Buck, R (1, 2) OBP: 0.239, SLG: 0.276		4-0 13 FC6-4 BB					2-2 G6-3			3 0 0 0 1 0 0												
13 Andrés Blanco, S (1, 6) OBP: 0.324, SLG: 0.323		0-1 FC6-4	0-2 G5-3 9 1B				0-1 G6-3			4 0 1 0 0 0 3												
<b>Inning Stats</b>	R: 0 E: 0 K: 2 S: 9	H: 0 LOB: 0 BB: 0 P: 12	R: 0 E: 0 K: 0 S: 10	H: 1 LOB: 3 BB: 1 P: 18	R: 3 E: 0 K: 0 S: 20	H: 4 LOB: 1 BB: 0 P: 27	R: 0 E: 0 K: 0 S: 6	H: 2 LOB: 1 BB: 0 P: 8	R: 0 E: 0 K: 1 S: 16	H: 0 LOB: 0 BB: 0 P: 22	R: 0 E: 0 K: 1 S: 7	H: 0 LOB: 0 BB: 0 P: 10	R: 0 E: 0 K: 0 S: 6	H: 0 LOB: 0 BB: 0 P: 10	R: 0 E: 0 K: 1 S: 15	H: 1 LOB: 1 BB: 0 P: 19	R: 0 E: 0 K: 0 S: 11	H: 0 LOB: 0 BB: 0 P: 16	1B: 7 2B: 0 3B: 1 HR: 0	SF: 0 SAC: 0 DP: 1 HBP: 1	WP: 0 PB: 0 SB: 0 CS: 0	PA: 36
<b>PITCHER</b>	IP WLS BF H R ER SO BB IBB HBP BLK WP HR S P ERA WHIP																					
Jon Garland, R (1, 1) ERA: 4.7	7.0 W 29 7 3 3 4 1 0 1 0 0 0 74 107 3.86 1.143																					
Michael Jackson, R (8, 1) ERA: 4.76	1.0 4 1 0 0 1 0 0 0 0 0 0 15 19 0.00 1.000																					
Jon Adkins, R (9, 1) ERA: 3.29	1.0 3 0 0 0 0 0 0 0 0 0 0 11 16 0.00 0.000																					





Batter	1	2	3	4	5	6	7	8	9	AB R H RBI BB SO LOB	TOP											
9 David DeJesus, L (1, 8) OBP: 0.340, SLG: 0.318	1-1 F9		2-1 FC6-4 2-H 1B		2-1 G6-3 1-2f		2-0 F8		1 SAFE 1-2 CS	4 0 1 1 0 0 2	<b>Kansas City Royals @ Chicago White Sox</b> U.S. Cellular Field, Chicago, IL Wed Aug 11 2004, 8:05 PM EDT Att. 18,396 - Overcast - 59 F <a href="http://livebaseballscorecards.com">livebaseballscorecards.com</a>											
Joe Randa, R (1, 10) OBP: 0.343, SLG: 0.376	0-1 G3-1		1-2 FC6-4 1-2f		1-1 29 HR 1B		2-3 K		4 1 1 0 0 1 1													
29 Mike Sweeney, R (1, 3) OBP: 0.342, SLG: 0.510	3-1 G1-3		1-2 F8		0-0 HR		2-1 2B		4 1 2 2 0 0 1													
Ruben Mateo, R (1, 7) OBP: 0.292, SLG: 0.405		1-2 G6-3		1-2 P3		2-2 G6-3		0-1 F8	4 0 0 0 0 0 1													
Abraham Nunez, S (1, 9) OBP: 0.275, SLG: 0.300		2-3 K		2-2 14 FC6-4 CS 1B		3-2 F8		0-2 G5-3	4 0 1 0 0 1 1													
Desi Relaford, S (1, 5) OBP: 0.297, SLG: 0.309		2-1 L8		2-1 14 FC6-4 1B		1-1 G1-3		1-2 G6-3	4 0 1 0 0 0 0													
14 John Buck, R (1, 2) OBP: 0.231, SLG: 0.266			0-3 K		0-1 FC6-4 1-2f 2-3		0-0 P4		2-3 K	4 0 0 0 0 2 2												
Ruben Gotay, S (1, 4) OBP: 0.280, SLG: 0.304			2-2 E1 13 E 1B		1-2 CS		2-1 G3-1		4-2 13 1B BB	3 1 1 0 1 1 0												
13 Andrés Blanco, S (1, 6) OBP: 0.368, SLG: 0.353			1-2 E9 9 1B 2-H 1B				3-2 E5		0-1 9 CS 1B	3 1 2 1 1 0 0												
<b>Inning Stats</b>	R: 0 E: 0 K: 0 S: 6	H: 0 LOB: 0 BB: 0 P: 10	R: 0 E: 0 K: 1 S: 8	H: 0 LOB: 0 BB: 0 P: 13	R: 2 E: 2 K: 1 S: 19	H: 3 LOB: 1 BB: 0 P: 26	R: 0 E: 0 K: 0 S: 13	H: 2 LOB: 1 BB: 0 P: 19	R: 0 E: 0 K: 1 S: 6	H: 0 LOB: 0 BB: 1 P: 12	R: 2 E: 0 K: 0 S: 11	H: 2 LOB: 0 BB: 0 P: 18	R: 0 E: 1 K: 0 S: 7	H: 0 LOB: 1 BB: 0 P: 14	R: 0 E: 0 K: 1 S: 11	H: 1 LOB: 1 BB: 0 P: 15	R: 0 E: 0 K: 1 S: 14	H: 1 LOB: 1 BB: 1 P: 22	1B: 7 2B: 1 3B: 0 HR: 1	SF: 0 SAC: 0 DP: 1 HBP: 0	WP: 0 PB: 0 SB: 0 CS: 2	PA: 38
<b>PITCHER</b>	IP WLS BF H R ER SO BB IBB HBP BLK WP HR S P ERA WHIP																					
56 Mark Buehrle, L (1, 1) ERA: 3.83	7.0 L 28 7 4 3 3 1 0 0 0 0 0 1 70 112 3.86 1.143																					
Cliff Politte, R (8, 1) ERA: 4.75	0.2 3 1 0 0 1 0 0 0 0 0 0 0 7 11 0.00 1.500																					
Damaso Marte, L (8, 1) ERA: 3.1	1.1 5 1 0 0 1 1 0 0 0 0 0 0 18 26 0.00 1.500																					

**Kansas City Royals @ Chicago White Sox**  
 U.S. Cellular Field, Chicago, IL

Wed Aug 11 2004, 8:05 PM EDT  
 Att. 18,396 - Overcast - 59 F

AB	34
R	4
H	9
RBI	4
BB	2
SO	5
LOB	8







Batter	1	2	3	4	5	6	7	8	9	AB R H RBI BB SO LOB	TOP		
9 David DeJesus, L (1, 8) OBP: 0.344, SLG: 0.322	2-2 2B 1B		1-0 CS 1B		1-1 P6		0-2 FC6-4 1-2f			4 1 2 0 0 0 4	<b>Kansas City Royals @ Chicago White Sox</b> <b>U.S. Cellular Field, Chicago, IL</b> Thu Aug 12 2004, 2:05 PM EDT Att. 22,399 - Unknown - 61 F		
Joe Randa, R (1, 5) OBP: 0.345, SLG: 0.381	0-0 29 1B 1-H		2-3 SAFE SAFE K 1-2		1-3 K2-3		3-2 29 CS 1B			4 1 2 1 0 2 3			
29 Mike Sweeney, R (1, 10) OBP: 0.343, SLG: 0.510	0-1 FC5-4 1B 2-H			2-1 1B		0-3 K		3-3 K 1-2		4 0 2 1 0 2 1			
Ken Harvey, R (1, 3) OBP: 0.343, SLG: 0.450	0-0 FC5-4 G3-6-3 1-2f			3-3 K		1-3 K		0-2 G3		4 0 0 0 0 2 2			
Aaron Guiel, L (1, 7) OBP: 0.267, SLG: 0.342	1-2 G3-6-3 1-2f			2-0 P5		1-3 K		1-3 K		4 0 0 0 0 2 2			
Abraham Nunez, S (1, 9) OBP: 0.274, SLG: 0.298		0-0 F8		3-2 G6-3		2-0 FC1-6 BB 1B		1-1 G3		4 0 1 0 0 0 1			
Desi Relaford, S (1, 4) OBP: 0.300, SLG: 0.306		0-1 G3			1-2 L7		4-2 FC1-6 BB 1-2		4-2 BB	2 0 0 0 2 0 0			
Alberto Castillo, R (1, 2) OBP: 0.289, SLG: 0.333 Ruben Mateo, R (9, PH) OBP: 0.289, SLG: 0.402		3-2 F9			0-0 13 1B		0-1 FC1-6 FC6-4 1-2f 2-3		0-1 G1-3	3 0 1 0 0 0 2 1 0 0 0 0 0 1			
13 Andrés Blanco, S (1, 6) OBP: 0.366, SLG: 0.351			1-3 K		2-1 1B		0-3 K			3 0 1 0 0 2 2			
<b>Inning Stats</b>	R: 2 H: 3 E: 0 LOB: 0 K: 0 BB: 0 S: 12 P: 15	R: 0 H: 0 E: 0 LOB: 0 K: 0 BB: 0 S: 6 P: 9	R: 0 H: 1 E: 0 LOB: 0 K: 2 BB: 0 S: 11 P: 15	R: 0 H: 1 E: 0 LOB: 1 K: 1 BB: 0 S: 9 P: 19	R: 0 H: 2 E: 0 LOB: 2 K: 1 BB: 0 S: 11 P: 16	R: 0 H: 0 E: 0 LOB: 0 K: 3 BB: 0 S: 10 P: 12	R: 0 H: 1 E: 0 LOB: 2 K: 1 BB: 1 S: 11 P: 17	R: 0 H: 1 E: 0 LOB: 0 K: 1 BB: 0 S: 13 P: 19	R: 0 H: 0 E: 0 LOB: 1 K: 1 BB: 1 S: 9 P: 15	1B: 8 SF: 0 2B: 2 SAC: 0 3B: 0 DP: 2 HR: 0 HBP: 0		WP: 0 PA: 35 PB: 0 SB: 0 CS: 2	
<b>PITCHER</b>	IP WLS BF H R ER SO BB IBB HBP BLK WP HR S P ERA WHIP											<b>PITCHER</b>	IP WLS BF H R ER SO BB IBB HBP BLK WP HR S P ERA WHIP
Freddy Garcia, R (1, 1) ERA: 3.36	6.0 W 23 7 2 2 7 0 0 0 0 0 0 0 59 86 3.00 1.167												
Damaso Marte, L (7, 1) ERA: 3.04	1.0 H 5 1 0 0 1 1 0 0 0 0 0 0 11 17 0.00 2.000												
Cliff Politte, R (8, 1) ERA: 4.64	1.0 H 3 1 0 0 1 0 0 0 0 0 0 0 13 19 0.00 1.000												
Shingo Takatsu, R (9, 1) ERA: 1.64	1.0 S 4 0 0 0 1 1 0 0 0 0 0 0 9 15 0.00 1.000												

AB	33
R	2
H	9
RBI	2
BB	2
SO	10
LOB	18



livebaseballscorecards.com

Batter	1	2	3	4	5	6	7	8	9
<b>Willie Harris, L</b> (1, 8) OBP: 0.363, SLG: 0.332 <b>Aaron Rowand, R</b> (8, PH) OBP: 0.354, SLG: 0.536 (9, 8)	2-1 	2-1 			1-0 			0-3 	
<b>Roberto Alomar, S</b> (1, 4) OBP: 0.345, SLG: 0.443	1-2 		2-2 		2-0 			3-2 	
<b>Carlos Lee, R</b> (1, 7) OBP: 0.353, SLG: 0.506	2-2 		1-3 			1-0 		2-2 	
<b>Carl Everett, S</b> (1, 10) OBP: 0.317, SLG: 0.378	0-0 		3-3 			0-1 			
<b>Jose Valentin, S</b> (1, 6) OBP: 0.298, SLG: 0.523	4-1 			2-3 		4-1 			
<b>Ross Gload, L</b> (1, 3) OBP: 0.329, SLG: 0.392	2-0 		3-1 			0-2 	1-1 		
<b>Timo Perez, L</b> (1, 9) OBP: 0.297, SLG: 0.335		0-0 		1-0 			0-0 		
<b>Ben Davis, S</b> (1, 2) OBP: 0.247, SLG: 0.329		1-3 		1-2 			2-3 		
<b>24 Joe Crede, R</b> (1, 5) OBP: 0.286, SLG: 0.410		2-3 			3-3 		0-1 		

AB	R	H	RBI	BB	SO	LOB
3	0	0	0	0	0	1
1	0	0	0	0	1	0
4	1	1	0	0	0	0
4	0	0	0	0	1	1
3	1	1	2	0	1	0
1	0	0	0	2	1	0
3	1	2	1	0	0	1
2	0	1	0	0	0	0
3	0	0	0	0	2	2
3	0	0	0	0	2	2

**BOTTOM**

**Kansas City Royals @ Chicago White Sox**  
 U.S. Cellular Field, Chicago, IL

livebaseballscorecards.com

<b>AB</b>	<b>27</b>
<b>R</b>	<b>3</b>
<b>H</b>	<b>5</b>
<b>RBI</b>	<b>3</b>
<b>BB</b>	<b>2</b>
<b>SO</b>	<b>8</b>
<b>LOB</b>	<b>7</b>



1B: 3	SF: 0
2B: 0	SAC: 1
3B: 0	DP: 0
HR: 2	HBP: 0

WP: 0	PA: 31
PB: 0	
SB: 0	
CS: 1	

Inning	R	H	E	K	S	R	H	E	K	S	R	H	E	K	S	R	H	E	K	S
1	2	2	0	13	2	0	0	0	2	10	0	0	0	0	10	0	0	0	0	0
2	0	1	0	10	0	1	1	0	2	10	0	0	0	0	10	0	0	0	0	0
3	0	0	0	10	0	0	0	0	1	10	0	0	0	0	10	0	0	0	0	0
4	1	1	0	10	1	1	1	0	1	10	0	0	0	0	10	0	0	0	0	0
5	0	0	0	5	0	0	0	0	1	5	0	0	0	0	5	0	0	0	0	0
6	0	0	0	6	0	0	0	0	1	6	0	0	0	0	6	0	0	0	0	0
7	0	0	0	8	1	1	0	0	1	8	0	0	0	0	8	0	0	0	0	0
8	0	0	0	9	0	0	0	0	1	9	0	0	0	0	9	0	0	0	0	0
9	0	0	0		0	0	0	0	0		0	0	0	0		0	0	0	0	0

PITCHER	IP	WLS	BF	H	R	ER	SO	BB	IBB	HBP	BLK	WP	HR	S	P	ERA	WHIP
<b>Jimmy Serrano, R</b> (1, 1) ERA: 5.91	6.0	L	23	4	3	3	6	2	0	0	0	0	2	54	94	4.50	1.000
<b>Dennys Reyes, L</b> (7, 1) ERA: 4.84	1.1		5	1	0	0	2	0	0	0	0	0	0	11	14	0.00	0.750
<b>D.J. Carrasco, R</b> (8, 1) ERA: 5.11	0.2		2	0	0	0	0	0	0	0	0	0	0	6	11	0.00	0.000

Thu Aug 12 2004, 2:05 PM EDT  
 Att: 22,399 - Unknown - 61 F





Batter	1	2	3	4	5	6	7	8	9	AB	R	H	RBI	BB	SO	LOB
18 Johnny Damon, L OBP: 0.384, SLG: 0.468 (1, 8)	0-0 G6-3 SAFE	4-2 BB 1-2 2-3		4-2 BB			0-1 1B 34 SF9	4-1 BB 1-2 2-3		2	1	1	0	3	0	0
Doug Mientkiewicz, L OBP: 0.337, SLG: 0.358 Gabe Kapler, R OBP: 0.320, SLG: 0.425 (7, PH) Jason Varitek, S OBP: 0.380, SLG: 0.466 (8, PH) (9, 2)	1-2 G3-1	4-2 BB 1-2 2-3 3-H		0-0 F7			1-3 K	2-3 K		2	0	0	1	1	0	1
Manny Ramirez, R OBP: 0.409, SLG: 0.614 (1, 7)	1-3 K	2-3 K			1-2 HR		2-2 1B		0-0 F8	5	1	2	1	0	2	3
34 David Ortiz, L OBP: 0.375, SLG: 0.606 (1, 10)		3-3 K	3-1 G4-3		0-0 G4-3		2-2 SF9		4-2 HR BB	3	1	0	1	1	1	0
Kevin Millar, R OBP: 0.382, SLG: 0.472 (1, 9) (8, 3)		4-2 2B BB	0-1 F7		2-3 K		3-H F9		2-1 1-H HR	4	2	1	2	1	1	1
Bill Mueller, S OBP: 0.355, SLG: 0.451 (1, 4)		0-0 1B 2B	0-1 FC4-6 1B		2-1 G4-3			1-1 G6-3	2-1 G3	5	1	2	1	0	0	0
Orlando Cabrera, R OBP: 0.288, SLG: 0.331 (1, 6)		1-0 G6-3	0-1 FC4-6			2-3 K		1-2 G5-3	2-0 F7	5	0	0	0	0	1	2
Doug Mirabelli, R OBP: 0.363, SLG: 0.564 Dave Roberts, L OBP: 0.338, SLG: 0.357 (8, PR) (9, 9)		1-0 18 BB 20 WP BB 1B		1-3 K		2-3 K		1-1 18 BB 20 WP 1B		4	1	2	1	0	2	0
20 Kevin Youkilis, R OBP: 0.385, SLG: 0.468 (1, 5)		4-2 BB 18 BB 1B		2-2 G6-3		1-3 K2-3		1-2 18 BB 1B		0	0	0	0	0	0	0

Inning Stats	R: 0	H: 0	E: 0	K: 1	S: 7	R: 3	H: 2	E: 0	K: 2	S: 20	R: 0	H: 1	E: 0	K: 0	S: 8	R: 1	H: 1	E: 0	K: 1	S: 11	R: 0	H: 0	E: 0	K: 3	S: 10	R: 1	H: 2	E: 0	K: 1	S: 17	R: 0	H: 2	E: 0	K: 1	S: 16	R: 2	H: 1	E: 0	K: 0	S: 9	1B: 6	SF: 1	2B: 1	SAC: 0	3B: 0	DP: 0	HR: 2	HBP: 0	WP: 1	PA: 43
--------------	------	------	------	------	------	------	------	------	------	-------	------	------	------	------	------	------	------	------	------	-------	------	------	------	------	-------	------	------	------	------	-------	------	------	------	------	-------	------	------	------	------	------	-------	-------	-------	--------	-------	-------	-------	--------	-------	--------


PITCHER	IP	WLS	BF	H	R	ER	SO	BB	IBB	HBP	BLK	WP	HR	S	P	ERA	WHIP
52 Jose Contreras, R ERA: 5.21 (1, 1)	6.0	W	27	4	4	4	8	5	0	0	0	1	1	66	111	6.00	1.500
Neal Cotts, L ERA: 5.63 (7, 1)	0.1	H	2	1	1	1	1	0	0	0	0	0	0	7	8	27.00	3.000
Michael Jackson, R ERA: 4.76 (7, 1)	0.0		1	1	0	0	0	0	0	0	0	0	0	5	7	∞	∞
Damaso Marte, L ERA: 2.98 (7, 1)	1.0	H	3	0	0	0	0	0	0	0	0	0	0	7	11	0.00	0.000
Cliff Politte, R ERA: 4.6 (8, 1)	0.1	H	4	2	0	0	0	1	0	0	0	0	0	11	18	0.00	9.000

**BOTTOM**

**Chicago White Sox @ Boston Red Sox**  
Fenway Park, Boston, MA

Fri Aug 13 2004, 7:05 PM EDT  
Att: 35,028 - Sunny - 78 F

AB	35
R	7
H	9
RBI	7
BB	7
SO	10
LOB	11



PITCHER	IP	WLS	BF	H	R	ER	SO	BB	IBB	HBP	BLK	WP	HR	S	P	ERA	WHIP
Shingo Takatsu, R ERA: 1.99 (8, 1)	1.1	S	6	1	2	2	1	1	0	0	0	0	1	12	24	13.50	1.500



Batter	1	2	3	4	5	6	7	8	9	AB R H RBI BB SO LOB	TOP		
Willie Harris, L (1, 4) OBP: 0.358, SLG: 0.328	1-2 L6	2-1 P4			2-2 K		1-0 G1-3			4 0 0 0 0 1 1			
Timo Perez, L (1, 9) OBP: 0.290, SLG: 0.339	2-1 HR		0-0 P3		1-3 K			2-2 G6-3		4 1 1 1 0 1 0			
Carlos Lee, R (1, 7) OBP: 0.355, SLG: 0.510	1-1 HR		4-0 BB		0-0 2B SF9 1B			1-2 F8		3 2 2 1 1 0 0			
14 Paul Konerko, R (1, 3) OBP: 0.365, SLG: 0.544	2-2 F8		0-0 L8		1-1 L7			4-2 BB		3 0 0 0 1 0 2			
Carl Everett, S (1, 10) OBP: 0.323, SLG: 0.397	0-0 2B		0-1 L3		1-1 SF9 2B			2-2 L5		4 0 2 0 0 0 2			
Jose Valentin, S (1, 6) OBP: 0.299, SLG: 0.522	2-2 G1-3		1-2 F8		0-1 SF9			4-2 BB		2 0 0 1 1 0 1			
Aaron Rowand, R (1, 8) OBP: 0.354, SLG: 0.551		1-1 P4	0-2 K		0-1 G5-3			1-1 F8		4 0 0 0 0 1 2			
Ben Davis, S (1, 2) OBP: 0.250, SLG: 0.337		0-0 P5	2-2 G5-3		2-2 P6			2-2 K		3 0 0 0 0 0 0			
Joe Borchard, S (9, PH) OBP: 0.277, SLG: 0.241								1-1 SAFE K		1 0 0 0 0 1 1			
24 Joe Crede, R (1, 5) OBP: 0.288, SLG: 0.407		1-2 HBP			0-0 G4-3			1-3 K		0 0 0 0 0 0 0			
5 Juan Uribe, R (2, PR) OBP: 0.313, SLG: 0.460										3 0 0 0 0 1 1			
<b>Inning Stats</b>	R: 2 H: 3 E: 0 LOB: 1 K: 0 BB: 0 S: 14 P: 22	R: 0 H: 0 E: 0 LOB: 1 K: 0 BB: 0 S: 7 P: 11	R: 0 H: 0 E: 0 LOB: 1 K: 0 BB: 1 S: 4 P: 8	R: 0 H: 0 E: 0 LOB: 0 K: 1 BB: 0 S: 10 P: 13	R: 0 H: 0 E: 0 LOB: 0 K: 2 BB: 0 S: 7 P: 10	R: 1 H: 2 E: 0 LOB: 1 K: 0 BB: 0 S: 9 P: 11	R: 0 H: 0 E: 0 LOB: 0 K: 0 BB: 0 S: 7 P: 10	R: 0 H: 0 E: 0 LOB: 1 K: 2 BB: 1 S: 15 P: 24	R: 0 H: 0 E: 0 LOB: 1 K: 2 BB: 1 S: 14 P: 22	1B: 1 SF: 1 2B: 2 SAC: 0 3B: 0 DP: 0 HR: 2 HBP: 1	WP: 0 PA: 36 PB: 0 SB: 0 CS: 0		
<b>PITCHER</b>	IP WLS BF H R ER SO BB IBB HBP BLK WP HR S P ERA WHIP											<b>PITCHER</b>	IP WLS BF H R ER SO BB IBB HBP BLK WP HR S P ERA WHIP
38 Curt Schilling, R (1, 1) ERA: 3.6	8.0 W 32 5 3 3 3 2 0 1 0 0 2 73 109 3.38 0.875												
Keith Foulke, R (9, 1) ERA: 1.8	1.0 S 4 0 0 0 2 1 0 0 0 0 0 14 22 0.00 1.000												

Chicago White Sox @ Boston Red Sox  
 Fenway Park, Boston, MA  
 Sat Aug 14 2004, 7:05 PM EDT  
 Att. 35,012 - Unknown - 80 F

livebaseballscorecards.com

AB 31  
 R 3  
 H 5  
 RBI 3  
 BB 3  
 SO 5  
 LOB 10



Batter	1	2	3	4	5	6	7	8	9
18 Johnny Damon, L OBP: 0.383, SLG: 0.466 (1, 8) C X	0-1 F7 ①		3-3 K ③		1-0 G6-4-3 1B ②		1-2 G5-3 ②		
20 Kevin Youkilis, R OBP: 0.378, SLG: 0.458 (1, 5) C B B X	2-1 G6-3 ②			0-3 K ①	1-2 G6-4-3 ② ③		2-2 P5 ③		
Manny Ramirez, R OBP: 0.409, SLG: 0.623 (1, 7) F B B X	3-2 G6-3 ③			0-0 HR		2-2 G5-4-3 2B		0-3 K ①	
34 David Ortiz, L OBP: 0.378, SLG: 0.621 (1, 10)		3-2 F8 ①		2-2 HR		4-0 G5-4-3 IBB		1-0 HR	
Kevin Millar, R OBP: 0.381, SLG: 0.472 Doug Mientkiewicz, L OBP: 0.337, SLG: 0.358 (1, 3) (9, 3)		1-2 F9 ②		0-0 1B 2B		0-0 G5-4-3 ① ② 1-2f 2-3		1-2 G4-3 ②	
Jason Varitek, S OBP: 0.384, SLG: 0.468 (1, 2)		0-0 1B		3-2 1B		4-0 IBB		1-2 F8 ③	
Orlando Cabrera, R OBP: 0.286, SLG: 0.329 (1, 6)		2-1 L8 ③		2-1 G5-3 ③		2-1 F7 ③			
Bill Mueller, S OBP: 0.355, SLG: 0.448 (1, 4)			0-2 F8 ①		4-0 18 1B BB		2-3 K ①		
Gabe Kapler, R OBP: 0.320, SLG: 0.429 (1, 9)			2-2 K ②		1-3 K ①		1-1 18 G5-3 2B		

Inning Stats	R: 0 E: 0 K: 0 S: 7	H: 0 LOB: 0 BB: 0 P: 12	R: 0 E: 0 K: 0 S: 12	H: 1 LOB: 1 BB: 0 P: 18	R: 0 E: 0 K: 2 S: 11	H: 0 LOB: 0 BB: 0 P: 16	R: 3 E: 0 K: 1 S: 14	H: 4 LOB: 0 BB: 0 P: 21	R: 0 E: 0 K: 1 S: 16	H: 1 LOB: 1 BB: 1 P: 23	R: 0 E: 0 K: 0 S: 6	H: 1 LOB: 2 BB: 2 P: 18	R: 0 E: 0 K: 1 S: 14	H: 1 LOB: 1 BB: 0 P: 20	R: 1 E: 0 K: 1 S: 11	H: 1 LOB: 0 BB: 0 P: 14
1B: 3 2B: 3 3B: 0 HR: 3	SF: 0 SAC: 0 DP: 2 HBP: 0	WP: 0 PA: 33 PB: 0 SB: 0 CS: 0														

PITCHER	IP	WLS	BF	H	R	ER	SO	BB	IBB	HBP	BLK	WP	HR	S	P	ERA	WHIP
Jon Garland, R ERA: 4.69 (1, 1)	6.0		25	7	3	3	4	1	2	0	0	0	0	66	108	4.50	1.333
Neal Cotts, L ERA: 5.53 (7, 1)	0.2		3	1	0	0	1	0	0	0	0	0	0	8	12	0.00	1.500
Jon Adkins, R ERA: 3.4 (7, 1)	1.1	L	5	1	1	1	1	0	0	0	0	0	1	17	22	6.75	0.750

BOTTOM

Chicago White Sox @ Boston Red Sox  
Fenway Park, Boston, MA  
Sat Aug 14 2004, 7:05 PM EDT  
Att: 35,012 - Unknown - 80 F

livebaseballscorecards.com

AB	30
R	4
H	9
RBI	4
BB	3
SO	6
LOB	10







Batter	1	2	3	4	5	6	7	8	9	AB R H RBI BB SO LOB
18 Johnny Damon, L OBP: 0.379, SLG: 0.461 (1, 8)	2-2 G6-3	3-3 K			1-1 F7		1-1 G6-3		3-2 FC6-4 BB 1B 1-2f	5 1 0 0 0 1 2
20 Kevin Youkilis, R OBP: 0.384, SLG: 0.461 Bill Mueller, S OBP: 0.355, SLG: 0.447 (1, 5) (4, 5)	4-2 BB 34 BB BB		0-0 1B 1B		1-0 P3		0-1 G6-3		0-0 BB 1-2 1B	1 0 1 0 1 0 0 3 1 1 0 0 0 0
Manny Ramirez, R OBP: 0.407, SLG: 0.617 (1, 7)	1-1 P3		1-3 K		2-2 G5-3			2-3 K	4-2 1B 1-2 2-3 BB	4 0 0 0 1 2 2
34 David Ortiz, L OBP: 0.378, SLG: 0.617 (1, 10)	4-1 BB 1-2 BB		2-3 K			0-0 F8		3-2 1B 1B	2-3 K	4 0 1 0 1 2 4
Jason Varitek, S OBP: 0.389, SLG: 0.471 (1, 2)	4-2 1-2 2-3 BB		1-2 1B 1B		1-2 2B 1B		1-2 F9	0-2 F9	0-0 1-3 2-H 3-H 1B	4 1 3 2 1 0 1
Orlando Cabrera, R OBP: 0.289, SLG: 0.334 (1, 6)	3-2 G6-3		0-0 1-2 2-H 1B		0-0 1B 2B		1-0 1B 1B	1-0 G1-3	1-0 G1-3	5 1 3 0 0 0 5
Doug Mientkiewicz, L OBP: 0.337, SLG: 0.358 Kevin Millar, R OBP: 0.382, SLG: 0.473 (1, 3) (8, PH) (9, 3)		0-3 K		1-0 F7		0-0 G6-4-3 1B		2-2 1-2 2-3 1B		3 0 1 2 0 1 0 1 0 1 0 0 0 0
Gabe Kapler, R OBP: 0.316, SLG: 0.423 Dave Roberts, L OBP: 0.337, SLG: 0.355 (1, 9) (8, PH) (9, 9)		2-3 K		1-2 F7		1-2 G6-4-3 1-2f		2-2 K		3 0 0 0 0 1 1 1 0 0 0 0 1 3
Ricky Gutierrez, R OBP: 0.270, SLG: 0.235 (1, 4)		4-2 BB		0-1 F8			1-0 L6		1-1 18 FC6-4 1B	3 0 1 0 1 0 0

Inning Stats	R: 0 E: 0 K: 0 S: 19	H: 0 LOB: 3 BB: 3 P: 37	R: 0 E: 0 K: 3 S: 13	H: 0 LOB: 1 BB: 1 P: 22	R: 0 E: 0 K: 2 S: 11	H: 3 LOB: 2 BB: 0 P: 15	R: 0 E: 0 K: 0 S: 6	H: 0 LOB: 0 BB: 0 P: 8	R: 0 E: 0 K: 0 S: 6	H: 0 LOB: 0 BB: 0 P: 10	R: 2 E: 0 K: 0 S: 9	H: 3 LOB: 0 BB: 0 P: 11	R: 0 E: 0 K: 0 S: 5	H: 0 LOB: 0 BB: 0 P: 7	R: 0 E: 0 K: 2 S: 18	H: 3 LOB: 3 BB: 0 P: 28	R: 2 E: 0 K: 1 S: 14	H: 3 LOB: 2 BB: 1 P: 25	1B: 11 2B: 1 3B: 0 HR: 0	SF: 0 SAC: 0 DP: 1 HBP: 0	WP: 0 PB: 0 SB: 0 CS: 0	PA: 42
--------------	-------------------------------	----------------------------------	-------------------------------	----------------------------------	-------------------------------	----------------------------------	------------------------------	---------------------------------	------------------------------	----------------------------------	------------------------------	----------------------------------	------------------------------	---------------------------------	-------------------------------	----------------------------------	-------------------------------	----------------------------------	-----------------------------------	------------------------------------	----------------------------------	--------

PITCHER	IP	WLS	BF	H	R	ER	SO	BB	IBB	HBP	BLK	WP	HR	S	P	ERA	WHIP
56 Mark Buehrle, L ERA: 3.79 (1, 1)	7.0	W	29	6	2	2	5	4	0	0	0	0	0	69	110	2.57	1.429
Cliff Politte, R ERA: 4.53 (8, 1)	0.2	H	4	2	0	0	1	0	0	0	0	0	0	11	17	0.00	3.000
Damaso Marte, L ERA: 2.98 (8, 1)	0.0		1	1	0	0	0	0	0	0	0	0	0	3	5	∞	∞
Shingo Takatsu, R ERA: 2.31 (8, 1)	1.1	S	8	3	2	2	2	1	0	0	0	0	0	18	31	13.50	3.000

**BOTTOM**

**Chicago White Sox @ Boston Red Sox**  
Fenway Park, Boston, MA

Sun Aug 15 2004, 2:05 PM EDT  
Att: 34,405 - Unknown - 65 F

AB	37
R	4
H	12
RBI	4
BB	5
SO	8
LOB	18



livebaseballscorecards.com






Batter	1	2	3	4	5	6	7	8	9	AB	R	H	RBI	BB	SO	LOB
Aaron Rowand, R OBP: 0.354, SLG: 0.545 (1, 8)	 1-3		 2-1 E5 14 BB SH1-4 SF8	 1-1 FC5-2 1B		 0-0 1B 2B 1B	 1-2 CS 1B			5	2	3	0	0	1	1
Roberto Alomar, S OBP: 0.342, SLG: 0.435 (1, 4)	 0-2 1B		 0-0 SH1-4	 1-0 FC5-2 1B		 2-2 2B FC1-2 1B	 2-2 CS	 1-3 K		4	0	2	0	0	1	3
Carlos Lee, R OBP: 0.358, SLG: 0.521 (1, 7)	 2-1 P6		 4-2 SF8 14 BB BB	 3-2 F9		 0-0 E 2B		 1-1 F7		4	1	1	2	1	0	4
14 Paul Konerko, R OBP: 0.364, SLG: 0.537 (1, 3)	 0-1 F8		 4-2 BB		 2-2 G4-3-6 1B	 4-0 E BB		 1-3 K		3	1	1	1	2	1	1
Carl Everett, S OBP: 0.320, SLG: 0.392 (1, 10)		 0-0 G6-3	 1-2 SF8		 0-2 G4-3-6	 1-2 FC1-2			 0-2 G5-3	4	0	0	1	0	0	2
5 Juan Uribe, R OBP: 0.310, SLG: 0.461 Jose Valentin, S OBP: 0.297, SLG: 0.516 (6, PH) (7, 6)		 0-1 G1-3	 1-0 G1-3		 2-0 3B	 0-0 P6			 1-1 P4	3	0	1	0	0	0	2
Joe Borchard, S OBP: 0.271, SLG: 0.286 (1, 9)		 1-2 F8		 0-1 F7	 1-1 F8		 0-0 HR		 1-3 K	5	1	1	1	0	1	1
Ben Davis, S OBP: 0.272, SLG: 0.371 (1, 2)			 0-0 HR	 4-2 1B 24 BB FC5-2 BB		 4-1 1B 2B BB	 3-2 K			2	2	1	1	2	1	0
24 Joe Crede, R OBP: 0.290, SLG: 0.408 (1, 5)			 0-0 SH1-4 14 BB E 1B	 2-2 FC5-2 1B		 0-0 P4	 2-2 F7			4	1	2	0	0	0	1

Inning Stats	R: 0	H: 1	E: 0	K: 1	S: 11	LOB: 1	BB: 0	P: 14	R: 0	H: 0	E: 0	K: 0	S: 6	LOB: 0	BB: 0	P: 7	R: 3	H: 2	E: 1	K: 0	S: 14	LOB: 2	BB: 2	P: 26	R: 0	H: 2	E: 0	K: 0	S: 16	LOB: 1	BB: 0	P: 14	R: 4	H: 3	E: 1	K: 0	S: 12	LOB: 1	BB: 2	P: 23	R: 1	H: 2	E: 0	K: 1	S: 15	LOB: 0	BB: 0	P: 23	R: 0	H: 0	E: 0	K: 2	S: 9	LOB: 0	BB: 0	P: 12	R: 0	H: 0	E: 0	K: 1	S: 8	LOB: 0	BB: 0	P: 10	1B: 8	SF: 1	2B: 1	SAC: 1	3B: 1	DP: 1	HR: 2	HBP: 0	WP: 0	PA: 44
--------------	------	------	------	------	-------	--------	-------	-------	------	------	------	------	------	--------	-------	------	------	------	------	------	-------	--------	-------	-------	------	------	------	------	-------	--------	-------	-------	------	------	------	------	-------	--------	-------	-------	------	------	------	------	-------	--------	-------	-------	------	------	------	------	------	--------	-------	-------	------	------	------	------	------	--------	-------	-------	-------	-------	-------	--------	-------	-------	-------	--------	-------	--------

PITCHER	IP	WLS	BF	H	R	ER	SO	BB	IBB	HBP	BLK	WP	HR	S	P	ERA	WHIP
Mike Maroth, L ERA: 4.39 (1, 1)	5.1	W	29	9	6	3	1	4	0	0	0	0	1	63	101	5.06	2.438
Gary Knotts, R ERA: 6.0 (6, 1)	1.1		8	3	2	1	1	1	0	0	0	0	1	18	29	6.75	3.000
Al Levine, R ERA: 4.8 (7, 1)	0.1	H	0	0	0	0	0	0	0	0	0	0	0	2	4	0.00	0.000
Esteban Yan, R ERA: 3.54 (8, 1)	1.0	H	3	0	0	0	2	0	0	0	0	0	0	9	12	0.00	0.000
Ugueth Urbina, R ERA: 3.83 (9, 1)	1.0	S	3	0	0	0	1	0	0	0	0	0	0	8	10	0.00	0.000

**DETROIT TIGERS @ CHICAGO WHITE SOX**  
**U.S. CELLULAR FIELD, CHICAGO, IL**  
 Tue Aug 17 2004, 8:05 PM EDT  
 Att. 19,856 - Overcast - 70 F

<b>AB</b>	<b>36</b>
<b>R</b>	<b>8</b>
<b>H</b>	<b>12</b>
<b>RBI</b>	<b>6</b>
<b>BB</b>	<b>5</b>
<b>SO</b>	<b>5</b>
<b>LOB</b>	<b>16</b>





Batter	1	2	3	4	5	6	7	8	9	AB R H RBI BB SO LOB	TOP											
20 Omar Infante, R (1, 4) OBP: 0.340, SLG: 0.473	3-3 K		2-2 G4-6-3 1B		0-1 1B FC3-6 2B		1-0 G5-3		2-2 G6-4-3 1-2f	5 1 2 0 0 1 1												
Bobby Higginson, L (1, 9) OBP: 0.352, SLG: 0.374	3-3 K		0-1 G4-6-3 1-2f		0-0 FC3-6 1B		1-1 2B 1B			4 0 2 1 0 1 1												
9 Carlos Guillen, S (1, 6) OBP: 0.380, SLG: 0.546	1-1 F8			1-2 G3	1-2 FC3-6 1-2f		1-1 2B			4 0 1 1 0 0 1												
Dmitri Young, S (1, 10) OBP: 0.348, SLG: 0.479		1-0 G3		2-2 G3	0-0 G3		2-1 L3			4 0 0 0 0 0 3												
Rondell White, R (1, 7) OBP: 0.343, SLG: 0.474		4-1 1B BB		4-2 BB BB		1-2 F7		1-2 G1-3		2 0 0 0 2 0 0												
Carlos Pena, L (1, 3) OBP: 0.332, SLG: 0.461		1-0 1B		4-1 1B BB		0-3 K		0-2 F7		3 0 1 0 1 1 0												
Eric Munson, L (1, 5) OBP: 0.308, SLG: 0.479		1-3 K		3-3 K		0-0 2B		0-3 K		4 0 1 0 0 3 4												
15 Brandon Inge, R (1, 2) OBP: 0.350, SLG: 0.465		1-3 K			1-1 G6-3	1-2 G5-3			2-0 F8	3 0 0 0 0 1 3												
30 Chris Shelton, R (8, 2) OBP: 0.327, SLG: 0.317										1 0 0 0 0 0 0												
Nook Logan, S (1, 8) OBP: 0.429, SLG: 0.417			0-1 B1		4-2 20 2B 1B BB		1-2 G6-3		4-2 20 G6-4-3 BB	2 1 0 0 2 0 0												
<b>Inning Stats</b>	R: 0 E: 0 K: 2 S: 10	H: 0 LOB: 0 BB: 0 P: 17	R: 0 E: 0 K: 2 S: 9	H: 1 LOB: 2 BB: 1 P: 17	R: 0 E: 0 K: 0 S: 7	H: 1 LOB: 0 BB: 0 P: 9	R: 0 E: 0 K: 1 S: 15	H: 0 LOB: 2 BB: 2 P: 29	R: 2 E: 0 K: 0 S: 12	H: 2 LOB: 1 BB: 1 P: 18	R: 0 E: 0 K: 1 S: 11	H: 1 LOB: 1 BB: 0 P: 13	R: 0 E: 0 K: 0 S: 10	H: 2 LOB: 2 BB: 0 P: 16	R: 0 E: 0 K: 1 S: 9	H: 0 LOB: 0 BB: 0 P: 10	R: 0 E: 0 K: 0 S: 9	H: 0 LOB: 0 BB: 1 P: 17	1B: 4 2B: 3 3B: 0 HR: 0	SF: 0 SAC: 0 DP: 2 HBP: 0	WP: 0 PB: 0 SB: 0 CS: 0	PA: 37
<b>PITCHER</b>	IP WLS BF H R ER SO BB IBB HBP BLK WP HR S P ERA WHIP																					
52 Jose Contreras, R (1, 1) ERA: 5.08	6.2 W 29 6 2 2 6 4 0 0 0 0 0 0 70 112 2.70 1.500																					
Neal Cotts, L (7, 1) ERA: 5.15	1.1 5 1 0 0 1 0 0 0 0 0 0 0 13 17 0.00 0.750																					
Michael Jackson, R (9, 1) ERA: 4.54	1.0 3 0 0 0 0 1 0 0 0 0 0 0 9 17 0.00 1.000																					

**Detroit Tigers @ Chicago White Sox**  
 U.S. Cellular Field, Chicago, IL  
 Wed Aug 18 2004, 8:05 PM EDT  
 Att. 21,381 - Cloudy - 73 F

[livebaseballscorecards.com](http://livebaseballscorecards.com)

AB	32
R	2
H	7
RBI	2
BB	5
SO	7
LOB	13







Batter	1	2	3	4	5	6	7	8	9	AB R H RBI BB SO LOB	TOP		
20 Omar Infante, R (1, 4) OBP: 0.338, SLG: 0.469	3-2 P2		0-2 FC6-4 E 9 1B	1-3		1-1 F8		0-0 F8		5 1 1 0 0 1 0			
9 Carlos Guillen, S (1, 6) OBP: 0.381, SLG: 0.544	3-2 G6-3		0-0 FC6-4 E 1-2 2B 1B	0-0		1-0 G3		3-1 G4-3		5 1 2 0 0 0 0			
Ivan Rodriguez, R (1, 2) OBP: 0.381, SLG: 0.518	2-1 F9		0-2 E3 FC6-4 1-2 2-3	1-3		1-0 F8		2-3		5 0 0 0 0 2 3			
Dmitri Young, S (1, 10) OBP: 0.349, SLG: 0.476		1-1 G4-3	2-0 FC6-4 1-2f 2-3 3-H 2B		0-0 HBP 33 SF7 1B		4-2	0-0 G1-3		4 1 1 1 1 0 2			
Carlos Pena, L (1, 3) OBP: 0.334, SLG: 0.464		1-0 G4-3	1-1 HR 1-H 3-H 2B		2-0 HBP 1-2 1B		3-2 F8			4 1 2 1 0 0 1			
Craig Monroe, R (1, 8) OBP: 0.324, SLG: 0.427		1-1 HR	4-1 HR BB		1-2 L5		0-1 L7			3 2 1 1 1 0 3			
Bobby Higginson, L (1, 9) OBP: 0.356, SLG: 0.394		3-2 HR	3-2 HR 1-H 2-H HR		1-0 HBP 1-2 2-3		3-2 P5			3 2 2 4 0 0 1			
33 Marcus Thames, R (1, 7) OBP: 0.313, SLG: 0.528		4-2 BB	2-1 G6-3		1-2 SF7			3-3 K		2 0 0 1 1 1 0			
Eric Munson, L (1, 5) OBP: 0.304, SLG: 0.472	1 SAFE 1 SAFE SAFE	2-3 K		1-0 F8		2-3 K		3-3 K		4 0 0 0 0 3 3			
<b>Inning Stats</b>	R: 0 H: 0 E: 0 LOB: 0 K: 0 BB: 0 S: 9 P: 17	R: 2 H: 2 E: 0 LOB: 1 K: 1 BB: 1 S: 15 P: 27	R: 5 H: 4 E: 1 LOB: 0 K: 0 BB: 1 S: 17 P: 29	R: 0 H: 1 E: 0 LOB: 1 K: 2 BB: 0 S: 8 P: 11	R: 1 H: 2 E: 0 LOB: 2 K: 1 BB: 0 S: 12 P: 19	R: 0 H: 0 E: 0 LOB: 0 K: 0 BB: 0 S: 4 P: 7	R: 0 H: 0 E: 0 LOB: 1 K: 0 BB: 1 S: 14 P: 24	R: 0 H: 0 E: 0 LOB: 0 K: 2 BB: 0 S: 7 P: 13	R: 0 H: 0 E: 0 LOB: 0 K: 1 BB: 0 S: 6 P: 11	1B: 5 SF: 1 2B: 1 SAC: 0 3B: 0 DP: 0 HR: 3 HBP: 1	WP: 0 PA: 40 PB: 0 SB: 0 CS: 0		
<b>PITCHER</b>	IP WLS BF H R ER SO BB IBB HBP BLK WP HR S P ERA WHIP											<b>PITCHER</b>	IP WLS BF H R ER SO BB IBB HBP BLK WP HR S P ERA WHIP
Jon Garland, R (1, 1) ERA: 4.78	2.2 L 16 6 7 3 1 2 0 0 0 0 0 3 39 69 10.12 3.000												
Jon Adkins, R (3, 1) ERA: 3.27	1.1 5 1 0 0 2 0 0 0 0 0 0 0 10 15 0.00 0.750												
Felix Diaz, R (5, 1) ERA: 9.0	4.0 16 2 1 1 3 1 0 1 0 0 0 0 37 63 2.25 0.750												
Shingo Takatsu, R (9, 1) ERA: 2.27	1.0 3 0 0 0 1 0 0 0 0 0 0 0 6 11 0.00 0.000												

Detroit Tigers @ Chicago White Sox  
U.S. Cellular Field, Chicago, IL

Thu Aug 19 2004, 8:05 PM EDT  
Att. 24,554 - Sunny - 71 F

livebaseballscorecards.com

AB	35
R	8
H	9
RBI	8
BB	3
SO	7
LOB	13



Batter	1	2	3	4	5	6	7	8	9	AB R H RBI BB SO LOB
--------	---	---	---	---	---	---	---	---	---	----------------------

<b>Aaron Rowand, R</b> <small>(1, 8) OBP: 0.362, SLG: 0.563</small>	4-2 		0-0 <b>F8</b>		3-2 <b>F9</b>		0-0 		4-1 	3 0 1 0 2 0 2
<b>Roberto Alomar, S</b> <small>(1, 4) OBP: 0.335, SLG: 0.422</small>	1 SAFE 2-2 <b>G5-3</b> 1-2		0-1 		0-0 <b>L7</b>		0-1 <b>F7</b>		3-2 <b>G6-3</b>	5 0 1 0 0 0 4
<b>Carlos Lee, R</b> <small>(1, 7) OBP: 0.358, SLG: 0.519</small>	0-1 		2-2 <b>P6</b>			1-2 14 2B <b>G6-3</b> 1B		3-3 <b>K</b>		4 1 2 0 0 1 3
<b>14 Paul Konerko, R</b> <small>(1, 3) OBP: 0.363, SLG: 0.533</small>	1-1 <b>P4</b>			1-0 <b>P3</b>		1-0 G4-3 5 HR 2B		2-3 <b>K</b>		4 1 1 0 0 1 1
<b>Carl Everett, S</b> <small>(1, 10) OBP: 0.317, SLG: 0.384</small>		0-1 <b>G4-3</b>		1-1 		0-2 <b>G6-3</b>		1-1 <b>G6-3</b>		4 0 1 1 0 0 1
<b>Joe Borchard, S</b> <small>(1, 9) OBP: 0.257, SLG: 0.269</small>		2-2 <b>G6-3</b>		2-3 <b>K</b>		1-2 <b>G4-3</b>		0-0 <b>G5-3</b>		4 0 0 0 0 1 2
<b>5 Juan Uribe, R</b> <small>(1, 6) OBP: 0.310, SLG: 0.467</small>		1-3 <b>K</b>		1-2 <b>G4-3</b>		1-0 			2-3 	4 1 1 2 0 2 1
<b>Ben Davis, S</b> <small>(1, 2) OBP: 0.288, SLG: 0.419</small>			1-3 <b>K</b>		1-3 <b>K</b>	1-0 <b>F9</b>		2-2 		4 1 1 1 0 2 0
<b>24 Joe Crede, R</b> <small>(1, 5) OBP: 0.292, SLG: 0.407</small> <b>Ross Gload, L</b> <small>(9, PH) OBP: 0.322, SLG: 0.383</small>			4-2 		0-1 		0-1 <b>L7</b>		1-0 <b>F7</b>	2 0 1 0 1 0 0 1 0 0 0 0 0 0

**BOTTOM**

**Detroit Tigers @ Chicago White Sox**  
 U.S. Cellular Field, Chicago, IL  
 Thu Aug 19 2004, 8:05 PM EDT  
 Att. 24,554 - Sunny - 71 F

livebaseballscorecards.com

<b>AB</b>	<b>35</b>
<b>R</b>	<b>4</b>
<b>H</b>	<b>9</b>
<b>RBI</b>	<b>4</b>
<b>BB</b>	<b>3</b>
<b>SO</b>	<b>7</b>
<b>LOB</b>	<b>14</b>



Inning Stats	R: 0	H: 1	E: 0	K: 0	S: 13	R: 0	H: 0	E: 0	K: 1	S: 10	R: 0	H: 1	E: 0	K: 1	S: 13	R: 0	H: 1	E: 0	K: 1	S: 10	R: 3	H: 3	E: 0	K: 0	S: 12	R: 0	H: 1	E: 0	K: 1	S: 9	R: 0	H: 0	E: 0	K: 1	S: 6	R: 1	H: 1	E: 0	K: 1	S: 13	1B: 6	SF: 0	2B: 1	SAC: 0	3B: 0	DP: 0	HR: 2	HBP: 0	WP: 0	PA: 38
--------------	------	------	------	------	-------	------	------	------	------	-------	------	------	------	------	-------	------	------	------	------	-------	------	------	------	------	-------	------	------	------	------	------	------	------	------	------	------	------	------	------	------	-------	-------	-------	-------	--------	-------	-------	-------	--------	-------	--------

PITCHER	IP	WLS	BF	H	R	ER	SO	BB	IBB	HBP	BLK	WP	HR	S	P	ERA	WHIP
<b>Wilfredo Ledezma, L</b> <small>ERA: 2.96</small>	(1, 1)	6.0	W	26	7	3	4	2	0	0	0	0	1	68	99	4.50	1.500
<b>Gary Knotts, R</b> <small>ERA: 5.91</small>	(7, 1)	3.0	S	12	2	1	3	1	0	0	0	0	1	28	46	3.00	1.000



Batter	1	2	3	4	5	6	7	8	9	AB R H RBI BB SO LOB	TOP	
18 Johnny Damon, L (1, 8) OBP: 0.381, SLG: 0.468 Dave Roberts, L (7, 8) OBP: 0.343, SLG: 0.364	0-2 E6 1B 34 BB G4-6-3	1-0 HR 1B		0-3 K			1-0 HR 1B		1-1 2B	4 3 2 0 0 1 0 1 1 1 0 0 0 0		
Orlando Cabrera, R (1, 6) OBP: 0.293, SLG: 0.345	4-0 34 G4-6-3 1B 1B BB	0-1 P3		0-1 G5-3			1-2 HR		2-1 G5-3 2B	4 2 2 4 1 0 3		
Manny Ramirez, R (1, 7) OBP: 0.407, SLG: 0.616 Doug Mientkiewicz, L (7, 3) OBP: 0.332, SLG: 0.355	0-1 34 G4-6-3 1B	2-1 HR		4-2 34 G6-4-3 BB			3-3 K		0-1 G5-3	3 1 2 4 1 1 0 1 0 0 0 0 0 1		
34 David Ortiz, L (1, 10) OBP: 0.377, SLG: 0.604	0-1 G4-6-3	3-3 K		0-0 G6-4-3			3-3 K		3-3 K	5 0 0 0 0 3 4		
Jason Varitek, S (1, 2) OBP: 0.392, SLG: 0.480 Doug Mirabelli, R (8, 2) OBP: 0.359, SLG: 0.552	0-1 1B		1-2 FC5-4 1B		3-2 F8		1-0 P4			4 0 2 1 0 0 0 0 0 0 0 0 0 0		
Kevin Millar, R (1, 3) OBP: 0.384, SLG: 0.472	1-1 G6-3		0-1 SAFE F7		0-1 L9			2-1 P6		4 0 0 0 0 0 2		
Bill Mueller, S (1, 5) OBP: 0.365, SLG: 0.458		2-0 18 1B HR 1B	0-3 K		0-0 FC5-4 1B			0-1 G4-3		4 1 2 0 0 1 1		
Gabe Kapler, R (1, 9) OBP: 0.309, SLG: 0.412		0-3 K	0-1 FC5-4		1-1 FC5-4 CS			2-2 F9		4 0 0 0 0 1 3		
Ricky Gutierrez, R (1, 4) OBP: 0.278, SLG: 0.247		0-0 18 1B HR 1B		2-1 G1-3		0-1 CS	0-0 18 1B HR 1B		2-2 G4-3	4 2 2 0 0 0 0		
<b>Inning Stats</b>	R: 2 H: 2 E: 1 LOB: 1 K: 0 BB: 1 S: 11 P: 16	R: 4 H: 4 E: 0 LOB: 0 K: 2 BB: 0 S: 14 P: 22	R: 0 H: 1 E: 0 LOB: 1 K: 1 BB: 0 S: 11 P: 12	R: 0 H: 0 E: 0 LOB: 0 K: 2 BB: 0 S: 7 P: 9	R: 0 H: 0 E: 0 LOB: 0 K: 0 BB: 1 S: 12 P: 19	R: 0 H: 1 E: 0 LOB: 0 K: 0 BB: 0 S: 6 P: 7	R: 3 H: 3 E: 0 LOB: 0 K: 2 BB: 0 S: 14 P: 23	R: 0 H: 0 E: 0 LOB: 0 K: 0 BB: 0 S: 7 P: 11	R: 1 H: 2 E: 0 LOB: 1 K: 1 BB: 0 S: 13 P: 21	1B: 9 SF: 0 2B: 2 SAC: 0 3B: 0 DP: 2 HR: 2 HBP: 0	WP: 0 PA: 41 PB: 0 SB: 0 CS: 1	
<b>PITCHER</b>	IP WLS BF H R ER SO BB IBB HBP BLK WP HR S P ERA WHIP											
56 Mark Buehrle, L (1, 1) ERA: 4.0	6.0 L 29 11 9 7 4 2 0 0 0 0 0 2 66 92 10.50 2.167											
Cliff Politte, R (7, 1) ERA: 4.34	2.0 6 0 0 0 2 0 0 0 0 0 0 0 16 27 0.00 0.000											
Neal Cotts, L (9, 1) ERA: 5.24	1.0 5 2 1 1 1 0 0 0 0 0 0 0 13 21 9.00 2.000											

**Boston Red Sox @ Chicago White Sox**  
**U.S. Cellular Field, Chicago, IL**  
 Fri Aug 20 2004, 8:05 PM EDT  
 Att. 38,720 - Sunny - 71 F

livebaseballscorecards.com

**AB 38**  
**R 10**  
**H 13**  
**RBI 9**  
**BB 2**  
**SO 7**  
**LOB 14**



BOTTOM

Boston Red Sox @ Chicago White Sox  
U.S. Cellular Field, Chicago, IL

livebaseballscorecards.com

AB 29  
R 1  
H 5  
RBI 1  
BB 2  
SO 6  
LOB 10



WP: 1 PA: 32  
PB: 0  
SB: 0  
CS: 0

ERA WHIP

AB R H RBI BB SO LOB

3	0	0	0	0	1	2
3	0	0	0	0	0	1
1	0	0	0	0	0	0
3	0	1	0	0	0	0
1	0	0	0	0	0	0
3	0	1	0	0	2	0
0	0	0	0	1	0	0
3	0	1	0	0	1	1
1	0	0	0	0	0	1
3	0	0	0	0	1	2
3	1	1	0	0	0	2
2	0	0	0	1	0	1
3	0	1	1	0	1	0

Batter	1	2	3	4	5	6	7	8	9
Timo Perez, L OBP: 0.295, SLG: 0.336 (1, 9) C B C H (8, 7)	2-2 G5-4-3 HBP		3-2 G5-3			1-3 K		0-0 L4-6 2-2	
Roberto Alomar, S OBP: 0.329, SLG: 0.413 Willie Harris, L OBP: 0.357, SLG: 0.324 (1, 4) F F X (8, 4)	0-2 G5-4-3 1-2f			1-0 B3		1-1 F7		2-2 G4-3	
Carlos Lee, R OBP: 0.358, SLG: 0.518 Joe Borchard, S OBP: 0.253, SLG: 0.265 (1, 7) C X (8, 9)	0-1 1B			0-1 G5-3			1-2 P5	2-2 G4-3	
14 Paul Konerko, R OBP: 0.363, SLG: 0.532 Ross Gload, L OBP: 0.326, SLG: 0.383 (1, 3) C B B (8, 3)		1-2 FC4-6 1B		0-3 K		3-3 K		4-1 BB	
Carl Everett, S OBP: 0.317, SLG: 0.392 Jamie Burke, R OBP: 0.371, SLG: 0.450 (1, 10) G P T F (9, PH)		0-3 K			0-0 3B		0-2 G5-3	1-2 G5-3	
Jose Valentin, S OBP: 0.295, SLG: 0.507 (1, 6) C B B X S D F SAFE		2-1 FC4-6 1-2f		1-3 K			0-1 F8		
Aaron Rowand, R OBP: 0.361, SLG: 0.564 (1, 8) C B C X T B C SAFE		1-2 L5		0-1 P4			0-0 WP 24 1B 2B		
Ben Davis, S OBP: 0.289, SLG: 0.411 (1, 2) C B C X T F C SAFE			0-2 G1-3		1-1 P5		4-2 L4-6 24 1B BB		
24 Joe Crede, R OBP: 0.293, SLG: 0.406 (1, 5) S B T F X S B S			1-3 K2-3		1-0 G6-3		0-0 1B		

Inning Stats	R: 0	H: 1	E: 0	LOB: 1	K: 0	BB: 0	S: 7	P: 9
Inning Stats	R: 0	H: 1	E: 0	LOB: 1	K: 1	BB: 0	S: 12	P: 16
Inning Stats	R: 0	H: 0	E: 0	LOB: 0	K: 1	BB: 0	S: 12	P: 16
Inning Stats	R: 0	H: 0	E: 0	LOB: 0	K: 1	BB: 0	S: 6	P: 7
Inning Stats	R: 0	H: 1	E: 0	LOB: 1	K: 1	BB: 0	S: 8	P: 10
Inning Stats	R: 0	H: 0	E: 0	LOB: 0	K: 1	BB: 0	S: 6	P: 9
Inning Stats	R: 0	H: 0	E: 0	LOB: 0	K: 1	BB: 0	S: 9	P: 13
Inning Stats	R: 1	H: 2	E: 0	LOB: 1	K: 0	BB: 1	S: 7	P: 11
Inning Stats	R: 0	H: 0	E: 0	LOB: 1	K: 0	BB: 1	S: 12	P: 21

PITCHER	IP	WLS	BF	H	R	ER	SO	BB	IBB	HBP	BLK	WP	HR	S	P	ERA	WHIP
38 Curt Schilling, R ERA: 3.45 (1, 1)	7.0	W	23	3	0	0	6	0	0	1	0	0	0	60	80	0.00	0.429
Ramiro Mendoza, R ERA: 2.2 (8, 1)	1.0		5	2	1	1	0	1	0	0	0	1	0	7	11	9.00	3.000
Curt Leskanic, R ERA: 6.82 (9, 1)	1.0		4	0	0	0	0	1	0	0	0	0	0	12	21	0.00	1.000

Fri Aug 20 2004, 8:05 PM EDT  
Att: 38,720 - Sunny - 71 F



Batter	1	2	3	4	5	6	7	8	9	AB R H RBI BB SO LOB	TOP											
18 Johnny Damon, L (1, 8) OBP: 0.381, SLG: 0.468	0-1 E9 1B HR 1B	1-2 1B		3-2 G4-3		1-2 P6		2-2 F7		5 1 2 1 0 0 2												
Orlando Cabrera, R (1, 6) OBP: 0.294, SLG: 0.345	3-1 HR 1B	1-1 F8		1-3 K		0-1 1B 1-2 1B		3-3 K		5 1 2 0 0 2 3												
Manny Ramirez, R (1, 7) OBP: 0.411, SLG: 0.624	0-0 HR 1B	1-2 1B		2-2 G6-3		0-0 1B		4-0 IBB		4 1 3 5 1 0 0												
34 David Ortiz, L (1, 10) OBP: 0.373, SLG: 0.597	2-1 G3	2-3 K			2-3 K	1-3 K		2-2 G3-1		5 0 0 0 0 3 6												
Jason Varitek, S (1, 2) OBP: 0.394, SLG: 0.501	2-2 G4-3			2-2 2B		3-2 HR			1-1 L9	5 3 3 2 0 0 0												
Kevin Millar, R (1, 3) OBP: 0.383, SLG: 0.472	1-2 F7			1-2 SF8		3-3 K		1-2 G5-3	2-1 P6	4 1 1 1 0 1 0												
Doug Mientkiewicz, L (7, 3) OBP: 0.331, SLG: 0.353				2-H 2B						1 0 0 0 0 0 0												
Bill Mueller, S (1, 5) OBP: 0.363, SLG: 0.457				2-2 P3		0-0 F8		2-3 K	3-2 2B	5 0 1 0 0 1 1												
Gabe Kapler, R (1, 9) OBP: 0.311, SLG: 0.413				1-1 18 1B 1B		0-0 1B 1B		0-1 F9	1-1 F7	4 2 2 1 0 0 1												
Mark Bellhorn, S (1, 4) OBP: 0.374, SLG: 0.431				4-0 18 1B 1B BB		1-2 F8		0-0 S 1B		3 1 1 0 1 0 1												
<b>Inning Stats</b>	R: 3 E: 1 K: 0 S: 13	H: 3 LOB: 0 BB: 0 P: 21	R: 2 E: 0 K: 1 S: 26	H: 3 LOB: 2 BB: 1 P: 38	R: 2 E: 0 K: 0 S: 10	H: 2 LOB: 0 BB: 0 P: 15	R: 0 E: 0 K: 1 S: 9	H: 0 LOB: 0 BB: 0 P: 15	R: 1 E: 0 K: 2 S: 12	H: 1 LOB: 0 BB: 0 P: 20	R: 1 E: 0 K: 1 S: 13	H: 3 LOB: 2 BB: 0 P: 16	R: 1 E: 0 K: 1 S: 12	H: 1 LOB: 0 BB: 0 P: 18	R: 0 E: 0 K: 1 S: 10	H: 1 LOB: 2 BB: 1 P: 21	R: 0 E: 0 K: 0 S: 9	H: 1 LOB: 1 BB: 0 P: 16	1B: 9 2B: 3 3B: 0 HR: 3	SF: 1 SAC: 0 DP: 0 HBP: 0	WP: 0 PB: 0 SB: 1 CS: 0	PA: 44
<b>PITCHER</b>	IP WLS BF H R ER SO BB IBB HBP BLK WP HR S P ERA WHIP											<b>PITCHER</b>	IP WLS BF H R ER SO BB IBB HBP BLK WP HR S P ERA WHIP									
Josh Stewart, L (1, 1) ERA: 18.9	3.1 L 19 8 7 7 1 1 0 0 0 0 1 52 80 18.90 2.700																					
Jon Adkins, R (4, 1) ERA: 3.5	2.1 10 3 2 2 3 0 0 0 0 0 0 1 27 40 7.71 1.286																					
Cliff Politte, R (6, 1) ERA: 4.47	0.2 4 2 1 1 1 0 0 0 0 0 0 1 11 16 13.50 3.000																					
Damaso Marte, L (7, 1) ERA: 3.12	1.2 7 1 0 0 2 0 1 0 0 0 0 0 15 28 0.00 0.600																					
Michael Jackson, R (9, 1) ERA: 4.43	1.0 4 1 0 0 0 0 0 0 0 0 0 0 9 16 0.00 1.000																					

**Boston Red Sox @ Chicago White Sox**  
 U.S. Cellular Field, Chicago, IL  
 Sat Aug 21 2004, 1:05 PM EDT  
 Att. 37,303 - Sunny - 71 F

livebaseballscorecards.com

AB	41
R	10
H	15
RBI	10
BB	2
SO	7
LOB	14









Batter	1	2	3	4	5	6	7	8	9	AB R H RBI BB SO LOB
<b>Willie Harris, L</b> OBP: 0.355, SLG: 0.323 (1, 4)	2-3 <b>K</b>		0-1 <b>G1-3</b>		2-1 <b>1B</b> 14 HR		0-2 <b>G5-3</b>		0-3 <b>K</b>	5 1 1 0 0 2 0
<b>Aaron Rowand, R</b> OBP: 0.371, SLG: 0.568 (1, 8)	0-2 <b>F9</b>		4-0 <b>14 S</b> <b>BB</b>		2-0 <b>14 HR</b> <b>1B</b>		0-0 <b>HR</b> <b>1B</b>		0-2 <b>G5-3</b>	4 2 2 0 1 0 0
<b>Carlos Lee, R</b> OBP: 0.359, SLG: 0.523 (1, 7)	1-2 <b>14 BB</b> <b>1B</b>		1-1 <b>F9</b>		0-0 <b>F8</b>		0-0 <b>HR</b>		3-3 <b>K</b>	5 1 2 2 0 1 3
<b>14 Paul Konerko, R</b> OBP: 0.364, SLG: 0.542 (1, 3)	4-1 <b>1-2</b> <b>BB</b>		2-2 <b>G4-3</b>		1-1 <b>HR</b>		0-0 <b>G4-3</b>			3 1 1 3 1 0 1
<b>Carl Everett, S</b> OBP: 0.312, SLG: 0.380 (1, 10)	3-2 <b>G3-1</b>		1-2 <b>G4-3</b>		0-0 <b>F8</b>			4-2 <b>2B</b> <b>BB</b>		3 0 0 0 1 0 2
<b>Roberto Alomar, S</b> OBP: 0.329, SLG: 0.413 (8, PR)										0 0 0 0 0 0 0
<b>Jose Valentin, S</b> OBP: 0.294, SLG: 0.504 (1, 6)		0-0 <b>24 FC4-6</b> <b>1B</b>		0-3 <b>K</b>		2-2 <b>G4-3</b>		2-3 <b>K</b>		4 0 1 0 0 2 1
<b>Ben Davis, S</b> OBP: 0.288, SLG: 0.414 (1, 2)		0-0 <b>F8</b>		1-2 <b>E4</b>		2-2 <b>G4-3</b>		0-0 <b>2B</b>		4 0 1 0 0 0 1
<b>Joe Borchard, S</b> OBP: 0.241, SLG: 0.240 (1, 9)		1-3 <b>K</b>		2-2 <b>F7</b>		0-0 <b>G6-3</b>		3-2 <b>P5</b>		3 0 0 0 0 1 2
<b>Ross Gload, L</b> OBP: 0.327, SLG: 0.388 (8, PH) (9, 9)		1-3 <b>K</b>								1 0 0 0 0 0 3
<b>24 Joe Crede, R</b> OBP: 0.293, SLG: 0.410 (1, 5)		1-0 <b>FC4-6</b>						3-2 <b>F8</b>		3 0 0 0 0 0 1
<b>Timo Perez, L</b> OBP: 0.292, SLG: 0.333 (8, PH)										1 0 0 0 0 0 3
<b>5 Juan Uribe, R</b> OBP: 0.313, SLG: 0.468 (9, 5)										0 0 0 0 0 0 0

Inning Stats	R: 0 E: 0 K: 1 S: 21	H: 1 LOB: 2 BB: 1 P: 31	R: 0 E: 0 K: 1 S: 6	H: 1 LOB: 1 BB: 0 P: 8	R: 0 E: 0 K: 0 S: 7	H: 0 LOB: 1 BB: 1 P: 14	R: 0 E: 1 K: 1 S: 12	H: 0 LOB: 1 BB: 0 P: 16	R: 3 E: 0 K: 0 S: 10	H: 3 LOB: 0 BB: 0 P: 15	R: 0 E: 0 K: 0 S: 9	H: 0 LOB: 0 BB: 0 P: 13	R: 2 E: 0 K: 0 S: 8	H: 2 LOB: 0 BB: 0 P: 10	R: 0 E: 0 K: 1 S: 20	H: 1 LOB: 3 BB: 1 P: 32	R: 0 E: 0 K: 2 S: 12	H: 0 LOB: 0 BB: 0 P: 15	1B: 5 2B: 1 3B: 0 HR: 2	SF: 0 SAC: 0 DP: 0 HBP: 0	WP: 0 PB: 0 SB: 1 CS: 0	PA: 39
--------------	-------------------------------	----------------------------------	------------------------------	---------------------------------	------------------------------	----------------------------------	-------------------------------	----------------------------------	-------------------------------	----------------------------------	------------------------------	----------------------------------	------------------------------	----------------------------------	-------------------------------	----------------------------------	-------------------------------	----------------------------------	----------------------------------	------------------------------------	----------------------------------	--------

PITCHER	IP	WLS	BF	H	R	ER	SO	BB	IBB	HBP	BLK	WP	HR	S	P	ERA	WHIP
<b>Derek Lowe, R</b> ERA: 5.32 (1, 1)	6.2		30	7	5	5	3	2	0	0	0	0	2	72	106	6.75	1.350
<b>Curt Leskanic, R</b> ERA: 6.75 (7, 1)	0.1	W	2	0	0	0	0	1	0	0	0	0	0	3	7	0.00	3.000
<b>Mike Myers, L</b> ERA: 4.26 (8, 1)	0.1	H	1	0	0	0	1	0	0	0	0	0	0	6	8	0.00	0.000
<b>50 Mike Timlin, R</b> ERA: 4.35 (8, 1)	0.2	H	3	1	0	0	0	0	0	0	0	0	0	12	18	0.00	1.500
<b>Keith Foulke, R</b> ERA: 1.91 (9, 1)	1.0	S	3	0	0	0	2	0	0	0	0	0	0	12	15	0.00	0.000

**BOTTOM**

**Boston Red Sox @ Chicago White Sox**  
U.S. Cellular Field, Chicago, IL

Sun Aug 22 2004, 8:05 PM EDT  
Att: 34,355 - Cloudy - 80 F

livebaseballscorecards.com

<b>AB</b>	<b>36</b>
<b>R</b>	<b>5</b>
<b>H</b>	<b>8</b>
<b>RBI</b>	<b>5</b>
<b>BB</b>	<b>3</b>
<b>SO</b>	<b>6</b>
<b>LOB</b>	<b>17</b>





Batter	1	2	3	4	5	6	7	8	9	AB R H RBI BB SO LOB	TOP																						
Willie Harris, L (1, 4) OBP: 0.355, SLG: 0.324	0-3 K		0-0 SH5-3		1-1 G4-1			0-0 BB 1B		3 0 1 0 0 1 1																							
Roberto Alomar, S (1, 10) OBP: 0.323, SLG: 0.405 Ross Gload, L (8, PH) OBP: 0.325, SLG: 0.386	1-0 G6-3		0-2 G1-3			1-0 G6-3		1-3 SAFE K		3 0 0 0 0 0 1 1 0 0 0 0 1 1																							
Carlos Lee, R (1, 7) OBP: 0.362, SLG: 0.524	2-2 1B		2-3 K			1-1 1B		4-0 1-2 BB		3 0 2 0 1 1 1																							
14 Paul Konerko, R (1, 3) OBP: 0.361, SLG: 0.537	0-3 K			0-0 L7		1-3 K		0-3 K		4 0 0 0 0 3 4																							
Jose Valentin, S (1, 6) OBP: 0.291, SLG: 0.499		1-3 K		2-3 K		2-3 K			0-0 G6-3	4 0 0 0 0 3 1																							
Aaron Rowand, R (1, 8) OBP: 0.369, SLG: 0.567		2-0 G6-3 2B		1-3 K		3-3 K			0-1 E6 5 1B	4 0 1 0 0 2 0																							
Ben Davis, S (1, 2) OBP: 0.281, SLG: 0.404 Jamie Burke, R (8, 2) OBP: 0.358, SLG: 0.431		0-1 G6-3			0-1 G4-3		0-3 K		0-3 K	3 0 0 0 0 1 1 1 0 0 0 0 1 1																							
5 Juan Uribe, R (1, 5) OBP: 0.315, SLG: 0.469		0-2 G1-4-3			1-0 FC6-4 1B		3-2 G5-3		0-1 1-2 1B	4 0 2 0 0 0 1																							
Joe Borchard, S (1, 9) OBP: 0.241, SLG: 0.241			1-2 G1-3 SH5-3 1B		0-2 FC6-4			0-1 G4-3	2-3 K	4 0 1 0 0 1 3																							
<b>Inning Stats</b>	R: 0 E: 0 K: 2 S: 10	H: 1 LOB: 1 BB: 0 P: 13	R: 0 E: 0 K: 1 S: 9	H: 1 LOB: 1 BB: 0 P: 12	R: 0 E: 0 K: 1 S: 10	H: 1 LOB: 1 BB: 0 P: 13	R: 0 E: 0 K: 2 S: 7	H: 0 LOB: 0 BB: 0 P: 10	R: 0 E: 0 K: 2 S: 8	H: 1 LOB: 1 BB: 0 P: 10	R: 0 E: 0 K: 2 S: 9	H: 1 LOB: 1 BB: 0 P: 14	R: 0 E: 0 K: 2 S: 9	H: 0 LOB: 0 BB: 0 P: 15	R: 0 E: 0 K: 2 S: 9	H: 1 LOB: 2 BB: 1 P: 14	R: 0 E: 1 K: 2 S: 11	H: 1 LOB: 2 BB: 0 P: 13	1B: 6 2B: 1 3B: 0 HR: 0	SF: 0 SAC: 1 DP: 0 HBP: 0	WP: 0 PB: 0 SB: 0 CS: 0	PA: 36											
<b>PITCHER</b> 38 Jeremy Bolderman, R (1, 1) ERA: 5.67	IP 9.0	WLS W	BF 36	H 7	R 0	ER 0	SO 14	BB 1	IBB 0	HBP 0	BLK 0	WP 0	HR 0	S 82	P 114	ERA 0.00	WHIP 0.889																
											<b>PITCHER</b>	IP	WLS	BF	H	R	ER	SO	BB	IBB	HBP	BLK	WP	HR	S	P	ERA	WHIP					

Chicago White Sox @ Detroit Tigers  
Comerica Park, Detroit, MI  
Mon Aug 23 2004, 7:05 PM EDT  
Att. 25,220 - Overcast - 69 F

livebaseballscorecards.com

AB 34  
R 0  
H 7  
RBI 0  
BB 1  
SO 14  
LOB 15



Batter	1	2	3	4	5	6	7	8	9
20 Omar Infante, R OBP: 0.337, SLG: 0.457 (1, 4)	1-3 K		3-2 P5	4-2 BB 1-2 2-3		4-0 BB		1-0 G6-4-3 1B	
Bobby Higginson, L OBP: 0.359, SLG: 0.392 (1, 9)	1-0 G3-1		3-2 P3	4-0 BB 1-2 2-3 3-H		1-1 F7		1-3 K	
Ivan Rodriguez, R OBP: 0.386, SLG: 0.519 (1, 2)	1-1 CS 1B		0-3 K	0-2 G6-3		0-1 F9		1-0 G6-4-3 1-2f	
Rondell White, R OBP: 0.352, SLG: 0.473 (1, 10)	1 SAFE 0-0 CS 1-2	2-2 9 BB 15 SF7 1B		4-2 9 HR BB	1-2 G5-3		2-2 2B E HBP		
9 Carlos Guillen, S OBP: 0.380, SLG: 0.548 (1, 6)		4-1 BB 2B BB		0-0 HR	1-2 G6-3		0-3 K		
Carlos Pena, L OBP: 0.337, SLG: 0.472 (1, 3)		1-1 P6		1-3 K	4-1 S BB		0-1 E 15 G4-3 2B		
Craig Monroe, R OBP: 0.335, SLG: 0.437 (1, 7)		4-2 2B BB 1-2 2-3		3-2 20 BB 15 1B BB 1B	4-1 BB		0-2 E6 15 G4-3 2-3 3-H		
15 Brandon Inge, R OBP: 0.356, SLG: 0.478 (1, 5)		1-0 SF7		2-1 BB 20 BB 1B 1-2	0-1 L7		2-0 G4-3		
Nook Logan, S OBP: 0.415, SLG: 0.421 (1, 8)		0-1 1-H 2-H 2B		1-3 K		1-1 L8	1-2 G5-3		

Inning Stats	R: 0	H: 1	E: 0	K: 1	S: 6	LOB: 0	BB: 0	P: 9	R: 2	H: 2	E: 0	K: 0	S: 11	LOB: 2	BB: 2	P: 23	R: 0	H: 0	E: 0	K: 1	S: 10	LOB: 0	BB: 0	P: 16	R: 3	H: 3	E: 0	K: 2	S: 23	LOB: 3	BB: 3	P: 42	R: 0	H: 0	E: 0	K: 0	S: 10	LOB: 2	BB: 2	P: 20	R: 0	H: 0	E: 0	K: 0	S: 6	LOB: 1	BB: 1	P: 12	R: 2	H: 1	E: 1	K: 1	S: 14	LOB: 1	BB: 0	P: 19	R: 0	H: 1	E: 0	K: 1	S: 8	LOB: 0	BB: 0	P: 11
--------------	------	------	------	------	------	--------	-------	------	------	------	------	------	-------	--------	-------	-------	------	------	------	------	-------	--------	-------	-------	------	------	------	------	-------	--------	-------	-------	------	------	------	------	-------	--------	-------	-------	------	------	------	------	------	--------	-------	-------	------	------	------	------	-------	--------	-------	-------	------	------	------	------	------	--------	-------	-------

PITCHER																	IP	WLS	BF	H	R	ER	SO	BB	IBB	HBP	BLK	WP	HR	S	P	ERA	WHIP
52 Jose Contreras, R ERA: 5.23 (1, 1)																	5.0	L	26	6	5	5	4	7	0	0	0	0	0	60	110	9.00	2.600
Michael Jackson, R ERA: 4.43 (6, 1)																	2.0		10	1	2	1	1	1	0	1	0	0	0	20	31	4.50	1.000
Josh Stewart, L ERA: 14.54 (8, 1)																	1.0		3	1	0	0	1	0	0	0	0	0	0	8	11	0.00	1.000

**AB R H RBI BB SO LOB**

**3 0 1 0 2 1 0**

**4 0 0 1 1 1 2**

**5 0 1 0 0 1 5**

**2 3 1 0 1 0 0**

**3 2 1 2 1 1 1**

**3 1 1 0 1 1 2**

**2 1 1 1 2 0 1**

**3 0 1 2 0 0 3**

**4 0 1 1 0 1 3**

**AB 29**

**R 7**

**H 8**

**RBI 7**

**BB 8**

**SO 6**

**LOB 17**

**WP: 0 PA: 40**

**PB: 0**

**SB: 1**

**CS: 1**

**1B: 5 SF: 1**

**2B: 2 SAC: 0**

**3B: 0 DP: 1**


**HR: 1 HBP: 1**

**Chicago White Sox @ Detroit Tigers**

**Comerica Park, Detroit, MI**

**Mon Aug 23 2004, 7:05 PM EDT**

**Att. 25,220 - Overcast - 69 F**



livebaseballscorecards.com



Batter	1	2	3	4	5	6	7	8	9	AB R H RBI BB SO LOB	TOP									
Aaron Rowand, R (1, 8) OBP: 0.370, SLG: 0.572	2-2 L6		1-2 L5		0-0 SF8			2-2 2B 5 SH1-4 1B	2-1 5 SF7 3B	4 2 2 1 0 0 0										
5 Juan Uribe, R (1, 6) OBP: 0.317, SLG: 0.478	1-0 HR		0-0 L3		0-0 WP 1B			0-1 SH1-4	1-2 SF7	3 2 2 3 0 0 0										
Carlos Lee, R (1, 7) OBP: 0.362, SLG: 0.525	2-2 P3			2-3 K	1-1 1B			1-1 1B 2B	1-2 F9	5 1 2 2 0 1 0										
14 Paul Konerko, R (1, 3) OBP: 0.364, SLG: 0.538 Ross Gload, L (8, PR) OBP: 0.325, SLG: 0.386	0-1 1B			1-2 G1-6-3		2-0 G5-4-3 1B		1-1 1B E HBP		3 0 2 0 0 0 0 0 1 0 0 0 0 0										
Carl Everett, S (1, 10) OBP: 0.311, SLG: 0.378	0-2 G5-3			0-3 K		0-1 G5-4-3		2-2 E7 1B		4 0 1 1 0 1 2										
Ben Davis, S (1, 2) OBP: 0.280, SLG: 0.393		1-1 P4			3-2 F9		0-3 K	4-2 BB		3 0 0 0 1 1 0										
24 Joe Crede, R (1, 5) OBP: 0.295, SLG: 0.408		4-2 G4-6-3 BB			4-1 1B 2B BB		1-0 F8	0-0 F8		2 1 0 0 2 0 2										
Joe Borchart, S (1, 9) OBP: 0.242, SLG: 0.241		0-0 G4-6-3			0-0 2B SF8 1B		2-1 F8	0-0 F9		4 1 1 0 0 0 3										
Willie Harris, L (1, 4) OBP: 0.354, SLG: 0.326			0-2 G4-3		2-1 SF8 5 1B 2B		2-1 B5		1-3 K	4 1 1 1 0 1 0										
<b>Inning Stats</b>	R: 1 E: 0 K: 0 S: 13	H: 2 LOB: 1 BB: 0 P: 18	R: 0 E: 0 K: 0 S: 5	H: 0 LOB: 0 BB: 1 P: 10	R: 0 E: 0 K: 2 S: 9	H: 0 LOB: 0 BB: 0 P: 12	R: 4 E: 0 K: 0 S: 11	H: 4 LOB: 1 BB: 1 P: 21	R: 0 E: 0 K: 1 S: 6	H: 1 LOB: 0 BB: 0 P: 8	R: 0 E: 0 K: 0 S: 5	H: 0 LOB: 0 BB: 0 P: 10	R: 3 E: 1 K: 0 S: 18	H: 3 LOB: 2 BB: 1 P: 28	R: 1 E: 0 K: 1 S: 14	H: 1 LOB: 0 BB: 0 P: 19	1B: 7 2B: 2 3B: 1 HR: 1	SF: 2 SAC: 1 DP: 2 HBP: 1	WP: 1 PB: 0 SB: 0 CS: 0	PA: 39
<b>PITCHER</b>	IP WLS BF H R ER SO BB IBB HBP BLK WP HR S P ERA WHIP																			
Wilfredo Ledezma, L (1, 1) ERA: 3.78	6.0 L 24 7 5 5 3 2 0 0 0 1 1 52 78 7.50 1.500																			
Gary Knotts, R (7, 1) ERA: 6.1	1.0 3 0 0 0 0 0 0 0 0 0 0 5 10 0.00 0.000																			
Esteban Yan, R (8, 1) ERA: 3.64	0.1 6 3 3 2 0 1 0 1 0 0 0 16 26 54.00 12.000																			
Al Levine, R (8, 1) ERA: 4.66	0.2 2 0 0 0 0 0 0 0 0 0 0 2 2 0.00 0.000																			
Craig Dingman, R (9, 1) ERA: 4.76	1.0 4 1 1 1 1 0 0 0 0 0 0 14 19 9.00 1.000																			

Chicago White Sox @ Detroit Tigers  
Comerica Park, Detroit, MI  
Tue Aug 24 2004, 7:05 PM EDT  
Att. 24,584 - Sunny - 79 F

livebaseballscorecards.com

AB	32
R	9
H	11
RBI	8
BB	3
SO	4
LOB	7



BOTTOM

Chicago White Sox @ Detroit Tigers  
Comerica Park, Detroit, MI  
Tue Aug 24 2004, 7:05 PM EDT  
Att. 24,584 - Sunny - 79 F

livebaseballscorecards.com

AB 37  
R 5  
H 10  
RBI 5  
BB 2  
SO 4  
LOB 16



WP: 0 PA: 39  
PB: 0  
SB: 0  
CS: 0

AB R H RBI BB SO LOB

5 0 1 0 0 0 2

5 1 2 1 0 1 2

4 0 0 0 1 1 3

4 1 2 0 0 0 1

4 1 1 0 0 1 2

4 1 1 4 0 1 0

3 0 1 0 1 0 0

4 1 2 0 0 0 2

4 1 2 0 0 0 2

1B: 7 SF: 0  
2B: 1 SAC: 0  
3B: 1 DP: 0  
HR: 1 HBP: 0

0-0 P3

3-2 G4-3

1-2 FC6-4

1-2 P4

0-3 K

3-2 G4-3

0-1 G6-3

3-2 G6-3

0-0 F7

1-2 G6-3

2-0 G4-3

4-2 BB

1-2 P4

1-2 P4

4-2 G4-3

1-0 G4-3

1-2 G4-3

1-1 F8

1-0 FC5-2-6

0-0 G1-3

3-1 G5-3

2-1 L9

2-2 P6

1-2 P4

15 G4-3

0-0 G4-3

2-1 G1-3

2-1 F8

3-2 1B HR

1-3 K

0-0 9 1B HR

1-2 HR

0-0 HR

1-2 G6-3

20 FC5-2-6

2-1 G1-3

1-0 FC5-4

1-3 1B

2-2 FC5-4

1-0 1B

1-0 G6-3

3-3 K

0-1 15 G6-3

2-2 G6-3

1-2 P6

1-0 FC5-4

1-3 1B

2-2 FC5-4

1-0 1B

1-0 G6-3

3-3 K

0-1 15 G6-3

2-2 G6-3

1-2 P6

2-1 F8

3-2 1B HR

1-3 K

0-0 9 1B HR

1-2 HR

0-0 HR

1-2 G6-3

20 FC5-2-6

2-1 G1-3

1-0 FC5-4

1-3 1B

2-2 FC5-4

1-0 1B

1-0 G6-3

3-3 K

0-1 15 G6-3

2-2 G6-3

1-2 P6

20 Omar Infante, R (1, 4)

Bobby Higginson, L (1, 9)

Ivan Rodriguez, R (1, 2)

Rondell White, R (1, 10)

9 Carlos Guillen, S (1, 6)

Carlos Pena, L (1, 3)

Craig Monroe, R (1, 7)

15 Brandon Inge, R (1, 5)

Nook Logan, S (1, 8)  
Eric Munson, L (9, PH)

Batter

1

2

3

4

5

6

7

8

9

Inning Stats

PITCHER

Jon Garland, R (1, 1)  
Damaso Marte, L (8, 1)  
Jon Adkins, R (8, 1)

R: 0 H: 2  
E: 0 LOB: 2  
K: 1 BB: 0  
S: 11 P: 17

R: 0 H: 1  
E: 0 LOB: 1  
K: 1 BB: 0  
S: 12 P: 18

R: 4 H: 4  
E: 0 LOB: 0  
K: 1 BB: 0  
S: 14 P: 21

R: 0 H: 1  
E: 0 LOB: 1  
K: 0 BB: 0  
S: 5 P: 8

R: 0 H: 0  
E: 0 LOB: 0  
K: 0 BB: 0  
S: 7 P: 14

R: 0 H: 0  
E: 0 LOB: 1  
K: 0 BB: 1  
S: 10 P: 17

R: 0 H: 0  
E: 0 LOB: 1  
K: 0 BB: 1  
S: 9 P: 17

R: 1 H: 2  
E: 0 LOB: 1  
K: 0 BB: 0  
S: 14 P: 21

R: 0 H: 0  
E: 0 LOB: 0  
K: 1 BB: 0  
S: 8 P: 11

R: 0 H: 0  
E: 0 LOB: 0  
K: 1 BB: 0  
S: 8 P: 11

1B: 7 SF: 0  
2B: 1 SAC: 0  
3B: 1 DP: 0  
HR: 1 HBP: 0

IP WLS BF H R ER SO BB IBB HBP BLK WP HR S P ERA WHIP

7.0 0 31 8 4 4 3 2 0 0 0 0 1 68 112 5.14 1.429

0.2 2 0 0 0 1 0 0 0 0 0 0 6 9 0.00 0.000

1.1 6 2 1 1 0 0 0 0 0 0 0 16 23 6.75 1.500

R: 0 H: 0  
E: 0 LOB: 0  
K: 0 BB: 0  
S: 7 P: 14

R: 0 H: 0  
E: 0 LOB: 1  
K: 0 BB: 1  
S: 10 P: 17

R: 0 H: 0  
E: 0 LOB: 1  
K: 0 BB: 1  
S: 9 P: 17

R: 0 H: 0  
E: 0 LOB: 0  
K: 1 BB: 0  
S: 8 P: 11

R: 0 H: 0  
E: 0 LOB: 0  
K: 1 BB: 0  
S: 8 P: 11

R: 0 H: 0  
E: 0 LOB: 0  
K: 1 BB: 0  
S: 14 P: 21

R: 0 H: 0  
E: 0 LOB: 0  
K: 1 BB: 0  
S: 8 P: 11

R: 0 H: 0  
E: 0 LOB: 0  
K: 1 BB: 0  
S: 8 P: 11

R: 0 H: 0  
E: 0 LOB: 0  
K: 1 BB: 0  
S: 8 P: 11

R: 0 H: 0  
E: 0 LOB: 0  
K: 1 BB: 0  
S: 8 P: 11

R: 0 H: 0  
E: 0 LOB: 0  
K: 1 BB: 0  
S: 14 P: 21

R: 0 H: 0  
E: 0 LOB: 0  
K: 1 BB: 0  
S: 8 P: 11

R: 0 H: 0  
E: 0 LOB: 0  
K: 1 BB: 0  
S: 8 P: 11

R: 0 H: 0  
E: 0 LOB: 0  
K: 1 BB: 0  
S: 8 P: 11

R: 0 H: 0  
E: 0 LOB: 0  
K: 1 BB: 0  
S: 8 P: 11

R: 0 H: 0  
E: 0 LOB: 0  
K: 1 BB: 0  
S: 14 P: 21

R: 0 H: 0  
E: 0 LOB: 0  
K: 1 BB: 0  
S: 8 P: 11

R: 0 H: 0  
E: 0 LOB: 0  
K: 1 BB: 0  
S: 8 P: 11

R: 0 H: 0  
E: 0 LOB: 0  
K: 1 BB: 0  
S: 8 P: 11

R: 0 H: 0  
E: 0 LOB: 0  
K: 1 BB: 0  
S: 8 P: 11

R: 0 H: 0  
E: 0 LOB: 0  
K: 1 BB: 0  
S: 14 P: 21

R: 0 H: 0  
E: 0 LOB: 0  
K: 1 BB: 0  
S: 8 P: 11

R: 0 H: 0  
E: 0 LOB: 0  
K: 1 BB: 0  
S: 8 P: 11

R: 0 H: 0  
E: 0 LOB: 0  
K: 1 BB: 0  
S: 8 P: 11

R: 0 H: 0  
E: 0 LOB: 0  
K: 1 BB: 0  
S: 8 P: 11



Batter	1	2	3	4	5	6	7	8	9	AB R H RBI BB SO LOB	TOP											
<b>Aaron Rowand, R</b> (1, 8) OBP: 0.367, SLG: 0.575	1-1 P6		0-0 G5-3	0-1 F9			0-2 F9		0-0 HR	5 1 1 3 0 0 2												
<b>5 Juan Uribe, R</b> (1, 6) OBP: 0.315, SLG: 0.474	0-0 14 S 1B		2-3 K		0-0 G6-3		1-0 F8		1-3 K	5 0 1 0 0 2 0												
<b>Carlos Lee, R</b> (1, 7) OBP: 0.363, SLG: 0.525	2-3 K		3-2 2B		2-3 K		4-2 14 G5-4-3 BB			3 0 1 0 1 2 1												
<b>14 Paul Konerko, R</b> (1, 3) OBP: 0.361, SLG: 0.533	3-2 G5-3 1-2		3-3 K		0-0 G5-3		1-0 G5-4-3 1-2f		1-0 G5-4-3	4 0 0 0 0 1 3												
<b>Carl Everett, S</b> (1, 10) OBP: 0.317, SLG: 0.384		0-2 24 FC2-5 1B		1-0 SH2-3 1B		0-0 1B		0-3 K		4 1 3 0 0 1 0												
<b>Jamie Burke, R</b> (1, 2) OBP: 0.362, SLG: 0.433		0-0 24 FC2-5 1B		0-0 SH2-3		0-0 F8		0-2 BB HR 1B		2 0 1 0 0 0 1												
<b>Timo Perez, L</b> (9, PH) OBP: 0.295, SLG: 0.336		1-2 1B		1-2 1B						1 1 1 0 0 0 0												
<b>24 Joe Crede, R</b> (1, 5) OBP: 0.292, SLG: 0.404		0-0 FC2-5		3-1 F9		0-0 F9		0-1 P4		4 0 0 0 0 0 5												
<b>Joe Borchard, S</b> (1, 9) OBP: 0.253, SLG: 0.244		1-3 K		1-0 1B 2-H 1B		1-1 G3		4-2 HR BB		3 1 1 1 1 1 3												
<b>Willie Harris, L</b> (1, 4) OBP: 0.353, SLG: 0.325		0-0 G6-3		2-1 SAFE SAFE 1B		1-2 G4-3		0-0 L9		4 0 1 0 0 0 4												
<b>Inning Stats</b>	R: 0 E: 0 K: 1 S: 11	H: 1 LOB: 1 BB: 0 P: 17	R: 0 E: 0 K: 1 S: 9	H: 2 LOB: 2 BB: 0 P: 10	R: 0 E: 0 K: 2 S: 10	H: 1 LOB: 1 BB: 0 P: 18	R: 1 E: 0 K: 0 S: 9	H: 3 LOB: 2 BB: 0 P: 16	R: 0 E: 0 K: 1 S: 5	H: 0 LOB: 0 BB: 0 P: 7	R: 0 E: 0 K: 0 S: 5	H: 1 LOB: 1 BB: 0 P: 6	R: 0 E: 0 K: 0 S: 8	H: 0 LOB: 0 BB: 0 P: 10	R: 0 E: 0 K: 1 S: 6	H: 0 LOB: 0 BB: 1 P: 11	R: 3 E: 0 K: 1 S: 15	H: 2 LOB: 0 BB: 1 P: 20	1B: 8 2B: 1 3B: 0 HR: 1	SF: 0 SAC: 1 DP: 1 HBP: 0	WP: 0 PB: 0 SB: 1 CS: 0	PA: 38
<b>29 Nate Robertson, L</b> (1, 1) ERA: 4.6	IP: 8.0 WLS: W BF: 32 H: 8 R: 1 ER: 1 SO: 6 BB: 1 IBB: 0 HBP: 0 BLK: 0 WP: 0 HR: 0 S: 63 P: 95 ERA: 1.12 WHIP: 1.125																					
<b>Ugueth Urbina, R</b> (9, 1) ERA: 4.13	IP: 1.0 WLS: BF: 6 H: 2 R: 3 ER: 3 SO: 1 BB: 1 IBB: 0 HBP: 0 BLK: 0 WP: 0 HR: 1 S: 15 P: 20 ERA: 27.00 WHIP: 3.000																					

**Chicago White Sox @ Detroit Tigers**  
Comerica Park, Detroit, MI  
Wed Aug 25 2004, 7:05 PM EDT  
Att. 23,254 - Cloudy - 85 F

[livebaseballscorecards.com](http://livebaseballscorecards.com)

<b>AB</b>	35
<b>R</b>	4
<b>H</b>	10
<b>RBI</b>	4
<b>BB</b>	2
<b>SO</b>	7
<b>LOB</b>	19







Batter	1	2	3	4	5	6	7	8	9	AB R H RBI BB SO LOB	TOP											
Aaron Rowand, R (1, 8) OBP: 0.370, SLG: 0.576										5 2 2 1 1 3 1												
Roberto Alomar, S (1, 4) OBP: 0.326, SLG: 0.401										4 2 1 0 1 1 2 1 0 0 0 0 0 0												
Willie Harris, L (7, 4) OBP: 0.352, SLG: 0.324																						
14 Paul Konerko, R (1, 3) OBP: 0.364, SLG: 0.536										5 3 3 3 0 0 0												
Carl Everett, S (1, 10) OBP: 0.319, SLG: 0.397										5 1 2 4 0 2 1												
Ross Gload, L (1, 7) OBP: 0.333, SLG: 0.403										4 2 3 2 0 0 0												
Ben Davis, S (1, 2) OBP: 0.277, SLG: 0.410										5 1 1 2 0 2 3												
Jose Valentin, S (1, 6) OBP: 0.290, SLG: 0.495										5 0 1 0 0 1 2												
5 Juan Uribe, R (1, 5) OBP: 0.319, SLG: 0.486										5 2 3 2 0 1 1												
Joe Borchard, S (1, 9) OBP: 0.260, SLG: 0.236										3 1 0 0 2 1 1												
<b>Inning Stats</b>	R: 6 E: 0 K: 2 S: 37	H: 6 LOB: 2 BB: 2 P: 60	R: 0 E: 0 K: 1 S: 12	H: 1 LOB: 1 BB: 0 P: 16	R: 0 E: 0 K: 1 S: 9	H: 1 LOB: 1 BB: 0 P: 12	R: 3 E: 0 K: 1 S: 14	H: 3 LOB: 0 BB: 0 P: 20	R: 5 E: 1 K: 1 S: 22	H: 4 LOB: 1 BB: 2 P: 40	R: 0 E: 0 K: 1 S: 8	H: 0 LOB: 0 BB: 0 P: 11	R: 0 E: 0 K: 1 S: 7	H: 0 LOB: 0 BB: 0 P: 14	R: 0 E: 0 K: 1 S: 10	H: 1 LOB: 1 BB: 0 P: 17	R: 0 E: 0 K: 2 S: 7	H: 0 LOB: 0 BB: 0 P: 8	1B: 9 2B: 4 3B: 0 HR: 3	SF: 1 SAC: 0 DP: 0 HBP: 0	WP: 1 PB: 0 SB: 0 CS: 0	PA: 47
<b>PITCHER</b>	IP WLS BF H R ER SO BB IBB HBP BLK WP HR S P ERA WHIP																					
Chad Durbin, R (1, 1) ERA: 6.66	0.2 L 9 5 6 6 1 2 0 0 0 0 1 30 51 81.00 10.500																					
Rick White, R (1, 1) ERA: 5.32	3.1 18 7 5 5 4 1 0 0 0 0 2 49 69 13.50 2.400																					
Fernando Cabrera, R (5, 1) ERA: 6.0	2.0 10 3 3 2 2 1 0 0 0 0 0 23 39 9.00 2.000																					
59 Matt Miller, R (7, 1) ERA: 3.8	1.0 3 0 0 0 1 0 0 0 0 0 0 7 14 0.00 0.000																					
David Riske, R (8, 1) ERA: 3.97	2.0 7 1 0 0 3 0 0 0 0 1 0 17 25 0.00 0.500																					

Chicago White Sox @ Cleveland Indians  
Jacobs Field, Cleveland, OH

Thu Aug 26 2004, 7:05 PM EDT  
Att. 30,049 - Cloudy - 80 F

AB	42
R	14
H	16
RBI	14
BB	4
SO	11
LOB	11



livebaseballscorecards.com

Batter	1	2	3	4	5	6	7	8	9	AB R H RBI BB SO LOB
Ronnie Belliard, R OBP: 0.372, SLG: 0.428 (1, 4)	2-2 2B 3B	4-2 BB		2-2 1-H HR		0-2 L3		1-3 K		4 2 2 2 1 1 1
Omar Vizquel, S OBP: 0.365, SLG: 0.411 (1, 6)	1-0 G3 41 2B 2B	0-0 SF7		3-2 1B 3B		2-0 L6		0-1 FC6 1-2f		4 2 2 2 0 0 1
Matt Lawton, L OBP: 0.359, SLG: 0.433 (1, 7)	2-1 G3 2-3	3-1 P2		3-2 FC6-4 1B		1-1 F7		1-0 F7		5 0 1 1 0 0 3
41 Victor Martinez, S OBP: 0.363, SLG: 0.510 (1, 2)	1-1 2B 3-H		1-3 K	0-0 F8		4-2 G6-4-3 BB		1-1 G3-1		4 0 1 1 1 1 1
Casey Blake, R OBP: 0.356, SLG: 0.478 (1, 5)	0-0 F8		2-1 G1-3	1-2 FC6-4 1-2f		3-2 G6-4-3 1-2f		2-2 DI 1B		5 0 1 0 0 0 3
Ben Broussard, L OBP: 0.376, SLG: 0.475 (1, 3)	3-3 K		3-2 G4-3		3-2 HR		0-3 K	1-3 K 1-2		5 1 1 1 0 3 2
Josh Phelps, R OBP: 0.303, SLG: 0.437 (1, 10)		1-1 BB SF7 2B		1-3 K	1-1 G6-4-3 1B		0-2 HR			4 2 3 1 0 1 0
Coco Crisp, S OBP: 0.321, SLG: 0.443 (1, 8)		0-0 F8		0-2 HR	1-1 G6-4-3 1-2f		3-1 FC6 1B			4 1 2 1 0 0 2
Jody Gerut, L OBP: 0.335, SLG: 0.403 (1, 9)		4-1 BB BB		0-2 HR 1B	1-2 G6-3		0-0 F7			3 1 1 0 1 0 1

Inning Stats	R: 2	H: 3	E: 0	K: 1	S: 13	LOB: 1	BB: 0	P: 22	R: 1	H: 1	E: 0	K: 0	S: 9	LOB: 2	BB: 2	P: 21	R: 0	H: 0	E: 0	K: 1	S: 9	LOB: 0	BB: 0	P: 15	R: 4	H: 5	E: 0	K: 1	S: 27	LOB: 1	BB: 0	P: 37	R: 1	H: 2	E: 0	K: 0	S: 12	LOB: 0	BB: 0	P: 18	R: 0	H: 0	E: 0	K: 0	S: 6	LOB: 0	BB: 0	P: 9	R: 0	H: 0	E: 0	K: 1	S: 14	LOB: 0	BB: 1	P: 21	R: 1	H: 2	E: 0	K: 1	S: 11	LOB: 1	BB: 0	P: 15	R: 0	H: 1	E: 0	K: 1	S: 10	LOB: 1	BB: 0	P: 15	1B: 5	SF: 1	2B: 3	SAC: 0	3B: 2	DP: 2	HR: 4	HBP: 0
--------------	------	------	------	------	-------	--------	-------	-------	------	------	------	------	------	--------	-------	-------	------	------	------	------	------	--------	-------	-------	------	------	------	------	-------	--------	-------	-------	------	------	------	------	-------	--------	-------	-------	------	------	------	------	------	--------	-------	------	------	------	------	------	-------	--------	-------	-------	------	------	------	------	-------	--------	-------	-------	------	------	------	------	-------	--------	-------	-------	-------	-------	-------	--------	-------	-------	-------	--------

PITCHER	IP	WLS	BF	H	R	ER	SO	BB	IBB	HBP	BLK	WP	HR	S	P	ERA	WHIP
Josh Stewart, L ERA: 15.26 (1, 1)	3.1		19	7	6	6	3	2	0	0	0	0	2	46	76	16.20	2.700
Neal Cotts, L ERA: 5.29 (4, 1)	2.2	W	12	4	2	2	0	1	0	0	0	0	1	36	56	6.75	1.875
Cliff Politte, R ERA: 4.47 (7, 1)	2.0		7	2	1	1	2	0	0	0	0	0	1	19	26	4.50	1.000
Michael Jackson, R ERA: 4.44 (9, 1)	1.0		4	1	0	0	1	0	0	0	0	0	0	10	15	0.00	1.000

**BOTTOM**

**Chicago White Sox @ Cleveland Indians**  
 Jacobs Field, Cleveland, OH  
 Thu Aug 26 2004, 7:05 PM EDT  
 Att: 30,049 - Cloudy - 80 F

AB	38
R	9
H	14
RBI	9
BB	3
SO	6
LOB	14



WP	PA	ERA	WHIP
0	42		





Batter	1	2	3	4	5	6	7	8	9
<b>Matt Lawton, L</b> OBP: 0.362, SLG: 0.435 (1, 9)	4-1 BB BB 1B	3-2 G4-3 1B			0-2 E SF7 1B		2-3 K		
<b>Omar Vizquel, S</b> OBP: 0.364, SLG: 0.409 (1, 6)	4-1 BB BB 1B	1-0 G4-3			3-1 SF7 1-H		1-3 K		
<b>48 Travis Hafner, L</b> OBP: 0.405, SLG: 0.571 (1, 10)	1-2 F5	1-3 K			1-2 F8			2-3 K	
<b>Casey Blake, R</b> OBP: 0.354, SLG: 0.474 (1, 5)	2-1 F9				2-3 K			0-1 P3	
<b>Ben Broussard, L</b> OBP: 0.377, SLG: 0.473 (1, 3)	4-1 1B HR BB				3-2 SH2-3 1B			1-1 F9	
<b>Coco Crisp, S</b> OBP: 0.325, SLG: 0.446 (1, 7)	0-1 HR 1B				0-0 SH2-3 1-2				
<b>Ronnie Belliard, R</b> OBP: 0.372, SLG: 0.434 (1, 4)	1-0 HR				0-0 CS 1B			0-0 F8	
<b>24 Grady Sizemore, L</b> OBP: 0.301, SLG: 0.326 (1, 8)	2-1 P6				3-2 G4-3			0-0 G3-1	
<b>Tim Laker, R</b> OBP: 0.264, SLG: 0.310 (1, 2)					2-2 L4			3-3 K	

Inning Stats	R: 5	H: 2	E: 0	K: 0	S: 13	LOB: 0	BB: 3	P: 31
	R: 0	H: 1	E: 0	K: 1	S: 12	LOB: 1	BB: 0	P: 20
	R: 0	H: 1	E: 0	K: 1	S: 6	LOB: 0	BB: 0	P: 11
	R: 0	H: 0	E: 0	K: 0	S: 9	LOB: 0	BB: 0	P: 15
	R: 1	H: 1	E: 1	K: 1	S: 12	LOB: 0	BB: 0	P: 18
	R: 0	H: 1	E: 0	K: 0	S: 6	LOB: 1	BB: 0	P: 9
	R: 0	H: 0	E: 0	K: 3	S: 13	LOB: 0	BB: 0	P: 19
	R: 0	H: 0	E: 0	K: 1	S: 7	LOB: 0	BB: 0	P: 10

PITCHER	IP	WLS	BF	H	R	ER	SO	BB	IBB	HBP	BLK	WP	HR	S	P	ERA	WHIP
<b>Jason Grilli, R</b> ERA: 9.0 (1, 1)	5.0	L	22	5	6	5	3	3	0	0	0	0	1	52	95	9.00	1.600
<b>Jon Adkins, R</b> ERA: 3.49 (6, 1)	1.1		5	1	0	0	1	0	0	0	0	0	0	10	16	0.00	0.750
<b>Damaso Marte, L</b> ERA: 3.19 (7, 1)	1.0		3	0	0	0	3	0	0	0	0	0	0	12	17	0.00	0.000
<b>Shingo Takatsu, R</b> ERA: 2.2 (8, 1)	0.2		2	0	0	0	0	0	0	0	0	0	0	4	5	0.00	0.000

AB R H RBI BB SO LOB

3	2	2	0	1	1	0
2	1	0	1	1	1	1
4	0	0	0	0	2	3
4	0	0	0	0	2	2
3	1	1	0	1	0	0
2	1	2	2	0	0	0
3	1	1	3	0	0	1
3	0	0	0	0	0	1
3	0	0	0	0	1	0

AB	27
R	6
H	6
RBI	6
BB	3
SO	7
LOB	8



WP	HR	S	P	ERA	WHIP
0	0	0	33		

**Chicago White Sox @ Cleveland Indians**  
 Jacobs Field, Cleveland, OH  
 Fri Aug 27 2004, 7:05 PM EDT  
 Att. 30,527 - Overcast - 76 F

livebaseballscorecards.com



Batter	1	2	3	4	5	6	7	8	9	AB R H RBI BB SO LOB	TOP											
Aaron Rowand, R (1, 8) OBP: 0.374, SLG: 0.575	1-2 G4-3		2-1 HBP		4-2 5 1B 14 HR BB		4-1 14 G6-4-3 BB			1 1 0 0 2 0 0												
5 Juan Uribe, R (1, 4) OBP: 0.320, SLG: 0.489	2-1 14 G6-4-3 1B		2-3 K		0-2 14 HR 1B		0-0 L7			4 1 2 1 0 1 3												
14 Paul Konerko, R (1, 3) OBP: 0.362, SLG: 0.537	3-2 G6-4-3 1-2f			1-3 K	1-2 1-H 2-H HR		2-0 G6-4-3 1-2f			4 1 1 3 0 1 2												
Carl Everett, S (1, 10) OBP: 0.320, SLG: 0.391		4-0 FC4-6 BB		0-1 G5-3	3-2 G5-3			1-3 K		3 0 0 0 1 1 0												
Ross Gload, L (1, 7) OBP: 0.341, SLG: 0.404		2-1 FC4-6 1-2f G6-4-3		2-0 FC6-4 1B		4-0 2B 24 1B BB		0-2 K		3 1 1 0 1 1 1												
Ben Davis, S (1, 2) OBP: 0.276, SLG: 0.413		0-1 G6-4-3 1-2f		1-0 FC6-4 1-2f		1-1 24 1B 2B		0-0 F7		4 0 1 0 0 0 2												
Jose Valentin, S (1, 6) OBP: 0.290, SLG: 0.492			0-0 S 1B		2-2 P4	1-1 G3-4		0-3 K		4 0 1 0 0 1 2	AB 30											
24 Joe Crede, R (1, 5) OBP: 0.294, SLG: 0.405			0-1 L5		2-2 F9 5 1B 2B	1-2 G6-3 HBP		1-0 G6-3 HBP		3 1 2 1 0 0 1	R 5 H 8 RBI 5 BB 4 SO 5 LOB 15											
Joe Borchard, S (1, 9) OBP: 0.250, SLG: 0.237			0-0 F8		1-0 F9	0-0 P4		1-0 G6-3 1-2f		4 0 0 0 0 0 4												
Inning Stats	R: 0 E: 0 K: 0 S: 12	H: 1 LOB: 0 BB: 0 P: 18	R: 0 E: 0 K: 0 S: 4	H: 0 LOB: 0 BB: 1 P: 10	R: 0 E: 0 K: 1 S: 9	H: 1 LOB: 2 BB: 0 P: 13	R: 0 E: 0 K: 1 S: 7	H: 1 LOB: 1 BB: 0 P: 11	R: 4 E: 0 K: 0 S: 22	H: 3 LOB: 0 BB: 1 P: 35	R: 1 E: 0 K: 0 S: 10	H: 2 LOB: 1 BB: 1 P: 17	R: 0 E: 0 K: 0 S: 3	H: 0 LOB: 0 BB: 1 P: 9	R: 0 E: 0 K: 2 S: 8	H: 0 LOB: 0 BB: 0 P: 9	R: 0 E: 0 K: 1 S: 4	H: 0 LOB: 0 BB: 0 P: 6	1B: 5 2B: 2 3B: 0 HR: 1	SF: 0 SAC: 0 DP: 4 HBP: 2	WP: 0 PB: 0 SB: 1 CS: 0	PA: 36
PITCHER	IP WLS BF H R ER SO BB IBB HBP BLK WP HR S P ERA WHIP																					
31 Cliff Lee, L (1, 1) ERA: 5.18	5.2 L 26 8 5 5 2 3 0 1 0 0 0 1 63 103 7.94 1.941																					
Kazuhito Tadano, R (6, 1) ERA: 4.7	2.1 7 0 0 0 2 1 0 0 0 0 0 0 12 19 0.00 0.429																					
Jeremy Guthrie, R (9, 1) ERA:	1.0 3 0 0 0 1 0 0 1 0 0 0 0 4 6 0.00 0.000																					

Chicago White Sox @ Cleveland Indians  
 Jacobs Field, Cleveland, OH  
 Sat Aug 28 2004, 7:05 PM EDT  
 Att: 37,374 - Overcast - 71 F

livebaseballscorecards.com



Batter	1	2	3	4	5	6	7	8	9	AB R H RBI BB SO LOB
<b>Matt Lawton, L</b> (1, 7) OBP: 0.361, SLG: 0.432	2-1 G3		3-1 E 1B 1B			0-0 G4-3	3-0 CS	2-3 K	3-3 K	5 0 1 0 0 2 2
<b>Omar Vizquel, S</b> (1, 6) OBP: 0.363, SLG: 0.408	1-2 G4-3		0-1 E1 1-3 1B			0-0 G6-3		3-1 F8		4 0 1 0 0 0 0
<b>48 Travis Hafner, L</b> (1, 10) OBP: 0.403, SLG: 0.568	0-2 G6-3		2-1 P5			1-2 41 1B 2B		1-3 K		4 1 1 0 0 1 2
<b>41 Victor Martinez, S</b> (1, 2) OBP: 0.363, SLG: 0.507				0-0 F8		1-1 2B 1-2 1B		1-2 K		4 0 1 0 0 1 0
<b>Casey Blake, R</b> (1, 5) OBP: 0.355, SLG: 0.482		2-3 K		1-3 K		3-1 2B		0-0 HR		4 1 2 2 0 2 0
<b>Ben Broussard, L</b> (1, 3) OBP: 0.376, SLG: 0.480		1-0 E8		3-2 P2		2-3 K		3-2 HR		4 1 1 1 0 1 2
<b>Ronnie Belliard, R</b> (1, 4) OBP: 0.369, SLG: 0.430		2-3 SAFE K			1-3 K		0-0 G5-3		0-1 F8	4 0 0 0 0 2 1
<b>Jody Gerut, L</b> (1, 9) OBP: 0.337, SLG: 0.402			4-1 CS BB		3-1 F9		1-3 K		0-2 1B 1B	3 0 1 0 1 1 0
<b>Coco Crisp, S</b> (1, 8) OBP: 0.326, SLG: 0.447			SAFE 3-1 F8		3-1 G3-1		0-0 CS 1B		1-1 1B	4 0 2 0 0 0 1

Inning Stats	R: 0	H: 0	E: 0	K: 0	S: 8	R: 0	H: 0	E: 1	K: 2	S: 9	R: 0	H: 2	E: 1	K: 0	S: 9	R: 0	H: 0	E: 0	K: 1	S: 7	R: 0	H: 0	E: 0	K: 1	S: 8	R: 1	H: 3	E: 0	K: 12	S: 12	R: 0	H: 1	E: 0	K: 1	S: 6	R: 0	H: 0	E: 0	K: 2	S: 8	R: 2	H: 4	E: 0	K: 2	S: 19	1B: 7	2B: 1	3B: 0	HR: 2	SF: 0	SAC: 0	DP: 0	HBP: 0	WP: 0	PA: 38
--------------	------	------	------	------	------	------	------	------	------	------	------	------	------	------	------	------	------	------	------	------	------	------	------	------	------	------	------	------	-------	-------	------	------	------	------	------	------	------	------	------	------	------	------	------	------	-------	-------	-------	-------	-------	-------	--------	-------	--------	-------	--------

PITCHER	IP	WLS	BF	H	R	ER	SO	BB	IBB	HBP	BLK	WP	HR	S	P	ERA	WHIP
<b>52 Jose Contreras, R</b> (1, 1) ERA: 5.04	6.2	W	27	6	1	1	6	1	0	0	0	0	0	59	101	1.35	1.050
<b>Damaso Marte, L</b> (7, 1) ERA: 3.12	1.1		3	0	0	0	2	0	0	0	0	0	0	8	17	0.00	0.000
<b>Jon Adkins, R</b> (9, 1) ERA: 3.83	0.1		3	2	2	2	1	0	0	0	0	0	2	8	12	54.00	6.000
<b>Shingo Takatsu, R</b> (9, 1) ERA: 2.17	0.2	S	4	2	0	0	1	0	0	0	0	0	0	11	15	0.00	3.000


**BOTTOM**

**Chicago White Sox @ Cleveland Indians**  
 Jacobs Field, Cleveland, OH

Sat Aug 28 2004, 7:05 PM EDT  
 Att. 37,374 - Overcast - 71 F

livebaseballscorecards.com

**AB 36**  
**R 3**  
**H 10**  
**RBI 3**  
**BB 1**  
**SO 10**  
**LOB 8**





Batter	1	2	3	4	5	6	7	8	9	AB R H RBI BB SO LOB	TOP												
<b>Willie Harris, L</b> (1, 8) OBP: 0.352, SLG: 0.325	1-3 			1-2 			2-3 		0-1 	4 0 1 0 0 2 2													
<b>5 Juan Uribe, R</b> (1, 4) OBP: 0.317, SLG: 0.484	0-0 			1-1 			2-2 		3-1 	4 0 0 0 0 0 3													
<b>14 Paul Konerko, R</b> (1, 3) OBP: 0.360, SLG: 0.533	1-0 			2-3 			1-3 			3 0 0 0 0 2 0													
<b>Ross Gload, L</b> (1, 7) OBP: 0.341, SLG: 0.399		4-1 			1-2 			0-0 		2 0 0 0 1 0 0													
<b>Jose Valentin, S</b> (1, 6) OBP: 0.288, SLG: 0.488		1-3 			1-1 			2-0 		3 0 0 0 0 1 1													
<b>Timo Perez, L</b> (1, 10) OBP: 0.291, SLG: 0.331		1-0 			1-1 			1-3 		3 0 0 0 0 1 1													
<b>Ben Davis, S</b> (1, 2) OBP: 0.277, SLG: 0.406			1-1 		0-2 			1-0 		2 0 0 0 0 0 0													
<b>Joe Borchard, S</b> (1, 9) OBP: 0.243, SLG: 0.230			1-0 		2-1 			2-2 		3 0 0 0 0 0 1													
<b>24 Joe Crede, R</b> (1, 5) OBP: 0.294, SLG: 0.405			1-1 		2-1 			3-1 		3 0 1 0 0 0 0													
<b>Inning Stats</b>	R: 0 E: 0 K: 1 S: 5	H: 0 LOB: 0 BB: 0 P: 7	R: 0 E: 0 K: 1 S: 5	H: 0 LOB: 0 BB: 1 P: 11	R: 0 E: 0 K: 0 S: 5	H: 0 LOB: 0 BB: 0 P: 8	R: 0 E: 0 K: 1 S: 10	H: 1 LOB: 0 BB: 0 P: 14	R: 0 E: 0 K: 0 S: 7	H: 0 LOB: 0 BB: 0 P: 10	R: 0 E: 0 K: 0 S: 7	H: 0 LOB: 0 BB: 0 P: 11	R: 0 E: 0 K: 2 S: 9	H: 0 LOB: 0 BB: 0 P: 14	R: 0 E: 0 K: 1 S: 5	H: 0 LOB: 0 BB: 0 P: 8	R: 0 E: 0 K: 0 S: 10	H: 1 LOB: 2 BB: 0 P: 19	1B: 2 2B: 0 3B: 0 HR: 0	SF: 0 SAC: 0 DP: 2 HBP: 1	WP: 0 PB: 0 SB: 0 CS: 0	PA: 29	
<b>PITCHER</b> <b>Scott Elarton, R</b> (1, 1) ERA: 6.4	IP: 9.0 WLS: W BF: 29 H: 2 R: 0 ER: 0 SO: 6 BB: 1 IBB: 0 HBP: 1 BLK: 0 WP: 0 HR: 0 S: 63 P: 102 ERA: 0.00 WHIP: 0.333																						

**Chicago White Sox @ Cleveland Indians**  
**Jacobs Field, Cleveland, OH**  
 Sun Aug 29 2004, 1:05 PM EDT  
 Att. 32,834 - Overcast - 76 F

<b>AB</b>	27
<b>R</b>	0
<b>H</b>	2
<b>RBI</b>	0
<b>BB</b>	1
<b>SO</b>	6
<b>LOB</b>	8



WP: 0	PA: 29
PB: 0	
SB: 0	
CS: 0	

Batter	1	2	3	4	5	6	7	8	9
<b>Coco Crisp, S</b> OBP: 0.326, SLG: 0.444 (1, 8)	2-1 G5-3	2-0 2-H 1B		2-1 G6-3			0-3 K		
<b>Omar Vizquel, S</b> OBP: 0.360, SLG: 0.405 (1, 6)	0-2 F7	1-1 SAFE L7			1-2 F7		2-1 G3		
<b>Matt Lawton, L</b> OBP: 0.362, SLG: 0.432 (1, 7)	4-0 BB		0-0 G5-3		2-2 F7			1-1 41 BB 48 2B 1B	
<b>41 Victor Martinez, S</b> OBP: 0.364, SLG: 0.506 (1, 2)	0-0 G6-3		3-0 48 G6-4-3 1B		0-1 F9			4-2 48 2B BB	
<b>48 Travis Hafner, L</b> OBP: 0.406, SLG: 0.579 (1, 10)		1-0 HR 1B	0-0 G6-4-3		3-1 HR			2-0 1-H 2-H 2B	
<b>Casey Blake, R</b> OBP: 0.358, SLG: 0.499 (1, 5)		0-0 1-H HR		2-1 HR		3-3 K		0-0 FC6-5-4 2-H 2B	
<b>Ben Broussard, L</b> OBP: 0.377, SLG: 0.478 (1, 3)		1-0 FC1-6-5-6 HR		3-3 K		0-0 L6-3 1B		1-1 FC6-5-4 HBP	
<b>Ronnie Belliard, R</b> OBP: 0.368, SLG: 0.435 (1, 4)		3-2 FC1-6-5-6 2-3		0-0 HR		1-0 L6-3 1-1		1-0 F7	
<b>Jody Gerut, L</b> OBP: 0.336, SLG: 0.403 (1, 9)		2-2 1B 2B		0-1 G4-3			1-1 G3	1-1 FC6-5-4 1-2 2-3	

Inning Stats	R: 0	H: 0	E: 0	K: 0	S: 7	LOB: 1	BB: 1	P: 13
	R: 3	H: 4	E: 1	K: 0	S: 14	LOB: 1	BB: 0	P: 24
	R: 0	H: 1	E: 0	K: 0	S: 3	LOB: 0	BB: 0	P: 6
	R: 2	H: 2	E: 0	K: 1	S: 12	LOB: 0	BB: 0	P: 19
	R: 0	H: 0	E: 0	K: 0	S: 9	LOB: 0	BB: 0	P: 12
	R: 1	H: 2	E: 0	K: 1	S: 8	LOB: 0	BB: 0	P: 15
	R: 0	H: 0	E: 0	K: 1	S: 7	LOB: 0	BB: 0	P: 10
	R: 3	H: 3	E: 0	K: 0	S: 14	LOB: 1	BB: 1	P: 24

PITCHER	IP	WLS	BF	H	R	ER	SO	BB	IBB	HBP	BLK	WP	HR	S	P	ERA	WHIP
<b>Jon Garland, R</b> ERA: 4.91 (1, 1)	7.0	L	29	9	6	6	3	1	0	0	0	0	4	60	99	7.71	1.429
<b>Michael Jackson, R</b> ERA: 5.01 (8, 1)	0.0		4	3	3	3	0	1	0	0	0	0	0	10	17	∞	∞
<b>Neal Cotts, L</b> ERA: 5.18 (8, 1)	1.0		3	0	0	0	0	0	0	1	0	0	0	4	7	0.00	0.000

AB R H RBI BB SO LOB

4	0	1	1	0	1	0
4	0	0	0	0	0	1
3	1	1	0	1	0	0
3	1	1	0	1	0	1
4	3	3	3	0	0	1
4	2	3	4	0	1	0
3	0	1	0	0	1	0
4	1	1	1	0	0	4
4	1	1	0	0	0	2

AB	R	H	RBI	BB	SO	LOB
33	9	12	9	2	3	9

WP: 0 PA: 36  
PB: 0  
SB: 0  
CS: 0

**Chicago White Sox @ Cleveland Indians**  
Jacobs Field, Cleveland, OH  
Sun Aug 29 2004, 1:05 PM EDT  
Att. 32,834 - Overcast - 76 F

livebaseballscorecards.com

AB 33  
R 9  
H 12  
RBI 9  
BB 2  
SO 3  
LOB 9





Batter	1	2	3	4	5	6	7	8	9	AB R H RBI BB SO LOB	TOP										
11 Jimmy Rollins, S (1, 6) OBP: 0.345, SLG: 0.428	2-0 F9	1-1 G5-3		3-2 F8			1-2 L8		1-2 F8	5 0 0 0 0 0 1											
Jason Michaels, R (1, 7) OBP: 0.367, SLG: 0.361	0-1 G6-3		0-1 HR	2-2 L4			0-1 F9		1-1 L5	5 1 1 1 0 0 0											
Bobby Abreu, L (1, 9) OBP: 0.416, SLG: 0.544	1-2 1B		2-2 E7 2B	1-2 G6-3			4-2 S BB		4-1 HR BB	3 2 2 0 2 0 0											
Jim Thome, L (1, 10) OBP: 0.401, SLG: 0.615	3-3 K		4-1 2B SF9 BB		1-3 K		1 SAFE 2-2 F7		3-2 1-H HR	4 2 1 2 1 2 2											
David Bell, R (1, 5) OBP: 0.368, SLG: 0.452		1-2 FC5-4 1B	2-0 SF9 2B		1-2 G4-3			0-2 26 1B	1-3 K	4 1 3 1 0 0 0											
Doug Glanville, R (8, PR) OBP: 0.255, SLG: 0.278		1B	1-3 2B					1B		1 0 0 0 0 1 0											
Placido Polanco, R (1, 4) OBP: 0.334, SLG: 0.411		1 SAFE 1 SAFE 1B	2-2 SF9	1-0 K				1-1 P4		3 0 1 1 0 1 1											
Mike Lieberthal, R (1, 2) OBP: 0.321, SLG: 0.416		0-0 FC5-4 1B	0-3 K			1-0 G6-4-3 1B		3-2 P3		4 1 1 0 0 1 4											
Marlon Byrd, R (1, 8) OBP: 0.289, SLG: 0.327		2-0 FC5-4 1B	1-1 G3			0-0 G6-4-3		3-1 1B		3 0 1 1 0 0 2											
26 Chase Utley, L (8, PH) OBP: 0.303, SLG: 0.495		1-2 FC5-4 1B				1-2f		1-2 1B		1 0 1 0 0 0 0											
Tomas Perez, S (1, 3) OBP: 0.264, SLG: 0.433		0-0 FC5-4		1-0 HR		2-2 G4-3		1-3 K		4 1 1 1 0 1 3											
Inning Stats	R: 0 E: 0 K: 1 S: 12	H: 1 LOB: 1 BB: 0 P: 18	R: 2 E: 1 K: 0 S: 11	H: 3 LOB: 1 BB: 0 P: 17	R: 3 E: 1 K: 1 S: 13	H: 3 LOB: 1 BB: 1 P: 23	R: 1 E: 0 K: 0 S: 13	H: 1 LOB: 0 BB: 0 P: 20	R: 0 E: 0 K: 2 S: 10	H: 0 LOB: 0 BB: 0 P: 15	R: 0 E: 0 K: 0 S: 5	H: 1 LOB: 0 BB: 0 P: 8	R: 0 E: 0 K: 0 S: 10	H: 0 LOB: 1 BB: 1 P: 17	R: 0 E: 0 K: 1 S: 15	H: 2 LOB: 2 BB: 0 P: 23	R: 2 E: 0 K: 1 S: 14	H: 1 LOB: 0 BB: 1 P: 24	1B: 7 2B: 2 3B: 0 HR: 3	SF: 1 SAC: 0 DP: 1 HBP: 0	WP: 0 PA: 41 PB: 0 SB: 1 CS: 0
PITCHER	IP WLS BF H R ER SO BB IBB HBP BLK WP HR S P ERA WHIP																				
56 Mark Buehrle, L (1, 1) ERA: 4.13	6.0 W 27 9 6 5 4 1 0 0 0 0 0 2 64 101 7.50 1.667																				
Damaso Marte, L (7, 1) ERA: 3.06	1.0 H 4 0 0 0 0 1 0 0 0 0 0 0 10 17 0.00 1.000																				
Cliff Politte, R (8, 1) ERA: 4.38	1.0 H 5 2 0 0 1 0 0 0 0 0 0 0 15 23 0.00 2.000																				
Shingo Takatsu, R (9, 1) ERA: 2.49	1.0 S 5 1 2 2 1 1 0 0 0 0 0 1 14 24 18.00 2.000																				

Philadelphia Phillies @ Chicago White Sox  
 U.S. Cellular Field, Chicago, IL  
 Mon Aug 30 2004, 2:05 PM EDT  
 Att: 5,747 - Sunny - 71 F

AB	37
R	8
H	12
RBI	7
BB	3
SO	6
LOB	13



Batter	1	2	3	4	5	6	7	8	9
<b>Aaron Rowand, R</b> OBP: 0.377, SLG: 0.583 (1, 8)	2-3 K	2-0 F9			3-2 FC1-2-5-1 1B	0-0 WP 1B		2-1 HR	
<b>Timo Perez, L</b> OBP: 0.293, SLG: 0.332 (1, 7)	1-3 K		3-2 P3		0-0 FC1-2-5-1 1B E	2-1 1B		0-0 F7-4-3 1B	
<b>Ross Gload, L</b> OBP: 0.349, SLG: 0.397 (1, 3)	2-2 G5-3		4-2 BB		4-2 1B BB	0-1 1B		0-2 F7-4-3	
<b>Carl Everett, S</b> OBP: 0.323, SLG: 0.397 (1, 10)		2-1 G4-3 5 1B 2B	1-3 K		1-2 E5 1B	0-0 L1			
<b>Jose Valentin, S</b> OBP: 0.287, SLG: 0.486 (1, 6)		0-1 G4-3	1-0 G3		1-2 1B		2-3 K		
<b>5 Juan Uribe, R</b> OBP: 0.316, SLG: 0.482 (1, 4) (9, 5)		2-0 HR 1B		0-1 G5-3	0-0 F8		3-2 F8		
<b>Joe Borchard, S</b> OBP: 0.243, SLG: 0.260 (1, 9)		0-0 HR		3-3 K		3-3 K			
<b>Jamie Burke, R</b> OBP: 0.395, SLG: 0.466 (1, 2)		3-2 1B		0-1 F8		2-2 24 G5-3 1B		1-2 24 SH2-3 1B	
<b>24 Joe Crede, R</b> OBP: 0.295, SLG: 0.407 (1, 5) <b>Willie Harris, L</b> OBP: 0.352, SLG: 0.325 (9, 4)		3-2 P6			0-0 FC1-2-5-1 2B	2-1 G5-3		0-2 SH2-3	

Inning Stats	R: 0	H: 0	ER: 0	SO: 9	K: 2	BB: 0	P: 14	R: 3	H: 4	ER: 0	SO: 18	K: 0	BB: 0	P: 30	R: 0	H: 0	ER: 0	SO: 9	K: 1	BB: 1	P: 18	R: 0	H: 0	ER: 0	SO: 7	K: 1	BB: 0	P: 10	R: 2	H: 4	ER: 1	SO: 16	K: 0	BB: 1	P: 25	R: 2	H: 4	ER: 0	SO: 14	K: 1	BB: 0	P: 23	R: 0	H: 0	ER: 0	SO: 15	K: 2	BB: 0	P: 21	R: 2	H: 3	ER: 0	SO: 12	K: 0	BB: 0	P: 15
1B: 11	SF: 0	2B: 3	SAC: 1	3B: 0	DP: 1	HR: 2	HBP: 0	WP: 1	PA: 39																																															

PITCHER	IP	WLS	BF	H	R	ER	SO	BB	IBB	HBP	BLK	WP	HR	S	P	ERA	WHIP
<b>39 Brett Myers, R</b> ERA: 5.41 (1, 1)	5.0		24	8	5	4	4	2	0	0	0	0	1	59	97	7.20	2.000
<b>Roberto Hernandez, R</b> ERA: 5.33 (6, 1)	0.2	L	5	3	2	2	1	0	0	0	0	1	0	11	20	27.00	4.500
<b>Rheal Cormier, L</b> ERA: 3.86 (6, 1)	1.1		5	1	0	0	2	0	0	0	0	0	0	18	24	0.00	0.750
<b>Todd Jones, R</b> ERA: 4.57 (8, 1)	1.0		5	3	2	2	0	0	0	0	0	0	1	12	15	18.00	3.000

**BOTTOM**

**Philadelphia Phillies @ Chicago White Sox**  
U.S. Cellular Field, Chicago, IL

livebaseballscorecards.com


<b>AB</b>	<b>36</b>
<b>R</b>	<b>9</b>
<b>H</b>	<b>15</b>
<b>RBI</b>	<b>8</b>
<b>BB</b>	<b>2</b>
<b>SO</b>	<b>7</b>
<b>LOB</b>	<b>13</b>



PITCHER	IP	WLS	BF	H	R	ER	SO	BB	IBB	HBP	BLK	WP	HR	S	P	ERA	WHIP
<b>39 Brett Myers, R</b> ERA: 5.41 (1, 1)	5.0		24	8	5	4	4	2	0	0	0	0	1	59	97	7.20	2.000
<b>Roberto Hernandez, R</b> ERA: 5.33 (6, 1)	0.2	L	5	3	2	2	1	0	0	0	0	1	0	11	20	27.00	4.500
<b>Rheal Cormier, L</b> ERA: 3.86 (6, 1)	1.1		5	1	0	0	2	0	0	0	0	0	0	18	24	0.00	0.750
<b>Todd Jones, R</b> ERA: 4.57 (8, 1)	1.0		5	3	2	2	0	0	0	0	0	0	1	12	15	18.00	3.000

Mon Aug 30 2004, 2:05 PM EDT  
Att. 5,747 - Sunny - 71 F



Batter	1	2	3	4	5	6	7	8	9	AB R H RBI BB SO LOB	TOP	
21 Mark Kotsay, L (1, 8) OBP: 0.361, SLG: 0.448	1-0 3 SF8 3B	2-0 2-H 3-H 2B		1-3 K			2-2 G4-3		3-2 BB 1B	5 1 3 2 0 1 0		
Mark McLemore, S (1, 4) OBP: 0.352, SLG: 0.305	3-3 K	1-1 G3		3-1 G4-3			2-2 G6-3		4-2 BB	4 0 0 0 1 1 2		
3 Eric Chavez, L (1, 5) OBP: 0.402, SLG: 0.551	2-0 SF8		4-2 1B BB				3-2 F7		2-3 K	3 1 0 1 1 1 2		
Scott Hatteberg, L (1, 3) OBP: 0.390, SLG: 0.458	2-0 3-H P6		1-2 G6-3 1B 1B				2-2 G4-3		2-2 P5	4 1 1 0 0 0 0		
Erubiel Durazo, L (1, 10) OBP: 0.392, SLG: 0.543		3-2 F9	3-2 G6-3 1B 1-2 2-H				1-1 F8		2-3 K	4 0 1 1 0 1 0		
Eric Byrnes, R (1, 9) OBP: 0.347, SLG: 0.486		4-1 7 17 2B BB	1-2 G6-3 1-2 2-3				0-1 G5-3		1-1 P1	3 1 0 0 1 0 2		
Billy McMillon, L (1, 7) OBP: 0.280, SLG: 0.343		2-3 SAFE SAFE K	2-2 1B 3-H				1-3 K		0-0 G5-3	4 0 1 1 0 2 1	AB 35 R 7 H 10 RBI 7 BB 3 SO 7 LOB 9	
17 Adam Melhuse, S (1, 2) OBP: 0.326, SLG: 0.477		2-1 7 2B 21 2B 1B	1-0 G3				2-1 1B		2-2 HR	4 2 3 1 0 0 1		
7 Bobby Crosby, R (1, 6) OBP: 0.327, SLG: 0.434		1-1 21 2B 2B		2-3 K			2-2 L9		0-1 G2-3	4 1 1 1 0 1 1		
<b>Inning Stats</b>	R: 1 E: 0 K: 1 S: 6 H: 1 LOB: 0 BB: 0 P: 14	R: 3 E: 0 K: 1 S: 15 H: 3 LOB: 1 BB: 1 P: 29	R: 2 E: 0 K: 0 S: 21 H: 3 LOB: 1 BB: 1 P: 33	R: 0 E: 0 K: 2 S: 9 H: 0 LOB: 0 BB: 0 P: 15	R: 0 E: 0 K: 0 S: 10 H: 0 LOB: 0 BB: 0 P: 16	R: 0 E: 0 K: 1 S: 12 H: 1 LOB: 1 BB: 0 P: 17	R: 0 E: 0 K: 0 S: 7 H: 0 LOB: 0 BB: 0 P: 11	R: 0 E: 0 K: 1 S: 8 H: 0 LOB: 0 BB: 0 P: 13	R: 1 E: 0 K: 1 S: 17 H: 2 LOB: 2 BB: 1 P: 28	1B: 6 2B: 2 3B: 1 HR: 1 SF: 1 SAC: 0 DP: 1 HBP: 0	WP: 0 PB: 0 SB: 0 CS: 0 PA: 39	
<b>PITCHER</b>	IP WLS BF H R ER SO BB IBB HBP BLK WP HR S P ERA WHIP											
Felix Diaz, R (1, 1) ERA: 9.09	5.2 L 26 8 6 6 5 2 0 0 0 0 0 0 68 117 9.53 1.765											
Neal Cotts, L (6, 1) ERA: 4.97	2.0 6 0 0 0 1 0 0 0 0 0 0 0 18 28 0.00 0.000											
Jon Adkins, R (8, 1) ERA: 3.91	1.1 7 2 1 1 1 1 0 0 0 0 0 1 19 31 6.75 2.250											

Oakland Athletics @ Chicago White Sox  
U.S. Cellular Field, Chicago, IL

Tue Aug 31 2004, 8:05 PM EDT  
Att. 18,841 - Sunny - 74 F

livebaseballscorecards.com

Batter	1	2	3	4	5	6	7	8	9	AB R H RBI BB SO LOB
Willie Harris, L OBP: 0.349, SLG: 0.321 (1, 4)	L6		P5			F8		K		4 0 0 0 0 1 1
Aaron Rowand, R OBP: 0.378, SLG: 0.588 (1, 8)	K			1B		2B			G6-3	4 1 2 0 0 1 0
Carlos Lee, R OBP: 0.364, SLG: 0.532 (1, 7)	F7			14 G6-4-3 2-H 1B		G6-3			HR	4 1 2 2 0 0 1
14 Paul Konerko, R OBP: 0.357, SLG: 0.528 (1, 3)		P4		G6-4-3		G5-3			G5-3	4 0 0 0 0 0 1
Carl Everett, S OBP: 0.322, SLG: 0.395 (1, 10)		FC4 1B		K		G3-1			K	4 0 1 0 0 2 0
Jose Valentin, S OBP: 0.285, SLG: 0.482 (1, 6)		K			P5		L4			3 0 0 0 0 1 1
Ben Davis, S OBP: 0.279, SLG: 0.412 (1, 2)		FC4			G4-3			G6-3 2B		3 0 1 0 0 0 1
Joe Borchard, S OBP: 0.237, SLG: 0.252 (1, 9)			K		G3-1			G6-3		3 0 0 0 0 1 1
24 Joe Crede, R OBP: 0.293, SLG: 0.404 (1, 5)			K			F8		P2		3 0 0 0 0 1 1

Inning Stats	R: 0 E: 0 K: 10 S: 10	H: 0 LOB: 0 BB: 0 P: 16	R: 0 E: 0 K: 11 S: 11	H: 1 LOB: 1 BB: 0 P: 17	R: 0 E: 0 K: 2 S: 11	H: 0 LOB: 0 BB: 0 P: 18	R: 1 E: 0 K: 1 S: 11	H: 2 LOB: 0 BB: 0 P: 20	R: 0 E: 0 K: 0 S: 5	H: 0 LOB: 0 BB: 0 P: 7	R: 0 E: 0 K: 0 S: 11	H: 1 LOB: 1 BB: 0 P: 14	R: 0 E: 0 K: 0 S: 7	H: 0 LOB: 0 BB: 0 P: 10	R: 0 E: 0 K: 1 S: 8	H: 1 LOB: 1 BB: 0 P: 11	R: 1 E: 0 K: 1 S: 11	H: 1 LOB: 0 BB: 0 P: 17	1B: 2 2B: 3 3B: 0 HR: 1	SF: 0 SAC: 0 DP: 1 HBP: 0
--------------	--------------------------------	----------------------------------	--------------------------------	----------------------------------	-------------------------------	----------------------------------	-------------------------------	----------------------------------	------------------------------	---------------------------------	-------------------------------	----------------------------------	------------------------------	----------------------------------	------------------------------	----------------------------------	-------------------------------	----------------------------------	----------------------------------	------------------------------------

PITCHER	IP	WLS	BF	H	R	ER	SO	BB	IBB	HBP	BLK	WP	HR	S	P	ERA	WHIP
40 Rich Harden, R ERA: 3.69 (1, 1)	7.0	W	24	4	1	1	5	0	0	0	0	0	0	66	102	1.29	0.571
Jim Mecir, R ERA: 3.63 (8, 1)	1.0		4	1	0	0	1	0	0	0	0	0	0	8	11	0.00	1.000
Arthur Rhodes, L ERA: 4.91 (9, 1)	1.0		4	1	1	1	1	0	0	0	0	0	1	11	17	9.00	1.000


**BOTTOM**

**Oakland Athletics @ Chicago White Sox**  
**U.S. Cellular Field, Chicago, IL**

Tue Aug 31 2004, 8:05 PM EDT  
Att. 18,841 - Sunny - 74 F

livebaseballscorecards.com

<b>AB</b>	<b>32</b>
<b>R</b>	<b>2</b>
<b>H</b>	<b>6</b>
<b>RBI</b>	<b>2</b>
<b>BB</b>	<b>0</b>
<b>SO</b>	<b>7</b>
<b>LOB</b>	<b>7</b>



WP	HR	S	P	ERA	WHIP
0	0	0	32		



Batter	1	2	3	4	5	6	7	8	9	AB R H RBI BB SO LOB	TOP	
21 Mark Kotsay, L OBP: 0.363, SLG: 0.451 (1, 8)	1-2 F9	4-2 B 2B BB		0-0 2B			2-2 1B 3 G6-4-3 1B		0-1 P6	4 2 2 0 1 0 0		
Mark McLemore, S OBP: 0.361, SLG: 0.319 (1, 4)	1-1 BB 1B HBP 1B	3-1 3 1B 2B		0-2 G4-3			1-0 3 G6-4-3 1B		4-2 3 BB BB	4 2 3 1 1 0 1		
3 Eric Chavez, L OBP: 0.402, SLG: 0.547 (1, 5)	1-3 K	1-0 2-H 1B					0-1 G6-4-3		4-2 SAFE BB	4 0 1 1 1 1 2		
Scott Hatteberg, L OBP: 0.392, SLG: 0.462 (1, 3)	1-0 HBP BB 1B			1-2 1B			0-1 K		2-1 F9	5 0 3 0 0 1 2		
Erubiel Durazo, L OBP: 0.393, SLG: 0.542 (1, 10)	4-0 HBP BB			1-1 F7			2-1 F8		0-0 1B	3 0 1 0 1 0 2		
Eric Byrnes, R OBP: 0.349, SLG: 0.485 (1, 9) (8, 7)	2-1 HBP			0-1 G6-3 1B			1-0 F9		0-0 F8	3 0 1 1 0 0 2		
Damian Miller, R OBP: 0.348, SLG: 0.429 (1, 2)	0-0 L3			0-1 G6-3			1-1 P3		3-3 K	4 0 0 0 0 1 6		
Billy McMillon, L OBP: 0.282, SLG: 0.333 23 Bobby Kielty, S OBP: 0.310, SLG: 0.347 (8, PH) (8, 9)		3-3 K		0-0 F7			4-1 7 G4-6-3 BB		3-3 K	2 0 0 0 1 1 0 1 0 0 0 0 1 1		
7 Bobby Crosby, R OBP: 0.324, SLG: 0.430 (1, 6)		0-2 F7		2-1 G5-3			0-2 G4-6-3		2-2 F7	4 0 0 0 0 0 1		
<b>Inning Stats</b>	R: 1 H: 2 E: 0 LOB: 3 K: 1 BB: 1 S: 14 P: 24	R: 2 H: 2 E: 0 LOB: 1 K: 1 BB: 1 S: 16 P: 27	R: 0 H: 2 E: 0 LOB: 1 K: 0 BB: 0 S: 10 P: 12	R: 0 H: 1 E: 0 LOB: 1 K: 0 BB: 0 S: 7 P: 9	R: 0 H: 1 E: 0 LOB: 1 K: 0 BB: 0 S: 6 P: 10	R: 0 H: 0 E: 0 LOB: 0 K: 0 BB: 1 S: 6 P: 11	R: 1 H: 2 E: 0 LOB: 0 K: 1 BB: 0 S: 10 P: 14	R: 0 H: 1 E: 0 LOB: 1 K: 2 BB: 0 S: 9 P: 15	R: 0 H: 0 E: 0 LOB: 2 K: 0 BB: 2 S: 11 P: 23	1B: 8 SF: 0 2B: 3 SAC: 0 3B: 0 DP: 3 HR: 0 HBP: 1	WP: 0 PA: 40 PB: 0 SB: 0 CS: 0	
<b>PITCHER</b> Jason Grilli, R ERA: 7.36 Damaso Marte, L ERA: 2.97 Shingo Takatsu, R ERA: 2.44	IP WLS BF H R ER SO BB IBB HBP BLK WP HR S P ERA WHIP	6.0 1 29 10 4 4 2 3 0 1 0 0 0 64 101 6.00 2.167	2.0 6 1 0 0 3 0 0 0 0 0 0 0 14 21 0.00 0.500	1.0 W 5 0 0 0 0 2 0 0 0 0 0 0 11 23 0.00 2.000	<b>PITCHER</b> IP WLS BF H R ER SO BB IBB HBP BLK WP HR S P ERA WHIP							

Oakland Athletics @ Chicago White Sox  
U.S. Cellular Field, Chicago, IL  
Wed Sep 01 2004, 8:05 PM EDT  
Att. 21,564 - Cloudy - 81 F

livebaseballscorecards.com

AB	34
R	4
H	11
RBI	3
BB	5
SO	5
LOB	17



BOTTOM

Oakland Athletics @ Chicago White Sox  
U.S. Cellular Field, Chicago, IL

livebaseballscorecards.com

AB 34  
R 5  
H 11  
RBI 5  
BB 1  
SO 6  
LOB 12



WP: 0 PA: 37  
PB: 0  
SB: 0  
CS: 1

Wed Sep 01 2004, 8:05 PM EDT  
Att. 21,564 - Cloudy - 81 F

Batter	1	2	3	4	5	6	7	8	9	AB	R	H	RBI	BB	SO	LOB		
Aaron Rowand, R (1, 8) OBP: 0.377, SLG: 0.584	F8		K		FC6-4		1B			4	0	1	2	0	1	1		
Roberto Alomar, S (1, 4) OBP: 0.320, SLG: 0.392	1B		G5-3		CS	K	1B			4	0	2	1	0	1	0		
Carlos Lee, R (1, 7) OBP: 0.361, SLG: 0.527	F7			L5		P3	P4			4	0	0	0	0	0	3		
14 Paul Konerko, R (1, 3) OBP: 0.354, SLG: 0.523	P4			G5-3		K		G5-3		4	0	0	0	0	1	1		
Carl Everett, S (1, 10) OBP: 0.324, SLG: 0.396		K						G5-3		4	1	2	0	0	1	0		
5 Juan Uribe, R (1, 6) OBP: 0.316, SLG: 0.478		G6-3		K				F8		3	1	0	0	1	1	1		
Jamie Burke, R (1, 2) OBP: 0.413, SLG: 0.494 Willie Harris, L (9, PR) OBP: 0.349, SLG: 0.321						FC6-4				4	1	3	0	0	0	2		
Joe Borchard, S (1, 9) OBP: 0.231, SLG: 0.245										0	1	0	0	0	0	0		
24 Joe Crede, R (1, 5) OBP: 0.295, SLG: 0.405 Ross Gload, L (9, PH) OBP: 0.353, SLG: 0.401										3	0	0	0	0	0	4		
										3	1	2	1	0	1	0		
										1	0	1	1	0	0	0		
Inning Stats	R: 0 E: 0 K: 0 S: 9	H: 1 LOB: 1 BB: 0 P: 14	R: 0 E: 0 K: 1 S: 10	H: 1 LOB: 1 BB: 0 P: 13	R: 0 E: 0 K: 2 S: 8	H: 0 LOB: 0 BB: 0 P: 10	R: 0 E: 0 K: 1 S: 8	H: 1 LOB: 1 BB: 0 P: 13	R: 0 E: 0 K: 2 S: 10	H: 0 LOB: 0 BB: 0 P: 13	R: 3 E: 0 K: 0 S: 21	H: 4 LOB: 2 BB: 1 P: 30	R: 0 E: 0 K: 0 S: 5	H: 0 LOB: 0 BB: 0 P: 8	R: 1 E: 0 K: 0 S: 7	H: 2 LOB: 1 BB: 0 P: 12	1B: 10 2B: 1 3B: 0 HR: 0	SF: 0 SAC: 1 DP: 0 HBP: 0

Batter	1	2	3	4	5	6	7	8	9
Aaron Rowand, R (1, 8) OBP: 0.377, SLG: 0.584	F8		K		FC6-4		1B		
Roberto Alomar, S (1, 4) OBP: 0.320, SLG: 0.392	1B		G5-3		CS	K	1B		
Carlos Lee, R (1, 7) OBP: 0.361, SLG: 0.527	F7			L5		P3	P4		
14 Paul Konerko, R (1, 3) OBP: 0.354, SLG: 0.523	P4			G5-3		K		G5-3	
Carl Everett, S (1, 10) OBP: 0.324, SLG: 0.396		K						G5-3	
5 Juan Uribe, R (1, 6) OBP: 0.316, SLG: 0.478		G6-3		K				F8	
Jamie Burke, R (1, 2) OBP: 0.413, SLG: 0.494 Willie Harris, L (9, PR) OBP: 0.349, SLG: 0.321						FC6-4			
Joe Borchard, S (1, 9) OBP: 0.231, SLG: 0.245									
24 Joe Crede, R (1, 5) OBP: 0.295, SLG: 0.405 Ross Gload, L (9, PH) OBP: 0.353, SLG: 0.401									

PITCHER	IP	WLS	BF	H	R	ER	SO	BB	IBB	HBP	BLK	WP	HR	S	P	ERA	WHIP
Barry Zito, L (1, 1) ERA: 4.58	6.2		27	7	4	4	6	1	0	0	0	0	0	73	103	5.40	1.200
Chad Bradford, R (7, 1) ERA: 4.44	0.0		1	1	0	0	0	0	0	0	0	0	0	1	1	∞	∞
Jim Mecir, R (7, 1) ERA: 3.6	0.1	B	2	1	0	0	0	0	0	0	0	0	0	7	8	0.00	3.000
58 Justin Duchschere, R (8, 1) ERA: 3.11	1.1	L	6	2	1	1	0	0	0	0	0	0	0	12	20	6.75	1.500



Batter	1	2	3	4	5	6	7	8	9	AB R H RBI BB SO LOB	TOP												
21 Mark Kotsay, L OBP: 0.362, SLG: 0.448 (1, 8)	1-3 K		0-0 F9		0-3 K		0-1 G4-3		0-1 BB 3B 1B	5 0 1 0 0 2 1													
Eric Byrnes, R OBP: 0.351, SLG: 0.483 (1, 9) (6, 7)	1-2 F9		3-1 3 WP 1-2 HBP		4-2 3S BB		4-1 WP 3PB BB		0-0 F9	2 0 0 0 2 0 1													
3 Eric Chavez, L OBP: 0.404, SLG: 0.546 (1, 5)	4-1 CS BB		3-3 K		2-1 G5-3		4-0 WP BB		0-1 BB 1B	3 0 1 0 2 1 2													
Scott Hatteberg, L OBP: 0.392, SLG: 0.458 (1, 3)	1-2 CS 1-2		2-2 F7		4-0 2B BB		2-3 K 1-2 2-3		4-0 BB 1B 2-3	3 1 0 0 2 1 3													
Erubiel Durazo, L OBP: 0.389, SLG: 0.535 (1, 10)			0-1 G3		0-2 L6		1-1 F9		2-2 G5-3	5 0 0 0 0 0 4													
Damian Miller, R OBP: 0.350, SLG: 0.436 (1, 2)			3-2 G6-3		2-2 2B		2-2 7 1-H 2B		2-3 K	4 0 2 1 0 1 0													
7 Bobby Crosby, R OBP: 0.325, SLG: 0.429 (1, 6)			4-1 HR BB		2-2 G5-3		1-1 FC6-4-5 2-3		0-2 1B	3 1 1 0 1 0 2													
Billy McMillon, L OBP: 0.288, SLG: 0.380 23 Bobby Kielty, S OBP: 0.308, SLG: 0.344 (6, 9) (6, 9)			1-0 1-H HR		3-3 K		0-2 SAFE G1-3		2-3 SAFE K	2 1 1 2 0 1 1 2 0 0 0 0 1 2													
Marco Scutaro, R OBP: 0.305, SLG: 0.398 (1, 4)			1-1 3 WP HBP 1B		1-0 L7		1-1 G6-3		0-1 F8	4 1 1 0 0 0 0													
<b>Inning Stats</b>	R: 0 E: 0 K: 1 S: 12	H: 0 LOB: 0 BB: 1 P: 19	R: 0 E: 0 K: 0 S: 8	H: 0 LOB: 0 BB: 0 P: 11	R: 3 E: 0 K: 1 S: 12	H: 2 LOB: 1 BB: 1 P: 26	R: 0 E: 0 K: 1 S: 14	H: 1 LOB: 1 BB: 0 P: 21	R: 0 E: 0 K: 1 S: 9	H: 0 LOB: 1 BB: 1 P: 16	R: 1 E: 0 K: 0 S: 10	H: 1 LOB: 1 BB: 1 P: 18	R: 0 E: 0 K: 1 S: 13	H: 0 LOB: 2 BB: 2 P: 24	R: 0 E: 0 K: 2 S: 12	H: 1 LOB: 1 BB: 0 P: 18	R: 0 E: 0 K: 0 S: 10	H: 2 LOB: 3 BB: 1 P: 17	1B: 4 2B: 2 3B: 0 HR: 1	SF: 0 SAC: 0 DP: 0 HBP: 1	WP: 4 PB: 1 SB: 1 CS: 1	PA: 42	
<b>PITCHER</b> 52 Jose Contreras, R ERA: 5.1 Neal Cotts, L ERA: 4.78 Jon Adkins, R ERA: 3.83 Arnie Munoz, L ERA: 27.0	IP WLS BF H R ER SO BB IBB HBP BLK WP HR S P ERA WHIP	(1, 1) 5.1 L 24 4 4 4 4 4 0 1 0 1 1 60 105 6.75 1.500	(6, 1) 2.0 8 0 0 0 1 2 0 0 0 0 1 0 21 35 0.00 1.000	(8, 1) 1.0 4 1 0 0 2 0 0 0 0 0 0 0 11 15 0.00 1.000	(9, 1) 0.2 5 2 0 0 0 0 1 0 0 0 0 0 8 15 0.00 4.500	<b>PITCHER</b> IP WLS BF H R ER SO BB IBB HBP BLK WP HR S P ERA WHIP																	

Oakland Athletics @ Chicago White Sox  
U.S. Cellular Field, Chicago, IL  
Thu Sep 02 2004, 2:05 PM EDT  
Att. 17,579 - Sunny - 81 F

livebaseballscorecards.com

AB	33
R	4
H	7
RBI	3
BB	7
SO	7
LOB	16



Batter	1	2	3	4	5	6	7	8	9	AB	R	H	RBI	BB	SO	LOB
Aaron Rowand, R (1, 8) OBP: 0.373, SLG: 0.579	0-0 G6-3		1-2 SF9		3-2 G5-3			1-3 K		3	0	0	1	0	1	1
5 Juan Uribe, R (1, 4) OBP: 0.313, SLG: 0.475	0-3 K		1-2 SF9		1-1 L7			3-3 K		3	0	0	1	0	2	1
Carlos Lee, R (1, 7) OBP: 0.362, SLG: 0.526	4-2 14 FC5-4 BB		3-2 14 2B 1B		3-2 G5-3			0-1 P4		3	0	1	0	1	0	1
14 Paul Konerko, R (1, 3) OBP: 0.355, SLG: 0.528	1-2 FC5-4		1-1 2B		2-2 F8			2-1 2B		4	0	2	0	0	0	1
Carl Everett, S (1, 10) OBP: 0.322, SLG: 0.393		1-1 G5-3	1-1 G6-3		2-1 G4-3			2-2 P5		2	0	0	0	0	0	2
Timo Perez, L (6, PH) OBP: 0.291, SLG: 0.329									2-2 P5	2	0	0	0	0	0	1
Ben Davis, S (1, 2) OBP: 0.271, SLG: 0.400		1-1 G1-3		1-3 K			2-2 G3-1	2-1 P5		4	0	0	0	0	1	1
Joe Borchard, S (1, 9) OBP: 0.224, SLG: 0.237		0-0 G4-3		1-0 G5-3			0-1 P3	2-3 K		4	0	0	0	0	1	1
Jose Valentin, S (1, 6) OBP: 0.286, SLG: 0.483			2-2 24 1B SF9 2B	0-1 L3			3-3 K			3	1	1	0	0	1	0
24 Joe Crede, R (1, 5) OBP: 0.298, SLG: 0.406			3-1 SF9 5 SF9 1B		3-2 P2			1-0 HBP		2	1	1	0	0	0	0

Inning Stats	R: 0	H: 0	E: 0	K: 1	S: 9	R: 0	H: 0	E: 0	K: 0	S: 5	R: 2	H: 4	E: 0	K: 0	S: 19	R: 0	H: 0	E: 0	K: 1	S: 6	R: 0	H: 0	E: 0	K: 0	S: 8	R: 0	H: 0	E: 0	K: 1	S: 11	R: 0	H: 0	E: 0	K: 2	S: 10	R: 0	H: 1	E: 0	K: 1	S: 11	1B: 2	2B: 3	3B: 0	HR: 0	SF: 2	SAC: 0	DP: 0	HBP: 1	WP: 0	PB: 0	SB: 0	CS: 0	PA: 34
--------------	------	------	------	------	------	------	------	------	------	------	------	------	------	------	-------	------	------	------	------	------	------	------	------	------	------	------	------	------	------	-------	------	------	------	------	-------	------	------	------	------	-------	-------	-------	-------	-------	-------	--------	-------	--------	-------	-------	-------	-------	--------

PITCHER	IP	WLS	BF	H	R	ER	SO	BB	IBB	HBP	BLK	WP	HR	S	P	ERA	WHIP
Mark Redman, L (1, 1) ERA: 4.5	7.0	W	26	4	2	2	3	1	0	0	0	0	0	64	102	2.57	0.714
Jim Mecir, R (8, 1) ERA: 3.54	0.2	H	3	0	0	0	2	0	0	1	0	0	0	8	13	0.00	0.000
Octavio Dotel, R (8, 1) ERA: 3.77	1.1	S	5	1	0	0	1	0	0	0	0	0	0	13	21	0.00	0.750

BOTTOM

Oakland Athletics @ Chicago White Sox  
U.S. Cellular Field, Chicago, IL

livebaseballscorecards.com

AB	30
R	2
H	5
RBI	2
BB	1
SO	6
LOB	9



Thu Sep 02 2004, 2:05 PM EDT  
Att. 17,579 - Sunny - 81 F



Batter	1	2	3	4	5	6	7	8	9	AB R H RBI BB SO LOB	TOP			
51 Ichiro Suzuki, L (1, 9) OBP: 0.413, SLG: 0.469	1-1 F7		0-0 E8 1B 2B		0-0 G4-3		0-0 SF8		1-2 F8	4 1 1 1 0 0 3				
Randy Winn, S (1, 8) OBP: 0.354, SLG: 0.443	1-0 1B		3-1 G6-4-3 1B		0-1 G3		1-0 F9		3-1 2B	5 0 3 3 0 0 1				
Bret Boone, R (1, 4) OBP: 0.314, SLG: 0.420	2-3 K		0-2 G6-4-3 1-2f		3-2 G1-3			3-1 HR	0-1 G1-3	5 1 1 1 0 1 4				
Raul Ibanez, L (1, 7) OBP: 0.338, SLG: 0.456	2-3 K		1-0 G4-3			1-2 G6-3		2-2 1B	1-2 F8	5 0 1 0 0 1 3				
Edgar Martinez, R (1, 10) OBP: 0.351, SLG: 0.385		4-2 BB BB		2-1 G4-3 2B		2-0 G6-3		0-2 K		3 0 1 0 1 1 1				
Jolbert Cabrera, R (1, 5) OBP: 0.317, SLG: 0.403		0-3 K		1-1 G4-3 2-3		0-0 B1		1-3 K		4 0 0 0 0 2 3				
Scott Spiezio, S (1, 3) OBP: 0.282, SLG: 0.347		4-2 BB		0-0 G6-3			2-1 G4-3	3-3 K		3 0 0 0 1 1 2				
Miguel Olivo, R (1, 2) OBP: 0.314, SLG: 0.492		1-3 K		0-0 G3-1			1-2 4 1B 51 SF8 2B		3-1 51 F8 2B 2B	4 2 2 0 0 1 3				
4 Jose Lopez, R (1, 6) OBP: 0.274, SLG: 0.367		2-2 F9		0-1 51 G4-3 G3 2B			1-2 2-3 1B		1-1 E5 2B	4 1 2 0 0 0 3				
<b>Inning Stats</b>	R: 0 E: 0 K: 2 S: 9 H: 1 LOB: 1 BB: 0 P: 15	R: 0 E: 0 K: 2 S: 13 H: 0 LOB: 2 BB: 2 P: 24	R: 1 E: 1 K: 0 S: 7 H: 2 LOB: 0 BB: 0 P: 11	R: 0 E: 0 K: 0 S: 6 H: 1 LOB: 1 BB: 0 P: 9	R: 1 E: 0 K: 0 S: 10 H: 1 LOB: 0 BB: 0 P: 13	R: 0 E: 0 K: 0 S: 6 H: 0 LOB: 0 BB: 0 P: 9	R: 1 E: 0 K: 0 S: 14 H: 2 LOB: 1 BB: 0 P: 19	R: 1 E: 0 K: 3 S: 20 H: 2 LOB: 1 BB: 0 P: 29	R: 1 E: 1 K: 0 S: 15 H: 2 LOB: 2 BB: 0 P: 24	1B: 4 2B: 6 3B: 0 HR: 1 SF: 1 SAC: 0 DP: 1 HBP: 0	WP: 0 PB: 0 SB: 0 CS: 0 PA: 40			
<b>PITCHER</b>	IP WLS BF H R ER SO BB IBB HBP BLK WP HR S P ERA WHIP												<b>PITCHER</b>	IP WLS BF H R ER SO BB IBB HBP BLK WP HR S P ERA WHIP
Jon Garland, R (1, 1) ERA: 4.92	7.0 W 30 8 4 4 4 2 0 0 0 0 0 1 67 105 5.14 1.429													
Damaso Marte, L (8, 1) ERA: 2.97	0.0 1 1 0 0 0 0 0 0 0 0 0 0 8 10 ∞ ∞													
Jon Adkins, R (8, 1) ERA: 3.76	1.0 H 3 0 0 0 3 0 0 0 0 0 0 0 10 14 0.00 0.000													
Shingo Takatsu, R (9, 1) ERA: 2.56	1.0 S 6 2 1 1 0 0 0 0 0 0 0 0 15 24 9.00 2.000													

Seattle Mariners @ Chicago White Sox  
U.S. Cellular Field, Chicago, IL

livebaseballscorecards.com

AB	37
R	5
H	11
RBI	5
BB	2
SO	7
LOB	23



Fri Sep 03 2004, 8:05 PM EDT  
Att. 21,716 - Sunny - 81 F

Batter	1	2	3	4	5	6	7	8	9	AB	R	H	RBI	BB	SO	LOB
Aaron Rowand, R (1, 8) OBP: 0.372, SLG: 0.575	1-1 G5-4-3 HBP	0-2 F8			1-2 F8		3-2 F9			3	0	0	0	0	0	2
Roberto Alomar, S (1, 10) OBP: 0.324, SLG: 0.396	2-1 G5-4-3 1-2f	0-1 2B			4-2 BB			1-2 F7		3	0	1	2	1	0	1
Carlos Lee, R (1, 7) OBP: 0.362, SLG: 0.526	0-2 F8				0-1 G6-3			0-0 5 1B 2B		4	1	1	0	0	0	1
14 Paul Konerko, R (1, 3) OBP: 0.355, SLG: 0.525		1-2 5 SH5-3 WP 1B			1-0 G4-3		0-2 G6-3		3-3 K	4	1	1	0	0	1	1
Ross Gload, L (9, 3) OBP: 0.353, SLG: 0.401										0	0	0	0	0	0	0
5 Juan Uribe, R (1, 4) OBP: 0.315, SLG: 0.483		0-1 SH5-3			2-2 P4		2-1 HR		1-0 S 1B	3	1	2	2	0	0	0
Jamie Burke, R (1, 2) OBP: 0.405, SLG: 0.481					1-2 G6-3		1-2 F9		1-2 F8	4	1	1	0	0	0	1
Joe Borchard, S (1, 9) OBP: 0.227, SLG: 0.256		0-1 24 1B 3B			0-1 F9		0-1 G6-3			3	1	1	1	0	0	0
Jose Valentin, S (1, 6) OBP: 0.286, SLG: 0.481		4-2 24 1B 2B BB			1-3 K			1-3 K		2	1	0	0	1	2	0
24 Joe Crede, R (1, 5) OBP: 0.298, SLG: 0.405		0-0 2B 1B			0-3 K			1-0 F8		3	1	1	1	0	1	0

Inning Stats	R: 0	H: 0	E: 0	K: 0	S: 6	R: 5	H: 5	E: 0	K: 0	S: 23	R: 0	H: 0	E: 0	K: 0	S: 6	R: 0	H: 0	E: 0	K: 1	S: 10	R: 0	H: 0	E: 0	K: 1	S: 15	R: 1	H: 1	E: 0	K: 0	S: 15	R: 0	H: 0	E: 0	K: 1	S: 7	R: 1	H: 2	E: 0	K: 1	S: 13
	LOB: 0	BB: 0	P: 9	LOB: 1	BB: 1	LOB: 0	BB: 0	LOB: 0	BB: 0	P: 10	LOB: 0	BB: 0	LOB: 0	BB: 0	P: 12	LOB: 1	BB: 1	LOB: 0	BB: 0	P: 18	LOB: 0	BB: 0	LOB: 0	BB: 0	P: 12	LOB: 1	BB: 0	LOB: 1	BB: 0	P: 19	LOB: 0	BB: 0	LOB: 1	BB: 0	P: 19	LOB: 1	BB: 1	LOB: 1	BB: 0	P: 19


PITCHER	IP	WLS	BF	H	R	ER	SO	BB	IBB	HBP	BLK	WP	HR	S	P	ERA	WHIP
Bobby Madritsch, L (1, 1) ERA: 3.63	6.0	L	25	6	6	6	2	2	0	1	1	1	1	75	100	9.00	1.333
Shigetoshi Hasegawa, R (7, 1) ERA: 5.58	1.0		3	0	0	0	1	0	0	0	0	0	0	7	12	0.00	0.000
20 J.J. Putz, R (8, 1) ERA: 5.3	1.0		5	2	1	1	1	0	0	0	0	0	0	13	19	9.00	2.000

**BOTTOM**

**Seattle Mariners @ Chicago White Sox**  
U.S. Cellular Field, Chicago, IL

Fri Sep 03 2004, 8:05 PM EDT  
Att: 21,716 - Sunny - 81 F

AB	29
R	7
H	8
RBI	6
BB	2
SO	4
LOB	6



1B	2B	3B	HR	SF	SAC	DP	HBP	WP	HR	S	P	ERA	WHIP
4	2	1	1	0	1	1	1	1	0	0	0	9.00	1.333



Batter	1	2	3	4	5	6	7	8	9	AB R H RBI BB SO LOB
--------	---	---	---	---	---	---	---	---	---	----------------------

<b>51 Ichiro Suzuki, L</b> (1, 9) <small>OBP: 0.418, SLG: 0.474</small>	2-1 			0-1 		2-2 	1-1 		1-0 	5 3 5 1 0 0 0
<b>Randy Winn, S</b> (1, 8) <small>OBP: 0.353, SLG: 0.441</small>	3-2 			1-2 		0-0 	0-0 		1-2 	5 1 1 1 0 0 4
<b>Edgar Martinez, R</b> (1, 10) <small>OBP: 0.354, SLG: 0.387</small>	2-2 			1-0 		1-2 		2-0 	2-3 	5 1 3 1 0 1 2
<b>Bret Boone, R</b> (1, 4) <small>OBP: 0.315, SLG: 0.419</small>			0-1 	2-1 		4-1 		1-1 	4-1 	2 0 0 1 2 0 1
<b>Raul Ibanez, L</b> (1, 7) <small>OBP: 0.341, SLG: 0.458</small>			1-1 	3-1 		1-1 		0-1 	3-2 	5 0 3 2 0 0 2
<b>Bucky Jacobsen, R</b> (1, 3) <small>OBP: 0.337, SLG: 0.506</small>			2-2 		0-1 	1-2 		2-1 		4 0 1 1 0 0 3
<b>Miguel Olivo, R</b> (1, 2) <small>OBP: 0.310, SLG: 0.485</small>			0-0 	2-3 			1-2 	0-1 		4 0 0 0 0 1 1
<b>4 Jose Lopez, R</b> (1, 6) <small>OBP: 0.273, SLG: 0.358</small>			4-1 	1-3 			2-2 		0-1 	3 0 0 0 1 1 0
<b>16 Willie Bloomquist, R</b> (1, 5) <small>OBP: 0.281, SLG: 0.314</small>			0-0 	2-3 		0-0 		0-2 		4 2 2 0 0 1 1

Inning Stats	R: 0	H: 1	R: 0	H: 1	R: 0	H: 0	R: 1	H: 2	R: 0	H: 0	R: 1	H: 3	R: 1	H: 2	R: 1	H: 2	R: 3	H: 4	
E: 0	LOB: 0	E: 0	LOB: 0	E: 0	LOB: 0	E: 0	LOB: 0	E: 0	LOB: 0	E: 0	LOB: 0	E: 0	LOB: 3	E: 1	LOB: 1	E: 1	LOB: 1	E: 0	LOB: 2
K: 0	BB: 0	K: 0	BB: 0	K: 0	BB: 1	K: 0	BB: 0	K: 0	BB: 0	K: 2	BB: 0	K: 0	BB: 1	K: 0	BB: 0	K: 1	BB: 1	K: 1	BB: 1
S: 8	P: 15	S: 7	P: 10	S: 3	P: 7	S: 11	P: 18	S: 9	P: 12	S: 21	P: 32	S: 10	P: 14	S: 9	P: 14	S: 19	P: 30	S: 19	P: 30

PITCHER	IP	WLS	BF	H	R	ER	SO	BB	IBB	HBP	BLK	WP	HR	S	P	ERA	WHIP
<b>56 Mark Buehrle, L</b> (1, 1) <small>ERA: 4.12</small>	7.0	W	29	9	3	3	3	2	0	0	0	0	0	69	108	3.86	1.571
<b>Neal Cotts, L</b> (8, 1) <small>ERA: 4.7</small>	1.0		5	2	1	0	0	0	0	0	0	0	0	9	14	0.00	2.000
<b>Jeff Bajenaru, R</b> (9, 1) <small>ERA: 81.0</small>	0.1		4	3	3	3	0	0	0	0	0	0	0	10	12	81.00	9.000
<b>Shingo Takatsu, R</b> (9, 1) <small>ERA: 2.53</small>	0.2	S	3	1	0	0	1	1	0	0	0	0	0	9	18	0.00	3.000

**TOP**

**Seattle Mariners @ Chicago White Sox**

U.S. Cellular Field, Chicago, IL

Sat Sep 04 2004, 7:05 PM EDT  
Att. 24,191 - Sunny - 81 F

AB	37
R	7
H	15
RBI	7
BB	3
SO	4
LOB	14

WP: 0	PA: 41
PB: 0	
SB: 1	
CS: 0	



livebaseballscorecards.com

Batter	1	2	3	4	5	6	7	8	9	AB	R	H	RBI	BB	SO	LOB
Willie Harris, L (1, 4) OBP: 0.349, SLG: 0.331	0-0 B3	1-2 F4		0-1 14 HR 1B		0-0 HR	3-1 G6-3			5	2	2	1	0	0	3
Aaron Rowand, R (1, 8) OBP: 0.372, SLG: 0.573	3-1 P5	0-0 BB 1B		0-0 F9		2-2 14 1B 1B		0-0 E5 14 BB		5	0	2	1	0	0	1
Carlos Lee, R (1, 7) OBP: 0.362, SLG: 0.530	0-0 HR	4-2 BB 1-2 2-3		2-2 P6 1-3		1-0 L9		1-0 F8		4	1	1	1	1	0	3
14 Paul Konerko, R (1, 3) OBP: 0.359, SLG: 0.540 Ross Gload, L (8, PR) OBP: 0.353, SLG: 0.401	0-1 HR	1-0 F7		2-2 HR 3-H		2-1 FC4 1B		4-0 FC6-4 BB		4	2	3	3	1	0	3
Jose Valentin, S (1, 6) OBP: 0.285, SLG: 0.476	4-2 CS BB		0-2 L9	2-3 K		3-3 K		1-2 F4		4	0	0	0	1	2	4
Timo Perez, L (1, 9) OBP: 0.296, SLG: 0.351	1-2 CS	1-0 5 E 2B	0-0 HR		2-2 1B	0-0 FC4		0-0 FC6-4		5	2	3	1	0	0	4
5 Juan Uribe, R (1, 5) OBP: 0.317, SLG: 0.488		0-2 1B 2B	3-2 P4		0-0 F9		1-0 2B			4	1	2	0	0	0	1
Ben Davis, S (1, 2) OBP: 0.270, SLG: 0.396		2-2 F9	1-0 1B		1-2 F9		2-3 K			4	0	1	0	0	1	3
Joe Borchard, S (1, 10) OBP: 0.227, SLG: 0.250		4-1 BB 1B BB	1-3 K		0-1 P6		1-0 L7			3	0	0	0	1	1	3

Inning Stats	R: 2	H: 2	E: 0	K: 0	S: 15	LOB: 0	BB: 1	P: 23	R: 2	H: 3	E: 1	K: 0	S: 19	LOB: 3	BB: 2	P: 32	R: 1	H: 2	E: 0	K: 1	S: 13	LOB: 1	BB: 0	P: 18	R: 2	H: 2	E: 0	K: 1	S: 12	LOB: 0	BB: 0	P: 18	R: 0	H: 1	E: 0	K: 0	S: 11	LOB: 1	BB: 0	P: 14	R: 1	H: 3	E: 0	K: 1	S: 11	LOB: 2	BB: 0	P: 19	R: 0	H: 1	E: 0	K: 1	S: 8	LOB: 1	BB: 0	P: 15	R: 0	H: 0	E: 1	K: 0	S: 7	LOB: 2	BB: 1	P: 13
--------------	------	------	------	------	-------	--------	-------	-------	------	------	------	------	-------	--------	-------	-------	------	------	------	------	-------	--------	-------	-------	------	------	------	------	-------	--------	-------	-------	------	------	------	------	-------	--------	-------	-------	------	------	------	------	-------	--------	-------	-------	------	------	------	------	------	--------	-------	-------	------	------	------	------	------	--------	-------	-------


PITCHER	IP	WLS	BF	H	R	ER	SO	BB	IBB	HBP	BLK	WP	HR	S	P	ERA	WHIP
Ryan Franklin, R (1, 1) ERA: 5.31	3.2	L	22	9	7	7	1	3	0	0	0	0	4	56	86	17.18	3.273
Matt Thornton, L (4, 1) ERA: 4.63	3.1		15	5	1	1	3	0	0	0	0	0	1	33	53	2.70	1.500
Ron Villone, L (8, 1) ERA: 4.37	1.0		5	0	0	0	0	1	0	0	0	0	0	7	13	0.00	1.000

**BOTTOM**

**Seattle Mariners @ Chicago White Sox**  
**U.S. Cellular Field, Chicago, IL**

Sat Sep 04 2004, 7:05 PM EDT  
Att: 24,191 - Sunny - 81 F

AB	38
R	8
H	14
RBI	7
BB	4
SO	4
LOB	25



WP	HR	S	P	ERA	WHIP
0	0	1	1	0	0



Batter	1	2	3	4	5	6	7	8	9	AB R H RBI BB SO LOB	TOP		
51 Ichiro Suzuki, L (1, 9) OBP: 0.417, SLG: 0.472	2-1 G6-3		1-2 G4-3			1-0 G4-3		0-0 G4-3 1B		4 0 1 0 0 0 0	<p>Seattle Mariners @ Chicago White Sox</p> <p>U.S. Cellular Field, Chicago, IL</p> <p>Sun Sep 05 2004, 3:05 PM EDT</p> <p>Att. 30,409 - Overcast - 83 F</p>		
Randy Winn, S (1, 8) OBP: 0.352, SLG: 0.439	2-3 K		1-0 F9			2-0 2B 1B		0-1 G4-3		4 1 1 0 0 1 2			
Edgar Martinez, R (1, 10) OBP: 0.357, SLG: 0.393	1-1 1B				1-2 G6-4-3 1B	2-2 1-H 2B		1-2 G1-3		4 0 3 1 0 0 2			
Raul Ibanez, L (1, 7) OBP: 0.338, SLG: 0.453	3-2 P2				1-2 G6-4-3 1-2f	1-2 F8		2-3 K		4 0 0 0 0 1 5			
Bret Boone, R (1, 4) OBP: 0.314, SLG: 0.417					3-2 G5-3		1-0 P4		2-3 K	4 0 1 0 0 1 0			
Bucky Jacobsen, R (1, 3) OBP: 0.335, SLG: 0.500						1-2 G4-3		0-0 FC5-4 1B		4 0 1 0 0 2 1			
Jolbert Cabrera, R (1, 5) OBP: 0.316, SLG: 0.411		1 SAFE 3-2 G3				2-1 P3		2-2 F9		4 1 1 1 0 0 2			
Dan Wilson, R (1, 2) OBP: 0.297, SLG: 0.310						3-2 L8		1-0 FC5-4 1-2f		4 0 0 0 0 1 2			
Ramon Santiago, S (1, 6) OBP: 0.257, SLG: 0.194						1-2 F7		1-0 G4-3 51 1B		3 0 1 0 0 0 0			
<b>Inning Stats</b>	R: 0 H: 1 E: 0 LOB: 1 K: 1 BB: 0 S: 12 P: 20	R: 0 H: 1 E: 0 LOB: 1 K: 2 BB: 0 S: 14 P: 18	R: 0 H: 0 E: 0 LOB: 0 K: 0 BB: 0 S: 8 P: 11	R: 0 H: 1 E: 0 LOB: 0 K: 0 BB: 0 S: 11 P: 16	R: 0 H: 0 E: 0 LOB: 0 K: 0 BB: 0 S: 8 P: 14	R: 1 H: 2 E: 0 LOB: 1 K: 0 BB: 0 S: 12 P: 19	R: 0 H: 1 E: 0 LOB: 1 K: 0 BB: 0 S: 6 P: 10	R: 0 H: 2 E: 0 LOB: 2 K: 1 BB: 0 S: 10 P: 14	R: 1 H: 1 E: 0 LOB: 0 K: 2 BB: 0 S: 13 P: 21	1B: 7 SF: 0 2B: 1 SAC: 0 3B: 0 DP: 1 HR: 1 HBP: 0	WP: 0 PA: 35 PB: 0 SB: 0 CS: 0		
<b>PITCHER</b>	IP WLS BF H R ER SO BB IBB HBP BLK WP HR S P ERA WHIP											<b>PITCHER</b>	IP WLS BF H R ER SO BB IBB HBP BLK WP HR S P ERA WHIP
Felix Diaz, R (1, 1) ERA: 7.91	6.0 W 22 5 1 1 3 0 0 0 0 0 0 0 65 98 1.50 0.833												
Jon Adkins, R (7, 1) ERA: 3.64	1.2 8 3 0 0 0 0 0 0 0 0 0 0 13 19 0.00 1.800												
Damaso Marte, L (8, 1) ERA: 3.05	1.1 S 5 1 1 1 3 0 0 0 0 0 0 1 16 26 6.75 0.750												

livebaseballscorecards.com

AB	35
R	2
H	9
RBI	2
BB	0
SO	6
LOB	14



Batter	1	2	3	4	5	6	7	8	9
<b>Aaron Rowand, R</b> OBP: 0.369, SLG: 0.567 (1, 8)	1-0 L5	3-2 G5-3			1-1 G5-3		2-2 F9		
<b>Roberto Alomar, S</b> OBP: 0.321, SLG: 0.392 (1, 10)	0-3 K		2-3 K		1-1 F9		0-1 F9		
<b>Timo Perez, L</b> OBP: 0.294, SLG: 0.348 (5, PH)									
<b>Carlos Lee, R</b> OBP: 0.365, SLG: 0.532 (1, 7)	3-1 2B		4-1 14 HR BB		2-2 G6-3			2-2 5 2B 1B	
<b>14 Paul Konerko, R</b> OBP: 0.360, SLG: 0.545 (1, 3)	4-0 BB		1-1 1-H HR		2-1 E6 5 1B SF8			1-3 K	
<b>Ross Gload, L</b> OBP: 0.353, SLG: 0.401 (9, 3)									
<b>5 Juan Uribe, R</b> OBP: 0.318, SLG: 0.491 (1, 6)	0-1 P4		3-2 P2		0-0 CS 1B			1-0 1-H 2B	
<b>Jamie Burke, R</b> OBP: 0.398, SLG: 0.470 (1, 2)		4-2 HR BB	1-0 G6-3		0-2 SF8			1-3 K	
<b>Joe Borchard, S</b> OBP: 0.228, SLG: 0.274 (1, 9)		0-0 1-H HR		0-0 F7		1 SAFE 2-2 F9		1-3 K	
<b>24 Joe Crede, R</b> OBP: 0.296, SLG: 0.402 (1, 5)		1-3 K		1-2 F8		0-0 F7			
<b>Willie Harris, L</b> OBP: 0.347, SLG: 0.328 (1, 4)		2-0 G3		1-3 K			0-1 G6-3		

Inning Stats	R: 0	H: 1	E: 0	K: 1	S: 8	LOB: 2	BB: 1	P: 16
<b>Inning Stats</b>	R: 0	H: 1	E: 0	K: 1	S: 8	LOB: 2	BB: 1	P: 16
<b>Inning Stats</b>	R: 2	H: 1	E: 0	K: 1	S: 11	LOB: 0	BB: 1	P: 21
<b>Inning Stats</b>	R: 2	H: 1	E: 0	K: 1	S: 12	LOB: 0	BB: 1	P: 23
<b>Inning Stats</b>	R: 0	H: 0	E: 0	K: 1	S: 7	LOB: 0	BB: 0	P: 9
<b>Inning Stats</b>	R: 0	H: 0	E: 0	K: 0	S: 8	LOB: 0	BB: 0	P: 12
<b>Inning Stats</b>	R: 1	H: 1	E: 1	K: 0	S: 11	LOB: 1	BB: 0	P: 15
<b>Inning Stats</b>	R: 0	H: 0	E: 0	K: 0	S: 7	LOB: 0	BB: 0	P: 9
<b>Inning Stats</b>	R: 1	H: 2	E: 0	K: 3	S: 20	LOB: 1	BB: 0	P: 26

PITCHER	IP	WLS	BF	H	R	ER	SO	BB	IBB	HBP	BLK	WP	HR	S	P	ERA	WHIP
<b>Jamie Moyer, L</b> ERA: 4.87 (1, 1)	7.0	L	29	4	5	4	4	3	0	0	0	0	2	64	105	5.14	1.000
<b>Scott Atchison, R</b> ERA: 4.22 (8, 1)	1.0		5	2	1	1	3	0	0	0	0	0	0	20	26	9.00	2.000


**BOTTOM**

**Seattle Mariners @ Chicago White Sox**  
U.S. Cellular Field, Chicago, IL

Sun Sep 05 2004, 3:05 PM EDT  
Att. 30,409 - Overcast - 83 F

AB	R	H	RBI	BB	SO	LOB
4	0	0	0	0	0	0
2	0	0	0	0	2	0
2	0	0	0	0	0	0
3	2	2	0	1	0	0
3	2	1	2	1	1	1
0	0	0	0	0	0	0
4	0	2	1	0	0	2
2	1	0	1	1	1	1
4	1	1	2	0	1	2
3	0	0	0	0	1	1
3	0	0	0	0	1	0

AB	30
R	6
H	6
RBI	6
BB	3
SO	7
LOB	7



1B: 2	SF: 1	WP: 0	PA: 34
2B: 2	SAC: 0	PB: 0	
3B: 0	DP: 0	SB: 0	
HR: 2	HBP: 0	CS: 1	



Batter	1	2	3	4	5	6	7	8	9	AB R H RBI BB SO LOB	TOP	
Willie Harris, L (1, 4) OBP: 0.346, SLG: 0.327	1-2 G3		1-1 F9		0-1 SH		1-2 1B 14 E		0-3 K	4 1 1 0 0 1 0		
Aaron Rowand, R (1, 8) OBP: 0.367, SLG: 0.562	2-3 K			1-2 1B 14 G6-4-3	0-1 G6-3		0-0 F7		2-2 G5-3	5 1 1 1 0 1 2		
Carlos Lee, R (1, 7) OBP: 0.367, SLG: 0.532	1-1 G5-3			1-0 1B 14 G6-4-3	1-1 G6-3		3-2 1B 14 E		3-1 HBP	4 1 2 0 0 0 1		
14 Paul Konerko, R (1, 3) OBP: 0.358, SLG: 0.542 Ross Gload, L (9, 3) OBP: 0.353, SLG: 0.401		1-1 G4-3		1-1 G6-4-3	0-0 G6-3		1-2 1B FC4-6		1-3 K	5 0 1 1 0 1 3 0 0 0 0 0 0 0		
Carl Everett, S (1, 10) OBP: 0.321, SLG: 0.402		3-2 P4		0-0 HR		1-0 E4 G4-3 SH1-3		0-1 FC4-6 2B		4 2 1 1 0 0 1		
Jose Valentin, S (1, 6) OBP: 0.290, SLG: 0.480		4-2 BB		4-2 BB		0-0 SH1-3		1-0 2B		1 0 1 1 2 0 0		
Ben Davis, S (1, 2) OBP: 0.263, SLG: 0.385		2-3 K		0-3 K		0-0 G4-3		0-0 F9		4 0 0 0 0 2 3		
Joe Borchard, S (1, 9) OBP: 0.236, SLG: 0.276			1-1 G4-3		2-1 E4 SH 24 1B		4-1 BB		3-2 1B 24 G1-6-3	3 1 1 0 1 0 0		
24 Joe Crede, R (1, 5) OBP: 0.295, SLG: 0.401			0-0 F9		0-2 E G6-3 1B		3-3 K		0-0 G1-6-3	4 1 1 0 0 1 3		
<b>Inning Stats</b>	R: 0 E: 0 K: 1 S: 9 H: 0 LOB: 0 BB: 0 P: 13	R: 0 E: 0 K: 1 S: 13 H: 0 LOB: 1 BB: 1 P: 23	R: 0 E: 0 K: 0 S: 5 H: 0 LOB: 0 BB: 0 P: 7	R: 2 E: 0 K: 1 S: 13 H: 3 LOB: 1 BB: 1 P: 20	R: 2 E: 2 K: 0 S: 12 H: 1 LOB: 1 BB: 0 P: 15	R: 0 E: 1 K: 1 S: 8 H: 0 LOB: 2 BB: 1 P: 16	R: 3 E: 1 K: 0 S: 16 H: 4 LOB: 1 BB: 0 P: 22	R: 0 E: 0 K: 0 S: 6 H: 1 LOB: 0 BB: 0 P: 9	R: 0 E: 0 K: 2 S: 13 H: 0 LOB: 1 BB: 0 P: 19	1B: 7 2B: 1 3B: 0 HR: 1 SF: 0 SAC: 2 DP: 2 HBP: 1	WP: 0 PB: 0 SB: 1 CS: 0 PA: 40	
<b>PITCHER</b>	IP WLS BF H R ER SO BB IBB HBP BLK WP HR S P ERA WHIP											
Chan Ho Park, R (1, 1) ERA: 5.32	6.1 L 31 7 7 5 4 3 0 0 0 0 0 1 73 112 7.11 1.579											
32 Ron Mahay, L (7, 1) ERA: 2.33	2.0 6 2 0 0 1 0 0 0 0 0 0 0 12 16 0.00 1.000											
Doug Brocail, R (9, 1) ERA: 5.63	0.2 3 0 0 0 1 0 0 0 1 0 0 0 10 16 0.00 0.000											

Chicago White Sox @ Texas Rangers  
The Ballpark at Arlington, Arlington, TX

Mon Sep 06 2004, 2:05 PM EDT  
Att. 31,251 - Overcast - 76 F

livebaseballscorecards.com

AB	34
R	7
H	9
RBI	4
BB	3
SO	6
LOB	13



Batter	1	2	3	4	5	6	7	8	9	AB R H RBI BB SO LOB
David Dellucci, L (1, 10) OBP: 0.358, SLG: 0.498	3-2 G4-3	2-2 FC4-6 9 BB 10 BB		1-1 F7		0-0 HR		2-3 K		5 1 1 1 0 1 3
10 Michael Young, R (1, 6) OBP: 0.353, SLG: 0.478	1-0 FC1-2 9 WP 9 BB	4-1 1B		2-1 HR		1-1 G6-3		1-3 K		4 1 2 1 1 1 1
9 Hank Blalock, L (1, 5) OBP: 0.348, SLG: 0.503	2-1 E1 FC1-2 23 WP	4-1 23 FC6-4		1-2 P5		0-0 P3			2-3 K	4 0 0 1 1 1 1
23 Mark Teixeira, S (1, 3) OBP: 0.357, SLG: 0.548	4-0 FC1-2	0-0 FC6-4			0-0 F8		1-2 F8		1-3 K	4 0 0 0 1 1 3
Alfonso Soriano, R (1, 4) OBP: 0.321, SLG: 0.469	1-2 FC1-2		0-3 K		2-1 G6-3		2-3 K		1-2 1B	5 0 1 0 0 2 3
Kevin Mench, R (1, 7) OBP: 0.326, SLG: 0.526	1-2 P3		0-3 K		3-1 1B		1-2 HR		1-2 G5-3	5 1 2 1 0 1 4
Brian Jordan, R (1, 9) OBP: 0.271, SLG: 0.346		0-3 K	2-2 S		0-0 1B		2-0 F8			4 0 2 0 0 1 0
Laynce Nix, L (1, 8) OBP: 0.305, SLG: 0.473		0-1 FC4-6 9 BB 1B	3-1 F9		1-0 F9			1-2 1B		4 1 2 0 0 0 3
Rod Barajas, R (1, 2) OBP: 0.267, SLG: 0.471		1-2 FC4-6		3-2 F8		0-2 F8		2-1 F9		4 0 1 0 0 0 1

Inning Stats	R: 0	H: 1	E: 1	K: 0	S: 13	LOB: 3	BB: 1	P: 25	R: 1	H: 2	E: 0	K: 1	S: 16	LOB: 3	BB: 2	P: 27	R: 0	H: 1	E: 0	K: 2	S: 12	LOB: 1	BB: 0	P: 17	R: 1	H: 1	E: 0	K: 0	S: 11	LOB: 0	BB: 0	P: 18	R: 0	H: 2	E: 0	K: 0	S: 7	LOB: 2	BB: 0	P: 13	R: 1	H: 1	E: 0	K: 0	S: 7	LOB: 0	BB: 0	P: 8	R: 1	H: 1	E: 0	K: 1	S: 14	LOB: 0	BB: 0	P: 20	R: 0	H: 1	E: 0	K: 2	S: 12	LOB: 1	BB: 0	P: 18	R: 0	H: 1	E: 0	K: 2	S: 12	LOB: 1	BB: 0	P: 17	1B: 8	SF: 0	2B: 0	SAC: 0	3B: 0	DP: 0	HR: 3	HBP: 0
--------------	------	------	------	------	-------	--------	-------	-------	------	------	------	------	-------	--------	-------	-------	------	------	------	------	-------	--------	-------	-------	------	------	------	------	-------	--------	-------	-------	------	------	------	------	------	--------	-------	-------	------	------	------	------	------	--------	-------	------	------	------	------	------	-------	--------	-------	-------	------	------	------	------	-------	--------	-------	-------	------	------	------	------	-------	--------	-------	-------	-------	-------	-------	--------	-------	-------	-------	--------

PITCHER	IP	WLS	BF	H	R	ER	SO	BB	IBB	HBP	BLK	WP	HR	S	P	ERA	WHIP
Jason Grilli, R (1, 1) ERA: 6.48	5.2	W	29	8	3	3	3	3	3	0	0	2	2	65	107	4.76	1.941
Neal Cotts, L (6, 1) ERA: 4.75	1.1	H	6	2	1	1	1	0	0	0	0	0	1	18	25	6.75	1.500
Jon Adkins, R (8, 1) ERA: 3.58	1.0	H	3	0	0	0	2	0	0	0	0	0	0	9	14	0.00	0.000
Damaso Marte, L (9, 1) ERA: 3.03	0.1	H	1	0	0	0	1	0	0	0	0	0	0	3	5	0.00	0.000
Shingo Takatsu, R (9, 1) ERA: 2.5	0.2		3	1	0	0	1	0	0	0	0	0	0	9	12	0.00	1.500

BOTTOM

Chicago White Sox @ Texas Rangers  
The Ballpark at Arlington, Arlington, TX  
Mon Sep 06 2004, 2:05 PM EDT  
Att: 31,251 - Overcast - 76 F

AB	39
R	4
H	11
RBI	4
BB	3
SO	8
LOB	19



WP: 2	PA: 42
PB: 0	
SB: 1	
CS: 0	

PITCHER	IP	WLS	BF	H	R	ER	SO	BB	IBB	HBP	BLK	WP	HR	S	P	ERA	WHIP
---------	----	-----	----	---	---	----	----	----	-----	-----	-----	----	----	---	---	-----	------



Chicago White Sox @ Texas Rangers  
The Ballpark at Arlington, Arlington, TX

Tue Sep 07 2004, 8:05 PM EDT  
Att. 20,004 - Sunny - 81 F

livebaseballscorecards.com

AB	34
R	3
H	9
RBI	3
BB	1
SO	5
LOB	11



WP:	0	PA:	35
PB:	0		
SB:	0		
CS:	0		

AB R H RBI BB SO LOB

3	0	2	0	0	0	0
1	0	0	0	0	1	0
4	0	0	0	0	1	2
3	0	1	0	0	1	1
1	0	0	0	0	0	0
3	0	1	0	0	0	1
1	1	0	0	0	1	0
4	2	2	1	0	0	0
4	0	2	1	0	0	1
3	0	0	0	1	1	2
4	0	1	1	0	0	2
3	0	0	0	0	0	2

Batter	1	2	3	4	5	6	7	8	9
Aaron Rowand, R (1, 8) OBP: 0.369, SLG: 0.563 Willie Harris, L (8, PH) OBP: 0.345, SLG: 0.326 (8, 8)	0-1 L8		0-0 FC6-4 1B			1-0 G4-3 1B		3-3 K	
5 Juan Uribe, R (1, 6) OBP: 0.316, SLG: 0.486	1-1 F8		3-1 FC6-4 1-2f			1-0 G4-3 1-2		2-3 K	
Carlos Lee, R (1, 7) OBP: 0.367, SLG: 0.531 Timo Perez, L (7, 7) OBP: 0.293, SLG: 0.346	2-2 G4-3			0-0 G5-4-3 1B		0-3 K		2-1 P6	
14 Paul Konerko, R (1, 3) OBP: 0.358, SLG: 0.543 Ross Gload, L (7, PR) OBP: 0.351, SLG: 0.399 (7, 3)		1-1 L9		2-2 G5-4-3 1-2f		0-2 2B		3-3 K	
Carl Everett, S (1, 10) OBP: 0.323, SLG: 0.411		0-2 24 2B		1-0 F8		0-0 G3-1 1B 2-H		2-1 F8	
24 Joe Crede, R (1, 5) OBP: 0.297, SLG: 0.404		2-1 L1-4 2-H			2-1 L4		0-0 F9		2-1 BB 1B
Joe Borchard, S (1, 9) OBP: 0.236, SLG: 0.269		2-2 L1-4			3-3 K		1-0 G3-1 2-3		4-2 1-2 BB
Ben Davis, S (1, 2) OBP: 0.283, SLG: 0.381			2-2 L7		0-0 G3		2-0 1B 3-H		2-1 F8
Wilson Valdez, R (1, 4)			2-2 G6-3			1-1 G4-3		2-0 G5-3	

Inning Stats	R: 0	H: 0	E: 0	K: 0	S: 7	P: 10	R: 1	H: 2	E: 0	K: 0	S: 11	P: 16	R: 0	H: 1	E: 0	K: 0	S: 9	P: 16	R: 0	H: 1	E: 0	K: 0	S: 5	P: 8	R: 0	H: 0	E: 0	K: 1	S: 7	P: 12	R: 2	H: 3	E: 0	K: 0	S: 8	P: 13	R: 0	H: 0	E: 0	K: 2	S: 8	P: 15	R: 0	H: 1	E: 0	K: 1	S: 13	P: 26	R: 0	H: 0	E: 0	K: 1	S: 13	P: 26	1B: 5	SF: 0	2B: 5	SAC: 0	3B: 0	DP: 2	HR: 0	HBP: 0	WP: 0	PA: 35
--------------	------	------	------	------	------	-------	------	------	------	------	-------	-------	------	------	------	------	------	-------	------	------	------	------	------	------	------	------	------	------	------	-------	------	------	------	------	------	-------	------	------	------	------	------	-------	------	------	------	------	-------	-------	------	------	------	------	-------	-------	-------	-------	-------	--------	-------	-------	-------	--------	-------	--------

PITCHER	IP	WLS	BF	H	R	ER	SO	BB	IBB	HBP	BLK	WP	HR	S	P	ERA	WHIP
Kenny Rogers, L (1, 1) ERA: 4.56	7.0	W	27	8	3	3	2	0	0	0	0	0	0	54	85	3.86	1.143
50 Frank Francisco, R (8, 1) ERA: 3.17	1.0		3	0	0	0	2	0	0	0	0	0	0	8	15	0.00	0.000
Carlos Almanzar, R (9, 1) ERA: 3.76	1.0		5	1	0	0	1	1	0	0	0	0	0	13	26	0.00	2.000

PITCHER	IP	WLS	BF	H	R	ER	SO	BB	IBB	HBP	BLK	WP	HR	S	P	ERA	WHIP
---------	----	-----	----	---	---	----	----	----	-----	-----	-----	----	----	---	---	-----	------

Batter	1	2	3	4	5	6	7	8	9	AB	R	H	RBI	BB	SO	LOB
10 Michael Young, R OBP: 0.354, SLG: 0.477 Manny Alexander, R OBP: 0.143, SLG: 0.214	1-3 K	0-0 F4	0-1 1B		0-0 9 1B 23 1B	1-2 G6-3				5	1	2	0	0	1	4
9 Hank Blalock, L OBP: 0.348, SLG: 0.501 Ken Huckaby, R OBP: 0.225, SLG: 0.216	0-3 K	4-2 23 BB 2B HBP BB	2-3 K		1-0 23 1B 1B			0-0 F9		4	1	1	1	1	2	1
Alfonso Soriano, R OBP: 0.321, SLG: 0.473	0-2 HR	1-1 23 BB 2B HBP	2-1 G5-3		0-3 K			1-0 F9		4	2	1	2	0	1	4
23 Mark Teixeira, S OBP: 0.359, SLG: 0.547 Carlos Almanzar, R	3-2 PO 1B	4-0 2B BB		0-0 G3	3-2 1B			1-0 F9		4	1	2	3	1	0	0
David Dellucci, L OBP: 0.362, SLG: 0.500	3-2 PO	4-1 FC5 1B BB		1-0 2B HBP	0-1 P5			2-2 F8		3	1	1	3	1	0	2
Brian Jordan, R OBP: 0.277, SLG: 0.358 Herbert Perry, R OBP: 0.313, SLG: 0.374		0-1 SAFE FC5 BB 1B		0-0 1B	2-3 K			0-1 1B		4	1	2	0	0	1	3
Laynce Nix, L OBP: 0.307, SLG: 0.470		0-2 BB 1B		1-3 2B				3-3 K		4	1	1	1	1	2	3
Kevin Mench, R OBP: 0.325, SLG: 0.520		4-0 HBP 23 BB BB		1-2 L6				2-2 F9		4	1	0	0	1	0	6
Rod Barajas, R OBP: 0.270, SLG: 0.469 Andy Fox, L OBP: 0.089, SLG: 0.156		2-2 F3	0-1 F9		4-1 9 1B 23 1B 10 1B			0-2 1B		3	1	1	0	1	0	3

Inning Stats	R: 1	H: 2	E: 0	K: 2	S: 15	LOB: 0	BB: 0	P: 22	R: 7	H: 3	E: 0	K: 0	S: 21	LOB: 3	BB: 5	P: 51	R: 0	H: 1	E: 0	K: 1	S: 9	LOB: 1	BB: 0	P: 13	R: 0	H: 1	E: 0	K: 0	S: 7	LOB: 2	BB: 0	P: 11	R: 2	H: 3	E: 0	K: 2	S: 15	LOB: 2	BB: 1	P: 25	R: 0	H: 1	E: 0	K: 1	S: 12	LOB: 1	BB: 0	P: 18	R: 0	H: 0	E: 0	K: 0	S: 5	LOB: 0	BB: 0	P: 7	R: 0	H: 1	E: 0	K: 1	S: 10	LOB: 1	BB: 0	P: 16
--------------	------	------	------	------	-------	--------	-------	-------	------	------	------	------	-------	--------	-------	-------	------	------	------	------	------	--------	-------	-------	------	------	------	------	------	--------	-------	-------	------	------	------	------	-------	--------	-------	-------	------	------	------	------	-------	--------	-------	-------	------	------	------	------	------	--------	-------	------	------	------	------	------	-------	--------	-------	-------


PITCHER	IP	WLS	BF	H	R	ER	SO	BB	IBB	HBP	BLK	WP	HR	S	P	ERA	WHIP
52 Jose Contreras, R ERA: 5.55	1.2	L	16	5	8	8	2	5	0	1	0	0	0	34	68	43.20	6.000
Felix Diaz, R ERA: 7.46	2.1		10	2	0	0	1	0	0	1	0	0	0	18	29	0.00	0.857
Jon Garland, R ERA: 5.01	0.1		5	3	2	2	1	1	0	0	0	0	0	10	18	54.00	12.000
Arnie Munoz, L ERA: 15.63	2.2		9	1	0	0	2	0	0	0	0	0	0	22	32	0.00	0.375
Jeff Bajenaru, R ERA: 20.25	1.0		4	1	0	0	1	0	0	0	0	0	0	10	16	0.00	1.000

**BOTTOM**

**Chicago White Sox @ Texas Rangers**  
The Ballpark at Arlington, Arlington, TX

Tue Sep 07 2004, 8:05 PM EDT  
Att. 20,004 - Sunny - 81 F

AB	36
R	10
H	12
RBI	10
BB	6
SO	7
LOB	26



1B:	9	SF:	0	WP:	0	PA:	45
2B:	2	SAC:	0	PB:	0		
3B:	0	DP:	0	SB:	1		
HR:	1	HBP:	2	CS:	0		

PITCHER	IP	WLS	BF	H	R	ER	SO	BB	IBB	HBP	BLK	WP	HR	S	P	ERA	WHIP
---------	----	-----	----	---	---	----	----	----	-----	-----	-----	----	----	---	---	-----	------



Batter	1	2	3	4	5	6	7	8	9	AB R H RBI BB SO LOB	TOP
--------	---	---	---	---	---	---	---	---	---	----------------------	-----

<b>Willie Harris, L</b> (1, 4) <small>OBP: 0.344, SLG: 0.326</small>	1-1 		0-0 			2-2 	2-2 		0-2 	4 1 1 0 0 0 1	
---	---------	--	---------	--	--	---------	---------	--	---------	---------------	--

<b>Aaron Rowand, R</b> (1, 8) <small>OBP: 0.370, SLG: 0.562</small>	1-1 		1-2 			0-2 	0-3 			4 1 2 0 0 1 1	
--	---------	--	---------	--	--	---------	---------	--	--	---------------	--

<b>Carlos Lee, R</b> (1, 7) <small>OBP: 0.368, SLG: 0.531</small>	2-1 			1-1 		0-0 	0-0 			4 1 2 1 0 0 1	
--	---------	--	--	---------	--	---------	---------	--	--	---------------	--

<b>14 Paul Konerko, R</b> (1, 3) <small>OBP: 0.356, SLG: 0.538</small>	0-0 			1-1 		1-2 		3-3 		4 0 0 0 0 1 4	
---	---------	--	--	---------	--	---------	--	---------	--	---------------	--

<b>Carl Everett, S</b> (1, 10) <small>OBP: 0.320, SLG: 0.406</small> <b>Joe Borchard, S</b> (6, PR) <small>OBP: 0.234, SLG: 0.267</small>	1-3 			1-2 		1-2 		0-1 		3 0 0 1 0 1 3 1 1 0 0 0 0 0	
--	---------	--	--	---------	--	---------	--	---------	--	--------------------------------	--

<b>Jose Valentin, S</b> (1, 6) <small>OBP: 0.287, SLG: 0.475</small>		0-0 		3-2 		1-3 		1-3 		4 0 0 0 0 2 2	
---	--	---------	--	---------	--	---------	--	---------	--	---------------	--

<b>Timo Perez, L</b> (1, 9) <small>OBP: 0.292, SLG: 0.349</small>		1-2 		0-0 		1-2 		1-3 		4 0 1 2 0 1 0	
--	--	---------	--	---------	--	---------	--	---------	--	---------------	--

<b>Ben Davis, S</b> (1, 2) <small>OBP: 0.289, SLG: 0.400</small>		1-0 		1-0 		1-2 		4-2 		3 1 1 1 1 0 1	
---	--	---------	--	---------	--	---------	--	---------	--	---------------	--

<b>24 Joe Crede, R</b> (1, 5) <small>OBP: 0.297, SLG: 0.403</small>			0-1 		2-3 		0-1 		1-3 		4 0 1 0 0 2 1	
--	--	--	---------	--	---------	--	---------	--	---------	--	---------------	--

Inning Stats	R: 0	H: 2	E: 0	K: 1	S: 10	P: 15	R: 0	H: 0	E: 0	K: 0	S: 5	P: 7	R: 0	H: 0	E: 0	K: 0	S: 7	P: 8	R: 0	H: 0	E: 0	K: 0	S: 8	P: 11	R: 1	H: 1	E: 0	K: 1	S: 9	P: 15	R: 4	H: 4	E: 1	K: 1	S: 24	P: 31	R: 0	H: 1	E: 1	K: 1	S: 10	P: 12	R: 0	H: 0	E: 0	K: 2	S: 9	P: 13	R: 0	H: 0	E: 0	K: 2	S: 11	P: 17	1B: 6	2B: 1	3B: 0	HR: 1	SF: 0	SAC: 0	DP: 0	HBP: 0	WP: 0	PA: 37
--------------	------	------	------	------	-------	-------	------	------	------	------	------	------	------	------	------	------	------	------	------	------	------	------	------	-------	------	------	------	------	------	-------	------	------	------	------	-------	-------	------	------	------	------	-------	-------	------	------	------	------	------	-------	------	------	------	------	-------	-------	-------	-------	-------	-------	-------	--------	-------	--------	-------	--------

PITCHER	IP	WLS	BF	H	R	ER	SO	BB	IBB	HBP	BLK	WP	HR	S	P	ERA	WHIP
<b>John Wasdin, R</b> (1, 1) <small>ERA: 6.31</small>	5.2	L	25	7	5	3	3	0	0	0	0	0	1	60	83	4.76	1.235
<b>Erasmio Ramirez, L</b> (6, 1) <small>ERA: 4.03</small>	0.2		3	1	0	0	0	0	0	0	0	0	0	9	12	0.00	1.500
<b>Jeff Nelson, R</b> (7, 1) <small>ERA: 6.23</small>	1.0		3	0	0	0	2	0	0	0	0	0	0	8	11	0.00	0.000
<b>53 Joaquin Benoit, R</b> (8, 1) <small>ERA: 6.18</small>	0.2		2	0	0	0	1	0	0	0	0	0	0	5	6	0.00	0.000
<b>Francisco Cordero, R</b> (9, 1) <small>ERA: 1.97</small>	1.0		3	0	0	0	2	1	0	0	0	0	0	11	17	0.00	1.000

**Chicago White Sox @ Texas Rangers**  
 The Ballpark at Arlington, Arlington, TX  
 Wed Sep 08 2004, 8:05 PM EDT  
 Att. 21,836 - Sunny - 78 F

[livebaseballscorecards.com](http://livebaseballscorecards.com)

<b>AB</b>	35
<b>R</b>	5
<b>H</b>	8
<b>RBI</b>	5
<b>BB</b>	1
<b>SO</b>	8
<b>LOB</b>	14



Batter	1	2	3	4	5	6	7	8	9	AB	R	H	RBI	BB	SO	LOB
10 Michael Young, R OBP: 0.351, SLG: 0.474	1-0 P6		1-1 G5-3		1-0 L7		3-2 L9			4	0	0	0	0	0	0
9 Hank Blalock, L OBP: 0.349, SLG: 0.499	4-2 BB		4-0 3B BB		3-0 G4-3			0-3 K		2	1	0	0	2	1	0
Alfonso Soriano, R OBP: 0.323, SLG: 0.476	2-3 K		3-2 1-H 3B				3-3 K	4-2 23 BB		3	0	1	1	1	2	1
23 Mark Teixeira, S OBP: 0.358, SLG: 0.545	1-3 K		3-3 K			0-0 1B		1-3 K	1-2 K	4	0	1	0	0	3	3
David Dellucci, L OBP: 0.362, SLG: 0.498		2-3 K		3-2 G3 S 1B		1-3 K		4-2 BB		3	0	1	0	0	2	1
Eric Young Sr., R OBP: 0.397, SLG: 0.380										0	0	0	0	1	0	0
Brian Jordan, R OBP: 0.276, SLG: 0.355		1-1 FC5-4 1B		2-1 G3		1-1 F9		1-3 K		4	0	1	0	0	1	4
Laynce Nix, L OBP: 0.303, SLG: 0.463		0-3 K		1-0 P6						4	0	0	0	0	2	2
Kevin Mench, R OBP: 0.324, SLG: 0.525		1 SAFE 2-1 FC5-4		2-3 K				3-2 HR		4	1	1	1	0	1	2
Rod Barajas, R OBP: 0.268, SLG: 0.464			2-3 K			3-3 K				3	0	0	0	0	2	0
Andy Fox, L OBP: 0.087, SLG: 0.152							1-1 L8		3-3 K	1	0	0	0	0	1	0

Inning Stats	R: 0	H: 0	E: 0	K: 2	S: 10	H: 0	LOB: 1	BB: 1	P: 18	R: 0	H: 1	E: 0	K: 2	S: 11	H: 1	LOB: 1	BB: 0	P: 16	R: 1	H: 1	E: 0	K: 2	S: 12	R: 0	H: 1	E: 0	K: 1	S: 9	R: 0	H: 0	E: 0	K: 1	S: 5	R: 0	H: 1	E: 0	K: 2	S: 11	R: 1	H: 1	E: 0	K: 1	S: 13	R: 0	H: 0	E: 0	K: 3	S: 14	R: 0	H: 0	E: 0	K: 1	S: 8	R: 0	H: 0	E: 0	K: 1	S: 8	1B: 3	2B: 0	3B: 1	SF: 0	SAC: 0	DP: 0	HBP: 0	WP: 0	PA: 36
--------------	------	------	------	------	-------	------	--------	-------	-------	------	------	------	------	-------	------	--------	-------	-------	------	------	------	------	-------	------	------	------	------	------	------	------	------	------	------	------	------	------	------	-------	------	------	------	------	-------	------	------	------	------	-------	------	------	------	------	------	------	------	------	------	------	-------	-------	-------	-------	--------	-------	--------	-------	--------

PITCHER	IP	WLS	BF	H	R	ER	SO	BB	IBB	HBP	BLK	WP	HR	S	P	ERA	WHIP
Freddy Garcia, R ERA: 3.79	(1, 1)	5.0	W	20	3	1	1	8	2	0	0	0	0	47	88	1.80	1.000
Neal Cotts, L ERA: 4.79	(6, 1)	1.1		6	2	1	1	3	0	0	0	0	1	19	28	6.75	1.500
Jon Adkins, R ERA: 3.54	(7, 1)	0.2	H	2	0	0	0	0	0	0	0	0	0	5	9	0.00	0.000
Damaso Marte, L ERA: 3.0	(8, 1)	0.2	H	4	0	0	0	2	2	0	0	0	0	11	20	0.00	3.000
Shingo Takatsu, R ERA: 2.44	(8, 1)	1.1	S	4	0	0	0	2	0	0	0	0	0	11	17	0.00	0.000


**BOTTOM**

**Chicago White Sox @ Texas Rangers**  
The Ballpark at Arlington, Arlington, TX

Wed Sep 08 2004, 8:05 PM EDT  
Att. 21,836 - Sunny - 78 F

livebaseballscorecards.com

<b>AB</b>	<b>32</b>
<b>R</b>	<b>2</b>
<b>H</b>	<b>5</b>
<b>RBI</b>	<b>2</b>
<b>BB</b>	<b>4</b>
<b>SO</b>	<b>15</b>
<b>LOB</b>	<b>13</b>





Batter	1	2	3	4	5	6	7	8	9	AB R H RBI BB SO LOB	TOP											
<b>Willie Harris, L</b> (1, 4) OBP: 0.340, SLG: 0.322	1-1 G3	2-2 L4		1-2 F9		0-0 SH2-3		2-3 K		4 0 0 0 0 1 2												
<b>Aaron Rowand, R</b> (1, 8) OBP: 0.372, SLG: 0.560	2-2 14 S 1B HBP	2-3 K			4-2 14 HR BB	1-0 G4-3		2-2 1B		3 1 1 0 1 1 1												
<b>Carlos Lee, R</b> (1, 7) OBP: 0.366, SLG: 0.527	1-1 14 S 1B		1-1 F7		0-1 F9		3-3 K	2-3 K		5 0 1 0 0 2 3												
<b>14 Paul Konerko, R</b> (1, 3) OBP: 0.354, SLG: 0.541 <b>Ross Gload, L</b> (9, 3) OBP: 0.351, SLG: 0.399	1-3 K		3-0 P5		0-1 HR		1-2 E6 5 2B	0-0 L8		5 2 1 2 0 1 2 0 0 0 0 0 0 0												
<b>Jose Valentin, S</b> (1, 10) OBP: 0.284, SLG: 0.469	1-3 K		2-2 F9		0-0 P2		2-2 P5	1-3 K		5 0 0 0 0 2 3												
<b>5 Juan Uribe, R</b> (1, 6) OBP: 0.319, SLG: 0.492		2-2 P4		0-0 SH5-4 1B 2B	1-2 1B		1-0 2B	3-2 P4		5 1 3 1 0 0 0												
<b>Timo Perez, L</b> (1, 9) OBP: 0.293, SLG: 0.349		0-1 1B 24 HR 1B		0-0 SH5-4	0-1 G4-3		1-3 K			3 1 1 0 0 1 2												
<b>Jamie Burke, R</b> (1, 2) OBP: 0.402, SLG: 0.471		1-3 24 HR 1B		0-2 1B		1-1 E5 SH2-3		2-3 K		4 1 2 1 0 1 0												
<b>24 Joe Crede, R</b> (1, 5) OBP: 0.299, SLG: 0.409		0-0 HR		2-3 K		2-0 F8		2-1 1B HBP		3 1 1 3 0 1 2												
<b>Inning Stats</b>	R: 0 E: 0 K: 2 S: 13	H: 1 LOB: 2 BB: 0 P: 19	R: 3 E: 1 K: 1 S: 15	H: 3 LOB: 0 BB: 0 P: 24	R: 0 E: 0 K: 0 S: 6	H: 0 LOB: 0 BB: 0 P: 12	R: 1 E: 0 K: 1 S: 13	H: 2 LOB: 1 BB: 0 P: 16	R: 2 E: 0 K: 0 S: 14	H: 2 LOB: 1 BB: 1 P: 19	R: 0 E: 1 K: 0 S: 5	H: 0 LOB: 1 BB: 0 P: 9	R: 1 E: 1 K: 2 S: 17	H: 1 LOB: 1 BB: 0 P: 25	R: 0 E: 0 K: 3 S: 14	H: 1 LOB: 2 BB: 0 P: 24	R: 0 E: 0 K: 1 S: 8	H: 0 LOB: 0 BB: 0 P: 12	1B: 6 2B: 2 3B: 0 HR: 2	SF: 0 SAC: 2 DP: 0 HBP: 2	WP: 0 PB: 0 SB: 2 CS: 0	PA: 42
<b>PITCHER</b>	IP WLS BF H R ER SO BB IBB HBP BLK WP HR S P ERA WHIP																					
<b>Chris Young, R</b> (1, 1) ERA: 5.85	4.1 L 22 7 6 6 4 1 0 1 0 0 2 53 81 12.46 1.846																					
<b>R.A. Dickey, R</b> (5, 1) ERA: 5.77	2.2 12 2 1 0 2 0 0 0 0 0 0 30 43 0.00 0.750																					
<b>Doug Brocail, R</b> (8, 1) ERA: 5.36	2.0 8 1 0 0 4 0 0 1 0 0 0 22 36 0.00 0.500																					

**Chicago White Sox @ Texas Rangers**  
The Ballpark at Arlington, Arlington, TX  
Thu Sep 09 2004, 8:05 PM EDT  
Att. 19,384 - Sunny - 82 F

[livebaseballscorecards.com](http://livebaseballscorecards.com)

AB	37
R	7
H	10
RBI	7
BB	1
SO	10
LOB	15







Batter	1	2	3	4	5	6	7	8	9	AB R H RBI BB SO LOB	TOP																
Willie Harris, L (1, 4) OBP: 0.336, SLG: 0.317	1-3 K		2-1 P5		0-1 G3-1		1-0 P2		0-2 G6-3	5 0 0 0 0 1 0																	
Aaron Rowand, R (1, 8) OBP: 0.375, SLG: 0.563	1-2 P3		0-2 WP 1B 2B		1-2 CS 1B		2-2 P4		0-0 1B	5 1 3 0 0 0 0																	
Carlos Lee, R (1, 7) OBP: 0.368, SLG: 0.529	4-2 14 FC6-4 BB		2-2 2-H 1B		3-1 1 SAFE 1 SAFE 2B		0-0 E4 14 1B 2B		0-3 K	4 1 2 1 1 1 1																	
14 Paul Konerko, R (1, 3) OBP: 0.356, SLG: 0.539	2-1 FC6-4 1-2f		4-0 FC4-6 BB		4-0 BB BB BB BB		1-1 2B 1B		3-1 F8	3 1 1 0 2 0 2																	
Ross Gload, L (1, 10) OBP: 0.354, SLG: 0.414		2-1 5 F9 1B 2B	0-1 FC4-6 1-2f		3-2 F8		1-1 1B 2B			4 2 2 1 0 0 3																	
5 Juan Uribe, R (1, 6) OBP: 0.318, SLG: 0.492		1-0 F9		1-0 SH5-3 2B		2-3 K		1-1 P6		4 0 1 0 0 1 3																	
Timo Perez, L (1, 9) OBP: 0.297, SLG: 0.352		2-2 1B S 1B		1-1 SH5-3		0-0 G1-3		0-0 G4-3 1B		3 0 2 3 0 0 0																	
Ben Davis, S (1, 2) OBP: 0.288, SLG: 0.396		1 SAFE 3-1 24 G5-4-3 1B		1-3 K		0-1 G3		0-0 G4-3		4 0 1 0 0 1 2																	
24 Joe Crede, R (1, 5) OBP: 0.296, SLG: 0.406		0-0 G5-4-3 1-2f		2-1 F9		1-3 K		0-2 G5-3		4 0 0 0 0 1 4																	
<b>Inning Stats</b>	R: 0 E: 0 K: 1 S: 14	H: 0 LOB: 1 BB: 1 P: 22	R: 1 E: 0 K: 0 S: 10	H: 3 LOB: 1 BB: 0 P: 18	R: 1 E: 0 K: 0 S: 10	H: 2 LOB: 1 BB: 1 P: 18	R: 0 E: 0 K: 1 S: 8	H: 1 LOB: 1 BB: 0 P: 13	R: 0 E: 0 K: 0 S: 12	H: 2 LOB: 2 BB: 1 P: 23	R: 0 E: 0 K: 1 S: 7	H: 0 LOB: 0 BB: 0 P: 9	R: 0 E: 0 K: 1 S: 7	H: 0 LOB: 0 BB: 0 P: 11	R: 3 E: 1 K: 0 S: 12	H: 3 LOB: 1 BB: 0 P: 15	R: 0 E: 0 K: 1 S: 9	H: 1 LOB: 1 BB: 0 P: 12	1B: 7 2B: 5 3B: 0 HR: 0	SF: 0 SAC: 1 DP: 1 HBP: 0	WP: 1 PB: 0 SB: 1 CS: 1	PA: 40					
<b>PITCHER</b>	IP WLS BF H R ER SO BB IBB HBP BLK WP HR S P ERA WHIP																										
41 John Lackey, R (1, 1) ERA: 4.83	6.0		26	8	2	2	3	3	0	0	0	1	0	61	103	3.00	1.833										
Brendan Donnelly, R (7, 1) ERA: 3.13	1.0		3	0	0	0	1	0	0	0	0	0	0	7	11	0.00	0.000										
Francisco Rodriguez, R (8, 1) ERA: 1.93	1.0	W	7	3	3	2	0	0	0	0	0	0	0	12	15	18.00	3.000										
Troy Percival, R (9, 1) ERA: 3.16	1.0	S	4	1	0	0	1	0	0	0	0	0	0	9	12	0.00	1.000										

Chicago White Sox @ Anaheim Angels  
Angel Stadium of Anaheim, Anaheim, CA

livebaseballscorecards.com

AB	36
R	5
H	12
RBI	5
BB	3
SO	5
LOB	15



Fri Sep 10 2004, 7:05 PM PDT  
Att. 42,431 - Cloudy - 85 F

BOTTOM

Chicago White Sox @ Anaheim Angels  
Angel Stadium of Anaheim, Anaheim, CA

Fri Sep 10 2004, 7:05 PM PDT  
Att: 42,431 - Cloudy - 85 F

livebaseballscorecards.com

AB	32
R	7
H	11
RBI	7
BB	7
SO	4
LOB	18



WP:	0	PA:	41
PB:	0	SB:	3
CS:	0		


AB	R	H	RBI	BB	SO	LOB
2	1	1	0	2	1	0
4	2	1	1	1	0	3
4	2	2	3	1	0	2
5	0	2	3	0	0	2
5	0	0	0	0	1	3
4	0	3	0	0	0	0
0	0	0	0	0	0	0
3	0	1	0	1	0	2
1	0	0	0	2	0	1
0	1	0	0	0	0	0
0	0	0	0	0	0	0
1	0	0	0	0	1	3
0	0	0	0	0	0	0
2	0	0	0	0	1	2
1	1	1	0	0	0	0
1B:	9	SF:	0			
2B:	1	SAC:	2			
3B:	0	DP:	1			
HR:	1	HBP:	0			

Batter	1	2	3	4	5	6	7	8	9	AB	R	H	RBI	BB	SO	LOB
9 Chone Figgins, S OBP: 0.349, SLG: 0.418 (1, 5)	0-1 G4-3 FC1-2-5-1 27 S 1B		1-3 K		4-1 27 FC6-4 BB		4-2 1B 27 HR BB	1-0 SH3-4 1-2		2	1	1	0	2	1	0
Darin Erstad, L OBP: 0.359, SLG: 0.418 (1, 3)	1-1 G4-3 1-3		4-1 27 1B 16 FC4-6 BB		1-1 F8		0-1 27 HR 1B	0-0 G4-3 2-3		4	2	1	1	1	0	3
27 Vladimir Guerrero, R OBP: 0.380, SLG: 0.566 (1, 9)	3-2 FC1-2-5-1 3-H		0-0 16 FC4-6 1B		0-0 FC6-4 1-2f		0-0 1-H 3-H HR	4-0 16 S 1B IBB		4	2	2	3	1	0	2
16 Garret Anderson, L OBP: 0.359, SLG: 0.465 (1, 8)	0-0 P5		2-1 FC4-6 1-2f 3-H		3-2 L9		3-2 FC6-4 1B	2-2 1-H 3-H 1B		5	0	2	3	0	0	2
Troy Glaus, R OBP: 0.361, SLG: 0.617 (1, 10)		0-1 F8	2-3 K		1-1 G2-3		1-2 FC6-4 BB 1B 1-2f	3-0 P4 2-0		5	0	0	0	0	1	3
Jose Guillen, R OBP: 0.359, SLG: 0.515 Jeff DaVanon, S OBP: 0.387, SLG: 0.447 (1, 7) (7, PR) (8, 7)		3-1 G5-3		0-0 G4-6-3 1B		3-2 1B	2-2 BB 1B			4	0	3	0	0	0	0
Adam Kennedy, L OBP: 0.348, SLG: 0.402 (1, 4)		3-2 S 2B		2-0 F9		2-1 F9	4-2 1-2 2-3 BB			3	0	1	0	1	0	2
Bengie Molina, R OBP: 0.315, SLG: 0.431 8 Dallas McPherson, L OBP: 0.296, SLG: 0.282 Andres Galarraga, R OBP: 0.296, SLG: 0.282 Casey Kotchman, L OBP: 0.291, SLG: 0.368 Jose Molina, R OBP: 0.291, SLG: 0.368 (1, 2) (7, PR) (7, PH) (7, PH) (8, 2)		4-1 2-3 BB		1-2 G4-6-3 1-2f		1-2 G4-6-3 1-2f	4-2 SH3-4 1B BB			1	0	0	0	2	0	1
Alfredo Amezaga, S OBP: 0.207, SLG: 0.207 David Eckstein, R OBP: 0.340, SLG: 0.333 (1, 6) (7, PH) (8, 6)		2-0 P3		3-3 K		0-0 SH3-4	0-2 G4-3 16 S SH3-4 1B			2	0	0	0	0	1	2
Inning Stats	R: 0 E: 0 K: 0 S: 8	H: 1 LOB: 1 BB: 0 P: 12	R: 0 E: 0 K: 0 S: 9	H: 1 LOB: 2 BB: 1 P: 21	R: 1 E: 0 K: 2 S: 10	H: 1 LOB: 0 BB: 0 P: 19	R: 0 E: 0 K: 0 S: 5	H: 0 LOB: 1 BB: 1 P: 15	R: 0 E: 0 K: 0 S: 12	H: 1 LOB: 1 BB: 0 P: 21	R: 4 E: 0 K: 1 S: 25	H: 4 LOB: 3 BB: 3 P: 43	R: 2 E: 0 K: 0 S: 11	H: 2 LOB: 1 BB: 1 P: 20		

PITCHER	IP	WLS	BF	H	R	ER	SO	BB	IBB	HBP	BLK	WP	HR	S	P	ERA	WHIP
Jon Garland, R ERA: 4.93 (1, 1)	6.1		27	5	3	3	3	4	0	0	0	0	0	54	103	4.26	1.421
Neal Cotts, L ERA: 5.11 (7, 1)	0.0	B	2	1	0	0	0	1	0	0	0	0	0	4	8	∞	∞
Jon Adkins, R ERA: 3.67 (7, 1)	0.1		4	3	2	2	0	0	0	0	0	0	1	10	16	54.00	9.000
Arnie Munoz, L ERA: 15.63 (7, 1)	0.0		1	0	0	0	0	1	0	0	0	0	0	5	9	∞	∞
Jeff Bajenaru, R ERA: 18.0 (7, 1)	0.2	L	3	1	1	1	1	0	0	0	0	0	0	9	10	13.50	1.500

PITCHER	IP	WLS	BF	H	R	ER	SO	BB	IBB	HBP	BLK	WP	HR	S	P	ERA	WHIP
Damaso Marte, L ERA: 3.11 (8, 1)	0.2		4	1	1	1	0	0	1	0	0	0	0	5	13	13.50	1.500



Batter	1	2	3	4	5	6	7	8	9	AB R H RBI BB SO LOB	TOP		
Willie Harris, L (1, 4) OBP: 0.341, SLG: 0.323	2-2 CS 1B	1-0 FC6 14 BB 2B	0-0 G5-4-3 1B		2-2 1B			3-2 FC5-4 1B	1-2 P5	6 1 4 2 0 0 1			
Aaron Rowand, R (1, 8) OBP: 0.373, SLG: 0.559	1-0 F7 1-2	1-0 F4	0-2 G5-4-3 1B		0-0 G4-3			0-0 FC5-4 14 BB 1B		5 1 1 1 0 0 5			
Carlos Lee, R (1, 7) OBP: 0.369, SLG: 0.527	3-2 P3	4-2 14 BB 2B	0-0 G5-4-3					3-2 14 BB 1B		4 2 1 0 1 0 2			
14 Paul Konerko, R (1, 10) OBP: 0.359, SLG: 0.541			0-2 F9					4-1 5 FC5-4 1B		4 2 2 3 1 0 1			
Ross Gload, L (1, 3) OBP: 0.361, SLG: 0.437					2-1 G5-3			1-0 HR		5 1 3 4 0 0 1			
5 Juan Uribe, R (1, 5) OBP: 0.319, SLG: 0.491					0-0 G5-3			1-2 FC5-4 1B		5 1 2 0 0 0 2			
Timo Perez, L (1, 9) OBP: 0.295, SLG: 0.349					1-3 K			1-2 FC5-4 1B		5 1 1 1 0 1 4			
Jose Valentin, S (1, 6) Wilson Valdez, R (9, PH)		3-2 1B E HBP	0-1 BB 1B		2-0 G3-1			0-3 K		3 2 1 0 0 1 0 1 0 0 0 0 0 0	AB 42 R 13 H 16 RBI 13 BB 3 SO 2 LOB 16		
Jamie Burke, R (1, 2) Sandy Alomar Jr., R (9, PH)		2-1 BB E 14 BB 2B	4-2 1B BB		1-2 F9			1-0 G3		3 2 1 2 1 0 0 1 0 0 0 0 0 0			
<b>Inning Stats</b>	R: 0 H: 1 E: 0 LOB: 0 K: 0 BB: 0 S: 7 P: 13	R: 8 H: 7 E: 1 LOB: 2 K: 0 BB: 1 S: 27 P: 43	R: 2 H: 3 E: 0 LOB: 1 K: 0 BB: 1 S: 12 P: 16	R: 0 H: 0 E: 0 LOB: 0 K: 1 BB: 0 S: 6 P: 9	R: 0 H: 1 E: 0 LOB: 1 K: 0 BB: 0 S: 8 P: 13	R: 1 H: 1 E: 0 LOB: 0 K: 0 BB: 0 S: 7 P: 12	R: 0 H: 0 E: 0 LOB: 0 K: 1 BB: 0 S: 10 P: 11	R: 2 H: 3 E: 0 LOB: 2 K: 0 BB: 1 S: 20 P: 32	R: 0 H: 0 E: 0 LOB: 0 K: 0 BB: 0 S: 8 P: 13	1B: 14 SF: 0 2B: 1 SAC: 0 3B: 0 DP: 1 HR: 1 HBP: 1	WP: 1 PA: 46 PB: 0 SB: 0 CS: 1		
<b>PITCHER</b>	IP WLS BF H R ER SO BB IBB HBP BLK WP HR S P ERA WHIP											<b>PITCHER</b>	IP WLS BF H R ER SO BB IBB HBP BLK WP HR S P ERA WHIP
Aaron Sele, R (1, 1) ERA: 5.01	1.2 L 13 6 8 4 0 1 0 1 0 1 0 0 26 46 21.60 4.200												
Ramon Ortiz, R (2, 1) ERA: 4.6	4.1 20 7 3 3 1 1 0 0 0 0 1 41 60 6.23 1.846												
Kevin Gregg, R (7, 1) ERA: 3.99	1.1 8 3 2 2 1 1 0 0 0 0 0 25 37 13.50 3.000												
Scott Dunn, R (8, 1) ERA:	0.2 2 0 0 0 0 0 0 0 0 0 0 5 6 0.00 0.000												
Matt Hensley, R (9, 1) ERA: 5.4	1.0 3 0 0 0 0 0 0 0 0 0 0 8 13 0.00 0.000												

Chicago White Sox @ Anaheim Angels  
 Angel Stadium of Anaheim, Anaheim, CA  
 Sat Sep 11 2004, 7:05 PM PDT  
 Att. 42,568 - Sunny - 85 F

livebaseballscorecards.com

Batter	1	2	3	4	5	6	7	8	9	AB	R	H	RBI	BB	SO	LOB
David Eckstein, R (1, 6) OBP: 0.341, SLG: 0.333 Adam Riggs, R (9, 7) OBP: 0.158, SLG: 0.167	1-1 1B 27 1B 1B		2-2 G4-3 1-3	0-2 G6-3			4-2 27 FC5-4 1-2 BB		3-2 P4	3	1	1	0	1	0	3
Darin Erstad, L (1, 3) OBP: 0.358, SLG: 0.416 Shane Halter, R (9, 4) OBP: 0.250, SLG: 0.358	1-2 27 1B 1-3 1B		1-1 G4-3 3-H		3-2 G3-1		0-1 F7 2-3			4	0	1	1	0	0	2
27 Vladimir Guerrero, R (1, 9) OBP: 0.380, SLG: 0.564 Josh Paul, R (9, 2) OBP: 0.328, SLG: 0.414	0-0 1-3 3-H 1B		1-1 L7		1-1 F7		1-0 FC5-4 1-2f 3-H			4	0	1	2	0	0	1
16 Garret Anderson, L (1, 8) OBP: 0.356, SLG: 0.460 Alfredo Amezaga, S (9, 6) OBP: 0.207, SLG: 0.207	2-1 F7			3-2 G3-1	2-2 G6-3		2-2 F8			4	0	0	0	0	0	2
Troy Glaus, R (1, 10) OBP: 0.366, SLG: 0.636 Andres Galarraga, R (8, PH)	0-3 K			4-0 G6-3 1B 1B BB		1-2 HR		1-0 G6-3		2	2	1	1	1	1	1
Jose Guillen, R (1, 7) OBP: 0.361, SLG: 0.516 Jeff DaVanon, S (8, PH) OBP: 0.385, SLG: 0.445 (9, 8)		3-2 G5-3		0-0 G6-3 1B 1B		3-2 F9-3 1B		0-0 G4-3		3	1	2	0	0	0	0
Adam Kennedy, L (1, 4) OBP: 0.345, SLG: 0.400 8 Dallas McPherson, L (8, PH) (9, 5)		3-2 F7		1-1 G6-3 1-2 2-3		2-1 F8		0-3 K		3	0	0	0	0	0	3
Bengie Molina, R (1, 2) OBP: 0.315, SLG: 0.430 Curtis Pride, L (9, 9) OBP: 0.280, SLG: 0.333		1-1 F8		0-0 9 1B 1B 2-H 3-H		0-0 F9-3 1-1		1-0 G4-3		3	0	1	2	0	0	1
9 Chone Figgins, S (1, 5) OBP: 0.352, SLG: 0.421 Casey Kotchman, L (9, 3) OBP: 0.293, SLG: 0.279			2-1 G4-3 S G4-3 1B		1-0 1-2 1B		3-2 F7 27 FC5-4 BB 1B		0-0 P2	3	2	3	0	0	0	0

Inning Stats	R: 1	H: 3	E: 0	K: 11	S: 11	R: 0	H: 0	E: 0	K: 12	S: 12	R: 1	H: 1	E: 0	K: 9	S: 9	R: 2	H: 3	E: 0	K: 13	S: 13	R: 0	H: 0	E: 0	K: 8	S: 8	R: 1	H: 2	E: 0	K: 10	S: 10	R: 1	H: 1	E: 0	K: 21	S: 21	R: 0	H: 0	E: 0	K: 5	S: 5	R: 0	H: 0	E: 0	K: 7	S: 7	1B: 9	2B: 1	3B: 0	HR: 1	SF: 0	SAC: 0	DP: 1	HBP: 0	WP: 0	PB: 0	SB: 1	CS: 0	PA: 37
--------------	------	------	------	-------	-------	------	------	------	-------	-------	------	------	------	------	------	------	------	------	-------	-------	------	------	------	------	------	------	------	------	-------	-------	------	------	------	-------	-------	------	------	------	------	------	------	------	------	------	------	-------	-------	-------	-------	-------	--------	-------	--------	-------	-------	-------	-------	--------

PITCHER	IP	WLS	BF	H	R	ER	SO	BB	IBB	HBP	BLK	WP	HR	S	P	ERA	WHIP
Jason Grilli, R (1, 1) ERA: 7.06	5.0		24	9	5	5	1	1	0	0	0	0	1	60	96	9.00	2.000
Neal Cotts, L (6, 1) ERA: 4.94	2.0		7	1	1	0	0	1	0	0	0	0	0	24	36	0.00	1.000
Jon Adkins, R (8, 1) ERA: 3.61	1.0		3	0	0	0	1	0	0	0	0	0	0	5	6	0.00	0.000
Felix Diaz, R (9, 1) ERA: 7.29	1.0		3	0	0	0	0	0	0	0	0	0	0	7	11	0.00	0.000

**Chicago White Sox @ Anaheim Angels**  
**Angel Stadium of Anaheim, Anaheim, CA**  
 Sat Sep 11 2004, 7:05 PM PDT  
 Att: 42,568 - Sunny - 85 F

livebaseballscores.com

<b>AB</b>	<b>35</b>
<b>R</b>	<b>6</b>
<b>H</b>	<b>10</b>
<b>RBI</b>	<b>6</b>
<b>BB</b>	<b>2</b>
<b>SO</b>	<b>2</b>
<b>LOB</b>	<b>13</b>





Batter	1	2	3	4	5	6	7	8	9	AB R H RBI BB SO LOB	TOP		
Willie Harris, L OBP: 0.342, SLG: 0.323 (1, 4) (6, 8)	0-0 F8		0-0 E3 FC1 1B		4-2 G6-4-3 BB			1-1 G3		3 0 1 0 1 0 0			
Timo Perez, L OBP: 0.291, SLG: 0.344 (1, 8) (6, 7)	2-2 F8		1-1 FC1		0-1 G6-4-3			0-2 E3		4 0 0 0 0 0 4			
Carlos Lee, R OBP: 0.367, SLG: 0.524 Wilson Valdez, R (1, 7) (6, 4)	0-2 P3		3-1 P4				1-2 F8	2-2 F9		3 0 0 0 0 0 2 1 0 0 0 0 0 1			
14 Paul Konerko, R OBP: 0.358, SLG: 0.539 (1, 10)		2-3 K		2-3 K		0-0 G6-4-3 1B		1-3 K		4 0 1 0 0 3 1			
Ross Gload, L OBP: 0.358, SLG: 0.433 (1, 3)		1-1 E7		0-1 G3 1B		0-2 G6-4-3		2-2 F8		4 0 1 0 0 0 1			
Jose Valentin, S OBP: 0.284, SLG: 0.464 (1, 6)		3-3 K		1-0 G3		1-2 L4		1-0 P2		4 0 0 0 0 1 2			
Ben Davis, S OBP: 0.289, SLG: 0.395 Sandy Alomar Jr., R OBP: 0.293, SLG: 0.287 (1, 2) (7, 2)		1-2 K		0-3 K		2-0 1B		2-1 F7		3 0 1 0 0 2 2 1 0 0 0 0 0 0			
Joe Borchard, S OBP: 0.236, SLG: 0.276 (1, 9)			0-1 G4-3		1-2 24 G4-3 2B		3-3 K			3 0 1 0 0 1 1			
24 Joe Crede, R OBP: 0.296, SLG: 0.405 (1, 5)			1-1 E FC1 1B		1-0 G4-3		0-1 P4			3 0 1 0 0 0 2			
<b>Inning Stats</b>	R: 0 E: 0 K: 0 S: 8 H: 0 LOB: 0 BB: 0 P: 10	R: 0 E: 1 K: 3 S: 12 H: 0 LOB: 1 BB: 0 P: 19	R: 0 E: 1 K: 0 S: 9 H: 2 LOB: 2 BB: 0 P: 14	R: 0 E: 0 K: 2 S: 11 H: 1 LOB: 1 BB: 0 P: 14	R: 0 E: 0 K: 0 S: 9 H: 1 LOB: 1 BB: 1 P: 15	R: 0 E: 0 K: 0 S: 7 H: 1 LOB: 0 BB: 0 P: 8	R: 0 E: 0 K: 1 S: 9 H: 1 LOB: 1 BB: 0 P: 15	R: 0 E: 1 K: 1 S: 13 H: 0 LOB: 1 BB: 0 P: 17	R: 0 E: 0 K: 0 S: 7 H: 0 LOB: 0 BB: 0 P: 12	1B: 5 2B: 1 3B: 0 HR: 0 SF: 0 SAC: 0 DP: 2 HBP: 0	WP: 0 PB: 0 SB: 0 CS: 0 PA: 34		
<b>PITCHER</b>	IP WLS BF H R ER SO BB IBB HBP BLK WP HR S P ERA WHIP											<b>PITCHER</b>	IP WLS BF H R ER SO BB IBB HBP BLK WP HR S P ERA WHIP
40 Bartolo Colon, R ERA: 5.12 (1, 1)	7.0 W 27 6 0 0 6 1 0 0 0 0 0 0 65 95 0.00 1.000												
Kevin Gregg, R ERA: 3.94 (8, 1)	1.0 4 0 0 0 1 0 0 0 0 0 0 0 13 17 0.00 0.000												
Scott Dunn, R ERA: (9, 1)	1.0 3 0 0 0 0 0 0 0 0 0 0 0 7 12 0.00 0.000												

Chicago White Sox @ Anaheim Angels  
 Angel Stadium of Anaheim, Anaheim, CA  
 Sun Sep 12 2004, 1:05 PM PDT  
 Att. 41,932 - Sunny - 84 F

livebaseballscorecards.com

AB	33
R	0
H	6
RBI	0
BB	1
SO	7
LOB	16



Batter	1	2	3	4	5	6	7	8	9	AB	R	H	RBI	BB	SO	LOB	BOTTOM		
David Eckstein, R (1, 6) OBP: 0.342, SLG: 0.333 Josh Paul, R (7, PH) OBP: 0.323, SLG: 0.407 (8, 2)	1-2 1B 27 G3 1B	4-2 1B 27 F7 16 2B BB	2-3 K			1-2 F9	0-3 K			3	2	1	0	1	1	1			
Darin Erstad, L (1, 3) OBP: 0.360, SLG: 0.418 Casey Kotchman, L (5, 3) OBP: 0.288, SLG: 0.274	3-2 1B 27 G3 16 1B 27 S 1B	0-0 1B 16 2B 1B			2-3 K	0-0 G4-3	3-1 L4			3	2	2	1	0	1	0			
27 Vladimir Guerrero, R (1, 10) OBP: 0.377, SLG: 0.560 Andres Galarraga, R (8, PH)	0-2 G3	0-1 F7			0-0 F8	1-1 G6-3		0-3 K		4	0	0	1	0	0	3			
16 Garret Anderson, L (1, 8) OBP: 0.359, SLG: 0.466 Adam Riggs, R (8, 7) OBP: 0.150, SLG: 0.158	0-1 1B 2B 1B	2-2 2B			3-2 F8		2-1 BB 9 3B 1B	1-3 K		4	2	3	3	0	0	0			
Jose Guillen, R (1, 7) OBP: 0.362, SLG: 0.517 Curtis Pride, L (7, PR) OBP: 0.269, SLG: 0.320 (8, 9)	0-0 2B	1-0 G5-3			0-1 G6-3		1-0 BB 9 3B 1B	1-3 K		4	0	2	1	0	0	1			
Jeff DaVanon, S (1, 9) OBP: 0.387, SLG: 0.444 (8, 8)	2-3 K				0-0 9 CS 1B	2-3 K	4-1 9 3B BB			3	1	1	0	1	2	1			
9 Chone Figgins, S (1, 5) OBP: 0.353, SLG: 0.426 (8, 4) Shane Halter, R (9, 4) OBP: 0.250, SLG: 0.358	2-0 P2				0-2 F8	3-2 BB 1B	0-1 1B 3B			4	1	2	3	0	0	2			
Adam Kennedy, L (1, 4) OBP: 0.351, SLG: 0.406 Alfredo Amezaga, S (8, 6) OBP: 0.207, SLG: 0.207		0-0 SH1-3 1B 2B			1-0 2B 1B	4-0 BB	0-1 1B			3	2	3	1	1	0	0			
José Molina, R (1, 2) OBP: 0.293, SLG: 0.374 8 Dallas McPherson, L (7, PH) (8, 5)		0-0 SH1-3			2-1 1B 2B	2-3 K	3-3 K			2	0	1	1	0	1	2			
<b>Inning Stats</b>	R: 3 E: 0 K: 1 S: 17	H: 4 LOB: 1 BB: 0 P: 25	R: 3 E: 0 K: 0 S: 11	H: 3 LOB: 1 BB: 1 P: 18	R: 1 E: 0 K: 1 S: 12	H: 3 LOB: 1 BB: 0 P: 17	R: 0 E: 0 K: 1 S: 8	H: 0 LOB: 0 BB: 0 P: 13	R: 0 E: 0 K: 2 S: 11	H: 1 LOB: 2 BB: 1 P: 22	R: 0 E: 0 K: 0 S: 7	H: 0 LOB: 0 BB: 0 P: 9	R: 4 E: 0 K: 2 S: 18	H: 4 LOB: 1 BB: 1 P: 31	R: 0 E: 0 K: 3 S: 10	H: 0 LOB: 0 BB: 0 P: 12			
<b>PITCHER</b>	IP WLS L	BF H R	ER 7	SO 2	BB 1	IBB 0	HBP 0	BLK 0	WP 0	HR 0	S 40	P 60	ERA 21.00	WHIP 3.667					
52 Jose Contreras, R (1, 1) ERA: 5.88	3.0	19	10	7	2	1	0	0	0	0	19	35	0.00	1.000					
Felix Diaz, R (4, 1) ERA: 6.95	2.0	8	1	0	3	1	0	0	0	0	7	9	0.00	0.000					
Arnie Munoz, L (6, 1) ERA: 13.5	1.0	3	0	0	0	0	0	0	0	0	18	31	36.00	5.000					
Jeff Bajenaru, R (7, 1) ERA: 24.0	1.0	8	4	4	2	1	0	0	0	0	10	12	0.00	0.000					
Shingo Takatsu, R (8, 1) ERA: 2.4	1.0	3	0	0	3	0	0	0	0	0	0	0	0.00	0.000					
<b>PITCHER</b>	IP	WLS	BF	H	R	ER	SO	BB	IBB	HBP	BLK	WP	HR	S	P	ERA	WHIP		
WP: 0 PB: 0 SB: 1 CS: 1	PA: 41																		

Chicago White Sox @ Anaheim Angels  
Angel Stadium of Anaheim, Anaheim, CA

Sun Sep 12 2004, 1:05 PM PDT  
Att: 41,932 - Sunny - 84 F

livebaseballscores.com

AB 37  
R 11  
H 15  
RBI 11  
BB 3  
SO 10  
LOB 13





Batter	1	2	3	4	5	6	7	8	9	AB R H RBI BB SO LOB	TOP												
Aaron Rowand, R OBP: 0.372, SLG: 0.556 (1, 8) X	0-0 P3 ①		3-3 K ③			1-1 F9 ②		1-1 5 1B 1B ①-2 2-3		4 0 1 0 0 1 0													
5 Juan Uribe, R OBP: 0.318, SLG: 0.489 (1, 6) C D B S	2-3 K ②			2-2 G4-3 ①		2-2 G4-3 ③		0-0 G6-3 1B ①-2 2-H 3-H		4 0 1 2 0 1 0													
Carlos Lee, R OBP: 0.366, SLG: 0.522 Wilson Valdez, R (7, 4) X	0-0 F9 ③			1-0 14 G6-4-3 HBP			2-3 K ①	1-0 G6-3 ② ③		2 0 0 0 0 1 0 1 0 0 0 0 0 2													
14 Paul Konerko, R OBP: 0.357, SLG: 0.536 (1, 3) B X		1-0 24 FC6-4 1B		0-1 G6-4-3 ② ③ 1-2f			0-0 P3 ②		1-0 G1-3 ①	4 0 1 0 0 0 1													
Jamie Burke, R OBP: 0.404, SLG: 0.457 Ross Gload, L OBP: 0.356, SLG: 0.430 (1, 10) (9, PH) X		0-0 B1 ①			1-3 K ①		4-2 BB		1-2 F7 ②	2 0 0 0 1 1 1 1 0 0 0 0 0 0													
24 Joe Crede, R OBP: 0.296, SLG: 0.404 (1, 5) B X		1-0 FC6-4 ② 1-2f			2-0 P5 ②		0-1 F8 ③		2-2 1B ②	4 0 1 0 0 0 2													
Ben Davis, S OBP: 0.275, SLG: 0.398 (1, 2) C D B S		0-3 K ③			1-2 1B ③			2-2 1B 5 1B BB 1B ①	0-3 K ③	4 1 2 0 0 2 2													
Joe Borchard, S OBP: 0.232, SLG: 0.270 (1, 9) C D B S			3-3 K ①		2-3 K ③			2-0 F8 ①		3 0 0 0 0 2 2													
Willie Harris, L OBP: 0.342, SLG: 0.321 (1, 4) (7, 7) C D B S			2-1 G4-3 ②			2-1 G6-3 ①		4-2 1B 5 1B BB 1B ①-2		2 1 0 0 1 0 0													
<b>Inning Stats</b>	R: 0 E: 0 K: 1 S: 5	H: 0 LOB: 0 BB: 0 P: 7	R: 0 E: 1 K: 1 S: 6	H: 1 LOB: 1 BB: 0 P: 8	R: 0 E: 0 K: 2 S: 9	H: 0 LOB: 0 BB: 0 P: 17	R: 0 E: 0 K: 0 S: 6	H: 0 LOB: 0 BB: 0 P: 9	R: 0 E: 0 K: 2 S: 12	H: 1 LOB: 1 BB: 0 P: 18	R: 0 E: 0 K: 0 S: 7	H: 0 LOB: 0 BB: 0 P: 12	R: 0 E: 0 K: 1 S: 11	H: 0 LOB: 1 BB: 1 P: 17	R: 2 E: 0 K: 0 S: 10	H: 3 LOB: 1 BB: 1 P: 20	R: 0 E: 0 K: 1 S: 11	H: 1 LOB: 1 BB: 0 P: 15	1B: 6 2B: 0 3B: 0 HR: 0	SF: 0 SAC: 0 DP: 2 HBP: 1	WP: 0 PB: 0 SB: 0 CS: 0	PA: 34	
<b>PITCHER</b> Johan Santana, L ERA: 2.76 Joe Beimel, L ERA: 54.0 J.D. Durbin, R ERA:	IP 7.0 0.1 1.2	WLS W 5 5	BF 24 5 5	H 2 3 1	R 0 2 0	ER 0 2 0	SO 7 0 1	BB 1 0 0	IBB 0 0 0	HBP 1 0 0	BLK 0 0 0	WP 0 0 0	HR 0 0 0	S 56 9 12	P 88 18 17	ERA 0.00 54.00 0.00	WHIP 0.429 12.000 0.600						<b>PITCHER</b> IP WLS BF H R ER SO BB IBB HBP BLK WP HR S P ERA WHIP

Chicago White Sox @ Minnesota Twins  
Hubert H. Humphrey Metrodome, Minneapolis, MN

Tue Sep 14 2004, 8:10 PM EDT  
Att. 22,145 - Unknown - 70 F

AB	31
R	2
H	6
RBI	2
BB	2
SO	8
LOB	10







Batter	1	2	3	4	5	6	7	8	9	AB R H RBI BB SO LOB	TOP											
<b>Timo Perez, L</b> (1, 9) OBP: 0.291, SLG: 0.343	0-2 G3-1		2-1 FC4 1B			2-2 F7		1-0 G4-3		4 0 1 0 0 0 1												
<b>Aaron Rowand, R</b> (1, 8) OBP: 0.369, SLG: 0.551	2-1 G4-3		0-1 FC4			0-1 G6-3			2-2 G5-3	4 0 0 0 0 0 1												
<b>Carlos Lee, R</b> (1, 10) OBP: 0.366, SLG: 0.519	4-2 BB			0-0 G5-3			0-0 F9		0-3 K	3 0 0 0 1 1 0												
<b>14 Paul Konerko, R</b> (1, 3) OBP: 0.356, SLG: 0.534 <b>Wilson Valdez, R</b> (9, PR)	1-0 G5-3			2-3 K			1-3 K		3-2 WP 1B	4 0 1 0 0 2 1 0 0 0 0 0 0 0												
<b>Ross Gload, L</b> (1, 7) OBP: 0.354, SLG: 0.423		4-0 5 G4-6-3 BB		2-3 K			1-2 L6		2-2 G4-3	3 0 0 0 1 1 1												
<b>5 Juan Uribe, R</b> (1, 4) OBP: 0.318, SLG: 0.488		0-1 G4-6-3			0-0 G6-3			1-0 G6-3 24 1B 1B		3 1 1 0 0 0 1												
<b>Jose Valentin, S</b> (1, 6) OBP: 0.284, SLG: 0.463		0-0 G4-3			1-1 F8			3-2 G6-3 1B		3 0 1 0 0 0 0												
<b>Jamie Burke, R</b> (1, 2) OBP: 0.392, SLG: 0.442			0-1 G6-3		0-1 P4			3-2 G6-3		3 0 0 0 0 0 2												
<b>24 Joe Crede, R</b> (1, 5) OBP: 0.296, SLG: 0.403			3-2 G6-3			2-0 G1-3-1		0-2 G6-3 1B		3 0 1 1 0 0 0												
<b>Inning Stats</b>	R: 0 E: 0 K: 0 S: 10	H: 0 LOB: 1 BB: 1 P: 17	R: 0 E: 0 K: 0 S: 3	H: 0 LOB: 0 BB: 1 P: 7	R: 0 E: 0 K: 0 S: 11	H: 1 LOB: 1 BB: 0 P: 16	R: 0 E: 0 K: 2 S: 7	H: 0 LOB: 0 BB: 0 P: 11	R: 0 E: 0 K: 0 S: 5	H: 0 LOB: 0 BB: 0 P: 6	R: 0 E: 0 K: 0 S: 6	H: 0 LOB: 0 BB: 0 P: 10	R: 0 E: 0 K: 1 S: 10	H: 0 LOB: 0 BB: 0 P: 12	R: 1 E: 0 K: 0 S: 15	H: 3 LOB: 1 BB: 0 P: 23	R: 0 E: 0 K: 1 S: 12	H: 1 LOB: 2 BB: 0 P: 19	1B: 5 2B: 0 3B: 0 HR: 0	SF: 0 SAC: 0 DP: 2 HBP: 0	WP: 1 PB: 0 SB: 0 CS: 0	PA: 32
<b>PITCHER</b>	IP WLS BF H R ER SO BB IBB HBP BLK WP HR S P ERA WHIP																					
<b>Carlos Silva, R</b> (1, 1) ERA: 4.33	5.1 W 18 1 0 0 2 2 0 0 0 0 0 0 37 60 0.00 0.562																					
<b>28 Jesse Crain, R</b> (6, 1) ERA: 1.35	1.2 5 0 0 0 1 0 0 0 0 0 0 0 15 19 0.00 0.000																					
<b>J.C. Romero, L</b> (8, 1) ERA: 2.79	1.0 5 3 1 1 0 0 0 0 0 0 0 0 15 23 9.00 3.000																					
<b>Juan Rincon, R</b> (9, 1) ERA: 2.7	1.0 4 1 0 0 1 0 0 0 0 0 1 0 12 19 0.00 1.000																					

**Chicago White Sox @ Minnesota Twins**  
 Hubert H. Humphrey Metrodome, Minneapolis, MN

Wed Sep 15 2004, 8:10 PM EDT  
 Att. 20,612 - Unknown - 70 F

AB	30
R	1
H	5
RBI	1
BB	2
SO	4
LOB	7



Batter	1	2	3	4	5	6	7	8	9	AB R H RBI BB SO LOB
Shannon Stewart, R (1, 7) OBP: 0.381, SLG: 0.459	1-1 F9		2-3 K		1-0 G5-3	1-3 K		4-2 BB		4 0 0 0 1 2 2
20 Lew Ford, R (1, 9) OBP: 0.389, SLG: 0.461	1-2 G6-3			2-1 G4-3	1-0 E7 2B		1-1 L6	0-2 G4-3		5 1 1 0 0 0 3
Torii Hunter, R (1, 8) OBP: 0.329, SLG: 0.474	0-0 F9			0-0 F8	1-2 33 2B		1-3 K			4 1 1 1 0 1 0
33 Justin Morneau, L (1, 3) OBP: 0.336, SLG: 0.541		0-1 G1-6-3		2-2 E5 1B	0-0 G6-3 2B		0-1 F9			4 1 1 1 0 0 0
Matthew LeCroy, R (1, 10) OBP: 0.325, SLG: 0.414 Michael Restovich, R (8, PR) OBP: 0.357, SLG: 0.400		4-2 G4-6-3 BB		1-1 1B 5 1B	0-0 G6-3		1-0 5 1B			3 1 2 0 1 0 1 0 1 0 0 0 0 0
Cristian Guzman, S (1, 6) OBP: 0.314, SLG: 0.393		0-0 G4-6-3		3-2 5 1B E	2-2 G3-1		1-2 FC5-4 5 1B			4 1 2 1 0 0 2
5 Michael Cuddyer, R (1, 5) OBP: 0.330, SLG: 0.412			2-3 K	1-1 E 1B		1-0 P6	2-0 FC5-4 1B			4 0 2 2 0 1 0
Augie Ojeda, S (1, 4) OBP: 0.368, SLG: 0.485			4-2 BB	1-0 E5		0-1 G5-3	1-0 F8			3 0 0 0 1 0 3
Henry Blanco, R (1, 2) OBP: 0.247, SLG: 0.339			1-2 F9	0-0 G1-3		4-1 BB	2-1 FC5-4 BB			3 0 0 0 1 0 5

Inning Stats	R: 0	H: 0	E: 0	K: 0	S: 6	LOB: 0	BB: 0	P: 8	R: 0	H: 0	E: 0	K: 0	S: 5	LOB: 0	BB: 1	P: 9	R: 0	H: 0	E: 0	K: 2	S: 13	LOB: 1	BB: 1	P: 22	R: 3	H: 3	E: 2	K: 0	S: 16	LOB: 2	BB: 0	P: 26	R: 2	H: 3	E: 1	K: 0	S: 15	LOB: 1	BB: 0	P: 20	R: 0	H: 0	E: 0	K: 1	S: 7	LOB: 1	BB: 1	P: 13	R: 0	H: 0	E: 0	K: 1	S: 7	LOB: 0	BB: 0	P: 9	R: 1	H: 3	E: 0	K: 0	S: 13	LOB: 3	BB: 1	P: 24
1B: 7	SF: 0	2B: 2	SAC: 0	3B: 0	DP: 1	HR: 0	HBP: 0																																																									

PITCHER	IP	WLS	BF	H	R	ER	SO	BB	IBB	HBP	BLK	WP	HR	S	P	ERA	WHIP
56 Mark Buehrle, L (1, 1) ERA: 3.98	7.0	L	31	6	5	2	4	3	0	0	0	0	0	69	107	2.57	1.286
Felix Diaz, R (8, 1) ERA: 7.0	1.0		7	3	1	1	0	1	0	0	0	0	0	13	24	9.00	4.000


**BOTTOM**

**Chicago White Sox @ Minnesota Twins**  
 Hubert H. Humphrey Metrodome, Minneapolis, MN

Wed Sep 15 2004, 8:10 PM EDT  
 Att: 20,612 - Unknown - 70 F

<b>AB</b>	<b>34</b>
<b>R</b>	<b>6</b>
<b>H</b>	<b>9</b>
<b>RBI</b>	<b>5</b>
<b>BB</b>	<b>4</b>
<b>SO</b>	<b>4</b>
<b>LOB</b>	<b>16</b>

livebaseballscorecards.com



WP	PA	ERA	WHIP
0	38		



Batter	1	2	3	4	5	6	7	8	9	AB R H RBI BB SO LOB	TOP	
Willie Harris, L (1, 4) OBP: 0.341, SLG: 0.321	0-1 CS 1B		2-2 SAFE G3			1-1 G3-1		3-2 L6		4 0 1 0 0 0 2		
Aaron Rowand, R (1, 8) OBP: 0.371, SLG: 0.551 Wilson Valdez, R (9, PH)	2-2 SAFE G5-4-3 1B		2-2 G5-3			4-2 L5-3 BB		0-3 K	2 0 1 0 1 0 0 1 0 0 0 0 1 0			
Carlos Lee, R (1, 10) OBP: 0.365, SLG: 0.518 Joe Borchard, S (9, PH)	0-0 G5-4-3 1-2f		1-1 14 1B SF7 1B			0-1 L5-3		1-3 K	3 1 1 0 0 0 2 1 0 0 0 0 1 0			
14 Paul Konerko, R (1, 3) OBP: 0.356, SLG: 0.532		0-0 F7				2-1 1-3 1B		1-1 P5	4 0 1 0 0 0 0			
Ross Gload, L (1, 7) OBP: 0.349, SLG: 0.418		0-3 K				1-1 SF7		0-0 G6-3	2 0 0 1 0 1 0			
Timo Perez, L (1, 9) OBP: 0.288, SLG: 0.339		1-2 F8				3-H 1-1 G4-3		3-1 F9	3 0 0 0 0 0 1			
24 Joe Crede, R (1, 5) OBP: 0.294, SLG: 0.400						1-1 E6		2-0 P3	3 0 0 0 0 1 0			
Jose Valentin, S (1, 6) OBP: 0.282, SLG: 0.459						3-2 SAFE F8		1-2 G3-1	3 0 0 0 0 0 1			
Ben Davis, S (1, 2) OBP: 0.276, SLG: 0.393						2-0 F8		4-1 BB	2 0 0 0 1 0 1			
<b>Inning Stats</b>	R: 0 H: 2 E: 0 LOB: 0 K: 0 BB: 0 S: 9 P: 10	R: 0 H: 0 E: 0 LOB: 0 K: 1 BB: 0 S: 7 P: 8	R: 0 H: 0 E: 1 LOB: 1 K: 0 BB: 0 S: 16 P: 24	R: 1 H: 2 E: 0 LOB: 1 K: 0 BB: 0 S: 13 P: 20	R: 0 H: 0 E: 0 LOB: 0 K: 1 BB: 0 S: 5 P: 8	R: 0 H: 0 E: 0 LOB: 0 K: 0 BB: 1 S: 8 P: 13	R: 0 H: 0 E: 0 LOB: 0 K: 0 BB: 0 S: 6 P: 12	R: 0 H: 0 E: 0 LOB: 1 K: 0 BB: 1 S: 8 P: 18	R: 0 H: 0 E: 0 LOB: 0 K: 2 BB: 0 S: 8 P: 10	1B: 4 SF: 1 2B: 1 SAC: 0 3B: 0 DP: 2 HR: 0 HBP: 0	WP: 0 PA: 31 PB: 0 SB: 0 CS: 1	
<b>PITCHER</b>	IP WLS BF H R ER SO BB IBB HBP BLK WP HR S P ERA WHIP											
Kyle Lohse, R (1, 1) ERA: 5.29	7.0 W 24 4 1 1 2 1 0 0 0 0 0 0 64 95 1.29 0.714											
J.C. Romero, L (8, 1) ERA: 2.75	1.0 4 0 0 0 0 1 0 0 0 0 0 0 8 18 0.00 1.000											
36 Joe Nathan, R (9, 1) ERA: 1.5	1.0 3 0 0 0 0 2 0 0 0 0 0 0 8 10 0.00 0.000											

Chicago White Sox @ Minnesota Twins  
 Hubert H. Humphrey Metrodome, Minneapolis, MN

Thu Sep 16 2004, 8:10 PM EDT  
 Att. 20,052 - Unknown - 70 F

AB	28
R	1
H	4
RBI	1
BB	2
SO	4
LOB	7







Batter	1	2	3	4	5	6	7	8	9	10	AB R H RBI BB SO LOB
20 Omar Infante, R OBP: 0.324, SLG: 0.460	2-1 HR		3-2 P4			4-2 HR BB	3-2 HR 1-H	1-3 K		2-3 K	5 3 2 3 1 2 2
Bobby Higginson, L OBP: 0.347, SLG: 0.383	2-3 K		3-1 P6			0-1 HR 1-H	4-2 1B BB		1-1 2B		4 2 2 2 1 1 0
Ivan Rodriguez, R OBP: 0.390, SLG: 0.516	2-3 K		1-2 G6-3			0-2 G3	1-0 1B HR 1B		1-3 K		5 1 1 0 0 2 1
Dmitri Young, S OBP: 0.345, SLG: 0.475	4-2 BB				0-1 G4-3	1-0 HR	0-0 HR 1B 1-2 2-H		4-0 G6-4-3 IBB		3 2 2 2 2 0 0
Craig Monroe, R OBP: 0.335, SLG: 0.492	3-2 P4				2-0 G4-3	0-0 G6-3	2-2 HR 1-H 2-H		1-1 G6-4-3 1-2f		5 1 1 3 0 0 3
Carlos Pena, L OBP: 0.343, SLG: 0.472					0-3 K	3-3 K	1-1 G3			2-1 HR	4 1 1 1 1 2 0
15 Brandon Inge, R OBP: 0.349, SLG: 0.458										0-1 F7 28 G6-4-3 1B	5 0 2 0 0 0 0
Jason Smith, L OBP: 0.292, SLG: 0.504 Ryan Raburn, R OBP: 0.125, SLG: 0.250										1-1 F7 1-2f	2 0 0 0 0 1 2 3 0 0 0 0 1 1
28 Curtis Granderson, L 33 Marcus Thames, R OBP: 0.302, SLG: 0.452										2-1 G6-4-3 1-2f	2 0 0 0 0 0 2 1 1 0 0 1 1 1


Inning Stats	R: 1 E: 0 K: 2 S: 13	H: 1 LOB: 1 BB: 1 P: 26	R: 0 E: 0 K: 10 S: 10	H: 1 LOB: 1 BB: 1 P: 20	R: 0 E: 0 K: 9 S: 9	H: 0 LOB: 0 BB: 0 P: 16	R: 0 E: 0 K: 1 S: 6	H: 0 LOB: 0 BB: 0 P: 8	R: 0 E: 0 K: 1 S: 8	H: 0 LOB: 0 BB: 0 P: 9	R: 3 E: 0 K: 1 S: 15	H: 2 LOB: 0 BB: 1 P: 23	R: 6 E: 0 K: 1 S: 19	H: 4 LOB: 0 BB: 2 P: 35	R: 0 E: 0 K: 2 S: 12	H: 1 LOB: 1 BB: 0 P: 16	R: 0 E: 0 K: 1 S: 8	H: 1 LOB: 1 BB: 1 P: 15	R: 1 E: 0 K: 1 S: 10	H: 1 LOB: 1 BB: 0 P: 17	1B: 4 2B: 1 3B: 0 HR: 6	SF: 0 SAC: 0 DP: 2 HBP: 1	WP: 0 PB: 0 SB: 0 CS: 0	PA: 46
PITCHER	IP	WLS	BF	H	R	ER	SO	BB	IBB	HBP	BLK	WP	HR	S	P	ERA	WHIP							
Jason Grilli, R ERA: 6.75	(1, 1)		25	4	4	4	5	3	0	0	0	0	3	63	105	5.68	1.105							
Damaso Marte, L ERA: 3.49	(7, 1)	B	4	1	2	2	1	2	0	0	0	0	1	9	20	54.00	9.000							
Jon Adkins, R ERA: 4.94	(7, 1)		4	3	4	4	0	0	0	0	0	0	1	8	12	108.00	9.000							
Felix Diaz, R ERA: 6.85	(8, 1)		4	1	0	0	2	0	0	0	0	0	0	12	16	0.00	1.000							
Shingo Takatsu, R ERA: 2.47	(9, 1)	L	9	2	1	1	2	0	1	1	0	0	1	18	32	4.50	1.000							

**TOP**

**Detroit Tigers @ Chicago White Sox**  
U.S. Cellular Field, Chicago, IL

Fri Sep 17 2004, 8:05 PM EDT  
Att. 23,132 - Sunny - 67 F

AB	39
R	11
H	11
RBI	11
BB	6
SO	10
LOB	12



[livebaseballscorecards.com](http://livebaseballscorecards.com)





Batter	1	2	3	4	5	6	7	8	9	10	11	12	AB	R	H	RBI	BB	SO	LOB	TOP									
20 Omar Infante, R OBP: 0.323, SLG: 0.457	(1, 6) C B X	2-1 L4	X	0-0 F7	X	0-3 K	1-3 K	X	X	0-1 HR	1-0 SH1-4	X	5	1	1	0	0	2	2	<p><b>Detroit Tigers @ Chicago White Sox</b>  <b>U.S. Cellular Field, Chicago, IL</b>  Sat Sep 18 2004, 7:05 PM EDT  Att. 23,533 - Sunny - 73 F</p>									
Bobby Higginson, L OBP: 0.351, SLG: 0.383	(1, 9) B B B B	4-1 E S BB	0-0 S	4-2 1B BB	0-0 S	4-2 G6-4-3 BB	0-2 PB S 1B	X	X	0-3 K	0-1 G3-1	X	3	0	1	0	3	1	2										
Ivan Rodriguez, R OBP: 0.389, SLG: 0.513	(1, 2) F SAFE D D X	2-1 F8	X	1-2 G6-4-3 1B	X	0-0 G6-4-3	3-3 SAFE K	X	X	3-3 SAFE K	4-0 IBB	X	5	0	1	2	1	2	4										
Dmitri Young, S OBP: 0.345, SLG: 0.490	(1, 10) F S S	1-3 K	X	0-2 G6-4-3	X	0-1 HR	1-3 K	X	X	1-1 HR	1-2 P6	X	6	2	2	3	0	2	5										
Craig Monroe, R OBP: 0.333, SLG: 0.487	(1, 7) B B B X	3-2 F8	X	0-0 G5-3	X	2-1 G5-3	1-3 K	X	X	0-0 HR	1-1 F9	X	6	1	1	0	0	1	0										
Carlos Pena, L OBP: 0.343, SLG: 0.484	(1, 3) C X	0-1 F7	X	2-1 HR	X	2-3 K	3-3 K	X	X	0-0 HR	1-2 F7	X	6	2	2	3	0	2	0										
15 Brandon Inge, R OBP: 0.352, SLG: 0.454	(1, 5) B C X	1-1 F8	X	4-2 S BB	X	4-0 BB	4-0 BB	X	X	4-0 DI BB	2-1 G4-3	X	3	0	0	0	3	0	0										
Jason Smith, L OBP: 0.293, SLG: 0.500	(1, 4) B B X	2-1 BB 1B	X	2-0 P2	X	1-3 K	2-3 K	X	X	1-3 K	1-2 K	X	3	1	1	0	0	1	2										
Ryan Raburn, R OBP: 0.100, SLG: 0.200	(9, PH) (9, 4)	BB 1B	X	2-1 P2	X	1-3 K	2-3 K	X	X	1-3 K	1-2 K	X	2	0	0	0	0	2	1										
Nook Logan, S OBP: 0.341, SLG: 0.342	(1, 8) B X	1-1 BB 1B	X	3-2 G4-3	X	2-1 G4-3	2-0 G6-3	X	X	2-0 G6-3	4-1 G3-1 SH1-4 BB	X	4	1	1	0	1	0	1										
<b>Inning Stats</b>	R: 0 E: 0 K: 1 S: 8	H: 0 LOB: 1 BB: 1 P: 17	R: 0 E: 0 K: 0 S: 8	H: 0 LOB: 0 BB: 0 P: 12	R: 2 E: 0 K: 0 S: 13	H: 3 LOB: 1 BB: 1 P: 21	R: 1 E: 0 K: 0 S: 10	H: 1 LOB: 1 BB: 1 P: 21	R: 0 E: 0 K: 1 S: 6	H: 0 LOB: 0 BB: 1 P: 10	R: 1 E: 0 K: 2 S: 10	H: 1 LOB: 1 BB: 1 P: 19	R: 0 E: 0 K: 2 S: 12	H: 0 LOB: 0 BB: 0 P: 18	R: 0 E: 0 K: 3 S: 13	H: 0 LOB: 0 BB: 0 P: 18	R: 0 E: 0 K: 1 S: 5	H: 0 LOB: 0 BB: 0 P: 10	R: 4 E: 0 K: 3 S: 16		H: 4 LOB: 1 BB: 1 P: 25	R: 0 E: 0 K: 0 S: 7	H: 0 LOB: 2 BB: 2 P: 17	R: 0 E: 0 K: 0 S: 9	H: 0 LOB: 0 BB: 0 P: 13	1B: 6 2B: 0 3B: 0 HR: 4	SF: 0 SAC: 1 DP: 2 HBP: 0	WP: 0 PB: 1 SB: 4 CS: 0	PA: 52
<b>PITCHER</b>	IP	WLS	BF	H	R	ER	SO	BB	IBB	HBP	BLK	WP	HR	S	P	ERA	WHIP												
52 Jose Contreras, R ERA: 5.84	(1, 1)	7.0	30	6	4	4	6	5	0	0	0	0	2	67	118	5.14	1.571												
Neal Cotts, L ERA: 5.4	(8, 1)	2.2	12	4	4	4	6	0	0	0	0	0	2	31	45	13.50	1.500												
Jeff Bajenaru, R ERA: 16.62	(10, 1)	0.1	2	0	0	0	1	1	0	0	0	0	0	3	8	0.00	3.000												
Felix Diaz, R ERA: 6.8	(11, 1)	0.1	2	0	0	0	0	1	0	0	0	0	0	2	7	0.00	3.000												
Damaso Marte, L ERA: 3.41	(11, 1)	1.2	W 6	0	0	0	0	0	1	0	0	0	0	14	23	0.00	0.000												

livebaseballscorecards.com

AB	43
R	8
H	10
RBI	8
BB	8
SO	13
LOB	17





Batter	1	2	3	4	5	6	7	8	9	10	11	12	AB	R	H	RBI	BB	SO	LOB
Willie Harris, L OBP: 0.339, SLG: 0.326 Aaron Rowand, R OBP: 0.368, SLG: 0.551	2-3 K	0-0 FC4-6			1-1 B1-3	1-2 G3		3-3 K		2-2 HR		0-1 1B	4	0	0	0	1	1	
5 Juan Uribe, R OBP: 0.321, SLG: 0.487	1-1 1B WP			2-2 BB 1B	1-0 BB 14 1B	0-1 F7			0-3 K	0-3 K			6	2	3	0	0	2	0
Carlos Lee, R OBP: 0.367, SLG: 0.515	2-2 WP 1B			2-1 P4	4-2 14 1B 2B BB	1-0 F8			2-1 F9	0-1 G4-3			5	1	1	0	1	0	1
14 Paul Konerko, R OBP: 0.362, SLG: 0.545	0-0 F7			0-2 L9	3-2 2B HBP 1B		2-0 G5-3		4-2 BB		0-1 G6-4-3 1B		5	1	2	1	1	0	3
Ross Gload, L OBP: 0.356, SLG: 0.423	4-2 BB			4-0 BB	0-0 HBP 2B	1-3 3-H	2-1 F8		1-1 L4		1-1 G6-4-3		4	0	1	1	2	0	2
Jose Valentin, S OBP: 0.280, SLG: 0.455 Wilson Valdez, R OBP: 0.250, SLG: 0.250	1-3 K			1-0 F8	3-1 P6		0-1 F8			0-1 HR 1B	0-3 K		4	0	0	0	0	1	6
Ben Davis, S OBP: 0.276, SLG: 0.381		4-1 FC4-6 BB		0-0 F8	4-1 HBP BB			1-2 F9		0-0 F8		1-2 G1-3	4	0	0	0	2	0	1
Joe Borchart, S OBP: 0.245, SLG: 0.295		0-0 F7		1-3 K	1-2 HBP			0-1 G6-3		0-0 HR		4-1 G5-3 BB	4	2	1	3	1	1	1
24 Joe Crede, R OBP: 0.291, SLG: 0.394 Timo Perez, L OBP: 0.292, SLG: 0.348 Jamie Burke, R OBP: 0.383, SLG: 0.424		3-1 F9		0-0 G6-3	2-1 P4			4-2 WP BB		1-2 WP HR 2B		0-0 G5-3	3	0	0	0	1	0	4

Inning Stats	R: 1	H: 2	E: 0	LOB: 2	K: 2	P: 21	R: 0	H: 0	E: 0	LOB: 1	K: 0	P: 5	R: 0	H: 1	E: 0	LOB: 2	K: 0	P: 11	R: 0	H: 0	E: 0	LOB: 0	K: 1	P: 5	R: 3	H: 3	E: 0	LOB: 3	K: 0	P: 17	R: 0	H: 0	E: 0	LOB: 0	K: 0	P: 6	R: 0	H: 0	E: 0	LOB: 0	K: 0	P: 8	R: 0	H: 0	E: 0	LOB: 1	K: 1	P: 13	R: 0	H: 0	E: 0	LOB: 1	K: 1	P: 10	R: 4	H: 4	E: 0	LOB: 0	K: 1	P: 15	R: 0	H: 1	E: 0	LOB: 0	K: 1	P: 7	R: 1	H: 1	E: 0	LOB: 1	K: 0	P: 8	R: 1	H: 1	E: 0	LOB: 1	K: 0	P: 13	1B: 8	2B: 2	3B: 0	HR: 2	SF: 0	SAC: 0	DP: 1	HBP: 1	WP: 3	PA: 55
--------------	------	------	------	--------	------	-------	------	------	------	--------	------	------	------	------	------	--------	------	-------	------	------	------	--------	------	------	------	------	------	--------	------	-------	------	------	------	--------	------	------	------	------	------	--------	------	------	------	------	------	--------	------	-------	------	------	------	--------	------	-------	------	------	------	--------	------	-------	------	------	------	--------	------	------	------	------	------	--------	------	------	------	------	------	--------	------	-------	-------	-------	-------	-------	-------	--------	-------	--------	-------	--------

PITCHER	IP	WLS	BF	H	R	ER	SO	BB	IBB	HBP	BLK	WP	HR	S	P	ERA	WHIP
Jason Johnson, R ERA: 5.02	(1, 1)	4.2	25	6	4	4	3	5	0	0	0	1	0	55	98	7.71	2.357
Craig Dingman, R ERA: 6.04	(5, 1)	1.2	6	0	0	0	0	0	0	1	0	0	0	11	18	0.00	0.000
Wilfredo Ledezma, L ERA: 3.59	(7, 1)	1.1	5	0	0	0	0	1	0	0	0	0	0	13	20	0.00	0.750
Roberto Novoa, R ERA: 7.02	(8, 1)	1.0	4	0	0	0	2	1	0	0	0	1	0	12	21	0.00	1.000
Jamie Walker, L ERA: 3.23	(9, 1)	0.2	4	2	2	2	0	0	0	0	0	0	1	6	7	27.00	3.000

**DETROIT TIGERS @ CHICAGO WHITE SOX**  
U.S. Cellular Field, Chicago, IL

Sat Sep 18 2004, 7:05 PM EDT  
Att: 23,533 - Sunny - 73 F

AB	46
R	9
H	12
RBI	8
BB	8
SO	7
LOB	21

PITCHER	IP	WLS	BF	H	R	ER	SO	BB	IBB	HBP	BLK	WP	HR	S	P	ERA	WHIP
John Ennis, R ERA: 8.25	(10, 1)	0.2	B	4	2	2	1	0	0	0	0	1	1	11	14	27.00	3.000
Al Levine, R ERA: 4.52	(11, 1)	1.2	L	7	2	1	1	1	0	0	0	0	0	15	21	5.40	1.800



Batter	1	2	3	4	5	6	7	8	9	AB R H RBI BB SO LOB	TOP		
20 Omar Infante, R (1, 6) OBP: 0.323, SLG: 0.456 Ryan Raburn, R (8, PH) OBP: 0.083, SLG: 0.167 (8, 4)	1-3 K		0-2 1-2 2-3 1B			1-3 K		0-3 K	1-3 K	3 0 1 0 0 2 0 2 0 0 0 0 2 3			
Bobby Higginson, L (1, 9) OBP: 0.350, SLG: 0.385 33 Marcus Thames, R (8, PH) OBP: 0.307, SLG: 0.452 (8, 9)	2-2 G3		1-3 K			0-1 2B		4-1 BB 1-2 BB		3 0 1 0 0 1 3 0 0 0 0 1 0 0			
Craig Monroe, R (1, 7) OBP: 0.332, SLG: 0.484	2-0 F7		2-3 K			3-3 K		4-2 BB 1-2 2-3 BB		3 0 0 0 1 2 4			
Dmitri Young, S (1, 10) OBP: 0.341, SLG: 0.485		3-1 G4-3		1-1 G4-3		0-0 G3		2-1 SF8 3-H		3 0 0 1 0 0 1			
Carlos Pena, L (1, 3) OBP: 0.342, SLG: 0.482		2-3 K		3-2 15 1-3 1B			2-2 G3-1	3-1 P5		4 0 1 0 0 1 2			
15 Brandon Inge, R (1, 2) OBP: 0.352, SLG: 0.453 30 Chris Shelton, R (9, PH) OBP: 0.340, SLG: 0.302		1-0 G5-3		2-2 L1-3 1-1			3-1 WP 1B		4-2 BB BB	3 0 1 0 0 0 1 0 0 0 0 1 0 0			
Eric Munson, L (1, 5) OBP: 0.299, SLG: 0.459			4-1 20 1B BB		2-2 L3		2-1 F7 1-2		1-3 K	3 0 0 0 1 1 2			
Jason Smith, L (1, 4) OBP: 0.299, SLG: 0.496 (8, 6)			0-0 20 1B 1-2 1B		1-1 F7		2-1 G3		4-2 BB 1-2 BB	3 0 1 0 1 0 1			
Nook Logan, S (1, 8) OBP: 0.336, SLG: 0.336 28 Curtis Granderson, L (8, PH) OBP: 0.125, SLG: 0.125 (8, 8)			2-3 K 2 SAFE		0-1 G1-3			0-0 BB 33 BB SF8 1B	2-3 K	2 0 0 0 0 1 2 2 1 1 0 0 1 2			
Inning Stats	R: 0 E: 0 K: 1 S: 7 H: 0 LOB: 0 BB: 0 P: 12	R: 0 E: 0 K: 1 S: 6 H: 0 LOB: 0 BB: 0 P: 12	R: 0 E: 0 K: 3 S: 15 H: 2 LOB: 3 BB: 1 P: 24	R: 0 E: 0 K: 0 S: 9 H: 1 LOB: 0 BB: 0 P: 15	R: 0 E: 0 K: 0 S: 8 H: 0 LOB: 0 BB: 0 P: 11	R: 0 E: 0 K: 2 S: 9 H: 1 LOB: 1 BB: 0 P: 13	R: 0 E: 0 K: 0 S: 9 H: 1 LOB: 1 BB: 0 P: 18	R: 1 E: 0 K: 1 S: 12 H: 1 LOB: 2 BB: 2 P: 25	R: 0 E: 0 K: 3 S: 17 H: 0 LOB: 2 BB: 2 P: 29	1B: 5 2B: 2 3B: 0 HR: 0 SF: 1 SAC: 0 DP: 1 HBP: 0	WP: 1 PB: 0 SB: 0 CS: 0 PA: 37		
PITCHER	IP WLS BF H R ER SO BB IBB HBP BLK WP HR S P ERA WHIP											PITCHER	IP WLS BF H R ER SO BB IBB HBP BLK WP HR S P ERA WHIP
Freddy Garcia, R (1, 1) ERA: 3.86	7.1 W 30 6 1 1 8 3 0 0 0 1 0 71 121 1.23 1.227												
Arnie Munoz, L (8, 1) ERA: 10.8	1.1 6 0 0 0 2 2 0 0 0 0 0 18 34 0.00 1.500												
Felix Diaz, R (9, 1) ERA: 6.75	0.1 1 0 0 0 1 0 0 0 0 0 0 3 4 0.00 0.000												

**Detroit Tigers @ Chicago White Sox**  
 U.S. Cellular Field, Chicago, IL  
 Sun Sep 19 2004, 3:05 PM EDT  
 Att. 19,269 - Sunny - 73 F

[livebaseballscorecards.com](http://livebaseballscorecards.com)

AB	31
R	1
H	6
RBI	1
BB	5
SO	11
LOB	21



Batter	1	2	3	4	5	6	7	8	9
<b>Willie Harris, L</b> OBP: 0.340, SLG: 0.324 (1, 4)	4-1 G4-3 WP S BB		0-3 K 2B		4-1 F8 14 SF7 1B BB	1-1 L4			
<b>Aaron Rowand, R</b> OBP: 0.371, SLG: 0.554 (1, 8)	3-1 G4-3 1-3		2-2 1-H 2B		1-2 1B 1-2 1B		4-2 HR BB		
<b>Carlos Lee, R</b> OBP: 0.366, SLG: 0.518 (1, 7)	2-2 F7 3-H		0-1 F7		0-0 F8 2-3		1-2 1-H HR		
<b>14 Paul Konerko, R</b> OBP: 0.361, SLG: 0.550 (1, 10)	2-3 K			0-0 HR	0-1 SF7		3-3 K		
<b>Ross Gload, L</b> OBP: 0.359, SLG: 0.425 (1, 3)		0-2 G4-3		1-2 HBP 1B	1-1 5 FC4 1B		1-2 G3-1		
<b>5 Juan Uribe, R</b> OBP: 0.318, SLG: 0.483 (1, 5)		1-2 P4		1-3 K	2-0 FC4 1-2f		0-2 G5-3		
<b>Jamie Burke, R</b> OBP: 0.378, SLG: 0.412 (1, 2)		1-0 G6-3		1-1 FC5-4 HBP		3-2 F8	1-0 G4-3		
<b>Joe Borchart, S</b> OBP: 0.246, SLG: 0.293 (1, 9)			0-0 F9	0-3 K	2-0 PB SH1-3 1B		0-2 G5-3		
<b>Wilson Valdez, R</b> OBP: 0.200, SLG: 0.200 (1, 6)			1-1 L9	1-0 FC5-4 1-2f		0-0 SH1-3	0-3 K		

Inning Stats	R: 1	H: 0	E: 0	K: 1	S: 11	LOB: 0	BB: 1	P: 22	R: 0	H: 0	E: 0	K: 0	S: 7	LOB: 0	BB: 0	P: 9	R: 1	H: 1	E: 0	K: 1	S: 11	LOB: 1	BB: 0	P: 14	R: 1	H: 2	E: 0	K: 2	S: 16	LOB: 2	BB: 0	P: 20	R: 1	H: 2	E: 0	K: 0	S: 10	LOB: 2	BB: 1	P: 18	R: 0	H: 1	E: 0	K: 0	S: 7	LOB: 1	BB: 0	P: 13	R: 2	H: 1	E: 0	K: 1	S: 15	LOB: 0	BB: 1	P: 24	R: 0	H: 0	E: 0	K: 1	S: 7	LOB: 0	BB: 0	P: 8
--------------	------	------	------	------	-------	--------	-------	-------	------	------	------	------	------	--------	-------	------	------	------	------	------	-------	--------	-------	-------	------	------	------	------	-------	--------	-------	-------	------	------	------	------	-------	--------	-------	-------	------	------	------	------	------	--------	-------	-------	------	------	------	------	-------	--------	-------	-------	------	------	------	------	------	--------	-------	------

PITCHER	IP	WLS	BF	H	R	ER	SO	BB	IBB	HBP	BLK	WP	HR	S	P	ERA	WHIP
<b>38 Jeremy Bolderman, R</b> ERA: 5.2 (1, 1)	6.0	L	28	6	4	4	4	2	0	1	0	2	1	62	96	6.00	1.333
<b>Franklyn German, R</b> ERA: 10.45 (7, 1)	1.0		5	1	2	2	1	1	0	0	0	0	1	15	24	18.00	2.000
<b>Steve Colyer, L</b> ERA: 6.35 (8, 1)	1.0		3	0	0	0	1	0	0	0	0	0	0	7	8	0.00	0.000

**AB R H RBI BB SO LOB**

**2 3 0 0 2 1 1**

**3 1 2 1 1 0 1**

**4 1 1 2 0 0 3**

**3 1 1 2 0 2 0**

**4 0 2 0 0 0 0**

**4 0 0 0 0 1 3**

**3 0 0 0 0 0 0**

**4 0 1 0 0 1 2**

**3 0 0 0 0 1 2**

**AB 30**

**R 6**

**H 7**

**RBI 5**

**BB 3**

**SO 6**

**LOB 12**

**WP: 2 PA: 36**

**PB: 1**

**SB: 1**

**CS: 0**

**1B: 4 SF: 1**

**2B: 1 SAC: 1**

**3B: 0 DP: 0**


**HR: 2 HBP: 1**

**DETROIT TIGERS @ CHICAGO WHITE SOX**

**U.S. Cellular Field, Chicago, IL**

Sun Sep 19 2004, 3:05 PM EDT

Att. 19,269 - Sunny - 73 F



PITCHER	IP	WLS	BF	H	R	ER	SO	BB	IBB	HBP	BLK	WP	HR	S	P	ERA	WHIP
---------	----	-----	----	---	---	----	----	----	-----	-----	-----	----	----	---	---	-----	------



Batter	1	2	3	4	5	6	7	8	9	AB R H RBI BB SO LOB	TOP											
Shannon Stewart, R (1, 7) OBP: 0.376, SLG: 0.450	4-1 FC1-4 BB	1-2 F7		0-2 G6-3		0-0 G5-3			1-0 F8	4 0 0 0 1 0 3												
20 Lew Ford, R (1, 9) OBP: 0.390, SLG: 0.460 Jacque Jones, L (9, 9) OBP: 0.315, SLG: 0.426	2-1 FC1-4 HR	2-2 F9			2-1 FC4-6 1B		1-3 K		2-2 5 BB 1-3 2B	5 2 2 0 0 1 2 0 0 0 0 0 0 0												
Torii Hunter, R (1, 8) OBP: 0.334, SLG: 0.481	0-1 HR		1-0 G6-3		1-1 FC4-6 2B		0-0 F9		4-0 5 BB IBB	4 1 2 2 1 0 0												
Matthew LeCroy, R (1, 3) OBP: 0.320, SLG: 0.407	1-1 2B		1-2 F9		1-2 G4-3		1-3 K		2-0 F6	5 0 1 0 0 1 5												
5 Michael Cuddyer, R (1, 10) OBP: 0.342, SLG: 0.433	2-2 HR 1B		2-2 1B		4-0 FC4-6 IBB			0-0 F7	4-1 1-2 2-3 3-H BB	3 1 2 1 2 0 0												
Corey Koskie, L (1, 5) OBP: 0.339, SLG: 0.493	0-0 HR		1-3 K		0-2 FC4-6 PO			0-1 F9	0-3 K	5 1 1 3 0 2 6												
Cristian Guzman, S (1, 6) OBP: 0.314, SLG: 0.393	0-0 G6-3			2-0 G6-3	0-1 PO	1-0 G6-3		1-0 G6-3		4 0 0 0 0 0 0												
Luis Rivas, R (1, 4) OBP: 0.280, SLG: 0.434		2-1 G1-3		1-0 F9		0-0 2B		1-0 HR		4 1 2 1 0 0 0												
Henry Blanco, R (1, 2) OBP: 0.251, SLG: 0.358		4-2 BB		0-1 HR		1-1 F8		1-2 20 2B 5 BB 1B		3 2 2 1 1 0 1												
Inning Stats	R: 4 E: 0 K: 0 S: 14	H: 4 LOB: 0 BB: 1 P: 23	R: 0 E: 0 K: 0 S: 12	H: 0 LOB: 1 BB: 1 P: 21	R: 0 E: 0 K: 1 S: 10	H: 1 LOB: 1 BB: 0 P: 15	R: 1 E: 0 K: 0 S: 7	H: 1 LOB: 0 BB: 0 P: 10	R: 1 E: 0 K: 0 S: 12	H: 2 LOB: 1 BB: 1 P: 20	R: 0 E: 0 K: 0 S: 5	H: 1 LOB: 1 BB: 0 P: 7	R: 0 E: 0 K: 2 S: 7	H: 0 LOB: 0 BB: 0 P: 9	R: 0 E: 0 K: 0 S: 4	H: 0 LOB: 0 BB: 0 P: 5	R: 2 E: 0 K: 1 S: 14	H: 3 LOB: 3 BB: 2 P: 29	1B: 4 2B: 4 3B: 0 HR: 4	SF: 0 SAC: 0 DP: 0 HBP: 0	WP: 0 PB: 0 SB: 0 CS: 0	PA: 43
PITCHER	IP WLS BF H R ER SO BB IBB HBP BLK WP HR S P ERA WHIP												PITCHER	IP WLS BF H R ER SO BB IBB HBP BLK WP HR S P ERA WHIP								
56 Mark Buehrle, L (1, 1) ERA: 4.12	8.0 L 35 10 7 7 3 2 1 0 0 0 4 72 112 7.88 1.500																					
Jeff Bajenaru, R (9, 1) ERA: 15.19	1.0 7 2 1 1 1 1 1 1 0 0 0 0 13 27 9.00 3.000																					

Minnesota Twins @ Chicago White Sox  
U.S. Cellular Field, Chicago, IL  
Mon Sep 20 2004, 8:05 PM EDT  
Att. 21,991 - Sunny - 74 F

livebaseballscorecards.com

AB	37
R	8
H	12
RBI	8
BB	5
SO	4
LOB	17



BOTTOM

Minnesota Twins @ Chicago White Sox  
U.S. Cellular Field, Chicago, IL

Mon Sep 20 2004, 8:05 PM EDT  
Att. 21,991 - Sunny - 74 F

livebaseballscorecards.com

AB	33
R	2
H	8
RBI	2
BB	1
SO	3
LOB	8



WP:	0	PA:	34
PB:	0	SB:	0
CS:	0		

AB R H RBI BB SO LOB

4 0 0 0 0 1 1

4 0 1 0 0 0 0

4 0 1 0 0 0 0

3 0 1 0 1 1 2

4 1 2 0 0 0 2

4 1 2 2 0 1 1

3 0 0 0 0 0 1

1 0 0 0 0 0 1

3 0 0 0 0 0 0

3 0 1 0 0 0 0

1B:	7	SF:	0
2B:	0	SAC:	0
3B:	0	DP:	2
HR:	1	HBP:	0

Batter	1	2	3	4	5	6	7	8	9
Willie Harris, L OBP: 0.337, SLG: 0.321 (1, 4)	0-1 P4		1-0 G4-6-3 1-2f			2-2 F7		3-3 K	
Aaron Rowand, R OBP: 0.370, SLG: 0.551 (1, 8)	1-0 G6-3			1-1 F9		1-1 FC5 1B		0-1 P4	
Carlos Lee, R OBP: 0.365, SLG: 0.516 (1, 7)	3-2 F7			0-0 F7		0-1 1B		0-0 F9	
14 Paul Konerko, R OBP: 0.362, SLG: 0.548 (1, 10)			4-2 G6-4-3 BB		1-1 1B	1-0 FC5 2-3f		1-3 K	
Ross Gload, L OBP: 0.362, SLG: 0.426 (1, 3)			2-2 G6-4-3 1-2f		1-1 F9		0-0 HR 1B	1-1 1B	
Jose Valentin, S OBP: 0.281, SLG: 0.462 (1, 6)			3-2 FC4-6 1B		3-2 F8		0-0 HR	3-2 K	
Sandy Alomar Jr., R OBP: 0.297, SLG: 0.308 Timo Perez, L OBP: 0.291, SLG: 0.346 (9, PH)			0-1 FC4-6 1-2f		0-1 G6-3		0-2 G6-3	0-2 P6	
Joe Borchard, S OBP: 0.241, SLG: 0.288 (1, 9)			1-2 G4-3		0-1 F7		3-2 G4-3		
24 Joe Crede, R OBP: 0.292, SLG: 0.394 (1, 5)			1-0 G4-6-3 1B		1-1 F8		2-0 F8		

Inning Stats	R: 0	H: 0	E: 0	K: 0	S: 7	R: 0	H: 1	E: 0	K: 0	S: 12	R: 0	H: 1	E: 0	K: 0	S: 5	R: 0	H: 1	E: 0	K: 0	S: 7	R: 0	H: 0	E: 0	K: 0	S: 7	R: 0	H: 2	E: 0	K: 10	S: 10	R: 2	H: 2	E: 0	K: 0	S: 9	R: 0	H: 0	E: 0	K: 1	S: 6	R: 0	H: 1	E: 0	K: 2	S: 12	1B: 7	2B: 0	3B: 0	HR: 1	SF: 0	SAC: 0	DP: 2	HBP: 0	WP: 0	PA: 34
--------------	------	------	------	------	------	------	------	------	------	-------	------	------	------	------	------	------	------	------	------	------	------	------	------	------	------	------	------	------	-------	-------	------	------	------	------	------	------	------	------	------	------	------	------	------	------	-------	-------	-------	-------	-------	-------	--------	-------	--------	-------	--------

PITCHER	IP	WLS	BF	H	R	ER	SO	BB	IBB	HBP	BLK	WP	HR	S	P	ERA	WHIP
Carlos Silva, R ERA: 4.26 (1, 1)	7.0	W	27	7	2	2	0	1	0	0	0	0	1	57	89	2.57	1.143
Juan Rincon, R ERA: 2.63 (8, 1)	2.0		7	1	0	0	3	0	0	0	0	0	0	18	26	0.00	0.500



Batter	1	2	3	4	5	6	7	8	9	AB R H RBI BB SO LOB	TOP					
20 Lew Ford, R OBP: 0.388, SLG: 0.458 (1, 8) C F X	0-2 F9		1-1 F8		3-2 1B		2-3 K		3-1 P3	5 0 1 0 0 1 1						
Jacque Jones, L OBP: 0.313, SLG: 0.422 (1, 9) B X	1-0 P4		2-1 F7		0-0 L1		3-2 G4-3			4 0 0 0 0 0 1						
Corey Koskie, L OBP: 0.338, SLG: 0.494 (1, 5) Augie Ojeda, S OBP: 0.400, SLG: 0.500 (7, 5) C B F B T	3-2 K			1-2 FC6-5 2B	3-2 P5		2-3 K			4 0 1 0 0 2 1 0 0 0 0 0 0 0						
Matthew LeCroy, R OBP: 0.319, SLG: 0.409 (1, 3) C X		0-1 G6-3		0-1 FC6-5 WP FC4-2 2-3 1B		2-1 HR 2B		3-2 G5-3		4 1 1 0 0 0 1						
Jason Kubel, L OBP: 0.435, SLG: 0.550 (1, 10) B B X T B		2-1 HR 1B		1-2 FC4-2 WP 1-2 1B 1B		1-0 HR 2-H		3-2 F9		4 3 3 2 0 0 0						
Michael Restovich, R OBP: 0.325, SLG: 0.500 (1, 7) B X T B		1-1 HR 1-H		2-2 FC4-2 1-3 2-H 1B		0-1 P3		0-2 G6-3		4 1 1 2 0 0 2						
Jason Bartlett, R OBP: 0.091, SLG: 0.091 (1, 6) B B B T B		2-2 G5-3		2-2 1-2 3-H 1B		3-2 P3			1-1 G6-3	4 0 1 1 0 0 0						
Luis Rivas, R OBP: 0.283, SLG: 0.433 (1, 4) B B T B B		3-2 P5		2-3 K		4-1 2B BB			2-2 1B	3 1 1 0 1 1 2						
Pat Borders, R OBP: 0.265, SLG: 0.358 (1, 2) Jose Offerman, S OBP: 0.356, SLG: 0.400 (9, PH) C X			0-1 F7		0-3 K	SAFE 2-1 1-H 2B			3-2 P6	3 0 1 1 0 1 0 1 0 0 0 0 0 1						
<b>Inning Stats</b>	R: 0 E: 0 K: 1 S: 8 H: 0 LOB: 0 BB: 0 P: 12	R: 2 E: 0 K: 0 S: 13 H: 2 LOB: 0 BB: 0 P: 21	R: 0 E: 0 K: 0 S: 6 H: 0 LOB: 0 BB: 0 P: 9	R: 1 E: 0 K: 1 S: 22 H: 3 LOB: 2 BB: 0 P: 30	R: 0 E: 0 K: 1 S: 11 H: 1 LOB: 1 BB: 0 P: 17	R: 3 E: 0 K: 0 S: 13 H: 3 LOB: 1 BB: 1 P: 25	R: 0 E: 0 K: 2 S: 11 H: 0 LOB: 0 BB: 0 P: 18	R: 0 E: 0 K: 0 S: 11 H: 0 LOB: 0 BB: 0 P: 17	R: 0 E: 0 K: 0 S: 11 H: 1 LOB: 1 BB: 0 P: 20	1B: 5 2B: 3 3B: 0 HR: 2 SF: 0 SAC: 0 DP: 0 HBP: 0	WP: 1 PB: 0 SB: 0 CS: 0 PA: 37					
<b>PITCHER</b>	IP WLS BF H R ER SO BB IBB HBP BLK WP HR S P ERA WHIP															
Jon Garland, R ERA: 5.11 (1, 1)	6.0	27	9	6	6	3	1	0	0	0	1	2	73	114	9.00	1.667
Neal Cotts, L ERA: 5.31 (7, 1)	1.0	W 3	0	0	0	2	0	0	0	0	0	0	11	18	0.00	0.000
Jon Adkins, R ERA: 4.85 (8, 1)	1.0	H 3	0	0	0	0	0	0	0	0	0	0	11	17	0.00	0.000
Shingo Takatsu, R ERA: 2.43 (9, 1)	1.0	S 4	1	0	0	0	0	0	0	0	0	0	11	20	0.00	1.000

Minnesota Twins @ Chicago White Sox  
U.S. Cellular Field, Chicago, IL  
Tue Sep 21 2004, 8:05 PM EDT  
Att. 14,771 - Sunny - 82 F

livebaseballscorecards.com

AB	36
R	6
H	10
RBI	6
BB	1
SO	5
LOB	9



Batter	1	2	3	4	5	6	7	8	9	AB	R	H	RBI	BB	SO	LOB
Willie Harris, L OBP: 0.340, SLG: 0.322 5 Juan Uribe, R OBP: 0.320, SLG: 0.490 (8, 4)	0-2 G4-3		0-0 CI WP		4-0 1B BB	0-2 1B	3-1 HR			2	1	1	0	1	0	0
Aaron Rowand, R OBP: 0.370, SLG: 0.549 (1, 8)	0-1 G4-3 14 WP 1B		2-0 G5-3		3-3 SAFE K	1-1 1B	3-1 F9			5	1	2	1	0	1	3
Ross Gload, L OBP: 0.372, SLG: 0.430 (1, 3)	2-2 G4-3		4-1 14 G5-4-3 BB		1-0 F8 14 BB 1B	4-1 1B		0-0 1B		3	0	2	1	2	0	1
14 Paul Konerko, R OBP: 0.362, SLG: 0.552 (1, 10)	2-1 HR		2-0 G5-4-3		4-0 BB	0-0 F7		0-3 K		4	1	1	1	1	1	7
Timo Perez, L OBP: 0.287, SLG: 0.340 (1, 7)	0-0 F7				0-2 F8	0-0 F8		1-0 G3		5	0	0	0	0	0	3
Ben Davis, S OBP: 0.269, SLG: 0.370 (1, 2)			1-3 K		2-3 K	1-1 P6		0-1 E4 24 BB 5 HR		5	1	0	0	0	2	3
Joe Borchard, S OBP: 0.241, SLG: 0.293 (1, 9)			1-1 G3		0-0 2B	1-1 F8		1-3 K		4	0	1	0	0	1	1
24 Joe Crede, R OBP: 0.293, SLG: 0.392 (1, 5)			0-1 F9		4-2 BB	1-2 L6		4-0 5 BB HR BB		2	1	0	0	2	0	0
Wilson Valdez, R OBP: 0.316, SLG: 0.235 (1, 6)			0-2 WP CI 1B		0-0 G1-3	4-0 1B BB		4-2 5 HR BB		2	2	1	0	2	0	2

Inning Stats	R: 2	H: 2	E: 0	K: 0	S: 11	LOB: 0	BB: 0	P: 15	R: 0	H: 0	E: 0	K: 1	S: 7	LOB: 0	BB: 0	P: 9	R: 0	H: 1	E: 1	K: 0	S: 7	LOB: 2	BB: 1	P: 15	R: 0	H: 1	E: 0	K: 1	S: 10	LOB: 2	BB: 1	P: 16	R: 1	H: 1	E: 0	K: 1	S: 7	LOB: 2	BB: 2	P: 20	R: 1	H: 2	E: 0	K: 0	S: 12	LOB: 3	BB: 2	P: 23	R: 4	H: 1	E: 1	K: 1	S: 13	LOB: 0	BB: 2	P: 30	R: 0	H: 1	E: 0	K: 1	S: 7	LOB: 1	BB: 0	P: 9
<b>PITCHER</b>	IP	WLS	BF	H	R	ER	SO	BB	IBB	HBP	BLK	WP	HR	S	P	ERA	WHIP																																															
Kyle Lohse, R ERA: 5.31	(1, 1)	6.0		31	7	4	4	3	6	0	0	0	0	54	98	6.00	2.167																																															
J.C. Romero, L ERA: 2.73	(7, 1)	0.2	L	5	0	3	1	1	2	0	0	0	0	9	20	13.50	3.000																																															
28 Jesse Crain, R ERA: 2.66	(7, 1)	0.1	B	2	1	1	0	0	0	0	0	0	1	4	10	0.00	3.000																																															
Grant Balfour, R ERA: 4.15	(8, 1)	1.0		4	1	0	0	1	0	0	0	0	0	7	9	0.00	1.000																																															


**BOTTOM**

**Minnesota Twins @ Chicago White Sox**  
U.S. Cellular Field, Chicago, IL

Tue Sep 21 2004, 8:05 PM EDT  
Att. 14,771 - Sunny - 82 F

AB	33
R	8
H	9
RBI	7
BB	8
SO	5
LOB	20

WP: 2 PA: 42  
PB: 0  
SB: 2  
CS: 0





Batter	1	2	3	4	5	6	7	8	9	AB R H RBI BB SO LOB	TOP																
Shannon Stewart, R (1, 7) OBP: 0.376, SLG: 0.449	1-2 FC4 1B	2-2 L5			1-2 F9		0-2 G3		1-0 1B	5 0 2 0 0 0 1																	
Jacque Jones, L (1, 9) OBP: 0.314, SLG: 0.427	1-2 FC4 HBP 2B		1-3 K		3-2 HR		4-0 BB		0-0 F8	4 2 1 2 1 1 2																	
Torii Hunter, R (1, 8) OBP: 0.333, SLG: 0.478	1-1 2B 1-2 G6-3 HBP		1-3 K		0-1 G6-3		0-3 K			3 1 0 0 0 2 1																	
Corey Koskie, L (1, 5) OBP: 0.337, SLG: 0.494	0-1 1B 1-3 2B		1-3 K			3-2 F7		1-3 K		4 0 1 1 0 2 0																	
Matthew LeCroy, R (1, 3) OBP: 0.321, SLG: 0.414	2-2 G6-3			1-2 G5-3		1-1 HR 2B		1-1 1B		4 1 2 1 0 0 1																	
Jason Bartlett, R (8, PR) OBP: 0.091, SLG: 0.091										0 0 0 0 0 0 0																	
Terry Tiffie, S (8, 3) OBP: 0.357, SLG: 0.526										0 0 0 0 0 0 0																	
Jason Kubel, L (1, 10) OBP: 0.444, SLG: 0.667	2-2 1B			0-0 F9		1-1 HR		1 SAFE 3-1 P6		4 1 2 2 0 0 1																	
Cristian Guzman, S (1, 6) OBP: 0.311, SLG: 0.390	2-3 K			1-2 F8		1-0 G1-3		1-1 G6-3		4 0 0 0 0 1 3																	
Luis Rivas, R (1, 4) OBP: 0.282, SLG: 0.431		2-2 F9			0-2 HR 1B	1-2 F9			2-1 F8	4 1 1 0 0 0 0																	
Pat Borders, R (1, 2) OBP: 0.253, SLG: 0.341		2-1 G6-3			0-0 P3		0-1 P3		2-3 K	4 0 0 0 0 1 1																	
<b>Inning Stats</b>	R: 2 E: 0 K: 1 S: 19	H: 3 LOB: 2 BB: 0 P: 28	R: 0 E: 0 K: 0 S: 9	H: 0 LOB: 0 BB: 0 P: 15	R: 0 E: 0 K: 3 S: 9	H: 0 LOB: 0 BB: 0 P: 12	R: 0 E: 0 K: 0 S: 8	H: 0 LOB: 0 BB: 0 P: 10	R: 2 E: 0 K: 0 S: 16	H: 2 LOB: 0 BB: 0 P: 20	R: 2 E: 0 K: 0 S: 11	H: 2 LOB: 0 BB: 0 P: 18	R: 0 E: 0 K: 1 S: 8	H: 0 LOB: 1 BB: 1 P: 12	R: 0 E: 0 K: 1 S: 11	H: 1 LOB: 2 BB: 0 P: 17	R: 0 E: 0 K: 1 S: 7	H: 1 LOB: 1 BB: 0 P: 12	1B: 5 2B: 2 3B: 0 HR: 2	SF: 0 SAC: 0 DP: 0 HBP: 1	WP: 0 PB: 0 SB: 2 CS: 0	PA: 38					
<b>PITCHER</b>	IP WLS BF H R ER SO BB IBB HBP BLK WP HR S P ERA WHIP																										
Jason Grilli, R (1, 1) ERA: 7.29	5.1		24	7	6	6	4	0	0	1	0	0	2	68	97	10.12	1.312										
Felix Diaz, R (6, 1) ERA: 6.56	1.1		4	0	0	0	0	0	0	0	0	0	0	9	11	0.00	0.000										
Damaso Marte, L (7, 1) ERA: 3.34	1.1		6	1	0	0	2	1	0	0	0	0	0	14	24	0.00	1.500										
Jon Adkins, R (9, 1) ERA: 4.8	0.2		3	1	0	0	1	0	0	0	0	0	0	6	11	0.00	1.500										
Neal Cotts, L (9, 1) ERA: 5.29	0.1	W	1	0	0	0	0	0	0	0	0	0	0	1	1	0.00	0.000										

Minnesota Twins @ Chicago White Sox  
U.S. Cellular Field, Chicago, IL  
Wed Sep 22 2004, 8:05 PM EDT  
Att. 22,396 - Sunny - 78 F

livebaseballscorecards.com

AB	36
R	6
H	9
RBI	6
BB	1
SO	7
LOB	10



BOTTOM

Minnesota Twins @ Chicago White Sox  
U.S. Cellular Field, Chicago, IL

Wed Sep 22 2004, 8:05 PM EDT  
Att. 22,396 - Sunny - 78 F

livebaseballscorecards.com

AB	33
R	7
H	12
RBI	6
BB	4
SO	6
LOB	12



WP:	0	PA:	39
PB:	0		
SB:	1		
CS:	2		

AB R H RBI BB SO LOB

4	1	1	1	0	2	1
3	0	1	1	2	1	0
5	1	2	1	0	1	2
3	1	0	0	0	0	1
3	1	1	0	1	0	0
4	0	2	1	0	0	1
3	1	1	1	1	0	2
4	0	2	0	0	1	2
4	2	2	1	0	1	3

1B:	10	SF:	0
2B:	4	SAC:	1
3B:	0	DP:	3
HR:	0	HBP:	1

Batter	1	2	3	4	5	6	7	8	9
Aaron Rowand, R (1, 8) OBP: 0.369, SLG: 0.549	0-0 P5		1-1 1B 2B		3-3 K		1-3 K		0-0 SH1-4
Willie Harris, L (1, 4) OBP: 0.343, SLG: 0.322	2-3 K		3-2 14 CS 1B			1-2 G1-3	4-2 14 S BB		4-0 14 1B BB
14 Paul Konerko, R (1, 3) OBP: 0.363, SLG: 0.550	1-2 G6-3		3-3 K			1-2 1B HBP 1B	2-2 F8		0-1 1B
Carl Everett, S (1, 10) OBP: 0.319, SLG: 0.402		2-1 P4		0-0 L9		3-0 1B 1B E HBP	1-1 G4-3		
Jamie Burke, R (1, 2) OBP: 0.383, SLG: 0.410		4-0 G6-4-3 BB		1-1 G4-3		1-2 1B E 1B		2-1 G4-3	
Ross Gload, L (1, 7) OBP: 0.374, SLG: 0.431		1-1 G6-4-3		0-0 1B		0-1 24 1B E 1B		3-2 L3	
Joe Borchard, S (1, 9) OBP: 0.247, SLG: 0.294			0-0 2B 1B	1-1 P3		0-0 24 1B E3		4-2 BB	
24 Joe Crede, R (1, 5) OBP: 0.295, SLG: 0.393			3-2 F9		0-0 CS 1B	0-0 CS 1B		1-3 K	
Wilson Valdez, R (1, 6) OBP: 0.348, SLG: 0.333			2-0 2B 2B		0-3 K	1-2 F9			1-0 14 1B SH1-4 1B

Inning Stats	R: 0	H: 0	E: 0	K: 1	S: 8	LOB: 0	BB: 0	P: 11	R: 0	H: 0	E: 0	K: 0	S: 4	LOB: 0	BB: 1	P: 11	R: 3	H: 4	E: 0	K: 1	S: 18	LOB: 1	BB: 0	P: 30	R: 0	H: 1	E: 0	K: 0	S: 6	LOB: 1	BB: 0	P: 8	R: 0	H: 1	E: 0	K: 2	S: 7	LOB: 1	BB: 0	P: 10	R: 3	H: 4	E: 1	K: 0	S: 19	LOB: 2	BB: 0	P: 26	R: 0	H: 0	E: 0	K: 1	S: 12	LOB: 1	BB: 1	P: 20	R: 0	H: 0	E: 0	K: 1	S: 12	LOB: 1	BB: 1	P: 22	R: 1	H: 2	E: 0	K: 0	S: 4	LOB: 2	BB: 1	P: 9	1B: 10	SF: 0	2B: 4	SAC: 1	3B: 0	DP: 3	HR: 0	HBP: 1	WP: 0	PA: 39
--------------	------	------	------	------	------	--------	-------	-------	------	------	------	------	------	--------	-------	-------	------	------	------	------	-------	--------	-------	-------	------	------	------	------	------	--------	-------	------	------	------	------	------	------	--------	-------	-------	------	------	------	------	-------	--------	-------	-------	------	------	------	------	-------	--------	-------	-------	------	------	------	------	-------	--------	-------	-------	------	------	------	------	------	--------	-------	------	--------	-------	-------	--------	-------	-------	-------	--------	-------	--------

PITCHER	IP	WLS	BF	H	R	ER	SO	BB	IBB	HBP	BLK	WP	HR	S	P	ERA	WHIP
Terry Mulholland, L (1, 1) ERA: 5.34	5.1		24	9	6	6	4	1	0	0	0	0	0	55	88	10.12	1.875
Grant Balfour, R (6, 1) ERA: 4.08	0.2	B	3	1	0	0	0	0	0	0	0	0	0	7	8	0.00	1.500
28 Jesse Crain, R (7, 1) ERA: 2.53	1.0		4	0	0	0	1	1	0	0	0	0	0	12	20	0.00	1.000
J.C. Romero, L (8, 1) ERA: 2.69	1.0		4	0	0	0	1	1	0	0	0	0	0	12	22	0.00	1.000
Joe Roa, R (9, 1) ERA: 4.5	0.1	L	4	2	1	1	0	1	0	0	0	0	0	4	9	27.00	9.000

PITCHER	IP	WLS	BF	H	R	ER	SO	BB	IBB	HBP	BLK	WP	HR	S	P	ERA	WHIP
Terry Mulholland, L (1, 1) ERA: 5.34	5.1		24	9	6	6	4	1	0	0	0	0	0	55	88	10.12	1.875
Grant Balfour, R (6, 1) ERA: 4.08	0.2	B	3	1	0	0	0	0	0	0	0	0	0	7	8	0.00	1.500
28 Jesse Crain, R (7, 1) ERA: 2.53	1.0		4	0	0	0	1	1	0	0	0	0	0	12	20	0.00	1.000
J.C. Romero, L (8, 1) ERA: 2.69	1.0		4	0	0	0	1	1	0	0	0	0	0	12	22	0.00	1.000
Joe Roa, R (9, 1) ERA: 4.5	0.1	L	4	2	1	1	0	1	0	0	0	0	0	4	9	27.00	9.000

PITCHER	IP	WLS	BF	H	R	ER	SO	BB	IBB	HBP	BLK	WP	HR	S	P	ERA	WHIP
Terry Mulholland, L (1, 1) ERA: 5.34	5.1		24	9	6	6	4	1	0	0	0	0	0	55	88	10.12	1.875
Grant Balfour, R (6, 1) ERA: 4.08	0.2	B	3	1	0	0	0	0	0	0	0	0	0	7	8	0.00	1.500
28 Jesse Crain, R (7, 1) ERA: 2.53	1.0		4	0	0	0	1	1	0	0	0	0	0	12	20	0.00	1.000
J.C. Romero, L (8, 1) ERA: 2.69	1.0		4	0	0	0	1	1	0	0	0	0	0	12	22	0.00	1.000
Joe Roa, R (9, 1) ERA: 4.5	0.1	L	4	2	1	1	0	1	0	0	0	0	0	4	9	27.00	9.000



Batter	1	2	3	4	5	6	7	8	9	AB R H RBI BB SO LOB	TOP																
9 David DeJesus, L OBP: 0.361, SLG: 0.394 (1, 8)	E6 1B	SH1-3		G4-3					P6	4 1 1 2 0 0 0																	
Desi Relaford, S OBP: 0.300, SLG: 0.313 (1, 6)	WP 1B	G3			G4-3 2B			P5	F8	5 1 2 0 0 0 1																	
Joe Randa, R OBP: 0.347, SLG: 0.407 (1, 5)	P3		K		G4-3 2-3		G1-3		K BB	5 0 0 0 0 2 3																	
Matt Stairs, L OBP: 0.341, SLG: 0.453 (1, 3)	G4-3 1B		K		K					4 1 2 2 1 2 1																	
Abraham Nunez, S OBP: 0.309, SLG: 0.350 (1, 9)	G4-3 1B				G3		G6-3		F7	4 0 1 1 1 0 3																	
Calvin Pickering, L OBP: 0.364, SLG: 0.548 (1, 10)	G4-3		K			WP 9 1B		G6-3		4 1 1 0 0 1 3																	
14 John Buck, R OBP: 0.277, SLG: 0.419 (1, 2)	K			K		F9				4 0 1 0 0 2 3																	
Dee Brown, L OBP: 0.297, SLG: 0.361 (1, 7)		G4-3		G4-3		WP 9 1B BB				3 1 0 0 1 1 1																	
Ruben Gotay, S OBP: 0.331, SLG: 0.364 (1, 4)						K			K	4 1 2 0 0 2 3																	
<b>Inning Stats</b>	R: 2 E: 1 K: 1 S: 17	H: 3 LOB: 2 BB: 0 P: 27	R: 0 E: 0 K: 0 S: 11	H: 1 LOB: 1 BB: 0 P: 15	R: 0 E: 0 K: 3 S: 11	H: 0 LOB: 1 BB: 1 P: 20	R: 1 E: 0 K: 1 S: 8	H: 1 LOB: 0 BB: 0 P: 13	R: 0 E: 0 K: 1 S: 9	H: 1 LOB: 1 BB: 0 P: 15	R: 2 E: 0 K: 1 S: 13	H: 2 LOB: 1 BB: 1 P: 27	R: 1 E: 0 K: 0 S: 10	H: 1 LOB: 0 BB: 0 P: 16	R: 0 E: 0 K: 2 S: 9	H: 1 LOB: 1 BB: 0 P: 12	R: 0 E: 0 K: 1 S: 10	H: 0 LOB: 2 BB: 1 P: 18	1B: 6 2B: 2 3B: 1 HR: 1	SF: 0 SAC: 1 DP: 0 HBP: 0	WP: 3 PB: 1 SB: 0 CS: 0	PA: 41					
<b>PITCHER</b>	IP WLS BF H R ER SO BB IBB HBP BLK WP HR S P ERA WHIP																										
52 Jose Contreras, R ERA: 5.86 (1, 1)	5.2		27	7	5	4	7	2	0	0	0	3	0	65	110	6.35	1.588										
Neal Cotts, L ERA: 5.32 (6, 1)	1.1		5	2	1	1	0	0	0	0	0	0	1	14	23	6.75	1.500										
Arnie Munoz, L ERA: 9.82 (8, 1)	1.0		4	1	0	0	2	0	0	0	0	0	0	9	12	0.00	1.000										
Damaso Marte, L ERA: 3.3 (9, 1)	1.0	W	5	0	0	0	1	1	0	0	0	0	0	10	18	0.00	1.000										

**Kansas City Royals @ Chicago White Sox**  
 U.S. Cellular Field, Chicago, IL  
 Thu Sep 23 2004, 8:05 PM EDT  
 Att. 16,015 - Sunny - 84 F

AB	37
R	6
H	10
RBI	5
BB	3
SO	10
LOB	18



BOTTOM

Kansas City Royals @ Chicago White Sox  
U.S. Cellular Field, Chicago, IL

livebaseballscorecards.com

AB 34  
R 7  
H 10  
RBI 7  
BB 1  
SO 6  
LOB 10



WP: 0 PA: 35  
PB: 0  
SB: 0  
CS: 0

ERA WHIP

Thu Sep 23 2004, 8:05 PM EDT  
Att. 16,015 - Sunny - 84 F

AB R H RBI BB SO LOB

4 0 1 0 0 1 1

4 1 2 2 0 1 0

4 0 1 0 0 0 2

4 0 0 0 0 2 3

3 1 2 1 0 0 0

0 0 0 0 1 0 0

4 1 1 0 0 2 1

3 0 0 0 0 0 1

1 1 0 0 0 0 2

4 2 2 4 0 0 0

3 1 1 0 0 0 0

1B: 6 SF: 0  
2B: 0 SAC: 0  
3B: 0 DP: 1  
HR: 4 HBP: 0

9

8

7

6

5

4

3

2

1

Batter

Willie Harris, L (1, 4)  
OBP: 0.342, SLG: 0.321

Aaron Rowand, R (1, 8)  
OBP: 0.370, SLG: 0.555

Carlos Lee, R (1, 7)  
OBP: 0.364, SLG: 0.514

14 Paul Konerko, R (1, 10)  
OBP: 0.360, SLG: 0.546

Ross Gload, L (1, 3)  
OBP: 0.378, SLG: 0.450

5 Juan Uribe, R (9, PH)  
OBP: 0.321, SLG: 0.490

Joe Borchard, S (1, 9)  
OBP: 0.247, SLG: 0.293

Ben Davis, S (1, 2)  
OBP: 0.265, SLG: 0.364

Jamie Burke, R (9, PH)  
OBP: 0.379, SLG: 0.406

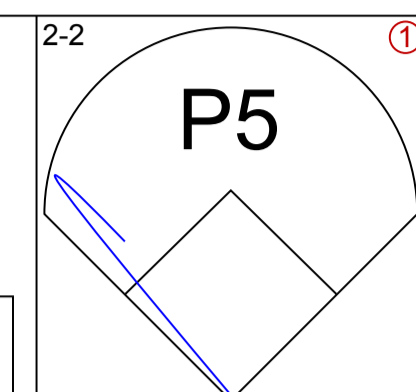
24 Joe Crede, R (1, 5)  
OBP: 0.297, SLG: 0.407

Wilson Valdez, R (1, 6)  
OBP: 0.346, SLG: 0.333

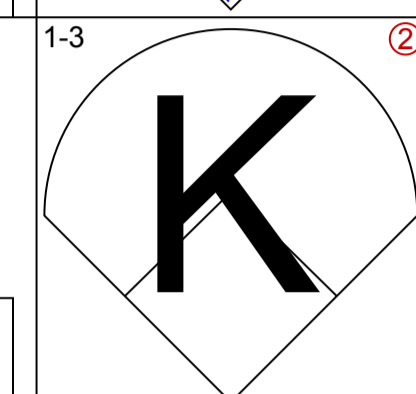
Inning Stats

PITCHER  
Mike Wood, R (1, 1)  
ERA: 5.82  
Shawn Camp, R (8, 1)  
ERA: 3.43  
Jeremy Affeldt, L (9, 1)  
ERA: 4.64

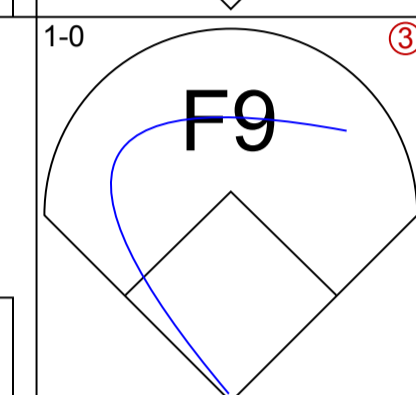
2-2




1-3



1-0



2-1



0-1



0-3



2-0



1-2



1-2




2-2



1-0



1-0



2-2



2-1



1-3



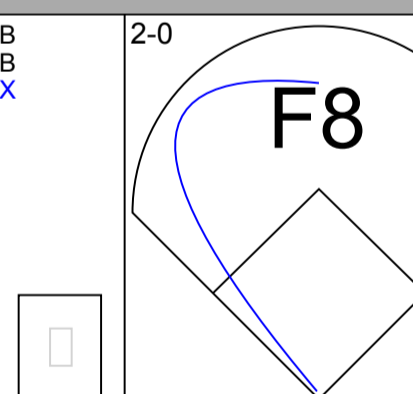
0-0



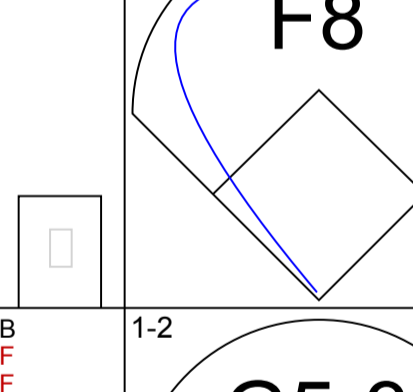
1-1



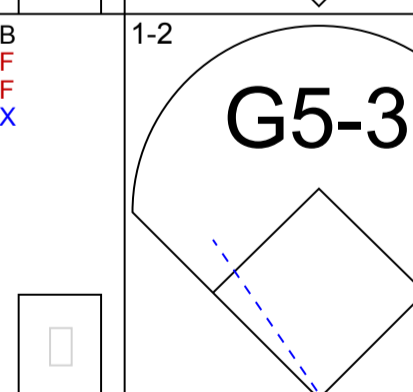
3-2



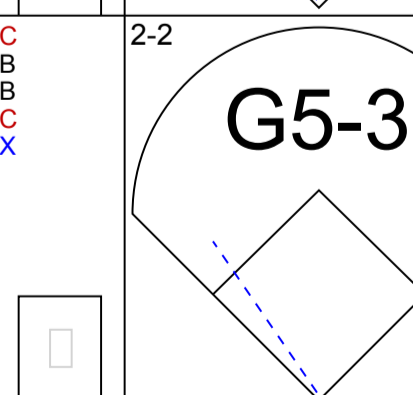
1-1



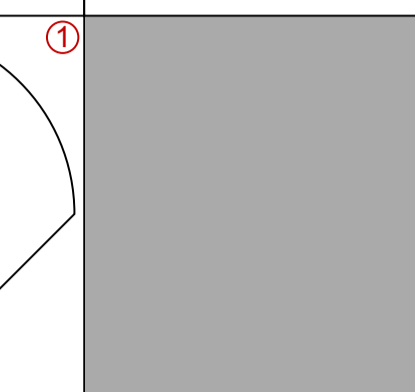
1-1



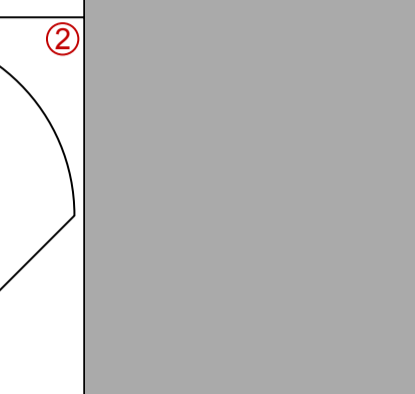
1-2



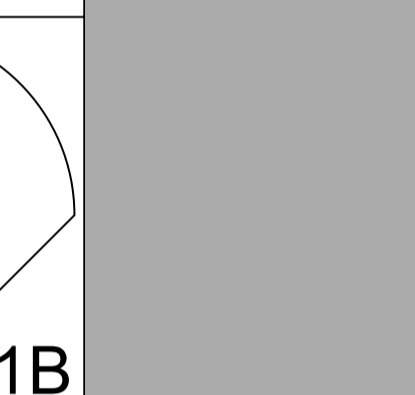
2-2



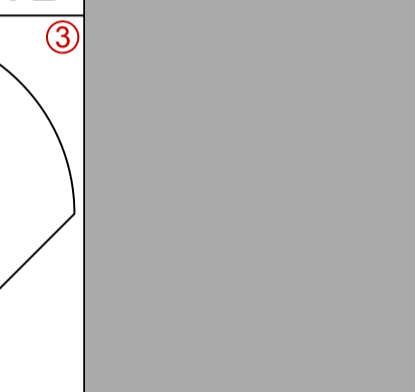
0-1



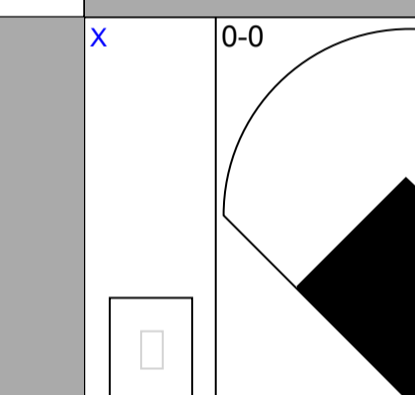
1-2



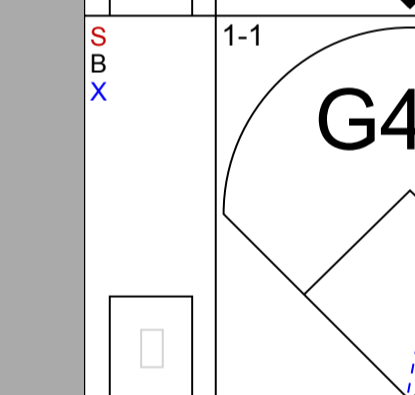
0-0



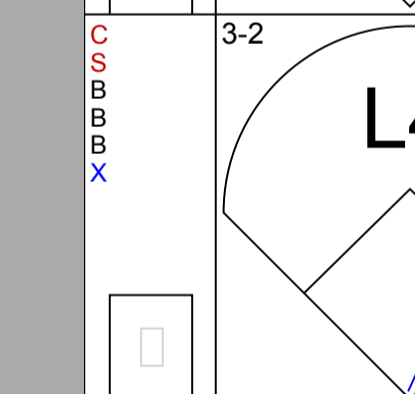
1-0



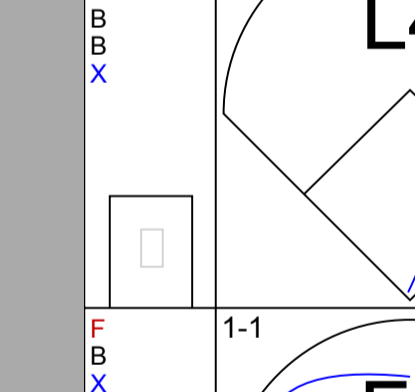
2-3



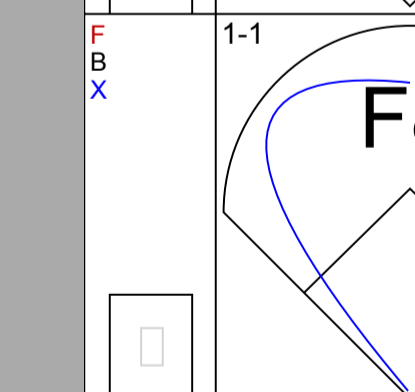
0-1



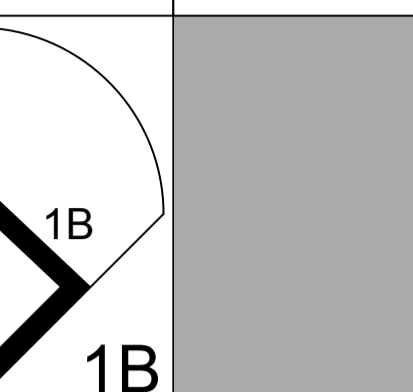
3-2



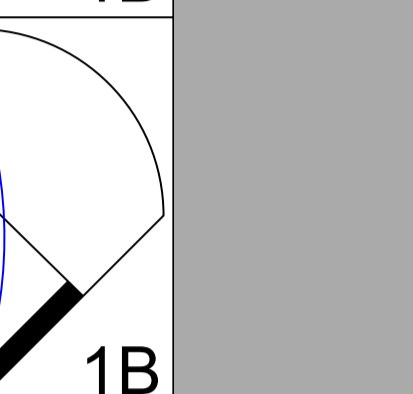
1-0



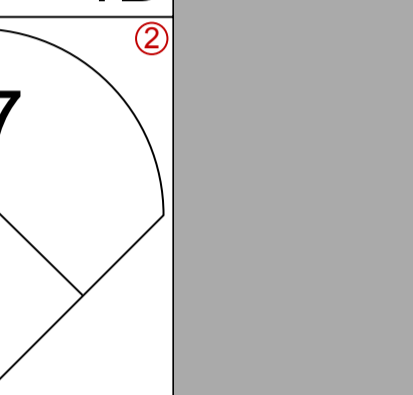
3-3



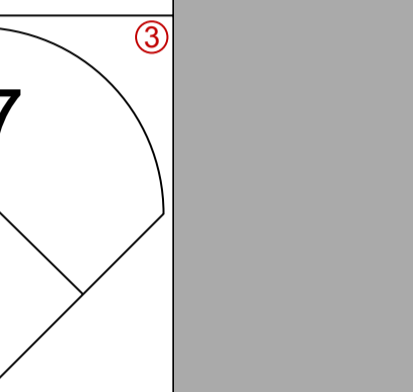
0-0



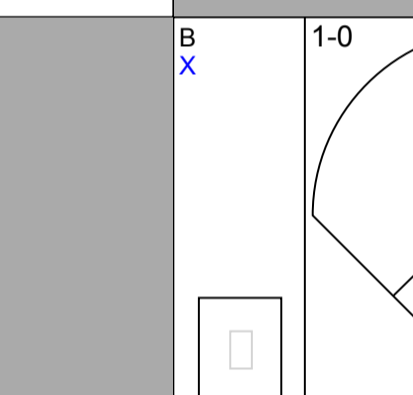
1-0



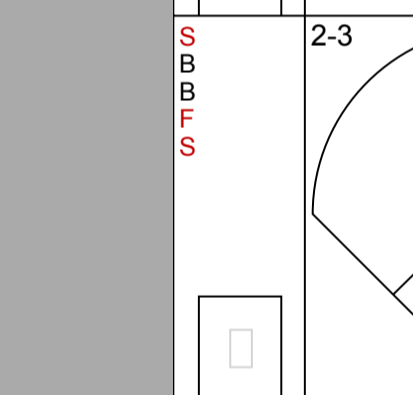
0-3



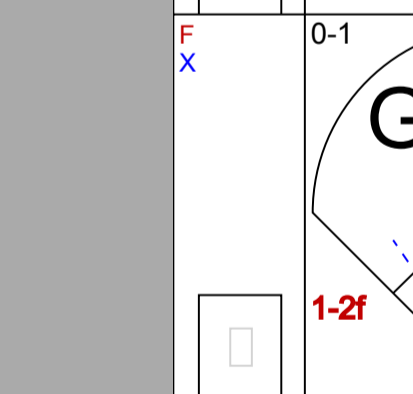
4-2



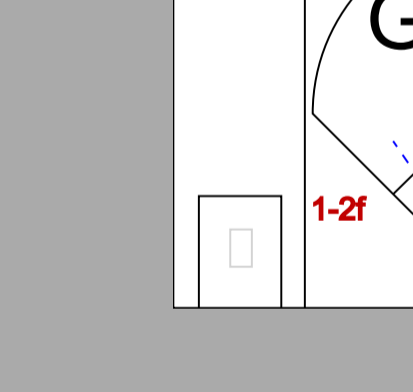
1-1




1-1



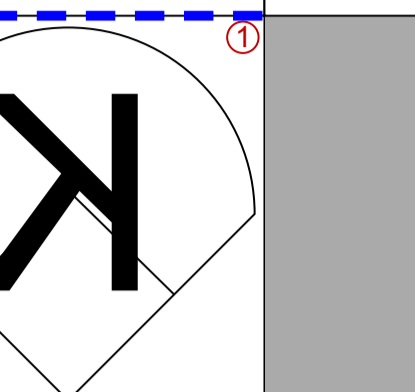
1-2




1-0



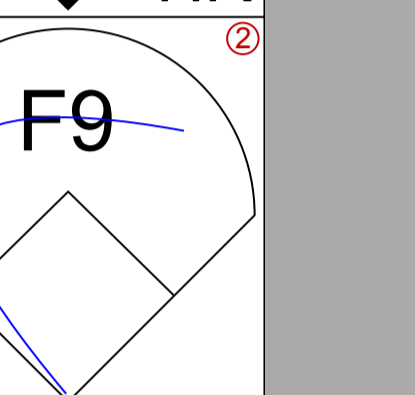
1-2



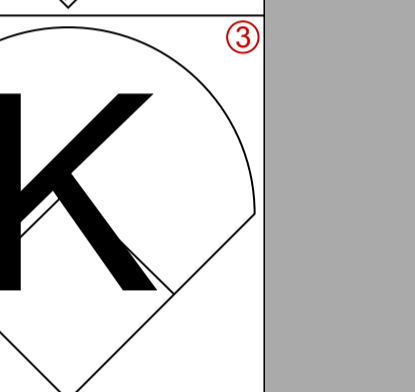
1-2



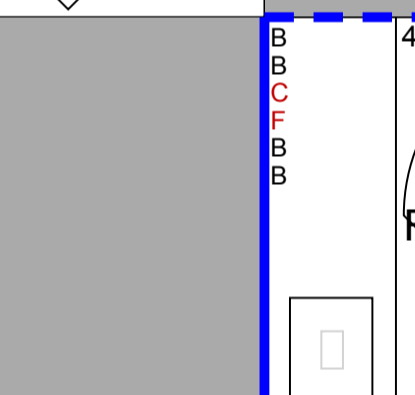
3-2



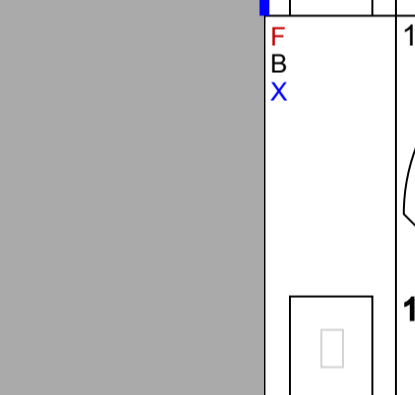
1-0



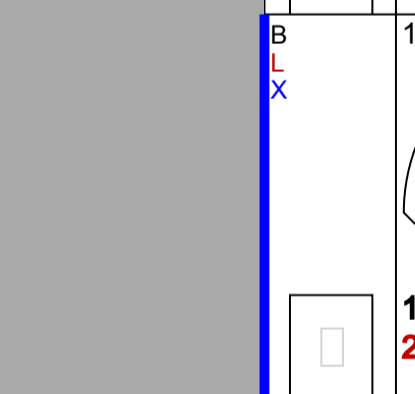
3-2



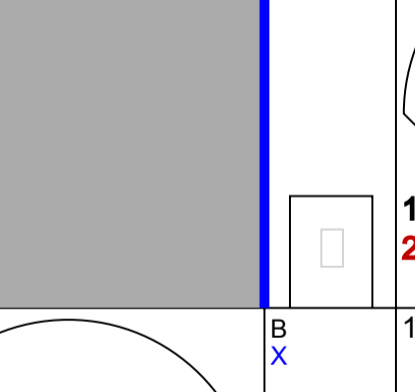
1-2



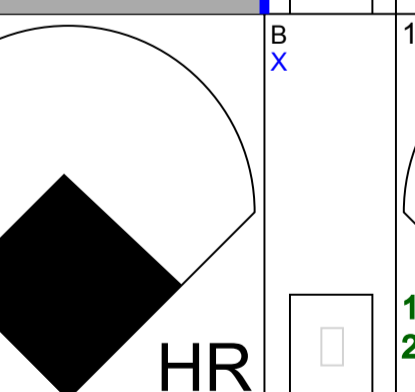
1-2




1-2




1-2



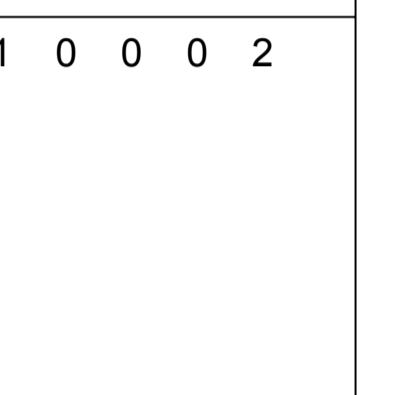
1-2



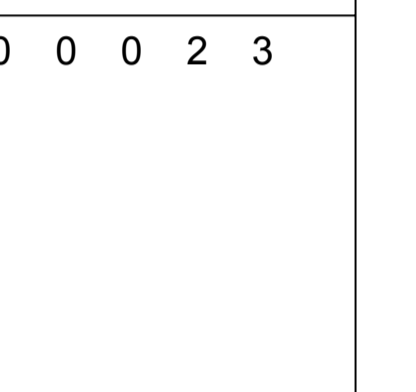
1-2



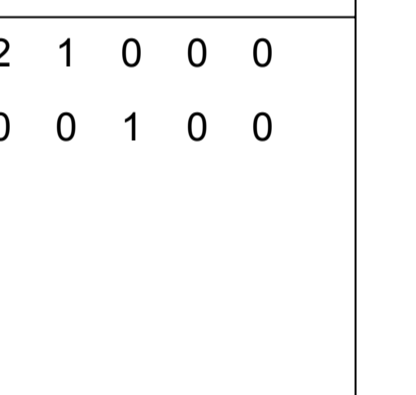
1-2



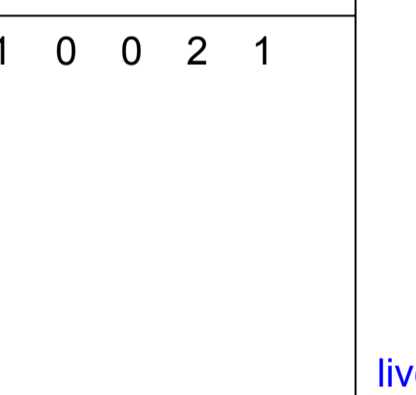
1-2



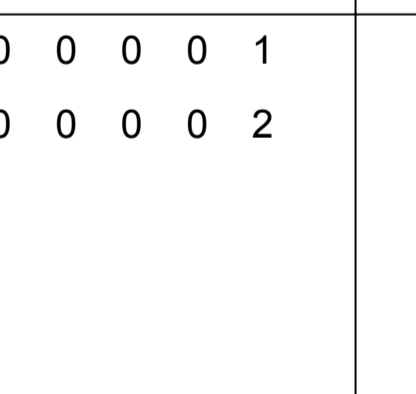
1-2



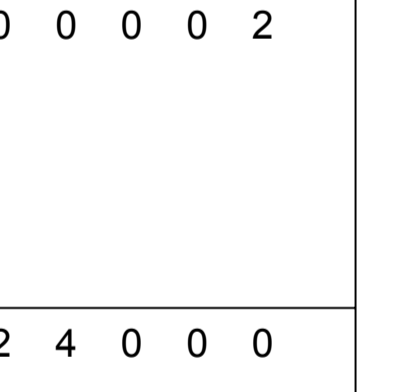
1-2



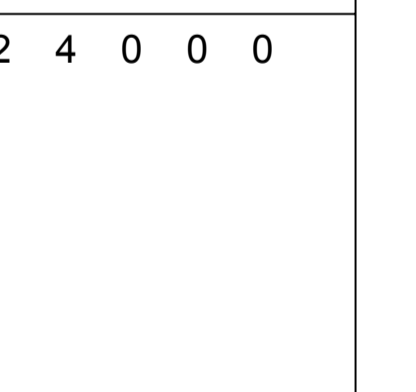
1-2




1-2



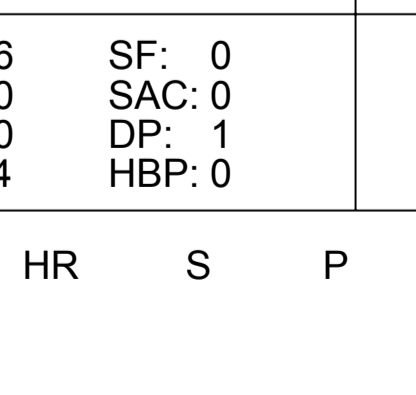
1-2



1-2



1-2





Batter	1	2	3	4	5	6	7	8	9	AB R H RBI BB SO LOB	TOP																	
9 David DeJesus, L (1, 8) OBP: 0.358, SLG: 0.390	2-2 F7		0-1 4 G5-3 1B	2-2 G3		1-0 G5-3		2-3 K	1-3 K	6 1 1 0 0 2 3																		
4 Angel Berroa, R (1, 6) OBP: 0.310, SLG: 0.387	1-2 E9		0-2 SAFE G5-3		1-3 K	1-0 HBP		1-2 2B SF8 1B	0-2 L5	5 1 1 0 0 1 2																		
Joe Randa, R (1, 5) OBP: 0.349, SLG: 0.414	3-3 K		1-2 E 1B		1-2 BB SF7 2B	1-0 P6		1-0 SAFE 1-3 2B		5 2 3 1 0 1 2																		
Matt Stairs, L (1, 3) OBP: 0.346, SLG: 0.465	1-3 K		1-0 SAFE E2 1-H 2B		4-1 BB BB		3-2 HR	4-2 BB		3 1 2 2 2 1 1																		
Abraham Nunez, S (1, 9)		2-0 P4	1-3 K		4-1 BB 1-2 2-3 BB		1-2 G6-3	0-1 SF8		3 0 0 1 1 1 1																		
Calvin Pickering, L (1, 10) OBP: 0.357, SLG: 0.531		3-3 K		2-2 G4-3	1-2 SF7		4-2 BB BB	2-1 G3-1		3 0 0 1 1 1 2																		
Desi Relaford, S (1, 7) OBP: 0.301, SLG: 0.310		2-1 G4-3		4-2 G6-3 14 1B BB	1-0 F9		4-0 FC5-4 BB	1-0 G5-3		3 0 0 0 2 0 2																		
14 John Buck, R (1, 2) OBP: 0.288, SLG: 0.453			2-0 HR	0-1 G6-3 1B		1-1 HR	1-1 F7	4-2 2B BB		4 3 3 2 1 0 2																		
Donnie Murphy, R (1, 4) OBP: 0.176, SLG: 0.294			1-3 K	0-2 G6-3		2-3 K	2-1 FC5-4	2-0 1-H 2B		5 0 1 1 0 2 4																		
<b>Inning Stats</b>	R: 0 E: 1 K: 2 S: 15	H: 0 LOB: 1 BB: 0 P: 22	R: 0 E: 0 K: 1 S: 6	H: 0 LOB: 0 BB: 0 P: 13	R: 3 E: 1 K: 2 S: 18	H: 4 LOB: 1 BB: 0 P: 24	R: 0 E: 0 K: 0 S: 14	H: 1 LOB: 2 BB: 1 P: 22	R: 1 E: 0 K: 1 S: 13	H: 1 LOB: 2 BB: 2 P: 25	R: 1 E: 0 K: 1 S: 7	H: 1 LOB: 1 BB: 0 P: 13	R: 1 E: 0 K: 0 S: 13	H: 1 LOB: 2 BB: 2 P: 28	R: 1 E: 0 K: 1 S: 16	H: 2 LOB: 2 BB: 1 P: 25	R: 1 E: 0 K: 1 S: 10	H: 1 LOB: 1 BB: 1 P: 18	1B: 4 2B: 4 3B: 0 HR: 3	SF: 2 SAC: 0 DP: 0 HBP: 1	WP: 0 PB: 0 SB: 0 CS: 0	PA: 47						
<b>PITCHER</b>	IP WLS BF H R ER SO BB IBB HBP BLK WP HR S P ERA WHIP																											
Freddy Garcia, R (1, 1) ERA: 3.95	5.0		25	6	4	4	6	3	0	0	0	0	0	1	66	106	7.20	1.800										
Felix Diaz, R (6, 1) ERA: 6.75	1.1	L	9	2	2	2	1	2	0	1	0	0	0	2	16	34	13.50	3.000										
Jeff Bajenaru, R (7, 1) ERA: 14.21	1.0		5	2	1	1	1	0	0	0	0	0	0	0	13	19	9.00	2.000										
Arnie Munoz, L (8, 1) ERA: 9.24	1.2		8	1	1	1	1	2	0	0	0	0	0	0	17	31	5.40	1.800										

**Kansas City Royals @ Chicago White Sox**  
 U.S. Cellular Field, Chicago, IL  
 Fri Sep 24 2004, 8:05 PM EDT  
 Att. 14,270 - Cloudy - 79 F

AB	37
R	8
H	11
RBI	8
BB	7
SO	9
LOB	19



Batter	1	2	3	4	5	6	7	8	9	AB R H RBI BB SO LOB
Aaron Rowand, R OBP: 0.369, SLG: 0.550 (1, 8) C B X	1-1 F8 ① B B X	2-0 G6-3 ③			4-2 5 L4-3 BB B B B B B B B		3-2 K ② B B B B B B B		1-0 B1 ① B X	4 0 0 0 1 1 3
5 Juan Uribe, R OBP: 0.322, SLG: 0.496 (1, 4) (8, 6) F B B X	2-1 HR 1B		1-2 HR		2-0 L4-3 ① ② 1-1 1 SAFE B D X		2-3 K ③ B B B B B B B		0-0 G6-4-3 ② ③ 1-2f	5 2 2 1 0 1 4
Carlos Lee, R OBP: 0.367, SLG: 0.522 (1, 7) F X	0-1 HR		3-2 14 1B G4-6-3 1B		0-0 G5-3 X		3-2 14 G5-4-3 1B B B C C B B B X			4 2 3 2 0 0 0
14 Paul Konerko, R OBP: 0.363, SLG: 0.546 (1, 10) B B C C B B B	4-2 1B BB		1-1 G4-6-3 1-3 1B		4-0 G4-6-3 BB B B B B		3-2 G5-4-3 ① ② 1-2f			2 0 1 0 2 0 1
Ross Gload, L OBP: 0.376, SLG: 0.446 (1, 3) B S B B X	3-1 1-2 1B		0-0 G4-6-3 ① ② 1-2f		1-2 G4-6-3 ① ② 1-2f		2-2 L7 ③ F F B B B X			4 0 1 0 0 0 2
Jamie Burke, R OBP: 0.383, SLG: 0.418 (1, 2) B F X	1-1 F4 ②		2-2 G1-3 ③ 3-H		1-1 2B F B X				1-1 24 2B 1B B C B X	4 1 2 0 0 0 2
Joe Borchard, S OBP: 0.247, SLG: 0.292 (1, 9) C C F D S	1-3 K ③			0-1 F8 ① S X		0-0 P3 ③ X			2-2 24 2B 1B B C F B B X	4 1 1 0 0 1 3
24 Joe Crede, R OBP: 0.298, SLG: 0.412 (1, 5) F C B X		1-2 F8 ①		2-0 F7 ② B B X		0-0 2B X			0-0 2B 1-H 2-H X	4 0 2 2 0 0 0
Wilson Valdez, R OBP: 0.321, SLG: 0.308 Willie Harris, L OBP: 0.340, SLG: 0.320 (7, PH) (8, 4) C C C B X		1-2 G6-3 ② B X		1-1 F9 ③ F B X		1-0 F8 ① B X			1-0 E6 5 G6-4-3 B X	2 0 0 0 0 0 0 2 0 0 0 0 0 2

Inning Stats	R: 2	H: 3	E: 0	K: 1	S: 16	R: 0	H: 0	E: 0	K: 0	S: 7	R: 0	H: 3	E: 0	K: 0	S: 13	R: 0	H: 0	E: 0	K: 0	S: 5	R: 0	H: 1	E: 0	K: 0	S: 6	R: 0	H: 1	E: 0	K: 2	S: 8	R: 0	H: 1	E: 0	K: 0	S: 12	R: 2	H: 3	E: 1	K: 0	S: 9	1B: 7	2B: 4	3B: 0	HR: 2	SF: 0	SAC: 0	DP: 5	HBP: 0	WP: 0	PB: 0	SB: 0	CS: 0	PA: 38
--------------	------	------	------	------	-------	------	------	------	------	------	------	------	------	------	-------	------	------	------	------	------	------	------	------	------	------	------	------	------	------	------	------	------	------	------	-------	------	------	------	------	------	-------	-------	-------	-------	-------	--------	-------	--------	-------	-------	-------	-------	--------


PITCHER	IP	WLS	BF	H	R	ER	SO	BB	IBB	HBP	BLK	WP	HR	S	P	ERA	WHIP
41 Jimmy Gobble, L ERA: 5.35 (1, 1)	6.0	W	26	8	4	4	1	3	0	0	0	0	2	52	90	6.00	1.833
D.J. Carrasco, R ERA: 3.62 (7, 1)	2.0	H	6	1	0	0	2	0	0	0	0	0	0	19	33	0.00	0.500
Mike MacDougal, R ERA: 7.56 (9, 1)	1.0		6	3	2	2	0	0	0	0	0	0	0	9	14	18.00	3.000

**BOTTOM**

**Kansas City Royals @ Chicago White Sox**  
U.S. Cellular Field, Chicago, IL

livebaseballscorecards.com

**AB 35**  
**R 6**  
**H 12**  
**RBI 5**  
**BB 3**  
**SO 3**  
**LOB 17**



Fri Sep 24 2004, 8:05 PM EDT  
Att. 14,270 - Cloudy - 79 F



Batter	1	2	3	4	5	6	7	8	9	AB R H RBI BB SO LOB	TOP	
9 David DeJesus, L (1, 8) OBP: 0.357, SLG: 0.388	2-2 G1-3		0-0 G5-3		1-3 K			1-1 1B		4 0 1 0 0 1 1	<b>Kansas City Royals @ Chicago White Sox</b> <b>U.S. Cellular Field, Chicago, IL</b> Sat Sep 25 2004, 7:05 PM EDT Att. 20,625 - Sunny - 68 F	
4 Angel Berroa, R (1, 6) OBP: 0.308, SLG: 0.384	0-2 F9		1-1 P4		0-1 L4			0-0 F9		4 0 0 0 0 0 2		
Joe Randa, R (1, 5) OBP: 0.348, SLG: 0.419	3-2 G5-3			2-1 HR		1-0 F7		2-0 P5		4 1 1 1 0 0 1		
Calvin Pickering, L (1, 3) OBP: 0.345, SLG: 0.510		2-3 K		1-1 G5-3		1-3 K		0-3 K		4 0 0 0 0 3 0		
Abraham Nunez, S (1, 9) OBP: 0.306, SLG: 0.342		4-2 FC5 14 1B BB		1-1 E6		1-2 G5-3		2-0 F9		3 0 0 0 1 0 0		
14 John Buck, R (1, 10) OBP: 0.288, SLG: 0.450		0-0 1B		0-0 P3		3-2 G5-3		0-3 K		4 0 1 0 0 1 1		
Desi Relaford, S (1, 7) OBP: 0.299, SLG: 0.308		2-3 K		1-0 G4-3		2-1 G5-3				3 0 0 0 0 1 3		
Alberto Castillo, R (1, 2) OBP: 0.371, SLG: 0.386		1-2 FC5			2-2 P3		2-1 G1-3			3 0 0 0 0 0 2		
Donnie Murphy, R (1, 4) OBP: 0.200, SLG: 0.350			2-1 F7		1-1 2B			0-0 P4		3 0 1 0 0 0 0		
<b>Inning Stats</b>	R: 0 H: 0 E: 0 LOB: 0 K: 0 BB: 0 S: 9 P: 14	R: 0 H: 1 E: 0 LOB: 2 K: 2 BB: 1 S: 15 P: 24	R: 0 H: 0 E: 0 LOB: 0 K: 0 BB: 0 S: 5 P: 8	R: 1 H: 1 E: 1 LOB: 1 K: 0 BB: 0 S: 8 P: 13	R: 0 H: 1 E: 0 LOB: 1 K: 1 BB: 0 S: 11 P: 15	R: 0 H: 0 E: 0 LOB: 0 K: 1 BB: 0 S: 7 P: 10	R: 0 H: 0 E: 0 LOB: 0 K: 0 BB: 0 S: 8 P: 15	R: 0 H: 1 E: 0 LOB: 1 K: 0 BB: 0 S: 5 P: 8	R: 0 H: 0 E: 0 LOB: 0 K: 2 BB: 0 S: 7 P: 9	1B: 2 SF: 0 2B: 1 SAC: 0 3B: 0 DP: 0 HR: 1 HBP: 0	WP: 0 PA: 33 PB: 0 SB: 0 CS: 0	
<b>PITCHER</b> 56 Mark Buehrle, L (1, 1) ERA: 4.0	IP WLS BF H R ER SO BB IBB HBP BLK WP HR S P ERA WHIP	9.0 W 33 4 1 1 6 1 0 0 0 0 1 75 116 1.00 0.556										

livebaseballscorecards.com

AB	32
R	1
H	4
RBI	1
BB	1
SO	6
LOB	10







Batter	1	2	3	4	5	6	7	8	9	AB R H RBI BB SO LOB	TOP									
9 David DeJesus, L (1, 8) OBP: 0.358, SLG: 0.389	0-3 K			0-0 G3-6 1B		0-0 B1-3			1-2 G3-1 1B	4 0 2 0 0 1 0	<b>Kansas City Royals @ Chicago White Sox</b> <b>U.S. Cellular Field, Chicago, IL</b> Sun Sep 26 2004, 3:05 PM EDT Att. 18,949 - Sunny - 68 F									
Ruben Gotay, S (1, 4) OBP: 0.329, SLG: 0.361	0-1 L6-3 1B			2-2 P4			1-2 F9	0-1 G3-1	4 0 1 0 0 0 3											
Matt Stairs, L (1, 3) OBP: 0.343, SLG: 0.460	1-0 L6-3			0-0 G3-6 1-2f			3-3 K	1-3 K	4 0 0 0 0 2 4											
Calvin Pickering, L (1, 10) OBP: 0.350, SLG: 0.534		2-1 F8			0-0 HR		4-2 BB	2-2 F7	3 1 1 1 1 0 2											
14 John Buck, R (1, 2) OBP: 0.284, SLG: 0.443		1-0 L7			0-3 K		1-3 K		3 0 0 0 0 2 1											
Desi Relaford, S (1, 5) OBP: 0.296, SLG: 0.305		3-1 G4-3			0-0 G3-1			0-1 G5-3	3 0 0 0 0 0 0											
4 Angel Berroa, R (1, 6) OBP: 0.308, SLG: 0.383			0-2 F8-3 1B		3-2 G5-3			1-3 K	3 0 1 0 0 1 0											
Dee Brown, L (1, 7) OBP: 0.293, SLG: 0.355			2-2 F8-3 1-1			0-0 P6		2-0 G1-3	3 0 0 0 0 0 1											
Alexis Gomez, L (1, 9) OBP: 0.296, SLG: 0.280			2-1 G3			1-0 G6-3		4-2 G3-1 9 1B BB	2 0 0 0 1 0 0											
<b>Inning Stats</b>	R: 0 E: 0 K: 1 S: 6	H: 1 LOB: 0 BB: 0 P: 7	R: 0 E: 0 K: 0 S: 5	H: 0 LOB: 0 BB: 0 P: 11	R: 0 E: 0 K: 0 S: 13	H: 1 LOB: 0 BB: 0 P: 17	R: 0 E: 0 K: 0 S: 5	H: 1 LOB: 0 BB: 0 P: 7	R: 1 E: 0 K: 1 S: 8	H: 1 LOB: 0 BB: 0 P: 11	R: 0 E: 0 K: 2 S: 14	H: 0 LOB: 1 BB: 1 P: 23	R: 0 E: 0 K: 1 S: 7	H: 0 LOB: 0 BB: 0 P: 10	R: 0 E: 0 K: 1 S: 15	H: 1 LOB: 2 BB: 1 P: 23	1B: 4 2B: 2 3B: 0 HR: 1	SF: 0 SAC: 0 DP: 3 HBP: 0	WP: 0 PB: 0 SB: 0 CS: 0	PA: 31
<b>PITCHER</b>	IP WLS BF H R ER SO BB IBB HBP BLK WP HR S P ERA WHIP																			
Jon Garland, R (1, 1) ERA: 4.95	8.1 W 29 5 1 1 5 2 0 0 0 0 0 1 68 102 1.08 0.840																			
Damaso Marte, L (9, 1) ERA: 3.27	0.2 S 2 0 0 0 1 0 0 0 0 0 0 0 8 11 0.00 0.000																			

livebaseballscorecards.com

<b>AB</b>	29
<b>R</b>	1
<b>H</b>	5
<b>RBI</b>	1
<b>BB</b>	2
<b>SO</b>	6
<b>LOB</b>	11



Batter	1	2	3	4	5	6	7	8	9
<b>Aaron Rowand, R</b> OBP: 0.371, SLG: 0.551 (1, 8) X	0-0 F7 ①		1-0 5 2B 1B		0-0 2B		1-0 G5-3 ③		
<b>5 Juan Uribe, R</b> OBP: 0.321, SLG: 0.496 (1, 5) C B X	1-1 P6 ②		1-0 1-H 2B		1-1 G1-6-3 ③			3-3 K ①	
<b>Carlos Lee, R</b> OBP: 0.365, SLG: 0.522 (1, 7) C F B X	1-2 G3 ③		3-1 F9 ③		0-0 G4-3 ①			1-0 G5-3 ②	
<b>14 Paul Konerko, R</b> OBP: 0.361, SLG: 0.542 (1, 10) C C B B X		2-2 G6-3 ①		2-0 K 1B		2-3 K ②		2-3 K ③	
<b>Ross Gload, L</b> OBP: 0.378, SLG: 0.457 (1, 3) B C C X		1-2 HR		0-0 F8 ①		2-1 F7 ③			
<b>Ben Davis, S</b> OBP: 0.260, SLG: 0.358 (1, 2) X		0-0 F8 ②		2-3 K ② ③			1-3 K ①		
<b>Jose Valentin, S</b> OBP: 0.288, SLG: 0.478 (1, 6) B B X		2-0 CS 1B		1-3 K ①			3-2 HR		
<b>Joe Borchard, S</b> OBP: 0.249, SLG: 0.309 (1, 9) B 1 SAFE		1-0 CS ③	2-2 P4 ①		0-0 F9 ②		3-2 HR		
<b>Wilson Valdez, R</b> OBP: 0.323, SLG: 0.414 (1, 4) B B C F B X			2-2 G5-3 ②		2-1 HR		2-2 G5-3 ②		

Inning Stats	R: 0	H: 0	E: 0	K: 0	S: 6	P: 8	R: 1	H: 2	E: 0	K: 0	S: 8	R: 1	H: 2	E: 0	K: 0	S: 11	R: 0	H: 1	E: 0	K: 1	S: 5	R: 1	H: 2	E: 0	K: 1	S: 9	R: 0	H: 0	E: 0	K: 1	S: 6	R: 2	H: 2	E: 0	K: 1	S: 17	R: 0	H: 0	E: 0	K: 2	S: 7	
	LOB: 0	BB: 0	BB: 0	BB: 0	BB: 0	BB: 0	LOB: 0	LOB: 0	LOB: 0	LOB: 0	LOB: 0	LOB: 0	LOB: 0	LOB: 0	LOB: 0	LOB: 0	LOB: 0	LOB: 0	LOB: 0	LOB: 0	LOB: 0	LOB: 0	LOB: 0	LOB: 0	LOB: 0	LOB: 0	LOB: 0	LOB: 0	LOB: 0	LOB: 0	LOB: 0	LOB: 0	LOB: 0	LOB: 0	LOB: 0	LOB: 0	LOB: 0	LOB: 0	LOB: 0	LOB: 0	LOB: 0	LOB: 0

PITCHER		IP	WLS	BF	H	R	ER	SO	BB	IBB	HBP	BLK	WP	HR	S	P	ERA	WHIP
<b>Brian Anderson, L</b> ERA: 5.85 (1, 1)		7.0	L	28	9	5	5	4	0	0	0	0	0	4	62	101	6.43	1.286
<b>Mike MacDougal, R</b> ERA: 6.75 (8, 1)		1.0		3	0	0	0	2	0	0	0	0	0	0	7	13	0.00	0.000

AB R H RBI BB SO LOB

4	1	2	0	0	0	0
4	0	1	1	0	1	1
4	0	0	0	0	0	1
4	0	1	0	0	2	0
3	1	1	1	0	0	1
3	0	0	0	0	2	1
3	1	2	1	0	1	0
3	1	1	1	0	0	0
3	1	1	1	0	0	0

AB	R	H	RBI	BB	SO	LOB
31	5	9	5	0	6	4



**Kansas City Royals @ Chicago White Sox**  
U.S. Cellular Field, Chicago, IL


livebaseballscorecards.com

WP	PA
0	32

WP	HR	S	P	ERA	WHIP
0	0	0	0	0.00	0.000

Sun Sep 26 2004, 3:05 PM EDT  
Att. 18,949 - Sunny - 68 F



Batter	1	2	3	4	5	6	7	8	9	AB R H RBI BB SO LOB	TOP											
Willie Harris, L (1, 4) OBP: 0.339, SLG: 0.316	0-3 K		1-0 L6		0-2 G4-3		3-2 WP 1B			4 0 1 0 0 1 1												
Aaron Rowand, R (1, 8) OBP: 0.368, SLG: 0.546	1-2 G4-3		3-2 L7		0-2 G6-3		SAFE F9			4 0 0 0 0 0 3												
Carlos Lee, R (1, 7) OBP: 0.365, SLG: 0.520	0-1 P3			2-1 14 G1 14 S 2B 1B		1-1 G1-3		1-2 L8		4 1 1 0 0 0 0												
14 Paul Konerko, R (1, 10) OBP: 0.362, SLG: 0.540		4-1 WP BB		1-1 G1		1-2 1B		0-0 F8		3 0 1 0 1 0 1												
Ross Gload, L (1, 3) OBP: 0.380, SLG: 0.467		0-1 F8		0-0 G4-3 2B		1-0 F7		0-0 2B		4 0 2 1 0 0 2												
Ben Davis, S (1, 2) OBP: 0.255, SLG: 0.350		3-1 L9		0-1 G4-3		0-2 G1-3		1-3 K		4 0 0 0 0 1 4												
Jose Valentin, S (1, 6) OBP: 0.285, SLG: 0.474		1-1 F9		1-3 K			2-1 F7		0-1 F9	4 0 0 0 0 1 2	AB 34 R 2 H 6 RBI 2 BB 2 SO 4 LOB 14											
Joe Borchard, S (1, 9) OBP: 0.244, SLG: 0.302			0-0 E7 WP WP		0-0 P4		1-3 K		0-1 G4-3	4 0 0 0 0 1 0												
24 Joe Crede, R (1, 5) OBP: 0.300, SLG: 0.419			1-1 P5		2-0 HR		4-2 1B BB		0-2 G4-3	2 1 1 1 1 0 1 1 0 0 0 0 0 0												
Timo Perez, L (9, PH) OBP: 0.286, SLG: 0.339																						
<b>Inning Stats</b>	R: 0 E: 0 K: 1 S: 8	H: 0 LOB: 0 BB: 0 P: 9	R: 0 E: 0 K: 0 S: 7	H: 0 LOB: 1 BB: 1 P: 15	R: 0 E: 1 K: 0 S: 10	H: 0 LOB: 1 BB: 0 P: 15	R: 1 E: 0 K: 1 S: 11	H: 2 LOB: 1 BB: 0 P: 15	R: 1 E: 0 K: 0 S: 8	H: 1 LOB: 0 BB: 0 P: 10	R: 0 E: 0 K: 0 S: 11	H: 1 LOB: 1 BB: 0 P: 14	R: 0 E: 0 K: 1 S: 14	H: 1 LOB: 2 BB: 1 P: 25	R: 0 E: 0 K: 1 S: 8	H: 1 LOB: 1 BB: 0 P: 10	R: 0 E: 0 K: 0 S: 7	H: 0 LOB: 0 BB: 0 P: 7	1B: 3 2B: 2 3B: 0 HR: 1	SF: 0 SAC: 0 DP: 0 HBP: 0	WP: 4 PB: 0 SB: 1 CS: 0	PA: 36
<b>PITCHER</b>	IP WLS BF H R ER SO BB IBB HBP BLK WP HR S P ERA WHIP																					
Gary Knotts, R (1, 1) ERA: 5.5	6.2 W 28 5 2 2 3 2 0 0 0 3 1 66 99 2.70 1.050																					
Al Levine, R (7, 1) ERA: 4.54	1.0 H 3 0 0 0 0 0 0 0 0 0 1 0 7 9 0.00 0.000																					
Jamie Walker, L (8, 1) ERA: 3.29	0.2 H 3 1 0 0 1 0 0 0 0 0 0 0 6 7 0.00 1.500																					
Esteban Yan, R (9, 1) ERA: 3.87	0.2 S 2 0 0 0 0 0 0 0 0 0 0 0 5 5 0.00 0.000																					

Chicago White Sox @ Detroit Tigers  
Comerica Park, Detroit, MI  
Mon Sep 27 2004, 7:05 PM EDT  
Att. 12,495 - Sunny - 72 F

livebaseballscorecards.com

Batter	1	2	3	4	5	6	7	8	9
<b>20 Omar Infante, R</b> OBP: 0.315, SLG: 0.440 (1, 6) C C C C	0-3 K		3-1 F9			0-3 K		2-1 G6-3	
<b>Bobby Higginson, L</b> OBP: 0.349, SLG: 0.384 (1, 9) B B B C B	4-1 BB		2-1 G3			3-1 P6		2-1 L3	
<b>Ivan Rodriguez, R</b> OBP: 0.384, SLG: 0.509 (1, 2) C 1 SAFE F B X	1-2 P3		1-0 F9			1-0 HR 1B			
<b>Dmitri Young, S</b> OBP: 0.341, SLG: 0.493 (1, 10) B B B F F F X	3-2 G1-3			0-0 G1-3		2-2 SAFE 1-H HR			
<b>Carlos Pena, L</b> OBP: 0.345, SLG: 0.481 (1, 3)		4-1 3B BB		2-2 P6		1-3 K			
<b>Craig Monroe, R</b> OBP: 0.331, SLG: 0.485 (1, 7) S X		0-1 1-H SH4-3 3B		0-1 F9			1-2 G6-3		
<b>Eric Munson, L</b> OBP: 0.293, SLG: 0.448 (1, 5) <b>15 Brandon Inge, R</b> OBP: 0.342, SLG: 0.445 (8, 5) C B C L T B		2-2 K		0-0 L5		0-0 F9			
<b>Jason Smith, L</b> OBP: 0.283, SLG: 0.464 (1, 4) B B X		1-1 SH4-3		2-0 P4		0-3 K			
<b>Nook Logan, S</b> OBP: 0.323, SLG: 0.322 (1, 8) B B X		2-1 G3		0-3 K			0-0 F7		

Inning Stats	R: 0	H: 0	E: 0	K: 1	S: 11	R: 2	H: 1	E: 0	K: 1	S: 10	R: 0	H: 0	E: 0	K: 0	S: 5	R: 0	H: 0	E: 0	K: 1	S: 7	R: 0	H: 0	E: 0	K: 1	S: 5	R: 2	H: 2	E: 0	K: 2	S: 14	R: 0	H: 0	E: 0	K: 1	S: 7	R: 0	H: 0	E: 0	K: 0	S: 5
	LOB: 1	BB: 1	P: 19	LOB: 0	BB: 1	P: 19	LOB: 0	BB: 0	P: 11	LOB: 0	BB: 0	P: 9	LOB: 0	BB: 0	P: 7	LOB: 0	BB: 0	P: 8	LOB: 0	BB: 0	P: 9	LOB: 0	BB: 0	P: 9	LOB: 0	BB: 0	LOB: 0	BB: 0	P: 21	LOB: 0	BB: 0	P: 8	LOB: 0	BB: 0	P: 9	LOB: 0	BB: 0	P: 9		

PITCHER	IP	WLS	BF	H	R	ER	SO	BB	IBB	HBP	BLK	WP	HR	S	P	ERA	WHIP
<b>Jason Grilli, R</b> ERA: 6.75 (1, 1)	8.0	L	29	3	4	4	6	2	0	0	0	0	1	64	103	4.50	0.625

**BOTTOM**

AB	R	H	RBI	BB	SO	LOB
4	0	0	0	0	2	0
3	0	0	0	1	0	0
3	1	1	0	0	0	1
3	1	1	2	0	0	1
2	1	0	0	1	1	0
3	1	1	1	0	0	0
3	0	0	0	0	1	1
0	0	0	0	0	0	0
2	0	0	1	0	1	0
3	0	0	0	0	1	0

<b>AB</b>	<b>26</b>
<b>R</b>	<b>4</b>
<b>H</b>	<b>3</b>
<b>RBI</b>	<b>4</b>
<b>BB</b>	<b>2</b>
<b>SO</b>	<b>6</b>
<b>LOB</b>	<b>3</b>




WP	PA	ERA	WHIP
0	29		

**Chicago White Sox @ Detroit Tigers**  
Comerica Park, Detroit, MI  
Mon Sep 27 2004, 7:05 PM EDT  
Att: 12,495 - Sunny - 72 F

livebaseballscorecards.com



Batter	1	2	3	4	5	6	7	8	9	AB R H RBI BB SO LOB	TOP																
Aaron Rowand, R (1, 8) OBP: 0.365, SLG: 0.541	0-0 G6-3		2-2 F8		0-0 G5-3		1-3 K			4 0 0 0 0 1 2																	
5 Juan Uribe, R (1, 4) OBP: 0.320, SLG: 0.494	2-2 F9		0-1 G5-4-3 1B			0-0 E6 14 CS BB		3-2 P2		4 0 1 1 0 0 0																	
Carlos Lee, R (1, 7) OBP: 0.365, SLG: 0.519	1-0 1B		1-1 G5-4-3 1-2f			4-2 B 1-2 14 HR BB		1-0 P4		3 1 1 0 0 1 0 1																	
14 Paul Konerko, R (1, 10) OBP: 0.362, SLG: 0.544	2-3 K			3-1 G5-3		3-1 HR		3-1 P3		4 1 1 2 0 1 1																	
Ross Gload, L (1, 3) OBP: 0.382, SLG: 0.477		2-2 G1-3		0-0 F8		2-1 2B		3-1 2B		4 0 2 0 0 0 0																	
24 Joe Crede, R (1, 5) OBP: 0.301, SLG: 0.425 Willie Harris, L (9, PH) OBP: 0.338, SLG: 0.316		3-2 HR		0-0 F8		0-0 G6-3		0-0 G3		3 1 1 1 0 0 1 1 0 0 0 0 0 1																	
Joe Borchard, S (1, 9) OBP: 0.239, SLG: 0.295		1-3 K			2-3 K2-3		3-2 G5-3		1-2 L3	4 0 0 0 0 2 2	AB 34 R 4 H 7 RBI 4 BB 1 SO 5 LOB 10																
Sandy Alomar Jr., R (1, 2) OBP: 0.298, SLG: 0.308 Jose Valentin, S (9, PH) OBP: 0.285, SLG: 0.472		2-3 K			0-1 G6-3 1B		1-2 P2		1-0 G4-3	3 0 1 0 0 1 0 1 0 0 0 0 0 1																	
Wilson Valdez, R (1, 6) OBP: 0.294, SLG: 0.375			0-2 E5 F8 S 5 1B		1-1 G6-3		0-0 B5-3			3 1 0 0 0 0 1																	
Inning Stats	R: 0 E: 0 K: 1 S: 8	H: 1 LOB: 1 BB: 0 P: 13	R: 1 E: 0 K: 2 S: 16	H: 1 LOB: 0 BB: 0 P: 24	R: 1 E: 1 K: 0 S: 11	H: 1 LOB: 0 BB: 0 P: 14	R: 0 E: 0 K: 0 S: 4	H: 0 LOB: 0 BB: 0 P: 7	R: 0 E: 0 K: 1 S: 8	H: 1 LOB: 1 BB: 0 P: 11	R: 2 E: 1 K: 0 S: 14	H: 2 LOB: 1 BB: 1 P: 26	R: 0 E: 0 K: 1 S: 7	H: 0 LOB: 0 BB: 0 P: 9	R: 0 E: 0 K: 0 S: 7	H: 0 LOB: 0 BB: 0 P: 14	R: 0 E: 0 K: 0 S: 7	H: 1 LOB: 1 BB: 0 P: 12	1B: 3 2B: 2 3B: 0 HR: 2	SF: 0 SAC: 0 DP: 1 HBP: 0	WP: 0 PB: 0 SB: 1 CS: 1	PA: 35					
PITCHER	IP	WLS	BF	H	R	ER	SO	BB	IBB	HBP	BLK	WP	HR	S	P	ERA	WHIP										
29 Nate Robertson, L (1, 1) ERA: 4.79	6.0		25	6	4	3	4	1	0	0	0	0	2	61	95	4.50	1.167										
Franklyn German, R (7, 1) ERA: 7.9	2.0	W	6	0	0	0	1	0	0	0	0	0	0	14	23	0.00	0.000										
Esteban Yan, R (9, 1) ERA: 3.83	1.0	S	4	1	0	0	0	0	0	0	0	0	0	7	12	0.00	1.000										

Chicago White Sox @ Detroit Tigers  
Comerica Park, Detroit, MI  
Tue Sep 28 2004, 7:05 PM EDT  
Att. 13,860 - Unknown - 59 F

livebaseballscorecards.com

Batter	1	2	3	4	5	6	7	8	9
20 Omar Infante, R OBP: 0.318, SLG: 0.449	0-1 HR		0-1 1B 2B	1-3 1-2 K		4-2 BB BB		1-0 G6-3	
Bobby Higginson, L OBP: 0.355, SLG: 0.396	1-1 HR		4-0 1B BB		0-0 15 1B PB 2B	4-1 1-2 BB		4-2 S BB	
Ivan Rodriguez, R OBP: 0.384, SLG: 0.509 15 Brandon Inge, R OBP: 0.342, SLG: 0.444	0-3 K		0-0 FC6 1B		0-1 PB 1B	2-3 K		1-1 F9	
Dmitri Young, S OBP: 0.337, SLG: 0.487	1-3 K		0-0 P3		1-3 K		0-0 F8	1-3 K	
Carlos Pena, L OBP: 0.346, SLG: 0.480	2-1 F8		3-1 FC6		4-2 1-2 3-H BB		2-2 1B HR 1B		
Craig Monroe, R OBP: 0.330, SLG: 0.482		0-2 P6		0-0 G5-3		1-0 1-2 HR 1B			
Eric Munson, L OBP: 0.293, SLG: 0.455		1-3 K		1-1 G4-3		2-0 G4-3		2-0 1-H 2-H HR	
Jason Smith, L OBP: 0.282, SLG: 0.454		2-3 K		4-1 1B WP BB		1-1 F7		0-0 G4-3	
Nook Logan, S OBP: 0.321, SLG: 0.320			2-1 F7	1-0 20 S 1B		2-1 P4		0-0 F7	

Inning Stats	R: 2 E: 0 K: 2 S: 13	H: 2 LOB: 0 BB: 0 P: 17	R: 0 E: 0 K: 2 S: 10	H: 0 LOB: 0 BB: 0 P: 13	R: 0 E: 0 K: 0 S: 8	H: 2 LOB: 3 BB: 1 P: 17	R: 0 E: 0 K: 1 S: 8	H: 1 LOB: 2 BB: 1 P: 15	R: 1 E: 0 K: 2 S: 13	H: 2 LOB: 2 BB: 1 P: 22	R: 0 E: 0 K: 1 S: 11	H: 0 LOB: 2 BB: 2 P: 24	R: 3 E: 0 K: 0 S: 8	H: 3 LOB: 0 BB: 0 P: 13	R: 0 E: 0 K: 1 S: 9	H: 0 LOB: 1 BB: 1 P: 16
--------------	-------------------------------	----------------------------------	-------------------------------	----------------------------------	------------------------------	----------------------------------	------------------------------	----------------------------------	-------------------------------	----------------------------------	-------------------------------	----------------------------------	------------------------------	----------------------------------	------------------------------	----------------------------------

PITCHER															PITCHER																		
IP	WLS	BF	H	R	ER	SO	BB	IBB	HBP	BLK	WP	HR	S	P	ERA	WHIP	IP	WLS	BF	H	R	ER	SO	BB	IBB	HBP	BLK	WP	HR	S	P	ERA	WHIP
52 Jose Contreras, R ERA: 5.77	(1, 1)	5.2		7	3	2	7	4	0	0	0	1	2	58	97	3.18	1.941																
Neal Cotts, L ERA: 5.65	(6, 1)	1.0	L	7	3	3	1	1	0	0	0	0	1	12	23	27.00	4.000																
Jon Adkins, R ERA: 4.72	(7, 1)	1.0		4	0	0	0	1	0	0	0	0	0	6	12	0.00	1.000																
Arnie Munoz, L ERA: 9.0	(8, 1)	0.1		1	0	0	1	0	0	0	0	0	0	4	5	0.00	0.000																

AB R H RBI BB SO LOB

4	1	2	1	1	1	2
2	2	2	1	3	0	0
2	0	1	0	0	1	0
3	0	1	0	0	1	3
5	0	0	0	0	3	6
3	1	1	0	1	0	3
4	1	1	0	0	1	2
4	1	1	3	0	1	2
3	0	0	0	1	1	0
4	0	1	0	0	0	0

1B: 5	SF: 0	WP: 1	PA: 40
2B: 2	SAC: 0	PB: 1	
3B: 0	DP: 0	SB: 2	
HR: 3	HBP: 0	CS: 0	

**Chicago White Sox @ Detroit Tigers**  
Comerica Park, Detroit, MI  
Tue Sep 28 2004, 7:05 PM EDT  
Att: 13,860 - Unknown - 59 F

livebaseballscorecards.com

AB	34
R	6
H	10
RBI	5
BB	6
SO	9
LOB	18





Batter	1	2	3	4	5	6	7	8	9	AB R H RBI BB SO LOB	TOP											
Willie Harris, L (1, 8) OBP: 0.336, SLG: 0.314	0-2 G4-3		0-0 F7		1-3 K		1-2 G1-3		1-1 HR	5 1 1 0 0 1 0												
5 Juan Uribe, R (1, 4) OBP: 0.323, SLG: 0.501	2-2 HR 1B		1-1 HR 1B		2-2 P5		1-1 HR		1-1 E5 HR	5 4 3 1 0 0 2												
Carlos Lee, R (1, 10) OBP: 0.369, SLG: 0.532	1-0 P6		2-2 HR 1-H		1-0 FC3-6 1B		1-1 1B		1-1 HR	5 2 4 6 0 0 1												
Ross Gload, L (1, 3) OBP: 0.378, SLG: 0.484	2-1 HR 2-H		0-1 G6-3		1-2 FC3-6 24 HBP 1B 1-2f		1-2 G3		1-3 K	5 2 1 2 0 1 2												
Jose Valentin, S (1, 6) OBP: 0.282, SLG: 0.468	1-3 K		2-3 K		2-1 F9		0-2 F9		0-0 G4-3	4 0 0 0 0 2 1												
Wilson Valdez, R (8, 6) OBP: 0.286, SLG: 0.364										1 0 0 0 0 0 0												
24 Joe Crede, R (1, 5) OBP: 0.300, SLG: 0.422		1-2 G4-3		1-2 G5-3		2-2 1B HBP		0-0 F8		3 0 0 0 0 0 0												
Timo Perez, L (1, 7) OBP: 0.285, SLG: 0.338		0-0 E3 CS		0-0 F8		1-2 1B 2-H		1-2 G4-3		4 0 1 1 0 0 0												
Joe Borchard, S (1, 9) OBP: 0.239, SLG: 0.310		0-3 K SAFE			0-0 HR		1-3 K		0-3 K	4 1 1 1 0 3 3												
Ben Davis, S (1, 2) OBP: 0.255, SLG: 0.348		3-2 CS 1-2	1-3 K		0-2 P5		0-0 P6		0-1 HR 1B	4 1 1 0 0 1 0												
<b>Inning Stats</b>	R: 2 E: 1 K: 1 S: 14	H: 2 LOB: 0 BB: 0 P: 20	R: 0 E: 1 K: 1 S: 10	H: 0 LOB: 0 BB: 0 P: 14	R: 2 E: 0 K: 1 S: 11	H: 2 LOB: 0 BB: 0 P: 15	R: 0 E: 0 K: 1 S: 8	H: 0 LOB: 0 BB: 0 P: 11	R: 1 E: 0 K: 1 S: 10	H: 1 LOB: 0 BB: 0 P: 13	R: 1 E: 0 K: 1 S: 14	H: 2 LOB: 2 BB: 0 P: 22	R: 1 E: 0 K: 0 S: 12	H: 2 LOB: 1 BB: 0 P: 16	R: 0 E: 0 K: 0 S: 7	H: 0 LOB: 0 BB: 0 P: 8	R: 4 E: 1 K: 2 S: 15	H: 3 LOB: 0 BB: 0 P: 19	1B: 7 2B: 0 3B: 0 HR: 5	SF: 0 SAC: 0 DP: 0 HBP: 1	WP: 0 PB: 0 SB: 0 CS: 1	PA: 42
<b>PITCHER</b>	IP WLS BF H R ER SO BB IBB HBP BLK WP HR S P ERA WHIP																					
Jason Johnson, R (1, 1) ERA: 5.13	7.0 L 31 9 7 7 6 0 0 1 0 0 0 4 79 111 9.00 1.286																					
Steve Colyer, L (8, 1) ERA: 6.75	1.0 3 0 0 0 0 0 0 0 0 0 0 0 7 8 0.00 0.000																					
John Ennis, R (9, 1) ERA: 9.0	1.0 7 3 4 3 2 0 0 0 0 0 0 1 15 19 27.00 3.000																					

Chicago White Sox @ Detroit Tigers  
Comerica Park, Detroit, MI  
Wed Sep 29 2004, 1:05 PM EDT  
Att: 8,944 - Cloudy - 66 F

livebaseballscorecards.com

AB	40
R	11
H	12
RBI	11
BB	0
SO	8
LOB	9



Batter	1	2	3	4	5	6	7	8	9	AB R H RBI BB SO LOB
Jason Smith, L (1, 6) OBP: 0.279, SLG: 0.445	0-1 G5-3	3-1 P2			0-1 S 1B		0-1 F8		1-2 F8	5 0 1 0 0 0 4
Bobby Higginson, L (1, 9) OBP: 0.357, SLG: 0.395 33 Marcus Thames, R (8, PH) OBP: 0.322, SLG: 0.475	4-1 FC6-4 BB		4-0 FC4-6 BB		3-3 K 1-2			0-0 2B SF7 1B		1 0 0 0 2 1 1 1 1 1 0 0 0 0
Craig Monroe, R (1, 7) OBP: 0.330, SLG: 0.483	0-2 FC6-4 1-2f		2-1 FC4-6 G1-6-3 1-2f		0-3 K			2-2 15 1B 2B		4 1 1 0 0 1 3
Dmitri Young, S (1, 10) OBP: 0.335, SLG: 0.483 30 Chris Shelton, R (8, PH) OBP: 0.327, SLG: 0.289	1-0 L7		0-0 G1-6-3 1-2f		0-0 G1-3			1-3 K		3 0 0 0 0 0 2 1 0 0 0 0 1 2
Carlos Pena, L (1, 3) OBP: 0.346, SLG: 0.479		2-2 28 BB 15 1B		1-2 F9		1-3 K		0-0 SF7		3 0 1 1 0 1 0
15 Brandon Inge, R (1, 2) OBP: 0.343, SLG: 0.445		1-1 28 BB 1-2 1B		1-2 F9		1-1 P6		0-1 2-H 1B		4 0 2 1 0 0 0
Eric Munson, L (1, 5) OBP: 0.292, SLG: 0.452		3-3 K		0-2 1B			2-2 F9	2-2 G3		4 0 1 0 0 1 3
Ryan Raburn, R (1, 4) OBP: 0.143, SLG: 0.105		2-3 K		2-3 K			1-3 K		1-3 K	4 0 0 0 0 4 3
28 Curtis Granderson, L (1, 8) OBP: 0.250, SLG: 0.222		4-0 1-2 2-3 BB			2-3 K		1-0 1B		0-0 G3	3 0 1 0 1 1 0

Inning Stats	R: 0 E: 0 K: 0 S: 7	H: 0 LOB: 1 BB: 1 P: 12	R: 0 E: 0 K: 2 S: 13	H: 2 LOB: 3 BB: 1 P: 28	R: 0 E: 0 K: 0 S: 3	H: 0 LOB: 0 BB: 1 P: 9	R: 0 E: 0 K: 1 S: 13	H: 1 LOB: 1 BB: 0 P: 17	R: 0 E: 0 K: 3 S: 14	H: 1 LOB: 1 BB: 0 P: 19	R: 0 E: 0 K: 1 S: 6	H: 0 LOB: 0 BB: 0 P: 8	R: 0 E: 0 K: 1 S: 11	H: 1 LOB: 1 BB: 0 P: 15	R: 2 E: 0 K: 1 S: 15	H: 3 LOB: 1 BB: 0 P: 20	R: 0 E: 0 K: 1 S: 7	H: 0 LOB: 0 BB: 0 P: 9	1B: 7 2B: 1 3B: 0 HR: 0	SF: 1 SAC: 0 DP: 1 HBP: 0	WP: 0 PB: 0 SB: 1 CS: 0	PA: 37
--------------	------------------------------	----------------------------------	-------------------------------	----------------------------------	------------------------------	---------------------------------	-------------------------------	----------------------------------	-------------------------------	----------------------------------	------------------------------	---------------------------------	-------------------------------	----------------------------------	-------------------------------	----------------------------------	------------------------------	---------------------------------	----------------------------------	------------------------------------	----------------------------------	--------

PITCHER	IP	WLS	BF	H	R	ER	SO	BB	IBB	HBP	BLK	WP	HR	S	P	ERA	WHIP
Freddy Garcia, R (1, 1) ERA: 3.81	7.0	W	28	5	0	0	8	3	0	0	0	0	0	67	108	0.00	1.143
Damaso Marte, L (8, 1) ERA: 3.47	1.0		6	3	2	2	1	0	0	0	0	0	0	15	20	18.00	3.000
Shingo Takatsu, R (9, 1) ERA: 2.39	1.0		3	0	0	0	1	0	0	0	0	0	0	7	9	0.00	0.000

**BOTTOM**

**Chicago White Sox @ Detroit Tigers**  
Comerica Park, Detroit, MI  
Wed Sep 29 2004, 1:05 PM EDT  
Att. 8,944 - Cloudy - 66 F

AB	33
R	2
H	8
RBI	2
BB	3
SO	10
LOB	18



PITCHER	IP	WLS	BF	H	R	ER	SO	BB	IBB	HBP	BLK	WP	HR	S	P	ERA	WHIP
---------	----	-----	----	---	---	----	----	----	-----	-----	-----	----	----	---	---	-----	------





Batter	1	2	3	4	5	6	7	8	9	AB R H RBI BB SO LOB
9 David DeJesus, L (1, 8) OBP: 0.355, SLG: 0.397	1-3 K ①		1-2 G3 ①			0-3 K ①			0-0 F7 2B	4 0 1 0 0 2 0
4 Angel Berroa, R (1, 6) OBP: 0.307, SLG: 0.381	1-1 P6 ②		0-0 G6-3 ②			0-0 G5-3 ②			1-0 G6-3 ①	4 0 0 0 0 0 1
Joe Randa, R (1, 5) OBP: 0.341, SLG: 0.408	1-1 G5-3 ③		3-2 F8 ③			3-2 F9 ③			0-1 F7 ②	4 0 0 0 0 0 1
Matt Stairs, L (1, 3) OBP: 0.344, SLG: 0.458		0-1 1B 14 E 2B			2-3 K ①		2-3 K ①		2-2 F7 ③	4 1 1 0 0 2 1
Abraham Nunez, S (1, 9) OBP: 0.299, SLG: 0.330		1-2 G6-3 ①			1-3 K ②		1-3 K ②			3 0 0 0 0 2 1
Calvin Pickering, L (1, 10) OBP: 0.338, SLG: 0.500		2-1 14 E 2B 1B			2-3 K ③		1-2 G4-3 ③			3 1 1 0 0 1 0
14 John Buck, R (1, 2) OBP: 0.276, SLG: 0.429		1-1 FC5 2B			0-0 G5-3 ①			2-2 G5-3 ①		3 0 0 0 0 0 1
Desi Relaford, S (1, 7) OBP: 0.295, SLG: 0.306		0-1 P6-4 1-3 2-H 2B			2-3 K ②			0-1 P2 ②		3 0 1 1 0 1 0
Ruben Gotay, S (1, 4) OBP: 0.316, SLG: 0.345		0-2 P6-4 ② ③			1-1 L5 ③			1-2 G3-1 ③		3 0 0 0 0 0 2

Inning Stats	R: 0	H: 0	E: 0	K: 1	S: 8	LOB: 0	BB: 0	P: 11	R: 2	H: 3	E: 1	K: 0	S: 15	LOB: 1	BB: 0	P: 19	R: 0	H: 0	E: 0	K: 0	S: 8	LOB: 0	BB: 0	P: 12	R: 0	H: 0	E: 0	K: 3	S: 10	LOB: 0	BB: 0	P: 15	R: 0	H: 0	E: 0	K: 1	S: 6	LOB: 0	BB: 0	P: 9	R: 0	H: 0	E: 0	K: 1	S: 7	LOB: 0	BB: 0	P: 10	R: 0	H: 0	E: 0	K: 2	S: 11	LOB: 0	BB: 0	P: 15	R: 0	H: 0	E: 0	K: 0	S: 10	LOB: 0	BB: 0	P: 13	R: 0	H: 1	E: 0	K: 0	S: 8	LOB: 1	BB: 0	P: 11	1B: 1	SF: 0	2B: 4	SAC: 0	3B: 0	DP: 1	HR: 0	HBP: 0	WP: 0	PA: 31
56 Mark Buehrle, L (1, 1) ERA: 3.89	IP	WLS	BF	H	R	ER	SO	BB	IBB	HBP	BLK	WP	HR	S	P	ERA	WHIP																																																																	
																		9.0	W	31	4	2	1	8	0	0	0	0	0	0	83	115	1.00	0.444																																																
																		PITCHER																		IP	WLS	BF	H	R	ER	SO	BB	IBB	HBP	BLK	WP	HR	S	P	ERA	WHIP																														

BOTTOM

Chicago White Sox @ Kansas City Royals  
Kauffman Stadium, Kansas City, MO

Thu Sep 30 2004, 7:10 PM CDT  
Att: 11,507 - Cloudy - 76 F

livebaseballscores.com

AB	31
R	2
H	4
RBI	1
BB	0
SO	8
LOB	7







BOTTOM

Chicago White Sox @ Kansas City Royals  
Kauffman Stadium, Kansas City, MO

livebaseballscorecards.com

AB	32
R	2
H	7
RBI	2
BB	5
SO	3
LOB	17



WP:	1	PA:	39
PB:	0	SB:	0
CS:	0		

Fri Oct 01 2004, 7:10 PM CDT  
Att. 14,766 - Overcast - 57 F

AB R H RBI BB SO LOB

5	1	2	0	0	0	0
4	0	1	0	0	1	1
4	0	2	0	1	0	4
3	0	0	0	1	0	2
2	1	0	1	2	1	2
3	0	0	0	0	0	3
4	0	0	0	0	1	2
3	0	1	1	1	0	0
0	0	0	0	0	0	0
0	0	0	0	0	0	0
4	0	1	0	0	0	3

Batter	1	2	3	4	5	6	7	8	9
9 David DeJesus, L OBP: 0.356, SLG: 0.400	1-1 BB FC4-6 2B	0-2 HBP 1B			0-0 F7		2-2 G3		3-2 F8
Desi Relaford, S OBP: 0.296, SLG: 0.305	3-1 F7	3-2 HBP 1B			2-3 K		3-2 P3		0-2 G6-4-3 1B
Joe Randa, R OBP: 0.343, SLG: 0.409	4-1 FC4-6 BB BB	1-1 G5-3			0-2 WP 1B		3-2 1B		1-1 G6-4-3 1-2f
Matt Stairs, L OBP: 0.343, SLG: 0.455	4-2 FC4-6 1-2 BB 2-3		1-1 G5-3		1-1 G4-3 1-2		3-2 F7		
Calvin Pickering, L OBP: 0.343, SLG: 0.491	2-0 FC4-6 1-2f BB 2-3 3-H		3-3 K			4-2 F9 4 SH5-3 1B BB		4-1 BB BB	
4 Angel Berroa, R OBP: 0.306, SLG: 0.379	1-0 G1-3		1-2 L4			0-0 SH5-3 1-2		1-0 F8	
Abraham Nunez, S OBP: 0.295, SLG: 0.325		2-2 G6-3			1-3 K		1-1 F9 2-3		3-2 F7
Alberto Castillo, R OBP: 0.365, SLG: 0.371		3-2 G1-3			0-0 L5		2-2 1B		4-2 BB 1-2 BB
Wilton Guerrero, S OBP: 0.219, SLG: 0.281							3-H 1B		
14 John Buck, R OBP: 0.276, SLG: 0.429									
Ruben Gotay, S OBP: 0.314, SLG: 0.343		1-2 9 1B 1B			2-0 F8		1-1 F8		0-2 G6-3

Inning Stats	R: 1	H: 1	E: 0	K: 0	S: 10	LOB: 2	BB: 2	P: 25	R: 0	H: 2	E: 0	K: 0	S: 17	LOB: 3	BB: 0	P: 27	R: 0	H: 0	E: 0	K: 1	S: 9	LOB: 0	BB: 0	P: 14	R: 0	H: 0	E: 0	K: 1	S: 5	LOB: 0	BB: 0	P: 8	R: 0	H: 1	E: 0	K: 1	S: 11	LOB: 1	BB: 0	P: 14	R: 1	H: 1	E: 0	K: 0	S: 12	LOB: 1	BB: 1	P: 20	R: 0	H: 1	E: 0	K: 0	S: 15	LOB: 1	BB: 0	P: 26	R: 0	H: 0	E: 0	K: 0	S: 11	LOB: 2	BB: 2	P: 23	R: 0	H: 1	E: 0	K: 0	S: 8	LOB: 0	BB: 0	P: 12	1B: 6	SF: 0	2B: 1	SAC: 1	3B: 0	DP: 1	HR: 0	HBP: 1	WP: 1	PA: 39
--------------	------	------	------	------	-------	--------	-------	-------	------	------	------	------	-------	--------	-------	-------	------	------	------	------	------	--------	-------	-------	------	------	------	------	------	--------	-------	------	------	------	------	------	-------	--------	-------	-------	------	------	------	------	-------	--------	-------	-------	------	------	------	------	-------	--------	-------	-------	------	------	------	------	-------	--------	-------	-------	------	------	------	------	------	--------	-------	-------	-------	-------	-------	--------	-------	-------	-------	--------	-------	--------

PITCHER	IP	WLS	BF	H	R	ER	SO	BB	IBB	HBP	BLK	WP	HR	S	P	ERA	WHIP
Jon Garland, R ERA: 4.89	(1, 1)	6.0	W	27	5	2	2	3	3	0	0	1	0	64	108	3.00	1.333
Damaso Marte, L ERA: 3.42	(7, 1)	1.0	H	5	1	0	0	1	0	0	0	0	0	16	31	0.00	2.000
Jon Adkins, R ERA: 4.65	(8, 1)	1.0	H	4	0	0	0	1	0	0	0	0	0	10	18	0.00	1.000
Shingo Takatsu, R ERA: 2.35	(9, 1)	1.0	S	3	1	0	0	0	0	0	0	0	0	8	12	0.00	1.000



Batter	1	2	3	4	5	6	7	8	9	AB R H RBI BB SO LOB	TOP																				
Aaron Rowand, R OBP: 0.361, SLG: 0.544 (1, 8) B X	2-0 HR		2-1 G6-4-3 1-2f			3-2 G1-6-3 1B		0-2 F9		4 1 2 1 0 0 2																					
Ross Gload, L OBP: 0.378, SLG: 0.478 (1, 3) F F C	1-3 K			3-3 K		0-0 G1-6-3 1-2f		1-1 14 G5-3 1B		4 0 1 0 0 2 1																					
Carlos Lee, R OBP: 0.369, SLG: 0.529 (1, 7) C B F F B B T	3-2 K			2-1 L6			0-0 G5-3		2-1 F7	4 0 0 0 0 1 1																					
14 Paul Konerko, R OBP: 0.359, SLG: 0.538 (1, 10) B X	1-0 F7			2-1 G5-3			1-1 G1-3		1-0 G5-3 1-2	4 0 0 0 0 0 1																					
Jose Valentin, S OBP: 0.287, SLG: 0.473 (1, 6) C B B B B		4-2 24 G4-6-3 BB			2-2 HR		1-1 2B		3-1 L7	3 1 2 1 1 0 1																					
24 Joe Crede, R OBP: 0.299, SLG: 0.420 (1, 5) F B X		1-1 G4-6-3 1-2f			3-2 P3		0-0 P4			3 0 0 0 0 0 2																					
Joe Borchard, S OBP: 0.240, SLG: 0.315 (1, 9) B X		1-0 F9			2-1 G4-3			0-0 L4		3 0 0 0 0 0 0																					
Jamie Burke, R OBP: 0.386, SLG: 0.408 (1, 2) C B B B X			3-1 G6-4-3 1B		2-1 G1-3			2-3 K		3 0 1 0 0 1 0																					
Wilson Valdez, R OBP: 0.268, SLG: 0.333 (1, 4) C X			0-1 F8			0-0 F9		0-1 1B		3 0 1 0 0 0 1																					
<b>Inning Stats</b>	R: 1 E: 0 K: 2 S: 11	H: 1 LOB: 0 BB: 0 P: 18	R: 0 E: 0 K: 0 S: 5	H: 0 LOB: 0 BB: 1 P: 11	R: 0 E: 0 K: 0 S: 6	H: 1 LOB: 0 BB: 0 P: 11	R: 0 E: 0 K: 1 S: 9	H: 0 LOB: 0 BB: 0 P: 16	R: 1 E: 0 K: 0 S: 11	H: 1 LOB: 0 BB: 0 P: 20	R: 0 E: 0 K: 0 S: 5	H: 1 LOB: 0 BB: 0 P: 8	R: 0 E: 0 K: 0 S: 6	H: 1 LOB: 1 BB: 0 P: 8	R: 0 E: 0 K: 1 S: 9	H: 1 LOB: 1 BB: 0 P: 11	R: 0 E: 0 K: 0 S: 7	H: 1 LOB: 1 BB: 0 P: 14	1B: 4 2B: 1 3B: 0 HR: 2	SF: 0 SAC: 0 DP: 3 HBP: 0	WP: 0 PB: 0 SB: 0 CS: 0	PA: 32									
<b>PITCHER</b> Brian Anderson, L ERA: 5.64 (1, 1)	IP 9.0	WLS W	BF 32	H 7	R 2	ER 2	SO 4	BB 1	IBB 0	HBP 0	BLK 0	WP 0	HR 2	S 69	P 117	ERA 2.00	WHIP 0.889														
											<b>PITCHER</b>	IP	WLS	BF	H	R	ER	SO	BB	IBB	HBP	BLK	WP	HR	S	P	ERA	WHIP			

Chicago White Sox @ Kansas City Royals  
Kauffman Stadium, Kansas City, MO  
Sat Oct 02 2004, 6:10 PM CDT  
Att. 16,028 - Sunny - 60 F

AB	31
R	2
H	7
RBI	2
BB	1
SO	4
LOB	9







Batter	1	2	3	4	5	6	7	8	9	AB R H RBI BB SO LOB	TOP											
<b>Willie Harris, L</b> OBP: 0.343, SLG: 0.323 (1, 8)	3-2 F7 SF9 1B	2-2 CS	2-2 14 WP 1B	3-3 K			4-1 5 WP BB	2-2 2-H 1B		4 1 3 1 1 1 1												
<b>5 Juan Uribe, R</b> OBP: 0.327, SLG: 0.506 (1, 4)	1-1 SF9 14 BB 1B		1-3 K			1-3 K	4-0 14 BB BB	0-1 F7		4 0 1 0 1 2 2												
<b>Carlos Lee, R</b> OBP: 0.366, SLG: 0.525 (1, 7)	0-1 F7		3-2 P4			1-0 F8	0-0 P2		0-0 G3	5 0 0 0 0 0 5												
<b>14 Paul Konerko, R</b> OBP: 0.359, SLG: 0.535 (1, 10)	4-2 1-2 BB		3-2 F8			3-2 F9	4-1 FC5-4 BB		2-1 G5-3	3 0 0 0 2 0 1												
<b>Ross Gload, L</b> OBP: 0.375, SLG: 0.479 (1, 3)	1-2 SF9			0-0 24 1B 1B 2B			1-1 G1-3	0-0 FC5-4	2-3 K	4 1 1 1 0 1 3												
<b>24 Joe Crede, R</b> OBP: 0.299, SLG: 0.418 (1, 5)	1-1 L4			0-0 SH3 1B G4-3 1B			0-0 G5-3		0-0 F8	4 1 1 0 0 0 2												
<b>Joe Borchard, S</b> OBP: 0.249, SLG: 0.338 (1, 9)				0-1 G4-3 SH3 1B			2-0 S 1B		1-0 HR	4 1 3 2 0 0 0												
<b>Ben Davis, S</b> OBP: 0.256, SLG: 0.347 (1, 2)				0-0 SH3			2-3 K2-3		0-0 1B 2B	3 1 1 0 0 1 1												
<b>Wilson Valdez, R</b> OBP: 0.267, SLG: 0.326 (1, 6)				1-1 G4-3			0-0 G1-3		1-2 P3	4 0 1 1 0 0 2												
<b>Inning Stats</b>	R: 1 E: 0 K: 0 S: 18	H: 2 LOB: 2 BB: 1 P: 28	R: 0 E: 0 K: 0 S: 9	H: 1 LOB: 0 BB: 0 P: 12	R: 0 E: 0 K: 1 S: 14	H: 1 LOB: 1 BB: 0 P: 22	R: 2 E: 0 K: 1 S: 13	H: 3 LOB: 1 BB: 0 P: 17	R: 0 E: 0 K: 1 S: 7	H: 0 LOB: 0 BB: 0 P: 12	R: 0 E: 0 K: 1 S: 7	H: 1 LOB: 1 BB: 0 P: 12	R: 0 E: 0 K: 0 S: 5	H: 0 LOB: 3 BB: 3 P: 17	R: 2 E: 0 K: 0 S: 11	H: 3 LOB: 1 BB: 0 P: 15	R: 0 E: 0 K: 1 S: 6	H: 0 LOB: 0 BB: 0 P: 10	1B: 8 2B: 2 3B: 0 HR: 1	SF: 1 SAC: 1 DP: 0 HBP: 0	WP: 3 PB: 0 SB: 1 CS: 1	PA: 42
<b>PITCHER</b> <b>23 Zack Greinke, R</b> ERA: 3.97 <b>D.J. Carrasco, R</b> ERA: 4.84 <b>Mike MacDougal, R</b> ERA: 5.56 <b>Shawn Camp, R</b> ERA: 3.92 <b>Jimmy Serrano, R</b> ERA: 4.68	IP WLS BF H R ER SO BB IBB HBP BLK WP HR S P ERA WHIP	5.0 L 22 7 3 3 3 1 0 0 0 1 0 61 91 5.40 1.600	1.0 4 1 0 0 1 0 0 0 0 0 0 0 7 12 0.00 1.000	1.0 6 0 0 0 0 0 3 0 0 0 1 0 5 17 0.00 3.000	0.1 3 2 2 2 0 0 0 0 0 0 0 1 3 4 54.00 6.000	0.2 3 1 0 0 0 0 0 0 0 0 0 0 8 11 0.00 1.500	<b>PITCHER</b> <b>Jeremy Affeldt, L</b> ERA: 4.95	IP WLS BF H R ER SO BB IBB HBP BLK WP HR S P ERA WHIP	1.0 3 3 0 0 0 1 0 0 0 0 0 0 6 10 0.00 0.000													

**Chicago White Sox @ Kansas City Royals**  
Kauffman Stadium, Kansas City, MO  
Sun Oct 03 2004, 1:10 PM CDT  
Att. 14,586 - Sunny - 70 F

<b>AB</b>	35
<b>R</b>	5
<b>H</b>	11
<b>RBI</b>	5
<b>BB</b>	4
<b>SO</b>	5
<b>LOB</b>	17



livebaseballscorecards.com

