Chicago White Sox - 2009

Batter	1	2	3	4	5	6	7	8	9	AB	R	H	RBI	BB	SO	LOB
7 Jerry Owens, L (1, 8) OBP: 0.400, SLG: 0.333	0-0 12 1B	0-0 F5			0-0 G3-1		0-0 SF8 3-H		4-0 1-2 BB	3	0	1	1	1	0	3
12 A.J. Pierzynski, L (1, 2) OBP: 0.667, SLG: 0.667	0-0 1-2 1B	0-0 1-2 2-H 3-H 1B			0-0 F7		0-3 K		0-3 K	3	0	2	2	0	0	0
79 Tyler Flowers, R (5, 2)										2	0	0	0	0	2	3
20 Carlos Quentin, R (1, 7)	0-0 F7	0-0 F8			0-0 F8			0-0 76 FC9-6 1B		3	0	0	0	0	0	4
74 Josh Kroeger, L (6, 7) OBP: 1.000, SLG: 1.000										1	0	1	0	0	0	0
25 Jim Thome, L (1, 10)	0-0 F7		0-3 K			0-0 F7		0-0 FC9-6 75 WP 1-2f		3	0	0	0	0	1	2
76 Sergio Santos, R (8, PH) (8, 10)										1	0	0	0	0	0	1
23 Jermaine Dye, R (1, 9)	0-0 P4		0-0 F9			0-0 G1-3		0-0 L9		3	0	0	0	0	0	2
58 Michael Restovich, R (6, 9)										1	0	0	0	0	0	1
10 Alexei Ramirez, R (1, 6) OBP: 0.333, SLG: 0.333		0-0 17 HBP 27 S 12 1B	0-0 L5			0-0 F7		1-0 G2-3 1-2		3	1	1	0	0	0	0
75 Eider Torres, S (6, 6)										1	0	0	0	0	0	1
27 Ben Broussard, L (1, 3)	0-3 K 1-2		0-3 K2-3				0-0 E4 5 2B 7 SF8		0-0 F8	4	1	0	0	0	2	1
7 Josh Fields, R (1, 5) OBP: 0.500, SLG: 0.500	0-0 17 HBP 12 1B		0-0 G6-3				0-0 L4		0-0 F9	2	1	1	0	0	0	0
77 Javier Castillo, R (5, 5)										2	0	0	0	0	0	1
17 Chris Getz, L (1, 4)	1-0 12 1B 1-2 2-3 HBP		0-3 K				0-0 1-3 2B		0-0 7 BB 1B	1	0	0	0	0	1	0
5 Jayson Nix, R (5, 4) OBP: 1.000, SLG: 1.500										2	0	2	0	0	0	0
Inning Stats	R: 0 E: 0 K: 0 S: 5 H: 2 LOB: 2 BB: 0 P: 5	R: 2 E: 0 K: 1 S: 8 H: 3 LOB: 2 BB: 0 P: 9	R: 0 E: 0 K: 1 S: 5 H: 0 LOB: 0 BB: 0 P: 5	R: 0 E: 0 K: 2 S: 7 H: 0 LOB: 0 BB: 0 P: 7	R: 0 E: 0 K: 0 S: 3 H: 0 LOB: 0 BB: 0 P: 3	R: 0 E: 0 K: 0 S: 3 H: 0 LOB: 0 BB: 0 P: 3	R: 1 E: 1 K: 1 S: 7 H: 1 LOB: 1 BB: 0 P: 7	R: 0 E: 0 K: 0 S: 4 H: 1 LOB: 1 BB: 0 P: 5	R: 0 E: 0 K: 1 S: 6 H: 1 LOB: 2 BB: 1 P: 10	1B: 7 2B: 1 3B: 0 HR: 0	SF: 1 SAC: 0 DP: 0 HBP: 1						PA: 38

PITCHER		IP	WLS	BF	H	R	ER	SO	BB	IBB	HBP	BLK	WP	HR	S	P	ERA	WHIP
90 Matt Palmer, R ERA: 9.0	(1, 1)	2.0		12	5	2	2	1	0	0	1	0	0	0	13	14	9.00	2.500
62 Scot Shields, R ERA:	(3, 1)	1.0	W	3	0	0	0	1	0	0	0	0	0	0	5	5	0.00	0.000
66 Jose Arredondo, R ERA:	(4, 1)	1.0	H	3	0	0	0	2	0	0	0	0	0	0	7	7	0.00	0.000
63 Rich Thompson, R ERA:	(5, 1)	2.0	H	6	0	0	0	0	0	0	0	0	0	0	6	6	0.00	0.000
94 Francisco Rodriguez, R ERA:	(7, 1)	1.0	H	5	1	1	0	1	0	0	0	0	0	0	7	7	0.00	1.000

PITCHER		IP	WLS	BF	H	R	ER	SO	BB	IBB	HBP	BLK	WP	HR	S	P	ERA	WHIP
73 Rafael Rodriguez, R ERA:	(8, 1)	2.0	S	9	2	0	0	1	1	0	0	0	1	0	10	15	0.00	1.500

Chicago White Sox @ Los Angeles Angels

Tempe Diablo Stadium, Tempe, AZ

Wed Feb 25 2009, 3:05 PM EST

Att. 2,246 - Sunny - 82 F

TOP

livebaseballscorecards.com

AB	35
R	3
H	8
RBI	3
BB	1
SO	6
LOB	19

BOTTOM

Chicago White Sox @ Los Angeles Angels

Tempe Diablo Stadium, Tempe, AZ

Wed Feb 25 2009, 3:05 PM EST

Att. 2,246 - Sunny - 82 F

livebaseballscorecards.com

Batter	1	2	3	4	5	6	7	8	9	AB	R	H	RBI	BB	SO	LOB
6 Hainley Statia, S (1, 6) OBP: 0.667, SLG: 1.333	G4-3		8 FC4-6 44 2B 1-H 2B		22 FC1-6-5 2B		E1 25 G6-3 22 SH1-4 17 1B 1-2	L7		3	1	2	1	0	0	0
98 Kevin Ramos, R (6, 4)										2	1	0	0	0	0	3
53 Bobby Abreu, L (1, 7)	F8		8 FC4-6 BB		FC1-6-5 2-3		SH1-4 1-2 2-3	57 BB 17 1B 59 2B 1-2 2-3 HBP		1	0	0	0	1	0	0
22 Chris Pettit, R (4, 7)										1	1	0	0	0	0	1
8 Kendrys Morales, S (1, 3)	F8		FC4-6 44 2B 1-2f 2-3		G5-3		G6-3 2-3 3-H	L3		3	1	0	0	0	0	3
25 Peter Bourjos, R (6, 8)										2	0	0	1	0	0	4
44 Mike Napoli, R (1, 10) OBP: 0.500, SLG: 1.000		G5-3	1-H 3-H 2B		K		3-H 1B	57 BB 59 2B 1-2 2-H 3-H 1B		2	0	1	2	0	0	0
17 Hank Conger, L (5, PH) OBP: 0.667, SLG: 0.667										3	1	2	3	0	1	1
(6, 10)																
3 Brandon Wood, R (1, 5)		F9	F8			59 E 74 WP 1B	G4-3	59 2B 1-2 2-3 BB		2	0	0	0	0	0	1
57 Luis Figueroa, S (6, 6) OBP: 0.667, SLG: 0.500										2	1	1	0	1	0	1
18 Sean Rodríguez, R (1, 4)	BB			L3	K 1-3			37 2B 1B 1-3 2-H 3-H 2B		1	0	0	0	1	0	0
59 Freddy Sandoval, S (6, 5) OBP: 0.667, SLG: 1.000										3	1	2	2	0	1	1
46 Bobby Wilson, R (1, 2)	L4			G4-3	K			74 1B 2B 1-H G5-3		1	0	0	0	0	0	1
28 Ryan Budde, R (4, 2)										1	0	0	0	0	0	0
37 Ben Johnson, S (6, PH) OBP: 0.333, SLG: 0.667										3	1	1	1	0	1	3
(7, 2)																
64 Terry Evans, R (1, 9) OBP: 0.500, SLG: 0.500			G6-3	95 FC6-4 1B	K 3-H			22 HBP 43 WP 17 1B 2-H 1B		2	0	1	0	0	0	0
74 Adam Pavkovich, R (6, 9) OBP: 0.500, SLG: 0.500										2	1	1	1	0	1	0
95 Brad Coon, L (1, 8)			6 S 6 2B HBP	FC6-4 1-2f			22 SH1-4 98 E 25 G6-3 1B	22 HBP 17 1B 1-2 BB		1	1	0	0	0	0	1
43 Matthew Brown, R (6, 3) OBP: 1.000, SLG: 1.000										1	2	1	0	1	0	0
Inning Stats	R: 0 E: 0 K: 0 S: 3 H: 0 LOB: 0 BB: 0 P: 3	R: 0 E: 0 K: 0 S: 3 H: 0 LOB: 1 BB: 1 P: 7	R: 3 E: 0 K: 0 S: 6 H: 2 LOB: 1 BB: 1 P: 11	R: 0 E: 0 K: 0 S: 4 H: 1 LOB: 1 BB: 0 P: 4	R: 0 E: 0 K: 1 S: 6 H: 1 LOB: 1 BB: 0 P: 6	R: 1 E: 0 K: 3 S: 10 H: 1 LOB: 0 BB: 0 P: 10	R: 2 E: 1 K: 0 S: 6 H: 2 LOB: 1 BB: 0 P: 6	R: 6 E: 0 K: 0 S: 8 H: 5 LOB: 2 BB: 2 P: 17		1B: 7 2B: 5 3B: 0 HR: 0	SF: 0 SAC: 1 DP: 0 HBP: 2					

	AB	36
	R	12
	H	12
	RBI	11
	BB	4
	SO	4
	LOB	20

WP: 2 PB: 0 SB: 1 CS: 0 PA: 43

PITCHER		IP	WLS	BF	H	R	ER	SO	BB	IBB	HBP	BLK	WP	HR	S	P	ERA	WHIP
54 Clayton Richard, L ERA:	(1, 1)	2.0		7	0	0	0	0	1	0	0	0	0	0	6	10	0.00	0.500
26 Octavio Dotel, R ERA: 27.0	(3, 1)	1.0	L	7	2	3	3	0	1	0	1	0	0	0	6	11	27.00	3.000
37 Matt Thornton, L ERA:	(4, 1)	1.0		4	1	0	0	0	0	0	0	0	0	0	4	4	0.00	1.000
67 Randy Williams, L ERA:	(5, 1)	1.0		4	1	0	0	1	0	0	0	0	0	0	6	6	0.00	1.000
43 Ehren Wassermann, R ERA:	(6, 1)	1.0		4	1	1	0	3	0	0	0	0	1	0	10	10	0.00	1.000

PITCHER		IP	WLS	BF	H	R	ER	SO	BB	IBB	HBP	BLK	WP	HR	S	P	ERA	WHIP
46 Adam Russell, R ERA:	(7, 1)	1.0		6	2	2	0	0	0	0	0	0	0	0	6	6	0.00	2.000
70 Brad Salmon, R ERA: 81.0	(8, 1)	0.2		8	4	6	6	0	1	0	1	0	1	0	6	11	81.00	7.500
61 Jon Link, R ERA:	(8, 1)	0.1		3	1	0	0	0	1	0	0	0	0	0	2	6	0.00	6.000

Batter	1	2	3	4	5	6	7	8	9	AB	R	H	RBI	BB	SO	LOB
31 Dewayne Wise, L (1, 8) OBP: 0.200, SLG: 0.250	F9	SF8 1-3 3-H		B4-3		32 G5-4-3 1-2 2-3 1B		G5-3		4	0	1	1	0	0	0
32 Brian Anderson, R (1, 9) OBP: 0.200, SLG: 0.200	15 2B 1B	G6-3		K		G5-4-3 1-2f			F9	5	1	1	0	0	1	4
14 Paul Konerko, R (1, 3) 27 Ben Broussard, L (6, 3)	L5	BB		F8			G4-3		L9	2 2	0 0	0 0	0 0	1 0	0 0	1 0
15 Wilson Betemit, S (1, 6) OBP: 0.333, SLG: 0.667 80 Gordon Beckham, R (6, 6)	74 1B 1-H 2B	F7			K		60 WP 77 S BB		L4	3 1	1 0	1 0	1 0	0 1	1 0	2 0
74 Josh Kroeger, L (1, 7) OBP: 0.600, SLG: 0.600	24 1B 2-H 1B		24 G4-6-3 1B		G4-3		F8			4	0	2	1	0	0	1
24 Dayan Viciedo, R (1, 5) OBP: 0.333, SLG: 0.333 77 Javier Castillo, R (6, 5)	1-2 1B		G4-6-3 1-2f		F9		60 WP 1-2 BB			3 0	0 0	1 0	0 0	0 1	0 0	1 0
60 Brandon Allen, L (1, 10) OBP: 0.250, SLG: 0.250	F9		44 S 44 1B 1B			K	P6 1-2 2-3			4	1	1	0	0	1	4
44 Corky Miller, R (1, 2) OBP: 1.000, SLG: 1.333 79 Tyler Flowers, R (7, 2)		18 1B 31 SF8 2B	1-H 1B			31 1B 18 1B 1B		K		3 1	1 0	3 0	1 0	0 0	0 1	0 0
18 Brent Lillibridge, R (1, 4) OBP: 0.500, SLG: 0.500		31 SF8 31 S 2-3 1B	G5-3			31 1B 1-2 1B		G4-3		4	0	2	0	0	0	1
Inning Stats	R: 2 E: 0 K: 0 S: 7 H: 4 LOB: 2 BB: 0 P: 7	R: 1 E: 0 K: 0 S: 5 H: 2 LOB: 2 BB: 1 P: 10	R: 1 E: 0 K: 0 S: 5 H: 3 LOB: 1 BB: 0 P: 6	R: 0 E: 0 K: 1 S: 5 H: 0 LOB: 0 BB: 0 P: 5	R: 0 E: 0 K: 1 S: 5 H: 0 LOB: 0 BB: 0 P: 5	R: 0 E: 0 K: 1 S: 7 H: 3 LOB: 2 BB: 0 P: 7	R: 0 E: 0 K: 0 S: 3 H: 0 LOB: 2 BB: 2 P: 12	R: 0 E: 0 K: 1 S: 5 H: 0 LOB: 0 BB: 0 P: 5	R: 0 E: 0 K: 0 S: 3 H: 0 LOB: 0 BB: 0 P: 3	1B: 10 2B: 2 3B: 0 HR: 0 SF: 1 SAC: 0 DP: 2 HBP: 0						

PITCHER	IP	WLS	BF	H	R	ER	SO	BB	IBB	HBP	BLK	WP	HR	S	P	ERA	WHIP
48 Jason Hirsh, R (1, 1) ERA: 13.5	2.0	L	13	6	3	3	0	1	0	0	0	0	0	12	17	13.50	3.500
16 Huston Street, R (3, 1) ERA: 9.0	1.0		5	3	1	1	0	0	0	0	0	0	0	5	6	9.00	3.000
56 Franklin Morales, L (4, 1) ERA:	2.0		6	0	0	0	2	0	0	0	0	0	0	10	10	0.00	0.000
35 Taylor Buchholz, R (6, 1) ERA:	1.0		5	3	0	0	1	0	0	0	0	0	0	7	7	0.00	3.000
Cedrick Bowers, L (7, 1) ERA:	1.0		5	0	0	0	0	2	0	0	0	1	0	3	12	0.00	2.000

PITCHER	IP	WLS	BF	H	R	ER	SO	BB	IBB	HBP	BLK	WP	HR	S	P	ERA	WHIP
44 Shane Lindsay, R (8, 1) ERA:	1.0		3	0	0	0	1	0	0	0	0	0	0	5	5	0.00	0.000
37 Ryan Speier, R (9, 1) ERA:	1.0		3	0	0	0	0	0	0	0	0	0	0	3	3	0.00	0.000

Chicago White Sox @ Colorado Rockies

US West Sports Complex, Hi Corbett Field, Tucson, AZ

Thu Feb 26 2009, 3:10 PM EST

Att. 2,943 - Sunny - 77 F

TOP

livebaseballscorecards.com

AB	36
R	4
H	12
RBI	4
BB	3
SO	4
LOB	14

WP: 1 PB: 0 SB: 3 CS: 0 PA: 40

Batter	1	2	3	4	5	6	7	8	9	AB	R	H	RBI	BB	SO	LOB
4 Eric Young Jr., S (1, 4) OBP: 0.167, SLG: 0.167	SH3-1; 22; 22 S; 62 G3-2; 1B		K		FC4; 1-2		G5-4-3; 1-2f			4	0	1	0	0	1	3
22 Scott Podsednik, L (1, 7) (4, 8) 72 Chris Frey, L (6, 9)	SH3-1; 1-3		62 G5-3; 1B; 1-2		K			G5-3		2 1	0 0	1 0	0 0	0 0	1 0	2 0
62 Christian Colonel, R (1, 5) OBP: 0.250, SLG: 0.250 3 Luis Gonzalez, R (5, PH) (6, 5)	G3-2; 3-Hf		G5-3; 1-2; 2-3		G5-3			G4-3		2 2	0 0	0 0	0 0	0 0	0 0	3 2
10 Jeff Baker, R (1, 10) OBP: 0.200, SLG: 0.400		8 FC6; 47 FC4-6; 2B	L8			K		K		4	1	1	0	0	2	2
5 Carlos González, L (1, 8) OBP: 0.167, SLG: 0.333 (4, 7) 14 Matt Murton, R (7, 7)	K			G4-3		F8			F7	3 1	0 0	0 0	0 0	0 0	1 0	1 0
8 Yorvit Torrealba, R (1, 2) 24 Dexter Fowler, S (6, 8) OBP: 0.333, SLG: 0.333	FC6; 47 FC4-6; 2-3			G3		50 S; 1B			K	2 2	0 0	0 1	0 0	0 0	0 1	1 0
47 Joe Koshansky, L (1, 3) OBP: 0.500, SLG: 0.333 50 Sal Fasano, R (6, 2)	FC4-6; 1-2f; 3-H			L9		P6; 1-2			F9	2 2	0 0	0 0	1 0	0 0	0 1	1 1
40 Daniel Ortmeier, S (1, 9) (6, 3)	F7				G2-3		K			3	0	0	0	0	1	1
6 Omar Quintanilla, L (1, 6) OBP: 0.667, SLG: 0.667 64 Chris Nelson, R (6, 6) OBP: 1.000, SLG: 1.000			62 G5-3; 22 1B; 1B		4 FC4; 1B		4 G5-4-3; 1B			2 1	0 0	2 1	0 0	0 0	0 0	0 0
Inning Stats	R: 0 E: 0 K: 0 S: 3 H: 1 LOB: 0 BB: 0 P: 4	R: 1 E: 0 K: 1 S: 7 H: 1 LOB: 1 BB: 0 P: 7	R: 0 E: 0 K: 0 S: 7 H: 2 LOB: 2 BB: 0 P: 7	R: 0 E: 0 K: 0 S: 3 H: 0 LOB: 0 BB: 0 P: 3	R: 0 E: 0 K: 1 S: 7 H: 1 LOB: 2 BB: 0 P: 7	R: 0 E: 0 K: 1 S: 6 H: 1 LOB: 1 BB: 0 P: 7	R: 0 E: 0 K: 1 S: 5 H: 1 LOB: 0 BB: 0 P: 5	R: 0 E: 0 K: 1 S: 5 H: 0 LOB: 0 BB: 0 P: 5	R: 0 E: 0 K: 1 S: 5 H: 0 LOB: 0 BB: 0 P: 5	1B: 6 2B: 2 3B: 0 HR: 0	SF: 0 SAC: 1 DP: 2 HBP: 0			WP: 0 PB: 0 SB: 2 CS: 0	PA: 34		

PITCHER		IP	WLS	BF	H	R	ER	SO	BB	IBB	HBP	BLK	WP	HR	S	P	ERA	WHIP
34 Gavin Floyd, R ERA: 4.5	(1, 1)	2.0		8	2	1	1	1	0	0	0	0	0	0	10	11	4.50	1.000
62 Jack Egbert, R ERA:	(3, 1)	2.0	W	8	2	0	0	1	0	0	0	0	0	0	10	10	0.00	1.000
D.J. Carrasco, R ERA:	(5, 1)	2.0	H	9	2	0	0	2	0	0	0	0	0	0	13	14	0.00	1.000
41 Lance Broadway, R ERA:	(7, 1)	2.0	H	6	1	0	0	2	0	0	0	0	0	0	10	10	0.00	0.500
65 Jhonny Nunez, R ERA:	(9, 1)	1.0	S	3	0	0	0	1	0	0	0	0	0	0	5	5	0.00	0.000

PITCHER	IP	WLS	BF	H	R	ER	SO	BB	IBB	HBP	BLK	WP	HR	S	P	ERA	WHIP

BOTTOM

Chicago White Sox @ Colorado Rockies

US West Sports Complex, Hi Corbett Field, Tucson, AZ

Thu Feb 26 2009, 3:10 PM EST

Att. 2,943 - Sunny - 77 F

livebaseballscorecards.com

AB	33
R	1
H	7
RBI	1
BB	0
SO	7
LOB	17

Chicago White Sox @ Arizona Diamondbacks

Tucson Electric Park, Tucson, AZ

Fri Feb 27 2009, 3:05 PM EST

Att. 5,681 - Sunny - 73 F

TOP

livebaseballscorecards.com

Batter	1	2	3	4	5	6	7	8	9	AB	R	H	RBI	BB	SO	LOB
7 Jerry Owens, L (1, 7) OBP: 0.273, SLG: 0.125	B2-3		K	BB	G3		G3-1		G6-3	5	1	0	0	1	1	3
31 Dewayne Wise, L (1, 9) OBP: 0.375, SLG: 0.714	G6-3		14 HR 1B	14 1B 3B		G4-3		K		3	2	2	1	0	0	0
74 Josh Kroeger, L (6, PH) OBP: 0.429, SLG: 0.429										2	0	0	0	0	1	0
14 Paul Konerko, R (6, 9) OBP: 0.571, SLG: 1.167	E5		1-H HR	3-H 1B		80 2B		BB 80 G6-4-3		4	2	3	3	0	0	0
60 Brandon Allen, L (8, PH) OBP: 0.400, SLG: 0.250										0	0	0	0	1	0	0
15 Wilson Betemit, S (8, 10) OBP: 0.167, SLG: 0.333	G4-3		L7	F7		2-H 2B		G6-4-3 1-2f		3	0	0	0	0	0	2
80 Gordon Beckham, R (6, PH) OBP: 0.500, SLG: 0.667										2	0	1	1	0	0	1
24 Dayan Viciedo, R (6, 6) OBP: 0.500, SLG: 1.000		HR	32 BB 1B	G4-3		K			K	3	1	2	1	0	0	1
77 Javier Castillo, R (6, PH) OBP: 0.500, SLG: 1.000										2	0	0	0	0	2	1
32 Brian Anderson, R (6, 5) OBP: 0.400, SLG: 0.333		G1-3	1-2 BB		27 G3 27 BLK 39 1B 1B	K			27 G3 27 WP 17 1B 1B	4	2	2	0	1	1	1
27 Ben Broussard, L (1, 8) OBP: 0.091, SLG: 0.364		G5-3	L6		G3 1-3		HR		G3 1-3	5	1	1	1	0	0	4
17 Chris Getz, L (1, 3) OBP: 0.429, SLG: 0.200		39 WP BB		F8	G3		G4-3		79 1B 3-H 1B	4	0	1	1	1	0	1
39 Chris Stewart, R (1, 4) OBP: 0.667, SLG: 1.667		G5-3 1-2		HR	3-H 1B		L6		1-2 1B	3	1	2	2	0	0	1
79 Tyler Flowers, R (7, PH) OBP: 0.200, SLG: 0.200										2	0	1	0	0	0	0
(7, 2)																

Inning Stats									
	R: 0 E: 1 K: 0 S: 4	H: 0 LOB: 1 BB: 0 P: 4	R: 1 E: 0 K: 0 S: 5	H: 1 LOB: 1 BB: 1 P: 12	R: 2 E: 0 K: 1 S: 9	H: 3 LOB: 2 BB: 1 P: 13	R: 3 E: 0 K: 0 S: 7	H: 3 LOB: 1 BB: 1 P: 12	R: 1 E: 0 K: 0 S: 5	H: 2 LOB: 1 BB: 0 P: 5
	R: 1 E: 0 K: 2 S: 9	H: 2 LOB: 1 BB: 0 P: 9	R: 1 E: 0 K: 0 S: 4	H: 1 LOB: 0 BB: 0 P: 5	R: 0 E: 0 K: 1 S: 4	H: 0 LOB: 0 BB: 1 P: 8	R: 1 E: 0 K: 1 S: 8	H: 3 LOB: 2 BB: 0 P: 9		

1B: 8	SF: 0	WP: 2	PA: 46
2B: 2	SAC: 0	PB: 0	
3B: 1	DP: 1	SB: 0	
HR: 4	HBP: 0	CS: 0	

PITCHER		IP	WLS	BF	H	R	ER	SO	BB	IBB	HBP	BLK	WP	HR	S	P	ERA	WHIP
52 Jon Garland, R ERA: 4.5	(1, 1)	2.0	L	9	1	1	1	0	1	0	0	0	1	1	9	16	4.50	1.000
45 Doug Slaten, L ERA: 18.0	(3, 1)	1.0		7	3	2	2	1	1	0	0	0	0	1	9	13	18.00	4.000
57 Jon Rauch, R ERA: 27.0	(4, 1)	1.0		7	3	3	3	0	1	0	0	0	0	1	7	12	27.00	4.000
70 Daniel Schlereth, L ERA: 9.0	(5, 1)	1.0		5	2	1	1	0	0	0	0	1	0	0	5	5	9.00	2.000
46 Jailen Peguero, R ERA: 9.0	(6, 1)	2.0		9	3	2	2	2	0	0	0	0	0	1	13	14	9.00	1.500

PITCHER		IP	WLS	BF	H	R	ER	SO	BB	IBB	HBP	BLK	WP	HR	S	P	ERA	WHIP
64 Clay Zavada, L ERA:	(8, 1)	1.0		3	0	0	0	1	1	0	0	0	0	0	4	8	0.00	1.000
40 Jon Coutlangus, L ERA: 9.0	(9, 1)	1.0		6	3	1	1	1	0	0	0	0	1	0	8	9	9.00	3.000

AB	42
R	10
H	15
RBI	10
BB	4
SO	5
LOB	15

BOTTOM

Chicago White Sox @ Arizona Diamondbacks

Tucson Electric Park, Tucson, AZ

Fri Feb 27 2009, 3:05 PM EST

Att. 5,681 - Sunny - 73 F

livebaseballscorecards.com

Batter	1	2	3	4	5	6	7	8	9	AB	R	H	RBI	BB	SO	LOB
2 Felipe Lopez, S (1, 10)	S S S 0-3 K ①		x 0-0 F8 ③			x 0-0 G4-3 ①		x 0-0 G4-1 ② 2-3		3	0	0	0	0	1	1
68 Ed Easley, R (8, PH) (9, 10)										1	0	0	0	0	0	1
11 Augie Ojeda, S (1, 4) OBP: 0.400, SLG: 0.500	S S S 0-3 K ②			x 0-0 G3 ①		x 0-0 G4-3 ②		x 0-0 F7 ③		2	0	0	0	0	1	0
25 James Skelton, L (6, 2)										2	0	0	0	0	0	1
6 Stephen Drew, L (1, 6) OBP: 0.500, SLG: 0.600	x 0-0 G6-3 ③			x 0-0 34 FC5-4 1B		x 0-0 2B			x 0-0 30 WP 8 E 30 1B 1B	3	0	2	0	0	0	0
63 Pedro Ciriaco, R (7, 6) OBP: 0.667, SLG: 0.667										1	1	1	0	0	0	0
34 Conor Jackson, R (1, 7) OBP: 0.500, SLG: 0.600		x 0-0 F8 ①		x 0-0 FC5-4 ② 1-2f		x 0-0 G6-3 ③			x 0-0 E9 30 1B 30 WP 1-2	3	0	0	0	0	0	2
8 Rusty Ryal, R (7, 5) OBP: 0.500, SLG: 0.333										1	0	0	0	0	0	1
18 Chad Tracy, L (1, 5) OBP: 0.400, SLG: 0.400		x 0-0 31 G5-4-3 1B		x 0-0 G4-3 ③			x 0-0 F8 ①		B x 1-0 1-3 2-H 1B	2	0	1	0	0	0	1
30 Brandon Watson, L (7, 7) OBP: 0.333, SLG: 0.333										2	0	1	1	0	0	0
31 Tony Clark, S (1, 3)		x 0-0 ② G5-4-3 ③ 1-2f			x 0-0 F8 ①		S S C 0-3 K ②		S S C 0-3 K ①	2	0	0	0	0	0	1
16 Josh Wilson, R (6, 4) OBP: 0.500, SLG: 0.667										2	0	0	0	0	2	2
26 Miguel Montero, L (1, 2) OBP: 0.333, SLG: 0.200			x 0-0 G5-3 ①		x 0-0 F8 ②		S S S 0-3 K ③		x 0-0 P3 ②	2	0	0	0	0	0	0
16 Agustin Murillo, R (6, 3)										2	0	0	0	0	1	2
74 Gerardo Parra, L (1, 9) OBP: 0.250, SLG: 0.250			x 0-0 G5-3 ②		x 0-0 1B			S S S 0-3 K ①	S S S 0-3 K ③	4	0	1	0	0	2	2
12 Evan Frey, L (1, 8) OBP: 0.429, SLG: 0.667			x 0-0 1B		S S S 0-3 K ③			x 0-0 68 G4-1 2B		3	0	2	0	0	1	1

	AB	35
	R	1
	H	8
	RBI	1
	BB	0
	SO	8
	LOB	15

Inning Stats																																
	R: 0	H: 0	E: 0	LOB: 0	K: 2	BB: 0	S: 7	P: 7	R: 0	H: 1	E: 0	LOB: 0	K: 0	BB: 0	S: 3	P: 3	R: 0	H: 1	E: 0	LOB: 1	K: 0	BB: 0	S: 4	P: 4	R: 0	H: 1	E: 0	LOB: 1	K: 0	BB: 0	S: 4	P: 4
	R: 0	H: 1	E: 0	LOB: 1	K: 0	BB: 0	S: 6	P: 6	R: 0	H: 1	E: 0	LOB: 1	K: 2	BB: 0	S: 4	P: 4	R: 0	H: 0	E: 0	LOB: 0	K: 2	BB: 0	S: 7	P: 7	R: 0	H: 1	E: 0	LOB: 1	K: 1	BB: 0	S: 6	P: 6
	R: 1	H: 2	E: 1	LOB: 2	K: 2	BB: 0	S: 10	P: 11	1B: 6	SF: 0	2B: 2	SAC: 0	3B: 0	DP: 1	HR: 0	HBP: 0	WP: 1	PA: 35	PB: 0	SB: 0	CS: 0											

PITCHER	IP	WLS	BF	H	R	ER	SO	BB	IBB	HBP	BLK	WP	HR	S	P	ERA	WHIP
50 John Danks, L (1, 1)	2.0	W	6	1	0	0	2	0	0	0	0	0	0	10	10	0.00	0.500
ERA:																	
51 John Van Benschoten, R (3, 1)	2.0	H	8	2	0	0	0	0	0	0	0	0	0	8	8	0.00	1.000
ERA:																	
49 Franklyn German, R (5, 1)	2.0		8	2	0	0	1	0	0	0	0	0	0	10	10	0.00	1.000
ERA:																	
63 Clevelan Santeliz, R (7, 1)	2.0		7	1	0	0	3	0	0	0	0	0	0	13	13	0.00	0.500
ERA:																	
47 Mike MacDougal, R (9, 1)	1.0		6	2	1	1	2	0	0	0	0	1	0	10	11	9.00	2.000
ERA: 9.0																	

PITCHER	IP	WLS	BF	H	R	ER	SO	BB	IBB	HBP	BLK	WP	HR	S	P	ERA	WHIP

Chicago White Sox @ Chicago Cubs

Hohokam Park, Mesa, AZ

Sat Feb 28 2009, 3:05 PM EST

Att. 13,010 - Sunny - 77 F

TOP

livebaseballscorecards.com

Batter	1	2	3	4	5	6	7	8	9	AB	R	H	RBI	BB	SO	LOB
18 Brent Lillibridge, R (1, 4) (6, 6) OBP: 0.250, SLG: 0.250	CCC 0-3 ① K		SSS 0-3 ② K		X 0-0 ③ G4-3		CCC 0-3 ③ K			4	0	0	0	0	3	2
12 A.J. Pierzynski, L (1, 2) 38 Cole Armstrong, L (6, 2) OBP: 0.500, SLG: 0.500	X 0-0 20 G5-3 1B		X 0-0 ③ G3			X 0-0 ① G3		X 0-0 ① F7		3	0	1	0	0	0	1
										1	0	0	0	0	0	0
20 Carlos Quentin, R (1, 7) 68 Brian Myrow, L (6, 3)	X 0-0 ② G5-3 1-2			X 0-0 ① P4		X 0-0 E5 23 1B		X 0-0 ② F8		3	0	0	0	0	0	1
										1	0	0	0	0	0	0
25 Jim Thome, L (1, 10) OBP: 0.167, SLG: 0.333 80 Gordon Beckham, R (8, PH) OBP: 0.400, SLG: 0.500 (8, 10)	SST 0-2 ③ K			X 0-0 2B		CCC 0-3 ② K		X 0-0 ③ G6-3		3	0	1	0	0	2	2
										1	0	0	0	0	0	0
23 Jermaine Dye, R (1, 9) OBP: 0.167, SLG: 0.167 58 Michael Restovich, R (6, 9)		X 0-0 ① G5-3		X 0-0 ② P4		X 0-0 1-2 1B			X 0-0 ① F8	3	0	1	0	0	0	1
										1	0	0	0	0	0	0
10 Alexei Ramirez, R (1, 6) OBP: 0.333, SLG: 0.200 5 Jayson Nix, R (6, 4) OBP: 0.667, SLG: 1.000		SSS 0-3 ② K		BBBB 4-0 BB		SSS 0-3 ③ K			X 0-0 E1 77 1B 74 G6-3	2	0	0	0	1	2	2
										1	0	0	0	0	0	0
74 Josh Kroeger, L (1, 3) OBP: 0.273, SLG: 0.273 (6, 7)		SSS 0-3 ③ K		X 0-0 ③ F9			X 0-0 ① G2		X 0-0 ② G6-3 1-2	4	0	0	0	0	1	3
7 Josh Fields, R (1, 5) OBP: 0.400, SLG: 0.250 77 Javier Castillo, R (7, 5) OBP: 0.333, SLG: 0.200			X 0-0 ① F8		X 0-0 ① F8		BBBB 4-0 31 CS BB		X 0-0 2-3 1B	2	0	0	0	1	0	0
										1	0	1	0	0	0	0
31 Dewayne Wise, L (1, 8) OBP: 0.417, SLG: 0.727			X 0-0 2B		X 0-0 ② G3		BX 1-0 1-2 1B		SSS 0-3 ③ K	4	0	2	0	0	1	2
Inning Stats	R: 0 E: 0 K: 2 S: 8 H: 1 LOB: 1 BB: 0 P: 8	R: 0 E: 0 K: 2 S: 7 H: 0 LOB: 0 BB: 0 P: 7	R: 0 E: 0 K: 1 S: 6 H: 1 LOB: 1 BB: 0 P: 6	R: 0 E: 0 K: 0 S: 4 H: 1 LOB: 2 BB: 1 P: 8	R: 0 E: 0 K: 0 S: 3 H: 0 LOB: 0 BB: 0 P: 3	R: 0 E: 1 K: 2 S: 9 H: 1 LOB: 2 BB: 0 P: 9	R: 0 E: 0 K: 1 S: 5 H: 1 LOB: 1 BB: 1 P: 10	R: 0 E: 0 K: 0 S: 3 H: 0 LOB: 0 BB: 0 P: 3	R: 0 E: 1 K: 1 S: 7 H: 1 LOB: 2 BB: 0 P: 7	1B: 4 2B: 2 3B: 0 HR: 0	SF: 0 SAC: 0 DP: 0 HBP: 0						

	AB	34
	R	0
	H	6
	RBI	0
	BB	2
	SO	9
	LOB	14

WP: 0 PB: 0 SB: 0 CS: 1 PA: 36

PITCHER		IP	WLS	BF	H	R	ER	SO	BB	IBB	HBP	BLK	WP	HR	S	P	ERA	WHIP
47 Aaron Heilman, R	(1, 1)	2.0		7	1	0	0	4	0	0	0	0	0	0	15	15	0.00	0.500
ERA:																		
63 Kevin Gregg, R	(3, 1)	1.0		4	1	0	0	1	0	0	0	0	0	0	6	6	0.00	1.000
ERA:																		
48 Neal Cotts, L	(4, 1)	1.0	W	5	1	0	0	0	1	0	0	0	0	0	4	8	0.00	2.000
ERA:																		
54 David Patton, R	(5, 1)	2.0	H	8	1	0	0	2	0	0	0	0	0	0	12	12	0.00	0.500
ERA:																		
88 Ken Kadokura, R	(7, 1)	1.0		4	1	0	0	1	1	0	0	0	0	0	5	10	0.00	2.000
ERA:																		

PITCHER		IP	WLS	BF	H	R	ER	SO	BB	IBB	HBP	BLK	WP	HR	S	P	ERA	WHIP
76 Jason Waddell, L	(8, 1)	1.0		3	0	0	0	0	0	0	0	0	0	0	3	3	0.00	0.000
ERA:																		
71 Esmailin Caridad, R	(9, 1)	1.0		5	1	0	0	1	0	0	0	0	0	0	7	7	0.00	1.000
ERA:																		

BOTTOM

Chicago White Sox @ Chicago Cubs

Hohokam Park, Mesa, AZ

Sat Feb 28 2009, 3:05 PM EST

Att. 13,010 - Sunny - 77 F

livebaseballscorecards.com

Batter	1	2	3	4	5	6	7	8	9	AB	R	H	RBI	BB	SO	LOB
12 Alfonso Soriano, R (1, 7) OBP: 0.600, SLG: 0.333 66 Doug Deeds, L (6, 7) OBP: 0.444, SLG: 0.625	K		BB		K	BB	1B	K		2 2	0 1	0 1	0 1	1 1	2 1	0 1
7 Aaron Miles, S (1, 6) OBP: 0.429, SLG: 0.333 59 Andrés Blanco, S (6, 6) OBP: 0.375, SLG: 0.167 65 Darwin Barney, R (8, PR) OBP: 0.167, SLG: 0.167 (9, 6)	BB		E3		1B	F8	1B	HBP		2 2 0	1 1 0	1 1 0	0 2 0	1 0 0	0 0 0	1 1 0
25 Derrek Lee, R (1, 3) OBP: 0.400, SLG: 0.250 13 Jake Fox, R (6, 3) OBP: 0.500, SLG: 0.875	F9		F8		1B		HBP F9	K		3 2	1 1	1 0	0 0	0 0	0 1	3 4
6 Micah Hoffpauir, L (1, 10) OBP: 0.471, SLG: 0.800 74 Steve Clevenger, L (7, PH) (8, 10)	F9			K	1B		1B K			4 1	1 0	2 0	1 0	0 0	1 1	1 2
16 Aramis Ramirez, R (1, 5) 20 Luis Rivas, R (5, PR) OBP: 0.444, SLG: 0.375 (6, 5)		P6		F8	FC5-4		FC6 BB			3 1	0 1	0 0	1 0	0 1	0 0	1 2
17 Mike Fontenot, L (1, 4) OBP: 0.400, SLG: 0.889 73 Bobby Scales, S (6, 4) OBP: 0.500, SLG: 0.429		K			BB		1B 1B			2 2	1 1	1 2	0 3	1 0	1 0	0 0
56 Brad Snyder, L (1, 9) OBP: 0.500, SLG: 0.833		F8			K		HR F8			5	2	2	4	0	1	4
55 Koyie Hill, S (1, 2) OBP: 0.200, SLG: 0.400 72 Welington Castillo, R (7, 2)			L3		G6-3		BB	K		3 1	0 1	1 0	2 0	0 1	0 1	0 0
4 Joey Gathright, L (1, 8) OBP: 0.571, SLG: 0.500 27 Sam Fuld, L (7, 8) OBP: 0.500, SLG: 1.000			K	F7	G1-3		1B	HBP		3 2	0 1	0 2	0 0	0 0	1 0	1 0
Inning Stats	R: 0 E: 0 K: 1 S: 5 H: 0 LOB: 1 BB: 1 P: 9	R: 0 E: 0 K: 1 S: 5 H: 0 LOB: 0 BB: 0 P: 5	R: 0 E: 1 K: 1 S: 6 H: 0 LOB: 2 BB: 1 P: 10	R: 2 E: 0 K: 1 S: 8 H: 3 LOB: 1 BB: 0 P: 8	R: 2 E: 0 K: 2 S: 10 H: 3 LOB: 3 BB: 1 P: 14	R: 0 E: 0 K: 0 S: 3 H: 0 LOB: 1 BB: 0 P: 7	R: 9 E: 1 K: 1 S: 13 H: 7 LOB: 2 BB: 2 P: 22	R: 0 E: 0 K: 3 S: 10 H: 1 LOB: 2 BB: 0 P: 11		1B: 12 2B: 1 3B: 0 HR: 1 SF: 0 SAC: 0 DP: 0 HBP: 2					

AB	40
R	13
H	14
RBI	13
BB	6
SO	10
LOB	21

WP: 1 PB: 0 SB: 0 CS: 0 PA: 48

PITCHER		IP	WLS	BF	H	R	ER	SO	BB	IBB	HBP	BLK	WP	HR	S	P	ERA	WHIP
48 Jeff Marquez, R ERA:	(1, 1)	2.0		7	0	0	0	2	1	0	0	0	0	0	10	14	0.00	0.500
37 Matt Thornton, L ERA:	(3, 1)	1.0		5	0	0	0	1	1	0	0	0	0	0	6	10	0.00	1.000
43 Ehren Wassermann, R ERA: 9.0	(4, 1)	1.0	L	6	3	2	2	1	0	0	0	0	0	0	8	8	18.00	3.000
26 Octavio Dotel, R ERA: 22.5	(5, 1)	1.0		7	3	2	2	2	1	0	0	0	1	0	10	14	18.00	4.000
67 Randy Williams, L ERA:	(6, 1)	1.0		4	0	0	0	0	1	0	0	0	0	0	3	7	0.00	1.000

PITCHER		IP	WLS	BF	H	R	ER	SO	BB	IBB	HBP	BLK	WP	HR	S	P	ERA	WHIP
46 Adam Russell, R ERA: 54.0	(7, 1)	0.0		8	5	8	7	0	1	0	1	0	0	1	6	11	∞	∞
70 Brad Salmon, R ERA: 37.8	(7, 1)	1.0		6	2	1	0	1	1	0	0	0	0	0	7	11	0.00	3.000
65 Jhonny Nunez, R ERA:	(8, 1)	1.0		5	1	0	0	3	0	0	1	0	0	0	10	11	0.00	1.000

Batter	1	2	3	4	5	6	7	8	9	AB	R	H	RBI	BB	SO	LOB
7 Jerry Owens, L (1, 8) OBP: 0.375, SLG: 0.182	B4-3		BB			5 CS 1B		BB	F8	3	0	1	0	2	0	2
5 Jayson Nix, R (1, 4) OBP: 0.667, SLG: 1.000	2B		F9 2-3			14 FC5-4 1-2 1B		K		3	0	2	0	0	0	2
17 Chris Getz, L (6, 4) OBP: 0.375, SLG: 0.167										1	0	0	0	0	1	1
23 Jermaine Dye, R (1, 10) OBP: 0.111, SLG: 0.111	G5-3		P6			P6			HR	3	0	0	0	0	0	4
80 Gordon Beckham, R (9, PH) OBP: 0.500, SLG: 1.200										1	1	1	1	0	0	0
(9, 10)																
14 Paul Konerko, R (1, 3) OBP: 0.400, SLG: 0.778	G1-3			G5-3		FC5-4 1-2f			76 1B 75 BB 60 FC4-6 BB	3	0	0	0	0	0	2
68 Brian Myrow, L (6, 3)										0	1	0	0	1	0	0
(9, 7)																
15 Wilson Betemit, S (1, 6) OBP: 0.125, SLG: 0.250		G5-3		K			G4-3		60 FC4-6 76 1B 58 FC6 1-2 BB	2	0	0	0	0	1	0
75 Eider Torres, S (6, 6)										1	1	0	0	1	0	0
24 Dayan Viciedo, R (1, 5) OBP: 0.375, SLG: 0.750		P4		K			K		60 FC4-6 1-2 2-3 1B	2	0	0	0	0	1	0
76 Sergio Santos, R (6, 5) OBP: 0.333, SLG: 0.333										2	0	1	0	0	1	0
32 Brian Anderson, R (1, 7) OBP: 0.308, SLG: 0.250		G1-3			K		G1-3		FC4-6 58 FC6 1-2f 2-3 3-H	3	0	0	0	0	1	0
60 Brandon Allen, L (9, PH) OBP: 0.333, SLG: 0.200										1	0	0	1	0	0	2
(9, 3)																
58 Michael Restovich, R (1, 9)			G5-3	G4-3				39 G5-4-3 BB	FC6 1-2 3-H	3	0	0	1	1	0	1
44 Corky Miller, R (1, 2) OBP: 0.800, SLG: 1.200			5 F9 2B	P6				G5-4-3 1-2f	K	2	0	1	0	0	0	0
39 Chris Stewart, R (6, 2) OBP: 0.400, SLG: 1.000										2	0	0	0	0	1	3

TOP

Chicago White Sox @ Los Angeles Dodgers

Camelback Ranch, Glendale, AZ

Sun Mar 01 2009, 3:05 PM EST
Att. 11,280 - Sunny - 81 F

livebaseballscorecards.com

AB	32
R	3
H	6
RBI	3
BB	5
SO	6
LOB	17

Inning Stats	1	2	3	4	5	6	7	8	9
	R: 0 E: 0 K: 0 S: 4	H: 1 LOB: 1 BB: 0 P: 4	R: 0 E: 0 K: 0 S: 3	H: 0 LOB: 0 BB: 0 P: 3	R: 0 E: 0 K: 2 S: 7	H: 0 LOB: 0 BB: 0 P: 7	R: 0 E: 0 K: 1 S: 5	H: 1 LOB: 2 BB: 1 P: 8	R: 0 E: 0 K: 0 S: 5	H: 0 LOB: 0 BB: 0 P: 5	R: 0 E: 0 K: 1 S: 5	H: 2 LOB: 1 BB: 0 P: 5	R: 0 E: 0 K: 1 S: 5	H: 0 LOB: 0 BB: 0 P: 5	R: 0 E: 0 K: 1 S: 4	H: 0 LOB: 1 BB: 2 P: 12	R: 3 E: 0 K: 1 S: 9	H: 2 LOB: 2 BB: 2 P: 19

1B: 3	SF: 0	WP: 0
2B: 2	SAC: 0	PB: 0
3B: 0	DP: 1	SB: 0
HR: 1	HBP: 0	CS: 1

PA: 37

PITCHER		IP	WLS	BF	H	R	ER	SO	BB	IBB	HBP	BLK	WP	HR	S	P	ERA	WHIP
18 Hiroki Kuroda, R ERA:	(1, 1)	2.0		7	1	0	0	0	0	0	0	0	0	0	7	7	0.00	0.500
26 Eric Milton, L ERA:	(3, 1)	2.0		8	1	0	0	2	1	0	0	0	0	0	11	15	0.00	1.000
49 Claudio Vargas, R ERA: 2.25	(5, 1)	2.0	H	7	2	0	0	1	0	0	0	0	0	0	10	10	0.00	1.000
59 Guillermo Mota, R ERA:	(7, 1)	1.0	H	3	0	0	0	1	0	0	0	0	0	0	5	5	0.00	0.000
38 Ramon Troncoso, R ERA: 13.5	(8, 1)	0.2	H	3	0	0	0	0	2	0	0	0	0	0	1	9	0.00	3.000
78 Victor Garate, L ERA: 13.5	(8, 1)	0.1	H	1	0	0	0	1	0	0	0	0	0	0	3	3	0.00	0.000
45 Scott Strickland, R ERA: 27.0	(9, 1)	0.0		2	1	2	2	0	1	0	0	0	0	1	2	8	∞	∞
73 Carmen Cali, L ERA: 6.75	(9, 1)	0.1	L	3	1	0	0	0	1	0	0	0	0	0	2	6	0.00	6.000
70 Edgar Martinez, R ERA:	(9, 1)	0.2		3	0	1	1	1	0	0	0	0	0	0	5	5	13.50	0.000

Batter	1	2	3	4	5	6	7	8	9	AB	R	H	RBI	BB	SO	LOB
15 Rafael Furcal, S (1, 6) OBP: 0.333, SLG: 0.200 87 Iván De Jesús Jr., R (6, 6)	F7		G3 1-2		1B		FC6-4 1-2f		F9	3 2	0 0	1 0	0 0	0 0	0 0	1 2
13 Orlando Hudson, S (1, 4) OBP: 0.333, SLG: 0.200 60 Chin-Lung Hu, R (6, 4) OBP: 0.167, SLG: 0.667	F8		K		G4-3		F8			3 1	0 0	0 0	0 0	0 0	1 0	1 1
27 Matt Kemp, R (1, 8) OBP: 0.600, SLG: 1.000 77 Jamie Hoffmann, R (6, PR) OBP: 0.625, SLG: 1.200 (7, 8)	F8			E6 7 G6-3 7 S 5 1B		G4-3 7 33 1B 2B		CI 72 WP 75 SH2-4		3 0	1 1	1 0	0 0	0 0	0 0	0 0
7 James Loney, L (1, 3) OBP: 0.250, SLG: 0.250 75 Xavier Paul, L (7, 9) OBP: 0.462, SLG: 0.545		K		G6-3 1-3		G4-3 2-3		SH2-4 1-2		3 0	0 0	0 0	0 0	0 0	1 0	2 0
5 Mark Loretta, R (1, 10) OBP: 0.375, SLG: 0.286 72 Hector Luna, R (8, PH) (9, 10)		BB 83 2B		83 FC6-4 3-H 1B		K		K 2-3		2 1	0 0	1 0	1 0	1 0	1 1	2 1
33 Blake DeWitt, L (1, 5) OBP: 0.231, SLG: 0.231 14 Juan Castro, R (6, PR) OBP: 0.667, SLG: 1.000 (7, 5)		K		K		83 WP 3-H 1B		G6-3		3 1	0 0	1 0	1 0	0 0	2 0	2 1
83 Mitch Jones, R (1, 9) OBP: 0.300, SLG: 1.111 (7, 3)	2B 1-3			FC6-4 1-2f		K2-3 1-2			G5-3	4	0	1	0	0	1	3
12 Brad Ausmus, R (1, 2) OBP: 0.429, SLG: 0.333 44 A.J. Ellis, R (7, 2) OBP: 0.500, SLG: 0.500 3 Delwyn Young, S (9, PH) OBP: 0.167, SLG: 0.091	F9				K		87 FC6-4 1B		K	2 1 1	0 0 0	0 1 0	0 0 0	0 0 0	1 0 1	2 0 0
9 Juan Pierre, L (1, 7) 17 Jason Repko, R (8, 7) OBP: 0.200, SLG: 0.111			E6 15 CS		B1-3		K		E5	3 1	0 0	0 0	0 0	0 0	1 0	1 0
Inning Stats	R: 0 E: 0 K: 0 S: 3 H: 0 LOB: 0 BB: 0 P: 3	R: 0 E: 0 K: 2 S: 8 H: 1 LOB: 2 BB: 1 P: 12	R: 0 E: 1 K: 1 S: 5 H: 0 LOB: 0 BB: 0 P: 6	R: 1 E: 1 K: 1 S: 7 H: 1 LOB: 1 BB: 1 P: 8	R: 0 E: 0 K: 1 S: 6 H: 1 LOB: 1 BB: 0 P: 6	R: 1 E: 0 K: 2 S: 9 H: 2 LOB: 2 BB: 0 P: 9	R: 0 E: 0 K: 1 S: 6 H: 1 LOB: 1 BB: 0 P: 6	R: 0 E: 1 K: 1 S: 6 H: 0 LOB: 1 BB: 0 P: 6	R: 0 E: 1 K: 1 S: 6 H: 0 LOB: 1 BB: 0 P: 6	1B: 4 2B: 2 3B: 0 HR: 0 SF: 0 SAC: 1 DP: 0 HBP: 0						

PITCHER	IP	WLS	BF	H	R	ER	SO	BB	IBB	HBP	BLK	WP	HR	S	P	ERA	WHIP
56 Mark Buehrle, L (1, 1) ERA:	2.0		8	1	0	0	2	1	0	0	0	0	0	11	15	0.00	1.000
62 Jack Egbert, R (3, 1) ERA:	2.0		8	1	1	0	2	0	0	0	0	0	0	12	14	0.00	0.500
D.J. Carrasco, R (5, 1) ERA: 2.25	2.0		9	3	1	1	3	0	0	0	0	1	0	15	15	4.50	1.500
41 Lance Broadway, R (7, 1) ERA:	1.0		4	1	0	0	1	0	0	0	0	0	0	6	6	0.00	1.000
49 Franklyn German, R (8, 1) ERA:	1.0	W	4	0	0	0	1	0	0	0	0	1	0	6	6	0.00	0.000

PITCHER	IP	WLS	BF	H	R	ER	SO	BB	IBB	HBP	BLK	WP	HR	S	P	ERA	WHIP
64 Lucas Harrell, R (9, 1) ERA:	1.0	S	4	0	0	0	1	0	0	0	0	0	0	6	6	0.00	0.000

BOTTOM

Chicago White Sox @ Los Angeles Dodgers

Camelback Ranch, Glendale, AZ

Sun Mar 01 2009, 3:05 PM EST
Att. 11,280 - Sunny - 81 F

livebaseballscorecards.com

AB	34
R	2
H	6
RBI	2
BB	1
SO	10
LOB	19

Batter	1	2	3	4	5	6	7	8	9	AB	R	H	RBI	BB	SO	LOB
Reegie Corona, S (1, 4) OBP: 0.286, SLG: 0.385	G5-3		3 1B 29 E 2B 2-H 3-H	P4			G4-3		G6-3	4	1	1	2	0	0	1
41 Oswaldo Navarro, R (7, 4) OBP: 0.333, SLG: 0.400										1	0	0	0	0	0	0
3 Ronny Cedeno, R (1, 6) OBP: 0.385, SLG: 0.385	F9		29 E 1B 2-3		39 WP 1B		1B			3	1	2	0	0	0	0
84 Carlos Triunfel, R (5, PR) OBP: 1.000, SLG: 1.000 (5, 6)										1	0	1	0	0	0	0
29 Adrian Beltré, R (1, 10) OBP: 0.333, SLG: 0.500	G6-3		E3 2-H 3-H		F8		K			3	0	0	1	0	0	1
9 Jeff Clement, L (7, PH) (7, 10)										1	0	0	0	0	1	1
39 Bryan LaHair, L (1, 3) OBP: 0.417, SLG: 0.556		G3-1	K		K 1-2			K		3	0	0	0	0	2	2
59 Mike Carp, L (6, 3) OBP: 0.400, SLG: 0.800										1	0	0	0	0	1	0
12 Michael Morse, R (1, 5) OBP: 0.333, SLG: 0.400		G4-3	K2-3		F9			61 S 96 E 1B		3	0	0	0	0	1	3
27 Matt Tuiasosopo, R (5, 5) OBP: 0.545, SLG: 1.000										1	0	1	0	0	0	0
50 Prentice Redman, R (1, 8) OBP: 0.250, SLG: 0.250		K		61 S 32 3B 1B		F8		SAFE K 1-2		3	1	1	0	0	1	0
96 Tyson Gillies, L (6, 8) OBP: 0.250, SLG: 0.500										1	0	0	0	0	1	1
61 Mike Wilson, R (1, 9) OBP: 0.214, SLG: 0.538			67 SH3-4 32 1B 2B 1B	G6-3 1-2		K		K 2-3		4	1	1	0	0	2	2
32 Rob Johnson, R (1, 2) OBP: 0.571, SLG: 0.857			67 SH3-4 2B 1B 1-2	2-H 3B		K			G5-3	3	1	2	1	0	1	0
62 Jason Phillips, R (6, 2) OBP: 0.667, SLG: 0.500										1	0	0	0	0	0	0
67 Callix Crabbe, S (1, 7) OBP: 0.364, SLG: 0.600			SH3-4 1-2 2-3	F9			G4-3		G4-3	3	0	0	0	0	0	1
Inning Stats	R: 0 E: 0 K: 0 S: 3 H: 0 LOB: 0 BB: 0 P: 3	R: 0 E: 0 K: 1 S: 5 H: 0 LOB: 0 BB: 0 P: 5	R: 4 E: 1 K: 2 S: 12 H: 4 LOB: 1 BB: 0 P: 12	R: 1 E: 0 K: 0 S: 6 H: 2 LOB: 1 BB: 0 P: 6	R: 0 E: 0 K: 1 S: 6 H: 1 LOB: 2 BB: 0 P: 7	R: 0 E: 0 K: 2 S: 7 H: 0 LOB: 0 BB: 0 P: 7	R: 0 E: 0 K: 1 S: 6 H: 1 LOB: 1 BB: 0 P: 6	R: 0 E: 1 K: 3 S: 10 H: 1 LOB: 1 BB: 0 P: 10	R: 0 E: 0 K: 0 S: 3 H: 0 LOB: 0 BB: 0 P: 3	1B: 7 2B: 1 3B: 1 HR: 0 SF: 0 SAC: 1 DP: 0 HBP: 0							

TOP

Seattle Mariners @ Chicago White Sox

Camelback Ranch, Glendale, AZ

Mon Mar 02 2009, 3:05 PM EST

Att. 3,481 - Sunny - 84 F

livebaseballscorecards.com

AB	36
R	5
H	9
RBI	4
BB	0
SO	10
LOB	12

		WP: 1	PA: 37
		PB: 0	
		SB: 2	
		CS: 0	

PITCHER		IP	WLS	BF	H	R	ER	SO	BB	IBB	HBP	BLK	WP	HR	S	P	ERA	WHIP
54 Clayton Richard, L ERA: 5.4	(1, 1)	3.0	L	14	4	4	3	3	0	0	0	0	0	0	20	20	9.00	1.333
43 Ehren Wassermann, R ERA: 9.0	(4, 1)	1.0		5	2	1	1	0	0	0	0	0	0	0	6	6	9.00	2.000
71 Scott Linebrink, R ERA:	(5, 1)	1.0		4	1	0	0	1	0	0	0	0	1	0	6	7	0.00	1.000
45 Bobby Jenks, R ERA:	(6, 1)	1.0		3	0	0	0	2	0	0	0	0	0	0	7	7	0.00	0.000
47 Mike MacDougal, R ERA: 4.5	(7, 1)	1.0		4	1	0	0	1	0	0	0	0	0	0	6	6	0.00	1.000

PITCHER		IP	WLS	BF	H	R	ER	SO	BB	IBB	HBP	BLK	WP	HR	S	P	ERA	WHIP
26 Octavio Dotel, R ERA: 15.0	(8, 1)	1.0		4	1	0	0	3	0	0	0	0	0	0	10	10	0.00	1.000
67 Randy Williams, L ERA:	(9, 1)	1.0		3	0	0	0	0	0	0	0	0	0	0	3	3	0.00	0.000

Batter	1	2	3	4	5	6	7	8	9	AB	R	H	RBI	BB	SO	LOB
32 Brian Anderson, R (1, 8) OBP: 0.294, SLG: 0.200 60 Brandon Allen, L (9, PH) OBP: 0.286, SLG: 0.167	F8		BB 2-3		G6-3		L5-3 1-1		K	3 1	0 0	0 0	0 0	1 0	0 1	1 2
12 A.J. Pierzynski, L (1, 2) OBP: 0.444, SLG: 0.444 55 Donny Lucy, R (6, 2)	P6		F8		1B			F8		3 1	0 0	1 0	0 0	0 0	0 0	1 0
20 Carlos Quentin, R (1, 7) OBP: 0.222, SLG: 0.125 74 Josh Kroeger, L (6, 7) OBP: 0.250, SLG: 0.250	G5-3			1B 23 BB 25 HR	BB			G4-3		2 1	1 0	1 0	0 0	1 0	0 0	0 0
23 Jermaine Dye, R (1, 9) OBP: 0.167, SLG: 0.091 58 Michael Restovich, R (6, 9) OBP: 0.286, SLG: 0.333		F7		BB 1-2 25 HR	F7			2B		2 1	1 0	0 1	0 0	1 0	0 0	1 0
25 Jim Thome, L (1, 10) OBP: 0.222, SLG: 0.667 79 Tyler Flowers, R (8, PH) OBP: 0.167, SLG: 0.167 (9, 10)		G4-3		HR 1-H 2-H		F8		G5-3		3 1	1 0	1 0	3 0	0 0	0 0	0 1
14 Paul Konerko, R (1, 3) OBP: 0.455, SLG: 0.800 68 Brian Myrow, L (4, PH) (5, 3)	1B			K		K			F8	1 3	0 0	1 0	0 0	0 0	0 2	0 0
10 Alexei Ramirez, R (1, 6) OBP: 0.250, SLG: 0.143 80 Gordon Beckham, R (6, 6) OBP: 0.375, SLG: 0.857	G5-3			F7		G6-3			G5-3	2 2	0 0	0 0	0 0	0 0	0 0	1 0
7 Josh Fields, R (1, 5) OBP: 0.571, SLG: 0.833 18 Brent Lillibridge, R (6, 4) OBP: 0.300, SLG: 0.222			2B 32 WP	2B			G4-3		BB 76 1B	2 1	0 0	2 0	0 0	0 1	0 0	0 0
17 Chris Getz, L (1, 4) OBP: 0.300, SLG: 0.125 76 Sergio Santos, R (6, 5) OBP: 0.600, SLG: 0.600 75 Eider Torres, S (9, PR)			F9	F7			1B 32 L5-3		1B 1-3	2 2 0	0 0 0	0 2 0	0 0 0	0 0 0	0 0 0	2 0 0
Inning Stats	R: 0 E: 0 K: 0 S: 3 H: 0 LOB: 0 BB: 0 P: 3	R: 0 E: 0 K: 0 S: 4 H: 1 LOB: 1 BB: 0 P: 4	R: 0 E: 0 K: 0 S: 3 H: 1 LOB: 1 BB: 1 P: 7	R: 3 E: 0 K: 1 S: 8 H: 3 LOB: 1 BB: 1 P: 12	R: 0 E: 0 K: 0 S: 3 H: 1 LOB: 1 BB: 1 P: 7	R: 0 E: 0 K: 1 S: 5 H: 0 LOB: 0 BB: 0 P: 5	R: 0 E: 0 K: 0 S: 3 H: 1 LOB: 0 BB: 0 P: 3	R: 0 E: 0 K: 0 S: 4 H: 1 LOB: 1 BB: 0 P: 4	R: 0 E: 0 K: 1 S: 6 H: 1 LOB: 2 BB: 1 P: 10	1B: 5 2B: 4 3B: 0 HR: 1	SF: 0 SAC: 0 DP: 1 HBP: 0						

PITCHER		IP	WLS	BF	H	R	ER	SO	BB	IBB	HBP	BLK	WP	HR	S	P	ERA	WHIP
56 Jarrod Washburn, L ERA:	(1, 1)	2.0	W	7	1	0	0	0	0	0	0	0	0	0	7	7	0.00	0.500
18 Ryan Rowland-Smith, L ERA: 13.5	(3, 1)	2.0		11	4	3	3	1	2	0	0	0	1	1	11	19	13.50	3.000
Tyler Walker, R ERA:	(5, 1)	1.0	H	4	1	0	0	0	1	0	0	0	0	0	3	7	0.00	2.000
Jose Lugo, L ERA:	(6, 1)	1.0	H	3	0	0	0	1	0	0	0	0	0	0	5	5	0.00	0.000
20 Denny Stark, R ERA:	(7, 1)	1.0	H	3	1	0	0	0	0	0	0	0	0	0	3	3	0.00	1.000

PITCHER		IP	WLS	BF	H	R	ER	SO	BB	IBB	HBP	BLK	WP	HR	S	P	ERA	WHIP
72 Marwin Vega, R ERA:	(8, 1)	1.0	H	4	1	0	0	0	0	0	0	0	0	0	4	4	0.00	1.000
64 Luis Munoz, R ERA:	(9, 1)	0.2	H	4	1	0	0	0	1	0	0	0	0	0	3	7	0.00	3.000
26 Randy Messenger, R ERA:	(9, 1)	0.1	S	1	0	0	0	1	0	0	0	0	0	0	3	3	0.00	0.000

BOTTOM

Seattle Mariners @ Chicago White Sox

Camelback Ranch, Glendale, AZ

Mon Mar 02 2009, 3:05 PM EST

Att. 3,481 - Sunny - 84 F

livebaseballscorecards.com

AB	33
R	3
H	9
RBI	3
BB	4
SO	3
LOB	9

WP: 1	PA: 37		
PB: 0			
SB: 0			
CS: 0			

Batter	1	2	3	4	5	6	7	8	9	AB	R	H	RBI	BB	SO	LOB
12 Alfonso Soriano, R (1, 7) OBP: 0.286, SLG: 0.417 66 Doug Deeds, L (4, 7) OBP: 0.235, SLG: 0.333	S X 0-1 ① F9		C B B F X 2-2 ① G3-1	C S B S 1-3 ③ K		B C C X 1-2 ② SF8 3-H		D B F B X 3-1 ② F9 1-2		3 1	0 0	0 0	0 1	0 0	1 0	2 1
2 Ryan Theriot, R (1, 6) OBP: 0.588, SLG: 0.625 65 Darwin Barney, R (6, 6) OBP: 0.222, SLG: 0.222	B C F X 1-2 16 1B 1B		B B B C C X 3-2 ② F9		C X 0-1 16 2B 13 G3-1 1B	1 SAFE F B D X 2-1 1-H 2B		B C F F X 1-2 2-H 1B		4 1	1 0	3 1	1 1	0 0	0 0	0 0
16 Aramis Ramirez, R (1, 5) OBP: 0.308, SLG: 0.583 20 Luis Rivas, R (5, PR) OBP: 0.357, SLG: 0.308 (5, 5)	X 0-0 1-2 1B		C F C 0-3 ③ K		C S B X 1-2 13 G3-1 1-3 2B	C F S 1-3 ③ K		1 SAFE 1 SAFE B D 1 SAFE X 2-0 ③ G6-3		3 2	0 0	2 0	0 0	0 0	1 1	0 2
13 Jake Fox, R (1, 10) OBP: 0.391, SLG: 0.667	B F F B F S 2-3 ② K			B B B C F C 3-3 ① K	B B B C F X 3-2 ① G3-1 2-3 3-H		X 0-0 ① L4		B F X 1-1 ① G5-3	5	0	0	1	0	2	3
9 Reed Johnson, R (1, 8) OBP: 0.313, SLG: 0.267 27 Sam Fuld, L (7, PR) OBP: 0.333, SLG: 0.667 (7, 8)	B B C X 2-1 ③ L6			C X 0-1 ② G1-3	C X 0-1 ② G5-3		S B X 1-1 6 FC5-6-4 1B		C B X 1-1 ② G4-3	4 1	0 0	1 0	0 0	0 0	0 0	4 0
6 Micah Hoffpauir, L (1, 3) OBP: 0.385, SLG: 0.625		X 0-0 ① G3-1		B F F B B B F F X 3-2 55 BB 99 1B 17 1B 1B	B F F X 1-2 ③ P3		B X 1-0 ② FC5-6-4 1-2f		F B X 1-1 ③ G4-3	5	1	1	0	0	0	3
17 Mike Fontenot, L (1, 4) OBP: 0.400, SLG: 0.842 72 Welington Castillo, R (7, 2)		B F F S 1-3 ② K		C F X 0-2 55 BB 99 1B 1-2 1B		B C B X 2-1 66 SF8 3B	C B X 1-1 ③ L8			4 0	2 0	2 0	0 0	0 0	1 0	1 0
55 Koyie Hill, S (1, 2) OBP: 0.400, SLG: 0.444 59 Andrés Blanco, S (7, 4) OBP: 0.385, SLG: 0.364		X 0-0 1B		B S B B F B 4-2 99 1B 1-2 2-3 BB		F B B S F B X 3-2 ① P6		L F X 0-2 ① G4-3		2 1	0 0	1 0	0 0	1 0	0 0	1 0
99 So Taguchi, R (1, 9) OBP: 0.273, SLG: 0.111 19 Richie Robnett, L (6, PH) OBP: 0.294, SLG: 0.250 (6, 9)		C F S 0-3 ③ K		B F X 1-1 1-3 2-H 3-H 1B		B B S B F B 4-2 2 S 2 2B BB		B B S B X 3-1 66 S 65 1B 1B		2 1	0 2	1 1	2 0	0 1	1 0	1 0
Inning Stats	R: 0 H: 2 E: 0 LOB: 2 K: 1 BB: 0 S: 12 P: 17	R: 0 H: 1 E: 0 LOB: 1 K: 2 BB: 0 S: 8 P: 9	R: 0 H: 0 E: 0 LOB: 0 K: 1 BB: 0 S: 9 P: 14	R: 2 H: 3 E: 0 LOB: 2 K: 2 BB: 1 S: 20 P: 32	R: 1 H: 2 E: 0 LOB: 2 K: 0 BB: 0 S: 13 P: 18	R: 2 H: 2 E: 0 LOB: 1 K: 1 BB: 1 S: 16 P: 29	R: 0 H: 1 E: 0 LOB: 1 K: 0 BB: 0 S: 6 P: 9	R: 1 H: 2 E: 0 LOB: 1 K: 0 BB: 0 S: 12 P: 21	R: 0 H: 0 E: 0 LOB: 0 K: 0 BB: 0 S: 6 P: 9						

TOP

Chicago Cubs @ Chicago White Sox

Cashman Field, Las Vegas, NV

Wed Mar 04 2009, 10:05 PM EST
Att. 11,459 - Partly Cloudy - 57 F

livebaseballscorecards.com

AB	39
R	6
H	13
RBI	6
BB	2
SO	7
LOB	18

1B: 10	SF: 1	WP: 0	PA: 42
2B: 2	SAC: 0	PB: 0	
3B: 1	DP: 0	SB: 2	
HR: 0	HBP: 0	CS: 0	

PITCHER		IP	WLS	BF	H	R	ER	SO	BB	IBB	HBP	BLK	WP	HR	S	P	ERA	WHIP
50 John Danks, L ERA:	(1, 1)	3.0		12	3	0	0	4	0	0	0	0	0	0	29	40	0.00	1.000
51 John Van Benschoten, R ERA: 8.31	(4, 1)	2.1	H	14	6	4	4	2	1	0	0	0	0	0	39	61	15.43	3.000
43 Ehren Wassermann, R ERA: 9.82	(6, 1)	0.2	B	4	1	1	1	1	1	0	0	0	0	0	10	18	13.50	3.000
78 Aaron Poreda, L ERA: 3.0	(7, 1)	3.0	W	12	3	1	1	0	0	0	0	0	0	0	24	39	3.00	1.000

PITCHER	IP	WLS	BF	H	R	ER	SO	BB	IBB	HBP	BLK	WP	HR	S	P	ERA	WHIP

Batter	1	2	3	4	5	6	7	8	9	AB	R	H	RBI	BB	SO	LOB
7 Jerry Owens, L (1, 8) OBP: 0.381, SLG: 0.250	B L X 1-1 F7 ①	C F B X 1-2 1-3 3-H 1B		F F X 0-2 12 SF8 12 WP 1-2 1B		B B X 2-0 L8 ②		B B C X 2-1 B3-1 ③		5	0	2	1	0	0	1
12 A.J. Pierzynski, L (1, 2) OBP: 0.417, SLG: 0.545 38 Cole Armstrong, L (6, PH) (7, 2)	X 0-0 2B	B X 1-0 G4-3 ③		B F B X 2-1 SF8 ② 1-3 2-H		F D X 1-1 G1-3 ③			S X 0-1 F8 ①	2 2	0 0	1 0	1 0	0 0	0 0	2 1
23 Jermaine Dye, R (1, 9) OBP: 0.200, SLG: 0.077 74 Josh Kroeger, L (6, 9) OBP: 0.357, SLG: 0.357	C F S 0-3 K ②		H 1-0 14 G1 15 HR HBP	C F D S 1-3 K ③			B X 1-0 27 G3-1 27 PB 1B		B X 1-0 27 WP 27 1B 1B	2 2	1 1	0 2	0 0	0 0	2 0	2 0
14 Paul Konerko, R (1, 3) OBP: 0.500, SLG: 1.000 27 Ben Broussard, L (6, 3) OBP: 0.154, SLG: 0.385	C H 1-1 HBP		X 0-0 G1 ① 1-2		C C X 0-2 HR		B B X 2-0 G3-1 ① 1-3		B 1 SAFE C B B S X 3-2 1-H 1B	2 2	1 0	1 1	1 1	0 0	0 0	1 1
15 Wilson Betemit, S (1, 6) OBP: 0.182, SLG: 0.545 75 Eider Torres, S (7, 6)	S B X 1-1 F8 ③		X 0-0 2-H HR		C B B X 2-1 P3 ①		B F X 1-1 G6-3 ②			3 1	1 0	1 0	2 0	0 0	0 0	2 1
7 Josh Fields, R (1, 5) OBP: 0.455, SLG: 0.600		B B S B X 3-1 F8 ①	X 0-0 G5-3 ②		B X 1-0 79 CS 1B		C B F B X 2-2 L4 ③			4	0	1	0	0	0	1
79 Tyler Flowers, R (1, 10) OBP: 0.200, SLG: 0.200		B X 1-0 5 1B 7 1B 1B	B C S S 1-3 K ③		B F B C B S 3-3 K ② ③ 1-2			B T C S 1-3 K2-3 ①		4	1	1	0	0	3	1
58 Michael Restovich, R (1, 7) OBP: 0.364, SLG: 0.800		B C B S F F B F 3-2 X P5 ②		S S B B B C 3-3 K ①		B X 1-0 2B		X 0-0 HR		4	1	2	1	0	1	1
5 Jayson Nix, R (1, 4) OBP: 0.714, SLG: 1.000 17 Chris Getz, L (4, 4) OBP: 0.308, SLG: 0.182		B S X 1-1 7 1B 1-3 1B		B F X 1-1 12 WP 7 1B 12 SF8 1B		L B B B X 3-1 F8 ①		C X 0-1 G6-3 ②		1 3	0 1	1 1	0 0	0 0	0 0	0 1
Inning Stats	R: 0 E: 0 K: 1 S: 9 H: 1 LOB: 2 BB: 0 P: 12	R: 1 E: 0 K: 0 S: 16 H: 3 LOB: 2 BB: 0 P: 26	R: 2 E: 0 K: 1 S: 6 H: 1 LOB: 0 BB: 0 P: 8	R: 1 E: 0 K: 2 S: 13 H: 2 LOB: 1 BB: 0 P: 20	R: 1 E: 0 K: 1 S: 9 H: 2 LOB: 1 BB: 0 P: 15	R: 0 E: 0 K: 0 S: 6 H: 1 LOB: 1 BB: 0 P: 13	R: 0 E: 0 K: 0 S: 7 H: 1 LOB: 1 BB: 0 P: 13	R: 1 E: 0 K: 1 S: 8 H: 1 LOB: 0 BB: 0 P: 11	R: 1 E: 0 K: 0 S: 6 H: 2 LOB: 1 BB: 0 P: 10	1B: 9 2B: 3 3B: 0 HR: 3	SF: 1 SAC: 0 DP: 1 HBP: 2						

PITCHER		IP	WLS	BF	H	R	ER	SO	BB	IBB	HBP	BLK	WP	HR	S	P	ERA	WHIP
29 Jeff Samardzija, R ERA: 9.0	(1, 1)	3.0		16	5	3	3	2	0	0	2	0	0	1	31	46	9.00	1.667
22 Kevin Hart, R ERA: 3.0	(4, 1)	1.0		5	2	1	1	2	0	0	0	0	1	0	13	20	9.00	2.000
76 Jason Waddell, L ERA: 2.25	(5, 1)	1.0		4	2	1	1	1	0	0	0	0	0	1	9	15	9.00	2.000
44 Chad Fox, R ERA:	(6, 1)	1.0		4	1	0	0	0	0	0	0	0	0	0	6	13	0.00	1.000
68 J.R. Mathes, L ERA: 3.0	(7, 1)	1.0		4	1	0	0	0	0	0	0	0	0	0	7	13	0.00	1.000

PITCHER		IP	WLS	BF	H	R	ER	SO	BB	IBB	HBP	BLK	WP	HR	S	P	ERA	WHIP
37 Angel Guzman, R ERA: 12.0	(8, 1)	1.0	B	4	1	1	1	1	0	0	0	0	0	1	8	11	9.00	1.000
54 David Patton, R ERA: 2.7	(9, 1)	0.1	L	3	2	1	1	0	0	0	0	0	1	0	6	10	27.00	6.000

BOTTOM

Chicago Cubs @ Chicago White Sox

Cashman Field, Las Vegas, NV

Wed Mar 04 2009, 10:05 PM EST

Att. 11,459 - Partly Cloudy - 57 F

livebaseballscorecards.com

AB	37
R	7
H	14
RBI	7
BB	0
SO	6
LOB	15

Batter	1	2	3	4	5	6	7	8	9	AB	R	H	RBI	BB	SO	LOB
18 Brent Lillibridge, R (1, 4) OBP: 0.400, SLG: 0.357	G1-5-3		K		1B		88 L7-3 1B		1-2 1B	5	0	3	0	0	1	0
10 Alexei Ramirez, R (1, 6) OBP: 0.182, SLG: 0.100	F7		P3		F9		L7		F8	3	0	0	0	0	0	1
80 Gordon Beckham, R (6, 6) OBP: 0.300, SLG: 0.667										2	0	0	0	0	0	3
20 Carlos Quentin, R (1, 7) OBP: 0.167, SLG: 0.091	P6			F8	P6		L7-3 1-1			3	0	0	0	0	0	1
88 Miguel Negron, L (6, 7)										1	0	0	0	0	0	1
25 Jim Thome, L (1, 10) OBP: 0.231, SLG: 0.500		F7		BBBB 24 HR BB	G4-3			F8		3	1	0	0	1	0	1
24 Dayan Viciedo, R (1, 5) OBP: 0.417, SLG: 0.909		BBBB 32 BB BB		1-H HR		G6-3		SSS K		3	1	1	2	1	1	0
32 Brian Anderson, R (1, 9) OBP: 0.333, SLG: 0.222		BBBB 1-2 BB		G5-3		96 FC4-6 60 BB 1B		CCC K		3	0	1	0	1	1	0
60 Brandon Allen, L (1, 3) OBP: 0.364, SLG: 0.125		SSS K		BBBB 96 1B BB		BBBB 96 FC4-6 1-2 BB			SSS K	2	0	0	0	2	2	2
96 Jordan Danks, L (1, 8) OBP: 0.500, SLG: 0.500		P5		1-2 1B		FC4-6 1-2f 2-3			18 1B	4	0	2	0	0	0	4
39 Chris Stewart, R (1, 2) OBP: 0.286, SLG: 0.714			P4	G5-3		F9			F8	2	0	0	0	0	0	2
55 Donny Lucy, R (6, PH) (6, 2)										2	0	0	0	0	0	3
Inning Stats	R: 0 E: 0 K: 0 S: 3 H: 0 LOB: 0 BB: 0 P: 3	R: 0 E: 0 K: 1 S: 5 H: 0 LOB: 2 BB: 2 P: 13	R: 0 E: 0 K: 1 S: 5 H: 0 LOB: 0 BB: 0 P: 5	R: 2 E: 0 K: 0 S: 5 H: 2 LOB: 2 BB: 2 P: 13	R: 0 E: 0 K: 0 S: 4 H: 1 LOB: 1 BB: 0 P: 4	R: 0 E: 0 K: 0 S: 4 H: 1 LOB: 2 BB: 1 P: 8	R: 0 E: 0 K: 0 S: 3 H: 1 LOB: 0 BB: 0 P: 3	R: 0 E: 0 K: 2 S: 7 H: 0 LOB: 0 BB: 0 P: 7	R: 0 E: 0 K: 1 S: 7 H: 2 LOB: 2 BB: 0 P: 7	1B: 6 2B: 1 3B: 0 HR: 1 SF: 0 SAC: 0 DP: 1 HBP: 0							

TOP

Chicago White Sox @ Oakland Athletics

Phoenix Municipal Stadium, Phoenix, AZ

Wed Mar 04 2009, 3:05 PM EST

Att. 3,029 - Cloudy - 80 F

livebaseballscorecards.com

AB	33
R	2
H	7
RBI	2
BB	5
SO	5
LOB	18

WP: 0 PB: 0 SB: 0 CS: 0 PA: 38

PITCHER		IP	WLS	BF	H	R	ER	SO	BB	IBB	HBP	BLK	WP	HR	S	P	ERA	WHIP
30 Dana Eveland, L ERA:	(1, 1)	2.0		8	0	0	0	1	2	0	0	0	0	0	8	16	0.00	1.000
36 Russ Springer, R ERA: 4.5	(3, 1)	1.0	W	3	0	0	0	1	0	0	0	0	0	0	5	5	0.00	0.000
50 Jerome Williams, R ERA: 4.5	(4, 1)	2.0		11	3	2	2	0	2	0	0	0	0	1	9	17	9.00	2.500
33 Joey Devine, R ERA:	(6, 1)	1.0	H	5	1	0	0	0	1	0	0	0	0	0	4	8	0.00	2.000
44 Santiago Casilla, R ERA:	(7, 1)	1.0	H	3	1	0	0	0	0	0	0	0	0	0	3	3	0.00	1.000

PITCHER		IP	WLS	BF	H	R	ER	SO	BB	IBB	HBP	BLK	WP	HR	S	P	ERA	WHIP
68 James Simmons, R ERA: 9.0	(8, 1)	2.0		8	2	0	0	3	0	0	0	0	0	0	14	14	0.00	1.000

BOTTOM

Chicago White Sox @ Oakland Athletics

Phoenix Municipal Stadium, Phoenix, AZ

Wed Mar 04 2009, 3:05 PM EST

Att. 3,029 - Cloudy - 80 F

livebaseballscorecards.com

Batter	1	2	3	4	5	6	7	8	9	AB	R	H	RBI	BB	SO	LOB
6 Travis Buck, L (1, 9) OBP: 0.333, SLG: 0.462 23 Matt Carson, R (7, 9) OBP: 0.600, SLG: 0.600	G4-3		57 BB; 15 1B; 1-3; 1B	57 1B; BB		K		14 E; 28 S; 1-2; 1B		3 1	1 0	1 1	0 0	1 0	1 0	0 0
57 Aaron Cunningham, R (1, 7) OBP: 0.545, SLG: 0.750 28 Ben Copeland, L (7, 7) OBP: 0.333, SLG: 0.250	K		3 BB; 35 BB; 15 1B; 1-2; BB	1-2; 1B		K	K	K; 1-2; 2-3		3 1	1 0	1 0	0 0	1 0	2 1	0 2
15 Ryan Sweeney, L (1, 8) OBP: 0.600, SLG: 0.846 11 Rajai Davis, R (7, 8) OBP: 0.417, SLG: 0.667	G3-1		35 BB; 22 WP; 3 BB; 1-2; 2-H; 3-H; 1B	L4			10 E; 61 S; 40 3B; BB	G6-3		3 1	1 1	1 0	2 0	0 1	0 0	2 2
3 Eric Chavez, L (1, 10) OBP: 0.250, SLG: 0.143 14 Mark Ellis, R (5, PH) (6, 10)		K	22 WP; 35 BB; 1-2; 2-3; BB		K		P4	E5; 2-3; 3-H		1 3	0 0	0 0	0 0	1 0	1 0	0 2
35 Landon Powell, S (1, 2) OBP: 0.333, SLG: 0.143 61 Joel Galarraga, R (6, 2) OBP: 0.250, SLG: 0.250		F8	22 WP; 1-2; 2-3; 3-H; BB		22 FC6-4; 10 1B; BB		K; 1-2	G5-3		1 2	0 0	0 0	1 0	2 0	0 1	0 3
75 Chris Carter, R (1, 3) OBP: 0.286, SLG: 0.429 10 Daric Barton, L (5, PH) OBP: 0.500, SLG: 0.400 (6, 3) 25 Tagg Bozied, R (8, 3) OBP: 0.571, SLG: 0.667		1B	K		22 FC6-4; 1-2; 1B		E6; 40 3B; 2-3; 1B			2 2 0	0 1 0	1 2 0	0 0 0	0 0 0	1 0 0	3 0 0
22 Jack Hannahan, L (1, 5) OBP: 0.357, SLG: 0.417 40 Yung-Chi Chen, R (5, PR) OBP: 0.600, SLG: 1.200 (6, 5)	G4-3		K; 1-2; 2-3; 3-H		FC6-4; 1-2f; 2-3		2-H; 3-H; 3B			3 1	0 0	0 1	0 2	0 0	1 0	5 0
70 Adrian Cardenas, L (1, 4) OBP: 0.250, SLG: 0.250 53 Jemile Weeks, S (6, 4)			L6	G3-1	K		G6-3			3 1	0 0	0 0	0 0	0 0	1 0	2 1
2 Gregorio Petit, R (1, 6) OBP: 0.111, SLG: 0.111 26 Corey Wimberly, S (6, PH) OBP: 0.500, SLG: 0.429 (7, 6)			6 1B; 15 1B; 1B	K		G3		28 S; 23 1B; 14 E; 1B		2 2	1 1	1 1	0 0	0 0	1 0	0 0
Inning Stats	R: 0 E: 0 K: 1 S: 5 H: 0 LOB: 0 BB: 0 P: 5	R: 0 E: 0 K: 1 S: 6 H: 1 LOB: 1 BB: 0 P: 6	R: 4 E: 0 K: 2 S: 10 H: 3 LOB: 2 BB: 3 P: 22	R: 0 E: 0 K: 1 S: 6 H: 1 LOB: 2 BB: 1 P: 10	R: 0 E: 0 K: 2 S: 8 H: 1 LOB: 2 BB: 1 P: 12	R: 0 E: 0 K: 2 S: 7 H: 0 LOB: 0 BB: 0 P: 7	R: 2 E: 1 K: 1 S: 7 H: 2 LOB: 1 BB: 1 P: 11	R: 1 E: 1 K: 1 S: 8 H: 2 LOB: 2 BB: 0 P: 8		1B: 9 2B: 0 3B: 1 HR: 0 SF: 0 SAC: 0 DP: 0 HBP: 0						

	AB	35
	R	7
	H	10
	RBI	5
	BB	6
	SO	11
	LOB	22

PITCHER	IP	WLS	BF	H	R	ER	SO	BB	IBB	HBP	BLK	WP	HR	S	P	ERA	WHIP
41 Lance Broadway, R (1, 1) ERA: 6.75	2.1	L	14	4	4	4	2	3	0	0	0	0	0	15	27	15.43	3.000
93 Justin Cassel, R (3, 1) ERA:	1.2		7	1	0	0	3	1	0	0	0	1	0	12	16	0.00	1.200
47 Mike MacDougal, R (5, 1) ERA: 3.0	1.0		5	1	0	0	2	1	0	0	0	0	0	8	12	0.00	2.000
70 Brad Salmon, R (6, 1) ERA: 17.18	2.0		9	2	2	0	3	1	0	0	0	0	0	14	18	0.00	1.500
90 John Lujan, R (8, 1) ERA:	1.0		6	2	1	0	1	0	0	0	0	0	0	8	8	0.00	2.000

PITCHER	IP	WLS	BF	H	R	ER	SO	BB	IBB	HBP	BLK	WP	HR	S	P	ERA	WHIP

Batter	1	2	3	4	5	6	7	8	9	AB	R	H	RBI	BB	SO	LOB
7 Jerry Owens, L (1, 8) OBP: 0.360, SLG: 0.211	B B C F B X 3-2 G3-1		B C B B B 4-1 17 CS BB		B B X 2-0 G4-6-3 1-2f			C L F F F S 0-3 K2-3		3	0	0	0	1	1	1
17 Chris Getz, L (1, 4) OBP: 0.294, SLG: 0.200	C B C B F X 2-2 F9		C B X 1-1 G6-3 1-2		B C X 1-1 91 CS 1B			B X 1-0 L7		4	0	1	0	0	0	1
23 Jermaine Dye, R (1, 9) OBP: 0.235, SLG: 0.133 91 Stefan Gartrell, R (4, 9)	F B B F X 2-2 F9			B C S B B X 2-2 15 G3-1 74 1B 14 1B 1B	C 0-1 CS 1-2	F B S S B B 4-2 27 S BB		B B F F F S 2-3 K		2 1	1 0	1 0	0 0	0 1	0 1	0 0
14 Paul Konerko, R (1, 10) OBP: 0.471, SLG: 0.867 58 Michael Restovich, R (9, PH) OBP: 0.417, SLG: 0.800 (9, 10)		B C F B C 2-3 K		F B C B F X 2-2 15 G3-1 74 1B 1-2 1B	C B X 1-1 L8				B S F B B B B 4-2 27 G3-1 74 2B 76 1B BB	3 0	1 1	1 0	0 0	0 1	1 0	1 0
15 Wilson Betemit, S (1, 5) OBP: 0.231, SLG: 0.500 76 Sergio Santos, R (4, 5) OBP: 0.571, SLG: 0.571		B C B S B B 4-2 74 1B BB		C C F B X 1-2 G3-1 1-2 2-3	S F F C 0-3 K				B B C X 2-1 27 G3-1 74 2B 1-2 1B	1 2	0 1	0 1	0 1	1 0	0 0	2 1
27 Ben Broussard, L (1, 3) OBP: 0.118, SLG: 0.294	B B C F S 2-3 K		S F B F C 1-3 K		F B F D B S 3-3 K 1-2				F D F B X 2-2 G3-1 1-2 2-3	4	0	0	0	0	3	6
74 Josh Kroeger, L (1, 7) OBP: 0.444, SLG: 0.500	B C F X 1-2 1-3 1B		X 0-0 38 FC4-6 2-H 3-H 1B				B F X 1-1 G1-3		S X 0-1 2-H 3-H 2B	4	0	3	4	0	0	0
38 Cole Armstrong, L (1, 2)	B C S S 1-3 K		B X 1-0 FC4-6 1-2f				S B B X 2-1 G4-3		D F F B B S 3-3 K	4	0	0	0	0	2	4
75 Eider Torres, S (1, 6) OBP: 0.250, SLG: 0.143			B X 1-0 G6-3		C B B X 2-1 7 G4-6-3 1B		C B C F F B F X 2-2 G4-3		B F X 1-1 G6-3	4	0	1	0	0	0	1
Inning Stats	R: 0 E: 0 K: 0 S: 10 H: 0 LOB: 0 BB: 0 P: 17	R: 0 E: 0 K: 3 S: 15 H: 1 LOB: 2 BB: 1 P: 25	R: 0 E: 0 K: 0 S: 4 H: 0 LOB: 0 BB: 1 P: 10	R: 2 E: 0 K: 1 S: 17 H: 3 LOB: 1 BB: 0 P: 24	R: 0 E: 0 K: 0 S: 6 H: 2 LOB: 0 BB: 0 P: 11	R: 0 E: 0 K: 2 S: 11 H: 0 LOB: 1 BB: 1 P: 19	R: 0 E: 0 K: 0 S: 10 H: 0 LOB: 0 BB: 0 P: 15	R: 0 E: 0 K: 2 S: 11 H: 0 LOB: 0 BB: 0 P: 14	R: 2 E: 0 K: 1 S: 14 H: 2 LOB: 1 BB: 1 P: 26	1B: 7 2B: 1 3B: 0 HR: 0	SF: 0 SAC: 0 DP: 1 HBP: 0						

TOP

Chicago White Sox @ Chicago Cubs

Cashman Field, Las Vegas, NV

Thu Mar 05 2009, 4:05 PM EST

Att. 11,174 - Sunny - 60 F

livebaseballscorecards.com

AB	32
R	4
H	8
RBI	4
BB	4
SO	9
LOB	17

PITCHER		IP	WLS	BF	H	R	ER	SO	BB	IBB	HBP	BLK	WP	HR	S	P	ERA	WHIP
47 Aaron Heilman, R ERA:	(1, 1)	3.0		11	1	0	0	3	2	0	0	0	0	0	29	52	0.00	1.000
62 Marcos Mateo, R ERA: 4.5	(4, 1)	2.0	L	9	5	2	2	1	0	0	0	0	0	0	23	35	9.00	2.500
63 Kevin Gregg, R ERA:	(6, 1)	1.0		4	0	0	0	2	1	0	0	0	0	0	11	19	0.00	1.000
48 Neal Cotts, L ERA:	(7, 1)	1.0		3	0	0	0	0	0	0	0	0	0	0	10	15	0.00	0.000
58 Jose Ascanio, R ERA:	(8, 1)	1.0		3	0	0	0	2	0	0	0	0	0	0	11	14	0.00	0.000

PITCHER		IP	WLS	BF	H	R	ER	SO	BB	IBB	HBP	BLK	WP	HR	S	P	ERA	WHIP
88 Ken Kadokura, R ERA: 6.23	(9, 1)	1.0		6	2	2	2	1	1	0	0	0	0	0	14	26	18.00	3.000

WP: 0 PB: 0 SB: 1 CS: 2 PA: 37

BOTTOM

Chicago White Sox @ Chicago Cubs

Cashman Field, Las Vegas, NV

Thu Mar 05 2009, 4:05 PM EST

Att. 11,174 - Sunny - 60 F

livebaseballscorecards.com

Batter	1	2	3	4	5	6	7	8	9	AB	R	H	RBI	BB	SO	LOB
12 Alfonso Soriano, R (1, 7) OBP: 0.250, SLG: 0.357 19 Richie Robnett, L (4, 7) OBP: 0.250, SLG: 0.200	X 0-0 ① P3		B X 1-0 ② G6-3		B X 1-0 ③ FC4-6 1-2f			C S S 0-3 ② K 1 SAFE F B B 1 SAFE B 1 SAFE X 3-1 ③ F7		2 3	0 0	0 0	0 0	0 0	0 1	0 2
27 Sam Fuld, L (1, 8) OBP: 0.385, SLG: 0.545	B C B B F F B 4-2 BB		B X 1-0 ③ G3-1			C C X 0-2 ① G4-3		C H 1-1 HBP		2	0	0	0	1	0	0
16 Aramis Ramirez, R (1, 10) OBP: 0.267, SLG: 0.500 6 Micah Hoffpauir, L (6, PH) OBP: 0.393, SLG: 0.615 (7, 10)	1 SAFE X 0-0 ② F8			B X 1-0 ① F7		F X 0-1 1B		S X 0-1 ③ F8		2 2	0 0	0 1	0 0	0 0	0 0	1 1
13 Jake Fox, R (1, 3) OBP: 0.407, SLG: 0.640	1 SAFE C F X 0-2 ③ F9			C B C B B X 3-2 17 1B 1B		B C B S B X 3-2 ② F9			B S F F D X 2-2 BB 2 SF8 66 E 1B	4	1	2	0	0	0	2
17 Mike Fontenot, L (1, 5) OBP: 0.417, SLG: 0.783		B X 1-0 G4-3 1B		C X 0-1 66 G4-6-3 1-3 1B		B F B B B X 3-1 ③ F9			C D S T 1-2 ① K	4	0	2	0	0	1	2
66 Doug Deeds, L (1, 9) OBP: 0.190, SLG: 0.263		C 1 SAFE 1 S S 0-3 ① K		B C C X 1-2 ② ③ G4-6-3 1-2f			B X 1-0 ① G3-1		X 0-0 FC1 2 SF8 BB 9 1B 1-2	4	1	0	0	0	1	4
Paul Bako, L (1, 2) OBP: 0.250, SLG: 0.100		B C X 1-1 ② G4-3 1-2			B B C X 2-1 59 FC4-6 1B		C S B C 1-3 ② K		S B F B D F F F B 4-2 9 DI 9 1B 1-2 2-3 BB	3	1	1	0	1	1	1
20 Luis Rivas, R (1, 4) OBP: 0.313, SLG: 0.267 65 Darwin Barney, R (7, 6) OBP: 0.200, SLG: 0.200 2 Ryan Theriot, R (9, PH) OBP: 0.556, SLG: 0.625		S X 0-1 ③ P3			X 0-0 ① F8		B F X 1-1 ③ G5-3		C D C B X 2-2 ② SF8 2-3 3-H	2 1 0	0 0 0	0 0 0	0 0 1	0 0 0	0 0 0	2 0 0
59 Andrés Blanco, S (1, 6) OBP: 0.313, SLG: 0.286 (7, 4) 9 Reed Johnson, R (9, PH) OBP: 0.353, SLG: 0.313			C S B F B S 2-3 ① K		B B X 2-0 ② FC4-6 19 FC4-6 1-2f			C S B B S 2-3 ① K	C F B D B X 3-2 1-H 3-H 1B	3 1	0 0	0 1	0 2	0 0	2 0	1 0
Inning Stats	R: 0 H: 0 E: 0 LOB: 1 K: 0 BB: 1 S: 8 P: 12	R: 0 H: 1 E: 0 LOB: 1 K: 1 BB: 0 S: 8 P: 10	R: 0 H: 0 E: 0 LOB: 0 K: 1 BB: 0 S: 6 P: 10	R: 0 H: 2 E: 0 LOB: 1 K: 0 BB: 0 S: 9 P: 14	R: 0 H: 1 E: 0 LOB: 1 K: 0 BB: 0 S: 5 P: 10	R: 0 H: 1 E: 0 LOB: 1 K: 0 BB: 0 S: 10 P: 16	R: 0 H: 0 E: 0 LOB: 0 K: 1 BB: 0 S: 6 P: 9	R: 0 H: 0 E: 0 LOB: 1 K: 2 BB: 0 S: 9 P: 12	R: 3 H: 2 E: 1 LOB: 1 K: 1 BB: 1 S: 21 P: 36	1B: 7 2B: 0 3B: 0 HR: 0	SF: 1 SAC: 0 DP: 1 HBP: 1					WP: 0 PB: 0 SB: 0 CS: 0	PA: 37

	AB	33
	R	3
	H	7
	RBI	3
	BB	2
	SO	6
	LOB	16

PITCHER		IP	WLS	BF	H	R	ER	SO	BB	IBB	HBP	BLK	WP	HR	S	P	ERA	WHIP
48 Jeff Marquez, R ERA:	(1, 1)	3.0	W	11	1	0	0	2	1	0	0	0	0	0	22	32	0.00	0.667
71 Scott Linebrink, R ERA:	(4, 1)	1.0	H	4	2	0	0	0	0	0	0	0	0	0	9	14	0.00	2.000
45 Bobby Jenks, R ERA:	(5, 1)	1.0	H	4	1	0	0	0	0	0	0	0	0	0	5	10	0.00	1.000
65 Jhonny Nunez, R ERA:	(6, 1)	1.0	H	4	1	0	0	0	0	0	0	0	0	0	10	16	0.00	1.000
49 Franklyn German, R ERA:	(7, 1)	1.0	H	3	0	0	0	1	0	0	0	0	0	0	6	9	0.00	0.000

PITCHER		IP	WLS	BF	H	R	ER	SO	BB	IBB	HBP	BLK	WP	HR	S	P	ERA	WHIP
67 Randy Williams, L ERA:	(8, 1)	1.0	H	4	0	0	0	2	0	0	1	0	0	0	9	12	0.00	0.000
64 Lucas Harrell, R ERA:	(9, 1)	1.0		7	2	3	0	1	1	0	0	0	0	0	21	36	0.00	3.000

Chicago White Sox @ Los Angeles Dodgers

Camelback Ranch, Glendale, AZ

Thu Mar 05 2009, 3:05 PM EST
Att. 5,594 - Overcast - 69 F

livebaseballscorecards.com

TOP

Batter	1	2	3	4	5	6	7	8	9	AB	R	H	RBI	BB	SO	LOB
18 Brent Lillibridge, R (1, 4) OBP: 0.300, SLG: 0.263	C S C 0-3 ① K		x 0-0 ③ G6-3		x 0-0 ② FC4-6 10 1B 20 1B 1-2f	S S S 0-3 ③ K			S S C 0-3 ③ K	5	1	0	0	0	3	3
10 Alexei Ramirez, R (1, 10) OBP: 0.333, SLG: 0.357	x 0-0 1B			x 0-0 20 2B 2B	x 0-0 20 E 20 1B 1-2 1B		x 0-0 ① F9			4	1	3	0	0	0	0
20 Carlos Quentin, R (1, 7) OBP: 0.267, SLG: 0.286 81 John Shelby, R (6, 7)	x 0-0 ② P4			x 0-0 32 S 2-H 2B	x 0-0 E8 1-3 2-H 1B		x 0-0 ② G3-1			3 1	0 0	2 0	2 0	0 0	0 0	1 0
24 Dayan Viciedo, R (1, 5) OBP: 0.313, SLG: 0.667	x 0-0 ③ P6			x 0-0 ① G5-3	S S S 0-3 ③ K		x 0-0 ③ G5-3			4	0	0	0	0	1	4
32 Brian Anderson, R (1, 8) OBP: 0.280, SLG: 0.182		C S S 0-3 ① K		S C S 0-3 ② K 2-3		S C C 0-3 ① K		x 0-0 ① F8		4	0	0	0	0	3	1
80 Gordon Beckham, R (1, 6) OBP: 0.286, SLG: 0.769		x 0-0 ② G4-3		x 0-0 ③ F7		C B X 1-1 HR		x 0-0 ② G4-3		4	1	1	1	0	0	1
44 Corky Miller, R (1, 2) OBP: 0.625, SLG: 1.250 55 Donny Lucy, R (6, 2)		x 0-0 ③ F7			x 0-0 HR	S C C 0-3 ② K		C S S 0-3 ③ K		3 1	1 0	1 0	1 0	0 0	1 1	0 0
68 Brian Myrow, L (1, 3) OBP: 0.333, SLG: 0.250			x 0-0 ① G4-3		x 0-0 18 FC4-6 1B	x 0-0 88 1B 1B			C S S 0-3 ① K	4	0	2	0	0	1	0
88 Miguel Negron, L (1, 9) OBP: 0.200, SLG: 0.200			x 0-0 ② F7		x 0-0 ① F8	x 0-0 1-2 1B			S S S 0-3 ② K	4	0	1	0	0	1	1
Inning Stats	R: 0 E: 0 K: 1 S: 6 H: 1 LOB: 1 BB: 0 P: 6	R: 0 E: 0 K: 1 S: 5 H: 0 LOB: 0 BB: 0 P: 5	R: 0 E: 0 K: 0 S: 3 H: 0 LOB: 0 BB: 0 P: 3	R: 1 E: 0 K: 1 S: 7 H: 2 LOB: 1 BB: 0 P: 7	R: 2 E: 1 K: 1 S: 9 H: 4 LOB: 2 BB: 0 P: 9	R: 1 E: 0 K: 3 S: 13 H: 3 LOB: 2 BB: 0 P: 14	R: 0 E: 0 K: 0 S: 3 H: 0 LOB: 0 BB: 0 P: 3	R: 0 E: 0 K: 1 S: 5 H: 0 LOB: 0 BB: 0 P: 5	R: 0 E: 0 K: 3 S: 9 H: 0 LOB: 0 BB: 0 P: 9	1B: 6 2B: 2 3B: 0 HR: 2	SF: 0 SAC: 0 DP: 0 HBP: 0						

	AB	37
	R	4
	H	10
	RBI	4
	BB	0
	SO	11
	LOB	11

WP: 0 PB: 0 SB: 1 CS: 0 PA: 37

PITCHER		IP	WLS	BF	H	R	ER	SO	BB	IBB	HBP	BLK	WP	HR	S	P	ERA	WHIP
18 Hiroki Kuroda, R ERA:	(1, 1)	3.0		10	1	0	0	2	0	0	0	0	0	0	14	14	0.00	0.333
26 Eric Milton, L ERA: 4.76	(4, 1)	2.0		12	6	3	3	2	0	0	0	0	0	1	16	16	13.50	3.000
49 Claudio Vargas, R ERA: 3.0	(6, 1)	2.0		9	3	1	1	3	0	0	0	0	0	1	16	17	4.50	1.500
38 Ramon Troncoso, R ERA: 9.0	(8, 1)	1.0		3	0	0	0	1	0	0	0	0	0	0	5	5	0.00	0.000
54 Stephen Randolph, L ERA:	(9, 1)	1.0	W	3	0	0	0	3	0	0	0	0	0	0	9	9	0.00	0.000

PITCHER		IP	WLS	BF	H	R	ER	SO	BB	IBB	HBP	BLK	WP	HR	S	P	ERA	WHIP

BOTTOM

Chicago White Sox @ Los Angeles Dodgers

Camelback Ranch, Glendale, AZ

Thu Mar 05 2009, 3:05 PM EST
Att. 5,594 - Overcast - 69 F

livebaseballscorecards.com

Batter	1	2	3	4	5	6	7	8	9	AB	R	H	RBI	BB	SO	LOB
15 Rafael Furcal, S (1, 6) OBP: 0.333, SLG: 0.455	C S S 0-3 ① K		X 0-0 ③ 3B	X 0-0 ③ FC6-4 1-2f			S S C 0-3 ② K		B B B B 4-0 75 1B 17 1B 1-2 BB	3	0	1	0	0	1	1
83 Mitch Jones, R (7, 3) OBP: 0.350, SLG: 0.944										1	0	0	0	1	1	1
86 Victor Mercedes, S (9, PR)										0	1	0	0	0	0	0
13 Orlando Hudson, S (1, 4) OBP: 0.222, SLG: 0.125	X 0-0 ② F7		S S S 0-3 ① K		X 0-0 ① G3-1		X 0-0 ③ G1-3		X 0-0 ② F9	3	0	0	0	0	1	1
72 Hector Luna, R (7, 4)										2	0	0	0	0	0	3
16 Andre Ethier, L (1, 9) OBP: 0.357, SLG: 0.667	B B B B 4-0 BB		X 0-0 ② G6-3		S S C 0-3 ② K			X 0-0 HR	X 0-0 17 1B 1-2 2-H 1B	2	0	0	0	1	1	1
75 Xavier Paul, L (6, 9) OBP: 0.476, SLG: 0.684										2	1	2	2	0	0	0
27 Matt Kemp, R (1, 8) OBP: 0.375, SLG: 0.600	X 0-0 ③ G5-3		S S C 0-3 ③ K		X 0-0 ③ G5-3			S S C 0-3 ① K	X 0-0 1B 1-2 2-H	3	0	0	0	0	1	2
17 Jason Repko, R (7, 8) OBP: 0.200, SLG: 0.143										2	0	1	1	0	1	0
5 Mark Loretta, R (1, 5) OBP: 0.429, SLG: 0.273		B B B B 4-0 9 1B 3 1B BB		H 1-0 76 HR HBP		X 0-0 ① G5-3		X 0-0 ② F9		1	1	0	0	1	0	0
14 Juan Castro, R (7, 5) OBP: 0.538, SLG: 0.818										1	0	0	0	0	0	0
76 Doug Mientkiewicz, L (1, 3) OBP: 0.167, SLG: 0.667		X 0-0 ① L7		S S B B X 2-2 1-H HR		X 0-0 ② F7		X 0-0 2B		3	1	1	2	0	0	1
60 Chin-Lung Hu, R (7, 6) OBP: 0.385, SLG: 0.667										1	0	1	0	0	0	0
9 Juan Pierre, L (1, 7) OBP: 0.067, SLG: 0.067		X 0-0 44 S 3 1B 1-2 1B		X 0-0 ① L5		X 0-0 ③ G4-3		X 0-0 ③ P3		3	0	1	0	0	0	0
77 Jamie Hoffmann, R (7, 7) OBP: 0.636, SLG: 1.000										1	0	0	0	0	0	1
3 Delwyn Young, S (1, 10) OBP: 0.278, SLG: 0.294		X 0-0 ② 1-2 2-H 1B		X 0-0 ② F7			X 0-0 ① G6-3		X 0-0 ① F8	4	0	1	0	0	0	0
44 A.J. Ellis, R (1, 2) OBP: 0.400, SLG: 0.333	C S S 0-3 ③ K 2-3			B B B B 4-0 15 FC6-4 BB			X 0-0 1B		X 0-0 83 BB 75 1B 1B	2	0	1	0	1	1	2
31 Lucas May, R (8, 2) OBP: 0.333, SLG: 0.333										1	1	1	0	0	0	0

Inning Stats	1	2	3	4	5	6	7	8	9	1B	SF	PA
	R: 0 H: 0 E: 0 LOB: 1 K: 1 BB: 1 S: 5 P: 9	R: 0 H: 2 E: 0 LOB: 2 K: 1 BB: 1 S: 6 P: 10	R: 0 H: 1 E: 0 LOB: 1 K: 2 BB: 0 S: 8 P: 8	R: 2 H: 1 E: 0 LOB: 1 K: 0 BB: 1 S: 6 P: 13	R: 0 H: 0 E: 0 LOB: 0 K: 1 BB: 0 S: 5 P: 5	R: 0 H: 0 E: 0 LOB: 0 K: 0 BB: 0 S: 3 P: 3	R: 0 H: 1 E: 0 LOB: 1 K: 1 BB: 0 S: 6 P: 6	R: 1 H: 2 E: 0 LOB: 1 K: 1 BB: 0 S: 7 P: 7	R: 2 H: 3 E: 0 LOB: 2 K: 0 BB: 1 S: 5 P: 9	1B: 6 2B: 1 3B: 1 HR: 2	SF: 0 SAC: 0 DP: 0 HBP: 1	PA: 40

	AB	35
	R	5
	H	10
	RBI	5
	BB	4
	SO	7
	LOB	13

PITCHER	IP	WLS	BF	H	R	ER	SO	BB	IBB	HBP	BLK	WP	HR	S	P	ERA	WHIP
62 Jack Egbert, R (1, 1) ERA:	3.0		13	3	0	0	4	2	0	0	0	0	0	19	27	0.00	1.667
46 Adam Russell, R (4, 1) ERA: 24.0	2.0	B	9	1	2	2	1	1	0	1	0	0	1	11	18	9.00	1.000
D.J. Carrasco, R (6, 1) ERA: 1.5	2.0	H	7	1	0	0	1	0	0	0	0	0	0	9	9	0.00	0.500
26 Octavio Dotel, R (8, 1) ERA: 13.5	1.0	H	5	2	1	1	1	0	0	0	0	0	1	7	7	9.00	2.000
57 Kelvin Jimenez, R (9, 1) ERA: 27.0	0.2	L	6	3	2	2	0	1	0	0	0	0	0	5	9	27.00	6.000

PITCHER	IP	WLS	BF	H	R	ER	SO	BB	IBB	HBP	BLK	WP	HR	S	P	ERA	WHIP

Batter	1	2	3	4	5	6	7	8	9	AB	R	H	RBI	BB	SO	LOB
8 Trent Oeltjen, L (1, 8) OBP: 0.133, SLG: 0.286	SSC 0-3 ① K		X 0-0 20 E, 20 3B, 1B		SSS 0-3 ② K		SSS 0-3 ③ K		X 0-0 ③ G1-3	5	1	1	0	0	3	1
20 Luke Hughes, R (1, 5) 5 Michael Collins, R (6, 3) OBP: 0.583, SLG: 0.909	X 0-0 14 G3, 1B		B X 1-0 1-H 14 1B, 3B		SSC 0-3 ③ K			SSS 0-3 ① K		3 1	1 0	2 0	1 0	0 0	1 1	0 0
14 Chris Snelling, L (1, 7) OBP: 0.077, SLG: 0.077	X 0-0 ② G3, 1-2		X 0-0 16 G5-4-3, 3-H, 1B			X 0-0 ① G3		SSC 0-3 ② K		4	0	1	1	0	1	1
16 Justin Huber, R (1, 10) OBP: 0.417, SLG: 0.750	X 0-0 ③ G6-3		X 0-0 ① ② G5-4-3, 1-2f			X 0-0 ② F7		X 0-0 E6, 13 BLK, 13 1B		4	1	0	0	0	0	2
17 Brett Roneberg, L (1, 3) 13 Stefan Welch, L (5, 3) (6, 5) OBP: 0.636, SLG: 0.818 OBP: 0.500, SLG: 0.333		X 0-0 29 PB, 1B	X 0-0 ③ G1-3			BBBB 4-0 BB		X 0-0 1-H 6 1B, 1B		2 1	0 0	1 1	0 1	0 1	0 0	0 0
12 Brad Harman, R (1, 6) 6 James Beresford, L (7, 6) OBP: 0.333, SLG: 0.500 OBP: 0.571, SLG: 0.400		SSS 0-3 ① K		X 0-0 ① G6-3		SSS 0-3 ③ K		X 0-0 1-2 1B		3 1	0 0	0 1	0 0	0 0	2 0	2 0
29 Joel Naughton, L (1, 2) OBP: 0.167, SLG: 0.167		SSS 0-3 ② K, 1-2		SSS 0-3 ② K			SSS 0-3 ① K	X 0-0 ③ F7		4	0	0	0	0	3	3
25 Daniel Berg, R (1, 4) OBP: 0.333, SLG: 0.200		BBBB 4-0 BB		SSS 0-3 ③ K			X 0-0 18 FC6-4, 1B		SSC 0-3 ① K	3	0	1	0	1	2	0
18 Mitchell Dening, L (1, 9)		SSC 0-3 ③ K			SSC 0-3 ① K		X 0-0 ② FC6-4, 1-2f		X 0-0 ② G4-3	4	0	0	0	0	2	3
Inning Stats	R: 0 E: 0 K: 1 S: 6 H: 1 LOB: 1 BB: 0 P: 6	R: 0 E: 0 K: 3 S: 10 H: 1 LOB: 2 BB: 1 P: 14	R: 2 E: 0 K: 0 S: 5 H: 3 LOB: 0 BB: 0 P: 6	R: 0 E: 0 K: 2 S: 7 H: 0 LOB: 0 BB: 0 P: 7	R: 0 E: 0 K: 3 S: 9 H: 0 LOB: 0 BB: 0 P: 9	R: 0 E: 0 K: 1 S: 5 H: 0 LOB: 1 BB: 1 P: 9	R: 0 E: 0 K: 2 S: 8 H: 1 LOB: 1 BB: 0 P: 8	R: 1 E: 1 K: 2 S: 10 H: 2 LOB: 2 BB: 0 P: 10	R: 0 E: 0 K: 1 S: 5 H: 0 LOB: 0 BB: 0 P: 5	1B: 7 2B: 0 3B: 1 HR: 0 SF: 0 SAC: 0 DP: 1 HBP: 0						

TOP

Australia @ Chicago White Sox

Camelback Ranch, Glendale, AZ

Fri Mar 06 2009, 3:05 PM EST

Att. 2,625 - Sunny - 68 F

livebaseballscorecards.com

AB	35
R	3
H	8
RBI	3
BB	2
SO	15
LOB	12

WP: 0 PB: 1 SB: 0 CS: 0 PA: 37

PITCHER		IP	WLS	BF	H	R	ER	SO	BB	IBB	HBP	BLK	WP	HR	S	P	ERA	WHIP
Wes Whisler, L ERA:	(1, 1)	2.0		9	2	0	0	4	1	0	0	0	0	0	16	20	0.00	1.500
61 Jon Link, R ERA: 9.0	(3, 1)	2.0	W	8	3	2	2	2	0	0	0	0	0	0	12	13	9.00	1.500
Brian Omogrosso, R ERA:	(5, 1)	2.0		7	0	0	0	4	1	0	0	0	0	0	14	18	0.00	0.500
81 Kyle McCulloch, R ERA:	(7, 1)	1.0		4	1	0	0	2	0	0	0	0	0	0	8	8	0.00	1.000
John Ely, R ERA:	(8, 1)	1.0		6	2	1	0	2	0	0	0	1	0	0	10	10	0.00	2.000

PITCHER		IP	WLS	BF	H	R	ER	SO	BB	IBB	HBP	BLK	WP	HR	S	P	ERA	WHIP
Carlos Torres, R ERA:	(9, 1)	1.0		3	0	0	0	1	0	0	0	0	0	0	5	5	0.00	0.000

Australia @ Chicago White Sox

Camelback Ranch, Glendale, AZ

Fri Mar 06 2009, 3:05 PM EST

Att. 2,625 - Sunny - 68 F

BOTTOM

Batter	1	2	3	4	5	6	7	8	9	AB	R	H	RBI	BB	SO	LOB
80 Gordon Beckham, R (1, 4) OBP: 0.500, SLG: 0.400	G5-3	P4		25 BB / 10 1B / 7 1B 1-2 2-3 1B	10 1B 1-3 1B		75 HBP / 58 1B BB	P6		5	2	2	0	1	0	3
10 Alexei Ramirez, R (1, 6) OBP: 0.500, SLG: 0.500	P4		P6	25 BB / 7 1B 1-2 3-H 1B	 1-2 3-H 1B		24 G6-3 / 58 1B 1-2 HBP			4	1	2	2	0	0	0
75 Eider Torres, S (6, 6)										0	0	0	0	0	0	0
20 Carlos Quentin, R (1, 7) OBP: 0.250, SLG: 0.250	1B		F9	F4	K		24 G6-3 1-2 2-H 1B			4	0	1	0	0	1	4
58 Michael Restovich, R (6, 7) OBP: 1.000, SLG: 1.000										1	0	1	1	0	0	0
25 Jim Thome, L (1, 10) OBP: 0.667, SLG: 1.000	F7		7 1B / 60 1B 2B	7 1B / 60 1B 1-2 2-3 BB	G4-3		G6-3 1-2f 2-3			2	2	1	0	1	0	1
24 Dayan Viciedo, R (5, PH) (6, 10)										2	0	0	0	0	0	4
7 Josh Fields, R (1, 5) OBP: 0.600, SLG: 0.600		32 WP / 60 1B / 79 E 1B	60 1B 2-3 1B	60 1B 1-2 2-H 3-H 1B		G6-3	G6-3			5	1	3	2	0	0	1
60 Brandon Allen, L (1, 3) OBP: 1.000, SLG: 1.000		79 E / 32 WP / 74 FC6-4 1-2 1B	 1-3 3-H 1B	 1-3 2-H 1B		32 G6-3 / 32 PB BB		32 G5-4-3 1B		4	1	4	2	1	0	0
32 Brian Anderson, R (1, 8) OBP: 0.200, SLG: 0.800		K 1-2 2-3		HR K2-3		G6-3 1-3		G5-4-3 1-2f		5	1	1	1	0	2	6
79 Tyler Flowers, R (1, 2) OBP: 0.667, SLG: 0.500	E5 / 74 FC6-4 2-3 3-H			80 1B / 74 BB / 10 1B BB	80 1B / 10 1B 1B			74 1B HBP		2	2	1	0	1	0	1
39 Chris Stewart, R (6, PH) (7, 2)										0	0	0	0	1	0	0
74 Josh Kroeger, L (1, 9) OBP: 0.400, SLG: 0.250		FC6-4 1-2f 3-H		80 1B 1-2 BB	F8		K			4	0	1	1	1	1	4

livebaseballscorecards.com

AB	38
R	10
H	17
RBI	9
BB	6
SO	4
LOB	24

Inning Stats	1	2	3	4	5	6	7	8	9
	R: 0 E: 0 K: 0 S: 4	H: 1 LOB: 1 BB: 0 P: 4	R: 2 E: 1 K: 1 S: 8	H: 2 LOB: 1 BB: 0 P: 8	R: 1 E: 0 K: 0 S: 5	H: 3 LOB: 2 BB: 0 P: 5	R: 5 E: 0 K: 1 S: 11	H: 5 LOB: 2 BB: 3 P: 26	R: 1 E: 0 K: 1 S: 8	H: 3 LOB: 2 BB: 0 P: 8
	R: 0 E: 0 K: 1 S: 5	H: 0 LOB: 2 BB: 2 P: 14	R: 1 E: 0 K: 0 S: 3	H: 1 LOB: 1 BB: 1 P: 8	R: 0 E: 0 K: 0 S: 5	H: 2 LOB: 2 BB: 0 P: 6				

1B: 15	SF: 0	WP: 1	PA: 46
2B: 1	SAC: 0	PB: 1	
3B: 0	DP: 2	SB: 0	
HR: 1	HBP: 2	CS: 0	

PITCHER		IP	WLS	BF	H	R	ER	SO	BB	IBB	HBP	BLK	WP	HR	S	P	ERA	WHIP
15 Paul Mildren, L ERA:	(1, 1)	1.0		4	1	0	0	0	0	0	0	0	0	0	4	4	0.00	1.000
21 Brendan Wise, R ERA:	(2, 1)	1.0		6	2	2	0	1	0	0	0	0	1	0	8	8	0.00	2.000
45 David Welch, L ERA: 3.0	(3, 1)	1.0	L	5	3	1	1	0	0	0	0	0	0	0	5	5	9.00	3.000
40 Drew Naylor, R ERA: 20.25	(4, 1)	0.0		3	1	3	3	0	2	0	0	0	0	1	3	14	∞	∞
31 Tristan Crawford, R ERA: 13.5	(4, 1)	1.0		7	4	2	2	1	1	0	0	0	0	0	8	12	18.00	5.000

PITCHER		IP	WLS	BF	H	R	ER	SO	BB	IBB	HBP	BLK	WP	HR	S	P	ERA	WHIP
Ryan Searle, R ERA: 9.0	(5, 1)	1.0		6	3	1	1	1	0	0	0	0	0	0	8	8	9.00	3.000
11 Adam Bright, L ERA:	(6, 1)	1.0		5	0	0	0	1	2	0	0	0	0	0	5	14	0.00	2.000
26 Brad Thomas, L ERA: 9.0	(7, 1)	1.0		5	1	1	1	0	1	0	1	0	0	0	3	8	9.00	2.000
Ryan Rote, R ERA:	(8, 1)	1.0		5	2	0	0	0	0	0	1	0	0	0	5	6	0.00	2.000

Batter	1	2	3	4	5	6	7	8	9	AB	R	H	RBI	BB	SO	LOB
7 Jerry Owens, L (1, 7) (5, 8) OBP: 0.379, SLG: 0.227	B3			BB (31 CS)		F8			1B (74 G4-3, 58 BB, 27 SF8)	3	1	1	0	1	0	1
31 Dewayne Wise, L (1, 8) OBP: 0.357, SLG: 0.615 58 Michael Restovich, R (5, 7) OBP: 0.429, SLG: 0.727	G4-3			F7		L6			BB (74 G4-3)	2 0 0 0 0 0 1 1 0 0 0 1 0 1						
23 Jermaine Dye, R (1, 9) OBP: 0.250, SLG: 0.167 74 Josh Kroeger, L (7, 9) OBP: 0.421, SLG: 0.474	L5			F8			1B (14 G5-4-3)		G4-3	3 0 1 0 0 0 0 1 0 0 0 0 0 2						
14 Paul Konerko, R (1, 3) OBP: 0.450, SLG: 0.778 27 Ben Broussard, L (7, 3) OBP: 0.111, SLG: 0.294		G5-3			1B (15 G3-6-1, 12 1B)		G5-4-3		SF8	3 0 1 0 0 0 1 0 0 0 1 0 0 0						
12 A.J. Pierzynski, L (1, 2) OBP: 0.500, SLG: 0.615 39 Chris Stewart, R (6, 2) OBP: 0.222, SLG: 0.556		1B (15 F9-3)			1B (15 G3-6-1)		G3-1		F8	2 0 2 0 0 0 0 2 0 0 0 0 0 1						
15 Wilson Betemit, S (1, 10) OBP: 0.188, SLG: 0.400		F9-3			G3-6-1			K		3 0 0 0 0 1 3						
24 Dayan Viciedo, R (1, 5) OBP: 0.263, SLG: 0.556			E6 (75 CS)		F8			P5		3 0 0 0 0 0 1						
17 Chris Getz, L (1, 4) OBP: 0.350, SLG: 0.333			L6			2B		1B		3 0 2 0 0 0 1						
75 Eider Torres, S (1, 6) OBP: 0.182, SLG: 0.100			G4-3			F7		F8		3 0 0 0 0 0 3						
Inning Stats	R: 0 E: 0 K: 0 S: 4 H: 0 LOB: 0 BB: 0 P: 7	R: 0 E: 0 K: 0 S: 3 H: 1 LOB: 0 BB: 0 P: 3	R: 0 E: 1 K: 0 S: 3 H: 0 LOB: 0 BB: 0 P: 4	R: 0 E: 0 K: 0 S: 2 H: 0 LOB: 0 BB: 1 P: 7	R: 0 E: 0 K: 0 S: 4 H: 2 LOB: 1 BB: 0 P: 4	R: 0 E: 0 K: 0 S: 4 H: 1 LOB: 1 BB: 0 P: 4	R: 0 E: 0 K: 0 S: 3 H: 1 LOB: 0 BB: 0 P: 3	R: 0 E: 0 K: 1 S: 6 H: 1 LOB: 1 BB: 0 P: 6	R: 1 E: 0 K: 0 S: 4 H: 1 LOB: 1 BB: 1 P: 8	1B: 6 2B: 2 3B: 0 HR: 0 SF: 1 SAC: 0 DP: 3 HBP: 0							

TOP

Chicago White Sox @ Texas Rangers

Surprise Stadium, Surprise, AZ

Sat Mar 07 2009, 3:05 PM EST

Att. 5,459 - Sunny - 68 F

livebaseballscorecards.com

AB	29
R	1
H	7
RBI	1
BB	2
SO	1
LOB	15

WP: 0	PA: 32
PB: 0	
SB: 0	
CS: 2	

PITCHER		IP	WLS	BF	H	R	ER	SO	BB	IBB	HBP	BLK	WP	HR	S	P	ERA	WHIP
44 Vicente Padilla, R ERA: 4.5	(1, 1)	4.0		12	1	0	0	0	1	0	0	0	0	0	12	21	0.00	0.500
57 Dustin Nippert, R ERA: 2.25	(5, 1)	2.0	W	8	3	0	0	0	0	0	0	0	0	0	8	8	0.00	1.500
60 Warner Madrigal, R ERA: 3.0	(7, 1)	1.0	H	3	1	0	0	0	0	0	0	0	0	0	3	3	0.00	1.000
47 Elizardo Ramirez, R ERA:	(8, 1)	1.0	H	4	1	0	0	1	0	0	0	0	0	0	6	6	0.00	1.000
18 Eddie Guardado, L ERA: 18.0	(9, 1)	1.0	S	5	1	1	1	0	1	0	0	0	0	0	4	8	9.00	2.000

PITCHER	IP	WLS	BF	H	R	ER	SO	BB	IBB	HBP	BLK	WP	HR	S	P	ERA	WHIP

Batter	1	2	3	4	5	6	7	8	9	AB	R	H	RBI	BB	SO	LOB
5 Ian Kinsler, R (1, 4) OBP: 0.381, SLG: 0.600	F9		1B		BB		K			2	0	1	0	1	0	0
6 German Duran, R (7, 4) OBP: 0.188, SLG: 0.071										1	0	0	0	0	1	0
10 Michael Young, R (1, 5) OBP: 0.364, SLG: 0.263	1B		F9		BB			K		2	0	1	0	1	0	1
15 Travis Metcalf, R (7, 5) OBP: 0.273, SLG: 0.333										1	0	0	0	0	1	0
32 Josh Hamilton, L (1, 8) OBP: 0.412, SLG: 0.941	FC4-6		F9		FC3-6			F8		3	0	0	1	0	0	4
29 Julio Borbon, L (7, 8) OBP: 0.308, SLG: 0.182										1	0	0	0	0	0	0
25 Andruw Jones, R (1, 10) OBP: 0.333, SLG: 0.318	F8			G6-4-3	F8			2B		4	0	2	0	0	0	3
9 Hank Blalock, L (1, 3) OBP: 0.435, SLG: 0.611		G4-3		G6-4-3		F7		G5-3		3	0	0	0	0	0	1
12 Justin Smoak, S (7, 3) OBP: 0.462, SLG: 0.833										1	0	0	0	0	0	1
22 Marlon Byrd, R (1, 9) OBP: 0.214, SLG: 0.231		G5-3		G6-3		F9				3	0	0	0	0	0	0
43 Greg Golson, R (7, 9) OBP: 0.417, SLG: 0.583										0	0	0	0	0	0	0
7 David Murphy, L (1, 7) OBP: 0.364, SLG: 0.636					HR	G4-3				3	1	2	1	0	0	0
41 Brandon Boggs, S (7, 7) OBP: 0.368, SLG: 0.588		1B								0	0	0	0	0	0	0
2 Taylor Teagarden, R (1, 2) OBP: 0.200, SLG: 0.200		FC5-4			K		G6-3			3	0	0	0	0	1	1
72 Emerson Frostad, L (8, 2)										0	0	0	0	0	0	0
13 Omar Vizquel, S (1, 6) OBP: 0.353, SLG: 0.313			L6		1B		P6			3	1	1	0	0	0	0
65 Jose Vallejo, S (8, 6) OBP: 0.231, SLG: 0.091										0	0	0	0	0	0	0
Inning Stats	R: 0 E: 0 K: 0 S: 9 H: 1 LOB: 1 BB: 0 P: 14	R: 0 E: 0 K: 0 S: 4 H: 1 LOB: 1 BB: 0 P: 4	R: 0 E: 0 K: 0 S: 4 H: 1 LOB: 1 BB: 0 P: 4	R: 0 E: 0 K: 0 S: 3 H: 1 LOB: 0 BB: 0 P: 3	R: 2 E: 0 K: 1 S: 8 H: 2 LOB: 2 BB: 2 P: 16	R: 0 E: 0 K: 0 S: 3 H: 0 LOB: 0 BB: 0 P: 3	R: 0 E: 0 K: 1 S: 5 H: 0 LOB: 0 BB: 0 P: 5	R: 0 E: 0 K: 1 S: 6 H: 1 LOB: 1 BB: 0 P: 6		1B: 5 2B: 1 3B: 0 HR: 1 SF: 0 SAC: 0 DP: 1 HBP: 0						

PITCHER	IP	WLS	BF	H	R	ER	SO	BB	IBB	HBP	BLK	WP	HR	S	P	ERA	WHIP
54 Clayton Richard, L (1, 1) ERA: 3.0	4.0		15	4	0	0	0	0	0	0	0	0	0	20	25	0.00	1.000
47 Mike MacDougal, R (5, 1) ERA: 6.75	1.0	L	7	2	2	2	1	2	0	0	0	0	1	8	16	18.00	4.000
65 Jhonny Nunez, R (6, 1) ERA:	1.0		3	0	0	0	0	0	0	0	0	0	0	3	3	0.00	0.000
49 Franklyn German, R (7, 1) ERA:	1.0		3	0	0	0	1	0	0	0	0	0	0	5	5	0.00	0.000
67 Randy Williams, L (8, 1) ERA:	1.0		4	1	0	0	1	0	0	0	0	0	0	6	6	0.00	1.000

PITCHER	IP	WLS	BF	H	R	ER	SO	BB	IBB	HBP	BLK	WP	HR	S	P	ERA	WHIP

BOTTOM

Chicago White Sox @ Texas Rangers

Surprise Stadium, Surprise, AZ

Sat Mar 07 2009, 3:05 PM EST
Att. 5,459 - Sunny - 68 F

livebaseballscorecards.com

AB	30
R	2
H	7
RBI	2
BB	2
SO	3
LOB	11

Batter	1	2	3	4	5	6	7	8	9	AB	R	H	RBI	BB	SO	LOB
15 Rafael Furcal, S (1, 6) OBP: 0.333, SLG: 0.375	C X 0-1 ① G4-3		X 0-0 ③ F9		X 0-0 72 1B 1-2 2-H 1B		X 0-0 ③ G6-3		X 0-0 ② FC6-4 1-2f 3-H	3	0	1	1	0	0	0
60 Chin-Lung Hu, R (5, PR) OBP: 0.286, SLG: 0.450 (5, 6)										2	0	0	1	0	0	1
13 Orlando Hudson, S (1, 4) OBP: 0.214, SLG: 0.154	S S S 0-3 ② K			X 0-0 ① F7	X 0-0 ③ 1-2 2-H 1B			X 0-0 ① G6-3	X 0-0 ③ G5-3	2	0	0	0	0	1	0
72 Hector Luna, R (4, 4) OBP: 0.111, SLG: 0.059										3	0	1	0	0	0	1
16 Andre Ethier, L (1, 9) OBP: 0.429, SLG: 0.563	B B B B 4-0 BB			B B B 4-0 23 PB BB		S S S 0-3 ① K		X 0-0 ② G6-3		2	0	0	0	2	1	0
77 Jamie Hoffmann, R (8, 9) OBP: 0.583, SLG: 0.875										0	0	0	0	0	0	0
23 Casey Blake, R (1, 5) OBP: 0.500, SLG: 0.429	X 0-0 ③ F9			S X 0-1 ② G5-3 1-2		B B B B 4-0 5 1B BB		X 0-0 3 2B		2	0	0	0	1	0	2
14 Juan Castro, R (6, PR) OBP: 0.526, SLG: 0.813 (6, 5)										1	1	1	0	0	0	0
5 Mark Loretta, R (1, 10) OBP: 0.389, SLG: 0.267		X 0-0 ① P4		X 0-0 ③ G4-3		X 0-0 27 G6-4-3 1-3 1B		X 0-0 2-H 2B		3	0	1	0	0	0	1
3 Delwyn Young, S (6, PR) OBP: 0.333, SLG: 0.450 (6, 10)										1	0	1	1	0	0	0
27 Matt Kemp, R (1, 8) OBP: 0.304, SLG: 0.455		X 0-0 ② G6-3			S S C 0-3 ① K	X 0-0 ② ③ G6-4-3 1-2f		S S S 0-3 ③ K		3	0	0	0	0	1	2
75 Xavier Paul, L (6, 8) OBP: 0.414, SLG: 0.630										1	0	0	0	0	1	1
9 Juan Pierre, L (1, 7) OBP: 0.143, SLG: 0.143		X 0-0 ③ L7			X 0-0 ② G3		X 0-0 E3 12 S 12 G4-3		X 0-0 28 1B 83 DI 60 FC6-4 1B	3	1	0	0	0	0	0
17 Jason Repko, R (7, 7) OBP: 0.333, SLG: 0.250										1	1	1	0	0	0	0
12 Brad Ausmus, R (1, 2) OBP: 0.467, SLG: 0.462			S S S 0-3 ① K		X 0-0 15 1B 2B		C X 0-1 ① G4-3 2-H		S S S 0-3 ① K 1-2	3	1	1	1	0	1	0
83 Mitch Jones, R (7, 3) OBP: 0.308, SLG: 0.739										1	0	0	0	0	1	1
76 Doug Mientkiewicz, L (1, 3) OBP: 0.286, SLG: 0.667			X 0-0 ② P5		B B B B 4-0 15 1B 72 1B BB		X 0-0 ② P6		X 0-0 60 FC6-4 2-3 1B	2	0	0	0	1	0	0
28 Danny Ardoin, R (7, 2) OBP: 0.875, SLG: 1.000										1	0	1	0	0	0	0

Inning Stats	1	2	3	4	5	6	7	8	9
	R: 0 H: 0 E: 0 LOB: 1 K: 1 BB: 1 S: 6 P: 10	R: 0 H: 0 E: 0 LOB: 0 K: 0 BB: 0 S: 3 P: 3	R: 0 H: 0 E: 0 LOB: 0 K: 1 BB: 0 S: 5 P: 5	R: 0 H: 0 E: 0 LOB: 1 K: 0 BB: 1 S: 4 P: 8	R: 1 H: 3 E: 0 LOB: 2 K: 1 BB: 1 S: 7 P: 11	R: 0 H: 1 E: 0 LOB: 2 K: 1 BB: 1 S: 5 P: 9	R: 1 H: 0 E: 1 LOB: 0 K: 0 BB: 0 S: 5 P: 5	R: 1 H: 2 E: 0 LOB: 1 K: 1 BB: 0 S: 7 P: 7	R: 1 H: 2 E: 1 LOB: 1 K: 1 BB: 0 S: 7 P: 7

PITCHER		IP	WLS	BF	H	R	ER	SO	BB	IBB	HBP	BLK	WP	HR	S	P	ERA	WHIP
34 Gavin Floyd, R ERA: 1.5	(1, 1)	4.0		14	0	0	0	2	2	0	0	0	0	0	18	26	0.00	0.500
71 Scott Linebrink, R ERA: 3.0	(5, 1)	1.0	W	6	3	1	1	1	1	0	0	0	0	0	7	11	9.00	4.000
45 Bobby Jenks, R ERA:	(6, 1)	1.0	H	4	1	0	0	1	1	0	0	0	0	0	5	9	0.00	2.000
26 Octavio Dotel, R ERA: 10.8	(7, 1)	1.0		4	0	1	0	0	0	0	0	0	0	0	5	5	0.00	0.000
D.J. Carrasco, R ERA: 2.57	(8, 1)	1.0		5	2	1	1	1	0	0	0	0	0	0	7	7	9.00	2.000

PITCHER		IP	WLS	BF	H	R	ER	SO	BB	IBB	HBP	BLK	WP	HR	S	P	ERA	WHIP
61 Jon Link, R ERA: 6.75	(9, 1)	1.0		5	2	1	1	1	0	0	0	0	0	0	7	7	9.00	2.000

TOP

Los Angeles Dodgers @ Chicago White Sox

Camelback Ranch, Glendale, AZ

Sun Mar 08 2009, 4:05 PM EDT
Att. 8,329 - Cloudy - 77 F

livebaseballscorecards.com

AB	34
R	4
H	8
RBI	4
BB	4
SO	6
LOB	9

1B: 5	SF: 0	WP: 0	PA: 38
2B: 3	SAC: 0	PB: 1	
3B: 0	DP: 1	SB: 1	
HR: 0	HBP: 0	CS: 0	

Batter	1	2	3	4	5	6	7	8	9	AB	R	H	RBI	BB	SO	LOB
80 Gordon Beckham, R (1, 4) OBP: 0.368, SLG: 0.889	F8		1-3 2B		2-H 10 1B 2B	10 3B 2B	F9			5	2	3	1	0	0	2
10 Alexei Ramirez, R (1, 6) OBP: 0.368, SLG: 0.500	G5-3		K		25 BB 20 1B 2-H 1B	58 1B 2-H 3B		58 S 27 1B BB		4	1	2	2	0	1	2
75 Eider Torres, S (7, 6) OBP: 0.250, SLG: 0.100										0	1	0	0	1	0	0
20 Carlos Quentin, R (1, 7) OBP: 0.333, SLG: 0.313	BB		G6-3		25 BB 1-2 1B	68 BB 3-H 1B		P4 1-2		2	0	1	0	1	0	2
58 Michael Restovich, R (6, 7) OBP: 0.438, SLG: 0.692										2	0	1	1	0	0	1
25 Jim Thome, L (1, 10) OBP: 0.250, SLG: 0.429	G5-3			G5-3	1-2 2-3 BB	1-3 BB		27 1B 74 1B BB		2	0	0	0	1	0	1
68 Brian Myrow, L (6, PH) OBP: 0.455, SLG: 0.250										0	1	0	0	2	0	0
(7, 10)																
7 Josh Fields, R (1, 5) OBP: 0.357, SLG: 0.462		K2-3		K	P2		P3	F6		3	0	0	0	0	2	3
76 Sergio Santos, R (6, 5) OBP: 0.444, SLG: 0.444										2	0	0	0	0	0	2
27 Ben Broussard, L (1, 3) OBP: 0.174, SLG: 0.318		G6-3		G4-3		F7	74 E 55 1B 1B	32 BB 74 1B 1-2 2-H 1B		5	1	2	1	0	0	0
74 Josh Kroeger, L (1, 9) OBP: 0.417, SLG: 0.542		F7			F8	32 SF8 3B	FC6 55 1B 1-2	32 BB 1-2 2-H 1B		5	1	2	1	0	0	1
32 Brian Anderson, R (1, 8) OBP: 0.333, SLG: 0.208			80 2B 1B		44 G1-3 80 2B HBP	SF8 3-H	F7	1-2 2-3 BB		2	1	1	1	1	0	2
44 Corky Miller, R (1, 2) OBP: 0.500, SLG: 1.000			F9		G1-3 1-2	HR	1-2 2-H 1B	F8		2	0	0	0	0	0	2
55 Donny Lucy, R (6, 2) OBP: 0.286, SLG: 0.714										3	1	2	2	0	0	3
Inning Stats	R: 0 E: 0 K: 0 S: 3 H: 0 LOB: 1 BB: 1 P: 7	R: 0 E: 0 K: 1 S: 5 H: 0 LOB: 0 BB: 0 P: 5	R: 0 E: 0 K: 1 S: 7 H: 2 LOB: 2 BB: 0 P: 7	R: 0 E: 0 K: 1 S: 5 H: 0 LOB: 0 BB: 0 P: 5	R: 2 E: 0 K: 0 S: 6 H: 3 LOB: 3 BB: 1 P: 11	R: 4 E: 0 K: 0 S: 7 H: 5 LOB: 1 BB: 1 P: 11	R: 1 E: 1 K: 0 S: 6 H: 2 LOB: 2 BB: 0 P: 6	R: 2 E: 0 K: 0 S: 6 H: 2 LOB: 3 BB: 3 P: 18		1B: 8 2B: 3 3B: 2 HR: 1	SF: 1 SAC: 0 DP: 0 HBP: 1						

BOTTOM

Los Angeles Dodgers @ Chicago White Sox

Camelback Ranch, Glendale, AZ

Sun Mar 08 2009, 4:05 PM EDT

Att. 8,329 - Cloudy - 77 F

livebaseballscorecards.com

AB	37
R	9
H	14
RBI	9
BB	6
SO	3
LOB	21

WP: 0 PB: 0 SB: 1 CS: 0 PA: 45

PITCHER		IP	WLS	BF	H	R	ER	SO	BB	IBB	HBP	BLK	WP	HR	S	P	ERA	WHIP
22 Clayton Kershaw, L ERA: 5.4	(1, 1)	2.2		11	2	0	0	2	1	0	0	0	0	0	14	18	0.00	1.125
52 James McDonald, R ERA: 6.35	(3, 1)	2.0	L	9	2	2	2	1	0	0	1	0	0	0	10	11	9.00	1.000
45 Scott Strickland, R ERA: 13.5	(5, 1)	0.0		1	1	0	0	0	0	0	0	0	0	0	1	1	∞	∞
57 Scott Elbert, L ERA: 8.31	(5, 1)	1.0		7	3	3	3	0	1	0	0	0	0	1	6	10	27.00	4.000
64 Travis Chick, R ERA: 21.6	(6, 1)	0.1		3	2	1	1	0	1	0	0	0	0	0	2	6	27.00	9.000

PITCHER		IP	WLS	BF	H	R	ER	SO	BB	IBB	HBP	BLK	WP	HR	S	P	ERA	WHIP
66 Brent Leach, L ERA: 13.5	(7, 1)	1.0		6	2	1	0	0	0	0	0	0	0	0	6	6	0.00	2.000
54 Stephen Randolph, L ERA: 6.75	(8, 1)	0.2		7	2	2	2	0	3	0	0	0	0	0	5	17	27.00	7.500
61 Brian Mazone, L ERA:	(8, 1)	0.1		1	0	0	0	0	0	0	0	0	0	0	1	1	0.00	0.000

Cleveland Indians @ Chicago White Sox

Camelback Ranch, Glendale, AZ

Mon Mar 09 2009, 4:05 PM EDT
Att. 3,963 - Partly Cloudy - 70 F

TOP

livebaseballscorecards.com

Batter	1	2	3	4	5	6	7	8	9	AB	R	H	RBI	BB	SO	LOB
24 Grady Sizemore, L (1, 10) OBP: 0.636, SLG: 0.700	0-0 12 1B 41 1B 1B	0-0 12 E 41 1B 2-H 3-H 1B	0-0 G6-4-3 1B		0-0 ① FC5-4 G4-6-3 1-2f			0-3 ② K		3	2	3	2	0	0	0
76 Wyatt Toregas, R (5, PH) OBP: 0.273, SLG: 0.111 (5, 10)										2	0	0	0	0	1	1
Asdrúbal Cabrera, S (1, 4) OBP: 0.333, SLG: 0.375	0-3 ① K	0-0 ① F9	0-0 ② ③ G6-4-3 1-2f		0-0 ② ③ G4-6-3 1-2f			0-0 ③ L7		4	0	0	0	0	1	4
1 Luis Valbuena, L (6, 4) OBP: 0.143, SLG: 0.308										1	0	0	0	0	0	0
12 Ben Francisco, R (1, 8) OBP: 0.364, SLG: 0.450	0-0 78 G1-3 41 1B 1-3 1B	0-0 E5 41 1B 78 FC4-6 1-2		0-0 ① F8		0-3 ① K			4-0 71 WP 79 WP BB	4	1	1	0	0	1	1
67 Jordan Brown, L (6, 7) OBP: 0.375, SLG: 0.615										0	0	0	0	1	0	0
41 Victor Martinez, S (1, 2) OBP: 0.438, SLG: 0.867	0-0 78 G1-3 1-2 3-H 1B	0-0 78 FC4-6 1-3 2-H 1B		0-0 78 G4-3 4 2B 1B		0-0 ② L8			4-0 71 WP 1-2 BB	3	1	3	2	0	0	0
79 Chris Gimenez, R (4, 2) OBP: 0.556, SLG: 0.846										1	0	0	0	1	0	0
78 Beau Mills, L (1, 3) OBP: 0.286, SLG: 0.714	0-0 ② G1-3 1-2 2-3	0-0 ② FC4-6 4 1B 1-2f 3-H		0-0 ② G4-3 1-2		0-0 ③ G6-3			0-0 ① F7	4	0	0	1	0	0	4
23 Michael Aubrey, L (6, 3) OBP: 0.467, SLG: 0.615										1	0	0	0	0	0	2
4 Tony Graffanino, R (1, 5) OBP: 0.421, SLG: 0.471	0-3 ③ K	0-0 1-2 1B		0-0 2-H 2B			0-0 ① G3		0-0 ② P5	3	0	2	1	0	1	2
15 Andy Marte, R (6, 5) OBP: 0.125, SLG: 0.125										2	0	0	0	0	0	2
71 Matt LaPorta, R (1, 9) OBP: 0.409, SLG: 0.579	4-0 61 1B 26 2B BB 0-3 K		0-0 ③ G4-3			0-3 ② K		1-3 ③ K 1-2 2-3	4	1	0	0	1	3	5
61 Michael Brantley, L (1, 7) OBP: 0.381, SLG: 0.421	0-0 26 2B 24 1B 1-2 1B	0-3 ① K		0-0 26 S 26 WP 2B		0-0 ③ G5-3				3	2	2	0	0	1	0
29 Josh Barfield, R (6, 8) OBP: 0.292, SLG: 0.304										1	0	0	0	0	0	0
26 Andy Cannizaro, R (1, 6) OBP: 0.357, SLG: 0.615	0-0 24 1B 1-3 2-H 2B	1-0 HR		1-1 76 FC5-4 2-H 1B				0-0 ① F9		4	2	3	2	0	0	0
Inning Stats	R: 1 E: 0 K: 2 S: 10 H: 3 LOB: 2 BB: 0 P: 10	R: 5 E: 1 K: 1 S: 11 H: 5 LOB: 2 BB: 1 P: 15	R: 1 E: 0 K: 1 S: 6 H: 2 LOB: 0 BB: 0 P: 7	R: 1 E: 0 K: 0 S: 5 H: 2 LOB: 1 BB: 0 P: 5	R: 1 E: 0 K: 0 S: 5 H: 2 LOB: 0 BB: 0 P: 6	R: 0 E: 0 K: 1 S: 5 H: 0 LOB: 0 BB: 0 P: 5	R: 0 E: 0 K: 1 S: 5 H: 0 LOB: 0 BB: 0 P: 5	R: 0 E: 0 K: 1 S: 5 H: 0 LOB: 0 BB: 0 P: 5	R: 0 E: 0 K: 1 S: 5 H: 0 LOB: 0 BB: 2 P: 14	1B: 10 2B: 3 3B: 0 HR: 1 SF: 0 SAC: 0 DP: 2 HBP: 0						

	AB	40
	R	9
	H	14
	RBI	8
	BB	3
	SO	8
	LOB	21

WP: 3 PB: 0 SB: 1 CS: 0 PA: 43

PITCHER		IP	WLS	BF	H	R	ER	SO	BB	IBB	HBP	BLK	WP	HR	S	P	ERA	WHIP
50 John Danks, L ERA: 6.43	(1, 1)	2.0	L	16	8	6	5	3	1	0	0	0	0	0	21	25	22.50	4.500
51 John Van Benschoten, R ERA: 8.53	(3, 1)	2.0		9	4	2	2	1	0	0	0	0	0	1	11	12	9.00	2.000
78 Aaron Poreda, L ERA: 2.57	(5, 1)	4.0		13	2	1	1	3	0	0	0	0	1	0	20	21	2.25	0.500
47 Mike MacDougal, R ERA: 5.4	(9, 1)	1.0		5	0	0	0	1	2	0	0	0	2	0	5	14	0.00	2.000

PITCHER	IP	WLS	BF	H	R	ER	SO	BB	IBB	HBP	BLK	WP	HR	S	P	ERA	WHIP

Cleveland Indians @ Chicago White Sox

Camelback Ranch, Glendale, AZ

Mon Mar 09 2009, 4:05 PM EDT
Att. 3,963 - Partly Cloudy - 70 F

livebaseballscorecards.com

BOTTOM

Batter	1	2	3	4	5	6	7	8	9	AB	R	H	RBI	BB	SO	LOB
7 Jerry Owens, L (1, 8) OBP: 0.333, SLG: 0.192	G4-3	G3 1-2			G4-3			K		4	0	0	0	0	1	1
12 A.J. Pierzynski, L (1, 2) OBP: 0.412, SLG: 0.500	F8		G4-3		G4-3			1B		3	0	0	0	0	0	0
79 Tyler Flowers, R (6, 2) OBP: 0.273, SLG: 0.273										1	0	1	0	0	0	0
20 Carlos Quentin, R (1, 7) OBP: 0.333, SLG: 0.278	P6		23 1B BB			F8		G5-3		2	0	0	0	1	0	0
58 Michael Restovich, R (7, 7) OBP: 0.412, SLG: 0.643										1	0	0	0	0	0	1
23 Jermaine Dye, R (1, 9) OBP: 0.304, SLG: 0.200		K	14 G6-4-3 1-2 1B			14 G4-6-3 BB			K	2	0	1	0	1	1	0
32 Brian Anderson, R (7, 9) OBP: 0.323, SLG: 0.200										1	0	0	0	0	1	0
14 Paul Konerko, R (1, 3) OBP: 0.391, SLG: 0.667	G5-3		G6-4-3 1-2f			G4-6-3 1-2f			K	3	0	0	0	0	0	3
74 Josh Kroeger, L (7, 3) OBP: 0.400, SLG: 0.520										1	0	0	0	0	1	0
15 Wilson Betemit, S (1, 5) OBP: 0.200, SLG: 0.368	24 1B 17 IHR 1B			G4-3			G3-1		K	4	1	1	0	0	1	0
24 Dayan Viciedo, R (1, 10) OBP: 0.273, SLG: 0.524	17 IHR 1-2 1B			K			K			3	1	1	0	0	2	0
17 Chris Getz, L (1, 4) OBP: 0.348, SLG: 0.476	1-H 2-H IHR			K			G4-3			3	1	1	3	0	1	0
18 Brent Lillibridge, R (1, 6) OBP: 0.304, SLG: 0.273	7 WP 1B				K			K		3	0	1	0	0	2	0
Inning Stats	R: 0 E: 0 K: 0 S: 3 H: 0 LOB: 0 BB: 0 P: 3	R: 3 E: 0 K: 1 S: 9 H: 4 LOB: 1 BB: 0 P: 10	R: 0 E: 0 K: 0 S: 3 H: 1 LOB: 1 BB: 1 P: 7	R: 0 E: 0 K: 2 S: 7 H: 0 LOB: 0 BB: 0 P: 7	R: 0 E: 0 K: 1 S: 5 H: 0 LOB: 0 BB: 0 P: 5	R: 0 E: 0 K: 0 S: 2 H: 0 LOB: 0 BB: 1 P: 6	R: 0 E: 0 K: 1 S: 5 H: 0 LOB: 0 BB: 0 P: 5	R: 0 E: 0 K: 2 S: 8 H: 1 LOB: 1 BB: 0 P: 8	R: 0 E: 0 K: 3 S: 9 H: 0 LOB: 0 BB: 0 P: 9	1B: 5 2B: 0 3B: 0 HR: 1	SF: 0 SAC: 0 DP: 2 HBP: 0						

	AB	31
	R	3
	H	6
	RBI	3
	BB	2
	SO	10
	LOB	5

WP: 1 PB: 0 SB: 0 CS: 0 PA: 33

PITCHER	IP	WLS	BF	H	R	ER	SO	BB	IBB	HBP	BLK	WP	HR	S	P	ERA	WHIP
55 Roberto Hernandez, R (1, 1) ERA: 3.86	3.0	W	14	5	3	3	1	1	0	0	0	1	0	15	20	9.00	2.000
27 Anthony Reyes, R (4, 1) ERA:	3.0	H	9	0	0	0	3	1	0	0	0	0	0	14	18	0.00	0.333
39 Vinnie Chulk, R (7, 1) ERA: 3.38	2.0		7	1	0	0	3	0	0	0	0	0	0	13	13	0.00	0.500
40 Matt Herges, R (9, 1) ERA: 7.2	1.0		3	0	0	0	3	0	0	0	0	0	0	9	9	0.00	0.000

PITCHER	IP	WLS	BF	H	R	ER	SO	BB	IBB	HBP	BLK	WP	HR	S	P	ERA	WHIP

Milwaukee Brewers @ Chicago White Sox

Camelback Ranch, Glendale, AZ

Wed Mar 11 2009, 4:05 PM EDT

Att. 5,466 - Sunny - 73 F

livebaseballscorecards.com

Batter	1	2	3	4	5	6	7	8	9	AB	R	H	RBI	BB	SO	LOB
23 Rickie Weeks Jr., R (1, 4) OBP: 0.393, SLG: 0.333 97 Adam Heether, R (5, 4) OBP: 0.571, SLG: 0.400	88 CS 1B		E6 88 BB		L6 ①		P4 ②		BBBB 4-0 1-2 BB	3 0 1 0 0 0 0 1 0 0 0 1 0 0						
88 Lorenzo Cain, R (1, 8) OBP: 0.444, SLG: 0.385	CC1C SAFE 1-2 K ①②		BBBB 4-0 1-2 BB		SSS 0-3 K ②		SSS 0-3 K ③		G6-3 ③	4 0 0 0 1 3 3						
1 Corey Hart, R (1, 9) OBP: 0.500, SLG: 0.818 27 Brad Nelson, L (5, 9) OBP: 0.591, SLG: 0.824	G5-3 ③		SSS 0-3 K ③		F7 ③			SSS 0-3 K ①		3 0 0 0 0 1 2 1 0 0 0 0 1 0						
28 Prince Fielder, L (1, 3) OBP: 0.393, SLG: 0.286 32 Scott Thorman, L (6, PR) OBP: 0.409, SLG: 0.545 (6, 3)		G4-3 ①		14 1B 24 1B 2B		BBB 4-0 14 1B BB		G4-3 ②		2 1 1 0 1 0 0 1 0 0 0 0 0 0						
14 Casey McGehee, R (1, 5) OBP: 0.450, SLG: 0.750 Mike Lamb, L (6, 5) OBP: 0.217, SLG: 0.190		1B		24 1B 2-3 1B		1-2 1B		G4-3 ③		3 0 3 0 0 0 0 1 0 0 0 0 0 0						
3 Trot Nixon, L (1, 7) OBP: 0.214, SLG: 0.208		F9 ②		CSS 0-3 K ①		F7 ①			F8 ①	4 0 0 0 0 1 5						
93 Brendan Katin, R (1, 10) 24 Mat Gamel, L (4, PH) OBP: 0.231, SLG: 0.538 (4, 10)	SSS 0-3 K ③		87 WP 1-3 3-H 1B		F7 ②				88 1B 2B	1 0 0 0 0 1 1 3 1 2 1 0 0 2						
87 Jonathan Lucroy, R (1, 2) OBP: 0.250, SLG: 0.214 77 Carlos Corporán, S (6, 2) OBP: 0.167, SLG: 0.167			G1-3 ①	SSS 0-3 K ② 1-2		SSS 0-3 K ③			L5 ②	3 0 0 0 0 2 4 1 0 0 0 0 0 1						
21 Alcides Escobar, R (1, 6) OBP: 0.167, SLG: 0.261 88 Brent Brewer, R (7, 6) OBP: 1.000, SLG: 2.500			SSS 0-3 K ②	G6-3 ③			SSS 0-3 K ①		97 BB 2-H 1B	3 0 0 0 0 2 2 1 0 1 1 0 0 0						

Inning Stats	1	2	3	4	5	6	7	8	9	1B: 6	SF: 0	WP: 1	PA: 38
	R: 0 H: 1 E: 0 LOB: 0 K: 1 BB: 0 S: 5 P: 5	R: 0 H: 1 E: 0 LOB: 1 K: 1 BB: 0 S: 6 P: 6	R: 0 H: 0 E: 1 LOB: 2 K: 2 BB: 1 S: 8 P: 12	R: 1 H: 3 E: 0 LOB: 2 K: 2 BB: 0 S: 10 P: 10	R: 0 H: 0 E: 0 LOB: 0 K: 1 BB: 0 S: 5 P: 5	R: 0 H: 1 E: 0 LOB: 2 K: 1 BB: 1 S: 6 P: 10	R: 0 H: 0 E: 0 LOB: 0 K: 2 BB: 0 S: 7 P: 7	R: 0 H: 0 E: 0 LOB: 0 K: 1 BB: 0 S: 5 P: 5	R: 1 H: 2 E: 0 LOB: 2 K: 0 BB: 1 S: 5 P: 9	2B: 2 SAC: 0 3B: 0 DP: 0 HR: 0 HBP: 0		PB: 0 SB: 0 CS: 1	

PITCHER		IP	WLS	BF	H	R	ER	SO	BB	IBB	HBP	BLK	WP	HR	S	P	ERA	WHIP
56 Mark Buehrle, L ERA:	(1, 1)	3.0		12	2	0	0	4	1	0	0	0	0	0	19	23	0.00	1.000
71 Scott Linebrink, R ERA: 4.91	(4, 1)	0.2		5	3	1	1	2	0	0	0	0	1	0	9	9	13.50	4.500
46 Adam Russell, R ERA: 16.62	(4, 1)	1.1		4	0	0	0	1	0	0	0	0	0	0	6	6	0.00	0.000
45 Bobby Jenks, R ERA:	(6, 1)	1.0		5	1	0	0	1	1	0	0	0	0	0	6	10	0.00	2.000
26 Octavio Dotel, R ERA: 9.0	(7, 1)	1.0	W	3	0	0	0	2	0	0	0	0	0	0	7	7	0.00	0.000
62 Jack Egbert, R ERA:	(8, 1)	1.0	H	3	0	0	0	1	0	0	0	0	0	0	5	5	0.00	0.000
D.J. Carrasco, R ERA: 3.38	(9, 1)	1.0		6	2	1	1	0	1	0	0	0	0	0	5	9	9.00	3.000

TOP

AB	35
R	2
H	8
RBI	2
BB	3
SO	11
LOB	20

Batter	1	2	3	4	5	6	7	8	9	AB	R	H	RBI	BB	SO	LOB
7 Jerry Owens, L (1, 8) OBP: 0.324, SLG: 0.200	G6-3		F8		CS 1-2	K	80 2B 1-2 2-3 3-H 1B			4	0	1	1	0	1	0
10 Alexei Ramirez, R (1, 6) OBP: 0.364, SLG: 0.524	G5-3		G5-3			2B	2B 1-3 2-H 3-H			3	0	1	0	0	0	0
80 Gordon Beckham, R (7, 6) OBP: 0.400, SLG: 0.947										1	0	1	2	0	0	0
20 Carlos Quentin, R (1, 7) OBP: 0.333, SLG: 0.286	23 1B 1B			F7		K	K			3	0	1	0	0	1	1
74 Josh Kroeger, L (7, 7) OBP: 0.385, SLG: 0.500										1	0	0	0	0	1	2
23 Jermaine Dye, R (1, 9) OBP: 0.346, SLG: 0.227	1-3 1B			F8		BB	K			2	0	1	0	1	0	0
58 Michael Restovich, R (7, 9) OBP: 0.389, SLG: 0.600										1	0	0	0	0	1	2
27 Ben Broussard, L (1, 10) OBP: 0.154, SLG: 0.280	G4-3			P5		G4-3		G6-3		3	0	0	0	0	0	4
79 Tyler Flowers, R (8, PH) OBP: 0.250, SLG: 0.250 (9, 10)										1	0	0	0	0	0	0
15 Wilson Betemit, S (1, 3) OBP: 0.227, SLG: 0.524		G6-3			HR		G6-3	77 HR 1B		2	1	1	1	0	0	0
60 Brandon Allen, L (6, 3) OBP: 0.385, SLG: 0.200										2	1	1	0	0	0	0
24 Dayan Viciedo, R (1, 5) OBP: 0.250, SLG: 0.478		K			F8		18 1B 39 1B 7 1B 1B	1-H HR		2	0	0	0	0	1	0
77 Javier Castillo, R (6, 5) OBP: 0.500, SLG: 0.857										2	2	2	2	0	0	0
44 Corky Miller, R (1, 2) OBP: 0.500, SLG: 0.917		P4			18 FC4 1B		7 1B 18 1B 80 2B 1-2 1B	F8		2	0	1	0	0	0	0
39 Chris Stewart, R (6, 2) OBP: 0.273, SLG: 0.545										2	1	1	0	0	0	0
18 Brent Lillibridge, R (1, 4) OBP: 0.296, SLG: 0.269			K		FC4 7 CS 1-2f		7 1B 80 2B 1-2 2-3 1B	G6-3		4	1	1	0	0	1	1
Inning Stats	R: 0 E: 0 K: 0 S: 5 H: 2 LOB: 2 BB: 0 P: 5	R: 0 E: 0 K: 1 S: 5 H: 0 LOB: 0 BB: 0 P: 5	R: 0 E: 0 K: 1 S: 5 H: 0 LOB: 0 BB: 0 P: 5	R: 0 K: 0 S: 3 H: 0 LOB: 0 BB: 0 P: 3	R: 1 E: 0 K: 0 S: 5 H: 2 LOB: 0 BB: 0 P: 5	R: 0 E: 0 K: 2 S: 8 H: 1 LOB: 2 BB: 1 P: 12	R: 3 E: 0 K: 2 S: 12 H: 5 LOB: 2 BB: 0 P: 12	R: 2 E: 0 K: 0 S: 5 H: 2 LOB: 0 BB: 0 P: 6		1B: 8 2B: 2 3B: 0 HR: 2 SF: 0 SAC: 0 DP: 0 HBP: 0						

PITCHER	IP	WLS	BF	H	R	ER	SO	BB	IBB	HBP	BLK	WP	HR	S	P	ERA	WHIP
31 Dave Bush, R (1, 1) ERA: 2.7	4.0		14	2	0	0	2	0	0	0	0	0	0	18	18	0.00	0.500
54 David Riske, R (5, 1) ERA: 9.0	1.0	B	4	2	1	1	0	0	0	0	0	0	1	5	5	9.00	2.000
57 Mitch Stetter, L (6, 1) ERA: 3.6	1.0		5	1	0	0	2	1	0	0	0	0	0	8	12	0.00	2.000
50 Jorge Julio, R (7, 1) ERA: 7.5	1.0	L	8	5	3	3	2	0	0	0	0	0	0	12	12	27.00	5.000
46 Chase Wright, L (8, 1) ERA: 7.5	1.0		5	2	2	2	0	0	0	0	0	0	1	5	6	18.00	2.000

PITCHER	IP	WLS	BF	H	R	ER	SO	BB	IBB	HBP	BLK	WP	HR	S	P	ERA	WHIP

BOTTOM

Milwaukee Brewers @ Chicago White Sox

Camelback Ranch, Glendale, AZ

Wed Mar 11 2009, 4:05 PM EDT
Att. 5,466 - Sunny - 73 F

livebaseballscorecards.com

AB	35
R	6
H	12
RBI	6
BB	1
SO	6
LOB	10

1B: 8 SF: 0
2B: 2 SAC: 0
3B: 0 DP: 0
HR: 2 HBP: 0

WP: 0 PA: 37
PB: 0
SB: 0
CS: 1

Batter	1	2	3	4	5	6	7	8	9	AB	R	H	RBI	BB	SO	LOB
31 Dewayne Wise, L (1, 8) OBP: 0.389, SLG: 0.588	12 G6-3 / 12 S / 20 G5-3 / 1B		F7 ①		20 SF9 / 12 SH5-4 / 1-2 / 1B		K ①			4	1	2	0	0	1	2
12 A.J. Pierzynski, L (1, 2) OBP: 0.421, SLG: 0.500 55 Donny Lucy, R (6, 2) OBP: 0.250, SLG: 0.625	G6-3 ① / 1-3		20 1B / 1B		SH5-4 ① / 1-2 / 2-3		F7 ②			2 0 1 0 0 0 1 1 0 0 0 0 0 2						
20 Carlos Quentin, R (1, 7) OBP: 0.333, SLG: 0.304 32 Brian Anderson, R (6, 7) OBP: 0.313, SLG: 0.192	G5-3 ② / 3-H		14 FC6-4 / 1-2 / 1B		SF9 ② / 2-3 / 3-H		P6 ③			2 0 1 2 0 0 0 1 0 0 0 0 0 2						
23 Jermaine Dye, R (1, 9) OBP: 0.310, SLG: 0.200 58 Michael Restovich, R (6, 9) OBP: 0.368, SLG: 0.563	P4 ③		K ②		G1-3 ③			G3 ①		3 0 0 0 0 1 3 1 0 0 0 0 0 0						
14 Paul Konerko, R (1, 10) OBP: 0.333, SLG: 0.560		G6-3 ①	FC6-4 ③ / 1-2f			F9 ①		F8 ②		4 0 0 0 0 0 2						
74 Josh Kroeger, L (1, 3) OBP: 0.333, SLG: 0.433		G3-1 ②		F8 ①		F7 ②		G4-3 ③		4 0 0 0 0 0 0						
7 Josh Fields, R (1, 5) OBP: 0.353, SLG: 0.625 77 Javier Castillo, R (7, 5) OBP: 0.444, SLG: 0.750		HR		K ②		K ③			G6-3 ①	3 1 1 1 0 2 0 1 0 0 0 0 0 0						
17 Chris Getz, L (1, 4) OBP: 0.385, SLG: 0.522 75 Eider Torres, S (9, PH) OBP: 0.231, SLG: 0.091		2B		G3 ③			BB 80 1B		F7 ②	2 0 1 0 1 0 0 1 0 0 0 0 0 0						
80 Gordon Beckham, R (1, 6) OBP: 0.417, SLG: 0.864		G5-3 ③			12 SH5-4 / 31 1B / 20 SF9 / BB		1-2 / 1B		F8 ③	3 1 1 0 1 0 1						
Inning Stats	R: 1 E: 0 K: 0 S: 4 H: 1 LOB: 0 BB: 0 P: 5	R: 1 E: 0 K: 0 S: 5 H: 2 LOB: 1 BB: 0 P: 5	R: 0 E: 0 K: 1 S: 7 H: 2 LOB: 2 BB: 0 P: 7	R: 0 E: 0 K: 1 S: 5 H: 0 LOB: 0 BB: 0 P: 5	R: 1 E: 0 K: 0 S: 4 H: 1 LOB: 1 BB: 1 P: 8	R: 0 E: 0 K: 1 S: 5 H: 0 LOB: 0 BB: 0 P: 5	R: 0 E: 0 K: 1 S: 6 H: 1 LOB: 2 BB: 1 P: 10	R: 0 E: 0 K: 0 S: 3 H: 0 LOB: 0 BB: 0 P: 3	R: 0 E: 0 K: 0 S: 3 H: 0 LOB: 0 BB: 0 P: 3	1B: 5 2B: 1 3B: 0 HR: 1 SF: 1 SAC: 1 DP: 0 HBP: 0						

TOP

Chicago White Sox @ Kansas City Royals

Surprise Stadium, Surprise, AZ

Thu Mar 12 2009, 4:05 PM EDT

Att. 4,645 - Cloudy - 72 F

livebaseballscorecards.com

AB	32
R	3
H	7
RBI	3
BB	2
SO	4
LOB	13

PITCHER		IP	WLS	BF	H	R	ER	SO	BB	IBB	HBP	BLK	WP	HR	S	P	ERA	WHIP
52 Horacio Ramirez, L ERA: 5.25	(1, 1)	5.0	W	22	6	3	3	2	1	0	0	0	0	0	25	30	5.40	1.400
28 Kyle Davies, R ERA: 0.71	(6, 1)	4.0	S	14	1	0	0	2	1	0	0	0	0	0	17	21	0.00	0.500

PITCHER	IP	WLS	BF	H	R	ER	SO	BB	IBB	HBP	BLK	WP	HR	S	P	ERA	WHIP

BOTTOM

Chicago White Sox @ Kansas City Royals

Surprise Stadium, Surprise, AZ

Thu Mar 12 2009, 4:05 PM EDT

Att. 4,645 - Cloudy - 72 F

livebaseballscorecards.com

Batter	1	2	3	4	5	6	7	8	9	AB	R	H	RBI	BB	SO	LOB
2 Coco Crisp, S (1, 8) OBP: 0.545, SLG: 0.609 75 Derrick Robinson, S (5, PR) OBP: 0.444, SLG: 0.357 (6, 8)	0-0 24 G4-6-3 1B		4-0 24 FC6-4 BB		4-0 24 HR BB	0-0 ② G4-3		0-0 ② L7		1 2	0 1	1 0	0 0	2 0	0 0	0 0
24 Mark Teahen, L (1, 4) OBP: 0.364, SLG: 0.800 8 Willie Bloomquist, R (6, 4) OBP: 0.346, SLG: 0.400	0-0 ①② G4-6-3 1-2f		0-0 ② FC6-4 1-2f		1-2 1-H HR	0-0 ③ G6-3		0-3 ③ K		3 2	1 0	1 0	2 0	0 0	0 1	2 0
9 David DeJesus, L (1, 7) OBP: 0.313, SLG: 0.400 15 Shane Costa, L (5, PR) OBP: 0.385, SLG: 0.273 (6, 7)	0-0 ③ G4-3		0-0 ③ F8		0-0 17 S 17 2B 1B		0-0 ① F7			3 1	0 1	1 0	0 0	0 0	0 0	1 0
17 Mike Jacobs, L (1, 10) OBP: 0.343, SLG: 0.594 25 Kila Ka'aihue, L (7, PH) OBP: 0.438, SLG: 0.250 (8, 10)		0-0 ① G4-3		0-0 14 BB 4 1B 2B 1B	1-0 16 2B 1-H 2B		0-0 ② F8			3 1	2 0	2 0	1 0	0 0	0 0	0 0
16 Billy Butler, R (1, 3) OBP: 0.385, SLG: 0.609 43 Ryan Shealy, R (6, 3) OBP: 0.417, SLG: 0.556		0-3 ② K		0-3 ① K	0-0 4 G3-1 2-H 2B		0-0 ③ P4			3 1	0 0	1 0	1 0	0 0	2 0	1 0
4 Alex Gordon, L (1, 5) OBP: 0.313, SLG: 0.533 69 Corey Smith, R (6, 5) OBP: 0.389, SLG: 0.438	0-0 14 BB 1B		0-0 14 BB 1-2 2B 1B		0-0 ① G3-1 2-3			0-0 54 1B 72 HR 2B		3 1	1 1	2 1	0 0	0 0	0 0	2 0
14 John Buck, R (1, 2) OBP: 0.550, SLG: 1.000 54 J.R. House, R (8, 2) OBP: 0.167, SLG: 0.091	4-0 1-2 BB		4-0 2B 1 L1-5 1-2 2-3 BB		0-0 ② G5-3			0-0 72 HR 2-3 1B		1 1	0 1	0 1	0 0	2 0	0 0	2 0
Ross Gload, L (1, 9) OBP: 0.240, SLG: 0.458 72 Chris Lubanski, L (6, 9) OBP: 0.533, SLG: 0.857	0-0 ③ F7			0-0 1-3 2-H 3-H 2B	0-0 ③ F8			2-1 1-H 3-H HR		3 1	0 1	1 1	2 3	0 0	0 0	4 0
1 Tony Pena Jr., R (1, 6) OBP: 0.292, SLG: 0.238 46 Luis Hernandez, S (7, 6) OBP: 0.333, SLG: 0.250		0-0 ① F8		0-0 ②③ L1-5 3-3		0-0 ① L6		0-3 ① K		3 1	0 0	0 0	0 0	0 0	0 1	2 0
Inning Stats	R: 0 E: 0 K: 0 S: 3 H: 1 LOB: 0 BB: 0 P: 3	R: 0 E: 0 K: 1 S: 6 H: 1 LOB: 2 BB: 1 P: 10	R: 0 E: 0 K: 0 S: 3 H: 0 LOB: 1 BB: 1 P: 7	R: 2 E: 0 K: 1 S: 7 H: 3 LOB: 1 BB: 1 P: 11	R: 4 E: 0 K: 0 S: 9 H: 4 LOB: 2 BB: 1 P: 15	R: 0 E: 0 K: 0 S: 3 H: 0 LOB: 0 BB: 0 P: 3	R: 0 E: 0 K: 0 S: 3 H: 0 LOB: 0 BB: 0 P: 3	R: 3 E: 0 K: 2 S: 11 H: 3 LOB: 0 BB: 0 P: 13		1B: 6 2B: 5 3B: 0 HR: 2 SF: 0 SAC: 0 DP: 2 HBP: 0						

AB	34
R	9
H	12
RBI	9
BB	4
SO	4
LOB	14

WP: 0 PA: 38
PB: 0
SB: 1
CS: 0

PITCHER		IP	WLS	BF	H	R	ER	SO	BB	IBB	HBP	BLK	WP	HR	S	P	ERA	WHIP
54 Clayton Richard, L ERA: 3.65	(1, 1)	3.1		17	5	2	2	2	3	0	0	0	0	0	18	30	5.40	2.400
43 Ehren Wassermann, R ERA: 8.31	(4, 1)	0.2		1	0	0	0	0	0	0	0	0	0	0	1	1	0.00	0.000
49 Franklyn German, R ERA: 7.2	(5, 1)	0.0	L	5	4	4	4	0	1	0	0	0	0	1	6	12	∞	∞
67 Randy Williams, L ERA:	(5, 1)	2.0		6	0	0	0	0	0	0	0	0	0	0	6	6	0.00	0.000
57 Kelvin Jimenez, R ERA: 10.8	(7, 1)	1.0		3	0	0	0	0	0	0	0	0	0	0	3	3	0.00	0.000

PITCHER		IP	WLS	BF	H	R	ER	SO	BB	IBB	HBP	BLK	WP	HR	S	P	ERA	WHIP
65 Jhonny Nunez, R ERA: 5.4	(8, 1)	1.0		6	3	3	3	2	0	0	0	0	0	1	11	13	27.00	3.000

Batter	1	2	3	4	5	6	7	8	9	AB	R	H	RBI	BB	SO	LOB
31 Dewayne Wise, L (1, 8) OBP: 0.375, SLG: 0.652	F7		G6-3 1-2	FC6-5 12 1B 5 BB 14 1B 1-2 2-3f 3-H	B S B X 2-1 1-H HR	0-0 3-H 1B		G3		6	2	2	4	0	0	3
5 Jayson Nix, R (1, 4) OBP: 0.583, SLG: 0.700 51 John Van Benschoten, R (6, 1) 62 Jack Egbert, L (7, 1) 61 Jon Link, R (8, 1) 74 Josh Kroeger, L (9, PH) OBP: 0.355, SLG: 0.484 46 Adam Russell, R (9, 1)	P6		F7	4-0 14 1B 12 1B 7 1B 1-2 2-3 BB	B B B H 1-0 14 G5-4-3 HBP	C C C 0-3			X 0-0 2B	3 1 0 0 1 1 2 0 0 0 0 0 0 0 0 0 0 0 0 0 0 0 0 0 0 0 0 0 1 0 1 0 0 0 0 0 0 0 0 0 0 0						
12 A.J. Pierzynski, L (1, 2) OBP: 0.435, SLG: 0.500 15 Wilson Betemit, S (6, 5) OBP: 0.250, SLG: 0.500	F9		7 BB 14 1B 2-3 1B	7 1B 14 1B 18 1B 1-2 2-3 3-H 1B	P5		P3		B B B B 4-0 BB	4 1 2 1 0 0 1 1 0 0 0 1 0 0						
14 Paul Konerko, R (1, 3) OBP: 0.387, SLG: 0.690 47 Mike MacDougal, S (5, 1) 75 Eider Torres, S (6, 6) OBP: 0.200, SLG: 0.077	S B S X 1-2 HR	0-0 7 BB 1-2 3-H 1B	18 1B 7 1B 7 WP 1-2 2-3 3-H 1B	G5-4-3 1-2f		G3	F S S 0-3		4 2 3 3 0 0 1 0 0 0 0 0 0 0 2 0 0 0 0 1 2							
7 Josh Fields, R (1, 5) OBP: 0.476, SLG: 0.737 58 Michael Restovich, R (6, 9) OBP: 0.381, SLG: 0.529	0-0 32 G6-3 2B	B B B B 4-0 1-2 2-3 BB	0-0 7 WP 18 1B 1-2 2-3 3-H 1B		0-0 32 HR 1B	B B B B 4-0 38 HR BB	S S S 0-3		3 1 3 1 1 0 0 1 1 0 0 1 1 2							
32 Brian Anderson, R (1, 9) OBP: 0.306, SLG: 0.300 38 Cole Armstrong, L (6, 2) OBP: 0.111, SLG: 0.444	0-0 G6-3 2-3	0-0 F9	S S S 0-3	0-0 1-H HR	S B S X 1-2 1-H HR	C C C 0-3			4 1 1 2 0 1 7 2 1 1 2 0 1 2							
18 Brent Lillibridge, R (1, 6) OBP: 0.313, SLG: 0.323 (6, 4)	0-0 G1-3		34 1B 31 FC6-5 2B 7 WP 1-2 2-3 3-H 1B	0-0 E3 7 FC5-4	0-0 F8				5 1 2 1 0 0 1							
7 Jerry Owens, L (1, 7) OBP: 0.310, SLG: 0.200	0-0 G6-3		31 FC6-5 34 1B 1B 0-3 K 1-2 2-3 3-H	0-0 FC5-4 27 G4-3 31 1B 1-2f	0-0 G6-3				5 1 1 0 0 1 4							
34 Gavin Floyd, R (1, 1) OBP: 1.000, SLG: 1.000 27 Ben Broussard, L (5, PH) OBP: 0.172, SLG: 0.286 (5, 3)	B B B B 4-0 12 1B 31 G6-3 14 1B BB	0-0 5 BB 31 FC6-5 12 1B 1-2 2-3 1B	0-0 31 HR 1B	0-0 G4-3 2-3	S S S 0-3 K				1 2 1 0 1 0 0 3 1 1 0 0 1 1							
Inning Stats	R: 0 E: 0 K: 0 S: 3 H: 0 LOB: 0 BB: 0 P: 3	R: 1 E: 0 K: 0 S: 7 H: 2 LOB: 1 BB: 0 P: 8	R: 1 E: 0 K: 0 S: 5 H: 2 LOB: 3 BB: 2 P: 13	R: 6 E: 0 K: 2 S: 14 H: 7 LOB: 2 BB: 1 P: 18	R: 2 E: 0 K: 0 S: 5 H: 2 LOB: 0 BB: 0 P: 8	R: 3 E: 2 K: 1 S: 9 H: 3 LOB: 1 BB: 0 P: 9	R: 2 E: 0 K: 0 S: 6 H: 1 LOB: 0 BB: 1 P: 11	R: 0 E: 0 K: 1 S: 5 H: 0 LOB: 0 BB: 0 P: 5	R: 0 E: 0 K: 3 S: 10 H: 1 LOB: 2 BB: 1 P: 14	1B: 11 2B: 3 3B: 0 HR: 4 SF: 0 SAC: 0 DP: 1 HBP: 1						

PITCHER	IP	WLS	BF	H	R	ER	SO	BB	IBB	HBP	BLK	WP	HR	S	P	ERA	WHIP
32 Chris Young, R (1, 1) ERA: 6.75	3.0		15	4	2	2	0	2	0	0	0	0	1	15	24	6.00	2.000
56 Mike Ekstrom, R (4, 1) ERA: 14.73	0.2	L	10	7	6	6	1	1	0	0	0	0	0	11	15	81.00	12.000
41 Mark Worrell, R (4, 1) ERA: 5.4	1.1		6	2	2	2	1	0	0	1	0	1	1	8	11	13.50	1.500
68 Greg Burke, R (6, 1) ERA: 4.76	1.2		10	3	4	3	1	1	0	0	0	0	1	11	15	16.20	2.400
50 Joe Thatcher, L (7, 1) ERA: 3.18	1.1		5	1	1	1	1	0	0	0	0	0	1	9	10	6.75	0.750

PITCHER	IP	WLS	BF	H	R	ER	SO	BB	IBB	HBP	BLK	WP	HR	S	P	ERA	WHIP
40 Scott Patterson, R (9, 1) ERA: 1.93	1.0		5	1	0	0	3	1	0	0	0	0	0	10	14	0.00	2.000

TOP

Chicago White Sox @ San Diego Padres

Peoria Stadium, Peoria, AZ

Fri Mar 13 2009, 4:05 PM EDT

Att. 5,069 - Sunny - 68 F

livebaseballscorecards.com

AB	45
R	15
H	18
RBI	14
BB	5
SO	7
LOB	26

PA: 51

WP: 1
PB: 0
SB: 0
CS: 0

BOTTOM

Chicago White Sox @ San Diego Padres

Peoria Stadium, Peoria, AZ

Fri Mar 13 2009, 4:05 PM EDT

Att. 5,069 - Sunny - 68 F

livebaseballscorecards.com

Batter	1	2	3	4	5	6	7	8	9	AB	R	H	RBI	BB	SO	LOB
8 Chris Burke, R (1, 6) OBP: 0.429, SLG: 0.250 81 Peter Ciofrone, L (6, PR) (7, 5)	G3		F9			15 2B HBP	BB		F8	2 1	0 1	0 1	0 0	0 1	0 0	0 0
15 Luis Antonio Rodriguez, S (3, 5) OBP: 0.267, SLG: 0.231 76 Chad Huffman, R (6, PR) OBP: 0.409, SLG: 0.333 (7, 3)	F7		L8			63 1B 67 1B 2B 1-H	F9			3 1	0 1	1 1	1 0	0 0	0 0	0 1
24 Brian Giles, L (1, 9) OBP: 0.167, SLG: 0.250 63 Luis Durango, S (4, 7) OBP: 0.286, SLG: 0.429	G3		G4-3			11 FC4-6 67 1B 1B 2-3		G3		2 2	0 0	0 1	0 0	0 0	0 0	0 0
66 Kyle Blanks, R (1, 3) OBP: 0.425, SLG: 0.636 84 Brett Dowdy, R (7, 9) OBP: 0.500, SLG: 0.625		K		K		K		60 FC5-4 67 1B 1B		3 1	0 0	0 1	0 0	0 0	3 0	3 0
33 Jody Gerut, L (1, 8) OBP: 0.350, SLG: 0.235 67 Cedric Hunter, L (6, 8) OBP: 0.364, SLG: 0.278		G4-3		K		11 FC4-6 1B 1-2 3-H		60 FC5-4 1B 1-2		2 2	0 0	0 2	0 1	0 0	1 0	0 0
11 Drew Macias, L (1, 7) OBP: 0.344, SLG: 0.429 (4, 9) 60 Sean Kazmar Jr., R (7, 6)		4 2B BB		G4-3		FC4-6 1-2f 2-3		FC5-4 1-2f 2-3		2 1	1 0	0 0	0 0	1 0	0 0	2 2
4 Nick Hundley, R (1, 2) OBP: 0.400, SLG: 0.571 73 Mitch Canham, L (6, 2) OBP: 0.500, SLG: 0.300 50 Joe Thatcher, L (7, 1) 18 Travis Denker, R (8, PH) OBP: 0.375, SLG: 0.280 40 Scott Patterson, R (9, 1)		1-H 2B			K	G5-3		F7		2 1 0 1 0	0 0 0 0 0	1 0 0 0 0	1 0 0 0 0	0 0 0 0 0	1 0 0 0 0	0 3 0 2 0
10 Matt Antonelli, R (1, 4) OBP: 0.400, SLG: 0.429		K			K		K		G6-3	4	0	0	0	0	3	1
32 Chris Young, R (1, 1) 16 Cliff Floyd, L (3, PH) OBP: 0.412, SLG: 0.615 56 Mike Ekstrom, R (4, 1) 41 Mark Worrell, R (4, 1) 7 Chase Headley, S (5, PH) OBP: 0.280, SLG: 0.417 68 Greg Burke, R (6, 1) 14 Colt Morton, R (7, 2) OBP: 0.364, SLG: 0.400			HR		G4-3		G6-3		F8	0 1 0 0 1 0 2	0 1 0 0 0 0 0	0 1 0 0 0 0 0	0 1 0 0 0 0 0	0 0 0 0 0 0 0	0 0 0 0 0 0 0	0 0 0 0 0 0 0
Inning Stats	R: 0 H: 0 E: 0 LOB: 0 K: 0 BB: 0 S: 3 P: 3	R: 1 H: 1 E: 0 LOB: 1 K: 2 BB: 1 S: 8 P: 12	R: 1 H: 1 E: 0 LOB: 0 K: 0 BB: 0 S: 5 P: 5	R: 0 H: 0 E: 0 LOB: 0 K: 2 BB: 0 S: 7 P: 7	R: 0 H: 0 E: 0 LOB: 0 K: 2 BB: 0 S: 7 P: 7	R: 2 H: 3 E: 0 LOB: 3 K: 1 BB: 0 S: 8 P: 9	R: 0 H: 0 E: 0 LOB: 1 K: 1 BB: 1 S: 5 P: 9	R: 0 H: 2 E: 0 LOB: 2 K: 0 BB: 0 S: 5 P: 5	R: 0 H: 0 E: 0 LOB: 0 K: 0 BB: 0 S: 3 P: 3	1B: 4 2B: 2 3B: 0 HR: 1	SF: 0 SAC: 0 DP: 0 HBP: 1						

AB	34
R	4
H	7
RBI	4
BB	2
SO	8
LOB	14

WP: 0 PA: 37
PB: 0
SB: 0
CS: 0

PITCHER		IP	WLS	BF	H	R	ER	SO	BB	IBB	HBP	BLK	WP	HR	S	P	ERA	WHIP
34 Gavin Floyd, R ERA: 2.7	(1, 1)	4.0	W	15	2	2	2	4	1	0	0	0	0	1	23	27	4.50	0.750
47 Mike MacDougal, R ERA: 4.5	(5, 1)	1.0		3	0	0	0	2	0	0	0	0	0	0	7	7	0.00	0.000
51 John Van Benschoten, R ERA: 9.82	(6, 1)	1.0		7	3	2	2	1	0	0	1	0	0	0	8	9	18.00	3.000
62 Jack Egbert, R ERA:	(7, 1)	1.0		4	0	0	0	1	1	0	0	0	0	0	5	9	0.00	1.000
61 Jon Link, R ERA: 3.86	(8, 1)	1.0		5	2	0	0	0	0	0	0	0	0	0	5	5	0.00	2.000

PITCHER		IP	WLS	BF	H	R	ER	SO	BB	IBB	HBP	BLK	WP	HR	S	P	ERA	WHIP
46 Adam Russell, R ERA: 13.5	(9, 1)	1.0		3	0	0	0	0	0	0	0	0	0	0	3	3	0.00	0.000

Texas Rangers @ Chicago White Sox

Camelback Ranch, Glendale, AZ

Sat Mar 14 2009, 4:05 PM EDT

Att. 5,575 - Sunny - 77 F

TOP

livebaseballscorecards.com

Batter	1	2	3	4	5	6	7	8	9	AB	R	H	RBI	BB	SO	LOB
13 Omar Vizquel, S (1, 6) OBP: 0.290, SLG: 0.214	C X 0-1 F9 ①		B S B F X 2-2 P3 ③			B C X 1-1 3 1B 17 WP 1B	1 SAFE C 1 SAFE B 1 SAFE B C C 2-3 K ②			3	1	1	0	0	0	0
6 German Duran, R (6, 4) OBP: 0.280, SLG: 0.143										1	0	0	0	0	1	1
3 Joaquin Arias, R (1, 4) OBP: 0.526, SLG: 0.526 (6, 6)	X 0-0 17 F9-6 22 BB 1B			C T X 0-2 22 2B 1B		F X 0-1 17 WP 22 HBP 17 G4-3 1-3 1B	B F 1 SAFE C F F B S 2-3 K ③			4	2	3	0	0	1	1
22 Marlon Byrd, R (1, 10) OBP: 0.419, SLG: 0.440	F B F F F F B B B 4-2 1-2 BB			1 SAFE X 0-0 1-H 2B		H 1-0 17 G4-3 17 WP 19 1B 1-2 HBP		B B F F X 2-2 G3-1 ①		1	1	1	1	1	0	0
65 Jose Vallejo, S (8, PH) OBP: 0.214, SLG: 0.083 (8, 10)										1	0	0	0	0	0	0
17 Nelson Cruz, R (1, 9) OBP: 0.267, SLG: 0.643	C S B X 1-2 F9-6 ② ③ 2-2			B F X 1-1 L8 ①		B B X 2-0 G4-3 ① 1-3 2-H 3-H		M C B X 1-2 L6 ②		3	0	0	1	0	0	4
29 Julio Borbon, L (6, 7) OBP: 0.316, SLG: 0.188										1	0	0	0	0	0	0
41 Brandon Boggs, S (1, 7) OBP: 0.394, SLG: 0.607 (6, 9)		C B S B F B B 4-2 19 G4-6-3 BB		X 0-0 F9 ②		B B B X 3-0 G5-3 ②		C B B F X 2-2 P3 ③		3	0	0	0	1	0	2
19 Chris Davis, L (1, 3) OBP: 0.364, SLG: 0.270		B S F D F X 2-2 G4-6-3 ① ② 1-2f		X 0-0 F7 ③		B X 1-0 3-H 1B			F F B F F F B S 2-3 K ①	3	0	1	1	0	0	2
12 Justin Smoak, S (6, 3) OBP: 0.381, SLG: 0.579										1	0	0	0	0	1	0
21 Jarrod Saltalamacchia, S (1, 2) OBP: 0.367, SLG: 0.444		C B B S T S 2-3 K ③			B B B C C S 3-3 K ①	C F X 0-2 G3 ③			X 0-0 G4-3 ②	3	0	0	0	0	2	1
72 Emerson Frostad, L (7, 2)										1	0	0	0	0	0	0
15 Travis Metcalf, R (1, 5) OBP: 0.216, SLG: 0.229			S T F B B X 2-2 F8 ①		B C X 1-1 G5-3 ②		B B B B 4-0 BB		C B F B C 2-3 K ③	3	0	0	0	1	1	0
43 Greg Golson, R (1, 8) OBP: 0.364, SLG: 0.571			B X 1-0 G6-3 ②		C B F S 1-3 K ③		C F S 0-3 K ①			3	0	0	0	0	2	1

	AB	31
	R	4
	H	6
	RBI	3
	BB	3
	SO	8
	LOB	12

Inning Stats																		
	R: 0 E: 0 K: 0 S: 11	H: 1 LOB: 1 BB: 1 P: 16	R: 0 E: 0 K: 1 S: 11	H: 0 LOB: 0 BB: 1 P: 19	R: 0 E: 0 K: 0 S: 8	H: 0 LOB: 0 BB: 0 P: 13	R: 1 E: 0 K: 0 S: 8	H: 2 LOB: 1 BB: 0 P: 9	R: 0 E: 0 K: 2 S: 8	H: 0 LOB: 0 BB: 0 P: 13	R: 3 E: 0 K: 0 S: 10	H: 3 LOB: 1 BB: 0 P: 18	R: 0 E: 0 K: 3 S: 11	H: 0 LOB: 1 BB: 1 P: 19	R: 0 E: 0 K: 0 S: 9	H: 0 LOB: 0 BB: 0 P: 14	R: 0 E: 0 K: 2 S: 10	H: 0 LOB: 0 BB: 0 P: 14

	1B: 5	SF: 0	WP: 1	PA: 35
	2B: 2	SAC: 0	PB: 0	
	3B: 0	DP: 2	SB: 0	
	HR: 0	HBP: 1	CS: 0	

PITCHER		IP	WLS	BF	H	R	ER	SO	BB	IBB	HBP	BLK	WP	HR	S	P	ERA	WHIP
50 John Danks, L ERA: 4.5	(1, 1)	5.0		18	3	1	1	3	2	0	0	0	0	0	46	70	1.80	1.000
D.J. Carrasco, R ERA: 6.0	(6, 1)	1.0		7	3	3	3	0	0	0	1	0	1	0	10	18	27.00	3.000
78 Aaron Poreda, L ERA: 2.0	(7, 1)	2.0		7	0	0	0	3	1	0	0	0	0	0	20	33	0.00	0.500
41 Lance Broadway, R ERA: 5.68	(9, 1)	1.0	W	3	0	0	0	2	0	0	0	0	0	0	10	14	0.00	0.000

PITCHER		IP	WLS	BF	H	R	ER	SO	BB	IBB	HBP	BLK	WP	HR	S	P	ERA	WHIP

Batter	1	2	3	4	5	6	7	8	9	AB	R	H	RBI	BB	SO	LOB
31 Dewayne Wise, L (1, 8) OBP: 0.333, SLG: 0.577 18 Brent Lillibridge, R (6, 8) OBP: 0.294, SLG: 0.303	C F B S 1-3 ① K		B C F S 1-3 ① K		B S B S S 2-3 ② K	B B C X 2-1 ③ P4		F F S 0-3 ③ K		3 0 0 0 0 3 0 2 0 0 0 0 1 3						
10 Alexei Ramirez, R (1, 6) OBP: 0.400, SLG: 0.583 80 Gordon Beckham, R (6, 6) OBP: 0.423, SLG: 0.833	B L B F F B X 3-2 2B		B C X 1-1 ② G5-3		X 0-0 20 S 1B	F B F F F X 1-2 20 G4-6-3 1B			C S B X 1-2 ① G1-3	3 0 2 0 0 0 0 2 0 1 0 0 0 0						
20 Carlos Quentin, R (1, 7) OBP: 0.344, SLG: 0.333	X 0-0 ② G6-3		B B S S S 2-3 ③ K		1 SAFE D F F B B B 4-2 1-2 BB	C X 0-1 ① ② G4-6-3 1-2f			B X 1-0 14 1B 2B	4 1 1 0 1 1 2						
23 Jermaine Dye, R (1, 10) OBP: 0.333, SLG: 0.379 58 Michael Restovich, R (9, PH) OBP: 0.409, SLG: 0.529	B X 1-0 ③ G6-3			B C B X 2-1 2B	B C X 1-1 ③ P3		B B F B X 3-1 HR		B F S D F B B 4-2 77 BB 14 1B 32 HR BB	4 1 2 1 0 0 3 0 1 0 0 1 0 0						
14 Paul Konerko, R (1, 3) OBP: 0.417, SLG: 0.667 75 Eider Torres, S (9, PR) OBP: 0.200, SLG: 0.077		B X 1-0 ① F9		B B B B 4-0 BB		C X 0-1 ① G5-3	B B C X 2-1 1B		B B F B X 3-1 77 BB 32 HR 1-2 2-H 1B	4 0 2 1 1 0 0 0 1 0 0 0 0 0						
15 Wilson Betemit, S (1, 5) OBP: 0.259, SLG: 0.600 77 Javier Castillo, R (7, 5) OBP: 0.455, SLG: 0.667		B X 1-0 ② G3-1		C B C C 1-3 ① K		X 0-0 HR X	0-0 ③ F7		B B B C S F B 4-2 32 HR 1-2 2-3 BB	3 1 1 1 0 1 2 1 1 0 0 1 0 1						
32 Brian Anderson, R (1, 9) OBP: 0.341, SLG: 0.500		F B X 1-1 HR		C B B F F F X 2-2 F8		B B C B B B 4-1 39 BB BB		L F B B B X 2-2 ① G5-3	S B B B X 2-1 1-H 2-H 3-H HR	4 2 2 5 1 0 2						
17 Chris Getz, L (1, 4) OBP: 0.400, SLG: 0.556		B C F X 1-2 1B		C B F B B B X 3-2 ③ G6-3		C 1 SAFE X 0-1 ② F8		B F C X 1-2 39 G4-3 2B		4 0 2 0 0 0 3						
44 Corky Miller, R (1, 2) OBP: 0.429, SLG: 0.786 39 Chris Stewart, R (6, 2) OBP: 0.308, SLG: 0.500	1 SAFE X 0-0 ③ F8				B X 1-0 ① F7	1 SAFE B B B B 4-0 1-2 BB		B B C B X 3-1 ② G4-3 2-3		2 0 0 0 0 0 1 1 0 0 0 1 0 1						
Inning Stats	R: 0 H: 1 E: 0 LOB: 1 K: 1 BB: 0 S: 9 P: 14	R: 1 H: 2 E: 0 LOB: 1 K: 0 BB: 0 S: 8 P: 12	R: 0 H: 0 E: 0 LOB: 0 K: 2 BB: 0 S: 8 P: 12	R: 0 H: 1 E: 0 LOB: 2 K: 1 BB: 1 S: 13 P: 25	R: 0 H: 1 E: 0 LOB: 2 K: 1 BB: 1 S: 9 P: 17	R: 1 H: 1 E: 0 LOB: 2 K: 0 BB: 2 S: 8 P: 18	R: 1 H: 3 E: 0 LOB: 1 K: 0 BB: 0 S: 11 P: 17	R: 0 H: 1 E: 0 LOB: 1 K: 1 BB: 0 S: 12 P: 18	R: 5 H: 3 E: 0 LOB: 1 K: 0 BB: 2 S: 14 P: 29	1B: 5 SF: 0 2B: 4 SAC: 0 3B: 0 DP: 1 HR: 4 HBP: 0						

BOTTOM

Texas Rangers @ Chicago White Sox

Camelback Ranch, Glendale, AZ

Sat Mar 14 2009, 4:05 PM EDT

Att. 5,575 - Sunny - 77 F

livebaseballscorecards.com

AB	37
R	8
H	13
RBI	8
BB	6
SO	6
LOB	18

PITCHER	IP	WLS	BF	H	R	ER	SO	BB	IBB	HBP	BLK	WP	HR	S	P	ERA	WHIP
54 Matt Harrison, L (1, 1) ERA: 6.55	4.0		17	4	1	1	4	1	0	0	0	0	1	38	63	2.25	1.250
58 Derrick Turnbow, R (5, 1) ERA: 2.25	1.0		5	1	0	0	1	1	0	0	0	0	0	9	17	0.00	2.000
59 Josh Rupe, R (6, 1) ERA: 1.8	1.0	H	6	1	1	1	0	2	0	0	0	0	1	8	18	9.00	3.000
31 Jason Jennings, R (7, 1) ERA: 3.0	2.0	H	9	4	1	1	1	0	0	0	0	0	1	23	35	4.50	2.000
91 Zach Phillips, L (9, 1) ERA: 108.0	0.1	L	5	2	4	4	0	2	0	0	0	0	0	12	25	108.00	12.000

PITCHER	IP	WLS	BF	H	R	ER	SO	BB	IBB	HBP	BLK	WP	HR	S	P	ERA	WHIP
Brennan Garr, R (9, 1) ERA:	0.0		1	1	1	1	0	0	0	0	0	0	1	2	4	∞	∞

Chicago White Sox @ Seattle Mariners

Peoria Stadium, Peoria, AZ

Sun Mar 15 2009, 4:05 PM EDT
Att. 8,331 - Sunny - 72 F

TOP

Batter	1	2	3	4	5	6	7	8	9	AB R H RBI BB SO LOB
7 Jerry Owens, L (1, 8) OBP: 0.333, SLG: 0.250	0-0 G3-1 ①	4-0 12 1B; 20 E; 1-2 2-3 BB	0-0 FC3 20 G4-3; 12 G5-3; 1-2		0-3 K ②		0-0 55 1B; 20 1B 2B	0-0 1-2 2-3 1B		5 2 2 0 1 1 1
12 A.J. Pierzynski, L (1, 2) OBP: 0.444, SLG: 0.500 / 55 Donny Lucy, R (6, 2) OBP: 0.300, SLG: 0.600	0-0 E4 23 BB	0-0 20 E; 1-3 2-H 3-H 1B	0-0 G5-3 ① 1-2 2-3		0-0 1B		0-0 20 1B; 60 HR; 2-3 1B	0-3 K ②		4 1 2 2 0 0 2 / 2 1 1 0 0 1 3
20 Carlos Quentin, R (1, 7) OBP: 0.342, SLG: 0.394	0-3 K ②	0-0 E6 1-H 3-H 3B	0-0 G4-3 ② 2-3 3-H		0-0 G5-3 ③		0-0 60 HR; 1-2 3-H 1B	0-0 F9 ③		6 2 2 4 0 1 6
23 Jermaine Dye, R (1, 9) OBP: 0.324, SLG: 0.344 / 58 Michael Restovich, R (6, 9) OBP: 0.375, SLG: 0.474	4-0 1-2 BB	0-0 F9 ②	0-0 P5 ③			0-0 G6-3 ①	0-3 K ②		0-0 G6-3 ①	3 0 0 0 1 0 1 / 2 0 0 0 0 1 2
74 Josh Kroeger, L (1, 3) OBP: 0.371, SLG: 0.559 / 60 Brandon Allen, L (6, 3) OBP: 0.400, SLG: 0.500	0-0 L6 ③	4-0 10 1B; 15 HR BB		0-0 G4-3 ①		0-1 HR	1-0 1-H 2-H HR		0-0 E6 10 G6-4-3	3 2 1 1 1 0 2 / 2 1 1 3 0 0 0
10 Alexei Ramirez, R (1, 6) OBP: 0.452, SLG: 0.607		4-0 15 BB; 7 1B BB / 0-0 15 HR; 1-3 1B		4-0 7 G5-3; 15 BB BB		0-0 2B	0-3 K ③		0-0 G6-4-3 ② ③ 1-2f	4 2 2 0 2 1 1
15 Wilson Betemit, S (1, 10) OBP: 0.344, SLG: 0.714		4-0 7 BB; 7 1B; 12 1B; 1-2 BB / 0-1 1-H 3-H HR		4-0 7 G5-3; 1-2 BB		0-0 P5 ②		0-0 7 1B; 77 BB 1B		3 2 2 3 2 0 1
7 Josh Fields, R (1, 5) OBP: 0.440, SLG: 0.652 / 77 Javier Castillo, R (7, 5) OBP: 0.500, SLG: 0.667		0-0 7 BB; 12 1B; 1-2 2-H 1B / 0-0 P4 ③		0-0 G5-3 ② ③ 1-2 2-3f		0-0 F8 ③		4-0 7 1B; 1-2 BB		4 1 1 1 0 0 3 / 0 0 0 0 1 0 0
80 Gordon Beckham, R (1, 4) OBP: 0.387, SLG: 0.714		0-0 F4 ①	1-0 12 G5-3; 7 E; 20 G4-3 HBP		0-3 K ①		0-0 F8 ①	0-0 F8 ①		4 1 0 0 0 1 4
Inning Stats	R: 0 E: 1 K: 1 S: 6 H: 0 LOB: 2 BB: 1 P: 10	R: 9 E: 1 K: 0 S: 9 H: 5 LOB: 0 BB: 4 P: 25	R: 1 E: 1 K: 0 S: 4 H: 0 LOB: 1 BB: 0 P: 5	R: 0 E: 0 K: 0 S: 2 H: 0 LOB: 1 BB: 2 P: 10	R: 0 E: 0 K: 2 S: 8 H: 1 LOB: 1 BB: 0 P: 8	R: 1 E: 0 K: 0 S: 6 H: 2 LOB: 1 BB: 0 P: 6	R: 4 E: 0 K: 2 S: 11 H: 4 LOB: 0 BB: 0 P: 12	R: 0 E: 0 K: 1 S: 7 H: 2 LOB: 3 BB: 1 P: 11	R: 0 E: 1 K: 0 S: 3 H: 0 LOB: 0 BB: 0 P: 3	1B: 8 2B: 2 3B: 1 HR: 3 SF: 0 SAC: 0 DP: 2 HBP: 1

AB	42
R	15
H	14
RBI	14
BB	8
SO	6
LOB	26

WP: 0 PB: 0 SB: 0 CS: 0 PA: 51

livebaseballscorecards.com

PITCHER		IP	WLS	BF	H	R	ER	SO	BB	IBB	HBP	BLK	WP	HR	S	P	ERA	WHIP
49 Garrett Olson, L ERA: 15.88	(1, 1)	1.2	L	14	3	7	7	1	5	0	0	0	0	0	11	31	37.80	4.800
72 Marwin Vega, R ERA: 5.06	(2, 1)	1.1		8	2	3	2	0	0	0	1	0	0	1	8	9	13.50	1.500
43 Miguel Batista, R ERA: 3.86	(4, 1)	1.0		4	0	0	0	0	2	0	0	0	0	0	2	10	0.00	2.000
26 Randy Messenger, R ERA: 1.13	(5, 1)	2.0		9	3	1	1	2	0	0	0	0	0	1	14	14	4.50	1.500
66 Shawn Kelley, R ERA: 11.12	(7, 1)	1.0		7	4	4	4	2	0	0	0	0	0	1	11	12	36.00	4.000

PITCHER		IP	WLS	BF	H	R	ER	SO	BB	IBB	HBP	BLK	WP	HR	S	P	ERA	WHIP
53 David Aardsma, R ERA:	(8, 1)	1.0		6	2	0	0	1	1	0	0	0	0	0	7	11	0.00	3.000
65 Eric Hull, R ERA: 10.38	(9, 1)	1.0		3	0	0	0	0	0	0	0	0	0	0	3	3	0.00	0.000

BOTTOM

Chicago White Sox @ Seattle Mariners

Peoria Stadium, Peoria, AZ

Sun Mar 15 2009, 4:05 PM EDT
Att. 8,331 - Sunny - 72 F

livebaseballscorecards.com

Batter	1	2	3	4	5	6	7	8	9	AB	R	H	RBI	BB	SO	LOB
6 Chris Woodward, R (1, 7) OBP: 0.219, SLG: 0.484	C C C 0-3 K ①		S S S 0-3 K ③			X 0-0 L7 ①	B B B 4-0 BB		X 0-0 G1-3 ②	3	0	0	0	0	2	0
59 Mike Carp, L (7, 7) OBP: 0.348, SLG: 0.571										1	0	0	0	1	0	0
7 Yuniesky Betancourt, R (1, 6) OBP: 0.400, SLG: 0.667	X 0-0 F8 ②			X 0-0 30 HR 1B		X 0-0 L9 ②	X 0-0 G3-1 ③		X 0-0 E5	3	1	1	0	0	0	0
84 Carlos Triunfel, R (7, 6) OBP: 0.455, SLG: 0.333										2	0	0	0	0	0	2
24 Ken Griffey Jr., L (1, 10) OBP: 0.308, SLG: 0.182	C C C 0-3 K ③			X 0-0 F7 ①		X 0-0 1B		B B B 4-0 30 F9 27 1B 61 SF7 BB	X 0-0 G6-3 ③	3	0	1	0	0	1	1
13 Chris Shelton, R (8, PH) (9, 10) OBP: 0.621, SLG: 1.000										1	1	0	0	1	0	1
29 Adrian Beltré, R (1, 5) OBP: 0.250, SLG: 0.313		X 0-0 50 PB 1B		X 0-0 F8 ②		C C C 0-3 K ③		X 0-0 HBP 1-2 1B		2	0	1	0	0	0	1
27 Matt Tuiasosopo, R (5, 5) OBP: 0.538, SLG: 0.861										2	0	1	0	0	1	1
30 Russell Branyan, L (1, 3) OBP: 0.323, SLG: 0.742		S S S 0-3 K ①		S X 0-1 1-H HR			B X 1-0 HR	X 0-0 F9 ① 2-3		4	2	2	3	0	1	3
12 Michael Morse, R (1, 9) OBP: 0.333, SLG: 0.423		S S S 0-3 K ②		X 0-0 L9 ③			X 0-0 HR	X 0-0 SF7 ② 3-H		3	1	1	1	0	1	1
61 Mike Wilson, R (8, 9) OBP: 0.194, SLG: 0.333										0	0	0	1	0	0	0
50 Prentice Redman, R (1, 8) OBP: 0.205, SLG: 0.205	B X 1-0 G6-3 ③ 1-2				X 0-0 E5 32 G6-4-3		S S S 0-3 K ①	H 1-0 1-2 HBP		3	0	0	0	0	1	1
Mel Stocker, S (8, 8)										0	0	0	0	0	0	0
32 Rob Johnson, R (1, 2) OBP: 0.438, SLG: 0.533			X 0-0 G5-3 ①		X 0-0 G6-4-3 ① ② 1-2f		X 0-0 G4-3 1B	X 0-0 P3 ③		3	0	1	0	0	0	1
62 Jason Phillips, R (8, 2) OBP: 0.333, SLG: 0.200										1	0	0	0	0	0	2
Reegie Corona, S (1, 4) OBP: 0.188, SLG: 0.226			S S S 0-3 K ②		S S S 0-3 K ③		X 0-0 G4-3 ② 1-2		X 0-0 G4-3 ①	4	0	0	0	0	2	1
Inning Stats	R: 0 H: 0 E: 0 LOB: 0 K: 2 BB: 0 S: 7 P: 7	R: 0 H: 1 E: 0 LOB: 1 K: 2 BB: 0 S: 8 P: 9	R: 0 H: 0 E: 0 LOB: 0 K: 2 BB: 0 S: 7 P: 7	R: 2 H: 2 E: 0 LOB: 0 K: 0 BB: 0 S: 6 P: 6	R: 0 H: 0 E: 1 LOB: 0 K: 1 BB: 0 S: 5 P: 5	R: 0 H: 1 E: 0 LOB: 1 K: 1 BB: 0 S: 6 P: 6	R: 2 H: 3 E: 0 LOB: 2 K: 1 BB: 1 S: 8 P: 13	R: 1 H: 1 E: 0 LOB: 2 K: 0 BB: 1 S: 4 P: 9	R: 0 H: 0 E: 1 LOB: 1 K: 0 BB: 0 S: 4 P: 4	1B: 5 SF: 1 2B: 0 SAC: 0 3B: 0 DP: 1 HR: 3 HBP: 1							

	AB	35
	R	5
	H	8
	RBI	5
	BB	2
	SO	9
	LOB	15

WP: 0 PA: 39
PB: 1
SB: 0
CS: 0

PITCHER	IP	WLS	BF	H	R	ER	SO	BB	IBB	HBP	BLK	WP	HR	S	P	ERA	WHIP
52 Jose Contreras, R (1, 1) ERA:	2.0	W	7	1	0	0	4	0	0	0	0	0	0	15	16	0.00	0.500
47 Mike MacDougal, R (3, 1) ERA: 3.86	1.0		3	0	0	0	2	0	0	0	0	0	0	7	7	0.00	0.000
48 Jeff Marquez, R (4, 1) ERA: 4.32	3.1	H	16	6	4	4	3	0	0	0	0	0	3	23	24	10.80	1.800
67 Randy Williams, L (7, 1) ERA:	0.2		3	0	0	0	0	1	0	0	0	0	0	2	6	0.00	1.500
57 Kelvin Jimenez, R (8, 1) ERA: 10.13	1.0		6	1	1	1	0	1	0	1	0	0	0	4	9	9.00	2.000

PITCHER	IP	WLS	BF	H	R	ER	SO	BB	IBB	HBP	BLK	WP	HR	S	P	ERA	WHIP
49 Franklyn German, R (9, 1) ERA: 6.0	1.0		4	0	0	0	0	0	0	0	0	0	0	4	4	0.00	0.000

Batter	1	2	3	4	5	6	7	8	9	AB	R	H	RBI	BB	SO	LOB
2 Coco Crisp, S (1, 8) OBP: 0.523, SLG: 0.516	F7	9 E, 9 1B 1-3 2-H 1B		9 1B 1-2 BB		G4-3		HR		3	0	1	1	1	0	0
35 Mitch Maier, L (7, 8) OBP: 0.353, SLG: 0.656										1	1	1	1	0	0	0
9 David DeJesus, L (1, 7) OBP: 0.333, SLG: 0.368	4 3B BB	E9 1-3 3-H 1B		4 K 1-3 2-H 1B		G6-3		E3		3	1	2	2	1	0	0
72 Chris Lubanski, L (7, 7) OBP: 0.364, SLG: 0.571										1	0	0	0	0	0	0
4 Alex Gordon, L (1, 5) OBP: 0.310, SLG: 0.550	43 SF9 1-H 3B	P6		K 1-2		K		F9		4	1	1	1	0	2	4
8 Willie Bloomquist, R (7, 5) OBP: 0.333, SLG: 0.371										1	0	0	0	0	0	1
43 Ryan Shealy, R (1, 10) OBP: 0.406, SLG: 0.500	SF9 3-H		K	BB			F9	F7		2	0	0	1	1	1	0
25 Kila Ka'aihue, L (8, PH) OBP: 0.429, SLG: 0.250										1	0	0	0	0	0	1
(8, 10)																
14 John Buck, R (1, 2) OBP: 0.500, SLG: 0.852	K	24 HR 1B		L8			15 2B 13 1B 1B	P3		4	2	2	0	0	1	2
54 J.R. House, R (8, PH) OBP: 0.200, SLG: 0.077										1	0	0	0	0	0	1
(8, 2)																
24 Mark Teahen, L (1, 9) OBP: 0.520, SLG: 1.136		2 1B 1B BB	1-H HR		13 SF8 1B 1B		13 1B 1-3 2B		63 BB 1B	2	3	2	2	1	0	0
15 Shane Costa, L (7, PH) OBP: 0.389, SLG: 0.375										2	1	2	0	0	0	0
(7, 9)																
Ross Gload, L (1, 3) OBP: 0.273, SLG: 0.531		2 1B 9 1B 1-2 1B	G4-3		46 G4-6-3 1-3 1B		G4-3		K	3	1	2	0	0	0	0
16 Billy Butler, R (7, PH) OBP: 0.353, SLG: 0.548										2	0	0	0	0	1	3
(7, 3)																
13 Alberto Callaspo, S (1, 4) OBP: 0.179, SLG: 0.216	F7	G3		SF8 3-H			2-H 3-H 1B		1 G4-6-3 1-2 BB	3	0	1	3	0	0	2
63 Tommy Murphy, S (7, 4) OBP: 0.333, SLG: 0.300										0	0	0	0	1	0	0
46 Luis Hernandez, S (1, 6) OBP: 0.286, SLG: 0.231	F7		2 E 9 1B 1B		G4-6-3 1-2f		G4-3		G4-6-3 1-2f	3	1	1	0	0	0	3
1 Tony Pena Jr., R (6, 6) OBP: 0.303, SLG: 0.267										2	0	0	0	0	0	3

Inning Stats	1	2	3	4	5	6	7	8	9
	R: 2 E: 0 K: 1 S: 6	H: 1 LOB: 0 BB: 1 P: 10	R: 2 E: 1 K: 0 S: 6	H: 3 LOB: 2 BB: 1 P: 10	R: 2 E: 0 K: 1 S: 8	H: 2 LOB: 0 BB: 0 P: 10	R: 1 E: 1 K: 1 S: 6	H: 2 LOB: 2 BB: 2 P: 14	R: 1 E: 0 K: 0 S: 4	H: 2 LOB: 0 BB: 0 P: 4	R: 0 E: 0 K: 1 S: 5	H: 0 LOB: 0 BB: 0 P: 5	R: 2 E: 0 K: 0 S: 6	H: 3 LOB: 1 BB: 0 P: 6	R: 1 E: 1 K: 0 S: 6	H: 1 LOB: 1 BB: 0 P: 6	R: 0 E: 0 K: 1 S: 5	H: 1 LOB: 1 BB: 1 P: 9

	1B: 11	SF: 2	WP: 0	PA: 45
	2B: 1	SAC: 0	PB: 0	
	3B: 1	DP: 2	SB: 0	
	HR: 2	HBP: 0	CS: 0	

PITCHER		IP	WLS	BF	H	R	ER	SO	BB	IBB	HBP	BLK	WP	HR	S	P	ERA	WHIP
40 Bartolo Colon, R ERA: 21.6	(1, 1)	1.2	L	10	3	4	4	1	2	0	0	0	0	0	10	18	21.60	3.000
56 Mark Buehrle, L ERA: 4.32	(2, 1)	3.1		17	7	4	4	2	2	0	0	0	0	1	20	30	10.80	2.700
62 Jack Egbert, R ERA: 1.64	(6, 1)	2.0		9	3	2	2	1	0	0	0	0	0	0	11	11	9.00	1.500
71 Scott Linebrink, R ERA: 5.79	(8, 1)	1.0		5	1	1	1	0	0	0	0	0	0	1	6	6	9.00	1.000
46 Adam Russell, R ERA: 11.37	(9, 1)	1.0		4	1	0	0	1	1	0	0	0	0	0	5	9	0.00	2.000

PITCHER	IP	WLS	BF	H	R	ER	SO	BB	IBB	HBP	BLK	WP	HR	S	P	ERA	WHIP

TOP

Kansas City Royals @ Chicago White Sox

Camelback Ranch, Glendale, AZ

Mon Mar 16 2009, 4:05 PM EDT

Att. 4,308 - Sunny - 77 F

livebaseballscorecards.com

AB	38
R	11
H	15
RBI	11
BB	5
SO	5
LOB	20

BOTTOM

Kansas City Royals @ Chicago White Sox

Camelback Ranch, Glendale, AZ

Mon Mar 16 2009, 4:05 PM EDT

Att. 4,308 - Sunny - 77 F

livebaseballscorecards.com

Batter	1	2	3	4	5	6	7	8	9	AB	R	H	RBI	BB	SO	LOB
31 Dewayne Wise, L (1, 8) OBP: 0.300, SLG: 0.517	G4-3		F9	F7			BB	K		3	0	0	0	0	0	0
5 Jayson Nix, R (6, 6) OBP: 0.571, SLG: 0.636										1	0	0	0	1	1	1
18 Brent Lillibridge, R (1, 6) (6, 8) OBP: 0.256, SLG: 0.263	K		K		P3		K		G6-3	5	0	0	0	0	3	1
74 Josh Kroeger, L (1, 7) OBP: 0.350, SLG: 0.500	G4-3		G5-3		14 WP BB		K	K	K	4	0	0	0	1	2	1
14 Paul Konerko, R (1, 3) OBP: 0.366, SLG: 0.579		G6-3		G6-3	F8 1-2		P4		G4-3	5	0	0	0	0	0	2
7 Josh Fields, R (1, 5) OBP: 0.483, SLG: 0.654		58 FC5-4 1B		58 2B 60 3B BB	K			75 FC6-4 79 2B 24 HBP 1B		3	2	2	0	1	1	1
58 Michael Restovich, R (1, 9) OBP: 0.393, SLG: 0.500		FC5-4 60 BB 17 1B 1-2f		60 3B 1-3 2B		BB		F7		3	2	1	0	1	0	2
60 Brandon Allen, L (1, 10) OBP: 0.471, SLG: 0.692		17 1B 1-2 BB		17 G4-3 2-H 3-H 3B		K		75 FC6-4 1-2 HBP		1	1	1	2	1	0	0
24 Dayan Viciedo, R (6, PH) (7, 10) OBP: 0.269, SLG: 0.458										1	0	0	0	0	1	1
17 Chris Getz, L (1, 4) OBP: 0.394, SLG: 0.533		1-3 2-H 1B		G4-3 3-H		F9		FC6-4 79 2B 1-2f 2-3		3	0	1	2	0	0	1
75 Eider Torres, S (7, 4) OBP: 0.188, SLG: 0.071										1	1	0	0	0	0	2
44 Corky Miller, R (1, 2) OBP: 0.438, SLG: 0.938		L7		HR		K		1-H 3-H 2B		2	1	1	1	0	0	2
79 Tyler Flowers, R (6, PH) (7, 2) OBP: 0.286, SLG: 0.357										2	0	1	2	0	1	1
Inning Stats	R: 0 E: 0 K: 1 S: 5 H: 0 LOB: 0 BB: 0 P: 5	R: 1 E: 0 K: 0 S: 5 H: 2 LOB: 2 BB: 1 P: 9	R: 0 E: 0 K: 1 S: 5 H: 0 LOB: 0 BB: 0 P: 5	R: 4 E: 0 K: 0 S: 8 H: 3 LOB: 0 BB: 1 P: 14	R: 0 E: 0 K: 1 S: 5 H: 0 LOB: 1 BB: 1 P: 10	R: 0 E: 0 K: 2 S: 7 H: 0 LOB: 1 BB: 1 P: 11	R: 0 E: 0 K: 2 S: 7 H: 0 LOB: 1 BB: 1 P: 11	R: 2 E: 0 K: 1 S: 7 H: 2 LOB: 1 BB: 0 P: 8	R: 0 E: 0 K: 1 S: 5 H: 0 LOB: 0 BB: 0 P: 5	1B: 3 2B: 2 3B: 1 HR: 1	SF: 0 SAC: 0 DP: 0 HBP: 1					

	AB	34
	R	7
	H	7
	RBI	7
	BB	5
	SO	9
	LOB	15

WP: 1 PB: 0 SB: 0 CS: 0 PA: 40

PITCHER	IP	WLS	BF	H	R	ER	SO	BB	IBB	HBP	BLK	WP	HR	S	P	ERA	WHIP
55 Gil Meche, R (1, 1) ERA: 12.15	3.1	W	16	4	4	4	2	2	0	0	0	0	0	18	26	10.80	1.800
Joel Peralta, R (4, 1) ERA: 4.05	1.2		7	1	1	1	1	1	0	0	0	1	1	10	17	5.40	1.200
64 Tim Hamulack, L (6, 1) ERA: 4.15	1.0	H	4	0	0	0	2	1	0	0	0	0	0	7	11	0.00	1.000
40 Kyle Farnsworth, R (7, 1) ERA: 7.5	1.0		4	0	0	0	2	1	0	0	0	0	0	7	11	0.00	1.000
34 Jamey Wright, R (8, 1) ERA: 4.5	1.0		6	2	2	2	1	0	0	1	0	0	0	7	8	18.00	2.000

PITCHER	IP	WLS	BF	H	R	ER	SO	BB	IBB	HBP	BLK	WP	HR	S	P	ERA	WHIP
71 Victor Marte, R (9, 1) ERA:	1.0		3	0	0	0	1	0	0	0	0	0	0	5	5	0.00	0.000

Batter	1	2	3	4	5	6	7	8	9	10	AB	R	H	RBI	BB	SO	LOB
7 Jerry Owens, L (1, 7) OBP: 0.333, SLG: 0.256	L4		F7		2-3 1B			23 BB 12 1B 15 1B 1B	SF8 3-H	K	3	0	1	0	0	0	0
58 Michael Restovich, R (8, PH) OBP: 0.387, SLG: 0.500 (8, 7)											2	1	1	1	0	1	3
12 A.J. Pierzynski, L (1, 2) OBP: 0.452, SLG: 0.500	20 1B 15 1B 1B		F7		G5-3			1-2 23 BB 15 1B 1B	27 FC6-4 1B		4	2	2	0	0	0	3
Cole Armstrong, L (8, 2) OBP: 0.200, SLG: 0.500											1	0	1	0	0	0	0
20 Carlos Quentin, R (1, 10) OBP: 0.350, SLG: 0.400	1-3 15 1B 1B		G3-1			F7		K	FC6-4 1-2f		2	0	1	0	0	0	0
27 Ben Broussard, L (6, PH) OBP: 0.156, SLG: 0.258 (6, 10)											3	0	0	0	0	1	3
23 Jermaine Dye, R (1, 9) OBP: 0.310, SLG: 0.306	K			G6-3		E6 15 G6-4-3		1-2 2-3 15 1B BB	K		4	0	0	0	1	2	3
15 Wilson Betemit, S (1, 3) OBP: 0.378, SLG: 0.697	1-2 3-H 1B			P5		G6-4-3 1-2f		1-3 2-H 3-H 10 FC6 1B		75 BB 32 1B 1B	5	0	3	3	0	0	1
10 Alexei Ramirez, R (1, 6) OBP: 0.389, SLG: 0.515	F8			G6-3			P3	FC6 1-2f		F8	5	0	0	0	0	0	4
24 Dayan Viciedo, R (1, 5) OBP: 0.286, SLG: 0.500		32 G5-3-6 2B			G5-3		L4		4-0 32 1B 75 3B BB	F9	2	0	1	0	0	0	0
77 Javier Castillo, R (6, 5) OBP: 0.467, SLG: 0.545											2	1	0	0	1	0	1
32 Brian Anderson, R (1, 8) OBP: 0.370, SLG: 0.513		G5-3-6 2-3f			K		1B		1-2 75 3B 1B	1-2 75 BB 1B	5	1	3	0	0	1	1
5 Jayson Nix, R (1, 4) OBP: 0.563, SLG: 0.692		K			7 1B 2B		G1-3		1-H 2-H 58 SF8 3B	1-2 2-3 BB	2	0	1	0	0	1	0
75 Eider Torres, S (5, PR) OBP: 0.263, SLG: 0.250 (5, 4)											2	1	1	2	1	0	1
Inning Stats	R: 1 E: 0 K: 1 S: 8 H: 3 LOB: 2 BB: 0 P: 8	R: 0 E: 0 K: 1 S: 5 H: 1 LOB: 0 BB: 0 P: 5	R: 0 E: 0 K: 0 S: 3 H: 0 LOB: 0 BB: 0 P: 3	R: 0 E: 0 K: 0 S: 3 H: 0 LOB: 0 BB: 0 P: 3	R: 0 E: 0 K: 1 S: 7 H: 2 LOB: 3 BB: 0 P: 7	R: 0 E: 1 K: 0 S: 3 H: 0 LOB: 0 BB: 0 P: 3	R: 0 E: 0 K: 0 S: 4 H: 1 LOB: 1 BB: 0 P: 4	R: 2 E: 0 K: 1 S: 7 H: 3 LOB: 1 BB: 1 P: 11	R: 3 E: 0 K: 1 S: 8 H: 3 LOB: 1 BB: 1 P: 12	R: 0 E: 0 K: 1 S: 7 H: 2 LOB: 3 BB: 1 P: 11	1B: 12 2B: 3 3B: 1 HR: 0 SF: 1 SAC: 0 DP: 2 HBP: 0						

PITCHER		IP	WLS	BF	H	R	ER	SO	BB	IBB	HBP	BLK	WP	HR	S	P	ERA	WHIP
15 Dan Haren, R ERA: 4.61	(1, 1)	4.2		17	4	1	1	3	0	0	0	0	0	0	23	23	1.93	0.857
45 Doug Slaten, L ERA: 8.44	(5, 1)	1.1		6	2	0	0	0	0	0	0	0	0	0	6	6	0.00	1.500
Jarrod Parker, R ERA:	(7, 1)	1.0	H	4	1	0	0	0	0	0	0	0	0	0	4	4	0.00	1.000
60 Scott Schoeneweis, L ERA: 7.2	(8, 1)	1.0		6	3	2	2	1	1	0	0	0	0	0	7	11	18.00	4.000
57 Jon Rauch, R ERA: 12.0	(9, 1)	1.0	B	7	3	3	3	1	1	0	0	0	0	0	8	12	27.00	4.000

PITCHER		IP	WLS	BF	H	R	ER	SO	BB	IBB	HBP	BLK	WP	HR	S	P	ERA	WHIP
Abe Woody, R ERA:	(10, 1)	1.0	W	6	2	0	0	1	1	0	0	0	0	0	7	11	0.00	3.000

TOP

Chicago White Sox @ Arizona Diamondbacks

Tucson Electric Park, Tucson, AZ

Tue Mar 17 2009, 4:05 PM EDT
Att. 4,559 - Sunny - 81 F

livebaseballscorecards.com

AB	42
R	6
H	15
RBI	6
BB	3
SO	6
LOB	20

Batter	1	2	3	4	5	6	7	8	9	10	AB	R	H	RBI	BB	SO	LOB
73 Trent Oeltjen, L (1, 10) OBP: 0.350, SLG: 0.444	H 1-0 24 SH1-3 HBP		x 0-0 ② G6-3		x 0-0 ③ G6-3		x 0-0 4 WP 4 SF8 2-H 2B		x 0-0 ② G3		4	1	1	1	0	0	0
24 Chris Young, R (1, 8) OBP: 0.405, SLG: 0.515 4 Mark Hallberg, R (7, 6) OBP: 0.500, SLG: 1.000	x 0-0 ① SH1-3 1-2		x 0-0 ③ F9			x 0-0 ① G6-3	B x 1-0 ① SF8 2-H		B B B B 4-0 CS BB		2 0	0 0	0 0	0 1	0 1	0 0	0 0
6 Stephen Drew, L (1, 6) OBP: 0.343, SLG: 0.333 Ollie Linton, L (7, 8) OBP: 0.500, SLG: 0.500	x 0-0 ② G6-3			x 0-0 ① G3		B B B B 4-0 18 F9 34 BB BB	x 0-0 ② F7		1 SAFE 0-0 ③ CS 1-2	x 0-0 SH2-4 BB WP 1B	2 2	0 1	0 1	0 0	1 0	0 0	1 0
34 Conor Jackson, R (1, 7) OBP: 0.333, SLG: 0.346 Bryan Byrne, L (7, 3)	x 0-0 ③ G6-3			x 0-0 ② G6-3		B B B B 4-0 1-2 BB	x 0-0 ③ F8			B B B x 4-0 SH2-4 1-2 BB	2 1	0 0	0 0	0 0	1 1	0 0	1 0
18 Chad Tracy, L (1, 5) OBP: 0.433, SLG: 0.385 Peter Clifford, L (7, 7)		x 0-0 ① G4-3		S S S 0-3 ③ K		x 0-0 ② F9 2-3		S S S 0-3 ① K2-3		x 0-0 ① SH2-4 1-2 2-3	3 1	0 0	0 0	0 0	0 0	1 1	2 0
31 Tony Clark, S (1, 3) OBP: 0.484, SLG: 0.667 Ricardo Sosa, R (7, 5) OBP: 1.000, SLG: 2.000		x 0-0 ② 1B	x 0-0 14 HR 2B	S S S 0-3 ③ K				x 0-0 F8 2B		B 1-0 WP 3-H	3 2	1 0	2 1	0 0	0 0	1 0	2 1
19 Chris Snyder, R (1, 2) OBP: 0.385, SLG: 0.609 Frank Curreri, L (7, 2) OBP: 0.333, SLG: 0.333		B B B B 4-0 BB	x 0-0 ① G6-3				x 0-0 14 2B 1B	x 0-0 ② F8 2-3			1 2	0 1	0 1	0 0	1 0	0 0	1 1
14 Ryan Roberts, R (1, 4) OBP: 0.438, SLG: 0.525 Guillermo Reyes, S (8, PH) OBP: 0.500, SLG: 0.500 (9, 4)		x 0-0 ③ F9	B x 1-0 2-H HR				x 0-0 1-H 30 2B 2B	x 0-0 ③ F9			3 1	2 0	2 0	3 0	0 0	0 0	1 1
30 Brandon Watson, L (1, 9) OBP: 0.371, SLG: 0.379 Chris Rahl, R (9, 9)			x 0-0 ① F7		x 0-0 ② G3		x 0-0 2-H 73 2B 2B		x 0-0 ① G4-3		3 1	1 0	1 0	1 0	0 0	0 0	0 0
Inning Stats	R: 0 H: 0 E: 0 LOB: 1 K: 0 BB: 0 S: 3 P: 4	R: 0 H: 1 E: 0 LOB: 1 K: 0 BB: 1 S: 3 P: 7	R: 0 H: 0 E: 0 LOB: 0 K: 0 BB: 0 S: 3 P: 3	R: 0 H: 0 E: 0 LOB: 0 K: 1 BB: 0 S: 5 P: 5	R: 2 H: 2 E: 0 LOB: 0 K: 0 BB: 0 S: 5 P: 6	R: 0 H: 0 E: 0 LOB: 2 K: 1 BB: 2 S: 5 P: 13	R: 4 H: 4 E: 0 LOB: 0 K: 0 BB: 0 S: 7 P: 8	R: 0 H: 1 E: 0 LOB: 1 K: 1 BB: 0 S: 6 P: 6	R: 0 H: 0 E: 0 LOB: 0 K: 0 BB: 1 S: 2 P: 6	R: 1 H: 1 E: 0 LOB: 1 K: 0 BB: 1 S: 2 P: 7	1B: 3 2B: 5 3B: 0 HR: 1	SF: 1 SAC: 2 DP: 0 HBP: 1					

PITCHER		IP	WLS	BF	H	R	ER	SO	BB	IBB	HBP	BLK	WP	HR	S	P	ERA	WHIP
54 Clayton Richard, L ERA: 3.63	(1, 1)	5.0		19	3	2	2	1	1	0	1	0	0	1	19	25	3.60	0.800
D.J. Carrasco, R ERA: 5.4	(6, 1)	1.0		5	0	0	0	1	2	0	0	0	0	0	5	13	0.00	2.000
66 Ryan Braun, R ERA: 36.0	(7, 1)	1.0		7	4	4	4	0	0	0	0	0	1	0	7	8	36.00	4.000
67 Randy Williams, L ERA:	(8, 1)	0.1		1	0	0	0	1	0	0	0	0	0	0	3	3	0.00	0.000
43 Ehren Wassermann, R ERA: 7.2	(8, 1)	0.2		3	1	0	0	0	0	0	0	0	0	0	3	3	0.00	1.500

PITCHER		IP	WLS	BF	H	R	ER	SO	BB	IBB	HBP	BLK	WP	HR	S	P	ERA	WHIP
41 Lance Broadway, R ERA: 5.87	(9, 1)	1.1	L	7	1	1	1	0	2	0	0	0	1	0	4	13	6.75	2.250

BOTTOM

Chicago White Sox @ Arizona Diamondbacks

Tucson Electric Park, Tucson, AZ

Tue Mar 17 2009, 4:05 PM EDT

Att. 4,559 - Sunny - 81 F

livebaseballscorecards.com

AB	33
R	7
H	9
RBI	6
BB	5
SO	3
LOB	11

1B: 3	SF: 1	WP: 2	PA: 43
2B: 5	SAC: 2	PB: 0	
3B: 0	DP: 0	SB: 0	
HR: 1	HBP: 1	CS: 1	

Batter	1	2	3	4	5	6	7	8	9	AB	R	H	RBI	BB	SO	LOB
Chone Figgins, S (1, 5) OBP: 0.400, SLG: 0.545	P5		HR 3-H		G4-3		F7		FC1-2 1-2 2-3 3-Hf	3	1	1	2	0	0	0
13 Maicer Izturis, S (5, 5) OBP: 0.286, SLG: 0.333										2	0	0	0	0	0	4
47 Howie Kendrick, R (1, 4) OBP: 0.429, SLG: 0.615	F8		G5-3			G6-3		K	K	4	0	0	0	0	1	0
57 Luis Figueroa, S (8, 4) OBP: 0.640, SLG: 0.667										1	0	0	0	0	1	3
24 Gary Matthews, S (1, 9) OBP: 0.500, SLG: 0.778	K			HR		G4-1		K		3	1	1	1	0	1	0
22 Chris Pettit, R (6, 7) OBP: 0.447, SLG: 0.410										1	0	0	0	0	1	0
48 Torii Hunter, R (1, 8) OBP: 0.250, SLG: 0.214		L5		K		8 1B BB		K		2	0	0	0	1	1	0
64 Terry Evans, R (6, 8) OBP: 0.297, SLG: 0.242										1	0	0	0	0	1	0
8 Kendrys Morales, S (1, 3) OBP: 0.432, SLG: 0.625		K		G4-3		1-3 1B			28 1B 18 1B 2B	3	0	1	0	0	1	0
43 Matthew Brown, R (8, 3) OBP: 0.556, SLG: 0.607										1	1	1	0	0	0	0
20 Juan Rivera, R (1, 7) OBP: 0.267, SLG: 0.185		F8		1B		G5-3			K	3	0	1	0	0	0	2
74 Adam Pavkovich, R (6, 9) OBP: 0.318, SLG: 0.429										1	0	0	0	0	1	1
44 Mike Napoli, R (1, 10) OBP: 0.310, SLG: 0.333			46 K2-3 46 S HR BB	F8			K		18 1B 28 1B 13 FC1-2 HBP	2	1	0	0	1	1	1
37 Ben Johnson, S (9, PH) OBP: 0.357, SLG: 0.364										0	0	0	0	0	0	0
(9, 10)																
46 Bobby Wilson, R (1, 2) OBP: 0.280, SLG: 0.304			K2-3 1-3		K		E6 2 G3		13 FC1-2 18 1B 1-2 2-3 1B	3	0	0	0	0	2	1
28 Ryan Budde, R (8, 2) OBP: 0.467, SLG: 0.462										1	0	1	0	0	0	0
2 Erick Aybar, S (1, 6) OBP: 0.360, SLG: 0.200			P1		K		G3 1-2		13 FC1-2 1-2 2-3 3-H 1B	3	0	0	0	0	1	2
18 Sean Rodríguez, R (8, 6) OBP: 0.382, SLG: 0.467										1	0	1	1	0	0	0
Inning Stats	R: 0 E: 0 K: 1 S: 5 H: 0 LOB: 0 BB: 0 P: 5	R: 0 E: 0 K: 1 S: 5 H: 0 LOB: 0 BB: 0 P: 5	R: 2 E: 0 K: 1 S: 10 H: 1 LOB: 0 BB: 1 P: 20	R: 1 E: 0 K: 1 S: 9 H: 2 LOB: 1 BB: 0 P: 11	R: 0 E: 0 K: 2 S: 7 H: 0 LOB: 0 BB: 0 P: 7	R: 0 E: 0 K: 0 S: 4 H: 1 LOB: 2 BB: 1 P: 8	R: 0 E: 1 K: 1 S: 6 H: 0 LOB: 1 BB: 0 P: 6	R: 0 E: 0 K: 3 S: 9 H: 0 LOB: 0 BB: 0 P: 9	R: 1 E: 0 K: 2 S: 10 H: 3 LOB: 3 BB: 0 P: 11	1B: 4 2B: 1 3B: 0 HR: 2 SF: 0 SAC: 0 DP: 0 HBP: 1	WP: 0 PB: 0 SB: 1 CS: 0 PA: 38					

PITCHER	IP	WLS	BF	H	R	ER	SO	BB	IBB	HBP	BLK	WP	HR	S	P	ERA	WHIP
34 Gavin Floyd, R (1, 1) ERA: 3.6	5.0	L	19	3	3	3	6	1	0	0	0	0	2	36	48	5.40	0.800
45 Bobby Jenks, R (6, 1) ERA:	1.0		5	1	0	0	0	1	0	0	0	0	0	4	8	0.00	2.000
71 Scott Linebrink, R (7, 1) ERA: 4.76	1.0		4	0	0	0	1	0	0	0	0	0	0	6	6	0.00	0.000
26 Octavio Dotel, R (8, 1) ERA: 7.71	1.0		3	0	0	0	3	0	0	0	0	0	0	9	9	0.00	0.000
47 Mike MacDougal, R (9, 1) ERA: 4.5	1.0		7	3	1	1	2	0	0	1	0	0	0	10	11	9.00	3.000

PITCHER	IP	WLS	BF	H	R	ER	SO	BB	IBB	HBP	BLK	WP	HR	S	P	ERA	WHIP

TOP

Los Angeles Angels @ Chicago White Sox

Camelback Ranch, Glendale, AZ

Wed Mar 18 2009, 4:05 PM EDT

Att. 6,022 - Sunny - 83 F

livebaseballscorecards.com

AB	35
R	4
H	7
RBI	4
BB	2
SO	12
LOB	14

Batter	1	2	3	4	5	6	7	8	9	AB	R	H	RBI	BB	SO	LOB
31 Dewayne Wise, L (1, 7) OBP: 0.294, SLG: 0.469	C C C 0-3 ① K		C S S 0-3 ② K		C X 0-1 ② ③ G3 1-2			H 1-0 17 CS HBP		3	0	0	0	0	2	1
17 Chris Getz, L (1, 4) OBP: 0.432, SLG: 0.545	B B B B 4-0 25 1B 14 G3 BB		X 0-0 14 1B 1B			X 0-0 ① G4-3		B 1-0 ③ CS 1-2	X 0-0 25 1B 14 1B 74 SF8 1B	3	1	2	0	1	0	0
14 Paul Konerko, R (1, 3) OBP: 0.400, SLG: 0.595	X 0-0 ② G3 1-2		X 0-0 1-2 1B			X 0-0 25 G6-3 1B			X 0-0 25 1B 1-2 1B	4	0	3	0	0	0	1
25 Jim Thome, L (1, 10) OBP: 0.300, SLG: 0.444 32 Brian Anderson, R (9, PR) OBP: 0.370, SLG: 0.513	X 0-0 7 FC5-4 2-3 1B		X 0-0 ③ G4-3			X 0-0 ② ③ G6-3 1-2f			X 0-0 1-2 2-3 1B	4 0	0 0	2 0	0 0	0 0	0 0	3 0
7 Josh Fields, R (1, 5) OBP: 0.424, SLG: 0.567	X 0-0 ③ FC5-4 1-2f			X 0-0 ① G5-3			S S S 0-3 ① K		X 0-0 ① F4	4	0	0	0	0	1	5
74 Josh Kroeger, L (1, 9) OBP: 0.318, SLG: 0.463		X 0-0 ① F8		C C C 0-3 ② K			X 0-0 ② G3		X 0-0 ② SF8 3-H	3	0	0	1	0	1	0
80 Gordon Beckham, R (1, 6) OBP: 0.343, SLG: 0.625		X 0-0 ② G6-3		S S S 0-3 ③ K			X 0-0 ③ P4		X 0-0 ③ F8	4	0	0	0	0	1	2
55 Donny Lucy, R (1, 2) OBP: 0.250, SLG: 0.500 39 Chris Stewart, R (6, 2) OBP: 0.286, SLG: 0.462		X 0-0 ③ G5-3			X 0-0 ① F9			S C S 0-3 ① K		2 1	0 0	0 0	0 0	0 0	0 1	0 0
18 Brent Lillibridge, R (1, 8) OBP: 0.262, SLG: 0.268			X 0-0 ① G3		X 0-0 31 CS 1B			S S S 0-3 ② K		3	0	1	0	0	1	0
Inning Stats	R: 0 H: 1 E: 0 LOB: 2 K: 1 BB: 1 S: 6 P: 10	R: 0 H: 0 E: 0 LOB: 0 K: 0 BB: 0 S: 3 P: 3	R: 0 H: 2 E: 0 LOB: 2 K: 1 BB: 0 S: 7 P: 7	R: 0 H: 0 E: 0 LOB: 0 K: 2 BB: 0 S: 7 P: 7	R: 0 H: 1 E: 0 LOB: 0 K: 0 BB: 0 S: 4 P: 4	R: 0 H: 1 E: 0 LOB: 0 K: 0 BB: 0 S: 3 P: 3	R: 0 H: 0 E: 0 LOB: 0 K: 1 BB: 0 S: 5 P: 5	R: 0 H: 0 E: 0 LOB: 0 K: 2 BB: 0 S: 6 P: 8	R: 1 H: 3 E: 0 LOB: 2 K: 0 BB: 0 S: 6 P: 6	1B: 8 SF: 1 2B: 0 SAC: 0 3B: 0 DP: 1 HR: 0 HBP: 1					WP: 0 PA: 35 PB: 0 SB: 0 CS: 2		

PITCHER	IP	WLS	BF	H	R	ER	SO	BB	IBB	HBP	BLK	WP	HR	S	P	ERA	WHIP
58 Dustin Moseley, R (1, 1) ERA: 2.57	5.0	W	19	4	0	0	4	1	0	0	0	0	0	27	31	0.00	1.000
65 Kevin Jepsen, R (6, 1) ERA: 3.38	2.0	H	6	1	0	0	1	0	0	0	0	0	0	8	8	0.00	0.500
33 Justin Speier, R (8, 1) ERA: 5.4	1.2	H	8	3	1	1	2	0	0	1	0	0	0	11	13	5.40	1.800
12 Barret Browning, L (9, 1) ERA: 5.06	0.1	S	1	0	0	0	0	0	0	0	0	0	0	1	1	0.00	0.000

PITCHER	IP	WLS	BF	H	R	ER	SO	BB	IBB	HBP	BLK	WP	HR	S	P	ERA	WHIP

BOTTOM

Los Angeles Angels @ Chicago White Sox

Camelback Ranch, Glendale, AZ

Wed Mar 18 2009, 4:05 PM EDT
Att. 6,022 - Sunny - 83 F

livebaseballscorecards.com

AB	31
R	1
H	8
RBI	1
BB	1
SO	7
LOB	12

Batter	1	2	3	4	5	6	7	8	9	AB	R	H	RBI	BB	SO	LOB
7 Jerry Owens, L (1, 8) OBP: 0.333, SLG: 0.244	B FF 89 C FF 89 B CH 83 B CH 83 B FF 90 4-1 20 G6-3 12 S 23 2B BB	F FF 91 B CU 74 S CH 84 X CH 85 1-2 F7 ③			L B X 1-1 F8 ①		F B F B F F X 2-2 G6-4-3 ①② 1-2f		C CU 78 B FF 93 D CU 77 F FF 94 C CH 86 2-3 K ②	2	1	0	0	1	0	1
32 Brian Anderson, R (6, 8) OBP: 0.354, SLG: 0.488										2	0	0	0	0	1	4
(8, 9)																
12 A.J. Pierzynski, L (1, 2) OBP: 0.412, SLG: 0.455	B FF 90 X FF 90 1-0 G1-3 ① 1-2		C CU 73 X CH 84 0-1 G3-1 ①		C X 0-1 F8 ②		F F S 0-3 K ③		B B S B X 3-1 G3-1 ③	3	0	0	0	0	0	1
27 Ben Broussard, L (6, 3) OBP: 0.147, SLG: 0.242										2	0	0	0	0	1	3
20 Carlos Quentin, R (1, 7) OBP: 0.341, SLG: 0.462	F FF 91 F CU 74 X FF 90 1-2 G6-3 ② 2-3		B FF 91 B CU 75 F FF 92 B CH 86 X FF 92 3-1 HR		X 0-0 F9 ③			C FF 93 X CH 86 0-1 F7 ①		4	1	1	1	0	0	1
23 Jermaine Dye, R (1, 9) OBP: 0.304, SLG: 0.325	B CU 73 X FF 92 1-0 14 2B 3-H 2B		C FF 92 S FF 92 X FF 92 0-2 F8 ②			C S S 0-3 K ①		B FF 94 F FF 93 X FF 94 1-1 F9 ②		4	1	1	1	0	1	0
18 Brent Lillibridge, R (8, 8) OBP: 0.262, SLG: 0.268										0	0	0	0	0	0	0
14 Paul Konerko, R (1, 3) OBP: 0.417, SLG: 0.689	B FF 90 C CU 74 F FF 90 D CU 74 F FF 91 X FF 91 2-2 2-H 2B		B CU 74 B CU 73 F FF 92 F CH 85 X CH 86 2-2 F8 ③			C T F B B B X 3-2 HR		C FF 94 B FF 94 B F F S 2-3 K ③		3	1	2	2	0	0	0
62 Jack Egbert, L (6, 1)										0	0	0	0	0	0	0
80 Gordon Beckham, R (7, 4) OBP: 0.333, SLG: 0.606										1	0	0	0	0	1	0
10 Alexei Ramirez, R (1, 6) OBP: 0.350, SLG: 0.459	X SL 88 0-0 P5 ③			C FF 90 B SL 82 F SL 83 F FF 91 X SL 84 1-2 L5 ①		C X 0-1 P6 ②			C FF 93 X SI 92 0-1 G5-3 ①	4	0	0	0	0	0	1
7 Josh Fields, R (1, 5) OBP: 0.459, SLG: 0.606		F FF 90 X CU 70 0-1 G6-3 ①		B CU 75 X SL 86 1-0 1B		C B B B B 4-1 BB			C CU 78 B SI 94 X SI 93 1-1 44 1B 2B	3	0	2	0	1	0	0
17 Chris Getz, L (1, 4) OBP: 0.400, SLG: 0.500		F FF 90 F B C 1-3 K ②		X FF 91 0-0 F9 ②		C B B X 2-1 G4-3 ③			B CU 78 S CU 78 S CU 78 B CU 78 B CU 77 B SI 93 4-2 44 1B BB	3	0	0	0	0	1	2
78 Aaron Poreda, L (7, 1)										0	0	0	0	0	0	0
46 Adam Russell, R (8, 1)										0	0	0	0	0	0	0
74 Josh Kroeger, L (9, PH) OBP: 0.333, SLG: 0.463										0	0	0	0	1	0	0
50 John Danks, L (1, 1)		F FF 90 C FF 91 B FF 91 B FF 92 B FF 92 B FF 91 4-2 BB		X FF 89 0-0 F8 ③			C X 0-1 32 G6-4-3 1B		B FF 94 X SI 93 1-0 1-2 2-3 1B	1	0	0	0	1	0	1
44 Corky Miller, R (6, 2) OBP: 0.500, SLG: 0.944										2	0	2	0	0	0	0

Inning Stats	1	2	3	4	5	6	7	8	9
	R: 2 H: 2 E: 0 LOB: 1 K: 0 BB: 1 S: 11 P: 20	R: 0 H: 0 E: 0 LOB: 1 K: 1 BB: 1 S: 10 P: 16	R: 1 H: 1 E: 0 LOB: 0 K: 0 BB: 0 S: 10 P: 15	R: 0 H: 1 E: 0 LOB: 1 K: 0 BB: 0 S: 7 P: 9	R: 0 H: 0 E: 0 LOB: 0 K: 0 BB: 0 S: 5 P: 6	R: 1 H: 1 E: 0 LOB: 1 K: 1 BB: 1 S: 12 P: 21	R: 0 H: 1 E: 0 LOB: 0 K: 1 BB: 0 S: 10 P: 12	R: 0 H: 0 E: 0 LOB: 0 K: 1 BB: 0 S: 8 P: 11	R: 0 H: 2 E: 0 LOB: 3 K: 1 BB: 1 S: 12 P: 23

1B: 3 SF: 0
2B: 3 SAC: 0
3B: 0 DP: 1
HR: 2 HBP: 0

WP: 0 PA: 38
PB: 0
SB: 1
CS: 0

PITCHER		IP	WLS	BF	H	R	ER	SO	BB	IBB	HBP	BLK	WP	HR	S	P	ERA	WHIP
18 Matt Cain, R ERA: 7.16	(1, 1)	5.2		25	5	4	4	2	3	0	0	0	0	2	53	83	6.35	1.412
43 Alex Hinshaw, L ERA: 7.11	(6, 1)	0.1		1	0	0	0	0	0	0	0	0	0	0	2	4	0.00	0.000
46 Bob Howry, R ERA: 2.0	(7, 1)	1.0		3	1	0	0	1	0	0	0	0	0	0	10	12	0.00	1.000
47 Merkin Valdez, R ERA: 9.64	(8, 1)	1.0	W	3	0	0	0	1	0	0	0	0	0	0	8	11	0.00	0.000
41 Jeremy Affeldt, L ERA: 7.2	(9, 1)	1.0	S	6	2	0	0	1	1	0	0	0	0	0	12	23	0.00	3.000

PITCHER	IP	WLS	BF	H	R	ER	SO	BB	IBB	HBP	BLK	WP	HR	S	P	ERA	WHIP

TOP

Chicago White Sox @ San Francisco Giants

Scottsdale Stadium, Scottsdale, AZ

Thu Mar 19 2009, 4:05 PM EDT
Att. 10,533 - Partly Cloudy - 85 F

livebaseballscorecards.com

AB	34
R	4
H	8
RBI	4
BB	4
SO	5
LOB	14

BOTTOM

Batter	1	2	3	4	5	6	7	8	9	AB	R	H	RBI	BB	SO	LOB
2 Randy Winn, S (1, 9) OBP: 0.200, SLG: 0.209 8 Eugenio Velez, S (7, 7) OBP: 0.354, SLG: 0.543	C B B X 2-1 35 G5-4-3 1B		X FF 92 0-0 16 FC6-4 2-3 1B			C S B C 1-3 ① K	C B X 1-1 ② 1-H 2-H 2B	B SI 93 F SI 93 B SI 94 B CH 82 B SI 94 4-1 7 HBP 1-2 BB		3 0 2 0 0 1 0 1 0 1 1 1 0 0						
16 Edgar Renteria, R (1, 6) OBP: 0.267, SLG: 0.364 7 Emmanuel Burriss, S (6, PR) OBP: 0.417, SLG: 0.432 (7, 6)	C SI 91 S FC 86 S FF 93 0-3 ① K		F FC 85 B SI 93 B SI 93 X CH 85 2-1 ③ FC6-4 1-2f			B F B F F X 2-2 12 2B 2B	B SI 94 F FF 93 F F X SL 80 1-2 ③ P6	H SL 79 1-0 1-2 2-3 HBP		3 0 1 0 0 1 3 1 1 0 0 0 0 1						
35 Rich Aurilia, R (1, 3) OBP: 0.514, SLG: 0.571 57 Ryan Rohlinger, R (7, 5) OBP: 0.300, SLG: 1.000	C X 0-1 ② ③ G5-4-3 1-2f			B FF 91 F FF 92 X FF 92 1-1 12 G4-6-3 1B		C C B B B F B 4-2 12 2B BB		21 F7 20 1B 29 1B 1B 0-3 ③ K		2 0 1 0 1 0 1 2 1 1 0 0 1 3						
1 Bengie Molina, R (1, 2) OBP: 0.275, SLG: 0.410 20 Steve Holm, R (7, 2) OBP: 0.292, SLG: 0.227 13 Brian Bocock, R (8, PR) OBP: 0.353, SLG: 0.438 28 Buster Posey, R (9, 2) OBP: 0.421, SLG: 0.667		B FF 91 S FF 92 B FF 91 X FF 91 2-1 ① F9		C SI 92 B FC 87 X FC 87 1-1 ① F8		C F F X 0-2 ② F8		X FF 94 0-0 59 BB 29 1B 19 HBP 1-2 1B		3 0 0 0 0 0 3 1 0 1 0 0 0 0 0 1 0 0 0 0 0 0 0 0 0 0 0 0						
12 Nate Schierholtz, L (1, 7) OBP: 0.333, SLG: 0.571 21 John Bowker, L (7, 9) OBP: 0.327, SLG: 0.396		F FF 92 F CU 78 B FC 86 F FC 85 S FC 86 1-3 ② K		F SI 91 X FF 92 0-1 ② ③ G4-6-3 1-2f		C X 0-1 1-3 2-H 2B		B FF 92 X FF 92 1-0 ① F7 2-3		3 0 1 1 0 1 1 1 0 0 0 0 0 2						
23 Juan Uribe, R (1, 5) OBP: 0.256, SLG: 0.436 46 Bob Howry, L (7, 1) 47 Merkin Valdez, R (8, 1) 29 Scott McClain, R (8, PH) OBP: 0.280, SLG: 0.391 41 Jeremy Affeldt, L (9, 1)		B SI 92 F FF 93 B CU 79 B FF 93 F FF 93 F FC 86 F CH 86 F FC 86 F CH 84 3-3 ③ S CH 84 K			X 0-0 ① F9	B F X 1-2 ③ G5-3		C FF 92 B SL 81 C SL 79 B FF 91 F FF 92 B FF 92 1 SAFE X SI 93 3-2 19 HBP 59 BB 76 FC9-4 1-2 3-H 1B		3 0 0 0 0 1 2 0 0 0 0 0 0 0 0 0 0 0 0 0 0 1 1 1 1 0 0 0 0 0 0 0 0 0 0						
59 Andres Torres, S (1, 8) OBP: 0.512, SLG: 0.676			S SI 90 B CU 78 B CU 80 S CH 85 B CH 84 X FF 92 3-2 ① G4-3		B C B B C B 4-2 BB		B FF 93 X SI 92 1-0 19 S 8 2B 1B	S SL 83 C SI 92 B FF 92 B FF 91 B FF 93 F FF 91 B FF 92 4-2 19 HBP 76 E 1-2 2-3 BB		2 2 1 0 2 0 0						
19 Kevin Frandsen, R (1, 4) OBP: 0.340, SLG: 0.396			C CU 77 X FF 93 0-1 2 1B 18 SH1-4 1B		B S F S 1-3 ② K		C SI 92 B X 1-1 ① G5-3 1-2	H FA 88 1-0 76 E 1-2 2-3 3-H HBP		3 0 1 1 0 1 2						
18 Matt Cain, R (1, 1) 43 Alex Hinshaw, L (6, 1) 76 Jesus Guzman, R (7, 3) OBP: 0.452, SLG: 0.974			X FF 90 0-0 ② SH1-4 1-2		C S F F F S 0-3 ③ K		B B B B 4-0 8 2B BB	B SI 92 C FA 91 T SI 92 F SL 83 F SI 95 F SI 96 X SI 93 1-2 FC9-4 7 HBP 8 BB 1-2 2-H 3-H		1 0 0 0 0 1 1 0 0 0 0 0 0 0 1 0 0 1 1 0 1						
Inning Stats	R: 0 E: 0 K: 1 S: 7 H: 1 LOB: 0 BB: 0 P: 9	R: 0 E: 0 K: 2 S: 13 H: 0 LOB: 0 BB: 0 P: 19	R: 0 E: 0 K: 0 S: 9 H: 2 LOB: 2 BB: 0 P: 14	R: 0 E: 0 K: 0 S: 6 H: 1 LOB: 0 BB: 0 P: 8	R: 0 E: 0 K: 2 S: 12 H: 0 LOB: 1 BB: 1 P: 17	R: 1 E: 0 K: 1 S: 19 H: 2 LOB: 2 BB: 1 P: 27	R: 1 E: 0 K: 0 S: 9 H: 2 LOB: 1 BB: 1 P: 17	R: 4 E: 1 K: 1 S: 22 H: 3 LOB: 3 BB: 2 P: 39		1B: 8 2B: 3 3B: 0 HR: 0 SF: 0 SAC: 1 DP: 2 HBP: 2						

PITCHER		IP	WLS	BF	H	R	ER	SO	BB	IBB	HBP	BLK	WP	HR	S	P	ERA	WHIP
50 John Danks, L ERA: 3.18	(1, 1)	5.0		18	4	0	0	5	1	0	0	0	0	0	47	67	0.00	1.000
62 Jack Egbert, R ERA: 2.25	(6, 1)	1.0		6	2	1	1	1	1	0	0	0	0	0	19	27	9.00	3.000
78 Aaron Poreda, L ERA: 6.1	(7, 1)	1.1	L	10	5	5	5	0	2	0	0	0	0	0	21	39	33.75	5.250
46 Adam Russell, R ERA: 10.29	(8, 1)	0.2	B	5	0	0	0	1	1	0	2	0	0	0	10	17	0.00	1.500

PITCHER	IP	WLS	BF	H	R	ER	SO	BB	IBB	HBP	BLK	WP	HR	S	P	ERA	WHIP

Chicago White Sox @ San Francisco Giants

Scottsdale Stadium, Scottsdale, AZ

Thu Mar 19 2009, 4:05 PM EDT

Att. 10,533 - Partly Cloudy - 85 F

livebaseballscorecards.com

AB	31
R	6
H	11
RBI	5
BB	5
SO	7
LOB	20

WP: 0 PB: 0 SB: 1 CS: 0 PA: 39

San Francisco Giants @ Chicago White Sox

Camelback Ranch, Glendale, AZ

Fri Mar 20 2009, 4:05 PM EDT

Att. 7,275 - Sunny - 83 F

livebaseballscorecards.com

TOP

Batter	1	2	3	4	5	6	7	8	9	AB	R	H	RBI	BB	SO	LOB
59 Andres Torres, S (1, 9) (6, 8) (7, 9) OBP: 0.511, SLG: 0.650	BBBB 4-0 7 1B 76 G6-4-3 BB	F 0-1 CI 7 1B 12 CS 1-2		X 0-0 ② G3		B X 1-0 2-H 1B		X 0-0 ① FC4-6 74 G5-4-3 1-2f		3	1	1	1	1	0	2
7 Emmanuel Burriss, S (1, 4) OBP: 0.442, SLG: 0.458 74 Matt Downs, R (6, 4) OBP: 0.323, SLG: 0.483	X 0-0 76 G6-4-3 12 HBP 1-3 1B	X 0-0 1-3 2-H 1B		X 0-0 3-H 1B		X 0-0 ③ G1-3		X 0-0 ② ③ G5-4-3 1-2f		4 1	0 0	3 0	2 0	0 0	0 0	1 1
12 Nate Schierholtz, L (1, 7) (6, 9) OBP: 0.421, SLG: 0.563 81 Mike McBryde, R (7, PR) (7, 8) OBP: 0.667, SLG: 0.667	H 1-0 76 G6-4-3 1-2 HBP	B 1-0 ③ CS 3-H	BBBB 4-0 10 G4-6-3 76 1B BB	SSS 0-3 ③ K			X 0-0 76 FC5-4 1B		X 0-0 21 29 2B 1B	2 1	0 1	1 1	0 1	1 0	1 0	1 0
76 Jesus Guzman, R (1, 5) OBP: 0.435, SLG: 0.907 57 Ryan Rohlinger, R (7, PR) (7, 5) OBP: 0.286, SLG: 0.950	X 0-0 ① ② G6-4-3 1-2f 2-3 3-H		X 0-0 ① 10 G4-6-3 1-2 1B		X 0-0 ① G6-3		X 0-0 ① FC5-4 10 2B 8 1B 1-2f		SSS 0-3 ① K	4 1	0 1	1 0	0 0	0 0	0 1	3 1
10 Travis Ishikawa, L (1, 3) OBP: 0.286, SLG: 0.521 21 John Bowker, L (7, PR) (7, 3) OBP: 0.339, SLG: 0.408	X 0-0 ③ G4-3		X 0-0 ① ② G4-6-3 1-2f 2-3		X 0-0 ② F7		X 0-0 8 1B 1-3 2B		X 0-0 29 2B 1-2 1B	4 1	0 2	1 1	0 0	0 0	0 0	3 0
33 Aaron Rowand, R (1, 8) OBP: 0.256, SLG: 0.390 8 Eugenio Velez, S (6, 7) OBP: 0.360, SLG: 0.542		X 0-0 23 PB 23 1B 2B	X 0-0 ③ L4		X 0-0 ③ F8		X 0-0 2-H 3-H 1B		X 0-0 ② F8	3 2	1 0	1 1	0 2	0 0	0 0	1 2
23 Juan Uribe, R (1, 10) OBP: 0.279, SLG: 0.442 29 Scott McClain, R (9, PH) (9, 10) OBP: 0.308, SLG: 0.458		B X 1-0 59 CI 7 1B 2-H 1B		X 0-0 19 1B 20 E 1B		X 0-0 ① L5	X 0-0 ② F9		X 0-0 1-H 2-H 2B	4 1	2 0	2 1	1 2	0 0	0 0	2 0
19 Kevin Frandsen, R (1, 6) OBP: 0.357, SLG: 0.431 13 Brian Bocock, R (6, 6) OBP: 0.316, SLG: 0.389		X 0-0 ① F9		X 0-0 20 S 7 1B 1-2 1B		X 0-0 SSS 59 WP 59 1B 2B	SSS 0-3 ③ K		SSS 0-3 ③ K	3 2	2 0	2 0	0 0	0 0	0 2	1 3
20 Steve Holm, R (1, 2) OBP: 0.259, SLG: 0.200 28 Buster Posey, R (7, 2) OBP: 0.450, SLG: 0.688		X 0-0 ② F8		B X 1-0 ① G5-3 1-3 2-H		X 0-0 ② F7		X 0-0 59 FC4-6 1B		3 1	0 0	0 1	0 0	0 0	0 0	3 0

	AB	40
	R	10
	H	17
	RBI	8
	BB	2
	SO	4
	LOB	24

Inning Stats																						
	R: 1	H: 1	R: 2	H: 3	R: 0	H: 1	R: 2	H: 3	R: 0	H: 0	R: 1	H: 2	R: 2	H: 3	R: 0	H: 1	R: 2	H: 3	1B: 13	SF: 0	WP: 1	PA: 45
	E: 0	LOB: 1	E: 1	LOB: 1	E: 0	LOB: 1	E: 0	LOB: 1	E: 0	LOB: 0	E: 0	LOB: 1	E: 0	LOB: 2	E: 0	LOB: 0	E: 0	LOB: 1	2B: 4	SAC: 0	PB: 1	
	K: 0	BB: 1	K: 0	BB: 1	K: 0	BB: 1	K: 1	BB: 0	K: 0	BB: 0	K: 0	BB: 0	K: 1	BB: 0	K: 0	BB: 0	K: 2	BB: 0	3B: 0	DP: 3	SB: 2	
	S: 3	P: 8	S: 6	P: 8	S: 3	P: 7	S: 8	P: 9	S: 3	P: 3	S: 5	P: 6	S: 8	P: 8	S: 3	P: 3	S: 10	P: 10	HR: 0	HBP: 1	CS: 1	

PITCHER		IP	WLS	BF	H	R	ER	SO	BB	IBB	HBP	BLK	WP	HR	S	P	ERA	WHIP
52 Jose Contreras, R ERA: 3.6	(1, 1)	3.0		15	5	3	2	0	2	0	1	0	0	0	12	23	6.00	2.333
John Ely, R ERA: 18.0	(4, 1)	1.0	L	6	3	2	2	1	0	0	0	0	0	0	8	9	18.00	3.000
48 Jeff Marquez, R ERA: 5.23	(5, 1)	2.0		9	3	2	2	0	0	0	0	0	1	0	9	10	9.00	1.500
Carlos Torres, R ERA: 4.5	(7, 1)	2.0		8	3	1	1	1	0	0	0	0	0	0	10	10	4.50	1.500
90 John Lujan, R ERA: 9.0	(9, 1)	1.0		6	3	2	2	2	0	0	0	0	0	0	10	10	18.00	3.000

PITCHER	IP	WLS	BF	H	R	ER	SO	BB	IBB	HBP	BLK	WP	HR	S	P	ERA	WHIP

BOTTOM

San Francisco Giants @ Chicago White Sox

Camelback Ranch, Glendale, AZ

Fri Mar 20 2009, 4:05 PM EDT

Att. 7,275 - Sunny - 83 F

Batter	1	2	3	4	5	6	7	8	9	AB	R	H	RBI	BB	SO	LOB
32 Brian Anderson, R (1, 8) OBP: 0.373, SLG: 0.488	P3		10 FC6-4 BB		1B		F8		P5	2	0	1	0	1	0	0
31 Dewayne Wise, L (6, 8) OBP: 0.278, SLG: 0.441										2	0	0	0	0	0	0
10 Alexei Ramirez, R (1, 6) OBP: 0.326, SLG: 0.425	F9		FC6-4 20 1B 1-2f		B2			G5-3		3	0	0	0	0	0	2
75 Eider Torres, S (6, 6) OBP: 0.250, SLG: 0.235										1	0	0	0	0	0	0
20 Carlos Quentin, R (1, 7) OBP: 0.333, SLG: 0.442	F9		23 G5-4-3 1B 1-2		F8			F9		4	0	1	0	0	0	1
23 Jermaine Dye, R (1, 9) OBP: 0.286, SLG: 0.302		E5 25 HBP 14 2B	G5-4-3 1-2f			G6-3		27 BB 25 BB 1B		3	1	0	0	0	0	2
74 Josh Kroeger, L (7, 9) OBP: 0.348, SLG: 0.476										1	0	1	0	0	0	0
25 Jim Thome, L (1, 10) OBP: 0.333, SLG: 0.400		14 2B 15 1B HBP 1-2		G4-3		K		27 BB BB 1-2		2	1	0	0	1	1	0
14 Paul Konerko, R (1, 3) OBP: 0.431, SLG: 0.708		15 1B 39 G6-4-3 2B 1-3 2-H		G3-1		1B		BB 1-2 2-3		3	1	2	1	0	0	0
27 Ben Broussard, L (7, 3) OBP: 0.171, SLG: 0.242										0	0	0	0	1	0	0
15 Wilson Betemit, S (1, 5) OBP: 0.390, SLG: 0.676		39 G6-4-3 1B 2-3 3-H		1B		K		P3		4	0	2	1	0	1	4
39 Chris Stewart, R (1, 2) OBP: 0.250, SLG: 0.400		G6-4-3 1-2f 3-H		L5			F8		P2	2	0	0	0	0	0	2
55 Donny Lucy, R (7, 2) OBP: 0.214, SLG: 0.429										2	0	0	0	0	0	0
18 Brent Lillibridge, R (1, 4) OBP: 0.239, SLG: 0.244		G5-3			K		K		K	4	0	0	0	0	3	0
Inning Stats	R: 0 E: 0 K: 0 S: 3 H: 0 LOB: 0 BB: 0 P: 3	R: 3 E: 1 K: 0 S: 5 H: 2 LOB: 0 BB: 0 P: 6	R: 0 E: 0 K: 0 S: 3 H: 1 LOB: 1 BB: 1 P: 7	R: 0 E: 0 K: 0 S: 4 H: 1 LOB: 1 BB: 0 P: 4	R: 0 E: 0 K: 1 S: 6 H: 1 LOB: 1 BB: 0 P: 6	R: 0 E: 0 K: 2 S: 8 H: 1 LOB: 1 BB: 0 P: 8	R: 0 E: 0 K: 1 S: 5 H: 0 LOB: 0 BB: 0 P: 5	R: 0 E: 0 K: 0 S: 4 H: 1 LOB: 3 BB: 2 P: 12	R: 0 E: 0 K: 1 S: 5 H: 0 LOB: 0 BB: 0 P: 5	1B: 6 2B: 1 3B: 0 HR: 0	SF: 0 SAC: 0 DP: 2 HBP: 1	WP: 0 PB: 0 SB: 0 CS: 0	PA: 37				

livebaseballscorecards.com

	AB	33
	R	3
	H	7
	RBI	2
	BB	3
	SO	5
	LOB	11

PITCHER	IP	WLS	BF	H	R	ER	SO	BB	IBB	HBP	BLK	WP	HR	S	P	ERA	WHIP
75 Barry Zito, L (1, 1) ERA: 5.49	6.0	W	25	6	3	1	3	1	0	1	0	0	0	29	34	1.50	1.167
40 Billy Sadler, R (7, 1) ERA: 12.86	1.0		3	0	0	0	1	0	0	0	0	0	0	5	5	0.00	0.000
43 Alex Hinshaw, L (8, 1) ERA: 6.14	1.0		6	1	0	0	0	2	0	0	0	0	0	4	12	0.00	3.000
38 Brian Wilson, R (9, 1) ERA:	1.0		3	0	0	0	1	0	0	0	0	0	0	5	5	0.00	0.000

PITCHER	IP	WLS	BF	H	R	ER	SO	BB	IBB	HBP	BLK	WP	HR	S	P	ERA	WHIP

Batter	1	2	3	4	5	6	7	8	9	AB	R	H	RBI	BB	SO	LOB
12 Alfonso Soriano, R (1, 7) OBP: 0.340, SLG: 0.609 Nelson Perez, L (4, 7)	S S S 0-3 ① K		S S B B X 2-2 HR	X 0-0 E7 9 2-H 1B	X 0-0 ③ FC4-6 1-2f		S S S 0-3 ② K	S S S 0-3 ③ K		3 3	2 0	2 0	2 0	0 0	1 2	0 5
2 Ryan Theriot, R (1, 6) OBP: 0.460, SLG: 0.439 59 Andrés Blanco, S (6, PH) OBP: 0.375, SLG: 0.459 (6, 6)	X 0-0 ② G4-3		X 0-0 21 HR 2B	B B B 4-0 9 21 1B BB		X 0-0 9 13 PB HR 1B	X 0-0 73 1-2 1B		S S C 0-3 ① K	2 3	2 1	1 2	0 0	1 1	0 0	0 0
9 Reed Johnson, R (1, 8) OBP: 0.340, SLG: 0.469 73 Bobby Scales, S (6, 4) OBP: 0.385, SLG: 0.429	X 0-0 ③ F9		X 0-0 ② F8	X 0-0 21 1B 13 1-2 2B 2-H 1B		B X 1-0 ① F9 1-2	X 0-0 1-2 2-H 1B		S S S 0-3 ② K	4 2	1 0	1 1	1 1	0 0	0 1	2 0
21 Milton Bradley, S (1, 10) OBP: 0.440, SLG: 0.609 6 Micah Hoffpauir, L (6, PH) OBP: 0.319, SLG: 0.523 (6, 10)		X 0-0 ① G6-3	X 0-0 2-H HR	X 0-0 13 1-2 2B 2-H 1B		B B B 4-0 13 HR BB	X 0-0 ③ F7		X 0-0 1B	3 2	2 1	2 1	3 0	0 1	0 0	0 2
13 Jake Fox, R (1, 3) OBP: 0.373, SLG: 0.636		X 0-0 7 E 1B	X 0-0 ③ F8	X 0-0 17 1B 1-H 2-H 2B		S S S B B B X 3-2 1-H 2-H HR		X 0-0 ① F8	S S S 0-3 ③ K	6 2	1 0	3 0	5 0	0 0	1 1	1 0
17 Mike Fontenot, L (1, 5) OBP: 0.411, SLG: 0.692 27 Sam Fuld, L (6, 9) OBP: 0.379, SLG: 0.542		X 0-0 ② L7	4-0 7 (95-3) 99 2B BB 0-0 ③ 2-H 1B			X 0-0 ② F8		S S S 0-3 ② K		3 1	1 0	1 0	0 0	1 0	0 1	1 0
7 Aaron Miles, S (1, 4) OBP: 0.362, SLG: 0.349 53 Esteban German, R (6, 5) OBP: 0.400, SLG: 0.250		X 0-0 E5 55 FC6-4 1-2	X 0-0 ① G5-3 1-2	X 0-0 ① F8	X 0-0 ③ G4-3			X 0-0 15 1B 1B		4 1	0 0	0 1	0 0	0 0	0 0	2 0
55 Koyie Hill, S (1, 2) OBP: 0.450, SLG: 0.568 15 Mark Johnson, L (7, 2) OBP: 0.294, SLG: 0.200		X 0-0 ③ FC6-4 1-2f	X 0-0 ② G5-3	X 0-0 FC4-6 1B			X 0-0 59 73 1B 1B	X 0-0 4 BB 1-3 1B		4 1	1 0	2 1	0 0	0 0	0 0	3 0
99 So Taguchi, R (1, 9) OBP: 0.368, SLG: 0.355 4 Joey Gathright, L (6, 8) OBP: 0.381, SLG: 0.278			S S C 0-3 ① K	X 0-0 12 E 2-H 2B	X 0-0 ② F8		S S S 0-3 ① K	B B B 4-0 1-2 BB		3 1	1 0	1 0	1 0	0 1	1 1	1 1
Inning Stats	R: 0 E: 0 K: 1 S: 5 H: 0 LOB: 0 BB: 0 P: 5	R: 0 E: 1 K: 0 S: 5 H: 1 LOB: 2 BB: 0 P: 5	R: 3 E: 0 K: 1 S: 10 H: 3 LOB: 0 BB: 0 P: 12	R: 6 E: 1 K: 0 S: 8 H: 6 LOB: 2 BB: 2 P: 16	R: 0 E: 0 K: 0 S: 4 H: 1 LOB: 1 BB: 0 P: 4	R: 3 E: 0 K: 0 S: 7 H: 2 LOB: 0 BB: 1 P: 15	R: 1 E: 0 K: 2 S: 10 H: 3 LOB: 2 BB: 0 P: 10	R: 0 E: 0 K: 2 S: 9 H: 2 LOB: 3 BB: 1 P: 13	R: 0 E: 0 K: 3 S: 10 H: 1 LOB: 1 BB: 0 P: 10	1B: 13 2B: 3 3B: 0 HR: 3 SF: 0 SAC: 0 DP: 0 HBP: 0						

TOP

Chicago Cubs @ Chicago White Sox

Camelback Ranch, Glendale, AZ

Sat Mar 21 2009, 4:05 PM EDT
Att. 13,311 - Sunny - 83 F

livebaseballscorecards.com

AB	46
R	13
H	19
RBI	13
BB	4
SO	9
LOB	18

WP: 0 PB: 1 SB: 0 CS: 0 PA: 50

PITCHER	IP	WLS	BF	H	R	ER	SO	BB	IBB	HBP	BLK	WP	HR	S	P	ERA	WHIP
56 Mark Buehrle, L (1, 1) ERA: 9.0	3.2	L	21	7	8	8	2	2	0	0	0	0	2	25	35	19.64	2.455
62 Jack Egbert, R (4, 1) ERA: 2.7	1.1		7	4	1	1	0	0	0	0	0	0	0	7	7	6.75	3.000
71 Scott Linebrink, R (6, 1) ERA: 9.0	0.1		4	2	3	3	0	1	0	0	0	0	1	5	13	81.00	9.000
67 Randy Williams, L (6, 1) ERA: 0.93	1.2		8	3	1	1	2	0	0	0	0	0	0	12	12	5.40	1.800
41 Lance Broadway, R (8, 1) ERA: 5.19	1.0		6	2	0	0	2	1	0	0	0	0	0	9	13	0.00	3.000

PITCHER	IP	WLS	BF	H	R	ER	SO	BB	IBB	HBP	BLK	WP	HR	S	P	ERA	WHIP
47 Mike MacDougal, R (9, 1) ERA: 4.0	1.0		4	1	0	0	3	0	0	0	0	0	0	10	10	0.00	1.000

Batter	1	2	3	4	5	6	7	8	9	AB	R	H	RBI	BB	SO	LOB
32 Brian Anderson, R (1, 9) OBP: 0.352, SLG: 0.457	G6-3		F8 2-3		G6-3			P5		3	0	0	0	0	0	1
7 Jerry Owens, L (6, 8) OBP: 0.327, SLG: 0.239										1	0	0	0	0	0	0
17 Chris Getz, L (1, 4) OBP: 0.409, SLG: 0.500	G4-3		20 HBP 1B 3-H		G4-3			74 WP 25 BB 1B		4	0	2	1	0	0	0
20 Carlos Quentin, R (1, 7) OBP: 0.327, SLG: 0.413	G6-3		HBP 1-2			F8		P4		3	0	0	0	0	0	1
25 Jim Thome, L (1, 10) OBP: 0.357, SLG: 0.391		K	K			1B		74 WP BB 1-2		3	0	1	0	1	2	2
14 Paul Konerko, R (1, 3) OBP: 0.453, SLG: 0.720 27 Ben Broussard, L (6, 3) OBP: 0.167, SLG: 0.235 74 Josh Kroeger, L (7, 3)		10 WP 1B		12 G3-6-1 1B		K		G5-3 1-2 2-3		2	0	2	0	0	0	0
										1	0	0	0	0	1	1
										1	0	0	0	0	0	2
12 A.J. Pierzynski, L (1, 2) OBP: 0.368, SLG: 0.405		F9		G3-6-1 1-2f		K			F7	4	0	0	0	0	1	3
10 Alexei Ramirez, R (1, 6) OBP: 0.311, SLG: 0.405 80 Gordon Beckham, R (6, 6) OBP: 0.316, SLG: 0.571		K 1-2		G6-3			K		K	2	0	0	0	0	1	1
										2	0	0	0	0	2	0
7 Josh Fields, R (1, 5) OBP: 0.463, SLG: 0.676			G5-3		HR		K		1B	4	1	2	1	0	1	0
31 Dewayne Wise, L (1, 8) OBP: 0.275, SLG: 0.447 (6, 9)			32 F8 17 1B 2B		G4-3		G3		K	4	1	1	0	0	1	1
Inning Stats	R: 0 E: 0 K: 0 S: 3 H: 0 LOB: 0 BB: 0 P: 3	R: 0 E: 0 K: 2 S: 8 H: 1 LOB: 1 BB: 0 P: 8	R: 1 E: 0 K: 1 S: 7 H: 2 LOB: 2 BB: 0 P: 8	R: 0 E: 0 K: 0 S: 3 H: 1 LOB: 0 BB: 0 P: 3	R: 1 E: 0 K: 0 S: 5 H: 1 LOB: 0 BB: 0 P: 5	R: 0 E: 0 K: 2 S: 8 H: 1 LOB: 1 BB: 0 P: 8	R: 0 E: 0 K: 2 S: 7 H: 0 LOB: 0 BB: 0 P: 7	R: 0 E: 0 K: 0 S: 4 H: 1 LOB: 2 BB: 1 P: 9	R: 0 E: 0 K: 2 S: 8 H: 1 LOB: 1 BB: 0 P: 8	1B: 6 2B: 1 3B: 0 HR: 1	SF: 0 SAC: 0 DP: 1 HBP: 1						

PITCHER	IP	WLS	BF	H	R	ER	SO	BB	IBB	HBP	BLK	WP	HR	S	P	ERA	WHIP
45 Sean Marshall, L (1, 1) ERA: 1.4	5.0	W	20	5	2	2	3	0	0	1	0	1	1	26	27	3.60	1.000
29 Jeff Samardzija, R (6, 1) ERA: 9.0	1.0		4	1	0	0	2	0	0	0	0	0	0	8	8	0.00	1.000
51 Luis Vizcaino, R (7, 1) ERA: 4.26	1.0		3	0	0	0	2	0	0	0	0	0	0	7	7	0.00	0.000
32 Mike Stanton, L (8, 1) ERA: 3.86	1.0		5	1	0	0	0	1	0	0	0	1	0	4	9	0.00	2.000
44 Chad Fox, R (9, 1) ERA: 2.16	1.0		4	1	0	0	2	0	0	0	0	0	0	8	8	0.00	1.000

PITCHER	IP	WLS	BF	H	R	ER	SO	BB	IBB	HBP	BLK	WP	HR	S	P	ERA	WHIP

BOTTOM

Chicago Cubs @ Chicago White Sox

Camelback Ranch, Glendale, AZ

Sat Mar 21 2009, 4:05 PM EDT

Att. 13,311 - Sunny - 83 F

livebaseballscorecards.com

AB	34
R	2
H	8
RBI	2
BB	1
SO	9
LOB	12

1B: 6	SF: 0	WP: 2	PA: 36
2B: 1	SAC: 0	PB: 0	
3B: 0	DP: 1	SB: 0	
HR: 1	HBP: 1	CS: 0	

Chicago White Sox @ Oakland Athletics

Phoenix Municipal Stadium, Phoenix, AZ

Sun Mar 22 2009, 4:05 PM EDT

Att. 7,092 - Sunny - 80 F

TOP

livebaseballscorecards.com

Batter	1	2	3	4	5	6	7	8	9	AB	R	H	RBI	BB	SO	LOB
7 Jerry Owens, L (1, 8) OBP: 0.350, SLG: 0.229	BBBB 4-0 20 S 20 2B BB	BBBB 4-0 10 1B 20 HR BB	X 0-0 ③ P6			X 0-0 ① B3-4		BBBB 4-0 75 S 75 1B BB		2	3	0	0	3	0	1
10 Alexei Ramirez, R (1, 6) OBP: 0.313, SLG: 0.400 75 Eider Torres, S (6, PH) OBP: 0.273, SLG: 0.263 (6, 6)	X 0-0 ① L7	X 0-0 20 HR 1-2 1B		X 0-0 ① G5-3		X 0-0 ② L4		BX 1-0 74 S 74 1B 1-H 1B		3 2	1 0	1 1	0 1	0 0	0 0	1 0
20 Carlos Quentin, R (1, 7) OBP: 0.345, SLG: 0.510 74 Josh Kroeger, L (4, 7) OBP: 0.367, SLG: 0.489	BX 1-0 23 1B 25 2B 1-H 2B	BSX 1-1 1-H 2-H HR		X 0-0 ② G4-3		X 0-0 23 PO 1B		BX 1-0 ③ 1-H 1B		3 2	2 0	2 2	4 0	0 0	0 0	0 0
23 Jermaine Dye, R (1, 9) OBP: 0.283, SLG: 0.298 31 Dewayne Wise, L (7, 9) OBP: 0.293, SLG: 0.462	X 0-0 25 2B 15 1B 2-3 1B	SSS 0-3 ② K		X 0-0 ③ P4		B 1 SAFE 1-0 ③ PO 1-2	X 0-0 ① P4		X 0-0 15 S 7 E 1B	4 1	1 1	1 1	0 0	0 0	1 0	0 0
25 Jim Thome, L (1, 10) OBP: 0.364, SLG: 0.536	X 0-0 ③ 15 1B 1-3 3-H 2B	X 0-0 ③ G1-3			X 0-0 HR		X 0-0 ② L4		X 0-0 ① P5	5	2	2	2	0	0	1
15 Wilson Betemit, S (1, 3) OBP: 0.391, SLG: 0.714	X 0-0 2-H 3-H 1B		SX 0-1 HR		SSS 0-3 ① K		X 0-0 ③ G4-3		BX 1-0 ② F9 1-2	5	1	2	3	0	1	1
7 Josh Fields, R (1, 5) OBP: 0.478, SLG: 0.732	SSS 0-3 ② K		X 0-0 ① G6-3		X 0-0 18 1B 1B			BSX 1-1 HR	BBBB 4-0 18 S 2-H BB	4	1	2	1	1	1	1
18 Brent Lillibridge, R (1, 4) OBP: 0.235, SLG: 0.240	SSS 0-3 ③ K		X 0-0 ② P6		X 0-0 44 G5-4-3 1-2 1B			X 0-0 ① P4	SCC 0-3 ③ K 1-2	5	0	1	0	0	2	2
44 Corky Miller, R (1, 2) OBP: 0.409, SLG: 0.773		X 0-0 ① F7	X 0-0 E4		X 0-0 ② ③ G5-4-3 1-2f			X 0-0 ② G6-3		4	0	0	0	0	0	2
Inning Stats	R: 4 E: 0 K: 2 S: 11 H: 4 LOB: 1 BB: 1 P: 16	R: 3 E: 0 K: 1 S: 8 H: 2 LOB: 0 BB: 1 P: 13	R: 1 E: 1 K: 0 S: 6 H: 1 LOB: 1 BB: 0 P: 6	R: 0 E: 0 K: 0 S: 3 H: 0 LOB: 0 BB: 0 P: 3	R: 1 E: 0 K: 1 S: 7 H: 3 LOB: 1 BB: 0 P: 7	R: 0 E: 0 K: 0 S: 3 H: 1 LOB: 0 BB: 0 P: 4	R: 0 E: 0 K: 0 S: 3 H: 0 LOB: 0 BB: 0 P: 3	R: 2 E: 0 K: 0 S: 6 H: 3 LOB: 2 BB: 1 P: 13	R: 1 E: 0 K: 1 S: 6 H: 1 LOB: 1 BB: 1 P: 11	1B: 9 2B: 2 3B: 0 HR: 4 SF: 0 SAC: 0 DP: 1 HBP: 0						

PITCHER	IP	WLS	BF	H	R	ER	SO	BB	IBB	HBP	BLK	WP	HR	S	P	ERA	WHIP
74 Vin Mazzaro, R (1, 1) ERA: 7.3	2.0	L	14	6	7	7	3	2	0	0	0	0	1	19	29	31.50	4.000
51 Dallas Braden, L (3, 1) ERA: 3.14	5.1		21	6	3	3	1	0	0	0	0	0	3	25	27	5.06	1.125
36 Russ Springer, R (8, 1) ERA: 5.87	0.2		4	2	1	1	0	1	0	0	0	0	0	3	9	13.50	4.500
63 Henry Alberto Rodriguez, R (9, 1) ERA: 2.25	1.0		5	1	1	0	1	1	0	0	0	0	0	6	11	0.00	2.000

PITCHER	IP	WLS	BF	H	R	ER	SO	BB	IBB	HBP	BLK	WP	HR	S	P	ERA	WHIP

AB	40
R	12
H	15
RBI	11
BB	4
SO	5
LOB	9

WP: 0 PB: 0 SB: 5 CS: 0 PA: 45

Batter	1	2	3	4	5	6	7	8	9	AB	R	H	RBI	BB	SO	LOB
6 Travis Buck, L (1, 9) OBP: 0.377, SLG: 0.500	G4-3	L7		G4-3		G6-3	K		FC4 61 WP 61 2B 1-2	4	0	0	0	0	0	1
19 Chris Denorfia, R (7, 8) OBP: 0.407, SLG: 0.417										2	1	0	0	0	1	3
8 Kurt Suzuki, R (1, 2) OBP: 0.390, SLG: 0.513	14 1B 5 E 1B	B 1 SAFE CS 1-2	15 2B 5 SF9 1B	15 1B 3B		11 HBP 5 BB 1B	1-2 BB		57 F8 2B 1-H 2-H	4	3	4	0	1	0	0
61 Joel Galarraga, R (9, 2) OBP: 0.435, SLG: 0.429										1	0	1	2	0	0	0
15 Ryan Sweeney, L (1, 8) OBP: 0.479, SLG: 0.727	P6		5 SF9 14 G5-3 2B 1-3	5 FC3-6 1B 3-H		K	P4		11 WP BB	4	1	2	1	0	1	2
23 Matt Carson, R (7, 9) OBP: 0.464, SLG: 0.591										1	0	0	0	1	0	3
5 Matt Holliday, R (1, 7) OBP: 0.359, SLG: 0.371	E5 14 1B 10 1B 1-2		SF9 2-3 3-H	FC3-6 1-2f		11 HBP 1-2 BB		K	F8 2-3	2	1	0	1	1	0	2
57 Aaron Cunningham, R (6, PR) OBP: 0.426, SLG: 0.622										2	0	0	0	0	1	2
(7, 7)																
14 Mark Ellis, R (1, 10) OBP: 0.257, SLG: 0.250	10 1B 1-3 2-H 1B		G5-3 3-H	F8		1-2 2-3 HBP		K	P4 1-2	3	0	1	2	0	0	1
11 Rajai Davis, R (6, PH) OBP: 0.400, SLG: 0.542										2	0	0	0	0	1	2
(7, 10)																
10 Daric Barton, L (1, 3) OBP: 0.440, SLG: 0.609	1-2 3-H 1B		7 3B 1B		B1-3	K		1-1 HR		5	2	3	2	0	1	3
7 Bobby Crosby, R (1, 5) OBP: 0.279, SLG: 0.410	K		56 2B 1-H 3B		G6-3		G5-3	F8		3	1	1	1	0	1	2
22 Jack Hannahan, L (6, 5) OBP: 0.400, SLG: 0.389										2	0	0	0	0	0	0
56 Cliff Pennington, S (1, 6) OBP: 0.380, SLG: 0.475		F9			26 S BB		26 E 26 S 1B		61 WP 19 E 61 2B 1B	4	1	3	1	1	0	0
2 Gregorio Petit, R (1, 4) OBP: 0.326, SLG: 0.386		8 CS 1B	P4		G1-3 1-2		E6 8 BB 1-3		F7	1	0	1	0	0	0	0
26 Corey Wimberly, S (3, PH) OBP: 0.289, SLG: 0.200										4	0	0	0	0	0	4
(4, 4)																
Inning Stats	R: 2 E: 1 K: 1 S: 10 H: 3 LOB: 2 BB: 0 P: 10	R: 0 E: 0 K: 0 S: 3 H: 1 LOB: 0 BB: 0 P: 4	R: 4 E: 0 K: 0 S: 8 H: 5 LOB: 1 BB: 0 P: 8	R: 1 E: 0 K: 0 S: 5 H: 2 LOB: 1 BB: 0 P: 5	R: 0 E: 0 K: 0 S: 3 H: 0 LOB: 1 BB: 1 P: 8	R: 0 E: 0 K: 2 S: 8 H: 1 LOB: 3 BB: 1 P: 13	R: 0 E: 1 K: 1 S: 7 H: 1 LOB: 3 BB: 1 P: 12	R: 1 E: 0 K: 2 S: 9 H: 1 LOB: 0 BB: 0 P: 10	R: 2 E: 1 K: 0 S: 6 H: 2 LOB: 2 BB: 1 P: 12	1B: 10 2B: 3 3B: 2 HR: 1 SF: 1 SAC: 0 DP: 0 HBP: 1							

PITCHER		IP	WLS	BF	H	R	ER	SO	BB	IBB	HBP	BLK	WP	HR	S	P	ERA	WHIP
54 Clayton Richard, L ERA: 5.06	(1, 1)	4.0	W	23	11	7	5	1	0	0	0	0	0	0	26	27	11.25	2.750
D.J. Carrasco, R ERA: 4.5	(5, 1)	2.0	H	10	1	0	0	2	2	0	1	0	0	0	11	21	0.00	1.500
45 Bobby Jenks, R ERA:	(7, 1)	1.0	H	6	1	0	0	1	1	0	0	0	0	0	7	12	0.00	2.000
26 Octavio Dotel, R ERA: 7.88	(8, 1)	1.0		4	1	1	1	2	0	0	0	0	0	1	9	10	9.00	1.000
48 Jeff Marquez, R ERA: 5.56	(9, 1)	1.0		7	2	2	1	0	1	0	0	0	2	0	6	12	9.00	3.000

PITCHER	IP	WLS	BF	H	R	ER	SO	BB	IBB	HBP	BLK	WP	HR	S	P	ERA	WHIP

BOTTOM

Chicago White Sox @ Oakland Athletics

Phoenix Municipal Stadium, Phoenix, AZ

Sun Mar 22 2009, 4:05 PM EDT
Att. 7,092 - Sunny - 80 F

livebaseballscorecards.com

AB	44
R	10
H	16
RBI	10
BB	4
SO	6
LOB	25

1B: 10
2B: 3
3B: 2
HR: 1
SF: 1
SAC: 0
DP: 0
HBP: 1

WP: 2
PB: 0
SB: 2
CS: 1
PA: 51

Batter	1	2	3	4	5	6	7	8	9	10	AB	R	H	RBI	BB	SO	LOB
31 Dewayne Wise, L (1, 8) OBP: 0.283, SLG: 0.432	F9		G3			P5	1-3 2-H 1B			G3	5	0	1	1	0	0	0
17 Chris Getz, L (1, 4) OBP: 0.404, SLG: 0.476	25 G3 14 S BB		E3			G4-3	F8			27 S 1B	2	0	0	0	1	0	0
80 Gordon Beckham, R (7, PH) OBP: 0.325, SLG: 0.568 (7, 4)											2	0	1	0	0	0	2
14 Paul Konerko, R (1, 3) OBP: 0.464, SLG: 0.712	25 G3 1-2 BB		G6-3			1B		F7		G1-3 1-2	2	0	1	0	1	0	1
27 Ben Broussard, L (6, 3) OBP: 0.158, SLG: 0.222						F9		E3 55 G4-3			2	0	0	0	0	0	1
25 Jim Thome, L (1, 10) OBP: 0.361, SLG: 0.516	G3 1-2 2-3			12 G4-6-3 1B							3	0	1	0	0	0	3
74 Josh Kroeger, L (8, PH) OBP: 0.360, SLG: 0.478 (8, 10)											1	0	0	0	0	0	0
12 A.J. Pierzynski, L (1, 2) OBP: 0.350, SLG: 0.385	L8			G4-6-3 1-2f			L6	G4-3 1-2f			2	0	0	0	0	0	3
55 Donny Lucy, R (7, PH) OBP: 0.188, SLG: 0.375 (7, 2)											2	0	0	0	0	0	1
7 Josh Fields, R (1, 5) OBP: 0.479, SLG: 0.721		32 CS 1B		G6-3			18 1B BB		F8		2	0	1	0	0	0	0
15 Wilson Betemit, S (6, 5) OBP: 0.396, SLG: 0.698											1	1	0	0	1	0	0
32 Brian Anderson, R (1, 9) OBP: 0.345, SLG: 0.440		K 1-2		P4			18 1B 31 1B 1-2 1B		P4		4	1	1	0	0	1	1
18 Brent Lillibridge, R (1, 6) OBP: 0.236, SLG: 0.241		L6		G6-3			31 1B 1-2 2-H 1B		K		4	0	1	1	0	1	0
7 Jerry Owens, L (1, 7) OBP: 0.328, SLG: 0.212			K	G1-3			F7			P2	4	0	0	0	0	1	2
Inning Stats	R: 0 E: 0 K: 0 S: 3 H: 0 LOB: 2 BB: 2 P: 11	R: 0 E: 0 K: 1 S: 5 H: 1 LOB: 0 BB: 0 P: 5	R: 0 E: 1 K: 1 S: 6 H: 0 LOB: 1 BB: 0 P: 6	R: 0 E: 0 K: 0 S: 3 H: 1 LOB: 0 BB: 0 P: 3	R: 0 E: 0 K: 0 S: 3 H: 0 LOB: 0 BB: 0 P: 3	R: 0 E: 0 K: 0 S: 4 H: 1 LOB: 1 BB: 0 P: 4	R: 2 E: 0 K: 0 S: 6 H: 3 LOB: 2 BB: 1 P: 10	R: 0 E: 1 K: 0 S: 3 H: 0 LOB: 0 BB: 0 P: 3	R: 0 E: 0 K: 1 S: 5 H: 0 LOB: 0 BB: 0 P: 5	R: 0 E: 0 K: 0 S: 5 H: 1 LOB: 1 BB: 0 P: 5	1B: 7 2B: 0 3B: 0 HR: 0 SF: 0 SAC: 0 DP: 2 HBP: 0						

PITCHER		IP	WLS	BF	H	R	ER	SO	BB	IBB	HBP	BLK	WP	HR	S	P	ERA	WHIP
55 Roberto Hernandez, R ERA: 1.69	(1, 1)	5.0		18	2	0	0	2	2	0	0	0	0	0	20	28	0.00	0.800
30 Masa Kobayashi, R ERA: 12.0	(6, 1)	1.0	H	4	1	0	0	0	0	0	0	0	0	0	4	4	0.00	1.000
50 Jensen Lewis, R ERA: 2.57	(7, 1)	1.0	B	7	3	2	2	0	1	0	0	0	0	0	6	10	18.00	4.000
49 Edward Mujica, R ERA: 10.8	(8, 1)	1.0		3	0	0	0	0	0	0	0	0	0	0	3	3	0.00	0.000
53 Rafael Perez, L ERA: 1.5	(9, 1)	1.0		3	0	0	0	1	0	0	0	0	0	0	5	5	0.00	0.000

PITCHER		IP	WLS	BF	H	R	ER	SO	BB	IBB	HBP	BLK	WP	HR	S	P	ERA	WHIP
82 Scott Roehl, R ERA:	(10, 1)	1.0		4	1	0	0	0	0	0	0	0	0	0	5	5	0.00	1.000

TOP

Chicago White Sox @ Cleveland Indians

Goodyear Ballpark, Goodyear, AZ

Tue Mar 24 2009, 4:05 PM EDT

Att. 6,002 - Sunny - 74 F

livebaseballscorecards.com

AB	36
R	2
H	7
RBI	2
BB	3
SO	3
LOB	14

WP: 0 PA: 39
PB: 0
SB: 2
CS: 1

Batter	1	2	3	4	5	6	7	8	9	10	AB	R	H	RBI	BB	SO	LOB
24 Grady Sizemore, L (1, 8) OBP: 0.457, SLG: 0.625	x 0-0 ① G1-3		x 0-0 7 1B 1-3 2-H 2B	x 0-0 ③ P4			x 0-0 ② G6-3		x 0-0 FC6 4 FC5-4 1-2		4	0	1	1	0	0	2
83 Matthew Brown, L (8, 9)											1	0	0	0	0	0	1
7 Mark DeRosa, R (1, 5) OBP: 0.333, SLG: 0.636	x 0-0 ② P2		x 0-0 48 BB 2-3 3-H 1B		x 0-0 ① F8		C C C 0-3 ③ K		x 0-0 ③ FC5-4 1-2f		3	0	1	1	0	0	0
4 Tony Graffanino, R (6, 5) OBP: 0.400, SLG: 0.387											2	0	0	0	0	1	2
48 Travis Hafner, L (1, 10) OBP: 0.263, SLG: 0.188	S S S 0-3 ③ K		B B B B 4-0 1-2 BB		x 0-0 41 G3 1B			S S S 0-3 ① K		x 0-0 ① F7	4	0	1	0	1	2	0
41 Victor Martinez, S (1, 2) OBP: 0.390, SLG: 0.629		x 0-0 ① F8	x 0-0 ② F8		x 0-0 ② G3 1-2			B B B B 4-0 15 PB 26 G6-3 BB		x 0-0 ② E9 1B	3	0	0	0	1	0	4
65 Damaso Espino, R (8, PR) OBP: 0.429, SLG: 0.714 (9, 2)											1	0	1	0	0	0	0
2 Jhonny Peralta, R (1, 6) OBP: 0.436, SLG: 0.684		x 0-0 ② G4-3	x 0-0 ③ G5-3		S S S 0-3 ③ K			x 0-0 ② G6-3 1-2		x 0-0 ② G6-3	3	0	0	0	0	1	4
26 Andy Cannizaro, R (8, 6) OBP: 0.320, SLG: 0.409											2	0	0	0	0	0	2
20 David Dellucci, L (1, 7) OBP: 0.292, SLG: 0.545		x 0-0 ③ F8		x 0-0 ① G5-3		x 0-0 ① F7		B x 1-0 ③ L8 2-3		x 0-0 ③ F8	3	0	0	0	0	0	0
15 Andy Marte, R (8, 3) OBP: 0.182, SLG: 0.227											2	0	0	0	0	0	3
12 Ben Francisco, R (1, 9) OBP: 0.378, SLG: 0.487			B B B B 4-0 11 CS BB	x 0-0 ② F7		C C C 0-3 ② K			S S S 0-3 ① K		2	0	0	0	1	1	0
26 Trevor Crowe, S (8, 8) OBP: 0.268, SLG: 0.275											1	0	0	0	0	1	0
11 Jamey Carroll, R (1, 4) OBP: 0.357, SLG: 0.308			B 1 SAFE B B B 4-0 ① 79 BB 24 2B 1-2 BB	x 0-0 79 1B 1B		C C C 0-3 ③ K			x 0-0 ② F9		2	1	1	0	1	1	0
8 Wilson Valdez, R (8, 4) OBP: 0.188, SLG: 0.133											1	0	0	0	0	0	0
79 Chris Gimenez, R (1, 3) OBP: 0.471, SLG: 0.679 (8, 7)			B B B B 4-0 24 2B 7 1B 1-2 BB	x 0-0 1-3 1B			S S S 0-3 ① K		x 0-0 83 E 1B		3	1	2	0	1	1	0
Inning Stats	R: 0 H: 0 E: 0 LOB: 0 K: 1 BB: 0 S: 5 P: 5	R: 0 H: 0 E: 0 LOB: 0 K: 0 BB: 0 S: 3 P: 3	R: 2 H: 2 E: 0 LOB: 3 K: 0 BB: 4 S: 4 P: 20	R: 0 H: 2 E: 0 LOB: 2 K: 0 BB: 0 S: 5 P: 5	R: 0 H: 1 E: 0 LOB: 1 K: 1 BB: 0 S: 6 P: 6	R: 0 H: 0 E: 0 LOB: 0 K: 2 BB: 0 S: 7 P: 7	R: 0 H: 0 E: 0 LOB: 0 K: 2 BB: 0 S: 7 P: 7	R: 0 H: 0 E: 0 LOB: 2 K: 1 BB: 1 S: 5 P: 10	R: 0 H: 1 E: 1 LOB: 2 K: 1 BB: 0 S: 7 P: 7	R: 0 H: 1 E: 1 LOB: 1 K: 0 BB: 0 S: 4 P: 4	1B: 6 SF: 0 2B: 1 SAC: 0 3B: 0 DP: 0 HR: 0 HBP: 0						

PITCHER		IP	WLS	BF	H	R	ER	SO	BB	IBB	HBP	BLK	WP	HR	S	P	ERA	WHIP
78 Aaron Poreda, L ERA: 6.08	(1, 1)	3.0		14	2	2	2	1	4	0	0	0	0	0	12	28	6.00	2.000
46 Adam Russell, R ERA: 8.0	(4, 1)	2.0		9	3	0	0	1	0	0	0	0	0	0	11	11	0.00	1.500
47 Mike MacDougal, R ERA: 3.6	(6, 1)	1.0		3	0	0	0	2	0	0	0	0	0	0	7	7	0.00	0.000
41 Lance Broadway, R ERA: 4.22	(7, 1)	2.0		7	0	0	0	3	1	0	0	0	0	0	12	17	0.00	0.500
43 Ehren Wassermann, R ERA: 5.14	(9, 1)	2.0		9	2	0	0	1	0	0	0	0	0	0	11	11	0.00	1.000

PITCHER	IP	WLS	BF	H	R	ER	SO	BB	IBB	HBP	BLK	WP	HR	S	P	ERA	WHIP

BOTTOM

Chicago White Sox @ Cleveland Indians

Goodyear Ballpark, Goodyear, AZ

Tue Mar 24 2009, 4:05 PM EDT

Att. 6,002 - Sunny - 74 F

livebaseballscorecards.com

AB	37
R	2
H	7
RBI	2
BB	5
SO	8
LOB	18

WP: 0 PA: 42
PB: 1
SB: 0
CS: 1

Oakland Athletics @ Chicago White Sox

Camelback Ranch, Glendale, AZ

Wed Mar 25 2009, 4:05 PM EDT
Att. 4,998 - Sunny - 77 F

TOP

Batter	1	2	3	4	5	6	7	8	9	AB R H RBI BB SO LOB
11 Rajai Davis, R (1, 8) OBP: 0.397, SLG: 0.500	X 0-0 P3 ①		X 0-0 G4-3 ② 2-3			X 0-0 P6 ①		X 0-0 26 E 56 S 26 SF8 1B		4 1 1 0 0 0 1
18 Orlando Cabrera, R (1, 6) OBP: 0.417, SLG: 0.417 56 Cliff Pennington, S (6, PR) OBP: 0.393, SLG: 0.500 (6, 6)	X 0-0 P2 ②		S S S 0-3 K ③			X 0-0 32 WP 32 1B 1B		B S X 1-1 F8 ① 1-2		3 0 1 0 0 1 1 1 1 0 0 0 0 1
14 Mark Ellis, R (1, 4) OBP: 0.237, SLG: 0.229 26 Corey Wimberly, S (6, 4) OBP: 0.280, SLG: 0.227	X 0-0 P6 ③			X 0-0 G1-3 ①		S S S 0-3 K ②		2 SAFE X 0-0 SF8 ② 2-H		3 0 0 0 0 1 1 0 0 0 1 0 0 0
32 Jack Cust, L (1, 9) OBP: 0.395, SLG: 0.500 19 Chris Denorfia, R (6, PR) OBP: 0.406, SLG: 0.414 (6, 9)		X 0-0 15 FC4-6 1B		X 0-0 G4-3 ②		B X 1-0 1-H 1B		X 0-0 G6-3 ③		3 0 2 1 0 0 0 1 0 0 0 0 0 0
15 Ryan Sweeney, L (1, 10) OBP: 0.411, SLG: 0.615		X 0-0 FC4-6 ① 8 G5-3 1-2f		F F C 0-3 ꓘ ③		X 0-0 F8 ③			X 0-0 G3 ①	4 0 0 0 0 1 2
8 Kurt Suzuki, R (1, 2) OBP: 0.340, SLG: 0.444 61 Joel Galarraga, R (6, 2) OBP: 0.393, SLG: 0.480		X 0-0 G5-3 ② 1-2			X 0-0 G5-3 ①		X 0-0 77 SF7 3B		F F C 0-3 ꓘ ②	2 0 0 0 0 0 1 2 1 1 0 0 1 0
77 Sean Doolittle, L (1, 3) OBP: 0.424, SLG: 0.607		F F C 0-3 ꓘ ③			S S S 0-3 K ②		X 0-0 SF7 ① 3-H		B B B B 4-0 22 DI 22 1B BB	2 1 0 1 1 2 1
7 Bobby Crosby, R (1, 5) OBP: 0.313, SLG: 0.455 22 Jack Hannahan, L (6, 5) OBP: 0.404, SLG: 0.366 4 Archie Gilbert, R (9, PR)			X 0-0 11 G4-3 2B		X 0-0 1B		F F C 0-3 ꓘ ②		B X 1-0 1-H 1B	2 0 2 0 0 0 0 2 0 1 1 0 1 0 0 0 0 0 0 0 0
57 Aaron Cunningham, R (1, 7) OBP: 0.377, SLG: 0.535			S S S 0-3 K ①		X 0-0 F9 ③		X 0-0 G6-3 ③		X 0-0 F8 ③	4 0 0 0 0 1 3

livebaseballscorecards.com

AB	33
R	4
H	8
RBI	4
BB	1
SO	8
LOB	11

Inning Stats	1	2	3	4	5	6	7	8	9		
	R: 0 H: 0	R: 0 H: 1	R: 0 H: 1	R: 0 H: 0	R: 0 H: 1	R: 1 H: 2	R: 1 H: 1	R: 1 H: 1	R: 1 H: 1	1B: 6 SF: 2	WP: 1 PA: 36
	E: 0 LOB: 0	E: 0 LOB: 1	E: 0 LOB: 1	E: 0 LOB: 0	E: 0 LOB: 1	E: 0 LOB: 1	E: 0 LOB: 0	E: 1 LOB: 0	E: 0 LOB: 1	2B: 1 SAC: 0	PB: 0
	K: 0 BB: 0	K: 1 BB: 0	K: 2 BB: 0	K: 1 BB: 0	K: 1 BB: 0	K: 1 BB: 0	K: 1 BB: 0	K: 0 BB: 0	K: 1 BB: 1	3B: 1 DP: 0	SB: 1
	S: 3 P: 3	S: 6 P: 6	S: 8 P: 8	S: 5 P: 5	S: 6 P: 6	S: 7 P: 8	S: 6 P: 6	S: 5 P: 6	S: 6 P: 11	HR: 0 HBP: 0	CS: 0

PITCHER	IP	WLS	BF	H	R	ER	SO	BB	IBB	HBP	BLK	WP	HR	S	P	ERA	WHIP
40 Bartolo Colon, R (1, 1) ERA: 6.0	4.1		15	2	0	0	4	0	0	0	0	0	0	23	23	0.00	0.462
67 Randy Williams, L (5, 1) ERA: 0.87	0.2	H	3	1	0	0	1	0	0	0	0	0	0	5	5	0.00	1.500
52 Jose Contreras, R (6, 1) ERA: 5.0	4.0	W	18	5	4	3	3	1	0	0	0	1	0	24	31	6.75	1.500

PITCHER	IP	WLS	BF	H	R	ER	SO	BB	IBB	HBP	BLK	WP	HR	S	P	ERA	WHIP

Batter	1	2	3	4	5	6	7	8	9	AB	R	H	RBI	BB	SO	LOB
18 Brent Lillibridge, R (1, 8) (7, 6) OBP: 0.241, SLG: 0.263	G4-3		SH1-3 1-2		K		2B 3-H			3	0	1	1	0	1	0
17 Chris Getz, L (1, 4) OBP: 0.412, SLG: 0.467	G5-3		FC6 20 E 2-3		20 G6-4-3 1B		BB			3	0	1	0	1	0	1
20 Carlos Quentin, R (1, 7) OBP: 0.322, SLG: 0.472	K		1 SAFE K 1-3		G6-4-3 1-2f		F7			4	0	0	0	0	2	4
23 Jermaine Dye, R (1, 9) OBP: 0.286, SLG: 0.320		G4-3		25 2B 14 SF8 2B		F8		HR		3	1	1	0	0	0	0
15 Wilson Betemit, S (8, 3) OBP: 0.408, SLG: 0.773										1	1	1	1	0	0	0
25 Jim Thome, L (1, 10) OBP: 0.375, SLG: 0.629		G1-3		14 SF8 12 SF8 2-3 2B		K		HR		4	2	2	1	0	1	0
14 Paul Konerko, R (1, 3) OBP: 0.458, SLG: 0.704		12 1B 1B		SF8 2-3 3-H		F9		K		2	0	1	1	0	0	0
74 Josh Kroeger, L (8, 9)										1	0	0	0	0	1	0
12 A.J. Pierzynski, L (1, 2) OBP: 0.341, SLG: 0.381		10 FC4-6 1-3 1B		SF8 3-H			F9	F8		3	0	1	1	0	0	0
10 Alexei Ramirez, R (1, 6) OBP: 0.320, SLG: 0.404		FC4-6 1-2f		7 S 1B			18 2B 3B	F9		2	0	1	0	0	0	2
31 Dewayne Wise, L (7, 8) OBP: 0.292, SLG: 0.478										2	1	1	0	0	0	0
7 Josh Fields, R (1, 5) OBP: 0.471, SLG: 0.696			17 FC6 18 SH1-3 1B	1 SAFE K 1-2			G6-3			3	0	1	0	0	1	2
Inning Stats	R: 0 E: 0 K: 1 S: 5 H: 0 LOB: 0 BB: 0 P: 5	R: 0 E: 0 K: 0 S: 5 H: 2 LOB: 2 BB: 0 P: 5	R: 0 E: 0 K: 1 S: 6 H: 1 LOB: 1 BB: 0 P: 6	R: 2 E: 0 K: 1 S: 8 H: 3 LOB: 1 BB: 0 P: 8	R: 0 E: 0 K: 1 S: 5 H: 1 LOB: 0 BB: 0 P: 5	R: 0 E: 0 K: 1 S: 5 H: 0 LOB: 0 BB: 0 P: 5	R: 1 E: 0 K: 0 S: 5 H: 2 LOB: 2 BB: 1 P: 9	R: 2 E: 0 K: 1 S: 9 H: 2 LOB: 0 BB: 0 P: 13		1B: 5 2B: 3 3B: 1 HR: 2	SF: 2 SAC: 1 DP: 1 HBP: 0						

PITCHER	IP	WLS	BF	H	R	ER	SO	BB	IBB	HBP	BLK	WP	HR	S	P	ERA	WHIP
67 Brett Anderson, L (1, 1) ERA: 2.25	4.1		20	7	2	2	4	0	0	0	0	0	0	28	28	4.15	1.615
71 Andrew Bailey, R (5, 1) ERA:	1.2		4	0	0	0	1	0	0	0	0	0	0	6	6	0.00	0.000
48 Michael Wuertz, R (7, 1) ERA: 9.64	1.0		6	2	1	1	0	1	0	0	0	0	0	5	9	9.00	3.000
45 Chris Schroder, R (8, 1) ERA: 9.9	1.0	L	5	2	2	2	1	0	0	0	0	0	2	9	13	18.00	2.000

PITCHER	IP	WLS	BF	H	R	ER	SO	BB	IBB	HBP	BLK	WP	HR	S	P	ERA	WHIP

BOTTOM

Oakland Athletics @ Chicago White Sox

Camelback Ranch, Glendale, AZ

Wed Mar 25 2009, 4:05 PM EDT
Att. 4,998 - Sunny - 77 F

livebaseballscorecards.com

AB	31
R	5
H	11
RBI	5
BB	1
SO	6
LOB	9

WP: 0	PA: 35
PB: 0	
SB: 1	
CS: 0	

Batter	1	2	3	4	5	6	7	8	9	AB	R	H	RBI	BB	SO	LOB
2 Felipe Lopez, S (1, 4) OBP: 0.355, SLG: 0.385 14 Ryan Roberts, R (8, 4) OBP: 0.424, SLG: 0.531	0-0 74 G3-1 74 S 24 1B 1B		4-0 74 S 74 2B BB	0-0 ③ G1-3			4-0 74 G4-6-3 BB			2 0	2 0	1 0	0 0	2 0	0 0	1 0
74 Gerardo Parra, L (1, 9) OBP: 0.400, SLG: 0.474	0-1 ① G3-1 1-3		1-0 18 1B 1-H 2B		0-0 24 G5-4-3 1B		0-0 ②③ G4-6-3 1-2f			4	1	2	1	0	0	2
24 Chris Young, R (1, 8) OBP: 0.393, SLG: 0.558	0-0 18 1B 3-H 1B		0-0 ① P4		0-0 ①② G5-4-3 1-2f			0-0 ① G1-3		4	0	1	1	0	0	2
18 Chad Tracy, L (1, 3) OBP: 0.468, SLG: 0.558 29 Josh Whitesell, L (8, PH) OBP: 0.457, SLG: 0.541 (8, 3)	0-0 27 G5-4-3 1-2 1B		0-0 26 FC4-6 2-H 1B		0-0 ③ G6-3			4-0 16 G1-6-3 BB		3 0	0 0	2 0	1 0	0 1	0 0	0 0
27 Mark Reynolds, R (1, 5) OBP: 0.375, SLG: 0.442 16 Josh Wilson, R (6, 5) OBP: 0.365, SLG: 0.468	0-0 ②③ G5-4-3 1-2f		0-3 ② K			0-0 ① G6-3		0-0 ②③ G1-6-3 1-2f		3 1	0 0	0 0	0 0	0 0	1 0	3 1
26 Miguel Montero, L (1, 10) OBP: 0.500, SLG: 0.607 12 Chris Roberson, S (9, PR) OBP: 0.300, SLG: 0.364 (9, 10)		0-0 ① G1-3	0-0 ③ FC4-6 1-2f			0-0 ② G3			0-0 11 G4-3 38 G3 1B	4 0	0 0	1 0	0 0	0 0	0 0	1 0
19 Chris Snyder, R (1, 2) OBP: 0.432, SLG: 0.581 38 Luke Carlin, S (8, 2) OBP: 0.409, SLG: 0.294		0-0 ② F8	4-0 12 G3-1 BB			0-0 1B			0-0 ① G3 1-2	2 1	0 0	1 0	0 0	1 0	0 0	0 1
11 Augie Ojeda, S (1, 6) OBP: 0.370, SLG: 0.333		0-0 12 FC6-4 1B	0-0 ① F9			1-0 ③ L8			0-0 ② G4-3 2-3	4	0	1	0	0	0	4
12 Evan Frey, L (1, 7) OBP: 0.291, SLG: 0.420	0-0 ③ FC6-4 1-2f		0-0 ② G3-1 1-2				0-0 ① G5-3		0-0 ③ G4-3	4	0	0	0	0	0	4
Inning Stats	R: 1 H: 3 E: 0 LOB: 1 K: 0 BB: 0 S: 6 P: 6	R: 0 H: 1 E: 0 LOB: 1 K: 0 BB: 0 S: 4 P: 4	R: 2 H: 2 E: 0 LOB: 1 K: 1 BB: 1 S: 7 P: 12	R: 0 H: 0 E: 0 LOB: 1 K: 0 BB: 1 S: 3 P: 7	R: 0 H: 1 E: 0 LOB: 0 K: 0 BB: 0 S: 3 P: 3	R: 0 H: 1 E: 0 LOB: 1 K: 0 BB: 0 S: 4 P: 5	R: 0 H: 0 E: 0 LOB: 0 K: 0 BB: 1 S: 2 P: 6	R: 0 H: 0 E: 0 LOB: 0 K: 0 BB: 1 S: 2 P: 6	R: 0 H: 1 E: 0 LOB: 2 K: 0 BB: 0 S: 4 P: 4	1B: 8 SF: 0 2B: 1 SAC: 0 3B: 0 DP: 4 HR: 0 HBP: 0						

TOP

Arizona Diamondbacks @ Chicago White Sox

Camelback Ranch, Glendale, AZ

Thu Mar 26 2009, 4:05 PM EDT
Att. 5,756 - Partly Cloudy - 78 F

livebaseballscorecards.com

AB	32
R	3
H	9
RBI	3
BB	4
SO	1
LOB	19

PITCHER		IP	WLS	BF	H	R	ER	SO	BB	IBB	HBP	BLK	WP	HR	S	P	ERA	WHIP
48 Jeff Marquez, R ERA: 5.87	(1, 1)	4.0	L	19	6	3	3	1	2	0	0	0	0	0	20	29	6.75	2.000
37 Matt Thornton, L ERA:	(5, 1)	2.0		7	2	0	0	0	0	0	0	0	0	0	7	8	0.00	1.000
71 Scott Linebrink, R ERA: 7.71	(7, 1)	1.0		3	0	0	0	0	1	0	0	0	0	0	2	6	0.00	1.000
47 Mike MacDougal, R ERA: 3.27	(8, 1)	1.0		3	0	0	0	0	1	0	0	0	0	0	2	6	0.00	1.000
41 Lance Broadway, R ERA: 3.86	(9, 1)	1.0		4	1	0	0	0	0	0	0	0	0	0	4	4	0.00	1.000

PITCHER	IP	WLS	BF	H	R	ER	SO	BB	IBB	HBP	BLK	WP	HR	S	P	ERA	WHIP

Batter	1	2	3	4	5	6	7	8	9	AB	R	H	RBI	BB	SO	LOB
31 Dewayne Wise, L (1, 8) OBP: 0.288, SLG: 0.480	2B		F8		G4-6-3 1-2f			K		4	0	1	0	0	1	2
17 Chris Getz, L (1, 4) OBP: 0.400, SLG: 0.449	25 S 20 S 25 1B 1B		E5 2-3			G4-3		B1-3		4	1	1	0	0	0	1
20 Carlos Quentin, R (1, 7) OBP: 0.306, SLG: 0.446 32 Brian Anderson, R (7, 7) OBP: 0.339, SLG: 0.431	K 1-2		G3-1			G5-3			F8	3 1	0 0	0 0	0 0	0 0	1 0	3 0
25 Jim Thome, L (1, 10) OBP: 0.386, SLG: 0.605	23 2-4 2-H 1B			23 G5-3 BB		K			G4-3	3	0	1	1	1	1	0
23 Jermaine Dye, R (1, 9) OBP: 0.271, SLG: 0.302 74 Josh Kroeger, L (8, 9) OBP: 0.346, SLG: 0.458	2-4 1-2	P1		G5-3 1-2			K		K	3 1	0 0	0 0	0 0	0 0	1 1	1 0
14 Paul Konerko, R (1, 3) OBP: 0.435, SLG: 0.667		K		F9			E3 15 FC3-6			3	0	0	0	0	1	1
15 Wilson Betemit, S (1, 5) OBP: 0.385, SLG: 0.723		G5-3		K			FC3-6 1-2f			3	0	0	0	0	1	2
10 Alexei Ramirez, R (1, 6) OBP: 0.321, SLG: 0.420			17 E 2B		G6-3		F7			3	0	1	0	0	0	1
44 Corky Miller, R (1, 2) OBP: 0.417, SLG: 0.750 55 Donny Lucy, R (6, 2) OBP: 0.176, SLG: 0.353			G5-3		31 G4-6-3 1B			G6-3		2 1	0 0	1 0	0 0	0 0	0 0	1 0
Inning Stats	R: 1 E: 0 K: 1 S: 7 H: 3 LOB: 1 BB: 0 P: 8	R: 0 E: 0 K: 1 S: 5 H: 0 LOB: 0 BB: 0 P: 5	R: 0 E: 1 K: 0 S: 5 H: 1 LOB: 2 BB: 0 P: 5	R: 0 E: 0 K: 1 S: 5 H: 0 LOB: 1 BB: 1 P: 9	R: 0 E: 0 K: 0 S: 3 H: 1 LOB: 0 BB: 0 P: 3	R: 0 E: 0 K: 1 S: 5 H: 0 LOB: 0 BB: 0 P: 5	R: 0 E: 1 K: 1 S: 6 H: 0 LOB: 1 BB: 0 P: 6	R: 0 E: 0 K: 1 S: 5 H: 0 LOB: 0 BB: 0 P: 5	R: 0 E: 0 K: 1 S: 5 H: 0 LOB: 0 BB: 0 P: 5	1B: 3 2B: 2 3B: 0 HR: 0	SF: 0 SAC: 0 DP: 1 HBP: 0						

PITCHER	IP	WLS	BF	H	R	ER	SO	BB	IBB	HBP	BLK	WP	HR	S	P	ERA	WHIP
17 Brandon Webb, R (1, 1) ERA: 5.82	6.0	W	23	5	1	1	4	1	0	0	0	0	0	30	35	1.50	1.000
50 Chad Qualls, R (7, 1) ERA: 3.86	1.0	H	4	0	0	0	1	0	0	0	0	0	0	6	6	0.00	0.000
33 Billy Buckner, R (8, 1) ERA: 2.84	2.0	S	6	0	0	0	2	0	0	0	0	0	0	10	10	0.00	0.000

PITCHER	IP	WLS	BF	H	R	ER	SO	BB	IBB	HBP	BLK	WP	HR	S	P	ERA	WHIP

BOTTOM

Arizona Diamondbacks @ Chicago White Sox

Camelback Ranch, Glendale, AZ

Thu Mar 26 2009, 4:05 PM EDT
Att. 5,756 - Partly Cloudy - 78 F

livebaseballscorecards.com

AB	31
R	1
H	5
RBI	1
BB	1
SO	7
LOB	12

1B: 3 2B: 2 3B: 0 HR: 0 | SF: 0 SAC: 0 DP: 1 HBP: 0

WP: 0 PB: 0 SB: 2 CS: 0 | PA: 32

Batter	1	2	3	4	5	6	7	8	9	AB	R	H	RBI	BB	SO	LOB
7 Jerry Owens, L (1, 8) OBP: 0.348, SLG: 0.263	F7		L9		23 PB 1B		1B		2-H 2B	5	0	3	1	0	0	1
17 Chris Getz, L (1, 4) OBP: 0.379, SLG: 0.423	G4-3		P4		F7		K		L9	3	0	0	0	0	0	2
18 Brent Lillibridge, R (6, 4) OBP: 0.233, SLG: 0.254										2	0	0	0	0	1	2
20 Carlos Quentin, R (1, 7) OBP: 0.318, SLG: 0.450	1B			74 BB 23 BB 7 2B 1B	F9		K			4	1	2	0	0	1	2
23 Jermaine Dye, R (1, 9) OBP: 0.274, SLG: 0.291	P5			74 BB 7 2B 1-2 BB	P4 1-2			K		2	1	0	0	1	0	2
26 Octavio Dotel, R (6, 1)										0	0	0	0	0	0	0
45 Bobby Jenks, R (7, 1)										0	0	0	0	0	0	0
88 Miguel Negron, L (8, PH) OBP: 0.167, SLG: 0.167 (8, 9)										1	0	0	0	0	1	0
12 A.J. Pierzynski, L (1, 2) OBP: 0.319, SLG: 0.356		G5-3		F4		G4-3		P4		3	0	0	0	0	0	2
55 Donny Lucy, R (8, PH) OBP: 0.167, SLG: 0.333 (8, 2)										1	0	0	0	0	0	0
10 Alexei Ramirez, R (1, 6) OBP: 0.298, SLG: 0.389		K		F7		P3		F9		4	0	0	0	0	1	2
93 Justin Cassel, R (8, 1)										0	0	0	0	0	0	0
74 Josh Kroeger, L (1, 3) OBP: 0.339, SLG: 0.431		G3-1		7 2B 1-2 2-3 BB		F8			K	3	0	0	0	1	1	0
7 Josh Fields, R (1, 5) OBP: 0.491, SLG: 0.740			1B	1-3 2-H 3-H 2B			F8		7 2B 2B	4	1	3	2	0	0	0
54 Clayton Richard, L (1, 1)			K	K			HR		K	0	0	0	0	0	0	0
D.J. Carrasco, R (1, 1)										1	0	0	0	0	1	1
15 Wilson Betemit, S (4, PH) OBP: 0.377, SLG: 0.708										1	0	0	0	0	1	2
67 Randy Williams, L (4, 1)										0	0	0	0	0	0	0
32 Brian Anderson, R (6, 9) OBP: 0.350, SLG: 0.500										1	1	1	0	0	0	0
Eduardo Escobar, S (8, 6)										1	0	0	0	0	1	1
Inning Stats	R: 0 E: 0 K: 0 S: 4 H: 1 LOB: 1 BB: 0 P: 4	R: 0 E: 0 K: 1 S: 5 H: 0 LOB: 0 BB: 0 P: 5	R: 0 E: 0 K: 1 S: 6 H: 1 LOB: 1 BB: 0 P: 6	R: 2 E: 0 K: 1 S: 7 H: 2 LOB: 2 BB: 2 P: 15	R: 0 E: 0 K: 0 S: 4 H: 1 LOB: 1 BB: 0 P: 5	R: 0 E: 0 K: 0 S: 3 H: 0 LOB: 0 BB: 0 P: 3	R: 1 E: 0 K: 2 S: 10 H: 2 LOB: 1 BB: 0 P: 13	R: 0 E: 0 K: 1 S: 5 H: 0 LOB: 0 BB: 0 P: 5	R: 1 E: 0 K: 2 S: 9 H: 2 LOB: 1 BB: 0 P: 9	1B: 5 2B: 3 3B: 0 HR: 1	SF: 0 SAC: 0 DP: 0 HBP: 0						

PITCHER	IP	WLS	BF	H	R	ER	SO	BB	IBB	HBP	BLK	WP	HR	S	P	ERA	WHIP
38 Carlos Zambrano, R (1, 1) ERA: 3.27	6.0	W	25	5	2	2	3	2	0	0	0	0	0	29	38	3.00	1.167
37 Angel Guzman, R (7, 1) ERA: 9.0	1.0		5	2	1	1	2	0	0	0	0	0	1	10	13	9.00	2.000
51 Luis Vizcaino, R (8, 1) ERA: 3.24	1.0		3	0	0	0	1	0	0	0	0	0	0	5	5	0.00	0.000
32 Mike Stanton, L (9, 1) ERA: 6.48	0.1		1	0	0	0	1	0	0	0	0	0	0	3	3	0.00	0.000
44 Chad Fox, R (9, 1) ERA: 2.7	0.2		4	2	1	1	1	0	0	0	0	0	0	6	6	13.50	3.000

PITCHER	IP	WLS	BF	H	R	ER	SO	BB	IBB	HBP	BLK	WP	HR	S	P	ERA	WHIP

TOP

Chicago White Sox @ Chicago Cubs

Hohokam Park, Mesa, AZ

Fri Mar 27 2009, 4:05 PM EDT

Att. 13,327 - Sunny - 60 F

livebaseballscorecards.com

AB	36
R	4
H	9
RBI	4
BB	2
SO	8
LOB	17

Batter	1	2	3	4	5	6	7	8	9	AB	R	H	RBI	BB	SO	LOB
12 Alfonso Soriano, R (1, 7) OBP: 0.400, SLG: 0.621 56 Brad Snyder, L (7, 7) OBP: 0.385, SLG: 0.636 (8, 9)	25 1B 1 1B 1B 2-H 2B		G3-6-1 1-2f			K		K		4 1	1 0	2 0	1 0	0 0	1 1	1 1
1 Kosuke Fukudome, L (1, 8) OBP: 0.250, SLG: 0.250 4 Joey Gathright, L (7, 8) OBP: 0.375, SLG: 0.268	25 1B 16 FC5-4 1B 1-2 K			P3		F7		G4-3		4 1	1 0	1 0	0 0	0 0	1 0	1 1
25 Derrek Lee, R (1, 3) OBP: 0.327, SLG: 0.400 6 Micah Hoffpauir, L (7, 3) OBP: 0.342, SLG: 0.563	16 FC5-4 21 BB 7 1B 1B 1-3 2-H K			2B		L7				4 0	1 0	2 0	1 0	0 0	1 0	0 0
21 Milton Bradley, S (1, 9) OBP: 0.564, SLG: 0.882 51 Luis Vizcaino, R (8, 1) 32 Mike Stanton, L (9, 1) 44 Chad Fox, R (9, 1)	BBB 16 FC5-4 BB 1-2 K			16 G6-4-3 BB BBB			E4 16 F8 1B			2 0 0 0	0 0 0 0	1 0 0 0	0 0 0 0	2 0 0 0	1 0 0 0	0 0 0 0
16 Aramis Ramirez, R (1, 5) OBP: 0.353, SLG: 0.467 53 Esteban German, R (8, 5) OBP: 0.381, SLG: 0.235	FC5-4 2 BB 7 1B 55 2B 1-2f 2-3 3-H K			G6-4-3 1-2f			F8 2-3			4 0	1 0	0 0	1 0	0 0	1 0	5 0
7 Aaron Miles, S (1, 4) OBP: 0.368, SLG: 0.353 59 Andrés Blanco, S (8, 4) OBP: 0.333, SLG: 0.400	2 BB 55 2B 1-2 3-H 1B		55 BB 2 1B 38 FC3-6 1B		55 G5-3 1B		K			4 0	2 0	3 0	1 0	0 0	1 0	1 0
2 Ryan Theriot, R (1, 6) OBP: 0.492, SLG: 0.509	BBB 55 2B 38 G6-3 BB 1-2 2-3		55 BB 38 E 1B 1-2		F9		G4-3			3	2	1	0	1	0	2
55 Koyie Hill, S (1, 2) OBP: 0.444, SLG: 0.561 Paul Bako, L (6, 2) OBP: 0.382, SLG: 0.500	12 2B 2B 1-3 2-H 3-H		BBBB 38 FC3-6 BB 1-2 2-3		G5-3 1-2			G3-1 1B		2 1	1 0	1 0	2 0	1 0	0 0	1 0
38 Carlos Zambrano, S (1, 1) OBP: 0.444, SLG: 1.000 37 Angel Guzman, R (7, 1) OBP: 1.000, SLG: 1.000 99 So Taguchi, R (8, 7) OBP: 0.404, SLG: 0.368	G6-3 3-H		FC3-6 12 G3-6-1 1-2f 2-H 3-H		F8			1B		3 0 1	0 0 0	0 0 1	2 0 0	0 0 0	0 0 0	3 0 0
Inning Stats	R: 7 H: 6 E: 0 LOB: 1 K: 1 BB: 2 S: 11 P: 19	R: 0 H: 0 E: 0 LOB: 0 K: 3 BB: 0 S: 9 P: 9	R: 2 H: 2 E: 1 LOB: 0 K: 0 BB: 1 S: 4 P: 8	R: 0 H: 1 E: 0 LOB: 1 K: 0 BB: 1 S: 3 P: 7	R: 0 H: 1 E: 0 LOB: 1 K: 0 BB: 0 S: 4 P: 4	R: 0 H: 0 E: 0 LOB: 0 K: 1 BB: 0 S: 5 P: 5	R: 0 H: 1 E: 1 LOB: 1 K: 1 BB: 0 S: 6 P: 6	R: 0 H: 1 E: 0 LOB: 1 K: 1 BB: 0 S: 6 P: 6		1B: 9 2B: 3 3B: 0 HR: 0	SF: 0 SAC: 0 DP: 2 HBP: 0			WP: 0 PB: 0 SB: 0 CS: 0	PA: 38		

BOTTOM

Chicago White Sox @ Chicago Cubs

Hohokam Park, Mesa, AZ

Fri Mar 27 2009, 4:05 PM EDT
Att. 13,327 - Sunny - 60 F

livebaseballscorecards.com

AB	34
R	9
H	12
RBI	8
BB	4
SO	7
LOB	16

PITCHER		IP	WLS	BF	H	R	ER	SO	BB	IBB	HBP	BLK	WP	HR	S	P	ERA	WHIP
54 Clayton Richard, L ERA: 7.89	(1, 1)	0.1	L	8	5	7	7	0	2	0	0	0	0	0	6	14	189.00	21.000
D.J. Carrasco, R ERA: 4.3	(1, 1)	2.2		11	3	2	1	4	1	0	0	0	0	0	18	22	3.38	1.500
67 Randy Williams, L ERA: 0.73	(4, 1)	2.0		8	2	0	0	0	1	0	0	0	0	0	7	11	0.00	1.500
26 Octavio Dotel, R ERA: 7.0	(6, 1)	1.0		3	0	0	0	1	0	0	0	0	0	0	5	5	0.00	0.000
45 Bobby Jenks, R ERA:	(7, 1)	1.0		4	1	0	0	1	0	0	0	0	0	0	6	6	0.00	1.000

PITCHER		IP	WLS	BF	H	R	ER	SO	BB	IBB	HBP	BLK	WP	HR	S	P	ERA	WHIP
93 Justin Cassel, R ERA:	(8, 1)	1.0		4	1	0	0	1	0	0	0	0	0	0	6	6	0.00	1.000

Batter	1	2	3	4	5	6	7	8	9	AB	R	H	RBI	BB	SO	LOB
15 Rafael Furcal, S (1, 6) OBP: 0.323, SLG: 0.278 14 Juan Castro, R (8, PR) OBP: 0.440, SLG: 0.617 (8, 6)	B6-3		13 BB 1-2 1B			13 G1-6-3 1B		BBB 13 FC3-6 BB		3 0 2 0 1 0 0 0 0 0 0 0 0 0
13 Orlando Hudson, S (1, 4) OBP: 0.268, SLG: 0.288 60 Chin-Lung Hu, R (8, PR) OBP: 0.311, SLG: 0.395 (8, 4)	K		BBBB 99 G4-6-3 1-2 2-3 BB			G1-6-3 1-2f		FC3-6 99 BB 16 E 1-2f		3 0 0 0 1 1 2 0 1 0 0 0 0 0
99 Manny Ramirez, R (1, 10) OBP: 0.650, SLG: 0.733 Adam Godwin, R (8, PR) (8, 10)	1B		G4-6-3 1-2f			16 1B 1B		BBBB 16 FC4-6 1-2 BB		3 0 2 0 1 0 3 0 0 0 0 0 0 0
16 Andre Ethier, L (1, 9) OBP: 0.347, SLG: 0.381 75 Xavier Paul, L (8, PR) OBP: 0.413, SLG: 0.589 (8, 9)	P5			BBBB 55 CS BB		1-2 1B		FC4-6 1-2f 2-H		3 0 1 0 1 0 2 0 0 0 0 0 0 0
55 Russell Martin, R (1, 2) OBP: 0.378, SLG: 0.714 12 Brad Ausmus, R (7, 2) OBP: 0.439, SLG: 0.514		F7		CCC 1-2		F9		G3		3 0 0 0 0 1 3 1 0 0 0 0 0 1
7 James Loney, L (1, 3) OBP: 0.270, SLG: 0.254		CCC		CCC			9 G1-3 1B		L8	4 0 1 0 0 2 0
27 Matt Kemp, R (1, 8) OBP: 0.264, SLG: 0.406		G5-3		SSS	K		F7		G5-3	4 0 0 0 0 1 1
9 Juan Pierre, L (1, 7) OBP: 0.305, SLG: 0.283			33 CS 1B	SSS	K2-3		G1-3 1-2		G5-3	4 0 1 0 0 1 1
33 Blake DeWitt, L (1, 5) OBP: 0.328, SLG: 0.367			CX 13 BB 15 1B 1-2 1B	CCC	K		SSS K			3 0 1 0 0 2 1
Inning Stats	R: 0 H: 1 E: 0 LOB: 1 K: 1 BB: 0 S: 6 P: 6	R: 0 H: 0 E: 0 LOB: 0 K: 1 BB: 0 S: 5 P: 5	R: 0 H: 3 E: 0 LOB: 2 K: 0 BB: 0 S: 5 P: 9	R: 0 H: 0 E: 0 LOB: 0 K: 2 BB: 1 S: 6 P: 10	R: 0 H: 0 E: 0 LOB: 0 K: 3 BB: 0 S: 9 P: 9	R: 0 H: 3 E: 0 LOB: 2 K: 0 BB: 0 S: 5 P: 5	R: 0 H: 1 E: 0 LOB: 1 K: 1 BB: 0 S: 6 P: 6	R: 1 H: 0 E: 1 LOB: 1 K: 0 BB: 2 S: 3 P: 11	R: 0 H: 0 E: 0 LOB: 0 K: 0 BB: 0 S: 3 P: 3	1B: 8 SF: 0 2B: 0 SAC: 0 3B: 0 DP: 2 HR: 0 HBP: 0			WP: 0 PA: 35 PB: 0 SB: 0 CS: 2			

TOP

Los Angeles Dodgers @ Chicago White Sox

Camelback Ranch, Glendale, AZ

Sat Mar 28 2009, 4:05 PM EDT
Att. 10,757 - Sunny - 73 F

livebaseballscorecards.com

AB	31
R	1
H	8
RBI	0
BB	4
SO	8
LOB	14

PITCHER		IP	WLS	BF	H	R	ER	SO	BB	IBB	HBP	BLK	WP	HR	S	P	ERA	WHIP
34 Gavin Floyd, R ERA: 2.57	(1, 1)	6.0	W	23	7	0	0	7	2	0	0	0	0	0	36	44	0.00	1.500
62 Jack Egbert, R ERA: 2.35	(7, 1)	2.0		9	1	1	0	1	2	0	0	0	0	0	9	17	0.00	1.500
41 Lance Broadway, R ERA: 3.55	(9, 1)	1.0		3	0	0	0	0	0	0	0	0	0	0	3	3	0.00	0.000

PITCHER	IP	WLS	BF	H	R	ER	SO	BB	IBB	HBP	BLK	WP	HR	S	P	ERA	WHIP

BOTTOM

Los Angeles Dodgers @ Chicago White Sox

Camelback Ranch, Glendale, AZ

Sat Mar 28 2009, 4:05 PM EDT
Att. 10,757 - Sunny - 73 F

livebaseballscorecards.com

Batter	1	2	3	4	5	6	7	8	9	AB	R	H	RBI	BB	SO	LOB
32 Brian Anderson, R (1, 8) OBP: 0.344, SLG: 0.482	G5-3		G5-3			10 2B 20 1B 1B 1-2 2-3	L6			4	1	1	0	0	0	1
10 Alexei Ramirez, R (1, 6) OBP: 0.311, SLG: 0.431	F8			G6-3		20 1B 25 SF7 2B 1-3 2-H 3-H	2-H 2B			4	1	2	3	0	0	0
20 Carlos Quentin, R (1, 7) OBP: 0.329, SLG: 0.444	C F B B B B 4-2 25 CS BB			F8		14 WP 25 SF7 1B 2-3 3-H	G6-3			3	0	1	1	1	0	1
25 Jim Thome, L (1, 10) OBP: 0.375, SLG: 0.610 Joe Persichina, L (8, PR) (9, 10)	1 SAFE CS 1-2	F7		S S S K		SF7 1-2 3-H		14 1B 2B		3 0	0 0	1 0	1 0	0 0	1 0	0 0
23 Jermaine Dye, R (1, 9) OBP: 0.273, SLG: 0.288		12 FC6-4 1B			G5-3	S S S K		L9		4	0	1	0	0	1	2
14 Paul Konerko, R (1, 3) OBP: 0.424, SLG: 0.639		F9			G6-3	B S S S K 2-3		7 FC4-6 1B 2-3		4	0	1	0	0	1	2
12 A.J. Pierzynski, L (1, 2) OBP: 0.306, SLG: 0.340 44 Corky Miller, R (7, 2) OBP: 0.385, SLG: 0.692		FC6-4 1-2f			G3		G5-3	L4		2 2	0 0	0 0	0 0	0 0	0 0	1 3
7 Josh Fields, R (1, 5) OBP: 0.508, SLG: 0.755			18 F9-3 1B			B B B B 4-0 32 1B 18 1B 10 2B BB	18 2B 2B	FC4-6 1-2f		3	2	2	0	1	0	3
18 Brent Lillibridge, R (1, 4) OBP: 0.254, SLG: 0.290			F9-3 1-1			32 1B 10 2B 1B 1-2	10 2B 2B 2-H			3	2	2	1	0	0	1
Inning Stats	R: 0 E: 0 K: 0 S: 4 H: 0 LOB: 0 BB: 1 P: 8	R: 0 E: 0 K: 0 S: 4 H: 1 LOB: 1 BB: 0 P: 4	R: 0 E: 0 K: 0 S: 3 H: 1 LOB: 0 BB: 0 P: 3	R: 0 E: 0 K: 1 S: 5 H: 0 LOB: 0 BB: 0 P: 5	R: 0 E: 0 K: 0 S: 3 H: 0 LOB: 0 BB: 0 P: 3	R: 4 E: 0 K: 2 S: 11 H: 4 LOB: 1 BB: 1 P: 16	R: 2 E: 0 K: 0 S: 6 H: 3 LOB: 1 BB: 0 P: 6	R: 0 E: 0 K: 0 S: 5 H: 2 LOB: 3 BB: 0 P: 5		1B: 6 2B: 6 3B: 0 HR: 0	SF: 1 SAC: 0 DP: 1 HBP: 0		WP: 1 PB: 0 SB: 0 CS: 1	PA: 36		

	AB	32
	R	6
	H	11
	RBI	6
	BB	2
	SO	3
	LOB	14

PITCHER		IP	WLS	BF	H	R	ER	SO	BB	IBB	HBP	BLK	WP	HR	S	P	ERA	WHIP
43 Randy Wolf, L ERA: 4.87	(1, 1)	5.1	L	22	6	4	4	1	2	0	0	0	0	0	24	32	6.75	1.500
59 Guillermo Mota, R ERA: 2.7	(6, 1)	0.2		2	0	0	0	2	0	0	0	0	1	0	6	7	0.00	0.000
37 Tanyon Sturtze, R ERA: 5.14	(7, 1)	1.0		6	3	2	2	0	0	0	0	0	0	0	6	6	18.00	3.000
51 Jonathan Broxton, R ERA: 16.88	(8, 1)	1.0		5	2	0	0	0	0	0	0	0	0	0	5	5	0.00	2.000

PITCHER	IP	WLS	BF	H	R	ER	SO	BB	IBB	HBP	BLK	WP	HR	S	P	ERA	WHIP

Batter	1	2	3	4	5	6	7	8	9	AB	R	H	RBI	BB	SO	LOB
32 Brian Anderson, R (1, 8) OBP: 0.353, SLG: 0.483	7 SH1-3 · 15 G6-3 · 17 1B · 1B		G5-3 ①		17 2B · 2-3 · 1B		G6-3 ①	17 1B · 1-2 2-3 · HBP		4	1	2	0	0	0	1
47 Mike MacDougal, S (7, 1)										0	0	0	0	0	0	0
67 Randy Williams, L (8, 1)										0	0	0	0	0	0	0
37 Matt Thornton, L (9, 1)										0	0	0	0	0	0	0
17 Chris Getz, L (1, 4) OBP: 0.397, SLG: 0.456	7 SH1-3 · 31 3B · 1-2 · 1B		P3 ②		1-3 · 3-H · 2B		K ②	1-2 2-H 3-H · 1B		5	1	3	3	0	1	1
7 Josh Fields, R (1, 5) OBP: 0.492, SLG: 0.727	SH1-3 ① · 1-2 2-3		K ③		K ③		K ③	G4-3 ③		2	0	0	0	0	2	2
74 Josh Kroeger, L (6, 3) OBP: 0.328, SLG: 0.415										2	0	0	0	0	1	3
15 Wilson Betemit, S (1, 3) OBP: 0.379, SLG: 0.679	G6-3 ② · 3-H			K ①		31 HR · 1B		88 FC4-6 · 1B	F7 ①	5	1	2	1	0	1	1
(6, 5)																
31 Dewayne Wise, L (1, 9) OBP: 0.309, SLG: 0.585	2-H · 3B			G1-3 ②		1-H · HR		FC4-6 ① · 1-2f · 18 2B · 18 S	G4-3 ②	3	1	2	3	0	0	0
88 Miguel Negron, L (6, 9) OBP: 0.125, SLG: 0.125										2	1	0	0	0	0	1
44 Corky Miller, R (1, 2) OBP: 0.345, SLG: 0.621	F7 ③			P2 ③		L4 ①		F8 ②	G1-3 ③	3	0	0	0	0	0	1
96 Jordan Danks, L (7, 8) OBP: 0.333, SLG: 0.333										2	0	0	0	0	0	1
18 Brent Lillibridge, R (1, 6) OBP: 0.284, SLG: 0.333		50 G4-3 · 1B			32 1B · 50 SH1-4 · 17 2B · 1B	F9 ②		1-H · 7 1B · 2B		4	2	3	1	0	0	0
7 Jerry Owens, L (1, 7) OBP: 0.342, SLG: 0.262		F8 ①			P5 ①	L4 ③		47 HBP · 55 1B · 17 1B · 2-H · 1B		4	1	1	1	0	0	2
50 John Danks, L (1, 1)		G4-3 ② ③ · 1-2f			SH1-4 ② · 1-2			47 HBP · 17 1B · 1-2 · 1B		1	0	0	0	0	0	1
82 Gregory Infante, R (6, 1)										0	0	0	0	0	0	0
55 Donny Lucy, R (7, PH) OBP: 0.250, SLG: 0.450										2	1	2	0	0	0	0
(7, 2)																
Inning Stats	R: 2 E: 0 K: 0 S: 6 · H: 3 LOB: 1 BB: 0 P: 6	R: 0 E: 0 K: 0 S: 4 · H: 1 LOB: 0 BB: 0 P: 4	R: 0 E: 0 K: 1 S: 5 · H: 0 LOB: 0 BB: 0 P: 5	R: 0 E: 0 K: 1 S: 5 · H: 0 LOB: 0 BB: 0 P: 5	R: 1 E: 0 K: 1 S: 8 · H: 3 LOB: 2 BB: 0 P: 8	R: 2 E: 0 K: 0 S: 6 · H: 2 LOB: 0 BB: 0 P: 6	R: 0 E: 0 K: 2 S: 8 · H: 1 LOB: 1 BB: 0 P: 8	R: 4 E: 0 K: 0 S: 8 · H: 5 LOB: 2 BB: 0 P: 10	R: 0 E: 0 K: 0 S: 3 · H: 0 LOB: 0 BB: 0 P: 3	1B: 10 2B: 3 3B: 1 HR: 1 · SF: 0 SAC: 2 DP: 1 HBP: 1							

PITCHER		IP	WLS	BF	H	R	ER	SO	BB	IBB	HBP	BLK	WP	HR	S	P	ERA	WHIP
49 Doug Davis, L ERA: 6.23	(1, 1)	4.2		20	7	3	3	2	0	0	0	0	0	0	25	25	5.79	1.500
37 Travis Blackley, L ERA: 7.15	(5, 1)	2.1	L	10	3	2	2	3	0	0	0	0	0	1	17	17	7.71	1.286
60 Scott Schoeneweis, L ERA: 10.29	(8, 1)	1.0		9	5	4	4	0	0	0	1	0	0	0	8	10	36.00	5.000
56 Ramon Pena, R ERA: 4.91	(9, 1)	1.0		3	0	0	0	0	0	0	0	0	0	0	3	3	0.00	0.000

PITCHER	IP	WLS	BF	H	R	ER	SO	BB	IBB	HBP	BLK	WP	HR	S	P	ERA	WHIP

TOP

Chicago White Sox @ Arizona Diamondbacks

Tucson Electric Park, Tucson, AZ

Sun Mar 29 2009, 4:05 PM EDT
Att. 7,062 - Partly Cloudy - 75 F

livebaseballscorecards.com

AB	39
R	9
H	15
RBI	9
BB	0
SO	5
LOB	14

WP: 0	PB: 0	SB: 1	CS: 0	PA: 42														

Chicago White Sox @ Arizona Diamondbacks

Tucson Electric Park, Tucson, AZ

Sun Mar 29 2009, 4:05 PM EDT

Att. 7,062 - Partly Cloudy - 75 F

livebaseballscorecards.com

BOTTOM

Batter	1	2	3	4	5	6	7	8	9	AB	R	H	RBI	BB	SO	LOB
2 Felipe Lopez, S (1, 4) OBP: 0.366, SLG: 0.400	0-0 6 G6-4-3 1B		0-0 F9 ③		4-0 6 1B 24 1B BB		0-0 G4-3 ①		0-3 K ①	2	1	1	0	1	0	0
25 James Skelton, L (6, 4) OBP: 0.256, SLG: 0.184										2	0	0	0	0	1	0
6 Stephen Drew, L (1, 6) OBP: 0.372, SLG: 0.395	0-0 G6-4-3 ①② 1-2f			0-0 2B	0-0 24 1B 1-2 1B		0-0 F8 ②		2-2 HR	3	0	2	0	0	0	1
16 Josh Wilson, R (5, PR) OBP: 0.362, SLG: 0.547 (6, 6)										2	1	1	1	0	0	0
24 Chris Young, R (1, 8) OBP: 0.385, SLG: 0.525	4-0 31 FC6-4 BB			0-0 P4 ①	0-0 1-2 2-H 1B		0-3 K ③		0-0 1B	4	0	2	1	1	1	1
31 Tony Clark, S (1, 3) OBP: 0.404, SLG: 0.512	0-0 FC6-4 ③ 1-2f			0-3 K ②	0-3 K ③			0-0 74 HR 1B	0-3 K ②	3	0	0	0	0	2	4
29 Josh Whitesell, L (7, 3) OBP: 0.434, SLG: 0.500										2	1	1	0	0	1	1
22 Eric Byrnes, R (1, 7) OBP: 0.381, SLG: 0.476		0-3 K ①		0-0 G6-3 ③		0-0 B1-3 ①		3-1 1-H HR	0-0 F8 ③	2	0	0	0	0	1	1
37 Travis Blackley, L (5, 1)										1	0	0	0	0	0	0
60 Scott Schoeneweis, L (8, 1)										0	0	0	0	0	0	0
74 Gerardo Parra, L (8, PH) OBP: 0.520, SLG: 0.826										1	1	1	2	0	0	0
56 Ramon Pena, R (9, 1)										0	0	0	0	0	0	0
14 Ryan Roberts, R (9, PH) OBP: 0.419, SLG: 0.510										1	0	0	0	0	0	1
10 Justin Upton, R (1, 9) OBP: 0.368, SLG: 0.341		0-0 F8 ②			0-0 18 G4-3 18 S 26 HR 1B	4-0 26 HBP BB		0-0 38 1B 1B		2	1	1	0	1	0	0
28 Alex Romero, L (7, 9) OBP: 0.273, SLG: 0.273										1	0	1	0	0	0	0
18 Chad Tracy, L (1, 5) OBP: 0.426, SLG: 0.500		0-0 F7 ③			1-0 G4-3 ① 1-3	0-0 L7 ②		0-0 F7 ①		4	0	0	0	0	0	3
26 Miguel Montero, L (1, 2) OBP: 0.500, SLG: 0.657			0-0 G1 ①		1-2 3-H HR	1-0 1-2 HBP		0-0 12 G6-4-3 1-3 1B		2	1	1	2	0	0	0
38 Luke Carlin, S (8, PH) OBP: 0.435, SLG: 0.333 (9, 2)										1	0	1	0	0	0	0
49 Doug Davis, R (1, 1)			0-3 K ②		0-3 K2-3 ②	0-0 G3 ③		0-0 G6-4-3 ②③ 1-2f		1	0	0	0	0	1	0
12 Chris Roberson, S (5, 7) OBP: 0.278, SLG: 0.333										3	0	0	0	0	1	4
Inning Stats	R: 0 E: 0 K: 0 S: 3 H: 1 LOB: 1 BB: 1 P: 7	R: 0 E: 0 K: 1 S: 5 H: 0 LOB: 0 BB: 0 P: 5	R: 0 E: 0 K: 1 S: 5 H: 0 LOB: 0 BB: 0 P: 5	R: 0 E: 0 K: 1 S: 6 H: 1 LOB: 1 BB: 0 P: 6	R: 3 E: 0 K: 2 S: 13 H: 4 LOB: 2 BB: 1 P: 19	R: 0 E: 0 K: 0 S: 3 H: 0 LOB: 2 BB: 1 P: 8	R: 0 E: 0 K: 1 S: 5 H: 0 LOB: 0 BB: 0 P: 5	R: 2 E: 0 K: 0 S: 7 H: 4 LOB: 1 BB: 0 P: 10	R: 1 E: 0 K: 2 S: 11 H: 2 LOB: 1 BB: 0 P: 13	1B: 8 2B: 1 3B: 0 HR: 3 SF: 0 SAC: 0 DP: 2 HBP: 1							

	AB	37
	R	6
	H	12
	RBI	6
	BB	3
	SO	8
	LOB	16

WP: 0 PB: 0 SB: 1 CS: 0 PA: 41

PITCHER		IP	WLS	BF	H	R	ER	SO	BB	IBB	HBP	BLK	WP	HR	S	P	ERA	WHIP
50 John Danks, L ERA: 3.57	(1, 1)	5.2	W	26	6	3	3	5	3	0	1	0	0	1	34	49	4.76	1.588
82 Gregory Infante, R ERA:	(6, 1)	0.1	H	1	0	0	0	0	0	0	0	0	0	0	1	1	0.00	0.000
47 Mike MacDougal, R ERA: 3.75	(7, 1)	1.0	H	4	1	1	1	1	0	0	0	0	0	0	6	6	9.00	1.000
67 Randy Williams, L ERA: 1.35	(8, 1)	1.0		5	3	1	1	0	0	0	0	0	0	1	6	9	9.00	3.000
37 Matt Thornton, L ERA: 1.8	(9, 1)	1.0		5	2	1	1	2	0	0	0	0	0	1	11	13	9.00	2.000

PITCHER	IP	WLS	BF	H	R	ER	SO	BB	IBB	HBP	BLK	WP	HR	S	P	ERA	WHIP

Batter	1	2	3	4	5	6	7	8	9	AB	R	H	RBI	BB	SO	LOB
31 Dewayne Wise, L (1, 8) OBP: 0.322, SLG: 0.596	17 F9 2B		G3 2-3 3-H		P4		20 FC6-4 1B 1-2			4	0	2	0	0	0	1
17 Chris Getz, L (1, 4) OBP: 0.388, SLG: 0.433	F9 2-3		BBBB BB 4-0			F8 CCS	K 0-3			3	0	0	0	1	1	3
20 Carlos Quentin, R (1, 7) OBP: 0.324, SLG: 0.455 88 Miguel Negron, L (7, 9) OBP: 0.125, SLG: 0.125	G5-3		SF9 3-H			23 F8 14 E 2B	FC6-4 1-2f			3 0	1 0	1 0	1 0	0 0	0 0	3 0
25 Jim Thome, L (1, 10) OBP: 0.385, SLG: 0.614	CCC K		G3			BBBB 14 E BB 4-0		77 WP 77 F9-2 2B		3	0	1	0	1	1	2
23 Jermaine Dye, R (1, 9) OBP: 0.261, SLG: 0.274 81 David Cook, R (7, 7)		P4		F7		F8 2-3		CCS K 0-3		3 1	0 0	0 0	0 0	0 0	0 1	2 1
14 Paul Konerko, R (1, 3) OBP: 0.406, SLG: 0.609 77 Javier Castillo, R (7, 3) OBP: 0.438, SLG: 0.500		G5-3		F7		E5 1-2 3-H		B X F9-2 1-0 2-H		3 1	0 0	0 0	0 0	0 0	0 0	1 1
12 A.J. Pierzynski, L (1, 2) OBP: 0.288, SLG: 0.320 55 Donny Lucy, R (7, 2) OBP: 0.238, SLG: 0.429		G6-3		F8		F9			P4	3 1	0 0	0 0	0 0	0 0	0 0	2 0
10 Alexei Ramirez, R (1, 6) OBP: 0.323, SLG: 0.441 18 Brent Lillibridge, R (3, 6) OBP: 0.286, SLG: 0.333			7 2B 31 E 1B		7 G6-4-3 1B		G3		F9	1 3	1 0	1 1	0 0	0 0	0 0	0 0
7 Josh Fields, R (1, 5) OBP: 0.492, SLG: 0.729			31 E 20 SF9 1-3 2B		G6-4-3 1-2f		31 1B 1B		F9	4	1	2	0	0	0	1
Inning Stats	R: 0 E: 0 K: 1 S: 6 H: 1 LOB: 1 BB: 0 P: 6	R: 0 E: 0 K: 0 S: 3 H: 0 LOB: 0 BB: 0 P: 3	R: 2 E: 1 K: 0 S: 5 H: 2 LOB: 1 BB: 1 P: 9	R: 0 E: 0 K: 0 S: 3 H: 0 LOB: 0 BB: 0 P: 3	R: 0 E: 0 K: 0 S: 3 H: 1 LOB: 0 BB: 0 P: 3	R: 1 E: 1 K: 0 S: 5 H: 1 LOB: 2 BB: 1 P: 9	R: 0 E: 0 K: 1 S: 7 H: 2 LOB: 2 BB: 0 P: 7	R: 0 E: 0 K: 1 S: 5 H: 1 LOB: 0 BB: 0 P: 6	R: 0 E: 0 K: 0 S: 3 H: 0 LOB: 0 BB: 0 P: 3	1B: 4 2B: 5 3B: 0 HR: 0	SF: 1 SAC: 0 DP: 2 HBP: 0						

TOP

Chicago White Sox @ Los Angeles Angels

Tempe Diablo Stadium, Tempe, AZ

Mon Mar 30 2009, 4:05 PM EDT

Att. 3,679 - Sunny - 73 F

livebaseballscorecards.com

AB	33
R	3
H	8
RBI	1
BB	2
SO	3
LOB	17

WP: 1 PB: 0 SB: 0 CS: 0 PA: 36

PITCHER		IP	WLS	BF	H	R	ER	SO	BB	IBB	HBP	BLK	WP	HR	S	P	ERA	WHIP
36 Jered Weaver, R ERA: 5.71	(1, 1)	6.0	W	25	5	3	1	1	2	0	0	0	0	0	25	33	1.50	1.167
38 Darren Oliver, L ERA: 2.57	(7, 1)	1.0		5	2	0	0	1	0	0	0	0	0	0	7	7	0.00	2.000
33 Justin Speier, R ERA: 3.55	(8, 1)	2.0		6	1	0	0	1	0	0	0	0	1	0	8	9	0.00	0.500

PITCHER	IP	WLS	BF	H	R	ER	SO	BB	IBB	HBP	BLK	WP	HR	S	P	ERA	WHIP

Batter	1	2	3	4	5	6	7	8	9	AB	R	H	RBI	BB	SO	LOB
Chone Figgins, S (1, 5) OBP: 0.470, SLG: 0.593 38 Clay Fuller, R (7, 8)	C C C 0-3 ① K		x 0-0 27 SF8 1-H 3B	x 0-0 47 FC5-4 1B		B B B B 4-0 47 1B 47 S 27 2B BB	x 0-0 ③ F9			3 2 2 1 1 1 0 1 0 0 0 0 0 0						
47 Howie Kendrick, R (1, 4) OBP: 0.417, SLG: 0.558 Tyson Auer, R (7, 9)	x 0-0 53 1B 1B		x 0-0 ① G6-3	x 0-0 ① FC5-4 27 FC6-4 1-2f		B X 1-0 13 BB 27 2B 1-3 1B		C C S 0-3 ① K		4 1 2 0 0 0 2 1 0 0 0 0 1 0						
53 Bobby Abreu, L (1, 7) OBP: 0.457, SLG: 0.615 13 Maicer Izturis, S (6, PH) OBP: 0.350, SLG: 0.424 (7, 4)	x 0-0 27 G5-4-3 1-3 1B		B B B B 4-0 48 1B 8 3B BB	x 0-0 ② F7		B B B B 4-0 27 2B 1-2 BB		x 0-0 ② L4		2 1 1 0 1 0 1 1 1 0 0 1 0 0						
27 Vladimir Guerrero, R (1, 10) OBP: 0.308, SLG: 0.600 Demetrius Washington, R (6, PR) (7, 10) 82 Brian Walker, L (8, PH) (9, 10)	x 0-0 ② ③ G5-4-3 1-2f		x 0-0 ② SF8 3-H	x 0-0 ③ FC6-4 1-2f		x 0-0 8 1B 1-H 2-H 3-H 2B		B B B B 4-0 3 1B 37 1B BB		3 0 1 4 0 0 3 0 1 0 0 0 0 0 0 1 0 0 1 0 0						
48 Torii Hunter, R (1, 8) OBP: 0.357, SLG: 0.769 3 Brandon Wood, R (6, PH) OBP: 0.386, SLG: 0.698 (7, 5)		x 0-0 8 G4-3 24 1B 2B	x 0-0 8 3B 1-3 1B		C C S 0-3 ① K	C C S 0-3 ② K		x 0-0 37 1B 1-2 1B		3 2 2 0 0 1 0 2 0 1 0 0 1 1						
8 Kendrys Morales, S (1, 3) OBP: 0.421, SLG: 0.676 37 Anthony Norman, L (8, PH) OBP: 1.000, SLG: 1.000 (9, 7)		x 0-0 ① G4-3 2-3	x 0-0 1-H 3-H 3B		x 0-0 24 1B 2B	x 0-0 18 FC5-4 2-H 1B		x 0-0 1-2 2-H 1B		4 1 3 3 0 0 1 1 0 1 1 0 0 0						
24 Gary Matthews, S (1, 9) OBP: 0.385, SLG: 0.588 18 Sean Rodríguez, R (6, PH) OBP: 0.360, SLG: 0.511 (7, 6)		x 0-0 44 G6-4-3 3-H 1B	x 0-0 ③ G3		x 0-0 44 L4-3 2-H 1B	x 0-0 ③ FC5-4 1-2f		x 0-0 ③ F7		3 0 2 2 0 0 1 2 0 0 0 0 0 4						
44 Mike Napoli, R (1, 2) OBP: 0.318, SLG: 0.459 28 Ryan Budde, R (7, PH) OBP: 0.481, SLG: 0.591 (8, 2)		x 0-0 ② ③ G6-4-3 1-2f	B X 1-0 HR	x 0-0 ② ③ L4-3 1-1			x 0-0 ① G4-3			3 1 1 1 0 0 2 1 0 0 0 0 0 0						
2 Erick Aybar, S (1, 6) OBP: 0.529, SLG: 0.886 57 Luis Figueroa, S (7, 7) OBP: 0.531, SLG: 0.536 (9, 3)			x 0-0 3B 1B	B B B C C X 3-2 HR		C S S 0-3 ① K	x 0-0 ② F8			3 2 2 1 0 1 0 1 0 0 0 0 0 0						
Inning Stats	R: 0 E: 0 K: 1 S: 6 H: 2 LOB: 1 BB: 0 P: 6	R: 1 E: 0 K: 0 S: 4 H: 2 LOB: 0 BB: 0 P: 4	R: 4 E: 0 K: 0 S: 7 H: 4 LOB: 1 BB: 1 P: 11	R: 2 E: 0 K: 0 S: 8 H: 3 LOB: 1 BB: 0 P: 12	R: 1 E: 0 K: 1 S: 6 H: 2 LOB: 0 BB: 0 P: 6	R: 4 E: 0 K: 2 S: 10 H: 3 LOB: 2 BB: 2 P: 19	R: 0 E: 0 K: 0 S: 3 H: 0 LOB: 0 BB: 0 P: 3	R: 1 E: 0 K: 1 S: 7 H: 2 LOB: 2 BB: 1 P: 11		1B: 11 2B: 4 3B: 2 HR: 2	SF: 1 SAC: 0 DP: 3 HBP: 0					

BOTTOM

Chicago White Sox @ Los Angeles Angels

Tempe Diablo Stadium, Tempe, AZ

Mon Mar 30 2009, 4:05 PM EDT

Att. 3,679 - Sunny - 73 F

livebaseballscorecards.com

AB	38
R	13
H	18
RBI	13
BB	4
SO	5
LOB	15

PITCHER		IP	WLS	BF	H	R	ER	SO	BB	IBB	HBP	BLK	WP	HR	S	P	ERA	WHIP
40 Bartolo Colon, R ERA: 9.9	(1, 1)	4.0	L	22	11	7	7	1	1	0	0	0	0	2	25	33	15.75	3.000
52 Jose Contreras, R ERA: 7.62	(5, 1)	4.0		21	7	6	6	4	3	0	0	0	0	0	26	39	13.50	2.500

PITCHER	IP	WLS	BF	H	R	ER	SO	BB	IBB	HBP	BLK	WP	HR	S	P	ERA	WHIP

Colorado Rockies @ Chicago White Sox

Camelback Ranch, Glendale, AZ

Tue Mar 31 2009, 4:05 PM EDT

Att. 5,496 - Sunny - 73 F

TOP

livebaseballscorecards.com

Batter	1	2	3	4	5	6	7	8	9	AB	R	H	RBI	BB	SO	LOB
24 Dexter Fowler, S (1, 8) OBP: 0.342, SLG: 0.415	F9		B3		G4-3		CS 1-2	K		4	0	0	0	0	1	0
22 Scott Podsednik, L (1, 9) (7, 7) OBP: 0.381, SLG: 0.320	20 S 1B		19 L6-4 2B		F9			K		4	0	2	0	0	1	0
19 Ryan Spilborghs, R (1, 7) OBP: 0.409, SLG: 0.737	K		L6-4 2-2			K		2B		3	0	0	0	0	2	2
40 Daniel Ortmeier, S (7, 9) OBP: 0.393, SLG: 0.566										1	0	1	0	0	0	0
20 Chris Iannetta, R (1, 10) OBP: 0.484, SLG: 0.560	10 FC6 1-2 BB			K		G5-3		K		3	0	0	0	1	2	1
10 Jeff Baker, R (1, 3) OBP: 0.395, SLG: 0.585	FC6 1-2f			8 BB 12 1B 1B		F8			50 G5-3 6 E 1B	4	2	2	0	0	0	2
8 Yorvit Torrealba, R (1, 2) OBP: 0.326, SLG: 0.537		G5-3		12 1B 1-2 BB			F8		G5-3 1-2	2	0	0	0	1	0	0
50 Sal Fasano, R (7, 2) OBP: 0.321, SLG: 0.640										1	0	0	0	0	0	1
12 Clint Barmes, R (1, 6) OBP: 0.393, SLG: 0.525		E5 62 SF9 1B		1-3 2-H 1B			E1 1 WP 1 1B 1B		2-H 3B	3	2	3	1	0	0	0
6 Omar Quintanilla, L (7, 6) OBP: 0.379, SLG: 0.509										1	0	1	0	0	0	0
62 Christian Colonel, R (1, 5) OBP: 0.313, SLG: 0.446		SF9 3-H		K			P6			2	0	0	1	0	1	2
Mark Bellhorn, S (7, 5) OBP: 0.500, SLG: 0.750									1B	1	0	1	0	0	0	0
1 Jonathan Herrera, S (1, 4) OBP: 0.362, SLG: 0.282		G5-3			G1-4-3		24 CS 2-H 1B		F7	4	0	1	1	0	0	1

	AB	33
	R	4
	H	11
	RBI	3
	BB	2
	SO	7
	LOB	9

Inning Stats										
	R: 0	H: 1	R: 1	H: 1	R: 0	H: 1	R: 1	H: 2	R: 0	H: 0
	E: 0	LOB: 2	E: 1	LOB: 0	E: 0	LOB: 0	E: 0	LOB: 1	E: 0	LOB: 0
	K: 1	BB: 1	K: 0	BB: 0	K: 0	BB: 0	K: 2	BB: 1	K: 0	BB: 0
	S: 6	P: 10	S: 4	P: 4	S: 3	P: 3	S: 8	P: 12	S: 3	P: 3

	R: 0	H: 0	R: 1	H: 2	R: 0	H: 1	R: 1	H: 3	1B: 8	SF: 1	WP: 1	PA: 37
	E: 0	LOB: 0	E: 1	LOB: 0	E: 0	LOB: 1	E: 0	LOB: 1	2B: 3	SAC: 0	PB: 0	
	K: 1	BB: 0	K: 0	BB: 0	K: 3	BB: 0	K: 0	BB: 0	3B: 1	DP: 1	SB: 1	
	S: 5	P: 5	S: 5	P: 6	S: 10	P: 10	S: 5	P: 6	HR: 0	HBP: 0	CS: 1	

PITCHER	IP	WLS	BF	H	R	ER	SO	BB	IBB	HBP	BLK	WP	HR	S	P	ERA	WHIP
56 Mark Buehrle, L (1, 1) ERA: 6.5	6.0	L	23	5	2	1	4	2	0	0	0	0	0	29	37	1.50	1.167
26 Octavio Dotel, R (7, 1) ERA: 6.3	1.0		4	2	1	0	0	0	0	0	0	1	0	5	6	0.00	2.000
71 Scott Linebrink, R (8, 1) ERA: 6.75	1.0		4	1	0	0	3	0	0	0	0	0	0	10	10	0.00	1.000
49 Franklyn German, R (9, 1) ERA: 6.43	1.0		5	3	1	1	0	0	0	0	0	0	0	5	6	9.00	3.000

PITCHER	IP	WLS	BF	H	R	ER	SO	BB	IBB	HBP	BLK	WP	HR	S	P	ERA	WHIP

BOTTOM

Colorado Rockies @ Chicago White Sox

Camelback Ranch, Glendale, AZ

Tue Mar 31 2009, 4:05 PM EDT

Att. 5,496 - Sunny - 73 F

livebaseballscorecards.com

Batter	1	2	3	4	5	6	7	8	9	AB	R	H	RBI	BB	SO	LOB
32 Brian Anderson, R (1, 8) OBP: 0.361, SLG: 0.484	0-0 20 WP 17 1B 1B		0-3 K ②		0-0 G5-4-3 ②③ 1-2f		1-0 2-4-3 ③ 1-2	0-0 17 G4-6-3 1B		4	0	2	0	0	1	2
17 Chris Getz, L (1, 4) OBP: 0.394, SLG: 0.438	0-0 20 WP 1-2 1B		0-0 ③ 1B			0-3 K ①		0-0 G4-6-3 ①② 1-2f		4	0	2	0	0	1	1
20 Carlos Quentin, R (1, 7) OBP: 0.321, SLG: 0.443	1-0 P3 ① 1-2 2-3			0-3 K ①		0-0 23 PB 25 BB 23 1B 1B		0-3 K ③		4	1	1	0	0	2	2
25 Jim Thome, L (1, 10) OBP: 0.411, SLG: 0.630 91 Stefan Gartrell, R (9, PR)	0-3 K ②			0-0 2B		4-0 23 1B 23 PB 1-2 BB			4-0 81 G6-4-3 BB	2 0	0 0	1 0	0 0	2 0	1 0	2 0
23 Jermaine Dye, R (1, 9) OBP: 0.264, SLG: 0.277 81 Salvador Sanchez, R (8, 9)	0-0 F9 ③			0-3 K ②		1-0 14 G5-4-3 1-3 2-H 1B			0-0 G6-4-3 ①② 1-2f	3 1	0 0	1 0	1 0	0 0	1 0	3 1
14 Paul Konerko, R (1, 3) OBP: 0.397, SLG: 0.603		0-3 K ①		0-0 F8 ③		0-0 G5-4-3 ②③ 1-2f			0-0 2B	4	0	1	0	0	1	3
12 A.J. Pierzynski, L (1, 2) OBP: 0.278, SLG: 0.308 44 Corky Miller, R (7, 2) OBP: 0.355, SLG: 0.613		0-0 G3 ②			0-3 K ①		0-0 32 2-4-3 1B		0-0 G6-3 ③	2 2	0 0	0 1	0 0	0 0	1 0	0 2
10 Alexei Ramirez, R (1, 6) OBP: 0.323, SLG: 0.435		0-3 K ③			0-0 7 1B 1B		0-3 K ①			3	0	1	0	0	2	1
7 Josh Fields, R (1, 5) OBP: 0.493, SLG: 0.721 15 Wilson Betemit, S (6, 5) OBP: 0.373, SLG: 0.667			0-3 K ①		0-0 32 G5-4-3 1-2 1B		0-0 L8 ②			2 1	0 0	1 0	0 0	0 0	1 0	0 1
Inning Stats	R: 0 E: 0 K: 1 S: 7 H: 2 LOB: 2 BB: 0 P: 8	R: 0 E: 0 K: 2 S: 7 H: 0 LOB: 0 BB: 0 P: 7	R: 0 E: 0 K: 2 S: 7 H: 1 LOB: 1 BB: 0 P: 7	R: 0 E: 0 K: 2 S: 8 H: 1 LOB: 1 BB: 0 P: 8	R: 0 E: 0 K: 1 S: 6 H: 2 LOB: 1 BB: 0 P: 6	R: 1 E: 0 K: 1 S: 6 H: 2 LOB: 1 BB: 1 P: 11	R: 0 E: 0 K: 1 S: 5 H: 1 LOB: 1 BB: 0 P: 6	R: 0 E: 0 K: 1 S: 5 H: 1 LOB: 0 BB: 0 P: 5	R: 0 E: 0 K: 0 S: 3 H: 1 LOB: 2 BB: 1 P: 7	1B: 9 2B: 2 3B: 0 HR: 0	SF: 0 SAC: 0 DP: 4 HBP: 0			WP: 1 PB: 1 SB: 0 CS: 0	PA: 34		

	AB	32
	R	1
	H	11
	RBI	1
	BB	2
	SO	11
	LOB	18

PITCHER		IP	WLS	BF	H	R	ER	SO	BB	IBB	HBP	BLK	WP	HR	S	P	ERA	WHIP
29 Jorge De La Rosa, L ERA: 6.86	(1, 1)	5.1	W	22	7	1	0	9	1	0	0	0	1	0	39	44	0.00	1.500
37 Ryan Speier, R ERA: 1.86	(6, 1)	0.2	H	2	1	0	0	0	0	0	0	0	0	0	2	3	0.00	1.500
41 Alan Embree, L ERA: 5.06	(7, 1)	1.0	H	4	1	0	0	1	0	0	0	0	0	0	5	6	0.00	1.000
60 Manny Corpas, R ERA: 1.0	(8, 1)	1.0	H	3	1	0	0	1	0	0	0	0	0	0	5	5	0.00	1.000
Scott Munter, R ERA: 4.5	(9, 1)	1.0	S	4	1	0	0	0	1	0	0	0	0	0	3	7	0.00	2.000

PITCHER		IP	WLS	BF	H	R	ER	SO	BB	IBB	HBP	BLK	WP	HR	S	P	ERA	WHIP

Batter	1	2	3	4	5	6	7	8	9	AB	R	H	RBI	BB	SO	LOB
33 Jody Gerut, L (1, 9) OBP: 0.338, SLG: 0.484 Mike Baxter, L (7, PH) (7, 9)	G6-3			G4-3	G3 1-2 2-3 3-H		G3		F8	3 2	0 0	0 0	1 0	0 0	0 0	2 3
2 Edgar Gonzalez, R (1, 4) OBP: 0.386, SLG: 0.486 (6, 5) 83 Andy Parrino, S (7, 5)	K			23 HR 1B	G5-3		P5		F8	4 1	1 0	1 0	0 0	0 0	1 0	4 1
23 Adrián González, L (1, 3) OBP: 0.390, SLG: 0.775 66 Kyle Blanks, R (6, 3) OBP: 0.415, SLG: 0.580	K			1-H HR		F7		K		3 1	1 0	1 0	2 0	0 0	1 1	0 0
5 Kevin Kouzmanoff, R (1, 5) OBP: 0.426, SLG: 0.604 4 Nick Hundley, R (6, 2) OBP: 0.341, SLG: 0.462		G6-3		G6-3		K		E5 93 WP		3 1	0 0	0 0	0 0	0 0	1 0	0 0
49 Emil Brown, R (1, 10) OBP: 0.340, SLG: 0.444 85 Anthony Contreras, L (8, PH) (8, 10)		G5-3		G6-3		7 PO 1B		F7		3 1	0 0	1 0	0 0	0 0	0 0	0 1
7 Chase Headley, S (1, 7) OBP: 0.338, SLG: 0.500 93 Daniel Robertson, R (7, PR) (7, 8)	12 CS 1B				15 BB 33 G3 2B	PO 1-2	15 2B BB	1-2		2 1	1 1	2 0	0 0	1 0	0 1	0 1
12 Scott Hairston, R (1, 8) OBP: 0.270, SLG: 0.394 93 Sawyer Carroll, L (7, 7)	1 SAFE CS 1-2	G5-3			33 G3 15 BB 1B		K		G3	3 1	0 0	1 0	0 0	0 0	1 0	1 0
28 Henry Blanco, R (1, 2) OBP: 0.381, SLG: 0.632 1 Everth Cabrera, S (6, 6) OBP: 0.297, SLG: 0.344		K			F3		FC4 15 2B 1-2		15 S 15 2B 1B	2 2	0 2	0 1	0 0	0 0	1 0	2 1
15 Luis Antonio Rodriguez, S (6, 6) OBP: 0.377, SLG: 0.429 (6, 4)		G6-3			33 G3 BB 1-2 2-3		1-H 2-H 2B		1-H 2B	3	0	2	3	1	0	0
Inning Stats	R: 0 E: 0 K: 2 S: 7 H: 0 LOB: 0 BB: 0 P: 7	R: 0 E: 0 K: 0 S: 3 H: 1 LOB: 0 BB: 0 P: 3	R: 0 E: 0 K: 1 S: 5 H: 0 LOB: 0 BB: 0 P: 5	R: 2 E: 0 K: 0 S: 7 H: 2 LOB: 0 BB: 0 P: 8	R: 1 E: 0 K: 0 S: 5 H: 2 LOB: 2 BB: 1 P: 9	R: 0 E: 0 K: 1 S: 5 H: 1 LOB: 0 BB: 0 P: 5	R: 2 E: 1 K: 1 S: 7 H: 1 LOB: 2 BB: 1 P: 11	R: 0 E: 1 K: 2 S: 8 H: 0 LOB: 1 BB: 0 P: 9	R: 1 E: 0 K: 0 S: 6 H: 2 LOB: 1 BB: 0 P: 7	1B: 5 2B: 3 3B: 0 HR: 1 SF: 0 SAC: 0 DP: 0 HBP: 0						

PITCHER	IP	WLS	BF	H	R	ER	SO	BB	IBB	HBP	BLK	WP	HR	S	P	ERA	WHIP
54 Clayton Richard, L (1, 1) ERA: 7.16	6.0	L	23	6	3	3	4	1	0	0	0	0	1	32	37	4.50	1.167
47 Mike MacDougal, R (7, 1) ERA: 3.86	2.0		10	1	2	1	3	1	0	0	0	1	0	15	20	4.50	1.000
Derek Rodriguez, R (9, 1) ERA: 7.71	1.0		5	2	1	1	0	0	0	0	0	0	0	6	7	9.00	2.000

PITCHER	IP	WLS	BF	H	R	ER	SO	BB	IBB	HBP	BLK	WP	HR	S	P	ERA	WHIP

TOP

San Diego Padres @ Chicago White Sox

Camelback Ranch, Glendale, AZ

Wed Apr 01 2009, 4:05 PM EDT

Att. 4,420 - Sunny - 74 F

livebaseballscorecards.com

AB	36
R	6
H	9
RBI	6
BB	2
SO	7
LOB	16

WP: 1	PA: 40		
PB: 0			
SB: 2			
CS: 1			

Batter	1	2	3	4	5	6	7	8	9	AB	R	H	RBI	BB	SO	LOB
31 Dewayne Wise, L (1, 8) OBP: 0.317, SLG: 0.574	G3			K		K		20 FC6-4 1B		4	0	1	0	0	2	0
10 Alexei Ramirez, R (1, 6) OBP: 0.319, SLG: 0.424	G1-3			20 G5-4-3 1B		G4-3		K		4	0	1	0	0	1	1
20 Carlos Quentin, R (1, 7) OBP: 0.305, SLG: 0.419	G6-3			G5-4-3 1-2f			F8	FC6-4 1-2f		4	0	0	0	0	0	2
25 Jim Thome, L (1, 10) OBP: 0.417, SLG: 0.604		G5-3			F9		96 1B 12 1B BB		BB	2	1	0	0	2	0	0
23 Jermaine Dye, R (1, 9) OBP: 0.270, SLG: 0.284 96 Jordan Danks, L (7, 9) OBP: 0.375, SLG: 0.375		F9			14 2B 12 FC3-2 1B		15 WP 1-2		K	2	0	1	0	0	0	0
							12 1B			2	0	1	0	0	1	1
14 Paul Konerko, R (1, 3) OBP: 0.390, SLG: 0.597		K			12 FC3-2 1-3 2B		F9		K	4	0	1	0	0	2	3
12 A.J. Pierzynski, L (1, 2) OBP: 0.293, SLG: 0.321			18 G1-4-3 1B		FC3-2 2-3 3-H		15 WP 1-2 2-H 1B		G4-3	4	0	2	1	0	0	3
15 Wilson Betemit, S (1, 5) OBP: 0.355, SLG: 0.632			L7		K		K 1-2 2-3			3	0	0	0	0	2	5
18 Brent Lillibridge, R (1, 4) OBP: 0.274, SLG: 0.319			G1-4-3 1-2f			P4		P3		3	0	0	0	0	0	1
Inning Stats	R: 0 E: 0 K: 0 S: 3 H: 0 LOB: 0 BB: 0 P: 3	R: 0 E: 0 K: 1 S: 5 H: 0 LOB: 0 BB: 0 P: 5	R: 0 E: 0 K: 0 S: 3 H: 1 LOB: 0 BB: 0 P: 3	R: 0 E: 0 K: 1 S: 5 H: 1 LOB: 0 BB: 0 P: 5	R: 0 E: 0 K: 1 S: 7 H: 2 LOB: 2 BB: 0 P: 7	R: 0 E: 0 K: 1 S: 5 H: 0 LOB: 0 BB: 0 P: 5	R: 1 E: 0 K: 1 S: 7 H: 2 LOB: 2 BB: 1 P: 12	R: 0 E: 0 K: 1 S: 6 H: 1 LOB: 1 BB: 0 P: 6	R: 0 E: 0 K: 2 S: 7 H: 0 LOB: 1 BB: 1 P: 11	1B: 6 2B: 1 3B: 0 HR: 0	SF: 0 SAC: 0 DP: 2 HBP: 0						

PITCHER		IP	WLS	BF	H	R	ER	SO	BB	IBB	HBP	BLK	WP	HR	S	P	ERA	WHIP
44 Jake Peavy, R ERA:	(1, 1)	5.0	W	17	4	0	0	3	0	0	0	0	0	0	23	23	0.00	0.800
64 Edwin Moreno, R ERA: 0.66	(6, 1)	1.0	H	3	0	0	0	1	0	0	0	0	0	0	5	5	0.00	0.000
92 Jeremy McBryde, R ERA: 4.5	(7, 1)	2.0		10	3	1	1	2	1	0	0	0	1	0	13	18	4.50	2.000
80 Jon Ellis, R ERA:	(9, 1)	1.0		4	0	0	0	2	1	0	0	0	0	0	7	11	0.00	1.000

PITCHER	IP	WLS	BF	H	R	ER	SO	BB	IBB	HBP	BLK	WP	HR	S	P	ERA	WHIP

BOTTOM

San Diego Padres @ Chicago White Sox

Camelback Ranch, Glendale, AZ

Wed Apr 01 2009, 4:05 PM EDT
Att. 4,420 - Sunny - 74 F

livebaseballscorecards.com

AB	32
R	1
H	7
RBI	1
BB	2
SO	8
LOB	16

Batter	1	2	3	4	5	6	7	8	9	AB	R	H	RBI	BB	SO	LOB
32 Brian Anderson, R (1, 8) OBP: 0.342, SLG: 0.456	P4		G5-3			K		G6-3		4	0	0	0	0	1	1
17 Chris Getz, L (1, 4) OBP: 0.387, SLG: 0.426	7 WP 15 2B 1B		L7			L3			L7	4	1	1	0	0	0	0
7 Josh Fields, R (1, 5) OBP: 0.471, SLG: 0.688	K 1-2			L6		K2-3			P4	3	0	0	0	0	2	1
D.J. Carrasco, R (6, 1)										0	0	0	0	0	0	0
91 Stefan Gartrell, R (9, PH)										1	0	0	0	0	0	0
15 Wilson Betemit, S (1, 3) OBP: 0.348, SLG: 0.623	2-H 2B			G1			K		F9	4	0	1	1	0	1	0
58 Michael Restovich, R (1, 9) OBP: 0.353, SLG: 0.444	G1-3			G5-3			G5-3			3	0	0	0	0	0	1
44 Corky Miller, R (1, 2) OBP: 0.324, SLG: 0.559		K			F8		K			3	0	0	0	0	2	0
18 Brent Lillibridge, R (1, 6) OBP: 0.263, SLG: 0.307		F9			L6			P5		3	0	0	0	0	0	0
88 Miguel Negron, L (1, 7) OBP: 0.273, SLG: 0.273		G4-3			34 FC6-4 1B			1B		3	0	2	0	0	0	0
34 Gavin Floyd, R (1, 1) OBP: 0.500, SLG: 0.333			K		FC6-4 1-2f			K		2	0	0	0	0	1	1
Greg Paiml, R (6, 5)										1	0	0	0	0	1	1

TOP

Chicago White Sox @ Milwaukee Brewers

Maryvale Baseball Park, Phoenix, AZ

Thu Apr 02 2009, 3:05 PM EDT

Att. 2,142 - Sunny - 74 F

livebaseballscorecards.com

AB	31
R	1
H	4
RBI	1
BB	0
SO	8
LOB	5

Inning Stats	1	2	3	4	5	6	7	8	9
	R: 1 E: 0 K: 1 S: 7	R: 0 E: 0 K: 1 S: 5	R: 0 E: 0 K: 1 S: 5	R: 0 E: 0 K: 0 S: 3	R: 0 E: 0 K: 0 S: 4	R: 0 E: 0 K: 2 S: 7	R: 0 E: 0 K: 2 S: 7	R: 0 E: 0 K: 1 S: 6	R: 0 E: 0 K: 0 S: 3
	H: 2 LOB: 1 BB: 0 P: 7	H: 0 LOB: 0 BB: 0 P: 5	H: 0 LOB: 0 BB: 0 P: 5	H: 0 LOB: 0 BB: 0 P: 3	H: 1 LOB: 1 BB: 0 P: 4	H: 0 LOB: 0 BB: 0 P: 7	H: 0 LOB: 0 BB: 0 P: 7	H: 1 LOB: 1 BB: 0 P: 6	H: 0 LOB: 0 BB: 0 P: 3

1B: 3 SF: 0 WP: 1 PA: 31
2B: 1 SAC: 0 PB: 0
3B: 0 DP: 0 SB: 0
HR: 0 HBP: 0 CS: 0

PITCHER		IP	WLS	BF	H	R	ER	SO	BB	IBB	HBP	BLK	WP	HR	S	P	ERA	WHIP
Jeff Suppan, R ERA: 3.54	(1, 1)	5.0		18	3	1	1	3	0	0	0	0	1	0	24	24	1.80	0.600
12 Carlos Villanueva, R ERA: 5.87	(6, 1)	1.0	W	3	0	0	0	2	0	0	0	0	0	0	7	7	0.00	0.000
45 Mark DiFelice, R ERA: 4.11	(7, 1)	2.0	H	7	1	0	0	3	0	0	0	0	0	0	13	13	0.00	0.500
57 Mitch Stetter, L ERA: 1.84	(9, 1)	1.0	S	3	0	0	0	0	0	0	0	0	0	0	3	3	0.00	0.000

PITCHER		IP	WLS	BF	H	R	ER	SO	BB	IBB	HBP	BLK	WP	HR	S	P	ERA	WHIP

Batter	1	2	3	4	5	6	7	8	9	AB	R	H	RBI	BB	SO	LOB
23 Rickie Weeks Jr., R (1, 4) OBP: 0.447, SLG: 0.543 97 Adam Heether, R (7, PR) OBP: 0.556, SLG: 0.571 (8, 4)	B B B B 4-0 8 FC5-4 BB		S S S 0-3 ② K		H 1-0 1 FC5-4 HBP		X 0-0 8 FC6-4 1B			2 0 1 0 1 1 0 0 0 0 0 0 0 0						
1 Corey Hart, R (1, 9) OBP: 0.387, SLG: 0.797 12 Carlos Villanueva, R (6, 1) 11 Mike Rivera, R (7, 2) OBP: 0.333, SLG: 0.700	C C C 0-3 ① K		X 0-0 ③ P6		X 0-0 ② FC5-4 1-2f		S S S 0-3 ② K			3 0 0 0 0 1 2 0 0 0 0 0 0 0 1 0 0 0 0 1 1						
8 Ryan Braun, R (1, 7) OBP: 0.286, SLG: 0.235 96 Lee Haydel, L (8, 7) OBP: 0.500, SLG: 0.500	X 0-0 ② FC5-4 1-2f			X 0-0 ① F9	S S S 0-3 ③ K		X 0-0 ③ FC6-4 1-2f			4 0 0 0 0 1 3 0 0 0 0 0 0 0						
28 Prince Fielder, L (1, 3) OBP: 0.393, SLG: 0.657 30 Craig Counsell, L (7, 6) OBP: 0.460, SLG: 0.568	S S S 0-3 ③ K			B B B C X 3-1 HR		X 0-0 ① G1-3		X 0-0 ① F9		3 1 1 1 0 1 1 1 0 0 0 0 0 0						
7 J.J. Hardy, R (1, 6) OBP: 0.493, SLG: 0.797 15 Logan Schafer, L (6, PR) OBP: 0.286, SLG: 0.286 (7, 9)		X 0-0 ① G6-3		X 0-0 2 BB 25 BB 1B		B B B B 4-0 25 1B 2 1B BB		X 0-0 ② P5		2 0 1 0 1 0 0 1 1 0 0 0 0 0						
25 Mike Cameron, R (1, 8) OBP: 0.354, SLG: 0.509 16 Chris Duffy, L (7, 8) OBP: 0.359, SLG: 0.534	B B B B 4-0 BB	B B B B 4-0 BB	B B B B 4-0 2 BB 1-2 BB		X 0-0 2 1B 1-2 1B		B B B B 4-0 2 S BB			1 0 1 0 2 0 0 0 0 0 0 1 0 0						
2 Bill Hall, R (1, 5) OBP: 0.326, SLG: 0.432 57 Mitch Stetter, L (9, 1)	X 0-0 ② F9		B B B B 4-0 18 G4-6-3 1-2 2-3 BB	X 0-0 ② 1-3 2-H 1B		B X 1-0 ③ G6-3 1-2				3 0 1 1 1 0 2 0 0 0 0 0 0 0						
18 Jason Kendall, R (1, 2) OBP: 0.246, SLG: 0.406 45 Mark DiFelice, R (7, 1) 98 Zelous Wheeler, R (9, 5) OBP: 1.000, SLG: 2.000	X 0-0 ③ G6-3			X 0-0 ② ③ G4-6-3 1-2f		X 0-0 ③ G1-3				3 0 0 0 0 0 6 0 0 0 0 0 0 0 0 0 0 0 0 0 0						
Jeff Suppan, R (1, 1) 27 Brad Nelson, L (5, PH) OBP: 0.417, SLG: 0.590 (6, 9) (7, 3)		X 0-0 ① G4-3	S S S 0-3 ① K				X 0-0 ① F7			1 0 0 0 0 0 0 2 0 0 0 0 1 0						
Inning Stats	R: 0 H: 0 E: 0 LOB: 1 K: 2 BB: 1 S: 7 P: 11	R: 0 H: 0 E: 0 LOB: 1 K: 0 BB: 1 S: 3 P: 7	R: 0 H: 0 E: 0 LOB: 0 K: 1 BB: 0 S: 5 P: 5	R: 1 H: 2 E: 0 LOB: 2 K: 0 BB: 2 S: 5 P: 16	R: 0 H: 0 E: 0 LOB: 1 K: 2 BB: 0 S: 7 P: 8	R: 1 H: 2 E: 0 LOB: 2 K: 0 BB: 1 S: 4 P: 8	R: 0 H: 1 E: 0 LOB: 1 K: 1 BB: 0 S: 6 P: 6	R: 0 H: 0 E: 0 LOB: 1 K: 0 BB: 1 S: 3 P: 8		1B: 4 SF: 0 2B: 0 SAC: 0 3B: 0 DP: 1 HR: 1 HBP: 1						

PITCHER		IP	WLS	BF	H	R	ER	SO	BB	IBB	HBP	BLK	WP	HR	S	P	ERA	WHIP
34 Gavin Floyd, R ERA: 2.42	(1, 1)	5.0		21	2	1	1	5	4	0	1	0	0	1	27	47	1.80	1.200
D.J. Carrasco, R ERA: 4.08	(6, 1)	3.0	L	13	3	1	1	1	2	0	0	0	0	0	13	22	3.00	1.667

PITCHER	IP	WLS	BF	H	R	ER	SO	BB	IBB	HBP	BLK	WP	HR	S	P	ERA	WHIP

BOTTOM

Chicago White Sox @ Milwaukee Brewers

Maryvale Baseball Park, Phoenix, AZ

Thu Apr 02 2009, 3:05 PM EDT
Att. 2,142 - Sunny - 74 F

livebaseballscorecards.com

AB	27
R	2
H	5
RBI	2
BB	6
SO	6
LOB	15

WP: 0	PA: 34		
PB: 0			
SB: 1			
CS: 0			

Chicago White Sox @ Arizona Diamondbacks

Chase Field, Phoenix, AZ

Fri Apr 03 2009, 6:40 PM MST

Att. 16,290 - Roof Closed - 74 F

livebaseballscorecards.com

TOP

Batter	1	2	3	4	5	6	7	8	9	AB	R	H	RBI	BB	SO	LOB
31 Dewayne Wise, L (1, 8) OBP: 0.309, SLG: 0.545	C FF 88 B SI 90 B CH 81 X FF 88 2-1 ① P5		C SL 80 L FF 88 F SL 80 B CH 81 S SL 82 1-3 ① K		2 SAFE L SI 88 L SI 89 S SL 80 0-3 ① K		1 SAFE X FF 94 0-0 ② G4-3 1-2	C FC 88 C FC 89 B FC 88 X FF 88 1-2 1-2 2-3 1B		5	0	1	0	0	2	3
17 Chris Getz, L (1, 4) OBP: 0.400, SLG: 0.452	C FF 90 X CU 74 0-1 2B		C FF 88 B FF 88 X FF 88 1-1 1B		B SI 89 B SI 89 C SI 88 X SI 88 2-1 ② F7		B FF 94 F FF 95 X FF 95 1-1 ③ 2-H 1B	C CH 79 X SL 81 0-1 ③ F8		5	0	3	1	0	0	5
20 Carlos Quentin, R (1, 7) OBP: 0.322, SLG: 0.449	X SL 79 0-0 ② G5-3		1 SAFE X FF 87 0-0 ② F8		F SI 89 B SL 80 B SL 79 X SI 89 2-1 1-H 2-H 2B			X FF 87 0-0 25 1B 2B	S FF 87 C SL 77 H FF 85 1-2 23 1B HBP	4	1	2	2	0	0	2
25 Jim Thome, L (1, 10) OBP: 0.406, SLG: 0.577 18 Brent Lillibridge, R (8, PR) OBP: 0.260, SLG: 0.303 (8, 10)	B SI 88 B SI 89 2 SAFE X SI 90 2-0 ③ G3		1 SAFE B SI 88 1 SAFE D CH 81 X FF 89 2-0 ③ F8		B SI 89 X SI 88 1-0 ③ G3			B FC 88 F FC 88 F SL 81 X CU 75 1-2 23 14 1B 2-H 1B	C FF 86 1 SAFE B FF 86 F FF 85 F SL 77 S FF 86 1-3 ① K	4 1	0 1	1 0	1 0	0 0	0 1	3 1
23 Jermaine Dye, R (1, 9) OBP: 0.278, SLG: 0.292		C FF 91 B SL 85 C SL 82 B SL 83 X FF 91 2-2 ① G4-3		F FF 94 FF 94 X FF 95 0-2 ① F9		B SI 92 F SI 90 X SI 92 1-1 ① F9		C SL 81 X SL 80 0-1 14 1B 10 1B 1-2 1B	X FF 87 0-0 55 FC6-4 1-2 1B	5	1	2	0	0	0	0
14 Paul Konerko, R (1, 3) OBP: 0.402, SLG: 0.592		C FF 92 B FF 91 B SI 91 B SL 80 X FF 90 3-1 12 1B 1B		B CU 83 C FF 95 B FF 95 C CU 81 B CU 83 B FF 95 4-2 12 G6-4-3 BB		B SL 82 C SI 93 B SL 83 X SI 94 2-1 ② F9		C FF 88 S CH 77 X SL 81 0-2 31 1B 10 1B 1-3 2-H 1B	C FF 87 B SL 78 B FF 87 X FF 84 2-1 ② F8	4	0	2	1	1	0	2
12 A.J. Pierzynski, L (1, 2) OBP: 0.290, SLG: 0.317 55 Donny Lucy, R (9, PH) OBP: 0.227, SLG: 0.409 (9, 2)	C CH 80 1 SAFE B SI 89 F SI 88 X CH 81 1-2 1-2 1B		B FF 93 X FF 93 1-0 ② ③ G6-4-3 1-2f		C SI 92 X SL 84 0-1 ③ F8			C SL 81 B SL 80 X FC 88 1-1 ① L4	B FF 86 X FF 87 1-0 ③ FC6-4 1-2f	4 1	0 0	1 0	0 0	0 0	0 0	3 2
10 Alexei Ramirez, R (1, 6) OBP: 0.342, SLG: 0.443		X SL 80 0-0 ② F7		C SI 89 B SL 79 B SI 89 X SI 89 2-1 20 WP 7 BB 20 2B 1B			X FF 95 0-0 31 G4-3 17 1B 1B	C SL 82 S CU 75 B SL 81 B FC 89 X SL 78 2-2 31 1B 1-2 3-H 1B		4	2	3	1	0	0	2
7 Josh Fields, R (1, 5) OBP: 0.459, SLG: 0.657		B FF 89 F FF 88 S SL 81 B FF 89 S FF 89 2-3 ③ K		B SI 89 B SI 89 D SI 89 B SI 88 4-0 20 WP 20 2B 1-2 BB			B SI 95 1 SAFE 1 SAFE 1 SAFE F FF 95 S SL 88 F SL 89 S SL 88 1-3 ① K	F SL 81 B FC 88 F FC 89 B SL 80 B CH 78 S SL 81 3-3 ② K		3	1	0	0	1	3	5
Inning Stats	R: 0 E: 0 K: 0 S: 6 H: 1 LOB: 1 BB: 0 P: 10	R: 0 E: 0 K: 1 S: 12 H: 2 LOB: 2 BB: 0 P: 20	R: 0 E: 0 K: 1 S: 8 H: 1 LOB: 1 BB: 0 P: 12	R: 0 E: 0 K: 0 S: 6 H: 0 LOB: 0 BB: 1 P: 11	R: 2 E: 0 K: 1 S: 10 H: 2 LOB: 1 BB: 1 P: 21	R: 0 E: 0 K: 0 S: 6 H: 0 LOB: 0 BB: 0 P: 9	R: 1 E: 0 K: 1 S: 8 H: 2 LOB: 1 BB: 0 P: 10	R: 3 E: 0 K: 1 S: 22 H: 6 LOB: 3 BB: 0 P: 30	R: 0 E: 0 K: 1 S: 10 H: 1 LOB: 2 BB: 0 P: 15	1B: 12 2B: 3 3B: 0 HR: 0 SF: 0 SAC: 0 DP: 1 HBP: 1						

	AB	40
	R	6
	H	15
	RBI	6
	BB	2
	SO	6
	LOB	28

WP: 1 PA: 43
PB: 0
SB: 0
CS: 0

PITCHER		IP	WLS	BF	H	R	ER	SO	BB	IBB	HBP	BLK	WP	HR	S	P	ERA	WHIP
36 Barry Enright, R ERA:	(1, 1)	3.0		13	4	0	0	2	0	0	0	0	0	0	26	42	0.00	1.333
58 Juan Gutierrez, R ERA: 8.03	(4, 1)	1.0		3	0	0	0	0	1	0	0	0	0	0	6	11	0.00	1.000
60 Scott Schoeneweis, L ERA: 11.0	(5, 1)	1.0	L	6	2	2	2	1	1	0	0	0	1	0	10	21	18.00	3.000
50 Chad Qualls, R ERA: 2.7	(6, 1)	1.0		3	0	0	0	0	0	0	0	0	0	0	6	9	0.00	0.000
56 Ramon Pena, R ERA: 9.0	(7, 1)	1.0		4	2	1	1	1	0	0	0	0	0	0	8	10	9.00	2.000
48 Yusmeiro Petit, R ERA: 6.0	(8, 1)	1.0		9	6	3	3	1	0	0	0	0	0	0	22	30	27.00	6.000
22 Josh Ellis, R ERA:	(9, 1)	1.0		5	1	0	0	1	0	0	1	0	0	0	10	15	0.00	1.000

BOTTOM

Chicago White Sox @ Arizona Diamondbacks

Chase Field, Phoenix, AZ

Fri Apr 03 2009, 6:40 PM MST

Att. 16,290 - Roof Closed - 74 F

livebaseballscorecards.com

Batter	1	2	3	4	5	6	7	8	9	AB	R	H	RBI	BB	SO	LOB
2 Felipe Lopez, S (1, 4) OBP: 0.426, SLG: 0.511 29 Josh Whitesell, L (9, 3) OBP: 0.429, SLG: 0.519	C FF 90 X FF 91 0-1 P4		B FF 92 S CH 84 B FC 88 X CH 84 2-1 F8			B FC 96 F FF 95 B FF 96 F FF 93 X FF 95 2-2 34 WP 6 G4-3 1B	B SI 92 S FO 81 X FF 91 1-1 1-3 3-H 1B		X FF 92 0-0 E6	4 1	0 0	2 0	1 0	0 0	0 0	1 0
6 Stephen Drew, L (1, 6) OBP: 0.345, SLG: 0.367 14 Ryan Roberts, R (8, 7) OBP: 0.400, SLG: 0.492	B FF 91 C FF 92 F CU 78 X FF 93 1-2 F7		B FF 92 F FF 92 X FF 92 1-1 1-3 2B			C FF 93 X FF 93 0-1 G4-3 1-2	F FF 91 B FF 91 F FO 82 D SL 78 F FF 92 F FF 91 X FO 82 2-2 F9		B FF 92 C SL 80 X FF 92 1-1 F9	4 1	0 0	1 0	0 0	0 0	0 0	3 1
24 Chris Young, R (1, 8) OBP: 0.380, SLG: 0.479	F FF 92 C CU 79 F SI 93 B CH 84 X CH 84 1-2 G5-3		B FC 89 F FC 89 F FC 87 S FF 92 1-3 K			S SL 89 S SL 90 C FF 96 0-3 K		B FC 94 C FC 93 B FC 92 F B FC 93 B FC 92 4-2 34 S 18 1B BB	B FF 93 C FF 92 C SL 82 D CH 84 B CU 82 C SL 81 3-3 K	4	1	0	0	1	3	4
34 Conor Jackson, R (1, 3) OBP: 0.278, SLG: 0.242 16 Josh Wilson, R (9, 4) OBP: 0.379, SLG: 0.533		B SI 91 X FC 86 1-0 22 FC5-4 1B		C CU 76 X FF 92 0-1 L1-3		B FF 96 B SL 88 F FF 94 C SL 86 B SL 84 X SL 88 3-2 F8 2-3		B SL 81 C FC 92 S FC 93 F FC 94 D SL 82 B SL 82 X FC 92 3-2 P2 1-2		4 0	0 0	1 0	0 0	0 0	0 0	2 0
22 Eric Byrnes, R (1, 7) OBP: 0.379, SLG: 0.517 11 Augie Ojeda, S (8, 6) OBP: 0.394, SLG: 0.379		S FF 92 B FF 93 X CH 84 1-1 FC5-4 27 FC5-4 1-2f		F SI 92 F CH 83 B CH 84 B CH 85 B CU 78 X CH 84 3-2 F7			X FF 92 0-0 18 BB 27 1B 1B	B FC 92 C FC 92 F FC 91 D SL 79 F FC 92 B FC 93 B FC 92 4-2 18 1B BB		3 0	1 0	1 0	0 0	0 1	0 0	1 0
31 Tony Clark, S (1, 10) OBP: 0.400, SLG: 0.549 18 Chad Tracy, L (7, PH) OBP: 0.444, SLG: 0.596 (8, 10) 12 Evan Frey, L (8, PR) OBP: 0.298, SLG: 0.442 (9, 10)	1 SAFE B FF 92 F FF 92 F FF 92 S CU 79 1-3 K		B CU 78 F SI 92 F FC 88 S CU 80 1-3 K				C FF 92 F FF 92 B SL 78 B SL 78 F FO 82 1 SAFE B FF 93 B FF 93 4-2 10 FC6-4 27 1B 2 1B 1-2 BB	C SL 77 X FC 92 0-1 1-2 2-H 1B		2 1 0	0 1 0	0 1 0	0 1 0	2 0 0	1 0 0
27 Mark Reynolds, R (1, 5) OBP: 0.382, SLG: 0.525		B FC 87 X FC 87 1-0 FC5-4 1-2f			B FF 90 X FF 90 1-0 G6-3		C FF 92 B SI 93 D SL 81 X FF 92 2-1 10 FC6-4 1-2 2-H 1B	S FC 93 F FC 93 S SL 81 0-3 K		4	0	1	1	0	1	3
10 Justin Upton, R (1, 9) OBP: 0.333, SLG: 0.328			B CH 83 F FF 91 S FF 92 B FF 92 X CU 79 2-2 G6-3		C SI 90 B FC 87 C FC 86 F FF 91 F CH 83 B SI 91 C CU 77 2-3 K		B FF 92 F FF 90 F FF 92 F SL 79 B FF 93 X FF 92 2-2 FC6-4 2 1B 1-2f 2-3	C SL 80 B FC 94 S SL 81 B SL 82 S SL 80 2-3 K		4	0	0	0	0	2	4
19 Chris Snyder, R (1, 2) OBP: 0.417, SLG: 0.610 38 Luke Carlin, S (9, 2) OBP: 0.464, SLG: 0.333 26 Miguel Montero, L (9, PH) OBP: 0.440, SLG: 0.561			B FC 87 B FC 88 B FF 93 C FF 92 B FF 92 4-1 6 2B BB		B FF 92 B FF 92 B FF 91 C FF 91 C FF 91 C FF 92 3-3 K		1 SAFE X FF 93 0-0 P4		B FF 91 B FF 91 T FF 89 T FF 90 S FF 91 2-3 K	2 0 1	0 0 0	0 0 0	0 0 0	1 0 0	1 0 1	2 0 0
Inning Stats	R: 0 E: 0 K: 0 S: 9 H: 0 LOB: 0 BB: 0 P: 11	R: 0 E: 0 K: 1 S: 7 H: 1 LOB: 1 BB: 0 P: 11	R: 0 E: 0 K: 1 S: 11 H: 1 LOB: 2 BB: 1 P: 21	R: 0 E: 0 K: 1 S: 8 H: 0 LOB: 0 BB: 0 P: 12	R: 0 E: 0 K: 2 S: 9 H: 0 LOB: 0 BB: 0 P: 15	R: 0 E: 0 K: 1 S: 11 H: 1 LOB: 1 BB: 0 P: 16	R: 2 E: 0 K: 0 S: 18 H: 3 LOB: 2 BB: 1 P: 29	R: 1 E: 0 K: 2 S: 18 H: 1 LOB: 2 BB: 2 P: 31	R: 0 E: 1 K: 2 S: 9 H: 0 LOB: 1 BB: 0 P: 15	1B: 6 2B: 1 3B: 0 HR: 0	SF: 0 SAC: 0 DP: 0 HBP: 0					WP: 1 PB: 0 SB: 1 CS: 0	PA: 39

PITCHER	IP	WLS	BF	H	R	ER	SO	BB	IBB	HBP	BLK	WP	HR	S	P	ERA	WHIP
50 John Danks, L (1, 1) ERA: 2.93	5.0	W	18	2	0	0	5	1	0	0	0	0	0	44	70	0.00	0.600
45 Bobby Jenks, R (6, 1) ERA:	1.0	H	4	1	0	0	1	0	0	0	0	1	0	11	16	0.00	1.000
71 Scott Linebrink, R (7, 1) ERA: 8.0	1.0	H	7	3	2	2	0	1	0	0	0	0	0	18	29	18.00	4.000
26 Octavio Dotel, R (8, 1) ERA: 6.55	1.0		6	1	1	1	2	2	0	0	0	0	0	18	31	9.00	3.000
82 Santo Luis, R (9, 1) ERA:	1.0	S	4	0	0	0	2	0	0	0	0	0	0	9	15	0.00	0.000

PITCHER	IP	WLS	BF	H	R	ER	SO	BB	IBB	HBP	BLK	WP	HR	S	P	ERA	WHIP

Chicago White Sox @ Arizona Diamondbacks

Chase Field, Phoenix, AZ

Sat Apr 04 2009, 1:10 PM MST

Att. 17,425 - Sunny - 75 F

livebaseballscorecards.com

Batter	1	2	3	4	5	6	7	8	9	AB	R	H	RBI	BB	SO	LOB
31 Dewayne Wise, L (1, 8) OBP: 0.301, SLG: 0.514	C SI 89 F CH 79 X FF 88 0-2 G5-3	C CH 80 C SI 90 F FF 91 C FF 88 0-3 K		C SI 88 X CH 80 0-1 F9 1-2		C CU 74 B SI 88 S CH 80 D CU 79 B FF 88 B CH 80 4-2 18 FC6-4 1-2 BB		B FF 93 C CU 74 F SL 82 B FF 91 S FF 94 2-3 K		4	0	0	0	1	2	6
17 Chris Getz, L (1, 4) OBP: 0.390, SLG: 0.440 18 Brent Lillibridge, R (3, 4) OBP: 0.263, SLG: 0.316	B SI 90 X SI 89 1-0 G1-3		C SI 88 X CH 78 0-1 G4-3		B SL 80 B FF 89 X CH 85 2-0 81 S 86 SF9 2B	C CU 75 X SI 89 0-1 FC6-4 1-2f			B CU 72 B SL 80 X FF 92 2-0 F9	2 3	0 1	0 1	0 0	0 0	0 0	0 3
20 Carlos Quentin, R (1, 7) OBP: 0.337, SLG: 0.468 81 Salvador Sanchez, R (3, 7)	B SL 84 C SL 84 B SI 91 B SL 85 B SI 91 4-1 BB		B SI 89 S SL 82 F SI 88 X FF 87 1-2 10 1B 2B		B FF 89 C CU 73 S SL 83 B FF 90 S CU 72 2-3 K 2-3		B SI 88 F FF 89 B SL 82 F FF 90 F SL 80 X FF 90 2-2 G4-3		B SL 83 F FF 92 F FF 94 S FF 93 1-3 K	1 3	1 0	1 0	0 0	1 0	0 2	0 1
25 Jim Thome, L (1, 10) OBP: 0.409, SLG: 0.566 86 Christian Marrero, L (5, PH) OBP: 0.333, SLG: 0.500 (5, 10)	B SI 89 B SI 89 1 SAFE B SI 88 X SI 89 3-0 G6-3		B CH 77 B CH 77 B FF 87 C SI 90 S CH 79 F FF 90 B CH 78 4-2 10 1B BB		S CH 83 X CH 85 0-1 SF9 3-H		X FF 90 0-0 15 G6-4-3 1B		X FF 94 0-0 F9	1 2	0 0	0 1	0 1	1 0	0 0	1 0
14 Paul Konerko, R (1, 3) OBP: 0.398, SLG: 0.584 15 Wilson Betemit, S (2, 3) OBP: 0.333, SLG: 0.594		X SI 88 0-0 F8	F FF 87 X FF 88 0-1 F7		C CU 74 B SL 85 B FF 90 X CH 84 2-1 F7		1 SAFE 1 SAFE 1 SAFE B CH 81 X FF 90 1-0 G6-4-3 1-2f			1 3	0 0	0 0	0 0	0 0	0 0	0 3
10 Alexei Ramirez, R (1, 6) OBP: 0.347, SLG: 0.444 Eduardo Escobar, S (4, 6) OBP: 0.667, SLG: 0.500		C SL 83 F CU 75 B FF 88 X SI 89 1-2 G1-3	X SL 82 0-0 1-2 2-H 1B			B FF 88 B SI 86 C FF 85 X SI 87 2-1 44 E 1B		C FF 92 B SI 83 B FF 93 B FF 92 B FF 90 4-1 44 1B 77 S BB		2 1	0 0	1 1	1 0	0 1	0 0	0 0
7 Josh Fields, R (1, 5) OBP: 0.455, SLG: 0.638 77 Javier Castillo, R (7, 5) OBP: 0.412, SLG: 0.462		C SL 87 C SL 82 B SL 82 F SI 90 B SL 82 F FF 91 B SI 90 F FF 87 F SI 90 4-2 F FF 87 B SL 83 32 1B 44 1B BB	D SI 90 B SL 84 F SI 90 B SL 83 S SL 82 S FF 90 3-3 K			X SI 89 0-0 F9		1 SAFE F FF 92 S FF 94 S 0-3 1-2 K		2 1	0 0	0 0	0 0	1 1	1 1	3 1
44 Corky Miller, R (1, 2) OBP: 0.342, SLG: 0.553		B FF 89 B SI 89 X FF 87 2-0 32 1B 1-2 1B		B SI 86 C SI 87 B CH 78 X SI 87 2-1 F9		C FF 88 D SI 89 B CU 78 C CU 78 S 2-3 K 1-3		C SL 83 B SL 83 F FF 94 F SL 85 X FF 94 1-2 32 BB 2-3 1B		4	0	2	0	0	1	1
32 Brian Anderson, R (1, 9) OBP: 0.375, SLG: 0.464		B SL 84 F SL 84 B SI 90 F SI 90 B SI 91 X SL 84 3-2 1-2 2-3 1B		B SI 87 B CH 77 B SI 88 C FF 86 F SL 83 F SI 89 B SI 89 4-2 31 CS BB		B SI 90 S SL 82 D CU 78 B SI 90 C CU 76 F FF 91 B FF 91 4-2 31 BB BB		1 SAFE B SL 81 B SL 80 F FF 92 B FF 93 C SL 81 B SL 83 4-2 1-2 BB		1	0	1	0	3	0	0
Inning Stats	R: 0 E: 0 K: 0 S: 6 H: 0 LOB: 1 BB: 1 P: 14	R: 0 E: 0 K: 1 S: 19 H: 2 LOB: 3 BB: 1 P: 29	R: 1 E: 0 K: 1 S: 14 H: 2 LOB: 2 BB: 1 P: 22	R: 0 E: 0 K: 0 S: 7 H: 0 LOB: 0 BB: 1 P: 13	R: 1 E: 0 K: 1 S: 8 H: 1 LOB: 0 BB: 0 P: 14	R: 0 E: 0 K: 1 S: 13 H: 1 LOB: 3 BB: 2 P: 25	R: 0 E: 0 K: 0 S: 7 H: 1 LOB: 0 BB: 0 P: 10	R: 0 E: 0 K: 2 S: 13 H: 1 LOB: 2 BB: 2 P: 24	R: 0 E: 0 K: 1 S: 5 H: 0 LOB: 0 BB: 0 P: 8	1B: 6 2B: 2 3B: 0 HR: 0 SF: 1 SAC: 0 DP: 1 HBP: 0						

PITCHER		IP	WLS	BF	H	R	ER	SO	BB	IBB	HBP	BLK	WP	HR	S	P	ERA	WHIP
52 Jon Garland, R ERA: 5.48	(1, 1)	4.0	L	19	4	1	1	2	4	0	0	0	0	0	46	78	2.25	2.000
57 Jon Rauch, R ERA: 14.46	(5, 1)	1.0		4	1	1	1	1	0	0	0	0	0	0	8	14	9.00	1.000
33 Billy Buckner, R ERA: 3.12	(6, 1)	1.0		6	1	0	0	1	2	0	0	0	0	0	13	25	0.00	3.000
45 Doug Slaten, L ERA: 7.59	(7, 1)	1.0		3	1	0	0	0	0	0	0	0	0	0	7	10	0.00	1.000
66 Hector Ambriz, R ERA:	(8, 1)	2.0		8	1	0	0	3	2	0	0	0	0	0	18	32	0.00	1.500

PITCHER	IP	WLS	BF	H	R	ER	SO	BB	IBB	HBP	BLK	WP	HR	S	P	ERA	WHIP

TOP

AB	31
R	2
H	8
RBI	2
BB	8
SO	7
LOB	19

WP: 0 PB: 0 SB: 2 CS: 1 PA: 40

BOTTOM

Batter	1	2	3	4	5	6	7	8	9	AB	R	H	RBI	BB	SO	LOB
2 Felipe Lopez, S (1, 4) OBP: 0.404, SLG: 0.480 14 Ryan Roberts, R (7, 4) OBP: 0.394, SLG: 0.483 (9, 7)	C SL 88 B FS 82 X SL 88 1-1 G3-1 ①		B FF 89 B FS 79 B SL 89 C FF 89 F SL 88 X SL 89 3-2 F7 ③			B SL 82 X CH 80 1-0 G4-3 ③			X 0-0 F8 ①	3 1	0 0	0 0	0 0	0 0	0 0	0 0
24 Chris Young, R (1, 8) OBP: 0.366, SLG: 0.459 12 Evan Frey, L (8, 8) OBP: 0.293, SLG: 0.434	B SI 91 C SI 91 C SI 92 B SL 86 F SL 86 X SI 93 2-2 F7 ②			C SI 91 C FS 74 B SL 87 B SL 86 S SL 85 2-3 K ①			C SL 81 F SL 82 C SI 88 0-3 K ①		B FF 92 C F F X 1-2 L6 ②	3 1	0 0	0 0	0 0	0 0	2 0	0 0
6 Stephen Drew, L (1, 6) OBP: 0.345, SLG: 0.365 16 Josh Wilson, R (8, 6) OBP: 0.388, SLG: 0.541	X SL 90 0-0 1B			B SL 90 F FS 79 B SL 90 X SI 91 2-1 G4-3 ②			X SL 84 0-0 L9 ②		B SI 88 C FF 90 B SI 87 C SI 89 X 2-2 28 DI 1B	3 1	0 0	1 1	0 0	0 0	0 0	0 0
34 Conor Jackson, R (1, 7) OBP: 0.280, SLG: 0.246 28 Alex Romero, L (7, PR) OBP: 0.444, SLG: 0.333 (8, 7) (9, 9)	C SL 86 1 SAFE 1 SAFE B SL 85 T SI 92 F FS 76 D SL 87 S 2-3 K ③			S SL 85 C SL 85 F FF 94 B SL 86 X SL 87 1-2 F7 ③			C SL 83 F FF 91 F SL 82 X SI 89 0-2 1B		B FF 90 B SI 88 B SI 88 B FF 89 4-0 1-2 BB	3 0	0 0	1 0	0 0	0 1	1 0	1 0
18 Chad Tracy, L (1, 5) OBP: 0.424, SLG: 0.567 (6, 3) 27 Mark Reynolds, R (8, 3) OBP: 0.377, SLG: 0.516		C FS 78 B FS 73 F SL 88 B SL 89 X SL 88 2-2 G1-3 ①			B SI 87 B FF 88 B SI 86 C FF 88 F SI 87 C SI 87 3-3 K ①		X CH 79 0-0 G6-3 ③		C FF 90 C SI 88 F SI 88 F SI 89 B SI 91 S SL 83 2-3 K ③	3 1	0 0	0 0	0 0	0 1	1 2	1 2
22 Eric Byrnes, R (1, 9) OBP: 0.344, SLG: 0.469 8 Rusty Ryal, R (9, 5) OBP: 0.364, SLG: 0.263		B SI 89 S SL 84 F SI 92 F SI 92 X SI 93 1-2 P5 ②			C SI 87 F FF 90 F SI 87 B SI 88 F SI 88 F SI 91 S SL 82 1-3 K ②			F FF 88 B FF 89 X SI 88 1-1 F9 ①		3 0	0 0	0 0	0 0	1 0	0 0	0 0
31 Tony Clark, S (1, 3) OBP: 0.386, SLG: 0.528 11 Augie Ojeda, S (6, 5) OBP: 0.382, SLG: 0.367 (9, 4)		F FF 90 B FF 91 S FS 75 X FF 91 1-2 L8 ③			C SI 87 S FF 90 S SI 90 0-3 K ③			F FF 88 C SI 88 X SI 89 0-2 G4-3 ②		2 1	0 0	0 0	0 0	1 0	0 0	0 0
10 Justin Upton, R (1, 10) OBP: 0.333, SLG: 0.328			C FS 82 B SL 82 C SI 90 S SL 85 1-3 K ①			C SI 88 C SI 86 S SI 88 0-3 K ①		S CH 82 B SI 88 S CH 81 X SI 89 1-2 1B		3	0	1	0	0	2	0
26 Miguel Montero, L (1, 2) OBP: 0.415, SLG: 0.523			X FF 90 0-0 F7 ②			C SI 88 C SI 88 B FF 92 F SI 88 F SI 89 B SI 90 F FF 92 X CH 82 2-2 F7 ②		1 SAFE F CH 79 1 SAFE 1 SAFE X SI 87 0-1 F8 ③		3	0	0	0	0	0	1
Inning Stats	R: 0 H: 1 E: 0 LOB: 1 K: 1 BB: 0 S: 11 P: 16	R: 0 H: 0 E: 0 LOB: 0 K: 0 BB: 0 S: 10 P: 14	R: 0 H: 0 E: 0 LOB: 0 K: 1 BB: 0 S: 7 P: 11	R: 0 H: 0 E: 0 LOB: 0 K: 1 BB: 0 S: 9 P: 14	R: 0 H: 0 E: 0 LOB: 0 K: 3 BB: 0 S: 12 P: 16	R: 0 H: 0 E: 0 LOB: 0 K: 1 BB: 0 S: 10 P: 13	R: 0 H: 1 E: 0 LOB: 1 K: 1 BB: 0 S: 9 P: 9	R: 0 H: 1 E: 0 LOB: 1 K: 0 BB: 0 S: 10 P: 12	R: 0 H: 1 E: 0 LOB: 2 K: 1 BB: 1 S: 13 P: 22	1B: 4 SF: 0 2B: 0 SAC: 0 3B: 0 DP: 0 HR: 0 HBP: 0						

PITCHER		IP	WLS	BF	H	R	ER	SO	BB	IBB	HBP	BLK	WP	HR	S	P	ERA	WHIP
52 Jose Contreras, R ERA: 5.82	(1, 1)	4.0	W	13	1	0	0	3	0	0	0	0	0	0	37	55	0.00	0.250
40 Bartolo Colon, R ERA: 6.6	(5, 1)	5.0	S	19	3	0	0	6	1	0	0	0	0	0	54	72	0.00	0.800

PITCHER	IP	WLS	BF	H	R	ER	SO	BB	IBB	HBP	BLK	WP	HR	S	P	ERA	WHIP

Chicago White Sox @ Arizona Diamondbacks

Chase Field, Phoenix, AZ

Sat Apr 04 2009, 1:10 PM MST

Att. 17,425 - Sunny - 75 F

livebaseballscorecards.com

AB	31
R	0
H	4
RBI	0
BB	1
SO	9
LOB	5

Kansas City Royals @ Chicago White Sox

U.S. Cellular Field, Chicago, IL

Tue Apr 07 2009, 2:05 PM EDT

Att. 37,449 - Sunny - 43 F

TOP

livebaseballscorecards.com

Batter	1	2	3	4	5	6	7	8	9	AB	R	H	RBI	BB	SO	LOB
2 Coco Crisp, S (1, 8) OBP: 0.200, SLG: 0.200	C FF 87 S SI 85 B FF 88 B SI 87 X SI 85 2-2 9 G4-3 1B	B SI 86 T CH 80 B FF 87 B FF 86 X FC 84 3-1 ③ F7		C FF 86 X CH 79 0-1 ② G1-3 1-2 2-3		C FF 89 X CU 78 0-1 ② G6-3			C FF 96 F FF 96 S FF 96 0-3 ① K	5	0	1	0	0	1	3
9 David DeJesus, L (1, 7) OBP: 0.200, SLG: 0.200	1 SAFE B FF 87 X FC 82 1-0 ① G4-3 1-2		C CU 70 C SI 86 B CU 71 F CH 78 F CU 71 X FF 88 1-2 ① G6-3	B FC 83 B FC 81 B SI 87 C FF 87 C FF 84 X SI 88 3-2 ③ G4-3		B FF 89 F FF 89 C FF 90 B FF 92 C FF 94 2-3 ③ K			X FF 95 0-0 1B	5	0	1	0	0	1	3
24 Mark Teahen, L (1, 4) OBP: 0.600, SLG: 0.667	B FC 83 C FC 82 T FF 87 B FF 88 F FC 84 B FF 88 F FC 80 F SI 86 F CU 73 4-2 B FF 86 BB		H CU 72 1-0 11 BB HBP		F SI 86 X FC 80 0-1 11 1B 16 FC5-2 2B		C FF 88 B FF 88 F FF 88 X CH 82 1-2 ① G4-3		B FF 92 S FF 96 X FF 96 1-1 ② F9	3	0	1	0	1	0	1
11 Jose Guillen, R (1, 9) OBP: 0.400, SLG: 0.250	B FC 83 X CH 80 1-0 ② F8		F FF 87 B FF 89 1 SAFE S FF 88 B FF 88 B FF 86 1 SAFE B FF 87 4-2 1-2 BB		B FC 83 B FF 84 X FC 83 2-0 16 FC5-2 17 HBP 4 FC4-6 2-3 1B		F SL 84 B SL 80 X CH 80 1-1 ② G5-3		B FF 96 S FF 95 B FF 96 X FF 94 2-1 ③ F8	4	1	1	0	1	0	3
17 Mike Jacobs, L (1, 3)	C SI 88 B SI 87 F FC 82 D CU 73 C FF 86 2-3 ③ K		F FF 83 B FC 84 B FC 82 F SI 88 X CH 80 2-2 ② P4		H SI 86 1-0 4 FC4-6 16 FC5-2 1-2 HBP		B SL 86 X SL 83 1-0 ③ F8			3	0	0	0	0	1	4
16 Billy Butler, R (1, 10)		B FF 86 B FF 86 X SI 85 2-0 ① G1-3	C FF 88 X FF 88 0-1 ③ L6		C FF 87 B FF 89 X FC 83 1-1 ① FC5-2 4 FC4-6 1-2 2-3 3-Hf			S FF 93 B FF 92 F FF 92 F SL 81 B FF 92 S FF 91 2-3 ① K		4	0	0	0	0	1	5
4 Alex Gordon, L (1, 5) OBP: 0.250, SLG: 1.000		B FF 86 X FF 86 1-0 HR		C FF 86 S SI 85 B CH 79 B CH 79 X CH 81 2-2 ① G1-3	B FC 84 C SI 87 X FF 84 1-1 ② FC4-6 1-2f 2-3 3-H			S FF 92 B FF 92 B FF 90 C FF 91 F FF 92 B FF 91 F FF 91 X FF 91 3-2 ② P4		4	1	1	2	0	0	2
21 Miguel Olivo, R (1, 2) OBP: 0.500, SLG: 0.750		C SI 86 B CU 71 X FF 87 1-1 2B		X CH 79 0-0 2 G1-3 30 BB 1B	F CH 80 C FF 87 S FF 87 0-3 ③ K			C SL 80 S FF 93 F SL 81 S SL 81 0-3 K		4	0	2	0	0	2	2
30 Mike Aviles, R (1, 6)		C FF 83 C FF 87 F FF 87 S FF 86 0-3 ② K		1 SAFE 1 SAFE F FC 82 B FF 87 1 SAFE B FF 84 F FC 81 1 SAFE F FF 87 4-2 B CH 80 1 SAFE B CH 79 1-2 2 G1-3 BB		B FF 89 B FF 88 C SI 88 B FF 88 X FF 88 3-1 ① G6-3		S FF 92 1 SAFE F FF 91 C SL 81 0-3 ③ K		3	0	0	0	1	2	2
Inning Stats	R: 0 E: 0 K: 1 S: 14 H: 1 LOB: 2 BB: 1 P: 24	R: 1 E: 0 K: 1 S: 10 H: 2 LOB: 1 BB: 0 P: 17	R: 0 E: 0 K: 0 S: 12 H: 0 LOB: 2 BB: 1 P: 20	R: 0 E: 0 K: 0 S: 12 H: 1 LOB: 2 BB: 1 P: 21	R: 1 E: 0 K: 1 S: 10 H: 2 LOB: 2 BB: 0 P: 15	R: 0 E: 0 K: 1 S: 7 H: 0 LOB: 0 BB: 0 P: 12	R: 0 E: 0 K: 0 S: 6 H: 0 LOB: 0 BB: 0 P: 9	R: 0 E: 0 K: 3 S: 16 H: 0 LOB: 1 BB: 0 P: 21	R: 0 E: 0 K: 1 S: 8 H: 1 LOB: 1 BB: 0 P: 11	1B: 4 2B: 2 3B: 0 HR: 1 SF: 0 SAC: 0 DP: 0 HBP: 2						

	AB	35
	R	2
	H	7
	RBI	2
	BB	3
	SO	8
	LOB	25

WP: 1 PA: 40
PB: 0
SB: 0
CS: 0

PITCHER		IP	WLS	BF	H	R	ER	SO	BB	IBB	HBP	BLK	WP	HR	S	P	ERA	WHIP
56 Mark Buehrle, L ERA: 3.6	(1, 1)	5.0		26	6	2	2	3	3	0	2	0	0	1	58	97	3.60	1.800
54 Clayton Richard, L ERA:	(6, 1)	2.0		6	0	0	0	1	0	0	0	0	0	0	13	21	0.00	0.000
26 Octavio Dotel, R ERA:	(8, 1)	1.0	W	4	0	0	0	3	0	0	0	0	1	0	16	21	0.00	0.000
45 Bobby Jenks, R ERA:	(9, 1)	1.0	S	4	1	0	0	1	0	0	0	0	0	0	8	11	0.00	1.000

PITCHER	IP	WLS	BF	H	R	ER	SO	BB	IBB	HBP	BLK	WP	HR	S	P	ERA	WHIP

Batter	1	2	3	4	5	6	7	8	9	AB	R	H	RBI	BB	SO	LOB
31 Dewayne Wise, L (1, 8)	B FF 91 C FF 92 B SL 87 C FF 93 F FF 93 F FF 94 S FF 93 2-3 K ①		B FF 91 F CH 82 C SL 87 S FF 92 1-3 K ①		B FF 93 S FF 93 F SL 88 B FF 95 S FF 94 2-3 K ③			B FF 92 B FF 94 L FF 95 L FF 93 F SL 83 1 SAFE X SL 82 2-2 F8 ①		4	0	0	0	0	3	1
17 Chris Getz, L (1, 4) OBP: 0.500, SLG: 0.750	C FF 93 F SL 88 X CU 79 0-2 G1-3 ②		B CH 83 F FF 93 B SL 88 X CH 83 2-1 20 G6-3 2B			B CU 75 F FF 91 F CU 78 X FF 91 1-2 P5 ①		1 SAFE C FF 95 X SL 81 0-1 1-3 25 HR 1B		4	1	2	0	0	0	0
20 Carlos Quentin, R (1, 7)	B FF 94 X SL 87 1-0 G6-3 ③		B SL 87 X SL 88 1-0 2-3 G6-3 ②			B FF 94 X SL 89 1-0 G5-3 ②		S FF 97 B FF 96 S SL 82 S FF 96 1-3 K ②		4	0	0	0	0	1	3
25 Jim Thome, L (1, 10) OBP: 0.750, SLG: 1.500		B FF 92 B FF 92 X FF 92 2-0 14 1B 7 1B 23 1B 1B	B FF 94 B SL 88 C SL 88 X SL 91 2-1 F8 ③			B FF 93 C SL 89 F FF 94 F FF 95 X CU 81 1-2 1B		B FF 96 B FF 95 C FF 96 X FF 95 2-1 1-H 3-H HR		4	2	3	3	0	0	1
23 Jermaine Dye, R (1, 9) OBP: 0.500, SLG: 0.500		C SL 87 F CU 78 X CU 78 0-2 14 1B 7 1B 1-2 1B		C CU 77 X SL 86 0-1 G4-3 ①		B SL 87 B SL 87 C SL 88 X SL 88 2-1 G5-3 ③		C SL 83 X FF 96 0-1 14 CS 1B		4	0	2	0	0	0	1
14 Paul Konerko, R (1, 3) OBP: 0.333, SLG: 0.333		B SL 86 X SL 86 1-0 7 1B 1-2 2-3 1B		C SL 88 F CU 79 B FF 95 B FF 94 T SL 90 2-2 K ②			B FF 91 X FF 92 1-0 F8 ①	C SL 85 C SL 82 0-2 CS ③ 1-2		3	0	1	0	0	1	0
12 A.J. Pierzynski, L (1, 2) OBP: 0.333, SLG: 0.333		B SL 87 C FF 92 B FF 94 X FF 92 2-1 F7 ①		C FF 94 X CU 81 0-1 G1-3 ③			C FF 92 X SL 87 0-1 1B ②			3	0	1	0	0	0	3
10 Alexei Ramirez, R (1, 6)		X SL 88 0-0 F7 ②			C CU 76 F SL 85 X FF 92 0-2 G4-3 ①		F SL 88 B FF 94 F FF 93 B FF 93 B FF 93 F SL 89 S CU 79 3-3 K ③			3	0	0	0	0	1	3
7 Josh Fields, R (1, 5) OBP: 0.667, SLG: 0.667		S SL 86 B FF 94 C CU 79 B FF 94 X CU 80 2-2 1-2 2-H 3-H 1B ③			B SL 87 S SL 87 C FF 94 C SL 89 1-3 K ②			B FF 94 B FF 93 C FF 95 X FF 95 2-1 17 1B 25 HR 1B		3	1	2	1	0	1	0
Inning Stats	R: 0 E: 0 K: 1 S: 9 H: 0 LOB: 0 BB: 0 P: 12	R: 1 E: 0 K: 0 S: 11 H: 4 LOB: 2 BB: 0 P: 18	R: 0 E: 0 K: 1 S: 8 H: 1 LOB: 1 BB: 0 P: 14	R: 0 E: 0 K: 1 S: 7 H: 0 LOB: 0 BB: 0 P: 9	R: 0 E: 0 K: 2 S: 9 H: 0 LOB: 0 BB: 0 P: 12	R: 0 E: 0 K: 0 S: 10 H: 1 LOB: 1 BB: 0 P: 15	R: 0 E: 0 K: 1 S: 7 H: 1 LOB: 0 BB: 0 P: 11	R: 3 E: 0 K: 1 S: 17 H: 4 LOB: 0 BB: 0 P: 24		1B: 9 2B: 1 3B: 0 HR: 1 SF: 0 SAC: 0 DP: 0 HBP: 0	WP: 0 PB: 0 SB: 0 CS: 1 PA: 33					

BOTTOM

Kansas City Royals @ Chicago White Sox

U.S. Cellular Field, Chicago, IL

Tue Apr 07 2009, 2:05 PM EDT

Att. 37,449 - Sunny - 43 F

livebaseballscorecards.com

AB	32
R	4
H	11
RBI	4
BB	0
SO	7
LOB	12

PITCHER		IP	WLS	BF	H	R	ER	SO	BB	IBB	HBP	BLK	WP	HR	S	P	ERA	WHIP
55 Gil Meche, R ERA: 1.29	(1, 1)	7.0		26	7	1	1	6	0	0	0	0	0	0	61	91	1.29	1.000
40 Kyle Farnsworth, R ERA: 27.0	(8, 1)	1.0	L	6	4	3	3	1	0	0	0	0	0	1	17	24	27.00	4.000

PITCHER	IP	WLS	BF	H	R	ER	SO	BB	IBB	HBP	BLK	WP	HR	S	P	ERA	WHIP

Kansas City Royals @ Chicago White Sox

U.S. Cellular Field, Chicago, IL

Wed Apr 08 2009, 8:11 PM EDT

Att. 22,817 - Cloudy - 51 F

TOP

livebaseballscorecards.com

Batter	1	2	3	4	5	6	7	8	9	AB	R	H	RBI	BB	SO	LOB
2 Coco Crisp, S (1, 8) OBP: 0.250, SLG: 0.375	C FF 92 B FF 93 F FF 93 C CU 80 1-3 ① K		B SI 90 X FF 91 1-0 2-H 2B		1 SAFE L SI 88 B CH 82 X FF 92 1-1 ① SH1-3 1-3		B FF 91 F FF 92 B FC 86 X FF 91 2-1 ② F8			3	0	1	1	0	1	0
9 David DeJesus, L (1, 7) OBP: 0.111, SLG: 0.111	B SI 92 B FF 93 X FF 92 2-0 ② F8		D FC 86 F FF 90 F FF 92 B CU 79 S CU 80 2-3 ③ K		B CH 87 F FC 87 F FC 88 C CU 79 1-3 ② K		B CH 84 X FF 92 1-0 ③ F8			4	0	0	0	0	2	2
24 Mark Teahen, L (1, 4) OBP: 0.556, SLG: 0.571	C FF 92 S SI 92 B SI 93 S CU 80 1-3 ③ K			X SI 91 0-0 16 G5-3 17 BB 1B	B CU 80 X FF 93 1-0 3-H 1B			C FF 94 X SI 94 0-1 ① G1-3		4	0	2	1	0	1	0
11 Jose Guillen, R (1, 9) OBP: 0.222, SLG: 0.125 8 Willie Bloomquist, R (8, 9)		X FF 90 0-0 ① G6-3		C FF 88 D FC 84 S FC 86 S FC 87 1-3 ① K	1 SAFE X FF 88 0-0 ③ G6-3			B FF 94 X FF 95 1-0 ② G5-3		4 0	0 0	0 0	0 0	0 0	1 0	2 0
17 Mike Jacobs, L (1, 3)		B FF 92 C FF 92 B SI 92 B FF 92 C FF 92 X FF 93 3-2 ② G5-3		D FC 85 F FF 89 B FF 90 B FF 91 B FF 91 4-1 16 G5-3 1-2 BB		S FC 86 S CU 80 B CU 80 B CU 81 C CU 81 2-3 ① K		B FF 94 B FF 95 B FF 95 C FF 95 S FF 96 S FF 95 3-3 ③ K		3	0	0	0	1	2	0
16 Billy Butler, R (1, 10)		X FC 87 0-0 ③ L6		B FC 88 X SI 92 1-0 ② G5-3 1-2 2-3		F FF 91 F FC 86 B FF 90 S CU 81 1-3 ② K			T FF 92 C FF 93 S SL 80 0-3 ① K	4	0	0	0	0	2	2
4 Alex Gordon, L (1, 5) OBP: 0.375, SLG: 0.714			F FF 91 B CU 79 B FF 91 X SI 90 2-1 ① G3	S FC 87 D CU 80 B CU 79 B FF 92 B FF 91 4-1 BB		X SI 91 0-0 1B			C FF 92 F FO 82 B SL 79 B SL 79 S FO 81 2-3 ② K	3	0	1	0	1	1	0
21 Miguel Olivo, R (1, 2) OBP: 0.250, SLG: 0.375			B SI 91 F FC 86 F SI 91 B CU 79 B CU 80 S FC 86 3-3 ② K	C FF 92 B CU 80 F SI 91 F FC 88 D FC 88 S FC 88 2-3 ③ K		1 SAFE B SI 91 F FF 91 D FC 87 X FC 88 2-1 ③ G5-3			B SL 81 F SI 91 T FF 93 F SL 79 S FF 93 1-3 ③ K	4	0	0	0	0	3	4
30 Mike Aviles, R (1, 6) OBP: 0.429, SLG: 0.500			B FF 91 X SI 89 1-0 2 2B 2B		X FF 91 0-0 2 SH1-3 2 WP 24 1B 1B		C FC 86 B CU 80 C CU 79 X CU 80 1-2 ① G5-3			3	2	2	0	0	0	0
Inning Stats	R: 0 E: 0 K: 2 S: 7 H: 0 LOB: 0 BB: 0 P: 11	R: 0 E: 0 K: 0 S: 5 H: 0 LOB: 0 BB: 0 P: 8	R: 1 E: 0 K: 2 S: 10 H: 2 LOB: 0 BB: 0 P: 19	R: 0 E: 0 K: 2 S: 11 H: 1 LOB: 3 BB: 2 P: 23	R: 1 E: 0 K: 1 S: 8 H: 2 LOB: 1 BB: 0 P: 11	R: 0 E: 0 K: 2 S: 9 H: 1 LOB: 1 BB: 0 P: 14	R: 0 E: 0 K: 0 S: 6 H: 0 LOB: 0 BB: 0 P: 10	R: 0 E: 0 K: 1 S: 6 H: 0 LOB: 0 BB: 0 P: 10	R: 0 E: 0 K: 3 S: 10 H: 0 LOB: 0 BB: 0 P: 13	1B: 4 2B: 2 3B: 0 HR: 0 SF: 0 SAC: 1 DP: 0 HBP: 0						

	AB	32
	R	2
	H	6
	RBI	2
	BB	2
	SO	13
	LOB	10

WP: 1 PB: 0 SB: 0 CS: 0 PA: 35

PITCHER		IP	WLS	BF	H	R	ER	SO	BB	IBB	HBP	BLK	WP	HR	S	P	ERA	WHIP
34 Gavin Floyd, R ERA: 2.57	(1, 1)	7.0	L	29	6	2	2	9	2	0	0	0	1	0	56	96	2.57	1.143
37 Matt Thornton, L ERA:	(8, 1)	1.0		3	0	0	0	1	0	0	0	0	0	0	6	10	0.00	0.000
71 Scott Linebrink, R ERA:	(9, 1)	1.0		3	0	0	0	3	0	0	0	0	0	0	10	13	0.00	0.000

PITCHER	IP	WLS	BF	H	R	ER	SO	BB	IBB	HBP	BLK	WP	HR	S	P	ERA	WHIP

Batter	1	2	3	4	5	6	7	8	9	AB	R	H	RBI	BB	SO	LOB
31 Dewayne Wise, L (1, 8)	C FF 92 F FF 94 B FF 95 B SL 88 X FF 94 2-2 ① G3		X SI 94 0-0 ② B2			C FF 91 F CH 78 F SL 85 S SL 84 0-3 ① K		C FF 94 X CH 82 0-1 ② G4-3		4	0	0	0	0	1	1
17 Chris Getz, L (1, 4) OBP: 0.250, SLG: 0.375	B SI 93 B CH 81 C FF 93 C FF 94 B FF 96 F FF 94 X FF 93 3-2 ② P5		C FF 93 F SL 88 B FF 94 B FF 95 2-2 ③ CS 1-2	C CU 75 C FF 92 S SL 86 0-3 ① K		B SI 92 X FF 92 1-0 ② G4-3		B FC 82 C SL 82 F FF 94 X FF 94 1-2 ③ L6		4	0	0	0	0	1	0
20 Carlos Quentin, R (1, 7)	T FF 94 C FF 96 B FF 95 B SL 90 S SL 91 2-3 ③ K			C CU 74 B FF 92 H FF 93 2-1 HBP		B SI 94 F FF 94 B SL 86 B SL 87 B FF 93 4-1 BB			B FF 90 F FF 90 B FF 91 X FF 90 2-1 ① F8	2	0	0	0	1	1	0
25 Jim Thome, L (1, 10) OBP: 0.500, SLG: 0.857		C CU 75 B FF 95 B SL 87 B FF 94 B CH 81 4-1 14 G6-4-3 23 1B BB		B SI 92 B SL 88 C SL 83 C SL 87 C SL 85 2-3 ② K		S CU 74 B SL 86 B FF 94 S SI 94 B SI 94 X SL 86 3-2 ③ L4			C FF 91 B CH 85 B FF 91 X FF 91 2-1 ② G6-3	3	0	0	0	1	1	2
23 Jermaine Dye, R (1, 9) OBP: 0.500, SLG: 0.500		B FF 93 B SL 85 B FF 95 C SI 94 X SI 94 3-1 14 G6-4-3 1-2 1B		B FF 95 C SL 85 S SL 87 F FF 94 S SL 83 1-3 ③ K			B FF 91 X FF 92 1-0 12 G5-3 1B		B FF 92 C FF 90 B FF 92 F FF 92 S CU 69 2-3 ③ K	4	0	2	0	0	2	1
14 Paul Konerko, R (1, 3) OBP: 0.167, SLG: 0.167		B SI 94 C FF 95 X SL 87 1-1 ① ② G6-4-3 1-2f 2-3			C FF 92 S CU 66 S SL 86 0-3 ① K		C FF 94 C FF 95 F FF 95 B FF 92 F SL 83 B FF 95 X SL 82 2-2 ① F9			3	0	0	0	0	1	3
12 A.J. Pierzynski, L (1, 2) OBP: 0.333, SLG: 0.333		F FF 94 F SL 88 X SL 85 0-2 ③ G3			B CU 67 B FF 92 C FF 92 X FF 92 2-1 10 FC5-4 1B		B CH 83 X FC 83 1-0 ② G5-3 1-2			3	0	1	0	0	0	2
10 Alexei Ramirez, R (1, 6)			S SL 85 C FF 93 F FF 94 S SL 88 0-3 ① K		F SI 94 F FF 94 X SL 85 0-2 ② FC5-4 1-2f		S SL 81 B SL 81 F FF 94 X SL 83 1-2 ③ P6			3	0	0	0	0	1	2
7 Josh Fields, R (1, 5) OBP: 0.500, SLG: 0.400			C SL 86 S FF 94 B FF 93 B FF 95 B SL 88 B SL 88 4-2 17 CS BB		B FF 94 X FF 94 1-0 ③ G6-3			C SL 79 X SL 80 0-1 ① F9		2	0	0	0	1	0	1
Inning Stats	R: 0 E: 0 K: 1 S: 10 H: 0 LOB: 0 BB: 0 P: 17	R: 0 E: 0 K: 0 S: 8 H: 1 LOB: 1 BB: 1 P: 16	R: 0 E: 0 K: 1 S: 9 H: 0 LOB: 0 BB: 1 P: 15	R: 0 E: 0 K: 3 S: 11 H: 0 LOB: 1 BB: 0 P: 16	R: 0 E: 0 K: 1 S: 9 H: 1 LOB: 1 BB: 0 P: 12	R: 0 E: 0 K: 1 S: 9 H: 0 LOB: 1 BB: 1 P: 17	R: 0 E: 0 K: 0 S: 10 H: 1 LOB: 1 BB: 0 P: 15	R: 0 E: 0 K: 0 S: 7 H: 0 LOB: 0 BB: 0 P: 8	R: 0 E: 0 K: 1 S: 7 H: 0 LOB: 0 BB: 0 P: 13	1B: 3 2B: 0 3B: 0 HR: 0	SF: 0 SAC: 0 DP: 1 HBP: 1			WP: 0 PB: 0 SB: 0 CS: 1		PA: 33	

PITCHER		IP	WLS	BF	H	R	ER	SO	BB	IBB	HBP	BLK	WP	HR	S	P	ERA	WHIP
23 Zack Greinke, R	(1, 1)	6.0	W	23	3	0	0	7	3	0	1	0	0	0	57	95	0.00	1.000
ERA:																		
37 Juan Cruz, R	(7, 1)	2.0	H	6	0	0	0	0	0	0	0	0	0	0	16	21	0.00	0.000
ERA:																		
48 Joakim Soria, R	(9, 1)	1.0	S	3	0	0	0	1	0	0	0	0	0	0	7	13	0.00	0.000
ERA:																		

PITCHER	IP	WLS	BF	H	R	ER	SO	BB	IBB	HBP	BLK	WP	HR	S	P	ERA	WHIP

BOTTOM

Kansas City Royals @ Chicago White Sox

U.S. Cellular Field, Chicago, IL

Wed Apr 08 2009, 8:11 PM EDT

Att. 22,817 - Cloudy - 51 F

livebaseballscorecards.com

AB	28
R	0
H	3
RBI	0
BB	3
SO	8
LOB	12

Kansas City Royals @ Chicago White Sox

U.S. Cellular Field, Chicago, IL

Thu Apr 09 2009, 2:05 PM EDT

Att. 18,091 - Sunny - 53 F

TOP

livebaseballscorecards.com

Batter	1	2	3	4	5	6	7	8	9	AB	R	H	RBI	BB	SO	LOB
2 Coco Crisp, S (1, 8) OBP: 0.462, SLG: 0.818	C FF 90 C FF 92 F FF 93 X CU 78 0-2 G5-3		1 SAFE B FF 92 C CH 84 C CU 78 B CU 79 B FC 87 F CH 84 B CH 83 4-2 24 L6-4 9 1B 1-2 BB		F FF 90 B FF 90 B FF 89 D CH 84 B FF 90 4-1 9 FC4-6 1-2 BB		C SL 82 1 SAFE X SL 83 0-1 1-3 2B		X FF 94 0-0 2-H HR	3	1	2	2	2	0	0
9 David DeJesus, L (1, 7) OBP: 0.214, SLG: 0.286	B FF 91 L FF 92 S FC 87 B FC 87 X FC 88 2-2 G6-3		S FC 86 B SI 92 B FC 87 X FF 92 2-1 1-2 2-3 1B		X FF 91 0-0 FC4-6 1-2f 2-3		C SI 93 F FF 93 B FF 94 X SI 94 1-2 G4-3		X FF 93 0-0 2B	5	0	2	0	0	0	4
24 Mark Teahen, L (1, 4) OBP: 0.357, SLG: 0.333 (7, 9)	C CU 78 X SI 93 0-1 G5-3		B FC 87 X FC 87 1-0 L6-4 2-2		B FC 86 X FC 86 1-0 G6-3		S SI 94 F FF 94 B FF 94 S FF 95 1-3 K		S SL 89 B FF 93 S SL 86 S FF 91 1-3 K	5	0	0	0	0	2	8
11 Jose Guillen, R (1, 10) OBP: 0.286, SLG: 0.167		B FF 90 S CH 83 F SI 91 B CH 84 S CH 84 2-3 K	B CU 75 F FF 90 C FC 85 B CU 76 S FF 91 2-3 K		B CU 75 B FC 82 B FF 90 B FF 90 4-0 4 F9 4 S BB			B FF 91 F FF 90 B FF 91 X FF 90 2-1 1B	X SL 89 0-0 G6-3	4	0	1	0	1	2	1
16 Billy Butler, R (1, 3) 17 Mike Jacobs, L (8, PH) (8, 3)		B FF 91 X FF 92 1-0 E5 4 FC3-6	C CU 74 C CU 75 F FF 92 B FC 83 X CH 83 1-2 G6-3		B FF 90 1 SAFE F FF 90 S FF 90 B FF 91 S CH 83 2-3 K			B FF 91 F FF 92 B FF 90 C FF 91 S FF 92 2-3 K		3 1	0 0	0 0	0 0	1 1	1 1
4 Alex Gordon, L (1, 5) OBP: 0.333, SLG: 0.500		F FF 91 B FC 86 C FC 86 F FF 92 B CH 84 X SI 93 2-2 FC3-6 1-2f	C CU 76 H SI 92 1-1 30 S HBP		F FF 90 B FF 92 B CU 75 B FC 86 X FF 91 3-1 F9 1-3			D CU 76 B FF 89 F FF 89 B FF 90 F FF 90 C FF 91 3-3 K		3	0	0	0	0	1	3
30 Mike Aviles, R (1, 6) OBP: 0.273, SLG: 0.300		S FC 88 B CH 84 X CH 84 1-1 F7	B CH 82 1 SAFE B FC 86 S FF 91 C FC 87 C CU 77 2-3 K 1-2		X CH 82 0-0 L7			T SL 80 C SL 81 B FF 92 S SL 79 1-3 K		4	0	0	0	0	2	4
14 John Buck, R (1, 2) OBP: 0.250, SLG: 0.250			B FF 90 C FC 85 B FF 91 S FF 91 X CH 84 2-2 9 1B 2 BB 1B		S FF 89 X CU 75 0-1 P3		B SL 84 C SL 81 B SL 83 C SL 83 X SL 82 2-2 L9		S SL 88 S FF 94 F FF 94 X SL 86 0-2 G6-3	4	0	1	0	0	0	0
8 Willie Bloomquist, R (1, 9) OBP: 0.500, SLG: 0.500 13 Alberto Callaspo, S (7, PH) OBP: 1.000, SLG: 1.500 (7, 4)			C FF 91 F FF 91 B FF 93 C FF 93 1-3 K		B FF 90 F FF 90 B CU 74 X FF 90 2-1 9 FC4-6 2 BB 1B		C SL 83 B SI 95 X SI 94 1-1 2 2B 1B		B B FF 94 B C FF 94 X FF 92 3-1 2 HR 2B	2 2	0 1	1 2	0 0	0 0	1 0	1 0
Inning Stats	R: 0 E: 0 K: 0 S: 9 H: 0 LOB: 0 BB: 0 P: 11	R: 0 E: 1 K: 1 S: 10 H: 0 LOB: 1 BB: 0 P: 16	R: 0 E: 0 K: 1 S: 12 H: 2 LOB: 2 BB: 1 P: 22	R: 0 E: 0 K: 2 S: 11 H: 0 LOB: 1 BB: 0 P: 17	R: 0 E: 0 K: 0 S: 7 H: 1 LOB: 2 BB: 1 P: 14	R: 0 E: 0 K: 1 S: 6 H: 0 LOB: 1 BB: 1 P: 15	R: 0 E: 0 K: 1 S: 13 H: 2 LOB: 2 BB: 0 P: 18	R: 0 E: 0 K: 3 S: 11 H: 1 LOB: 1 BB: 0 P: 19	R: 2 E: 0 K: 1 S: 12 H: 3 LOB: 1 BB: 0 P: 16	1B: 5 2B: 4 3B: 0 HR: 1 SF: 0 SAC: 0 DP: 1 HBP: 1						

	AB	36
	R	2
	H	9
	RBI	2
	BB	3
	SO	10
	LOB	23

WP: 0 PA: 40
PB: 0
SB: 2
CS: 0

PITCHER		IP	WLS	BF	H	R	ER	SO	BB	IBB	HBP	BLK	WP	HR	S	P	ERA	WHIP
50 John Danks, L ERA:	(1, 1)	6.0		25	3	0	0	5	3	0	1	0	0	0	55	95	0.00	1.000
47 Mike MacDougal, R ERA:	(7, 1)	0.1		3	2	0	0	0	0	0	0	0	0	0	7	10	0.00	6.000
37 Matt Thornton, L ERA:	(7, 1)	0.2		2	0	0	0	1	0	0	0	0	0	0	6	8	0.00	0.000
26 Octavio Dotel, R ERA:	(8, 1)	1.0		4	1	0	0	3	0	0	0	0	0	0	11	19	0.00	1.000
45 Bobby Jenks, R ERA: 9.0	(9, 1)	1.0	L	6	3	2	2	1	0	0	0	0	0	1	12	16	18.00	3.000

PITCHER	IP	WLS	BF	H	R	ER	SO	BB	IBB	HBP	BLK	WP	HR	S	P	ERA	WHIP

BOTTOM

Kansas City Royals @ Chicago White Sox

U.S. Cellular Field, Chicago, IL

Thu Apr 09 2009, 2:05 PM EDT

Att. 18,091 - Sunny - 53 F

livebaseballscorecards.com

Batter	1	2	3	4	5	6	7	8	9	AB	R	H	RBI	BB	SO	LOB
17 Chris Getz, L (1, 4) OBP: 0.167, SLG: 0.250	B FF 91 C FC 91 X FC 88 1-1 ① G6-3		1 SAFE X CH 83 0-0 ① G3 1-2			B CU 73 C FF 91 S CU 75 S FC 90 1-3 ① K		B FF 89 C FF 89 F SL 82 1 SAFE X FF 89 1-2 ② FC6-4 1-2f		4	0	0	0	0	1	2
12 A.J. Pierzynski, L (1, 2) OBP: 0.200, SLG: 0.200	C FF 91 B FC 88 T FF 92 F FC 88 X CH 84 1-2 ② P5		B FF 92 S CH 84 D FF 93 F CH 86 X FF 90 2-2 ② G3-1 2-3			X CH 84 0-0 ② G4-3		1 SAFE S FF 87 F SL 81 B FF 90 X SL 82 1-2 ③ F8		4	0	0	0	0	0	2
20 Carlos Quentin, R (1, 7) OBP: 0.417, SLG: 0.250	B FF 92 B FC 83 F FF 93 F CH 84 B FF 92 B FC 91 4-2 BB		F CH 85 B FF 92 F FF 92 B CU 81 B FF 93 S FF 94 3-3 ③ K			F FC 87 B FF 92 B CH 83 F FF 92 B FC 88 B CH 83 4-2 25 2-6 BB			F FF 89 B FF 89 B FF 91 X FF 90 2-1 25 G6-3 23 G6-3 2B	2	1	1	0	2	1	1
25 Jim Thome, L (1, 10) OBP: 0.333, SLG: 0.545	B FC 89 B FF 92 C CH 84 F CH 85 B FC 89 S FF 93 3-3 ③ K			C FF 91 B FC 88 C CU 75 F CU 77 B SI 92 F CH 84 S FC 88 2-3 ① K		B FC 89 1-0 ③ 2-6 1-2	C CU 75 B FC 92 S CH 83 X FF 91 1-2 ① P2		C FF 90 B CH 83 B CH 84 F FF 88 D CU 69 X FF 90 3-2 ① G6-3 2-3	4	0	0	0	0	2	2
23 Jermaine Dye, R (1, 9) OBP: 0.417, SLG: 0.417		B FF 92 B CU 77 F FF 91 F FF 92 B FF 93 X FC 88 3-2 ① L7		C CU 75 X FF 92 0-1 ② P6			C FC 91 F FF 91 X CH 83 0-2 1B		C SL 77 X FF 90 0-1 ② G6-3 3-H	4	0	1	1	0	0	0
14 Paul Konerko, R (1, 3) OBP: 0.300, SLG: 0.222 18 Brent Lillibridge, R (9, PR)		X FF 92 0-0 31 FC6 1B		F FC 87 F CH 84 B FF 92 S FC 87 1-3 ③ K			C FC 88 B SI 91 F CH 84 B FC 86 F FC 87 X FF 92 2-2 ② F7		B FF 91 B FF 90 B FF 90 B FF 89 4-0 10 E BB	3 0	0 0	1 0	0 0	1 0	1 0	1 0
10 Alexei Ramirez, R (1, 6)		C CU 77 B CH 84 F FF 92 X FF 93 1-2 ② F8			B CH 83 C FF 90 B FF 91 C CU 75 S CU 77 2-3 ① K		S FC 87 F FF 92 S CU 76 0-3 ③ K		F SL 77 F SL 76 B CU 66 X SL 75 1-2 E5 1-2	4	0	0	0	0	2	3
31 Dewayne Wise, L (1, 8) 32 Brian Anderson, R (8, PH) (9, 8) 15 Wilson Betemit, S (9, PH)		B FF 91 S FC 91 F FF 92 X CU 78 1-2 ③ FC6 1-2f			X FC 92 0-0 ② G3			F FF 89 C CH 83 S SL 79 0-3 ① K	C FF 90 B CH 83 C FF 91 B CU 68 S SL 76 2-3 ③ K	2 1 1	0 0 0	0 0 0	0 0 0	0 1 0	0 0 1	1 0 2
7 Josh Fields, R (1, 5) OBP: 0.556, SLG: 0.429			S FF 92 X FF 90 0-1 12 G3-1 17 G3 1B		B FF 92 C CH 83 B FC 91 C FC 91 B FC 90 F FC 89 S FF 93 3-3 ③ K			B CH 82 B FF 88 B FF 89 B FF 89 4-0 17 FC6-4 BB		2	0	1	0	1	1	0

	AB	31
	R	1
	H	4
	RBI	1
	BB	4
	SO	10
	LOB	14

Inning Stats	1	2	3	4	5	6	7	8	9	1B: 3	SF: 0	WP: 0	PA: 35
	R: 0 E: 0 K: 1 S: 11 H: 0 LOB: 1 BB: 1 P: 20	R: 0 E: 0 K: 0 S: 10 H: 1 LOB: 1 BB: 0 P: 15	R: 0 E: 0 K: 1 S: 9 H: 1 LOB: 1 BB: 0 P: 14	R: 0 E: 0 K: 2 S: 10 H: 0 LOB: 0 BB: 0 P: 13	R: 0 E: 0 K: 2 S: 8 H: 0 LOB: 0 BB: 0 P: 13	R: 0 E: 0 K: 1 S: 6 H: 0 LOB: 1 BB: 1 P: 12	R: 0 E: 0 K: 1 S: 13 H: 1 LOB: 1 BB: 0 P: 16	R: 0 E: 0 K: 1 S: 9 H: 0 LOB: 1 BB: 1 P: 15	R: 1 E: 1 K: 1 S: 13 H: 1 LOB: 2 BB: 1 P: 25	2B: 1 3B: 0 HR: 0	SAC: 0 DP: 0 HBP: 0	PB: 0 SB: 0 CS: 0	

PITCHER		IP	WLS	BF	H	R	ER	SO	BB	IBB	HBP	BLK	WP	HR	S	P	ERA	WHIP
28 Kyle Davies, R ERA:	(1, 1)	7.0		26	3	0	0	8	2	0	0	0	0	0	67	103	0.00	0.714
32 Ron Mahay, L ERA:	(8, 1)	1.0	W	4	0	0	0	1	1	0	0	0	0	0	9	15	0.00	1.000
48 Joakim Soria, R ERA: 4.5	(9, 1)	1.0	S	6	1	1	1	1	1	0	0	0	0	0	13	25	9.00	2.000

PITCHER	IP	WLS	BF	H	R	ER	SO	BB	IBB	HBP	BLK	WP	HR	S	P	ERA	WHIP

Minnesota Twins @ Chicago White Sox

U.S. Cellular Field, Chicago, IL

Fri Apr 10 2009, 8:11 PM EDT

Att. 25,422 - Partly Cloudy - 39 F

livebaseballscorecards.com

TOP

Batter	1	2	3	4	5	6	7	8	9	AB	R	H	RBI	BB	SO	LOB
2 Denard Span, L (1, 8) (7, 7) OBP: 0.455, SLG: 0.526	B FF 90 B FF 90 C FF 90 X SL 89 2-1 G4-3 ①	C SL 89 X SL 82 0-1 E1 25 1B 1-2		B SL 82 X SI 89 1-0 2-H 1B ③		S SL 82 C FF 90 B FF 92 F SI 90 C SI 92 1-3 K ②	B B FC 86 X FC 87 2-0 25 1B 1-2 2-H 1B		B FF 87 X SI 87 1-0 33 G4-3 25 G5-3 1-2 1B	6	0	3	2	0	1	2
25 Alexi Casilla, S (1, 4) OBP: 0.348, SLG: 0.409	B FF 91 B FF 91 C FF 90 B FF 91 B FF 92 4-1 33 G3 16 1B BB	B FF 90 B FS 79 F FF 90 X SL 90 2-1 33 FC1-6 1-2 2-3 1B			L SL 87 B FS 72 X SL 88 1-1 33 1B 3B	X SL 85 0-0 F7 ③	B SI 89 F FC 88 X SI 91 1-1 1-2 2-3 1B		S FC 86 S FC 88 X FF 89 0-2 G5-3 ① 1-2 2-3	5	2	3	0	1	0	3
33 Justin Morneau, L (1, 3) OBP: 0.273, SLG: 0.600	B FF 90 F SL 81 B FF 91 S FF 91 X FS 77 2-2 G3 ② 1-2	B SL 82 X FF 90 1-0 FC1-6 ③ 1-2f			B FF 90 X SL 89 1-0 24 BB 3-H 1B		B SI 86 2-1 B SL 86 B SL 87 X FF 91 HR 0-0 SF7 ① 3-H		B CU 75 X FC 88 1-0 G4-3 ② 2-3 3-H	5	1	2	4	0	0	5
16 Jason Kubel, L (1, 10) OBP: 0.375, SLG: 0.357	B SL 82 X FF 91 1-0 2-H 1B		B SI 87 B SL 88 X SL 87 2-0 F9 ①		1 SAFE X FS 80 0-0 P4 ①		B SI 63 4-0 B FF 89 B SI 87 24 WP 5 BB 21 1B BB 0-0 F9 ②		B FF 89 C FF 87 B FC 88 X FC 88 2-1 G1-3 ③	5	1	1	1	1	0	4
5 Michael Cuddyer, R (1, 9) OBP: 0.286, SLG: 0.263	1 SAFE B SI 92 B SL 84 C SI 92 F SL 85 B SI 92 F SL 85 X SL 85 3-2 G1-3 ③		C SI 90 X SI 90 0-1 G2-3 ②		C SI 91 S SI 90 F SI 93 S SL 86 0-3 K ②		B SI 86 2-1 B SL 86 B SL 87 B SI 87 1-2 24 BB 21 1B BB 0-2 G5-3 ③			4	1	0	0	1	1	4
24 Joe Crede, R (1, 5) OBP: 0.286, SLG: 0.421		B SI 90 B SL 83 X SI 90 2-0 HR	C SI 92 B FS 76 B SL 83 X SI 92 2-1 F9 ③		S SL 85 B SL 86 S SL 85 F SL 85 B SL 85 F SL 86 B SI 93 B SL 85 4-2 1-2 BB		B SI 94 B SL 80 B SI 92 B SI 92 4-0 58 1B 21 1B 8 1B 1-2 2-3 BB	C FF 88 X SL 74 0-1 P6 ①		3	2	1	1	2	0	0
21 Delmon Young, R (1, 7) OBP: 0.091, SLG: 0.091 22 Carlos Gómez, R (7, PR) (7, 8) OBP: 0.188, SLG: 0.333		C SI 91 F SI 91 B FS 76 B FS 76 F SL 85 T FF 92 2-2 K ①		X SI 89 0-0 G5-3 ①	F SL 85 S SL 86 F SL 85 S SL 87 0-3 K ③		F FF 86 F FC 87 F CU 70 X FF 88 0-2 58 1B 8 1B 1-2 2-H 3-H 1B	C SI 89 X SL 76 0-1 G5-3 ②		4 1	0 1	1 0	2 0	0 0	2 0	2 0
58 Jose Morales, S (1, 2) OBP: 0.333, SLG: 0.300		B FF 91 B FF 90 B SL 89 B SL 89 4-0 25 1B 2 E BB		B SL 88 C SL 88 F SL 88 X FS 75 1-2 2 1B 2B		S FF 90 B FF 90 F FF 90 B FF 92 B FF 90 B FF 89 4-2 8 G4-3 8 BLK BB	X SI 89 0-0 8 1B 2 1-2 2-3 1B	X SI 89 0-0 L4 ③		3	2	2	0	2	0	0
8 Nick Punto, S (1, 6) OBP: 0.357, SLG: 0.250		M FF 90 1 SAFE 1 SAFE X FF 88 0-1 F9 ②		C FF 90 X SL 89 0-1 G4-3 ②		B FF 89 X SL 82 1-0 G4-3 ① 1-3	C FF 88 B CU 80 X FC 88 1-1 25 1B 2 1B 33 SF7 1-2 2-H 3-H 1B		C SI 88 X SL 75 0-1 25 G5-3 2 1B 33 G4-3 1B	5	2	2	2	0	0	3

	AB	41
	R	12
	H	15
	RBI	12
	BB	7
	SO	4
	LOB	23

Inning Stats	1	2	3	4	5	6	7	8	9	1B: 11 SF: 1	WP: 1 PA: 49
	R: 1 H: 1 E: 0 LOB: 1 K: 0 BB: 1 S: 11 P: 23	R: 1 H: 2 E: 1 LOB: 3 K: 1 BB: 1 S: 12 P: 23	R: 0 H: 0 E: 0 LOB: 0 K: 0 BB: 0 S: 5 P: 9	R: 1 H: 2 E: 0 LOB: 1 K: 0 BB: 0 S: 7 P: 9	R: 1 H: 2 E: 0 LOB: 2 K: 2 BB: 1 S: 16 P: 22	R: 0 H: 0 E: 0 LOB: 1 K: 1 BB: 1 S: 8 P: 14	R: 7 H: 6 E: 0 LOB: 2 K: 0 BB: 3 S: 17 P: 35	R: 0 H: 0 E: 0 LOB: 0 K: 0 BB: 0 S: 5 P: 5	R: 1 H: 2 E: 0 LOB: 1 K: 0 BB: 0 S: 9 P: 13	2B: 1 SAC: 0 3B: 1 DP: 0 HR: 2 HBP: 0	PB: 0 SB: 0 CS: 0

PITCHER		IP	WLS	BF	H	R	ER	SO	BB	IBB	HBP	BLK	WP	HR	S	P	ERA	WHIP
52 Jose Contreras, R ERA: 7.2	(1, 1)	5.0	L	25	7	4	4	3	3	0	0	0	0	1	51	86	7.20	2.000
54 Clayton Richard, L ERA: 6.0	(6, 1)	1.0		6	1	2	2	1	2	0	0	1	0	1	10	22	18.00	3.000
47 Mike MacDougal, R ERA: 54.0	(7, 1)	0.0		2	0	0	0	0	2	0	0	0	1	0	0	8	∞	∞
D.J. Carrasco, R ERA: 12.0	(7, 1)	3.0		16	7	6	6	0	0	0	0	0	0	0	29	37	18.00	2.333

PITCHER	IP	WLS	BF	H	R	ER	SO	BB	IBB	HBP	BLK	WP	HR	S	P	ERA	WHIP

BOTTOM

Minnesota Twins @ Chicago White Sox

U.S. Cellular Field, Chicago, IL

Fri Apr 10 2009, 8:11 PM EDT
Att. 25,422 - Partly Cloudy - 39 F

livebaseballscorecards.com

Batter	1	2	3	4	5	6	7	8	9	AB	R	H	RBI	BB	SO	LOB
17 Chris Getz, L (1, 4) OBP: 0.267, SLG: 0.286 18 Brent Lillibridge, R (7, PH) (8, 4)	B KN 72 C KN 72 B KN 76 F KN 72 B KN 72 X FF 85 3-2 E7	B KN 75 B KN 76 B FF 85 C FF 85 B FF 84 4-1 20 FC5 7 1B 1-2 2-3 BB		C KN 76 S B B KN 79 F KN 74 B KN 75 X EP 66 3-2 7 S 1B		B SI 88 1 SAFE 1 SAFE 1-0 ③ CS 1-2	B FF 89 X SI 88 1-0 ① F8		B SI 91 F SI 92 F SI 92 F SI 93 S CU 78 1-3 ① K	2 0 1 0 1 0 0 2 0 0 0 0 1 1						
7 Josh Fields, R (1, 5) OBP: 0.615, SLG: 0.444 15 Wilson Betemit, S (9, PH)	C FF 85 B KN 74 S KN 70 B KN 78 B KN 73 T KN 72 3-2 ① K	B KN 73 X FF 86 1-0 20 FC5 1-2 2-H 3-H 1B		1 SAFE B KN 69 C KN 70 1 SAFE S KN 71 D KN 78 B KN 74 B KN 72 4-2 1-2 BB			H CU 72 1-0 20 HR HBP		F SI 92 B CH 86 S SI 92 B CU 76 X SI 92 2-2 ② P5 1-2	2 1 1 2 1 1 1 1 0 0 0 0 0 1						
20 Carlos Quentin, R (1, 7) OBP: 0.412, SLG: 0.500	B KN 74 F KN 72 D KN 74 B KN 73 F FF 85 F KN 72 D KN 70 4-2 BB	B KN 75 B KN 75 X KN 73 2-0 ③ FC5 1-2 2-3f		B F KN 74 X KN 76 1-1 ③ F8			B SI 87 X CH 80 1-0 1-H HR		B SI 91 F SI 92 B FF 92 F SI 91 D SI 93 X SI 92 3-2 ③ G4-3	4 1 1 2 1 0 5						
25 Jim Thome, L (1, 10) OBP: 0.250, SLG: 0.400	B KN 76 C KN 74 S KN 76 S KN 80 1-3 ② K		F KN 72 F KN 78 B KN 80 B KN 77 B KN 72 F KN 75 X KN 75 3-2 ① G3-1		B KN 73 F S KN 77 F B F B KN 75 T 3-2 ① K		F SI 90 F SI 89 X SI 90 0-2 ② F8			4 0 0 0 0 2 2						
23 Jermaine Dye, R (1, 9) OBP: 0.333, SLG: 0.333 32 Brian Anderson, R (7, PH) (8, 9)	C KN 74 X KN 77 0-1 ③ P3		C KN 74 B KN 77 F KN 77 B KN 80 C KN 76 2-3 ② K		F KN 72 B KN 76 X KN 71 1-1 ② G6-3		C SI 88 B FF 90 B CU 74 F SI 89 S SI 90 2-3 ③ K			3 0 0 0 0 1 2 1 0 0 0 0 1 0						
14 Paul Konerko, R (1, 3) OBP: 0.357, SLG: 0.615		B KN 72 X KN 69 1-0 17 BB 7 1B 2B	B KN 76 B KN 74 B KN 71 C FF 86 X FF 85 3-1 HR		C KN 74 C KN 79 X KN 80 0-2 ③ G4-3			X FF 88 0-0 ① F7		4 2 2 1 0 0 0						
12 A.J. Pierzynski, L (1, 2) OBP: 0.143, SLG: 0.143		B KN 75 X KN 72 1-0 ① F7	B KN 75 X KN 75 1-0 ③ F7			S SL 81 S SI 91 F X 0-2 ① G6-3		B SI 89 F FF 89 B SI 88 X FF 89 2-1 ② G4-3		4 0 0 0 0 0 1						
10 Alexei Ramirez, R (1, 6)		B KN 73 S KN 73 B KN 72 F KN 73 D KN 77 B KN 71 4-2 17 BB 7 1B BB		F KN 72 F KN 76 X KN 78 0-2 ① G4-3		B CU 71 S CH 80 F FF 90 F FF 90 B CU 73 X FF 90 2-2 ② P6		B FF 89 C SI 88 X SI 89 1-1 ③ P4		3 1 0 0 1 0 0						
31 Dewayne Wise, L (1, 8) OBP: 0.143, SLG: 0.143		C FF 84 F KN 76 X FF 87 0-2 ② F9		B KN 76 C KN 74 B KN 76 X KN 70 2-1 ② G6-3		S SI 89 B SL 81 X SL 80 1-1 17 CS 1B			B FF 90 F SI 90 B SI 92 X SI 91 2-1 15 WP 1B	4 0 2 0 0 0 2						
Inning Stats	R: 0 E: 1 K: 2 S: 14 H: 0 LOB: 2 BB: 1 P: 25	R: 2 E: 0 K: 0 S: 10 H: 2 LOB: 2 BB: 2 P: 23	R: 1 E: 0 K: 1 S: 10 H: 1 LOB: 0 BB: 0 P: 19	R: 0 E: 0 K: 0 S: 13 H: 1 LOB: 2 BB: 1 P: 23	R: 0 E: 0 K: 1 S: 10 H: 0 LOB: 0 BB: 0 P: 14	R: 0 E: 0 K: 1 S: 10 H: 1 LOB: 0 BB: 0 P: 14	R: 2 E: 0 K: 1 S: 8 H: 1 LOB: 0 BB: 0 P: 13	R: 0 E: 0 K: 0 S: 5 H: 0 LOB: 0 BB: 0 P: 8	R: 0 E: 0 K: 1 S: 12 H: 1 LOB: 1 BB: 0 P: 20	1B: 4 2B: 1 3B: 0 HR: 2 SF: 0 SAC: 0 DP: 0 HBP: 1				WP: 1 PB: 0 SB: 1 CS: 1 PA: 40		

	AB	34
	R	5
	H	7
	RBI	5
	BB	4
	SO	6
	LOB	15

PITCHER		IP	WLS	BF	H	R	ER	SO	BB	IBB	HBP	BLK	WP	HR	S	P	ERA	WHIP
39 R.A. Dickey, R ERA: 5.4	(1, 1)	5.0	W	24	4	3	3	4	4	0	0	0	0	1	57	104	5.40	1.600
52 Brian Duensing, L ERA: 6.0	(6, 1)	3.0	H	11	2	2	2	1	0	0	1	0	0	1	23	35	6.00	0.667
38 Philip Humber, R ERA:	(9, 1)	1.0		4	1	0	0	1	0	0	0	0	1	0	12	20	0.00	1.000

PITCHER	IP	WLS	BF	H	R	ER	SO	BB	IBB	HBP	BLK	WP	HR	S	P	ERA	WHIP

Minnesota Twins @ Chicago White Sox

U.S. Cellular Field, Chicago, IL

Sat Apr 11 2009, 4:05 PM EDT

Att. 33,935 - Sunny - 41 F

TOP

livebaseballscorecards.com

Batter	1	2	3	4	5	6	7	8	9	AB	R	H	RBI	BB	SO	LOB
2 Denard Span, L (1, 7) OBP: 0.481, SLG: 0.476	P6		1-2 BB		1-2 BB		1-2 2-3 BB		K	2	0	0	0	3	1	1
25 Alexi Casilla, S (1, 4) OBP: 0.296, SLG: 0.346	G1-3		P5		P5		G3			4	0	0	0	0	0	7
33 Justin Morneau, L (1, 3) OBP: 0.240, SLG: 0.522 32 Brian Buscher, L (8, PH) (8, 3)	K		G4-3			G3		K		3 1	0 0	0 0	0 0	0 0	1 1	2 0
16 Jason Kubel, L (1, 10) OBP: 0.350, SLG: 0.333		F9		F9		F9		5 1B		4	0	1	0	0	0	0
5 Michael Cuddyer, R (1, 9) OBP: 0.320, SLG: 0.304		1B		P2		G5-3		23 G6-4-3 1-2 1B		4	0	2	0	0	0	0
24 Joe Crede, R (1, 5) OBP: 0.250, SLG: 0.364 23 Brendan Harris, R (8, PH) (8, 5)		F9		G6-3			P4		G6-4-3 1-2f	3 1	0 0	0 0	0 0	0 0	0 0	1 2
22 Carlos Gómez, R (1, 8) OBP: 0.200, SLG: 0.316		F8			G1-3		2 S 55 S 1B		K	4	0	1	0	0	1	1
55 Mike Redmond, R (1, 2) OBP: 0.300, SLG: 0.333			G1-3		K		K		G3	4	0	0	0	0	2	1
8 Nick Punto, S (1, 6) OBP: 0.500, SLG: 0.357			2 BB 1B		2 BB 1B		2 S BB		BB	2	0	2	0	2	0	0

	AB	32
	R	0
	H	6
	RBI	0
	BB	5
	SO	6
	LOB	15

Inning Stats										
	R: 0 E: 0 K: 1 S: 9	H: 0 LOB: 0 BB: 0 P: 14	R: 0 E: 0 K: 0 S: 11	H: 1 LOB: 1 BB: 0 P: 17	R: 0 E: 0 K: 0 S: 9	H: 1 LOB: 2 BB: 1 P: 14	R: 0 E: 0 K: 0 S: 11	H: 0 LOB: 0 BB: 0 P: 17	R: 0 E: 0 K: 1 S: 12	H: 1 LOB: 2 BB: 1 P: 20
	R: 0 E: 0 K: 0 S: 8	H: 0 LOB: 0 BB: 0 P: 12	R: 0 E: 0 K: 1 S: 11	H: 1 LOB: 3 BB: 2 P: 22	R: 0 E: 0 K: 1 S: 10	H: 2 LOB: 1 BB: 0 P: 13	R: 0 E: 0 K: 2 S: 10	H: 0 LOB: 1 BB: 1 P: 21	1B: 6 2B: 0 3B: 0 HR: 0	SF: 0 SAC: 0 DP: 1 HBP: 0
	WP: 0 PB: 0 SB: 3 CS: 0	PA: 37								

PITCHER		IP	WLS	BF	H	R	ER	SO	BB	IBB	HBP	BLK	WP	HR	S	P	ERA	WHIP
40 Bartolo Colon, R	(1, 1)	6.0	W	23	3	0	0	2	2	0	0	0	0	0	60	94	0.00	0.833
ERA:																		
26 Octavio Dotel, R	(7, 1)	0.2		5	1	0	0	1	2	0	0	0	0	0	9	19	0.00	4.500
ERA:																		
37 Matt Thornton, L	(7, 1)	0.1	H	1	0	0	0	0	0	0	0	0	0	0	2	3	0.00	0.000
ERA:																		
47 Mike MacDougal, R	(8, 1)	2.0		8	2	0	0	3	1	0	0	0	0	0	20	34	0.00	1.500
ERA: 7.71																		

PITCHER	IP	WLS	BF	H	R	ER	SO	BB	IBB	HBP	BLK	WP	HR	S	P	ERA	WHIP

BOTTOM

Batter	1	2	3	4	5	6	7	8	9	AB	R	H	RBI	BB	SO	LOB
18 Brent Lillibridge, R (1, 4)	B B B B 4-0 23 F8 20 S BB		X 0-0 ② F8		X 0-0 ① SH2-3 1-2	C S F F X 0-2 ② G6-3	B CU 75 B CU 72 B FF 90 B SI 89 4-0 1-2 2-3 BB			2	0	0	0	2	0	0
7 Josh Fields, R (1, 5) OBP: 0.556, SLG: 0.462	C 1 SAFE S S 0-3 ① K		B F X 1-1 2B		C B D D B 4-1 23 BB 20 1B 14 BB BB	B F B X 2-1 ③ F9	F FF 94 B CU 80 F SI 95 B CU 81 B CU 79 F FF 94 S FF 94 3-3 ③ K			4	1	1	0	1	2	4
20 Carlos Quentin, R (1, 7) OBP: 0.455, SLG: 0.688	S B H 2-1 14 FC6-4 1-2 HBP		S X 0-1 ③ F7		B B S X 2-1 14 BB 23 BB 15 FC5 1-2 2-3 1B		B CU 76 X FF 90 1-0 HR	C CH 84 X SL 81 0-1 ① G6-3		4	2	2	1	0	0	1
23 Jermaine Dye, R (1, 9) OBP: 0.368, SLG: 0.333 31 Dewayne Wise, L (8, 9) OBP: 0.133, SLG: 0.133	C F X 0-2 ② F8 2-3			C B B F S 2-3 ① K	B B B 4-0 15 FC5 14 BB 1-2 2-3 3-H BB		B FF 91 B SI 91 C CU 75 X CU 75 2-1 32 1B 15 BB 44 1B 1B	C CH 82 F CH 85 B CH 86 C SL 84 1-3 ② K		3 1	1 0	1 0	1 0	1 0	1 1	2 0
14 Paul Konerko, R (1, 10) OBP: 0.316, SLG: 0.471	B X 1-0 ③ FC6-4 1-2f			B C X 1-1 ② F9	B B C B B 4-2 15 FC5 10 1B 1-2 2-3 3-H BB		B SI 91 S SI 90 X FF 91 1-1 ① L7	C SL 87 C SI 92 B SI 92 F SI 92 B FF 92 S SL 83 2-3 ③ K		4	1	0	1	1	1	3
15 Wilson Betemit, S (1, 3) OBP: 0.333, SLG: 0.400		S C S 0-3 ① K		C B B X 2-1 10 1B 2B	S X 0-1 ② FC5 10 1B 1-2 2-3f 3-H		B CU 76 C CU 77 B SI 90 F FF 91 B FF 91 F FF 90 B SI 92 4-2 32 1B 44 1B 1-2 BB			3	2	1	1	1	1	2
10 Alexei Ramirez, R (1, 6) OBP: 0.167, SLG: 0.118		B X 1-0 ② F8		S S D X 1-2 2-H 1B	C B F D B F X 3-2 1-3 2-H 1B		C CU 76 F CU 77 F CU 77 S SI 91 0-3 ② K			4	0	2	2	0	1	2
32 Brian Anderson, R (1, 8) OBP: 0.167, SLG: 0.167		C B X 1-1 ③ F7		B X 1-0 ③ G6-3	S F B C 1-3 ③ K		C CU 76 S CU 79 B CU 77 X FF 92 1-2 18 BB 44 1B 1-2 2-3 1B			4	0	1	0	0	1	3
44 Corky Miller, R (1, 2) OBP: 0.500, SLG: 0.500			B F B B B F F X 3-2 ① G6-3		C X 0-1 20 1B 18 SH2-3 23 BB 1B	S S S 0-3 ① K	B CU 78 B FF 90 X SI 90 2-0 18 BB 1-2 2-H 3-H 1B			4	1	2	2	0	1	0
Inning Stats	R: 0 E: 0 K: 1 S: 8 H: 0 LOB: 2 BB: 1 P: 15	R: 0 E: 0 K: 1 S: 6 H: 0 LOB: 0 BB: 0 P: 8	R: 0 E: 0 K: 0 S: 9 H: 1 LOB: 1 BB: 0 P: 13	R: 1 E: 0 K: 1 S: 11 H: 2 LOB: 1 BB: 0 P: 18	R: 4 E: 0 K: 1 S: 17 H: 3 LOB: 2 BB: 3 P: 35	R: 0 E: 0 K: 1 S: 10 H: 0 LOB: 0 BB: 0 P: 12	R: 3 E: 0 K: 2 S: 20 H: 4 LOB: 3 BB: 2 P: 38	R: 0 E: 0 K: 2 S: 9 H: 0 LOB: 0 BB: 0 P: 12		1B: 7 2B: 2 3B: 0 HR: 1	SF: 0 SAC: 1 DP: 0 HBP: 1			WP: 0 PB: 0 SB: 1 CS: 0	PA: 41	

PITCHER		IP	WLS	BF	H	R	ER	SO	BB	IBB	HBP	BLK	WP	HR	S	P	ERA	WHIP
47 Francisco Liriano, L ERA: 6.94	(1, 1)	4.2	L	25	6	5	5	3	4	0	1	0	0	0	48	85	9.64	2.143
54 Matt Guerrier, R ERA:	(5, 1)	1.1		4	0	0	0	2	0	0	0	0	0	0	13	16	0.00	0.000
38 Philip Humber, R ERA: 10.13	(7, 1)	0.2		8	4	3	3	1	2	0	0	0	0	1	16	31	40.50	9.000
28 Jesse Crain, R ERA: 4.5	(7, 1)	0.1		1	0	0	0	1	0	0	0	0	0	0	4	7	0.00	0.000
18 Luis Ayala, R ERA: 4.5	(8, 1)	1.0		3	0	0	0	2	0	0	0	0	0	0	9	12	0.00	0.000

PITCHER	IP	WLS	BF	H	R	ER	SO	BB	IBB	HBP	BLK	WP	HR	S	P	ERA	WHIP

Minnesota Twins @ Chicago White Sox

U.S. Cellular Field, Chicago, IL

Sat Apr 11 2009, 4:05 PM EDT

Att. 33,935 - Sunny - 41 F

livebaseballscorecards.com

AB	33
R	8
H	10
RBI	8
BB	6
SO	9
LOB	17

Batter	1	2	3	4	5	6	7	8	9	AB	R	H	RBI	BB	SO	LOB
2 Denard Span, L (1, 9) OBP: 0.419, SLG: 0.400	B FF 84 X FF 83 1-0 F9		C FF 87 X FF 87 0-1 G6-3			C FF 86 B CU 73 B CU 73 X FF 86 2-1 L7		C FF 91 B FO 83 X FO 81 1-1 F8		4	0	0	0	0	0	1
23 Brendan Harris, R (1, 4) OBP: 0.375, SLG: 0.375	C FF 85 B SI 84 F SI 85 B FF 85 F FF 86 F FF 86 B CH 78 X SI 85 3-2 G6-3		B SI 86 B SI 85 F SI 86 F FC 83 B CH 78 X CH 80 3-2 G6-3			B CU 68 B FF 85 S FC 81 B CH 80 X SI 86 3-1 F9			C FF 90 F SL 86 B FF 92 X SL 84 1-2 5 BB 33 1B 1B	4	0	1	0	0	0	0
33 Justin Morneau, L (1, 10) OBP: 0.276, SLG: 0.519	C CU 70 S FF 86 F CU 70 B FC 75 F FF 87 B CH 78 X CH 78 2-2 5 FC5-4 1B			C CU 72 B CU 71 F SI 85 X CU 75 1-2 P5			X SI 84 0-0 G3-1		B SL 84 X SL 85 1-0 1-2 5 BB 1B	4	0	2	0	0	0	0
5 Michael Cuddyer, R (1, 3) OBP: 0.310, SLG: 0.269	B SI 84 X FF 84 1-0 FC5-4 1-2f			C CH 78 X FF 86 0-1 F7			B FF 91 F FF 91 F FF 91 F SL 81 F CU 80 S FF 92 1-3 K		D SL 84 B FF 89 B SI 88 B SI 88 4-0 1-2 2-3 21 G6-3 BB	3	0	0	0	1	1	1
24 Joe Crede, R (1, 5) OBP: 0.250, SLG: 0.320		C SI 84 F CU 71 B FF 85 B FF 85 F FF 85 B FF 86 X FF 82 3-2 F7		S SI 85 B SI 85 F FF 87 F FF 87 F FC 79 B CH 80 B FF 87 F CH 80 F CH 80 3-3 S CH 79 K			B FF 92 F FF 90 F FF 90 F SL 81 B SL 80 B FF 91 B FF 90 4-2 BB		B FF 94 C FF 94 B SL 88 F FF 94 C SL 89 2-3 K	3	0	0	0	1	2	3
21 Delmon Young, R (1, 7) OBP: 0.133, SLG: 0.333		B CH 79 B SI 86 X FF 85 2-0 HR			C SI 84 F FF 83 F FF 87 F FF 86 B CH 78 S CH 78 1-3 K		F SL 80 S FF 90 F FF 92 S SL 81 0-3 K		X SL 86 0-0 2-3 G6-3 1-2f	4	1	1	1	0	2	4
22 Carlos Gómez, R (1, 8) OBP: 0.174, SLG: 0.273		B FC 82 F FC 82 B CU 71 X CH 80 2-1 G5-3			F FF 82 B CH 78 L FF 86 C FF 86 1-3 K			C FF 91 S SL 79 B SL 81 B SL 79 C FF 93 2-3 K		3	0	0	0	0	2	0
55 Mike Redmond, R (1, 2) OBP: 0.231, SLG: 0.250		B SI 85 X SI 86 1-0 G5-3			C SI 85 F FF 87 B FC 79 F FF 87 S CH 80 1-3 K2-3			X FF 91 0-0 F9		3	0	0	0	0	1	0
8 Nick Punto, S (1, 6) OBP: 0.476, SLG: 0.353			C FF 85 F FF 85 F FF 84 B CH 78 B FF 86 S CH 79 2-3 K			B FF 83 F FF 83 B FF 86 F FF 82 X FF 87 2-2 G4-3		C SI 91 C FF 92 X FF 92 0-2 1B		3	0	1	0	0	1	0
Inning Stats	R: 0 E: 0 K: 0 S: 12 H: 1 LOB: 1 BB: 0 P: 19	R: 1 E: 0 K: 0 S: 8 H: 1 LOB: 0 BB: 0 P: 16	R: 0 E: 0 K: 1 S: 9 H: 0 LOB: 0 BB: 0 P: 14	R: 0 E: 0 K: 1 S: 12 H: 0 LOB: 0 BB: 0 P: 16	R: 0 E: 0 K: 3 S: 12 H: 0 LOB: 0 BB: 0 P: 15	R: 0 E: 0 K: 0 S: 7 H: 0 LOB: 0 BB: 0 P: 14	R: 0 E: 0 K: 2 S: 13 H: 0 LOB: 1 BB: 1 P: 18	R: 0 E: 0 K: 1 S: 9 H: 1 LOB: 1 BB: 0 P: 12	R: 0 E: 0 K: 1 S: 8 H: 2 LOB: 2 BB: 1 P: 16	1B: 4 2B: 0 3B: 0 HR: 1 SF: 0 SAC: 0 DP: 1 HBP: 0						

PITCHER		IP	WLS	BF	H	R	ER	SO	BB	IBB	HBP	BLK	WP	HR	S	P	ERA	WHIP
56 Mark Buehrle, L ERA: 2.38	(1, 1)	6.1	W	21	2	1	1	5	0	0	0	0	0	1	61	95	1.42	0.316
26 Octavio Dotel, R ERA:	(7, 1)	0.2	H	3	0	0	0	2	1	0	0	0	0	0	12	17	0.00	1.500
71 Scott Linebrink, R ERA:	(8, 1)	1.0		4	1	0	0	1	0	0	0	0	0	0	9	12	0.00	1.000
54 Clayton Richard, L ERA: 6.0	(9, 1)	0.0		3	2	0	0	0	1	0	0	0	0	0	4	10	∞	∞
45 Bobby Jenks, R ERA: 6.0	(9, 1)	1.0	S	2	0	0	0	1	0	0	0	0	0	0	4	6	0.00	0.000

PITCHER	IP	WLS	BF	H	R	ER	SO	BB	IBB	HBP	BLK	WP	HR	S	P	ERA	WHIP

TOP

Minnesota Twins @ Chicago White Sox

U.S. Cellular Field, Chicago, IL

Sun Apr 12 2009, 2:05 PM EDT

Att. 25,571 - Sunny - 35 F

livebaseballscorecards.com

AB	31
R	1
H	5
RBI	1
BB	2
SO	9
LOB	9

1B: 4	SF: 0	WP: 0	PA: 33
2B: 0	SAC: 0	PB: 0	
3B: 0	DP: 1	SB: 0	
HR: 1	HBP: 0	CS: 0	

Batter	1	2	3	4	5	6	7	8	9	AB	R	H	RBI	BB	SO	LOB
17 Chris Getz, L (1, 4) OBP: 0.263, SLG: 0.235 18 Brent Lillibridge, R (7, PR) (8, 4)	C SI 89 B SI 90 B FC 86 X SI 90 2-1 F7 ①		C SI 89 X FC 86 0-1 F7 ②		B SI 89 B SI 90 F SI 90 X SI 89 2-1 E3 1-3 3-H		B SL 84 D SL 84 H SI 87 3-0 7 1B 20 SF9 HBP			3 0	0 1	0 0	0 0	0 0	0 0	3 0
7 Josh Fields, R (1, 5) OBP: 0.500, SLG: 0.412	B SI 91 B SI 91 C SI 90 B FF 88 F SI 92 X SI 91 3-2 L4 ②		X SI 90 0-0 FC5-4 ③ 1-2f		S SI 89 F SI 89 B SI 90 X FC 87 1-2 F9 ③		X SI 94 0-0 1-3 2-H 1B			4	0	1	1	0	0	4
20 Carlos Quentin, R (1, 7) OBP: 0.423, SLG: 0.632	B SI 91 S FC 87 B FC 86 B SI 91 X FC 87 3-1 G1-3 ③			X SI 88 0-0 F8 ①		F FC 85 F SI 88 X FC 85 0-2 25 HR 1B	B FF 95 C CU 80 X CU 79 1-1 SF9 ② 3-H			3	1	1	1	0	0	0
25 Jim Thome, L (1, 10) OBP: 0.250, SLG: 0.526		B SI 89 B SI 87 B SI 90 S SI 90 X SI 91 3-1 F9 ①		C CU 76 F FC 86 C SI 90 0-3 K ②		S CU 77 B SI 90 F SI 89 B FC 86 F CU 76 B CH 82 F SI 91 X SI 90 3-2 1-H HR	B CU 76 F SI 95 B CU 81 C CU 80 S CU 81 2-3 K ③			4	1	1	2	0	2	1
23 Jermaine Dye, R (1, 9) OBP: 0.348, SLG: 0.455		C SI 90 F SI 91 X FC 87 0-2 F9 ②		B SI 89 X SI 89 1-0 P6 ③		C CH 83 B SI 90 F SI 89 X SI 90 1-2 G6-3 ①		X FF 92 0-0 HR		4	1	1	1	0	0	0
14 Paul Konerko, R (1, 3) OBP: 0.304, SLG: 0.429		B SI 90 B SI 90 C FC 86 B FC 86 C FC 86 F FC 86 X FC 87 3-2 G6-3 ③			B FC 84 C SI 88 B SI 88 X FC 86 2-1 31 1B 17 E 1B	S CH 82 B SI 88 B SI 88 X FC 84 2-1 F8 ②		B SL 87 B FF 92 C FF 92 B SL 85 X FF 91 3-1 P2 ①		4	1	1	0	0	0	0
12 A.J. Pierzynski, L (1, 2) OBP: 0.167, SLG: 0.167			B CU 76 F SI 89 F FC 85 X CH 82 1-2 G4-3 ①		X SI 88 0-0 F8 ①	B CH 83 X CH 83 1-0 F7 ③		C CU 80 B CU 79 F SL 86 B SL 88 X SI 92 2-2 10 FC5-4 1B		4	0	1	0	0	0	1
10 Alexei Ramirez, R (1, 6) OBP: 0.227, SLG: 0.150			C CU 76 F CU 78 B SI 90 B SI 89 B FC 86 F SI 90 B FC 86 4-2 31 1B BB		S CH 84 C FC 85 X FC 86 0-2 F9 ②		B FC 83 X SI 87 1-0 31 SH2-4 7 1B 1B	X SL 86 0-0 FC5-4 ② 1-2f		3	1	1	0	1	0	2
31 Dewayne Wise, L (1, 8) OBP: 0.222, SLG: 0.222			1 SAFE P PO 83 B SI 89 F SI 89 1 SAFE X SI 88 2-1 7 FC5-4 1-2 1B		F SI 89 X CU 76 0-1 17 E 17 E 1-3 1B		1 SAFE X SL 84 0-0 SH2-4 ① 1-2	B FF 92 F FF 92 F SL 87 F SI 92 B SL 86 F SL 86 F FF 92 F FF 92 S CU 80 2-3 K ③		3	0	2	0	0	1	1
Inning Stats	R: 0 E: 0 K: 0 S: 7 H: 0 LOB: 0 BB: 0 P: 15	R: 0 E: 0 K: 0 S: 9 H: 0 LOB: 0 BB: 0 P: 15	R: 0 E: 0 K: 0 S: 12 H: 1 LOB: 2 BB: 1 P: 18	R: 0 E: 0 K: 1 S: 5 H: 0 LOB: 0 BB: 0 P: 6	R: 1 E: 1 K: 0 S: 13 H: 2 LOB: 2 BB: 0 P: 18	R: 2 E: 0 K: 0 S: 14 H: 2 LOB: 0 BB: 0 P: 21	R: 2 E: 0 K: 1 S: 8 H: 2 LOB: 1 BB: 0 P: 15	R: 1 E: 0 K: 1 S: 14 H: 2 LOB: 1 BB: 0 P: 21								

BOTTOM

Minnesota Twins @ Chicago White Sox

U.S. Cellular Field, Chicago, IL

Sun Apr 12 2009, 2:05 PM EDT
Att. 25,571 - Sunny - 35 F

livebaseballscorecards.com

AB	32
R	6
H	9
RBI	5
BB	1
SO	3
LOB	12

	1B	SF	WP	PA
	7	1	0	36
	2B: 0	SAC: 1	PB: 0	
	3B: 0	DP: 0	SB: 0	
	HR: 2	HBP: 1	CS: 0	

PITCHER		IP	WLS	BF	H	R	ER	SO	BB	IBB	HBP	BLK	WP	HR	S	P	ERA	WHIP
53 Nick Blackburn, R ERA: 5.73	(1, 1)	6.0	L	26	6	4	3	1	1	0	0	0	0	1	61	95	4.50	1.167
49 Craig Breslow, L ERA: 6.75	(7, 1)	0.1		2	0	0	0	0	0	0	1	0	0	0	1	4	0.00	0.000
28 Jesse Crain, R ERA: 3.38	(7, 1)	0.2		3	1	1	1	1	0	0	0	0	0	0	6	9	13.50	1.500
36 Joe Nathan, R ERA: 4.5	(8, 1)	1.0		5	2	1	1	1	0	0	0	0	0	1	14	21	9.00	2.000

PITCHER	IP	WLS	BF	H	R	ER	SO	BB	IBB	HBP	BLK	WP	HR	S	P	ERA	WHIP

Batter	1	2	3	4	5	6	7	8	9	AB	R	H	RBI	BB	SO	LOB
18 Brent Lillibridge, R (1, 4) OBP: 0.250, SLG: 0.200	C SI 88 F SI 90 B SI 87 B CH 78 F CH 77 X SI 90 2-2 ① G5-3		X SI 86 0-0 20 1B 2B	B CH 78 C SI 87 X SI 88 1-1 ① G1-5-3	C SL 81 F SL 82 D SL 84 F SL 84 F SI 89 B SI 88 S SL 83 2-3 ③ K		B SL 82 C SL 83 F SL 84 C FF 92 1-3 ① K		B FF 91 C FF 91 F SL 85 F SL 84 C FF 90 1-3 ① K	6	1	1	0	0	3	4
7 Josh Fields, R (1, 5) OBP: 0.464, SLG: 0.364	B CU 72 X SI 89 1-0 ② F8		F SI 87 L SI 88 D CH 78 B SI 87 B CU 72 B CH 78 4-2 25 BB 20 1B 14 2B BB	X SI 88 0-0 20 HR 1B		F SI 86 X CU 80 0-1 ① G6-3	C SL 85 1 SAFE C SL 85 S SL 85 0-3 ② K 1-2		S SL 84 1 SAFE S SL 84 C FF 91 0-3 ② K 1-2	5	2	1	0	1	2	2
20 Carlos Quentin, R (1, 7) OBP: 0.469, SLG: 0.875	B CU 73 C SI 89 B SI 87 B C SI 88 F SI 86 B SI 89 4-2 BB		B SL 83 B CH 80 B SI 90 C SI 90 X SI 90 3-1 25 BB 14 2B 1-2 2-H 1B	S SI 88 X SI 88 0-1 1-H HR		C SI 88 S SL 82 B SL 82 B CH 85 B CU 80 X CU 79 3-2 HR	F SL 85 B FF 92 F SL 84 B FF 92 B FF 91 X SL 85 3-2 ③ L7		F FF 90 X FF 90 0-1 ③ P6	5	3	3	4	1	0	2
25 Jim Thome, L (1, 10) OBP: 0.280, SLG: 0.478	1 SAFE X SI 87 0-0 ③ G6-3		C SI 87 B FF 88 F CH 81 B CH 80 B SI 91 B SI 85 4-2 14 2B 12 FC4-2 1-2 2-3 BB	B FF 89 F CH 82 B SL 83 X SI 89 2-1 ② G3		B FF 89 C SI 88 S SL 82 B SI 88 B CU 82 S CU 81 3-3 ② K		F SL 85 B FF 92 B SL 85 F FF 92 X FF 93 2-2 23 1B 1B		4	0	1	0	1	1	1
23 Jermaine Dye, R (1, 9) OBP: 0.393, SLG: 0.630		B CU 75 C SI 89 B SI 89 X SI 90 2-1 HR	B SI 91 C CH 80 B CH 81 F SI 91 F CU 74 S SI 92 2-3 ① K	T CU 81 SL 82 X CU 81 1-1 ③ L4		C FF 88 B SL 83 X SI 88 1-1 14 2B 2B		X SL 84 0-0 10 FC6-4 1-2 1B		5	2	3	1	0	1	3
14 Paul Konerko, R (1, 3) OBP: 0.393, SLG: 0.692		C SI 89 B SL 84 C CH 81 B CU 76 B SI 90 F SI 89 F SI 90 X SI 89 3-2 HR	X CU 73 0-0 10 1B 1-3 2-H 3-H 2B		C SI 90 B SI 90 X SI 88 1-1 31 1B 1B	C SI 88 C SI 89 F SL 84 F SI 89 B CU 82 F SL 82 B SL 83 B SI 89 X SI 89 3-2 2-H 2B		C FF 92 B SL 86 B FF 91 X FF 92 2-1 ① F9		5	2	4	4	0	0	2
12 A.J. Pierzynski, L (1, 2) OBP: 0.217, SLG: 0.182		F CH 79 B SI 89 B CU 73 C SI 87 B CH 80 F SI 88 X SI 88 3-2 10 G6-4-3 1B	F SI 90 X CH 79 0-1 ② FC4-2 10 1B 3-H		X SI 89 0-0 ① F8	I IN 72 I IN 76 I IN 78 I IN 76 4-0 IBB		B CH 85 S SL 86 F FF 92 C FF 91 1-3 ② K		4	0	1	0	1	1	5
10 Alexei Ramirez, R (1, 6) OBP: 0.222, SLG: 0.160		C SI 88 B SI 88 B CU 72 X SI 90 2-1 ① ② G6-4-3 1-2f	F SI 90 D SI 88 X CU 73 1-1 31 FC6-4 1-2 2-H 1B		D CU 80 C SI 88 B SI 89 C SI 89 S SL 83 2-3 ② K	C CU 80 B SI 88 F SI 87 D SL 82 S SI 88 2-3 ③ K		B SL 83 F SL 85 D SL 85 X SL 86 2-1 ③ FC6-4 1-2f		5	0	1	1	0	2	6
31 Dewayne Wise, L (1, 8) OBP: 0.238, SLG: 0.238 32 Brian Anderson, R (5, 8) OBP: 0.375, SLG: 0.167		X SI 88 0-0 ③ F8	C CH 79 F SI 90 X CU 72 0-2 ③ FC6-4 1-2f		X CH 82 0-0 1-2 1B		B FF 88 B FF 89 B FF 90 B FF 90 4-0 7 S BB		B SL 83 B FF 90 B FF 92 B FF 91 4-0 7 S BB	3 0	0 0	1 0	0 0	0 2	0 0	2 0
Inning Stats	R: 0 E: 0 K: 0 S: 9 H: 0 LOB: 1 BB: 1 P: 16	R: 2 E: 0 K: 0 S: 14 H: 3 LOB: 0 BB: 0 P: 24	R: 4 E: 0 K: 1 S: 19 H: 4 LOB: 2 BB: 2 P: 33	R: 2 E: 0 K: 0 S: 9 H: 2 LOB: 0 BB: 0 P: 13	R: 0 E: 0 K: 2 S: 12 H: 2 LOB: 2 BB: 0 P: 17	R: 2 E: 0 K: 2 S: 19 H: 3 LOB: 2 BB: 1 P: 35	R: 0 E: 0 K: 2 S: 9 H: 0 LOB: 1 BB: 1 P: 17	R: 0 E: 0 K: 1 S: 12 H: 2 LOB: 2 BB: 0 P: 19	R: 0 E: 0 K: 2 S: 9 H: 0 LOB: 1 BB: 1 P: 14	1B: 8 2B: 4 3B: 0 HR: 4 SF: 0 SAC: 0 DP: 1 HBP: 0	WP: 0 PB: 0 SB: 2 CS: 0 PA: 48					

TOP

Chicago White Sox @ Detroit Tigers

Comerica Park, Detroit, MI

Mon Apr 13 2009, 1:05 PM EDT

Att. 21,850 - Cloudy - 37 F

livebaseballscorecards.com

AB	42
R	10
H	16
RBI	10
BB	6
SO	10
LOB	27

PITCHER		IP	WLS	BF	H	R	ER	SO	BB	IBB	HBP	BLK	WP	HR	S	P	ERA	WHIP
31 Zach Miner, R ERA: 9.0	(1, 1)	3.1	L	21	9	8	8	1	3	0	0	0	0	3	47	79	21.60	3.600
49 Eddie Bonine, R ERA: 5.68	(4, 1)	2.2		14	5	2	2	4	0	1	0	0	0	1	35	59	6.75	1.875
59 Juan Rincon, R ERA: 5.68	(7, 1)	3.0		13	2	0	0	5	2	0	0	0	0	0	30	50	0.00	1.333

PITCHER	IP	WLS	BF	H	R	ER	SO	BB	IBB	HBP	BLK	WP	HR	S	P	ERA	WHIP

Batter	1	2	3	4	5	6	7	8	9	AB	R	H	RBI	BB	SO	LOB
28 Curtis Granderson, L (1, 8) OBP: 0.243, SLG: 0.412	B FF 90 B SI 88 C FC 89 F FF 91 X SI 91 2-2 ① G4-3	C FC 85 B FF 90 S FC 86 X CU 79 1-2 ③ G4-3		X FF 90 0-0 ② G3		C FC 87 B CU 74 X FC 87 1-1 ① L7		S FF 94 S FF 94 S FF 94 0-3 ① K		5	0	0	0	0	1	3
14 Placido Polanco, R (1, 4) OBP: 0.394, SLG: 0.500	C FF 91 X FF 91 0-1 ② F8		B FF 89 X FC 88 1-0 ① F8	B FC 88 C FF 89 X FC 86 1-1 ③ G5-3		C CH 87 B SL 78 B SL 80 B FF 88 B FF 88 4-1 24 1B 30 1B BB		C FF 94 X SI 94 0-1 3B		4	0	1	0	1	0	0
30 Magglio Ordonez, R (1, 9) OBP: 0.417, SLG: 0.276	C FF 90 B CU 80 B FF 90 F FF 91 B FC 86 C FF 90 3-3 ③ K		B FC 84 B FF 89 B FF 90 B FF 88 4-0 9 BB 39 HR BB		F FC 84 B CU 78 S CH 84 B CU 78 B FC 89 B CH 86 4-2 15 BB 9 BB 13 2B BB	F FF 86 1 SAFE C FC 86 X SL 79 0-2 24 1B 1-2 1B		B FF 94 B FF 94 B FF 94 B FF 95 4-0 BB		2	2	1	0	3	1	0
24 Miguel Cabrera, R (1, 3) OBP: 0.529, SLG: 0.833		X SI 89 0-0 ① G5-3 C FC 84 X SI 90 0-1 ② F8			C SI 89 C FC 84 S CU 78 0-3 ① K	X SL 79 0-0 1-2 2-3 1B		F FF 94 C SI 94 F FF 95 D SL 85 B SI 94 F FF 94 S FF 95 2-3 ② K		5	0	1	0	0	2	4
9 Carlos Guillen, S (1, 10) OBP: 0.382, SLG: 0.280		B FF 89 B SI 89 F FF 90 X SI 91 2-1 39 1B 13 1B 1B	B SI 90 B FF 90 B SI 89 B FF 89 4-0 39 HR 1-2 BB		B FC 88 B FC 82 B FF 89 C FC 88 C FF 89 B FF 90 4-2 15 BB 13 2B 1-2 BB	F FC 88 S FF 88 F FC 89 S FL 81 C FF 90 0-3 ② K		B FF 94 F FF 93 F FF 94 B FF 93 F FF 93 X SL 84 2-2 ③ G5-3		3	3	1	0	2	1	5
39 Ramon Santiago, S (1, 6) OBP: 0.385, SLG: 0.615		B FF 88 X SI 90 1-0 20 WP 13 1B 1-3 1B	C FC 84 B FF 88 B FC 84 T FF 90 D CU 77 F FF 90 F FF 90 X FF 90 3-2 1-H 2-H HR		C SI 89 B SI 88 X FC 83 1-1 ② F8	X FC 88 0-0 ③ G1-3			B FF 91 C FF 90 X FO 82 1-1 19 DI 1B	5	1	3	3	0	0	5
15 Brandon Inge, R (1, 5) OBP: 0.441, SLG: 0.769		B FC 83 B FC 85 X SI 90 2-0 ② P3	B FC 84 B FF 90 B FC 88 B FF 89 4-0 13 FC6 BB		C FF 89 B CU 76 S FC 84 D CU 77 B CU 77 B FC 82 4-2 13 2B 1-2 2-3 BB		C FC 87 B SL 75 B FC 88 B FC 87 F FC 86 X FC 87 3-2 ① F8		D SL 81 C SI 92 C FF 92 F FF 92 C FF 92 1-3 ① K	3	0	0	0	2	1	3
13 Josh Anderson, L (1, 7) OBP: 0.250, SLG: 0.273		X FF 90 0-0 20 WP 1-2 3-H 1B	1 SAFE B SI 89 C FC 84 S FC 84 X FF 90 1-2 ③ FC6 1-2f		B FC 83 X SI 89 1-0 1-3 2-H 3-H 2B	B SL 79 X FC 87 1-0 ② G1-3			B FF 92 F SI 91 B FO 83 F FF 91 B FO 82 T FF 91 3-2 ② K	5	0	2	3	0	1	2
20 Matt Treanor, R (1, 2) 19 Jeff Larish, L (9, PH) OBP: 0.222, SLG: 0.556		C FF 90 S FC 86 B CU 79 B CU 78 B FC 86 B FC 86 4-2 1-2 2-3 BB		C FF 89 B FC 85 X FF 90 1-1 ① L6	B SI 91 X FF 90 1-0 ③ F9		C FC 87 X FC 86 0-1 ③ G3-1		B FF 90 B FF 91 B FF 91 C SI 90 F SI 90 X FF 91 3-2 ③ F7 1-2	3 1	0 0	0 0	0 0	1 0	0 0	2 1
Inning Stats	R: 0 H: 0 E: 0 LOB: 0 K: 1 BB: 0 S: 8 P: 13	R: 1 H: 3 E: 0 LOB: 3 K: 0 BB: 1 S: 11 P: 21	R: 3 H: 1 E: 0 LOB: 1 K: 0 BB: 3 S: 11 P: 28	R: 0 H: 0 E: 0 LOB: 0 K: 0 BB: 0 S: 5 P: 7	R: 2 H: 1 E: 0 LOB: 2 K: 1 BB: 3 S: 14 P: 29	R: 0 H: 2 E: 0 LOB: 3 K: 1 BB: 1 S: 13 P: 18	R: 0 H: 0 E: 0 LOB: 0 K: 0 BB: 0 S: 6 P: 10	R: 0 H: 1 E: 0 LOB: 2 K: 2 BB: 1 S: 15 P: 23	R: 0 H: 1 E: 0 LOB: 1 K: 2 BB: 0 S: 12 P: 20	1B: 6 2B: 1 3B: 1 HR: 1	SF: 0 SAC: 0 DP: 0 HBP: 0			WP: 1 PB: 0 SB: 0 CS: 0	PA: 45		

PITCHER		IP	WLS	BF	H	R	ER	SO	BB	IBB	HBP	BLK	WP	HR	S	P	ERA	WHIP
34 Gavin Floyd, R ERA: 6.0	(1, 1)	5.0	W	27	5	6	6	2	7	0	0	0	1	1	49	98	10.80	2.400
D.J. Carrasco, R ERA: 7.2	(6, 1)	2.0		9	2	0	0	1	1	0	0	0	0	0	19	28	0.00	1.500
37 Matt Thornton, L ERA:	(8, 1)	1.0		5	1	0	0	2	1	0	0	0	0	0	15	23	0.00	2.000
71 Scott Linebrink, R ERA:	(9, 1)	1.0		4	1	0	0	2	0	0	0	0	0	0	12	20	0.00	1.000

PITCHER	IP	WLS	BF	H	R	ER	SO	BB	IBB	HBP	BLK	WP	HR	S	P	ERA	WHIP

BOTTOM

Chicago White Sox @ Detroit Tigers

Comerica Park, Detroit, MI

Mon Apr 13 2009, 1:05 PM EDT

Att. 21,850 - Cloudy - 37 F

livebaseballscorecards.com

AB	36
R	6
H	9
RBI	6
BB	9
SO	7
LOB	25

Chicago White Sox @ Detroit Tigers

Comerica Park, Detroit, MI

Wed Apr 15 2009, 1:05 PM EDT

Att. 20,212 - Cloudy - 49 F

TOP

livebaseballscorecards.com

Batter	1	2	3	4	5	6	7	8	9	AB	R	H	RBI	BB	SO	LOB
18 Brent Lillibridge, R (1, 4) OBP: 0.250, SLG: 0.154	B SI 89 C SI 89 B SI 91 B SI 91 F SI 90 F SI 91 F SI 92 X SL 87 3-2 P4		C SL 84 B SL 85 B SL 84 S SL 85 F SI 92 X SL 86 2-2 F7 1-2		F SL 87 F SL 87 B SI 91 F SL 86 B SI 92 X SL 86 2-2 F9			B FF 97 C FF 96 B FF 97 B FF 95 F FF 93 F FF 96 B FF 96 4-2 7 WP BB		3	0	0	0	1	0	3
7 Josh Fields, R (1, 5) OBP: 0.438, SLG: 0.423	X SI 92 0-0 3B		C SL 86 F SL 86 B SI 93 B SL 88 B SL 87 X SL 87 3-2 G5-3			X SI 89 0-0 F8		B FF 92 C FF 95 B FF 97 S FF 94 S FF 96 2-3 K 1-3		4	0	1	0	0	1	1
20 Carlos Quentin, R (1, 7) OBP: 0.429, SLG: 0.778 Jerry Owens, L (9, PH)	B SL 86 S SL 86 T SI 92 B SL 86 S SL 87 2-3 K			B SI 91 F SL 85 S SL 87 X SI 92 1-2 G6-3		C SI 91 B SL 85 F SI 90 B SL 86 F SL 86 X SI 91 2-2 P5			B FF 92 X SI 92 1-0 F8	3 1	0 0	0 0	0 0	0 0	1 0	1 0
25 Jim Thome, L (1, 10) OBP: 0.250, SLG: 0.423 15 Wilson Betemit, S (9, PH) OBP: 0.286, SLG: 0.333	S SL 86 F CH 82 C SL 85 0-3 K			F SI 92 B SI 92 X SI 92 1-1 L7		C SL 85 B SI 92 F CH 80 B SI 92 B SL 85 C SL 86 3-3 K			X FF 94 0-0 G6-3	3 1	0 0	0 0	0 0	0 0	2 0	1 0
23 Jermaine Dye, R (1, 9) OBP: 0.387, SLG: 0.600 44 Corky Miller, R (9, PH) OBP: 0.400, SLG: 0.400		B SI 90 C SL 85 X SI 91 1-1 1B		B SL 86 B SI 92 C SL 86 C SI 93 F SL 86 B SI 93 X SL 85 3-2 G3-1			B SL 83 C SI 90 B SI 90 S SL 85 F SI 91 F SL 84 S SL 84 2-3 K		F FF 94 C CH 82 B FF 95 F CH 83 B FF 96 F FF 95 S FF 95 2-3 K	3 1	0 0	1 0	0 0	0 0	1 1	0 0
14 Paul Konerko, R (1, 3) OBP: 0.419, SLG: 0.679		C SI 90 X SI 91 0-1 F8			B SL 84 S SL 85 C SL 85 F SL 86 F SL 85 X SI 92 1-2 10 G3-1 12 1B 1B		F SI 91 B SI 91 B SL 86 B SI 91 4-1 12 G4-6-3 BB			2	0	1	0	1	0	1
12 A.J. Pierzynski, L (1, 2) OBP: 0.231, SLG: 0.200		X SL 84 0-0 L4			C SI 90 B CH 80 X SI 90 1-1 10 G3-1 1-2 1B		C SI 90 B SI 90 B SI 92 B SI 91 X SI 91 3-1 G4-6-3 1-2f			3	0	1	0	0	0	2
10 Alexei Ramirez, R (1, 6) OBP: 0.200, SLG: 0.143		S SL 83 B SL 85 S SL 85 F SL 85 F SI 91 X SL 84 1-2 F7			B SL 84 B SL 84 C SI 91 X SL 86 2-1 G3-1 1-2 2-3			B FF 94 F FF 94 B FF 96 X FF 95 2-1 P4		3	0	0	0	0	0	3
32 Brian Anderson, R (1, 8) OBP: 0.364, SLG: 0.125			B SI 90 B SI 90 B SI 90 C SI 89 B SI 90 4-1 18 CS BB		C SL 86 C SL 86 F SL 86 D SL 86 B SL 86 S SL 86 2-3 K			B FF 98 X FF 96 1-0 G4-3		2	0	0	0	1	1	2
Inning Stats	R: 0 E: 0 K: 2 S: 12 H: 1 LOB: 1 BB: 0 P: 17	R: 0 E: 0 K: 0 S: 10 H: 1 LOB: 1 BB: 0 P: 12	R: 0 E: 0 K: 0 S: 8 H: 0 LOB: 0 BB: 1 P: 17	R: 0 E: 0 K: 0 S: 9 H: 0 LOB: 0 BB: 0 P: 14	R: 0 E: 0 K: 1 S: 17 H: 2 LOB: 2 BB: 0 P: 25	R: 0 E: 0 K: 1 S: 8 H: 0 LOB: 0 BB: 0 P: 13	R: 0 E: 0 K: 1 S: 8 H: 0 LOB: 0 BB: 1 P: 17	R: 0 E: 0 K: 1 S: 9 H: 0 LOB: 1 BB: 1 P: 18	R: 0 E: 0 K: 1 S: 7 H: 0 LOB: 0 BB: 0 P: 10	1B: 3 2B: 0 3B: 1 HR: 0 SF: 0 SAC: 0 DP: 1 HBP: 0						

	AB	29
	R	0
	H	4
	RBI	0
	BB	3
	SO	7
	LOB	14

WP: 2 PB: 0 SB: 0 CS: 1 PA: 32

PITCHER		IP	WLS	BF	H	R	ER	SO	BB	IBB	HBP	BLK	WP	HR	S	P	ERA	WHIP
58 Armando Galarraga, R ERA: 0.68	(1, 1)	6.1	W	24	4	0	0	5	2	0	0	0	0	0	70	110	0.00	0.947
44 Bobby Seay, L ERA:	(7, 1)	0.2		1	0	0	0	0	0	0	0	0	0	0	2	5	0.00	0.000
45 Ryan Perry, R ERA:	(8, 1)	1.0		4	0	0	0	1	1	0	0	0	1	0	9	18	0.00	1.000
56 Fernando Rodney, R ERA:	(9, 1)	1.0		3	0	0	0	1	0	0	0	0	0	0	7	10	0.00	0.000

PITCHER		IP	WLS	BF	H	R	ER	SO	BB	IBB	HBP	BLK	WP	HR	S	P	ERA	WHIP

Batter	1	2	3	4	5	6	7	8	9	AB	R	H	RBI	BB	SO	LOB
28 Curtis Granderson, L (1, 8) OBP: 0.238, SLG: 0.385	C SL 89 B FF 90 X FF 90 1-1 ① G3		F SL 83 B FF 92 X FS 74 1-1 ② P5		B SL 89 C FS 80 B SL 89 X SL 89 2-1 ② FC3-6 (14 2B) 1-2f 2-3	1 SAFE B SL 81 B FF 90 1 SAFE X FF 89 2-0 ② P3		C SL 90 X SL 91 0-1 1-3 14 G1-6-3 (30 1B) 1B 2-H		5	2	1	1	0	0	6
14 Placido Polanco, R (1, 4) OBP: 0.368, SLG: 0.486	C SI 90 X SI 92 0-1 ② G1-3		B SL 87 B SL 86 F SL 86 X SL 88 2-1 ③ G5-3		F SI 92 B SI 91 F SL 84 F SL 84 F SL 86 X SL 84 1-2 1-H 3-H 2B	B SL 84 C SI 94 X SL 91 1-1 ③ F9		B SI 96 B SI 81 F SI 92 X SL 89 2-1 ② G1-6-3 1-2 3-H		5	0	1	3	0	0	5
30 Magglio Ordonez, R (1, 9) OBP: 0.415, SLG: 0.273	B SI 91 B SI 91 F SI 91 S SI 92 F SI 93 C SI 93 2-3 ③ K			B SL 85 X SL 85 1-0 ① F8	X SL 84 0-0 ③ F8		B SL 86 B SL 83 C SI 95 C SL 90 F SL 90 B SL 85 F SL 85 B SL 83 4-2 24 WP (24 1B) BB	B SL 90 F SL 90 B SI 94 B SL 86 C SI 93 X SL 84 3-2 24 1B 2-H 1B		4	1	1	1	1	1	1
24 Miguel Cabrera, R (1, 3) OBP: 0.538, SLG: 0.886		B SL 84 B SL 84 C SI 91 X SL 86 2-1 ① F8		C SI 92 B FS 77 B SI 93 X SI 92 2-1 E1 (12 S)		X SI 90 0-0 HR	S SL 84 B SL 90 B SI 96 F SL 82 X SL 90 2-2 9 G3-6-1 1-H 1B	B SL 72 C FF 89 B CU 73 X FF 89 2-1 1-2 1B		5	1	3	2	0	0	0
9 Carlos Guillen, S (1, 10) OBP: 0.333, SLG: 0.233		B FF 91 B FF 91 X FF 92 2-0 ② F9		X FF 90 0-0 ② F8		C SI 88 B FS 72 X FS 79 1-1 ① G3-1	F SI 95 X SL 90 0-1 ①② G3-6-1 1-2f	B SI 91 F FC 89 B SL 80 B FC 88 X FC 88 3-1 ③ P6		5	0	0	0	0	0	4
12 Gerald Laird, R (1, 2) OBP: 0.379, SLG: 0.423		C SI 92 F SI 93 B FF 92 B FS 75 S SL 86 2-3 ③ K		1 SAFE B SI 93 B SL 84 S SL 85 C SL 86 F SL 86 X SL 85 2-2 ③ F8 1-2		L SI 90 F SI 90 X SI 91 0-2 13 1B, 15 E, 39 1B 1B	B SL 90 C SL 84 X SL 89 1-1 ③ F9			4	1	1	0	0	1	1
15 Brandon Inge, R (1, 5) OBP: 0.421, SLG: 0.700			B SI 90 S SL 84 X SI 92 1-1 13 2B 1B		C SI 90 B SL 85 S SL 84 B SL 86 F SL 86 S SL 86 2-3 ① K	1 SAFE 1 SAFE C SI 90 B SL 82 B FS 80 B SL 82 X SI 90 3-1 E5 (13 1B, 39 1B) 1-2		B SL 82 S SI 94 X SL 89 1-1 ① G4-3		4	1	1	0	0	1	1
13 Josh Anderson, L (1, 7) OBP: 0.438, SLG: 0.462			1 SAFE B SI 89 1 SAFE B FS 80 X FF 90 2-0 1-3 2B		B FF 91 B SL 81 B SL 89 C SL 89 S FF 90 F FF 90 F SL 88 F SL 89 F SL 88 4-2 28 FC3-6, 39 S, 14 2B BB	X SL 82 0-0 1-2 39 1B 2-3 1B		B SI 95 B SI 95 B FF 92 C SI 94 B SI 96 4-1 39 WP (28 1B) BB		2	2	2	0	2	0	0
39 Ramon Santiago, S (1, 6) OBP: 0.471, SLG: 0.600			C FF 90 F FS 76 S FS 76 0-3 ① K		B SL 89 B SL 89 B SL 89 C SL 89 B SL 89 4-1 28 FC3-6 1-2 BB	F FF 89 X SL 81 0-1 1-3 2-H 3-H 1B		B SL 81 B SI 95 B SL 90 B SI 92 4-0 28 1B, 14 G1-6-3 1-2 BB		2	1	1	2	2	1	2
Inning Stats	R: 0 E: 0 K: 1 S: 8 H: 0 LOB: 0 BB: 0 P: 11	R: 0 E: 0 K: 1 S: 6 H: 0 LOB: 0 BB: 0 P: 12	R: 0 E: 0 K: 1 S: 10 H: 2 LOB: 2 BB: 0 P: 16	R: 0 E: 1 K: 0 S: 8 H: 0 LOB: 1 BB: 0 P: 13	R: 2 E: 0 K: 1 S: 19 H: 1 LOB: 1 BB: 2 P: 32	R: 3 E: 1 K: 0 S: 14 H: 4 LOB: 2 BB: 0 P: 21	R: 1 E: 0 K: 0 S: 11 H: 1 LOB: 0 BB: 1 P: 18	R: 3 E: 0 K: 0 S: 14 H: 3 LOB: 2 BB: 2 P: 33		1B: 8 2B: 2 3B: 0 HR: 1 SF: 0 SAC: 0 DP: 1 HBP: 0				WP: 2 PB: 0 SB: 2 CS: 0 PA: 41		

PITCHER	IP	WLS	BF	H	R	ER	SO	BB	IBB	HBP	BLK	WP	HR	S	P	ERA	WHIP
52 Jose Contreras, R (1, 1) ERA: 6.97	5.1	L	25	5	5	4	4	2	0	0	0	0	1	59	96	6.75	1.312
54 Clayton Richard, L (6, 1) ERA: 5.4	0.1		3	2	0	0	0	0	0	0	0	0	0	4	6	0.00	6.000
47 Mike MacDougal, R (6, 1) ERA: 12.46	2.0		11	3	4	4	0	3	0	0	0	2	0	23	45	18.00	3.000
D.J. Carrasco, R (8, 1) ERA: 6.75	0.1		2	1	0	0	0	0	0	0	0	0	0	4	9	0.00	3.000

PITCHER	IP	WLS	BF	H	R	ER	SO	BB	IBB	HBP	BLK	WP	HR	S	P	ERA	WHIP

BOTTOM

Chicago White Sox @ Detroit Tigers

Comerica Park, Detroit, MI

Wed Apr 15 2009, 1:05 PM EDT
Att. 20,212 - Cloudy - 49 F

livebaseballscorecards.com

AB	36
R	9
H	11
RBI	9
BB	5
SO	4
LOB	20

Batter	1	2	3	4	5	6	7	8	9	AB	R	H	RBI	BB	SO	LOB
17 Chris Getz, L (1, 4) OBP: 0.292, SLG: 0.318	C FF 93 B FF 90 S F B FF 90 X 2-2 F9 ①	B SI 90 F FF 91 F FF 92 X CU 78 1-2 F8 ③			C SI 90 X CH 82 0-1 7 1B 2B		B SI 89 C FC 88 F CU 76 B FC 89 S FC 89 2-3 K ①		B FC 86 1 SAFE S FC 87 1 SAFE B FC 87 X FC 88 2-1 20 BB, 7 1B 1-3 1B	5	0	2	0	0	1	2
7 Josh Fields, R (1, 5) OBP: 0.459, SLG: 0.516	F SL 80 C SL 80 B FC 92 C FC 92 1-3 K ②		C SI 90 B SI 91 F CH 80 X CU 79 1-2 G6-3 ①		B FF 89 X SL 78 1-0 20 G6-4-3 2-3 1B		B FC 89 B FC 90 F FC 89 X CU 77 2-1 3B		B FC 88 S FC 88 B FC 88 C FC 88 F FC 88 F FC 88 B CU 75 X CU 76 3-2 20 BB 1-2 1B 3-H	5	0	3	1	0	1	0
20 Carlos Quentin, R (1, 7) OBP: 0.400, SLG: 0.677	B FC 92 F FF 92 F FC 93 B FF 94 S SL 82 2-3 K ③		B CU 77 B CU 78 X SI 92 2-0 L6 ②		X SI 91 0-0 G6-4-3 ② ③ 1-2f		B FC 89 B FC 89 B FC 89 X FC 89 3-0 L6 ②		B FF 92 F FF 92 B SL 85 B FF 92 F FF 93 B FF 93 4-2 BB 1-2 2-3	4	0	0	0	1	1	3
25 Jim Thome, L (1, 10) OBP: 0.242, SLG: 0.367		C F B SI 92 B SI 91 B B SI 90 4-2 23 HR BB	F FF 91 C CU 72 X FF 92 0-2 P2 ③			B CU 71 X FF 90 1-0 P5 ①	C FC 90 X FC 88 0-1 G1-3 ③		B FF 92 S FF 91 S FF 93 B FF 93 S FF 93 2-3 K ②	4	1	0	0	1	1	4
23 Jermaine Dye, R (1, 9) OBP: 0.417, SLG: 0.686		C FC 91 X FF 91 0-1 1-H HR	S FF 90 B CU 76 F CU 77 S CU 72 1-3 K ①			B SL 78 B SI 90 F FF 91 B X 3-1 12 1B, 14 1B, 10 FC1-2 1B		C FC 87 B CU 76 B CU 75 F FC 88 F CU 76 B CU 78 X FC 88 3-2 1B ①	C FF 92 C FF 93 F FF 92 S FF 92 0-3 K ③	5	1	3	2	0	2	3
14 Paul Konerko, R (1, 3) OBP: 0.400, SLG: 0.625		B SL 79 C SL 79 X FF 91 1-1 F9 ①	B CU 76 B CU 75 X FF 90 2-0 G5-3 ②			X FF 90 0-0 10 FC1-2, 12 1B 1-2 1B		B CU 76 C CU 76 B FC 88 F FC 89 F FC 89 F FC 87 X CU 77 2-2 F9 ②		4	0	1	0	0	0	0
12 A.J. Pierzynski, L (1, 2) OBP: 0.300, SLG: 0.276		X SI 90 0-0 32 WP, 10 1B 1B	C FF 90 B CH 82 F FF 90 F CU 73 F FF 91 B FS 81 X SI 92 2-2 10 S 1B			B CH 81 F SI 90 F FC 89 X FS 81 1-2 10 FC1-2 1B 1-2 2-3		C FC 88 B CU 76 B FC 88 B FC 89 X FC 87 3-1 G3-1 ③		4	0	3	0	0	0	0
10 Alexei Ramirez, R (1, 6) OBP: 0.206, SLG: 0.156		B SL 78 F SI 90 X CU 77 1-1 32 WP 1B 1-2	F FC 90 F SI 91 F FF 91 B CU 77 X FF 91 1-2 G3 ③ 1-2			S SI 92 X SI 91 0-1 FC1-2 ② 32 FC5-4 1-2 2-3 3-Hf			C CU 74 C CU 74 B CU 76 X FC 86 1-2 G1-4-3 ①	4	0	1	0	0	0	4
32 Brian Anderson, R (1, 8) OBP: 0.333, SLG: 0.167		B SL 77 C FF 92 B FC 92 F FF 91 X SL 79 2-2 P6 ② 1-2 2-3			C FC 89 B CU 70 C FF 91 B FF 92 X CU 77 2-2 F8 ①	B FF 90 B SI 92 F FF 90 B SI 91 X FF 90 3-1 FC5-4 ③ 1-2f			S FC 87 F CU 76 B FC 89 B FC 87 X CU 76 2-2 17 1B, 7 1B 1B	4	1	1	0	0	0	5
Inning Stats	R: 0 E: 0 K: 2 S: 10 H: 0 LOB: 0 BB: 0 P: 15	R: 2 E: 0 K: 0 S: 15 H: 3 LOB: 2 BB: 1 P: 24	R: 0 E: 0 K: 0 S: 7 H: 0 LOB: 0 BB: 0 P: 10	R: 0 E: 0 K: 1 S: 13 H: 1 LOB: 1 BB: 0 P: 19	R: 0 E: 0 K: 0 S: 7 H: 2 LOB: 1 BB: 0 P: 10	R: 0 E: 0 K: 0 S: 11 H: 3 LOB: 3 BB: 0 P: 19	R: 0 E: 0 K: 1 S: 8 H: 1 LOB: 1 BB: 0 P: 15	R: 0 E: 0 K: 0 S: 11 H: 1 LOB: 0 BB: 0 P: 19	R: 1 E: 0 K: 2 S: 22 H: 3 LOB: 3 BB: 1 P: 36	1B: 11 2B: 1 3B: 1 HR: 1 SF: 0 SAC: 0 DP: 1 HBP: 0						WP: 1 PB: 0 SB: 1 CS: 0 PA: 41

TOP

Chicago White Sox @ Tampa Bay Rays

Tropicana Field, St. Petersburg, FL

Thu Apr 16 2009, 7:08 PM EDT

Att. 13,803 - Dome - 72 F

livebaseballscorecards.com

AB	39
R	3
H	14
RBI	3
BB	2
SO	6
LOB	21

PITCHER		IP	WLS	BF	H	R	ER	SO	BB	IBB	HBP	BLK	WP	HR	S	P	ERA	WHIP
34 Jeff Niemann, R ERA: 6.35	(1, 1)	6.0	L	27	9	2	2	3	1	0	0	0	1	1	63	97	3.00	1.667
31 Lance Cormier, R ERA: 3.52	(7, 1)	2.1		11	5	1	1	1	0	0	0	0	0	0	32	55	3.86	2.143
50 Grant Balfour, R ERA: 15.43	(9, 1)	0.2		3	0	0	0	2	1	0	0	0	0	0	9	15	0.00	1.500

PITCHER	IP	WLS	BF	H	R	ER	SO	BB	IBB	HBP	BLK	WP	HR	S	P	ERA	WHIP

BOTTOM

Chicago White Sox @ Tampa Bay Rays

Tropicana Field, St. Petersburg, FL

Thu Apr 16 2009, 7:08 PM EDT
Att. 13,803 - Dome - 72 F

livebaseballscorecards.com

Batter	1	2	3	4	5	6	7	8	9	AB	R	H	RBI	BB	SO	LOB
2 B.J. Upton, R (1, 8) OBP: 0.368, SLG: 0.214	C FF 89 B SI 91 F FF 92 B FF 91 B CH 82 X FF 91 3-2 ① F8		C FC 84 B FC 85 S FC 86 B FF 92 C FF 92 2-3 ② K		F FF 90 B CU 75 B CU 75 B FF 90 B FF 90 4-1 BB		F FF 90 X SL 80 0-1 ③ F9		S SL 88 B FF 93 1 SAFE 1 SAFE B FF 94 C SL 89 B FF 93 B FF 94 4-2 1-2 13 FC3-6 BB	3	0	0	0	2	1	1
13 Carl Crawford, L (1, 7) OBP: 0.273, SLG: 0.366	F FF 91 B FF 92 S FF 90 F FF 91 X FF 92 1-2 ② L7		C CU 76 B FC 87 S FF 91 X FF 91 1-2 ③ G4-3		1 SAFE S FF 89 S FF 90 S FF 91 0-3 ③ K			C FF 94 F FF 94 S FF 94 0-3 ① K	X FF 93 0-0 ② FC3-6 26 S 1-2f 2-3 3-H	5	0	0	1	0	2	3
5 Pat Burrell, R (1, 10) OBP: 0.308, SLG: 0.364 26 Gabe Gross, L (8, PR) OBP: 0.409, SLG: 0.188 (9, 10)	B CU 76 B CU 76 F FF 91 F FF 91 B CH 82 S CH 83 3-3 ③ K			B FF 88 B CH 81 B FF 90 B FF 89 4-0 16 G5-3 23 BB BB	C B FC 83 C CH 80 C 1-3 ① K			C SI 94 X FF 93 0-1 30 FC5 23 BB 1B	C FF 94 B FF 95 B FF 91 B FF 94 X FF 94 3-1 ③ G3 1-2	3 1	0 0	1 0	0 0	1 0	2 0	0 2
23 Carlos Pena, L (1, 3) OBP: 0.372, SLG: 0.737		C FC 84 F FF 90 B FC 85 S CH 83 1-3 ① K		B FC 85 C SI 90 S FC 85 B FF 91 B FF 87 B FC 86 4-2 1-2 16 G5-3 BB		B FF 88 F F B CH 81 F B X FF 90 3-2 HR		S FF 94 B FF 94 C FF 92 F FF 93 B FF 94 B FF 94 F FF 94 B FF 93 4-2 1-2 30 FC5 BB		2	1	1	1	2	1	0
16 Willy Aybar, S (1, 5) OBP: 0.250, SLG: 0.214		X FC 84 0-0 ② G3-1		C FF 90 B FC 86 C CH 82 X FC 86 1-2 ① G5-3 1-2 2-3		X 0-0 ② G4-3		F FF 93 F FF 94 B FF 94 B FF 94 F FF 94 S FF 93 2-3 ② K		4	0	0	0	0	1	4
30 Dioner Navarro, S (1, 2) OBP: 0.212, SLG: 0.364		B CU 75 X FF 92 1-0 18 BB 1B		X FF 86 0-0 ② P6		B CU 76 B CH 80 S FC 84 C CH 81 S CH 81 2-3 ③ K		B FF 94 F FF 93 X FF 94 1-1 ③ FC5 1-2 2-3f		4	0	1	0	0	1	4
18 Ben Zobrist, S (1, 4) OBP: 0.238, SLG: 0.400	B FF 90 F FC 86 B CU 76 B CH 82 S FF 91 B CH 82 4-2 1-2 BB			B FC 87 F CH 82 F FF 91 B SI 90 B CU 77 S FC 86 3-3 ③ K			C FF 89 B CU 75 B FF 89 B FF 88 X FF 88 3-1 ① P6		X FF 92 0-0 ① F7	3	0	0	0	1	1	2
8 Jason Bartlett, R (1, 6) OBP: 0.436, SLG: 0.611		B FC 86 B FF 92 X FF 91 2-0 ③ P6			C CU 74 S FC 84 B FF 90 X CH 81 1-2 ① G5-3		F FF 90 X FF 89 0-1 19 S 1B		C FF 93 B SL 88 X SL 88 1-1 1 E 1 S 13 FC3-6 1B	4	1	2	0	0	0	2
19 Gabe Kapler, R (1, 9) OBP: 0.222, SLG: 0.250 1 Akinori Iwamura, L (9, PH) OBP: 0.421, SLG: 0.455			C FF 89 C CU 76 B SI 92 F FC 86 F CH 82 X CH 82 1-2 ① F9		F FF 89 S CH 82 S FF 90 0-3 ② K		B FF 89 B SL 79 C FC 90 C FF 90 X FF 91 2-2 ② P3 1-2		B FF 92 B FF 94 C FF 93 F FF 93 X CH 86 2-2 13 FC3-6 2 S 1-3	3 1	0 0	0 0	0 0	0 0	1 1	1 1

Inning Stats	1	2	3	4	5	6	7	8	9
	R: 0 E: 0 K: 1 S: 10	H: 0 LOB: 0 BB: 0 P: 17	R: 0 E: 0 K: 1 S: 8	H: 1 LOB: 2 BB: 1 P: 16	R: 0 E: 0 K: 1 S: 11	H: 0 LOB: 0 BB: 0 P: 15	R: 0 E: 0 K: 1 S: 9	H: 0 LOB: 2 BB: 2 P: 21	R: 0 E: 0 K: 2 S: 10	H: 0 LOB: 1 BB: 1 P: 15	R: 1 E: 0 K: 2 S: 11	H: 1 LOB: 0 BB: 0 P: 17	R: 0 E: 0 K: 0 S: 9	H: 1 LOB: 1 BB: 0 P: 14	R: 0 E: 0 K: 2 S: 15	H: 1 LOB: 2 BB: 1 P: 22	R: 1 E: 1 K: 0 S: 11	H: 1 LOB: 2 BB: 1 P: 21

1B: 4	SF: 0	WP: 0	PA: 39
2B: 0	SAC: 0	PB: 0	
3B: 0	DP: 0	SB: 4	
HR: 1	HBP: 0	CS: 0	

	AB	33
	R	2
	H	5
	RBI	2
	BB	6
	SO	10
	LOB	20

PITCHER		IP	WLS	BF	H	R	ER	SO	BB	IBB	HBP	BLK	WP	HR	S	P	ERA	WHIP
50 John Danks, L ERA: 0.75	(1, 1)	6.0	W	24	2	1	1	8	4	0	0	0	0	1	59	101	1.50	1.000
26 Octavio Dotel, R ERA:	(7, 1)	1.0	H	4	1	0	0	0	0	0	0	0	0	0	9	14	0.00	1.000
37 Matt Thornton, L ERA:	(8, 1)	1.0	H	5	1	0	0	2	1	0	0	0	0	0	15	22	0.00	2.000
45 Bobby Jenks, R ERA: 4.5	(9, 1)	1.0	S	6	1	1	0	0	1	0	0	0	0	0	11	21	0.00	2.000

PITCHER	IP	WLS	BF	H	R	ER	SO	BB	IBB	HBP	BLK	WP	HR	S	P	ERA	WHIP

Chicago White Sox @ Tampa Bay Rays

Tropicana Field, St. Petersburg, FL

Fri Apr 17 2009, 7:38 PM EDT

Att. 28,927 - Dome - 72 F

TOP

livebaseballscorecards.com

Batter	1	2	3	4	5	6	7	8	9	AB	R	H	RBI	BB	SO	LOB
17 Chris Getz, L (1, 4) OBP: 0.345, SLG: 0.385	B FF 90 C FF 90 F FC 87 F CH 82 X CH 81 1-2 7 G5-4-3 1B		S FC 87 X FC 87 0-1 1-3 3-H 2B		C SI 88 B KC 75 X CH 82 1-1 ② G3-1 1-2 2-3		C SI 89 B KC 75 F FC 85 X CH 83 1-2 ② G4-3		B FF 89 B FF 90 B FF 90 C FF 89 B FF 88 4-1 1-2 BB	4	0	2	1	1	0	2
7 Josh Fields, R (1, 5) OBP: 0.405, SLG: 0.444	B FF 89 X FF 90 1-0 ①② G5-4-3 1-2f		C CH 82 X FF 90 0-1 ② G6-3 3-H		B SI 89 X CH 82 1-0 ③ L5		B SI 89 F FC 86 C KC 75 B CH 83 F FF 91 B CH 83 S FC 84 3-3 ③ K		B FF 90 X CH 82 1-0 ③ P4 2-3	5	0	0	1	0	1	6
20 Carlos Quentin, R (1, 7) OBP: 0.386, SLG: 0.714	X FF 91 0-0 ③ L6		S FF 90 F CH 81 B FF 90 F CH 81 C FF 92 1-3 ③ K			X FF 89 0-0 HR		X KC 75 0-0 ① G5-3		4	1	1	1	0	1	1
25 Jim Thome, L (1, 10) OBP: 0.270, SLG: 0.382 Jerry Owens, L (8, PR) (8, 10)		X FF 89 0-0 ① F7		X SI 88 0-0 ① G5-3		X CH 82 0-0 23 HR 1B		C SI 80 B SL 75 B SL 76 X SI 79 2-1 23 S 1B		4 0	1 0	2 0	0 0	0 0	0 0	0 0
23 Jermaine Dye, R (1, 9) OBP: 0.400, SLG: 0.718		C FF 90 F KC 73 B FC 87 S CH 82 1-3 ② K		B FC 86 F KC 74 B FF 88 S KC 75 F FF 91 B CH 82 F FC 85 S CH 82 3-3 ② K		B FC 85 X KC 74 1-0 1-H HR		B CU 76 1 SAFE 1 SAFE F CU 76 C SI 87 B SI 87 1 SAFE 1 SAFE S SI 86 2-3 ② K 1-2		4	1	1	2	0	3	1
14 Paul Konerko, R (1, 3) OBP: 0.359, SLG: 0.556		C FF 90 B FC 87 X KC 76 1-1 ③ G6-3		B KC 75 S FC 86 B CH 81 B SI 90 X FF 89 3-1 ③ F8		B FF 90 B FC 84 C FF 90 X CH 81 2-1 ① G5-3		C CU 76 X CU 76 0-1 ③ G5-3		4	0	0	0	0	0	2
12 A.J. Pierzynski, L (1, 2) OBP: 0.294, SLG: 0.303			B SI 89 B CH 80 B FF 90 C FF 89 X FF 90 3-1 32 1B 17 2B 2B		F SI 90 X KC 74 0-1 ① L7	B CH 82 B CH 82 B SI 89 C FF 89 X CH 80 3-1 ② F9			X FF 89 0-0 ① F7	4	1	1	0	0	0	0
10 Alexei Ramirez, R (1, 6) OBP: 0.211, SLG: 0.143			F FF 89 T FF 90 X FF 88 0-2 ① P3		B SI 89 C FF 89 C KC 74 B FF 90 F FF 90 B KC 77 B FF 92 4-2 17 G3-1 32 BB BB	C FF 89 X FF 90 0-1 ③ G5-3			F FF 89 B SI 88 S FF 90 S FF 90 1-3 ② K	3	0	0	0	1	1	1
32 Brian Anderson, R (1, 8) OBP: 0.389, SLG: 0.214 15 Wilson Betemit, S (9, PH) OBP: 0.375, SLG: 0.429 18 Brent Lillibridge, R (9, PR) OBP: 0.250, SLG: 0.154			C FC 88 B KC 76 B FF 89 B CH 81 X FF 91 3-1 17 2B 7 G6-3 2-3 1B		P PO 83 1 SAFE B FC 84 F FF 87 1 SAFE B CH 80 1 SAFE F FF 88 1 SAFE 4-2 B FF 90 17 G3-1 1-2 BB		B FF 88 X FF 89 1-0 ① G5-3		B FF 89 B CH 82 X FF 89 2-0 7 S 17 S 1B	2 1 0	1 0 0	1 1 0	0 0 0	1 0 0	0 0 0	0 0 0
Inning Stats	R: 0 E: 0 K: 0 S: 6 H: 1 LOB: 0 BB: 0 P: 8	R: 0 E: 0 K: 1 S: 6 H: 0 LOB: 0 BB: 0 P: 8	R: 2 E: 0 K: 1 S: 15 H: 3 LOB: 1 BB: 0 P: 22	R: 0 E: 0 K: 1 S: 8 H: 0 LOB: 0 BB: 0 P: 14	R: 0 E: 0 K: 0 S: 11 H: 0 LOB: 2 BB: 2 P: 20	R: 3 E: 0 K: 0 S: 9 H: 3 LOB: 0 BB: 0 P: 15	R: 0 E: 0 K: 1 S: 8 H: 0 LOB: 0 BB: 0 P: 13	R: 0 E: 0 K: 1 S: 8 H: 1 LOB: 2 BB: 0 P: 12	R: 0 E: 0 K: 1 S: 7 H: 1 LOB: 2 BB: 1 P: 15	1B: 5 2B: 2 3B: 0 HR: 2 SF: 0 SAC: 0 DP: 1 HBP: 0						

	AB	35
	R	5
	H	9
	RBI	5
	BB	3
	SO	6
	LOB	13

WP: 0 PB: 0 SB: 3 CS: 0 PA: 38

PITCHER		IP	WLS	BF	H	R	ER	SO	BB	IBB	HBP	BLK	WP	HR	S	P	ERA	WHIP
33 James Shields, R ERA: 4.58	(1, 1)	7.1	W	30	7	5	5	4	2	0	0	0	0	2	64	101	6.14	1.227
52 Brian Shouse, L ERA: 3.0	(8, 1)	0.0		1	1	0	0	0	0	0	0	0	0	0	2	4	∞	∞
35 Dan Wheeler, R ERA: 9.82	(8, 1)	0.2	H	2	0	0	0	1	0	0	0	0	0	0	5	7	0.00	0.000
40 Troy Percival, R ERA: 6.75	(9, 1)	1.0	S	5	1	0	0	1	1	0	0	0	0	0	7	15	0.00	2.000

PITCHER		IP	WLS	BF	H	R	ER	SO	BB	IBB	HBP	BLK	WP	HR	S	P	ERA	WHIP

Chicago White Sox @ Tampa Bay Rays

Tropicana Field, St. Petersburg, FL

Fri Apr 17 2009, 7:38 PM EDT
Att. 28,927 - Dome - 72 F

livebaseballscorecards.com

BOTTOM

Batter	1	2	3	4	5	6	7	8	9	AB	R	H	RBI	BB	SO	LOB
2 B.J. Upton, R (1, 8) OBP: 0.391, SLG: 0.235	X FF 87 0-0 ① G5-3		X SI 89 0-0 1B		B FF 90 B SI 89 C SI 88 F FF 91 B SI 90 F SI 89 C SI 89 3-3 ③ K	1 SAFE S SL 83 B SL 80 S SL 83 B SL 81 D SL 84 D SL 82 4-2 1-2 BB				3	0	1	0	1	1	1
13 Carl Crawford, L (1, 7) OBP: 0.250, SLG: 0.333	C FF 87 B FF 88 T FF 88 S FF 89 1-3 ② K		1 SAFE 1 SAFE X SI 87 0-0 ③ G3			3-2 ① P5 L6				4	0	0	0	0	1	4
3 Evan Longoria, R (1, 5) OBP: 0.436, SLG: 0.947	C FF 88 X SI 88 0-1 ③ G5-3			X SI 87 0-0 ① G5-3		B SI 88 F FF 88 S FF 91 X SI 89 1-2 5 1B 18 HR 2B	B CH 84 C CH 78 X CH 79 1-1 ① G6-3			4	1	1	0	0	0	0
23 Carlos Pena, L (1, 3) OBP: 0.362, SLG: 0.762		C FF 88 F FF 89 B SI 89 F FF 91 X SI 90 1-2 HR		B SI 89 C SI 88 X FF 91 1-1 ② P6		B FF 90 F FF 90 F FF 92 S FF 92 1-3 ② K	B SL 84 S SL 85 X SL 86 1-1 ② G3			4	1	1	1	0	1	1
5 Pat Burrell, R (1, 10) OBP: 0.302, SLG: 0.351		B SI 88 C SI 87 X SI 88 1-1 ① G4-3		B SI 89 B SI 87 B SI 88 C SI 88 F SI 88 X SI 89 3-2 ③ G5-3		B FF 91 C SI 88 B FF 91 F SI 89 F FF 92 X SI 90 2-2 30 BB 18 HR 2-3 1B	C CU 72 X CH 80 0-1 ③ G6-3			4	1	1	0	0	0	0
30 Dioner Navarro, S (1, 2) OBP: 0.243, SLG: 0.389		B SI 89 B SI 87 C FF 88 B SI 89 X SI 88 3-1 ② G3			C FF 87 B SI 88 B FF 89 X FF 88 2-1 8 2B 2B	B FF 91 B FF 88 B FF 88 C FF 90 B SI 88 4-1 1-2 18 HR BB		B CH 84 C FF 90 B CH 80 X CH 79 2-1 ① G5-3		3	2	1	0	1	0	0
26 Gabe Gross, L (1, 9) OBP: 0.375, SLG: 0.167 18 Ben Zobrist, S (6, PH) OBP: 0.304, SLG: 0.591 (7, 9)		B SI 88 X SI 89 1-0 ③ G1-3			B FF 90 C SI 89 X SI 89 1-1 ① F7	S FF 94 B FF 94 X FF 94 1-1 1-H 2-H 3-H HR		B CU 74 C CH 80 B CH 78 X CH 81 2-1 1 K2-3 1B		2 2	0 1	0 2	0 4	0 0	0 0	1 0
1 Akinori Iwamura, L (1, 4) OBP: 0.405, SLG: 0.459			B SI 87 F SI 88 B FF 88 F FF 88 C SI 89 2-3 ① K		B FF 90 C SI 90 B FF 91 F SI 89 B SI 89 X SL 83 3-2 ② F9	S FF 94 F FF 93 B SL 86 B SL 84 B FF 95 X FF 93 3-2 8 WP 2B		1 SAFE C FF 91 B SL 87 B SL 86 F FF 90 F CH 81 S CH 83 2-3 ②③ K2-3 1-2		4	0	1	0	0	2	2
8 Jason Bartlett, R (1, 6) OBP: 0.452, SLG: 0.632			C FF 88 C SI 88 B SI 90 B SI 89 X SI 88 2-2 ② G5-3		B SI 89 B SI 89 X SI 89 2-0 2-H 2B	S SL 84 B FF 94 B FF 92 B FF 93 B SI 93 4-1 2 S 2-3 BB				2	0	1	1	1	0	0
Inning Stats	R: 0 E: 0 K: 1 S: 6 H: 0 LOB: 0 BB: 0 P: 7	R: 1 E: 0 K: 0 S: 9 H: 1 LOB: 0 BB: 0 P: 15	R: 0 E: 0 K: 1 S: 8 H: 1 LOB: 1 BB: 0 P: 12	R: 0 E: 0 K: 0 S: 6 H: 0 LOB: 0 BB: 0 P: 10	R: 1 E: 0 K: 1 S: 12 H: 2 LOB: 1 BB: 0 P: 23	R: 4 E: 0 K: 1 S: 24 H: 4 LOB: 3 BB: 3 P: 48	R: 0 E: 0 K: 0 S: 6 H: 0 LOB: 0 BB: 0 P: 8	R: 0 E: 0 K: 1 S: 8 H: 1 LOB: 0 BB: 0 P: 14		1B: 3 2B: 4 3B: 0 HR: 2 SF: 0 SAC: 0 DP: 0 HBP: 0				WP: 1 PB: 0 SB: 1 CS: 0 PA: 35	

	AB	32
	R	6
	H	9
	RBI	6
	BB	3
	SO	5
	LOB	9

PITCHER		IP	WLS	BF	H	R	ER	SO	BB	IBB	HBP	BLK	WP	HR	S	P	ERA	WHIP
40 Bartolo Colon, R ERA: 3.86	(1, 1)	5.2		24	6	5	5	4	1	0	0	0	0	1	55	92	7.94	1.235
37 Matt Thornton, L ERA: 2.25	(6, 1)	0.0	L	3	2	1	1	0	1	0	0	0	1	1	6	14	∞	∞
47 Mike MacDougal, R ERA: 12.46	(6, 1)	0.0		1	0	0	0	0	1	0	0	0	0	0	2	6	∞	∞
54 Clayton Richard, L ERA: 3.18	(6, 1)	2.1		7	1	0	0	1	0	0	0	0	0	0	16	25	0.00	0.429

PITCHER	IP	WLS	BF	H	R	ER	SO	BB	IBB	HBP	BLK	WP	HR	S	P	ERA	WHIP

Batter	1	2	3	4	5	6	7	8	9	AB	R	H	RBI	BB	SO	LOB
18 Brent Lillibridge, R (1, 4) OBP: 0.333, SLG: 0.133	B SI 88 B SI 88 B SI 88 B SI 88 4-0 20 BB 7 BB 23 G5-4-3 BB	B CH 78 X SI 88 1-0 ② G3 1-2 2-3		F SI 89 X SL 79 0-1 ② L9		B FF 92 B FF 92 1 SAFE C FF 91 C FF 92 B FF 92 B FF 91 4-2 20 1B 7 FC1-5 23 SF4 1-2 BB		B FF 86 C FF 86 B FF 85 B FF 86 B FF 87 4-1 7 G5-4-3 1-2 BB		2	2	0	0	3	0	3
7 Josh Fields, R (1, 5) OBP: 0.383, SLG: 0.400	B SL 77 B SI 87 B SI 88 B SI 88 4-0 23 G5-4-3 20 BB 14 2B 1-2 BB	F SL 78 S SI 89 B SI 89 B SI 90 C SI 90 2-3 ③ K		S SI 89 S SI 88 S SI 91 0-3 ③ K		B FF 92 L FF 91 X FF 92 1-1 ① FC1-5 23 E 20 1B 1-2 2-3f		F B SI 80 B SI 74 C SI 79 X SI 80 2-2 ① ② G5-4-3 1-2f 2-3		4	1	0	0	1	2	7
20 Carlos Quentin, R (1, 7) OBP: 0.429, SLG: 0.795	B CH 78 B SI 88 C SI 89 B CH 77 F SI 88 B SI 88 4-2 23 G5-4-3 1-2 2-3 BB	B CH 76 F SI 87 F SL 79 F SI 90 X SI 89 1-2 ① G1-4-3	C SL 78 B CH 77 X SI 87 1-1 HR	B SL 84 X FF 92 1-0 23 E 1-2 2-3 1B			B SI 79 B SI 80 X SI 80 2-0 23 FC4 3-H 1B			4	1	3	2	1	0	0
23 Jermaine Dye, R (1, 9) OBP: 0.378, SLG: 0.667	C SI 88 S SI 89 X SL 79 0-2 ① ② G5-4-3 1-2f 2-3 3-H	F SL 79 B SL 81 B SL 80 C SI 88 S SL 80 2-3 ② K	F SI 89 B SI 90 F SL 80 B SL 79 F SL 75 B SI 88 B SI 88 4-2 14 HR BB	B FF 93 F FF 91 X FF 92 1-1 ② SF4 1-2 2-3 3-H			B SI 80 X SI 76 1-0 ③ FC4 1-2f			3	1	0	1	1	1	3
14 Paul Konerko, R (1, 10) OBP: 0.386, SLG: 0.659	F SI 90 B SI 90 X CH 78 1-1 3-H 2B	C CH 78 B SI 89 B SL 78 F SI 89 B SI 90 X SL 80 3-2 1B	C SI 87 F SI 88 F SL 79 X SL 79 0-2 1-H HR	X FF 91 0-0 ③ L5			B SI 80 X SI 80 1-0 ① G6-3			5	1	3	3	0	0	2
15 Wilson Betemit, S (1, 3) OBP: 0.308, SLG: 0.417	B SI 88 S SI 88 B SI 90 F SI 88 S SL 79 2-3 ③ K	B SI 88 C SI 88 S SI 89 C SI 89 1-3 ③ K	B S CH 74 B KC 75 S CH 82 S KC 78 2-3 ① K		B FF 87 F FF 86 S CH 76 B FF 86 B CH 76 S FF 86 3-3 ① K		C SI 81 B SI 81 X SI 75 1-1 10 G6-3 2B			5	0	1	0	0	4	2
10 Alexei Ramirez, R (1, 6) OBP: 0.186, SLG: 0.125		B SI 87 B SI 88 C SI 88 B SI 88 X SI 88 3-1 ① F8	C SI 87 C SI 89 X SI 86 0-2 ① G1-3	C CH 82 C SI 83 B SI 83 X KC 79 1-2 ② G5-3		C FF 87 B FF 86 X FF 86 1-1 ② F9		X SI 80 0-0 ② G6-3 2-3		5	0	0	0	0	0	1
32 Brian Anderson, R (1, 8) OBP: 0.391, SLG: 0.176		B SI 89 B SI 90 C SI 89 B SL 79 B SI 88 4-1 18 G3 44 E BB	B SI 91 B CH 77 B SI 89 C SI 86 C SI 88 B SI 89 4-2 44 2B BB	X CH 76 0-0 ③ G3-1		C FF 87 B SL 75 S FF 86 B FF 85 B CH 76 X FF 86 3-2 ③ G6-3		C SI 81 F SI 82 S SL 75 0-3 ③ K		3	1	0	0	2	1	1
44 Corky Miller, R (1, 2) OBP: 0.556, SLG: 0.571		B SI 87 C SI 88 X CH 76 1-1 E5 18 G3 1-2	1 SAFE X SI 87 0-0 1-H 2B	B FF 92 F FF 90 S SL 86 B SL 85 B SL 85 F FF 91 B FF 93 4-2 7 FC1-5 18 BB BB		B FF 87 B FF 87 B FF 86 B FF 84 4-0 7 G5-4-3 18 BB 20 1B BB				2	1	1	1	2	0	1
Inning Stats	R: 2 E: 0 K: 1 S: 10 H: 1 LOB: 1 BB: 3 P: 25	R: 0 E: 1 K: 1 S: 9 H: 0 LOB: 2 BB: 1 P: 20	R: 0 E: 0 K: 2 S: 13 H: 1 LOB: 1 BB: 0 P: 20	R: 1 E: 0 K: 1 S: 11 H: 1 LOB: 1 BB: 1 P: 15	R: 3 E: 0 K: 1 S: 16 H: 2 LOB: 0 BB: 1 P: 24	R: 1 E: 1 K: 0 S: 11 H: 1 LOB: 2 BB: 2 P: 22	R: 0 E: 0 K: 1 S: 8 H: 0 LOB: 0 BB: 0 P: 15	R: 1 E: 0 K: 0 S: 6 H: 1 LOB: 1 BB: 2 P: 19	R: 0 E: 0 K: 1 S: 7 H: 1 LOB: 1 BB: 0 P: 9	1B: 3 2B: 3 3B: 0 HR: 2 SF: 1 SAC: 0 DP: 2 HBP: 0	WP: 0 PB: 0 SB: 0 CS: 0 PA: 44					

PITCHER		IP	WLS	BF	H	R	ER	SO	BB	IBB	HBP	BLK	WP	HR	S	P	ERA	WHIP
19 Scott Kazmir, L ERA: 5.4	(1, 1)	4.0	L	23	5	6	6	5	6	0	0	0	0	2	52	94	13.50	2.750
39 J.P. Howell, L ERA: 3.38	(5, 1)	1.0		3	0	0	0	1	0	0	0	0	0	0	7	10	0.00	0.000
50 Grant Balfour, R ERA: 13.5	(6, 1)	1.0		6	1	1	1	0	2	0	0	0	0	0	11	22	9.00	3.000
46 Joe Nelson, R ERA: 1.5	(7, 1)	1.0		5	0	1	1	1	2	0	0	0	0	0	9	24	9.00	2.000
52 Brian Shouse, L ERA: 1.8	(8, 1)	2.0		7	2	0	0	1	0	0	0	0	0	0	12	19	0.00	1.000

PITCHER	IP	WLS	BF	H	R	ER	SO	BB	IBB	HBP	BLK	WP	HR	S	P	ERA	WHIP

TOP

Chicago White Sox @ Tampa Bay Rays

Tropicana Field, St. Petersburg, FL

Sat Apr 18 2009, 7:08 PM EDT
Att. 31,916 - Dome - 72 F

livebaseballscorecards.com

AB	33
R	8
H	8
RBI	7
BB	10
SO	8
LOB	20

Batter	1	2	3	4	5	6	7	8	9	AB	R	H	RBI	BB	SO	LOB
2 B.J. Upton, R (1, 8) OBP: 0.357, SLG: 0.227	C FF 83 B CH 77 B SI 83 C SI 84 B FF 81 X FF 85 3-2 ① G4-3	B CH 78 C SI 83 B FF 82 B SI 84 X FF 82 3-1 ③ G5-3			F SI 84 C FC 80 X FF 85 0-2 3 1B, 13 1B, 23 FC3-6, 1B		F SI 83 S FF 83 B FC 77 B CH 77 F FC 81 C SI 85 2-3 ② K		B FC 86 F FC 86 B FC 88 B FC 87 F FC 86 X FC 88 3-2 ① F9	5	1	1	0	0	1	2
13 Carl Crawford, L (1, 7) OBP: 0.283, SLG: 0.360	S FF 84 F FF 85 C FF 81 0-3 ② K	B CH 80 F FF 83 X FF 83 1-1 ① F7			F FF 85 1 SAFE S FF 85 X SI 86 0-2 23 FC3-6, 3 1B, 5 1B 1-2 1B		F FC 78 X SI 84 0-1 3 S, 23 1B, 1B		F FF 89 B FC 87 B FC 87 B FC 87 C FC 86 X FC 87 3-2 3 DI, 1B	5	2	3	0	0	1	0
3 Evan Longoria, R (1, 5) OBP: 0.455, SLG: 0.905	B SI 84 F SI 84 B CH 78 X CH 78 2-1 23 BB, 1B	C CH 79 B CU 73 F CH 81 X FF 87 1-2 ② F8			B CH 78 X SI 82 1-0 23 FC3-6 1-2 2-3 1B		B FC 88 B FF 90 F FF 88 S FC 90 F FF 91 B SL 80 F FC 90 F FF 90 B FF 92 4-2 23 1B 1-2 BB		C FC 87 B CU 76 S FC 88 S SL 74 1-3 ② K 1-3	4	0	2	0	1	1	1
23 Carlos Pena, L (1, 3) OBP: 0.365, SLG: 0.717	B CH 80 B SI 86 B SI 84 C SI 84 F FF 85 F FC 81 F CH 79 B SI 84 4-2 1-2 BB	X FC 78 0-0 ③ G3-1			X SI 85 0-0 ② FC3-6 5 1B 1-2f 2-3 3-H		C CU 74 F FF 91 B FF 91 X CU 76 1-2 1-3 2-H 1B		F FC 88 B FC 88 B CH 78 S FC 89 B SI 91 S FC 88 3-3 ③ K	4	0	1	2	1	1	3
5 Pat Burrell, R (1, 10) OBP: 0.319, SLG: 0.350	C FC 80 C FF 86 S FF 86 0-3 ③ K			F FC 81 B CU 69 B SI 83 B SI 83 B FC 81 4-1 30 G6-4-3, BB	1 SAFE X CH 78 0-0 ③ 1-3 3-H 1B		C FC 91 B SL 81 B SL 79 S FF 90 X FF 90 2-2 ③ F9			3	0	1	1	1	1	4
30 Dioner Navarro, S (1, 2) OBP: 0.220, SLG: 0.350		B SI 83 X SI 82 1-0 ① F9		B FC 81 C CH 79 X SI 84 1-1 ① ② G6-4-3 1-2f		B SI 82 S CH 76 C FC 77 B CU 71 F FF 84 B FC 80 F FF 84 S SI 84 3-3 ① K		B FF 91 S SI 90 B SL 80 X FF 91 2-1 ① P4	4	0	0	0	0	1	1
8 Jason Bartlett, R (1, 6) OBP: 0.478, SLG: 0.643		B FC 80 C CH 81 C SI 84 X FF 82 1-2 1 BB, 1B		C CH 78 F FC 81 X FF 85 0-2 1B		B CH 76 B SI 83 C CH 80 F CH 78 S FC 79 2-3 ② K		X FF 93 0-0 1 DI, 1B		4	0	3	0	0	1	0
19 Gabe Kapler, R (1, 9) OBP: 0.182, SLG: 0.200		C SI 84 1 SAFE X SI 83 0-1 ② F9		1 SAFE 1 SAFE B FF 82 X SI 83 1-0 ③ F8		B FC 78 C CH 76 X SI 84 1-1 ③ F9		C FF 91 B SL 80 X FF 91 1-1 ② F7	4	0	0	0	0	0	3
1 Akinori Iwamura, L (1, 4) OBP: 0.391, SLG: 0.425		B FF 85 1 SAFE B SI 84 1 SAFE B FF 84 B FF 84 4-0 1-2 BB			C FF 83 B FC 79 B FF 84 F FF 84 B CH 79 X SI 85 3-2 ① G4-3		C CH 78 X SI 84 0-1 ① G6-3		B FF 91 X FO 81 1-0 ③ G5-3 1-2	3	0	0	0	1	0	1
Inning Stats	R: 0 E: 0 K: 2 S: 15 H: 1 LOB: 2 BB: 1 P: 24	R: 0 E: 0 K: 0 S: 8 H: 1 LOB: 2 BB: 1 P: 17	R: 0 E: 0 K: 0 S: 6 H: 0 LOB: 0 BB: 0 P: 8	R: 0 E: 0 K: 0 S: 7 H: 1 LOB: 1 BB: 1 P: 13	R: 2 E: 0 K: 0 S: 12 H: 4 LOB: 2 BB: 0 P: 16	R: 0 E: 0 K: 2 S: 10 H: 0 LOB: 0 BB: 0 P: 16	R: 1 E: 0 K: 1 S: 19 H: 2 LOB: 2 BB: 1 P: 28	R: 0 E: 0 K: 0 S: 6 H: 1 LOB: 1 BB: 0 P: 10	R: 0 E: 0 K: 2 S: 12 H: 1 LOB: 1 BB: 0 P: 22	1B: 11 2B: 0 3B: 0 HR: 0 SF: 0 SAC: 0 DP: 1 HBP: 0						

PITCHER		IP	WLS	BF	H	R	ER	SO	BB	IBB	HBP	BLK	WP	HR	S	P	ERA	WHIP
56 Mark Buehrle, L ERA: 3.0	(1, 1)	6.2	W	29	8	3	3	5	3	0	0	0	0	0	66	104	4.05	1.650
26 Octavio Dotel, R ERA:	(7, 1)	0.1		3	1	0	0	0	1	0	0	0	0	0	11	18	0.00	6.000
71 Scott Linebrink, R ERA:	(8, 1)	1.0		4	1	0	0	0	0	0	0	0	0	0	6	10	0.00	1.000
D.J. Carrasco, R ERA: 5.68	(9, 1)	1.0		4	1	0	0	2	0	0	0	0	0	0	12	22	0.00	1.000

PITCHER	IP	WLS	BF	H	R	ER	SO	BB	IBB	HBP	BLK	WP	HR	S	P	ERA	WHIP

BOTTOM

Chicago White Sox @ Tampa Bay Rays

Tropicana Field, St. Petersburg, FL

Sat Apr 18 2009, 7:08 PM EDT
Att. 31,916 - Dome - 72 F

livebaseballscorecards.com

AB	36
R	3
H	11
RBI	3
BB	4
SO	7
LOB	15

1B: 11	SF: 0	WP: 0	PA: 40
2B: 0	SAC: 0	PB: 0	
3B: 0	DP: 1	SB: 1	
HR: 0	HBP: 0	CS: 0	

Chicago White Sox @ Tampa Bay Rays

Tropicana Field, St. Petersburg, FL

Sun Apr 19 2009, 1:38 PM EDT

Att. 29,142 - Dome - 72 F

TOP

livebaseballscorecards.com

Batter	1	2	3	4	5	6	7	8	9	AB	R	H	RBI	BB	SO	LOB
17 Chris Getz, L (1, 4) OBP: 0.343, SLG: 0.375	C FF 92 F FF 93 C SI 94 0-3 ① K		L SI 91 F FF 92 B SL 85 D SL 86 X SI 93 2-2 ① F8		B FF 91 C FF 89 X CU 73 1-1 ① G4-3	C FC 87 X CU 75 0-1 18 1B 2-H 3-H 1B		B SI 87 S SI 85 B CU 73 F SI 86 X SL 82 2-2 18 FC5-4 1B	B FF 89 F FF 89 C FF 89 F FF 90 X FF 88 1-2 ② L7	6	0	2	2	0	1	3
18 Brent Lillibridge, R (1, 6) OBP: 0.370, SLG: 0.200	B FF 94 B FF 91 C FF 91 B SI 93 F FF 92 S SL 87 3-3 ② K		B SI 92 X FF 92 1-0 25 G6-3 20 HBP 1-2 1B		B CH 88 C SL 82 B CU 74 B FF 90 B FF 92 4-1 20 G5-4-3 BB	C FC 87 X FC 88 0-1 1-2 1B		X FF 85 0-0 ① FC5-4 1-2f 20 HR	B SL 82 S FF 90 B SL 82 B FF 88 F FF 88 F CH 82 S FF 90 3-3 ③ K	5	1	2	0	1	2	3
20 Carlos Quentin, R (1, 7) OBP: 0.426, SLG: 0.814	X FF 94 0-0 ③ G5-3		F FF 92 B FF 93 H SI 92 2-1 25 G6-3 1-2 2-3 HBP		F FF 91 1 SAFE F FF 91 X SL 85 0-2 ② ③ G5-4-3 1-2f	X FC 88 0-0 ③ F9		F SL 80 B SL 81 X FF 84 1-1 1-H HR		4	1	1	2	0	0	3
25 Jim Thome, L (1, 10) OBP: 0.333, SLG: 0.514		B FF 90 B CU 73 B FF 92 B SI 91 4-0 14 G1-4-3 12 HR BB	X SI 91 0-0 ② G6-3 1-2 2-3 3-H			B FF 90 C CU 72 B FF 90 F FF 90 F CU 74 B SL 85 B FF 92 4-2 23 2B 14 SF7 BB	C SI 87 B FC 87 X CU 76 1-1 23 1B 14 1B 2B	C SI 88 F SL 82 X CU 77 0-2 HR		3	4	2	2	2	0	2
23 Jermaine Dye, R (1, 9) OBP: 0.388, SLG: 0.674 Jerry Owens, L (7, 8)		C FF 90 X FF 92 0-1 ① F7	X FF 92 0-0 ③ G5-3			B FF 91 B FF 91 C FF 91 F SI 93 B SL 86 F FF 92 F SL 86 X SL 86 3-2 32 1B 32 E 1-3 2B	D CU 77 B SI 88 F FC 88 S FC 87 X FC 88 2-2 12 G6-4-3 14 1B 15 1B 2-3 1B	B FS 81 B FS 80 B SI 86 C SI 86 C SI 86 X SI 86 3-2 ② L9		4 1	2 0	2 0	0 0	0 0	0 0	3 0
14 Paul Konerko, R (1, 3) OBP: 0.388, SLG: 0.636		X FF 93 0-0 ② G1-4-3 1-2		B FF 91 B FF 90 F FF 89 B FF 90 F SI 92 B SL 87 4-2 15 G6-4-3 12 1B BB		B FF 91 F SL 84 X FF 92 1-1 ① SF7 3-H	B FC 88 C FC 88 X FC 87 1-1 12 G6-4-3 1-2 3-H 1B	B CU 74 B FF 85 C FF 86 C SL 80 X SI 86 2-2 ③ F7		3	0	1	2	1	0	1
12 A.J. Pierzynski, L (1, 2) OBP: 0.333, SLG: 0.405		B FF 92 B FF 90 X CH 84 2-0 2-H HR		B FF 90 F FF 93 X FF 92 1-1 15 G6-4-3 1-2 1B		B FF 92 2 SAFE B FF 89 B FF 92 B FF 89 4-0 32 E 17 1B BB	X CU 77 0-0 ① ② G6-4-3 1-2f 2-3		B FF 89 X CH 82 1-0 ① G4-3	4	2	2	2	1	0	2
15 Wilson Betemit, S (1, 5) OBP: 0.333, SLG: 0.412		B FF 94 S FF 92 F FF 93 S SL 87 1-3 ③ K		F FF 90 B FF 90 X FF 89 1-1 ① ② G6-4-3 1-2f 2-3		X CH 86 0-0 ② F7	B SI 87 B SI 88 F FC 88 X FC 88 2-1 3-H 1B		S CH 80 X FF 89 0-1 32 1B 1B	5	0	2	1	0	1	4
32 Brian Anderson, R (1, 8) OBP: 0.429, SLG: 0.273 (7, 9)			B FF 90 B FF 89 C SL 82 C FF 92 B FF 92 X FF 92 3-2 20 HBP 18 1B 25 G6-3 1B	C FF 91 C FF 90 F FF 93 B FF 93 S SL 85 1-3 ③ K		B FF 89 B FF 91 F FF 89 S SL 82 X SL 86 2-2 E1 17 1B 1-3 2-H 1B	S FC 88 X CU 76 0-1 ③ F8		B SL 82 B FF 88 S CH 81 F FF 89 B CH 79 X CH 80 3-2 1-2 1B	5	2	3	0	0	1	2
Inning Stats	R: 0 E: 0 K: 2 S: 7 H: 0 LOB: 0 BB: 0 P: 10	R: 2 E: 0 K: 1 S: 7 H: 1 LOB: 0 BB: 1 P: 14	R: 1 E: 0 K: 0 S: 10 H: 2 LOB: 2 BB: 0 P: 18	R: 0 E: 0 K: 1 S: 10 H: 1 LOB: 1 BB: 1 P: 17	R: 0 E: 0 K: 0 S: 6 H: 0 LOB: 0 BB: 1 P: 11	R: 4 E: 1 K: 0 S: 19 H: 4 LOB: 2 BB: 2 P: 33	R: 2 E: 0 K: 0 S: 12 H: 4 LOB: 1 BB: 0 P: 18	R: 3 E: 0 K: 0 S: 15 H: 3 LOB: 0 BB: 0 P: 23	R: 0 E: 0 K: 1 S: 14 H: 2 LOB: 2 BB: 0 P: 22	1B: 12 2B: 2 3B: 0 HR: 3 SF: 1 SAC: 0 DP: 3 HBP: 1						

	AB	40
	R	12
	H	17
	RBI	11
	BB	5
	SO	5
	LOB	23

WP: 0 PB: 0 SB: 0 CS: 0 PA: 47

PITCHER		IP	WLS	BF	H	R	ER	SO	BB	IBB	HBP	BLK	WP	HR	S	P	ERA	WHIP
22 Matt Garza, R ERA: 4.58	(1, 1)	5.2	L	27	6	7	7	4	5	0	1	0	0	1	54	98	11.12	1.941
31 Lance Cormier, R ERA: 5.0	(6, 1)	1.1		9	6	2	2	0	0	0	0	0	0	0	17	23	13.50	4.500
35 Dan Wheeler, R ERA: 13.5	(8, 1)	1.0		6	3	3	3	0	0	0	0	0	0	2	15	23	27.00	3.000
40 Troy Percival, R ERA: 4.91	(9, 1)	1.0		5	2	0	0	1	0	0	0	0	0	0	14	22	0.00	2.000

PITCHER	IP	WLS	BF	H	R	ER	SO	BB	IBB	HBP	BLK	WP	HR	S	P	ERA	WHIP

Batter	1	2	3	4	5	6	7	8	9	AB	R	H	RBI	BB	SO	LOB
2 B.J. Upton, R (1, 8) OBP: 0.379, SLG: 0.261	B FF 90 X FF 90 1-0 3 S 13 G4-3 1B		B FC 84 X FF 91 1-0 ② F8			C FF 91 B FC 84 F FC 85 X FF 91 1-2 3 G6-4-3 1B 1-2		B SI 90 B SI 89 X SI 88 2-0 2B		1	0	1	0	0	0	0
19 Gabe Kapler, R (3, 8) OBP: 0.240, SLG: 0.304										3	0	2	0	0	0	1
13 Carl Crawford, L (1, 7) OBP: 0.263, SLG: 0.333	1 SAFE C FC 89 B SI 89 B FF 90 1 SAFE F FF 90 X FF 91 2-2 ① G4-3 1-2		F FC 85 B FF 91 B CH 84 F FC 85 X CU 78 2-2 ③ F7			C FC 86 S FF 92 B CU 79 B CU 78 F FC 86 B FF 91 S FF 91 3-3 ① K		B FF 88 S SI 88 F SI 88 S CH 80 1-3 ② K		4	0	0	0	0	2	5
3 Evan Longoria, R (1, 10) OBP: 0.417, SLG: 0.826	S FC 85 B FF 91 C FC 86 C CU 79 1-3 ② K 2-3			C FF 91 B FF 91 X FF 92 1-1 ① G4-3		S FC 85 B FC 86 B FC 86 X FF 91 2-1 ②③ G6-4-3 1-2f		C CH 79 S CH 85 B FF 93 D CH 82 X CH 81 2-2 ③ F9		4	0	0	0	0	1	4
23 Carlos Pena, L (1, 3) OBP: 0.357, SLG: 0.680	C FC 85 B FF 93 C FF 91 B CU 79 C CU 78 2-3 ③ K			F FF 92 S CH 83 B FF 92 B FF 92 F CU 79 S CH 84 2-3 ② K			X FF 92 0-0 18 HR 1B		B FC 89 X FC 88 1-0 ① F7	4	1	1	0	0	2	1
16 Willy Aybar, S (1, 5) OBP: 0.200, SLG: 0.167		X SI 91 0-0 ① F8		B SI 91 X FF 91 1-0 ③ F8			F FF 89 F FC 86 B SI 90 B CU 79 F FC 83 X CH 83 2-2 ① P6		C FC 88 B CU 77 X FC 89 1-1 ② G3	4	0	0	0	0	0	1
18 Ben Zobrist, S (1, 6) OBP: 0.333, SLG: 0.731		C FF 91 S CH 83 B CH 83 B CU 79 C FF 91 2-3 ② K			F SI 90 B CU 78 F FC 85 F CU 79 S CU 79 1-3 ① K		X FC 86 0-0 1-H HR		B FF 88 F FC 89 B FC 88 X FC 88 2-1 2B	4	1	2	2	0	2	0
26 Gabe Gross, L (1, 9) OBP: 0.321, SLG: 0.136		X FF 91 0-0 ③ L8			B FF 91 C FF 90 B FF 92 F SI 91 B CH 84 X FF 92 3-2 ② G1-3		X FF 91 0-0 ② G4-3		B FC 88 F FC 88 X SL 80 1-1 ③ F8	4	0	0	0	0	0	1
1 Akinori Iwamura, L (1, 4) OBP: 0.388, SLG: 0.419			C SI 91 B CH 83 X FF 90 1-1 41 G4-3 1B		B FF 90 F FF 91 B CH 84 C FF 92 B CU 80 X FF 91 3-2 ③ P6		C CH 83 S CU 79 C CU 80 0-3 ③ K			3	0	1	0	0	1	0
41 Michel Hernandez, R (1, 2) OBP: 0.333, SLG: 0.333			B FF 90 X FC 83 1-0 ① G4-3 1-2			X FF 90 0-0 19 1B 1B		B FF 90 B SL 84 F SI 88 S CH 80 2-3 ① K		3	0	1	0	0	1	1
Inning Stats	R: 0 E: 0 K: 2 S: 10 H: 1 LOB: 1 BB: 0 P: 16	R: 0 E: 0 K: 1 S: 5 H: 0 LOB: 0 BB: 0 P: 7	R: 0 E: 0 K: 0 S: 7 H: 1 LOB: 1 BB: 0 P: 12	R: 0 E: 0 K: 1 S: 7 H: 0 LOB: 0 BB: 0 P: 11	R: 0 E: 0 K: 1 S: 10 H: 0 LOB: 0 BB: 0 P: 17	R: 0 E: 0 K: 1 S: 10 H: 2 LOB: 1 BB: 0 P: 16	R: 2 E: 0 K: 1 S: 10 H: 2 LOB: 0 BB: 0 P: 12	R: 0 E: 0 K: 2 S: 10 H: 1 LOB: 1 BB: 0 P: 17	R: 0 E: 0 K: 0 S: 7 H: 1 LOB: 1 BB: 0 P: 12	1B: 5 2B: 2 3B: 0 HR: 1 SF: 0 SAC: 0 DP: 1 HBP: 0						

BOTTOM

Chicago White Sox @ Tampa Bay Rays

Tropicana Field, St. Petersburg, FL

Sun Apr 19 2009, 1:38 PM EDT

Att. 29,142 - Dome - 72 F

livebaseballscorecards.com

AB	34
R	2
H	8
RBI	2
BB	0
SO	9
LOB	14

PITCHER		IP	WLS	BF	H	R	ER	SO	BB	IBB	HBP	BLK	WP	HR	S	P	ERA	WHIP
34 Gavin Floyd, R ERA: 4.74	(1, 1)	7.0	W	26	6	2	2	7	0	0	0	0	0	1	59	91	2.57	0.857
54 Clayton Richard, L ERA: 2.7	(8, 1)	1.0		4	1	0	0	2	0	0	0	0	0	0	10	17	0.00	1.000
D.J. Carrasco, R ERA: 4.91	(9, 1)	1.0		4	1	0	0	0	0	0	0	0	0	0	7	12	0.00	1.000

PITCHER	IP	WLS	BF	H	R	ER	SO	BB	IBB	HBP	BLK	WP	HR	S	P	ERA	WHIP

Chicago White Sox @ Baltimore Orioles

Oriole Park at Camden Yards, Baltimore, MD

Tue Apr 21 2009, 7:05 PM EDT
Att. 14,801 - Cloudy - 57 F

TOP

livebaseballscorecards.com

Batter	1	2	3	4	5	6	7	8	9	AB	R	H	RBI	BB	SO	LOB
17 Chris Getz, L (1, 4) OBP: 0.359, SLG: 0.353	B FF 91 C FF 89 X SI 90 1-1 ① G5-3			B SI 89 B SI 90 B SI 88 C SI 88 B SI 90 4-1 20 E 23 1B BB	C SI 89 C SI 88 F SL 83 H SL 85 1-2 20 FC6-4 HBP		F SL 86 F SL 85 X CH 85 0-2 ③ G4-3			2	1	0	0	1	0	1
7 Josh Fields, R (1, 5) OBP: 0.353, SLG: 0.364	F FF 89 B SL 84 B SI 90 S SI 89 X SI 90 2-2 ② G1-3			L FF 88 L SI 88 B SL 84 B SL 83 S SI 87 2-3 ① K	X 0-0 ② F9 2-3			C SI 93 B SI 94 S SI 94 S SI 95 1-3 ① K		4	0	0	0	0	2	3
20 Carlos Quentin, R (1, 7) OBP: 0.414, SLG: 0.761	B SI 91 F SI 90 S FF 92 B SI 92 F SI 91 B SI 92 F SI 91 F FF 91 F SI 91 3-3 ③ K			1 SAFE S SI 88 D SL 85 F SI 89 B FF 91 1 SAFE X SI 89 2-2 E5 23 1B 14 1B 1-3	C X SL 83 0-1 ③ FC6-4 1-2f			B SI 95 B SI 94 S SI 94 B CU 81 S SI 95 F SI 96 B SI 96 4-2 BB		3	1	0	0	1	1	3
25 Jim Thome, L (1, 10) OBP: 0.304, SLG: 0.463		X FF 90 0-0 ① G6-3		F SI 87 B CH 81 B SI 90 F SI 87 C SI 90 2-3 ② K		F CH 80 F SI 88 B SL 84 B SL 85 B SI 88 X CH 83 3-2 ① F8		T SI 93 B SI 95 S CH 87 B SI 95 F SI 95 D CU 80 S CH 86 3-3 ② K		4	0	0	0	0	2	3
23 Jermaine Dye, R (1, 9) OBP: 0.396, SLG: 0.653		B SL 83 B SI 89 B SI 90 B SI 91 4-0 14 G5-4-3 BB		B CH 86 F CH 86 B CH 86 X SI 87 2-1 14 1B 1-2 3-H 1B		C SI 89 F SL 84 B FF 90 X SL 82 1-2 ② G6-3		F SI 94 F SI 94 B CU 82 C SI 96 1-3 ③ K		3	0	1	1	1	1	1
14 Paul Konerko, R (1, 3) OBP: 0.385, SLG: 0.617 Jerry Owens, L (9, PH)		C SI 88 B SI 87 B FF 90 S SI 87 F SI 89 X SI 89 2-2 ② ③ G5-4-3 1-2f		X SI 88 0-0 ③ 1B 1-3 2-H		C CU 76 C SI 89 X CU 79 0-2 ③ G3			C FF 92 B FF 92 X FF 93 1-1 ① G4-3	3 1	0 0	1 0	1 0	0 0	0 0	1 0
12 A.J. Pierzynski, L (1, 2) OBP: 0.326, SLG: 0.390			C SI 89 B CH 82 X SI 90 1-1 ① G4-3		B SL 83 B SI 88 B SI 89 C SI 89 F SI 89 X SI 89 3-2 10 2B 32 G6-3 1B		B FF 93 X SI 94 1-0 ① F7		C FF 93 S CH 81 F FF 94 X CU 79 0-2 ② G4-3	4	1	1	0	0	0	0
10 Alexei Ramirez, R (1, 6) OBP: 0.213, SLG: 0.182			X SI 90 0-0 ② G5-3		1 SAFE C SI 89 S SL 83 B SL 83 B SL 82 F SI 88 X SI 87 2-2 7 F9 2B 1-3		X SL 85 0-0 32 S 1B		X FF 92 0-0 ③ P6	4	0	2	0	0	0	0
32 Brian Anderson, R (1, 8) OBP: 0.387, SLG: 0.240			B SI 91 C SI 90 B SL 84 F SI 89 C SI 90 2-3 ③ K		X SI 89 0-0 ① G6-3 3-H		B SI 94 F SI 94 B SI 95 S SI 94 B SI 95 S FF 94 3-3 ② K 1-2			3	0	0	1	0	2	2

	AB	31
	R	3
	H	5
	RBI	3
	BB	3
	SO	8
	LOB	14

Inning Stats	1	2	3	4	5	6	7	8	9	1B: 4	SF: 0	WP: 0	PA: 35
R:	0	0	0	2	1	0	0	0	0	2B: 1	SAC: 0	PB: 0	
E:	0	0	0	1	0	0	0	0	0	3B: 0	DP: 1	SB: 1	
K:	1	0	1	2	0	0	1	3	0	HR: 0	HBP: 1	CS: 0	
S:	14	5	6	13	14	9	8	14	7				
H:	0	0	0	2	2	0	1	0	0				
LOB:	0	0	0	2	2	0	1	0	0				
BB:	0	1	0	1	0	0	0	1	0				
P:	20	11	9	25	20	13	12	23	8				

PITCHER		IP	WLS	BF	H	R	ER	SO	BB	IBB	HBP	BLK	WP	HR	S	P	ERA	WHIP
35 Brad Bergesen, R ERA: 1.59	(1, 1)	5.2	W	23	4	3	1	4	2	0	1	0	0	0	58	95	1.59	1.059
28 Danys Baez, R ERA: 4.91	(6, 1)	0.1	H	1	0	0	0	0	0	0	0	0	0	0	3	3	0.00	0.000
37 Chris Ray, R ERA: 6.35	(7, 1)	1.0	H	4	1	0	0	1	0	0	0	0	0	0	8	12	0.00	1.000
43 Jim Johnson, R ERA: 2.7	(8, 1)	1.0		4	0	0	0	3	1	0	0	0	0	0	14	23	0.00	1.000
25 Brian Bass, R ERA: 10.45	(9, 1)	1.0		3	0	0	0	0	0	0	0	0	0	0	7	8	0.00	0.000

PITCHER		IP	WLS	BF	H	R	ER	SO	BB	IBB	HBP	BLK	WP	HR	S	P	ERA	WHIP

Batter	1	2	3	4	5	6	7	8	9	AB	R	H	RBI	BB	SO	LOB
1 Brian Roberts, S (1, 4) OBP: 0.469, SLG: 0.491	C FF 91 X SL 82 0-1 G4-3 ①		B FF 90 X FF 91 1-0 G4-3 ①		B FF 90 B SL 89 B FF 90 B FF 90 4-0 2 G6-3 21 2B BB	1 SAFE 1 SAFE 1 SAFE C FF 90 B SL 89 B FF 90 B FF 90 C FF 90 F SL 85 4-2 D FF 92 2 2B 1-3 21 1B BB	C SL 85 B CH 80 D CH 82 F CH 81 D CH 83 X CH 85 3-2 G1-3 ③		3	2	0	0	2	0	1
2 Luis Montanez, R (1, 7) OBP: 0.200, SLG: 0.400	B FF 92 S FF 92 X SI 93 1-1 G2-3 ②		C SL 85 F SL 86 F SL 85 S SI 94 0-3 K ②		1 SAFE 1 SAFE C SL 84 F SL 85 X SI 93 0-2 G6-3 ① 1-2	B SI 93 F SL 85 B SL 82 F SL 81 X SL 86 2-2 21 1B 1-3 3-H 2B		C CH 90 B CH 76 B CH 76 X SI 90 2-1 G4-3 ①		5	0	1	1	0	1	1
21 Nick Markakis, L (1, 9) OBP: 0.460, SLG: 0.611	C FF 92 B FS 79 B FS 79 X FF 92 2-1 1B		C FF 91 B FS 79 X SL 84 1-1 17 HR 1B		X FF 91 0-0 30 1B 2-H 2B	B SL 86 F SL 85 F FF 92 X CH 83 1-2 17 G6-3 2-3 3-H 1B		B SI 90 C SI 90 S SI 91 B SI 78 B CH 81 F SI 90 B SI 91 4-2 17 HR BB		4	3	4	2	1	0	0
17 Aubrey Huff, L (1, 3) OBP: 0.387, SLG: 0.528	B FF 92 B FF 92 C FF 91 X FF 93 2-1 G3 ③		D SL 85 D SL 84 X FF 92 2-0 1-H HR		I IN 67 I IN 69 I IN 68 I IN 68 4-0 9 FC5 30 1B IBB	B SL 86 1 SAFE F SL 86 B SI 92 X SI 90 2-1 G6-3 ②③ 1-2f		B SI 90 X SI 90 1-0 1-H HR		4	2	2	4	1	0	3
23 Ty Wigginton, R (1, 5) OBP: 0.280, SLG: 0.217		C SI 92 F SL 86 S SL 87 0-3 K ①	F SI 93 X SI 93 0-1 P4 ③		B SL 86 S SL 84 C SL 85 D SL 87 X SL 86 2-2 P6 ②		B SL 86 X CH 80 1-0 G6-3 ①	C SI 91 F SI 91 B CH 77 F SI 75 B CH 91 B SI 90 F SI 91 X SI 90 3-2 G1-3 ②		5	0	0	0	0	1	2
30 Luke Scott, L (1, 10) OBP: 0.393, SLG: 0.490		F FF 90 X FF 92 0-1 18 BB 1B		B SL 89 C SL 83 B FF 91 C FF 90 B FS 74 B FF 90 4-2 18 G3 9 G4-3 BB	B SL 82 C FS 80 F SI 90 X FS 76 1-2 9 FC5 1-2 2-H 1B		C FF 90 B CU 75 F SL 86 F FF 93 B FF 92 X FF 92 2-2 18 G4-3 9 1B 3 2B 1B	C SI 90 B CH 81 X CH 81 1-1 G1-3 ③		4	1	3	1	1	0	0
9 Gregg Zaun, S (1, 2) OBP: 0.250, SLG: 0.237		F FF 91 F FF 91 B FS 78 1 SAFE B FS 77 F FF 93 B SL 82 X FF 92 3-2 F9 ②	X FF 91 0-0 G4-3 ① 1-2	C FF 92 F SL 83 X FF 93 0-2 FC5 ③ 1-2 2-3f		B FF 89 B CH 79 F FF 90 X CH 81 2-1 18 G4-3 3 2B 1-2 1B				4	1	1	0	0	0	4
18 Felix Pie, L (1, 8) OBP: 0.220, SLG: 0.216		S FF 92 1 SAFE D SL 84 B FF 91 B FF 92 B FF 91 4-1 1-2 BB	X SL 83 0-0 G3 ② 2-3			C FF 90 B FS 76 F FF 90 X FS 75 1-2 G3 ① B FF 89 X SI 90 1-0 G4-3 ② 1-2 2-3				3	0	0	0	1	0	3
3 Cesar Izturis, S (1, 6) OBP: 0.234, SLG: 0.273		F FF 92 X SL 85 0-1 G3 ③	X FF 93 0-0 L3 ③			L SL 89 B FS 81 B SL 81 B SL 88 B SI 90 4-1 1 E 1 S 2 2B BB X FF 91 0-0 2-H 3-H 2B				3	1	1	2	1	0	3
Inning Stats	R: 0 E: 0 K: 0 S: 8 H: 1 LOB: 1 BB: 0 P: 13	R: 0 E: 0 K: 1 S: 12 H: 1 LOB: 2 BB: 1 P: 19	R: 2 E: 0 K: 1 S: 10 H: 2 LOB: 0 BB: 0 P: 14	R: 0 E: 0 K: 0 S: 5 H: 0 LOB: 1 BB: 1 P: 9	R: 2 E: 0 K: 0 S: 13 H: 2 LOB: 2 BB: 2 P: 24	R: 2 E: 0 K: 0 S: 15 H: 2 LOB: 1 BB: 2 P: 29	R: 2 E: 0 K: 0 S: 12 H: 3 LOB: 1 BB: 0 P: 21	R: 2 E: 0 K: 0 S: 13 H: 1 LOB: 0 BB: 1 P: 24		1B: 7 2B: 3 3B: 0 HR: 2 SF: 0 SAC: 0 DP: 1 HBP: 0						

BOTTOM

Chicago White Sox @ Baltimore Orioles

Oriole Park at Camden Yards, Baltimore, MD

Tue Apr 21 2009, 7:05 PM EDT

Att. 14,801 - Cloudy - 57 F

livebaseballscorecards.com

AB	35
R	10
H	12
RBI	10
BB	7
SO	2
LOB	17

WP: 0 PA: 42
PB: 0
SB: 1
CS: 0

PITCHER		IP	WLS	BF	H	R	ER	SO	BB	IBB	HBP	BLK	WP	HR	S	P	ERA	WHIP
52 Jose Contreras, R ERA: 8.04	(1, 1)	5.1	L	29	7	6	6	2	5	1	0	0	0	1	58	100	10.12	2.250
54 Clayton Richard, L ERA: 4.32	(6, 1)	1.2		8	4	2	2	0	0	0	0	0	0	0	17	29	10.80	2.400
62 Jack Egbert, R ERA: 18.0	(8, 1)	1.0		5	1	2	2	0	1	0	0	0	0	1	13	24	18.00	2.000

PITCHER		IP	WLS	BF	H	R	ER	SO	BB	IBB	HBP	BLK	WP	HR	S	P	ERA	WHIP

Batter	1	2	3	4	5	6	7	8	9	AB	R	H	RBI	BB	SO	LOB
17 Chris Getz, L (1, 4) OBP: 0.386, SLG: 0.395	C FF 90 F SL 82 X SI 92 0-2 7 G6-3 20 1B 1B	C CU 72 B CH 84 F CU 73 D SL 86 X SL 83 2-2 7 2B 2-H 1B		X FF 90 0-0 G3-6-3 ②③ 1-2f			B SI 89 X SL 85 1-0 7 E 7 S 7 HR 1B	C SL 75 F SI 82 B SL 73 X FF 86 1-2 SF8 ② 3-H		4	3	3	2	0	0	1
7 Josh Fields, R (1, 5) OBP: 0.375, SLG: 0.469	B SI 91 F SI 92 1 SAFE B SI 92 X SI 92 2-1 G6-3 ① 1-2	B SI 92 C SI 91 X SL 83 1-1 2-H 2B			X SL 82 0-0 23 G1-3 25 BB 1B		B FF 90 X FF 90 1-0 1-H HR	C CH 76 F SI 84 B FF 82 F CH 78 X SL 72 1-2 F8 ③		5	1	3	3	0	0	2
20 Carlos Quentin, R (1, 7) OBP: 0.397, SLG: 0.706	F SI 94 B FF 93 X FF 91 1-1 25 BB 2-H 1B	F SI 92 B FF 92 B SI 94 X SL 83 2-1 P4 ③			F FF 91 C SI 91 D CH 85 F FF 92 X FF 94 1-2 F9 ①		B FF 93 B CU 77 B FF 92 C FF 91 X FF 91 3-1 F7 ①		S FF 92 F FF 93 F FF 92 X CU 79 0-2 F7 ①	5	0	1	1	0	0	2
25 Jim Thome, L (1, 10) OBP: 0.340, SLG: 0.535 Jerry Owens, L (9, PH) (9, 10)	B FF 92 B CH 84 B FF 92 C SI 91 B FF 91 4-1 1-2 BB	F SL 84 X SI 92 1-1 HR			B FF 93 B SI 91 C CH 85 1 SAFE B CH 84 S CH 84 B SI 92 4-2 23 G1-3 1-2 BB		C CU 77 S FC 92 B FF 91 B CU 80 B CU 79 F CU 79 C CU 77 3-3 ② K		F FF 92 B CU 78 S FF 93 B CU 78 F FF 92 B FF 92 S FF 93 3-3 ② K	2 1	1 0	1 0	1 0	2 1	1 0	0 0
23 Jermaine Dye, R (1, 9) OBP: 0.379, SLG: 0.611	B SI 93 X SL 82 1-0 P3 ②	B SI 93 B FF 92 B CH 85 C SI 92 X FF 92 3-1 F7 ①			B SI 92 X CH 85 1-0 G1-3 ② 1-2 2-3		C FF 94 B FF 93 B FC 93 F CU 78 B FF 93 F FF 92 F CU 78 F FF 93 S FC 93 3-3 K ③		S FF 93 X FF 92 0-1 1B	5	0	1	0	0	1	4
14 Paul Konerko, R (1, 3) OBP: 0.351, SLG: 0.558	C SL 84 B FF 92 C SI 92 F CH 86 B SL 83 B CH 86 X CH 87 3-2 F7 ③	C SL 84 X SI 93 0-1 P6 ②			F CH 85 X SL 86 0-1 G6-3 ③			B CU 78 C CU 77 F FF 91 X CU 78 1-2 E3 12 1B 32 2B	D FF 93 C FF 94 B FF 92 B FF 94 F FF 93 F FF 93 C FF 93 3-3 K ③	5	1	0	0	0	1	5
12 A.J. Pierzynski, L (1, 2) OBP: 0.319, SLG: 0.378		B SI 91 F SL 83 B FF 91 F FF 92 S SL 85 2-3 K ①	B FF 92 S SL 81 X CH 85 1-1 G2-3 ③			B CH 83 F CU 71 B SI 90 X SI 91 2-1 L9 ①		F FC 92 F FF 92 D CU 78 X FF 93 1-2 32 2B 17 SF8 1-3 1B		4	1	1	0	0	1	0
10 Alexei Ramirez, R (1, 6) OBP: 0.216, SLG: 0.170		B SI 94 S SL 83 B FF 93 B CH 85 S SI 93 B SI 95 4-2 32 S 17 1B BB		B SI 92 B SI 92 B SI 92 C SI 90 F SL 84 F CH 84 F SL 82 F SI 92 F SL 83 3-2 X SL 82 P5 ①		F SI 94 F FF 93 X CU 71 0-2 G5-3 ②		B CU 79 B CU 79 X FF 90 2-0 F7 ①		3	1	0	0	1	0	2
32 Brian Anderson, R (1, 8) OBP: 0.400, SLG: 0.310		1 SAFE C SI 91 B SI 94 B CH 84 C SL 84 C FF 92 2-3 K ② 1-2		C SI 92 X SL 84 0-1 17 G3-6-3 1B		X CH 82 0-0 F8 ③		B FF 93 C FF 92 D CU 80 F FF 93 X FF 92 2-2 1-3 3-H 2B		4	0	2	1	0	1	1
Inning Stats	R: 1 E: 0 K: 0 S: 13 H: 2 LOB: 2 BB: 1 P: 24	R: 2 E: 0 K: 2 S: 15 H: 2 LOB: 1 BB: 1 P: 28	R: 1 E: 0 K: 0 S: 8 H: 1 LOB: 0 BB: 0 P: 13	R: 0 E: 0 K: 0 S: 10 H: 1 LOB: 0 BB: 0 P: 13	R: 0 E: 0 K: 0 S: 10 H: 1 LOB: 2 BB: 1 P: 16	R: 0 E: 0 K: 0 S: 6 H: 0 LOB: 0 BB: 0 P: 8	R: 2 E: 0 K: 2 S: 14 H: 2 LOB: 0 BB: 0 P: 25	R: 2 E: 1 K: 0 S: 17 H: 2 LOB: 1 BB: 0 P: 25	R: 0 E: 0 K: 2 S: 14 H: 1 LOB: 1 BB: 0 P: 20	1B: 8 2B: 2 3B: 0 HR: 2 SF: 1 SAC: 0 DP: 1 HBP: 0						

PITCHER		IP	WLS	BF	H	R	ER	SO	BB	IBB	HBP	BLK	WP	HR	S	P	ERA	WHIP
46 Jeremy Guthrie, R ERA: 5.16	(1, 1)	6.0	L	28	8	5	5	2	3	0	0	0	0	1	63	104	7.50	1.833
45 Dennis Sarfate, R ERA: 7.27	(7, 1)	1.1		8	3	3	1	2	0	0	0	0	0	1	23	39	6.75	2.250
32 Jamie Walker, L ERA:	(8, 1)	0.2		2	0	0	0	0	0	0	0	0	0	0	7	9	0.00	0.000
25 Brian Bass, R ERA: 9.53	(9, 1)	1.0		4	1	0	0	2	0	0	0	0	0	0	14	20	0.00	1.000

PITCHER	IP	WLS	BF	H	R	ER	SO	BB	IBB	HBP	BLK	WP	HR	S	P	ERA	WHIP

TOP

Chicago White Sox @ Baltimore Orioles

Oriole Park at Camden Yards, Baltimore, MD

Wed Apr 22 2009, 7:05 PM EDT
Att. 10,868 - Partly Cloudy - 46 F

livebaseballscorecards.com

AB	38
R	8
H	12
RBI	8
BB	3
SO	6
LOB	17

Chicago White Sox @ Baltimore Orioles

Oriole Park at Camden Yards, Baltimore, MD

Wed Apr 22 2009, 7:05 PM EDT
Att. 10,868 - Partly Cloudy - 46 F

BOTTOM

livebaseballscorecards.com

Batter	1	2	3	4	5	6	7	8	9	AB	R	H	RBI	BB	SO	LOB
1 Brian Roberts, S (1, 4) OBP: 0.471, SLG: 0.508	C FF 88 F CU 74 B FF 90 F CH 82 F CH 82 F CH 82 B FF 91 F CH 83 F FC 86 2-2 X SI 82 K 1B		C SI 91 C SI 91 B CU 76 X CU 76 1-2 ③ F9			X SI 90 0-0 ② F9		C SI 92 B FO 82 X FO 82 1-1 1-3 2B		4	0	2	0	0	0	0
Adam Jones, R (1, 8) OBP: 0.439, SLG: 0.638 18 Felix Pie, L (9, 8) OBP: 0.220, SLG: 0.216	B SI 91 S FF 92 S FC 85 F FF 92 1 SAFE S CH 84 1-3 ①② K 1-2			C FC 84 B CU 76 S FC 85 F CH 83 X FF 92 1-2 ① G4-3		B SI 87 C CH 81 B FC 86 X FC 85 2-1 ③ F7		B FF 93 S FF 94 B SL 81 C FF 93 B FF 94 X FF 92 3-2 ③ F7		4 0	0 0	0 0	0 0	0 0	1 0	3 0
21 Nick Markakis, L (1, 9) OBP: 0.463, SLG: 0.621	C FF 91 F FF 92 B FF 92 B FF 93 X FF 93 2-2 1B			C FF 90 F FF 90 X CU 77 0-2 ② F7			B CU 72 X FC 84 1-0 ① F9		F FF 95 S SL 85 B SL 86 X FF 96 1-2 17 1B 23 FC5-4 2B	4	1	2	0	0	0	0
17 Aubrey Huff, L (1, 3) OBP: 0.379, SLG: 0.509	B SI 92 D FC 89 S FC 88 C FF 93 X FC 88 2-2 ③ G4-3			B CU 76 S FF 90 F SI 91 B FF 92 B FC 86 S FC 86 3-3 ③ K			F FF 88 F CH 80 B CH 81 S CH 81 1-3 ② K		F FF 96 X FF 94 0-1 23 FC5-4 2-3 1B	4	0	1	0	0	2	1
23 Ty Wigginton, R (1, 5) OBP: 0.278, SLG: 0.220		C FC 83 B FF 90 B FF 90 B CH 83 X FF 90 3-1 ① F9			C FF 89 X CH 81 0-1 ① G1-3		B FF 89 X FC 84 1-0 1B		S FF 95 B FF 94 C FF 95 B FF 94 X FF 94 2-2 ① FC5-4 30 FC5-4 1-2f 3-H	4	0	1	1	0	0	1
30 Luke Scott, L (1, 10) OBP: 0.383, SLG: 0.528		B FF 90 B FF 90 C FF 91 F FF 91 F FC 87 F FC 86 F CH 82 X FC 87 2-2 ② G6-3			X FF 89 0-0 HR		B FF 88 C FC 84 C FC 84 F FC 84 X CH 82 1-2 ③ G3		S SL 84 X SL 84 0-1 ② FC5-4 1-2f	4	1	1	1	0	0	2
2 Luis Montanez, R (1, 7) OBP: 0.111, SLG: 0.222		B FF 92 F FF 91 B FF 91 B FF 90 X SI 91 3-1 ③ F8			B CU 75 S FF 90 S FC 84 X FC 83 1-2 ② L6			C FF 92 C SL 80 X SL 79 0-2 ① G5-3	F FF 94 F FF 92 B SL 82 S FF 94 1-3 ③ K	4	0	0	0	0	1	1
9 Gregg Zaun, S (1, 2) OBP: 0.234, SLG: 0.220			B C F FF 91 B CU 74 F FF 91 B X 3-2 ① F9		C SI 90 F CU 75 B CH 82 B CH 83 B FC 87 X FF 91 3-2 ③ G4-3			X SI 92 0-0 ② G6-3		3	0	0	0	0	0	0
3 Cesar Izturis, S (1, 6) OBP: 0.240, SLG: 0.277			C CH 82 X FF 92 0-1 ② F9			C FC 84 X FF 90 0-1 ① G5-3		B FF 92 B FF 91 X FF 92 2-0 1 2B 1B		3	0	1	0	0	0	0
Inning Stats	R: 0 E: 0 K: 1 S: 18 H: 2 LOB: 1 BB: 0 P: 25	R: 0 E: 0 K: 0 S: 10 H: 0 LOB: 0 BB: 0 P: 18	R: 0 E: 0 K: 0 S: 9 H: 0 LOB: 0 BB: 0 P: 13	R: 0 E: 0 K: 1 S: 10 H: 0 LOB: 0 BB: 0 P: 14	R: 1 E: 0 K: 0 S: 9 H: 1 LOB: 0 BB: 0 P: 13	R: 0 E: 0 K: 0 S: 5 H: 0 LOB: 0 BB: 0 P: 7	R: 0 E: 0 K: 1 S: 9 H: 1 LOB: 1 BB: 0 P: 13	R: 0 E: 0 K: 0 S: 10 H: 2 LOB: 2 BB: 0 P: 16	R: 1 E: 0 K: 1 S: 13 H: 2 LOB: 1 BB: 0 P: 17	1B: 5 2B: 2 3B: 0 HR: 1 SF: 0 SAC: 0 DP: 0 HBP: 0						

	AB	34
	R	2
	H	8
	RBI	2
	BB	0
	SO	4
	LOB	8

WP: 0 PB: 0 SB: 0 CS: 0 PA: 34

PITCHER		IP	WLS	BF	H	R	ER	SO	BB	IBB	HBP	BLK	WP	HR	S	P	ERA	WHIP
50 John Danks, L ERA: 0.95	(1, 1)	7.0	W	24	4	1	1	3	0	0	0	0	0	1	70	103	1.29	0.571
71 Scott Linebrink, R ERA:	(8, 1)	1.0		5	2	0	0	0	0	0	0	0	0	0	10	16	0.00	2.000
37 Matt Thornton, L ERA: 3.6	(9, 1)	1.0		5	2	1	1	1	0	0	0	0	0	0	13	17	9.00	2.000

PITCHER	IP	WLS	BF	H	R	ER	SO	BB	IBB	HBP	BLK	WP	HR	S	P	ERA	WHIP

Chicago White Sox @ Baltimore Orioles

Oriole Park at Camden Yards, Baltimore, MD

Thu Apr 23 2009, 7:05 PM EDT

Att. 11,723 - Clear - 57 F

livebaseballscorecards.com

Batter	1	2	3	4	5	6	7	8	9	AB	R	H	RBI	BB	SO	LOB
17 Chris Getz, L (1, 4) OBP: 0.396, SLG: 0.405	C FF 87 C FF 89 B FF 90 X FC 87 1-2 20 S 1B		C FF 89 X CU 74 0-1 ② F7			B FC 88 X FF 88 1-0 ① F7		B FF 90 X FF 90 1-0 7 G5-3 25 1B 2-3 1B		4	1	2	0	0	0	0
7 Josh Fields, R (1, 5) OBP: 0.350, SLG: 0.434	C FF 90 C FF 90 F FF 90 1 SAFE 1 SAFE F FF 90 B FF 88 B FF 92 1 SAFE 2-3 C FC 88 ①		F FF 90 S FF 91 B FF 91 B FF 90 S FC 86 2-3 ③ K			B FF 90 F FF 90 B FC 86 C FF 90 S FF 91 2-3 ② K		X SI 95 0-0 ② G5-3 1-2		4	0	0	0	0	3	3
20 Carlos Quentin, R (1, 7) OBP: 0.388, SLG: 0.667 Jerry Owens, L (8, PR) (8, 7)	B FF 88 F FF 90 F FF 91 S SL 81 1-3 ② K 1-2			C FF 87 B FC 87 F FF 89 X FF 91 1-2 ① G4-3		X FF 90 0-0 ③ F8		B SI 96 H SI 94 2-0 25 1B HBP		3 0	0 0	0 0	0 0	0 0	1 0	1 0
25 Jim Thome, L (1, 10) OBP: 0.333, SLG: 0.511	B FF 90 C SI 90 F FC 86 B SI 90 F CU 75 F FC 86 B CU 74 S FF 91 3-3 ③ K			S FF 90 F CH 83 B FF 91 C FF 91 1-3 ② K			F FC 85 S CU 75 F FC 86 B FF 91 S FF 91 1-3 ① K	C SI 94 B SI 95 S CH 87 B SI 95 B SI 94 X SI 96 3-2 1-3 2-H 3-H 1B		4	0	1	2	0	3	1
23 Jermaine Dye, R (1, 9) OBP: 0.371, SLG: 0.586		C FF 87 F FF 90 B FF 89 B FF 90 F FC 86 X FF 91 2-2 ① F9		C FC 87 B SL 77 B FF 92 X FF 91 2-1 ③ F8			F FF 92 F FF 90 B FF 91 X CU 75 1-2 1B	C SI 94 C CU 80 D CU 81 S SI 94 1-3 ③ K		4	0	1	0	0	1	2
14 Paul Konerko, R (1, 3) OBP: 0.361, SLG: 0.554		X FF 90 0-0 1B			C FF 88 B FC 87 X FF 89 1-1 12 FC4-6 1B		S FF 88 B SI 91 B SL 81 T FC 87 C SI 91 2-3 ② K		B FF 89 X FF 88 1-0 ① P3	4	0	2	0	0	1	1
12 A.J. Pierzynski, L (1, 2) OBP: 0.294, SLG: 0.347		F FF 89 B FF 89 F SI 90 X FC 87 1-2 ② F8			F SI 90 B FF 91 F FC 87 X FC 87 1-2 ① FC4-6 1-2f		C SI 90 X SI 90 0-1 ③ F7		C FF 88 X SL 74 0-1 ② P5	4	0	0	0	0	0	3
10 Alexei Ramirez, R (1, 6) OBP: 0.218, SLG: 0.196		S SL 80 X SL 79 0-1 ③ B2-3			C SL 81 C SL 80 F SL 80 X SL 80 0-2 ② P5			F FF 88 S SL 79 X CU 74 0-2 17 1B 25 1B 2B	B SL 72 X FF 90 1-0 ③ G6-3	4	1	1	0	0	0	2
32 Brian Anderson, R (1, 8) OBP: 0.368, SLG: 0.281			X FF 88 0-0 ① P4		L FC 85 B FC 87 F FF 90 F CU 76 S CU 76 1-3 ③ K			B FC 88 X FF 89 1-0 ① P3		3	0	0	0	0	1	2
Inning Stats	R: 0 E: 0 K: 3 S: 16 H: 1 LOB: 1 BB: 0 P: 23	R: 0 E: 0 K: 0 S: 10 H: 1 LOB: 1 BB: 0 P: 13	R: 0 E: 0 K: 1 S: 6 H: 0 LOB: 0 BB: 0 P: 8	R: 0 E: 0 K: 1 S: 8 H: 0 LOB: 0 BB: 0 P: 12	R: 0 E: 0 K: 1 S: 13 H: 1 LOB: 1 BB: 0 P: 16	R: 0 E: 0 K: 1 S: 5 H: 0 LOB: 0 BB: 0 P: 8	R: 0 E: 0 K: 2 S: 12 H: 1 LOB: 1 BB: 0 P: 16	R: 2 E: 0 K: 1 S: 12 H: 3 LOB: 2 BB: 0 P: 20	R: 0 E: 0 K: 0 S: 4 H: 0 LOB: 0 BB: 0 P: 6	1B: 6 2B: 1 3B: 0 HR: 0	SF: 0 SAC: 0 DP: 0 HBP: 1			WP: 0 PB: 0 SB: 1 CS: 0	PA: 35	

TOP	
AB	34
R	2
H	7
RBI	2
BB	0
SO	10
LOB	15

PITCHER		IP	WLS	BF	H	R	ER	SO	BB	IBB	HBP	BLK	WP	HR	S	P	ERA	WHIP
24 Adam Eaton, R ERA: 7.04	(1, 1)	7.1	W	28	6	2	2	9	0	0	0	0	0	0	75	103	2.46	0.818
43 Jim Johnson, R ERA: 2.45	(8, 1)	0.2		4	1	0	0	1	0	0	1	0	0	0	7	13	0.00	1.500
52 George Sherrill, L ERA: 4.26	(9, 1)	1.0		3	0	0	0	0	0	0	0	0	0	0	4	6	0.00	0.000

PITCHER		IP	WLS	BF	H	R	ER	SO	BB	IBB	HBP	BLK	WP	HR	S	P	ERA	WHIP

BOTTOM

Chicago White Sox @ Baltimore Orioles

Oriole Park at Camden Yards, Baltimore, MD

Thu Apr 23 2009, 7:05 PM EDT

Att. 11,723 - Clear - 57 F

livebaseballscorecards.com

Batter	1	2	3	4	5	6	7	8	9	AB	R	H	RBI	BB	SO	LOB
1 Brian Roberts, S (1, 4) OBP: 0.452, SLG: 0.476	F8	FC5-2 BB	F7		G3			G3		4	0	0	0	1	0	1
Adam Jones, R (1, 8) OBP: 0.419, SLG: 0.596	17 2B / 17 E 1B	FC5-2 1-2 2-3 3-Hf		E1 21 2B		G6-3		K		5	2	1	0	0	1	3
21 Nick Markakis, L (1, 9) OBP: 0.458, SLG: 0.613	F8	P4		17 G4-3 2-H 2B		G6-3		BB		4	0	1	1	1	0	4
17 Aubrey Huff, L (1, 3) OBP: 0.380, SLG: 0.516	E9 23 1B 1-H 2B		23 2B / 30 2B 1B	G4-3 2-3		G3		F8		5	2	2	0	0	0	2
23 Ty Wigginton, R (1, 5) OBP: 0.293, SLG: 0.259	2-H 1B		30 2B 1-3 2B	G4-3			P5			4	1	2	1	0	0	1
30 Luke Scott, L (1, 10) OBP: 0.406, SLG: 0.545	G3		18 G3-1 3 1B 2-H 3-H 2B	IBB			B FF 92 F FF 91 F FF 91 B CU 76 B CU 74 B FF 90 4-2 16 FC6-4 BB			2	1	1	2	2	0	1
16 Chad Moeller, R (1, 2) OBP: 0.278, SLG: 0.471		3 SH1-4 18 1B FC5-2 BB	G6-3	F9			F FF 90 B FF 89 F SL 79 B FF 92 X FF 90 2-2 FC6-4 18 1B 1-2f			3	0	0	0	1	0	4
18 Felix Pie, L (1, 7) OBP: 0.244, SLG: 0.244		FC5-2 3 SH1-4 1-2 1B	G3-1 2-3		G4-3		S FF 92 F FF 92 X CU 75 0-2 1-3 1B			4	0	2	0	0	0	1
3 Cesar Izturis, S (1, 6) OBP: 0.245, SLG: 0.280		SH1-4 1-2 2-3	3-H 1B		F8		F FF 92 F FF 91 F FF 92 S CU 78 0-3 K2-3			3	0	1	1	0	1	2
Inning Stats	R: 2 E: 1 K: 0 S: 15 H: 3 LOB: 1 BB: 0 P: 23	R: 0 E: 0 K: 0 S: 11 H: 1 LOB: 3 BB: 2 P: 21	R: 3 E: 0 K: 0 S: 13 H: 4 LOB: 1 BB: 0 P: 19	R: 1 E: 1 K: 0 S: 8 H: 1 LOB: 2 BB: 1 P: 14	R: 0 E: 0 K: 0 S: 8 H: 0 LOB: 0 BB: 0 P: 12	R: 0 E: 0 K: 0 S: 8 H: 0 LOB: 0 BB: 0 P: 11	R: 0 E: 0 K: 1 S: 13 H: 1 LOB: 2 BB: 1 P: 19	R: 0 E: 0 K: 1 S: 9 H: 0 LOB: 1 BB: 1 P: 17		1B: 6 2B: 4 3B: 0 HR: 0 SF: 0 SAC: 1 DP: 0 HBP: 0						

	AB	34
	R	6
	H	10
	RBI	5
	BB	5
	SO	2
	LOB	19

PITCHER		IP	WLS	BF	H	R	ER	SO	BB	IBB	HBP	BLK	WP	HR	S	P	ERA	WHIP
40 Bartolo Colon, R ERA: 6.14	(1, 1)	3.0	L	19	8	5	5	0	2	0	0	0	0	0	39	63	15.00	3.333
D.J. Carrasco, R ERA: 3.48	(4, 1)	3.0		12	1	1	0	0	0	1	0	0	0	0	24	37	0.00	0.333
26 Octavio Dotel, R ERA:	(7, 1)	1.0		5	1	0	0	1	1	0	0	0	0	0	13	19	0.00	2.000
45 Bobby Jenks, R ERA: 3.6	(8, 1)	1.0		4	0	0	0	1	1	0	0	0	0	0	9	17	0.00	1.000

PITCHER	IP	WLS	BF	H	R	ER	SO	BB	IBB	HBP	BLK	WP	HR	S	P	ERA	WHIP

Batter	1	2	3	4	5	6	7	8	9	AB	R	H	RBI	BB	SO	LOB
19 Marco Scutaro, R (1, 6) OBP: 0.414, SLG: 0.507	B FF 91 F FF 91 B FF 93 B FF 93 C FF 92 B FF 92 4-2 2 E 10 2B BB	C FF 91 X FF 90 0-1 2 G6-4-3 1-2 1B		X FF 90 0-0 10 BB 15 BB 1B	B SI 87 B SI 88 C SI 88 C SI 89 F SI 89 F SI 75 X CH 88 2-2 ② FC1-6 2 1B 1-2f 2-3	C CH 88 B CH 87 B CH 88 B CH 88 X CH 88 3-1 2 2B 15 SF8 1-2 2-3 3-H 1B	X SI 92 0-0 ③ G5-3		X SI 88 0-0 ③ F9	4	2	3	1	1	0	2
6 John McDonald, R (6, 6) OBP: 0.200, SLG: 0.200										2	0	0	0	0	0	3
2 Aaron Hill, R (1, 4) OBP: 0.398, SLG: 0.627	C FF 92 X FF 92 0-1 E6 10 2B 1-3	C FC 85 S FC 84 X CU 78 0-2 ② ③ G6-4-3 1-2f		M FC 84 F FF 92 F CU 77 D CU 78 X CU 77 1-2 ② F7	B SI 75 B CH 88 C CH 88 F SI 89 X SI 90 2-2 1-2 3-H 1B	B CH 87 X CH 87 1-0 15 SF8 1-3 2-H 3-H 2B		X FF 88 0-0 ① F7	6	1	2	3	0	0	4
15 Alex Rios, R (1, 9) OBP: 0.302, SLG: 0.377	B SI 91 C FC 84 S SI 92 C CU 78 1-3 ① K		X FF 90 0-0 26 S 33 1B 2B	B FC 84 C FC 83 B FC 84 1 SAFE B FC 86 B FF 90 4-1 10 BB 1-2 BB	B CH 87 C SI 89 C SI 76 B SI 89 B CH 87 F SI 88 X SI 90 3-2 ③ G1-3	X SI 75 0-0 ② SF8 2-3 3-H		B FF 91 B FF 88 X SI 89 2-0 F9	4	1	1	1	1	1	4
10 Vernon Wells, R (1, 8) OBP: 0.353, SLG: 0.493	B FC 83 X FF 93 1-0 26 S 26 2B 1-H 3-H 2B	S FC 84 C FF 91 S CU 79 0-3 ① K	B FC 86 B FC 84 B FC 85 C FF 91 S FC 85 B FC 84 4-2 1-2 2-3 BB	C CH 79 C CH 74 C CH 78 B SI 89 F SI 89 X SI 89 3-2 26 2B 20 1B 1B B SI 74 F CH 84 C CH 77 D SI 75 X CH 89 2-2 ③ G6-3		B FF 89 B FF 89 C FF 90 X FF 90 2-2 3B		5	2	3	2	1	1	2
26 Adam Lind, L (1, 10) OBP: 0.413, SLG: 0.569	F FF 92 B FC 85 S FF 91 X FF 91 1-2 2-H 2B	B FF 91 B FC 83 S FC 85 X CU 78 2-1 ② G3 2-3	B FF 91 F FC 85 C FF 92 X CU 80 1-2 ③ G4-3	C CH 87 C CH 86 F CH 78 F SI 89 X SI 88 0-2 20 1B 45 1B 1-3 2B	B FF 89 C FF 90 X FF 90 1-1 19 G4-3 20 2B 2B	C FF 90 X SI 89 0-1 ③ G3		6	2	3	1	0	0	5
33 Scott Rolen, R (1, 5) OBP: 0.371, SLG: 0.444	C FF 92 F FF 91 S CU 78 0-3 ② K	S CU 80 B CU 79 X FF 91 1-1 35 S 3-H 1B	B FF 91 X FC 86 1-0 E8 35 WP 20 WP 1B	C CH 88 X SI 75 0-1 ① G5-3	B CH 82 F FF 88 X FF 89 1-1 ① G4-3 2-3		F FF 90 B CH 80 X 1-1 HR	4	1	2	1	0	1	3
19 José Bautista, R (6, 5) OBP: 0.421, SLG: 0.529										2	1	1	1	0	0	1
35 Lyle Overbay, L (1, 3) OBP: 0.473, SLG: 0.619	C FC 82 X FF 91 0-1 ③ L9	B SI 90 B CH 86 B CH 82 I IN 70 4-0 20 FC6-4 1-2 IBB	B FC 86 F FF 91 B CH 84 X CH 82 2-1 ① G6-3 2-3	I IN 60 I IN 66 I IN 68 I IN 70 4-0 45 1B 20 1B 19 1B IBB	C FF 88 B SL 84 F CH 84 X FF 91 1-2 ② G1-3		C FF 89 F FF 88 B CU 80 X CU 80 1-2 ① G4-3	4	1	0	0	2	0	3
20 Rod Barajas, R (1, 2) OBP: 0.286, SLG: 0.442		B FC 85 X FF 90 1-0 19 1B 1B	C FC 85 B CU 77 X FC 85 1-1 ③ FC6-4 1-2f	C FF 91 B CU 79 B CU 79 B FC 85 B FC 87 4-1 19 FC1-6 45 1B 2 1B 3-H BB	B SI 90 C SI 88 X CH 88 1-1 19 1B 45 1B 2 2B 1-2 2-3 3-H 1B	B FF 92 X CH 80 1-0 3-H 2B		F FF 88 C SL 85 F SL 81 B FF 92 F CU 78 C FF 91 1-3 ② K	5	2	3	2	1	1	2
45 Travis Snider, L (1, 7) OBP: 0.383, SLG: 0.643		C FF 90 B CH 83 B FC 84 F SI 92 B FF 90 S SI 91 3-3 ① K	B FF 90 F FC 84 F FC 86 C CU 77 1-3 ① K	C FF 91 F FF 92 B FF 90 X CU 80 1-2 19 FC1-6 1-2 1B	X CH 79 0-0 19 1B 2 2B 1-2 2-3 3-H 1B	F FF 89 S FF 89 B FF 93 D CH 83 B CH 84 F FF 92 B FF 92 4-2 BB		X CU 78 0-0 1B	5	1	3	1	1	2	1
Inning Stats	R: 3 E: 1 K: 2 S: 16 H: 2 LOB: 1 BB: 1 P: 23	R: 0 E: 0 K: 1 S: 9 H: 2 LOB: 1 BB: 0 P: 13	R: 1 E: 0 K: 1 S: 10 H: 2 LOB: 2 BB: 1 P: 18	R: 0 E: 0 K: 1 S: 14 H: 1 LOB: 3 BB: 2 P: 25	R: 2 E: 1 K: 0 S: 19 H: 3 LOB: 2 BB: 1 P: 34	R: 6 E: 0 K: 0 S: 21 H: 6 LOB: 1 BB: 1 P: 35	R: 1 E: 0 K: 0 S: 12 H: 2 LOB: 2 BB: 1 P: 20	R: 0 E: 0 K: 0 S: 7 H: 1 LOB: 1 BB: 0 P: 11	R: 1 E: 0 K: 1 S: 12 H: 2 LOB: 1 BB: 0 P: 15	1B: 12 2B: 7 3B: 1 HR: 1 SF: 1 SAC: 0 DP: 1 HBP: 0						

TOP

Toronto Blue Jays @ Chicago White Sox

U.S. Cellular Field, Chicago, IL

Fri Apr 24 2009, 8:11 PM EDT

Att. 27,103 - Cloudy - 72 F

livebaseballscorecards.com

AB	47
R	14
H	21
RBI	13
BB	7
SO	6
LOB	30

WP: 2 PB: 0 SB: 3 CS: 0 PA: 55

PITCHER		IP	WLS	BF	H	R	ER	SO	BB	IBB	HBP	BLK	WP	HR	S	P	ERA	WHIP
34 Gavin Floyd, R ERA: 5.79	(1, 1)	4.1	L	27	9	6	5	5	4	1	0	0	2	0	56	94	10.38	3.000
62 Jack Egbert, R ERA: 27.0	(5, 1)	1.2		13	7	6	6	0	0	1	0	0	0	0	33	54	32.40	4.200
54 Clayton Richard, L ERA: 4.76	(7, 1)	3.0		15	5	2	2	1	1	0	0	0	0	1	31	46	6.00	2.000

PITCHER	IP	WLS	BF	H	R	ER	SO	BB	IBB	HBP	BLK	WP	HR	S	P	ERA	WHIP

Batter	1	2	3	4	5	6	7	8	9	AB	R	H	RBI	BB	SO	LOB
17 Chris Getz, L (1, 4) OBP: 0.396, SLG: 0.404	B SI 88 B SI 88 B SI 88 C SI 89 C SI 89 F SI 91 X SI 91 3-2 1B		X SI 89 0-0 20 BB 2-3 1B		B CU 82 C SI 88 X SL 85 1-1 ① P5		B SI 90 C FF 89 X CU 78 1-1 ② G3-1 2-3		B FF 90 X SI 90 1-0 ② F7	5	0	2	0	0	0	2
7 Josh Fields, R (1, 5) OBP: 0.338, SLG: 0.414	F SI 89 S SI 92 B SI 91 1 SAFE S CH 83 1-3 ① K		1 SAFE C SI 91 F SI 90 S SI 90 0-3 ① K		S SI 88 B CH 83 X FF 90 1-1 ② F9		B CH 85 B SI 89 X CH 83 2-0 ③ G3-1		X SL 88 0-0 BB 1-2 1B	5	0	1	0	0	2	4
20 Carlos Quentin, R (1, 7) OBP: 0.386, SLG: 0.643 Jerry Owens, L (7, 7)	B SI 92 C CH 83 B SL 89 F SI 91 B SL 90 S SI 91 3-3 ② K		F SI 91 B SI 92 F SI 90 B SL 87 1 SAFE D CH 85 B CH 84 4-2 1-2 BB		B CH 82 S SI 88 B SI 89 X SI 88 2-1 ③ G5-3			C FF 90 B CU 79 B FF 91 B FF 89 B FF 88 4-1 44 WP 14 BB BB	C SL 81 B FF 91 B FF 91 B SL 81 C FF 90 F SL 80 B FF 90 4-2 1-2 2-3 BB	2 0	0 0	0 0	0 0	1 2	1 0	1 0
25 Jim Thome, L (1, 10) OBP: 0.322, SLG: 0.471	X SI 91 0-0 G4-3		C SL 88 S FF 91 C 0-3 ② K			B SI 87 S SI 87 B SI 87 B SI 87 F SI 86 F SI 87 B SI 87 4-2 12 FC6-4 BB		C CU 77 S CU 80 F CU 80 B FF 90 S CU 79 1-3 ① K	C SL 81 C SL 81 B FF 90 S SL 81 1-3 ③ K	4	0	0	0	1	3	8
23 Jermaine Dye, R (1, 9) OBP: 0.359, SLG: 0.567 18 Brent Lillibridge, R (6, PH) OBP: 0.345, SLG: 0.182 (7, 8)		C SI 90 C SI 89 B SI 91 S CH 83 1-3 ① K	B SI 90 B SI 91 S SI 91 S SI 89 X SI 90 2-2 ③ G4-3			B SI 87 X SI 87 1-0 ① F7		C CH 84 C CU 77 C CU 78 0-3 ② K		2 2	0 0	0 0	0 0	0 0	1 1	3 2
14 Paul Konerko, R (1, 3) OBP: 0.354, SLG: 0.525		B SI 91 X SI 90 1-0 ② F8	C SI 88 B SL 83 F FF 90 X SI 88 1-2 ① G5-3			B SI 88 C SI 87 F SI 88 F SL 85 F SI 88 D CH 83 X SI 89 2-2 ② L8		B CH 83 S B CU 77 B F B CH 84 4-2 44 WP 1-2 BB		3	0	0	0	1	0	1
12 A.J. Pierzynski, L (1, 2) OBP: 0.296, SLG: 0.333 44 Corky Miller, R (8, PH) OBP: 0.500, SLG: 0.500 (9, 2)		B SI 90 B SI 91 B SI 90 C FF 90 B SI 89 4-1 BB	B SL 84 F FF 88 X SL 86 1-1 ② G3-1			B SI 88 F FF 90 X FF 91 1-1 ③ FC6-4 1-2f		C CH 84 B CU 78 S CH 83 F CU 78 B CH 85 X 2-2 ③ L5 1-2 2-3		2 1	0 0	0 0	0 0	1 0	0 0	1 2
10 Alexei Ramirez, R (1, 6) OBP: 0.237, SLG: 0.204		B SI 89 X SI 90 1-0 ③ F7	F FF 90 B SI 90 B SI 89 B SI 90 X FF 89 3-1 1B				B FF 88 B FF 89 B FF 88 B FF 88 4-0 17 G3-1 32 G5-3 BB		B SI 91 S FF 90 F SL 83 S SL 82 1-3 ① K	3	0	1	0	1	1	1
32 Brian Anderson, R (1, 8) OBP: 0.381, SLG: 0.333 (7, 9)			C SI 89 S FF 86 X CH 82 0-2 17 1B 2B	B SI 89 F FF 87 X SI 89 1-1 ③ F8			B FF 88 B FF 89 B FF 88 C FF 88 X FF 89 3-1 ① G5-3 1-2		B FF 91 C SL 80 F SL 79 B SL 76 F FF 92 B SL 81 X FF 91 3-2 BB 7 1B 1B	4	0	2	0	0	0	2
Inning Stats	R: 0 E: 0 K: 2 S: 11 H: 1 LOB: 1 BB: 0 P: 18	R: 0 E: 0 K: 1 S: 6 H: 0 LOB: 1 BB: 1 P: 13	R: 0 E: 0 K: 2 S: 15 H: 2 LOB: 3 BB: 1 P: 21	R: 0 E: 0 K: 0 S: 9 H: 1 LOB: 1 BB: 0 P: 15	R: 0 E: 0 K: 0 S: 6 H: 0 LOB: 0 BB: 0 P: 10	R: 0 E: 0 K: 0 S: 11 H: 0 LOB: 1 BB: 1 P: 19	R: 0 E: 0 K: 0 S: 5 H: 0 LOB: 1 BB: 1 P: 15	R: 0 E: 0 K: 2 S: 14 H: 0 LOB: 2 BB: 2 P: 25	R: 0 E: 0 K: 2 S: 15 H: 2 LOB: 3 BB: 1 P: 25	1B: 5 2B: 1 3B: 0 HR: 0 SF: 0 SAC: 0 DP: 0 HBP: 0						WP: 1 PB: 0 SB: 0 CS: 0 PA: 40	

PITCHER		IP	WLS	BF	H	R	ER	SO	BB	IBB	HBP	BLK	WP	HR	S	P	ERA	WHIP
56 Brian Tallet, L ERA: 2.95	(1, 1)	5.2	W	24	4	0	0	5	3	0	0	0	0	0	56	93	0.00	1.235
62 Bill Murphy, L ERA: 2.08	(6, 1)	2.1		10	0	0	0	2	3	0	0	0	1	0	21	43	0.00	1.286
36 Bryan Bullington, R ERA:	(9, 1)	1.0		6	2	0	0	2	1	0	0	0	0	0	15	25	0.00	3.000

PITCHER	IP	WLS	BF	H	R	ER	SO	BB	IBB	HBP	BLK	WP	HR	S	P	ERA	WHIP

BOTTOM

Toronto Blue Jays @ Chicago White Sox

U.S. Cellular Field, Chicago, IL

Fri Apr 24 2009, 8:11 PM EDT

Att. 27,103 - Cloudy - 72 F

livebaseballscorecards.com

AB	33
R	0
H	6
RBI	0
BB	7
SO	9
LOB	27

Batter	1	2	3	4	5	6	7	8	9	AB	R	H	RBI	BB	SO	LOB
19 Marco Scutaro, R (1, 6) OBP: 0.413, SLG: 0.500 (7, 4)	B SI 84 C FF 84 C CH 78 B FC 78 C FF 82 2-3 K	B CU 68 B FC 80 X FC 83 2-0 SF7 3-H		1 SAFE B FC 80 X CH 76 1-0 1-2 1B			B FF 91 B FF 92 B FF 90 C C FF 91 B FF 92 4-2 10 FC6-4 BB		C FF 93 C FO 82 B SL 80 B FF 93 X FF 93 2-2 P3	3	0	1	1	1	1	0
2 Aaron Hill, R (1, 4) OBP: 0.407, SLG: 0.624 6 John McDonald, R (7, PH) OBP: 0.143, SLG: 0.143 (7, 6)	X SI 85 0-0 15 1B 1B	B FC 81 B CH 78 B FC 80 C FF 84 F FC 80 B FC 84 4-2 BB		X SI 84 0-0 G4-3			C FF 92 S S 0-3 K		F FF 94 B FF 93 X FF 92 1-1 F9	2 2	0 0	1 0	0 0	1 0	0 1	2 1
15 Alex Rios, R (1, 9) OBP: 0.300, SLG: 0.370	C FC 79 X FF 83 0-1 1-2 1B	B CU 70 X FC 81 1-0 L5			C FF 82 F FC 78 B CU 69 S FF 83 1-3 K		F FF 91 C SL 81 X FF 93 0-2 F9			4	0	1	0	0	1	3
10 Vernon Wells, R (1, 8) OBP: 0.337, SLG: 0.468	B CU 69 C FC 78 B CH 77 F CH 78 X FC 82 2-2 F8		B CH 76 B SI 82 X FC 78 2-0 G4-3		C CU 67 X FC 76 0-1 F8		B FF 92 X FF 91 1-0 FC6-4 1-2f			4	0	0	0	0	0	3
26 Adam Lind, L (1, 10) OBP: 0.393, SLG: 0.539	C FC 79 S FC 81 B FC 76 X FC 82 1-2 G4-3		B FC 82 C FF 85 F FF 84 C CU 68 1-3 K		C FC 80 B CU 69 B FC 81 X FC 80 2-1 P6			B FF 93 B FF 93 C FF 94 S FF 94 C FF 95 2-3 K		4	0	0	0	0	2	2
33 Scott Rolen, R (1, 5) OBP: 0.384, SLG: 0.446 45 Travis Snider, L (7, 7) OBP: 0.375, SLG: 0.628		B SI 82 B FC 77 C SI 84 B CH 78 F FC 80 F FC 81 B FF 86 4-2 15 1B 19 1B BB	F FC 77 B FC 82 X FC 78 1-1 F9			B FF 81 B CH 75 C CH 77 X FC 80 2-1 19 G6-3 15 G1-3 1B		C FF 93 X SL 83 0-1 F7		2 1	1 0	1 0	0 0	1 0	0 0	0 0
15 Kevin Millar, R (1, 3) OBP: 0.382, SLG: 0.531		C FC 82 X FC 82 0-1 13 SH3-4 19 SF7 19 1B 1-3 1B		B FC 77 S FC 78 F FC 79 B CU 71 C FF 84 2-3 K		B FF 83 F FC 81 F CU 71 F FF 81 X FF 84 1-2 G1-3 1-2		B B C FC 89 F FF 95 F FF 95 F FF 95 F FC 87 F SL 83 F FF 94 2-2 X FF 85 1B		4	1	2	0	0	1	1
19 José Bautista, R (1, 7) OBP: 0.429, SLG: 0.514 (7, 5)		B SI 84 D CH 80 F FC 80 X CH 78 2-1 13 SH3-4 1-2 3-H 1B		B FC 79 B SI 83 B FC 78 B FF 83 4-0 19 1B BB		B SI 84 S CH 78 X CU 72 1-1 G6-3 2-3		F FF 93 S FF 93 C FF 92 0-3 K		3	0	1	1	1	1	2
13 Raul Chavez, R (1, 2) OBP: 0.167, SLG: 0.167		B FF 85 X FC 80 1-0 SH3-4 1-2 2-3		1 SAFE B SI 84 X SI 84 1-0 F9		C FC 80 B CU 71 X FC 78 1-1 F9			C FF 92 F FF 92 B SL 78 F FF 94 X SL 78 1-2 F8	3	0	0	0	0	0	2
Inning Stats	R: 0 E: 0 K: 1 S: 12 H: 2 LOB: 2 BB: 0 P: 17	R: 2 E: 0 K: 0 S: 12 H: 2 LOB: 2 BB: 2 P: 26	R: 0 E: 0 K: 1 S: 6 H: 0 LOB: 0 BB: 0 P: 10	R: 0 E: 0 K: 1 S: 6 H: 1 LOB: 2 BB: 1 P: 14	R: 0 E: 0 K: 1 S: 7 H: 0 LOB: 0 BB: 0 P: 10	R: 0 E: 0 K: 0 S: 10 H: 1 LOB: 1 BB: 0 P: 15	R: 0 E: 0 K: 1 S: 9 H: 0 LOB: 1 BB: 1 P: 14	R: 0 E: 0 K: 2 S: 16 H: 1 LOB: 1 BB: 0 P: 20	R: 0 E: 0 K: 0 S: 9 H: 0 LOB: 0 BB: 0 P: 13	1B: 7 2B: 0 3B: 0 HR: 0	SF: 1 SAC: 1 DP: 0 HBP: 0	WP: 0 PB: 0 SB: 0 CS: 0	PA: 38			

PITCHER		IP	WLS	BF	H	R	ER	SO	BB	IBB	HBP	BLK	WP	HR	S	P	ERA	WHIP
56 Mark Buehrle, L ERA: 3.0	(1, 1)	6.0	W	27	6	2	2	4	3	0	0	0	0	0	53	92	3.00	1.500
26 Octavio Dotel, R ERA:	(7, 1)	1.0		4	0	0	0	1	1	0	0	0	0	0	9	14	0.00	1.000
37 Matt Thornton, L ERA: 3.0	(8, 1)	1.0		4	1	0	0	2	0	0	0	0	0	0	16	20	0.00	1.000
71 Scott Linebrink, R ERA:	(9, 1)	1.0		3	0	0	0	0	0	0	0	0	0	0	9	13	0.00	0.000

PITCHER	IP	WLS	BF	H	R	ER	SO	BB	IBB	HBP	BLK	WP	HR	S	P	ERA	WHIP

TOP

Toronto Blue Jays @ Chicago White Sox

U.S. Cellular Field, Chicago, IL

Sat Apr 25 2009, 7:05 PM EDT
Att. 30,383 - Overcast - 39 F

livebaseballscorecards.com

AB	32
R	2
H	7
RBI	2
BB	4
SO	7
LOB	16

Batter	1	2	3	4	5	6	7	8	9	AB	R	H	RBI	BB	SO	LOB
18 Brent Lillibridge, R (1, 4) OBP: 0.324, SLG: 0.185	C SI 86 F SI 86 B FF 87 C CU 72 1-3 K ①	X SI 86 0-0 L9 ③		B FF 86 X CH 80 1-0 G1-3 ③	B SI 87 C SI 86 B CH 79 B SI 86 X SI 86 3-1 G4-3 ③			B SI 89 X FF 89 1-0 23 BB, 20 1B, 1B		5	0	1	0	0	1	3
7 Josh Fields, R (1, 5) OBP: 0.343, SLG: 0.403	B SI 87 B SI 87 X SI 87 2-0 F8 ②		X FF 85 0-0 44 FC5, 14 BB, 1B		B FF 85 B CU 71 C SI 86 B FF 87 B FF 87 4-1 14 1B, 20 G1-3, BB	B SI 86 C SI 85 B SL 77 F SI 85 B SI 86 X SL 76 3-2 G6-3 ①		B SL 78 C SI 89 S SL 80 S SL 80 1-3 K ①		4	1	1	0	1	1	1
20 Carlos Quentin, R (1, 7) OBP: 0.373, SLG: 0.607	X FF 88 0-0 F8 ③		B CH 84 C CU 71 X FF 87 1-1 F7 ①		D CH 79 X SL 81 1-0 G1-3 ① 1-2	X SI 88 0-0 E5, 23 HR		C SL 79 F SI 90 B SL 75 X SI 90 1-2 23 BB, 1B		5	1	1	0	0	0	2
23 Jermaine Dye, R (1, 10) OBP: 0.377, SLG: 0.603		B SI 85 B C SI 85 B FF 86 S SI 86 F FF 87 F FF 86 S FF 88 3-3 K ① X CH 85 0-0 P4 ②			B SL 79 D SL 80 D SL 80 B FF 86 4-0 44 BB, 14 1B, 32 1B, BB	B SI 87 S SI 87 B CH 79 X SL 78 2-1 1-H HR		B SI 90 B SI 90 B FF 90 B SI 89 4-0 1-2 2-3 BB		3	2	1	2	2	1	1
14 Paul Konerko, R (1, 3) OBP: 0.386, SLG: 0.540		B SI 86 B SL 80 C FF 88 F FF 86 F SL 81 X FF 88 2-2 44 2B, 32 1B, 1B B SL 80 B CH 80 C SL 79 C SL 81 F FF 87 B SL 81 B CH 81 4-2 44 FC5, 1-2, BB			S SL 80 B SL 80 B SL 81 X SL 81 2-1 32 1B, 44 BB, 10 HR, 1-2 2-H, 1B	C SI 86 B X SI 86 1-1 44 G6-3, 1B		C SI 90 S SL 82 B SL 82 B SI 88 S SL 81 2-3 K ②		4	2	3	1	1	1	3
44 Corky Miller, R (1, 2) OBP: 0.467, SLG: 0.500		B SL 81 B CH 80 X SI 87 2-0 32 1B, 10 1B, 1-3, 2B S SL 80 S SL 81 F SL 82 X CU 74 0-2 FC5 ③ 1-2 2-3f			D CU 73 F SL 80 B SL 81 D SL 80 B SL 80 4-1 32 1B, 10 HR, 1-2 2-3, BB	C SL 78 X SI 86 0-1 G6-3 ② ③ 1-2f		B SL 82 C SL 81 C SL 82 S SL 82 1-3 K ③		4	2	1	0	1	1	6
32 Brian Anderson, R (1, 9) OBP: 0.413, SLG: 0.359		B FF 86 B FF 87 X SI 87 2-0 10 1B, 2-3 3-H, 1B		C FF 84 B FF 85 X CU 71 1-1 G5-3 ①	B SI 88 X SI 86 1-0 10 HR, 1-2 2-3 3-H, 1B		B SI 93 C SI 93 S FS 83 B FS 86 B SI 93 B SI 94 4-2 10 FC4-6, BB			3	1	2	2	1	0	0
10 Alexei Ramirez, R (1, 6) OBP: 0.254, SLG: 0.276		1 SAFE X FF 87 0-0 1-2 3-H, 1B		X SI 84 0-0 F7 ②	B SL 78 C SL 77 S SI 87 B SL 78 B SL 77 X SL 77 3-2 1-H 2-H 3-H HR		C SI 93 F SI 92 F FS 84 X SI 93 0-2 FC4-6 ① G1-6-3 1-2f			4	1	2	5	0	0	1
Jerry Owens, L (1, 8) OBP: 0.300, SLG: 0.125		B SI 86 B FF 87 X FF 86 2-0 P5 ②		C FF 86 B CU 73 C SL 81 B CU 73 X FF 88 2-2 1B	B CH 84 C CH 84 S CH 77 C SL 77 1-3 K ②		B SI 94 X SI 94 1-0 G1-6-3 ② ③ 1-2f			4	0	1	0	0	1	3
Inning Stats	R: 0 E: 0 K: 1 S: 5 H: 0 LOB: 0 BB: 0 P: 8	R: 2 E: 0 K: 1 S: 14 H: 4 LOB: 2 BB: 0 P: 25	R: 0 E: 0 K: 0 S: 11 H: 1 LOB: 2 BB: 1 P: 16	R: 0 E: 0 K: 0 S: 7 H: 1 LOB: 1 BB: 0 P: 11	R: 6 E: 0 K: 1 S: 14 H: 3 LOB: 0 BB: 3 P: 37	R: 2 E: 1 K: 0 S: 10 H: 2 LOB: 0 BB: 0 P: 16	R: 0 E: 0 K: 0 S: 7 H: 0 LOB: 0 BB: 1 P: 12	R: 0 E: 0 K: 3 S: 13 H: 2 LOB: 3 BB: 1 P: 23		1B: 10 2B: 1 3B: 0 HR: 2 SF: 0 SAC: 0 DP: 2 HBP: 0					WP: 0 PB: 0 SB: 0 CS: 0 PA: 42	

PITCHER		IP	WLS	BF	H	R	ER	SO	BB	IBB	HBP	BLK	WP	HR	S	P	ERA	WHIP
14 Brian Burres, L ERA: 12.46	(1, 1)	4.1	L	24	7	6	6	2	4	0	0	0	0	0	42	80	12.46	2.538
57 Shawn Camp, R ERA: 3.0	(5, 1)	1.2		9	4	4	3	1	0	0	0	0	0	2	19	33	16.20	2.400
22 Brandon League, R ERA: 6.0	(7, 1)	1.0		3	0	0	0	0	1	0	0	0	0	0	7	12	0.00	1.000
36 Bryan Bullington, R ERA:	(8, 1)	1.0		6	2	0	0	3	1	0	0	0	0	0	13	23	0.00	3.000

PITCHER	IP	WLS	BF	H	R	ER	SO	BB	IBB	HBP	BLK	WP	HR	S	P	ERA	WHIP

BOTTOM

Toronto Blue Jays @ Chicago White Sox

U.S. Cellular Field, Chicago, IL

Sat Apr 25 2009, 7:05 PM EDT

Att. 30,383 - Overcast - 39 F

livebaseballscorecards.com

AB	36
R	10
H	13
RBI	10
BB	6
SO	6
LOB	20

Batter	1	2	3	4	5	6	7	8	9	AB	R	H	RBI	BB	SO	LOB
19 Marco Scutaro, R (1, 6) OBP: 0.402, SLG: 0.481	C FF 90 B SI 92 X SI 92 1-1 F7 ①	C SL 86 B SL 88 C SL 86 X SI 93 1-2 1-2 1B		B SL 87 B SL 87 X SL 87 2-0 G1-3 ② 1-2 3-H			C SI 89 X SL 86 0-1 G5-3 ①		F FF 95 B SL 89 F FF 95 B SL 84 C SL 89 2-3 K ①	5	0	1	1	0	1	1
2 Aaron Hill, R (1, 4) OBP: 0.396, SLG: 0.600	B SI 92 B SI 92 B SI 92 C SI 91 X SI 92 3-1 10 1B 26 2B 1B	X SL 87 0-0 F8 ③		B SL 88 X SL 88 1-0 G6-3 ③			F SL 85 B SL 86 F SL 85 B SL 87 S SL 87 2-3 K ②		C SL 90 F FF 96 X CU 81 0-2 G4-3 ②	5	1	1	0	0	1	3
15 Alex Rios, R (1, 9) OBP: 0.295, SLG: 0.372	B SI 93 C SI 92 X SI 92 1-1 F9 ②		C SL 84 X SL 86 0-1 G5-3 ①		X SI 90 0-0 G5-3 ①		B SL 87 C SL 87 X SL 86 1-1 P6 ③		F FF 94 F FF 94 B SL 84 F CU 82 X FF 96 1-2 2B	5	0	1	0	0	0	1
10 Vernon Wells, R (1, 8) OBP: 0.340, SLG: 0.476	C SI 92 B SL 87 X SL 87 1-1 26 2B 1-3 1B		X SI 93 0-0 G5-3 ②		B SI 90 B SL 86 X SL 85 2-0 G4-3 ②			B FF 93 B FF 93 X FF 92 2-0 33 1B 2B	F FF 93 B FF 95 X SL 88 1-1 G6-3 ③	5	2	2	0	0	0	1
26 Adam Lind, L (1, 10) OBP: 0.409, SLG: 0.551	D SL 83 B FF 91 B FF 91 C FF 91 X FF 91 3-1 1-H 3-H 2B		B FF 91 B SI 92 C SI 92 B SI 93 C SI 92 B SL 84 4-2 BB		C SI 91 X SL 81 0-1 G4-3 ③			B FF 92 B FO 82 F SI 92 B SI 94 B SI 93 4-1 33 1B BB		2	0	1	2	2	0	0
33 Scott Rolen, R (1, 5) OBP: 0.377, SLG: 0.435	X SI 93 0-0 F9 ③		C SI 92 X SI 92 0-1 F8 ③			X SI 90 0-0 G5-3 ①		C FF 93 C FF 93 F SI 93 X FF 94 0-2 1-3 2-H 1B ①		4	0	1	1	0	0	2
35 Lyle Overbay, L (1, 3) OBP: 0.458, SLG: 0.578		C SL 82 B FS 76 B FS 76 B FF 90 C FF 91 X FF 92 3-2 G4-3 ①		B SI 89 B SI 91 C SI 89 C SI 91 F FS 77 B FS 76 F SI 91 F SI 92 X SI 92 3-2 F7 ①		X FF 90 0-0 F9 ②		I IN 73 I IN 71 I IN 73 I IN 75 4-0 IBB		3	0	0	0	1	0	0
20 Rod Barajas, R (1, 2) OBP: 0.317, SLG: 0.482		B SI 92 B SL 85 B SI 93 C SI 92 F SI 93 X 3-2 19 1B 1B		C SI 92 F SL 88 X FS 78 0-2 45 1B 19 G1-3 2B		C SI 92 S SL 86 B SL 86 X SL 85 1-2 45 FC4-6 1B		C FF 92 S FF 93 1 SAFE F SL 80 B FF 93 F FF 93 S SL 79 1-3 K ②		4	1	3	0	0	1	2
45 Travis Snider, L (1, 7) OBP: 0.365, SLG: 0.596		C FF 90 S FS 82 S FS 77 0-3 K ②		F FF 92 S FS 77 B FS 77 X FS 76 1-2 19 G1-3 2-3 1B		F FS 80 X FS 76 0-1 FC4-6 ③ 1-2f		X FO 83 0-0 F8 ③		4	0	1	0	0	1	4
Inning Stats	R: 2 E: 0 K: 0 S: 11 H: 3 LOB: 1 BB: 0 P: 20	R: 0 E: 0 K: 1 S: 13 H: 2 LOB: 2 BB: 0 P: 20	R: 0 E: 0 K: 0 S: 7 H: 0 LOB: 1 BB: 1 P: 11	R: 1 E: 0 K: 0 S: 14 H: 2 LOB: 1 BB: 0 P: 21	R: 0 E: 0 K: 0 S: 4 H: 0 LOB: 0 BB: 0 P: 6	R: 0 E: 0 K: 0 S: 7 H: 1 LOB: 1 BB: 0 P: 8	R: 0 E: 0 K: 1 S: 7 H: 0 LOB: 0 BB: 0 P: 10	R: 1 E: 0 K: 1 S: 12 H: 2 LOB: 2 BB: 2 P: 23	R: 0 E: 0 K: 1 S: 12 H: 1 LOB: 1 BB: 0 P: 16	1B: 7 2B: 4 3B: 0 HR: 0 SF: 0 SAC: 0 DP: 0 HBP: 0						

PITCHER		IP	WLS	BF	H	R	ER	SO	BB	IBB	HBP	BLK	WP	HR	S	P	ERA	WHIP
52 Jose Contreras, R ERA: 6.75	(1, 1)	7.0		30	8	3	3	2	1	0	0	0	0	0	63	96	3.86	1.286
71 Scott Linebrink, R ERA: 1.29	(8, 1)	1.0	L	6	2	1	1	1	1	1	0	0	0	0	12	23	9.00	3.000
45 Bobby Jenks, R ERA: 3.0	(9, 1)	1.0		4	1	0	0	1	0	0	0	0	0	0	12	16	0.00	1.000

PITCHER	IP	WLS	BF	H	R	ER	SO	BB	IBB	HBP	BLK	WP	HR	S	P	ERA	WHIP

TOP

Toronto Blue Jays @ Chicago White Sox

U.S. Cellular Field, Chicago, IL

Sun Apr 26 2009, 2:05 PM EDT
Att. 31,459 - Cloudy - 61 F

livebaseballscorecards.com

AB	37
R	4
H	11
RBI	4
BB	3
SO	4
LOB	14

PA: 40

WP: 0
PB: 0
SB: 0
CS: 0

Batter	1	2	3	4	5	6	7	8	9	AB	R	H	RBI	BB	SO	LOB
18 Brent Lillibridge, R (1, 4) OBP: 0.316, SLG: 0.226	C FC 89 B FC 89 F FC 90 B CU 77 X FC 89 2-2 7 1B 2B	C CU 76 X SI 92 0-1 ③ G6-3		1 SAFE B CU 77 S FC 90 F FC 89 X CU 79 1-2 ②③ F9 1-2			F FC 91 F FC 91 S CU 78 0-3 ② K			4	1	1	0	0	1	3
7 Josh Fields, R (1, 5) OBP: 0.351, SLG: 0.400	B FC 90 X SI 92 1-0 25 G4-3 20 1B 2-H 1B		B FC 88 B FC 89 B FC 90 C FC 89 S FC 89 F FC 91 B FC 90 4-2 25 1B 14 2B BB		F CU 76 S FC 89 B FC 90 F CU 77 B SI 92 S FC 90 2-3 ① K		S FC 91 1 SAFE B FC 90 S FC 91 F FC 90 F CU 78 F FC 90 P PO 89 S CU 77 2-3 ③ K 1-2			3	1	1	1	1	2	1
20 Carlos Quentin, R (1, 7) OBP: 0.367, SLG: 0.585	F FC 90 S CU 77 X CU 78 0-2 25 G4-3 1-2 1B		F FC 91 D SI 93 C FC 91 X FC 91 1-2 ① F9		F FC 92 B SI 92 F FC 91 B CU 78 B FC 90 X FC 91 3-2 ② G6-3			C SL 83 S FF 93 F FF 94 B FF 94 X SL 82 1-2 ① G6-3		4	0	1	0	0	0	1
25 Jim Thome, L (1, 10) OBP: 0.317, SLG: 0.455	X FC 90 0-0 ① G4-3 1-2 2-3		C FC 91 B SI 93 C FC 91 X CU 78 1-2 23 G1-3 14 2B 1-3 1B		F FC 90 C SI 92 C FC 91 0-3 ③ K			X SI 88 0-0 ② L4		4	1	1	0	0	1	2
23 Jermaine Dye, R (1, 9) OBP: 0.356, SLG: 0.567	B CU 77 C FC 89 F FC 90 S CU 78 1-3 ② K		X SI 92 0-0 ② G1-3 1-2			C SI 92 F FC 88 X SI 93 0-2 ① G4-3		C SI 90 S SL 81 S SI 88 0-3 ③ K		4	0	0	0	0	2	4
14 Paul Konerko, R (1, 3) OBP: 0.378, SLG: 0.537	B SI 92 B CU 77 X SI 92 2-0 ③ L4		B CU 78 C CU 78 D CU 78 X SI 92 2-1 2-H 3-H 2B			C FC 91 B SI 92 C FC 90 X FC 89 1-2 ② F9			C SI 89 X SI 91 0-1 ① G3-1	4	0	1	2	0	0	2
12 A.J. Pierzynski, L (1, 2) OBP: 0.276, SLG: 0.309		C SI 92 X FC 88 0-1 ① G4-3	F FC 90 F CH 86 B CH 85 B SI 92 S CU 79 2-3 ③ K			B SI 92 T SI 93 F FC 90 X FC 90 1-2 ③ L6			X SI 90 0-0 ② G6-3	4	0	0	0	0	1	1
32 Brian Anderson, R (1, 8) OBP: 0.440, SLG: 0.395 Jerry Owens, L (9, PR) OBP: 0.300, SLG: 0.125		B SI 93 C SI 92 C FC 90 B FC 90 X CU 78 2-2 10 G1-3 10 WP 1B		C SI 90 B FC 89 F CU 76 F FC 89 F SI 92 F FC 90 B CU 78 B SI 92 X FC 91 3-2 18 CS 1B			B FC 89 X SI 91 1-0 ① G3-1		X SI 90 0-0 1B	4 0	0 0	3 0	0 0	0 0	0 0	0 0
10 Alexei Ramirez, R (1, 6) OBP: 0.254, SLG: 0.274		F SI 92 L FC 90 B CU 78 D CU 79 X CU 79 2-2 ② G1-3 1-3		P PO 88 M SI 92 B SI 92 F SI 92 X CU 78 2-2 ① P2			C SI 92 S SI 92 B FC 89 B SI 93 X SI 92 2-2 7 S 1B		C CU 76 D CU 76 C SI 91 X CU 76 1-2 ③ F7	4	0	1	0	0	0	3
Inning Stats	R: 1 H: 3 E: 0 LOB: 2 K: 1 BB: 0 S: 12 P: 18	R: 0 H: 1 E: 0 LOB: 1 K: 0 BB: 0 S: 10 P: 14	R: 2 H: 2 E: 0 LOB: 1 K: 1 BB: 1 S: 15 P: 25	R: 0 H: 1 E: 0 LOB: 0 K: 0 BB: 0 S: 13 P: 18	R: 0 H: 0 E: 0 LOB: 0 K: 2 BB: 0 S: 10 P: 15	R: 0 H: 0 E: 0 LOB: 0 K: 2 BB: 0 S: 9 P: 11	R: 0 H: 1 E: 0 LOB: 1 K: 2 BB: 0 S: 14 P: 18	R: 0 H: 0 E: 0 LOB: 0 K: 1 BB: 0 S: 8 P: 9	R: 0 H: 1 E: 0 LOB: 1 K: 0 BB: 0 S: 7 P: 8	1B: 7 SF: 0 2B: 2 SAC: 0 3B: 0 DP: 0 HR: 0 HBP: 0						

BOTTOM

Toronto Blue Jays @ Chicago White Sox

U.S. Cellular Field, Chicago, IL

Sun Apr 26 2009, 2:05 PM EDT
Att. 31,459 - Cloudy - 61 F

livebaseballscorecards.com

AB	35
R	3
H	9
RBI	3
BB	1
SO	7
LOB	17

PITCHER		IP	WLS	BF	H	R	ER	SO	BB	IBB	HBP	BLK	WP	HR	S	P	ERA	WHIP
32 Roy Halladay, R ERA: 3.75	(1, 1)	7.0	W	29	8	3	3	6	1	0	0	0	1	0	83	119	3.86	1.286
54 Jason Frasor, R ERA:	(8, 1)	0.1	H	1	0	0	0	0	0	0	0	0	0	0	4	5	0.00	0.000
39 Jesse Carlson, L ERA: 1.8	(8, 1)	0.2	H	2	0	0	0	1	0	0	0	0	0	0	4	4	0.00	0.000
37 Scott Downs, L ERA: 0.84	(9, 1)	1.0	S	4	1	0	0	0	0	0	0	0	0	0	7	8	0.00	1.000

PITCHER	IP	WLS	BF	H	R	ER	SO	BB	IBB	HBP	BLK	WP	HR	S	P	ERA	WHIP

Batter	1	2	3	4	5	6	7	8	9	AB	R	H	RBI	BB	SO	LOB
51 Ichiro Suzuki, L (1, 9) OBP: 0.308, SLG: 0.442	B FF 92 B FF 90 B SI 90 C FF 90 X SI 90 3-1 G4-3		1 SAFE B SI 88 X SI 88 1-0 G4-3			C SI 91 F F C SI 93 0-3 K		B FF 98 X FF 98 1-0 G3-1		4	0	0	0	0	1	1
10 Endy Chavez, L (1, 7) OBP: 0.395, SLG: 0.377	C FF 91 C SI 89 X SI 89 0-2 F7			X SI 89 0-0 B1-3		C X SI 92 0-1 1B		C FF 97 X SI 98 0-1 G6-3		4	0	1	0	0	0	0
24 Ken Griffey Jr., L (1, 10) OBP: 0.338, SLG: 0.321	C FF 94 B SI 90 C F SI 91 F FF 94 F FF 91 B SI 90 S CH 83 2-3 K			B B SI 90 X 2-0 2B		C SI 91 B SI 91 1 SAFE X SL 84 1-1 G4-3		S SI 98 S FF 98 C FF 99 0-3 K		4	0	1	0	0	2	1
29 Adrian Beltré, R (1, 5) OBP: 0.205, SLG: 0.231		F FF 90 B SI 91 B SI 89 X SI 90 2-1 L7		F SI 90 F SI 90 X 0-2 G5-3			X CH 83 0-0 F8		F X FF 97 0-1 E5 25 S 30 G6-3	4	0	0	0	0	0	1
30 Russell Branyan, L (1, 3) OBP: 0.393, SLG: 0.583		B SL 83 C SI 85 B SI 90 S SI 91 F FF 94 S SI 91 2-3 K		F SL 83 B SI 92 B FF 94 S SI 91 X 2-2 F9			B FF 92 F SI 90 B SI 92 B SI 92 B SI 92 4-1 4 E 32 2B BB		X FF 97 0-0 G6-3 1-2	3	1	0	0	1	1	2
4 Jose Lopez, R (1, 4) OBP: 0.284, SLG: 0.348		B SL 84 C SI 89 B FF 94 F SI 90 F SI 90 S FF 94 2-3 K			C SI 89 X SI 89 0-1 F7		X 0-0 FC5 32 2B 1-2		B FF 97 D FF 98 B FF 96 B FF 98 4-0 BB	3	0	0	0	1	1	1
32 Rob Johnson, R (1, 2) OBP: 0.293, SLG: 0.410 5 Mike Sweeney, R (9, PH) OBP: 0.324, SLG: 0.364			C SI 89 B SI 89 C SI 89 B SI 90 X FF 92 2-2 G4-3		C SI 90 F S SI 90 0-3 K		F SI 92 X 0-1 1-3 2-H 2B		B FF 97 B FF 98 C FF 98 C FF 98 B FC 90 S SL 90 3-3 K	3 1	0 0	1 0	1 0	0 0	1 1	0 2
21 Franklin Gutierrez, R (1, 8) OBP: 0.286, SLG: 0.316 25 Wladimir Balentien, R (9, PH) OBP: 0.364, SLG: 0.524			C SI 90 B SI 91 B FF 93 F SI 89 B SI 91 X SI 91 3-2 1B		C SL 83 S SL 84 S 0-3 K		C B B B S X 3-2 P3		C FF 97 B FF 98 B FC 90 S FF 98 X FC 93 2-2 F8 2-3	3 1	0 0	1 0	0 0	0 0	1 0	2 2
7 Yuniesky Betancourt, R (1, 6) OBP: 0.250, SLG: 0.343			1 SAFE F SI 87 X FF 89 0-1 L5			B X 1-0 G5-3	F X 0-1 P3			3	0	0	0	0	0	3

TOP

Seattle Mariners @ Chicago White Sox

U.S. Cellular Field, Chicago, IL

Tue Apr 28 2009, 5:05 PM EDT

Overcast - 39 F

livebaseballscorecards.com

AB	33
R	1
H	4
RBI	1
BB	2
SO	8
LOB	15

Inning Stats	1	2	3	4	5	6	7	8	9
	R: 0 E: 0 K: 1 S: 11 H: 0 LOB: 0 BB: 0 P: 16	R: 0 E: 0 K: 2 S: 10 H: 0 LOB: 0 BB: 0 P: 16	R: 0 E: 0 K: 0 S: 9 H: 1 LOB: 1 BB: 0 P: 15	R: 0 E: 0 K: 0 S: 8 H: 1 LOB: 1 BB: 0 P: 12	R: 0 E: 0 K: 2 S: 8 H: 0 LOB: 0 BB: 0 P: 8	R: 0 E: 0 K: 1 S: 9 H: 1 LOB: 1 BB: 0 P: 11	R: 1 E: 1 K: 0 S: 10 H: 1 LOB: 2 BB: 1 P: 17	R: 0 E: 0 K: 1 S: 6 H: 0 LOB: 0 BB: 0 P: 7	R: 0 E: 1 K: 1 S: 9 H: 0 LOB: 2 BB: 1 P: 18

	1B: 2	SF: 0	WP: 0	PA: 35
	2B: 2	SAC: 0	PB: 0	
	3B: 0	DP: 0	SB: 1	
	HR: 0	HBP: 0	CS: 0	

PITCHER		IP	WLS	BF	H	R	ER	SO	BB	IBB	HBP	BLK	WP	HR	S	P	ERA	WHIP
40 Bartolo Colon, R ERA: 4.15	(1, 1)	7.0	W	27	4	1	0	6	1	0	0	0	0	0	65	95	0.00	0.714
37 Matt Thornton, L ERA: 2.57	(8, 1)	1.0	H	3	0	0	0	1	0	0	0	0	0	0	6	7	0.00	0.000
45 Bobby Jenks, R ERA: 2.57	(9, 1)	1.0	S	5	0	0	0	1	1	0	0	0	0	0	9	18	0.00	1.000

PITCHER	IP	WLS	BF	H	R	ER	SO	BB	IBB	HBP	BLK	WP	HR	S	P	ERA	WHIP

Batter	1	2	3	4	5	6	7	8	9	AB	R	H	RBI	BB	SO	LOB
Jerry Owens, L (1, 7) OBP: 0.231, SLG: 0.091	B FF 90 C FF 90 F FF 89 F FF 92 F CU 78 T FF 92 1-2 ① **K**			B FF 91 L FF 92 F CU 76 X CU 77 1-2 ① **G4-3**		X CU 75 0-0 ① **G3**				3	0	0	0	0	1	0
7 Josh Fields, R (1, 5) OBP: 0.351, SLG: 0.388	C FF 91 B FF 92 B FF 91 X FF 92 2-1 ② **F9**			B FF 90 C CU 75 B CU 78 B FF 91 B FF 90 4-1 20 1B 14 2B **BB**		B FF 90 F FF 91 X 1-1 ② **G6-3**				2	1	0	0	1	0	0
20 Carlos Quentin, R (1, 10) OBP: 0.366, SLG: 0.574	X FF 89 0-0 ③ **G5-3**			B FF 91 X FF 91 1-0 14 2B **1-2** **1B**		B CU 76 X 1-0 ③ **P6**				3	1	1	0	0	0	0
23 Jermaine Dye, R (1, 9) OBP: 0.342, SLG: 0.543		C FF 90 B FF 91 X FF 90 1-1 ① **L7**		X 0-0 ② **F9**			B B FF 90 C B X FF 91 3-1 ① **G5-3**			3	0	0	0	0	0	2
14 Paul Konerko, R (1, 3) OBP: 0.377, SLG: 0.543		F FF 92 X FF 90 0-1 ② **G6-3**		B C X 1-1 **1-H** **2-H** **2B**			B C CH 82 X 1-1 ② **P4**			3	0	1	2	0	0	0
32 Brian Anderson, R (1, 8) OBP: 0.415, SLG: 0.370		B FF 90 F FF 91 C FF 91 B FF 92 S FF 92 2-3 ③ **K**		X 0-0 ③ **F8**			C S CU 79 B FF 92 B FF 92 X FF 92 2-2 ③ **P6**			3	0	0	0	0	1	1
10 Alexei Ramirez, R (1, 6) OBP: 0.243, SLG: 0.262			X FF 90 0-0 ① **G4-3**		C B F F X FF 93 1-2 ① **F9**			F B FF 90 T FF 92 B FF 91 X FF 92 2-2 ① **G3-1**		3	0	0	0	0	0	0
44 Corky Miller, R (1, 2) OBP: 0.389, SLG: 0.400			C FF 90 B FF 89 F FF 88 B CU 77 X 2-2 ② **P4**		X 0-0 ② **F9**			C FF 90 B FF 91 B FF 90 F FF 91 F X CU 79 2-2 ② **G5-3**		3	0	0	0	0	0	0
18 Brent Lillibridge, R (1, 4) OBP: 0.293, SLG: 0.206			S FF 90 T FF 92 F S FF 91 0-3 ③ **K**		B F S C 1-3 ③ **K**			X FF 92 0-0 ③ **F9**		3	0	0	0	0	2	0
Inning Stats	R: 0 E: 0 K: 1 S: 8 H: 0 LOB: 0 BB: 0 P: 11	R: 0 E: 0 K: 1 S: 7 H: 0 LOB: 0 BB: 0 P: 10	R: 0 E: 0 K: 1 S: 8 H: 0 LOB: 0 BB: 0 P: 10	R: 2 E: 0 K: 0 S: 9 H: 2 LOB: 1 BB: 1 P: 16	R: 0 E: 0 K: 1 S: 8 H: 0 LOB: 0 BB: 0 P: 10	R: 0 E: 0 K: 0 S: 4 H: 0 LOB: 0 BB: 0 P: 6	R: 0 E: 0 K: 0 S: 7 H: 0 LOB: 0 BB: 0 P: 13	R: 0 E: 0 K: 0 S: 8 H: 0 LOB: 0 BB: 0 P: 12		1B: 1 2B: 1 3B: 0 HR: 0 SF: 0 SAC: 0 DP: 0 HBP: 0						

PITCHER	IP	WLS	BF	H	R	ER	SO	BB	IBB	HBP	BLK	WP	HR	S	P	ERA	WHIP
41 Chris Jakubauskas, R (1, 1) ERA: 5.23	8.0	L	27	2	2	2	4	1	0	0	0	0	0	59	88	2.25	0.375

PITCHER	IP	WLS	BF	H	R	ER	SO	BB	IBB	HBP	BLK	WP	HR	S	P	ERA	WHIP

BOTTOM

Seattle Mariners @ Chicago White Sox

U.S. Cellular Field, Chicago, IL

Tue Apr 28 2009, 5:05 PM EDT

Overcast - 39 F

livebaseballscorecards.com

AB	26
R	2
H	2
RBI	2
BB	1
SO	4
LOB	3

Batter	1	2	3	4	5	6	7	8	9	AB	R	H	RBI	BB	SO	LOB
51 Ichiro Suzuki, L (1, 9) OBP: 0.310, SLG: 0.431	B FF 93 B FF 94 X FF 93 2-0 5 S 10 SH1-3 5 1B 1B	C FF 94 C FF 94 F FC 88 S CU 79 0-3 ③ K		S FC 88 B FC 88 X FF 89 1-1 ② FC3-2 1-2 2-3 3-Hf		B FF 91 X FF 90 1-0 2-3 1B		F SI 91 B CH 77 S CH 78 B SL 84 B SL 82 X CH 80 3-2 ① F7	B B C X 2-1 ① G3-1 1-2 2-3	6	1	2	0	0	1	5
10 Endy Chavez, L (1, 8) OBP: 0.374, SLG: 0.354	B C FF 93 X FF 94 1-1 ① SH1-3 1-2		C CU 78 B CU 78 B CU 78 F FC 86 X FC 87 2-2 ① G1-6-3	F FC 89 X FC 88 0-1 ③ G3		C FC 91 X SI 94 0-1 ③ F8		C SL 86 B CH 78 B FF 91 S SI 91 X SI 92 2-2 ② P2	S X 0-1 ② F8	5	0	0	0	0	0	7
5 Mike Sweeney, R (1, 10) OBP: 0.325, SLG: 0.385	B FF 95 B FF 95 B FF 91 X SI 96 3-0 29 G5-4-3 2-H 1B		C CU 79 X FF 94 0-1 ② P3		X FF 91 0-0 ① G4-3		F FF 91 X FC 82 0-1 ① G5-3	C SI 91 B SL 83 X SL 85 1-1 29 1B 4 1B 2B	B X 1-0 ③ F9	6	1	2	1	0	0	2
29 Adrian Beltré, R (1, 5) OBP: 0.205, SLG: 0.229	C FC 88 1 SAFE F FF 94 X SI 86 0-2 ② ③ G5-4-3 1-2f		F FF 93 F FF 93 B CU 79 X CU 80 1-2 ③ G4-3		C FF 92 B SL 78 F FC 82 F FF 93 B SL 75 S SL 76 2-3 ② K		X FC 82 0-0 ② F8	B SI 92 X SI 90 1-0 4 1B 30 1B 2-3 1B		5	1	1	0	0	1	1
4 Jose Lopez, R (1, 4) OBP: 0.304, SLG: 0.357		C CU 78 X FC 87 0-1 ① F7		B CH 83 F FC 88 B FF 94 X CH 85 2-1 30 2B 25 SF9 1B	X FF 91 0-0 ③ G6-3		B FC 91 C SI 92 C FC 84 B SI 89 B SL 76 B FC 91 4-2 25 1B 30 1B 7 1B BB	C SL 86 B SI 92 X SL 85 1-1 30 1B 1-3 3-H 1B		4	2	2	1	1	0	0
30 Russell Branyan, L (1, 3) OBP: 0.443, SLG: 0.660		F FF 93 B SI 95 B SI 95 C FC 89 F FF 95 X FC 90 2-2 25 1B 7 HR 1B		C FC 87 S SI 93 B FF 94 1 SAFE 1 SAFE X SI 94 1-2 7 1B 51 FC3-2 1-3 2B		X FC 90 0-0 25 G4-3 7 1B 2B	X FC 90 0-0 7 1B 25 1B 1-2 1B	X SI 90 0-0 1-2 3-H 1B		5	2	5	1	0	0	0
25 Wladimir Balentien, R (1, 7) OBP: 0.370, SLG: 0.520		B FF 94 1 SAFE S CH 85 B FF 93 1 SAFE X FC 89 2-1 7 HR 1-2 1B		C FC 89 X CH 86 0-1 ① SF9 3-H		F FF 91 X SI 92 0-1 ① G4-3 2-3	C FC 82 F SL 74 B FF 94 F FC 82 F FC 80 F SL 74 B SI 93 X FC 90 2-2 7 1B 1-2 2-3 1B	B FF 91 X SI 90 1-0 ③ F7		4	1	2	1	0	0	3
7 Yuniesky Betancourt, R (1, 6) OBP: 0.288, SLG: 0.417		C FF 89 B CH 85 F CH 85 B FF 94 F FC 89 X CH 86 2-2 1-H 2-H HR		B SI 94 D FF 90 X FC 89 2-0 51 FC3-2 BB 2-3 1B		B FC 82 X FC 82 1-0 51 1B S 3-H 1B	C SI 93 F FC 83 X FC 81 0-2 FC6-4 1-2 2-3 3-H 1B		C B X 1-1 E1 51 G3-1 1B	5	1	4	5	0	0	0
Jamie Burke, R (1, 2) OBP: 0.143, SLG: 0.077		B FF 93 S FF 93 C CU 81 B CU 79 S FF 94 2-3 ② K		1 SAFE C FF 92 B SI 94 B FF 94 B SI 94 B SI 94 4-1 51 FC3-2 1-2 BB		B FF 91 F FF 91 S FF 91 X FC 91 1-2 ② F9 1-2	B SI 92 X SI 92 1-0 ③ FC6-4 1-2f		B C B B X 3-1 51 G3-1 1-2 1B	4	0	1	0	1	1	4
Inning Stats	R: 1 H: 2 E: 0 LOB: 0 K: 0 BB: 0 S: 7 P: 13	R: 3 H: 3 E: 0 LOB: 0 K: 2 BB: 0 S: 19 P: 27	R: 0 H: 0 E: 0 LOB: 0 K: 0 BB: 0 S: 8 P: 11	R: 1 H: 3 E: 0 LOB: 3 K: 0 BB: 1 S: 13 P: 23	R: 0 H: 0 E: 0 LOB: 0 K: 1 BB: 0 S: 6 P: 8	R: 1 H: 3 E: 0 LOB: 2 K: 0 BB: 0 S: 10 P: 13	R: 1 H: 3 E: 0 LOB: 3 K: 0 BB: 1 S: 16 P: 23	R: 2 H: 4 E: 0 LOB: 2 K: 0 BB: 0 S: 13 P: 22	R: 0 H: 1 E: 1 LOB: 2 K: 0 BB: 0 S: 9 P: 16	1B: 15 SF: 1 2B: 3 SAC: 1 3B: 0 DP: 1 HR: 1 HBP: 0						

PITCHER	IP	WLS	BF	H	R	ER	SO	BB	IBB	HBP	BLK	WP	HR	S	P	ERA	WHIP
50 John Danks, L (1, 1) ERA: 2.74	4.0	L	20	8	5	5	2	1	0	0	0	0	1	47	74	11.25	2.250
D.J. Carrasco, R (5, 1) ERA: 4.15	2.2		15	6	2	2	1	1	0	0	0	0	0	31	42	6.75	2.625
41 Lance Broadway, R (7, 1) ERA: 7.71	2.1		13	5	2	2	0	0	0	0	0	0	0	23	40	7.71	2.143

PITCHER	IP	WLS	BF	H	R	ER	SO	BB	IBB	HBP	BLK	WP	HR	S	P	ERA	WHIP

TOP

Seattle Mariners @ Chicago White Sox

U.S. Cellular Field, Chicago, IL

Tue Apr 28 2009, 5:10 PM EDT

Att. 25,042 - Cloudy - 39 F

livebaseballscorecards.com

AB	44
R	9
H	19
RBI	9
BB	2
SO	3
LOB	22

WP: 0 PA: 48
PB: 0
SB: 2
CS: 0

Batter	1	2	3	4	5	6	7	8	9	AB	R	H	RBI	BB	SO	LOB
32 Brian Anderson, R (1, 8) (8, 9) OBP: 0.386, SLG: 0.340	C FF 93 B FF 95 B FF 95 B FF 94 X SI 95 3-1 G5-3		S FF 94 B SI 96 S FF 96 1 SAFE F FF 97 B SI 96 S SI 98 2-3 K 1-2			C SL 86 X SL 87 0-1 G5-3		C SL 87 F SI 95 S CH 91 0-3 K		4	0	0	0	0	2	2
7 Josh Fields, R (1, 5) OBP: 0.358, SLG: 0.394	C SI 95 C SI 95 B FF 97 X FF 96 1-2 G1-4-3			X FF 92 0-0 23 1B		C SI 95 X FF 96 0-1 G5-3			B B X 2-0 14 1B BB	4	1	2	0	0	0	0
20 Carlos Quentin, R (1, 7) OBP: 0.349, SLG: 0.542	C FF 94 X FF 97 0-1 L7			S SL 87 C SL 89 S SL 88 0-3 K		X SL 86 0-0 G5-3			B X 1-0 F9	4	0	0	0	0	1	2
23 Jermaine Dye, R (1, 9) OBP: 0.342, SLG: 0.534 Jerry Owens, L (8, 8) OBP: 0.286, SLG: 0.091		C FF 92 F FF 94 B FF 96 B FF 96 F SL 89 B CH 88 S SL 88 3-3 K		B SL 87 C SI 94 F X 1-2 1B 1-2			C SI 92 F SL 85 F FF 94 F CH 89 S FF 95 0-3 K		C F F B B D B 4-2 14 1B BB 1-2	3 0	0 0	1 0	0 0	0 1	2 0	0 0
14 Paul Konerko, R (1, 10) OBP: 0.383, SLG: 0.541		F SI 95 F FF 96 F SL 88 B FF 98 B CU 84 C SL 87 2-3 K		C SL 86 B CU 81 S SL 88 T FF 95 1-2 K			B FF 95 C SI 95 F CH 89 X FF 96 1-2 12 G5-4-3 1B		X 0-0 12 G1-6-3 1B 1-3 2-H	4	0	2	1	0	2	2
12 A.J. Pierzynski, L (1, 2) OBP: 0.258, SLG: 0.288		X SI 96 0-0 G3-1		B SI 91 F CH 90 F FF 96 F SL 87 X SL 89 1-2 F9 3			F FF 94 B SI 95 F CH 89 X FF 97 1-2 2 3 G5-4-3 1-2f		X 0-0 2 3 G1-6-3 1-2f	4	0	0	0	0	0	5
15 Wilson Betemit, S (1, 3) OBP: 0.286, SLG: 0.350			S SI 93 S FF 95 B FF 97 S SI 97 1-3 K		F SI 93 B SI 95 S SI 95 F SI 95 C FF 98 1-3 K			F SI 92 X SI 93 0-1 G4-3		3	0	0	0	0	2	0
10 Alexei Ramirez, R (1, 6) OBP: 0.247, SLG: 0.265			B SI 96 X FF 96 1-0 32 S 1B		F SL 86 B CH 90 X CH 90 1-1 L5			C SL 85 B SL 85 B SL 86 F FF 97 X SL 88 2-2 G6-3		3	0	1	0	0	0	0
18 Brent Lillibridge, R (1, 4) OBP: 0.295, SLG: 0.194			S FF 96 X SI 96 0-1 P5		C SI 95 F SI 97 B FF 98 X FF 97 1-2 F7			B SI 94 B SI 94 B SI 94 B SI 94 4-0 BB		2	0	0	0	1	0	1
Inning Stats	R: 0 E: 0 K: 0 S: 7 H: 0 LOB: 0 BB: 0 P: 11	R: 0 E: 0 K: 2 S: 9 H: 0 LOB: 0 BB: 0 P: 14	R: 0 E: 0 K: 2 S: 10 H: 1 LOB: 1 BB: 0 P: 14	R: 0 E: 0 K: 2 S: 14 H: 2 LOB: 2 BB: 0 P: 17	R: 0 E: 0 K: 1 S: 9 H: 0 LOB: 0 BB: 0 P: 12	R: 0 E: 0 K: 0 S: 5 H: 0 LOB: 0 BB: 0 P: 5	R: 0 E: 0 K: 1 S: 11 H: 1 LOB: 0 BB: 0 P: 13	R: 0 E: 0 K: 1 S: 8 H: 0 LOB: 1 BB: 1 P: 14	R: 1 E: 0 K: 0 S: 7 H: 2 LOB: 1 BB: 1 P: 14	1B: 6 2B: 0 3B: 0 HR: 0 SF: 0 SAC: 0 DP: 2 HBP: 0						

PITCHER	IP	WLS	BF	H	R	ER	SO	BB	IBB	HBP	BLK	WP	HR	S	P	ERA	WHIP
34 Félix Hernández, R (1, 1) ERA: 2.38	8.0	W	28	4	0	0	9	1	0	0	0	0	0	73	100	0.00	0.625
48 Roy Corcoran, R (9, 1) ERA: 7.27	1.0		5	2	1	1	0	1	0	0	0	0	0	7	14	9.00	3.000

PITCHER	IP	WLS	BF	H	R	ER	SO	BB	IBB	HBP	BLK	WP	HR	S	P	ERA	WHIP

BOTTOM

Seattle Mariners @ Chicago White Sox

U.S. Cellular Field, Chicago, IL

Tue Apr 28 2009, 5:10 PM EDT
Att. 25,042 - Cloudy - 39 F

livebaseballscorecards.com

AB	31
R	1
H	6
RBI	1
BB	2
SO	9
LOB	12

Batter	1	2	3	4	5	6	7	8	9	AB	R	H	RBI	BB	SO	LOB
51 Ichiro Suzuki, L (1, 9) OBP: 0.317, SLG: 0.419	C FF 95 X 0-1 G6-3	B FF 92 X FF 93 1-0 G3			C FC 87 F FF 93 X CU 82 0-2 4 24 E 1B 1B	I IN 64 I IN 68 I IN 65 I IN 61 4-0 IBB			X FF 96 0-0 G4-3	4	1	1	0	1	0	2
4 Jose Lopez, R (1, 4) OBP: 0.310, SLG: 0.373	C FF 93 B FF 95 B FF 90 X FF 95 2-1 L6		X FF 94 0-0 29 1B 2B		B FC 86 F SI 92 B FF 93 1 SAFE B FC 87 X FF 92 3-1 24 E 1-2 1B	C C FF 94 F B FF 94 B X 2-2 P6-4 2-2f			C FF 96 B SL 84 X FF 97 1-1 F9	5	1	2	0	0	0	2
24 Ken Griffey Jr., L (1, 10) OBP: 0.342, SLG: 0.333	B B FF 95 B SI 94 B FF 94 4-0 29 2B BB		X FF 93 0-0 F7		C FF 94 B FF 93 B FC 87 F FC 86 X SI 95 2-2 E6 29 1B 1-H 2-H 2B		C B C FF 97 S FF 98 1-3 K		C FF 98 S FF 97 T FF 98 0-2 K	4	1	1	2	1	2	1
29 Adrián Beltré, R (1, 5) OBP: 0.239, SLG: 0.276	B FC 88 X FF 94 1-0 1-3 2B		B FF 88 F FF 94 X SI 94 1-1 30 S 2-3 1B		C CU 81 X SI 94 0-1 3-H 1B		X FF 98 0-0 30 CS 1B			4	0	4	1	0	0	0
30 Russell Branyan, L (1, 3) OBP: 0.415, SLG: 0.614	B FF 95 C FC 89 B FF 95 X CH 87 2-1 G3		B FF 95 B FF 95 F FC 89 B CU 81 X FF 95 3-1 P4 1-2		1 SAFE L CH 85 X FF 93 0-1 F9		F SI 96 B SI 95 S FF 95 B FF 97 1 SAFE 1 SAFE S FF 97 2-3 K 1-2			4	0	0	0	0	1	6
25 Wladimir Balentien, R (1, 7) OBP: 0.323, SLG: 0.448		C FF 93 B CU 81 X FC 88 1-1 G4-3	C SI 94 C FF 94 B FF 93 F CU 82 X FF 93 1-2 P3		F FC 85 F FC 87 B FF 93 X CU 80 1-2 F9			C SL 78 B C FF 94 B S FF 94 2-3 K		4	0	0	0	0	1	3
32 Rob Johnson, R (1, 2) OBP: 0.267, SLG: 0.372		B FF 94 X FF 94 1-0 P6		C FF 93 B CU 81 F FF 94 B CU 82 C FC 89 2-3 K	S FC 87 F FF 93 F FC 87 T FC 87 0-2 K			C B F FF 92 F F F FF 94 B X 2-2 F8		4	0	0	0	0	2	1
21 Franklin Gutierrez, R (1, 8) OBP: 0.299, SLG: 0.328		C FF 95 B FF 95 F SI 94 F CU 82 B CU 81 F FF 89 F FF 95 X CU 81 2-2 7 1B 1B		B SI 95 C FC 88 X FF 95 1-1 F9		C FC 85 C CU 78 B CU 80 F FC 89 B CU 80 F FF 94 F CH 86 F FF 89 F FF 93 2-2 F FF 93 X SI 95 G6-3		C SI 94 B SL 82 B FF 95 X SI 93 2-1 1B		4	0	2	0	0	0	0
7 Yuniesky Betancourt, R (1, 6) OBP: 0.299, SLG: 0.421		1 SAFE C FF 92 B FF 92 1 SAFE X FC 87 1-1 1-2 1B		C FC 89 F CU 80 B CU 82 B CU 82 B FF 94 T FF 89 3-2 K		X CU 82 0-0 E1 4 P6-4 1B		C FF 94 B SI 95 F FF 95 D SL 81 F FF 94 X FO 83 2-2 F8		4	0	2	0	0	1	1
Inning Stats	R: 0 E: 0 K: 0 S: 7 H: 1 LOB: 2 BB: 1 P: 16	R: 0 E: 0 K: 0 S: 12 H: 2 LOB: 2 BB: 0 P: 18	R: 0 E: 0 K: 0 S: 10 H: 2 LOB: 2 BB: 0 P: 15	R: 0 E: 0 K: 2 S: 8 H: 0 LOB: 0 BB: 0 P: 14	R: 3 E: 1 K: 1 S: 19 H: 4 LOB: 1 BB: 0 P: 25	R: 0 E: 1 K: 0 S: 14 H: 1 LOB: 1 BB: 1 P: 22	R: 0 E: 0 K: 2 S: 7 H: 1 LOB: 1 BB: 0 P: 10	R: 0 E: 0 K: 1 S: 15 H: 1 LOB: 1 BB: 0 P: 23	R: 0 E: 0 K: 1 S: 6 H: 0 LOB: 0 BB: 0 P: 7	1B: 9 2B: 5 3B: 0 HR: 0 SF: 0 SAC: 0 DP: 2 HBP: 0						

TOP

Seattle Mariners @ Chicago White Sox

U.S. Cellular Field, Chicago, IL

Wed Apr 29 2009, 2:05 PM EDT

Att. 18,023 - Cloudy - 51 F

livebaseballscorecards.com

AB	37
R	3
H	12
RBI	3
BB	2
SO	7
LOB	16

PITCHER		IP	WLS	BF	H	R	ER	SO	BB	IBB	HBP	BLK	WP	HR	S	P	ERA	WHIP
34 Gavin Floyd, R ERA: 5.52	(1, 1)	6.0		29	10	3	3	3	1	1	0	0	0	0	70	110	4.50	1.833
37 Matt Thornton, L ERA: 2.25	(7, 1)	1.0	W	3	1	0	0	2	0	0	0	0	0	0	7	10	0.00	1.000
71 Scott Linebrink, R ERA: 1.13	(8, 1)	1.0	H	4	1	0	0	1	0	0	0	0	0	0	15	23	0.00	1.000
45 Bobby Jenks, R ERA: 2.25	(9, 1)	1.0	S	3	0	0	0	1	0	0	0	0	0	0	6	7	0.00	0.000

PITCHER	IP	WLS	BF	H	R	ER	SO	BB	IBB	HBP	BLK	WP	HR	S	P	ERA	WHIP

Batter	1	2	3	4	5	6	7	8	9	AB	R	H	RBI	BB	SO	LOB
18 Brent Lillibridge, R (1, 4) OBP: 0.286, SLG: 0.195	C FF 90 B FF 91 F SI 93 C SI 91 1-3 ① K	B FF 92 B FF 92 2-0 ③ CS 1-2	X FF 91 0-0 ① B5-3		B CU 78 X FF 92 1-0 20 HBP 1-2 1B	F B SL 85 C SL 86 X 1-2 ③ F9		1 SAFE 1 SAFE B FF 96 1 SAFE 1 SAFE B FF 95 B FF 96 C FF 96 S FF 97 3-3 ① K 1-2		5	0	1	0	0	2	2
7 Josh Fields, R (1, 10) OBP: 0.360, SLG: 0.378	B FF 93 F F CU 78 B SI 93 B SI 93 F CU 77 B 4-2 20 HBP BB		B FF 93 B CH 82 C SI 91 B CU 78 B SI 93 4-1 BB		F CU 78 F CU 76 X FF 91 0-2 ② F8 2-3		B SL 82 C FF 95 C FF 94 S FF 95 1-3 ① K T FF 97 F FF 98 B SL 86 S SL 86 1-3 ② K 2-3			3	0	0	0	2	2	3
20 Carlos Quentin, R (1, 7) OBP: 0.374, SLG: 0.587	H FF 92 1-0 ② HBP 1-2		B CU 78 1 SAFE X SI 94 1-0 ② L7		H CU 79 1-0 HBP 1-2		B SL 84 B SL 83 F FF 94 F FF 96 X FF 96 2-2 HR B SL 85 X SL 85 1-0 1B 3-H			3	1	2	2	0	0	1
23 Jermaine Dye, R (1, 9) OBP: 0.333, SLG: 0.551	B CU 78 C CU 78 C SI 93 B SI 93 B SI 94 S CU 80 3-3 ② K		B SI 93 B CU 78 X SI 93 2-0 ③ F9		B CU 78 B SI 93 X SI 92 2-0 ③ F9		C FF 95 B SL 86 F FF 95 X FF 94 1-2 HR B FF 96 F FF 97 B SL 86 X FF 96 2-1 ③ F9			5	1	1	1	0	1	7
14 Paul Konerko, R (1, 3) OBP: 0.376, SLG: 0.526	B CU 80 B C CU 78 B F CU 77 F CU 79 X 3-2 ③ F7			C CU 76 B FF 92 C CH 81 F CU 77 F SI 94 X FF 92 1-2 ① F7		C CU 76 X CH 80 0-1 12 1B 15 2B 1B	F FF 93 F FF 95 B SL 86 B SL 86 B FF 96 X FF 97 3-2 ② F8			4	1	1	0	0	0	2
12 A.J. Pierzynski, L (1, 2) OBP: 0.288, SLG: 0.365		B SI 92 X FF 91 1-0 HR		C CU 77 F CU 79 F FF 93 X SI 92 0-2 ② G3		B CU 76 X CU 76 1-0 15 2B 10 SF8 1-2 1B	C FF 94 B FF 91 F FF 97 B FF 97 X FF 96 2-2 15 2B 1B			4	2	3	1	0	0	0
15 Wilson Betemit, S (1, 5) OBP: 0.320, SLG: 0.458		C FF 92 F CU 78 C FF 92 0-3 ① K		C CU 77 B FF 92 X SI 93 1-1 ③ F9		F FF 92 B SL 83 B SL 84 C FF 94 F FF 96 B X 3-2 10 SF8 1-3 2-H 2B	C FF 94 C FF 96 F FF 97 B FF 96 X FF 96 1-2 1-3 2B			4	0	2	1	0	1	0
32 Brian Anderson, R (1, 8) OBP: 0.383, SLG: 0.327 Jerry Owens, L (7, PH) OBP: 0.267, SLG: 0.083 (8, 8)		F FF 93 B SI 92 B CU 77 S FF 93 B CU 77 B CU 77 4-2 10 CS BB			C FF 91 B SI 91 B CU 76 F SI 92 X CU 78 2-2 ① G6-3	S S B S SL 86 1-3 ① K	C FF 96 F FF 97 X FF 96 0-2 ③ G4-3			2 1	0 0	0 0	0 0	1 0	1 0	2 2
10 Alexei Ramirez, R (1, 6) OBP: 0.273, SLG: 0.286		C CU 78 C CU 78 X SI 93 0-2 ② 18 CS 1-2 1B			B SI 91 B CU 77 F SI 93 C CU 78 F CU 79 F FF 92 B SI 94 F CU 78 X FF 91 3-2 7 F8 18 1B 1B	F SL 85 B SL 85 S SL 85 X SL 85 1-2 ② SF8 2-3 3-H		F FF 96 B FF 97 B SL 85 F FF 97 B SL 85 F FF 98 B FF 98 4-2 7 WP 18 S 20 1B BB		2	1	2	1	1	0	0
Inning Stats	R: 0 E: 0 K: 2 S: 13 H: 0 LOB: 2 BB: 1 P: 25	R: 1 E: 0 K: 1 S: 9 H: 2 LOB: 0 BB: 1 P: 16	R: 0 E: 0 K: 0 S: 4 H: 0 LOB: 1 BB: 1 P: 11	R: 0 E: 0 K: 0 S: 11 H: 0 LOB: 0 BB: 0 P: 13	R: 0 E: 0 K: 0 S: 14 H: 2 LOB: 3 BB: 0 P: 23	R: 2 E: 0 K: 1 S: 16 H: 3 LOB: 1 BB: 1 P: 23	R: 2 E: 0 K: 1 S: 22 H: 4 LOB: 2 BB: 0 P: 32	R: 1 E: 0 K: 2 S: 16 H: 1 LOB: 1 BB: 1 P: 27		1B: 7 2B: 2 3B: 0 HR: 3 SF: 1 SAC: 0 DP: 0 HBP: 2		WP: 1 PB: 0 SB: 1 CS: 2 PA: 41		

BOTTOM

Seattle Mariners @ Chicago White Sox

U.S. Cellular Field, Chicago, IL

Wed Apr 29 2009, 2:05 PM EDT

Att. 18,023 - Cloudy - 51 F

livebaseballscorecards.com

AB	33
R	6
H	12
RBI	6
BB	4
SO	7
LOB	19

PITCHER		IP	WLS	BF	H	R	ER	SO	BB	IBB	HBP	BLK	WP	HR	S	P	ERA	WHIP
45 Erik Bedard, L ERA: 2.61	(1, 1)	5.0		24	6	3	3	3	3	0	2	0	0	1	54	92	5.40	1.800
23 Shawn Kelley, R ERA: 2.0	(6, 1)	1.1	L	7	3	2	2	2	0	0	0	0	0	2	22	32	13.50	2.250
53 David Aardsma, R ERA: 1.93	(7, 1)	0.2		4	2	0	0	0	0	0	0	0	0	0	13	19	0.00	3.000
57 Mark Lowe, R ERA: 4.32	(8, 1)	1.0		5	1	1	1	2	1	0	0	0	1	0	16	27	9.00	2.000

PITCHER	IP	WLS	BF	H	R	ER	SO	BB	IBB	HBP	BLK	WP	HR	S	P	ERA	WHIP

Chicago White Sox @ Texas Rangers

Rangers Ballpark in Arlington, Arlington, TX

Fri May 01 2009, 8:05 PM EDT

Att. 23,836 - Cloudy - 78 F

livebaseballscorecards.com

Batter	1	2	3	4	5	6	7	8	9	AB	R	H	RBI	BB	SO	LOB
17 Chris Getz, L (1, 4) OBP: 0.397, SLG: 0.442	G6-3			F7		20 WP, 7 1B, 25 2B, 1B	1-H, 3B		FC1-6-2-5	5	1	2	1	0	0	2
7 Josh Fields, R (1, 5) OBP: 0.356, SLG: 0.372	G3-1			G6-3		20 WP, 25 2B, 1B	G1-4-3			4	1	1	0	0	0	1
20 Carlos Quentin, R (1, 7) OBP: 0.379, SLG: 0.577	G6-3			25 BLK, 1B		25 2B, BB		L8		3	1	1	0	1	0	0
25 Jim Thome, L (1, 10) OBP: 0.313, SLG: 0.458		G6-3		K		1-H, 2-H, 3-H, 2B		K		4	0	1	3	0	2	1
23 Jermaine Dye, R (1, 9) OBP: 0.341, SLG: 0.543		F9			K	BB		14 FC4-6, 1B		3	0	1	0	1	1	0
14 Paul Konerko, R (1, 3) OBP: 0.360, SLG: 0.500		G5-3			G6-3	P3		FC4-6		4	0	0	0	0	0	3
12 A.J. Pierzynski, L (1, 2) OBP: 0.286, SLG: 0.358			G3		F9		G1-3		22 1B, 17 FC1-6-2-5, 1B	4	0	1	0	0	0	0
10 Alexei Ramirez, R (1, 6) OBP: 0.259, SLG: 0.270			G5-3			G4-3	P4		P4	4	0	0	0	0	0	1
22 Scott Podsednik, L (1, 8) OBP: 0.500, SLG: 0.500			P5			K	17 BLK, 17 3B, 1B		17 FC1-6-2-5, 1B	4	1	2	0	0	1	0
Inning Stats	R: 0 E: 0 K: 0 S: 6 / H: 0 LOB: 0 BB: 0 P: 7	R: 0 E: 0 K: 0 S: 7 / H: 0 LOB: 0 BB: 0 P: 13	R: 0 E: 0 K: 0 S: 7 / H: 0 LOB: 0 BB: 0 P: 11	R: 0 E: 0 K: 1 S: 11 / H: 1 LOB: 1 BB: 0 P: 14	R: 0 E: 0 K: 1 S: 12 / H: 0 LOB: 0 BB: 0 P: 16	R: 3 E: 0 K: 1 S: 15 / H: 3 LOB: 2 BB: 2 P: 27	R: 1 E: 0 K: 0 S: 13 / H: 2 LOB: 1 BB: 0 P: 19	R: 0 E: 0 K: 1 S: 12 / H: 1 LOB: 1 BB: 0 P: 21	R: 0 E: 0 K: 0 S: 7 / H: 2 LOB: 1 BB: 0 P: 11	1B: 7 2B: 2 3B: 1 HR: 0 / SF: 0 SAC: 0 DP: 1 HBP: 0						

TOP	
AB	35
R	4
H	9
RBI	4
BB	2
SO	4
LOB	8

WP: 1 PB: 0 SB: 0 CS: 0 — PA: 37

PITCHER		IP	WLS	BF	H	R	ER	SO	BB	IBB	HBP	BLK	WP	HR	S	P	ERA	WHIP
39 Scott Feldman, R ERA: 6.75	(1, 1)	5.2		21	3	3	3	3	1	0	0	1	1	0	51	77	4.76	0.706
45 Derek Holland, L ERA: 2.84	(6, 1)	1.0	L	7	3	1	1	0	1	0	0	1	0	0	19	29	9.00	4.000
56 Darren O'Day, R ERA:	(7, 1)	1.1		5	1	0	0	1	0	0	0	0	0	0	13	22	0.00	0.750
36 C.J. Wilson, L ERA: 5.91	(9, 1)	1.0		4	2	0	0	0	0	0	0	0	0	0	7	11	0.00	2.000

PITCHER	IP	WLS	BF	H	R	ER	SO	BB	IBB	HBP	BLK	WP	HR	S	P	ERA	WHIP

Chicago White Sox @ Texas Rangers

Rangers Ballpark in Arlington, Arlington, TX

Fri May 01 2009, 8:05 PM EDT

Att. 23,836 - Cloudy - 78 F

livebaseballscorecards.com

BOTTOM

Batter	1	2	3	4	5	6	7	8	9	AB	R	H	RBI	BB	SO	LOB
5 Ian Kinsler, R (1, 4) OBP: 0.379, SLG: 0.677	B SI 82 B FF 83 X SI 82 2-0 HR		B FF 83 B FF 81 X FF 82 2-0 ① SF8 3-H		F FF 83 B FF 84 S CU 70 B CU 68 X CH 77 2-2 ① G5-3		B SL 80 C FF 91 X SL 79 1-1 ③ F9			3	1	1	2	0	0	0
22 Marlon Byrd, R (1, 8) OBP: 0.319, SLG: 0.500	C SI 84 X CH 77 0-1 ① F8		B CU 69 X FF 82 1-0 ② F8		C FC 81 X CH 76 0-1 ② F9			F FF 91 B SL 79 C FF 92 S SL 80 1-3 ① K		4	0	0	0	0	1	0
10 Michael Young, R (1, 5) OBP: 0.370, SLG: 0.609	S SI 85 B SI 84 X CH 78 1-1 ② F8		B CU 68 S CU 68 F SI 86 F FF 87 B FF 85 X FF 86 2-2 25 2B 1B		B FF 85 F FF 84 X FF 84 1-1 1B			B SL 78 S FF 90 B FF 92 B FF 92 X FF 91 3-1 25 F8 2B		4	1	3	0	0	0	0
25 Andruw Jones, R (1, 7) OBP: 0.500, SLG: 0.750	C FF 85 B CU 68 B FC 80 F CH 78 C FF 86 2-3 ③ K		F CH 76 X SI 85 0-1 1-H 2B		F FF 81 B FF 81 S CH 81 X FF 86 1-2 ③ F7			X SL 79 0-0 ② F8 2-3		4	0	1	1	0	1	2
9 Hank Blalock, L (1, 10) OBP: 0.277, SLG: 0.551		C FC 78 H SI 82 1-1 17 G4-6-3 HBP	B CU 70 C FC 80 X FC 81 1-1 ③ F7			F SI 83 X CU 70 0-1 ① G3		X FF 91 0-0 ③ G5-3		3	0	0	0	0	0	2
17 Nelson Cruz, R (1, 9) OBP: 0.333, SLG: 0.513		X SI 81 0-0 ① ② G4-6-3 1-2f		S CH 76 B CU 69 X CH 76 1-1 ① G6-3		C CH 75 B FC 80 B FC 81 X FC 78 2-1 ② G6-3			C SL 86 C SL 88 B CU 83 B CU 82 F FF 94 S SL 86 2-3 ① K	4	0	0	0	0	1	1
19 Chris Davis, L (1, 3) OBP: 0.284, SLG: 0.425		X FF 85 0-0 1B		X SI 82 0-0 ② L1		B CH 80 C FC 77 F CU 69 B FF 81 T SI 84 2-2 ③ K			F FF 94 S CU 82 F FF 95 B CU 80 B CH 82 B FF 95 F FF 93 B SL 87 4-2 BB	3	0	1	0	1	1	0
2 Taylor Teagarden, R (1, 2) OBP: 0.250, SLG: 0.160		F SI 83 B CH 76 X CH 78 1-1 ③ P6		C SI 84 B CH 76 F CH 77 X CH 76 1-2 1B			C FF 90 S FF 90 X SL 80 0-2 ① P4		C FF 93 B FF 93 X SL 84 1-1 ② P4	4	0	1	0	0	0	2
1 Elvis Andrus, R (1, 6) OBP: 0.290, SLG: 0.390			B FC 79 F FC 76 T FC 82 B FF 86 B CH 78 F CH 78 X FF 81 3-2 5 SF8 3B	B FF 84 B FF 86 C FC 80 F CH 77 X FF 84 2-2 ③ F8			B FF 91 C FF 90 B FF 90 X FF 89 2-1 ② G5-3		B FF 94 X FF 92 1-0 ③ G1-3	3	1	1	0	0	0	1
7 David Murphy, L (9, PH) OBP: 0.275, SLG: 0.188										1	0	0	0	0	0	1

Inning Stats	1	2	3	4	5	6	7	8	9
	R: 1 E: 0 K: 1 S: 8 H: 1 LOB: 0 BB: 0 P: 13	R: 0 E: 0 K: 0 S: 5 H: 1 LOB: 1 BB: 0 P: 7	R: 2 E: 0 K: 0 S: 14 H: 3 LOB: 1 BB: 0 P: 23	R: 0 E: 0 K: 0 S: 9 H: 1 LOB: 1 BB: 0 P: 13	R: 0 E: 0 K: 0 S: 10 H: 1 LOB: 1 BB: 0 P: 14	R: 0 E: 0 K: 1 S: 7 H: 0 LOB: 0 BB: 0 P: 11	R: 0 E: 0 K: 0 S: 7 H: 0 LOB: 0 BB: 0 P: 10	R: 0 E: 0 K: 1 S: 7 H: 1 LOB: 1 BB: 0 P: 11	R: 0 E: 0 K: 1 S: 11 H: 0 LOB: 1 BB: 1 P: 19

	AB	33
	R	3
	H	8
	RBI	3
	BB	1
	SO	4
	LOB	9

	1B: 4	SF: 1	WP: 0	PA: 36
	2B: 2	SAC: 0	PB: 0	
	3B: 1	DP: 1	SB: 0	
	HR: 1	HBP: 1	CS: 0	

PITCHER		IP	WLS	BF	H	R	ER	SO	BB	IBB	HBP	BLK	WP	HR	S	P	ERA	WHIP
56 Mark Buehrle, L ERA: 3.3	(1, 1)	6.0	W	25	7	3	3	2	0	0	1	0	0	1	53	81	4.50	1.167
26 Octavio Dotel, R ERA:	(7, 1)	1.0	H	3	0	0	0	0	0	0	0	0	0	0	7	10	0.00	0.000
71 Scott Linebrink, R ERA: 1.0	(8, 1)	1.0	H	4	1	0	0	1	0	0	0	0	0	0	7	11	0.00	1.000
45 Bobby Jenks, R ERA: 2.0	(9, 1)	1.0	S	4	0	0	0	1	1	0	0	0	0	0	11	19	0.00	1.000

PITCHER	IP	WLS	BF	H	R	ER	SO	BB	IBB	HBP	BLK	WP	HR	S	P	ERA	WHIP

Chicago White Sox @ Texas Rangers

Rangers Ballpark in Arlington, Arlington, TX

Sat May 02 2009, 8:05 PM EDT

Att. 26,673 - Rain - 64 F

TOP

livebaseballscorecards.com

Batter	1	2	3	4	5	6	7	8	9	AB	R	H	RBI	BB	SO	LOB
17 Chris Getz, L (1, 4) OBP: 0.381, SLG: 0.439	B FF 88 C FF 89 X FF 88 1-1 ① G1-3	C FF 88 X FF 89 0-1 ③ F7			C FF 88 B CU 80 B FF 86 F FF 88 X SL 80 2-2 ③ G6-3		B SI 85 F SI 85 B SL 77 F SI 86 F SL 78 X CH 78 2-2 7 1B 25 2B 2B		B FF 92 C FF 92 S FF 92 X FS 85 1-2 ② F8	5	1	1	0	0	0	1
7 Josh Fields, R (1, 5) OBP: 0.358, SLG: 0.373	B FF 88 F FF 88 B FF 88 F FF 86 X SL 82 2-2 20 1B 1B		C SL 82 F FF 89 S FF 89 0-3 ① K			B SI 91 F FF 91 B FF 92 X FF 92 2-1 ① F8	C SI 86 S SI 86 B CH 78 F SI 86 X SL 80 1-2 25 2B 2-3 1B		C FS 84 S FS 84 F FF 93 S FF 93 0-3 ③ K	5	0	2	0	0	2	0
20 Carlos Quentin, R (1, 7) OBP: 0.374, SLG: 0.561	F FF 88 C SL 84 F SL 85 B CH 80 X FF 88 1-2 1-2 1B		X FF 89 0-0 ② F9			X SI 92 0-0 ② L7	B CH 78 F SI 86 F SI 87 X SI 85 1-2 ② L6			4	0	1	0	0	0	2
25 Jim Thome, L (1, 10) OBP: 0.324, SLG: 0.476	B FF 88 C FF 88 F SL 82 S SL 82 1-3 ② K		C FF 89 S CH 78 B CH 79 B FF 89 B CH 78 S FF 90 3-3 ③ K			F FF 92 X CH 86 0-1 14 BB 23 HBP 12 HR 1B	X SL 79 1-3 3-H 0-0 2B			4	1	2	1	0	2	2
23 Jermaine Dye, R (1, 9) OBP: 0.341, SLG: 0.530 18 Brent Lillibridge, R (6, PR) OBP: 0.280, SLG: 0.190 (6, 8)	B FF 89 X FF 89 1-0 ③ G4-3			C SL 83 F FF 89 B CH 77 B SL 83 F FF 90 X FF 89 2-2 ① L9		B FF 91 B SI 90 F FF 92 B FF 92 H FF 91 4-1 14 BB 12 HR 1-2 HBP	B SI 82 C SI 82 S SL 74 S SL 75 1-3 ③ K			2 1	0 1	0 0	0 0	0 0	0 1	2 2
14 Paul Konerko, R (1, 3) OBP: 0.376, SLG: 0.494		B FF 89 H FF 89 2-0 12 1B 10 SF7 HBP		C FF 89 B SL 82 X FF 89 1-1 ② P3		C FF 91 B CU 79 B FF 91 F FF 92 F FF 92 B CU 80 B FF 93 4-2 12 HR 1-2 2-3 BB		S SI 83 C SL 74 B FF 85 H SI 83 2-2 10 G6-4-3 HBP		1	2	0	0	1	0	0
12 A.J. Pierzynski, L (1, 2) OBP: 0.297, SLG: 0.408		F FF 89 X CH 76 0-1 1-3 1B		B FF 88 F FF 88 B SL 83 X CH 77 2-1 ③ P2		X CH 86 0-0 1-H 2-H 3-H HR		B SI 82 X SI 82 1-0 ① L7		4	1	2	4	0	0	1
10 Alexei Ramirez, R (1, 6) OBP: 0.247, SLG: 0.260		C FF 88 X FF 90 0-1 ① SF7 3-H			B FF 86 C FF 86 C CU 79 X FF 88 1-2 ① L4	B CU 77 X FF 91 1-0 ③ F7		B SL 76 X SI 82 1-0 ②③ G6-4-3 1-2f		3	0	0	1	0	0	2
22 Scott Podsednik, L (1, 8) OBP: 0.250, SLG: 0.250 (6, 9)		B FF 89 B FF 89 B FF 89 C FF 88 X FF 89 3-1 ② F7			C FF 87 B FF 88 C FF 87 X SL 81 1-2 ② G1-3		B SI 85 C SI 86 X SI 86 1-1 ① G6-3		B FF 90 F FF 91 F FF 91 F FF 92 X FF 92 1-2 ① L4	4	0	0	0	0	0	1
Inning Stats	R: 0 E: 0 K: 1 S: 13 H: 2 LOB: 2 BB: 0 P: 19	R: 1 E: 0 K: 0 S: 8 H: 1 LOB: 1 BB: 0 P: 13	R: 0 E: 0 K: 2 S: 7 H: 0 LOB: 0 BB: 0 P: 10	R: 0 E: 0 K: 0 S: 8 H: 0 LOB: 0 BB: 0 P: 13	R: 0 E: 0 K: 0 S: 9 H: 0 LOB: 0 BB: 0 P: 13	R: 4 E: 0 K: 0 S: 11 H: 2 LOB: 1 BB: 1 P: 22	R: 1 E: 0 K: 1 S: 17 H: 3 LOB: 2 BB: 0 P: 23	R: 0 E: 0 K: 0 S: 4 H: 0 LOB: 0 BB: 0 P: 8	R: 0 E: 0 K: 1 S: 11 H: 0 LOB: 0 BB: 0 P: 13	1B: 5 2B: 2 3B: 0 HR: 1 SF: 1 SAC: 0 DP: 1 HBP: 3						

	AB	33
	R	6
	H	8
	RBI	6
	BB	1
	SO	5
	LOB	13

WP: 0 PB: 0 SB: 0 CS: 0 PA: 38

PITCHER		IP	WLS	BF	H	R	ER	SO	BB	IBB	HBP	BLK	WP	HR	S	P	ERA	WHIP
20 Brandon McCarthy, R ERA: 4.67	(1, 1)	5.0	W	19	3	1	1	3	0	0	1	0	0	0	45	68	1.80	0.600
46 Luis Mendoza, R ERA: 36.0	(6, 1)	1.0		7	2	4	4	0	1	0	1	0	0	1	11	22	36.00	3.000
18 Eddie Guardado, L ERA: 10.13	(7, 1)	0.2		5	3	1	1	0	0	0	0	0	0	0	14	19	13.50	4.500
56 Darren O'Day, R ERA:	(7, 1)	1.1	H	4	0	0	0	1	0	0	1	0	0	0	7	12	0.00	0.000
50 Frank Francisco, R ERA:	(9, 1)	1.0	S	3	0	0	0	1	0	0	0	0	0	0	11	13	0.00	0.000

PITCHER		IP	WLS	BF	H	R	ER	SO	BB	IBB	HBP	BLK	WP	HR	S	P	ERA	WHIP

Batter	1	2	3	4	5	6	7	8	9	AB	R	H	RBI	BB	SO	LOB
5 Ian Kinsler, R (1, 4) OBP: 0.389, SLG: 0.680	C SI 90 X SI 89 0-1 13 SH5-3 2B		S SL 84 B SL 86 B SL 86 B SL 85 B SI 90 4-1 13 SH1-4 9 HR 1-2 BB	B SL 84 X SL 84 1-0 13 2B 3-H 1B	B SI 87 C SI 86 D SL 78 F SL 80 F CH 76 F SL 80 S SL 81 2-3 ③ K			B CU 78 B FC 86 X SI 89 2-0 ② G6-3		4	2	2	1	1	1	1
13 Omar Vizquel, S (1, 6) OBP: 0.455, SLG: 0.450	X SL 88 0-0 ① SH5-3 2-3		B SL 89 L SL 88 B SI 89 X SL 88 2-1 ① SH1-4 1-2 2-3	1 SAFE C SI 88 1 SAFE X FF 89 0-1 9 2B 1-H		C SI 85 F SL 79 F SI 88 X CH 75 0-2 22 E 10 G3 1B		C SI 89 F FC 86 B FC 86 B CU 76 F FC 85 B CH 87 B CH 86 4-2 10 1B BB		2	1	2	1	1	0	0
10 Michael Young, R (1, 5) OBP: 0.362, SLG: 0.588	B SI 92 S SL 84 S SI 91 B SI 91 F SI 90 S SL 85 2-3 ② K		S SL 85 S SL 86 B SL 87 S SL 86 1-3 ② K	C SL 84 T CH 78 B FF 91 F FF 90 X FF 90 1-2 ② L9		C SI 86 1 SAFE F SL 85 1 SAFE X SL 79 0-2 ① G3 1-2		1 SAFE S SI 89 B SI 89 B FF 87 B FC 86 X FC 87 3-1 1-2 1B		5	0	1	0	0	2	5
9 Hank Blalock, L (1, 10) OBP: 0.295, SLG: 0.598	B FF 90 D FS 80 X FS 79 2-0 ③ G3-1		D SL 81 C FS 74 B FF 91 X FF 91 2-1 2-H 3-H HR	C SL 85 D SL 85 F FF 90 D CH 82 D CU 79 X FF 90 3-2 22 1B 2-H 2B		B CH 74 B CH 73 B CH 76 C SI 86 D CH 76 4-1 22 L3 BB		B FF 88 X FF 88 1-0 ③ G6-3		4	2	2	4	1	0	3
22 Marlon Byrd, R (1, 8) OBP: 0.316, SLG: 0.486		B SL 83 X SL 83 1-0 ① P4	F SI 91 S FS 76 B FS 76 B SL 85 X SI 91 2-2 ③ G3	F CU 78 S CH 80 X SL 81 0-2 2-H 1B		D SL 81 1 SAFE X SI 87 1-0 ②③ L3 1-1 2-3				4	0	1	1	0	0	2
7 David Murphy, L (1, 7) OBP: 0.295, SLG: 0.250	C SL 89 B FS 77 C SL 88 X FS 75 1-2 1B		C SI 87 S FS 75 B FS 76 X FS 75 1-2 17 2B 2B C FF 88 X CU 75 0-1 ③ P4				S FF 93 C FF 93 C FF 94 0-3 ① K			4	1	2	0	0	1	1
17 Nelson Cruz, R (1, 9) OBP: 0.330, SLG: 0.512	C SL 83 B SI 90 F SI 90 B FS 77 C SI 91 2-3 ② K			X SI 90 0-0 19 2B 2-H 2B	B SI 88 C SI 87 S SL 79 B SL 80 X SL 79 2-2 ① G6-3		B FF 94 F FF 93 X FF 92 1-1 ② G6-3			4	1	1	1	0	1	1
19 Chris Davis, L (1, 3) OBP: 0.282, SLG: 0.429	1 SAFE X SL 88 0-0 ③ G3			B FS 78 X FS 79 1-0 21 F8 5 1B 2-H 2B	B SI 88 S CH 77 S CH 77 F SL 82 X CH 75 1-2 ② L9		B SL 82 C FF 93 S FF 93 B FF 94 F FF 94 C SL 84 2-3 ③ K			4	1	1	1	0	1	1
21 Jarrod Saltalamacchia, S (1, 2) OBP: 0.313, SLG: 0.443			L FS 80 B FS 75 B FS 78 B SI 89 F SL 88 F FF 90 B SI 89 4-2 13 SH1-4 5 BB 9 HR BB	X FS 80 0-0 ① F8 2-3	B SI 89 B FF 88 F FF 86 S CH 76 X SL 81 2-2 E5 1B			B FC 85 X FC 85 1-0 ① G1-6-3		3	1	1	0	1	0	1
Inning Stats	R: 0 E: 0 K: 1 S: 8 H: 1 LOB: 1 BB: 0 P: 12	R: 0 E: 0 K: 1 S: 8 H: 1 LOB: 1 BB: 0 P: 12	R: 3 E: 0 K: 1 S: 14 H: 1 LOB: 0 BB: 2 P: 29	R: 6 E: 0 K: 0 S: 21 H: 7 LOB: 1 BB: 0 P: 28	R: 0 E: 1 K: 1 S: 15 H: 1 LOB: 1 BB: 0 P: 22	R: 0 E: 1 K: 0 S: 9 H: 1 LOB: 2 BB: 1 P: 14	R: 0 E: 0 K: 2 S: 9 H: 0 LOB: 0 BB: 0 P: 12	R: 0 E: 0 K: 0 S: 8 H: 1 LOB: 2 BB: 1 P: 19		1B: 6 2B: 7 3B: 0 HR: 1 SF: 0 SAC: 2 DP: 1 HBP: 0					WP: 0 PB: 0 SB: 0 CS: 0 PA: 40	

PITCHER	IP	WLS	BF	H	R	ER	SO	BB	IBB	HBP	BLK	WP	HR	S	P	ERA	WHIP
52 Jose Contreras, R (1, 1) ERA: 8.31	3.1	L	19	7	7	7	3	2	0	0	0	0	1	37	63	18.90	2.700
54 Clayton Richard, L (4, 1) ERA: 6.0	0.2		5	3	2	2	0	0	0	0	0	0	0	14	18	27.00	4.500
41 Lance Broadway, R (5, 1) ERA: 4.15	2.0		8	2	0	0	1	1	0	0	0	0	0	24	36	0.00	1.500
37 Matt Thornton, L (7, 1) ERA: 2.0	1.0		3	0	0	0	2	0	0	0	0	0	0	9	12	0.00	0.000
D.J. Carrasco, R (8, 1) ERA: 3.86	1.0		5	1	0	0	0	1	0	0	0	0	0	8	19	0.00	2.000

PITCHER	IP	WLS	BF	H	R	ER	SO	BB	IBB	HBP	BLK	WP	HR	S	P	ERA	WHIP

BOTTOM

Chicago White Sox @ Texas Rangers

Rangers Ballpark in Arlington, Arlington, TX

Sat May 02 2009, 8:05 PM EDT

Att. 26,673 - Rain - 64 F

livebaseballscorecards.com

AB	34
R	9
H	13
RBI	9
BB	4
SO	6
LOB	15

Chicago White Sox @ Texas Rangers

Rangers Ballpark in Arlington, Arlington, TX

Sun May 03 2009, 8:05 PM EDT

Att. 20,132 - Overcast - 64 F

livebaseballscorecards.com

TOP

Batter	1	2	3	4	5	6	7	8	9	AB	R	H	RBI	BB	SO	LOB
5 Jayson Nix, R (1, 4) OBP: 0.500, SLG: 0.667	B FF 90 C FF 91 S SI 90 F CH 80 F FF 92 B CH 79 X SI 93 2-2 ① G6-3		B CH 85 F SI 89 F CH 81 B FF 91 X SI 86 2-2 7 G3-6-1 1B		B FF 88 F CH 80 F CH 81 D CU 74 F FF 91 X FC 84 2-2 1-2 2-3 1B		B SL 80 B SL 81 X FF 88 2-0 ② SF9 3-H			3	0	2	1	0	0	0
7 Josh Fields, R (1, 5) OBP: 0.354, SLG: 0.360	C FF 90 S CH 81 B FF 94 B FC 84 B SI 89 F SI 92 F SI 92 H FF 91 4-2 HBP		1 SAFE F FF 87 B SI 88 1 SAFE X SI 86 1-1 ②③ G3-6-1 1-2f		C SI 88 B CH 80 C SI 89 S CH 75 1-3 ② K		D FF 87 B FF 87 F FF 87 S FC 88 S SL 81 2-3 ③ K			3	0	0	0	0	2	5
20 Carlos Quentin, R (1, 7) OBP: 0.359, SLG: 0.535	B CH 80 F SI 88 B CH 80 X FF 89 2-1 ② P6			C CU 75 B CH 79 F CH 85 X CU 68 1-2 ① G5-3	F SI 91 B SI 89 F CH 80 F FF 93 D CU 78 F CU 76 B FF 93 F CH 80 X FF 93 3-2 ③ F9			F SI 83 S SL 74 B SL 76 S FF 84 1-3 ① K		4	0	0	0	0	1	4
14 Paul Konerko, R (1, 10) OBP: 0.371, SLG: 0.494	B SI 88 C SI 90 S CH 81 F CH 80 B SI 89 C SI 89 2-3 ③ K			X FF 87 0-0 2B		B FF 87 C FF 86 B SL 80 X FF 87 2-1 ① G6-3		S SI 83 C SI 84 S SL 77 0-3 ② K		4	0	1	0	0	2	1
15 Wilson Betemit, S (1, 3) OBP: 0.345, SLG: 0.500		B SI 87 B SI 88 C FF 89 B FF 89 X SI 90 3-1 22 G3 2B		B SI 88 B CH 80 S CH 80 B SI 90 X CH 81 3-1 ② F7		B SL 79 S CH 80 B SL 80 F SI 88 X FF 88 2-2 ② F7		B FF 86 F SI 83 X SL 76 1-1 1B		4	0	2	0	0	0	1
44 Corky Miller, R (1, 2) OBP: 0.318, SLG: 0.316		B FF 89 C SI 89 C FF 89 X SI 92 1-2 ① G6-3		C SI 88 X CH 80 0-1 ③ L7		B FF 88 B FF 87 X FF 88 2-0 ③ P5		S SI 84 X SL 76 0-1 ③ G6-3		4	0	0	0	0	0	3
22 Scott Podsednik, L (1, 9) OBP: 0.167, SLG: 0.167		B FF 89 F FF 89 F FC 86 B FF 92 X FF 90 2-2 ② G3 2-3			C FC 87 B FC 82 C SI 87 B FC 82 B FF 90 X SI 89 3-2 ① G1-3		B SI 86 B SI 87 C FF 86 B FF 88 F FC 87 F FF 88 X FF 88 3-2 ① P5		B SI 92 C FF 92 F FC 91 B SI 92 X FF 92 2-2 ① G4-3	4	0	0	0	0	0	1
10 Alexei Ramirez, R (1, 6) OBP: 0.258, SLG: 0.284		S CH 83 D CH 82 F SI 89 B SI 91 F CH 81 S FF 93 2-3 ③ K			B CU 74 B SI 88 C SI 91 X FF 90 2-1 5 1B 18 1B 1B		C SL 81 B SL 81 F SL 81 X SL 81 1-2 18 1B 5 SF9 2B		F FF 93 X FC 89 0-1 ② G5-3	4	1	2	0	0	1	1
18 Brent Lillibridge, R (1, 8) OBP: 0.296, SLG: 0.217			X SI 87 0-0 ① G6-3		C SI 87 1 SAFE B SI 88 1 SAFE B CH 80 F SI 89 X CH 81 2-2 5 1B 1-2 1B		B FF 88 B FF 88 F FF 87 X FF 88 2-1 2-3 1B		X SL 88 0-0 ③ L8	4	0	2	0	0	0	0
Inning Stats	R: 0 E: 0 K: 1 S: 15 H: 0 LOB: 1 BB: 0 P: 25	R: 0 E: 0 K: 1 S: 12 H: 1 LOB: 1 BB: 0 P: 20	R: 0 E: 0 K: 0 S: 6 H: 1 LOB: 0 BB: 0 P: 9	R: 0 E: 0 K: 0 S: 8 H: 1 LOB: 1 BB: 0 P: 12	R: 0 E: 0 K: 1 S: 21 H: 3 LOB: 3 BB: 0 P: 34	R: 0 E: 0 K: 0 S: 6 H: 0 LOB: 0 BB: 0 P: 12	R: 1 E: 0 K: 1 S: 13 H: 2 LOB: 1 BB: 0 P: 23	R: 0 E: 0 K: 2 S: 10 H: 1 LOB: 1 BB: 0 P: 12	R: 0 E: 0 K: 0 S: 6 H: 0 LOB: 0 BB: 0 P: 8							

	AB	34
	R	1
	H	9
	RBI	1
	BB	0
	SO	6
	LOB	16

PITCHER		IP	WLS	BF	H	R	ER	SO	BB	IBB	HBP	BLK	WP	HR	S	P	ERA	WHIP
54 Matt Harrison, L ERA: 6.41	(1, 1)	5.0	W	21	6	0	0	3	0	0	1	0	0	0	62	100	0.00	1.200
28 Jason Jennings, R ERA: 4.3	(6, 1)	2.0		8	2	1	1	1	0	0	0	0	0	0	19	35	4.50	1.000
56 Darren O'Day, R ERA:	(8, 1)	1.0		4	1	0	0	2	0	0	0	0	0	0	10	12	0.00	1.000
36 C.J. Wilson, L ERA: 5.4	(9, 1)	1.0		3	0	0	0	0	0	0	0	0	0	0	6	8	0.00	0.000

PITCHER		IP	WLS	BF	H	R	ER	SO	BB	IBB	HBP	BLK	WP	HR	S	P	ERA	WHIP

1B: 6	SF: 1	WP: 0	PA: 36
2B: 3	SAC: 0	PB: 0	
3B: 0	DP: 1	SB: 0	
HR: 0	HBP: 1	CS: 0	

Batter	1	2	3	4	5	6	7	8	9	AB	R	H	RBI	BB	SO	LOB
5 Ian Kinsler, R (1, 4) OBP: 0.389, SLG: 0.703	B SI 90 B FF 90 F FF 91 B FF 91 C FF 90 X FF 92 3-2 HR		C CU 76 F CU 75 X SI 91 0-2 ① F9		B SI 88 F CH 81 B CH 81 B SI 88 S CH 81 F SI 90 X CH 82 3-2 1 SH1-3 10 1B 1B	C FF 90 B FF 91 B FF 89 S FF 91 B FF 91 F FF 89 X SL 79 3-2 ② SF7 3-H		B FC 87 X SI 89 1-0 ②③ G1-2-3 3-Hf		4	2	2	2	0	0	3
1 Elvis Andrus, R (1, 6) OBP: 0.308, SLG: 0.419	C FF 90 C SI 91 B FF 91 X CU 79 1-2 E8 25 G1-3 1B		B SI 90 X FC 86 1-0 10 S 25 1B 2B		B FF 90 1 SAFE C SI 89 1 SAFE B CH 80 X FF 90 2-1 ① SH1-3 1-2	B FF 90 X FF 90 1-0 ③ FC5-4 1-2f				3	1	2	0	0	0	1
10 Michael Young, R (1, 5) OBP: 0.367, SLG: 0.584	B CU 76 C FC 86 B FF 91 S CH 82 S CH 83 2-3 ① K		B SI 91 X CH 84 1-0 ② G3 2-3		C CU 76 F FF 91 F CH 80 B FF 90 B SI 91 F CU 76 X CH 81 2-2 9 FC3-6 25 BB 2-H 1B		B CU 80 C SI 90 B CH 76 F FC 87 B CU 72 X FF 88 3-2 25 G5-4-3 1B			4	0	2	1	0	1	2
25 Andruw Jones, R (1, 7) OBP: 0.500, SLG: 0.718	B FC 84 X CH 82 1-0 ② G1-3 2-3		F CH 83 B FF 91 X CH 84 1-1 3-H 1B		B FF 90 F CH 80 B FC 86 B FC 85 B CH 81 4-1 9 FC3-6 1-2 BB		1 SAFE F SI 90 F FC 86 X SI 90 0-2 ①② G5-4-3 1-2f			3	0	1	1	1	0	2
9 Hank Blalock, L (1, 10) OBP: 0.283, SLG: 0.570	B SI 92 C FC 86 S FC 85 B FF 90 X FC 86 2-2 ③ G4-3		S FC 86 1 SAFE S FC 86 S FC 85 0-3 ③ K		S FC 85 X FC 85 0-1 ② FC3-6 1-2f 2-3		C CU 74 B CU 74 X SI 91 1-1 ③ G5-3			4	0	0	0	0	1	4
22 Marlon Byrd, R (1, 8) OBP: 0.325, SLG: 0.500		B FF 89 B FF 89 X FF 89 2-0 ① F8		S FC 85 B FF 89 X FF 89 1-1 17 1B 19 G4-6-3 2B	B CH 80 S CH 82 S CH 82 X FF 90 1-2 ③ P6			C SL 78 X SI 89 0-1 17 2B 5 G1-2-3 1B		4	1	2	0	0	0	2
17 Nelson Cruz, R (1, 9) OBP: 0.347, SLG: 0.534		B SI 90 C CH 82 B SI 91 X FF 90 2-1 ② L7		F FF 90 B CU 77 C CH 79 X FC 85 1-2 19 G4-6-3 2-3 1B		C CU 74 C CU 75 B CU 75 B SI 89 X CH 82 2-2 2 1B 19 S 5 SF7 1B		1 SAFE C SI 89 B FC 86 1 SAFE C FC 86 F FF 88 1 SAFE B CU 72 X SI 89 2-2 1-3 2B		4	1	3	0	0	0	0
19 Chris Davis, L (1, 3) OBP: 0.281, SLG: 0.413		F FF 90 X FC 85 0-1 E3		F FC 85 C CH 83 X FC 86 0-2 ①② G4-6-3 1-2f 3-H		S FF 90 S FC 84 B FC 86 S FF 91 1-3 ① K 1-2		I IN 61 I IN 63 I IN 63 I IN 66 4-0 IBB		3	0	0	0	1	1	2
2 Taylor Teagarden, R (1, 2) OBP: 0.250, SLG: 0.172		C FF 90 S SI 91 B FF 90 B CU 78 X FF 92 2-2 ③ F9		X SI 90 0-0 ③ F9		B FF 90 C CU 75 S FF 89 F SI 90 F FF 90 B FF 90 X FF 90 2-2 1 FC5-4 2-3 1B		B FC 87 S SI 89 S FC 87 B FC 86 S FC 87 2-3 ① K		4	0	1	0	0	1	4
Inning Stats	R: 1 E: 1 K: 1 S: 13 H: 2 LOB: 1 BB: 0 P: 22	R: 0 E: 1 K: 0 S: 8 H: 0 LOB: 1 BB: 0 P: 14	R: 1 E: 0 K: 1 S: 10 H: 2 LOB: 1 BB: 0 P: 13	R: 1 E: 0 K: 0 S: 9 H: 2 LOB: 0 BB: 0 P: 11	R: 1 E: 0 K: 0 S: 17 H: 2 LOB: 2 BB: 1 P: 29	R: 1 E: 0 K: 1 S: 16 H: 2 LOB: 1 BB: 0 P: 25	R: 0 E: 0 K: 0 S: 8 H: 1 LOB: 0 BB: 0 P: 12	R: 0 E: 0 K: 1 S: 10 H: 2 LOB: 2 BB: 1 P: 19		1B: 9 2B: 3 3B: 0 HR: 1 SF: 1 SAC: 1 DP: 3 HBP: 0					

PITCHER		IP	WLS	BF	H	R	ER	SO	BB	IBB	HBP	BLK	WP	HR	S	P	ERA	WHIP
50 John Danks, L ERA: 3.81	(1, 1)	5.1	L	27	10	5	5	3	1	0	0	0	0	1	68	105	8.44	2.062
26 Octavio Dotel, R ERA:	(6, 1)	0.2		2	0	0	0	0	0	0	0	0	0	0	5	9	0.00	0.000
D.J. Carrasco, R ERA: 3.38	(7, 1)	2.0		8	3	0	0	1	0	1	0	0	0	0	18	31	0.00	1.500

PITCHER	IP	WLS	BF	H	R	ER	SO	BB	IBB	HBP	BLK	WP	HR	S	P	ERA	WHIP

BOTTOM

Chicago White Sox @ Texas Rangers

Rangers Ballpark in Arlington, Arlington, TX

Sun May 03 2009, 8:05 PM EDT

Att. 20,132 - Overcast - 64 F

livebaseballscorecards.com

AB	33
R	5
H	13
RBI	4
BB	2
SO	4
LOB	20

WP: 0 PA: 37
PB: 0
SB: 2
CS: 0

Chicago White Sox @ Kansas City Royals

Kauffman Stadium, Kansas City, MO

Mon May 04 2009, 7:10 PM CDT

Att. 21,827 - Cloudy - 67 F

livebaseballscorecards.com

TOP

Batter	1	2	3	4	5	6	7	8	9	AB	R	H	RBI	BB	SO	LOB
17 Chris Getz, L (1, 4) OBP: 0.358, SLG: 0.410	C FF 90 F FF 94 B FF 95 D SL 83 F FF 94 F SL 86 S SL 88 2-3 ① K			B FF 92 B FF 93 C FF 92 F FF 92 B FF 95 X SL 82 3-2 ① G3-1		B FF 96 X FF 95 1-0 ② F9			C FF 94 X CU 70 0-1 ① G4-3	4	0	0	0	0	1	1
5 Jayson Nix, R (1, 5) (8, 9) OBP: 0.375, SLG: 0.571	C SI 94 B CU 72 B FF 96 F FF 94 X SL 85 2-2 ② G5-3			C CU 74 B FF 95 B CU 77 C CU 75 S SL 87 2-3 ② K		X SL 87 0-0 ③ G3-1			B SL 84 F FF 93 B CU 70 F FF 94 B FF 95 F SL 83 X SL 85 3-2 25 DI 2B	4	0	1	0	0	1	1
20 Carlos Quentin, R (1, 7) OBP: 0.346, SLG: 0.511	B SI 95 X FF 94 1-0 ③ P6			C SL 83 F FF 95 S SL 87 0-3 ③ K			B SI 93 X SL 83 1-0 ① G6-3		X SL 86 0-0 ② F7	4	0	0	0	0	1	1
25 Jim Thome, L (1, 10) OBP: 0.307, SLG: 0.448		X FF 94 0-0 ① F8			C FF 93 S FF 93 S SL 85 0-3 ① K		B FF 95 C FF 94 F SI 95 S FF 96 1-3 ② K		C FF 95 B FF 95 X FF 95 1-1 ③ P5 2-3	4	0	0	0	0	2	1
14 Paul Konerko, R (1, 3) OBP: 0.360, SLG: 0.478		C FF 93 F SI 94 S SL 87 0-3 ② K			C CU 69 B FF 96 B FF 94 X FF 96 2-1 ② F8		C CU 71 B FF 94 X FF 96 1-1 ③ F8			3	0	0	0	0	1	0
12 A.J. Pierzynski, L (1, 2) OBP: 0.312, SLG: 0.419		B FF 93 F FF 92 F FF 94 B FF 97 D SL 87 S SL 86 3-3 ③ K			X FF 95 0-0 1B			X CU 74 0-0 22 10 G6-4-3 1B		3	0	2	0	0	1	0
10 Alexei Ramirez, R (1, 6) OBP: 0.261, SLG: 0.286			B CU 72 B SI 92 C CU 74 C SL 84 S SL 86 2-3 ① K		S SL 86 X SI 94 0-1 ③ G5-3			B FF 92 F SL 84 S SL 83 X SL 84 1-2 22 G6-4-3 1-2 1B		3	0	1	0	0	1	1
22 Scott Podsednik, L (1, 9) (8, 8) OBP: 0.267, SLG: 0.333			X FF 94 0-0 18 CS 1B			C CU 74 T FF 93 B SI 94 B SL 84 F SL 87 X SL 84 2-2 2B		B SI 95 C FF 96 X SI 96 1-1 ① ② G6-4-3 1-2f 2-3		3	0	2	0	0	0	2
18 Brent Lillibridge, R (1, 8) OBP: 0.286, SLG: 0.208 15 Wilson Betemit, S (8, PH) (8, 5) OBP: 0.333, SLG: 0.483			1 SAFE B SI 92 S SL 83 X FF 94 1-1 ② ③ P3 1-2			C SL 84 F FF 94 B SL 86 S SL 88 1-3 ① K		S FF 95 B FF 95 S SL 82 S SL 86 1-3 ③ K		2 1	0 0	0 0	0 0	0 0	1 1	2 1
Inning Stats	R: 0 E: 0 K: 1 S: 9 H: 0 LOB: 0 BB: 0 P: 14	R: 0 E: 0 K: 2 S: 7 H: 0 LOB: 0 BB: 0 P: 10	R: 0 E: 0 K: 1 S: 6 H: 1 LOB: 0 BB: 0 P: 9	R: 0 E: 0 K: 2 S: 9 H: 0 LOB: 0 BB: 0 P: 14	R: 0 E: 0 K: 1 S: 8 H: 1 LOB: 1 BB: 0 P: 10	R: 0 E: 0 K: 1 S: 9 H: 1 LOB: 1 BB: 0 P: 13	R: 0 E: 0 K: 1 S: 6 H: 0 LOB: 0 BB: 0 P: 9	R: 0 E: 0 K: 1 S: 9 H: 2 LOB: 1 BB: 0 P: 12	R: 0 E: 0 K: 0 S: 9 H: 1 LOB: 1 BB: 0 P: 13	1B: 4 2B: 2 3B: 0 HR: 0 SF: 0 SAC: 0 DP: 1 HBP: 0						

AB	31
R	0
H	6
RBI	0
BB	0
SO	10
LOB	10

WP: 0 PA: 31
PB: 0
SB: 0
CS: 1

PITCHER		IP	WLS	BF	H	R	ER	SO	BB	IBB	HBP	BLK	WP	HR	S	P	ERA	WHIP
23 Zack Greinke, R ERA: 0.4	(1, 1)	9.0	W	31	6	0	0	10	0	0	0	0	0	0	72	104	0.00	0.667

PITCHER	IP	WLS	BF	H	R	ER	SO	BB	IBB	HBP	BLK	WP	HR	S	P	ERA	WHIP

BOTTOM

Chicago White Sox @ Kansas City Royals

Kauffman Stadium, Kansas City, MO

Mon May 04 2009, 7:10 PM CDT

Att. 21,827 - Cloudy - 67 F

livebaseballscorecards.com

Batter	1	2	3	4	5	6	7	8	9	AB	R	H	RBI	BB	SO	LOB
2 Coco Crisp, S (1, 8) OBP: 0.339, SLG: 0.440	C FF 89 X FF 90 0-1 ① G3		C FF 89 B FF 90 C SI 89 S SI 93 1-3 ① K	B SI 87 B CH 81 X SI 89 2-0 ② F8		1 SAFE 1 SAFE B CH 80 B FF 93 B FF 91 C FF 91 S FF 91 X CH 82 3-2 ②③ G6-3 1-2		S FF 93 X SI 92 0-1 ③ G6-3		5	0	0	0	0	1	2
9 David DeJesus, L (1, 7) OBP: 0.303, SLG: 0.407	B FF 88 F SI 89 X FF 90 1-1 ② F7		C SI 90 C CH 83 X SI 91 0-2 HR	B SI 90 C SI 89 B SL 80 S SI 81 S FF 94 2-3 ③ K			X FF 92 0-0 11 BB 1B			4	1	2	1	0	1	0
24 Mark Teahen, L (1, 5) OBP: 0.381, SLG: 0.451	B SI 89 C SI 89 B CH 81 F SI 89 C SI 89 2-3 ③ K		B CH 83 X SI 91 1-0 16 1B 11 G5-3 1B		X SI 86 0-0 ① F9		X SL 86 0-0 ① P5			4	1	1	0	0	1	1
11 Jose Guillen, R (1, 9) OBP: 0.389, SLG: 0.532 35 Mitch Maier, L (7, PR) OBP: 0.333, SLG: 0.227 (8, 9)		C SI 88 B SI 88 B SI 88 X SI 88 2-1 13 1B 13 E 17 1B 1B	1 SAFE C SI 87 B SI 88 F SI 86 B SI 88 B SI 90 X CH 84 3-2 ② G5-3 1-2		B SI 88 F CH 81 F CH 82 B SI 89 B SI 91 B SI 91 4-2 16 G5-3 BB		1 SAFE B SI 91 B CH 76 B CU 76 B SI 90 4-0 1-2 BB			2 0	1 0	1 0	0 0	2 0	0 0	1 0
16 Billy Butler, R (1, 3) OBP: 0.341, SLG: 0.380		B SI 87 1 SAFE C SI 86 B SI 88 C SI 86 B SI 88 F SI 88 F FF 92 C SI 88 3-3 ① K	C SI 88 F SI 88 B FF 94 X SI 88 1-2 17 2B 2-H 1B		C SI 88 X SI 88 0-1 ② G5-3 1-2		X FF 92 0-0 ② P6			4	0	1	1	0	1	4
17 Mike Jacobs, L (1, 10) OBP: 0.319, SLG: 0.463		X SI 89 0-0 13 E 1-2 1B	X CH 82 0-0 1-3 2B		C SI 91 C SI 90 B SI 91 F SI 91 B SI 91 B SI 91 B SI 90 4-2 BB		S SL 86 B SI 93 X FF 91 1-1 ③ G3			3	0	2	0	1	0	2
13 Alberto Callaspo, S (1, 4) OBP: 0.435, SLG: 0.561		B SI 90 F SI 88 F SI 91 X SI 90 1-2 E9 1-3 2-H 1B	I IN 74 I IN 76 I IN 77 I IN 72 4-0 IBB		B SI 89 X SI 90 1-0 ③ F7			C CU 74 B FF 93 X FF 92 1-1 ① F9		3	0	1	0	1	0	2
21 Miguel Olivo, R (1, 2) OBP: 0.250, SLG: 0.368		C SI 88 F SI 88 B SI 90 S SL 83 1-3 ② K	S SL 82 S SI 92 B SI 92 C SI 91 1-3 ③ K			B SL 88 B CH 78 S CH 79 F CH 80 F FF 94 F FF 94 X FF 93 2-2 2 CS 1B		C CU 77 F SL 88 S FF 95 0-3 ② K		4	0	1	0	0	3	5
30 Mike Aviles, R (1, 6) OBP: 0.231, SLG: 0.307		B SI 87 S SI 88 F SI 88 B SI 89 B SI 89 F SL 83 C SI 91 3-3 ③ K		B SI 88 B SI 88 B SI 87 C SI 89 C SI 87 X SI 88 3-2 ① G1-3		1 SAFE B FF 90 S CH 78 X CU 77 1-1 ① F7		B FF 94 F FF 94 F FF 96 B SL 82 X CH 84 2-2 1B		4	0	1	0	0	1	3
Inning Stats	R: 0 E: 0 K: 1 S: 7 H: 0 LOB: 0 BB: 0 P: 10	R: 1 E: 1 K: 3 S: 18 H: 3 LOB: 2 BB: 0 P: 28	R: 2 E: 0 K: 2 S: 17 H: 4 LOB: 3 BB: 1 P: 28	R: 0 E: 0 K: 1 S: 7 H: 0 LOB: 0 BB: 0 P: 14	R: 0 E: 0 K: 0 S: 9 H: 0 LOB: 2 BB: 2 P: 18	R: 0 E: 0 K: 0 S: 10 H: 1 LOB: 0 BB: 0 P: 16	R: 0 E: 0 K: 0 S: 5 H: 1 LOB: 2 BB: 1 P: 10	R: 0 E: 0 K: 1 S: 11 H: 1 LOB: 1 BB: 0 P: 14		1B: 8 2B: 1 3B: 0 HR: 1 SF: 0 SAC: 0 DP: 0 HBP: 0				WP: 0 PB: 0 SB: 0 CS: 1 PA: 37		

	AB	33
	R	3
	H	10
	RBI	2
	BB	4
	SO	8
	LOB	20

PITCHER		IP	WLS	BF	H	R	ER	SO	BB	IBB	HBP	BLK	WP	HR	S	P	ERA	WHIP
40 Bartolo Colon, R ERA: 4.05	(1, 1)	5.0	L	25	7	3	2	7	2	1	0	0	0	1	58	98	3.60	1.800
54 Clayton Richard, L ERA: 4.8	(6, 1)	3.0		12	3	0	0	1	1	0	0	0	0	0	26	40	0.00	1.333

PITCHER	IP	WLS	BF	H	R	ER	SO	BB	IBB	HBP	BLK	WP	HR	S	P	ERA	WHIP

Chicago White Sox @ Kansas City Royals

Kauffman Stadium, Kansas City, MO

Tue May 05 2009, 7:10 PM CDT

Att. 13,401 - Cloudy - 65 F

livebaseballscorecards.com

TOP

Batter	1	2	3	4	5	6	7	8	9	10	11	AB	R	H	RBI	BB	SO	LOB
17 Chris Getz, L (1, 4) OBP: 0.342, SLG: 0.379	C FF 92 X FC 89 0-1 G4-3 ①	B FF 92 1 SAFE 1 SAFE D CH 83 F FF 93 X CH 84 2-1 F9 ③		B FC 90 B FF 91 B SI 91 C FF 91 B FF 91 4-1 7 G4-3 7 WP 20 1B BB	B CH 85 F CH 83 B SI 94 B CH 83 F FF 94 X CH 86 3-2 G4-3 ③		C SL 83 S SL 83 F SL 84 S SL 84 0-3 K ②		B SI 92 C SI 92 C FC 89 B CH 86 S CU 79 2-3 K ①		5	1	0	0	1	2	4
7 Josh Fields, R (1, 5) OBP: 0.352, SLG: 0.391	B FF 93 F SI 91 F CH 84 C FF 94 1-3 K ②		B FF 91 B FF 91 X FC 85 2-0 HR	B FF 91 F SI 90 1 SAFE S FF 92 F FF 90 D CH 83 X FC 88 2-2 G4-3 ② 1-3		S FF 92 F FF 94 B SI 96 S CH 85 1-3 K ①	D CH 84 X CH 84 1-0 F9 ③			B SI 92 C FC 89 X SI 93 1-1 20 WP 1B		6	1	2	1	0	2	3
20 Carlos Quentin, R (1, 7) OBP: 0.363, SLG: 0.516	B FC 89 F FF 93 H SI 92 2-1 25 BB HBP		B CU 77 F FF 92 F CU 76 X FF 92 1-2 G6-3 ①	X CH 85 0-0 25 S 1B 3-H	X SI 95 0-0 25 BB 1B			X FC 91 0-0 25 G1-6-3 1B		S CU 79 B FF 93 B SI 93 B FC 89 C CU 78 X FF 92 3-2 F9 ② 1-2		5	0	3	1	0	0	1
25 Jim Thome, L (1, 10) OBP: 0.321, SLG: 0.429	B FC 88 B SI 93 F CH 84 S CH 84 B FF 94 B FC 89 4-2 1-2 BB		B CH 85 B FC 88 C FF 91 S FF 89 B FF 93 B CH 84 4-2 23 HR BB	D CH 85 C FF 92 B CH 84 X FF 92 2-1 P2 ③ 1-2	S FF 95 D CH 83 B CH 86 B CH 85 B SI 85 4-1 1-2 BB			B FF 91 X CH 86 1-0 G1-6-3 ① ② 1-2f		B FF 91 C FF 91 B CH 88 C CU 79 S CU 81 2-3 K ③		3	1	0	0	3	1	3
23 Jermaine Dye, R (1, 9) OBP: 0.340, SLG: 0.551	B FF 92 S FC 87 F FF 94 B FC 88 S FC 89 2-3 K ③		X FF 92 0-0 1-H HR		B CU 74 C FF 92 B CH 82 X FC 86 2-1 12 1B 10 1B 1B	B SI 93 C CH 83 S SI 95 F SI 96 B SI 95 C CH 88 2-3 K ②		B CU 79 B FC 90 C SI 94 C SI 93 B FF 91 X SI 92 3-2 P2 ③			C SL 80 B FF 95 B FF 95 F SL 81 F FF 95 F SL 80 S FF 94 2-3 K ①	6	2	2	2	0	3	4
14 Paul Konerko, R (1, 3) OBP: 0.358, SLG: 0.469		B FF 92 B CU 77 F FF 93 X CH 83 2-1 10 G6-4-3 12 1B 22 1B 1B	C FF 92 F FF 92 B FC 88 B FF 89 X FF 93 2-2 12 G3-1 1B		B FF 92 S CH 82 C SL 82 C SI 95 1-3 K ①	C CH 84 S SI 97 X CH 85 0-2 L8 ③			S SI 92 X FC 90 0-1 G6-3 ①		C FF 94 B FF 94 X FF 95 1-1 F8 ②	6	1	2	0	0	1	3
12 A.J. Pierzynski, L (1, 2) OBP: 0.349, SLG: 0.481		B SI 92 B SI 91 X FF 93 2-0 10 G6-4-3 1-2 1B	D CH 86 C FF 92 B FC 89 F CH 85 X CU 79 2-2 G3-1 ② 1-2		F CH 86 F CH 83 B SI 95 F FF 96 X CH 86 1-2 10 1B 22 SF9 1-3 1B		B FF 91 F SL 83 X FF 90 1-1 10 G1 2B		B FF 93 B CH 88 X FF 93 2-0 3B		C SL 80 F FF 95 B FF 95 B SL 80 B SL 79 B SL 79 4-2 BB	5	1	4	0	1	0	1
10 Alexei Ramirez, R (1, 6) OBP: 0.255, SLG: 0.278		C FF 92 S CU 76 B FF 93 B FF 92 X FC 88 2-2 ① G6-4-3 ② 1-2f 2-3	F FF 92 B FF 92 S CU 78 B FF 93 F CU 78 X FC 89 2-2 G6-3 ③		S SL 83 X SL 83 0-1 22 SF9 22 S 1-3 3-H 1B		B SL 77 S FF 90 F FF 90 D CH 86 X CH 85 2-2 ① G1 2-3		B SI 93 C CU 79 D SI 94 S SI 93 S CU 80 2-3 ② K		C SL 80 S FF 94 B SL 83 S SL 82 2-3 ③ K	6	0	1	1	0	2	6
22 Scott Podsednik, L (1, 8) OBP: 0.300, SLG: 0.368		D CH 85 C FF 93 S CH 85 B CU 79 X CH 84 2-2 3-H 1B		C FF 91 B CU 76 C CH 84 X FC 87 1-2 ① F7	B SI 93 F CH 84 1 SAFE B CH 86 B FF 94 X CH 85 3-1 ② SF9 1-3 3-H		B FF 90 X SL 83 1-0 1B		B SI 93 B SI 94 C FC 91 B SI 92 X FF 91 3-1 ③ G4-3			4	0	2	2	0	0	1
Inning Stats	R: 0 E: 0 K: 2 S: 11 H: 0 LOB: 2 BB: 1 P: 20	R: 1 E: 0 K: 0 S: 11 H: 3 LOB: 1 BB: 0 P: 21	R: 3 E: 0 K: 0 S: 17 H: 3 LOB: 1 BB: 1 P: 30	R: 1 E: 0 K: 0 S: 11 H: 1 LOB: 1 BB: 1 P: 20	R: 2 E: 0 K: 1 S: 16 H: 3 LOB: 1 BB: 0 P: 26	R: 0 E: 0 K: 2 S: 12 H: 1 LOB: 2 BB: 1 P: 19	R: 0 E: 0 K: 1 S: 11 H: 2 LOB: 2 BB: 0 P: 16	R: 0 E: 0 K: 0 S: 5 H: 1 LOB: 0 BB: 0 P: 9	R: 0 E: 0 K: 1 S: 8 H: 1 LOB: 1 BB: 0 P: 15	R: 0 E: 0 K: 2 S: 11 H: 1 LOB: 1 BB: 0 P: 19	R: 0 E: 0 K: 2 S: 12 H: 0 LOB: 1 BB: 1 P: 21	1B: 12 2B: 1 3B: 1 HR: 2 SF: 1 SAC: 0 DP: 2 HBP: 1	WP: 2 PB: 0 SB: 2 CS: 0 PA: 53						

PITCHER		IP	WLS	BF	H	R	ER	SO	BB	IBB	HBP	BLK	WP	HR	S	P	ERA	WHIP
28 Kyle Davies, R ERA: 5.88	(1, 1)	4.0		23	8	6	6	2	3	0	1	0	1	2	52	95	13.50	2.750
51 Robinson Tejeda, R ERA: 1.69	(5, 1)	2.0		10	3	1	1	3	1	0	0	0	0	0	26	41	4.50	2.000
32 Ron Mahay, L ERA: 5.19	(7, 1)	1.0		5	2	0	0	1	0	0	0	0	0	0	11	16	0.00	2.000
34 Jamey Wright, R ERA: 1.45	(8, 1)	3.0		11	3	0	0	3	0	0	0	0	1	0	24	43	0.00	1.000
37 Juan Cruz, R ERA: 2.19	(11, 1)	1.0	W	4	0	0	0	2	1	0	0	0	0	0	12	21	0.00	1.000

PITCHER		IP	WLS	BF	H	R	ER	SO	BB	IBB	HBP	BLK	WP	HR	S	P	ERA	WHIP

AB	46
R	7
H	16
RBI	7
BB	5
SO	11
LOB	26

Batter	1	2	3	4	5	6	7	8	9	10	11	AB	R	H	RBI	BB	SO	LOB
2 Coco Crisp, S (1, 8) OBP: 0.363, SLG: 0.441	C FF 92 X SI 94 0-1 G5-3 ①		F SI 92 B CU 80 X CH 84 1-1 1B		B FF 92 B FF 91 B FF 91 C FF 90 B FF 90 4-1 24 S 9 B2-3 BB	C FF 94 B FF 95 C FF 95 B FF 96 B FF 94 B FF 95 4-2 1-2 2-3 3-H BB		L FF 93 L FO 85 S FO 82 F FF 94 B SL 81 B FF 94 F FF 94 F SI 94 F SI 94 4-2 B FO 83 9 G6-3 9 S BB		B SI 93 B FF 90 C FF 89 B FF 90 C FF 90 B FF 90 4-2 BB		2	0	1	1	4	0	0
9 David DeJesus, L (1, 7) OBP: 0.286, SLG: 0.381	X FF 93 0-0 F8 ②		C SI 89 F FF 92 D CU 80 B CU 80 B CH 82 X SI 93 3-2 G3-1 ③		X SI 92 0-0 B2-3 ② 1-2	C FF 96 F FF 95 S FF 96 0-3 K ③		C FF 93 B SI 94 F SI 93 F FF 94 B FF 95 F FO 84 B FF 94 F SI 94 X FF 94 3-2 G6-3 ② 1-3		B FC 87 F FF 89 P PO 80 1 SAFE 1 SAFE F FF 88 F FF 88 1 SAFE B FF 90 3-2 1 SAFE X FF 90 G4-3 ③		6	0	0	0	0	1	7
24 Mark Teahen, L (1, 5) OBP: 0.387, SLG: 0.448	B FF 93 F FF 93 B FF 93 X FF 94 2-1 F8 ③			X FF 93 0-0 16 F9 11 1B 17 HR 1B	B FC 88 S SI 93 S CU 80 S CU 80 1-3 K ③ 2-3		C FF 94 X FF 95 0-1 11 BB 16 2B 1B	I IN 70 I IN 70 I IN 69 I IN 64 4-0 IBB			B CH 78 C SI 90 S CH 77 S SL 82 1-3 K ①	5	2	2	0	1	2	1
11 Jose Guillen, R (1, 9) OBP: 0.414, SLG: 0.531 35 Mitch Maier, L (7, PR) OBP: 0.345, SLG: 0.217 (8, 9)		B FF 92 B FF 92 X FF 92 2-0 G4-3 ①		B FF 91 B FF 92 X FF 92 2-0 17 HR 1-2 1B	S FC 86 B CU 79 B FF 91 B FF 91 B FF 92 4-1 16 1B 16 WP 13 2B BB	B FF 91 B FF 91 B FF 91 B FF 92 4-0 16 2B 13 F7-2 1-2 BB	B FO 83 X FF 92 1-0 F9 ③			B SL 82 B CH 78 B SI 90 B SI 89 4-0 8 1B 14 1B BB	2 1	2 1	1 0	0 0	2 1	0 0	0 2
16 Billy Butler, R (1, 3) OBP: 0.347, SLG: 0.398 8 Willie Bloomquist, R (7, PR) OBP: 0.463, SLG: 0.556 (8, 3)		B FC 87 X FF 93 1-0 F9 ②		B CH 87 B SI 93 B SI 92 C FF 93 X FF 93 3-1 F9 ① 2-3	B SI 92 C FC 86 S FC 85 X FC 87 1-2 13 2B 2 BB 1-3 1B	F FF 92 B FF 92 D SL 81 S FF 90 B FF 93 X FF 92 3-2 13 F7-2 1-3 2-H 2B	B FF 89 X FF 89 1-0 G1-3 ①			C SI 89 D SL 80 1 SAFE 1 SAFE X SI 87 1-1 14 1B 17 S 1-3 1B	4 2	1 0	2 1	1 0	0 0	0 0	2 0
17 Mike Jacobs, L (1, 10) OBP: 0.320, SLG: 0.483		C FF 94 B FF 93 B FC 88 B FF 94 C SI 94 X FF 94 3-2 F8 ③		S FC 88 B FC 88 B SI 92 X SI 93 2-1 1-H 3-H HR	B FF 95 C FF 94 F FF 94 B FF 95 F FF 96 S FF 96 2-3 K ① 1B	B FF 92 F CU 78 F FF 92 B CU 77 F CU 76 B CU 76 4-2 13 F7-2 BB			B FC 89 C FC 89 F FC 88 C SL 78 1-3 K ②	F SL 82 D SL 82 B CH 77 F SL 83 D SL 84 F CH 77 X SL 83 3-2 L5 ② 1-2	5	1	1	3	1	2	4
13 Alberto Callaspo, S (1, 4) OBP: 0.439, SLG: 0.598			B FF 92 S CH 83 X FF 93 1-1 HR	F FC 86 C CU 80 S CU 80 0-3 K ②	S FF 95 X FF 95 0-1 2 BB 1-3 3-H 2B	F FF 91 D CU 79 X FF 91 1-1 F7-2 ① ② 1-2 2-3 3-H			B SI 92 B FF 90 C FF 89 X FF 89 2-1 G3 ③	I IN 75 I IN 76 I IN 75 4-0 14 1B IBB	5	1	2	2	1	1	3
14 John Buck, R (1, 2) OBP: 0.317, SLG: 0.536			C FF 92 B FC 87 S FC 87 X CU 79 1-2 F9 ①	B FC 87 S FC 86 X FC 85 1-1 G4-3 ③	S FF 94 C FF 95 B FF 96 S FF 94 1-3 K ②	B FF 92 S SL 81 F FF 92 B FF 93 B SL 82 C CU 80 3-3 K ③				C FF 89 F FF 88 X SL 76 0-2 F8 ① X SL 83 0-0 1-2 2-3 3-H 1B	6	0	1	1	0	2	4
30 Mike Aviles, R (1, 6) OBP: 0.229, SLG: 0.293			C SI 92 B CU 80 B FC 86 B SI 92 X FF 93 3-1 G5-3 ②		C FC 86 B CU 79 C FC 85 B CU 80 X CU 79 2-2 G6-3 ①	B FF 94 B FF 94 B FF 94 C FF 94 C FF 95 B FF 94 4-2 2 BB BB		F SI 93 B SL 81 X SI 93 1-1 G4-3 ①		F SL 81 B SL 81 F FF 90 B FF 93 B CU 76 X SI 92 3-2 P4 ②	4	0	0	0	1	0	0
Inning Stats	R: 0 E: 0 K: 0 S: 5 H: 0 LOB: 0 BB: 0 P: 7	R: 0 E: 0 K: 0 S: 5 H: 0 LOB: 0 BB: 0 P: 11	R: 1 E: 0 K: 0 S: 12 H: 2 LOB: 1 BB: 0 P: 21	R: 3 E: 0 K: 1 S: 11 H: 3 LOB: 0 BB: 0 P: 19	R: 0 E: 0 K: 1 S: 8 H: 0 LOB: 1 BB: 1 P: 15	R: 2 E: 0 K: 3 S: 20 H: 2 LOB: 3 BB: 3 P: 36	R: 1 E: 0 K: 1 S: 13 H: 2 LOB: 2 BB: 2 P: 28	R: 0 E: 0 K: 0 S: 15 H: 0 LOB: 2 BB: 2 P: 28	R: 0 E: 0 K: 1 S: 6 H: 0 LOB: 0 BB: 0 P: 10	R: 0 E: 0 K: 0 S: 13 H: 0 LOB: 1 BB: 1 P: 22	R: 1 E: 0 K: 1 S: 10 H: 2 LOB: 3 BB: 2 P: 23	1B: 7 2B: 3 3B: 0 HR: 2 SF: 0 SAC: 0 DP: 1 HBP: 0						

PITCHER		IP	WLS	BF	H	R	ER	SO	BB	IBB	HBP	BLK	WP	HR	S	P	ERA	WHIP
34 Gavin Floyd, R ERA: 6.29	(1, 1)	5.0		23	6	6	6	2	2	0	0	0	1	2	45	82	10.80	1.600
37 Matt Thornton, L ERA: 2.7	(6, 1)	1.0	H	7	2	1	1	3	2	0	0	0	0	0	18	29	9.00	4.000
26 Octavio Dotel, R ERA:	(7, 1)	1.0	B	5	1	0	0	1	2	0	0	0	0	0	11	26	0.00	3.000
71 Scott Linebrink, R ERA: 0.9	(8, 1)	1.0		5	0	0	0	0	1	1	0	0	0	0	15	28	0.00	1.000
D.J. Carrasco, R ERA: 3.0	(9, 1)	2.0		7	0	0	0	1	1	0	0	0	0	0	19	32	0.00	0.500

PITCHER		IP	WLS	BF	H	R	ER	SO	BB	IBB	HBP	BLK	WP	HR	S	P	ERA	WHIP
41 Lance Broadway, R ERA: 5.4	(11, 1)	0.2	L	6	2	1	1	1	1	1	0	0	0	0	10	23	13.50	4.500

BOTTOM

Chicago White Sox @ Kansas City Royals

Kauffman Stadium, Kansas City, MO

Tue May 05 2009, 7:10 PM CDT

Att. 13,401 - Cloudy - 65 F

livebaseballscorecards.com

AB	42
R	8
H	11
RBI	8
BB	11
SO	8
LOB	23

WP: 1 PA: 53
PB: 0
SB: 3
CS: 0

Batter	1	2	3	4	5	6	7	8	9	AB	R	H	RBI	BB	SO	LOB
28 Curtis Granderson, L (1, 8) OBP: 0.323, SLG: 0.518	C SI 87 B FF 83 F FF 89 X FC 75 1-2 ① G3			C FF 83 B SI 88 B SI 87 B FF 85 X FF 90 3-1 ① F7			B SI 86 X SI 87 1-0 ① L3		F FF 98 B CH 84 B FF 98 F FC 97 X FC 93 2-2 24 F9, 14 1B, 1B	4	0	1	0	0	0	0
14 Placido Polanco, R (1, 4) OBP: 0.314, SLG: 0.400	C FF 88 X SI 87 0-1 ② G6-3			B FF 89 B SI 82 C SI 89 C FF 86 X FF 91 2-2 ② P3			C FF 87 F FF 88 X FF 90 0-2 30 BB, 2B		F FF 98 F FF 96 F FC 94 B FF 98 B FF 96 X SL 86 2-2 1-2, 1B	4	0	2	0	0	0	0
34 Clete Thomas, L (1, 9) OBP: 0.556, SLG: 0.857	C FF 88 S FF 89 B FF 89 B FF 84 X FF 88 2-2 ③ G4-3			C CU 74 B SI 89 S SI 88 B FC 76 S CU 72 2-3 ③ K			B FF 85 F FC 83 B SI 87 B SI 87 B FF 88 4-1 30 BB, BB		B FF 96 C FF 98 C FF 96 S SL 84 1-3 ① K	3	0	0	0	1	2	2
24 Miguel Cabrera, R (1, 3) OBP: 0.460, SLG: 0.630		B SI 86 C SI 89 C CH 81 X CH 81 1-2 ① G6-3			B FF 85 F CH 80 F FF 90 X FF 90 1-2 ① G4-3		F CH 81 B CH 81 B FF 85 X CH 81 2-1 ② F8		S FF 96 X FC 93 0-1 ② F9 2-3	4	0	0	0	0	0	4
30 Magglio Ordonez, R (1, 10) OBP: 0.313, SLG: 0.284		B CU 72 X FF 89 1-0 ② P3			B SI 82 S FF 86 F FF 84 S CH 81 1-3 ② K		B CU 69 B FF 84 F CH 79 C FF 88 B CU 72 B FC 83 4-2 1-2, 2-3, BB		B FF 98 B FF 97 B FF 98 C FC 98 C FF 98 F FF 97 F FF 98 F FF 98 C FF 98 3-3 ③ K	3	0	0	0	1	2	2
12 Gerald Laird, R (1, 2) OBP: 0.341, SLG: 0.333		B SI 87 B SI 88 F SI 87 X CH 82 2-1 ③ F8			B FF 90 C FF 84 B FF 90 X SI 82 2-1 ③ G6-3		B CH 80 C FF 87 B FC 82 F FF 86 B FF 90 X FF 89 3-2 ③ F8			3	0	0	0	0	0	3
15 Brandon Inge, R (1, 5) OBP: 0.398, SLG: 0.589			B FF 84 F CH 80 C CU 71 X FF 89 1-2 ① F8			F CH 80 F CH 80 B FF 90 C FF 89 1-3 ① K		C FF 86 B FF 87 S CU 71 B FF 88 X CH 80 2-2 ① F7		3	0	0	0	0	1	0
25 Ryan Raburn, R (1, 7) OBP: 0.250, SLG: 0.063			B FF 90 B FF 90 C SI 82 F FC 85 F FF 89 X FF 89 2-2 ② G6-3			X FF 89 0-0 ② F8		C CH 79 B CU 69 B CU 71 X SI 83 2-1 ② F7		3	0	0	0	0	0	0
4 Adam Everett, R (1, 6) OBP: 0.306, SLG: 0.379			B FF 86 X FF 85 1-0 ③ P3			C FF 88 S CH 81 B SI 82 S SI 82 1-3 ③ K		S SI 86 S CH 79 F SI 88 F FF 88 F FF 90 T CH 80 0-2 ③ K		3	0	0	0	0	2	0
Inning Stats	R: 0 E: 0 K: 0 S: 8 H: 0 LOB: 0 BB: 0 P: 11	R: 0 E: 0 K: 0 S: 6 H: 0 LOB: 0 BB: 0 P: 10	R: 0 E: 0 K: 0 S: 8 H: 0 LOB: 0 BB: 0 P: 12	R: 0 E: 0 K: 1 S: 8 H: 0 LOB: 0 BB: 0 P: 15	R: 0 E: 0 K: 1 S: 8 H: 0 LOB: 0 BB: 0 P: 12	R: 0 E: 0 K: 2 S: 7 H: 0 LOB: 0 BB: 0 P: 9	R: 0 E: 0 K: 0 S: 12 H: 1 LOB: 3 BB: 2 P: 26	R: 0 E: 0 K: 1 S: 11 H: 0 LOB: 0 BB: 0 P: 15	R: 0 E: 0 K: 2 S: 18 H: 2 LOB: 2 BB: 0 P: 26	1B: 2 2B: 1 3B: 0 HR: 0	SF: 0 SAC: 0 DP: 0 HBP: 0	WP: 0 PB: 0 SB: 0 CS: 0	PA: 32			

PITCHER	IP	WLS	BF	H	R	ER	SO	BB	IBB	HBP	BLK	WP	HR	S	P	ERA	WHIP
56 Mark Buehrle, L (1, 1) ERA: 2.61	8.0	W	27	1	0	0	5	2	0	0	0	0	0	68	110	0.00	0.375
45 Bobby Jenks, R (9, 1) ERA: 1.8	1.0		5	2	0	0	2	0	0	0	0	0	0	18	26	0.00	2.000

PITCHER	IP	WLS	BF	H	R	ER	SO	BB	IBB	HBP	BLK	WP	HR	S	P	ERA	WHIP

TOP

Detroit Tigers @ Chicago White Sox

U.S. Cellular Field, Chicago, IL

Thu May 07 2009, 8:11 PM EDT
Att. 27,475 - Partly Cloudy - 62 F

livebaseballscorecards.com

AB	30
R	0
H	3
RBI	0
BB	2
SO	7
LOB	11

BOTTOM

Detroit Tigers @ Chicago White Sox

U.S. Cellular Field, Chicago, IL

Thu May 07 2009, 8:11 PM EDT
Att. 27,475 - Partly Cloudy - 62 F

livebaseballscorecards.com

Batter	1	2	3	4	5	6	7	8	9	AB	R	H	RBI	BB	SO	LOB
17 Chris Getz, L (1, 4) OBP: 0.364, SLG: 0.397	B SI 90 B SI 89 B SI 90 B SI 89 4-0 20 G5-3 23 1B BB	B SI 90 X SI 92 1-0 2B		C SI 94 X CH 85 0-1 ③ F7			B SI 98 B SI 97 B FF 96 C FF 96 B FF 97 4-1 BB			2	1	1	0	2	0	0
7 Josh Fields, R (1, 5) OBP: 0.339, SLG: 0.375	C SI 92 X SI 93 0-1 ① F8	B SL 87 C SL 87 B SI 92 X SI 92 2-1 ② G4-3			B SI 92 B SL 87 F SI 91 F SI 92 B SL 85 C SL 87 3-3 ① K		D SL 84 F FF 98 S FF 99 B FF 98 F FF 97 S SL 87 2-3 ② K			4	0	0	0	0	2	3
20 Carlos Quentin, R (1, 7) OBP: 0.350, SLG: 0.495	B SI 92 S SI 91 X SL 87 1-1 ② G5-3 1-2	X SI 92 0-0 ③ G5-3			S SL 88 S SL 87 X SL 88 0-2 ② G6-3		X SL 85 0-0 ③ P3			4	0	0	0	0	0	3
25 Jim Thome, L (1, 10) OBP: 0.318, SLG: 0.411	C SL 87 D SL 88 B SL 87 B SI 94 B SL 87 4-1 23 1B 14 2B BB		F SI 93 X SI 93 0-1 ① G6-3		T SI 94 X CH 85 0-1 ③ G6-3			B SI 97 B FF 96 X SI 97 2-0 ① F7		3	1	0	0	1	0	0
23 Jermaine Dye, R (1, 9) OBP: 0.337, SLG: 0.538	B SI 95 C SI 94 B SI 94 S SL 88 F SI 93 X SL 88 2-2 14 2B 1-2 2-H 1B		C SL 88 B SI 93 X SL 87 1-1 ② G3			C SI 93 B SI 94 C SL 86 F SI 95 B SI 95 F SL 88 S SL 87 2-3 ① K		C SL 85 C SL 84 B SL 83 X FF 96 1-2 ② P6		4	1	1	1	0	1	0
14 Paul Konerko, R (1, 3) OBP: 0.364, SLG: 0.490	F SI 95 B SL 88 X SI 93 1-1 12 HR 1-H 2-H 2B		B SL 86 B SI 93 C SI 93 F SI 94 X SL 88 2-2 ③ F9			F SI 94 X SI 94 0-1 2B		B FF 98 X FF 97 1-0 E6		4	1	2	2	0	0	0
12 A.J. Pierzynski, L (1, 2) OBP: 0.345, SLG: 0.506	S SI 93 F SI 93 X SL 87 0-2 2-H HR			B SI 92 X SI 92 1-0 ① G4-3		X SI 86 0-0 ② F9		B FF 98 X SL 86 1-0 ③ G3		4	1	1	2	0	0	2
5 Jayson Nix, R (1, 6) OBP: 0.364, SLG: 0.800	B SI 94 B SI 93 X SI 91 2-0 ③ P3			B SI 91 X SL 86 1-0 HR		D SI 94 C SL 89 F SI 93 F SL 88 B SI 93 C SL 88 2-3 ③ K				3	1	1	1	0	1	1
22 Scott Podsednik, L (1, 8) OBP: 0.261, SLG: 0.318		C SI 90 X SI 90 0-1 ① G1		C SI 92 C CH 83 B SI 94 X SI 87 1-2 ② G4-3			C SI 97 X SI 97 0-1 ① G5-3			3	0	0	0	0	0	0
Inning Stats	R: 5 H: 3 E: 0 LOB: 0 K: 0 BB: 2 S: 15 P: 29	R: 0 H: 1 E: 0 LOB: 1 K: 0 BB: 0 S: 6 P: 9	R: 0 H: 0 E: 0 LOB: 0 K: 0 BB: 0 S: 7 P: 10	R: 1 H: 1 E: 0 LOB: 0 K: 0 BB: 0 S: 7 P: 10	R: 0 H: 0 E: 0 LOB: 0 K: 1 BB: 0 S: 8 P: 11	R: 0 H: 1 E: 0 LOB: 1 K: 2 BB: 0 S: 12 P: 16	R: 0 H: 0 E: 0 LOB: 1 K: 1 BB: 1 S: 8 P: 14	R: 0 H: 0 E: 1 LOB: 1 K: 0 BB: 0 S: 6 P: 11		1B: 1 SF: 0 2B: 3 SAC: 0 3B: 0 DP: 0 HR: 2 HBP: 0				WP: 0 PA: 34 PB: 0 SB: 0 CS: 0		

	AB	R	H	RBI	BB	SO	LOB
AB	31						
R	6						
H	6						
RBI	6						
BB	3						
SO	4						
LOB	9						

PITCHER		IP	WLS	BF	H	R	ER	SO	BB	IBB	HBP	BLK	WP	HR	S	P	ERA	WHIP
58 Armando Galarraga, R ERA: 4.08	(1, 1)	6.0	L	26	6	6	6	3	2	0	0	0	0	2	55	85	9.00	1.333
45 Ryan Perry, R ERA: 2.92	(7, 1)	2.0		8	0	0	0	1	1	0	0	0	0	0	14	25	0.00	0.500

PITCHER	IP	WLS	BF	H	R	ER	SO	BB	IBB	HBP	BLK	WP	HR	S	P	ERA	WHIP

Batter	1	2	3	4	5	6	7	8	9	AB	R	H	RBI	BB	SO	LOB
5 Ian Kinsler, R (1, 4) OBP: 0.375, SLG: 0.634	B SI 96 B FF 94 F SI 95 S SL 89 B FF 95 F FF 94 B SI 90 4-2 13 S 13 1B BB	B FF 90 C SI 96 B SI 92 C SI 95 B FF 95 X SI 95 3-2 ② FC6-4 13 WP 1-2f 2-3 3-H		X SI 94 0-0 ② SH5-3 1-2 3-H		C FC 92 X SL 80 0-1 2-3 1B		B FF 97 B CH 86 S CH 86 F FF 98 F FF 98 S SL 86 2-3 ③ K		3	1	1	2	1	1	2
13 Omar Vizquel, S (1, 6) (5, 5) OBP: 0.464, SLG: 0.538	B FF 94 1 SAFE C FF 93 P PO 94 B FF 94 X FF 93 3-1 25 S 1-H 1B	1 SAFE B SL 84 S FS 80 B FS 79 X FS 81 2-1 ③ P5 1-2 3-H		B FF 93 F SL 82 D FS 77 B FS 80 X FF 92 3-1 2-H 2B		C SI 92 B FF 92 B FF 91 X SI 93 2-1 ② P4			F SI 92 X CH 79 0-1 ① G1-3	5	0	2	2	0	0	3
10 Michael Young, R (1, 5) OBP: 0.369, SLG: 0.598 1 Elvis Andrus, R (5, 6) OBP: 0.291, SLG: 0.410	B SI 95 C SI 94 1 SAFE X SI 95 1-1 ① F8	F SI 92 B FS 79 X SI 93 1-1 ① P4		B FC 89 B SI 92 S FC 89 F FC 90 F FC 90 D FC 84 T FC 90 3-2 ③ K		C FC 92 B FC 91 B FC 83 S FC 92 X FC 85 2-2 ③ G4-3			B SI 93 X FF 92 1-0 22 25 FC5-4 BB 1B	3 2	0 0	0 1	0 0	0 0	1 0	2 2
25 Andruw Jones, R (1, 10) OBP: 0.500, SLG: 0.660	1 SAFE 1 SAFE B SI 89 F SI 88 F SI 94 B SL 89 D SL 90 D FF 94 4-2 22 G4-6-3 1-2 BB	B SI 95 S SL 88 S SI 90 B FS 80 X SI 96 2-2 ② F9	B FC 81 S FC 90 B FC 91 X SI 92 2-1 ① G5-3			X FC 90 0-0 1B			C SL 82 S SL 82 D SL 85 D SL 85 B SL 84 B CH 79 4-2 22 FC5-4 1-2 BB	3	0	1	0	2	0	0
22 Marlon Byrd, R (1, 8) OBP: 0.327, SLG: 0.505	X SI 95 0-0 ②③ G4-6-3 1-2f	S SI 89 B FS 80 B SI 89 F SL 88 B FF 96 F SI 95 X SI 95 3-2 2B	C FC 91 C SL 79 B SL 79 F FF 95 B SL 76 S FC 91 2-3 ② K			B SI 92 X FC 90 1-0 ① F7			B SI 92 X SI 92 1-0 ② FC5-4 1-2f 2-3	5	0	1	0	0	1	5
17 Nelson Cruz, R (1, 9) OBP: 0.333, SLG: 0.518		F SI 91 S FF 90 B FF 90 F FS 81 B FS 78 F SI 96 S FF 90 2-3 ① K	S SL 88 S SL 88 S SL 89 0-3 ③ K		B FC 93 F FC 92 C SL 79 C SI 91 1-3 ③ K		S FC 84 S FC 84 S FC 84 0-3 ② K		B FF 92 S CH 80 D SL 84 X SL 84 2-1 ③ F9	5	0	0	0	0	4	4
7 David Murphy, L (1, 7) OBP: 0.317, SLG: 0.320		B SL 87 B SI 94 C FF 93 C FF 94 X SI 95 2-2 E5 2 1B 19 1B 5 FC6-4		B SL 81 S FF 92 F SL 83 B FF 94 X SL 82 2-2 19 WP 5 SH5-3 2B		C SL 77 B SL 78 F CH 84 X FC 93 1-2 19 WP 2 2B 1B	B FF 96 F FF 94 X SI 97 1-1 ③ G6-3			4	3	2	0	0	0	1
19 Chris Davis, L (1, 3) OBP: 0.284, SLG: 0.444		X FF 93 0-0 5 2 FC6-4 1B 13 WP 1-2 1B		F SL 85 S FS 79 B FS 79 S FS 78 1-3 ① K 2-3		C FC 92 C SL 79 1 SAFE B SL 78 S FC 85 1-3 ① K 1-2		B FF 90 B FF 93 B FF 92 C SI 95 F SI 93 S FF 96 3-3 ① K		4	1	1	0	0	3	2
2 Taylor Teagarden, R (1, 2) OBP: 0.306, SLG: 0.250		F SI 96 X SL 89 0-1 5 FC6-4 1-2 2-3 1B		H SI 95 1-0 5 SH5-3 13 2B HBP		F SI 95 B FC 82 B FC 92 X FC 91 2-1 5 1B 2-H 2B		B CU 75 F FF 95 S CH 85 B SI 87 S SI 88 2-3 ② K		3	1	2	1	0	1	0
Inning Stats	R: 1 H: 1 E: 0 LOB: 1 K: 0 BB: 2 S: 11 P: 22	R: 2 H: 2 E: 1 LOB: 1 K: 1 BB: 0 S: 16 P: 25	R: 0 H: 1 E: 0 LOB: 1 K: 1 BB: 0 S: 12 P: 18	R: 2 H: 2 E: 0 LOB: 1 K: 2 BB: 0 S: 13 P: 23	R: 0 H: 0 E: 0 LOB: 0 K: 2 BB: 0 S: 9 P: 14	R: 1 H: 3 E: 0 LOB: 2 K: 1 BB: 0 S: 15 P: 23	R: 0 H: 1 E: 0 LOB: 1 K: 1 BB: 0 S: 7 P: 9	R: 0 H: 0 E: 0 LOB: 0 K: 3 BB: 0 S: 10 P: 17	R: 0 H: 1 E: 0 LOB: 2 K: 0 BB: 1 S: 8 P: 16	1B: 7 SF: 0 2B: 4 SAC: 1 3B: 0 DP: 1 HR: 0 HBP: 1						

PITCHER		IP	WLS	BF	H	R	ER	SO	BB	IBB	HBP	BLK	WP	HR	S	P	ERA	WHIP
52 Jose Contreras, R ERA: 8.19	(1, 1)	3.2	L	20	6	5	3	3	2	0	1	0	2	0	48	81	7.36	2.182
D.J. Carrasco, R ERA: 3.0	(4, 1)	3.0		13	4	1	1	5	0	0	0	0	1	0	33	50	3.00	1.333
54 Clayton Richard, L ERA: 4.41	(7, 1)	1.1		4	0	0	0	3	0	0	0	0	0	0	12	20	0.00	0.000
41 Lance Broadway, R ERA: 4.5	(9, 1)	1.0		5	1	0	0	0	1	0	0	0	0	0	8	16	0.00	2.000

PITCHER	IP	WLS	BF	H	R	ER	SO	BB	IBB	HBP	BLK	WP	HR	S	P	ERA	WHIP

TOP

Texas Rangers @ Chicago White Sox

U.S. Cellular Field, Chicago, IL

Fri May 08 2009, 8:11 PM EDT
Att. 21,326 - Cloudy - 64 F

livebaseballscorecards.com

AB	37
R	6
H	11
RBI	5
BB	3
SO	11
LOB	21

Texas Rangers @ Chicago White Sox

U.S. Cellular Field, Chicago, IL

Fri May 08 2009, 8:11 PM EDT

Att. 21,326 - Cloudy - 64 F

livebaseballscorecards.com

BOTTOM

Batter	1	2	3	4	5	6	7	8	9	AB	R	H	RBI	BB	SO	LOB
17 Chris Getz, L (1, 4) OBP: 0.358, SLG: 0.389	B FF 92 B FF 92 C FF 92 X SI 91 2-1 ① G4-3		C FF 94 X FF 92 0-1 ③ G4-3			C FF 94 B FC 88 B SI 93 X FF 94 2-1 7 G5-4-3 1-2 1B		B FC 87 F SI 92 X SI 93 1-1 ③ G4-3		4	0	1	0	0	0	2
7 Josh Fields, R (1, 5) OBP: 0.336, SLG: 0.370	C FF 93 X SI 94 0-1 20 CS 1B			X SI 91 0-0 ① G1-3		T CH 85 S FF 95 B SI 95 X CH 85 1-2 ② ③ G5-4-3 1-2f			B SI 90 B FF 91 C FF 92 B SI 93 C FF 92 S FF 93 3-3 ① K	4	0	1	0	0	1	2
20 Carlos Quentin, R (1, 7) OBP: 0.339, SLG: 0.476	B SI 93 F SI 93 F CH 82 B FF 94 D FC 88 S SI 94 3-3 ② ③ K 1-2			B FF 94 F FF 92 X FF 93 1-1 ② F8			B SI 92 F FF 93 B SI 93 C FF 94 X SI 93 2-2 ① F7		F FF 94 X SI 93 0-1 ② G1-3	4	0	0	0	0	1	1
25 Jim Thome, L (1, 10) OBP: 0.303, SLG: 0.390		B SI 90 F SI 90 S FC 88 B CH 81 T SI 94 2-2 ① K		B SI 94 B SI 92 X SI 92 2-0 ③ G3			B SI 92 X SI 94 1-0 ② G4-3		B FF 94 B SI 92 C FF 96 F SI 94 X SI 95 2-2 ③ G4-3	4	0	0	0	0	1	0
23 Jermaine Dye, R (1, 9) OBP: 0.337, SLG: 0.531		B FF 95 B FF 94 X SI 93 2-0 1B			B SI 92 B SI 92 C FF 92 T FF 92 C FF 93 2-3 ① K		F SI 96 B CH 85 F FF 94 F CU 80 F FF 97 X FF 94 1-2 ③ F9			3	0	1	0	0	1	0
14 Paul Konerko, R (1, 3) OBP: 0.354, SLG: 0.476		F SI 94 X SI 93 0-1 ② F8			C SI 96 B CH 85 X FF 94 1-1 ② P4			C SI 90 B FF 91 X FF 93 1-1 E4 18 1B		3	0	0	0	0	0	1
12 A.J. Pierzynski, L (1, 2) OBP: 0.333, SLG: 0.488		F FF 95 D FC 90 X SI 94 1-1 ③ G4-3			C FF 96 F FF 98 B FC 86 F SI 93 X FC 89 1-2 ③ G4-3			X SI 91 0-0 ① P3		3	0	0	0	0	0	2
5 Jayson Nix, R (1, 6) OBP: 0.357, SLG: 0.667			C SI 93 B CH 83 F SI 93 B FF 96 B CH 84 X SI 94 3-2 ① F7			B SI 90 B SI 92 B FF 92 B FF 94 4-0 17 1B BB		C SI 92 B FF 94 X CH 84 1-1 ② F7		2	0	0	0	1	0	1
18 Brent Lillibridge, R (1, 8) OBP: 0.288, SLG: 0.216			X SI 94 0-0 ② L9			B SI 92 C FF 93 F FF 93 C FF 95 1-3 ① K		C FF 93 S FF 94 F CU 76 F FF 95 X CU 76 0-2 1-2 1B		3	0	1	0	0	1	1
Inning Stats	R: 0 E: 0 K: 1 S: 7 H: 1 LOB: 1 BB: 0 P: 12	R: 0 E: 0 K: 1 S: 8 H: 1 LOB: 1 BB: 0 P: 13	R: 0 E: 0 K: 0 S: 6 H: 0 LOB: 0 BB: 0 P: 9	R: 0 E: 0 K: 0 S: 4 H: 0 LOB: 0 BB: 0 P: 7	R: 0 E: 0 K: 1 S: 9 H: 0 LOB: 0 BB: 0 P: 13	R: 0 E: 0 K: 1 S: 8 H: 1 LOB: 1 BB: 1 P: 16	R: 0 E: 0 K: 0 S: 9 H: 0 LOB: 0 BB: 0 P: 13	R: 0 E: 1 K: 0 S: 12 H: 1 LOB: 2 BB: 0 P: 15	R: 0 E: 0 K: 1 S: 8 H: 0 LOB: 0 BB: 0 P: 13	1B: 4 2B: 1 3B: 0 HR: 0 SF: 0 SAC: 0 DP: 2 HBP: 0						

PITCHER	IP	WLS	BF	H	R	ER	SO	BB	IBB	HBP	BLK	WP	HR	S	P	ERA	WHIP
54 Matt Harrison, L (1, 1) ERA: 4.79	9.0	W	31	4	0	0	5	1	0	0	0	0	0	71	111	0.00	0.556

PITCHER	IP	WLS	BF	H	R	ER	SO	BB	IBB	HBP	BLK	WP	HR	S	P	ERA	WHIP

AB	30
R	0
H	4
RBI	0
BB	1
SO	5
LOB	10

WP: 0 PA: 31
PB: 0
SB: 0
CS: 1

Batter	1	2	3	4	5	6	7	8	9	AB	R	H	RBI	BB	SO	LOB
5 Ian Kinsler, R (1, 4) OBP: 0.369, SLG: 0.617	B FF 91 B FF 93 S FC 89 B FF 94 X FF 94 3-1 ① P6		1 SAFE F FF 92 B CU 79 B FF 89 1 SAFE 1 SAFE F FF 93 X SI 92 2-2 ② F8		1 SAFE 1 SAFE 1 SAFE C CH 81 F FF 93 F CH 81 F FC 88 1 SAFE 0-3 ③ S CH 84 K		F FF 97 B FF 97 F FF 97 B FF 97 B FF 96 X FF 97 3-2 1-3 2-H 1B		B FF 100 C FF 99 F FF 99 X FF 99 1-2 ③ P4	5	0	1	1	0	1	2
13 Omar Vizquel, S (1, 5) OBP: 0.438, SLG: 0.500	C FF 91 B FF 92 F FF 92 B CU 79 S CH 84 2-3 ② K		F SI 92 1 SAFE X SI 92 0-1 ③ B1-3			T SI 90 B SI 89 C CH 83 B CH 83 X SI 91 2-2 9 S 1B	B FF 94 F FF 96 1 SAFE B FF 95 F FF 96 F FF 97 X FF 97 2-2 ③ F8			4	0	1	0	0	1	3
22 Marlon Byrd, R (1, 8) OBP: 0.324, SLG: 0.495	C FF 93 C CU 78 B CH 86 S CH 85 1-3 ③ K			F FC 88 F FC 88 S FF 93 0-3 ① K		S CH 84 F FF 92 1 SAFE S CH 84 0-3 ① K		B FF 94 F FF 95 B SL 82 X FF 94 2-1 25 S 1B		4	0	1	0	0	3	1
25 Andruw Jones, R (1, 10) OBP: 0.470, SLG: 0.608		B FF 91 X FF 92 1-0 ① G6-3		C FF 92 B CU 80 B CU 78 B FC 87 F FF 93 S CH 85 3-3 ② K		C FC 88 C FF 93 F FF 93 F CH 84 B CH 85 B CU 78 1 SAFE S CH 81 2-3 ② K		B SI 96 B FF 94 C FF 95 X SI 96 2-1 ① P3 1-2		4	0	0	0	0	2	2
9 Hank Blalock, L (1, 3) OBP: 0.283, SLG: 0.514		B FC 88 S FC 88 S FC 89 X FC 89 1-2 E4 1B		B CU 76 B FC 88 C FC 87 B SI 93 F FF 93 X FC 88 3-2 ③ F7		B SI 92 B FC 88 S X FC 89 2-1 ③ G6-3 1-2		B SI 96 B FO 84 I IN 73 I IN 69 4-0 IBB		3	0	1	0	1	0	1
17 Nelson Cruz, R (1, 9) OBP: 0.331, SLG: 0.518		B FF 93 F FF 93 X CH 84 1-1 ② G6-3			S FC 85 S FC 87 X FF 87 0-2 1 1B 2B		C FF 96 F SL 85 B FF 98 F FF 97 B FF 98 B FF 98 F FF 98 F FF 98 F FF 98 3-3 ① C FC 88 K	X SI 95 0-0 ② F8		4	1	1	0	0	1	3
7 David Murphy, L (1, 7) OBP: 0.297, SLG: 0.296		C FF 92 S S FF 90 0-3 ③ K			L FC 88 F FC 88 B FF 88 C FF 94 1-3 ① K		C FF 97 B SL 87 C FF 98 F FF 97 B SL 85 S FF 98 2-3 ② K	C SI 95 B FF 96 B FO 86 F FO 85 F FF 96 X FO 85 2-2 ③ F9		4	0	0	0	0	3	4
21 Jarrod Saltalamacchia, S (1, 2) OBP: 0.310, SLG: 0.438			C SI 90 X CU 78 0-1 ① G5-3		T FF 93 F FF 89 B SI 93 F FF 93 S FF 93 1-3 ② K		X SL 85 0-0 1 BB 5 1B 1B		F FF 96 C CU 83 B FF 98 F SL 86 B FF 97 F FF 97 S SL 84 2-3 ① K	4	1	1	0	0	2	1
1 Elvis Andrus, R (1, 6) OBP: 0.315, SLG: 0.417 19 Chris Davis, L (9, PH) OBP: 0.282, SLG: 0.440			B FF 92 B FF 92 F FF 91 F FC 88 F CH 83 B CH 84 B CH 84 4-2 BB		C CU 77 B FF 94 B CH 84 S FF 89 X SI 95 2-2 2-H 1B		B FF 96 B FF 97 B FF 96 B FF 97 4-0 5 1B 1-2 BB		S FF 98 S FF 98 S FF 98 0-3 ② K	1 1	0 0	1 0	1 0	2 0	0 1	0 0
Inning Stats	R: 0 E: 0 K: 2 S: 8 H: 0 LOB: 0 BB: 0 P: 14	R: 0 E: 1 K: 1 S: 9 H: 1 LOB: 1 BB: 0 P: 12	R: 0 E: 0 K: 0 S: 10 H: 0 LOB: 1 BB: 1 P: 16	R: 0 E: 0 K: 2 S: 9 H: 0 LOB: 0 BB: 0 P: 15	R: 1 E: 0 K: 3 S: 18 H: 2 LOB: 1 BB: 0 P: 22	R: 0 E: 0 K: 2 S: 13 H: 1 LOB: 1 BB: 0 P: 19	R: 1 E: 0 K: 2 S: 19 H: 2 LOB: 2 BB: 1 P: 33	R: 0 E: 0 K: 0 S: 9 H: 1 LOB: 2 BB: 1 P: 19	R: 0 E: 0 K: 2 S: 11 H: 0 LOB: 0 BB: 0 P: 14	1B: 6 2B: 1 3B: 0 HR: 0 SF: 0 SAC: 0 DP: 0 HBP: 0						

PITCHER		IP	WLS	BF	H	R	ER	SO	BB	IBB	HBP	BLK	WP	HR	S	P	ERA	WHIP
50 John Danks, L ERA: 3.41	(1, 1)	6.0		23	4	1	1	10	1	0	0	0	0	0	67	98	1.50	0.833
37 Matt Thornton, L ERA: 3.27	(7, 1)	1.0	B	6	2	1	1	2	1	0	0	0	0	0	19	33	9.00	3.000
71 Scott Linebrink, R ERA: 0.82	(8, 1)	1.0	W	5	1	0	0	0	0	1	0	0	0	0	9	19	0.00	1.000
45 Bobby Jenks, R ERA: 1.64	(9, 1)	1.0	S	3	0	0	0	2	0	0	0	0	0	0	11	14	0.00	0.000

PITCHER	IP	WLS	BF	H	R	ER	SO	BB	IBB	HBP	BLK	WP	HR	S	P	ERA	WHIP

TOP

Texas Rangers @ Chicago White Sox

U.S. Cellular Field, Chicago, IL

Sat May 09 2009, 7:05 PM EDT
Att. 28,864 - Partly Cloudy - 46 F

livebaseballscorecards.com

AB	34
R	2
H	7
RBI	2
BB	3
SO	14
LOB	17

WP: 0 PA: 37
PB: 0
SB: 2
CS: 0

Texas Rangers @ Chicago White Sox

U.S. Cellular Field, Chicago, IL

Sat May 09 2009, 7:05 PM EDT

Att. 28,864 - Partly Cloudy - 46 F

livebaseballscorecards.com

BOTTOM

Batter	1	2	3	4	5	6	7	8	9	AB	R	H	RBI	BB	SO	LOB
22 Scott Podsednik, L (1, 8) OBP: 0.222, SLG: 0.269	C FC 90 X FF 91 0-1 ① G6-3		C FF 91 B SL 86 C SI 91 F CU 73 B SI 91 B SI 92 X FF 91 3-2 ② G6-3		C FF 93 B FC 87 F FC 92 X CU 74 1-2 ③ G6-3		F FC 93 B FC 92 C SL 85 B SI 93 B SI 94 X FF 93 3-2 ③ F7			4	0	0	0	0	0	0
17 Chris Getz, L (1, 4) OBP: 0.365, SLG: 0.387	C FC 90 B FF 91 X FF 92 1-1 ② F7		C FF 93 B FC 86 H SL 86 2-1 20 2B HBP			B SI 91 C SI 90 X FF 92 1-1 ① F7		C FF 92 X FF 91 0-1 23 1B, 20 HBP, 25 FC4-2 1B		3	1	1	0	0	0	0
20 Carlos Quentin, R (1, 7) OBP: 0.352, SLG: 0.500	F FC 91 B FC 91 X SL 85 1-1 ③ G5-3		1 SAFE F SL 84 B FC 87 X SI 90 1-1 1-H 2B			B FC 92 C FF 92 S FC 87 X CU 73 1-2 23 2B		F FF 90 D SL 87 1 SAFE C SI 90 1 SAFE H SI 92 2-2 25 FC4-2, 23 1B, 14 SF8, 1-2 HBP		3	2	2	1	0	0	0
23 Jermaine Dye, R (1, 9) OBP: 0.352, SLG: 0.545		B FF 89 C SI 90 B SI 90 B SL 83 B SI 91 4-1 14 1B BB	C FC 86 X FF 90 0-1 ③ F8			F SI 93 B SL 86 X SI 92 1-1 2-H 2B		C FF 91 F FC 88 B SI 94 F SI 93 X FC 87 1-2 25 FC4-2, 1-2, 2-3 1B		3	0	2	1	1	0	1
25 Jim Thome, L (1, 10) OBP: 0.312, SLG: 0.400		C FC 90 F FC 91 B SL 86 F CH 85 B SI 93 S SL 84 2-3 ① K		X FF 90 0-0 12 L4-6 2B		D SI 87 D SI 86 C SI 86 S SL 86 B FF 93 B FF 92 4-2 12 FC6 BB		S SI 96 S SI 96 X SI 96 0-2 ① FC4-2, 1-2, 2-3, 3-Hf		3	0	1	0	1	1	4
14 Paul Konerko, R (1, 3) OBP: 0.350, SLG: 0.472		C SI 93 S SL 84 X FC 84 0-2 7 P4-6, 12 BB, 1-3 1B	C FF 92 X SI 94 0-1 ① G1-3			F FF 94 B FF 94 B SI 94 B SI 94 X FF 95 3-1 ② F7		B SI 86 S SI 85 S SI 86 B SI 86 B SI 86 F SI 86 X SL 77 3-2 ② SF8, 3-H		3	0	1	1	0	0	3
12 A.J. Pierzynski, L (1, 2) OBP: 0.330, SLG: 0.472		B FC 87 B FC 85 B SI 86 B FA 86 4-0 1-2 BB	B FC 86 F FC 91 F FC 92 X SL 86 1-2 ② ③ L4-6, 2-2			C SI 86 X SL 87 0-1 ③ FC6, 1-2f		F SI 86 F FF 87 T FF 88 0-2 ③ K		3	0	0	0	1	1	5
7 Josh Fields, R (1, 5) OBP: 0.328, SLG: 0.359		B FC 87 F SI 92 X FF 92 1-1 ② ③ P4-6, 2-2f			B FC 90 B SI 90 C FF 92 C SI 92 X SI 92 2-2 ① G6-3		S FC 91 B FF 92 B FC 86 T SI 93 X SI 93 2-2 ① P4			3	0	0	0	0	0	3
10 Alexei Ramirez, R (1, 6) OBP: 0.248, SLG: 0.269			B SI 91 X SI 88 1-0 ① F7		C SI 91 B FC 87 C SI 93 C CU 76 1-3 ② K		C SI 94 B FC 87 B SI 93 X SI 93 2-1 ② F9			3	0	0	0	0	1	0
Inning Stats	R: 0 E: 0 K: 0 S: 6 H: 0 LOB: 0 BB: 0 P: 8	R: 0 E: 0 K: 1 S: 10 H: 1 LOB: 2 BB: 2 P: 21	R: 1 E: 0 K: 0 S: 10 H: 1 LOB: 1 BB: 0 P: 17	R: 0 E: 0 K: 0 S: 6 H: 1 LOB: 0 BB: 0 P: 7	R: 0 E: 0 K: 1 S: 9 H: 0 LOB: 0 BB: 0 P: 13	R: 1 E: 0 K: 0 S: 13 H: 2 LOB: 2 BB: 1 P: 23	R: 0 E: 0 K: 0 S: 8 H: 0 LOB: 0 BB: 0 P: 15	R: 1 E: 0 K: 1 S: 18 H: 2 LOB: 2 BB: 0 P: 24		1B: 3 2B: 6 3B: 0 HR: 0 SF: 1 SAC: 0 DP: 2 HBP: 2						

	AB	28
	R	3
	H	7
	RBI	3
	BB	3
	SO	3
	LOB	16

PITCHER		IP	WLS	BF	H	R	ER	SO	BB	IBB	HBP	BLK	WP	HR	S	P	ERA	WHIP
33 Kevin Millwood, R ERA: 2.92	(1, 1)	7.0	L	31	7	3	3	2	3	0	2	0	0	0	70	115	3.86	1.429
45 Derek Holland, L ERA: 2.08	(8, 1)	0.1		1	0	0	0	0	0	0	0	0	0	0	3	3	0.00	0.000
56 Darren O'Day, R ERA: 0.96	(8, 1)	0.2		2	0	0	0	1	0	0	0	0	0	0	7	10	0.00	0.000

PITCHER	IP	WLS	BF	H	R	ER	SO	BB	IBB	HBP	BLK	WP	HR	S	P	ERA	WHIP

Texas Rangers @ Chicago White Sox

U.S. Cellular Field, Chicago, IL

Sun May 10 2009, 2:05 PM EDT

Att. 25,844 - Partly Cloudy - 61 F

TOP

livebaseballscorecards.com

Batter	1	2	3	4	5	6	7	8	9	AB	R	H	RBI	BB	SO	LOB
5 Ian Kinsler, R (1, 4) OBP: 0.363, SLG: 0.602	F7		G4-3		13 2B 17 BB 1-2 1B	G6-3		G6-3		5	1	1	0	0	0	1
13 Omar Vizquel, S (1, 5) OBP: 0.405, SLG: 0.486	K			G4-3	17 BB 7 1B 1-3 2-H 2B		F8		G4-3	5	1	1	1	0	1	0
22 Marlon Byrd, R (1, 8) OBP: 0.318, SLG: 0.477	G4-3			E5 9 BB	7 1B 17 BB BB		F8		G5-3	4	0	0	0	1	0	0
9 Hank Blalock, L (1, 10) OBP: 0.297, SLG: 0.569		HR		BB 1-2	F7		HR		K	4	2	2	2	1	1	3
17 Nelson Cruz, R (1, 9) OBP: 0.328, SLG: 0.504		G5-3		P3	7 1B 1-2 2-3 3-H BB		K			3	0	0	1	1	1	2
7 David Murphy, L (1, 7) OBP: 0.309, SLG: 0.310		G4-3		F8	1-2 2-3 3-H 1B			19 2B 1B		4	1	2	1	0	0	2
19 Chris Davis, L (1, 3) OBP: 0.289, SLG: 0.481		K			HR			1-H 2B		4	1	2	2	0	1	3
21 Jarrod Saltalamacchia, S (1, 2) OBP: 0.295, SLG: 0.417			G4-3		K	G4-3		P4		4	0	0	0	0	1	1
1 Elvis Andrus, R (1, 6) OBP: 0.312, SLG: 0.409			K		5 1B 13 2B 1B	G1-3		K		4	1	1	0	0	2	1

	AB	37
	R	7
	H	9
	RBI	7
	BB	3
	SO	7
	LOB	13

Inning Stats	1	2	3	4	5	6	7	8	9
	R: 0 E: 0 K: 1 S: 8	H: 0 LOB: 0 BB: 0 P: 13	R: 1 E: 0 K: 1 S: 9	H: 1 LOB: 0 BB: 0 P: 16	R: 0 E: 0 K: 1 S: 8	H: 0 LOB: 0 BB: 0 P: 12	R: 0 E: 1 K: 0 S: 9	H: 0 LOB: 2 BB: 1 P: 18	R: 4 E: 0 K: 1 S: 26	H: 5 LOB: 3 BB: 2 P: 44	R: 0 E: 0 K: 0 S: 6	H: 0 LOB: 0 BB: 0 P: 8	R: 1 E: 0 K: 1 S: 10	H: 1 LOB: 0 BB: 0 P: 14	R: 1 E: 0 K: 1 S: 12	H: 2 LOB: 1 BB: 0 P: 19	R: 0 E: 0 K: 1 S: 8	H: 0 LOB: 0 BB: 0 P: 11

	1B: 4	SF: 0	WP: 0	PA: 40
	2B: 2	SAC: 0	PB: 0	
	3B: 0	DP: 0	SB: 0	
	HR: 3	HBP: 0	CS: 0	

PITCHER		IP	WLS	BF	H	R	ER	SO	BB	IBB	HBP	BLK	WP	HR	S	P	ERA	WHIP
40 Bartolo Colon, R ERA: 4.88	(1, 1)	4.2	L	23	5	5	5	4	3	0	0	0	0	2	52	93	9.64	1.714
54 Clayton Richard, L ERA: 4.32	(5, 1)	0.1		2	1	0	0	0	0	0	0	0	0	0	8	10	0.00	3.000
D.J. Carrasco, R ERA: 3.13	(6, 1)	2.0		7	1	1	1	1	0	0	0	0	0	1	16	22	4.50	0.500
41 Lance Broadway, R ERA: 5.14	(8, 1)	1.0		5	2	1	1	1	0	0	0	0	0	0	12	19	9.00	2.000
26 Octavio Dotel, R ERA:	(9, 1)	1.0		3	0	0	0	1	0	0	0	0	0	0	8	11	0.00	0.000

PITCHER		IP	WLS	BF	H	R	ER	SO	BB	IBB	HBP	BLK	WP	HR	S	P	ERA	WHIP

Texas Rangers @ Chicago White Sox

U.S. Cellular Field, Chicago, IL

Sun May 10 2009, 2:05 PM EDT

Att. 25,844 - Partly Cloudy - 61 F

livebaseballscorecards.com

Batter	1	2	3	4	5	6	7	8	9	AB	R	H	RBI	BB	SO	LOB
17 Chris Getz, L (1, 4) OBP: 0.360, SLG: 0.380	C FF 91 C FF 93 B SI 93 B SI 93 F FF 95 X SL 86 2-2 ① P3		C FF 93 S SL 84 B SI 94 F SL 82 X SI 94 1-2 ③ G1-3		1 SAFE F FF 92 B SL 83 X FF 93 1-1 ③ F8			C SI 92 X FC 90 0-1 1B		4	0	1	0	0	0	1
18 Brent Lillibridge, R (1, 8) OBP: 0.270, SLG: 0.200	X FF 93 0-0 ② F8			B FF 94 F FF 94 B SI 95 F FF 96 B SI 97 X SI 95 3-2 ① G1-3		F FF 93 C SI 94 B CU 75 B SI 95 X SI 95 2-2 ① G6-3		B SL 82 B FC 91 C FC 91 B FC 91 S FC 91 F FC 91 X FC 91 3-2 ③ F8		4	0	0	0	0	0	1
20 Carlos Quentin, R (1, 7) OBP: 0.349, SLG: 0.500	X SI 95 0-0 ③ L3			B FF 97 B SI 97 B SI 96 C FF 96 X FF 97 3-1 2B		F CU 73 X FF 97 0-1 ② F9			C CH 84 B CH 88 X SI 97 1-1 ① G4-3	4	0	1	0	0	0	0
23 Jermaine Dye, R (1, 9) OBP: 0.348, SLG: 0.529		B FF 96 B SI 96 B FF 95 C FF 94 B SI 94 4-1 14 G6-4-3 15 WP 25 BB BB		C SL 86 B X SI 96 1-1 ② G5-3		C FF 97 X SI 97 0-1 ③ F9			C FF 95 C FF 89 S FC 88 0-3 ② K	3	1	0	0	1	1	1
25 Jim Thome, L (1, 10) OBP: 0.323, SLG: 0.395 5 Jayson Nix, R (9, PH) OBP: 0.400, SLG: 0.667		F FF 93 B FF 96 B FS 83 B FF 96 B EP 60 4-1 14 G6-4-3 1-2 BB		B FS 90 B FS 83 B FF 96 B FS 87 4-0 14 FC5-4 BB			C FF 96 S FS 84 B FF 96 B FS 86 C SI 95 2-3 ① K		B SI 97 B FF 96 B FF 96 C FF 94 B FF 95 4-1 BB	1 0	0 0	0 0	0 0	2 1	1 0	0 0
14 Paul Konerko, R (1, 3) OBP: 0.339, SLG: 0.455		S SI 94 F FF 96 B SI 96 F SI 97 B CU 78 X FF 95 2-2 ① ② G6-4-3 1-2f 2-3		C SI 96 X SI 96 0-1 ③ FC5-4 1-2f			B FF 97 X SI 96 1-0 ② F7		B SI 95 S CH 88 B SL 85 F SI 95 B SL 86 S CH 88 3-3 ③ K	4	0	0	0	0	1	5
15 Wilson Betemit, S (1, 5) OBP: 0.333, SLG: 0.452		B SL 82 B FS 82 C FF 95 F SI 93 F SL 86 F FS 86 X FF 96 2-2 ③ F8 3-H			B FF 94 C FF 94 S CU 72 B FF 95 B CU 77 B FF 95 4-2 10 FC1-6 BB		B EP 58 X FF 97 1-0 ③ L6			2	0	0	0	1	0	0
10 Alexei Ramirez, R (1, 6) OBP: 0.240, SLG: 0.260			X FF 95 0-0 ① G3		B SI 94 F SI 93 S FF 95 X CU 76 1-2 ① FC1-6 1-2f			B FC 92 F FC 91 X FC 92 1-1 ① G4-3		3	0	0	0	0	0	1
44 Corky Miller, R (1, 2) OBP: 0.280, SLG: 0.273			B FF 94 X SI 95 1-0 ② G5-3		B FF 96 X SI 94 1-0 ② P3			C FC 93 F FC 92 B SL 84 X FC 92 1-2 ② F9		3	0	0	0	0	0	1
Inning Stats	R: 0 H: 0 E: 0 LOB: 0 K: 0 BB: 0 S: 6 P: 8	R: 1 H: 0 E: 0 LOB: 0 K: 0 BB: 2 S: 11 P: 23	R: 0 H: 0 E: 0 LOB: 0 K: 0 BB: 0 S: 6 P: 8	R: 0 H: 1 E: 0 LOB: 2 K: 0 BB: 1 S: 9 P: 20	R: 0 H: 0 E: 0 LOB: 1 K: 0 BB: 1 S: 8 P: 15	R: 0 H: 0 E: 0 LOB: 0 K: 0 BB: 0 S: 7 P: 9	R: 0 H: 0 E: 0 LOB: 0 K: 1 BB: 0 S: 5 P: 9	R: 0 H: 1 E: 0 LOB: 1 K: 0 BB: 0 S: 11 P: 16	R: 0 H: 0 E: 0 LOB: 1 K: 2 BB: 1 S: 9 P: 17	1B: 1 2B: 1 3B: 0 HR: 0	SF: 0 SAC: 0 DP: 1 HBP: 0			WP: 1 PB: 0 SB: 0 CS: 0		PA: 33	

	AB	28
	R	1
	H	2
	RBI	0
	BB	5
	SO	3
	LOB	10

PITCHER		IP	WLS	BF	H	R	ER	SO	BB	IBB	HBP	BLK	WP	HR	S	P	ERA	WHIP
44 Vicente Padilla, R ERA: 4.97	(1, 1)	7.0	W	25	1	1	1	1	4	0	0	0	1	0	52	92	1.29	0.714
28 Jason Jennings, R ERA: 4.02	(8, 1)	1.0		4	1	0	0	0	0	0	0	0	0	0	11	16	0.00	1.000
36 C.J. Wilson, L ERA: 4.85	(9, 1)	1.0		4	0	0	0	2	1	0	0	0	0	0	9	17	0.00	1.000

PITCHER	IP	WLS	BF	H	R	ER	SO	BB	IBB	HBP	BLK	WP	HR	S	P	ERA	WHIP

Chicago White Sox @ Cleveland Indians

Progressive Field, Cleveland, OH

Mon May 11 2009, 7:05 PM EDT

Att. 14,567 - Clear - 55 F

TOP

livebaseballscorecards.com

Batter	1	2	3	4	5	6	7	8	9	AB	R	H	RBI	BB	SO	LOB
17 Chris Getz, L (1, 4) OBP: 0.340, SLG: 0.357	C SI 90 B SI 92 B SI 92 S CH 82 X CH 83 2-2 ① F7		C SI 90 F SL 81 1 SAFE X SI 90 0-2 ② FC1-6 18 CS 1-2f		B CH 81 F SI 91 C SI 90 B SI 90 X CH 81 2-2 ③ F8		B FF 87 C FF 87 F SI 86 B SL 77 C FF 89 2-3 ② K		C FC 92 B CH 85 F FF 91 F SL 81 B CH 84 B FF 91 X FF 91 3-2 ② F7	5	0	0	0	0	1	5
18 Brent Lillibridge, R (1, 8) OBP: 0.269, SLG: 0.203 15 Wilson Betemit, S (9, PH) OBP: 0.324, SLG: 0.438	F SI 92 X SI 91 0-1 ② G6-3		1 SAFE B SI 90 1-0 ③ CS 1-2	S SI 91 F B F X 1-2 ① G4-3		B SI 89 C SI 89 B SL 83 S CH 80 B CH 81 S SI 91 3-3 ① K	B SI 85 C FF 88 X SI 86 1-1 20 FC5-4 1-2 2-3 1B		C FF 91 C FF 92 B FF 91 B FF 91 B FF 91 X EP 61 3-2 ③ F7	4 1	0 0	1 0	0 0	0 0	1 0	0 1
20 Carlos Quentin, R (1, 7) OBP: 0.338, SLG: 0.482	C CH 83 F SI 93 S FS 84 0-3 ③ K			X 0-0 ② P4	X SI 91 0-0 ② F7	X CH 82 0-0 ③ FC5-4 1-2f				4	0	0	0	0	1	3
23 Jermaine Dye, R (1, 9) OBP: 0.345, SLG: 0.519		C SI 89 B SL 83 B SI 90 X SI 90 2-1 14 G4-6-3 25 1B 1B		C FS 84 B SL 84 S CH 81 B FF 93 X CH 82 2-2 ③ G5-3		S SL 85 C FF 92 B CH 82 X CH 81 1-2 ③ P3		B FF 87 B SI 85 C FF 87 B SI 86 X FF 89 3-1 ① L8		4	0	1	0	0	0	0
25 Jim Thome, L (1, 10) OBP: 0.330, SLG: 0.400		C CH 80 B SI 90 X CH 81 1-1 14 G4-6-3 1-2 1B			C SI 88 C SI 89 F CH 82 X FS 84 0-2 14 1B 12 1B 1B		B SI 88 C CH 79 F SI 89 X SI 90 1-2 ① F7	C FF 89 S SL 80 C SL 81 0-3 ② K		4	1	2	0	0	1	0
14 Paul Konerko, R (1, 3) OBP: 0.352, SLG: 0.465		C SI 90 S CH 81 X FF 89 0-2 ① ② G4-6-3 1-2f 2-3			X SI 89 0-0 12 1B 10 G5-3 1-3 1B		C CH 79 X FS 84 0-1 12 2B 7 1B 1B	B SI 87 F SI 85 C FF 88 F SI 84 F FF 92 B SI 84 B FF 90 X FF 90 3-2 1B		4	2	3	0	0	0	2
12 A.J. Pierzynski, L (1, 2) OBP: 0.337, SLG: 0.484		C SI 92 F SL 82 X FF 91 0-2 ③ F9			F CH 80 S CH 80 D CH 79 X SI 90 1-2 10 G5-3 1-3 3-H 1B		X SI 90 0-0 7 1B 10 1B 1-3 2B	B SI 87 X FF 88 1-0 ③ G3-4-1		4	1	2	1	0	0	2
7 Josh Fields, R (1, 5) OBP: 0.342, SLG: 0.368			C SI 89 F SI 89 B SI 90 B SL 84 X CH 81 2-2 10 FC6-4 1B		F SI 89 F SI 89 S SI 90 0-3 ① K		X SI 89 0-0 18 1B 10 1B 2-3 3-H 1B		C FF 91 B FF 93 F FF 93 B SL 82 F FF 93 B FF 92 F FF 92 F FF 93 F FF 92 4-2 B FF 93 10 FC4-6 BB	3	0	2	1	1	1	2
10 Alexei Ramirez, R (1, 6) OBP: 0.241, SLG: 0.260			F SI 90 X SL 83 0-1 ① FC6-4 17 FC1-6 1-2f		B CH 82 C CH 80 X SL 83 1-1 ② G5-3 1-2 3-H		S CH 80 S CH 79 X CH 80 0-2 18 1B 1-2 3-H 1B		X FF 92 0-0 ① FC4-6 1-2f	4	0	1	2	0	0	3

Inning Stats	1	2	3	4	5	6	7	8	9
	R: 0 E: 0 K: 1 S: 8	H: 0 LOB: 0 BB: 0 P: 10	R: 0 E: 0 K: 0 S: 10	H: 2 LOB: 1 BB: 0 P: 13	R: 0 E: 0 K: 0 S: 8	H: 1 LOB: 0 BB: 0 P: 11	R: 0 E: 0 K: 0 S: 8	H: 0 LOB: 0 BB: 0 P: 11	R: 2 E: 0 K: 1 S: 16	H: 3 LOB: 1 BB: 0 P: 20	R: 0 E: 0 K: 1 S: 7	H: 0 LOB: 0 BB: 0 P: 11	R: 2 E: 0 K: 1 S: 16	H: 5 LOB: 3 BB: 0 P: 20	R: 0 E: 0 K: 1 S: 11	H: 1 LOB: 1 BB: 0 P: 18	R: 0 E: 0 K: 0 S: 14	H: 0 LOB: 1 BB: 1 P: 24

1B: 11 2B: 1 3B: 0 HR: 0	SF: 0 SAC: 0 DP: 1 HBP: 0	WP: 0 PB: 0 SB: 0 CS: 1	PA: 39
---	---	---	---

PITCHER		IP	WLS	BF	H	R	ER	SO	BB	IBB	HBP	BLK	WP	HR	S	P	ERA	WHIP
44 Carl Pavano, R ERA: 6.45	(1, 1)	6.1	W	27	10	4	4	3	0	0	0	0	0	0	67	87	5.68	1.579
32 Aaron Laffey, L ERA: 3.38	(7, 1)	1.2		7	2	0	0	2	0	0	0	0	0	0	17	27	0.00	1.200
63 Rafael Betancourt, R ERA: 5.19	(9, 1)	1.0		4	0	0	0	0	1	0	0	0	0	0	14	24	0.00	1.000

PITCHER	IP	WLS	BF	H	R	ER	SO	BB	IBB	HBP	BLK	WP	HR	S	P	ERA	WHIP

AB	37
R	4
H	12
RBI	4
BB	1
SO	5
LOB	18

Batter	1	2	3	4	5	6	7	8	9	AB	R	H	RBI	BB	SO	LOB
24 Grady Sizemore, L (1, 8) OBP: 0.310, SLG: 0.416	B FF 92 B FF 93 C FF 91 X FF 93 2-1 41 FC4-6 17 1B BB 1B	B CH 83 B SI 92 C FF 93 F FF 90 C CU 79 2-3 K ①		B SI 91 F CH 86 D CH 83 F SI 92 F CU 79 B FF 94 X FF 92 3-2 L3 ②	B SI 93 X FC 87 1-0 F8 ③		B SI 88 C CH 76 F CH 75 B SL 82 X SL 82 2-2 G4-3 ②			5	1	1	0	0	1	3
Asdrúbal Cabrera, S (1, 4) OBP: 0.397, SLG: 0.417	B SI 90 B FF 90 1 SAFE B SI 92 C FF 93 1 SAFE B SI 92 4-1 41 FC4-6 1-2 BB	B CU 79 F SI 92 B CU 80 X CH 86 2-1 F8 ②		B SI 93 D CH 82 X FF 92 2-0 41 BB 17 1B 1-2 1B		C CU 78 B CU 77 X CU 78 1-1 41 S 41 1B 1B	B SI 89 X CH 76 1-0 F8 ③			4	2	2	0	1	0	2
41 Victor Martinez, S (1, 3) OBP: 0.454, SLG: 0.605	B FC 86 X SI 92 1-0 FC4-6 17 1B 7 2B 1-2f 2-3 ①	C CH 85 C CU 79 F CU 80 S CU 80 0-3 K ③		B CU 81 D CU 77 D CH 81 B FF 92 4-0 7 HBP 17 1B 2 1B 1-2 2-3 BB		B FF 92 B SI 90 F FC 86 X FF 92 2-1 7 1B 2 1B 1-H 1B		C SL 78 X CH 74 0-1 G3 ①		4	3	1	1	1	1	4
17 Shin-Soo Choo, L (1, 9) OBP: 0.410, SLG: 0.436	B FF 93 X FC 86 1-0 7 2B 1-2 3-H 1B	B CH 84 X CH 84 1-0 F7 ①	X CH 85 0-0 7 HBP 2 1B 1-2 2-H 3-H 1B		S SL 83 B SL 84 F SL 84 B SL 83 S SL 83 2-3 K ①			C SL 79 B SL 80 B SL 80 B CH 75 B SI 89 4-1 7 FC4-6 BB		4	1	2	3	1	1	1
7 Mark DeRosa, R (1, 5) OBP: 0.311, SLG: 0.440	B FC 87 C FC 86 B SI 92 B FC 86 X FF 92 3-1 1-3 2-H 2B	C SI 93 X CU 79 0-1 G4-3 ②	C FC 85 H FF 93 1-1 2 1B 1-2 2-3 HBP	X FF 89 0-0 2 1B 25 SF9 1-2 1B			C SI 89 X SL 80 0-1 FC4-6 1-2f ②		4	1	2	1	0	0	1
2 Jhonny Peralta, R (1, 6) OBP: 0.306, SLG: 0.325	B FF 92 S FC 85 C FF 94 B FF 90 S CU 80 2-3 K ②	C CU 80 S CU 79 B CU 80 X CU 80 1-2 1B	X FC 87 0-0 1-2 2-H 3-H 1B	B SI 88 D CH 80 X SI 87 2-0 1-3 2-H 1B				B SL 82 F SI 89 S CH 76 B SI 87 S SL 83 2-3 K ③		5	0	3	3	0	2	3
20 David Dellucci, L (1, 10) OBP: 0.286, SLG: 0.303 25 Ryan Garko, R (6, PH) (7, 10) OBP: 0.375, SLG: 0.370	B FC 85 S SI 90 S CH 84 B CU 80 X CU 79 2-2 G3 ③	1 SAFE X 0-0 F8 ③	X CU 79 0-0 L4 ③			B FF 89 X SI 88 1-0 SF9 ② 3-H				3 0	0 0	0 0	0 1	0 0	0 0	5 0
12 Ben Francisco, R (1, 7) OBP: 0.324, SLG: 0.361		B FF 93 C FF 91 B FC 86 X FF 91 2-1 2B		B SI 92 C FC 85 B SI 91 X SI 91 2-1 G6-3 ①	C FC 84 B CU 79 S CU 76 B FF 91 X CU 77 2-2 F7 ①	X SL 79 0-0 F9 ③				4	0	1	0	0	0	1
10 Kelly Shoppach, R (1, 2) OBP: 0.366, SLG: 0.362		B SI 91 B FC 86 F FF 92 F FF 92 B CU 80 B FC 84 4-2 BB	C FF 92 B CU 81 B FC 86 B FF 93 S FF 93 F FF 93 X FF 92 3-2 41 BB 17 1B 1B 1B	S FF 92 B CU 78 X SI 92 1-1 G4-3 ②		C SL 78 S SI 89 S SL 81 0-3 K ①			3	1	1	0	1	1	0
Inning Stats	R: 2 E: 0 K: 1 S: 13 H: 3 LOB: 2 BB: 1 P: 28	R: 0 E: 0 K: 2 S: 13 H: 1 LOB: 2 BB: 1 P: 23	R: 0 E: 0 K: 0 S: 7 H: 1 LOB: 1 BB: 0 P: 9	R: 4 E: 0 K: 0 S: 15 H: 4 LOB: 2 BB: 1 P: 30	R: 0 E: 0 K: 0 S: 6 H: 0 LOB: 0 BB: 0 P: 10	R: 3 E: 0 K: 1 S: 11 H: 4 LOB: 1 BB: 0 P: 19	R: 0 E: 0 K: 1 S: 7 H: 0 LOB: 0 BB: 0 P: 10	R: 0 E: 0 K: 1 S: 8 H: 0 LOB: 1 BB: 1 P: 14		1B: 11 2B: 2 3B: 0 HR: 0 SF: 1 SAC: 0 DP: 0 HBP: 1					

PITCHER		IP	WLS	BF	H	R	ER	SO	BB	IBB	HBP	BLK	WP	HR	S	P	ERA	WHIP
34 Gavin Floyd, R ERA: 7.32	(1, 1)	5.0	L	30	11	8	8	3	3	0	1	0	0	0	58	107	14.40	2.800
39 Jimmy Gobble, L ERA: 27.0	(6, 1)	0.1		3	2	0	0	1	0	0	0	0	0	0	5	9	0.00	6.000
41 Lance Broadway, R ERA: 3.72	(6, 1)	2.2		9	0	1	1	2	1	0	0	0	0	0	17	27	3.38	0.375

PITCHER	IP	WLS	BF	H	R	ER	SO	BB	IBB	HBP	BLK	WP	HR	S	P	ERA	WHIP

BOTTOM

Chicago White Sox @ Cleveland Indians

Progressive Field, Cleveland, OH

Mon May 11 2009, 7:05 PM EDT

Att. 14,567 - Clear - 55 F

livebaseballscorecards.com

AB	36
R	9
H	13
RBI	9
BB	4
SO	6
LOB	20

Batter	1	2	3	4	5	6	7	8	9	AB	R	H	RBI	BB	SO	LOB
5 Jayson Nix, R (1, 6) OBP: 0.400, SLG: 0.750 10 Alexei Ramirez, R (8, 6) OBP: 0.241, SLG: 0.260	B FF 87 C FF 88 B SI 89 F FF 89 B SI 91 X FF 89 3-2 ① F9		L FF 87 B FF 88 F FF 88 B CU 77 X FF 88 2-2 HR	C FF 89 B SI 88 B CH 80 B FF 90 B FF 91 4-1 1-2 BB		B FF 91 F CH 80 C FF 91 C FF 92 1-3 ③		C SI 89 C CU 75 B SI 89 X CH 80 1-2 ① G5-3		4 0	1 0	1 0	1 0	1 0	1 0	0 0
17 Chris Getz, L (1, 4) OBP: 0.323, SLG: 0.337	C FF 88 C SI 89 B FF 91 S FF 89 1-3 ② K		X FF 86 0-0 ① P6	B FF 88 F SI 89 C FF 91 F CU 80 S SI 89 1-3 ③ K			B FF 89 F FF 89 C FF 89 X FF 91 1-2 E3 25 WP 44 1B	F SI 89 B CU 75 B SI 89 X CH 80 2-1 ② P4		5	1	0	0	0	2	2
23 Jermaine Dye, R (1, 9) OBP: 0.347, SLG: 0.518	B SI 89 B SI 89 F SI 90 B CH 82 B FF 90 4-1 25 HR BB		B FF 87 C FF 87 B CH 81 X CH 81 2-1 ② F7		B FF 89 B CH 82 B SI 90 C FF 90 X FF 89 3-1 25 HR 2B		B FF 92 T FF 90 C CH 82 C FF 92 1-3 ① K	F SI 90 B SI 88 B SI 89 F CH 80 X SI 88 2-2 ③ G5-3		4	2	1	0	1	1	1
25 Jim Thome, L (1, 10) OBP: 0.352, SLG: 0.477	B FF 90 X FF 90 1-0 1-H HR		C FF 90 B CU 78 B CU 78 S CU 76 B FF 89 B FF 89 4-2 14 2B BB		X FF 88 0-0 2-H HR		B FF 91 B FF 92 S FF 92 B SL 82 B SL 81 4-1 14 BB 44 1B 1-3 BB		B SI 88 F SI 89 B FF 88 C SI 88 B CH 80 S CH 80 3-3 ① K	3	3	2	4	2	1	0
14 Paul Konerko, R (1, 3) OBP: 0.354, SLG: 0.466	B CH 82 F SI 89 X SI 90 1-1 ③ F9		C FF 89 X FF 89 0-1 1-3 2B		X FF 89 0-0 ① F9		B FF 92 D SL 81 B SL 80 B FF 92 4-0 22 BB 44 1B 1-2 BB		C SI 89 B CU 75 F CH 79 B SI 90 B SI 89 F CH 79 F CH 81 C SI 88 3-3 ② K	4	0	1	0	1	1	0
7 Josh Fields, R (1, 5) OBP: 0.328, SLG: 0.351		B FF 87 B FF 87 T SI 89 X FF 88 2-1 ① P4	B FF 89 F FF 90 F FF 90 S FF 92 1-3 ③ K		B FF 90 S CH 79 F CH 80 B FF 91 B FF 91 S FF 90 3-3 ② K		C FF 92 C SL 81 F FF 92 D SL 82 S SL 82 1-3 ② K		C SI 89 F CU 75 B SI 90 B SI 89 X CH 81 2-2 ③ F8	5	0	0	0	0	3	5
44 Corky Miller, R (1, 2) OBP: 0.310, SLG: 0.308		C FF 88 C FF 89 X FF 90 0-2 ② F8		X SI 88 0-0 5 BB 1B	C FF 89 C CH 81 B FF 91 B SL 84 B FF 92 S FF 91 3-3 ③ K		B FF 92 B SL 80 X FF 92 2-0 22 BB 1-2 2-H 3-H 1B			4	0	2	2	0	1	0
22 Scott Podsednik, L (1, 7) OBP: 0.258, SLG: 0.276		C FF 89 B FF 89 X SI 89 1-1 1B	B FF 89 F FF 88 B SI 88 1 SAFE X FF 87 2-1 ① F8		C FF 89 B CH 80 B FF 88 B FF 90 F FF 88 F FF 90 X FF 88 3-2 ① F8		C FF 92 B FF 93 C FF 92 D SL 82 B FF 92 B FF 93 4-2 18 FC6-4 1-2 2-3 BB			3	0	1	0	1	0	1
18 Brent Lillibridge, R (1, 8) OBP: 0.254, SLG: 0.190		1 SAFE B SI 89 C FF 88 F CH 80 1 SAFE F FF 89 B CU 76 1 SAFE F FF 89 2-2 ③ F FF 90 F CU 79 1 SAFE F FF 91 X FF 90 F9	B CH 79 X FF 88 1-0 ② F9		B CH 78 F FF 90 S CH 80 S FF 92 1-3 ② K		X SI 89 0-0 ③ FC6-4 1-2f			4	0	0	0	0	1	5
Inning Stats	R: 2 E: 0 K: 1 S: 10 H: 1 LOB: 0 BB: 1 P: 20	R: 0 E: 0 K: 0 S: 15 H: 1 LOB: 1 BB: 0 P: 20	R: 1 E: 0 K: 1 S: 13 H: 2 LOB: 2 BB: 1 P: 22	R: 0 E: 0 K: 1 S: 9 H: 1 LOB: 2 BB: 1 P: 17	R: 2 E: 0 K: 2 S: 10 H: 2 LOB: 0 BB: 0 P: 19	R: 0 E: 0 K: 2 S: 10 H: 0 LOB: 0 BB: 0 P: 15	R: 2 E: 1 K: 2 S: 15 H: 1 LOB: 3 BB: 3 P: 32	R: 0 E: 0 K: 0 S: 8 H: 0 LOB: 0 BB: 0 P: 13	R: 0 E: 0 K: 2 S: 11 H: 0 LOB: 0 BB: 0 P: 19	1B: 3 2B: 2 3B: 0 HR: 3 SF: 0 SAC: 0 DP: 0 HBP: 0					WP: 2 PB: 0 SB: 0 CS: 0	PA: 42

TOP

Chicago White Sox @ Cleveland Indians

Progressive Field, Cleveland, OH

Tue May 12 2009, 7:05 PM EDT

Att. 16,760 - Clear - 57 F

livebaseballscorecards.com

AB	36
R	7
H	8
RBI	7
BB	6
SO	11
LOB	14

PITCHER		IP	WLS	BF	H	R	ER	SO	BB	IBB	HBP	BLK	WP	HR	S	P	ERA	WHIP
45 Jeremy Sowers, L ERA: 12.0	(1, 1)	4.0	L	22	7	5	5	3	3	0	0	0	0	3	50	85	11.25	2.500
50 Jensen Lewis, R ERA: 4.26	(5, 1)	2.1		8	0	1	1	5	0	0	0	0	0	0	23	36	3.86	0.000
49 Tony Sipp, L ERA: 4.26	(7, 1)	0.1		5	1	1	0	1	3	0	0	0	1	0	8	23	0.00	12.000
40 Matt Herges, R ERA: 1.69	(7, 1)	2.1		7	0	0	0	2	0	0	0	0	0	0	20	33	0.00	0.000

PITCHER	IP	WLS	BF	H	R	ER	SO	BB	IBB	HBP	BLK	WP	HR	S	P	ERA	WHIP

Batter	1	2	3	4	5	6	7	8	9	AB	R	H	RBI	BB	SO	LOB
24 Grady Sizemore, L (1, 8) OBP: 0.313, SLG: 0.411	B SI 92 B SI 93 C SI 92 B FF 92 C SI 92 X SI 94 3-2 G6-3 ①	F SI 92 F CH 83 B FF 94 F SI 93 S SL 81 1-3 K ③		X CH 80 0-0 2B 1-2 1B		B FF 96 B FF 96 F FF 96 B SI 97 S FF 96 B FF 97 4-2 41 CS BB			C FF 95 B FF 95 B CH 84 X FF 95 2-1 F9 ②	4	0	1	0	1	1	2
Asdrúbal Cabrera, S (1, 4) OBP: 0.397, SLG: 0.424	B FF 93 B FF 89 C SI 92 X SI 92 2-1 G4-3 ②		X SI 91 0-0 17 WP 41 BB 17 G3 1B	F FF 89 T FC 89 B FC 89 X FC 90 1-2 1-3 2-H 2B		B FF 95 X FF 94 1-0 F9 ②			B FF 95 B FF 94 C FF 93 X FF 94 2-1 G5-3 ③	5	1	2	1	0	0	1
41 Victor Martinez, S (1, 2) OBP: 0.462, SLG: 0.603	B FF 89 X FF 93 1-0 7 FC5-4 1B		C SI 88 B CH 80 B CH 80 B FF 91 B SI 87 4-1 17 G3 17 WP 2 1B 1-2 BB	I I IN 61 I IN 54 I 4-0 IBB		1 SAFE D FF 93 1 SAFE S FF 96 1 SAFE B FF 94 2-1 CS ③ 1-2	C FF 94 C FF 94 F FF 95 X SL 85 0-2 F9 ①			2	1	1	0	2	0	0
7 Mark DeRosa, R (1, 5) OBP: 0.303, SLG: 0.428	C FF 92 B SI 93 B CH 82 B FF 93 X SI 91 3-1 FC5-4 ③ 1-2f		B FF 90 X CH 80 1-0 F7 ①	B SI 92 F SI 92 F FC 90 S SL 73 1-3 K ②			F FF 96 C SL 85 B FF 96 X FF 96 1-2 G5-3 ②			4	0	0	0	0	1	6
17 Shin-Soo Choo, L (1, 9) OBP: 0.406, SLG: 0.425		B CU 75 C SI 93 B SL 87 B SL 85 C SI 92 B SI 93 4-2 16 BB 12 2B BB	C SL 85 F SI 90 B FF 93 B CH 84 B SL 81 X SI 91 3-2 G3 ② 1-3 2-H	B FC 90 F FC 90 B FC 90 F FC 90 B FC 90 S FC 90 3-3 K ③			B SI 95 B SI 97 B FF 96 C FF 96 C FF 97 F FF 97 X FF 96 3-2 G3 ③			3	1	0	1	1	1	4
2 Jhonny Peralta, R (1, 6) OBP: 0.305, SLG: 0.322		1 SAFE T FF 93 C FF 92 1 SAFE B FF 94 B SL 88 F SI 92 X FF 93 2-2 F7 ①	C CU 75 B SI 91 F CH 81 B SL 81 X FF 93 2-2 3-H 1B		F FC 89 B FC 89 C SL 80 B SI 88 C CU 82 2-3 K ①			F FF 93 F FF 93 X SL 82 0-2 F7 ①		4	0	1	1	0	1	1
25 Ryan Garko, R (1, 10) OBP: 0.370, SLG: 0.364		C FF 87 1 SAFE F SL 88 B FF 94 S SL 89 1-3 K ②	1 SAFE F SI 90 X CU 75 0-1 F9 ③		B SI 92 C FC 89 B FC 88 X FF 91 2-1 16 G4-6-3 1B			B SL 80 B FF 92 C FF 92 X FC 92 2-1 P6 ②		4	0	1	0	0	1	2
16 Matt LaPorta, R (1, 3) OBP: 0.316, SLG: 0.375		C FF 93 1 SAFE D CH 84 B SI 94 B SI 89 B FF 93 4-1 12 2B 1-2 BB		B FF 90 F FF 91 X FF 90 1-1 24 1B 2B 1B	C SI 91 B SL 80 F SL 74 F SI 92 B SL 80 X FC 81 2-2 G4-6-3 ② ③ 1-2f			B FF 93 S FF 93 F FF 92 S FF 94 1-3 K ③		3	1	1	0	1	1	1
12 Ben Francisco, R (1, 7) OBP: 0.321, SLG: 0.366		C FF 92 B SL 87 B SL 87 X FF 92 2-1 1-3 2-H 2B	L CU 74 F SI 90 B FF 92 B CH 80 B CH 80 1 SAFE F SI 91 X SI 90 3-2 F9 ①			B FC 89 X SI 91 1-0 G6-3 ①			C FF 95 F FF 96 B FF 94 X SL 90 1-2 G6-3 ①	4	0	1	1	0	0	1
Inning Stats	R: 0 E: 0 K: 0 S: 8 H: 1 LOB: 1 BB: 0 P: 17	R: 1 E: 0 K: 2 S: 16 H: 1 LOB: 2 BB: 2 P: 30	R: 2 E: 0 K: 0 S: 11 H: 2 LOB: 1 BB: 1 P: 21	R: 1 E: 0 K: 2 S: 16 H: 3 LOB: 3 BB: 1 P: 29	R: 0 E: 0 K: 1 S: 9 H: 1 LOB: 0 BB: 0 P: 15	R: 0 E: 0 K: 0 S: 5 H: 0 LOB: 0 BB: 0 P: 13	R: 0 E: 0 K: 0 S: 11 H: 0 LOB: 0 BB: 0 P: 15	R: 0 E: 0 K: 1 S: 8 H: 0 LOB: 0 BB: 0 P: 11	R: 0 E: 0 K: 0 S: 7 H: 0 LOB: 0 BB: 0 P: 12	1B: 6 2B: 2 3B: 0 HR: 0 SF: 0 SAC: 0 DP: 1 HBP: 0						

PITCHER		IP	WLS	BF	H	R	ER	SO	BB	IBB	HBP	BLK	WP	HR	S	P	ERA	WHIP
54 Clayton Richard, L ERA: 5.4	(1, 1)	3.1		19	6	4	4	2	3	0	0	0	1	0	42	79	10.80	2.700
D.J. Carrasco, R ERA: 2.88	(4, 1)	2.0	W	8	2	0	0	3	0	1	0	0	0	0	19	35	0.00	1.000
37 Matt Thornton, L ERA: 2.84	(6, 1)	1.2	H	5	0	0	0	0	1	0	0	0	0	0	15	26	0.00	0.600
26 Octavio Dotel, R ERA:	(8, 1)	1.0	H	3	0	0	0	1	0	0	0	0	0	0	8	11	0.00	0.000
45 Bobby Jenks, R ERA: 1.5	(9, 1)	1.0	S	3	0	0	0	0	0	0	0	0	0	0	7	12	0.00	0.000

PITCHER	IP	WLS	BF	H	R	ER	SO	BB	IBB	HBP	BLK	WP	HR	S	P	ERA	WHIP

BOTTOM

Chicago White Sox @ Cleveland Indians

Progressive Field, Cleveland, OH

Tue May 12 2009, 7:05 PM EDT

Att. 16,760 - Clear - 57 F

livebaseballscorecards.com

AB	33
R	4
H	8
RBI	4
BB	5
SO	6
LOB	18

WP: 1 PA: 39
PB: 0
SB: 0
CS: 1

Batter	1	2	3	4	5	6	7	8	9	AB	R	H	RBI	BB	SO	LOB
5 Jayson Nix, R (1, 4) (6, 9) OBP: 0.375, SLG: 0.650	C SI 90 C SI 91 B CU 76 B SI 91 F SI 91 X CH 84 2-2 ① G1-3			F SI 90 B SI 93 F FF 91 B FC 87 X FF 91 2-2 ① P3		B CH 84 B SI 91 F SI 91 X SI 91 2-1 22 1B 1-2 1B		F FF 92 X FF 93 0-1 ① F9		4	0	1	0	0	0	0
22 Scott Podsednik, L (1, 7) (7, 8) OBP: 0.286, SLG: 0.303	C FF 90 X SI 91 0-1 ② G6-3			C SI 90 C FC 88 X SI 92 0-2 ② G6-3		F SI 91 F SI 92 B CU 77 B CU 76 X SI 93 2-2 1-2 2-3 1B		C FC 91 B CH 85 X FF 92 1-1 17 FC5-4 1B		4	0	2	0	0	0	0
23 Jermaine Dye, R (1, 9) OBP: 0.339, SLG: 0.504 17 Chris Getz, L (6, 4) OBP: 0.320, SLG: 0.333	C SI 92 B CH 84 X CH 84 1-1 ③ G5-3			B CH 84 B SI 92 F CH 84 C FF 91 F SI 92 B FF 87 F SI 92 F CH 85 T SI 92 3-2 ③ K		F SI 91 S SI 92 B SI 93 B CH 83 F SI 93 C SI 92 2-3 ③ K		F FF 91 1 SAFE 1 SAFE C FF 91 B FC 91 B CH 83 F FF 92 X FF 92 2-2 ② FC5-4 1-2f		3 1	0 0	0 0	0 0	0 0	2 0	3 1
14 Paul Konerko, R (1, 3) OBP: 0.351, SLG: 0.459		B SI 90 F SI 90 B SI 91 F FF 90 X FC 88 2-2 ① G6-3			F CH 83 F CU 74 S CH 84 0-3 ① K		C CH 82 F SI 91 B SI 92 F SI 92 X CU 75 1-2 10 1B 15 BB 1B	1 SAFE X FF 93 0-0 ③ F8		4	0	1	0	0	1	1
12 A.J. Pierzynski, L (1, 2) OBP: 0.324, SLG: 0.464		B SI 92 C FF 91 X SI 91 1-1 ② F8			C FF 91 X SI 92 0-1 ② G4-3		C FC 86 F SI 78 F SI 92 T FC 86 0-2 ① K		F FF 95 B FF 96 T FF 97 C CU 82 1-3 ① K	4	0	0	0	0	2	1
7 Josh Fields, R (1, 5) OBP: 0.318, SLG: 0.339		F FF 90 B FF 90 S FC 86 S FF 91 1-3 ③ K			F FF 91 X FF 90 0-1 ③ F8		B CH 82 F SI 90 C FC 86 C SI 91 1-3 ② K		F FF 96 B FF 97 X FF 97 1-1 ② F9	4	0	0	0	0	2	1
15 Wilson Betemit, S (1, 10) OBP: 0.316, SLG: 0.400			C SI 90 C SI 91 B SI 92 S CH 84 1-3 ① K			B SI 90 S SI 90 C SI 90 S CH 83 1-3 ① K	B SI 91 B CH 84 C SI 92 B SI 92 B SI 90 4-1 10 1B 1-2 BB		F FF 97 B FF 96 X FF 96 1-1 ③ G3	3	0	0	0	1	2	0
10 Alexei Ramirez, R (1, 6) OBP: 0.261, SLG: 0.282			C FF 91 X FF 91 0-1 18 G5-4-3 1B			F FF 90 B CU 75 F FF 90 X FF 91 1-2 22 1B 5 1B 1B	C CH 83 F FC 86 F CU 76 X CU 75 0-2 1-2 2-3 1B			3	0	3	0	0	0	0
18 Brent Lillibridge, R (1, 8) OBP: 0.247, SLG: 0.185 20 Carlos Quentin, R (7, PH) (7, 7) OBP: 0.336, SLG: 0.478			C CH 82 S SI 91 F SI 92 F FF 91 X CU 76 0-2 ② ③ G5-4-3 1-2f			B CH 83 C CH 83 B SI 90 S SI 91 F CH 84 S FF 91 2-3 ② K	F FF 91 F FF 92 B FF 93 X FF 93 1-2 ③ F8			2 1	0 0	0 0	0 0	0 0	1 0	2 3
Inning Stats	R: 0 E: 0 K: 0 S: 8 H: 0 LOB: 0 BB: 0 P: 11	R: 0 E: 0 K: 1 S: 8 H: 0 LOB: 0 BB: 0 P: 12	R: 0 E: 0 K: 1 S: 10 H: 1 LOB: 0 BB: 0 P: 11	R: 0 E: 0 K: 1 S: 12 H: 0 LOB: 0 BB: 0 P: 17	R: 0 E: 0 K: 1 S: 7 H: 0 LOB: 0 BB: 0 P: 7	R: 0 E: 0 K: 3 S: 19 H: 3 LOB: 3 BB: 0 P: 29	R: 0 E: 0 K: 2 S: 19 H: 2 LOB: 3 BB: 1 P: 26	R: 0 E: 0 K: 0 S: 9 H: 1 LOB: 1 BB: 0 P: 12	R: 0 E: 0 K: 1 S: 7 H: 0 LOB: 0 BB: 0 P: 10	1B: 7 2B: 0 3B: 0 HR: 0	SF: 0 SAC: 0 DP: 1 HBP: 0					

PITCHER		IP	WLS	BF	H	R	ER	SO	BB	IBB	HBP	BLK	WP	HR	S	P	ERA	WHIP
31 Cliff Lee, L ERA: 3.0	(1, 1)	7.0	W	27	6	0	0	9	1	0	0	0	0	0	83	113	0.00	1.000
63 Rafael Betancourt, R ERA: 4.91	(8, 1)	1.0		4	1	0	0	0	0	0	0	0	0	0	9	12	0.00	1.000
34 Kerry Wood, R ERA: 6.0	(9, 1)	1.0		3	0	0	0	1	0	0	0	0	0	0	7	10	0.00	0.000

PITCHER	IP	WLS	BF	H	R	ER	SO	BB	IBB	HBP	BLK	WP	HR	S	P	ERA	WHIP

TOP

Chicago White Sox @ Cleveland Indians

Progressive Field, Cleveland, OH

Wed May 13 2009, 12:05 PM EDT

Att. 23,884 - Cloudy - 64 F

livebaseballscorecards.com

AB	33
R	0
H	7
RBI	0
BB	1
SO	10
LOB	12

Batter	1	2	3	4	5	6	7	8	9	AB	R	H	RBI	BB	SO	LOB
24 Grady Sizemore, L (1, 8) OBP: 0.311, SLG: 0.407	B FF 82 X FF 82 1-0 ① P5		B FF 85 C FC 79 S CU 69 B CU 70 B SI 88 X FC 82 3-2 ② G4-3		X FF 83 0-0 41 1B 2-H 1B		C F CU 72 C FF 85 0-3 ② K			4	0	1	1	0	1	1
Asdrúbal Cabrera, S (1, 4) OBP: 0.386, SLG: 0.411	C SI 84 X CH 81 0-1 ② L6		C FC 81 X CH 78 0-1 ③ G6-3		B FC 82 1 SAFE L FF 83 1 SAFE F CH 77 X SI 86 1-2 ② L4		C CU 71 X SI 87 0-1 ③ F9			4	0	0	0	0	0	2
41 Victor Martinez, S (1, 3) OBP: 0.469, SLG: 0.630	C SI 83 B SI 84 X SI 83 1-1 HR			B SI 84 B CH 78 C FC 82 X CH 78 2-1 2 FC5-4 1B	C CH 78 1 SAFE F FF 81 X FC 83 0-2 1-3 1B			C FF 92 B SL 82 C FC 82 B FF 94 F FF 93 X FO 83 2-2 ① F8		4	1	3	1	0	0	0
17 Shin-Soo Choo, L (1, 9) OBP: 0.401, SLG: 0.419	C FF 84 X SI 84 0-1 2 FC5-4 1B			S FC 80 B FF 82 F SI 85 S CU 72 1-3 ① K	C CU 70 D CU 72 F CU 72 S CU 74 1-3 ③ K			C FF 93 C FF 93 S SL 81 0-3 ② K		4	0	1	0	0	3	3
2 Jhonny Peralta, R (1, 6) OBP: 0.303, SLG: 0.320	C SI 84 X FF 81 0-1 ③ FC5-4 1-2f			B CH 78 B SI 85 X CH 80 2-0 ② FC5-4 25 HR 1-2f		C CU 68 B CH 76 F FF 84 X CH 76 1-2 ① G6-3		B SL 81 T FF 94 F FF 94 F FF 94 F SL 79 B SL 80 F FF 94 X FF 96 2-2 1B		4	1	1	0	0	0	2
25 Ryan Garko, R (1, 10) OBP: 0.365, SLG: 0.395		B SI 83 C CH 77 S FC 81 F SI 86 C SI 86 1-3 ① K		X SI 86 0-0 ③ 1-H HR		X SI 85 0-0 ② L1		B FF 94 1 SAFE F FF 93 C FF 94 X FF 94 1-2 ③ F8		4	1	1	2	0	1	1
11 Jamey Carroll, R (1, 5)		B FF 84 C SI 83 C FC 81 X FF 86 1-2 ② G5-3		X SI 85 0-0 ③ G5-3		C SI 85 X SI 83 0-1 ③ G6-3				3	0	0	0	0	0	0
16 Matt LaPorta, R (1, 7) OBP: 0.364, SLG: 0.444		B CU 68 B CU 69 S FC 81 S CH 77 F CH 78 F SI 86 B CH 78 F FC 82 X CH 78 3-2 ③ G6-3		B FC 81 F CH 77 B FF 86 B FF 86 B SI 84 4-1 10 SH3-4 24 1B BB			B SI 83 B SI 84 C SI 84 B CH 78 F SI 85 X CH 79 3-2 2B			2	1	1	0	1	0	0
10 Kelly Shoppach, R (1, 2) OBP: 0.356, SLG: 0.350			F CU 68 F FF 84 C FF 85 0-3 ① K		L CH 79 1 SAFE B SI 85 1 SAFE B CH 78 X SI 85 2-1 ① SH3-4 1-2		S FF 83 B SI 87 B CH 77 B CH 78 S FF 82 S FF 87 3-3 ① K			2	0	0	0	0	2	1
Inning Stats	R: 1 E: 0 K: 0 S: 9 H: 2 LOB: 1 BB: 0 P: 11	R: 0 E: 0 K: 1 S: 13 H: 0 LOB: 0 BB: 0 P: 18	R: 0 E: 0 K: 1 S: 8 H: 0 LOB: 0 BB: 0 P: 11	R: 2 E: 0 K: 1 S: 8 H: 2 LOB: 0 BB: 0 P: 13	R: 1 E: 0 K: 1 S: 13 H: 2 LOB: 2 BB: 1 P: 21	R: 0 E: 0 K: 0 S: 6 H: 0 LOB: 0 BB: 0 P: 7	R: 0 E: 0 K: 2 S: 11 H: 1 LOB: 1 BB: 0 P: 17	R: 0 E: 0 K: 1 S: 16 H: 1 LOB: 1 BB: 0 P: 21		1B: 5 2B: 1 3B: 0 HR: 2 SF: 0 SAC: 1 DP: 0 HBP: 0					WP: 0 PB: 0 SB: 0 CS: 0 PA: 33	

PITCHER		IP	WLS	BF	H	R	ER	SO	BB	IBB	HBP	BLK	WP	HR	S	P	ERA	WHIP
56 Mark Buehrle, L ERA: 3.0	(1, 1)	7.0	L	29	7	4	4	6	1	0	0	0	0	2	68	98	5.14	1.143
71 Scott Linebrink, R ERA: 0.75	(8, 1)	1.0		4	1	0	0	1	0	0	0	0	0	0	16	21	0.00	1.000

PITCHER	IP	WLS	BF	H	R	ER	SO	BB	IBB	HBP	BLK	WP	HR	S	P	ERA	WHIP

BOTTOM

Chicago White Sox @ Cleveland Indians

Progressive Field, Cleveland, OH

Wed May 13 2009, 12:05 PM EDT

Att. 23,884 - Cloudy - 64 F

livebaseballscorecards.com

AB	31
R	4
H	8
RBI	4
BB	1
SO	7
LOB	10

Batter	1	2	3	4	5	6	7	8	9	AB	R	H	RBI	BB	SO	LOB
5 Jayson Nix, R (1, 5) OBP: 0.321, SLG: 0.542	B SI 91 C FF 92 F FF 92 F FF 93 X CH 84 1-2 ① F8		C SI 90 B CH 81 B CH 82 X FF 91 2-1 ③ F8		X FF 88 0-0 ③ F8		C SI 89 C SL 84 X SI 89 0-2 ②③ G6-4-3 1-2f			4	0	0	0	0	0	3
17 Chris Getz, L (1, 4) OBP: 0.317, SLG: 0.330	C FF 93 F FF 92 F SI 92 B SL 86 B SL 86 F SI 93 X SL 87 2-2 23 FC6-4 1B			B SI 89 B SI 89 C FF 90 F SI 91 S SL 85 2-3 ① K		C FF 87 X SI 89 0-1 ① G6-3		C SI 89 S SL 81 B SL 85 X SL 83 1-2 ① G4-1		4	0	1	0	0	1	0
20 Carlos Quentin, R (1, 7) OBP: 0.333, SLG: 0.466	X SI 91 0-0 ② F9			C FF 91 F SI 91 S SL 86 0-3 ② K		F SI 89 C SI 88 F SL 84 B FF 90 F SL 85 B CH 83 B FF 90 B SI 90 4-2 23 HR BB		F SI 82 X SL 85 0-1 ② P4		3	1	0	0	1	1	1
23 Jermaine Dye, R (1, 9) OBP: 0.336, SLG: 0.521	B FF 92 B SI 92 S FF 93 X SI 93 2-1 ③ FC6-4 1-2f			B CH 83 X SI 92 1-0 ③ F9		B FF 88 X SI 89 1-0 1-H HR		C SL 83 F SL 81 S SI 90 0-3 ③ K		4	1	1	2	0	1	1
25 Jim Thome, L (1, 10) OBP: 0.358, SLG: 0.473 18 Brent Lillibridge, R (9, PR) OBP: 0.247, SLG: 0.185		B SI 90 B SI 90 C SI 91 F SI 92 F SI 93 B SL 85 X SI 93 3-2 ① G6-3			C CU 81 B SI 87 F SI 88 B SL 82 X SL 83 2-2 ① G6-3	C SI 90 X SI 90 0-1 1B			B FF 89 C FF 89 B SL 82 B FF 87 B FF 88 4-1 BB	3 0	0 0	1 0	0 0	1 0	0 0	0 0
14 Paul Konerko, R (1, 3) OBP: 0.355, SLG: 0.480		B SI 92 C SI 93 B FF 92 B SI 92 F SI 91 B SI 93 4-2 12 G4-6-3 BB			B SI 89 B SI 89 C SI 90 X SI 89 2-1 HR	C SL 83 S FF 89 D SL 84 S SI 90 1-3 ② K			F FF 89 B FC 88 C SL 81 F SL 83 S SL 84 1-3 ① K	3	1	1	1	1	2	2
12 A.J. Pierzynski, L (1, 2) OBP: 0.321, SLG: 0.455		F SI 90 F FF 91 X SL 84 0-2 ②③ G4-6-3 1-2f			B SI 90 F SL 85 F SI 88 B FF 91 X SI 90 2-2 10 FC6-4 1B	F SL 83 F SI 88 X FF 89 0-2 ③ G1-3			D SL 82 S FF 88 S FF 89 S FF 87 1-3 ② K	4	0	1	0	0	1	3
10 Alexei Ramirez, R (1, 6) OBP: 0.261, SLG: 0.280			B SI 86 B SI 90 X SI 89 2-0 ① G5-3		B FF 89 B SI 88 F SI 89 C FF 89 F SL 84 F SL 86 X SI 90 2-2 ② FC6-4 22 1B 1-2f		B SI 90 C SI 88 X SI 89 1-1 22 FC4-6 1B		F SL 82 F SL 82 X FF 87 0-2 ③ F8	4	0	1	0	0	0	2
22 Scott Podsednik, L (1, 8) OBP: 0.289, SLG: 0.306			C FF 89 X SL 84 0-1 ② G4-3		C SL 84 X SL 84 0-1 1-3 1B		C SI 89 C SL 81 1 SAFE X SL 83 0-2 ① FC4-6 5 G6-4-3 1-2f			3	0	1	0	0	0	1
Inning Stats	R: 0 E: 0 K: 0 S: 12 H: 1 LOB: 1 BB: 0 P: 17	R: 0 E: 0 K: 0 S: 9 H: 0 LOB: 0 BB: 1 P: 16	R: 0 E: 0 K: 0 S: 5 H: 0 LOB: 0 BB: 0 P: 9	R: 0 E: 0 K: 2 S: 7 H: 0 LOB: 0 BB: 0 P: 10	R: 1 E: 0 K: 0 S: 16 H: 3 LOB: 2 BB: 0 P: 24	R: 2 E: 0 K: 1 S: 15 H: 2 LOB: 1 BB: 1 P: 21	R: 0 E: 0 K: 0 S: 8 H: 1 LOB: 0 BB: 0 P: 9	R: 0 E: 0 K: 1 S: 8 H: 0 LOB: 0 BB: 0 P: 9	R: 0 E: 0 K: 2 S: 11 H: 0 LOB: 1 BB: 1 P: 17	1B: 5 2B: 0 3B: 0 HR: 2 SF: 0 SAC: 0 DP: 2 HBP: 0						

PITCHER		IP	WLS	BF	H	R	ER	SO	BB	IBB	HBP	BLK	WP	HR	S	P	ERA	WHIP
27 Brett Cecil, L ERA: 1.8	(1, 1)	6.0	W	25	6	3	3	3	2	0	0	0	0	2	64	97	4.50	1.333
39 Jesse Carlson, L ERA: 2.79	(7, 1)	2.0		6	1	0	0	1	0	0	0	0	0	0	16	18	0.00	0.500
52 B.J. Ryan, L ERA: 9.45	(9, 1)	1.0		4	0	0	0	2	1	0	0	0	0	0	11	17	0.00	1.000

PITCHER	IP	WLS	BF	H	R	ER	SO	BB	IBB	HBP	BLK	WP	HR	S	P	ERA	WHIP

TOP

Chicago White Sox @ Toronto Blue Jays

Rogers Centre, Toronto, ON

Fri May 15 2009, 7:07 PM EDT
Att. 17,241 - Roof Closed - 68 F

livebaseballscorecards.com

AB	32
R	3
H	7
RBI	3
BB	3
SO	6
LOB	13

WP: 0 PA: 35
PB: 0
SB: 0
CS: 0

Batter	1	2	3	4	5	6	7	8	9	AB	R	H	RBI	BB	SO	LOB
19 Marco Scutaro, R (1, 6) OBP: 0.404, SLG: 0.435	B FF 90 C FF 91 C CU 79 B FF 92 B CH 84 B FF 92 4-2 2 1B BB		C FC 86 X FF 92 0-1 2 HR 1B	F FC 87 B SI 92 B FC 89 B FF 89 C FC 89 F FC 89 X FF 90 3-2 2 1B 10 G6-3 2-H 2B		B SI 89 X SI 88 1-0 ① F9		B SI 90 C SI 90 D CH 79 X SI 89 2-1 ③ F9		4	2	2	1	1	0	2
2 Aaron Hill, R (1, 4) OBP: 0.391, SLG: 0.569	B FF 91 X CH 83 1-0 10 G5-4-3 1-2 1B		1 SAFE X FF 92 0-0 1-H HR	C FC 81 F FF 90 B SI 92 B SL 74 D FF 91 F CU 73 X FF 91 3-2 10 G6-3 15 HBP 2-3 1B		C SI 89 S CH 78 D SL 82 X SL 81 1-2 ② F8				4	1	3	2	0	0	1
15 Alex Rios, R (1, 9) OBP: 0.326, SLG: 0.405	F FF 91 S FC 87 F FC 86 C FF 91 0-3 ① K		B CU 78 F CU 76 X FF 92 1-1 ② P4	C SI 92 H SI 91 1-1 10 G6-3 1-2 HBP		1 SAFE C SI 88 X SI 86 0-1 ③ G5-3				3	0	0	0	0	1	3
10 Vernon Wells, R (1, 8) OBP: 0.316, SLG: 0.431	C FC 87 X FC 88 0-1 ②③ G5-4-3 1-2f		B CU 75 B CH 83 X FC 86 2-0 ③ G4-3	B FF 90 X FC 90 1-0 ①② G6-3 1-2f 2-3 3-H			B SI 86 X CH 78 1-0 ① G1-3			4	0	0	0	0	0	4
26 Adam Lind, L (1, 10) OBP: 0.406, SLG: 0.546		C FF 90 B FC 86 B FF 92 C FF 92 B FF 93 X FF 92 3-2 15 G1-3 1B	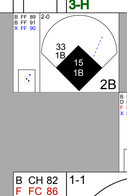				B SI 89 C SI 88 S CH 76 B SL 81 F CH 77 F CH 77 B SI 90 X CH 77 3-2 ② F7			4	1	2	0	0	0	1
33 Scott Rolen, R (1, 5) OBP: 0.386, SLG: 0.480		C FF 91 B FF 92 B CH 84 F FF 92 B CU 80 1 SAFE F CH 83 S CH 84 3-3 ① K		B CH 82 F FC 86 X CH 82 1-1 15 1B 20 2B 2-3 1B	B FF 88 C FC 89 C CU 76 F SL 74 X SI 88 1-2 15 G6-4-3 1B		C SI 91 S SL 80 B SL 83 B CH 78 C SL 82 2-3 ③ K			4	1	2	0	0	2	1
15 Kevin Millar, R (1, 3) OBP: 0.328, SLG: 0.413		C CU 76 B FC 87 S FC 87 X FC 86 1-2 ② G1-3 1-2		S CH 83 X FF 92 0-1 20 2B 20 E 1-3 3-H 1B	B FF 90 C SI 92 B FC 92 X FC 82 2-1 ①② G6-4-3 1-2f			X SI 89 0-0 ① G1-3		4	1	1	1	0	0	2
20 Rod Barajas, R (1, 2) OBP: 0.336, SLG: 0.491		C FC 87 S FF 91 X FF 92 0-2 ③ G1-3		B FC 87 S FC 83 X FC 88 1-1 E7 19 2B 1-H 3-H 2B	B FC 90 B FC 82 F SI 92 F SI 93 S SL 77 2-3 ③ K			B SI 90 B SI 89 F SI 88 S CH 77 S SL 83 2-3 ② K		4	1	1	1	0	2	1
19 José Bautista, R (1, 7) OBP: 0.427, SLG: 0.403			B FF 90 C FF 90 S CH 83 B CU 79 S CH 84 2-3 ① K	B FF 90 S CH 83 X CH 83 1-1 19 2B 2-H 2B		C SI 89 B SL 81 B SL 80 B SI 89 B SI 88 4-1 BB		S SL 82 B SI 90 B CH 78 F SI 90 F SI 90 B SL 82 B CH 78 4-2 BB		2	1	1	1	2	1	0
Inning Stats	R: 0 E: 0 K: 1 S: 9 H: 1 LOB: 1 BB: 1 P: 14	R: 0 E: 0 K: 1 S: 13 H: 1 LOB: 1 BB: 0 P: 20	R: 2 E: 0 K: 1 S: 9 H: 2 LOB: 0 BB: 0 P: 14	R: 6 E: 1 K: 0 S: 21 H: 7 LOB: 1 BB: 0 P: 36	R: 0 E: 0 K: 1 S: 9 H: 1 LOB: 0 BB: 0 P: 14	R: 0 E: 0 K: 0 S: 7 H: 0 LOB: 1 BB: 1 P: 13	R: 0 E: 0 K: 1 S: 9 H: 0 LOB: 0 BB: 0 P: 15	R: 0 E: 0 K: 1 S: 9 H: 0 LOB: 1 BB: 1 P: 17		1B: 7 2B: 4 3B: 0 HR: 1 SF: 0 SAC: 0 DP: 3 HBP: 1		WP: 0 PB: 0 SB: 0 CS: 0 PA: 37		

BOTTOM

Chicago White Sox @ Toronto Blue Jays

Rogers Centre, Toronto, ON

Fri May 15 2009, 7:07 PM EDT
Att. 17,241 - Roof Closed - 68 F

livebaseballscorecards.com

AB	33
R	8
H	12
RBI	6
BB	3
SO	6
LOB	15

PITCHER		IP	WLS	BF	H	R	ER	SO	BB	IBB	HBP	BLK	WP	HR	S	P	ERA	WHIP
50 John Danks, L ERA: 4.82	(1, 1)	3.0	L	18	9	7	7	3	1	0	0	0	0	1	40	62	21.00	3.333
D.J. Carrasco, R ERA: 3.0	(4, 1)	2.0		8	3	1	1	1	0	0	1	0	0	0	21	36	4.50	1.500
41 Lance Broadway, R ERA: 2.84	(6, 1)	3.0		11	0	0	0	2	2	0	0	0	0	0	25	45	0.00	0.667

PITCHER	IP	WLS	BF	H	R	ER	SO	BB	IBB	HBP	BLK	WP	HR	S	P	ERA	WHIP

Chicago White Sox @ Toronto Blue Jays

Rogers Centre, Toronto, ON

Sat May 16 2009, 1:07 PM EDT
Att. 21,759 - Roof Closed - 68 F

livebaseballscorecards.com

Batter	1	2	3	4	5	6	7	8	9	AB	R	H	RBI	BB	SO	LOB
22 Scott Podsednik, L (1, 7) OBP: 0.286, SLG: 0.282	B SI 91 B SI 90 B FF 91 C SI 91 B FF 91 4-1 23 S 17 G4-3 23 E BB		L FC 86 P PO 84 X FC 87 1-1 ②③ P5 1-2			B FF 90 X FF 88 1-0 ② F7			C SI 92 X SI 91 0-1 ② G4-3	3	1	0	0	1	0	2
17 Chris Getz, L (1, 4) OBP: 0.308, SLG: 0.320 15 Wilson Betemit, S (9, PH) OBP: 0.308, SLG: 0.389	C FC 88 B SI 90 X FC 88 1-1 ① G4-3 1-2			B SI 91 X SI 89 1-0 ① L8		X FC 88 0-0 ③ G6-3			B SI 91 B SI 90 B SI 91 C SI 90 X SI 91 3-1 ③ G3-1	3 1	0 0	0 0	0 0	0 0	0 0	2 0
23 Jermaine Dye, R (1, 9) OBP: 0.328, SLG: 0.508	C FC 89 B FF 93 S FF 92 B FF 93 F SI 92 B CU 78 S SL 82 3-3 ② K 2-H			F FF 91 F FC 86 B SI 90 B SL 81 X CH 79 2-2 ② F7			B FC 88 X FC 86 1-0 ① F8			3	0	0	0	0	1	0
14 Paul Konerko, R (1, 3) OBP: 0.355, SLG: 0.477	C SI 92 B SI 92 X FC 89 1-1 ③ G5-3			F FF 89 C FF 91 X SI 91 0-2 ③ G1-3			X FF 92 0-0 25 G6-5-3 1B			3	0	1	0	0	0	0
25 Jim Thome, L (1, 10) OBP: 0.357, SLG: 0.468		C SI 91 B FC 87 F FC 87 F SL 80 B FF 92 F FC 87 X SL 81 2-2 10 FC4-6 1B			F FC 88 B CH 80 F FC 89 S SI 91 1-3 ① K		B FC 88 X FC 87 1-0 ②③ G6-5-3 1-2f			3	0	1	0	0	1	1
10 Alexei Ramirez, R (1, 6) OBP: 0.254, SLG: 0.273		B FF 91 B SI 89 F SI 90 X FC 88 2-1 ① FC4-6 12 P5-3 1-2f			C SI 89 X SI 90 0-1 ② G5-3			B SI 90 X SI 89 1-0 ① F9		3	0	0	0	0	0	1
12 A.J. Pierzynski, L (1, 2) OBP: 0.312, SLG: 0.442		B FC 88 F FC 88 1 SAFE F SI 90 B FF 89 1 SAFE F FC 89 F FF 92 1 SAFE 2-2 ②③ X CU 78 P5-3 1-1f			B FF 89 X FF 88 1-0 ③ F7			B SI 89 F FC 87 B FC 87 F FC 87 F FC 87 F CH 79 X FC 88 2-2 ② F9		3	0	0	0	0	0	1
7 Josh Fields, R (1, 5) OBP: 0.318, SLG: 0.339			X SI 90 0-0 ① G3			S FF 91 F FF 91 B CU 76 B SL 80 X SI 89 2-2 18 SH1-3 1B		B SI 91 B SL 80 C FF 88 F FC 87 S FC 91 2-3 ③ K		3	0	1	0	0	1	0
18 Brent Lillibridge, R (1, 8) OBP: 0.257, SLG: 0.185 5 Jayson Nix, R (9, PH) OBP: 0.310, SLG: 0.520			H FF 89 1-0 22 CS HBP			B SI 88 1 SAFE B FF 87 B FF 89 C FF 91 X SI 89 3-1 ① SH1-3 1-2			B SI 90 S SI 90 X SI 91 1-1 ① F8	0 1	0 0	0 0	0 0	0 0	0 0	0 0
Inning Stats	R: 1 E: 0 K: 1 S: 9 H: 0 LOB: 0 BB: 1 P: 18	R: 0 E: 0 K: 0 S: 12 H: 1 LOB: 0 BB: 0 P: 18	R: 0 E: 0 K: 0 S: 4 H: 0 LOB: 0 BB: 0 P: 5	R: 0 E: 0 K: 0 S: 7 H: 0 LOB: 0 BB: 0 P: 10	R: 0 E: 0 K: 1 S: 6 H: 0 LOB: 0 BB: 0 P: 8	R: 0 E: 0 K: 0 S: 7 H: 1 LOB: 1 BB: 0 P: 13	R: 0 E: 0 K: 0 S: 3 H: 1 LOB: 0 BB: 0 P: 5	R: 0 E: 0 K: 1 S: 9 H: 0 LOB: 0 BB: 0 P: 14	R: 0 E: 0 K: 0 S: 6 H: 0 LOB: 0 BB: 0 P: 10	1B: 3 2B: 1 3B: 0 HR: 0	SF: 0 SAC: 1 DP: 2 HBP: 1	WP: 0 PB: 0 SB: 1 CS: 1	PA: 29			

PITCHER		IP	WLS	BF	H	R	ER	SO	BB	IBB	HBP	BLK	WP	HR	S	P	ERA	WHIP
60 Robert Ray, R ERA: 3.6	(1, 1)	8.0	W	26	3	1	0	3	1	0	1	0	0	0	57	91	0.00	0.500
37 Scott Downs, L ERA: 1.96	(9, 1)	1.0	S	3	0	0	0	0	0	0	0	0	0	0	6	10	0.00	0.000

PITCHER	IP	WLS	BF	H	R	ER	SO	BB	IBB	HBP	BLK	WP	HR	S	P	ERA	WHIP

TOP

AB	26
R	1
H	3
RBI	0
BB	1
SO	3
LOB	7

Batter	1	2	3	4	5	6	7	8	9	AB	R	H	RBI	BB	SO	LOB
19 Marco Scutaro, R (1, 6) OBP: 0.412, SLG: 0.457	C SI 86 X FF 88 0-1 ① G6-3		B SI 87 X SI 88 1-0 ② 2B		C SI 86 X SI 86 0-1 1-3 2B		D FF 97 F FF 96 X FF 95 1-1 1-2 1B			4	0	3	0	0	0	0
2 Aaron Hill, R (1, 4) OBP: 0.383, SLG: 0.556	X SI 87 0-0 ② G6-3		C SI 88 X SL 82 0-1 ③ G6-3		X SI 89 0-0 ③ F8		S SL 85 B FF 96 B FF 95 F FF 95 F SL 86 B FF 96 S SL 85 3-3 ③ K			4	0	0	0	0	1	4
15 Alex Rios, R (1, 9) OBP: 0.324, SLG: 0.401	C SI 87 X FF 89 0-1 10 FC5-4 1B			C SI 87 C SI 86 B SI 87 B SI 87 F SI 88 X SI 87 2-2 ① G6-3		B FF 91 B FF 91 B FF 91 C FF 92 X FF 91 3-1 ① G6-3		X SI 94 0-0 ① L4		4	0	1	0	0	0	0
10 Vernon Wells, R (1, 8) OBP: 0.326, SLG: 0.436	1 SAFE B CH 83 X SI 84 1-0 ③ FC5-4 1-2f			B SI 88 B SI 87 B SI 88 F SI 88 B SI 87 4-1 BB		C FF 92 X FF 93 0-1 26 G4-3 26 S 1B		X FF 94 0-0 26 S 26 2B 1B		3	1	2	0	1	0	1
26 Adam Lind, L (1, 10) OBP: 0.402, SLG: 0.545		B FF 86 C SI 86 X FF 88 1-1 ① F7		C SI 87 X SI 86 0-1 ② L9		B FF 91 B SL 80 B SL 81 C FF 92 X FF 92 3-1 ② G4-3 1-3		C FF 93 F FO 85 F SI 81 F SI 95 1 SAFE B FF 95 D FO 85 B FO 85 F FO 84 3-2 2 SAFE F SF 95 X FO 85 19 WP 1-H 19 1B 2B		4	1	1	1	0	0	2
19 José Bautista, R (1, 5) OBP: 0.430, SLG: 0.408 (8, 7)		B SI 86 B SI 88 C SI 86 B SI 85 X FF 86 3-1 ② 1B		C FF 87 F SI 87 S SI 86 0-3 ③ K		B FF 92 B SL 81 B FF 93 C FF 93 F FF 93 C SL 80 3-3 ③ K		B SL 83 F FF 95 X SI 94 1-1 35 G4-3 35 S 2-H 1B		4	0	2	1	0	2	2
35 Lyle Overbay, L (1, 3) OBP: 0.361, SLG: 0.506		B FF 89 B SI 88 B SI 87 B SI 88 4-0 BB	B SI 88 B SI 87 C SI 89 B SI 89 C SI 88 X SI 88 3-2 ① P6			B FF 96 C FF 96 B SL 85 B FF 96 F FF 97 S FF 97 3-3 ① K	S FF 94 1 SAFE C FF 93 F FF 94 B SL 80 F FF 93 D FO 80 X FF 94 2-2 ② G4-3 1-3		3	0	0	0	1	1	1
13 Raul Chavez, R (1, 2) OBP: 0.269, SLG: 0.269 6 John McDonald, R (7, PR) OBP: 0.250, SLG: 0.250 20 Rod Barajas, R (8, 2) OBP: 0.333, SLG: 0.486		B SI 85 X SI 85 1-0 ③ G5-3	B SI 88 B SI 88 X SI 88 2-0 19 2B 1B			B FF 96 X FF 96 1-0 19 1B 1B	F SI 94 D FO 85 F FF 92 F FF 94 F FO 80 F FF 93 F FF 94 S SL 80 1-3 ③ K		3 0 1	0 0 0	2 0 0	0 0 0	0 0 1	0 0 1	1 0 1
45 Travis Snider, L (1, 7) OBP: 0.300, SLG: 0.409 15 Kevin Millar, R (7, PH) OBP: 0.324, SLG: 0.406 (8, 5) 33 Scott Rolen, R (9, 5) OBP: 0.386, SLG: 0.480			B SI 88 F SI 88 B SI 87 B SI 88 X SI 87 3-1 ① G6-3		S SI 88 B FF 88 F SI 86 S FF 90 1-3 ② K		C FF 95 F FF 96 B SL 85 T FF 96 1-2 ② K			2 1 0	0 0 0	0 0 0	0 0 0	0 1 0	1 1 0	1 1 0
Inning Stats	R: 0 E: 0 K: 0 S: 6 H: 1 LOB: 1 BB: 0 P: 7	R: 0 E: 0 K: 0 S: 5 H: 1 LOB: 1 BB: 1 P: 14	R: 0 E: 0 K: 0 S: 5 H: 1 LOB: 0 BB: 0 P: 9	R: 0 E: 0 K: 1 S: 10 H: 0 LOB: 1 BB: 1 P: 16	R: 0 E: 0 K: 1 S: 10 H: 2 LOB: 2 BB: 0 P: 16	R: 0 E: 0 K: 1 S: 9 H: 1 LOB: 1 BB: 0 P: 18	R: 0 E: 0 K: 3 S: 13 H: 2 LOB: 2 BB: 0 P: 22	R: 2 E: 0 K: 1 S: 23 H: 3 LOB: 1 BB: 0 P: 30		1B: 8 2B: 3 3B: 0 HR: 0 SF: 0 SAC: 0 DP: 0 HBP: 0				WP: 1 PB: 0 SB: 3 CS: 0 PA: 35		

PITCHER		IP	WLS	BF	H	R	ER	SO	BB	IBB	HBP	BLK	WP	HR	S	P	ERA	WHIP
40 Bartolo Colon, R ERA: 4.21	(1, 1)	5.0		20	5	0	0	2	2	0	0	0	0	0	36	62	0.00	1.400
26 Octavio Dotel, R ERA:	(6, 1)	1.0	H	4	1	0	0	1	0	0	0	0	0	0	9	18	0.00	1.000
37 Matt Thornton, L ERA: 2.63	(7, 1)	1.0	H	5	2	0	0	3	0	0	0	0	0	0	13	22	0.00	2.000
71 Scott Linebrink, R ERA: 2.08	(8, 1)	1.0	L	6	3	2	2	1	0	0	0	0	1	0	23	30	18.00	3.000

PITCHER	IP	WLS	BF	H	R	ER	SO	BB	IBB	HBP	BLK	WP	HR	S	P	ERA	WHIP

BOTTOM

Chicago White Sox @ Toronto Blue Jays

Rogers Centre, Toronto, ON

Sat May 16 2009, 1:07 PM EDT
Att. 21,759 - Roof Closed - 68 F

livebaseballscorecards.com

AB	33
R	2
H	11
RBI	2
BB	2
SO	7
LOB	14

Chicago White Sox @ Toronto Blue Jays

Rogers Centre, Toronto, ON

Sun May 17 2009, 1:07 PM EDT

Att. 37,147 - Roof Closed - 68 F

livebaseballscorecards.com

Batter	1	2	3	4	5	6	7	8	9	AB	R	H	RBI	BB	SO	LOB
22 Scott Podsednik, L (1, 7) OBP: 0.298, SLG: 0.318	X FC 92 0-0 17 E 23 1B 2B	C CU 79 C FC 91 X SI 94 0-2 ③ G5-3			L CU 78 C SI 93 B CU 78 B SI 94 S CU 79 2-3 ① K 1-2		X FC 91 0-0 1B		B SI 93 C SI 94 B SI 93 X SI 93 2-1 ②③ G4-6-3 1-2f	5	1	2	0	0	1	3
17 Chris Getz, L (1, 4) OBP: 0.297, SLG: 0.307	L FC 92 X FC 92 0-1 E1 23 1B 14 1B 2-3		C CU 76 F FC 91 F CU 79 X CU 78 0-2 ① F9		C FC 92 F SI 94 B FC 93 X FC 92 1-2 ② F9 2-3		X SI 94 0-0 ③ G4-3			4	1	0	0	0	0	3
23 Jermaine Dye, R (1, 9) OBP: 0.326, SLG: 0.500	C FC 92 B FC 93 S FC 93 X SI 94 1-2 25 CS 14 1B 1-3 3-H 1B		F SI 93 X SI 94 0-1 ② G4-3		C CU 80 B CU 80 C SI 94 X CU 80 1-2 ③ F9			X FF 93 0-0 ① P4		4	0	1	1	0	0	1
14 Paul Konerko, R (1, 3) OBP: 0.366, SLG: 0.500	X SI 94 0-0 25 BB 1-2 3-H 1B		B FC 93 C CU 79 X SI 94 1-1 ③ F9			C SI 93 B FC 90 X SI 93 1-1 10 G4-3 2B		B FF 94 X FF 94 1-0 2B		4	0	3	1	0	0	0
25 Jim Thome, L (1, 10) OBP: 0.362, SLG: 0.474	C CU 79 T FC 92 B CU 80 B FC 93 B SI 94 F FC 93 B FC 93 4-2 ① 1-2 2-3 BB			B SI 92 B CU 78 F SI 92 B FC 93 S SI 95 F FC 93 X SI 95 3-2 2B		B SI 93 C FC 91 F FC 91 B SI 95 C FC 93 2-3 ① K		F SI 88 X SL 84 0-2 ② F7		3	0	1	0	1	1	2
10 Alexei Ramirez, R (1, 6) OBP: 0.246, SLG: 0.263	B CU 79 X FC 92 1-0 ② P3			F FC 94 F FC 94 X CU 79 0-2 ① P3		C CU 78 B FC 92 X FC 91 1-1 ② G4-3 2-3		C SI 89 B SI 89 F SL 82 X SI 90 1-2 ③ F8		4	0	0	0	0	0	5
7 Josh Fields, R (1, 5) OBP: 0.311, SLG: 0.331 15 Wilson Betemit, S (9, PH) OBP: 0.325, SLG: 0.389	C CU 79 S CU 79 S CU 78 0-3 ③ K			F FC 93 X CU 79 0-1 ② F9		S CU 78 F CU 78 D CU 78 F FC 92 F CU 78 D CU 80 X CU 80 2-2 ③ G5-3			B FS 82 F SI 93 S FS 83 B FS 85 B SI 94 B SI 93 4-2 5 BB BB	3 0	0 0	0 0	0 0	0 1	1 0	4 0
44 Corky Miller, R (1, 2) OBP: 0.281, SLG: 0.276 12 A.J. Pierzynski, L (9, PH) OBP: 0.309, SLG: 0.438		C FC 91 F FC 92 S CU 78 0-3 ① K		F CU 79 S CU 78 S CU 79 0-3 ③ K			F FC 91 B FC 92 S CU 79 S CU 80 1-3 ① K		X SI 92 0-0 ① F8	3 1	0 0	0 0	0 0	0 0	3 0	1 1
18 Brent Lillibridge, R (1, 8) OBP: 0.260, SLG: 0.191 5 Jayson Nix, R (9, PH) OBP: 0.333, SLG: 0.520		B FC 93 B FC 92 C FC 92 F FC 93 B CU 78 F FC 92 S FC 92 3-3 ② K			B FC 91 C FC 90 B FC 91 X FC 92 2-1 17 F9 22 S 1B		S CU 78 S SI 93 F CU 79 F FC 91 S CU 80 0-3 ② K		B SI 93 B SI 94 B SI 93 C SI 95 S SI 94 B SI 92 4-2 22 G4-6-3 1-2 BB	3 0	0 0	1 0	0 0	0 1	2 0	0 0
Inning Stats	R: 2 E: 1 K: 1 S: 14 H: 3 LOB: 2 BB: 1 P: 20	R: 0 E: 0 K: 2 S: 10 H: 0 LOB: 0 BB: 0 P: 13	R: 0 E: 0 K: 0 S: 8 H: 0 LOB: 0 BB: 0 P: 9	R: 0 E: 0 K: 1 S: 12 H: 1 LOB: 1 BB: 0 P: 15	R: 0 E: 0 K: 1 S: 11 H: 1 LOB: 1 BB: 0 P: 17	R: 0 E: 0 K: 1 S: 12 H: 1 LOB: 1 BB: 0 P: 18	R: 0 E: 0 K: 2 S: 10 H: 1 LOB: 1 BB: 0 P: 11	R: 0 E: 0 K: 0 S: 8 H: 1 LOB: 1 BB: 0 P: 10	R: 0 E: 0 K: 0 S: 7 H: 0 LOB: 1 BB: 2 P: 17	1B: 4 2B: 4 3B: 0 HR: 0 SF: 0 SAC: 0 DP: 1 HBP: 0						

TOP	
	AB 34
	R 2
	H 8
	RBI 2
	BB 3
	SO 8
	LOB 20
	WP: 0 PA: 37 PB: 0 SB: 1 CS: 1

PITCHER		IP	WLS	BF	H	R	ER	SO	BB	IBB	HBP	BLK	WP	HR	S	P	ERA	WHIP
32 Roy Halladay, R ERA: 2.78	(1, 1)	7.0	W	29	7	2	1	8	1	0	0	0	0	0	77	103	1.29	1.143
54 Jason Frasor, R ERA: 0.64	(8, 1)	0.1		2	1	0	0	0	0	0	0	0	0	0	2	3	0.00	3.000
39 Jesse Carlson, L ERA: 2.7	(8, 1)	0.2		2	0	0	0	0	0	0	0	0	0	0	6	7	0.00	0.000
22 Brandon League, R ERA: 4.5	(9, 1)	1.0		4	0	0	0	0	2	0	0	0	0	0	7	17	0.00	2.000

PITCHER	IP	WLS	BF	H	R	ER	SO	BB	IBB	HBP	BLK	WP	HR	S	P	ERA	WHIP

BOTTOM

Chicago White Sox @ Toronto Blue Jays

Rogers Centre, Toronto, ON

Sun May 17 2009, 1:07 PM EDT
Att. 37,147 - Roof Closed - 68 F

livebaseballscorecards.com

Batter	1	2	3	4	5	6	7	8	9	AB	R	H	RBI	BB	SO	LOB
19 Marco Scutaro, R (1, 6) OBP: 0.411, SLG: 0.461 6 John McDonald, R (7, 6) OBP: 0.235, SLG: 0.235	B FF 93 C FF 93 B CH 85 F FF 94 B CU 81 X FF 93 3-2 F9 ①		X SI 92 0-0 G4-6-3 ②③ 1-2f		1 SAFE B CU 80 C CU 80 X FF 91 1-1 2 S 15 FC6-4 1-H 2B		X SI 89 0-0 G5-3 ③			3 1	1 0	1 0	1 0	0 0	0 0	1 0
2 Aaron Hill, R (1, 4) OBP: 0.390, SLG: 0.575	C CU 82 X FC 88 0-1 G2-3 ②			B CH 84 X CH 85 1-0 10 FC4-6 15 1B 26 HR 1B	B CU 80 B CU 80 S FC 86 F FF 93 B CU 82 B FC 87 4-2 15 FC6-4 2-3 BB			X FF 89 0-0 HR		3	2	2	1	1	0	0
15 Alex Rios, R (1, 9) OBP: 0.328, SLG: 0.422	C SI 94 F SI 93 B CU 82 F FF 93 X FF 94 1-2 HR			C SI 91 B SI 91 B FC 86 X SI 93 2-1 10 FC4-6 1-2 1B	B SI 92 X CH 85 1-0 FC6-4 ② 1-2f 3-H			X FF 94 0-0 G5-3 ①		4	1	2	2	0	0	1
10 Vernon Wells, R (1, 8) OBP: 0.319, SLG: 0.425	C FF 93 B SI 92 F SI 93 B CU 82 S SI 94 2-3 K ③			B SI 92 C SI 92 X SI 93 1-1 FC4-6 ① 26 HR 1-2f 2-3	1 SAFE X SI 90 0-0 F8 ③			B FF 94 B FF 94 S FF 93 F FF 94 S FF 93 2-3 K ②		4	1	0	0	0	2	3
26 Adam Lind, L (1, 10) OBP: 0.405, SLG: 0.564		B FF 92 C CH 84 C SI 94 S CU 81 1-3 K ①		1 SAFE X SI 91 0-0 1-H 3-H HR		B SL 84 C SL 85 B SL 85 F FF 90 S SL 86 2-3 K ①		X FF 93 0-0 33 BB 35 1B 1B		4	2	2	3	0	2	0
33 Scott Rolen, R (1, 5) OBP: 0.389, SLG: 0.473		B FF 92 X FF 90 1-0 F8 ②		C FC 86 C CU 80 B CU 80 B FF 92 B SI 94 B SI 92 4-2 35 F8-4 BB	C SI 91 B CH 83 B FF 92 F SI 90 B SL 86 F FF 91 F SI 91 C SI 92 3-3 K ②			B FF 93 B FF 95 D FF 94 C FF 93 B FF 94 4-1 35 1B 1-2 BB		2	0	0	0	2	1	0
35 Lyle Overbay, L (1, 3) OBP: 0.357, SLG: 0.495		C FF 93 B CH 86 X SI 92 1-1 G1-3 ③		B CU 80 C CH 85 X SI 93 1-1 F8-4 ②③ 1-2	C FF 91 B SL 86 B CH 83 S SL 86 C SL 85 2-3 K ③			B FF 95 X FF 94 1-0 1-2 2-H 1B		4	0	1	1	0	1	1
20 Rod Barajas, R (1, 2) OBP: 0.339, SLG: 0.487			B FC 84 F SI 91 F CH 85 B CU 82 X CU 80 2-2 19 G4-6-3 1B		C SI 91 B FC 85 C SI 92 X FC 88 1-2 19 2B 1B		C SI 89 B CH 84 B SL 86 B SL 86 X SI 88 3-1 L5 ①	B FF 95 X FF 94 1-0 G5-3 ③		4	1	2	0	0	0	2
45 Travis Snider, L (1, 7) OBP: 0.291, SLG: 0.396			F FF 93 F SI 92 C CU 81 0-3 K ①		B CU 79 F SI 90 F SI 93 B FF 92 S CU 80 2-3 K ①		F SL 86 B SL 87 B FF 92 F SL 85 B SL 86 F SL 86 F SL 85 S FF 91 3-3 K ②			3	0	0	0	0	3	2
Inning Stats	R: 1 E: 0 K: 1 S: 12 H: 1 LOB: 0 BB: 0 P: 18	R: 0 E: 0 K: 1 S: 6 H: 0 LOB: 0 BB: 0 P: 9	R: 0 E: 0 K: 1 S: 7 H: 1 LOB: 0 BB: 0 P: 9	R: 3 E: 0 K: 0 S: 10 H: 3 LOB: 0 BB: 1 P: 19	R: 2 E: 0 K: 1 S: 12 H: 2 LOB: 1 BB: 1 P: 21	R: 0 E: 0 K: 3 S: 11 H: 0 LOB: 0 BB: 0 P: 18	R: 0 E: 0 K: 1 S: 8 H: 0 LOB: 0 BB: 0 P: 14	R: 2 E: 0 K: 1 S: 9 H: 3 LOB: 2 BB: 1 P: 17		1B: 6 2B: 2 3B: 0 HR: 3 SF: 0 SAC: 0 DP: 2 HBP: 0						

	AB	32
	R	8
	H	10
	RBI	8
	BB	3
	SO	9
	LOB	10

WP: 0 PA: 35
PB: 0
SB: 1
CS: 0

PITCHER		IP	WLS	BF	H	R	ER	SO	BB	IBB	HBP	BLK	WP	HR	S	P	ERA	WHIP
34 Gavin Floyd, R ERA: 7.71	(1, 1)	5.0	L	22	7	6	6	4	2	0	0	0	0	2	47	76	10.80	1.800
39 Jimmy Gobble, L ERA: 3.86	(6, 1)	2.0		6	0	0	0	4	0	0	0	0	0	0	19	32	0.00	0.000
45 Bobby Jenks, R ERA: 2.77	(8, 1)	1.0		7	3	2	2	1	1	0	0	0	0	1	9	17	18.00	4.000

PITCHER	IP	WLS	BF	H	R	ER	SO	BB	IBB	HBP	BLK	WP	HR	S	P	ERA	WHIP

Chicago White Sox @ Toronto Blue Jays

Rogers Centre, Toronto, ON

Mon May 18 2009, 1:07 PM EDT

Att. 24,206 - Roof Closed - 68 F

livebaseballscorecards.com

Batter	1	2	3	4	5	6	7	8	9	AB	R	H	RBI	BB	SO	LOB
22 Scott Podsednik, L (1, 8) OBP: 0.294, SLG: 0.354	C FF 94 B CU 79 B FF 94 B SI 93 F FF 93 F FF 94 X SI 94 3-2 ① G5-3		X FF 93 0-0 3B			B FF 91 C SI 91 C CU 77 B SL 85 S SL 85 2-3 ① K		B SI 89 C SI 88 F SI 88 B SL 84 F SL 82 B SI 89 F SI 90 X SI 90 3-2 ① F7		4	0	1	0	0	1	0
5 Jayson Nix, R (1, 7) OBP: 0.324, SLG: 0.483	T FF 94 B FF 92 S SL 86 B CU 79 X FF 94 2-2 ② G6-3		C CU 76 B SL 86 C CU 78 F FF 91 S CU 79 1-3 ③ K			B FF 91 F SI 92 X CU 78 1-1 25 S 1B		F SL 83 X SL 82 0-1 ② F7		4	0	1	0	0	1	1
23 Jermaine Dye, R (1, 9) OBP: 0.324, SLG: 0.492	C FF 93 C SL 87 B FF 93 B CU 82 F FF 93 X SL 87 2-2 ③ G6-3			B CU 76 C SL 86 X FF 93 1-1 ① G6-3		1 SAFE F SL 84 P PO 85 F SL 84 X CU 76 1-2 ② F9		C SI 90 F SI 89 X SI 90 0-2 25 HR 1B		4	1	1	0	0	0	1
25 Jim Thome, L (1, 10) OBP: 0.367, SLG: 0.500		B FF 92 B SI 90 B FF 92 C FF 92 F FF 93 F SL 87 B FF 93 4-2 10 FC6-4 BB		B FF 92 C FF 93 S CU 79 B CU 80 B FF 92 S FF 93 3-3 ② K		S SL 84 S SL 84 B SL 86 S CU 79 1-3 ③ K 1-3		C SL 83 X SL 85 0-1 1-H HR		3	1	1	2	1	2	1
14 Paul Konerko, R (1, 3) OBP: 0.362, SLG: 0.493		C SL 86 C SI 92 S SL 87 0-3 ① K		B SL 85 C SL 85 B FF 90 B FF 93 S FF 93 F FF 93 S SL 86 3-3 ③ K			X SL 84 0-0 12 FC5-4 1B	B SL 82 C SL 81 X SI 89 1-1 ③ P2		4	0	1	0	0	2	1
12 A.J. Pierzynski, L (1, 2) OBP: 0.298, SLG: 0.422		X FF 92 0-0 ② F8			B FF 91 B SI 91 X SI 91 2-0 ① F7		F FF 90 S SL 85 F SL 84 X SI 91 0-2 ① FC5-4 17 1B 1-2f		C SI 91 X SI 92 0-1 ① G4-3	4	0	0	0	0	0	2
10 Alexei Ramirez, R (1, 6) OBP: 0.254, SLG: 0.265		B SI 92 S SL 86 X FF 92 1-1 ③ FC6-4 1-2f			S SL 85 X FF 92 0-1 1B		F SL 85 S SL 85 S CU 77 0-3 ② K		B CU 78 B CU 78 C SI 90 C SI 91 B SI 92 B SI 91 4-2 7 FC6-4 BB	3	0	1	0	1	1	2
17 Chris Getz, L (1, 4) OBP: 0.296, SLG: 0.305			C SI 92 B CH 85 X FF 91 1-1 ① F8		1 SAFE B SI 88 F FF 91 F CU 77 1 SAFE F SL 85 F CU 79 B SI 92 1 SAFE 3-2 ② F9		B FF 91 B FF 90 X FF 92 2-0 7 FC5-4 1B 1-3		1 SAFE C SI 92 F SI 91 T SI 91 0-2 ② K	4	0	1	0	0	1	2
7 Josh Fields, R (1, 5) OBP: 0.302, SLG: 0.320			X SI 93 0-0 ② G5-3		S SL 84 F SL 86 F FF 91 F CU 78 X SL 86 0-2 ③ P4		S FF 87 D SL 85 1 SAFE B CU 76 X SL 84 2-1 ③ FC5-4 1-2f		B SI 91 B SI 91 F SI 90 B SI 91 X SI 90 3-1 ③ FC6-4 1-2f	4	0	0	0	0	0	4
Inning Stats	R: 0 E: 0 K: 0 S: 11 H: 0 LOB: 0 BB: 0 P: 18	R: 0 E: 0 K: 1 S: 9 H: 0 LOB: 1 BB: 1 P: 14	R: 0 E: 0 K: 1 S: 8 H: 1 LOB: 1 BB: 0 P: 10	R: 0 E: 0 K: 2 S: 9 H: 0 LOB: 0 BB: 0 P: 16	R: 0 E: 0 K: 0 S: 15 H: 1 LOB: 1 BB: 0 P: 20	R: 0 E: 0 K: 2 S: 12 H: 1 LOB: 1 BB: 0 P: 16	R: 0 E: 0 K: 1 S: 11 H: 2 LOB: 2 BB: 0 P: 15	R: 2 E: 0 K: 0 S: 14 H: 2 LOB: 0 BB: 0 P: 18	R: 0 E: 0 K: 1 S: 9 H: 0 LOB: 1 BB: 1 P: 16	1B: 5 2B: 0 3B: 1 HR: 1 SF: 0 SAC: 0 DP: 0 HBP: 0						

PITCHER		IP	WLS	BF	H	R	ER	SO	BB	IBB	HBP	BLK	WP	HR	S	P	ERA	WHIP
48 Scott Richmond, R ERA: 3.64	(1, 1)	7.0		27	5	0	0	7	1	0	0	0	0	0	75	109	0.00	0.857
39 Jesse Carlson, L ERA: 3.43	(8, 1)	1.0	W	5	2	2	2	0	0	0	0	0	0	1	14	18	18.00	2.000
37 Scott Downs, L ERA: 1.86	(9, 1)	1.0	S	4	0	0	0	1	1	0	0	0	0	0	9	16	0.00	1.000

PITCHER	IP	WLS	BF	H	R	ER	SO	BB	IBB	HBP	BLK	WP	HR	S	P	ERA	WHIP

TOP

AB	34
R	2
H	7
RBI	2
BB	2
SO	8
LOB	14

WP: 0 PA: 36
PB: 0
SB: 2
CS: 0

Batter	1	2	3	4	5	6	7	8	9	AB	R	H	RBI	BB	SO	LOB
19 Marco Scutaro, R (1, 6) OBP: 0.415, SLG: 0.458	B FF 92 B FF 92 B FF 91 C FF 91 B FF 91 4-1 15 G5-4-3 2 WP BB		F FF 90 B CH 83 C CH 81 B FF 94 B CH 81 X FF 92 3-2 E8 2 SF8		B CU 73 C FF 92 B FF 93 B FF 91 B FF 92 4-1 2 G1-6-3 BB			1 SAFE X FF 91 0-0 ① SH3-4 1-2		1	1	0	0	2	0	0
2 Aaron Hill, R (1, 4) OBP: 0.387, SLG: 0.571	B FF 90 X CH 79 1-0 15 G5-4-3 1-2 1B		X FF 92 0-0 ① SF8 3-H		D CH 79 F CH 76 1 SAFE 1 SAFE B FF 92 X CH 78 2-1 ②③ G1-6-3 1-2f			C FF 92 S FF 93 B FF 95 F FF 94 X FF 94 1-2 ② P4		3	0	1	1	0	0	2
15 Alex Rios, R (1, 9) OBP: 0.326, SLG: 0.429	B FF 91 D CH 79 X FF 90 2-0 ①② G5-4-3 1-2f 2-3		B FF 92 F FF 92 X FF 92 1-1 ② F7			X FF 92 0-0 ① P3		B SL 80 C FF 94 F FF 93 B FF 94 B SL 79 F FF 92 X FF 93 3-2 2-H 3B		4	0	1	1	0	0	2
10 Vernon Wells, R (1, 8) OBP: 0.317, SLG: 0.418	B FF 89 B FF 90 B CH 81 C FF 91 B CH 82 4-1 26 FC6-4 BB		C CU 76 F FF 94 B SL 85 B CH 84 X CH 82 2-2 ③ G5-3			C FF 91 B SL 87 X FF 92 1-1 ② F9		S SL 82 X FF 95 0-1 ③ F8		3	0	0	0	1	0	1
26 Adam Lind, L (1, 7) OBP: 0.398, SLG: 0.553 45 Travis Snider, L (9, 7) OBP: 0.291, SLG: 0.396	C FF 92 F FF 93 B FF 95 X FF 93 1-2 ③ FC6-4 1-2f			C CU 76 C FF 89 C FF 95 0-3 ① K		B FF 93 C FF 90 B FF 91 F FF 91 B FF 95 X SI 91 3-2 ③ G4-3				3 0	0 0	0 0	0 0	0 0	1 0	2 0
33 Scott Rolen, R (1, 5) OBP: 0.381, SLG: 0.462		B CU 73 B FF 92 F FF 92 B FF 92 X FF 93 3-1 ① F9		F FF 93 C FF 93 X FF 94 0-2 ② L7			B FF 92 X FF 91 1-0 ① F7			3	0	0	0	0	0	0
15 Kevin Millar, R (1, 3) OBP: 0.338, SLG: 0.463		C FF 93 B SL 89 B SL 87 B CH 82 X FF 91 3-1 HR		X FF 93 0-0 13 FC6 1B			F SL 88 F FF 93 X FF 93 0-2 ② F9			3	1	2	1	0	0	0
13 Raul Chavez, R (1, 2) OBP: 0.241, SLG: 0.241		C FF 93 B CU 74 F FF 92 S FF 94 1-3 ② K		C FF 91 B FF 89 B FF 93 X SI 93 2-1 ③ FC6 1-2f			X CH 79 0-0 ③ G3			3	0	0	0	0	1	1
19 José Bautista, R (1, 10) OBP: 0.427, SLG: 0.397		B FF 91 C CH 83 F FF 93 F SL 88 C FF 96 1-3 ③ K			B FF 90 B FF 90 B FF 90 C FF 91 X FF 91 3-1 ① G5-3			F FF 93 B SL 82 F FF 91 B SL 80 B SL 81 B FF 91 4-2 15 S 19 SH3-4 15 3B BB		2	1	0	0	1	1	0
Inning Stats	R: 0 E: 0 K: 0 S: 7 H: 1 LOB: 2 BB: 2 P: 19	R: 1 E: 0 K: 2 S: 11 H: 1 LOB: 0 BB: 0 P: 19	R: 1 E: 1 K: 0 S: 9 H: 0 LOB: 0 BB: 0 P: 15	R: 0 E: 0 K: 1 S: 9 H: 1 LOB: 1 BB: 0 P: 11	R: 0 E: 0 K: 0 S: 5 H: 0 LOB: 0 BB: 1 P: 14	R: 0 E: 0 K: 0 S: 6 H: 0 LOB: 0 BB: 0 P: 10	R: 0 E: 0 K: 0 S: 5 H: 0 LOB: 0 BB: 0 P: 6	R: 1 E: 0 K: 0 S: 13 H: 1 LOB: 1 BB: 1 P: 21		1B: 2 2B: 0 3B: 1 HR: 1 SF: 1 SAC: 1 DP: 2 HBP: 0					

PITCHER		IP	WLS	BF	H	R	ER	SO	BB	IBB	HBP	BLK	WP	HR	S	P	ERA	WHIP
54 Clayton Richard, L ERA: 4.33	(1, 1)	7.0		26	3	2	1	3	3	0	0	0	1	1	52	94	1.29	0.857
26 Octavio Dotel, R ERA: 0.68	(8, 1)	1.0	L	5	1	1	1	0	1	0	0	0	0	0	13	21	9.00	2.000

PITCHER	IP	WLS	BF	H	R	ER	SO	BB	IBB	HBP	BLK	WP	HR	S	P	ERA	WHIP

BOTTOM

Chicago White Sox @ Toronto Blue Jays

Rogers Centre, Toronto, ON

Mon May 18 2009, 1:07 PM EDT
Att. 24,206 - Roof Closed - 68 F

livebaseballscorecards.com

AB	25
R	3
H	4
RBI	3
BB	4
SO	3
LOB	8

Batter	1	2	3	4	5	6	7	8	9	AB	R	H	RBI	BB	SO	LOB
2 Denard Span, L (1, 7) OBP: 0.381, SLG: 0.385	C SI 85 B FF 87 X FF 86 1-1 1B		B SI 86 C SI 84 S CU 71 B CU 72 X FC 81 2-2 23 G4-6-3 1B		L FC 80 B FF 82 B FF 82 F FF 86 X SI 86 2-2 ② ③ G1-6-3 1-2f			B FF 96 C FF 96 F FF 97 B SL 85 F FF 96 B FF 96 B FF 96 4-2 23 G1-6-3 BB		3	0	2	0	1	0	2
23 Brendan Harris, R (1, 4) OBP: 0.326, SLG: 0.400	X SI 86 0-0 ① B2		C FF 83 B SI 86 1 SAFE X CH 78 1-1 ② ③ G4-6-3 1-2f			F CH 75 B SI 84 B SI 84 X SI 83 2-1 ① F8		C FF 94 X FF 94 0-1 ① ② G1-6-3 1-2f		4	0	0	0	0	0	3
7 Joe Mauer, L (1, 10) OBP: 0.506, SLG: 0.781	1 SAFE S SI 85 B FF 83 F FF 86 C FF 87 1-3 ② K			C SI 83 C CU 70 B CU 72 B CU 70 B CU 71 S FF 86 3-3 ① K		B FF 84 B FF 82 X FF 84 2-0 HR		C FF 96 B FF 97 F SI 97 X FF 97 1-2 ③ G6-3		4	1	1	1	0	2	1
33 Justin Morneau, L (1, 3) OBP: 0.410, SLG: 0.649	1 SAFE X CU 72 0-0 ③ G4-3			B FF 86 X SI 85 1-0 ② F9		C FC 78 S CU 67 X CU 68 0-2 ② F8			C SI 94 F FF 94 X SL 81 0-2 5 G4-3 2B	4	0	1	0	0	0	1
24 Joe Crede, R (1, 5) OBP: 0.291, SLG: 0.421		C SI 85 F B F FF 87 F FF 87 X 1-2 ① F8		S FF 87 F FF 87 B FF 86 B FC 78 X CH 78 2-2 1B		B FC 78 X CH 76 1-0 ③ F7			C FF 95 F FF 94 C FF 95 0-3 ① K	4	0	1	0	0	1	1
5 Michael Cuddyer, R (1, 9) OBP: 0.355, SLG: 0.420		C SI 87 B FC 83 S FC 83 X CH 79 1-2 1B		B FC 80 B FC 81 X CH 78 2-0 ③ G3			B FC 79 C FC 79 C FF 83 B SI 85 F CH 76 X CH 76 2-2 55 E 8 SF9-3-6 2B		B FF 94 C FF 93 F FF 94 F SL 80 B FF 94 X FF 94 2-2 ② G4-3 2-3	4	1	2	0	0	0	2
55 Mike Redmond, R (1, 2) OBP: 0.321, SLG: 0.294 32 Brian Buscher, L (9, PH) OBP: 0.345, SLG: 0.362		F FF 86 B FF 87 1 SAFE B CH 78 X CH 79 2-1 ② F9			B SI 83 X FF 84 1-0 8 1B 2B		B SI 83 F SI 83 S FF 84 F FF 85 D CH 78 B CH 77 X FF 85 3-2 E5 8 SF9-3-6 2-3		B FF 95 B FF 93 C SI 94 S FO 85 S FO 85 2-3 ③ K	3 1	0 0	1 0	0 0	0 0	0 1	2 1
22 Carlos Gómez, R (1, 8) OBP: 0.308, SLG: 0.319		B FC 82 X FC 82 1-0 ③ L8			D CH 78 X CH 76 1-0 ① G6-3		F FF 81 F FC 80 T FF 86 0-2 ① K			3	0	0	0	0	1	4
8 Nick Punto, S (1, 6) OBP: 0.306, SLG: 0.221			C SI 82 L CH 75 B FF 84 B CH 78 B CH 78 X FF 86 3-2 ① G4-3		B FC 81 C FC 80 F FF 84 X FF 86 1-2 2 G1-6-3 2-3 1B		B FF 85 F FF 85 B CH 77 B FF 85 X FF 85 3-1 ② ③ SF9-3-6 1-1 3-H			2	0	1	1	0	0	0
Inning Stats	R: 0 E: 0 K: 1 S: 7 H: 1 LOB: 1 BB: 0 P: 9	R: 0 E: 0 K: 0 S: 11 H: 1 LOB: 1 BB: 0 P: 16	R: 0 E: 0 K: 0 S: 8 H: 1 LOB: 0 BB: 0 P: 14	R: 0 E: 0 K: 1 S: 8 H: 1 LOB: 1 BB: 0 P: 16	R: 0 E: 0 K: 0 S: 8 H: 2 LOB: 1 BB: 0 P: 13	R: 1 E: 0 K: 0 S: 7 H: 1 LOB: 0 BB: 0 P: 12	R: 1 E: 1 K: 1 S: 13 H: 1 LOB: 0 BB: 0 P: 21	R: 0 E: 0 K: 0 S: 8 H: 0 LOB: 0 BB: 1 P: 13	R: 0 E: 0 K: 2 S: 13 H: 1 LOB: 1 BB: 0 P: 17	1B: 5 2B: 4 3B: 0 HR: 1 SF: 1 SAC: 0 DP: 4 HBP: 0						

PITCHER		IP	WLS	BF	H	R	ER	SO	BB	IBB	HBP	BLK	WP	HR	S	P	ERA	WHIP
56 Mark Buehrle, L ERA: 2.77	(1, 1)	7.0	W	27	8	2	1	3	0	0	0	0	0	1	62	101	1.29	1.143
37 Matt Thornton, L ERA: 2.45	(8, 1)	1.0		3	0	0	0	0	1	0	0	0	0	0	8	13	0.00	1.000
71 Scott Linebrink, R ERA: 1.93	(9, 1)	1.0		4	1	0	0	2	0	0	0	0	0	0	13	17	0.00	1.000

PITCHER	IP	WLS	BF	H	R	ER	SO	BB	IBB	HBP	BLK	WP	HR	S	P	ERA	WHIP

TOP

Minnesota Twins @ Chicago White Sox

U.S. Cellular Field, Chicago, IL

Tue May 19 2009, 8:11 PM EDT

Att. 26,696 - Clear - 73 F

livebaseballscorecards.com

AB	32
R	2
H	9
RBI	2
BB	1
SO	5
LOB	17

Batter	1	2	3	4	5	6	7	8	9	AB	R	H	RBI	BB	SO	LOB
22 Scott Podsednik, L (1, 7) OBP: 0.291, SLG: 0.346	B SI 89 B SI 90 C SI 90 X SI 91 2-1 ① F7	F SI 93 B SL 82 F SI 93 F SL 79 F SI 94 S SL 82 1-3 ② K		C SL 80 X FF 92 0-1 ③ P3			C FF 93 B FF 92 B SL 79 X FF 93 2-1 7 S, 25 2B, 1B			4	1	1	0	0	1	2
7 Josh Fields, R (1, 5) OBP: 0.294, SLG: 0.310	S SI 91 C SI 91 B SI 92 B SL 81 B SI 91 X SI 92 3-2 ② G6-3	D SL 83 F SI 92 B SL 81 S FF 94 S SL 82 2-3 ③ K			S SL 79 S FF 92 S FF 92 0-3 ① K		B FF 92 1 SAFE 1 SAFE L SI 92 X FF 91 1-1 ① B1, 1-2			4	0	0	0	0	2	3
23 Jermaine Dye, R (1, 9) OBP: 0.329, SLG: 0.511	C SI 91 F SI 90 F FF 92 F SL 81 X SL 82 0-2 ③ F8		S SI 91 B SL 81 F FF 91 X SL 84 1-2 ① F8		B SL 80 X SL 80 1-0 HR		I IN 70 I IN 75 I IN 76 I IN 76 4-0 25 2B, IBB			3	2	1	1	1	0	0
25 Jim Thome, L (1, 10) OBP: 0.379, SLG: 0.515		C SL 78 B SL 79 F SI 91 F SL 83 B SL 83 X SI 93 2-2 14 HR, 1B	S SL 84 B SL 79 B CH 85 B SL 84 B SL 85 4-1 32 FC5, 14 BB, BB		C CH 84 C SL 80 B SI 93 S SI 92 1-3 ② K		B SL 80 C SI 91 2 SAFE 2 SAFE F FF 92 F SL 83 B SL 82 B FF 94 X SL 79 3-2 12 WP, 1-H, 2-H, 2B			3	1	2	2	1	1	0
14 Paul Konerko, R (1, 3) OBP: 0.373, SLG: 0.514		B SI 91 B SL 81 X SI 90 2-0 1-H HR	B SL 84 B SI 91 B CH 83 B SL 84 4-0 32 FC5, 1-2, BB		B SI 92 B SL 80 B SI 93 B FF 92 4-0 12 WP, BB		C FC 86 B FC 86 X FF 93 1-1 ② F8			2	1	1	2	2	0	1
12 A.J. Pierzynski, L (1, 2) OBP: 0.297, SLG: 0.416		C SL 80 F SI 92 F SL 80 F CH 86 F SL 80 X SI 93 0-2 17 WP, 10 2B, 1B	F SI 94 X SL 81 0-1 ② F4		B SI 89 F SI 90 B SL 78 F SI 92 X SL 79 2-2 ③ G3-1, 1-2		B CU 78 X CH 83 1-0 ③ G3, 2-3			4	1	1	0	0	0	4
32 Brian Anderson, R (1, 8) OBP: 0.359, SLG: 0.304		C SL 78 B SL 79 F FF 91 B SL 78 F CH 84 F FF 92 F SL 84 X SI 90 2-2 ① L5	C SL 80 X SL 82 0-1 ③ FC5, 1-2, 2-3f			B FF 92 X FF 93 1-0 ① P2		B FF 87 B FF 88 C FF 86 F FF 88 S SL 83 2-3 ① K		4	0	0	0	0	1	3
17 Chris Getz, L (1, 4) OBP: 0.294, SLG: 0.296		B FF 90 B SI 92 F CH 84 B SL 79 B CH 84 4-1 10 2B, 1-2, BB		C SI 89 B SI 90 F SL 80 X SI 91 1-2 G3		X FF 95 0-0 ② B2		S FF 89 F SL 86 B SL 86 X SL 87 1-2 ② G4-3		3	0	0	0	1	0	0
10 Alexei Ramirez, R (1, 6) OBP: 0.254, SLG: 0.273		B SL 80 C SI 92 F SL 81 F SL 77 X SI 93 1-2 1-3, 2-H, 2B		C SL 79 B SL 80 B SL 79 S SL 81 X SL 81 2-2 ② G5-3		C SL 80 F SL 78 X SL 78 0-2 ③ G5-3		F SL 86 B CH 76 F FF 90 F CH 75 B CH 75 X FF 90 2-2 ③ P4		4	0	1	1	0	0	0
Inning Stats	R: 0 E: 0 K: 0 S: 10 H: 0 LOB: 0 BB: 0 P: 15	R: 3 E: 0 K: 2 S: 30 H: 4 LOB: 2 BB: 1 P: 44	R: 0 E: 0 K: 0 S: 8 H: 0 LOB: 2 BB: 2 P: 17	R: 0 E: 0 K: 0 S: 8 H: 0 LOB: 0 BB: 0 P: 11	R: 1 E: 0 K: 2 S: 10 H: 1 LOB: 1 BB: 1 P: 18	R: 0 E: 0 K: 0 S: 5 H: 0 LOB: 0 BB: 0 P: 6	R: 2 E: 0 K: 0 S: 11 H: 2 LOB: 1 BB: 1 P: 23	R: 0 E: 0 K: 1 S: 10 H: 0 LOB: 0 BB: 0 P: 15		1B: 3 2B: 2 3B: 0 HR: 2 SF: 0 SAC: 0 DP: 0 HBP: 0						

PITCHER		IP	WLS	BF	H	R	ER	SO	BB	IBB	HBP	BLK	WP	HR	S	P	ERA	WHIP
30 Scott Baker, R ERA: 6.98	(1, 1)	5.0	L	24	5	4	4	4	4	0	0	0	2	2	66	105	7.20	1.800
60 Sean Henn, L ERA: 13.5	(6, 1)	1.1		7	2	2	2	0	0	1	0	0	0	0	13	24	13.50	1.500
54 Matt Guerrier, R ERA: 3.8	(7, 1)	0.2		2	0	0	0	0	0	0	0	0	1	0	3	5	0.00	0.000
Craig Breslow, L ERA: 6.28	(8, 1)	1.0		3	0	0	0	1	0	0	0	0	0	0	10	15	0.00	0.000

PITCHER	IP	WLS	BF	H	R	ER	SO	BB	IBB	HBP	BLK	WP	HR	S	P	ERA	WHIP

BOTTOM

Minnesota Twins @ Chicago White Sox

U.S. Cellular Field, Chicago, IL

Tue May 19 2009, 8:11 PM EDT

Att. 26,696 - Clear - 73 F

livebaseballscorecards.com

AB	31
R	6
H	7
RBI	6
BB	5
SO	5
LOB	13

Batter	1	2	3	4	5	6	7	8	9	AB	R	H	RBI	BB	SO	LOB
2 Denard Span, L (1, 9) OBP: 0.384, SLG: 0.384	C FF 90 X FC 86 0-1 23 PB 1B		B FF 90 B FF 91 B FF 91 B FF 91 4-0 7 CS BB		C FF 90 B CU 76 B FF 91 B FF 91 X FF 90 3-1 ② G4-3		B FF 95 C FF 96 B FF 98 F FF 97 X FF 97 2-2 ② G6-3			3	0	1	0	1	0	0
23 Brendan Harris, R (1, 6) OBP: 0.313, SLG: 0.382	B FF 92 F FF 91 X FF 88 1-1 ① G1-3 1-2		B SI 90 1 SAFE C FF 89 1 SAFE 1 SAFE C SI 90 S SI 90 1-3 ② K		F FF 89 C CU 73 B FF 92 F FF 92 B FC 86 C FF 92 2-3 ③ K		C SL 84 B FF 96 F FF 97 X FF 97 1-2 ③ G5-3			4	0	0	0	0	2	2
7 Joe Mauer, L (1, 2) OBP: 0.494, SLG: 0.750	B FF 93 C FF 92 S FC 88 2 SAFE S FC 89 1-3 ② K		C FF 91 1 SAFE S FC 87 1 SAFE 0-2 ③ CS 1-2	B FC 86 B FF 91 C FF 91 C CH 83 X SI 93 2-2 ① G5-3		C FF 89 X CH 82 0-1 5 HR 1B		C FF 94 B FO 84 B FO 84 X SI 92 2-1 ① F7		4	1	1	0	0	1	1
33 Justin Morneau, L (1, 10) OBP: 0.407, SLG: 0.637	F FC 88 S SI 92 B FC 88 S FF 93 1-3 ③ K			S FC 88 S FC 87 F FC 88 B FC 87 B FF 92 B CH 83 B FC 88 4-2 5 E 16 1B BB		D FC 87 B CH 83 B CH 82 C FF 91 C FF 92 F FF 93 X FC 88 3-2 ① P6		F FF 95 B SL 78 B FF 94 X FF 94 2-1 ② L7		3	1	0	0	1	1	2
5 Michael Cuddyer, R (1, 3) OBP: 0.353, SLG: 0.435		B SI 90 C FF 91 S CH 83 B SI 92 X SI 92 2-2 ① G4-3		C FF 90 F FF 90 B FF 91 B SI 92 X FF 92 2-2 FC6 16 1B 24 SF9 1-2		C CH 82 B CH 83 X FF 92 1-1 1-H HR		C FF 95 B SL 81 B FO 83 B FF 94 F FF 92 F FF 94 F SI 94 F FF 93 F SI 94 3-3 ③ K		4	2	1	2	0	1	1
16 Jason Kubel, L (1, 7) OBP: 0.363, SLG: 0.529		B FC 87 B CH 83 B FF 87 C FF 91 C FF 92 S FF 93 3-3 ② K		S FC 86 B FC 86 X FF 91 1-1 1-3 2-H 1B		C FC 86 C FC 86 F FC 86 S FC 86 0-3 ② K			B FF 96 C FF 96 C FF 95 B SL 85 B FF 95 F FF 96 X SL 91 3-2 ① P4	4	0	1	1	0	2	0
24 Joe Crede, R (1, 5) OBP: 0.298, SLG: 0.431		B SI 92 F FC 88 T FF 93 X FC 87 1-2 2B		F FF 92 B FF 91 X SI 92 1-1 ② SF9 3-H		C FF 92 F FC 85 B FF 91 B SI 91 B CH 82 B CH 83 4-2 BB			B FF 94 C FF 96 X FF 96 1-1 ② F9	2	0	1	1	1	0	0
22 Carlos Gómez, R (1, 8) OBP: 0.296, SLG: 0.306 32 Brian Buscher, L (9, PH) OBP: 0.356, SLG: 0.375		C FF 91 B FF 92 B FC 87 S CH 84 X FF 93 2-2 ③ L7		X FC 87 0-0 ③ B1-3		D FF 92 X FF 91 1-0 ③ F9			B FF 96 B FC 95 C FF 94 B FF 96 C FF 95 F FF 97 X FF 96 3-2 1B	3 1	0 0	0 1	0 0	0 0	0 0	3 0
20 Matt Tolbert, S (1, 4) OBP: 0.265, SLG: 0.214 58 Jose Morales, S (9, PH) OBP: 0.377, SLG: 0.388			C FF 90 B FC 86 X FC 86 1-1 ① L7		C FF 90 F FF 90 B FF 91 F CU 76 F CH 83 F FF 91 F FC 87 S FC 85 1-3 ① K		B FF 95 C FF 96 X FF 97 1-1 ① G1-3		B FF 94 B FF 96 B FF 94 C FF 95 F FF 94 X FF 96 3-2 ③ G6-3	3 1	0 0	0 0	0 0	0 0	1 0	0 1
Inning Stats	R: 0 E: 0 K: 2 S: 10 H: 1 LOB: 1 BB: 0 P: 13	R: 0 E: 0 K: 1 S: 12 H: 1 LOB: 1 BB: 0 P: 20	R: 0 E: 0 K: 1 S: 7 H: 0 LOB: 0 BB: 1 P: 13	R: 2 E: 1 K: 0 S: 14 H: 1 LOB: 1 BB: 1 P: 24	R: 0 E: 0 K: 2 S: 13 H: 0 LOB: 0 BB: 0 P: 19	R: 2 E: 0 K: 1 S: 15 H: 2 LOB: 1 BB: 1 P: 24	R: 0 E: 0 K: 0 S: 8 H: 0 LOB: 0 BB: 0 P: 12	R: 0 E: 0 K: 1 S: 11 H: 0 LOB: 0 BB: 0 P: 18	R: 0 E: 0 K: 0 S: 13 H: 1 LOB: 1 BB: 0 P: 23	1B: 4 2B: 1 3B: 0 HR: 1 SF: 1 SAC: 0 DP: 0 HBP: 0	WP: 0 PB: 1 SB: 0 CS: 1 PA: 37					

PITCHER	IP	WLS	BF	H	R	ER	SO	BB	IBB	HBP	BLK	WP	HR	S	P	ERA	WHIP
50 John Danks, L (1, 1) ERA: 4.6	5.2	W	25	5	4	2	7	3	0	0	0	0	1	70	111	3.18	1.412
26 Octavio Dotel, R (6, 1) ERA: 0.66	0.1	H	1	0	0	0	0	0	0	0	0	0	0	1	2	0.00	0.000
37 Matt Thornton, L (7, 1) ERA: 2.3	1.0	H	3	0	0	0	0	0	0	0	0	0	0	8	12	0.00	0.000
71 Scott Linebrink, R (8, 1) ERA: 1.8	1.0	H	3	0	0	0	1	0	0	0	0	0	0	11	18	0.00	0.000
45 Bobby Jenks, R (9, 1) ERA: 2.57	1.0	S	4	1	0	0	0	0	0	0	0	0	0	13	23	0.00	1.000

PITCHER	IP	WLS	BF	H	R	ER	SO	BB	IBB	HBP	BLK	WP	HR	S	P	ERA	WHIP

TOP

Minnesota Twins @ Chicago White Sox

U.S. Cellular Field, Chicago, IL

Wed May 20 2009, 8:11 PM EDT

Att. 29,044 - Clear - 78 F

livebaseballscorecards.com

AB	32
R	4
H	6
RBI	4
BB	3
SO	8
LOB	10

BOTTOM

Minnesota Twins @ Chicago White Sox

U.S. Cellular Field, Chicago, IL

Wed May 20 2009, 8:11 PM EDT

Att. 29,044 - Clear - 78 F

livebaseballscorecards.com

Batter	1	2	3	4	5	6	7	8	9	AB	R	H	RBI	BB	SO	LOB
22 Scott Podsednik, L (1, 7) OBP: 0.288, SLG: 0.339	C SI 90 X SI 91 0-1 25 E 25 S 1B		C SI 90 C SI 92 B SI 93 F SL 87 F SL 86 B SI 92 B SI 92 X SI 92 3-2 ① F8	X SI 92 0-0 ② P2		C SI 89 F CH 82 X SL 83 0-2 ③ G4-3				4	0	1	0	0	0	2
5 Jayson Nix, R (1, 4) OBP: 0.342, SLG: 0.452	L SI 91 L SL 82 B SL 84 X SL 86 1-2 ① P4		C CH 84 F CH 85 X CH 87 0-2 ② F8	S SI 93 F SI 91 B SI 93 B SI 93 F SI 92 B SI 93 F SI 91 F SI 93 B CH 86 4-2 23 HR BB			C SL 84 H SI 90 1-1 23 G6-4-3 HBP			2	1	0	0	1	0	1
23 Jermaine Dye, R (1, 9) OBP: 0.327, SLG: 0.526	C SI 93 D SI 92 X SI 92 1-1 ② F8		B SL 83 C CH 85 X SI 94 1-1 ③ G4-3	C SI 93 X SI 92 0-1 1-H 2-H 3-H HR			C SI 90 B SL 77 T SL 84 X SI 91 1-2 ①② G6-4-3 1-2f			4	1	1	4	0	0	2
25 Jim Thome, L (1, 10) OBP: 0.391, SLG: 0.514	B SI 93 1 SAFE B SL 88 B SI 93 B SI 92 4-0 1-3 BB			S SI 92 X SI 92 1-0 14 HR 1B			B SI 92 B FF 89 C SL 76 C SL 71 B FF 91 B SI 91 4-2 BB			2	1	1	0	2	0	0
14 Paul Konerko, R (1, 3) OBP: 0.369, SLG: 0.528	B SL 86 B SI 93 C CH 84 C SL 84 F CH 85 F F SI 93 S 2-3 ③ K			B SI 93 B SI 91 F SI 93 C SL 86 F CH 86 F SI 93 X SL 87 2-2 1-H HR	C SL 87 X SI 93 0-1 ① G6-3		C SL 84 F SL 81 X SL 83 0-2 ③ F7			4	1	1	2	0	1	3
32 Brian Anderson, R (1, 8) OBP: 0.338, SLG: 0.283		X SI 91 0-0 ① G5-3		B CH 86 B CH 85 X SI 92 2-0 ① P6	X SI 91 0-0 ② G5-3			X FF 95 0-0 ① F8		4	0	0	0	0	0	0
10 Alexei Ramirez, R (1, 6) OBP: 0.261, SLG: 0.282		C SI 90 C SI 93 B SL 88 F SL 87 B SI 93 B SI 93 B SL 85 4-2 44 FC6-4 BB		S CH 84 X CH 86 0-1 7 1B 2B	C SI 91 F FF 93 F FF 92 X FF 93 0-2 ③ P3			C FF 95 F CU 76 B CU 82 F CU 82 X FF 94 1-2 ② F9		3	1	1	0	1	0	0
7 Josh Fields, R (1, 5) OBP: 0.293, SLG: 0.308		F SI 91 B SI 90 F SI 93 X SL 87 1-2 ② P3		F SI 91 B SI 92 B SL 83 F CH 84 X CH 85 2-2 44 2B 23 HR 2-H 1B		X SI 89 0-0 ① G1-3		B CU 74 C CU 79 B CU 80 X CU 80 2-1 ③ F9		4	1	1	1	0	0	1
44 Corky Miller, R (1, 2) OBP: 0.286, SLG: 0.313		1 SAFE S CH 83 B SL 88 S SL 85 1 SAFE 1 SAFE F CH 86 B SL 84 X SI 94 2-2 ③ 1-2f FC6-4		1 SAFE B SI 92 B SI 90 X SI 92 2-0 1-3 23 HR 2B		C FF 90 F FF 92 B SL 85 B SL 87 X SI 91 2-2 ② F9				3	1	1	0	0	0	1
Inning Stats	R: 0 E: 0 K: 1 S: 13 H: 1 LOB: 2 BB: 1 P: 21	R: 0 E: 0 K: 0 S: 11 H: 0 LOB: 1 BB: 1 P: 18	R: 0 E: 0 K: 0 S: 10 H: 0 LOB: 0 BB: 0 P: 14	R: 7 E: 0 K: 0 S: 23 H: 6 LOB: 0 BB: 1 P: 37	R: 0 E: 0 K: 0 S: 7 H: 0 LOB: 0 BB: 0 P: 7	R: 0 E: 0 K: 0 S: 7 H: 0 LOB: 0 BB: 0 P: 9	R: 0 E: 0 K: 0 S: 9 H: 0 LOB: 1 BB: 1 P: 15	R: 0 E: 0 K: 0 S: 7 H: 0 LOB: 0 BB: 0 P: 10		1B: 3 2B: 2 3B: 0 HR: 2 SF: 0 SAC: 0 DP: 1 HBP: 1	WP: 0 PB: 0 SB: 1 CS: 0 PA: 35					

PITCHER		IP	WLS	BF	H	R	ER	SO	BB	IBB	HBP	BLK	WP	HR	S	P	ERA	WHIP
47 Francisco Liriano, L ERA: 6.04	(1, 1)	4.0	L	22	7	7	7	1	3	0	0	0	0	2	57	90	15.75	2.500
18 Luis Ayala, R ERA: 4.87	(5, 1)	3.0		10	0	0	0	0	1	0	1	0	0	0	23	31	0.00	0.333
28 Jesse Crain, R ERA: 7.62	(8, 1)	1.0		3	0	0	0	0	0	0	0	0	0	0	7	10	0.00	0.000

PITCHER	IP	WLS	BF	H	R	ER	SO	BB	IBB	HBP	BLK	WP	HR	S	P	ERA	WHIP

AB	30
R	7
H	7
RBI	7
BB	4
SO	1
LOB	10

Minnesota Twins @ Chicago White Sox

U.S. Cellular Field, Chicago, IL

Thu May 21 2009, 2:05 PM EDT

Att. 23,048 - Sunny - 82 F

TOP

livebaseballscorecards.com

Batter	1	2	3	4	5	6	7	8	9	AB	R	H	RBI	BB	SO	LOB
2 Denard Span, L (1, 8) (6, 7) OBP: 0.387, SLG: 0.390	K	G5-3	7 2B 1B		G6-3	7 HR HBP	2B			5	2	2	0	0	1	2
7 Joe Mauer, L (1, 10) 23 Brendan Harris, R (7, PH) (7, 10) OBP: 0.500, SLG: 0.819 OBP: 0.309, SLG: 0.378	16 1B 2B	SF8 3-H	1-H 2B		F7	1-H 2-H 3-H HR	G6-3			4 1	2 0	3 0	6 0	0 0	0 0	0 1
33 Justin Morneau, L (1, 3) 32 Brian Buscher, L (7, 3) OBP: 0.412, SLG: 0.629 OBP: 0.350, SLG: 0.367	16 1B BB	16 1B 5 HR IBB	BB		G4-3	F9		F7		2 1	1 0	0 0	0 0	3 0	0 0	0 0
16 Jason Kubel, L (1, 7) 22 Carlos Gómez, R (6, 8) OBP: 0.373, SLG: 0.536 OBP: 0.301, SLG: 0.311	1-3 2-H 1B	1-3 2-H 5 HR 1B	F9			58 BB 5 1B 20 1B 1B	5 2B 24 G6-3 1B	L8		4 2	2 1	3 1	2 0	0 0	0 0	2 0
5 Michael Cuddyer, R (1, 9) OBP: 0.364, SLG: 0.471	P3	1-H 3-H HR		24 G6-3 58 E 1B		20 1B 58 BB 8 FC5-4 1-2 1B	58 1B 20 HR 1-3 2B	G6-3		6	4	4	3	0	0	2
24 Joe Crede, R (1, 5) OBP: 0.291, SLG: 0.443	F8	HR	G6-3 1-2			F9	G6-3 3-H		F9	6	1	1	2	0	0	6
58 Jose Morales, S (1, 2) OBP: 0.424, SLG: 0.415	20 1B 8 SH 1B F9		E5 2-H 1B			8 FC5-4 20 1B 7 HR BB	20 HR 2-3 1B		BB	4	3	3	0	2	0	0
20 Matt Tolbert, S (1, 4) OBP: 0.291, SLG: 0.313	8 SH 7 SF8 1-2 1B	F8	K			8 FC5-4 1-2 2-3 3-H 1B	1-H 3-H HR		F9	6	2	3	4	0	1	2
8 Nick Punto, S (1, 6) OBP: 0.295, SLG: 0.211	SH 16 1B 1-3 2-H	F7	K2-3			FC5-4 2 HBP 7 HR 1-2f 2-3 3-H	K		K	5	2	0	1	0	3	4
Inning Stats	R: 1 E: 0 K: 1 S: 16 H: 2 LOB: 2 BB: 1 P: 29	R: 7 E: 1 K: 0 S: 19 H: 5 LOB: 0 BB: 1 P: 32	R: 1 E: 0 K: 0 S: 13 H: 2 LOB: 2 BB: 1 P: 24	R: 1 E: 1 K: 2 S: 14 H: 2 LOB: 1 BB: 0 P: 19	R: 0 E: 0 K: 0 S: 4 H: 0 LOB: 0 BB: 0 P: 6	R: 6 E: 0 K: 0 S: 19 H: 4 LOB: 0 BB: 1 P: 33	R: 4 E: 0 K: 1 S: 15 H: 5 LOB: 1 BB: 0 P: 21	R: 0 E: 0 K: 0 S: 5 H: 0 LOB: 0 BB: 0 P: 9	R: 0 E: 0 K: 1 S: 15 H: 0 LOB: 1 BB: 1 P: 25	1B: 12 2B: 4 3B: 0 HR: 4 SF: 1 SAC: 1 DP: 0 HBP: 1							

	AB	46
	R	20
	H	20
	RBI	18
	BB	5
	SO	5
	LOB	19

WP: 0 PB: 0 SB: 0 CS: 0 PA: 54

PITCHER		IP	WLS	BF	H	R	ER	SO	BB	IBB	HBP	BLK	WP	HR	S	P	ERA	WHIP
40 Bartolo Colon, R ERA: 4.23	(1, 1)	2.0	L	16	7	8	1	1	1	1	0	0	0	2	35	61	4.50	4.000
41 Lance Broadway, R ERA: 5.06	(3, 1)	3.1		19	7	6	5	2	2	0	0	0	0	0	42	68	13.50	2.700
39 Jimmy Gobble, L ERA: 18.9	(6, 1)	1.0		9	5	6	6	0	0	0	1	0	0	2	16	27	54.00	5.000
D.J. Carrasco, R ERA: 2.73	(7, 1)	2.2		10	1	0	0	2	1	0	0	0	0	0	27	42	0.00	0.750

Minnesota Twins @ Chicago White Sox

U.S. Cellular Field, Chicago, IL

Thu May 21 2009, 2:05 PM EDT

Att. 23,048 - Sunny - 82 F

livebaseballscorecards.com

Batter	1	2	3	4	5	6	7	8	9	AB	R	H	RBI	BB	SO	LOB
22 Scott Podsednik, L (1, 7) OBP: 0.297, SLG: 0.333	C SI 89 B SI 90 X FF 91 1-1 10 CS 1B		B CU 77 B SI 89 B SI 91 C SI 90 B SI 91 4-1 10 L5-3 1-2 2-3 BB		F FC 88 B SI 91 X FC 87 1-1 ② F8			C FF 91 B FF 92 F FF 92 B FF 94 X FF 92 2-2 ① F8	C FF 95 F D X 1-2 ③ F8	4	0	1	0	1	0	3
10 Alexei Ramirez, R (1, 6) OBP: 0.261, SLG: 0.276	B SI 89 1 SAFE 1 SAFE F FC 87 F SI 91 B CU 80 F SI 91 B SI 92 F SI 92 4-2 ① B SI 93 1-2 BB		X FC 86 0-0 ①② L5-3 1-1		F FC 86 X CH 82 0-1 ③ L4			C SI 92 X FF 92 0-1 FC4 20 1B 1-3		3	0	0	0	1	0	4
23 Jermaine Dye, R (1, 9) OBP: 0.322, SLG: 0.518 5 Jayson Nix, R (6, PH) OBP: 0.325, SLG: 0.424 (7, 9)	C SI 90 F SI 90 S CU 79 0-3 ② K		D FC 87 C SI 91 B CU 79 X FC 87 2-1 ③ G5-3			B SI 89 X SI 90 1-0 ① G4-3		B FF 92 C SI 91 B FF 93 C FF 90 X FF 91 2-2 ② P3		2 2	0 0	0 0	0 0	0 0	1 0	3 2
25 Jim Thome, L (1, 10) OBP: 0.392, SLG: 0.509 20 Carlos Quentin, R (6, PH) OBP: 0.336, SLG: 0.467 (7, 10)	C SI 92 B FC 88 1 SAFE 1 SAFE S SI 91 1 SAFE 1 SAFE X FC 87 1-2 ③ F7			B SI 90 B SI 89 B FC 86 C SI 90 B SI 91 4-1 15 FC4-6 12 1B BB		C SI 90 F FC 85 X CU 80 0-2 ② G5-3		B FF 94 X FF 91 1-0 2-3 3-H 1B	1 2	0 0	0 1	0 1	1 0	0 0	1 0
14 Paul Konerko, R (1, 3) OBP: 0.365, SLG: 0.521 7 Josh Fields, R (6, PH) OBP: 0.289, SLG: 0.304 (7, 5)		C C CU 77 X 0-2 ① G5-3		S FC 86 X SI 90 0-1 ① P5		S FC 84 B CU 79 X FC 85 1-1 ③ G6-3		C SI 92 X 0-1 ③ F7		2 2	0 0	0 0	0 0	0 0	0 0	1 2
12 A.J. Pierzynski, L (1, 2) OBP: 0.298, SLG: 0.414 44 Corky Miller, R (9, PH) OBP: 0.278, SLG: 0.303		C SI 90 X SI 91 0-1 ② F7		F CH 81 D FC 87 F SI 90 X CU 79 1-2 15 FC4-6 1-2 1B			B SI 87 X FC 85 1-0 ① P5		F B S S FF 94 1-3 ① K	3 1	0 0	1 0	0 0	0 0	0 1	0 0
15 Wilson Betemit, S (1, 5) OBP: 0.295, SLG: 0.350 (7, 3)		B SI 90 X SI 91 1-0 ③ G4-3		B SI 91 S SI 90 X SI 90 1-1 ② FC4-6 17 WP 1-2f 2-3			C SI 88 C CU 76 X CU 77 0-2 ② G4-3		F F F FF 95 F X 0-2 ② F7	4	0	0	0	0	0	2
17 Chris Getz, L (1, 4) OBP: 0.301, SLG: 0.304			B SI 89 X SI 89 1-0 22 BB 32 1B 1B	D CU 77 X SI 91 1-0 ③ F8 1-2			B SI 88 F FC 85 C SI 90 X CU 79 1-2 ③ F7		B X SI 93 1-0 32 1B 1B	4	0	2	0	0	0	2
32 Brian Anderson, R (1, 8) OBP: 0.361, SLG: 0.313			X SI 90 0-0 22 BB 1-2 1B		B FC 86 F SI 90 B SI 91 B FC 87 F SI 90 T SI 91 3-2 ① K			F FF 90 C FF 90 B SL 80 X FF 92 1-2 10 E 10 FC4 20 1B 1B	X 0-0 1-2 1B	4	1	3	0	0	1	0
Inning Stats	R: 0 E: 0 K: 1 S: 12 H: 1 LOB: 1 BB: 1 P: 18	R: 0 E: 0 K: 0 S: 6 H: 0 LOB: 0 BB: 0 P: 7	R: 0 E: 0 K: 0 S: 6 H: 2 LOB: 2 BB: 1 P: 13	R: 0 E: 0 K: 0 S: 9 H: 1 LOB: 2 BB: 1 P: 16	R: 0 E: 0 K: 1 S: 7 H: 0 LOB: 0 BB: 0 P: 11	R: 0 E: 0 K: 0 S: 6 H: 0 LOB: 0 BB: 0 P: 8	R: 0 E: 0 K: 0 S: 7 H: 0 LOB: 0 BB: 0 P: 9	R: 1 E: 1 K: 0 S: 14 H: 2 LOB: 2 BB: 0 P: 20	R: 0 E: 0 K: 1 S: 13 H: 2 LOB: 2 BB: 0 P: 16	1B: 8 2B: 1 3B: 0 HR: 0 SF: 0 SAC: 0 DP: 1 HBP: 0						

	AB	34
	R	1
	H	8
	RBI	1
	BB	3
	SO	3
	LOB	20

WP: 1 PA: 37
PB: 0
SB: 0
CS: 1

PITCHER		IP	WLS	BF	H	R	ER	SO	BB	IBB	HBP	BLK	WP	HR	S	P	ERA	WHIP
53 Nick Blackburn, R ERA: 3.83	(1, 1)	7.0	W	26	4	0	0	2	3	0	0	0	1	0	53	82	0.00	1.000
50 Jose Mijares, L ERA: 2.08	(8, 1)	1.0		6	2	1	0	0	0	0	0	0	0	0	14	20	0.00	2.000
36 Joe Nathan, R ERA: 2.87	(9, 1)	1.0		5	2	0	0	1	0	0	0	0	0	0	13	16	0.00	2.000

PITCHER	IP	WLS	BF	H	R	ER	SO	BB	IBB	HBP	BLK	WP	HR	S	P	ERA	WHIP

Batter	1	2	3	4	5	6	7	8	9	AB	R	H	RBI	BB	SO	LOB
3 Nyjer Morgan, L (1, 7) OBP: 0.364, SLG: 0.351	C FF 92 X FF 93 0-1 ① G4-3		B FF 92 F FF 91 B FF 93 B FF 92 F FF 92 X FF 92 3-2 ③ G6-3			C FF 91 B CU 79 F FF 91 S CU 80 1-3 ① K		B FF 92 C FF 90 X FF 92 1-1 ③ G6-3		4	0	0	0	0	1	0
12 Freddy Sanchez, R (1, 4) OBP: 0.333, SLG: 0.464	B FF 93 S FC 88 F FF 88 S CU 81 1-3 ② K			B FF 90 C FC 85 F FC 87 F CU 78 S CU 80 1-3 ① K		F FF 92 C CU 80 F CU 80 X FF 92 0-2 ② G4-3			C FF 96 X SL 90 0-1 ① G5-3	4	0	0	0	0	2	0
13 Nate McLouth, L (1, 8) OBP: 0.375, SLG: 0.474	B FF 94 B CH 84 F CH 85 S FC 88 B CU 81 B CH 86 4-2 25 S BB			C FC 88 B CU 80 S FC 86 B CU 80 B CU 80 X FC 88 3-2 ② G3		B FF 92 B CH 85 C FC 86 X FF 93 2-1 ③ P4			C FF 97 S FF 96 F FF 96 B CU 83 S SL 85 1-3 ② K	3	0	0	0	1	1	0
25 Adam LaRoche, L (1, 3) OBP: 0.316, SLG: 0.461	B FF 93 C FC 86 B FC 86 F FC 87 B CU 80 X FC 86 3-2 ③ F7 1-2			S CH 85 B FF 93 B FF 92 C FC 87 B CH 86 B FC 87 4-2 BB			B FF 91 C FC 86 X FC 86 1-1 ① G3		B FF 95 C FF 96 X FF 95 1-1 ③ F9	3	0	0	0	1	0	1
16 Eric Hinske, L (1, 10) OBP: 0.333, SLG: 0.317		B FF 92 C CH 85 F FF 94 S CU 80 1-3 ① K		B FF 93 B FC 86 F FC 87 F FF 92 1 SAFE S CU 76 2-3 ③ K			B CH 86 X FC 86 1-0 ② F9			3	0	0	0	0	2	1
44 Brandon Moss, L (1, 9) OBP: 0.315, SLG: 0.395		C FC 86 C FF 92 B SI 92 B CU 80 B CU 80 S FC 88 3-3 ② K			C FC 88 F CU 80 B FF 92 B FF 92 X CU 79 2-2 ① G3-1		F FF 92 B CH 84 X CH 85 1-1 5 FC6 1B			3	0	1	0	0	1	0
5 Ramón Vázquez, L (1, 5) OBP: 0.325, SLG: 0.206		C FF 92 X FF 92 0-1 ③ G4-3			C FF 92 C CH 85 C CU 81 0-3 ② K		C FF 90 X FF 90 0-1 ③ FC6 1-2f			3	0	0	0	0	1	1
35 Jason Jaramillo, S (1, 2) OBP: 0.377, SLG: 0.379			C FF 92 C CU 79 C CU 79 0-3 ① K		B FF 93 X FC 86 1-0 1B			X FC 84 0-0 ① F8		3	0	1	0	0	1	0
2 Jack Wilson, R (1, 6) OBP: 0.295, SLG: 0.360			X FF 93 0-0 ② F8		C CH 87 B FF 88 X FC 88 1-1 ③ L4			B FF 91 X FF 90 1-0 ② P6		3	0	0	0	0	0	1
Inning Stats	R: 0 E: 0 K: 1 S: 10 H: 0 LOB: 1 BB: 1 P: 18	R: 0 E: 0 K: 2 S: 8 H: 0 LOB: 0 BB: 0 P: 12	R: 0 E: 0 K: 1 S: 7 H: 0 LOB: 0 BB: 0 P: 10	R: 0 E: 0 K: 2 S: 12 H: 0 LOB: 1 BB: 1 P: 22	R: 0 E: 0 K: 1 S: 9 H: 1 LOB: 1 BB: 0 P: 13	R: 0 E: 0 K: 1 S: 9 H: 0 LOB: 0 BB: 0 P: 12	R: 0 E: 0 K: 0 S: 7 H: 1 LOB: 1 BB: 0 P: 10	R: 0 E: 0 K: 0 S: 4 H: 0 LOB: 0 BB: 0 P: 6	R: 0 E: 0 K: 1 S: 8 H: 0 LOB: 0 BB: 0 P: 10	1B: 2 2B: 0 3B: 0 HR: 0 SF: 0 SAC: 0 DP: 0 HBP: 0						

PITCHER		IP	WLS	BF	H	R	ER	SO	BB	IBB	HBP	BLK	WP	HR	S	P	ERA	WHIP
34 Gavin Floyd, R ERA: 6.54	(1, 1)	8.0	W	28	2	0	0	8	2	0	0	0	0	0	66	103	0.00	0.500
45 Bobby Jenks, R ERA: 2.4	(9, 1)	1.0	S	3	0	0	0	1	0	0	0	0	0	0	8	10	0.00	0.000

PITCHER	IP	WLS	BF	H	R	ER	SO	BB	IBB	HBP	BLK	WP	HR	S	P	ERA	WHIP

TOP

Pittsburgh Pirates @ Chicago White Sox

U.S. Cellular Field, Chicago, IL

Fri May 22 2009, 8:11 PM EDT

Att. 23,347 - Clear - 56 F

livebaseballscorecards.com

AB	29
R	0
H	2
RBI	0
BB	2
SO	9
LOB	4

WP: 0 PA: 31
PB: 0
SB: 1
CS: 0

Batter	1	2	3	4	5	6	7	8	9	AB	R	H	RBI	BB	SO	LOB
22 Scott Podsednik, L (1, 7) OBP: 0.309, SLG: 0.344	B FF 88 C SI 88 B SI 87 X SI 89 2-1 23 G1-4-3 1B		B SL 84 C CU 74 X SI 89 1-1 ② G4-3 2-3 3-H			F FF 88 X SI 87 0-1 5 CS 1B		C CU 74 B SL 81 F SI 90 B SL 82 X CU 75 2-2 ③ G1-3		4	0	2	1	0	0	1
5 Jayson Nix, R (1, 4) OBP: 0.302, SLG: 0.389	F SI 89 1 SAFE B CH 83 1 SAFE F CH 82 C FF 90 1-3 ① K		X SI 90 0-0 ③ F8			C FF 88 X CH 80 0-1 ②③ F8 1-2				3	0	0	0	0	1	3
23 Jermaine Dye, R (1, 9) OBP: 0.322, SLG: 0.511	B SI 89 1 SAFE X CH 82 1-0 ②③ G1-4-3 1-2f			C SI 88 B CU 72 B CH 80 F SI 89 S CU 74 2-3 ① K			B CH 79 B CH 78 B SI 87 B FF 86 4-0 12 1B BB			2	0	0	0	1	1	1
14 Paul Konerko, R (1, 3) OBP: 0.364, SLG: 0.517		C FF 89 T CH 81 S FF 89 0-3 ① K		B CU 74 X SI 88 1-0 12 G4-6-3 1B			C CH 82 S FF 89 F FF 88 X CH 80 0-2 ① P4			3	0	1	0	0	1	1
12 A.J. Pierzynski, L (1, 2) OBP: 0.298, SLG: 0.412		X SL 85 0-0 ② G4-3		B CU 75 C CU 75 X FF 90 1-1 ②③ G4-6-3 1-2f			1 SAFE X CU 73 0-0 20 G5-4-3 1-2 1B			3	0	1	0	0	0	1
20 Carlos Quentin, R (1, 10) OBP: 0.329, SLG: 0.455		F SI 91 F FF 90 S SL 84 0-3 ③ K			X CH 80 0-0 ① G5-3		B CH 80 F FF 88 X CH 80 1-1 ②③ G5-4-3 1-2f			3	0	0	0	0	1	2
10 Alexei Ramirez, R (1, 6) OBP: 0.270, SLG: 0.308			B CU 72 B CH 79 L CH 81 X CH 80 2-1 7 SH1-3 32 S 22 G4-3 1B		X CH 80 0-0 ② F7			C CH 79 B CU 72 B CU 73 X CH 79 2-1 HR		3	2	2	1	0	0	0
32 Brian Anderson, R (1, 8) OBP: 0.360, SLG: 0.303			B SI 89 C CU 75 D CU 74 C FF 90 B FF 90 F FF 90 B FF 90 4-2 22 G4-3 7 SH1-3 1-2 BB		B FF 89 C SI 87 C CH 81 F CU 75 B FF 90 C FF 89 2-3 ③ K			B SI 88 F FF 88 S CH 79 B CH 78 C CU 74 2-3 ① K		2	0	0	0	1	2	0
7 Josh Fields, R (1, 5) OBP: 0.285, SLG: 0.299			L FF 89 X FF 89 0-1 ① SH1-3 1-2 2-3			B SI 87 X CH 80 1-0 ① F9		B SI 89 C CU 74 F CU 72 S FF 90 1-3 ② K		2	0	0	0	0	1	0
Inning Stats	R: 0 E: 0 K: 1 S: 6 H: 1 LOB: 0 BB: 0 P: 10	R: 0 E: 0 K: 2 S: 7 H: 0 LOB: 0 BB: 0 P: 7	R: 1 E: 0 K: 0 S: 10 H: 1 LOB: 1 BB: 1 P: 17	R: 0 E: 0 K: 1 S: 6 H: 1 LOB: 0 BB: 0 P: 10	R: 0 E: 0 K: 1 S: 6 H: 0 LOB: 0 BB: 0 P: 8	R: 0 E: 0 K: 0 S: 5 H: 1 LOB: 0 BB: 0 P: 6	R: 0 E: 0 K: 0 S: 7 H: 1 LOB: 1 BB: 1 P: 12	R: 1 E: 0 K: 2 S: 11 H: 1 LOB: 0 BB: 0 P: 18		1B: 5 2B: 0 3B: 0 HR: 1 SF: 0 SAC: 1 DP: 3 HBP: 0						

PITCHER	IP	WLS	BF	H	R	ER	SO	BB	IBB	HBP	BLK	WP	HR	S	P	ERA	WHIP
57 Zach Duke, L (1, 1) ERA: 2.77	8.0	L	28	6	2	2	7	2	0	0	0	0	1	58	88	2.25	1.000

PITCHER	IP	WLS	BF	H	R	ER	SO	BB	IBB	HBP	BLK	WP	HR	S	P	ERA	WHIP

BOTTOM

Pittsburgh Pirates @ Chicago White Sox

U.S. Cellular Field, Chicago, IL

Fri May 22 2009, 8:11 PM EDT

Att. 23,347 - Clear - 56 F

livebaseballscorecards.com

AB	25
R	2
H	6
RBI	2
BB	2
SO	7
LOB	9

Batter	1	2	3	4	5	6	7	8	9	AB	R	H	RBI	BB	SO	LOB
3 Nyjer Morgan, L (1, 7) OBP: 0.361, SLG: 0.344	B FF 92 B FF 93 B FF 92 C FF 91 C FF 92 F FF 93 B FF 94 4-2 12 G5-4-3 BB		L FF 90 C FF 92 S FF 94 0-3 ② K		B FF 92 X FF 90 1-0 ③ G4-3		S FF 96 S FF 97 S FF 97 0-3 ③ K			3	0	0	0	1	2	2
12 Freddy Sanchez, R (1, 4) OBP: 0.331, SLG: 0.465	C FF 91 X CH 81 0-1 ① ② G5-4-3 1-2f		F FF 91 F SI 93 B FF 96 C FF 95 1-3 ③ K			C FF 90 B SL 86 B CH 83 B FF 90 X FF 89 3-1 24 FC5 2B		C FF 94 B FF 96 B FF 96 F FF 96 S FF 96 2-3 ① K		4	0	1	0	0	2	1
13 Nate McLouth, L (1, 8) OBP: 0.366, SLG: 0.461	C FF 93 B FF 94 B FF 94 B SI 93 X SI 92 3-1 ③ G4-3			C FF 90 B CU 76 S SL 86 B FF 93 S CH 83 2-3 ① K		F CU 74 C SI 90 B FF 93 F SI 89 F FF 93 D CH 84 B FF 93 X FF 92 3-2 ① F7		C FF 96 B SL 86 F FF 96 S FF 96 1-3 ② K		4	0	0	0	0	2	1
18 Craig Monroe, R (1, 10) OBP: 0.298, SLG: 0.453		C FF 92 C FF 94 F FF 95 F FF 95 B CH 87 S CH 83 1-3 ① K		S CU 77 B CH 85 B CH 85 B FF 92 X FF 93 3-1 1B		B FF 92 B FF 90 B FF 91 C SI 88 F SI 88 B CH 81 4-2 24 FC5 BB		X FF 96 0-0 ③ F9		3	0	1	0	1	1	0
25 Adam LaRoche, L (1, 3) OBP: 0.309, SLG: 0.449		B FF 91 B FF 92 X FF 93 2-0 ② G1-3		1 SAFE 1 SAFE S SI 90 F SI 89 1 SAFE B FF 94 D CH 84 S SI 91 2-3 ② K		C SI 90 T SI 91 S FF 93 0-3 ② K			C SI 92 F FF 93 B SL 81 B SL 79 F FF 94 C FO 84 2-3 ① K	4	0	0	0	0	3	3
24 Delwyn Young, S (1, 9) OBP: 0.404, SLG: 0.405		C SI 93 B SL 89 B SL 86 F CH 83 F FF 95 F FF 93 B CH 84 B CH 84 4-2 15 1B BB		1 SAFE B FF 91 B FF 91 F CH 81 C FF 92 C FF 94 2-3 ③ K		B CH 80 B CH 79 C SI 91 X CH 80 2-1 ③ FC5 1-2 2-3f			B FF 95 C SI 93 X FO 84 1-1 ② P5	3	0	0	0	1	1	3
15 Andy LaRoche, R (1, 5) OBP: 0.360, SLG: 0.409		B FF 92 S FF 92 C FF 92 B FF 94 1 SAFE X CH 82 2-2 1-2 1B			B FF 89 X FF 90 1-0 ① F7		B FF 92 B FF 92 C FF 92 B FF 91 C FF 92 B FF 90 4-2 35 S BB		C FF 95 B X 1-1 44 DI 1B	3	0	2	0	1	0	0
35 Jason Jaramillo, S (1, 2) OBP: 0.375, SLG: 0.377 44 Brandon Moss, L (9, PH) OBP: 0.313, SLG: 0.392		F SL 87 X CH 82 0-1 ③ F9			B FF 91 F FF 90 X CH 81 1-1 1B		C FF 93 B FF 93 B FF 93 S FF 92 F FF 93 F FF 93 B FF 94 X FF 93 3-2 ① P5 1-2		S SI 93 C FF 94 F FF 95 F FO 80 B FF 94 C FF 94 1-3 ③ K 1-2	3 1	0 0	1 0	0 0	0 0	0 1	3 1
2 Jack Wilson, R (1, 6) OBP: 0.286, SLG: 0.348			C FF 90 B CU 76 X CH 84 1-1 ① F8		B CH 80 C CH 79 F FF 90 1 SAFE F FF 92 D SL 82 C FF 93 2-3 ② K		S FF 93 B FF 94 B SL 82 F FF 92 F SL 81 F FF 94 F FF 93 X FF 94 2-2 ② P5			3	0	0	0	0	1	2
Inning Stats	R: 0 E: 0 K: 0 S: 7 H: 0 LOB: 0 BB: 1 P: 14	R: 0 E: 0 K: 1 S: 15 H: 1 LOB: 2 BB: 1 P: 24	R: 0 E: 0 K: 2 S: 8 H: 0 LOB: 0 BB: 0 P: 10	R: 0 E: 0 K: 3 S: 11 H: 1 LOB: 1 BB: 0 P: 20	R: 0 E: 0 K: 1 S: 8 H: 1 LOB: 1 BB: 0 P: 13	R: 0 E: 0 K: 1 S: 14 H: 1 LOB: 2 BB: 1 P: 26	R: 0 E: 0 K: 1 S: 16 H: 0 LOB: 1 BB: 1 P: 25	R: 0 E: 0 K: 2 S: 7 H: 0 LOB: 0 BB: 0 P: 10	R: 0 E: 0 K: 2 S: 13 H: 1 LOB: 1 BB: 0 P: 18	1B: 4 2B: 1 3B: 0 HR: 0 SF: 0 SAC: 0 DP: 1 HBP: 0						WP: 0 PB: 0 SB: 1 CS: 0 PA: 35	

TOP

Pittsburgh Pirates @ Chicago White Sox

U.S. Cellular Field, Chicago, IL

Sat May 23 2009, 7:05 PM EDT
Att. 32,389 - Partly Cloudy - 64 F

livebaseballscorecards.com

AB	31
R	0
H	5
RBI	0
BB	4
SO	13
LOB	16

PITCHER		IP	WLS	BF	H	R	ER	SO	BB	IBB	HBP	BLK	WP	HR	S	P	ERA	WHIP
54 Clayton Richard, L ERA: 3.55	(1, 1)	6.0	W	24	4	0	0	8	3	0	0	0	0	0	63	107	0.00	1.167
26 Octavio Dotel, R ERA: 0.63	(7, 1)	0.2	H	3	0	0	0	0	1	0	0	0	0	0	13	22	0.00	1.500
37 Matt Thornton, L ERA: 2.12	(7, 1)	1.1	H	4	0	0	0	3	0	0	0	0	0	0	10	13	0.00	0.000
71 Scott Linebrink, R ERA: 1.69	(9, 1)	1.0		4	1	0	0	2	0	0	0	0	0	0	13	18	0.00	1.000

PITCHER	IP	WLS	BF	H	R	ER	SO	BB	IBB	HBP	BLK	WP	HR	S	P	ERA	WHIP

Batter	1	2	3	4	5	6	7	8	9	AB	R	H	RBI	BB	SO	LOB
22 Scott Podsednik, L (1, 8) (7, 7) OBP: 0.306, SLG: 0.328	C SI 90 C SI 91 X SL 83 0-2 G3		B FF 94 B SI 93 B SL 83 B FF 92 4-0 BB		1 SAFE B FF 91 1 SAFE 1 SAFE 1 SAFE X FF 90 1-0 F8			X FF 89 0-0 F7		3	0	0	0	1	0	1
10 Alexei Ramirez, R (1, 6) OBP: 0.269, SLG: 0.328	C SI 92 X SI 92 0-1 P4		B SL 81 1 SAFE F FF 93 F SI 93 F SL 82 F SL 82 B SL 82 B FF 94 X SI 93 3-2 G4-3		1 SAFE X FF 91 0-0 1-H HR			B SL 80 B FF 89 C SL 78 X SL 80 2-1 G6-3		4	1	1	2	0	0	2
23 Jermaine Dye, R (1, 9) OBP: 0.321, SLG: 0.524	B SI 92 F SI 93 S SL 83 F FF 93 B SL 82 S SL 82 2-3 K			C FF 91 C SL 80 B SL 81 X FF 93 1-2 E6 14 1B	C SL 81 S SL 81 B SL 81 X FF 90 1-2 G5-3			B FF 90 F FF 90 B SL 80 X SL 81 2-1 HR		4	2	1	1	0	1	0
25 Jim Thome, L (1, 10) OBP: 0.388, SLG: 0.495		B FF 91 B FF 90 F FF 90 X SI 91 2-1 G4-3		C SI 91 B FF 90 B FF 91 X SI 91 2-1 F7		C CH 78 B FF 88 B CH 80 F FF 90 C SI 91 2-3 K		B FF 90 B FF 86 B CH 77 C FF 86 B FF 86 4-1 BB		3	0	0	0	1	1	1
14 Paul Konerko, R (1, 3) OBP: 0.361, SLG: 0.510		C FF 91 B SL 83 F FF 92 S SL 82 1-3 K		B FF 92 C SL 81 F FF 92 B FF 92 X SL 82 2-2 2-H 1B		C FF 90 F SI 91 B SL 81 B SL 82 F FF 90 F CH 81 B SI 90 X FF 89 3-2 F8		B FF 90 X FF 90 1-0 F7		4	0	1	1	0	1	1
20 Carlos Quentin, R (1, 7) OBP: 0.322, SLG: 0.444 32 Brian Anderson, R (7, 8) OBP: 0.360, SLG: 0.303		X FF 93 0-0 G1-3		X SL 81 0-0 F7		B SL 81 B CH 82 B SL 80 F FF 90 X SL 80 3-1 G5-3				3 0	0 0	0 0	0 0	0 0	0 0	1 0
12 A.J. Pierzynski, L (1, 2) OBP: 0.299, SLG: 0.418			C FF 91 B FF 92 X CH 83 1-1 7 FC3-5 2B	C FF 92 B FF 92 B SI 92 B FF 92 C FF 90 F SI 92 X SI 93 3-2 L3			X SI 88 0-0 P6			3	0	1	0	0	0	1
7 Josh Fields, R (1, 5) OBP: 0.286, SLG: 0.300			B FF 92 C FF 92 X SI 92 1-1 FC3-5 17 G5-3 2-3		B FF 89 C FF 90 S SL 80 X FF 91 1-2 P4		X FF 88 0-0 17 CS 1B			3	0	1	0	0	0	1
17 Chris Getz, L (1, 4) OBP: 0.302, SLG: 0.304			C FF 92 X FF 93 0-1 G5-3 1-2		F FF 90 F FF 89 X FF 91 0-2 10 HR 1B		F FF 88 F CH 80 1 SAFE 1 SAFE 1 SAFE D SL 80 D CH 82 1 SAFE T CH 81 2-2 1-2 K			3	1	1	0	0	1	2
Inning Stats	R: 0 E: 0 K: 1 S: 9 H: 0 LOB: 0 BB: 0 P: 11	R: 0 E: 0 K: 1 S: 6 H: 0 LOB: 0 BB: 0 P: 9	R: 0 E: 0 K: 0 S: 11 H: 1 LOB: 2 BB: 1 P: 20	R: 1 E: 1 K: 0 S: 13 H: 1 LOB: 1 BB: 0 P: 21	R: 2 E: 0 K: 0 S: 11 H: 2 LOB: 0 BB: 0 P: 14	R: 0 E: 0 K: 1 S: 10 H: 0 LOB: 0 BB: 0 P: 18	R: 0 E: 0 K: 1 S: 5 H: 1 LOB: 1 BB: 0 P: 7	R: 1 E: 0 K: 0 S: 7 H: 1 LOB: 1 BB: 1 P: 16		1B: 3 2B: 2 3B: 0 HR: 2	SF: 0 SAC: 0 DP: 1 HBP: 0					

PITCHER		IP	WLS	BF	H	R	ER	SO	BB	IBB	HBP	BLK	WP	HR	S	P	ERA	WHIP
49 Ross Ohlendorf, R ERA: 4.2	(1, 1)	7.2	L	31	6	4	3	4	2	0	0	0	0	2	71	114	3.52	1.043
47 Evan Meek, R ERA: 3.0	(8, 1)	0.1		1	0	0	0	0	0	0	0	0	0	0	1	2	0.00	0.000

PITCHER	IP	WLS	BF	H	R	ER	SO	BB	IBB	HBP	BLK	WP	HR	S	P	ERA	WHIP

BOTTOM

Pittsburgh Pirates @ Chicago White Sox

U.S. Cellular Field, Chicago, IL

Sat May 23 2009, 7:05 PM EDT
Att. 32,389 - Partly Cloudy - 64 F

livebaseballscorecards.com

AB	30
R	4
H	6
RBI	4
BB	2
SO	4
LOB	10

Batter	1	2	3	4	5	6	7	8	9	AB	R	H	RBI	BB	SO	LOB
3 Nyjer Morgan, L (1, 8) (9, 7) OBP: 0.368, SLG: 0.358	C FF 86 X FF 87 0-1 ① F8	1 SAFE C FC 81 X FF 85 0-1 ③ 1-3 1B			L FC 79 B FC 80 F FC 80 B FF 86 X FC 82 2-2 24 G6-4-3 1B		C FF 84 S FC 82 B FF 87 D CU 72 F SI 85 X FC 80 2-2 ② L7		B FF 95 X FF 95 1-0 24 1B 2B	5	1	3	0	0	0	1
24 Delwyn Young, S (1, 9) OBP: 0.385, SLG: 0.383 13 Nate McLouth, L (9, 8) OBP: 0.366, SLG: 0.461	C FF 87 B SI 86 F SI 86 C FF 88 1-3 ② K		B CU 70 B FC 81 S SI 84 X FF 82 2-1 ① G4-3		1 SAFE B FF 85 1 SAFE 1 SAFE S FC 80 B FF 82 1 SAFE B FF 86 X SI 85 3-1 ① ② G6-4-3 1-2f		B FC 82 F FC 81 1 SAFE B FC 81 F FC 81 F FF 87 S FF 86 2-3 ③ K		X FF 93 0-0 2-H 1B	5 0	0 0	1 0	1 0	0 0	2 0	2 0
12 Freddy Sanchez, R (1, 4) OBP: 0.333, SLG: 0.463	B FF 88 C SI 86 B CH 80 F CH 80 X CH 79 2-2 18 1B 16 2B 1B		B SI 84 F FC 80 S CH 79 X FF 88 2-2 16 L4-6 18 1B		X FF 85 0-0 ③ F9			B FF 92 F FF 91 C FF 92 F SL 81 F FF 93 X CU 77 1-2 ① G6-3	B SL 90 F SL 90 B CH 86 B FF 94 C FF 94 X SL 86 3-2 ③ L7	5	1	2	0	0	0	1
18 Craig Monroe, R (1, 10) OBP: 0.311, SLG: 0.456	C FF 86 X FF 83 0-1 16 2B 1-3 1B		X SI 84 0-0 1-2 1B			C FC 79 F CH 76 X FF 85 0-2 ① G6-3		S SL 82 B SL 81 C FF 93 S CU 78 1-3 ② K		4	0	2	0	0	1	0
16 Eric Hinske, L (1, 3) OBP: 0.342, SLG: 0.388	B CU 73 C SI 85 X CU 73 1-1 1-3 3-H 2B		B FC 82 B FF 86 B FC 82 C FF 88 X FF 87 3-1 ② ③ L4-6 2-2			S FF 83 S CU 69 B FF 84 X CH 77 1-2 ② G3-1		B FF 93 B FF 93 X FF 92 2-0 HR		4	1	2	2	0	0	2
15 Andy LaRoche, R (1, 5) OBP: 0.357, SLG: 0.404	C FC 83 F FC 84 B FF 88 B FF 88 B FC 83 S CH 81 3-3 ③ K			B SI 83 S SI 84 X CU 69 1-1 ① G6-3 B FF 84 F FF 85 S FF 86 F FF 86 B CU 72 B CU 71 F FF 86 X FF 88 3-2 ② G3-1		B CU 67 F CH 76 X SI 86 1-1 44 1B 1B B B FF 84 F FF 86 F SI 84 1 SAFE 1 SAFE X CH 77 2-2 ③ 1-3 1B		C FF 94 B SL 83 B SL 81 F FF 94 F FF 94 S SL 82 2-3 ③ K		4	0	1	0	0	2	2
44 Brandon Moss, L (1, 7) (9, 9) OBP: 0.311, SLG: 0.387		X FF 83 0-0 ① F8							S FF 96 B FF 93 X FF 95 1-1 ① G1-3	4	0	1	0	0	0	0
23 Robinzon Diaz, R (1, 2) OBP: 0.357, SLG: 0.434		B FF 85 F FF 81 B SI 84 X SI 84 2-1 ② G6-3		B CH 78 X CH 78 1-0 2 FC5-4 1B			B FC 81 B CH 78 B SI 84 C FF 85 X FF 84 3-1 1B		F FF 95 C FF 94 X FF 95 0-2 ② G4-3	4	0	2	0	0	0	0
2 Jack Wilson, R (1, 6) OBP: 0.294, SLG: 0.385		L SI 84 X SI 85 0-1 3 1B 1B		X SI 84 0-0 ③ FC5-4 1-2f			B FC 81 C FF 86 X FC 82 1-1 ① P6		B FF 94 X FF 94 1-0 HR	4	1	2	1	0	0	2
Inning Stats	R: 1 H: 3 E: 0 LOB: 2 K: 2 BB: 0 S: 15 P: 22	R: 0 H: 2 E: 0 LOB: 2 K: 0 BB: 0 S: 7 P: 9	R: 0 H: 2 E: 0 LOB: 1 K: 0 BB: 0 S: 8 P: 15	R: 0 H: 1 E: 0 LOB: 1 K: 0 BB: 0 S: 9 P: 14	R: 0 H: 1 E: 0 LOB: 0 K: 0 BB: 0 S: 6 P: 11	R: 0 H: 2 E: 0 LOB: 2 K: 0 BB: 0 S: 11 P: 15	R: 0 H: 1 E: 0 LOB: 1 K: 1 BB: 0 S: 12 P: 20	R: 1 H: 1 E: 0 LOB: 0 K: 2 BB: 0 S: 13 P: 19	R: 2 H: 3 E: 0 LOB: 1 K: 0 BB: 0 S: 11 P: 17	1B: 12 SF: 0 2B: 3 SAC: 0 3B: 0 DP: 2 HR: 2 HBP: 0						WP: 0 PA: 39 PB: 0 SB: 0 CS: 0

PITCHER		IP	WLS	BF	H	R	ER	SO	BB	IBB	HBP	BLK	WP	HR	S	P	ERA	WHIP
56 Mark Buehrle, L ERA: 2.59	(1, 1)	7.0		29	12	1	1	3	0	0	0	0	0	0	68	106	1.29	1.714
26 Octavio Dotel, R ERA: 1.17	(8, 1)	1.0	H	4	1	1	1	2	0	0	0	0	0	1	13	19	9.00	1.000
45 Bobby Jenks, R ERA: 3.38	(9, 1)	1.0	L	6	3	2	2	0	0	0	0	0	0	1	11	17	18.00	3.000

PITCHER	IP	WLS	BF	H	R	ER	SO	BB	IBB	HBP	BLK	WP	HR	S	P	ERA	WHIP

TOP

Pittsburgh Pirates @ Chicago White Sox

U.S. Cellular Field, Chicago, IL

Sun May 24 2009, 2:05 PM EDT
Att. 28,309 - Partly Cloudy - 60 F

livebaseballscorecards.com

AB	39
R	4
H	16
RBI	4
BB	0
SO	5
LOB	10

Batter	1	2	3	4	5	6	7	8	9	AB	R	H	RBI	BB	SO	LOB
22 Scott Podsednik, L (1, 8) OBP: 0.303, SLG: 0.324	F FF 88 B SI 88 C CU 68 F FF 89 B SI 89 X SL 78 2-2 G3 ①		F SI 88 B SI 89 B SI 87 B CH 77 X FF 86 3-1 L9 ②		X FF 89 0-0 F8 ③			X SL 84 0-0 10 SH1-4 1B		4	0	1	0	0	0	1
10 Alexei Ramirez, R (1, 6) OBP: 0.270, SLG: 0.328	S SL 78 X SL 77 0-1 P4 ②		C SI 88 F SI 88 S SL 78 0-3 K ③			F SI 88 C CU 70 F CU 71 B FF 89 F CH 78 B CU 66 B SL 78 X CU 67 3-2 25 G4-3 1B		L FF 90 1 SAFE P 1 SAFE X FF 90 1-1 SH1-4 ① 1-2		3	0	1	0	0	1	0
25 Jim Thome, L (1, 10) OBP: 0.377, SLG: 0.478	X SI 90 0-0 F7 ③			X SI 88 0-0 G4-3 ①		B SI 90 1 SAFE B CH 77 X SI 87 2-0 G4-3 ① 1-2		B SL 85 B SL 84 C SL 84 F FF 91 C SL 84 2-3 K ②		4	0	0	0	0	1	2
14 Paul Konerko, R (1, 3) OBP: 0.365, SLG: 0.503		C FF 88 B SL 77 F SI 87 X CU 69 1-2 P6 ①		C FF 89 B SI 89 S CU 69 X CU 71 1-2 F8 ②		D CU 71 D CH 77 B CU 69 2 SAFE B SI 89 4-0 BB		I IN 75 I IN 75 I IN 74 I IN 76 4-0 IBB		2	0	0	0	2	0	0
12 A.J. Pierzynski, L (1, 2) OBP: 0.290, SLG: 0.405		C CH 78 B SI 89 F FF 88 X FF 90 1-2 F8 ②		B CH 77 F CH 77 F CU 70 F FF 89 S CH 78 1-3 K ③		F SL 78 X SL 79 0-1 F6 ②		S FF 92 X FF 92 0-1 L7 ③		4	0	0	0	0	1	4
20 Carlos Quentin, R (1, 7) OBP: 0.320, SLG: 0.446		C SL 75 B SL 76 X SI 90 1-1 32 HR 2B			B SL 76 S CH 76 B CU 70 C CU 75 X SL 76 2-2 F8 ①	F FC 90 X FF 94 0-1 P3 ③			B FF 93 C SL 83 S FF 94 B FF 95 S FF 94 2-3 K ①	4	1	1	0	0	1	2
32 Brian Anderson, R (1, 9) OBP: 0.367, SLG: 0.357		B SL 77 B CU 69 B SI 88 C SI 88 C SL 75 F SI 88 X SL 75 3-2 HR 2-H			X FF 88 0-0 17 G3 7 1B		X FF 95 0-0 F8 ①		C SL 83 C SL 83 F FF 95 B FF 95 F FF 94 S SL 83 1-3 K ②	4	2	2	2	0	1	0
17 Chris Getz, L (1, 4) OBP: 0.300, SLG: 0.303		B SI 91 F SI 88 X CH 77 1-1 G4-3 ③			F SI 88 1 SAFE X CH 77 0-1 G3 ② 1-2		C FF 95 X CH 86 0-1 1B ②		C SI 95 C FF 95 F FF 95 S FF 95 0-3 K ③	4	0	1	0	0	1	1
7 Josh Fields, R (1, 5) OBP: 0.287, SLG: 0.301			B SI 88 X SL 76 1-0 G1-3 ①		B CU 70 F SL 76 B SI 88 F CU 70 X SI 88 2-2 2-H 1B		B FF 95 F FF 94 F FF 93 S FC 90 1-3 K ③			3	0	1	1	0	1	0
Inning Stats	R: 0 E: 0 K: 0 S: 7 H: 0 LOB: 0 BB: 0 P: 9	R: 2 E: 0 K: 0 S: 14 H: 2 LOB: 0 BB: 0 P: 21	R: 0 E: 0 K: 1 S: 6 H: 0 LOB: 0 BB: 0 P: 10	R: 0 E: 0 K: 1 S: 8 H: 0 LOB: 0 BB: 0 P: 10	R: 1 E: 0 K: 0 S: 10 H: 2 LOB: 1 BB: 0 P: 14	R: 0 E: 0 K: 0 S: 10 H: 1 LOB: 2 BB: 1 P: 19	R: 0 E: 0 K: 1 S: 6 H: 1 LOB: 0 BB: 0 P: 7	R: 0 E: 0 K: 1 S: 9 H: 1 LOB: 2 BB: 1 P: 15	R: 0 E: 0 K: 3 S: 12 H: 0 LOB: 0 BB: 0 P: 15	1B: 5 2B: 1 3B: 0 HR: 1	SF: 0 SAC: 1 DP: 0 HBP: 0				WP: 0 PB: 0 SB: 0 CS: 0	PA: 35	

PITCHER		IP	WLS	BF	H	R	ER	SO	BB	IBB	HBP	BLK	WP	HR	S	P	ERA	WHIP
27 Jeff Karstens, R ERA: 5.19	(1, 1)	5.1		22	5	3	3	2	1	0	0	0	0	1	51	79	5.06	1.125
17 Sean Burnett, L ERA: 3.1	(6, 1)	0.1		1	0	0	0	0	0	0	0	0	0	0	2	2	0.00	0.000
43 Jesse Chavez, R ERA: 1.86	(6, 1)	1.1		4	1	0	0	1	0	0	0	0	0	0	8	9	0.00	0.750
34 John Grabow, L ERA: 4.95	(8, 1)	1.0	W	5	1	0	0	1	0	1	0	0	0	0	9	15	0.00	1.000
55 Matt Capps, R ERA: 6.6	(9, 1)	1.0	S	3	0	0	0	3	0	0	0	0	0	0	12	15	0.00	0.000

PITCHER	IP	WLS	BF	H	R	ER	SO	BB	IBB	HBP	BLK	WP	HR	S	P	ERA	WHIP

BOTTOM

Pittsburgh Pirates @ Chicago White Sox

U.S. Cellular Field, Chicago, IL

Sun May 24 2009, 2:05 PM EDT
Att. 28,309 - Partly Cloudy - 60 F

livebaseballscorecards.com

AB	32
R	3
H	7
RBI	3
BB	2
SO	7
LOB	10

Chicago White Sox @ Los Angeles Angels

Angel Stadium of Anaheim, Anaheim, CA

Mon May 25 2009, 6:05 PM PDT

Att. 43,177 - Clear - 67 F

livebaseballscorecards.com

TOP

Batter	1	2	3	4	5	6	7	8	9	AB	R	H	RBI	BB	SO	LOB
22 Scott Podsednik, L (1, 8) (1, 7) OBP: 0.349, SLG: 0.368	C FF 89 B CH 88 F CH 88 X FF 89 1-2 10 1B 23 1B 1B	1 SAFE C CH 88 X CH 88 0-1 10 1B 23 HR 1-3 1B	X SI 92 0-0 G3-1 2-3 ②	D CH 88 C SI 91 B SI 92 X SI 91 2-1 10 1B 1-2 2-H 1B		C FF 93 B CH 86 B FF 93 B FF 86 B FF 94 4-1 1-2 BB	C SI 90 H SI 91 1-1 10 FC6-4 1-2 2-3 HBP		C FF 92 B FF 92 X FF 91 1-1 1-3 2-H 2B	5	2	4	2	1	0	1
10 Alexei Ramirez, R (1, 6) OBP: 0.284, SLG: 0.340	B FF 89 1 SAFE X SI 89 1-0 23 1B 25 1B 1-3 1B	B SL 83 X FF 92 1-0 23 HR 1-3 3-H 1B	D SL 87 X SI 91 1-0 23 S 25 HR 3-H 1B	X SL 84 0-0 1-3 2-H 1B		F FF 94 C SL 80 D SL 78 F FF 94 F SL 81 F CH 85 S 1-3 K ②	C FC 84 C FC 85 D SL 80 X FC 85 1-2 FC6-4 1-2f ③		X SL 85 0-0 G6-3 ③	7	3	4	3	0	1	7
23 Jermaine Dye, R (1, 9) OBP: 0.327, SLG: 0.541	C SL 82 B FF 91 B SL 80 B FF 90 X FF 91 3-1 25 1B 20 2B 1-3 3-H 1B	X SL 82 0-0 1-H 3-H HR	B 1 SAFE B SI 90 F SI 90 B SI 90 B SI 90 4-1 25 HR 1-2 BB	B SI 91 F SL 85 F SL 83 B SL 84 B SI 91 X SI 91 3-2 G5-3 ③		C SL 80 C FF 94 X SL 80 0-2 G5-3 ③		F SI 87 X SL 79 0-1 G5-3 ①		5	3	2	4	1	0	4
25 Jim Thome, L (1, 10) OBP: 0.387, SLG: 0.509 44 Corky Miller, R (7, PH) (7, 10) OBP: 0.263, SLG: 0.286	X FF 90 0-0 20 2B 12 FC6-2 1-2 3-H 1B	C FF 93 B CH 88 B CH 87 B CH 84 B FF 92 4-1 BB	B SI 90 B CH 85 S SI 90 X SI 90 2-1 1-H 2-H HR		B S B FF 94 S CH 85 X CH 86 2-2 G3 ①		F SI 89 S FC 84 B B B C 3-3 K ①	C SI 88 B SL 81 X SL 82 1-1 P6 ②		3	1	2	4	1	0	0
										2	0	0	0	0	1	0
14 Paul Konerko, R (1, 3) OBP: 0.362, SLG: 0.516 15 Wilson Betemit, S (6, 3) OBP: 0.283, SLG: 0.333	B SL 82 C SL 80 B FF 92 S FF 91 X FF 91 2-2 F4 ①	C SI 89 S SI 89 F CH 85 F SL 82 S SI 91 0-3 K ①	B SL 84 B SI 90 C SI 91 B SI 91 S SI 89 X SI 90 3-2 G5-3 ③		B B FF 93 X 2-0 HR		C FC 86 B SL 80 B SI 90 X SI 90 2-1 F7 ②	C CH 79 X SI 88 0-1 F8 ③		4	1	1	1	0	1	3
										2	0	0	0	0	0	0
20 Carlos Quentin, R (1, 7) OBP: 0.325, SLG: 0.458 32 Brian Anderson, R (1, PR) (1, 8) OBP: 0.381, SLG: 0.373	C SL 80 B FF 92 S SL 81 X FF 92 1-2 1-3 2-H 2B	C SI 91 S SI 91 S SI 91 F SL 82 B SI 92 S SL 82 1-3 K ②		X SI 89 0-0 12 1B 22 1B 1B	X 0-0 P2 ②		X FC 84 0-0 12 1B 7 2B 1B		B FF 92 C FF 91 B FF 92 S FF 91 X FS 87 2-2 12 1B 22 2B 1B	1	0	1	1	0	0	0
										5	3	3	0	0	1	1
12 A.J. Pierzynski, L (1, 2) OBP: 0.299, SLG: 0.409	X FF 90 0-0 FC6-2 3-H ②	D CH 86 X SI 90 1-0 F7 ③		B CH 86 X SI 90 1-0 22 1B 10 1B 1-2 1B	C CH 85 F F SL 79 S SL 81 0-3 K ③		F SI 90 B SL 80 B SI 90 X FC 84 2-1 7 2B 1-2 1B		B FF 91 X FF 90 1-0 22 2B 1-2 1B	6	2	3	0	0	1	3
7 Josh Fields, R (1, 5) OBP: 0.288, SLG: 0.309	C SL 83 S SL 81 F SL 78 S FF 92 0-3 K ③		M SL 83 B SI 90 X SI 90 1-1 F9 ①	B SL 82 B SI 91 C SI 90 D SI 90 S SI 90 C SI 90 3-3 K ①		X FF 92 0-0 17 FC6-4 1B	B FC 84 X FC 85 1-0 22 HBP 1-H 2-H 2B		C FF 92 F SL 87 S FS 84 0-3 K ①	6	0	2	2	0	3	6
17 Chris Getz, L (1, 4) OBP: 0.309, SLG: 0.315		B CH 87 F CH 88 F CH 80 B FF 90 X FF 90 2-2 22 1B 10 1B 1B	B CH 87 B SI 91 B SI 89 C SI 90 X SI 90 3-1 22 G3-1 10 1B 2B	B SI 91 B CH 86 F SI 90 X SL 83 2-1 F7 ②		C CH 85 X FF 94 0-1 FC6-4 22 BB 1-2f ①	B SI 90 B FC 84 C SI 90 B FC 83 B SI 90 4-1 22 HBP BB		X FF 90 0-0 F8 ②	5	2	2	0	1	0	5

	AB	R	H	RBI	BB	SO	LOB
AB	51						
R		17					
H			24				
RBI				17			
BB					4		
SO						8	
LOB							30

Inning Stats	1	2	3	4	5	6	7	8	9			
	R: 3 E: 0 K: 1 S: 18	H: 5 LOB: 2 BB: 0 P: 26	R: 4 E: 0 K: 2 S: 19	H: 4 LOB: 1 BB: 1 P: 28	R: 4 E: 0 K: 0 S: 12	H: 3 LOB: 0 BB: 1 P: 26	R: 2 E: 0 K: 1 S: 13	H: 4 LOB: 2 BB: 0 P: 24	R: 1 E: 0 K: 1 S: 9	H: 1 LOB: 0 BB: 0 P: 13	R: 0 E: 0 K: 1 S: 13	H: 1 LOB: 2 BB: 1 P: 18
	R: 2 E: 0 K: 1 S: 14	H: 3 LOB: 3 BB: 1 P: 28	R: 0 E: 0 K: 0 S: 6	H: 0 LOB: 0 BB: 0 P: 7	R: 1 E: 0 K: 1 S: 11	H: 3 LOB: 2 BB: 0 P: 15	1B: 17 2B: 4 3B: 0 HR: 3	SF: 0 SAC: 0 DP: 0 HBP: 1	WP: 0 PB: 0 SB: 1 CS: 0	PA: 56		

PITCHER		IP	WLS	BF	H	R	ER	SO	BB	IBB	HBP	BLK	WP	HR	S	P	ERA	WHIP
54 Ervin Santana, R ERA: 7.82	(1, 1)	1.0	L	13	9	7	7	1	1	0	0	0	0	1	26	41	63.00	10.000
59 Rafael Rodriguez, R ERA: 7.71	(2, 1)	3.0		17	7	6	6	3	1	0	0	0	0	1	36	63	18.00	2.667
52 Jason Bulger, R ERA: 5.6	(5, 1)	2.0		9	2	1	1	2	1	0	0	0	0	1	22	31	4.50	1.500
33 Justin Speier, R ERA: 5.89	(7, 1)	2.0		11	3	2	2	1	1	0	1	0	0	0	20	35	9.00	2.000
66 Jose Arredondo, R ERA: 5.14	(9, 1)	1.0		6	3	1	1	1	0	0	0	0	0	0	11	15	9.00	3.000

PITCHER	IP	WLS	BF	H	R	ER	SO	BB	IBB	HBP	BLK	WP	HR	S	P	ERA	WHIP

BOTTOM

Chicago White Sox @ Los Angeles Angels

Angel Stadium of Anaheim, Anaheim, CA

Mon May 25 2009, 6:05 PM PDT

Att. 43,177 - Clear - 67 F

livebaseballscorecards.com

Batter	1	2	3	4	5	6	7	8	9	AB	R	H	RBI	BB	SO	LOB
Chone Figgins, S (1, 4) OBP: 0.374, SLG: 0.359 13 Maicer Izturis, S (6, 5) OBP: 0.307, SLG: 0.301	C FF 89 B FF 91 X FF 91 1-1 27 G6-3 53 BB 48 1B 1B	C FF 90 B FC 87 C FC 86 X CU 77 1-2 ③ G5-3		B FF 90 D FF 89 F FF 90 B CH 82 X FF 90 3-1 ③ F8			B SI 89 C FF 88 C FC 88 F SL 78 F FC 93 X FC 88 1-2 ① G3-1			3 1	1 0	1 0	0 0	0 0	0 0	1 0
53 Bobby Abreu, L (1, 9) OBP: 0.410, SLG: 0.379 24 Gary Matthews, S (5, PH) OBP: 0.324, SLG: 0.360 (6, 8)	B FF 90 1 SAFE B FF 89 B FF 91 B FF 91 4-0 27 G6-3 48 1B 1-2 BB		B FF 89 B FF 89 C FF 88 B FC 84 B FF 91 4-1 20 FC6-5 48 BB BB		C FF 88 C CU 76 B FF 90 B CU 77 S CH 80 2-3 ① K		B FC 89 C FC 88 X FC 88 1-1 ② G6-3			0 2	1 0	0 0	0 0	2 0	0 1	0 0
27 Vladimir Guerrero, R (1, 10) OBP: 0.282, SLG: 0.306	S FC 87 B FC 87 F FC 87 D CH 84 X CH 85 2-2 ① G6-3 1-2 2-3		B CH 81 F FF 90 S FC 84 B FC 86 X FF 91 2-2 ① L5		C CU 76 F CU 76 B CU 78 S CH 82 1-3 ② K		B FF 89 X FF 90 1-0 ③ G1-3			4	0	0	0	0	1	3
48 Torii Hunter, R (1, 8) OBP: 0.400, SLG: 0.588 47 Howie Kendrick, R (5, PH) OBP: 0.287, SLG: 0.378 (6, 4)	B FF 91 C FF 88 B FF 93 X FF 93 2-1 20 S 39 1B 2-H 3-H 1B		S FC 86 D FC 86 B CH 79 D CH 81 B FF 90 4-1 20 FC6-5 1-2 BB		X FF 88 0-0 ③ F8			B FC 87 S FC 87 F FC 87 S CU 71 1-3 ① K		1 2	1 0	1 0	2 0	1 0	0 1	0 0
20 Juan Rivera, R (1, 7) OBP: 0.331, SLG: 0.407 (6, 9)	B CU 77 C CH 80 D FF 91 C FC 87 F FC 88 S CH 83 2-3 ② K 1-3		C FF 90 B FF 91 B FC 86 X FF 90 2-1 ② FC6-5 1-2 2-3f			B FF 88 B FF 89 B FF 88 C FF 88 F FF 88 B CH 82 4-2 39 FC1-4 BB		B FF 89 F FC 87 X SI 91 1-1 ② G6-3			3	0	0	0	1	1	3
39 Robb Quinlan, R (1, 5) OBP: 0.243, SLG: 0.324 (6, 7)	C FF 91 B CU 78 X FF 92 1-1 3-H 1B		B FF 90 C FF 89 F FF 90 X CH 83 1-2 ③ F7			F FF 87 D CH 82 B FF 87 X FF 88 2-1 ① FC1-4 5 BB 1-2f		C FC 88 B FC 81 X FC 87 1-1 ③ F8		4	0	1	1	0	0	3
8 Kendrys Morales, S (1, 3) OBP: 0.328, SLG: 0.528	C FF 89 S CH 84 X SI 91 0-2 ③ F8			C FF 88 B CU 76 B FC 83 X FF 89 2-1 2 G4-3 2B		C FF 89 B FF 90 B FF 90 F FF 89 B CH 83 X FF 89 3-2 ② F9			C SI 86 S SL 85 B SL 85 B SL 84 F SL 84 X FF 89 2-2 ① F7	4	0	1	0	0	0	2
5 Jeff Mathis, R (1, 2) OBP: 0.293, SLG: 0.239		C FF 90 B CU 78 B CU 75 B CH 81 B FF 90 4-1 2 G4-6-3 BB		B FF 89 S FF 89 C FF 90 C FF 91 S CH 82 1-3 ① K		B FF 90 B FF 88 B FF 87 C FF 88 D FF 89 4-1 1-2 BB			F SI 87 F SI 90 X SL 85 0-2 ② L5	2	0	0	0	2	1	1
2 Erick Aybar, S (1, 6) OBP: 0.304, SLG: 0.402		B FF 90 1 SAFE C FC 86 B FF 90 X FF 90 2-1 ①② G4-6-3 1-2f		X FF 89 0-0 ② G4-3 2-3		C FF 88 X FF 89 0-1 ③ F8			C SI 89 B CH 82 F SI 89 F SI 92 F SL 78 X SI 89 1-2 ③ F8	4	0	0	0	0	0	4

Inning Stats																								
	R: 3	H: 3	R: 0	H: 0	R: 0	H: 0	R: 0	H: 1	R: 0	H: 0	R: 0	H: 0	R: 0	H: 0	R: 0	H: 0	R: 0	H: 0	1B: 3	SF: 0	WP: 0	PA: 36
	E: 0	LOB: 1	E: 0	LOB: 0	E: 0	LOB: 2	E: 0	LOB: 1	E: 0	LOB: 0	E: 0	LOB: 2	E: 0	LOB: 0	E: 0	LOB: 0	E: 0	LOB: 0	2B: 1	SAC: 0	PB: 0	
	K: 1	BB: 1	K: 0	BB: 1	K: 0	BB: 2	K: 1	BB: 0	K: 2	BB: 0	K: 0	BB: 2	K: 0	BB: 0	K: 1	BB: 0	K: 0	BB: 0	3B: 0	DP: 1	SB: 2	
	S: 16	P: 28	S: 6	P: 13	S: 10	P: 23	S: 9	P: 15	S: 7	P: 10	S: 10	P: 23	S: 8	P: 11	S: 7	P: 10	S: 12	P: 15	HR: 0	HBP: 0	CS: 0	

PITCHER		IP	WLS	BF	H	R	ER	SO	BB	IBB	HBP	BLK	WP	HR	S	P	ERA	WHIP
50 John Danks, L ERA: 4.59	(1, 1)	6.0	W	27	4	3	3	4	6	0	0	0	0	0	58	112	4.50	1.667
D.J. Carrasco, R ERA: 2.56	(7, 1)	2.0		6	0	0	0	1	0	0	0	0	0	0	15	21	0.00	0.000
39 Jimmy Gobble, L ERA: 14.54	(9, 1)	1.0		3	0	0	0	0	0	0	0	0	0	0	12	15	0.00	0.000

PITCHER	IP	WLS	BF	H	R	ER	SO	BB	IBB	HBP	BLK	WP	HR	S	P	ERA	WHIP

AB	30
R	3
H	4
RBI	3
BB	6
SO	5
LOB	17

Chicago White Sox @ Los Angeles Angels

Angel Stadium of Anaheim, Anaheim, CA

Tue May 26 2009, 7:05 PM PDT

Att. 38,040 - Clear - 68 F

livebaseballscorecards.com

TOP

Batter	1	2	3	4	5	6	7	8	9	AB	R	H	RBI	BB	SO	LOB
22 Scott Podsednik, L (1, 7) OBP: 0.341, SLG: 0.358	C FF 88 B CU 74 B CU 75 F SI 88 F FF 89 X SI 88 2-2 10 G5-4-3 1B		C CU 75 D CU 76 C SI 90 F SL 81 F FF 92 B CU 78 C CU 77 2-3 ③ K			B CU 73 B CU 73 C SI 87 X SI 88 2-1 ① G4-3	B CU 74 C SI 88 B CU 76 C SI 88 F SI 88 F CU 74 X CU 72 2-2 ② G3		1 SAFE B SI 88 B SI 89 X SI 88 2-0 ① B3 1-2	5	0	1	0	0	1	2
10 Alexei Ramirez, R (1, 6) OBP: 0.300, SLG: 0.342	B FF 89 X FF 89 1-0 ①② G5-4-3 1-2f			F FF 89 F CU 74 B FF 89 X CH 81 1-2 25 G6-3 23 BB 1B		B CU 72 B FF 89 B CH 80 C SI 88 B SI 90 4-1 23 2B 14 1B BB	C CU 78 B CU 78 B CU 79 B SI 90 B SI 91 4-1 23 S BB		B SI 89 B CU 75 F SI 88 B SI 89 B SI 90 4-1 25 BB 23 1B BB	2	1	1	0	3	0	1
23 Jermaine Dye, R (1, 9) OBP: 0.335, SLG: 0.546	C FF 88 C FF 90 B FF 90 B FF 91 X FF 90 2-2 ③ F7			1 SAFE F SI 90 D CH 82 1 SAFE 1 SAFE B SI 91 F SI 90 B CU 76 B CH 82 4-2 25 G6-3 BB 1-2		F SI 88 B CH 82 S CH 81 1 SAFE X CH 82 1-2 14 1B 2B 1-3	C SI 91 C SI 92 X SI 92 0-2 ③ G3-1 1-2		B SI 90 X FF 88 1-0 25 BB 1B 1-2 2-H	4	0	2	1	1	0	1
25 Jim Thome, L (1, 10) OBP: 0.388, SLG: 0.496		B FF 88 F SI 87 C SI 88 B SI 90 S SI 90 2-3 ① K		B CU 75 C SI 90 X SI 91 1-1 ①② G6-3 1-2f 2-3		B CU 78 C CU 76 B SI 90 F CU 76 B SL 81 B SL 80 4-2 14 1B BB		B SL 76 S SL 77 B SI 88 X SL 76 2-1 ① G6-3	C CU 74 B FC 87 S CU 74 D CU 75 B CH 82 B SI 89 4-2 1-2 2-3 BB	3	0	0	0	2	1	2
14 Paul Konerko, R (1, 3) OBP: 0.363, SLG: 0.512		B SI 88 C CU 74 X SI 89 1-1 ② G6-3		C FF 91 D CH 83 B SI 90 S CH 83 B CH 83 S CH 82 3-3 ③ K		C SI 92 X SI 91 0-1 1-2 2-3 3-H 1B		B SL 76 B FF 88 C FF 88 X FF 89 2-1 7 1B 1B	B CU 75 S FC 87 B FF 87 B SI 90 F FF 88 F FF 88 F FC 88 C FC 88 3-3 ② K	5	0	2	1	0	2	4
32 Brian Anderson, R (1, 8) OBP: 0.360, SLG: 0.350		B CU 73 X 1-0 ③ F7			B CH 81 C CH 81 X SI 91 1-1 ① F9	B FF 91 B CH 83 C SI 92 F SI 91 S FF 92 2-3 ② K		C FF 89 F FF 88 S FF 88 0-3 ② K	X FC 88 0-0 ③ P3	5	0	0	0	0	2	7
7 Josh Fields, R (1, 5) OBP: 0.293, SLG: 0.314			F SI 88 X FF 89 0-1 5 E 5 S 1B		B CU 73 X CH 82 1-0 ② F8	B CU 76 S FF 91 B B F F FF 92 X FF 92 3-2 ③ F9		C FF 88 X SI 87 0-1 1-2 1B		4	0	2	0	0	0	3
5 Jayson Nix, R (1, 4) OBP: 0.319, SLG: 0.550 12 A.J. Pierzynski, L (9, 2) OBP: 0.299, SLG: 0.409			S SI 88 D CH 80 X CH 82 1-1 ① G5-3 1-3		C CH 81 B FF 91 S FF 91 B FF 92 F CH 82 X FF 91 2-2 HR		S SI 88 B SI 87 B CU 73 B SI 88 X SI 89 3-1 HR	C FF 88 C FF 89 D SL 77 B FF 89 B FF 89 X FF 89 3-2 ③ G6-3		4 0	2 0	2 0	0 0	0 0	3 0
44 Corky Miller, R (1, 2) OBP: 0.262, SLG: 0.282 17 Chris Getz, L (9, PR) OBP: 0.309, SLG: 0.315 (9, 4)			X CU 75 0-0 ② G4-3		X SI 91 0-0 ③ F9		C CU 73 X SI 89 0-1 ① F8		B FF 88 C FF 87 B CU 75 C FC 87 B SI 90 X FC 87 3-2 22 S 23 1B 1B	4 0	0 1	1 0	0 0	0 0	0 0	1 0
Inning Stats	R: 0 E: 0 K: 0 S: 8 H: 1 LOB: 0 BB: 0 P: 13	R: 0 E: 0 K: 1 S: 6 H: 0 LOB: 0 BB: 0 P: 10	R: 0 E: 0 K: 1 S: 10 H: 1 LOB: 1 BB: 0 P: 13	R: 0 E: 0 K: 1 S: 10 H: 1 LOB: 1 BB: 1 P: 19	R: 1 E: 0 K: 0 S: 8 H: 1 LOB: 0 BB: 0 P: 12	R: 1 E: 0 K: 1 S: 17 H: 2 LOB: 3 BB: 2 P: 33	R: 1 E: 0 K: 0 S: 13 H: 1 LOB: 1 BB: 1 P: 22	R: 0 E: 0 K: 1 S: 12 H: 2 LOB: 2 BB: 0 P: 19	R: 1 E: 0 K: 1 S: 14 H: 2 LOB: 3 BB: 2 P: 31	1B: 8 2B: 1 3B: 0 HR: 2 SF: 0 SAC: 0 DP: 2 HBP: 0						

	AB	36
	R	4
	H	11
	RBI	4
	BB	6
	SO	6
	LOB	24

	WP: 0	PA: 42
	PB: 0	
	SB: 3	
	CS: 0	

PITCHER		IP	WLS	BF	H	R	ER	SO	BB	IBB	HBP	BLK	WP	HR	S	P	ERA	WHIP
51 Joe Saunders, L ERA: 3.26	(1, 1)	6.2	L	28	7	3	3	4	3	0	0	0	0	2	68	114	4.05	1.500
62 Scot Shields, R ERA: 6.62	(7, 1)	0.1		2	0	0	0	0	1	0	0	0	0	0	4	8	0.00	3.000
38 Darren Oliver, L ERA: 2.08	(8, 1)	1.0		5	2	0	0	1	0	0	0	0	0	0	12	19	0.00	2.000
32 Matt Palmer, R ERA: 4.82	(9, 1)	1.0		7	2	1	1	1	2	0	0	0	0	0	14	31	9.00	4.000

PITCHER	IP	WLS	BF	H	R	ER	SO	BB	IBB	HBP	BLK	WP	HR	S	P	ERA	WHIP

Batter	1	2	3	4	5	6	7	8	9	AB	R	H	RBI	BB	SO	LOB
Chone Figgins, S (1, 5) OBP: 0.377, SLG: 0.362	B FF 88 X FF 89 1-0 ① L3			C SI 88 X FF 90 0-1 53 G3-6-3 1B		C SI 90 C FF 91 F FF 91 C SI 88 0-3 ③ K		X FF 94 0-0 1-2 1B		4	0	2	0	0	1	0
53 Bobby Abreu, L (1, 9) OBP: 0.407, SLG: 0.396	B SI 89 B SI 88 C SI 89 B SI 88 C SI 89 F SI 88 X FF 91 3-2 ② F7			B SI 86 1 SAFE 1 SAFE X SI 86 1-0 ①② G3-6-3 1-2f			B FF 89 C SI 88 F FF 90 X SI 90 1-2 HR	C FF 95 C SL 85 X FF 94 0-2 ③ G6-3		4	1	1	1	0	0	3
27 Vladimir Guerrero, R (1, 10) OBP: 0.279, SLG: 0.300	C FF 89 X FF 91 0-1 ③ G5-3			F SI 88 B FF 91 F SI 90 B FF 92 X SL 82 2-2 48 WP 1B			F SI 90 X SI 90 0-1 ① F9		S SI 92 F SI 92 S SL 81 0-3 ① K	4	0	1	0	0	1	0
48 Torii Hunter, R (1, 8) OBP: 0.402, SLG: 0.610		C SI 86 B FF 90 B SI 89 X SI 87 2-1 8 F7-5 2B		B SL 82 B SL 81 C FF 90 F FF 91 F FF 92 S SI 89 2-3 ③ K 1-2			B SI 90 S CH 80 F SI 90 X FF 91 1-2 ② G6-3		C SI 91 B SL 80 X FF 92 1-1 HR	4	1	2	1	0	1	1
8 Kendrys Morales, S (1, 3) OBP: 0.326, SLG: 0.521		B FF 90 B SI 88 2 SAFE F SI 89 D FF 91 X FF 90 3-1 ①② F7-5 2-3			B FF 90 B SI 89 X SI 88 2-0 ① F7		C FF 94 B FF 95 X SL 84 1-1 1B		X SI 91 0-0 ② G4-3	4	0	1	0	0	0	1
20 Juan Rivera, R (1, 7) OBP: 0.329, SLG: 0.403		B SI 89 F SI 89 B FF 90 X SI 89 2-1 ③ G4-3			C FF 88 B FF 90 X SI 88 1-1 ② G5-3		F FF 94 F FF 95 B FF 95 X FF 96 1-2 ③ F8		C FF 93 X FF 92 0-1 1B	4	0	1	0	0	0	1
44 Mike Napoli, R (1, 2) OBP: 0.381, SLG: 0.480			C FF 88 S FF 90 B FF 89 B FF 89 F SI 88 B SI 90 X FF 91 3-2 ① F8		B FF 89 B SL 83 F SI 88 C FF 91 B FF 91 X SI 89 3-2 ③ G6-3			S FF 94 B FF 95 B FF 94 C FF 94 B FF 94 F FF 95 F FF 96 X FF 96 3-2 ① G4-3	X SI 93 0-0 ③ P4	4	0	0	0	0	0	1
47 Howie Kendrick, R (1, 4) OBP: 0.281, SLG: 0.371			C FF 88 F SI 89 B FF 91 S SL 83 1-3 ② K			B FF 88 B SI 88 C SI 88 X SI 88 2-1 ① G6-3		X FF 96 0-0 ② F9		3	0	0	0	0	1	0
2 Erick Aybar, S (1, 6) OBP: 0.305, SLG: 0.395			B FF 90 X FF 89 1-0 ③ F7			X FF 90 0-0 ② B1-3		B FF 96 B FF 96 C FF 96 B FF 96 B FF 96 4-1 1B BB		2	0	0	0	1	0	0
Inning Stats	R: 0 E: 0 K: 0 S: 7 H: 0 LOB: 0 BB: 0 P: 11	R: 0 E: 0 K: 0 S: 6 H: 1 LOB: 0 BB: 0 P: 13	R: 0 E: 0 K: 1 S: 8 H: 0 LOB: 0 BB: 0 P: 13	R: 0 E: 0 K: 1 S: 10 H: 2 LOB: 1 BB: 0 P: 15	R: 0 E: 0 K: 0 S: 6 H: 0 LOB: 0 BB: 0 P: 12	R: 0 E: 0 K: 1 S: 7 H: 0 LOB: 0 BB: 0 P: 9	R: 1 E: 0 K: 0 S: 13 H: 2 LOB: 1 BB: 0 P: 17	R: 0 E: 0 K: 0 S: 11 H: 1 LOB: 2 BB: 1 P: 18	R: 1 E: 0 K: 1 S: 9 H: 2 LOB: 1 BB: 0 P: 10	1B: 5 2B: 2 3B: 0 HR: 2 SF: 0 SAC: 0 DP: 2 HBP: 0					WP: 1 PB: 0 SB: 0 CS: 0	PA: 34	

PITCHER		IP	WLS	BF	H	R	ER	SO	BB	IBB	HBP	BLK	WP	HR	S	P	ERA	WHIP
40 Bartolo Colon, R ERA: 3.8	(1, 1)	6.2	W	22	4	1	1	3	0	0	0	0	1	1	52	83	1.35	0.600
37 Matt Thornton, L ERA: 1.96	(7, 1)	1.1	H	7	2	0	0	0	1	0	0	0	0	0	16	25	0.00	2.250
71 Scott Linebrink, R ERA: 2.12	(9, 1)	1.0	S	5	2	1	1	1	0	0	0	0	0	1	9	10	9.00	2.000

PITCHER	IP	WLS	BF	H	R	ER	SO	BB	IBB	HBP	BLK	WP	HR	S	P	ERA	WHIP

BOTTOM

Chicago White Sox @ Los Angeles Angels

Angel Stadium of Anaheim, Anaheim, CA

Tue May 26 2009, 7:05 PM PDT

Att. 38,040 - Clear - 68 F

livebaseballscorecards.com

AB	33
R	2
H	8
RBI	2
BB	1
SO	4
LOB	7

Batter	1	2	3	4	5	6	7	8	9	AB	R	H	RBI	BB	SO	LOB
22 Scott Podsednik, L (1, 7) OBP: 0.326, SLG: 0.341	C FF 89 B FF 90 B FF 91 F SI 90 S FF 92 2-3 ① K		F FF 90 C CU 75 F SL 80 B FF 90 F SL 79 F FF 92 X SL 76 1-2 ③ G1		C SI 89 X CU 74 0-1 ③ G3-1			X FF 89 0-0 ① G6-3		4	0	0	0	0	1	0
10 Alexei Ramirez, R (1, 6) OBP: 0.293, SLG: 0.333	C SL 80 B FF 92 C FF 90 X SL 78 1-2 ② G4-3			C SL 79 X SL 79 0-1 ① G5-3		B FF 88 S SL 77 X SL 77 1-1 ① G5-3		C CH 79 C FF 90 S FF 91 0-3 ② K		4	0	0	0	0	1	0
23 Jermaine Dye, R (1, 9) OBP: 0.333, SLG: 0.538	B FF 90 B SL 80 C FF 91 F FF 91 F FF 92 S FF 92 2-3 ③ K			F FF 89 X SI 88 0-1 25 2B 14 SF8 1B		C SL 78 B SL 79 F CH 81 C FF 92 1-3 ② K		C FF 90 B FF 91 B SL 78 F CH 81 X CH 80 2-2 ③ P3		4	1	1	0	0	2	0
25 Jim Thome, L (1, 10) OBP: 0.391, SLG: 0.504		F SI 89 B FF 90 B FF 91 B SI 90 X FF 89 3-1 ① F9		S CU 73 B FF 90 D CH 82 B FF 90 S CH 83 X SI 90 3-2 1-3 2B		B CU 73 X CU 72 1-0 1B			B SI 91 F SI 90 S SI 90 B SL 76 B SI 90 X SI 90 3-2 ① G4-3	4	0	2	0	0	0	0
14 Paul Konerko, R (1, 3) OBP: 0.361, SLG: 0.509		X FF 91 0-0 ② P3		C SL 79 X SL 79 0-1 ② SF8 3-H		C SL 77 X FF 91 0-1 ③ F8			C SI 89 B CH 74 X SI 90 1-1 1B	3	0	1	1	0	0	1
12 A.J. Pierzynski, L (1, 2) OBP: 0.305, SLG: 0.407		C FF 90 X SI 90 0-1 1B		4-0 IBB			B SI 88 X CH 81 1-0 ① G5-3		B SL 76 B SI 90 B SI 90 C SI 89 X SI 89 3-1 ② F8	3	0	1	0	1	0	1
32 Brian Anderson, R (1, 8) OBP: 0.344, SLG: 0.333		C SL 79 B SI 89 S SL 81 S FF 89 1-3 ③ K		B SL 78 B SL 79 X FF 91 2-0 ③ F7			C SL 78 X FF 90 0-1 ② P3		X SI 90 0-0 ③ F9	4	0	0	0	0	1	4
17 Chris Getz, L (1, 4) OBP: 0.309, SLG: 0.310			C SI 90 B FF 90 S CU 73 B FF 91 S SL 81 2-3 ① K		F SI 88 B CH 82 S CH 81 X FF 91 1-2 ① G4-3		B FF 88 B CH 82 B FF 89 B FF 88 4-0 5 WP BB			2	0	0	0	1	1	0
5 Jayson Nix, R (1, 5) OBP: 0.300, SLG: 0.512			B SL 79 C SL 80 C SI 89 B SL 81 C SL 76 2-3 ② K		X SL 78 0-0 ② G6-3		1 SAFE C SL 78 B SL 76 B FF 90 F CH 80 C SI 92 2-3 1-2 ③ K			3	0	0	0	0	2	1
Inning Stats	R: 0 E: 0 K: 2 S: 10 H: 0 LOB: 0 BB: 0 P: 15	R: 0 E: 0 K: 1 S: 8 H: 1 LOB: 1 BB: 0 P: 12	R: 0 E: 0 K: 2 S: 12 H: 0 LOB: 0 BB: 0 P: 17	R: 1 E: 0 K: 0 S: 10 H: 2 LOB: 2 BB: 1 P: 19	R: 0 E: 0 K: 0 S: 6 H: 0 LOB: 0 BB: 0 P: 7	R: 0 E: 0 K: 1 S: 8 H: 1 LOB: 1 BB: 0 P: 11	R: 0 E: 0 K: 1 S: 6 H: 0 LOB: 1 BB: 1 P: 13	R: 0 E: 0 K: 1 S: 7 H: 0 LOB: 0 BB: 0 P: 9	R: 0 E: 0 K: 0 S: 8 H: 1 LOB: 1 BB: 0 P: 15	1B: 4 2B: 1 3B: 0 HR: 0 SF: 1 SAC: 0 DP: 0 HBP: 0						

TOP

Chicago White Sox @ Los Angeles Angels

Angel Stadium of Anaheim, Anaheim, CA

Wed May 27 2009, 7:05 PM PDT

Att. 40,169 - Clear - 66 F

livebaseballscorecards.com

AB	31
R	1
H	5
RBI	1
BB	2
SO	8
LOB	7

WP: 1 PA: 34
PB: 0
SB: 0
CS: 0

PITCHER		IP	WLS	BF	H	R	ER	SO	BB	IBB	HBP	BLK	WP	HR	S	P	ERA	WHIP
36 Jered Weaver, R ERA: 2.36	(1, 1)	8.0	W	30	4	1	1	8	1	1	0	0	1	0	67	103	1.12	0.625
40 Brian Fuentes, L ERA: 4.08	(9, 1)	1.0	S	4	1	0	0	0	0	0	0	0	0	0	8	15	0.00	1.000

PITCHER	IP	WLS	BF	H	R	ER	SO	BB	IBB	HBP	BLK	WP	HR	S	P	ERA	WHIP

Batter	1	2	3	4	5	6	7	8	9	AB	R	H	RBI	BB	SO	LOB
Chone Figgins, S (1, 5) OBP: 0.374, SLG: 0.360	C FF 91 B CU 80 X FF 91 1-1 ① G4-3			C FF 91 B CH 84 F FC 88 X CU 79 1-2 ① F7		B FF 89 B SI 89 X FF 89 2-0 1-2 53 2B 1B	C FF 91 C CU 80 S FF 91 0-3 ③ K			4	1	1	0	0	1	0
53 Bobby Abreu, L (1, 9) OBP: 0.414, SLG: 0.408	B FF 92 C FF 92 B FF 92 C FC 87 B FC 88 F FC 88 B FF 93 4-2 27 G6-4-3 BB			B FF 91 C FF 91 B FF 90 S FC 87 X FF 92 2-2 48 G1-3 27 1B 1B		F SI 89 C CU 77 X CU 78 0-2 1-H 2-H 20 2B 2B		C FF 90 F CH 83 B FF 92 B FC 87 C CU 79 2-3 ① K		3	1	2	2	1	1	0
27 Vladimir Guerrero, R (1, 10) OBP: 0.277, SLG: 0.295	S CH 86 B FF 90 X FC 85 1-1 ②③ G6-4-3 1-2f			X FF 91 0-0 48 G1-3 1-2 1B		F FC 83 S FC 86 B FC 86 S CU 79 1-3 ① K		C FC 86 X CU 79 0-1 ② L8		4	0	1	0	0	1	2
48 Torii Hunter, R (1, 8) OBP: 0.394, SLG: 0.595		B FF 91 C FC 87 B CU 80 F FC 86 F FF 92 C CU 81 2-3 ① K		F CH 86 B CU 77 X FC 85 1-1 ② G1-3 1-2 2-3		C CU 78 B FF 89 X FC 86 1-1 ② G5-3		C FF 92 S CU 80 S CU 81 0-3 ③ K		4	0	0	0	0	2	3
8 Kendrys Morales, S (1, 3) OBP: 0.326, SLG: 0.515		B FC 86 C CH 85 X FC 88 1-1 ② L3		C FF 92 D CU 78 X CU 79 1-1 ③ G3		I IN 63 I IN 67 I IN 64 I IN 64 4-0 20 2B IBB				2	0	0	0	1	0	2
20 Juan Rivera, R (1, 7) OBP: 0.335, SLG: 0.415		C FF 91 C CU 81 B CU 81 S CU 81 1-3 ③ K			B FC 87 S FC 86 X FF 91 1-1 13 L6 1B	X FC 84 0-0 1-3 2-H 2B				3	0	2	1	0	1	0
13 Maicer Izturis, S (1, 6) OBP: 0.298, SLG: 0.292			C FF 90 X FF 91 0-1 ① G1-3		1 SAFE B SI 88 X FF 89 1-0 ①② 1-1 L6	F CH 87 X FF 92 0-1 ③ G3-1				3	0	0	0	0	0	3
47 Howie Kendrick, R (1, 4) OBP: 0.276, SLG: 0.364			X FF 92 0-0 ② F9		C FF 91 B CU 80 T FC 87 S CU 80 1-3 ③ K		L FF 91 B CU 78 S CU 78 X CU 80 1-2 ① G5-3			3	0	0	0	0	1	0
5 Jeff Mathis, R (1, 2) OBP: 0.295, SLG: 0.243			C FF 92 T FF 92 B FF 92 F CU 80 S CU 80 1-3 ③ K2-3			B FC 86 S FC 85 C FF 91 F FC 87 X CU 79 1-2 1B 53 2B 1B	X FC 86 0-0 ② P3			3	1	1	0	0	1	0
Inning Stats	R: 0 E: 0 K: 0 S: 7 H: 0 LOB: 0 BB: 1 P: 13	R: 0 E: 0 K: 2 S: 9 H: 0 LOB: 0 BB: 0 P: 13	R: 0 E: 0 K: 1 S: 7 H: 0 LOB: 0 BB: 0 P: 8	R: 0 E: 0 K: 0 S: 11 H: 2 LOB: 2 BB: 0 P: 16	R: 0 E: 0 K: 1 S: 6 H: 1 LOB: 0 BB: 0 P: 9	R: 3 E: 0 K: 1 S: 16 H: 4 LOB: 2 BB: 1 P: 25	R: 0 E: 0 K: 1 S: 7 H: 0 LOB: 0 BB: 0 P: 8	R: 0 E: 0 K: 2 S: 8 H: 0 LOB: 0 BB: 0 P: 10		1B: 5 2B: 3 3B: 0 HR: 0 SF: 0 SAC: 0 DP: 2 HBP: 0						

PITCHER	IP	WLS	BF	H	R	ER	SO	BB	IBB	HBP	BLK	WP	HR	S	P	ERA	WHIP
34 Gavin Floyd, R (1, 1) ERA: 6.12	8.0	L	31	7	3	3	8	1	1	0	0	0	0	71	102	3.38	1.000

PITCHER	IP	WLS	BF	H	R	ER	SO	BB	IBB	HBP	BLK	WP	HR	S	P	ERA	WHIP

BOTTOM

Chicago White Sox @ Los Angeles Angels

Angel Stadium of Anaheim, Anaheim, CA

Wed May 27 2009, 7:05 PM PDT

Att. 40,169 - Clear - 66 F

livebaseballscorecards.com

AB	29
R	3
H	7
RBI	3
BB	2
SO	8
LOB	10

WP: 0 PA: 31
PB: 0
SB: 0
CS: 0

Chicago White Sox @ Kansas City Royals

Kauffman Stadium, Kansas City, MO

Fri May 29 2009, 7:10 PM CDT

Att. 26,495 - Clear - 85 F

TOP

livebaseballscorecards.com

Batter	1	2	3	4	5	6	7	8	9	AB	R	H	RBI	BB	SO	LOB
22 Scott Podsednik, L (1, 7) OBP: 0.327, SLG: 0.341	G4-3			P5		23 G6-3	FC5-4		G4-3	6	1	2	1	0	0	2
10 Alexei Ramirez, R (1, 6) OBP: 0.300, SLG: 0.340	G5-3				F9	14 1B			L8	6	1	3	2	0	0	0
23 Jermaine Dye, R (1, 9) OBP: 0.337, SLG: 0.553	HR	G5-3			25 1B 14 SF7 BB	G6-3	FC5-4			3	2	1	2	1	0	3
15 Wilson Betemit, S (6, 3) OBP: 0.277, SLG: 0.326										1	0	0	0	0	0	2
25 Jim Thome, L (1, 10) OBP: 0.394, SLG: 0.500	K		K		1-3 1B	14 1B 12 2B BB		F7		3	1	1	0	1	2	0
5 Jayson Nix, R (8, PH) OBP: 0.294, SLG: 0.500										1	0	0	0	0	0	0
(8, 10)																
14 Paul Konerko, R (1, 3) OBP: 0.364, SLG: 0.512		17 G1-4-3 7 2B 1B	G6-3		SF7 3-H	12 2B 32 CS 1B		L7		3	1	2	2	0	0	0
31 Dewayne Wise, L (6, PR) OBP: 0.227, SLG: 0.227										1	0	0	0	0	0	0
(6, 9)																
12 A.J. Pierzynski, L (1, 2) OBP: 0.315, SLG: 0.421		17 G1-4-3 7 2B 1B	L7		K	2B		32 BB 1B		5	1	3	1	0	1	1
32 Brian Anderson, R (1, 8) OBP: 0.357, SLG: 0.364		K		17 FC1-6-5 2B	K	17 1B 2B		BB		4	1	2	0	1	2	5
17 Chris Getz, L (1, 4) OBP: 0.306, SLG: 0.305		G1-4-3		FC1-6-5 7 F9		7 1B 22 1B 1B	G1-3	F8		5	1	1	1	0	0	5
7 Josh Fields, R (1, 5) OBP: 0.302, SLG: 0.329		22 1B 10 1B 2B		F9		22 1B 10 1B 1B	22 FC5-4 1B		G6-3	5	2	3	2	0	0	1

AB	43
R	11
H	18
RBI	11
BB	3
SO	5
LOB	19

Inning Stats	1	2	3	4	5	6	7	8	9
	R: 1 E: 0 K: 1 S: 12	H: 1 LOB: 0 BB: 0 P: 19	R: 3 E: 0 K: 1 S: 22	H: 5 LOB: 2 BB: 0 P: 29	R: 0 E: 0 K: 1 S: 8	H: 0 LOB: 0 BB: 0 P: 10	R: 0 E: 0 K: 0 S: 5	H: 1 LOB: 1 BB: 0 P: 8	R: 1 E: 0 K: 1 S: 10	H: 1 LOB: 1 BB: 1 P: 17	R: 6 E: 0 K: 1 S: 24	H: 7 LOB: 3 BB: 1 P: 37	R: 0 E: 0 K: 0 S: 14	H: 2 LOB: 2 BB: 0 P: 19	R: 0 E: 0 K: 0 S: 7	H: 1 LOB: 2 BB: 1 P: 15	R: 0 E: 0 K: 0 S: 8	H: 0 LOB: 0 BB: 0 P: 11

1B: 13	SF: 1
2B: 5	SAC: 0
3B: 0	DP: 1
HR: 1	HBP: 0

WP: 1	PA: 47
PB: 0	
SB: 0	
CS: 1	

PITCHER		IP	WLS	BF	H	R	ER	SO	BB	IBB	HBP	BLK	WP	HR	S	P	ERA	WHIP
19 Brian Bannister, R ERA: 3.83	(1, 1)	5.0	L	26	10	7	7	4	1	0	0	0	0	1	60	87	12.60	2.200
47 Sidney Ponson, R ERA: 7.27	(6, 1)	0.1		6	4	3	3	0	1	0	0	0	1	0	14	24	81.00	15.000
40 Kyle Farnsworth, R ERA: 3.57	(6, 1)	0.2		2	1	1	1	1	0	0	0	0	0	0	7	9	13.50	1.500
34 Jamey Wright, R ERA: 3.7	(7, 1)	1.0		5	2	0	0	0	0	0	0	0	0	0	14	19	0.00	2.000
32 Ron Mahay, L ERA: 4.08	(8, 1)	1.0		5	1	0	0	0	1	0	0	0	0	0	7	15	0.00	2.000

PITCHER		IP	WLS	BF	H	R	ER	SO	BB	IBB	HBP	BLK	WP	HR	S	P	ERA	WHIP
49 John Bale, L ERA:	(9, 1)	1.0		3	0	0	0	0	0	0	0	0	0	0	8	11	0.00	0.000

BOTTOM

Chicago White Sox @ Kansas City Royals

Kauffman Stadium, Kansas City, MO

Fri May 29 2009, 7:10 PM CDT

Att. 26,495 - Clear - 85 F

livebaseballscorecards.com

Batter	1	2	3	4	5	6	7	8	9	AB	R	H	RBI	BB	SO	LOB
8 Willie Bloomquist, R (1, 8) OBP: 0.360, SLG: 0.391 35 Mitch Maier, L (8, PH) OBP: 0.408, SLG: 0.390 (9, 8)	C FF 90 X FF 91 0-1 ① L4		C FF 90 F FF 92 F FF 94 F CH 87 C SL 85 0-3 ③ K			F FF 90 B FF 90 X FF 90 1-1 ① F8		B FF 92 F FF 92 S FF 92 B CU 78 F FF 92 B FF 92 F FF 90 F FF 90 B FF 92 4-2 9 G3-1 9 BLK BB		3 0	0 0	0 0	0 0	0 1	1 0	1 0
9 David DeJesus, L (1, 7) OBP: 0.286, SLG: 0.384	B FF 92 C FF 91 C FF 92 S FF 95 1-3 ② K			C FF 88 F CU 79 B FF 94 S SL 82 1-3 ① K		X FF 90 0-0 ② FC4-6 16 HR 1-2f		C CU 76 F FF 93 D CU 79 X CU 77 1-2 ② G3-1 1-3		4	1	0	0	0	2	2
16 Billy Butler, R (1, 3) OBP: 0.350, SLG: 0.442	B FF 93 B FF 91 C FF 91 B CH 83 F FF 92 X FF 96 3-2 E5			B FF 91 B FF 92 X FF 91 2-0 ② F9		C FF 91 X FF 92 0-1 1-H HR		D FF 94 B FF 92 X FF 93 2-0 ③ L8		4	1	1	2	0	0	1
11 Jose Guillen, R (1, 9) OBP: 0.392, SLG: 0.421 7 Tug Hulett, L (9, PH)	B FF 93 B CH 81 C FF 91 X FF 91 2-1 ③ F8			C FF 91 C CU 78 X FF 96 0-2 ③ F9		B FF 92 B CH 82 F FF 91 B CH 81 X FF 90 3-1 ③ F9			F FF 89 X SL 85 0-1 ① F9	3 1	0 0	0 0	0 0	0 0	0 0	1 0
17 Mike Jacobs, L (1, 10) OBP: 0.329, SLG: 0.480		C FF 90 B CU 76 F FF 91 F FF 94 S SL 83 1-3 ① K			X CU 76 0-0 ① P3		C SL 89 C CU 80 B SL 83 S SL 82 1-3 ① K		B FF 91 X FF 90 1-0 ② F7	4	0	0	0	0	2	0
24 Mark Teahen, L (1, 5) OBP: 0.356, SLG: 0.450		C FF 92 B FF 93 B FF 93 C FF 92 F SL 82 B FF 96 F FF 94 X FF 94 3-2 13 G6-4-3 1B			B FF 88 X FF 89 1-0 13 1B 1B		C FF 90 S SL 81 B SL 83 B SL 84 B SL 82 C CU 78 3-3 ② K		B FF 91 B FF 90 B FF 89 B FF 88 4-0 13 BB BB	3	0	2	0	1	1	0
13 Alberto Callaspo, S (1, 4) OBP: 0.369, SLG: 0.466		F FF 92 B CH 82 S CH 82 B FF 94 X CH 83 2-2 ② ③ G6-4-3 1-2f			C CH 81 X FF 91 0-1 21 G5-4-3 1-2 1B		B FF 91 X CH 85 1-0 2B		B FF 88 D CH 81 C SI 89 B SI 88 3-1 21 FC6-4 1-2 BB	3	0	2	0	1	0	1
21 Miguel Olivo, R (1, 2) OBP: 0.255, SLG: 0.373			S CU 76 X SL 82 0-1 ① L4		C FF 91 X CH 83 0-1 ② ③ G5-4-3 1-2f		S CH 80 S CU 79 S SL 83 0-3 ③ K		C FF 90 F SL 85 X SL 84 0-2 ③ FC6-4 1-2f	4	0	0	0	0	1	5
46 Luis Hernandez, S (1, 6) OBP: 0.263, SLG: 0.176			C FF 90 B FF 91 X FF 91 1-1 ② G4-3			B FF 89 C FF 90 B CH 81 B FF 89 B FF 89 4-1 9 FC4-6 BB		B FF 91 B FF 91 X FF 90 2-0 ① G6-3		2	0	0	0	1	0	0

Inning Stats	1	2	3	4	5	6	7	8	9
	R: 0 E: 1 K: 1 S: 10	R: 0 E: 0 K: 1 S: 12	R: 0 E: 0 K: 1 S: 9	R: 0 E: 0 K: 1 S: 7	R: 0 E: 0 K: 0 S: 6	R: 2 E: 0 K: 0 S: 8	R: 0 E: 0 K: 3 S: 10	R: 0 E: 0 K: 0 S: 10	R: 0 E: 0 K: 0 S: 7
	H: 0 LOB: 1 BB: 0 P: 16	H: 1 LOB: 0 BB: 0 P: 18	H: 0 LOB: 0 BB: 0 P: 10	H: 0 LOB: 0 BB: 0 P: 10	H: 2 LOB: 1 BB: 0 P: 7	H: 1 LOB: 0 BB: 1 P: 16	H: 1 LOB: 1 BB: 0 P: 15	H: 0 LOB: 1 BB: 1 P: 19	H: 0 LOB: 2 BB: 2 P: 15

1B: 3 SF: 0
2B: 1 SAC: 0
3B: 0 DP: 2
HR: 1 HBP: 0

WP: 0 PA: 35
PB: 0
SB: 0
CS: 0

AB	31
R	2
H	5
RBI	2
BB	4
SO	7
LOB	11

PITCHER	IP	WLS	BF	H	R	ER	SO	BB	IBB	HBP	BLK	WP	HR	S	P	ERA	WHIP
54 Clayton Richard, L (1, 1) ERA: 3.38	7.0	W	26	5	2	2	7	1	0	0	0	0	1	62	92	2.57	0.857
26 Octavio Dotel, R (8, 1) ERA: 1.1	1.0		4	0	0	0	0	1	0	0	1	0	0	10	19	0.00	1.000
39 Jimmy Gobble, L (9, 1) ERA: 11.81	1.0		5	0	0	0	0	2	0	0	0	0	0	7	15	0.00	2.000

PITCHER	IP	WLS	BF	H	R	ER	SO	BB	IBB	HBP	BLK	WP	HR	S	P	ERA	WHIP

Chicago White Sox @ Kansas City Royals

Kauffman Stadium, Kansas City, MO

Sat May 30 2009, 6:10 PM CDT

Att. 37,894 - Clear - 87 F

TOP

livebaseballscorecards.com

Batter	1	2	3	4	5	6	7	8	9	AB	R	H	RBI	BB	SO	LOB
22 Scott Podsednik, L (1, 7) OBP: 0.330, SLG: 0.344	F FF 93 L SI 94 F FF 95 C CU 80 0-3 ① K		X SI 92 0-0 ② F7		C FF 92 B CH 85 F FF 93 S CU 79 1-3 ③ K			C SI 88 B CU 73 X CU 73 1-1 23 BB 10 1B 25 G1 1B	B FF 94 B SL 80 X FF 94 2-0 ② 1-3 2-H 1B	5	1	2	1	0	2	2
10 Alexei Ramirez, R (1, 6) OBP: 0.309, SLG: 0.348	C FF 94 X CU 79 0-1 23 G4-6-3 1B		B CU 77 B SI 91 C SL 86 S CU 76 S CU 71 2-3 ③ K			X FF 93 0-0 ① G4-3		C SI 89 1 SAFE 1 SAFE X SI 87 0-1 25 G1 23 BB 1-2 1B	X FF 94 0-0 23 CS 3-H 1B	5	0	3	1	0	1	1
23 Jermaine Dye, R (1, 9) OBP: 0.341, SLG: 0.562	B FF 93 C FF 94 F FF 94 X SL 90 1-2 ② ③ G4-6-3 1-2f			B SI 91 X SL 86 1-0 25 SF8 3B		C FF 91 B FF 91 B CU 77 C FF 91 F CU 79 F CU 74 F SL 87 F FF 94 S CU 79 2-3 ② K		B CU 71 B FF 89 B CH 80 C CH 81 C SI 88 D CH 81 4-2 25 G1 1-2 2-3 BB	1 SAFE B SL 82 1-0 ③ CS 1-2	3	1	1	0	1	1	1
25 Jim Thome, L (1, 10) OBP: 0.384, SLG: 0.488		B FF 92 B SL 86 X FF 92 2-0 ① G4-3		X FF 93 0-0 ① SF8 3-H		C FF 93 B SI 93 B FF 94 F SL 88 X FF 94 2-2 ③ L8		X CU 71 0-0 ① G1 1-2 2-3 3-H		3	0	0	2	0	0	2
14 Paul Konerko, R (1, 3) OBP: 0.366, SLG: 0.509		F FF 94 B FF 93 B SL 87 X SL 88 2-1 ② G6-3		B SL 85 C FF 91 B CU 77 F FF 92 X CU 73 2-2 ② G6-3			X SI 92 0-0 12 1B 17 SF8 1B	I IN 69 I IN 70 I IN 72 I IN 70 4-0 12 G4-6-3 IBB		3	1	1	0	1	0	0
12 A.J. Pierzynski, L (1, 2) OBP: 0.320, SLG: 0.420		B FF 93 B SL 87 B FF 94 B FF 92 4-0 BB		C CH 84 X SL 87 0-1 ③ G6-3			X SL 85 0-0 32 WP 1-3 1B	X CU 70 0-0 ② ③ G4-6-3 1-2f		3	0	1	0	1	0	3
32 Brian Anderson, R (1, 8) OBP: 0.347, SLG: 0.352 31 Dewayne Wise, L (9, PH) OBP: 0.217, SLG: 0.217 (9, 8)		X FF 92 0-0 ③ P4		C CU 75 C SL 87 B FF 93 F CU 78 S CU 75 1-3 ① K			C FF 92 S CU 78 F CU 78 B FF 92 B CU 78 D FF 94 S CU 78 3-3 ① K 1-2		B FC 83 C FF 94 C SL 77 S FF 96 1-3 ① K	3 1	0 0	0 0	0 0	0 0	2 1	3 0
17 Chris Getz, L (1, 4) OBP: 0.311, SLG: 0.308			B FF 94 B SI 93 B FF 92 B FF 91 4-0 7 E 7 S BB	B CH 84 C FF 93 B SL 87 S FF 93 F CU 75 F CU 78 B FF 94 S SL 87 3-3 ② K			X FF 93 0-0 ② SF8 3-H		S CH 84 B FF 95 S SL 78 X SL 80 1-2 7 BB 22 1B 1B	2	1	1	1	1	1	0
7 Josh Fields, R (1, 5) OBP: 0.307, SLG: 0.335			C FF 92 S FF 93 F FF 94 B SL 89 1 SAFE B FF 93 F SI 94 X SL 88 2-2 ① L4 1-3	C FF 95 B SI 92 C FF 94 F CH 87 B SL 86 B SI 94 X CH 87 3-2 2B			B FF 94 B CH 85 B FF 92 C FF 92 X SL 86 3-1 ③ F9		B FF 96 1 SAFE B FF 95 C FF 95 1 SAFE B SL 82 F FF 95 B FF 96 4-2 22 1B 10 1B 1-2 BB	3	1	1	0	1	0	2

Inning Stats																								
	R: 0	E: 0	K: 1	S: 9	H: 1	LOB: 0	BB: 0	P: 10	R: 0	E: 0	K: 0	S: 4	H: 0	LOB: 1	BB: 1	P: 12	R: 0	E: 0	K: 1	S: 9	H: 0	LOB: 1	BB: 1	P: 17
	R: 1	E: 0	K: 0	S: 7	H: 1	LOB: 0	BB: 0	P: 10	R: 0	E: 0	K: 3	S: 16	H: 1	LOB: 1	BB: 0	P: 24	R: 0	E: 0	K: 1	S: 11	H: 0	LOB: 0	BB: 0	P: 15
	R: 1	E: 0	K: 1	S: 9	H: 2	LOB: 1	BB: 0	P: 15	R: 1	E: 0	K: 0	S: 8	H: 2	LOB: 2	BB: 2	P: 17	R: 2	E: 0	K: 1	S: 10	H: 3	LOB: 0	BB: 1	P: 19
	1B: 8	2B: 1	3B: 1	HR: 0	SF: 2	SAC: 0	DP: 2	HBP: 0	WP: 1	PB: 0	SB: 1	CS: 1	PA: 39											

	AB	31
	R	5
	H	10
	RBI	5
	BB	5
	SO	8
	LOB	14

PITCHER		IP	WLS	BF	H	R	ER	SO	BB	IBB	HBP	BLK	WP	HR	S	P	ERA	WHIP
55 Gil Meche, R ERA: 4.33	(1, 1)	7.0		27	5	2	2	7	2	0	0	0	1	0	65	103	2.57	1.000
49 John Bale, L ERA: 2.7	(8, 1)	1.0		6	2	1	1	0	1	1	0	0	0	0	8	17	9.00	3.000
37 Juan Cruz, R ERA: 3.68	(9, 1)	1.0	L	5	3	2	2	1	1	0	0	0	0	0	10	19	18.00	4.000

PITCHER	IP	WLS	BF	H	R	ER	SO	BB	IBB	HBP	BLK	WP	HR	S	P	ERA	WHIP

BOTTOM

Chicago White Sox @ Kansas City Royals

Kauffman Stadium, Kansas City, MO

Sat May 30 2009, 6:10 PM CDT

Att. 37,894 - Clear - 87 F

livebaseballscorecards.com

Batter	1	2	3	4	5	6	7	8	9	AB	R	H	RBI	BB	SO	LOB
8 Willie Bloomquist, R (1, 9) OBP: 0.365, SLG: 0.418	C FF 85 F SI 85 X CH 79 0-2 35 G1-3 3B		C SI 85 C FC 82 X FF 88 0-2 35 3B 1B		C FC 80 X FF 86 0-1 ③ L9			F FF 92 C SI 94 F SL 80 B FO 80 S FF 95 1-3 ② K		4	2	2	0	0	1	1
35 Mitch Maier, L (1, 8) OBP: 0.396, SLG: 0.422	F FF 87 X FC 83 0-1 ① G1-3 3-H		1 SAFE B FC 81 X FC 81 1-0 1-H 3B			C FF 84 X CU 68 0-1 ① G1-3		X SI 95 0-0 ③ G3		4	0	1	2	0	0	0
16 Billy Butler, R (1, 3) OBP: 0.348, SLG: 0.437	B FF 87 F FF 88 B CH 80 S CH 81 B FF 89 F FC 85 X FF 81 3-2 ② G6-3		C FC 85 B FF 88 S CH 80 B FF 88 B FF 88 F FC 85 S CH 81 3-3 ③ K			B FF 86 X FC 81 1-0 11 G5-4-3 1B			C FF 98 C FF 99 B CU 85 B CU 85 F FF 98 F FF 99 B SL 90 X FF 98 3-2 ① L8	4	0	1	0	0	1	1
11 Jose Guillen, R (1, 10) OBP: 0.381, SLG: 0.408	B FF 85 F FC 83 B FC 83 B FC 84 C FF 86 S CH 81 3-3 ③ K			B CU 69 S CH 79 C FC 82 F FC 82 S 1-3 ① K		X FC 81 0-0 ②③ G5-4-3 1-2f			B FF 98 F FF 97 X SL 92 1-1 ② G4-3	4	0	0	0	0	2	1
24 Mark Teahen, L (1, 5) OBP: 0.359, SLG: 0.451		C CU 72 B SI 87 B FC 81 C FC 82 F FF 86 X FC 84 2-2 ① G3		B CU 71 B SI 83 S FC 78 X SI 85 2-1 13 G5-4-3 1B			C FF 84 F CU 70 B CU 71 F CH 76 F CU 70 S CU 72 1-3 ① K		C FF 99 B FF 99 C FF 98 B SL 87 X FF 98 2-2 1B	4	0	2	0	0	1	0
13 Alberto Callaspo, S (1, 4) OBP: 0.363, SLG: 0.458 17 Mike Jacobs, L (9, PH) OBP: 0.327, SLG: 0.477		B FF 87 B FC 85 B FC 82 C FF 85 F SI 85 X SI 82 3-2 ② F8		1 SAFE B FC 83 1 SAFE 1 SAFE B FC 82 F CH 80 X FC 83 2-1 ②③ G5-4-3 1-2f			F CH 79 X CU 68 0-1 ② G6-3		B FF 98 F FF 97 S FF 98 C CU 84 1-3 ③ K	3 1	0 0	0 0	0 0	0 0	0 1	1 1
9 David DeJesus, L (1, 7) OBP: 0.282, SLG: 0.377		F FF 88 B FF 87 X SI 86 1-1 ③ G4-3			X FC 79 0-0 ① F7		B FF 86 C FF 87 C FF 86 F CU 70 F CU 69 B CH 78 S CU 69 2-3 ③ K			3	0	0	0	0	1	0
14 John Buck, R (1, 2) OBP: 0.313, SLG: 0.452 21 Miguel Olivo, R (3, PH) OBP: 0.257, SLG: 0.400 (4, 2)			B SI 84 X FC 82 1-0 ① P6		B FF 84 S CH 77 S CU 70 S CU 69 1-3 ② K			X FC 79 0-0 HR		0 3	0 1	0 1	0 1	0 0	0 1	0 0
46 Luis Hernandez, S (1, 6) OBP: 0.273, SLG: 0.200			B FF 84 C SI 85 F CH 78 X FF 87 1-2 ② G4-3		X SI 84 0-0 1B			F FC 82 X CH 79 0-1 ① G5-3		3	0	1	0	0	0	0
Inning Stats	R: 1 E: 0 K: 1 S: 12 H: 1 LOB: 0 BB: 0 P: 18	R: 0 E: 0 K: 0 S: 9 H: 0 LOB: 0 BB: 0 P: 15	R: 1 E: 0 K: 1 S: 12 H: 2 LOB: 1 BB: 0 P: 18	R: 0 E: 0 K: 1 S: 8 H: 1 LOB: 0 BB: 0 P: 13	R: 0 E: 0 K: 1 S: 7 H: 1 LOB: 1 BB: 0 P: 8	R: 0 E: 0 K: 0 S: 4 H: 1 LOB: 0 BB: 0 P: 5	R: 0 E: 0 K: 2 S: 12 H: 0 LOB: 0 BB: 0 P: 15	R: 1 E: 0 K: 1 S: 8 H: 1 LOB: 0 BB: 0 P: 9	R: 0 E: 0 K: 1 S: 13 H: 1 LOB: 1 BB: 0 P: 20	1B: 5 2B: 0 3B: 2 HR: 1	SF: 0 SAC: 0 DP: 2 HBP: 0			WP: 0 PB: 0 SB: 0 CS: 0	PA: 33		

	AB	33
	R	3
	H	8
	RBI	3
	BB	0
	SO	8
	LOB	5

PITCHER		IP	WLS	BF	H	R	ER	SO	BB	IBB	HBP	BLK	WP	HR	S	P	ERA	WHIP
56 Mark Buehrle, L ERA: 2.71	(1, 1)	7.1		27	7	3	3	6	0	0	0	0	0	1	67	95	3.68	0.955
71 Scott Linebrink, R ERA: 2.04	(8, 1)	0.2	W	2	0	0	0	1	0	0	0	0	0	0	5	6	0.00	0.000
45 Bobby Jenks, R ERA: 3.18	(9, 1)	1.0	S	4	1	0	0	1	0	0	0	0	0	0	13	20	0.00	1.000

PITCHER	IP	WLS	BF	H	R	ER	SO	BB	IBB	HBP	BLK	WP	HR	S	P	ERA	WHIP

Chicago White Sox @ Kansas City Royals

Kauffman Stadium, Kansas City, MO

Sun May 31 2009, 1:10 PM CDT

Att. 19,855 - Sunny - 81 F

TOP

livebaseballscorecards.com

Batter	1	2	3	4	5	6	7	8	9	AB	R	H	RBI	BB	SO	LOB
22 Scott Podsednik, L (1, 7) OBP: 0.343, SLG: 0.386	C FF 91 B FF 93 B CU 76 B FF 92 X FF 90 3-1 25 1B 3B		B CU 72 B FF 91 B FF 91 C FF 89 X CH 88 3-1 ① G4-3		C FF 92 C CH 79 B CU 60 B SL 87 F FF 92 F SL 84 B SL 84 F FF 90 X FF 92 3-2 23 PB 23 1B 2B		C CU 73 C CH 79 X SI 96 0-2 ③ G5-3		C FF 94 B FF 94 C FF 94 2 SAFE B FF 94 F CH 85 B SL 83 X FF 93 3-2 10 WP 2-H 1B	5	2	3	1	0	0	0
10 Alexei Ramirez, R (1, 6) OBP: 0.300, SLG: 0.337	X FF 94 0-0 ① G1-3		F FF 95 S CU 62 B SL 83 X FF 96 1-2 ② G3		L FF 93 B SI 93 X SI 94 1-1 ① G5-3			B SI 90 S SI 90 B SI 91 X FC 88 2-1 ① G4-3	C SL 82 F SL 82 F FF 96 F SL 84 B FF 94 B SL 83 X SL 82 2-2 ③ P5 2-3	5	0	0	0	0	0	3
23 Jermaine Dye, R (1, 9) OBP: 0.339, SLG: 0.554	C FF 96 B FF 96 S SL 86 S SL 86 1-3 ② K		S CU 72 C FF 95 B FF 96 S SL 84 1-3 ③ K		F SI 94 B SI 94 X FF 96 1-1 25 G4-6-3 2-H 1B			C SI 91 B SI 92 B FC 90 X SI 91 2-1 ② G6-3		4	0	1	1	0	2	1
25 Jim Thome, L (1, 10) OBP: 0.387, SLG: 0.489	C FF 97 B FF 96 X SL 83 1-1 3-H 1B			C FF 92 B FF 94 F SI 94 X SL 85 1-2 12 2B 7 1B 1B	F FF 94 B FF 94 C FF 94 B SI 95 X FF 95 2-2 ②③ G4-6-3 1-2f			B SI 93 C SI 92 C FC 90 B CU 79 S SI 93 2-3 ③ K		4	1	2	1	0	1	1
14 Paul Konerko, R (1, 3) OBP: 0.359, SLG: 0.497	B FF 95 B SL 82 C FF 95 B FF 97 X FF 96 3-1 ③ F8			C CU 72 S FF 94 D SL 86 X FF 95 1-2 ① F8		C CU 70 B CU 67 F SL 83 S SL 82 1-3 ① K			B FF 90 C SI 91 C SI 92 S CU 80 1-3 ① K	4	0	0	0	0	2	2
12 A.J. Pierzynski, L (1, 2) OBP: 0.331, SLG: 0.435		C FF 92 B SI 93 F FF 93 F SL 83 B FF 95 F SL 87 X SL 83 2-2 1B		B FF 95 T FF 94 C SI 96 B FF 96 X FF 96 2-2 7 1B 1-3 2B		C CU 71 X CH 77 0-1 ② G3-1			C SI 89 X CU 72 0-1 7 BB 32 WP 17 1B 1B	4	2	3	0	0	0	0
31 Dewayne Wise, L (1, 8) OBP: 0.192, SLG: 0.192 32 Brian Anderson, R (9, PH) OBP: 0.353, SLG: 0.352 (9, 8)		L FF 94 X SI 95 0-1 ① F8		C FF 95 S SL 86 B SL 85 F FF 96 F SL 87 B FF 97 C FF 97 2-3 ② K		F CU 73 X CH 79 0-1 ③ F7			B CU 71 C FF 87 D CU 71 C FF 88 F FF 89 D CU 70 B FF 87 4-2 7 BB 17 1B 1-2 BB	3 0	0 1	0 0	0 1	1 0	3 0
7 Josh Fields, R (1, 5) OBP: 0.311, SLG: 0.335		B SI 94 B SL 88 F FF 94 C SL 83 S FF 96 2-3 ② K		C FF 97 S SL 86 B FF 97 X SL 87 1-2 2-H 3-H 1B			S FF 93 B SI 92 C FF 94 B FF 95 F CH 78 T SL 86 2-2 ① K		B FF 95 C FF 96 B FF 96 B FF 95 S FC 83 B FF 94 4-2 17 1B 1-2 2-3 BB	3	0	1	2	1	2	1
17 Chris Getz, L (1, 4) OBP: 0.309, SLG: 0.307 5 Jayson Nix, R (9, 4) OBP: 0.294, SLG: 0.500		X FF 94 0-0 ③ P2		B FF 94 X FF 94 1-0 ③ G3			C FF 93 B FF 94 S SL 84 B SI 95 C FF 95 2-3 ② K		F FF 94 B FF 93 D SL 82 X FF 93 2-1 ② 22 1B 1-3 2-H 3-H 1B	4 0	1 0	1 0	2 0	0 0	1 0	2 0
Inning Stats	R: 1 E: 0 K: 1 S: 10 H: 2 LOB: 1 BB: 0 P: 18	R: 0 E: 0 K: 1 S: 11 H: 1 LOB: 1 BB: 0 P: 15	R: 0 E: 0 K: 1 S: 8 H: 0 LOB: 0 BB: 0 P: 13	R: 2 E: 0 K: 1 S: 18 H: 3 LOB: 1 BB: 0 P: 26	R: 1 E: 0 K: 0 S: 13 H: 2 LOB: 0 BB: 0 P: 20	R: 0 E: 0 K: 1 S: 7 H: 0 LOB: 0 BB: 0 P: 8	R: 0 E: 0 K: 2 S: 10 H: 0 LOB: 0 BB: 0 P: 14	R: 0 E: 0 K: 1 S: 7 H: 0 LOB: 0 BB: 0 P: 13	R: 3 E: 0 K: 1 S: 21 H: 3 LOB: 1 BB: 2 P: 37	1B: 8 2B: 2 3B: 1 HR: 0 SF: 0 SAC: 0 DP: 1 HBP: 0						

	AB	36
	R	7
	H	11
	RBI	7
	BB	2
	SO	9
	LOB	13

WP: 2 PB: 1 SB: 0 CS: 0 PA: 38

PITCHER		IP	WLS	BF	H	R	ER	SO	BB	IBB	HBP	BLK	WP	HR	S	P	ERA	WHIP
23 Zack Greinke, R ERA: 1.1	(1, 1)	7.0		28	8	4	3	7	0	0	0	0	0	0	77	114	3.86	1.143
34 Jamey Wright, R ERA: 3.51	(8, 1)	1.1		4	0	0	0	2	0	0	0	0	0	0	10	17	0.00	0.000
49 John Bale, L ERA: 8.1	(9, 1)	0.0	L	2	1	0	0	0	1	0	0	0	1	0	5	9	∞	∞
37 Juan Cruz, R ERA: 3.97	(9, 1)	0.2		4	2	3	3	0	1	0	0	0	1	0	13	24	40.50	4.500

PITCHER	IP	WLS	BF	H	R	ER	SO	BB	IBB	HBP	BLK	WP	HR	S	P	ERA	WHIP

Batter	1	2	3	4	5	6	7	8	9	AB	R	H	RBI	BB	SO	LOB
8 Willie Bloomquist, R (1, 4) OBP: 0.358, SLG: 0.400	B FF 91 B FF 91 B FF 90 B FF 90 4-0 16 2B BB	B FC 86 B CH 80 X FF 92 2-0 ② L7		1 SAFE 1 SAFE B FF 91 X CH 79 1-0 ① F8		C FF 94 B FF 94 S FF 94 F FF 94 S FF 95 1-3 ② K		B FF 94 S FF 95 F FF 96 X SL 86 1-2 ② G6-3		4	0	0	0	1	1	3
35 Mitch Maier, L (1, 8) OBP: 0.379, SLG: 0.420	1 SAFE B FF 92 M FC 87 1 SAFE 1 SAFE L FC 88 F FF 93 F FC 87 F FC 89 2-2 B FF 82 X FC 89 ① F8	X CU 78 0-0 2-H 2B		C FF 90 B FF 91 D FC 86 1 SAFE C FC 84 C FF 93 2-3 ② K		F FF 94 S FF 94 F FF 94 B FF 96 S CU 80 1-3 ③ K2-3		X FF 95 0-0 ③ G6-3		5	0	1	1	0	2	3
16 Billy Butler, R (1, 3) OBP: 0.349, SLG: 0.442	C FF 92 C CU 79 1 SAFE B FF 93 X 1-2 1-3 2B	D CU 78 X FC 87 1-0 ③ G5-3		B CH 82 B FF 92 F CH 83 S CH 83 D FF 93 F CH 83 F CH 83 X CH 80 3-2 1-3 1B			S FF 93 B SL 83 S FF 95 B FF 93 F FF 94 S FF 94 2-3 ① K		C FF 96 F FF 91 X CU 83 0-2 ① G4-3	5	0	2	0	0	1	1
17 Mike Jacobs, L (1, 10) OBP: 0.330, SLG: 0.478	F FC 88 F FF 93 S FC 88 0-3 ② K		B CU 77 S FC 86 X FC 85 1-1 21 1B 2B	D FC 86 S FC 87 X FF 92 1-1 ③ F7			B CU 79 B FF 93 B FF 93 B FF 95 4-0 21 WP 11 1B BB		C FF 97 X FF 96 0-1 ② F7	4	1	1	0	1	1	4
11 Jose Guillen, R (1, 9) OBP: 0.375, SLG: 0.400	C FF 93 F FF 94 X FC 90 0-2 ③ G5-3		S CH 82 X FF 92 0-1 ① P4		C CU 76 C CH 82 B CH 82 F CH 83 B FF 92 S CU 78 2-3 ① K2-3		B FF 94 X FF 93 1-0 21 WP 1-2 1B		B FF 96 B FF 96 C FF 94 S FF 95 F FF 96 X FF 96 2-2 ③ F9	5	0	1	0	0	1	3
24 Mark Teahen, L (1, 5) OBP: 0.357, SLG: 0.447		B CU 76 C FF 92 S FF 92 F CU 79 X FF 93 1-2 21 1B 9 2B 1B	B FF 91 F FF 92 D CU 78 C FC 86 S CH 83 2-3 ② K		C CU 75 C CU 76 F CU 78 X CU 77 0-2 ② G3-1		S FF 96 S FF 96 S FF 97 0-3 ② K			4	1	1	0	0	2	3
21 Miguel Olivo, R (1, 2) OBP: 0.265, SLG: 0.404		C FF 93 X FF 93 0-1 9 2B 1-2 1B	B CU 76 X FC 86 1-0 2-H 1B		S CH 83 B CU 77 S FC 83 F CU 75 B CU 75 X CH 82 2-2 ③ G6-3		S SL 86 B FF 96 F FF 97 F SL 85 S SL 85 1-3 K 1-2 2-3			4	1	2	1	0	1	2
9 David DeJesus, L (1, 7) OBP: 0.286, SLG: 0.382		C FC 86 B FF 93 X FF 93 1-1 35 2B 1-H 2-H 2B	1 SAFE X FF 90 0-0 ③ F8			B CU 73 B FC 85 C FF 91 B FF 92 B FF 92 4-1 46 SH1-4 46 E BB	C FF 96 B FF 97 X FF 97 1-1 ③ P6			3	1	1	2	1	0	4
46 Luis Hernandez, S (1, 6) OBP: 0.280, SLG: 0.217		L FF 91 F FC 88 S FF 93 0-3 ① K		B FF 90 F CH 82 C CU 76 X CU 76 1-2 16 1B 1B		1 SAFE 1 SAFE B FF 90 C FF 89 X FC 86 1-1 ① SH1-4 1-3		C FF 95 X FF 95 0-1 ① G1-3		3	0	1	0	0	1	1
Inning Stats	R: 0 E: 0 K: 1 S: 15 H: 1 LOB: 2 BB: 1 P: 22	R: 3 E: 0 K: 1 S: 14 H: 4 LOB: 1 BB: 0 P: 19	R: 1 E: 0 K: 1 S: 9 H: 2 LOB: 1 BB: 0 P: 13	R: 0 E: 0 K: 1 S: 14 H: 2 LOB: 2 BB: 0 P: 22	R: 0 E: 0 K: 1 S: 12 H: 0 LOB: 0 BB: 0 P: 16	R: 0 E: 1 K: 2 S: 11 H: 0 LOB: 1 BB: 1 P: 18	R: 0 E: 0 K: 3 S: 14 H: 1 LOB: 3 BB: 1 P: 23	R: 0 E: 0 K: 0 S: 7 H: 0 LOB: 0 BB: 0 P: 8	R: 0 E: 0 K: 0 S: 9 H: 0 LOB: 0 BB: 0 P: 11	1B: 6 2B: 4 3B: 0 HR: 0 SF: 0 SAC: 1 DP: 0 HBP: 0						

BOTTOM

Chicago White Sox @ Kansas City Royals

Kauffman Stadium, Kansas City, MO

Sun May 31 2009, 1:10 PM CDT
Att. 19,855 - Sunny - 81 F

livebaseballscorecards.com

AB	37
R	4
H	10
RBI	4
BB	3
SO	10
LOB	24

WP: 1 PA: 41
PB: 0
SB: 0
CS: 0

PITCHER	IP	WLS	BF	H	R	ER	SO	BB	IBB	HBP	BLK	WP	HR	S	P	ERA	WHIP
50 John Danks, L (1, 1) ERA: 4.8	5.1		27	9	4	4	5	2	0	0	0	0	0	67	100	6.75	2.062
26 Octavio Dotel, R (6, 1) ERA: 1.04	1.0		5	1	0	0	3	1	0	0	0	0	0	13	22	0.00	2.000
37 Matt Thornton, L (7, 1) ERA: 1.8	1.2	W	6	0	0	0	2	0	0	0	0	1	0	16	19	0.00	0.000
45 Bobby Jenks, R (9, 1) ERA: 3.0	1.0	S	3	0	0	0	0	0	0	0	0	0	0	9	11	0.00	0.000

PITCHER	IP	WLS	BF	H	R	ER	SO	BB	IBB	HBP	BLK	WP	HR	S	P	ERA	WHIP

Oakland Athletics @ Chicago White Sox

U.S. Cellular Field, Chicago, IL

Mon Jun 01 2009, 8:11 PM EDT

Att. 26,038 - Cloudy - 51 F

TOP

Batter	1	2	3	4	5	6	7	8	9	AB	R	H	RBI	BB	SO	LOB
18 Orlando Cabrera, R (1, 6) OBP: 0.275, SLG: 0.291	C FF 92 B FF 92 B FF 91 X FF 91 2-1 F8 ①		S FF 90 B FF 89 X FC 85 1-1 P3 ①		C FF 91 C FF 91 X FF 92 0-2 L3 ③		S FC 86 D FC 86 S FC 86 F CU 80 S FC 86 1-3 K ③			4	0	0	0	0	1	3
29 Adam Kennedy, L (1, 4) OBP: 0.443, SLG: 0.593	C FF 92 B SI 91 F FC 88 X CU 82 1-2 G1-3 ②		B FF 90 S SI 89 B CU 78 F FF 91 S CH 82 2-3 K ②			X SI 89 0-0 G4-3 ①		C FF 95 C FF 95 S FF 96 0-3 K ①		4	0	0	0	0	2	0
32 Jack Cust, L (1, 10) OBP: 0.344, SLG: 0.413	B FF 92 B FC 86 B FF 92 C FF 92 S FC 88 X FC 89 3-2 1B 5 HR		S FC 86 S FC 85 B CU 80 S CU 81 1-3 K ③			B FF 90 F SI 89 X FC 85 1-1 F8 ②		S FF 95 C FF 96 B FF 96 B SL 86 F FF 96 C FF 95 2-3 ꓘ ②		4	1	1	0	0	2	0
5 Matt Holliday, R (1, 7) OBP: 0.368, SLG: 0.440	B CH 87 X FC 87 1-0 HR 1-H			C FF 90 B FF 90 B FF 91 F FC 86 B CU 79 X FF 91 3-2 2B		X SI 90 0-0 G5-3 ③		C FF 96 S FF 96 C FF 96 0-3 ꓘ ③		4	1	2	2	0	1	0
16 Jason Giambi, L (1, 3) OBP: 0.355, SLG: 0.364	B SI 91 S CH 84 B FF 92 B FC 86 B FF 92 4-1 BB			B FF 91 C FC 86 F FC 86 B CH 84 C CU 80 2-3 ꓘ ①			C SI 89 B CH 83 F FC 86 F CU 80 B CU 79 S CH 83 2-3 K ①		S SI 92 B FF 93 C SI 92 B FO 83 F FO 84 B FF 95 S FF 92 3-3 K ①	3	0	0	0	1	3	1
8 Kurt Suzuki, R (1, 2) OBP: 0.326, SLG: 0.398	L FF 91 C FC 86 S CU 79 0-3 K ③			S FC 86 C FC 87 X CU 80 0-2 F8 ②			B SI 90 X FC 85 1-0 L7 ②		F FF 93 X SL 80 0-1 G6-3 ②	4	0	0	0	0	1	2
15 Ryan Sweeney, L (1, 8) OBP: 0.319, SLG: 0.326		C FF 89 F FF 90 S FF 90 0-3 K ①		X FC 86 0-0 G3 ③			B SI 90 B FF 90 B SI 90 B FF 90 4-0 BB 22 BB 57 1B		C SI 92 C SI 93 F FF 94 F SL 78 F FF 94 F FF 95 B SL 80 X FF 95 1-2 1B	3	0	1	0	1	1	1
57 Aaron Cunningham, R (1, 9) OBP: 0.120, SLG: 0.125		C FF 91 B CU 79 S FC 86 B CU 80 X CU 80 2-2 F9 ②			C FC 84 B CU 79 S FC 84 F CU 79 B FC 86 S FC 86 2-3 K ①		C FC 84 F FC 86 B FF 90 D FC 86 X SI 90 2-2 1B 22 BB 1-2		T FF 93 C FF 93 B FF 93 X SI 93 1-2 G5-3 ③	4	0	1	0	0	1	1
22 Jack Hannahan, L (1, 5) OBP: 0.268, SLG: 0.313		B FF 91 B FC 86 S FF 91 B FF 91 X FF 90 3-1 F9 ③			X SI 90 0-0 L6 ②		C FC 86 B CU 78 D FC 85 D CH 86 S FC 86 B FC 86 4-2 BB 1-2 2-3			2	0	0	0	1	0	0

livebaseballscorecards.com

AB	32
R	2
H	5
RBI	2
BB	3
SO	12
LOB	8

Inning Stats

Inning	R	E	K	S	H	LOB	BB	P
1	2	0	1	13	2	1	1	24
2	0	0	1	8	0	0	0	13
3	0	0	2	8	0	0	0	12
4	0	0	1	10	1	1	0	15
5	0	0	1	8	0	0	0	10
6	0	0	0	4	0	0	0	5
7	0	0	2	14	1	3	2	28
8	0	0	3	10	0	0	0	12
9	0	0	1	16	1	1	0	21

1B: 3, 2B: 1, 3B: 0, HR: 1, SF: 0, SAC: 0, DP: 0, HBP: 0

WP: 0, PB: 0, SB: 0, CS: 0, PA: 35

PITCHER		IP	WLS	BF	H	R	ER	SO	BB	IBB	HBP	BLK	WP	HR	S	P	ERA	WHIP
34 Gavin Floyd, R ERA: 5.75	(1, 1)	7.0		28	4	2	2	8	3	0	0	0	0	1	65	107	2.57	1.000
37 Matt Thornton, L ERA: 1.71	(8, 1)	1.0	W	3	0	0	0	3	0	0	0	0	0	0	10	12	0.00	0.000
71 Scott Linebrink, R ERA: 1.93	(9, 1)	1.0		4	1	0	0	1	0	0	0	0	0	0	16	21	0.00	1.000

PITCHER	IP	WLS	BF	H	R	ER	SO	BB	IBB	HBP	BLK	WP	HR	S	P	ERA	WHIP

BOTTOM

Batter	1	2	3	4	5	6	7	8	9	AB	R	H	RBI	BB	SO	LOB
22 Scott Podsednik, L (1, 7) OBP: 0.345, SLG: 0.375	C SI 90 B SI 93 B SI 92 B SI 92 B SI 90 4-1 10 1B 23 SF9 BB		B SI 89 C SI 88 S CH 80 X SI 89 1-2 ② G4-3		B SI 89 B FF 92 B SI 90 C SI 86 X SI 88 3-1 ③ G1-3 1-2			B FF 90 S SI 86 R SI 91 B SL 85 B FF 90 4-1 25 HR 23 1B BB B FC 87 S FC 88 F FC 86 C FC 86 X FC 87 2-2 ③ F7		3	2	0	0	2	0	4
10 Alexei Ramirez, R (1, 6) OBP: 0.299, SLG: 0.335	B SI 90 D SI 88 C SI 90 C SI 89 D CH 82 X SI 90 3-2 1-3 1B		B KC 79 B SI 90 B SI 90 C SI 91 L SI 89 F CH 78 X SI 91 3-2 ③ L3			F CH 77 F SI 85 B KC 79 X CH 78 1-2 ① F7		1 SAFE B FF 94 1 SAFE C SI 94 C SI 94 X SI 96 1-2 ① B1		4	0	1	0	0	0	1
23 Jermaine Dye, R (1, 9) OBP: 0.342, SLG: 0.554	B FF 93 B SI 91 B SI 92 C SI 91 X SI 90 3-1 ① SF9 3-H			C SI 92 X KC 80 0-1 ① F9		B SI 87 B SI 89 C SI 87 B SI 90 B SI 89 4-1 14 FC6-4 25 1B BB		C FF 94 B SL 87 1 SAFE 1 SAFE X SI 94 1-1 25 HR 1-2 1B		2	1	1	1	1	0	0
25 Jim Thome, L (1, 10) OBP: 0.389, SLG: 0.511	1 SAFE F SI 92 B SI 91 F CH 81 1 SAFE S SI 91 1-3 ② K			S CH 79 B SI 90 B SI 90 X CH 80 2-1 ② F8		F SI 88 X SI 91 0-1 14 FC6-4 1-2 1B		B FF 96 F SI 95 S SI 94 X SL 86 1-2 1-H 2-H HR		4	1	2	3	0	1	1
14 Paul Konerko, R (1, 3) OBP: 0.357, SLG: 0.489	B SI 91 B SI 90 B CH 82 C SI 92 X SI 92 3-1 ③ F7			C SI 90 B SL 80 C SI 90 F CH 79 B FF 92 B SI 90 F SI 90 X SI 90 3-2 ③ G5-3		B SI 86 F SI 89 X SI 90 1-1 ② FC6-4 1-2f 2-3		B SL 87 B SI 96 B SI 94 C SI 95 F SI 94 B SI 97 4-2 32 BB 12 1B 5 BB BB		3	1	0	0	1	0	3
12 A.J. Pierzynski, L (1, 2) OBP: 0.335, SLG: 0.457		B SI 86 F CH 80 C SI 87 X SI 91 1-2 ① P6			B KC 77 B CH 77 X CH 78 2-0 HR	B SL 85 F SI 90 S SI 89 S SI 90 1-3 ③ K		F FC 87 S FC 88 F FC 90 F FC 90 X SL 80 0-2 5 BB 32 BB 1-2 1B		4	1	2	1	0	1	2
7 Josh Fields, R (1, 5) OBP: 0.304, SLG: 0.327		C SI 90 S SI 87 B FF 92 F KC 80 X FF 92 1-2 ② G6-3			C SI 87 B SI 89 S SI 89 B SI 89 S FF 93 2-3 ① K		S FF 89 S FF 90 B FF 91 S FF 90 1-3 ① K	F SL 73 B FC 89 S FC 87 S FC 90 1-3 ② K		4	0	0	0	0	3	2
31 Dewayne Wise, L (1, 8) OBP: 0.179, SLG: 0.179 32 Brian Anderson, R (7, PH) OBP: 0.356, SLG: 0.348 (8, 8)		B SI 89 C CH 80 S CH 80 X CH 79 1-2 ③ G1-3			X CH 79 0-0 ② G1-3		C FF 90 C FF 91 X FF 91 0-2 ② F8	B SL 75 B FC 88 D SL 76 B FC 87 4-0 5 BB 1-2 2-3 BB		2 1	0 0	0 0	0 0	0 1	0 0	0 0
5 Jayson Nix, R (1, 4) OBP: 0.291, SLG: 0.468			B SI 89 C SI 90 F SL 84 C SI 89 1-3 ① K		C SL 83 C SI 89 X SL 83 0-2 E4 22 S		B CH 76 B FF 90 X FF 88 2-0 ③ F8	B FC 87 C FC 87 F FC 85 D SL 78 B FC 90 B FC 88 4-2 1-2 2-3 3-H BB		3	0	0	1	1	1	0
Inning Stats	R: 1 E: 0 K: 1 S: 11 H: 1 LOB: 1 BB: 1 P: 25	R: 0 E: 0 K: 0 S: 10 H: 0 LOB: 0 BB: 0 P: 13	R: 0 E: 0 K: 1 S: 10 H: 0 LOB: 0 BB: 0 P: 15	R: 0 E: 0 K: 0 S: 9 H: 0 LOB: 0 BB: 0 P: 14	R: 1 E: 1 K: 1 S: 10 H: 1 LOB: 1 BB: 0 P: 17	R: 0 E: 0 K: 1 S: 11 H: 1 LOB: 2 BB: 1 P: 18	R: 0 E: 0 K: 1 S: 7 H: 0 LOB: 0 BB: 0 P: 10	R: 4 E: 0 K: 1 S: 25 H: 3 LOB: 3 BB: 4 P: 47		1B: 4 2B: 0 3B: 0 HR: 2 SF: 1 SAC: 0 DP: 0 HBP: 0						

PITCHER		IP	WLS	BF	H	R	ER	SO	BB	IBB	HBP	BLK	WP	HR	S	P	ERA	WHIP
53 Trevor Cahill, R ERA: 4.33	(1, 1)	5.2		23	3	2	2	3	2	0	0	0	0	1	58	98	3.18	0.882
56 Craig Breslow, L ERA: 5.14	(6, 1)	1.1	L	5	0	1	1	2	1	0	0	0	0	0	11	19	6.75	0.750
44 Santiago Casilla, R ERA: 6.05	(8, 1)	0.1		4	2	2	2	0	1	0	0	0	0	1	10	17	54.00	9.000
52 Kevin Cameron, R ERA: 3.44	(8, 1)	0.2		5	1	1	1	1	2	0	0	0	0	0	14	25	13.50	4.500

PITCHER	IP	WLS	BF	H	R	ER	SO	BB	IBB	HBP	BLK	WP	HR	S	P	ERA	WHIP

Oakland Athletics @ Chicago White Sox

U.S. Cellular Field, Chicago, IL

Mon Jun 01 2009, 8:11 PM EDT

Att. 26,038 - Cloudy - 51 F

livebaseballscorecards.com

AB	30
R	6
H	6
RBI	6
BB	6
SO	6
LOB	13

PA: 37

WP: 0 PB: 0 SB: 1 CS: 0

Batter	1	2	3	4	5	6	7	8	9	AB	R	H	RBI	BB	SO	LOB
18 Orlando Cabrera, R (1, 6) OBP: 0.279, SLG: 0.296	C SI 88 C SI 87 B SI 88 X SI 86 1-2 29 SH1-3 32 SF7 2B		F FF 89 X FF 90 0-1 ③ G4-3		B SI 87 X SI 86 1-0 ① SH3-4 1-2 2-3	B CU 76 B SI 88 B SI 87 B SI 88 4-0 1-2 2-3 BB		F FC 89 C SL 81 X CU 73 0-2 ③ G6-3		3	1	1	0	1	0	0
29 Adam Kennedy, L (1, 4) OBP: 0.436, SLG: 0.573	X SI 87 0-0 ① SH1-3 2-3			C FF 88 F FF 89 F FF 89 B FF 91 C SI 88 1-3 ① K	X FF 90 0-0 ② F9	C SL 83 S SL 83 B SL 84 X SL 82 1-2 ③ F8			B SL 87 B SL 87 B CH 86 C CH 86 B CH 87 4-1 7 WP 5 S BB	3	0	0	0	1	1	5
32 Jack Cust, L (1, 10) OBP: 0.345, SLG: 0.429	X SI 89 0-0 ② SF7 3-H			S SI 88 B SI 88 B SI 87 X SI 87 2-1 HR	F FF 91 B FF 92 B SI 91 B FF 91 I IN 71 4-1 5 2B IBB		S SL 82 S SL 83 S SL 83 0-3 ① K		C SL 82 B SL 82 X CH 88 1-1 ① F8	3	2	1	2	1	1	1
5 Matt Holliday, R (1, 7) OBP: 0.369, SLG: 0.444	C SI 86 F SI 88 S FF 89 0-3 ③ K			C SI 89 F FF 90 X SI 89 0-2 8 FC4-6 16 BB 1B	X SI 90 0-0 1-H 2-H 3-H 2B		B FF 89 S SL 84 B CH 80 B SL 84 X FF 89 3-1 ② F8		C CH 89 S CH 80 B SL 89 C SL 87 1-3 ② K 1-2	5	0	2	3	0	2	1
16 Jason Giambi, L (1, 3) OBP: 0.358, SLG: 0.364 7 Bobby Crosby, R (7, PR) OBP: 0.306, SLG: 0.289 (7, 3)		F FF 87 B FF 86 X FF 87 1-1 ① L3		B SI 88 B FF 86 B SI 87 B SI 86 4-0 8 FC4-6 1-2 BB	B SI 90 S SI 89 F SI 88 B CH 81 C SI 88 2-3 ③ K		F FF 91 B SL 82 X SL 83 1-1 8 1B 1B		B CH 89 S CH 80 F SL 89 B SL 84 B SL 84 S CH 79 3-3 ③ K 2-3	3 1	0 0	1 0	0 0	1 0	1 1	1 1
8 Kurt Suzuki, R (1, 2) OBP: 0.330, SLG: 0.400		C SI 87 C SI 87 X SI 87 0-2 ② F8		C SI 88 X SI 90 0-1 ② FC4-6 1-2f 2-3		X SI 88 0-0 18 BB 57 1B 1B	X SI 92 0-0 1-3 1B			4	0	2	0	0	0	2
15 Ryan Sweeney, L (1, 8) OBP: 0.313, SLG: 0.319 11 Rajai Davis, R (9, 8) OBP: 0.205, SLG: 0.146		C SI 87 B CH 81 X SI 87 1-1 ③ G1-3		C SI 89 B FF 91 F SI 89 B FF 92 X SI 89 2-2 ③ P4		B SI 86 B SI 86 X SI 86 2-0 ① P6	B FF 90 S FF 89 X FF 90 1-1 ③ L3			4 0	0 0	0 0	0 0	0 0	0 0	5 0
57 Aaron Cunningham, R (1, 9) OBP: 0.138, SLG: 0.143			B SI 86 C SI 86 F SI 88 C SI 87 1-3 ① K	X FF 87 0-0 E5 18 SH3-4 22 BB 5 2B	F SI 86 B SL 79 F SI 85 F SI 87 B FF 91 B SI 86 X SI 85 3-2 18 BB 1-2 1B			B FC 88 X FC 88 1-0 ① F8		4	1	1	0	0	1	0
22 Jack Hannahan, L (1, 5) OBP: 0.267, SLG: 0.299			B SI 88 B SI 88 X SI 87 2-0 ② F7	B SI 87 1 SAFE 1 SAFE B SI 86 B SI 87 C SI 86 1 SAFE B SI 86 4-1 18 SH3-4 5 2B 1-2 BB	C FF 88 B SL 83 C SL 82 S SL 83 1-3 ② K			B FC 89 B FC 89 C FC 89 X FC 89 2-1 ② L7		3	1	0	0	1	1	2
Inning Stats	R: 1 E: 0 K: 1 S: 8 H: 1 LOB: 0 BB: 0 P: 9	R: 0 E: 0 K: 0 S: 7 H: 0 LOB: 0 BB: 0 P: 9	R: 0 E: 0 K: 1 S: 6 H: 0 LOB: 0 BB: 0 P: 9	R: 1 E: 0 K: 1 S: 14 H: 2 LOB: 2 BB: 1 P: 23	R: 3 E: 1 K: 1 S: 9 H: 1 LOB: 1 BB: 2 P: 20	R: 0 E: 0 K: 1 S: 12 H: 2 LOB: 3 BB: 1 P: 23	R: 0 E: 0 K: 1 S: 10 H: 2 LOB: 2 BB: 0 P: 15	R: 0 E: 0 K: 0 S: 6 H: 0 LOB: 0 BB: 0 P: 9	R: 0 E: 0 K: 2 S: 9 H: 0 LOB: 1 BB: 1 P: 18	1B: 5 2B: 2 3B: 0 HR: 1 SF: 1 SAC: 2 DP: 0 HBP: 0						

PITCHER		IP	WLS	BF	H	R	ER	SO	BB	IBB	HBP	BLK	WP	HR	S	P	ERA	WHIP
40 Bartolo Colon, R ERA: 3.75	(1, 1)	5.1	L	26	6	5	2	4	2	1	0	0	0	1	50	81	3.38	1.500
39 Jimmy Gobble, L ERA: 9.45	(6, 1)	1.1		6	1	0	0	2	1	0	0	0	0	0	13	23	0.00	1.500
D.J. Carrasco, R ERA: 2.45	(7, 1)	1.1		5	1	0	0	0	0	0	0	0	0	0	9	13	0.00	0.750
47 Wes Whisler, L ERA:	(9, 1)	1.0		4	0	0	0	2	1	0	0	0	1	0	9	18	0.00	1.000

PITCHER	IP	WLS	BF	H	R	ER	SO	BB	IBB	HBP	BLK	WP	HR	S	P	ERA	WHIP

TOP

Oakland Athletics @ Chicago White Sox

U.S. Cellular Field, Chicago, IL

Tue Jun 02 2009, 8:11 PM EDT

Att. 20,519 - Cloudy - 50 F

livebaseballscorecards.com

AB	33
R	5
H	8
RBI	5
BB	5
SO	8
LOB	18

1B: 5	SF: 1	WP: 1	PA: 41
2B: 2	SAC: 2	PB: 0	
3B: 0	DP: 0	SB: 1	
HR: 1	HBP: 0	CS: 0	

Batter	1	2	3	4	5	6	7	8	9	AB	R	H	RBI	BB	SO	LOB
22 Scott Podsednik, L (1, 7) OBP: 0.342, SLG: 0.370	B SI 93 B SI 94 C FF 92 F SI 95 F SI 94 F SI 95 F SI 95 B SL 88 F SI 94 3-2 X SI 85 23 1B 10 S 1B	B CH 86 X FF 92 1-0 P5			B SI 90 X SI 90 1-0 G4-6-3 1-2f			B SI 85 X SI 85 1-0 L7		4	0	1	0	0	0	4
10 Alexei Ramirez, R (1, 6) OBP: 0.293, SLG: 0.328	B SI 94 B SI 92 F SI 94 1 SAFE 1 SAFE S SL 88 B SL 89 X SI 94 3-2 L4 1-2		F SI 91 B SL 82 L SL 81 X SL 85 1-2 F9			B SL 83 B SI 90 C CH 89 T SI 90 S KC 79 2-3 K		B SI 85 F SI 84 X SI 85 1-1 G5-3		4	0	0	0	0	1	2
23 Jermaine Dye, R (1, 9) OBP: 0.346, SLG: 0.552	C SI 94 2 SAFE B SI 94 X SI 94 1-1 25 BB 2-3 1B		F SI 92 B SI 93 B SL 83 F SI 93 B CH 86 X SI 93 3-2 G4-3			C SL 83 X SL 82 0-1 F9			B SI 84 F SI 85 B SI 84 X SI 84 2-1 25 G4-6-3 1B	4	0	2	0	0	0	0
25 Jim Thome, L (1, 10) OBP: 0.386, SLG: 0.500	B SI 94 F SI 94 B SL 89 F SI 94 B SI 96 B FF 94 4-2 1-2 BB		S SL 82 B SI 94 B SI 94 F CH 87 X SI 94 2-2 F7			B CH 84 B SI 91 B SI 89 C SI 90 F FF 91 X FF 91 3-2 F8			X SI 85 0-0 G4-6-3 1-2f	3	0	0	0	1	0	1
14 Paul Konerko, R (1, 3) OBP: 0.355, SLG: 0.481	B SL 87 B SI 94 X SI 93 2-0 F8			B FF 91 S SL 85 C SI 92 B SL 82 F SI 92 B CH 86 F SI 92 F SI 92 X SI 92 3-2 G5-3			F SI 90 X SL 83 0-1 F8		B SI 85 B SI 85 C SI 84 F SI 84 B SI 84 F SI 84 B SI 84 4-2 12 FC4-6 BB	3	0	0	0	1	0	2
12 A.J. Pierzynski, L (1, 2) OBP: 0.333, SLG: 0.448		F SI 92 F SI 93 X SL 85 0-2 G6-3		B KC 81 X FF 92 1-0 P5			B SI 91 B SI 90 B SI 91 B FF 90 4-0 15 G5-4-3 BB	C SI 85 B SI 84 B SI 84 X SI 84 2-1 FC4-6 1-2f	3	0	0	0	1	0	1
15 Wilson Betemit, S (1, 5) OBP: 0.280, SLG: 0.311		B SI 92 B CH 86 B SI 93 C SI 93 F SI 93 F SI 94 F SI 94 F SI 94 B SI 94 4-2 31 BB BB		S CH 85 B CH 84 X SI 93 1-1 F9			C FF 89 F SI 89 B SI 90 B FF 91 B SL 81 X FF 88 3-2 G5-4-3 1-2f		2	0	0	0	1	0	1
31 Dewayne Wise, L (1, 8) OBP: 0.200, SLG: 0.172 32 Brian Anderson, R (8, PH) OBP: 0.352, SLG: 0.344 (9, 8)		B SI 93 B CH 86 B SI 92 B SI 91 4-0 1-2 BB			B SI 90 C SI 89 S CH 84 F CH 85 X KC 79 1-2 F7			B SI 84 C SI 84 B SI 85 S SI 84 C CU 72 2-3 K	1 1	0 0	0 0	0 0	1 0	0 1	0 0
5 Jayson Nix, R (1, 4) OBP: 0.310, SLG: 0.480		B SI 94 X SI 92 1-0 F8			S SL 85 X SI 92 0-1 22 G4-6-3 1B			C SI 85 S SI 86 X CU 71 0-2 1B		3	0	2	0	0	0	2
Inning Stats	R: 0 H: 2 E: 0 LOB: 2 K: 0 BB: 1 S: 15 P: 28	R: 0 H: 0 E: 0 LOB: 2 K: 0 BB: 2 S: 10 P: 20	R: 0 H: 0 E: 0 LOB: 0 K: 0 BB: 0 S: 9 P: 15	R: 0 H: 0 E: 0 LOB: 0 K: 0 BB: 0 S: 9 P: 14	R: 0 H: 1 E: 0 LOB: 0 K: 0 BB: 0 S: 7 P: 9	R: 0 H: 0 E: 0 LOB: 0 K: 1 BB: 0 S: 8 P: 13	R: 0 H: 0 E: 0 LOB: 0 K: 0 BB: 1 S: 5 P: 12	R: 0 H: 1 E: 0 LOB: 1 K: 1 BB: 0 S: 9 P: 13	R: 0 H: 1 E: 0 LOB: 1 K: 0 BB: 1 S: 8 P: 16	1B: 5 SF: 0 2B: 0 SAC: 0 3B: 0 DP: 3 HR: 0 HBP: 0						

PITCHER		IP	WLS	BF	H	R	ER	SO	BB	IBB	HBP	BLK	WP	HR	S	P	ERA	WHIP
54 Vin Mazzaro, R ERA:	(1, 1)	6.1	W	24	3	0	0	1	4	0	0	0	0	0	60	105	0.00	1.105
56 Craig Breslow, L ERA: 4.98	(7, 1)	0.2		1	0	0	0	0	0	0	0	0	0	0	3	6	0.00	0.000
31 Brad Ziegler, R ERA: 3.57	(8, 1)	2.0		8	2	0	0	1	1	0	0	0	0	0	17	29	0.00	1.500

PITCHER	IP	WLS	BF	H	R	ER	SO	BB	IBB	HBP	BLK	WP	HR	S	P	ERA	WHIP

BOTTOM

Oakland Athletics @ Chicago White Sox

U.S. Cellular Field, Chicago, IL

Tue Jun 02 2009, 8:11 PM EDT

Att. 20,519 - Cloudy - 50 F

livebaseballscorecards.com

AB	28
R	0
H	5
RBI	0
BB	5
SO	2
LOB	13

Oakland Athletics @ Chicago White Sox

U.S. Cellular Field, Chicago, IL

Wed Jun 03 2009, 8:11 PM EDT

Att. 23,207 - Clear - 51 F

livebaseballscorecards.com

TOP

Batter	1	2	3	4	5	6	7	8	9	AB	R	H	RBI	BB	SO	LOB
18 Orlando Cabrera, R (1, 6) OBP: 0.278, SLG: 0.290	B FF 92 B SI 92 C SI 90 C SI 92 B CH 87 X FF 95 3-2 F9 ①	X CH 80 0-0 FC5-2 ② 1-2 2-3 3-Hf		1 SAFE 1 SAFE B FF 89 C CH 79 B FF 92 1 SAFE 1 SAFE 1 SAFE 1 SAFE 4-1 B CH 82 B FF 89 1-2 BB ②		1 SAFE 1 SAFE B FF 93 1 SAFE C FF 94 X FF 93 1-1 G5-3 ③ 1-2			F FC 88 C CU 77 B SI 89 X CU 78 1-2 G6-3 ③	4	0	0	0	1	0	4
29 Adam Kennedy, L (1, 4) OBP: 0.429, SLG: 0.554	B SI 92 F SI 91 B CU 79 B SI 92 B SI 92 4-1 5 CS BB	S SI 89 C SI 89 F FF 92 F SL 82 B FF 93 X SI 91 1-2 G3 ③		B FF 89 T SI 87 X FF 90 1-1 F8 ③			C B B S SL 82 X SL 81 2-2 F7 ①			3	0	0	0	1	0	4
32 Jack Cust, L (1, 10) OBP: 0.338, SLG: 0.420	C FF 89 C FF 91 S FF 93 0-3 K ②		B CU 76 B FF 89 S FF 89 C SI 91 B SL 83 T FF 92 3-2 K ①		L CU 77 B SL 81 F SI 90 X FF 92 1-2 G6-3 ①		B SL 84 S SL 83 S SL 83 F FF 91 F SL 84 B FF 90 S FF 91 2-3 K ②			4	0	0	0	0	3	1
5 Matt Holliday, R (1, 7) OBP: 0.367, SLG: 0.437	1 SAFE B FF 93 F FF 91 1 SAFE 1 SAFE 1-1 CS ③ 1-2	B FF 92 B FF 91 B FF 88 B FF 89 4-0 7 BB 35 1B BB	X SI 90 0-0 G6-3 ②		X SI 90 0-0 G4-3 ②		C SL 83 F FF 90 B SL 82 X FF 89 1-2 P4 ③			3	1	0	0	1	0	0
16 Jason Giambi, L (1, 3) OBP: 0.356, SLG: 0.379 22 Jack Hannahan, L (8, 5) OBP: 0.267, SLG: 0.299		B FF 89 F SI 88 C FF 90 X FF 92 1-2 F7 ①	B CU 75 C SI 90 S CU 80 B SL 83 S CU 76 2-3 K ③		C CU 77 B FF 91 B SL 82 S SL 81 F FF 92 B FF 90 X SL 83 3-2 HR			X FF 88 0-0 G4-3 ①		4 0	1 0	1 0	1 0	0 0	1 0	1 0
7 Bobby Crosby, R (1, 5) OBP: 0.312, SLG: 0.316 (8, 3)		D CH 82 B FF 90 F FF 90 C FF 91 B FF 91 B FF 91 4-2 35 1B 57 1B 1-2 BB	X FF 88 0-0 HR	C CH 81 X CH 83 0-1 G4-3 ③			C FC 89 B FF 90 B SI 92 X FC 89 2-1 G5-3 ②		3	2	1	1	1	0	0
35 Landon Powell, S (1, 2) OBP: 0.283, SLG: 0.426		C FF 88 B CH 81 B SI 89 F SI 89 F CH 82 B FF 91 X SI 88 3-2 11 1B 57 1B 18 FC5-2 1-2 2-H 1B	X SI 87 0-0 HR			C CH 79 B CU 80 F CH 82 F FF 93 F CH 84 B SL 82 C FF 90 2-3 K ①		X SI 92 0-0 G4-3 ③		4	1	2	2	0	1	0
57 Aaron Cunningham, R (1, 9) OBP: 0.152, SLG: 0.156		X SI 89 0-0 18 FC5-2 11 1B 1-2 2-H 1B	B FF 90 S CH 82 X CH 81 1-1 F8 ①			S FF 94 T FF 93 B FF 95 S SL 83 1-3 K ②			B FC 88 X FC 89 1-0 F9 ①	4	0	1	1	0	1	0
11 Rajai Davis, R (1, 8) OBP: 0.250, SLG: 0.182		B SI 88 X SI 88 1-0 18 FC5-2 1-2 2-3 1B	X SI 89 0-0 18 CS 1B			S FF 93 B FF 93 B FF 93 B FF 94 B FF 93 4-1 18 S BB			F SI 91 B SI 93 X FC 89 1-1 F8 ②	3	0	2	0	1	0	0

Inning Stats																												
	R: 0	H: 0	R: 2	H: 3	R: 0	H: 0	R: 2	H: 3	R: 1	H: 1	R: 0	H: 0	R: 0	H: 0	R: 0	H: 0	R: 0	H: 0	1B: 4	SF: 0	WP: 0	PA: 38
	E: 0	LOB: 0	E: 0	LOB: 3	E: 0	LOB: 0	E: 0	LOB: 1	E: 0	LOB: 0	E: 0	LOB: 1	E: 0	LOB: 0	E: 0	LOB: 0	E: 0	LOB: 0	2B: 0	SAC: 0	PB: 0	
	K: 1	BB: 1	K: 0	BB: 2	K: 2	BB: 0	K: 0	BB: 1	K: 0	BB: 0	K: 2	BB: 1	K: 1	BB: 0	K: 0	BB: 0	K: 0	BB: 0	3B: 0	DP: 0	SB: 1	
	S: 8	P: 16	S: 17	P: 31	S: 7	P: 12	S: 8	P: 14	S: 10	P: 14	S: 11	P: 19	S: 11	P: 16	S: 4	P: 6	S: 6	P: 9	HR: 3	HBP: 0	CS: 2	

PITCHER		IP	WLS	BF	H	R	ER	SO	BB	IBB	HBP	BLK	WP	HR	S	P	ERA	WHIP
54 Clayton Richard, L ERA: 3.97	(1, 1)	5.1	L	25	7	5	5	4	4	0	0	0	0	3	55	94	8.44	2.062
26 Octavio Dotel, R ERA: 1.0	(6, 1)	0.2		3	0	0	0	1	1	0	0	0	0	0	6	12	0.00	1.500
39 Jimmy Gobble, L ERA: 7.88	(7, 1)	1.1		4	0	0	0	1	0	0	0	0	0	0	12	17	0.00	0.000
D.J. Carrasco, R ERA: 2.34	(8, 1)	1.2		5	0	0	0	0	0	0	0	0	0	0	9	14	0.00	0.000

PITCHER	IP	WLS	BF	H	R	ER	SO	BB	IBB	HBP	BLK	WP	HR	S	P	ERA	WHIP

AB	32
R	5
H	7
RBI	5
BB	5
SO	6
LOB	10

BOTTOM

Oakland Athletics @ Chicago White Sox

U.S. Cellular Field, Chicago, IL

Wed Jun 03 2009, 8:11 PM EDT

Att. 23,207 - Clear - 51 F

livebaseballscorecards.com

Batter	1	2	3	4	5	6	7	8	9	AB	R	H	RBI	BB	SO	LOB
22 Scott Podsednik, L (1, 7) OBP: 0.339, SLG: 0.375	C FF 93 B FF 93 F FF 93 X SL 82 1-2 ① P6		B FF 94 F FF 94 X FF 94 1-1 2B		C FF 90 B SL 82 B FF 94 C FF 94 F SL 83 F SL 83 B FF 91 X FF 93 3-2 ① F7			B FF 91 C FF 90 B SL 87 F SL 86 X FF 91 2-2 ① G1-3		4	0	1	0	0	0	1
10 Alexei Ramirez, R (1, 6) OBP: 0.297, SLG: 0.328	C FF 94 B FF 94 B CH 84 F FF 93 B SL 82 X FF 95 3-2 23 HR 1B		C CH 82 D CH 83 X FF 93 1-1 ② F9		B CH 80 X FF 94 1-0 ② P4			B FF 93 B SL 85 B SL 84 B FF 91 4-0 BB		3	1	1	0	1	0	2
23 Jermaine Dye, R (1, 9) OBP: 0.344, SLG: 0.563	B B CH 80 F FF 93 X SI 93 2-1 1-H HR		B FF 94 B CH 80 C CH 80 C FF 94 S CH 83 2-3 ③ K		C SL 80 B FF 94 X CH 81 1-1 ③ P4			C FF 94 B FC 89 X FC 88 1-1 ② F8		4	1	1	2	0	1	3
25 Jim Thome, L (1, 10) OBP: 0.383, SLG: 0.490	B FF 94 S SL 80 B SL 83 S FF 94 B FF 95 B FF 95 4-2 14 L6-3 BB			C SL 81 B SL 83 S FF 94 X FF 93 1-2 ① F7		B SL 80 X FF 92 1-0 ① F8		B FF 96 B FC 90 X FF 92 2-0 ③ L8		3	0	0	0	1	0	1
14 Paul Konerko, R (1, 3) OBP: 0.353, SLG: 0.476	X FF 94 0-0 ② ③ L6-3 1-1			B CH 82 C CH 83 B FF 95 C CH 83 B FF 94 X FF 94 3-2 7 1B 32 E 1B		C SL 80 B FF 94 B CH 82 S CH 82 B SL 83 S SL 82 3-3 ② K			C FF 95 X FC 90 0-1 ① F8	4	1	1	0	0	1	1
7 Josh Fields, R (1, 5) OBP: 0.309, SLG: 0.331		C FF 92 L FF 93 B FF 94 B FF 94 X FF 94 2-2 32 G5-4-3 1B		F FF 94 B CH 81 X CH 80 1-1 32 FC5-4 1-2 1B		C SL 82 B FF 94 F FF 94 B SL 84 F SL 83 X SL 82 2-2 ③ G5-3			C FF 96 S CU 79 B FF 96 S FC 91 1-3 ② K	4	0	2	0	0	1	0
32 Brian Anderson, R (1, 8) OBP: 0.346, SLG: 0.337 31 Dewayne Wise, L (5, 8) OBP: 0.188, SLG: 0.161	B FF 94 C CH 82 F FF 93 X CH 79 1-2 ① ② G5-4-3 1-2f		S SL 80 B FF 95 B CH 81 C SI 94 D SL 83 X FF 93 3-2 ② FC5-4 1-2f 2-H				B SL 79 B FF 91 C FF 94 X FF 92 2-1 ① F7		C FF 95 C FF 91 S CU 79 0-3 ③ K	2 2	0 0	0 0	0 0	0 0	0 1	2 0
27 Ramon Castro, R (1, 2) OBP: 0.311, SLG: 0.415	B CH 80 S FF 94 S CH 82 X FF 95 1-2 ③ G4-3			C CH 82 C SL 82 B FF 95 F SL 82 B FF 93 F CH 83 X FF 94 2-2 ③ P3			B SL 82 F FF 94 B FF 93 B FF 93 F FF 92 X FF 94 3-2 ② F9		3	0	0	0	0	0	1
5 Jayson Nix, R (1, 4) OBP: 0.311, SLG: 0.472			S SL 80 X FF 94 0-1 ① F8		B CU 75 B FF 93 X FF 93 2-0 1B		B SL 86 C FF 90 S SL 86 F FF 91 X SL 86 1-2 ③ G1-3			3	0	1	0	0	0	0

	AB	32
	R	3
	H	7
	RBI	2
	BB	2
	SO	4
	LOB	11

Inning Stats	1	2	3	4	5	6	7	8	9	1B: 5	SF: 0	WP: 0	PA: 34
R:	2	0	0	1	0	0	0	0	0	2B: 2	SAC: 0	PB: 0	
E:	0	0	0	1	0	0	0	0	0	3B: 0	DP: 2	SB: 0	
K:	0	0	1	0	0	1	0	0	2	HR: 1	HBP: 0	CS: 0	
BB:	1	0	0	0	0	0	0	1	0				
LOB:	0	0	1	1	1	1	0	1	0				
H:	2	1	1	2	1	0	0	0	0				
P:	21	13	13	26	16	14	15	15	9				
S:	11	9	9	16	9	8	9	6	8				

PITCHER		IP	WLS	BF	H	R	ER	SO	BB	IBB	HBP	BLK	WP	HR	S	P	ERA	WHIP
55 Josh Outman, L	(1, 1)	6.2	W	26	7	3	2	2	1	0	0	0	0	1	67	113	2.70	1.200
ERA: 3.02																		
48 Michael Wuertz, R	(7, 1)	0.2	H	3	0	0	0	0	1	0	0	0	0	0	7	14	0.00	1.500
ERA: 2.52																		
40 Andrew Bailey, R	(8, 1)	1.2	S	5	0	0	0	2	0	0	0	0	0	0	11	15	0.00	0.000
ERA: 2.12																		

PITCHER	IP	WLS	BF	H	R	ER	SO	BB	IBB	HBP	BLK	WP	HR	S	P	ERA	WHIP

Oakland Athletics @ Chicago White Sox

U.S. Cellular Field, Chicago, IL

Thu Jun 04 2009, 2:05 PM EDT

Att. 18,219 - Sunny - 54 F

TOP

livebaseballscorecards.com

Batter	1	2	3	4	5	6	7	8	9	AB	R	H	RBI	BB	SO	LOB
18 Orlando Cabrera, R (1, 6) OBP: 0.276, SLG: 0.286	F8		L1-3			16 HR 29 SH1-3 BB	G1-6-3		SF8	3	1	0	1	1	0	2
29 Adam Kennedy, L (1, 4) OBP: 0.413, SLG: 0.531	F8		G6-3			SH1-3		G6-3	G3	4	0	0	0	0	0	1
5 Matt Holliday, R (1, 7) OBP: 0.374, SLG: 0.446	1B			16 G3-1 8 SF8 2B		16 HR IBB		K		3	2	2	0	1	1	0
16 Jason Giambi, L (1, 10) OBP: 0.354, SLG: 0.393	F9			G3-1		HR		G6-3		4	1	1	3	0	0	2
8 Kurt Suzuki, R (1, 2) OBP: 0.328, SLG: 0.399		G1-3		SF8		57 WP 1B			F7	3	0	1	1	0	0	0
7 Bobby Crosby, R (1, 3) OBP: 0.310, SLG: 0.314		P3		G4-3		F8			57 S 57 HR 1B	4	1	1	0	0	0	1
57 Aaron Cunningham, R (1, 9) OBP: 0.189, SLG: 0.257		BB			K	G6-3			HR	3	1	1	2	1	1	1
11 Rajai Davis, R (1, 8) OBP: 0.250, SLG: 0.208		K			F8		L5		22 WP 18 SF8 2B	4	1	1	0	0	1	1
2 Gregorio Petit, R (1, 5) OBP: 0.269, SLG: 0.308 22 Jack Hannahan, L (8, 5) OBP: 0.276, SLG: 0.299			18 L1-3 1B		K		E9 18 G1-6-3		BB	3 0	0 0	1 0	0 0	0 0	1 1	0 0
Inning Stats	R: 0 E: 0 K: 0 S: 9 H: 1 LOB: 1 BB: 0 P: 14	R: 0 E: 0 K: 1 S: 10 H: 0 LOB: 1 BB: 1 P: 18	R: 0 E: 0 K: 0 S: 4 H: 1 LOB: 0 BB: 0 P: 7	R: 1 E: 0 K: 0 S: 9 H: 1 LOB: 0 BB: 0 P: 11	R: 0 E: 0 K: 2 S: 8 H: 0 LOB: 0 BB: 0 P: 11	R: 3 E: 0 K: 0 S: 10 H: 2 LOB: 1 BB: 2 P: 21	R: 0 E: 1 K: 0 S: 5 H: 0 LOB: 0 BB: 0 P: 8	R: 0 E: 0 K: 1 S: 7 H: 0 LOB: 0 BB: 0 P: 11	R: 3 E: 0 K: 0 S: 15 H: 3 LOB: 1 BB: 1 P: 24	1B: 4 2B: 3 3B: 0 HR: 2 SF: 2 SAC: 1 DP: 2 HBP: 0						

	AB	31
	R	7
	H	8
	RBI	7
	BB	4
	SO	4
	LOB	8

WP: 2 PB: 0 SB: 1 CS: 0 PA: 38

PITCHER	IP	WLS	BF	H	R	ER	SO	BB	IBB	HBP	BLK	WP	HR	S	P	ERA	WHIP
56 Mark Buehrle, L (1, 1) ERA: 2.91	8.0	L	31	5	4	4	4	2	1	0	0	1	1	62	101	4.50	0.875
26 Octavio Dotel, R (9, 1) ERA: 2.41	0.2		6	3	3	3	0	1	0	0	0	1	1	14	21	40.50	6.000
47 Wes Whisler, L (9, 1) ERA:	0.1		1	0	0	0	0	0	0	0	0	0	0	1	3	0.00	0.000

PITCHER	IP	WLS	BF	H	R	ER	SO	BB	IBB	HBP	BLK	WP	HR	S	P	ERA	WHIP

BOTTOM

Oakland Athletics @ Chicago White Sox

U.S. Cellular Field, Chicago, IL

Thu Jun 04 2009, 2:05 PM EDT

Att. 18,219 - Sunny - 54 F

livebaseballscorecards.com

Batter	1	2	3	4	5	6	7	8	9	AB	R	H	RBI	BB	SO	LOB
22 Scott Podsednik, L (1, 7) OBP: 0.336, SLG: 0.371	C FF 92 B FF 92 F FF 90 B SL 82 X FF 93 2-2 10 S 1B		C FF 91 B SL 80 B SI 91 X FF 90 2-1 ① F8		C SL 82 B FF 90 B SL 82 F SL 81 C SI 93 2-3 ③ K			B FF 92 C SL 85 C SL 86 X CH 86 1-2 ② P3		4	0	1	0	0	1	1
10 Alexei Ramirez, R (1, 6) OBP: 0.301, SLG: 0.331	B FF 92 1 SAFE C FF 89 B FF 90 S CH 80 X FF 94 2-2 ① G1-3 1-2		B KC 73 S CH 81 X FF 93 1-1 23 G1-6-3 1B			B KC 73 X SI 90 1-0 14 1B 1B		C FF 91 S SI 87 B FF 91 S SL 88 1-3 ③ K		4	0	2	0	0	1	1
23 Jermaine Dye, R (1, 9) OBP: 0.337, SLG: 0.550	C FF 92 C SI 91 B SL 83 C SI 93 1-3 ② K		1 SAFE B CH 79 T CH 83 F FF 90 X SL 82 1-2 ②③ G1-6-3 1-2f			B SI 89 X FF 90 1-0 ① F8			B SI 93 C SI 93 X SI 94 1-1 ① G6-3	4	0	0	0	0	1	3
14 Paul Konerko, R (1, 3) OBP: 0.355, SLG: 0.481	B SL 81 C SI 92 X SI 92 1-1 ③ G5-3			B CH 80 B SI 91 C CH 82 X SL 82 2-1 ① F8		F SI 90 F FF 91 B FF 92 D SL 84 X CH 82 2-2 12 G4-6-3 1-2 1B			B FF 93 X SI 94 1-0 2B	4	0	2	0	0	0	1
12 A.J. Pierzynski, L (1, 2) OBP: 0.331, SLG: 0.443		C FF 92 B SL 81 F FF 92 X SL 81 1-2 15 FC5-4 31 HBP 1B		C SL 83 X FF 90 0-1 ② F9		X SL 82 0-0 ②③ G4-6-3 1-2f			B SI 94 X SI 94 1-0 ② F8	4	0	1	0	0	0	3
7 Josh Fields, R (1, 10) OBP: 0.302, SLG: 0.324		C FF 91 S FF 92 B FF 92 F FF 93 F SL 84 B FF 94 X FF 93 2-2 ① F9		B KC 76 S SI 92 X SI 92 1-1 ③ F8			B KC 75 C KC 75 F FF 93 B SL 82 B SL 83 F FF 93 X SI 93 3-2 ① P4		C SI 94 D SL 86 F SI 96 B FF 96 F SI 94 S SL 85 2-3 ③ K	4	0	0	0	0	1	2
31 Dewayne Wise, L (1, 8) OBP: 0.229, SLG: 0.182		F FF 93 H FF 90 1-1 15 FC5-4 1-2 HBP			B SI 91 S SL 81 F SI 92 B SL 81 X SL 82 2-2 5 BLK 1B			C FF 91 B FF 92 B KC 78 F FF 91 F SL 84 F SI 93 F KC 77 C SL 82 2-3 ② K		2	0	1	0	0	1	0
15 Gordon Beckham, R (1, 5)		B SL 80 F SL 80 F FF 93 B SL 83 X SL 82 2-2 ② FC5-4 1-2f 2-3			B CH 79 X CH 80 1-0 ① F8			C KC 74 B FF 92 F SL 84 F SI 94 F SL 82 B SL 82 S KC 78 2-3 ③ K		3	0	0	0	0	1	3
5 Jayson Nix, R (1, 4) OBP: 0.297, SLG: 0.446		F FF 92 B FF 93 B FF 93 T FF 92 F FF 94 X SL 84 2-2 ③ G1-3			B F B SI 90 X 2-1 ② G5-3 1-2			B FF 90 C FF 90 C FF 90 B CH 86 B CH 85 S SL 86 3-3 ① K		3	0	0	0	0	1	3
Inning Stats	R: 0 E: 0 K: 1 S: 11 H: 1 LOB: 1 BB: 0 P: 17	R: 0 E: 0 K: 0 S: 16 H: 1 LOB: 2 BB: 0 P: 24	R: 0 E: 0 K: 0 S: 7 H: 1 LOB: 0 BB: 0 P: 11	R: 0 E: 0 K: 0 S: 6 H: 0 LOB: 0 BB: 0 P: 9	R: 0 E: 0 K: 1 S: 9 H: 1 LOB: 1 BB: 0 P: 16	R: 0 E: 0 K: 0 S: 6 H: 2 LOB: 1 BB: 0 P: 10	R: 0 E: 0 K: 2 S: 15 H: 0 LOB: 0 BB: 0 P: 22	R: 0 E: 0 K: 2 S: 9 H: 0 LOB: 0 BB: 0 P: 14	R: 0 E: 0 K: 1 S: 8 H: 1 LOB: 1 BB: 0 P: 13	1B: 6 2B: 1 3B: 0 HR: 0	SF: 0 SAC: 0 DP: 2 HBP: 1	WP: 0 PB: 0 SB: 1 CS: 0	PA: 33				

PITCHER		IP	WLS	BF	H	R	ER	SO	BB	IBB	HBP	BLK	WP	HR	S	P	ERA	WHIP
49 Brett Anderson, L ERA: 4.97	(1, 1)	7.0	W	26	6	0	0	4	0	0	1	1	0	0	70	109	0.00	0.857
48 Michael Wuertz, R ERA: 2.42	(8, 1)	1.0		3	0	0	0	2	0	0	0	0	0	0	9	14	0.00	0.000
44 Santiago Casilla, R ERA: 5.75	(9, 1)	1.0		4	1	0	0	1	0	0	0	0	0	0	8	13	0.00	1.000

PITCHER	IP	WLS	BF	H	R	ER	SO	BB	IBB	HBP	BLK	WP	HR	S	P	ERA	WHIP

AB	32
R	0
H	7
RBI	0
BB	0
SO	7
LOB	17

Batter	1	2	3	4	5	6	7	8	9	AB	R	H	RBI	BB	SO	LOB
12 Ben Francisco, R (1, 8) (7, 9) OBP: 0.328, SLG: 0.423	B FF 89 X FF 90 1-0 ① P4		C FF 92 B CU 78 1 SAFE B FC 87 B FF 93 B SI 93 4-1 7 HR 1-2 BB		1 SAFE C FF 92 F FF 90 X FF 93 0-2 ① P3		C FF 90 B SI 93 S SI 93 B SI 94 F SL 81 S FC 82 2-3 ② K		C FF 95 S FF 94 B CU 83 C CU 83 1-3 ② K	4	1	0	0	1	2	2
7 Mark DeRosa, R (1, 5) OBP: 0.329, SLG: 0.441	C FF 91 X CU 79 0-1 ② G5-3		F FC 88 F FC 86 B CH 84 F CH 84 F CH 84 B FF 93 B FF 87 X CH 85 3-2 1-H 2-H HR		X FF 92 0-0 ② F9		B SI 93 X FC 92 1-0 ③ G6-3		C SL 89 X FF 94 0-1 ③ G4-3	5	1	1	3	0	0	2
41 Victor Martinez, S (1, 3) OBP: 0.415, SLG: 0.550	B FF 91 C FF 92 C FC 88 X FC 90 1-2 ③ G1-6-3		B CU 77 C FF 91 B SI 93 B FC 88 X FF 92 3-1 ③ L6		1 SAFE X FC 87 0-0 ③ L7			S FF 94 B FF 94 X SI 93 1-1 2 G6-4-3 2 17 BB 1B		4	0	1	0	0	0	1
17 Shin-Soo Choo, L (1, 7) OBP: 0.413, SLG: 0.465		X FF 89 0-0 ① F7		C SI 89 B CU 77 B CU 77 C FC 86 X CU 77 2-2 2 E 2 FC5 1B		B FF 88 C FC 85 B FC 86 B FF 91 X FF 91 3-1 2 G5-4-3 1B		B FF 94 B FO 84 B FF 93 C SI 92 F FF 94 F FF 94 B FO 83 4-2 2 G6-4-3 1-2 BB		3	0	2	0	1	0	0
2 Jhonny Peralta, R (1, 6) OBP: 0.338, SLG: 0.337		C FF 90 F CH 84 B FF 92 B CH 84 F CH 84 F CH 82 B FC 87 S CH 84 3-3 ② K		C FF 90 1 SAFE F FF 92 B FF 92 B FF 92 F CH 84 F FF 92 X FC 87 2-2 FC5 1-3		F FF 92 B FF 93 X FF 92 1-1 ①② G5-4-3 1-2f		C FF 94 B FF 95 X FF 94 1-1 ①② G6-4-3 1-2f 2-3		4	0	0	0	0	1	4
48 Travis Hafner, L (1, 10) OBP: 0.364, SLG: 0.567		C FF 90 C FF 93 B FF 93 X FC 89 1-2 ③ G5-3		S FC 86 F FC 88 C FF 92 0-3 ① K		X CU 77 0-0 HR		F FF 94 T FF 94 X FF 94 0-2 ③ G3		4	1	1	1	0	1	3
25 Ryan Garko, R (1, 9) OBP: 0.356, SLG: 0.429 26 Trevor Crowe, S (7, 8) OBP: 0.294, SLG: 0.267			B FF 89 B FC 85 B FF 90 B FF 91 4-0 12 BB 7 HR BB	B FC 87 S CH 84 B FC 88 F FF 92 F FC 88 S FF 93 2-3 ② K		F FF 90 B CU 78 B FF 91 F FF 91 X FF 92 2-2 HR			B FF 96 B FF 96 C FF 96 F FF 95 B FF 96 X FF 96 3-2 10 G5-3 29 1B 2B	2 1	2 1	1 1	1 0	1 0	1 0	2 0
10 Kelly Shoppach, R (1, 2) OBP: 0.331, SLG: 0.365			D FC 86 B FF 91 C FF 90 C CH 83 C FF 93 2-3 ① K	B CH 83 B FF 92 X SI 92 2-0 ③ F9		X FC 90 0-0 ③ P4			S FF 95 S SL 89 B FF 95 X SL 89 1-2 ① G5-3 2-3	4	0	0	0	0	1	4
29 Josh Barfield, R (1, 4) OBP: 0.625, SLG: 0.625			B CU 76 1 SAFE B FC 86 F SI 91 B CH 83 X FF 91 3-1 ② F7		B FF 88 B FF 90 C FF 90 X FF 90 2-1 1B		C FF 89 S SL 80 B FC 82 X SL 80 1-2 ① G5-3		B SL 90 B FF 94 F FF 95 F FF 95 B SL 91 F SL 89 F FF 97 X FF 92 3-2 3-H 1B	4	0	2	1	0	0	1
Inning Stats	R: 0 E: 0 K: 0 S: 6 H: 0 LOB: 0 BB: 0 P: 8	R: 0 E: 0 K: 1 S: 9 H: 0 LOB: 0 BB: 0 P: 13	R: 3 E: 0 K: 1 S: 13 H: 1 LOB: 0 BB: 2 P: 32	R: 0 E: 1 K: 2 S: 16 H: 1 LOB: 2 BB: 0 P: 24	R: 0 E: 0 K: 0 S: 7 H: 1 LOB: 1 BB: 0 P: 9	R: 2 E: 0 K: 0 S: 9 H: 3 LOB: 0 BB: 0 P: 15	R: 0 E: 0 K: 1 S: 8 H: 0 LOB: 0 BB: 0 P: 12	R: 0 E: 0 K: 0 S: 10 H: 1 LOB: 1 BB: 1 P: 16	R: 1 E: 0 K: 1 S: 16 H: 2 LOB: 1 BB: 0 P: 24	1B: 5 2B: 1 3B: 0 HR: 3 SF: 0 SAC: 0 DP: 2 HBP: 0						

TOP

Cleveland Indians @ Chicago White Sox

U.S. Cellular Field, Chicago, IL

Fri Jun 05 2009, 8:11 PM EDT
Att. 29,825 - Partly Cloudy - 74 F

livebaseballscorecards.com

AB	35
R	6
H	9
RBI	6
BB	3
SO	6
LOB	19

PITCHER		IP	WLS	BF	H	R	ER	SO	BB	IBB	HBP	BLK	WP	HR	S	P	ERA	WHIP
50 John Danks, L ERA: 5.1	(1, 1)	5.2	L	25	6	5	5	4	2	0	0	0	0	3	59	100	7.94	1.412
D.J. Carrasco, R ERA: 2.25	(6, 1)	1.1		4	0	0	0	1	0	0	0	0	0	0	9	13	0.00	0.000
71 Scott Linebrink, R ERA: 1.83	(8, 1)	1.0		4	1	0	0	0	1	0	0	0	0	0	10	16	0.00	2.000
45 Bobby Jenks, R ERA: 3.32	(9, 1)	1.0		5	2	1	1	1	0	0	0	0	0	0	16	24	9.00	2.000

PITCHER	IP	WLS	BF	H	R	ER	SO	BB	IBB	HBP	BLK	WP	HR	S	P	ERA	WHIP

WP: 0 PA: 38
PB: 0
SB: 0
CS: 0

BOTTOM

Cleveland Indians @ Chicago White Sox

U.S. Cellular Field, Chicago, IL

Fri Jun 05 2009, 8:11 PM EDT

Att. 29,825 - Partly Cloudy - 74 F

livebaseballscorecards.com

Batter	1	2	3	4	5	6	7	8	9	AB	R	H	RBI	BB	SO	LOB
22 Scott Podsednik, L (1, 7) OBP: 0.333, SLG: 0.375	F SI 91 C SI 92 X SI 91 0-2 10 F8 2B		C SI 92 B SL 84 C SI 91 B SI 92 C FF 92 2-3 ② K			X SI 90 0-0 ① F7		B SI 92 X SI 90 1-0 ②③ G4-6-3 1-2f		4	0	1	0	0	1	1
10 Alexei Ramirez, R (1, 6) OBP: 0.295, SLG: 0.324	L SI 91 X FS 85 0-1 ① F8 2-3		F SI 92 F SI 93 B FS 83 S FF 87 1-3 ③ K			C SI 92 B FS 85 X SL 84 1-1 ② G6-3			C SL 85 B SI 90 X SI 92 1-1 ① G6-3	4	0	0	0	0	1	1
25 Jim Thome, L (1, 10) OBP: 0.380, SLG: 0.479	C SI 91 B FS 85 S SL 83 F SI 93 B FF 92 B CH 83 F CH 83 S SL 85 3-3 ② K			B SI 90 X SI 90 1-0 ① G4-3		B SI 91 T CH 82 B SI 92 B SI 92 B SI 92 4-1 BB			C SI 91 B FS 85 X CH 81 1-1 ② F8	3	0	0	0	1	1	1
14 Paul Konerko, R (1, 3) OBP: 0.349, SLG: 0.472	C SI 93 F SI 92 F SI 92 F CH 82 B SL 85 B SI 94 X SI 94 2-2 ③ L7			C CH 80 S FS 84 B SI 92 F CH 81 S SI 92 1-3 ② K		F SL 84 X SI 91 0-1 ③ L9			B FF 90 C CH 80 B SI 91 X SI 92 2-1 ③ F9	4	0	0	0	0	1	2
12 A.J. Pierzynski, L (1, 2) OBP: 0.337, SLG: 0.453		B SI 90 F SI 90 B SI 92 X CH 80 2-1 32 FC6-4 1B		C CH 80 X SI 92 0-1 2B			F SI 90 B SL 81 X SL 83 1-1 ① F7			3	0	2	0	0	0	0
32 Brian Anderson, R (1, 8) OBP: 0.336, SLG: 0.327		B SI 91 C CH 80 X SI 91 1-1 ① FC6-4 1-2f		X FS 84 0-0 ③ G6-3			F SI 92 F FS 85 B FF 91 S CH 82 1-3 ② K			3	0	0	0	0	1	2
31 Dewayne Wise, L (1, 9) OBP: 0.211, SLG: 0.167		B SI 91 1 SAFE S CH 82 F SI 91 X CH 82 1-2 ② F7		C SI 92 F SL 83 S CH 83 0-3 ① K			C SL 83 F CH 81 B CH 82 F CH 82 X SI 91 1-2 ③ F8			3	0	0	0	0	1	1
15 Gordon Beckham, R (1, 5)		1 SAFE X FF 90 0-0 ③ P4		X SI 92 0-0 ② G6-3				X SI 91 0-0 ① F8		3	0	0	0	0	0	1
17 Chris Getz, L (1, 4) OBP: 0.310, SLG: 0.302			C SI 88 B SI 90 X SL 82 1-1 ① G6-3	X SI 91 0-0 ③ G4-3				B SI 91 B SI 90 C SI 90 F CH 81 B SL 85 B SI 92 4-2 22 G4-6-3 BB		2	0	0	0	1	0	0
Inning Stats	R: 0 E: 0 K: 1 S: 15 H: 1 LOB: 1 BB: 0 P: 20	R: 0 E: 0 K: 0 S: 8 H: 1 LOB: 1 BB: 0 P: 12	R: 0 E: 0 K: 2 S: 8 H: 0 LOB: 0 BB: 0 P: 12	R: 0 E: 0 K: 1 S: 8 H: 1 LOB: 1 BB: 0 P: 10	R: 0 E: 0 K: 1 S: 5 H: 0 LOB: 0 BB: 0 P: 5	R: 0 E: 0 K: 0 S: 6 H: 0 LOB: 1 BB: 1 P: 11	R: 0 E: 0 K: 1 S: 9 H: 0 LOB: 0 BB: 0 P: 12	R: 0 E: 0 K: 0 S: 4 H: 0 LOB: 0 BB: 1 P: 9	R: 0 E: 0 K: 0 S: 6 H: 0 LOB: 0 BB: 0 P: 10	1B: 1 2B: 2 3B: 0 HR: 0 SF: 0 SAC: 0 DP: 1 HBP: 0						

	AB	29
	R	0
	H	3
	RBI	0
	BB	2
	SO	6
	LOB	9

PITCHER	IP	WLS	BF	H	R	ER	SO	BB	IBB	HBP	BLK	WP	HR	S	P	ERA	WHIP
44 Carl Pavano, R (1, 1) ERA: 4.63	9.0	W	31	3	0	0	6	2	0	0	0	0	0	69	101	0.00	0.556

PITCHER	IP	WLS	BF	H	R	ER	SO	BB	IBB	HBP	BLK	WP	HR	S	P	ERA	WHIP

Batter	1	2	3	4	5	6	7	8	9	AB	R	H	RBI	BB	SO	LOB
12 Ben Francisco, R (1, 8) (7, 9) OBP: 0.327, SLG: 0.419	B FF 91 X FF 92 1-0 P6 ①		B FF 91 C FC 85 F FC 86 S CU 81 1-3 K ①			C FC 84 F CU 80 X CU 79 0-2 F9 ①	C FC 84 X CU 79 0-1 11 1B 1-2 1B			4	0	1	0	0	1	0
11 Jamey Carroll, R (1, 5) OBP: 0.424, SLG: 0.380	C FF 91 B FF 92 X FF 91 1-1 F7 ②		B FF 90 C FF 91 F FF 91 B FF 94 F FC 86 X FC 87 2-2 G5-3 ②			C FF 92 C CU 81 B CU 80 X CU 78 1-2 17 FC4-6 41 1B 1B	F FF 91 F FF 91 F FF 92 F FF 93 B SL 82 B SL 81 F FF 90 B SL 80 F FF 91 3-2 X FF 91 1-3 2-H 1B			4	0	2	1	0	0	0
41 Victor Martinez, S (1, 2) OBP: 0.413, SLG: 0.545	C FF 90 F FF 93 C CU 80 0-3 K ③		S FC 87 C CU 80 S FF 92 0-3 K ③			B CH 82 C FC 84 B CH 83 X FF 91 2-1 17 FC4-6 1-2 1B	B FF 95 F FF 97 B FF 96 F FF 97 T FF 97 2-2 K ③			4	0	1	0	0	3	3
17 Shin-Soo Choo, L (1, 7) OBP: 0.407, SLG: 0.455		B FF 90 B FC 86 X FF 91 2-0 P5 ①		C FF 90 B CH 83 C CH 83 B CU 80 S CU 80 2-3 K ①		S FC 86 X FC 85 0-1 FC4-6 2 BB 1-2f 2-3 ②		C FF 96 C FF 96 S FF 97 0-3 K ①		4	0	0	0	0	2	2
2 Jhonny Peralta, R (1, 6) OBP: 0.336, SLG: 0.332		B FF 91 F FC 86 B CU 79 X CH 87 2-1 E6 48 2B 7 1B		F FC 87 B SI 92 B FC 88 S FC 86 B FC 88 S FC 87 3-3 K ②		B SI 90 C FC 86 B SI 93 B SI 91 F FC 86 F FC 88 B FC 88 4-2 1-2 BB		B SL 86 F FF 95 C FF 97 S FF 97 1-3 K ②		3	1	0	0	1	2	0
48 Travis Hafner, L (1, 10) OBP: 0.358, SLG: 0.563		B FF 93 1 SAFE B FF 93 S FC 86 S CH 84 1 SAFE F CH 84 F CU 80 X FF 92 2-2 7 1B 25 1-3 FC6-2 2B		C SI 91 B FF 91 B CU 80 X FC 88 2-1 G4-3 ③		F FC 86 D FC 86 X FC 87 1-1 F9 ③		S FF 97 F FF 97 F SL 85 X FF 97 0-2 P5 ③		4	0	1	0	0	0	3
7 Mark DeRosa, R (1, 9) (7, 3) OBP: 0.332, SLG: 0.442		S FF 92 X FC 85 0-1 25 FC6-2 2-3 3-H 1B			C FC 86 B CU 79 S FC 86 B CU 81 X CU 81 2-2 L4 ①		C FF 90 F SI 90 B CU 79 X FC 85 1-2 G4-3 ①		C FF 94 F FC 90 B CU 82 X FF 92 1-2 26 G5-4-3 1B	4	0	2	1	0	0	0
25 Ryan Garko, R (1, 3) OBP: 0.355, SLG: 0.422 26 Trevor Crowe, S (7, PR) OBP: 0.288, SLG: 0.261 (7, 8)		B CH 85 S FC 86 X FF 91 1-1 FC6-2 ② 1-2 3-H			C FF 92 B CU 80 S FC 87 B CU 82 C CU 82 2-3 K ②		C FC 85 H CU 78 1-1 12 1B 11 1B HBP		C FF 94 C FF 94 X FF 94 0-2 G5-4-3 ①② 1-2f	2 1	0 1	0 0	0 0	0 0	1 0	2 1
1 Luis Valbuena, L (1, 4) OBP: 0.250, SLG: 0.302		B FF 92 X FC 87 1-0 G3-1 ③			L FF 92 B FF 91 F FC 87 S CU 80 1-3 K ③		B SI 90 F FC 85 X FF 92 1-1 F9 ②		B FF 94 C FF 93 C FF 95 C SL 83 1-3 K ③	4	0	0	0	0	2	3
Inning Stats	R: 0 E: 0 K: 1 S: 6 H: 0 LOB: 0 BB: 0 P: 8	R: 1 E: 1 K: 0 S: 13 H: 2 LOB: 2 BB: 0 P: 21	R: 0 E: 0 K: 2 S: 10 H: 0 LOB: 0 BB: 0 P: 13	R: 0 E: 0 K: 2 S: 8 H: 0 LOB: 0 BB: 0 P: 15	R: 0 E: 0 K: 2 S: 9 H: 0 LOB: 0 BB: 0 P: 14	R: 0 E: 0 K: 0 S: 15 H: 2 LOB: 3 BB: 1 P: 23	R: 1 E: 0 K: 1 S: 18 H: 2 LOB: 3 BB: 0 P: 26	R: 0 E: 0 K: 2 S: 10 H: 0 LOB: 0 BB: 0 P: 11	R: 0 E: 0 K: 1 S: 9 H: 1 LOB: 0 BB: 0 P: 11	1B: 6 2B: 1 3B: 0 HR: 0 SF: 0 SAC: 0 DP: 1 HBP: 1						WP: 0 PB: 0 SB: 0 CS: 0 PA: 36

PITCHER		IP	WLS	BF	H	R	ER	SO	BB	IBB	HBP	BLK	WP	HR	S	P	ERA	WHIP
34 Gavin Floyd, R ERA: 5.35	(1, 1)	6.2	W	28	5	2	1	7	1	0	1	0	0	0	69	105	1.35	0.900
26 Octavio Dotel, R ERA: 2.41	(7, 1)	0.0		1	1	0	0	0	0	0	0	0	0	0	7	10	∞	∞
37 Matt Thornton, L ERA: 1.61	(7, 1)	1.1	H	4	0	0	0	3	0	0	0	0	0	0	13	16	0.00	0.000
45 Bobby Jenks, R ERA: 3.15	(9, 1)	1.0	S	3	1	0	0	1	0	0	0	0	0	0	9	11	0.00	1.000

PITCHER	IP	WLS	BF	H	R	ER	SO	BB	IBB	HBP	BLK	WP	HR	S	P	ERA	WHIP

TOP

Cleveland Indians @ Chicago White Sox

U.S. Cellular Field, Chicago, IL

Sat Jun 06 2009, 4:05 PM EDT

Att. 30,307 - Cloudy - 51 F

livebaseballscorecards.com

AB	34
R	2
H	7
RBI	2
BB	1
SO	11
LOB	14

Batter	1	2	3	4	5	6	7	8	9	AB	R	H	RBI	BB	SO	LOB
22 Scott Podsednik, L (1, 7) OBP: 0.338, SLG: 0.379	C FF 88 X FF 88 0-1 10 G4-3 10 S 14 SF9 1B	C F X CU 76 0-2 ① G1-3	B CU 78 B FF 89 C FF 88 F FF 89 X FF 89 2-2 ③ P6			X FF 90 0-0 10 S 2-H 1B			4	1	2	1	0	0	0
10 Alexei Ramirez, R (1, 6) OBP: 0.289, SLG: 0.317	C FF 86 B CH 80 F SI 89 1 SAFE B FF 88 X CH 81 2-2 ① G4-3 1-3	F CH 79 B CH 80 B CH 80 X FF 87 2-1 ② F7				B FF 87 C FF 88 B FF 88 C CH 81 F CU 79 S CH 79 2-3 ① K	S FF 90 X FF 90 0-1 ② G6-3 1-2			4	0	0	0	0	1	2
25 Jim Thome, L (1, 10) OBP: 0.377, SLG: 0.470	B CU 80 D CU 79 B FF 90 B FF 89 4-0 BB	S FF 89 S CU 78 C FF 91 0-3 ③ K				B FF 88 C CU 78 S FF 90 S CU 78 1-3 ② K	C FF 90 F FF 90 S SL 86 0-3 ③ K			3	0	0	0	1	3	1
14 Paul Konerko, R (1, 3) OBP: 0.347, SLG: 0.467	F FF 88 B FF 89 X SI 89 1-1 ② SF9 3-H			X FF 87 0-0 ① G5-3		B FF 88 B FF 88 B FF 89 C CH 79 B FF 89 4-1 7 E 12 1B 5 PB BB		B FF 89 S FF 88 F FF 89 S FF 85 1-3 ① K		2	1	0	1	1	1	0
12 A.J. Pierzynski, L (1, 2) OBP: 0.335, SLG: 0.448	C FF 89 C FF 90 T FF 90 0-2 ③ K			C FF 87 F FF 88 B FF 90 F FF 87 X CU 78 1-2 ② F9		B CU 78 F FF 88 F FF 89 D CU 79 X CU 79 2-2 5 PB 7 E 1-2 1B		F FF 89 B FF 90 X FF 89 1-1 ② P4		4	0	1	0	0	1	1
7 Josh Fields, R (1, 5) OBP: 0.306, SLG: 0.344		B FF 86 C SI 87 X FF 86 1-1 1B		C SI 89 B CH 80 X FF 88 1-1 HR		C FF 89 S FF 89 B FF 92 F FF 90 F FF 90 D CU 80 X CH 81 2-2 E6 5 PB 1-2 2-3		S FF 95 C CU 79 C FF 96 0-3 ③ K		4	1	2	1	0	1	2
5 Jayson Nix, R (1, 9) OBP: 0.284, SLG: 0.424 31 Dewayne Wise, L (8, 9) OBP: 0.211, SLG: 0.167		B SI 87 X SI 87 1-0 ① F8		C FF 90 B CH 82 C CH 80 X FF 89 1-2 ③ P6		C SI 90 B FF 90 B FF 90 X CH 81 2-1 ③ F8 1-2 2-3 3-H				3 0	0 0	0 0	0 0	0 0	0 0	3 0
17 Chris Getz, L (1, 4) OBP: 0.316, SLG: 0.310		1 SAFE C FF 87 F FF 88 B FF 89 C FF 87 1-3 ② K			B CU 76 X CU 78 1-0 32 G5-4-3 1B		B FF 90 C FF 90 F FF 89 X SL 85 1-2 32 SH1-3 22 1B 1B			3	1	2	0	0	1	1
32 Brian Anderson, R (1, 8) OBP: 0.330, SLG: 0.320		B FF 88 B CH 79 X SI 89 2-0 ③ F7			1 SAFE C SI 88 X CH 81 0-1 ① ② G5-4-3 1-2f		X FF 87 0-0 ① SH1-3 1-2			2	0	0	0	0	0	2
Inning Stats	R: 1 H: 1 E: 0 LOB: 1 K: 1 BB: 1 S: 10 P: 17	R: 0 H: 1 E: 0 LOB: 1 K: 1 BB: 0 S: 7 P: 12	R: 0 H: 0 E: 0 LOB: 0 K: 1 BB: 0 S: 8 P: 10	R: 1 H: 1 E: 0 LOB: 0 K: 0 BB: 0 S: 10 P: 13	R: 0 H: 1 E: 0 LOB: 0 K: 0 BB: 0 S: 6 P: 9	R: 1 H: 1 E: 1 LOB: 2 K: 2 BB: 1 S: 18 P: 31	R: 1 H: 2 E: 0 LOB: 1 K: 1 BB: 0 S: 10 P: 11	R: 0 H: 0 E: 0 LOB: 0 K: 2 BB: 0 S: 8 P: 10		1B: 6 SF: 1 2B: 0 SAC: 1 3B: 0 DP: 1 HR: 1 HBP: 0						

BOTTOM

Cleveland Indians @ Chicago White Sox

U.S. Cellular Field, Chicago, IL

Sat Jun 06 2009, 4:05 PM EDT

Att. 30,307 - Cloudy - 51 F

livebaseballscorecards.com

AB	29
R	4
H	7
RBI	3
BB	2
SO	8
LOB	12

WP: 0 PA: 33
PB: 1
SB: 2
CS: 0

PITCHER		IP	WLS	BF	H	R	ER	SO	BB	IBB	HBP	BLK	WP	HR	S	P	ERA	WHIP
45 Jeremy Sowers, L ERA: 5.4	(1, 1)	6.0	L	25	5	3	2	5	2	0	0	0	0	1	59	92	3.00	1.167
53 Rafael Perez, L ERA: 12.56	(7, 1)	1.2		7	2	1	1	2	0	0	0	0	0	0	15	18	5.40	1.200
34 Kerry Wood, R ERA: 5.89	(8, 1)	0.1		1	0	0	0	1	0	0	0	0	0	0	3	3	0.00	0.000

PITCHER	IP	WLS	BF	H	R	ER	SO	BB	IBB	HBP	BLK	WP	HR	S	P	ERA	WHIP

Cleveland Indians @ Chicago White Sox

U.S. Cellular Field, Chicago, IL

Sun Jun 07 2009, 2:05 PM EDT

Att. 25,609 - Overcast - 72 F

TOP

livebaseballscorecards.com

Batter	1	2	3	4	5	6	7	8	9	AB	R	H	RBI	BB	SO	LOB
12 Ben Francisco, R (1, 9) OBP: 0.328, SLG: 0.415	C FF 88 B FF 87 B FF 89 B SI 86 S SI 86 B SI 88 4-2 11 E 11 G6-3 BB	C SL 82 B SL 82 B SI 88 S SI 88 B SI 88 F SI 87 C SI 89 3-3 K ③		B SI 85 1 SAFE 1 SAFE B SI 86 C CH 84 X SI 86 2-1 F7 ③		C SI 90 X FC 88 0-1 11 1B 3-H 1B		C SI 87 S SL 83 B FF 90 B SL 83 B FF 88 F SL 85 X FF 88 3-2 F7 ①		4	1	1	1	1	1	1
11 Jamey Carroll, R (1, 4) OBP: 0.438, SLG: 0.436	1 SAFE B FF 90 B SI 88 B SI 89 C FF 88 X SI 88 3-1 G6-3 ① 1-H		C SI 86 X SI 86 0-1 41 G3 2B		C SI 86 C SI 87 B SL 80 X SI 88 1-2 G4-3 ①	B FF 88 B SI 90 F SI 90 X FC 88 2-1 17 BB 1-3 2-H 1B		B SI 87 X SI 89 1-0 17 WP 2B		5	0	3	2	0	0	0
41 Victor Martinez, S (1, 10) OBP: 0.412, SLG: 0.555	C FF 89 X CH 82 0-1 1B		F FF 89 X FF 90 0-1 G3 ① 2-3		B CH 81 B CH 81 C CH 81 X FF 90 2-1 HR	B SI 91 C FC 88 S FF 89 S FC 89 1-3 K ②		B CH 80 C FF 89 F FF 90 X SL 86 1-2 G6-3 ②		5	1	2	1	0	1	4
17 Shin-Soo Choo, L (1, 7) OBP: 0.410, SLG: 0.468	B FF 87 F SI 87 B SI 88 F SI 88 B FF 86 S FF 91 3-3 K ②		B FF 91 B FF 89 X FF 89 2-0 P5 ②		B FF 90 B FF 88 X SI 88 2-0 HR	B FF 88 F FF 89 S FC 89 B FC 90 F FC 89 B FC 90 F FC 89 B FC 89 4-2 1-2 BB		C SL 83 B FF 91 B FF 91 B SL 84 B FF 90 4-1 7 BB 2-3		3	1	1	1	2	1	2
7 Mark DeRosa, R (1, 5) OBP: 0.329, SLG: 0.434	C SI 89 X FF 90 0-1 P3 ③		F FF 90 B SI 90 F FF 91 B SI 89 X FF 89 2-2 G5-3 ③		C SI 89 X SI 89 1-1 F9 ②	B FC 89 C SI 91 F SI 90 X CU 72 1-2 F8 ③		B FF 90 S CH 81 B FF 90 F FF 88 B SL 84 B CH 80 4-2 1-2 BB		4	0	0	0	1	0	5
10 Kelly Shoppach, R (1, 2) OBP: 0.326, SLG: 0.367		C FF 86 B SL 79 C FF 88 B SI 89 X SI 87 2-2 F9 ①		X FF 87 0-0 8 G4-3 1 SF8 2B	F SL 81 C CH 81 S FF 90 0-3 K ③		F SI 89 C SL 76 B CU 77 F SL 78 F FC 90 B CH 88 S CU 72 2-3 K ①	B FF 90 F FF 88 F FF 89 B SL 84 X FF 90 2-2 F9 ③		5	1	1	0	0	2	3
8 Chris Gimenez, R (1, 3) OBP: 0.444, SLG: 1.125		B SL 79 C SI 87 B SI 87 F SI 88 X FF 90 2-2 HR		C SI 88 X SI 88 0-1 G4-3 ① 2-3		B FA 88 B CH 79 B CH 79 B FA 87 4-0 26 SH1-4 1 BB 12 1B BB	B FF 90 S FC 89 B FC 89 B SI 92 X SI 91 3-1 G5-3 ②		B FF 91 C FF 92 F FF 92 B FF 94 X SL 81 2-2 F9 ①	4	2	1	1	1	0	1
1 Luis Valbuena, L (1, 6) OBP: 0.274, SLG: 0.354		B FF 89 C FF 88 C SI 87 X SI 88 1-2 HR		F SI 89 B FF 92 X FF 91 1-1 SF8 ② 3-H		B FA 90 1 SAFE B FA 88 B FA 89 C FA 90 B FA 89 4-1 26 SH1-4 11 1B 1-2 BB	B CH 85 B SI 92 B FF 89 B FC 88 4-0 BB		F FF 94 F FF 93 S FF 95 0-3 K ②	2	2	1	2	2	1	0
26 Trevor Crowe, S (1, 8) OBP: 0.286, SLG: 0.260		B FF 89 F FF 88 B CH 81 F FF 91 X SI 89 2-2 G4-3 ②		F SI 89 X SL 80 0-1 1B		X SI 90 0-0 SH1-4 ① 1-2 2-3	C FC 88 F FC 89 F FF 92 C SL 78 0-3 K ③		C SL 81 S SL 83 B FF 93 C CU 78 1-3 K ③	4	0	1	0	0	2	1
Inning Stats	R: 1 E: 1 K: 1 S: 11 H: 1 LOB: 1 BB: 1 P: 21	R: 2 E: 0 K: 1 S: 16 H: 2 LOB: 0 BB: 0 P: 26	R: 0 E: 0 K: 0 S: 8 H: 1 LOB: 1 BB: 0 P: 12	R: 1 E: 0 K: 0 S: 9 H: 2 LOB: 1 BB: 0 P: 12	R: 2 E: 0 K: 1 S: 11 H: 2 LOB: 0 BB: 0 P: 17	R: 2 E: 0 K: 1 S: 16 H: 2 LOB: 3 BB: 3 P: 32	R: 0 E: 0 K: 2 S: 11 H: 0 LOB: 1 BB: 1 P: 20	R: 0 E: 0 K: 0 S: 14 H: 1 LOB: 3 BB: 2 P: 29	R: 0 E: 0 K: 2 S: 9 H: 0 LOB: 0 BB: 0 P: 12	1B: 4 2B: 3 3B: 0 HR: 4 SF: 1 SAC: 1 DP: 0 HBP: 0						

	AB	36
	R	8
	H	11
	RBI	8
	BB	7
	SO	8
	LOB	17

WP: 1 PA: 45
PB: 0
SB: 0
CS: 0

PITCHER		IP	WLS	BF	H	R	ER	SO	BB	IBB	HBP	BLK	WP	HR	S	P	ERA	WHIP
40 Bartolo Colon, R ERA: 4.23	(1, 1)	5.0	L	24	8	6	5	3	1	0	0	0	0	4	55	88	9.00	1.800
47 Wes Whisler, L ERA: 13.5	(6, 1)	0.0		2	0	2	2	0	2	0	0	0	0	0	1	9	∞	∞
D.J. Carrasco, R ERA: 2.13	(6, 1)	2.0		10	2	0	0	3	2	0	0	0	0	0	26	43	0.00	2.000
39 Jimmy Gobble, L ERA: 7.0	(8, 1)	1.0		6	1	0	0	0	2	0	0	0	1	0	14	29	0.00	3.000
26 Octavio Dotel, R ERA: 2.29	(9, 1)	1.0		3	0	0	0	2	0	0	0	0	0	0	9	12	0.00	0.000

PITCHER		IP	WLS	BF	H	R	ER	SO	BB	IBB	HBP	BLK	WP	HR	S	P	ERA	WHIP

Batter	1	2	3	4	5	6	7	8	9	AB	R	H	RBI	BB	SO	LOB
22 Scott Podsednik, L (1, 7) OBP: 0.348, SLG: 0.378	F FF 88 X FF 89 0-1 23 G6-4-3 10 1B 1B		C FF 90 C CU 76 X SL 82 0-2 ② G1-3		C FF 90 B FF 90 C CH 82 B SL 82 F FF 91 B FF 91 F FF 90 B FF 90 4-2 10 HR 1-2 BB		B FF 92 C SI 92 B CH 84 B SL 83 B SI 91 4-1 BB		C FF 95 C SL 89 B CU 80 F FF 97 F FF 96 B CU 78 S SL 88 2-3 ① K	3	1	1	0	2	1	0
10 Alexei Ramirez, R (1, 6) OBP: 0.292, SLG: 0.335	B FF 89 B CH 80 B FF 88 C FF 89 X FF 89 3-1 23 G6-4-3 1-2 1B		B CH 83 F CH 83 B FF 92 C FF 92 B CU 77 F FF 92 X FF 92 3-2 ③ G5-3		F FF 90 D CH 82 X FF 90 1-1 1-H 2-H HR		X FF 91 0-0 ③ P5		C CU 77 B FF 96 C CU 78 F SL 91 B FF 96 C FF 96 2-3 ② K	5	1	2	3	0	1	1
23 Jermaine Dye, R (1, 9) OBP: 0.338, SLG: 0.541	X CH 80 0-0 ① ② G6-4-3 1-2f 2-3			C FF 88 F CH 82 F SL 81 B FF 92 F FF 91 S SL 82 1-3 ① K	B CH 82 B CH 83 B FF 90 C FF 89 X FF 89 3-1 ③ G6-3			B SI 92 B SL 84 C SL 83 B SL 84 B SL 84 4-1 7 BB 14 1B 27 BB BB	B SL 87 B FF 96 B FF 94 B FF 94 4-0 14 FC6-4 BB	3	1	0	0	2	1	2
14 Paul Konerko, R (1, 3) OBP: 0.348, SLG: 0.470	B FF 89 F CH 82 B FF 90 F FF 89 X CU 77 2-2 ③ F8			C CH 82 F FF 91 X CH 84 0-2 2B	C FF 90 B SL 82 B SI 92 X FF 91 2-1 ① F8			B B SL 84 C SL 84 F FF 92 X SL 83 2-2 27 BB 7 BB 1-2 1B	C SL 90 C CU 78 X FF 96 0-2 ③ FC6-4 1-2f	5	0	2	0	0	0	2
7 Josh Fields, R (1, 10) OBP: 0.310, SLG: 0.341		C FF 90 F CU 74 B FF 90 F FF 91 B SL 81 B FF 90 B FF 91 4-2 27 S BB		B CH 81 C FF 91 B CH 83 F FF 90 F FF 91 X FF 91 2-2 ② G6-3	B SI 90 F SL 91 S SL 83 B SI 92 F SL 83 B SL 83 X FF 92 3-2 ② F7			B FF 91 B SL 83 C FF 92 B FF 91 S FF 92 F FF 92 B SI 92 4-2 27 BB 1-2 2-3 BB		2	0	0	0	2	0	1
27 Ramon Castro, R (1, 2) OBP: 0.309, SLG: 0.400		C CH 83 B CU 76 B CH 81 F FF 90 X FF 90 2-2 ① G6-3 1-2		B CU 77 B FF 90 C FF 90 X FF 91 2-1 ③ F7	X FF 92 0-0 E5			B FF 84 B FF 89 B FF 89 B FF 90 4-0 1-2 2-3 3-H BB		3	0	0	1	1	0	2
32 Brian Anderson, R (1, 8) OBP: 0.328, SLG: 0.311		B CH 81 C FF 90 B FF 90 F FF 90 X CH 82 2-2 ② G6-3			B FF 89 B FF 89 B FF 90 C FF 88 F FF 88 B FF 90 4-2 22 BB 10 HR BB	B FF 92 F FF 92 B CH 84 B FF 92 X FF 91 3-1 ③ F7		C FF 90 B FF 86 T FF 91 S FF 85 1-3 ① K		3	1	0	0	1	1	5
17 Chris Getz, L (1, 4) OBP: 0.311, SLG: 0.303 5 Jayson Nix, R (8, PH) OBP: 0.279, SLG: 0.417 (9, 4)		C FF 90 S FF 91 B SL 83 S SL 80 1-3 ③ K			C FF 90 B SL 80 B FF 90 X FF 90 2-1 ① P6		C SI 90 X SI 92 0-1 ① G6-3	C FF 86 F FF 91 D FF 86 S FF 85 1-3 ② K		3 1	0 0	0 0	0 0	0 0	1 1	2 3
15 Gordon Beckham, R (1, 5)			C FF 89 X CH 83 0-1 ① F8		C CH 82 B CH 81 B FF 90 F CH 82 S FF 90 2-3 ② K		C SL 81 X SI 91 0-1 ② G5-3	X SL 85 0-0 ③ F8		4	0	0	0	0	1	4
Inning Stats	R: 0 E: 0 K: 0 S: 8 H: 2 LOB: 1 BB: 0 P: 13	R: 0 E: 0 K: 1 S: 12 H: 0 LOB: 1 BB: 1 P: 21	R: 0 E: 0 K: 0 S: 9 H: 0 LOB: 0 BB: 0 P: 12	R: 0 E: 0 K: 1 S: 14 H: 1 LOB: 1 BB: 0 P: 19	R: 3 E: 0 K: 1 S: 15 H: 1 LOB: 0 BB: 2 P: 31	R: 0 E: 1 K: 0 S: 9 H: 0 LOB: 1 BB: 0 P: 17	R: 0 E: 0 K: 0 S: 6 H: 0 LOB: 1 BB: 1 P: 10	R: 1 E: 0 K: 2 S: 14 H: 1 LOB: 3 BB: 3 P: 30	R: 0 E: 0 K: 2 S: 12 H: 0 LOB: 1 BB: 1 P: 20	1B: 3 2B: 1 3B: 0 HR: 1 SF: 0 SAC: 0 DP: 1 HBP: 0						

PITCHER		IP	WLS	BF	H	R	ER	SO	BB	IBB	HBP	BLK	WP	HR	S	P	ERA	WHIP
28 David Huff, L ERA: 8.71	(1, 1)	5.0	W	21	4	3	3	3	3	0	0	0	0	1	58	96	5.40	1.400
36 Greg Aquino, R ERA: 3.27	(6, 1)	2.0		8	0	0	0	0	1	0	0	0	0	0	15	27	0.00	0.500
47 Luis Vizcaino, R ERA: 2.31	(8, 1)	0.0		3	1	1	1	0	2	0	0	0	0	0	7	17	∞	∞
53 Rafael Perez, L ERA: 11.74	(8, 1)	1.0	H	4	0	0	0	2	1	0	0	0	0	0	7	13	0.00	1.000
34 Kerry Wood, R ERA: 5.59	(9, 1)	1.0		4	0	0	0	2	1	0	0	0	0	0	12	20	0.00	1.000

PITCHER	IP	WLS	BF	H	R	ER	SO	BB	IBB	HBP	BLK	WP	HR	S	P	ERA	WHIP

BOTTOM

Cleveland Indians @ Chicago White Sox

U.S. Cellular Field, Chicago, IL

Sun Jun 07 2009, 2:05 PM EDT

Att. 25,609 - Overcast - 72 F

livebaseballscorecards.com

AB	32
R	4
H	5
RBI	4
BB	8
SO	7
LOB	22

Detroit Tigers @ Chicago White Sox

U.S. Cellular Field, Chicago, IL

Mon Jun 08 2009, 2:05 PM EDT

Att. 24,408 - Cloudy - 79 F

TOP

livebaseballscorecards.com

Batter	1	2	3	4	5	6	7	8	9	AB	R	H	RBI	BB	SO	LOB
28 Curtis Granderson, L (1, 8) OBP: 0.339, SLG: 0.476	C FF 90 F FF 90 S FF 94 0-3 ① K	X FF 91 0-0 ③ G4-3			C FF 90 C FF 91 S FF 93 0-3 ① K	C FC 89 2 SAFE S FF 90 X FF 90 0-2 14 CI 2-H 1B		X FF 91 0-0 ② F8		5	0	1	1	0	2	1
14 Placido Polanco, R (1, 4) OBP: 0.301, SLG: 0.348	C FF 91 B FF 92 X FF 92 1-1 30 1B 1B		C FF 91 F SL 81 B FF 93 B CH 86 X CH 83 2-2 E6 24 S 30 BLK		X FF 91 0-0 ② G4-3	C SI 91 1 SAFE B SI 90 F CH 80 1-2 CI 24 FC6-4 1-2		B FC 88 B FC 88 X FC 89 2-0 ③ F8		4	0	1	0	0	0	0
30 Magglio Ordonez, R (1, 9) OBP: 0.362, SLG: 0.356	B FF 91 B FF 91 S SI 88 X CH 82 2-1 24 G4-6-3 1-2 1B		B FF 92 D CH 83 X FF 92 2-0 ① F9 1-2		C FF 90 B FF 93 B CH 85 X CH 81 2-1 33 BB 24 BB 15 BB 1B	D SL 82 C FF 89 F SI 91 C SL 80 1-3 ② K			C FF 94 F FF 94 B SL 81 X FF 96 1-2 ① G6-3	5	1	2	0	0	1	3
24 Miguel Cabrera, R (1, 3) OBP: 0.416, SLG: 0.553 13 Josh Anderson, L (9, PR) (9, 7) OBP: 0.307, SLG: 0.352	B FF 92 D CH 82 C CH 81 C FF 91 F FF 92 F CH 86 X CH 85 2-2 ② ③ G4-6-3 1-2f		C FF 92 B FF 92 B FF 92 S FF 90 F FF 93 C FF 93 2-3 ② K		B CU 78 B FF 93 B CH 80 C FF 91 B CH 81 4-1 15 BB 33 BB 1-2 BB	X SI 93 0-0 ③ FC6-4 1-2f			B SL 82 F SI 95 F FF 96 F SL 81 X FF 96 1-2 E5 33 1B 15 1B	4	0	0	0	1	1	5
										0	1	0	0	0	0	0
33 Marcus Thames, R (1, 10) OBP: 0.333, SLG: 0.385		B FF 89 B FF 89 F FF 90 F FF 91 F FF 92 X CH 85 2-2 ① F9	C FF 91 B FF 92 F FF 94 B FF 93 F FF 92 B CH 86 B FF 93 4-2 BB		B FF 91 B CH 82 F FF 91 B FF 92 B CH 79 4-1 15 BB 1-2 2-3 BB		C SL 79 B SI 91 S FC 89 B FC 90 S CU 72 2-3 ① K		1 SAFE X FF 96 0-0 15 1B 1-2 1B	3	0	1	0	2	1	0
15 Brandon Inge, R (1, 5) OBP: 0.372, SLG: 0.513		X FF 89 0-0 25 WP 4 1B 2B	B CH 81 B CH 82 B FF 91 X FF 90 3-0 ③ P4		C FF 90 B CH 83 B FF 92 B FF 91 B FF 91 4-1 1-2 2-3 3-H BB		C FF 89 C SL 81 B SI 88 C CU 74 1-3 ② K		F SI 95 B FF 95 F FF 95 X FF 96 1-2 1-2 2-H 1B	4	1	2	2	1	1	2
25 Ryan Raburn, R (1, 7) OBP: 0.333, SLG: 0.464 (9, 3)		C FF 90 C FF 90 F FF 92 B FF 93 F FF 92 B CH 86 B SL 84 B CH 83 4-2 4 1B 57 SF8 2-3 BB		B CU 73 F FF 90 F CH 84 S SL 84 1-3 ① K	B FC 87 B FC 87 B FC 88 C FC 87 X SI 89 3-1 ③ G5-3		X FF 90 0-0 2B		X FF 96 0-0 ② F7	4	1	1	0	1	1	5
4 Adam Everett, R (1, 6) OBP: 0.316, SLG: 0.349		1 SAFE C FF 91 C FF 92 F FF 93 X SL 83 0-2 1-3 3-H 1B		C FF 90 S CU 80 B FF 94 F CH 85 F CH 84 X CH 85 1-2 ② G1-3		F FF 88 S SL 80 B SL 80 X SL 80 1-2 57 SH1-4 28 1B 1B	C SI 92 T SI 91 B CU 74 F SI 93 S CU 70 1-3 ③ K		B SL 82 X FF 94 1-0 ③ G4-3	5	1	2	1	0	1	3
57 Dane Sardinha, R (1, 2) OBP: 0.100, SLG: 0.143		B FF 91 B FF 89 X FF 89 2-0 ② SF8 3-H		B FF 92 X FF 90 1-0 ③ F9		X FC 89 0-0 ① SH1-4 1-2		C FC 87 S SL 79 S CU 70 0-3 ① K		2	0	0	1	0	1	0
AB										**36**						
R										**5**						
H										**10**						
RBI										**5**						
BB										**5**						
SO										**9**						
LOB										**19**						

Inning Stats	1	2	3	4	5	6	7	8	9							
	R: 0 E: 0 K: 1 S: 12	H: 2 LOB: 1 BB: 0 P: 17	R: 2 E: 0 K: 0 S: 15	H: 2 LOB: 1 BB: 1 P: 23	R: 0 E: 1 K: 1 S: 12	H: 0 LOB: 2 BB: 1 P: 25	R: 0 E: 0 K: 1 S: 9	H: 0 LOB: 0 BB: 0 P: 12	R: 1 E: 0 K: 1 S: 11	H: 1 LOB: 3 BB: 3 P: 28	R: 1 E: 1 K: 1 S: 13	H: 2 LOB: 2 BB: 0 P: 16	R: 0 E: 0 K: 3 S: 11	H: 1 LOB: 1 BB: 0 P: 15	R: 0 E: 0 K: 1 S: 5	H: 0 LOB: 0 BB: 0 P: 7	R: 1 E: 1 K: 0 S: 13	H: 2 LOB: 2 BB: 0 P: 17	1B: 8 2B: 2 3B: 0 HR: 0	SF: 1 SAC: 1 DP: 1 HBP: 0	WP: 1 PB: 0 SB: 1 CS: 0	PA: 44

PITCHER		IP	WLS	BF	H	R	ER	SO	BB	IBB	HBP	BLK	WP	HR	S	P	ERA	WHIP
54 Clayton Richard, L ERA: 4.14	(1, 1)	4.2		24	5	3	3	4	5	0	0	1	1	0	57	100	5.79	2.143
D.J. Carrasco, R ERA: 2.18	(5, 1)	3.1		14	3	1	1	5	0	0	0	0	0	0	31	43	2.70	0.900
71 Scott Linebrink, R ERA: 1.74	(9, 1)	1.0	L	6	2	1	0	0	0	0	0	0	0	0	13	17	0.00	2.000

PITCHER	IP	WLS	BF	H	R	ER	SO	BB	IBB	HBP	BLK	WP	HR	S	P	ERA	WHIP

BOTTOM

Detroit Tigers @ Chicago White Sox

U.S. Cellular Field, Chicago, IL

Mon Jun 08 2009, 2:05 PM EDT

Att. 24,408 - Cloudy - 79 F

livebaseballscorecards.com

Batter	1	2	3	4	5	6	7	8	9	AB	R	H	RBI	BB	SO	LOB
22 Scott Podsednik, L (1, 7) OBP: 0.357, SLG: 0.382	C SI 89 B SI 92 B SI 91 X SI 91 2-1 25 BB 10 G5-3 14 SF8 1B		B SI 89 B SI 90 C SI 88 X SI 90 2-1 10 G5-4-3 1B		X SI 89 0-0 ① F8		B SL 83 B SI 89 B SI 88 C SI 87 C SI 90 F SI 90 B SL 84 4-2 25 WP BB		C SI 93 B FF 96 C CH 83 B FF 97 X CH 84 2-2 ① G4-3	4	1	2	0	1	0	0
10 Alexei Ramirez, R (1, 6) OBP: 0.294, SLG: 0.337	C SI 93 F SL 85 B SI 93 B SI 93 F SL 86 F SL 86 B SI 93 F SI 93 X SI 92 3-2 ① G5-3 1-2		1 SAFE B SI 90 S SL 84 1 SAFE X SI 91 1-1 ①② G5-4-3 1-2f		C SI 91 B SL 84 C SL 84 B SL 86 B SL 86 F SI 91 F SI 93 X SI 93 3-2 23 HR 1B		B SI 88 L SL 85 M SI 88 X SI 91 1-2 ① F7		C CH 84 X SI 97 0-1 23 G5-4-3 1B	5	1	2	0	0	0	3
23 Jermaine Dye, R (1, 9) OBP: 0.344, SLG: 0.556	B SI 93 C SL 87 F SI 94 B SI 93 B SL 84 F SL 88 B SI 92 4-2 14 SF8 25 BB BB		B SL 87 B SL 88 X SI 91 2-0 25 1B 1B		C SI 91 C X SL 85 0-2 1-H HR		B SL 85 C SI 91 B SI 91 F SI 91 F SI 86 X SI 91 2-2 ② F9		X FF 96 0-0 ②③ G5-4-3 1-2f	4	1	2	2	1	0	2
25 Jim Thome, L (1, 10) OBP: 0.380, SLG: 0.467	B SI 86 D SI 91 S F SI 92 B SI 91 F SI 91 D SL 85 4-2 1-2 2-3 BB		C SI 91 D SI 84 X SI 85 1-1 1-3 1B		X SI 93 0-0 ② G6-3		B SI 90 B SI 91 S SI 90 F SI 92 B SI 92 S SI 92 3-3 ③ K 1-2			3	0	1	0	1	1	1
14 Paul Konerko, R (1, 3) OBP: 0.351, SLG: 0.485	B SI 92 B SI 92 X SI 92 2-0 ② SF8 2-3 3-H		B SL 86 C SL 86 F SL 86 S SL 84 1-3 ③ K		C SI 93 B SL 86 B SL 85 B SI 93 B SI 92 4-1 BB			B FF 99 B FF 98 X FF 99 2-0 HR		2	1	1	2	1	1	2
12 A.J. Pierzynski, L (1, 2) OBP: 0.333, SLG: 0.440	D SI 85 B SI 85 X SI 92 2-0 ③ G4-3			X SI 90 0-0 ① L9	B SI 92 X SI 91 1-0 ③ G3			B FF 86 B FF 100 B FF 100 B FF 100 4-0 17 FC1-6 BB		3	0	0	0	1	0	3
17 Chris Getz, L (1, 4) OBP: 0.309, SLG: 0.315		B SI 89 C SI 88 B SI 90 X SI 90 2-1 ① G6-3		C SI 88 L CH 85 B SI 91 B SL 86 X SL 85 2-2 3B	B SI 89 C SI 87 F CH 84 X CH 84 1-2 ① G1-3			B FF 98 X FF 98 1-0 ① FC1-6 31 S 1-2f		4	0	1	0	0	0	1
7 Josh Fields, R (1, 5) OBP: 0.304, SLG: 0.333		X SL 86 0-0 ② F8		B SI 91 X SI 92 1-0 ② G5-3	C SI 91 B SL 85 S SL 85 S SL 84 1-3 ② K			C FF 99 C FF 100 B FF 100 S FF 101 1-3 ② K		4	0	0	0	0	2	2
31 Dewayne Wise, L (1, 8) OBP: 0.190, SLG: 0.150		B SI 90 C SI 91 X SI 92 1-1 ③ F7		C SI 85 F SL 85 B SI 91 X SL 85 1-2 ③ F7	C SI 86 S SI 92 C SI 93 0-3 ③ K			T FF 100 B FF 99 T FF 100 B FF 101 X FF 100 2-2 ③ F8 1-2		4	0	0	0	0	1	2
Inning Stats	R: 1 H: 1 E: 0 LOB: 2 K: 0 BB: 2 S: 16 P: 33	R: 0 H: 0 E: 0 LOB: 0 K: 0 BB: 0 S: 5 P: 8	R: 0 H: 3 E: 0 LOB: 2 K: 1 BB: 0 S: 10 P: 17	R: 0 H: 1 E: 0 LOB: 1 K: 0 BB: 0 S: 8 P: 12	R: 2 H: 2 E: 0 LOB: 1 K: 0 BB: 1 S: 12 P: 20	R: 0 H: 0 E: 0 LOB: 0 K: 2 BB: 0 S: 9 P: 11	R: 0 H: 0 E: 0 LOB: 1 K: 1 BB: 1 S: 13 P: 23	R: 1 H: 1 E: 0 LOB: 1 K: 1 BB: 1 S: 8 P: 18	R: 0 H: 1 E: 0 LOB: 0 K: 0 BB: 0 S: 6 P: 8	1B: 6 SF: 1 2B: 0 SAC: 0 3B: 1 DP: 2 HR: 2 HBP: 0						

	AB	33
	R	4
	H	9
	RBI	4
	BB	5
	SO	5
	LOB	16

PITCHER		IP	WLS	BF	H	R	ER	SO	BB	IBB	HBP	BLK	WP	HR	S	P	ERA	WHIP
58 Armando Galarraga, R ERA: 5.19	(1, 1)	6.2		30	7	3	3	3	4	0	0	0	0	1	70	118	4.05	1.650
44 Bobby Seay, L ERA: 4.96	(7, 1)	0.1	H	1	0	0	0	1	0	0	0	0	1	0	3	6	0.00	0.000
54 Joel Zumaya, R ERA: 3.2	(8, 1)	1.0	W	5	1	1	1	1	1	0	0	0	0	1	8	18	9.00	2.000
56 Fernando Rodney, R ERA: 3.6	(9, 1)	1.0	S	3	1	0	0	0	0	0	0	0	0	0	6	8	0.00	1.000

PITCHER	IP	WLS	BF	H	R	ER	SO	BB	IBB	HBP	BLK	WP	HR	S	P	ERA	WHIP

Batter	1	2	3	4	5	6	7	8	9	AB	R	H	RBI	BB	SO	LOB
13 Josh Anderson, L (1, 7) OBP: 0.299, SLG: 0.342 33 Marcus Thames, R (9, PH) OBP: 0.355, SLG: 0.519	B FF 91 B FF 91 B FF 91 C FF 92 X FF 91 3-1 ① G3		B SL 83 X FF 92 1-0 ③ G4-3			C FS 80 F FS 77 B FS 77 X FS 77 1-2 ② P6			S FF 96 F FF 97 B FF 96 B FF 97 X FF 97 2-2 HR	3 1	0 1	0 1	0 1	0 0	0 0	0 0
14 Placido Polanco, R (1, 4) OBP: 0.296, SLG: 0.341	C FF 94 X SL 87 0-1 ② P6			C SL 83 B FS 78 B SI 91 C SI 92 B SL 87 X SI 93 3-2 ① G6-3		L SI 92 C SI 92 B FS 77 F SI 92 X SI 92 1-2 ③ G4-3			B FF 97 X FF 97 1-0 ② P6	4	0	0	0	0	0	0
34 Clete Thomas, L (1, 9) OBP: 0.328, SLG: 0.431	C FF 93 B FS 78 C FS 78 B FF 93 X FF 93 2-2 ② 2B			B SL 82 F SI 91 B FF 91 B SI 91 F SI 91 S FF 92 3-3 ② K			C FS 80 B FS 76 B FF 91 F SI 89 X FF 91 2-2 ① F7		S FF 97 C FF 97 B FF 98 X FF 98 1-2 ③ F7	4	0	1	0	0	1	0
24 Miguel Cabrera, R (1, 10) OBP: 0.411, SLG: 0.545	B SI 94 F SL 87 F SI 93 F SI 95 B FS 79 B FS 80 X SI 94 3-2 ③ G6-3			B SL 86 C SL 86 X SI 93 1-1 ③ G5-3			B SL 84 F SL 83 X SI 92 1-1 ② G6-3			3	0	0	0	0	0	1
28 Curtis Granderson, L (1, 8) OBP: 0.335, SLG: 0.469		B SI 90 F FF 90 B SL 82 F SI 92 X FS 77 2-2 ① F8			C SI 90 B FS 77 B FF 90 X SI 91 2-1 ① F9		C SL 82 X FF 92 0-1 ③ F9			3	0	0	0	0	0	0
15 Brandon Inge, R (1, 5) OBP: 0.372, SLG: 0.508		F SL 85 S FS 80 B FS 80 B FS 79 F SI 94 X SI 94 2-2 ② G4-3			C SL 84 B FS 77 C FS 79 B FF 92 F SI 94 B FS 78 B SL 87 4-2 25 FC4-6 BB			B SL 83 F SL 83 F SI 83 F SI 92 B FS 76 B SL 87 F SI 92 S SI 91 3-3 ① K		2	0	0	0	1	1	0
25 Ryan Raburn, R (1, 3) OBP: 0.318, SLG: 0.441		B SL 88 C SL 87 B FS 80 X SI 93 2-1 ③ G6-3			B SI 92 B SI 91 X SI 92 2-0 ② FC4-6 1-2f			B SL 84 F SL 84 F SI 91 B SI 92 B SI 91 X SI 91 3-2 ② F7		3	0	0	0	0	0	1
12 Gerald Laird, R (1, 2) OBP: 0.335, SLG: 0.326			X SI 91 0-0 ① F9		B SL 85 B SL 85 X SI 92 2-0 ③ F7			B SI 90 C SL 84 F FS 76 B SI 93 X SI 92 2-2 ③ F8		3	0	0	0	0	0	1
39 Ramon Santiago, S (1, 6) OBP: 0.320, SLG: 0.451			C FF 91 C FS 78 F FS 78 X FF 92 0-2 ② G1-3			F B SI 89 F FS 75 T FS 76 1-2 ① K			C FF 96 X FF 96 0-1 ① P5	3	0	0	0	0	1	0
Inning Stats	R: 0 E: 0 K: 0 S: 11 H: 1 LOB: 1 BB: 0 P: 19	R: 0 E: 0 K: 0 S: 9 H: 0 LOB: 0 BB: 0 P: 15	R: 0 E: 0 K: 0 S: 6 H: 0 LOB: 0 BB: 0 P: 7	R: 0 E: 0 K: 1 S: 8 H: 0 LOB: 0 BB: 0 P: 15	R: 0 E: 0 K: 0 S: 7 H: 0 LOB: 1 BB: 1 P: 17	R: 0 E: 0 K: 1 S: 10 H: 0 LOB: 0 BB: 0 P: 13	R: 0 E: 0 K: 0 S: 7 H: 0 LOB: 0 BB: 0 P: 10	R: 0 E: 0 K: 1 S: 11 H: 0 LOB: 0 BB: 0 P: 19	R: 1 E: 0 K: 0 S: 9 H: 1 LOB: 0 BB: 0 P: 13	1B: 0 2B: 1 3B: 0 HR: 1	SF: 0 SAC: 0 DP: 0 HBP: 0		WP: 0 PB: 0 SB: 0 CS: 0	PA: 30		

TOP

Detroit Tigers @ Chicago White Sox

U.S. Cellular Field, Chicago, IL

Mon Jun 08 2009, 8:11 PM EDT

Att. 30,809 - Partly Cloudy - 76 F

livebaseballscorecards.com

AB	29
R	1
H	2
RBI	1
BB	1
SO	3
LOB	3

PITCHER		IP	WLS	BF	H	R	ER	SO	BB	IBB	HBP	BLK	WP	HR	S	P	ERA	WHIP
52 Jose Contreras, R ERA: 6.45	(1, 1)	8.0	W	26	1	0	0	3	1	0	0	0	0	0	69	115	0.00	0.250
37 Matt Thornton, L ERA: 1.93	(9, 1)	1.0		4	1	1	1	0	0	0	0	0	0	1	9	13	9.00	1.000

PITCHER	IP	WLS	BF	H	R	ER	SO	BB	IBB	HBP	BLK	WP	HR	S	P	ERA	WHIP

Detroit Tigers @ Chicago White Sox

U.S. Cellular Field, Chicago, IL

Mon Jun 08 2009, 8:11 PM EDT

Att. 30,809 - Partly Cloudy - 76 F

BOTTOM

livebaseballscorecards.com

Batter	1	2	3	4	5	6	7	8	9	AB	R	H	RBI	BB	SO	LOB
22 Scott Podsednik, L (1, 7) OBP: 0.354, SLG: 0.400	C FF 90 F FF 90 F FF 90 B FF 91 F FF 90 F CH 85 X FF 92 1-2 F8 ①	C FF 91 B CH 83 B CH 83 X FF 90 2-1 HR	B SI 89 C SI 87 B CH 82 X SI 89 2-1 G4-6-3 ②③ 1-2f	C SI 92 B SI 92 B SL 89 B SI 94 C SI 93 S SI 92 3-3 K ③						4	1	1	1	0	1	1
10 Alexei Ramirez, R (1, 6) OBP: 0.303, SLG: 0.360	F FF 90 B FF 90 X FF 91 1-1 HR	B SL 80 F SL 79 F FF 90 F SL 82 F FF 91 B SL 82 F SL 80 F FF 91 X FF 90 2-2 G6-3 ③			B SL 77 B SL 77 X FF 87 2-0 25 23 1B 1B		B SI 85 F FC 87 F SL 76 X SI 89 1-2 1B			4	2	3	1	0	0	0
23 Jermaine Dye, R (1, 9) OBP: 0.352, SLG: 0.565 31 Dewayne Wise, L (8, 9) OBP: 0.190, SLG: 0.150	C FF 90 S SL 82 X SL 82 0-2 14 F8 2B	C FF 88 B SI 87 F SI 87 X FF 88 1-2 25 HR 1B			C FF 87 X SL 78 0-1 25 1B 14 1B 1-2 1B		B SI 87 C SI 87 F CH 82 F SI 88 B CH 81 S CH 80 2-3 K ①			4 0	2 0	3 0	0 0	0 0	1 0	1 0
25 Jim Thome, L (1, 10) OBP: 0.387, SLG: 0.490	C FF 90 B FF 90 B FF 90 B CH 84 B SI 91 4-1 15 BB BB	S FF 88 B CH 83 B FF 89 X SI 89 2-1 HR 1-H	B CH 82 B CH 81 F SI 88 C FF 87 B SL 82 X FF 89 3-2 14 1B 1B 1-3 2-H				C SI 88 B SI 90 S SI 89 F SI 90 B SL 80 F SI 89 B SL 81 F SI 89 C SI 89 3-3 K ②			3	1	2	3	1	1	1
14 Paul Konerko, R (1, 3) OBP: 0.349, SLG: 0.481	C FF 90 D SL 80 F FF 90 X FF 91 1-2 F8 ② 2-3	B FF 89 X FF 90 1-0 G5-3 ①	F SL 85 B SI 94 X SI 93 1-1 1B ① 1-3 3-H				B SL 81 B SI 87 S CH 81 B SI 85 X CH 83 3-1 F9 ③			4	0	1	1	0	0	3
15 Gordon Beckham, R (1, 5)	B SL 82 B SL 80 F FF 90 B FF 91 B FF 90 4-1 BB 1-2	F SL 81 X FF 90 0-1 F8 ②	X FF 93 0-0 P6 ②					B FF 92 B FF 92 F FF 92 X FF 92 2-1 G4-3 ①		3	0	0	0	1	0	1
17 Chris Getz, L (1, 4) OBP: 0.302, SLG: 0.307	B SI 90 C FF 91 F FF 90 X SL 84 1-2 P6 ③	X SI 89 0-0 G4-3 ③	C CH 81 B CU 72 D CH 80 F SI 94 F SI 94 B SL 82 X SI 92 3-2 F9 ③					C CU 77 X CU 77 0-1 G4-3 ②		4	0	0	0	0	0	4
32 Brian Anderson, R (1, 8) OBP: 0.317, SLG: 0.299		S FF 88 X FF 89 0-1 G6-3 ①		B SL 81 X FF 88 1-0 L5 ①		C SI 93 X SL 84 0-1 F8 ①		F FF 92 S CU 78 B FC 92 X CU 78 1-2 G5-3 ③		4	0	0	0	0	0	0
27 Ramon Castro, R (1, 2) OBP: 0.309, SLG: 0.391		S FF 90 B FF 90 C FF 90 F SL 82 S SI 91 1-3 K ②		B FF 88 B FF 89 B SI 89 B SI 88 4-0 22 G4-6-3 BB		B SI 93 X SI 93 1-0 P2 ②				2	0	0	0	1	1	0

Inning Stats	1	2	3	4	5	6	7	8	9
	R: 1 E: 0 K: 0 S: 19 H: 2 LOB: 3 BB: 2 P: 31	R: 1 E: 0 K: 1 S: 15 H: 1 LOB: 0 BB: 0 P: 20	R: 2 E: 0 K: 0 S: 9 H: 2 LOB: 0 BB: 0 P: 13	R: 0 E: 0 K: 0 S: 3 H: 0 LOB: 0 BB: 1 P: 10	R: 2 E: 0 K: 0 S: 13 H: 4 LOB: 1 BB: 0 P: 22	R: 0 E: 0 K: 1 S: 6 H: 0 LOB: 0 BB: 0 P: 10	R: 0 E: 0 K: 2 S: 15 H: 1 LOB: 1 BB: 0 P: 24	R: 0 E: 0 K: 0 S: 7 H: 0 LOB: 0 BB: 0 P: 10	

	AB	32
	R	6
	H	10
	RBI	6
	BB	3
	SO	4
	LOB	11

	1B: 6	SF: 0	WP: 0	PA: 35
	2B: 1	SAC: 0	PB: 0	
	3B: 0	DP: 1	SB: 0	
	HR: 3	HBP: 0	CS: 0	

PITCHER		IP	WLS	BF	H	R	ER	SO	BB	IBB	HBP	BLK	WP	HR	S	P	ERA	WHIP
38 Jeremy Bonderman, R ERA: 13.5	(1, 1)	4.0	L	22	8	6	6	1	3	0	0	0	0	3	52	85	13.50	2.750
31 Zach Miner, R ERA: 5.0	(5, 1)	2.0		6	1	0	0	1	0	0	0	0	0	0	13	21	0.00	0.500
29 Nate Robertson, L ERA: 4.86	(7, 1)	1.0		4	1	0	0	2	0	0	0	0	0	0	15	24	0.00	1.000
37 Brandon Lyon, R ERA: 5.47	(8, 1)	1.0		3	0	0	0	0	0	0	0	0	0	0	7	10	0.00	0.000

PITCHER		IP	WLS	BF	H	R	ER	SO	BB	IBB	HBP	BLK	WP	HR	S	P	ERA	WHIP

Batter	1	2	3	4	5	6	7	8	9	10	AB	R	H	RBI	BB	SO	LOB
28 Curtis Granderson, L (1, 8) OBP: 0.336, SLG: 0.470	B FF 85 F FF 85 C CU 70 F FF 85 B FF 83 S CU 70 2-3 ① K		B FC 79 X FF 86 1-0 ③ G4-3		B CU 73 B FF 88 B FF 87 X FF 85 3-0 ② F9		B FF 92 B FF 92 B FF 92 B FF 93 4-0 14 2B BB		S SL 85 B SL 85 B SL 83 S SL 84 X SL 83 2-2 2B		4	1	1	0	1	1	1
14 Placido Polanco, R (1, 4) OBP: 0.302, SLG: 0.349	B FF 84 X SI 83 1-0 30 G4-6-3 1B			C FF 83 X FC 82 0-1 ① G5-3	S CH 79 F FC 82 B CH 77 X FF 87 1-2 ③ P4		B FF 92 X FF 92 1-0 1-H 2-H 3-H 2B		I IN 68 I IN 72 I IN 75 I IN 76 4-0 IBB		4	0	2	3	1	0	1
30 Magglio Ordonez, R (1, 9) OBP: 0.360, SLG: 0.350 34 Clete Thomas, L (7, 9) OBP: 0.325, SLG: 0.427	X SI 82 0-0 ②③ G4-6-3 1-2f			B SI 85 B CH 78 B FC 82 C FF 85 B SI 84 4-1 33 WP BB		X CH 81 0-0 ① G5-3	B SL 82 X FF 93 1-0 ③ G4-3		X SL 82 0-0 ③ F9		3 1	0 0	0 0	0 0	1 0	0 0	2 2
24 Miguel Cabrera, R (1, 3) OBP: 0.406, SLG: 0.551		C FC 79 B FF 83 X CH 77 1-1 ① F9		C CH 78 X FF 83 0-1 ② F7		C FF 83 B FC 80 S FC 78 X FF 85 1-2 ② G6-3		F FF 93 S SL 82 S SL 82 0-3 ① K		B SL 78 X FF 94 1-0 HR	5	1	1	1	0	1	1
33 Marcus Thames, R (1, 10) OBP: 0.333, SLG: 0.500		C SI 83 S SI 84 B CH 78 F CH 78 F FF 85 B CH 78 S 2-3 ② K		C FC 82 C FF 86 B CU 70 F CU 70 B CH 78 X CH 79 2-2 ③ F7 1-2		B CU 68 T CH 78 B FF 81 C FF 86 X CH 77 2-2 ③ G5-3		F FF 93 X FF 93 0-1 2B		X FF 94 0-0 ① F8	5	0	1	0	0	1	1
15 Brandon Inge, R (1, 5) OBP: 0.381, SLG: 0.523		B FC 80 X SI 84 1-0 HR			B CU 69 B CH 77 C CH 79 B FC 81 B CH 80 4-1 12 SH2-4 25 1B 4 2B BB		C SI 82 B CH 74 B CH 76 B SI 83 B SI 82 4-1 12 SH5-4 25 BB 14 2B BB	B FF 92 B FF 92 C FF 92 C FF 93 S FF 94 2-3 ② K	C SI 95 C SL 80 B SL 82 B SL 81 B FF 94 F FF 94 B FF 95 4-2 25 G4-3 BB		2	3	1	1	3	1	1
25 Ryan Raburn, R (1, 7) OBP: 0.324, SLG: 0.429		C SI 84 B CU 70 S CH 78 C FF 85 1-3 ③ K			1 SAFE B FC 81 1 SAFE X SI 85 1-0 12 SH2-4 4 2B 1-2 1B		1 SAFE B FF 84 1 SAFE 1 SAFE B SI 83 F SI 84 B FC 81 B SI 85 4-1 12 SH5-4 14 2B 1-2 BB	F FF 93 B SL 83 B FF 94 F FF 93 D SL 84 F FF 93 X FF 93 3-2 ③ F7	B FF 93 1 SAFE F FF 91 F FF 94 B FF 95 X FF 94 2-2 ② G4-3 1-2		4	2	1	0	1	1	2
12 Gerald Laird, R (1, 2) OBP: 0.335, SLG: 0.322			B CH 76 C FC 80 C FF 85 B FF 86 F FF 82 S CH 79 2-3 ① K		L FC 80 X CH 78 0-1 ① SH2-4 1-2 2-3		C FC 81 X FF 82 0-1 ① SH5-4 1-2 2-3		B SI 86 B FF 89 X SI 88 2-0 ① G5-3	B FF 96 F FF 94 S FF 95 B FF 94 F FF 93 B FF 95 B FF 94 4-2 BB	2	0	0	0	1	1	0
4 Adam Everett, R (1, 6) OBP: 0.312, SLG: 0.351			S SI 85 C SI 85 F CH 78 F FF 86 B CU 69 X CH 79 1-2 ② L4		F FC 82 X FC 83 0-1 2-H 3-H 2B		F FF 94 F FF 94 B FF 96 S FF 94 1-3 ② K		B SI 88 C SI 89 B SI 88 X SI 88 2-1 ② G6-3	F FF 93 F SI 94 B SL 80 X FF 94 1-2 ③ L9	5	0	1	2	0	1	4
Inning Stats	R: 0 E: 0 K: 1 S: 6 H: 1 LOB: 0 BB: 0 P: 9	R: 1 E: 0 K: 2 S: 11 H: 1 LOB: 0 BB: 0 P: 16	R: 0 E: 0 K: 1 S: 10 H: 0 LOB: 0 BB: 0 P: 14	R: 0 E: 0 K: 0 S: 9 H: 0 LOB: 1 BB: 1 P: 15	R: 2 E: 0 K: 0 S: 10 H: 2 LOB: 1 BB: 1 P: 19	R: 0 E: 0 K: 0 S: 7 H: 0 LOB: 0 BB: 0 P: 10	R: 3 E: 0 K: 1 S: 9 H: 1 LOB: 1 BB: 3 P: 24	R: 0 E: 0 K: 2 S: 12 H: 1 LOB: 1 BB: 0 P: 17	R: 0 E: 0 K: 0 S: 7 H: 1 LOB: 2 BB: 1 P: 17	R: 1 E: 0 K: 0 S: 14 H: 1 LOB: 2 BB: 2 P: 26	1B: 2 2B: 4 3B: 0 HR: 2 SF: 0 SAC: 2 DP: 1 HBP: 0	WP: 1 PB: 0 SB: 0 CS: 0 PA: 45						

PITCHER		IP	WLS	BF	H	R	ER	SO	BB	IBB	HBP	BLK	WP	HR	S	P	ERA	WHIP
56 Mark Buehrle, L ERA: 3.24	(1, 1)	6.1		26	4	5	5	4	4	0	0	0	1	1	57	95	7.11	1.263
26 Octavio Dotel, R ERA: 2.53	(7, 1)	1.2		8	2	1	1	3	1	0	0	0	0	0	17	29	5.40	1.800
39 Jimmy Gobble, L ERA: 6.3	(9, 1)	1.0		5	1	0	0	0	0	1	0	0	0	0	7	17	0.00	1.000
71 Scott Linebrink, R ERA: 2.08	(10, 1)	1.0	L	6	1	1	1	0	2	0	0	0	0	1	14	26	9.00	3.000

PITCHER	IP	WLS	BF	H	R	ER	SO	BB	IBB	HBP	BLK	WP	HR	S	P	ERA	WHIP

TOP

Detroit Tigers @ Chicago White Sox

U.S. Cellular Field, Chicago, IL

Tue Jun 09 2009, 8:11 PM EDT

Att. 25,676 - Cloudy - 56 F

livebaseballscorecards.com

AB	35
R	7
H	8
RBI	7
BB	8
SO	7
LOB	15

Batter	1	2	3	4	5	6	7	8	9	10	AB	R	H	RBI	BB	SO	LOB
22 Scott Podsednik, L (1, 7) OBP: 0.359, SLG: 0.396	B FF 86 B FF 86 B CH 85 B CH 84 4-0 10 G2-3 10 S 25 WP BB		C FF 88 F SI 89 X SI 90 0-2 ② G1-3		C FF 88 F FF 90 X SL 83 0-2 23 G4-6-3 10 BB 1B		B SI 90 C SI 90 B CH 80 X SI 89 2-1 ① G6-3		B SI 95 B SI 95 B SI 92 B SI 95 4-0 25 BB 10 BB 14 2B 1-2 BB	S SI 93 C SI 92 B FF 92 S FC 91 1-3 ③ K	4	2	1	0	2	1	0
10 Alexei Ramirez, R (1, 6) OBP: 0.309, SLG: 0.359	1 SAFE B CH 85 1 SAFE B FF 86 C FF 86 B FF 88 C FF 89 F SI 88 X SI 84 3-2 ① G2-3 1-3		C SL 79 X CU 79 0-1 23 BB 1B		B SI 88 B SI 89 B CU 79 C FF 88 D SI 88 4-1 23 G4-6-3 1-2 BB		S SI 90 B SL 83 X SI 92 1-1 ② P3		B SI 94 B CH 83 C SI 94 B SI 96 C SI 94 F SI 97 F SI 95 B CH 85 4-2 25 BB 14 2B 1-2 2-3 BB		3	1	1	0	2	0	1
23 Jermaine Dye, R (1, 9) OBP: 0.349, SLG: 0.554	B FF 90 C FF 90 F FF 91 B FF 91 D SL 80 X SI 91 3-2 ② G4-3		B SL 81 C FF 90 B FF 90 B FF 89 C SI 88 F CU 80 F FF 91 B SI 88 4-2 1-2 BB		C CU 80 F FF 89 F FF 92 F FF 90 D SL 81 F SL 80 X FF 91 1-2 ①② G4-6-3 1-2f 2-3		C SI 92 B SI 92 S CH 83 B SL 86 S FF 94 2-3 ③ K		F SI 92 F F B FF 92 F FC 90 S FF 94 1-3 ① K		4	0	0	0	1	2	6
25 Jim Thome, L (1, 10) OBP: 0.393, SLG: 0.484 31 Dewayne Wise, L (9, PR) OBP: 0.190, SLG: 0.150 (10, 10)	F FF 92 F SL 83 B SI 92 S FF 94 1-3 ③ K 3-H		F FF 92 B SL 83 X SL 83 1-1 ③ G4-3		C SI 92 S FF 94 B FF 93 B FF 93 B FF 92 B CU 80 4-2 14 BB BB			B SL 80 B SI 91 B SI 90 B SI 90 4-0 15 PB BB	B CU 78 B CU 77 F FF 91 B FC 92 B SI 93 4-1 14 2B 1-2 2-3 3-H BB		2	0	0	1	3	1	2
												0	0	0	0	0	0	0
14 Paul Konerko, R (1, 3) OBP: 0.350, SLG: 0.481 7 Josh Fields, R (9, PR) OBP: 0.304, SLG: 0.333 (10, 3)		B SI 87 C FF 88 B SI 84 X SI 84 2-1 ① G5-3		B SI 89 C SI 88 B FF 92 C CU 80 B FF 91 S SL 80 3-3 ① K	B CU 80 D SL 80 B CH 80 B SI 89 4-0 1-2 BB			C SI 92 X SI 92 0-1 ① F8	C FF 94 S FC 91 X SI 93 0-2 ② 1-H 2-H 3-H 2B		4	0	1	2	1	1	1
												0	0	0	0	0	0	0
12 A.J. Pierzynski, L (1, 2) OBP: 0.330, SLG: 0.430		C FF 87 F FF 91 F FF 92 B SL 82 F CU 80 F CH 82 F SI 91 F FF 93 B SL 80 2-3 ② F CU 78 S SI 89 K		F SL 81 B FF 93 X SI 89 1-1 ② G4-3	C FF 90 F FF 93 F SI 92 B FF 93 X SI 91 1-2 ③ G1-3			B SI 93 X SI 92 1-0 ② F9	I IN 63 I IN 61 I IN 69 I IN 67 4-0 IBB		4	0	0	0	1	1	4
15 Gordon Beckham, R (1, 5) OBP: 0.158, SLG: 0.059	F SI 88 F SI 86 X SI 89 0-2 5 FC6-4 1B		X SI 86 0-0 ③ F8		C SL 81 C SI 92 B CU 75 X SL 80 1-2 ① F9			F SI 98 B CU 79 B FF 98 F FF 99 B FF 98 B FF 98 4-2 1-2 BB	C CU 79 F CU 79 S FC 91 0-3 ③ K		4	0	1	0	1	1	2
5 Jayson Nix, R (1, 4) OBP: 0.282, SLG: 0.413 17 Chris Getz, L (8, PH) OBP: 0.298, SLG: 0.303 (9, 4)	C SI 86 B SI 88 X SI 87 1-1 ③ FC6-4 1-2f				B CH 84 X CH 84 1-0 32 HR 1B	B SI 92 B SI 92 F SI 92 X SI 93 2-1 ② G6-3		C CU 79 B CU 79 F FF 98 X CU 80 1-2 ③ G3-1		B SI 90 C SI 90 X CU 77 1-1 ① F9	3	1	1	0	0	0	1
											2	0	0	0	0	0	2
32 Brian Anderson, R (1, 8) OBP: 0.320, SLG: 0.324			B SI 87 C SI 86 C FF 90 X SI 87 1-2 ① G5-3		X SI 86 0-0 1-H HR	B SL 83 C SL 83 B SL 85 F SI 93 B SI 94 S SI 94 3-3 ③ K			C SI 96 B CH 83 F SI 95 B CH 83 B CH 83 B SI 95 4-2 10 BB 22 BB 25 BB BB	B CU 78 F FF 92 C FC 88 B CU 79 C FC 90 2-3 ② K	4	2	1	2	1	2	0

Inning Stats	1	2	3	4	5	6	7	8	9	10
	R: 1 E: 0 K: 1 S: 10 H: 0 LOB: 0 BB: 1 P: 21	R: 0 E: 0 K: 1 S: 16 H: 1 LOB: 1 BB: 0 P: 21	R: 0 E: 0 K: 0 S: 14 H: 1 LOB: 2 BB: 1 P: 20	R: 0 E: 0 K: 1 S: 6 H: 0 LOB: 0 BB: 0 P: 10	R: 2 E: 0 K: 0 S: 18 H: 3 LOB: 3 BB: 3 P: 33	R: 0 E: 0 K: 1 S: 8 H: 0 LOB: 0 BB: 0 P: 14	R: 0 E: 0 K: 1 S: 7 H: 0 LOB: 0 BB: 0 P: 12	R: 0 E: 0 K: 0 S: 8 H: 0 LOB: 2 BB: 2 P: 18	R: 3 E: 0 K: 2 S: 18 H: 1 LOB: 2 BB: 5 P: 39	R: 0 E: 0 K: 2 S: 8 H: 0 LOB: 0 BB: 0 P: 12

PITCHER		IP	WLS	BF	H	R	ER	SO	BB	IBB	HBP	BLK	WP	HR	S	P	ERA	WHIP
21 Dontrelle Willis, L ERA: 6.6	(1, 1)	5.0		24	5	3	3	3	5	0	0	0	1	1	64	105	5.40	2.000
31 Zach Miner, R ERA: 4.74	(6, 1)	2.0		6	0	0	0	2	0	0	0	0	0	0	15	26	0.00	0.000
44 Bobby Seay, L ERA: 4.76	(8, 1)	0.2	H	3	0	0	0	0	1	0	0	0	0	0	3	8	0.00	1.500
54 Joel Zumaya, R ERA: 3.15	(8, 1)	0.1	H	2	0	0	0	0	1	0	0	0	0	0	5	10	0.00	3.000
56 Fernando Rodney, R ERA: 4.68	(9, 1)	0.0		3	0	3	3	0	3	0	0	0	0	0	6	18	∞	∞

PITCHER		IP	WLS	BF	H	R	ER	SO	BB	IBB	HBP	BLK	WP	HR	S	P	ERA	WHIP
37 Brandon Lyon, R ERA: 5.06	(9, 1)	2.0	W	8	1	0	0	4	1	1	0	0	0	0	20	33	0.00	1.000

BOTTOM

Detroit Tigers @ Chicago White Sox

U.S. Cellular Field, Chicago, IL

Tue Jun 09 2009, 8:11 PM EDT

Att. 25,676 - Cloudy - 56 F

livebaseballscorecards.com

AB	34
R	6
H	6
RBI	5
BB	12
SO	9
LOB	19

1B: 4	SF: 0	WP: 1	PA: 46
2B: 1	SAC: 0	PB: 1	
3B: 0	DP: 1	SB: 1	
HR: 1	HBP: 0	CS: 0	

Batter	1	2	3	4	5	6	7	8	9	AB	R	H	RBI	BB	SO	LOB
28 Curtis Granderson, L (1, 8) OBP: 0.335, SLG: 0.466	X FF 91 0-0 ① F7		X FF 92 0-0 14 CS 1B			C FF 92 X FC 87 0-1 ② F8		C FC 86 X FF 91 0-1 ① F7		4	0	1	0	0	0	0
14 Placido Polanco, R (1, 4) OBP: 0.301, SLG: 0.344	C FF 91 C FF 92 B SI 93 X CH 84 1-2 ② G6-3		B FF 92 1 SAFE C SI 90 1 SAFE 1-1 ③ CS 1-2	C FC 86 B CH 84 X CH 84 1-1 ① G6-3		B FF 91 F FF 92 X FF 92 1-1 ③ G4-3		B FF 91 B FF 90 C FF 91 B FF 90 B FF 90 4-1 30 G6-4-3 BB		3	0	0	0	1	0	0
30 Magglio Ordonez, R (1, 9) OBP: 0.358, SLG: 0.348 34 Clete Thomas, L (8, 9) OBP: 0.325, SLG: 0.427	T FF 92 C FF 93 F FF 94 S CH 86 0-3 ③ K			F FF 92 C FF 93 X FF 93 0-2 ② G4-3			X FC 86 0-0 33 F8 24 1B 25 BB 1B	1 SAFE 1 SAFE C FF 92 X FF 92 0-1 ②③ G6-4-3 1-2f		4 0	1 0	1 0	0 0	0 0	1 0	1 0
24 Miguel Cabrera, R (1, 3) OBP: 0.403, SLG: 0.545 13 Josh Anderson, L (9, 7) OBP: 0.299, SLG: 0.342		B SI 91 C FC 87 B FF 92 F CH 85 F SI 93 X CH 84 2-2 ① G6-3		B FF 92 X FF 93 1-0 ③ G4-3			F FF 92 B SI 92 F FF 92 B FF 92 X CH 84 2-2 25 BB 15 HBP 1-2 1B		B FF 92 C FF 93 F FF 92 S SL 83 1-3 ① K	4 0	0 0	1 0	0 0	0 0	1 0	0 0
33 Marcus Thames, R (1, 10) OBP: 0.325, SLG: 0.500		C CU 78 F FF 92 B CH 85 F FC 88 B CH 84 X CH 84 2-2 2B			F CH 82 X FF 92 0-1 ① G5-3		B FC 89 X CH 83 1-0 ① F8 2-3		S FF 93 X FF 93 0-1 ② P3	4	0	1	0	0	0	2
15 Brandon Inge, R (1, 5) OBP: 0.383, SLG: 0.517		B FF 92 B FC 87 B FF 93 C SI 93 F FF 93 S CH 84 3-3 ② K			B FF 91 C FF 91 B FC 87 X FC 87 2-1 ② G5-3		H FF 93 1-0 25 BB 1-2 HBP		B FF 93 B FF 92 S FF 93 F FF 93 B SL 82 B SL 80 4-2 BB	2	0	0	0	1	1	1
25 Ryan Raburn, R (1, 7) OBP: 0.320, SLG: 0.409 (9, 3)		B FC 88 X FC 88 1-0 ③ G6-3			B CU 77 B FC 86 B FF 91 S FF 92 F FF 92 S FC 88 3-3 ③ K		B CH 84 F FF 92 S FC 88 F FC 88 B CH 84 B FF 92 F CH 84 B FC 89 4-2 1-2 2-3 3-H BB		C SL 81 S FF 93 S FF 93 0-3 ③ K	3	0	0	1	1	2	2
4 Adam Everett, R (1, 6) OBP: 0.313, SLG: 0.373			C FF 91 B FF 92 B FC 86 C FF 92 S FF 93 2-3 ① K			B CU 77 X FF 92 1-0 HR	S FC 86 F FF 92 S FC 87 0-3 ② K			3	1	1	1	0	2	3
57 Dane Sardinha, R (1, 2) OBP: 0.091, SLG: 0.129			B FF 93 F FF 92 X FF 92 1-1 ② F9			B FF 90 S FC 86 S FF 92 S CU 79 1-3 ① K	S FF 93 S FF 91 C FF 93 0-3 ③ K			3	0	0	0	0	2	3
Inning Stats	R: 0 E: 0 K: 1 S: 8 H: 0 LOB: 0 BB: 0 P: 9	R: 0 E: 0 K: 1 S: 12 H: 1 LOB: 1 BB: 0 P: 20	R: 0 E: 0 K: 1 S: 7 H: 1 LOB: 0 BB: 0 P: 11	R: 0 E: 0 K: 0 S: 6 H: 0 LOB: 0 BB: 0 P: 8	R: 0 E: 0 K: 1 S: 7 H: 0 LOB: 0 BB: 0 P: 12	R: 1 E: 0 K: 1 S: 8 H: 1 LOB: 0 BB: 0 P: 11	R: 1 E: 0 K: 2 S: 15 H: 2 LOB: 3 BB: 1 P: 23	R: 0 E: 0 K: 0 S: 5 H: 0 LOB: 0 BB: 1 P: 9	R: 0 E: 0 K: 2 S: 10 H: 0 LOB: 1 BB: 1 P: 15	1B: 3 2B: 1 3B: 0 HR: 1 SF: 0 SAC: 0 DP: 1 HBP: 1						

TOP

Detroit Tigers @ Chicago White Sox

U.S. Cellular Field, Chicago, IL

Wed Jun 10 2009, 8:11 PM EDT

Att. 28,079 - Clear - 54 F

livebaseballscorecards.com

AB	30
R	2
H	5
RBI	2
BB	3
SO	9
LOB	12

WP: 0 PB: 0 SB: 0 CS: 1 PA: 35

PITCHER		IP	WLS	BF	H	R	ER	SO	BB	IBB	HBP	BLK	WP	HR	S	P	ERA	WHIP
50 John Danks, L ERA: 4.81	(1, 1)	7.1	L	29	5	2	2	7	2	0	1	0	0	1	66	101	2.46	0.955
26 Octavio Dotel, R ERA: 2.35	(8, 1)	1.2		5	0	0	0	2	1	0	0	0	0	0	12	17	0.00	0.600

PITCHER		IP	WLS	BF	H	R	ER	SO	BB	IBB	HBP	BLK	WP	HR	S	P	ERA	WHIP

BOTTOM

Detroit Tigers @ Chicago White Sox

U.S. Cellular Field, Chicago, IL

Wed Jun 10 2009, 8:11 PM EDT

Att. 28,079 - Clear - 54 F

livebaseballscorecards.com

Batter	1	2	3	4	5	6	7	8	9	AB	R	H	RBI	BB	SO	LOB
22 Scott Podsednik, L (1, 7) OBP: 0.353, SLG: 0.387	C FF 93 B FF 94 B FF 94 C FF 94 F FF 96 F FF 97 X FF 97 2-2 ① G6-3		C FF 96 C CU 82 B FF 97 X FF 96 1-2 ③ F7			X FF 97 0-0 ① SH1-3 2-3		C FF 96 F FF 96 F FF 97 F FF 98 F FF 98 B FF 98 B CU 83 B CU 83 F FF 98 3-2 ② G6-3 2-3 X FF 98		3	0	0	0	0	0	2
10 Alexei Ramirez, R (1, 6) OBP: 0.304, SLG: 0.352	C FF 95 F SL 88 C CU 82 0-3 ② K			C CU 80 B FF 96 X FF 96 1-1 ① G3		B FF 98 C FF 99 F FF 99 F FF 99 X CU 84 1-2 ② P4		S CU 82 F CU 83 S CU 84 0-3 ③ K		4	0	0	0	0	2	2
23 Jermaine Dye, R (1, 9) OBP: 0.342, SLG: 0.543	B FF 96 C FF 96 X FF 97 1-1 ③ G6-3			F FF 94 C FF 96 F CH 85 S CU 82 0-3 ② K		S FF 99 F FF 100 D SL 93 B SL 94 B FF 99 F FF 100 F FF 99 C FF 100 3-3 ③ K			B FF 96 C FF 96 X FF 98 1-1 ① F9	4	0	0	0	0	2	1
25 Jim Thome, L (1, 10) OBP: 0.395, SLG: 0.500		B FF 93 B FF 93 B FF 93 B FF 93 4-0 14 G5-4-3 BB		T FF 95 S FF 98 B CU 84 C CU 82 1-3 ③ K			C FF 93 B CH 83 C CU 80 X SL 89 1-2 HR		B FF 97 C CU 82 S FF 98 S FF 98 1-3 ② K	3	1	1	1	1	2	0
14 Paul Konerko, R (1, 3) OBP: 0.346, SLG: 0.474 7 Josh Fields, R (8, 3) OBP: 0.302, SLG: 0.332		X FF 94 0-0 ① ② G5-4-3 1-2f			C CU 81 S SL 90 B CU 83 F FF 98 B CH 86 C FF 98 2-3 ① K		B FF 95 B CU 78 C FF 96 F FF 96 X FF 96 2-2 ① G4-3		C FF 98 B FF 98 B FF 97 B FF 98 S FF 98 S FF 100 3-3 ③ K	3 1	0 0	0 0	0 0	0 0	1 1	1 0
12 A.J. Pierzynski, L (1, 2) OBP: 0.330, SLG: 0.429		B FF 94 C FF 95 S CH 84 X FF 97 1-2 ③ G5-3			F FF 96 X FF 98 0-1 1B		C CU 80 F FF 97 S FF 98 0-3 ② K			3	0	1	0	0	1	0
15 Gordon Beckham, R (1, 5) OBP: 0.182, SLG: 0.100			C FF 94 B FF 95 C CU 79 X FF 97 1-2 ① G4-3		F FF 96 X CU 82 0-1 ② F7		C FF 96 X FF 97 0-1 17 CS 1B			3	0	1	0	0	0	1
17 Chris Getz, L (1, 4) OBP: 0.305, SLG: 0.310			F FF 95 X CH 83 0-1 32 S 1B		X FF 96 0-0 ③ F7		1 SAFE B FF 96 1-0 ③ CS 1-2	B FF 93 F FF 94 F FF 96 X FF 96 1-2 22 G6-3 32 SH1-4 1B		3	0	2	0	0	0	1
32 Brian Anderson, R (1, 8) OBP: 0.323, SLG: 0.336			C FF 96 B FF 97 C CH 84 X CU 82 1-2 ② P5 1-2			B CU 78 C CU 79 C SL 87 X CU 83 1-2 22 SH1-3 2B		X FF 94 0-0 ① SH1-4 1-2		2	0	1	0	0	0	1
Inning Stats	R: 0 E: 0 K: 1 S: 10 H: 0 LOB: 0 BB: 0 P: 13	R: 0 E: 0 K: 0 S: 4 H: 0 LOB: 0 BB: 1 P: 9	R: 0 E: 0 K: 0 S: 11 H: 1 LOB: 1 BB: 0 P: 14	R: 0 E: 0 K: 2 S: 9 H: 0 LOB: 0 BB: 0 P: 11	R: 0 E: 0 K: 1 S: 9 H: 1 LOB: 1 BB: 0 P: 11	R: 0 E: 0 K: 1 S: 13 H: 1 LOB: 1 BB: 0 P: 18	R: 1 E: 0 K: 1 S: 11 H: 2 LOB: 0 BB: 0 P: 15	R: 0 E: 0 K: 1 S: 14 H: 1 LOB: 1 BB: 0 P: 18	R: 0 E: 0 K: 2 S: 8 H: 0 LOB: 0 BB: 0 P: 13	1B: 4 2B: 1 3B: 0 HR: 1 SF: 0 SAC: 2 DP: 1 HBP: 0						WP: 0 PB: 0 SB: 1 CS: 1 PA: 33	

	AB	29
	R	1
	H	6
	RBI	1
	BB	1
	SO	9
	LOB	9

PITCHER	IP	WLS	BF	H	R	ER	SO	BB	IBB	HBP	BLK	WP	HR	S	P	ERA	WHIP
35 Justin Verlander, R (1, 1) ERA: 3.02	9.0	W	32	6	1	1	9	1	0	0	0	0	1	89	122	1.00	0.778

PITCHER	IP	WLS	BF	H	R	ER	SO	BB	IBB	HBP	BLK	WP	HR	S	P	ERA	WHIP

Detroit Tigers @ Chicago White Sox
U.S. Cellular Field, Chicago, IL
Thu Jun 11 2009, 2:05 PM EDT
Att. 20,824 - Cloudy - 55 F

livebaseballscorecards.com

Batter	1	2	3	4	5	6	7	8	9	AB	R	H	RBI	BB	SO	LOB
13 Josh Anderson, L (1, 7) OBP: 0.289, SLG: 0.330	C FF 90 B FF 92 B FF 92 X FC 86 2-1 G4-3 ①		S FF 91 B SI 90 X CH 83 1-1 G4-3 ③			C SI 90 C CU 79 X CU 80 0-2 G4-3 ②		F SI 90 X CH 83 0-1 G6-4-3 ②③ 1-2f		4	0	0	0	0	0	2
25 Ryan Raburn, R (1, 3) OBP: 0.316, SLG: 0.400	C FF 92 X FF 93 0-1 G5-3 ②			B FF 91 B FF 88 B FF 91 C FF 90 X FF 91 3-1 P4 ①		B FF 92 S FF 90 X FC 87 1-1 P3 ③			C FF 94 F FF 93 X CU 83 0-2 28 HR 24 S 1B	4	1	1	0	0	0	0
34 Clete Thomas, L (1, 9) OBP: 0.315, SLG: 0.412	C FF 93 C CU 80 C CU 80 0-3 K ③			S FF 92 B CU 81 B CU 79 S FF 92 B CU 80 X FC 88 3-2 G4-3 ②			S FF 91 S CH 84 B FF 91 F CH 85 X CU 80 1-2 G6-3 ①		S FF 95 B FF 94 B FF 94 S FF 95 B FF 95 F FF 95 T FF 95 3-2 K ①	4	0	0	0	0	2	1
24 Miguel Cabrera, R (1, 10) OBP: 0.397, SLG: 0.535		F FF 91 X CU 79 0-1 G5-3 ①		B FC 87 C FC 87 F FF 92 B CU 81 S CU 80 2-3 K ③			B FF 92 C SI 92 S CU 81 F FF 92 X CU 80 1-2 F9 ②		F FF 94 F FF 95 B FF 96 X FF 95 1-2 F8 ② 1-2	4	0	0	0	0	1	1
28 Curtis Granderson, L (1, 8) OBP: 0.341, SLG: 0.488		B FF 91 F FC 86 X CH 85 1-1 P5 ②			C FC 87 B CU 75 B CU 78 S FC 86 B FF 92 F FC 87 X FC 86 3-2 1B		B SI 92 C FF 91 B CH 85 X CH 85 2-1 2B		X FF 95 0-0 HR 2-H	4	1	3	2	0	0	0
15 Brandon Inge, R (1, 5) OBP: 0.377, SLG: 0.507		S FF 90 S FF 91 S CU 80 0-3 K ③			B FF 90 C FC 83 B FF 91 S FC 85 X FF 91 2-2 F8 ①		F FC 86 C CU 79 S CU 82 0-3 K ③		F SL 92 B SL 91 F FF 94 F CU 82 B CU 84 B SL 88 X FF 92 3-2 G5-3 ③	4	0	0	0	0	2	2
12 Gerald Laird, R (1, 2) OBP: 0.330, SLG: 0.315			C FC 85 B FF 90 X FC 85 1-1 G5-3 ①		B FC 85 S FF 91 1 SAFE X SI 90 1-1 F9 ②			B FF 91 S FF 90 B FF 91 F FF 90 F FC 86 B FF 92 X FF 92 3-2 F8 ①		3	0	0	0	0	0	1
39 Ramon Santiago, S (1, 4) (8, 6) OBP: 0.320, SLG: 0.479			B SI 91 X CH 85 1-0 G1 ②		F SI 90 F FF 88 F FF 91 F CU 79 B CU 79 F CH 83 S CU 80 1-3 K ③			S CH 85 B CU 79 X FF 92 1-1 HR		3	1	1	1	0	1	1
4 Adam Everett, R (1, 6) OBP: 0.315, SLG: 0.375 33 Marcus Thames, R (8, PH) OBP: 0.341, SLG: 0.514 14 Placido Polanco, R (8, 4) OBP: 0.301, SLG: 0.344			F FF 91 B FF 93 X FC 86 1-1 1B			C FF 91 X FF 91 0-1 F8 ①		B FC 86 F FC 87 B FC 87 B FF 92 S FF 92 F FC 88 F FC 86 X FC 87 3-2 13 G6-4-3 1B		2 1 0	0 0 0	1 1 0	0 0 0	0 0 0	0 0 0	0 0 0
Inning Stats	R: 0 E: 0 K: 1 S: 7 H: 0 LOB: 0 BB: 0 P: 9	R: 0 E: 0 K: 1 S: 7 H: 0 LOB: 0 BB: 0 P: 8	R: 0 E: 0 K: 0 S: 7 H: 1 LOB: 1 BB: 0 P: 11	R: 0 E: 0 K: 1 S: 8 H: 0 LOB: 0 BB: 0 P: 16	R: 0 E: 0 K: 1 S: 15 H: 1 LOB: 1 BB: 0 P: 22	R: 0 E: 0 K: 0 S: 7 H: 0 LOB: 0 BB: 0 P: 8	R: 0 E: 0 K: 1 S: 13 H: 1 LOB: 1 BB: 0 P: 17	R: 1 E: 0 K: 0 S: 13 H: 2 LOB: 0 BB: 0 P: 20	R: 2 E: 0 K: 1 S: 15 H: 2 LOB: 0 BB: 0 P: 22	1B: 4 2B: 1 3B: 0 HR: 2 SF: 0 SAC: 0 DP: 1 HBP: 0						

	AB	33
	R	3
	H	7
	RBI	3
	BB	0
	SO	6
	LOB	8

WP: 0 PB: 0 SB: 1 CS: 0 PA: 33

PITCHER		IP	WLS	BF	H	R	ER	SO	BB	IBB	HBP	BLK	WP	HR	S	P	ERA	WHIP
34 Gavin Floyd, R ERA: 4.94	(1, 1)	8.0		28	5	1	1	5	0	0	0	0	0	1	77	111	1.12	0.625
45 Bobby Jenks, R ERA: 3.86	(9, 1)	1.0	W	5	2	2	2	1	0	0	0	0	0	1	15	22	18.00	2.000

PITCHER	IP	WLS	BF	H	R	ER	SO	BB	IBB	HBP	BLK	WP	HR	S	P	ERA	WHIP

Batter	1	2	3	4	5	6	7	8	9	AB	R	H	RBI	BB	SO	LOB
22 Scott Podsednik, L (1, 7) OBP: 0.354, SLG: 0.388	C FF 91 B FF 92 F FF 92 X FF 93 1-2 F7 ①		B FF 93 B FF 93 B FF 92 C FF 93 X FF 93 3-1 25 1B 10 BB 1-2 1B		B FF 92 C CH 83 D SL 84 1 SAFE C FF 93 F SL 84 X FF 94 2-2 F9 ①		X SI 90 0-0 G3-1 ②		C SI 100 S SI 102 F SI 100 F SI 101 F FF 84 X FF 101 0-2 1-2 2-3 3-H 1B	5	0	2	1	0	0	1
10 Alexei Ramirez, R (1, 6) OBP: 0.303, SLG: 0.347	F FF 93 X FF 94 0-1 F9 ②		C SL 85 B FF 93 B FF 92 F SL 85 F CU 80 B SL 90 F SL 84 B FF 93 4-2 25 1B 1-2 2-3 BB		C FF 94 C FF 93 S FF 96 0-3 K ②		C CU 79 C FC 89 F FC 91 X CU 77 0-2 P5 ③			3	0	0	0	1	1	1
23 Jermaine Dye, R (1, 9) OBP: 0.341, SLG: 0.542 31 Dewayne Wise, L (9, 9) OBP: 0.190, SLG: 0.150	C FF 93 B FF 93 X FF 94 1-1 F9 ③		C FF 94 B FF 95 B FF 93 F FF 95 B SL 85 S SL 86 3-3 K ②		B SL 87 B SL 85 X FF 95 2-0 1-3 2B			C FC 90 B FC 89 F FF 92 X CU 78 1-2 G5-3 ①		4 0	0 0	1 0	0 0	0 0	1 0	3 0
25 Jim Thome, L (1, 10) OBP: 0.402, SLG: 0.521		S FF 93 B FF 93 X CH 85 1-1 HR	F FF 95 B FF 96 X FF 96 1-1 1-2 2-3 3-H 1B		B FF 95 C FF 95 F FF 96 F FF 98 F FF 96 F FF 96 D SL 83 F FF 97 D SL 86 4-2 D CH 85 12 FC4-6 BB			B SI 88 C SL 79 S SI 88 B SI 89 B SI 88 S SI 87 3-3 K ②		3	1	2	2	1	1	0
12 A.J. Pierzynski, L (1, 2) OBP: 0.328, SLG: 0.441		F FF 94 F FF 94 B FF 94 B FF 96 F FF 95 X FF 95 2-2 G6-3 ①	F CH 88 X FF 98 0-1 F9 ③		X FF 95 0-0 1-2f FC4-6 ③			B SI 88 X SI 88 1-0 HR		4	1	1	1	0	0	6
15 Gordon Beckham, R (1, 5) OBP: 0.154, SLG: 0.083		X FF 92 0-0 F7 ②		B SL 84 X SL 84 1-0 F7 ①		F FF 89 B FF 89 T FC 89 B CU 76 S CU 76 2-3 K ①		B SI 88 S CH 81 B CH 81 B CH 82 X SI 87 3-1 G5-3 ③		4	0	0	0	0	1	0
32 Brian Anderson, R (1, 8) OBP: 0.328, SLG: 0.342		B SL 86 B FF 94 S FF 94 X FF 94 2-1 17 CS 1B		B FF 95 F FF 94 X SL 85 1-1 F9 ②		F FC 89 B SI 92 B SI 92 F FF 90 B FC 90 F SI 91 X FF 93 3-2 G6-3 ②			C FF 99 X FF 100 0-1 17 SH 22 1B 1B	4	1	2	0	0	0	0
17 Chris Getz, L (1, 4) OBP: 0.299, SLG: 0.304		B SL 83 1-0 CS ③ 1-2	C FF 93 B SL 84 S FF 94 B FF 94 F FF 94 S SL 86 2-3 K ①	L FF 95 B FF 96 F FF 95 F FF 96 X CU 81 1-2 G3 ③		B CU 78 X SI 91 1-0 F8 ③			X FF 98 0-0 SH 22 1B 7 S 1-3	3	0	0	0	0	1	0
7 Josh Fields, R (1, 3) OBP: 0.311, SLG: 0.330			B FF 93 B SL 84 B FF 94 C FF 92 S FF 94 B FF 94 4-2 10 BB 22 1B 25 1B BB		C SL 84 B SL 85 B FF 93 B SL 84 F FF 93 B FF 94 4-2 23 2B BB		C FF 91 S CU 78 B FC 89 B FC 90 C FF 93 2-3 K ①		B CU 80 C FF 100 S FF 100 B FF 100 B SI 100 B FF 101 4-2 22 1B 1-2 BB	1	1	0	0	3	1	0
Inning Stats	R: 0 E: 0 K: 0 S: 7 H: 0 LOB: 0 BB: 0 P: 9	R: 1 E: 0 K: 0 S: 9 H: 2 LOB: 0 BB: 0 P: 15	R: 1 E: 0 K: 2 S: 19 H: 2 LOB: 3 BB: 2 P: 36	R: 0 E: 0 K: 0 S: 7 H: 0 LOB: 0 BB: 0 P: 10	R: 0 E: 0 K: 1 S: 17 H: 1 LOB: 3 BB: 2 P: 29	R: 0 E: 0 K: 1 S: 8 H: 0 LOB: 0 BB: 0 P: 14	R: 0 E: 0 K: 1 S: 8 H: 0 LOB: 0 BB: 0 P: 10	R: 1 E: 0 K: 1 S: 9 H: 1 LOB: 0 BB: 0 P: 17	R: 1 E: 1 K: 0 S: 11 H: 2 LOB: 3 BB: 1 P: 15	1B: 5 2B: 1 3B: 0 HR: 2 SF: 0 SAC: 1 DP: 0 HBP: 0						WP: 0 PB: 0 SB: 1 CS: 1 PA: 38	

PITCHER		IP	WLS	BF	H	R	ER	SO	BB	IBB	HBP	BLK	WP	HR	S	P	ERA	WHIP
36 Edwin Jackson, R ERA: 2.24	(1, 1)	5.0		23	5	2	2	3	4	0	0	0	0	1	59	99	3.60	1.800
37 Brandon Lyon, R ERA: 4.66	(6, 1)	2.1		7	0	0	0	2	0	0	0	0	0	0	19	28	0.00	0.000
29 Nate Robertson, L ERA: 5.19	(8, 1)	0.2		3	1	1	1	1	0	0	0	0	0	1	6	13	13.50	1.500
54 Joel Zumaya, R ERA: 3.15	(9, 1)	0.0	L	4	2	1	0	0	1	0	0	0	0	0	11	15	∞	∞

PITCHER	IP	WLS	BF	H	R	ER	SO	BB	IBB	HBP	BLK	WP	HR	S	P	ERA	WHIP

BOTTOM

Detroit Tigers @ Chicago White Sox

U.S. Cellular Field, Chicago, IL

Thu Jun 11 2009, 2:05 PM EDT

Att. 20,824 - Cloudy - 55 F

livebaseballscorecards.com

AB	31
R	4
H	8
RBI	4
BB	5
SO	6
LOB	11

Chicago White Sox @ Milwaukee Brewers

Miller Park, Milwaukee, WI

Fri Jun 12 2009, 7:05 PM CDT

Att. 41,811 - Cloudy - 65 F

livebaseballscorecards.com

Batter	1	2	3	4	5	6	7	8	9	AB	R	H	RBI	BB	SO	LOB
22 Scott Podsednik, L (1, 7) OBP: 0.364, SLG: 0.397	B SI 87 C SI 86 B CU 73 X CH 79 2-1 10 F8 1B		B SI 86 C FC 82 B FC 85 F FF 86 X CU 72 2-2 10 2-4 1B		C CH 81 C CH 80 B SI 87 X SI 89 1-2 ③ G6-3			C SL 81 B SL 83 C SL 82 X SL 82 1-2 12 F8 23 BB 1B		4	0	3	0	0	0	1
10 Alexei Ramirez, R (1, 6) OBP: 0.306, SLG: 0.355	1 SAFE C SI 87 F CU 72 B FF 84 F SI 87 B FC 84 X SI 87 2-2 ① ② F8 1-2		C SI 87 1 SAFE S FC 82 D FC 82 1-2 ③ 2-4 1-2	X FC 82 0-0 12 2B 2B		F SI 85 B CU 73 X FC 83 1-1 23 FC5-4 1B		C SL 81 S SL 82 F SL 80 T SL 82 0-2 ① K		4	1	2	0	0	1	2
23 Jermaine Dye, R (1, 9) OBP: 0.343, SLG: 0.539	B FF 87 F SI 87 F SI 88 F CU 72 B SI 88 X FC 81 2-2 1B			C SI 87 C FF 86 B FF 86 X SI 88 1-2 ① G5-3		1 SAFE C SI 86 S FC 81 1 SAFE X FF 88 0-2 ① FC5-4 12 1B 1-2f		B SL 82 B SL 80 B SL 80 C SL 80 B SL 81 4-1 32 FC6-4 1-2 BB		3	0	1	0	1	0	2
12 A.J. Pierzynski, L (1, 2) OBP: 0.332, SLG: 0.448	C FF 86 B FC 84 S CH 79 B FC 80 D CU 73 S CH 80 3-3 ③ K			X CH 80 0-0 17 1B 2-H 2B		B FF 88 X SI 87 1-0 1-2 1B		C SL 80 F SL 81 X SL 79 0-2 ② F8 2-3		4	1	2	1	0	1	3
32 Brian Anderson, R (1, 8) OBP: 0.319, SLG: 0.331		C FC 82 C SI 86 S FC 82 0-3 ① K		B FC 84 X SI 88 1-0 ② F9		S FC 82 S SI 87 S FC 79 0-3 ② K		C SL 80 S SL 81 X SL 80 0-2 ③ FC6-4 1-2f		4	0	0	0	0	2	5
17 Chris Getz, L (1, 4) OBP: 0.298, SLG: 0.303		C FF 86 X CU 70 0-1 ② P6		B CH 81 X FF 85 1-0 ③ 2-H 1B		X CH 80 0-0 ③ L9			B FF 93 X SI 91 1-0 ① G5-3	4	0	1	1	0	0	2
15 Gordon Beckham, R (1, 5) OBP: 0.133, SLG: 0.071		F FC 83 X FC 83 0-1 ③ G6-3			X FC 83 0-0 ① G6-3		B FC 82 C FC 82 B FC 83 C X FC 83 2-2 ① G5-3		B FF 94 C FF 93 F SL 82 S FF 95 1-3 ② K	4	0	0	0	0	1	0
7 Josh Fields, R (1, 3) OBP: 0.305, SLG: 0.323		B SI 87 C FC 82 B FC 83 B SI 87 X SI 86 3-1 ① P3		C SI 86 F SI 86 B FF 85 C SI 88 1-3 ② K		X FC 83 0-0 ② F9		C FF 95 X SL 82 0-1 ③ G5-3		4	0	0	0	0	1	0
54 Clayton Richard, L (1, 1) OBP: 0.500, SLG: 1.000		C SI 87 S SI 87 S CH 81 0-3 ② K		X SI 87 0-0 2B		C SL 78 B SL 80 F SL 78 B SL 80 F SL 80 B FF 86 S SL 81 3-3 ③ K				2	0	1	0	0	1	0
26 Octavio Dotel, R (6, 1)										0	0	0	0	0	0	0
25 Jim Thome, L (7, PH) OBP: 0.400, SLG: 0.518										1	0	0	0	0	1	0
D.J. Carrasco, R (7, 1)										0	0	0	0	0	0	0
49 Aaron Poreda, L (7, 1)										0	0	0	0	0	0	0

Inning Stats	1	2	3	4	5	6	7	8	9
	R: 0 E: 0 K: 1 S: 13	R: 0 E: 0 K: 1 S: 7	R: 0 E: 0 K: 1 S: 10	R: 2 E: 0 K: 0 S: 7	R: 0 E: 0 K: 1 S: 8	R: 0 E: 0 K: 1 S: 10	R: 0 E: 0 K: 1 S: 8	R: 0 E: 0 K: 1 S: 14	R: 0 E: 0 K: 1 S: 6
	H: 2 LOB: 1 BB: 0 P: 22	H: 0 LOB: 0 BB: 0 P: 7	H: 1 LOB: 1 BB: 0 P: 16	H: 3 LOB: 1 BB: 0 P: 10	H: 1 LOB: 1 BB: 0 P: 10	H: 2 LOB: 2 BB: 0 P: 12	H: 0 LOB: 0 BB: 0 P: 13	H: 1 LOB: 2 BB: 1 P: 19	H: 0 LOB: 0 BB: 0 P: 8

1B: 7	SF: 0	WP: 0
2B: 3	SAC: 0	PB: 0
3B: 0	DP: 0	SB: 0
HR: 0	HBP: 0	CS: 0

PA: 35

TOP	
AB	34
R	2
H	10
RBI	2
BB	1
SO	8
LOB	15

PITCHER		IP	WLS	BF	H	R	ER	SO	BB	IBB	HBP	BLK	WP	HR	S	P	ERA	WHIP
37 Jeff Suppan, R ERA: 4.48	(1, 1)	6.2	W	27	9	2	2	5	0	0	0	0	0	0	59	83	2.70	1.350
57 Mitch Stetter, L ERA: 3.0	(7, 1)	0.1	H	1	0	0	0	1	0	0	0	0	0	0	4	7	0.00	0.000
45 Mark DiFelice, R ERA: 1.09	(8, 1)	1.0		5	1	0	0	1	1	0	0	0	0	0	14	19	0.00	2.000
73 Seth McClung, R ERA: 2.6	(9, 1)	1.0		3	0	0	0	1	0	0	0	0	0	0	6	8	0.00	0.000

PITCHER	IP	WLS	BF	H	R	ER	SO	BB	IBB	HBP	BLK	WP	HR	S	P	ERA	WHIP

Batter	1	2	3	4	5	6	7	8	9	AB	R	H	RBI	BB	SO	LOB
14 Casey McGehee, R (1, 4) OBP: 0.380, SLG: 0.383	C SI 89 B FF 90 F FF 90 B FF 93 B FF 91 B FF 92 4-2 BB		X FF 90 0-0 ② P3		B FF 91 B SI 89 C SI 90 X SI 90 2-1 ① L8	B SL 82 F FF 93 B FF 92 F FF 93 B SL 81 F FF 92 X FF 92 3-2 1-2 2-H 1B	X FF 94 0-0 1-2 2-H 1B			4	0	2	2	1	0	2
7 J.J. Hardy, R (1, 6) OBP: 0.296, SLG: 0.337	B FF 90 C FF 90 F FF 90 B CH 82 X CH 81 2-2 ① F8		B CU 78 B CH 80 B FF 91 C SI 93 F FF 92 B FF 93 4-2 8 1B BB		C CH 81 F SL 85 B FF 93 F FF 92 X CH 84 1-2 ② F7	C SL 82 C FF 94 F FF 94 S SL 84 0-3 ③ K	C FF 93 X SL 79 0-1 ③ F7			4	0	0	0	1	1	6
8 Ryan Braun, R (1, 7) OBP: 0.418, SLG: 0.566	C FF 92 C FF 92 S FF 92 0-3 ② K		F CH 80 B FF 92 F CH 81 F FF 94 F FF 93 D SL 85 X CH 86 2-2 1-2 2-3 1B		F SL 88 X 0-1 ③ G4-3		L FC 88 C SL 81 X CU 73 0-2 25 1B 1 3B 1B	C FF 93 B SL 78 F FF 92 F SL 80 B SL 77 B FF 95 C FF 93 3-3 ① K		5	1	2	0	0	2	2
28 Prince Fielder, L (1, 3) OBP: 0.423, SLG: 0.584	X FF 92 0-0 ③ G3		C FF 94 B FF 94 F SI 93 F FF 96 D SL 85 S CH 86 2-3 ③ K			B FF 91 S FF 91 B SI 92 X SI 92 2-1 E1 1 2B	X FC 89 0-0 ① F8	B SL 79 B FF 92 B FF 93 C FF 93 F FF 93 F FF 94 S FF 92 3-3 ② K		5	1	0	0	0	2	5
25 Mike Cameron, R (1, 8) OBP: 0.377, SLG: 0.510		B SL 88 F FF 91 B CH 84 S CH 83 B SI 94 F FF 91 F CH 84 F FF 92 B FF 94 4-2 1 FC6-4 BB		B CU 78 F CH 81 B CU 78 B FF 91 F SI 90 X SI 92 3-2 ① P3		C FF 93 S FF 94 S FF 93 0-3 ① K	X SI 91 0-0 1-2 1 3B 1B	B FF 93 C FF 92 F CH 77 B FF 90 F SL 78 B FF 93 F FF 93 X FF 92 3-2 ③ G6-3		4	1	1	0	1	1	1
1 Corey Hart, R (1, 9) OBP: 0.311, SLG: 0.404		B FF 92 F FF 92 B FF 89 X CH 82 2-1 ① FC6-4 2 G5-4-3 1-2f		B FF 92 C CH 84 B CH 83 F CH 83 B FF 94 S CH 84 3-3 ② K		B FF 93 B FF 94 X FF 93 2-0 37 1B 1-H 2B	C SI 91 F SI 92 B FC 90 F SL 78 X CU 72 1-2 2 1B 1-H 2-H 3B			4	2	2	3	0	1	1
2 Bill Hall, R (1, 5) OBP: 0.281, SLG: 0.346		B FF 90 X CH 79 1-0 ② ③ G5-4-3 1-2f		B CU 77 C FF 92 B SL 83 B CH 83 F SI 91 F FF 93 X CH 85 3-2 18 FC6-4 1B		C SL 82 B FF 94 B FF 93 C FF 92 F SL 82 S FF 93 2-3 ② K	B FF 90 X SI 92 1-0 18 1B 14 1B 3-H 1B			4	1	2	1	0	1	2
18 Jason Kendall, R (1, 2) OBP: 0.325, SLG: 0.276			B FF 90 C SI 90 B FF 91 X FF 91 2-1 8 1B 37 SH1-3 1B	B FF 90 1 SAFE X FF 90 1-0 ③ FC6-4 1-2f		I I I I 4-0 37 1B 14 1B IBB	C FF 88 1 SAFE B SI 90 C FC 87 F CU 79 F SI 90 B FC 88 X SI 91 2-2 14 1B 1-2 1B			3	1	2	0	1	0	1
37 Jeff Suppan, R (1, 1) OBP: 0.318, SLG: 0.263 57 Mitch Stetter, L (7, 1) 24 Mat Gamel, L (7, PH) OBP: 0.295, SLG: 0.411 45 Mark DiFelice, R (8, 1) 73 Seth McClung, L (9, 1)			1 SAFE L SI 90 L SI 91 1 SAFE X SI 92 0-2 ① SH1-3 1-2		B FF 91 C FF 92 B SI 92 F SI 92 F SI 93 B CH 86 F SI 92 X 3-2 1B	B FF 91 F FF 91 B FF 92 X FF 91 2-1 14 1B 1-2 2-H 1B	C FF 95 C FF 94 B FF 95 T FF 95 1-2 ② K			2 0 1 0 0	0 0 0 0 0	2 0 0 0 0	1 0 0 0 0	0 0 1 0 0	0 0 2 0 0	0 0 2 0 0
Inning Stats	R: 0 E: 0 K: 1 S: 9 H: 0 LOB: 1 BB: 1 P: 15	R: 0 E: 0 K: 0 S: 8 H: 0 LOB: 0 BB: 1 P: 15	R: 0 E: 0 K: 1 S: 17 H: 2 LOB: 3 BB: 1 P: 27	R: 0 E: 0 K: 1 S: 11 H: 1 LOB: 1 BB: 0 P: 21	R: 0 E: 0 K: 0 S: 14 H: 1 LOB: 1 BB: 0 P: 20	R: 3 E: 1 K: 3 S: 20 H: 3 LOB: 2 BB: 1 P: 35	R: 4 E: 0 K: 1 S: 21 H: 6 LOB: 2 BB: 0 P: 26	R: 0 E: 0 K: 2 S: 13 H: 0 LOB: 0 BB: 0 P: 22		1B: 11 2B: 1 3B: 1 HR: 0 SF: 0 SAC: 1 DP: 1 HBP: 0				WP: 0 PB: 0 SB: 0 CS: 0 PA: 41		

BOTTOM

Chicago White Sox @ Milwaukee Brewers

Miller Park, Milwaukee, WI

Fri Jun 12 2009, 7:05 PM CDT

Att. 41,811 - Cloudy - 65 F

livebaseballscorecards.com

AB	36
R	7
H	13
RBI	7
BB	4
SO	9
LOB	22

PITCHER		IP	WLS	BF	H	R	ER	SO	BB	IBB	HBP	BLK	WP	HR	S	P	ERA	WHIP
54 Clayton Richard, L ERA: 3.76	(1, 1)	5.0		22	4	1	1	3	3	0	0	0	0	0	61	102	1.80	1.400
26 Octavio Dotel, R ERA: 3.0	(6, 1)	1.0	L	7	3	2	1	3	0	1	0	0	0	0	18	31	9.00	3.000
D.J. Carrasco, R ERA: 3.02	(7, 1)	0.1		6	5	4	4	0	0	0	0	0	0	0	15	19	108.00	15.000
49 Aaron Poreda, L ERA:	(7, 1)	1.2		6	1	0	0	3	0	0	0	0	0	0	19	29	0.00	0.600

PITCHER	IP	WLS	BF	H	R	ER	SO	BB	IBB	HBP	BLK	WP	HR	S	P	ERA	WHIP

Chicago White Sox @ Milwaukee Brewers

Miller Park, Milwaukee, WI

Sat Jun 13 2009, 3:05 PM CDT
Att. 44,100 - Sunny - 68 F

TOP

Batter	1	2	3	4	5	6	7	8	9	AB	R	H	RBI	BB	SO	LOB
22 Scott Podsednik, L (1, 7) OBP: 0.359, SLG: 0.391	C FF 91, F FF 92, B CU 77, F FS 86, B CU 78, B FF 93, X FF 92 3-2 10 G6-4-3 1B	B CU 76, S FF 92, F FF 92, D FS 85, F CU 75, B CU 76, X CU 76 3-2 ② G3 2-3 3-H		C CH 74, F CH 74, B FF 88, B CU 75, F CH 74, F FF 89, X CH 73 2-2 ① P6		B SI 94, C SI 94, B SI 87, B SI 94, C SI 94, F SI 94, S 3-3 ② K			B CH 79, B FF 88, X FF 85 2-0 ① F8	5	0	1	1	0	1	1
10 Alexei Ramirez, R (1, 6) OBP: 0.304, SLG: 0.348	1 SAFE, B FF 92, D FS 83, C FF 92, F FS 81, 1 SAFE, F FS 82, X FF 92 2-2 ① ② G6-4-3 1-2f	B FF 93, B FS 83, F FF 93, B FF 93, B FF 93 4-1 23 BB 14 1B BB		F FF 89, C CU 77, S CH 73 0-3 ② K		S, B SL 84, S FF 94, X 1-2 ③ G5-3			C SL 81, B FF 89, F CH 82, X SL 83 1-2 ② G5-3	4	1	0	0	1	1	1
23 Jermaine Dye, R (1, 9) OBP: 0.346, SLG: 0.534 31 Dewayne Wise, L (7, 9) OBP: 0.186, SLG: 0.146	B FF 93, F FF 91, F FS 82, B FS 85, F FS 85, X FF 92 2-2 ③ G6-3	F FS 82, B FF 93, D FS 83, S FF 92, B FS 84, B FS 82 4-2 14 1B 1-2 BB		B FF 88, B FF 88, B FF 84, C FF 87, B FF 87 4-1 BB			B SI 93, F SI 92, S SL 84, B SL 84, F SI 94, C SL 83 2-3 ① ꓘ		S FF 90, B CU 75, S CH 82, F SL 82, B CU 76, S CH 82 2-3 ③ K	2 1	0 0	0 0	0 0	2 0	1 1	0 0
14 Paul Konerko, R (1, 3) OBP: 0.348, SLG: 0.475		X FF 92 0-0 27 1B 5 2B 1B — C CU 74, B FS 82, X FF 91 1-1 1-2 2-H 3-H 1B		C CU 76, B CH 73, F CU 75, D CH 74, X CU 76 2-2 ③ G1-3			B SL 82, B SI 95, C SI 94, X SI 94 2-1 ② F8			4	1	2	2	0	0	1
27 Ramon Castro, R (1, 2) OBP: 0.317, SLG: 0.429		X FS 82 0-0 5 2B 15 2B 1-2 1B — B FF 88, B CU 75, C FF 88, X FF 87 2-1 ③ P3			C FF 87, B CU 77, B FF 87, X FF 87 2-1 HR		C SI 95, B SL 84, F SI 94, B SL 84, F SL 82, C SI 95 2-3 ③ ꓘ			4	2	2	1	0	1	2
5 Jayson Nix, R (1, 4) OBP: 0.293, SLG: 0.448		C FS 83, X FF 92 0-1 15 2B 1-3 2-H 2B	C FF 88, B CH 75, B CH 74, X FF 87 2-1 ① F8		B CU 75, S CU 76, B CH 75, S CU 74, S CU 75 2-3 ① K			F FF 85, X SL 80 0-1 2B		4	1	2	1	0	1	0
32 Brian Anderson, R (1, 8) OBP: 0.317, SLG: 0.323		B FF 92, F FS 83, B FF 91, B FS 82, B FF 92 4-1 15 2B 22 G3 BB	C CU 76, C CU 76, B CH 74, F CU 75, B FF 88, C CU 76 2-3 ② ꓘ		C FF 87, S CU 75, C CU 76 0-3 ② ꓘ			C FF 84, S CH 73, S CH 73 0-3 ① K		3	1	0	0	1	3	1
15 Gordon Beckham, R (1, 5) OBP: 0.176, SLG: 0.129		B CU 75, B FS 81, F FF 91, S FS 82, B FS 82, X FF 92 3-2 22 G3 14 1B 1-3 2-H 3-H 2B	C CU 76, B CU 76, S CU 76, B CU 77, B FF 89, F FF 87, B FF 88 4-2 BB		B CU 76, X FF 87 1-0 ③ F8			X FF 86 0-0 ② F8		3	1	1	2	1	0	1
52 Jose Contreras, R (1, 1) 71 Scott Linebrink, R (9, 1) 37 Matt Thornton, L (9, 1)		X 0-0 ① P6	S FF 85, F FF 87, S CU 74 0-3 ③ K			S SI 93, S SI 94, B SI 93, B SL 83, X SI 93 2-2 ① G5-3		X SL 79 0-0 ③ L6		4 0 0	0 0 0	0 0 0	0 0 0	0 0 0	1 0 0	4 0 0

livebaseballscorecards.com

AB	34
R	7
H	8
RBI	7
BB	5
SO	10
LOB	11

Inning Stats	1	2	3	4	5	6	7	8	9
R	0	6	0	0	1	0	0	0	0
E	0	0	0	0	0	0	0	0	0
K	0	0	2	1	2	1	2	1	1
S	12	20	12	12	9	10	10	7	8
H	1	5	0	0	1	0	0	1	0
LOB	0	2	1	1	0	0	0	1	0
BB	0	3	1	1	0	0	0	0	0
P	19	41	20	20	14	16	16	7	13

1B: 4	SF: 0	WP: 0	PA: 39
2B: 3	SAC: 0	PB: 0	
3B: 0	DP: 1	SB: 0	
HR: 1	HBP: 0	CS: 0	

PITCHER		IP	WLS	BF	H	R	ER	SO	BB	IBB	HBP	BLK	WP	HR	S	P	ERA	WHIP
26 Manny Parra, L ERA: 7.52	(1, 1)	1.2	L	13	6	6	6	0	3	0	0	0	0	0	30	56	32.40	5.400
52 Chris Smith, R ERA: 1.42	(2, 1)	3.1		13	1	1	1	5	2	0	0	0	0	1	35	58	2.70	0.900
60 Todd Coffey, R ERA: 2.59	(6, 1)	2.0		6	0	0	0	3	0	0	0	0	0	0	20	32	0.00	0.000
51 Trevor Hoffman, R ERA:	(8, 1)	1.0		4	1	0	0	1	0	0	0	0	0	0	7	7	0.00	1.000
12 Carlos Villanueva, R ERA: 4.5	(9, 1)	1.0		3	0	0	0	1	0	0	0	0	0	0	8	13	0.00	0.000

PITCHER	IP	WLS	BF	H	R	ER	SO	BB	IBB	HBP	BLK	WP	HR	S	P	ERA	WHIP

BOTTOM

Chicago White Sox @ Milwaukee Brewers

Miller Park, Milwaukee, WI

Sat Jun 13 2009, 3:05 PM CDT

Att. 44,100 - Sunny - 68 F

livebaseballscorecards.com

Batter	1	2	3	4	5	6	7	8	9	AB	R	H	RBI	BB	SO	LOB
30 Craig Counsell, L (1, 4) (6, 5) OBP: 0.350, SLG: 0.386	B SI 89 C SL 88 B SL 81 X SI 90 2-1 G3 ①			C SI 89 B FS 76 B FS 75 F SI 90 C FF 92 2-3 K ①		F FF 92 F SI 93 X FF 93 0-2 F8 ③		F SI 90 F SI 91 B FF 92 B FS 76 F FF 93 X FF 92 2-2 P3 ③		4	0	0	0	0	1	4
7 J.J. Hardy, R (1, 6) OBP: 0.295, SLG: 0.332	C SI 92 B SI 92 S SL 85 S FS 78 1-3 K2-3 ②			C SL 85 F FS 79 B FF 92 B FF 94 X SL 87 2-2 F7 ②			B SL 82 C SL 94 B SL 85 F SI 90 B SI 91 X SI 92 3-2 G6-3 ①		B SI 94 C SI 95 B SL 78 B FF 94 B FF 93 4-1 14 1B 28 BB BB	3	1	0	0	1	1	0
8 Ryan Braun, R (1, 7) OBP: 0.412, SLG: 0.556	F SI 91 C FS 78 B FS 80 F SL 86 B FF 93 F SI 94 S SL 87 2-3 K ③			C SI 94 B FF 93 F SL 87 B FF 92 X FS 76 2-2 F9 ③			X SI 92 0-0 F9 ②		F FF 95 C SI 94 C FF 95 0-3 K ①	4	0	0	0	0	2	1
28 Prince Fielder, L (1, 3) OBP: 0.421, SLG: 0.576		B SI 90 C SI 89 B FS 75 X SI 89 2-1 F8 ①			C SL 81 S FS 77 C FF 92 0-3 K ①		B SL 84 F SI 92 C FF 92 S FS 77 1-3 K ③		B FO 82 B FO 83 B SI 92 C FF 94 B SI 93 4-1 14 1B 1-2 BB	3	0	0	0	1	2	0
25 Mike Cameron, R (1, 8) OBP: 0.371, SLG: 0.500		C SI 90 X SL 84 0-1 F8 ②			C SL 84 B FS 78 B FS 76 B SL 86 S SI 92 T SI 92 3-2 K ②			X SL 84 0-0 G4-3 ①	B FF 93 B FF 94 C FF 93 B FF 93 C FF 93 S FF 93 3-3 K ②	4	0	0	0	0	2	2
24 Mat Gamel, L (1, 5) OBP: 0.286, SLG: 0.397 60 Todd Coffey, R (6, 1) 51 Trevor Hoffman, R (8, 1) 22 Jody Gerut, L (8, PH) OBP: 0.247, SLG: 0.341 12 Carlos Villanueva, R (9, 1) OBP: 0.333, SLG: 0.333 14 Casey McGehee, R (9, PH) OBP: 0.389, SLG: 0.393		C SI 90 B FS 76 B FS 75 B SI 90 F SI 91 C SI 92 3-3 K ③			X SI 91 0-0 F7 ③			B FF 91 B SI 92 B SI 90 B SI 91 4-0 27 BB 18 1B BB	C FF 94 B FF 94 X SI 93 1-1 1-2 2-H 1B	2 0 0 0 0 1 0	0 0 0 0 0 0 0	0 0 0 0 0 0 0	0 0 0 0 1 0 0	1 0 0 0 0 0 0	0 0 0 0 0 0 0	0 0 0 0 0 0 0
1 Corey Hart, R (1, 9) OBP: 0.310, SLG: 0.401			S SL 84 B SL 86 X SL 86 1-1 18 FC4-6 1B			C SL 84 F SL 85 B X FS 78 1-2 E5		C SI 91 X SI 91 0-1 L4 ②	X 0-0 F9 ③	4	0	1	0	0	0	3
18 Jason Kendall, R (1, 2) OBP: 0.325, SLG: 0.277			B SI 92 B SI 91 C SI 90 X SI 91 2-1 FC4-6 52 B1-6-4 ① 1-2f		C X SI 93 0-1 F9 ①			X SI 92 0-0 27 BB 1-2 1B		3	0	1	0	0	0	2
26 Manny Parra, L (1, 1) OBP: 0.190, SLG: 0.167 52 Chris Smith, R (2, 1) 27 Frank Catalanotto, L (6, 4) OBP: 0.286, SLG: 0.316			C SI 92 X SI 91 0-1 B1-6-4 ② ③ 1-2f		C FF 90 B FF 90 B FF 91 S FF 91 B FF 92 S SI 92 3-3 K ②			B SL 83 C SI 90 D FS 76 B FF 92 B FF 90 4-1 1-2 2-3 BB		0 1 1	0 0 0	0 0 0	0 0 1	0 0 1	0 0 1	0 1 1

Inning Stats	1	2	3	4	5	6	7	8	9
	R: 0 E: 0 K: 2 S: 10	R: 0 E: 0 K: 1 S: 7	R: 0 E: 0 K: 0 S: 6	R: 0 E: 0 K: 1 S: 9	R: 0 E: 0 K: 2 S: 7	R: 0 E: 1 K: 1 S: 11	R: 0 E: 0 K: 1 S: 7	R: 0 E: 0 K: 0 S: 10	R: 1 E: 0 K: 2 S: 11
	H: 0 LOB: 0 BB: 0 P: 15	H: 0 LOB: 0 BB: 0 P: 12	H: 1 LOB: 0 BB: 0 P: 9	H: 0 LOB: 0 BB: 0 P: 15	H: 0 LOB: 0 BB: 0 P: 10	H: 0 LOB: 1 BB: 0 P: 15	H: 0 LOB: 0 BB: 0 P: 11	H: 1 LOB: 3 BB: 2 P: 20	H: 1 LOB: 2 BB: 2 P: 23

AB	30
R	1
H	3
RBI	1
BB	4
SO	10
LOB	14

1B: 3	SF: 0	WP: 0	PA: 34
2B: 0	SAC: 0	PB: 0	
3B: 0	DP: 1	SB: 0	
HR: 0	HBP: 0	CS: 0	

PITCHER		IP	WLS	BF	H	R	ER	SO	BB	IBB	HBP	BLK	WP	HR	S	P	ERA	WHIP
52 Jose Contreras, R ERA: 5.32	(1, 1)	8.0	W	28	2	0	0	8	2	0	0	0	0	0	67	107	0.00	0.500
71 Scott Linebrink, R ERA: 2.42	(9, 1)	0.2		5	1	1	1	2	2	0	0	0	0	0	10	22	13.50	4.500
37 Matt Thornton, L ERA: 1.9	(9, 1)	0.1		1	0	0	0	0	0	0	0	0	0	0	1	1	0.00	0.000

PITCHER	IP	WLS	BF	H	R	ER	SO	BB	IBB	HBP	BLK	WP	HR	S	P	ERA	WHIP

Batter	1	2	3	4	5	6	7	8	9	AB	R	H	RBI	BB	SO	LOB
22 Scott Podsednik, L (1, 7) OBP: 0.360, SLG: 0.391	F SI 90 X SL 86 0-1 G4-3		B CH 83 C SL 86 B FS 82 B CH 82 S SI 89 F SI 89 X SI 90 3-2 G6-3	B FS 82 B SL 84 C FS 80 B FS 80 C SI 90 X SI 89 3-2 3-H 1B			C SI 92 C CU 77 F FF 95 B FF 95 B SI 93 F CU 77 X FF 95 2-2 F8		B FF 85 C FF 85 C FF 85 F CH 74 X FF 85 1-2 12 1B 1-2 1B	5	0	2	1	0	0	0
10 Alexei Ramirez, R (1, 6) OBP: 0.302, SLG: 0.345	X SI 90 0-0 P3		B SL 85 S FS 83 C SL 86 B FS 84 X FS 81 2-2 G5-3	P PO 78 C SI 88 1 SAFE F SL 83 1 SAFE X CH 80 1-2 F8			X CU 81 0-0 12 S 1B		B SL 80 F SL 81 D CH 74 F SL 81 F CH 74 X FF 86 2-2 F8	5	0	1	0	0	0	3
12 A.J. Pierzynski, L (1, 2) OBP: 0.338, SLG: 0.452	C SI 91 F SL 87 X SI 90 0-2 1B		B SI 91 B FS 82 B FS 82 C SI 89 X FS 81 3-1 1B		C SI 89 B CH 86 S SL 86 X FS 84 1-2 G6-3		D SI 91 S SI 92 B SI 94 F FF 96 D CU 78 X FF 92 3-2 F7 1-2		D CH 75 B FF 86 B FF 86 X FF 85 3-0 1-3 2-H 1B	5	0	3	1	0	0	1
14 Paul Konerko, R (1, 3) OBP: 0.347, SLG: 0.471 7 Josh Fields, R (8, PR) OBP: 0.304, SLG: 0.321 (8, 3)	C SL 86 F SL 85 B FS 82 B SL 87 C SI 91 2-3 K		B FS 84 F SL 84 X SL 84 1-1 F7		C SL 86 C FS 85 X FS 83 0-2 G5-3			C SL 82 X SL 84 0-1 32 BB 1B	B SL 81 F FF 86 F FF 85 T CH 73 1-2 K	4 1	0 0	1 0	0 0	0 0	1 1	2 2
31 Dewayne Wise, L (1, 9) OBP: 0.170, SLG: 0.133		B SI 90 X CH 82 1-0 B1		C CH 80 B SI 90 F CH 82 B SI 87 F CH 82 S CH 82 2-3 K	X FS 82 0-0 G4-3			D SI 92 L SI 91 C CU 77 B FF 94 X SI 93 2-2 F7		4	0	0	0	0	1	1
32 Brian Anderson, R (1, 8) OBP: 0.322, SLG: 0.317		C SI 90 B SL 86 F SL 85 X SI 90 1-2 F8	B SI 90 C SL 85 S SL 82 F FS 84 B SI 91 H FS 82 3-2 17 1B 15 2B HBP			F FS 81 B SL 84 X SL 84 1-1 F8		B SI 94 B SI 92 B FF 92 B FF 93 4-0 17 G6-4-3 1-2 BB	2	1	0	0	1	0	0
17 Chris Getz, L (1, 4) OBP: 0.303, SLG: 0.308		C SI 90 X FS 84 0-1 1B	F SI 90 X SI 89 0-1 15 2B 1-2 1B			C SL 88 C SL 83 B SL 84 F FF 89 B FS 83 X FS 83 2-2 F9		C FF 92 B CU 75 X CU 76 1-1 G6-4-3 1-2f		4	1	2	0	0	0	2
15 Gordon Beckham, R (1, 5) OBP: 0.184, SLG: 0.171		1 SAFE C SL 84 B SL 85 1 SAFE F SL 82 X FS 82 1-2 F9	B SL 86 F SL 83 C FS 81 B SL 84 X SI 90 2-2 56 G3 22 1B 1-H 2-H 2B			F SL 85 B SL 84 F FS 82 X CH 83 1-2 G5-3			C SL 80 X CH 73 0-1 G5-3	4	1	1	2	0	0	1
56 Mark Buehrle, L (1, 1) OBP: 0.500, SLG: 2.000 5 Jayson Nix, R (7, PH) OBP: 0.289, SLG: 0.441 39 Jimmy Gobble, L (7, 1) 26 Octavio Dotel, R (7, 1) 37 Matt Thornton, L (8, 1) 25 Jim Thome, L (9, PH) OBP: 0.403, SLG: 0.518 54 Clayton Richard, L (9, PR) OBP: 0.500, SLG: 1.000 45 Bobby Jenks, R (9, 1)			B SI 90 B SI 90 C SI 88 B SI 89 F SI 88 F SI 89 X SI 88 3-2 HR	B FS 82 C SI 89 B FS 81 F SI 90 X FS 80 2-2 G3 2-3			C SL 81 C FF 93 X FF 95 0-2 L7		L FF 86 B CH 74 B CH 74 B FF 86 B FF 87 4-1 22 1B 12 1B BB	2 1 0 0 0 0 0 0 0	1 0 0 0 0 0 0 0 1	1 0 0 0 0 0 0 0 0	1 0 0 0 0 0 1 0 0	0 0 0 0 0 0 0 0 0	0 0 0 0 0 0 0 0 0	1 0 0 0 0 0 0 0 0
Inning Stats	R: 0 E: 0 K: 1 S: 9 H: 1 LOB: 1 BB: 0 P: 11	R: 0 E: 0 K: 0 S: 9 H: 1 LOB: 1 BB: 0 P: 12	R: 1 E: 0 K: 0 S: 15 H: 2 LOB: 1 BB: 0 P: 27	R: 3 E: 0 K: 1 S: 22 H: 3 LOB: 1 BB: 0 P: 34	R: 0 E: 0 K: 0 S: 7 H: 0 LOB: 0 BB: 0 P: 8	R: 0 E: 0 K: 0 S: 9 H: 0 LOB: 0 BB: 0 P: 13	R: 0 E: 0 K: 0 S: 12 H: 1 LOB: 1 BB: 0 P: 17	R: 0 E: 0 K: 0 S: 7 H: 1 LOB: 2 BB: 1 P: 14	R: 1 E: 0 K: 1 S: 15 H: 2 LOB: 2 BB: 1 P: 26	1B: 9 2B: 1 3B: 0 HR: 1	SF: 0 SAC: 0 DP: 1 HBP: 1		WP: 0 PB: 0 SB: 1 CS: 0	PA: 40			

PITCHER		IP	WLS	BF	H	R	ER	SO	BB	IBB	HBP	BLK	WP	HR	S	P	ERA	WHIP
41 Braden Looper, R ERA: 4.62	(1, 1)	6.0		26	7	4	4	2	0	0	1	0	0	1	71	105	6.00	1.167
73 Seth McClung, R ERA: 2.45	(7, 1)	2.0		8	2	0	0	0	1	0	0	0	0	0	19	31	0.00	1.500
51 Trevor Hoffman, R ERA: 0.47	(9, 1)	1.0	L	6	2	1	1	1	1	0	0	0	0	0	15	26	9.00	3.000

PITCHER	IP	WLS	BF	H	R	ER	SO	BB	IBB	HBP	BLK	WP	HR	S	P	ERA	WHIP

TOP

Chicago White Sox @ Milwaukee Brewers

Miller Park, Milwaukee, WI

Sun Jun 14 2009, 1:05 PM CDT

Att. 41,586 - Sunny - 76 F

livebaseballscorecards.com

AB	37
R	5
H	11
RBI	5
BB	2
SO	3
LOB	13

BOTTOM

Chicago White Sox @ Milwaukee Brewers

Miller Park, Milwaukee, WI

Sun Jun 14 2009, 1:05 PM CDT

Att. 41,586 - Sunny - 76 F

livebaseballscorecards.com

Batter	1	2	3	4	5	6	7	8	9	AB	R	H	RBI	BB	SO	LOB
14 Casey McGehee, R (1, 4) (7, 5) OBP: 0.408, SLG: 0.477	X FF 83 0-0 28 1B 2B		C SI 85 C CU 69 F FC 88 F FF 87 B FC 82 B CH 78 F CH 80 X FC 80 2-2 HR		C SI 84 B CU 68 B CH 77 F FF 86 B FF 86 X CH 79 3-2 28 FC4-6 1B		C FF 93 X SL 81 0-1 ② F8			4	2	3	1	0	0	0
7 J.J. Hardy, R (1, 6) OBP: 0.290, SLG: 0.325	L SI 84 B CH 76 X CH 77 1-1 ① G6-3		C SI 82 B SI 85 F SI 85 B FF 87 F CH 79 B FC 77 X SI 85 3-2 ① F8		B FF 86 C FF 85 S FC 81 B FF 86 F FF 86 F FC 83 C FF 86 2-3 ① K		C FF 92 B FF 93 F FF 93 S FF 93 1-3 ③ K			4	0	0	0	0	2	2
8 Ryan Braun, R (1, 7) OBP: 0.409, SLG: 0.555	C FC 82 X CH 77 0-1 ② L8		B CU 69 C FF 88 B FF 88 X SI 85 2-1 2B		F FF 87 B FF 87 X FF 86 1-1 ② F7			F FF 93 C FF 93 B FF 94 F FF 93 S SL 83 1-3 ① K		4	0	1	0	0	1	2
28 Prince Fielder, L (1, 3) OBP: 0.418, SLG: 0.570	B SI 85 F FC 80 F FF 86 F FF 87 D CU 71 X CU 70 2-2 25 FC5-4 2-H 1B		F FC 81 C FF 88 F FF 86 S FF 86 0-3 ② K		S FF 86 1 SAFE F FF 87 B FF 87 X FC 75 1-2 ③ FC4-6 1-2f			B FF 95 C FF 95 X FF 95 1-1 ② F8		4	0	1	1	0	1	2
25 Mike Cameron, R (1, 8) OBP: 0.365, SLG: 0.490	B FF 86 B FF 86 F FC 82 F SI 85 F FC 77 F FC 83 B SI 85 X CH 79 3-2 ③ FC5-4 1-2f		X CH 79 0-0 ③ F8			C FF 85 C FF 86 C FF 87 0-3 ① K		B FF 96 B FF 96 F FF 97 F FF 96 S FF 96 2-3 ③ K		4	0	0	0	0	2	2
1 Corey Hart, R (1, 9) OBP: 0.317, SLG: 0.431		B CU 69 B FF 84 B SI 85 B FF 86 4-0 BB		B CU 67 F FC 80 B CH 77 B CH 77 X SI 85 3-1 HR		C FF 86 B FF 86 B FF 86 B FF 86 F FC 82 X FF 86 3-2 HR			B FF 96 F FF 94 B FF 90 F FF 95 B SL 89 X FF 91 3-2 ① F7	3	2	2	2	1	0	0
2 Bill Hall, R (1, 5) OBP: 0.276, SLG: 0.340 73 Seth McClung, L (7, 1) 51 Trevor Hoffman, R (9, 1) 27 Frank Catalanotto, L (9, PH) OBP: 0.318, SLG: 0.350		C SI 85 C FC 83 B FC 83 F FF 85 1 SAFE B CH 77 B CH 78 S FC 82 3-3 ① K		B SI 86 B FC 83 F SI 85 X FF 86 2-1 ① P4		S CU 69 C CH 79 X FF 88 0-2 ② G1-3			F FF 96 X FF 96 0-1 1B	3 0 0 1	0 0 0 0	0 0 0 1	0 0 0 0	1 0 0 0	1 0 0 0	1 0 0 0
18 Jason Kendall, R (1, 2) OBP: 0.320, SLG: 0.273 24 Mat Gamel, L (9, PH) OBP: 0.281, SLG: 0.390		C SI 84 C FF 86 B FF 85 S FC 80 1-3 ② K		C FF 86 B FF 86 F FF 86 X FF 87 1-2 ② F8		B FF 86 B FF 85 F FF 85 B FF 84 F FF 84 F FF 86 X FF 85 3-2 ③ L6			F FF 96 S FF 97 B FF 97 S FF 96 1-3 ② K	3 1	0 0	0 0	0 0	0 0	1 1	1 1
41 Braden Looper, R (1, 1) OBP: 0.136, SLG: 0.050 30 Craig Counsell, L (7, 4) OBP: 0.346, SLG: 0.381		1 SAFE B SI 86 X SI 85 1-0 ③ F9		X FF 86 0-0 ③ G6-3			C SL 84 X SL 84 0-1 ① P5		B FF 94 F FF 95 X FF 96 1-1 ③ G6-3	2 2	0 0	0 0	0 0	0 0	0 0	1 1

Inning Stats	1	2	3	4	5	6	7	8	9
	R: 1 H: 2 E: 0 LOB: 1 K: 0 BB: 0 S: 14 P: 20	R: 0 H: 0 E: 0 LOB: 1 K: 2 BB: 1 S: 8 P: 17	R: 1 H: 2 E: 0 LOB: 1 K: 1 BB: 0 S: 17 P: 24	R: 1 H: 1 E: 0 LOB: 0 K: 0 BB: 0 S: 8 P: 14	R: 0 H: 1 E: 0 LOB: 1 K: 1 BB: 0 S: 13 P: 20	R: 1 H: 1 E: 0 LOB: 0 K: 1 BB: 0 S: 13 P: 19	R: 0 H: 0 E: 0 LOB: 0 K: 1 BB: 0 S: 7 P: 8	R: 0 H: 0 E: 0 LOB: 0 K: 2 BB: 0 S: 9 P: 13	R: 0 H: 1 E: 0 LOB: 1 K: 1 BB: 0 S: 10 P: 15

1B: 3	SF: 0	WP: 0 PA: 36
2B: 2	SAC: 0	PB: 0
3B: 0	DP: 0	SB: 0
HR: 3	HBP: 0	CS: 0

AB	35	
R	4	
H	8	
RBI	4	
BB	1	
SO	9	
LOB	13	

PITCHER		IP	WLS	BF	H	R	ER	SO	BB	IBB	HBP	BLK	WP	HR	S	P	ERA	WHIP
56 Mark Buehrle, L ERA: 3.43	(1, 1)	6.0		26	7	4	4	5	1	0	0	0	0	3	73	114	6.00	1.333
39 Jimmy Gobble, L ERA: 6.1	(7, 1)	0.1		1	0	0	0	0	0	0	0	0	0	0	2	2	0.00	0.000
26 Octavio Dotel, R ERA: 2.88	(7, 1)	1.0		3	0	0	0	2	0	0	0	0	0	0	9	11	0.00	0.000
37 Matt Thornton, L ERA: 1.85	(8, 1)	0.2	W	2	0	0	0	1	0	0	0	0	0	0	5	8	0.00	0.000
45 Bobby Jenks, R ERA: 3.68	(9, 1)	1.0	S	4	1	0	0	1	0	0	0	0	0	0	10	15	0.00	1.000

PITCHER	IP	WLS	BF	H	R	ER	SO	BB	IBB	HBP	BLK	WP	HR	S	P	ERA	WHIP

Chicago White Sox @ Chicago Cubs

Wrigley Field, Chicago, IL

Wed Jun 17 2009, 1:20 PM CDT

Att. 40,444 - Overcast - 64 F

TOP

livebaseballscorecards.com

Batter	1	2	3	4	5	6	7	8	9	AB	R	H	RBI	BB	SO	LOB
22 Scott Podsednik, L (1, 7) OBP: 0.367, SLG: 0.394	C SI 87 B SI 88 F SI 91 X FF 91 1-2 ① L8		B SI 87 B SI 89 B FF 88 B FF 89 4-0 23 S BB		C SI 89 D FS 80 B FS 79 X SI 90 2-1 ② G5-3		X SI 93 0-0 10 G4-6-3 1-2 3-H 1B		B SI 95 S SI 91 B CH 86 B SI 91 C SI 93 X SI 94 3-2 1B	4	0	2	1	1	0	1
10 Alexei Ramirez, R (1, 6) OBP: 0.300, SLG: 0.355	S SL 84 L SL 86 B SL 86 F SI 90 F SL 86 F SL 86 X FF 92 1-2 HR		B SL 82 C SI 89 1 SAFE S SL 83 S SL 84 1-3 ① K		C SI 90 S SL 85 B SL 85 X SL 85 1-2 ③ F7 2-3		C SI 94 B FC 89 F SI 94 X FF 94 1-2 ②③ G4-6-3 1-2f		1 SAFE B CU 78 F SI 93 B SI 91 D CH 83 F SI 93 S CH 84 3-3 ③ K	5	1	1	1	0	2	5
23 Jermaine Dye, R (1, 9) OBP: 0.349, SLG: 0.529 31 Dewayne Wise, L (8, PR) OBP: 0.170, SLG: 0.133 (8, 9)	B SI 90 B SI 91 S SL 84 B SI 91 X SI 93 3-1 ② G6-3		B SL 84 B FS 78 C B SL 84 B SI 90 4-1 14 G6-4-3 1-2 BB			B SI 89 B SI 89 X SI 90 2-0 ① G5-3		C FF 93 B SI 93 B FF 94 F SI 92 B FC 90 F FF 94 F FF 93 F F FF 93 4-2 B 14 1B 12 SF7 BB		2	0	0	0	2	0	0
										0	1	0	0	0	0	0
14 Paul Konerko, R (1, 3) OBP: 0.345, SLG: 0.467	X SI 92 0-0 ③ G5-3		C SI 90 B SI 89 X SL 85 1-1 ②③ G6-4-3 1-2f			S SL 85 C SI 91 B FS 82 B SL 81 B SL 85 X SL 85 3-2 ② G1-3		S FC 90 1 SAFE F SI 93 1 SAFE F FC 90 1 SAFE B SI 92 B FF 94 X FC 91 2-2 32 G6-3 12 E 1-3 1B		4	0	1	0	0	0	2
12 A.J. Pierzynski, L (1, 2) OBP: 0.337, SLG: 0.447		B SI 90 S SL 84 X SI 91 1-1 ① F8		B FS 79 X FS 80 1-0 ① G5-3		B FF 87 B SI 90 B FS 81 B SI 89 4-0 BB		B FF 92 B FF 94 X FF 94 2-0 ① SF7 1-2 3-H		2	0	0	1	1	0	0
32 Brian Anderson, R (1, 8) OBP: 0.327, SLG: 0.318		B SL 83 C SL 84 X SI 91 1-1 17 3B 1B		B SI 89 B SL 83 B SI 90 B FF 89 4-0 17 CS BB		C SI 88 B SL 84 F SL 84 B FF 89 B SL 85 S SL 85 3-3 ③ K		F FF 94 F FC 91 B FF 95 X CU 79 1-2 ② G6-3 2-3		3	1	1	0	1	1	3
17 Chris Getz, L (1, 4) OBP: 0.307, SLG: 0.320		1 SAFE X SI 90 0-0 1-H 3B		1 SAFE B SI 88 B SI 89 C SI 90 1 SAFE B SI 88 C SI 89 S SL 85 3-3 ②③ K 1-2			B SI 87 B SI 87 B FF 89 C SI 88 B SI 88 4-1 50 FC1-4 15 BB 22 1B BB	B FC 90 F FF 94 B SI 94 F FC 90 X FC 92 2-2 ③ L5		3	1	1	1	1	1	3
15 Gordon Beckham, R (1, 5) OBP: 0.214, SLG: 0.184		B SL 84 F SL 85 X SI 91 1-1 ② G6-3			C SL 82 S SL 82 B SL 83 X SL 84 1-2 10 WP 50 SH1-4 1B		1 SAFE B SL 82 B SL 84 F SI 89 B SL 84 B SI 87 4-1 50 FC1-4 1-2 BB		F SI 94 B CU 79 S CU 77 F SI 85 X CU 79 1-2 ① F7	3	0	1	0	1	0	1
50 John Danks, L (1, 1) 71 Scott Linebrink, R (8, 1) 25 Jim Thome, L (9, PH) OBP: 0.401, SLG: 0.515 45 Bobby Jenks, R (9, 1)		C SL 85 B FF 91 F FF 91 D SL 86 S SL 85 2-3 ③ K			L FS 85 B SI 88 X SI 87 1-1 ① SH1-4 1-2		X CH 90 0-0 ① FC1-4 22 1B 1-2f 2-3		C SI 95 B SI 94 B FF 95 F CH 86 B SI 95 F SI 86 X SI 95 3-2 ② F7	2	0	0	0	0	1	3
										0	0	0	0	0	0	0
										1	0	0	0	0	0	0
										0	0	0	0	0	0	0

Inning Stats	1	2	3	4	5	6	7	8	9
	R: 1 E: 0 K: 0 S: 12	H: 1 LOB: 0 BB: 0 P: 17	R: 1 E: 0 K: 1 S: 10	H: 2 LOB: 1 BB: 0 P: 15	R: 0 E: 0 K: 1 S: 6	H: 0 LOB: 1 BB: 2 P: 16	R: 0 E: 0 K: 1 S: 4	H: 0 LOB: 1 BB: 1 P: 12	R: 0 E: 0 K: 0 S: 10	H: 1 LOB: 1 BB: 0 P: 15	R: 0 E: 0 K: 1 S: 7	H: 0 LOB: 1 BB: 1 P: 19	R: 1 E: 0 K: 0 S: 7	H: 1 LOB: 1 BB: 2 P: 16	R: 1 E: 1 K: 0 S: 17	H: 1 LOB: 2 BB: 1 P: 28	R: 0 E: 0 K: 1 S: 14	H: 1 LOB: 1 BB: 0 P: 24

	AB	R	H	RBI	BB	SO	LOB
AB	29						
R	4						
H	7						
RBI	4						
BB	7						
SO	5						
LOB	18						

	1B	SF	WP	PA
	5	1	1	38
	2B: 1	SAC: 1	PB: 0	
	3B: 1	DP: 3	SB: 1	
	HR: 1	HBP: 0	CS: 1	

PITCHER		IP	WLS	BF	H	R	ER	SO	BB	IBB	HBP	BLK	WP	HR	S	P	ERA	WHIP
46 Ryan Dempster, R ERA: 3.92	(1, 1)	6.0	L	26	4	3	3	4	6	0	0	0	1	1	51	104	4.50	1.667
37 Angel Guzman, R ERA: 2.7	(7, 1)	2.0		8	2	1	1	0	1	0	0	0	0	0	22	34	4.50	1.500
58 Jose Ascanio, R ERA: 2.51	(9, 1)	1.0		4	1	0	0	1	0	0	0	0	0	0	14	24	0.00	1.000

PITCHER		IP	WLS	BF	H	R	ER	SO	BB	IBB	HBP	BLK	WP	HR	S	P	ERA	WHIP

Batter	1	2	3	4	5	6	7	8	9	AB	R	H	RBI	BB	SO	LOB
12 Alfonso Soriano, R (1, 7) OBP: 0.291, SLG: 0.447	B FF 91 B FF 91 S FF 90 B FC 86 F FF 91 S CH 83 3-3 **K** ①		C FC 86 F FC 87 F CU 77 B CU 78 S CH 83 1-3 **K** ③			X FC 83 0-0 F9 ①		S FF 95 F FF 95 D SL 82 F SL 80 X FF 94 1-2 G6-3 ② 3-H		4	0	0	1	0	2	0
58 Jose Ascanio, R (9, 1)										0	0	0	0	0	0	0
2 Ryan Theriot, R (1, 6) OBP: 0.341, SLG: 0.427	C FF 91 X SI 91 0-1 G6-3 ②			B FF 90 C FF 90 F FC 86 X FC 86 1-2 21 1B 1B		C FF 87 X FF 89 0-1 F7 ②		C SL 78 S FO 84 B FF 94 B SL 82 T FF 94 2-2 **K** ③		4	0	1	0	0	1	0
21 Milton Bradley, S (1, 9) OBP: 0.339, SLG: 0.386	C SI 92 F SI 92 B FF 92 B CH 83 B CH 83 X CH 83 3-2 F8 ③			S FF 90 F FF 91 B FF 91 X FF 93 1-2 9 FC5-4 **1-3** 1B		X FF 88 0-0 1B			C FF 95 B FF 94 S FF 93 S CU 84 1-3 **K** ①	4	0	2	0	0	1	0
25 Derrek Lee, R (1, 3) OBP: 0.358, SLG: 0.440		C FF 91 B CU 78 F FC 86 B SI 92 X FC 87 2-2 9 18 E G5-4-3 1B		S FC 87 B FC 86 1 SAFE S CH 83 X FF 93 1-2 F8 ①		C FF 89 S FC 85 B FF 91 F CH 82 B CH 82 S CH 83 2-3 **K** ③			B FF 95 F FF 95 C FF 96 F FF 94 X CU 82 1-2 G6-3 ②	4	0	1	0	0	1	3
18 Geovany Soto, R (1, 2) OBP: 0.324, SLG: 0.311		B FC 87 F FC 86 X FF 93 1-1 FC5 9 G5-4-3 **1-2**		S FC 88 B FC 87 1 SAFE B FC 87 F CH 84 S CH 84 2-3 **K** ②			C FC 83 B FC 84 B CH 81 F FF 90 B FF 90 X FF 91 3-2 F9 ①		B FF 95 C FF 95 X FF 93 1-1 F8 ③	4	0	0	0	0	1	3
9 Reed Johnson, R (1, 8) OBP: 0.325, SLG: 0.425		C SI 92 T FF 91 F CH 84 X FC 88 0-2 G5-4-3 ①② **1-2f** **2-3**		S CH 83 F FC 87 F CH 84 B CH 84 F FF 92 X CH 83 1-2 FC5-4 **1-2f**			C FF 88 B CU 76 F FC 84 S FF 90 1-3 **K** ②			3	0	0	0	0	1	4
17 Mike Fontenot, L (1, 5) OBP: 0.319, SLG: 0.389		B FF 92 B FC 86 X FC 87 2-0 G3-1 ③			C FF 89 S FF 90 B FF 90 T FC 85 1-2 **K** ①		B FF 89 F FF 90 F FF 90 B FF 91 F FC 85 S FC 86 2-3 **K** ③			3	0	0	0	0	2	1
7 Aaron Miles, S (1, 4) OBP: 0.242, SLG: 0.263			M FF 89 F FF 90 X SI 91 0-2 G1-3 ①		C FF 90 S FF 90 S SI 92 0-3 **K** ②			X FF 87 0-0 5 F8 12 G6-3 2B		3	1	1	0	0	1	0
46 Ryan Dempster, R (1, 1) OBP: 0.156, SLG: 0.133			B FF 90 F FF 90 F FF 90 C CU 78 1-3 **K** ②		X FF 91 0-0 F7 ③			X FF 95 0-0 F8 ① 2-3		2	0	0	0	0	1	0
37 Angel Guzman, R (7, 1)										0	0	0	0	0	0	0
5 Jake Fox, R (8, PH) OBP: 0.400, SLG: 0.538 (9, 7)										1	0	0	0	0	0	1
Inning Stats	R: 0 E: 0 K: 1 S: 8 H: 0 LOB: 0 BB: 0 P: 14	R: 0 E: 1 K: 0 S: 10 H: 1 LOB: 1 BB: 0 P: 15	R: 0 E: 0 K: 2 S: 10 H: 0 LOB: 0 BB: 0 P: 12	R: 0 E: 0 K: 1 S: 17 H: 2 LOB: 2 BB: 0 P: 23	R: 0 E: 0 K: 2 S: 7 H: 0 LOB: 0 BB: 0 P: 8	R: 0 E: 0 K: 1 S: 8 H: 1 LOB: 1 BB: 0 P: 10	R: 0 E: 0 K: 2 S: 10 H: 0 LOB: 0 BB: 0 P: 16	R: 1 E: 0 K: 1 S: 9 H: 1 LOB: 0 BB: 0 P: 12	R: 0 E: 0 K: 1 S: 9 H: 0 LOB: 0 BB: 0 P: 12	1B: 4 2B: 1 3B: 0 HR: 0 SF: 0 SAC: 0 DP: 1 HBP: 0						WP: 0 PB: 0 SB: 0 CS: 0 PA: 32

PITCHER	IP	WLS	BF	H	R	ER	SO	BB	IBB	HBP	BLK	WP	HR	S	P	ERA	WHIP
50 John Danks, L (1, 1) ERA: 4.48	7.0	W	26	5	1	1	9	0	0	0	0	0	0	71	99	1.29	0.714
71 Scott Linebrink, R (8, 1) ERA: 2.31	1.0		3	0	0	0	1	0	0	0	0	0	0	8	11	0.00	0.000
45 Bobby Jenks, R (9, 1) ERA: 3.52	1.0	S	3	0	0	0	1	0	0	0	0	0	0	9	12	0.00	0.000

PITCHER	IP	WLS	BF	H	R	ER	SO	BB	IBB	HBP	BLK	WP	HR	S	P	ERA	WHIP

BOTTOM

Chicago White Sox @ Chicago Cubs

Wrigley Field, Chicago, IL

Wed Jun 17 2009, 1:20 PM CDT

Att. 40,444 - Overcast - 64 F

livebaseballscorecards.com

AB	32
R	1
H	5
RBI	1
BB	0
SO	11
LOB	12

Batter	1	2	3	4	5	6	7	8	9	AB	R	H	RBI	BB	SO	LOB
22 Scott Podsednik, L (1, 7) OBP: 0.357, SLG: 0.382	B SI 90 C FF 89 C SI 93 X FS 86 1-2 G4-3 ①		C FF 88 B SI 80 C FF 88 C FF 90 1-3 K ①		C FF 88 B SI 90 B SI 89 X FF 90 2-1 F8 ③		B SI 87 X FF 86 1-0 F7 ②	X SL 84 0-0 G1-4-3 ③		5	0	0	0	0	1	4
10 Alexei Ramirez, R (1, 6) OBP: 0.302, SLG: 0.369	B SI 92 C SI 91 C SL 81 X SL 83 1-2 G5-3 ②		B CU 68 B SI 92 F SL 80 S FC 90 F SL 83 B FF 90 X FF 94 3-2 G4-3 ②			B SI 91 B FF 90 B SI 91 C FF 88 F SI 91 F SL 81 X FF 91 3-2 F8 ①	B SI 92 X SL 80 1-0 2-H HR		B CU 81 L CU 78 F FF 92 X FF 92 1-2 23 FC6-4 1B	5	1	2	2	0	0	0
23 Jermaine Dye, R (1, 9) OBP: 0.346, SLG: 0.526 31 Dewayne Wise, L (9, PR) OBP: 0.170, SLG: 0.133 (9, 9)	C SI 91 F SI 93 X FF 93 0-2 G1-3 ③		F SI 93 F FF 90 F FS 87 F FF 94 B SL 85 X CU 66 1-2 P2 ③			B SL 83 C SI 91 X SI 91 1-1 32 1B 2B	C SI 91 X SI 92 0-1 F9 ③		1 SAFE B FF 91 X FF 91 1-0 FC6-4 ① 1-2f	5 0	1 0	1 0	0 0	0 0	0 0	1 0
14 Paul Konerko, R (1, 3) OBP: 0.342, SLG: 0.461		C SL 77 F SL 81 F SL 82 B SI 92 S FS 87 1-3 K ①	X FF 91 0-0 G4-3 ①			B SL 81 C SL 76 D FS 83 B FS 81 X SL 81 3-1 F9 ②		B SL 81 C SL 81 F FF 93 X SL 81 1-2 12 G4-3 12 PB 17 2B 1B	1 SAFE C FF 92 B FF 92 C FF 91 X FF 93 1-2 F9 ②	5	1	1	0	0	1	2
12 A.J. Pierzynski, L (1, 2) OBP: 0.333, SLG: 0.438		B FF 93 S FS 84 B SI 91 F FF 90 F SL 82 F FS 86 B SI 91 X FF 90 3-2 F9 ②	B SI 90 B FS 82 C FF 92 C FF 93 X SI 94 2-2 G5-3 ②			I IN 67 I IN 65 I IN 65 I IN 62 4-0 32 1B IBB		B FF 94 F SL 81 X FF 94 1-1 G4-3 ① 1-3	X CU 82 0-0 G3 ③	4	0	0	0	1	0	2
32 Brian Anderson, R (1, 8) OBP: 0.338, SLG: 0.326		X SI 93 0-0 17 2B 1B	C FF 94 B FF 95 B SI 94 B SL 83 F SI 93 F FF 94 B SL 82 4-2 17 CS BB			B SL 84 X SI 91 1-0 1-2 2-H 1B		B SL 81 B SL 82 C SL 82 B FF 93 T SL 81 X SL 80 3-2 P3 ②		3	0	2	1	1	0	1
17 Chris Getz, L (1, 4) OBP: 0.311, SLG: 0.335		C FF 88 B SI 91 X FS 82 1-1 1-3 2B	B FC 89 C FF 90 1-1 CS ③ 1-2		C FF 88 X SI 89 0-1 G4-3 ① 1-2	X FF 90 0-0 L4 ③		B FF 93 X FF 91 1-0 15 1B 3-H 2B		4	1	2	1	0	0	2
15 Gordon Beckham, R (1, 5) OBP: 0.283, SLG: 0.225		C SI 92 H FF 91 1-1 HBP			C FF 89 F FF 90 B SI 93 F SL 83 B FF 89 X FF 91 2-2 34 SH3 1B		B SL 80 B SI 90 C SI 89 F SL 80 F SI 89 B SL 82 B SI 90 4-2 34 SH3-4 10 HR BB	C SL 82 F SL 81 X SL 81 0-2 2-H 1B		2	1	2	1	1	0	0
34 Gavin Floyd, R (1, 1) 7 Josh Fields, R (8, PH) OBP: 0.307, SLG: 0.321 71 Scott Linebrink, R (8, 1) 37 Matt Thornton, L (8, 1)		T SI 91 B FF 92 F SI 92 S FF 94 1-3 K ③			L FS 84 X FS 82 0-1 SH3 ② 1-2		L FS 80 X FS 81 0-1 SH3-4 ① 1-2	B SL 85 B SL 84 C SL 84 B SL 84 B SL 85 4-1 BB		1 0 0 0	0 0 0 0	0 0 0 0	0 1 0 0	1 0 0 0	0 0 0 0	3 0 0 0
Inning Stats	R: 0 E: 0 K: 0 S: 9 H: 0 LOB: 0 BB: 0 P: 11	R: 0 E: 0 K: 2 S: 16 H: 2 LOB: 3 BB: 0 P: 23	R: 0 E: 0 K: 1 S: 12 H: 0 LOB: 0 BB: 0 P: 17	R: 0 E: 0 K: 0 S: 8 H: 0 LOB: 0 BB: 1 P: 15	R: 0 E: 0 K: 0 S: 10 H: 1 LOB: 1 BB: 0 P: 14	R: 1 E: 0 K: 0 S: 10 H: 2 LOB: 2 BB: 1 P: 22	R: 2 E: 0 K: 0 S: 9 H: 1 LOB: 0 BB: 1 P: 15	R: 2 E: 0 K: 0 S: 14 H: 3 LOB: 2 BB: 1 P: 24	R: 0 E: 0 K: 0 S: 8 H: 1 LOB: 1 BB: 0 P: 11	1B: 6 2B: 3 3B: 0 HR: 1 SF: 0 SAC: 2 DP: 0 HBP: 1						

PITCHER	IP	WLS	BF	H	R	ER	SO	BB	IBB	HBP	BLK	WP	HR	S	P	ERA	WHIP
38 Carlos Zambrano, R (1, 1) ERA: 3.44	7.0		30	6	3	3	3	2	1	1	0	0	1	74	117	3.86	1.143
49 Carlos Marmol, R (8, 1) ERA: 3.77	0.2		5	3	2	2	0	0	0	0	0	0	0	12	18	27.00	4.500
45 Sean Marshall, L (8, 1) ERA: 4.53	0.1		2	0	0	0	0	1	0	0	0	0	0	2	6	0.00	3.000
63 Kevin Gregg, R (9, 1) ERA: 3.99	1.0	W	4	1	0	0	0	0	0	0	0	0	0	8	11	0.00	1.000

PITCHER	IP	WLS	BF	H	R	ER	SO	BB	IBB	HBP	BLK	WP	HR	S	P	ERA	WHIP

TOP

Chicago White Sox @ Chicago Cubs

Wrigley Field, Chicago, IL

Thu Jun 18 2009, 1:20 PM CDT

Att. 40,467 - Overcast - 71 F

livebaseballscorecards.com

AB	34
R	5
H	10
RBI	5
BB	4
SO	3
LOB	15

Batter	1	2	3	4	5	6	7	8	9	AB	R	H	RBI	BB	SO	LOB
12 Alfonso Soriano, R (1, 7) OBP: 0.293, SLG: 0.446	B FF 89 S FC 85 S FF 92 X CU 80 1-2 F7 ①		S FC 86 X FC 85 0-1 G6-3 ②		F FC 86 B SI 92 X FC 85 1-1 P4 ③			S FF 94 S FF 93 B FF 94 B FO 83 X FF 93 2-2 1-2 25 HR 1B	B FF 94 C FF 94 F FF 94 B FF 95 X FF 95 2-2 2-H 1B	5	1	2	1	0	0	0
2 Ryan Theriot, R (1, 6) OBP: 0.340, SLG: 0.424	B FF 92 F FF 91 B FF 91 X FC 84 2-1 F7 ②		X SI 91 0-0 G4-3 ③			C FC 85 S FC 83 X CU 79 0-2 21 1B 25 FC4-6 1B		S FF 93 B FF 94 F FF 93 F FF 94 B FF 94 B SI 92 F FF 92 X FF 93 3-2 F4 ①		4	1	1	0	0	0	2
21 Milton Bradley, S (1, 9) OBP: 0.349, SLG: 0.392	B FF 91 S FF 91 B FF 92 S FC 84 B CU 79 B FC 86 4-2 BB			S SI 90 X SI 90 0-1 25 G5-4-3 1B		S SI 89 B FF 90 1 SAFE F SI 90 B FF 91 B CH 82 X SI 91 3-2 1-3 25 FC4-6 1B		B FO 82 B FF 93 C SI 92 B SI 92 F SI 93 S FO 84 3-3 K ②		3	0	2	0	1	1	2
25 Derrek Lee, R (1, 3) OBP: 0.356, SLG: 0.451	X FF 89 0-0 F9 ③			X CH 88 0-0 G5-4-3 ① ② 1-2f		X CH 85 0-0 FC4-6 ① 1-2f 18 G6-4-3 3-H		X FF 94 0-0 1-H 2-H HR		4	1	1	4	0	0	3
18 Geovany Soto, R (1, 2) OBP: 0.328, SLG: 0.329		B FF 89 B FF 89 X FF 90 2-0 G6-3 ①		C FF 91 C FF 91 B CU 80 B CU 80 F FC 86 B FC 87 D FC 84 4-2 17 S BB		F FF 90 B FF 90 T FC 85 X FF 90 1-2 G6-4-3 ② ③ 1-2f		C SL 77 B FF 94 X FF 93 1-1 HR		3	1	1	1	1	0	1
17 Mike Fontenot, L (1, 5) OBP: 0.324, SLG: 0.390 5 Jake Fox, R (8, PH) OBP: 0.375, SLG: 0.500 63 Kevin Gregg, R (9, 1)		C FF 91 X CH 85 0-1 1 E 1B		C SI 91 B SI 91 S SI 91 B CU 80 F CU 79 B CU 79 B FC 86 4-2 1 FC4-6 1-2 BB			B SI 89 F SI 90 F FF 92 X FF 92 1-2 G5-3 ①	F FF 95 C SL 84 B FF 95 F FF 96 F FF 95 B FF 96 X FF 96 3-2 F8 ③		2 1 0	0 0 0	1 0 0	0 0 0	1 0 0	0 0 0	0 0 0
1 Kosuke Fukudome, L (1, 8) OBP: 0.389, SLG: 0.422 9 Reed Johnson, R (9, PH) OBP: 0.331, SLG: 0.430		1 SAFE X CH 88 0-0 FC4 13 G1-4-3 1-2		C FC 85 X SI 91 0-1 FC4-6 ③ 1-2f			F FF 92 C CH 84 X FF 92 0-2 G1-3 ②		B FF 94 C FF 94 X FF 94 1-1 13 SH1-4 12 1B 1B	3 1	0 1	0 1	0 1	0 0	0 0	3 0
13 Andrés Blanco, S (1, 4) OBP: 0.256, SLG: 0.278		B SI 88 F FC 84 B FF 89 X SI 91 2-1 G1-4-3 ② ③ 1-2f			L SI 91 B CU 77 L FC 86 B CU 80 X CH 85 2-2 G4-3 ①		B SI 91 C FC 86 F FF 92 B CU 80 F FF 92 B FC 83 X FF 92 3-2 G3 ③		1 SAFE X FF 93 0-0 SH1-4 ① 1-2	3	0	0	0	0	0	2
38 Carlos Zambrano, S (1, 1) OBP: 0.242, SLG: 0.438 49 Carlos Marmol, R (8, 1) 45 Sean Marshall, L (8, 1) OBP: 0.231, SLG: 0.231 6 Micah Hoffpauir, L (8, PH) OBP: 0.306, SLG: 0.429 7 Aaron Miles, S (9, 5) OBP: 0.240, SLG: 0.261			C FC 84 S CU 79 T CU 79 0-2 K ①		F CH 84 B FF 92 C FF 91 S CU 78 1-3 K ②			C FF 92 F FF 92 B SL 79 F FO 83 F FO 82 B FF 94 X FF 93 2-2 E4 12 1B 25 HR	F FF 93 X FF 94 0-1 G6-3 ②	2 0 0 1 1	0 0 0 1 0	0 0 0 0 0	0 0 0 0 0	2 0 0 0 0	0 0 0 0 0	0 0 0 0 1
Inning Stats	R: 0 H: 0 E: 0 LOB: 1 K: 0 BB: 1 S: 8 P: 15	R: 0 H: 1 E: 1 LOB: 1 K: 0 BB: 0 S: 6 P: 10	R: 0 H: 0 E: 0 LOB: 0 K: 1 BB: 0 S: 6 P: 6	R: 0 H: 1 E: 0 LOB: 2 K: 0 BB: 2 S: 11 P: 19	R: 0 H: 0 E: 0 LOB: 0 K: 1 BB: 0 S: 8 P: 12	R: 1 H: 2 E: 0 LOB: 0 K: 0 BB: 0 S: 10 P: 14	R: 0 H: 0 E: 0 LOB: 0 K: 0 BB: 0 S: 10 P: 14	R: 4 H: 3 E: 1 LOB: 0 K: 1 BB: 0 S: 24 P: 38	R: 1 H: 2 E: 0 LOB: 1 K: 0 BB: 0 S: 8 P: 11	1B: 7 2B: 0 3B: 0 HR: 2	SF: 0 SAC: 1 DP: 3 HBP: 0					WP: 0 PB: 0 SB: 1 CS: 0	PA: 37

PITCHER	IP	WLS	BF	H	R	ER	SO	BB	IBB	HBP	BLK	WP	HR	S	P	ERA	WHIP
34 Gavin Floyd, R (1, 1) ERA: 4.65	7.0		26	4	1	1	2	3	0	0	0	0	0	59	90	1.29	1.000
71 Scott Linebrink, R (8, 1) ERA: 2.25	0.2		6	3	4	0	1	0	0	0	0	0	2	19	30	0.00	4.500
37 Matt Thornton, L (8, 1) ERA: 2.13	1.0	L	5	2	1	1	0	0	0	0	0	0	0	13	19	9.00	2.000

PITCHER	IP	WLS	BF	H	R	ER	SO	BB	IBB	HBP	BLK	WP	HR	S	P	ERA	WHIP

BOTTOM

Chicago White Sox @ Chicago Cubs

Wrigley Field, Chicago, IL

Thu Jun 18 2009, 1:20 PM CDT

Att. 40,467 - Overcast - 71 F

livebaseballscorecards.com

AB	33
R	6
H	9
RBI	6
BB	3
SO	3
LOB	14

Batter	1	2	3	4	5	6	7	8	9	AB	R	H	RBI	BB	SO	LOB
22 Scott Podsednik, L (1, 7) OBP: 0.360, SLG: 0.387	C FF 89 B SL 76 B CH 82 B CH 82 B FF 87 4-1 14 S BB		C CU 69 B SI 92 C CU 69 B SI 89 X FF 91 2-2 2B		C CH 79 B FF 90 C FF 90 X FF 88 1-2 ③ G4-3			X FF 90 0-0 ① F8		3	0	1	0	1	0	0
10 Alexei Ramirez, R (1, 6) OBP: 0.301, SLG: 0.364	C SI 89 B SL 76 S CU 70 1 SAFE 1 SAFE F FF 88 S SL 77 1-3 ① K		B SI 91 B SI 90 C CH 77 B SL 76 X CU 68 3-1 ③ L9			C SL 74 F SI 89 B SL 77 F FF 90 B SL 77 B SL 72 B CU 71 4-2 23 S BB		C SI 88 B SL 82 C FF 89 B SL 84 X SL 84 2-2 ② G6-3		3	0	0	0	1	1	2
23 Jermaine Dye, R (1, 9) OBP: 0.340, SLG: 0.516 49 Aaron Poreda, L (8, 1)	C FF 90 C FF 91 B SL 79 B SI 90 1 SAFE 1 SAFE S SL 76 2-3 ② K			X SI 90 0-0 ① G6-3		B SL 74 C SL 72 C SL 75 B FF 88 C FF 90 2-3 ① K 1-2		B FF 89 X FF 89 1-0 ③ G6-3		4 0	0 0	0 0	0 0	0 0	2 0	2 0
14 Paul Konerko, R (1, 3) OBP: 0.341, SLG: 0.470	B SI 91 C FF 90 C SI 91 F SI 90 B SL 79 X SL 76 2-2 ③ G4-3 1-2			C SL 76 X SI 90 0-1 ② G5-3		B FF 88 B SI 90 B SI 90 C CU 68 C SI 89 X SL 76 3-2 ② L7			X FF 96 0-0 HR	4	1	1	1	0	0	2
27 Ramon Castro, R (1, 2) OBP: 0.317, SLG: 0.419 12 A.J. Pierzynski, L (9, PH) OBP: 0.332, SLG: 0.436		B SL 74 C CU 70 F SI 89 B SI 91 S SL 76 2-3 ① K		B FF 89 F FF 88 B SI 90 B SI 90 B CH 78 4-1 17 HR BB		C FF 89 F FF 90 B FF 89 B SL 77 X FF 90 2-2 ③ L7			S FF 95 S SL 88 F SL 89 B SL 89 F SL 90 C FF 97 1-3 ① K	2 1	1 0	0 0	0 0	1 0	1 1	1 0
17 Chris Getz, L (1, 4) OBP: 0.315, SLG: 0.352		C CU 67 X FF 83 0-1 ② G4-3		B CH 77 C CU 68 X SL 75 1-1 1-H HR			B CU 69 B SI 87 B SI 87 B CH 81 4-0 15 S BB		F SL 90 C FF 97 B FF 97 B FF 96 S FF 97 2-3 ② K	3	1	1	2	1	1	0
32 Brian Anderson, R (1, 8) OBP: 0.335, SLG: 0.324		B CU 67 X CU 69 1-0 ③ F8		C SI 89 B SI 89 X SL 74 1-1 ③ P3			L SL 76 B SI 89 B SL 76 1 SAFE X SL 76 2-1 ① F8		S SL 90 B SL 91 C FF 98 X SL 90 1-2 15 FC6-4 1B	4	0	1	0	0	0	1
15 Gordon Beckham, R (1, 5) OBP: 0.260, SLG: 0.205			C CH 75 C FF 89 X SL 77 0-2 ① L7		C CU 70 X FF 87 0-1 ① G5-3		C FF 89 B SI 89 S FF 90 B SL 78 S FF 90 2-3 ② K 1-2		C SL 90 1 SAFE X FF 97 0-1 ③ FC6-4 1-2f	4	0	0	0	0	1	2
52 Jose Contreras, R (1, 1) 25 Jim Thome, L (7, PH) OBP: 0.399, SLG: 0.512 26 Octavio Dotel, R (7, 1) 31 Dewayne Wise, L (8, 9) OBP: 0.170, SLG: 0.133			S FF 90 C FF 86 B SI 89 F FF 86 C SL 76 1-3 ② K		C CU 70 F SL 73 B FF 89 S SL 76 1-3 ② K		C FF 92 B SL 83 B FF 92 S FF 93 B FF 93 X FF 93 3-2 ③ F7			2 1 0 0	0 0 0 0	0 0 0 0	0 0 0 0	0 0 0 0	2 0 0 0	0 1 0 0
Inning Stats	R: 0 E: 0 K: 2 S: 12 H: 0 LOB: 1 BB: 1 P: 21	R: 0 E: 0 K: 1 S: 6 H: 0 LOB: 0 BB: 0 P: 9	R: 0 E: 0 K: 1 S: 12 H: 1 LOB: 1 BB: 0 P: 18	R: 2 E: 0 K: 0 S: 8 H: 1 LOB: 0 BB: 1 P: 14	R: 0 E: 0 K: 1 S: 8 H: 0 LOB: 0 BB: 0 P: 10	R: 0 E: 0 K: 1 S: 12 H: 0 LOB: 1 BB: 1 P: 23	R: 0 E: 0 K: 1 S: 8 H: 0 LOB: 1 BB: 1 P: 19	R: 0 E: 0 K: 0 S: 5 H: 0 LOB: 0 BB: 0 P: 8	R: 1 E: 0 K: 2 S: 14 H: 2 LOB: 1 BB: 0 P: 18	1B: 1 2B: 1 3B: 0 HR: 2 SF: 0 SAC: 0 DP: 0 HBP: 0						WP: 0 PB: 0 SB: 3 CS: 0 PA: 35	

TOP

Chicago White Sox @ Cincinnati Reds

Great American Ball Park, Cincinnati, OH

Fri Jun 19 2009, 7:10 PM EDT
Att. 28,395 - Partly Cloudy - 89 F

livebaseballscorecards.com

AB	31
R	3
H	4
RBI	3
BB	4
SO	9
LOB	11

PITCHER		IP	WLS	BF	H	R	ER	SO	BB	IBB	HBP	BLK	WP	HR	S	P	ERA	WHIP
61 Bronson Arroyo, R ERA: 5.16	(1, 1)	6.2	W	26	2	2	2	7	4	0	0	0	0	1	63	108	2.70	0.900
53 Arthur Rhodes, L ERA: 1.48	(7, 1)	0.2	H	2	0	0	0	0	0	0	0	0	0	0	4	7	0.00	0.000
25 David Weathers, R ERA: 2.66	(8, 1)	0.2	H	2	0	0	0	0	0	0	0	0	0	0	4	7	0.00	0.000
48 Francisco Cordero, R ERA: 2.1	(9, 1)	1.0	S	5	2	1	1	2	0	0	0	0	0	1	14	18	9.00	2.000

PITCHER		IP	WLS	BF	H	R	ER	SO	BB	IBB	HBP	BLK	WP	HR	S	P	ERA	WHIP

Batter	1	2	3	4	5	6	7	8	9	AB	R	H	RBI	BB	SO	LOB
21 Chris Dickerson, L (1, 8) OBP: 0.372, SLG: 0.369	X FF 91 0-0 E5 15 SH1-3 1B		B FF 93 X FF 92 1-0 G4-3 ③		B FS 76 S FS 75 X FS 76 1-1 L9 ③		X FF 92 0-0 15 1B 4 SF7 2B			4	1	2	0	0	0	1
15 Jerry Hairston, R (1, 5) (7, 6) OBP: 0.301, SLG: 0.408	X SI 91 0-0 SH1-3 ① 2-3			S SL 84 C FS 79 B SL 88 F SL 87 B SI 94 X SI 93 2-2 G6-3 ①		X SL 84 0-0 4 HR 1B	C FF 93 F FF 93 B SL 82 F SL 83 F FC 94 F FF 94 B FF 93 F CU 79 X FF 93 2-2 17 S 1B 2-3			3	1	2	0	0	0	0
4 Brandon Phillips, R (1, 4) OBP: 0.350, SLG: 0.509	B SL 86 F SL 84 F SL 86 B FF 92 B FS 76 X SI 95 3-2 G4-3 ②			B SL 87 S SL 85 B SL 89 F SI 94 X SI 95 2-2 G3-1 ②		1 SAFE B SL 82 1 SAFE C SI 89 P PO 86 1 SAFE X SL 83 2-1 HR 1-H	X SL 81 0-0 SF7 ② 3-H			3	1	1	3	0	0	1
17 Laynce Nix, L (1, 7) OBP: 0.315, SLG: 0.520	B FF 93 C SL 82 C FS 77 F FF 94 F FF 94 X FS 77 1-2 F7 ③			F SL 83 X FS 77 0-1 55 2B 2B		B SL 82 B SI 91 F FF 90 B FF 90 X SL 89 3-1 29 1B 1B	C FF 94 B FC 94 X SL 78 1-1 G4-3 ③ 1-2			4	1	2	0	0	0	2
55 Ramon Hernandez, R (1, 3) OBP: 0.326, SLG: 0.355		S SL 84 X FS 77 0-1 32 G4-6-3 1B		B SL 85 F SL 86 F SL 88 F SI 95 X SI 95 1-2 2-H 2B		B SL 87 B SL 85 F SI 91 S SL 84 F SL 85 F FF 93 X FS 78 2-2 P3 ①		B FF 94 B FF 94 C FF 94 H FF 96 3-1 32 G4-6-3 HBP		3	0	2	1	0	0	1
32 Jay Bruce, L (1, 9) OBP: 0.300, SLG: 0.455		B FF 91 X SL 82 1-0 G4-6-3 ①② 1-2f		B FF 93 B FF 93 C SL 84 C FS 77 D FS 77 S FS 77 3-3 K ③		B SL 83 B FS 75 B SL 82 C SL 83 X FF 91 3-1 F9 ②		L FF 92 B FF 93 S FF 94 B SL 78 X FF 92 2-2 G4-6-3 ①② 1-2f		4	0	0	0	0	1	4
29 Ryan Hanigan, R (1, 2) OBP: 0.416, SLG: 0.402		C SI 94 B SL 85 X SL 84 1-1 G4-3 ③			C SL 83 B FS 77 X SI 93 1-1 3B	C SL 85 B SL 86 B FS 78 X SI 92 2-1 1-2 1B		C SL 79 B SL 79 B FF 92 B FF 94 B FF 93 4-1 BB		3	0	2	0	1	0	0
7 Paul Janish, R (1, 6) OBP: 0.327, SLG: 0.320 53 Arthur Rhodes, L (7, 1) 25 David Weathers, R (8, 1) 33 Micah Owings, R (8, PH) OBP: 0.289, SLG: 0.568 48 Francisco Cordero, R (9, 1)		B SI 92 B SI 91 F FF 92 F SI 93 S SL 85 2-3 K ①			X SI 93 0-0 G5-3 ①	B SL 86 B SL 85 C SL 84 B SL 83 C SL 85 F SL 85 X SL 86 3-2 G5-3 ③		F FF 91 X FF 92 0-1 G6-3 ③		3 0 0 1 0	0 0 0 0 0	0 0 0 0 0	0 0 0 0 0	1 0 0 0 0	3 0 0 1 0	
61 Bronson Arroyo, R (1, 1) OBP: 0.160, SLG: 0.240 23 Adam Rosales, R (7, 5) OBP: 0.311, SLG: 0.302		S SI 93 C SL 86 B FS 78 B FS 80 X SI 94 2-2 G6-3 ②			B SL 88 S SL 85 X SL 86 1-1 G1-3 ②		C FF 93 X SL 82 0-1 P3 ①			2 1	0 0	0 0	0 0	0 0	0 0	1 0
Inning Stats	R: 0 E: 1 K: 0 S: 10 H: 1 LOB: 1 BB: 0 P: 14	R: 0 E: 0 K: 0 S: 5 H: 1 LOB: 0 BB: 0 P: 7	R: 0 E: 0 K: 1 S: 7 H: 0 LOB: 0 BB: 0 P: 12	R: 1 E: 0 K: 1 S: 16 H: 2 LOB: 1 BB: 0 P: 24	R: 0 E: 0 K: 0 S: 7 H: 1 LOB: 1 BB: 0 P: 10	R: 2 E: 0 K: 0 S: 19 H: 4 LOB: 2 BB: 0 P: 33	R: 1 E: 0 K: 0 S: 13 H: 2 LOB: 1 BB: 0 P: 16	R: 0 E: 0 K: 0 S: 7 H: 0 LOB: 1 BB: 1 P: 16		1B: 6 2B: 3 3B: 1 HR: 1	SF: 1 SAC: 1 DP: 2 HBP: 1			WP: 0 PB: 0 SB: 1 CS: 0	PA: 35	

PITCHER		IP	WLS	BF	H	R	ER	SO	BB	IBB	HBP	BLK	WP	HR	S	P	ERA	WHIP
52 Jose Contreras, R ERA: 5.23	(1, 1)	6.0	L	26	9	3	3	2	0	0	0	0	0	1	64	100	4.50	1.500
26 Octavio Dotel, R ERA: 3.12	(7, 1)	1.0		5	2	1	1	0	0	0	0	0	0	0	13	16	9.00	2.000
49 Aaron Poreda, L ERA:	(8, 1)	1.0		4	0	0	0	0	1	0	1	0	0	0	7	16	0.00	1.000

PITCHER	IP	WLS	BF	H	R	ER	SO	BB	IBB	HBP	BLK	WP	HR	S	P	ERA	WHIP

BOTTOM

Chicago White Sox @ Cincinnati Reds

Great American Ball Park, Cincinnati, OH

Fri Jun 19 2009, 7:10 PM EDT

Att. 28,395 - Partly Cloudy - 89 F

livebaseballscorecards.com

AB	31
R	4
H	11
RBI	4
BB	1
SO	2
LOB	14

Batter	1	2	3	4	5	6	7	8	9	AB	R	H	RBI	BB	SO	LOB
22 Scott Podsednik, L (1, 7) OBP: 0.371, SLG: 0.412	B FF 92 B B FF 92 C FF 91 F FF 93 F X 3-2 ① F8		C SL 86 B FC 88 X CH 84 1-1 10 1B 1B		C FF 94 B SL 88 F FF 94 X FF 94 1-2 HR	B SI 88 B SL 78 C SI 87 B SL 78 D SL 78 4-1 10 HR BB		C FF 92 F FF 92 D FF 94 B FF 93 D FF 85 X FF 92 3-2 10 2B 1-3 2-H 1B		4	2	3	2	1	0	0
10 Alexei Ramirez, R (1, 6) OBP: 0.311, SLG: 0.389	B FF 92 C X 1-1 ② G6-3		X FF 94 0-0 1-3 1B		X FF 95 0-0 12 CS 1B	X FF 93 0-0 1-H 2-H HR		F SL 84 1 SAFE B SL 84 B FC 91 1 SAFE X CH 88 2-1 12 FC5-2 1-3 3-H 2B		5	1	4	4	0	0	0
12 A.J. Pierzynski, L (1, 2) OBP: 0.329, SLG: 0.445	F FF 92 B SL 87 B F FF 93 X 2-2 ③ F7		C FF 93 F FF 93 D SL 88 S FF 95 1-3 ③ K		1 SAFE C FF 94 F SL 89 F SL 88 B FF 95 F SL 89 X SL 88 1-2 ① 1-2 HR	X FF 97 0-0 ③ G1-3		F FF 92 S FF 91 F FF 92 X FC 92 0-2 ② FC5-2 2-3		5	1	1	1	0	1	4
14 Paul Konerko, R (1, 3) OBP: 0.338, SLG: 0.464		C SL 85 B FF 92 X FF 92 1-1 17 FC3-4-6 1B		C SL 85 B SL 87 X SL 86 1-1 ① G5-3	B SL 87 B FF 94 S FF 95 C SL 87 X SL 89 2-2 ② G6-3		C FF 93 X SL 83 0-1 ① G5-3	C SL 83 S FF 93 F FC 91 S SL 83 0-3 ③ K		5	0	1	0	0	1	2
32 Brian Anderson, R (1, 8) OBP: 0.344, SLG: 0.329		B FF 92 1 SAFE S FF 92 X FF 90 1-1 ① P5		B FF 94 B SL 87 X FF 94 2-0 17 1B 15 HR 1B	B FF 93 B SL 86 X FF 94 2-0 1B		X FF 97 0-0 ② G6-3		B SL 79 H FC 88 2-0 31 1B HBP	4	1	2	0	0	0	1
17 Chris Getz, L (1, 4) OBP: 0.312, SLG: 0.348		X SL 85 0-0 ② FC3-4-6 1-2f		B FF 94 C FF 92 X FF 93 1-1 15 HR 1B	B SI 86 C SI 86 1 SAFE B SL 76 X SI 86 2-1 ③ G4-3		B FF 97 C FF 96 B FS 91 X FF 97 2-1 ③ G4-3		1 SAFE P PO 84 C FF 90 1 SAFE S SL 89 X CH 86 1-2 ① P6	5	1	1	0	0	0	3
15 Gordon Beckham, R (1, 5) OBP: 0.273, SLG: 0.271		B FF 94 C FF 94 X FF 93 1-1 ③ P4		C FF 95 B FF 94 B FF 95 X FF 93 2-1 1-H 2-H HR	X SI 87 0-0 ① G5-3			L FF 92 B FF 92 F FF 93 F FF 94 B FF 92 B FF 87 B FF 92 4-2 31 SH 22 1B BB	1 SAFE S FC 91 1 SAFE F FC 90 C FC 91 0-3 ② K	4	2	1	3	1	1	2
31 Dewayne Wise, L (1, 9) OBP: 0.196, SLG: 0.184			F SI 91 B FC 87 B SL 86 S SL 87 F SL 88 C FF 95 2-3 ① K	C FF 95 B FF 94 S SL 89 0-3 ② K	C SI 86 B SL 76 B SL 78 F SL 76 B SC 68 F SI 87 F SI 87 X SI 87 3-2 10 HR 2B			1 SAFE B FF 92 1 SAFE B FF 92 X FF 92 2-0 SH 22 1B 1-2 10 2B	C FC 92 S SL 82 X SL 82 0-2 1-3 1B	4	2	2	0	0	2	0
54 Clayton Richard, L (1, 1) 7 Josh Fields, R (4, PH) D.J. Carrasco, R (4, 1) 23 Jermaine Dye, R (5, PH) 26 Octavio Dotel, R (5, 1) 37 Matt Thornton, L (7, 1) 25 Jim Thome, L (8, PH) 71 Scott Linebrink, R (8, 1) 5 Jayson Nix, R (9, PH) 45 Bobby Jenks, R (9, 1)			X FF 92 0-0 ② F7	B SL 89 B FF 95 C SL 88 B FF 95 S FF 95 F FF 96 S FF 96 3-3 ③ K	C SI 87 F SC 69 X SC 68 0-2 ② F7			B FF 93 B FF 93 F FF 93 F FF 93 S FF 93 2-3 ① K	B SL 82 B FC 90 X SL 82 2-0 ③ G1-3	1 0 0 0 0 0 0 1 0 0 0 0 1 0 0 0 0 0 0 0 0 1 0 0 0 0 0 1 0 0 0 0 0 0 0 0 0 0 0 0 0 0 1 0 0 0 0 1 2 0 0 0 0 0 0 0 1 0 0 0 0 0 2 0 0 0 0 0 0 0						
Inning Stats	R: 0 E: 0 K: 0 S: 9 H: 0 LOB: 0 BB: 0 P: 15	R: 0 E: 0 K: 0 S: 7 H: 1 LOB: 1 BB: 0 P: 10	R: 0 E: 0 K: 2 S: 11 H: 2 LOB: 2 BB: 0 P: 15	R: 3 E: 0 K: 2 S: 14 H: 3 LOB: 0 BB: 0 P: 23	R: 2 E: 0 K: 0 S: 15 H: 4 LOB: 1 BB: 0 P: 23	R: 3 E: 0 K: 0 S: 12 H: 2 LOB: 0 BB: 1 P: 19	R: 0 E: 0 K: 0 S: 5 H: 0 LOB: 0 BB: 0 P: 7	R: 2 E: 1 K: 2 S: 20 H: 2 LOB: 2 BB: 1 P: 33	R: 0 E: 0 K: 1 S: 11 H: 1 LOB: 2 BB: 0 P: 15	1B: 9 2B: 2 3B: 0 HR: 4 SF: 0 SAC: 1 DP: 0 HBP: 1	WP: 0 PB: 0 SB: 0 CS: 1 PA: 45					

TOP

Chicago White Sox @ Cincinnati Reds

Great American Ball Park, Cincinnati, OH

Sat Jun 20 2009, 7:10 PM EDT

Att. 42,234 - Partly Cloudy - 86 F

livebaseballscorecards.com

AB	41
R	10
H	15
RBI	10
BB	2
SO	7
LOB	17

PITCHER		IP	WLS	BF	H	R	ER	SO	BB	IBB	HBP	BLK	WP	HR	S	P	ERA	WHIP
47 Johnny Cueto, R ERA: 2.55	(1, 1)	4.2		23	10	5	5	4	0	0	0	0	0	3	54	82	9.64	2.143
52 Daniel Herrera, L ERA: 2.28	(5, 1)	1.0	L	5	1	2	2	0	1	0	0	0	0	0	12	21	18.00	2.000
40 Nick Masset, R ERA: 1.65	(6, 1)	1.1		5	1	1	1	0	0	0	0	0	0	1	7	9	6.75	0.750
53 Arthur Rhodes, L ERA: 1.82	(8, 1)	0.1		4	1	2	1	1	1	0	0	0	0	0	10	21	27.00	6.000
51 Jared Burton, R ERA: 4.8	(8, 1)	1.2		8	2	0	0	2	0	0	1	0	0	0	21	27	0.00	1.200

PITCHER	IP	WLS	BF	H	R	ER	SO	BB	IBB	HBP	BLK	WP	HR	S	P	ERA	WHIP

BOTTOM

Chicago White Sox @ Cincinnati Reds

Great American Ball Park, Cincinnati, OH

Sat Jun 20 2009, 7:10 PM EDT

Att. 42,234 - Partly Cloudy - 86 F

livebaseballscorecards.com

Batter	1	2	3	4	5	6	7	8	9	AB	R	H	RBI	BB	SO	LOB
3 Willy Taveras, R (1, 8) OBP: 0.277, SLG: 0.282	B C X 1-1 31 S 4 BB 31 E 1B		X FF 90 0-0 E1 15 SF7 1B	C SI 92 F FC 81 F SI 90 B CU 72 B FC 92 B FC 80 X SI 93 3-2 ③ P3		F FF 93 B SL 82 F FC 83 F SL 83 F FF 94 X FC 93 1-2 ③ 2-H 1B		B FF 94 F FF 94 D FO 83 X FF 95 2-1 ① L4		5	2	3	0	0	0	1
15 Jerry Hairston, R (1, 6) OBP: 0.299, SLG: 0.402	1 SAFE L FF 91 1 SAFE X FF 91 0-1 ① F7		X SL 86 0-0 ① SF7 3-H		B FC 87 C FC 88 X FF 92 1-1 E4 31 CS		B FF 93 B FF 92 C FF 92 F FF 93 B FF 94 B FF 92 4-2 4 1B 4 S 26 1B BB	B FF 94 C FF 95 F FF 96 S SL 83 1-3 ② K 1-2		3	1	0	1	1	1	2
4 Brandon Phillips, R (1, 4) OBP: 0.355, SLG: 0.509 9 Danny Richar, L (9, 4)	1 SAFE B FF 90 B CH 82 C FF 91 1 SAFE B CH 82 1 SAFE F FF 91 B FF 92 4-2 31 S 31 S 1-2 BB		C CH 84 X FF 88 0-1 31 S 31 HR 1B		C FC 89 1 SAFE B SI 92 1 SAFE F SI 92 F FF 91 1 SAFE B FC 90 X SL 74 2-2 ① P3		B FF 94 X FF 94 1-0 26 E 26 1B 55 1B 1-3 1B	X FF 95 0-0 ③ G4-3		4	3	2	0	1	0	2
31 Jonny Gomes, R (1, 7) OBP: 0.385, SLG: 0.533 40 Nick Masset, R (6, 1) 26 Wilkin Castillo, S (7, PH) OBP: 0.667, SLG: 0.667 53 Arthur Rhodes, L (8, 1) 51 Jared Burton, R (8, 1) 17 Laynce Nix, L (9, PH) OBP: 0.313, SLG: 0.517	B FF 91 C FF 90 F CH 83 F FF 92 1 SAFE F FF 92 B SL 82 B CH 82 S CH 84 3-3 ② K2-3 1-H 2-H		S FF 92 1 SAFE F FF 94 B FF 96 F FF 95 F SL 84 F FF 94 F CH 85 X CH 86 1-2 1-H HR		1 SAFE B FC 90 S FF 91 1 SAFE F FC 89 1 SAFE B FC 83 1 SAFE 4-2 B FC 81 B FF 92 55 WP 1-2 BB		X FF 95 0-0 E8 55 1B 1-3 3-H 1B		C FF 97 S FF 97 F FF 98 C SL 84 0-3 ① K	2 0 1 0 0 0 1	1 0 0 0 0 0 0	1 0 1 0 0 0 0	2 0 1 0 0 0 0	1 0 0 0 0 0 0	1 0 0 0 0 0 1	0 0 0 0 0 0 0
55 Ramon Hernandez, R (1, 3) OBP: 0.328, SLG: 0.353	C SL 86 C FF 90 B CH 85 S SL 84 1-3 ③ K		B CH 84 X FF 88 1-0 ② P5		B FC 90 C FC 90 B FC 90 C SI 92 B FF 93 B FC 79 4-2 32 FC6 1-2 BB		D FF 97 B FF 96 F FF 95 F FF 96 B FF 96 X FF 96 3-2 23 FC5-4 2-3 3-H 1B		B FF 96 F FF 96 B FC 97 F FF 96 C SL 90 2-3 ② K	4	0	1	1	1	2	0
32 Jay Bruce, L (1, 9) OBP: 0.302, SLG: 0.471		S FF 88 C FF 90 B SL 86 F FF 95 B SL 86 C SI 88 2-3 ① K	S SI 92 S SL 83 B FF 95 X CU 76 1-2 2B		X FC 91 0-0 ③ FC6 1-2f		F FF 95 C FF 96 F FF 96 S SL 86 0-3 ① K		X FF 96 0-0 HR	5	1	2	1	0	2	4
29 Ryan Hanigan, R (1, 2) OBP: 0.415, SLG: 0.402		B FF 94 B SI 92 C FF 91 F FF 94 B SL 85 X FF 95 3-2 1B	B FF 88 C SI 92 X SL 87 1-1 ③ G6-3			C FF 94 C FF 94 X FF 95 0-2 ① G6-3	1 SAFE X FF 97 0-0 ② F8		X FF 97 0-0 1B	5	0	2	0	0	0	3
23 Adam Rosales, R (1, 5) OBP: 0.300, SLG: 0.289		C FF 92 C FF 94 B CH 86 X 1-2 ② L7		B FC 90 C FC 89 B FC 81 B FF 92 C FC 90 X FC 90 3-2 ① F8		B FF 94 X FF 93 1-0 ② G4-3	B FF 96 C FF 96 X FF 96 1-1 ③ FC5-4 1-2f		S SL 90 D FC 92 C SL 90 C SL 84 1-3 ③ K	5	0	0	0	0	1	4
47 Johnny Cueto, R (1, 1) OBP: 0.207, SLG: 0.148 52 Daniel Herrera, L (5, 1) 21 Chris Dickerson, L (6, 7) OBP: 0.380, SLG: 0.386		C FF 92 F FF 92 F FF 95 D CH 86 S SL 83 1-3 ③ K		C FC 90 L FC 90 B FC 80 B FC 91 X FC 90 2-2 ② G3		B FF 94 B FF 94 X FF 92 2-0 3 1B 2B		F FF 94 X FO 84 0-1 15 S 1B		2 0 2	0 0 0	0 0 2	0 0 0	0 0 0	1 0 0	1 0 0
Inning Stats	R: 2 E: 0 K: 2 S: 14 H: 1 LOB: 0 BB: 1 P: 23	R: 0 E: 0 K: 2 S: 14 H: 1 LOB: 1 BB: 0 P: 21	R: 3 E: 1 K: 0 S: 17 H: 4 LOB: 1 BB: 0 P: 21	R: 0 E: 0 K: 0 S: 10 H: 0 LOB: 0 BB: 0 P: 18	R: 0 E: 1 K: 0 S: 12 H: 0 LOB: 2 BB: 2 P: 23	R: 0 E: 0 K: 0 S: 10 H: 2 LOB: 2 BB: 0 P: 14	R: 2 E: 1 K: 1 S: 14 H: 3 LOB: 2 BB: 1 P: 23	R: 0 E: 0 K: 1 S: 8 H: 1 LOB: 1 BB: 0 P: 11	R: 1 E: 0 K: 3 S: 12 H: 2 LOB: 1 BB: 0 P: 15	1B: 10 2B: 2 3B: 0 HR: 2 SF: 1 SAC: 0 DP: 0 HBP: 0						

	AB	39
	R	8
	H	14
	RBI	6
	BB	4
	SO	9
	LOB	17

WP: 1 PA: 44
PB: 0
SB: 6
CS: 1

PITCHER		IP	WLS	BF	H	R	ER	SO	BB	IBB	HBP	BLK	WP	HR	S	P	ERA	WHIP
54 Clayton Richard, L ERA: 4.03	(1, 1)	3.0		16	6	5	3	4	1	0	0	0	0	1	45	65	9.00	2.333
D.J. Carrasco, R ERA: 2.89	(4, 1)	2.0	W	8	0	0	0	0	2	0	0	0	1	0	22	41	0.00	1.000
26 Octavio Dotel, R ERA: 3.33	(6, 1)	1.0	H	6	3	2	1	0	1	0	0	0	0	0	13	22	9.00	4.000
37 Matt Thornton, L ERA: 2.05	(7, 1)	1.0	H	5	2	0	0	1	0	0	0	0	0	0	11	15	0.00	2.000
71 Scott Linebrink, R ERA: 2.16	(8, 1)	1.0	H	4	1	0	0	1	0	0	0	0	0	0	8	11	0.00	1.000

PITCHER		IP	WLS	BF	H	R	ER	SO	BB	IBB	HBP	BLK	WP	HR	S	P	ERA	WHIP
45 Bobby Jenks, R ERA: 3.75	(9, 1)	1.0	S	5	2	1	1	3	0	0	0	0	0	1	12	15	9.00	2.000

Batter	1	2	3	4	5	6	7	8	9	AB	R	H	RBI	BB	SO	LOB
22 Scott Podsednik, L (1, 7) OBP: 0.372, SLG: 0.412	C FF 89 C B FF 92 X FF 92 1-2 10 1B 12 1B 1B	B CU 74 S FF 92 B FF 93 F FF 93 S SL 82 2-3 ② K			C CU 72 B CH 82 B CU 71 F FF 92 X FF 91 2-2 12 G5-3 14 1B 1B		C CU 72 B CU 72 X FF 91 1-1 ② F9		B SL 78 C SL 78 B SL 77 B SL 76 C SI 85 X SC 69 3-2 ③ G6-3	5	2	2	0	0	1	3
10 Alexei Ramirez, R (1, 6) OBP: 0.310, SLG: 0.387	P PO 84 X FF 91 1-0 12 1B 14 G6-3 1-2 1B	S SL 81 F SL 81 X SL 81 0-2 ③ G5-3			1 SAFE B FF 93 1 SAFE B FF 89 X FF 91 2-0 ① L8		B SL 83 X SL 82 1-0 ③ L7			4	1	1	0	0	0	3
12 A.J. Pierzynski, L (1, 2) OBP: 0.327, SLG: 0.441	B FF 92 B FF 92 X FF 92 2-0 14 G6-3 1-3 2-H 1B	X CU 73 0-0 ① G3			1 SAFE F FF 93 B FF 92 1 SAFE B FF 93 F FF 93 X FF 93 2-2 ② G5-3 1-2			X FF 96 0-0 ① F9		4	0	1	1	0	0	1
14 Paul Konerko, R (1, 3) OBP: 0.337, SLG: 0.461	X FF 92 0-0 ① ② G6-3 1-2f 3-H	C SL 81 F SL 79 F SL 80 S SL 83 0-3 ② K			B SL 84 B SL 82 C SL 83 X FF 92 2-1 2-H 1B			B FF 97 X FF 95 1-0 ② G5-3		4	0	1	1	0	1	1
32 Brian Anderson, R (1, 8) OBP: 0.341, SLG: 0.333	C FF 91 B FF 91 X SL 82 1-1 2B	B FF 91 C SL 83 B SL 83 F FF 91 B SL 84 F FF 93 C FF 93 3-3 ③ K			B SL 82 C SL 81 F FF 92 S SL 83 1-3 ③ K			X FF 97 0-0 ③ G5-3		4	0	1	0	0	2	1
17 Chris Getz, L (1, 4) OBP: 0.306, SLG: 0.340	C FF 91 C FF 91 B FF 92 S FF 92 1-3 ③ K			X FF 90 0-0 ① B2-3		C FF 90 X FF 90 0-1 ① L9			C FS 89 F SL 83 F FF 96 F SL 86 X FF 97 0-2 ① G4-3	4	0	0	0	0	1	1
15 Gordon Beckham, R (1, 5) OBP: 0.305, SLG: 0.314		X FF 89 0-0 31 WP 2B		C CU 73 X SL 80 0-1 1B		C CU 73 F SL 82 B FF 92 S FF 92 1-3 ② K			B FF 97 S FC 91 C FF 96 B FF 93 B SL 86 B FF 94 4-2 31 2B BB	3	1	2	0	1	1	0
31 Dewayne Wise, L (1, 9) OBP: 0.218, SLG: 0.212		C CU 71 F FF 90 F FF 91 B FF 92 H SL 82 2-2 56 SH1-4 2-3 HBP		S CU 53 S FF 92 B X FF 92 1-2 ② P5		F SL 82 B SL 82 B FF 92 X FF 92 2-1 ③ F8			X FF 96 0-0 25 G6-3 1-H 2B	3	0	1	1	0	0	1
56 Mark Buehrle, L (1, 1) OBP: 0.250, SLG: 1.000 71 Scott Linebrink, R (8, 1) 25 Jim Thome, L (9, PH) OBP: 0.395, SLG: 0.506 45 Bobby Jenks, R (9, 1)		B FF 91 X FF 91 1-0 ① SH1-4 1-2		F FF 91 S FF 92 B FF 93 F FF 92 B FF 93 S FF 92 2-3 ③ K			S FF 88 C FF 89 X FF 91 0-2 ① G1-3		C SI 85 B SI 85 X SC 68 1-1 ② G6-3 2-3	2 0 1 0	0 0 0 0	0 0 0 0	0 0 0 0	0 0 0 0	1 0 0 0	1 0 1 0
Inning Stats	R: 2 E: 0 K: 1 S: 12 H: 4 LOB: 1 BB: 0 P: 17	R: 0 E: 0 K: 1 S: 11 H: 1 LOB: 2 BB: 0 P: 16	R: 0 E: 0 K: 2 S: 9 H: 0 LOB: 0 BB: 0 P: 12	R: 0 E: 0 K: 1 S: 10 H: 1 LOB: 1 BB: 0 P: 13	R: 1 E: 0 K: 1 S: 12 H: 2 LOB: 1 BB: 0 P: 21	R: 0 E: 0 K: 1 S: 7 H: 0 LOB: 0 BB: 0 P: 10	R: 0 E: 0 K: 0 S: 6 H: 0 LOB: 0 BB: 0 P: 8	R: 0 E: 0 K: 0 S: 3 H: 0 LOB: 0 BB: 0 P: 4	R: 1 E: 0 K: 0 S: 13 H: 1 LOB: 1 BB: 1 P: 21	1B: 6 2B: 3 3B: 0 HR: 0 SF: 0 SAC: 1 DP: 1 HBP: 1						

PITCHER		IP	WLS	BF	H	R	ER	SO	BB	IBB	HBP	BLK	WP	HR	S	P	ERA	WHIP
39 Aaron Harang, R ERA: 3.66	(1, 1)	7.0	L	29	8	3	3	7	0	0	1	0	1	0	67	97	3.86	1.143
40 Nick Masset, R ERA: 1.88	(8, 1)	1.1		6	1	1	1	0	1	0	0	0	0	0	11	16	6.75	1.500
52 Daniel Herrera, L ERA: 2.22	(9, 1)	0.2		2	0	0	0	0	0	0	0	0	0	0	5	9	0.00	0.000

PITCHER	IP	WLS	BF	H	R	ER	SO	BB	IBB	HBP	BLK	WP	HR	S	P	ERA	WHIP

TOP

Chicago White Sox @ Cincinnati Reds

Great American Ball Park, Cincinnati, OH

Sun Jun 21 2009, 1:10 PM EDT
Att. 32,786 - Partly Cloudy - 86 F

livebaseballscorecards.com

AB	34
R	4
H	9
RBI	3
BB	1
SO	7
LOB	13

WP: 1 PA: 37
PB: 0
SB: 0
CS: 0

BOTTOM

Chicago White Sox @ Cincinnati Reds

Great American Ball Park, Cincinnati, OH

Sun Jun 21 2009, 1:10 PM EDT

Att. 32,786 - Partly Cloudy - 86 F

livebaseballscorecards.com

Batter	1	2	3	4	5	6	7	8	9	AB	R	H	RBI	BB	SO	LOB
3 Willy Taveras, R (1, 8) OBP: 0.274, SLG: 0.278 21 Chris Dickerson, L (8, PH) OBP: 0.384, SLG: 0.391 (9, 8)	C FF 83 F SI 84 F FF 85 S CH 78 0-3 ① **K**		C SI 82 L FF 82 B FF 86 B CH 77 F SI 86 F FF 81 B CU 69 F CH 80 F CH 79 3-3 ② **K**		L CH 80 B FC 80 S CH 77 B FF 86 F FF 81 B FF 86 X FF 85 3-2 ③ **G5-3**			C FF 94 X FF 94 0-1 4 WP 15 S 4 SF9 1B		3 0 0 0 0 2 1 1 1 1 0 0 0 0					
15 Jerry Hairston, R (1, 6) OBP: 0.303, SLG: 0.401	C SI 83 X SI 83 0-1 ② **F9**		B CU 69 F SI 85 X FF 87 1-1 **1B**			X FF 82 0-0 ① **B1-3**		S FF 95 F FO 84 B FF 96 F SL 83 D FF 97 1 SAFE F FF 96 F FO 85 B FF 96 4-2 55 L6-4 31 HBP **1-2** BB		3 0 1 0 1 0 0					
4 Brandon Phillips, R (1, 4) OBP: 0.350, SLG: 0.502	X SI 84 0-0 ③ **F7**		C SI 84 X CH 80 0-1 ③ **F9**			B SI 84 C FF 81 F CH 80 X CH 78 1-2 ② **G4-3**		C FF 94 B FO 85 1 SAFE B FF 95 X FF 94 2-1 ① **SF9** **2-H**		3 0 0 1 0 0 1					
31 Jonny Gomes, R (1, 7) OBP: 0.411, SLG: 0.563		B SI 82 B SI 83 C CH 81 B CH 78 C SI 85 X CH 79 3-2 55 G6-3 **2B**		S SI 84 B SI 84 X SI 84 1-1 ① **F8**		S SI 86 C CU 68 B FF 87 X 1-2 55 FC4-6 **1B**		B FF 94 C FF 94 D FF 95 H FF 96 3-1 **1-2** HBP		3 0 2 0 0 0 0					
55 Ramon Hernandez, R (1, 3) OBP: 0.323, SLG: 0.347		X FF 82 0-0 ① **G6-3** **2-3**		B SI 86 X SI 85 1-0 ② **G5-3**		B SI 86 F SI 86 F FC 81 1 SAFE B SI 86 X CH 79 2-2 ③ **FC4-6** **1-2f**		B FF 95 X FF 94 1-0 ②③ **L6-4** **2-2**		4 0 0 0 0 0 4					
32 Jay Bruce, L (1, 9) OBP: 0.305, SLG: 0.469		B SI 86 C SI 86 B FF 82 D FC 80 F SI 86 B FC 81 4-2 **BB**		S SI 85 B CU 72 B CU 71 B FC 76 F SI 86 X CH 79 3-2 ③ **G4-3**			B SI 84 C SI 85 X SI 85 1-1 23 B5-3 **1B**		B FF 95 F FF 95 B FC 93 X FF 96 2-1 ① **G3**	3 0 1 0 1 0 0						
29 Ryan Hanigan, R (1, 2) OBP: 0.411, SLG: 0.397		C FF 82 B CH 78 B FF 83 1 SAFE X FF 82 2-1 ② **F9**		B CH 81 B FF 85 C FF 84 B CH 78 C FF 83 F FF 85 X FF 85 3-2 23 FC5-4 **1B**			B SI 85 B FC 82 B SI 86 C FF 85 C SI 86 X FF 81 3-2 ① **F7**		X FF 95 0-0 ② **G4-3**	4 0 1 0 0 0 3						
23 Adam Rosales, R (1, 5) OBP: 0.294, SLG: 0.282 9 Danny Richar, L (9, PH)		C FF 87 B FF 83 B CH 79 C FC 81 X FF 87 2-2 ③ **P6**		B SI 83 X FF 82 1-0 ① **FC5-4** 39 FC1-6 **1-2f**			X SI 86 0-0 ② **B5-3** **1-2**		C FF 95 X FF 94 0-1 ③ **G4-3**	3 0 0 0 0 0 4 1 0 0 0 0 0 0						
39 Aaron Harang, R (1, 1) OBP: 0.167, SLG: 0.172 33 Micah Owings, R (7, PH) OBP: 0.282, SLG: 0.553 40 Nick Masset, R (8, 1) 52 Daniel Herrera, L (9, 1)			C SI 83 X CU 69 0-1 ① **G5-3**		X FC 80 0-0 ② **FC1-6** **1-2f**		F FF 82 S CH 78 B FF 87 F CH 78 S CH 78 1-3 ③ **K**			2 0 0 0 0 0 1 1 0 0 0 0 1 1 0 0 0 0 0 0 0 0 0 0 0 0 0 0						
Inning Stats	R: 0 H: 0 E: 0 LOB: 0 K: 1 BB: 0 S: 7 P: 7	R: 0 H: 1 E: 0 LOB: 2 K: 0 BB: 1 S: 11 P: 22	R: 0 H: 1 E: 0 LOB: 1 K: 1 BB: 0 S: 13 P: 17	R: 0 H: 0 E: 0 LOB: 0 K: 0 BB: 0 S: 6 P: 11	R: 0 H: 1 E: 0 LOB: 1 K: 0 BB: 0 S: 10 P: 17	R: 0 H: 1 E: 0 LOB: 1 K: 0 BB: 0 S: 10 P: 14	R: 0 H: 1 E: 0 LOB: 1 K: 1 BB: 0 S: 10 P: 15	R: 1 H: 1 E: 0 LOB: 1 K: 0 BB: 1 S: 13 P: 23	R: 0 H: 0 E: 0 LOB: 0 K: 0 BB: 0 S: 5 P: 7	1B: 5 SF: 1 2B: 2 SAC: 0 3B: 0 DP: 1 HR: 0 HBP: 1						

AB	31
R	1
H	6
RBI	1
BB	2
SO	3
LOB	15

PITCHER		IP	WLS	BF	H	R	ER	SO	BB	IBB	HBP	BLK	WP	HR	S	P	ERA	WHIP
56 Mark Buehrle, L ERA: 3.17	(1, 1)	7.0	W	27	5	0	0	3	1	0	0	0	0	0	67	103	0.00	0.857
71 Scott Linebrink, R ERA: 2.42	(8, 1)	1.0	H	5	1	1	1	0	1	0	1	0	1	0	13	23	9.00	2.000
45 Bobby Jenks, R ERA: 3.6	(9, 1)	1.0	S	3	0	0	0	0	0	0	0	0	0	0	5	7	0.00	0.000

PITCHER	IP	WLS	BF	H	R	ER	SO	BB	IBB	HBP	BLK	WP	HR	S	P	ERA	WHIP

Batter	1	2	3	4	5	6	7	8	9	AB	R	H	RBI	BB	SO	LOB
9 Juan Pierre, L (1, 7) OBP: 0.384, SLG: 0.423	C FF 90 X SI 91 0-1 ① G3	B FC 87 F FF 91 F FF 92 B CU 80 B FC 88 F FF 93 X FF 92 3-2 ② F8			C FF 90 C FC 87 X FC 87 0-2 ② G4-3			L FF 95 X FF 95 0-1 ① B5	C FF 90 B FF 92 X FF 92 1-1 ① G4-3 1-2	5	0	0	0	0	0	3
15 Rafael Furcal, S (1, 6) OBP: 0.324, SLG: 0.336	B FF 91 X FF 92 1-0 ② 13 2B 2B	B SI 93 C CH 84 X CH 85 1-1 ③ G4-3			B FC 85 C CH 83 F FC 88 B FF 91 X CH 83 2-2 ③ G4-3			X FF 95 0-0 ② G6-3 2-3	B FF 92 C FF 92 X FF 93 1-1 ② FC5-2 2-3 3-H	5	1	1	0	0	0	3
13 Orlando Hudson, S (1, 4) OBP: 0.382, SLG: 0.454	B SI 92 X FF 92 1-0 ② 23 F9 2-H 2B		C SI 90 B CU 80 X CH 82 1-1 ① G4-3			B FF 89 B FF 90 F FF 91 C CH 82 B CH 84 F CH 83 S CH 82 3-3 ① K		B SL 86 C FF 96 C FF 95 B FF 95 B FF 94 D SL 85 4-2 ② 23 S 23 1B BB	F FF 93 B FF 92 B FF 93 1 SAFE T FF 92 1 SAFE B FF 91 S FF 91 3-3 ③ K	4	1	1	1	1	2	2
23 Casey Blake, R (1, 5) OBP: 0.363, SLG: 0.515	B FF 92 C FC 89 F FC 89 F FF 92 F CH 84 X CH 84 1-2 ② F9 2-3		C FF 90 F SI 92 B SI 93 F FC 88 B CU 79 F CH 84 S FF 92 2-3 ② K			C CU 76 B FC 88 F FC 87 B FC 87 X CH 83 2-2 ② F9		C FF 93 B FF 93 X FF 93 1-1 ① 55 BB 16 BB 1-H 3-H 1B		4	0	1	2	0	1	1
16 Andre Ethier, L (1, 9) OBP: 0.364, SLG: 0.466	B FF 92 F FC 88 H FF 93 2-1 ① HBP		B FF 92 B FF 91 B FF 90 B FF 91 4-0 ③ 55 CS BB			B FF 90 C FC 86 B FC 86 F FF 90 F SI 92 F FF 92 X FC 89 2-2 ③ F8		1 SAFE B FF 91 B FF 92 B FF 92 C FF 93 B FF 92 4-1 ② 55 BB 1-2 BB		1	0	0	0	2	0	0
55 Russell Martin, R (1, 2) OBP: 0.363, SLG: 0.298	C FF 93 X FC 88 0-1 ③ G5-3		C CH 82 F SI 92 B SI 91 1 SAFE 1-2 ③ CS 1-2	S FC 86 B FC 87 B FC 87 S CH 84 F FC 88 S FF 92 2-3 ① K			B CH 82 B CH 82 F FF 91 B FF 92 F FF 90 S CH 82 3-3 ① K	B FF 93 D SL 82 B FF 91 B FF 93 4-0 ③ 1-2 2-3 BB		3	0	0	0	1	2	2
27 Matt Kemp, R (1, 8) OBP: 0.381, SLG: 0.477		B FC 86 B CH 83 B FF 91 B FF 90 4-0 ③ 7 HR BB		C CU 77 X FF 91 0-1 ② F8			F FC 86 B FC 86 X FC 86 1-1 ② L5	C FF 92 S FF 92 S FF 92 0-3 ③ K		3	1	0	0	1	1	3
7 James Loney, L (1, 3) OBP: 0.345, SLG: 0.396		1 SAFE B FF 90 C FF 91 S FC 88 X FF 89 1-2 ② 1-H HR		C FF 90 B FF 89 X FF 90 1-1 ③ F8			X FF 90 0-0 ③ G1-3		F FF 92 B FF 95 B FF 93 F FF 93 X FF 93 2-2 17 1B 15 FC5-2 1B	4	1	2	2	0	0	0
17 Mitch Jones, R (1, 10) OBP: 0.444, SLG: 0.500		X SI 91 0-0 ① F8			B CU 77 F FC 85 B FC 85 F CH 83 S FF 92 2-3 ① K			B FF 95 B FF 95 F FF 96 X FF 96 2-1 ② 15 G6-3 23 1B 2B	X FF 94 0-0 ③ 15 FC5-2 9 G4-3 1-3 1B	4	1	2	0	0	1	0
Inning Stats	R: 1 E: 0 K: 0 S: 12 H: 2 LOB: 2 BB: 0 P: 17	R: 2 E: 0 K: 0 S: 10 H: 1 LOB: 0 BB: 1 P: 19	R: 0 E: 0 K: 1 S: 9 H: 0 LOB: 0 BB: 1 P: 17	R: 0 E: 0 K: 1 S: 8 H: 0 LOB: 0 BB: 0 P: 11	R: 0 E: 0 K: 1 S: 9 H: 0 LOB: 0 BB: 0 P: 13	R: 0 E: 0 K: 1 S: 12 H: 0 LOB: 0 BB: 0 P: 19	R: 0 E: 0 K: 1 S: 6 H: 0 LOB: 0 BB: 0 P: 10	R: 2 E: 0 K: 1 S: 13 H: 2 LOB: 3 BB: 3 P: 28	R: 0 E: 0 K: 1 S: 11 H: 2 LOB: 2 BB: 0 P: 18	1B: 3 2B: 3 3B: 0 HR: 1 SF: 0 SAC: 0 DP: 0 HBP: 1						

TOP

Los Angeles Dodgers @ Chicago White Sox

U.S. Cellular Field, Chicago, IL

Tue Jun 23 2009, 8:11 PM EDT

Att. 22,251 - Clear - 79 F

livebaseballscorecards.com

AB	33
R	5
H	7
RBI	5
BB	5
SO	7
LOB	14

WP: 0 PB: 0 SB: 1 CS: 1 PA: 40

PITCHER		IP	WLS	BF	H	R	ER	SO	BB	IBB	HBP	BLK	WP	HR	S	P	ERA	WHIP
50 John Danks, L ERA: 4.43	(1, 1)	7.0	L	26	3	3	3	5	2	0	1	0	0	1	66	106	3.86	0.714
37 Matt Thornton, L ERA: 2.67	(8, 1)	0.2		4	1	2	2	0	1	0	0	0	0	0	7	13	27.00	3.000
26 Octavio Dotel, R ERA: 3.29	(8, 1)	0.1		4	1	0	0	1	2	0	0	0	0	0	6	15	0.00	9.000
49 Aaron Poreda, L ERA:	(9, 1)	1.0		5	2	0	0	1	0	0	0	0	0	0	11	18	0.00	2.000

PITCHER	IP	WLS	BF	H	R	ER	SO	BB	IBB	HBP	BLK	WP	HR	S	P	ERA	WHIP

Batter	1	2	3	4	5	6	7	8	9	AB	R	H	RBI	BB	SO	LOB
22 Scott Podsednik, L (1, 7) OBP: 0.365, SLG: 0.403	C SI 90 X SI 90 0-1 ① G6-3		B SI 94 X SI 93 1-0 ③ G6-3			B SI 91 B SI 92 B SI 92 C SI 91 X SI 91 3-1 ② G6-3			B SI 94 C SI 92 B SL 84 F SI 93 T SI 94 2-2 ② K	4	0	0	0	0	1	0
10 Alexei Ramirez, R (1, 6) OBP: 0.309, SLG: 0.385	B SL 84 S SI 91 X SL 83 1-1 ② B2-3			B SL 85 C SI 92 X SL 85 1-1 ① G6-3		X SI 94 0-0 ③ G5-3			C SI 94 X SL 86 0-1 23 DI 23 1B 1B	4	1	1	0	0	0	0
23 Jermaine Dye, R (1, 9) OBP: 0.341, SLG: 0.513	B SI 91 C SL 83 B SI 92 X SI 92 2-1 ③ G5-3			B SL 86 B SI 94 X SI 94 2-0 1B			B SI 93 C SI 94 C SL 86 B SL 86 B SL 87 X SI 93 3-2 ① P6		C SI 93 B SI 94 X SI 94 1-1 25 DI 1-H 1B	4	0	2	1	0	0	0
25 Jim Thome, L (1, 10) OBP: 0.388, SLG: 0.494		X SI 91 0-0 ① G4-3		C SL 84 B FF 93 B FF 93 S SI 94 B FS 87 T SI 95 3-2 ② K			B SI 94 C SL 85 C SI 94 F SL 86 X SI 94 1-2 ② F7		C FF 97 F FF 98 S FF 100 0-3 ③ K 1-3	4	0	0	0	0	2	2
14 Paul Konerko, R (1, 3) OBP: 0.337, SLG: 0.472		B SI 90 X SI 91 1-0 HR		B SI 94 F SI 95 F SL 86 C SI 96 1-3 ③ K			B SL 85 C SI 95 C SI 95 X SI 94 1-2 ③ G6-3			3	1	1	1	0	1	1
12 A.J. Pierzynski, L (1, 2) OBP: 0.323, SLG: 0.435		C CU 81 F FF 91 X SI 93 0-2 ② L4			X SI 92 0-0 ① G4-3			C SI 90 C SI 93 F SL 84 B SI 90 B SI 93 F SI 93 S SI 94 2-3 ① K		3	0	0	0	0	1	0
32 Brian Anderson, R (1, 8) OBP: 0.335, SLG: 0.327		F SL 85 S SI 93 B SL 85 S SI 94 1-3 ③ K			C SI 92 F SL 86 B SI 95 F SI 95 B SL 85 S SI 94 2-3 ② K			F SI 92 F SI 93 C SL 84 0-3 ② K		3	0	0	0	0	3	0
17 Chris Getz, L (1, 4) OBP: 0.301, SLG: 0.335			C SI 91 F FF 91 B SL 86 C SI 91 1-3 ① K		B SI 94 X SI 94 1-0 ③ F8			C SI 95 X SL 82 0-1 ③ P2		3	0	0	0	0	1	0
15 Gordon Beckham, R (1, 5) OBP: 0.290, SLG: 0.296			C FS 86 C SI 93 B FF 94 F SI 94 B SL 86 S SI 94 2-3 ② K			X SI 91 0-0 ① G6-3			B SI 92 C SI 92 X SL 84 1-1 ① G6-3	3	0	0	0	0	1	0
Inning Stats	R: 0 E: 0 K: 0 S: 6 H: 0 LOB: 0 BB: 0 P: 9	R: 1 E: 0 K: 1 S: 8 H: 1 LOB: 0 BB: 0 P: 10	R: 0 E: 0 K: 2 S: 8 H: 0 LOB: 0 BB: 0 P: 12	R: 0 E: 0 K: 2 S: 9 H: 1 LOB: 1 BB: 0 P: 16	R: 0 E: 0 K: 1 S: 6 H: 0 LOB: 0 BB: 0 P: 9	R: 0 E: 0 K: 0 S: 4 H: 0 LOB: 0 BB: 0 P: 7	R: 0 E: 0 K: 0 S: 10 H: 0 LOB: 0 BB: 0 P: 15	R: 0 E: 0 K: 2 S: 10 H: 0 LOB: 0 BB: 0 P: 12	R: 1 E: 0 K: 2 S: 12 H: 2 LOB: 1 BB: 0 P: 16	1B: 3 2B: 0 3B: 0 HR: 1 SF: 0 SAC: 0 DP: 0 HBP: 0						

PITCHER		IP	WLS	BF	H	R	ER	SO	BB	IBB	HBP	BLK	WP	HR	S	P	ERA	WHIP
18 Hiroki Kuroda, R ERA: 3.44	(1, 1)	8.2	W	30	4	2	2	9	0	0	0	0	0	1	70	103	2.08	0.462
51 Jonathan Broxton, R ERA: 2.27	(9, 1)	0.1	S	1	0	0	0	1	0	0	0	0	0	0	3	3	0.00	0.000

PITCHER	IP	WLS	BF	H	R	ER	SO	BB	IBB	HBP	BLK	WP	HR	S	P	ERA	WHIP

BOTTOM

Los Angeles Dodgers @ Chicago White Sox

U.S. Cellular Field, Chicago, IL

Tue Jun 23 2009, 8:11 PM EDT

Att. 22,251 - Clear - 79 F

livebaseballscorecards.com

AB	31
R	2
H	4
RBI	2
BB	0
SO	10
LOB	3

Batter	1	2	3	4	5	6	7	8	9	AB	R	H	RBI	BB	SO	LOB
9 Juan Pierre, L (1, 7) OBP: 0.384, SLG: 0.424	C FF 92 X SI 93 0-1 G1-3	X FF 93 0-0 E6 2-3 3-H		B SI 90 F FC 85 1 SAFE F FC 86 B FF 94 X CU 80 2-2 F7			C SI 91 C FC 90 F SI 94 F SL 82 F CU 78 X CH 80 0-2 15 G4-3 13 SF7 2B	C FF 90 B SL 85 B SL 84 H FF 88 3-1 HBP		4	1	1	0	0	0	2
15 Rafael Furcal, S (1, 6) OBP: 0.318, SLG: 0.329	B SI 93 B FF 93 C FF 92 B FC 88 X FF 92 3-1 F7	B FF 90 C FC 86 1 SAFE S FF 93 X FF 92 1-2 F9		X FC 88 0-0 F9			X FC 89 0-0 G4-3 2-3	1 SAFE 1 SAFE C FF 92 1 SAFE C FF 92 S FF 94 0-3 K		5	0	0	0	0	1	5
13 Orlando Hudson, S (1, 4) OBP: 0.379, SLG: 0.451	C FF 92 B FF 93 C SI 94 B CU 82 F FF 90 B FF 94 X FF 91 3-2 G4-3		C FF 91 B CU 79 F CH 83 B CU 80 C CU 79 2-3 K		C FC 85 B FF 92 B CH 81 S FC 86 F FC 87 B CU 81 F FC 87 X FC 87 3-2 23 FC5-4 1B		C SI 94 X SL 82 0-1 SF7 3-H		X FF 94 0-0 G6-3	4	0	1	1	0	1	0
23 Casey Blake, R (1, 5) OBP: 0.365, SLG: 0.513 14 Juan Castro, R (7, 5) OBP: 0.404, SLG: 0.440		C FF 91 B FF 93 C FC 86 B CU 81 B FF 93 B FC 86 4-2 16 G1 5 1B BB	S FC 86 X CU 82 0-1 5 1B 1B		B SI 93 1 SAFE C SI 92 X FC 87 1-1 FC5-4 16 G4-6-3 1-2f		B FC 92 B FC 90 F SI 92 T SI 93 B CU 72 X FC 90 3-2 G5-3		B FF 95 F FF 93 C FF 96 C CU 83 1-3 K	3 1	1 0	1 0	0 0	1 0	0 1	1 0
16 Andre Ethier, L (1, 9) OBP: 0.358, SLG: 0.457	C FF 91 F FF 93 X FF 92 0-2 G1 1-2	F SI 92 B CU 78 F CH 83 X CU 80 1-2 F7		F FF 94 F FC 82 B FF 93 F SI 92 B CU 81 F FC 86 X FF 91 2-2 G4-6-3 1-2f				S SL 83 B SL 83 S SL 83 S SL 84 1-3 K	C FF 96 B FF 95 X FF 93 1-1 G1	5	0	0	0	0	1	3
5 Mark Loretta, R (1, 10) OBP: 0.370, SLG: 0.294		B FF 94 F FC 87 F FF 94 X FF 94 1-2 55 E 7 BB 27 PB 2-H 1B	B FF 92 S FC 87 F FF 93 X FC 87 1-2 1-2 1B			C FF 92 F FF 92 C CU 78 0-3 K		B FF 88 B FF 89 B FF 89 C FF 88 B FF 88 4-1 7 1B 27 HR BB		3	2	2	1	1	1	0
7 James Loney, L (1, 3) OBP: 0.347, SLG: 0.395		B FC 87 F FF 94 B CU 79 S FC 87 F CU 80 B FF 91 F FC 88 F FF 94 F FC 87 4-2 F CH 82 F FC 87 1 SAFE B FF 92 27 PB 55 E 9 E 1-2 BB	B CH 84 F FF 93 C CU 79 X CU 81 1-2 G4-3			C SI 92 F CU 79 X CU 80 0-2 F8		C SL 84 D SL 83 B SL 83 F FF 89 X SL 82 2-2 27 HR 1-2 1B		3	2	1	0	1	0	2
55 Russell Martin, R (1, 2) OBP: 0.365, SLG: 0.301		X FC 87 0-0 E5 9 E 27 PB 1-2 2-3		X FF 92 0-0 1B		X FF 92 0-0 1B		B SL 85 B FF 89 C FF 89 B SL 84 F FF 89 X FF 89 3-2 F8		4	0	2	0	0	0	4
27 Matt Kemp, R (1, 8) OBP: 0.379, SLG: 0.485		F FC 88 S FC 88 B CU 82 B CU 80 B FC 87 F FC 89 S FF 94 3-3 K 1-2 2-3 3-H		1 SAFE X FF 91 0-0 F9		F FF 92 F FF 93 B CU 82 X FF 93 1-2 G5-3		C SL 83 F FF 90 X FF 90 0-2 1-H 2-H HR		4	1	1	3	0	1	4
Inning Stats	R: 0 E: 0 K: 0 S: 8 H: 0 LOB: 0 BB: 0 P: 14	R: 3 E: 2 K: 1 S: 25 H: 1 LOB: 2 BB: 2 P: 38	R: 0 E: 0 K: 1 S: 14 H: 2 LOB: 2 BB: 0 P: 19	R: 0 E: 0 K: 0 S: 6 H: 1 LOB: 1 BB: 0 P: 8	R: 0 E: 0 K: 0 S: 12 H: 1 LOB: 0 BB: 0 P: 18	R: 0 E: 0 K: 1 S: 10 H: 1 LOB: 1 BB: 0 P: 11	R: 1 E: 0 K: 0 S: 12 H: 1 LOB: 0 BB: 0 P: 15	R: 3 E: 0 K: 2 S: 17 H: 2 LOB: 1 BB: 1 P: 30	R: 0 E: 0 K: 1 S: 6 H: 0 LOB: 0 BB: 0 P: 8	1B: 7 2B: 1 3B: 0 HR: 1 SF: 1 SAC: 0 DP: 1 HBP: 1						

PITCHER		IP	WLS	BF	H	R	ER	SO	BB	IBB	HBP	BLK	WP	HR	S	P	ERA	WHIP
34 Gavin Floyd, R ERA: 4.45	(1, 1)	6.0	W	27	6	3	1	3	2	0	0	0	0	0	75	108	1.50	1.333
D.J. Carrasco, R ERA: 3.02	(7, 1)	1.0		4	1	1	1	0	0	0	0	0	0	0	12	15	9.00	1.000
39 Jimmy Gobble, L ERA: 8.18	(8, 1)	0.2		6	2	3	3	1	1	0	1	0	0	1	14	27	40.50	4.500
26 Octavio Dotel, R ERA: 3.25	(8, 1)	0.1	H	1	0	0	0	1	0	0	0	0	0	0	3	3	0.00	0.000
45 Bobby Jenks, R ERA: 3.46	(9, 1)	1.0	S	3	0	0	0	1	0	0	0	0	0	0	6	8	0.00	0.000

PITCHER	IP	WLS	BF	H	R	ER	SO	BB	IBB	HBP	BLK	WP	HR	S	P	ERA	WHIP

TOP

Los Angeles Dodgers @ Chicago White Sox

U.S. Cellular Field, Chicago, IL

Wed Jun 24 2009, 8:11 PM EDT

Att. 20,142 - Clear - 83 F

livebaseballscorecards.com

AB	36
R	7
H	9
RBI	5
BB	3
SO	6
LOB	21

Batter	1	2	3	4	5	6	7	8	9	AB	R	H	RBI	BB	SO	LOB
22 Scott Podsednik, L (1, 7) OBP: 0.356, SLG: 0.393	B SI 86 C SI 88 C CU 66 F FF 91 T FF 91 1-2 **K** ①	C CU 66 B CU 68 C SI 91 F FF 91 F FF 91 X CU 69 1-2 **G4-3** ③ **1-2**		C FF 88 B CU 73 X FF 89 1-1 **F9** ②	B FF 94 C CH 77 X FF 94 1-1 **G5-3** ③			C SI 95 C SI 95 F SI 95 B CH 88 B SI 95 S CH 85 2-3 **K** ②		5	0	0	0	0	2	1
10 Alexei Ramirez, R (1, 6) OBP: 0.314, SLG: 0.396	B FF 89 B CH 79 X CH 79 2-0 **HR**		B CH 78 B FF 87 B FF 87 B SI 89 4-0 23 HR **BB**	F CU 75 F CU 74 F CU 74 C FF 90 0-3 **K** ③		B CU 73 B FF 94 B FF 92 B FF 91 4-0 14 L4 31 1B **BB**		B SI 95 F CH 87 B SI 95 B CH 86 C SI 96 C SI 95 3-3 **K** ③		3	2	1	1	2	2	0
23 Jermaine Dye, R (1, 9) OBP: 0.345, SLG: 0.533 31 Dewayne Wise, L (6, PH) OBP: 0.232, SLG: 0.226 (7, 9)	B SI 90 F SI 90 B SL 84 C SI 90 F FF 90 X FF 89 2-2 12 1B **2B**		1 SAFE B SI 88 B CH 78 C SI 89 X CH 79 2-1 **1-H** **HR**		X FF 90 0-0 **P4** ①	B FF 92 B CH 76 F FF 93 B FF 94 F FF 92 F CH 75 F FF 92 F FF 93 X 3-2 **1-2** **1B**				3 1	1 0	2 1	2 0	0 0	0 0	0 0
14 Paul Konerko, R (1, 10) OBP: 0.343, SLG: 0.486	B CU 66 C SI 89 B CH 80 H FF 88 3-1 12 1B **HBP**		C SI 89 F SL 83 F FF 90 X FF 90 0-2 12 G1-6-3 **1B**		C FF 91 B FF 90 B CH 82 X FF 91 2-1 **HR**	X FF 94 0-0 **L4** ① ② **2-2**				3	1	2	1	0	0	2
12 A.J. Pierzynski, L (1, 2) OBP: 0.326, SLG: 0.436	D SL 80 B SL 79 F SI 90 S SL 80 X SL 80 2-2 32 G5-4-3 **1B** **1-2** **2-3**		F SI 89 B FF 90 S SL 78 F FF 90 F SL 82 X SL 80 1-2 **G1-6-3** ① ② **1-2f**		C CU 73 B FF 90 B FF 90 X CH 82 2-1 32 1B 5 HR **1B**	F CH 75 B SI 94 B CU 72 B CH 75 F FF 92 T FF 93 3-2 **K** ③				4	1	2	0	0	1	2
32 Brian Anderson, R (1, 8) OBP: 0.333, SLG: 0.325	C CU 66 B CU 67 B FF 88 X CH 80 2-1 **G5-4-3** ② ③ **1-2f**		B SI 89 X CH 78 1-0 **P4** ③		B CU 74 X CU 75 1-0 5 HR **1-2** **1B**		X FF 92 0-0 **F9** ①			4	1	1	0	0	0	3
5 Jayson Nix, R (1, 4) OBP: 0.296, SLG: 0.472		B SI 87 C SI 88 B SL 83 X SI 89 2-1 **F7** ①	B SL 81 F SI 88 B CU 65 B SI 88 C SI 88 F SI 89 B SI 89 4-2 7 WP 7 HR **BB**		C CU 76 X CH 81 0-1 **1-H** **2-H** **HR**		B FF 94 B FF 93 B FF 92 C FF 91 S FF 93 T FF 93 3-2 **K** ②			3	2	1	3	1	1	0
15 Gordon Beckham, R (1, 5) OBP: 0.273, SLG: 0.276		B SI 90 F CH 80 B CU 66 X SI 90 2-1 **G6-3** ②	1 SAFE C CU 67 F CU 68 B FF 90 X SI 90 1-2 **F9** ①		S FF 93 F FF 94 S CU 77 0-3 **K** ②		B FF 94 F CH 77 X FF 93 1-1 **P4** ③			4	0	0	0	0	1	1
7 Josh Fields, R (1, 3) OBP: 0.314, SLG: 0.359		C FF 90 B SI 91 B CU 66 S SI 90 B FF 90 F FF 91 X FF 91 3-2 22 WP **1B**	B FF 89 F SI 89 1 SAFE C CU 66 F FF 90 1 SAFE D CU 68 B SI 87 F SI 88 3-2 X FF 89 **1-H** **HR**		X FF 94 0-0 **HR**			B SL 88 B SI 95 T SI 94 C SI 95 X CH 84 2-2 **G5-3** ①		4	2	3	3	0	0	0
Inning Stats	R: 1 E: 0 K: 1 S: 15 H: 3 LOB: 2 BB: 0 P: 27	R: 0 E: 0 K: 0 S: 13 H: 1 LOB: 1 BB: 0 P: 21	R: 2 E: 0 K: 0 S: 12 H: 2 LOB: 0 BB: 1 P: 20	R: 2 E: 0 K: 1 S: 17 H: 1 LOB: 0 BB: 1 P: 26	R: 5 E: 0 K: 1 S: 14 H: 5 LOB: 0 BB: 0 P: 20	R: 0 E: 0 K: 1 S: 10 H: 1 LOB: 1 BB: 1 P: 20	R: 0 E: 0 K: 1 S: 6 H: 0 LOB: 0 BB: 0 P: 10	R: 0 E: 0 K: 2 S: 10 H: 0 LOB: 0 BB: 0 P: 17		1B: 6 2B: 2 3B: 0 HR: 6 SF: 0 SAC: 0 DP: 3 HBP: 1				WP: 2 PB: 0 SB: 0 CS: 0 PA: 38		

PITCHER		IP	WLS	BF	H	R	ER	SO	BB	IBB	HBP	BLK	WP	HR	S	P	ERA	WHIP
43 Randy Wolf, L ERA: 3.64	(1, 1)	3.1	L	18	7	5	5	1	2	0	1	0	2	3	51	87	13.50	2.700
47 Cory Wade, R ERA: 5.88	(4, 1)	1.0		7	4	4	4	1	0	0	0	0	0	2	14	20	36.00	4.000
31 James McDonald, R ERA: 6.33	(5, 1)	2.2		10	2	1	1	3	1	0	0	0	0	1	22	37	3.38	1.125
59 Guillermo Mota, R ERA: 4.8	(8, 1)	1.0		3	0	0	0	2	0	0	0	0	0	0	10	17	0.00	0.000

PITCHER	IP	WLS	BF	H	R	ER	SO	BB	IBB	HBP	BLK	WP	HR	S	P	ERA	WHIP

BOTTOM

Los Angeles Dodgers @ Chicago White Sox

U.S. Cellular Field, Chicago, IL

Wed Jun 24 2009, 8:11 PM EDT

Att. 20,142 - Clear - 83 F

livebaseballscorecards.com

AB	34
R	10
H	13
RBI	10
BB	3
SO	7
LOB	9

Batter	1	2	3	4	5	6	7	8	9	10	11	12	13	AB	R	H	RBI	BB	SO	LOB
9 Juan Pierre, L (1, 7) OBP: 0.384, SLG: 0.421	G6-3			HBP	SH1-3		1B		L7		G4-3			4	1	1	0	0	0	0
55 Russell Martin, R (1, 10) OBP: 0.365, SLG: 0.299	G6-4-3 HBP			F9	1B		E6 1B		G6-3		K			5	1	1	0	0	1	2
13 Orlando Hudson, S (1, 4) OBP: 0.381, SLG: 0.452	G6-4-3			1B	1B		1B		G5-3			F7		6	1	3	2	0	0	1
23 Casey Blake, R (1, 5) OBP: 0.364, SLG: 0.506		BB		1B	F9		G4-3			E6		F8		5	1	1	1	1	0	3
27 Matt Kemp, R (1, 8) OBP: 0.371, SLG: 0.474		K		F9	K		P4			K		K		6	0	0	0	0	4	7
5 Mark Loretta, R (1, 3) OBP: 0.368, SLG: 0.319		P3		2B	2B			G5-3					K	6	0	2	2	0	2	1
17 Mitch Jones, R (1, 9) OBP: 0.417, SLG: 0.400		G6-3		HBP	K			BB		IBB			K	2	0	0	0	0	1	1
16 Andre Ethier, L (8, PH) (8, 9) OBP: 0.361, SLG: 0.455														1	0	0	0	2	1	0
12 Brad Ausmus, R (1, 2) OBP: 0.346, SLG: 0.319		L9		F8			F8	K		G4-3			F8	4	0	0	0	0	1	4
7 James Loney, L (10, PH) OBP: 0.346, SLG: 0.394														1	0	0	0	0	0	2
44 A.J. Ellis, R (10, 2)														1	0	0	0	0	0	0
14 Juan Castro, R (1, 6) OBP: 0.400, SLG: 0.434		F8			1B		K	K			G5-3			3	1	1	0	0	1	1
15 Rafael Furcal, S (8, PH) (8, 6) OBP: 0.316, SLG: 0.327														2	0	0	0	0	1	1
Inning Stats	R: 0 E: 0 K: 0 S: 5 H: 0 LOB: 0 BB: 0 P: 12	R: 0 E: 0 K: 1 S: 10 H: 0 LOB: 0 BB: 1 P: 16	R: 0 E: 0 K: 0 S: 11 H: 0 LOB: 0 BB: 0 P: 18	R: 3 E: 0 K: 0 S: 18 H: 3 LOB: 2 BB: 0 P: 30	R: 1 E: 0 K: 1 S: 9 H: 3 LOB: 2 BB: 0 P: 15	R: 0 E: 0 K: 2 S: 10 H: 1 LOB: 1 BB: 0 P: 12	R: 1 E: 1 K: 0 S: 14 H: 2 LOB: 1 BB: 0 P: 21	R: 0 E: 0 K: 2 S: 11 H: 0 LOB: 1 BB: 1 P: 18	R: 0 E: 0 K: 0 S: 8 H: 0 LOB: 0 BB: 0 P: 13	R: 0 E: 1 K: 2 S: 11 H: 0 LOB: 2 BB: 1 P: 18	R: 0 E: 0 K: 1 S: 7 H: 0 LOB: 0 BB: 0 P: 10	R: 0 E: 0 K: 1 S: 9 H: 0 LOB: 0 BB: 0 P: 13	R: 0 E: 0 K: 2 S: 9 H: 0 LOB: 0 BB: 0 P: 14	1B: 7 2B: 2 3B: 0 HR: 0	SF: 0 SAC: 1 DP: 1 HBP: 3	WP: 0 PB: 0 SB: 3 CS: 0	PA: 53							

PITCHER		IP	WLS	BF	H	R	ER	SO	BB	IBB	HBP	BLK	WP	HR	S	P	ERA	WHIP
54 Clayton Richard, L	(1, 1)	4.1		21	6	4	4	1	1	0	3	0	0	0	49	85	8.31	1.615
ERA: 4.33																		
D.J. Carrasco, R	(5, 1)	2.2		11	3	1	0	3	0	0	0	0	0	0	28	39	0.00	1.125
ERA: 2.85																		
71 Scott Linebrink, R	(8, 1)	1.0		4	0	0	0	2	1	0	0	0	0	0	11	18	0.00	1.000
ERA: 2.33																		
37 Matt Thornton, L	(9, 1)	1.0		3	0	0	0	0	0	0	0	0	0	0	8	13	0.00	0.000
ERA: 2.57																		
45 Bobby Jenks, R	(10, 1)	1.0		5	0	0	0	2	0	1	0	0	0	0	11	18	0.00	0.000
ERA: 3.33																		

PITCHER		IP	WLS	BF	H	R	ER	SO	BB	IBB	HBP	BLK	WP	HR	S	P	ERA	WHIP
26 Octavio Dotel, R	(11, 1)	2.0		6	0	0	0	2	0	0	0	0	0	0	16	23	0.00	0.000
ERA: 3.03																		
49 Aaron Poreda, L	(13, 1)	1.0	W	3	0	0	0	2	0	0	0	0	0	0	9	14	0.00	0.000
ERA:																		

Los Angeles Dodgers @ Chicago White Sox

U.S. Cellular Field, Chicago, IL

Thu Jun 25 2009, 2:05 PM EDT

Att. 20,051 - Cloudy - 79 F

livebaseballscorecards.com

TOP

AB	46
R	5
H	9
RBI	5
BB	3
SO	12
LOB	23

Batter	1	2	3	4	5	6	7	8	9	10	11	12	13	AB	R	H	RBI	BB	SO	LOB
22 Scott Podsednik, L (1, 7) OBP: 0.358, SLG: 0.391	B FF 90 X SI 90 1-0 L6 ①		C FF 90 B FC 88 F FC 89 B FF 90 B SL 80 F SI 90 B FF 92 4-2 10 CS BB		F FF 89 C FF 92 F FC 84 B FF 91 X SL 81 1-2 G3 ③		C SI 95 L SL 85 F SI 96 F SI 97 B SI 95 X SI 94 1-2 G4-3 ③		D CU 78 B SI 93 C SI 93 F SI 94 X SI 94 2-2 F8 ② 2-3			B CU 75 B CH 79 C SI 89 X CU 74 2-1 32 G3 10 1B 1B	B SI 91 B CH 82 C SI 87 S SI 88 X SI 90 2-2 1-2 2-3 3-H 1B	6	0	2	1	1	0	3
10 Alexei Ramirez, R (1, 6) OBP: 0.311, SLG: 0.391	S SI 89 F SI 91 X FF 90 0-2 G1-3 ②		1 SAFE P PO 78 1-0 CS ③ 1-2	B FC 85 F CH 86 X CH 86 1-1 B5-3 ①		F SI 88 X FC 90 0-1 F7 ①		C SL 85 X SI 94 0-1 G5-3 ①	B FF 92 S SI 93 S SI 93 F SI 93 X SI 95 1-2 P3 ③			1 SAFE C SI 89 1 SAFE X SI 91 0-1 32 G3 1-2 1B		6	0	1	0	0	0	2
23 Jermaine Dye, R (1, 9) OBP: 0.351, SLG: 0.543 32 Brian Anderson, R (8, PR) OBP: 0.329, SLG: 0.320 (9, 8)	B FC 89 F FC 88 S SL 79 B FF 93 B FF 92 B FF 90 4-2 25 FC6-5 BB			B FF 92 C FF 91 X SL 80 1-1 F8 ②		B FF 93 B FC 88 S FC 83 F FF 91 F FF 93 X FF 92 2-2 25 PB 12 HR 2B		C SI 94 F SI 96 X SI 96 0-2 25 G6-3 2B		C SI 91 F SI 93 B CU 77 S CU 79 1-3 K ①		C SI 90 X SI 91 0-1 G3 ② 1-2 2-3		3 2	1 0	2 0	0 0	1 0	0 2	0 2
25 Jim Thome, L (1, 10) OBP: 0.388, SLG: 0.486 5 Jayson Nix, R (10, PR) OBP: 0.293, SLG: 0.466 (11, 10)	X FF 90 0-0 FC6-5 ③ 1-2f		C FC 87 S B B SL 79 B SI 89 X 3-2 G6-3 ③		B FC 88 C FC 88 S FF 90 D FC 84 B FF 89 B SI 88 4-2 12 HR 2-3 BB		D SL 78 F FF 92 X SI 93 1-1 G6-3 ② 2-3		C SI 94 B CU 79 B SI 94 B SI 94 B CU 78 4-1 14 G5-4-3 BB			S SL 80 B SL 84 F SL 80 B FF 90 F SL 81 X SI 90 2-2 G5-3 ③		3 1	1 0	0 0	0 0	2 0	0 0	2 2
14 Paul Konerko, R (1, 3) OBP: 0.346, SLG: 0.496 15 Gordon Beckham, R (3, PR) OBP: 0.273, SLG: 0.276		C SL 77 B FF 90 C FF 89 X CU 67 1-2 F9 ①	D SI 92 C SI 89 F SI 89 S FC 88 1-3 K ②		C SL 78 X CU 69 0-1 HR	I IN 73 I I IN 72 I 4-0 IBB			B SI 91 1 SAFE X SI 92 1-0 G5-4-3 ② 1-2f			B SI 89 C SI 90 B SI 90 C SL 79 F FF 91 F SI 92 X SI 90 2-2 12 1B 22 1B 1B	5 0	1 1	2 0	1 0	1 0	1 0	3 0
12 A.J. Pierzynski, L (1, 2) OBP: 0.326, SLG: 0.447		C FF 90 F FC 89 S FC 85 0-3 K ②		F SI 89 F FF 91 B FC 89 B SI 89 X FF 90 2-2 G5-3 ①	B FF 91 C FF 88 B FC 88 F FC 89 B FF 90 X FC 89 3-2 1-H 3-H HR		B FF 92 D SI 93 F FF 92 X FF 93 2-1 G3 ③			B SI 88 B CH 80 X FF 88 2-0 L8 ①		F SI 89 X SI 88 0-1 22 1B 17 IBB 1-3 1B	6 1	2 2	3 0	0 1	1 0	3 1	3 3
17 Chris Getz, L (1, 4) OBP: 0.302, SLG: 0.328		X SI 91 0-0 B2-3 ③		C SI 90 B SL 79 B FC 89 X SI 88 2-1 F7 ②	F SI 91 C SL 80 F SL 81 F FF 89 S SI 87 0-3 K ③			C FF 92 B SL 87 B FF 88 B FF 92 B FF 92 4-1 22 F8 7 SH1-3 BB		C CU 73 B CU 75 F CU 76 B FF 90 S FF 89 2-3 K ②		I IN 51 I IN 51 I IN 55 I IN 54 4-0 22 1B 1-2 IBB	4	0	0	0	2	2	0
7 Josh Fields, R (1, 5) OBP: 0.311, SLG: 0.351			S FC 88 C FF 91 B FF 89 B FC 85 F FF 92 F FC 87 B SI 91 F FF 92 X FF 92 3-2 F8 ①	B FC 87 S FF 88 B FF 92 B FF 91 B SI 88 4-1 31 3B BB			C SI 93 C SL 87 B SI 95 S SI 95 1-3 K ①	1 SAFE 1 SAFE 1 SAFE P PO 89 1 SAFE X SI 91 1-0 SH1-3 ① 1-2	C SL 79 B SL 82 B SL 78 F SL 81 S SI 93 2-3 K ③		B SL 81 B SI 90 C SI 91 X SL 80 2-1 L8 ①	4	1	0	0	1	2	3
31 Dewayne Wise, L (1, 8) OBP: 0.242, SLG: 0.259 (9, 9)			B SL 78 B FF 91 C SI 90 C FC 88 X SL 80 2-2 G4-3 ②	F SI 89 S FC 86 X SL 79 0-2 1-H 3B			C SI 93 B SI 93 X SI 94 2-0 F9 ②	B SI 93 B SI 93 B CU 76 B SI 93 4-0 BB		C SI 88 F SI 88 B FF 89 F SL 79 B FF 92 X CU 76 2-2 F7 ①	B FF 90 X SI 90 1-0 F8 ②	5	0	1	1	1	0	3
Inning Stats	R: 0 E: 0 K: 0 S: 7 H: 0 LOB: 1 BB: 1 P: 12	R: 0 E: 0 K: 1 S: 7 H: 0 LOB: 0 BB: 0 P: 8	R: 0 E: 0 K: 0 S: 13 H: 0 LOB: 0 BB: 1 P: 22	R: 0 E: 0 K: 0 S: 7 H: 0 LOB: 0 BB: 0 P: 12	R: 2 E: 0 K: 0 S: 15 H: 2 LOB: 1 BB: 1 P: 24	R: 3 E: 0 K: 2 S: 19 H: 2 LOB: 0 BB: 1 P: 29	R: 0 E: 0 K: 1 S: 9 H: 0 LOB: 0 BB: 0 P: 13	R: 0 E: 0 K: 0 S: 9 H: 1 LOB: 3 BB: 1 P: 16	R: 0 E: 0 K: 0 S: 10 H: 0 LOB: 2 BB: 2 P: 21	R: 0 E: 0 K: 1 S: 5 H: 0 LOB: 1 BB: 1 P: 11	R: 0 E: 0 K: 2 S: 7 H: 0 LOB: 0 BB: 0 P: 13	R: 0 E: 0 K: 0 S: 14 H: 2 LOB: 2 BB: 0 P: 20	R: 1 E: 0 K: 0 S: 13 H: 3 LOB: 3 BB: 1 P: 24	1B: 5 2B: 2 3B: 1 HR: 2 SF: 0 SAC: 1 DP: 1 HBP: 0	WP: 0 PB: 1 SB: 0 CS: 1	PA: 56						

PITCHER		IP	WLS	BF	H	R	ER	SO	BB	IBB	HBP	BLK	WP	HR	S	P	ERA	WHIP
58 Chad Billingsley, R ERA: 3.1	(1, 1)	6.0		25	4	5	3	4	0	0	0	0	0	2	68	107	7.50	1.333
54 Ronald Belisario, R ERA: 2.08	(7, 1)	1.1		5	1	0	0	1	0	0	0	0	0	0	14	18	0.00	0.750
45 Brent Leach, L ERA: 3.21	(8, 1)	0.2		4	0	0	0	0	1	1	0	0	0	0	5	16	0.00	1.500
38 Ramon Troncoso, R ERA: 2.11	(9, 1)	2.0		7	0	0	0	1	2	0	0	0	0	0	14	27	0.00	1.000
36 Jeff Weaver, R ERA: 3.68	(11, 1)	2.2	L	14	5	1	1	2	0	1	0	0	0	0	34	57	3.38	1.875

PITCHER		IP	WLS	BF	H	R	ER	SO	BB	IBB	HBP	BLK	WP	HR	S	P	ERA	WHIP

BOTTOM

Los Angeles Dodgers @ Chicago White Sox

U.S. Cellular Field, Chicago, IL

Thu Jun 25 2009, 2:05 PM EDT

Att. 20,051 - Cloudy - 79 F

livebaseballscorecards.com

AB	45
R	6
H	10
RBI	6
BB	9
SO	7
LOB	23

Batter	1	2	3	4	5	6	7	8	9	AB	R	H	RBI	BB	SO	LOB
12 Alfonso Soriano, R (1, 7) OBP: 0.292, SLG: 0.424	T SL 84 F SL 87 B FF 94 C FS 78 1-3 ① K		B SL 87 F SL 86 F SI 93 S FS 79 1-3 ② K		B SL 88 X SL 87 1-0 ③ G5-3		C SI 93 B FS 77 C FS 77 B FF 94 F SI 95 S FF 94 2-3 ③ K		I IN 81 I IN 84 I IN 84 I IN 84 4-0 IBB	4	0	0	0	1	3	1
1 Kosuke Fukudome, L (1, 8) OBP: 0.384, SLG: 0.419	C FF 93 B SI 93 C FF 92 X FS 78 1-2 ② L9		X SL 84 0-0 ③ L3			C SL 83 S FS 77 F FS 77 B FF 92 F FF 94 B FS 79 S FS 78 2-3 ① K		B SL 82 F SI 90 X FS 77 1-1 4 S 1B	F FF 97 B FF 96 F FF 96 X SL 85 1-2 ③ G1-3	5	0	1	0	0	1	3
21 Milton Bradley, S (1, 9) OBP: 0.355, SLG: 0.379 4 Ryan Freel, R (6, 9) OBP: 0.275, SLG: 0.147	C SI 93 B FF 94 C FF 93 C FF 93 1-3 ③ K			C SL 83 B FF 92 C FS 77 B FF 93 B FF 93 S FF 93 3-3 ① K		B SL 84 B SL 82 X FF 91 2-0 ② F7		1 SAFE 1 SAFE B SI 92 1 SAFE 1 SAFE S SL 85 F SL 86 B FF 92 B SI 93 3-2 ① G6-3 X SI 93 1-2		3	0	0	0	0	2	0
										1	0	0	0	0	0	1
25 Derrek Lee, R (1, 3) OBP: 0.372, SLG: 0.489		C SL 85 C FS 77 B FF 93 S SI 94 1-3 ① K		C SI 94 B FF 94 B FS 78 X SL 86 2-1 5 HR 1B		F SI 93 C SI 94 B SI 94 X FS 78 1-2 ③ P2		I IN 68 I IN 72 I IN 71 I IN 68 4-0 IBB		3	1	1	0	1	1	0
6 Micah Hoffpauir, L (1, 10) OBP: 0.303, SLG: 0.467		B SI 94 S SL 84 B FS 77 X FF 93 2-1 ② F7		X FF 91 0-0 ② F7			B SL 81 F SL 82 C SL 90 B FS 77 S FS 76 2-3 ① K	S FF 95 S FF 96 S FF 96 0-3 ② K		4	0	0	0	0	2	3
5 Jake Fox, R (1, 5) OBP: 0.395, SLG: 0.684 2 Ryan Theriot, R (9, 6) OBP: 0.342, SLG: 0.414		S SL 86 F SL 87 B FF 94 F FS 79 X FS 78 1-2 2B		X SI 92 0-0 1-H HR			X SL 87 0-0 17 E 18 HR 1B	B FF 96 F FF 96 F FF 97 B FF 97 B FF 97 F FF 98 F SL 85 X FF 97 3-2 ③ L8		4	2	3	2	0	0	2
										0	0	0	0	0	0	0
17 Mike Fontenot, L (1, 4) OBP: 0.304, SLG: 0.357 (9, 5)		X SL 83 0-0 ③ G3		B FF 92 C SL 85 B FS 76 X SL 86 2-1 ③ G4-3			C FF 90 C FF 90 B FF 91 X FS 76 1-2 E3 18 HR 1-2		M FF 95 S FF 95 C FF 95 0-3 ① K	4	1	0	0	0	1	2
18 Geovany Soto, R (1, 2) OBP: 0.339, SLG: 0.389			B SL 85 X SI 91 1-0 1B		B SL 85 X SL 86 1-0 ① F8		C SL 85 X SL 85 0-1 1-H 2-H HR		B FF 96 C FF 96 F FF 96 B FF 96 F FF 97 F SL 85 B FF 96 F FF 97 F FF 96 3-2 ② G5-3 X SL 84	4	1	2	3	0	0	0
13 Andrés Blanco, S (1, 6) OBP: 0.290, SLG: 0.297 (9, 4)			X FF 92 0-0 ① B3		B FF 90 X FF 91 1-0 ② G4-3		B FF 93 X FF 92 1-0 ② G3		X FF 96 0-0 2B	4	0	1	0	0	0	1
Inning Stats	R: 0 E: 0 K: 2 S: 9 H: 0 LOB: 0 BB: 0 P: 12	R: 0 E: 0 K: 1 S: 10 H: 1 LOB: 1 BB: 0 P: 14	R: 0 E: 0 K: 1 S: 6 H: 1 LOB: 1 BB: 0 P: 8	R: 2 E: 0 K: 1 S: 9 H: 2 LOB: 0 BB: 0 P: 16	R: 0 E: 0 K: 0 S: 3 H: 0 LOB: 0 BB: 0 P: 6	R: 0 E: 0 K: 1 S: 9 H: 0 LOB: 0 BB: 0 P: 14	R: 3 E: 1 K: 2 S: 14 H: 2 LOB: 0 BB: 0 P: 20	R: 0 E: 0 K: 1 S: 13 H: 1 LOB: 2 BB: 1 P: 24	R: 0 E: 0 K: 1 S: 14 H: 1 LOB: 2 BB: 1 P: 22	1B: 4 2B: 2 3B: 0 HR: 2 SF: 0 SAC: 0 DP: 0 HBP: 0						

PITCHER		IP	WLS	BF	H	R	ER	SO	BB	IBB	HBP	BLK	WP	HR	S	P	ERA	WHIP
52 Jose Contreras, R ERA: 5.19	(1, 1)	7.1	L	31	7	5	4	8	0	1	0	0	0	2	65	103	4.91	0.955
37 Matt Thornton, L ERA: 2.43	(8, 1)	1.2		7	1	0	0	2	0	1	0	0	0	0	22	33	0.00	0.600

PITCHER	IP	WLS	BF	H	R	ER	SO	BB	IBB	HBP	BLK	WP	HR	S	P	ERA	WHIP

TOP

Chicago Cubs @ Chicago White Sox

U.S. Cellular Field, Chicago, IL

Fri Jun 26 2009, 4:05 PM EDT

Att. 39,015 - Sunny - 73 F

livebaseballscorecards.com

AB	36
R	5
H	8
RBI	5
BB	2
SO	10
LOB	13

Chicago Cubs @ Chicago White Sox

U.S. Cellular Field, Chicago, IL

Fri Jun 26 2009, 4:05 PM EDT

Att. 39,015 - Sunny - 73 F

BOTTOM

Batter	1	2	3	4	5	6	7	8	9	AB	R	H	RBI	BB	SO	LOB
22 Scott Podsednik, L (1, 7) OBP: 0.359, SLG: 0.391	C FF 89 B SI 88 B FF 90 X SI 90 2-1 10 G5-4-3 1B		B SI 89 C SL 85 F FF 91 B CH 83 F CH 84 B SI 90 F FF 91 X SL 84 3-2 ② F8		1 SAFE C SI 90 0-1 ③ CS 1-2	C SL 83 F FF 90 X SI 88 0-2 25 S 1B		C FF 93 X FF 93 0-1 ① F8	F FF 93 B FF 93 B CU 82 F FF 93 C FF 94 2-3 ③ K	5	0	2	0	0	1	2
10 Alexei Ramirez, R (1, 6) OBP: 0.310, SLG: 0.386	C SI 89 1 SAFE X SL 84 0-1 ① ② G5-4-3 1-2f		C SL 83 C FF 92 B CH 86 X FC 86 1-2 ③ G5-3			X SL 85 0-0 ① P5		B SL 84 C SL 85 B FF 94 B SL 84 C SL 84 B SL 82 4-2 23 1B 25 2B 1-2 BB		3	1	0	0	1	0	2
23 Jermaine Dye, R (1, 9) OBP: 0.354, SLG: 0.556	C FF 90 X SI 89 0-1 HR			B SI 88 B SL 82 C SL 85 F CH 83 X SL 85 2-2 ① G4-3		1 SAFE C SI 91 1 SAFE C FC 85 S SL 85 0-3 ② K		C FF 94 B SL 86 F FF 93 B SL 84 X SL 80 2-2 25 2B 12 G3-2-3 1-2 2-3 1B		4	1	2	1	0	1	1
25 Jim Thome, L (1, 10) OBP: 0.399, SLG: 0.514 5 Jayson Nix, R (8, PR) OBP: 0.293, SLG: 0.466 (9, 10)	B FF 89 B SL 83 F SL 84 B CH 82 F SI 89 B FF 91 4-2 BB			S CH 84 C SI 91 X SI 91 0-2 HR		B FF 92 B CH 84 I IN 64 I IN 58 4-0 14 FC6-4 1-2 IBB		X SL 84 0-0 1-3 2-H 3-H 2B		2 0	1 0	2 0	3 0	2 0	0 0	0 0
14 Paul Konerko, R (1, 3) OBP: 0.345, SLG: 0.490	C SL 83 X SL 85 0-1 ③ G5-3			B FF 91 C SL 84 B CH 84 S CH 83 B CH 85 S SL 84 3-3 ② K		F SL 84 F SI 90 D CH 84 X SI 91 1-2 ③ FC6-4 1-2f		I IN 76 I IN 78 I IN 78 I IN 72 4-0 IBB		3	0	0	0	1	1	3
27 Ramon Castro, R (1, 2) OBP: 0.308, SLG: 0.406 12 A.J. Pierzynski, L (8, PH) OBP: 0.325, SLG: 0.445 (9, 2)		C FF 90 B FC 86 F FF 89 F CH 83 S SL 84 1-3 ① K		B FF 90 C SL 82 X SI 90 1-1 ③ F7			C CH 83 X 0-1 ① G5-3	X CU 74 0-0 ② ③ G3-2-3 3-Hf		3 1	0 0	0 0	0 0	0 0	1 0	0 3
17 Chris Getz, L (1, 4) OBP: 0.297, SLG: 0.322		B FF 89 F FC 86 B FF 91 F SI 90 S SL 85 2-3 ② K			B CH 83 B CH 83 B SI 90 C FF 89 C FF 89 X SI 89 3-2 ① L9		C SL 84 X SL 83 0-1 ② L6		C CU 81 C FF 92 B FS 84 S FS 84 1-3 ① K	4	0	0	0	0	2	0
32 Brian Anderson, R (1, 8) OBP: 0.324, SLG: 0.314 31 Dewayne Wise, L (9, PH) OBP: 0.238, SLG: 0.254		T SL 83 B FF 91 B SI 89 F CH 84 X CH 83 2-2 ③ P6			C FF 91 X CH 84 0-1 ② G5-3		F FF 91 F FF 91 S FF 89 0-3 ③ K		B FF 92 C FF 92 B FF 92 S FF 92 B FF 92 F FF 93 X FF 92 3-2 ② G3-1	3 1	0 0	0 0	0 0	0 0	1 0	0 0
15 Gordon Beckham, R (1, 5) OBP: 0.290, SLG: 0.283 7 Josh Fields, R (9, PH) OBP: 0.314, SLG: 0.351			S SL 84 B CH 84 S CH 82 C FF 90 1-3 ① K		B FF 90 B CH 84 X SL 84 1-1 22 CS 1B			B FF 94 C SL 84 B SL 82 B SL 85 F FF 92 B SL 84 4-2 23 1B 10 BB 25 2B BB	B FF 94 C FF 93 C FF 93 B FF 94 B FF 94 B FF 94 4-2 BB	2 0	1 0	1 0	0 0	1 1	1 0	0 0
Inning Stats	R: 1 E: 0 K: 0 S: 10 H: 2 LOB: 1 BB: 1 P: 16	R: 0 E: 0 K: 2 S: 10 H: 0 LOB: 0 BB: 0 P: 15	R: 0 E: 0 K: 1 S: 11 H: 0 LOB: 0 BB: 0 P: 16	R: 1 E: 0 K: 1 S: 11 H: 1 LOB: 0 BB: 0 P: 17	R: 0 E: 0 K: 0 S: 8 H: 1 LOB: 0 BB: 0 P: 12	R: 0 E: 0 K: 1 S: 10 H: 1 LOB: 2 BB: 1 P: 15	R: 0 E: 0 K: 1 S: 7 H: 0 LOB: 0 BB: 0 P: 7	R: 2 E: 0 K: 0 S: 11 H: 2 LOB: 2 BB: 3 P: 25	R: 0 E: 0 K: 2 S: 12 H: 0 LOB: 1 BB: 1 P: 22	1B: 4 2B: 1 3B: 0 HR: 2 SF: 0 SAC: 0 DP: 2 HBP: 0						WP: 0 PB: 0 SB: 1 CS: 1 PA: 38	

livebaseballscorecards.com

	AB	31
	R	4
	H	7
	RBI	4
	BB	6
	SO	8
	LOB	11

PITCHER	IP	WLS	BF	H	R	ER	SO	BB	IBB	HBP	BLK	WP	HR	S	P	ERA	WHIP
36 Randy Wells, R (1, 1) ERA: 2.57	7.0	W	26	5	2	2	6	1	1	0	0	0	2	67	98	2.57	0.857
49 Carlos Marmol, R (8, 1) ERA: 3.93	0.1	H	6	2	2	2	0	2	1	0	0	0	0	10	24	54.00	12.000
45 Sean Marshall, L (8, 1) ERA: 4.28	0.2	H	1	0	0	0	0	0	0	0	0	0	0	1	1	0.00	0.000
63 Kevin Gregg, R (9, 1) ERA: 4.05	1.0	S	4	0	0	0	2	1	0	0	0	0	0	12	22	0.00	1.000

PITCHER	IP	WLS	BF	H	R	ER	SO	BB	IBB	HBP	BLK	WP	HR	S	P	ERA	WHIP

Chicago Cubs @ Chicago White Sox

U.S. Cellular Field, Chicago, IL

Sat Jun 27 2009, 4:05 PM EDT

Att. 39,529 - Partly Cloudy - 81 F

TOP

livebaseballscorecards.com

Batter	1	2	3	4	5	6	7	8	9	AB	R	H	RBI	BB	SO	LOB
12 Alfonso Soriano, R (1, 7) OBP: 0.297, SLG: 0.429	B SI 86 C SI 86 F SI 86 B CH 78 B CH 78 X CH 80 3-2 ① G4-3		C FC 82 X FF 89 0-1 ② F8		F CH 77 S CH 78 B FF 87 B FF 87 X FC 83 2-2 21 BLK 2 BB 25 SF8 1B	B SI 92 F SI 92 C FF 90 X CU 71 1-2 1-H 2-H 2 1B 2B		B FF 92 C FF 93 F FF 92 B FF 94 B FF 91 B FF 94 4-2 BB		4	2	2	2	1	0	1
2 Ryan Theriot, R (1, 6) OBP: 0.347, SLG: 0.415	C SI 85 B CU 72 B SI 87 B FF 82 X SI 87 3-1 ② P4		B CH 78 F FF 83 C FF 83 X FC 84 1-2 21 E 25 1B 2-H 1B		C SI 85 C FF 86 F FF 87 B CH 79 F FF 88 1 SAFE F FF 86 B SI 86 F CH 79 4-2 1 SAFE B CH 79 B FC 82 21 BLK 1-2 BB	B FC 89 F FC 89 B FC 88 B SI 91 C FC 89 F FC 88 X FC 88 3-2 2-H 1B		C FF 92 C FF 92 F FF 94 B FF 92 F SL 81 F FF 91 B FF 93 S SL 82 2-3 ② K		4	1	2	2	1	1	2
21 Milton Bradley, S (1, 9) OBP: 0.351, SLG: 0.374	C SI 87 X SI 87 0-1 1B		X SI 87 0-0 E6 25 1B 1-2		F FC 82 F CH 80 B CH 80 B FF 88 X FF 88 2-2 ① L6 1-2 2-3	1 SAFE S FC 88 B SI 91 F FC 89 S FF 92 1-3 ③ K		B FF 92 C FF 92 S FF 91 B FF 92 X CU 77 2-2 ③ G5-3		5	0	1	0	0	1	6
25 Derrek Lee, R (1, 3) OBP: 0.369, SLG: 0.485	C SI 86 S CH 78 B FF 88 1 SAFE T FF 88 1-2 ③ K		B CH 79 X FF 84 1-0 1-2 2-H 1B		C B FF 88 X FF 88 1-1 ② SF8 3-H		B FC 89 B FC 89 X SI 91 2-0 ① P4		B FF 95 F FF 94 B FF 94 C FF 93 F SL 91 S FF 94 2-3 ① K	4	0	1	2	0	2	1
5 Jake Fox, R (1, 10) OBP: 0.354, SLG: 0.605		C SI 85 X SI 86 0-1 ① F8	B SI 86 X CH 80 1-0 ③ F8		F FC 84 C CU 73 B FF 88 B CH 80 X CH 80 2-2 ③ F8		B SL 80 F FC 89 X FC 89 1-1 ② F8		S SL 89 C FF 97 F SL 84 B SL 86 X SL 84 1-2 ② F8	5	0	0	0	0	0	3
18 Geovany Soto, R (1, 2) OBP: 0.336, SLG: 0.381		F SI 84 B SI 86 B CH 77 S CH 79 C FF 87 2-3 ② K	S SI 83 B SI 85 C FC 80 B CH 77 B CH 78 B FC 82 4-2 1 SH3-1 BB		C FC 82 B CH 76 B SI 84 X FF 83 2-1 ① L7	C FC 90 B SL 80 C SL 79 S SI 90 1-3 ③ K		C FF 97 F SL 89 C FF 98 0-3 ③ K	4	0	0	0	1	3	0
4 Ryan Freel, R (1, 5) OBP: 0.250, SLG: 0.132		C FC 81 F FC 84 B SI 87 S FC 84 1-3 ③ K	B SI 85 B SI 85 C FF 86 X SI 85 2-1 ① P6		B SI 84 B SI 84 B FF 84 C FF 84 F FF 84 F FF 85 X FF 85 3-2 ② P4			B FC 88 F SI 90 C FC 89 B CU 79 X FC 90 2-2 E6 1 1B 13 G6-3		4	1	0	0	0	1	1
1 Kosuke Fukudome, L (1, 8) OBP: 0.388, SLG: 0.420			B FF 86 F FC 81 C FF 87 X FF 89 1-2 ① G6-3	S FC 81 X SI 86 0-1 ② SH3-1 1-2	B FF 86 C FF 84 B CU 69 B FF 84 B FF 85 4-1 13 1B 12 2B BB			1 SAFE L FF 92 1 SAFE L FF 93 B FF 93 X FF 93 1-2 13 G6-3 1-3 1B		2	1	1	0	1	0	0
13 Andrés Blanco, S (1, 4) OBP: 0.301, SLG: 0.309			C FC 83 B SI 86 F FF 86 B FF 88 F CH 79 X FC 84 2-2 E5 2 1B 1B	X FF 83 0-0 ③ G6-3	B SI 85 X SI 84 1-0 12 2B 1-2 1B			1 SAFE B FF 93 1 SAFE F FF 94 1 SAFE X FF 92 1-1 ① G6-3 1-2 3-H		4	2	2	1	0	0	2

Inning Stats	1	2	3	4	5	6	7	8	9
	R: 0 E: 0 K: 1 S: 10 H: 1 LOB: 1 BB: 0 P: 17	R: 0 E: 0 K: 2 S: 8 H: 0 LOB: 0 BB: 0 P: 11	R: 2 E: 2 K: 0 S: 15 H: 3 LOB: 2 BB: 0 P: 21	R: 0 E: 0 K: 0 S: 7 H: 0 LOB: 1 BB: 1 P: 13	R: 1 E: 0 K: 0 S: 17 H: 1 LOB: 1 BB: 1 P: 28	R: 3 E: 0 K: 1 S: 18 H: 3 LOB: 1 BB: 1 P: 33	R: 0 E: 0 K: 1 S: 6 H: 0 LOB: 0 BB: 0 P: 10	R: 1 E: 1 K: 1 S: 19 H: 1 LOB: 2 BB: 1 P: 31	R: 0 E: 0 K: 2 S: 11 H: 0 LOB: 0 BB: 0 P: 14

1B: 8	SF: 1	WP: 0
2B: 1	SAC: 1	PA: 42
3B: 0	DP: 0	PB: 0
HR: 0	HBP: 0	SB: 0
		CS: 0

AB	36
R	7
H	9
RBI	7
BB	4
SO	8
LOB	16

PITCHER		IP	WLS	BF	H	R	ER	SO	BB	IBB	HBP	BLK	WP	HR	S	P	ERA	WHIP
56 Mark Buehrle, L ERA: 3.26	(1, 1)	5.2		27	6	5	3	3	3	0	0	1	0	0	65	108	4.76	1.588
D.J. Carrasco, R ERA: 2.96	(6, 1)	1.1	B	7	2	2	1	2	0	0	0	0	0	0	19	30	6.75	1.500
49 Aaron Poreda, L ERA:	(8, 1)	0.1		2	1	0	0	0	0	0	0	0	0	0	5	7	0.00	3.000
26 Octavio Dotel, R ERA: 2.97	(8, 1)	0.2		3	0	0	0	1	1	0	0	0	0	0	11	19	0.00	1.500
45 Bobby Jenks, R ERA: 3.21	(9, 1)	1.0	W	3	0	0	0	2	0	0	0	0	0	0	11	14	0.00	0.000

PITCHER	IP	WLS	BF	H	R	ER	SO	BB	IBB	HBP	BLK	WP	HR	S	P	ERA	WHIP

BOTTOM

Chicago Cubs @ Chicago White Sox

U.S. Cellular Field, Chicago, IL

Sat Jun 27 2009, 4:05 PM EDT

Att. 39,529 - Partly Cloudy - 81 F

livebaseballscorecards.com

Batter	1	2	3	4	5	6	7	8	9	AB	R	H	RBI	BB	SO	LOB
22 Scott Podsednik, L (1, 7) OBP: 0.369, SLG: 0.420	X FF 90 0-0 10 SH2-3 23 2B 2B	1 SAFE B SI 90 B SL 84 B SI 91 C SI 89 F SL 85 F SL 87 X SI 92 3-2 10 CS 1-H 1B			B SL 83 B SL 84 C FF 89 F FF 91 X FS 82 2-2 HR	B SI 93 B SI 93 B CH 85 C SI 93 F SI 94 X SL 84 3-2 3-H 1B		C SL 83 F FF 93 B SL 82 F SL 84 F FF 93 F SL 84 B SL 84 B FF 93 X SL 80 3-2 ② F8		5	2	4	3	0	0	1
10 Alexei Ramirez, R (1, 6) OBP: 0.313, SLG: 0.388	X SL 84 0-0 ① SH2-3 2-3	1 SAFE B SI 90 1 SAFE C SL 86 1-1 ③ CS 1-2	C SL 84 X SI 90 0-1 ① G4-3		F SL 85 B SL 84 B SL 84 B SI 90 S SL 85 X SL 85 3-2 14 HBP 25 BB 12 1B 1B	1 SAFE 1 SAFE B SI 93 X SI 92 1-0 ② P2		F SL 84 C SL 83 F SL 81 X SL 83 0-2 2-H 1B		4	1	2	1	0	0	1
23 Jermaine Dye, R (1, 9) OBP: 0.354, SLG: 0.556	B SI 90 B SI 92 X SL 85 2-0 3-H 2B		C FF 91 X SI 92 0-1 25 G3-6-1 1B		1 SAFE B SI 88 B SL 83 C SL 85 X SI 90 2-1 ② P3	B SI 92 1 SAFE 1 SAFE P PO 88 B SI 92 C SI 91 X SI 92 3-1 ③ P4		B FF 94 1 SAFE 1 SAFE B SL 84 C SL 81 X SL 82 2-1 ③ F8		5	0	2	1	0	0	3
25 Jim Thome, L (1, 10) OBP: 0.399, SLG: 0.506	F FF 92 F FS 82 D SL 86 B FF 92 C SL 86 2-3 ② K		B FS 80 X FS 82 1-0 ② ③ G3-6-1 1-2f		B FF 91 B SL 84 B SL 85 B FF 91 4-0 14 HBP 12 1B 1-2 BB		C CU 80 B SI 91 S SI 92 B SI 91 B CH 83 B SI 91 4-2 BB		B CU 75 C SL 85 C CU 74 X FF 91 1-2 ① F7	3	1	0	0	2	1	2
14 Paul Konerko, R (1, 3) OBP: 0.349, SLG: 0.488 7 Josh Fields, R (9, PR) OBP: 0.314, SLG: 0.351	B SI 92 C SL 84 B SI 92 D FS 82 B SI 92 4-1 BB			B FF 90 S SL 84 B FF 91 C SI 91 C SL 86 2-3 ① K	C SL 86 B SI 91 S SL 86 B SI 92 F SL 86 F FF 92 H SI 93 3-2 12 1B 1-2 2-3 HBP		C CU 83 S SI 86 B SI 86 F SL 82 S CH 84 1-3 ① K		C CU 76 X FF 90 0-1 12 G5-3 15 1B 1B	3 0	0 1	1 0	0 0	1 0	2 0	1 0
12 A.J. Pierzynski, L (1, 2) OBP: 0.326, SLG: 0.444	D SL 85 B SI 90 C SI 91 F SL 85 X SI 91 2-2 ③ F7			B FS 79 F SI 92 B FF 91 F SL 85 F SL 86 X FS 83 2-2 17 FC4-6 1B	B SL 86 F SI 93 X FS 83 1-1 1-2 2-H 3-H 1B		F SI 93 C SL 82 S SL 83 0-3 ② K		1 SAFE B SL 86 X SL 85 1-0 ② G5-3 1-2	5	0	2	2	0	1	4
17 Chris Getz, L (1, 4) OBP: 0.291, SLG: 0.315 5 Jayson Nix, R (9, PH) OBP: 0.301, SLG: 0.466		B SL 83 X SI 90 1-0 ① L4		C SL 83 F SL 84 B SI 90 F SL 84 B FF 91 X SL 83 2-2 ② FC4-6 15 S 1-2f	B SI 92 F SL 85 B FF 92 X SL 84 2-1 ③ F9		C CU 82 F SI 92 S SL 81 0-3 ③ K		B CH 87 B CU 79 F SI 94 S SI 95 B SI 97 B SI 96 4-2 15 1B BB	4 0	0 0	0 0	0 0	0 1	1 0	4 0
15 Gordon Beckham, R (1, 5) OBP: 0.297, SLG: 0.292		B SL 82 C SL 84 X FF 92 1-1 ② G1-3		C SL 83 C SL 85 B SI 91 X SL 85 2-1 ③ F9 1-2		B SI 92 B SI 92 C SI 92 C SI 93 F SI 92 S SI 94 2-3 ① K		C FF 93 C SL 84 B SL 84 F FF 92 X SL 81 1-2 31 SH3-4 10 1B 1B	X SI 95 0-0 1-2 2-H 1B	5	1	2	1	0	1	1
31 Dewayne Wise, L (1, 8) OBP: 0.258, SLG: 0.295		B SI 91 B SI 92 B SI 90 C SI 91 B SI 91 4-1 22 S 22 1B BB			B FF 88 B FF 90 B FF 89 C FF 88 X FF 89 3-1 ① F7	B SI 93 B SI 93 X SI 93 2-0 22 1B 3B		C SL 82 B SL 83 B FF 90 1 SAFE 1 SAFE X FF 91 2-1 ① SH3-4 1-2		2	2	1	0	1	0	0
Inning Stats	R: 1 E: 0 K: 1 S: 10 H: 2 LOB: 2 BB: 1 P: 20	R: 1 E: 0 K: 0 S: 9 H: 1 LOB: 0 BB: 1 P: 19	R: 0 E: 0 K: 0 S: 5 H: 1 LOB: 0 BB: 0 P: 6	R: 0 E: 0 K: 1 S: 13 H: 1 LOB: 1 BB: 0 P: 21	R: 3 E: 0 K: 0 S: 18 H: 3 LOB: 2 BB: 1 P: 38	R: 1 E: 0 K: 1 S: 12 H: 2 LOB: 1 BB: 0 P: 22	R: 0 E: 0 K: 3 S: 12 H: 0 LOB: 1 BB: 1 P: 17	R: 1 E: 0 K: 0 S: 18 H: 2 LOB: 1 BB: 0 P: 26	R: 1 E: 0 K: 0 S: 9 H: 2 LOB: 2 BB: 1 P: 15	1B: 10 2B: 2 3B: 1 HR: 1 SF: 0 SAC: 2 DP: 1 HBP: 1						

	AB	36
	R	8
	H	14
	RBI	8
	BB	5
	SO	6
	LOB	17

WP: 0 PB: 0 SB: 2 CS: 1 PA: 45

PITCHER		IP	WLS	BF	H	R	ER	SO	BB	IBB	HBP	BLK	WP	HR	S	P	ERA	WHIP
46 Ryan Dempster, R ERA: 4.09	(1, 1)	5.0		25	8	5	5	2	3	0	1	0	0	1	55	104	9.00	2.200
47 Aaron Heilman, R ERA: 3.89	(6, 1)	2.0	B	9	2	1	1	4	1	0	0	0	0	0	24	39	4.50	1.500
49 Carlos Marmol, R ERA: 4.08	(8, 1)	1.0	B	5	2	1	1	0	0	0	0	0	0	0	18	26	9.00	2.000
45 Sean Marshall, L ERA: 4.39	(9, 1)	0.2	L	3	1	1	1	0	0	0	0	0	0	0	6	8	13.50	1.500
58 Jose Ascanio, R ERA: 3.52	(9, 1)	0.0		2	1	0	0	0	1	0	0	0	0	0	3	7	∞	∞

PITCHER	IP	WLS	BF	H	R	ER	SO	BB	IBB	HBP	BLK	WP	HR	S	P	ERA	WHIP

Batter	1	2	3	4	5	6	7	8	9	AB	R	H	RBI	BB	SO	LOB
12 Alfonso Soriano, R (1, 7) OBP: 0.300, SLG: 0.433	B B FF 91 X FF 92 2-0 25 G4-3 21 BB 1B		S FC 85 X FC 87 0-1 ① L5			B FC 84 S CH 80 C FF 89 X CH 82 1-2 2 G4-3 2B	D CH 82 S FC 86 F FC 87 S FF 92 1-3 ③ K			4	0	2	0	0	1	1
2 Ryan Theriot, R (1, 6) OBP: 0.342, SLG: 0.409	B FF 89 C FF 90 C FF 90 D FC 87 S CH 82 2-3 ① K		C FF 90 B FF 90 B FF 90 X FF 90 2-1 ② F8			B FF 89 F FF 90 S CH 81 X CH 81 1-2 ① G4-3 2-3		B FF 94 C FF 94 B FO 83 F FF 94 B FF 95 S FF 94 3-3 ① K		4	0	0	0	0	2	2
21 Milton Bradley, S (1, 9) OBP: 0.349, SLG: 0.367	B FF 92 1 SAFE C FC 87 B FF 92 B FF 91 B FF 92 4-1 25 G4-3 BB 1-2		B FF 91 B FF 91 X FF 91 2-0 ③ P4			B FC 86 T CH 80 B FC 86 B SI 91 C FF 91 S CH 83 3-3 ② K		B FO 84 T SI 93 B FF 94 B FF 93 F FF 93 S FF 95 3-3 ② K		3	0	0	0	1	2	1
25 Derrek Lee, R (1, 3) OBP: 0.371, SLG: 0.483	C FC 88 S CH 83 X CH 84 0-2 ② G4-3 1-2 2-3			B CU 77 C FF 91 C FF 91 X CH 83 1-2 5 G5-4-3 1B		B CU 75 B SI 91 C FF 91 B FC 87 B FF 91 4-1 18 FC6-5 5 BB BB		C SL 80 S FO 84 B FO 81 C FF 95 1-3 ③ K		3	0	1	0	1	1	2
5 Jake Fox, R (1, 10) OBP: 0.346, SLG: 0.565	B FC 89 F CH 84 F CH 84 B FF 93 S FC 89 2-3 ③ K			F CH 82 S CH 82 X CH 79 0-2 ①② G5-4-3 1-2f		S FC 85 B CH 81 B CH 81 S CH 82 B CH 84 B FC 86 4-2 18 FC6-5 1-2 BB			C FF 93 C FO 82 X SL 81 0-2 ① G6-3	3	0	0	0	1	1	3
18 Geovany Soto, R (1, 2) OBP: 0.330, SLG: 0.373		C FF 90 C CU 76 B CU 76 X CH 83 1-2 ① G5-3		B FF 93 B FF 93 C CH 84 X FC 88 2-1 ③ G1-3		F CH 83 X FC 87 0-1 ③ FC6-5 1-2 2-3f			B FF 94 F FF 93 B FO 84 B FF 94 X SI 94 3-1 ② F7	4	0	0	0	0	0	3
4 Ryan Freel, R (1, 5) OBP: 0.292, SLG: 0.150		C FF 91 B FF 90 F FF 92 X FF 92 1-2 13 S 13 E 1B			B FF 88 S FC 86 B FC 87 B FF 91 B FF 90 4-1 1 G4-6-3 BB		B FF 92 B SI 91 H FF 92 3-0 13 FC4-6 HBP		B FF 93 F FF 92 C SI 93 B FO 84 S FO 84 2-3 ③ K	2	0	1	0	1	1	0
1 Kosuke Fukudome, L (1, 8) OBP: 0.383, SLG: 0.414		F FF 91 1 SAFE C FF 89 D FC 87 1 SAFE 1 SAFE B FC 86 S FC 87 2-3 ② K		S FC 85 B FC 85 X FF 90 1-1 ①② G4-6-3 1-2f			C FC 86 B FC 86 X FC 86 1-1 ① P5			3	0	0	0	0	1	3
13 Andrés Blanco, S (1, 4) OBP: 0.289, SLG: 0.296		1 SAFE 1 SAFE B FF 90 F FF 91 1 SAFE B CH 83 B CH 83 F FF 92 X CH 83 3-2 ③ P6 1-3		C CU 75 B FF 91 F FC 86 X CU 77 1-2 ③ G4-3			X CH 81 0-0 ② FC4-6 1-2f			3	0	0	0	0	0	2

	AB	29
	R	0
	H	4
	RBI	0
	BB	4
	SO	9
	LOB	17

TOP

Chicago Cubs @ Chicago White Sox

U.S. Cellular Field, Chicago, IL

Sun Jun 28 2009, 2:05 PM EDT

Att. 39,745 - Sunny - 75 F

livebaseballscorecards.com

Inning Stats	1	2	3	4	5	6	7	8	9
	R: 0 E: 0 K: 2 S: 11	H: 1 LOB: 2 BB: 1 P: 21	R: 0 E: 1 K: 1 S: 12	H: 1 LOB: 1 BB: 0 P: 19	R: 0 E: 0 K: 0 S: 5	H: 0 LOB: 0 BB: 0 P: 9	R: 0 E: 0 K: 0 S: 8	H: 1 LOB: 0 BB: 0 P: 11	R: 0 E: 0 K: 0 S: 6	H: 0 LOB: 0 BB: 1 P: 12	R: 0 E: 0 K: 1 S: 14	H: 1 LOB: 3 BB: 2 P: 27	R: 0 E: 0 K: 1 S: 6	H: 0 LOB: 1 BB: 0 P: 11	R: 0 E: 0 K: 3 S: 9	H: 0 LOB: 0 BB: 0 P: 16	R: 0 E: 0 K: 1 S: 8	H: 0 LOB: 0 BB: 0 P: 13

	1B: 3	SF: 0	WP: 0	PA: 34
	2B: 1	SAC: 0	PB: 0	
	3B: 0	DP: 2	SB: 1	
	HR: 0	HBP: 1	CS: 0	

PITCHER		IP	WLS	BF	H	R	ER	SO	BB	IBB	HBP	BLK	WP	HR	S	P	ERA	WHIP
50 John Danks, L ERA: 4.08	(1, 1)	7.0	W	28	4	0	0	5	4	0	1	0	0	0	62	110	0.00	1.143
71 Scott Linebrink, R ERA: 2.17	(8, 1)	2.0		6	0	0	0	4	0	0	0	0	0	0	17	29	0.00	0.000

PITCHER		IP	WLS	BF	H	R	ER	SO	BB	IBB	HBP	BLK	WP	HR	S	P	ERA	WHIP

Batter	1	2	3	4	5	6	7	8	9	AB	R	H	RBI	BB	SO	LOB
22 Scott Podsednik, L (1, 7) OBP: 0.370, SLG: 0.414	C FS 88 F FF 87 B FF 88 C FF 90 1-3 K ①		B FF 87 H FF 91 2-0 10 HR HBP	2 SAFE B SI 89 C FF 90 B SI 90 B SI 89 C SI 89 2 SAFE F FF 92 1 SAFE 3-2 X SI 82 G5-3 ②③ 2-3		P PO 80 1 SAFE 1 SAFE B SI 90 B SI 91 C FF 88 B SI 90 4-1 10 1B 1-2 BB		B FF 94 C SI 89 B SI 88 X FF 93 2-1 G3-1 ①		3	1	0	0	1	1	2
10 Alexei Ramirez, R (1, 6) OBP: 0.318, SLG: 0.403	X FF 92 0-0 F9 ②		C SI 93 1 SAFE 1 SAFE B FF 92 F FC 92 1 SAFE X SL 80 1-2 1-H HR		X FF 90 0-0 25 G4-3 23 1B 1B	S FF 91 B CU 80 X FF 91 1-1 1-2 2-3 1B		B FF 95 B SL 86 X FF 93 2-0 G3-1 ②		5	1	3	2	0	0	0
23 Jermaine Dye, R (1, 9) OBP: 0.355, SLG: 0.566 32 Brian Anderson, R (9, 8) OBP: 0.324, SLG: 0.314	B FF 88 B SI 92 C FF 91 C FF 92 X FS 86 2-2 G6-3 ③		C SI 95 B SI 94 F FC 92 F SL 85 B FF 93 S FF 94 2-3 K ②		X SI 88 0-0 25 G4-3 1-2 1B	B FF 92 C FF 91 X FF 92 1-1 F6 ② 3-H		B FF 95 F FF 95 B CU 78 X FF 93 2-1 HR		5 0	1 0	2 0	1 0	0 0	1 0	2 0
25 Jim Thome, L (1, 10) OBP: 0.399, SLG: 0.500 5 Jayson Nix, R (8, PR) OBP: 0.301, SLG: 0.466 (9, 10)		B FF 87 X FF 89 1-0 F9 ① C FS 84 F FF 93 X FS 87 0-2 1B			X FS 82 0-0 G4-3 ① 1-2 2-3	2 SAFE B FF 90 F FF 92 C FF 92 B CU 80 F CU 80 S FF 92 2-3 K ③		F SI 91 B SL 88 B FF 93 B CU 78 S FF 95 F SI 91 B SI 91 4-2 14 FC5-4 BB		4 0	0 0	1 0	0 0	1 0	1 0	4 0
14 Paul Konerko, R (1, 3) OBP: 0.347, SLG: 0.487		X FF 89 0-0 2B	D SI 93 B SI 93 X SI 92 2-0 F7 ③		B SL 80 C FF 88 F FS 85 C FC 90 1-3 K ②		B CU 77 B FF 90 X FF 90 2-0 L7 ①	C CU 79 X CU 80 0-1 FC5-4 ③ 1-2f		5	0	1	0	0	1	4
12 A.J. Pierzynski, L (1, 2) OBP: 0.329, SLG: 0.445		C SI 90 B FF 90 F SI 90 F SI 89 X FS 85 1-2 F7 ②		B FS 86 F FF 89 X FF 88 1-1 15 1B 31 1B 1B	B FF 91 B FS 83 F FF 90 B FF 91 S FF 88 F FF 92 X FC 91 3-2 G3-1 ③		X FF 92 0-0 17 1B 1B			4	1	2	0	0	0	3
17 Chris Getz, L (1, 4) OBP: 0.300, SLG: 0.325		B FF 92 C FF 92 F FF 91 B FF 92 F FF 91 D FS 84 B SI 94 4-2 BB		X FF 89 0-0 F8 ①		B SI 88 C FF 86 X FF 88 1-1 15 SH1-4 31 S 2B	C FF 91 B SI 86 F FF 91 X CU 80 1-2 1-2 1B			3	1	2	0	1	0	1
15 Gordon Beckham, R (1, 5) OBP: 0.299, SLG: 0.294		B SI 90 B SI 92 C SI 93 C FF 91 X FF 92 2-2 F7 ③		F SI 90 1 SAFE B FF 89 S SI 92 B FF 90 F FC 88 X SI 92 2-2 22 G5-3 31 1B 1-3 1B		X FF 87 0-0 SH1-4 ① 2-3	B CU 79 F FF 91 B CU 79 B FF 91 X FF 90 3-1 F7 ②			3	0	1	0	0	0	4
31 Dewayne Wise, L (1, 8) OBP: 0.271, SLG: 0.297 (9, 9)			C FF 88 X FS 87 0-1 G4-3 ① P PO 74 B SI 90 S SI 88 X SI 90 2-1 1-2 3-H 1B			C FF 88 B CU 79 H FF 91 2-1 10 1B 22 S 23 E 3-H HBP	D CU 80 X FF 92 1-0 G6-3 ③			3	1	1	1	0	0	2
Inning Stats	R: 0 E: 0 K: 1 S: 7 H: 0 LOB: 0 BB: 0 P: 10	R: 0 E: 0 K: 0 S: 12 H: 1 LOB: 2 BB: 1 P: 20	R: 2 E: 0 K: 1 S: 13 H: 2 LOB: 1 BB: 0 P: 20	R: 1 E: 0 K: 0 S: 14 H: 3 LOB: 1 BB: 0 P: 21	R: 0 E: 0 K: 1 S: 10 H: 2 LOB: 2 BB: 0 P: 14	R: 2 E: 1 K: 1 S: 14 H: 2 LOB: 2 BB: 1 P: 24	R: 0 E: 0 K: 0 S: 8 H: 2 LOB: 2 BB: 0 P: 15	R: 1 E: 0 K: 0 S: 10 H: 1 LOB: 1 BB: 1 P: 20		1B: 9 2B: 2 3B: 0 HR: 2 SF: 0 SAC: 1 DP: 0 HBP: 2		WP: 0 PB: 0 SB: 2 CS: 0 PA: 41		

BOTTOM

Chicago Cubs @ Chicago White Sox

U.S. Cellular Field, Chicago, IL

Sun Jun 28 2009, 2:05 PM EDT

Att. 39,745 - Sunny - 75 F

livebaseballscorecards.com

AB	35
R	6
H	13
RBI	4
BB	3
SO	4
LOB	22

PITCHER		IP	WLS	BF	H	R	ER	SO	BB	IBB	HBP	BLK	WP	HR	S	P	ERA	WHIP
38 Carlos Zambrano, R ERA: 3.69	(1, 1)	5.1	L	28	9	5	4	3	2	0	2	0	0	1	62	97	6.75	2.062
54 David Patton, R ERA: 5.32	(6, 1)	1.2		8	3	0	0	1	0	0	0	0	0	0	16	27	0.00	1.800
22 Kevin Hart, R ERA: 2.45	(8, 1)	1.0		5	1	1	1	0	1	0	0	0	0	1	10	20	9.00	2.000

PITCHER	IP	WLS	BF	H	R	ER	SO	BB	IBB	HBP	BLK	WP	HR	S	P	ERA	WHIP

Chicago White Sox @ Cleveland Indians

Progressive Field, Cleveland, OH

Mon Jun 29 2009, 7:05 PM EDT

Att. 15,645 - Cloudy - 76 F

TOP

livebaseballscorecards.com

Batter	1	2	3	4	5	6	7	8	9	AB	R	H	RBI	BB	SO	LOB
22 Scott Podsednik, L (1, 7) OBP: 0.368, SLG: 0.411	C SI 89 C SI 91 B SL 83 B FS 84 B SL 83 X SI 92 3-2 10 G6-3 10 S 23 1B 1B	C SI 92 C SI 92 F SI 92 B FS 84 B SI 94 F SL 83 C SL 84 2-3 ② K	C SL 79 C SI 90 B SI 90 X FF 90 1-2 ① G5-3	C FF 93 B SL 84 F FF 93 X FF 94 1-2 ③ P6						4	1	1	0	0	1	1
10 Alexei Ramirez, R (1, 6) OBP: 0.317, SLG: 0.399 5 Jayson Nix, R (9, PR) OBP: 0.301, SLG: 0.466 (9, 6)	1 SAFE C SI 90 S CH 83 X CH 82 0-2 ① G6-3 1-3	B SI 93 S FS 84 F SI 93 B SI 85 X FS 84 2-2 ③ G5-3	B SI 84 B FF 90 X SI 91 2-0 ② G6-3	C FF 94 B SL 83 H SL 81 2-1 25 BB 23 S 12 FC3-6 HBP						3	0	0	0	0	0	1
										0	1	0	0	0	0	0
23 Jermaine Dye, R (1, 9) OBP: 0.357, SLG: 0.563 32 Brian Anderson, R (9, 8) OBP: 0.324, SLG: 0.314	X SI 92 0-0 25 G5-6-3 3-H 1B	B SI 90 C SI 91 X SI 90 1-1 ① G4-3	C CH 81 F FS 85 X SI 91 0-2 ③ L8	1 SAFE B SL 84 C FF 95 H FF 95 2-1 12 FC3-6 25 BB 17 2B 1-2 HBP						3	1	1	1	0	0	0
										0	0	0	0	0	0	0
25 Jim Thome, L (1, 10) OBP: 0.397, SLG: 0.492	B SI 91 F FS 83 B SI 92 X CH 82 2-1 ② G5-6-3 ③ 1-2f	C SL 81 B SI 91 B SI 91 C SL 83 B FF 93 S SI 91 3-3 ② K	B CH 80 F CH 80 X SL 81 1-1 ① L7	C FF 94 B FF 95 F FF 94 F FF 95 B SL 84 B FF 95 F FF 95 B SL 84 4-2 12 FC3-6 1-2 2-3 BB						3	0	0	0	1	1	1
14 Paul Konerko, R (1, 3) OBP: 0.342, SLG: 0.480		C SI 91 F FS 85 X FS 83 0-2 ① G6-3	C FF 92 B SI 85 X SI 92 1-1 ③ G6-3	B SI 91 S CH 80 F CH 81 S CH 80 1-3 ② K				F SL 83 X FF 95 0-1 ① F4		4	0	0	0	0	1	3
12 A.J. Pierzynski, L (1, 2) OBP: 0.324, SLG: 0.437		C SI 91 B SI 92 B SI 92 X FS 84 2-1 ② G3	C SI 91 C SI 90 F SI 91 F CH 83 F SL 84 B FF 91 F SI 92 F SL 83 X FS 83 1-2 ① G4-3	B SI 91 B SI 89 C FF 92 S SL 82 F FF 92 S SI 87 2-3 ③ K			S SL 84 B FF 95 C SL 83 F FF 95 F SL 82 X FF 94 1-2 ② FC3-6 17 2B 15 WP 1-2f 2-3 3-H		4	1	0	1	0	1	2
17 Chris Getz, L (1, 4) OBP: 0.303, SLG: 0.338		B SI 91 C SI 92 B FS 83 F SI 93 F SI 94 B SI 93 F SI 93 X SI 94 3-2 15 1B 2B	C SI 92 B CH 83 F CH 82 S SL 83 1-3 ② K	C FF 92 F FF 92 B FF 93 B FF 92 X FF 92 2-2 ① G4-1	C FF 93 B FF 94 1 SAFE X FF 95 1-1 15 WP 15 1B 1-3 3-H 2B				4	2	2	1	0	1	0
15 Gordon Beckham, R (1, 5) OBP: 0.333, SLG: 0.324		C FS 84 B SI 92 X SI 92 1-1 31 CS 2-H 1B	B SI 90 X SI 92 1-0 1B	B FF 92 S CH 85 B CH 85 B FF 92 B FF 92 4-1 31 G4-3 31 S BB	B SL 85 X FF 94 1-0 2-H 3-H 1B				3	0	3	2	1	0	0
31 Dewayne Wise, L (1, 8) OBP: 0.257, SLG: 0.279 (9, 9)	C FF 93 0-1 ③ CS 1-2	C SI 90 B SL 81 F SI 91 S SL 82 1-3 ① K	X SI 91 0-0 ③ F7	B FF 92 C FF 92 C FF 93 X SL 85 1-2 ② G4-3 1-3	B SI 92 F SI 94 B SI 93 X SI 94 2-1 ③ F9				4	0	0	0	0	1	3
Inning Stats	R: 1 H: 2 E: 0 LOB: 0 K: 0 BB: 0 S: 9 P: 14	R: 1 H: 2 E: 0 LOB: 0 K: 0 BB: 0 S: 13 P: 19	R: 0 H: 0 E: 0 LOB: 0 K: 2 BB: 0 S: 11 P: 16	R: 0 H: 0 E: 0 LOB: 0 K: 1 BB: 0 S: 7 P: 12	R: 0 H: 1 E: 0 LOB: 1 K: 1 BB: 0 S: 13 P: 16	R: 0 H: 0 E: 0 LOB: 0 K: 0 BB: 0 S: 7 P: 10	R: 0 H: 0 E: 0 LOB: 0 K: 2 BB: 0 S: 9 P: 13	R: 0 H: 0 E: 0 LOB: 1 K: 0 BB: 1 S: 10 P: 18	R: 4 H: 2 E: 0 LOB: 1 K: 0 BB: 1 S: 18 P: 31	1B: 5 SF: 0 2B: 2 SAC: 0 3B: 0 DP: 1 HR: 0 HBP: 2						

	AB	32
	R	6
	H	7
	RBI	5
	BB	2
	SO	6
	LOB	11

PITCHER		IP	WLS	BF	H	R	ER	SO	BB	IBB	HBP	BLK	WP	HR	S	P	ERA	WHIP
44 Carl Pavano, R ERA: 5.56	(1, 1)	7.0	L	24	5	2	2	6	0	0	0	0	0	0	69	100	2.57	0.714
49 Tony Sipp, L ERA: 3.09	(8, 1)	1.0		4	0	0	0	0	1	0	0	0	0	0	10	18	0.00	1.000
54 Chris Perez, R ERA: 5.55	(9, 1)	0.2		7	2	4	4	0	1	0	2	0	1	0	16	27	54.00	4.500
47 Jose Veras, R ERA: 5.67	(9, 1)	0.1		1	0	0	0	0	0	0	0	0	0	0	2	4	0.00	0.000

PITCHER	IP	WLS	BF	H	R	ER	SO	BB	IBB	HBP	BLK	WP	HR	S	P	ERA	WHIP

Batter	1	2	3	4	5	6	7	8	9	AB	R	H	RBI	BB	SO	LOB
11 Jamey Carroll, R (1, 4) OBP: 0.380, SLG: 0.352	C FF 92 B FF 92 F FF 92 B CU 81 S FF 94 2-3 K ①			C FC 86 C CU 80 B CU 82 X FC 87 1-2 24 G6-3 1B		B FC 86 X FC 84 1-0 G1-3 ③		B FF 92 C FC 86 X FC 88 1-1 FC5-4 ② 1-2f		4	0	1	0	0	1	2
24 Grady Sizemore, L (1, 8) OBP: 0.314, SLG: 0.426	B FF 94 B FF 93 X FF 91 2-0 G3 ②			B SI 91 B CH 84 F FF 91 X SI 92 2-1 G6-3 ①② 1-2f			F FC 86 B CU 80 F FC 87 S CU 79 1-3 K ①	X SL 83 0-0 F7 ③		4	0	0	0	0	1	2
41 Victor Martinez, S (1, 2) OBP: 0.395, SLG: 0.527	X SI 93 0-0 G4-3 ③			C SI 92 B SI 92 T CH 85 B FF 93 C CU 81 2-3 K ③			F SI 92 X CU 80 0-1 G3 ②		B SI 94 C FF 95 C FF 95 B F SI 95 B X 3-2 G5-3 ①	4	0	0	0	0	1	0
17 Shin-Soo Choo, L (1, 9) OBP: 0.406, SLG: 0.455		F SI 91 B SI 91 B SI 92 X FC 86 2-1 2 F8-3 1B			F FF 89 C CH 84 B CU 81 B CU 80 F SI 93 B CH 85 S FC 88 3-3 K ①		B FF 93 F FF 92 F FF 92 B FF 93 B CU 81 B FF 92 4-2 48 BB 2 1B BB		C FF 95 B FF 96 F FF 96 X SL 84 1-2 HR	3	1	2	1	1	1	0
2 Jhonny Peralta, R (1, 5) OBP: 0.344, SLG: 0.373		X FF 90 0-0 F8-3 ①② 1-1			C FC 87 B FC 87 X SI 93 1-1 G5-3 ②		C FF 91 S FC 87 D CU 81 X CU 80 1-2 48 BB 1-2 1B		X FF 96 0-0 48 WP 25 HR 2B	4	1	2	0	0	0	1
48 Travis Hafner, L (1, 10) OBP: 0.382, SLG: 0.557		C FF 93 B FF 93 F CH 83 X FF 94 1-2 G4-3 ③			B SI 91 X SI 92 1-0 G4-3 ③		B FC 87 S FC 87 B SI 92 S CH 85 B CU 79 B FC 87 4-2 1-2 2-3 BB		F FF 97 B FF 97 F FF 97 B FF 96 X SL 84 2-2 L1 ② 2-3	3	0	0	0	1	0	1
25 Ryan Garko, R (1, 3) OBP: 0.355, SLG: 0.444			B FF 93 X FC 86 1-0 G6-3 ①			C FF 92 X FC 86 0-1 G6-3 ① C FC 86 C CU 81 0-1 G1-3 ③			B FF 92 C FF 92 X FF 92 1-1 3-H HR	4	1	1	2	0	0	3
1 Luis Valbuena, L (1, 6) OBP: 0.260, SLG: 0.368			B SI 91 B FC 87 C FF 92 X FC 87 2-1 G4-3 ②			X FC 87 0-0 B5-3 ②		C FC 85 B CU 78 F SI 92 C CU 81 1-3 K ① 3-3 K ③	C FF 92 B FF 92 F FF 92 B FF 93 B FF 93 S FF 92	4	0	0	0	0	2	0
8 Chris Gimenez, R (1, 7) OBP: 0.382, SLG: 0.517			C FF 94 B FF 93 F FC 86 B CU 81 X CU 80 2-2 G1-3 ③			C FF 92 B CU 81 S FC 86 X FC 89 1-2 1B		X FF 93 0-0 11 FC5-4 1B		3	0	2	0	0	0	0
Inning Stats	R: 0 H: 0 E: 0 LOB: 0 K: 1 BB: 0 S: 5 P: 9	R: 0 H: 1 E: 0 LOB: 0 K: 0 BB: 0 S: 6 P: 9	R: 0 H: 0 E: 0 LOB: 0 K: 0 BB: 0 S: 6 P: 11	R: 0 H: 1 E: 0 LOB: 0 K: 1 BB: 0 S: 8 P: 13	R: 0 H: 0 E: 0 LOB: 0 K: 1 BB: 0 S: 7 P: 12	R: 0 H: 1 E: 0 LOB: 1 K: 0 BB: 0 S: 7 P: 9	R: 0 H: 1 E: 0 LOB: 3 K: 1 BB: 2 S: 14 P: 24	R: 0 H: 1 E: 0 LOB: 1 K: 1 BB: 0 S: 7 P: 9	R: 3 H: 3 E: 0 LOB: 0 K: 1 BB: 0 S: 16 P: 26	1B: 5 SF: 0 2B: 2 SAC: 0 3B: 0 DP: 2 HR: 2 HBP: 0						WP: 1 PA: 35 PB: 0 SB: 0 CS: 0	

PITCHER		IP	WLS	BF	H	R	ER	SO	BB	IBB	HBP	BLK	WP	HR	S	P	ERA	WHIP
34 Gavin Floyd, R ERA: 4.12	(1, 1)	7.2	W	28	5	0	0	5	2	0	0	0	0	0	59	95	0.00	0.913
37 Matt Thornton, L ERA: 2.93	(8, 1)	1.0	H	5	2	2	2	0	0	0	0	0	1	1	12	18	18.00	2.000
26 Octavio Dotel, R ERA: 3.23	(9, 1)	0.1		2	1	1	1	1	0	0	0	0	0	1	5	9	27.00	3.000

PITCHER	IP	WLS	BF	H	R	ER	SO	BB	IBB	HBP	BLK	WP	HR	S	P	ERA	WHIP

BOTTOM

Chicago White Sox @ Cleveland Indians

Progressive Field, Cleveland, OH

Mon Jun 29 2009, 7:05 PM EDT

Att. 15,645 - Cloudy - 76 F

livebaseballscorecards.com

AB	33
R	3
H	8
RBI	3
BB	2
SO	6
LOB	9

Chicago White Sox @ Cleveland Indians

Progressive Field, Cleveland, OH

Tue Jun 30 2009, 7:05 PM EDT

Att. 14,793 - Partly Cloudy - 68 F

livebaseballscorecards.com

Batter	1	2	3	4	5	6	7	8	9	AB	R	H	RBI	BB	SO	LOB
5 Jayson Nix, R (1, 7) OBP: 0.307, SLG: 0.487	C SI 92 B FF 93 F FF 92 S CH 85 1-3 ① K	C FF 91 B CH 85 X FF 91 1-1 23 WP 2B		C SI 91 C CU 75 B CH 83 B SI 92 X FC 86 2-2 10 1B 23 1B 2B	B SI 92 X CH 83 1-0 ③ L5		B SI 90 B SI 90 X SI 89 2-0 ①② G6-4-3 1-2f 2-3			5	1	2	0	0	1	2
10 Alexei Ramirez, R (1, 6) OBP: 0.319, SLG: 0.398	B SI 93 B CH 85 B SI 93 B SI 91 4-0 23 2B BB	C FF 92 F FF 92 X CU 77 0-2 ② G5-3		C CH 83 S CH 84 B FF 92 F CU 77 D CH 84 B FF 91 X CH 84 3-2 23 1B 2-3 1B		C CU 70 S FF 89 C CH 84 0-3 ① K				3	1	1	0	1	1	1
23 Jermaine Dye, R (1, 9) OBP: 0.363, SLG: 0.570	B CH 83 C SI 92 F SI 92 X FC 88 1-2 14 HR 1-H 2B	F SI 92 C FF 92 B SI 93 B FC 89 F FF 92 B CU 79 X CH 85 3-2 ③ P4 2-3		B CH 84 T SI 92 C FF 92 X FF 91 1-2 12 G4-6-3 1-2 3-H 1B		C SI 91 S CU 72 F SI 92 B CU 74 F CH 84 F SI 92 B SL 81 B CH 84 X FF 91 3-2 12 2B 32 1B 1B				4	2	3	2	0	0	1
14 Paul Konerko, R (1, 10) OBP: 0.341, SLG: 0.487	C SI 91 B FF 92 F CH 83 X CH 83 1-2 2-H HR		X SI 91 0-0 ① F7	C SI 90 F CH 82 B FF 90 D CU 72 X SI 90 2-2 ① F9		B CH 83 B SI 91 X CH 83 2-0 ② P3				4	1	1	2	0	0	3
12 A.J. Pierzynski, L (1, 2) OBP: 0.327, SLG: 0.443	F FF 91 B FC 88 F FF 91 F SI 92 X CU 78 1-2 ② G3-1		C FF 91 C FF 91 X FC 88 0-2 15 1B 17 2B 1B	F SI 90 F SI 81 D CU 72 X CH 82 1-2 ②③ G4-6-3 1-2f		1 SAFE X CH 82 0-0 32 1B 1-3 2B				4	2	2	0	0	0	2
32 Brian Anderson, R (1, 8) OBP: 0.328, SLG: 0.325	B SI 92 X SI 92 1-0 15 1B 2B		C CH 84 F FF 91 S CH 84 0-3 ② K		F SI 88 F FF 89 B SL 82 X CH 83 1-2 ① P4	X SI 89 0-0 2-H 3-H 1B				4	1	2	2	0	1	1
15 Gordon Beckham, R (1, 5) OBP: 0.353, SLG: 0.387	C CH 83 B FF 92 X FC 88 1-1 2-H 1B		B FF 91 X SI 92 1-0 17 2B 1-2 1B		C CH 82 S CH 84 B CH 85 X FF 91 1-2 HR	F SI 89 C CU 75 F CH 81 S CH 82 0-3 ③ K				4	2	3	2	0	1	1
17 Chris Getz, L (1, 4) OBP: 0.306, SLG: 0.346	C FC 88 B FF 91 F SI 91 B CU 78 F SI 92 X SI 91 2-2 ③ G6-3		X FC 88 0-0 1-H 2-H 2B		B SI 89 X FF 90 1-0 ② P2		C SI 89 X CH 81 0-1 5 G6-4-3 7 BB 1B			4	0	2	2	0	0	1
7 Josh Fields, R (1, 3) OBP: 0.317, SLG: 0.366		C SI 91 B CH 84 X CH 84 1-1 ① G5-3	C FF 92 B FF 92 B CH 83 F FF 91 C FF 92 2-3 ③ K		F FF 91 X FF 91 0-1 HR		B SI 90 B SI 90 F SI 89 B CH 82 B SI 89 4-1 5 G6-4-3 1-2 BB			3	1	1	1	1	1	1
Inning Stats	R: 4 E: 0 K: 1 S: 20 H: 4 LOB: 1 BB: 1 P: 32	R: 0 E: 0 K: 0 S: 11 H: 1 LOB: 1 BB: 0 P: 16	R: 2 E: 0 K: 2 S: 12 H: 3 LOB: 1 BB: 0 P: 15	R: 1 E: 0 K: 0 S: 16 H: 3 LOB: 1 BB: 0 P: 25	R: 2 E: 0 K: 0 S: 10 H: 2 LOB: 0 BB: 0 P: 14	R: 2 E: 0 K: 2 S: 16 H: 3 LOB: 1 BB: 0 P: 21	R: 0 E: 0 K: 0 S: 4 H: 1 LOB: 1 BB: 1 P: 10			1B: 8 2B: 6 3B: 0 HR: 3 SF: 0 SAC: 0 DP: 2 HBP: 0						

	AB	35
	R	11
	H	17
	RBI	11
	BB	2
	SO	5
	LOB	13

WP: 1 PA: 37
PB: 0
SB: 0
CS: 0

PITCHER		IP	WLS	BF	H	R	ER	SO	BB	IBB	HBP	BLK	WP	HR	S	P	ERA	WHIP
31 Cliff Lee, L ERA: 3.39	(1, 1)	3.0	L	21	11	7	7	3	1	0	0	0	1	1	53	79	21.00	4.000
20 Mike Gosling, L ERA: 6.75	(4, 1)	2.2		11	4	4	4	1	0	0	0	0	0	2	27	39	13.50	1.500
40 Matt Herges, R ERA: 3.55	(6, 1)	1.0		5	2	0	0	1	1	0	0	0	0	0	9	15	0.00	3.000

PITCHER		IP	WLS	BF	H	R	ER	SO	BB	IBB	HBP	BLK	WP	HR	S	P	ERA	WHIP

Batter	1	2	3	4	5	6	7	8	9	AB	R	H	RBI	BB	SO	LOB
13 Asdrúbal Cabrera, S (1, 6) OBP: 0.370, SLG: 0.425	C FF 93 F FF 94 F FF 96 X CH 84 0-2 ① G6-3		F SI 92 X CU 73 0-1 ③ G4-3		F FF 95 B FF 93 D CH 82 X CH 82 2-1 1-H 2-H 3-H 2B					3	0	1	3	0	0	0
24 Grady Sizemore, L (1, 8) OBP: 0.311, SLG: 0.421	B FF 93 C FF 92 F FF 89 X FF 96 1-2 ② G5-3			B SI 90 C FF 91 C FF 92 C SL 82 1-3 ① K	B SI 93 C SI 92 X SI 93 1-1 ③ G4-3					3	0	0	0	0	1	1
41 Victor Martinez, S (1, 3) OBP: 0.392, SLG: 0.522	X FF 93 0-0 ③ G6-3			C FF 92 F FF 93 F CU 75 S CH 84 0-3 ② K		T FF 90 X CH 84 0-1 ① G6-3				3	0	0	0	0	1	0
17 Shin-Soo Choo, L (1, 9) OBP: 0.402, SLG: 0.450		C FF 90 F FF 93 B FF 95 B SL 84 X FF 96 2-2 ① G3-1		F FF 91 X CH 84 0-1 ③ G4-3		B FF 92 F SI 91 C FF 91 S SL 83 1-3 ② K				3	0	0	0	0	1	0
2 Jhonny Peralta, R (1, 5) OBP: 0.340, SLG: 0.369		B FF 90 B FF 93 F FF 93 S CH 86 F FF 96 B FF 96 F CH 85 S CH 86 3-3 ② K			B SI 90 F SI 91 X CH 84 1-1 ① F9	C FF 93 F SL 81 B SL 80 B FF 88 X CH 87 2-2 ③ G6-3				3	0	0	0	0	1	0
48 Travis Hafner, L (1, 10) OBP: 0.392, SLG: 0.589		B FF 90 C SI 94 B SI 94 X SI 93 2-1 HR			F FF 94 F SI 93 B SL 83 B SL 82 F CH 84 B CU 74 B SI 96 4-2 12 1B 11 1B 13 2B BB					1	2	1	1	1	0	0
11 Jamey Carroll, R (1, 4) OBP: 0.382, SLG: 0.355		C FF 93 X FF 92 0-1 ③ F9			C FF 91 X FF 92 0-1 12 1B 13 2B 1-2 1B					2	1	1	0	0	0	0
12 Ben Francisco, R (1, 7) OBP: 0.305, SLG: 0.357			B X 1-0 ① L9		X CH 82 0-0 13 2B 1-2 2-3 1B					2	1	1	0	0	0	0
10 Kelly Shoppach, R (1, 2) OBP: 0.328, SLG: 0.372			C SI 90 C SI 91 B FF 95 S CH 83 1-3 ② K		B CH 80 C FF 92 S FF 92 T FF 96 1-2 ② K					2	0	0	0	0	2	3
Inning Stats	R: 0 E: 0 K: 0 S: 8 H: 0 LOB: 0 BB: 0 P: 9	R: 1 E: 0 K: 1 S: 12 H: 1 LOB: 0 BB: 0 P: 19	R: 0 E: 0 K: 1 S: 6 H: 0 LOB: 0 BB: 0 P: 8	R: 0 E: 0 K: 2 S: 9 H: 0 LOB: 0 BB: 0 P: 10	R: 3 E: 0 K: 1 S: 15 H: 3 LOB: 1 BB: 1 P: 24	R: 0 E: 0 K: 1 S: 8 H: 0 LOB: 0 BB: 0 P: 11				1B: 2 2B: 1 3B: 0 HR: 1	SF: 0 SAC: 0 DP: 0 HBP: 0			WP: 0 PB: 0 SB: 0 CS: 0	PA: 23	

PITCHER	IP	WLS	BF	H	R	ER	SO	BB	IBB	HBP	BLK	WP	HR	S	P	ERA	WHIP
54 Clayton Richard, L (1, 1) ERA: 4.48	6.0	W	23	4	4	4	6	1	0	0	0	0	1	58	81	6.00	0.833

PITCHER	IP	WLS	BF	H	R	ER	SO	BB	IBB	HBP	BLK	WP	HR	S	P	ERA	WHIP

BOTTOM

Chicago White Sox @ Cleveland Indians

Progressive Field, Cleveland, OH

Tue Jun 30 2009, 7:05 PM EDT

Att. 14,793 - Partly Cloudy - 68 F

livebaseballscorecards.com

AB	22
R	4
H	4
RBI	4
BB	1
SO	6
LOB	4

Batter	1	2	3	4	5	6	7	8	9	AB	R	H	RBI	BB	SO	LOB
22 Scott Podsednik, L (1, 7) OBP: 0.364, SLG: 0.406	B FF 88 C FF 87 X CU 77 1-1 ① F7		B FF 87 C FF 88 C FF 88 X FF 91 1-2 E5 10 CS		C CU 79 X CU 79 0-1 10 1B 2-3 1B		C SI 94 B FS 81 C SI 94 B CU 78 F SI 94 X SI 94 2-2 ① G6-3		B FF 96 C FF 95 C FF 95 F SL 91 B CU 81 D CU 81 X SL 91 3-2 ② G3-1	5	0	1	0	0	0	0
10 Alexei Ramirez, R (1, 6) OBP: 0.325, SLG: 0.403 17 Chris Getz, L (8, 4) OBP: 0.305, SLG: 0.344	X FF 88 0-0 ② F8		1 SAFE 1 SAFE 1 SAFE 0-0 ③ CS 1-2	C FF 88 X FF 88 0-1 25 1B 1B	C SI 90 1 SAFE F CH 82 X FF 90 0-2 ③ 1-3 3-H 1B		F SI 95 C CU 79 B CU 80 F CU 78 X CU 79 1-2 23 S 14 2B 1B		C FF 96 X CU 81 0-1 ③ G1-3	4 1	1 0	3 0	1 0	0 0	0 0	0 0
23 Jermaine Dye, R (1, 9) OBP: 0.361, SLG: 0.565	B FF 88 C CH 81 B SI 87 B SI 86 F SI 88 X SI 91 3-2 1B			1 SAFE 1 SAFE B SI 88 X FF 88 1-0 ① F8		C FF 88 X FF 89 0-1 ① F9	1 SAFE C SI 95 B CU 79 F CU 78 F SI 94 X SI 94 1-2 ② P6 1-2			4	0	1	0	0	0	2
25 Jim Thome, L (1, 10) OBP: 0.402, SLG: 0.495	1 SAFE C FF 90 B CU 80 S CU 79 S FF 92 1-3 ③ K			X FF 90 0-0 1-2 1B		B FF 89 X CU 80 1-0 14 1B 27 HR 1B	B FF 91 B FF 92 F SL 87 B FF 92 B SL 86 4-1 14 2B BB			3	1	2	0	1	1	1
14 Paul Konerko, R (1, 3) OBP: 0.346, SLG: 0.493		B FF 86 B FF 86 B FF 89 B FF 89 4-0 27 G6-3 BB		C FF 87 C FF 91 X FF 92 0-2 ② L8		B SI 88 B CH 82 F SI 90 C FF 90 F CH 82 F CH 79 X FF 92 2-2 1-3 27 HR 1B	C SI 91 B SL 82 B SL 81 F SI 91 X SL 83 2-2 ③ 1-H 2-H 2B			3	1	2	1	1	0	2
27 Ramon Castro, R (1, 2) OBP: 0.306, SLG: 0.430		C FF 88 C SI 88 X SI 91 0-2 ① ② G6-3 1-2f		C FF 88 C FF 92 F FF 91 F CU 79 S CU 79 0-3 ③ K		X FF 90 0-0 1-H 3-H HR		C SI 90 B SI 90 B SL 82 X SI 90 2-1 ① F7		4	1	1	3	0	1	3
5 Jayson Nix, R (1, 4) OBP: 0.304, SLG: 0.488 (8, 6)		C FF 89 C SI 88 X FF 90 0-2 ③ F7			X FF 88 0-0 ① F9	C FF 89 X CH 82 0-1 15 1B 2B		M SI 90 S SL 82 B SL 79 S SL 82 1-3 ② K		4	1	1	0	0	1	0
15 Gordon Beckham, R (1, 5) OBP: 0.360, SLG: 0.405			X FF 88 0-0 ① B1-3		B CH 81 B FF 88 B C FF 88 F FF 90 X 3-2 22 1B 10 1B 2B	C CH 81 B CH 80 X CH 80 1-1 32 G6-4-3 2-H 1B		X SL 83 0-0 ③ G3-1		4	1	2	1	0	0	0
32 Brian Anderson, R (1, 8) OBP: 0.321, SLG: 0.317			C FF 88 B SI 87 X FF 88 1-1 ② L7		X CH 82 0-0 ② G6-3	1 SAFE F FF 90 1 SAFE 1 SAFE F FF 89 B CU 82 X FF 90 1-2 ② ③ G6-4-3 1-2f			X SL 90 0-0 ① G3	4	0	0	0	0	0	2
Inning Stats	R: 0 E: 0 K: 1 S: 9 H: 1 LOB: 1 BB: 0 P: 14	R: 0 E: 0 K: 0 S: 6 H: 0 LOB: 0 BB: 1 P: 10	R: 0 E: 1 K: 0 S: 6 H: 0 LOB: 0 BB: 0 P: 8	R: 0 E: 0 K: 1 S: 12 H: 2 LOB: 2 BB: 0 P: 13	R: 1 E: 0 K: 0 S: 10 H: 3 LOB: 2 BB: 0 P: 13	R: 4 E: 0 K: 0 S: 16 H: 5 LOB: 0 BB: 0 P: 21	R: 1 E: 0 K: 0 S: 16 H: 2 LOB: 2 BB: 1 P: 26	R: 0 E: 0 K: 1 S: 6 H: 0 LOB: 0 BB: 0 P: 9	R: 0 E: 0 K: 0 S: 7 H: 0 LOB: 0 BB: 0 P: 10	1B: 9 2B: 3 3B: 0 HR: 1 SF: 0 SAC: 0 DP: 2 HBP: 0						

TOP

Chicago White Sox @ Cleveland Indians

Progressive Field, Cleveland, OH

Wed Jul 01 2009, 7:05 PM EDT

Att. 16,722 - Cloudy - 68 F

livebaseballscorecards.com

AB	36
R	6
H	13
RBI	6
BB	2
SO	3
LOB	10

PITCHER		IP	WLS	BF	H	R	ER	SO	BB	IBB	HBP	BLK	WP	HR	S	P	ERA	WHIP
45 Jeremy Sowers, L ERA: 5.68	(1, 1)	6.0	L	27	11	5	5	2	1	0	0	0	0	1	59	79	7.50	2.000
47 Jose Veras, R ERA: 5.86	(7, 1)	0.2		3	1	1	1	0	0	0	0	0	0	0	12	16	13.50	1.500
53 Rafael Perez, L ERA: 9.26	(7, 1)	0.0		1	0	0	0	0	1	0	0	0	0	0	1	5	∞	∞
38 Joe Smith, R ERA: 4.15	(7, 1)	1.1		4	1	0	0	1	0	0	0	0	0	0	9	14	0.00	0.750
34 Kerry Wood, R ERA: 5.27	(9, 1)	1.0		3	0	0	0	0	0	0	0	0	0	0	7	10	0.00	0.000

PITCHER	IP	WLS	BF	H	R	ER	SO	BB	IBB	HBP	BLK	WP	HR	S	P	ERA	WHIP

WP: 0	PB: 0	SB: 1	CS: 1	PA: 39													

Batter	1	2	3	4	5	6	7	8	9	AB	R	H	RBI	BB	SO	LOB
13 Asdrúbal Cabrera, S (1, 6) OBP: 0.364, SLG: 0.417	X FF 90 0-0 ① G3		C SL 84 B SL 84 F FF 92 B FS 78 S FS 77 2-3 ① K			C SL 82 X FS 77 0-1 ① G4-3		C SL 82 B FS 77 F FS 77 B FF 91 X FS 78 2-2 ① P6		4	0	0	0	0	1	2
24 Grady Sizemore, L (1, 8) OBP: 0.306, SLG: 0.414	C FF 91 C FF 92 B FF 93 S FS 80 1-3 ② K		X SL 83 0-0 ② G4-3 2-3 3-H			B SI 91 C SL 83 F SL 83 S FS 78 1-3 ② K		F SI 91 B SI 92 B FS 81 S SL 84 F FS 78 X FS 77 2-2 ② G1-6-3		4	0	0	1	0	2	1
41 Victor Martinez, S (1, 2) OBP: 0.393, SLG: 0.523	C SL 84 B FS 79 B FS 78 F FF 92 B FF 93 F SL 86 B FF 93 4-2 BB		C SL 86 B FF 93 C FS 78 X FS 78 1-2 ③ F7			X SI 92 0-0 17 2B 2B		C SI 93 X SI 92 0-1 ③ G4-3		3	1	1	0	1	0	1
17 Shin-Soo Choo, L (1, 9) OBP: 0.401, SLG: 0.451	B SL 83 B SL 84 F SI 93 C FF 93 D FS 78 C FS 79 3-3 ③ K			L SL 81 S FS 77 F FS 79 S FS 80 0-3 ① K		B SL 84 B FS 77 X SL 83 2-0 2-H 2B			S FF 96 F FF 97 B FF 96 S FF 97 1-3 ① K	4	0	1	1	0	3	1
2 Jhonny Peralta, R (1, 5) OBP: 0.336, SLG: 0.363		C SL 84 X FS 79 0-1 ① G4-3		X SL 87 0-0 ② F7		C SL 85 C SI 94 B FS 80 X SI 95 1-2 ③ G1-3			B FC 91 F FF 97 S FF 92 F FF 98 F FF 97 F SL 85 B FC 89 F FF 97 F FF 98 2-2 ② X FF 97 G6-3	4	0	0	0	0	0	1
48 Travis Hafner, L (1, 10) OBP: 0.388, SLG: 0.573		B FF 92 B SL 84 C SI 92 B SL 84 X SI 92 3-1 ② F7		C SL 85 B FS 78 S FS 78 X FS 78 1-2 ③ F8			C FS 80 S FS 77 B FS 77 B FF 91 B FF 92 F SI 91 C SI 91 3-3 ① K		B SI 98 B FF 98 S FF 97 B FF 97 B FF 97 4-1 25 DI BB	3	0	0	0	1	1	0
25 Ryan Garko, R (1, 3) OBP: 0.353, SLG: 0.439		B SI 93 C SL 86 B FS 80 S SI 94 T FF 94 2-2 ③ K			C SL 83 C FS 78 X FS 78 0-2 ① G6-3		S SL 84 X SI 93 0-1 11 G5-3 1B		B FF 97 S FF 96 B FF 97 F FF 96 S FF 97 2-3 ③ 1-2 K	4	0	1	0	0	2	1
11 Jamey Carroll, R (1, 4) OBP: 0.381, SLG: 0.354			B FF 91 B FF 91 C SI 91 X SI 92 2-1 12 2B 24 G4-3 1B		C SI 93 B SI 92 X SL 85 1-1 ② F8		B SL 85 B SI 91 C SI 91 B SI 90 C SI 90 X SI 91 3-2 ② 1-2 G5-3			3	1	1	0	0	0	1
12 Ben Francisco, R (1, 7) OBP: 0.305, SLG: 0.361			1 SAFE 1 SAFE B SI 92 X SI 92 1-0 24 G4-3 1-3 2B		C SI 93 S FS 80 C SL 87 0-3 ③ K		B SL 86 C SL 84 F SI 94 X FS 78 1-2 ③ F7			3	0	1	0	0	1	1
Inning Stats	R: 0 H: 0 E: 0 LOB: 1 K: 2 BB: 1 S: 10 P: 18	R: 0 H: 0 E: 0 LOB: 0 K: 1 BB: 0 S: 7 P: 12	R: 1 H: 2 E: 0 LOB: 1 K: 1 BB: 0 S: 10 P: 16	R: 0 H: 0 E: 0 LOB: 0 K: 1 BB: 0 S: 8 P: 9	R: 0 H: 0 E: 0 LOB: 0 K: 1 BB: 0 S: 8 P: 9	R: 1 H: 2 E: 0 LOB: 1 K: 1 BB: 0 S: 10 P: 14	R: 0 H: 1 E: 0 LOB: 1 K: 1 BB: 0 S: 12 P: 19	R: 0 H: 0 E: 0 LOB: 0 K: 0 BB: 0 S: 9 P: 13	R: 0 H: 0 E: 0 LOB: 1 K: 2 BB: 1 S: 15 P: 24	1B: 2 SF: 0 2B: 3 SAC: 0 3B: 0 DP: 0 HR: 0 HBP: 0						WP: 0 PA: 34 PB: 0 SB: 0 CS: 0

PITCHER	IP	WLS	BF	H	R	ER	SO	BB	IBB	HBP	BLK	WP	HR	S	P	ERA	WHIP
52 Jose Contreras, R (1, 1) ERA: 4.84	8.0	W	30	5	2	2	8	1	0	0	0	0	0	74	110	2.25	0.750
37 Matt Thornton, L (9, 1) ERA: 2.84	1.0		4	0	0	0	2	1	0	0	0	0	0	15	24	0.00	1.000

PITCHER	IP	WLS	BF	H	R	ER	SO	BB	IBB	HBP	BLK	WP	HR	S	P	ERA	WHIP

BOTTOM

Chicago White Sox @ Cleveland Indians

Progressive Field, Cleveland, OH

Wed Jul 01 2009, 7:05 PM EDT

Att. 16,722 - Cloudy - 68 F

livebaseballscorecards.com

AB	32
R	2
H	5
RBI	2
BB	2
SO	10
LOB	9

Batter	1	2	3	4	5	6	7	8	9	AB	R	H	RBI	BB	SO	LOB
22 Scott Podsednik, L (1, 7) OBP: 0.362, SLG: 0.404	B CH 76 C SI 84 X CH 76 1-1 ① G4-3		B FF 86 C CH 78 B FF 89 F FF 86 B CU 78 X CH 78 3-2 ③ G4-3			C FF 85 C CU 77 B CU 78 F FF 90 F CH 80 F FF 89 B CU 78 F CH 79 X CH 78 2-2 ② L6		C FF 93 1 SAFE C FF 93 B CH 84 D SL 83 B FF 93 F FF 92 X CH 84 3-2 5 G1-3 1B 1-H		4	0	1	1	0	0	0
5 Jayson Nix, R (1, 6) OBP: 0.313, SLG: 0.523	B CH 77 F FF 84 S CH 78 B FF 91 T CH 78 2-2 ② K			C FF 85 F CH 78 B CH 77 B FF 86 F CH 78 F FF 89 F CH 78 F FF 91 X CH 77 2-2 HR		B FF 90 C FF 88 X CH 78 1-1 23 FC5-4 1B		1 SAFE 1 SAFE C SI 93 1 SAFE X SI 93 0-1 ② G1-3 1-2		4	1	2	1	0	1	1
23 Jermaine Dye, R (1, 9) OBP: 0.360, SLG: 0.558	B FF 86 B FF 86 C FF 86 B CH 79 F CH 78 B FF 90 4-2 BB			B FF 87 F FF 85 B FF 85 X CH 78 2-1 ① F8		**B FF 86** **1 SAFE** **B FF 85** **C CH 78** **B FF 85** **1 SAFE** **1 SAFE** **X CH 78** 2-1 ③ FC5-4 1-2f		C SI 94 X CU 80 0-1 ③ P4		3	0	0	0	1	0	2
25 Jim Thome, L (1, 10) OBP: 0.404, SLG: 0.500 7 Josh Fields, R (9, PR) OBP: 0.317, SLG: 0.366 (9, 10)	C FF 90 D CU 79 C CU 78 B CU 79 S FF 90 2-3 ③ K			B FF 87 C CH 78 C CU 79 B CU 79 S FF 90 2-3 ② K			S FF 88 B CU 77 B CU 78 X FF 89 2-1 14 1B 12 G6-4-3 2B		B SI 94 F SI 94 B SI 91 X FF 90 2-1 12 FC4-6 14 1B 15 FC6-4 1B	4 0	1 1	2 0	0 0	0 0	2 0	1 0
14 Paul Konerko, R (1, 3) OBP: 0.348, SLG: 0.493		X FF 84 0-0 ① F7		B CH 79 B FF 91 B CH 80 C CH 78 F FF 86 S CH 79 3-3 ③ K			B CH 78 B CH 77 X CH 77 2-0 12 G6-4-3 1B 2-3		F SI 96 F CU 81 B SI 95 B SI 95 X CU 81 2-2 12 FC4-6 1B 1-2	4	0	2	0	0	1	0
12 A.J. Pierzynski, L (1, 2) OBP: 0.325, SLG: 0.439		C FF 85 B CH 78 F CH 77 F FF 90 F FF 90 S CU 80 1-3 ② K			X CH 78 0-0 15 F8-4 1B		X FF 91 0-0 ①② G6-4-3 1-2f 3-H		C SI 95 D FF 92 B SI 94 F FC 91 B CU 79 X SI 92 3-2 ① FC4-6 15 FC6-4 1-2f 2-3	4	0	1	0	0	1	3
15 Gordon Beckham, R (1, 5) OBP: 0.344, SLG: 0.386		B FF 86 X FF 86 1-0 ③ F7			B SL 84 S CH 76 X CH 77 1-1 ①② F8-4 1-2		C FF 90 B CH 83 S CH 83 B SL 83 S CH 83 2-3 ③ K2-3		C SI 93 X SI 94 0-1 ② FC6-4 32 PB 17 1B 1-2f 3-H	4	0	0	1	0	1	2
17 Chris Getz, L (1, 4) OBP: 0.304, SLG: 0.342			B CH 77 C FF 86 B FF 89 X FF 85 2-1 ① F7		C SI 84 F CU 74 B CU 79 X FF 90 1-2 ③ G1-3		B FF 92 C FF 91 B CH 84 X FF 92 2-1 ① L9	X SI 93 0-0 32 PB 1-2 1B		4	0	1	0	0	0	0
32 Brian Anderson, R (1, 8) OBP: 0.319, SLG: 0.311			C FF 86 B FF 86 F CH 78 X FF 90 1-2 ② P4			B CH 77 C FF 88 X CH 76 1-1 ① L5		S CH 84 B FF 92 B CH 84 B FF 92 S CH 84 B CH 84 4-2 22 WP 22 1B BB	B SI 94 B SI 94 S SI 93 F SI 95 X CU 80 2-2 ③ F8 1-2 2-3	3	1	0	0	1	0	2
Inning Stats	R: 0 E: 0 K: 2 S: 10 H: 0 LOB: 1 BB: 1 P: 19	R: 0 E: 0 K: 1 S: 7 H: 0 LOB: 0 BB: 0 P: 9	R: 0 E: 0 K: 0 S: 8 H: 0 LOB: 0 BB: 0 P: 14	R: 1 E: 0 K: 2 S: 15 H: 1 LOB: 0 BB: 0 P: 24	R: 0 E: 0 K: 0 S: 6 H: 1 LOB: 0 BB: 0 P: 8	R: 0 E: 0 K: 0 S: 13 H: 1 LOB: 1 BB: 0 P: 19	R: 1 E: 0 K: 1 S: 7 H: 2 LOB: 0 BB: 0 P: 13	R: 1 E: 0 K: 0 S: 12 H: 1 LOB: 1 BB: 1 P: 21	R: 1 E: 0 K: 0 S: 14 H: 3 LOB: 3 BB: 0 P: 23	1B: 7 2B: 2 3B: 0 HR: 1 SF: 0 SAC: 0 DP: 2 HBP: 0						

TOP

Chicago White Sox @ Kansas City Royals

Kauffman Stadium, Kansas City, MO

Thu Jul 02 2009, 7:10 PM CDT

Att. 17,964 - Partly Cloudy - 88 F

livebaseballscorecards.com

AB	34
R	4
H	9
RBI	3
BB	2
SO	6
LOB	11

PITCHER		IP	WLS	BF	H	R	ER	SO	BB	IBB	HBP	BLK	WP	HR	S	P	ERA	WHIP
52 Bruce Chen, L ERA: 4.38	(1, 1)	6.0	L	23	5	2	2	5	1	0	0	0	0	1	62	100	3.00	1.000
32 Ron Mahay, L ERA: 4.5	(7, 1)	1.1		5	1	1	1	1	1	0	0	0	1	0	12	23	6.75	1.500
34 Jamey Wright, R ERA: 4.17	(8, 1)	1.2		8	3	1	1	0	0	0	0	0	0	0	18	27	5.40	1.800

PITCHER	IP	WLS	BF	H	R	ER	SO	BB	IBB	HBP	BLK	WP	HR	S	P	ERA	WHIP

Batter	1	2	3	4	5	6	7	8	9	AB	R	H	RBI	BB	SO	LOB
9 David DeJesus, L (1, 7) OBP: 0.298, SLG: 0.406	C FF 85 B FF 85 B FF 86 C FF 87 B FF 88 X FF 86 3-2 L1		C FC 83 C FF 87 B FF 88 B FC 84 F CH 79 F FC 81 X SI 88 2-2 G6-3			C FF 88 S FC 77 B FF 88 B CU 72 B CH 78 F FC 81 X SI 87 3-2 L8			C FF 85 B SI 86 C FF 86 X CH 78 1-2 8 G4-3 2-H 2B	4	0	1	1	0	0	1
8 Willie Bloomquist, R (1, 6) OBP: 0.320, SLG: 0.351	B FF 86 B SI 86 X FF 86 2-0 16 F8-3 1B			C SI 84 F FC 82 B CH 77 F FF 87 B FC 83 X CH 79 2-2 F8			C FC 81 F FC 81 F FF 87 F CH 78 X FF 88 0-2 F9		B FF 97 C FF 97 B FF 95 X FF 97 2-1 G4-3 2-3	4	0	1	0	0	0	1
16 Billy Butler, R (1, 3) OBP: 0.340, SLG: 0.443	B FF 85 B FC 81 1 SAFE C FC 82 X CH 80 2-1 F8-3 1-1			B FC 78 F CH 78 B CH 79 X SI 87 2-1 G6-3			B CH 78 X FC 84 1-0 G1-3		B FF 96 B FF 96 B FF 97 C FF 98 X FF 98 3-2 F9	4	0	0	0	0	0	2
11 Jose Guillen, R (1, 9) OBP: 0.328, SLG: 0.392		B CU 70 F FF 87 B CH 77 X CH 79 2-1 G5-3		X SI 87 0-0 F9			B SI 87 X SI 87 1-0 P4			3	0	0	0	0	0	0
24 Mark Teahen, L (1, 5) OBP: 0.348, SLG: 0.451		B FF 86 C FF 88 S CU 73 F FF 89 F CU 72 X CU 71 1-2 21 F9-3 1B			B FF 86 C FF 87 X SI 86 1-1 21 FC5-4 1B			X SI 86 0-0 G4-3		3	0	2	0	0	0	0
21 Miguel Olivo, R (1, 2) OBP: 0.281, SLG: 0.516		F FF 86 1 SAFE F FC 83 B FF 86 X CH 79 1-2 F9-3 1-1			1 SAFE 1 SAFE B CH 79 B FC 83 F FC 83 X FC 84 2-1 FC5-4 17 G4-6-3 1-2f			X FF 87 0-0 F7		3	0	0	0	0	0	2
17 Mike Jacobs, L (1, 10) OBP: 0.307, SLG: 0.410			X FC 80 0-0 G3		1 SAFE C FF 87 X FC 83 0-1 G4-6-3 1-2f			C FF 88 B FF 87 F FC 81 C CU 68 1-3 K		3	0	0	0	0	1	1
13 Alberto Callaspo, S (1, 4) OBP: 0.349, SLG: 0.449			C FF 86 X SI 86 0-1 G1-3			C CH 77 X FC 82 0-1 P3			B SI 85 B SI 85 C FF 85 X FC 82 2-1 9 2B	3	1	1	0	0	0	0
35 Mitch Maier, L (1, 8) OBP: 0.323, SLG: 0.347			C FF 87 C FF 88 B FC 84 F CU 72 X CU 72 1-2 2B			C FF 87 B FC 82 X FC 80 1-1 G6-3			B FF 86 C FF 86 X FC 82 1-1 F7	3	0	1	0	0	0	1
Inning Stats	R: 0 E: 0 K: 0 S: 6 H: 1 LOB: 0 BB: 0 P: 13	R: 0 E: 0 K: 0 S: 10 H: 1 LOB: 0 BB: 0 P: 14	R: 0 E: 0 K: 0 S: 12 H: 1 LOB: 1 BB: 0 P: 15	R: 0 E: 0 K: 0 S: 7 H: 0 LOB: 0 BB: 0 P: 11	R: 0 E: 0 K: 0 S: 6 H: 1 LOB: 0 BB: 0 P: 9	R: 0 E: 0 K: 0 S: 8 H: 0 LOB: 0 BB: 0 P: 12	R: 0 E: 0 K: 0 S: 7 H: 0 LOB: 0 BB: 0 P: 9	R: 0 E: 0 K: 1 S: 5 H: 0 LOB: 0 BB: 0 P: 6	R: 1 E: 0 K: 0 S: 12 H: 2 LOB: 1 BB: 0 P: 21	1B: 3 2B: 5 3B: 0 HR: 0 SF: 0 SAC: 0 DP: 3 HBP: 0						

PITCHER		IP	WLS	BF	H	R	ER	SO	BB	IBB	HBP	BLK	WP	HR	S	P	ERA	WHIP
56 Mark Buehrle, L ERA: 3.09	(1, 1)	8.1	W	28	6	1	1	1	0	0	0	0	0	0	68	100	1.08	0.720
45 Bobby Jenks, R ERA: 3.14	(9, 1)	0.2	S	2	0	0	0	0	0	0	0	0	0	0	5	10	0.00	0.000

PITCHER	IP	WLS	BF	H	R	ER	SO	BB	IBB	HBP	BLK	WP	HR	S	P	ERA	WHIP

BOTTOM

Chicago White Sox @ Kansas City Royals

Kauffman Stadium, Kansas City, MO

Thu Jul 02 2009, 7:10 PM CDT
Att. 17,964 - Partly Cloudy - 88 F

livebaseballscorecards.com

AB	30
R	1
H	6
RBI	1
BB	0
SO	1
LOB	8

Batter	1	2	3	4	5	6	7	8	9	AB	R	H	RBI	BB	SO	LOB
22 Scott Podsednik, L (1, 7) OBP: 0.371, SLG: 0.414	C FF 91 X SI 91 0-1 5 CS 1B		C SI 92 B SL 86 B CH 80 X FF 95 2-1 25 E 2B	P PO 89 1 SAFE C SI 92 X CH 85 1-1 5 CS 1-2 1B			C SI 95 B CH 86 B CH 86 B FF 94 B FF 95 4-1 23 BB 25 1B BB		C FF 92 B CH 84 C FF 92 S FF 96 1-3 ① K	4	2	3	0	1	1	0
5 Jayson Nix, R (1, 6) OBP: 0.297, SLG: 0.495	C SI 93 B SI 94 F SI 92 X CU 72 1-2 ① ② P3 1-2		F SI 94 B FF 96 S SL 79 D SL 88 S SL 87 2-3 ② K	B SI 96 S SL 88 B SI 95 S SL 87 S SL 87 2-3 ② ③ K 1-2 2-3			X SI 95 0-0 ② P3		B FF 94 F CH 84 B FF 96 F FF 94 X SL 82 2-2 ② F9	5	0	0	0	0	2	5
23 Jermaine Dye, R (1, 9) OBP: 0.364, SLG: 0.556 32 Brian Anderson, R (9, 8) OBP: 0.319, SLG: 0.311	C FF 94 B SI 92 B CU 71 X FF 96 2-1 1B		D SL 87 C FF 97 S SL 84 B FF 98 D SL 88 B SL 86 4-2 25 E 14 2B BB		X CU 74 0-0 ① P5		D CH 85 S CH 86 B CH 86 1 SAFE C FF 97 1 SAFE 1 SAFE B FF 98 D CH 87 4-2 25 1B 1-2 BB		B FF 96 B CH 86 X CH 86 2-1 ③ P6	3 0	1 0	1 0	0 0	2 0	0 0	0 0
25 Jim Thome, L (1, 10) OBP: 0.402, SLG: 0.495	C SI 94 C SI 95 B SI 95 D SL 87 C SI 96 2-3 ③ K		B FF 98 B FF 98 X FF 97 2-0 E4 14 2B 1-3 2-H		X CU 70 0-0 ② G1-3		B FF 96 F FF 96 X FF 96 1-1 1-3 2-H 1B			4	0	1	1	0	1	2
14 Paul Konerko, R (1, 3) OBP: 0.347, SLG: 0.493		F CU 72 B CU 71 F FF 94 X FF 95 1-2 ① G4-3	B FF 98 X FF 97 1-0 1-3 3-H 2B		C SI 93 B CU 72 S SL 86 B SL 86 S SL 86 2-3 ③ K		B CH 85 C SI 95 C CH 86 S FF 99 1-3 ③ K			4	0	1	1	0	2	2
12 A.J. Pierzynski, L (1, 2) OBP: 0.332, SLG: 0.457		X SI 94 0-0 HR	C CH 84 B FF 97 B FF 97 X CH 82 2-1 ③ L7			B CU 78 C FF 94 X CU 67 1-1 15 04 DB 1B		C SL 79 X SI 95 0-1 15 G6-4-3 17 1B 1B		4	1	3	1	0	0	2
17 Chris Getz, L (1, 4) OBP: 0.303, SLG: 0.341		C SI 92 B SI 94 F SL 80 S SL 86 1-3 ② K		X CH 78 0-0 ① G4-3		X SI 94 0-0 ① F9		C SI 95 B SL 81 B SI 95 X SI 95 2-1 15 G6-4-3 1-2 1B		4	0	1	0	0	1	1
15 Gordon Beckham, R (1, 5) OBP: 0.340, SLG: 0.391		X FF 96 0-0 ③ G3	C FF 90 X SI 93 0-1 31 1B 2B			B SI 94 S SL 86 B SL 88 C FF 96 D SL 88 C FF 98 3-3 ② ③ K 1-2		C SL 80 X SI 95 0-1 ① ② G6-4-3 1-2f 2-3		4	1	1	0	0	1	3
31 Dewayne Wise, L (1, 8) OBP: 0.256, SLG: 0.278 (9, 9)			C FF 91 B CU 61 X FF 94 1-1 ① F8 B SI 94 X CU 76 1-0 5 CS 22 1B 2-H 1B				X FF 93 0-0 ① F8	B SL 81 S SL 88 D SI 96 B SI 95 X SI 96 3-1 ③ G4-3		4	0	1	1	0	0	1
Inning Stats	R: 0 E: 0 K: 1 S: 10 H: 2 LOB: 1 BB: 0 P: 15	R: 1 E: 0 K: 1 S: 8 H: 1 LOB: 0 BB: 0 P: 10	R: 2 E: 1 K: 1 S: 13 H: 2 LOB: 2 BB: 1 P: 27	R: 1 E: 0 K: 1 S: 10 H: 3 LOB: 1 BB: 0 P: 13	R: 0 E: 0 K: 1 S: 5 H: 0 LOB: 0 BB: 0 P: 7	R: 0 E: 0 K: 1 S: 6 H: 1 LOB: 1 BB: 0 P: 10	R: 1 E: 0 K: 1 S: 10 H: 1 LOB: 2 BB: 2 P: 20	R: 0 E: 0 K: 0 S: 8 H: 2 LOB: 1 BB: 0 P: 13	R: 0 E: 0 K: 1 S: 8 H: 0 LOB: 0 BB: 0 P: 13	1B: 8 2B: 3 3B: 0 HR: 1 SF: 0 SAC: 0 DP: 1 HBP: 0						

TOP

Chicago White Sox @ Kansas City Royals

Kauffman Stadium, Kansas City, MO

Fri Jul 03 2009, 7:10 PM CDT

Att. 39,026 - Partly Cloudy - 77 F

livebaseballscorecards.com

AB	36
R	5
H	12
RBI	4
BB	3
SO	8
LOB	16

PITCHER		IP	WLS	BF	H	R	ER	SO	BB	IBB	HBP	BLK	WP	HR	S	P	ERA	WHIP
23 Zack Greinke, R ERA: 2.0	(1, 1)	6.0	L	26	9	4	2	6	1	0	0	0	0	1	52	82	3.00	1.667
51 Robinson Tejeda, R ERA: 4.5	(7, 1)	1.0		6	1	1	1	1	2	0	0	0	0	0	10	20	9.00	3.000
56 Roman Colon, R ERA: 3.21	(8, 1)	1.0		4	2	0	0	0	0	0	0	0	0	0	8	13	0.00	2.000
37 Juan Cruz, R ERA: 4.76	(9, 1)	1.0		3	0	0	0	1	0	0	0	0	0	0	8	13	0.00	0.000

PITCHER	IP	WLS	BF	H	R	ER	SO	BB	IBB	HBP	BLK	WP	HR	S	P	ERA	WHIP

Batter	1	2	3	4	5	6	7	8	9	AB	R	H	RBI	BB	SO	LOB
9 David DeJesus, L (1, 7) OBP: 0.300, SLG: 0.407	B FF 89 C FF 90 C FF 92 X FC 89 1-2 G1-3 ①		X FC 87 0-0 G4-3 ③			C FF 91 B CU 79 X CU 77 1-1 13 1B 1B		B FC 88 B FC 87 C FF 92 C FC 87 D CH 83 X FF 91 3-2 13 G6-4-3 1-2 2-3 1B		4	0	2	0	0	0	1
13 Alberto Callaspo, S (1, 4) OBP: 0.348, SLG: 0.446	B FF 91 B FF 91 F FF 92 X FF 93 2-1 G5-3 ②			C FC 86 X CH 83 0-1 G5-3 ①		B CH 83 B FF 92 C FF 90 X CH 83 2-1 1-2 1B		B SI 95 C FO 84 B SI 96 B SI 95 X SI 96 3-1 G6-4-3 1-2f		4	0	1	0	0	0	3
16 Billy Butler, R (1, 3) OBP: 0.339, SLG: 0.440	C FF 92 B CU 78 B FF 93 X FF 93 2-1 F9 ③			C FF 91 F FF 92 B FF 90 B CU 79 B CH 83 S CH 82 3-3 K ②		F FC 88 X FC 88 0-1 G5-3 ③			C FF 96 B SL 80 B FO 86 X FF 95 2-1 21 G4-6-3 11 HBP 1B	4	0	1	0	0	1	2
11 Jose Guillen, R (1, 9) OBP: 0.327, SLG: 0.387		B FC 87 C FF 92 F FF 92 X CH 83 1-2 G1-3 ①		C FF 92 F FF 93 B FF 92 S FC 87 1-3 K2-3 ③			C SI 89 S CH 81 S CH 81 0-3 K ①		C FF 96 F FF 96 H SL 82 1-2 21 G4-6-3 1-2 HBP	3	0	0	0	0	2	0
21 Miguel Olivo, R (1, 2) OBP: 0.275, SLG: 0.505		B CU 78 B FC 88 F FC 88 F FC 89 B FF 93 X CH 84 3-2 F8 ②			C FF 90 F FC 86 F CU 79 B CU 76 S CH 82 1-3 K ①		C FC 84 S CH 82 X CH 82 0-2 F8 ②		B FF 96 B FF 96 C FF 96 B FO 86 X FF 96 3-1 G4-6-3 1-2f 2-3	4	0	0	0	0	1	2
17 Mike Jacobs, L (1, 10) OBP: 0.302, SLG: 0.403		C FF 92 B FF 94 S FC 88 B FF 93 X CU 81 2-2 P5 ③			C FF 91 C FF 92 S FC 88 0-3 K ②		C FF 91 B FC 84 X FC 87 1-1 P3 ③		B FF 97 B FF 95 C FF 96 X FF 96 2-1 F8 ③	4	0	0	0	0	1	1
46 Luis Hernandez, S (1, 5) OBP: 0.235, SLG: 0.204			C FF 90 B FC 88 F CH 83 B CH 82 B FF 93 X FF 92 3-2 35 FC4-6 1B		B FF 92 X FF 92 1-0 G5-3 ③			C FF 89 X FC 85 0-1 9 1B 35 E 1B		3	0	2	0	0	0	0
35 Mitch Maier, L (1, 8) OBP: 0.316, SLG: 0.339			B FF 92 C FF 91 B SI 92 1 SAFE F FF 92 X FC 88 2-2 FC4-6 ① 1-2f			B FF 90 B FF 90 C FF 90 B FC 86 C FF 91 X FF 92 3-2 G4-3 ①		F FF 90 F FC 85 X FC 87 0-2 FC1 9 1B 1-2		3	0	0	0	0	0	2
1 Tony Pena Jr., R (1, 6) OBP: 0.133, SLG: 0.116			C FC 87 B FF 92 F FF 92 1 SAFE F SI 74 X CH 83 1-2 P3 ②			F FF 91 C CH 82 X CH 82 0-2 G4-3 ②		X FC 86 0-0 F6 ①		3	0	0	0	0	0	3

BOTTOM

Chicago White Sox @ Kansas City Royals

Kauffman Stadium, Kansas City, MO

Fri Jul 03 2009, 7:10 PM CDT

Att. 39,026 - Partly Cloudy - 77 F

livebaseballscorecards.com

AB	32
R	0
H	6
RBI	0
BB	0
SO	5
LOB	14

Inning Stats	1	2	3	4	5	6	7	8	9	1B: 6	SF: 0	WP: 0	PA: 33
	R: 0 E: 0 K: 0 S: 7 H: 0 LOB: 0 BB: 0 P: 12	R: 0 E: 0 K: 0 S: 9 H: 0 LOB: 0 BB: 0 P: 15	R: 0 E: 0 K: 0 S: 11 H: 1 LOB: 1 BB: 0 P: 17	R: 0 E: 0 K: 2 S: 8 H: 0 LOB: 0 BB: 0 P: 12	R: 0 E: 0 K: 2 S: 8 H: 0 LOB: 0 BB: 0 P: 10	R: 0 E: 0 K: 0 S: 12 H: 2 LOB: 2 BB: 0 P: 18	R: 0 E: 0 K: 1 S: 8 H: 0 LOB: 0 BB: 0 P: 9	R: 0 E: 1 K: 0 S: 11 H: 2 LOB: 2 BB: 0 P: 17	R: 0 E: 0 K: 0 S: 8 H: 1 LOB: 1 BB: 0 P: 16	2B: 0 3B: 0 HR: 0	SAC: 0 DP: 2 HBP: 1	PB: 0 SB: 0 CS: 0	

PITCHER	IP	WLS	BF	H	R	ER	SO	BB	IBB	HBP	BLK	WP	HR	S	P	ERA	WHIP
50 John Danks, L (1, 1) ERA: 3.76	7.1	W	28	5	0	0	5	0	0	0	0	0	0	72	105	0.00	0.682
71 Scott Linebrink, R (8, 1) ERA: 2.05	1.2	S	5	1	0	0	0	0	0	1	0	0	0	10	21	0.00	0.600

PITCHER	IP	WLS	BF	H	R	ER	SO	BB	IBB	HBP	BLK	WP	HR	S	P	ERA	WHIP

Batter	1	2	3	4	5	6	7	8	9	AB	R	H	RBI	BB	SO	LOB
22 Scott Podsednik, L (1, 7) OBP: 0.368, SLG: 0.407	B FF 91 B FF 91 B FF 92 B FF 92 4-0 10 1B BB	B SI 91 B SI 90 F SI 92 T SL 84 X FF 93 2-2 ③ FC4-6 1-2f		X FF 94 0-0 ③ G4-3		C SI 93 B SI 93 C SL 84 D SL 84 F SL 84 F SI 93 X SL 84 2-2 ③ G4-3			B FF 94 C FF 92 C FF 93 F CU 70 S CH 87 1-3 ③ K	4	0	0	0	1	1	3
10 Alexei Ramirez, R (1, 6) OBP: 0.327, SLG: 0.408	C FF 92 1 SAFE F SI 92 X KC 78 0-2 14 G5-4-3 1-2 1B		B SL 81 X FF 92 1-0 23 HR 2B		S FF 92 S SL 85 B SL 85 X SL 84 1-2 ① F8		B SL 82 S SL 80 F FF 96 X SL 81 1-2 ① F8			4	1	2	0	0	0	0
23 Jermaine Dye, R (1, 10) OBP: 0.362, SLG: 0.562	C SI 92 X SI 91 0-1 ① F8		B SL 83 D FF 91 X CH 83 2-0 2-H HR		B SL 85 B FF 94 S FF 93 X FF 92 2-1 ② G5-3		B FF 95 B FF 96 C SL 82 B FF 95 F FF 95 F FF 96 S FC 85 3-3 ② K			4	1	1	2	0	1	2
14 Paul Konerko, R (1, 3) OBP: 0.349, SLG: 0.493	B SI 91 C SI 92 B SI 92 S SL 82 B SI 92 X SL 83 3-2 ②③ G5-4-3 1-2f		B SL 84 B FF 94 X FF 93 2-0 ① 1B		B FF 93 C FF 92 S SL 85 X SI 92 1-2 1B		B FF 96 C CH 87 C FF 96 B FF 97 B FF 88 X SL 82 3-2 ③ F9			4	0	2	0	0	0	2
27 Ramon Castro, R (1, 2) OBP: 0.307, SLG: 0.422 12 A.J. Pierzynski, L (8, PH) OBP: 0.331, SLG: 0.455 (8, 2)		B SL 83 F FF 91 S SL 82 B KC 79 X SI 92 2-2 ① G6-3	B FF 93 B FF 93 B SL 85 B FF 94 4-0 BB		B FF 93 X FF 92 1-0 ③ G5-3			C SI 91 F CU 73 B CU 73 B SI 90 F SI 89 X CU 72 2-2 ① P5		2 1	0 0	0 0	0 0	1 0	0 0	1 0
17 Chris Getz, L (1, 4) OBP: 0.304, SLG: 0.338 5 Jayson Nix, R (8, PH) OBP: 0.294, SLG: 0.489 (8, 4)		B SI 92 H FF 94 2-0 15 1B 31 1B HBP	C FF 92 F SL 84 F SL 84 B FF 92 S FF 93 1-3 ② K			C FF 92 X SI 93 0-1 ① G6-3		B CH 82 F SI 90 X CH 81 1-1 ② P4		2 1	1 0	0 0	0 0	1 0	1 0	1 0
15 Gordon Beckham, R (1, 5) OBP: 0.347, SLG: 0.429		C SL 84 1 SAFE X SL 83 0-1 ② 1-3 1B	X FF 93 0-0 ③ F7			B FF 94 X FF 93 1-0 HR		F FF 91 B CU 72 S CU 70 B CU 73 B CH 81 X FF 90 3-2 ③ F8		4	1	2	1	0	0	1
31 Dewayne Wise, L (1, 9) OBP: 0.256, SLG: 0.276		C FF 93 X KC 76 0-1 32 HBP 3-H 1B		C CH 84 X SI 94 0-1 ① F7		B FF 92 C KC 78 S SL 86 F SL 84 S SL 85 1-3 ② K			B FF 91 C FF 92 C FF 91 F CU 70 S CH 87 1-3 ① K	4	0	1	1	0	2	0
32 Brian Anderson, R (1, 8) OBP: 0.325, SLG: 0.320 25 Jim Thome, L (9, PH) OBP: 0.400, SLG: 0.492		B FF 92 C FF 92 D SL 85 1 SAFE H SI 92 3-1 22 FC4-6 1-2 HBP		F SL 85 S SL 85 B SI 93 S SL 86 1-3 ② K		B FF 93 S SL 86 S SL 85 B SL 84 X SL 85 2-2 2B			B FF 92 X FF 92 1-0 ② F7	2 1	0 0	1 0	0 0	0 0	1 0	0 0
Inning Stats	R: 0 E: 0 K: 0 S: 8 H: 1 LOB: 1 BB: 1 P: 15	R: 1 E: 0 K: 0 S: 11 H: 2 LOB: 2 BB: 0 P: 20	R: 2 E: 0 K: 1 S: 8 H: 3 LOB: 1 BB: 1 P: 18	R: 0 E: 0 K: 1 S: 6 H: 0 LOB: 0 BB: 0 P: 7	R: 0 E: 0 K: 0 S: 9 H: 1 LOB: 1 BB: 0 P: 14	R: 1 E: 0 K: 1 S: 15 H: 2 LOB: 1 BB: 0 P: 21	R: 0 E: 0 K: 1 S: 10 H: 0 LOB: 0 BB: 0 P: 17	R: 0 E: 0 K: 0 S: 9 H: 0 LOB: 0 BB: 0 P: 15	R: 0 E: 0 K: 2 S: 9 H: 0 LOB: 0 BB: 0 P: 12	1B: 5 2B: 2 3B: 0 HR: 2 SF: 0 SAC: 0 DP: 1 HBP: 2						

PITCHER		IP	WLS	BF	H	R	ER	SO	BB	IBB	HBP	BLK	WP	HR	S	P	ERA	WHIP
44 Luke Hochevar, R ERA: 5.08	(1, 1)	6.0	W	28	9	4	4	3	2	0	2	0	0	2	57	95	6.00	1.833
37 Juan Cruz, R ERA: 4.63	(7, 1)	1.0	H	3	0	0	0	1	0	0	0	0	0	0	10	17	0.00	0.000
49 John Bale, L ERA: 6.57	(8, 1)	1.0	H	3	0	0	0	0	0	0	0	0	0	0	9	15	0.00	0.000
48 Joakim Soria, R ERA: 1.83	(9, 1)	1.0	S	3	0	0	0	2	0	0	0	0	0	0	9	12	0.00	0.000

PITCHER	IP	WLS	BF	H	R	ER	SO	BB	IBB	HBP	BLK	WP	HR	S	P	ERA	WHIP

TOP

Chicago White Sox @ Kansas City Royals

Kauffman Stadium, Kansas City, MO

Sat Jul 04 2009, 12:10 PM CDT

Att. 18,182 - Cloudy - 78 F

livebaseballscorecards.com

AB	33
R	4
H	9
RBI	4
BB	2
SO	6
LOB	10

Batter	1	2	3	4	5	6	7	8	9	AB	R	H	RBI	BB	SO	LOB
9 David DeJesus, L (1, 7) OBP: 0.300, SLG: 0.405	B FF 92 B FF 92 C FF 92 X SI 92 2-1 F7 ①		B FF 92 B FF 92 C FF 91 X FF 91 2-1 F8 ②		C CU 81 C CU 81 S CU 81 0-3 K ③		B FF 98 F FF 97 X FF 97 1-1 1B			4	0	1	0	0	1	1
8 Willie Bloomquist, R (1, 6) (9, 9) OBP: 0.319, SLG: 0.349	C SI 94 C CU 81 X CU 82 0-2 G6-3 ②		S FF 94 B FF 94 B FF 89 F FF 93 F FF 89 B FF 94 X FF 90 3-2 FC5 ③ 1-3			B FF 90 X FC 86 1-0 11 FC4-6 16 S 24 1B 1B	1 SAFE F FF 94 1 SAFE F FF 93 C FF 96 0-3 K ②			4	1	1	0	0	1	2
16 Billy Butler, R (1, 3) OBP: 0.338, SLG: 0.436	C CH 86 C FF 94 B CU 83 S FF 96 1-3 K ③			B CU 81 C FC 86 B FF 94 B FC 87 X FF 92 3-1 F8 ①		B SI 93 B FF 93 S FC 88 B FF 89 F FC 88 B FF 94 4-2 11 FC4-6 1-2 BB	B FF 94 B FF 94 1 SAFE F FF 93 B FF 93 X FF 93 3-1 L4 ③			3	0	0	0	1	1	1
11 Jose Guillen, R (1, 9) OBP: 0.322, SLG: 0.380 1 Tony Pena Jr., R (9, 6) OBP: 0.133, SLG: 0.116		C FC 86 B FF 93 B FF 92 X FF 88 2-1 G5-3 ①		B CU 81 B CU 80 B CU 81 X CH 85 2-1 F8 ②		C CH 87 X FC 89 0-1 FC4-6 3 G5-3 24 1B 13 1B 1-2f 2-3		C SL 83 B FF 95 F FF 94 X FF 95 1-2 F9 ①		4 0	1 0	0 0	0 0	0 0	0 0	2 0
24 Mark Teahen, L (1, 5) OBP: 0.350, SLG: 0.450		C CH 84 B CU 81 F CU 81 B FF 95 B FF 94 B CH 86 4-2 BB		C FF 94 B CU 81 B CU 80 F FF 89 B FF 95 F FF 93 X FC 89 3-2 G3-1 ③		B FF 93 1 SAFE B FC 86 B SI 94 C SI 93 F FF 94 F FF 95 X SI 90 3-2 3 G5-3 13 1B 1-2 3-H 1B		S FF 94 F FF 96 F FF 96 C CU 82 0-3 K ②		3	1	1	1	1	1	0
17 Mike Jacobs, L (1, 10) OBP: 0.303, SLG: 0.404 3 Brayan Peña, S (6, PH) OBP: 0.356, SLG: 0.548 (7, 10)		B CH 82 C FF 90 B FF 91 B FC 86 C FF 92 S FC 87 3-3 K ②			B CU 79 X CH 83 1-0 13 3B 1B	B FF 96 B FF 97 X FF 97 2-0 G5-3 ② 1-2 2-3		B FF 95 X FF 94 1-0 HR		2 2	1 1	1 1	1 1	0 0	1 2	1 2
13 Alberto Callaspo, S (1, 4) OBP: 0.354, SLG: 0.456		C FF 93 B CH 84 1 SAFE F FF 92 B FF 92 S FC 88 2-3 K ③			F SI 94 F FF 93 F CU 82 B FF 94 X FF 90 1-2 35 SF7 1-H 3B	B FF 97 B FF 98 F FF 97 S FF 98 B FF 98 X FF 97 3-2 21 FC5-4 2-H 3-H 1B		B FF 95 S FF 96 B FF 95 B FF 94 B FF 95 4-1 BB		3	1	2	3	1	1	1
21 Miguel Olivo, R (1, 2) OBP: 0.275, SLG: 0.497			B FC 85 B FC 86 B FF 94 B FF 92 4-0 35 FC4-6 BB		X FC 88 0-0 P4 ①	X SL 85 0-0 FC5-4 ③ 1-2f		1 SAFE B FF 96 F FF 95 F FF 96 S FF 96 1-3 K ③		3	0	0	0	1	1	3
35 Mitch Maier, L (1, 8) OBP: 0.309, SLG: 0.333			C FF 93 X SI 93 0-1 FC4-6 8 FC5 8 S 1-2f		B FF 94 F FC 87 X FF 94 1-1 SF7 ② 3-H		S FF 97 C FF 96 B FF 97 F SL 85 F FF 98 X FF 98 1-2 P5 ①			2	0	0	1	0	0	1
Inning Stats	R: 0 E: 0 K: 1 S: 8 H: 0 LOB: 0 BB: 0 P: 11	R: 0 E: 0 K: 2 S: 10 H: 0 LOB: 1 BB: 1 P: 21	R: 0 E: 0 K: 0 S: 8 H: 0 LOB: 1 BB: 1 P: 17	R: 0 E: 0 K: 0 S: 8 H: 0 LOB: 0 BB: 0 P: 16	R: 2 E: 0 K: 1 S: 11 H: 2 LOB: 0 BB: 0 P: 14	R: 3 E: 0 K: 0 S: 14 H: 3 LOB: 1 BB: 1 P: 27	R: 0 E: 0 K: 1 S: 12 H: 1 LOB: 1 BB: 0 P: 17	R: 1 E: 0 K: 2 S: 12 H: 1 LOB: 1 BB: 1 P: 19		1B: 5 2B: 0 3B: 1 HR: 1 SF: 1 SAC: 0 DP: 0 HBP: 0				WP: 0 PB: 0 SB: 2 CS: 0 PA: 35		

PITCHER		IP	WLS	BF	H	R	ER	SO	BB	IBB	HBP	BLK	WP	HR	S	P	ERA	WHIP
34 Gavin Floyd, R ERA: 4.33	(1, 1)	5.1	L	23	4	5	5	4	3	0	0	0	0	0	54	96	8.44	1.312
37 Matt Thornton, L ERA: 2.76	(6, 1)	1.0	B	5	2	0	0	0	0	0	0	0	0	0	12	19	0.00	2.000
26 Octavio Dotel, R ERA: 3.34	(7, 1)	1.2		7	1	1	1	3	1	0	0	0	0	1	17	27	5.40	1.200

PITCHER	IP	WLS	BF	H	R	ER	SO	BB	IBB	HBP	BLK	WP	HR	S	P	ERA	WHIP

BOTTOM

Chicago White Sox @ Kansas City Royals

Kauffman Stadium, Kansas City, MO

Sat Jul 04 2009, 12:10 PM CDT

Att. 18,182 - Cloudy - 78 F

livebaseballscorecards.com

AB	30
R	6
H	7
RBI	6
BB	4
SO	7
LOB	14

Batter	1	2	3	4	5	6	7	8	9	AB	R	H	RBI	BB	SO	LOB
22 Scott Podsednik, L (1, 7) OBP: 0.366, SLG: 0.404	C FC 87 F FF 90 B CH 85 X FF 90 1-2 L6		C FF 88 B CH 87 C FC 89 T FF 91 1-2 K 2-3		C FC 86 B CU 63 C CH 84 B SL 76 X FC 88 2-2 10 G1-4-3 1B			B SI 92 F SI 90 B SI 92 F FC 89 B CU 79 F SI 92 F SI 92 X SI 93 3-2 G4-3		4	0	1	0	0	1	1
10 Alexei Ramirez, R (1, 6) OBP: 0.326, SLG: 0.405	C FC 88 S CH 86 B FF 91 B FF 91 F CH 86 F FF 89 F CH 86 B SL 77 F FF 90 4-2 B CH 87 25 WP BB		B FF 90 F FC 88 X FF 90 1-1 SF8 3-H		B FC 87 X FC 87 1-0 G1-4-3 1-2f			F SI 94 B SI 93 B FC 86 F SI 94 B CU 79 X SI 94 3-2 G4-3		2	0	0	1	1	0	1
23 Jermaine Dye, R (1, 9) OBP: 0.364, SLG: 0.571	C CH 86 B FF 91 D CH 86 X FF 91 2-1 L8		B FC 88 S CH 87 B SL 77 B FF 90 S CH 87 B FF 92 4-2 BB		B FC 88 B FF 88 C FC 86 F CH 86 X CH 88 2-2 F7			C SI 94 F SI 92 B CU 82 B SI 93 B SI 94 X SI 93 3-2 HR		3	1	1	1	1	0	1
25 Jim Thome, L (1, 10) OBP: 0.398, SLG: 0.488	D CH 86 B FC 88 S CH 86 B CH 86 C FC 88 X FF 90 3-2 G6-3 1-2		B FC 88 X CH 85 1-0 G6-3			C FC 86 B FF 89 X CH 86 1-1 G4-3		C SI 90 B CU 73 C SI 90 F CU 74 X SI 91 1-2 1B		4	0	1	0	0	0	2
12 A.J. Pierzynski, L (1, 2) OBP: 0.333, SLG: 0.460		C FF 90 B CH 86 F FF 90 X CH 86 1-2 15 F9 2B		C FC 87 C SL 75 X SL 75 0-2 17 1B 7 FC6-4 1B		C FC 87 B FC 87 X FC 88 1-1 P6		X SI 91 0-0 G1-3		4	1	2	0	0	0	1
15 Gordon Beckham, R (1, 5) OBP: 0.333, SLG: 0.411		B FC 87 X FF 91 1-0 F9 2-3		D FC 87 S CH 86 F FF 89 D SL 77 X FF 89 2-2 L7		X FC 87 0-0 F8			B FF 92 C FF 92 S FF 92 S CU 71 1-3 K	4	0	0	0	0	1	2
17 Chris Getz, L (1, 4) OBP: 0.303, SLG: 0.336		B FC 88 F FF 90 X CH 87 1-1 G4-3		1 SAFE T FF 88 F CH 87 B CH 86 F FF 90 F FC 88 F FF 90 D SL 77 B CH 86 3-2 X FC 87 7 FC6-4 1-3 1B			C SI 92 X FC 89 0-1 B1-3		F FF 93 B FF 92 F FF 91 X CU 71 1-2 P4	4	0	1	0	0	0	1
7 Josh Fields, R (1, 3) OBP: 0.312, SLG: 0.359		C CH 86 B FF 89 D CH 86 X FF 89 2-1 F8		C FF 90 B CH 87 B FF 90 B FC 88 X FC 87 3-1 FC6-4 1-2f 3-H			B SI 92 F SI 91 F SI 92 X SI 94 1-2 G6-3		S FF 93 S FF 92 F CU 70 B CH 87 S CH 85 1-3 K	4	0	0	1	0	1	2
31 Dewayne Wise, L (1, 8) OBP: 0.259, SLG: 0.291			B FC 87 F FC 87 X FF 90 1-1 22 WP 10 SF8 2B	C FC 87 C CH 86 S CH 86 0-3 K			C SI 94 B SI 88 F FC 89 B CU 80 X SI 94 2-2 G3			3	1	1	0	0	1	1
Inning Stats	R: 0 E: 0 K: 0 S: 14 H: 0 LOB: 1 BB: 1 P: 24	R: 0 E: 0 K: 0 S: 8 H: 1 LOB: 1 BB: 0 P: 13	R: 1 E: 0 K: 1 S: 10 H: 1 LOB: 1 BB: 1 P: 18	R: 1 E: 0 K: 1 S: 17 H: 2 LOB: 1 BB: 0 P: 25	R: 0 E: 0 K: 0 S: 7 H: 1 LOB: 0 BB: 0 P: 12	R: 0 E: 0 K: 0 S: 5 H: 0 LOB: 0 BB: 0 P: 7	R: 0 E: 0 K: 0 S: 8 H: 0 LOB: 0 BB: 0 P: 11	R: 1 E: 0 K: 0 S: 16 H: 2 LOB: 1 BB: 0 P: 26	R: 0 E: 0 K: 2 S: 10 H: 0 LOB: 0 BB: 0 P: 13	1B: 4 2B: 2 3B: 0 HR: 1 SF: 1 SAC: 0 DP: 1 HBP: 0						

TOP

Chicago White Sox @ Kansas City Royals

Kauffman Stadium, Kansas City, MO

Sun Jul 05 2009, 1:10 PM CDT
Att. 15,915 - Partly Cloudy - 79 F

livebaseballscorecards.com

AB	32
R	3
H	7
RBI	3
BB	2
SO	4
LOB	12

PITCHER		IP	WLS	BF	H	R	ER	SO	BB	IBB	HBP	BLK	WP	HR	S	P	ERA	WHIP
19 Brian Bannister, R ERA: 3.87	(1, 1)	6.0	W	24	5	2	2	2	2	0	0	0	2	0	61	99	3.00	1.167
34 Jamey Wright, R ERA: 4.23	(7, 1)	1.2		6	1	1	1	0	0	0	0	0	0	1	19	31	5.40	0.600
49 John Bale, L ERA: 6.39	(8, 1)	0.1	H	2	1	0	0	0	0	0	0	0	0	0	5	6	0.00	3.000
48 Joakim Soria, R ERA: 1.74	(9, 1)	1.0	S	3	0	0	0	2	0	0	0	0	0	0	10	13	0.00	0.000

PITCHER	IP	WLS	BF	H	R	ER	SO	BB	IBB	HBP	BLK	WP	HR	S	P	ERA	WHIP

WP: 2 PB: 0 SB: 0 CS: 0 PA: 35

Batter	1	2	3	4	5	6	7	8	9	AB	R	H	RBI	BB	SO	LOB
9 David DeJesus, L (1, 7) OBP: 0.304, SLG: 0.408	C FF 91 B FF 93 C FF 93 F FF 95 X SL 82 1-2 ① G3-1		D FF 93 B FF 92 B FF 94 C FF 94 F FF 95 X FF 96 3-2 ② G4-3 2-3	B FF 93 X FF 93 1-0 2-H 1B		C FC 89 B SL 81 S FF 89 B FF 91 X FC 89 2-2 8 CS 1B		C FF 90 B SL 88 X SL 87 1-1 16 WP 8 1B 1B		5	0	3	1	0	0	1
8 Willie Bloomquist, R (1, 6) (7, 9) OBP: 0.326, SLG: 0.355	S FF 94 X FF 95 0-1 ② P3		C FF 95 F FF 95 F FF 97 B FF 97 F FF 96 B FF 96 F FF 96 B SL 87 F FF 88 3-2 F FF 89 X FF 97 16 1B 3-H 1B	1 SAFE B FF 90 F FF 89 1 SAFE C SI 92 1 SAFE X SI 93 1-2 ③ G6-3		B SI 92 B FC 89 X FF 90 2-0 ② 16 FC5-4 1-2 1B		1 SAFE X FF 90 0-0 16 WP 1-2 1B		5	0	3	1	0	0	1
16 Billy Butler, R (1, 3) OBP: 0.342, SLG: 0.436	C FF 96 F FF 92 B FF 98 X SI 88 1-2 1B		B FF 95 X CH 84 1-0 1-2 1B		C FC 90 B SL 80 S FC 82 B SI 89 B SI 95 F SI 92 F SI 93 B FC 91 4-2 21 HR BB	F FF 89 X SI 93 0-1 ③ FC5-4 1-2f		C FF 92 F SL 87 F FF 90 B SL 88 F SL 87 X FF 90 1-2 ③ F9 1-2 2-3		4	1	2	0	1	0	3
11 Jose Guillen, R (1, 9) OBP: 0.318, SLG: 0.376 1 Tony Pena Jr., R (7, 6) OBP: 0.130, SLG: 0.114	B FF 93 F FF 93 X FF 94 1-1 ③ F8		B FF 94 B FF 93 B CH 85 C FF 92 C FF 93 X FF 95 3-2 ③ F8		C FC 91 X SI 92 0-1 ① P5		B FF 94 X FF 94 1-0 ① G5-3			3 1	0 0	0 0	0 0	0 0	0 0	4 0
24 Mark Teahen, L (1, 5) OBP: 0.352, SLG: 0.454		C FF 93 F FF 92 S FF 96 0-3 ① K	B CU 73 X FF 92 1-0 3 2B 2B	F FC 90 S FC 90 S FC 90 0-3 ② K		F FF 95 C FF 94 B SL 81 X FF 94 1-2 21 WP 1B			4	1	2	0	0	2	1
21 Miguel Olivo, R (1, 2) OBP: 0.274, SLG: 0.507		C FF 93 B CH 87 S CH 85 F SI 88 B CH 85 B FF 95 S CH 85 3-3 ② K	B FF 92 X FF 92 1-0 ① P4	C SL 80 B SL 74 B FF 90 F SI 92 B SL 79 X SL 81 3-2 1-H HR			F FF 95 F FF 92 S SL 81 0-3 ② K 1-2			4	1	1	2	0	2	2
3 Brayan Peña, S (1, 10) OBP: 0.367, SLG: 0.556		C FF 96 F FF 95 B FF 98 F SL 85 S SI 88 1-3 ③ K	B FF 92 B CH 83 C CH 84 F FF 92 X FF 94 2-2 13 WP 13 1B 2-H 2B	C SI 92 B FC 91 F FF 91 B CH 82 F SL 80 B SI 94 B FC 91 4-2 BB			S FF 95 S FF 94 X FF 94 0-2 ③ G1-3			3	1	1	1	1	1	1
13 Alberto Callaspo, S (1, 4) OBP: 0.355, SLG: 0.457			B FF 92 C FF 93 B SL 89 X FF 92 2-1 9 G4-3 35 SH1-3 8 1B 1B	B CU 72 B CH 84 C CH 83 B SL 89 X FF 93 3-1 35 G4-3 9 1B 2-H 1B	F FC 90 F FC 90 B FC 81 F FC 89 X FC 90 1-2 ③ P5			C FF 90 X FF 90 0-1 ① F8		4	2	2	1	0	0	1
35 Mitch Maier, L (1, 8) OBP: 0.303, SLG: 0.325			X FF 93 0-0 ① SH1-3 1-2	B FF 92 P PO 90 F FF 92 C FF 93 X FF 94 2-2 ② G4-3 1-2		C FC 88 B SI 92 F FC 89 X FC 90 1-2 ① G4-3		B FF 90 B FF 91 F FF 90 S FF 90 F SL 86 S SL 87 2-3 ② K		3	0	0	0	0	1	1
Inning Stats	R: 0 E: 0 K: 0 S: 11 H: 1 LOB: 1 BB: 0 P: 14	R: 0 E: 0 K: 3 S: 11 H: 0 LOB: 0 BB: 0 P: 15	R: 1 E: 0 K: 0 S: 18 H: 3 LOB: 2 BB: 0 P: 30	R: 3 E: 0 K: 0 S: 15 H: 4 LOB: 1 BB: 0 P: 25	R: 2 E: 0 K: 1 S: 19 H: 1 LOB: 1 BB: 2 P: 31	R: 0 E: 0 K: 0 S: 9 H: 2 LOB: 1 BB: 0 P: 14	R: 0 E: 0 K: 1 S: 10 H: 1 LOB: 1 BB: 0 P: 12	R: 0 E: 0 K: 1 S: 14 H: 2 LOB: 2 BB: 0 P: 18		1B: 11 2B: 2 3B: 0 HR: 1 SF: 0 SAC: 1 DP: 0 HBP: 0						

PITCHER		IP	WLS	BF	H	R	ER	SO	BB	IBB	HBP	BLK	WP	HR	S	P	ERA	WHIP
54 Clayton Richard, L ERA: 4.75	(1, 1)	3.2	L	19	8	4	4	3	0	0	0	0	1	0	52	80	9.82	2.182
D.J. Carrasco, R ERA: 3.18	(4, 1)	2.1		11	3	2	2	1	2	0	0	0	0	1	31	49	7.71	2.143
49 Aaron Poreda, L ERA:	(7, 1)	1.0		4	1	0	0	1	0	0	0	0	1	0	10	12	0.00	1.000
39 Jimmy Gobble, L ERA: 7.5	(8, 1)	1.0		5	2	0	0	1	0	0	0	0	1	0	14	18	0.00	2.000

PITCHER	IP	WLS	BF	H	R	ER	SO	BB	IBB	HBP	BLK	WP	HR	S	P	ERA	WHIP

BOTTOM

Chicago White Sox @ Kansas City Royals

Kauffman Stadium, Kansas City, MO

Sun Jul 05 2009, 1:10 PM CDT
Att. 15,915 - Partly Cloudy - 79 F

livebaseballscorecards.com

AB	36
R	6
H	14
RBI	6
BB	2
SO	6
LOB	15

WP: 3	PA: 39		
PB: 0			
SB: 0			
CS: 1			

Batter	1	2	3	4	5	6	7	8	9	AB	R	H	RBI	BB	SO	LOB
13 Asdrúbal Cabrera, S (1, 6) OBP: 0.354, SLG: 0.409	C FF 85 X SI 85 0-1 G4-3		1 SAFE C FC 82 B FC 84 1 SAFE X CH 79 1-1 F8 1-2		S FC 83 B SI 85 F FC 82 X FF 87 1-2 G5-4-3 1-2f			B FC 87 C SI 89 F FC 87 B SL 81 F FC 89 X FC 88 2-2 FC4-6 24 HR 1-2f	S FF 93 F FF 91 C SL 79 0-3 K 1-2	5	1	0	0	0	1	5
24 Grady Sizemore, L (1, 8) OBP: 0.323, SLG: 0.462	B FF 86 B FF 85 C FF 85 B FF 86 X FF 85 3-1 HR		C FF 86 B CU 73 F SI 88 F FC 80 F FC 80 X CU 71 1-2 P6			C FC 82 B SI 84 X SI 85 1-1 G5-3		X FF 89 0-0 1-H HR		4	2	2	3	0	0	0
41 Victor Martinez, S (1, 2) OBP: 0.378, SLG: 0.500	B SI 86 B SI 86 F SI 85 C FC 83 X CH 79 2-2 G6-3			C FF 85 C SI 84 B FF 87 X FF 87 1-2 G5-3		F CH 77 B FF 82 B FF 86 F SI 85 F CU 70 B FF 87 F FC 82 X CH 78 3-2 P3		B FF 93 X FF 92 1-0 F7		4	0	0	0	0	0	0
17 Shin-Soo Choo, L (1, 9) OBP: 0.409, SLG: 0.498	C FF 87 F SI 86 B FF 87 X CU 71 1-2 L9			B FC 82 X FF 85 1-0 48 1B 2B		B FC 81 B FF 86 C FC 79 X CH 77 2-1 HR		B FF 94 B FF 93 C FF 93 B FF 91 B FF 94 4-1 2 WP BB		3	2	2	1	1	0	0
2 Jhonny Peralta, R (1, 5) OBP: 0.330, SLG: 0.367		F SI 83 F FF 85 B FF 85 B FC 83 X CH 78 2-2 48 G4-3 2B		B FF 86 C FC 82 B FF 86 B FF 87 F FC 83 X CH 78 3-2 P2		C CU 70 X SI 85 0-1 G5-3		C FF 93 S FF 93 B SL 82 B SL 77 D FF 94 X FF 94 3-2 G5-3 1-2		4	0	1	0	0	0	2
48 Travis Hafner, L (1, 10) OBP: 0.387, SLG: 0.570		X FF 87 0-0 G4-3 2-3		B FC 81 C FC 78 X FF 87 1-1 2-H 1B			C CU 69 S FC 80 S FF 82 0-3 K		C FF 92 S SL 80 B SL 78 X FF 92 1-2 25 G3-1 11 1B 1B	4	1	2	1	0	1	1
25 Ryan Garko, R (1, 3) OBP: 0.350, SLG: 0.429		C FF 83 B FF 87 F FF 87 B FC 86 X FC 84 2-2 P4			X SI 83 0-0 12 BB 1B		B CH 77 F FC 81 C CU 69 F FF 85 F FC 79 X CH 77 1-2 G5-3		F FF 91 F FF 92 X FF 92 0-2 G3-1 1-2	4	0	1	0	0	0	2
11 Jamey Carroll, R (1, 4) OBP: 0.374, SLG: 0.343		C SI 87 X FF 88 0-1 L7			B SI 84 C FF 82 C FF 81 S SI 86 1-3 K		B FF 86 C FC 80 F CU 69 B SI 86 B CU 68 C SI 84 3-3 K		C FF 91 B FF 92 X FF 93 1-1 13 DI 2-H 1B	4	0	1	1	0	2	2
12 Ben Francisco, R (1, 7) OBP: 0.326, SLG: 0.398			C SI 84 B CU 70 S FF 82 X FF 87 1-2 13 CS 1B		C CH 76 B FF 86 1 SAFE L FF 85 B SI 86 F FC 82 B FC 83 F CH 80 F FC 82 4-2 B FF 83 13 G5-4-3 1-2 BB			B FC 88 B FF 87 B SI 90 C FC 87 F FC 88 B FC 88 4-2 13 FC4-6 BB	B FF 92 C FF 92 X FF 92 1-1 P4	2	0	1	0	2	0	1
Inning Stats	R: 1 E: 0 K: 0 S: 10 H: 1 LOB: 0 BB: 0 P: 16	R: 0 E: 0 K: 0 S: 9 H: 1 LOB: 1 BB: 0 P: 13	R: 0 E: 0 K: 0 S: 10 H: 1 LOB: 0 BB: 0 P: 13	R: 1 E: 0 K: 0 S: 9 H: 2 LOB: 1 BB: 0 P: 15	R: 0 E: 0 K: 1 S: 12 H: 1 LOB: 1 BB: 1 P: 18	R: 1 E: 0 K: 0 S: 11 H: 1 LOB: 0 BB: 0 P: 17	R: 0 E: 0 K: 2 S: 11 H: 0 LOB: 0 BB: 0 P: 15	R: 2 E: 0 K: 0 S: 12 H: 1 LOB: 1 BB: 2 P: 26	R: 1 E: 0 K: 1 S: 13 H: 2 LOB: 1 BB: 0 P: 16	1B: 5 2B: 2 3B: 0 HR: 3 SF: 0 SAC: 0 DP: 1 HBP: 0						

PITCHER		IP	WLS	BF	H	R	ER	SO	BB	IBB	HBP	BLK	WP	HR	S	P	ERA	WHIP
56 Mark Buehrle, L ERA: 3.14	(1, 1)	7.0	W	26	7	3	3	3	1	0	0	0	0	2	72	107	3.86	1.143
D.J. Carrasco, R ERA: 3.51	(8, 1)	0.1		3	1	2	2	0	1	0	0	0	0	1	7	13	54.00	6.000
49 Aaron Poreda, L ERA: 1.17	(8, 1)	1.2		8	2	1	1	1	1	0	0	0	1	0	18	29	5.40	1.800

PITCHER	IP	WLS	BF	H	R	ER	SO	BB	IBB	HBP	BLK	WP	HR	S	P	ERA	WHIP

TOP

Cleveland Indians @ Chicago White Sox

U.S. Cellular Field, Chicago, IL

Tue Jul 07 2009, 8:11 PM EDT

Att. 23,758 - Overcast - 65 F

livebaseballscorecards.com

AB	34
R	6
H	10
RBI	6
BB	3
SO	4
LOB	13

WP: 1 PA: 37
PB: 0
SB: 0
CS: 1

BOTTOM

Cleveland Indians @ Chicago White Sox

U.S. Cellular Field, Chicago, IL

Tue Jul 07 2009, 8:11 PM EDT

Att. 23,758 - Overcast - 65 F

livebaseballscorecards.com

Batter	1	2	3	4	5	6	7	8	9	AB	R	H	RBI	BB	SO	LOB
22 Scott Podsednik, L (1, 7) OBP: 0.366, SLG: 0.402	B FF 87 F FF 86 X FF 87 1-1 ① B1-3		1 SAFE X FF 88 0-0 1-2 1B			B FF 87 B FF 86 S FF 87 C FF 87 F FF 90 X FF 89 2-2 ① G5-3	C FF 93 B CH 87 B FF 94 F FF 93 B SI 94 B FF 92 4-2 10 S 10 HR BB	C FF 86 C CH 78 B SL 83 C SL 82 1-3 ③ K		4	1	1	0	1	1	0
10 Alexei Ramirez, R (1, 6) OBP: 0.328, SLG: 0.420	C FF 88 C SI 89 F CU 78 S FF 91 0-3 ② K		F FF 88 B SI 89 X SI 89 1-1 ② F9			B FF 89 X SI 90 1-0 23 1B 14 HR 2B	1 SAFE F FF 91 B FF 91 S SL 82 X SL 84 1-2 1-H HR			4	2	2	2	0	1	2
23 Jermaine Dye, R (1, 9) OBP: 0.363, SLG: 0.566 31 Dewayne Wise, L (8, 9) OBP: 0.259, SLG: 0.291	C FF 88 B FF 88 F SI 89 X FF 88 1-2 ③ P3		B SI 88 C SI 90 F FF 89 F CH 80 B CU 78 B FF 89 C FF 89 3-3 ③ K			B FF 88 X FF 87 1-0 25 BB 14 HR 2-3 1B	B FF 94 B FF 93 B FF 91 C FF 90 F FF 91 F SL 84 S SL 84 3-3 ① K			4 0	1 0	1 0	0 0	0 0	2 0	2 0
25 Jim Thome, L (1, 10) OBP: 0.399, SLG: 0.485		C CU 76 C FF 90 B CU 80 F FF 88 F FF 89 F FF 91 X CU 79 1-2 ① G1-3		B CU 76 F FF 88 C CU 78 B FF 90 B FF 91 T FF 90 3-2 ① K		B SI 88 F FF 88 B CU 77 S FF 90 B FF 91 B FF 91 4-2 14 HR 1-2 BB	C FF 94 F FF 93 F FF 93 B SL 85 B FF 93 X CH 88 2-2 14 HR 1B			3	2	1	0	1	1	0
14 Paul Konerko, R (1, 3) OBP: 0.354, SLG: 0.527		B SI 87 B FF 89 X FF 88 2-0 HR		B CH 82 X CH 82 1-0 ② G4-3		B SL 82 B FF 94 X FF 95 2-0 1-H 2-H 3-H HR	C SL 83 F SL 82 F SL 85 B FF 93 B SL 83 X SL 84 2-2 1-H HR			4	3	3	7	0	0	0
12 A.J. Pierzynski, L (1, 2) OBP: 0.332, SLG: 0.456		X FF 89 0-0 5 G6-3 1B		C FF 88 F FF 89 C FF 90 0-3 ③ K		X FF 94 0-0 ② P5	B FF 86 X SI 87 1-0 ② F8			4	0	1	0	0	1	0
5 Jayson Nix, R (1, 4) OBP: 0.292, SLG: 0.479		B FF 88 F FF 87 X SI 88 1-1 ② ③ G6-3 1-2f			C FF 87 B FF 87 X FF 87 1-1 ① P5	B FF 94 C FF 93 S SL 83 F FF 93 B FF 93 X SL 83 2-2 15 2B 1B	B FF 85 B FF 87 F FF 86 B FF 85 F FF 86 X FF 86 3-2 ③ P3			4	1	1	0	0	0	1
15 Gordon Beckham, R (1, 5) OBP: 0.339, SLG: 0.418			S FF 87 B CH 80 B CH 80 B CH 79 F FF 88 B FF 89 4-2 32 FC5-4 BB		X CH 79 0-0 ② F8	1 SAFE 1 SAFE X FF 93 0-0 1-H 2B		X FF 85 0-0 ① P3		3	0	1	1	1	0	0
32 Brian Anderson, R (1, 8) OBP: 0.318, SLG: 0.312			1 SAFE B FF 87 S CH 79 F FF 88 1 SAFE 1 SAFE F FF 89 X FF 88 1-2 ① FC5-4 22 1B 1-2f		F FF 89 F CH 80 B FF 88 B CU 78 X CH 80 2-2 ③ G1-3	C SL 81 F FF 93 S SL 83 0-3 ③ K		B FF 87 B FC 87 X FF 88 2-0 ② G6-3		4	0	0	0	0	1	2
Inning Stats	R: 0 E: 0 K: 1 S: 9 H: 0 LOB: 0 BB: 0 P: 11	R: 1 E: 0 K: 0 S: 10 H: 2 LOB: 0 BB: 0 P: 14	R: 0 E: 0 K: 1 S: 13 H: 1 LOB: 2 BB: 1 P: 22	R: 0 E: 0 K: 2 S: 7 H: 0 LOB: 0 BB: 0 P: 11	R: 0 E: 0 K: 0 S: 6 H: 0 LOB: 0 BB: 0 P: 9	R: 5 E: 0 K: 1 S: 18 H: 5 LOB: 1 BB: 1 P: 30	R: 4 E: 0 K: 1 S: 21 H: 3 LOB: 0 BB: 1 P: 37	R: 0 E: 0 K: 1 S: 5 H: 0 LOB: 0 BB: 0 P: 8		1B: 5 2B: 2 3B: 0 HR: 4 SF: 0 SAC: 0 DP: 1 HBP: 0						

	AB	34
	R	10
	H	11
	RBI	10
	BB	3
	SO	7
	LOB	7

WP: 0 PB: 0 SB: 1 CS: 0 PA: 37

PITCHER		IP	WLS	BF	H	R	ER	SO	BB	IBB	HBP	BLK	WP	HR	S	P	ERA	WHIP
45 Jeremy Sowers, L ERA: 5.77	(1, 1)	5.1	L	22	5	4	4	4	2	0	0	0	0	1	53	83	6.75	1.312
54 Chris Perez, R ERA: 5.88	(6, 1)	0.2	B	5	3	2	2	1	0	0	0	0	0	1	10	14	27.00	4.500
59 Winston Abreu, R ERA: 11.25	(7, 1)	0.1		5	3	4	4	1	1	0	0	0	0	2	17	29	108.00	12.000
16 Tomo Ohka, R ERA: 5.65	(7, 1)	1.2		5	0	0	0	1	0	0	0	0	0	0	9	16	0.00	0.000

PITCHER	IP	WLS	BF	H	R	ER	SO	BB	IBB	HBP	BLK	WP	HR	S	P	ERA	WHIP

Batter	1	2	3	4	5	6	7	8	9	AB	R	H	RBI	BB	SO	LOB
13 Asdrúbal Cabrera, S (1, 6) OBP: 0.352, SLG: 0.406	B FF 90 F FF 90 F SI 91 B FS 78 C FF 93 2-3 ① K		B SI 92 B SL 81 X SI 91 2-0 ② G4-3			B SI 90 B SL 83 B SI 91 C SI 92 X SI 92 3-1 24 S 1B		B FF 96 F FF 96 F FF 96 B FF 96 C SL 83 2-3 ② K		4	0	1	0	0	2	0
24 Grady Sizemore, L (1, 8) OBP: 0.322, SLG: 0.459	C FF 92 B FS 78 X SL 84 1-1 41 1B 1B		B SI 91 X FF 91 1-0 ③ G3			B SI 92 C SL 84 C FS 78 B FS 78 S FS 79 2-3 ② K 1-2		C FF 96 F FF 96 B FF 96 S FF 97 1-3 ③ K		4	0	1	0	0	2	1
41 Victor Martinez, S (1, 2) OBP: 0.376, SLG: 0.497	1 SAFE 1 SAFE 1 SAFE B SI 90 C SL 83 X SI 91 1-1 2 FC6-4 1-2 1B			B SI 89 B SI 88 X SI 89 2-0 ① G1-3		C SL 85 B SI 94 B FS 78 S FS 77 B FS 79 X FS 78 3-2 ③ G3			C SI 93 C FO 82 B SL 80 F FF 94 X FF 95 1-2 ① F7	4	0	1	0	0	0	1
17 Shin-Soo Choo, L (1, 9) OBP: 0.408, SLG: 0.493	C SL 84 B FF 94 B SI 92 B SL 82 F SL 84 S FF 92 3-3 ② K			B SL 82 B FF 91 B SI 89 C SI 90 S SI 90 B SI 91 4-2 2 G5-4-3 BB			L SL 82 B FS 77 B FS 76 X SL 82 2-1 ① P5		C FO 84 B SL 81 B SL 81 B FO 82 F FF 93 F FF 94 S FF 94 3-3 ② K	3	0	0	0	1	2	2
2 Jhonny Peralta, R (1, 5) OBP: 0.329, SLG: 0.376	C SL 84 X SL 85 0-1 ③ FC6-4 1-2f			X SI 91 0-0 ②③ G5-4-3 1-2f			B SL 85 B SL 84 F SI 91 X SI 91 2-1 HR		B FF 92 B FO 83 F FF 93 X FF 94 2-1 ③ L8	4	1	1	1	0	0	3
48 Travis Hafner, L (1, 10) OBP: 0.386, SLG: 0.565		C SL 82 B FS 77 C FS 76 B FF 91 C FF 91 2-3 ① K			S SL 81 F SI 91 B FS 78 B FS 76 S FS 76 2-3 ① K		C SL 83 B FS 77 B SI 91 X SL 84 2-1 25 1B 1B			3	0	1	0	0	2	0
25 Ryan Garko, R (1, 3) OBP: 0.350, SLG: 0.427		C SL 84 C FS 78 F FF 95 B FS 78 F FS 78 C FF 93 1-3 ② K			B SL 84 S SL 84 F FS 77 B SI 94 X SI 94 2-2 ② G6-3		B SL 85 B SL 85 X SI 91 2-0 11 G6-4-3 1-2 1B			3	0	1	0	0	1	0
1 Luis Valbuena, L (1, 4) OBP: 0.269, SLG: 0.371 11 Jamey Carroll, R (7, PH) OBP: 0.372, SLG: 0.341 (7, 4)		C SI 92 B FS 78 S SL 84 S FS 79 1-3 ③ K			B SI 91 F FF 91 X SL 82 1-1 ③ G6-3		C FF 96 X FF 97 0-1 ②③ G6-4-3 1-2f			2 1	0 0	0 0	0 0	0 0	1 0	0 2
12 Ben Francisco, R (1, 7) OBP: 0.323, SLG: 0.393			C SL 82 S FS 77 B FS 78 B FS 78 S SL 85 2-3 ① K			C SL 84 B FS 79 F FS 78 B SI 92 B SI 93 C SI 91 3-3 ① K		C FF 96 B FF 97 X FF 97 1-1 ① P6		3	0	0	0	0	2	0
Inning Stats	R: 0 E: 0 K: 2 S: 12 H: 2 LOB: 2 BB: 0 P: 19	R: 0 E: 0 K: 3 S: 11 H: 0 LOB: 0 BB: 0 P: 15	R: 0 E: 0 K: 1 S: 5 H: 0 LOB: 0 BB: 0 P: 10	R: 0 E: 0 K: 0 S: 4 H: 0 LOB: 0 BB: 1 P: 10	R: 0 E: 0 K: 1 S: 8 H: 0 LOB: 0 BB: 0 P: 13	R: 0 E: 0 K: 2 S: 11 H: 1 LOB: 1 BB: 0 P: 22	R: 1 E: 0 K: 0 S: 9 H: 3 LOB: 1 BB: 0 P: 17	R: 0 E: 0 K: 2 S: 8 H: 0 LOB: 0 BB: 0 P: 12	R: 0 E: 0 K: 1 S: 10 H: 0 LOB: 0 BB: 0 P: 16	1B: 5 2B: 0 3B: 0 HR: 1	SF: 0 SAC: 0 DP: 2 HBP: 0					

PITCHER		IP	WLS	BF	H	R	ER	SO	BB	IBB	HBP	BLK	WP	HR	S	P	ERA	WHIP
52 Jose Contreras, R ERA: 4.54	(1, 1)	6.1	W	25	6	1	1	9	1	0	0	0	0	1	58	104	1.42	1.105
37 Matt Thornton, L ERA: 2.62	(7, 1)	1.2	H	4	0	0	0	2	0	0	0	0	0	0	10	14	0.00	0.000
71 Scott Linebrink, R ERA: 1.99	(9, 1)	1.0		3	0	0	0	1	0	0	0	0	0	0	10	16	0.00	0.000

PITCHER	IP	WLS	BF	H	R	ER	SO	BB	IBB	HBP	BLK	WP	HR	S	P	ERA	WHIP

TOP

Cleveland Indians @ Chicago White Sox

U.S. Cellular Field, Chicago, IL

Wed Jul 08 2009, 8:11 PM EDT

Att. 26,772 - Drizzle - 63 F

livebaseballscorecards.com

AB	31
R	1
H	6
RBI	1
BB	1
SO	12
LOB	9

WP: 0	PB: 0	SB: 1	CS: 0	PA: 32					

Batter	1	2	3	4	5	6	7	8	9	AB	R	H	RBI	BB	SO	LOB
22 Scott Podsednik, L (1, 7) OBP: 0.368, SLG: 0.401	C FF 88 B SI 85 C FF 88 S SL 79 1-3 ① **K**		B FF 88 B FF 88 B FF 87 C FF 85 F FF 88 B FF 89 4-2 ② 10 1B / 23 1B **BB**	C FF 87 C FF 88 B SL 79 X SL 77 1-2 ③ **G1-3**			B SI 94 F SI 93 X SI 93 1-1 10 G6-3 / 23 1B **1B**			3	2	1	0	1	1	0
10 Alexei Ramirez, R (1, 6) OBP: 0.330, SLG: 0.421	S FF 87 X SI 86 0-1 23 2B **1B**		1 SAFE C FF 84 F CH 79 X SL 77 0-2 23 1B / 14 1B **1-2** **1B**		B FF 86 X CH 79 1-0 ① **P6**		1 SAFE P PO 90 C CU 78 X SI 95 1-1 ① **G6-3** **1-2**			4	2	2	0	0	0	1
23 Jermaine Dye, R (1, 9) OBP: 0.368, SLG: 0.572	B FF 88 C FF 87 1 SAFE B SI 86 B FF 85 C FF 88 X FF 89 3-2 **1-H** **2B**		C FF 89 X SI 87 0-1 5 1B / 14 1B / 15 SF7 **1-3** **2-H** **1B**		C FF 86 C FF 90 B SI 84 B SL 79 X CH 82 2-2 ② **G6-3**		C SI 94 S CU 80 B SI 94 F CU 79 X CU 78 1-2 **2-H** **1B**			4	1	3	3	0	0	0
14 Paul Konerko, R (1, 10) OBP: 0.356, SLG: 0.527	C FF 88 F SI 87 X FF 90 0-2 ② **G5-3**		X SI 88 0-0 5 1B **1-2** **3-H** **1B**		X FF 87 0-0 **1B**		B CU 78 C CU 78 X CU 78 1-1 ② **F7**			4	0	2	1	0	0	2
5 Jayson Nix, R (1, 4) OBP: 0.291, SLG: 0.470	B FF 89 X FF 88 1-0 ③ **F9**		C FF 88 X SI 86 0-1 **1-2** **2-3** **1B**		B FF 86 F CH 81 F FF 88 X SL 78 1-2 ③ **L5**		C SI 95 C CU 79 X CU 78 0-2 ③ **P2**			4	0	1	0	0	0	3
15 Gordon Beckham, R (1, 5) OBP: 0.327, SLG: 0.406		B FF 85 X SI 83 1-0 ① **F8**	B SI 86 D CH 82 B SI 84 C FF 86 T SI 83 X SI 84 3-2 ② **SF7** **3-H**			B CH 80 B CH 79 X SI 84 2-0 ① **F8**		B FF 93 B SL 83 C FF 94 S FF 93 X SL 83 2-2 ① **G6-3**		3	0	0	1	0	0	0
27 Ramon Castro, R (1, 2) OBP: 0.305, SLG: 0.410		B FF 83 F FF 88 B SI 84 B SI 86 S SI 85 X FF 89 3-2 ② **F7**	X SI 87 0-0 ③ **F8**			B FF 87 B SI 86 C FF 88 C FF 88 B SL 79 B FF 88 4-2 32 FC6-4 / **BB**		C FF 94 B FF 94 F FF 93 S FF 93 1-3 ② **K**		3	0	0	0	1	1	2
32 Brian Anderson, R (1, 8) OBP: 0.312, SLG: 0.305		C FF 87 B SI 84 F SI 85 B CH 81 X CH 81 2-2 ③ **G5-3**		X CH 79 0-0 ① **G6-3**		C SI 86 B FF 88 C FF 88 B CH 81 X CH 79 2-2 ② **FC6-4** **1-2f**		B FF 94 C FF 93 F FF 93 B SL 82 C FF 94 2-3 ③ **K**		4	0	0	0	0	1	1
7 Josh Fields, R (1, 3) OBP: 0.308, SLG: 0.354			B FF 86 B CH 79 X SI 83 2-0 ① **F7**	X FF 88 0-0 ② **F9**		1 SAFE B FF 87 C FF 88 F SI 85 X FF 89 1-2 ③ **P6**				3	0	0	0	0	0	1
Inning Stats	R: 1 E: 0 K: 1 S: 12 H: 2 LOB: 1 BB: 0 P: 17	R: 0 E: 0 K: 0 S: 7 H: 0 LOB: 0 BB: 0 P: 13	R: 3 E: 0 K: 0 S: 15 H: 4 LOB: 2 BB: 1 P: 24	R: 0 E: 0 K: 0 S: 5 H: 0 LOB: 0 BB: 0 P: 6	R: 0 E: 0 K: 0 S: 8 H: 1 LOB: 1 BB: 0 P: 12	R: 0 E: 0 K: 0 S: 9 H: 0 LOB: 1 BB: 1 P: 18	R: 1 E: 0 K: 0 S: 14 H: 2 LOB: 1 BB: 0 P: 17	R: 0 E: 0 K: 2 S: 9 H: 0 LOB: 0 BB: 0 P: 14		1B: 8 2B: 1 3B: 0 HR: 0 SF: 1 SAC: 0 DP: 0 HBP: 0				WP: 0 PB: 0 SB: 0 CS: 0 PA: 35		

BOTTOM

Cleveland Indians @ Chicago White Sox

U.S. Cellular Field, Chicago, IL

Wed Jul 08 2009, 8:11 PM EDT

Att. 26,772 - Drizzle - 63 F

livebaseballscorecards.com

AB	32
R	5
H	9
RBI	5
BB	2
SO	3
LOB	10

PITCHER		IP	WLS	BF	H	R	ER	SO	BB	IBB	HBP	BLK	WP	HR	S	P	ERA	WHIP
32 Aaron Laffey, L ERA: 4.24	(1, 1)	6.0	L	27	7	4	4	1	2	0	0	0	0	0	56	90	6.00	1.500
47 Jose Veras, R ERA: 5.87	(7, 1)	1.0		5	2	1	1	0	0	0	0	0	0	0	14	17	9.00	2.000
54 Chris Perez, R ERA: 5.67	(8, 1)	1.0		3	0	0	0	2	0	0	0	0	0	0	9	14	0.00	0.000

PITCHER	IP	WLS	BF	H	R	ER	SO	BB	IBB	HBP	BLK	WP	HR	S	P	ERA	WHIP

Batter	1	2	3	4	5	6	7	8	9	AB	R	H	RBI	BB	SO	LOB
13 Asdrúbal Cabrera, S (1, 6) OBP: 0.355, SLG: 0.409	C FF 91 F FF 89 B FF 94 F SL 80 F FF 93 X FF 92 1-2 41 S 41 E 2B	B SI 89 B FC 87 B FC 87 C FF 88 B FF 87 4-1 41 G4-6-3 24 BB BB	X FC 89 0-0 ① ② G4-6-3 1-2f 2-3 3-H	X FF 92 0-0 ① SH1-3 1-2	X FF 92 0-0 ② G3-1				3	1	1	0	1	0	2
24 Grady Sizemore, L (1, 10) OBP: 0.327, SLG: 0.455	B FF 91 F FF 90 F FF 92 B SL 82 B FF 92 B SL 81 4-2 17 G3-1 41 S 2 1B BB	B SI 90 1 SAFE C SI 88 B FC 87 B FC 89 B SI 89 4-1 41 G4-6-3 1-2 BB	B SI 93 B FC 90 F FF 89 B FC 88 S FF 89 B FC 88 4-2 41 1B BB		B FF 93 C FF 92 F FF 91 B SL 78 B FF 93 F FF 93 F FF 92 C SL 78 3-3 ② K		C FF 93 C FF 94 B FF 93 B CU 77 F FF 94 B FF 94 S FF 94 3-3 ③ K			2	1	0	0	3	2	1
41 Victor Martinez, S (1, 3) OBP: 0.377, SLG: 0.494	C FF 92 B FF 92 B CH 84 F FF 91 S FF 93 2-3 ① K 1-2 2-H	B SI 92 X FC 88 1-0 ① ② G4-6-3 1-2f 2-3	C FC 88 B FC 88 S FC 89 X FC 88 1-2 1B 3-H	I IN 80 I IN 81 I IN 80 I IN 81 4-0 IBB				B FC 88 F FF 96 B FF 96 X FF 97 2-1 ① P3		4	0	1	1	1	1	3
17 Shin-Soo Choo, L (1, 7) OBP: 0.405, SLG: 0.487	C FF 92 B FF 93 F FF 91 B SL 83 B FF 94 F FF 91 X FF 92 3-2 ② G3-1 2-3	C SI 90 B FF 89 F FF 89 F FF 89 F SI 92 D CU 79 D FF 91 B FF 90 4-2 BB	C FF 92 B FF 93 F FF 92 B SL 81 S SL 80 2-3 ③ K		B FF 92 S FF 92 S FF 92 F FF 92 F SL 80 B FF 93 F FF 92 B FF 92 C SL 78 3-3 ③ K			L FF 96 S FF 96 F FF 96 C FF 96 0-3 ② K		4	0	0	0	1	3	5
2 Jhonny Peralta, R (1, 5) OBP: 0.333, SLG: 0.384	B FF 91 B SL 84 S FF 92 F FF 93 F FF 94 X SI 87 2-2 ③ 25 CS 3-H 1B	B SL 80 C SI 91 S SI 92 B SI 93 X SI 92 2-2 ③ F9		B FF 90 F FF 91 F FF 92 B SL 79 X FF 93 2-2 1B		B SL 82 X FF 93 1-0 E9 25 1B 2B			F FF 97 F FF 98 B FF 97 S SL 84 1-3 ③ K		5	1	3	1	0	1	2
25 Ryan Garko, R (1, 9) OBP: 0.360, SLG: 0.437 8 Chris Gimenez, R (9, PR) OBP: 0.342, SLG: 0.455 (9, 9)	B FF 91 F FF 91 1 SAFE 1-1 ③ CS 1-2	C CU 78 X CU 79 0-1 12 BB 11 BB 10 HR 1B	C FF 90 B SL 80 S SL 79 F SI 88 X CH 88 1-2 11 1B 10 BB 1B	B FF 91 X FF 92 1-0 ① F8		C FF 93 B FF 94 S SL 82 X FF 94 1-2 12 G6-4-3 3-H 1B			B SI 95 X FF 95 1-0 12 G4-3 11 SH3-4 1B	5 0	2 0	4 0	1 0	0 0	0 0	1 0
11 Jamey Carroll, R (1, 4) OBP: 0.375, SLG: 0.341		B FF 89 B FF 88 B FF 90 B SI 90 4-0 12 BB 10 HR 1-2 BB	F SI 92 B SI 92 B SI 90 B FC 88 1 SAFE C FC 89 X SI 89 3-2 10 BB 12 HBP 13 G4-6-3 1-3 1B	B FF 92 C FF 90 1 SAFE B FF 91 X FF 91 2-1 ② F7		S FF 92 C FF 93 F FF 94 D SL 83 C SL 82 1-3 ① K			1 SAFE T SI 94 X FF 94 0-1 ① SH3-4 1-2	3	2	1	0	1	1	2
12 Ben Francisco, R (1, 8) OBP: 0.324, SLG: 0.388		C FF 93 B FF 92 C FF 92 B FF 93 B FF 92 F FF 91 B FF 93 4-2 10 HR 1-2 2-3 BB	C FC 88 H SI 91 1-1 13 G4-6-3 10 BB 41 1B 1-2 HBP	F FF 92 1 SAFE X FF 92 0-1 ③ F8		B FF 93 B FF 92 X FF 92 2-0 ② ③ G6-4-3 1-2f			B SL 88 B SL 88 B SI 95 C SI 94 C SI 94 X SL 89 3-2 ② G4-3 2-3	3	2	0	0	1	0	4
10 Kelly Shoppach, R (1, 2) OBP: 0.330, SLG: 0.384		X FF 91 0-0 1-H 2-H 3-H HR	B FC 88 F SI 91 B SI 92 S SL 80 B SL 78 B FF 89 4-2 13 G4-6-3 1-2 2-3 3-H BB	F FF 89 S SL 79 B SL 78 B SL 78 B FF 92 B FF 92 4-2 13 SH1-3 BB		S FF 91 S SL 81 B SL 82 T FF 93 1-2 ① K			S SL 88 B SL 87 C SI 95 C SL 89 1-3 ③ K	3	1	1	5	2	2	2
Inning Stats	R: 2 E: 0 K: 1 S: 19 H: 2 LOB: 0 BB: 1 P: 32	R: 4 E: 0 K: 0 S: 16 H: 2 LOB: 2 BB: 5 P: 39	R: 3 E: 0 K: 1 S: 19 H: 3 LOB: 2 BB: 2 P: 35	R: 0 E: 0 K: 0 S: 8 H: 1 LOB: 1 BB: 0 P: 13	R: 0 E: 0 K: 2 S: 14 H: 0 LOB: 2 BB: 2 P: 28	R: 1 E: 1 K: 1 S: 9 H: 2 LOB: 0 BB: 0 P: 14	R: 0 E: 0 K: 2 S: 8 H: 0 LOB: 0 BB: 0 P: 12	R: 0 E: 0 K: 2 S: 9 H: 0 LOB: 0 BB: 0 P: 12	R: 0 E: 0 K: 1 S: 9 H: 1 LOB: 2 BB: 0 P: 14	1B: 8 2B: 2 3B: 0 HR: 1 SF: 0 SAC: 2 DP: 3 HBP: 1						

PITCHER		IP	WLS	BF	H	R	ER	SO	BB	IBB	HBP	BLK	WP	HR	S	P	ERA	WHIP
54 Clayton Richard, L ERA: 5.42	(1, 1)	1.0	L	9	4	6	6	1	3	0	0	0	0	1	25	46	54.00	7.000
D.J. Carrasco, R ERA: 3.91	(2, 1)	1.2		12	3	3	3	0	5	0	1	0	0	0	26	55	16.20	4.800
49 Aaron Poreda, L ERA: 0.9	(3, 1)	2.1		10	1	0	0	3	1	1	0	0	0	0	25	46	0.00	0.857
26 Octavio Dotel, R ERA: 3.15	(6, 1)	2.0		7	2	1	0	3	0	0	0	0	0	0	17	26	0.00	1.000
37 Matt Thornton, L ERA: 2.55	(8, 1)	1.0		3	0	0	0	2	0	0	0	0	0	0	9	12	0.00	0.000

PITCHER		IP	WLS	BF	H	R	ER	SO	BB	IBB	HBP	BLK	WP	HR	S	P	ERA	WHIP
57 Ramon Pena, R ERA: 4.11	(9, 1)	1.0		4	1	0	0	1	0	0	0	0	0	0	9	14	0.00	1.000

TOP

Cleveland Indians @ Chicago White Sox

U.S. Cellular Field, Chicago, IL

Thu Jul 09 2009, 2:05 PM EDT
Att. 27,257 - Partly Cloudy - 72 F

livebaseballscorecards.com

AB	32
R	10
H	11
RBI	8
BB	10
SO	10
LOB	22

PA: 46
WP: 0
PB: 0
SB: 2
CS: 1

Batter	1	2	3	4	5	6	7	8	9	AB	R	H	RBI	BB	SO	LOB
22 Scott Podsednik, L (1, 8) OBP: 0.368, SLG: 0.399	C FF 89 C FF 90 B FF 92 B SL 83 X FF 91 2-2 25 G3 23 1B 14 1B 1B	B FF 90 C FF 90 B CU 76 C FF 91 B FF 92 S FF 92 3-3 ③ K		C CU 75 C FF 92 X FF 90 0-2 ① P5	B SI 94 X SI 94 1-0 2-H 1B		C FF 91 1 SAFE B FF 91 X CH 87 1-1 ② F7 1-2		C FF 95 B FF 97 C FF 96 B CU 80 F FF 95 F CU 80 F SL 89 F FF 95 S SL 91 2-3 ③ K 1-2	6	1	2	1	0	2	3
10 Alexei Ramirez, R (1, 6) OBP: 0.325, SLG: 0.414	B FF 89 F CH 82 X FF 89 1-1 ① L7		X FF 88 0-0 ① F7	B FF 91 B FF 91 C FF 90 F FF 90 B SL 82 S FF 90 3-3 ② K	C CU 79 S CU 79 B CU 79 B CU 79 F SI 95 X CU 78 2-2 ③ F7		F FF 92 F FF 93 B SL 83 S SL 82 1-3 ③ K			5	0	0	0	0	2	3
23 Jermaine Dye, R (1, 9) OBP: 0.371, SLG: 0.571	C FF 89 B FF 90 X CH 82 1-1 25 G3 14 E 1-2 1B		B FF 88 F FF 90 B FF 90 F FF 90 F FF 90 F SL 81 B FF 91 X FF 90 3-2 ② L9	B CH 82 B FF 90 F CH 83 X FF 90 2-1 25 BB 1B		C SI 95 H SI 92 1-1 12 G3 25 BB HBP		B SI 89 C SI 89 S SL 82 B SL 82 B SI 90 S SL 82 3-3 ① K		4	1	2	0	0	1	0
25 Jim Thome, L (1, 10) OBP: 0.403, SLG: 0.483	B FF 90 B FF 90 F FF 90 C CU 75 X CU 77 2-2 ② G3 1-2 2-3		B FF 91 C FF 90 X FF 90 1-1 14 BB 12 1B 1B	B SL 80 B FF 89 F FF 90 B FF 90 B FF 90 4-1 14 FC5-4 1-2 BB		B SI 94 B SI 94 B SI 93 C SI 92 B SI 94 4-1 12 G3 1-2 BB		C SI 91 B CH 77 C SL 82 B CH 77 B FF 91 F CH 77 S SL 82 3-3 ② K		3	1	1	0	2	1	2
14 Paul Konerko, R (1, 3) OBP: 0.359, SLG: 0.525	C FF 91 B FF 90 X CU 78 1-1 E5 2-H 3-H 1B		B CH 83 B CH 81 B FF 90 B FF 90 4-0 12 1B 5 1B 1-2 BB	X FF 90 0-0 ③ FC5-4 1-2f		B SI 95 X SI 95 1-0 ① F8		B FF 91 B SI 90 C SI 89 B SL 81 B SI 89 4-1 BB		3	1	1	1	2	0	4
12 A.J. Pierzynski, L (1, 2) OBP: 0.333, SLG: 0.467	F FF 90 F FF 90 F FF 91 F SL 84 X FF 90 0-2 ③ F8		F CH 81 B SL 81 X FF 90 1-1 5 1B 17 2B 1-2 2-H 1B		X FF 88 0-0 HR	B SL 81 B FF 91 S FF 92 X FF 92 2-1 ② G3 1-2 2-3		B FF 94 F FF 96 X SL 91 1-1 ③ F8		5	2	2	2	0	0	4
5 Jayson Nix, R (1, 7) OBP: 0.289, SLG: 0.462 31 Dewayne Wise, L (9, 7) OBP: 0.256, SLG: 0.288		C FF 88 B CU 75 B FF 90 X FF 90 2-1 ① F8	X FF 90 0-0 17 2B 1-3 2-H 1B		B FF 90 S CH 81 X FF 89 1-1 ① P4	C FF 92 B FF 92 F SL 83 D FF 94 F CH 82 S SL 83 2-3 ③ K			F FF 95 B FF 96 F FF 96 B FF 96 B SL 91 F FF 96 F FF 95 X FF 95 3-2 ① L7	4 1	1 0	1 0	1 0	0 0	1 0	2 0
17 Chris Getz, L (1, 4) OBP: 0.316, SLG: 0.352		C FF 90 C FF 91 B FF 92 B FF 90 B SL 82 X SL 81 3-2 15 FC6-4 1B	C FF 89 X CU 76 0-1 1-H 3-H 2B		B FF 89 B FF 88 B FF 89 C FF 90 C FF 90 F FF 90 X FF 91 3-2 15 S 22 1B 1B		C FF 91 B SL 82 F FF 92 B SL 83 B FF 92 B FF 91 4-2 22 S BB		C FF 96 X FF 96 0-1 22 DI 1B	4	1	4	2	1	0	0
15 Gordon Beckham, R (1, 5) OBP: 0.314, SLG: 0.387		B FF 89 X CH 81 1-0 ② FC6-4 1-2f	S FF 90 B CH 83 B CH 82 F FF 90 X FF 90 2-2 ③ G3		1 SAFE B SI 94 B CU 78 X SI 95 2-0 ② G6-3 1-2		1 SAFE X FF 90 0-0 ① F7		C FF 96 T SL 90 B SL 92 B CU 81 F FF 97 F SL 90 S FF 96 2-3 ② K	5	0	0	0	0	1	5
Inning Stats	R: 2 E: 1 K: 0 S: 17 H: 3 LOB: 1 BB: 0 P: 24	R: 0 E: 0 K: 1 S: 9 H: 1 LOB: 1 BB: 0 P: 18	R: 4 E: 0 K: 0 S: 16 H: 4 LOB: 1 BB: 1 P: 27	R: 0 E: 0 K: 1 S: 10 H: 1 LOB: 2 BB: 1 P: 19	R: 2 E: 0 K: 0 S: 13 H: 3 LOB: 1 BB: 0 P: 22	R: 0 E: 0 K: 1 S: 9 H: 0 LOB: 2 BB: 1 P: 19	R: 0 E: 0 K: 1 S: 8 H: 0 LOB: 1 BB: 1 P: 14	R: 0 E: 0 K: 2 S: 10 H: 0 LOB: 1 BB: 1 P: 21	R: 0 E: 0 K: 2 S: 19 H: 1 LOB: 1 BB: 0 P: 26	1B: 11 2B: 1 3B: 0 HR: 1 SF: 0 SAC: 0 DP: 0 HBP: 1						WP: 0 PB: 0 SB: 2 CS: 0 PA: 46

BOTTOM

Cleveland Indians @ Chicago White Sox

U.S. Cellular Field, Chicago, IL

Thu Jul 09 2009, 2:05 PM EDT
Att. 27,257 - Partly Cloudy - 72 F

livebaseballscorecards.com

AB	40
R	8
H	13
RBI	7
BB	5
SO	8
LOB	23

PITCHER		IP	WLS	BF	H	R	ER	SO	BB	IBB	HBP	BLK	WP	HR	S	P	ERA	WHIP
28 David Huff, L ERA: 6.71	(1, 1)	4.1		26	11	8	7	2	2	0	0	0	0	1	59	99	14.54	3.000
47 Jose Veras, R ERA: 5.68	(5, 1)	1.0		6	1	0	0	0	1	0	1	0	0	0	9	20	0.00	2.000
49 Tony Sipp, L ERA: 2.77	(6, 1)	0.2	W	3	0	0	0	1	1	0	0	0	0	0	8	16	0.00	1.500
63 Rafael Betancourt, R ERA: 3.58	(7, 1)	1.0	H	3	0	0	0	1	0	0	0	0	0	0	6	8	0.00	0.000
38 Joe Smith, R ERA: 3.86	(8, 1)	0.2	H	3	0	0	0	2	1	0	0	0	0	0	8	18	0.00	1.500

PITCHER		IP	WLS	BF	H	R	ER	SO	BB	IBB	HBP	BLK	WP	HR	S	P	ERA	WHIP
34 Kerry Wood, R ERA: 4.85	(8, 1)	1.1	S	5	1	0	0	2	0	0	0	0	0	0	21	29	0.00	0.750

Batter	1	2	3	4	5	6	7	8	9	AB	R	H	RBI	BB	SO	LOB
22 Scott Podsednik, L (1, 8) OBP: 0.362, SLG: 0.393	C SI 90 B SI 92 X SI 90 1-1 ① G5-3		C B SI 91 B SI 90 B FC 86 X SI 89 3-1 ② G4-3		C CU 77 B CH 83 B SI 91 X FC 86 2-1 ① L1		B CH 80 C SI 90 X SI 90 1-1 ① G6-3			4	0	0	0	0	0	0
10 Alexei Ramirez, R (1, 6) OBP: 0.327, SLG: 0.415	B SI 92 X FC 86 1-0 23 G5-4-3 1B		F CH 82 B SI 84 B FC 88 X FC 84 2-1 23 2B 1B		B SI 90 C CH 82 F CH 83 F CH 82 X SI 92 1-2 ② G4-3		F SI 90 X SI 91 0-1 ② F9			4	1	2	0	0	0	0
23 Jermaine Dye, R (1, 9) OBP: 0.373, SLG: 0.572	C SI 90 X SI 91 0-1 ②③ G5-4-3 1-2f		B SI 90 B SI 89 S FC 85 1 SAFE X SI 89 2-1 1-H 2B		B SI 90 C SI 91 B CU 78 B CH 82 D SI 91 4-1 BB		F SI 90 F SI 91 B CU 80 B SI 91 B FC 87 C FC 86 3-3 ③ K			3	0	1	1	1	1	1
25 Jim Thome, L (1, 10) OBP: 0.401, SLG: 0.479		C SI 89 C SI 91 B FC 86 B CU 77 X SI 92 2-2 12 1B 14 G6-3 17 FC5-4 1B	B SI 91 B SI 91 C SI 90 F SI 90 F CU 78 B SI 92 X CH 82 3-2 ③ G4-3		B SI 91 D SI 91 C SI 89 C SI 90 S SI 92 2-3 ③ K			C CU 78 F FF 93 B FF 92 X FC 85 1-2 ① F7		4	1	1	0	0	1	2
14 Paul Konerko, R (1, 3) OBP: 0.358, SLG: 0.521		C SI 90 X SI 91 0-1 ① G6-3 1-2	S FC 84 X FC 83 0-1 ① P4			C SI 90 X SI 90 X CU 82 0-2 12 2B 17 SF9 1B		C FF 92 C FF 93 B FF 93 S FC 87 1-3 ② K		4	1	1	0	0	1	1
12 A.J. Pierzynski, L (1, 2) OBP: 0.339, SLG: 0.479		B SI 90 X SI 90 1-0 17 FC5-4 2-3 1B	B SI 90 B SI 90 X SI 89 2-0 17 G4-3 15 1B 2B			C SI 89 X SI 89 0-1 17 SF9 1-3 2B		C FF 93 X FC 86 0-1 ③ G4-3		4	1	3	0	0	0	0
17 Chris Getz, L (1, 4) OBP: 0.312, SLG: 0.347		C SI 90 X SI 91 0-1 ② FC5-4 1-2f 3-H	C CU 76 B CH 82 X CH 83 1-1 ② G4-3 2-3		C SI 91 F SI 92 X SI 91 0-2 ① SF9 2-3 3-H				B FF 91 C FF 92 C CU 81 F SL 88 B SI 94 F SL 88 F FF 93 X SL 88 2-2 ① G3	3	0	0	2	0	0	2
15 Gordon Beckham, R (1, 5) OBP: 0.311, SLG: 0.382	1 SAFE C SI 90 C FC 84 1 SAFE 1 SAFE S SI 90 0-3 ③ K		X FC 86 0-0 3-H 1B			S SI 90 B SI 90 F SI 90 X SI 90 1-2 ② G5-3			C CU 82 F SL 89 B SL 88 X SL 88 1-2 ② G4-3	4	0	1	1	0	1	2
31 Dewayne Wise, L (1, 7) OBP: 0.244, SLG: 0.274			X SI 90 0-0 ① G4-3	C SI 89 B SI 89 X SI 89 1-1 ③ F7		C CH 81 B FC 85 X CH 82 1-1 ③ G4-3			C SI 93 F SL 88 F FF 93 F FF 93 X CU 81 0-2 ③ G6-3	4	0	0	0	0	0	2
Inning Stats	R: 0 H: 1 E: 0 LOB: 0 K: 0 BB: 0 S: 5 P: 7	R: 1 H: 2 E: 0 LOB: 1 K: 1 BB: 0 S: 11 P: 14	R: 1 H: 2 E: 0 LOB: 1 K: 0 BB: 0 S: 11 P: 21	R: 1 H: 2 E: 0 LOB: 1 K: 0 BB: 0 S: 8 P: 12	R: 0 H: 0 E: 0 LOB: 1 K: 1 BB: 1 S: 10 P: 19	R: 1 H: 2 E: 0 LOB: 1 K: 0 BB: 0 S: 13 P: 15	R: 0 H: 0 E: 0 LOB: 0 K: 1 BB: 0 S: 7 P: 11	R: 0 H: 0 E: 0 LOB: 0 K: 1 BB: 0 S: 8 P: 10	R: 0 H: 0 E: 0 LOB: 0 K: 0 BB: 0 S: 14 P: 17	1B: 6 SF: 1 2B: 3 SAC: 0 3B: 0 DP: 1 HR: 0 HBP: 0						

PITCHER		IP	WLS	BF	H	R	ER	SO	BB	IBB	HBP	BLK	WP	HR	S	P	ERA	WHIP
53 Nick Blackburn, R ERA: 3.06	(1, 1)	7.0	W	30	9	4	4	3	1	0	0	0	0	0	65	99	5.14	1.429
54 Matt Guerrier, R ERA: 2.5	(8, 1)	1.0	H	3	0	0	0	1	0	0	0	0	0	0	8	10	0.00	0.000
36 Joe Nathan, R ERA: 1.31	(9, 1)	1.0	S	3	0	0	0	0	0	0	0	0	0	0	14	17	0.00	0.000

PITCHER	IP	WLS	BF	H	R	ER	SO	BB	IBB	HBP	BLK	WP	HR	S	P	ERA	WHIP

TOP

Chicago White Sox @ Minnesota Twins

Hubert H. Humphrey Metrodome, Minneapolis, MN

Fri Jul 10 2009, 8:10 PM EDT

Att. 29,628 - Dome - 70 F

livebaseballscorecards.com

AB	34
R	4
H	9
RBI	4
BB	1
SO	4
LOB	10

BOTTOM

Chicago White Sox @ Minnesota Twins

Hubert H. Humphrey Metrodome, Minneapolis, MN

Fri Jul 10 2009, 8:10 PM EDT

Att. 29,628 - Dome - 70 F

livebaseballscorecards.com

Batter	1	2	3	4	5	6	7	8	9	AB	R	H	RBI	BB	SO	LOB
2 Denard Span, L (1, 8) (8, 7) OBP: 0.374, SLG: 0.375	C FF 88 B FF 88 B FF 89 B FF 90 B FF 89 4-1 7 BB 23 BB 33 BB BB	F FF 90 B CU 76 F FC 86 C FC 84 1-3 ② K		F SI 54 B FF 90 F X FC 85 1-2 ③ G3			1 SAFE X FF 94 0-0 ① SH5-4 1-2			2	1	0	0	1	1	0
23 Brendan Harris, R (1, 6) OBP: 0.314, SLG: 0.367	B FF 89 D FF 90 1 SAFE B FF 90 C FF 90 C FF 89 1 SAFE B CH 81 4-2 33 BB 7 BB 16 2B 1-2 BB	F FF 90 F FF 90 B CU 76 F CH 82 B FF 91 F CH 82 X CH 82 2-2 1B			C SI 88 B FF 90 B FF 89 C CH 81 X FF 90 2-2 ① G4-3		C FF 96 B FF 96 X FF 96 1-1 ② L8			3	1	1	0	1	0	1
7 Joe Mauer, L (1, 2) OBP: 0.462, SLG: 0.647	B FC 86 B FF 89 B FF 90 C FF 91 F FF 92 B FC 87 4-2 33 BB 16 2B 1-2 2-3 BB	C FF 90 B FF 90 X FF 91 1-1 ③ G5-3			B FF 88 C FF 90 X FF 90 1-1 ② G4-3		B FF 96 B FF 97 X FF 96 2-0 2-H 1B			3	1	1	1	1	0	1
33 Justin Morneau, L (1, 3) OBP: 0.392, SLG: 0.578	S FC 87 S FC 86 B FC 88 B FC 87 F FC 87 F FF 92 B FC 88 B FC 88 4-2 16 2B 5 1B 1-2 2-3 3-H BB		B FF 88 C FF 90 F CH 82 B CU 77 F FC 86 B CH 82 B FF 91 4-2 BB		F CU 75 X CU 73 0-1 ③ F8		B FF 94 C FF 95 B FF 96 C FF 96 F FF 95 X SL 83 2-2 ③ F8			2	1	0	1	2	0	1
16 Jason Kubel, L (1, 10) 20 Matt Tolbert, S (8, PR) (9, 10) OBP: 0.369, SLG: 0.550 OBP: 0.272, SLG: 0.225	C FF 92 B FC 89 X FF 92 1-1 5 1B 1-3 2-H 3-H 2B		B FF 89 B FC 86 F FF 90 B FF 91 C FF 91 F FF 90 S CH 82 3-3 ① K			C FC 82 S CU 76 B CU 74 X FC 84 1-2 1B		X FF 95 0-0 24 S 22 1B 2B		4 0	0 1	3 0	2 0	0 0	1 0	1 0
5 Michael Cuddyer, R (1, 9) OBP: 0.354, SLG: 0.514	C FF 92 X CH 83 0-1 24 K 2-3 3-H 1B		F FF 91 X FF 90 0-1 ② P2			C FC 83 B FF 90 S CH 81 C FF 91 1-3 ① K		S FF 94 F FF 93 B FF 95 X SL 89 1-2 ① F8		4	0	1	1	0	1	3
24 Joe Crede, R (1, 5) OBP: 0.293, SLG: 0.428	B FF 91 F CH 83 F FF 90 F FC 87 1 SAFE S FF 91 1-3 ① ② K 1-2		C CU 76 B FF 90 X FF 90 1-1 ③ F8			C FF 91 F FF 90 F CU 76 F FF 91 B CH 80 D CH 82 B FF 90 1 SAFE X CH 83 3-2 ② P5		B FF 94 B FF 95 S FF 93 D FF 94 S FF 94 T FF 94 3-2 ② K 2-3		4	0	0	0	0	2	5
21 Delmon Young, R (1, 7) 22 Carlos Gómez, R (8, 8) OBP: 0.292, SLG: 0.344 OBP: 0.281, SLG: 0.322	B FC 86 F FF 90 F FF 91 F FF 90 X CH 82 1-2 ③ L5			X FC 83 0-0 ① L6			F SL 80 F FF 93 S SL 82 0-3 ③ K	F FF 93 X FF 94 0-1 3-H 1B		3 1	0 0	0 1	0 1	0 0	1 0	2 0
8 Nick Punto, S (1, 4) OBP: 0.321, SLG: 0.230		B FF 90 F FF 88 B FF 90 X FF 89 2-1 ① P3		B FF 88 C FF 88 C FF 89 F FF 90 B CU 75 X FF 90 2-2 ② P3			B FF 91 C FF 91 C FF 92 B CU 78 B FF 92 B FF 90 4-2 7 S 2 SH5-4 7 1B BB	D FF 95 X FF 94 1-0 ③ L9		3	1	0	0	1	0	2
Inning Stats	R: 4 H: 2 E: 0 LOB: 1 K: 1 BB: 4 S: 21 P: 40	R: 0 H: 1 E: 0 LOB: 1 K: 1 BB: 0 S: 12 P: 18	R: 0 H: 0 E: 0 LOB: 1 K: 1 BB: 1 S: 11 P: 19	R: 0 H: 0 E: 0 LOB: 0 K: 0 BB: 0 S: 8 P: 11	R: 0 H: 0 E: 0 LOB: 0 K: 0 BB: 0 S: 7 P: 10	R: 0 H: 1 E: 0 LOB: 1 K: 2 BB: 0 S: 14 P: 19	R: 1 H: 1 E: 0 LOB: 1 K: 0 BB: 1 S: 10 P: 19	R: 1 H: 2 E: 0 LOB: 2 K: 1 BB: 0 S: 10 P: 15		1B: 5 SF: 0 2B: 2 SAC: 1 3B: 0 DP: 0 HR: 0 HBP: 0						

	AB	29
	R	6
	H	7
	RBI	6
	BB	6
	SO	6
	LOB	16

WP: 0 PA: 36
PB: 0
SB: 2
CS: 0

PITCHER		IP	WLS	BF	H	R	ER	SO	BB	IBB	HBP	BLK	WP	HR	S	P	ERA	WHIP
50 John Danks, L ERA: 3.91	(1, 1)	5.2		25	4	4	4	4	5	0	0	0	0	0	70	114	6.35	1.588
26 Octavio Dotel, R ERA: 3.38	(6, 1)	0.1	L	2	0	1	1	1	1	0	0	0	0	0	5	9	27.00	3.000
37 Matt Thornton, L ERA: 2.48	(7, 1)	1.0		4	1	0	0	0	0	0	0	0	0	0	8	13	0.00	1.000
45 Bobby Jenks, R ERA: 3.34	(8, 1)	1.0		5	2	1	1	1	0	0	0	0	0	0	10	15	9.00	2.000

PITCHER	IP	WLS	BF	H	R	ER	SO	BB	IBB	HBP	BLK	WP	HR	S	P	ERA	WHIP

Chicago White Sox @ Minnesota Twins

Hubert H. Humphrey Metrodome, Minneapolis, MN

Sat Jul 11 2009, 7:10 PM EDT

Att. 41,146 - Dome - 70 F

TOP

livebaseballscorecards.com

Batter	1	2	3	4	5	6	7	8	9	AB	R	H	RBI	BB	SO	LOB
22 Scott Podsednik, L (1, 7) OBP: 0.358, SLG: 0.388	C CH 83 F SI 88 X SL 80 0-2 23 F8 10 BB 25 G4-3 1B	X SI 89 0-0 ② G6-3 2-3 3-H		B FF 87 C SI 88 C SI 87 X FF 88 1-2 ③ P5		C KN 76 1 SAFE F KN 76 F KN 80 B KN 77 B KN 79 F KN 80 B KN 78 F KN 76 3-2 ② X KN 78 G3 1-3	C SL 80 T SI 90 F SL 83 F FF 92 X SI 93 0-2 ③ G1-3		F FF 91 F FF 93 1 SAFE S FF 94 0-3 ③ K 1-2	6	1	1	1	0	1	6
10 Alexei Ramirez, R (1, 6) OBP: 0.331, SLG: 0.414	B FF 87 B CH 80 B SI 87 B SI 86 4-0 25 G4-3 23 F8 1-2 BB	X CH 82 0-0 ③ P3			C CH 80 F FF 87 B SL 81 B CH 80 B SI 89 F SI 89 X CH 81 3-2 ① F8	B KN 75 B KN 74 B KN 76 C FF 85 B FF 85 4-1 23 BB 25 2B BB		C SL 80 B CH 82 B CH 82 F CH 81 X FF 91 2-2 25 L3-6 23 1B 1B		3	1	1	0	2	0	1
23 Jermaine Dye, R (1, 9) OBP: 0.377, SLG: 0.571	C CH 80 B SI 89 F CH 80 X SL 81 1-2 ① F8 1-2 2-3	C CH 82 B SI 88 X SI 88 1-1 ① G4-3			B SL 81 C SI 89 F CH 81 B SI 91 B SI 91 X FF 90 3-2 25 BB 14 1B 1B	D KN 76 B KN 77 B KN 77 C KN 76 C KN 76 F KN 75 B KN 76 4-2 25 2B 1-2 BB		B FF 89 T FF 90 S FF 91 B CH 83 X FF 91 2-2 1-2 1B		4	2	2	0	1	0	2
25 Jim Thome, L (1, 10) OBP: 0.401, SLG: 0.479	S SL 81 B FF 92 X FF 90 1-1 ② G4-3 2-3 3-H	B SI 88 B FF 88 B FF 89 C SI 88 F FF 89 S FF 92 3-3 ② K			F SI 88 B SI 89 C SI 89 D SL 82 B FF 91 B FF 90 4-2 12 F9 14 1B 1-2 BB	X SI 93 0-0 14 1B 1-H 2-H 3-H 2B		B FF 91 B SL 80 X FF 91 2-0 ①② L3-6 2-2		4	0	1	4	1	1	3
14 Paul Konerko, R (1, 3) OBP: 0.359, SLG: 0.519	S CH 82 B FF 90 B SI 87 F FF 89 X CH 81 2-2 ③ L8	C FF 91 B FF 91 X FF 91 1-1 ③ G6-3			B SI 89 F FF 90 F FF 90 F FF 89 D FF 88 X SI 90 2-2 5 FC5-4 1-2 2-H 1B	C SI 92 B SI 92 F SI 91 B SL 83 F SL 82 X FF 94 2-2 2-3 1B		X FF 91 0-0 ③ F8		5	0	2	1	0	0	2
12 A.J. Pierzynski, L (1, 2) OBP: 0.333, SLG: 0.470		X SL 77 0-0 ① G3		C SI 86 X SL 79 0-1 ① G3	X KN 72 0-0 ② F9 2-3	B FF 91 C FF 91 X FF 92 1-1 ③ F7			C FF 90 F FF 92 B FF 91 F SL 82 S SL 82 1-3 ① K	5	0	0	0	0	1	4
5 Jayson Nix, R (1, 4) OBP: 0.294, SLG: 0.468		B SI 86 C SI 88 X SI 87 1-1 15 1B 32 2B 1B		C SI 89 X CH 82 0-1 ② P4	C FF 82 B KN 74 B KN 72 X KN 71 2-1 ③ FC5-4 1-2f		C FF 89 X SI 90 0-1 ① F9		B FF 92 X CH 84 1-0 15 S 2B	5	1	2	0	0	0	2
15 Gordon Beckham, R (1, 5) OBP: 0.331, SLG: 0.412	1 SAFE C FF 87 B FF 88 1 SAFE F SI 88 X CH 80 1-2 32 2B 22 G6-3 1-2 1B	B CH 82 X FF 89 1-0 32 1B 2B		C KN 71 B KN 74 B KN 72 B KN 69 T FF 82 B FF 82 4-2 22 G3 22 S 25 2B BB	F SI 90 B CH 83 B CH 84 X SI 90 2-1 2B		D FF 91 T FF 91 C FF 92 S FF 93 1-3 ② K 2-3		4	3	3	0	1	1	1
32 Brian Anderson, R (1, 8) OBP: 0.319, SLG: 0.315	B SI 88 X CH 81 1-0 22 G6-3 1-3 2-H 2B	B SL 80 C FF 89 B CH 82 X CH 83 2-1 2-H 1B		1 SAFE B KN 73 C FF 83 1 SAFE F KN 74 X FF 86 1-2 ① F8	F FF 90 C FF 92 X SL 82 0-2 ② G5-3		B FF 92 C FF 90 S CH 85 B FF 94 F FF 93 B FF 94 B CH 83 4-2 22 S BB		4	0	2	2	1	0	2

Inning Stats																																			
	R: 1	H: 1	E: 0	LOB: 1	K: 0	BB: 1	S: 11	P: 19	R: 2	H: 3	E: 0	LOB: 1	K: 0	BB: 0	S: 9	P: 12	R: 0	H: 0	E: 0	LOB: 0	K: 1	BB: 0	S: 7	P: 12	R: 1	H: 2	E: 0	LOB: 1	K: 0	BB: 0	S: 10	P: 14	R: 1	H: 2	E: 0	LOB: 2	K: 0	BB: 1	S: 16	P: 30
	R: 3	H: 2	E: 0	LOB: 2	K: 0	BB: 3	S: 22	P: 41	R: 0	H: 1	E: 0	LOB: 1	K: 0	BB: 0	S: 12	P: 14	R: 0	H: 2	E: 0	LOB: 1	K: 0	BB: 0	S: 8	P: 14	R: 0	H: 1	E: 0	LOB: 2	K: 3	BB: 1	S: 14	P: 21	1B: 9	SF: 0	2B: 6	SAC: 0	3B: 0	DP: 1	HR: 0	HBP: 0	WP: 0	PA: 46	PB: 0	SB: 3	CS: 0

PITCHER		IP	WLS	BF	H	R	ER	SO	BB	IBB	HBP	BLK	WP	HR	S	P	ERA	WHIP
15 Glen Perkins, L ERA: 4.71	(1, 1)	4.1	L	23	8	5	5	1	2	0	0	0	0	0	50	82	10.38	2.308
39 R.A. Dickey, R ERA: 3.25	(5, 1)	1.1		7	0	3	3	0	3	0	0	0	0	0	18	36	20.25	2.250
52 Brian Duensing, L ERA: 5.4	(6, 1)	2.1		11	5	0	0	0	0	0	0	0	0	0	27	38	0.00	2.143
50 Jose Mijares, L ERA: 1.91	(9, 1)	1.0		5	1	0	0	3	1	0	0	0	0	0	14	21	0.00	2.000

PITCHER	IP	WLS	BF	H	R	ER	SO	BB	IBB	HBP	BLK	WP	HR	S	P	ERA	WHIP

AB	40
R	8
H	14
RBI	8
BB	6
SO	4
LOB	23

BOTTOM

Chicago White Sox @ Minnesota Twins

Hubert H. Humphrey Metrodome, Minneapolis, MN

Sat Jul 11 2009, 7:10 PM EDT

Att. 41,146 - Dome - 70 F

Batter	1	2	3	4	5	6	7	8	9	AB	R	H	RBI	BB	SO	LOB
2 Denard Span, L (1, 7) OBP: 0.375, SLG: 0.375	B FF 90 C FF 90 F SI 92 B CU 80 X FC 87 2-2 ① L6			X FF 91 0-0 7 G4-6-3 1B	C FC 88 C CU 81 D CU 81 B CU 82 B CU 82 F FC 88 C CH 84 3-3 ③ K			B CH 84 C FF 92 X FC 86 1-1 23 2B 7 G4-3 1B	C FF 95 B FF 95 X FF 95 1-1 ②③ G6-3 1-2f	5	1	2	0	0	1	3
23 Brendan Harris, R (1, 6) OBP: 0.313, SLG: 0.369	B FF 92 T FF 93 F FF 93 C CU 82 1-3 ② K			C FF 89 F FC 84 B FF 91 X FC 85 1-2 ① F7		C FF 92 C CU 79 X CU 79 0-2 ① G6-3		X SI 90 0-0 7 G4-3 1-3 2B		4	0	1	0	0	1	1
7 Joe Mauer, L (1, 2) OBP: 0.455, SLG: 0.636	C FF 93 X FF 94 0-1 ③ G4-3			C FF 91 X CH 82 0-1 ②③ G4-6-3 1-2f		T FF 91 F FF 92 X CU 78 0-2 ② G4-3		X FC 86 0-0 ② G4-3 2-3 3-H		4	0	0	1	0	0	2
33 Justin Morneau, L (1, 3) OBP: 0.390, SLG: 0.574		C FC 86 B CH 83 B CH 83 X FF 93 2-1 ① G3			C FF 92 B CU 80 F CU 78 B CU 80 B FC 85 F FC 86 F FC 87 F FF 92 X CH 85 3-2 16 1B 24 HR 1B	B FF 92 S FF 92 C CH 84 B CU 81 B CU 81 S FF 92 3-3 ③ K		F FF 95 F FF 95 S FF 95 0-3 ③ K		4	1	1	0	0	2	1
16 Jason Kubel, L (1, 10) OBP: 0.368, SLG: 0.546		B SI 92 X FC 86 1-0 ② P6			C CH 86 X CH 82 0-1 1-2 24 HR 1B		C FC 85 C CU 80 X CU 79 0-2 ① G4-3		C FF 94 X FF 94 0-1 ① P5	4	1	1	0	0	0	0
5 Michael Cuddyer, R (1, 9) OBP: 0.353, SLG: 0.510		C FF 93 B FF 93 F FC 87 F CU 82 S CU 82 1-3 ③ K			F FC 87 B FC 85 C FF 92 B FF 93 C CU 80 2-3 ① K		B FF 92 C FF 91 X FC 86 1-1 ② G5-3		C FF 94 F SL 88 B FF 92 F CU 82 B FF 94 X SL 89 2-2 24 E 58 1B 1B	4	1	1	0	0	2	2
24 Joe Crede, R (1, 5) OBP: 0.296, SLG: 0.453 20 Matt Tolbert, S (9, PR) OBP: 0.272, SLG: 0.225		C FF 91 B FF 92 X FF 91 1-1 ① P3			C CU 81 B FC 88 X FC 88 1-1 1-H 2-H HR		B FF 92 F FF 92 B FF 93 X FF 92 2-1 HR		B FF 92 S FF 94 S SL 89 F FF 95 F SL 87 X CU 82 1-2 E5 58 1B 1-3	4 0	2 1	2 0	4 0	0 0	0 0	1 0
22 Carlos Gómez, R (1, 8) OBP: 0.281, SLG: 0.328 32 Brian Buscher, L (9, PH) OBP: 0.350, SLG: 0.310		X SI 93 0-0 ② G4-3			B CU 79 X FC 87 1-0 2B		C FF 92 B CU 80 B CU 80 X SI 91 2-1 ③ G6-3		C FF 95 S FF 95 H FF 94 1-2 58 1B HBP	3 0	0 0	1 0	0 0	0 0	0 0	0 0
8 Nick Punto, S (1, 4) OBP: 0.316, SLG: 0.226 58 Jose Morales, S (9, PH) OBP: 0.397, SLG: 0.403 21 Delmon Young, R (9, PR) OBP: 0.292, SLG: 0.344		B FF 92 C FF 91 B SI 92 T FF 92 F FF 93 S FC 89 2-3 ③ K			X FF 91 0-0 ② F7			B FF 90 C FF 90 C CU 80 1-3 ① K	B FF 92 F FF 93 B FF 94 S FF 94 X FF 92 2-2 2 G6-3 1B 1-2 2-H 3-H	3 1 0	0 0 0	0 1 0	0 2 0	0 0 0	2 0 0	1 0 0
Inning Stats	R: 0 H: 0 E: 0 LOB: 0 K: 1 BB: 0 S: 8 P: 11	R: 0 H: 0 E: 0 LOB: 0 K: 1 BB: 0 S: 7 P: 11	R: 0 H: 0 E: 0 LOB: 0 K: 1 BB: 0 S: 7 P: 10	R: 0 H: 1 E: 0 LOB: 0 K: 0 BB: 0 S: 6 P: 7	R: 3 H: 4 E: 0 LOB: 1 K: 2 BB: 0 S: 19 P: 29	R: 0 H: 0 E: 0 LOB: 0 K: 1 BB: 0 S: 9 P: 12	R: 1 H: 1 E: 0 LOB: 0 K: 0 BB: 0 S: 9 P: 14	R: 1 H: 2 E: 0 LOB: 1 K: 2 BB: 0 S: 10 P: 12	R: 2 H: 2 E: 1 LOB: 2 K: 0 BB: 0 S: 18 P: 25	1B: 6 2B: 2 3B: 0 HR: 2	SF: 0 SAC: 0 DP: 2 HBP: 1					

	AB	36
	R	7
	H	10
	RBI	7
	BB	0
	SO	8
	LOB	11

WP: 0 PB: 0 SB: 0 CS: 0 PA: 37

livebaseballscorecards.com

PITCHER		IP	WLS	BF	H	R	ER	SO	BB	IBB	HBP	BLK	WP	HR	S	P	ERA	WHIP
34 Gavin Floyd, R ERA: 4.44	(1, 1)	7.2	W	30	8	5	5	7	0	0	0	0	0	2	72	103	5.87	1.043
45 Bobby Jenks, R ERA: 3.48	(8, 1)	1.1	S	7	2	2	1	1	0	0	1	0	0	0	21	28	6.75	1.500

PITCHER	IP	WLS	BF	H	R	ER	SO	BB	IBB	HBP	BLK	WP	HR	S	P	ERA	WHIP

Chicago White Sox @ Minnesota Twins

Hubert H. Humphrey Metrodome, Minneapolis, MN

Sun Jul 12 2009, 2:10 PM EDT

Att. 36,254 - Dome - 68 F

TOP

livebaseballscorecards.com

Batter	1	2	3	4	5	6	7	8	9	AB	R	H	RBI	BB	SO	LOB
22 Scott Podsednik, L (1, 8) (7, 7) OBP: 0.355, SLG: 0.383	F8		P6			G5-3	SF8		FC6-4 BB	3	1	0	1	1	0	1
10 Alexei Ramirez, R (1, 6) OBP: 0.335, SLG: 0.415	G6-3		G5-3			HR BB	1B		1B	4	1	2	0	1	0	1
23 Jermaine Dye, R (1, 9) OBP: 0.375, SLG: 0.567	K			G4-3		HR 1B	P4		FC6-4	4	1	1	0	0	1	3
5 Jayson Nix, R (9, PH) OBP: 0.292, SLG: 0.464										1	0	0	0	0	0	2
25 Jim Thome, L (1, 10) OBP: 0.400, SLG: 0.491		K		G6-3		HR		G5-3	1B	3	1	1	3	0	1	0
27 Ramon Castro, R (8, PH) (8, 10) OBP: 0.308, SLG: 0.411										2	0	1	1	0	0	0
14 Paul Konerko, R (1, 3) OBP: 0.355, SLG: 0.514		G4-3		L8		G6-3		BB	G5-3	3	0	0	0	0	0	0
7 Josh Fields, R (8, PH) (8, 3) OBP: 0.310, SLG: 0.352										1	1	0	0	1	0	2
12 A.J. Pierzynski, L (1, 2) OBP: 0.327, SLG: 0.461		K			P6		F7	E7	G4-3	5	0	0	0	0	1	3
17 Chris Getz, L (1, 4) OBP: 0.314, SLG: 0.354			2B		G6-3		1B	FC4-6		4	2	2	0	0	0	2
15 Gordon Beckham, R (1, 5) OBP: 0.336, SLG: 0.415			L6		K		1B	1B		4	0	2	1	0	1	1
31 Dewayne Wise, L (1, 7) OBP: 0.250, SLG: 0.291			2-H 2B			F7	1B	FC5		2	0	1	1	0	0	0
32 Brian Anderson, R (7, PH) (7, 8) OBP: 0.320, SLG: 0.317										2	0	1	0	0	0	2

	AB	38
	R	7
	H	11
	RBI	7
	BB	3
	SO	4
	LOB	17

Inning Stats	1	2	3	4	5	6	7	8	9	1B: 8	SF: 1	WP: 0	PA: 42
	R: 0 E: 0 K: 1 S: 9 H: 0 LOB: 0 BB: 0 P: 11	R: 0 E: 0 K: 2 S: 12 H: 0 LOB: 0 BB: 0 P: 18	R: 1 E: 0 K: 0 S: 11 H: 2 LOB: 0 BB: 0 P: 16	R: 0 E: 0 K: 0 S: 9 H: 0 LOB: 0 BB: 0 P: 15	R: 0 E: 0 K: 1 S: 7 H: 0 LOB: 0 BB: 0 P: 9	R: 3 E: 0 K: 0 S: 15 H: 2 LOB: 0 BB: 1 P: 23	R: 1 E: 0 K: 0 S: 13 H: 4 LOB: 3 BB: 0 P: 19	R: 1 E: 1 K: 0 S: 12 H: 1 LOB: 2 BB: 1 P: 19	R: 1 E: 0 K: 0 S: 9 H: 2 LOB: 2 BB: 1 P: 15	2B: 2 3B: 0 HR: 1	SAC: 0 DP: 0 HBP: 0	PB: 0 SB: 0 CS: 0	

PITCHER		IP	WLS	BF	H	R	ER	SO	BB	IBB	HBP	BLK	WP	HR	S	P	ERA	WHIP
30 Scott Baker, R ERA: 5.42	(1, 1)	6.1	W	26	6	5	5	4	1	0	0	0	0	1	66	97	7.11	1.105
50 Jose Mijares, L ERA: 1.88	(7, 1)	0.1	H	2	1	0	0	0	0	0	0	0	0	0	6	9	0.00	3.000
54 Matt Guerrier, R ERA: 2.41	(7, 1)	1.1	H	8	2	1	0	0	1	0	0	0	0	0	16	24	0.00	2.250
44 Bob Keppel, R ERA: 0.73	(9, 1)	1.0		6	2	1	1	0	1	0	0	0	0	0	9	15	9.00	3.000

PITCHER	IP	WLS	BF	H	R	ER	SO	BB	IBB	HBP	BLK	WP	HR	S	P	ERA	WHIP

BOTTOM

Batter	1	2	3	4	5	6	7	8	9	AB	R	H	RBI	BB	SO	LOB
2 Denard Span, L (1, 7) OBP: 0.381, SLG: 0.388	C FF 83 B FF 85 L FC 81 B FF 86 B FC 82 X FF 85 3-2 HR	C FF 86 F CU 72 B CU 72 B CH 77 B SI 87 B FC 82 4-2 23 S 23 2B BB		X CU 72 0-0 23 HR 3-H 1B		C FF 90 B FF 92 D FF 92 D FF 92 C FF 90 F FF 91 1 SAFE B FF 92 4-2 ① 23 E 23 S 1-2 BB	X SI 94 0-0 ② G4-3 1-2 2-3 3-H			3	3	2	3	2	0	2
23 Brendan Harris, R (1, 6) OBP: 0.318, SLG: 0.392	B FF 84 X FF 86 1-0 33 G6-3 2B	1 SAFE C SI 86 C FF 87 F FF 87 X FF 84 0-2 7 G4-3 1-H 2B		C CH 78 X CH 80 0-1 1-H HR		C FF 89 S FF 90 1 SAFE B FF 90 B SL 81 1 SAFE B F X FF 92 3-2 E5 7 CS 1-3	C SL 88 C SL 88 X SI 95 0-2 E5 7 PB 2-3 3-H			5	1	3	3	0	0	2
7 Joe Mauer, L (1, 10) OBP: 0.447, SLG: 0.622	B FC 80 B FF 85 C FC 81 2 SAFE S FF 85 S SI 85 2-3 ① K	X CU 71 0-0 ② G4-3 2-3		C FF 88 B FC 88 F FC 87 S SL 78 1-3 ② K		C FF 90 B FF 93 F FF 91 B SL 80 B SL 79 S SL 79 3-3 ②③ K 1-2	C SI 93 B FF 89 F SI 94 S FF 89 1-3 ③ K 1-2 3-H			5	0	0	0	0	4	5
33 Justin Morneau, L (1, 3) OBP: 0.390, SLG: 0.575	X FC 82 0-0 ② G6-3 2-3	D CU 72 X FF 86 1-0 ③ L5		F SI 92 X FC 90 0-1 ③ 1B			C FF 91 X SL 78 0-1 24 1B 22 1B 2B	F FF 95 X SL 80 0-1 ① F8		5	1	2	0	0	0	2
5 Michael Cuddyer, R (1, 9) OBP: 0.354, SLG: 0.507	B FF 86 X FF 86 1-0 ③ G6-3		F FC 81 F CU 69 F FF 82 X CH 78 0-2 55 G6-4-3 1B		F FF 87 B SL 79 X SL 80 1-1 ① P4		B SI 95 C FF 94 H SI 94 2-1 24 1B 22 1B HBP	S FF 95 C FF 95 S SL 82 0-3 ② K		4	1	1	0	0	1	1
24 Joe Crede, R (1, 5) OBP: 0.297, SLG: 0.452		B FF 83 F FF 85 B FC 81 X CH 77 2-1 55 1B 22 HR 1B	F FF 85 B FF 86 F FF 85 1 SAFE 1 SAFE B FF 84 B FC 82 F FC 79 X CH 79 3-2 ① P3		S SI 92 F SI 92 B SI 88 B CU 72 F SI 92 F SI 92 S CU 71 2-3 ② K		C SL 88 X SI 95 0-1 8 BB 22 1B 2 G4-3 1-2 2-3 1B	F SI 95 B FO 80 F SI 93 X SL 80 1-2 ③ F8		5	2	2	0	0	1	1
55 Mike Redmond, R (1, 2) OBP: 0.306, SLG: 0.281		B SI 83 X SI 85 1-0 22 HR 1-2 1B	C FF 85 X CH 77 0-1 ②③ G6-4-3 1-2f		C FC 88 F SI 92 B SI 93 B SI 87 B FF 89 X FC 87 3-2 22 FC6-4 1B		S SL 88 B SL 89 X SL 87 1-1 ① F4			4	1	2	0	0	0	4
22 Carlos Gómez, R (1, 8) OBP: 0.291, SLG: 0.358		B FF 84 X FC 82 1-0 1-H 2-H HR		C SI 83 B CH 76 X CH 76 1-1 8 G4-3 2 1B 2B	X SI 91 0-0 ③ FC6-4 1-2f		B SL 88 F FF 95 X SL 88 1-1 2 G4-3 8 BB 23 E 1-2 2-H 3-H 1B			4	3	3	5	0	0	1
8 Nick Punto, S (1, 4) OBP: 0.319, SLG: 0.223		C SI 84 B CH 78 F FF 87 X CH 78 1-2 ① P3		L FF 83 L FF 86 X FF 86 0-2 ① G4-3 2-3		B FF 90 B FF 90 B FF 90 C FF 91 B FF 92 4-1 2 BB BB	F SI 96 D CH 89 B SI 95 C FF 93 B SL 89 B SI 94 4-2 23 E 2 G4-3 7 PB 1-2 2-3 BB			2	1	0	0	2	0	1
Inning Stats	R: 1 E: 0 K: 1 S: 9 H: 2 LOB: 1 BB: 0 P: 16	R: 4 E: 0 K: 0 S: 15 H: 4 LOB: 1 BB: 1 P: 25	R: 0 E: 0 K: 0 S: 10 H: 1 LOB: 0 BB: 0 P: 13	R: 3 E: 0 K: 1 S: 13 H: 4 LOB: 1 BB: 0 P: 15	R: 0 E: 0 K: 1 S: 11 H: 1 LOB: 1 BB: 0 P: 17	R: 0 E: 1 K: 1 S: 11 H: 0 LOB: 2 BB: 2 P: 25	R: 5 E: 1 K: 1 S: 18 H: 3 LOB: 1 BB: 1 P: 27	R: 0 E: 0 K: 1 S: 8 H: 0 LOB: 0 BB: 0 P: 9		1B: 8 2B: 5 3B: 0 HR: 3 SF: 0 SAC: 0 DP: 2 HBP: 1						

PITCHER		IP	WLS	BF	H	R	ER	SO	BB	IBB	HBP	BLK	WP	HR	S	P	ERA	WHIP
56 Mark Buehrle, L ERA: 3.66	(1, 1)	3.1	L	20	10	8	8	1	1	0	0	0	0	3	42	63	21.60	3.300
D.J. Carrasco, R ERA: 3.79	(4, 1)	1.2		6	2	0	0	2	0	0	0	0	0	0	16	23	0.00	1.200
49 Aaron Poreda, L ERA: 1.64	(6, 1)	1.0		5	1	1	1	1	2	0	0	0	0	0	13	27	9.00	3.000
57 Ramon Pena, R ERA: 4.5	(7, 1)	1.0		8	2	4	2	1	1	0	1	0	0	0	16	25	18.00	3.000
71 Scott Linebrink, R ERA: 1.93	(8, 1)	1.0		3	0	0	0	1	0	0	0	0	0	0	8	9	0.00	0.000

PITCHER	IP	WLS	BF	H	R	ER	SO	BB	IBB	HBP	BLK	WP	HR	S	P	ERA	WHIP

Chicago White Sox @ Minnesota Twins

Hubert H. Humphrey Metrodome, Minneapolis, MN

Sun Jul 12 2009, 2:10 PM EDT
Att. 36,254 - Dome - 68 F

livebaseballscorecards.com

AB	37
R	13
H	15
RBI	11
BB	4
SO	6
LOB	19

WP: 0 PA: 42
PB: 1
SB: 2
CS: 1

Baltimore Orioles @ Chicago White Sox

U.S. Cellular Field, Chicago, IL

Fri Jul 17 2009, 8:11 PM EDT
Att. 32,013 - Overcast - 58 F

TOP

Batter	1	2	3	4	5	6	7	8	9	AB	R	H	RBI	BB	SO	LOB
1 Brian Roberts, S (1, 4) OBP: 0.344, SLG: 0.437	B FF 88 B FF 89 X FF 90 2-0 ① G5-3		X SI 89 0-0 21 HR 1B	C FC 84 F FC 84 F FF 89 B FF 89 B FF 89 B CH 82 B CH 82 4-2 BB		C SI 94 B FO 83 C FF 94 X SL 81 1-2 HR 2B		B FF 95 C FF 95 B FF 95 B FF 95 B FF 96 4-1 21 2B 1B BB	B FF 96 B FF 89 B SI 94 C FF 94 X SI 95 3-1 ③ F7	4	3	2	0	2	0	0
21 Nick Markakis, L (1, 9) OBP: 0.349, SLG: 0.452	C FF 89 F FF 90 S FF 90 0-3 ② K		B FF 88 C FF 87 B FC 85 1 SAFE F FC 83 1 SAFE F FF 89 B FC 84 X FC 86 3-2 1-H HR	C FF 90 C FF 90 F FF 92 B FF 90 B CU 74 X FF 91 2-2 ③ G4-3		B FF 94 C SI 94 C FF 94 C FF 95 1-3 ② ꓘ		F FF 95 B FF 95 B FF 94 F FF 96 X FF 96 2-2 1-3 E 2B		5	2	2	2	0	2	4
Adam Jones, R (1, 8) OBP: 0.358, SLG: 0.489	B FF 90 S FF 90 F CU 75 S FF 90 1-3 ③ K		B FC 86 X FF 90 1-0 ② F7		B CU 70 C CH 80 S FF 89 B FF 89 X CH 80 2-2 ① F7	B FF 93 X FF 94 1-0 2-H HR		B FF 95 S FF 96 X FF 95 1-1 E6 17 2B 2-H 3-H 1B		5	2	2	3	0	1	0
17 Aubrey Huff, L (1, 3) OBP: 0.328, SLG: 0.426		B FF 88 X FF 88 1-0 ① P4	C FF 89 B CU 73 S FF 90 X CH 81 1-2 ③ F9		X FC 84 0-0 E4 14 BB 6 1B	F FO 84 S SL 81 X FF 94 0-2 1B		F FF 95 B SL 83 X FF 95 1-1 2-H 2B		5	0	2	1	0	0	0
30 Luke Scott, L (1, 10) OBP: 0.377, SLG: 0.580		C FC 85 B FF 90 X FC 84 1-1 ② P4		X FC 83 0-0 ① G3	C FF 89 C FC 85 F FF 87 B FF 89 B FF 90 S FC 86 2-3 ② K	B SI 93 S FO 83 C FF 93 S SL 80 1-3 ③ K2-3		C FF 96 X SI 96 0-1 ① L6		5	0	0	0	0	2	3
6 Melvin Mora, R (1, 5) OBP: 0.335, SLG: 0.346		B FF 88 B CH 82 F FF 89 C CH 83 B FF 90 B CH 82 4-2 14 2B BB		C FF 88 B FF 88 F FF 89 X CU 73 1-2 32 FC6-4 14 1B 3 2B 1B	B FF 89 C FC 84 X SI 89 1-1 14 BB 1-2 1B		B FF 92 B FF 92 C FF 92 X FF 92 2-1 2B	C FF 96 B FF 95 X FF 96 1-1 ② G6-3		4	1	3	0	1	0	1
14 Nolan Reimold, R (1, 7) OBP: 0.338, SLG: 0.451		C FF 88 T FC 85 B FF 89 F FF 90 1 SAFE X CH 82 1-2 1-3 2B		S CH 80 C FF 89 X FF 90 0-2 32 FC6-4 1-2 1B	C FF 89 B FF 89 B CH 81 B CH 82 B FF 89 4-1 1-2 2-3 BB		C FF 94 B FF 94 B FF 92 F FF 92 S FF 93 2-3 ① K	B FF 96 S FF 96 B FF 95 X FF 94 2-1 ③ G4-3		4	0	2	0	1	1	2
32 Matt Wieters, S (1, 2) OBP: 0.303, SLG: 0.389		B FF 90 X FC 87 1-0 ③ G6-3		C FF 88 F CH 82 F SI 90 X CH 79 0-2 ② FC6-4 3 2B 1-2f 2-3	F FC 85 B FC 84 F FC 85 B FF 90 X FC 85 2-2 ③ F8		F FF 92 B FF 93 T FF 94 T FF 94 1-2 ② K		C FF 95 F CH 88 B FF 95 F FF 89 S SL 89 1-3 ① K	5	0	0	0	0	2	8
3 Cesar Izturis, S (1, 6) OBP: 0.292, SLG: 0.325			B FF 86 C FF 88 F FF 88 X FF 89 1-2 ① G4-3	X FF 90 0-0 1-3 3-H 2B		C FF 92 F FF 92 X FF 94 0-2 ① F8	F FF 94 X FF 94 0-1 ③ G4-3		B FF 95 L SI 95 C FF 89 F SL 89 F SI 95 F FF 89 F SL 89 X SL 90 1-2 ② G3	5	0	1	1	0	0	1

livebaseballscorecards.com

AB	42	
R	8	
H	14	
RBI	7	
BB	4	
SO	8	
LOB	19	

Inning Stats

Inning	R	E	K	S	H	LOB	BB	P
1	0	0	2	7	0	0	0	10
2	0	0	0	10	1	2	1	18
3	2	0	0	12	2	0	0	18
4	1	0	0	19	3	3	1	26
5	0	1	1	14	1	3	1	25
6	2	0	2	16	3	1	0	20
7	0	0	2	10	1	1	0	15
8	3	1	0	14	3	1	1	25
9	0	0	1	13	0	0	0	18

1B: 6 SF: 0
2B: 6 SAC: 0
3B: 0 DP: 0
HR: 2 HBP: 0

WP: 0 PA: 46
PB: 0
SB: 0
CS: 0

PITCHER		IP	WLS	BF	H	R	ER	SO	BB	IBB	HBP	BLK	WP	HR	S	P	ERA	WHIP
50 John Danks, L ERA: 3.98	(1, 1)	5.0	W	26	7	3	3	3	3	0	0	0	0	1	62	97	5.40	2.000
71 Scott Linebrink, R ERA: 2.41	(6, 1)	1.0	H	6	3	2	2	2	0	0	0	0	0	1	16	20	18.00	3.000
26 Octavio Dotel, R ERA: 3.28	(7, 1)	1.0		4	1	0	0	2	0	0	0	0	0	0	10	15	0.00	1.000
37 Matt Thornton, L ERA: 3.13	(8, 1)	1.0		7	3	3	3	0	1	0	0	0	0	0	14	25	27.00	4.000
57 Ramon Pena, R ERA: 4.38	(9, 1)	1.0		3	0	0	0	1	0	0	0	0	0	0	13	18	0.00	0.000

PITCHER	IP	WLS	BF	H	R	ER	SO	BB	IBB	HBP	BLK	WP	HR	S	P	ERA	WHIP

Batter	1	2	3	4	5	6	7	8	9	AB	R	H	RBI	BB	SO	LOB
22 Scott Podsednik, L (1, 7) OBP: 0.366, SLG: 0.390	B FF 93 C FF 93 C SL 80 X SI 94 1-2 23 G5-4-3 1B		C FF 92 B SL 85 X CH 82 1-1 23 E 2-3 1B		B SL 75 C FF 90 B SL 80 B SL 80 B FF 89 4-1 10 E 25 HR BB	B SI 93 B SI 91 B FF 90 C FF 90 B FF 92 4-1 23 HBP 10 S 25 HR BB	B FF 88 C CU 71 X FF 88 1-1 1B			3	3	3	0	2	0	0
10 Alexei Ramirez, R (1, 6) OBP: 0.333, SLG: 0.413	X FF 93 0-0 ① F8		F SL 83 1 SAFE C SL 84 D SL 86 1 SAFE X FF 92 1-2 ② SF8 3-H		1 SAFE F SL 92 1 SAFE L SI 88 S SL 83 0-3 ① K 1-2	B SI 92 1 SAFE B SI 91 B FF 92 C SI 91 B SI 94 4-1 23 HBP 25 HR 1-2 BB	C SL 81 B FF 94 F FF 95 B FF 96 X SL 84 2-2 ② SF7 3-H			2	1	0	2	1	1	2
23 Jermaine Dye, R (1, 9) OBP: 0.378, SLG: 0.568	1 SAFE B FF 93 B SL 79 X FF 93 2-0 ② ③ G5-4-3 1-2f		1 SAFE B SL 83 B SL 82 C FF 92 X SL 82 2-1 E6 1-H 2B		B SI 89 B FF 91 2 SAFE C FF 91 F FF 91 B FF 93 F FF 92 B FF 90 4-2 25 HR BB	H SI 88 1-0 25 HR 1-2 2-3 HBP	C FF 95 S FF 95 B SI 97 S FF 96 1-3 ③ K			3	2	1	1	1	1	2
25 Jim Thome, L (1, 10) OBP: 0.404, SLG: 0.518		X FF 91 0-0 ① F7	B FF 91 S SI 91 C FF 92 T FF 93 1-2 ③ K		B FF 92 B CH 81 X FF 91 2-0 1-H 2-H HR	B SI 90 S SI 90 D SI 90 X SI 89 2-1 1-H 2-H 3-H HR		C SI 96 S SI 96 B FF 95 B FF 96 F FF 95 B SL 85 B FF 96 4-2 12 G1-3 14 1B BB		4	2	2	7	1	1	1
14 Paul Konerko, R (1, 3) OBP: 0.356, SLG: 0.522		C FF 92 B SI 91 B CH 83 F CH 82 F FF 92 F SI 92 B FF 94 F FF 93 X CH 84 3-2 HR		C FF 90 B SL 78 F SL 75 X FF 92 1-2 ① G6-3	F SI 94 F SI 93 B SI 92 X CU 79 1-2 ② G1-3	C CU 77 B CU 78 F SI 92 X SI 91 1-2 ② G6-3		C FF 96 X FF 96 0-1 12 G1-3 1-2 1B		5	1	2	1	0	0	0
12 A.J. Pierzynski, L (1, 2) OBP: 0.325, SLG: 0.457		B SL 77 T FF 92 S FF 92 B FF 93 F FF 93 S SL 84 2-3 ② K		X CH 82 0-0 ② G1-6-3	B CU 77 B SI 91 F SI 93 F SI 93 F CU 79 F FF 94 F CU 79 X CU 77 2-2 17 2B 1B	F SI 92 B CU 76 X FF 90 1-1 ③ F7		S SI 95 F SI 95 B FF 94 F SI 86 X FF 95 1-2 ① G1-3 1-2 2-3		5	0	1	0	0	1	2
17 Chris Getz, L (1, 4) OBP: 0.320, SLG: 0.365		B FF 92 F SL 77 C FF 92 X CH 84 1-2 ③ G6-3		C SI 89 B FF 92 F CH 82 X CH 82 1-2 15 1B 2B	C SI 94 B SI 93 B SI 93 X SI 92 2-1 1-3 2B		B FF 89 B FF 89 B FF 88 C FF 88 B FF 89 4-1 15 2B BB	S SI 95 B SI 95 C SL 83 F FF 95 B SL 83 X FF 94 2-2 ② G6-3		4	1	2	0	1	0	2
15 Gordon Beckham, R (1, 5) OBP: 0.353, SLG: 0.430			H SI 89 1-0 22 1B 31 G5-3 10 SF8 HBP	C SL 81 F SL 76 X SL 84 0-2 2-3 1B	B SI 94 B CU 80 S SI 93 F SI 93 F SI 94 X SI 93 2-2 ③ G5-3		B CU 72 C CU 72 F CU 71 B FF 89 B CU 71 F CU 71 F CU 71 1 SAFE 1 SAFE 3-2 X CU 72 31 L9 1-H 10 SF7 2B	B FF 95 B FF 94 F FF 94 B FF 94 B FF 93 4-1 BB		3	2	2	1	1	0	2
31 Dewayne Wise, L (1, 8) OBP: 0.237, SLG: 0.275			F FF 91 F SL 83 B FF 92 X FF 92 1-2 ① G5-3 1-2	C SL 82 C FF 92 X SL 82 0-2 ③ G4-3		B CU 77 B SI 92 F SI 91 X CU 77 2-1 ① P5	B FF 87 F FF 88 S CU 72 X CU 72 1-2 ① L9 2-3	C FF 94 F SI 93 F FF 95 S SI 95 0-3 ③ K		5	0	0	0	0	1	7
Inning Stats	R: 0 E: 0 K: 0 S: 5 H: 1 LOB: 0 BB: 0 P: 8	R: 1 E: 0 K: 1 S: 14 H: 1 LOB: 0 BB: 0 P: 20	R: 2 E: 1 K: 1 S: 13 H: 2 LOB: 2 BB: 0 P: 20	R: 0 E: 0 K: 0 S: 13 H: 2 LOB: 2 BB: 0 P: 15	R: 3 E: 1 K: 1 S: 23 H: 3 LOB: 2 BB: 2 P: 40	R: 4 E: 0 K: 0 S: 11 H: 1 LOB: 0 BB: 2 P: 26	R: 2 E: 0 K: 1 S: 17 H: 2 LOB: 1 BB: 1 P: 29	R: 0 E: 0 K: 1 S: 18 H: 1 LOB: 3 BB: 2 P: 29			1B: 6 2B: 4 3B: 0 HR: 3 SF: 2 SAC: 0 DP: 1 HBP: 2		WP: 0 PB: 0 SB: 1 CS: 0 PA: 45	

PITCHER		IP	WLS	BF	H	R	ER	SO	BB	IBB	HBP	BLK	WP	HR	S	P	ERA	WHIP
49 Jason Berken, R ERA: 6.44	(1, 1)	4.1	L	22	7	6	6	3	2	0	1	0	0	2	53	81	12.46	2.077
34 Matt Albers, R ERA: 3.96	(5, 1)	1.0		7	2	2	2	0	2	0	0	0	0	0	19	36	18.00	4.000
28 Danys Baez, R ERA: 4.6	(6, 1)	0.2		4	1	2	2	0	0	0	1	0	0	1	7	12	27.00	1.500
51 Rich Hill, L ERA: 7.22	(7, 1)	0.1		4	2	2	2	0	1	0	0	0	0	0	11	20	54.00	9.000
31 Kam Mickolio, R ERA:	(7, 1)	1.2		8	1	0	0	2	2	0	0	0	0	0	24	38	0.00	1.800

PITCHER	IP	WLS	BF	H	R	ER	SO	BB	IBB	HBP	BLK	WP	HR	S	P	ERA	WHIP

BOTTOM

Baltimore Orioles @ Chicago White Sox

U.S. Cellular Field, Chicago, IL

Fri Jul 17 2009, 8:11 PM EDT

Att. 32,013 - Overcast - 58 F

livebaseballscorecards.com

AB	34
R	12
H	13
RBI	12
BB	7
SO	5
LOB	18

Batter	1	2	3	4	5	6	7	8	9	AB	R	H	RBI	BB	SO	LOB
1 Brian Roberts, S (1, 4) OBP: 0.347, SLG: 0.439	B FF 81 X SI 82 1-0 ① F7		C SI 83 B SI 83 S SI 84 B FF 84 S CH 78 2-3 ① K		B SI 85 C SI 85 B FC 82 B SI 85 X SI 85 3-1 1B			C SI 86 B FC 84 B CH 79 X SI 86 2-1 1B 1-2	B FF 93 C FF 93 B FF 94 F FF 96 X FF 95 2-2 21 FC4-6 1B 1-H	5	0	3	1	0	1	0
21 Nick Markakis, L (1, 9) OBP: 0.350, SLG: 0.454	B FF 83 B FF 84 C FF 84 B SI 84 X FF 84 3-1 17 FC4-6 1B		C FF 86 X SI 86 0-1 2B		1 SAFE B FC 82 X FC 83 1-0 ③ F9			B SI 86 F FC 83 X FF 86 1-1 ① F8	1 SAFE F FF 93 X FF 91 0-1 ③ FC4-6 1-2f	5	0	2	0	0	0	4
Adam Jones, R (1, 8) OBP: 0.357, SLG: 0.486	B SI 83 B SI 83 F FF 82 S CH 78 F FF 84 X FF 84 2-2 ② F7		C SI 84 X CH 78 0-1 ② G1-3			B SI 83 C CH 77 F FC 82 F FF 85 S CU 71 1-3 ① K		C SI 94 F SI 94 B SI 95 B SI 94 X FO 82 2-2 1-2 2-3 1B		4	0	1	0	0	1	2
17 Aubrey Huff, L (1, 10) OBP: 0.324, SLG: 0.421	S FF 83 1 SAFE F SI 84 X FF 84 0-2 ③ FC4-6 1-2f		C FF 84 B CU 72 B FC 81 F SI 86 C CU 72 2-3 ③ K			C CU 70 X FC 81 0-1 ② G4-3		B FF 94 C FF 95 F FF 96 F FF 95 X SL 82 1-2 ② F9		4	0	0	0	0	1	5
23 Ty Wigginton, R (1, 3) OBP: 0.307, SLG: 0.396		B SI 82 T SI 82 C FC 81 B CH 77 X CH 78 2-2 6 G3 14 2B 2B		C SI 82 X SI 82 0-1 6 G6-4-3 1B		B SI 83 X SI 84 1-0 ③ F9		B FF 94 B FF 95 F FF 95 B FF 95 S FF 95 F FF 96 C FF 95 3-3 ③ K		4	1	2	0	0	1	3
6 Melvin Mora, R (1, 5) OBP: 0.333, SLG: 0.348		B SI 84 B FC 82 C FC 82 F FF 85 B FF 86 F FF 84 X CH 79 3-2 ① G3 2-3		X SI 84 0-0 ①② G6-4-3 1-2f			C SI 82 S CH 77 X CH 77 0-2 ① G5-3		B FF 96 X FF 94 1-0 14 1B 2B	4	1	1	0	0	0	2
14 Nolan Reimold, R (1, 7) OBP: 0.342, SLG: 0.458		F SI 86 S FF 83 F FF 87 D FF 87 F CH 79 B FF 88 X FC 85 2-2 32 G3 2B 3-H	F SI 83 F SI 84 B FF 86 X CH 76 1-2 ③ F8				X FF 85 0-0 ② F8		B FF 94 B FF 94 C FF 95 F FF 93 X SL 89 2-2 1 DI 1 1B 1B 2-H	4	1	2	2	0	0	0
32 Matt Wieters, S (1, 2) OBP: 0.294, SLG: 0.376		C FF 86 B SI 85 X FF 86 1-1 ② G3 2-3			C SI 82 B SI 83 S CH 77 F FF 84 B FF 85 S CH 78 2-3 ① K		C FF 84 C CU 69 B FF 86 B CU 69 X FC 82 2-2 ③ F7		S FF 95 F FF 95 S FF 96 0-3 ① K	4	0	0	0	0	2	2
3 Cesar Izturis, S (1, 6) OBP: 0.292, SLG: 0.325 30 Luke Scott, L (9, PH) OBP: 0.375, SLG: 0.577		B FF 86 F FC 83 X CH 79 1-1 ③ G6-3			C CU 70 B SI 85 X SI 85 1-1 ② G4-3			B SI 82 B CH 77 C FF 83 B SI 82 S FF 84 F FF 85 X FF 85 3-2 1B 1 1B 1B	S FF 96 F FF 95 C CU 82 0-3 ② K	3 1	0 0	1 0	0 0	0 0	0 1	1 1
Inning Stats	R: 0 H: 1 E: 0 LOB: 1 K: 0 BB: 0 S: 10 P: 16	R: 1 H: 2 E: 0 LOB: 1 K: 0 BB: 0 S: 16 P: 25	R: 0 H: 1 E: 0 LOB: 1 K: 2 BB: 0 S: 10 P: 14	R: 0 H: 1 E: 0 LOB: 0 K: 0 BB: 0 S: 6 P: 7	R: 0 H: 1 E: 0 LOB: 1 K: 1 BB: 0 S: 9 P: 16	R: 0 H: 0 E: 0 LOB: 0 K: 1 BB: 0 S: 7 P: 9	R: 0 H: 0 E: 0 LOB: 0 K: 0 BB: 0 S: 7 P: 9	R: 0 H: 3 E: 0 LOB: 3 K: 1 BB: 0 S: 19 P: 31	R: 2 H: 3 E: 0 LOB: 1 K: 2 BB: 0 S: 15 P: 20	1B: 8 SF: 0 2B: 4 SAC: 0 3B: 0 DP: 1 HR: 0 HBP: 0						

PITCHER		IP	WLS	BF	H	R	ER	SO	BB	IBB	HBP	BLK	WP	HR	S	P	ERA	WHIP
56 Mark Buehrle, L ERA: 3.52	(1, 1)	7.1	W	29	8	1	1	4	0	0	0	0	0	0	73	110	1.23	1.091
71 Scott Linebrink, R ERA: 2.41	(8, 1)	0.0		1	1	0	0	0	0	0	0	0	0	0	3	5	∞	∞
37 Matt Thornton, L ERA: 3.08	(8, 1)	0.2	H	2	0	0	0	1	0	0	0	0	0	0	8	12	0.00	0.000
45 Bobby Jenks, R ERA: 3.94	(9, 1)	1.0	S	6	3	2	2	2	0	0	0	0	0	0	15	20	18.00	3.000

PITCHER	IP	WLS	BF	H	R	ER	SO	BB	IBB	HBP	BLK	WP	HR	S	P	ERA	WHIP

TOP

Baltimore Orioles @ Chicago White Sox

U.S. Cellular Field, Chicago, IL

Sat Jul 18 2009, 4:05 PM EDT
Att. 32,881 - Partly Cloudy - 68 F

livebaseballscorecards.com

AB	38
R	3
H	12
RBI	3
BB	0
SO	7
LOB	20

Batter	1	2	3	4	5	6	7	8	9	AB	R	H	RBI	BB	SO	LOB
22 Scott Podsednik, L (1, 7) OBP: 0.365, SLG: 0.386	B SI 89 F SI 90 X SI 91 1-2 ① G4-3		B SI 90 B SI 88 B SI 90 B SI 90 4-0 10 2B BB		B SI 87 B SI 88 X SI 88 2-0 ① G4-3	X SI 86 0-0 ① SH3-4 2-3		B FF 91 C FF 90 C SL 76 S FF 90 1-3 ③ K		3	0	0	0	1	1	1
10 Alexei Ramirez, R (1, 6) OBP: 0.332, SLG: 0.414	S SL 80 B SI 90 C SI 90 X SL 84 1-2 ② G1-3		1 SAFE C SI 89 C SL 81 X SL 83 0-2 1-3 2B		B SL 82 C SI 89 F SL 82 X SL 82 1-2 E3 23 HR	F SI 90 X SI 91 0-1 ② G6-3				4	1	1	0	0	0	1
23 Jermaine Dye, R (1, 9) OBP: 0.377, SLG: 0.574	B FF 90 C SI 91 X SI 90 1-1 ③ F7		C SI 91 F SI 92 B SI 91 X SI 90 1-2 ② P3		B SL 81 C SL 78 X SI 89 1-1 2-H HR	B SL 81 C SI 91 B SI 89 B FF 91 X SI 89 3-1 ③ F8				4	1	1	2	0	0	3
25 Jim Thome, L (1, 10) OBP: 0.408, SLG: 0.524		C SI 90 B SL 81 X SI 90 1-1 15 FC5 17 HBP 1B	I IN 54 I IN 57 I IN 52 I 4-0 IBB		C SI 90 X SL 70 0-1 14 1B 12 1B 2B		B FF 88 B FF 87 B FF 89 C FF 87 X FF 87 3-1 ① G3-1			3	1	2	0	1	0	0
14 Paul Konerko, R (1, 3) OBP: 0.355, SLG: 0.519		C SL 79 B SI 88 X SI 88 1-1 ① P4	B SI 91 T SI 90 X SI 90 1-1 ③ F7		B SL 78 B SI 88 C SL 79 F SI 89 X SI 92 2-2 12 1B 17 1B 2-3 1B		B CU 74 C FF 88 F FF 87 F FF 90 B CH 82 B CU 76 S CU 74 3-3 ② K			4	0	1	0	0	1	4
12 A.J. Pierzynski, L (1, 2) OBP: 0.324, SLG: 0.454		B SI 90 X FF 90 1-0 ② F8	C SL 80 F SI 90 F FF 91 X SL 83 0-2 ① G3		X SL 80 0-0 17 1B 15 1B 1-2 3-H 1B		C CU 74 X FF 89 0-1 ③ G4-3			4	1	1	1	0	0	1
17 Chris Getz, L (1, 4) OBP: 0.322, SLG: 0.364		B SI 91 C SI 91 F FF 91 H SL 83 2-2 15 FC5 1-2 HBP	B SI 90 B SI 89 C SI 90 X SL 80 2-1 ② G4-3		C SI 90 X SI 90 0-1 ② 15 1B 1-3 2-H 1B			C FC 89 F SL 75 B FF 91 X SL 75 1-2 ① P5		3	0	1	0	0	0	0
15 Gordon Beckham, R (1, 5) OBP: 0.364, SLG: 0.440		X SI 90 0-0 ③ FC5 1-2 2-3f	C SL 79 B SI 90 F SI 90 B SI 89 X SL 84 2-2 1B		C SI 91 X SI 90 0-1 ③ 2-H 3-H 1B			F SL 76 B FF 90 X FF 90 1-1 32 G5-3 1B		4	0	3	1	0	0	2
31 Dewayne Wise, L (1, 8) OBP: 0.240, SLG: 0.287 32 Brian Anderson, R (8, PH) OBP: 0.319, SLG: 0.315 (9, 8)			C SI 88 F SL 81 S SL 83 0-3 ① K	X SI 89 0-0 ③ F8		L SI 87 X SL 80 0-1 22 SH3-4 2B		C FF 90 B FF 91 B FF 89 D SL 76 X FF 89 3-1 ② G5-3 1-2		3 1	0 0	1 0	0 0	0 0	1 0	1 1
Inning Stats	R: 0 E: 0 K: 0 S: 8 H: 0 LOB: 0 BB: 0 P: 11	R: 0 E: 0 K: 0 S: 8 H: 1 LOB: 2 BB: 0 P: 13	R: 0 E: 0 K: 1 S: 11 H: 1 LOB: 3 BB: 2 P: 21	R: 0 E: 0 K: 0 S: 10 H: 1 LOB: 1 BB: 0 P: 14	R: 4 E: 1 K: 0 S: 16 H: 6 LOB: 2 BB: 0 P: 22	R: 0 E: 0 K: 0 S: 7 H: 1 LOB: 1 BB: 0 P: 10	R: 0 E: 0 K: 1 S: 8 H: 0 LOB: 0 BB: 0 P: 14	R: 0 E: 0 K: 1 S: 10 H: 1 LOB: 1 BB: 0 P: 16		1B: 7 2B: 3 3B: 0 HR: 1 SF: 0 SAC: 1 DP: 0 HBP: 1						

PITCHER		IP	WLS	BF	H	R	ER	SO	BB	IBB	HBP	BLK	WP	HR	S	P	ERA	WHIP
35 Brad Bergesen, R ERA: 3.51	(1, 1)	6.0	L	30	10	4	2	1	1	1	1	0	0	1	60	91	3.00	1.833
27 Mark Hendrickson, L ERA: 4.47	(7, 1)	1.0		3	0	0	0	1	0	0	0	0	0	0	8	14	0.00	0.000
52 George Sherrill, L ERA: 2.35	(8, 1)	1.0		4	1	0	0	1	0	0	0	0	0	0	10	16	0.00	1.000

PITCHER	IP	WLS	BF	H	R	ER	SO	BB	IBB	HBP	BLK	WP	HR	S	P	ERA	WHIP

BOTTOM

Baltimore Orioles @ Chicago White Sox

U.S. Cellular Field, Chicago, IL

Sat Jul 18 2009, 4:05 PM EDT

Att. 32,881 - Partly Cloudy - 68 F

livebaseballscorecards.com

AB	33
R	4
H	11
RBI	4
BB	2
SO	3
LOB	14

PA: 37

WP: 0
PB: 0
SB: 0
CS: 0

Batter	1	2	3	4	5	6	7	8	9	AB	R	H	RBI	BB	SO	LOB
1 Brian Roberts, S (1, 4) OBP: 0.345, SLG: 0.436	X FF 90 0-0 E 17 WP S 1B		F FS 80 B FF 91 B FS 78 C SI 91 B FF 92 F SL 85 X SI 92 3-2 ① G4-3		B FS 80 B SL 89 B SI 89 C SI 89 F SI 89 F FF 90 X SI 90 3-2 ① F8	F SI 92 B FF 88 S SI 89 B FF 89 S SI 92 2-3 ① K		B FF 90 F SI 91 X FF 89 1-1 ② P3		5	1	1	0	0	1	1
Adam Jones, R (1, 8) OBP: 0.357, SLG: 0.483	C SI 92 S SL 86 S SL 87 0-3 ① K 1-3		C SL 85 B FS 78 S FS 78 B SI 93 B SL 87 B SL 88 4-2 21 S BB		C SL 85 X SL 86 0-1 17 1B 21 BB 6 WP 1B	B SL 77 F SI 90 F FC 89 B SI 88 B CU 72 F SI 93 S FF 90 3-3 ② K		F FF 89 X SI 92 0-1 ③ FC6-4 1-2f		4	1	1	0	1	2	2
21 Nick Markakis, L (1, 9) OBP: 0.351, SLG: 0.451	X FF 92 0-0 ② P5		1 SAFE B SI 91 F SL 84 B SL 83 F FF 92 F FF 92 B SI 92 B FF 93 4-2 17 G6-3 1-2 BB		1 SAFE 1 SAFE B SI 90 B SI 90 B SI 88 B SI 89 4-0 6 WP 17 1B 30 BB 1-2 BB	X FF 89 0-0 ③ G1-3			B SI 94 B FF 89 B SI 95 C FF 92 F SI 95 F FF 94 F CH 89 X FF 95 3-2 ① F7	3	1	0	0	2	0	1
17 Aubrey Huff, L (1, 3) OBP: 0.325, SLG: 0.424	B FS 79 B FS 78 C SL 83 X SL 83 2-1 ③ G4-3 3-H		C SL 82 X FF 91 0-1 ②③ G6-3 1-2f		F FF 92 X FF 93 0-1 30 BB 6 WP 14 BB 1-2 2-3 1B		X FF 88 0-0 ① P5		B SL 89 B FF 87 X FF 95 2-0 6 1B 30 2B 2B	5	2	2	0	0	0	2
6 Melvin Mora, R (1, 5) OBP: 0.335, SLG: 0.347		F SI 90 B FS 78 F SL 86 F FF 92 X SI 94 1-2 ① G6-3		C SL 82 B SL 86 C SI 92 F FS 78 X FS 78 1-2 ① G6-3	C SI 92 B SL 87 F SI 93 F SI 93 H SL 83 2-2 14 BB 30 BB 9 1B 1-2 2-3 3-H HBP		C SI 92 F SL 78 B SI 93 B FF 89 B FF 90 X FF 90 3-2 ② G1-3		C SI 96 S SL 88 F SL 88 B FF 94 F SI 95 X SL 90 1-2 30 2B 9 HR 2-3 1B	4	2	1	0	0	0	0
30 Luke Scott, L (1, 10) OBP: 0.380, SLG: 0.579		B FF 92 C SL 83 B FS 77 S SL 83 F FF 92 X FF 91 2-2 ② P4		B SI 92 F SL 82 F SI 92 B FS 78 X FS 77 2-2 ② P5	B FF 92 S FF 92 B FF 89 B FF 90 F FF 93 B FF 90 4-2 9 1B 14 BB 3 G4-3-6 1-2 2-3 3-H BB		B CU 78 B CH 86 B FF 89 B SI 91 4-0 BB		F FF 93 B SI 94 B FF 88 C SI 95 X SL 88 2-2 9 HR 1-3 3-H 2B	3	2	1	2	2	0	0
14 Nolan Reimold, R (1, 7) OBP: 0.348, SLG: 0.456		C SL 86 H FS 78 1-1 9 E 9 S HBP		B SL 84 B SL 85 F SI 93 X SI 92 2-1 9 1B 1B	B FF 90 B FF 92 D FF 92 B FF 90 4-0 9 1B 1-2 2-3 3-H BB		F FF 90 B FF 89 F SI 91 C FF 89 1-3 ③ K		B SI 94 B SI 94 S SL 87 C SL 87 F SI 94 C SL 88 2-3 ② K	3	0	1	1	1	2	3
9 Gregg Zaun, S (1, 2) OBP: 0.358, SLG: 0.396		B SL 83 B SL 82 B SI 91 B SI 90 4-0 1-3 BB		1 SAFE 1 SAFE C SI 90 X SL 82 0-1 1-2 1B	B SI 91 S FC 88 B FF 89 F FC 89 B FC 89 F FC 88 X FC 89 3-2 3 G4-3-6 1-2 2-3 3-H 1B			F SI 90 B SL 77 B FF 89 X SI 90 3-1 ① P5	B SL 88 C CH 89 C SI 94 X SI 94 1-2 2-H 3-H HR	4	1	3	4	1	0	0
3 Cesar Izturis, S (1, 6) OBP: 0.290, SLG: 0.321		B SL 83 S SL 83 B FF 91 F SL 84 F SI 92 F FF 93 F FF 92 F SL 85 B FS 77 3-2 ③ X SL 85 G3		B SI 91 B FF 92 B SI 92 C SI 90 X SI 92 3-1 ③ P5	B SI 91 X SI 92 1-0 ②③ G4-3-6 1-2f 3-H			F FC 88 B FC 92 F FC 88 X SI 92 1-2 FC6-4 1B	X SI 94 0-0 ③ L5	5	0	1	0	0	0	6

Inning Stats	1	2	3	4	5	6	7	8	9
	R: 1 E: 1 K: 1 S: 7	H: 1 LOB: 0 BB: 0 P: 9	R: 0 E: 0 K: 0 S: 16	H: 0 LOB: 2 BB: 1 P: 27	R: 0 E: 0 K: 0 S: 11	H: 0 LOB: 1 BB: 2 P: 22	R: 0 E: 0 K: 0 S: 13	H: 2 LOB: 2 BB: 0 P: 21	R: 5 E: 0 K: 0 S: 18	H: 3 LOB: 1 BB: 3 P: 39	R: 0 E: 0 K: 2 S: 8	H: 0 LOB: 0 BB: 0 P: 13	R: 0 E: 0 K: 1 S: 7	H: 0 LOB: 1 BB: 1 P: 15	R: 0 E: 0 K: 0 S: 9	H: 1 LOB: 1 BB: 0 P: 14	R: 4 E: 0 K: 1 S: 22	H: 4 LOB: 0 BB: 0 P: 33

PITCHER		IP	WLS	BF	H	R	ER	SO	BB	IBB	HBP	BLK	WP	HR	S	P	ERA	WHIP
52 Jose Contreras, R ERA: 4.75	(1, 1)	4.1	L	23	5	5	4	1	4	0	2	0	2	0	58	99	8.31	2.077
49 Aaron Poreda, L ERA: 2.45	(5, 1)	0.0		2	0	0	0	0	2	0	0	0	0	0	2	10	∞	∞
D.J. Carrasco, R ERA: 3.55	(5, 1)	3.2		13	2	1	1	3	1	0	0	0	0	0	29	51	2.46	0.818
57 Ramon Pena, R ERA: 5.21	(9, 1)	1.0		7	4	4	4	1	0	0	0	0	0	1	22	33	36.00	4.000

PITCHER	IP	WLS	BF	H	R	ER	SO	BB	IBB	HBP	BLK	WP	HR	S	P	ERA	WHIP

TOP

Baltimore Orioles @ Chicago White Sox

U.S. Cellular Field, Chicago, IL

Sun Jul 19 2009, 2:05 PM EDT

Att. 32,069 - Overcast - 68 F

livebaseballscorecards.com

AB	36
R	10
H	11
RBI	7
BB	7
SO	5
LOB	15

1B: 8	SF: 0	WP: 2	PA: 45
2B: 2	SAC: 0	PB: 0	
3B: 0	DP: 2	SB: 3	
HR: 1	HBP: 2	CS: 0	

Batter	1	2	3	4	5	6	7	8	9	AB	R	H	RBI	BB	SO	LOB
22 Scott Podsednik, L (1, 7) OBP: 0.361, SLG: 0.381 5 Jayson Nix, R (9, PH) OBP: 0.289, SLG: 0.459	B FF 90 C FF 90 C SI 92 B SI 93 X SI 93 2-2 ② F7		X SI 92 0-0 ③ G6-3			C SI 89 F SI 89 C SL 84 0-3 ① K			C SI 94 F SI 93 B SI 94 F CU 79 C CU 78 1-3 ① K	3 1	0 0	0 0	0 0	0 0	1 1	1 0
10 Alexei Ramirez, R (1, 6) OBP: 0.330, SLG: 0.410 32 Brian Anderson, R (9, PH) OBP: 0.322, SLG: 0.319	B SI 94 C SI 94 B SL 85 F SI 93 X SL 84 2-2 ② G5-3			X SL 84 0-0 ① F7		C SI 92 F SI 89 B CH 85 X SI 91 1-2 ②③ G5-4-3 1-2f			T SI 94 X SI 95 0-1 ① 25 BB 1B	3 1	0 0	0 1	0 0	0 0	0 0	1 0
23 Jermaine Dye, R (1, 9) OBP: 0.374, SLG: 0.568 7 Josh Fields, R (9, PH) OBP: 0.308, SLG: 0.350	B SI 92 C SI 93 C CH 84 B SI 93 X SI 93 2-2 ③ G5-3			C SI 91 B SI 92 F SI 93 F SI 93 B SL 85 B SI 92 T SI 92 3-2 ② K			C SI 89 F FF 90 B FF 91 F CH 84 X SI 91 1-2 ① G6-3		X SI 93 0-0 ② F7	3 1	0 0	0 0	0 0	0 0	1 0	0 1
25 Jim Thome, L (1, 10) OBP: 0.410, SLG: 0.522		C SI 91 B CH 82 B SI 91 F SI 92 C SL 85 2-3 ① K		B SI 92 B SL 84 B CH 84 X SI 92 3-0 1B			B FF 90 C SI 90 B SI 91 X CH 84 2-1 ② G4-3		B SI 94 B SI 93 B SI 95 C SI 94 F SI 94 B SI 95 4-2 1-2 BB	3	0	1	0	1	1	0
14 Paul Konerko, R (1, 3) OBP: 0.351, SLG: 0.512		B SI 93 B SI 92 C SI 92 S SL 83 X SI 93 2-2 ② L5		B SL 83 X SI 92 1-0 ③ F7			B SI 89 C FF 90 F CH 84 F SL 83 B SL 84 X SI 91 2-2 ③ G6-3		S SI 92 F SI 94 D CH 87 B SI 95 S SI 94 2-3 ③ K	4	0	0	0	0	1	3
17 Chris Getz, L (1, 4) OBP: 0.322, SLG: 0.376		C SI 93 B SL 86 F SL 85 X SL 84 1-2 ③ G1-3			C CH 87 X SI 89 0-1 ① G4-3			B CH 87 T CH 87 B SI 88 F CH 87 F SL 81 F SL 82 B SI 90 X SI 89 3-2 HR		3	1	1	1	0	0	0
15 Gordon Beckham, R (1, 5) OBP: 0.357, SLG: 0.430			C SI 91 C CH 84 B FF 91 F SI 92 S FF 93 1-3 ① K		S SI 92 B SI 90 B SI 91 X SI 90 2-1 ② P5			F SI 90 X SL 81 0-1 ① G6-3		3	0	0	0	0	1	0
31 Dewayne Wise, L (1, 8) OBP: 0.243, SLG: 0.320			F SI 92 B CH 86 X CH 84 1-1 HR		C FF 91 S SI 92 B SL 84 C SI 92 1-3 ③ K			X SI 90 0-0 ② F9		3	1	1	1	0	1	0
27 Ramon Castro, R (1, 2) OBP: 0.309, SLG: 0.404			X SI 91 0-0 ② P2			B SI 88 B SI 89 B SI 89 C CH 87 B SI 89 4-1 10 G5-4-3 BB		B CH 81 B SI 90 B SI 89 C FF 88 F SI 89 F SI 91 X SI 90 3-2 ③ P6		2	0	0	0	1	0	0
Inning Stats	R: 0 E: 0 K: 0 S: 9 H: 0 LOB: 0 BB: 0 P: 15	R: 0 E: 0 K: 1 S: 9 H: 0 LOB: 0 BB: 0 P: 14	R: 1 E: 0 K: 1 S: 8 H: 1 LOB: 0 BB: 0 P: 10	R: 0 E: 0 K: 1 S: 7 H: 1 LOB: 1 BB: 0 P: 14	R: 0 E: 0 K: 1 S: 7 H: 0 LOB: 0 BB: 0 P: 10	R: 0 E: 0 K: 1 S: 7 H: 0 LOB: 0 BB: 1 P: 12	R: 0 E: 0 K: 0 S: 10 H: 0 LOB: 0 BB: 0 P: 15	R: 1 E: 0 K: 0 S: 12 H: 1 LOB: 0 BB: 0 P: 18	R: 0 E: 0 K: 2 S: 12 H: 1 LOB: 2 BB: 1 P: 19	1B: 2 2B: 0 3B: 0 HR: 2	SF: 0 SAC: 0 DP: 1 HBP: 0	WP: 0 PB: 0 SB: 0 CS: 0	PA: 32					

PITCHER	IP	WLS	BF	H	R	ER	SO	BB	IBB	HBP	BLK	WP	HR	S	P	ERA	WHIP
46 Jeremy Guthrie, R (1, 1) ERA: 5.12	8.0	W	27	3	2	2	5	1	0	0	0	0	2	69	108	2.25	0.500
43 Jim Johnson, R (9, 1) ERA: 2.93	1.0		5	1	0	0	2	1	0	0	0	0	0	12	19	0.00	2.000

PITCHER	IP	WLS	BF	H	R	ER	SO	BB	IBB	HBP	BLK	WP	HR	S	P	ERA	WHIP

BOTTOM

Baltimore Orioles @ Chicago White Sox

U.S. Cellular Field, Chicago, IL

Sun Jul 19 2009, 2:05 PM EDT

Att. 32,069 - Overcast - 68 F

livebaseballscorecards.com

AB	30
R	2
H	4
RBI	2
BB	2
SO	7
LOB	6

Tampa Bay Rays @ Chicago White Sox

U.S. Cellular Field, Chicago, IL

Mon Jul 20 2009, 8:11 PM EDT

Att. 39,024 - Clear - 68 F

TOP

livebaseballscorecards.com

Batter	1	2	3	4	5	6	7	8	9	AB	R	H	RBI	BB	SO	LOB
2 B.J. Upton, R (1, 8) OBP: 0.328, SLG: 0.378	C FF 92 B FF 93 C FF 93 X CU 81 1-2 P4		C FF 93 B CU 82 B FC 88 S FC 87 F CU 82 B FF 94 S FC 88 3-3 K			X FF 91 0-0 F9		1 SAFE B FF 93 D FF 92 1 SAFE S FF 93 1 SAFE B SI 93 F FF 95 B FO 83 4-2 13 1B 1-2 BB		3	0	0	0	1	1	0
13 Carl Crawford, L (1, 7) OBP: 0.374, SLG: 0.447	B FF 92 B FF 92 C FF 92 B FC 88 C FF 92 B FF 94 4-2 3 CS BB			B FF 90 C FF 92 X CH 83 1-1 IHR		B FF 90 C FF 92 F SI 92 B FF 92 X CU 81 2-2 F8		S FF 98 B FF 95 1 SAFE 1 SAFE X FF 94 1-1 1-2 2-3 1B		3	1	2	1	1	0	0
3 Evan Longoria, R (1, 5) OBP: 0.357, SLG: 0.535	1 SAFE B FC 86 F FF 93 F FC 88 C FF 95 1-3 1-2 K			B FC 89 X FF 91 1-0 G6-3		B FF 93 F FC 87 C CU 82 B CU 81 B FC 86 X FC 87 3-2 HR		C FF 96 F FF 96 F SL 84 B FF 96 S SL 84 1-3 K		4	1	1	1	0	2	3
23 Carlos Pena, L (1, 3) OBP: 0.362, SLG: 0.509		B FF 92 B FC 86 T FC 84 B FF 92 F SI 94 F FC 88 F FC 89 S CH 83 3-3 K		F SI 91 B FF 93 B FF 93 B FC 87 B FF 92 4-1 5 S BB		B CU 79 X CH 85 1-0 F8			B FF 96 F FF 95 S FF 96 C SL 85 1-3 K	3	0	0	0	1	2	0
18 Ben Zobrist, S (1, 9) OBP: 0.418, SLG: 0.597		B CU 81 B SI 92 B FC 84 C FF 90 X FF 92 3-1 HR		F FC 87 X FC 87 0-1 L9			C FC 86 B CU 80 B CU 79 S FC 85 S CU 81 2-3 K2-3		F FF 90 F CU 82 F FF 96 S CH 84 0-3 K	4	1	1	1	0	2	1
5 Pat Burrell, R (1, 10) OBP: 0.338, SLG: 0.356 19 Gabe Kapler, R (9, PR) OBP: 0.344, SLG: 0.496		F FC 87 C FF 94 B CU 82 C CU 79 1-3 K		B FF 92 C FC 86 C CU 80 B CU 80 X CU 81 2-2 G6-3 1-2			C FF 93 B FF 94 C CU 81 F FC 88 C FC 87 1-3 K		C FF 94 B CU 82 B SL 89 B FF 94 F FF 94 B FF 94 4-2 26 BB 16 1B BB	3 0	0 0	0 0	0 0	1 0	2 0	1 0
16 Willy Aybar, S (1, 4) OBP: 0.374, SLG: 0.469 30 Dioner Navarro, S (9, PR) OBP: 0.248, SLG: 0.324		X SI 93 0-0 L9			C FF 92 C CU 80 X CU 80 0-2 G4-3		B SI 92 F CH 84 B CU 80 X FC 88 2-1 F9		1 SAFE 1 SAFE B FF 92 X FF 95 1-0 26 BB 1-2 1B	4 0	0 0	1 0	0 0	0 0	0 0	0 0
41 Michel Hernandez, R (1, 2) OBP: 0.291, SLG: 0.329 26 Gabe Gross, L (9, PH) OBP: 0.385, SLG: 0.424			B FC 85 B FC 85 C FF 88 X FC 88 2-1 G5-3		X FF 92 0-0 F8			B FF 93 X FF 92 1-0 F8	B FF 94 B FF 94 B FF 95 C FF 94 B FF 94 4-1 1-2 2-3 BB	3 0	0 0	0 0	0 0	0 1	0 0	0 0
8 Jason Bartlett, R (1, 6) OBP: 0.392, SLG: 0.523			X FF 92 0-0 F8		C FF 91 B FF 92 B FF 92 F FF 92 B FC 89 S FF 88 3-3 K			B FF 95 F SI 94 F FF 94 B FO 81 F FF 95 B FF 95 X FF 93 3-2 13 CS 2 S 1B	B FF 94 S FF 94 S FF 94 B FF 94 B SL 84 F FF 94 S SL 89 3-3 K	4	0	1	0	0	2	3

	AB	31
	R	3
	H	6
	RBI	3
	BB	5
	SO	11
	LOB	8

Inning Stats																		
	R: 0 E: 0 K: 1 S: 8	H: 0 LOB: 0 BB: 1 P: 14	R: 1 E: 0 K: 2 S: 11	H: 1 LOB: 0 BB: 0 P: 18	R: 0 E: 0 K: 1 S: 7	H: 0 LOB: 0 BB: 0 P: 12	R: 1 E: 0 K: 0 S: 9	H: 1 LOB: 1 BB: 1 P: 17	R: 0 E: 0 K: 1 S: 7	H: 0 LOB: 0 BB: 0 P: 10	R: 1 E: 0 K: 0 S: 8	H: 1 LOB: 0 BB: 0 P: 14	R: 0 E: 0 K: 2 S: 9	H: 0 LOB: 0 BB: 0 P: 14	R: 0 E: 0 K: 1 S: 13	H: 2 LOB: 2 BB: 1 P: 23	R: 0 E: 0 K: 3 S: 15	H: 1 LOB: 3 BB: 2 P: 28	1B: 3 2B: 0 3B: 0 HR: 3	SF: 0 SAC: 0 DP: 0 HBP: 0	WP: 0 PB: 0 SB: 2 CS: 2	PA: 36

PITCHER		IP	WLS	BF	H	R	ER	SO	BB	IBB	HBP	BLK	WP	HR	S	P	ERA	WHIP
34 Gavin Floyd, R ERA: 4.4	(1, 1)	7.0	W	25	3	3	3	7	2	0	0	0	0	2	59	99	3.86	0.714
71 Scott Linebrink, R ERA: 2.38	(8, 1)	0.1	H	3	1	0	0	0	1	0	0	0	0	0	7	15	0.00	6.000
37 Matt Thornton, L ERA: 3.03	(8, 1)	0.2	H	2	1	0	0	1	0	0	0	0	0	0	6	8	0.00	1.500
45 Bobby Jenks, R ERA: 3.82	(9, 1)	1.0	S	6	1	0	0	3	2	0	0	0	0	0	15	28	0.00	3.000

PITCHER		IP	WLS	BF	H	R	ER	SO	BB	IBB	HBP	BLK	WP	HR	S	P	ERA	WHIP

Tampa Bay Rays @ Chicago White Sox

U.S. Cellular Field, Chicago, IL

Mon Jul 20 2009, 8:11 PM EDT

Att. 39,024 - Clear - 68 F

livebaseballscorecards.com

BOTTOM

Batter	1	2	3	4	5	6	7	8	9	AB	R	H	RBI	BB	SO	LOB
22 Scott Podsednik, L (1, 8) (9, 7) OBP: 0.370, SLG: 0.396	C FF 89 B FF 91 B FF 92 B FF 93 B FF 92 4-1 10 E 10 S 23 1B BB		B FF 90 C FF 92 X FF 93 1-1 10 1B 14 HR 2B		B FF 91 C FF 90 F FC 84 B FF 93 B FF 93 F FF 93 F FC 86 X FC 86 3-2 1B		B FF 94 B SI 93 X FF 93 2-0 10 E 2B			3	2	3	0	1	0	0
10 Alexei Ramirez, R (1, 6) OBP: 0.329, SLG: 0.408	1 SAFE 1 SAFE S FF 92 B FC 85 F FC 86 X FF 94 1-2 ① F9 1-3		B FF 93 B FF 94 B FF 95 C FF 94 X FF 95 3-1 14 HR 2-3 1B		X FF 93 0-0 ① F8		L FF 94 C FF 93 X FF 92 0-2 E4 14 G6-4-3 2-3			4	1	1	0	0	0	3
23 Jermaine Dye, R (1, 9) OBP: 0.372, SLG: 0.564	B FC 85 B FC 84 X FC 84 2-0 12 FC5-4 14 1B 3-H 1B		F SI 94 F FF 94 B FF 95 F FF 96 S CH 85 1-3 ① K		1 SAFE C FC 85 B SI 93 C FF 93 F FF 95 F CH 86 1 SAFE X FF 94 1-2 ② P6		B FF 93 S FF 93 B FF 94 B FF 94 F SI 93 F FF 94 S FF 94 3-3 ① K			4	0	1	1	0	2	5
14 Paul Konerko, R (1, 3) OBP: 0.353, SLG: 0.521	C FF 93 D FC 88 X FF 94 1-1 12 FC5-4 1-2 1B		C FC 86 X FC 87 0-1 1-H 3-H HR		F FF 94 F FF 95 B FF 94 T CH 84 1-2 ③ K		D SL 89 B FF 95 X FF 95 2-0 ②③ G6-4-3 1-2f			4	1	2	3	0	1	3
12 A.J. Pierzynski, L (1, 2) OBP: 0.323, SLG: 0.451	B FC 84 F FF 94 C FF 95 X FF 96 1-2 ② FC5-4 1-2f 2-3		F FF 93 X FC 84 0-1 ② G4-3			X FF 91 0-0 15 FC5 20 1B 1B		B SI 89 X FC 88 1-0 ① F8		4	0	1	0	0	0	2
20 Carlos Quentin, R (1, 7) OBP: 0.323, SLG: 0.452 31 Dewayne Wise, L (9, 8) OBP: 0.243, SLG: 0.320	B FF 95 F FF 94 F FC 86 B FF 94 S FF 94 2-3 ③ K		F FF 93 B FF 94 X CH 84 1-1 ③ G6-3			C CH 82 D FC 84 X FC 84 1-1 5 FC6-4 15 FC5 1-2 1B		X FC 88 0-0 ② G1-3		4 0	0 0	1 0	0 0	0 0	1 0	2 0
15 Gordon Beckham, R (1, 5) OBP: 0.361, SLG: 0.427		S FF 91 B FF 92 S FF 93 B FF 94 X FF 93 2-2 ① P2		C CH 81 B FC 82 B FC 82 B FF 90 B FF 92 4-1 5 G5-4-3 BB		L CH 82 B FC 82 X CH 83 0-2 ① FC5 5 FC6-4 1-2 2-3f		C FC 88 F CU 77 B CU 77 F FC 86 X FC 86 1-2 5 S 1B		3	0	1	0	1	0	2
5 Jayson Nix, R (1, 4) OBP: 0.288, SLG: 0.447		B FF 92 C FF 93 F FF 95 X FF 94 1-2 ② F8		B FC 84 X FF 94 1-0 ①② G5-4-3 1-2f		S CH 84 B CH 84 F FF 94 D FF 94 X FC 85 2-2 ② FC6-4 1-2f 2-3		C FC 89 B FC 87 F FC 88 D CU 77 B CU 77 F FC 88 B FC 88 4-2 1-2 BB		3	0	0	0	1	0	3
7 Josh Fields, R (1, 10) OBP: 0.305, SLG: 0.346 25 Jim Thome, L (8, PH) (9, 10) OBP: 0.408, SLG: 0.519		B FC 87 C FC 87 C FF 93 B FF 96 B FF 95 S FF 94 3-3 ③ K		B FF 93 S FF 94 S FF 94 F FF 95 F FF 95 B CH 84 S FF 95 2-3 ③ K		B FF 93 S FF 94 F FF 95 S FF 95 1-3 ③ K		C SI 88 X SL 78 0-1 ③ F8		3 1	0 0	0 0	0 0	0 0	3 0	2 2
Inning Stats	R: 1 E: 0 K: 1 S: 13 H: 2 LOB: 2 BB: 1 P: 24	R: 0 E: 0 K: 1 S: 9 H: 0 LOB: 0 BB: 0 P: 15	R: 3 E: 0 K: 1 S: 14 H: 3 LOB: 0 BB: 0 P: 20	R: 0 E: 0 K: 1 S: 7 H: 0 LOB: 0 BB: 1 P: 14	R: 0 E: 0 K: 1 S: 14 H: 1 LOB: 1 BB: 0 P: 19	R: 0 E: 0 K: 1 S: 12 H: 2 LOB: 2 BB: 0 P: 16	R: 0 E: 1 K: 1 S: 9 H: 1 LOB: 1 BB: 0 P: 16	R: 0 E: 0 K: 0 S: 11 H: 1 LOB: 2 BB: 1 P: 17		1B: 7 2B: 2 3B: 0 HR: 1	SF: 0 SAC: 0 DP: 2 HBP: 0			WP: 0 PB: 0 SB: 2 CS: 0	PA: 36	

	AB	33
	R	4
	H	10
	RBI	4
	BB	3
	SO	7
	LOB	24

PITCHER		IP	WLS	BF	H	R	ER	SO	BB	IBB	HBP	BLK	WP	HR	S	P	ERA	WHIP
14 David Price, L ERA: 4.86	(1, 1)	6.0	L	27	8	4	4	6	2	0	0	0	0	1	69	108	6.00	1.667
50 Grant Balfour, R ERA: 4.47	(7, 1)	1.0		4	1	0	0	1	0	0	0	0	0	0	9	16	0.00	1.000
31 Lance Cormier, R ERA: 2.7	(8, 1)	0.2		4	1	0	0	0	1	0	0	0	0	0	9	15	0.00	3.000
36 Randy Choate, L ERA: 1.72	(8, 1)	0.1		1	0	0	0	0	0	0	0	0	0	0	2	2	0.00	0.000

PITCHER	IP	WLS	BF	H	R	ER	SO	BB	IBB	HBP	BLK	WP	HR	S	P	ERA	WHIP

Batter	1	2	3	4	5	6	7	8	9	AB	R	H	RBI	BB	SO	LOB
2 B.J. Upton, R (1, 8) OBP: 0.325, SLG: 0.374	C FF 91 B FF 92 T CH 84 F FF 95 X SL 88 1-2 ① G5-3		1 SAFE L FF 93 B FF 91 C FF 93 F FF 94 F FF 95 B CH 86 S FF 94 2-3 ① K		T CH 86 B FF 92 F FF 93 C SL 85 1-3 ③ K			C FF 93 X FF 94 0-1 ②③ G6-4-3 1-2f		4	0	0	0	0	2	2
8 Jason Bartlett, R (1, 6) OBP: 0.394, SLG: 0.526	B FF 92 X FF 91 1-0 ② F8		B FF 91 X FF 90 1-0 1-3 2B			C FF 90 C FF 92 B FF 94 B SL 82 S CH 84 2-3 ① K			X FF 93 0-0 18 1B 3 HBP 5 BB 1B	4	1	2	0	0	1	0
3 Evan Longoria, R (1, 5) OBP: 0.359, SLG: 0.533	B FF 92 B FF 92 B CH 84 C SI 92 F FF 92 B FF 95 4-2 BB		B FF 93 B FF 93 X FF 93 2-0 ② SF7 3-H			B CU 77 C FF 93 B SL 80 F FF 92 B SL 83 S CH 86 3-3 ② K			F FF 94 H FF 92 1-1 5 BB 18 1B 23 SF9-3-6 1-2 HBP	1	1	0	1	1	1	0
18 Ben Zobrist, S (1, 9) OBP: 0.416, SLG: 0.592 (9, 4)	C FF 90 C CH 84 B FF 95 C FF 94 1-3 ③ K		B CH 84 B CH 84 F FF 92 X CH 83 2-1 ③ F8			B CU 77 C SL 88 X FF 93 1-1 ③ L9			X FF 93 0-0 23 SF9-3-6 5 BB 1-2 2-3 1B	4	0	1	0	0	1	2
5 Pat Burrell, R (1, 10) OBP: 0.340, SLG: 0.353		C FF 91 B FF 92 B FF 91 B CH 85 F FF 92 X FF 93 3-2 ① L3		B CU 78 F FF 91 C SL 87 T FF 96 1-2 ① K			S CH 84 B FF 91 B FF 90 C FF 93 B CH 86 B CH 87 4-2 19 G5-4-3 BB		B SL 90 B FF 93 D SL 87 C FF 94 B FF 95 4-1 23 SF9-3-6 1-2 2-3 3-H BB	2	0	0	1	2	1	0
16 Willy Aybar, S (1, 3) OBP: 0.368, SLG: 0.460 23 Carlos Pena, L (7, 3) OBP: 0.361, SLG: 0.509		F FF 92 B CU 79 F FF 92 C FF 96 1-3 ② K		C CU 79 B FF 93 B CH 86 X CH 86 2-1 ② G5-3			F FF 91 F FF 92 B FF 95 X FF 95 1-2 ① P4		X FF 94 0-0 ①② SF9-3-6 1-2 2-3 3-H	3 0	0 0	0 0	0 1	0 0	1 0	1 0
19 Gabe Kapler, R (1, 7) OBP: 0.343, SLG: 0.491 13 Carl Crawford, L (9, PH) OBP: 0.376, SLG: 0.447 (9, 7)	S FF 92 B FF 94 B FF 93 X FF 92 2-1 1B			X FF 92 0-0 ③ G6-3			B FF 91 C FF 91 S CH 84 B FF 94 1 SAFE F FF 95 X CH 85 2-2 ②③ G5-4-3 1-2f		B FF 92 S FF 95 B FF 94 T FF 94 D SL 84 B CH 83 4-2 26 S BB	3 0	0 0	1 0	0 0	0 1	0 0	1 0
11 Joe Dillon, R (1, 4) OBP: 0.364, SLG: 0.379 26 Gabe Gross, L (9, PH) OBP: 0.383, SLG: 0.421 (9, 9)	1 SAFE C FF 93 1 SAFE C FF 92 1 SAFE F FF 94 X FF 95 0-2 ③ F7				C FF 90 C FF 91 X FF 95 0-2 ① F8			B FF 92 B FF 91 C FF 89 B CH 81 X FF 92 3-1 ① G5-3	B FF 94 C FF 94 B CH 84 X FF 94 2-1 ③ G4-3 1-2	3 1	0 0	0 0	0 0	0 0	1 2	1 0
30 Dioner Navarro, S (1, 2) OBP: 0.253, SLG: 0.328			C CH 82 B SL 81 B FF 90 X CH 84 2-1 8 2B 3 SF7 1B		C FF 91 F FF 91 B FF 95 B FF 94 X SL 82 2-2 ② G5-3			C FF 90 B FF 91 X FF 91 1-1 2 G6-4-3 1B		3	1	2	0	0	0	0
Inning Stats	R: 0 E: 0 K: 1 S: 10 H: 0 LOB: 1 BB: 1 P: 17	R: 0 E: 0 K: 1 S: 12 H: 1 LOB: 1 BB: 0 P: 18	R: 1 E: 0 K: 1 S: 11 H: 2 LOB: 1 BB: 0 P: 20	R: 0 E: 0 K: 1 S: 6 H: 0 LOB: 0 BB: 0 P: 9	R: 0 E: 0 K: 1 S: 9 H: 0 LOB: 0 BB: 0 P: 12	R: 0 E: 0 K: 2 S: 8 H: 0 LOB: 0 BB: 0 P: 14	R: 0 E: 0 K: 0 S: 9 H: 0 LOB: 0 BB: 1 P: 16	R: 0 E: 0 K: 0 S: 6 H: 1 LOB: 0 BB: 0 P: 10	R: 2 E: 0 K: 0 S: 9 H: 2 LOB: 2 BB: 2 P: 20	1B: 5 2B: 2 3B: 0 HR: 0	SF: 2 SAC: 0 DP: 3 HBP: 1	WP: 0 PB: 0 SB: 1 CS: 0	PA: 35			

PITCHER		IP	WLS	BF	H	R	ER	SO	BB	IBB	HBP	BLK	WP	HR	S	P	ERA	WHIP
54 Clayton Richard, L ERA: 5.0	(1, 1)	8.0		28	4	1	1	7	2	0	0	0	0	0	71	116	1.12	0.750
45 Bobby Jenks, R ERA: 4.24	(9, 1)	1.0	L	7	2	2	2	0	2	0	1	0	0	0	9	20	18.00	4.000

PITCHER	IP	WLS	BF	H	R	ER	SO	BB	IBB	HBP	BLK	WP	HR	S	P	ERA	WHIP

TOP

Tampa Bay Rays @ Chicago White Sox

U.S. Cellular Field, Chicago, IL

Tue Jul 21 2009, 8:11 PM EDT

Att. 23,319 - Cloudy - 74 F

livebaseballscorecards.com

AB	28
R	3
H	6
RBI	3
BB	4
SO	7
LOB	9

BOTTOM

Batter	1	2	3	4	5	6	7	8	9	AB	R	H	RBI	BB	SO	LOB
22 Scott Podsednik, L (1, 8) OBP: 0.365, SLG: 0.390	C FF 92 C FF 93 C CU 78 0-3 ① K		X FF 91 0-0 ①② B1-6 2-2f		X SI 94 0-0 ② G4-3 2-3 3-H		C FF 92 C CU 78 S CU 77 0-3 ② K			4	0	0	1	0	2	5
10 Alexei Ramirez, R (1, 6) OBP: 0.328, SLG: 0.406	X FF 94 0-0 23 G1-3 1B		T FF 94 F SI 94 X SI 95 0-2 ③ G1-3		C FF 94 S SI 95 F FF 95 S CU 80 0-3 ③ K		B FF 94 B FF 92 F SI 93 F SI 94 S CU 79 2-3 ③ K			4	0	1	0	0	2	4
23 Jermaine Dye, R (1, 9) OBP: 0.368, SLG: 0.557	C FF 92 B SL 84 X SI 90 1-1 ② G1-3 1-2			C FF 92 F SI 92 B SI 95 F SL 85 S SL 85 1-3 ① K		B SI 92 B SI 93 X SI 93 2-0 ① G5-3		C SI 91 X SL 82 0-1 ① F8		4	0	0	0	0	1	1
25 Jim Thome, L (1, 10) OBP: 0.403, SLG: 0.511	B FF 92 C FF 92 X SI 93 1-1 ③ G3			B CU 77 F SI 93 F SI 94 B SI 93 X CU 80 2-2 ② G6-3		C CU 77 B CU 80 X SI 94 1-1 ② G6-3		C SI 91 B SI 92 S CU 76 B SI 93 B CU 80 S CU 77 3-3 ② K		4	0	0	0	0	1	1
14 Paul Konerko, R (1, 3) OBP: 0.349, SLG: 0.515		B SI 93 B FF 93 X FF 92 2-0 ① G6-3		B SI 94 C FF 93 X FF 95 1-1 ③ F9		X SI 94 0-0 ③ F8		C FF 94 F CU 79 X CU 79 0-2 ③ G5-3		4	0	0	0	0	0	0
12 A.J. Pierzynski, L (1, 2) OBP: 0.329, SLG: 0.455 31 Dewayne Wise, L (9, PR) OBP: 0.243, SLG: 0.320		C SI 94 B SI 93 C SI 93 X FF 94 1-2 17 FC6 1B			B CU 77 X FF 93 1-0 17 FC4 20 1B 15 2B 1B		C FF 92 B CU 77 F CU 77 F CU 79 F SI 94 S CU 78 1-3 ① K		B SI 85 C SI 84 X SI 86 1-1 1B	4 0	1 0	3 0	0 0	0 0	1 0	0 0
20 Carlos Quentin, R (1, 7) OBP: 0.327, SLG: 0.449		X FF 93 0-0 ② F8			F SI 93 X SI 95 0-1 17 FC4 1-2 1B		H SI 94 1-0 15 1B 17 1B HBP		B FF 85 S CH 79 1 SAFE C SI 86 1 SAFE 1 SAFE S KC 82 1-3 ① K	3	0	1	0	0	1	2
17 Chris Getz, L (1, 4) OBP: 0.323, SLG: 0.375 5 Jayson Nix, R (9, PH) OBP: 0.286, SLG: 0.443		B SI 92 S SI 91 S CU 77 B CU 77 X SI 93 2-2 ③ FC6 1-2f			B SI 92 B SI 92 B FF 92 C SI 92 C FF 93 X SI 93 3-2 ① FC4 15 2B 22 G4-3 1-2f 2-3		1 SAFE C SI 92 D CU 77 1 SAFE X SI 91 1-1 15 1B 1-2 1B		C SI 86 1 SAFE S KC 82 1 SAFE F KC 83 S KC 83 0-3 ② K	3 1	1 0	1 0	0 0	0 0	0 1	3 1
15 Gordon Beckham, R (1, 5) OBP: 0.371, SLG: 0.452			L FF 91 X SL 84 0-1 22 B1-6 2B		F FF 93 1 SAFE F FF 93 X FF 94 0-2 22 G4-3 1-3 3-H 2B		B SI 91 B SI 92 F SI 92 X SI 90 2-1 1-2 2-3 1B		1 SAFE X SI 87 0-0 ③ G1-3	4	0	3	1	0	0	1
Inning Stats	R: 0 E: 0 K: 1 S: 8 H: 1 LOB: 1 BB: 0 P: 10	R: 0 E: 0 K: 0 S: 8 H: 1 LOB: 1 BB: 0 P: 13	R: 0 E: 0 K: 0 S: 6 H: 1 LOB: 0 BB: 0 P: 6	R: 0 E: 0 K: 1 S: 9 H: 0 LOB: 0 BB: 0 P: 13	R: 2 E: 0 K: 1 S: 14 H: 3 LOB: 1 BB: 0 P: 18	R: 0 E: 0 K: 0 S: 4 H: 0 LOB: 0 BB: 0 P: 7	R: 0 E: 0 K: 3 S: 15 H: 2 LOB: 3 BB: 0 P: 22	R: 0 E: 0 K: 1 S: 8 H: 0 LOB: 0 BB: 0 P: 11	R: 0 E: 0 K: 2 S: 10 H: 1 LOB: 1 BB: 0 P: 12	1B: 7 2B: 3 3B: 0 HR: 0	SF: 0 SAC: 0 DP: 1 HBP: 1	WP: 0 PB: 0 SB: 0 CS: 0	PA: 36			

PITCHER	IP	WLS	BF	H	R	ER	SO	BB	IBB	HBP	BLK	WP	HR	S	P	ERA	WHIP
34 Jeff Niemann, R (1, 1) ERA: 3.61	8.0	W	32	8	2	2	7	0	0	1	0	0	0	72	100	2.25	1.000
39 J.P. Howell, L (9, 1) ERA: 1.93	1.0	S	4	1	0	0	2	0	0	0	0	0	0	10	12	0.00	1.000

PITCHER	IP	WLS	BF	H	R	ER	SO	BB	IBB	HBP	BLK	WP	HR	S	P	ERA	WHIP

Tampa Bay Rays @ Chicago White Sox

U.S. Cellular Field, Chicago, IL

Tue Jul 21 2009, 8:11 PM EDT

Att. 23,319 - Cloudy - 74 F

livebaseballscorecards.com

AB	35
R	2
H	9
RBI	2
BB	0
SO	9
LOB	18

Tampa Bay Rays @ Chicago White Sox

U.S. Cellular Field, Chicago, IL

Wed Jul 22 2009, 8:11 PM EDT

Att. 26,257 - Cloudy - 67 F

TOP

livebaseballscorecards.com

Batter	1	2	3	4	5	6	7	8	9	AB	R	H	RBI	BB	SO	LOB
2 B.J. Upton, R (1, 8) OBP: 0.323, SLG: 0.372	C FF 89 B FF 92 B FF 92 X FF 90 2-1 L8 ①	B FF 90 X FF 91 1-0 F9 ③			X FC 85 0-0 13 S 1B		B FF 89 X FF 88 1-0 F7 ①		F FF 96 C FF 96 B FF 96 F FF 96 S SL 84 1-3 K ②	5	0	1	0	0	1	4
13 Carl Crawford, L (1, 7) OBP: 0.374, SLG: 0.444	B FF 92 C FF 91 B FC 84 X FF 90 2-1 G4-3 ②		X FC 85 0-0 G5-3 ①		1 SAFE B FC 86 1 SAFE B FC 82 B FF 90 C FF 89 F FF 89 X FC 85 3-2 P5 ① 1-2		C FF 89 X FF 90 0-1 G1-3 ②		B SL 84 X FF 96 1-0 1-3 1B	5	0	1	0	0	0	1
3 Evan Longoria, R (1, 5) OBP: 0.357, SLG: 0.527	B FF 93 C FF 92 B FF 90 S FF 92 B FC 86 B FF 93 4-2 BB		C FF 91 S FF 90 X CU 80 0-2 G6-3 ②		B FC 86 C FF 90 X SI 88 1-1 G6-3 ②		B FF 89 B FC 89 B SI 92 C FF 89 F SI 92 X SI 94 3-2 F7 ③		B FF 95 B FF 97 X FF 96 2-0 F8 ③	4	0	0	0	1	0	3
23 Carlos Pena, L (1, 3) OBP: 0.360, SLG: 0.506	B FF 90 X FC 86 1-0 F8 ③		S FF 92 X FC 88 0-1 1B		B FC 85 B FC 83 C FC 85 B CH 74 X FC 84 3-1 P6 ③			C FF 98 S FF 98 S FF 97 0-3 K ①		4	0	1	0	0	1	2
18 Ben Zobrist, S (1, 4) OBP: 0.417, SLG: 0.589		C FF 91 B CU 72 C FC 85 F CU 81 C FF 93 1-3 K ①	C FC 87 B FC 90 F FC 87 D CU 82 B FC 90 X FC 85 3-2 F7 ③			B FC 85 B FF 90 B FC 84 C FF 88 F FC 84 F FC 83 X FC 83 3-2 26 S 26 HR 1B		B SL 84 B FF 96 B FF 97 C FF 97 F FF 98 B FF 96 4-2 BB		3	1	1	0	1	1	1
5 Pat Burrell, R (1, 10) OBP: 0.343, SLG: 0.370		B FF 93 B FF 92 X FF 92 2-0 30 FC3-6 26 BB 1B		B FF 91 X FF 89 1-0 HR		S FF 90 1 SAFE B FC 87 B FC 88 X FF 91 2-1 F8 ①		1 SAFE F FF 95 B FF 96 B FF 96 1 SAFE C FF 96 F FF 96 S SL 83 2-3 K ②		4	1	2	1	0	1	2
26 Gabe Gross, L (1, 9) OBP: 0.387, SLG: 0.439 19 Gabe Kapler, R (8, PH) OBP: 0.341, SLG: 0.487 (8, 9)		B FF 92 B FF 92 B FF 92 B FF 92 4-0 30 FC3-6 1-2 BB		B FF 89 F FC 85 S FC 85 S CU 81 1-3 K ①		1 SAFE B FF 90 C FC 85 X FC 86 1-1 1-H HR		1 SAFE B FF 96 C FF 96 B FF 97 X FF 96 2-1 G5-3 ③		2 1	1 0	1 0	2 0	1 0	1 0	0 1
30 Dioner Navarro, S (1, 2) OBP: 0.253, SLG: 0.327		C FF 87 B FC 85 C FC 86 X FC 87 1-2 FC3-6 8 BB ② 1-2f 2-3		F FF 90 X CH 77 0-1 F8 ②		B CU 75 C FC 84 X FF 92 1-1 G1-3 ②			C FF 97 X FF 97 0-1 13 1B 1B	4	0	1	0	0	0	2
8 Jason Bartlett, R (1, 6) OBP: 0.392, SLG: 0.520		B FF 91 B FC 85 B FF 90 B FF 91 4-0 1-2 BB		X FF 92 0-0 G5-3 ③		C FF 91 S FC 85 B CU 81 S CU 80 1-3 K ③			B FF 96 B FF 96 X FF 97 2-0 F7 ①	3	0	0	0	1	1	1
Inning Stats	R: 0 E: 0 K: 0 S: 7 H: 0 LOB: 1 BB: 1 P: 16	R: 0 E: 0 K: 1 S: 9 H: 1 LOB: 3 BB: 2 P: 22	R: 0 E: 0 K: 0 S: 9 H: 1 LOB: 1 BB: 0 P: 12	R: 1 E: 0 K: 1 S: 7 H: 1 LOB: 0 BB: 0 P: 9	R: 0 E: 0 K: 0 S: 8 H: 1 LOB: 1 BB: 0 P: 15	R: 2 E: 0 K: 1 S: 13 H: 2 LOB: 0 BB: 0 P: 21	R: 0 E: 0 K: 0 S: 6 H: 0 LOB: 0 BB: 0 P: 10	R: 0 E: 0 K: 2 S: 11 H: 0 LOB: 1 BB: 1 P: 19	R: 0 E: 0 K: 1 S: 9 H: 2 LOB: 2 BB: 0 P: 15	1B: 6 2B: 0 3B: 0 HR: 2 SF: 0 SAC: 0 DP: 0 HBP: 0						

	AB	35
	R	3
	H	8
	RBI	3
	BB	4
	SO	6
	LOB	17

WP: 0 PA: 39
PB: 0
SB: 2
CS: 0

PITCHER		IP	WLS	BF	H	R	ER	SO	BB	IBB	HBP	BLK	WP	HR	S	P	ERA	WHIP
60 Carlos Torres, R ERA: 4.5	(1, 1)	6.0		27	6	3	3	3	3	0	0	0	0	2	53	95	4.50	1.500
D.J. Carrasco, R ERA: 3.49	(7, 1)	1.0	W	3	0	0	0	0	0	0	0	0	0	0	6	10	0.00	0.000
37 Matt Thornton, L ERA: 2.88	(8, 1)	2.0	S	9	2	0	0	3	1	0	0	0	0	0	20	34	0.00	1.500

PITCHER	IP	WLS	BF	H	R	ER	SO	BB	IBB	HBP	BLK	WP	HR	S	P	ERA	WHIP

Batter	1	2	3	4	5	6	7	8	9	AB	R	H	RBI	BB	SO	LOB
22 Scott Podsednik, L (1, 8) OBP: 0.367, SLG: 0.402	B FF 92 L FF 92 B FF 90 X FF 91 2-1 F7 ①		C FF 91 C CH 81 X KC 80 0-2 L9 ②			C FF 90 B FF 89 C CH 81 B CH 82 B FC 87 X FF 90 3-2 HR	B SI 87 C SI 87 B SI 89 F SI 88 X SI 89 2-2 E6 (10 3B) 1-3 1B			4	2	2	1	0	0	0
10 Alexei Ramirez, R (1, 6) OBP: 0.332, SLG: 0.414	B FF 92 B FF 92 B FF 91 B FF 90 4-0 BB		F FF 91 F SI 91 F KC 79 X FF 92 0-2 1B			S FC 87 S KC 77 F KC 78 X KC 77 0-2 G6-3 ①	C SL 82 S CU 76 D CU 76 D CU 79 B SI 90 X SL 83 3-2 (23 1B) 2-H 3-H 3B			3	1	2	2	1	0	0
23 Jermaine Dye, R (1, 9) OBP: 0.369, SLG: 0.556	C FF 92 1 SAFE X FF 89 0-1 P5 ②		B FF 92 C FC 87 B FF 90 X FF 92 2-1 L9 ③			C FC 86 B FF 90 F FF 90 B KC 79 X KC 79 2-2 (14 WP) 1B	B SL 86 C SI 89 C SI 88 X SI 88 1-2 1B 3-H			4	0	2	1	0	0	2
25 Jim Thome, L (1, 10) OBP: 0.397, SLG: 0.502	B FF 88 X KC 77 1-0 G4-3 ③			B FC 88 B CH 82 C FF 91 F CH 82 C FC 89 2-3 K ①		C KC 75 1 SAFE S FC 86 D CH 82 F CH 83 F FC 85 D CH 82 S KC 78 2-3 K ②	C CH 79 B FF 88 S FF 87 S FF 88 1-3 K ③			4	0	0	0	0	3	3
14 Paul Konerko, R (1, 3) OBP: 0.348, SLG: 0.510		S FF 89 B KC 78 X SI 91 1-1 G5-3 ①		C KC 76 B SI 91 B KC 78 B FF 90 X FC 89 3-1 F7 ②		B FC 85 F FF 90 B KC 77 B SI 90 B FC 86 4-1 (1-2 BB)		C FF 87 B FF 87 C FC 84 B CH 78 S CH 78 2-3 K ①		3	0	0	0	1	1	0
12 A.J. Pierzynski, L (1, 2) OBP: 0.325, SLG: 0.449		X SI 92 0-0 G4-3 ②		C SI 92 S CH 82 S CH 83 0-3 K ③		S FC 88 B KC 77 B CH 82 X CH 82 2-1 F7 ③		B FF 88 F FF 88 X FF 87 1-1 P5 ②		4	0	0	0	0	1	2
20 Carlos Quentin, R (1, 7) OBP: 0.325, SLG: 0.444		C FF 92 B KC 80 C KC 77 X FF 94 1-2 1B			C SI 90 F KC 76 B CH 82 B FC 87 X KC 78 2-2 P6 ①		B FF 89 C FC 86 B CH 81 X FF 89 2-1 P5 ①	X FC 85 0-0 F9 ③		4	0	1	0	0	0	0
17 Chris Getz, L (1, 4) OBP: 0.319, SLG: 0.371		C SI 92 F CH 82 D CH 82 X FC 88 1-2 G1-3 ③			B CH 82 S FF 90 B KC 79 C CH 82 X KC 78 2-2 G1-3 ②		C FF 88 B KC 77 F CH 81 F KC 77 B FC 87 F FC 88 F CH 82 S FF 92 2-3 K ②			3	0	0	0	0	1	1
15 Gordon Beckham, R (1, 5) OBP: 0.370, SLG: 0.445			C FF 91 X SI 90 0-1 G6-3 ①		X FF 89 0-0 G5-3 ③		B KC 77 B FF 91 C FF 90 F FF 90 F CH 81 B FF 92 B FF 91 4-2 (22 E 10 3B) BB			2	1	0	0	1	0	0
Inning Stats	R: 0 E: 0 K: 0 S: 5 H: 0 LOB: 1 BB: 1 P: 12	R: 0 E: 0 K: 0 S: 9 H: 1 LOB: 1 BB: 0 P: 12	R: 0 E: 0 K: 0 S: 11 H: 1 LOB: 1 BB: 0 P: 13	R: 0 E: 0 K: 2 S: 8 H: 0 LOB: 0 BB: 0 P: 13	R: 0 E: 0 K: 0 S: 7 H: 0 LOB: 0 BB: 0 P: 11	R: 1 E: 0 K: 1 S: 18 H: 2 LOB: 2 BB: 1 P: 31	R: 3 E: 1 K: 2 S: 23 H: 3 LOB: 1 BB: 1 P: 38	R: 0 E: 0 K: 1 S: 6 H: 0 LOB: 0 BB: 0 P: 9		1B: 5 2B: 0 3B: 1 HR: 1 SF: 0 SAC: 0 DP: 0 HBP: 0						

BOTTOM

Tampa Bay Rays @ Chicago White Sox

U.S. Cellular Field, Chicago, IL

Wed Jul 22 2009, 8:11 PM EDT

Att. 26,257 - Cloudy - 67 F

livebaseballscorecards.com

AB	31
R	4
H	7
RBI	4
BB	3
SO	6
LOB	8

WP: 1 PA: 34
PB: 0
SB: 0
CS: 0

PITCHER		IP	WLS	BF	H	R	ER	SO	BB	IBB	HBP	BLK	WP	HR	S	P	ERA	WHIP
33 James Shields, R ERA: 3.7	(1, 1)	6.2		27	4	2	2	4	3	0	0	0	1	1	69	111	2.70	1.050
36 Randy Choate, L ERA: 2.3	(7, 1)	0.0		1	1	0	0	0	0	0	0	0	0	0	3	5	∞	∞
35 Dan Wheeler, R ERA: 3.63	(7, 1)	0.0	L	2	2	2	2	0	0	0	0	0	0	0	6	10	∞	∞
46 Joe Nelson, R ERA: 4.21	(7, 1)	1.1		4	0	0	0	2	0	0	0	0	0	0	9	13	0.00	0.000

PITCHER	IP	WLS	BF	H	R	ER	SO	BB	IBB	HBP	BLK	WP	HR	S	P	ERA	WHIP

Batter	1	2	3	4	5	6	7	8	9	AB	R	H	RBI	BB	SO	LOB
2 B.J. Upton, R (1, 8) OBP: 0.321, SLG: 0.368	X FF 84 0-0 G4-3 ①			B CH 76 B FF 84 S FF 85 F CH 80 B FF 87 S CH 80 3-3 K ①			B CH 78 F FC 82 B CH 79 X SI 80 2-1 G6-3 ①			3	0	0	0	0	1	0
13 Carl Crawford, L (1, 7) OBP: 0.371, SLG: 0.440	C FF 83 B CU 72 F FF 85 F FF 85 X FC 80 1-2 G1-3 ②			F CU 71 B FF 87 X FF 82 1-1 F7 ②			B FF 86 C CH 79 B FC 82 X CH 79 2-1 G1-3 ②			3	0	0	0	0	0	0
3 Evan Longoria, R (1, 5) OBP: 0.354, SLG: 0.522	C SI 83 C CU 70 B FF 85 S CH 76 1-3 K ③			C CU 70 X FC 81 0-1 L6 ③			X CH 79 0-0 F9 ③			3	0	0	0	0	1	0
23 Carlos Pena, L (1, 3) OBP: 0.357, SLG: 0.502		F FC 78 C CU 71 B FF 84 B FF 85 B FC 81 F FF 86 X FC 82 3-2 P3 ①			C FF 83 B CU 71 B CU 71 X CH 79 2-1 G3-1 ①			C FC 81 F CH 78 C FF 88 0-3 K ①		3	0	0	0	0	1	0
18 Ben Zobrist, S (1, 4) OBP: 0.413, SLG: 0.582		C CH 77 C FF 86 B CU 73 B CH 78 F SI 80 S FF 86 2-3 K ②			X CH 79 0-0 G6-3 ②			F CU 71 B CH 77 F CH 78 F FF 88 B FF 88 B FF 89 X SI 82 3-2 P5 ②		3	0	0	0	0	1	0
5 Pat Burrell, R (1, 10) OBP: 0.339, SLG: 0.364		C CH 78 F CU 69 B FF 86 B FF 88 X FC 80 2-2 F9 ③			B SI 86 T FF 87 C FF 85 B CU 73 S FF 87 2-3 K ③			C CH 80 F FF 86 B FF 88 F FF 88 F CH 80 B CH 78 X CH 80 2-2 L5 ③		3	0	0	0	0	1	0
19 Gabe Kapler, R (1, 9) OBP: 0.333, SLG: 0.475			B FF 82 C SI 82 C CH 76 B CU 70 F FF 85 F CH 78 X CH 77 2-2 F7 ①			B CH 78 B CH 79 X FF 84 2-0 G5-3 ①			B CH 78 T FF 88 F CH 79 B FF 89 F FF 87 X SI 81 2-2 F8 ①	3	0	0	0	0	0	0
41 Michel Hernandez, R (1, 2) OBP: 0.281, SLG: 0.318			C SI 83 F CU 70 X CH 78 0-2 G6-3 ②			C FC 78 F CU 70 F FF 88 X FF 87 0-2 G5-3 ②			F CH 79 B CU 74 B CH 80 B SI 80 C FF 88 S SI 82 3-3 K ②	3	0	0	0	0	1	0
8 Jason Bartlett, R (1, 6) OBP: 0.388, SLG: 0.515			X FF 85 0-0 F7 ③			B CU 71 B CH 79 B CH 81 C FF 86 C FF 86 F CH 81 X SI 81 3-2 G6-3 ③			C SI 81 B FF 90 B SI 81 X SL 81 2-1 G6-3 ③	3	0	0	0	0	0	0
Inning Stats	R: 0 E: 0 K: 1 S: 8 H: 0 LOB: 0 BB: 0 P: 10	R: 0 E: 0 K: 1 S: 11 H: 0 LOB: 0 BB: 0 P: 18	R: 0 E: 0 K: 0 S: 9 H: 0 LOB: 0 BB: 0 P: 11	R: 0 E: 0 K: 1 S: 7 H: 0 LOB: 0 BB: 0 P: 11	R: 0 E: 0 K: 1 S: 6 H: 0 LOB: 0 BB: 0 P: 10	R: 0 E: 0 K: 0 S: 9 H: 0 LOB: 0 BB: 0 P: 14	R: 0 E: 0 K: 0 S: 5 H: 0 LOB: 0 BB: 0 P: 9	R: 0 E: 0 K: 1 S: 12 H: 0 LOB: 0 BB: 0 P: 17	R: 0 E: 0 K: 1 S: 9 H: 0 LOB: 0 BB: 0 P: 16	1B: 0 2B: 0 3B: 0 HR: 0 SF: 0 SAC: 0 DP: 0 HBP: 0						

TOP

Tampa Bay Rays @ Chicago White Sox

U.S. Cellular Field, Chicago, IL

Thu Jul 23 2009, 2:05 PM EDT

Att. 28,036 - Sunny - 69 F

livebaseballscorecards.com

AB	27
R	0
H	0
RBI	0
BB	0
SO	6
LOB	0

WP: 0 PA: 27
PB: 0
SB: 0
CS: 0

PITCHER	IP	WLS	BF	H	R	ER	SO	BB	IBB	HBP	BLK	WP	HR	S	P	ERA	WHIP
56 Mark Buehrle, L (1, 1) ERA: 3.28	9.0	W	27	0	0	0	6	0	0	0	0	0	0	76	116	0.00	0.000

PITCHER	IP	WLS	BF	H	R	ER	SO	BB	IBB	HBP	BLK	WP	HR	S	P	ERA	WHIP

Batter	1	2	3	4	5	6	7	8	9	AB	R	H	RBI	BB	SO	LOB
22 Scott Podsednik, L (1, 8) (9, 7) OBP: 0.365, SLG: 0.404	B SI 91 C SI 91 F SI 92 C SI 93 1-3 ① K	C SI 95 C SL 82 X SI 93 0-2 ③ G6-3			X SI 88 0-0 10 2B 2B		B SI 89 C FC 88 B CU 78 C SI 89 B FC 88 X SI 90 3-2 ① G1-3			4	1	1	0	0	1	0
10 Alexei Ramirez, R (1, 6) OBP: 0.337, SLG: 0.420	X SI 91 0-0 ② F7		C SI 89 B SL 79 S CH 78 B SL 81 B CH 79 F SL 81 F CH 78 B SI 91 4-2 BB		F SI 90 X SI 91 0-1 2-H 2B		F FC 88 X FC 88 0-1 23 G5-3 1B			3	0	2	1	1	0	0
23 Jermaine Dye, R (1, 9) OBP: 0.365, SLG: 0.549	B SI 92 B SI 91 C SI 92 C SI 91 X CH 78 2-2 ③ F7		C SI 91 X SI 91 0-1 ① F9		F SI 91 F SI 91 D SL 82 F SL 82 S SL 83 1-3 ① K		B SI 90 D FC 89 F FC 90 B CU 78 F FC 88 X CU 78 3-2 ② G5-3 1-2			4	0	0	0	0	1	3
14 Paul Konerko, R (1, 10) OBP: 0.347, SLG: 0.507		B SI 87 F SI 88 F SI 91 X CH 77 1-2 27 1B 20 BB 7 HR 1B	F SI 91 X CH 78 0-1 ② F8		C SI 91 X SI 91 0-1 ② F7		B FC 89 B FC 88 C FC 88 F FC 89 D CU 79 X FC 89 3-2 ③ G5-3			4	1	1	0	0	0	3
20 Carlos Quentin, R (1, 7) OBP: 0.323, SLG: 0.434 31 Dewayne Wise, L (9, 8) OBP: 0.243, SLG: 0.320		D CH 78 C CH 78 D SL 82 B CH 78 B SI 91 4-1 27 1B 7 HR 1-2 BB	X SI 91 0-0 ③ F8		C SI 91 X CH 79 0-1 ③ G4-3			B FF 93 X FF 93 1-0 ① F8		3 0	1 0	0 0	0 0	1 0	0 0	2 0
15 Gordon Beckham, R (1, 5) OBP: 0.361, SLG: 0.433		F SI 91 B SI 91 B SI 91 F SI 91 B SI 92 S FF 92 3-3 ① K	F SI 89 X SL 79 0-1 ① F7		B SI 87 X SI 87 1-0 ① P3			F FF 93 C FF 93 X FF 93 0-2 ② F7		4	0	0	0	0	1	2
5 Jayson Nix, R (1, 4) OBP: 0.285, SLG: 0.432		C SL 82 F FF 91 B SL 82 B SI 92 F SI 91 F FF 93 B SI 91 S SI 92 3-3 ② K	C SI 89 B CH 79 S CH 79 X SI 91 1-2 ② F9		C SI 87 H FF 90 1-1 HBP			B SL 83 B FF 93 C FF 94 C FF 93 C FF 93 2-3 ③ K		3	0	0	0	0	2	2
27 Ramon Castro, R (1, 2) OBP: 0.317, SLG: 0.405		F FF 92 S SI 92 X SI 91 0-2 7 HR 1-2 2-3 1B	B SI 88 C SI 90 S SL 81 B SL 81 B SL 81 B SI 90 4-2 BB		B SI 90 C CH 76 F SL 81 F SI 91 B CH 77 C CH 76 2-3 ② K					2	1	1	0	1	1	1
7 Josh Fields, R (1, 3) OBP: 0.305, SLG: 0.359		B FF 92 F FF 92 B SI 92 B SI 92 X SI 91 3-1 1-H 2-H 3-H HR	F FF 92 B CH 79 X SI 92 1-1 ③ F8		B CH 76 S SI 87 S SI 88 X CH 74 1-2 ③ F7					3	1	1	4	0	0	2
Inning Stats	R: 0 E: 0 K: 1 S: 7 H: 0 LOB: 0 BB: 0 P: 10	R: 4 E: 0 K: 2 S: 20 H: 3 LOB: 0 BB: 1 P: 34	R: 0 E: 0 K: 0 S: 9 H: 0 LOB: 1 BB: 1 P: 13	R: 0 E: 0 K: 0 S: 9 H: 0 LOB: 1 BB: 1 P: 15	R: 1 E: 0 K: 1 S: 11 H: 2 LOB: 1 BB: 0 P: 12	R: 0 E: 0 K: 1 S: 9 H: 0 LOB: 1 BB: 0 P: 14	R: 0 E: 0 K: 0 S: 11 H: 1 LOB: 1 BB: 0 P: 20	R: 0 E: 0 K: 1 S: 7 H: 0 LOB: 0 BB: 0 P: 10		1B: 3 2B: 2 3B: 0 HR: 1 SF: 0 SAC: 0 DP: 0 HBP: 1	WP: 0 PB: 0 SB: 0 CS: 0 PA: 34					

PITCHER		IP	WLS	BF	H	R	ER	SO	BB	IBB	HBP	BLK	WP	HR	S	P	ERA	WHIP
19 Scott Kazmir, L ERA: 6.69	(1, 1)	6.0	L	27	5	5	5	5	3	0	1	0	0	1	65	98	7.50	1.333
31 Lance Cormier, R ERA: 2.65	(7, 1)	1.0		4	1	0	0	0	0	0	0	0	0	0	11	20	0.00	1.000
59 Dale Thayer, R ERA: 4.26	(8, 1)	1.0		3	0	0	0	1	0	0	0	0	0	0	7	10	0.00	0.000

PITCHER	IP	WLS	BF	H	R	ER	SO	BB	IBB	HBP	BLK	WP	HR	S	P	ERA	WHIP

BOTTOM

Tampa Bay Rays @ Chicago White Sox

U.S. Cellular Field, Chicago, IL

Thu Jul 23 2009, 2:05 PM EDT

Att. 28,036 - Sunny - 69 F

livebaseballscorecards.com

AB	30
R	5
H	6
RBI	5
BB	3
SO	6
LOB	15

Chicago White Sox @ Detroit Tigers

Comerica Park, Detroit, MI

Fri Jul 24 2009, 1:05 PM EDT

Att. 27,844 - Partly Cloudy - 76 F

TOP

Batter	1	2	3	4	5	6	7	8	9	AB	R	H	RBI	BB	SO	LOB
31 Dewayne Wise, L (1, 8) OBP: 0.241, SLG: 0.324	F7		2B	G1-3			G4-3		G6-3	5	0	1	0	0	0	3
10 Alexei Ramirez, R (1, 6) OBP: 0.333, SLG: 0.415	F9		P6		F9		G4-3			4	0	0	0	0	0	1
23 Jermaine Dye, R (1, 9) OBP: 0.364, SLG: 0.544	G5-3		14 FC4-6 BB		L7			F9		3	0	0	0	1	0	0
25 Jim Thome, L (1, 10) OBP: 0.395, SLG: 0.496		K	K		14 FC4-6 BB			F7		3	0	0	0	1	2	2
14 Paul Konerko, R (1, 3) OBP: 0.343, SLG: 0.501		F8	FC4-6 1-2f		FC4-6 1-2f			F8		4	0	0	0	0	0	3
12 A.J. Pierzynski, L (1, 2) OBP: 0.327, SLG: 0.449		17 BB 20 BB 1B		E3 20 2B 15 SF9		P5			17 1B 20 1B 15 G1-2-3 1B	4	1	2	0	0	0	0
20 Carlos Quentin, R (1, 7) OBP: 0.333, SLG: 0.446		17 BB BB 1-2	15 SF9 2B 1-3			P4			15 G1-2-3 17 1B 1B 1-2	3	0	2	0	1	0	0
17 Chris Getz, L (1, 4) OBP: 0.322, SLG: 0.371		15 FC6-4 BB 1-2 2-3		P6		K			15 G1-2-3 1B 1-2 2-3	3	0	1	0	1	1	2
15 Gordon Beckham, R (1, 5) OBP: 0.352, SLG: 0.424		FC6-4 1-2f		SF9 2-3 3-H			K		G1-2-3 1-2 2-3 3-Hf	3	0	0	1	0	1	6

Inning Stats	R: 0 E: 0 K: 0 S: 5	H: 0 LOB: 0 BB: 0 P: 8	R: 0 E: 0 K: 1 S: 13	H: 1 LOB: 3 BB: 2 P: 23	R: 0 E: 0 K: 1 S: 11	H: 1 LOB: 2 BB: 1 P: 18	R: 1 E: 1 K: 0 S: 14	H: 1 LOB: 1 BB: 0 P: 24	R: 0 E: 0 K: 0 S: 7	H: 0 LOB: 1 BB: 1 P: 12	R: 0 E: 0 K: 1 S: 7	H: 0 LOB: 0 BB: 0 P: 10	R: 0 E: 0 K: 1 S: 6	H: 0 LOB: 0 BB: 0 P: 8	R: 0 E: 0 K: 0 S: 6	H: 0 LOB: 0 BB: 0 P: 7	R: 0 E: 0 K: 0 S: 14	H: 3 LOB: 2 BB: 0 P: 17	1B: 4 2B: 2 3B: 0 HR: 0	SF: 1 SAC: 0 DP: 1 HBP: 0	WP: 0 PB: 0 SB: 0 CS: 0	PA: 37

PITCHER	IP	WLS	BF	H	R	ER	SO	BB	IBB	HBP	BLK	WP	HR	S	P	ERA	WHIP
35 Justin Verlander, R (1, 1) ERA: 3.12	9.0	W	37	6	1	0	4	4	0	0	0	0	0	83	127	0.00	1.111

PITCHER	IP	WLS	BF	H	R	ER	SO	BB	IBB	HBP	BLK	WP	HR	S	P	ERA	WHIP

AB	32
R	1
H	6
RBI	1
BB	4
SO	4
LOB	17

livebaseballscorecards.com

Batter	1	2	3	4	5	6	7	8	9	AB	R	H	RBI	BB	SO	LOB
28 Curtis Granderson, L (1, 8) OBP: 0.340, SLG: 0.462	C SI 90 B FF 91 C SL 82 B FS 80 B SL 83 S SI 91 3-3 K ①		C SL 83 D FS 76 1 SAFE S FS 76 B FF 92 X FS 77 2-2 34 S 1-3 1B		B SI 89 C SL 82 F FF 91 C FF 92 1-3 K ②		1 SAFE B SL 82 C SL 82 F FF 90 X FF 91 1-2 F8 ②			4	0	1	0	0	2	1
14 Placido Polanco, R (1, 4) OBP: 0.322, SLG: 0.405	C SI 92 X SI 93 0-1 24 FC4 1B		X SL 87 0-0 SF9 ② 3-H		C SI 92 F SL 86 F SI 94 X FS 78 0-2 1B		1 SAFE C SI 92 F SL 86 F FF 92 D SL 85 B SI 91 X FS 77 2-2 E9 1-H 1B			3	0	3	2	0	0	0
34 Clete Thomas, L (1, 9) OBP: 0.331, SLG: 0.461	B FF 91 F SL 81 1 SAFE X FS 76 1-1 F8 ②		1 SAFE B SI 91 B SL 84 X SL 82 2-0 F7 ③ 1-2		F SL 84 B SL 83 B FS 76 S SL 84 S FS 76 2-3 K ③		B FF 90 D SL 83 B SL 81 C SI 89 B SL 82 4-1 BB			3	0	0	0	1	1	3
24 Miguel Cabrera, R (1, 3) OBP: 0.391, SLG: 0.548	C SL 86 B FS 78 1 SAFE X FS 78 1-1 FC4 ③ 1-2f			C SI 91 B FF 92 F SL 85 B FS 77 X FS 77 2-2 9 F8 25 2B 2B		F SI 91 X FS 77 0-1 G4-3 ① 2-3	F FF 92 F FF 92 F SL 81 S FF 94 0-3 K ③			4	1	1	0	0	1	3
9 Carlos Guillen, S (1, 10) OBP: 0.267, SLG: 0.245		B SI 88 F SI 89 B FF 90 B SL 82 F FF 91 X SI 91 3-2 G6-3 ①		B SL 82 X SI 91 1-0 F8 ① 2-3		X SI 89 0-0 L7 ②		B FF 91 X FF 91 1-0 25 FC5-4 1B		4	0	1	0	0	0	1
25 Ryan Raburn, R (1, 7) OBP: 0.325, SLG: 0.471		C SI 94 C SL 87 B FF 93 B FS 78 B FS 77 S SL 87 3-3 K ②		B SL 84 B SL 87 X SL 87 2-0 15 S 3-H 2B		B SI 91 X SL 84 1-0 F8 ③		F FF 91 L FF 91 F FF 93 1 SAFE B FF 93 F FF 92 F FF 92 F FF 91 X SL 82 1-2 FC5-4 ① 15 E 15 E 12 SH1-3 1-2f		4	1	1	1	0	1	1
15 Brandon Inge, R (1, 5) OBP: 0.356, SLG: 0.491		S SL 85 C FS 79 S FF 93 0-3 K ③		C SI 94 B SL 87 B SL 87 B SL 87 F SL 86 H FS 78 4-2 12 G6-4-3 2-3 HBP			B SL 84 B SL 84 B SL 82 C SI 88 C SL 83 F SI 91 C SI 92 3-3 K ① P PO 89 1 SAFE S FF 92 B FF 92 C FF 92 B FF 90 B FF 92 F FF 92 X FF 91 3-2 E6 12 SH1-3 1-3		3	0	0	0	0	2	1
12 Gerald Laird, R (1, 2) OBP: 0.318, SLG: 0.353			B SI 89 B SL 84 F SI 91 F SI 92 F SI 92 F SL 87 C SL 86 2-3 K ① 1-2	B SL 86 C SL 86 B SL 84 F SL 86 X SL 86 2-2 G6-4-3 ②③ 1-2f			X SL 85 0-0 4 1B 2B	B FF 92 C FF 91 B FF 92 B FF 91 X FF 91 3-1 SH1-3 ② 1-2 3-H		3	1	1	1	0	1	2
4 Adam Everett, R (1, 6) OBP: 0.304, SLG: 0.336			C SI 92 X SI 94 0-1 28 1B 14 SF9 1B		B SI 90 F SL 85 S SL 85 T SL 86 1-2 K ①		S FF 92 B SL 86 C SL 85 X SL 86 1-2 14 S 14 E 2-H 1B	C FF 92 B FF 91 B FF 92 F FF 91 X SL 82 2-2 P4 ③		4	2	2	1	0	1	1
Inning Stats	R: 0 E: 0 K: 1 S: 9 H: 1 LOB: 1 BB: 0 P: 14	R: 0 E: 0 K: 2 S: 9 H: 0 LOB: 0 BB: 0 P: 15	R: 1 E: 0 K: 1 S: 12 H: 2 LOB: 1 BB: 0 P: 18	R: 1 E: 0 K: 0 S: 10 H: 2 LOB: 1 BB: 0 P: 21	R: 0 E: 0 K: 3 S: 13 H: 1 LOB: 1 BB: 0 P: 17	R: 0 E: 0 K: 0 S: 4 H: 0 LOB: 0 BB: 0 P: 5	R: 2 E: 1 K: 2 S: 20 H: 3 LOB: 2 BB: 1 P: 31	R: 1 E: 2 K: 0 S: 19 H: 1 LOB: 1 BB: 0 P: 28		1B: 7 2B: 3 3B: 0 HR: 0 SF: 1 SAC: 1 DP: 1 HBP: 1						

PITCHER		IP	WLS	BF	H	R	ER	SO	BB	IBB	HBP	BLK	WP	HR	S	P	ERA	WHIP
52 Jose Contreras, R ERA: 4.8	(1, 1)	6.2	L	30	9	4	4	8	1	0	1	0	0	0	73	117	5.40	1.500
26 Octavio Dotel, R ERA: 3.16	(7, 1)	1.1		6	1	1	0	1	0	0	0	0	0	0	23	32	0.00	0.750

PITCHER	IP	WLS	BF	H	R	ER	SO	BB	IBB	HBP	BLK	WP	HR	S	P	ERA	WHIP

BOTTOM

Chicago White Sox @ Detroit Tigers

Comerica Park, Detroit, MI

Fri Jul 24 2009, 1:05 PM EDT

Att. 27,844 - Partly Cloudy - 76 F

livebaseballscorecards.com

AB	32
R	5
H	10
RBI	5
BB	1
SO	9
LOB	13

Batter	1	2	3	4	5	6	7	8	9	AB	R	H	RBI	BB	SO	LOB
22 Scott Podsednik, L (1, 7) OBP: 0.364, SLG: 0.401	C SI 88 X SI 88 0-1 L8		X CH 79 0-0 FC6-4 10 G5-3 23 HR 1-2f		C FF 87 X CU 78 0-1 10 CS 1B		B SL 82 S SI 91 C SI 91 S SI 92 1-3 K			4	1	1	0	0	1	3
10 Alexei Ramirez, R (1, 6) OBP: 0.332, SLG: 0.413	B SI 89 C CU 79 X SI 89 1-1 23 G5-4-3 1B		C CU 79 P PO 81 C SI 86 F CU 77 1 SAFE F CU 78 1 SAFE X FF 89 1-2 G5-3 1-2		F CU 78 1 SAFE 1 SAFE F SI 88 P PO 82 1-2 CS 1-2	B SI 86 C FF 87 S CU 78 X CU 77 1-2 F7		C FC 89 B SI 92 X FC 88 1-1 G5-3		4	0	1	0	0	0	1
23 Jermaine Dye, R (1, 9) OBP: 0.363, SLG: 0.549	C SL 81 X SI 90 0-1 G5-4-3 1-2f		F FF 90 B SI 88 S CU 79 B CU 80 B FF 90 F CU 79 X SI 90 3-2 2-H HR			C CH 80 F FF 89 B SL 83 S CU 79 1-3 K		B CU 79 C FC 89 F FC 88 X CU 78 1-2 F8		4	1	1	2	0	1	1
25 Jim Thome, L (1, 10) OBP: 0.397, SLG: 0.506		X SI 89 0-0 HR	B SI 89 C CH 81 C CH 81 B FF 90 C CU 79 2-3 K			B SI 88 B FF 89 F CH 81 B CH 81 B SI 88 4-1 BB		C SI 92 C SI 87 B FC 91 S CU 78 1-3 K		3	1	1	1	1	2	0
14 Paul Konerko, R (1, 3) OBP: 0.342, SLG: 0.497		C CU 80 X SI 89 0-1 G6-3	B CU 76 B FF 88 F CH 80 B CU 78 B SI 86 4-1 17 FC4-6 BB			X SI 88 0-0 G4-3			B CH 84 B SI 96 C CH 84 C CH 84 B SI 98 S CH 85 3-3 K	3	0	0	0	1	1	1
17 Chris Getz, L (1, 4) OBP: 0.324, SLG: 0.373		B SI 88 X CH 82 1-0 15 1B 1B	C CH 80 F FF 88 X CH 84 0-2 FC4-6 15 G5-4-3 1-2f				C SI 91 X SL 82 0-1 31 SH2-4 15 BB 1B		C CH 84 F SI 98 B FF 98 S CH 87 1-3 K	4	0	2	0	0	1	1
15 Gordon Beckham, R (1, 5) OBP: 0.355, SLG: 0.422		1 SAFE X SI 88 0-0 31 CS 1-3 1B	B CU 78 B SI 87 F CH 84 B CU 78 X CH 85 3-1 G5-4-3 1-2f				B SI 86 B SI 91 C SI 92 1 SAFE F SI 92 B SL 82 B FF 92 4-2 31 SH2-4 1-2 BB		C CH 85 X FF 98 0-1 G1-3	3	0	1	0	1	0	1
31 Dewayne Wise, L (1, 8) OBP: 0.236, SLG: 0.317		F CH 82 B FF 89 S SI 88 F CU 78 B SL 81 F SI 89 F FF 90 S CU 79 2-3 K 1-2			X CH 84 0-0 P4		X SI 92 0-0 SH2-4 1-2 2-3			2	0	0	0	0	1	2
27 Ramon Castro, R (1, 2) OBP: 0.318, SLG: 0.404			B SI 88 B FF 87 X FF 89 2-0 22 FC6-4 1B		B SI 86 B CU 78 C CU 77 F SI 87 C CH 81 2-3 K		B SL 80 B SL 81 C SL 81 F SI 91 S SL 80 2-3 K			3	0	1	0	0	2	2

Inning Stats	1	2	3	4	5	6	7	8	9
	R: 0 E: 0 K: 0 S: 6 H: 1 LOB: 0 BB: 0 P: 7	R: 1 E: 0 K: 1 S: 11 H: 3 LOB: 1 BB: 0 P: 14	R: 2 E: 0 K: 1 S: 15 H: 2 LOB: 0 BB: 0 P: 22	R: 0 E: 0 K: 0 S: 6 H: 0 LOB: 0 BB: 1 P: 13	R: 0 E: 0 K: 1 S: 9 H: 1 LOB: 0 BB: 0 P: 11	R: 0 E: 0 K: 1 S: 8 H: 0 LOB: 1 BB: 1 P: 14	R: 0 E: 0 K: 2 S: 11 H: 1 LOB: 2 BB: 1 P: 18	R: 0 E: 0 K: 1 S: 8 H: 0 LOB: 0 BB: 0 P: 11	R: 0 E: 0 K: 2 S: 8 H: 0 LOB: 0 BB: 0 P: 12

PITCHER		IP	WLS	BF	H	R	ER	SO	BB	IBB	HBP	BLK	WP	HR	S	P	ERA	WHIP
49 Eddie Bonine, R ERA: 7.07	(1, 1)	6.0		23	7	3	3	4	2	0	0	0	0	2	55	81	4.50	1.500
44 Bobby Seay, L ERA: 3.06	(7, 1)	1.0		5	1	0	0	2	1	0	0	0	0	0	11	18	0.00	2.000
37 Brandon Lyon, R ERA: 3.5	(8, 1)	1.0	W	3	0	0	0	1	0	0	0	0	0	0	8	11	0.00	0.000
56 Fernando Rodney, R ERA: 3.73	(9, 1)	1.0	S	3	0	0	0	2	0	0	0	0	0	0	8	12	0.00	0.000

PITCHER	IP	WLS	BF	H	R	ER	SO	BB	IBB	HBP	BLK	WP	HR	S	P	ERA	WHIP

TOP

Chicago White Sox @ Detroit Tigers

Comerica Park, Detroit, MI

Fri Jul 24 2009, 7:05 PM EDT

Att. 39,375 - Partly Cloudy - 79 F

livebaseballscorecards.com

AB	30
R	3
H	8
RBI	3
BB	3
SO	9
LOB	12

1B: 6	SF: 0	WP: 0	PA: 35
2B: 0	SAC: 1	PB: 0	
3B: 0	DP: 2	SB: 0	
HR: 2	HBP: 0	CS: 2	

BOTTOM

Chicago White Sox @ Detroit Tigers

Comerica Park, Detroit, MI

Fri Jul 24 2009, 7:05 PM EDT

Att. 39,375 - Partly Cloudy - 79 F

livebaseballscorecards.com

Batter	1	2	3	4	5	6	7	8	9	AB	R	H	RBI	BB	SO	LOB
28 Curtis Granderson, L (1, 8) OBP: 0.339, SLG: 0.458	C FF 89 S CH 80 X CH 82 0-2 ① F8	C FF 91 F FF 92 B FF 92 X SL 83 1-2 ③ G3	F SI 91 B FF 92 B SL 85 F CH 81 D SL 80 F SL 82 B FF 91 4-2 14 FC6-4 1-2 2-3 BB			F FF 92 B FO 84 C FO 82 C FF 94 1-3 ① K		3	0	0	0	1	1	0
14 Placido Polanco, R (1, 4) OBP: 0.324, SLG: 0.405	C FF 89 B SI 88 F SL 82 H SI 88 2-2 30 G6-3 HBP			C SI 88 C SI 89 X FF 92 0-2 ① F9	X SI 90 0-0 ② FC6-4 1-2f 2-3 3-H			B SL 79 X FF 94 1-0 30 2B 34 BB 1B		3	1	1	1	0	0	2
30 Magglio Ordonez, R (1, 9) OBP: 0.328, SLG: 0.354	C SI 88 1 SAFE B FF 91 S SI 89 X SI 91 1-2 ②③ G6-3 1-2			X SI 89 0-0 ② G6-3	F SI 89 B FF 91 X FF 93 1-1 ③ P3			C FF 94 S FF 92 F FF 95 F FF 95 B SI 94 1 SAFE B SL 81 1 SAFE X FF 94 2-2 34 BB 1-3 2B		4	0	1	0	0	0	3
24 Miguel Cabrera, R (1, 3) OBP: 0.392, SLG: 0.549		B SI 88 C SL 81 X CH 80 1-1 ① F9		B SI 89 C SI 89 F SI 90 B FF 93 B SL 83 F SL 83 X SI 91 3-2 2B		S SL 79 X SL 79 0-1 ① G5-3		I IN 74 I IN 75 I IN 72 I IN 71 4-0 34 BB IBB		3	0	1	0	1	0	0
9 Carlos Guillen, S (1, 10) OBP: 0.278, SLG: 0.289 25 Ryan Raburn, R (8, PH) OBP: 0.322, SLG: 0.467 (9, 10)		C SI 90 B SI 87 B FF 92 B SI 89 X SI 88 3-1 HR		F FF 91 B CH 82 C CH 82 S SL 86 1-3 ③ K		F CH 82 F SL 81 B FF 92 B SI 91 B FF 92 X SI 90 3-2 33 G6-4-3 1B		F FF 96 B FF 96 F FF 94 B FF 96 F FF 96 S FF 96 2-3 ② K		3 1	1 0	2 0	1 0	0 0	1 1	1 3
33 Marcus Thames, R (1, 7) OBP: 0.333, SLG: 0.513 34 Clete Thomas, L (7, 7) OBP: 0.335, SLG: 0.461		X SL 81 0-0 ② P3			C SL 81 X SI 90 0-1 15 1B 55 1B 1B	B SI 89 X SI 88 1-0 ②③ G6-4-3 1-2f		B FF 95 S FF 96 B FF 96 B FF 96 C FF 95 F FF 95 B FF 94 4-2 1-2 2-3 3-H BB		3 0	1 0	1 0	0 1	0 1	0 0	1 0
15 Brandon Inge, R (1, 5) OBP: 0.355, SLG: 0.488		F SL 82 X SL 80 0-1 ③ F7			B SI 87 1 SAFE B SI 87 1 SAFE X SI 87 2-0 28 BB 55 1B 14 FC6-4 1-2 1B		X SL 80 0-0 ① F9	B SL 87 F FF 93 X SL 87 1-1 ③ P3		4	1	1	0	0	0	3
39 Ramon Santiago, S (1, 6) OBP: 0.290, SLG: 0.417			B FF 89 S FF 88 X FF 90 1-1 ① B1-3		X SI 90 0-0 ① F7		C FF 91 F FF 92 B SI 90 H SI 89 2-2 55 G4-6-3 HBP			2	0	0	0	0	0	2
55 Dusty Ryan, R (1, 2) OBP: 0.273, SLG: 0.211			B SI 87 F SI 88 F FF 92 B SI 89 S SL 82 2-3 ② K		X SI 91 0-0 14 FC6-4 28 BB 1-2 2-H 1B		1 SAFE 1 SAFE S SI 87 S SI 88 1 SAFE X SI 88 0-2 ②③ G4-6-3 1-2f			3	0	1	1	0	1	1
Inning Stats	R: 0 E: 0 K: 0 S: 8 H: 0 LOB: 0 BB: 0 P: 11	R: 1 E: 0 K: 0 S: 7 H: 1 LOB: 0 BB: 0 P: 11	R: 0 E: 0 K: 1 S: 8 H: 0 LOB: 0 BB: 0 P: 12	R: 0 E: 0 K: 1 S: 11 H: 1 LOB: 1 BB: 0 P: 15	R: 2 E: 0 K: 0 S: 11 H: 3 LOB: 2 BB: 1 P: 18	R: 0 E: 0 K: 0 S: 6 H: 1 LOB: 0 BB: 0 P: 10	R: 0 E: 0 K: 0 S: 6 H: 0 LOB: 0 BB: 0 P: 8	R: 1 E: 0 K: 2 S: 18 H: 2 LOB: 3 BB: 2 P: 33		1B: 5 2B: 2 3B: 0 HR: 1	SF: 0 SAC: 0 DP: 2 HBP: 2			WP: 0 PB: 0 SB: 0 CS: 0	PA: 34	

	AB	29
	R	4
	H	8
	RBI	4
	BB	3
	SO	4
	LOB	16

PITCHER		IP	WLS	BF	H	R	ER	SO	BB	IBB	HBP	BLK	WP	HR	S	P	ERA	WHIP
40 Bartolo Colon, R ERA: 4.19	(1, 1)	7.0		27	6	3	3	2	1	0	2	0	0	1	57	85	3.86	1.000
71 Scott Linebrink, R ERA: 2.62	(8, 1)	0.1	L	4	2	1	1	1	0	1	0	0	0	0	9	17	27.00	6.000
37 Matt Thornton, L ERA: 2.85	(8, 1)	0.1		2	0	0	0	1	1	0	0	0	0	0	7	13	0.00	3.000
57 Ramon Pena, R ERA: 5.17	(8, 1)	0.1		1	0	0	0	0	0	0	0	0	0	0	2	3	0.00	0.000

PITCHER	IP	WLS	BF	H	R	ER	SO	BB	IBB	HBP	BLK	WP	HR	S	P	ERA	WHIP

Chicago White Sox @ Detroit Tigers

Comerica Park, Detroit, MI

Sat Jul 25 2009, 4:05 PM EDT

Att. 41,378 - Partly Cloudy - 80 F

TOP

livebaseballscorecards.com

Batter	1	2	3	4	5	6	7	8	9	10	AB	R	H	RBI	BB	SO	LOB
22 Scott Podsednik, L (1, 8) (8, 7) OBP: 0.367, SLG: 0.405	B FF 92 B FF 92 C FF 94 F FF 94 F FF 94 S FF 93 2-3 K ①		B FF 95 B FF 95 X FF 95 2-0 1B		C FF 94 X FF 95 0-1 10 G6-3 2-H 1B	B SL 87 C SL 88 B SL 86 F FF 95 X SL 90 2-2 G4-3 ③			C SI 96 X FF 96 0-1 10 CS 1B		5	0	3	1	0	1	2
10 Alexei Ramirez, R (1, 6) OBP: 0.331, SLG: 0.408	C FF 93 X FF 95 0-1 P4 ②		1 SAFE C FF 93 X SL 87 0-1 P5 ②		1 SAFE D SL 87 X SL 86 1-0 G6-3 ① 1-2		F SL 88 B FF 97 X FF 96 1-1 L9 ①		B FF 97 P PO 86 B FF 96 B FF 93 4-0 1-2 BB ②		4	0	0	0	1	0	2
23 Jermaine Dye, R (1, 9) OBP: 0.360, SLG: 0.543	B FF 95 B FF 95 B FF 96 B FF 94 4-0 BB		C SL 88 B FF 95 X FF 94 1-1 L7 ③		B SL 88 S SL 87 F SL 89 F FF 95 F FF 96 D SL 90 S SL 88 2-3 K ②		C FF 97 F FF 98 X FF 99 0-2 G5-3 ②		B SL 84 C FF 95 F FF 96 B SL 84 X SL 82 2-2 G6-3 ③		4	0	0	0	1	1	3
25 Jim Thome, L (1, 10) OBP: 0.397, SLG: 0.502	B FF 94 B FF 93 X SI 93 2-0 L8 ③			X FF 95 0-0 F7 ① I IN 76 I IN 77 I IN 79 I IN 80 4-0 IBB	B FF 95 X FF 95 1-0 L7 ③		B FF 98 C FF 99 B FF 98 S FF 99 X FF 98 2-2 14 FC6-4 1B			C CH 83 S CH 83 B FF 97 S FF 96 1-3 K ①	4	0	1	0	1	1	1
14 Paul Konerko, R (1, 3) OBP: 0.340, SLG: 0.491 7 Josh Fields, R (10, PR) (10, 3) OBP: 0.305, SLG: 0.359		B FF 92 B SL 86 B FF 93 C FF 93 X FF 94 3-1 G5-3 ①		C FF 97 C SL 89 B SL 90 B SL 89 S FF 95 2-3 K ②	B FF 95 X FF 95 1-0 L7 ③		C SL 89 S SL 89 B FF 91 X FF 91 1-2 FC6-4 ③ 1-2f			B CH 86 B CH 84 C CH 84 B SI 98 F CH 85 B CH 86 4-2 12 G6-3 BB	4 0	0 0	0 0	0 0	1 0	1 0	3 0
12 A.J. Pierzynski, L (1, 2) OBP: 0.334, SLG: 0.465		C FF 94 B FF 96 X FF 95 1-1 HR		F FF 96 X CH 87 0-1 1B		B CH 85 B SL 87 X FF 96 2-0 20 G5-4-3 1B		C SL 75 T SI 90 F SL 77 X SI 90 0-2 17 G4-6-3 1B		X CH 85 0-0 G6-3 ②③ 1-2f	5	1	4	1	0	0	1
20 Carlos Quentin, R (1, 7) OBP: 0.326, SLG: 0.434 31 Dewayne Wise, L (8, 8) OBP: 0.236, SLG: 0.317		X FF 94 0-0 G5-3 ②		F FF 95 F SL 88 F FF 92 B FF 97 X FF 95 1-2 G6-3 ③		F FF 94 S SL 88 F SL 89 B FF 91 X SL 90 1-2 G5-4-3 ①② 1-2f		C SL 83 F SL 82 B FF 93 B FF 96 S FF 95 2-3 K ①			4 0	0 0	0 0	0 0	1 0	3 0	3 0
17 Chris Getz, L (1, 4) OBP: 0.327, SLG: 0.372		B FF 96 X FF 94 1-0 F8 ③			C FF 94 F SL 87 X SL 83 0-2 15 2B 1B	B FF 97 B FF 97 C FF 97 B FF 98 B FF 97 4-1 15 S BB		C SI 95 X SI 95 0-1 G4-6-3 ②③ 1-2f			3	1	1	0	1	0	1
15 Gordon Beckham, R (1, 5) OBP: 0.359, SLG: 0.427			B SL 85 X FF 94 1-0 L7 ①		F SL 86 S SL 87 B SL 88 F FF 94 1 SAFE X FF 94 1-2 22 1B 1-H 2B	B FF 91 B SL 86 B FF 94 C FF 93 2 SAFE B FF 95 4-1 1-2 BB			B FF 96 X FF 95 1-0 F9 ①		3	1	1	1	1	0	0
Inning Stats	R: 0 H: 0 E: 0 LOB: 1 K: 1 BB: 1 S: 7 P: 15	R: 1 H: 1 E: 0 LOB: 0 K: 0 BB: 0 S: 6 P: 11	R: 0 H: 1 E: 0 LOB: 1 K: 0 BB: 0 S: 6 P: 10	R: 0 H: 1 E: 0 LOB: 1 K: 1 BB: 0 S: 10 P: 13	R: 2 H: 3 E: 0 LOB: 2 K: 1 BB: 1 S: 16 P: 25	R: 0 H: 1 E: 0 LOB: 2 K: 0 BB: 2 S: 10 P: 23	R: 0 H: 1 E: 0 LOB: 1 K: 0 BB: 0 S: 11 P: 15	R: 0 H: 1 E: 0 LOB: 0 K: 1 BB: 0 S: 9 P: 11	R: 0 H: 1 E: 0 LOB: 1 K: 0 BB: 1 S: 7 P: 13	R: 0 H: 0 E: 0 LOB: 1 K: 1 BB: 1 S: 6 P: 11	1B: 8 2B: 1 3B: 0 HR: 1	SF: 0 SAC: 0 DP: 3 HBP: 0					WP: 0 PB: 0 SB: 1 CS: 1	PA: 42

PITCHER	IP	WLS	BF	H	R	ER	SO	BB	IBB	HBP	BLK	WP	HR	S	P	ERA	WHIP
36 Edwin Jackson, R (1, 1) ERA: 2.59	7.0		32	8	3	3	3	3	1	0	0	0	1	66	112	3.86	1.571
59 Fu-Te Ni, L (8, 1) ERA: 2.53	0.0		1	1	0	0	0	0	0	0	0	0	0	4	4	∞	∞
45 Ryan Perry, R (8, 1) ERA: 3.66	2.0		6	1	0	0	1	1	0	0	0	0	0	12	20	0.00	1.000
56 Fernando Rodney, R (10, 1) ERA: 3.64	1.0	W	3	0	0	0	1	1	0	0	0	0	0	6	11	0.00	1.000

PITCHER	IP	WLS	BF	H	R	ER	SO	BB	IBB	HBP	BLK	WP	HR	S	P	ERA	WHIP

AB	36
R	3
H	10
RBI	3
BB	6
SO	5
LOB	16

Chicago White Sox @ Detroit Tigers

Comerica Park, Detroit, MI

Sat Jul 25 2009, 4:05 PM EDT

Att. 41,378 - Partly Cloudy - 80 F

livebaseballscorecards.com

Batter	1	2	3	4	5	6	7	8	9	10	AB	R	H	RBI	BB	SO	LOB
28 Curtis Granderson, L (1, 8) OBP: 0.342, SLG: 0.460	C FF 90 F SI 92 B FF 93 B CU 79 F CU 79 B SI 94 B FF 92 4-2 34 14 SH5-4 E 24 1B BB	B CH 82 B FC 86 F FC 86 B FF 93 C FC 85 X FC 86 3-2 ③ G3-1			C FF 94 F CH 84 B SI 92 B CU 78 B CU 79 B FC 85 4-2 14 G6-4-3 BB		B FF 94 F FF 94 C FF 95 B FF 96 F FF 96 X FF 96 2-2 ③ F7		C FF 97 C FF 97 X FF 97 0-2 1-3 3-H 2B		3	1	1	1	2	0	2
14 Placido Polanco, R (1, 4) OBP: 0.319, SLG: 0.399	F FF 91 B FC 86 X FC 85 1-1 E3 24 34 1B SH5-4 9 FC3-6 1-2		C FF 93 S SI 92 B CU 80 S SI 93 1-3 ① K		C FC 85 1 SAFE F SI 92 B FC 87 X SI 90 1-2 ②③ G6-4-3 1-2f			C FF 91 F SL 81 F FF 94 B SL 83 B SL 80 F FF 91 F FF 91 F FC 90 B FF 91 3-2 ① X FF 80 F8	B FF 96 B FF 94 C FF 94 B FF 94 C FF 95 F FF 95 X SL 89 3-2 ③ G5-3		5	1	0	0	0	1	5
34 Clete Thomas, L (1, 9) OBP: 0.340, SLG: 0.462	B FF 92 F FF 90 X FC 86 1-1 ① SH5-4 1-2 2-3		B FF 94 S FC 87 S FC 88 X CU 82 1-2 ② G1-3			S FC 87 C FC 86 B CU 81 X CU 80 1-2 24 G6-4-3 1B		C FF 93 X CU 78 0-1 ② G4-3		X FC 90 0-0 24 1B 9 1B	4	1	2	0	0	0	0
24 Miguel Cabrera, R (1, 3) OBP: 0.394, SLG: 0.548	F FC 87 F CU 79 X FF 95 0-2 9 FC3-6 2-3 3-H 1B		C CU 80 S CU 80 F CU 81 F CU 81 B FC 87 B CU 81 C CU 81 2-3 ③ K			X SI 91 0-0 ①② G6-4-3 1-2f		S SL 82 B SL 80 F FC 92 F CU 78 B FF 94 B SL 82 B FF 94 4-2 BB		B SI 91 B FF 90 1 SAFE C SI 92 1 SAFE X FC 89 2-1 9 1B 1-2 1B	4	0	2	1	1	1	1
9 Carlos Guillen, S (1, 10) OBP: 0.283, SLG: 0.294	B SI 94 F FC 85 F FC 88 X CU 81 1-2 ② FC3-6 1-2f 3-H			B FF 92 F FC 84 C FC 85 F CU 79 B CU 80 F FC 88 F FF 92 S CU 80 2-3 ① K		B SI 93 B FC 84 X FC 86 2-0 1B		C FF 94 S FF 94 B CU 83 C CU 83 1-3 ③ K		F FC 90 B FC 90 T FC 90 B FC 90 F FC 90 X SI 92 2-2 1-3 2-H 1B	5	0	2	2	0	2	2
25 Ryan Raburn, R (1, 7) OBP: 0.321, SLG: 0.461	B FF 90 S FC 85 B FF 93 1 SAFE B FC 86 F FF 92 F FC 88 X FC 87 3-2 ③ G5-3			B FF 94 X FF 92 1-0 15 CS 1B		F FC 86 X FC 85 0-1 ③ P3			C FF 95 S SL 88 S SL 91 0-3 ① K		4	0	1	0	0	1	2
15 Brandon Inge, R (1, 5) OBP: 0.356, SLG: 0.486 4 Adam Everett, R (9, PR) OBP: 0.304, SLG: 0.336 (10, 6)		B FF 91 S FC 85 C CU 79 C CU 80 1-3 ① K		B FC 86 D FC 85 B FC 87 B FF 91 4-0 ② 1-2 BB			C FC 86 B CU 78 S FC 85 S CU 80 1-3 ① K		X SL 90 0-0 33 1B 28 2B 1B	3 0	0 1	1 0	0 0	1 0	2 0	0 0
12 Gerald Laird, R (1, 2) OBP: 0.318, SLG: 0.357 33 Marcus Thames, R (9, PH) OBP: 0.337, SLG: 0.517 55 Dusty Ryan, R (10, 2) OBP: 0.273, SLG: 0.211		B FF 92 X FF 92 1-0 ② P4		B FF 92 C FC 86 L FC 86 F CU 79 S CU 79 1-3 ③ K			B FF 93 X FC 85 1-0 39 G3 2B		B SL 89 X FF 96 1-0 28 2B 1-3 1B	3 1 0	0 0 0	1 1 0	0 0 0	1 0 0	1 0 0	1 0 0
39 Ramon Santiago, S (1, 6) OBP: 0.289, SLG: 0.412 (10, 5)		B FF 92 C FC 84 X CH 85 1-1 1B			B FC 84 S FC 86 B FC 86 F FC 86 B FC 83 C FC 84 3-3 ① K		C FC 87 F FC 87 F SI 89 X CU 80 0-2 ② G3 2-3		F FF 96 P PO 90 X FF 95 1-1 ② P6		4	0	1	0	0	1	3
Inning Stats	R: 2 H: 1 E: 1 LOB: 1 K: 0 BB: 1 S: 17 P: 27	R: 0 H: 1 E: 0 LOB: 1 K: 1 BB: 0 S: 9 P: 15	R: 0 H: 0 E: 0 LOB: 0 K: 2 BB: 0 S: 11 P: 15	R: 0 H: 1 E: 0 LOB: 1 K: 2 BB: 1 S: 11 P: 19	R: 0 H: 0 E: 0 LOB: 0 K: 1 BB: 1 S: 8 P: 16	R: 0 H: 2 E: 0 LOB: 1 K: 0 BB: 0 S: 7 P: 10	R: 0 H: 1 E: 0 LOB: 1 K: 1 BB: 0 S: 12 P: 16	R: 0 H: 0 E: 0 LOB: 1 K: 1 BB: 1 S: 15 P: 23	R: 1 H: 3 E: 0 LOB: 3 K: 1 BB: 0 S: 15 P: 19	R: 1 H: 3 E: 0 LOB: 2 K: 0 BB: 0 S: 7 P: 11	1B: 10 SF: 0 2B: 2 SAC: 1 3B: 0 DP: 2 HR: 0 HBP: 0						

PITCHER		IP	WLS	BF	H	R	ER	SO	BB	IBB	HBP	BLK	WP	HR	S	P	ERA	WHIP
34 Gavin Floyd, R ERA: 4.24	(1, 1)	6.2		27	6	2	1	7	3	0	0	0	0	0	71	112	1.35	1.350
37 Matt Thornton, L ERA: 2.83	(7, 1)	0.1	H	1	0	0	0	0	0	0	0	0	0	0	4	6	0.00	0.000
26 Octavio Dotel, R ERA: 3.11	(8, 1)	0.2	H	3	0	0	0	0	1	0	0	0	0	0	12	19	0.00	1.500
45 Bobby Jenks, R ERA: 4.33	(8, 1)	1.1	B	7	3	1	1	2	0	0	0	0	0	0	18	23	6.75	2.250
D.J. Carrasco, R ERA: 3.64	(10, 1)	0.0	L	3	3	1	1	0	0	0	0	0	0	0	7	11	∞	∞

PITCHER	IP	WLS	BF	H	R	ER	SO	BB	IBB	HBP	BLK	WP	HR	S	P	ERA	WHIP

BOTTOM

AB	36
R	4
H	12
RBI	4
BB	4
SO	9
LOB	16

WP: 0 PA: 41
PB: 0
SB: 0
CS: 1

Chicago White Sox @ Detroit Tigers

Comerica Park, Detroit, MI

Sun Jul 26 2009, 8:05 PM EDT

Att. 38,256 - Partly Cloudy - 73 F

livebaseballscorecards.com

Batter	1	2	3	4	5	6	7	8	9	AB	R	H	RBI	BB	SO	LOB
22 Scott Podsednik, L (1, 8) (8, 7) OBP: 0.366, SLG: 0.403	B SI 90 F SI 91 B SI 92 X SI 92 2-1 23 BB, 10 1B 25 FC3-6 1B	C CH 79 B CU 73 X CU 74 1-1 ② G3		B CH 79 C SI 88 1 SAFE C SI 87 B FF 90 B CH 78 X CH 78 3-2 ③ G4-3 1-2			B SI 92 C CH 81 X SL 85 1-1 ① SH1-3 1-2		B SI 91 C SI 92 C SI 92 F CU 80 S FF 91 1-3 ② K	4	1	1	0	0	1	1
10 Alexei Ramirez, R (1, 6) OBP: 0.329, SLG: 0.405	1 SAFE B SL 80 C FF 93 1 SAFE F SI 92 X CU 79 1-2 23 BB 25 E 1-2 1B	B CU 77 S CU 78 F CU 77 B FF 92 X SI 92 2-2 ③ G4-3			C FF 87 C SI 88 B FF 91 B CU 79 F CU 79 X SI 88 2-2 ① G6-3		B SL 84 D SI 93 C SL 84 F SI 92 D CH 80 X CH 81 3-2 ② P3		B CU 79 X FF 91 1-0 ③ P4	5	1	1	0	0	0	1
23 Jermaine Dye, R (1, 9) OBP: 0.362, SLG: 0.539	B FF 92 B FF 92 2 SAFE C SI 91 S SI 92 B SI 93 F SI 92 F SI 92 F FF 92 4-2 B SI 92 25 FC3-6 1-2 2-3 BB	C CU 78 X FF 90 0-1 ① F7			C FF 88 B FF 89 F SI 89 X CU 78 1-2 ② F8		B FF 95 B FF 94 B SL 83 B SI 94 4-0 25 BB 2-3 BB			2	0	0	0	2	0	0
25 Jim Thome, L (1, 10) OBP: 0.395, SLG: 0.496	X SI 93 0-0 ① FC3-6 14 HR 1-2f 2-H 3-H	C SI 87 C FF 89 C FF 90 0-3 ② K			X SI 87 0-0 ③ G4-3		S CH 83 B CH 81 S FF 94 D CH 82 B FF 92 B SI 94 4-2 1-2 BB			3	1	0	1	1	1	1
14 Paul Konerko, R (1, 3) OBP: 0.342, SLG: 0.503	B FF 89 D SI 91 B SI 90 C SI 88 X SI 88 3-1 1-H HR	B FF 90 B CU 79 X FF 90 2-0 2B				X CH 85 0-0 ① G5-3	B FF 91 B FF 91 B FF 92 C FF 91 C FF 92 F FF 92 X FF 92 3-2 ③ P5			4	1	2	2	0	0	3
12 A.J. Pierzynski, L (1, 2) OBP: 0.333, SLG: 0.461	B CH 81 X CH 80 1-0 ② G4-3	B CU 73 B SI 89 B SI 90 C SI 89 F CH 80 X SI 89 3-2 ③ G3				B CH 85 B SI 86 F SI 87 X SI 88 2-1 20 G4-3 E7		B SI 91 B SI 91 B SI 91 C FF 91 B FF 91 4-1 17 G6-3 BB		3	0	0	0	1	0	1
20 Carlos Quentin, R (1, 7) OBP: 0.318, SLG: 0.423 31 Dewayne Wise, L (8, 8) OBP: 0.236, SLG: 0.317	B FF 91 S FF 91 B FF 90 B FF 91 F SI 90 X SI 91 3-2 ③ G6-3			B SL 78 S FF 88 B FF 89 F SI 88 X FF 91 2-2 ① G4-3		S SL 81 B SL 82 B FF 94 X SI 94 2-1 ② G4-3 2-3		S CU 81 D CU 81 C FF 92 S FF 93 1-3 ① K		4 0	0 0	0 0	0 0	0 0	1 0	2 0
17 Chris Getz, L (1, 4) OBP: 0.322, SLG: 0.367		B SI 89 B SI 89 C SI 89 F CH 80 B CH 81 X SI 90 3-2 ① F8		C FF 88 X CU 74 0-1 ② F7		F SL 85 B FF 93 F CH 80 D SL 83 B SI 94 X SI 92 3-2 ③ L5		B CU 79 X SI 92 1-0 ②③ G6-3 1-2f		4	0	0	0	0	0	2
15 Gordon Beckham, R (1, 5) OBP: 0.368, SLG: 0.447		B SI 91 B SI 88 B SI 87 C SI 90 X SI 90 3-1 HR		B FF 90 B FF 89 B FF 90 C FF 89 B FF 88 4-1 22 S BB			B SL 82 B SL 79 S SI 91 B SI 92 B SI 92 4-1 23 WP 22 SH1-3 BB		C CU 79 S CU 79 B FF 92 X FF 92 1-2 ① L8	2	1	1	1	2	0	0
Inning Stats	R: 4 E: 1 K: 0 S: 17 H: 3 LOB: 0 BB: 1 P: 31	R: 1 E: 0 K: 0 S: 10 H: 1 LOB: 0 BB: 0 P: 19	R: 0 E: 0 K: 1 S: 9 H: 1 LOB: 1 BB: 0 P: 14	R: 0 E: 0 K: 0 S: 9 H: 0 LOB: 1 BB: 1 P: 18	R: 0 E: 0 K: 0 S: 8 H: 0 LOB: 0 BB: 0 P: 11	R: 0 E: 1 K: 0 S: 8 H: 0 LOB: 1 BB: 0 P: 15	R: 0 E: 0 K: 0 S: 12 H: 0 LOB: 3 BB: 3 P: 31	R: 0 E: 0 K: 1 S: 5 H: 0 LOB: 0 BB: 1 P: 11	R: 0 E: 0 K: 1 S: 8 H: 0 LOB: 0 BB: 0 P: 11	1B: 2 2B: 1 3B: 0 HR: 2	SF: 0 SAC: 1 DP: 1 HBP: 0			WP: 1 PB: 0 SB: 1 CS: 0	PA: 38		

	AB	31
	R	5
	H	5
	RBI	4
	BB	6
	SO	3
	LOB	11

PITCHER		IP	WLS	BF	H	R	ER	SO	BB	IBB	HBP	BLK	WP	HR	S	P	ERA	WHIP
48 Rick Porcello, R ERA: 4.62	(1, 1)	5.1	L	24	5	5	5	1	2	0	0	0	0	2	56	98	8.44	1.312
31 Zach Miner, R ERA: 4.67	(6, 1)	1.1		7	0	0	0	0	3	0	0	0	1	0	13	34	0.00	2.250
41 Casey Fien, R ERA:	(7, 1)	2.1		7	0	0	0	2	1	0	0	0	0	0	17	29	0.00	0.429

PITCHER	IP	WLS	BF	H	R	ER	SO	BB	IBB	HBP	BLK	WP	HR	S	P	ERA	WHIP

BOTTOM

Chicago White Sox @ Detroit Tigers

Comerica Park, Detroit, MI

Sun Jul 26 2009, 8:05 PM EDT

Att. 38,256 - Partly Cloudy - 73 F

livebaseballscorecards.com

Batter	1	2	3	4	5	6	7	8	9	AB	R	H	RBI	BB	SO	LOB
28 Curtis Granderson, L (1, 8) OBP: 0.341, SLG: 0.457	C FF 90 C FF 91 B FF 93 X FF 92 1-2 ① L3		C FF 90 B CU 78 F SL 85 X SL 82 1-2 14 CS 1B		C FF 91 S SL 87 F SI 88 F FF 96 B FF 95 B SI 88 S SL 88 2-3 K			S SI 90 X FF 91 0-1 ① G4-3		4	0	1	0	0	1	0
14 Placido Polanco, R (1, 4) OBP: 0.316, SLG: 0.394	C FF 91 X FF 93 0-1 ② F9		B FF 92 1 SAFE F FF 91 B CU 78 X SI 91 2-1 ②③ G6-3 1-2		X FF 92 0-0 ③ F9			C FF 90 B CH 84 B CH 82 B SI 91 X FF 91 3-1 ② F8		4	0	0	0	0	0	2
30 Magglio Ordonez, R (1, 9) OBP: 0.330, SLG: 0.356	C FF 91 S SL 87 C FF 96 0-3 ③ K			X CH 82 0-0 33 L8 24 1B 25 FC4-6 1B		B FF 92 C FF 91 C FF 92 X FF 94 1-2 25 G5-3 33 BB 1B		C CU 78 F CH 84 B FF 96 X SL 81 1-2 ③ L7		4	1	2	0	0	1	0
24 Miguel Cabrera, R (1, 3) OBP: 0.395, SLG: 0.547		B FF 91 B FF 92 C FF 91 F FF 93 X SI 94 2-2 25 BB 1B		C FF 92 F FF 92 B SL 84 F FF 94 X SI 93 1-2 25 FC4-6 1-2 1B		B FF 91 S CH 81 X FF 91 1-1 ① F8			B CH 88 C FF 95 B SI 94 X SI 94 2-1 ① F8	4	0	2	0	0	0	1
33 Marcus Thames, R (1, 10) OBP: 0.335, SLG: 0.506		B FF 93 B FF 90 F FF 92 C CH 84 X FF 95 2-2 ① F7		B CH 84 B FF 92 X FF 91 2-0 ① L8 2-3		D CH 82 B CH 80 B SI 90 C SI 90 B SI 90 4-1 1-2 BB			C SI 95 B SL 88 B SL 87 S SL 87 F SL 88 S SL 88 2-3 ② K	3	0	0	0	1	1	3
25 Ryan Raburn, R (1, 7) OBP: 0.319, SLG: 0.451		B FF 92 C CH 84 F SL 87 F FF 94 D CH 86 B CH 85 B FF 92 4-2 1-2 BB		B FF 92 C FF 93 B CH 83 S CH 82 B CH 84 X CH 83 3-2 ② FC4-6 15 FC5-4 1-2f 3-H		C FF 91 B FF 92 F CH 81 X FF 93 1-2 ②③ G5-3 2-3f			C FF 95 B FF 95 S SL 88 X SL 89 1-2 ③ P5	3	0	0	1	1	0	3
15 Brandon Inge, R (1, 5) OBP: 0.354, SLG: 0.482		F FF 92 B FF 94 S FF 92 B FF 93 S FF 94 2-3 ② K		F SL 87 1 SAFE S FF 92 B CH 87 X CH 83 1-2 ③ FC5-4 1-2f			C FF 90 S FF 90 B FF 94 X CH 83 1-2 ① G6-3			3	0	0	0	0	1	3
12 Gerald Laird, R (1, 2) OBP: 0.315, SLG: 0.353		B FF 92 B FF 91 C FF 91 X FF 91 2-1 ③ P3			B SI 90 C FF 90 X SL 86 1-1 ① L5		X SI 91 0-0 ② G6-3			3	0	0	0	0	0	2
4 Adam Everett, R (1, 6) OBP: 0.300, SLG: 0.332			B SI 90 X FF 90 1-0 ① P3		C FF 90 S CU 79 B FF 95 X SI 93 1-2 ② G4-3		B SI 91 X SI 91 1-0 ③ G6-3			3	0	0	0	0	0	0
Inning Stats	R: 0 E: 0 K: 1 S: 8 H: 0 LOB: 0 BB: 0 P: 9	R: 0 E: 0 K: 1 S: 14 H: 1 LOB: 2 BB: 1 P: 26	R: 0 E: 0 K: 0 S: 6 H: 1 LOB: 0 BB: 0 P: 10	R: 1 E: 0 K: 0 S: 12 H: 2 LOB: 1 BB: 0 P: 19	R: 0 E: 0 K: 1 S: 11 H: 0 LOB: 1 BB: 0 P: 15	R: 0 E: 0 K: 0 S: 9 H: 1 LOB: 1 BB: 1 P: 16	R: 0 E: 0 K: 0 S: 5 H: 0 LOB: 0 BB: 0 P: 7	R: 0 E: 0 K: 0 S: 7 H: 0 LOB: 0 BB: 0 P: 11	R: 0 E: 0 K: 1 S: 9 H: 0 LOB: 0 BB: 0 P: 14	1B: 5 2B: 0 3B: 0 HR: 0	SF: 0 SAC: 0 DP: 1 HBP: 0	WP: 1 PB: 0 SB: 0 CS: 1	PA: 33				

	AB	31
	R	1
	H	5
	RBI	1
	BB	2
	SO	4
	LOB	14

PITCHER		IP	WLS	BF	H	R	ER	SO	BB	IBB	HBP	BLK	WP	HR	S	P	ERA	WHIP
54 Clayton Richard, L ERA: 4.65	(1, 1)	8.0	W	30	5	1	1	3	2	0	0	0	1	0	72	113	1.12	0.875
57 Ramon Pena, R ERA: 5.03	(9, 1)	1.0		3	0	0	0	1	0	0	0	0	0	0	9	14	0.00	0.000

PITCHER	IP	WLS	BF	H	R	ER	SO	BB	IBB	HBP	BLK	WP	HR	S	P	ERA	WHIP

Batter	1	2	3	4	5	6	7	8	9	AB	R	H	RBI	BB	SO	LOB
22 Scott Podsednik, L (1, 8) OBP: 0.361, SLG: 0.397	B SI 87 C SI 88 F SI 89 F SI 88 F FF 91 X SL 81 1-2 ① F8		C S SI 87 B X SL 79 1-2 ① G1-3		B SI 89 F SI 89 C FF 90 X SL 81 1-2 ① G4-3		X SL 79 0-0 ③ G4-3			4	0	0	0	0	0	1
10 Alexei Ramirez, R (1, 6) OBP: 0.326, SLG: 0.401	B SI 86 C SI 87 F SI 89 B SL 82 X CH 82 2-2 ② G1		C CH 80 F B B SI 91 X 2-2 ② G6-3		X CH 82 0-0 ② L5			C CU 76 X FC 85 0-1 ① G5-3		4	0	0	0	0	0	0
23 Jermaine Dye, R (1, 9) OBP: 0.363, SLG: 0.538	C SI 89 X FF 90 0-1 1B		B SL 80 B CH 82 B C B FF 90 4-1 14 HR BB		C FF 89 F SL 83 B FF 92 F SL 81 S SL 82 1-3 ③ K			C FF 92 B FF 92 B CU 78 B FF 91 C FC 84 X FF 92 3-2 ② P3		3	1	1	0	1	1	0
14 Paul Konerko, R (1, 3) OBP: 0.341, SLG: 0.508	B FF 88 B CH 80 F FF 89 F SI 89 B FF 91 X FF 90 3-2 ③ F9		X FF 89 0-0 1-H HR			C FF 90 C SL 82 B FF 90 X SL 80 1-2 ① G6-3		F FF 93 F FF 92 F FF 93 X FF 92 0-2 ③ L5		4	1	1	2	0	0	1
12 A.J. Pierzynski, L (1, 2) OBP: 0.329, SLG: 0.455		F SI 86 C SI 88 X SI 89 0-2 ① G5-3	B SI 87 X SI 90 1-0 ③ G6-3			B SI 89 X SL 81 1-0 ② F8			X SI 92 0-0 ① F8	4	0	0	0	0	0	0
20 Carlos Quentin, R (1, 7) OBP: 0.311, SLG: 0.413		B SI 88 C CH 82 F SI 90 F CH 83 F FF 92 X CH 83 1-2 ② F7		X FF 89 0-0 ① F8		C FF 90 F FF 91 F SL 82 X SL 82 0-2 ③ F8			X SL 87 0-0 ② L7	4	0	0	0	0	0	0
15 Gordon Beckham, R (1, 5) OBP: 0.371, SLG: 0.468		C FF 91 B FF 91 B CH 84 F FF 90 X CH 82 2-2 HR		C FF 90 C SI 91 B SL 83 B FF 92 X FF 91 2-2 ② F8			B SI 87 X SI 87 1-0 1B		S FF 94 S SL 88 B SL 88 C SI 93 1-3 ③ K	4	1	2	1	0	1	0
5 Jayson Nix, R (1, 4) OBP: 0.293, SLG: 0.438		C FF 90 X FF 89 0-1 1B		C FF 90 B FF 90 B FF 91 X FF 90 2-1 1B			B SI 88 S FF 88 1 SAFE F SL 81 F SL 81 B CH 81 F FF 90 C SL 81 2-3 ① K			3	0	2	0	0	1	1
7 Josh Fields, R (1, 10) OBP: 0.301, SLG: 0.354		X FF 88 0-0 ③ F9		1 SAFE C FF 90 B CH 83 1 SAFE B SL 82 S FF 91 1 SAFE S SL 82 2-3 ③ K			B CH 82 F FF 89 F FF 89 X SL 81 1-2 ② F7			3	0	0	0	0	1	3
Inning Stats	R: 0 E: 0 K: 0 S: 13 H: 1 LOB: 1 BB: 0 P: 19	R: 1 E: 0 K: 0 S: 14 H: 2 LOB: 1 BB: 0 P: 17	R: 2 E: 0 K: 0 S: 9 H: 1 LOB: 0 BB: 1 P: 17	R: 0 E: 0 K: 1 S: 9 H: 1 LOB: 1 BB: 0 P: 15	R: 0 E: 0 K: 1 S: 8 H: 0 LOB: 0 BB: 0 P: 10	R: 0 E: 0 K: 0 S: 8 H: 0 LOB: 0 BB: 0 P: 10	R: 0 E: 0 K: 1 S: 10 H: 1 LOB: 1 BB: 0 P: 14	R: 0 E: 0 K: 0 S: 9 H: 0 LOB: 0 BB: 0 P: 12	R: 0 E: 0 K: 1 S: 5 H: 0 LOB: 0 BB: 0 P: 6	1B: 4 2B: 0 3B: 0 HR: 2	SF: 0 SAC: 0 DP: 0 HBP: 0			WP: 0 PB: 0 SB: 0 CS: 0	PA: 34		

PITCHER		IP	WLS	BF	H	R	ER	SO	BB	IBB	HBP	BLK	WP	HR	S	P	ERA	WHIP
15 Glen Perkins, L ERA: 5.42	(1, 1)	7.0	W	28	6	3	3	3	1	0	0	0	0	2	71	102	3.86	1.000
54 Matt Guerrier, R ERA: 2.03	(8, 1)	1.0	H	3	0	0	0	0	0	0	0	0	0	0	9	12	0.00	0.000
36 Joe Nathan, R ERA: 1.6	(9, 1)	1.0	S	3	0	0	0	1	0	0	0	0	0	0	5	6	0.00	0.000

PITCHER	IP	WLS	BF	H	R	ER	SO	BB	IBB	HBP	BLK	WP	HR	S	P	ERA	WHIP

TOP

Chicago White Sox @ Minnesota Twins

Hubert H. Humphrey Metrodome, Minneapolis, MN

Mon Jul 27 2009, 8:10 PM EDT

Att. 32,354 - Dome - 70 F

livebaseballscorecards.com

AB	33
R	3
H	6
RBI	3
BB	1
SO	4
LOB	6

Batter	1	2	3	4	5	6	7	8	9	AB	R	H	RBI	BB	SO	LOB
2 Denard Span, L (1, 7) OBP: 0.371, SLG: 0.383	B FF 89 B FF 89 C FF 89 X FF 90 2-1 G6-3 ①	1 SAFE 1 SAFE C C FF 92 X 0-2 F7 ③ 1-2			C FF 88 B FF 88 1 SAFE C FC 83 1 SAFE 1 SAFE X FF 90 1-2 G1-6-3 ②③ 1-2f		B FC 82 ② C FF 87 B FF 89 B FF 88 X FF 88 3-1 3B			4	0	1	0	0	0	2
7 Joe Mauer, L (1, 2) OBP: 0.427, SLG: 0.593	B FF 90 C FF 90 B FF 91 X FC 86 2-1 G4-3 ②		C FF 90 F FF 90 B CU 77 S FF 92 1-3 K ①			X FF 89 0-0 L7 ①	X FC 85 0-0 G4-3 ③			4	0	0	0	0	1	1
33 Justin Morneau, L (1, 3) OBP: 0.400, SLG: 0.595	B FF 91 B FF 91 S FC 86 C FF 91 F FF 91 B FC 85 D FC 87 4-2 BB		C CU 75 X FC 86 0-1 P5 ②			C FF 89 B CH 81 B FF 90 X FC 86 2-1 5 HR 1B		X SI 94 0-0 P4 ①		3	1	1	0	1	0	0
5 Michael Cuddyer, R (1, 9) OBP: 0.348, SLG: 0.511	C FF 90 X FF 91 0-1 F8 ③		B FF 90 B FC 87 X CH 83 2-0 G5-3 ③			B FC 84 X FF 89 1-0 1-H HR		B FF 94 C SI 94 B SI 94 B FF 93 X SI 95 3-1 G5-3 ②		4	1	1	2	0	0	1
16 Jason Kubel, L (1, 10) OBP: 0.376, SLG: 0.555		C FC 85 C CU 74 B FC 86 X FC 84 1-2 G3-1 ①		B FF 90 X FF 89 1-0 G4-3 ①		B FC 84 F FC 84 F FC 85 S CH 81 1-3 K ②		C SI 95 S SL 82 X FO 81 0-2 G6-3 ③		4	0	0	0	0	1	0
23 Brendan Harris, R (1, 5) OBP: 0.306, SLG: 0.373		C FF 92 B CU 75 F FC 86 X CH 84 1-2 8 E 22 PB 1B		B FF 89 B FF 89 S FF 90 C CH 82 B FC 86 F FF 91 C FF 90 3-3 K ②		B FF 88 F FC 84 F FC 84 B CU 76 X CH 80 2-2 E6 22 FC5-4				3	1	1	0	0	1	0
22 Carlos Gómez, R (1, 8) OBP: 0.299, SLG: 0.355		S CH 83 B FF 92 X FC 87 1-1 8 FC6-4 1-2 1B		C FC 86 B CH 82 B CH 81 F FC 86 F FF 90 X CU 76 2-2 F8 ③		C FC 83 F FF 88 F FF 91 X FC 85 0-2 FC5-4 ③ 1-2f				3	0	1	0	0	0	1
8 Nick Punto, S (1, 6) OBP: 0.319, SLG: 0.252		B FF 91 B FF 91 X FF 91 2-0 FC6-4 ② 12 E 1-2f 2-H			C FF 87 C FF 89 X FF 88 0-2 12 CS 1B		B FF 87 C FF 88 X FC 84 1-1 F8 ①			3	1	1	0	0	0	1
12 Alexi Casilla, S (1, 4) OBP: 0.248, SLG: 0.196		B C B CH 83 X 2-1 E3 2 S 2-H			M FF 88 1 SAFE B FF 89 B FF 90 1 SAFE 1 SAFE B CH 82 B FF 89 4-1 2 G1-6-3 ① 1-2 BB		C FF 87 C FF 88 B CH 81 X CH 81 1-2 G4-3 ②			2	0	0	0	1	0	0
Inning Stats	R: 0 H: 0 E: 0 LOB: 1 K: 0 BB: 1 S: 9 P: 17	R: 2 H: 2 E: 2 LOB: 1 K: 0 BB: 0 S: 14 P: 21	R: 0 H: 0 E: 0 LOB: 0 K: 1 BB: 0 S: 6 P: 9	R: 0 H: 0 E: 0 LOB: 0 K: 1 BB: 0 S: 9 P: 15	R: 0 H: 1 E: 0 LOB: 0 K: 0 BB: 1 S: 7 P: 12	R: 2 H: 2 E: 1 LOB: 1 K: 1 BB: 0 S: 14 P: 20	R: 0 H: 1 E: 0 LOB: 1 K: 0 BB: 0 S: 8 P: 13	R: 0 H: 0 E: 0 LOB: 0 K: 0 BB: 0 S: 6 P: 9		1B: 4 SF: 0 2B: 0 SAC: 0 3B: 1 DP: 1 HR: 1 HBP: 0				WP: 0 PA: 32 PB: 1 SB: 1 CS: 1		

PITCHER	IP	WLS	BF	H	R	ER	SO	BB	IBB	HBP	BLK	WP	HR	S	P	ERA	WHIP
50 John Danks, L (1, 1) ERA: 3.89	7.0	L	29	6	4	2	3	2	0	0	0	0	1	67	107	2.57	1.143
71 Scott Linebrink, R (8, 1) ERA: 2.55	1.0		3	0	0	0	0	0	0	0	0	0	0	6	9	0.00	0.000

PITCHER	IP	WLS	BF	H	R	ER	SO	BB	IBB	HBP	BLK	WP	HR	S	P	ERA	WHIP

BOTTOM

Chicago White Sox @ Minnesota Twins

Hubert H. Humphrey Metrodome, Minneapolis, MN

Mon Jul 27 2009, 8:10 PM EDT

Att. 32,354 - Dome - 70 F

livebaseballscorecards.com

AB	30
R	4
H	6
RBI	2
BB	2
SO	3
LOB	6

Chicago White Sox @ Minnesota Twins

Hubert H. Humphrey Metrodome, Minneapolis, MN

Tue Jul 28 2009, 8:10 PM EDT

Att. 34,642 - Dome - 70 F

TOP

livebaseballscorecards.com

Batter	1	2	3	4	5	6	7	8	9	AB	R	H	RBI	BB	SO	LOB
22 Scott Podsednik, L (1, 7) OBP: 0.357, SLG: 0.392	B SI 88 C SI 88 C SI 90 B SI 91 X SL 79 2-2 F7 ①		B SL 80 F SI 90 F SI 90 X SL 84 1-2 G4-3 ②			B SL 78 L SI 90 C SL 78 F SI 91 S SI 91 1-3 K ①		X FF 90 0-0 F7 ②		4	0	0	0	0	1	1
10 Alexei Ramirez, R (1, 6) OBP: 0.325, SLG: 0.397	B SI 90 F SI 90 S SI 91 F SL 78 F SI 91 X SL 85 1-2 G6-3 ②		C SL 79 S SL 79 X CH 86 0-2 G6-3 ③			X SI 91 0-0 F8 ②		C SI 94 B SI 92 B CU 81 B SI 92 B SI 92 4-1 1-2 BB		3	0	0	0	1	0	0
23 Jermaine Dye, R (1, 9) OBP: 0.365, SLG: 0.546	B CH 83 B SI 91 F SI 90 X CH 86 2-1 14 FC5-4 1B			C FF 89 C SI 90 B SL 79 F SI 91 X SL 80 1-2 G4-3 ①		B SI 90 S SI 91 F SI 92 B SL 81 F SI 92 B SL 86 F SI 92 X SI 93 3-2 HR		B SI 94 C SL 87 B SI 94 X SL 88 2-1 F8 ③		4	1	2	1	0	0	2
14 Paul Konerko, R (1, 3) OBP: 0.338, SLG: 0.503	B SI 90 X SI 90 1-0 FC5-4 1-2f ③			B CH 86 C SL 81 B CH 84 S FF 91 F SI 92 B SI 93 X SL 83 3-2 G1-3 ②		B SL 80 S SL 79 S SL 81 F SL 84 F SI 92 S SL 81 1-3 K ③			B SI 92 B SI 93 B SI 94 C SI 94 C SI 95 X SI 94 3-2 G6-3 ①	4	0	0	0	0	1	1
12 A.J. Pierzynski, L (1, 2) OBP: 0.331, SLG: 0.455		C SL 77 B SI 90 F SI 89 X SI 91 1-2 1B		C SI 90 F SI 92 F SI 93 F SI 92 F SL 80 F SL 80 X SI 92 0-2 1B			S FF 90 B FF 91 F FF 91 B SL 82 X FF 92 2-2 F8 ①		B SI 94 X SI 94 1-0 G4-3 ②	4	0	2	0	0	0	0
20 Carlos Quentin, R (1, 10) OBP: 0.310, SLG: 0.405		B SI 90 F SI 89 B SI 89 S SL 79 F SI 90 T SI 90 2-2 K ①		S SL 83 X SI 89 0-1 F8 ③			B CH 83 S CH 83 F FF 93 B SL 81 X CH 82 2-2 F8 ②		B SI 94 B SL 90 B SL 88 B SI 94 4-0 17 2B 15 1B BB	3	1	0	0	1	1	2
17 Chris Getz, L (1, 4) OBP: 0.321, SLG: 0.369		C SI 89 F SI 88 B SI 90 B SI 89 F SI 90 F FF 92 S SL 80 2-3 K ②			C SL 77 F SI 89 F SL 85 B SL 82 F CH 84 F CH 83 F SL 81 B SI 92 F SI 92 2-2 X SI 92 P5 ①		C SL 80 C FF 93 X FF 93 0-2 P6 ③		C SI 94 X SI 94 0-1 15 1B 1-3 2B	4	1	1	0	0	1	1
15 Gordon Beckham, R (1, 5) OBP: 0.374, SLG: 0.469		B SI 89 B SL 78 C SI 89 S FF 90 B SI 91 X SI 91 3-2 P4 ③			B SI 90 S SI 91 F SI 90 S SI 92 1-3 K ②			B FF 88 B FF 89 C FF 89 X FF 89 2-1 10 BB 1B	C SI 95 B SI 94 X SL 89 1-1 2-H 3-H 1B	4	0	2	2	0	1	1
31 Dewayne Wise, L (1, 8) OBP: 0.228, SLG: 0.306			B SI 88 B SI 90 F SI 89 B SI 90 S SI 90 F SI 91 T SI 92 3-2 K ①		B SI 78 B SL 78 F SI 90 B SI 92 F SI 91 X SI 91 3-2 F8 ③			B FF 90 C FF 88 C SL 80 F FF 89 D SL 80 F FF 90 X FF 90 2-2 F7 ①	C SI 94 S SL 87 F FF 94 B FF 94 F FF 93 B SI 93 X SL 89 2-2 F9 ③	4	0	0	0	0	1	2

AB	34
R	3
H	7
RBI	3
BB	2
SO	6
LOB	10

Inning Stats	1	2	3	4	5	6	7	8	9	1B: 5	SF: 0	WP: 0	PA: 36
	R: 0 E: 0 K: 0 S: 11	R: 0 E: 0 K: 2 S: 15	R: 0 E: 0 K: 1 S: 10	R: 0 E: 0 K: 0 S: 17	R: 0 E: 0 K: 1 S: 14	R: 1 E: 0 K: 2 S: 15	R: 0 E: 0 K: 0 S: 9	R: 0 E: 0 K: 0 S: 11	R: 2 E: 0 K: 0 S: 13	2B: 1 3B: 0 HR: 1	SAC: 0 DP: 0 HBP: 0	PB: 0 SB: 0 CS: 0	
	H: 1 LOB: 1 BB: 0 P: 17	H: 1 LOB: 1 BB: 0 P: 23	H: 0 LOB: 0 BB: 0 P: 14	H: 1 LOB: 1 BB: 0 P: 21	H: 0 LOB: 0 BB: 0 P: 20	H: 1 LOB: 0 BB: 0 P: 20	H: 0 LOB: 0 BB: 0 P: 13	H: 1 LOB: 2 BB: 1 P: 21	H: 2 LOB: 1 BB: 1 P: 24				

PITCHER		IP	WLS	BF	H	R	ER	SO	BB	IBB	HBP	BLK	WP	HR	S	P	ERA	WHIP
30 Scott Baker, R ERA: 4.86	(1, 1)	6.0		22	4	1	1	6	0	0	0	0	0	1	82	115	1.50	0.667
50 Jose Mijares, L ERA: 2.31	(7, 1)	1.2	W	6	1	0	0	0	0	0	0	0	0	0	17	25	0.00	0.600
44 Bob Keppel, R ERA: 3.2	(8, 1)	1.0		7	2	2	2	0	2	0	0	0	0	0	11	26	18.00	4.000
36 Joe Nathan, R ERA: 1.59	(9, 1)	0.1	S	1	0	0	0	0	0	0	0	0	0	0	5	7	0.00	0.000

PITCHER	IP	WLS	BF	H	R	ER	SO	BB	IBB	HBP	BLK	WP	HR	S	P	ERA	WHIP

Batter	1	2	3	4	5	6	7	8	9	AB	R	H	RBI	BB	SO	LOB
2 Denard Span, L (1, 7) OBP: 0.370, SLG: 0.382	F FF 83 B SI 84 C SI 85 B CU 70 B SI 85 F SI 86 F SI 86 X SI 86 3-2 G3-1 ①			B SI 85 C FF 86 X SI 86 1-1 G3-1 ①		C SI 87 X SI 87 0-1 7 2B 1-2 1B	B FF 90 C FF 90 2 SAFE F FF 92 F FF 90 B CU 76 X FF 90 2-2 F7 ②			4	0	1	0	0	0	2
7 Joe Mauer, L (1, 2) OBP: 0.428, SLG: 0.594	C FF 85 B SI 86 F SI 86 F SI 86 X CU 71 1-2 G4-3 ②			F FF 87 C FF 86 B FC 82 S SI 87 1-3 K ②		C FC 82 X FF 87 0-1 1-3 2-H 2B	B FF 91 B FF 90 C FF 91 C FF 90 B FF 92 F FF 91 F FF 92 F CU 78 B FF 92 4-2 33 BB 1-2 2-3 BB			3	0	1	1	1	1	0
33 Justin Morneau, L (1, 3) OBP: 0.398, SLG: 0.590	C CU 71 B FF 85 X CH 78 1-1 F9 ③			C FF 84 X SI 87 0-1 G4-3 ③		X SI 87 0-0 G3 ③	B FF 91 B FF 92 C FF 92 B FF 92 B FF 92 4-1 1-2 2-3 3-H BB			3	0	0	1	1	0	2
5 Michael Cuddyer, R (1, 9) OBP: 0.348, SLG: 0.507		F SI 82 X CH 76 0-1 G5-3 ①			C FC 83 C CH 79 S FF 88 0-3 K ①		3-2 24 1B 23 1B HBP 2-3 K ③			3	1	0	0	0	2	3
24 Joe Crede, R (1, 10) OBP: 0.298, SLG: 0.451		B FF 84 X FF 85 1-0 P4 ②			B FC 84 F CH 79 F FC 83 B FF 88 X CH 80 2-2 G6-3 ②		1 SAFE B FF 87 F FF 84 B FF 85 X CH 81 2-1 22 SH5-4 23 1B 8 1B 1-3 1B	X FC 89 0-0 F8 ①		4	1	1	0	0	0	0
23 Brendan Harris, R (1, 5) OBP: 0.305, SLG: 0.371		B SI 84 C FF 84 F CH 78 B FF 86 F FF 86 X FF 86 2-2 G6-3 ③			B FF 88 F FF 88 X FF 87 1-1 G6-3 ③		F FF 87 X FF 87 0-1 22 SH5-4 8 1B 1-2 3-H 1B	B FF 89 B FC 89 F SI 91 F SI 91 S SL 80 2-3 K ②		4	1	1	1	0	1	0
22 Carlos Gómez, R (1, 8) OBP: 0.295, SLG: 0.350			F FC 82 F FF 88 F FF 87 B CH 79 B CH 80 F CH 80 B FF 88 S CH 81 3-3 K ①			B CH 78 F FF 84 F FC 83 B FF 87 B FF 83 X SI 82 3-2 P5 ①	X FC 83 0-0 SH5-4 ① 1-2 2-3	C SL 80 B SI 92 X SI 92 1-1 G3 ③		3	0	0	0	0	1	0
8 Nick Punto, S (1, 6) OBP: 0.319, SLG: 0.254			C SI 87 B SI 87 X FF 84 1-1 G5-3 ②			C CH 79 B FF 83 C CH 78 X FF 88 1-2 G4-3 ②	X FF 87 0-0 7 BB 12 BB 33 BB 2-H 3-H 1B			3	1	1	2	0	0	0
12 Alexi Casilla, S (1, 4) OBP: 0.256, SLG: 0.195			C SI 86 B SI 87 S CH 79 B CH 80 X FF 84 2-2 G5-3 ③			C FF 83 S FF 83 B FF 87 B CH 79 F FC 84 B FC 84 B CH 80 4-2 2 1B 7 2B BB	C FF 92 B FF 92 1 SAFE B FF 91 B FF 90 B FF 90 4-1 33 BB 7 BB 1-2 BB			1	1	0	0	2	0	0
Inning Stats	R: 0 E: 0 K: 0 S: 11 H: 0 LOB: 0 BB: 0 P: 16	R: 0 E: 0 K: 0 S: 7 H: 0 LOB: 0 BB: 0 P: 10	R: 0 E: 0 K: 1 S: 10 H: 0 LOB: 0 BB: 0 P: 16	R: 0 E: 0 K: 1 S: 7 H: 0 LOB: 0 BB: 0 P: 9	R: 0 E: 0 K: 1 S: 8 H: 0 LOB: 0 BB: 0 P: 11	R: 1 E: 0 K: 0 S: 14 H: 2 LOB: 2 BB: 1 P: 22	R: 4 E: 0 K: 1 S: 22 H: 3 LOB: 3 BB: 3 P: 43	R: 0 E: 0 K: 1 S: 6 H: 0 LOB: 0 BB: 0 P: 9		1B: 4 2B: 1 3B: 0 HR: 0 SF: 0 SAC: 1 DP: 0 HBP: 1					

PITCHER		IP	WLS	BF	H	R	ER	SO	BB	IBB	HBP	BLK	WP	HR	S	P	ERA	WHIP
56 Mark Buehrle, L ERA: 3.45	(1, 1)	6.1	L	26	5	5	5	3	1	0	1	0	0	0	65	97	7.11	0.947
26 Octavio Dotel, R ERA: 3.05	(7, 1)	0.2		5	0	0	0	1	3	0	0	0	0	0	14	30	0.00	4.500
D.J. Carrasco, R ERA: 3.58	(8, 1)	1.0		3	0	0	0	1	0	0	0	0	0	0	6	9	0.00	0.000

PITCHER	IP	WLS	BF	H	R	ER	SO	BB	IBB	HBP	BLK	WP	HR	S	P	ERA	WHIP

BOTTOM

Chicago White Sox @ Minnesota Twins

Hubert H. Humphrey Metrodome, Minneapolis, MN

Tue Jul 28 2009, 8:10 PM EDT

Att. 34,642 - Dome - 70 F

livebaseballscorecards.com

AB	28
R	5
H	5
RBI	5
BB	4
SO	5
LOB	7

Batter	1	2	3	4	5	6	7	8	9	AB	R	H	RBI	BB	SO	LOB
22 Scott Podsednik, L (1, 8) OBP: 0.353, SLG: 0.387	C FF 91 C FF 91 X CU 73 0-2 ① L1		B CU 70 F FF 91 F SL 80 C FF 92 1-3 ② K		C SL 80 B CU 72 B SI 91 F FF 90 F SL 81 X FF 92 2-2 ③ F7			B CU 77 C FF 90 L FF 91 F FC 85 X FC 86 1-2 ③ G3-1		4	0	0	0	0	1	0
15 Gordon Beckham, R (1, 5) OBP: 0.376, SLG: 0.470	F SI 92 F FF 92 F SI 92 X SL 82 0-2 ② G6-3		B SI 90 X CH 83 1-0 ③ G6-3			C FF 96 B FF 95 C CU 75 B FF 95 F SL 89 F FF 96 F SL 88 F FF 95 X SL 89 2-2 23 FC5-4 1B			B FF 93 B FF 92 C FF 91 X FF 93 2-1 17 WP 14 BB 1B	4	0	2	0	0	0	0
23 Jermaine Dye, R (1, 9) OBP: 0.361, SLG: 0.540	C FF 90 X CH 83 0-1 ③ P3			C SL 79 S CH 82 X FF 93 0-2 ① G5-3		B FF 96 F FF 96 1 SAFE B FF 95 X SL 87 2-1 ① FC5-4 14 G5-4-3 1-2f			C SL 88 B SI 93 S FF 94 B FF 94 C SL 88 2-3 ① K	4	0	0	0	0	1	2
14 Paul Konerko, R (1, 10) OBP: 0.339, SLG: 0.500 31 Dewayne Wise, L (9, PR) OBP: 0.228, SLG: 0.306		C SI 90 X SI 90 0-1 ① F9		B SL 80 B CH 83 B SI 90 C SI 90 B CH 85 4-1 7 FC6-4 BB		C SL 87 X SL 89 0-1 ②③ G5-4-3 1-2f			D SI 94 B SL 88 B SL 87 C FF 93 B FF 94 4-1 17 WP 1-2 BB	2 0	0 0	0 0	0 0	2 0	0 0	1 0
10 Alexei Ramirez, R (1, 6) OBP: 0.328, SLG: 0.399 17 Chris Getz, L (7, 4) OBP: 0.320, SLG: 0.367		C CU 70 B FF 90 B SI 90 X CH 82 2-1 7 G1-3 1B		C CH 82 C FF 92 F CH 86 F SL 83 X FF 92 0-2 ② F7			B CU 75 X FF 95 1-1 20 G5-4-3 1B		C FF 93 S FF 94 B FF 94 F FF 94 S SL 87 1-3 ② K 1-2 2-3	3 1	0 0	2 0	0 0	0 0	0 1	1 2
7 Mark Kotsay, L (1, 3) OBP: 0.277, SLG: 0.308		S FF 91 F FF 91 X SI 92 0-2 ② G1-3 1-2		X FF 91 0-0 ③ FC6-4 1-2f			B SI 95 C FF 95 X SI 94 1-1 ① F8		X FF 94 0-0 ③ L9	4	0	0	0	0	0	6
20 Carlos Quentin, R (1, 7) OBP: 0.311, SLG: 0.422		C CH 83 F SL 81 B FF 92 F SI 92 F SI 92 D SL 83 S CU 72 2-3 ③ K			C SL 78 X SI 89 0-1 HR		X SI 94 0-0 ②③ G5-4-3 1-2f			3	1	1	1	0	1	2
5 Jayson Nix, R (1, 4) OBP: 0.294, SLG: 0.460 (7, 6)			B SI 89 X SI 89 1-0 HR		B CH 83 B CH 83 X SI 90 2-0 ① F8			C FF 93 B FC 86 X FC 86 1-1 ① G5-3		3	1	1	1	0	0	0
27 Ramon Castro, R (1, 2) OBP: 0.313, SLG: 0.397 12 A.J. Pierzynski, L (8, PH) OBP: 0.330, SLG: 0.454 (8, 2)			C SI 90 S SL 81 B CH 83 X CH 83 1-2 ① G4-3		S CH 84 X CH 85 0-1 ② G5-3			B SI 92 F FC 86 F FF 92 B FF 93 X CU 79 2-2 ② F8		2 1	0 0	0 0	0 0	0 0	0 0	0 0
Inning Stats	R: 0 E: 0 K: 0 S: 9 H: 0 LOB: 0 BB: 0 P: 9	R: 0 E: 0 K: 1 S: 12 H: 1 LOB: 1 BB: 0 P: 16	R: 1 E: 0 K: 1 S: 8 H: 1 LOB: 0 BB: 0 P: 12	R: 0 E: 0 K: 0 S: 10 H: 0 LOB: 1 BB: 1 P: 14	R: 1 E: 0 K: 0 S: 9 H: 1 LOB: 0 BB: 0 P: 13	R: 0 E: 0 K: 0 S: 11 H: 1 LOB: 0 BB: 0 P: 15	R: 0 E: 0 K: 0 S: 5 H: 1 LOB: 0 BB: 0 P: 7	R: 0 E: 0 K: 0 S: 10 H: 0 LOB: 0 BB: 0 P: 14	R: 0 E: 0 K: 2 S: 11 H: 1 LOB: 3 BB: 1 P: 20	1B: 4 2B: 0 3B: 0 HR: 2 SF: 0 SAC: 0 DP: 2 HBP: 0						

PITCHER		IP	WLS	BF	H	R	ER	SO	BB	IBB	HBP	BLK	WP	HR	S	P	ERA	WHIP
52 Brian Duensing, L ERA: 5.09	(1, 1)	5.0		19	3	2	2	2	1	0	0	0	0	2	48	64	3.60	0.800
28 Jesse Crain, R ERA: 6.65	(6, 1)	2.0	W	6	2	0	0	0	0	0	0	0	0	0	16	22	0.00	1.000
54 Matt Guerrier, R ERA: 1.99	(8, 1)	1.0	H	3	0	0	0	0	0	0	0	0	0	0	10	14	0.00	0.000
36 Joe Nathan, R ERA: 1.55	(9, 1)	1.0	S	5	1	0	0	2	1	0	0	0	1	0	11	20	0.00	2.000

PITCHER	IP	WLS	BF	H	R	ER	SO	BB	IBB	HBP	BLK	WP	HR	S	P	ERA	WHIP

TOP

Chicago White Sox @ Minnesota Twins

Hubert H. Humphrey Metrodome, Minneapolis, MN

Wed Jul 29 2009, 8:10 PM EDT

Att. 39,002 - Dome - 70 F

livebaseballscorecards.com

AB	31
R	2
H	6
RBI	2
BB	2
SO	4
LOB	14

WP: 1 PA: 33
PB: 0
SB: 0
CS: 0

BOTTOM

Chicago White Sox @ Minnesota Twins

Hubert H. Humphrey Metrodome, Minneapolis, MN

Wed Jul 29 2009, 8:10 PM EDT

Att. 39,002 - Dome - 70 F

livebaseballscorecards.com

Batter	1	2	3	4	5	6	7	8	9	AB	R	H	RBI	BB	SO	LOB
2 Denard Span, L (1, 7) OBP: 0.374, SLG: 0.384	B SL 90 C SI 91 F SL 84 F FS 77 F FS 77 X FF 93 1-2 16 1B 1B	B FS 79 X SL 82 1-0 ② G4-3 2-3 3-H			C SI 88 B FS 77 B FS 74 X SI 91 2-1 7 G4-3 1B	P PO 86 B SI 90 F SI 90 B SI 90 B SI 92 4-1 7 FC6 1-3 BB				3	0	2	1	1	0	1
7 Joe Mauer, L (1, 2) OBP: 0.426, SLG: 0.588	1 SAFE B SI 90 1 SAFE C SI 89 1 SAFE B SI 91 B SL 83 X SI 91 3-1 ① F7	B FS 80 B FS 80 D FS 80 C SI 90 B FS 80 4-1 BB			X SI 90 0-0 ① G4-3 1-2	C FF 94 B FF 95 F FF 92 B FF 95 X FF 95 2-2 ③ FC6 1-2f				3	0	0	0	1	0	4
33 Justin Morneau, L (1, 3) OBP: 0.395, SLG: 0.584	S SL 84 F FF 92 B FF 93 P PO 89 S FS 79 2-3 ② K	B FS 80 F FF 91 F FS 76 F FF 93 B FS 76 B FS 75 F FS 76 B FS 75 S FS 74 3-3 ③ K			C SL 84 B FF 92 F FF 92 B FF 92 B FS 77 X FS 78 3-2 ② L9		T SL 87 B SL 85 F SL 84 S FF 93 1-3 ① K			4	0	0	0	0	3	4
16 Jason Kubel, L (1, 10) OBP: 0.377, SLG: 0.553	C SL 83 B FS 76 C FS 74 B FS 76 X FS 76 2-2 1-3 1B		B SI 89 X SL 81 1-0 ① F7		I IN 67 I IN 70 I IN 69 I IN 69 4-0 IBB		X SL 86 0-0 ② G3-1			3	0	1	0	1	0	0
5 Michael Cuddyer, R (1, 9) OBP: 0.344, SLG: 0.501	B SL 86 C SL 86 F SL 85 B SI 94 F SL 86 F SL 86 F FF 94 S SI 93 2-3 ③ K		B SI 83 F SL 83 B SI 92 X SL 84 2-1 ② F8		B SL 85 X SL 84 1-0 ③ P4		C CH 85 X SL 88 0-1 ③ G1-3			4	0	0	0	0	1	4
24 Joe Crede, R (1, 5) OBP: 0.298, SLG: 0.446		B SL 82 S SL 85 F FF 91 X FS 78 1-2 ① G5-3	B SI 92 X SI 93 1-0 ③ F9			B SL 83 B SL 84 B SL 83 B SI 89 4-0 22 SH1-3 12 1B BB		C FF 94 S SL 89 B SL 89 S SL 88 1-3 ① K		3	1	0	0	1	1	0
22 Carlos Gómez, R (1, 8) OBP: 0.295, SLG: 0.350		B SL 85 X SL 82 1-0 8 S 12 2B 1B		T SL 82 L FS 77 B FS 77 S FS 76 1-3 ① K2-3		B SL 85 B SI 90 X SI 89 2-0 ① SH1-3 1-2		B SI 95 S SL 88 F SI 95 F SL 88 S SL 88 1-3 ② K		3	1	1	0	0	2	0
8 Nick Punto, S (1, 6) OBP: 0.318, SLG: 0.250	1 SAFE 1 SAFE B SI 89 1 SAFE 1 SAFE C SI 89 1 SAFE C FS 80 D FS 77	4-2 B FS 80 B SI 91 12 2B 2 G4-3 1-2 BB	B SI 90 C SI 90 X FS 77 1-1 ② F8			S SL 82 C SL 83 B FF 91 B FF 91 F SL 83 X FF 91 2-2 ② F7		C SI 95 C FF 90 B FF 89 B FF 89 X SI 96 2-2 ③ G3-1		3	1	0	0	1	0	1
12 Alexi Casilla, S (1, 4) OBP: 0.263, SLG: 0.211		C SI 90 2 SAFE X SI 90 0-1 2 G4-3 1-3 2-H 2B	B SI 91 X FF 91 1-0 ③ F7			C SL 83 X FF 92 0-1 2 E 2 S 2-H 1B				3	0	2	2	0	0	0

	AB	29
	R	3
	H	6
	RBI	3
	BB	5
	SO	7
	LOB	14

Inning Stats	1	2	3	4	5	6	7	8	9
	R: 0 E: 0 K: 2 S: 20 H: 2 LOB: 2 BB: 0 P: 29	R: 2 E: 0 K: 1 S: 15 H: 2 LOB: 2 BB: 2 P: 29	R: 0 E: 0 K: 0 S: 4 H: 0 LOB: 0 BB: 0 P: 8	R: 0 E: 0 K: 1 S: 6 H: 0 LOB: 0 BB: 0 P: 9	R: 0 E: 0 K: 0 S: 7 H: 1 LOB: 2 BB: 1 P: 17	R: 1 E: 0 K: 0 S: 12 H: 1 LOB: 2 BB: 2 P: 25	R: 0 E: 0 K: 1 S: 6 H: 0 LOB: 0 BB: 0 P: 7	R: 0 E: 0 K: 2 S: 10 H: 0 LOB: 0 BB: 0 P: 14	

	1B: 5	SF: 0	WP: 0	PA: 35
	2B: 1	SAC: 1	PB: 0	
	3B: 0	DP: 0	SB: 2	
	HR: 0	HBP: 0	CS: 0	

PITCHER		IP	WLS	BF	H	R	ER	SO	BB	IBB	HBP	BLK	WP	HR	S	P	ERA	WHIP
52 Jose Contreras, R ERA: 4.8	(1, 1)	5.2	L	28	6	3	3	4	4	1	0	0	0	0	61	112	4.76	1.765
67 Randy Williams, L ERA:	(6, 1)	1.0		3	0	0	0	1	0	0	0	0	0	0	7	10	0.00	0.000
57 Ramon Pena, R ERA: 4.87	(7, 1)	1.1		4	0	0	0	2	0	0	0	0	0	0	12	16	0.00	0.000

PITCHER	IP	WLS	BF	H	R	ER	SO	BB	IBB	HBP	BLK	WP	HR	S	P	ERA	WHIP

Batter	1	2	3	4	5	6	7	8	9	AB	R	H	RBI	BB	SO	LOB
2 Derek Jeter, R (1, 6) OBP: 0.399, SLG: 0.458	X FF 92 0-0 G6-3		C FF 92 B FF 92 X FC 86 1-1 G6-3 2-3			C FC 86 X FC 86 0-1 L9		B FF 92 X FF 91 1-0 18 1B 1B		4	0	1	0	0	0	2
18 Johnny Damon, L (1, 7) OBP: 0.365, SLG: 0.496	B FF 92 B FF 91 B FF 91 C FF 92 B FF 93 4-1 13 FC5-4 BB		B FF 92 B FF 91 C FC 87 B CH 85 X FF 91 3-1 G5-3			C FF 91 B FF 94 X CU 78 1-1 2-H 1B		1 SAFE F FF 95 B FF 96 S FF 96 X FF 96 1-2 1-2 1B		3	0	2	1	1	0	1
25 Mark Teixeira, S (1, 3) OBP: 0.379, SLG: 0.553	B FF 91 C FC 84 X FF 92 1-1 F7			F FC 86 C CU 78 B CU 80 C CU 80 1-3 K		C CU 80 F FF 93 C FF 93 0-3 K		F FF 96 F FF 95 S SL 84 0-3 K		4	0	0	0	0	3	4
13 Alex Rodriguez, R (1, 5) OBP: 0.385, SLG: 0.510	X FF 92 0-0 FC5-4 1-2f			S FF 94 B FF 93 B FF 93 B SI 93 S SI 94 F FC 87 C FC 86 3-3 K		S CU 80 F FF 94 B FF 93 S CU 82 1-3 K			C FF 96 C FF 96 B FF 96 S FF 96 1-3 K	4	0	0	0	0	3	2
55 Hideki Matsui, L (1, 10) OBP: 0.357, SLG: 0.486		B SI 91 C FF 92 F FC 86 B CU 80 S FF 92 2-3 K		X SI 92 0-0 F8			B FF 90 X FF 92 1-0 F7		C FF 98 F FF 97 S FF 97 0-3 K	4	0	0	0	0	2	0
33 Nick Swisher, S (1, 9) OBP: 0.367, SLG: 0.479		C FF 93 B SI 93 B FC 87 F FC 87 B CU 80 C FC 86 3-3 K			S FC 84 C SI 92 B CU 80 C CU 81 1-3 K		B FF 93 C SI 91 C CU 80 B FF 92 B CU 81 S FC 87 3-3 K		C FF 96 X FF 97 0-1 HR	4	1	1	1	0	3	0
24 Robinson Canó, L (1, 4) OBP: 0.341, SLG: 0.498		C CU 80 X CH 85 0-1 G5-3			B FF 93 F FF 93 B FF 93 F FC 88 X FF 93 2-2 G4-3		B CU 80 C CU 79 X SI 90 1-1 G5-3		F FF 96 F FF 96 C FF 97 0-3 K	4	0	0	0	0	1	0
53 Melky Cabrera, S (1, 8) OBP: 0.354, SLG: 0.448			S FF 91 B FF 91 B FF 92 X FC 85 2-1 2 G6-3 2B		F FF 93 B FF 94 B FF 92 X FF 93 2-1 F8			B SI 91 C FC 85 B CH 83 B FF 92 C FC 86 F FC 86 C FC 85 3-3 K		3	0	1	0	0	1	0
26 José Molina, R (1, 2) OBP: 0.317, SLG: 0.364 20 Jorge Posada, S (8, PH) OBP: 0.363, SLG: 0.511 (8, 2)			X FF 92 0-0 G5-3			C FF 91 S FC 86 B FC 87 B CU 80 X FC 85 2-2 18 1B 2B		C CU 81 F FF 93 B CU 80 B CU 80 C CU 80 2-3 K		2 1	1 0	1 0	0 0	0 0	0 1	1 0
Inning Stats	R: 0 E: 0 K: 0 S: 5 H: 0 LOB: 1 BB: 1 P: 10	R: 0 E: 0 K: 2 S: 8 H: 0 LOB: 0 BB: 0 P: 13	R: 0 E: 0 K: 0 S: 7 H: 1 LOB: 1 BB: 0 P: 13	R: 0 E: 0 K: 2 S: 8 H: 0 LOB: 0 BB: 0 P: 12	R: 0 E: 0 K: 1 S: 8 H: 0 LOB: 0 BB: 0 P: 13	R: 1 E: 0 K: 2 S: 13 H: 2 LOB: 1 BB: 0 P: 17	R: 0 E: 0 K: 1 S: 6 H: 0 LOB: 0 BB: 0 P: 11	R: 0 E: 0 K: 3 S: 14 H: 2 LOB: 2 BB: 0 P: 21	R: 1 E: 0 K: 3 S: 11 H: 1 LOB: 0 BB: 0 P: 12	1B: 3 2B: 2 3B: 0 HR: 1 SF: 0 SAC: 0 DP: 0 HBP: 0						

TOP

New York Yankees @ Chicago White Sox

U.S. Cellular Field, Chicago, IL

Thu Jul 30 2009, 8:11 PM EDT

Att. 31,305 - Partly Cloudy - 63 F

livebaseballscorecards.com

AB	33
R	2
H	6
RBI	2
BB	1
SO	14
LOB	10

WP: 0 PB: 0 SB: 0 CS: 0 PA: 34

PITCHER		IP	WLS	BF	H	R	ER	SO	BB	IBB	HBP	BLK	WP	HR	S	P	ERA	WHIP
34 Gavin Floyd, R ERA: 4.07	(1, 1)	7.2		28	4	1	1	10	1	0	0	0	0	0	63	103	1.17	0.652
37 Matt Thornton, L ERA: 2.95	(8, 1)	1.1	W	6	2	1	1	4	0	0	0	0	0	1	17	19	6.75	1.500

PITCHER	IP	WLS	BF	H	R	ER	SO	BB	IBB	HBP	BLK	WP	HR	S	P	ERA	WHIP

Batter	1	2	3	4	5	6	7	8	9	AB	R	H	RBI	BB	SO	LOB
7 Mark Kotsay, L (1, 8) OBP: 0.264, SLG: 0.293	F FC 89 B FC 90 C FC 89 B FC 87 X SL 86 2-2 ① G5-3		C FC 90 C FC 88 X SL 84 0-2 ② F9			F FC 88 C FC 89 B SL 86 S FC 88 1-3 ① K		B FF 95 C FF 94 B KC 77 F FF 94 X FF 95 2-2 ② F8		4	0	0	0	0	1	1
15 Gordon Beckham, R (1, 5) OBP: 0.379, SLG: 0.476	B SI 90 S FC 90 X FC 91 1-1 ② F9		1 SAFE 1 SAFE B SI 89 B FC 89 F SI 87 F SI 86 X SL 85 2-2 1-H 2B			C CU 75 B CH 82 C CU 75 B SL 83 X CU 76 2-2 23 G4-6-3 1B		B KC 78 F FF 94 B KC 80 C FF 95 C FF 95 2-3 ③ K		4	0	2	1	0	1	0
23 Jermaine Dye, R (1, 9) OBP: 0.357, SLG: 0.533	C FC 89 B CH 82 S SL 85 B FC 86 X SL 83 2-2 ③ G5-3		B FF 89 D CH 83 B SI 88 C FC 88 X CH 80 3-1 ③ F7			C SI 87 B SI 90 1 SAFE B CH 80 X SI 90 2-1 ②③ G4-6-3 1-2f			C FF 93 B KC 79 B KC 76 F FF 93 F FF 95 F KC 78 F FF 95 X FF 95 2-2 ① P2	4	0	0	0	0	0	2
25 Jim Thome, L (1, 10) OBP: 0.393, SLG: 0.492 22 Scott Podsednik, L (9, PR) OBP: 0.353, SLG: 0.387		B FC 89 S SI 90 S SI 90 B SL 86 B SL 84 X SI 90 3-2 ① G4-3		B SI 88 C FC 90 C FC 90 C FC 90 1-3 ① K			C SL 81 X SI 88 0-1 E1 12 1B 20 E		C FF 94 X FF 94 0-1 14 1B 31 1B 1B	4 0	1 1	1 0	0 0	0 0	1 0	0 0
14 Paul Konerko, R (1, 3) OBP: 0.341, SLG: 0.500		B FC 90 C SI 91 C SI 90 B SL 84 B SL 83 F SL 84 X SI 91 3-2 1B		C FC 86 B FC 88 B SI 89 F FC 86 F FC 89 B FC 89 S SL 86 3-3 ② K			C SI 88 F FC 88 S FC 86 0-3 ① K		X FF 93 0-0 31 1B 1-2 1B	4	0	2	0	0	2	1
12 A.J. Pierzynski, L (1, 2) OBP: 0.329, SLG: 0.451		S FC 85 F SI 91 F SL 85 S FC 86 0-3 ② K		F SL 84 X SL 83 0-1 ③ F9			C FC 90 T FC 88 X FC 90 0-2 1-2 20 FC5-4 1B		B FF 95 S FF 94 X FF 94 1-1 ② F8	4	0	1	0	0	1	3
20 Carlos Quentin, R (1, 7) OBP: 0.306, SLG: 0.414 31 Dewayne Wise, L (8, 7) OBP: 0.235, SLG: 0.312		C SI 90 B CH 83 C CH 81 F SL 84 1 SAFE B FC 90 F CH 82 S SL 86 2-3 ③ K			F SL 82 B SI 89 X CH 81 1-1 ① L5		B FF 93 F FC 88 F FF 95 F FF 95 B FF 95 F FF 95 X FF 96 2-2 ② FC5-4 1-2f 2-H		B FF 93 B FF 93 C FF 93 S FF 94 F SL 82 X FF 94 2-2 1-2 2-H 1B	3 1	0 0	0 1	0 1	0 0	1 0	2 0
17 Chris Getz, L (1, 4) OBP: 0.320, SLG: 0.367			C FC 88 C FC 85 B SL 84 F FC 90 X SL 84 1-2 15 2B 1B		C FC 90 C SI 89 B FC 89 S SL 84 1-3 ② K		B FF 95 X FF 94 1-0 ③ F7			3	1	1	0	0	1	1
5 Jayson Nix, R (1, 6) OBP: 0.288, SLG: 0.449			C SI 89 1 SAFE 1 SAFE F SI 87 F FC 88 S FC 86 0-3 ① K		X SI 90 0-0 ③ G5-3			B FF 93 S FF 94 F FF 94 B KC 78 X FF 94 2-2 ① P2		3	0	0	0	0	1	1
Inning Stats	R: 0 E: 0 K: 0 S: 8 H: 0 LOB: 0 BB: 0 P: 13	R: 0 E: 0 K: 2 S: 16 H: 1 LOB: 1 BB: 0 P: 24	R: 1 E: 0 K: 1 S: 16 H: 2 LOB: 1 BB: 0 P: 22	R: 0 E: 0 K: 2 S: 9 H: 0 LOB: 0 BB: 0 P: 13	R: 0 E: 0 K: 1 S: 6 H: 0 LOB: 0 BB: 0 P: 8	R: 0 E: 0 K: 1 S: 8 H: 1 LOB: 0 BB: 0 P: 13	R: 1 E: 2 K: 1 S: 14 H: 1 LOB: 1 BB: 0 P: 17	R: 0 E: 0 K: 1 S: 9 H: 0 LOB: 0 BB: 0 P: 15	R: 1 E: 0 K: 0 S: 15 H: 3 LOB: 2 BB: 0 P: 20	1B: 7 2B: 1 3B: 0 HR: 0	SF: 0 SAC: 0 DP: 1 HBP: 0	WP: 0 PB: 0 SB: 0 CS: 0	PA: 34				

PITCHER		IP	WLS	BF	H	R	ER	SO	BB	IBB	HBP	BLK	WP	HR	S	P	ERA	WHIP
46 Andy Pettitte, L ERA: 4.51	(1, 1)	6.1		24	5	2	1	8	0	0	0	0	0	0	71	101	1.42	0.789
65 Phil Hughes, R ERA: 3.47	(7, 1)	2.0	L	8	2	1	1	1	0	0	0	0	0	0	24	35	4.50	1.000
48 Phil Coke, L ERA: 3.77	(9, 1)	0.1		2	1	0	0	0	0	0	0	0	0	0	6	9	0.00	3.000

PITCHER	IP	WLS	BF	H	R	ER	SO	BB	IBB	HBP	BLK	WP	HR	S	P	ERA	WHIP

BOTTOM

New York Yankees @ Chicago White Sox

U.S. Cellular Field, Chicago, IL

Thu Jul 30 2009, 8:11 PM EDT
Att. 31,305 - Partly Cloudy - 63 F

livebaseballscorecards.com

AB	34
R	3
H	8
RBI	2
BB	0
SO	9
LOB	11

Batter	1	2	3	4	5	6	7	8	9	AB	R	H	RBI	BB	SO	LOB
2 Derek Jeter, R (1, 6) OBP: 0.397, SLG: 0.454	B SI 91 C FF 89 F SI 92 X SL 82 1-2 18 1B 25 2B 1B	X SL 79 0-0 ③ L3		S SI 93 X SI 93 0-1 ② G4-3		B SI 93 B FF 92 F SI 92 X SL 88 2-1 ① FC6-4 25 S 1-2f		B FF 92 B FF 92 X FF 91 2-0 ②③ G6-3 1-2f		5	1	1	0	0	0	3
18 Johnny Damon, L (1, 7) OBP: 0.368, SLG: 0.496	1 SAFE B SI 89 B FC 86 F FF 89 1 SAFE F FF 90 X FC 89 2-2 25 2B 13 G4-3 1-2 1B		C SI 92 C SL 77 B CH 81 B SI 94 F SI 93 B SL 77 X FC 88 3-2 ① G4-3	B SL 77 B SI 92 C FF 89 F FC 90 B SI 94 B FF 91 4-2 BB		1 SAFE B SI 93 X SI 94 1-0 ② P5			B SI 92 C SI 93 X FF 94 1-1 13 1B 1B	4	1	2	0	1	0	1
25 Mark Teixeira, S (1, 3) OBP: 0.377, SLG: 0.551	B FC 89 C FC 89 F SI 92 B CU 77 X SI 93 2-2 13 G4-3 55 1B 1-3 2-H 2B		B SI 93 C SL 80 S SL 78 B CU 77 F FF 91 B FC 90 S FC 89 3-3 ② K	1 SAFE B SI 92 1 SAFE X FF 90 1-0 ③ F8		B FF 93 C CH 86 B SL 89 X SI 94 2-1 ③ G4-3 1-2			B SI 95 X SI 92 1-0 ① F9	5	1	1	1	0	1	3
13 Alex Rodriguez, R (1, 5) OBP: 0.389, SLG: 0.512	X SL 81 0-0 ① G4-3 2-3 3-H		X SL 80 0-0 55 2B 1B		B FF 94 F FF 94 C FF 89 B SL 88 X SL 88 2-2 20 E 1B		C FF 93 B FF 93 C FF 92 F FF 93 F FF 93 F SL 82 X FF 93 1-2 ① P4		B SI 94 X FF 94 1-0 ② 1-3 1B	5	0	3	1	0	0	1
55 Hideki Matsui, L (1, 10) OBP: 0.364, SLG: 0.491	X FC 90 0-0 20 G4-6-3 3-H 1B		B FC 90 B FC 88 B FC 88 C FC 89 X FC 87 3-1 1-3 2B		X SI 94 0-0 ① F7		B FF 94 F FF 94 B FF 94 F FF 94 F FF 94 B CU 78 F FF 93 B FF 94 4-2 BB		S FF 94 B FO 83 B FO 83 B FF 94 F FF 93 F FF 94 B SI 95 4-2 BB	3	0	2	1	2	0	1
20 Jorge Posada, S (1, 2) OBP: 0.356, SLG: 0.500	B SI 94 B FF 90 X FF 90 2-0 ②③ G4-6-3 1-2f		X FC 90 0-0 ③ G6-3		X FF 95 0-0 E6 1-2		X FF 93 0-0 ② F7		B FF 94 S SI 91 X FF 95 1-1 ③ F7	5	0	0	0	0	0	7
24 Robinson Canó, L (1, 4) OBP: 0.343, SLG: 0.498		X SL 79 0-0 53 G4-3 1B		B FC 89 F FC 88 F FC 90 X SL 79 1-2 14 HR 1B	B SI 94 X SI 95 1-0 ② F7		X FF 95 0-0 ③ L5			4	1	2	0	0	0	3
53 Melky Cabrera, S (1, 8) OBP: 0.353, SLG: 0.443		C FF 90 B SI 91 X FC 89 1-1 ① G4-3 1-2		X SI 90 0-0 ① F7	C SL 86 B FF 95 B SI 96 X FF 88 2-1 ③ G4-3			B FF 91 B FF 91 C FF 91 B FF 91 B FF 91 4-1 2 G6-3 BB		3	0	0	0	1	0	4
14 Eric Hinske, L (1, 9) OBP: 0.380, SLG: 0.480		C FC 89 B FC 89 S FC 89 B FC 89 F FC 88 S SL 78 2-3 ② K		1 SAFE X FC 88 0-0 1-H HR		B SL 86 B SI 93 B SI 93 B SI 91 4-0 2 FC6-4 BB		C FF 91 F FF 91 S CU 78 0-3 ① K		3	1	1	2	1	2	2
Inning Stats	R: 3 H: 4 E: 0 LOB: 0 K: 0 BB: 0 S: 12 P: 19	R: 0 H: 1 E: 0 LOB: 1 K: 1 BB: 0 S: 8 P: 11	R: 0 H: 2 E: 0 LOB: 2 K: 1 BB: 0 S: 12 P: 21	R: 2 H: 2 E: 0 LOB: 1 K: 0 BB: 1 S: 10 P: 16	R: 0 H: 1 E: 1 LOB: 2 K: 0 BB: 0 S: 8 P: 13	R: 0 H: 0 E: 0 LOB: 1 K: 0 BB: 1 S: 5 P: 14	R: 0 H: 0 E: 0 LOB: 1 K: 0 BB: 1 S: 12 P: 17	R: 0 H: 0 E: 0 LOB: 0 K: 1 BB: 1 S: 5 P: 11	R: 0 H: 2 E: 0 LOB: 2 K: 0 BB: 1 S: 9 P: 17	1B: 9 SF: 0 2B: 2 SAC: 0 3B: 0 DP: 2 HR: 1 HBP: 0						WP: 0 PA: 42 PB: 0 SB: 1 CS: 0

PITCHER		IP	WLS	BF	H	R	ER	SO	BB	IBB	HBP	BLK	WP	HR	S	P	ERA	WHIP
D.J. Carrasco, R ERA: 4.06	(1, 1)	4.0		21	9	5	5	2	1	0	0	0	0	1	42	67	11.25	2.500
57 Ramon Pena, R ERA: 4.64	(5, 1)	2.0	W	9	1	0	0	0	1	0	0	0	0	0	13	27	0.00	1.000
26 Octavio Dotel, R ERA: 2.9	(7, 1)	2.0	H	7	0	0	0	1	2	0	0	0	0	0	17	28	0.00	1.000
71 Scott Linebrink, R ERA: 2.48	(9, 1)	1.0		5	2	0	0	0	1	0	0	0	0	0	9	17	0.00	3.000

PITCHER	IP	WLS	BF	H	R	ER	SO	BB	IBB	HBP	BLK	WP	HR	S	P	ERA	WHIP

TOP

New York Yankees @ Chicago White Sox

U.S. Cellular Field, Chicago, IL

Fri Jul 31 2009, 8:11 PM EDT

Att. 38,228 - Partly Cloudy - 75 F

livebaseballscorecards.com

AB	37
R	5
H	12
RBI	5
BB	5
SO	3
LOB	25

Batter	1	2	3	4	5	6	7	8	9	AB	R	H	RBI	BB	SO	LOB
22 Scott Podsednik, L (1, 8) OBP: 0.354, SLG: 0.387	B FF 90 C SI 90 F FF 91 B CH 84 X CH 83 2-2 ① G4-3	X SI 90 0-0 15 SF8 / 25 1B / 1-2 2-3 1B		C FC 92 X FC 91 0-1 ① G6-3		X FF 92 0-0 ① F8	1 SAFE B FF 90 C CU 77 D CH 81 X FF 89 2-1 15 S / 1-H 3-H 1B			5	1	2	1	0	0	0
15 Gordon Beckham, R (1, 5) OBP: 0.369, SLG: 0.465	F SI 91 B SI 92 X CU 78 1-1 ② P4	B FF 91 F CH 84 B SI 91 B SI 90 F SI 90 F SI 90 X SI 91 3-2 ① SF8 / 1-2 2-3 3-H		B FC 91 X FC 91 1-0 ② F8		B CU 81 C CU 78 S FC 90 X FC 90 1-2 ② F7	1 SAFE B FF 94 1 SAFE S FF 92 C SI 94 B KC 82 S FF 93 2-3 ③ K / 1-2			4	0	0	1	0	1	1
25 Jim Thome, L (1, 10) OBP: 0.393, SLG: 0.490	C SI 92 S CH 84 B SI 92 F SI 92 B SI 84 B SI 84 X SI 90 3-2 14 1B / 12 2B 1B	X SI 91 0-0 12 FC4-6 / 2-H 3-H 1B		C FC 92 S FC 92 B KC 80 C FC 91 1-3 ③ K		B FC 90 X FC 90 1-0 ③ G4-3		F FF 94 C FF 95 X FF 94 0-2 ① G3		5	1	2	2	0	1	0
14 Paul Konerko, R (1, 3) OBP: 0.344, SLG: 0.499	B SI 92 C SI 92 X SI 92 1-1 12 2B / 1-2 1B	B CU 77 C SI 91 S CH 84 B SI 91 B CU 79 S SI 92 3-3 ② K			B KC 79 C FC 92 B FC 92 B FC 90 B FC 91 4-1 12 1B / 20 2B BB		S FC 88 B FC 88 F FF 92 F CU 78 B CH 82 F FC 88 B FF 93 F FC 88 F FC 87 4-2 7 F9 12 1B / 17 1B BB	X FF 94 0-0 ② F8		3	2	1	0	2	1	1
12 A.J. Pierzynski, L (1, 2) OBP: 0.336, SLG: 0.460	S CH 84 B SI 92 X SI 84 1-1 1-3 2-H 2B	B SI 91 X CH 83 1-0 ③ FC4-6 / 1-2f			C FC 92 B CH 87 F FC 91 X FC 93 1-2 20 2B / 1-2 1B		X FC 88 0-0 5 BB / 17 1B / 1-2 1B	C FF 93 B FF 94 X FF 94 1-1 1B		5	1	4	1	0	0	1
20 Carlos Quentin, R (1, 7) OBP: 0.313, SLG: 0.439	B CU 78 F SI 92 B SL 80 B FF 93 C SI 92 B CU 78 4-2 BB	F SI 88 X SI 89 0-1 HR		F FC 91 B KC 78 F FC 92 X KC 81 1-2 1-3 2-H 2B		B CU 79 S FC 86 B FC 87 D CH 83 X FF 91 3-1 ① F7	B FF 91 C FF 92 S KC 84 B KC 84 F KC 82 C KC 84 2-3 ③ K			4	1	2	2	1	1	3
7 Mark Kotsay, L (1, 9) 31 Dewayne Wise, L (8, 9) OBP: 0.253, SLG: 0.279 OBP: 0.235, SLG: 0.312	S SI 91 X SI 91 0-1 ③ F7	B SL 79 X SI 89 1-0 ① G3-1		X FC 92 0-0 ① L4		X FF 92 0-0 ② F9 / 2-3				4 0	0 0	0 0	0 0	0 0	0 0	7 0
5 Jayson Nix, R (1, 6) OBP: 0.294, SLG: 0.442		B SI 91 C SI 90 B SL 80 B SI 90 F SI 89 B SI 90 4-2 22 1B 17 1B / 15 SF8 BB	B SI 90 B SI 89 C SI 89 S SI 88 B SI 90 F SI 89 F SI 88 F CH 81 3-2 ② G6-3	C KC 82 B FC 93 B FC 93 B KC 80 F FC 93 C FC 92 3-3 ② K		C FC 88 B CU 79 F FC 87 F FS 86 F FC 88 B CU 80 B FF 92 B FC 88 4-2 17 1B / 1-2 22 S BB			2	2	0	0	2	1	2
17 Chris Getz, L (1, 4) OBP: 0.323, SLG: 0.369		C SI 90 1 SAFE 1 SAFE X SI 90 0-1 15 SF8 22 1B / 25 1B / 1-2 1B	S CH 82 B FF 90 C SI 89 B CH 83 F SI 89 B CU 77 X CH 82 3-2 ③ G3	C FC 92 B FC 92 B FC 92 F FC 91 X KC 81 2-2 ③ G4-3		C FF 92 S CH 81 X CH 80 0-2 22 S / 22 1B / 1-3 2-H 3-H 1B				4	2	2	2	0	0	2
Inning Stats	R: 1 E: 0 K: 0 S: 17 H: 3 LOB: 3 BB: 1 P: 29	R: 3 E: 0 K: 1 S: 14 H: 3 LOB: 1 BB: 1 P: 25	R: 1 E: 0 K: 0 S: 14 H: 1 LOB: 0 BB: 0 P: 21	R: 0 E: 0 K: 1 S: 6 H: 0 LOB: 0 BB: 0 P: 8	R: 1 E: 0 K: 1 S: 14 H: 2 LOB: 2 BB: 1 P: 25	R: 0 E: 0 K: 0 S: 5 H: 0 LOB: 0 BB: 0 P: 7	R: 4 E: 0 K: 1 S: 22 H: 3 LOB: 1 BB: 2 P: 37	R: 0 E: 0 K: 1 S: 10 H: 1 LOB: 1 BB: 0 P: 13		1B: 10 2B: 2 3B: 0 HR: 1 SF: 1 SAC: 0 DP: 0 HBP: 0				WP: 0 PB: 0 SB: 3 CS: 0 PA: 42	

BOTTOM

New York Yankees @ Chicago White Sox

U.S. Cellular Field, Chicago, IL

Fri Jul 31 2009, 8:11 PM EDT
Att. 38,228 - Partly Cloudy - 75 F

livebaseballscorecards.com

AB	36
R	10
H	13
RBI	9
BB	5
SO	5
LOB	17

PITCHER		IP	WLS	BF	H	R	ER	SO	BB	IBB	HBP	BLK	WP	HR	S	P	ERA	WHIP
45 Sergio Mitre, R ERA: 7.9	(1, 1)	3.0		18	7	5	5	1	2	0	0	0	0	1	45	75	15.00	3.000
30 David Robertson, R ERA: 3.81	(4, 1)	2.0	L	9	2	1	1	2	1	0	0	0	0	0	20	33	4.50	1.500
91 Alfredo Aceves, R ERA: 3.54	(6, 1)	1.2		10	3	4	4	0	2	0	0	0	0	0	24	39	21.60	3.000
39 Mark Melancon, R ERA: 3.86	(7, 1)	1.1		5	1	0	0	2	0	0	0	0	0	0	13	18	0.00	0.750

PITCHER	IP	WLS	BF	H	R	ER	SO	BB	IBB	HBP	BLK	WP	HR	S	P	ERA	WHIP

New York Yankees @ Chicago White Sox

U.S. Cellular Field, Chicago, IL

Sat Aug 01 2009, 4:05 PM EDT

Att. 38,763 - Cloudy - 69 F

livebaseballscorecards.com

TOP

Batter	1	2	3	4	5	6	7	8	9	AB	R	H	RBI	BB	SO	LOB
2 Derek Jeter, R (1, 6) OBP: 0.397, SLG: 0.456	X FF 89 0-0 ① F9		B FF 89 S FC 85 B FF 90 X CH 82 2-1 1-3 25 1B 2B		C FF 88 C FF 89 X CU 76 0-2 ① G5-3		B FF 90 X FF 90 1-0 25 G3 33 BB 13 1B 1B		C FF 96 B FF 94 F FF 93 B SL 83 X SL 86 2-2 ① G6-3	5	2	2	0	0	0	0
33 Nick Swisher, S (1, 9) OBP: 0.365, SLG: 0.473	C FF 90 C FF 90 B FF 92 S CH 83 1-3 ② K		X FC 86 0-0 ② P4		B FF 88 S FC 86 X CU 75 1-1 ② L5		C FC 85 B CH 82 D CH 82 B FC 85 1 SAFE B FF 90 4-1 20 G3-1 25 G3 1-2 BB		B FF 96 X FF 96 1-0 ② G6-3	4	0	0	0	1	1	2
25 Mark Teixeira, S (1, 10) OBP: 0.377, SLG: 0.549	C FF 91 X FF 91 0-1 ③ 1B		C FC 86 F FF 92 X FF 92 0-2 2-H 3-H 1B		C CU 74 C CU 75 B CU 77 X CH 82 1-2 ③ G6-3		C SL 87 B FF 88 X SL 86 1-1 ① G3 1-2 2-3		C FF 96 B FF 93 B FF 89 B FF 93 X FF 95 3-1 ③ G4-3	5	0	2	2	0	0	2
13 Alex Rodriguez, R (1, 5) OBP: 0.393, SLG: 0.519		C FF 89 C CU 76 B FF 90 B FF 90 X FC 87 2-2 E6 1B	C CU 76 B FC 87 S FC 86 S FC 87 1-3 ③ K			F FF 88 X CH 81 0-1 24 BB 17 FC7-5 2B	F FF 94 S FF 95 B FF 94 X FF 95 1-2 20 G3-1 3-H 1B			4	1	3	1	0	1	1
20 Jorge Posada, S (1, 2) OBP: 0.355, SLG: 0.494		B FF 90 F FC 86 B FF 91 X FF 91 2-1 ① G6-3		F FF 90 X FC 86 0-1 ① G5-3		B FF 89 B FC 84 B FF 88 C FF 90 B FF 89 4-1 17 FC7-5 24 BB BB	C SL 88 B FF 94 X SL 88 1-1 ② G3-1 1-2 2-3			3	0	0	0	1	0	3
24 Robinson Canó, L (1, 4) OBP: 0.342, SLG: 0.494		C FF 90 B FF 91 F FF 92 B FC 86 B FF 92 S CH 82 3-3 ② K		F CU 75 X CU 76 0-1 ② G3		B FC 85 B FC 85 B FF 90 C FF 90 B FF 92 4-1 17 FC7-5 1-2 2-3 BB	C SL 89 X SL 88 0-1 ③ G1-3			3	0	0	0	1	1	3
53 Melky Cabrera, S (1, 8) OBP: 0.349, SLG: 0.437		C FC 86 X FF 92 0-1 ③ P3		B FC 84 X FC 85 1-0 E6 17 1B		B CH 82 C FF 92 C FC 87 D FC 88 X CH 83 2-2 ① L7		B FF 96 B FF 96 B FF 98 C FF 97 C FF 97 C FF 98 3-3 ① K		4	0	0	0	0	1	4
17 Jerry Hairston, R (1, 7) OBP: 0.308, SLG: 0.397			C FF 87 B FF 89 F FF 89 B CH 81 B CH 81 F FF 89 B FF 90 4-2 2 2B 25 1B BB	C FF 90 F FF 90 X FF 91 0-2 1-3 1B		X FC 87 0-0 ② FC7-5 1-2 2-3f 3-H		C FF 97 B FF 98 B FF 96 X FF 97 2-1 ② P4		3	1	1	1	1	0	2
12 Cody Ransom, R (1, 3) OBP: 0.256, SLG: 0.329			1 SAFE X FF 88 0-0 ① P5	S FC 87 D FC 85 S CH 82 B FC 86 S CH 81 2-3 ③ K		C FF 90 S FC 86 B FC 86 B FC 88 S FC 86 2-3 ③ K		C FF 97 S FF 96 S FF 96 0-3 ③ K		4	0	0	0	0	3	5
Inning Stats	R: 0 E: 0 K: 1 S: 6 H: 1 LOB: 1 BB: 0 P: 7	R: 0 E: 1 K: 1 S: 10 H: 1 LOB: 1 BB: 0 P: 17	R: 2 E: 0 K: 1 S: 13 H: 2 LOB: 1 BB: 1 P: 20	R: 0 E: 1 K: 1 S: 11 H: 1 LOB: 2 BB: 0 P: 14	R: 0 E: 0 K: 0 S: 8 H: 0 LOB: 0 BB: 0 P: 10	R: 1 E: 0 K: 1 S: 11 H: 1 LOB: 2 BB: 2 P: 23	R: 1 E: 0 K: 0 S: 11 H: 2 LOB: 2 BB: 1 P: 19	R: 0 E: 0 K: 2 S: 8 H: 0 LOB: 0 BB: 0 P: 13	R: 0 E: 0 K: 0 S: 6 H: 0 LOB: 0 BB: 0 P: 12	1B: 6 2B: 2 3B: 0 HR: 0 SF: 0 SAC: 0 DP: 0 HBP: 0						

	AB	35
	R	4
	H	8
	RBI	4
	BB	4
	SO	7
	LOB	22

WP: 0 PB: 0 SB: 0 CS: 0 PA: 39

PITCHER		IP	WLS	BF	H	R	ER	SO	BB	IBB	HBP	BLK	WP	HR	S	P	ERA	WHIP
50 John Danks, L ERA: 4.0	(1, 1)	6.0	W	29	7	4	4	5	4	0	0	0	0	0	61	98	6.00	1.833
57 Ramon Pena, R ERA: 4.57	(7, 1)	0.2	H	3	1	0	0	0	0	0	0	0	0	0	7	10	0.00	1.500
67 Randy Williams, L ERA:	(7, 1)	0.1	H	1	0	0	0	0	0	0	0	0	0	0	2	2	0.00	0.000
37 Matt Thornton, L ERA: 2.89	(8, 1)	1.0		3	0	0	0	2	0	0	0	0	0	0	8	13	0.00	0.000
45 Bobby Jenks, R ERA: 4.21	(9, 1)	1.0		3	0	0	0	0	0	0	0	0	0	0	6	12	0.00	0.000

PITCHER	IP	WLS	BF	H	R	ER	SO	BB	IBB	HBP	BLK	WP	HR	S	P	ERA	WHIP

Batter	1	2	3	4	5	6	7	8	9	AB	R	H	RBI	BB	SO	LOB
22 Scott Podsednik, L (1, 8) (9, 7) OBP: 0.359, SLG: 0.391	B FF 94 B FF 94 C FF 94 X FF 95 2-1 1B	B SI 96 B FF 96 X SI 95 2-0 1-3 2-H 3-H 15 2B 1B		C FF 94 B KC 80 B KC 80 X FF 94 2-1 ① G4-1 2-3	B FF 94 C FF 95 F SL 90 X SL 89 1-2 ③ F9		X FF 95 0-0 1-2 3-H 1B	S FF 92 B SI 90 S SL 82 B SL 82 D SL 82 B FF 93 4-2 15 2B 23 G6-3-5 1-2 2-3 3-H BB		5	2	3	4	1	0	4
15 Gordon Beckham, R (1, 5) OBP: 0.368, SLG: 0.472	C FF 95 ① 1 SAFE 1 SAFE F FF 95 1 SAFE S KC 83 0-3 K	B KC 83 X FF 95 1-0 23 1B 2-H 3-H 2B		C SI 94 B KC 82 B SI 95 S KC 82 X FF 96 2-2 ② G6-3		X SL 88 0-0 E6 14 1B	B FC 91 C FC 92 F KC 82 F KC 83 C KC 82 1-3 ② K	S CH 82 F FF 93 X FF 92 0-2 23 G6-3-5 1-3 2-H 3-H 2B		6	1	2	4	0	2	4
23 Jermaine Dye, R (1, 9) OBP: 0.354, SLG: 0.527	C FF 95 F FF 95 S FF 95 0-3 ② K	C FF 95 X SI 95 0-1 25 G3-1 2-H 1B		B SI 95 C KC 81 S KC 84 B KC 83 F KC 83 B FF 95 S KC 82 3-3 ③ K		1 SAFE B FF 95 C SL 88 B SL 89 1 SAFE F SL 88 C SL 89 2-3 ① K	X KC 80 0-0 ③ F8	B KC 81 X SI 92 1-0 ② G6-3-5 ③ 2-3f 3-H		6	0	1	2	0	3	7
25 Jim Thome, L (1, 10) OBP: 0.390, SLG: 0.485	1 SAFE X FF 96 0-0 ③ L4	B FF 96 C KC 82 B KC 84 B FF 95 F FF 94 X SI 95 3-2 ② G3-1 1-2			B KC 80 B FF 93 C FF 93 F FF 92 T KC 82 2-2 ① K	B FF 94 B SL 87 F FF 94 C FF 95 F FF 94 S SL 89 2-3 ② K		F FF 92 B FF 93 B FF 93 X FF 93 2-1 7 1B 12 1B 1B		5	1	1	0	0	2	3
14 Paul Konerko, R (1, 3) OBP: 0.345, SLG: 0.497 7 Mark Kotsay, L (6, PR) OBP: 0.261, SLG: 0.287 (7, 3)		C KC 82 F SI 94 B FF 96 B KC 83 F SI 94 B KC 84 X SI 94 3-2 ① L9 C KC 84 X KC 84 0-1 ③ G6-3			H SI 93 1-0 17 1B 12 1B 5 BB HBP	X FF 95 0-0 1-3 1B		B FF 92 X FF 92 1-0 12 1B 17 G3 1-2 1B		3 1	1 1	1 1	0 0	0 0	0 0	1 0
12 A.J. Pierzynski, L (1, 2) OBP: 0.340, SLG: 0.462		C FF 95 X KC 84 0-1 17 1B 20 1B 5 BB 1B B CH 87 X FF 94 1-0 ① F9			B KC 80 X FF 93 1-0 5 BB 17 1B 1-2 1B	F FF 94 F FF 89 X FF 94 0-2 ③ F9		S SL 83 F SI 92 F SL 82 X SL 82 0-2 17 G3 22 BB 1-3 2-H 1B		5	2	3	1	0	0	2
20 Carlos Quentin, R (1, 7) OBP: 0.315, SLG: 0.435 31 Dewayne Wise, L (8, PR) OBP: 0.235, SLG: 0.312 (9, 8)	B SI 96 S FF 96 X SI 95 1-1 5 BB 17 1B 22 1B 1-2 1B	B SI 93 B KC 81 C FF 94 B SI 95 X FF 95 3-1 ② F8			F KC 82 B FF 94 F KC 81 F KC 83 F FF 93 B KC 83 B SI 94 X FF 95 3-2 ② F9		B SL 88 F FF 95 B FF 96 X FF 94 2-1 ① P5	I IN 69 I IN 70 I IN 72 I IN 73 4-0 22 BB 17 G3 15 2B IBB		4 0	1 1	1 0	0 0	1 0	0 0	2 0
17 Chris Getz, L (1, 4) OBP: 0.327, SLG: 0.373	B KC 81 B FF 95 C FF 95 X SI 95 2-1 5 BB 22 1B 1-2 2-3 1B	C FF 94 C FF 94 B KC 84 X KC 81 1-2 ③ G1-3			C KC 80 X FF 93 0-1 5 BB 1-2 2-3 1B		B FF 95 B FF 95 C FF 94 X FF 94 2-1 5 S 22 1B 1B	B SL 80 F FF 92 X SL 81 1-2 ① G3 1-2 2-3 3-H		5	2	3	1	0	0	2
5 Jayson Nix, R (1, 6) OBP: 0.318, SLG: 0.454	B FF 97 T FF 94 F KC 85 B KC 85 F FF 96 B SI 95 B FF 97 4-2 22 1B 15 2B 1-2 2-3 3-H BB			B FF 94 C SI 92 B SI 93 B FF 94 X FF 94 3-1 22 G4-1 2B	B KC 82 C SI 94 B SI 94 F FF 93 B KC 83 B SI 94 4-2 1-2 2-3 3-H BB		1 SAFE C FF 94 D SL 89 B FF 95 B SL 87 C SL 87 B FF 96 4-2 22 1B 1-3 BB	B FF 92 B FF 94 I IN 68 I IN 72 4-0 22 BB 15 2B IBB		1	2	1	2	4	0	0
Inning Stats	R: 0 E: 0 K: 2 S: 9 H: 1 LOB: 1 BB: 0 P: 11	R: 6 E: 0 K: 0 S: 23 H: 6 LOB: 1 BB: 1 P: 39	R: 0 E: 0 K: 0 S: 6 H: 0 LOB: 0 BB: 0 P: 11	R: 0 E: 0 K: 1 S: 11 H: 1 LOB: 1 BB: 0 P: 21	R: 1 E: 0 K: 1 S: 16 H: 2 LOB: 3 BB: 1 P: 28	R: 0 E: 1 K: 2 S: 12 H: 1 LOB: 2 BB: 0 P: 16	R: 1 E: 0 K: 1 S: 12 H: 2 LOB: 2 BB: 1 P: 21	R: 6 E: 0 K: 0 S: 16 H: 4 LOB: 1 BB: 3 P: 33		1B: 14 2B: 4 3B: 0 HR: 0 SF: 0 SAC: 0 DP: 1 HBP: 1					WP: 0 PB: 0 SB: 2 CS: 0 PA: 48	

PITCHER		IP	WLS	BF	H	R	ER	SO	BB	IBB	HBP	BLK	WP	HR	S	P	ERA	WHIP
34 A.J. Burnett, R ERA: 3.89	(1, 1)	4.2	L	27	10	7	7	4	2	0	1	0	0	0	62	106	13.50	2.571
Brian Bruney, R ERA: 6.1	(5, 1)	1.2		10	3	1	1	2	1	0	0	0	0	0	22	35	5.40	2.400
30 David Robertson, R ERA: 3.72	(7, 1)	0.2		2	0	0	0	1	0	0	0	0	0	0	5	6	0.00	0.000
48 Phil Coke, L ERA: 4.98	(8, 1)	0.1		8	4	6	6	0	1	2	0	0	0	0	15	31	162.00	15.000
39 Mark Melancon, R ERA: 3.6	(8, 1)	0.2		1	0	0	0	0	0	0	0	0	0	0	1	2	0.00	0.000

PITCHER	IP	WLS	BF	H	R	ER	SO	BB	IBB	HBP	BLK	WP	HR	S	P	ERA	WHIP

BOTTOM

New York Yankees @ Chicago White Sox

U.S. Cellular Field, Chicago, IL

Sat Aug 01 2009, 4:05 PM EDT
Att. 38,763 - Cloudy - 69 F

livebaseballscorecards.com

AB	41
R	14
H	17
RBI	14
BB	6
SO	7
LOB	25

Batter	1	2	3	4	5	6	7	8	9	AB	R	H	RBI	BB	SO	LOB
2 Derek Jeter, R (1, 6) OBP: 0.396, SLG: 0.454	X FF 84 0-0 ① F8	1 SAFE B FF 86 C FF 87 F FF 87 1 SAFE 1 SAFE B FF 86 X CH 79 2-2 ③ F8		C FF 87 B SI 83 X SI 84 1-1 18 1B 1-2 1B	B SL 86 B FF 94 S SL 86 X SL 87 2-1 ③ F9		C SL 81 X SL 80 0-1 ③ G1-3		B FF 95 B FF 93 S FF 94 C FF 93 F FF 95 X FF 93 2-2 1-3 3-H 1B	6	0	2	1	0	0	3
18 Johnny Damon, L (1, 7) OBP: 0.365, SLG: 0.491	C FF 85 X CU 72 0-1 ② F9		B FC 80 F FC 81 X SI 86 1-1 ① G6-3	C FF 87 S FF 88 B FF 88 X FF 85 1-2 25 G5-4-3 1-2 2-H 1B		B SL 84 B SI 92 B SI 93 C SI 90 X SI 91 3-1 ① G3-1		C FF 93 B FO 82 B FO 82 F FF 92 S FF 95 2-3 ① K	F SI 91 B FF 93 1 SAFE F FF 93 1 SAFE B SI 93 B SI 93 X FF 93 3-2 ③ G6-3	6	0	1	1	0	1	2
25 Mark Teixeira, S (1, 3) OBP: 0.380, SLG: 0.548	C FF 85 B FC 82 F FC 82 B CH 79 F CH 78 X FF 87 2-2 ③ P4		X CH 78 0-0 33 1B 1B	F CH 81 S CH 80 B CH 80 X CH 80 1-2 ② ③ G5-4-3 1-2f		B CH 80 B CH 81 B SI 95 B SI 92 4-0 33 BB 13 BB BB		B FO 84 B FF 93 B SI 92 B SI 91 4-0 13 S BB		3	0	1	0	2	0	2
13 Alex Rodriguez, R (1, 10) OBP: 0.393, SLG: 0.515		C FF 82 B FF 86 X FF 86 1-1 ① F8 D CH 80 X CH 81 1-0 ② P3			S CH 79 X CH 79 0-1 33 BB 53 1B 1B	C SI 94 B FF 95 F SI 94 F SI 94 B SL 86 B CH 82 B SI 94 4-2 33 BB 1-2 BB		B SI 94 F FF 93 F FF 94 B FF 95 X SL 80 2-2 ② G5-3 1-2		4	1	1	0	1	0	2
33 Nick Swisher, S (1, 9) OBP: 0.370, SLG: 0.475		C CH 79 B CU 72 B FF 88 B CH 80 C SI 87 X CH 79 3-2 24 1B 53 HR 1B	B FF 87 F FF 86 S CH 80 X FF 87 1-2 1-2 1B		B FF 86 B CH 80 B CH 80 B FF 86 4-0 53 1B 17 1B 1-2 BB	C CH 81 B SI 94 B CH 80 B SI 93 B SI 93 4-1 1-2 2-3 BB		B SI 94 C FF 93 F FF 94 B FF 94 B FO 83 S FO 82 3-3 ③ K		3	2	2	0	2	1	1
24 Robinson Canó, L (1, 4) OBP: 0.340, SLG: 0.490		B FF 86 F FF 85 X FF 87 1-1 53 HR 1-2 1B	X FF 83 0-0 ③ F8		C FF 84 X FF 88 0-1 ① L7	D FF 94 C SI 90 S FF 91 B FF 93 S FF 91 2-3 ② K			B FF 92 S FO 81 F FO 81 X FF 92 1-2 ① G5-3	5	1	1	0	0	1	7
53 Melky Cabrera, S (1, 8) OBP: 0.355, SLG: 0.463		X CH 80 0-0 1-H 2-H HR		C SI 82 X CU 71 0-1 17 SH1-3 26 1B 2B	S FF 88 S FF 88 F FF 88 F FF 89 X CH 79 0-2 17 1B 1-2 2-H 1B	B FF 92 C FF 90 F SI 92 X FF 93 1-2 ③ G4-3			B FF 93 B FO 80 F FF 90 T FF 92 B FF 93 F FF 92 X FF 94 3-2 2 1B 3B	5	3	4	4	0	0	3
17 Jerry Hairston, R (1, 5) 55 Hideki Matsui, L (9, PH) OBP: 0.366, SLG: 0.491 12 Cody Ransom, R (9, PR) OBP: 0.256, SLG: 0.329 (9, 5)		C SI 86 F FC 84 F FF 88 X CH 80 0-2 1B		F FF 85 X FF 87 0-1 ① SH1-3 2-3	B FF 92 B FF 92 F SI 93 X FF 94 2-1 1-2 2-H 1B		C FF 91 B FF 92 S SL 81 X FF 92 1-2 ① F9		I IN 72 I IN 71 I IN 68 I IN 68 4-0 2 1B IBB	3 0 0	0 0 0	2 0 0	1 0 0	0 1 0	0 0 0	0 0 0
26 José Molina, R (1, 2) OBP: 0.313, SLG: 0.356 20 Jorge Posada, S (9, PH) OBP: 0.353, SLG: 0.492 (9, 2)		1 SAFE C FF 86 1 SAFE B CH 80 S CH 80 X FF 87 1-2 ② P4		X FF 88 0-0 2 1B 18 1B 3-H 1B	S SL 88 B SL 88 C SL 87 S SL 88 1-3 ② K	F FF 90 B FF 92 B SL 80 F FF 91 F FF 91 F FF 92 S SL 82 2-3 ② K			1 SAFE B FF 93 S FF 93 F FF 94 1 SAFE S FF 95 1-3 ② K	4 1	1 0	1 0	1 0	0 0	2 1	3 2
Inning Stats	R: 0 E: 0 K: 0 S: 7 H: 0 LOB: 0 BB: 0 P: 9	R: 3 E: 0 K: 0 S: 18 H: 4 LOB: 1 BB: 0 P: 26	R: 0 E: 0 K: 0 S: 8 H: 2 LOB: 2 BB: 0 P: 11	R: 2 E: 0 K: 0 S: 13 H: 4 LOB: 1 BB: 0 P: 16	R: 2 E: 0 K: 1 S: 16 H: 3 LOB: 2 BB: 1 P: 25	R: 0 E: 0 K: 1 S: 12 H: 0 LOB: 3 BB: 3 P: 30	R: 0 E: 0 K: 1 S: 10 H: 0 LOB: 0 BB: 0 P: 13	R: 0 E: 0 K: 2 S: 9 H: 0 LOB: 1 BB: 1 P: 20	R: 1 E: 0 K: 1 S: 17 H: 2 LOB: 2 BB: 1 P: 31	1B: 12 2B: 1 3B: 1 HR: 1 SF: 0 SAC: 1 DP: 1 HBP: 0						

PITCHER		IP	WLS	BF	H	R	ER	SO	BB	IBB	HBP	BLK	WP	HR	S	P	ERA	WHIP
56 Mark Buehrle, L ERA: 3.79	(1, 1)	4.1	L	25	12	7	7	0	1	0	0	0	0	1	55	75	14.54	3.000
57 Ramon Pena, R ERA: 4.5	(5, 1)	0.2		3	1	0	0	1	0	0	0	0	0	0	7	12	0.00	1.500
67 Randy Williams, L ERA:	(6, 1)	1.0		6	0	0	0	1	3	0	0	0	0	0	12	30	0.00	3.000
26 Octavio Dotel, R ERA: 2.83	(7, 1)	1.0		3	0	0	0	1	0	0	0	0	0	0	10	13	0.00	0.000
71 Scott Linebrink, R ERA: 2.61	(8, 1)	1.2		9	2	1	1	3	1	1	0	0	0	0	23	45	5.40	1.800

PITCHER		IP	WLS	BF	H	R	ER	SO	BB	IBB	HBP	BLK	WP	HR	S	P	ERA	WHIP
65 Jhonny Nunez, R ERA:	(9, 1)	0.1		1	0	0	0	0	0	0	0	0	0	0	3	6	0.00	0.000

TOP

New York Yankees @ Chicago White Sox

U.S. Cellular Field, Chicago, IL

Sun Aug 02 2009, 2:05 PM EDT

Att. 36,325 - Sunny - 71 F

livebaseballscorecards.com

AB	40
R	8
H	15
RBI	8
BB	6
SO	6
LOB	25

BOTTOM

New York Yankees @ Chicago White Sox
U.S. Cellular Field, Chicago, IL
Sun Aug 02 2009, 2:05 PM EDT
Att. 36,325 - Sunny - 71 F

Batter	1	2	3	4	5	6	7	8	9	AB	R	H	RBI	BB	SO	LOB
22 Scott Podsednik, L (1, 8) (9, 7) OBP: 0.357, SLG: 0.391	X FF 93; 0-0; G5-3 ①		B FF 94, F FF 94, B FF 95, B SI 94, X FF 94; 3-1; 2B; 15 1B		B SI 93, F SI 92, S SL 82, X FF 96; 1-2; G6-3 ①		X FF 95; 0-0; B1 ③		C FC 91, X FC 91; 0-1; FC6-4; 15 DI; 1-2f ②	5	1	1	0	0	0	2
15 Gordon Beckham, R (1, 5) OBP: 0.374, SLG: 0.486	C FF 93, B FF 93, F CH 88, X FF 94; 1-2; 2B		S CH 86, C FF 95, B CH 86, F CH 87, X SL 84; 1-2; 1B; 23 HR; 2-H		X CU 77; 0-0; G4-3 ②			X FF 92; 0-0; 2B; 20 1B	C FC 92, X FC 92; 0-1; G3; 1-2 ③	5	2	3	1	0	0	1
23 Jermaine Dye, R (1, 9) OBP: 0.353, SLG: 0.532	B SI 94, B FF 94, B CH 87, C FF 94, F CH 87, F FF 94, F CH 88, X SL 84; 3-2; F8 ②		B SI 93, S FF 95, B FF 96, X CH 86; 2-1; HR; 1-H		B FF 95, B FF 95, C FF 94, F FF 93, X FF 96; 2-2; G5-3 ③			C FF 95, S FF 96, F FF 96, T FF 96; 0-2; K ①		4	1	1	2	0	1	2
25 Jim Thome, L (1, 10) OBP: 0.392, SLG: 0.494	B SI 95, B SI 94, B SL 84, C FF 94, F FF 94, S SL 84; 3-3; K ③		C SL 85, X FF 96; 0-1; HR			C FF 93, S SL 82, B SL 82, C SL 80; 1-3; ꓘ ①		B KC 76, B FF 95, C FF 95, S FF 95, B FF 95, B FF 96; 4-2; BB; 20 1B		3	1	1	1	1	2	1
14 Paul Konerko, R (1, 3) OBP: 0.347, SLG: 0.500		B FF 94, X SI 94; 1-0; 2B	B SI 95, C FF 95, F FF 95, S SL 84; 1-3; K ②			C CU 77, C SL 82, X SL 82; 0-2; 1B; 20 G5-4-3		S FC 90, F FF 96, F FF 96, C FC 88; 0-3; ꓘ ②		4	0	2	0	0	2	2
20 Carlos Quentin, R (1, 7) OBP: 0.319, SLG: 0.436 31 Dewayne Wise, L (8, PR) (9, 8) OBP: 0.235, SLG: 0.312		B SI 94, D CH 87, X FF 94; 2-0; G5-3 ①	S CH 89, X SL 84; 0-1; 1B ③			X SI 93; 0-0; G5-4-3; 1-2f ② ③		X FC 90; 0-0; 1B; 1-3; 2-H		4 0	0 0	2 0	1 0	0 0	0 0	2 0
17 Chris Getz, L (1, 4) OBP: 0.326, SLG: 0.378		C FF 94, B FF 94, S SI 93, X FF 95; 1-2; F8 ②		C FF 93, L SL 82, B SL 83, F SL 83, X SL 83; 1-2; G3 ①			C FF 92, C FF 93, F FF 94, B SL 81, B SL 80, X SL 82; 2-2; 3B	F FC 90, F FC 89, F FC 90, C FC 90; 0-3; ꓘ ③		4	0	1	0	0	1	3
5 Jayson Nix, R (1, 6) OBP: 0.309, SLG: 0.440		X SI 94; 0-0; F9 ③		C FF 94, F FF 94, B CH 88, B CH 89, X SI 95; 2-2; F8 ②			C FF 94, C SI 93, S CH 87; 0-3; K ①		C FC 92, C FF 92, B FC 92, B FC 92, F FC 93, B FC 92, X FC 93; 3-2; G4-3 ①	4	0	0	0	0	1	2
27 Ramon Castro, R (1, 2) OBP: 0.306, SLG: 0.387 12 A.J. Pierzynski, L (9, PH) OBP: 0.342, SLG: 0.462			C SI 93, S CH 87, F CH 88, B FF 95, B SL 84, X CH 88; 2-2; L4 ①	C FF 96, F FF 94, S FF 95; 0-3; K ③			X CH 87; 0-0; G1-3 ②		B FC 92, B FC 91, B FC 91, B FC 92; 4-0; BB; 22 FC6-4	3 0	0 0	0 0	0 0	0 1	1 0	1 0

livebaseballscorecards.com

AB	36
R	5
H	11
RBI	5
BB	2
SO	8
LOB	16

Inning Stats

Inning	R	E	K	S	H	LOB	BB	P
1	0	0	1	12	1	1	0	19
2	0	0	0	6	1	1	0	10
3	4	0	1	19	5	1	0	28
4	0	0	1	10	0	0	0	13
5	0	0	0	7	0	0	0	10
6	0	0	1	7	1	0	0	8
7	0	0	1	9	1	1	0	11
8	1	0	3	16	2	2	1	20
9	0	0	0	8	0	1	1	15

1B: 4, 2B: 4, 3B: 1, HR: 2, SF: 0, SAC: 0, DP: 1, HBP: 0

WP: 0, PB: 0, SB: 0, CS: 0, PA: 38

PITCHER		IP	WLS	BF	H	R	ER	SO	BB	IBB	HBP	BLK	WP	HR	S	P	ERA	WHIP
52 CC Sabathia, L ERA: 3.95	(1, 1)	7.0	W	29	10	5	5	5	0	0	0	0	0	2	71	100	6.43	1.429
65 Phil Hughes, R ERA: 3.43	(8, 1)	0.2	H	3	0	0	0	2	1	0	0	0	0	0	10	14	0.00	1.500
42 Mariano Rivera, R ERA: 2.01	(8, 1)	1.1	S	6	1	0	0	1	1	0	0	0	0	0	13	20	0.00	1.500

PITCHER	IP	WLS	BF	H	R	ER	SO	BB	IBB	HBP	BLK	WP	HR	S	P	ERA	WHIP

Batter	1	2	3	4	5	6	7	8	9	AB	R	H	RBI	BB	SO	LOB
Chone Figgins, S (1, 5) OBP: 0.400, SLG: 0.412	C SL 89 B FF 92 B SL 82 C SI 90 B SL 82 B FF 92 4-2 13 CS BB		B FF 92 F FF 92 B FS 77 B FF 92 F FF 90 D SI 92 4-2 13 WP 53 1B BB		B SI 92 B FC 90 B FF 89 B FF 89 4-0 13 1B 53 SF7 BB		C SI 90 B FF 90 F FF 89 F FC 89 B CH 85 F FF 89 S SL 81 2-3 ② K		C FF 96 B FF 95 X FF 97 1-1 G4-3 ③	2	2	0	0	3	1	1
13 Maicer Izturis, S (1, 4) OBP: 0.349, SLG: 0.431	1 SAFE B SI 90 C FF 91 X SI 92 1-1 ①② F8 1-2		C SL 82 F FS 78 B FS 75 S FS 77 1-3 ② K 1-2 2-3 3-H		1 SAFE P PO 86 C FC 87 1 SAFE 1 SAFE P PO 83 1 SAFE X FC 88 2-1 53 SF7 1-3 1B		F SI 91 B SL 81 B SL 81 B FF 89 B FF 88 4-1 53 CS BB			3	0	1	0	1	1	3
53 Bobby Abreu, L (1, 9) OBP: 0.416, SLG: 0.454	C FF 92 B FS 77 C FS 77 F FF 95 B FF 95 B SL 86 X SI 94 3-2 ③ G4-3		C SL 82 F FF 93 X FS 77 0-2 27 WP 2-H 3-H 1B		C SI 91 B FC 89 1 SAFE X FF 89 1-1 ② SF7 1-2 3-H		1 SAFE B SL 84 F SL 87 C SL 88 1 SAFE F SL 88 F SL 89 1 SAFE 1-2 ③ CS 1-2	C SL 86 B SL 89 B SL 83 X SL 86 2-1 ① G6-3		3	0	1	3	0	0	0
27 Vladimir Guerrero, R (1, 10) OBP: 0.323, SLG: 0.413		C SI 91 F SL 86 X FS 80 0-2 ① G5-3	B SL 84 F SL 84 B SI 93 D SL 84 B SI 92 4-1 1-2 BB		D SL 80 C FF 89 F SI 92 S SL 81 1-3 ③ K			S SL 88 X SL 89 0-1 1B		3	0	1	0	1	1	1
20 Juan Rivera, R (1, 7) OBP: 0.351, SLG: 0.524		B SL 84 C SL 85 B SI 93 S SL 86 B FS 80 S SL 87 3-3 ② K	C FF 88 C SL 79 S CU 72 0-3 ③ K			X SL 79 0-0 ① P3		B SI 95 B SL 87 X FF 94 2-0 ② F8		4	0	0	0	0	2	3
8 Kendrys Morales, S (1, 3) OBP: 0.347, SLG: 0.575		B FF 92 B SI 93 C SL 84 F FF 93 F FS 78 S FS 79 2-3 ③ K		B FF 88 X FF 89 1-0 ① G5-3		C FC 89 C SL 77 B CU 77 X FF 90 1-2 ② F8		C FF 96 B FF 96 B FF 95 C FF 96 1 SAFE X FF 96 2-2 ③ F8		4	0	0	0	0	1	1
2 Erick Aybar, S (1, 6) OBP: 0.352, SLG: 0.423			B SL 89 L SI 90 B FS 76 F FF 90 B FS 77 B SI 91 4-2 5 SH2-4 24 PB 13 WP BB	B FC 89 B FC 89 C FC 89 C FC 89 X FC 90 2-2 ② G3		L SL 80 B CU 76 C FF 90 X SL 79 1-2 1B			F FF 95 C FF 96 X FF 96 0-2 ① L3	3	1	1	0	1	0	0
24 Gary Matthews, S (1, 8) OBP: 0.311, SLG: 0.332			C FF 90 F FS 77 B FS 77 B FS 75 F FS 76 F FS 76 B FF 93 D SL 84 4-2 13 WP 5 SH2-4 53 1B 1-2 BB	C FC 90 B SL 77 B SL 80 X FF 89 2-1 ③ P5		1 SAFE X FF 87 0-0 ③ G3			S FF 96 B FF 97 B FF 96 B FF 97 X FF 96 3-1 1B	3	1	1	0	1	0	1
5 Jeff Mathis, R (1, 2) OBP: 0.297, SLG: 0.296 44 Mike Napoli, R (9, PH) OBP: 0.372, SLG: 0.531 (9, 2)			L SL 84 X SL 86 0-1 ① SH2-4 1-2 2-3		F FC 88 F SI 92 C SI 89 0-3 ① K		F FF 88 B SL 79 C SL 78 S CU 71 1-3 ① K		B FF 96 C FF 96 C FF 96 S SL 84 1-3 ② K	2 1	0 0	0 0	0 0	0 0	2 1	0 1

Inning Stats	1	2	3	4	5	6	7	8	9
	R: 0 E: 0 K: 0 S: 9	R: 0 E: 0 K: 2 S: 10	R: 3 E: 0 K: 2 S: 20	R: 0 E: 0 K: 0 S: 6	R: 1 E: 0 K: 2 S: 12	R: 0 E: 0 K: 0 S: 8	R: 0 E: 0 K: 2 S: 13	R: 0 E: 0 K: 0 S: 8	R: 0 E: 0 K: 1 S: 10
	H: 0 LOB: 0 BB: 1 P: 17	H: 0 LOB: 0 BB: 0 P: 15	H: 1 LOB: 2 BB: 4 P: 37	H: 0 LOB: 0 BB: 0 P: 11	H: 1 LOB: 1 BB: 1 P: 18	H: 1 LOB: 1 BB: 0 P: 10	H: 0 LOB: 0 BB: 1 P: 21	H: 1 LOB: 1 BB: 0 P: 14	H: 1 LOB: 1 BB: 0 P: 15

	1B	SF	WP	PA
	5	1	2	38
	2B	SAC	PB	
	0	1	1	
	3B	DP	SB	
	0	0	0	
	HR	HBP	CS	
	0	0	2	

PITCHER		IP	WLS	BF	H	R	ER	SO	BB	IBB	HBP	BLK	WP	HR	S	P	ERA	WHIP
52 Jose Contreras, R ERA: 4.95	(1, 1)	2.2		13	1	3	3	3	5	0	0	0	2	0	36	66	10.12	2.250
D.J. Carrasco, R ERA: 3.95	(3, 1)	4.0		16	2	1	1	5	2	0	0	0	0	0	38	58	2.25	1.000
67 Randy Williams, L ERA:	(7, 1)	0.2		1	0	0	0	0	0	0	0	0	0	0	6	9	0.00	0.000
57 Ramon Pena, R ERA: 4.47	(8, 1)	0.1		2	1	0	0	0	0	0	0	0	0	0	3	5	0.00	3.000
37 Matt Thornton, L ERA: 2.8	(8, 1)	1.1	W	5	1	0	0	1	0	0	0	0	0	0	13	20	0.00	0.750

PITCHER	IP	WLS	BF	H	R	ER	SO	BB	IBB	HBP	BLK	WP	HR	S	P	ERA	WHIP

TOP

Los Angeles Angels @ Chicago White Sox

U.S. Cellular Field, Chicago, IL

Tue Aug 04 2009, 8:11 PM EDT
Att. 30,228 - Cloudy - 68 F

livebaseballscorecards.com

AB	28
R	4
H	5
RBI	3
BB	7
SO	9
LOB	11

Batter	1	2	3	4	5	6	7	8	9	AB	R	H	RBI	BB	SO	LOB
22 Scott Podsednik, L (1, 8) OBP: 0.357, SLG: 0.394	B FF 90 C FF 91 C FF 91 B FC 82 F FC 80 S FF 92 2-3 K ①	C CU 78 X CU 78 0-1 G4-3 ③		1 SAFE 1 SAFE B CU 79 F CU 77 1 SAFE B FF 90 X SI 90 2-1 G6-3 ③			C FF 91 B FF 92 F CU 78 X FF 93 1-2 15 1B 2B		C SL 91 X SL 90 0-1 2-H 1B	5	1	2	1	0	1	1
15 Gordon Beckham, R (1, 5) OBP: 0.376, SLG: 0.503	B FF 91 X FC 81 1-0 HR		C FF 91 F FF 91 B CU 81 F CU 79 B FF 91 X FF 93 2-2 G4-3 ①		X CU 81 0-0 F7 ①		C FF 92 B FF 93 X CU 80 1-1 2-H 1B			4	1	2	2	0	0	0
23 Jermaine Dye, R (1, 9) OBP: 0.352, SLG: 0.529	C FF 92 B FF 92 X SI 92 1-1 F9 ②		B FF 92 B FC 82 C SL 82 F FF 92 X FC 83 2-2 25 E 14 SF7 1B		C FF 90 B FC 83 C FF 91 C FF 92 1-3 K ②		F FF 92 B FF 92 B FC 83 S FC 83 1 SAFE 1 SAFE S FF 92 2-3 K ③			4	1	1	0	0	2	1
25 Jim Thome, L (1, 10) OBP: 0.390, SLG: 0.489	F CU 77 B CU 78 B FF 92 C CH 84 B FF 92 B CU 79 4-2 14 BB BB		B FF 92 B CH 85 C CH 83 B FF 92 F CU 77 1 SAFE X FF 92 3-2 E5 1-3		C FF 91 B FF 90 B CU 79 X CU 78 2-1 F7 ③			S FF 91 S CH 84 C FF 92 0-3 K ①		3	0	0	0	1	1	1
14 Paul Konerko, R (1, 3) OBP: 0.346, SLG: 0.497	B FC 82 B SI 91 C CU 78 S FC 82 B CH 84 B FF 92 4-2 1-2 BB		C SI 92 X CH 83 0-1 SF7 ② 3-H			B FC 82 X CU 78 1-0 P4 ①		C FF 92 X FF 92 0-1 F8 ②		2	0	0	1	1	0	0
12 A.J. Pierzynski, L (1, 2) OBP: 0.338, SLG: 0.456	B FF 91 X CU 79 1-0 F7 ③		C FF 92 B FF 91 C FF 91 D CU 81 F FF 92 X FF 93 2-2 G6-3 ③			X FF 92 0-0 L7 ②		X FF 92 0-0 L1 ③		4	0	0	0	0	0	3
20 Carlos Quentin, R (1, 7) OBP: 0.318, SLG: 0.449		X FF 91 0-0 HR		B FF 90 X FC 82 1-0 G4-3 ①		C FF 91 B FF 93 X CU 79 1-1 F8 ③			S SL 91 S SL 91 B SL 90 C SL 91 1-3 K ①	4	1	1	1	0	1	0
17 Chris Getz, L (1, 4) OBP: 0.322, SLG: 0.373		B FF 91 F SI 91 X CU 79 1-1 F7 ①		B CU 75 F CU 75 C SI 92 C FF 92 1-3 K ②		C CU 76 C FF 90 B CU 79 X FF 91 1-2 P2 ①			B FF 98 X FF 97 1-0 G4-3 ②	4	0	0	0	0	1	0
5 Jayson Nix, R (1, 6) OBP: 0.308, SLG: 0.442		B FF 92 B FF 92 C CU 79 S FC 82 C FF 92 2-3 K ②		S FC 82 S FC 83 F FF 93 S CU 80 0-3 K		X FC 82 0-0 P5 ②			C SL 91 B SL 92 F FF 97 X SL 92 1-2 22 1B 2B	4	1	1	0	0	2	0
Inning Stats	R: 1 E: 0 K: 1 S: 12 H: 1 LOB: 2 BB: 2 P: 25	R: 1 E: 0 K: 1 S: 8 H: 1 LOB: 0 BB: 0 P: 11	R: 1 E: 1 K: 0 S: 16 H: 1 LOB: 1 BB: 0 P: 25	R: 0 E: 0 K: 2 S: 10 H: 0 LOB: 1 BB: 0 P: 14	R: 0 E: 0 K: 1 S: 6 H: 0 LOB: 0 BB: 0 P: 9	R: 0 E: 0 K: 0 S: 4 H: 0 LOB: 0 BB: 0 P: 6	R: 1 E: 0 K: 1 S: 12 H: 2 LOB: 1 BB: 0 P: 17	R: 0 E: 0 K: 1 S: 6 H: 0 LOB: 0 BB: 0 P: 6	R: 1 E: 0 K: 1 S: 9 H: 2 LOB: 1 BB: 0 P: 12	1B: 3 2B: 2 3B: 0 HR: 2 SF: 1 SAC: 0 DP: 0 HBP: 0						

PITCHER		IP	WLS	BF	H	R	ER	SO	BB	IBB	HBP	BLK	WP	HR	S	P	ERA	WHIP
41 John Lackey, R ERA: 3.96	(1, 1)	8.0		33	5	4	3	7	2	0	0	0	1	2	74	113	3.38	0.875
40 Kevin Jepsen, R ERA: 6.66	(9, 1)	0.2	L	4	2	1	1	1	0	0	0	0	0	0	9	12	13.50	3.000

PITCHER	IP	WLS	BF	H	R	ER	SO	BB	IBB	HBP	BLK	WP	HR	S	P	ERA	WHIP

BOTTOM

Los Angeles Angels @ Chicago White Sox

U.S. Cellular Field, Chicago, IL

Tue Aug 04 2009, 8:11 PM EDT

Att. 30,228 - Cloudy - 68 F

livebaseballscorecards.com

AB	34
R	5
H	7
RBI	5
BB	2
SO	8
LOB	6

WP: 1	PA: 37
PB: 0	
SB: 0	
CS: 0	

Batter	1	2	3	4	5	6	7	8	9	AB	R	H	RBI	BB	SO	LOB
Chone Figgins, S (1, 5) OBP: 0.397, SLG: 0.408	B FF 92 X FF 91 1-0 ① F8		B FF 92 C FF 92 B CU 80 B FF 92 C FF 93 F FC 87 F FC 87 C FC 86 3-3 ② K		F FC 85 C CU 79 B CU 80 X CU 80 1-2 ③ G1-3			C FF 91 B FF 92 M FC 86 B FF 94 X CU 80 2-2 E3 13 G2-3 1-2		4	0	0	0	0	1	2
13 Maicer Izturis, S (1, 4) OBP: 0.347, SLG: 0.429	C FF 92 C SI 92 C CU 81 0-3 ② K		C SI 92 B CH 84 B CH 83 B FF 94 X FF 92 3-1 ③ G3			X SI 90 0-0 27 G6-4-3 1B		S FC 86 S CU 81 B CU 81 X CU 80 1-2 ② G2-3 1-2 2-3		4	0	1	0	0	1	2
53 Bobby Abreu, L (1, 9) OBP: 0.416, SLG: 0.453	C FF 92 B SI 92 B SI 93 F FC 86 X SI 93 2-2 27 E 1B			B FF 92 C FF 93 B FF 92 B FC 86 B FF 93 4-1 27 G4-3 BB		C SI 90 X FF 91 0-1 ① F7		B FF 91 C FC 85 C FC 86 C SI 94 1-3 ③ K		3	1	1	0	1	1	3
27 Vladimir Guerrero, R (1, 10) OBP: 0.321, SLG: 0.410 77 Reggie Willits, S (9, PR) OBP: 0.226, SLG: 0.250	X FF 92 0-0 E9 1-H			X FC 86 0-0 ① G4-3 1-2		B FC 84 X FC 86 1-0 ②③ G6-4-3 1-2f			B CU 79 X FC 86 1-0 20 1B 8 SF9 1B	4 0	0 1	1 0	0 0	0 0	0 0	2 0
20 Juan Rivera, R (1, 7) OBP: 0.350, SLG: 0.521	B FF 93 B FC 86 X FC 85 2-0 ③ P6			B FC 86 X FF 93 1-0 E6 8 G4-6-3			B FF 91 C FF 92 X FC 86 1-1 ① P2		C FF 91 F FF 91 X FF 93 0-2 1-3 1B	4	0	1	0	0	0	2
8 Kendrys Morales, S (1, 3) OBP: 0.343, SLG: 0.570		B FF 92 X FF 92 1-0 ① G6-3		F FC 87 B FF 92 F FC 85 F CU 79 X FF 92 1-2 ②③ G4-6-3 1-2f			B CU 79 C SI 93 B CH 83 S FC 86 S CU 82 2-3 K 2 G4-6-3		X FF 96 0-0 ① SF9 3-H	3	0	0	1	0	1	2
2 Erick Aybar, S (1, 6) OBP: 0.348, SLG: 0.418		C FF 92 B CU 78 X FF 93 1-1 ② P6			X FC 86 0-0 ① B3		B FF 92 X FF 92 1-0 ②③ G4-6-3 1-2f		C FF 94 F FF 96 D SL 84 F FF 97 F SL 83 F FF 97 B FF 95 X FF 96 2-2 ② P3	4	0	0	0	0	0	2
44 Mike Napoli, R (1, 2) OBP: 0.371, SLG: 0.531		B FF 92 B FC 87 B FC 85 X FF 92 3-0 ③ F8			B FF 92 B FC 86 X FC 86 2-0 2B			C FF 93 B CU 80 F CU 80 S CU 80 1-3 ① K	B FF 96 B FF 97 S FF 95 F FF 96 F SL 84 S FF 97 2-3 ③ K	4	0	1	0	0	2	1
24 Gary Matthews, S (1, 8) OBP: 0.312, SLG: 0.332			B FF 92 C FC 85 X FF 93 1-1 ① G1-3		B FF 94 F FC 86 C FC 84 B CU 79 B CU 80 F FC 87 S FC 87 3-3 ② K			X FF 92 0-0 13 WP E 1B		3	0	1	0	0	1	1
Inning Stats	R: 1 E: 1 K: 1 S: 9 H: 1 LOB: 1 BB: 0 P: 14	R: 0 E: 0 K: 0 S: 4 H: 0 LOB: 0 BB: 0 P: 9	R: 0 E: 0 K: 1 S: 9 H: 0 LOB: 0 BB: 0 P: 16	R: 0 E: 1 K: 0 S: 7 H: 0 LOB: 1 BB: 1 P: 13	R: 0 E: 0 K: 1 S: 9 H: 1 LOB: 1 BB: 0 P: 15	R: 0 E: 0 K: 0 S: 4 H: 1 LOB: 0 BB: 0 P: 5	R: 0 E: 0 K: 1 S: 6 H: 0 LOB: 0 BB: 0 P: 10	R: 0 E: 1 K: 2 S: 13 H: 1 LOB: 2 BB: 0 P: 18	R: 1 E: 0 K: 1 S: 15 H: 2 LOB: 1 BB: 0 P: 20	1B: 5 2B: 1 3B: 0 HR: 0 SF: 1 SAC: 0 DP: 3 HBP: 0						

PITCHER		IP	WLS	BF	H	R	ER	SO	BB	IBB	HBP	BLK	WP	HR	S	P	ERA	WHIP
34 Gavin Floyd, R ERA: 3.91	(1, 1)	8.0	W	32	6	2	1	6	1	0	0	0	2	0	65	105	1.12	0.875
37 Matt Thornton, L ERA: 2.74	(9, 1)	1.0		3	0	0	0	1	0	0	0	0	0	0	11	15	0.00	0.000

PITCHER		IP	WLS	BF	H	R	ER	SO	BB	IBB	HBP	BLK	WP	HR	S	P	ERA	WHIP

TOP

Los Angeles Angels @ Chicago White Sox

U.S. Cellular Field, Chicago, IL

Wed Aug 05 2009, 8:11 PM EDT

Att. 32,167 - Clear - 71 F

livebaseballscorecards.com

AB	33
R	2
H	6
RBI	1
BB	1
SO	7
LOB	17

Batter	1	2	3	4	5	6	7	8	9	AB	R	H	RBI	BB	SO	LOB
22 Scott Podsednik, L (1, 8) (9, 7) OBP: 0.356, SLG: 0.398	C FF 91 F SI 90 B FF 92 F SL 78 B FF 92 X FF 91 2-2 G6-3 ①		F FF 91 C CH 77 F FF 91 B FF 91 B SL 79 B CH 77 X FF 91 3-2 F8 ③		1 SAFE C FF 88 B SL 79 D SL 77 X SI 90 2-1 1-2 G1-3 ③		B SI 91 B FC 90 F SI 90 B FF 90 X SI 89 3-1 3B			4	0	1	0	0	0	1
15 Gordon Beckham, R (1, 5) OBP: 0.374, SLG: 0.503	F FF 90 C FF 90 X FF 91 0-2 F7 ②			B FF 88 F SL 78 B FF 89 X FF 90 2-1 F8 ①		F FF 90 B FF 90 F FF 90 X FF 91 1-2 23 1B 25 HR 2B	X SI 91 0-0 G5-3 ②			4	1	1	0	0	0	1
23 Jermaine Dye, R (1, 9) OBP: 0.351, SLG: 0.526	B FF 91 F FF 90 B SL 80 X FF 92 2-1 F9 ③			X SL 78 0-0 G5-3 ②		B CH 75 B SL 78 B SL 80 C FF 89 X FF 90 3-1 25 HR 2-3 1B	B SI 90 C FF 89 F CU 77 X CU 76 1-2 G6-3 ③			4	1	1	0	0	0	1
25 Jim Thome, L (1, 10) OBP: 0.391, SLG: 0.511		C FF 90 B FF 90 F SI 89 F FF 90 B CH 76 S CH 78 2-3 K ①		B CH 78 X FF 90 1-0 HR		F SL 78 B SL 78 3 SAFE D SL 77 X SL 78 2-1 1-H 3-H HR		B SI 90 B SI 90 X SI 90 2-0 F8 ①		4	2	2	4	0	1	0
14 Paul Konerko, R (1, 3) OBP: 0.350, SLG: 0.509		C SL 79 B FF 92 F SI 90 F FF 92 X SL 80 1-2 12 G3-1 2B		C FF 92 S CH 77 F FF 94 F FF 90 X CH 76 0-2 F8 ③		S SI 89 S CH 84 B FF 89 H SL 78 2-2 20 G5-4-3 12 1B HBP		C SL 76 B CH 74 C SI 90 B CH 72 B SI 91 X SI 90 3-2 HR		3	1	2	1	0	0	0
12 A.J. Pierzynski, L (1, 2) OBP: 0.340, SLG: 0.460		B SL 79 F CH 76 X FF 90 1-1 G3-1 ② 2-3			C FF 90 F FF 90 B FF 90 B FF 90 F FF 92 B SL 81 X FF 90 3-2 20 L8 5 1B 2B	T SL 77 B FF 88 B FF 90 C SL 78 B FF 89 F SL 79 X SL 77 3-2 20 G5-4-3 1-2 1B		X SI 90 0-0 F7 ②		4	1	2	0	0	0	1
20 Carlos Quentin, R (1, 7) OBP: 0.316, SLG: 0.441 31 Dewayne Wise, L (8, PR) OBP: 0.235, SLG: 0.312 (9, 7) (9, 8)		D SL 82 X SL 77 1-0 F8 ③			B FF 90 S CH 77 X FF 90 1-1 L8 ① 2-3	X SI 90 0-0 G5-4-3 ①② 1-2f 2-3		B SL 74 B SL 74 B SL 75 B SI 90 4-0 BB		3 0	0 0	0 0	0 0	1 0	0 0	4 0
17 Chris Getz, L (1, 4) OBP: 0.318, SLG: 0.368			B FF 88 C FF 88 B SL 80 S FF 90 F FF 90 F FF 91 B SL 81 S FF 90 3-3 K ①		C SI 90 B CH 77 F CH 77 F FF 92 B SL 79 F CH 76 C FF 90 2-3 K ②	B SI 90 F SI 90 B FC 90 X SI 90 2-1 G4-3 ③		C SI 90 X SI 90 0-1 G4-3 ③		4	0	0	0	0	2	3
5 Jayson Nix, R (1, 6) OBP: 0.308, SLG: 0.440			B FF 91 B FF 91 F FF 90 X FF 91 2-1 F7 ②		D SL 81 C FF 90 B FF 90 F CH 76 X FF 92 2-2 22 S 3-H 1B		X FF 89 0-0 G4-3 ①			3	0	1	1	0	0	0
Inning Stats	R: 0 E: 0 K: 0 S: 9 H: 0 LOB: 0 BB: 0 P: 13	R: 0 E: 0 K: 1 S: 11 H: 1 LOB: 1 BB: 0 P: 16	R: 0 E: 0 K: 1 S: 11 H: 0 LOB: 0 BB: 0 P: 19	R: 1 E: 0 K: 0 S: 9 H: 1 LOB: 0 BB: 0 P: 12	R: 1 E: 0 K: 1 S: 16 H: 2 LOB: 1 BB: 0 P: 26	R: 3 E: 0 K: 0 S: 16 H: 4 LOB: 1 BB: 0 P: 29	R: 0 E: 0 K: 0 S: 7 H: 1 LOB: 1 BB: 0 P: 11	R: 1 E: 0 K: 0 S: 7 H: 1 LOB: 1 BB: 1 P: 16		1B: 3 2B: 3 3B: 1 HR: 3	SF: 0 SAC: 0 DP: 1 HBP: 1		WP: 0 PB: 0 SB: 1 CS: 0	PA: 35	

PITCHER		IP	WLS	BF	H	R	ER	SO	BB	IBB	HBP	BLK	WP	HR	S	P	ERA	WHIP
55 Sean O'Sullivan, R ERA: 4.24	(1, 1)	5.0	L	21	6	4	4	3	0	0	0	0	0	1	61	95	7.20	1.200
38 Darren Oliver, L ERA: 2.76	(6, 1)	0.0		3	2	1	1	0	0	0	1	0	0	1	8	15	∞	∞
32 Matt Palmer, R ERA: 4.53	(6, 1)	2.0		6	1	0	0	0	0	0	0	0	0	0	10	16	0.00	0.500
40 Brian Fuentes, L ERA: 4.42	(8, 1)	1.0		5	1	1	1	0	1	0	0	0	0	1	7	16	9.00	2.000

PITCHER	IP	WLS	BF	H	R	ER	SO	BB	IBB	HBP	BLK	WP	HR	S	P	ERA	WHIP

BOTTOM

Los Angeles Angels @ Chicago White Sox

U.S. Cellular Field, Chicago, IL

Wed Aug 05 2009, 8:11 PM EDT

Att. 32,167 - Clear - 71 F

livebaseballscorecards.com

AB	33
R	6
H	10
RBI	6
BB	1
SO	3
LOB	11

Batter	1	2	3	4	5	6	7	8	9	AB	R	H	RBI	BB	SO	LOB
Chone Figgins, S (1, 5) OBP: 0.395, SLG: 0.404	C FF 90 B FC 86 F FF 92 F CU 76 X FF 92 1-2 P6 ①	B FF 88 B CH 82 B FF 88 B FF 88 4-0 2 S 2 SF9 BB		B FF 89 F FF 88 B FF 89 1 SAFE 1 SAFE X CH 82 2-1 FC6-4 1-2f ②		B FF 89 B CH 85 S FF 89 1 SAFE B FF 88 X FF 89 3-1 F8 ②		C FF 94 B FF 94 B CH 79 C FF 91 1 SAFE B FF 94 1 SAFE S SI 89 3-3 K ②		4	1	0	0	1	1	3
2 Erick Aybar, S (1, 6) OBP: 0.352, SLG: 0.432	X FF 90 0-0 20 S 53 BB 20 1B 1B	1 SAFE C CH 81 D FF 91 X FF 90 1-1 SF9 1-H ②		X FF 88 0-0 F8 ③		C FF 90 0-1 CS 1-2 ③	X CH 81 0-0 27 WP 53 G4-3 20 CS 1B	C SI 93 F FF 95 F FF 94 B CH 82 F FF 94 1 SAFE 1-2 CS 1-2 ③	S CH 79 B CH 78 X FF 91 1-1 HR	4	2	3	2	0	0	1
53 Bobby Abreu, L (1, 9) OBP: 0.416, SLG: 0.458	B FF 90 B FF 91 B FF 91 B FF 91 4-0 20 S 20 E 1-2 BB	B FC 86 X FC 85 1-0 F9 ③			C FF 90 B CU 77 C FF 91 B FC 86 B FF 92 X FF 91 3-2 HR		B FF 89 D FC 86 1 SAFE F FF 89 1 SAFE 1 SAFE B FF 90 C FF 90 1 SAFE 3-2 X FF 90 G4-3 1-2 ①		C FF 94 X SL 86 0-1 G6-3 ①	4	2	1	1	1	0	1
27 Vladimir Guerrero, R (1, 10) OBP: 0.323, SLG: 0.422	F CH 82 F FC 88 B FF 91 B FF 93 X CH 83 2-2 P2 ②		X CH 80 0-0 HR		B CU 75 F SI 92 B FC 85 F FC 87 T FF 91 2-2 K ①		B FF 90 B FF 92 B FF 92 B FF 91 4-0 20 CS 8 1B 2-3 BB		B SL 87 B SI 92 F FF 92 X FF 92 2-1 P6 ②	4	2	1	1	1	1	2
20 Juan Rivera, R (1, 7) OBP: 0.353, SLG: 0.524	B CH 82 B FF 92 C CH 82 X FF 92 2-1 E5 1-H 2-H 1B		B FF 89 F FF 91 X CU 75 1-1 G5-3 ①		X CH 82 0-0 2B		B FF 91 S FF 92 1 SAFE S FF 91 B FF 92 F FF 92 B FF 93 1 SAFE B FF 94 4-2 8 1B 1-2 3-H BB ②		C SL 87 X SL 88 0-1 F7 ③	4	0	2	1	1	0	0
8 Kendrys Morales, S (1, 3) OBP: 0.342, SLG: 0.566	B CH 82 S CH 82 B FC 86 X CH 82 2-1 P5 ③		B CH 81 C FF 90 X FC 84 1-1 G5-3 ②		C CH 80 B FF 90 C FF 89 F FC 86 C FF 91 1-3 ② K		B CU 78 B FF 93 F FF 93 B FF 93 F FF 93 F FF 93 F FF 93 X FF 93 3-2 1-3 2-H 1B			4	0	1	1	0	1	2
47 Howie Kendrick, R (1, 4) OBP: 0.320, SLG: 0.405		B FF 88 C FF 88 X FC 86 1-1 5 HR 1B	C FF 90 S CH 83 F FF 91 F CH 82 F FF 92 F CU 74 B FF 90 C FF 90 1-3 ③ K		F FC 84 F FF 91 S FC 85 0-3 ③ K		C SL 81 C FF 94 B FF 94 D FF 92 B FF 93 F FF 92 X FF 93 3-2 F9 ③			4	1	1	0	0	2	3
24 Gary Matthews, S (1, 8) OBP: 0.311, SLG: 0.328		X FF 90 0-0 P3 ①		B CH 80 B CH 80 B FF 90 C FF 89 F FF 90 F FF 90 B FF 90 4-2 FC6-4 BB		L CH 81 C FC 84 B FC 86 B FC 86 T CH 81 2-2 K ①		B FF 95 B FF 91 F FF 93 X FF 93 2-1 E6 2 CS		3	0	0	0	1	1	1
5 Jeff Mathis, R (1, 2) OBP: 0.302, SLG: 0.321		1 SAFE B FF 88 1 SAFE X FF 87 1-0 1-H HR		F FF 88 1 SAFE B FF 89 1 SAFE D CH 81 1 SAFE X FF 90 2-1 F9 ①		X CH 80 0-0 2 CS 1B		1 SAFE B FF 93 B FF 93 X SI 91 2-0 F7 ①		4	1	2	2	0	0	2
Inning Stats	R: 2 E: 1 K: 0 S: 12 H: 2 LOB: 1 BB: 1 P: 23	R: 3 E: 0 K: 0 S: 7 H: 2 LOB: 0 BB: 1 P: 15	R: 1 E: 0 K: 1 S: 12 H: 1 LOB: 0 BB: 0 P: 15	R: 0 E: 0 K: 0 S: 8 H: 0 LOB: 1 BB: 1 P: 16	R: 1 E: 0 K: 3 S: 14 H: 2 LOB: 1 BB: 0 P: 20	R: 0 E: 0 K: 1 S: 8 H: 1 LOB: 0 BB: 0 P: 13	R: 1 E: 0 K: 0 S: 16 H: 2 LOB: 2 BB: 2 P: 33	R: 0 E: 1 K: 1 S: 10 H: 0 LOB: 0 BB: 0 P: 18	R: 1 E: 0 K: 0 S: 8 H: 1 LOB: 0 BB: 0 P: 11	1B: 6 2B: 1 3B: 0 HR: 4 SF: 1 SAC: 0 DP: 0 HBP: 0						

PITCHER		IP	WLS	BF	H	R	ER	SO	BB	IBB	HBP	BLK	WP	HR	S	P	ERA	WHIP
50 John Danks, L ERA: 4.23	(1, 1)	6.1	L	30	9	8	7	5	3	0	0	0	0	3	65	109	9.95	1.895
26 Octavio Dotel, R ERA: 3.0	(7, 1)	0.2		4	1	0	0	0	2	0	0	0	1	0	12	26	0.00	4.500
67 Randy Williams, L ERA: 2.08	(8, 1)	1.1		5	1	1	1	1	0	0	0	0	0	1	14	23	6.75	0.750
65 Jhonny Nunez, R ERA:	(9, 1)	0.2		2	0	0	0	0	0	0	0	0	0	0	4	6	0.00	0.000

PITCHER	IP	WLS	BF	H	R	ER	SO	BB	IBB	HBP	BLK	WP	HR	S	P	ERA	WHIP

TOP

Los Angeles Angels @ Chicago White Sox

U.S. Cellular Field, Chicago, IL

Thu Aug 06 2009, 2:05 PM EDT

Att. 27,487 - Sunny - 79 F

livebaseballscorecards.com

AB	35
R	9
H	11
RBI	8
BB	5
SO	6
LOB	15

WP: 1 PA: 43
PB: 0
SB: 4
CS: 4

Batter	1	2	3	4	5	6	7	8	9	AB	R	H	RBI	BB	SO	LOB
22 Scott Podsednik, L (1, 8) OBP: 0.355, SLG: 0.395 31 Dewayne Wise, L (9, PH) OBP: 0.241, SLG: 0.345	B FF 89 C FF 89 B CH 83 B FF 91 C FF 90 B FF 91 4-2 23 G6-3 15 S BB	C SL 82 B CH 85 B FF 92 F SL 82 S SL 83 2-3 ②③ K2-3 2-3		B SL 76 F FF 90 C CH 80 B SL 82 C FF 91 2-3 ② K		C SL 76 B SL 81 B FF 90 B SL 76 X FF 90 3-1 ③ F8			B FF 97 X FF 96 1-0 HR	3 1	0 1	0 1	0 1	1 0	2 0	3 0
15 Gordon Beckham, R (1, 5) OBP: 0.374, SLG: 0.495	B FF 93 C FF 93 D SL 85 F FF 92 1 SAFE F SL 85 C FF 92 2-3 ① K 1-2		F FF 93 B FF 93 B SL 86 F SI 92 B FF 94 B SL 84 4-2 25 1B 7 BB BB	X FF 95 0-0 ③ F9			B FF 91 B FF 92 C FF 94 C FF 93 X SL 82 2-2 ① F8		B SL 91 B FF 96 F FC 96 B FF 96 S FF 96 B FF 96 4-2 23 WP 23 DI BB	3	1	0	0	2	1	1
23 Jermaine Dye, R (1, 9) OBP: 0.347, SLG: 0.519	C FF 93 B FF 92 B FF 94 F SL 84 X FF 93 2-2 ② G6-3 2-3		X SL 84 0-0 ① F9		B FF 90 C FF 91 B CH 84 X FF 92 2-1 ① F9		C SL 82 X FF 95 0-1 ② G5-3		B SL 89 B SL 91 C FF 96 S FF 96 X SL 90 2-2 ③ G6-3 1-3	5	0	0	0	0	0	3
25 Jim Thome, L (1, 10) OBP: 0.390, SLG: 0.507	C FF 93 F CH 87 B FF 94 D SL 85 X FF 92 2-2 ③ F9		D CH 88 C FF 92 D SL 85 X FF 93 2-1 7 BB 14 HBP 1-3 1B		C SL 82 B SL 82 F FF 92 B FF 92 C FF 92 2-3 ② K		C SL 81 B CH 86 X CH 85 1-1 ③ G3-1			4	0	1	0	0	1	1
14 Paul Konerko, R (1, 3) OBP: 0.351, SLG: 0.506		B SL 79 B FF 93 B SI 92 B SI 91 4-0 7 2B 5 HR BB	C SL 85 H FF 92 1-1 7 BB 1-2 HBP	X FF 93 0-0 ③ F7				C FF 94 S CH 85 X SL 80 0-2 ① G6-3		2	1	0	0	1	0	0
7 Mark Kotsay, L (1, 7) OBP: 0.271, SLG: 0.300		B FF 90 C FF 90 F CH 84 X FF 92 1-2 5 HR 1-3 2B	S SL 84 S SL 85 D SL 84 D SL 84 B SL 84 B FF 94 4-2 1-2 2-3 3-H BB			C FF 90 C SL 81 X CH 84 0-2 ① G3		C SL 81 B CH 84 B FF 94 F SI 93 X SL 81 2-2 ② G4-3		3	1	1	1	1	0	0
5 Jayson Nix, R (1, 6) OBP: 0.313, SLG: 0.458		X FF 90 0-0 2-H 3-H HR	S SL 85 B SL 86 S FF 93 B SL 85 D SL 86 C SL 83 3-3 ② K			B FF 92 C SL 81 B SL 84 B FF 92 C SL 81 B SL 81 4-2 17 1B BB		C SL 79 B FF 95 B CH 86 S SL 80 S SL 82 2-3 ③ K		3	1	1	3	1	2	3
17 Chris Getz, L (1, 4) OBP: 0.320, SLG: 0.370		C SL 82 X FF 91 0-1 22 CS 27 S 1B	X FF 94 0-0 ③ G1-3			C CH 87 C SL 75 F SL 77 F SL 80 X FF 89 0-2 1-2 1B			B FF 96 C FF 95 B FF 96 F FF 97 B FF 96 F FF 96 X FF 97 3-2 ① G1-3	4	0	2	0	0	0	3
27 Ramon Castro, R (1, 2) OBP: 0.297, SLG: 0.374		C SL 81 S SL 83 1 SAFE S SL 80 0-3 ① K 1-2		B CH 88 X FF 90 1-0 ① F8		D SL 84 C FF 90 F FF 90 S SL 82 1-3 ② K			F SL 90 F CU 82 X FF 97 0-2 ② G6-3	4	0	0	0	0	2	3
Inning Stats	R: 0 E: 0 K: 1 S: 12 H: 0 LOB: 1 BB: 1 P: 22	R: 3 E: 0 K: 2 S: 12 H: 3 LOB: 0 BB: 1 P: 19	R: 1 E: 0 K: 1 S: 12 H: 1 LOB: 3 BB: 2 P: 26	R: 0 E: 0 K: 1 S: 5 H: 0 LOB: 0 BB: 0 P: 8	R: 0 E: 0 K: 1 S: 6 H: 0 LOB: 0 BB: 0 P: 10	R: 0 E: 0 K: 1 S: 15 H: 1 LOB: 2 BB: 1 P: 23	R: 0 E: 0 K: 0 S: 7 H: 0 LOB: 0 BB: 0 P: 10	R: 0 E: 0 K: 1 S: 9 H: 0 LOB: 0 BB: 0 P: 13	R: 1 E: 0 K: 0 S: 13 H: 1 LOB: 1 BB: 1 P: 23	1B: 3 2B: 1 3B: 0 HR: 2 SF: 0 SAC: 0 DP: 0 HBP: 1						

PITCHER		IP	WLS	BF	H	R	ER	SO	BB	IBB	HBP	BLK	WP	HR	S	P	ERA	WHIP
54 Ervin Santana, R ERA: 7.2	(1, 1)	6.0	W	28	5	4	4	7	5	0	1	0	0	1	62	108	6.00	1.667
52 Jason Bulger, R ERA: 3.65	(7, 1)	2.0		6	0	0	0	1	0	0	0	0	0	0	16	23	0.00	0.000
40 Kevin Jepsen, R ERA: 6.75	(9, 1)	1.0		5	1	1	1	0	1	0	0	0	1	1	13	23	9.00	2.000

PITCHER	IP	WLS	BF	H	R	ER	SO	BB	IBB	HBP	BLK	WP	HR	S	P	ERA	WHIP

BOTTOM

Los Angeles Angels @ Chicago White Sox

U.S. Cellular Field, Chicago, IL

Thu Aug 06 2009, 2:05 PM EDT
Att. 27,487 - Sunny - 79 F

livebaseballscorecards.com

AB	32
R	5
H	6
RBI	5
BB	6
SO	8
LOB	17

Cleveland Indians @ Chicago White Sox

U.S. Cellular Field, Chicago, IL

Fri Aug 07 2009, 8:11 PM EDT

Att. 27,153 - Overcast - 64 F

livebaseballscorecards.com

TOP

Batter	1	2	3	4	5	6	7	8	9	AB	R	H	RBI	BB	SO	LOB
24 Grady Sizemore, L (1, 8) OBP: 0.332, SLG: 0.437	C FF 85 X FF 86 0-1 13 E 13 FC4 2 G4-6-3 1B	B FF 85 X FC 82 1-0 ② ③ G4-6-3 1-2f			B CU 71 B FF 82 B FF 88 C FF 87 B FF 88 4-1 13 G6-4-3 BB		X FF 87 0-0 13 G4-6-3 1B		B CH 87 B FF 93 B SI 95 C SI 94 F SI 94 S SL 88 3-3 ③ K 1-2	4	1	2	0	1	1	2
13 Asdrúbal Cabrera, S (1, 6) OBP: 0.357, SLG: 0.453	1 SAFE X SI 86 0-0 FC4 2 G4-6-3 17 HBP 1-3		C FC 79 X CU 70 0-1 17 3B 1B		C SI 86 1 SAFE F FF 86 F FF 87 F FC 82 F CH 80 F CH 79 B FF 86 1 SAFE 1-2 ① ② 1 SAFE G6-4-3 1-2f		1 SAFE F FF 87 1 SAFE F FF 86 B FF 87 F FF 88 1 SAFE 1 SAFE F CH 80 1-2 ② ③ 1 SAFE G4-6-3 1-2f			4	0	1	0	0	0	3
17 Shin-Soo Choo, L (1, 9) OBP: 0.402, SLG: 0.473	C FF 86 H SI 86 1-1 2 G4-6-3 1-2 HBP		B FC 83 1 SAFE B FC 82 F FC 84 B FF 88 X FC 83 3-1 ① 2 1B 1-2 3B		S FF 87 X CU 74 0-1 ③ G3			C FC 81 F CU 71 B SI 87 X CH 80 1-2 ① F7		3	1	1	0	0	0	0
2 Jhonny Peralta, R (1, 5) OBP: 0.337, SLG: 0.406	S FF 86 X FF 84 0-1 ① ② G4-6-3 1-2f 2-3 3-H		C CH 79 B FF 89 B FF 86 X CH 80 2-1 48 G6-4-3 3-H 1B			B CU 70 X CH 80 1-0 ① F7		B SI 82 X SI 87 1-0 11 PB 2B		4	0	2	1	0	0	2
48 Travis Hafner, L (1, 10) OBP: 0.372, SLG: 0.505	C FC 81 D CU 72 X FC 82 1-1 ③ G4-3		B FF 87 X FF 82 1-0 ② ③ G6-4-3 1-2f			C FC 81 B CU 70 B FC 78 C FF 87 B CH 80 D FC 82 4-2 11 1B 10 1B BB		B FC 84 B FC 84 B FF 87 C FF 86 S FC 83 F FF 87 S CH 80 3-3 ② K		3	1	0	0	1	1	3
11 Jamey Carroll, R (1, 4) OBP: 0.386, SLG: 0.365		B SI 84 C SI 85 X FF 86 1-1 10 HR 1B		B SI 84 C FF 83 B CH 80 B CH 81 C FF 86 X SI 86 3-2 ① F8		C FC 86 B CH 79 B CH 80 F FF 86 F FF 88 F FF 88 X FC 84 2-2 10 1B 1-2 1B		B SI 94 B SI 95 B SI 94 C SI 92 C SI 93 X FF 90 3-2 ③ L4 2-3		4	1	2	0	0	0	1
10 Kelly Shoppach, R (1, 2) OBP: 0.345, SLG: 0.419		X SI 85 0-0 1-H HR		B SI 87 B CH 81 X CH 80 2-0 HR		X FC 84 0-0 26 G1-4-3 1-2 2-H 1B			S SL 87 S SL 86 S SL 88 0-3 ① K	4	2	3	4	0	1	0
26 Trevor Crowe, S (1, 7) OBP: 0.287, SLG: 0.304		S SI 85 B CU 73 X FF 84 1-1 E5 24 G4-6-3		C CU 71 X FC 83 0-1 ② P6		B CH 79 B SI 86 F SI 87 C SI 87 X FF 88 2-2 ② ③ G1-4-3 1-2f			B SI 94 B CH 87 B SI 94 C SI 93 B SI 94 4-1 24 S BB	3	0	0	0	1	0	2
25 Andy Marte, R (1, 3) OBP: 0.320, SLG: 0.238		F FC 80 B CH 78 C CH 80 X FF 87 1-2 ① F9		B SI 87 B FC 83 B FC 81 C FF 86 C FF 82 X CH 81 3-2 ③ P4			C FC 82 B CU 70 C FF 86 B FF 87 C FF 87 2-3 ① K		S CH 88 1 SAFE S SL 87 1 SAFE F SL 88 S SL 87 0-3 ② K	4	0	0	0	0	2	2

	AB	33
	R	6
	H	11
	RBI	5
	BB	3
	SO	5
	LOB	15

Inning Stats	1	2	3	4	5	6	7	8	9	1B: 7	SF: 0	WP: 0	PA: 37
	R: 1 E: 1 K: 0 S: 8	H: 1 LOB: 1 BB: 0 P: 10	R: 2 E: 1 K: 0 S: 9	H: 2 LOB: 0 BB: 0 P: 13	R: 1 E: 0 K: 0 S: 7	H: 3 LOB: 0 BB: 0 P: 13	R: 1 E: 0 K: 0 S: 9	H: 1 LOB: 0 BB: 0 P: 17	R: 0 E: 0 K: 0 S: 11	H: 0 LOB: 0 BB: 1 P: 16	R: 1 E: 0 K: 0 S: 12	H: 2 LOB: 1 BB: 1 P: 21	R: 0 E: 0 K: 1 S: 9	H: 1 LOB: 0 BB: 0 P: 12	R: 0 E: 0 K: 1 S: 11	H: 1 LOB: 1 BB: 0 P: 19	R: 0 E: 0 K: 3 S: 11	H: 0 LOB: 1 BB: 1 P: 18	2B: 1 3B: 1 HR: 2	SAC: 0 DP: 6 HBP: 1	PB: 1 SB: 1 CS: 0	

PITCHER		IP	WLS	BF	H	R	ER	SO	BB	IBB	HBP	BLK	WP	HR	S	P	ERA	WHIP
56 Mark Buehrle, L ERA: 3.89	(1, 1)	7.2	L	32	11	6	5	2	2	0	1	0	0	2	73	115	5.87	1.696
57 Ramon Pena, R ERA: 4.34	(8, 1)	1.1		5	0	0	0	3	1	0	0	0	0	0	14	24	0.00	0.750

PITCHER	IP	WLS	BF	H	R	ER	SO	BB	IBB	HBP	BLK	WP	HR	S	P	ERA	WHIP

Cleveland Indians @ Chicago White Sox

U.S. Cellular Field, Chicago, IL

Fri Aug 07 2009, 8:11 PM EDT

Att. 27,153 - Overcast - 64 F

livebaseballscorecards.com

BOTTOM

Batter	1	2	3	4	5	6	7	8	9	AB	R	H	RBI	BB	SO	LOB
22 Scott Podsednik, L (1, 8) OBP: 0.356, SLG: 0.398	C FF 87 C FF 88 B FF 89 F FF 90 F CU 79 F CU 79 B SI 89 X SI 88 2-2 ① G1-3		C X CU 78 0-1 ① F7		F FF 88 X FF 89 0-1 ① F7			C FF 88 B CU 77 F FF 86 B CU 78 F FF 90 B FF 90 X FF 89 3-2 23 BB 2B	C FF 96 D CU 80 X FF 96 1-1 15 DI 1B 1-3	5	0	2	0	0	0	1
15 Gordon Beckham, R (1, 5) OBP: 0.375, SLG: 0.495	B FF 89 C SI 89 X CH 80 1-1 ② F9		X CH 80 0-0 25 1B 1-H 2B		C FF 88 B CU 77 F FF 91 F FF 89 S CU 77 1-3 ② K			B FF 89 S FF 88 B FF 88 F FF 89 B FF 90 B FF 90 4-2 23 BB BB	C FF 97 X FF 96 0-1 ③ F9 1-2	4	1	1	1	1	1	2
23 Jermaine Dye, R (1, 9) OBP: 0.349, SLG: 0.518	C FF 88 X SI 89 0-1 1B		C CH 79 B FF 89 C FF 87 X CU 77 1-2 ② P3		C FF 90 S FF 91 S SI 91 0-3 ③ K			B SL 84 B FF 96 B FF 95 C FF 96 C FF 96 B FF 96 4-2 BB 1-2 2-3		3	0	1	0	1	1	1
25 Jim Thome, L (1, 10) OBP: 0.388, SLG: 0.504	F SI 88 B SI 89 B CU 79 F CU 78 B FF 91 C FF 91 3-3 ③ K		X SI 89 0-0 2-H 1B			C CU 78 X FF 90 0-1 ① G4-3		D FF 96 B FF 95 C FF 96 F FF 94 S SL 85 2-3 ① K		4	0	1	1	0	2	4
14 Paul Konerko, R (1, 3) OBP: 0.348, SLG: 0.501		C FF 88 X CU 76 0-1 ① F9	X SI 90 0-0 ③ F8			C FF 89 F FF 87 B FF 90 F CU 77 B CU 78 F CH 79 F FF 89 B FF 91 X FF 89 3-2 ② F9		B FF 95 X FF 95 1-0 ② F3		4	0	0	0	0	0	4
12 A.J. Pierzynski, L (1, 2) OBP: 0.339, SLG: 0.457		B FF 86 X FF 88 1-0 ② G1-3		B CH 81 F FF 86 X FF 86 1-1 10 FC6-4 1B		F CU 76 B FF 89 X CH 81 1-1 ③ G4-3		F SL 82 S SL 82 X SL 83 0-2 ③ L4		4	0	1	0	0	0	3
20 Carlos Quentin, R (1, 7) OBP: 0.315, SLG: 0.438		X FF 88 0-0 1B	S CH 80 S CH 80 X FF 88 0-2 ① F8			C CH 80 X CH 78 0-1 ① G5-3			S FF 96 B FF 94 X CU 78 1-1 ① G6-3	4	0	1	0	0	0	1
10 Alexei Ramirez, R (1, 6) OBP: 0.324, SLG: 0.395 17 Chris Getz, L (9, PR) OBP: 0.320, SLG: 0.370		S FF 87 X FF 88 0-1 ③ F8	X CH 81 0-0 ② FC6-4 1-2f			C FF 87 X FF 88 0-1 ② F8			F FF 96 B FF 96 X FF 96 1-1 E7 22 1B 22 DI	4 0	0 0	0 0	0 0	0 0	0 0	2 0
5 Jayson Nix, R (1, 4) OBP: 0.313, SLG: 0.452 31 Dewayne Wise, L (9, PH) OBP: 0.239, SLG: 0.342			C B CH 78 B CH 78 C FF 88 B FF 89 B FF 89 4-2 15 2B BB	1 SAFE F SI 88 B CH 80 X CH 80 1-1 ③ P3					B FF 96 X FF 95 1-0 ② F9	2 1	1 0	0 0	0 0	1 0	0 0	1 1
Inning Stats	R: 0 E: 0 K: 1 S: 13 H: 1 LOB: 1 BB: 0 P: 19	R: 0 E: 0 K: 0 S: 6 H: 1 LOB: 1 BB: 0 P: 7	R: 2 E: 0 K: 0 S: 10 H: 2 LOB: 1 BB: 1 P: 15	R: 0 E: 0 K: 0 S: 8 H: 1 LOB: 1 BB: 0 P: 10	R: 0 E: 0 K: 2 S: 9 H: 0 LOB: 0 BB: 0 P: 10	R: 0 E: 0 K: 0 S: 10 H: 0 LOB: 0 BB: 0 P: 14	R: 0 E: 0 K: 0 S: 5 H: 0 LOB: 0 BB: 0 P: 6	R: 0 E: 0 K: 1 S: 15 H: 1 LOB: 3 BB: 2 P: 29	R: 0 E: 1 K: 0 S: 9 H: 1 LOB: 3 BB: 0 P: 13	1B: 5 2B: 2 3B: 0 HR: 0		SF: 0 SAC: 0 DP: 0 HBP: 0		WP: 0 PB: 0 SB: 0 CS: 0		PA: 38

PITCHER		IP	WLS	BF	H	R	ER	SO	BB	IBB	HBP	BLK	WP	HR	S	P	ERA	WHIP
45 Jeremy Sowers, L ERA: 4.75	(1, 1)	7.0	W	29	6	2	2	3	2	0	0	0	0	0	67	94	2.57	1.143
54 Chris Perez, R ERA: 4.29	(8, 1)	0.2	H	3	0	0	0	1	1	0	0	0	0	0	6	13	0.00	1.500
49 Tony Sipp, L ERA: 4.66	(8, 1)	0.1	H	1	0	0	0	0	0	0	0	0	0	0	3	3	0.00	0.000
34 Kerry Wood, R ERA: 4.85	(9, 1)	1.0		5	1	0	0	0	0	0	0	0	0	0	9	13	0.00	1.000

PITCHER	IP	WLS	BF	H	R	ER	SO	BB	IBB	HBP	BLK	WP	HR	S	P	ERA	WHIP

AB	35
R	2
H	7
RBI	2
BB	3
SO	4
LOB	20

Batter	1	2	3	4	5	6	7	8	9	AB	R	H	RBI	BB	SO	LOB
24 Grady Sizemore, L (1, 8) OBP: 0.328, SLG: 0.431	B FF 90 C FF 91 B FF 91 X FF 90 2-1 ① L7		B FF 90 C FC 85 F FF 91 B CU 80 B FC 86 S FC 86 3-3 ① K	F SL 87 B SL 89 X SL 86 1-1 ② G3-1 2-3 3-H		B SI 92 X FC 89 1-0 ① G4-3 1-2		X FF 95 0-0 ① F8		5	0	0	1	0	1	3
13 Asdrúbal Cabrera, S (1, 6) OBP: 0.362, SLG: 0.457	F FF 92 B FC 90 B FC 88 B FF 90 B FF 90 4-1 2 BB 17 BB BB		F FF 92 C FF 93 F FC 84 X FF 94 0-2 17 BB 2 2B 1B	B SL 88 B FF 93 B SL 86 C SI 90 X SI 92 3-1 17 S 1B 3-H		B FC 91 C FC 89 B FF 91 S FC 90 S FC 90 2-3 ② K		S FC 89 B FF 97 F FF 97 D SL 84 F SL 84 B FF 97 F FF 97 X SL 84 3-2 2 S 1B 1-2		4	1	3	1	1	1	1
17 Shin-Soo Choo, L (1, 9) OBP: 0.404, SLG: 0.471	B FF 90 B FC 88 B FF 91 B FF 91 4-0 2 BB BB 1-2		B FF 91 B FC 88 B FC 87 B FF 90 4-0 2 2B BB 1-2	1 SAFE B SL 85 C SL 87 C SL 87 B SL 88 F SL 85 B SL 86 S SL 85 3-3 ③ K 1-2		B FC 90 B FC 90 I IN 60 I IN 59 4-0 2 FC3-6 IBB		C SL 82 S FF 95 B FF 96 B FF 97 F FF 97 B SL 84 S FF 96 3-3 ② K		2	1	0	0	3	2	3
2 Jhonny Peralta, R (1, 5) OBP: 0.338, SLG: 0.407	B FF 92 B FF 92 B FF 93 B FF 94 4-0 BB 1-2 2-3		F FC 87 F FF 93 X CU 80 0-2 48 F9 2B 1-H 2-H		C SI 90 S SL 88 S CU 74 0-3 ① K	S SI 93 B SI 94 X SI 93 1-1 ③ FC3-6 1-2f		B FF 97 F FF 96 F FF 95 B SL 84 S FF 97 2-3 ③ K 1-2 2-3		4	0	1	2	1	2	4
48 Travis Hafner, L (1, 10) OBP: 0.364, SLG: 0.493	C FC 89 B FC 90 C FC 88 S FC 91 1-3 ② K		B FF 93 F FC 88 D FF 91 X FC 89 2-1 ② F9 2-3		C SI 90 S SL 84 F SL 87 B SL 86 S SL 88 1-3 ② K		B SI 94 C FC 90 F FC 91 B FF 94 S FC 92 2-3 ① K		B FF 95 B FF 95 F FF 96 F FF 96 F FF 97 C FF 98 2-3 ① K	5	0	0	0	0	4	4
8 Chris Gimenez, R (1, 3) OBP: 0.301, SLG: 0.329	C FC 89 D FC 91 C FC 87 S FC 83 1-3 ③ K		X FF 90 0-0 ③ F9		B SI 92 B SI 87 C SI 92 B SL 87 B SI 90 4-1 1 S 1 2B BB		C SL 82 X FC 91 0-1 1B		C FF 97 F FF 90 B CU 84 F SL 84 S FF 95 1-3 ② K	4	1	1	0	1	2	4
1 Luis Valbuena, L (1, 4) OBP: 0.295, SLG: 0.398		C FC 87 B CU 73 X FC 86 1-1 10 CS 1B		B CU 72 B FC 87 B FF 89 B FF 90 4-0 26 SH1-4 10 BB 24 G3-1 BB	B SL 85 C SL 85 C SL 86 1 SAFE B SL 88 X SL 85 2-2 1-H 2B		B SI 91 B FC 89 C FC 88 S FC 88 X FC 90 2-2 ② P5		C FF 97 B FF 98 B FF 94 F FF 97 B FF 96 X FF 96 3-2 ③ F7	4	1	2	1	1	0	1
10 Kelly Shoppach, R (1, 2) OBP: 0.344, SLG: 0.413		F FC 85 1 SAFE B SI 87 C FC 86 B CU 79 B FF 91 C FC 86 3-3 ① ② K 1-2		B FC 88 1 SAFE 1 SAFE B FF 90 B FF 91 C FF 91 C FF 92 B FF 90 4-2 24 G3-1 26 SH1-4 13 1B BB 1-2	X SI 91 0-0 ③ L4		C SI 92 C SL 80 C CU 73 0-3 ③ K			3	1	0	0	1	2	3
26 Trevor Crowe, S (1, 7) OBP: 0.298, SLG: 0.316		C FF 91 C CU 82 B FF 94 S FC 83 1-3 ③ K		B FF 89 X FC 88 1-0 ① SH1-4 1-2 2-3		B FC 89 X FC 90 1-0 24 G4-3 1B		C FF 96 X FF 96 0-1 2 S 13 1B 1B		3	0	2	0	0	1	0
Inning Stats	R: 0 E: 0 K: 2 S: 9 H: 0 LOB: 3 BB: 3 P: 25	R: 0 E: 0 K: 2 S: 8 H: 1 LOB: 0 BB: 0 P: 13	R: 2 E: 0 K: 1 S: 13 H: 2 LOB: 1 BB: 1 P: 22	R: 2 E: 0 K: 1 S: 11 H: 1 LOB: 1 BB: 2 P: 27	R: 1 E: 0 K: 2 S: 12 H: 1 LOB: 1 BB: 1 P: 19	R: 0 E: 0 K: 1 S: 7 H: 1 LOB: 2 BB: 1 P: 16	R: 0 E: 0 K: 2 S: 11 H: 1 LOB: 1 BB: 0 P: 15	R: 0 E: 0 K: 2 S: 15 H: 2 LOB: 2 BB: 0 P: 23	R: 0 E: 0 K: 2 S: 11 H: 0 LOB: 0 BB: 0 P: 17	1B: 7 2B: 3 3B: 0 HR: 0 SF: 0 SAC: 1 DP: 1 HBP: 0	WP: 0 PB: 0 SB: 4 CS: 1 PA: 43					

TOP

Cleveland Indians @ Chicago White Sox

U.S. Cellular Field, Chicago, IL

Sat Aug 08 2009, 7:05 PM EDT
Att. 35,224 - Partly Cloudy - 85 F

livebaseballscorecards.com

AB	34
R	5
H	9
RBI	5
BB	8
SO	15
LOB	23

PITCHER		IP	WLS	BF	H	R	ER	SO	BB	IBB	HBP	BLK	WP	HR	S	P	ERA	WHIP
60 Carlos Torres, R ERA: 6.75	(1, 1)	3.1		18	3	4	4	5	6	0	0	0	0	0	33	72	10.80	2.700
67 Randy Williams, L ERA: 3.18	(4, 1)	1.1		7	2	1	1	3	1	0	0	0	0	0	19	33	6.75	2.250
D.J. Carrasco, R ERA: 3.82	(5, 1)	2.1	W	10	2	0	0	3	0	1	0	0	0	0	19	32	0.00	0.857
37 Matt Thornton, L ERA: 2.66	(8, 1)	1.1	H	6	2	0	0	3	0	0	0	0	0	0	19	29	0.00	1.500
45 Bobby Jenks, R ERA: 4.14	(9, 1)	0.2		2	0	0	0	1	0	0	0	0	0	0	7	11	0.00	0.000

PITCHER	IP	WLS	BF	H	R	ER	SO	BB	IBB	HBP	BLK	WP	HR	S	P	ERA	WHIP

Batter	1	2	3	4	5	6	7	8	9	AB	R	H	RBI	BB	SO	LOB
22 Scott Podsednik, L (1, 8) OBP: 0.354, SLG: 0.393	C FF 94 X SI 93 0-1 ① G1-3	1 SAFE C FF 94 B SL 84 X SI 92 1-1 ③ G1-3			C FF 86 B SL 84 C SL 84 S SL 84 1-3 ① K	F FF 92 C SL 85 X FC 91 0-2 ① G4-3 2-3		B FC 88 F FC 87 B SL 84 F FF 89 H FF 91 3-2 25 G3 14 E HBP		4	1	0	0	0	1	2
15 Gordon Beckham, R (1, 5) OBP: 0.376, SLG: 0.493	B FF 95 B SI 93 X FF 96 2-0 14 HBP 12 1B 1B		S SI 92 C SL 86 F SL 85 S SI 93 0-3 ① K		C SI 87 F SL 85 H SI 88 1-2 25 HR HBP	B SL 86 B FF 91 F FF 92 X FC 92 2-1 ② SF8 3-H		C FF 89 X FF 88 0-1 ① B1		3	2	1	1	0	1	1
25 Jim Thome, L (1, 10) OBP: 0.388, SLG: 0.516	B FF 96 S SI 92 F FF 94 B SL 84 C SL 85 2-3 ② K		F FF 95 X FF 95 0-1 14 WP 2B		C FF 90 S FF 87 B FF 90 F SL 86 X SL 86 1-2 1-H HR	C SL 86 X SL 87 0-1 ③ G3-1		B CH 80 B FF 90 X FF 88 2-0 ② G3 1-2		5	1	2	2	0	1	2
14 Paul Konerko, R (1, 3) OBP: 0.351, SLG: 0.501	B FF 95 B SI 91 B FF 94 H FF 92 4-0 12 1B 1-2 HBP		B SL 83 X FF 94 1-0 ② G5-3 2-3		C SI 89 B SI 88 X SL 84 1-1 12 1B 20 2B 1B		B FF 93 F FF 92 F SL 85 X SL 86 1-2 12 FC6-4 1B	S SL 83 X CH 81 0-1 E5 2-H		4	1	2	0	0	0	1
12 A.J. Pierzynski, L (1, 2) OBP: 0.340, SLG: 0.456	C FF 94 B FF 88 F FF 92 X SL 86 1-2 1-2 2-H 1B		C FF 93 X SI 92 0-1 ③ G6-3		D CH 83 B SI 87 F SL 83 X SL 84 2-1 20 2B 1-2 1B		B B FF 92 B FF 92 C FF 92 F FF 93 X FF 93 3-2 ① FC6-4 17 1B 1-2f	C CH 80 X FF 88 0-1 ③ F7		5	2	2	1	0	0	3
20 Carlos Quentin, R (1, 7) OBP: 0.318, SLG: 0.441	B SI 93 F SI 88 S SL 85 B SL 85 X SI 92 2-2 ③ G1-3			C SL 83 X SL 84 0-1 ① P6	X FC 87 0-0 1-H 2-H 2B		I IN 67 I IN 73 I IN 69 I IN 68 4-0 17 1B IBB			3	0	1	2	1	0	2
17 Chris Getz, L (1, 4) OBP: 0.322, SLG: 0.371		C SI 91 F FF 94 B SL 84 B FF 96 C SL 85 2-3 ① K		B FF 94 C FF 95 S SI 91 B SI 93 F SL 85 X SI 94 2-2 10 G6-3 1B	B FF 91 X FF 92 1-0 ② P5		C FF 92 B FF 86 C FF 92 X SL 86 1-2 ② 1-3 2-H 1B			4	0	2	1	0	1	1
10 Alexei Ramirez, R (1, 6) OBP: 0.326, SLG: 0.393		B FF 96 B SL 86 B FF 92 B FF 92 4-0 BB		B SL 83 C SI 90 X SI 92 1-1 ② G6-3 1-2	B SL 86 C FF 92 F SL 87 B SL 83 F SL 85 B FC 91 X FF 91 3-2 ③ G6-3		I IN 69 I IN 73 I IN 72 I IN 69 4-0 IBB			2	0	0	0	2	0	2
31 Dewayne Wise, L (1, 9) OBP: 0.240, SLG: 0.348		1 SAFE C FF 94 1 SAFE F SI 92 S FF 95 0-3 ② K		B FF 95 X SI 92 1-0 ③ G6-3		C FC 91 X FF 90 0-1 22 G4-3 15 SF8 2B	X FF 85 0-0 ③ P3			4	1	1	0	0	1	4
Inning Stats	R: 1 E: 0 K: 1 S: 12 H: 2 LOB: 2 BB: 0 P: 23	R: 0 E: 0 K: 2 S: 8 H: 0 LOB: 1 BB: 1 P: 15	R: 0 E: 0 K: 1 S: 9 H: 1 LOB: 1 BB: 0 P: 10	R: 0 E: 0 K: 0 S: 9 H: 1 LOB: 1 BB: 0 P: 13	R: 4 E: 0 K: 1 S: 19 H: 4 LOB: 1 BB: 0 P: 29	R: 1 E: 0 K: 0 S: 9 H: 1 LOB: 0 BB: 0 P: 11	R: 1 E: 1 K: 0 S: 10 H: 2 LOB: 2 BB: 2 P: 23	R: 1 E: 1 K: 0 S: 9 H: 0 LOB: 1 BB: 0 P: 14		1B: 7 2B: 3 3B: 0 HR: 1	SF: 1 SAC: 0 DP: 0 HBP: 3	WP: 1 PB: 0 SB: 0 CS: 0	PA: 41			

BOTTOM

Cleveland Indians @ Chicago White Sox

U.S. Cellular Field, Chicago, IL

Sat Aug 08 2009, 7:05 PM EDT
Att. 35,224 - Partly Cloudy - 85 F

livebaseballscorecards.com

AB	34
R	8
H	11
RBI	7
BB	3
SO	5
LOB	18

PITCHER		IP	WLS	BF	H	R	ER	SO	BB	IBB	HBP	BLK	WP	HR	S	P	ERA	WHIP
63 Justin Masterson, R ERA: 4.22	(1, 1)	4.0		18	4	1	1	4	1	0	1	0	1	0	38	61	2.25	1.250
16 Tomo Ohka, R ERA: 6.11	(5, 1)	0.1		6	4	4	4	1	0	0	1	0	0	1	14	20	108.00	12.000
40 Jess Todd, R ERA: 6.75	(5, 1)	1.1	L	5	1	1	1	0	0	0	0	0	0	0	12	18	6.75	0.750
53 Rafael Perez, L ERA: 8.78	(6, 1)	1.1		7	2	1	1	0	0	2	0	0	0	0	12	25	6.75	1.500
50 Jensen Lewis, R ERA: 5.06	(8, 1)	1.0		5	0	1	0	0	0	0	1	0	0	0	9	14	0.00	0.000

PITCHER		IP	WLS	BF	H	R	ER	SO	BB	IBB	HBP	BLK	WP	HR	S	P	ERA	WHIP

Batter	1	2	3	4	5	6	7	8	9	AB	R	H	RBI	BB	SO	LOB
24 Grady Sizemore, L (1, 8) OBP: 0.327, SLG: 0.428	C FF 90 X FF 93 0-1 G4-3 ①			X FF 90 0-0 G4-3 ①	C SI 93 B FF 93 F SI 92 B FF 92 X FS 77 2-2 F8 ②	C SL 89 X FF 94 0-1 L7 ③		B FF 94 F FF 94 F FF 93 X CU 79 1-2 1-2 1B ②		5	0	1	0	0	0	4
11 Jamey Carroll, R (1, 5) OBP: 0.387, SLG: 0.388	B FF 92 C FF 92 F FF 94 B FS 80 S SL 87 2-3 K ②			C SI 92 B FF 94 X SI 93 1-1 F9 ②	C SI 95 B SL 88 X SI 93 1-1 1-H 2-H 2B		C FF 93 B SL 77 B SI 94 F SI 93 B FF 94 X FF 93 3-2 HR	B FF 93 C FF 93 F FF 93 F FF 94 B SL 83 B FF 95 X FF 94 3-2 F7 ③		5	1	2	3	0	1	1
13 Asdrúbal Cabrera, S (1, 6) OBP: 0.363, SLG: 0.454	X SI 93 0-0 G6-3 ③			C FF 92 B SL 85 B FS 78 B FF 92 X FF 92 3-1 1-7 S 1B	B FS 76 C FF 93 C FS 77 F FS 76 B FS 77 B FS 76 F SL 83 D SL 85 4-2 BB		F FF 94 B FO 85 C FO 83 B SL 81 B FO 83 X FO 82 3-2 L3 ①		B FF 93 C FF 92 X FF 94 1-1 G5-3 ①	4	0	1	0	1	0	0
17 Shin-Soo Choo, L (1, 9) OBP: 0.406, SLG: 0.480		C FF 90 C FS 79 B FF 92 F FS 78 B FS 79 B FS 77 X FF 93 3-2 2 P4-3 1B		C FF 93 B FF 93 F FF 93 1 SAFE B FS 77 F FS 78 F FS 77 X FS 76 2-2 G1-3 ③ 1-2	X SL 87 0-0 G4-3 ③		B SI 95 X FO 82 1-0 2 S 2 F7-2 2B		B FF 94 B FF 94 F FF 93 X FF 93 2-1 3B	5	0	3	0	0	0	3
2 Jhonny Peralta, R (1, 10) OBP: 0.339, SLG: 0.410		C SI 94 B SI 94 X SI 93 1-1 P4-3 ① ② 1-1f			B SL 84 C SL 82 F SL 86 F FF 94 B FS 78 X SL 86 2-2 1 1B 25 1B 1B	X FF 93 0-0 1 FC3-5 2B	B FF 94 F SI 95 B FF 93 C FF 93 F FF 94 X FO 84 2-2 F7-2 ② ③ 2-H		C FF 94 F FF 95 S SL 83 0-3 K ②	5	1	2	0	0	1	3
1 Luis Valbuena, L (1, 4) OBP: 0.298, SLG: 0.408		C SI 93 B SL 82 F SL 86 X FF 93 1-2 L4 ③			B FF 91 X FF 91 1-0 25 1B 26 BB 16 SF7 1-3 1B	C SL 88 X SL 88 0-1 FC3-5 ① 25 1B 16 1B 2-3		X FF 93 0-0 26 SF8 3B	X FC 94 0-0 L9 ③	5	3	2	0	0	0	2
26 Trevor Crowe, S (1, 7) OBP: 0.296, SLG: 0.309			C SI 90 B FS 78 X FF 92 1-1 G3 ①	F FF 93 S FF 92 B FF 93 B FS 77 B FS 77 B FS 77 4-2 25 1B 11 2B 1-2 BB	1 SAFE 1 SAFE L FF 92 C SL 88 B FF 94 C CH 88 1-3 K ②		B FF 93 X FO 83 1-0 SF8 ① 3-H		2	1	0	1	1	1	1
25 Andy Marte, R (1, 3) OBP: 0.379, SLG: 0.292			B FF 92 B SI 93 C SI 92 X SL 86 2-1 G5-3 ②	F SL 86 C SL 87 X SL 88 0-2 11 2B 1-2 2-3 3-H 1B	X FF 94 0-0 16 1B 1-3 1B	B SL 78 C SI 94 F SL 78 B SL 83 B FF 94 F FF 92 F FO 83 F FO 83 F FF 95 4-2 F FF 84 B FO 84 16 WP 16 1B BB		3	2	2	1	1	0	0
16 Wyatt Toregas, R (1, 2) OBP: 0.250, SLG: 0.273			B FF 92 C SI 94 C SI 94 F SI 95 S SI 89 1-3 K ③	B SL 89 S SL 85 B SL 88 X SL 87 2-1 SF7 ① 3-H	C SL 90 B SL 88 X SL 89 1-1 1-2 3-H 1B	B FF 93 D FF 94 B FF 90 C FF 94 X FF 91 3-1 24 1B 1-H 1B		3	0	2	3	0	1	0
Inning Stats	R: 0 E: 0 K: 1 S: 6 H: 0 LOB: 0 BB: 0 P: 8	R: 0 E: 0 K: 0 S: 9 H: 1 LOB: 0 BB: 0 P: 14	R: 0 E: 0 K: 1 S: 8 H: 0 LOB: 0 BB: 0 P: 12	R: 0 E: 0 K: 0 S: 10 H: 1 LOB: 1 BB: 0 P: 16	R: 4 E: 0 K: 0 S: 22 H: 4 LOB: 2 BB: 2 P: 38	R: 1 E: 0 K: 1 S: 11 H: 3 LOB: 2 BB: 0 P: 13	R: 1 E: 0 K: 0 S: 11 H: 2 LOB: 0 BB: 0 P: 20	R: 2 E: 0 K: 0 S: 18 H: 3 LOB: 1 BB: 1 P: 30	R: 0 E: 0 K: 1 S: 9 H: 1 LOB: 1 BB: 0 P: 12	1B: 9 2B: 5 3B: 2 HR: 1 SF: 2 SAC: 0 DP: 2 HBP: 0						

TOP

Cleveland Indians @ Chicago White Sox

U.S. Cellular Field, Chicago, IL

Sun Aug 09 2009, 2:05 PM EDT

Att. 34,063 - Sunny - 90 F

livebaseballscorecards.com

AB	37
R	8
H	15
RBI	8
BB	3
SO	4
LOB	14

PITCHER		IP	WLS	BF	H	R	ER	SO	BB	IBB	HBP	BLK	WP	HR	S	P	ERA	WHIP
52 Jose Contreras, R ERA: 5.09	(1, 1)	4.2	L	21	6	4	4	2	2	0	0	0	0	0	54	87	7.71	1.714
57 Ramon Pena, R ERA: 4.4	(5, 1)	1.1		7	3	1	1	1	0	0	0	0	0	0	12	14	6.75	2.250
71 Scott Linebrink, R ERA: 3.2	(7, 1)	1.1		7	3	3	3	0	1	0	0	0	0	1	20	34	20.25	3.000
26 Octavio Dotel, R ERA: 2.89	(8, 1)	1.2		7	3	0	0	1	0	0	0	0	1	0	18	28	0.00	1.800

PITCHER	IP	WLS	BF	H	R	ER	SO	BB	IBB	HBP	BLK	WP	HR	S	P	ERA	WHIP

BOTTOM

Cleveland Indians @ Chicago White Sox

U.S. Cellular Field, Chicago, IL

Sun Aug 09 2009, 2:05 PM EDT

Att. 34,063 - Sunny - 90 F

livebaseballscorecards.com

Batter	1	2	3	4	5	6	7	8	9	AB	R	H	RBI	BB	SO	LOB
22 Scott Podsednik, L (1, 8) OBP: 0.352, SLG: 0.391	C FF 88 B FF 88 X FF 89 1-1 ① F8	B CU 78 X FF 88 1-0 ③ F9			B FF 89 B FF 89 X FF 89 2-0 15 G5-4-3 1-2 1B		B FF 92 X FF 91 1-0 ③ F7			4	0	1	0	0	0	1
15 Gordon Beckham, R (1, 5) OBP: 0.369, SLG: 0.483	C FF 89 F FF 89 B CU 76 X CH 83 1-2 ② G5-3		F FF 88 X FF 89 0-1 ① G6-3		C CH 81 F CH 81 X CH 82 0-2 ②③ G5-4-3 1-2f			C FF 95 B FF 94 X FF 94 1-1 ① L9		4	0	0	0	0	0	2
23 Jermaine Dye, R (1, 9) OBP: 0.345, SLG: 0.512	C FF 88 X CH 81 0-1 ③ F8		C CU 74 B FF 89 X CH 82 1-1 ② G6-3			C CU 74 B SL 80 C FF 90 B FF 89 X FF 90 2-2 ① G5-3		C FF 94 B SL 82 F FF 94 X SL 84 1-2 ② G5-3		4	0	0	0	0	0	0
14 Paul Konerko, R (1, 10) OBP: 0.348, SLG: 0.496		S CH 82 C FF 89 B CH 82 F FF 90 B FF 90 B CH 83 S CH 82 3-3 ① K	X FF 89 0-0 ③ F7			C CH 81 B FF 90 X CH 82 1-1 ② F9		X FF 95 0-0 ③ F9		4	0	0	0	0	1	0
12 A.J. Pierzynski, L (1, 2) OBP: 0.342, SLG: 0.468		B FF 89 B FF 88 X FF 88 2-0 HR		C FF 88 B CH 81 X CH 82 1-1 ① G3-1		S FF 89 C CU 76 X FF 91 0-2 2B			B FF 95 F FF 96 F FF 95 X CU 79 1-2 ① G1-3	4	1	2	1	0	0	0
20 Carlos Quentin, R (1, 7) OBP: 0.326, SLG: 0.444		B CH 82 B CH 83 B FF 88 C FF 88 B FF 87 4-1 7 2B 10 1B BB		F CH 82 C CH 81 B FF 90 B SL 81 X CH 82 2-2 7 G3-6 1B		C FF 88 D CH 82 B CH 82 F CH 80 F SL 81 F CH 82 X SL 80 2-2 ③ F8			B CU 81 F FF 96 X CU 80 1-1 7 1B 1B	3	1	2	0	1	0	1
7 Mark Kotsay, L (1, 3) OBP: 0.280, SLG: 0.319		C FF 88 B CU 78 X FF 88 1-1 10 1B 17 G4-3 1-3 2B		B FF 89 B FF 89 X FF 88 2-0 ②③ G3-6 1-2f			B FF 86 B FF 87 B FF 89 C FF 88 X FF 88 3-1 ① F8		B FF 96 C FF 95 B FF 95 X FF 96 2-1 1-2 1B	4	1	2	0	0	0	1
10 Alexei Ramirez, R (1, 6) OBP: 0.330, SLG: 0.405		C FF 88 X CH 83 0-1 17 G4-3 2-3 3-H 1B		C FF 87 B CH 80 X FF 89 1-1 22 1B 1B			B FF 88 X FF 89 1-0 HR		B FF 97 F FF 96 F FF 97 F FF 96 C CU 79 1-3 ② K	4	1	3	2	0	1	2
17 Chris Getz, L (1, 4) OBP: 0.320, SLG: 0.368 25 Jim Thome, L (9, PH) OBP: 0.387, SLG: 0.514		C FF 88 B SL 80 B SL 79 F FF 88 B FF 89 X FF 89 3-2 G4-3 1-2 3-H			B FF 88 C FF 89 F SL 79 X CH 81 1-2 ① F7		C FF 91 X SL 80 0-1 ② G3		B FF 97 C FF 97 S FF 96 S FF 97 1-3 ③ K	3 1	0 0	0 0	1 0	0 0	0 1	2 2
Inning Stats	R: 0 E: 0 K: 0 S: 7 H: 0 LOB: 0 BB: 0 P: 9	R: 3 E: 0 K: 1 S: 14 H: 3 LOB: 1 BB: 1 P: 28	R: 0 E: 0 K: 0 S: 5 H: 0 LOB: 0 BB: 0 P: 6	R: 0 E: 0 K: 0 S: 6 H: 1 LOB: 0 BB: 0 P: 11	R: 0 E: 0 K: 0 S: 9 H: 2 LOB: 1 BB: 0 P: 13	R: 0 E: 0 K: 0 S: 13 H: 1 LOB: 1 BB: 0 P: 18	R: 1 E: 0 K: 0 S: 6 H: 1 LOB: 0 BB: 0 P: 11	R: 0 E: 0 K: 0 S: 6 H: 0 LOB: 0 BB: 0 P: 8	R: 0 E: 0 K: 2 S: 14 H: 2 LOB: 2 BB: 0 P: 20	1B: 6 2B: 2 3B: 0 HR: 2 SF: 0 SAC: 0 DP: 2 HBP: 0						

	AB	35
	R	4
	H	10
	RBI	4
	BB	1
	SO	3
	LOB	11

WP: 0 PA: 36
PB: 0
SB: 0
CS: 0

PITCHER		IP	WLS	BF	H	R	ER	SO	BB	IBB	HBP	BLK	WP	HR	S	P	ERA	WHIP
28 David Huff, L ERA: 6.72	(1, 1)	6.1	W	26	8	4	4	1	1	0	0	0	0	2	57	92	5.68	1.421
49 Tony Sipp, L ERA: 4.5	(7, 1)	0.2	H	2	0	0	0	0	0	0	0	0	0	0	3	4	0.00	0.000
54 Chris Perez, R ERA: 4.17	(8, 1)	1.0		3	0	0	0	0	0	0	0	0	0	0	6	8	0.00	0.000
34 Kerry Wood, R ERA: 4.73	(9, 1)	1.0		5	2	0	0	2	0	0	0	0	0	0	14	20	0.00	2.000

PITCHER	IP	WLS	BF	H	R	ER	SO	BB	IBB	HBP	BLK	WP	HR	S	P	ERA	WHIP

Chicago White Sox @ Seattle Mariners

Safeco Field, Seattle, WA

Mon Aug 10 2009, 7:10 PM PDT

Att. 21,056 - Roof Closed - 68 F

livebaseballscorecards.com

TOP

Batter	1	2	3	4	5	6	7	8	9	AB	R	H	RBI	BB	SO	LOB
22 Scott Podsednik, L (1, 8) OBP: 0.351, SLG: 0.390	C SI 88 X FF 89 0-1 15 K 1B		B SL 79 C SL 79 F FF 89 S SL 80 1-3 ③ K		C SI 89 B FF 88 X SL 78 1-1 ③ G5-3		D SI 92 X SI 94 1-0 ①② G4-6-3 1-2f			4	0	1	0	0	1	2
15 Gordon Beckham, R (1, 5) OBP: 0.371, SLG: 0.481	C SI 88 F CH 78 1 SAFE S FF 91 0-3 ①② K 1-2			B FF 88 F CH 77 B CH 80 X CH 79 2-1 ① F8		B SI 86 B SL 77 B SI 86 B SI 85 4-0 14 BB 23 BB 20 2B BB	B SI 94 B FF 93 F SI 93 X SI 92 2-1 1B			3	1	1	0	1	1	1
23 Jermaine Dye, R (1, 9) OBP: 0.344, SLG: 0.508	B SI 88 B CH 79 X CH 78 2-0 ③ G5-3			C FF 88 C SL 78 B FF 91 F SI 88 B SL 80 X FF 90 2-2 ② G6-3		B SL 76 B CH 76 B FF 86 B FF 86 4-0 14 BB 20 2B 1-2 BB	C SL 89 S SI 94 D SL 89 F SI 94 X CU 82 1-2 ③ F8			3	1	0	0	1	0	1
25 Jim Thome, L (1, 10) OBP: 0.383, SLG: 0.507		B SI 88 X SI 89 1-0 ① G4-3		C SL 77 B FF 90 F CH 79 T FF 91 1-2 ③ K		C SL 80 F FF 88 C SL 78 0-3 ① K		F FF 97 C CH 89 F FF 98 C SL 87 0-3 ① K		4	0	0	0	0	3	2
14 Paul Konerko, R (1, 3) OBP: 0.347, SLG: 0.493		B SI 88 B CH 77 C CH 77 X SI 89 2-1 ② F7			B CH 76 C SI 86 F FF 87 S SL 80 1-3 ① K	F CH 78 B SL 78 F SL 77 B FF 90 F SL 76 B CH 76 B SL 78 4-2 20 2B 1-2 2-3 BB		S FF 98 S SL 89 B SL 88 B SL 88 S SL 88 2-3 ② K		3	0	0	0	1	2	0
20 Carlos Quentin, R (1, 7) OBP: 0.333, SLG: 0.458		B FF 90 S CH 76 B FF 88 B SI 88 C FF 89 B FF 88 4-2 BB			X FF 88 0-0 27 2B 2B	B SI 94 C SI 94 B SI 94 B SI 92 X SI 93 3-1 1-3 2-H 3-H 2B		F FF 98 B CH 90 B FF 99 S FF 96 F SL 87 F FF 98 X SL 88 2-2 ③ F8		3	1	2	2	1	0	0
10 Alexei Ramirez, R (1, 6) OBP: 0.329, SLG: 0.403		F CH 77 F FF 87 B SL 80 F SL 80 X FF 90 1-2 ③ P3			C SI 89 X CH 79 0-1 ② F9	F CU 81 F SI 95 S SL 88 0-3 ② K			B FF 94 F FF 94 F FF 94 X FF 96 1-2 12 G4-6-3 1B	4	0	1	0	0	1	4
5 Jayson Nix, R (1, 4) OBP: 0.320, SLG: 0.449 7 Mark Kotsay, L (9, PH) OBP: 0.277, SLG: 0.316			B FF 87 C SI 88 B SL 78 T SI 88 B SL 78 F SI 90 B CH 77 4-2 27 L6-3 BB		B CH 77 B FF 87 B CH 78 B SI 88 4-0 27 2B BB	B SI 93 B SI 94 X SI 94 2-0 ③ G5-3			B FF 94 C FF 93 S FS 88 F FF 95 B FF 96 B FF 95 X FF 95 3-2 ① L7	1 1	1 0	0 0	0 0	2 0	0 0	2 1
27 Ramon Castro, R (1, 2) OBP: 0.305, SLG: 0.389 12 A.J. Pierzynski, L (9, PH) OBP: 0.341, SLG: 0.467			B FF 88 1 SAFE T CH 78 F FF 87 X CH 76 1-2 ①② L6-3 1-1		B SI 90 C FF 88 F SI 88 X SI 87 1-2 1-H 2-H 2B		C SI 94 B CU 81 X SI 93 1-1 22 G4-6-3 1B		F FF 94 C FS 87 F FF 96 B FF 94 F FS 88 B FF 95 F FF 95 F FF 95 X FS 88 2-2 ②③ G4-6-3 1-2f	3 1	0 0	2 0	2 0	0 0	0 0	1 1
Inning Stats	R: 0 E: 0 K: 1 S: 6 H: 1 LOB: 0 BB: 0 P: 8	R: 0 E: 0 K: 0 S: 9 H: 0 LOB: 1 BB: 1 P: 17	R: 0 E: 0 K: 1 S: 9 H: 0 LOB: 0 BB: 1 P: 15	R: 0 E: 0 K: 1 S: 9 H: 0 LOB: 0 BB: 0 P: 14	R: 2 E: 0 K: 1 S: 11 H: 2 LOB: 1 BB: 1 P: 18	R: 2 E: 0 K: 2 S: 12 H: 1 LOB: 2 BB: 3 P: 29	R: 0 E: 0 K: 0 S: 9 H: 2 LOB: 1 BB: 0 P: 14	R: 0 E: 0 K: 2 S: 12 H: 0 LOB: 0 BB: 0 P: 16	R: 0 E: 0 K: 0 S: 14 H: 1 LOB: 0 BB: 0 P: 20	1B: 4 2B: 4 3B: 0 HR: 0 SF: 0 SAC: 0 DP: 3 HBP: 0						

	AB	30
	R	4
	H	7
	RBI	4
	BB	6
	SO	8
	LOB	15

WP: 0 PB: 0 SB: 0 CS: 0 PA: 36

PITCHER		IP	WLS	BF	H	R	ER	SO	BB	IBB	HBP	BLK	WP	HR	S	P	ERA	WHIP
25 Luke French, L ERA: 4.31	(1, 1)	5.1		23	3	4	4	5	6	0	0	0	0	0	50	90	6.75	1.688
46 Sean White, R ERA: 3.31	(6, 1)	1.2	W	7	3	0	0	1	0	0	0	0	0	0	15	25	0.00	1.800
57 Mark Lowe, R ERA: 2.98	(8, 1)	1.0	H	3	0	0	0	2	0	0	0	0	0	0	12	16	0.00	0.000
53 David Aardsma, R ERA: 1.55	(9, 1)	1.0	S	3	1	0	0	0	0	0	0	0	0	0	14	20	0.00	1.000

PITCHER	IP	WLS	BF	H	R	ER	SO	BB	IBB	HBP	BLK	WP	HR	S	P	ERA	WHIP

Batter	1	2	3	4	5	6	7	8	9	AB	R	H	RBI	BB	SO	LOB
51 Ichiro Suzuki, L (1, 9) OBP: 0.393, SLG: 0.468	B FF 93 X FF 91 1-0 F9 ①			B FC 86 S FC 85 S FF 93 C FF 93 1-3 K ①	B FF 90 B FF 92 C FF 90 F FC 87 B SI 94 X FC 87 3-2 1-H 1B ②		B FF 93 B FF 93 S SI 93 F SI 93 S FF 93 2-3 K ①			4	0	1	1	0	2	0
21 Franklin Gutierrez, R (1, 8) OBP: 0.356, SLG: 0.460	C FF 94 B CU 79 S FC 86 B FC 86 F FC 85 X FF 92 2-2 G1-3 ②			C CU 80 B CU 80 B FC 86 S FC 85 B FC 87 F FC 86 B FF 93 4-2 4 2B 24 1B BB	C CU 78 B CU 80 X SI 94 1-1 4 FC5-4 1B		C SL 79 B FO 81 C FF 94 X SL 80 1-2 G5-3 ②			3	1	1	0	1	0	0
4 Jose Lopez, R (1, 4) OBP: 0.305, SLG: 0.456	B FC 84 C FC 85 F FF 93 X CU 81 1-2 G5-3 ③			F FF 89 F FC 85 B SI 92 1 SAFE B FC 86 F FC 87 X FF 92 2-2 24 1B 1-3 2B	B SI 93 1 SAFE F CH 80 F SI 92 X CU 78 1-2 FC5-4 ③ 1-2f		C SL 80 X SL 81 0-1 G5-3 ③			4	1	1	0	0	0	1
24 Ken Griffey Jr., L (1, 10) OBP: 0.333, SLG: 0.399		C FF 92 S CU 78 B CU 80 F FF 91 B FC 85 F FC 86 T FF 93 2-2 K ①		B FF 92 X FC 85 1-0 29 1B 2-H 3-H 1B		S FF 90 B FF 92 X FC 86 1-1 29 G5-4-3 1B		B FF 91 B FF 93 T FF 92 C FF 92 T FF 92 2-2 K ①		4	0	2	2	0	2	0
29 Adrián Beltré, R (1, 5) OBP: 0.299, SLG: 0.375		B FC 85 S FC 86 B FC 87 S FC 86 X CU 79 2-2 F7 ②		S FC 87 S FC 86 B FC 87 X FC 85 1-2 1-2 1B		B FC 85 B SI 92 C FC 86 X FC 87 2-1 G5-4-3 ①② 1-2f		F FF 94 B SL 82 X SL 82 1-1 30 G5-3 30 S 1B		4	0	2	0	0	0	1
30 Russell Branyan, L (1, 3) OBP: 0.354, SLG: 0.535		T FC 86 B FF 93 F FF 92 B CU 80 B FC 86 S FC 86 3-3 K ③		D FC 86 F FF 92 S FF 94 B FF 94 F FC 88 X FF 93 2-2 P3 ②		S FF 93 F FF 92 X FF 92 0-2 HR		B FF 93 T FF 92 C FF 93 X CU 80 1-2 G5-3 ② 1-3		4	1	1	1	0	1	3
2 Jack Wilson, R (1, 6) OBP: 0.299, SLG: 0.380			B FF 92 C FC 83 B SI 92 C FC 85 F FF 93 X FC 87 2-2 G1-3 ① S FC 87 B FC 88 B SI 91 S FC 87 X FC 88 2-2 L4 ③		B FF 93 B FF 93 B FF 91 C FF 92 B FF 91 4-1 2 S 2 HR BB		C FF 93 F FF 94 S SL 83 0-3 K ③		3	1	0	0	1	1	3
2 Kenji Johjima, R (1, 2) OBP: 0.285, SLG: 0.364			C FC 86 C CU 80 B CU 80 X FC 85 1-2 L7 ②		F FF 92 B FF 92 S FC 87 S FC 87 1-3 K ① C SL 87 B SI 94 X SL 89 1-1 1-H HR				3	1	1	2	0	1	0
55 Michael Saunders, L (1, 7) OBP: 0.315, SLG: 0.320			B CH 83 B FC 85 C FF 92 X FC 87 2-1 G4-3 ③		C CH 84 B CU 80 B FF 92 S FC 86 F FC 86 B FC 85 B FC 86 4-2 51 S 51 1B BB	B SI 95 C SI 95 X FF 89 1-1 F8 ③				2	1	0	0	1	0	0
Inning Stats	R: 0 E: 0 K: 0 S: 8 H: 0 LOB: 0 BB: 0 P: 12	R: 0 E: 0 K: 2 S: 11 H: 0 LOB: 0 BB: 0 P: 18	R: 0 E: 0 K: 0 S: 9 H: 0 LOB: 0 BB: 0 P: 14	R: 2 E: 0 K: 1 S: 21 H: 3 LOB: 2 BB: 1 P: 34	R: 1 E: 0 K: 1 S: 14 H: 2 LOB: 1 BB: 1 P: 24	R: 3 E: 0 K: 0 S: 12 H: 3 LOB: 0 BB: 1 P: 21	R: 0 E: 0 K: 1 S: 8 H: 0 LOB: 0 BB: 0 P: 11	R: 0 E: 0 K: 2 S: 12 H: 1 LOB: 1 BB: 0 P: 16		1B: 6 2B: 1 3B: 0 HR: 2 SF: 0 SAC: 0 DP: 1 HBP: 0				WP: 0 PB: 0 SB: 3 CS: 0 PA: 34	

BOTTOM

Chicago White Sox @ Seattle Mariners

Safeco Field, Seattle, WA

Mon Aug 10 2009, 7:10 PM PDT
Att. 21,056 - Roof Closed - 68 F

livebaseballscorecards.com

AB	31
R	6
H	9
RBI	6
BB	3
SO	7
LOB	8

PITCHER		IP	WLS	BF	H	R	ER	SO	BB	IBB	HBP	BLK	WP	HR	S	P	ERA	WHIP
34 Gavin Floyd, R ERA: 4.06	(1, 1)	5.2	L	25	7	5	5	4	3	0	0	0	0	1	71	117	7.94	1.765
57 Ramon Pena, R ERA: 4.56	(6, 1)	0.1		2	1	1	1	0	0	0	0	0	0	1	4	6	27.00	3.000
71 Scott Linebrink, R ERA: 3.12	(7, 1)	1.0		3	0	0	0	1	0	0	0	0	0	0	8	11	0.00	0.000
26 Octavio Dotel, R ERA: 2.82	(8, 1)	1.0		4	1	0	0	2	0	0	0	0	0	0	12	16	0.00	1.000

PITCHER	IP	WLS	BF	H	R	ER	SO	BB	IBB	HBP	BLK	WP	HR	S	P	ERA	WHIP

Chicago White Sox @ Seattle Mariners

Safeco Field, Seattle, WA

Tue Aug 11 2009, 7:10 PM PDT

Att. 19,393 - Cloudy - 68 F

livebaseballscorecards.com

TOP

Batter	1	2	3	4	5	6	7	8	9	AB	R	H	RBI	BB	SO	LOB
22 Scott Podsednik, L (1, 8) (9, 7) OBP: 0.349, SLG: 0.387	C FF 86 B FF 88 B FF 88 C FF 87 X CH 76 2-2 F7		X FF 87 0-0 L8		B FF 86 X FF 87 1-0 G6-3 1-2f		B FF 96 X FF 96 1-0 F8		C FF 92 B FS 88 F FF 95 F FF 93 X FS 87 1-2 15 S 1B	5	0	1	0	0	0	4
15 Gordon Beckham, R (1, 5) OBP: 0.376, SLG: 0.479	B FF 89 B FF 89 B FF 88 B FF 88 4-0 25 1B 23 G5-3 BB		C FF 88 B CH 79 H FF 88 2-1 1-2 HBP			B FF 87 X FF 87 1-0 G6-3		X FF 95 0-0 23 G4-6-3 1B	S FF 90 B FF 92 X FF 92 1-1 L9 1-2	3	0	1	0	1	0	1
23 Jermaine Dye, R (1, 9) OBP: 0.343, SLG: 0.504	C FF 87 B SL 82 X FF 89 1-1 G5-3 1-2		C SL 83 X CU 75 0-1 F4			B FF 88 S CH 81 B CH 81 B FF 88 B FF 89 4-1 BB		X FF 96 0-0 G4-6-3 1-2f		3	0	0	0	1	0	4
25 Jim Thome, L (1, 10) OBP: 0.381, SLG: 0.503	X CH 82 0-0 2-3 1B		C CH 78 2 SAFE X CH 79 0-1 G6-3			C FF 89 B FF 88 S FF 87 B FF 88 F CH 78 F CH 80 F FF 89 F CH 80 S FF 90 2-3 K		C CH 88 S CH 89 B FF 98 B CH 89 F SL 89 S FF 96 2-3 K		4	0	1	0	0	2	3
14 Paul Konerko, R (1, 3) OBP: 0.344, SLG: 0.488	B FF 89 B FF 89 B FF 88 C FF 88 C FF 88 X SL 82 3-2 G5-3			C SL 82 B FF 87 C FF 88 B SI 90 S FF 89 2-3 K		F CH 80 C CH 80 S SL 82 0-3 K			C FF 91 B FS 87 X FF 92 1-1 F8	4	0	0	0	0	2	3
12 A.J. Pierzynski, L (1, 2) OBP: 0.342, SLG: 0.464 31 Dewayne Wise, L (9, PR) OBP: 0.240, SLG: 0.348 (9, 8)		C FF 89 X CU 73 0-1 G4-3		X CH 80 0-0 G3-1			B SL 90 B SL 87 F SL 88 B SI 93 B SI 93 4-1 20 G6-4-3 BB		B FF 93 S FF 94 B FF 95 B FF 95 B FF 94 4-1 20 1B 10 HR BB	2 0	0 1	0 0	0 0	2 0	0 0	0 0
20 Carlos Quentin, R (1, 7) OBP: 0.332, SLG: 0.454 27 Ramon Castro, R (9, 2) OBP: 0.305, SLG: 0.389		C FF 89 F FF 88 B CU 74 C CU 74 1-3 K		C CH 80 S CH 79 B FF 89 B FF 90 F CH 82 X FF 89 2-2 F9			S SL 89 B SI 94 X SI 92 1-1 G6-4-3 1-2f		B FS 88 S FF 95 F FF 95 F FF 95 B FF 96 F FF 96 X FF 95 2-2 10 HR 1-2 1B	4 0	1 0	1 0	0 0	0 0	1 0	1 0
10 Alexei Ramirez, R (1, 6) OBP: 0.331, SLG: 0.411		B CH 82 F SL 82 S FF 88 B CH 80 F SL 84 F SI 90 X FF 90 2-2 G4-3		B SI 88 F SL 82 B FF 89 B SI 88 F FF 89 X SL 83 3-2 P6			B SL 91 B SL 90 F SL 89 B SI 93 B SI 94 4-1 17 BB BB		C SL 83 B FF 95 F FF 95 B FS 89 X FS 88 2-2 1-H 2-H HR	3	1	1	3	1	0	0
17 Chris Getz, L (1, 4) OBP: 0.325, SLG: 0.367			C FF 89 C FF 87 B SI 86 B FF 88 F CU 74 B FF 88 F FF 88 F FF 88 F FF 88 4-2 F FF 88 B FF 89 15 HBP BB		B FF 89 B FF 87 B FF 89 B CH 79 4-0 22 G6-3 BB		1 SAFE C SI 93 B SI 94 S SL 89 1 SAFE B SL 90 B SL 90 B SL 87 4-2 1-2 BB		B FF 93 C FF 92 X FF 94 1-1 P5	1	0	0	0	3	0	1

Inning Stats																																
	R: 0	H: 1	E: 0	LOB: 2	K: 0	BB: 1	S: 9	P: 19	R: 0	H: 0	E: 0	LOB: 0	K: 1	BB: 0	S: 10	P: 13	R: 0	H: 0	E: 0	LOB: 2	K: 0	BB: 1	S: 13	P: 19	R: 0	H: 0	E: 0	LOB: 0	K: 1	BB: 0	S: 8	P: 12
	R: 0	H: 0	E: 0	LOB: 1	K: 0	BB: 1	S: 4	P: 12	R: 0	H: 0	E: 0	LOB: 1	K: 2	BB: 1	S: 12	P: 19	R: 0	H: 0	E: 0	LOB: 2	K: 0	BB: 3	S: 7	P: 21	R: 0	H: 1	E: 0	LOB: 0	K: 1	BB: 0	S: 6	P: 8
	R: 3	H: 3	E: 0	LOB: 2	K: 0	BB: 1	S: 19	P: 31	1B: 4	SF: 0	2B: 0	SAC: 0	3B: 0	DP: 3	HR: 1	HBP: 1	WP: 0	PA: 38	PB: 0		SB: 1		CS: 0									

PITCHER	IP	WLS	BF	H	R	ER	SO	BB	IBB	HBP	BLK	WP	HR	S	P	ERA	WHIP
58 Doug Fister, R (1, 1) ERA:	6.0		23	1	0	0	4	4	0	1	0	0	0	56	94	0.00	0.833
43 Miguel Batista, R (7, 1) ERA: 4.33	0.2	H	4	0	0	0	0	3	0	0	0	0	0	6	19	0.00	4.500
57 Mark Lowe, R (7, 1) ERA: 2.91	1.1	H	4	1	0	0	1	0	0	0	0	0	0	7	10	0.00	0.750
53 David Aardsma, R (9, 1) ERA: 2.04	0.2	L	6	3	3	3	0	1	0	0	0	0	1	17	28	40.50	6.000
23 Shawn Kelley, R (9, 1) ERA: 4.97	0.1		1	0	0	0	0	0	0	0	0	0	0	2	3	0.00	0.000

PITCHER	IP	WLS	BF	H	R	ER	SO	BB	IBB	HBP	BLK	WP	HR	S	P	ERA	WHIP

AB	29
R	3
H	5
RBI	3
BB	8
SO	5
LOB	17

BOTTOM

Chicago White Sox @ Seattle Mariners

Safeco Field, Seattle, WA

Tue Aug 11 2009, 7:10 PM PDT

Att. 19,393 - Cloudy - 68 F

livebaseballscorecards.com

Batter	1	2	3	4	5	6	7	8	9	AB	R	H	RBI	BB	SO	LOB
51 Ichiro Suzuki, L (1, 9) OBP: 0.391, SLG: 0.467	B FF 88 F FC 85 F SI 90 B FC 85 F FC 86 S CU 78 2-3 ① K2-3		1 SAFE X SI 89 0-0 21 G6-4-3 1B 1-2		B CU 76 C CH 83 B FC 87 F SI 91 X CH 82 2-2 ③ G4-3			B FF 91 B FC 86 F FF 91 F FF 91 B CU 76 F CH 82 X CH 81 3-2 ② G4-3		4	0	1	0	0	1	0
21 Franklin Gutierrez, R (1, 8) OBP: 0.355, SLG: 0.460	C FF 90 X SI 91 0-1 2B		C FF 90 X CH 83 0-1 ① ② G6-4-3 1-2f 2-3			B FC 86 C CH 81 C FF 90 S CH 82 1-3 ① K		C SI 91 B CU 79 T FC 88 S CH 82 1-3 ③ K		4	0	1	0	0	2	2
4 Jose Lopez, R (1, 4) OBP: 0.304, SLG: 0.454	C FF 90 B FC 87 X FF 91 1-1 ② P4		F CH 82 X FF 91 0-1 ③ F8			F SI 90 X FF 91 0-1 1B			B FF 95 C FF 95 X SL 85 1-1 ① L7	4	0	1	0	0	0	2
5 Mike Sweeney, R (1, 10) OBP: 0.299, SLG: 0.383	F FC 86 X FC 86 0-1 ③ L8			B SI 88 F FF 89 F FF 90 S CH 82 1-3 ① K		C FF 90 B FF 90 1 SAFE X FF 90 1-1 ② L7			X FF 95 0-0 ② G6-3	4	0	0	0	0	1	2
29 Adrian Beltré, R (1, 5) OBP: 0.301, SLG: 0.380		C CU 76 X FF 89 0-1 ① F7		C SI 90 B SI 90 S FC 87 X FF 92 1-2 30 1B 2B		S FF 90 X CH 78 0-1 ③ G3			C SL 88 F CU 82 F FF 97 X SL 89 0-2 30 DI 1B	4	1	2	0	0	0	1
30 Russell Branyan, L (1, 3) OBP: 0.356, SLG: 0.535		C SI 90 F SI 91 B FF 89 F CU 74 C CH 82 1-3 ② K		X FC 87 0-0 ② 2-H 1B			B FC 86 X FF 90 1-0 ① 1B		B FF 96 B FF 95 C FF 95 X FF 95 2-1 ③ F8 1-3	4	0	2	1	0	1	1
2 Jack Wilson, R (1, 6) OBP: 0.299, SLG: 0.377		F FF 89 F SI 91 B FF 91 B CH 82 B CH 83 B CH 83 4-2 BB		B SI 90 B FF 90 F FF 89 X FF 90 2-1 ③ P2			B FF 87 B FF 88 B FF 88 C FF 88 C FF 89 F FF 89 X FF 89 3-2 ② L7			2	0	0	0	1	0	0
2 Kenji Johjima, R (1, 2) OBP: 0.280, SLG: 0.357		B FF 89 C FF 88 X FF 92 1-1 ③ P4			X CH 82 0-0 ① G4-3		B CU 76 C FC 87 B CH 83 F CH 81 S FC 87 2-3 ③ K			3	0	0	0	0	1	1
55 Michael Saunders, L (1, 7) OBP: 0.316, SLG: 0.321			X FF 89 0-0 21 G6-4-3 51 1B 1B		B FF 89 C FF 90 F FF 90 S FC 86 1-3 ② K			S FC 84 B CU 76 B FC 86 C FF 90 S FC 87 2-3 ① K		3	0	1	0	0	2	0
Inning Stats	R: 0 E: 0 K: 1 S: 10 H: 1 LOB: 1 BB: 0 P: 13	R: 0 E: 0 K: 1 S: 10 H: 0 LOB: 1 BB: 1 P: 16	R: 0 E: 0 K: 0 S: 6 H: 2 LOB: 1 BB: 0 P: 6	R: 1 E: 0 K: 1 S: 9 H: 2 LOB: 0 BB: 0 P: 13	R: 0 E: 0 K: 1 S: 7 H: 0 LOB: 0 BB: 0 P: 10	R: 0 E: 0 K: 1 S: 9 H: 1 LOB: 1 BB: 0 P: 11	R: 0 E: 0 K: 1 S: 8 H: 1 LOB: 0 BB: 0 P: 14	R: 0 E: 0 K: 2 S: 10 H: 0 LOB: 0 BB: 0 P: 16	R: 0 E: 0 K: 0 S: 9 H: 1 LOB: 1 BB: 0 P: 12	1B: 6 2B: 2 3B: 0 HR: 0	SF: 0 SAC: 0 DP: 1 HBP: 0	PA: 33	WP: 0 PB: 0 SB: 0 CS: 0				

	AB	32
	R	1
	H	8
	RBI	1
	BB	8
	SO	1
	LOB	9

PITCHER		IP	WLS	BF	H	R	ER	SO	BB	IBB	HBP	BLK	WP	HR	S	P	ERA	WHIP
50 John Danks, L ERA: 4.04	(1, 1)	8.0	W	29	7	1	1	8	1	0	0	0	0	0	69	99	1.12	1.000
45 Bobby Jenks, R ERA: 4.03	(9, 1)	1.0	S	4	1	0	0	0	0	0	0	0	0	0	9	12	0.00	1.000

PITCHER	IP	WLS	BF	H	R	ER	SO	BB	IBB	HBP	BLK	WP	HR	S	P	ERA	WHIP

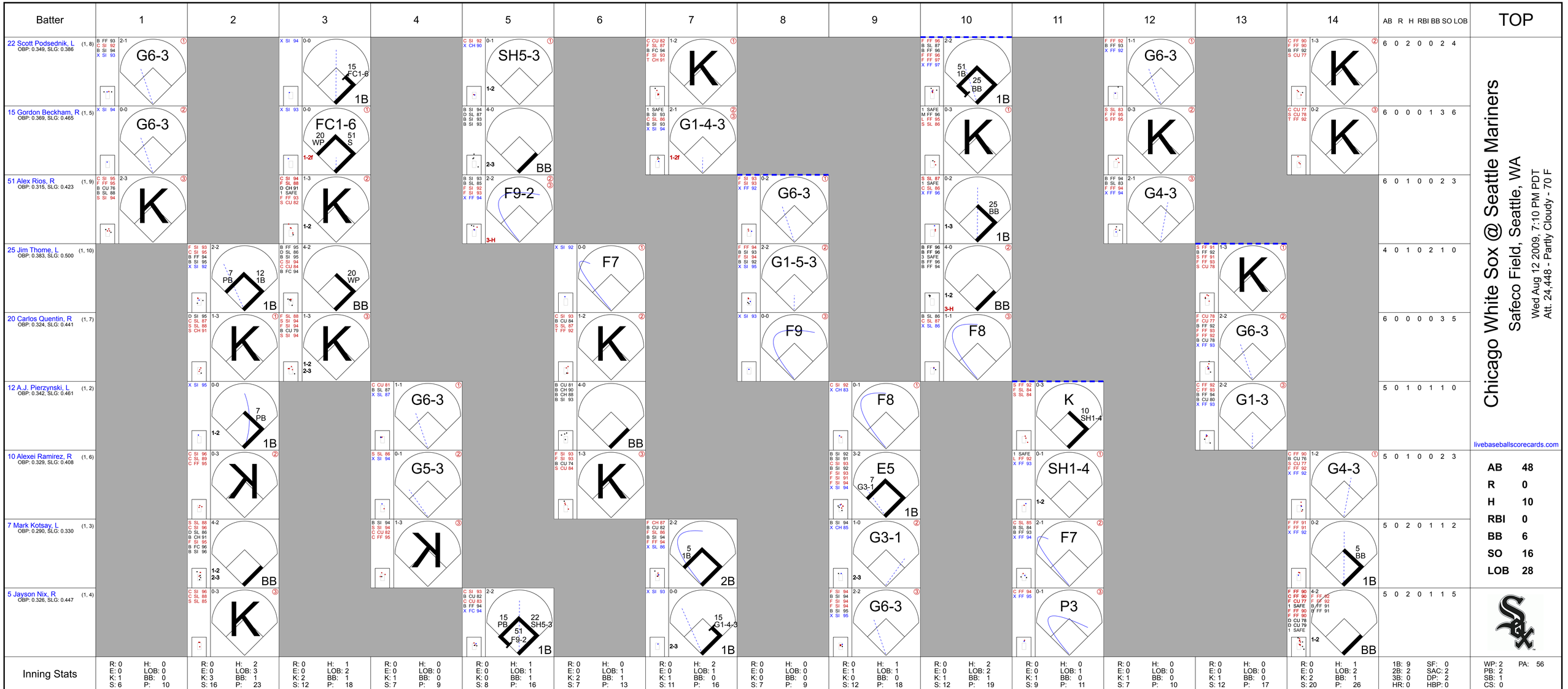
Batter
1
2
3
4
5
6
7
8
9
10
11
12
13
14
AB R H RBI BB SO LOB
TOP
22 Scott Podsednik, L (1, 8)
OBP: 0.349, SLG: 0.386
G6-3
G6-3
15 FC1-6 1B
FC1-6 20 WP 51 S 1-2f
SH5-3 1-2
K
G1-4-3 1-2f
51 1B 25 BB 1B
K
K
6 0 2 0 0 2 4
15 Gordon Beckham, R (1, 5)
OBP: 0.369, SLG: 0.465
G6-3
K
K
K
6 0 0 0 1 3 6
51 Alex Rios, R (1, 9)
OBP: 0.315, SLG: 0.423
K
F9-2 3-H
G6-3
G1-5-3
F9
25 BB 1B
G4-3
6 0 1 0 0 2 3
25 Jim Thome, L (1, 10)
OBP: 0.383, SLG: 0.500
7 PB 12 1B 1B
20 WP BB
F7
K
BB
K
K
4 0 1 0 2 1 0
20 Carlos Quentin, R (1, 7)
OBP: 0.324, SLG: 0.441
K
K
K
F9
F8
G6-3
6 0 0 0 0 3 5
12 A.J. Pierzynski, L (1, 2)
OBP: 0.342, SLG: 0.461
7 PB 1B
G6-3
K
F8
K 10 SH1-4
G1-3
5 0 1 0 1 1 0
10 Alexei Ramirez, R (1, 6)
OBP: 0.329, SLG: 0.408
K
G5-3
K
F8
E5 7 G3-1 1B
SH1-4
G4-3
5 0 1 0 0 2 3
7 Mark Kotsay, L (1, 3)
OBP: 0.290, SLG: 0.330
BB
K
5 1B 2B
G3-1
F7
5 BB 1B
5 0 2 0 1 1 2
5 Jayson Nix, R (1, 4)
OBP: 0.326, SLG: 0.447
K
15 PB 22 SH5-3 51 F9-2 1B
15 G1-4-3 1B
G6-3
P3
BB
5 0 2 0 1 1 5
livebaseballscorecards.com
Chicago White Sox @ Seattle Mariners
Safeco Field, Seattle, WA
Wed Aug 12 2009, 7:10 PM PDT
Att. 24,448 - Partly Cloudy - 70 F
AB 48
R 0
H 10
RBI 0
BB 6
SO 16
LOB 28
Inning Stats
R: 0 E: 0 K: 1 S: 6
H: 0 LOB: 0 BB: 0 P: 10
R: 0 E: 0 K: 3 S: 16
H: 2 LOB: 3 BB: 1 P: 23
R: 0 E: 0 K: 2 S: 12
H: 1 LOB: 2 BB: 1 P: 18
R: 0 E: 0 K: 1 S: 7
H: 0 LOB: 0 BB: 0 P: 9
R: 0 E: 0 K: 0 S: 8
H: 1 LOB: 1 BB: 1 P: 16
R: 0 E: 0 K: 2 S: 7
H: 0 LOB: 1 BB: 1 P: 13
R: 0 E: 0 K: 1 S: 11
H: 2 LOB: 1 BB: 0 P: 16
R: 0 E: 0 K: 0 S: 7
H: 0 LOB: 0 BB: 0 P: 9
R: 0 E: 1 K: 0 S: 12
H: 1 LOB: 1 BB: 0 P: 18
R: 0 E: 0 K: 1 S: 12
H: 2 LOB: 2 BB: 1 P: 19
R: 0 E: 0 K: 1 S: 9
H: 0 LOB: 1 BB: 0 P: 11
R: 0 E: 0 K: 1 S: 7
H: 0 LOB: 0 BB: 0 P: 10
R: 0 E: 0 K: 1 S: 12
H: 0 LOB: 0 BB: 0 P: 17
R: 0 E: 0 K: 2 S: 20
H: 1 LOB: 2 BB: 1 P: 26
1B: 9 2B: 2 3B: 0 HR: 0
SF: 0 SAC: 2 DP: 2 HBP: 0
WP: 2 PB: 2 SB: 1 CS: 0
PA: 56
PITCHER IP WLS BF H R ER SO BB IBB HBP BLK WP HR S P ERA WHIP
34 Félix Hernández, R (1, 1) ERA: 2.72 7.0 29 6 0 0 10 4 0 0 0 1 0 67 105 0.00 1.429
46 Sean White, R (8, 1) ERA: 3.2 2.0 7 1 0 0 0 0 0 0 0 0 0 19 27 0.00 0.500
57 Mark Lowe, R (10, 1) ERA: 2.86 1.0 5 2 0 0 1 1 0 0 0 0 0 12 19 0.00 3.000
23 Shawn Kelley, R (11, 1) ERA: 4.61 2.0 7 0 0 0 2 0 0 0 0 1 0 16 21 0.00 0.000
41 Chris Jakubauskas, R (13, 1) ERA: 5.44 2.0 W 8 1 0 0 3 1 0 0 0 0 0 32 43 0.00 1.000
PITCHER IP WLS BF H R ER SO BB IBB HBP BLK WP HR S P ERA WHIP

BOTTOM

Batter	1	2	3	4	5	6	7	8	9	10	11	12	13	14	AB	R	H	RBI	BB	SO	LOB
51 Ichiro Suzuki, L (1, 9) OBP: 0.391, SLG: 0.466	L6			G4-3		2B		IBB		K			L3-1		5	0	1	0	1	1	0
21 Franklin Gutierrez, R (1, 8) OBP: 0.362, SLG: 0.454	G5-3			K		L6		FC6			L7		4 S BB		5	0	0	0	1	1	3
4 Jose Lopez, R (1, 4) OBP: 0.302, SLG: 0.450	F8			G5-3			30 2B 1B	P6			F9		K		6	0	1	0	0	1	4
5 Mike Sweeney, R (1, 10) OBP: 0.288, SLG: 0.368		G6-3	G6-3		G6-3		L9	F8			G6-3			G5-3	6	0	0	0	0	0	4
29 Adrian Beltré, R (1, 5) OBP: 0.304, SLG: 0.382		30 P6 1B	1B		1B		L6		F9			G6-3		7 BB 24 1B 1B	6	1	3	0	0	0	1
30 Russell Branyan, L (1, 3) OBP: 0.355, SLG: 0.533		P6			F8		2B		K			7 1B BB		K	5	0	1	0	1	2	3
2 Jack Wilson, R (1, 6) OBP: 0.298, SLG: 0.376			G1-3				F7		L7						1	0	0	0	0	0	0
7 Jack Hannahan, L (5, PH) OBP: 0.304, SLG: 0.333 (6, 6)					K							32 L3 1B		24 1B BB	4	0	1	0	1	1	3
32 Rob Johnson, R (1, 2) OBP: 0.305, SLG: 0.345			K			P6		21 E 12 SH3-4 1B		G5-3		L3			5	0	1	0	0	1	2
24 Ken Griffey Jr., L (14, PH) OBP: 0.335, SLG: 0.401			F8			F8		SH3-4		G4-3			K	1-2 2-H 1B	1	0	1	1	0	0	0
12 Ryan Langerhans, L (1, 7) OBP: 0.321, SLG: 0.423															4	0	0	0	0	1	0
Inning Stats	R: 0 E: 0 K: 0 S: 5 H: 0 LOB: 0 BB: 0 P: 9	R: 0 E: 0 K: 0 S: 7 H: 1 LOB: 0 BB: 0 P: 10	R: 0 E: 0 K: 1 S: 8 H: 0 LOB: 0 BB: 0 P: 10	R: 0 E: 0 K: 1 S: 13 H: 0 LOB: 0 BB: 0 P: 20	R: 0 E: 0 K: 1 S: 7 H: 1 LOB: 0 BB: 0 P: 11	R: 0 E: 0 K: 0 S: 6 H: 1 LOB: 1 BB: 0 P: 11	R: 0 E: 0 K: 0 S: 10 H: 2 LOB: 2 BB: 0 P: 16	R: 0 E: 1 K: 0 S: 11 H: 1 LOB: 3 BB: 1 P: 20	R: 0 E: 0 K: 1 S: 9 H: 0 LOB: 0 BB: 0 P: 13	R: 0 E: 0 K: 1 S: 9 H: 0 LOB: 0 BB: 0 P: 12	R: 0 E: 0 K: 0 S: 5 H: 0 LOB: 0 BB: 0 P: 9	R: 0 E: 0 K: 0 S: 11 H: 1 LOB: 1 BB: 1 P: 16	R: 0 E: 0 K: 2 S: 11 H: 0 LOB: 1 BB: 1 P: 18	R: 1 E: 0 K: 1 S: 13 H: 2 LOB: 2 BB: 1 P: 20	1B: 7 2B: 3 3B: 0 HR: 0 SF: 0 SAC: 1 DP: 1 HBP: 0						

PITCHER	IP	WLS	BF	H	R	ER	SO	BB	IBB	HBP	BLK	WP	HR	S	P	ERA	WHIP
56 Mark Buehrle, L (1, 1) ERA: 3.7	8.0		31	6	0	0	3	0	1	0	0	0	0	67	107	0.00	0.750
37 Matt Thornton, L (9, 1) ERA: 2.55	2.0		6	0	0	0	2	0	0	0	0	0	0	18	25	0.00	0.000
45 Bobby Jenks, R (11, 1) ERA: 3.83	2.0		7	1	0	0	0	1	0	0	0	0	0	16	25	0.00	1.000
71 Scott Linebrink, R (13, 1) ERA: 3.05	1.0		4	0	0	0	2	1	0	0	0	0	0	11	18	0.00	1.000
57 Ramon Pena, R (14, 1) ERA: 4.69	0.2	L	5	2	1	1	1	1	0	0	0	0	0	13	20	13.50	4.500

PITCHER	IP	WLS	BF	H	R	ER	SO	BB	IBB	HBP	BLK	WP	HR	S	P	ERA	WHIP

Chicago White Sox @ Seattle Mariners

Safeco Field, Seattle, WA

Wed Aug 12 2009, 7:10 PM PDT

Att. 24,448 - Partly Cloudy - 70 F

livebaseballscorecards.com

AB	48
R	1
H	9
RBI	1
BB	4
SO	8
LOB	20

WP: 0 PB: 0 SB: 1 CS: 0 PA: 53

Batter	1	2	3	4	5	6	7	8	9	10	AB	R	H	RBI	BB	SO	LOB
22 Scott Podsednik, L (1, 10) OBP: 0.350, SLG: 0.386	B SI 92 X SI 93 1-0 15 1B 23 1B 1B	X FF 92 0-0 15 2B 23 1B 1B	B SI 89 B SL 82 B FF 94 C FF 88 F FF 91 F FF 94 F FF 93 X FF 94 3-2 G4-3 ③			C SI 82 B SI 82 X SI 81 1-1 SH5-4 ① 1-2 2-3		L FF 90 C SL 77 X FF 91 0-2 F7 ②		B SL 84 C FF 90 B FF 90 X FF 90 2-1 G6-3 ③	5	2	2	0	0	0	1
15 Gordon Beckham, R (1, 5) OBP: 0.374, SLG: 0.473	1 SAFE F SI 90 B FF 88 F SI 91 F SL 84 1 SAFE F SL 85 1 SAFE X SI 93 1-2 14 FC5-4 23 1B 51 SF9 1-2 1B	B CH 84 F CH 82 X SL 82 1-1 1-3 23 1B 2B		X SI 90 0-0 P2 ①		X SI 86 0-0 G3-1 ② 2-3 3-H		C SL 78 C SL 79 B FF 87 B SL 83 B SL 84 X SL 84 3-2 1B			5	2	3	1	0	0	1
23 Jermaine Dye, R (1, 9) OBP: 0.346, SLG: 0.504	B FF 93 F CH 84 F FF 93 B SL 84 X SL 84 2-2 14 FC5-4 1-2 2-H 1B	X KC 78 0-0 14 BB 2-H 3-H 1B		B SI 89 C FF 92 F SI 90 X FF 92 1-2 F7 ②		B SI 86 B SI 85 C SI 86 B SI 86 S SI 86 F SI 87 F SI 86 B CU 74 4-2 BB		B FF 91 B SL 84 S FF 91 D SL 86 1 SAFE S FF 91 S SL 86 3-3 K ③			4	0	2	3	1	1	1
14 Paul Konerko, R (1, 3) OBP: 0.342, SLG: 0.483	X SI 91 0-0 FC5-4 ① 1-2f 2-3	C CH 85 D SL 84 B SI 92 B CH 85 B SI 91 4-1 1-2 BB		C SI 89 B KC 77 C SL 81 F SI 94 X SL 84 1-2 L9 ③		B SI 86 B SI 85 B SI 86 C SI 86 F SI 85 X SI 86 3-2 G3-1 ③			X FF 95 0-0 P5 ①		4	0	0	0	1	0	4
51 Alex Rios, R (1, 8) OBP: 0.314, SLG: 0.424	X SI 89 0-0 SF9 ② 3-H	B SL 82 S CH 85 F SI 93 B SL 84 S SL 84 2-3 K ②			C SI 88 B KC 78 F SL 82 B FF 91 S SL 83 2-3 K ①		C SI 87 X SI 86 0-1 2B		C FF 93 S FC 88 X FC 90 0-2 G6-3 ②		4	0	1	1	0	2	2
20 Carlos Quentin, R (1, 7) OBP: 0.317, SLG: 0.431 31 Dewayne Wise, L (10, 7) OBP: 0.240, SLG: 0.348	B SI 90 B FF 92 S FF 90 X FF 93 2-1 F8 ③	B CH 86 S SL 83 F SL 84 F SL 84 X SL 84 1-2 L9 ③			X CH 83 0-0 G6-3 ②		B SI 86 B SI 85 F SI 84 F SI 86 B CU 74 F SI 86 C CU 72 3-3 K ①		B FC 86 S FF 94 S FC 88 F FF 95 B FC 88 C FF 94 2-3 K ③		5 0	0 0	0 0	0 0	2 0	4 0
10 Alexei Ramirez, R (1, 6) OBP: 0.330, SLG: 0.415		S FF 91 X FF 92 0-1 27 HR 1B	B KC 75 B KC 76 C SI 88 C FF 90 S SL 82 2-3 K ①		B KC 77 C SL 81 C FF 94 B SL 82 S SL 86 2-3 K ③		F SI 86 B SI 85 B SI 85 F SI 85 X CU 72 2-2 P4 ②			F FF 89 F FF 89 X SL 83 0-2 HR	5	2	2	1	0	2	1
5 Jayson Nix, R (1, 4) OBP: 0.322, SLG: 0.436		F FF 91 B SI 91 C SL 83 F FF 93 S SL 83 1-3 K ① C CH 83 X FF 92 0-1 G5-3 ②				C CH 80 B SL 82 B SL 82 B SI 91 B SI 94 4-1 22 SH5-4 27 1B 15 G3-1 BB	B CU 72 B SI 86 C SI 86 S SI 86 B CU 73 S SI 86 3-3 K ③			B FF 88 X FF 90 1-0 F8 ①	4	1	0	0	1	2	2
27 Ramon Castro, R (1, 2) OBP: 0.319, SLG: 0.422 12 A.J. Pierzynski, L (8, PH) OBP: 0.340, SLG: 0.458 (8, 2)		1 SAFE X FF 92 0-0 1-H HR	B KC 75 B SL 81 B CH 83 B FF 90 4-0 BB			1 SAFE C FF 91 B FF 90 B FF 92 B CH 86 F FF 94 1 SAFE X SI 95 3-2 15 G3-1 22 SH5-4 1-2 1B			X SL 83 0-0 P3 ①		B SL 83 F SL 84 C CU 73 S FF 90 1-3 K ②	2 2	1 0	2 0	2 0	1 0	0 1	0 0
Inning Stats	R: 2 H: 3 E: 0 LOB: 1 K: 0 BB: 0 S: 13 P: 19	R: 4 H: 5 E: 0 LOB: 2 K: 2 BB: 1 S: 19 P: 28	R: 0 H: 0 E: 0 LOB: 1 K: 1 BB: 1 S: 10 P: 19	R: 0 H: 0 E: 0 LOB: 0 K: 0 BB: 0 S: 8 P: 10	R: 0 H: 0 E: 0 LOB: 0 K: 2 BB: 0 S: 7 P: 11	R: 1 H: 1 E: 0 LOB: 2 K: 0 BB: 2 S: 14 P: 29	R: 0 H: 1 E: 0 LOB: 1 K: 2 BB: 0 S: 12 P: 20	R: 0 H: 1 E: 0 LOB: 1 K: 1 BB: 0 S: 10 P: 16	R: 0 H: 0 E: 0 LOB: 0 K: 1 BB: 0 S: 8 P: 10	R: 1 H: 1 E: 0 LOB: 0 K: 1 BB: 0 S: 9 P: 13	1B: 8 SF: 1 2B: 2 SAC: 1 3B: 0 DP: 0 HR: 2 HBP: 0						

PITCHER		IP	WLS	BF	H	R	ER	SO	BB	IBB	HBP	BLK	WP	HR	S	P	ERA	WHIP
49 Brett Anderson, L ERA: 4.55	(1, 1)	5.0		27	9	7	7	5	3	0	0	0	0	1	61	98	12.60	2.400
52 Jay Marshall, L ERA:	(6, 1)	0.1	H	1	0	0	0	0	0	0	0	0	0	0	2	3	0.00	0.000
31 Brad Ziegler, R ERA: 2.73	(6, 1)	1.2	B	7	1	0	0	2	1	0	0	0	0	0	20	35	0.00	1.200
48 Michael Wuertz, R ERA: 3.21	(8, 1)	1.0		4	1	0	0	1	0	0	0	0	0	0	10	16	0.00	1.000
40 Andrew Bailey, R ERA: 2.08	(9, 1)	1.0		3	0	0	0	1	0	0	0	0	0	0	8	10	0.00	0.000

PITCHER		IP	WLS	BF	H	R	ER	SO	BB	IBB	HBP	BLK	WP	HR	S	P	ERA	WHIP
56 Craig Breslow, L ERA: 4.22	(10, 1)	1.0	L	4	1	1	1	1	0	0	0	0	0	1	9	13	9.00	1.000

TOP

Chicago White Sox @ Oakland Athletics

Oakland Coliseum, Oakland, CA

Fri Aug 14 2009, 7:05 PM PDT
Att. 20,348 - Clear - 64 F

livebaseballscorecards.com

AB	40
R	8
H	12
RBI	8
BB	4
SO	10
LOB	16

WP: 0 PA: 46
PB: 0
SB: 0
CS: 0

Batter	1	2	3	4	5	6	7	8	9	10	AB	R	H	RBI	BB	SO	LOB
29 Adam Kennedy, L (1, 5) OBP: 0.337, SLG: 0.425	B FF 91 C FF 97 B SI 92 F SI 91 F FF 92 S FF 92 2-3 ① K		F FF 92 C SL 84 X FF 92 0-2 E6 1-2	S FF 93 S FF 94 B FS 79 S FF 94 1-3 ② ③ K 1-2		B SI 92 X SI 92 1-0 ② L8			F FF 93 B FF 94 F FF 92 F FF 94 S CU 81 1-3 ② K		5	0	0	0	0	3	2
11 Rajai Davis, R (1, 8) OBP: 0.363, SLG: 0.417	F FF 94 X SI 92 0-1 ② F9		C SL 86 S SL 85 F FS 78 B SL 88 B SL 88 F FS 77 F SL 85 S SL 88 2-3 ③ K		X SI 92 0-0 8 S 12 1B 1B	B FF 89 F FC 89 F SI 91 B SI 88 X SL 80 2-2 ③ G6-3			S FF 94 T FF 95 S FF 95 0-3 ③ K		5	1	1	0	0	2	2
8 Kurt Suzuki, R (1, 2) OBP: 0.315, SLG: 0.413	C FF 93 B FS 81 F SL 88 F FF 94 F SI 95 X FS 80 1-2 ③ G6-3			B SL 84 B SL 86 F SI 92 X SI 92 2-1 ① F8	1 SAFE B SI 88 D SL 87 T SL 85 B SL 85 S SL 86 X SL 86 3-2 ① P3 1-2		S FC 88 B SI 92 B SI 92 F FF 89 X FF 90 2-2 ① F8			C FF 95 S FF 95 T FF 96 0-2 ① K	5	0	0	0	0	1	1
12 Scott Hairston, R (1, 7) OBP: 0.335, SLG: 0.508		C SL 83 B FF 91 S SL 84 B FS 79 X SI 93 2-2 ① L9		X SL 84 0-0 HR	B SL 88 C SL 87 S SI 94 B SI 88 F SL 87 F SL 87 B SI 95 X SL 87 3-2 2-H 2B 1B		C SI 93 X FC 81 0-1 ② G6-3			C FF 95 B SL 89 F FF 95 X SL 84 1-2 ② G5-3	5	2	2	2	0	0	0
Ryan Sweeney, L (1, 9) OBP: 0.325, SLG: 0.380		C FF 91 B FS 77 S SL 83 B SI 94 X FF 94 2-2 21 G5-4-3 1B		C FF 92 B FS 78 X SI 91 1-1 E8 32 1B 14 2B	B FC 88 1 SAFE X FC 88 1-0 1-H 2B		B FF 94 C FF 95 X SL 82 1-1 ③ G6-3			B FF 96 B FF 95 X FF 95 2-0 21 1B 1B	5	1	3	1	0	0	0
21 Tommy Everidge, R (1, 3) OBP: 0.351, SLG: 0.406 7 Bobby Crosby, R (10, PR) OBP: 0.299, SLG: 0.368		B FF 92 X SI 92 1-0 ② ③ G5-4-3 1-2f		C SL 86 F SL 88 F SI 93 H FS 77 1-2 32 1B 14 2B HBP	B FC 89 F SI 92 B FC 90 T FC 89 X FF 90 2-2 ② G1-3			B FF 95 C FF 96 B FF 94 S FF 96 C FF 94 2-3 ① K	1 SAFE X FF 94 0-0 1-2 1B	4 0	1 0	1 0	0 0	1 0	2 0
32 Jack Cust, L (1, 10) OBP: 0.346, SLG: 0.386 5 Nomar Garciaparra, R (8, PH) OBP: 0.293, SLG: 0.362 (9, 10)			B FF 90 B SL 83 C SI 90 C SL 84 S FS 78 2-3 ① K	X SL 84 0-0 1-2 2-3 14 2B 1B	S FC 88 B FC 89 F FC 88 D CU 77 B FF 90 B FF 89 4-2 BB			B FF 97 X FF 94 1-0 ② G6-3	X FF 94 0-0 ③ G5-3	2 2	1 0	1 0	0 0	1 0	1 0	0 2
14 Mark Ellis, R (1, 4) OBP: 0.312, SLG: 0.415			C FF 92 B SL 85 X SL 86 1-1 29 F 1B	B SL 87 B SI 93 X SI 92 2-0 1-H 2-H 3-H 2 1B 2B	F FC 88 F FC 89 C CU 72 0-3 ③ K			B FF 97 F FF 95 X FF 95 1-1 ③ F8		4	1	2	3	0	1	2
2 Cliff Pennington, S (1, 6) OBP: 0.358, SLG: 0.440			B SI 92 X FF 92 1-0 ② F8	X SL 85 0-0 29 CS 3-H 1B		C FC 88 X FC 90 0-1 ① P5			C FF 92 B FF 93 S FF 92 S FF 94 1-3 ① K	4	0	1	1	0	1	1
Inning Stats	R: 0 E: 0 K: 1 S: 11 H: 0 LOB: 0 BB: 0 P: 14	R: 0 E: 0 K: 0 S: 7 H: 1 LOB: 0 BB: 0 P: 12	R: 0 E: 1 K: 2 S: 15 H: 1 LOB: 2 BB: 0 P: 21	R: 5 E: 1 K: 1 S: 14 H: 4 LOB: 0 BB: 0 P: 21	R: 2 E: 0 K: 1 S: 18 H: 3 LOB: 2 BB: 1 P: 31	R: 0 E: 0 K: 0 S: 6 H: 0 LOB: 0 BB: 0 P: 9	R: 0 E: 0 K: 0 S: 7 H: 0 LOB: 0 BB: 0 P: 10	R: 0 E: 0 K: 1 S: 6 H: 0 LOB: 0 BB: 0 P: 10	R: 0 E: 0 K: 3 S: 10 H: 0 LOB: 0 BB: 0 P: 12	R: 0 E: 0 K: 1 S: 9 H: 2 LOB: 2 BB: 0 P: 12	1B: 8 2B: 2 3B: 0 HR: 1 SF: 0 SAC: 0 DP: 1 HBP: 1						

PITCHER		IP	WLS	BF	H	R	ER	SO	BB	IBB	HBP	BLK	WP	HR	S	P	ERA	WHIP
52 Jose Contreras, R ERA: 5.4	(1, 1)	4.1		22	8	7	6	4	0	0	1	0	0	1	56	83	12.46	1.846
D.J. Carrasco, R ERA: 3.7	(5, 1)	2.1		9	1	0	0	1	1	0	0	0	0	0	20	32	0.00	0.857
37 Matt Thornton, L ERA: 2.49	(7, 1)	1.1		4	0	0	0	1	0	0	0	0	0	0	8	13	0.00	0.000
26 Octavio Dotel, R ERA: 2.76	(9, 1)	1.0	W	3	0	0	0	3	0	0	0	0	0	0	10	12	0.00	0.000
45 Bobby Jenks, R ERA: 3.73	(10, 1)	1.0	S	5	2	0	0	1	0	0	0	0	0	0	9	12	0.00	2.000

PITCHER	IP	WLS	BF	H	R	ER	SO	BB	IBB	HBP	BLK	WP	HR	S	P	ERA	WHIP

BOTTOM

Chicago White Sox @ Oakland Athletics

Oakland Coliseum, Oakland, CA

Fri Aug 14 2009, 7:05 PM PDT

Att. 20,348 - Clear - 64 F

livebaseballscorecards.com

AB	41
R	7
H	11
RBI	7
BB	1
SO	10
LOB	12

WP: 0 PB: 0 SB: 1 CS: 1 PA: 43

Chicago White Sox @ Oakland Athletics

Oakland Coliseum, Oakland, CA

Sat Aug 15 2009, 1:05 PM PDT
Att. 17,742 - Sunny - 70 F

livebaseballscorecards.com

Batter	1	2	3	4	5	6	7	8	9	AB	R	H	RBI	BB	SO	LOB
5 Jayson Nix, R (1, 4) OBP: 0.324, SLG: 0.453	C FF 90 C FF 91 B CU 78 C CU 77 1-3 ① K		B CH 83 B FF 91 C FF 92 C FF 91 X CU 77 2-2 1-H HR	X SI 92 0-0 ② SF8 3-H		B SI 96 B SI 95 C SI 95 C SI 95 B FF 97 F FF 97 F FF 97 X SI 97 3-2 ② P4		B SI 95 B SI 96 S SI 95 F SI 96 H SI 95 3-2 HBP		3	1	1	3	0	1	2
15 Gordon Beckham, R (1, 5) OBP: 0.378, SLG: 0.478	C FF 91 B FF 91 X FF 91 1-1 ② F8		B FF 93 B CH 85 B FF 92 B FF 93 4-0 23 BB BB	1 SAFE C CU 77 F CU 79 1 SAFE 0-2 ③ CS 1-2	B CH 81 C CH 82 B CH 83 X SI 91 2-1 25 G1-3 1B	B SI 96 X SI 97 1-0 23 1B 2B 2-H 3-H		B SL 86 X SL 86 1-0 ② P6		4	1	2	2	1	0	1
23 Jermaine Dye, R (1, 9) OBP: 0.349, SLG: 0.504	C FF 91 B FF 91 X FF 91 1-1 1B		D CU 77 B CU 77 C FF 92 C FF 91 F CU 79 D CU 79 F FF 94 F FF 93 B FF 92 4-2 14 FC4-6 1-2 BB		D SI 90 S CH 85 F FF 92 1 SAFE B CU 78 F FF 93 D CH 84 X FF 93 3-2 ① F8	B FF 97 F FF 97 B SL 89 X FF 96 2-1 25 WP 2-H 1B		B SL 87 B FF 94 S FF 94 X SI 95 2-1 ③ P4		4	0	2	1	1	0	2
25 Jim Thome, L (1, 10) OBP: 0.383, SLG: 0.507	B FF 91 X FF 90 1-0 ③ F7		C SI 92 B CU 78 S SI 92 S CU 80 1-3 ② K		X SI 90 0-0 ② G1-3 1-2	B CH 86 B FF 97 S FF 96 B SI 95 B SI 96 4-1 2-3 BB			C SL 73 S FC 86 B FF 85 B SI 93 F SI 92 F FC 86 X SI 93 2-2 HR	4	1	1	1	1	1	4
14 Paul Konerko, R (1, 3) OBP: 0.341, SLG: 0.479 7 Mark Kotsay, L (7, 3) OBP: 0.296, SLG: 0.330		B FF 90 X FF 90 1-0 ① G6-3	C SI 93 X SI 92 0-1 ③ FC4-6 1-2f		B CU 78 B CH 84 B FF 93 C FF 92 B CH 85 4-1 51 FC6-4 BB	B SL 88 F SI 94 F SL 88 X SL 88 1-2 ③ P4			B CH 78 B CH 79 B SI 88 C SI 87 B SL 73 4-1 12 1B BB	3 0	0 0	0 0	0 0	1 1	0 0	4 0
51 Alex Rios, R (1, 8) OBP: 0.313, SLG: 0.421		B SI 90 B FF 90 B FF 92 C FF 90 X FF 91 3-1 ② F8		B FF 92 B CH 83 X FF 89 2-0 ① F8	C CU 78 B CU 79 B SI 93 X SI 93 2-1 ③ FC6-4 1-2f		B SI 84 F SI 82 B CH 73 X SI 83 2-1 12 G4-6-3 1B		B SI 89 S SL 74 F SI 91 B SL 74 C SL 73 2-3 ① K	5	0	1	0	0	1	3
12 A.J. Pierzynski, L (1, 2) OBP: 0.344, SLG: 0.459		S CU 77 X FF 91 0-1 ③ G6-3		C SI 92 S CU 80 X CU 79 0-2 20 E 10 1B 1B		B CU 76 C SI 90 B SI 87 B SI 90 B FF 89 4-1 10 SH1-3 20 BB 15 2B BB	S SI 83 X SI 83 0-1 ① ② G4-6-3 1-2f		D SL 83 X SL 74 1-0 1-2 1B	4	2	2	0	1	0	1
20 Carlos Quentin, R (1, 7) OBP: 0.319, SLG: 0.427			B FF 92 X SI 89 1-0 ① P3	X CH 85 0-0 E9 10 1B 5 SF8 1-3 1B		F FF 90 B SI 88 B CH 83 B FF 90 C FF 91 B FF 90 4-2 10 SH1-3 15 2B 1-2 BB	C SI 84 X CH 74 0-1 ③ F7		B SL 76 F SI 92 B SI 92 F SI 93 T SL 75 2-2 ② K	4	2	1	0	1	1	2
10 Alexei Ramirez, R (1, 6) OBP: 0.333, SLG: 0.417 18 Brent Lillibridge, R (8, PH) OBP: 0.253, SLG: 0.186 (8, 6)			B SI 91 B FF 92 C FF 93 B FF 93 B FF 92 4-1 5 HR BB	C CU 77 X CU 79 0-1 15 CS 2-3 3-H 1B		X SI 96 0-0 ① SH1-3 1-2 2-3		B SI 94 C SI 94 B SL 87 F SI 95 B SI 96 X SI 95 3-2 ① G6-3	B SI 93 C SL 76 F SI 93 B SI 94 B SL 76 X SI 94 3-2 ③ G4-3	1 2	1 0	1 0	1 0	1 0	0 0	0 2

Inning Stats	1	2	3	4	5	6	7	8	9
	R: 0 E: 0 K: 1 S: 8 H: 1 LOB: 1 BB: 0 P: 12	R: 0 E: 0 K: 0 S: 5 H: 0 LOB: 0 BB: 0 P: 9	R: 2 E: 0 K: 1 S: 15 H: 1 LOB: 3 BB: 3 P: 31	R: 2 E: 1 K: 0 S: 10 H: 3 LOB: 0 BB: 0 P: 12	R: 0 E: 0 K: 0 S: 10 H: 1 LOB: 2 BB: 1 P: 21	R: 3 E: 0 K: 0 S: 16 H: 2 LOB: 2 BB: 3 P: 35	R: 0 E: 0 K: 0 S: 6 H: 1 LOB: 0 BB: 0 P: 8	R: 0 E: 0 K: 0 S: 8 H: 0 LOB: 1 BB: 0 P: 17	R: 1 E: 0 K: 2 S: 16 H: 2 LOB: 2 BB: 1 P: 30

1B: 8 SF: 1
2B: 1 SAC: 1
3B: 0 DP: 1
HR: 2 HBP: 1

WP: 1 PA: 46
PB: 0
SB: 0
CS: 1

TOP	
AB	34
R	8
H	11
RBI	8
BB	8
SO	4
LOB	21

PITCHER		IP	WLS	BF	H	R	ER	SO	BB	IBB	HBP	BLK	WP	HR	S	P	ERA	WHIP
47 Gio González, L ERA: 5.88	(1, 1)	5.0	L	26	6	6	5	2	6	0	0	0	0	1	51	96	9.00	2.400
44 Santiago Casilla, R ERA: 5.74	(6, 1)	1.0		6	2	1	1	0	1	0	0	0	1	0	13	24	9.00	3.000
52 Jay Marshall, L ERA:	(7, 1)	1.0		3	1	0	0	0	0	0	0	0	0	0	6	8	0.00	1.000
60 Jeff Gray, R ERA: 1.59	(8, 1)	1.0		4	0	0	0	0	0	0	1	0	0	0	8	17	0.00	0.000
59 Edgar Gonzalez, R ERA: 5.24	(9, 1)	1.0		6	2	1	1	2	1	0	0	0	0	1	16	30	9.00	3.000

PITCHER		IP	WLS	BF	H	R	ER	SO	BB	IBB	HBP	BLK	WP	HR	S	P	ERA	WHIP

BOTTOM

Chicago White Sox @ Oakland Athletics
Oakland Coliseum, Oakland, CA
Sat Aug 15 2009, 1:05 PM PDT
Att. 17,742 - Sunny - 70 F

livebaseballscorecards.com

Batter	1	2	3	4	5	6	7	8	9	AB R H RBI BB SO LOB
29 Adam Kennedy, L (1, 5) OBP: 0.345, SLG: 0.436	B FF 92, F FF 91, X FF 92 1-1 11 G4-3 1B		B FF 92, X FF 90 1-0 11 2B 1B		X SI 91 0-0 11 1B 1B		X FF 91 0-0 2B		F SL 86, X SL 87 0-1 11 DI 1-3 1B	5 0 5 0 0 0 0
11 Rajai Davis, R (1, 8) OBP: 0.364, SLG: 0.421	L FF 90, F FF 92, B FF 92, F CU 78, D CU 79, F FC 83, F FC 86, X FF 92 2-2 ① ② G4-3 1-2f		X FC 84 0-0 1-3 2B		X FC 84 0-0 12 G6-4-3 1-2 1B		S FC 85, C CU 79, F CU 80, B FF 94, X CU 81 1-2 ③ G4-3		B SI 94, C SI 88, F SL 86, C FF 94 1-3 ③ ꓘ 1-2	5 0 2 0 0 1 4
8 Kurt Suzuki, R (1, 2) OBP: 0.317, SLG: 0.412	C FF 92, B FF 94, C FF 92, S CU 80 1-3 ③ K		B FC 85, B FC 86, C FC 85, B FC 87, B FC 86 4-1 BB		C FF 92, X FF 92 0-1 ① L9			B SL 79, C FF 94, B FF 94, X SI 94 2-1 12 G5-3 1B		3 0 1 0 1 1 2
12 Scott Hairston, R (1, 7) OBP: 0.331, SLG: 0.502 57 Aaron Cunningham, R (9, 7) OBP: 0.204, SLG: 0.240		B FF 90, F FF 90, B FF 91, S FC 85, X FC 84 2-2 ① F8	F FC 86, S FF 93, D CU 80, X CU 79 1-2 ③ F8		B FC 86, S FC 87, X CU 79 1-1 ② ③ G6-4-3 1-2f			C SI 95, B SI 94, X FO 83 1-1 ① G5-3 1-2		4 0 0 0 0 0 6 0 0 0 0 0 0 0
Ryan Sweeney, L (1, 9) OBP: 0.327, SLG: 0.379		C SI 91, B FF 92, X FF 92 1-1 1B		C FF 91, S CU 79, B CU 79, B CU 79, B FF 94, B FC 85 4-2 14 2B BB		C FF 89, T FF 90, B FF 92, S CU 77 1-3 ① K		B FF 95, F FF 93, F FF 94, D SL 82, S FF 96 2-3 ② K		3 1 1 0 1 2 1
21 Tommy Everidge, R (1, 3) OBP: 0.333, SLG: 0.382		X FC 83 0-0 ② F7		C FF 91, S FC 84, T FF 92 0-2 ① K		F FF 92, F FF 93, C CU 80 0-3 ② ꓘ		C FF 95, X SL 80 0-1 ③ F8		4 0 0 0 0 2 3
32 Jack Cust, L (1, 10) OBP: 0.344, SLG: 0.383 7 Bobby Crosby, R (9, PH) OBP: 0.297, SLG: 0.366		C FF 91, B CU 77, C CU 77, B SI 91, B FF 93, S FC 84 3-3 ③ K		B FF 93, S FC 85, B FF 92, B FF 92, F FF 94, C FF 93 3-3 ② ꓘ		X FF 92 0-0 ③ L4			B SI 91, F SI 93, F SL 86, B CU 76, F SL 88, F FF 95, B FF 95, S SI 88 3-3 ① K	3 0 0 0 0 2 2 1 0 0 0 0 1 0
14 Mark Ellis, R (1, 4) OBP: 0.316, SLG: 0.421			C FF 89, F FF 91, C CU 78 0-3 ① ꓘ	S FC 87, F FF 94, F FF 94, B CU 80, F FC 85, F FF 94, 1 SAFE, B CU 78, X FC 84 2-2 1-H 2B			S FF 91, B CU 78, B FF 92, X FF 91 2-1 ① F9		X SI 92 0-0 29 1B 1B	4 0 2 1 0 1 0
2 Cliff Pennington, S (1, 6) OBP: 0.333, SLG: 0.407			C SI 91, F CH 85, X FF 92 0-2 ② G6-3	S FC 86, F FF 94, B CU 80, S FC 85 1-3 ③ K			X FF 91 0-0 ② G3-1		B SI 91, B SI 91, X FF 90 2-0 ② P2	4 0 0 0 0 1 2
Inning Stats	R: 0 H: 1 E: 0 LOB: 0 K: 1 BB: 0 S: 11 P: 15	R: 0 H: 1 E: 0 LOB: 1 K: 1 BB: 0 S: 9 P: 15	R: 0 H: 2 E: 0 LOB: 3 K: 1 BB: 1 S: 12 P: 18	R: 1 H: 1 E: 0 LOB: 1 K: 3 BB: 1 S: 17 P: 27	R: 0 H: 2 E: 0 LOB: 1 K: 0 BB: 0 S: 6 P: 7	R: 0 H: 0 E: 0 LOB: 0 K: 2 BB: 0 S: 7 P: 8	R: 0 H: 1 E: 0 LOB: 1 K: 0 BB: 0 S: 8 P: 11	R: 0 H: 1 E: 0 LOB: 1 K: 1 BB: 0 S: 9 P: 14	R: 0 H: 2 E: 0 LOB: 2 K: 2 BB: 0 S: 12 P: 18	1B: 8 SF: 0 2B: 3 SAC: 0 3B: 0 DP: 2 HR: 0 HBP: 0

AB	36
R	1
H	11
RBI	1
BB	2
SO	11
LOB	20

WP: 0 PA: 38
PB: 0
SB: 0
CS: 0

PITCHER		IP	WLS	BF	H	R	ER	SO	BB	IBB	HBP	BLK	WP	HR	S	P	ERA	WHIP
34 Gavin Floyd, R ERA: 3.94	(1, 1)	7.0	W	29	8	1	1	8	2	0	0	0	0	0	70	101	1.29	1.429
71 Scott Linebrink, R ERA: 2.98	(8, 1)	1.0		4	1	0	0	1	0	0	0	0	0	0	9	14	0.00	1.000
67 Randy Williams, L ERA: 2.7	(9, 1)	1.0		5	2	0	0	2	0	0	0	0	0	0	12	18	0.00	2.000

PITCHER	IP	WLS	BF	H	R	ER	SO	BB	IBB	HBP	BLK	WP	HR	S	P	ERA	WHIP

Chicago White Sox @ Oakland Athletics

Oakland Coliseum, Oakland, CA

Sun Aug 16 2009, 1:05 PM PDT

Att. 20,241 - Sunny - 71 F

livebaseballscorecards.com

TOP

Batter	1	2	3	4	5	6	7	8	9	AB	R	H	RBI	BB	SO	LOB
22 Scott Podsednik, L (1, 7) OBP: 0.348, SLG: 0.389	B5-3			G4-3		3B	G6-3		K	5	1	1	1	0	1	3
15 Gordon Beckham, R (1, 5) OBP: 0.380, SLG: 0.480	G5-3			2B		BB			K	3	0	1	0	1	1	0
23 Jermaine Dye, R (1, 9) OBP: 0.351, SLG: 0.503	F7			F7		BB			1B	3	0	1	0	1	0	1
25 Jim Thome, L (1, 10) OBP: 0.380, SLG: 0.503		K		P5		SF8		E9		2	0	0	1	0	1	1
14 Paul Konerko, R (8, PH) OBP: 0.341, SLG: 0.478 (8, 10)		F8			F8	F8		K		1	0	0	0	0	0	1
51 Alex Rios, R (1, 8) OBP: 0.311, SLG: 0.418		G6-3			G4-3		2B	K2-3		4	0	0	0	0	1	4
12 A.J. Pierzynski, L (1, 2) OBP: 0.343, SLG: 0.459			F7		K		1B		G4-3	4	0	1	0	0	1	2
10 Alexei Ramirez, R (1, 6) OBP: 0.333, SLG: 0.415			5 G6-4-3 1B			2B	SH5-4 1B		F7	4	0	1	0	0	1	0
7 Mark Kotsay, L (1, 3) OBP: 0.306, SLG: 0.350			G6-4-3 1-2f			SH5-3 2-3	SH5-4 1-2 2-3	K	22 S 1B	3	1	2	0	0	0	0
5 Jayson Nix, R (1, 4) OBP: 0.324, SLG: 0.451										3	0	1	0	0	1	3
Inning Stats	R: 0 E: 0 K: 0 S: 5 H: 0 LOB: 0 BB: 0 P: 7	R: 0 E: 0 K: 1 S: 6 H: 0 LOB: 0 BB: 0 P: 11	R: 0 E: 0 K: 0 S: 9 H: 1 LOB: 0 BB: 0 P: 12	R: 0 E: 0 K: 0 S: 9 H: 1 LOB: 1 BB: 0 P: 20	R: 0 E: 0 K: 1 S: 10 H: 0 LOB: 0 BB: 0 P: 16	R: 2 E: 0 K: 0 S: 10 H: 2 LOB: 2 BB: 2 P: 21	R: 0 E: 0 K: 1 S: 17 H: 2 LOB: 2 BB: 0 P: 18	R: 0 E: 1 K: 3 S: 15 H: 1 LOB: 2 BB: 0 P: 27	R: 0 E: 0 K: 1 S: 13 H: 1 LOB: 1 BB: 0 P: 22	1B: 4 2B: 3 3B: 1 HR: 0 SF: 1 SAC: 2 DP: 1 HBP: 0							

	AB	32
	R	2
	H	8
	RBI	2
	BB	2
	SO	7
	LOB	15

WP: 0 PB: 0 SB: 1 CS: 0 PA: 37

PITCHER		IP	WLS	BF	H	R	ER	SO	BB	IBB	HBP	BLK	WP	HR	S	P	ERA	WHIP
53 Trevor Cahill, R ERA: 4.97	(1, 1)	6.0		25	6	2	2	2	2	0	0	0	0	0	59	98	3.00	1.333
52 Jay Marshall, L ERA:	(7, 1)	1.0		3	0	0	0	1	0	0	0	0	0	0	7	7	0.00	0.000
48 Michael Wuertz, R ERA: 3.16	(8, 1)	1.0		5	1	0	0	3	0	0	0	0	0	0	15	27	0.00	1.000
40 Andrew Bailey, R ERA: 2.05	(9, 1)	1.0	W	4	1	0	0	1	0	0	0	0	0	0	13	22	0.00	1.000

PITCHER	IP	WLS	BF	H	R	ER	SO	BB	IBB	HBP	BLK	WP	HR	S	P	ERA	WHIP

BOTTOM

Chicago White Sox @ Oakland Athletics

Oakland Coliseum, Oakland, CA

Sun Aug 16 2009, 1:05 PM PDT

Att. 20,241 - Sunny - 71 F

livebaseballscorecards.com

Batter	1	2	3	4	5	6	7	8	9	AB	R	H	RBI	BB	SO	LOB
29 Adam Kennedy, L (1, 5) OBP: 0.342, SLG: 0.431	C FF 89 F SI 92 X SI 92 0-2 G6-3		1 SAFE S FC 88 X FF 91 0-1 F7			B CU 77 F FC 87 X SI 91 1-1 P4		X FF 90 0-0 G4-3		4	0	0	0	0	0	1
11 Rajai Davis, R (1, 8) OBP: 0.371, SLG: 0.430	B FF 90 F FF 89 B FF 90 B FF 90 F FF 90 F FF 90 B FF 91 4-2 8 G4-6-3 BB			X FC 86 0-0 G5-3		C FF 91 B CU 76 B CU 76 X CH 81 2-1 12 S 1B		C FF 90 X CH 83 0-1 12 2B 2B		3	1	2	0	1	0	0
8 Kurt Suzuki, R (1, 2) OBP: 0.314, SLG: 0.408	C FF 89 F FC 88 B FF 90 X CH 81 1-2 G4-6-3 1-2f			B FF 89 C FF 90 C FF 91 X FF 92 1-2 P4		X FF 90 0-0 L8		B FF 95 F FF 94 F FF 94 B FF 96 F FF 93 X FF 95 2-2 P3		4	0	0	0	0	0	3
12 Scott Hairston, R (1, 7) OBP: 0.333, SLG: 0.505		B FC 86 X FC 86 1-0 7 G6-4-3 1B		X SI 91 0-0 F9		B FC 87 1 SAFE B FF 91 B FF 91 C FF 92 F FF 92 X CH 83 3-2 F8 1-2		C FF 96 B FF 96 X SL 84 1-1 2-H 2B		4	0	2	1	0	0	1
5 Nomar Garciaparra, R (1, 10) OBP: 0.299, SLG: 0.367		C FF 90 X FF 91 0-1 F7			B FC 85 S CH 81 S CH 82 F FF 91 X CH 82 1-2 14 1B 1B		B FF 89 X FC 86 1-0 7 2B 14 SF8 1B	C FF 95 S FF 94 F FF 96 S SL 84 0-3 K		4	1	2	0	0	1	2
7 Bobby Crosby, R (1, 6) OBP: 0.297, SLG: 0.368		F FF 90 S FC 87 B FF 89 X FF 87 1-2 G6-4-3 1-2f			B SI 91 B FC 88 F FF 91 1 SAFE F FF 91 S CH 82 2-3 K		X CH 82 0-0 14 SF8 1-3 2B		X FF 93 0-0 F8	4	0	1	0	0	1	2
21 Tommy Everidge, R (1, 3) OBP: 0.317, SLG: 0.361			B FF 90 S CH 82 B FF 92 B FC 87 F FF 91 S CH 84 3-3 K		F FF 91 X FF 91 0-1 L7		B FF 92 B FF 92 F FF 92 F FF 92 F CH 83 S FC 88 2-3 K		B FF 95 X FF 95 1-0 L9	4	0	0	0	0	2	3
14 Mark Ellis, R (1, 4) OBP: 0.319, SLG: 0.439			C CU 78 F B CU 76 B FF 92 X CH 82 2-2 F9		X FF 90 0-0 1-3 1B		F FC 87 X FF 92 0-1 SF8 2-3 3-H		B FF 96 X FF 94 1-0 HR	3	1	2	2	0	0	0
57 Aaron Cunningham, R (1, 9) OBP: 0.211, SLG: 0.245			C FF 90 B FF 92 B FC 88 X FF 91 2-1 1B		X FF 91 0-0 P4		B CH 81 B CH 82 C FC 87 X FF 93 2-1 F9			3	0	1	0	0	0	3

Inning Stats	1	2	3	4	5	6	7	8	9
	R: 0 E: 0 K: 0 S: 9	R: 0 E: 0 K: 0 S: 6	R: 0 E: 0 K: 1 S: 10	R: 0 E: 0 K: 0 S: 5	R: 0 E: 0 K: 1 S: 11	R: 0 E: 0 K: 0 S: 8	R: 1 E: 0 K: 1 S: 10	R: 1 E: 0 K: 1 S: 13	R: 1 E: 0 K: 0 S: 3
	H: 0 LOB: 0 BB: 1 P: 14	H: 1 LOB: 0 BB: 0 P: 8	H: 1 LOB: 1 BB: 0 P: 17	H: 0 LOB: 0 BB: 0 P: 6	H: 2 LOB: 2 BB: 0 P: 14	H: 1 LOB: 1 BB: 0 P: 14	H: 2 LOB: 1 BB: 0 P: 15	H: 2 LOB: 1 BB: 0 P: 16	H: 1 LOB: 0 BB: 0 P: 5

1B: 6 SF: 1
2B: 3 SAC: 0
3B: 0 DP: 2
HR: 1 HBP: 0

WP: 0 PA: 35
PB: 0
SB: 1
CS: 0

	AB	33
	R	3
	H	10
	RBI	3
	BB	1
	SO	4
	LOB	15

PITCHER		IP	WLS	BF	H	R	ER	SO	BB	IBB	HBP	BLK	WP	HR	S	P	ERA	WHIP
50 John Danks, L ERA: 3.96	(1, 1)	7.1		29	8	2	2	3	1	0	0	0	0	0	62	91	2.46	1.227
26 Octavio Dotel, R ERA: 2.72	(8, 1)	0.2	B	3	1	0	0	1	0	0	0	0	0	0	10	13	0.00	1.500
45 Bobby Jenks, R ERA: 3.89	(9, 1)	0.2	L	3	1	1	1	0	0	0	0	0	0	1	3	5	13.50	1.500

PITCHER	IP	WLS	BF	H	R	ER	SO	BB	IBB	HBP	BLK	WP	HR	S	P	ERA	WHIP

TOP

Kansas City Royals @ Chicago White Sox

U.S. Cellular Field, Chicago, IL

Mon Aug 17 2009, 8:11 PM EDT

Att. 36,703 - Cloudy - 75 F

livebaseballscorecards.com

Batter	1	2	3	4	5	6	7	8	9	AB	R	H	RBI	BB	SO	LOB
8 Willie Bloomquist, R (1, 4) (8, 6) OBP: 0.299, SLG: 0.357	C FF 86 F FF 85 F FF 85 B CH 79 B FF 87 X FF 87 2-2 ① L5		B FF 84 C FF 85 B FF 82 F FF 82 F FF 87 F CH 79 B CH 79 F CH 79 X CH 79 3-2 ① F9		C FF 83 B CU 68 X CU 71 1-1 3 G1-3 16 1B 2B		X FF 96 0-0 ② G4-3		X FF 95 0-0 ① G6-3	5	1	1	0	0	0	0
3 Brayan Peña, S (1, 2) OBP: 0.352, SLG: 0.485	C SI 85 C SI 85 B FF 87 X SI 86 1-2 ② G4-3		B SI 84 C CH 78 F CH 77 F FF 86 X CH 78 1-2 16 1B 1B		F FC 82 F FF 84 X FF 88 0-2 ① G1-3 2-3		B FF 96 C FF 96 F FF 96 B FF 97 B FF 97 X FF 98 3-2 E6		C FF 96 C FF 96 F SL 85 F FF 96 B CU 83 X CH 84 1-2 ② G4-3	5	0	1	0	0	0	1
16 Billy Butler, R (1, 3) OBP: 0.353, SLG: 0.480	B FF 85 B SI 85 X FC 83 2-0 ③ P3		C FF 86 C FF 84 B FF 88 X FF 87 1-2 21 G6-4-3 1B 1-2		X FF 88 0-0 21 G5-4-3 1B 3-H		B FF 96 X FF 96 1-0 ③ F9		X FF 94 0-0 ③ G6-3	5	0	2	1	0	0	1
21 Miguel Olivo, R (1, 10) OBP: 0.269, SLG: 0.466		B CU 68 X FC 81 1-0 ① G6-3	X CH 80 0-0 ② ③ G6-4-3 1-2f		C FF 84 B FF 88 X FF 87 1-1 ② ③ G5-4-3 1-2f			B SL 78 F SI 94 F FF 96 S SL 82 1-3 ① K		4	0	0	0	0	1	3
13 Alberto Callaspo, S (1, 5) (8, 4) OBP: 0.349, SLG: 0.434		B FF 84 F SI 83 B CH 77 S CH 79 X CH 79 2-2 ② G6-3		B SI 85 C FF 77 X SI 85 1-1 ① G6-3		B SI 84 C FF 87 B CH 78 X CH 80 2-1 ① F8		C SI 96 X FO 83 0-1 ② F9		4	0	0	0	0	0	0
24 Mark Teahen, L (1, 9) OBP: 0.334, SLG: 0.417		C SI 85 B FC 81 X FC 80 1-1 12 2B 2B		S FF 82 X FF 83 0-1 12 2B 1 G1-2-3 1B		X SI 86 0-0 ② L9		F FF 95 B SI 96 B FF 95 B FO 83 C SI 94 B FF 95 4-2 12 BB 17 HR BB		3	2	2	0	1	0	0
12 Mitch Maier, L (1, 7) OBP: 0.333, SLG: 0.352		C SI 85 B SI 86 C FF 87 D CU 74 X FC 82 2-2 3 HR 2-H 2B		C FF 85 B SI 86 1 SAFE 1 SAFE L SI 86 1 SAFE X SI 87 1-2 1-3 2B		B FF 87 B FF 87 B FF 85 B FF 84 4-0 BB		B SI 94 B SI 93 B SI 93 B FF 92 4-0 17 HR 1-2 BB		2	2	2	1	2	0	0
3 Yuniesky Betancourt, R (1, 6) OBP: 0.272, SLG: 0.348 17 Mike Jacobs, L (8, PH) OBP: 0.308, SLG: 0.433 4 Alex Gordon, L (8, 5) OBP: 0.300, SLG: 0.313		B CU 71 B CH 79 F FC 81 X CH 80 2-1 2-H HR		C FC 85 B FF 88 B FF 85 F FF 86 B FF 88 F CH 80 F FF 88 B CU 73 4-2 BB		1 SAFE C SI 85 1 SAFE 1 SAFE B SI 85 X FC 79 1-1 ③ F7		X FF 94 0-0 1-H 2-H HR		2 1 1 2 1 0 1 1 1 1 3 0 0 0 0 0 0 0 0 0 0						
1 Josh Anderson, L (1, 8) OBP: 0.272, SLG: 0.296		B FF 87 X FC 83 1-0 ③ B1-3		C FC 82 F FF 87 F FF 87 X FF 84 0-2 ② ③ G1-2-3 3-Hf			C FF 95 F FF 94 F FF 95 F FF 95 X SL 82 0-2 ① F7	B FF 95 S FO 84 F FF 95 C SL 82 1-3 ③ K		4	0	0	0	0	1	3
Inning Stats	R: 0 E: 0 K: 0 S: 8 H: 0 LOB: 0 BB: 0 P: 13	R: 3 E: 0 K: 0 S: 12 H: 3 LOB: 0 BB: 0 P: 21	R: 0 E: 0 K: 0 S: 14 H: 2 LOB: 1 BB: 0 P: 19	R: 0 E: 0 K: 0 S: 15 H: 2 LOB: 2 BB: 1 P: 21	R: 1 E: 0 K: 0 S: 8 H: 2 LOB: 0 BB: 0 P: 10	R: 0 E: 0 K: 0 S: 5 H: 0 LOB: 1 BB: 1 P: 12	R: 0 E: 1 K: 0 S: 10 H: 0 LOB: 1 BB: 0 P: 14	R: 3 E: 0 K: 2 S: 11 H: 1 LOB: 0 BB: 2 P: 21	R: 0 E: 0 K: 0 S: 7 H: 0 LOB: 0 BB: 0 P: 8	1B: 4 2B: 4 3B: 0 HR: 2 SF: 0 SAC: 0 DP: 3 HBP: 0						

	AB	35
	R	7
	H	10
	RBI	7
	BB	4
	SO	2
	LOB	9

WP: 0 PA: 39
PB: 0
SB: 0
CS: 0

PITCHER		IP	WLS	BF	H	R	ER	SO	BB	IBB	HBP	BLK	WP	HR	S	P	ERA	WHIP
56 Mark Buehrle, L ERA: 3.78	(1, 1)	6.0		26	9	4	4	0	2	0	0	0	0	1	62	96	6.00	1.833
37 Matt Thornton, L ERA: 2.44	(7, 1)	1.0	H	4	0	0	0	0	0	0	0	0	0	0	10	14	0.00	0.000
71 Scott Linebrink, R ERA: 3.53	(8, 1)	1.0	W	6	1	3	3	2	2	0	0	0	0	1	11	21	27.00	3.000
45 Bobby Jenks, R ERA: 3.8	(9, 1)	1.0	S	3	0	0	0	0	0	0	0	0	0	0	7	8	0.00	0.000

PITCHER	IP	WLS	BF	H	R	ER	SO	BB	IBB	HBP	BLK	WP	HR	S	P	ERA	WHIP

Batter	1	2	3	4	5	6	7	8	9	AB	R	H	RBI	BB	SO	LOB
22 Scott Podsednik, L (1, 10) OBP: 0.349, SLG: 0.392	C FF 88 C CH 86 B SL 78 B CH 86 C FF 89 2-3 **K** ①	C CH 85 B FF 89 B FC 86 F CH 85 S SL 77 2-3 **K** ③		B FC 88 1 SAFE X FC 87 1-0 1-H 2B		B CU 69 C CH 86 B FF 89 L CH 86 C FF 91 2-3 **K** ③		B SI 89 B SI 87 X SI 87 2-0 2-H 1B		5	0	2	2	0	3	0
15 Gordon Beckham, R (1, 5) OBP: 0.373, SLG: 0.470	C FC 89 C SL 78 X CH 87 0-2 **P3** ②	X CH 87 0-0 **F9** ①	C FC 88 F CH 85 D SL 78 S FF 90 1-3 **K** ③				C FF 89 F CH 84 B SL 77 S SL 76 1-3 **K** ①	2 SAFE 2 SAFE B CH 80 C SI 86 F SI 89 F CU 70 F CU 68 X FF 89 1-2 **P3** ③		5	0	0	0	0	2	2
23 Jermaine Dye, R (1, 9) OBP: 0.357, SLG: 0.505	B SL 76 X FF 90 1-0 14 BB 1B	B FF 88 B CH 86 B SL 75 B FC 87 4-0 12 1B BB			B CH 86 X FC 88 1-0 12 G5-4-3 1B		B SL 75 F SL 76 B FF 90 F SL 76 B CH 87 F FF 90 F FF 91 F CH 86 B FF 91 4-2 12 HR BB			2	1	2	0	2	0	0
14 Paul Konerko, R (1, 3) OBP: 0.340, SLG: 0.475	F FF 89 C FF 90 D SL 78 F SL 77 B CH 86 B FF 90 B SL 77 4-2 1-2 BB	B FC 88 X CH 84 1-0 **P6** ②			X FF 89 0-0 **P2** ①		B FF 89 S CH 84 C FF 90 F FC 88 B FF 90 S SL 77 2-3 **K** ②			3	0	0	0	1	1	3
12 A.J. Pierzynski, L (1, 2) OBP: 0.344, SLG: 0.468	C FC 88 D SL 77 X FC 88 1-1 **G6-3** ③		1 SAFE F FC 87 D SL 77 X CH 84 1-1 1-2 1B		D SL 78 S FF 89 X FC 88 1-1 1-2f **G5-4-3** ②③		B FC 88 F FC 87 X FC 87 1-1 1-H HR			4	1	2	2	0	0	3
20 Carlos Quentin, R (1, 7) OBP: 0.322, SLG: 0.426		B FF 89 X CH 85 1-0 51 G6-4-3 1B	D FC 88 X SL 76 1-0 **P6** ③			H CH 84 1-0 51 2B 51 E HBP	B SL 77 S CH 86 F CH 87 B FF 90 B FF 90 X CH 86 3-2 **F7** ③			3	1	1	0	0	0	2
51 Alex Rios, R (1, 8) OBP: 0.314, SLG: 0.421		C SL 74 X FC 88 0-1 **G6-4-3** ①② 1-2f		C FC 87 X SL 76 0-1 10 FC1-5 10 WP 1B		C FF 88 X FF 90 0-1 **E9** 10 SF7 1-H 2B		B SL 82 B SL 81 F FF 93 B SI 94 B FF 94 4-1 10 SH1 22 1B BB		3	2	2	0	1	0	1
10 Alexei Ramirez, R (1, 6) OBP: 0.333, SLG: 0.416		F CU 74 B FC 88 B CH 85 X FC 88 2-1 5 WP 5 HR 1B		1 SAFE C FF 88 B CH 86 X FC 87 1-1 **FC1-5** ① 1-3 22 2B		B FF 90 S SL 77 X FF 90 1-1 **SF7** ① 3-H		1 SAFE 1 SAFE B SI 93 X FF 93 1-0 **SH1** ① 1-2		2	2	1	1	0	0	1
5 Jayson Nix, R (1, 4) OBP: 0.325, SLG: 0.467 7 Mark Kotsay, L (8, PH) OBP: 0.304, SLG: 0.346 18 Brent Lillibridge, R (9, 4) OBP: 0.253, SLG: 0.186		D FC 88 F FF 89 B SL 78 F FC 88 X SL 76 2-2 1-H HR		1 SAFE F FC 87 1 SAFE X FC 87 0-1 **F8** ②		B CH 86 X FC 87 1-0 **G5-3** ②		C SI 85 B CU 71 B SI 87 F SI 87 F FF 89 B CU 71 T CU 71 3-2 **K** ②		3 1 0	1 0 0	1 0 0	2 0 0	0 1 0	0 1 0	1 1 0
Inning Stats	R: 0 E: 0 K: 1 S: 12 H: 1 LOB: 2 BB: 1 P: 20	R: 2 E: 0 K: 1 S: 11 H: 3 LOB: 0 BB: 0 P: 18	R: 0 E: 0 K: 0 S: 5 H: 1 LOB: 2 BB: 1 P: 12	R: 1 E: 0 K: 1 S: 10 H: 2 LOB: 1 BB: 0 P: 13	R: 0 E: 0 K: 0 S: 4 H: 1 LOB: 0 BB: 0 P: 6	R: 2 E: 1 K: 1 S: 8 H: 1 LOB: 0 BB: 0 P: 13	R: 2 E: 0 K: 2 S: 17 H: 1 LOB: 0 BB: 1 P: 28	R: 1 E: 0 K: 1 S: 12 H: 1 LOB: 1 BB: 1 P: 23		1B: 7 2B: 2 3B: 0 HR: 2 SF: 1 SAC: 1 DP: 2 HBP: 1				WP: 2 PB: 0 SB: 0 CS: 0 PA: 38		

PITCHER		IP	WLS	BF	H	R	ER	SO	BB	IBB	HBP	BLK	WP	HR	S	P	ERA	WHIP
19 Brian Bannister, R ERA: 4.44	(1, 1)	7.0		33	10	7	6	6	3	0	1	0	2	2	67	110	7.71	1.857
56 Roman Colon, R ERA: 6.23	(8, 1)	0.1	L	2	0	1	1	0	1	0	0	0	0	0	2	7	27.00	3.000
49 John Bale, L ERA: 6.04	(8, 1)	0.2		3	1	0	0	1	0	0	0	0	0	0	10	16	0.00	1.500

PITCHER	IP	WLS	BF	H	R	ER	SO	BB	IBB	HBP	BLK	WP	HR	S	P	ERA	WHIP

BOTTOM

Kansas City Royals @ Chicago White Sox

U.S. Cellular Field, Chicago, IL

Mon Aug 17 2009, 8:11 PM EDT

Att. 36,703 - Cloudy - 75 F

livebaseballscorecards.com

AB	31
R	8
H	11
RBI	7
BB	4
SO	7
LOB	14

Kansas City Royals @ Chicago White Sox

U.S. Cellular Field, Chicago, IL

Tue Aug 18 2009, 8:11 PM EDT

Att. 28,812 - Clear - 75 F

livebaseballscorecards.com

Batter	1	2	3	4	5	6	7	8	9	AB	R	H	RBI	BB	SO	LOB
9 David DeJesus, L (1, 7) OBP: 0.335, SLG: 0.409	G4-3		G1-3		G3		BB		1B	4	0	1	0	1	0	0
8 Willie Bloomquist, R (1, 9) OBP: 0.300, SLG: 0.358	F8		16 2B 1B		16 2B 1B		K		P3	5	2	2	0	0	1	2
16 Billy Butler, R (1, 3) OBP: 0.355, SLG: 0.488	2B		1-H 2B		17 G3-1 13 1B 1-H 2B		F9		K	5	1	3	2	0	1	2
17 Mike Jacobs, L (1, 10) OBP: 0.305, SLG: 0.428	P5		P6		G3-1 2-3		K			4	0	0	0	0	1	4
13 Alberto Callaspo, S (1, 4) OBP: 0.349, SLG: 0.432		F8		G3	1B 3-H			K		4	0	1	1	0	1	0
24 Mark Teahen, L (1, 5) OBP: 0.336, SLG: 0.423		G4-3		14 HR 2B	F8			2B		4	1	2	0	0	0	1
12 Mitch Maier, L (1, 8) OBP: 0.332, SLG: 0.346		BB		K	K			G6-3		3	0	0	0	1	2	2
14 John Buck, R (1, 2) OBP: 0.275, SLG: 0.419		K	2-H HR		P6			K2-3		4	1	1	2	0	2	2
3 Yuniesky Betancourt, R (1, 6) OBP: 0.269, SLG: 0.344			K	P6	G5-3				K	4	0	0	0	0	2	0
Inning Stats	R: 0 E: 0 K: 0 S: 11 H: 1 LOB: 1 BB: 0 P: 19	R: 0 E: 0 K: 1 S: 8 H: 0 LOB: 1 BB: 1 P: 17	R: 1 E: 0 K: 1 S: 15 H: 2 LOB: 1 BB: 0 P: 25	R: 2 E: 0 K: 1 S: 9 H: 2 LOB: 0 BB: 0 P: 14	R: 2 E: 0 K: 0 S: 15 H: 3 LOB: 1 BB: 0 P: 23	R: 0 E: 0 K: 1 S: 6 H: 0 LOB: 0 BB: 0 P: 11	R: 0 E: 0 K: 2 S: 8 H: 0 LOB: 1 BB: 1 P: 12	R: 0 E: 0 K: 2 S: 10 H: 1 LOB: 1 BB: 0 P: 15	R: 0 E: 0 K: 2 S: 13 H: 1 LOB: 1 BB: 0 P: 19	1B: 4 2B: 5 3B: 0 HR: 1 SF: 0 SAC: 0 DP: 0 HBP: 0							

TOP	
AB	37
R	5
H	10
RBI	5
BB	2
SO	10
LOB	13

WP: 0 PB: 0 SB: 0 CS: 0 PA: 39

PITCHER		IP	WLS	BF	H	R	ER	SO	BB	IBB	HBP	BLK	WP	HR	S	P	ERA	WHIP
43 Freddy Garcia, R ERA: 10.38	(1, 1)	4.1	L	21	7	5	5	3	1	0	0	0	0	1	54	91	10.38	1.846
67 Randy Williams, L ERA: 2.35	(5, 1)	1.0		4	1	0	0	1	0	0	0	0	0	0	7	11	0.00	1.000
26 Octavio Dotel, R ERA: 2.63	(6, 1)	1.2		6	0	0	0	2	1	0	0	0	0	0	11	19	0.00	0.600
D.J. Carrasco, R ERA: 3.65	(8, 1)	1.0		4	1	0	0	2	0	0	0	0	0	0	10	15	0.00	1.000
57 Ramon Pena, R ERA: 4.59	(9, 1)	1.0		4	1	0	0	2	0	0	0	0	0	0	13	19	0.00	1.000

PITCHER	IP	WLS	BF	H	R	ER	SO	BB	IBB	HBP	BLK	WP	HR	S	P	ERA	WHIP

Batter	1	2	3	4	5	6	7	8	9	AB	R	H	RBI	BB	SO	LOB
22 Scott Podsednik, L (1, 10) OBP: 0.347, SLG: 0.388	B FF 91 B FF 90 X FF 90 2-0 ① F8	C FF 92 1 SAFE B FF 91 B SL 88 B FF 92 B FF 92 4-1 15 BB 1-2 BB	1 SAFE B CH 89 C FF 90 X SL 86 1-1 ③ L6		C CU 76 B CU 78 B CU 77 C FF 91 S FF 92 2-3 ③ K			B SI 94 F CH 84 B CH 85 C SI 92 F CH 87 X CH 84 2-2 ② P5		4	0	0	0	1	1	3
15 Gordon Beckham, R (1, 5) OBP: 0.377, SLG: 0.466	B FF 91 B FF 91 B FF 92 C FF 90 B FF 91 4-1 23 FC6-4 BB	B CU 77 B FF 92 B FF 92 B FF 91 4-0 23 FC6-4 1-2 2-3 BB		B SL 86 F SL 86 C FF 90 H FF 90 2-2 14 G6-3 23 G5-3 HBP		S FF 93 C FF 95 S CH 86 0-3 ① K		C CH 85 S CH 84 B FF 96 B FF 96 B CH 85 S CH 82 3-3 ③ K		2	0	0	0	2	2	0
23 Jermaine Dye, R (1, 9) OBP: 0.355, SLG: 0.500	C FF 92 X CU 76 0-1 ② FC6-4 14 1B 12 1B 1-2f	C CU 78 X CU 79 0-1 ③ FC6-4 1-2f		C SL 84 F FF 91 X CU 77 0-2 ① G5-3 1-2		B CH 84 B SL 82 C FF 95 B FF 96 B FF 95 4-1 BB			S FF 91 C FF 89 F FF 92 B CH 84 F CH 86 S FF 93 1-3 ① K	4	1	0	0	1	1	5
14 Paul Konerko, R (1, 3) OBP: 0.340, SLG: 0.481	B FF 93 D CU 76 B FF 91 C FF 90 C FF 91 X SL 87 3-2 12 1B 1-3 1B		C CU 76 X FF 91 0-1 HR	X CU 76 0-0 ② G6-3 2-3		B FF 93 C CH 81 C SL 82 X SL 86 1-2 ② F7			X FF 92 0-0 ② F9	5	1	2	1	0	0	2
12 A.J. Pierzynski, L (1, 2) OBP: 0.345, SLG: 0.467	C FF 91 B FF 92 B FF 91 X FF 91 2-1 20 FC6-4 1-2 3-H 1B		B CH 83 C FF 91 X CU 77 1-1 20 HR 1B	B CU 74 S SL 84 B FF 89 X FF 90 2-1 ③ G4-3		D CH 87 X CH 86 1-0 ③ F7			C FF 93 F FF 94 F CU 70 X CH 89 0-2 ③ G5-3	5	1	2	1	0	0	2
20 Carlos Quentin, R (1, 7) OBP: 0.324, SLG: 0.438	X CU 77 0-0 ③ FC6-4 1-2f		B CU 77 X FF 89 1-0 1-H HR		B SL 87 B CU 77 B SL 85 B FF 89 4-0 51 1B 10 F9-2 BB		C CH 84 C CH 86 B CH 86 B SI 92 S FF 95 2-3 ① K			3	1	1	2	1	1	2
51 Alex Rios, R (1, 8) OBP: 0.314, SLG: 0.420		B CU 76 F SL 85 C FF 92 C FF 90 1-3 ① K	C CU 79 B CU 78 F FF 89 B CU 78 F CU 76 B FF 90 X FF 91 3-2 ① G6-3		B FF 90 B SL 85 B FF 90 C FF 90 F FF 91 F SL 86 X FF 91 3-2 5 E 5 S 1-3 1B		C FF 96 F FF 96 F CH 87 S FF 88 0-3 ② K			4	0	1	0	0	2	0
10 Alexei Ramirez, R (1, 6) OBP: 0.332, SLG: 0.414		C CU 77 B FF 92 B CU 76 S FF 91 X FF 92 2-2 ② E4	F FF 90 B CU 77 F FF 89 X CU 78 1-2 1B		B SL 86 1 SAFE B SL 86 X FF 90 2-0 ① ② F9-2 3-H		B SL 85 S CH 88 F FF 96 F FF 97 B SL 86 B SL 85 S CH 84 3-3 ③ K			4	0	1	0	0	1	2
5 Jayson Nix, R (1, 4) OBP: 0.328, SLG: 0.464		C FF 92 X SL 87 0-1 15 BB 22 S 1B	1 SAFE 1 SAFE C FF 89 D CU 78 1 SAFE P PO 83 B FF 89 F CH 89 X FF 90 3-2 ② F9		1 SAFE 1 SAFE B SL 90 B CU 75 B SL 87 B FF 91 4-0 1-3 BB			B FF 92 S CH 82 X SL 84 1-1 ① G4-3		3	0	1	0	1	0	1
Inning Stats	R: 1 E: 0 K: 0 S: 10 H: 2 LOB: 2 BB: 1 P: 21	R: 0 E: 1 K: 1 S: 11 H: 1 LOB: 3 BB: 2 P: 22	R: 3 E: 0 K: 0 S: 18 H: 4 LOB: 1 BB: 0 P: 27	R: 0 E: 0 K: 0 S: 8 H: 0 LOB: 1 BB: 0 P: 12	R: 0 E: 0 K: 1 S: 8 H: 1 LOB: 2 BB: 2 P: 23	R: 0 E: 0 K: 1 S: 8 H: 0 LOB: 1 BB: 1 P: 14	R: 0 E: 0 K: 3 S: 11 H: 0 LOB: 0 BB: 0 P: 16	R: 0 E: 0 K: 1 S: 9 H: 0 LOB: 0 BB: 0 P: 15	R: 0 E: 0 K: 1 S: 10 H: 0 LOB: 0 BB: 0 P: 11	1B: 6 2B: 1 3B: 0 HR: 2	SF: 0 SAC: 0 DP: 1 HBP: 1	WP: 0 PB: 0 SB: 2 CS: 0	PA: 41				

PITCHER		IP	WLS	BF	H	R	ER	SO	BB	IBB	HBP	BLK	WP	HR	S	P	ERA	WHIP
55 Gil Meche, R ERA: 4.73	(1, 1)	5.0	W	28	8	4	4	2	5	0	1	0	0	0	2	55	105	7.20	2.600
51 Robinson Tejeda, R ERA: 4.58	(6, 1)	3.0	H	10	0	0	0	5	1	0	0	0	0	0	28	45	0.00	0.333
48 Joakim Soria, R ERA: 2.15	(9, 1)	1.0	S	3	0	0	0	1	0	0	0	0	0	0	10	11	0.00	0.000

PITCHER	IP	WLS	BF	H	R	ER	SO	BB	IBB	HBP	BLK	WP	HR	S	P	ERA	WHIP

BOTTOM

Kansas City Royals @ Chicago White Sox

U.S. Cellular Field, Chicago, IL

Tue Aug 18 2009, 8:11 PM EDT

Att. 28,812 - Clear - 75 F

livebaseballscorecards.com

AB	34
R	4
H	8
RBI	4
BB	6
SO	8
LOB	17

Batter	1	2	3	4	5	6	7	8	9	AB	R	H	RBI	BB	SO	LOB
9 David DeJesus, L (1, 7) OBP: 0.336, SLG: 0.415	C FF 91 B FF 92 F FF 92 B FF 92 B SI 93 F FF 92 F FF 92 C FF 94 3-3 ① K			B SI 89 B FF 90 B FF 90 C FF 91 C FF 91 X SI 92 3-2 HR		C FF 93 B SL 83 B SL 85 B FF 93 C FF 92 B FF 92 4-2 BB			C FF 94 C FF 96 B SL 83 X FF 95 1-2 ① G6-3	3	1	1	1	1	1	0
8 Willie Bloomquist, R (1, 9) OBP: 0.300, SLG: 0.356	C FF 94 F FF 93 F FS 80 X FS 79 0-2 16 G6-4-3 1B			B FF 91 C FF 92 C SL 84 B SL 85 B SL 84 F SL 86 F FF 92 F SL 86 F SL 87 3-3 ① K		B FF 93 S FF 92 B FF 92 B FF 93 F FF 92 S FF 92 3-3 ③ K			C FF 94 B FF 94 B FF 92 B FF 92 C FF 94 F FF 95 F SL 87 S SL 86 3-3 ② K	4	0	1	0	0	3	1
16 Billy Butler, R (1, 3) OBP: 0.352, SLG: 0.483	B FF 94 C FF 92 X SI 92 1-1 ② ③ G6-4-3 1-2f			F SL 86 B FF 93 X SI 93 1-1 ② G6-3			B FF 90 C SL 83 X SL 85 1-1 ① G6-3		B FF 95 C FF 94 B FF 95 F FF 94 T FF 95 2-2 ③ K	4	0	0	0	0	1	1
17 Mike Jacobs, L (1, 10) OBP: 0.302, SLG: 0.424		F SL 83 S FS 79 S FS 80 0-3 ① K		B FF 92 F FF 92 B FS 78 B SL 86 F SL 85 S FS 77 3-3 ③ K			B FF 91 F FF 90 B FS 77 C FF 91 S FS 78 2-3 ② K			3	0	0	0	0	3	0
13 Alberto Callaspo, S (1, 4) OBP: 0.346, SLG: 0.429		X SI 92 0-0 ② G3-1			B SL 83 C FF 91 X SL 83 1-1 ① G4-3		F SL 84 X SL 86 0-1 ③ F8			3	0	0	0	0	0	0
24 Mark Teahen, L (1, 5) OBP: 0.336, SLG: 0.429		B SI 94 X FF 93 1-0 ③ G3			B FF 92 S FF 92 B FS 79 F FF 93 C FF 93 2-3 ② K			B FF 95 C FF 96 S FF 96 X FF 97 1-2 HR		3	1	1	1	0	1	0
21 Miguel Olivo, R (1, 2) OBP: 0.269, SLG: 0.465			B S F SL 84 X SL 84 1-2 12 G4-6-3 1B		B FF 93 C SL 86 X SL 87 1-1 ③ F7			S FF 96 F FF 96 X SL 83 0-2 ① G6-3		3	0	1	0	0	0	0
12 Mitch Maier, L (1, 8) OBP: 0.332, SLG: 0.346			B FF 92 X FF 90 1-0 ① ② G4-6-3 1-2f			C SL 88 X FF 90 0-1 ① P5		X FF 96 0-0 3 G1-6-3 1B		3	0	1	0	0	0	1
3 Yuniesky Betancourt, R (1, 6) OBP: 0.266, SLG: 0.340			B SI 93 C SL 85 B SI 95 S SL 86 F FF 94 C SL 87 2-3 ③ K			C FF 91 X SL 84 0-1 ② F7		F FF 95 B FF 95 X FF 96 1-1 ② ③ G1-6-3 1-2f		3	0	0	0	0	1	1
Inning Stats	R: 0 E: 0 K: 1 S: 11 H: 1 LOB: 0 BB: 0 P: 15	R: 0 E: 0 K: 1 S: 5 H: 0 LOB: 0 BB: 0 P: 6	R: 0 E: 0 K: 1 S: 8 H: 1 LOB: 0 BB: 0 P: 12	R: 1 E: 0 K: 2 S: 17 H: 1 LOB: 0 BB: 0 P: 27	R: 0 E: 0 K: 1 S: 7 H: 0 LOB: 0 BB: 0 P: 11	R: 0 E: 0 K: 1 S: 9 H: 0 LOB: 1 BB: 1 P: 16	R: 0 E: 0 K: 1 S: 7 H: 0 LOB: 0 BB: 0 P: 10	R: 1 E: 0 K: 0 S: 9 H: 2 LOB: 0 BB: 0 P: 11	R: 0 E: 0 K: 2 S: 11 H: 0 LOB: 0 BB: 0 P: 17	1B: 3 2B: 0 3B: 0 HR: 2 SF: 0 SAC: 0 DP: 3 HBP: 0						

PITCHER		IP	WLS	BF	H	R	ER	SO	BB	IBB	HBP	BLK	WP	HR	S	P	ERA	WHIP
52 Jose Contreras, R ERA: 5.13	(1, 1)	7.0	W	23	3	1	1	8	1	0	0	0	0	1	64	97	1.29	0.571
37 Matt Thornton, L ERA: 2.55	(8, 1)	1.1	H	5	2	1	1	0	0	0	0	0	0	1	12	15	6.75	1.500
45 Bobby Jenks, R ERA: 3.74	(9, 1)	0.2	S	2	0	0	0	2	0	0	0	0	0	0	8	13	0.00	0.000

PITCHER	IP	WLS	BF	H	R	ER	SO	BB	IBB	HBP	BLK	WP	HR	S	P	ERA	WHIP

TOP

Kansas City Royals @ Chicago White Sox

U.S. Cellular Field, Chicago, IL

Wed Aug 19 2009, 2:05 PM EDT
Att. 25,786 - Partly Cloudy - 78 F

livebaseballscorecards.com

AB	29
R	2
H	5
RBI	2
BB	1
SO	10
LOB	4

1B: 3 2B: 0 3B: 0 HR: 2	SF: 0 SAC: 0 DP: 3 HBP: 0	WP: 0 PB: 0 SB: 0 CS: 0	PA: 30

Batter	1	2	3	4	5	6	7	8	9	AB	R	H	RBI	BB	SO	LOB
22 Scott Podsednik, L (1, 8) OBP: 0.346, SLG: 0.389	X FF 86 0-0 15 F8 14 2B 2B		C FF 88 B CU 73 F CU 75 B FF 94 S SL 85 2-3 ① K		B FF 92 C CU 74 X FF 93 1-1 ② F7		C CU 75 B FF 92 B CH 85 C FF 92 C SL 84 2-3 ③ K			4	1	1	0	0	2	0
15 Gordon Beckham, R (1, 5) OBP: 0.379, SLG: 0.477	X CU 70 0-0 ① F8 2-3		C CU 65 B CU 72 B FF 92 X CU 72 2-1 HR		C SL 85 B FF 93 B FF 95 B FF 95 B FF 92 4-1 BB			S SL 84 S FC 90 F FF 95 S SL 88 0-3 ① K		3	1	1	1	1	1	1
23 Jermaine Dye, R (1, 10) OBP: 0.352, SLG: 0.495	C CU 68 B FF 91 S FF 93 X FF 94 1-2 ② P4		F FF 92 S CU 72 B SL 87 S SL 86 1-3 ② K		F FF 93 B FF 94 B SL 88 F SL 86 F SL 87 X FF 96 2-2 ③ P4			C FC 89 B SI 92 C SL 87 B SL 84 F FF 95 F SL 86 B FF 93 X SL 88 3-2 ② F7		4	0	0	0	0	1	2
14 Paul Konerko, R (1, 3) OBP: 0.342, SLG: 0.483	D CU 74 B FF 94 X FF 92 2-0 3-H 2B		B CH 85 C FF 94 B SI 94 F FF 94 X SL 88 2-2 ③ G5-3			B CU 73 F FF 92 C SL 84 B FF 93 F SL 84 S SL 88 2-3 ① K		C FC 92 S SL 86 B FF 95 X SL 86 1-2 1B		4	0	2	1	0	1	0
12 A.J. Pierzynski, L (1, 2) OBP: 0.342, SLG: 0.462	C FF 93 D CU 73 X FF 94 1-1 ③ L4			B FF 89 T CH 83 X FF 92 1-1 ① L7		B CU 75 X CH 87 1-0 ② G4-3		S SI 93 B FC 90 T FC 92 D SL 86 F FF 93 S SL 87 2-3 ③ K		4	0	0	0	0	1	2
20 Carlos Quentin, R (1, 7) OBP: 0.324, SLG: 0.450		F CU 72 X FF 92 0-1 ① F9		X FF 92 0-0 HR		S SL 87 F CU 68 B FF 95 B SL 88 X SL 86 2-2 ③ F9				3	1	1	1	0	0	0
51 Alex Rios, R (1, 9) OBP: 0.316, SLG: 0.430		C CU 71 B FF 93 B FF 92 B SL 82 F FF 92 F SL 84 X SL 84 3-2 10 G3 2B		X FF 91 0-0 ② G1-3			B CU 73 X SL 81 1-0 HR			3	1	2	1	0	0	0
10 Alexei Ramirez, R (1, 6) OBP: 0.330, SLG: 0.411		C FF 94 S CU 71 X FF 93 0-2 ② G3 2-3		B FF 93 B FF 94 C FF 94 T CU 76 S SL 86 2-3 ③ K			X FF 93 0-0 ① P4			3	0	0	0	0	1	1
5 Jayson Nix, R (1, 4) OBP: 0.323, SLG: 0.456		B CU 73 B FF 96 S CU 74 B FF 95 S FF 95 C 3-3 ③ K			B CU 76 C FF 91 S SL 85 F FF 94 B SL 87 S SL 87 2-3 ① K		F FF 93 B SL 85 B FF 94 C FF 94 S SL 87 2-3 ② K			3	0	0	0	0	3	1
Inning Stats	R: 1 E: 0 K: 0 S: 8 H: 2 LOB: 1 BB: 0 P: 12	R: 0 E: 0 K: 1 S: 12 H: 1 LOB: 1 BB: 0 P: 18	R: 1 E: 0 K: 2 S: 11 H: 1 LOB: 0 BB: 0 P: 18	R: 1 E: 0 K: 1 S: 7 H: 1 LOB: 0 BB: 0 P: 10	R: 0 E: 0 K: 1 S: 11 H: 0 LOB: 1 BB: 1 P: 20	R: 0 E: 0 K: 1 S: 8 H: 0 LOB: 0 BB: 0 P: 13	R: 1 E: 0 K: 2 S: 8 H: 1 LOB: 0 BB: 0 P: 13	R: 0 E: 0 K: 2 S: 16 H: 1 LOB: 1 BB: 0 P: 22		1B: 1 2B: 3 3B: 0 HR: 3 SF: 0 SAC: 0 DP: 0 HBP: 0						

PITCHER		IP	WLS	BF	H	R	ER	SO	BB	IBB	HBP	BLK	WP	HR	S	P	ERA	WHIP
23 Zack Greinke, R ERA: 2.44	(1, 1)	7.0	L	28	6	4	4	8	1	0	0	0	0	3	65	104	5.14	1.000
40 Kyle Farnsworth, R ERA: 4.07	(8, 1)	1.0		4	1	0	0	2	0	0	0	0	0	0	16	22	0.00	1.000

PITCHER	IP	WLS	BF	H	R	ER	SO	BB	IBB	HBP	BLK	WP	HR	S	P	ERA	WHIP

BOTTOM

Kansas City Royals @ Chicago White Sox

U.S. Cellular Field, Chicago, IL

Wed Aug 19 2009, 2:05 PM EDT
Att. 25,786 - Partly Cloudy - 78 F

livebaseballscorecards.com

AB	31
R	4
H	7
RBI	4
BB	1
SO	10
LOB	7

Baltimore Orioles @ Chicago White Sox

U.S. Cellular Field, Chicago, IL

Fri Aug 21 2009, 8:11 PM EDT

Att. 34,125 - Partly Cloudy - 62 F

TOP

livebaseballscorecards.com

Batter	1	2	3	4	5	6	7	8	9	AB	R	H	RBI	BB	SO	LOB
1 Brian Roberts, S (1, 4) OBP: 0.357, SLG: 0.478	C FF 91 B FF 91 X FF 92 1-1 ① G5-3		B FF 93 X SI 92 1-0 HR			C FF 91 S FC 85 F FC 85 C FF 91 0-3 ① K		B FF 90 C FF 91 X FF 92 1-1 1-H HR	1 SAFE C SI 94 1 SAFE X SI 95 0-1 ② FC4-6 3 WP 1-2f	5	2	2	3	0	1	2
3 Cesar Izturis, S (1, 6) OBP: 0.293, SLG: 0.354	F FF 94 X FF 93 0-1 1B		B SI 92 X FC 84 1-0 ③ F9			X FC 83 0-0 ② FC3-6 BB 1-2f		F FC 84 B CU 79 T FC 85 B FC 86 B FC 86 F FC 84 X FC 86 3-2 21 CS 2B	B FF 94 X FF 89 1-0 ③ G3-1 1-2	5	0	2	0	0	0	2
Adam Jones, R (1, 8) OBP: 0.338, SLG: 0.470	B FF 92 S FC 86 X FF 92 1-1 ② P4			B FC 85 C FC 83 X FF 92 1-1 ① G4-3		B FF 91 D FC 85 B FC 85 C FF 90 F FC 86 B FC 87 4-2 1-2 BB		I IN 59 I IN 64 I IN 64 I IN 59 4-0 21 CS 21 3B IBB		2	1	0	0	2	0	1
21 Nick Markakis, L (1, 9) OBP: 0.360, SLG: 0.486	X FF 93 0-0 ③ F8			C FF 92 C CU 79 B FF 91 X CU 80 1-2 ② G4-3		B CU 79 S FC 86 X FF 92 1-1 ③ G4-3		B FF 95 X FF 95 1-0 ② 23 1B 1-H 2-3 3B		4	1	1	1	0	0	3
14 Nolan Reimold, R (1, 10) OBP: 0.361, SLG: 0.453		B FF 92 C FC 86 B CU 79 C FC 84 B FF 93 S FC 87 3-3 ① K		S FC 85 B FF 93 F SI 93 F CU 81 C CU 79 1-3 ③ K			F FF 90 C CU 78 B FC 85 B FC 86 F FC 86 F FC 86 X FC 87 3-2 6 CS 1B	I IN 81 I IN 81 I IN 82 I IN 82 4-0 23 1B IBB		3	0	1	0	1	2	0
30 Luke Scott, L (1, 3) 23 Ty Wigginton, R (8, PH) OBP: 0.308, SLG: 0.395 24 Michael Aubrey, L (8, 3) OBP: 0.333, SLG: 0.500		B FF 93 C FF 92 B FF 94 S FC 87 B FF 94 T FC 86 3-2 ② K			B FF 90 X FF 92 1-0 ① G3		B FF 92 S FC 85 X FF 92 1-1 ① F7	B SL 88 S SL 86 S SL 87 B SL 87 F FF 95 X SL 88 2-2 1-3 3-H 1B		3 1 0	0 0 0	0 1 0	0 1 0	1 0 0	1 0 0	1 0 0
6 Melvin Mora, R (1, 5) OBP: 0.316, SLG: 0.334		X SI 93 0-0 ③ G6-3			C FF 92 B CU 80 S FC 85 B CU 80 B CU 80 X FC 86 3-2 ② G6-3		1 SAFE F FF 92 B SI 90 1 SAFE P PO 85 F FC 86 B FC 86 F FF 92 X FC 86 3-2 ② ③ L8 1-2	X SI 95 0-0 ③ G5-3		4	0	0	0	0	0	3
32 Matt Wieters, S (1, 2) OBP: 0.313, SLG: 0.375			B FF 91 C FF 90 X FF 92 1-1 ① P1		B FF 93 B FF 92 S FC 85 S FC 86 S FC 86 2-3 ③ K			B FF 90 F FC 84 F FF 91 C CU 80 1-3 ① K	S SL 86 X CH 87 0-1 ① G3-1	4	0	0	0	0	2	0
18 Felix Pie, L (1, 7) OBP: 0.320, SLG: 0.386			F FF 93 B CU 79 F FC 85 B CU 79 F CU 79 S CU 80 2-3 ② K2-3			X FF 90 0-0 3 FC3-6 1B		B FF 92 B FC 84 F FC 85 X FC 85 2-1 1 HR 1B	C SI 95 X FF 88 0-1 1 FC4-6 1B	4	1	3	0	0	1	0

Inning Stats	1	2	3	4	5	6	7	8	9
	R: 0 E: 0 K: 0 S: 7	R: 0 E: 0 K: 2 S: 7	R: 1 E: 0 K: 1 S: 8	R: 0 E: 0 K: 1 S: 9	R: 0 E: 0 K: 1 S: 7	R: 0 E: 0 K: 1 S: 10	R: 0 E: 0 K: 0 S: 12	R: 4 E: 0 K: 1 S: 17	R: 0 E: 0 K: 0 S: 7
	H: 1 LOB: 1 BB: 0 P: 9	H: 0 LOB: 0 BB: 0 P: 13	H: 1 LOB: 0 BB: 0 P: 13	H: 0 LOB: 0 BB: 0 P: 12	H: 0 LOB: 0 BB: 0 P: 13	H: 1 LOB: 2 BB: 1 P: 15	H: 1 LOB: 0 BB: 0 P: 18	H: 5 LOB: 2 BB: 2 P: 35	H: 1 LOB: 1 BB: 0 P: 8

	AB	35
	R	5
	H	10
	RBI	5
	BB	3
	SO	7
	LOB	12

	1B: 6	SF: 0	WP: 1	PA: 38
	2B: 1	SAC: 0	PB: 0	
	3B: 1	DP: 0	SB: 0	
	HR: 2	HBP: 0	CS: 3	

PITCHER		IP	WLS	BF	H	R	ER	SO	BB	IBB	HBP	BLK	WP	HR	S	P	ERA	WHIP
34 Gavin Floyd, R ERA: 3.98	(1, 1)	7.1	L	30	7	5	5	7	1	1	0	0	0	2	71	115	6.14	1.091
37 Matt Thornton, L ERA: 2.7	(8, 1)	0.1		2	1	0	0	0	0	1	0	0	0	0	1	6	0.00	3.000
57 Ramon Pena, R ERA: 4.47	(8, 1)	1.1		6	2	0	0	0	0	0	0	0	1	0	12	15	0.00	1.500

PITCHER	IP	WLS	BF	H	R	ER	SO	BB	IBB	HBP	BLK	WP	HR	S	P	ERA	WHIP

BOTTOM

Baltimore Orioles @ Chicago White Sox

U.S. Cellular Field, Chicago, IL

Fri Aug 21 2009, 8:11 PM EDT

Att. 34,125 - Partly Cloudy - 62 F

Batter	1	2	3	4	5	6	7	8	9	AB	R	H	RBI	BB	SO	LOB
22 Scott Podsednik, L (1, 7) OBP: 0.347, SLG: 0.390	B SI 93 X SI 93 1-0 23 K 15 E 1B		C FF 92 B CU 73 X CH 83 1-1 ① F8		C CH 82 1 SAFE 1 SAFE F CH 84 P PO 93 B SL 85 1 SAFE B SI 92 X SL 83 3-2 15 G1-6-3 1B 1-3		1 SAFE X SI 90 0-0 ② F8			4	0	2	0	0	0	1
15 Gordon Beckham, R (1, 5) OBP: 0.374, SLG: 0.469	C SI 93 X SI 93 0-1 E4 1-2		B FF 94 S FF 93 F SL 85 C FF 94 1-3 ② K		S SI 94 F SI 92 X FF 93 0-2 ② ③ G1-6-3 1-2f		X FF 92 0-0 ③ P6			4	0	0	0	0	1	4
23 Jermaine Dye, R (1, 9) OBP: 0.351, SLG: 0.493	B SL 86 D SI 93 C SI 94 F CH 85 2 SAFE F SL 86 S SL 84 2-3 ① ② K 2-3		X CU 76 0-0 ③ L5			C SI 92 X CH 82 0-1 25 BB 1B		C SI 94 B SI 95 X SI 93 1-1 ① F9		4	0	1	0	0	1	2
25 Jim Thome, L (1, 10) OBP: 0.384, SLG: 0.514	B FF 93 B FF 93 C SI 94 X CH 86 2-1 ③ F9			B CH 83 X SI 93 1-0 HR		B CH 84 B CH 85 C SL 82 B SL 83 B SL 84 4-1 1-2 BB		C SI 95 F SI 96 B FF 92 B SI 96 X SI 94 2-2 14 G5-4-3 1B		3	1	2	1	1	0	1
14 Paul Konerko, R (1, 3) OBP: 0.339, SLG: 0.479		C SL 84 F SI 94 B FF 94 F SI 96 B SL 85 F SI 96 F FF 95 X FF 95 2-2 ① P4		C FF 93 B FF 93 X SL 85 1-1 ① G6-3		C SL 84 B SI 92 B SI 93 C SL 83 X FF 92 2-2 ① F8		B F SI 94 B SI 94 X FF 94 2-1 ② ③ G5-4-3 1-2f		4	0	0	0	0	0	3
51 Alex Rios, R (1, 8) OBP: 0.313, SLG: 0.426		B FF 96 C SL 84 F SI 95 X SL 86 1-2 ② F8		B SL 84 C SL 84 B CH 86 X CH 84 2-1 ② P4		X SI 92 0-0 ② F7			B SI 93 C SI 95 X SI 95 1-1 ① G5-3	4	0	0	0	0	0	2
12 A.J. Pierzynski, L (1, 2) OBP: 0.341, SLG: 0.462		B CU 74 X SI 95 1-0 2B		X SI 93 0-0 ③ L7		B CH 84 F CH 84 F SL 82 B FF 93 X SL 84 2-2 ③ F7			C SI 95 X CH 85 0-1 ② F8	4	0	1	0	0	0	2
10 Alexei Ramirez, R (1, 6) OBP: 0.329, SLG: 0.408		B SL 84 B SL 84 B SL 84 C SI 94 C SI 94 F FF 94 B SL 83 4-2 BB			X SL 83 0-0 ① F8		B SI 90 B FF 91 C SI 90 X SI 92 2-1 ① F9		C SI 94 S SL 86 B SL 87 F SL 85 B SL 86 S FF 95 2-3 ③ K	3	0	0	0	1	1	0
5 Jayson Nix, R (1, 4) OBP: 0.323, SLG: 0.454		X SI 94 0-0 ③ G6-3			C FF 93 C SI 92 B FF 93 B CH 84 X FF 93 2-2 22 1B 1B		B SI 92 T FF 92 X SL 83 1-1 E5			3	0	1	0	0	0	2
Inning Stats	R: 0 E: 1 K: 1 S: 9 H: 1 LOB: 1 BB: 0 P: 14	R: 0 E: 0 K: 0 S: 14 H: 1 LOB: 2 BB: 1 P: 22	R: 0 E: 0 K: 1 S: 6 H: 0 LOB: 0 BB: 0 P: 8	R: 1 E: 0 K: 0 S: 6 H: 1 LOB: 0 BB: 0 P: 10	R: 0 E: 0 K: 0 S: 11 H: 2 LOB: 1 BB: 0 P: 15	R: 0 E: 0 K: 0 S: 10 H: 1 LOB: 2 BB: 1 P: 18	R: 0 E: 1 K: 0 S: 6 H: 0 LOB: 1 BB: 0 P: 9	R: 0 E: 0 K: 0 S: 7 H: 1 LOB: 0 BB: 0 P: 12	R: 0 E: 0 K: 1 S: 8 H: 0 LOB: 0 BB: 0 P: 11	1B: 5 2B: 1 3B: 0 HR: 1 SF: 0 SAC: 0 DP: 2 HBP: 0						

livebaseballscorecards.com

AB	33
R	1
H	7
RBI	1
BB	2
SO	3
LOB	17

WP: 0 PB: 0 SB: 0 CS: 0 PA: 35

PITCHER		IP	WLS	BF	H	R	ER	SO	BB	IBB	HBP	BLK	WP	HR	S	P	ERA	WHIP
46 Jeremy Guthrie, R ERA: 5.45	(1, 1)	7.0	W	29	6	1	1	2	2	0	0	0	0	1	62	96	1.29	1.143
28 Danys Baez, R ERA: 4.08	(8, 1)	1.0		3	1	0	0	0	0	0	0	0	0	0	7	12	0.00	1.000
37 Chris Ray, R ERA: 6.09	(9, 1)	1.0		3	0	0	0	1	0	0	0	0	0	0	8	11	0.00	0.000

PITCHER	IP	WLS	BF	H	R	ER	SO	BB	IBB	HBP	BLK	WP	HR	S	P	ERA	WHIP

Batter	1	2	3	4	5	6	7	8	9	AB	R	H	RBI	BB	SO	LOB
1 Brian Roberts, S (1, 4) OBP: 0.358, SLG: 0.475	B FF 88 B FF 90 C FF 87 X FF 90 2-1 ① L5		B FF 89 C FF 89 B CH 82 B CH 81 C FF 91 B FF 90 4-2 ① 3 E 3 S 1-2 BB		C FC 88 X CU 75 0-1 ② G5-3		C FF 95 B FF 95 F FF 95 F FF 96 F FF 96 F SL 83 S FF 95 1-3 ② K		B FF 95 C FF 93 F FF 93 B CH 84 B FF 93 F FF 94 B FF 94 4-2 FC6-4 1-2 BB	3	0	0	0	2	1	2
3 Cesar Izturis, S (1, 6) OBP: 0.296, SLG: 0.351 18 Felix Pie, L (9, PH) OBP: 0.318, SLG: 0.384	C FF 88 B CU 74 B FC 86 B FF 89 B FF 91 4-1 21 1B BB		B FC 86 1 SAFE B FF 88 B FF 90 C FF 90 X FF 91 3-1 E7 BB 1-3		X FF 89 0-0 ③ G5-3		F FF 95 F FF 96 F FF 96 B FF 96 B SL 84 F FF 96 H FF 96 3-2 1-2 3-H HBP		C FF 96 B FF 91 F SL 90 S SL 84 1-3 ② K	2 1	0 0	0 0	0 0	1 0	0 1	1 2
Adam Jones, R (1, 8) OBP: 0.337, SLG: 0.466	F FF 89 X FF 90 0-1 ② P6		D FF 90 B FF 90 F FC 87 1 SAFE 1 SAFE B FF 88 F FC 87 B CH 82 4-2 1-2 BB			C FF 88 B CU 75 S CH 80 X FF 88 1-2 ① G4-3	S FF 96 S FF 96 B FF 96 F FF 96 X SL 83 1-2 ③ G5-3		B FF 93 X FF 93 1-0 ③ FC6-4 1-2f	4	0	0	0	1	0	5
21 Nick Markakis, L (1, 9) OBP: 0.359, SLG: 0.484	C FF 90 1 SAFE X FF 91 0-1 14 FC5-4 1-2 1B		B FC 88 F FC 88 F FC 88 B FC 86 F FC 87 B CH 83 F FC 88 S FC 88 3-3 ② K			C FF 90 C CH 81 S FF 89 0-3 ② K		C FF 96 B SL 84 T FF 96 T FF 97 1-2 ① K		4	0	1	0	0	3	3
14 Nolan Reimold, R (1, 7) OBP: 0.359, SLG: 0.457	C FC 86 S FC 86 X CH 82 0-2 ③ FC5-4 1-2f		C FC 86 X FC 87 0-1 ③ P4			X FF 89 0-0 3B		C FF 93 X FF 94 0-1 ② G4-3		4	0	1	0	0	0	5
6 Melvin Mora, R (1, 5) OBP: 0.318, SLG: 0.332		B FF 89 B FF 88 B FF 89 C FF 89 B FF 91 4-1 30 FC3-6 BB	X FC 89 0-0 ① P3			B FF 89 C FC 85 F FF 90 B FF 88 X CH 82 2-2 ③ F9		B FF 93 B FF 93 F FF 92 B FF 92 B FF 92 4-1 BB		2	0	0	0	2	0	1
30 Luke Scott, L (1, 10) OBP: 0.352, SLG: 0.498		F FF 90 B FC 87 X FC 87 1-1 ① FC3-6 32 G5-4-3 1-2f	B FC 89 X FF 89 1-0 ② G4-3				B FF 89 B FF 89 B FF 89 B FF 88 4-0 23 1B 3 WP BB	B FF 93 B FF 93 S FF 92 S FF 92 X FF 93 2-2 ③ P4		3	1	0	0	1	0	2
32 Matt Wieters, S (1, 2) OBP: 0.307, SLG: 0.368		B FF 92 X FC 86 1-0 ②③ G5-4-3 1-2f	B FF 89 C FF 90 X CH 82 1-1 ③ P4				C FF 88 F FF 90 B FC 85 F FC 85 F CH 81 B CH 82 1 SAFE F FC 85 S CH 81 2-3 ① K		B FF 94 B FF 94 C FF 94 B FF 93 X FF 94 3-1 ① F8	4	0	0	0	0	1	2
23 Ty Wigginton, R (1, 3) OBP: 0.311, SLG: 0.395 24 Michael Aubrey, L (9, PH) OBP: 0.429, SLG: 0.571			B FF 88 B FC 84 B FF 89 C FF 89 F FF 90 F FC 85 B CH 82 4-2 1 CS BB		B FF 87 B FF 88 C FC 89 X FF 89 2-1 ① P4		X FF 90 0-0 3 WP 1-3 1B		B FF 96 X FF 94 1-0 1 BB 1B	2 1	0 0	1 1	0 0	1 0	0 0	0 0
Inning Stats	R: 0 E: 0 K: 0 S: 10 H: 1 LOB: 2 BB: 1 P: 16	R: 0 E: 0 K: 0 S: 4 H: 0 LOB: 0 BB: 1 P: 10	R: 0 E: 1 K: 1 S: 16 H: 0 LOB: 3 BB: 3 P: 34	R: 0 E: 0 K: 0 S: 4 H: 0 LOB: 0 BB: 0 P: 6	R: 0 E: 0 K: 0 S: 5 H: 0 LOB: 0 BB: 0 P: 7	R: 0 E: 0 K: 1 S: 10 H: 1 LOB: 1 BB: 0 P: 13	R: 1 E: 0 K: 2 S: 21 H: 1 LOB: 2 BB: 1 P: 32	R: 0 E: 0 K: 1 S: 9 H: 0 LOB: 1 BB: 1 P: 16	R: 0 E: 0 K: 1 S: 10 H: 1 LOB: 2 BB: 1 P: 20	1B: 3 2B: 0 3B: 1 HR: 0 SF: 0 SAC: 0 DP: 1 HBP: 1						

TOP

Baltimore Orioles @ Chicago White Sox

U.S. Cellular Field, Chicago, IL

Sat Aug 22 2009, 7:05 PM EDT

Att. 34,730 - Cloudy - 59 F

livebaseballscorecards.com

AB	30
R	1
H	4
RBI	0
BB	8
SO	6
LOB	23

WP: 1 PA: 39
PB: 0
SB: 1
CS: 1

PITCHER		IP	WLS	BF	H	R	ER	SO	BB	IBB	HBP	BLK	WP	HR	S	P	ERA	WHIP
50 John Danks, L ERA: 3.85	(1, 1)	6.1	W	27	3	1	1	3	6	0	0	0	0	0	56	99	1.42	1.421
37 Matt Thornton, L ERA: 2.65	(7, 1)	1.0	H	4	0	0	0	2	0	0	1	0	1	0	17	23	0.00	0.000
26 Octavio Dotel, R ERA: 2.59	(8, 1)	0.2	H	3	0	0	0	0	1	0	0	0	0	0	6	12	0.00	1.500
45 Bobby Jenks, R ERA: 3.65	(9, 1)	1.0	S	5	1	0	0	1	1	0	0	0	0	0	10	20	0.00	2.000

PITCHER	IP	WLS	BF	H	R	ER	SO	BB	IBB	HBP	BLK	WP	HR	S	P	ERA	WHIP

BOTTOM

Baltimore Orioles @ Chicago White Sox

U.S. Cellular Field, Chicago, IL

Sat Aug 22 2009, 7:05 PM EDT

Att. 34,730 - Cloudy - 59 F

livebaseballscorecards.com

Batter	1	2	3	4	5	6	7	8	9	AB	R	H	RBI	BB	SO	LOB
22 Scott Podsednik, L (1, 8) OBP: 0.346, SLG: 0.386 51 Alex Rios, R (9, 8) OBP: 0.313, SLG: 0.426	C FF 93 B FF 94 B CH 84 B FF 93 F FF 93 F FF 92 B FF 93 4-2 25 WP 15 S BB		C CU 76 C CU 78 X CU 80 0-2 ① F8	B CU 78 C CU 80 C FF 94 B CU 81 F CU 80 F FF 94 F FF 94 F CU 80 D CH 85 3-2 ③ X SI 84 G3-1		C FF 90 B CU 77 B FF 90 F FF 91 X FF 90 2-2 ② G6-3		F FC 88 X CU 75 0-1 ③ G1-3		4 0	0 0	0 0	0 0	1 0	0 0	2 0
15 Gordon Beckham, R (1, 5) OBP: 0.368, SLG: 0.462	B FF 93 S FF 93 1 SAFE B FF 94 F FF 93 S FF 94 2-3 ① K 1-2		B FF 93 X FF 94 1-0 ② F7		S SL 86 C CH 85 B SL 84 F FF 92 X FF 92 1-2 ① G6-3	B FF 89 C FF 91 B SL 85 F CH 84 X FF 91 2-2 ③ F9				4	0	0	0	0	1	1
23 Jermaine Dye, R (1, 9) OBP: 0.350, SLG: 0.489	B FF 94 C FF 94 B FF 93 F FF 93 B FF 94 X FF 93 3-2 ② F9		C FF 93 F FF 94 B CU 82 S FF 95 1-3 ③ K		B SL 86 B FF 92 B FF 92 B FF 91 4-0 25 1B 20 WP BB		C SI 84 B CH 77 X SL 79 1-1 ① G5-3			3	1	0	0	1	1	1
25 Jim Thome, L (1, 10) OBP: 0.388, SLG: 0.519	C FF 92 B CU 79 B FF 93 B CH 85 S FF 93 X FF 93 3-2 ③ P5 2-3			B FF 94 B FF 92 S FF 93 S FF 93 B FF 96 F FF 95 B CU 81 4-2 12 1B 20 HBP 10 1B BB	D CU 78 X FF 91 1-0 12 1B 20 WP 1-3 1B		B FF 84 B SI 84 B SI 85 F SI 85 X FF 85 3-1 10 1B 2B			3	1	2	0	1	0	1
20 Carlos Quentin, R (1, 7) OBP: 0.327, SLG: 0.461		S FF 93 B FF 91 B FF 95 B FF 94 X FF 94 3-1 HR		H FF 94 1-0 10 1B 12 1B 7 SF8 1-2 HBP	B CH 86 S SL 85 B SI 93 S SL 85 B SL 86 S SL 87 3-3 ② K 1-2 3-H		X FF 84 0-0 ② P3			3	2	1	1	0	1	2
12 A.J. Pierzynski, L (1, 2) OBP: 0.347, SLG: 0.465		C CU 79 B FF 95 B FF 94 B CH 86 B FF 94 4-1 7 G3 BB		B CU 79 S CU 79 F CU 80 F FF 95 F FF 94 D CU 80 X CU 80 2-2 10 1B 1-2 2-3 1B	C FF 92 F CU 78 F SL 85 D CU 79 B FF 90 F SL 85 F FF 92 D CU 79 X CU 78 3-2 10 BB 2-3 1B		I IN 64 I IN 65 I IN 64 I IN 66 4-0 10 1B IBB			2	0	2	0	2	0	0
10 Alexei Ramirez, R (1, 6) OBP: 0.333, SLG: 0.410		C FF 94 B FF 94 C CU 79 F FF 94 S CU 80 1-3 ① K		B CU 79 C FF 94 F FF 94 X FF 94 1-2 1-2 2-3 3-H 1B	B CH 86 B CH 84 B FF 91 C FF 91 B SI 91 4-1 1-2 BB		C SL 78 B SL 80 B SL 77 F FF 85 X SL 79 2-2 ③ 1-3 2-3 1B			3	0	2	1	1	1	1
7 Mark Kotsay, L (1, 3) OBP: 0.293, SLG: 0.336		B SI 93 B FF 92 F FF 92 C CU 79 X CU 80 2-2 ② G3 1-2		B FF 94 B FF 94 B FF 94 C FF 94 X FF 94 3-1 ① SF8 3-H	X SI 92 0-0 ③ G1-3			X FC 87 0-0 ① G4-3		3	0	0	1	0	0	4
5 Jayson Nix, R (1, 4) OBP: 0.317, SLG: 0.444		C FF 94 C FF 93 F CU 81 S CU 80 0-3 ③ K		B FF 94 C FF 94 B CU 80 C FF 94 X CU 82 2-2 ② F7		B FF 90 B FF 91 F FF 91 X FF 90 2-1 ① G5-3		B FF 89 F FF 88 X FF 89 1-1 ② G1-3		4	0	0	0	0	1	3
Inning Stats	R: 0 E: 0 K: 1 S: 12 H: 0 LOB: 1 BB: 1 P: 24	R: 1 E: 0 K: 2 S: 14 H: 1 LOB: 1 BB: 1 P: 24	R: 0 E: 0 K: 1 S: 7 H: 0 LOB: 0 BB: 0 P: 9	R: 2 E: 0 K: 0 S: 23 H: 2 LOB: 2 BB: 1 P: 39	R: 1 E: 0 K: 1 S: 16 H: 2 LOB: 3 BB: 2 P: 32	R: 0 E: 0 K: 0 S: 8 H: 0 LOB: 0 BB: 0 P: 14	R: 0 E: 0 K: 0 S: 8 H: 2 LOB: 3 BB: 1 P: 18	R: 0 E: 0 K: 0 S: 5 H: 0 LOB: 0 BB: 0 P: 6		1B: 5 2B: 1 3B: 0 HR: 1 SF: 1 SAC: 0 DP: 0 HBP: 1		WP: 2 PB: 0 SB: 1 CS: 0 PA: 37			

	AB	29
	R	4
	H	7
	RBI	3
	BB	6
	SO	5
	LOB	15

PITCHER		IP	WLS	BF	H	R	ER	SO	BB	IBB	HBP	BLK	WP	HR	S	P	ERA	WHIP
29 David Hernandez, R ERA: 4.35	(1, 1)	4.0	L	19	3	3	3	4	3	0	1	0	1	1	56	96	6.75	1.500
25 Brian Bass, R ERA: 4.64	(5, 1)	2.0		10	2	1	1	1	2	0	0	0	1	0	24	46	4.50	2.000
26 Cla Meredith, R ERA: 4.64	(7, 1)	1.0		5	2	0	0	0	0	1	0	0	0	0	8	18	0.00	2.000
27 Mark Hendrickson, L ERA: 4.58	(8, 1)	1.0		3	0	0	0	0	0	0	0	0	0	0	5	6	0.00	0.000

PITCHER	IP	WLS	BF	H	R	ER	SO	BB	IBB	HBP	BLK	WP	HR	S	P	ERA	WHIP

Baltimore Orioles @ Chicago White Sox

U.S. Cellular Field, Chicago, IL

Sun Aug 23 2009, 2:05 PM EDT

Att. 32,742 - Partly Cloudy - 68 F

livebaseballscorecards.com

Batter	1	2	3	4	5	6	7	8	9	AB	R	H	RBI	BB	SO	LOB
1 Brian Roberts, S (1, 4) OBP: 0.362, SLG: 0.480	C FF 86 B SI 86 B CH 79 X CH 81 2-1 1B 2B		C SI 84 X CU 70 0-1 12 G4-3 12 S 18 SF7 1B		C FF 84 B FF 85 X SI 83 1-1 12 G5-3 1B		C FC 89 X CU 77 0-1 ① G1-3		I IN 63 I IN 70 I IN 69 I IN 65 4-0 IBB	4	2	3	0	1	0	0
12 Robert Andino, R (1, 6) 30 Luke Scott, L (9, PH) 3 Cesar Izturis, S (9, 6) OBP: 0.351, SLG: 0.497 OBP: 0.296, SLG: 0.351	F SI 86 F SI 86 S CH 79 0-3 ① K		B FF 86 C FF 87 B FF 87 B CH 80 X FF 87 3-1 ① G4-3 1-3		C FF 86 S FF 85 1 SAFE 1 SAFE F CH 77 F FF 86 F FC 82 B FF 87 F FF 87 1-2 ①② X CU 68 G5-3 1-2		C FC 89 B SI 92 S SL 80 F CU 73 B FF 93 F FC 90 C SL 81 2-3 ② K		S SL 88 S SL 89 B SL 89 B FF 94 D SL 86 T FF 92 3-2 ② K	4 1 0	0 0 0	0 0 0	0 0 0	0 0 0	2 1 0	3 2 0
Adam Jones, R (1, 8) OBP: 0.338, SLG: 0.467 18 Felix Pie, L (1, 8) OBP: 0.316, SLG: 0.401	B FF 87 S CH 79 B CH 79 S FC 83 X CH 78 2-2 14 G5-3 21 1B 2-H 1B		B FF 85 B FF 87 X SI 87 2-0 ② SF7 3-H		B FC 80 X FF 86 1-0 HR		C FC 89 B FC 90 B SI 93 F FC 90 F SL 81 B CU 80 S FF 90 3-3 ③ K		B FF 94 F FF 91 F FF 93 C FF 95 1-3 ③ K	1 3	0 1	1 1	1 2	0 0	0 2	0 2
21 Nick Markakis, L (1, 9) OBP: 0.360, SLG: 0.484	C FF 87 F FF 82 1 SAFE F FC 80 X FF 87 0-2 14 G5-3 1-2 1B		B FC 84 C CH 80 F CU 73 X FF 88 1-2 14 HR 1B		C FF 87 X FC 83 0-1 ③ G1-3			B SI 95 F FO 82 T SI 94 F SL 81 X FF 96 1-2 ① L4		4	1	2	0	0	0	0
14 Nolan Reimold, R (1, 7) OBP: 0.361, SLG: 0.469	B CH 80 B FF 88 B CH 81 C FF 86 F CH 80 F FF 88 F CH 80 F FF 88 X CH 80 3-2 ② G5-3 1-2 2-3		X CH 80 0-0 1-H HR			X SI 82 0-0 6 FC5-4 1B		C SL 78 C SI 96 S FF 94 0-3 ② K		4	1	2	2	0	1	2
6 Melvin Mora, R (1, 5) OBP: 0.315, SLG: 0.328	F CH 79 B FF 89 F FF 87 F FF 88 F FC 85 X CH 78 1-2 ③ F9		C SI 89 F FC 81 B CU 72 S FF 89 1-3 ③ K			B FF 85 X FF 85 1-0 ① FC5-4 32 1B 1-2f		B FF 96 C SL 78 B FF 95 X FF 94 2-1 E4		4	0	0	0	0	1	3
32 Matt Wieters, S (1, 10) OBP: 0.310, SLG: 0.370		C FF 84 B CU 69 B CH 80 S CH 78 F CH 77 C FF 88 2-3 ① K		B FF 84 F FC 84 B FF 86 B CH 79 X SI 85 3-1 16 G6-4-3 1B		1 SAFE B CH 78 F FF 85 S FF 85 F FF 86 F FF 86 1 SAFE X CH 78 1-2 1-2 1B		B SI 94 X SI 92 1-0 ③ L1-3		4	0	2	0	0	1	1
23 Ty Wigginton, R (1, 3) OBP: 0.307, SLG: 0.390		B CH 77 X CH 78 1-0 ② G1-3		B CH 79 B CH 78 S SI 84 F SI 85 C FF 88 2-3 ① K		F FC 89 X FC 89 0-1 ② L9			B FF 94 F SL 86 X FF 94 1-1 ① P4	4	0	0	0	0	1	3
16 Chad Moeller, R (1, 2) OBP: 0.250, SLG: 0.359		B FF 86 B FF 86 C FF 83 F FF 84 F CH 78 X FF 88 2-2 ③ P2		B FF 87 C FF 85 F FF 86 X FF 87 1-2 ②③ G6-4-3 1-2f		C FC 89 X FC 90 0-1 ③ F8			B SL 87 X SI 94 1-0 2B	4	0	1	0	0	0	3
Inning Stats	R: 1 E: 0 K: 1 S: 23 H: 3 LOB: 2 BB: 0 P: 31	R: 0 E: 0 K: 1 S: 9 H: 0 LOB: 0 BB: 0 P: 14	R: 3 E: 0 K: 1 S: 12 H: 3 LOB: 0 BB: 0 P: 19	R: 0 E: 0 K: 1 S: 8 H: 1 LOB: 0 BB: 0 P: 14	R: 1 E: 0 K: 0 S: 12 H: 2 LOB: 0 BB: 0 P: 15	R: 0 E: 0 K: 0 S: 11 H: 2 LOB: 2 BB: 0 P: 13	R: 0 E: 0 K: 2 S: 11 H: 0 LOB: 0 BB: 0 P: 16	R: 0 E: 1 K: 1 S: 10 H: 0 LOB: 1 BB: 0 P: 14	R: 0 E: 0 K: 2 S: 9 H: 1 LOB: 2 BB: 1 P: 19	1B: 8 2B: 2 3B: 0 HR: 2 SF: 1 SAC: 0 DP: 1 HBP: 0						

	AB	37
	R	5
	H	12
	RBI	5
	BB	1
	SO	9
	LOB	19

WP: 0 PA: 39
PB: 0
SB: 1
CS: 0

PITCHER		IP	WLS	BF	H	R	ER	SO	BB	IBB	HBP	BLK	WP	HR	S	P	ERA	WHIP
56 Mark Buehrle, L ERA: 3.92	(1, 1)	5.1	L	25	11	5	5	4	0	0	0	0	0	2	71	102	8.44	2.062
D.J. Carrasco, R ERA: 3.57	(6, 1)	1.2		5	0	0	0	2	0	0	0	0	0	0	15	20	0.00	0.000
71 Scott Linebrink, R ERA: 3.45	(8, 1)	1.0		4	0	0	0	1	0	0	0	0	0	0	10	14	0.00	0.000
57 Ramon Pena, R ERA: 4.44	(9, 1)	0.1		3	1	0	0	0	0	1	0	0	0	0	3	9	0.00	3.000
67 Randy Williams, L ERA: 2.16	(9, 1)	0.2		2	0	0	0	2	0	0	0	0	0	0	6	10	0.00	0.000

Baltimore Orioles @ Chicago White Sox

U.S. Cellular Field, Chicago, IL

Sun Aug 23 2009, 2:05 PM EDT

Att. 32,742 - Partly Cloudy - 68 F

livebaseballscorecards.com

BOTTOM

Batter	1	2	3	4	5	6	7	8	9	AB	R	H	RBI	BB	SO	LOB
22 Scott Podsednik, L (1, 8) OBP: 0.345, SLG: 0.388	C FF 93 B FF 93 X SI 92 1-1 E6 15 S 15 E		F FF 93 M SL 80 X SL 85 0-2 ② G4-3		C FF 93 B SI 93 F FF 94 1 SAFE 1 SAFE F SL 85 B SL 85 X SL 84 2-2 15 1B 1-H 2B		C FF 96 F SI 97 S FF 96 0-3 ③ K			4	2	1	1	0	1	0
15 Gordon Beckham, R (1, 5) OBP: 0.370, SLG: 0.462	1 SAFE B SI 92 F SI 91 B SI 93 S SI 93 X SL 86 2-2 E5 1-H		B FF 94 B SI 94 F FF 94 X FF 93 2-1 51 FC5-4 1B		S SL 84 S SL 86 B SL 86 D SL 86 X SL 86 2-2 2-H 1B			C SI 92 F SI 94 C SI 91 0-3 ① K		4	0	2	1	0	1	0
51 Alex Rios, R (1, 9) OBP: 0.311, SLG: 0.423	B SL 84 S SL 84 F SL 83 F SI 94 D SL 85 S SL 85 2-3 ① K		C FF 94 D SL 86 X SL 84 1-1 ③ FC5-4 1-2f		1 SAFE B SI 93 B SL 85 C FF 94 F FF 94 F SL 84 X SL 83 2-2 ③ F9			C SI 95 F FF 95 B SI 95 S SI 96 1-3 ② K		4	0	0	0	0	2	3
25 Jim Thome, L (1, 10) OBP: 0.384, SLG: 0.513	F SI 94 B CH 85 B SI 94 X FF 93 2-1 ② F8			B SL 78 X FF 94 1-0 ① L4		B CH 83 B CH 83 B SI 91 C FF 92 F FF 92 C CH 83 3-3 ① K		C SI 96 F SI 96 B FF 94 B FF 93 X SI 96 2-2 ③ L7		4	0	0	0	0	1	1
14 Paul Konerko, R (1, 3) OBP: 0.340, SLG: 0.480	S SL 84 D SL 84 B FF 94 X SL 84 2-1 ③ G5-3			C SL 83 B SI 92 F SI 94 B SI 94 B SL 86 F SI 94 B SI 94 4-2 20 G6-4-3 BB	F SI 92 B FF 91 X SI 93 1-1 ② P4				C SI 94 X SI 94 0-1 10 1B 12 G6-3 2B	3	1	1	0	1	0	1
20 Carlos Quentin, R (1, 7) OBP: 0.330, SLG: 0.462		C SL 83 B FF 92 B SL 84 X SL 84 2-1 10 G6-4-3 1B		F SL 84 B SI 93 F SL 85 D SL 86 F SI 93 F SL 84 B FF 95 X SL 85 3-2 ②③ G6-4-3 1-2f	X FF 92 0-0 1B				C CU 80 B SI 93 D CU 82 F SI 95 B SI 95 S SI 96 3-3 ① K	4	0	2	0	0	1	2
10 Alexei Ramirez, R (1, 6) OBP: 0.332, SLG: 0.408		X SI 92 0-0 ①② G6-4-3 1-2f			B SL 82 C SL 83 X SL 83 1-1 ① P6	B FF 94 B FF 95 B FF 95 C FF 94 X FF 95 3-1 ③ G4-3			B CU 80 C SI 96 X SI 96 1-1 12 G6-3 2-3 1B	4	0	1	0	0	0	2
27 Ramon Castro, R (1, 2) OBP: 0.313, SLG: 0.412 12 A.J. Pierzynski, L (9, PH) OBP: 0.346, SLG: 0.464		C FF 93 C SI 93 B SL 87 F SL 84 B FF 95 X FF 94 2-2 ③ F9			B FF 93 B SI 93 C FF 93 X FF 93 2-1 ② L8		B SI 95 C FF 96 C FF 97 B CH 87 X FF 96 2-2 ① F9		F SI 94 B SI 95 F SI 94 1 SAFE X SI 94 1-2 ② G6-3 1-2 3-H	3 1	0 0	0 0	0 1	0 0	0 0	0 1
18 Brent Lillibridge, R (1, 4) OBP: 0.256, SLG: 0.181 7 Mark Kotsay, L (9, PH) OBP: 0.291, SLG: 0.333			L SI 92 B FF 92 X SI 93 1-1 ① G5-3		B FF 93 B FF 92 B FF 93 B FF 93 4-0 22 S 22 2B BB		C FF 97 B SL 83 F FF 96 B SL 87 B FF 97 X FF 96 3-2 ② F8		F SI 94 F SI 96 B SI 94 S CH 87 1-3 ③ K2-3	2 1	1 0	0 0	0 0	1 0	0 1	0 1
Inning Stats	R: 1 E: 2 K: 1 S: 13 H: 0 LOB: 1 BB: 0 P: 22	R: 0 E: 0 K: 0 S: 7 H: 1 LOB: 0 BB: 0 P: 11	R: 0 E: 0 K: 0 S: 9 H: 1 LOB: 1 BB: 0 P: 13	R: 0 E: 0 K: 0 S: 9 H: 0 LOB: 0 BB: 1 P: 17	R: 2 E: 0 K: 0 S: 15 H: 2 LOB: 1 BB: 1 P: 28	R: 0 E: 0 K: 1 S: 8 H: 1 LOB: 1 BB: 0 P: 15	R: 0 E: 0 K: 1 S: 9 H: 0 LOB: 0 BB: 0 P: 14	R: 0 E: 0 K: 2 S: 9 H: 0 LOB: 0 BB: 0 P: 12	R: 1 E: 0 K: 2 S: 13 H: 2 LOB: 1 BB: 0 P: 19	1B: 5 2B: 2 3B: 0 HR: 0	SF: 0 SAC: 0 DP: 2 HBP: 0	WP: 0 PB: 0 SB: 2 CS: 0	PA: 36				

	AB	34
	R	4
	H	7
	RBI	3
	BB	2
	SO	7
	LOB	11

PITCHER		IP	WLS	BF	H	R	ER	SO	BB	IBB	HBP	BLK	WP	HR	S	P	ERA	WHIP
49 Jason Berken, R ERA: 6.49	(1, 1)	5.2	W	24	5	3	2	2	2	0	0	0	0	0	59	101	3.18	1.235
31 Kam Mickolio, R ERA:	(6, 1)	1.1	H	4	0	0	0	1	0	0	0	0	0	0	11	19	0.00	0.000
28 Danys Baez, R ERA: 4.01	(8, 1)	1.0	H	3	0	0	0	2	0	0	0	0	0	0	9	12	0.00	0.000
43 Jim Johnson, R ERA: 2.97	(9, 1)	1.0	S	5	2	1	1	2	0	0	0	0	0	0	13	19	9.00	2.000

PITCHER	IP	WLS	BF	H	R	ER	SO	BB	IBB	HBP	BLK	WP	HR	S	P	ERA	WHIP

Chicago White Sox @ Boston Red Sox

Fenway Park, Boston, MA

Mon Aug 24 2009, 7:10 PM EDT

Att. 37,812 - Cloudy - 71 F

livebaseballscorecards.com

Batter	1	2	3	4	5	6	7	8	9	AB	R	H	RBI	BB	SO	LOB
22 Scott Podsednik, L (1, 8) OBP: 0.348, SLG: 0.389	C FF 93 B FF 94 X SI 93 1-1 F7 ①		C SI 91 X FF 94 0-1 15 S 15 HR 1B		B SI 92 C FF 93 X SL 86 1-1 15 F8 15 E 14 HR 1B		B FF 94 B FF 94 C FF 93 B FF 94 C FF 94 F FF 95 B FF 94 4-2 14 HBP 23 BLK BB	B FF 99 B FF 100 F FF 99 X FF 100 2-1 G4-3 ② 2-3 3-H		4	2	2	1	1	0	1
15 Gordon Beckham, R (1, 5) OBP: 0.367, SLG: 0.469	B SI 95 X SI 92 1-0 G5-3 ②		B SI 94 C SI 92 X CH 79 1-1 1-H HR		1 SAFE X SL 84 0-0 F8 ① 1-3		B FF 94 1 SAFE 1 SAFE F FF 94 C SL 90 X SL 89 1-2 P6 ①	B SL 87 B FF 99 C FF 98 F FF 98 F FF 99 C SL 87 2-3 K ③		5	1	1	2	0	1	3
23 Jermaine Dye, R (1, 9) OBP: 0.348, SLG: 0.484	B SI 94 F FF 94 C SL 86 X FF 95 1-2 G1-3 ③		C SI 95 C CU 78 B SL 90 X FF 95 1-2 G1-3 ①		B SI 93 D CH 78 F SI 93 F SI 93 B SL 86 F SI 94 S FF 95 3-3 K ②		C SL 89 B SL 87 B FF 94 D SL 88 F FF 95 B FF 94 4-2 14 HBP 1-2 BB		B FF 96 S FF 96 F FF 96 F FF 96 S FF 96 1-3 K ①	4	0	0	0	1	2	1
25 Jim Thome, L (1, 10) OBP: 0.382, SLG: 0.506		F FF 94 S CH 79 X FF 94 0-2 L9 ① B FF 94 C CH 78 B CU 78 B CH 79 S SI 94 B SI 95 4-2 20 BB 12 1B BB	F SI 94 B CU 80 S CU 77 S CH 83 1-3 K ② F SI 95 F CU 80 B FF 96 X FF 95 1-2 G6-3 ③		C FF 95 B SL 87 B FF 95 B FF 94 B SI 95 4-1 14 HR BB C CU 76 B SI 94 B SL 83 X FF 92 2-1 1-H 3-H HR		C CU 76 B FF 89 B FS 82 X CU 77 2-1 F8 ② H SI 98 1-0 1-2 2-3 HBP	B FF 96 C FF 96 T FF 96 B FF 97 B FF 97 S FF 96 3-3 K ② B FF 96 B FF 96 F FF 96 B FF 96 B FF 96 4-1 BB	4	1	0	0	1	2	2
14 Paul Konerko, R (1, 3) OBP: 0.345, SLG: 0.487										2	2	1	3	2	0	0
20 Carlos Quentin, R (1, 7) OBP: 0.327, SLG: 0.454		B CH 81 F SI 92 B SL 84 B SI 94 1 SAFE C SI 95 1 SAFE D CH 80 4-2 12 1B 10 SF7 1-2 BB		B SI 95 B SI 91 C FF 94 F SI 92 F SI 95 F SI 94 X SI 96 2-2 F9 ① B CH 80 C SI 93 F CU 78 F CU 78 X CH 80 1-2 10 G3 2B	F SL 86 F SL 88 D SL 89 S SL 90 1-3 K ③		B FF 98 F FF 98 B FF 99 X FF 99 2-2 F9 ③		B FF 96 S FF 95 B FF 96 F FF 95 F FF 96 B FF 95 X FF 96 3-2 L7 ③	4	1	0	0	1	1	4
12 A.J. Pierzynski, L (1, 2) OBP: 0.350, SLG: 0.472		X SI 94 0-0 1-3 2-H 1B				C FF 94 B FF 95 X FF 95 1-1 G1-3 ①		C FF 98 S SL 87 B FF 98 X SL 87 1-2 7 G6-3 22 G4-3 2B		4	1	3	1	0	0	0
10 Alexei Ramirez, R (1, 6) OBP: 0.331, SLG: 0.408		B CH 80 C SL 84 S FF 94 F CH 80 F SL 86 F CU 77 X CH 80 1-2 SF7 ② 3-H		S SI 94 F SI 94 F CU 76 X SI 95 0-2 G3 ② 2-3		B FF 94 B SL 88 X SL 89 2-0 G6-3 ②		C FF 98 F FF 100 X SL 88 0-2 22 G4-3 7 G6-3 1B		3	0	1	1	0	0	1
5 Jayson Nix, R (1, 4) OBP: 0.313, SLG: 0.436 7 Mark Kotsay, L (8, PH) OBP: 0.288, SLG: 0.330 18 Brent Lillibridge, R (8, 4) OBP: 0.256, SLG: 0.181		X SI 94 0-0 G5-3 ③		C SI 93 D SL 87 S CH 79 F SI 94 B SI 94 S SL 85 2-3 K ③		B SL 88 X FF 95 1-0 P3 ③		C FF 98 B FF 99 F FF 97 B SL 83 X FF 99 2-2 G6-3 ① 1-2 2-3		3 1 0	0 0 0	0 0 0	0 0 0	0 0 0	1 0 0	2 2 0
Inning Stats	R: 0 E: 0 K: 0 S: 6 H: 0 LOB: 0 BB: 0 P: 9	R: 2 E: 0 K: 0 S: 15 H: 1 LOB: 1 BB: 2 P: 24	R: 2 E: 0 K: 1 S: 13 H: 2 LOB: 0 BB: 0 P: 17	R: 0 E: 0 K: 1 S: 17 H: 1 LOB: 1 BB: 0 P: 22	R: 3 E: 1 K: 2 S: 13 H: 2 LOB: 0 BB: 1 P: 24	R: 0 E: 0 K: 0 S: 4 H: 0 LOB: 3 BB: 0 P: 8	R: 0 E: 0 K: 0 S: 13 H: 0 LOB: 3 BB: 2 P: 27	R: 1 E: 0 K: 1 S: 15 H: 2 LOB: 1 BB: 0 P: 22	R: 0 E: 0 K: 2 S: 12 H: 0 LOB: 1 BB: 1 P: 23	1B: 4 2B: 2 3B: 0 HR: 2 SF: 1 SAC: 0 DP: 0 HBP: 1						

TOP	
AB	34
R	8
H	8
RBI	8
BB	6
SO	7
LOB	16

PITCHER		IP	WLS	BF	H	R	ER	SO	BB	IBB	HBP	BLK	WP	HR	S	P	ERA	WHIP
11 Clay Buchholz, R ERA: 5.02	(1, 1)	4.2		23	6	7	7	3	3	0	0	0	0	2	61	92	13.50	1.929
56 Ramon E Ramirez, R ERA: 2.59	(5, 1)	1.2	W	7	0	0	0	1	2	0	0	1	0	0	15	29	0.00	1.200
37 Hideki Okajima, L ERA: 2.75	(7, 1)	0.1	H	1	0	0	0	0	0	0	0	0	0	0	2	4	0.00	0.000
51 Daniel Bard, R ERA: 3.76	(7, 1)	1.1	H	7	2	1	1	1	0	0	1	0	0	0	18	28	6.75	1.500
58 Jonathan Papelbon, R ERA: 2.04	(9, 1)	1.0		4	0	0	0	2	1	0	0	0	0	0	12	23	0.00	1.000

PITCHER	IP	WLS	BF	H	R	ER	SO	BB	IBB	HBP	BLK	WP	HR	S	P	ERA	WHIP

BOTTOM

Batter	1	2	3	4	5	6	7	8	9	AB	R	H	RBI	BB	SO	LOB
2 Jacoby Ellsbury, L (1, 8) OBP: 0.341, SLG: 0.405	C FF 91 X FF 92 0-1 ① F9	C FF 92 B SI 94 C FF 92 X FF 93 1-2 ① F8	C FC 89 B SI 92 1 SAFE X FC 89 1-1 15 SF8 20 1B 1-3 2B	C SI 92 X FC 89 0-1 E4 20 1B 15 1B	B FF 94 B FF 92 S FF 93 S FF 91 X CU 80 2-2 15 2B 2-H 3B					5	2	2	1	0	0	1
15 Dustin Pedroia, R (1, 4) OBP: 0.376, SLG: 0.452	C FF 92 B SI 93 F SL 83 F FS 79 X FF 92 1-2 41 S 2B	C SL 85 B FF 94 B SL 84 X SL 84 2-1 ② P3	B FC 90 B SL 79 B SI 91 C FC 89 X FC 90 3-1 ① SF8 2-3 3-H	C FC 88 1 SAFE 1 SAFE X SL 80 0-1 20 1B 1-2 1B	C FF 93 B FF 92 F FF 93 B FF 93 F SL 84 F FF 94 X CU 81 2-2 3-H 2B					4	0	3	2	0	0	1
41 Victor Martinez, S (1, 2) OBP: 0.373, SLG: 0.478	C FF 92 B SL 84 B SL 86 C SL 84 X FS 79 2-2 ② G4-3 2-3	B FF 92 B SL 84 F SI 91 B FF 93 C SL 84 F SL 82 B FF 94 4-2 34 E 20 HBP 44 BB 1-2 BB	F FC 89 X SL 80 0-1 ② L4	B SI 92 F FC 89 C FC 88 B FC 88 2 SAFE X FC 88 2-2 ② F9	C FF 94 X FF 94 0-1 ③ P6					4	1	0	0	1	0	5
20 Kevin Youkilis, R (1, 3) OBP: 0.422, SLG: 0.569	B FF 94 C SL 84 B FF 94 F FF 94 B FF 94 F FF 95 C SL 86 3-3 ③ K	C SL 86 F FF 94 F FS 79 H FS 78 1-2 44 BB 34 E 25 WP 1-2 2-3 HBP	C FC 90 F SI 92 F CH 88 B SL 74 B SL 73 B FF 93 F FC 81 F SI 92 F SL 73 3-2 X FC 80 3-H 1B	X FF 92 0-0 1-2 2-3 1B	B SI 96 C SL 88 F SL 89 B SL 90 S SL 88 2-3 ① K					4	1	2	1	0	2	1
34 David Ortiz, L (1, 10) OBP: 0.320, SLG: 0.439		C SL 81 B FS 79 X FS 78 1-1 ① G4-3	B FF 94 B SL 84 B SL 85 X SI 93 3-0 E1 25 WP 44 BB 25 HR 1-2 2-3 3-H	B FC 90 F FC 89 B CU 80 F SI 92 X SI 94 2-2 ③ G4-3	S SL 89 D FF 91 C SL 86 B SL 91 S SL 87 2-3 ③ K		C SI 97 B CH 88 F SL 89 B FF 90 X CH 90 2-2 ② F8			5	1	0	0	0	1	6
44 Jason Bay, R (1, 7) OBP: 0.382, SLG: 0.519		F FF 93 S SL 86 B FF 94 F FS 79 B SL 87 X SL 87 2-2 7 WP 25 G6-3 3 CS 1B	B FF 94 B SL 86 C SL 86 B SL 82 B SL 85 4-1 25 WP 25 HR 1-2 2-3 3-H BB	B SL 78 X SI 91 1-0 ① G6-3	C FF 93 C SL 83 S FF 96 0-3 ① K	X FF 97 0-0 ③ F8			4	2	1	1	1	1	0
25 Mike Lowell, R (1, 5) OBP: 0.347, SLG: 0.507		B FF 93 C FF 92 B FF 94 F FF 94 B FF 95 F FF 95 X SL 85 3-2 ② G6-3 1-2	B SL 84 F FF 94 F FF 95 F SL 87 B SI 90 F SL 85 B FF 94 X FF 94 3-2 1-H 2-H 3-H HR	C SI 91 C SI 92 B CU 79 X CU 71 1-2 ② P3	C FF 94 B FF 93 B FF 93 B FF 93 X FF 92 3-1 ② G5-3					4	1	1	3	0	0	1
7 J.D. Drew, L (1, 9) OBP: 0.376, SLG: 0.475		D SL 84 B SL 83 B SL 84 B FF 92 4-0 3 CS 2-3 BB	X FC 89 0-0 ③ P5	C FC 88 B CU 75 X SI 92 1-1 ③ F8	F FF 93 B FF 93 B FF 93 B FF 93 X FF 94 3-1 HR					3	1	1	1	1	0	0
3 Alex Gonzalez, R (1, 6) OBP: 0.258, SLG: 0.309		C SL 85 F FF 96 B FF 96 1-2 ③ CS 1-2 3-H	B FF 90 B FF 91 C FF 91 B SI 91 F FF 91 X FF 91 3-2 20 HBP 41 BB 34 E 1B	C FC 88 X SI 92 0-1 2 2B 15 SF8 1B	C SI 91 X SL 80 0-1 ① F7	B FF 93 B FF 93 S FF 93 B FF 92 F FF 92 X FF 92 3-2 2 3B 2B				4	3	3	0	0	0	0
Inning Stats	R: 0 E: 0 K: 1 S: 13 H: 1 LOB: 1 BB: 0 P: 19	R: 1 E: 0 K: 0 S: 12 H: 1 LOB: 0 BB: 1 P: 23	R: 6 E: 1 K: 0 S: 22 H: 2 LOB: 0 BB: 2 P: 43	R: 2 E: 0 K: 0 S: 18 H: 3 LOB: 1 BB: 0 P: 27	R: 0 E: 0 K: 0 S: 6 H: 0 LOB: 0 BB: 0 P: 9	R: 0 E: 1 K: 1 S: 13 H: 2 LOB: 3 BB: 0 P: 17	R: 3 E: 0 K: 1 S: 20 H: 4 LOB: 1 BB: 0 P: 33	R: 0 E: 0 K: 1 S: 7 H: 0 LOB: 0 BB: 0 P: 11		1B: 6 2B: 4 3B: 1 HR: 2 SF: 1 SAC: 0 DP: 0 HBP: 1				WP: 2 PB: 0 SB: 1 CS: 2 PA: 43	

PITCHER		IP	WLS	BF	H	R	ER	SO	BB	IBB	HBP	BLK	WP	HR	S	P	ERA	WHIP
52 Jose Contreras, R ERA: 5.09	(1, 1)	2.2	L	16	4	7	1	1	3	0	1	0	2	1	46	84	3.38	2.625
D.J. Carrasco, R ERA: 3.66	(3, 1)	3.0		15	5	2	2	0	0	0	0	0	0	0	35	49	6.00	1.667
67 Randy Williams, L ERA: 2.08	(6, 1)	0.1		1	0	0	0	1	0	0	0	0	0	0	3	5	0.00	0.000
26 Octavio Dotel, R ERA: 3.08	(7, 1)	1.0		7	4	3	3	1	0	0	0	0	0	1	20	33	27.00	4.000
57 Ramon Pena, R ERA: 4.35	(8, 1)	1.0		3	0	0	0	1	0	0	0	0	0	0	7	11	0.00	0.000

PITCHER	IP	WLS	BF	H	R	ER	SO	BB	IBB	HBP	BLK	WP	HR	S	P	ERA	WHIP

Chicago White Sox @ Boston Red Sox

Fenway Park, Boston, MA

Mon Aug 24 2009, 7:10 PM EDT

Att. 37,812 - Cloudy - 71 F

livebaseballscorecards.com

AB	37
R	12
H	13
RBI	9
BB	3
SO	4
LOB	15

Batter	1	2	3	4	5	6	7	8	9	AB	R	H	RBI	BB	SO	LOB
22 Scott Podsednik, L (1, 10) OBP: 0.348, SLG: 0.391	F FF 95 B CU 79 X SI 92 1-1 ① G6-3		C FF 95 S CU 78 B FF 93 S CU 79 1-3 ① K			B SI 91 X SI 90 1-0 ① G4-3	C CU 77 F FF 86 X CU 76 0-2 1-2 2-3 1B		C FF 96 B FF 96 F FF 96 X FF 96 1-2 2B	5	0	2	0	0	1	0
15 Gordon Beckham, R (1, 5) OBP: 0.361, SLG: 0.460	X FF 96 0-0 ② P3		C CH 84 S FC 90 F FC 88 B CU 78 X FF 95 1-2 ② G4-3			B FC 89 C SI 92 B CH 87 X FC 87 2-1 ② P3	F FS 82 C FF 88 B FS 83 F FS 82 S FF 88 1-3 ③ K		F FF 95 S FF 95 F FF 96 X SL 85 0-2 ③ F8	5	0	0	0	0	1	4
20 Carlos Quentin, R (1, 7) OBP: 0.326, SLG: 0.451	F FF 96 S FC 91 F FF 97 D CU 82 B CU 80 S FC 90 2-3 ③ K		B SI 94 S CH 85 F FF 95 S CU 80 1-3 ③ K			B CU 78 F FC 89 B SI 93 B CH 85 X FC 88 3-1 ③ G1		C FS 79 X FF 85 0-1 14 1B 14 E 1B		4	0	1	0	0	2	0
14 Paul Konerko, R (1, 3) OBP: 0.348, SLG: 0.489 7 Mark Kotsay, L (8, PR) OBP: 0.288, SLG: 0.330 (8, 3)		C FF 93 C CH 84 B FF 94 B FF 94 F FC 90 F CU 78 F FF 94 D CH 85 F FF 95 4-2 B FC 80 51 FC6-4 23 1B BB		B CU 73 B SI 90 B SI 91 C FF 92 F SI 91 F FF 94 X SI 91 3-2 ① G5-3			X SI 91 0-0 12 SH5-4 23 BB 10 WP 1B	C FF 87 X FS 81 0-1 1-3 1B	3	1	2	0	1	0	0
										0	0	0	0	0	0	0
23 Jermaine Dye, R (1, 9) OBP: 0.350, SLG: 0.483		B SI 95 F FC 91 B SI 94 B SI 94 X SI 94 3-1 51 FC6-4 1-2 1B		C SI 93 F FC 89 B CU 79 B FF 95 X CH 85 2-2 ② F8			B SI 92 B SI 93 B SI 92 B FF 94 4-0 10 WP 12 SH5-4 5 1B 1-2 BB	C FF 87 B FS 80 F FF 88 F FF 88 D FS 83 X FF 89 2-2 ① P6	3	1	1	0	1	0	2
12 A.J. Pierzynski, L (1, 2) OBP: 0.348, SLG: 0.468		F SI 94 B SI 95 B SI 95 S SI 94 C CU 80 2-3 ① K		F SI 94 F FC 88 X FC 88 0-2 ③ F7			D CU 77 B SI 93 X FF 93 2-0 ① SH5-4 1-2 2-3	B FS 83 F FS 82 F CU 77 F FF 88 F FF 89 S FS 82 1-3 ② K	3	0	0	0	0	2	4
51 Alex Rios, R (1, 8) OBP: 0.308, SLG: 0.419		B FF 95 T SI 94 B CH 86 B CU 79 X SI 95 3-1 ② FC6-4 1-2f 2-3			B FF 93 X FF 94 1-0 ① F7		B CU 78 F FC 91 C CU 79 X FC 91 1-2 ② L9	B FF 94 B FF 92 X FF 92 2-0 ③ P4		4	0	0	0	0	0	6
10 Alexei Ramirez, R (1, 6) OBP: 0.328, SLG: 0.404		B FF 95 C CU 79 1 SAFE F FF 94 D CU 80 X FF 96 2-2 ③ F8		B SI 91 B CU 75 F SI 91 F FC 88 X FF 94 2-2 ② F8			C CU 78 S CU 80 S CU 82 0-3 K 22 1B 5 1B 2-3 3-H		B FF 95 C FF 94 C FF 95 S FF 97 1-3 ① K	4	0	0	0	0	2	3
5 Jayson Nix, R (1, 4) OBP: 0.316, SLG: 0.454			C FF 93 B FC 88 F FF 94 X FF 94 1-2 HR	B SI 93 C FC 87 C CU 76 B CU 79 F CU 76 B FC 90 C FF 94 3-3 ③ K			X FC 90 0-0 22 1B 1-2 3-H 1B		B FF 95 T FF 96 S FF 95 C FF 96 1-3 ② K	4	1	2	2	0	2	0
Inning Stats	R: 0 E: 0 K: 1 S: 7 H: 0 LOB: 0 BB: 0 P: 10	R: 0 E: 0 K: 1 S: 16 H: 1 LOB: 2 BB: 1 P: 30	R: 1 E: 0 K: 2 S: 13 H: 1 LOB: 0 BB: 0 P: 17	R: 0 E: 0 K: 0 S: 10 H: 0 LOB: 0 BB: 0 P: 15	R: 0 E: 0 K: 1 S: 8 H: 0 LOB: 0 BB: 0 P: 14	R: 0 E: 0 K: 0 S: 5 H: 0 LOB: 0 BB: 0 P: 11	R: 2 E: 0 K: 2 S: 16 H: 3 LOB: 3 BB: 1 P: 24	R: 0 E: 0 K: 1 S: 14 H: 2 LOB: 2 BB: 0 P: 19	R: 0 E: 0 K: 2 S: 13 H: 1 LOB: 1 BB: 0 P: 16	1B: 6 2B: 1 3B: 0 HR: 1	SF: 0 SAC: 1 DP: 0 HBP: 0			WP: 1 PB: 0 SB: 0 CS: 0	PA: 38	

TOP

Chicago White Sox @ Boston Red Sox

Fenway Park, Boston, MA

Tue Aug 25 2009, 7:10 PM EDT

Att. 38,059 - Partly Cloudy - 73 F

livebaseballscorecards.com

AB	35
R	3
H	8
RBI	2
BB	2
SO	10
LOB	19

PITCHER		IP	WLS	BF	H	R	ER	SO	BB	IBB	HBP	BLK	WP	HR	S	P	ERA	WHIP
31 Jon Lester, L ERA: 3.6	(1, 1)	6.2		27	4	3	3	6	2	0	0	0	1	1	68	113	4.05	0.900
37 Hideki Okajima, L ERA: 2.7	(7, 1)	1.0		6	3	0	0	2	0	0	0	0	0	0	20	24	0.00	3.000
17 Manny Delcarmen, R ERA: 3.44	(8, 1)	0.1	W	1	0	0	0	0	0	0	0	0	0	0	1	3	0.00	0.000
58 Jonathan Papelbon, R ERA: 2.0	(9, 1)	1.0	S	4	1	0	0	2	0	0	0	0	0	0	13	16	0.00	1.000

PITCHER	IP	WLS	BF	H	R	ER	SO	BB	IBB	HBP	BLK	WP	HR	S	P	ERA	WHIP

BOTTOM

Chicago White Sox @ Boston Red Sox

Fenway Park, Boston, MA

Tue Aug 25 2009, 7:10 PM EDT
Att. 38,059 - Partly Cloudy - 73 F

livebaseballscorecards.com

Batter	1	2	3	4	5	6	7	8	9	AB	R	H	RBI	BB	SO	LOB
2 Jacoby Ellsbury, L (1, 8) OBP: 0.343, SLG: 0.409	B FF 88 C SI 88 B CH 81 X SI 88 2-1 15 S 15 G3 2B		B SI 88 X SI 87 1-0 ① F8		C SI 88 B CH 81 C SL 81 S FS 80 1-3 ① K		B FF 97 X FF 97 1-0 15 G6-3 1-2 1B	X SL 87 0-0 2-H 1B		5	1	3	1	0	1	0
15 Dustin Pedroia, R (1, 4) OBP: 0.375, SLG: 0.449	B SI 91 C SI 91 X SL 85 1-1 ① G3 2-H		C SI 89 X FS 82 0-1 ② F9		C SL 82 B SL 83 X SL 83 1-1 ② G5-3		B FF 96 B FF 96 C FF 96 X FF 96 2-1 ② G6-3 1-2 2-3	I IN 69 I IN 71 I IN 75 I IN 72 4-0 IBB		4	0	0	1	1	0	2
7 J.D. Drew, L (1, 9) OBP: 0.378, SLG: 0.477	B SI 89 S SL 80 B CH 82 S SL 82 D SL 81 B SL 81 4-2 BB		C SI 90 B FS 80 B CH 82 X SI 90 2-1 20 1B 2B		C SL 81 B FS 80 B SL 80 X CH 82 2-1 ③ G1-3		B FF 96 B FF 96 S FF 96 B FF 97 B FF 96 4-1 BB	C SL 90 B SL 88 D SL 86 C SL 86 X SL 88 2-2 ③ P5		3	1	1	0	2	0	2
20 Kevin Youkilis, R (1, 3) OBP: 0.420, SLG: 0.565	C SI 90 F SI 89 B SL 81 F SL 81 B SI 91 X SL 82 2-2 ② F8		X SL 83 0-0 2-H 1B			B SI 90 F SI 88 X SI 90 1-1 ① G6-3	C FF 95 B FF 95 B FF 95 F SI 94 X FF 96 2-2 ③ G4-3			4	0	1	1	0	0	4
34 David Ortiz, L (1, 10) OBP: 0.317, SLG: 0.435	C CU 72 C CH 82 B FS 80 D CH 83 S SL 81 2-3 ③ K		B SI 91 B SI 90 S SL 82 S FS 83 B FS 84 F FS 83 X SI 84 3-2 ③ G3			C SI 90 B FS 80 X SL 84 1-1 ② G3		C SI 95 F FO 83 X SL 82 0-2 ① F9		4	0	0	0	0	1	2
44 Jason Bay, R (1, 7) OBP: 0.381, SLG: 0.524		B SL 80 C SI 90 B CU 71 S SL 82 B SI 90 C SL 81 3-3 ① K		B SL 79 B SI 89 C SI 89 S SL 80 C SL 81 2-3 ① K		X SI 90 0-0 ③ G5-3		C SL 77 F SL 80 X SL 81 0-2 HR		4	1	1	1	0	2	0
25 Mike Lowell, R (1, 5) OBP: 0.346, SLG: 0.507		B SI 89 C SI 89 X SI 89 1-1 E5 3 FC6-4		X SI 90 0-0 33 G4-3 2B			B SL 82 B SL 82 X SL 82 2-0 ① G6-3	C FF 95 F SL 80 B FF 95 F SL 81 D FO 82 F FF 95 F SL 81 S FF 94 2-3 ② K		4	0	1	0	0	1	0
33 Jason Varitek, S (1, 2) OBP: 0.332, SLG: 0.428 22 Nick Green, R (7, PR) OBP: 0.300, SLG: 0.367 (8, 6)		C SI 89 F SI 89 X FS 79 0-2 ② F8		B CH 81 S CH 83 X SL 82 1-1 ② G4-3 2-3			C FS 84 X FS 78 0-1 41 1B 2B	F FF 95 X SL 79 0-1 41 2B 1B		3 1	0 2	1 1	0 0	0 0	0 0	2 0
3 Alex Gonzalez, R (1, 6) OBP: 0.256, SLG: 0.307 41 Victor Martinez, S (7, PH) OBP: 0.375, SLG: 0.483 (8, 2)		C SI 90 B SI 90 B SI 90 X SL 80 2-1 ③ FC6-4 1-2f		F SL 82 B SI 92 S SL 79 B SI 91 S SL 81 2-3 ③ K			X 0-0 15 G6-3 2 1B 2-H 1B	1 SAFE B SI 93 C FO 83 1 SAFE B FF 94 F SI 93 X FO 83 2-2 2 1B 1-H 2B		2 2	0 1	0 2	0 2	0 0	1 0	2 0
Inning Stats	R: 1 E: 0 K: 1 S: 13 H: 1 LOB: 1 BB: 1 P: 24	R: 0 E: 1 K: 1 S: 10 H: 0 LOB: 1 BB: 0 P: 16	R: 1 E: 0 K: 0 S: 10 H: 2 LOB: 1 BB: 0 P: 16	R: 0 E: 0 K: 2 S: 9 H: 1 LOB: 1 BB: 0 P: 14	R: 0 E: 0 K: 1 S: 7 H: 0 LOB: 0 BB: 0 P: 11	R: 0 E: 0 K: 0 S: 5 H: 0 LOB: 0 BB: 0 P: 7	R: 1 E: 0 K: 0 S: 11 H: 3 LOB: 3 BB: 1 P: 22	R: 3 E: 0 K: 1 S: 21 H: 4 LOB: 2 BB: 1 P: 31		1B: 5 2B: 5 3B: 0 HR: 1 SF: 0 SAC: 0 DP: 0 HBP: 0		WP: 0 PB: 0 SB: 1 CS: 0 PA: 39		

	AB	R	H	RBI	BB	SO	LOB
	36	6	11	6	3	6	14

PITCHER		IP	WLS	BF	H	R	ER	SO	BB	IBB	HBP	BLK	WP	HR	S	P	ERA	WHIP
43 Freddy Garcia, R ERA: 6.75	(1, 1)	6.1		26	5	3	3	5	1	0	0	0	0	0	57	93	4.26	0.947
37 Matt Thornton, L ERA: 2.63	(7, 1)	0.1	B	4	2	0	0	0	1	0	0	0	0	0	5	12	0.00	9.000
71 Scott Linebrink, R ERA: 3.97	(7, 1)	1.0	L	6	3	3	3	1	0	0	0	0	0	1	20	26	27.00	3.000
67 Randy Williams, L ERA: 2.0	(8, 1)	0.1		3	1	0	0	0	0	1	0	0	0	0	4	10	0.00	3.000

PITCHER	IP	WLS	BF	H	R	ER	SO	BB	IBB	HBP	BLK	WP	HR	S	P	ERA	WHIP

Chicago White Sox @ Boston Red Sox

Fenway Park, Boston, MA

Wed Aug 26 2009, 7:10 PM EDT

Att. 37,839 - Partly Cloudy - 79 F

livebaseballscorecards.com

TOP

Batter	1	2	3	4	5	6	7	8	9	AB	R	H	RBI	BB	SO	LOB
5 Jayson Nix, R (1, 4) OBP: 0.312, SLG: 0.447	C KN 66 S KN 66 S KN 67 0-3 ① **K**		S KN 66 X KN 66 0-1 ② **P6**			C KN 65 S KN 65 F KN 67 F KN 58 B KN 67 X KN 67 1-2 ① **G6-3**		B FF 94 F FF 94 B CH 88 F FF 95 B CH 90 X FF 94 3-2 **HR**		3	0	0	0	0	1	0
22 Scott Podsednik, L (8, PH) OBP: 0.350, SLG: 0.400										1	1	1	1	0	0	0
18 Brent Lillibridge, R (8, 4) OBP: 0.256, SLG: 0.181										0	0	0	0	0	0	0
15 Gordon Beckham, R (1, 5) OBP: 0.363, SLG: 0.458	C KN 66 S KN 67 X KN 66 0-2 **1B** (12 G3-4; 14 3B)		S KN 66 S KN 66 S KN 67 0-3 ③ **K**			F KN 66 C KN 60 B KN 66 B KN 66 F CU 59 F KN 66 F KN 67 X KN 66 2-2 ② **P6**		C FF 93 B CH 88 B SL 87 B SL 87 B FF 94 4-1 **BB** (14 G6-3; 14 S)		3	1	1	0	1	1	0
12 A.J. Pierzynski, L (1, 2) OBP: 0.347, SLG: 0.469	X KN 66 0-0 ② **G3-4** 1-2			B KN 65 B KN 65 F KN 65 X KN 65 2-1 ① **G4-3**		B KN 66 B KN 65 X KN 65 2-0 **2B**		1 SAFE 1 SAFE B FF 93 S FF 94 1 SAFE F FF 94 X SL 89 1-2 ① **P5**		4	0	1	0	0	0	2
14 Paul Konerko, R (1, 3) OBP: 0.349, SLG: 0.492	C KN 67 C KN 67 X KN 67 0-2 **3B** 2-H			B KN 66 B KN 66 B KN 66 B KN 65 4-0 **BB** (25 G4-6-3)		C KN 67 F KN 66 X KN 63 0-2 ③ **P3**		C FF 95 S SL 87 D SL 90 B SL 89 F SL 89 X SL 88 2-2 ② **G6-3** 1-3		3	0	1	1	1	0	2
25 Jim Thome, L (1, 10) OBP: 0.380, SLG: 0.503	X KN 67 0-0 ③ **P5**			C KN 66 X KN 66 0-1 ② ③ **G4-6-3** 1-2f			C KN 64 C KN 64 X KN 65 0-2 **1B** (51 1B)	F FF 99 S FF 99 S FF 98 0-3 ③ **K**		4	0	1	0	0	1	3
23 Jermaine Dye, R (1, 9) OBP: 0.347, SLG: 0.479		F KN 65 F KN 65 F KN 60 X KN 67 0-2 ① **P5**			C KN 65 X KN 65 0-1 ① **G5-3**		C KN 65 S KN 65 X KN 65 0-2 ① **F9**		C FF 97 C SL 87 S FF 99 0-3 ① **K**	4	0	0	0	0	1	1
20 Carlos Quentin, R (1, 7) OBP: 0.325, SLG: 0.448		C KN 66 F KN 66 B KN 62 F KN 68 F CU 60 X KN 67 1-2 ② **G6-3**			B KN 65 X KN 65 1-0 **1B** (51 E; 51 S)	B KN 66 X KN 65 1-0 ② **P5**			T FF 100 X SL 88 0-1 ② **G6-3**	4	0	1	0	0	0	1
51 Alex Rios, R (1, 8) OBP: 0.308, SLG: 0.418		C KN 65 S KN 67 B KN 67 F KN 67 F KN 61 F KN 59 F KN 67 B CU 60 S KN 67 2-3 ③ **K**			1 SAFE B KN 65 B KN 66 X KN 65 2-0 ② **G5-3** 1-3		C KN 66 S KN 66 X KN 66 0-2 **1B** 1-2		B SL 88 S FF 99 F FF 99 F FF 100 F FF 100 S SL 89 1-3 ③ **K**	4	0	1	0	0	2	1
10 Alexei Ramirez, R (1, 6) OBP: 0.326, SLG: 0.401			B KN 65 B KN 66 C FF 72 F FF 72 B KN 65 X KN 69 3-2 ① **F9**		F KN 67 X KN 66 0-1 ③ **G3**		C KN 66 F KN 67 X KN 66 0-2 ③ **P6**			3	0	0	0	0	0	3
Inning Stats	R: 1 E: 0 K: 1 S: 11 H: 2 LOB: 1 BB: 0 P: 11	R: 0 E: 0 K: 1 S: 16 H: 0 LOB: 0 BB: 0 P: 19	R: 0 E: 0 K: 1 S: 8 H: 0 LOB: 0 BB: 0 P: 11	R: 0 E: 0 K: 0 S: 4 H: 0 LOB: 0 BB: 1 P: 10	R: 0 E: 0 K: 0 S: 6 H: 1 LOB: 1 BB: 0 P: 9	R: 0 E: 0 K: 0 S: 15 H: 1 LOB: 1 BB: 0 P: 20	R: 0 E: 0 K: 0 S: 13 H: 2 LOB: 2 BB: 0 P: 14	R: 1 E: 0 K: 1 S: 14 H: 1 LOB: 1 BB: 1 P: 24	R: 0 E: 0 K: 2 S: 10 H: 0 LOB: 0 BB: 0 P: 11	1B: 4 2B: 1 3B: 1 HR: 1 SF: 0 SAC: 0 DP: 1 HBP: 0						

	AB	33
	R	2
	H	7
	RBI	2
	BB	2
	SO	6
	LOB	13

PITCHER	IP	WLS	BF	H	R	ER	SO	BB	IBB	HBP	BLK	WP	HR	S	P	ERA	WHIP
49 Tim Wakefield, R (1, 1) ERA: 4.12	7.0		27	6	1	1	3	1	0	0	0	0	0	73	94	1.29	1.000
56 Ramon E Ramirez, R (8, 1) ERA: 2.72	0.2	B	4	1	1	1	0	1	0	0	0	0	1	11	21	13.50	3.000
51 Daniel Bard, R (8, 1) ERA: 3.63	1.1	W	4	0	0	0	3	0	0	0	0	0	0	13	14	0.00	0.000

PITCHER	IP	WLS	BF	H	R	ER	SO	BB	IBB	HBP	BLK	WP	HR	S	P	ERA	WHIP

BOTTOM

Chicago White Sox @ Boston Red Sox

Fenway Park, Boston, MA

Wed Aug 26 2009, 7:10 PM EDT
Att. 37,839 - Partly Cloudy - 79 F

livebaseballscorecards.com

Batter	1	2	3	4	5	6	7	8	9	AB	R	H	RBI	BB	SO	LOB
2 Jacoby Ellsbury, L (1, 8) OBP: 0.341, SLG: 0.405	C FF 93 F FF 93 B FF 93 X CU 81 1-2 G4-3 ①		B FF 92 F FC 85 X FC 86 1-1 G4-6-3 ②③ 1-2f			B FF 92 F FC 86 S FC 88 B FF 93 B FC 88 X FC 86 3-2 G6-3 ①		B FF 95 B FF 95 C FF 95 F FF 95 F FF 95 B SL 86 X FF 96 3-2 L7 ①		4	0	0	0	0	0	1
15 Dustin Pedroia, R (1, 4) OBP: 0.374, SLG: 0.447	B FF 94 X FF 94 1-0 L8 ②			C FF 92 C FC 85 X FC 87 0-2 G6-3 ①		F FF 94 B CU 80 B FC 87 X FC 87 2-1 20 F8 41 BB 1B		C FF 96 X SL 85 0-1 F8 ②		4	0	1	0	0	0	0
41 Victor Martinez, S (1, 2) OBP: 0.374, SLG: 0.480	B FF 94 B FF 94 F FC 86 C FF 93 F FF 94 X CU 80 2-2 L6 ③			C FF 92 B CU 80 B CU 79 S FC 86 F CU 80 X FF 93 2-2 G4-3 ②		C FF 92 B FC 86 B FC 86 1 SAFE B FC 86 B FF 91 4-1 34 DI 1-2 BB		B FF 95 C FF 95 B FF 94 F FF 95 X SL 84 2-2 G5-3 ③		3	0	0	0	1	0	0
20 Kevin Youkilis, R (1, 5) OBP: 0.419, SLG: 0.562		C FF 93 F FF 93 S CU 81 0-3 K2-3 ①		C CU 80 X CU 81 0-1 1B		F FF 93 X FF 92 0-1 F8 ② 2-3			C SL 89 B FF 91 S SI 97 S FF 91 1-3 K ①	4	0	1	0	0	2	2
34 David Ortiz, L (1, 10) OBP: 0.318, SLG: 0.450		C FF 94 F FF 94 B FF 92 B CU 80 F CU 81 F CU 80 X FF 94 2-2 HR		B FF 93 B FF 93 S FC 86 F FF 93 F FF 94 F FF 94 S FF 89 2-3 K ③		L FF 93 B FF 94 F FF 93 B FC 88 B FC 88 F FC 88 S FC 88 3-3 K ③ 1-2			B FF 90 X CH 88 1-0 HR	4	2	2	2	0	2	3
44 Jason Bay, R (1, 7) OBP: 0.381, SLG: 0.522		B FF 93 B FC 85 C FC 86 S FC 87 B FC 86 X FC 86 3-2 P4 ②		C FC 87 X CU 80 0-1 G5-3 ①			B SL 83 X FF 96 1-0 7 S 1B			3	0	1	0	0	0	0
7 J.D. Drew, L (1, 9) OBP: 0.376, SLG: 0.473		B SI 93 S FC 86 B FF 93 X FC 85 2-1 G1-3 ③		C FF 93 B CH 86 B FC 87 S FC 86 F CU 81 S FC 87 2-3 K ②			F FF 95 F FF 96 B SL 83 B FF 95 F SI 96 B FF 96 X FF 96 3-2 P6 ① 1-2			3	0	0	0	0	1	1
11 Casey Kotchman, L (1, 3) OBP: 0.349, SLG: 0.402			B FF 92 B FF 91 C FF 90 X FC 85 2-1 G4-3 ①		C SI 93 F CU 80 B CU 81 B CU 80 F FC 87 B FF 92 X FC 87 3-2 G3 ③		C FF 96 F FF 95 F FF 96 X FF 95 0-2 F7 ②		3	0	0	0	0	0	1
3 Alex Gonzalez, R (1, 6) OBP: 0.260, SLG: 0.322			S FF 93 S FF 93 X FF 94 0-2 2 G4-6-3 1B			B FC 86 B FF 93 B FF 92 C FF 92 F FF 93 X FC 87 3-2 HR	B FF 95 C FF 96 F FF 95 S FF 96 1-3 K ③			3	1	2	1	0	1	1
Inning Stats	R: 0 E: 0 K: 0 S: 8 H: 0 LOB: 0 BB: 0 P: 12	R: 1 E: 0 K: 1 S: 13 H: 1 LOB: 0 BB: 0 P: 20	R: 0 E: 0 K: 0 S: 7 H: 1 LOB: 0 BB: 0 P: 10	R: 0 E: 0 K: 1 S: 14 H: 1 LOB: 1 BB: 0 P: 18	R: 0 E: 0 K: 1 S: 10 H: 0 LOB: 0 BB: 0 P: 15	R: 1 E: 0 K: 1 S: 15 H: 2 LOB: 2 BB: 1 P: 30	R: 0 E: 0 K: 1 S: 12 H: 1 LOB: 1 BB: 0 P: 17	R: 0 E: 0 K: 0 S: 9 H: 0 LOB: 0 BB: 0 P: 14	R: 1 E: 0 K: 1 S: 4 H: 1 LOB: 0 BB: 0 P: 6	1B: 4 2B: 0 3B: 0 HR: 3 SF: 0 SAC: 0 DP: 1 HBP: 0	WP: 0 PB: 0 SB: 1 CS: 0 PA: 32					

	AB	31
	R	3
	H	7
	RBI	3
	BB	1
	SO	6
	LOB	9

PITCHER		IP	WLS	BF	H	R	ER	SO	BB	IBB	HBP	BLK	WP	HR	S	P	ERA	WHIP
34 Gavin Floyd, R ERA: 3.95	(1, 1)	6.0		23	5	2	2	4	1	0	0	0	0	2	67	105	3.00	1.000
37 Matt Thornton, L ERA: 2.54	(7, 1)	2.0		7	1	0	0	1	0	0	0	0	0	0	21	31	0.00	0.500
57 Ramon Pena, R ERA: 4.5	(9, 1)	0.1	L	2	1	1	1	1	0	0	0	0	0	1	4	6	27.00	3.000

PITCHER	IP	WLS	BF	H	R	ER	SO	BB	IBB	HBP	BLK	WP	HR	S	P	ERA	WHIP

Chicago White Sox @ Boston Red Sox

Fenway Park, Boston, MA

Thu Aug 27 2009, 7:10 PM EDT

Att. 38,003 - Partly Cloudy - 68 F

livebaseballscorecards.com

TOP

Batter	1	2	3	4	5	6	7	8	9	AB	R	H	RBI	BB	SO	LOB
22 Scott Podsednik, L (1, 8) OBP: 0.347, SLG: 0.397	B FF 90 X FF 91 1-0 ① F8	C FF 90 X FF 90 0-1 15 E 15 S 2-H 1B	C FF 90 D CU 73 X FF 88 1-1 ③ F7			C FF 92 B CH 84 B CH 82 C FF 92 X FF 92 2-2 ① F8	B CH 89 X CH 88 1-0 ③ G3-1		B FC 86 C FC 86 F FC 87 B FA 88 F FC 88 X FC 88 2-2 ③ G1-3	6	0	1	1	0	0	6
15 Gordon Beckham, R (1, 5) OBP: 0.357, SLG: 0.450	C FF 92 B CU 70 X SL 76 1-1 ② G4-3	1 SAFE B FF 90 C FF 89 S CU 74 S FF 91 1-3 ③ K 1-3		C CU 66 S FO 81 F FO 82 F FF 89 B CU 76 B FO 82 S CU 70 2-3 ① K		F FF 93 B FF 94 X FF 93 1-1 ② G6-3		B FC 90 B FC 90 B FC 88 C FC 89 X FC 90 3-1 ① P6		5	0	0	0	0	2	1
12 A.J. Pierzynski, L (1, 2) OBP: 0.348, SLG: 0.468	C FF 91 S SL 80 D SL 80 F FO 84 F FF 92 X SL 78 1-2 ③ F7		F FF 89 X FO 81 0-1 14 1B 25 SF9 1B	X FF 89 0-0 ② F9		C FF 93 F CU 78 B FF 92 X FF 93 1-2 1B		B FF 89 X FC 89 1-0 ② F8		5	1	2	0	0	0	0
14 Paul Konerko, R (1, 3) OBP: 0.354, SLG: 0.493		B FF 89 F FF 90 X CU 72 1-1 25 1B 7 SF7 1B	X FF 88 0-0 20 HR 1-3 1B	C FF 88 B FF 88 F FF 90 B FO 82 B FF 90 B FF 91 4-2 25 2B BB		C FF 93 B CH 80 B CH 80 C CU 76 B CU 77 X FF 94 3-2 ③ G6-3		C FF 90 B SL 80 B FC 89 B FC 88 B FC 88 4-1 BB		3	3	2	0	2	0	1
25 Jim Thome, L (1, 10) OBP: 0.383, SLG: 0.509		F FF 90 F FF 90 D SL 78 D FO 83 D CU 75 X FF 90 3-2 20 HBP 5 2B 1-3 1B	B SL 77 X FF 90 1-0 ① SF9 3-H	B CU 67 B CU 69 X FF 90 2-0 1-H 2B			B FF 93 S CH 88 X FF 92 1-1 10 1B 7 1B 5 FC5-2 1B	B SI 89 X FC 87 1-0 ③ G4-3		4	1	3	2	0	0	1
20 Carlos Quentin, R (1, 7) OBP: 0.326, SLG: 0.456		C FF 90 B SL 77 F FF 91 F FF 91 D SL 80 B CU 70 F SL 78 H FF 91 4-2 5 2B 1-2 HBP	C CU 73 X SL 77 0-1 1-H HR	F FF 90 B FF 89 X FF 89 1-1 ③ F8			B FF 92 S SL 88 B SL 87 F SL 88 B SL 88 S SL 88 3-3 ① K		F FF 89 B FF 88 X FF 87 1-1 ① G1-3	4	2	1	2	0	1	2
7 Mark Kotsay, L (1, 9) OBP: 0.293, SLG: 0.330		B FF 92 B CU 75 B FF 91 C FF 91 F FF 92 X FF 92 3-2 ① SF7 3-H	F FF 89 F CU 68 X SL 77 0-2 ② G3		X FF 92 0-0 ① F8		X FF 95 0-0 5 FC5-2 10 1B 1-2 1B		B FF 87 B FC 87 B FF 88 C SL 88 B SI 89 4-1 5 BB BB	3	0	1	1	1	0	0
10 Alexei Ramirez, R (1, 6) OBP: 0.327, SLG: 0.403		B FF 91 B FF 90 X FF 89 2-0 ② F8	F FF 86 B SL 79 B CU 74 B CU 74 X FF 89 3-1 5 1B 2B		B FF 93 F CH 77 S CH 81 X CH 81 1-2 ② F8		B SL 85 X FF 93 1-0 5 FC5-2 1-2 2-3 1B		B FC 87 B FC 86 X FC 87 2-0 ② F7	5	1	2	0	0	0	3
5 Jayson Nix, R (1, 4) OBP: 0.318, SLG: 0.453		B SL 77 B FF 91 X FF 90 2-0 22 1B 1-H 2-H 2B	X FF 88 0-0 2-H 1B	B CU 78 X CH 81 1-0 ③ G6-3			X FF 94 0-0 ② FC5-2 1-2 2-3 3-Hf		B FF 87 B FC 88 B FF 87 B FC 87 4-0 1-2 BB	4	1	2	3	1	0	3
Inning Stats	R: 0 E: 0 K: 0 S: 8 H: 0 LOB: 0 BB: 0 P: 11	R: 4 E: 0 K: 1 S: 19 H: 4 LOB: 1 BB: 0 P: 35	R: 4 E: 0 K: 0 S: 14 H: 5 LOB: 1 BB: 0 P: 19	R: 1 E: 0 K: 1 S: 11 H: 1 LOB: 1 BB: 1 P: 20	R: 0 E: 0 K: 0 S: 5 H: 0 LOB: 0 BB: 0 P: 7	R: 0 E: 0 K: 0 S: 11 H: 1 LOB: 1 BB: 0 P: 18	R: 0 E: 0 K: 1 S: 9 H: 3 LOB: 3 BB: 0 P: 15	R: 0 E: 0 K: 0 S: 5 H: 0 LOB: 1 BB: 1 P: 14	R: 0 E: 0 K: 0 S: 8 H: 0 LOB: 2 BB: 2 P: 21	1B: 10 2B: 3 3B: 0 HR: 1 SF: 2 SAC: 0 DP: 0 HBP: 1						

	AB	39
	R	9
	H	14
	RBI	9
	BB	4
	SO	3
	LOB	17

WP: 0 PB: 0 SB: 1 CS: 0 PA: 46

PITCHER	IP	WLS	BF	H	R	ER	SO	BB	IBB	HBP	BLK	WP	HR	S	P	ERA	WHIP
63 Junichi Tazawa, R (1, 1) ERA: 6.65	4.0	L	24	10	9	9	2	1	0	1	0	0	1	52	85	20.25	2.750
17 Manny Delcarmen, R (5, 1) ERA: 3.31	2.0		7	1	0	0	0	0	0	0	0	0	0	16	25	0.00	0.500
56 Ramon E Ramirez, R (7, 1) ERA: 2.67	1.0		6	3	0	0	1	0	0	0	0	0	0	9	15	0.00	3.000
22 Nick Green, R (8, 1) ERA:	2.0		9	0	0	0	0	3	0	0	0	0	0	13	35	0.00	1.500

PITCHER	IP	WLS	BF	H	R	ER	SO	BB	IBB	HBP	BLK	WP	HR	S	P	ERA	WHIP

BOTTOM

Batter	1	2	3	4	5	6	7	8	9	AB	R	H	RBI	BB	SO	LOB
2 Jacoby Ellsbury, L (1, 8) OBP: 0.343, SLG: 0.407	C FF 89 X FC 88 0-1 1B		C FF 89 X FF 91 0-1 ② F9		B FF 88 X FF 90 1-0 15 1B 20' WP 1B		S FF 93 S FF 93 X FF 94 0-2 ② P4		C FF 94 F FF 94 B SL 84 F FF 94 B SL 87 F SL 89 S FF 91 2-3 ① K	3	0	2	0	0	0	0
5 Rocco Baldelli, R (6, 8) OBP: 0.328, SLG: 0.441										2	0	0	0	0	1	1
15 Dustin Pedroia, R (1, 4) OBP: 0.372, SLG: 0.444	C FF 91 B SI 91 B FF 92 1 SAFE B FC 87 X FF 92 3-1 ① P3		C FF 90 B SI 92 B CH 83 F CH 83 X CH 83 2-2 ③ G5-3		B CH 82 C FF 90 X FF 91 1-1 1-2 1B		C FF 94 C FF 93 F FF 94 D SL 84 B FF 94 F FF 93 S SL 83 2-3 ③ K		X FF 95 0-0 ② G4-3	5	0	1	0	0	0	1
41 Victor Martinez, S (1, 2) OBP: 0.371, SLG: 0.476	C FF 89 1 SAFE B SI 90 C CH 82 1 SAFE 1 SAFE B FC 87 S FC 87 2-3 ② K			C FF 88 B CU 75 B FF 89 F FC 86 F CH 82 B SI 90 X FF 91 3-2 ① G3-1	S FC 86 B FC 88 S FC 87 F FF 93 X CU 73 1-2 ② F8			X FF 92 0-0 ① F9	B FF 94 C FF 93 X FF 94 1-1 ③ F9	4	0	0	0	0	1	3
20 Kevin Youkilis, R (1, 3) OBP: 0.417, SLG: 0.558	1 SAFE B FF 90 C CH 82 B FC 86 C FF 91 1 SAFE F SI 92 B CH 83 S CH 83 3-3 ③ K			B FF 90 C FF 91 B FF 90 F FC 86 X FF 91 2-2 ② L5	C FC 87 F CH 83 B CH 80 1-2 ③ WP 2-H			X FF 92 0-0 ② G3		4	1	0	0	1	1	3
34 David Ortiz, L (1, 10) OBP: 0.320, SLG: 0.452		B FF 90 B FC 87 C FF 90 F FC 87 F FF 92 F FF 92 F CH 84 X CH 83 2-2 ① F9		F FF 91 C CU 76 F CU 76 B FC 85 B FF 92 X CU 76 2-2 1B		X FF 89 0-0 ① F7		C FF 92 B FF 93 B SL 82 B FF 92 B FF 92 4-1 34 2B BB		4	1	2	1	0	0	0
44 Jason Bay, R (1, 7) OBP: 0.382, SLG: 0.523		B FF 90 B FF 91 B FF 90 B FF 90 4-0 BB		C FC 86 S SI 91 F FF 90 F CH 83 S CH 82 0-3 ③ K		X FF 88 0-0 ② F7		C FF 93 X FF 92 0-1 44 2B 1-H 2B		3	0	1	1	1	2	1
25 Mike Lowell, R (1, 5) OBP: 0.343, SLG: 0.503 11 Casey Kotchman, L (8, 3) OBP: 0.348, SLG: 0.401		B FF 91 B FC 85 C FF 90 C CH 83 F FF 92 X CH 83 2-2 ② L4			F FF 89 B SI 88 X FC 86 1-1 ① G6-3	B FF 88 B FF 89 F FF 89 C FF 90 F CH 82 S CH 83 2-3 ③ K		F FF 94 B FF 94 X FF 94 1-1 2-H 2B		3	0	0	0	0	0	1
										1	0	0	0	0	0	1
7 J.D. Drew, L (1, 9) OBP: 0.379, SLG: 0.491		S FF 91 C FF 92 B FF 92 B FF 88 C FC 88 2-3 ③ K			B FF 90 F FF 90 B FF 90 X FF 89 2-1 HR		B FF 91 F FF 93 X SL 81 1-1 ① G5-3	S SL 88 X SL 87 0-1 ③ G4-3		3	2	2	2	1	1	1
3 Alex Gonzalez, R (1, 6) OBP: 0.260, SLG: 0.331			C FF 89 C CU 77 F CU 76 S CH 81 0-3 ① K		B FC 85 B FC 86 C FF 90 X FC 85 2-1 HR		C FF 93 B FF 92 F FF 92 B FF 94 B CU 79 F FF 92 B FF 93 4-2 BB		F FF 95 X FF 95 0-1 HR	4	1	1	1	0	2	1
Inning Stats	R: 0 E: 0 K: 2 S: 11 H: 1 LOB: 1 BB: 0 P: 19	R: 0 E: 0 K: 1 S: 13 H: 0 LOB: 1 BB: 1 P: 23	R: 0 E: 0 K: 1 S: 9 H: 0 LOB: 0 BB: 0 P: 11	R: 0 E: 0 K: 1 S: 16 H: 1 LOB: 1 BB: 0 P: 23	R: 2 E: 0 K: 0 S: 15 H: 4 LOB: 1 BB: 0 P: 24	R: 0 E: 0 K: 1 S: 6 H: 0 LOB: 0 BB: 0 P: 8	R: 0 E: 0 K: 1 S: 13 H: 0 LOB: 1 BB: 1 P: 20	R: 2 E: 0 K: 0 S: 9 H: 2 LOB: 1 BB: 1 P: 14	R: 1 E: 0 K: 1 S: 10 H: 1 LOB: 0 BB: 0 P: 13	1B: 4 2B: 2 3B: 0 HR: 3 SF: 0 SAC: 0 DP: 0 HBP: 0						

PITCHER		IP	WLS	BF	H	R	ER	SO	BB	IBB	HBP	BLK	WP	HR	S	P	ERA	WHIP
50 John Danks, L ERA: 3.82	(1, 1)	6.0	W	25	6	2	2	6	1	0	0	0	1	2	70	108	3.00	1.167
26 Octavio Dotel, R ERA: 3.33	(7, 1)	1.2		9	2	2	2	1	2	0	0	0	0	0	20	32	10.80	2.400
67 Randy Williams, L ERA: 1.93	(8, 1)	0.1		1	0	0	0	0	0	0	0	0	0	0	2	2	0.00	0.000
45 Bobby Jenks, R ERA: 3.77	(9, 1)	1.0		4	1	1	1	1	0	0	0	0	0	1	10	13	9.00	1.000

PITCHER	IP	WLS	BF	H	R	ER	SO	BB	IBB	HBP	BLK	WP	HR	S	P	ERA	WHIP

Chicago White Sox @ Boston Red Sox

Fenway Park, Boston, MA

Thu Aug 27 2009, 7:10 PM EDT

Att. 38,003 - Partly Cloudy - 68 F

livebaseballscorecards.com

AB	36
R	5
H	9
RBI	5
BB	3
SO	8
LOB	13

WP: 1 PA: 39
PB: 0
SB: 0
CS: 0

Batter	1	2	3	4	5	6	7	8	9	10	AB	R	H	RBI	BB	SO	LOB
5 Jayson Nix, R (1, 4) OBP: 0.324, SLG: 0.457	F FF 92 S SI 93 B FF 93 F SL 82 S SL 82 1-3 **K** ①		X SI 93 0-0 1B			B SI 92 B CH 85 C SI 92 X SI 93 2-1 1B	F CH 87 F FF 95 B SL 82 B CH 87 X CH 87 2-2 15 1B 1-2 2-3 1B			F FF 96 F FF 95 B FF 96 B SL 89 X SL 89 2-2 **F7** ②	5	0	3	0	0	1	0
15 Gordon Beckham, R (1, 5) OBP: 0.355, SLG: 0.445	C SI 93 B FF 94 S CH 87 X FF 94 1-2 **P4** ②		F SI 93 F CH 85 X FF 94 0-2 **G4-3** ③			T FF 92 T FF 94 F CH 86 B FF 93 B SL 82 S CH 87 2-3 **K** ①	B SI 95 S FF 94 B FF 95 B CH 87 C FF 96 X FF 96 3-2 1B 1-2 2-H 3-H ③			C FF 96 F FF 96 B SL 90 X SL 87 1-2 **G2-3** ③	5	0	1	1	0	1	2
25 Jim Thome, L (1, 10) OBP: 0.379, SLG: 0.503	C FF 93 C SL 82 C SL 82 0-3 **K** ③			S SI 93 F FF 94 B FF 93 F SI 94 B SL 83 B SL 83 S SL 81 3-3 **K** ①		S SI 94 B SL 84 S SL 83 B SL 82 S FF 96 2-3 **K** ②		B FF 94 F FF 94 S FC 89 F FF 94 S FF 88 1-3 **K** ①			4	0	0	0	0	4	1
14 Paul Konerko, R (1, 3) OBP: 0.353, SLG: 0.493		B SI 92 F SI 93 B FF 93 X FF 94 2-1 2B		C SL 78 B SL 81 S CH 87 B FF 95 F FF 95 X CH 87 2-2 **F8** ②		C SI 95 C FF 95 F FF 95 B SL 82 X CH 88 1-2 **G4-3** ③		C FC 89 C FC 89 B KC 80 S FF 94 1-3 **K** ②			4	0	1	0	0	1	1
23 Jermaine Dye, R (1, 9) OBP: 0.346, SLG: 0.479		F FF 94 C FF 94 F FF 93 S SL 82 0-3 **K** ①		B FF 93 C SI 93 X SI 93 1-1 **G5-3** ③			S CH 85 B SL 79 X FF 93 1-1 51 2B 2B	C FF 94 B FC 89 B KC 80 F FC 88 S FF 94 2-3 **K** ③			4	1	1	0	0	2	1
20 Carlos Quentin, R (1, 7) OBP: 0.325, SLG: 0.451		C FF 93 B FF 94 F SL 81 F SL 82 S CH 87 1-3 **K** ②			S SL 79 B CH 86 X SI 93 1-1 **G4-3** ①		D SL 80 B FF 93 F CH 86 B FF 94 B FF 94 4-1 51 2B 27 FC5-2 BB		B FC 90 S FF 89 B FC 90 X FF 90 2-1 **G5-3** ①		3	0	0	0	1	1	1
51 Alex Rios, R (1, 8) OBP: 0.308, SLG: 0.419		S SI 93 S SL 83 S SL 82 0-3 **K** ③		S CH 86 B FF 93 B FF 93 B SI 93 S SI 92 S CH 86 3-3 **K** ②			C SI 93 X SI 93 0-1 5 1B 15 1B 1-3 2-H 2B		B FC 90 X FC 89 1-0 **P3** ②		4	1	1	1	0	2	1
10 Alexei Ramirez, R (1, 6) OBP: 0.326, SLG: 0.402			B SI 92 C CU 77 F FF 93 X FF 94 1-2 **G6-3** ①		X SI 92 0-0 27 FC6-4 1B		F FF 95 X FF 94 0-1 **L4** ①		B FF 91 F FC 90 F FF 91 C FC 90 1-3 **K** ③		4	0	1	0	0	1	2
27 Ramon Castro, R (1, 2) OBP: 0.307, SLG: 0.403 12 A.J. Pierzynski, L (10, PH) OBP: 0.347, SLG: 0.467 (10, 2)			B SI 94 S CH 87 C FF 94 S CH 87 1-3 **K** ②		X SI 93 0-0 **FC6-4** 1-2f ③		F CH 87 B FF 94 X CH 87 1-1 **FC5-2** 5 1B 15 1B 3-H ②			C FF 95 S FF 95 B SL 86 B SL 86 B SL 86 F FF 95 F FF 97 F FF 95 F SL 88 3-2 X FF 85 **F9** ①	3 1	0 0	0 0	0 0	0 0	1 0	3 0
Inning Stats	R: 0 E: 0 K: 2 S: 10 H: 0 LOB: 0 BB: 0 P: 12	R: 0 E: 0 K: 3 S: 13 H: 1 LOB: 1 BB: 0 P: 16	R: 0 E: 0 K: 1 S: 10 H: 1 LOB: 1 BB: 0 P: 12	R: 0 E: 0 K: 1 S: 10 H: 0 LOB: 0 BB: 0 P: 16	R: 0 E: 0 K: 1 S: 7 H: 1 LOB: 1 BB: 0 P: 11	R: 0 E: 0 K: 2 S: 13 H: 1 LOB: 1 BB: 0 P: 20	R: 2 E: 0 K: 0 S: 15 H: 4 LOB: 2 BB: 1 P: 26	R: 0 E: 0 K: 3 S: 10 H: 0 LOB: 0 BB: 0 P: 14	R: 0 E: 0 K: 1 S: 6 H: 0 LOB: 0 BB: 0 P: 10	R: 0 E: 0 K: 0 S: 13 H: 0 LOB: 0 BB: 0 P: 19	1B: 5 2B: 3 3B: 0 HR: 0	SF: 0 SAC: 0 DP: 0 HBP: 0						

PITCHER		IP	WLS	BF	H	R	ER	SO	BB	IBB	HBP	BLK	WP	HR	S	P	ERA	WHIP
52 CC Sabathia, L ERA: 3.56	(1, 1)	7.0		29	8	2	2	10	1	0	0	0	0	0	78	113	2.57	1.286
65 Phil Hughes, R ERA: 3.28	(8, 1)	1.0		3	0	0	0	3	0	0	0	0	0	0	10	14	0.00	0.000
42 Mariano Rivera, R ERA: 1.83	(9, 1)	1.0		3	0	0	0	1	0	0	0	0	0	0	6	10	0.00	0.000
Brian Bruney, R ERA: 4.34	(10, 1)	1.0	W	3	0	0	0	0	0	0	0	0	0	0	13	19	0.00	0.000

PITCHER	IP	WLS	BF	H	R	ER	SO	BB	IBB	HBP	BLK	WP	HR	S	P	ERA	WHIP

TOP

Chicago White Sox @ New York Yankees

Yankee Stadium, Bronx, NY

Fri Aug 28 2009, 7:05 PM EDT
Att. 46,318 - Cloudy - 67 F

livebaseballscorecards.com

AB	37
R	2
H	8
RBI	2
BB	1
SO	14
LOB	12

WP: 0		PA:	38
PB: 0			
SB: 0			
CS: 0			

Batter	1	2	3	4	5	6	7	8	9	10	AB	R	H	RBI	BB	SO	LOB
2 Derek Jeter, R (1, 6) OBP: 0.393, SLG: 0.477	B SI 82 C FF 82 F SI 85 X FC 80 1-2 HR	X CH 78 0-0 ③ FC5-4 1-2f		B SI 87 X SI 85 1-0 ③ G4-3		B CH 80 X FF 87 1-0 ③ G6-3			F FF 93 X FF 93 0-1 ② L5		5	1	1	1	0	0	2
18 Johnny Damon, L (1, 7) OBP: 0.370, SLG: 0.521	B FF 84 B FF 84 X FF 85 2-0 55 1B 1B		C FF 84 X CU 70 0-1 HR		C FF 87 X FC 82 0-1 ① G5-3		C FF 93 C FF 93 B SL 81 B FF 94 F FF 95 B FF 95 S FF 95 3-3 ① K		C SI 93 B SI 94 F SI 93 F FF 95 F FF 94 X SI 93 1-2 ③ G4-3		5	1	2	1	0	1	1
25 Mark Teixeira, S (1, 3) OBP: 0.382, SLG: 0.547	B SI 83 B CH 78 C FF 83 X FF 83 2-1 ① F7		B FC 82 B CH 78 F CH 80 X FC 82 2-1 33 G5-3 2B		C FF 86 F FC 83 X CU 70 0-2 E6 33 BB 13 1B		C FF 94 B FF 94 S SL 81 B FF 96 X FF 95 2-2 ② P6			B CU 75 C SL 86 S SL 88 S CU 76 1-3 ① K	5	0	1	0	0	1	1
13 Alex Rodriguez, R (1, 5) OBP: 0.400, SLG: 0.501	B FF 86 B FC 82 X CH 79 2-0 ② F7		B FF 86 B FC 82 B FF 82 B FF 87 4-0 33 G5-3 BB		B FC 84 C FC 84 X FF 87 1-1 33 BB 1-2 1B		B FF 94 B FF 94 F FF 94 F FF 95 X SL 83 2-2 ③ G5-3			X SL 87 0-0 ② F8	4	0	1	0	1	0	1
55 Hideki Matsui, L (1, 10) OBP: 0.362, SLG: 0.522 17 Jerry Hairston, R (10, PR) OBP: 0.317, SLG: 0.412	X FF 83 0-0 1-2 1B		B FF 83 C FC 85 F FC 84 B FC 83 S CH 79 2-3 ① K		X FC 84 0-0 ② F7			F FF 94 C FF 94 X FF 95 0-2 ① F7		B SL 84 B SL 83 B SL 86 B FF 91 4-0 33 BB 24 HR BB	4 0	0 1	1 0	0 0	1 0	1 0	4 0
33 Nick Swisher, S (1, 9) OBP: 0.366, SLG: 0.472	C CH 79 F FF 87 B CH 78 F FF 86 B FF 86 B FC 80 X CH 79 3-2 ③ G6-3		B FC 84 F FF 83 X CH 80 1-1 ② G5-3 1-2 2-3		C FF 85 F FF 87 B FF 88 B FF 88 D CH 80 F FF 88 B FF 84 4-2 1-2 2-3 BB			B FF 95 F FF 95 C SL 82 F FF 95 B FF 96 F FF 96 F FF 96 F SL 83 F SL 81 3-3 B FF 86 F FF 96 S SL 84 ② K		B SL 86 B SL 86 D SL 86 B SI 87 4-0 1-2 24 HR BB	3	1	0	0	2	1	4
24 Robinson Canó, L (1, 4) OBP: 0.343, SLG: 0.513		B FF 85 B FC 80 B CH 78 C FF 85 F FF 83 X FC 80 3-2 ① F7	X FC 84 0-0 ③ G6-3		C FC 84 X FF 87 0-1 ③ G1-3			T FF 96 B FF 96 F FF 94 F FF 96 B SL 85 B SL 83 F FF 96 F FF 94 F FF 95 3-3 S FF 86 ③ K		C SL 86 D SL 86 B SL 84 F FF 92 X SL 85 2-2 1-H 2-H HR	5	1	1	3	0	1	5
53 Melky Cabrera, S (1, 8) OBP: 0.329, SLG: 0.414		B CH 78 S FC 82 B FC 80 X CH 80 2-1 2 FC5-4 1B		B FC 81 B CH 79 C FF 84 C FF 85 B FF 84 F CH 79 X FF 86 3-2 26 G5-4-3 1B		B SI 84 F SI 84 B CH 79 X FC 84 2-1 ① F7			C SI 92 C FO 83 B SL 83 F SI 94 X SL 80 1-2 ① L1-3		4	0	2	0	0	0	0
26 José Molina, R (1, 2) OBP: 0.304, SLG: 0.304		1 SAFE B FF 82 B FF 86 C FF 86 1 SAFE X FF 84 2-1 ② P3		1 SAFE 1 SAFE S CH 78 F FF 86 X FF 85 0-2 ① ② G5-4-3 1-2f		B CH 79 F FF 86 F FF 86 B CU 71 F FC 83 B FF 88 X FF 87 3-2 ② G4-3			B SL 78 F FF 94 X SL 78 1-1 1B		4	0	1	0	0	0	2
Inning Stats	R: 1 E: 0 K: 0 S: 12 H: 3 LOB: 2 BB: 0 P: 22	R: 0 E: 0 K: 0 S: 8 H: 1 LOB: 1 BB: 0 P: 15	R: 1 E: 0 K: 1 S: 10 H: 2 LOB: 2 BB: 1 P: 19	R: 0 E: 0 K: 0 S: 8 H: 1 LOB: 0 BB: 0 P: 12	R: 0 E: 1 K: 0 S: 13 H: 1 LOB: 3 BB: 1 P: 18	R: 0 E: 0 K: 0 S: 7 H: 0 LOB: 0 BB: 0 P: 13	R: 0 E: 0 K: 1 S: 10 H: 0 LOB: 0 BB: 0 P: 17	R: 0 E: 0 K: 2 S: 19 H: 0 LOB: 0 BB: 0 P: 25	R: 0 E: 0 K: 0 S: 13 H: 1 LOB: 1 BB: 0 P: 16	R: 3 E: 0 K: 1 S: 7 H: 1 LOB: 1 BB: 2 P: 18	1B: 6 2B: 1 3B: 0 HR: 3 SF: 0 SAC: 0 DP: 1 HBP: 0	WP: 0 PB: 0 SB: 0 CS: 0 PA: 43					

PITCHER		IP	WLS	BF	H	R	ER	SO	BB	IBB	HBP	BLK	WP	HR	S	P	ERA	WHIP
56 Mark Buehrle, L ERA: 3.89	(1, 1)	6.0		28	8	2	2	1	2	0	0	0	0	2	58	99	3.00	1.667
37 Matt Thornton, L ERA: 2.45	(7, 1)	2.0		6	0	0	0	3	0	0	0	0	0	0	29	42	0.00	0.000
71 Scott Linebrink, R ERA: 3.88	(9, 1)	1.0		4	1	0	0	0	0	0	0	0	0	0	13	16	0.00	1.000
67 Randy Williams, L ERA: 4.5	(10, 1)	0.2	L	5	1	3	3	1	2	0	0	0	0	1	7	18	40.50	4.500

PITCHER	IP	WLS	BF	H	R	ER	SO	BB	IBB	HBP	BLK	WP	HR	S	P	ERA	WHIP

BOTTOM

Chicago White Sox @ New York Yankees

Yankee Stadium, Bronx, NY

Fri Aug 28 2009, 7:05 PM EDT
Att. 46,318 - Cloudy - 67 F

livebaseballscorecards.com

AB	39
R	5
H	10
RBI	5
BB	4
SO	5
LOB	20

Chicago White Sox @ New York Yankees

Yankee Stadium, Bronx, NY

Sat Aug 29 2009, 1:05 PM EDT

Att. 46,193 - Cloudy - 70 F

livebaseballscorecards.com

TOP

Batter	1	2	3	4	5	6	7	8	9	AB	R	H	RBI	BB	SO	LOB
22 Scott Podsednik, L (1, 7) OBP: 0.344, SLG: 0.393	B FF 90 C SI 88 B SI 90 B SI 88 X SI 89 3-1 G1-3 ①			C SI 88 F CH 83 B SI 90 X CH 82 1-2 F7 ①		X SI 89 0-0 G1-3 ③			C FF 88 B CH 88 S SL 77 B FF 91 C FF 90 2-3 K ①	4	0	0	0	0	1	0
15 Gordon Beckham, R (1, 5) OBP: 0.352, SLG: 0.442 18 Brent Lillibridge, R (6, 4) OBP: 0.262, SLG: 0.178	S SI 90 B SI 92 B CH 83 F SI 90 F CH 82 B CH 82 X SI 89 3-2 G5-3 ②			X SI 90 0-0 G4-3 ②			B SI 88 B SI 88 B SI 88 B SI 87 4-0 12 L1-3 BB		B SL 78 X FF 90 1-0 G6-3 ②	2 1	0 0	0 0	0 0	0 1	0 0	0 0
12 A.J. Pierzynski, L (1, 2) OBP: 0.344, SLG: 0.463 27 Ramon Castro, R (8, 2) OBP: 0.305, SLG: 0.400	F SI 88 C CU 78 F CU 78 X CH 84 0-2 F8 ③			C SI 90 B SI 90 X SI 89 1-1 G5-3 ③			D SI 88 X SI 88 1-0 L1-3 ① 1-2		C FF 91 C SI 90 B SL 79 S SL 80 1-3 K ③	3 1	0 0	0 0	0 0	0 0	0 1	1 0
14 Paul Konerko, R (1, 3) OBP: 0.351, SLG: 0.490		C SI 90 X CU 78 0-1 F9 ①			B SI 89 B SI 88 F SI 88 B CH 82 C SI 89 X SI 89 3-2 G5-3 ①		C FF 90 C SL 79 B SL 77 X SL 82 1-2 F7 ②			3	0	0	0	0	0	1
25 Jim Thome, L (1, 10) OBP: 0.379, SLG: 0.504		X SI 91 0-0 G6-3 ②			C CU 78 X CH 83 0-1 23 G4-3 2B		F FF 91 B FF 90 B FF 89 S CH 86 S SL 78 2-3 K ③			3	0	1	0	0	1	1
23 Jermaine Dye, R (1, 9) OBP: 0.344, SLG: 0.475		C SI 91 B SI 90 S CH 83 B SI 91 B CH 85 F CH 83 F SI 91 S CH 84 3-3 K ③			X SI 90 0-0 G4-3 ② 2-3			C FF 89 S SL 80 F FF 90 F CH 86 S SL 78 0-3 K ①		3	0	0	0	0	2	1
51 Alex Rios, R (1, 8) OBP: 0.306, SLG: 0.416			B SI 89 C SI 89 C CU 77 X CH 82 1-2 F9 ①		C SI 91 B SI 89 X SI 91 1-1 G6-3 ③			C SL 80 S SL 78 X FF 91 0-2 F8 ②		3	0	0	0	0	0	1
10 Alexei Ramirez, R (1, 6) OBP: 0.326, SLG: 0.400			C CU 77 B SI 90 F SI 89 F SI 89 S CU 79 1-3 K ②			C CU 77 S CU 77 X CU 76 X SI 90 1-2 G5-3 ①		B SL 80 B FF 89 B FF 90 C FF 90 B SI 91 4-1 5 FC6-4 BB		2	0	0	0	1	1	0
5 Jayson Nix, R (1, 4) OBP: 0.320, SLG: 0.450 (6, 5)			B SI 91 X SI 90 1-0 F8 ③			C SI 89 B CU 79 S SI 89 X CH 83 1-2 G4-3 ②		B FF 89 C SL 77 X FF 89 1-1 FC6-4 1-2f ③		3	0	0	0	0	0	1

	AB	R	H	RBI	BB	SO	LOB
AB	**28**						
R	**0**						
H	**1**						
RBI	**0**						
BB	**2**						
SO	**6**						
LOB	**6**						

Inning Stats	1	2	3	4	5	6	7	8	9	1B	SF	WP	PA: 30
R:	0	0	0	0	0	0	0	0	0	0	0	0	
E:	0	0	0	0	0	0	0	0	0	2B: 1	SAC: 0	PB: 0	
K:	0	1	1	0	0	0	1	1	2	3B: 0	DP: 0	SB: 0	
S:	10	8	8	6	8	7	7	11	7	HR: 0	HBP: 0	CS: 0	
H:	0	0	0	0	1	0	0	0	0				
LOB:	0	0	0	0	0	0	1	1	0				
BB:	0	0	0	0	0	0	1	1	0				
P:	16	11	11	8	12	9	15	16	11				

PITCHER		IP	WLS	BF	H	R	ER	SO	BB	IBB	HBP	BLK	WP	HR	S	P	ERA	WHIP
45 Sergio Mitre, R ERA: 5.65	(1, 1)	6.1	W	21	1	0	0	2	1	0	0	0	0	0	48	73	0.00	0.316
41 Chad Gaudin, R ERA: 4.9	(7, 1)	2.2		9	0	0	0	4	1	0	0	0	0	0	24	36	0.00	0.375
41 Chad Gaudin, R ERA: 4.9	(9, 1)	2.2		9	0	0	0	4	1	0	0	0	0	0	24	36	0.00	0.375

PITCHER	IP	WLS	BF	H	R	ER	SO	BB	IBB	HBP	BLK	WP	HR	S	P	ERA	WHIP

Batter	1	2	3	4	5	6	7	8	9	AB	R	H	RBI	BB	SO	LOB
2 Derek Jeter, R (1, 6) OBP: 0.396, SLG: 0.479	B FF 90 X FF 90 1-0 18 E 1B	X FF 92 0-0 ① SH1-3 1-2 2-3		X FS 79 0-0 18 E 18 S 13 1B 1B	F SI 91 X SL 80 0-1 18 G1-6-3 1B		C SI 94 S SL 87 B CH 88 F SL 87 B SI 94 X SL 87 2-2 ② F9			4	1	3	0	0	0	0
41 Chad Gaudin, R (9, 1) OBP: 0.069, SLG: 0.036										0	0	0	0	0	0	0
18 Johnny Damon, L (1, 7) OBP: 0.370, SLG: 0.521	B SL 89 1 SAFE C FF 90 F FS 81 X FF 91 1-2 FC6 1-2	F SL 84 B FF 92 B FS 78 X SL 84 2-1 2-H 3-H 2B		F SI 90 B SI 90 F SI 89 X SI 90 1-2 FC1 13 1B 55 2B 1-3	B SI 92 F FF 89 X SI 92 1-1 ② ③ G1-6-3 1-2f		B SI 94 C CH 86 F SL 86 B SI 94 B CH 88 B SL 85 4-2 BB			4	1	1	2	1	0	3
25 Mark Teixeira, S (1, 3) OBP: 0.381, SLG: 0.543	C SI 90 B SL 83 C SL 81 S FS 78 1-3 ① K	X FF 93 0-0 ② L9		C SL 82 C FS 78 S FS 77 0-3 ① K		B SI 91 B FC 90 B FC 88 B FF 88 4-0 55 1B 24 1B BB	F SI 94 B CH 88 X SI 94 1-1 ③ L3			4	1	0	0	1	2	6
53 Melky Cabrera, S (8, 8) OBP: 0.329, SLG: 0.414										0	0	0	0	0	0	0
13 Alex Rodriguez, R (1, 5) OBP: 0.400, SLG: 0.509	C SL 84 F FS 78 B FF 93 F SI 94 S FF 95 1-3 ② K	F SI 92 X SL 85 0-1 ③ G5-3		X SI 93 0-0 55 2B 33 1B 1B 2-3 3-H		F FF 88 S SI 91 F SI 92 B CU 72 X CU 70 1-2 ① F8		X SI 93 0-0 HR		5	2	2	2	0	1	4
55 Hideki Matsui, L (1, 10) OBP: 0.364, SLG: 0.525	D SL 82 C SL 84 C FS 78 D FS 79 F FS 78 F FF 94 B FS 80 X FS 78 3-2 ③ F7	B SI 90 B FS 79 F SI 90 X FF 92 2-1 ① G3	X FF 92 0-0 33 1B 24 FC4-6 2B 1-3 3-H		B SI 93 B SI 92 X FC 88 2-1 24 1B 1B 1-2		F SI 94 B CH 87 C FF 89 S SL 87 1-3 ① K			4	1	2	1	0	0	2
14 Eric Hinske, L (8, PH) OBP: 0.361, SLG: 0.451										1	0	0	0	0	1	0
(9, 9)																
33 Nick Swisher, S (1, 9) OBP: 0.366, SLG: 0.471	B FF 90 B SL 81 C FF 90 X SI 91 2-1 24 2B 17 2B 1B	X SI 90 0-0 ② F7	B FF 88 B FF 87 X SI 90 2-0 24 FC4-6 1B 2-3 3-H		C FC 90 B CU 79 F FC 89 S CU 76 1-3 ② K		S CH 86 C SI 94 X SL 87 0-2 ② F8			5	1	2	1	0	1	2
(8, 3)																
24 Robinson Canó, L (1, 4) OBP: 0.346, SLG: 0.515	B SI 91 B SI 90 X SI 92 2-0 17 2B 2B 1-3	C SI 91 B FS 78 C FS 77 X FF 92 1-2 17 BB 1B	X FF 90 0-0 ② FC4-6 17 FC6 1-2f 3-H			C FF 90 B SI 93 T FC 89 B SI 94 B CU 76 X FC 89 3-2 1-3 2-H 1B		B CH 87 B SL 86 C FF 93 S SL 86 X SL 88 2-2 ③ G4-3		5	1	3	2	0	0	1
17 Jerry Hairston, R (1, 8) OBP: 0.319, SLG: 0.414	B SI 92 T SL 83 D SL 87 F SI 92 F SI 93 X FS 78 2-2 2 SH1-3 18 2B 2B 2-H 3-H	B SI 93 B SL 84 B SI 92 C FF 92 B SI 92 4-1 1-2 BB	B FF 90 C FF 89 X SI 91 1-1 ③ FC6 1-2f			B SI 92 X SI 91 1-0 ③ F8				3	1	1	2	1	0	3
(8, 9)																
(9, 6)																
26 José Molina, R (1, 2) OBP: 0.302, SLG: 0.295	B SL 84 S FF 93 B SI 93 B FF 92 B FF 91 4-1 2 SH1-3 18 2B BB	C SL 82 F SI 94 B FF 93 X FS 79 1-2 ③ G5-3			B FC 88 B FF 87 F SI 90 X SI 91 2-1 ① P3		X FF 93 0-0 ① F8			3	1	0	0	1	0	2
Inning Stats	R: 0 E: 1 K: 2 S: 16 H: 1 LOB: 2 BB: 0 P: 23	R: 4 E: 0 K: 0 S: 14 H: 4 LOB: 1 BB: 1 P: 26	R: 0 E: 0 K: 0 S: 10 H: 1 LOB: 2 BB: 1 P: 18	R: 4 E: 1 K: 1 S: 13 H: 4 LOB: 1 BB: 0 P: 17	R: 0 E: 0 K: 0 S: 6 H: 1 LOB: 0 BB: 0 P: 9	R: 1 E: 0 K: 1 S: 13 H: 2 LOB: 2 BB: 1 P: 25	R: 0 E: 0 K: 0 S: 9 H: 0 LOB: 1 BB: 1 P: 16	R: 1 E: 0 K: 1 S: 10 H: 1 LOB: 0 BB: 0 P: 13		1B: 9 2B: 4 3B: 0 HR: 1 SF: 0 SAC: 1 DP: 1 HBP: 0						

PITCHER		IP	WLS	BF	H	R	ER	SO	BB	IBB	HBP	BLK	WP	HR	S	P	ERA	WHIP
52 Jose Contreras, R ERA: 5.42	(1, 1)	3.1	L	23	9	8	6	3	2	0	0	0	0	0	49	77	16.20	3.300
D.J. Carrasco, R ERA: 3.65	(4, 1)	2.2		12	4	1	1	1	1	0	0	0	0	0	23	41	3.38	1.875
57 Ramon Pena, R ERA: 4.5	(7, 1)	2.0		8	1	1	1	1	1	0	0	0	0	1	19	29	4.50	1.000

PITCHER	IP	WLS	BF	H	R	ER	SO	BB	IBB	HBP	BLK	WP	HR	S	P	ERA	WHIP

BOTTOM

Chicago White Sox @ New York Yankees

Yankee Stadium, Bronx, NY

Sat Aug 29 2009, 1:05 PM EDT
Att. 46,193 - Cloudy - 70 F

livebaseballscorecards.com

AB	38
R	10
H	14
RBI	10
BB	4
SO	5
LOB	23

Chicago White Sox @ New York Yankees

Yankee Stadium, Bronx, NY

Sun Aug 30 2009, 1:05 PM EDT

Att. 46,664 - Partly Cloudy - 76 F

livebaseballscorecards.com

TOP

Batter	1	2	3	4	5	6	7	8	9	AB	R	H	RBI	BB	SO	LOB
22 Scott Podsednik, L (1, 8) OBP: 0.348, SLG: 0.401	C FF 90 X FF 91 0-1 15 G6-3 3B		1 SAFE C FF 91 1 SAFE 1 SAFE B FF 91 B FF 91 S CH 83 X FF 94 2-2 ① 15 G3 15 S 1-3 3-H 1B			B SI 90 F CH 85 F CH 81 B SI 92 B SI 82 X FF 91 3-2 15 G5-4-3 1B		B FF 91 X FF 92 1-0 ① G4-3		4	1	3	1	0	0	0
15 Gordon Beckham, R (1, 5) OBP: 0.348, SLG: 0.436	B FF 92 X FF 91 1-0 ① G6-3 3-H		1 SAFE P PO 87 S CH 81 P PO 87 1 SAFE P PO 91 C SL 84 X SL 85 3-2 ② G3 1-3			1 SAFE 1 SAFE C CU 79 1 SAFE X FF 89 0-1 ①② G5-4-3 1-2f		C FF 93 X FC 87 0-1 ② P5		4	0	0	1	0	0	2
12 A.J. Pierzynski, L (1, 2) OBP: 0.343, SLG: 0.461	B FF 91 C CU 76 X FF 91 1-1 ② F7		F CH 84 F FF 93 C FF 94 0-3 ③ K			F CH 82 S CH 81 X CH 79 0-2 1B		C FF 94 X KC 78 0-1 ③ G2-3		4	0	1	0	0	1	1
20 Carlos Quentin, R (1, 7) OBP: 0.321, SLG: 0.444	F FF 93 X FF 91 0-1 ③ F9			X FF 90 0-0 ① G5-3		B FC 89 S FC 88 C CU 80 X CU 80 1-2 ③ F7			B FF 93 X FF 93 1-0 ① G5-3	4	0	0	0	0	0	1
25 Jim Thome, L (1, 10) OBP: 0.375, SLG: 0.499		X FF 91 0-0 ① P2		B SI 92 X FS 85 1-0 ② G4-3			B SI 91 C SI 92 C SL 80 X SL 80 1-2 ① G4-3		C FF 93 B SI 93 X FF 93 1-1 ② P5	4	0	0	0	0	0	0
23 Jermaine Dye, R (1, 9) OBP: 0.343, SLG: 0.480		C CU 75 X FF 94 0-1 ② L9		B FF 92 B FF 89 B FC 88 C FF 91 F SI 91 S CH 85 3-3 ③ K			C FF 94 C FC 94 S FF 94 0-3 ② K		X FF 94 0-0 HR	4	1	1	1	0	2	0
7 Mark Kotsay, L (1, 3) OBP: 0.291, SLG: 0.328		B FF 91 B FF 91 X FF 92 2-0 ③ F8			B CU 78 X FF 92 1-0 ① P6		C FC 94 B FC 94 C FF 94 F KC 81 F FC 94 X FC 96 1-2 10 1B		S FF 94 B SI 93 B FF 92 B FF 93 F FF 94 X FF 94 3-2 ③ F9	4	0	1	0	0	0	0
10 Alexei Ramirez, R (1, 6) OBP: 0.329, SLG: 0.402			X FF 93 0-0 5 1B 5 S 22 1B 1B		C CU 79 X FC 89 0-1 ② L6		B KC 81 B FF 93 X FF 93 2-0 1-2 1B			3	1	2	0	0	0	0
5 Jayson Nix, R (1, 4) OBP: 0.320, SLG: 0.448			B CU 77 L CU 77 B FF 90 B SL 84 X FF 93 3-1 22 1B 1-3 1B		C FF 93 B SI 92 C FS 86 X FF 92 1-2 ③ P5		B FF 95 S FF 94 S FF 94 B FF 95 B FF 90 X FF 96 3-2 ③ F9			3	0	1	0	0	0	2

	AB	R	H	RBI	BB	SO	LOB
	34	3	9	3	0	3	6

Inning Stats																		
	R: 1 E: 0 K: 0 S: 7	H: 1 LOB: 0 BB: 0 P: 9	R: 0 E: 0 K: 0 S: 4	H: 0 LOB: 0 BB: 0 P: 6	R: 1 E: 0 K: 1 S: 15	H: 3 LOB: 1 BB: 0 P: 20	R: 0 E: 0 K: 1 S: 5	H: 0 LOB: 0 BB: 0 P: 9	R: 0 E: 0 K: 0 S: 6	H: 0 LOB: 0 BB: 0 P: 8	R: 0 E: 0 K: 0 S: 11	H: 2 LOB: 1 BB: 0 P: 15	R: 0 E: 0 K: 1 S: 15	H: 2 LOB: 2 BB: 0 P: 22	R: 0 E: 0 K: 0 S: 5	H: 0 LOB: 0 BB: 0 P: 6	R: 1 E: 0 K: 0 S: 7	H: 1 LOB: 0 BB: 0 P: 12	1B: 7 2B: 0 3B: 1 HR: 1	SF: 0 SAC: 0 DP: 1 HBP: 0	WP: 0 PB: 0 SB: 2 CS: 0	PA: 34

PITCHER		IP	WLS	BF	H	R	ER	SO	BB	IBB	HBP	BLK	WP	HR	S	P	ERA	WHIP
62 Joba Chamberlain, R ERA: 4.38	(1, 1)	3.0		12	4	2	2	1	0	0	0	0	0	0	26	35	6.00	1.333
91 Alfredo Aceves, R ERA: 3.88	(4, 1)	3.0	W	10	2	0	0	1	0	0	0	0	0	0	22	32	0.00	0.667
43 Damaso Marte, L ERA: 10.57	(7, 1)	0.1	H	1	0	0	0	0	0	0	0	0	0	0	3	4	0.00	0.000
30 David Robertson, R ERA: 3.55	(7, 1)	0.1	H	3	2	0	0	1	0	0	0	0	0	0	9	12	0.00	6.000
65 Phil Hughes, R ERA: 3.22	(7, 1)	1.1	H	4	0	0	0	0	0	0	0	0	0	0	8	12	0.00	0.000

PITCHER		IP	WLS	BF	H	R	ER	SO	BB	IBB	HBP	BLK	WP	HR	S	P	ERA	WHIP
48 Phil Coke, L ERA: 5.13	(9, 1)	1.0		4	1	1	1	0	0	0	0	0	0	1	7	12	9.00	1.000

BOTTOM

Chicago White Sox @ New York Yankees

Yankee Stadium, Bronx, NY

Sun Aug 30 2009, 1:05 PM EDT
Att. 46,664 - Partly Cloudy - 76 F

livebaseballscorecards.com

Batter	1	2	3	4	5	6	7	8	9	AB	R	H	RBI	BB	SO	LOB
2 Derek Jeter, R (1, 6) OBP: 0.398, SLG: 0.482	X SI 86 0-0 18 G1-3 25 SF9 2B		X SL 79 0-0 18 HR 1B		B SL 84 S SL 81 B CH 83 B SL 83 C SI 89 F SI 90 F SL 82 X SL 82 3-2 ③ G5-3		I IN 66 I IN 68 I IN 72 I IN 70 4-0 25 HR IBB			3	3	2	0	1	0	0
18 Johnny Damon, L (1, 7) OBP: 0.370, SLG: 0.526 17 Jerry Hairston, R (7, PH) OBP: 0.318, SLG: 0.414 (8, 7)	C SI 86 F FF 85 D CH 77 F FS 80 B SI 87 X CH 80 2-2 ① G1-3 2-3		1 SAFE X CH 79 0-0 1-H HR			B SI 87 F SL 81 B FS 77 X SL 82 2-1 ① G4-3	B FF 92 F SI 93 B SI 94 X FF 93 2-1 ② SF7 3-H			3	1	1	2	0	0	1
										0	0	0	1	0	0	0
25 Mark Teixeira, S (1, 3) OBP: 0.380, SLG: 0.547	S SL 78 B SI 87 X CH 79 1-1 ② SF9 3-H		B SI 88 X SL 79 1-0 ③ F9			C SL 82 B FS 76 F CH 80 S SL 80 1-3 ② K	C FO 84 B SI 93 F FO 83 X SL 79 1-2 1-H 2-H HR			3	1	1	4	0	1	0
13 Alex Rodriguez, R (1, 5) OBP: 0.403, SLG: 0.509	C SL 79 C SI 89 B FS 77 B SL 81 X SL 80 2-2 55 PO 1B			S FS 81 C SI 90 B SI 90 B CU 72 B SI 90 F SL 81 B SL 81 4-2 55 FC4-6 BB		B SI 90 B SI 90 B SL 82 B SI 89 4-0 BB	B FF 94 F SL 78 C SI 95 S FO 80 1-3 ③ K			2	0	1	0	2	1	0
55 Hideki Matsui, L (1, 10) OBP: 0.360, SLG: 0.519	C FF 88 1 SAFE B SI 86 1 SAFE 1-1 ③ PO 1-2	S CH 78 C FS 76 S FS 78 0-3 ① K		B SI 88 C SI 87 1 SAFE X FS 81 1-1 ① FC4-6 1-2f		D SI 88 F SI 88 D CH 82 D SL 82 S SL 83 X SL 83 3-2 ③ G4-3		B SI 92 B SI 92 C SI 91 B FO 82 X SI 92 3-1 ① G6-3		4	0	0	0	0	1	2
20 Jorge Posada, S (1, 2) OBP: 0.358, SLG: 0.514		C SI 88 B FS 76 B CH 80 C CH 81 F SL 78 B FS 78 B SI 88 4-2 24 G3-6-3 BB		B CH 81 B SI 89 C SI 88 F SL 80 F SL 77 B SI 89 S SL 81 3-3 ② K			X SI 89 0-0 24 FC4-6 1B	X FO 82 0-0 24 1B 2B		3	0	2	0	1	1	1
24 Robinson Canó, L (1, 4) OBP: 0.345, SLG: 0.513		C SL 79 B SI 87 X CH 80 1-1 ②③ G3-6-3 1-2f		C FS 80 C SI 90 S FS 79 0-3 ③ K			1 SAFE C FF 92 1 SAFE X FF 93 0-1 ① FC4-6 14 BB 53 2B 1-2f	B FF 94 F SI 93 F FF 92 X FF 93 1-2 2-3 1B		4	1	1	0	0	1	3
14 Eric Hinske, L (1, 9) OBP: 0.359, SLG: 0.442			B FS 77 B CH 78 F SI 87 X SI 87 2-1 ① P6		B SL 77 F SL 80 X CH 80 1-1 ① F7		B FF 92 B SL 85 B SI 93 S FF 90 B FF 89 4-1 53 2B 17 SF7 1-2 BB	B SI 92 F FF 92 C FF 93 B FO 83 F FO 83 X FF 93 2-2 ② L6		3	1	0	0	1	0	2
53 Melky Cabrera, S (1, 8) OBP: 0.329, SLG: 0.415			C SI 86 B FS 76 F FS 80 S CH 78 1-3 ② K2-3		C SI 88 B FS 77 F SL 80 B CH 79 X CH 81 2-2 ② G5-3		B SL 86 B SI 90 F SI 90 X SL 85 2-1 1-3 2-H 25 HR 2B	F FO 82 B FF 93 X FO 83 1-1 ③ F7		4	1	1	1	0	1	2

Inning Stats	1	2	3	4	5	6	7	8	9
	R: 1 E: 0 K: 0 S: 11 H: 2 LOB: 0 BB: 0 P: 17	R: 0 E: 0 K: 1 S: 8 H: 0 LOB: 0 BB: 1 P: 13	R: 2 E: 0 K: 1 S: 8 H: 2 LOB: 0 BB: 0 P: 12	R: 0 E: 0 K: 2 S: 12 H: 0 LOB: 1 BB: 1 P: 20	R: 0 E: 0 K: 0 S: 10 H: 0 LOB: 0 BB: 0 P: 16	R: 0 E: 0 K: 1 S: 8 H: 0 LOB: 1 BB: 1 P: 18	R: 5 E: 0 K: 1 S: 14 H: 3 LOB: 0 BB: 2 P: 28	R: 0 E: 0 K: 0 S: 12 H: 2 LOB: 2 BB: 0 P: 19	

AB	29
R	8
H	9
RBI	8
BB	5
SO	6
LOB	11

	1B: 4 2B: 3 3B: 0 HR: 2	SF: 2 SAC: 0 DP: 1 HBP: 0	WP: 0 PB: 0 SB: 0 CS: 0	PA: 37

PITCHER		IP	WLS	BF	H	R	ER	SO	BB	IBB	HBP	BLK	WP	HR	S	P	ERA	WHIP
43 Freddy Garcia, R ERA: 5.94	(1, 1)	6.0	L	23	4	3	3	5	3	0	0	0	0	1	57	96	4.50	1.167
67 Randy Williams, L ERA: 7.84	(7, 1)	0.1		5	2	4	4	0	1	1	0	0	0	0	6	16	108.00	9.000
71 Scott Linebrink, R ERA: 3.94	(7, 1)	1.2		8	3	1	1	1	0	0	0	0	0	1	20	31	5.40	1.800

PITCHER	IP	WLS	BF	H	R	ER	SO	BB	IBB	HBP	BLK	WP	HR	S	P	ERA	WHIP

Chicago White Sox @ Minnesota Twins

Hubert H. Humphrey Metrodome, Minneapolis, MN

Mon Aug 31 2009, 8:10 PM EDT

Att. 19,426 - Dome - 70 F

livebaseballscorecards.com

Batter	1	2	3	4	5	6	7	8	9	AB	R	H	RBI	BB	SO	LOB
22 Scott Podsednik, L (1, 7) OBP: 0.345, SLG: 0.397	C SI 92 F SI 93 F SI 94 C CU 79 0-3 ① K		B FC 88 B SI 92 B SI 91 C SI 91 1 SAFE X SI 91 3-1 ① FC4-6 12 S 1-2f		B CU 78 B CH 80 X SI 89 2-0 ③ F7			C SL 81 F FF 94 B FF 95 S SL 83 1-3 ① K		4	0	0	0	0	2	1
15 Gordon Beckham, R (1, 5) OBP: 0.347, SLG: 0.437	B SI 93 C FC 88 X CH 82 1-1 ② F8		X CH 81 0-0 ② P6			X FF 87 0-0 12 WP 12 SF8 2B		B FF 94 B FF 94 C FF 93 F FF 94 X SL 82 2-2 ② G6-3		4	1	1	0	0	0	1
12 A.J. Pierzynski, L (1, 2) OBP: 0.345, SLG: 0.462	C SI 93 B CU 80 S SI 94 X SI 95 1-2 14 1B 1B		C SI 92 F SI 91 1 SAFE F FC 86 P PO 85 S SI 93 1-3 ③ K 1-2			F FC 85 C SI 91 F FF 92 F FF 92 B CU 80 X SI 92 1-2 ① SF8 2-H		B FF 94 C FF 94 X SL 82 1-1 1B		3	0	2	1	0	1	1
14 Paul Konerko, R (1, 3) OBP: 0.350, SLG: 0.488	B SI 92 D SI 93 X SI 92 2-0 1-2 1B			C FC 86 B SI 92 B CH 81 B SI 92 F FC 87 X SI 93 3-2 ① G4-3		B SI 91 B SI 91 F SI 91 F CH 82 X SI 92 2-2 ② G4-3		S FC 87 B FF 94 B FC 87 F FF 92 B FF 92 F CU 79 X FC 86 3-2 ③ P4		4	0	1	0	0	0	1
Jim Thome, L (1, 10) OBP: 0.372, SLG: 0.493	C FC 88 F FC 88 B SI 93 C SI 92 1-3 ③ K			B CU 75 B SI 93 S FC 87 C SI 93 S FC 87 2-3 ② K		X SI 92 0-0 ③ F9			B FF 92 B SL 87 F FF 94 S SI 93 C CU 82 2-3 ① K	4	0	0	0	0	3	2
23 Jermaine Dye, R (1, 9) OBP: 0.342, SLG: 0.478		C SI 92 F SI 92 B SI 94 C CU 80 1-3 ① K		X CU 79 0-0 1B			F SI 91 F SI 92 F CH 81 F SI 93 B CU 80 B FC 87 S CH 82 2-3 ① K		B CU 81 X SI 94 1-0 ② G5-3	4	0	1	0	0	2	0
51 Alex Rios, R (1, 8) OBP: 0.304, SLG: 0.413		C FC 87 C CU 80 B CU 80 F SI 93 F CH 82 B FC 88 S CH 84 2-3 ② K		C SI 92 F SI 92 B CU 80 B SI 93 B SI 91 X SI 93 3-2 ③ G6-3			C CU 79 X FC 88 0-1 ② P4		C FF 94 B CH 86 C CU 82 S SL 88 1-3 ③ K	4	0	0	0	0	2	1
10 Alexei Ramirez, R (1, 6) OBP: 0.329, SLG: 0.401		B SI 93 X FC 88 1-0 ③ G6-3			B SI 91 X FC 86 1-0 ① F9		B CH 82 X SI 91 1-0 1B			3	0	1	0	0	0	0
5 Jayson Nix, R (1, 4) OBP: 0.321, SLG: 0.447			C FC 87 S CU 79 B SI 94 X SI 93 1-2 22 FC4-6 1B		B SI 92 C SI 92 B CU 78 B FC 86 X SI 92 3-1 ② G4-3		X SI 90 0-0 ③ P4			3	0	1	0	0	0	1
Inning Stats	R: 0 H: 2 E: 0 LOB: 2 K: 2 BB: 0 S: 13 P: 18	R: 0 H: 0 E: 0 LOB: 0 K: 2 BB: 0 S: 9 P: 13	R: 0 H: 1 E: 0 LOB: 1 K: 1 BB: 0 S: 11 P: 15	R: 0 H: 1 E: 0 LOB: 1 K: 1 BB: 0 S: 10 P: 18	R: 0 H: 0 E: 0 LOB: 0 K: 0 BB: 0 S: 4 P: 10	R: 1 H: 1 E: 0 LOB: 0 K: 0 BB: 0 S: 10 P: 13	R: 0 H: 1 E: 0 LOB: 1 K: 1 BB: 0 S: 9 P: 12	R: 0 H: 1 E: 0 LOB: 1 K: 1 BB: 0 S: 12 P: 19	R: 0 H: 0 E: 0 LOB: 0 K: 2 BB: 0 S: 7 P: 11	1B: 6 SF: 1 2B: 1 SAC: 0 3B: 0 DP: 0 HR: 0 HBP: 0					WP: 1 PA: 34 PB: 0 SB: 1 CS: 0	

	AB	33
	R	1
	H	7
	RBI	1
	BB	0
	SO	10
	LOB	8

PITCHER		IP	WLS	BF	H	R	ER	SO	BB	IBB	HBP	BLK	WP	HR	S	P	ERA	WHIP
53 Nick Blackburn, R ERA: 4.16	(1, 1)	7.0	W	27	6	1	1	7	0	0	0	0	1	0	66	99	1.29	0.857
50 Jose Mijares, L ERA: 2.1	(8, 1)	0.2	H	3	1	0	0	1	0	0	0	0	0	0	8	12	0.00	1.500
54 Matt Guerrier, R ERA: 2.29	(8, 1)	0.1	H	1	0	0	0	0	0	0	0	0	0	0	4	7	0.00	0.000
36 Joe Nathan, R ERA: 1.71	(9, 1)	1.0	S	3	0	0	0	2	0	0	0	0	0	0	7	11	0.00	0.000

PITCHER	IP	WLS	BF	H	R	ER	SO	BB	IBB	HBP	BLK	WP	HR	S	P	ERA	WHIP

BOTTOM

Chicago White Sox @ Minnesota Twins

Hubert H. Humphrey Metrodome, Minneapolis, MN

Mon Aug 31 2009, 8:10 PM EDT

Att. 19,426 - Dome - 70 F

livebaseballscorecards.com

Batter	1	2	3	4	5	6	7	8	9	AB	R	H	RBI	BB	SO	LOB
2 Denard Span, L (1, 7) OBP: 0.395, SLG: 0.408	X FF 91 0-0 33 G1-4-3 18 1B 1B		B SI 90 B FC 85 C FF 91 F FC 85 X FC 85 2-2 18 CS 1B		S FC 84 B FC 82 F FC 85 B CU 80 F FC 85 B CU 79 F FC 85 X FC 84 3-2 ① F7		B SI 94 C CH 86 S SL 86 F SL 87 X CH 88 1-2 ② G4-3			4	0	2	0	0	0	0
18 Orlando Cabrera, R (1, 6) OBP: 0.311, SLG: 0.367	C FF 91 1 SAFE C FF 92 B FF 93 F FC 85 B CU 78 X CU 78 2-2 33 G1-4-3 1-2 1B		1 SAFE B FF 92 F FC 85 1 SAFE S FC 84 S FC 86 1-3 ① ② K 1-2		X FF 90 0-0 ② L8		C FF 94 B FF 94 B SL 86 B SL 88 X SI 95 3-1 ③ G6-3			4	0	1	0	0	1	1
7 Joe Mauer, L (1, 2) OBP: 0.436, SLG: 0.615	C FF 91 B FF 92 C FC 84 C CU 79 1-3 ① K		X FF 93 0-0 HR		C FF 95 B CH 85 B FC 86 S FC 87 B CU 80 X FC 85 3-2 ③ L9			C FF 93 T FF 95 B SL 84 B SL 82 X SI 95 2-2 5 S 5 1B 1B		4	2	2	1	0	1	2
33 Justin Morneau, L (1, 3) OBP: 0.378, SLG: 0.544	B FC 84 F FC 86 B FF 92 F FC 85 F CU 80 F FF 94 B CU 79 F FC 87 X FC 85 3-2 ② G1-4-3 1-2 2-3		C CU 80 B SI 92 X 1-1 16 HR 1B			X FC 86 0-0 ① F8		F FF 94 S FF 96 S FF 94 0-3 ① K		4	1	1	0	0	1	3
16 Jason Kubel, L (1, 10) OBP: 0.374, SLG: 0.537	C FC 84 C CU 79 F CU 81 B FF 93 B FF 92 X CU 80 2-2 ③ F9		B FC 86 B SI 93 F FC 86 B FC 86 X SI 93 3-1 1-H HR			C FF 93 B CH 83 X FC 84 1-1 23 1B 1B		B FF 94 S FF 93 B FF 94 C FF 94 S FF 93 2-3 ② K		4	1	2	2	0	1	3
5 Michael Cuddyer, R (1, 9) OBP: 0.342, SLG: 0.504		S FC 85 B CU 78 B FF 92 C FC 84 F FC 86 C CU 80 2-3 ① K	S FC 86 B SI 91 F FC 86 B FF 92 X CU 80 2-2 ③ G6-3			B FF 91 X FC 85 1-0 ② F7		C FF 92 B FF 92 B SL 87 X FF 92 2-1 1-H 1B		4	0	1	1	0	1	1
23 Brendan Harris, R (1, 5) OBP: 0.311, SLG: 0.372		C SI 94 S SI 92 X SI 93 0-2 ② G6-3		X SI 92 0-0 ① F9		B FC 87 B FC 85 S FC 86 B FC 85 X FC 87 3-1 1-2 1B		C CH 88 D FF 90 B SL 88 F FF 92 F SL 87 B FF 92 F SL 86 D SL 86 4-2 BB		3	0	1	0	1	0	0
22 Carlos Gómez, R (1, 8) OBP: 0.294, SLG: 0.354		B SI 93 F SI 92 B CU 81 S FC 87 X SI 93 2-2 1B		B FF 92 C FC 85 X FC 86 1-1 ② G6-3		F FC 86 X FC 84 0-1 ③ F7		B SL 87 B FF 92 X SL 88 2-0 ③ F9		4	0	1	0	0	0	4
12 Alexi Casilla, S (1, 4) OBP: 0.278, SLG: 0.251		D FF 91 C FF 90 F FF 92 D CU 78 1 SAFE X FF 93 2-2 ③ G6-3		C SI 93 B FC 86 S FC 85 B CU 78 B CU 78 S FC 84 3-3 ③ K			B FF 93 F CH 84 X SL 86 1-1 ① G3			3	0	0	0	0	1	1
Inning Stats	R: 0 E: 0 K: 1 S: 18 H: 2 LOB: 2 BB: 0 P: 26	R: 0 E: 0 K: 1 S: 13 H: 1 LOB: 1 BB: 0 P: 19	R: 3 E: 0 K: 1 S: 14 H: 4 LOB: 0 BB: 0 P: 23	R: 0 E: 0 K: 1 S: 6 H: 0 LOB: 0 BB: 0 P: 10	R: 0 E: 0 K: 0 S: 9 H: 0 LOB: 0 BB: 0 P: 15	R: 0 E: 0 K: 0 S: 8 H: 2 LOB: 2 BB: 0 P: 13	R: 0 E: 0 K: 0 S: 8 H: 0 LOB: 0 BB: 0 P: 13	R: 1 E: 0 K: 2 S: 16 H: 2 LOB: 2 BB: 1 P: 28		1B: 9 2B: 0 3B: 0 HR: 2	SF: 0 SAC: 0 DP: 0 HBP: 0		WP: 0 PB: 0 SB: 1 CS: 1	PA: 35		

	AB	R	H	RBI	BB	SO	LOB
AB	34						
R	4						
H	11						
RBI	4						
BB	1						
SO	6						
LOB	15						

PITCHER		IP	WLS	BF	H	R	ER	SO	BB	IBB	HBP	BLK	WP	HR	S	P	ERA	WHIP
34 Gavin Floyd, R ERA: 3.97	(1, 1)	6.0	L	26	9	3	3	4	0	0	0	0	0	2	68	106	4.50	1.500
57 Ramon Pena, R ERA: 4.42	(7, 1)	1.0		3	0	0	0	0	0	0	0	0	0	0	8	13	0.00	0.000
37 Matt Thornton, L ERA: 2.58	(8, 1)	0.2		3	1	1	1	2	0	0	0	0	0	0	9	13	13.50	1.500
45 Bobby Jenks, R ERA: 3.74	(8, 1)	0.1		3	1	0	0	0	1	0	0	0	0	0	7	15	0.00	6.000

PITCHER	IP	WLS	BF	H	R	ER	SO	BB	IBB	HBP	BLK	WP	HR	S	P	ERA	WHIP

Chicago White Sox @ Minnesota Twins

Hubert H. Humphrey Metrodome, Minneapolis, MN

Tue Sep 01 2009, 8:10 PM EDT

Att. 22,599 - Dome - 70 F

livebaseballscorecards.com

TOP

Batter	1	2	3	4	5	6	7	8	9	AB	R	H	RBI	BB	SO	LOB
22 Scott Podsednik, L (1, 8) OBP: 0.348, SLG: 0.399	C SI 88 B FF 90 X SI 88 1-1 12 G3-1 2B		B CH 82 B SI 90 B SI 91 B FF 89 4-0 12 S BB		B CU 80 B SI 90 F SI 90 X SI 90 2-1 ② G5-3			B SL 79 B FF 90 B FF 90 B FF 91 4-0 15 HR BB	C FF 91 F SL 86 B FF 92 X FF 92 1-2 ③ F8	3	1	1	0	2	0	1
15 Gordon Beckham, R (1, 5) OBP: 0.349, SLG: 0.446	B SI 88 B SI 86 X SI 86 2-0 ① G5-3		C SI 87 1 SAFE 1 SAFE F SI 87 B CU 80 1 SAFE F SI 86 1 SAFE 1 SAFE 1-2 ② X SI 88 L7		B CU 81 C CU 78 B FF 90 B FF 89 B CH 82 4-1 12 FC6 BB			X FF 91 0-0 1-H HR		3	1	1	2	1	0	2
12 A.J. Pierzynski, L (1, 2) 31 Dewayne Wise, L (8, PR) OBP: 0.240, SLG: 0.348 27 Ramon Castro, R (8, 2) OBP: 0.305, SLG: 0.400	X SI 90 0-0 ② G3-1 2-3		B SI 88 C CU 78 D CU 84 F CH 80 X SI 90 2-2 ③ G3 1-2		B SI 88 B SI 89 F SI 89 F CH 82 X SI 89 2-2 ③ FC6 1-2f			C FF 91 F CH 84 B CU 79 S FC 85 1-3 K 23 WP		4 0 0	0 0 0	0 0 0	0 0 0	1 0 0	0 0 0	3 0 0
14 Paul Konerko, R (1, 3) OBP: 0.349, SLG: 0.486	C SI 89 B SI 89 B CU 80 B SI 88 C FF 89 X SI 90 3-2 ③ F8			C CH 80 F CU 85 B SI 88 X CU 80 1-2 1B		X SI 95 0-0 ① G5-3		D FF 92 1 SAFE 1 SAFE C FF 91 X FF 91 1-1 ① P4		4	0	1	0	0	0	2
23 Jermaine Dye, R (1, 10) OBP: 0.339, SLG: 0.474		C SI 90 X CH 81 0-1 ① G4-3		C SI 89 S SI 87 B CH 82 F FF 90 T CH 79 1-2 ① K		C FF 96 S FF 96 X CU 76 0-2 ② G5-3		D FC 86 B FC 86 F FF 91 X FF 90 2-1 ② F7 1-2		4	0	0	0	0	1	2
20 Carlos Quentin, R (1, 7) OBP: 0.317, SLG: 0.437		F SI 91 B SI 89 X CH 81 1-1 ② G5-3		B CU 79 C CH 81 X CH 81 1-1 ② F7		B SL 89 B SL 87 B SI 94 C SI 96 F FF 96 X SI 96 3-2 ③ F9		B FF 91 F FF 92 F CU 79 S FF 92 1-3 ③ K		4	0	0	0	0	1	3
17 Chris Getz, L (1, 4) OBP: 0.324, SLG: 0.365		C SI 90 B SI 89 X SI 88 1-1 1B		C CU 78 F CH 82 C FF 89 0-3 ③ K			B FF 94 B FF 95 C SI 95 C SL 88 X SL 89 2-2 ① G3-1		B FF 91 C SL 88 F FF 92 X CU 74 1-2 ① G4-3	4	0	1	0	0	1	1
51 Alex Rios, R (1, 9) OBP: 0.301, SLG: 0.409		C FF 89 B CU 79 X CU 86 1-1 ③ F9			B CU 84 F CH 80 B FF 90 X SI 87 2-1 ① F9		B CU 75 X FF 96 1-0 ② F9		B SL 82 C FF 93 S SL 88 F FF 94 B SL 84 F SL 88 X CU 75 2-2 ② G4-3	4	0	0	0	0	0	1
10 Alexei Ramirez, R (1, 6) OBP: 0.330, SLG: 0.409			F SI 87 S CH 80 B CU 82 B CU 83 X CH 82 2-2 ① G5-3		B SI 89 F CH 83 F CH 82 X SI 89 1-2 HR		C SL 89 B CU 78 X SL 89 1-1 ③ G6-3		C SL 88 B SL 81 S SL 87 B CU 75 F FF 94 B CU 76 F SL 87 F CU 75 X FF 93 3-2 1B	4	1	2	1	0	0	0
Inning Stats	R: 0 E: 0 K: 0 S: 7 H: 1 LOB: 1 BB: 0 P: 13	R: 0 E: 0 K: 0 S: 8 H: 1 LOB: 1 BB: 0 P: 11	R: 0 E: 0 K: 0 S: 10 H: 0 LOB: 1 BB: 1 P: 19	R: 0 E: 0 K: 2 S: 12 H: 1 LOB: 1 BB: 0 P: 15	R: 1 E: 0 K: 0 S: 11 H: 1 LOB: 1 BB: 1 P: 22	R: 0 E: 0 K: 0 S: 7 H: 0 LOB: 0 BB: 0 P: 10	R: 0 E: 0 K: 0 S: 6 H: 0 LOB: 0 BB: 0 P: 10	R: 2 E: 0 K: 2 S: 11 H: 1 LOB: 2 BB: 1 P: 20	R: 0 E: 0 K: 0 S: 17 H: 1 LOB: 1 BB: 0 P: 24	1B: 3 2B: 1 3B: 0 HR: 2	SF: 0 SAC: 0 DP: 0 HBP: 0	WP: 2 PB: 0 SB: 1 CS: 0	PA: 37			

	AB	34
	R	3
	H	6
	RBI	3
	BB	3
	SO	4
	LOB	15

PITCHER		IP	WLS	BF	H	R	ER	SO	BB	IBB	HBP	BLK	WP	HR	S	P	ERA	WHIP
49 Jeff Manship, R ERA: 3.75	(1, 1)	5.0		21	4	1	1	2	2	0	0	0	0	1	0	48	80	1.80	1.200
28 Jesse Crain, R ERA: 5.97	(6, 1)	2.0		6	0	0	0	0	0	0	0	0	0	0	0	13	20	0.00	0.000
50 Jose Mijares, L ERA: 2.28	(8, 1)	0.0		1	0	1	1	0	1	0	0	0	0	0	0	4	∞	∞	
54 Matt Guerrier, R ERA: 2.39	(8, 1)	1.0	B	5	1	1	1	2	0	0	0	0	2	1	11	16	9.00	1.000
60 Jon Rauch, R ERA: 3.99	(9, 1)	1.0	W	4	1	0	0	0	0	0	0	0	0	0	17	24	0.00	1.000

PITCHER		IP	WLS	BF	H	R	ER	SO	BB	IBB	HBP	BLK	WP	HR	S	P	ERA	WHIP

BOTTOM

Chicago White Sox @ Minnesota Twins

Hubert H. Humphrey Metrodome, Minneapolis, MN

Tue Sep 01 2009, 8:10 PM EDT

Att. 22,599 - Dome - 70 F

livebaseballscorecards.com

Batter	1	2	3	4	5	6	7	8	9	AB	R	H	RBI	BB	SO	LOB
2 Denard Span, L (1, 8) (8, 7) OBP: 0.394, SLG: 0.411	G3-1		G4-6-3 1-2f			18 SF7 3B		G6-3		4	1	1	0	0	0	1
18 Orlando Cabrera, R (1, 6) OBP: 0.310, SLG: 0.366	P4			7 FC5-4 BB		SF7 3-H		P2		2	0	0	1	1	0	0
7 Joe Mauer, L (1, 2) OBP: 0.434, SLG: 0.611	G4-3			FC5-4 1-2f		L4		1B		4	0	1	0	0	0	1
33 Justin Morneau, L (1, 3) OBP: 0.377, SLG: 0.540		BB		F7		K		K		3	0	0	0	1	2	2
16 Jason Kubel, L (1, 10) OBP: 0.373, SLG: 0.534		P3		G3			G4-3		23 1B 26 1B 1B	4	0	1	0	0	0	2
8 Nick Punto, S (9, PR) OBP: 0.315, SLG: 0.265										0	1	0	0	0	0	0
5 Michael Cuddyer, R (1, 9) OBP: 0.344, SLG: 0.517		P4			HR		HR		F7	4	2	2	2	0	0	2
23 Brendan Harris, R (1, 5) OBP: 0.313, SLG: 0.374		F8			K		21 1B 1B		26 1B 1-3 1B	4	0	2	0	0	1	1
21 Delmon Young, R (1, 7) OBP: 0.288, SLG: 0.383			F8		F8		12 G5-4-3 1-2 1B		K	3	0	1	0	0	0	0
22 Carlos Gómez, R (7, PR) (8, 8) OBP: 0.293, SLG: 0.352										1	0	0	0	0	1	2
12 Alexi Casilla, S (1, 4) OBP: 0.279, SLG: 0.252			2 G4-6-3 1B		P5		G5-4-3 1-2f		1-2 3-H 1B	3	0	1	0	0	0	2
26 Jose Morales, S (9, PH) OBP: 0.405, SLG: 0.412										1	0	1	1	0	0	0

Inning Stats	1	2	3	4	5	6	7	8	9
	R: 0 E: 0 K: 0 S: 7 H: 0 LOB: 0 BB: 0 P: 12	R: 0 E: 0 K: 0 S: 10 H: 0 LOB: 1 BB: 1 P: 18	R: 0 E: 0 K: 0 S: 5 H: 1 LOB: 0 BB: 0 P: 7	R: 0 E: 0 K: 0 S: 4 H: 0 LOB: 1 BB: 1 P: 9	R: 1 E: 0 K: 1 S: 11 H: 1 LOB: 0 BB: 0 P: 16	R: 1 E: 0 K: 1 S: 11 H: 1 LOB: 0 BB: 0 P: 17	R: 1 E: 0 K: 0 S: 15 H: 3 LOB: 2 BB: 0 P: 17	R: 0 E: 0 K: 1 S: 11 H: 1 LOB: 1 BB: 0 P: 15	R: 1 E: 0 K: 1 S: 13 H: 3 LOB: 2 BB: 0 P: 18

AB	33
R	4
H	10
RBI	4
BB	2
SO	4
LOB	13

		1B	SF	WP	PA
		7	1	0	36
		0	0	0	
		1	2	0	
		3	0	0	
		0	0	0	

PITCHER		IP	WLS	BF	H	R	ER	SO	BB	IBB	HBP	BLK	WP	HR	S	P	ERA	WHIP
50 John Danks, L ERA: 3.82	(1, 1)	7.0		27	6	3	3	2	2	0	0	0	0	2	63	96	3.86	1.143
26 Octavio Dotel, R ERA: 3.29	(8, 1)	0.2		2	0	0	0	0	0	0	0	0	0	0	6	8	0.00	0.000
37 Matt Thornton, L ERA: 2.72	(8, 1)	0.1	L	3	2	1	1	1	0	0	0	0	0	0	8	12	27.00	6.000
57 Ramon Pena, R ERA: 4.37	(9, 1)	0.2		4	2	0	0	1	0	0	0	0	0	0	10	13	0.00	3.000

PITCHER	IP	WLS	BF	H	R	ER	SO	BB	IBB	HBP	BLK	WP	HR	S	P	ERA	WHIP

Chicago White Sox @ Minnesota Twins

Hubert H. Humphrey Metrodome, Minneapolis, MN

Wed Sep 02 2009, 1:10 PM EDT

Att. 21,007 - Dome - 68 F

TOP

livebaseballscorecards.com

Batter	1	2	3	4	5	6	7	8	9	AB	R	H	RBI	BB	SO	LOB
22 Scott Podsednik, L (1, 10) OBP: 0.347, SLG: 0.398	C FF 91 X SI 91 0-1 15 CS 1B			C FF 89 F SL 80 B SL 80 S FF 91 1-3 ① K		S FF 91 X SL 81 0-1 ② G3-1 2-3			C FF 93 B FF 92 X CU 81 1-1 ② F7	4	0	1	0	0	1	1
15 Gordon Beckham, R (1, 5) OBP: 0.350, SLG: 0.455	B SI 90 B FF 89 B CH 84 C SI 89 F SI 90 F FF 91 F FF 92 B CH 85 4-2 ① 14 G6-4-3 1-2 BB			B CU 71 X SI 88 1-0 ② G6-3		C CH 83 B SL 81 B SI 90 F CH 83 B SL 83 F SL 80 S FF 92 3-3 ③ K			C FF 94 F FF 92 B SL 89 B SL 88 B SL 87 B FF 94 X FF 94 3-2 HR	3	1	1	1	1	1	1
14 Paul Konerko, R (1, 3) OBP: 0.351, SLG: 0.492	S CH 84 F FF 91 X SL 83 0-2 ②③ G6-4-3 1-2f			B SI 89 C CU 71 F FF 90 X SL 81 1-2 ③ F9			B CU 71 B CH 84 F SI 89 X SI 91 2-1 23 G1-4-3 1B		B SL 88 T FF 94 B SL 89 C SL 88 B SL 88 F FF 95 X SL 89 3-2 HR	4	1	2	1	0	0	1
23 Jermaine Dye, R (1, 9) OBP: 0.341, SLG: 0.473 31 Dewayne Wise, L (9, PR) OBP: 0.240, SLG: 0.348 (9, 9)		B FF 90 B CH 83 X CH 84 2-0 ① F8			F SI 89 X FF 90 0-1 10 G6-4-3 20 BB 1B		C SI 89 F SI 91 F SI 90 F SL 81 F SL 80 F SI 93 F SI 91 X CU 74 0-2 ①② G1-4-3 1-2f		B SL 88 F FF 94 B SL 88 B CU 83 B SL 87 4-1 20 S 10 1B BB	3 0	0 1	1 0	0 0	1 0	0 0	1 0
20 Carlos Quentin, R (1, 7) OBP: 0.322, SLG: 0.438		C CU 71 B SI 91 X SL 81 1-1 ② P4			F CH 84 D SI 90 B CU 72 B CH 84 S SI 90 B SI 91 4-2 10 G6-4-3 1-2 BB		X CU 69 0-0 ③ 1B		C FF 94 B FF 94 S SL 89 B SL 88 B SL 89 B SL 89 4-2 10 1B 51 WP 1-2 BB	2	1	1	0	2	0	0
10 Alexei Ramirez, R (1, 6) OBP: 0.331, SLG: 0.408		B CU 71 B FF 89 C CH 83 C CU 72 S SL 82 2-3 ③ K			B SL 79 X FF 89 1-0 ①② G6-4-3 1-2f 2-3			B SL 82 B FF 92 B FF 91 C FF 90 B FF 91 4-1 51 G6-4-3 BB	C FC 85 S FC 85 X FC 85 0-2 51 WP 1-3 2-H 1B	3	0	1	1	1	1	2
51 Alex Rios, R (1, 8) OBP: 0.299, SLG: 0.406			B CU 71 X SI 89 1-0 ① F9		C CH 85 B CH 83 S SI 91 B SL 82 S CH 85 2-3 ③ K			B SL 86 B FF 90 C FF 89 D FF 91 X FF 91 3-1 ①② G6-4-3 1-2f	S FC 85 B FC 85 X FF 91 1-1 ③ F9 2-3 3-H	4	0	0	0	0	1	4
5 Jayson Nix, R (1, 4) OBP: 0.318, SLG: 0.442 17 Chris Getz, L (8, PH) OBP: 0.323, SLG: 0.364 (8, 4)			C SI 89 B CU 71 C CH 85 B FF 92 F CH 84 S SI 91 2-3 ② K			C CH 83 B CU 72 F FF 89 B CU 73 S SL 80 2-3 ① K		B FF 91 C FF 92 B CU 74 X FF 92 2-1 ③ G5-3		2 1	0 0	0 0	0 0	0 0	2 0	0 0
27 Ramon Castro, R (1, 2) OBP: 0.307, SLG: 0.409 7 Mark Kotsay, L (9, PH) OBP: 0.289, SLG: 0.325 12 A.J. Pierzynski, L (9, 2) OBP: 0.342, SLG: 0.458			C FF 90 F SI 91 S SL 82 0-3 ③ K			X SI 90 0-0 22 G3-1 2B			C FF 92 F CU 80 B FF 93 S SL 87 1-3 ① K2-3	2 1 0	0 0 0	1 0 0	0 0 0	0 0 0	1 1 0	0 0 0
Inning Stats	R: 0 E: 0 K: 0 S: 9 H: 1 LOB: 0 BB: 1 P: 13	R: 0 E: 0 K: 1 S: 6 H: 0 LOB: 0 BB: 0 P: 11	R: 0 E: 0 K: 2 S: 8 H: 0 LOB: 0 BB: 0 P: 11	R: 0 E: 0 K: 1 S: 7 H: 0 LOB: 0 BB: 0 P: 10	R: 0 E: 0 K: 1 S: 8 H: 1 LOB: 1 BB: 1 P: 15	R: 0 E: 0 K: 2 S: 10 H: 1 LOB: 1 BB: 0 P: 15	R: 0 E: 0 K: 0 S: 11 H: 2 LOB: 1 BB: 0 P: 13	R: 0 E: 0 K: 0 S: 5 H: 0 LOB: 0 BB: 1 P: 14	R: 4 E: 0 K: 1 S: 20 H: 3 LOB: 2 BB: 2 P: 37	1B: 5 2B: 1 3B: 0 HR: 2 SF: 0 SAC: 0 DP: 4 HBP: 0						WP: 1 PB: 0 SB: 1 CS: 1 PA: 34	

	AB	29
	R	4
	H	8
	RBI	3
	BB	5
	SO	8
	LOB	10

PITCHER		IP	WLS	BF	H	R	ER	SO	BB	IBB	HBP	BLK	WP	HR	S	P	ERA	WHIP
52 Brian Duensing, L ERA: 3.81	(1, 1)	7.0		23	5	0	0	7	2	0	0	0	0	0	59	88	0.00	1.000
60 Jon Rauch, R ERA: 3.92	(8, 1)	1.0	H	3	0	0	0	0	1	0	0	0	0	0	5	14	0.00	1.000
36 Joe Nathan, R ERA: 2.36	(9, 1)	0.2	L	6	2	4	4	1	2	0	0	0	0	2	15	31	54.00	6.000
54 Matt Guerrier, R ERA: 2.38	(9, 1)	0.1		2	1	0	0	0	0	0	0	0	1	0	5	6	0.00	3.000

PITCHER	IP	WLS	BF	H	R	ER	SO	BB	IBB	HBP	BLK	WP	HR	S	P	ERA	WHIP

BOTTOM

Chicago White Sox @ Minnesota Twins

Hubert H. Humphrey Metrodome, Minneapolis, MN

Wed Sep 02 2009, 1:10 PM EDT

Att. 21,007 - Dome - 68 F

livebaseballscorecards.com

Batter	1	2	3	4	5	6	7	8	9	AB	R	H	RBI	BB	SO	LOB
2 Denard Span, L (1, 8) (8, 7) OBP: 0.397, SLG: 0.414	C CH 79 B FC 77 X FC 78 1-1 7 G4-6-3 18 1B 1B		C FF 86 X CU 71 0-1 18 CS 1B			F SI 86 C FC 80 X FF 86 0-2 7 2B 16 1B 1B	C SI 93 F FF 95 X SL 80 0-2 ③ L1-3			4	1	3	0	0	0	1
18 Orlando Cabrera, R (1, 6) OBP: 0.310, SLG: 0.365	B FF 82 B CH 75 1 SAFE C CH 77 M FF 82 X FC 80 2-2 7 G4-6-3 1-2 1B		1 SAFE C FF 86 S CH 77 B CH 78 X CH 77 1-2 ② ③ G6-3 1-2			1 SAFE 1 SAFE C CH 78 1 SAFE T FF 84 1 SAFE S FF 86 0-3 ② K		B FF 93 B FF 91 C SI 89 X SI 90 2-1 ① G5-3		4	0	1	0	0	1	2
7 Joe Mauer, L (1, 10) OBP: 0.435, SLG: 0.612	B CH 80 B FC 80 X CH 79 2-0 ① ② G4-6-3 1-2f 2-3			B CU 68 B FC 80 C FF 82 X FC 79 2-1 ① G4-3		F CH 78 X FF 87 0-1 16 1B 1-3 2B		B SL 88 C SI 93 H CU 74 2-1 HBP		3	1	1	0	0	0	2
33 Justin Morneau, L (1, 3) OBP: 0.376, SLG: 0.537	B FF 81 B FC 76 X CH 77 2-0 ③ L3			S CU 69 X FC 79 0-1 ② G6-3		I IN 70 I IN 72 I IN 71 I IN 69 4-0 16 1B IBB		F FF 94 X FF 94 0-1 ② L6		3	0	0	0	1	0	2
16 Jason Kubel, L (1, 7) OBP: 0.374, SLG: 0.535 22 Carlos Gómez, R (8, 8) OBP: 0.292, SLG: 0.351		B CU 68 F FC 79 C FC 79 X FF 85 1-2 5 G1-3 1B		C CU 70 S CH 77 F FC 80 B FC 78 C CH 78 1-3 ③ K		B FC 82 B CH 80 C FC 80 B FC 84 C FF 88 X CH 80 3-2 5 FC6-4 1-2 2-H 3-H 1B		F FC 88 F FC 89 B CU 70 X FC 88 2-2 ③ G4-3		3 1	0 0	2 0	2 0	0 0	1 0	0 1
5 Michael Cuddyer, R (1, 9) OBP: 0.341, SLG: 0.513		B CH 78 F FF 81 X CH 78 1-1 ① G1-3 1-2			C FC 79 X FF 84 0-1 ① P5	X CH 79 0-0 ③ FC6-4 1-2f			C FF 93 F SL 86 F CU 81 F CU 82 B FF 92 B SL 87 F SL 88 F FF 94 S FF 92 2-3 ① K	4	0	0	0	0	1	3
23 Brendan Harris, R (1, 5) OBP: 0.312, SLG: 0.372		C FC 82 S FC 83 F FF 83 B FF 85 F FC 82 X FF 87 1-2 ② G6-3			C CH 77 X FC 79 0-1 ② F8		C FF 94 B SL 78 X SL 79 1-1 55 CS 1B		F FF 94 X FF 91 0-1 ② F8	4	0	1	0	0	0	1
55 Mike Redmond, R (1, 2) OBP: 0.316, SLG: 0.306 26 Jose Morales, S (9, PH) OBP: 0.413, SLG: 0.420		B FF 85 B FC 79 F FF 84 F FF 85 B FF 86 F FC 81 X CH 78 3-2 ③ L5			B FF 84 B SI 85 B CH 78 C FF 84 X FF 85 3-1 ③ G5-3		1 SAFE S PO 89 C FF 95 S SL 82 1-2 ① ② K2-3 1-2		C FF 93 B SL 88 X FF 94 1-1 1B	3 1	0 0	0 1	0 0	0 0	1 0	2 0
8 Nick Punto, S (1, 4) OBP: 0.315, SLG: 0.265 32 Brian Buscher, L (9, PH) OBP: 0.347, SLG: 0.308			X SI 83 0-0 ① F8			C FF 82 F CU 69 X FF 85 0-2 ① F9	F SI 95 B SI 96 B FO 83 X FF 95 2-1 1B		B FF 93 C FF 92 B FF 92 B FF 93 X FF 93 3-1 ③ F9	3 1	0 0	1 0	0 0	0 0	0 0	0 1

	AB	34
	R	2
	H	10
	RBI	2
	BB	1
	SO	4
	LOB	15

Inning Stats	1	2	3	4	5	6	7	8	9
	R: 0 E: 0 K: 0 S: 7	H: 2 LOB: 1 BB: 0 P: 14	R: 0 E: 0 K: 0 S: 14	H: 1 LOB: 1 BB: 0 P: 20	R: 0 E: 0 K: 0 S: 6	H: 1 LOB: 0 BB: 0 P: 7	R: 0 E: 0 K: 1 S: 8	H: 0 LOB: 0 BB: 0 P: 11	R: 0 E: 0 K: 0 S: 6	H: 0 LOB: 0 BB: 0 P: 9
	R: 2 E: 0 K: 1 S: 15	H: 3 LOB: 2 BB: 1 P: 22	R: 0 E: 0 K: 1 S: 10	H: 2 LOB: 1 BB: 0 P: 13	R: 0 E: 0 K: 0 S: 8	H: 0 LOB: 1 BB: 0 P: 14	R: 0 E: 0 K: 1 S: 13	H: 1 LOB: 1 BB: 0 P: 19		

	1B: 9	SF: 0	WP: 0	PA: 36
	2B: 1	SAC: 0	PB: 0	
	3B: 0	DP: 1	SB: 0	
	HR: 0	HBP: 1	CS: 2	

PITCHER		IP	WLS	BF	H	R	ER	SO	BB	IBB	HBP	BLK	WP	HR	S	P	ERA	WHIP
56 Mark Buehrle, L ERA: 3.86	(1, 1)	6.0		24	7	2	2	2	0	1	0	0	0	0	56	83	3.00	1.167
71 Scott Linebrink, R ERA: 3.86	(7, 1)	1.0		4	2	0	0	1	0	0	0	0	0	0	10	13	0.00	2.000
67 Randy Williams, L ERA: 7.36	(8, 1)	0.2		3	0	0	0	0	0	0	1	0	0	0	5	9	0.00	0.000
D.J. Carrasco, R ERA: 3.64	(8, 1)	0.1	W	1	0	0	0	0	0	0	0	0	0	0	3	5	0.00	0.000
45 Bobby Jenks, R ERA: 3.66	(9, 1)	1.0	S	4	1	0	0	1	0	0	0	0	0	0	13	19	0.00	1.000

PITCHER		IP	WLS	BF	H	R	ER	SO	BB	IBB	HBP	BLK	WP	HR	S	P	ERA	WHIP

Chicago White Sox @ Chicago Cubs

Wrigley Field, Chicago, IL

Thu Sep 03 2009, 1:20 PM CDT

Att. 40,741 - Sunny - 68 F

TOP

livebaseballscorecards.com

Batter	1	2	3	4	5	6	7	8	9	AB	R	H	RBI	BB	SO	LOB
22 Scott Podsednik, L (1, 8) OBP: 0.351, SLG: 0.405	B SI 88 X SI 88 1-0 15 FC1-5-3-4 2B		B SL 82 C SL 84 C SL 85 X SI 90 1-2 1B		B SI 90 B FS 80 B FF 90 C FF 90 B SL 84 4-1 1-2 BB		C FF 88 C SI 91 S FS 82 0-3 ③ K		B SL 84 X SL 84 1-0 15 1B 12 1B 2B	4	1	3	0	1	1	0
51 Alex Rios, R (9, 8) OBP: 0.299, SLG: 0.406										0	0	0	0	0	0	0
15 Gordon Beckham, R (1, 5) OBP: 0.351, SLG: 0.454	F SI 87 X SL 81 0-1 ①② FC1-5-3-4 2-3		C SI 90 D SL 84 X SI 90 1-1 ③ F9		B SL 84 C FS 81 C FS 82 B FF 91 F FF 91 X FS 82 2-2 ③ G5-3			X SL 84 0-0 12 E 1B	C SL 86 S CU 74 B CU 73 X CU 73 1-2 7 FC1-6 20 1B 12 1B 2-3 1B	5	2	2	0	0	0	4
12 A.J. Pierzynski, L (1, 2) OBP: 0.342, SLG: 0.457	B FF 90 F SI 90 S FF 90 F FS 81 X SI 91 1-2 ③ G3			B SL 82 F SI 90 X FF 91 1-1 ① G3		X SL 83 0-0 17 HBP 1B		F SI 90 1 SAFE B SI 90 X SL 84 1-1 E7 14 1B 1-H	B SL 83 F SL 82 X CU 73 1-1 7 FC1-6 1-2 3-H 1B	5	1	2	1	0	0	0
14 Paul Konerko, R (1, 3) OBP: 0.350, SLG: 0.490		X SI 89 0-0 ① F8		C SI 91 C SL 84 S SL 84 0-3 ② K		C SI 90 B SI 90 B SI 90 F SL 85 S SL 85 2-3 ① K		X SI 89 0-0 20 CS 3-H 1B	B SL 85 X SL 82 1-0 ② FC1-6 20 1B 1-2f 2-3	4	0	1	1	0	2	1
7 Mark Kotsay, L (8, PR) OBP: 0.287, SLG: 0.322										1	0	0	0	0	0	2
(8, 3)																
20 Carlos Quentin, R (1, 7) OBP: 0.324, SLG: 0.437		C SL 81 X SI 89 0-1 ② P3		B SI 91 X SI 90 1-0 1B		C SI 91 F FS 82 B SL 85 S FS 82 1-3 ② K		B FC 88 S FF 97 T FF 94 B FF 96 1 SAFE B SI 96 S FC 89 3-3 K 1-2	①F SI 91 ②F SI 91 B SI 92 F SI 91 B SI 91 F SI 91 X SL 84 2-2 1-2 3-H 1B	5	0	2	1	0	2	2
17 Chris Getz, L (1, 4) OBP: 0.327, SLG: 0.364		B FF 88 B SI 89 C SI 89 X SI 90 2-1 10 E 10 1B 1B		C SL 82 D SL 85 B FS 80 X SL 85 2-1 ③ G4-3		H SI 90 1-0 1-2 HBP		B SI 94 C FF 96 F FC 89 F CU 79 B FC 89 B FF 95 B FF 95 4-2 10 S BB	B SI 91 X SI 91 1-0 ③ L6	3	1	1	0	1	0	3
10 Alexei Ramirez, R (1, 6) OBP: 0.335, SLG: 0.410		1 SAFE C SI 90 F SI 90 X SL 84 0-2 31 CS 1-H 1B			C SL 82 X SI 91 0-1 22 S 1B	S SL 85 C SL 85 X SL 84 0-2 ③ F9		1 SAFE B FC 89 B FC 88 B FC 90 B FC 90 4-0 1-2 BB		3	0	2	1	1	0	2
31 Dewayne Wise, L (1, 9) OBP: 0.232, SLG: 0.336		B FF 89 1-0 ③ CS 1-2	C SL 82 B SI 90 X SI 91 1-1 ① F9		B SI 88 X SL 82 1-0 ① P6		X FF 89 0-0 ① F7	B SI 95 B FF 96 S FC 90 X FC 89 2-1 ③ F9		4	0	0	0	0	0	3
52 Carlos Torres, R (1, 1)			B SI 89 S FF 90 F SI 90 B FF 90 S FF 90 2-3 ② K		B FF 85 L FF 88 M SL 82 M SL 83 1-3 ② K		S FF 88 B FF 90 C FF 89 S SL 84 1-3 ② K		B CU 73 B SL 85 C SL 86 B SI 88 X SL 87 3-1 ① P3	3	0	0	0	0	3	1
37 Matt Thornton, L (8, 1)										0	0	0	0	0	0	0
26 Tyler Flowers, R (9, PH)										1	0	0	0	0	0	0
D.J. Carrasco, R (9, 1)										0	0	0	0	0	0	0

	AB	38
	R	5
	H	13
	RBI	4
	BB	3
	SO	8
	LOB	18

Inning Stats										
	R: 0	H: 1	R: 1	H: 2	R: 0	H: 1	R: 0	H: 1	R: 0	H: 1
	E: 0	LOB: 0	E: 1	LOB: 0	E: 0	LOB: 1	E: 0	LOB: 2	E: 0	LOB: 2
	K: 0	BB: 0	K: 0	BB: 0	K: 1	BB: 0	K: 1	BB: 1	K: 2	BB: 0
	S: 7	P: 9	S: 8	P: 11	S: 10	P: 15	S: 8	P: 12	S: 11	P: 19

R: 0	H: 1	R: 0	H: 0	R: 2	H: 2	R: 2	H: 4	1B: 11	SF: 0	WP: 0	PA: 43
E: 0	LOB: 2	E: 0	LOB: 0	E: 1	LOB: 2	E: 0	LOB: 2	2B: 4	SAC: 0	PB: 0	
K: 2	BB: 0	K: 2	BB: 0	K: 1	BB: 2	K: 0	BB: 0	3B: 0	DP: 2	SB: 2	
S: 10	P: 14	S: 7	P: 8	S: 12	P: 26	S: 15	P: 25	HR: 0	HBP: 1	CS: 2	

PITCHER		IP	WLS	BF	H	R	ER	SO	BB	IBB	HBP	BLK	WP	HR	S	P	ERA	WHIP
46 Ryan Dempster, R ERA: 3.96	(1, 1)	7.0	L	31	9	3	0	7	1	0	1	0	0	0	65	93	0.00	1.429
37 Angel Guzman, R ERA: 3.09	(8, 1)	1.0		4	0	0	0	1	2	0	0	0	0	0	8	21	0.00	2.000
45 Sean Marshall, L ERA: 4.71	(9, 1)	0.2		5	3	2	2	0	0	0	0	0	0	0	9	16	27.00	4.500
64 Justin Berg, R ERA:	(9, 1)	0.1		2	1	0	0	0	0	0	0	0	0	0	6	9	0.00	3.000

PITCHER		IP	WLS	BF	H	R	ER	SO	BB	IBB	HBP	BLK	WP	HR	S	P	ERA	WHIP

Batter	1	2	3	4	5	6	7	8	9	AB	R	H	RBI	BB	SO	LOB
1 Kosuke Fukudome, L (1, 8) OBP: 0.384, SLG: 0.454	B FF 81 C FF 82 C FF 84 B FF 85 X FF 86 2-2 G6-3 ①		B SI 85 C CU 80 C CH 75 F CU 80 B FF 91 X FC 82 2-2 1B		C FF 88 C CH 77 B SI 90 B CU 80 S CH 74 2-3 K ③			X FF 93 0-0 F8 ②		4	0	1	0	0	1	0
2 Ryan Theriot, R (1, 6) OBP: 0.338, SLG: 0.386	S FF 87 B FF 88 X FF 88 1-1 B1 ②		1 SAFE B FF 85 X CU 81 1-0 G1-3 ③			B FF 84 C CU 79 F FF 85 X CU 76 1-2 F8 ①		C FF 93 C FF 93 B FC 87 S SL 85 1-3 K2-3 ③		4	0	0	0	0	1	1
16 Aramis Ramirez, R (1, 5) OBP: 0.386, SLG: 0.531	F FF 89 C FF 91 B CU 81 X CU 80 1-2 G6-3 ③			H SI 86 1-0 5 1B HBP		B FF 88 X FF 87 1-0 G5-3 ②			C FC 88 S SL 78 X CU 70 0-2 5 FC4-6 1B	3	0	1	0	0	0	0
21 Milton Bradley, S (1, 9) OBP: 0.394, SLG: 0.419		S FC 84 B FC 86 S FC 84 X FF 90 1-2 1B		X CU 81 0-0 F7 ①		B SI 88 S CU 81 S FC 85 B CH 80 S FC 83 2-3 K ③			B FF 88 F CU 87 F FF 89 S SL 80 1-3 K ①	4	0	1	0	0	2	2
5 Jake Fox, R (1, 3) OBP: 0.332, SLG: 0.526		X FF 86 0-0 F8 ①		F FF 89 X SL 80 0-1 28 FC4-6 1-3 1B			C CU 79 B CU 75 B FC 83 X CU 81 2-1 28 1B 2B		C SL 80 F SI 91 X SL 79 0-2 FC4-6 ② 1-2f	4	0	2	0	0	0	2
12 Alfonso Soriano, R (1, 7) OBP: 0.303, SLG: 0.423		B FC 86 1 SAFE F CU 81 B FC 83 1 SAFE X CU 81 2-1 F8 ②		F FC 82 B FF 89 F FF 89 B FF 92 S CU 78 2-3 K ②			F FF 87 C FC 82 F CU 80 F FF 91 S FF 90 0-3 K ①		S SL 81 S SL 80 S SL 80 0-3 K ③	4	0	0	0	0	3	5
28 Jeff Baker, R (1, 4) OBP: 0.326, SLG: 0.443		F FF 89 F FF 89 B FF 92 B CU 80 1 SAFE S CU 78 2-3 K ③		B FC 83 X CU 80 1-0 FC4-6 ③ 1-2f			C FF 91 X FF 90 0-1 2-H 1B ②			3	0	1	0	0	1	3
55 Koyie Hill, S (1, 2) OBP: 0.323, SLG: 0.341			B SI 87 C CU 81 F FC 83 F CU 79 X FC 84 1-2 G4-3 ①		X FC 82 0-0 F9 ①		F CH 75 C FC 84 B FC 82 F CU 77 F CU 80 B CU 80 S CU 79 2-3 K ③			3	0	0	0	0	1	1
46 Ryan Dempster, R (1, 1) OBP: 0.182, SLG: 0.137 37 Angel Guzman, R (8, 1) 17 Mike Fontenot, L (8, PH) OBP: 0.293, SLG: 0.373 7 Aaron Miles, S (8, PH) OBP: 0.217, SLG: 0.235 45 Sean Marshall, L (9, 1) OBP: 0.286, SLG: 0.231 64 Justin Berg, R (9, 1)			B FF 87 F FF 87 F FF 87 F FF 91 B FC 84 B CU 81 X FF 85 3-2 G6-3 ②		C FF 85 B FF 89 B FF 85 B FF 83 C FF 86 X FF 84 3-2 F8 ②			B FF 94 C FF 94 X FF 94 1-1 G6-3 ①		2 0 0 1 0 0	0 0 0 0 0 0	0 0 0 0 0 0	0 0 0 0 0 0	0 0 0 0 0 0	0 0 0 0 0 0
Inning Stats	R: 0 E: 0 K: 0 S: 8 H: 0 LOB: 0 BB: 0 P: 12	R: 0 E: 0 K: 1 S: 9 H: 1 LOB: 1 BB: 0 P: 14	R: 0 E: 0 K: 0 S: 13 H: 1 LOB: 1 BB: 0 P: 20	R: 0 E: 0 K: 1 S: 7 H: 1 LOB: 2 BB: 0 P: 11	R: 0 E: 0 K: 1 S: 7 H: 0 LOB: 0 BB: 0 P: 12	R: 0 E: 0 K: 1 S: 7 H: 0 LOB: 0 BB: 0 P: 11	R: 0 E: 0 K: 2 S: 14 H: 2 LOB: 1 BB: 0 P: 18	R: 0 E: 0 K: 1 S: 6 H: 0 LOB: 0 BB: 0 P: 8	R: 0 E: 0 K: 2 S: 12 H: 1 LOB: 1 BB: 0 P: 13	1B: 5 2B: 1 3B: 0 HR: 0 SF: 0 SAC: 0 DP: 0 HBP: 1						

PITCHER		IP	WLS	BF	H	R	ER	SO	BB	IBB	HBP	BLK	WP	HR	S	P	ERA	WHIP
52 Carlos Torres, R ERA: 3.86	(1, 1)	7.0	W	26	5	0	0	6	0	0	1	0	0	0	65	98	0.00	0.714
37 Matt Thornton, L ERA: 2.67	(8, 1)	1.0	H	3	0	0	0	1	0	0	0	0	0	0	6	8	0.00	0.000
D.J. Carrasco, R ERA: 3.59	(9, 1)	1.0		4	1	0	0	2	0	0	0	0	0	0	12	13	0.00	1.000

PITCHER	IP	WLS	BF	H	R	ER	SO	BB	IBB	HBP	BLK	WP	HR	S	P	ERA	WHIP

BOTTOM

Chicago White Sox @ Chicago Cubs

Wrigley Field, Chicago, IL

Thu Sep 03 2009, 1:20 PM CDT

Att. 40,741 - Sunny - 68 F

livebaseballscorecards.com

AB	32
R	0
H	6
RBI	0
BB	0
SO	9
LOB	14

Batter	1	2	3	4	5	6	7	8	9	AB	R	H	RBI	BB	SO	LOB
2 Jacoby Ellsbury, L (1, 8) OBP: 0.344, SLG: 0.412	B FF 84 X SI 86 1-0 ① G1		B SI 88 S CH 80 F SI 88 X SI 88 1-2 ②③ G5-6-3 1-2f		B SI 87 X SI 88 1-0 ③ FC6 1-2f		C SL 84 F CH 83 F FF 95 B SL 84 C FF 94 1-3 ③ K			3	0	0	0	0	0	2
32 Brian Anderson, R (5, 8) OBP: 0.315, SLG: 0.313										1	0	0	0	0	1	1
15 Dustin Pedroia, R (1, 4) OBP: 0.369, SLG: 0.435	B SI 86 X SI 87 1-0 ② G6-3			C SI 86 B FF 87 B SL 80 C SI 88 X SL 80 2-2 41 1B 20 1B 1B		B FF 85 X SI 87 1-0 30 FC5-4 1B		C SL 83 X SL 83 0-1 ① G5-3		2	1	1	0	0	0	0
22 Nick Green, R (5, 5) OBP: 0.301, SLG: 0.368										2	0	1	0	0	0	0
41 Victor Martinez, S (1, 3) OBP: 0.376, SLG: 0.472	B SI 85 C SI 86 B CH 80 B SI 87 C SL 78 F CH 80 B SI 88 4-2 BB			X CH 80 0-0 ① 1-3 1B		B SI 87 B SL 80 C SI 88 C CH 81 F FS 76 S FS 78 2-3 ① K		B FF 93 B FF 92 X FF 92 2-0 ② P6		1	0	1	0	1	0	0
11 Casey Kotchman, L (5, 3) OBP: 0.347, SLG: 0.398										2	0	0	0	0	1	1
20 Kevin Youkilis, R (1, 5) OBP: 0.421, SLG: 0.570	D SI 87 F SI 87 S SL 78 B SI 88 S SL 79 2-3 ③ K			X SI 88 0-0 3-H 1B		C SI 88 X SL 79 0-1 ② FC5-4 34 E 34 1B 1-2f		F FF 94 C CH 84 F FF 94 X SL 84 0-2 ③ F9		2	0	1	1	0	1	1
30 Chris Woodward, R (5, 4) OBP: 0.293, SLG: 0.233										2	0	0	0	0	0	1
34 David Ortiz, L (1, 10) OBP: 0.317, SLG: 0.436		C SL 77 X FS 76 0-1 ① F8		B CH 80 B CH 82 F SI 88 B SL 84 X SI 90 3-1 ② F8		B SI 88 F SL 82 S SL 84 B SL 81 X SL 79 2-2 E5 1-3 1B			C SL 87 F FF 93 B FF 94 S SL 87 1-3 ① K	3	0	1	0	0	0	1
5 Rocco Baldelli, R (9, PH) OBP: 0.324, SLG: 0.476										1	0	0	0	0	1	0
44 Jason Bay, R (1, 7) OBP: 0.383, SLG: 0.535		B SI 88 C FF 88 F SI 88 F FS 78 B SL 81 T SL 80 2-2 ② K		C SL 83 S SL 83 S SL 84 0-3 ③ K		B SI 88 X SI 88 1-0 ③ G4-3			C FF 94 C SL 86 F FF 95 B SL 86 X SL 86 1-2 16 2B 1B	2	0	0	0	0	2	1
23 Joey Gathright, L (5, 7) OBP: 0.294, SLG: 0.250										2	1	1	0	0	0	2
7 J.D. Drew, L (1, 9) OBP: 0.385, SLG: 0.496		C SI 88 B FS 79 B CH 80 C SL 78 F FS 78 B FS 79 X SL 79 3-2 ③ P5			B SI 85 X FS 80 1-0 2 FC6 1B		B FF 94 C FF 94 F CH 84 F FF 94 H FF 94 2-2 HBP		F SI 95 F FF 94 B FF 93 F SL 86 S SL 88 1-3 ② K	2	0	1	0	0	0	0
68 Josh Reddick, L (5, 9) OBP: 0.229, SLG: 0.394										1	0	0	0	0	1	1
33 Jason Varitek, S (1, 2) OBP: 0.325, SLG: 0.415			C SI 87 B FS 80 S SL 80 F FS 78 B FS 79 T SL 81 2-2 ① K		B SI 86 S CH 80 C SL 83 X FS 78 1-2 ① F8		B FF 95 B CH 83 X FF 93 2-0 ① F7		B SL 88 B SI 94 X SI 93 2-0 1-H 2B	2	0	0	0	0	1	1
16 George Kottaras, L (5, 2) OBP: 0.307, SLG: 0.391										2	0	1	1	0	0	1
3 Alex Gonzalez, R (1, 6) OBP: 0.263, SLG: 0.334			X SI 90 0-0 2 G5-6-3 1B		C SL 81 X SL 80 0-1 ② F8		C SL 84 X FF 93 0-1 ② P3		S SI 94 F SI 94 X SL 87 0-2 ③ P4	4	0	1	0	0	0	3

TOP

Boston Red Sox @ Chicago White Sox

U.S. Cellular Field, Chicago, IL

Fri Sep 04 2009, 8:11 PM EDT

Att. 28,839 - Clear - 64 F

livebaseballscorecards.com

AB	34
R	2
H	9
RBI	2
BB	1
SO	8
LOB	16

Inning Stats	1	2	3	4	5	6	7	8	9
	R: 0 E: 0 K: 1 S: 8	H: 0 LOB: 1 BB: 1 P: 16	R: 0 E: 0 K: 1 S: 10	H: 0 LOB: 0 BB: 0 P: 15	R: 0 E: 0 K: 1 S: 8	H: 1 LOB: 0 BB: 0 P: 11	R: 1 E: 0 K: 1 S: 10	H: 3 LOB: 1 BB: 0 P: 15	R: 0 E: 0 K: 0 S: 7	H: 1 LOB: 1 BB: 0 P: 10
	R: 0 E: 1 K: 1 S: 11	H: 2 LOB: 2 BB: 0 P: 17	R: 0 E: 0 K: 1 S: 10	H: 0 LOB: 1 BB: 0 P: 15	R: 0 E: 0 K: 0 S: 7	H: 0 LOB: 0 BB: 0 P: 9	R: 1 E: 0 K: 2 S: 15	H: 2 LOB: 1 BB: 0 P: 20		

1B: 8	SF: 0
2B: 1	SAC: 0
3B: 0	DP: 1
HR: 0	HBP: 1

WP: 0	PA: 36
PB: 0	
SB: 0	
CS: 0	

PITCHER		IP	WLS	BF	H	R	ER	SO	BB	IBB	HBP	BLK	WP	HR	S	P	ERA	WHIP
43 Freddy Garcia, R ERA: 4.76	(1, 1)	6.0	W	24	7	1	1	5	1	0	0	0	0	0	54	84	1.50	1.333
41 Daniel Hudson, R ERA:	(7, 1)	2.0		7	0	0	0	1	0	0	1	0	0	0	17	24	0.00	0.000
54 Jhonny Nunez, R ERA: 4.5	(9, 1)	1.0		5	2	1	1	2	0	0	0	0	0	0	15	20	9.00	2.000

PITCHER	IP	WLS	BF	H	R	ER	SO	BB	IBB	HBP	BLK	WP	HR	S	P	ERA	WHIP

BOTTOM

Boston Red Sox @ Chicago White Sox

U.S. Cellular Field, Chicago, IL

Fri Sep 04 2009, 8:11 PM EDT

Att. 28,839 - Clear - 64 F

livebaseballscorecards.com

Batter	1	2	3	4	5	6	7	8	9	AB	R	H	RBI	BB	SO	LOB
22 Scott Podsednik, L (1, 7) OBP: 0.349, SLG: 0.402	C FF 84 F FF 85 B FF 86 X FF 86 1-2 G4-3 ①	B FF 87 C CH 79 S FF 88 F SL 82 F CH 78 S CH 80 1-3 K ③ 1-2	C FF 89 C FF 89 B FF 87 B FF 89 D FO 81 X FF 90 3-2 F7 ③	C FF 90 C SL 79 X SL 78 0-2 1-3 2-H 3-H 1B		F FF 88 X FF 87 0-1 F9 ③		B SL 82 C SL 82 C FF 91 B FF 92 F FF 92 X SL 82 2-2 F7 ②		6	0	1	2	0	1	6
15 Gordon Beckham, R (1, 5) OBP: 0.350, SLG: 0.458 5 Jayson Nix, R (6, 5) OBP: 0.315, SLG: 0.438	C FF 84 B CU 75 B FF 85 B FF 84 F FF 84 C FF 87 3-3 K ②	C CH 78 X CH 76 0-1 12 1B 3B	F FF 89 B CU 69 C SL 78 X SL 80 1-2 F9 ① C CU 72 C FF 88 B FF 87 F FF 89 B CU 68 X FF 88 2-2 P5 ③				C FF 94 C CU 76 B FF 94 B FF 95 S CH 82 2-3 K ①	C FF 92 B FF 92 C FF 92 B SL 82 S SL 82 2-3 K ③		4 2	1 0	1 0	0 0	0 0	1 2	2 2
12 A.J. Pierzynski, L (1, 2) OBP: 0.346, SLG: 0.462 26 Tyler Flowers, R (7, 2)	C FF 87 B CH 80 F FF 86 B SL 81 X CH 79 2-2 F7 ③	X SL 81 0-0 14 2B 7 1B 1B 3-H	B FF 90 X FF 90 1-0 7 1B 20 SF9 2B	F FF 88 B FF 89 F CU 75 X FF 89 1-2 7 G3 1B			F FF 95 B CH 82 S CU 77 B CH 82 T FF 94 2-2 K ②			4 1	2 0	3 0	1 0	0 0	0 1	0 0
14 Paul Konerko, R (1, 3) OBP: 0.353, SLG: 0.494 31 Dewayne Wise, L (6, 9) OBP: 0.238, SLG: 0.342		C SL 80 B FF 86 S CH 79 F FF 87 B CU 77 X FF 87 2-2 7 HR 1B	C FF 86 B SL 80 B SL 82 X FF 86 2-1 7 1B 17 2B 1-3 2B	B FF 88 C FF 89 B FF 90 B SL 78 B CU 75 4-1 7 1B 17 1B BB	C CU 70 B CU 76 F CU 73 C FF 86 1-3 K ①		C CU 76 B FF 95 B FF 94 S CH 82 F CH 85 X SI 94 2-2 7 BB 1B			3 1	3 0	2 1	0 0	1 0	1 0	1 0
7 Mark Kotsay, L (1, 9) OBP: 0.306, SLG: 0.361 (6, 3)		B FF 86 B FF 86 X FF 85 2-0 1-H HR	F FF 86 X CH 79 0-1 17 2B 10 1B 2-3 3-H 1B	D FO 81 D FO 78 B FF 90 C FF 90 X FF 90 3-1 17 1B 10 1B 1-2 2-3 1B	F FF 87 F FF 87 F CU 75 B FF 88 X CU 74 1-2 G3 ② 1-2		B CH 84 B FF 95 F FF 94 F FF 93 D CH 83 B FF 94 4-2 1-2 BB			4	3	3	3	1	0	1
20 Carlos Quentin, R (1, 10) OBP: 0.323, SLG: 0.436 7 Josh Fields, R (7, PH) OBP: 0.300, SLG: 0.353 (8, 10)		C SL 79 B SL 80 X FF 86 1-1 17 1B 1B	F SL 79 B SL 79 F SL 79 F SI 87 X CH 78 1-2 P4 ①	D SL 79 B FF 90 X FF 90 2-0 SF9 ② 3-H	B CU 72 X FF 88 1-0 F8 ③		S CU 76 S FF 93 B FF 94 F FF 92 F CH 82 B FF 95 S CU 79 2-3 K ③			3 1	0 0	1 0	1 0	0 0	0 1	3 2
17 Chris Getz, L (1, 4) OBP: 0.333, SLG: 0.373		B FF 85 X CH 79 1-0 22 S 1-3 1B	F CH 79 X FF 86 0-1 10 1B 1-3 3-H 2B	C FF 90 B FF 90 F FF 90 F FF 89 D SL 78 F FF 89 F FF 89 D FO 82 X FF 90 3-2 51 1B 10 1B 22 1B 1-3 2-H 1B		B FF 87 B FF 87 C FF 87 F FF 88 F FF 87 F FF 88 B FF 88 X FF 88 3-2 F9 ①		B FF 90 S FF 89 B SL 82 F FF 91 X FF 91 2-2 51 1B 1B		5	2	4	2	0	0	0
10 Alexei Ramirez, R (1, 6) OBP: 0.337, SLG: 0.412 18 Brent Lillibridge, R (6, 6) OBP: 0.256, SLG: 0.173		X FF 86 0-0 F7 ①	C SL 81 F SL 80 B SL 79 B CH 79 X FF 86 2-2 2-H 3-H 1B	X FF 89 0-0 51 1B 22 1B 1-2 3-H 1B		C CU 76 B FF 88 B CU 74 X FF 88 2-1 G5-3 ②		X SL 81 0-0 F9 ①		3 2	1 0	2 0	3 0	0 0	0 0	2 1
51 Alex Rios, R (1, 8) OBP: 0.300, SLG: 0.406		C FF 86 C SL 80 S SL 82 0-3 K ②	B FF 89 F FF 90 X FF 89 1-1 F8 ②	C CU 74 C CU 75 D SL 79 X FF 89 1-2 22 1B 1-2 2-3 1B		C SL 78 B FF 86 B SL 78 X FF 89 2-1 E5		C FF 90 X SL 82 0-1 1-2 1B		5	0	2	0	0	1	3
Inning Stats	R: 0 E: 0 K: 1 S: 9 H: 0 LOB: 0 BB: 0 P: 15	R: 2 E: 0 K: 2 S: 17 H: 4 LOB: 2 BB: 0 P: 24	R: 5 E: 0 K: 0 S: 21 H: 6 LOB: 1 BB: 0 P: 30	R: 5 E: 0 K: 0 S: 25 H: 6 LOB: 2 BB: 1 P: 42	R: 0 E: 0 K: 1 S: 11 H: 1 LOB: 1 BB: 0 P: 15	R: 0 E: 1 K: 0 S: 11 H: 0 LOB: 1 BB: 0 P: 18	R: 0 E: 0 K: 3 S: 17 H: 1 LOB: 2 BB: 1 P: 29	R: 0 E: 0 K: 1 S: 13 H: 2 LOB: 2 BB: 0 P: 19		1B: 15 2B: 3 3B: 1 HR: 1 SF: 1 SAC: 0 DP: 0 HBP: 0				WP: 0 PB: 0 SB: 1 CS: 0 PA: 47	

	AB	44
	R	12
	H	20
	RBI	12
	BB	2
	SO	8
	LOB	23

PITCHER		IP	WLS	BF	H	R	ER	SO	BB	IBB	HBP	BLK	WP	HR	S	P	ERA	WHIP
36 Paul Byrd, R ERA: 7.56	(1, 1)	2.1	L	17	10	7	7	3	0	0	0	0	0	1	42	60	27.00	4.286
63 Junichi Tazawa, R ERA: 7.46	(3, 1)	3.2		20	7	5	5	1	1	0	0	0	0	0	52	84	12.27	2.182
17 Manny Delcarmen, R ERA: 3.33	(7, 1)	1.0		5	1	0	0	3	1	0	0	0	0	0	17	29	0.00	2.000
24 Takashi Saito, R ERA: 2.59	(8, 1)	1.0		5	2	0	0	1	0	0	0	0	0	0	13	19	0.00	2.000

PITCHER	IP	WLS	BF	H	R	ER	SO	BB	IBB	HBP	BLK	WP	HR	S	P	ERA	WHIP

Boston Red Sox @ Chicago White Sox

U.S. Cellular Field, Chicago, IL

Sat Sep 05 2009, 4:05 PM EDT

Att. 33,239 - Sunny - 71 F

TOP

livebaseballscorecards.com

Batter	1	2	3	4	5	6	7	8	9	AB	R	H	RBI	BB	SO	LOB
2 Jacoby Ellsbury, L (1, 8) OBP: 0.342, SLG: 0.409	B FF 92 C FF 91 F FF 92 B CU 78 X CU 78 2-2 ① F7			C FF 91 C FC 84 B FF 90 F CU 78 B CU 78 B CU 78 F FC 85 S FC 86 3-3 ① K		C FF 91 F CU 77 B FF 92 X CH 82 1-2 ③ G4-3			C FF 95 B FF 95 B FF 93 X FF 95 2-1 ① G6-3	4	0	0	0	0	1	1
15 Dustin Pedroia, R (1, 4) OBP: 0.368, SLG: 0.433	B FF 93 C FF 92 X FC 86 1-1 ② G6-3			B FF 93 C SI 90 F SI 92 X CU 82 1-2 ② F9			B FC 83 B FC 85 X FF 90 2-0 ① F8		B FF 94 B FF 94 B FF 94 C FF 95 F FF 95 B FF 94 4-2 BB	3	0	0	0	1	0	0
41 Victor Martinez, S (1, 2) OBP: 0.375, SLG: 0.472	X FF 91 0-0 ③ F7			B FF 91 X FF 90 1-0 ③ G3			B FF 90 B FC 84 F FF 90 F FC 86 B CU 78 X FC 84 3-2 2B		F FF 94 F FF 93 F FF 95 T SL 83 0-2 ② K	4	0	1	0	0	1	1
20 Kevin Youkilis, R (1, 3) OBP: 0.418, SLG: 0.565		C FF 91 C FC 84 F CU 80 S CU 79 0-3 ① K			X FF 92 0-0 ① L9		C FC 85 C FF 92 B FF 91 B CU 80 B CU 80 F FC 86 X FC 86 3-2 ② G5-3		F FF 92 F FF 93 X FF 93 0-2 ③ G4-3	4	0	0	0	0	1	2
34 David Ortiz, L (1, 10) OBP: 0.316, SLG: 0.434		B FF 92 B FC 84 C FC 85 S FF 92 B FF 94 S FC 86 3-3 ② K			C FF 92 B FF 92 B FF 92 C FC 86 S FF 92 2-3 ② K		S FC 86 B FC 87 S FC 86 D CU 81 S FC 86 2-3 ③ K			3	0	0	0	0	3	1
44 Jason Bay, R (1, 7) OBP: 0.383, SLG: 0.540		C FF 93 F FF 93 B FF 93 C FC 86 1-3 ③ K			S FC 86 B FF 93 B SI 93 C FC 86 S FC 86 2-3 ③ K			X FF 91 0-0 HR		3	1	1	1	0	2	0
25 Mike Lowell, R (1, 5) OBP: 0.339, SLG: 0.500			F FF 90 B FC 83 X FC 84 1-1 ① F9			C FC 85 X FC 85 0-1 ① G6-3		B FC 85 B FC 85 F FF 91 F FC 86 B FC 85 S FC 83 3-3 ① K		3	0	0	0	0	1	0
7 J.D. Drew, L (1, 9) OBP: 0.383, SLG: 0.492			C FF 91 B CH 83 B CH 82 C FC 85 B CU 79 S FC 86 3-3 ② K			B FF 93 B FC 85 C FF 91 F FC 84 C CU 79 2-3 ② K		B SI 92 X FF 91 1-0 ② P4		3	0	0	0	0	2	0
22 Nick Green, R (1, 6) OBP: 0.303, SLG: 0.369 11 Casey Kotchman, L (8, PH) OBP: 0.346, SLG: 0.396 30 Chris Woodward, R (8, 6) OBP: 0.293, SLG: 0.233			X FF 92 0-0 ③ B1-3			B FC 86 S FC 84 X FC 86 1-1 1B		B FC 84 F FC 84 S FC 84 C CU 79 1-3 ③ K		2 1 0	0 0 0	1 0 0	0 0 0	0 0 0	0 1 0	0 0 0

	AB	30
	R	1
	H	3
	RBI	1
	BB	1
	SO	12
	LOB	5

Inning Stats																																
	R: 0	E: 0	K: 0	S: 6	H: 0	LOB: 0	BB: 0	P: 9	R: 0	E: 0	K: 3	S: 10	H: 0	LOB: 0	BB: 0	P: 14	R: 0	E: 0	K: 1	S: 6	H: 0	LOB: 0	BB: 0	P: 10	R: 0	E: 0	K: 1	S: 9	H: 0	LOB: 0	BB: 0	P: 14
	R: 0	E: 0	K: 2	S: 7	H: 0	LOB: 0	BB: 0	P: 11	R: 0	E: 0	K: 1	S: 10	H: 1	LOB: 1	BB: 0	P: 14	R: 0	E: 0	K: 1	S: 11	H: 1	LOB: 1	BB: 0	P: 21	R: 1	E: 0	K: 2	S: 8	H: 1	LOB: 0	BB: 0	P: 13
	R: 0	E: 0	K: 1	S: 11	H: 0	LOB: 1	BB: 1	P: 17	1B: 1	2B: 1	3B: 0	HR: 1	SF: 0	SAC: 0	DP: 0	HBP: 0	WP: 0	PB: 0	SB: 0	CS: 0	PA: 31											

PITCHER		IP	WLS	BF	H	R	ER	SO	BB	IBB	HBP	BLK	WP	HR	S	P	ERA	WHIP
34 Gavin Floyd, R ERA: 3.84	(1, 1)	8.0	W	27	3	1	1	11	0	0	0	0	0	1	67	106	1.12	0.375
45 Bobby Jenks, R ERA: 3.59	(9, 1)	1.0		4	0	0	0	1	1	0	0	0	0	0	11	17	0.00	1.000

PITCHER	IP	WLS	BF	H	R	ER	SO	BB	IBB	HBP	BLK	WP	HR	S	P	ERA	WHIP

BOTTOM

Boston Red Sox @ Chicago White Sox

U.S. Cellular Field, Chicago, IL

Sat Sep 05 2009, 4:05 PM EDT

Att. 33,239 - Sunny - 71 F

livebaseballscorecards.com

Batter	1	2	3	4	5	6	7	8	9	AB	R	H	RBI	BB	SO	LOB
22 Scott Podsednik, L (1, 10) OBP: 0.348, SLG: 0.401	B KN 63 C KN 65 F KN 64 X KN 64 1-2 12 SH1-3 5 S 14 1B 1B	C KN 64 B FF 72 F KN 64 X KN 59 1-2 ② F7			B KN 63 X FF 70 1-0 ① F7		B FF 94 F FF 94 F CH 88 B SL 89 S SL 89 2-3 ② K			4	1	1	0	0	1	0
15 Gordon Beckham, R (1, 5) OBP: 0.350, SLG: 0.458 5 Jayson Nix, R (1, PH) OBP: 0.314, SLG: 0.432 (2, 5)	1 SAFE B KN 65 B KN 66 S KN 65 S KN 65 B KN 65 B KN 65 4-2 12 SH1-3 14 1B 1-2 BB	C KN 65 F KN 65 B KN 59 F KN 65 S CU 58 1-3 ③ K			B KN 63 B CU 58 S FF 71 C FF 72 B CU 59 X FF 72 3-2 ② P6		X FF 94 0-0 ③ G6-3			0 3	0 1	0 0	0 1	0 1	0 1	0 0
12 A.J. Pierzynski, L (1, 2) OBP: 0.346, SLG: 0.460	X KN 65 0-0 ① SH1-3 1-2 2-3		B KN 64 B KN 65 B FF 71 C FF 72 B KN 67 4-1 14 CS BB		X FF 72 0-0 ③ F7			S FF 88 S CU 76 F FF 85 S FF 88 0-3 ① K		2	0	0	0	1	1	0
14 Paul Konerko, R (1, 3) OBP: 0.354, SLG: 0.500 31 Dewayne Wise, L (9, 9) OBP: 0.238, SLG: 0.342	X KN 67 0-0 7 BB 17 1B 2-H 3-H 1B		B KN 66 C FF 71 B KN 65 F FF 72 B KN 66 S CU 58 3-3 ①② K 1-2			B KN 63 C KN 63 F KN 62 S KN 64 1-3 ① K		X FF 88 0-0 HR		4 0	2 0	2 0	3 0	0 0	2 0	1 0
7 Mark Kotsay, L (1, 9) OBP: 0.312, SLG: 0.384 (9, 3)	B KN 66 B KN 64 B FF 71 C FF 72 B FF 69 4-1 17 1B 1-2 BB		C KN 63 B KN 58 X KN 64 1-1 ③ P2			B KN 62 B KN 63 X FF 71 2-0 HR		B CU 77 C FF 89 B CU 77 B FS 84 X FF 87 3-1 ② P4		3	1	1	1	1	0	0
20 Carlos Quentin, R (1, 7) OBP: 0.325, SLG: 0.437	S KN 67 B KN 66 C KN 66 X KN 66 1-2 ② F8			B KN 64 B FF 71 F FF 71 B KN 64 F FF 71 X CU 58 3-2 1B		B KN 64 S KN 63 X KN 64 1-1 ② F7		B FF 88 X FF 88 1-0 17 BB 1B		4	0	2	0	0	0	2
17 Chris Getz, L (1, 4) OBP: 0.338, SLG: 0.376	B FF 73 F FF 72 X KN 65 1-1 10 S 1-3 2-H 1B			C FF 71 1 SAFE X FF 71 0-1 ① P6		C KN 63 F KN 64 X KN 58 0-2 10 S 1B		B FF 88 F FF 88 B FF 88 B FF 88 B FF 88 4-1 10 FC5-4 1-2 BB		3	0	2	1	1	0	1
10 Alexei Ramirez, R (1, 6) OBP: 0.334, SLG: 0.408	C KN 66 B KN 66 F KN 65 C KN 65 1-3 ③ K 1-2			X KN 65 0-0 ② F7		1 SAFE C FF 71 S KN 65 2 SAFE F KN 66 X KN 65 0-2 ③ F7 1-2		B FS 83 B FS 83 F FS 83 F FS 82 X FS 83 2-2 ③ FC5-4 1-2f		4	0	0	0	0	1	6
51 Alex Rios, R (1, 8) OBP: 0.298, SLG: 0.404		B KN 63 B KN 63 B FF 70 C FF 70 X FF 71 3-1 ① F9		B KN 65 X FF 72 1-0 ③ F7			B FF 93 S SL 87 F SL 89 X CH 88 1-2 ① P5			3	0	0	0	0	0	1

	AB	30
	R	5
	H	8
	RBI	5
	BB	4
	SO	6
	LOB	11

Inning Stats	1	2	3	4	5	6	7	8	9
	R: 3 E: 0 K: 1 S: 16 H: 3 LOB: 2 BB: 2 P: 28	R: 0 E: 0 K: 1 S: 9 H: 0 LOB: 0 BB: 0 P: 14	R: 0 E: 0 K: 1 S: 6 H: 0 LOB: 0 BB: 1 P: 14	R: 0 E: 0 K: 0 S: 7 H: 1 LOB: 1 BB: 0 P: 11	R: 0 E: 0 K: 0 S: 5 H: 0 LOB: 0 BB: 0 P: 9	R: 1 E: 0 K: 1 S: 13 H: 2 LOB: 1 BB: 0 P: 17	R: 0 E: 0 K: 1 S: 7 H: 0 LOB: 0 BB: 0 P: 10	R: 1 E: 0 K: 1 S: 12 H: 2 LOB: 2 BB: 1 P: 22	

	1B: 6	SF: 0	WP: 0	PA: 35
	2B: 0	SAC: 1	PB: 0	
	3B: 0	DP: 0	SB: 3	
	HR: 2	HBP: 0	CS: 1	

PITCHER	IP	WLS	BF	H	R	ER	SO	BB	IBB	HBP	BLK	WP	HR	S	P	ERA	WHIP
49 Tim Wakefield, R (1, 1) ERA: 4.22	6.0	L	26	6	4	4	4	3	0	0	0	0	1	56	93	6.00	1.500
56 Ramon E Ramirez, R (7, 1) ERA: 2.88	1.0		3	0	0	0	1	0	0	0	0	0	0	7	10	0.00	0.000
37 Hideki Okajima, L (8, 1) ERA: 3.29	1.0		6	2	1	1	1	1	0	0	0	0	1	12	22	9.00	3.000

PITCHER	IP	WLS	BF	H	R	ER	SO	BB	IBB	HBP	BLK	WP	HR	S	P	ERA	WHIP

Boston Red Sox @ Chicago White Sox

U.S. Cellular Field, Chicago, IL

Sun Sep 06 2009, 2:05 PM EDT

Att. 32,134 - Overcast - 69 F

livebaseballscorecards.com

Batter	1	2	3	4	5	6	7	8	9	AB	R	H	RBI	BB	SO	LOB
2 Jacoby Ellsbury, L (1, 8) OBP: 0.346, SLG: 0.411	B FF 86 B FF 89 C FF 88 F FF 89 F FC 87 B FC 86 X FF 90 3-2 20 F9 41 BB 1B		M FC 83 B CU 77 X FC 85 1-1 ① F8		C FF 87 B FF 89 B FC 86 X FF 89 2-1 15 SH3-1 44 1B 1B		B FF 92 C FF 91 C SL 87 F CU 76 B FF 93 X FF 91 2-2 41 S 1B		B FF 92 B FF 92 B FF 92 B FF 91 4-0 41 HR BB	4	2	3	0	1	0	0
15 Dustin Pedroia, R (1, 4) OBP: 0.366, SLG: 0.429	F FF 89 X FF 89 0-1 ① F7		C FF 88 X FC 86 0-1 ② F8		1 SAFE 1 SAFE X FF 86 0-0 ① SH3-1 1-2		1 SAFE C SI 92 1 SAFE X SI 89 0-1 ① F8		B FF 93 F FF 92 B FF 91 F FF 91 F FF 92 X FF 93 2-2 ② L9	4	0	0	0	0	0	4
41 Victor Martinez, S (1, 2) OBP: 0.377, SLG: 0.478	**1 SAFE** **C FF 89** **1 SAFE** **B CH 80** **B FF 90** **1 SAFE** 1 SAFE **B CH 80** **C CH 82** 4-2 1 SAFE F FC 87 1 SAFE B CH 82 44 FC5-4 **1-2** BB		B FC 84 C CH 82 X FC 86 1-1 1B		C FF 88 B FF 88 C FF 90 F FF 91 F FF 90 X FC 85 1-2 ② F8		F SI 90 1 SAFE B FF 91 B SL 81 F FF 93 F CH 80 F FF 95 T FF 94 2-2 ② K **1-2**		B FF 94 B FF 93 X FF 93 2-0 **1-H** **2-H** HR	4	1	2	3	1	1	2
20 Kevin Youkilis, R (1, 3) OBP: 0.416, SLG: 0.559 (8, 5)	C FC 87 F FF 91 B FF 89 F FC 86 F FC 87 D FC 87 X CH 81 2-2 ② F9 **2-3**		C FC 85 F FF 90 F FC 87 B FF 90 B FF 91 F FC 86 S FC 86 2-3 ③ K		B CH 80 B CH 81 H FC 86 3-0 44 1B HBP		S FF 89 X FF 90 0-1 ③ L8		B FF 94 C FF 93 B FF 94 X FF 94 2-1 ③ G6-3	4	0	0	0	0	1	4
44 Jason Bay, R (1, 7) OBP: 0.384, SLG: 0.540	B CH 82 S FC 88 B FF 91 X CH 82 2-1 ③ FC5-4 **1-2f**			B FF 87 C CH 80 S FC 85 B FC 85 X CH 82 2-2 25 HR 1B	B FF 89 B FC 86 C FF 90 S FF 90 X FC 86 2-2 **1-3** **2-H** 1B			C SL 85 C SI 94 B SL 85 B SL 87 B SL 87 T SI 94 3-2 ① K		4	1	2	1	0	1	2
34 David Ortiz, L (1, 10) OBP: 0.313, SLG: 0.430		B CU 75 B FC 85 F FF 89 C FC 86 X FC 87 2-2 ① G4-3		**F FF 88** **B FF 91** 1 SAFE 1 SAFE S FF 90 F FF 91 C FC 86 1-3 ① K	**B FF 91** 1 SAFE 1 SAFE X FF 90 1-0 ③ F8			B FF 94 C CH 85 B SI 94 B FF 94 X SI 95 3-1 ② G5-3	4	0	0	0	0	1	3
25 Mike Lowell, R (1, 5) OBP: 0.338, SLG: 0.505 11 Casey Kotchman, L (8, 3) OBP: 0.346, SLG: 0.396		C FF 90 X FC 86 0-1 ② G6-3		X FF 91 0-0 **1-H** HR		B FC 82 X CH 80 1-0 ① G1-3		B SL 87 C FF 94 X FF 89 1-1 ③ G3		4 0	1 0	1 0	2 0	0 0	0 0	0 0
7 J.D. Drew, L (1, 9) OBP: 0.382, SLG: 0.492		B FC 85 B FF 89 F FF 90 X FF 90 2-1 2B		X FC 84 0-0 ② G3		C FC 82 F FC 83 X FC 84 0-2 ② G3			C FF 93 C FF 94 B CU 80 S CU 78 1-3 ① K	4	0	1	0	0	1	0
3 Alex Gonzalez, R (1, 6) OBP: 0.263, SLG: 0.336		B CH 82 T FF 91 B CH 82 F FC 88 S FC 86 2-3 ③ K		C FC 84 S CH 81 B CH 80 F FC 86 X CH 81 1-2 ③ G5-3		C CH 80 F FC 84 F FC 84 B CH 78 F CH 79 C FF 90 1-3 ③ K			X FF 92 0-0 41 HR 2B	4	1	1	0	0	2	1
Inning Stats	R: 0 E: 0 K: 0 S: 16 H: 1 LOB: 2 BB: 1 P: 27	R: 0 E: 0 K: 1 S: 10 H: 1 LOB: 1 BB: 0 P: 16	R: 0 E: 0 K: 1 S: 11 H: 1 LOB: 1 BB: 0 P: 15	R: 2 E: 0 K: 1 S: 13 H: 2 LOB: 0 BB: 0 P: 17	R: 1 E: 0 K: 0 S: 12 H: 2 LOB: 2 BB: 0 P: 21	R: 0 E: 0 K: 1 S: 9 H: 0 LOB: 0 BB: 0 P: 11	R: 0 E: 0 K: 1 S: 13 H: 1 LOB: 1 BB: 0 P: 17	R: 0 E: 0 K: 1 S: 7 H: 0 LOB: 0 BB: 0 P: 14	R: 3 E: 0 K: 1 S: 11 H: 2 LOB: 0 BB: 1 P: 22	1B: 6 2B: 2 3B: 0 HR: 2 SF: 0 SAC: 1 DP: 0 HBP: 1						

TOP	
AB	36
R	6
H	10
RBI	6
BB	2
SO	7
LOB	16

WP: 0 PB: 0 SB: 1 CS: 0 PA: 40

PITCHER		IP	WLS	BF	H	R	ER	SO	BB	IBB	HBP	BLK	WP	HR	S	P	ERA	WHIP
50 John Danks, L ERA: 3.84	(1, 1)	6.0	L	27	7	3	3	4	1	0	1	0	0	1	71	107	4.50	1.333
67 Randy Williams, L ERA: 6.94	(7, 1)	0.2		3	1	0	0	1	0	0	0	0	0	0	11	15	0.00	1.500
57 Ramon Pena, R ERA: 4.26	(7, 1)	1.1		4	0	0	0	1	0	0	0	0	0	0	9	16	0.00	0.000
26 Octavio Dotel, R ERA: 3.74	(9, 1)	1.0		6	2	3	3	1	1	0	0	0	0	1	11	22	27.00	3.000

PITCHER	IP	WLS	BF	H	R	ER	SO	BB	IBB	HBP	BLK	WP	HR	S	P	ERA	WHIP

BOTTOM

Boston Red Sox @ Chicago White Sox

U.S. Cellular Field, Chicago, IL

Sun Sep 06 2009, 2:05 PM EDT

Att. 32,134 - Overcast - 69 F

livebaseballscorecards.com

Batter	1	2	3	4	5	6	7	8	9	AB	R	H	RBI	BB	SO	LOB
22 Scott Podsednik, L (1, 10) OBP: 0.352, SLG: 0.404	C FF 94 X FC 89 0-1 14 P4-6 5 BB 1B	F FF 95 F CU 79 F FF 95 F CU 79 B CU 80 B CU 80 X SI 94 2-2 1B	B CU 75 X FF 92 1-0 23 FC5-4 1B	B FF 93 C FF 93 X FF 92 1-1 ① G3		4	0	3	0	0	0	0
5 Jayson Nix, R (1, 5) OBP: 0.313, SLG: 0.426	B FF 93 B SI 93 B FC 90 C FF 93 B FC 91 4-1 1-2 BB	D CH 88 B FF 94 F FF 94 B FF 95 S FF 95 F FC 89 S FF 96 3-3 ③ K	D CH 84 B FF 93 C FF 94 X FC 87 2-1 ① F7	B FF 92 B FF 85 C FF 93 B FF 92 X FF 93 3-1 ② F7		3	0	0	0	1	1	2
14 Paul Konerko, R (1, 3) OBP: 0.351, SLG: 0.496	C FF 96 S FC 90 D CU 80 X FC 91 1-2 ① ② P4-6 2-2f	F FF 94 B FC 86 X CH 84 1-1 ① F8	S CH 85 C FC 87 S CU 80 0-3 ② K	C SL 85 F FF 99 T FF 99 0-2 ③ K		4	0	0	0	0	2	3
23 Jermaine Dye, R (1, 9) OBP: 0.340, SLG: 0.473	1 SAFE C FF 95 X FF 95 0-1 ③ F9	B FF 94 B FF 94 F FF 94 B FF 94 X FF 93 3-1 20 G1-3 2B	B FF 95 B FF 94 B FF 94 1 SAFE C FF 93 X FC 90 3-1 ③ FC5-4 1-2f	C FF 94 B FF 94 F FF 95 F FF 95 X FF 93 1-2 ① F9		4	0	1	0	0	0	2
20 Carlos Quentin, R (1, 7) OBP: 0.321, SLG: 0.431		F FF 94 X FC 88 0-1 ① F7	F FF 94 F FF 95 B CU 79 F FC 90 B FF 94 B CU 78 X FC 89 3-2 ② G1-3 2-3	B FF 91 S CH 81 B FF 93 B FF 93 X FF 92 3-1 ① F9		4	0	0	0	0	0	1
10 Alexei Ramirez, R (1, 6) OBP: 0.335, SLG: 0.408		X CH 85 0-0 ② G5-3	C FF 96 F CU 80 F FF 96 F CU 80 F FF 95 S FF 96 0-3 ③ K	B CH 84 B FF 93 B FC 88 C FF 91 S FC 86 F FF 94 B FC 86 4-2 BB		C FF 94 X FF 94 0-1 1B		3	0	1	0	1	1	1
17 Chris Getz, L (1, 4) OBP: 0.334, SLG: 0.372		B FF 95 C FF 94 B SI 93 C FF 94 B FF 94 F FF 95 F FF 95 X FF 95 3-2 ③ G5-3	C FF 91 B CU 76 B SI 91 C FF 92 F FC 86 X SI 91 2-2 ① G1-3	C FF 94 B SI 92 S SI 92 C FF 96 1-3 ② K		C FF 94 B FF 95 B FF 95 B FF 94 C FF 95 X FF 95 3-2 ③ G4-3		4	0	0	0	1	2
51 Alex Rios, R (1, 8) OBP: 0.297, SLG: 0.401		B FF 94 B FF 93 B FF 93 C FF 92 F FF 93 S FC 88 3-3 ① K	B FF 95 B CH 85 B FF 93 C FF 91 S FF 94 F FF 95 S FF 95 3-3 ② K	S SI 93 F CH 86 B FF 95 B CU 81 F CH 86 C FC 90 2-3 ③ K				3	0	0	0	3	1
27 Ramon Castro, R (1, 2) OBP: 0.308, SLG: 0.429		B SI 93 S FF 94 S CH 85 B CH 85 F FC 88 S CU 77 2-3 ② K	B CH 85 X CH 86 1-0 ③ P2			B FF 92 S FF 92 B SL 84 B SL 82 X FF 92 3-1 HR		3	1	1	1	0	1	0

	AB	32
	R	1
	H	6
	RBI	1
	BB	2
	SO	9
	LOB	12

Inning Stats	1	2	3	4	5	6	7	8	9	1B: 4	SF: 0	WP: 0	PA: 34
	R: 0 E: 0 K: 0 S: 8 H: 1 LOB: 1 BB: 1 P: 13	R: 0 E: 0 K: 0 S: 8 H: 0 LOB: 0 BB: 0 P: 11	R: 0 E: 0 K: 3 S: 16 H: 1 LOB: 1 BB: 0 P: 26	R: 0 E: 0 K: 1 S: 14 H: 1 LOB: 1 BB: 0 P: 21	R: 0 E: 0 K: 1 S: 9 H: 0 LOB: 0 BB: 0 P: 15	R: 0 E: 0 K: 1 S: 8 H: 1 LOB: 1 BB: 0 P: 14	R: 0 E: 0 K: 2 S: 12 H: 0 LOB: 1 BB: 1 P: 22	R: 1 E: 0 K: 1 S: 9 H: 1 LOB: 0 BB: 0 P: 16	R: 0 E: 0 K: 0 S: 10 H: 1 LOB: 1 BB: 0 P: 16	2B: 2 3B: 0 HR: 1	SAC: 0 DP: 1 HBP: 0	PB: 0 SB: 0 CS: 0	

PITCHER		IP	WLS	BF	H	R	ER	SO	BB	IBB	HBP	BLK	WP	HR	S	P	ERA	WHIP
31 Jon Lester, L ERA: 3.44	(1, 1)	7.0	W	26	4	0	0	8	2	0	0	0	0	0	75	122	0.00	0.857
13 Billy Wagner, L ERA: 1.59	(8, 1)	0.2	H	3	1	1	1	0	0	0	0	0	0	1	6	13	13.50	1.500
51 Daniel Bard, R ERA: 3.38	(8, 1)	0.1	H	1	0	0	0	1	0	0	0	0	0	0	3	3	0.00	0.000
58 Jonathan Papelbon, R ERA: 1.81	(9, 1)	1.0		4	1	0	0	0	0	0	0	0	0	0	10	16	0.00	1.000

PITCHER	IP	WLS	BF	H	R	ER	SO	BB	IBB	HBP	BLK	WP	HR	S	P	ERA	WHIP

Batter	1	2	3	4	5	6	7	8	9	AB	R	H	RBI	BB	SO	LOB
2 Jacoby Ellsbury, L (1, 8) OBP: 0.347, SLG: 0.412	C FF 84 F FF 84 X CU 71 0-2 41 G3 41 S 20 1B 1B		C FF 83 T FF 84 B FF 84 X SI 84 1-2 ② F8		C FF 86 X FF 82 0-1 15 BB 1-2 1B		C FF 86 C FF 86 X FF 88 0-2 ② G5-3			4	1	2	0	0	0	0
15 Dustin Pedroia, R (1, 4) OBP: 0.367, SLG: 0.431	1 SAFE B SI 84 C SI 84 1 SAFE 1 SAFE B FF 87 C FF 85 X FC 84 2-2 ① F7		C SI 85 X SI 86 0-1 2B		C FF 83 B CH 77 F CH 80 B FF 87 B FF 86 F CH 79 B FF 85 4-2 1-2 2-3 BB		B FF 87 X FF 87 1-0 ③ F7			3	0	1	0	1	0	1
41 Victor Martinez, S (1, 3) OBP: 0.376, SLG: 0.476	B SI 84 B SI 86 1 SAFE B SI 85 C FF 86 C FC 84 X FF 88 3-2 ② G3 1-3		D CH 77 C CH 78 X FF 86 1-1 ③ G4-3		B CH 80 F FF 85 F CH 78 D CH 80 F CH 78 X FF 86 2-2 ③ F8			C SI 86 F SI 85 B CU 70 F CH 78 X CH 78 1-2 20 FC6-4 1B		4	0	1	0	0	0	5
20 Kevin Youkilis, R (1, 5) OBP: 0.416, SLG: 0.558	C FF 87 X FF 88 0-1 3-H 1B			C CH 81 B SI 82 B CH 77 B CH 77 B SI 83 4-1 25 G6-4-3 BB		B CH 76 F FF 85 X FF 86 1-1 ① G4-3		C SL 89 B SL 88 S SL 89 X SL 89 1-2 ① FC6-4 1-2f		3	0	1	1	1	0	1
44 Jason Bay, R (1, 7) OBP: 0.383, SLG: 0.537	C FF 88 T CH 78 B FF 88 1 SAFE S CH 80 1-3 ③ K			C FF 81 B CH 78 S CH 78 X FF 87 1-2 ① P3		X SI 82 0-0 25 1B 1B		C SI 95 B SL 88 F CH 88 C SL 89 1-3 ② K		4	0	1	0	0	2	3
25 Mike Lowell, R (1, 10) OBP: 0.337, SLG: 0.503		C CH 81 B FF 84 X CH 77 1-1 ① F7		B SI 85 B FF 82 C FC 79 F CH 78 X FF 86 2-2 ②③ G6-4-3 1-2f		C SI 84 F FF 86 1 SAFE X FF 86 0-2 1-2 1B		B SI 95 C SL 90 F SL 89 F FF 95 S SL 90 1-3 ③ K		4	0	1	0	0	1	2
5 Rocco Baldelli, R (1, 9) OBP: 0.315, SLG: 0.462		C SI 83 B SI 83 X SI 83 1-1 ② G6-3			X CH 81 0-0 ① G5-3	F CH 78 C CH 78 S FF 87 0-3 ② K			F X 0-1 ① P6	4	0	0	0	0	1	2
33 Jason Varitek, S (1, 2) OBP: 0.322, SLG: 0.410		X SI 84 0-0 ③ F9			C FF 82 S CU 67 B FF 85 F FF 85 X CH 77 1-2 ② F8	B FC 84 S FC 82 F FC 83 B FF 88 C CH 78 2-3 ③ K			C S S 0-3 ② K	4	0	0	0	0	2	2
3 Alex Gonzalez, R (1, 6) OBP: 0.262, SLG: 0.335			B SI 82 X FC 79 1-0 ① P2		B CU 68 B CH 79 X SI 85 2-0 15 BB 2 1B 1B		B FC 82 C FC 83 B CH 78 T FC 83 F FF 87 S FF 86 2-3 ① K		F B T X 1-2 ③ P3	4	0	1	0	0	1	0
Inning Stats	R: 1 E: 0 K: 1 S: 14 H: 2 LOB: 1 BB: 0 P: 20	R: 0 E: 0 K: 0 S: 5 H: 0 LOB: 0 BB: 0 P: 7	R: 0 E: 0 K: 0 S: 8 H: 1 LOB: 1 BB: 0 P: 11	R: 0 E: 0 K: 0 S: 7 H: 0 LOB: 0 BB: 1 P: 14	R: 0 E: 0 K: 0 S: 15 H: 2 LOB: 3 BB: 1 P: 24	R: 0 E: 0 K: 2 S: 12 H: 2 LOB: 2 BB: 0 P: 15	R: 0 E: 0 K: 1 S: 8 H: 0 LOB: 0 BB: 0 P: 11	R: 0 E: 0 K: 2 S: 14 H: 1 LOB: 1 BB: 0 P: 18	R: 0 E: 0 K: 1 S: 8 H: 0 LOB: 0 BB: 0 P: 9	1B: 7 2B: 1 3B: 0 HR: 0 SF: 0 SAC: 0 DP: 1 HBP: 0						

PITCHER		IP	WLS	BF	H	R	ER	SO	BB	IBB	HBP	BLK	WP	HR	S	P	ERA	WHIP
56 Mark Buehrle, L ERA: 3.77	(1, 1)	7.0	W	30	8	1	1	4	2	0	0	0	0	0	73	107	1.29	1.429
57 Ramon Pena, R ERA: 4.19	(8, 1)	1.0	H	3	0	0	0	2	0	0	0	0	0	0	10	13	0.00	0.000
37 Matt Thornton, L ERA: 2.63	(9, 1)	1.0		3	0	0	0	1	0	0	0	0	0	0	8	9	0.00	0.000

PITCHER	IP	WLS	BF	H	R	ER	SO	BB	IBB	HBP	BLK	WP	HR	S	P	ERA	WHIP

TOP

Boston Red Sox @ Chicago White Sox

U.S. Cellular Field, Chicago, IL

Mon Sep 07 2009, 2:05 PM EDT

Att. 22,511 - Sunny - 69 F

livebaseballscorecards.com

AB	34
R	1
H	8
RBI	1
BB	2
SO	7
LOB	16

WP: 0 PA: 36
PB: 0
SB: 1
CS: 0

Batter	1	2	3	4	5	6	7	8	9	AB	R	H	RBI	BB	SO	LOB
22 Scott Podsednik, L (1, 7) OBP: 0.355, SLG: 0.406	C FF 94 C CU 76 X SI 94 0-2 10 G5-3 1B		B FF 94 C FC 90 X FC 90 1-1 12 G6-3 10 SH1-4 7 1B 1-2 1B	1 SAFE C FF 93 B CU 76 B FF 93 F FF 94 B CU 76 B CU 77 4-2 10 FC5 1-2 BB			C FF 93 B CH 88 B CH 89 X FC 90 2-1 ② G4-3		3	1	2	0	1	0	0
10 Alexei Ramirez, R (1, 6) OBP: 0.333, SLG: 0.405	X SI 94 0-0 ① G5-3 1-2		X FF 94 0-0 ① SH1-4 1-2 2-3	C CU 78 B CU 76 X SI 93 1-1 ③ FC5 1-2 2-3f			S CU 76 B CU 77 C SI 94 X CU 78 1-2 ③ G6-3			3	0	0	0	0	0	3
12 A.J. Pierzynski, L (1, 2) OBP: 0.343, SLG: 0.456	F SI 95 B FC 90 F FC 92 B FF 94 D CH 90 F CH 89 T SI 95 3-2 ② K		F FC 92 D CU 79 B FF 95 F CH 90 B SI 95 X CH 89 3-2 ② G6-3 2-3 3-H		F CH 89 B FF 94 F SI 92 S SI 93 1-3 ① K			F FS 83 F FF 87 S CU 76 0-3 ① K		4	0	0	1	0	3	2
23 Jermaine Dye, R (1, 9) OBP: 0.341, SLG: 0.472 31 Dewayne Wise, L (8, PR) OBP: 0.238, SLG: 0.342 (9, 9)	B FF 95 C CU 78 B SI 94 F FF 94 S FF 95 2-3 ③ K		D CU 81 B FF 94 D CU 80 B SI 95 4-0 7 WP 7 1B BB		F SI 92 B SI 94 F CU 75 B CU 79 F SI 94 X SI 94 2-2 ② G6-3			B FF 88 F CU 76 B FF 88 S FS 83 B FF 88 F FS 82 F FS 84 X FS 83 3-2 20 HR 1B		3 0	1 1	1 0	0 0	1 0	1 0	1 0
7 Mark Kotsay, L (1, 3) OBP: 0.317, SLG: 0.388		X FF 94 0-0 51 FC5-4 1B	F SI 95 F CU 78 1 SAFE 1 SAFE B CU 80 X CU 79 1-2 20 2B 1-H 3-H 1B		X CH 89 0-0 ③ G4-3			1 SAFE F FF 88 B FF 88 S FS 82 B FF 88 B FF 88 1 SAFE 1 SAFE X FS 83 3-2 ② F9		4	0	2	2	0	0	1
20 Carlos Quentin, R (1, 10) OBP: 0.323, SLG: 0.446		B FF 94 X SI 94 1-0 ① F8	1 SAFE F FF 94 X SI 94 0-1 ③ 1-H 2B			B FF 92 C SI 92 X FF 93 1-1 ① F8		X FS 82 0-0 1-H HR		4	1	2	2	0	0	1
17 Chris Getz, L (1, 4) OBP: 0.331, SLG: 0.367		C FF 94 B SI 94 F SI 94 F CU 77 X CU 78 1-2 ② L4	C SI 94 F FC 90 C SI 94 0-3 ① K			B FF 94 X CH 89 1-0 ② G4-3		C FF 87 C CU 77 F FF 87 B CU 78 X FF 87 1-2 ③ F8		4	0	0	0	0	1	2
51 Alex Rios, R (1, 8) OBP: 0.295, SLG: 0.399		1 SAFE F FF 94 C CU 78 X FF 94 0-2 ③ FC5-4 1-2f	B SI 93 F CH 88 F FF 94 X CU 77 1-2 ② F9			B SI 93 B CU 76 X SI 93 2-0 ③ G6-3				3	0	0	0	0	0	1
5 Jayson Nix, R (1, 5) OBP: 0.317, SLG: 0.427			C FF 93 H CU 75 1-1 10 SH1-4 22 1B 12 G6-3 HBP	B SI 93 X SI 93 1-0 10 FC5 22 S 1B			S FF 93 X SI 93 0-1 ① F8			2	1	1	0	0	0	0
Inning Stats	R: 0 E: 0 K: 2 S: 11 H: 1 LOB: 1 BB: 0 P: 16	R: 0 E: 0 K: 0 S: 9 H: 1 LOB: 1 BB: 0 P: 11	R: 3 E: 0 K: 0 S: 12 H: 3 LOB: 2 BB: 1 P: 22	R: 0 E: 0 K: 1 S: 11 H: 1 LOB: 2 BB: 1 P: 18	R: 0 E: 0 K: 1 S: 8 H: 0 LOB: 0 BB: 0 P: 11	R: 0 E: 0 K: 0 S: 4 H: 0 LOB: 0 BB: 0 P: 8	R: 0 E: 0 K: 0 S: 7 H: 0 LOB: 0 BB: 0 P: 10	R: 2 E: 0 K: 1 S: 16 H: 2 LOB: 1 BB: 0 P: 23		1B: 6 2B: 1 3B: 0 HR: 1	SF: 0 SAC: 1 DP: 0 HBP: 1		WP: 1 PB: 0 SB: 1 CS: 0	PA: 34		

PITCHER		IP	WLS	BF	H	R	ER	SO	BB	IBB	HBP	BLK	WP	HR	S	P	ERA	WHIP
19 Josh Beckett, R ERA: 3.87	(1, 1)	7.0	L	29	6	3	3	4	2	0	1	0	1	0	62	96	3.86	1.143
37 Hideki Okajima, L ERA: 3.56	(8, 1)	1.0		5	2	2	2	1	0	0	0	0	0	1	16	23	18.00	2.000

PITCHER	IP	WLS	BF	H	R	ER	SO	BB	IBB	HBP	BLK	WP	HR	S	P	ERA	WHIP

BOTTOM

Boston Red Sox @ Chicago White Sox

U.S. Cellular Field, Chicago, IL

Mon Sep 07 2009, 2:05 PM EDT

Att. 22,511 - Sunny - 69 F

livebaseballscorecards.com

AB	30
R	5
H	8
RBI	5
BB	2
SO	5
LOB	11

Oakland Athletics @ Chicago White Sox

U.S. Cellular Field, Chicago, IL

Tue Sep 08 2009, 8:11 PM EDT

Att. 24,317 - Clear - 65 F

TOP

livebaseballscorecards.com

Batter	1	2	3	4	5	6	7	8	9	AB	R	H	RBI	BB	SO	LOB
29 Adam Kennedy, L (1, 5) OBP: 0.344, SLG: 0.406	B FC 83 B CU 81 B FF 87 C FF 86 B FF 86 4-1 1B 11 1B 8 SF9 BB	L FF 89 X FF 89 0-1 ① G4-3 2-3		C FC 88 B CH 83 X SI 92 1-1 11 G4-6-3 1B	C FF 94 F CH 83 S FF 95 0-3 ③ K		X SI 94 0-0 11 1B 1-2 1B		B FF 92 B FF 92 B FF 92 C SI 91 F FF 92 F FF 92 X FF 92 3-2 ① F7	5	1	2	0	1	1	5
11 Rajai Davis, R (1, 8) OBP: 0.365, SLG: 0.423	C FF 84 1 SAFE X FC 85 0-1 1B 32 HR 1-2 1B	C SI 93 X SI 92 0-1 ② FC1-5-2-6 1B 3-H		F FC 87 C SL 79 F CU 71 X SI 92 0-2 ①② G4-6-3 1-2f		B SL 84 F FF 93 B FF 93 C FF 94 X CH 84 2-2 E S 8 2B 1B	X SI 88 0-0 1-2 2-H 1B		F FF 92 C SL 78 D FO 81 X FF 92 1-2 ② FC4-6 1B WP 1-2f 2-3	6	3	3	1	0	0	4
Ryan Sweeney, L (1, 9) OBP: 0.335, SLG: 0.394	C FC 82 X FF 88 0-1 32 HR 1-2 2-3 1B	B FF 90 X FC 90 1-0 12 2B 2-H 1B		C SI 93 B CH 85 X FF 89 1-1 12 2B 1B		C FF 93 B FF 94 X CH 83 1-1 ① G4-3 1-3	B FF 94 S SL 89 B SL 90 F SL 88 S FF 94 2-3 ③ K		S SI 94 F SI 93 F FF 93 B FO 82 X FF 93 1-2 1-3 3-H 1B	6	3	4	2	0	1	3
12 Scott Hairston, R (1, 7) OBP: 0.312, SLG: 0.469 1 Eric Patterson, L (9, 7) OBP: 0.213, SLG: 0.233	C FF 92 C FF 92 F FC 87 F FF 92 F CU 81 S FF 93 0-3 ① K	B SI 92 B SL 80 X FC 88 2-0 1-H 2B		C SI 90 X SI 91 0-1 1-H 2B		B FF 95 X FF 95 1-0 ② P4		C SL 83 C SI 94 B SL 88 B SL 87 F FF 94 F SI 95 X SL 87 2-2 ① G6-3	B FF 93 S SL 79 F FF 92 B FO 80 B FF 93 F FF 93 X FF 92 3-2 ③ P6	6 0	0 0	2 0	2 0	0 0	1 0	6 0
8 Kurt Suzuki, R (1, 2) OBP: 0.306, SLG: 0.402	C FF 92 S FF 93 X FF 94 0-2 ② SF9 3-H	B SL 79 X SI 91 1-0 ③ G6-3		C FF 89 C SL 78 X SL 78 0-2 ③ F9		B FF 94 X FF 94 1-0 3-H 2B		F FF 95 B SL 86 S SL 86 C FF 95 1-3 ② K		4	0	1	2	0	1	2
32 Jack Cust, L (1, 10) OBP: 0.358, SLG: 0.413	B FF 91 X FC 84 1-0 1-H 2-H HR	B FC 88 X SL 75 1-0 ① L8			B FF 95 F FF 95 B FF 95 X FF 94 2-1 ① F7	S FF 95 B FF 94 B CH 84 B CH 83 X FF 95 3-1 ③ F7		B SL 87 B SL 86 C SL 86 X FF 93 2-1 2B		5	1	2	3	0	0	1
14 Mark Ellis, R (1, 4) OBP: 0.319, SLG: 0.424	B FF 90 X FF 89 1-0 HR	C FF 88 B SL 80 F SL 79 F SI 88 F FC 90 C CU 74 1-3 ② K			X FF 95 0-0 2 1B 1B		S SL 83 B FF 93 S SL 83 B FF 94 B SL 84 X SL 83 3-2 ① G5-3	B FF 93 B SL 84 S SL 86 X SL 83 2-1 ③ F9		5	1	2	1	0	1	1
10 Daric Barton, L (1, 3) OBP: 0.343, SLG: 0.361	B FC 88 B FC 88 F FF 89 X SI 90 2-1 ③ G1-4-3		B FF 91 C SI 92 B FC 88 C FC 89 B FC 88 B FC 88 4-2 BB	C FF 94 B FF 95 S CH 85 S CH 85 1-3 ② K			B FF 94 B CH 84 B CH 84 C FF 94 F FF 93 X CH 85 3-2 29 1B 11 1B 1B		B SI 93 B FO 82 C SI 91 B FF 94 X SI 93 3-1 11 2 FC4-6 BB 1B 1B	4	2	2	0	1	1	1
2 Cliff Pennington, S (1, 6) OBP: 0.321, SLG: 0.382		C FC 88 B SL 75 C SL 79 F SL 79 B FF 90 X FC 89 2-2 29 G4-3 11 FC1-5-2-6 2B	C SI 91 F FC 89 F FF 92 D CU 78 X FF 88 1-2 ③ F9		B FF 94 C FF 94 F FF 95 B CH 85 X CH 84 2-2 1-3 1B		B SI 90 F SL 87 F FF 92 X FF 94 1-2 ② P4		B SI 93 C SI 92 C SI 93 B SL 82 B SI 93 B SI 92 4-2 11 FC4-6 1-2 BB	4	0	2	0	1	0	2

Inning Stats									
	R: 5 E: 0 K: 1 S: 18	H: 4 LOB: 0 BB: 1 P: 26	R: 2 E: 0 K: 0 S: 11	H: 3 LOB: 1 BB: 0 P: 17	R: 0 E: 0 K: 1 S: 12	H: 0 LOB: 1 BB: 1 P: 19	R: 1 E: 0 K: 0 S: 13	H: 3 LOB: 1 BB: 0 P: 15	R: 0 E: 0 K: 2 S: 12	H: 2 LOB: 2 BB: 0 P: 17
	R: 1 E: 0 K: 0 S: 9	H: 2 LOB: 1 BB: 0 P: 17	R: 1 E: 0 K: 1 S: 14	H: 3 LOB: 2 BB: 0 P: 23	R: 0 E: 0 K: 1 S: 12	H: 1 LOB: 1 BB: 0 P: 19	R: 1 E: 0 K: 0 S: 19	H: 2 LOB: 2 BB: 1 P: 34	1B: 13 2B: 5 3B: 0 HR: 2	SF: 1 SAC: 0 DP: 1 HBP: 0

	AB	45
	R	11
	H	20
	RBI	11
	BB	3
	SO	6
	LOB	25

	WP: 1	PA: 49
	PB: 0	
	SB: 1	
	CS: 0	

PITCHER		IP	WLS	BF	H	R	ER	SO	BB	IBB	HBP	BLK	WP	HR	S	P	ERA	WHIP
52 Carlos Torres, R ERA: 6.35	(1, 1)	0.2	L	7	4	5	5	1	1	0	0	0	0	2	16	22	67.50	7.500
D.J. Carrasco, R ERA: 3.77	(1, 1)	3.1		16	6	3	3	1	1	0	0	0	0	0	38	55	8.10	2.100
41 Daniel Hudson, R ERA: 4.15	(5, 1)	2.1		12	5	2	2	2	0	0	0	0	0	0	27	46	7.71	2.143
67 Randy Williams, L ERA: 6.57	(7, 1)	0.2		4	2	0	0	1	0	0	0	0	0	0	8	11	0.00	3.000
54 Jhonny Nunez, R ERA: 3.0	(8, 1)	1.0		4	1	0	0	1	0	0	0	0	0	0	12	19	0.00	1.000

PITCHER		IP	WLS	BF	H	R	ER	SO	BB	IBB	HBP	BLK	WP	HR	S	P	ERA	WHIP
71 Scott Linebrink, R ERA: 3.96	(9, 1)	1.0		6	2	1	1	0	1	0	0	0	1	0	19	34	9.00	3.000

BOTTOM

Oakland Athletics @ Chicago White Sox
U.S. Cellular Field, Chicago, IL
Tue Sep 08 2009, 8:11 PM EDT
Att. 24,317 - Clear - 65 F

Batter	1	2	3	4	5	6	7	8	9	AB R H RBI BB SO LOB
22 Scott Podsednik, L (1, 8) OBP: 0.355, SLG: 0.405 31 Dewayne Wise, L (7, PH) OBP: 0.244, SLG: 0.347 (8, 8)	① 2-3 C FF 92, C FF 92, B CU 75, B FF 93, S FF 92 K		2-2 B FF 92, C FF 92, F CU 77, B SI 93, X SI 90 1B		① 1-3 B CU 73, C CU 75, F FF 91, S CU 76 K		0-2 C SL 85, S SL 87, X SL 85 1-2 1B			3 0 1 0 0 2 2 1 0 1 0 0 0 0
10 Alexei Ramirez, R (1, 6) OBP: 0.331, SLG: 0.403 18 Brent Lillibridge, R (7, PH) OBP: 0.253, SLG: 0.171 (8, 6)	② 3-2 C SI 92, B SL 83, B SL 82, B FF 93, F SI 92, X SI 93 G6-3		③ 0-1 C SL 80, X SI 89 L5		② ③ 1-1 C SL 80, B SL 82, X SI 90 L4 2-2		③ 1-0 B FF 92, X FF 91 L3			3 0 0 0 0 0 3 1 0 0 0 0 0 2
12 A.J. Pierzynski, L (1, 2) OBP: 0.345, SLG: 0.456 26 Tyler Flowers, R (8, 2)	0-2 C SI 93, C SL 77, X SI 94 14 FC5-4 1B			2-1 S SI 92, B SI 92, H SI 91 7 HR HBP		① 1-1 F CU 75, B SI 92, X CU 76 G4-3		① 2-3 S SI 92, B SI 92, C CH 85, B SI 92, S FF 92 K		2 1 1 0 0 0 0 1 0 0 0 0 1 0
14 Paul Konerko, R (1, 3) OBP: 0.351, SLG: 0.500	③ 2-1 C FF 92, B SI 92, B SL 84, X FF 93 FC5-4 1-2f			① 0-0 X FF 91 F8		2-2 B SL 82, C SL 82, C SI 93, D CH 85, F CU 75, X SI 93 HR		② 0-0 X SI 93 F8		4 1 1 1 0 0 2
23 Jermaine Dye, R (1, 10) OBP: 0.341, SLG: 0.470 7 Josh Fields, R (8, PH) OBP: 0.299, SLG: 0.351 (9, 10)		① 0-1 C SI 91, X SL 82 G6-3		② 0-0 X SI 91 F9		4-1 B SL 83, C SI 93, B SI 92, B SL 84, B SI 94 7 G4-6-3 BB		③ 0-0 X SI 86 F9		2 0 0 0 1 0 1 1 0 0 0 0 0 0
7 Mark Kotsay, L (1, 9) OBP: 0.317, SLG: 0.409 27 Ramon Castro, R (9, PH) OBP: 0.306, SLG: 0.426		② 2-2 C FF 92, B CU 76, F SI 92, B CU 77, X FF 93 F7		1-0 B CU 75, X FF 91 1-H HR		② ③ 0-1 F SL 83, X SL 85 G4-6-3 1-2f			① 0-3 S FF 91, C FF 92, S FF 92 K	3 1 1 2 0 0 1 1 0 0 0 0 1 0
20 Carlos Quentin, R (1, 7) OBP: 0.319, SLG: 0.439		③ 2-1 B FF 93, B FF 92, F SI 92, X FF 92 F9		③ 1-0 B SL 83, X SL 83 G5-3			① 1-1 C FF 89, B CH 78, X CH 78 G5-3		② 1-3 S FF 94, B FF 92, S FF 92, S FF 93 K	4 0 0 0 0 1 0
17 Chris Getz, L (1, 4) OBP: 0.330, SLG: 0.366			① 2-3 B SI 90, C SI 91, B SL 77, C SI 91, F FF 92, F CU 77, F SI 92, C SI 93 K		3-1 B SI 90, B SI 84, B SI 90, C SI 89, X FF 90 5 2B 1B		② 2-2 C FF 90, B FF 91, B SL 84, F FF 90, X SL 85 G6-3		③ 3-2 C FF 92, F SL 82, B FF 93, B FF 92, B FF 92, F FF 91, X FF 92 F8	4 0 1 0 0 1 0
5 Jayson Nix, R (1, 5) OBP: 0.321, SLG: 0.432			② 0-1 C FF 92, X SL 83 F7		0-0 X SI 91 10 L4 1-3 2B		4-2 C FF 91, S CH 78, B SL 81, B FF 92, D CH 79, F FF 90, B FF 91 31 1B BB			2 0 1 0 1 0 0
Inning Stats	R: 0 H: 1 E: 0 LOB: 1 K: 1 BB: 0 S: 11 P: 18	R: 0 H: 0 E: 0 LOB: 0 K: 0 BB: 0 S: 7 P: 11	R: 0 H: 1 E: 0 LOB: 1 K: 1 BB: 0 S: 13 P: 17	R: 2 H: 1 E: 0 LOB: 0 K: 0 BB: 0 S: 5 P: 9	R: 0 H: 2 E: 0 LOB: 1 K: 1 BB: 0 S: 8 P: 13	R: 1 H: 1 E: 0 LOB: 0 K: 0 BB: 1 S: 9 P: 16	R: 0 H: 1 E: 0 LOB: 2 K: 0 BB: 1 S: 12 P: 20	R: 0 H: 0 E: 0 LOB: 0 K: 1 BB: 0 S: 5 P: 7	R: 0 H: 0 E: 0 LOB: 0 K: 2 BB: 0 S: 10 P: 14	1B: 4 SF: 0 2B: 2 SAC: 0 3B: 0 DP: 2 HR: 2 HBP: 1

WP: 0 PA: 35
PB: 0
SB: 0
CS: 0

livebaseballscorecards.com

AB	32
R	3
H	7
RBI	3
BB	2
SO	6
LOB	11

PITCHER		IP	WLS	BF	H	R	ER	SO	BB	IBB	HBP	BLK	WP	HR	S	P	ERA	WHIP
23 Brett Tomko, R ERA: 4.47	(1, 1)	5.1	W	23	6	3	3	3	1	0	1	0	0	2	51	82	5.06	1.312
56 Craig Breslow, L ERA: 3.86	(6, 1)	1.2		6	1	0	0	0	1	0	0	0	0	0	14	22	0.00	1.200
13 Jerry Blevins, L ERA: 6.48	(8, 1)	1.0		3	0	0	0	1	0	0	0	0	0	0	5	7	0.00	0.000
39 Brad Kilby, L ERA:	(9, 1)	1.0		3	0	0	0	2	0	0	0	0	0	0	10	14	0.00	0.000

PITCHER	IP	WLS	BF	H	R	ER	SO	BB	IBB	HBP	BLK	WP	HR	S	P	ERA	WHIP

Batter	1	2	3	4	5	6	7	8	9	10	11	12	13	AB	R	H	RBI	BB	SO	LOB
29 Adam Kennedy, L (1, 5) OBP: 0.340, SLG: 0.400	C SI 87 B SI 88 F CH 80 B FS 77 S SL 77 2-3 K		C CH 81 F SL 80 B FF 88 X SL 82 1-2 G3 1-2		B CH 79 B SL 80 X SI 87 2-0 F7		X FF 95 0-0 G1-3			F FF 93 C FF 94 X FF 94 0-2 G4-3		1 SAFE 1 SAFE B FF 94 X FF 92 1-0 B5		6	0	0	0	0	1	3
11 Rajai Davis, R (1, 8) OBP: 0.368, SLG: 0.428	B FF 87 X SI 87 1-0 12 S 12 1B 2B		C SL 81 F SL 81 X SL 82 0-2 G5-3		S SL 81 X SL 81 0-1 FC5-4 S 1-2f			F FF 95 B FF 96 X FF 95 1-1 CS 1B		C FF 93 X FF 93 0-1 1B 1B		1 SAFE C FF 95 S FF 94 T FF 96 0-2 K 1-2		6	1	3	0	0	1	3
Ryan Sweeney, L (1, 9) OBP: 0.338, SLG: 0.396	B SI 87 B CH 80 B SI 86 B FF 88 4-0 12 1B BB		X SI 89 0-0 2-H 2B		1 SAFE 1 SAFE 1 SAFE P PO 83 C SL 79 X SL 82 1-1 G4-3 1-2			B FF 95 F FF 94 B FF 95 S FF 96 F FF 96 F FF 94 1 SAFE C SL 83 2-3 K 1-2		C FF 94 1 SAFE X FF 94 0-1 1-3 1B		F FF 94 S FF 94 S FF 96 0-3 K		5	0	2	1	1	2	2
12 Scott Hairston, R (1, 7) OBP: 0.315, SLG: 0.471 1 Eric Patterson, L (13, 7) OBP: 0.213, SLG: 0.233	C SL 79 S SL 81 F SL 81 X SL 81 0-2 8 G5-4-3 1-2 2-H 1B		X SI 90 0-0 P3			B SI 86 B SL 80 B SL 80 C SI 87 B SI 89 4-1 32 G4-3 8 S BB		C SL 88 S SL 88 X SL 87 0-2 8 1B 2B		X FF 93 0-0 L8		C FF 94 B SL 84 S FF 95 X FF 95 1-2 E8 8 P3-4		5 0	1 0	2 0	1 0	1 0	0 0	3 0
8 Kurt Suzuki, R (1, 2) OBP: 0.304, SLG: 0.399	X SI 89 0-0 G5-4-3 1-2f			L SI 85 F SL 80 S SL 83 0-3 K		B SL 79 B SL 80 1 SAFE B SI 88 C SI 88 X SL 78 3-1 G4-3 1-2						1 SAFE C FF 93 1 SAFE 1 SAFE X FF 94 0-1 P3-4 1-1f		6	0	1	1	0	1	6
32 Jack Cust, L (1, 10) OBP: 0.355, SLG: 0.409		C CU 69 B FS 76 F SL 80 S FS 77 1-3 K		B SL 82 F SI 88 C SL 84 B SL 79 B FS 79 F CH 82 S SL 82 3-3 K		X SL 81 0-0 G4-3 2-3		F SI 95 B CH 87 S CH 86 B SI 94 D FF 89 S CH 87 3-3 K 1-2			B FF 95 F FF 94 X FF 94 1-1 F8			5	0	0	0	0	3	2
14 Mark Ellis, R (1, 4) OBP: 0.321, SLG: 0.423		C SI 88 B SI 89 B SL 80 B SL 81 X SI 90 3-1 F7		C SL 81 B SI 88 S SL 83 B SL 85 X SL 82 2-2 10 S 1B		B SL 83 C SL 80 S SL 84 S SL 84 1-3 K			B FF 94 X FF 95 1-0 F8		C FF 95 S FF 96 X FF 96 0-2 10 CS 1B			5	0	2	0	0	1	1
10 Daric Barton, L (1, 3) OBP: 0.327, SLG: 0.341	X SI 87 0-0 L4			C SI 88 B CH 82 1 SAFE F SL 80 B SI 89 X FS 79 2-2 F9 1-2			S FF 96 C FF 96 B FF 95 C FF 97 1-3 K		F FF 94 F FF 93 C SL 84 0-3 K		1 SAFE B FF 95 F FF 96 B FF 95 B CU 79 X FF 95 3-1 G4-3 1-2			5	0	0	0	0	2	2
2 Cliff Pennington, S (1, 6) OBP: 0.331, SLG: 0.386			C SI 85 B SL 76 F CH 79 F FS 77 B FS 77 B SL 79 F SL 81 B SL 81 4-2 29 G3 2B BB		X SI 85 0-0 11 FC5-4 1B		B FF 96 X FF 96 1-0 F7		X FF 95 0-0 G6-3			C FF 94 B CU 80 F FF 94 B FF 94 X CU 79 2-2 11 CS 1B		4	1	2	0	1	0	0
Inning Stats	R: 1 E: 0 K: 1 S: 9 H: 2 LOB: 1 BB: 1 P: 16	R: 0 E: 0 K: 1 S: 6 H: 0 LOB: 0 BB: 0 P: 10	R: 1 E: 0 K: 0 S: 12 H: 1 LOB: 1 BB: 1 P: 17	R: 0 E: 0 K: 2 S: 13 H: 1 LOB: 1 BB: 0 P: 20	R: 0 E: 0 K: 0 S: 7 H: 1 LOB: 1 BB: 0 P: 9	R: 0 E: 0 K: 1 S: 7 H: 0 LOB: 1 BB: 1 P: 15	R: 0 E: 0 K: 1 S: 5 H: 0 LOB: 0 BB: 0 P: 7	R: 1 E: 0 K: 2 S: 16 H: 3 LOB: 1 BB: 0 P: 22	R: 0 E: 0 K: 1 S: 5 H: 0 LOB: 0 BB: 0 P: 6	R: 0 E: 0 K: 0 S: 10 H: 2 LOB: 2 BB: 0 P: 13	R: 0 E: 0 K: 0 S: 7 H: 1 LOB: 0 BB: 0 P: 11	R: 0 E: 0 K: 1 S: 7 H: 1 LOB: 1 BB: 0 P: 10	R: 0 E: 1 K: 1 S: 8 H: 0 LOB: 0 BB: 0 P: 9	1B: 9 2B: 5 3B: 0 HR: 0 SF: 0 SAC: 0 DP: 3 HBP: 0						

PITCHER		IP	WLS	BF	H	R	ER	SO	BB	IBB	HBP	BLK	WP	HR	S	P	ERA	WHIP
43 Freddy Garcia, R ERA: 4.4	(1, 1)	6.0		25	5	2	2	5	3	0	0	0	0	0	54	87	3.00	1.333
37 Matt Thornton, L ERA: 2.56	(7, 1)	1.2	H	5	1	0	0	2	0	0	0	0	0	0	12	17	0.00	0.600
57 Ramon Pena, R ERA: 4.32	(8, 1)	0.1	B	3	2	1	1	1	0	0	0	0	0	0	9	12	27.00	6.000
45 Bobby Jenks, R ERA: 3.44	(9, 1)	2.0		8	2	0	0	1	0	0	0	0	0	0	15	19	0.00	1.000
26 Octavio Dotel, R ERA: 3.54	(11, 1)	3.0	W	9	2	0	0	2	0	0	0	0	0	0	22	30	0.00	0.667

PITCHER IP WLS BF H R ER SO BB IBB HBP BLK WP HR S P ERA WHIP

TOP

Oakland Athletics @ Chicago White Sox

U.S. Cellular Field, Chicago, IL

Wed Sep 09 2009, 8:11 PM EDT

Att. 23,703 - Partly Cloudy - 64 F

livebaseballscorecards.com

AB	47
R	3
H	12
RBI	3
BB	3
SO	11
LOB	22

OAKLAND ATHLETICS

Batter	1	2	3	4	5	6	7	8	9	10	11	12	13	AB	R	H	RBI	BB	SO	LOB
22 Scott Podsednik, L (1, 7) OBP: 0.358, SLG: 0.412	B FF 91 C SI 89 B CH 81 X SI 89 2-1 10 E 10 G3 1B	C FF 92 B FF 91 X CH 81 1-1 1-3 2-H 2B		C SI 96 B CU 79 X SI 94 1-1 ② F8		S SI 87 B SI 86 X CH 77 1-1 10 S 1B		C SL 86 B FF 93 X SL 87 1-1 2B			C FF 91 X FF 90 0-1 ② F7		C SI 88 X SL 74 0-1 ① G3	7	1	4	1	0	0	0
10 Alexei Ramirez, R (1, 6) OBP: 0.333, SLG: 0.402	1 SAFE 1 SAFE B SL 84 F SL 84 S CH 84 D CH 82 X FF 94 2-2 ① G3 1-H	B SI 91 S CH 81 F CH 82 F CH 83 X FF 92 1-2 E5 3-H		C SL 87 F SI 95 X SL 87 0-2 1B		B SI 86 X SI 85 1-0 ② G5-3 1-2		B SL 85 B SL 84 C SL 85 X SL 86 2-1 ③ F7			B CH 81 B FF 92 B FF 91 B FF 92 4-0 12 1B BB		B SL 78 S SL 74 B SL 82 F FF 90 F SI 92 X SI 92 2-2 12 2B 1B	6	1	2	2	1	0	3
12 A.J. Pierzynski, L (1, 2) OBP: 0.348, SLG: 0.458	C SI 90 B CH 82 B FF 93 B CH 84 B SI 91 4-1 14 1B BB	X CH 78 0-0 ② F7		X SI 94 0-0 ③ G4-3		B SI 86 B SI 86 I IN 67 I IN 74 4-0 IBB			B SL 82 X FF 90 1-0 ① F7		B SL 83 B FF 92 X FF 92 2-0 14 HBP 1-3 1B		X SL 75 0-0 1-H 2B	5	0	2	1	2	0	3
14 Paul Konerko, R (1, 10) OBP: 0.352, SLG: 0.499	C SI 94 B FF 92 B SL 81 F SI 91 X CH 84 2-2 1-2 1B	C SL 82 B SI 89 D SI 93 C KC 80 X SL 85 2-2 ③ L6			F FF 96 B FF 96 F SL 87 B FF 95 X SL 87 2-2 7 1B 1B	C SI 86 D SI 86 S CU 72 B CU 72 C CU 73 2-3 ③ K			C FF 90 C FF 91 B CH 79 B FF 92 X FF 90 2-2 ② G5-3		C SL 73 H SI 90 1-1 23 FC4-6 1-2 HBP			5	0	2	0	0	1	4
23 Jermaine Dye, R (1, 9) OBP: 0.337, SLG: 0.464	C FF 93 B SL 85 S SI 92 X CH 80 1-2 ② F7		C FF 91 F FF 92 B FF 91 F CH 81 F CH 79 B SL 83 B CH 80 T SI 91 3-2 ① K		F FF 84 C SL 85 T FF 94 0-2 ① K		B FF 92 C SL 85 S SL 85 X FF 93 1-2 ① P5		C CH 78 F FF 91 F FF 92 X FF 92 0-2 ③ P3		C SI 92 X SI 92 0-1 ③ FC4-6 1-2f			6	0	0	0	0	2	6
7 Mark Kotsay, L (1, 3) OBP: 0.315, SLG: 0.404 20 Carlos Quentin, R (10, PH) OBP: 0.318, SLG: 0.438 7 Josh Fields, R (11, 3) OBP: 0.302, SLG: 0.354	B CH 84 S CH 81 F SI 92 X SI 93 1-2 ③ F7		C SL 82 B SI 90 B CH 83 B SI 90 C SI 87 X SI 89 3-2 ② G3		B SI 92 B SI 92 C SI 92 B SL 87 F SI 93 X SL 87 3-2 1-2 1B		B FF 86 C FF 88 B B SL 86 X FF 92 3-1 ② P4			X FF 90 0-0 ① F7		L SL 76 F SI 89 B SI 91 B SI 90 F SL 76 X SL 75 2-2 17 F9 51 SH3-4 1B	4 1 1	0 0 0	1 0 1	0 0 0	0 0 0	0 0 0	2 0 0
51 Alex Rios, R (1, 8) OBP: 0.294, SLG: 0.397		B SI 90 B SI 90 C SI 88 S SI 92 F SI 92 X CH 82 2-2 ① G5-3	B KC 80 X SI 88 X SI 90 1-1 17 WP 1B	B SI 92 S CH 84 X SI 93 1-1 ② F8			B FF 91 X CH 86 1-0 ③ F8			B FF 91 C FF 90 X CH 79 1-1 ② G5-3		X SI 88 0-0 ① SH3-4 1-2	5	0	1	0	0	0	2
17 Chris Getz, L (1, 4) OBP: 0.327, SLG: 0.360		B SI 91 B CH 82 B SI 90 C FF 89 B SI 85 4-1 5 1B 22 2B BB	C FF 89 F CH 79 1 SAFE B CH 79 C FF 91 1-3 ③ K 1-2		B CU 72 F SL 86 B CU 71 F SL 84 F SI 90 X SI 91 2-2 G1-3			B FF 91 B FF 92 B FF 92 C FF 91 C FF 91 C FF 89 3-3 ① K		C FF 92 X SL 83 0-1 ③ L4		C SL 72 D SL 72 X CH 76 1-1 ② F9 2-3	5	1	0	0	1	2	4
5 Jayson Nix, R (1, 5) OBP: 0.319, SLG: 0.427 31 Dewayne Wise, L (12, PH) OBP: 0.242, SLG: 0.344 18 Brent Lillibridge, R (13, 5) OBP: 0.253, SLG: 0.171		X FF 92 0-0 22 2B 10 E 1-2 1B		C SI 93 C SI 93 B SL 85 B SL 88 X FF 95 2-2 ① L7		S SI 86 T SI 85 S CU 72 0-3 ① K		B SL 86 F SL 87 X SL 87 1-1 ② G5-3			C FF 91 F FF 91 B CH 80 B FF 92 B FF 91 S FF 92 3-3 ① K		C CH 76 X SL 75 0-1 ③ F8	5 1 0	1 0 0	1 0 0	0 0 0	0 0 0	2 0 0	0 1 0
Inning Stats	R: 1 E: 1 K: 0 S: 15 H: 2 LOB: 2 BB: 1 P: 27	R: 2 E: 1 K: 0 S: 16 H: 2 LOB: 2 BB: 1 P: 26	R: 0 E: 0 K: 2 S: 13 H: 1 LOB: 1 BB: 0 P: 21	R: 0 E: 0 K: 0 S: 9 H: 1 LOB: 1 BB: 0 P: 12	R: 0 E: 0 K: 1 S: 15 H: 2 LOB: 2 BB: 0 P: 23	R: 0 E: 0 K: 2 S: 9 H: 1 LOB: 2 BB: 1 P: 17	R: 0 E: 0 K: 0 S: 6 H: 0 LOB: 0 BB: 0 P: 11	R: 0 E: 0 K: 1 S: 9 H: 1 LOB: 1 BB: 0 P: 16	R: 0 E: 0 K: 0 S: 8 H: 0 LOB: 0 BB: 0 P: 11	R: 0 E: 0 K: 0 S: 5 H: 0 LOB: 0 BB: 0 P: 6	R: 0 E: 0 K: 0 S: 9 H: 1 LOB: 3 BB: 1 P: 19	R: 0 E: 0 K: 0 S: 9 H: 1 LOB: 1 BB: 0 P: 12	R: 1 E: 0 K: 0 S: 7 H: 2 LOB: 1 BB: 0 P: 9	1B: 11 2B: 3 3B: 0 HR: 0 SF: 0 SAC: 1 DP: 0 HBP: 1	WP: 1 PB: 0 SB: 1 CS: 0 PA: 57					

PITCHER		IP	WLS	BF	H	R	ER	SO	BB	IBB	HBP	BLK	WP	HR	S	P	ERA	WHIP
53 Trevor Cahill, R ERA: 4.74	(1, 1)	3.0		17	5	3	3	2	2	0	0	0	1	0	44	74	9.00	2.333
60 Jeff Gray, R ERA: 1.93	(4, 1)	1.1		6	2	0	0	1	0	0	0	0	0	0	15	20	0.00	1.500
13 Jerry Blevins, L ERA: 6.0	(5, 1)	0.2		3	1	0	0	0	0	0	0	0	0	0	9	15	0.00	1.500
31 Brad Ziegler, R ERA: 2.98	(6, 1)	1.0		5	1	0	0	2	0	1	0	0	0	0	9	17	0.00	1.000
48 Michael Wuertz, R ERA: 3.0	(7, 1)	2.0		7	1	0	0	1	0	0	0	0	0	0	15	27	0.00	0.500

PITCHER		IP	WLS	BF	H	R	ER	SO	BB	IBB	HBP	BLK	WP	HR	S	P	ERA	WHIP
56 Craig Breslow, L ERA: 3.79	(9, 1)	1.0		3	0	0	0	0	0	0	0	0	0	0	8	11	0.00	0.000
39 Brad Kilby, L ERA:	(10, 1)	1.2		7	1	0	0	1	1	0	0	0	0	0	11	21	0.00	1.200
59 Edgar Gonzalez, R ERA: 4.92	(11, 1)	1.2	L	9	3	1	1	0	0	0	1	0	0	0	19	25	5.40	1.800

BOTTOM

Oakland Athletics @ Chicago White Sox

U.S. Cellular Field, Chicago, IL

Wed Sep 09 2009, 8:11 PM EDT

Att. 23,703 - Partly Cloudy - 64 F

livebaseballscorecards.com

AB	51
R	4
H	14
RBI	4
BB	4
SO	7
LOB	25

Chicago White Sox @ Los Angeles Angels

Angel Stadium of Anaheim, Anaheim, CA

Fri Sep 11 2009, 7:05 PM PDT

Att. 38,375 - Partly Cloudy - 77 F

livebaseballscorecards.com

TOP

Batter	1	2	3	4	5	6	7	8	9	AB	R	H	RBI	BB	SO	LOB
22 Scott Podsednik, L (1, 7) OBP: 0.357, SLG: 0.411	C FF 92 B CU 80 S SI 92 B SL 82 B SI 92 F SI 92 X FF 94 3-2 F7 ①		C CU 78 B SL 80 F SI 90 B FF 93 X CU 79 2-2 F7 ①			C SI 88 B SI 90 B CU 79 X FF 92 2-1 F7 ①		X FF 90 0-0 1-2 1B		4	0	1	0	0	0	0
15 Gordon Beckham, R (1, 5) OBP: 0.346, SLG: 0.452	B FF 93 C SI 93 B CU 80 X SI 93 2-1 G3 ②		B CU 78 F SI 92 F SI 91 B CH 84 B CH 83 X FF 93 3-2 G6-3 ②			F SI 90 F CH 83 B FF 92 B CH 83 B CU 80 F FF 92 F FF 93 S CH 84 3-3 K ②		B SL 79 C FF 92 B SL 79 B SL 79 X FF 91 3-1 P3 ③		4	0	0	0	0	1	2
12 A.J. Pierzynski, L (1, 2) OBP: 0.348, SLG: 0.456	X FF 92 0-0 1B		X SL 83 0-0 F9 ③			C CU 80 B SI 92 B SI 91 C SI 91 F SI 92 S SI 92 2-3 K ③			X FF 93 0-0 F7 ①	4	0	1	0	0	1	0
14 Paul Konerko, R (1, 3) OBP: 0.350, SLG: 0.495	B FF 93 C CH 84 F SI 92 C FF 94 1-3 K ③			B SI 92 X SI 92 1-0 F9 ①			C SI 89 C FF 91 F FF 91 X CH 83 0-2 G3 ①		B FF 95 X FF 95 1-0 F8 ②	4	0	0	0	0	1	1
10 Alexei Ramirez, R (1, 6) OBP: 0.332, SLG: 0.400		C FF 90 X FF 91 0-1 23 BB 1B		C CU 78 X FF 93 0-1 P4 ②			B CH 83 B CH 83 C SI 91 X SI 90 2-1 G5-3 ②		B FF 94 B FF 94 C FF 95 X FF 94 2-1 F7 ③	4	0	1	0	0	0	0
23 Jermaine Dye, R (1, 9) OBP: 0.337, SLG: 0.462		B SI 91 F SI 91 1 SAFE S CH 83 B SI 93 B FF 93 1 SAFE F SI 92 B SI 92 4-2 51 G1-4-3 1-2 BB		F CH 84 B CH 84 B SI 94 B CH 86 X FF 94 3-1 F9 ③			C CU 76 B CH 83 X CH 83 1-1 P4 ③			2	0	0	0	1	0	0
20 Carlos Quentin, R (1, 10) OBP: 0.318, SLG: 0.437		S FF 92 X FF 93 0-1 P3 ①			C CU 77 S CH 85 B CH 84 B FF 92 B CH 82 X FF 93 3-2 F7 ①			F FF 94 B SL 81 B SL 82 B FF 95 X FF 94 3-1 22 1B 1B		3	0	1	0	0	0	2
51 Alex Rios, R (1, 8) OBP: 0.293, SLG: 0.395		C CU 76 B SI 93 D SL 81 F SI 92 X CH 84 2-2 G1-4-3 ②③ 1-2f			F SI 92 B SI 93 B CU 78 X SI 92 2-1 G4-3 ②			X FF 94 0-0 L8 ①		3	0	0	0	0	0	3
5 Jayson Nix, R (1, 4) OBP: 0.320, SLG: 0.441 7 Mark Kotsay, L (8, PH) OBP: 0.313, SLG: 0.401 18 Brent Lillibridge, R (8, 4) OBP: 0.253, SLG: 0.171			C FF 89 B FF 92 B SI 92 X FF 93 2-1 HR		B SI 92 B SI 93 F CH 85 B CH 84 X FF 94 3-1 F9 ③			B SL 78 C SL 78 F FF 91 S SL 80 1-3 K ②		2 1 1 1 0 0 0 1 0 0 0 0 1 1 0 0 0 0 0 0 0						
Inning Stats	R: 0 E: 0 K: 1 S: 10 H: 1 LOB: 1 BB: 0 P: 16	R: 0 E: 0 K: 0 S: 10 H: 1 LOB: 1 BB: 1 P: 16	R: 1 E: 0 K: 0 S: 9 H: 1 LOB: 0 BB: 0 P: 16	R: 0 E: 0 K: 0 S: 5 H: 0 LOB: 0 BB: 0 P: 9	R: 0 E: 0 K: 0 S: 7 H: 0 LOB: 0 BB: 0 P: 15	R: 0 E: 0 K: 2 S: 11 H: 0 LOB: 0 BB: 0 P: 18	R: 0 E: 0 K: 0 S: 8 H: 0 LOB: 0 BB: 0 P: 11	R: 0 E: 0 K: 1 S: 9 H: 2 LOB: 2 BB: 0 P: 16	R: 0 E: 0 K: 0 S: 4 H: 0 LOB: 0 BB: 0 P: 7	1B: 4 2B: 0 3B: 0 HR: 1	SF: 0 SAC: 0 DP: 1 HBP: 0					

	AB	31
	R	1
	H	5
	RBI	1
	BB	1
	SO	4
	LOB	9

WP: 0 PB: 0 SB: 0 CS: 0 PA: 32

PITCHER		IP	WLS	BF	H	R	ER	SO	BB	IBB	HBP	BLK	WP	HR	S	P	ERA	WHIP
51 Joe Saunders, L ERA: 4.81	(1, 1)	7.0	W	24	3	1	1	3	1	0	0	0	0	1	60	101	1.29	0.571
52 Jason Bulger, R ERA: 3.43	(8, 1)	0.1		2	1	0	0	0	0	0	0	0	0	0	3	6	0.00	3.000
38 Darren Oliver, L ERA: 2.77	(8, 1)	0.2		3	1	0	0	1	0	0	0	0	0	0	6	10	0.00	1.500
66 Jose Arredondo, R ERA: 5.98	(9, 1)	1.0		3	0	0	0	0	0	0	0	0	0	0	4	7	0.00	0.000

PITCHER		IP	WLS	BF	H	R	ER	SO	BB	IBB	HBP	BLK	WP	HR	S	P	ERA	WHIP

BOTTOM

Chicago White Sox @ Los Angeles Angels

Angel Stadium of Anaheim, Anaheim, CA

Fri Sep 11 2009, 7:05 PM PDT

Att. 38,375 - Partly Cloudy - 77 F

livebaseballscorecards.com

Batter	1	2	3	4	5	6	7	8	9	AB	R	H	RBI	BB	SO	LOB
Chone Figgins, S (1, 5) OBP: 0.401, SLG: 0.395 3 Brandon Wood, R (9, 5) OBP: 0.241, SLG: 0.269	B FF 92 B FF 91 B FF 91 C FF 92 C FF 92 F FC 86 B FC 87 4-2 13 2B 53 G4-3 BB	B FC 87 B FC 87 X FF 93 2-0 G1-3			1 SAFE B FF 93 B FC 84 D FF 88 B FC 86 4-0 13 2B 1-2 BB		B FC 90 F FC 89 F FC 90 F FC 94 X CU 81 1-2 F7			2 0	2 0	0 0	0 0	2 0	0 0	1 0
13 Maicer Izturis, S (1, 4) OBP: 0.358, SLG: 0.437	C FF 90 X FF 91 0-1 53 G4-3 27 1B 1-3 2B	B SI 90 B FC 85 C FF 92 S FC 86 B CU 81 X FC 85 3-2 53 G4-6-3 1B	C FF 92 D FF 88 X FC 85 1-1 53 WP 53 SF7 1-H 2-H 2B		C FF 93 B FC 90 B FO 83 F SI 93 X FO 83 2-2 L3-1			4 0	2 0	3 0	2 0	0 0	0 0	0 0
53 Bobby Abreu, L (1, 9) OBP: 0.395, SLG: 0.435 64 Terry Evans, R (9, 9)	B FF 92 F FC 86 X FF 94 1-1 G4-3 2-3 3-H	B FF 92 B FF 92 X FF 93 2-0 G4-6-3 1-2f	C FC 87 B FF 91 S FC 85 X CU 79 1-2 SF7 2-H		C FF 94 B FC 89 X FC 90 1-1 27 1B 2B			3 0	1 0	1 0	2 0	0 0	0 0	2 0
27 Vladimir Guerrero, R (1, 10) OBP: 0.339, SLG: 0.470 33 Chris Pettit, R (8, PR) (9, 10)	X FC 87 0-0 3-H 1B	C FF 94 X CU 81 0-1 G6-3	X FC 85 0-0 F9		B FF 94 X FF 94 1-0 8 WP 20 2B 2-H 1B			4 0	0 1	2 0	2 0	0 0	0 0	0 0
48 Torii Hunter, R (1, 8) OBP: 0.379, SLG: 0.531	S FF 94 B FF 93 S FC 86 X CU 78 1-2 P2			C FC 85 C CU 78 B CU 79 B CU 81 X FC 86 2-2 F8	F SI 92 B SI 93 B SL 80 B FF 91 X FC 90 3-1 20 CS 1B			C FF 92 C SI 96 S FF 95 0-3 K		4 0	0 1	1 0	0 0	1 0	2 0
8 Kendrys Morales, S (1, 3) OBP: 0.352, SLG: 0.575	B FF 94 S FC 86 F FC 86 B FF 94 F CU 79 F CU 79 1 SAFE B FF 94 F FC 87 3-3 S FC 87 K			C CU 80 B FF 92 F FF 93 X FF 94 1-2 F7	F FF 90 1 SAFE X FC 90 0-1 P6			B FC 92 D FO 85 I IN 75 I IN 73 4-0 20 2B 1-2 IBB		3 0	0 0	0 0	1 0	1 0	2 0
20 Juan Rivera, R (1, 7) OBP: 0.329, SLG: 0.490		C FF 91 F CU 78 B CU 80 X CU 80 1-2 2 G3 1B		B FF 94 B FC 84 F FC 86 F FC 87 B SI 93 F FC 86 F FF 95 S FC 86 3-3 K	C SI 92 B SI 94 S SL 81 B SI 88 B CU 72 X SL 82 3-2 G6-3 1-2			B FF 94 X SI 93 1-0 1-3 2-H 2B		4 0	0 2	1 0	0 1	1 0	1 1
44 Mike Napoli, R (1, 2) OBP: 0.348, SLG: 0.483		C FF 93 X FC 85 0-1 F8			X FF 92 0-0 F8		C FC 88 X SL 78 0-1 F7	S FF 93 B FC 91 C SI 93 D SL 82 B FC 91 S FF 95 3-3 K		4 0	0 0	0 0	0 0	1 0	4 0
2 Erick Aybar, S (1, 6) OBP: 0.350, SLG: 0.425		C FF 91 B FF 93 1 SAFE F FC 85 F SI 93 B CU 79 F FC 87 F CU 80 1 SAFE 3-2 F FF 93 B CH 83 F FC 85 F FC 85 F FC 86 X FF 94 1-2 G3			B FF 90 B SI 89 C FF 91 F FC 85 B FF 93 F FC 85 X SI 94 3-2 13 2B BB 1B		B FF 92 F FC 90 X FC 89 1-1 G1-3			3 1	1 0	1 0	0 0	0 0	1 0
Inning Stats	R: 2 E: 0 K: 1 S: 17 H: 2 LOB: 1 BB: 1 P: 26	R: 0 E: 0 K: 0 S: 16 H: 1 LOB: 1 BB: 0 P: 22	R: 0 E: 0 K: 0 S: 6 H: 1 LOB: 0 BB: 0 P: 11	R: 0 E: 0 K: 1 S: 11 H: 0 LOB: 0 BB: 0 P: 17	R: 3 E: 0 K: 0 S: 11 H: 2 LOB: 0 BB: 1 P: 20	R: 0 E: 0 K: 0 S: 7 H: 1 LOB: 0 BB: 0 P: 13	R: 0 E: 0 K: 0 S: 8 H: 0 LOB: 0 BB: 0 P: 10	R: 2 E: 0 K: 2 S: 13 H: 3 LOB: 3 BB: 1 P: 25		1B: 6 2B: 4 3B: 0 HR: 0 SF: 1 SAC: 0 DP: 1 HBP: 0				WP: 2 PB: 0 SB: 0 CS: 1 PA: 35	

	AB	31
	R	7
	H	10
	RBI	7
	BB	3
	SO	4
	LOB	13

PITCHER		IP	WLS	BF	H	R	ER	SO	BB	IBB	HBP	BLK	WP	HR	S	P	ERA	WHIP
34 Gavin Floyd, R ERA: 3.98	(1, 1)	5.0	L	22	6	5	5	2	2	0	0	0	1	0	61	96	9.00	1.600
D.J. Carrasco, R ERA: 3.68	(6, 1)	2.0		6	1	0	0	0	0	0	0	0	0	0	15	23	0.00	0.500
71 Scott Linebrink, R ERA: 4.24	(8, 1)	1.0		7	3	2	2	2	0	1	0	0	1	0	13	25	18.00	3.000

PITCHER	IP	WLS	BF	H	R	ER	SO	BB	IBB	HBP	BLK	WP	HR	S	P	ERA	WHIP

Batter	1	2	3	4	5	6	7	8	9	10	AB	R	H	RBI	BB	SO	LOB
22 Scott Podsednik, L (1, 10) OBP: 0.357, SLG: 0.419	C FF 92 C FF 94 C FF 95 0-3 ①		B SL 79 C FF 92 B FF 92 X FF 92 2-1 IHR		C FF 91 C CH 86 B FF 94 B FF 93 X FF 94 2-2 ① G4-3		C SL 80 C CH 85 B FF 92 S SL 83 1-3 ② K			B SI 91 C SI 91 B SL 77 C SI 91 B SL 78 X SI 91 3-2 15 1B 14 WP 2B	5	2	2	1	0	2	0
15 Gordon Beckham, R (1, 5) OBP: 0.352, SLG: 0.466	B FF 95 X FF 94 1-0 HR		B FF 95 B FF 95 B FF 95 C FF 94 X FF 95 3-1 23 G4-3 7 E 1B		B FF 94 C SL 86 B FF 93 B FF 92 B SL 84 4-1 23 S BB		X FF 94 0-0 ③ G6-3			X SI 90 0-0 14 WP 2-3 1B	4	2	3	1	1	0	0
12 A.J. Pierzynski, L (1, 2) OBP: 0.344, SLG: 0.451	F FF 93 F CH 88 X FF 94 0-2 ② F7		F SL 81 X FF 93 0-1 ① F7		X SI 94 0-0 ② F8			C FC 89 S FC 88 B CU 77 X CU 77 1-2 ① G3-1		S SL 77 X SL 78 0-1 ① F8	5	0	0	0	0	0	4
23 Jermaine Dye, R (1, 9) OBP: 0.337, SLG: 0.459 31 Dewayne Wise, L (8, PR) OBP: 0.242, SLG: 0.344 (8, 9) 14 Paul Konerko, R (10, PH) OBP: 0.349, SLG: 0.494 (10, 3)	F FF 96 B FF 96 X FF 95 1-1 ③ F7		C FF 93 X FF 92 0-1 ② G4-3 1-2		B FF 94 S FF 93 1 SAFE S SL 83 1 SAFE B D SL 84 F FF 95 X FF 94 3-2 ③ G6-3 1-2			B SI 91 B FF 90 C FF 88 B FC 89 F FF 91 B FC 89 4-2 7 G4-6-3 BB		C SL 89 F FF 97 B SL 90 F FF 98 B CU 84 X SI 98 2-2 ② F8 1-2 3-H	3 0 1	0 0 0	0 0 0	0 0 0	1 0 0	0 0 0	2 0 1
7 Mark Kotsay, L (1, 3) OBP: 0.316, SLG: 0.397 (10, 9)		B FF 92 F FF 92 B FF 92 X FF 92 2-1 17 1B 1B	C SL 82 C CH 87 D SL 83 B FF 94 X SL 86 2-2 ③ E9 2-H			B FF 93 B SL 81 B FF 92 C FF 91 X FF 92 3-1 ① G3		1 SAFE 1 SAFE B SI 90 1 SAFE F SI 91 B FC 89 1 SAFE 1 SAFE X FC 90 2-1 ② ③ G4-6-3 1-2f		I I IN 72 I IN 72 I IN 67 4-0 IBB	4	0	1	0	1	0	1
10 Alexei Ramirez, R (1, 6) OBP: 0.331, SLG: 0.398		C SL 81 D SL 82 X FF 93 1-1 ① P2		C FF 93 X SL 81 0-1 ① G6-3		B SL 84 X SL 82 1-0 20 1B 17 F9-2 1B			B CU 75 X FC 88 1-0 ① F9	X FF 96 0-0 ③ P2	5	0	1	0	0	0	3
20 Carlos Quentin, R (1, 7) OBP: 0.323, SLG: 0.437		C SL 86 S FF 94 D SL 85 F SL 86 D SL 85 F FF 95 1 SAFE S SL 86 2-3 ② K		S FF 93 F FF 94 B FF 94 B SL 85 B SL 83 F FF 94 B FF 95 4-2 17 FC3-6 BB		1 SAFE F FF 93 1 SAFE F FF 92 X FF 93 0-2 1-3 1B			B SI 91 B FC 88 C FC 89 B FC 88 F SI 90 B SI 92 4-2 17 FC6 BB	2	0	1	0	2	1	1
17 Chris Getz, L (1, 4) OBP: 0.326, SLG: 0.359		F FF 94 X SL 83 0-1 1-3 1B		C FF 93 X FF 94 0-1 ② FC3-6 51 S 1-2f		F SL 82 S SL 84 B SL 84 X FF 93 1-2 ② ③ F9-2 3-H			X SI 91 0-0 ② FC6 51 S 1-2f	4	0	1	0	0	0	4
51 Alex Rios, R (1, 8) OBP: 0.291, SLG: 0.392		B SL 84 C SL 83 B SL 84 F FF 94 X SL 86 2-2 ③ G4-3		1 SAFE B FF 94 S SL 84 S SL 83 S SL 83 1-3 ③ K 1-2			B FF 92 C FF 91 B FF 92 X FF 92 2-1 ① F8		1 SAFE B FC 90 1 SAFE 1 SAFE C FF 89 D CU 78 1 SAFE S SI 91 D CU 76 3-3 C FC 80 ③ K 1-2	4	0	0	0	0	2	4
Inning Stats	R: 1 E: 0 K: 1 S: 9 H: 1 LOB: 0 BB: 0 P: 11	R: 0 E: 0 K: 1 S: 14 H: 2 LOB: 2 BB: 0 P: 21	R: 2 E: 1 K: 0 S: 11 H: 2 LOB: 1 BB: 0 P: 18	R: 0 E: 0 K: 1 S: 10 H: 0 LOB: 1 BB: 1 P: 15	R: 0 E: 0 K: 0 S: 9 H: 0 LOB: 1 BB: 1 P: 18	R: 0 E: 0 K: 0 S: 9 H: 2 LOB: 1 BB: 0 P: 14	R: 0 E: 0 K: 1 S: 6 H: 0 LOB: 0 BB: 0 P: 9	R: 0 E: 0 K: 0 S: 7 H: 0 LOB: 1 BB: 1 P: 14	R: 0 E: 0 K: 1 S: 7 H: 0 LOB: 1 BB: 1 P: 15	R: 1 E: 0 K: 0 S: 11 H: 2 LOB: 2 BB: 1 P: 20	1B: 6 2B: 2 3B: 0 HR: 2	SF: 0 SAC: 0 DP: 2 HBP: 0			WP: 1 PB: 0 SB: 3 CS: 0	PA: 42	

PITCHER		IP	WLS	BF	H	R	ER	SO	BB	IBB	HBP	BLK	WP	HR	S	P	ERA	WHIP
54 Ervin Santana, R ERA: 5.52	(1, 1)	7.0		29	7	3	2	4	2	0	0	0	0	1	68	106	2.57	1.286
32 Matt Palmer, R ERA: 4.05	(8, 1)	2.0		7	0	0	0	1	2	0	0	0	0	0	14	29	0.00	1.000
40 Brian Fuentes, L ERA: 4.15	(10, 1)	0.1	L	3	2	1	1	0	0	0	0	0	0	0	6	9	27.00	6.000
40 Kevin Jepsen, R ERA: 4.43	(10, 1)	0.2		3	0	0	0	0	0	1	0	0	1	0	5	11	0.00	0.000

PITCHER	IP	WLS	BF	H	R	ER	SO	BB	IBB	HBP	BLK	WP	HR	S	P	ERA	WHIP

TOP

Chicago White Sox @ Los Angeles Angels

Angel Stadium of Anaheim, Anaheim, CA

Sat Sep 12 2009, 1:10 PM PDT

Att. 37,390 - Sunny - 81 F

livebaseballscorecards.com

AB	37
R	4
H	9
RBI	2
BB	5
SO	5
LOB	20

Chicago White Sox @ Los Angeles Angels

Angel Stadium of Anaheim, Anaheim, CA

Sat Sep 12 2009, 1:10 PM PDT
Att. 37,390 - Sunny - 81 F

livebaseballscorecards.com

BOTTOM

Batter	1	2	3	4	5	6	7	8	9	10	AB	R	H	RBI	BB	SO	LOB
Chone Figgins, S (1, 5) OBP: 0.401, SLG: 0.395	C FF 90 F FF 91 B FF 93 F CH 83 B FF 93 X CH 83 2-2 53 1B 1B		C SI 91 B CU 79 X CH 83 1-1 53 S 1B		C FF 91 B FF 91 X FF 91 1-1 ② F9		B FF 93 1-0 ③ CS 1-2	C FF 96 C FF 97 F FF 96 B SL 84 B FF 97 X FF 98 2-2 ① G4-3	1 SAFE X FF 95 0-0 ② P6		5	0	2	0	0	0	2
2 Erick Aybar, S (1, 6) OBP: 0.349, SLG: 0.422	B FF 92 1 SAFE C FF 90 1 SAFE X SI 92 1-1 ① P3		1 SAFE F SI 89 1 SAFE B FF 91 F FF 91 X FF 93 1-2 ② F8		B SI 90 F FF 90 F SI 91 X FC 87 1-2 ③ F8			C FF 97 B SL 84 S FF 97 B SL 84 X FF 97 2-2 53 1B 27 1B 1B	X FF 95 0-0 ③ P2		5	1	1	0	0	0	4
53 Bobby Abreu, L (1, 9) OBP: 0.400, SLG: 0.438	B FF 92 C FF 92 1 SAFE 1 SAFE F FC 87 1 SAFE B FC 86 B FF 87 1 SAFE 3-2 X FC 86 1-3 1B		B FF 92 1 SAFE C FF 92 B FF 92 B FF 92 B FC 87 4-1 1-2 BB			C FF 88 S CU 76 B CH 82 B CH 82 B SI 92 F FC 85 B FC 85 4-2 48 B5-3 BB		X FF 95 0-0 27 1B 48 1B 1-2 1B		B FF 93 C FF 92 F SL 87 B CU 76 B SL 88 B FF 95 4-2 20 1B 77 SH1-4 BB	2	1	2	0	3	0	0
27 Vladimir Guerrero, R (1, 10) OBP: 0.338, SLG: 0.467 64 Terry Evans, R (8, PR) (9, 10) 77 Reggie Willits, S (10, PH) OBP: 0.225, SLG: 0.235	X FF 93 0-0 ② P3		C FC 87 F FF 93 B FF 91 F FF 93 B CH 84 F CH 83 F FC 89 D CH 82 C CH 83 3-3 ③ K			X SI 92 0-0 ① F9		B FF 97 X FF 97 1-0 48 1B 1-2 2-H 1B		X SI 87 0-0 ① SH1-4 1-2	4 0 0	0 0 0	1 0 0	1 0 0	0 0 0	1 0 0	5 0 0
48 Torii Hunter, R (1, 8) OBP: 0.379, SLG: 0.529	C SI 93 B FF 93 B FF 93 B FC 86 F FC 88 F CH 83 S CH 81 3-3 ③ K			C FF 90 B FF 91 B FF 92 X FF 91 2-1 20 G5-4-3 1B		X SI 88 0-0 ② B5-3 1-2		F FF 96 F FF 96 X FF 95 0-2 20 G6-4-3 1-2 2-H 1B		C SL 90 X FF 96 0-1 ② G6-3	5	0	2	1	0	1	4
20 Juan Rivera, R (1, 7) OBP: 0.328, SLG: 0.487		B SI 90 B FF 91 X FF 91 2-0 ① P3		C FF 90 C FC 86 1 SAFE X FC 86 0-2 ①② G5-4-3 1-2f		B FC 86 S CH 83 X FC 88 1-1 ③ F7		X FF 94 0-0 ②③ G6-4-3 1-2f		C FF 91 F SL 88 B SL 90 B FF 93 X SL 91 2-2 44 FC4-6 2-3 1B	5	0	1	0	0	0	4
47 Howie Kendrick, R (1, 4) OBP: 0.335, SLG: 0.428 46 Bobby Wilson, R (8, 2) 24 Gary Matthews, S (9, PH) OBP: 0.326, SLG: 0.343 44 Mike Napoli, R (10, 2) OBP: 0.347, SLG: 0.481		C FF 91 X FF 93 0-1 39 CS 1B		B FF 90 C FC 87 B CH 82 F CH 82 X CU 76 2-2 ③ F8			C FF 93 C FF 94 B SL 86 S FF 93 1-3 ① K		B FF 94 B FF 95 C FF 95 S FF 94 F FF 97 F FF 95 F SL 89 B FF 97 B FF 97 4-2 8 1B 13 SF7 BB	X SI 97 0-0 ③ FC4-6 1-2f	3 0 0 1	0 0 1 0	1 0 0 0	0 0 1 0	1 0 0 0	0 0 0 2	0 0 0 1
39 Robb Quinlan, R (1, 3) OBP: 0.276, SLG: 0.347 8 Kendrys Morales, S (7, PH) OBP: 0.353, SLG: 0.575 (8, 3)		C SI 72 F FF 90 B FF 91 1 SAFE B FF 93 F FF 93 B CH 83 S CH 82 3-3 ②③ K 1-2			B FF 89 B FF 89 C FF 90 X FF 91 2-1 1B		C FF 93 S FF 94 C FF 96 0-3 ② K		1 SAFE F FF 96 F FC 94 B CU 84 B CU 84 1 SAFE X FF 94 2-2 1-3 1B		2 2	0 0	1 1	0 0	0 0	1 1	1 0
5 Jeff Mathis, R (1, 2) OBP: 0.297, SLG: 0.316 13 Maicer Izturis, S (7, PH) OBP: 0.359, SLG: 0.439 (8, 4)			C FC 84 B FF 91 S FC 86 F FF 92 F CH 84 S CH 83 2-3 ① K		F FC 86 B FC 86 F FC 86 F FF 92 B CH 82 S CH 82 2-3 ① K		B FF 94 B FF 94 C FF 94 X FF 95 2-2 CS 1B		B FF 96 D FF 95 C FF 95 X FF 95 2-1 ① SF7 3-H		2 1	0 0	0 1	0 1	0 0	2 0	1 0
Inning Stats	R: 0 E: 0 K: 1 S: 14 H: 2 LOB: 2 BB: 0 P: 23	R: 0 E: 0 K: 1 S: 7 H: 1 LOB: 1 BB: 0 P: 12	R: 0 E: 0 K: 2 S: 17 H: 1 LOB: 2 BB: 1 P: 28	R: 0 E: 0 K: 0 S: 8 H: 1 LOB: 0 BB: 0 P: 12	R: 0 E: 0 K: 1 S: 11 H: 1 LOB: 1 BB: 0 P: 17	R: 0 E: 0 K: 0 S: 7 H: 0 LOB: 1 BB: 1 P: 12	R: 0 E: 0 K: 2 S: 9 H: 1 LOB: 0 BB: 0 P: 13	R: 2 E: 0 K: 0 S: 13 H: 4 LOB: 2 BB: 0 P: 18	R: 1 E: 0 K: 0 S: 12 H: 1 LOB: 1 BB: 1 P: 20	R: 0 E: 0 K: 0 S: 9 H: 1 LOB: 2 BB: 1 P: 15	1B: 13 2B: 1 3B: 0 HR: 0 SF: 1 SAC: 1 DP: 3 HBP: 0	WP: 0 PB: 0 SB: 1 CS: 2 PA: 44					

	AB	37
	R	3
	H	13
	RBI	3
	BB	4
	SO	7
	LOB	23

PITCHER		IP	WLS	BF	H	R	ER	SO	BB	IBB	HBP	BLK	WP	HR	S	P	ERA	WHIP
50 John Danks, L ERA: 3.71	(1, 1)	6.0		24	6	0	0	5	2	0	0	0	0	0	64	104	0.00	1.333
26 Octavio Dotel, R ERA: 3.47	(7, 1)	1.0	H	3	1	0	0	2	0	0	0	0	0	0	9	13	0.00	1.000
37 Matt Thornton, L ERA: 2.83	(8, 1)	0.1	H	5	4	2	2	0	0	0	0	0	0	0	12	17	54.00	12.000
45 Bobby Jenks, R ERA: 3.51	(8, 1)	1.2	W	6	1	1	1	0	1	0	0	0	0	0	13	21	5.40	1.200
67 Randy Williams, L ERA: 6.39	(10, 1)	0.1	H	2	0	0	0	0	1	0	0	0	0	0	3	7	0.00	3.000

PITCHER		IP	WLS	BF	H	R	ER	SO	BB	IBB	HBP	BLK	WP	HR	S	P	ERA	WHIP
57 Ramon Pena, R ERA: 4.27	(10, 1)	0.2	S	3	1	0	0	0	0	0	0	0	0	0	6	8	0.00	1.500

Chicago White Sox @ Los Angeles Angels

Angel Stadium of Anaheim, Anaheim, CA

Sun Sep 13 2009, 12:35 PM PDT

Att. 37,512 - Cloudy - 73 F

livebaseballscorecards.com

Batter	1	2	3	4	5	6	7	8	9	AB	R	H	RBI	BB	SO	LOB
22 Scott Podsednik, L (1, 10) OBP: 0.354, SLG: 0.415	B SI 90 X FF 89 1-0 P5 ①	C SI 93 C SL 82 B SI 92 B SL 82 F SI 93 X SI 93 2-2 L8 ②		1 SAFE 1 SAFE B SI 89 C SI 92 F SI 91 1 SAFE 1-2 CS ③ 1-2	C SL 82 F SI 93 X SL 81 0-2 G6-3 ①		C SL 79 F SI 91 B FF 91 X FF 91 1-2 F7 ①		B SL 75 X SI 91 1-0 P5 ②	5	0	0	0	0	0	2
15 Gordon Beckham, R (1, 5) OBP: 0.353, SLG: 0.471	B SI 90 X SI 91 1-0 10 BB 20 1B 2B	X CH 80 0-0 1-3 2B			B SI 94 B SI 93 C SI 92 S SI 94 F SI 94 F SI 94 X SL 81 2-2 P3 ②		B FF 92 C FF 91 B FF 92 B FF 90 X FF 91 3-1 P6 ②		C SL 76 X SI 91 0-1 F9 ③	5	1	2	0	0	0	1
14 Paul Konerko, R (1, 3) OBP: 0.352, SLG: 0.497	C SI 90 B CH 77 B CH 78 B SI 92 B CH 77 4-1 10 BB 20 1B BB	B CH 81 S SI 93 X SI 93 1-1 F9 ③			C SL 81 B CH 80 F CH 80 X SI 94 1-2 2B		B SL 80 B CH 86 S CH 85 C CH 85 F FF 92 B SL 79 F CH 85 X FF 91 3-2 1B			3	1	2	0	1	0	2
23 Jermaine Dye, R (1, 9) OBP: 0.334, SLG: 0.455	F SI 90 F SI 92 B SI 92 F SL 81 X CH 78 1-2 F7 ②		B SI 90 B SI 91 B SI 92 C SI 92 F SI 92 F SI 93 F FF 93 X CH 79 3-2 P3 ①		C SI 94 B SI 91 S SL 83 C SI 94 1-3 K ③		B FF 91 C FF 91 S CH 86 F FF 91 B CH 86 F CH 85 X FF 92 2-2 L5 ③			4	0	0	0	0	1	4
10 Alexei Ramirez, R (1, 6) OBP: 0.332, SLG: 0.398	B FF 90 B SI 91 F SI 92 B SI 90 B SI 92 4-1 20 E 20 1B 1-2 2-3 BB		B SI 92 F SI 93 X SI 93 1-1 F8 ②			B CH 79 C SI 92 X SI 92 1-1 20 WP 1B		X FF 96 0-0 G5-3 ①		3	0	1	0	1	0	0
20 Carlos Quentin, R (1, 7) OBP: 0.323, SLG: 0.435	B SI 92 X SI 92 1-0 E7 1-3 2-H 3-H 1B		B SL 81 B CH 79 X CH 80 2-0 P6 ③			F SI 93 F SL 82 B SI 92 F CH 79 F SI 91 F SL 80 F SI 92 B SI 93 F SL 81 3-2 F7 ① 1-2		B SL 89 B FF 97 S SL 89 X FF 97 2-1 P3 ②		4	0	1	2	0	0	1
5 Jayson Nix, R (1, 4) OBP: 0.321, SLG: 0.439 7 Mark Kotsay, L (8, PH) OBP: 0.314, SLG: 0.394 18 Brent Lillibridge, R (8, 4) OBP: 0.253, SLG: 0.171	C CH 78 C SI 92 B SI 93 F CH 79 X SI 92 1-2 P2 ③			C SI 91 B SI 92 B CH 79 F SI 93 B SI 92 X SI 92 3-2 22 CS 1B		X SI 92 0-0 F7 ②		B FF 97 F FF 98 X FF 98 1-1 L4 ③		3 1 0	0 0 0	1 0 0	0 0 0	0 0 0	0 0 0	3 0 0
51 Alex Rios, R (1, 8) OBP: 0.290, SLG: 0.389		X SI 91 0-0 F7 ①		F SI 93 1 SAFE F CH 79 B SI 91 B CH 77 X CH 79 2-2 F9 ①		B CH 80 B CH 80 D CH 82 C SI 94 F CH 80 B SI 93 4-2 BB			C SL 88 B SL 88 B FF 96 F FF 97 B SL 90 X FF 96 3-2 F9 ①	3	0	0	0	1	0	1
27 Ramon Castro, R (1, 2) OBP: 0.306, SLG: 0.424 12 A.J. Pierzynski, L (9, PH) OBP: 0.345, SLG: 0.452 31 Dewayne Wise, L (9, PR) OBP: 0.242, SLG: 0.344		F SI 93 B SI 93 X SL 81 1-1 15 2B 1B		B CH 79 C SI 92 B CH 78 C SI 91 S SI 92 2-3 K ②		B CH 81 B SI 93 S SI 94 S SI 94 X SI 93 2-2 F7 ③			F SL 76 F SL 76 X SI 92 0-2 1B	3 1 0	0 0 0	1 1 0	0 0 0	0 0 0	1 0 0	3 0 0
Inning Stats	R: 2 E: 1 K: 0 S: 13 H: 2 LOB: 2 BB: 2 P: 26	R: 0 E: 0 K: 0 S: 10 H: 2 LOB: 2 BB: 0 P: 14	R: 0 E: 0 K: 0 S: 9 H: 0 LOB: 0 BB: 0 P: 15	R: 0 E: 0 K: 1 S: 11 H: 1 LOB: 0 BB: 0 P: 19	R: 0 E: 0 K: 1 S: 14 H: 1 LOB: 1 BB: 0 P: 18	R: 0 E: 0 K: 0 S: 16 H: 1 LOB: 2 BB: 1 P: 26	R: 0 E: 0 K: 0 S: 15 H: 1 LOB: 1 BB: 0 P: 24	R: 0 E: 0 K: 0 S: 5 H: 0 LOB: 0 BB: 0 P: 8	R: 0 E: 0 K: 0 S: 9 H: 1 LOB: 1 BB: 0 P: 13	1B: 6 2B: 3 3B: 0 HR: 0	SF: 0 SAC: 0 DP: 0 HBP: 0					WP: 1 PB: 0 SB: 0 CS: 1	PA: 39

	AB	35
	R	2
	H	9
	RBI	2
	BB	3
	SO	2
	LOB	17

PITCHER		IP	WLS	BF	H	R	ER	SO	BB	IBB	HBP	BLK	WP	HR	S	P	ERA	WHIP
19 Scott Kazmir, L ERA: 5.32	(1, 1)	6.0		27	7	2	2	2	3	0	0	0	1	0	73	118	3.00	1.667
38 Darren Oliver, L ERA: 2.73	(7, 1)	1.0	W	4	1	0	0	0	0	0	0	0	0	0	15	24	0.00	1.000
40 Kevin Jepsen, R ERA: 4.3	(8, 1)	1.1	H	4	0	0	0	0	0	0	0	0	0	0	8	14	0.00	0.000
40 Brian Fuentes, L ERA: 4.1	(9, 1)	0.2	S	3	1	0	0	0	0	0	0	0	0	0	6	7	0.00	1.500

PITCHER		IP	WLS	BF	H	R	ER	SO	BB	IBB	HBP	BLK	WP	HR	S	P	ERA	WHIP

Chicago White Sox @ Los Angeles Angels

Angel Stadium of Anaheim, Anaheim, CA

Sun Sep 13 2009, 12:35 PM PDT

Att. 37,512 - Cloudy - 73 F

livebaseballscorecards.com

BOTTOM

Batter	1	2	3	4	5	6	7	8	9	AB	R	H	RBI	BB	SO	LOB
13 Maicer Izturis, S (1, 5) OBP: 0.361, SLG: 0.443	C CH 79 X FC 78 0-1 53 E 53 SF8 2B		F FF 86 B CH 78 X CH 80 1-1 2 FC6-4 2-H 1B		C SI 84 X FF 87 0-1 ③ F8			B FF 94 X FF 94 1-0 ② F8		4	1	2	1	0	0	0
2 Erick Aybar, S (1, 6) OBP: 0.346, SLG: 0.418	C SI 82 F FF 84 B SI 84 X CH 77 1-2 ① G6-3		B FF 86 F FF 83 T FF 86 1 SAFE X FF 87 1-2 ② FC6-4 53 BB 1-2f			B FF 82 B CH 77 C FF 84 F CH 79 X FF 86 2-2 ① P4		C FF 94 C CU 78 C CU 82 0-3 ③ K		4	0	0	0	0	1	2
53 Bobby Abreu, L (1, 9) OBP: 0.400, SLG: 0.437	C FF 83 B FC 78 2 SAFE B FF 82 X FF 85 2-1 ② SF8 2-H		B FF 86 C SI 87 B FC 83 B CH 77 S FF 84 B FF 83 4-2 1-2 BB			C FC 76 B SI 86 C FC 80 F FF 86 F FC 80 X CU 70 1-2 ② P5				1	0	0	1	1	0	0
27 Vladimir Guerrero, R (1, 10) OBP: 0.335, SLG: 0.463	F CH 77 F CU 65 B FF 87 X FC 77 1-2 ③ F9		B FF 87 X CH 80 1-0 ③ F9			C CU 65 B SI 87 X FF 87 1-1 ③ F9				3	0	0	0	0	0	2
48 Torii Hunter, R (1, 8) OBP: 0.378, SLG: 0.535		X FC 77 0-0 ① P5		C FC 78 F CH 77 B FF 85 B FC 81 S CH 77 2-3 ① K			B CH 77 B CH 78 C FC 83 C CH 80 F FC 83 X FF 86 2-2 HR			3	1	1	1	0	1	0
20 Juan Rivera, R (1, 7) OBP: 0.328, SLG: 0.485		C SI 82 S CU 70 X CU 70 0-2 ② G4-3		B SI 85 B CH 78 F CH 79 B SI 86 B FF 83 4-1 8 G5-4-3 BB			S CH 79 B FC 81 X FC 82 1-1 ① F9			2	0	0	0	1	0	0
8 Kendrys Morales, S (1, 3) OBP: 0.353, SLG: 0.574		C CH 77 X CU 67 0-1 47 CS 1B		C FF 87 B FF 87 C FF 85 F FF 84 X FF 86 1-2 ②③ G5-4-3 1-2f			B SI 84 X CH 78 1-0 ② F9			3	0	1	0	0	0	1
47 Howie Kendrick, R (1, 4) OBP: 0.335, SLG: 0.430		B CH 76 C CH 77 B FF 86 1 SAFE 2-1 ③ CS 1-2	B CH 76 B CH 77 B FF 85 C FF 83 C CH 79 X CH 79 3-2 13 1B 2B		C FC 78 X FF 84 0-1 ① P3		C CU 69 S CU 71 F CU 69 B CH 78 B FC 81 C CH 77 2-3 ③ K			3	1	1	0	0	1	0
44 Mike Napoli, R (1, 2) OBP: 0.344, SLG: 0.477			B FF 88 T FF 85 T FF 87 C FF 88 1-3 ① K		F FF 84 X CU 69 0-1 ② G5-3			F FF 93 C FF 94 B SL 84 S FF 94 1-3 ① K		3	0	0	0	0	2	1
Inning Stats	R: 1 E: 1 K: 0 S: 10 H: 1 LOB: 0 BB: 0 P: 14	R: 0 E: 0 K: 0 S: 7 H: 1 LOB: 0 BB: 0 P: 9	R: 1 E: 0 K: 1 S: 14 H: 2 LOB: 2 BB: 1 P: 25	R: 0 E: 0 K: 1 S: 8 H: 0 LOB: 0 BB: 1 P: 15	R: 0 E: 0 K: 0 S: 6 H: 0 LOB: 0 BB: 0 P: 6	R: 0 E: 0 K: 0 S: 10 H: 0 LOB: 0 BB: 0 P: 14	R: 1 E: 0 K: 1 S: 11 H: 1 LOB: 0 BB: 0 P: 17	R: 0 E: 0 K: 2 S: 7 H: 0 LOB: 0 BB: 0 P: 9		1B: 2 2B: 2 3B: 0 HR: 1 SF: 1 SAC: 0 DP: 1 HBP: 0						

	AB	26
	R	3
	H	5
	RBI	3
	BB	2
	SO	5
	LOB	6

PITCHER		IP	WLS	BF	H	R	ER	SO	BB	IBB	HBP	BLK	WP	HR	S	P	ERA	WHIP
56 Mark Buehrle, L ERA: 3.73	(1, 1)	7.0	L	26	5	3	2	3	2	0	0	0	0	1	66	100	2.57	1.000
26 Octavio Dotel, R ERA: 3.41	(8, 1)	1.0		3	0	0	0	2	0	0	0	0	0	0	7	9	0.00	0.000

PITCHER	IP	WLS	BF	H	R	ER	SO	BB	IBB	HBP	BLK	WP	HR	S	P	ERA	WHIP

Batter	1	2	3	4	5	6	7	8	9	AB	R	H	RBI	BB	SO	LOB
22 Scott Podsednik, L (1, 8) (8, 7) OBP: 0.355, SLG: 0.415	B SI 93 C SI 91 S FF 93 X SI 93 1-2 ① F7		B SI 93 F FF 92 F FF 93 X SL 82 1-2 1B		X CH 87 0-0 ① SH1-3 1-2		L FF 93 L FF 94 B FF 95 F FF 94 S SL 85 1-3 ① K	B SI 88 C SI 87 B SI 86 X FF 88 2-1 1-3 3-H 1B		4	0	2	0	0	1	2
15 Gordon Beckham, R (1, 5) OBP: 0.348, SLG: 0.464	C FF 91 X FF 92 0-1 ② L9		D FF 90 1 SAFE C FF 90 F SL 84 S CH 87 1-3 ③ K		D CH 85 X SI 91 1-0 ② G6-3		B FF 96 B FF 98 X FF 97 2-0 ② G5-3 1-2 2-3	X SI 88 0-0 ③ P6		5	0	0	0	0	1	6
12 A.J. Pierzynski, L (1, 2) OBP: 0.348, SLG: 0.454	C SI 93 B CH 85 X SI 93 1-1 ③ F7			X FF 90 0-0 7 WP 14 BB 7 2B 1B	B SI 91 B SI 92 F FF 94 F CH 86 X SI 95 2-2 ③ G5-3		F FF 96 B FF 97 B FF 97 F FF 98 F SL 88 F SL 88 F FF 97 B FF 98 F FF 97 3-2 X FF 88 2-H 3-H 14 2B 1B		B FF 91 C SI 90 B SI 91 X SI 91 2-1 ① 1B	5	2	3	2	0	0	1
14 Paul Konerko, R (1, 3) OBP: 0.355, SLG: 0.502 31 Dewayne Wise, L (7, PR) OBP: 0.240, SLG: 0.341 (7, 9)		F FF 90 B CH 84 B SL 84 B SI 91 X SI 91 3-1 ① F9		B CH 82 B FF 89 B FF 89 C FF 88 B FF 89 4-1 7 WP 7 2B 1-2 BB		B FF 89 B FF 91 X FF 88 2-0 7 G4-3 2B	B FF 97 B FF 97 X FF 96 2-0 2-H 2B		C SI 92 C CH 85 B SL 87 X SL 87 1-2 ② G3	3	1	2	1	1	0	0
7 Mark Kotsay, L (1, 9) OBP: 0.311, SLG: 0.395 (7, 3)		B FF 91 X FF 91 1-0 ② G3		F FF 90 B CH 84 X SL 82 1-1 23 F8 1-H 2-H 2B		B SI 91 B SI 92 X SI 92 2-0 ① G4-3 2-3	B FF 96 B FF 95 S CH 87 X FF 95 2-1 ③ F8		B FF 92 B SI 92 X FF 92 2-0 ③ P5	1 1	0 0	0 0	0 0	0 0	0 0	0 0
23 Jermaine Dye, R (1, 10) OBP: 0.333, SLG: 0.452		B CH 81 B FF 91 S SI 91 B FF 92 F FF 90 B FF 93 4-2 20 FC5-4 BB		F FF 91 D SL 85 D SL 84 X FF 91 2-1 ① F8 2-3		C SL 86 F FF 94 C SL 89 0-3 ② K		X FF 92 0-0 ① P3		3	0	0	0	1	1	2
20 Carlos Quentin, R (1, 7) OBP: 0.319, SLG: 0.429 51 Alex Rios, R (8, 8) OBP: 0.290, SLG: 0.389		X FF 90 0-0 ③ FC5-4 1-2f		S SL 86 S SL 88 F SL 89 F SL 85 D FF 90 X SL 85 1-2 ② L5		F SL 81 F FF 94 D SL 89 X SL 83 1-2 ③ L1		C FF 92 B CH 86 F FF 94 S CH 87 1-3 ② K		4 0	0 0	0 0	0 0	0 0	1 0	3 0
17 Chris Getz, L (1, 4) OBP: 0.328, SLG: 0.361			B SI 91 C FF 92 F S SL 78 1-3 ① K	X FF 95 0-0 ③ G3-1			C FF 93 X FF 93 0-1 15 G5-3 10 1B 12 1B 1B	C FF 93 B CU 77 X SL 88 1-1 10 1B 22 PB 1B		4	2	2	0	0	1	1
10 Alexei Ramirez, R (1, 6) OBP: 0.335, SLG: 0.401			C FF 89 F SL 76 S SL 86 0-3 ② K		B CH 88 F FF 89 F SL 83 B CH 83 X SL 85 2-2 22 SH1-3 1B		F FF 94 C FF 94 B SL 85 1 SAFE F FF 95 X FF 94 1-2 15 G5-3 12 1B 1B	1 SAFE C SL 86 X FF 94 0-1 22 1B 22 PB 1-3 1B		4	1	3	0	0	1	0
Inning Stats	R: 0 H: 0 E: 0 LOB: 0 K: 0 BB: 0 S: 7 P: 9	R: 0 H: 0 E: 0 LOB: 1 K: 0 BB: 1 S: 6 P: 14	R: 0 H: 1 E: 0 LOB: 1 K: 3 BB: 0 S: 12 P: 15	R: 2 H: 2 E: 0 LOB: 1 K: 0 BB: 1 S: 12 P: 20	R: 0 H: 1 E: 0 LOB: 1 K: 0 BB: 0 S: 8 P: 13	R: 0 H: 1 E: 0 LOB: 1 K: 1 BB: 0 S: 8 P: 13	R: 3 H: 4 E: 0 LOB: 1 K: 1 BB: 0 S: 21 P: 32	R: 1 H: 3 E: 0 LOB: 2 K: 1 BB: 0 S: 11 P: 15	R: 0 H: 1 E: 0 LOB: 0 K: 0 BB: 0 S: 6 P: 11	1B: 10 2B: 3 3B: 0 HR: 0	SF: 0 SAC: 1 DP: 0 HBP: 0			WP: 1 PB: 1 SB: 0 CS: 0	PA: 41		

TOP

Chicago White Sox @ Seattle Mariners

Safeco Field, Seattle, WA

Tue Sep 15 2009, 7:10 PM PDT

Att. 17,160 - Clear - 78 F

livebaseballscorecards.com

AB	38
R	6
H	13
RBI	5
BB	2
SO	6
LOB	17

PITCHER		IP	WLS	BF	H	R	ER	SO	BB	IBB	HBP	BLK	WP	HR	S	P	ERA	WHIP
35 Ian Snell, R ERA: 5.17	(1, 1)	6.0		25	5	2	2	4	2	0	0	0	1	0	53	84	3.00	1.167
23 Shawn Kelley, R ERA: 4.99	(7, 1)	0.1	L	3	2	2	2	1	0	0	0	0	0	0	10	12	54.00	6.000
57 Mark Lowe, R ERA: 2.97	(7, 1)	0.2	B	4	2	1	1	0	0	0	0	0	0	0	11	20	13.50	3.000
26 Randy Messenger, R ERA: 5.63	(8, 1)	0.2		4	2	1	1	1	0	0	0	0	0	0	8	10	13.50	3.000
49 Garrett Olson, L ERA: 5.85	(8, 1)	0.1		2	1	0	0	0	0	0	0	0	0	0	3	5	0.00	3.000

PITCHER		IP	WLS	BF	H	R	ER	SO	BB	IBB	HBP	BLK	WP	HR	S	P	ERA	WHIP
43 Miguel Batista, R ERA: 4.48	(9, 1)	1.0		3	1	0	0	0	0	0	0	0	0	0	6	11	0.00	1.000

Batter	1	2	3	4	5	6	7	8	9	AB	R	H	RBI	BB	SO	LOB
51 Ichiro Suzuki, L (1, 9) OBP: 0.384, SLG: 0.462	C FF 87 B SL 78 S CH 79 X SL 76 1-2 ① F7		B CH 79 B FS 79 B SI 88 B SI 87 4-0 4 S, 21 1B, 4 G5-3 BB		X SI 87 0-0 ① P2		C FF 92 B FF 93 X FF 92 1-1 21 SH3-4 1-2 1B		F FF 95 B FF 92 X FF 94 1-1 21 DI 1B	4	1	2	0	1	0	0
21 Franklin Gutierrez, R (1, 8) OBP: 0.338, SLG: 0.418	B SI 88 C SI 88 C SI 88 B SL 80 X SL 81 2-2 ② G5-3		B SL 79 1 SAFE C SI 88 M SL 80 X SL 81 1-2 4 S 1B		B SI 89 C SI 88 B SI 90 F SI 89 X FS 81 2-2 ② F7		L FF 92 X FF 92 0-1 ① SH3-4 1-2 2-3		B FF 92 B FF 91 F FF 94 S FF 90 F FF 93 F SL 88 F FF 94 B CU 81 F FF 91 4-2 B SL 87 1-2 BB	3	0	1	0	1	0	0
4 Jose Lopez, R (1, 4) OBP: 0.303, SLG: 0.461	C SI 88 C SI 88 B FS 79 X SL 81 1-2 ③ G1-4-3		S SL 82 B SI 89 B SI 90 B SL 82 F SL 80 X SL 80 3-2 ① G5-3 1-2 2-H		X SI 90 0-0 ③ G5-3		C FF 93 F FF 93 F FF 93 F FF 94 F SL 83 X FF 94 0-2 ② P3		D FF 93 F FF 92 B FF 92 F FF 92 F FF 93 F SL 82 B FF 93 S FF 92 3-3 ③ K	5	0	0	1	0	1	6
24 Ken Griffey Jr., L (1, 10) OBP: 0.322, SLG: 0.401		C SI 87 B SI 87 F CH 80 F SL 77 B SL 79 F FS 78 B SL 80 X FS 82 3-2 HR	B SI 90 S SI 89 C SI 90 X SI 90 1-2 ② P4			C SI 87 B SI 89 B SI 87 F SI 89 B SI 90 S CU 73 3-3 ① K	C FF 97 C FF 97 S FF 97 0-3 ③ K			4	1	1	1	0	2	4
29 Adrian Beltré, R (1, 5) OBP: 0.300, SLG: 0.370		B SI 90 X SI 90 1-0 ① F9	S SL 82 B SL 82 F SL 80 X SI 91 1-2 ③ G6-3			F SI 89 S SL 79 B FS 79 X SI 90 1-2 2 1B 1B		B FF 96 X FF 96 1-0 ① F8		4	0	1	0	0	0	1
3 Bill Hall, R (1, 7) OBP: 0.272, SLG: 0.353 12 Ryan Langerhans, L (9, 7) OBP: 0.307, SLG: 0.381		X SI 90 0-0 ② G6-3		B SI 87 C SI 87 X SL 78 1-1 ① F8		1 SAFE B SI 88 S FS 81 B SI 90 1 SAFE X SL 79 2-1 ② F7		C FF 96 S FF 96 F FF 96 B FF 95 S SL 85 1-3 ② K2-3		4 0	0 0	0 0	0 0	0 0	1 0	1 0
2 Kenji Johjima, R (1, 2) OBP: 0.295, SLG: 0.401		C SI 88 F SI 90 X FS 83 0-2 20 E 2B	B SI 88 B SI 88 S SL 79 C SI 88 X SI 87 2-2 ② G6-3			X SL 81 0-0 1-2 1B		B FF 96 B SL 84 X FF 96 2-0 ③ G5-3		4	1	2	0	0	0	0
20 Mike Carp, L (1, 3) OBP: 0.368, SLG: 0.406		C SL 80 B SI 89 X CH 82 1-1 E2 2-H 1B	C SI 88 B CU 70 X SL 80 1-1 3B			S FS 82 S SI 89 B FF 90 D FS 81 F FS 80 X FS 81 2-2 ③ P5			C FF 94 S FF 96 B FF 95 X SL 83 1-2 ① F8	4	0	2	1	0	0	2
2 Jack Wilson, R (1, 6) OBP: 0.292, SLG: 0.362 16 Josh Wilson, R (7, PR) OBP: 0.284, SLG: 0.341 (8, 6)		B SL 81 X SL 80 1-0 ③ G5-3	C SI 89 B FS 80 B SI 90 X FS 80 2-1 ③ G5-3				X FF 91 0-0 21 SH3-4, 51 1B, 1B		C FF 94 S FF 93 C CU 82 0-3 ② K	3 1	0 0	1 0	0 0	0 0	0 1	2 0
Inning Stats	R: 0 H: 0 E: 0 LOB: 0 K: 0 BB: 0 S: 9 P: 13	R: 2 H: 3 E: 1 LOB: 1 K: 0 BB: 1 S: 13 P: 19	R: 1 H: 1 E: 0 LOB: 1 K: 0 BB: 1 S: 12 P: 22	R: 0 H: 1 E: 0 LOB: 1 K: 0 BB: 0 S: 9 P: 15	R: 0 H: 0 E: 0 LOB: 0 K: 0 BB: 0 S: 5 P: 7	R: 0 H: 2 E: 0 LOB: 2 K: 1 BB: 0 S: 13 P: 21	R: 0 H: 2 E: 0 LOB: 3 K: 1 BB: 0 S: 14 P: 15	R: 0 H: 0 E: 0 LOB: 0 K: 1 BB: 0 S: 7 P: 11	R: 0 H: 1 E: 0 LOB: 2 K: 2 BB: 1 S: 19 P: 28	1B: 7 SF: 0 2B: 1 SAC: 1 3B: 1 DP: 0 HR: 1 HBP: 0						

PITCHER		IP	WLS	BF	H	R	ER	SO	BB	IBB	HBP	BLK	WP	HR	S	P	ERA	WHIP
43 Freddy Garcia, R ERA: 4.41	(1, 1)	6.0	W	26	7	3	3	1	1	0	0	0	0	1	61	97	4.50	1.333
26 Octavio Dotel, R ERA: 3.38	(7, 1)	0.2	H	4	2	0	0	0	0	0	0	0	0	0	11	12	0.00	3.000
37 Matt Thornton, L ERA: 2.77	(7, 1)	1.1	H	4	0	0	0	2	0	0	0	0	0	0	10	14	0.00	0.000
45 Bobby Jenks, R ERA: 3.44	(9, 1)	1.0	S	5	1	0	0	2	1	0	0	0	0	0	19	28	0.00	2.000

PITCHER	IP	WLS	BF	H	R	ER	SO	BB	IBB	HBP	BLK	WP	HR	S	P	ERA	WHIP

BOTTOM

Chicago White Sox @ Seattle Mariners

Safeco Field, Seattle, WA

Tue Sep 15 2009, 7:10 PM PDT

Att. 17,160 - Clear - 78 F

livebaseballscorecards.com

AB	36
R	3
H	10
RBI	3
BB	2
SO	5
LOB	16

SEATTLE MARINERS™

Batter	1	2	3	4	5	6	7	8	9	AB	R	H	RBI	BB	SO	LOB
22 Scott Podsednik, L (1, 7) OBP: 0.352, SLG: 0.412	B SI 89 B SI 88 F FF 89 S SI 90 B SL 79 F SI 90 X SI 90 3-2 G3		B SL 79 B SI 90 C SI 90 F FF 91 X SL 80 2-2 P6 1-2		C SL 78 C SL 78 X SL 78 0-2 G4-3			X FF 88 0-0 L8		4	0	0	0	0	0	3
15 Gordon Beckham, R (1, 5) OBP: 0.347, SLG: 0.470	B SI 88 X FF 90 1-0 P6			B SI 89 C CH 80 X FF 89 1-1 F7		F SI 88 S CH 79 B CH 80 B CH 82 X CH 82 2-2 G4-3		C FF 88 F CU 70 X CH 80 0-2 HR		4	1	1	1	0	0	0
12 A.J. Pierzynski, L (1, 2) OBP: 0.347, SLG: 0.452	X FF 90 0-0 P5			C SL 78 B CH 81 B CU 72 C SL 80 F FF 92 F CU 72 F SI 90 X SL 78 2-2 10 FC6-4 1B		B SI 89 S SL 78 B SI 89 C SL 79 B SI 91 X SL 79 3-2 G6-3		C SI 90 F CU 70 X SL 78 0-2 G3		4	0	1	0	0	0	0
14 Paul Konerko, R (1, 3) OBP: 0.352, SLG: 0.498		B SI 89 C SI 88 B CH 80 F FF 90 X SI 90 2-2 L7		C CU 72 S CH 81 X SI 91 0-2 F8		S CH 81 B CH 81 S CH 80 B CH 81 F CH 81 F SI 92 B CU 73 X CH 82 3-2 F8		B CH 79 F SI 90 S CU 71 X FF 92 1-2 G3		4	0	0	0	0	0	1
10 Alexei Ramirez, R (1, 6) OBP: 0.336, SLG: 0.400		X FF 90 0-0 23 1B 1B		B SI 90 S CH 81 X CH 80 1-1 FC6-4 1-2f			B CU 70 C SI 89 B CH 80 B CH 80 B FF 90 4-1 20 F9 23 1B BB		B FF 92 C SI 89 X FF 93 1-1 G4-3	3	0	1	0	1	0	1
23 Jermaine Dye, R (1, 9) OBP: 0.335, SLG: 0.452		B SI 89 F SI 89 F SI 90 1 SAFE X CU 72 1-2 20 G6-4-3 1-2 1B			B CH 80 C SI 88 F FF 89 X CH 80 1-2 F8		X SI 89 0-0 51 G2-3 1-2 1B		C FF 94 S SL 85 F FF 96 B FS 88 X FS 86 1-2 P3	4	0	2	0	0	0	0
20 Carlos Quentin, R (1, 10) OBP: 0.318, SLG: 0.427		X FF 89 0-0 G6-4-3 1-2f			X FF 90 0-0 1B		C SI 89 F CH 81 F CU 72 B SI 91 D CH 81 X CH 81 2-2 F9 2-3		C FF 94 F FF 94 B FS 88 F FF 95 S FS 87 1-3 K	4	0	1	0	0	1	4
51 Alex Rios, R (1, 8) OBP: 0.292, SLG: 0.391			C FF 88 B SI 87 X CH 79 1-1 22 CS 1B		C CU 70 C CU 72 X SL 77 0-2 5 1B 1B		S SI 90 C CU 72 B SI 91 B SI 88 X CH 80 2-2 G2-3 1-2			3	0	2	0	0	0	2
5 Jayson Nix, R (1, 4) OBP: 0.321, SLG: 0.438			C FF 89 B SI 89 F SI 90 S CH 79 1-3 K		F SI 90 F CU 71 X SI 92 0-2 1-2 1B		C CU 71 F CU 72 B CH 81 B CH 81 S CH 81 2-3 K			3	0	1	0	0	2	3
Inning Stats	R: 0 E: 0 K: 0 S: 6 H: 0 LOB: 0 BB: 0 P: 10	R: 0 E: 0 K: 0 S: 8 H: 2 LOB: 1 BB: 0 P: 11	R: 0 E: 0 K: 1 S: 8 H: 1 LOB: 0 BB: 0 P: 12	R: 0 E: 0 K: 0 S: 13 H: 1 LOB: 1 BB: 0 P: 17	R: 0 E: 0 K: 0 S: 13 H: 3 LOB: 2 BB: 0 P: 14	R: 0 E: 0 K: 0 S: 11 H: 0 LOB: 0 BB: 0 P: 19	R: 0 E: 0 K: 1 S: 12 H: 1 LOB: 2 BB: 1 P: 22	R: 1 E: 0 K: 0 S: 10 H: 1 LOB: 0 BB: 0 P: 11	R: 0 E: 0 K: 1 S: 10 H: 0 LOB: 0 BB: 0 P: 13	1B: 8 2B: 0 3B: 0 HR: 1 SF: 0 SAC: 0 DP: 1 HBP: 0						

PITCHER		IP	WLS	BF	H	R	ER	SO	BB	IBB	HBP	BLK	WP	HR	S	P	ERA	WHIP
18 Ryan Rowland-Smith, L ERA: 3.59	(1, 1)	8.0	W	31	9	1	1	2	1	0	0	0	0	1	81	116	1.12	1.250
53 David Aardsma, R ERA: 2.09	(9, 1)	1.0	S	3	0	0	0	1	0	0	0	0	0	0	10	13	0.00	0.000

PITCHER	IP	WLS	BF	H	R	ER	SO	BB	IBB	HBP	BLK	WP	HR	S	P	ERA	WHIP

TOP

Chicago White Sox @ Seattle Mariners

Safeco Field, Seattle, WA

Wed Sep 16 2009, 7:10 PM PDT

Att. 16,587 - Roof Closed - 64 F

livebaseballscorecards.com

AB	33
R	1
H	9
RBI	1
BB	1
SO	3
LOB	14

Batter	1	2	3	4	5	6	7	8	9	AB	R	H	RBI	BB	SO	LOB
51 Ichiro Suzuki, L (1, 9) OBP: 0.385, SLG: 0.463	X FF 89 0-0 4 2B 2B		B FC 83 B FC 85 S FF 90 B FC 84 B FF 91 4-1 4 G6-3 21 G5-3 BB		C FC 87 B CU 75 S FC 90 F FC 90 S CU 77 1-3 ① K1-3		B FF 94 X FF 92 1-0 ① L8			3	1	1	0	1	1	0
21 Franklin Gutierrez, R (1, 8) OBP: 0.336, SLG: 0.415	L FC 88 F FF 90 S CU 78 0-3 ① K		D FC 84 C FC 85 F FC 85 X CU 78 1-2 ① G5-3 1-2		C SL 81 B SI 93 F SI 91 C SI 88 1-3 ② K		B FC 89 C FF 93 B FC 90 F SI 93 B FF 95 X FF 94 3-2 ② F9			4	0	0	0	0	2	2
4 Jose Lopez, R (1, 4) OBP: 0.304, SLG: 0.463	X FF 91 0-0 29 1B 2-H 2B		C FC 84 X FC 85 0-1 ② G6-3 2-3		B SI 93 X SI 92 1-0 E5 24 BB		F SL 86 B FC 88 X FF 94 1-1 24 PB 1B			4	1	2	1	0	0	1
24 Ken Griffey Jr., L (1, 10) OBP: 0.321, SLG: 0.397	X FF 92 0-0 ② L7		C FF 91 B FF 90 C FF 91 X CU 80 1-2 ③ G4-3		B FC 89 B FC 89 B FC 87 C FC 89 B FC 89 4-1 1-2 BB		B FF 94 B FF 94 X FF 94 2-0 ③ G4-3 1-2			3	0	0	0	1	0	3
29 Adrián Beltré, R (1, 5) OBP: 0.300, SLG: 0.368	C FC 84 B FF 91 B FC 84 B FC 87 C FC 86 F CU 80 X SI 93 3-2 ③ 2-H 1B			X FC 89 0-0 ① G6-3	B FF 92 D SI 92 B FC 88 C FC 89 X SI 90 3-1 ③ F9			C FF 92 F SL 85 B SL 85 B SL 85 X FF 91 2-2 ① F8		4	0	1	1	0	0	2
2 Kenji Johjima, R (1, 2) OBP: 0.299, SLG: 0.407		F FC 84 B CU 76 B FC 84 B FC 84 C FF 91 X FC 85 3-2 20 G3 12 SF8 2B		C FC 90 B SL 80 B SI 92 B SI 92 X FC 89 3-1 ② G6-3		B CU 77 F FC 88 X SI 91 1-1 20 FC4-6 1B		F FF 93 B SL 83 B SL 86 X FF 92 2-1 ② P2		4	1	2	0	0	0	0
20 Mike Carp, L (1, 3) OBP: 0.357, SLG: 0.472		C FC 86 F FF 93 B FF 92 X FC 88 1-2 ① G3 2-3		C FC 90 X SL 80 0-1 HR		C FC 89 B FC 89 S FC 88 F FC 90 B FC 90 X SI 92 2-2 ① FC4-6 1-2f		B SI 90 S SL 85 S SL 88 B SI 96 X SL 86 2-2 ③ P6		4	1	1	1	0	0	2
12 Ryan Langerhans, L (1, 7) OBP: 0.308, SLG: 0.384		X FC 85 0-0 ② SF8 3-H		B FC 89 X FC 90 1-0 1B		X FC 89 0-0 ② F9				2	0	1	1	0	0	1
16 Josh Wilson, R (1, 6) OBP: 0.278, SLG: 0.333		C FF 93 B CU 79 X FC 84 1-1 ③ G6-3		B FC 88 F SI 92 B CU 69 1 SAFE F SI 92 S SL 79 2-3 ③ K		X FC 88 0-0 ③ F8				3	0	0	0	0	1	2
Inning Stats	R: 2 H: 3 E: 0 LOB: 1 K: 1 BB: 0 S: 10 P: 13	R: 1 H: 1 E: 0 LOB: 0 K: 0 BB: 0 S: 9 P: 14	R: 0 H: 0 E: 0 LOB: 1 K: 0 BB: 1 S: 9 P: 15	R: 1 H: 2 E: 0 LOB: 1 K: 1 BB: 0 S: 9 P: 15	R: 0 H: 0 E: 1 LOB: 2 K: 2 BB: 1 S: 11 P: 21	R: 0 H: 1 E: 0 LOB: 1 K: 0 BB: 0 S: 8 P: 11	R: 0 H: 1 E: 0 LOB: 1 K: 0 BB: 0 S: 7 P: 14	R: 0 H: 0 E: 0 LOB: 0 K: 0 BB: 0 S: 8 P: 14		1B: 4 SF: 1 2B: 3 SAC: 0 3B: 0 DP: 0 HR: 1 HBP: 0						WP: 0 PA: 34 PB: 1 SB: 0 CS: 0

PITCHER		IP	WLS	BF	H	R	ER	SO	BB	IBB	HBP	BLK	WP	HR	S	P	ERA	WHIP
34 Gavin Floyd, R ERA: 4.06	(1, 1)	3.0	L	13	4	3	3	1	1	0	0	0	0	0	28	42	9.00	1.667
D.J. Carrasco, R ERA: 3.66	(4, 1)	3.0		14	3	1	1	3	1	0	0	0	0	1	28	47	3.00	1.333
71 Scott Linebrink, R ERA: 4.15	(7, 1)	1.0		4	1	0	0	0	0	0	0	0	0	0	7	14	0.00	1.000
54 Jhonny Nunez, R ERA: 2.45	(8, 1)	0.2		2	0	0	0	0	0	0	0	0	0	0	5	9	0.00	0.000
67 Randy Williams, L ERA: 6.23	(8, 1)	0.1		1	0	0	0	0	0	0	0	0	0	0	3	5	0.00	0.000

PITCHER	IP	WLS	BF	H	R	ER	SO	BB	IBB	HBP	BLK	WP	HR	S	P	ERA	WHIP

BOTTOM

Chicago White Sox @ Seattle Mariners

Safeco Field, Seattle, WA

Wed Sep 16 2009, 7:10 PM PDT

Att. 16,587 - Roof Closed - 64 F

livebaseballscorecards.com

AB	31
R	4
H	8
RBI	4
BB	2
SO	4
LOB	13

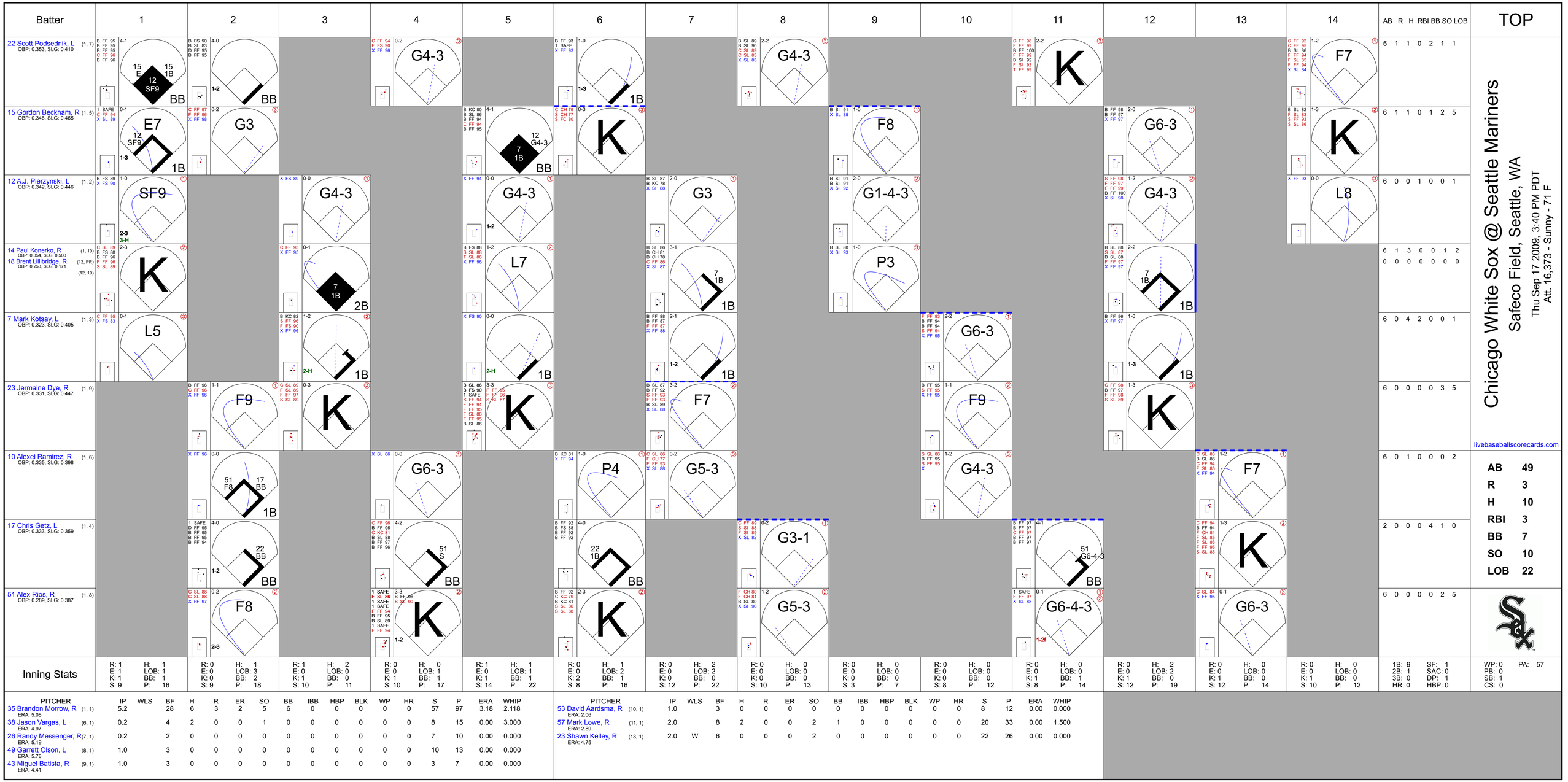
Batter
1
2
3
4
5
6
7
8
9
10
11
12
13
14
AB R H RBI BB SO LOB
TOP
22 Scott Podsednik, L (1, 7) OBP: 0.353, SLG: 0.410
15 Gordon Beckham, R (1, 5) OBP: 0.346, SLG: 0.465
12 A.J. Pierzynski, L (1, 2) OBP: 0.342, SLG: 0.446
14 Paul Konerko, R (1, 10) OBP: 0.354, SLG: 0.500
18 Brent Lillibridge, R (12, PR) OBP: 0.253, SLG: 0.171 (12, 10)
7 Mark Kotsay, L (1, 3) OBP: 0.323, SLG: 0.405
23 Jermaine Dye, R (1, 9) OBP: 0.331, SLG: 0.447
10 Alexei Ramirez, R (1, 6) OBP: 0.335, SLG: 0.398
17 Chris Getz, L (1, 4) OBP: 0.333, SLG: 0.359
51 Alex Rios, R (1, 8) OBP: 0.289, SLG: 0.387
6 0 1 0 0 0 2
2 0 0 0 4 1 0
6 0 0 0 0 2 5
Chicago White Sox @ Seattle Mariners
Safeco Field, Seattle, WA
Thu Sep 17 2009, 3:40 PM PDT
Att. 16,373 - Sunny - 71 F
livebaseballscorecards.com
AB 49
R 3
H 10
RBI 3
BB 7
SO 10
LOB 22
Inning Stats
PITCHER IP WLS BF H R ER SO BB IBB HBP BLK WP HR S P ERA WHIP
35 Brandon Morrow, R (1, 1) ERA: 5.08 5.2 28 6 3 2 5 6 0 0 0 0 0 57 97 3.18 2.118
38 Jason Vargas, L (6, 1) ERA: 4.97 0.2 4 2 0 0 1 0 0 0 0 0 0 8 15 0.00 3.000
26 Randy Messenger, R (7, 1) ERA: 5.19 0.2 2 0 0 0 0 0 0 0 0 0 0 7 10 0.00 0.000
49 Garrett Olson, L (8, 1) ERA: 5.78 1.0 3 0 0 0 0 0 0 0 0 0 0 10 13 0.00 0.000
43 Miguel Batista, R (9, 1) ERA: 4.41 1.0 3 0 0 0 0 0 0 0 0 0 0 3 7 0.00 0.000
PITCHER IP WLS BF H R ER SO BB IBB HBP BLK WP HR S P ERA WHIP
53 David Aardsma, R (10, 1) ERA: 2.06 1.0 3 0 0 0 0 0 0 0 0 0 0 8 12 0.00 0.000
57 Mark Lowe, R (11, 1) ERA: 2.89 2.0 8 2 0 0 2 1 0 0 0 0 0 20 33 0.00 1.500
23 Shawn Kelley, R (13, 1) ERA: 4.75 2.0 W 6 0 0 0 2 0 0 0 0 0 0 22 26 0.00 0.000

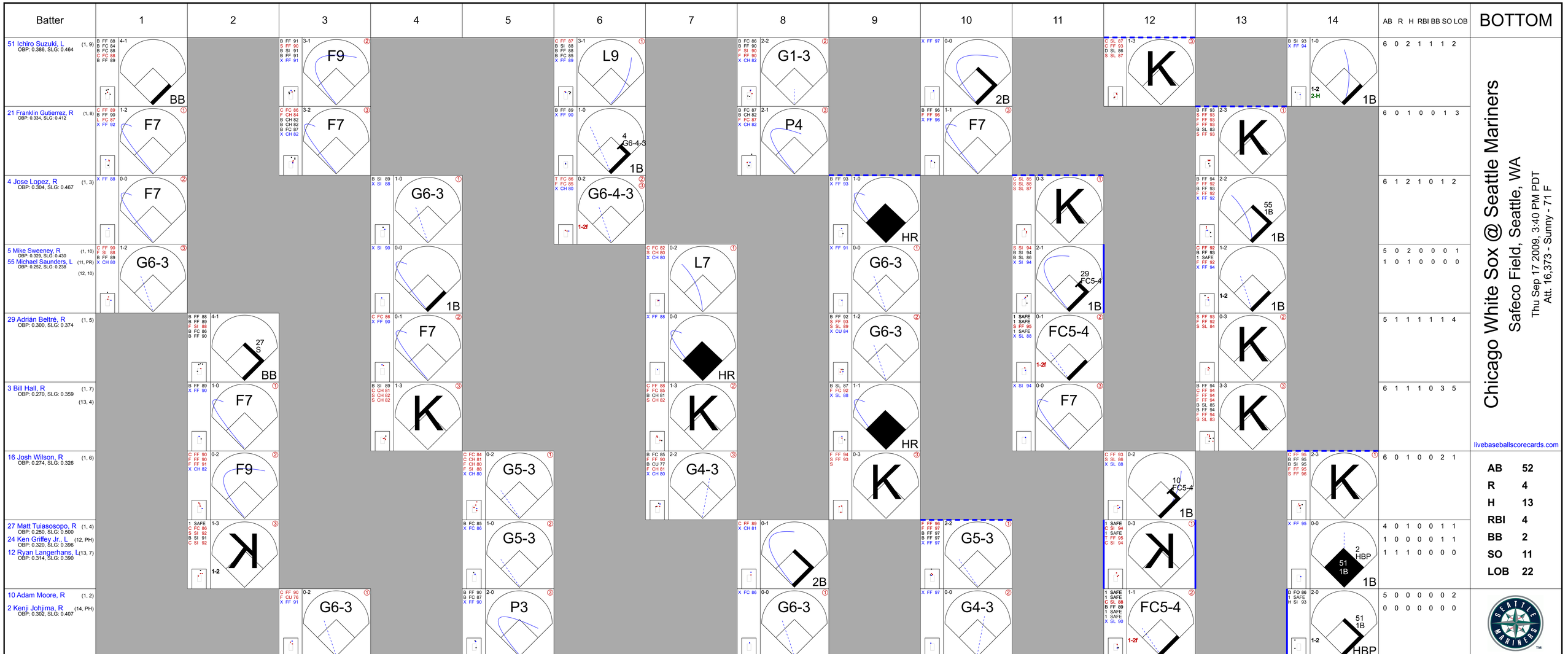
Batter
1
2
3
4
5
6
7
8
9
10
11
12
13
14
AB R H RBI BB SO LOB
BOTTOM
51 Ichiro Suzuki, L (1, 9) OBP: 0.386, SLG: 0.464
21 Franklin Gutierrez, R (1, 8) OBP: 0.334, SLG: 0.412
4 Jose Lopez, R (1, 3) OBP: 0.304, SLG: 0.467
5 Mike Sweeney, R (1, 10) OBP: 0.329, SLG: 0.430
55 Michael Saunders, L (11, PR) (12, 10) OBP: 0.252, SLG: 0.238
29 Adrián Beltré, R (1, 5) OBP: 0.300, SLG: 0.374
3 Bill Hall, R (1, 7) (13, 4) OBP: 0.270, SLG: 0.359
16 Josh Wilson, R (1, 6) OBP: 0.274, SLG: 0.326
27 Matt Tuiasosopo, R (1, 4) OBP: 0.250, SLG: 0.500
24 Ken Griffey Jr., L (12, PH) OBP: 0.320, SLG: 0.396
12 Ryan Langerhans, L (13, 7) OBP: 0.314, SLG: 0.390
10 Adam Moore, R (1, 2) OBP: 0.302, SLG: 0.407
2 Kenji Johjima, R (14, PH) OBP: 0.302, SLG: 0.407
Chicago White Sox @ Seattle Mariners
Safeco Field, Seattle, WA
Thu Sep 17 2009, 3:40 PM PDT
Att. 16,373 - Sunny - 71 F
livebaseballscorecards.com
AB 52
R 4
H 13
RBI 4
BB 2
SO 11
LOB 22
Inning Stats
PITCHER IP WLS BF H R ER SO BB IBB HBP BLK WP HR S P ERA WHIP
50 John Danks, L (1, 1) ERA: 3.59
45 Bobby Jenks, R (9, 1) ERA: 3.71
37 Matt Thornton, L (10, 1) ERA: 2.73
57 Ramon Pena, R (11, 1) ERA: 4.15
67 Randy Williams, L (12, 1) ERA: 6.08
26 Octavio Dotel, R (13, 1) ERA: 3.32
71 Scott Linebrink, R (14, 1) ERA: 4.3
1B: 8 SF: 0
2B: 2 SAC: 0
3B: 0 DP: 1
HR: 3 HBP: 1
WP: 0 PA: 55
PB: 0
SB: 1
CS: 0

Batter	1	2	3	4	5	6	7	8	9	AB	R	H	RBI	BB	SO	LOB
9 David DeJesus, L (1, 7) OBP: 0.346, SLG: 0.437	B FF 87 F FF 86 C X FC 84 1-2 ① F8		B FF 87 B SI 86 X SI 87 2-0 ② G3		C FF 86 C CU 72 X FF 87 0-2 ② F8		L FF 85 X FC 81 0-1 8 FC3-5-2 21 SF8 1-3 1B	C SI 93 C SL 85 F FF 93 X SL 84 0-2 E8 16 2B 1-3 1B		5	2	2	0	0	0	1
8 Willie Bloomquist, R (1, 9) OBP: 0.314, SLG: 0.366 1 Josh Anderson, L (8, 8) OBP: 0.279, SLG: 0.305	B SI 87 B SI 85 C FF 88 T FF 88 B FF 88 F FF 87 S CH 80 3-3 ② K		B CH 78 F FF 88 F FF 87 B FF 87 B FC 82 B FF 86 4-2 21 BB 16 BB BB		B CH 78 S CH 78 F FF 86 B FF 86 X FC 80 2-2 ③ L3		X FF 91 0-0 ① FC3-5-2 13 3B 1-3 3-H	S SI 93 B SI 94 S SI 93 F FF 93 X SI 93 1-2 ② G6-3		4 0	1 0	0 0	0 0	1 0	1 0	5 0
16 Billy Butler, R (1, 3) OBP: 0.357, SLG: 0.482	B CU 71 S CH 79 X CH 79 1-1 1B		B FF 84 1 SAFE B FF 86 B CH 80 B FF 87 4-0 21 BB 1-2 BB			B FC 78 B FC 77 B CH 79 B FF 84 4-0 21 HR BB	I IN 70 I IN 72 I IN 70 I IN 71 4-0 13 3B IBB	C SI 93 X SI 93 0-1 21 WP 21 HR 2-H 3-H 2B		2	3	2	2	3	0	0
21 Miguel Olivo, R (1, 10) OBP: 0.286, SLG: 0.505	C CH 77 F FC 83 B FF 87 S FF 88 1-3 ③ K		B CH 80 C CH 79 B FF 87 B FF 86 C FF 87 F FF 88 B CH 80 4-2 1-2 2-3 3-H BB			C CH 78 B FF 84 F FF 83 X FC 80 1-2 1-H HR	B SL 87 C SI 94 B SL 88 X SI 95 2-1 ② SF8 3-H	B CH 88 S SL 86 B SL 88 F SI 93 B SI 93 X SI 92 3-2 2-H HR		3	2	2	6	1	1	1
13 Alberto Callaspo, S (1, 4) OBP: 0.352, SLG: 0.452		X FC 81 0-0 ① L3	X SI 86 0-0 ③ G1-3			C SI 86 F FC 82 B FC 79 B FF 86 B CH 79 X SI 85 3-2 ① L7	B SI 94 B CH 85 X FF 93 2-0 1-H 2-H 3B	C FF 93 C CH 84 B SL 86 X SL 87 1-2 ③ F8		5	0	1	2	0	0	4
12 Mitch Maier, L (1, 8) OBP: 0.334, SLG: 0.356 (8, 9)		C FF 85 B CU 70 B CU 72 X FF 86 2-1 ② G1-3		C FF 84 B CU 70 X FC 79 1-1 4 CS 1B		C FF 85 F SI 85 C FC 81 0-3 ② K	I IN 73 I IN 74 I IN 73 I IN 70 4-0 14 FC5-4 IBB		X FF 94 0-0 ① F7	4	0	1	0	1	1	0
14 John Buck, R (1, 2) OBP: 0.286, SLG: 0.478		S CH 79 B FC 83 F FC 80 B FF 86 X FF 86 2-2 ③ P6		F FF 85 B FF 86 F FF 84 1 SAFE S FC 81 1-3 ① K		X SI 85 0-0 1B	C SL 88 F SL 87 B FF 92 F SL 87 X SL 86 1-2 ③ FC5-4 1-2f		B SL 88 B SL 88 X FF 93 2-0 HR	5	1	2	1	0	1	3
4 Alex Gordon, L (1, 5) OBP: 0.324, SLG: 0.347 46 Luis Hernandez, S (8, PR) OBP: 0.210, SLG: 0.183 (8, 5)			B FC 80 X FC 80 1-0 3 G6-3 21 BB 2B	1 SAFE 1 SAFE F FF 86 B FF 86 B CU 71 B FF 86 F FF 83 X FC 82 3-2 ② ③ G4-3 1-2		X FF 85 0-0 ③ F8		B CH 86 F SI 92 X CH 88 1-1 9 E 16 2B 1B	S FF 94 S FF 95 F FF 94 F FF 94 S CH 85 0-3 ② K	4 1	1 1	2 0	0 0	0 0	0 1	2 0
3 Yuniesky Betancourt, R (1, 6) OBP: 0.273, SLG: 0.344			B FF 86 X CH 79 1-0 ① G6-3 2-3		C SI 82 X CU 70 0-1 ① F8		B CH 80 B CH 75 X FF 84 2-0 9 1B 8 FC3-5-2 1B	B SI 93 B SI 93 X SI 92 2-0 ① F9	C FF 95 B FF 94 F FF 94 F FF 94 X SL 86 1-2 ③ G6-3	5	0	1	0	0	0	2
Inning Stats	R: 0 E: 0 K: 2 S: 12 H: 1 LOB: 1 BB: 0 P: 18	R: 0 E: 0 K: 0 S: 6 H: 0 LOB: 0 BB: 0 P: 10	R: 1 E: 0 K: 0 S: 9 H: 1 LOB: 3 BB: 3 P: 25	R: 0 E: 0 K: 1 S: 8 H: 1 LOB: 0 BB: 0 P: 13	R: 0 E: 0 K: 0 S: 8 H: 0 LOB: 0 BB: 0 P: 10	R: 2 E: 0 K: 1 S: 11 H: 2 LOB: 1 BB: 1 P: 19	R: 3 E: 0 K: 0 S: 11 H: 3 LOB: 2 BB: 2 P: 26	R: 4 E: 1 K: 0 S: 19 H: 4 LOB: 1 BB: 0 P: 27	R: 1 E: 0 K: 1 S: 11 H: 1 LOB: 0 BB: 0 P: 14	1B: 7 2B: 2 3B: 1 HR: 3	SF: 1 SAC: 0 DP: 0 HBP: 0	WP: 1 PB: 0 SB: 0 CS: 1	PA: 45				

TOP

Kansas City Royals @ Chicago White Sox

U.S. Cellular Field, Chicago, IL

Fri Sep 18 2009, 8:11 PM EDT

Att. 29,179 - Cloudy - 63 F

livebaseballscorecards.com

AB	38
R	11
H	13
RBI	11
BB	6
SO	5
LOB	18

PITCHER		IP	WLS	BF	H	R	ER	SO	BB	IBB	HBP	BLK	WP	HR	S	P	ERA	WHIP
56 Mark Buehrle, L ERA: 3.84	(1, 1)	6.0	L	28	7	5	5	4	4	0	0	0	0	1	57	100	7.50	1.833
57 Ramon Pena, R ERA: 4.23	(7, 1)	1.0		6	1	1	1	0	0	2	0	0	0	0	8	21	9.00	1.000
54 Jhonny Nunez, R ERA: 10.38	(8, 1)	0.2		6	4	4	4	0	0	0	0	0	1	1	16	23	54.00	6.000
41 Daniel Hudson, R ERA: 4.76	(8, 1)	1.1		5	1	1	1	1	0	0	0	0	0	1	14	18	6.75	0.750

PITCHER	IP	WLS	BF	H	R	ER	SO	BB	IBB	HBP	BLK	WP	HR	S	P	ERA	WHIP

Batter	1	2	3	4	5	6	7	8	9	AB	R	H	RBI	BB	SO	LOB
22 Scott Podsednik, L (1, 7) OBP: 0.353, SLG: 0.409 26 Tyler Flowers, R (9, PH)	C FF 92 B KC 76 X FC 88 1-1 G4-3 ①		C FF 89 F KC 76 B SL 85 X SI 92 1-2 G6-3 ② 2-3			C KC 75 C SI 90 B KC 77 F FF 90 X FF 92 1-2 15 G6-3 1B			C FF 88 F FF 94 S SL 85 0-3 K ②	3 1	0 0	1 0	0 0	0 0	0 1	1 0
15 Gordon Beckham, R (1, 5) OBP: 0.343, SLG: 0.461 7 Josh Fields, R (9, 5) OBP: 0.300, SLG: 0.352	F FF 93 X FF 93 0-1 P3 ②		F FF 92 B SL 84 X FF 93 1-1 G6-3 ③			C SL 83 1 SAFE 1 SAFE B FF 90 S FF 89 X FF 92 1-2 G6-3 ②③ 1-2f			S FF 88 C FF 94 B SL 85 S SL 84 1-3 K ③	3 1	0 0	0 0	0 0	0 0	2 0	2 0
12 A.J. Pierzynski, L (1, 10) OBP: 0.340, SLG: 0.443	C FF 91 S KC 78 F FF 92 B FF 92 X FC 91 1-2 G1-3 ③			X FF 90 0-0 F7 ①			C CH 86 X FF 89 0-1 F9 ①			3	0	0	0	0	0	0
14 Paul Konerko, R (1, 3) OBP: 0.352, SLG: 0.497		X FF 93 0-0 F9 ①		B FF 91 B FF 91 X FF 91 2-0 G6-3 ②			B FF 88 C FF 90 C KC 76 S SI 90 1-3 K ②			3	0	0	0	0	1	0
7 Mark Kotsay, L (1, 9) OBP: 0.318, SLG: 0.397		B FF 93 C SI 91 X FF 92 1-1 F7 ②		X FF 90 0-0 G3 ③			C SI 88 B KC 77 B FF 91 X FF 89 2-1 G6-3 ③			3	0	0	0	0	0	0
10 Alexei Ramirez, R (1, 6) OBP: 0.335, SLG: 0.397 18 Brent Lillibridge, R (8, PH) OBP: 0.250, SLG: 0.169 (9, 6)		B SL 84 C SL 84 F FF 92 B SL 85 F FF 92 F SI 92 F SL 84 B FF 94 B SI 93 4-2 BB			B KC 75 X FF 90 1-0 F7 ①			B FF 90 C FF 88 F FF 87 C FF 91 1-3 K ①		1 1	0 0	0 0	0 0	1 0	0 1	0 0
17 Chris Getz, L (1, 4) OBP: 0.333, SLG: 0.359		C FF 93 B SI 92 1 SAFE B FF 91 X SI 90 2-1 G4-3 ③			C FF 92 B KC 77 X CH 84 1-1 F7 ②			C SI 88 B KC 75 B SI 88 X FF 89 2-1 31 G6-4-3 1B		3	0	1	0	0	0	1
31 Dewayne Wise, L (1, 8) OBP: 0.242, SLG: 0.341			C FF 91 B FF 90 B CH 85 F FF 90 F FF 92 X KC 79 2-2 22 G6-3 27 S 1B		S FF 91 C FF 93 X SI 91 0-2 G3 ③			F SI 88 X CH 86 0-1 G6-4-3 ②③ 1-2f		3	0	1	0	0	0	1
27 Ramon Castro, R (1, 2) OBP: 0.301, SLG: 0.415			1 SAFE S FF 94 B SL 83 F SI 93 F KC 77 F FF 92 B SL 84 F FF 92 F SI 93 2-3 K ① 1-2			C FF 88 F FF 92 B SL 82 X FF 91 1-2 G6-3 ①			F FF 88 X FF 89 0-1 F8 ①	3	0	0	0	0	1	1
Inning Stats	R: 0 E: 0 K: 0 S: 8 H: 0 LOB: 0 BB: 0 P: 10	R: 0 E: 0 K: 0 S: 10 H: 0 LOB: 1 BB: 1 P: 17	R: 0 E: 0 K: 1 S: 17 H: 1 LOB: 1 BB: 0 P: 23	R: 0 E: 0 K: 0 S: 3 H: 0 LOB: 0 BB: 0 P: 5	R: 0 E: 0 K: 0 S: 6 H: 0 LOB: 0 BB: 0 P: 8	R: 0 E: 0 K: 0 S: 10 H: 1 LOB: 0 BB: 0 P: 13	R: 0 E: 0 K: 1 S: 7 H: 0 LOB: 0 BB: 0 P: 10	R: 0 E: 0 K: 1 S: 7 H: 1 LOB: 0 BB: 0 P: 10	R: 0 E: 0 K: 2 S: 8 H: 0 LOB: 0 BB: 0 P: 9	1B: 3 2B: 0 3B: 0 HR: 0		SF: 0 SAC: 0 DP: 2 HBP: 0				

PITCHER	IP	WLS	BF	H	R	ER	SO	BB	IBB	HBP	BLK	WP	HR	S	P	ERA	WHIP
44 Luke Hochevar, R (1, 1) ERA: 5.79	9.0	W	29	3	0	0	5	1	0	0	0	0	0	76	105	0.00	0.444

PITCHER	IP	WLS	BF	H	R	ER	SO	BB	IBB	HBP	BLK	WP	HR	S	P	ERA	WHIP

BOTTOM

Kansas City Royals @ Chicago White Sox

U.S. Cellular Field, Chicago, IL

Fri Sep 18 2009, 8:11 PM EDT

Att. 29,179 - Cloudy - 63 F

livebaseballscorecards.com

AB	28
R	0
H	3
RBI	0
BB	1
SO	5
LOB	6

WP: 0 PA: 29
PB: 0
SB: 1
CS: 0

Kansas City Royals @ Chicago White Sox

U.S. Cellular Field, Chicago, IL

Sat Sep 19 2009, 7:05 PM EDT

Att. 28,329 - Partly Cloudy - 67 F

TOP

livebaseballscorecards.com

Batter	1	2	3	4	5	6	7	8	9	AB	R	H	RBI	BB	SO	LOB
9 David DeJesus, L (1, 7) OBP: 0.346, SLG: 0.436	C FF 91 B FC 87 F SI 92 B SI 93 T FF 92 2-2 ① K		C FF 90 B CU 77 F SL 80 F SL 80 C FF 91 1-3 ① K		B FF 91 X SI 91 1-0 ③ P4			B FC 90 C SI 92 C SI 93 F SI 89 F SL 80 B SI 95 X CU 73 2-2 ② L6		1	0	0	0	0	1	0
8 Willie Bloomquist, R (2, 9) OBP: 0.312, SLG: 0.363										3	0	0	0	0	1	0
12 Mitch Maier, L (1, 9) OBP: 0.330, SLG: 0.351	B FF 93 C SI 93 C SL 81 F SI 94 X CU 78 1-2 ② F8		B FF 91 B FF 91 F FF 91 X FC 86 2-1 ② G3			C FF 92 F SL 87 F FF 94 B SL 88 X SL 86 1-2 ① L3		F SI 94 X FF 91 0-1 ③ P4		4	0	0	0	0	0	0
(2, 7)																
16 Billy Butler, R (1, 3) OBP: 0.357, SLG: 0.486	C SI 93 S SI 94 S SL 82 0-3 ③ K		C SL 80 B CU 76 B SL 83 C SL 79 X FF 92 2-2 HR			B FF 92 B FF 93 B SI 89 C SI 88 C SI 89 S SL 86 3-3 ② K			C FC 89 C FC 90 X SL 79 0-2 ① L1-3	4	1	1	1	0	2	0
17 Mike Jacobs, L (1, 10) OBP: 0.301, SLG: 0.405		C FF 91 B FF 91 S FC 88 S FC 85 1-3 ① K	S FC 85 B FF 92 S FC 85 B SL 84 S FC 85 2-3 ③ K			C SL 88 F SL 90 F SL 88 C CU 76 0-3 ③ K			B FF 93 C FF 94 C FC 89 S SL 82 1-3 ② K	4	0	0	0	0	4	0
13 Alberto Callaspo, S (1, 4) OBP: 0.353, SLG: 0.452		S FF 93 B FC 88 C SL 80 X FF 93 1-2 21 BB 4 1B 1B		C CU 76 X SL 84 0-1 ① F7			B FF 90 X FF 89 1-0 ① G4-3		X FC 89 0-0 1B	4	1	2	0	0	0	0
21 Miguel Olivo, R (1, 2) OBP: 0.288, SLG: 0.505		D SI 92 F SI 93 B SL 82 B FC 86 B SI 93 4-1 4 1B 3 SH1-3 1-2 BB		C FF 91 C FF 91 B SL 81 B SL 80 B FC 84 B SL 80 4-2 4 G4-6-3 BB			X FF 90 0-0 1B		S FF 92 T SI 94 B FF 95 S SL 82 1-3 ③ K	0	1	0	0	1	0	0
14 John Buck, R (3, 2) OBP: 0.292, SLG: 0.479										2	0	1	0	1	1	1
4 Alex Gordon, L (1, 5) OBP: 0.324, SLG: 0.347		F FF 92 D FC 87 C FC 88 B FF 92 X FF 93 2-2 3 SH1-3 1-3 2-H 1B		X SL 84 0-0 ② ③ G4-6-3 1-2f			X FF 90 0-0 ② P5			3	0	1	1	0	0	2
3 Yuniesky Betancourt, R (1, 6) OBP: 0.272, SLG: 0.343		B SL 82 1 SAFE X SI 91 1-0 ② SH1-3 1-2 3-H			X FF 89 0-0 ① G6-3		B FF 90 S FC 89 B FF 90 X SI 92 2-1 ③ G1-3			2	0	0	1	0	0	1
1 Josh Anderson, L (1, 8) OBP: 0.275, SLG: 0.302		X SI 91 0-0 ③ L6			B FF 89 C SI 90 F FC 85 F SL 84 B SI 91 F CU 79 F FC 85 X FF 91 2-2 ② G4-3			C FC 88 B FC 89 X FC 89 1-1 ① G6-3		3	0	0	0	0	0	1

	AB	R	H	RBI	BB	SO	LOB
TOP	30	3	5	3	2	9	5

Inning Stats	1	2	3	4	5	6	7	8	9
R	0	2	1	0	0	0	0	0	0
E	0	0	0	0	0	0	0	0	0
K	2	1	2	0	0	2	0	0	2
S	10	12	12	5	8	11	5	9	10
H	0	2	1	0	0	0	1	0	1
LOB	0	1	0	0	0	0	1	0	1
BB	0	1	0	1	0	0	0	0	0
P	13	21	19	9	11	15	8	12	12

1B	4
2B	0
3B	0
HR	1
SF	0
SAC	1
DP	1
HBP	0

WP	0
PB	0
SB	0
CS	0
PA	33

PITCHER		IP	WLS	BF	H	R	ER	SO	BB	IBB	HBP	BLK	WP	HR	S	P	ERA	WHIP
44 Jake Peavy, R ERA: 4.05	(1, 1)	5.0	W	19	3	3	3	5	2	0	0	0	0	1	47	73	5.40	1.000
67 Randy Williams, L ERA: 5.65	(6, 1)	1.0		3	0	0	0	2	0	0	0	0	0	0	11	15	0.00	0.000
D.J. Carrasco, R ERA: 3.58	(7, 1)	2.0		7	1	0	0	0	0	0	0	0	0	0	14	20	0.00	0.500
71 Scott Linebrink, R ERA: 4.22	(9, 1)	1.0		4	1	0	0	2	0	0	0	0	0	0	10	12	0.00	1.000

PITCHER		IP	WLS	BF	H	R	ER	SO	BB	IBB	HBP	BLK	WP	HR	S	P	ERA	WHIP

Batter	1	2	3	4	5	6	7	8	9	AB	R	H	RBI	BB	SO	LOB
5 Jayson Nix, R (1, 4) OBP: 0.322, SLG: 0.435	B FF 89 C FF 89 B FF 91 X FF 91 2-1 E5 15 1B 12 1B	S CH 81 C CU 75 D CU 77 B FF 91 X CH 82 2-2 ③ FC5-4 1-2f		C CH 82 B F F B T 2-2 ② K		B FF 94 C SL 81 F SI 94 B SL 83 B SL 82 B FF 94 4-2 15 CS BB		B FF 93 X SI 93 1-0 14 1B 12 WP 10 2B 1-2 2-H 1B		4	2	1	1	1	1	4
15 Gordon Beckham, R (1, 5) OBP: 0.341, SLG: 0.457	X FF 87 0-0 12 1B 1-3 1B	B CH 81 S SL 84 F CH 82 S FF 92 1-3 ① K	X 0-0 ③ L8		C SL 79 X FF 95 0-1 ①② G6-3 1-2		X SI 94 0-0 ① F9		5	0	1	0	0	1	5
12 A.J. Pierzynski, L (1, 2) OBP: 0.341, SLG: 0.442	X FF 90 0-0 10 G6-4-3 1-3 3-H 1B	B SL 86 F SI 83 F FF 92 S CU 67 1-3 ② K		B FF 92 F SL 84 F FF 92 F FF 92 F SL 86 C SI 89 1-3 ① K	X FF 94 0-0 ③ F8		B FS 87 B FF 93 B FF 94 C FF 93 B FS 84 4-1 14 1B 10 2B 1-2 2-3 BB		4	1	1	1	1	2	0
14 Paul Konerko, R (1, 3) OBP: 0.356, SLG: 0.504	B CH 82 B CH 80 B CH 79 C CH 83 X FF 91 3-1 ① F9	X CH 84 0-0 HR		C FF 89 B SL 82 B FF 92 C FF 92 B SL 80 B FF 91 4-2 23 BB 10 1B 20 HR BB		B SL 82 F FF 94 B FS 86 B FF 94 B FF 93 4-1 23 G5-4-3 10 BB BB	F SL 84 F FF 94 X SL 84 0-2 10 2B 23 1B 1-2 2-3 3-H 1B		3	3	2	2	2	0	2
10 Alexei Ramirez, R (1, 6) OBP: 0.338, SLG: 0.400	C FF 90 C CU 74 B FF 90 F CU 63 F SL 83 F FF 91 D CU 79 X FF 91 2-2 ②③ G6-4-3 1-2f	C FF 93 X CH 83 0-1 ③ G1-3		F FS 87 B CH 79 C FS 80 X FF 90 1-2 23 BB 20 HR 1-2 1B		B SL 82 B SL 81 B FF 93 B FF 92 4-0 23 G5-4-3 1-2 BB	B FF 95 B FF 94 C FF 94 X FF 95 2-1 23 1B 1-3 2-H 3-H 2B		4	2	2	2	1	0	2
23 Jermaine Dye, R (1, 9) OBP: 0.335, SLG: 0.448		B CU 73 B CH 80 C CH 84 B CH 82 B CH 82 4-1 26 BB BB		C FF 88 X SL 82 0-1 20 BB 51 1B 1B	B FF 92 B CH 78 D FF 92 B FF 91 4-0 20 HR 1-2 2-3 BB		C SL 81 B FF 93 F SL 81 X FF 94 1-2 ① ② G5-4-3 1-2f 2-3	B FF 94 B SL 87 C FF 94 X SL 88 2-1 20 1B 2-H 3-H 1B		3	2	2	2	2	0	2
20 Carlos Quentin, R (1, 7) OBP: 0.322, SLG: 0.437		B FF 91 B FF 90 X FF 85 2-0 ① L5		B SL 85 B FF 89 B C F B 4-2 51 1B 1-2 BB	B CH 78 B FS 86 B FF 93 C FF 92 X FF 92 3-1 1-H 2-H 3-H HR		D SL 82 C SL 82 S SI 93 S SL 84 1-3 ③ K	X SL 87 0-0 51 G4-6-3 1-2 1B		4	1	2	4	1	1	2
51 Alex Rios, R (1, 8) OBP: 0.290, SLG: 0.387		D FF 90 1 SAFE B FF 88 C CH 80 S CH 81 B FF 92 F CH 80 1 SAFE X CH 82 3-2 ② F9		D FF 89 X CH 81 1-0 1-2 2-H 1B	F FF 92 C CH 78 X FF 92 0-2 ② G5-3			B SI 91 C SL 81 X FS 85 1-1 26 1B 5 1B 1B B FF 94 C SL 89 X FF 94 1-1 G4-6-3 1-2		5	1	2	1	0	0	3
26 Tyler Flowers, R (1, 10) OBP: 0.250, SLG: 0.143		C SI 90 B FF 91 B CU 72 S CH 82 D CH 82 F FF 92 B CH 81 4-2 5 FC5-4 1-2 BB		L CH 81 L SL 83 F SL 84 S FF 91 0-3 ① K	B FF 92 C CH 80 B FF 93 S FS 87 S FS 82 2-3 ③ K			X SI 92 0-0 12 WP 5 1B 14 1B 1-2 1B		3	1	1	0	1	2	2
Inning Stats	R: 1 E: 1 K: 0 S: 12 H: 2 LOB: 1 BB: 0 P: 19	R: 0 E: 0 K: 0 S: 12 H: 0 LOB: 2 BB: 2 P: 27	R: 1 E: 0 K: 2 S: 9 H: 1 LOB: 0 BB: 0 P: 11	R: 1 E: 0 K: 2 S: 14 H: 2 LOB: 2 BB: 1 P: 21	R: 4 E: 0 K: 2 S: 18 H: 2 LOB: 0 BB: 2 P: 33	R: 0 E: 0 K: 0 S: 5 H: 0 LOB: 0 BB: 1 P: 9	R: 0 E: 0 K: 1 S: 7 H: 0 LOB: 1 BB: 2 P: 17	R: 6 E: 0 K: 0 S: 16 H: 7 LOB: 1 BB: 1 P: 27		1B: 11 2B: 1 3B: 0 HR: 2 SF: 0 SAC: 0 DP: 3 HBP: 0					WP: 1 PB: 0 SB: 0 CS: 1 PA: 44	

PITCHER		IP	WLS	BF	H	R	ER	SO	BB	IBB	HBP	BLK	WP	HR	S	P	ERA	WHIP
31 Dusty Hughes, L ERA: 4.38	(1, 1)	4.1	L	21	5	3	2	5	3	0	0	0	0	1	52	84	4.15	1.846
57 Yasuhiko Yabuta, R ERA: 14.73	(5, 1)	0.2		6	2	4	4	1	2	0	0	0	0	1	13	27	54.00	6.000
47 Victor Marte, R ERA: 10.5	(6, 1)	2.1		13	4	5	5	1	4	0	0	0	1	0	21	41	19.29	3.429
53 Carlos Rosa, R ERA: 3.38	(8, 1)	0.2		4	3	1	1	0	0	0	0	0	0	0	7	12	13.50	4.500

PITCHER	IP	WLS	BF	H	R	ER	SO	BB	IBB	HBP	BLK	WP	HR	S	P	ERA	WHIP

BOTTOM

Kansas City Royals @ Chicago White Sox

U.S. Cellular Field, Chicago, IL

Sat Sep 19 2009, 7:05 PM EDT
Att. 28,329 - Partly Cloudy - 67 F

livebaseballscorecards.com

AB	35
R	13
H	14
RBI	13
BB	9
SO	7
LOB	22

Batter	1	2	3	4	5	6	7	8	9	AB	R	H	RBI	BB	SO	LOB
8 Willie Bloomquist, R (1, 9) OBP: 0.313, SLG: 0.367	B FF 85 C SI 86 X SI 86 1-1 12 S 16 WP 2B		B SI 86 B SL 78 C SI 87 C SL 76 F CH 80 F SL 77 X SL 78 2-2 ② F7 1-2		C SI 88 X FS 76 0-1 12 CS 1B			C SI 87 B SI 88 F CH 81 X SL 82 1-2 ③ F9		4	1	2	0	0	0	1
12 Mitch Maier, L (1, 7) OBP: 0.332, SLG: 0.351	B SI 86 B CH 78 F SI 86 L CH 79 F SL 76 B FS 79 F SL 77 X SL 77 3-2 ① P6 2-3		C SL 78 C SI 79 X SL 79 1-1 2-H 1B		1 SAFE C SI 85 1 SAFE P PO 81 1 SAFE B SI 85 B FS 79 3-1 ③ CS 1-2	C SL 77 B FS 77 B SI 86 X CH 80 2-1 ① G3			B FF 96 F FF 95 C FF 96 B SL 85 B FF 95 F FF 96 B FF 97 4-2 BB	3	0	1	1	1	0	1
16 Billy Butler, R (1, 3) OBP: 0.356, SLG: 0.483	B SI 88 C SI 89 B SI 89 B SL 77 F SI 88 B CH 81 4-2 17 G3-6-3 BB 3-H		1 SAFE X SI 88 0-0 ③ F9			C SI 87 X CH 80 0-1 ② G6-3			C FF 95 X FF 95 0-1 ① F8	3	0	0	0	1	0	2
17 Mike Jacobs, L (1, 10) OBP: 0.299, SLG: 0.401 21 Miguel Olivo, R (9, PH) OBP: 0.287, SLG: 0.504 (9, 10)	C SI 88 D SL 78 S CH 81 X FS 77 1-2 ② ③ G3-6-3 1-2f			X SI 85 0-0 ① G3-1		B SL 83 F SL 79 B FS 78 S CH 81 X FS 79 2-2 ③ G4-3			C FF 96 1 SAFE 1 SAFE S FF 96 F FF 95 1 SAFE B FF 95 S SL 83 1-3 ② K	3 1	0 0	0 0	0 0	0 1	0 1	1 1
13 Alberto Callaspo, S (1, 5) OBP: 0.351, SLG: 0.449		B SL 76 X CH 78 1-0 ① P4		B SI 85 X CH 80 1-0 ② G1-3			C CH 79 S FS 77 B FS 78 S SL 78 1-3 ① K		B FF 96 1 SAFE B FF 95 B FF 96 C FF 96 F FF 96 C SL 84 3-3 ③ K	4	0	0	0	0	2	1
14 John Buck, R (1, 2) OBP: 0.293, SLG: 0.476		C SI 87 S CU 69 B SI 90 X SI 89 1-2 ② L9		C SI 88 X SI 88 0-1 46 S 1B			S SI 86 C SL 82 B FS 78 S FS 78 1-3 ② K			3	0	1	0	0	1	0
46 Luis Hernandez, S (1, 4) OBP: 0.200, SLG: 0.175		C SI 87 C CU 68 X FS 78 0-2 ③ G3-1		C SI 86 S CH 81 S CH 79 0-3 ③ K 1-2			B SI 87 X SI 86 1-0 ③ F7			3	0	0	0	0	1	1
3 Yuniesky Betancourt, R (1, 6) OBP: 0.270, SLG: 0.340			C SI 85 C SL 76 B SL 79 X CH 80 1-2 ① P5		C SL 76 X SL 78 0-1 ① P5			X SI 86 0-0 ① F9		3	0	0	0	0	0	0
1 Josh Anderson, L (1, 8) OBP: 0.276, SLG: 0.302			X SI 86 0-0 8 S 12 1B 1B		C SI 85 X CH 79 0-1 ② G5-3			C SI 85 S FF 85 F FS 77 X FS 78 0-2 ② G1-3		3	1	1	0	0	0	0
Inning Stats	R: 1 H: 1 E: 0 LOB: 0 K: 0 BB: 1 S: 12 P: 21	R: 0 H: 0 E: 0 LOB: 0 K: 0 BB: 0 S: 7 P: 9	R: 1 H: 2 E: 0 LOB: 1 K: 0 BB: 0 S: 12 P: 16	R: 0 H: 1 E: 0 LOB: 1 K: 1 BB: 0 S: 7 P: 8	R: 0 H: 1 E: 0 LOB: 0 K: 0 BB: 0 S: 8 P: 10	R: 0 H: 0 E: 0 LOB: 0 K: 0 BB: 0 S: 7 P: 11	R: 0 H: 0 E: 0 LOB: 0 K: 2 BB: 0 S: 7 P: 10	R: 0 H: 0 E: 0 LOB: 0 K: 0 BB: 0 S: 8 P: 9	R: 0 H: 0 E: 0 LOB: 1 K: 2 BB: 1 S: 12 P: 20	1B: 4 SF: 0 2B: 1 SAC: 0 3B: 0 DP: 1 HR: 0 HBP: 0						

TOP

Kansas City Royals @ Chicago White Sox
U.S. Cellular Field, Chicago, IL
Sun Sep 20 2009, 2:05 PM EDT
Att. 22,798 - Overcast - 64 F

livebaseballscorecards.com

AB	30
R	2
H	5
RBI	1
BB	2
SO	5
LOB	8

WP: 1 PA: 33
PB: 0
SB: 3
CS: 1

PITCHER		IP	WLS	BF	H	R	ER	SO	BB	IBB	HBP	BLK	WP	HR	S	P	ERA	WHIP
43 Freddy Garcia, R ERA: 4.01	(1, 1)	8.0	L	28	5	2	2	3	1	0	0	0	1	0	68	94	2.25	0.750
37 Matt Thornton, L ERA: 2.69	(9, 1)	1.0		4	0	0	0	2	1	0	0	0	0	0	12	20	0.00	1.000

PITCHER	IP	WLS	BF	H	R	ER	SO	BB	IBB	HBP	BLK	WP	HR	S	P	ERA	WHIP

Kansas City Royals @ Chicago White Sox

U.S. Cellular Field, Chicago, IL

Sun Sep 20 2009, 2:05 PM EDT

Att. 22,798 - Overcast - 64 F

BOTTOM

livebaseballscorecards.com

Batter	1	2	3	4	5	6	7	8	9	AB	R	H	RBI	BB	SO	LOB
22 Scott Podsednik, L (1, 10) OBP: 0.354, SLG: 0.410	C FF 89 X SI 90 0-1 15 G1-6-3 1B			S SI 82 B CH 85 B SI 93 X CH 83 2-1 15 WP 15 S 12 1B 1B	C CH 82 F FF 95 B CH 86 X SI 85 1-2 ③ F7			B SI 94 F SI 92 C CH 85 X SL 81 1-2 ① G4-3	C FF 89 B FF 91 1-1 ③ CS 1-2	4	1	2	0	0	0	0
15 Gordon Beckham, R (1, 5) OBP: 0.340, SLG: 0.453	1 SAFE B CH 78 X CH 80 1-0 ①② G1-6-3 1-2f			S SI 94 B SI 85 X CH 84 1-1 ① G1-3 1-3		C SI 92 F CH 82 S SI 95 0-3 ① K		B SL 82 C SI 95 S SL 81 B SL 82 F FF 94 B FF 95 F FF 93 B SI 95 4-2 10 BB 12 1B BB		3	0	0	0	1	1	2
12 A.J. Pierzynski, L (1, 2) OBP: 0.342, SLG: 0.442	B CH 84 F CH 82 B SI 93 F FF 92 S CH 86 2-3 ③ K			B SI 94 F SI 94 F SI 96 F FF 97 X CH 82 1-2 23 BB 14 BB 3-H 1B		B SI 90 F CH 81 S SI 91 X SI 96 1-2 ② L7		1 SAFE X SI 95 0-0 10 BB 1-2 1B		4	0	2	1	0	1	0
14 Paul Konerko, R (1, 3) OBP: 0.355, SLG: 0.501		B FF 91 B CH 82 F FF 91 F FF 93 F SI 95 B CH 84 X CH 84 3-2 ① F7		B SL 81 B FF 94 B CH 80 C FF 92 B FF 91 4-1 23 BB 1-2 BB		C CH 80 F FF 94 B SL 84 B CH 85 S CH 83 2-3 ③ K		S FF 92 F SL 83 F FF 91 B CU 68 S CH 83 1-3 ② K		3	0	0	0	1	2	2
10 Alexei Ramirez, R (1, 6) OBP: 0.337, SLG: 0.397		F SI 94 C FF 94 S CH 84 0-3 ② K		S CH 81 B FF 94 F CH 82 D CH 86 F CH 85 B SL 86 X CH 83 3-2 ② F7			C SL 77 C SL 78 B SL 80 S SI 93 1-3 ① K	B SL 80 B SL 80 B FF 91 C FF 91 B FF 91 4-1 1-2 2-3 BB		3	0	0	0	1	2	2
23 Jermaine Dye, R (1, 9) OBP: 0.336, SLG: 0.446		B CH 82 B CH 84 X SI 93 2-0 ③ F9		F SI 94 B FF 88 S FF 95 F SI 97 F SI 98 B SL 86 F CH 86 B CH 82 B CH 81 4-2 1-2 2-3 BB			H SL 78 1-0 17 1B HBP	C FF 92 X FF 91 0-1 ③ F9		2	0	0	0	1	0	3
20 Carlos Quentin, R (1, 7) OBP: 0.318, SLG: 0.432			B FF 92 B CH 78 C CH 79 F SI 93 X FF 95 2-2 ① F8	B SI 92 S CH 83 S CH 84 F SI 97 X FF 89 1-2 ③ F8			B SI 92 B SI 93 B FF 93 C FF 93 X SI 93 3-1 ② L5		X FF 90 0-0 ① F9	4	0	0	0	0	0	4
17 Chris Getz, L (1, 4) OBP: 0.333, SLG: 0.357			B SI 92 C SI 92 X SL 80 1-1 ② P5		C SI 90 B SI 93 B SI 91 B FF 91 C FF 92 F SI 93 F SI 93 F SI 94 F FF 94 3-3 S SI 85 ① K		B CH 86 X SI 94 1-0 1-2 1B		C FF 90 C FF 92 X CU 70 0-2 ② G3	4	0	1	0	0	1	0
51 Alex Rios, R (1, 8) OBP: 0.289, SLG: 0.385 7 Mark Kotsay, L (9, PH) OBP: 0.322, SLG: 0.401 31 Dewayne Wise, L (9, PR) OBP: 0.242, SLG: 0.341			B SL 82 C CH 82 X SL 82 1-1 ③ P6		B SI 94 B SI 93 B FF 92 C SI 91 F SI 92 F FF 94 X SI 94 3-2 ② F9		B SL 81 B SL 81 F SI 94 C SL 77 X SL 81 2-2 ③ P6		C FF 91 B FF 92 B FF 91 B FF 91 X FF 91 3-1 22 CS 1B	3 1 0	0 0 0	0 1 0	0 0 0	0 0 0	0 0 0	2 0 0
Inning Stats	R: 0 H: 1 E: 0 LOB: 0 K: 1 BB: 0 S: 6 P: 9	R: 0 H: 0 E: 0 LOB: 0 K: 1 BB: 0 S: 8 P: 13	R: 0 H: 0 E: 0 LOB: 0 K: 0 BB: 0 S: 7 P: 11	R: 1 H: 2 E: 0 LOB: 3 K: 0 BB: 2 S: 22 P: 38	R: 0 H: 0 E: 0 LOB: 0 K: 1 BB: 0 S: 14 P: 21	R: 0 H: 0 E: 0 LOB: 0 K: 2 BB: 0 S: 9 P: 12	R: 0 H: 1 E: 0 LOB: 2 K: 1 BB: 0 S: 9 P: 17	R: 0 H: 1 E: 0 LOB: 3 K: 1 BB: 2 S: 15 P: 25	R: 0 H: 1 E: 0 LOB: 1 K: 0 BB: 0 S: 7 P: 11	1B: 6 2B: 0 3B: 0 HR: 0	SF: 0 SAC: 0 DP: 1 HBP: 1		WP: 1 PB: 0 SB: 1 CS: 1		PA: 37		

PITCHER	IP	WLS	BF	H	R	ER	SO	BB	IBB	HBP	BLK	WP	HR	S	P	ERA	WHIP
51 Robinson Tejeda, R (1, 1) ERA: 2.94	6.0	W	22	3	1	1	5	2	0	0	0	1	0	66	104	1.50	0.833
56 Roman Colon, R (7, 1) ERA: 4.73	1.1	H	8	2	0	0	1	1	0	1	0	0	0	17	30	0.00	2.250
48 Joakim Soria, R (8, 1) ERA: 2.4	1.2	S	6	1	0	0	1	1	0	0	0	0	0	14	23	0.00	1.200

PITCHER	IP	WLS	BF	H	R	ER	SO	BB	IBB	HBP	BLK	WP	HR	S	P	ERA	WHIP

Batter	1	2	3	4	5	6	7	8	9	AB	R	H	RBI	BB	SO	LOB
2 Denard Span, L (1, 8) OBP: 0.388, SLG: 0.409	C FF 95 X FF 94 0-1 G6-3	B CH 85 C FF 94 B FF 95 C FF 96 F FF 94 D CH 85 B FF 95 4-2 1-2 2-3 3-H BB		S CH 82 F FF 93 B FF 94 X FF 94 1-2 G1-3		F SI 88 H FF 90 1-1 18 SF9 18 S 1-2 HBP		F SL 88 S SL 89 B SI 94 D CH 88 X SL 89 2-2 G6-3 1-3		2	0	0	1	1	0	2
22 Carlos Gómez, R (6, PR) OBP: 0.290, SLG: 0.344 (6, 8)										1	0	0	0	0	0	1
18 Orlando Cabrera, R (1, 6) OBP: 0.307, SLG: 0.370	B FF 94 C FF 94 X FF 94 1-1 16 PB 3B	X FF 95 0-0 F7			B FF 93 C FF 93 X FF 93 1-1 E1 5 1B	C SL 86 B SI 89 B SL 85 B SL 88 X SI 89 3-1 SF9 1-3 2-H		X SI 95 0-0 7 1B 16 2B 3-H 1B		4	3	2	2	0	0	3
7 Joe Mauer, L (1, 2) OBP: 0.442, SLG: 0.608	C FF 96 F CH 86 X FF 96 0-2 G6-3		B FF 94 X SL 87 1-0 G4-3		C FF 92 B CH 83 S CH 83 B FF 93 B FF 93 F CH 85 F FF 94 X FF 94 3-2 P5	I IN 71 I IN 73 I IN 74 I IN 72 4-0 IBB		C FF 90 F CH 86 X FF 94 0-2 16 2B 1-3 1B		4	0	1	0	1	0	2
16 Jason Kubel, L (1, 9) OBP: 0.369, SLG: 0.525	B FF 95 F FF 93 S SL 86 S FF 94 1-3 K 3-H		C SL 86 S FF 93 S FF 94 0-3 K		B FF 93 F FF 92 F FF 92 B FF 94 B CH 83 X CH 84 3-2 G1-3	B SL 87 S SL 87 S SL 86 B SL 88 S SL 86 2-3 K		B CH 86 S SL 88 S CH 87 F FF 88 X SL 88 1-2 1-3 3-H 2B		5	0	1	1	0	3	3
5 Michael Cuddyer, R (1, 3) OBP: 0.332, SLG: 0.511		B FF 94 F FF 94 F SL 86 X SL 86 1-2 P5	C FF 94 S CU 75 F FF 94 B CU 76 X CU 75 1-2 F8		C FF 93 C FF 94 X FF 93 0-2 2-H 1B		C FF 94 S SL 88 B FF 93 X SL 88 1-2 P4	D SL 88 C SI 94 B SL 89 D SL 88 X FF 94 3-1 P3		5	0	1	1	0	0	2
21 Delmon Young, R (1, 7) OBP: 0.289, SLG: 0.382		C SL 85 B CU 75 F FF 93 B SL 85 B CH 84 B CH 85 4-2 8 BB 20 1B 2 BB BB	B FF 94 B SL 85 C FF 92 S CH 84 C CU 74 2-3 K	C SL 86 1 SAFE F FF 93 F FF 92 F FF 93 1 SAFE X SL 84 0-2 F8		S SL 86 B SL 88 C SI 96 S FF 90 1-3 K		B FF 91 X FF 84 1-0 F8		4	1	0	0	1	2	1
26 Jose Morales, S (1, 10) OBP: 0.410, SLG: 0.421		1 SAFE C FF 94 B FF 92 1 SAFE X CH 84 1-1 F7	B SL 85 X SL 84 1-0 8 BB 1B	S FF 90 F SI 93 X SL 81 0-2 F7		B FF 95 C CH 86 X SL 89 1-1 G3-1		B FF 91 C FC 86 F FF 90 X FC 86 1-2 G3		5	0	1	0	0	0	1
20 Matt Tolbert, S (1, 5) OBP: 0.301, SLG: 0.266		B FF 94 X FF 93 1-0 2 BB 8 BB 1-2 1B	S FF 94 F FF 93 C FF 94 0-3 K	C FC 90 B FF 90 X FF 89 1-1 8 WP 8 1B 1B				X SI 93 0-0 G6-3	B FF 93 X FF 91 1-0 G5-3	5	1	2	0	0	1	1
8 Nick Punto, S (1, 4) OBP: 0.332, SLG: 0.288 12 Alexi Casilla, S (9, 4) OBP: 0.275, SLG: 0.249		C FF 94 F SL 86 B CH 85 F CH 83 B FF 95 B SL 85 B CH 85 4-2 2 BB 1-2 2-3 BB	S FF 93 B FF 92 D CH 84 C FF 94 B FF 93 F FF 94 B FF 93 4-2 1-2 BB	1 SAFE 1 SAFE L FC 89 1 SAFE C FF 89 1 SAFE B SI 93 B FC 90 F FC 89 3-2 1 SAFE B FC 80 F FF 90 X FC 90 18 S 2 HBP 18 SF9 1-H 1B				B SL 85 C SL 87 B CH 86 X SI 94 2-1 22 G6-3 22 S 18 1B 1B		2	2	2	1	2	0	0
										0	0	0	0	0	0	0

Inning Stats																												
	R: 1	H: 1		R: 1	H: 1		R: 0	H: 0		R: 0	H: 1		R: 1	H: 1		R: 2	H: 2		R: 0	H: 0		R: 2	H: 4		R: 0	H: 0		1B: 8	SF: 1		WP: 1	PA: 44
	E: 0	LOB: 0		E: 0	LOB: 3		E: 0	LOB: 0		E: 0	LOB: 2		E: 1	LOB: 1		E: 0	LOB: 2		E: 0	LOB: 0		E: 0	LOB: 2		E: 0	LOB: 0		2B: 1	SAC: 0		PB: 1	
	K: 1	BB: 0		K: 0	BB: 3		K: 1	BB: 0		K: 2	BB: 1		K: 0	BB: 0		K: 1	BB: 1		K: 1	BB: 0		K: 0	BB: 0		K: 0	BB: 0		3B: 1	DP: 0		SB: 3	
	S: 10	P: 12		S: 15	P: 30		S: 8	P: 10		S: 13	P: 21		S: 18	P: 25		S: 16	P: 30		S: 8	P: 11		S: 16	P: 24		S: 5	P: 8		HR: 0	HBP: 1		CS: 0	

PITCHER		IP	WLS	BF	H	R	ER	SO	BB	IBB	HBP	BLK	WP	HR	S	P	ERA	WHIP
41 Daniel Hudson, R ERA: 3.38	(1, 1)	5.0	L	24	4	3	1	4	4	0	0	0	0	0	64	98	1.80	1.600
D.J. Carrasco, R ERA: 3.76	(6, 1)	0.1		3	2	2	2	0	0	0	0	0	1	0	10	14	54.00	6.000
67 Randy Williams, L ERA: 5.4	(6, 1)	0.2		4	0	0	0	1	0	1	1	0	0	0	6	16	0.00	0.000
57 Ramon Pena, R ERA: 4.38	(7, 1)	2.0		10	4	2	2	1	0	0	0	0	0	0	24	35	9.00	2.000
52 Carlos Torres, R ERA: 6.0	(9, 1)	1.0		3	0	0	0	0	0	0	0	0	0	0	5	8	0.00	0.000

PITCHER	IP	WLS	BF	H	R	ER	SO	BB	IBB	HBP	BLK	WP	HR	S	P	ERA	WHIP

TOP

Minnesota Twins @ Chicago White Sox

U.S. Cellular Field, Chicago, IL

Mon Sep 21 2009, 8:11 PM EDT

Att. 26,541 - Clear - 68 F

livebaseballscorecards.com

AB	37
R	7
H	10
RBI	6
BB	5
SO	6
LOB	16

Minnesota Twins @ Chicago White Sox

U.S. Cellular Field, Chicago, IL

Mon Sep 21 2009, 8:11 PM EDT

Att. 26,541 - Clear - 68 F

livebaseballscorecards.com

Batter	1	2	3	4	5	6	7	8	9	AB	R	H	RBI	BB	SO	LOB
22 Scott Podsednik, L (1, 8) OBP: 0.353, SLG: 0.409	B SI 92 B SI 92 B SI 91 C SI 92 X SI 92 3-1 ① L5		B SI 92 C SI 91 C CU 78 B CU 80 C SI 93 2-3 ② K		B FC 85 X SI 91 1-0 1B		C SI 90 C SI 90 F CH 83 F FC 87 X CH 82 0-2 ③ G3-1			4	0	1	0	0	1	1
15 Gordon Beckham, R (1, 5) OBP: 0.339, SLG: 0.450	C SI 92 F FC 87 B SI 92 F CU 80 T SI 93 1-2 ② K		C CU 79 C FC 86 F SI 92 X CU 80 0-2 1B		B SI 91 X FC 85 1-0 ③ P4			C FF 92 X FC 86 0-1 ① F7		4	0	1	0	0	1	1
12 A.J. Pierzynski, L (1, 2) OBP: 0.341, SLG: 0.441	F SI 91 X SI 91 0-1 ③ G4-3		C SI 89 C SI 91 X CU 79 0-2 ③ G6-3			C FC 86 X CH 81 0-1 14 G4-3 14 PB 1B		F FC 86 B CH 82 F FF 92 X CU 80 1-2 ② G1-3		4	0	1	0	0	0	1
14 Paul Konerko, R (1, 10) OBP: 0.353, SLG: 0.497		C SI 90 B SI 91 X CU 78 1-1 ① F9		C SI 89 C SI 90 F FC 86 B CU 80 T CH 83 1-2 ① K		B SI 90 F SI 90 F SI 91 B CH 80 F CU 79 X SI 91 2-2 ① G4-3 1-3		F FC 85 S FC 86 X FF 92 0-2 ③ F9		4	0	0	0	0	1	1
7 Mark Kotsay, L (1, 3) OBP: 0.326, SLG: 0.404		C SI 91 B SI 92 C CH 84 B FC 87 X CH 84 2-2 20 1B 1B		C CH 82 C CU 78 B SI 92 X SI 92 1-2 1B		B FC 86 B FC 86 B SI 92 C SI 90 X SI 92 3-1 ② F7			B SI 92 X SI 92 1-0 ① F8	4	0	2	0	0	0	1
23 Jermaine Dye, R (1, 9) OBP: 0.335, SLG: 0.444 31 Dewayne Wise, L (9, PH) OBP: 0.241, SLG: 0.339		C SI 92 F SI 92 S CU 80 0-3 ② K		F FC 87 B FC 86 B FC 88 F SI 92 S SI 92 2-3 ② K		B SI 92 X CU 78 1-0 ③ G1-3			B SI 92 S FF 92 C FF 92 X CU 80 1-2 ② F9	3 1	0 0	0 0	0 0	0 0	2 0	3 0
20 Carlos Quentin, R (1, 7) OBP: 0.318, SLG: 0.429		B CU 80 C FC 87 X SI 92 1-1 1-2 1B		S SI 92 X SI 93 0-1 ③ G5-3			C SI 90 F SI 90 X FC 85 0-2 ① F8		B SL 88 X SI 92 1-0 ③ G6-3	4	0	1	0	0	0	1
17 Chris Getz, L (1, 4) OBP: 0.333, SLG: 0.357		B SI 90 F FC 87 B SI 92 X CH 83 2-1 ③ G6-3			C CU 76 B SI 90 X CU 77 1-1 10 G6-4-3 1B		B CU 76 C SI 90 C FC 87 S CH 83 1-3 ② K			3	0	1	0	0	1	2
10 Alexei Ramirez, R (1, 6) OBP: 0.337, SLG: 0.397			X SI 91 0-0 ① G6-3		C SI 90 F CH 80 X FC 84 0-2 ①② G6-4-3 1-2f		B CH 82 B CH 83 B SI 90 C SI 90 X SI 91 3-1 1B			3	0	1	0	0	0	1
Inning Stats	R: 0 E: 0 K: 1 S: 8 H: 0 LOB: 0 BB: 0 P: 12	R: 0 E: 0 K: 1 S: 12 H: 2 LOB: 2 BB: 0 P: 18	R: 0 E: 0 K: 1 S: 11 H: 1 LOB: 1 BB: 0 P: 13	R: 0 E: 0 K: 2 S: 12 H: 1 LOB: 1 BB: 0 P: 16	R: 0 E: 0 K: 0 S: 7 H: 2 LOB: 1 BB: 0 P: 10	R: 0 E: 0 K: 0 S: 9 H: 1 LOB: 1 BB: 0 P: 15	R: 0 E: 0 K: 1 S: 13 H: 1 LOB: 1 BB: 0 P: 17	R: 0 E: 0 K: 0 S: 8 H: 0 LOB: 0 BB: 0 P: 9	R: 0 E: 0 K: 0 S: 5 H: 0 LOB: 0 BB: 0 P: 8	1B: 8 2B: 0 3B: 0 HR: 0	SF: 0 SAC: 0 DP: 1 HBP: 0						

	AB	R	H	RBI	BB	SO	LOB
BOTTOM	4	0	1	0	0	1	1
	4	0	1	0	0	1	1
	4	0	1	0	0	0	1
	4	0	0	0	0	1	1
	4	0	2	0	0	0	1
	3	0	0	0	0	2	3
	1	0	0	0	0	0	0
	4	0	1	0	0	0	1
	3	0	1	0	0	1	2
	3	0	1	0	0	0	1

AB	**34**
R	**0**
H	**8**
RBI	**0**
BB	**0**
SO	**6**
LOB	**12**

WP: 0 PB: 1 SB: 0 CS: 0 PA: 34

PITCHER	IP	WLS	BF	H	R	ER	SO	BB	IBB	HBP	BLK	WP	HR	S	P	ERA	WHIP
53 Nick Blackburn, R (1, 1) ERA: 4.18	7.0	W	28	8	0	0	6	0	0	0	0	0	0	72	101	0.00	1.143
54 Matt Guerrier, R (8, 1) ERA: 2.18	1.0		3	0	0	0	0	0	0	0	0	0	0	8	9	0.00	0.000
44 Bob Keppel, R (9, 1) ERA: 4.86	1.0		3	0	0	0	0	0	0	0	0	0	0	5	8	0.00	0.000

PITCHER	IP	WLS	BF	H	R	ER	SO	BB	IBB	HBP	BLK	WP	HR	S	P	ERA	WHIP

Batter	1	2	3	4	5	6	7	8	9	AB	R	H	RBI	BB	SO	LOB
22 Carlos Gómez, R (1, 8) OBP: 0.289, SLG: 0.340	B FF 90 F FF 90 B FF 91 B FF 92 B FF 91 4-1 18 HR BB	C FC 86 B CH 83 X FF 91 1-1 ③ G5-3			B FC 84 C FC 86 L FF 89 B CH 81 X CH 82 2-2 ② P4		B FF 94 C FF 92 S FF 93 B FF 93 C FF 92 2-3 ① K		X FC 89 0-0 ③ G4-3	4	1	0	0	1	1	0
18 Orlando Cabrera, R (1, 6) OBP: 0.308, SLG: 0.375	C FF 90 C FF 91 X FF 93 0-2 1-H HR		B FF 88 C FF 88 F FF 89 F CH 82 F CH 82 S FC 86 1-3 ① K		B FF 88 B FF 88 B FF 87 C FF 88 B FF 90 4-1 7 2B BB		C FF 93 X SL 84 0-1 ② F7			3	2	1	2	1	1	0
7 Joe Mauer, L (1, 2) OBP: 0.442, SLG: 0.609	B FF 90 F FC 87 X FF 92 1-1 ① G1-3		C FC 86 B CU 77 B CU 77 B FF 92 S FF 91 B CH 83 4-2 16 G4-6-3 BB		B FC 84 X FF 88 1-0 1-H 2B		B FF 93 C FF 93 B FF 93 B FF 94 F FF 93 F FF 93 X FF 93 3-2 ③ F7			3	0	1	1	1	0	0
16 Jason Kubel, L (1, 9) OBP: 0.370, SLG: 0.533	B FC 87 B FF 91 C FF 92 B FC 88 X FF 92 3-1 5 1B 21 SF8 2B		B FF 90 B FC 88 C FF 92 X FF 92 2-1 ②③ G4-6-3 1-2f		S FC 85 B FF 90 F FC 86 X CH 82 1-2 ③ F7			B FF 92 X FF 93 1-0 HR		4	2	2	1	0	0	2
5 Michael Cuddyer, R (1, 3) OBP: 0.335, SLG: 0.520	B FC 86 X FC 86 1-0 21 SF8 2-3 1B			B CU 75 B FF 89 X FC 86 2-0 21 1B 23 G6-4-3 2B		X FF 87 0-0 HR		C FF 93 F FF 93 B SL 85 X SL 83 1-2 ① G6-3		4	2	3	1	0	0	0
21 Delmon Young, R (1, 7) OBP: 0.292, SLG: 0.385	B FC 86 X FF 90 1-0 ② SF8 1-2 3-H			S FF 89 B FF 90 S CH 82 X FF 89 1-2 23 G6-4-3 2-3 1B		C CU 74 X FC 84 0-1 ① F7		F SL 82 B FF 95 F FF 93 X SL 83 1-2 23 CS 1B		3	0	2	1	0	0	0
23 Brendan Harris, R (1, 10) OBP: 0.307, SLG: 0.357	B FF 90 F CH 83 B FF 91 C FC 87 X FF 91 2-2 ③ G5-3			F FC 86 S CH 80 X CH 81 0-2 ①② G6-4-3 1-2f 3-H		X FF 89 0-0 ② G4-3		1 SAFE 1 SAFE B FF 92 1 SAFE F FF 91 B FF 90 S FF 93 F FF 93 B FF 94 3-2 ②③ F FF 93 X FF 93 F9 1-2		4	0	0	0	0	0	3
20 Matt Tolbert, S (1, 5) OBP: 0.299, SLG: 0.285		X FF 89 0-0 ① P6		B FF 89 B FF 89 F FF 90 X FF 90 2-1 ③ F8		B FF 88 X FF 90 1-0 HR			B FF 93 C FF 92 B FC 89 F SI 93 B FO 83 F FF 93 F FF 94 F FF 94 X FO 83 3-2 ① L3	4	1	1	1	0	0	0
8 Nick Punto, S (1, 4) OBP: 0.329, SLG: 0.285		B FF 89 C FF 88 B CU 76 F FF 88 X CH 82 2-2 ② F8			B CH 86 C FF 87 C FC 86 B FF 90 X FC 85 2-2 ① G1-3	C FF 88 C CH 82 B CH 80 B CU 78 F CH 81 F FF 91 C FF 91 2-3 ③ K			B SI 94 F FF 94 F FF 94 B SL 79 X FC 89 2-2 ② G6-3	4	0	0	0	0	1	0
Inning Stats	R: 3 E: 0 K: 0 S: 13 H: 3 LOB: 1 BB: 1 P: 25	R: 0 E: 0 K: 0 S: 6 H: 0 LOB: 0 BB: 0 P: 9	R: 0 E: 0 K: 1 S: 9 H: 0 LOB: 1 BB: 1 P: 16	R: 1 E: 0 K: 0 S: 9 H: 2 LOB: 0 BB: 0 P: 14	R: 1 E: 0 K: 0 S: 11 H: 1 LOB: 1 BB: 1 P: 21	R: 2 E: 0 K: 1 S: 10 H: 2 LOB: 0 BB: 0 P: 13	R: 0 E: 0 K: 1 S: 9 H: 0 LOB: 0 BB: 0 P: 14	R: 1 E: 0 K: 0 S: 12 H: 2 LOB: 0 BB: 0 P: 18	R: 0 E: 0 K: 0 S: 10 H: 0 LOB: 0 BB: 0 P: 15	1B: 3 2B: 3 3B: 0 HR: 4 SF: 1 SAC: 0 DP: 2 HBP: 0						

PITCHER		IP	WLS	BF	H	R	ER	SO	BB	IBB	HBP	BLK	WP	HR	S	P	ERA	WHIP
50 John Danks, L ERA: 3.82	(1, 1)	6.0	L	27	8	7	7	2	3	0	0	0	0	3	58	98	10.50	1.833
26 Octavio Dotel, R ERA: 3.36	(7, 1)	2.0		7	2	1	1	1	0	0	0	0	0	1	21	32	4.50	1.000
71 Scott Linebrink, R ERA: 4.14	(9, 1)	1.0		3	0	0	0	0	0	0	0	0	0	0	10	15	0.00	0.000

PITCHER	IP	WLS	BF	H	R	ER	SO	BB	IBB	HBP	BLK	WP	HR	S	P	ERA	WHIP

TOP

Minnesota Twins @ Chicago White Sox

U.S. Cellular Field, Chicago, IL

Tue Sep 22 2009, 8:11 PM EDT
Att. 25,290 - Cloudy - 72 F

livebaseballscorecards.com

AB	33
R	8
H	10
RBI	7
BB	3
SO	3
LOB	5

WP: 0	PA: 37		
PB: 0			
SB: 0			
CS: 1			

BOTTOM

Minnesota Twins @ Chicago White Sox

U.S. Cellular Field, Chicago, IL

Tue Sep 22 2009, 8:11 PM EDT

Att. 25,290 - Cloudy - 72 F

livebaseballscorecards.com

Batter	1	2	3	4	5	6	7	8	9	AB	R	H	RBI	BB	SO	LOB
22 Scott Podsednik, L (1, 8) OBP: 0.354, SLG: 0.407	B SI 90 B SI 88 B FF 90 C FF 91 B FF 91 4-1 15 G6-3 15 S 12 G4-3 BB		B CU 81 B SI 92 C SI 90 X SI 90 2-1 15 HR 1B		X SI 93 0-0 ① G6-3		C FF 90 X SL 80 0-1 ① G1-3		C FF 94 C CU 82 S FF 94 0-3 ② K	4	2	1	0	1	1	0
15 Gordon Beckham, R (1, 5) OBP: 0.343, SLG: 0.460	B FF 90 C FF 89 X CH 83 1-1 ① G6-3 1-3		F FF 88 1 SAFE C FF 90 F SI 88 1 SAFE F SI 87 X CU 78 0-2 1-H HR		C SI 94 F CH 87 B SL 87 B CH 85 B SL 89 F SL 88 B FF 94 4-2 14 2B BB		B FF 91 C FF 91 B CH 86 C FF 91 F FF 94 X CH 84 2-2 12 G6-4-3 1B		C SL 90 X SI 94 0-1 ③ P6	4	2	2	2	1	0	1
12 A.J. Pierzynski, L (1, 2) OBP: 0.341, SLG: 0.439	B SI 90 X SI 88 1-0 ② G4-3 3-H		B CU 81 B CH 82 X SI 90 2-0 14 1B 1B		F SI 95 S SL 90 D SL 89 S SL 88 1-3 ② K		C FF 91 F FF 93 X FF 93 0-2 ② ③ G6-4-3 1-2f			4	0	1	1	0	1	2
14 Paul Konerko, R (1, 3) OBP: 0.355, SLG: 0.507	B CU 85 C CU 84 C FF 94 B FF 92 X CU 81 2-2 ③ F9		X FF 90 0-0 7 G1-4-3-6 1-2 1B		C FF 94 B SI 88 X SI 95 1-1 7 1B 1-H 2B			X FF 91 0-0 HR		4	1	3	2	0	0	0
7 Mark Kotsay, L (1, 10) OBP: 0.324, SLG: 0.400		B CU 78 C FF 90 X CH 82 1-1 ① G4-3	C SL 86 B SL 85 F FF 93 B SL 89 X SL 88 2-2 ② ③ G1-4-3-6 1-2f		B SL 86 S SL 88 C FF 93 F FF 94 B SI 94 B FF 95 X SL 88 3-2 10 FC5-4 2-3 1B			B FF 91 B CH 83 B FF 91 C FF 90 C FF 92 F FC 86 F FF 91 X SI 92 3-2 ① G1-3		4	0	1	0	0	0	2
10 Alexei Ramirez, R (1, 6) OBP: 0.335, SLG: 0.394		B CU 81 X CU 80 1-0 ② P3	F FF 93 X FF 92 0-1 ① F7		C SL 87 X CU 75 0-1 ③ FC5-4 1-2f			B CU 79 B FC 85 C FC 85 X FF 91 2-1 ② L5		4	0	0	0	0	0	2
20 Carlos Quentin, R (1, 7) OBP: 0.320, SLG: 0.427		C CU 80 B SI 91 X CU 81 1-1 ③ G5-3	B CH 85 B FF 94 B FF 94 C FF 94 B CH 86 4-1 17 G4-3 BB		C SI 95 X CU 77 0-1 ① G6-3			B CU 78 C CH 82 B CU 79 B FC 86 S FF 92 B FC 84 4-2 BB		2	0	0	0	2	0	0
17 Chris Getz, L (1, 4) OBP: 0.329, SLG: 0.353			B SI 89 C SI 88 B CU 79 X SI 89 2-1 ① L6	X SI 93 0-0 ② G4-3 1-2	C FF 96 F FF 96 X FF 96 0-2 ② G6-3			C FF 90 F FF 89 F FF 91 F FC 86 F FF 90 B FC 85 B CU 78 B FF 91 3-2 X FF 90 G1-3		4	0	0	0	0	0	2
51 Alex Rios, R (1, 9) OBP: 0.289, SLG: 0.389			C FF 90 B CU 85 X CH 82 1-1 HR	B FF 94 C FF 94 F SI 94 X SL 87 1-2 ③ F8	C FF 96 X SL 88 0-1 ③ F8				B CU 81 C FF 94 X SI 94 1-1 ① G6-3	4	1	1	1	0	0	1
Inning Stats	R: 1 E: 0 K: 0 S: 7 H: 0 LOB: 0 BB: 1 P: 15	R: 0 E: 0 K: 0 S: 5 H: 0 LOB: 0 BB: 0 P: 8	R: 3 E: 0 K: 0 S: 16 H: 5 LOB: 1 BB: 0 P: 25	R: 0 E: 0 K: 0 S: 7 H: 0 LOB: 1 BB: 1 P: 12	R: 1 E: 0 K: 1 S: 15 H: 2 LOB: 2 BB: 1 P: 24	R: 0 E: 0 K: 0 S: 7 H: 0 LOB: 0 BB: 0 P: 7	R: 0 E: 0 K: 0 S: 9 H: 1 LOB: 0 BB: 0 P: 11	R: 1 E: 0 K: 0 S: 17 H: 1 LOB: 1 BB: 1 P: 29	R: 0 E: 0 K: 1 S: 7 H: 0 LOB: 0 BB: 0 P: 8	1B: 5 2B: 1 3B: 0 HR: 3	SF: 0 SAC: 0 DP: 2 HBP: 0	WP: 0 PB: 0 SB: 1 CS: 0	PA: 38				

PITCHER		IP	WLS	BF	H	R	ER	SO	BB	IBB	HBP	BLK	WP	HR	S	P	ERA	WHIP
49 Jeff Manship, R ERA: 6.35	(1, 1)	2.1		13	5	4	4	0	1	0	0	0	0	0	25	43	15.43	2.571
47 Francisco Liriano, L ERA: 5.75	(3, 1)	2.1		10	2	1	1	1	2	0	0	0	0	0	23	39	3.86	1.714
28 Jesse Crain, R ERA: 4.89	(5, 1)	1.1	W	4	0	0	0	0	0	0	0	0	0	0	9	9	0.00	0.000
50 Jose Mijares, L ERA: 2.11	(7, 1)	1.0	H	3	1	0	0	0	0	0	0	0	0	0	9	11	0.00	1.000
54 Matt Guerrier, R ERA: 2.27	(8, 1)	1.0	H	5	1	1	1	0	1	0	0	0	0	1	17	29	9.00	2.000

PITCHER		IP	WLS	BF	H	R	ER	SO	BB	IBB	HBP	BLK	WP	HR	S	P	ERA	WHIP
36 Joe Nathan, R ERA: 2.18	(9, 1)	1.0	S	3	0	0	0	1	0	0	0	0	0	0	7	8	0.00	0.000

AB	34
R	6
H	9
RBI	6
BB	4
SO	2
LOB	10

Batter	1	2	3	4	5	6	7	8	9	AB	R	H	RBI	BB	SO	LOB
22 Carlos Gómez, R (1, 8) OBP: 0.290, SLG: 0.342	B CH 78 X CH 79 1-0 G5-3		S FF 84 X FF 85 0-1 SH3 1-2	S FC 86 B FF 89 F FC 85 X CU 81 1-2 18 S 2-H 2B		H FF 90 1-0 HBP	S SL 88 X FF 89 0-1 P5 1-3 3-H		T FF 97 F FF 98 B FF 96 X SL 84 1-2 G4-3	4	0	1	1	0	0	3
18 Orlando Cabrera, R (1, 6) OBP: 0.309, SLG: 0.375	C CH 78 F CH 79 B CH 73 X CH 74 1-2 7 F8 1B		B CH 78 B CH 78 C FF 84 X FC 83 2-1 7 1B 5 1B 2-H 1B	C FF 90 F FF 93 B CU 79 D FF 92 X FC 88 2-2 G6-3 2-3		B FF 87 1 SAFE B FF 90 1 SAFE X FF 88 2-0 F7		B SI 93 B SL 86 C SI 93 F FF 94 X SL 90 2-2 G6-3		5	1	2	1	0	0	2
7 Joe Mauer, L (1, 2) OBP: 0.442, SLG: 0.606	C CH 80 S FC 76 F CH 80 1 SAFE X CU 66 0-2 F8 1-2		1 SAFE C SI 83 X FF 85 0-1 5 1B 1-2 1B	I IN 64 I IN 66 I IN 65 I IN 66 4-0 IBB		B FF 91 1 SAFE B FF 92 F FC 85 X FF 91 2-1 G3		B FF 94 B CH 84 C SL 83 X FF 93 2-1 F8		4	0	1	0	1	0	2
16 Jason Kubel, L (1, 9) OBP: 0.370, SLG: 0.530		B CH 80 B FC 75 C FF 82 X SI 82 2-1 G4-3	B CU 71 B FF 84 B FC 81 C FF 84 S SI 85 F SI 85 X FC 82 3-2 F7	B FC 87 B FC 89 F FF 84 X FF 86 2-1 L8			B FC 86 B FF 90 B FC 83 B FF 87 4-0 21 2B 8 1B BB	C SL 86 B CH 86 B CH 85 B SL 86 B FF 94 4-1 BB		3	1	0	0	2	0	4
5 Michael Cuddyer, R (1, 3) OBP: 0.336, SLG: 0.519		F CH 79 X CH 76 0-1 E5 23 2B 1B	C CH 78 B CH 78 X CH 78 1-1 1-2 2-H 1B	F FF 90 B FC 90 B FF 92 F FF 86 X CU 80 2-2 G5-3			C FF 89 T FF 92 1 SAFE F FF 92 S FF 88 0-3 K	C SI 95 S SL 86 F SL 89 X SL 90 0-2 G5-3		5	1	2	1	0	1	2
21 Delmon Young, R (1, 7) OBP: 0.296, SLG: 0.391		B FC 77 C FC 78 B FC 80 X CH 76 2-1 G6-3	B SI 84 X CH 78 1-0 G4-3		X FF 91 0-0 20 FC6 1B		S FF 88 B FC 88 X FC 87 1-1 8 1B 1-3 2B		B FF 97 S FF 97 X FF 98 1-1 26 E 1B	5	1	3	0	0	0	3
23 Brendan Harris, R (1, 10) OBP: 0.310, SLG: 0.364 26 Jose Morales, S (7, PH) OBP: 0.411, SLG: 0.417 (7, 10)		S CH 80 X FF 84 0-1 2-H 2B	X FC 80 0-0 20 SH2-3 8 2B 2B	C FF 91 F FF 93 T FF 93 0-2 K		I IN 60 I IN 63 I IN 64 I IN 66 4-0 8 1B 22 E IBB		X FF 94 0-0 FC1 1-2	3 1	1 1	2 0	1 0	0 1	1 0	1 1
20 Matt Tolbert, S (1, 5) OBP: 0.293, SLG: 0.278		C FC 78 X CH 76 0-1 G6-3	X CH 76 0-0 SH2-3 2-3	X FF 92 0-0 FC6 1-2f			B FF 91 D FF 89 X FF 90 2-0 P2		B FF 95 X FF 95 1-0 B2	4	0	0	0	0	0	7
8 Nick Punto, S (1, 4) OBP: 0.332, SLG: 0.291			B CH 80 C SI 82 B CH 76 C SI 83 F FF 85 B FC 80 B CH 78 4-2 22 SH3 18 1B BB	B SI 83 C SI 84 B SI 84 X FF 83 2-1 22 2B 3-H 2B		C FF 91 S FF 90 F FF 91 B CU 80 B CU 78 C FC 86 2-3 K	B FF 91 C FF 89 F FF 91 F FF 92 B FC 86 F FC 87 B FF 94 X FF 90 3-2 22 S 1-3 2-H 3-H 1B		F FF 96 F FF 96 F FF 96 C FF 96 0-3 K	4	2	2	3	1	2	2
Inning Stats	R: 0 E: 0 K: 0 S: 8 H: 1 LOB: 0 BB: 0 P: 10	R: 1 E: 1 K: 0 S: 10 H: 2 LOB: 1 BB: 0 P: 14	R: 2 E: 0 K: 0 S: 16 H: 3 LOB: 2 BB: 1 P: 27	R: 2 E: 0 K: 0 S: 12 H: 3 LOB: 2 BB: 1 P: 23	R: 0 E: 0 K: 1 S: 8 H: 1 LOB: 1 BB: 0 P: 10	R: 0 E: 0 K: 1 S: 7 H: 0 LOB: 1 BB: 0 P: 14	R: 3 E: 0 K: 1 S: 14 H: 2 LOB: 1 BB: 2 P: 28	R: 0 E: 0 K: 0 S: 10 H: 0 LOB: 1 BB: 1 P: 18	R: 0 E: 1 K: 1 S: 11 H: 1 LOB: 2 BB: 0 P: 14	1B: 8 2B: 5 3B: 0 HR: 0	SF: 0 SAC: 2 DP: 0 HBP: 1	WP: 0 PB: 0 SB: 3 CS: 0	PA: 46				

PITCHER		IP	WLS	BF	H	R	ER	SO	BB	IBB	HBP	BLK	WP	HR	S	P	ERA	WHIP
56 Mark Buehrle, L ERA: 3.95	(1, 1)	3.1	L	18	8	5	4	0	1	0	0	0	0	0	38	57	10.80	2.700
52 Carlos Torres, R ERA: 5.91	(4, 1)	3.1		18	4	3	2	3	1	2	1	0	0	0	35	67	5.40	1.500
57 Ramon Pena, R ERA: 4.29	(7, 1)	1.1		5	0	0	0	0	1	0	0	0	0	0	12	20	0.00	0.750
37 Matt Thornton, L ERA: 2.65	(9, 1)	1.0		5	1	0	0	1	0	0	0	0	0	0	11	14	0.00	1.000

PITCHER	IP	WLS	BF	H	R	ER	SO	BB	IBB	HBP	BLK	WP	HR	S	P	ERA	WHIP

TOP

Minnesota Twins @ Chicago White Sox

U.S. Cellular Field, Chicago, IL

Wed Sep 23 2009, 8:11 PM EDT

Att. 26,097 - Partly Cloudy - 68 F

livebaseballscorecards.com

AB	38
R	8
H	13
RBI	7
BB	5
SO	4
LOB	27

Minnesota Twins @ Chicago White Sox

U.S. Cellular Field, Chicago, IL

Wed Sep 23 2009, 8:11 PM EDT

Att. 26,097 - Partly Cloudy - 68 F

livebaseballscorecards.com

Batter	1	2	3	4	5	6	7	8	9	AB	R	H	RBI	BB	SO	LOB
5 Jayson Nix, R (1, 4) OBP: 0.321, SLG: 0.432 22 Scott Podsednik, L (9, PH) OBP: 0.353, SLG: 0.407	B SI 90 B SI 92 B SI 91 C FF 91 F SI 92 X SI 92 3-2 G6-3 ①	B CH 83 C SL 82 F SI 91 B CH 84 X SL 83 2-2 L6 ②	B FF 90 B CH 84 C FF 91 X SL 82 2-1 15 G4-6-3 2-H 1B	C SI 91 B CU 81 F SI 92 X SL 87 1-2 F7 ①	C FF 93 C CU 81 B FF 94 X FF 93 1-2 G4-3 ①	4 0 1 1 0 0 1 1 0 0 0 0 0 0										
15 Gordon Beckham, R (1, 5) OBP: 0.341, SLG: 0.454	C CU 70 B SI 93 X SI 90 1-1 G5-3 ②	B FF 92 C SI 91 S SI 92 X FF 93 1-2 G5-3 ③	C FF 91 X CU 74 0-1 G4-6-3 ①② 1-2f	C SI 92 S FF 92 B SI 94 F SI 94 F SL 87 F SI 94 F CU 81 S SI 95 1-3 K ②	C FF 94 B SL 88 S SL 88 H SI 94 2-2 12 WP HBP	4 0 0 0 0 1 2										
12 A.J. Pierzynski, L (1, 2) OBP: 0.339, SLG: 0.436	F FF 92 X FF 93 0-1 G4-3 ③			B SI 90 X SL 83 1-0 14 G5-4-3 1B X CU 72 0-0 P6 ③	C SI 93 B SI 94 X SI 92 1-1 F8 ③	F SI 93 B SL 87 C CU 81 S FF 93 1-3 K ② 1-2	5 0 1 0 0 1 1									
14 Paul Konerko, R (1, 3) OBP: 0.354, SLG: 0.503 31 Dewayne Wise, L (9, PR) OBP: 0.241, SLG: 0.339		X FF 90 0-0 F7 ①	C CU 72 X SI 90 0-1 G5-4-3 ①② 1-2f	C CH 84 B CU 73 F SL 84 B SI 93 S CU 72 2-3 K ①	B SL 88 B SI 94 B SI 93 C SI 93 C SI 94 X SI 94 3-2 F9 ①	B FF 94 B SL 89 B FF 94 B SL 88 4-0 BB	4 0 0 0 1 1 1 0 0 0 0 0 0 0										
10 Alexei Ramirez, R (1, 6) OBP: 0.337, SLG: 0.398		X SI 90 0-0 1B	B CU 71 B SL 81 F CH 84 X CH 85 2-1 23 1B 20 1B 2B	B FF 91 B FF 90 C SL 82 X CH 85 2-1 E6 23 HR	F CU 80 X SI 94 0-1 23 HR 1B	S SI 93 S SL 88 D SL 88 B FF 92 X FF 94 2-2 P3 ③	5 3 3 0 0 0 2										
23 Jermaine Dye, R (1, 9) OBP: 0.338, SLG: 0.458		C SI 90 B FF 92 B CH 84 B FF 90 C CH 84 X FF 92 3-2 L7 ②	B FF 92 F SI 90 X SI 91 1-1 20 1B 2-3 1B	B SI 90 C SL 83 F SI 91 X SI 92 1-2 1-H HR	B SI 94 B SI 93 B SI 94 C SI 94 1 SAFE X SI 93 3-1 1-H HR		4 2 3 4 0 0 1										
20 Carlos Quentin, R (1, 7) OBP: 0.322, SLG: 0.426		C SL 83 F SL 83 B FF 92 X CH 84 1-2 G6-3 ③	F SL 83 X CU 74 0-1 1-2 3-H 1B	X SI 92 0-0 G4-3 ②	H SI 93 1-0 HBP		3 0 1 1 0 0 1										
51 Alex Rios, R (1, 8) OBP: 0.290, SLG: 0.389			C CU 71 B CU 72 F SI 91 B SL 83 F SL 83 X FF 92 2-2 1B	F SI 92 B SL 83 X FF 93 1-1 G1-3 ③	B SL 84 B SI 91 C SL 84 B SI 92 B SI 93 4-1 26 S BB	D SL 87 B FF 95 X FF 95 2-0 L8 ②	3 0 1 0 1 0 3										
26 Tyler Flowers, R (1, 10) OBP: 0.273, SLG: 0.300 7 Mark Kotsay, L (8, PH) OBP: 0.322, SLG: 0.398 (9, 10)			T FF 89 B FF 92 X FF 90 1-1 F9 ①	F SI 90 B SI 92 X SI 91 1-1 5 1B 2B	B SI 93 F SI 94 1 SAFE 1 SAFE B SI 92 B SI 95 X SI 93 3-1 G6-3 ③ 1-2	C FF 92 B SL 81 F FF 93 F FF 93 F SL 82 X SL 82 1-2 P4 ③	3 1 1 0 0 0 2 1 0 0 0 0 0 1										
Inning Stats	R: 0 E: 0 K: 0 S: 7 H: 0 LOB: 0 BB: 0 P: 11	R: 0 E: 0 K: 0 S: 8 H: 1 LOB: 1 BB: 0 P: 12	R: 0 E: 0 K: 0 S: 12 H: 1 LOB: 1 BB: 0 P: 18	R: 1 E: 0 K: 0 S: 11 H: 4 LOB: 2 BB: 0 P: 16	R: 1 E: 0 K: 0 S: 7 H: 2 LOB: 0 BB: 0 P: 10	R: 2 E: 1 K: 1 S: 12 H: 1 LOB: 1 BB: 1 P: 24	R: 0 E: 0 K: 1 S: 12 H: 0 LOB: 0 BB: 0 P: 15	R: 2 E: 0 K: 0 S: 13 H: 2 LOB: 1 BB: 0 P: 23	R: 0 E: 0 K: 1 S: 11 H: 0 LOB: 2 BB: 1 P: 21									

BOTTOM	
AB	37
R	6
H	11
RBI	6
BB	2
SO	3
LOB	15

1B: 7 2B: 2 3B: 0 HR: 2 SF: 0 SAC: 0 DP: 2 HBP: 2

WP: 1 PB: 0 SB: 1 CS: 0 PA: 41

PITCHER		IP	WLS	BF	H	R	ER	SO	BB	IBB	HBP	BLK	WP	HR	S	P	ERA	WHIP
52 Brian Duensing, L ERA: 3.33	(1, 1)	5.2	W	26	9	4	3	1	1	0	0	0	0	1	55	86	4.76	1.765
44 Bob Keppel, R ERA: 5.06	(6, 1)	1.2	H	7	2	2	2	1	0	0	0	0	0	1	21	33	10.80	1.200
28 Jesse Crain, R ERA: 4.86	(8, 1)	0.1	H	2	0	0	0	0	0	0	1	0	0	0	1	4	0.00	0.000
50 Jose Mijares, L ERA: 2.1	(8, 1)	0.1	H	1	0	0	0	0	0	0	0	0	0	0	5	6	0.00	0.000
36 Joe Nathan, R ERA: 2.14	(9, 1)	1.0	S	5	0	0	0	1	1	0	1	0	1	0	11	21	0.00	1.000

PITCHER	IP	WLS	BF	H	R	ER	SO	BB	IBB	HBP	BLK	WP	HR	S	P	ERA	WHIP

Batter	1	2	3	4	5	6	7	8	9	AB	R	H	RBI	BB	SO	LOB
28 Curtis Granderson, L (1, 8) OBP: 0.324, SLG: 0.441 25 Ryan Raburn, R (8, PH) OBP: 0.343, SLG: 0.514 (8, 8)	X FF 91 0-0 ① F9		1 SAFE C FF 91 B FC 87 D FC 86 X FF 91 2-1 ① FC3-6 14 1B 1-2f			X FF 90 0-0 ① P6		B SI 90 B SI 89 C SI 89 F SL 86 F SL 87 B CU 75 F SL 86 S SL 86 3-3 ① K		3 1	0 0	0 0	0 0	0 0	0 1	1 0
14 Placido Polanco, R (1, 4) OBP: 0.333, SLG: 0.405	C FF 91 B SI 92 C FF 92 B SL 83 X SL 82 2-2 30 G4-6-3 1B		1 SAFE B SI 91 X SI 91 1-0 30 G1-6-3 1-2 1B			C FF 90 X SI 91 0-1 30 1B 1B		C FF 94 B FF 94 B SL 84 B FF 93 C FF 94 T FF 93 3-2 ② K		4	0	3	0	0	1	0
30 Magglio Ordonez, R (1, 9) OBP: 0.365, SLG: 0.399	X SI 92 0-0 ②③ G4-6-3 1-2f		C SI 92 X FC 88 0-1 ②③ G1-6-3 1-2f			X FF 91 0-0 19 FC4-6 1-2 1B		T FF 95 S FF 95 X SL 84 0-2 ③ F7		4	0	1	0	0	0	3
24 Miguel Cabrera, R (1, 3) OBP: 0.397, SLG: 0.548		B FF 92 F SI 91 F SI 92 B FF 93 B FC 87 F FF 93 F FF 93 F SI 91 4-2 B SL 82 19 FC3-6 BB		X SI 90 0-0 ① P3		B FC 87 F SI 91 F SI 92 B CU 80 F SL 81 T FF 93 2-2 ② K			C FF 96 S FF 97 S SL 84 0-3 ① K	3	0	0	0	1	2	2
19 Aubrey Huff, L (1, 10) OBP: 0.309, SLG: 0.391 4 Adam Everett, R (9, PH) OBP: 0.287, SLG: 0.324		B FF 92 C FC 86 X FF 92 1-1 ① FC3-6 9 1B 1-2f		C SI 91 C FF 91 X FC 85 0-2 ② G3		F FC 85 X SI 93 0-1 ③ FC4-6 1-2f			C FF 97 S FF 97 B SL 85 F FF 96 B SL 84 S FF 97 2-3 ② K	3 1	0 0	0 0	0 0	0 0	0 1	3 0
9 Carlos Guillen, S (1, 7) OBP: 0.343, SLG: 0.448		S FF 93 X FF 93 0-1 1-2 1B		T FF 91 F CU 79 F SL 83 B FF 92 S FC 86 1-3 ③ K			B FF 90 F FF 90 F SI 91 C SI 91 1-3 ① K		C FF 96 S FF 98 B FF 95 B FF 97 F FF 96 B SL 84 B FF 96 4-2 15 FC6-4 BB	3	0	1	0	1	2	0
15 Brandon Inge, R (1, 5) OBP: 0.322, SLG: 0.417		B FC 88 S SI 93 B SI 93 S SL 82 F FF 93 S SL 84 2-3 ② K			B SI 90 C SL 80 C FF 90 B SL 81 S SL 81 2-3 ① K		C FF 92 S SI 91 B SI 91 C FF 91 1-3 ② K		C FF 97 B FF 97 C FF 96 B FF 97 F FF 96 X FF 95 2-2 ③ FC6-4 1-2f	4	0	0	0	0	3	3
13 Alex Avila, L (1, 2) OBP: 0.368, SLG: 0.603		S FC 87 S FC 87 C FC 87 0-3 ③ K			B SI 92 X FF 91 1-0 ② F7		B SI 91 C FF 92 B FC 86 B FC 87 F FF 92 B FF 91 4-2 BB			2	0	0	0	1	1	2
39 Ramon Santiago, S (1, 6) OBP: 0.323, SLG: 0.397			C FF 90 X CH 85 0-1 28 FC3-6 1B		F FC 85 B FC 86 F FC 85 B CU 80 B SI 92 F FF 92 F FF 91 S SL 80 3-3 ③ K		C SI 90 F FC 86 F FF 92 X SL 81 0-2 ③ G4-3			3	0	1	0	0	1	1
Inning Stats	R: 0 E: 0 K: 0 S: 5 H: 1 LOB: 0 BB: 0 P: 7	R: 0 E: 0 K: 2 S: 17 H: 1 LOB: 2 BB: 1 P: 24	R: 0 E: 0 K: 0 S: 7 H: 2 LOB: 1 BB: 0 P: 10	R: 0 E: 0 K: 1 S: 8 H: 0 LOB: 0 BB: 0 P: 9	R: 0 E: 0 K: 2 S: 9 H: 0 LOB: 0 BB: 0 P: 15	R: 0 E: 0 K: 1 S: 10 H: 2 LOB: 2 BB: 0 P: 12	R: 0 E: 0 K: 2 S: 12 H: 0 LOB: 1 BB: 1 P: 18	R: 0 E: 0 K: 2 S: 11 H: 0 LOB: 0 BB: 0 P: 17	R: 0 E: 0 K: 2 S: 14 H: 0 LOB: 1 BB: 1 P: 22	1B: 6 2B: 0 3B: 0 HR: 0 SF: 0 SAC: 0 DP: 2 HBP: 0						

PITCHER		IP	WLS	BF	H	R	ER	SO	BB	IBB	HBP	BLK	WP	HR	S	P	ERA	WHIP
44 Jake Peavy, R ERA: 3.75	(1, 1)	7.0	W	27	6	0	0	8	2	0	0	0	0	0	68	95	0.00	1.143
67 Randy Williams, L ERA: 5.28	(8, 1)	0.1	H	1	0	0	0	1	0	0	0	0	0	0	5	8	0.00	0.000
26 Octavio Dotel, R ERA: 3.32	(8, 1)	0.2	H	2	0	0	0	1	0	0	0	0	0	0	6	9	0.00	0.000
37 Matt Thornton, L ERA: 2.61	(9, 1)	1.0	S	4	0	0	0	2	1	0	0	0	0	0	14	22	0.00	1.000

PITCHER	IP	WLS	BF	H	R	ER	SO	BB	IBB	HBP	BLK	WP	HR	S	P	ERA	WHIP

TOP

Detroit Tigers @ Chicago White Sox

U.S. Cellular Field, Chicago, IL

Fri Sep 25 2009, 8:11 PM EDT

Att. 30,794 - Cloudy - 61 F

livebaseballscorecards.com

AB	31
R	0
H	6
RBI	0
BB	3
SO	12
LOB	15

Batter	1	2	3	4	5	6	7	8	9	AB	R	H	RBI	BB	SO	LOB
22 Scott Podsednik, L (1, 7) OBP: 0.351, SLG: 0.404	B SI 90 C SI 89 X CH 82 1-1 G3-1 ①		C CH 82 C SI 90 0-2 CS ③ 1-2	C FF 88 X FF 89 0-1 G4-3 ①		X SI 90 0-0 G1-4-3 ② 1-2		L FF 96 B SL 87 1 SAFE C FF 96 S FF 95 1-3 K ① 1-2		4	0	0	0	0	1	2
15 Gordon Beckham, R (1, 5) OBP: 0.345, SLG: 0.463	C SI 90 B SI 90 B CU 80 B CU 79 B SI 91 4-1 12 G4-6-3 BB			B CU 81 B FF 89 S CU 78 F CU 77 B CH 81 X SI 89 3-2 G6-3 ②		F CH 82 X CH 81 0-1 2-H HR		B SL 88 B FF 96 B FF 96 C FF 94 F FF 96 B FF 96 4-2 2-3 BB		2	1	1	2	2	0	0
12 A.J. Pierzynski, L (1, 2) OBP: 0.337, SLG: 0.433	B SI 90 X CH 82 1-0 G4-6-3 ②③ 1-2f			S CU 79 X FF 90 0-1 F8 ③		B SI 90 C SI 89 F SI 89 X SL 82 1-2 F7 ③		B SL 75 F SI 88 F SI 88 B SI 87 X SL 76 2-2 P5 ②		4	0	0	0	0	0	3
14 Paul Konerko, R (1, 3) OBP: 0.352, SLG: 0.499		C SI 88 B SI 88 B SI 89 F SI 89 S CH 81 2-3 K ①			F CH 82 B FF 88 C SI 88 B CU 80 X SI 89 2-2 F7 ①		B CU 76 C SI 88 S CU 78 X SI 89 1-2 F8 ①	B FF 92 C CU 80 X CU 81 1-1 G5-3 ③		4	0	0	0	0	1	2
10 Alexei Ramirez, R (1, 6) OBP: 0.335, SLG: 0.395		C SI 89 C CH 79 S CU 79 0-3 K ②			F SI 88 X SL 79 0-1 G6-3 ②		C CH 81 X SI 89 0-1 G5-3 ②			3	0	0	0	0	1	0
23 Jermaine Dye, R (1, 9) OBP: 0.339, SLG: 0.457		C SI 90 C CU 78 F CH 80 B SI 92 B SL 83 F SI 89 F CH 84 B SL 82 C SI 90 3-3 K ③			F CH 82 B CH 83 B SI 89 B CU 79 B SI 91 4-1 20 FC6-4 BB		B SI 88 B CU 78 B SI 89 C SI 89 F CU 79 B SI 89 4-2 17 WP 20 1B BB			1	0	0	0	2	1	0
20 Carlos Quentin, R (1, 10) OBP: 0.322, SLG: 0.425			C CU 76 F FF 88 F CH 83 X SL 81 0-2 F9 ①		B CH 82 X SI 90 1-0 FC6-4 ③ 1-2f		X SI 89 0-0 17 WP 1-2 1B			3	0	1	0	0	0	1
17 Chris Getz, L (1, 4) OBP: 0.327, SLG: 0.350			B SI 89 C SI 89 F SI 90 B CH 81 F SL 79 X SI 91 2-2 G4-3 ②			C SI 86 X SI 87 0-1 P6 ①	B FF 95 C SI 96 B FF 97 X FF 96 2-1 G4-3 ③ 1-2 2-3			3	0	0	0	0	0	2
51 Alex Rios, R (1, 8) OBP: 0.292, SLG: 0.388			B SI 91 B SI 89 B SI 90 C SI 88 C SL 80 F CH 83 B SI 90 4-2 22 CS BB			C CU 78 X CH 82 0-1 E5 22 G1-4-3 15 HR		B FF 95 B FF 95 B FF 95 B FF 94 4-0 15 WP 22 S BB		1	1	0	0	2	0	0
Inning Stats	R: 0 E: 0 K: 0 S: 4 H: 0 LOB: 0 BB: 1 P: 10	R: 0 E: 0 K: 3 S: 12 H: 0 LOB: 0 BB: 0 P: 17	R: 0 E: 0 K: 0 S: 13 H: 0 LOB: 0 BB: 1 P: 19	R: 0 E: 0 K: 0 S: 7 H: 0 LOB: 0 BB: 0 P: 10	R: 0 E: 0 K: 0 S: 7 H: 0 LOB: 1 BB: 1 P: 14	R: 2 E: 1 K: 0 S: 10 H: 1 LOB: 0 BB: 0 P: 11	R: 0 E: 0 K: 0 S: 10 H: 1 LOB: 2 BB: 1 P: 17	R: 0 E: 0 K: 1 S: 10 H: 0 LOB: 2 BB: 2 P: 22		1B: 1 2B: 0 3B: 0 HR: 1 SF: 0 SAC: 0 DP: 1 HBP: 0					WP: 2 PB: 0 SB: 1 CS: 1	PA: 32

PITCHER		IP	WLS	BF	H	R	ER	SO	BB	IBB	HBP	BLK	WP	HR	S	P	ERA	WHIP
49 Eddie Bonine, R ERA: 4.6	(1, 1)	6.2	L	25	2	2	0	3	4	0	0	0	0	1	61	94	0.00	0.900
45 Ryan Perry, R ERA: 4.06	(7, 1)	0.2		4	0	0	0	1	2	0	0	0	2	0	7	18	0.00	3.000
59 Fu-Te Ni, L ERA: 2.73	(8, 1)	0.1		1	0	0	0	0	0	0	0	0	0	0	3	5	0.00	0.000
41 Casey Fien, R ERA: 9.39	(8, 1)	0.1		1	0	0	0	0	0	0	0	0	0	0	2	3	0.00	0.000

PITCHER	IP	WLS	BF	H	R	ER	SO	BB	IBB	HBP	BLK	WP	HR	S	P	ERA	WHIP

BOTTOM

Detroit Tigers @ Chicago White Sox

U.S. Cellular Field, Chicago, IL

Fri Sep 25 2009, 8:11 PM EDT

Att. 30,794 - Cloudy - 61 F

livebaseballscorecards.com

AB	25
R	2
H	2
RBI	2
BB	6
SO	4
LOB	10

Detroit Tigers @ Chicago White Sox

U.S. Cellular Field, Chicago, IL

Sat Sep 26 2009, 7:05 PM EDT

Att. 35,590 - Partly Cloudy - 64 F

TOP

livebaseballscorecards.com

Batter	1	2	3	4	5	6	7	8	9	AB	R	H	RBI	BB	SO	LOB
28 Curtis Granderson, L (1, 8) OBP: 0.326, SLG: 0.445	C SI 86 S FS 79 F SL 78 X CH 80 0-2 ① G4-3			C CH 79 X CU 69 0-1 ① F8		C CH 80 S FS 80 S CH 82 0-3 ② K	S CH 82 X SI 90 0-1 14 1B 30 1B 1B 1-3 2-H	F SI 92 B FC 89 B FC 90 X SI 93 2-1 14 2B 3B 2-H	C SL 86 B SI 93 X FF 95 1-1 14 BB 1B 3-H	6	2	3	3	0	1	0
14 Placido Polanco, R (1, 4) OBP: 0.336, SLG: 0.408	X SI 87 0-0 ② F7			C SI 88 B FS 78 B SI 89 X SI 88 2-1 ② F8		X SI 88 0-0 30 2B 24 1B 1B	1 SAFE C SI 93 1 SAFE B SL 88 X SI 94 1-1 24 F9 30 1B 1B 1-3 3-H	S SI 95 B FC 88 X FF 93 1-1 34 1B 2B 3-H	B SI 87 B SI 94 B SI 94 B SI 93 4-0 BB 1-2	5	2	3	2	1	0	0
30 Magglio Ordonez, R (1, 9) OBP: 0.366, SLG: 0.402 34 Clete Thomas, L (7, PR) OBP: 0.331, SLG: 0.395 (7, 9)	B SI 87 F SI 87 B SI 88 X FF 87 2-1 ③ F7			B SI 89 F CH 81 X SI 89 1-1 ③ L9		X SI 90 0-0 24 1B 2B 1-3	C SL 88 F FF 89 F SL 88 X SI 95 0-2 24 F9 1B 1-2 3-H	C FF 92 C FC 82 D SL 80 F FF 92 X SL 79 1-2 24 WP 24 1B 1B 2-H	S SL 87 C SL 85 B FF 91 F SI 93 F SL 85 X FF 93 1-2 ② F4	4 2	1 1	2 1	1 1	0 0	0 0	0 2
24 Miguel Cabrera, R (1, 3) OBP: 0.400, SLG: 0.555		B SI 86 B SL 80 C SI 88 B CH 80 X SI 87 3-1 19 G3-1 1B			C SI 87 S CU 70 X FS 77 0-2 HR	F SI 90 B SI 90 X CU 72 1-1 2-H 3-H 1B	B SI 95 F SL 88 X SL 90 1-1 ② F9 1-2 2-3	F FF 93 F FC 88 B FC 85 B SL 81 B SL 85 X SI 93 3-2 25 1B 33 BB 1B 1-H	X SL 87 0-0 ③ G5-3	6	1	4	4	0	0	4
19 Aubrey Huff, L (1, 10) OBP: 0.309, SLG: 0.390 33 Marcus Thames, R (7, PH) OBP: 0.317, SLG: 0.458 (7, 10)		C SI 86 X FS 81 0-1 ① ② G3-1 1-2f			B CU 70 X SI 88 1-0 1B	F CH 82 B SL 84 D FS 81 S CH 82 F CH 82 F CH 83 B SI 89 X FS 82 3-2 ③ F8	I IN 68 I IN 72 I IN 74 I IN 72 4-0 IBB	C SL 84 B SL 86 S SL 86 B FF 94 D SL 87 D SL 87 4-2 25 1B BB 1-2		3 0	0 0	1 0	0 2	0 0	2 0
9 Carlos Guillen, S (1, 7) OBP: 0.341, SLG: 0.445 25 Ryan Raburn, R (7, 7) OBP: 0.346, SLG: 0.516		C CU 68 B CU 68 X SI 88 1-1 ③ G3			F SI 88 F SL 81 B SI 88 D FS 79 X SL 81 2-2 ① F8		A SI 87 X CH 81 1-0 4 1B 12 1B 1B 3-2 G5-3	X SL 85 0-0 1-2 2-3 1B		4 1	1 0	1 1	0 0	0 0	0 0	4 0
15 Brandon Inge, R (1, 5) OBP: 0.319, SLG: 0.413		C SI 86 B SL 79 B SI 87 X SL 79 2-1 ① F7			C SI 89 C FS 82 F SI 90 S FS 83 0-3 ② K	B SI 89 1 SAFE S SI 89 C SI 90 F CH 84 1 SAFE S SL 80 1-3 ① K	K G6-3		5	0	0	0	0	3	5
12 Gerald Laird, R (1, 2) OBP: 0.313, SLG: 0.333		B SI 87 X SI 88 1-0 ② P2			B SI 88 C SL 81 B CU 70 B SI 89 X SI 88 3-1 ③ G5-3		X SI 90 0-0 4 1B 28 1B 1B 1-2	C FC 88 B SI 95 F FC 88 B FF 97 F FC 89 B SI 95 F SI 93 X FF 96 3-2 4 S 28 3B 1B	C SI 94 B FF 94 X SL 85 1-1 4 WP 28 1B 2B	5	3	3	0	0	0	1
4 Adam Everett, R (1, 6) OBP: 0.285, SLG: 0.322		C FF 88 B SI 88 C SL 80 F FS 78 X SL 76 1-2 ③ F7				F SI 87 X SI 88 0-1 ① G6-3	X SI 89 0-0 28 1B 14 1B 1B 1-2 2-H	B FF 93 1 SAFE F SI 93 1 SAFE C SI 93 B FC 85 S FF 95 2-3 ② K 1-2	S FF 94 B SL 88 B SI 94 C FF 94 X FF 94 2-2 ① P6 2-3	5	1	1	1	0	1	2
Inning Stats	R: 0 E: 0 K: 0 S: 7 H: 0 LOB: 0 BB: 0 P: 9	R: 0 E: 0 K: 0 S: 6 H: 1 LOB: 0 BB: 0 P: 10	R: 0 E: 0 K: 0 S: 7 H: 0 LOB: 0 BB: 0 P: 11	R: 0 E: 0 K: 0 S: 6 H: 0 LOB: 0 BB: 0 P: 9	R: 1 E: 0 K: 1 S: 13 H: 2 LOB: 1 BB: 0 P: 19	R: 2 E: 0 K: 1 S: 14 H: 3 LOB: 1 BB: 0 P: 18	R: 4 E: 0 K: 1 S: 20 H: 6 LOB: 3 BB: 1 P: 31	R: 4 E: 0 K: 2 S: 26 H: 6 LOB: 3 BB: 1 P: 44	R: 1 E: 0 K: 0 S: 13 H: 2 LOB: 2 BB: 1 P: 22	1B: 15 2B: 3 3B: 1 HR: 1	SF: 0 SAC: 0 DP: 1 HBP: 0			WP: 2 PB: 0 SB: 1 CS: 0	PA: 49		

	AB	46
	R	12
	H	20
	RBI	12
	BB	3
	SO	5
	LOB	20

PITCHER		IP	WLS	BF	H	R	ER	SO	BB	IBB	HBP	BLK	WP	HR	S	P	ERA	WHIP
43 Freddy Garcia, R ERA: 4.78	(1, 1)	6.1	L	28	10	7	7	3	0	0	0	0	0	1	62	87	9.95	1.579
57 Ramon Pena, R ERA: 4.27	(7, 1)	0.1		3	2	0	0	0	0	0	0	0	0	0	8	10	0.00	6.000
67 Randy Williams, L ERA: 5.17	(7, 1)	0.1		2	0	0	0	0	0	1	0	0	0	0	3	10	0.00	0.000
71 Scott Linebrink, R ERA: 4.75	(8, 1)	0.2		7	5	4	4	2	0	0	0	0	1	0	22	35	54.00	7.500
54 Jhonny Nunez, R ERA: 9.53	(8, 1)	1.1		9	3	1	1	0	2	0	0	0	1	0	17	31	6.75	3.750

PITCHER	IP	WLS	BF	H	R	ER	SO	BB	IBB	HBP	BLK	WP	HR	S	P	ERA	WHIP

BOTTOM

Detroit Tigers @ Chicago White Sox

U.S. Cellular Field, Chicago, IL

Sat Sep 26 2009, 7:05 PM EDT

Att. 35,590 - Partly Cloudy - 64 F

livebaseballscorecards.com

Batter	1	2	3	4	5	6	7	8	9	AB	R	H	RBI	BB	SO	LOB
22 Scott Podsednik, L (1, 10) OBP: 0.352, SLG: 0.404	X SI 84 0-0 15 E 15 1B 1B		B SI 88 B SI 87 C SI 87 X SI 86 2-1 ① ② G4-6-3 1-2f		B FF 87 C FF 89 X CH 76 1-1 10 G6-4-3 1B		C FF 92 X SI 92 0-1 ③ G5-3			4	1	2	0	0	0	2
15 Gordon Beckham, R (1, 5) OBP: 0.347, SLG: 0.462	1 SAFE 1 SAFE B SI 87 X SI 88 1-0 14 G4-6-3 1-H 1B		B SI 88 X CH 84 1-0 ③ G1-3		C SL 79 B FF 90 B FF 90 X SL 79 2-1 ① P3			B FF 92 B FF 91 B FF 92 C FF 90 C FF 92 B FF 92 4-2 7 G6-4-3 BB		3	0	1	1	1	0	1
10 Alexei Ramirez, R (1, 6) OBP: 0.334, SLG: 0.394	X 0-0 ① F7			B CH 81 X SL 82 1-0 14 WP 20 HR 1B	X FF 92 0-0 ② ③ G6-4-3 1-2f			B FC 88 C FF 92 F FC 88 X SI 92 1-2 ① L6		4	1	1	0	0	0	3
14 Paul Konerko, R (1, 3) OBP: 0.350, SLG: 0.496 7 Josh Fields, R (8, PH) OBP: 0.299, SLG: 0.351 (9, 3)	X SI 87 0-0 ② ③ G4-6-3 1-2f			B CH 82 C SI 86 B CH 81 F SI 86 S SI 89 2-3 ① K 1-2	B SL 78 C SL 80 X SL 78 1-1 ① G4-3			F FF 93 B FC 87 X FC 89 1-1 ② ③ G6-4-3 1-2f		3 1	0 0	0 0	0 0	0 0	1 0	2 1
23 Jermaine Dye, R (1, 9) OBP: 0.340, SLG: 0.455		B SI 87 C SI 87 B CH 83 F CH 82 B SI 88 B CH 82 4-2 20 G6-4-3 BB		I IN 62 I IN 66 I IN 67 I IN 66 4-0 20 HR IBB	B FF 93 F FF 92 X FF 94 1-1 ② G1-4-3				B FF 93 F FF 92 C FC 88 X FF 92 1-2 ① F9	2	1	0	0	2	0	0
20 Carlos Quentin, R (1, 7) OBP: 0.321, SLG: 0.432		C SI 87 B CH 81 X CH 81 1-1 ① ② G6-4-3 1-2f		B S SL 83 D SI 83 B CH 81 S CH 82 X SL 83 3-2 1-H 2-H HR	B SL 84 X SL 81 1-0 ③ G5-3				B FC 88 F FF 92 B FF 92 S FF 92 X FF 92 2-2 ② G6-3	4	1	1	3	0	0	1
51 Alex Rios, R (1, 8) OBP: 0.293, SLG: 0.394		C SI 88 T SL 84 B SL 83 X SI 89 1-2 HR		B SI 88 F SI 89 X CH 82 1-1 5 G5-4-3 1B			C FF 92 B SI 91 C FF 93 B FF 93 S SI 93 2-3 ① K		C FF 93 F FF 92 B FC 89 B FC 88 X FF 93 2-2 ③ G4-3	4	1	2	1	0	1	0
5 Jayson Nix, R (1, 4) OBP: 0.319, SLG: 0.428 31 Dewayne Wise, L (7, PH) OBP: 0.246, SLG: 0.344 18 Brent Lillibridge, R (8, 4) OBP: 0.250, SLG: 0.169		C SI 89 B SI 88 C SI 84 B SL 84 S CH 83 2-3 ③ K		C FF 89 C FF 90 B FF 92 B FF 91 B SL 80 X SL 79 3-2 ② G5-4-3 1-2			B FF 94 F SI 93 X CH 82 1-1 1B			2 1 0	0 0 0	0 1 0	0 0 0	0 0 0	1 0 0	1 0 0
26 Tyler Flowers, R (1, 2) OBP: 0.286, SLG: 0.250			B SI 87 S CH 82 B CH 80 F SI 88 B SL 81 B SL 83 4-2 22 G4-6-3 BB	D SL 80 B SL 78 C FF 91 C FF 89 B SL 80 S SL 79 3-3 ③ K			C SL 82 B SL 84 S FF 92 S CU 73 1-3 ② K			2	0	0	0	1	2	2

AB	**30**								
R	**5**								
H	**8**								
RBI	**5**								
BB	**4**								
SO	**5**								
LOB	**13**								

Inning Stats	1	2	3	4	5	6	7	8	9	1B: 6 SF: 0	WP: 1 PA: 34
	R: 1 H: 2 E: 1 LOB: 0 K: 0 BB: 0 S: 4 P: 5	R: 1 H: 1 E: 0 LOB: 0 K: 1 BB: 1 S: 10 P: 18	R: 0 H: 0 E: 0 LOB: 0 K: 0 BB: 1 S: 5 P: 12	R: 3 H: 3 E: 0 LOB: 1 K: 2 BB: 1 S: 15 P: 32	R: 0 H: 1 E: 0 LOB: 0 K: 0 BB: 0 S: 5 P: 8	R: 0 H: 0 E: 0 LOB: 0 K: 0 BB: 0 S: 5 P: 8	R: 0 H: 1 E: 0 LOB: 1 K: 2 BB: 0 S: 10 P: 14	R: 0 H: 0 E: 0 LOB: 0 K: 0 BB: 1 S: 7 P: 13	R: 0 H: 0 E: 0 LOB: 0 K: 0 BB: 0 S: 9 P: 14	2B: 0 SAC: 0 3B: 0 DP: 5 HR: 2 HBP: 0	PB: 0 SB: 0 CS: 0

PITCHER		IP	WLS	BF	H	R	ER	SO	BB	IBB	HBP	BLK	WP	HR	S	P	ERA	WHIP
29 Nate Robertson, L ERA: 5.56	(1, 1)	3.1		16	6	5	4	2	2	1	0	0	1	2	28	55	10.80	2.400
43 Alfredo Figaro, R ERA: 5.74	(4, 1)	2.2	W	8	1	0	0	1	0	0	0	0	0	0	16	28	0.00	0.375
31 Zach Miner, R ERA: 4.31	(7, 1)	1.0	H	4	1	0	0	2	0	0	0	0	0	0	10	14	0.00	1.000
37 Brandon Lyon, R ERA: 2.82	(8, 1)	2.0		6	0	0	0	0	1	0	0	0	0	0	16	27	0.00	0.500

PITCHER	IP	WLS	BF	H	R	ER	SO	BB	IBB	HBP	BLK	WP	HR	S	P	ERA	WHIP

Batter	1	2	3	4	5	6	7	8	9	AB	R	H	RBI	BB	SO	LOB
28 Curtis Granderson, L (1, 8) OBP: 0.328, SLG: 0.454 25 Ryan Raburn, R (9, PH) OBP: 0.348, SLG: 0.518	C FF 92 X FF 93 0-1 HR		1 SAFE B FF 92 B CH 84 F FF 92 B FF 93 X FF 93 3-1 1-2 1B		B FF 94 C CH 84 B CU 72 F CH 84 B CH 85 F CH 84 F FF 93 F CH 85 X CH 83 3-2 ③ L9		B FF 95 B CH 84 B FF 94 C SI 94 X FF 94 3-1 2B		B FF 97 S FF 97 X FF 95 1-1 14 DI 1-H 1B	4 1	1 0	3 1	1 1	0 0	0 0	0 0
14 Placido Polanco, R (1, 4) OBP: 0.335, SLG: 0.405	C FF 93 B FF 94 X FF 92 1-1 ① P3		B SL 83 X FF 92 1-0 ① F7			B FF 92 B FF 92 B FF 92 C FF 92 B FF 92 4-1 19 BB 24 BB 9 SF8 BB	C SL 89 B FF 94 B FF 94 C SL 86 F SI 95 S SL 89 2-3 ③ K		C FF 96 B FF 96 X SL 85 1-1 ③ G5-3 1-2	4	1	0	0	1	1	4
34 Clete Thomas, L (1, 9) OBP: 0.327, SLG: 0.390	C FF 94 S CH 84 X CH 84 0-2 ② F8		B CH 82 X CH 83 1-0 ② F9 2-3			L FF 92 S FF 93 B FF 93 1 SAFE C FF 94 1-3 ① K		B FF 92 F SL 85 B SL 83 X FF 93 3-1 ① G6-3		4	0	0	0	0	1	3
24 Miguel Cabrera, R (1, 3) OBP: 0.399, SLG: 0.552	B FF 94 B FF 93 B CH 84 C FF 93 C FF 93 C CH 84 3-3 ③ K		B FF 93 B FF 94 X FF 92 2-0 ③ P4			B SL 83 B FF 94 B FF 92 B FF 93 4-0 9 SF8 19 BB 1-2 BB		S FF 94 S CH 90 B FF 95 F SL 86 C SL 87 1-3 ② K		3	0	0	0	1	2	2
19 Aubrey Huff, L (1, 10) OBP: 0.311, SLG: 0.390 33 Marcus Thames, R (8, PH) OBP: 0.316, SLG: 0.456 (8, 10)		B FF 92 B CH 83 C FF 92 B CH 84 S FF 92 B FF 92 4-2 12 L8-4 9 BB BB		B FF 92 X CH 83 1-0 ① G4-3		C FF 92 B CH 83 D CH 83 B FF 93 C FF 93 B CH 84 4-2 1-2 2-3 BB		B FF 95 B FF 95 S FF 96 B FF 96 C FF 96 F FF 96 X FF 96 3-2 ③ P3		1 1	0 0	0 0	0 0	2 0	0 0	0 0
9 Carlos Guillen, S (1, 7) OBP: 0.344, SLG: 0.449		B FF 93 B FF 92 B FF 93 C FF 92 B FF 92 4-1 1-2 BB		S FF 93 F FF 93 S FF 94 0-3 ② K		S FF 94 X FF 94 0-1 ② SF8 2-3 3-H			B FF 94 C FF 95 C FF 95 F FF 96 X SL 84 1-2 39 1B 2B	2	1	1	1	1	1	0
15 Brandon Inge, R (1, 5) OBP: 0.317, SLG: 0.409		C SL 84 X FF 93 0-1 ① F9		B FF 95 B SL 85 B FF 92 C FF 92 X FF 93 3-1 ③ F9		F FF 93 F FF 93 B FF 94 F FF 94 S CU 72 1-3 ③ K			F FF 95 B FF 96 B FF 96 F FF 96 C FF 97 2-3 ① K	4	0	0	0	0	2	5
12 Gerald Laird, R (1, 2) OBP: 0.310, SLG: 0.330		C SL 83 X SL 83 0-1 ②③ L8-4 2-2			B FF 92 X SL 83 1-0 ① F8		B FF 94 C SL 87 F FF 94 B SL 87 F SL 88 B SL 88 X SI 95 3-2 ① G5-3		F FF 96 B FF 96 X FF 95 1-1 ② L3	4	0	0	0	0	0	3
39 Ramon Santiago, S (1, 6) OBP: 0.326, SLG: 0.399			F FF 93 X SL 82 0-1 34 F9 28 1B 1B		B FF 93 F CH 84 C CH 84 B FF 93 X CH 84 2-2 ② F7		C SL 85 X FF 94 0-1 ② G6-3		X FF 95 0-0 25 DI 25 1B 2-H 1B	4	1	2	1	0	0	0
Inning Stats	R: 1 E: 0 K: 1 S: 10 H: 1 LOB: 0 BB: 0 P: 14	R: 0 E: 0 K: 0 S: 7 H: 0 LOB: 1 BB: 2 P: 15	R: 0 E: 0 K: 0 S: 7 H: 2 LOB: 2 BB: 0 P: 14	R: 0 E: 0 K: 1 S: 6 H: 0 LOB: 0 BB: 0 P: 10	R: 0 E: 0 K: 0 S: 10 H: 0 LOB: 0 BB: 0 P: 16	R: 1 E: 0 K: 2 S: 12 H: 0 LOB: 2 BB: 3 P: 26	R: 0 E: 0 K: 1 S: 12 H: 1 LOB: 1 BB: 0 P: 20	R: 0 E: 0 K: 1 S: 10 H: 0 LOB: 0 BB: 0 P: 17	R: 2 E: 0 K: 1 S: 14 H: 3 LOB: 1 BB: 0 P: 20	1B: 4 2B: 3 3B: 0 HR: 1 SF: 1 SAC: 0 DP: 1 HBP: 0						

PITCHER		IP	WLS	BF	H	R	ER	SO	BB	IBB	HBP	BLK	WP	HR	S	P	ERA	WHIP
41 Daniel Hudson, R ERA: 3.24	(1, 1)	6.0	W	25	3	2	2	4	5	0	0	0	0	1	52	95	3.00	1.333
57 Ramon Pena, R ERA: 4.16	(7, 1)	1.2	H	6	1	0	0	2	0	0	0	0	0	0	18	30	0.00	0.600
37 Matt Thornton, L ERA: 2.82	(8, 1)	1.1	S	7	3	2	2	1	0	0	0	0	0	0	18	27	13.50	2.250

PITCHER	IP	WLS	BF	H	R	ER	SO	BB	IBB	HBP	BLK	WP	HR	S	P	ERA	WHIP

TOP

Detroit Tigers @ Chicago White Sox

U.S. Cellular Field, Chicago, IL

Sun Sep 27 2009, 2:05 PM EDT

Att. 33,685 - Partly Cloudy - 72 F

livebaseballscorecards.com

AB	32
R	4
H	7
RBI	4
BB	5
SO	7
LOB	17

WP: 0 PA: 38
PB: 0
SB: 0
CS: 0

BOTTOM

Detroit Tigers @ Chicago White Sox

U.S. Cellular Field, Chicago, IL

Sun Sep 27 2009, 2:05 PM EDT

Att. 33,685 - Partly Cloudy - 72 F

Batter	1	2	3	4	5	6	7	8	9	AB	R	H	RBI	BB	SO	LOB
22 Scott Podsednik, L (1, 8) OBP: 0.353, SLG: 0.409	B FF 89 B FF 90 C FF 90 X FF 91 2-1 15 CS 1B	B FF 92 B FF 93 B SL 89 C FF 92 X FF 91 3-1 ② G4-3				B SI 92 B FF 93 X FF 92 2-0 15 2B 2-H 3B	1 SAFE C CH 85 X FF 95 0-1 ③ F8			4	1	2	1	0	0	1
15 Gordon Beckham, R (1, 5) OBP: 0.348, SLG: 0.465	1 SAFE B FF 90 C SI 92 C SL 84 F FF 92 X SL 85 1-2 ① ② G4-3 1-2		C SL 84 F FF 95 B SI 93 B FF 92 X FF 95 2-2 ③ P5			B FF 93 F SL 85 X FF 93 1-1 23 1B 3-H 2B		X SL 84 0-0 23 G6-3 7 1B 1B		4	2	2	1	0	0	1
12 A.J. Pierzynski, L (1, 2) OBP: 0.334, SLG: 0.429	X FF 90 0-0 ③ G4-3			C FF 92 B CH 82 B CH 86 S SL 84 X FF 95 2-2 ① G5-3		F CH 84 T FF 94 F FF 94 S SI 93 0-3 ① K		1 SAFE 1 SAFE B SL 72 X SI 88 1-0 ① P5		4	0	0	0	0	1	2
23 Jermaine Dye, R (1, 10) OBP: 0.340, SLG: 0.454		B B FF 91 X FF 91 2-0 ① P3		C FF 90 C FF 92 B FF 97 F SI 94 X SL 89 1-2 ② G6-3		B SL 83 B SL 83 C SL 85 F FF 95 X FF 95 2-2 7 G3 7 WP 2-H 1B		B SI 90 B SI 91 C SI 92 B SI 92 C SI 92 X SI 93 3-2 ② G6-3 1-2		4	0	1	1	0	0	1
7 Mark Kotsay, L (1, 3) OBP: 0.326, SLG: 0.396		B FF 91 B FF 92 C FF 91 C FF 92 B SI 94 B FF 92 4-2 10 FC5-4 BB		S CH 86 X CH 85 0-1 ③ G4-3		B FF 94 X SL 84 1-0 ② G3 1-3		B SI 93 B SI 94 C CH 81 X SI 95 2-1 10 1B 20 HR 2-H 1B		3	1	1	1	1	0	1
10 Alexei Ramirez, R (1, 6) OBP: 0.334, SLG: 0.393		S SL 84 S SL 84 X SL 85 0-2 ② FC5-4 20 2B 1-2f			B FF 90 B FF 93 X FF 93 2-0 ① G4-3	D SL 87 C SL 84 X SL 85 1-1 ③ G4-3		F SI 95 X SI 95 0-1 20 HR 1-2 1B		4	2	1	0	0	0	2
20 Carlos Quentin, R (1, 7) OBP: 0.323, SLG: 0.445		B FF 93 F FF 93 B SL 85 B SL 84 1 SAFE F FF 92 X FF 93 3-2 1-H 2B			F SL 86 X SL 87 0-1 ② F8		S SL 82 S SL 84 B SL 86 B SL 84 X FF 94 2-2 ① P5	C CH 83 B FF 97 B FF 96 X CH 83 2-1 1-H 2-H HR		4	1	2	4	0	0	0
17 Chris Getz, L (1, 4) OBP: 0.324, SLG: 0.347		F FF 92 B SL 84 F SL 83 X FF 94 1-2 ③ P5			C FF 93 F FF 95 B FF 96 X FF 97 1-2 ③ F7		C FF 95 B SL 84 B CU 78 C FF 94 B SL 85 S FF 96 3-3 ② K	C FF 95 B FF 95 B FF 95 S FF 95 B FF 97 F FF 94 X FF 94 3-2 ③ G6-3		4	0	0	0	0	1	1
51 Alex Rios, R (1, 9) OBP: 0.293, SLG: 0.396			C FF 91 F SL 84 B SL 86 S SL 86 1-3 ① K			B SL 83 C FF 92 B FF 92 B SL 83 F FF 92 X FF 93 3-2 22 3B 2B	B FF 95 C FF 95 B SL 85 X SL 87 2-1 E5			3	1	1	0	0	1	0
Inning Stats	R: 0 E: 0 K: 0 S: 7 H: 1 LOB: 0 BB: 0 P: 10	R: 1 E: 0 K: 0 S: 12 H: 1 LOB: 1 BB: 1 P: 22	R: 0 E: 0 K: 1 S: 8 H: 0 LOB: 0 BB: 0 P: 14	R: 0 E: 0 K: 0 S: 9 H: 0 LOB: 0 BB: 0 P: 12	R: 0 E: 0 K: 0 S: 6 H: 0 LOB: 0 BB: 0 P: 9	R: 3 E: 0 K: 1 S: 16 H: 4 LOB: 1 BB: 0 P: 26	R: 0 E: 1 K: 1 S: 10 H: 0 LOB: 1 BB: 0 P: 17	R: 4 E: 0 K: 0 S: 15 H: 4 LOB: 0 BB: 0 P: 26		1B: 5 2B: 3 3B: 1 HR: 1	SF: 0 SAC: 0 DP: 0 HBP: 0		WP: 1 PB: 0 SB: 0 CS: 1	PA: 35		

	AB	34
	R	8
	H	10
	RBI	8
	BB	1
	SO	3
	LOB	9

livebaseballscorecards.com

PITCHER	IP	WLS	BF	H	R	ER	SO	BB	IBB	HBP	BLK	WP	HR	S	P	ERA	WHIP
36 Edwin Jackson, R (1, 1) ERA: 3.36	7.0	L	29	7	5	5	3	1	0	0	0	1	0	69	111	6.43	1.143
59 Fu-Te Ni, L (8, 1) ERA: 2.7	0.1		1	0	0	0	0	0	0	0	0	0	0	1	2	0.00	0.000
56 Fernando Rodney, R (8, 1) ERA: 4.35	0.1		4	3	3	3	0	0	0	0	0	0	1	9	16	81.00	9.000
45 Ryan Perry, R (8, 1) ERA: 4.03	0.1		1	0	0	0	0	0	0	0	0	0	0	4	7	0.00	0.000

PITCHER	IP	WLS	BF	H	R	ER	SO	BB	IBB	HBP	BLK	WP	HR	S	P	ERA	WHIP

Batter	1	2	3	4	5	6	7	8	9	AB	R	H	RBI	BB	SO	LOB
31 Dewayne Wise, L (1, 9) OBP: 0.259, SLG: 0.348	B FF 87 B SI 82 C FF 86 S FF 87 X FF 88 2-2 20 CS 1B	H SL 79 1-0 15 1B 1-2 2-3 3-H HBP		B FF 88 F SI 83 T CH 80 B SI 87 X FF 89 2-2 ③ G4-3			1 SAFE L FF 87 B SI 84 1 SAFE F SL 79 B SL 78 B SI 86 X FF 88 3-2 ② L7		C FF 87 X CH 80 0-1 15 2B 1-3 1B	4	1	2	1	0	0	1
15 Gordon Beckham, R (1, 5) OBP: 0.349, SLG: 0.467	C FF 87 B SI 85 X CH 78 1-1 ① F8	B FF 90 X FF 88 1-0 1-2 2-3 3-H 1B			C FF 87 C SL 75 B FF 90 F FF 89 X SI 88 1-2 ① G1-3		B CH 80 X SI 84 1-0 ③ F8		X FF 88 0-0 14 E 1-H 3-H 2B	5	1	2	3	0	0	2
20 Carlos Quentin, R (1, 7) OBP: 0.319, SLG: 0.438	1 SAFE B FF 88 S FF 88 F SI 84 B FF 90 B CH 82 S SI 84 3-3 ②③ K 1-2	C SL 78 F FF 89 S FF 91 0-3 ③ K			B CH 82 B SI 86 X CH 81 2-0 ② L6			B SL 74 F CH 80 F FF 87 B SI 86 X SI 83 2-2 ① F8	B CH 80 B CH 80 X FF 89 2-0 ① G5-3	5	0	0	0	0	2	5
14 Paul Konerko, R (1, 10) OBP: 0.350, SLG: 0.494		B FF 86 C SI 84 B SI 84 X SI 84 2-1 ① F9	C FF 87 C SI 87 B FF 90 F SI 83 S SI 87 1-3 ① K	C SI 85 B SI 87 B SI 87 B CH 82 F SI 84 X CH 80 3-2 ③ G6-3				B FF 89 B SI 86 B SI 86 C FF 86 F FF 89 F SI 86 B CH 79 4-2 7 FC5-4 51 BB BB	C CH 82 B FF 90 X CH 81 1-1 E8 2-H 1B	4	0	1	0	1	1	0
51 Alex Rios, R (1, 8) OBP: 0.294, SLG: 0.395		C SI 87 B FF 89 X SI 86 1-1 26 1B 7 1B 18 1B 1B	C FF 89 X SI 82 0-1 ② G6-3			B FF 87 X SI 85 1-0 ① G6-3		C SI 86 B FF 90 B SI 84 F CH 79 B SL 77 B CH 82 4-2 7 FC5-4 1-2 BB	D FF 90 C CH 80 X CH 83 1-1 ② G5-3	4	1	1	0	1	0	1
7 Josh Fields, R (1, 3) OBP: 0.305, SLG: 0.353		C FF 88 X SI 87 0-1 18 1B 26 1B 31 HBP 1-2 1B	B CH 80 B FF 88 B FF 89 B FF 86 4-0 BB			B CH 78 X CH 80 1-0 26 G6-4-3 1B		F SI 94 B CU 79 B CU 78 C SI 94 B CU 80 F SI 96 X SI 96 3-2 ② FC5-4 26 BB 1-2f 2-3	B CH 80 B CH 81 C FF 88 F FF 90 B FF 88 F FF 88 S FF 89 3-3 ③ K	4	1	2	0	1	1	3
26 Tyler Flowers, R (1, 2) OBP: 0.333, SLG: 0.267		F SI 85 X FF 89 0-1 31 HBP 18 1B 15 1B 1-2 2-3 1B	S CH 81 B SI 88 S CH 82 C FF 91 1-3 ③ K			B SI 84 F SI 85 1 SAFE F FF 89 B FF 90 X CH 80 2-2 ②③ G6-4-3 1-2f		B CU 79 B SI 96 B SI 96 B SI 96 4-0 1-2 BB		3	1	1	0	1	1	2
5 Jayson Nix, R (1, 4) OBP: 0.314, SLG: 0.421		C SI 88 B SL 78 F SI 88 C FF 91 1-3 ② K		B CH 80 B SI 84 X CH 79 2-0 ① F9			X SI 83 0-0 ① L8	C SI 96 C CU 81 B CU 81 B SI 94 B SI 97 C CU 80 3-3 ③ K		4	0	0	0	0	2	6
18 Brent Lillibridge, R (1, 6) OBP: 0.272, SLG: 0.188		X SI 87 0-0 15 1B 31 HBP 1-2 2-3 3-H 1B		X CH 80 0-0 ② G1-6-3			B CH 78 X CH 81 1-0 1B		B SL 83 B FF 88 B FF 86 C FF 86 B FF 87 4-1 31 1B 15 2B BB	3	1	2	1	1	0	0
Inning Stats	R: 0 E: 0 K: 1 S: 8 H: 1 LOB: 1 BB: 0 P: 14	R: 3 E: 0 K: 2 S: 16 H: 5 LOB: 3 BB: 0 P: 22	R: 0 E: 0 K: 2 S: 9 H: 0 LOB: 1 BB: 1 P: 15	R: 0 E: 0 K: 0 S: 5 H: 0 LOB: 0 BB: 0 P: 9	R: 0 E: 0 K: 0 S: 8 H: 0 LOB: 0 BB: 0 P: 14	R: 0 E: 0 K: 0 S: 5 H: 1 LOB: 0 BB: 0 P: 9	R: 0 E: 0 K: 0 S: 6 H: 1 LOB: 1 BB: 0 P: 11	R: 0 E: 0 K: 1 S: 15 H: 0 LOB: 3 BB: 3 P: 35	R: 3 E: 1 K: 1 S: 13 H: 3 LOB: 1 BB: 1 P: 24	1B: 10 2B: 2 3B: 0 HR: 0 SF: 0 SAC: 0 DP: 2 HBP: 1	WP: 0 PB: 0 SB: 0 CS: 1 PA: 42					

PITCHER		IP	WLS	BF	H	R	ER	SO	BB	IBB	HBP	BLK	WP	HR	S	P	ERA	WHIP
32 Aaron Laffey, L ERA: 3.91	(1, 1)	7.1	L	32	8	3	3	5	3	0	1	0	0	0	65	112	3.68	1.500
47 Jose Veras, R ERA: 5.33	(8, 1)	0.2		3	0	0	0	1	1	0	0	0	0	0	7	17	0.00	1.500
50 Jensen Lewis, R ERA: 4.6	(9, 1)	1.0		7	3	3	2	1	1	0	0	0	0	0	13	24	18.00	4.000

PITCHER	IP	WLS	BF	H	R	ER	SO	BB	IBB	HBP	BLK	WP	HR	S	P	ERA	WHIP

TOP

Chicago White Sox @ Cleveland Indians

Progressive Field, Cleveland, OH

Mon Sep 28 2009, 7:05 PM EDT

Att. 23,088 - Cloudy - 58 F

livebaseballscorecards.com

AB	36
R	6
H	11
RBI	5
BB	5
SO	7
LOB	20

Batter	1	2	3	4	5	6	7	8	9	AB	R	H	RBI	BB	SO	LOB
11 Jamey Carroll, R (1, 4) OBP: 0.362, SLG: 0.349	C FF 88 B FC 85 F SI 90 X FF 91 1-2 ① F8			B SI 88 C FF 89 C FF 89 X FF 90 1-2 ① F8		C FF 89 B FC 85 B CH 83 X SI 89 2-1 1B			C FF 87 F SI 89 F FC 84 B SI 88 C CH 80 1-3 ① K	4	0	1	0	0	1	0
13 Asdrúbal Cabrera, S (1, 6) OBP: 0.358, SLG: 0.435	C FF 89 X SI 89 0-1 ② G5-3			C CH 82 B CU 75 X CH 82 1-1 ② G6-3		B FF 89 C FC 85 X FC 90 1-1 ③ F7			B FC 89 B SI 87 X FC 89 2-0 ② G5-3	4	0	0	0	0	0	1
17 Shin-Soo Choo, L (1, 9) OBP: 0.395, SLG: 0.491	B FC 84 B FF 90 C FF 90 B FC 86 X FF 90 3-1 ③ G4-3			C CU 75 F FC 85 X FF 90 0-2 2B			C FC 83 S SI 90 X FF 90 0-2 HR		B FF 88 S CH 82 F CU 75 B FC 85 S FC 84 2-3 ③ K	4	1	2	1	0	1	0
2 Jhonny Peralta, R (1, 5) OBP: 0.321, SLG: 0.384		B FF 88 B CH 81 X FF 89 2-0 ① P6		B FF 90 X FF 90 1-0 ③ G5-3			C FF 89 B SI 90 X CH 82 1-1 ① G4-3			3	0	0	0	0	0	1
48 Travis Hafner, L (1, 10) OBP: 0.350, SLG: 0.460		B FF 88 B FF 90 F FF 90 X FF 90 2-1 ② G3			B FC 89 S CH 82 S FC 85 B FC 84 T CH 82 2-2 ① K		C CU 74 C FF 90 F FC 85 B FC 89 X FC 86 1-2 E6 7 G5-4-3			3	0	0	0	0	1	0
7 Matt LaPorta, R (1, 7) OBP: 0.311, SLG: 0.463		C FF 89 B SI 91 S CH 83 S CH 81 1-3 ③ K			F FF 89 B CH 81 S CH 82 B FC 85 X FC 86 2-2 ② G4-3		B FC 84 S FC 86 X CH 82 1-1 ②③ G5-4-3 1-2f			3	0	0	0	0	1	1
25 Andy Marte, R (1, 3) OBP: 0.313, SLG: 0.426			C CU 76 B CH 82 F FC 83 C FF 91 1-3 ① K		B FF 90 X FC 86 1-0 ③ F8			B CH 79 S FF 88 B FC 88 B CH 81 X FF 88 3-1 ① P3		3	0	0	0	0	1	0
30 Lou Marson, R (1, 2) OBP: 0.355, SLG: 0.327			C FF 88 C FC 85 B FF 91 B CH 82 F FF 90 B CH 82 B FF 91 4-2 4 G6-4-3 BB			S CH 80 C CU 73 S FC 85 0-3 ① K			B FF 88 C FF 88 B FC 83 B CH 81 F FC 89 C FF 89 3-3 ② K	2	0	0	0	1	2	0
4 Trevor Crowe, S (1, 8) OBP: 0.285, SLG: 0.339			B CH 81 C FF 90 B FF 91 C FC 86 X CH 82 2-2 ②③ G6-4-3 1-2f			B CH 81 B SI 88 C FF 89 X FF 90 2-1 ② G1-3			X SI 88 0-0 ③ G4-3	3	0	0	0	0	0	1
Inning Stats	R: 0 E: 0 K: 0 S: 7 H: 0 LOB: 0 BB: 0 P: 11	R: 0 E: 0 K: 1 S: 6 H: 0 LOB: 0 BB: 0 P: 11	R: 0 E: 0 K: 1 S: 9 H: 0 LOB: 0 BB: 1 P: 16	R: 0 E: 0 K: 0 S: 9 H: 1 LOB: 1 BB: 0 P: 12	R: 0 E: 0 K: 1 S: 7 H: 0 LOB: 0 BB: 0 P: 12	R: 0 E: 0 K: 1 S: 9 H: 1 LOB: 1 BB: 0 P: 14	R: 1 E: 1 K: 0 S: 11 H: 1 LOB: 0 BB: 0 P: 14	R: 0 E: 0 K: 1 S: 6 H: 0 LOB: 0 BB: 0 P: 12	R: 0 E: 0 K: 2 S: 8 H: 0 LOB: 0 BB: 0 P: 13	1B: 1 2B: 1 3B: 0 HR: 1		SF: 0 SAC: 0 DP: 2 HBP: 0		WP: 0 PB: 0 SB: 0 CS: 0		PA: 30

PITCHER	IP	WLS	BF	H	R	ER	SO	BB	IBB	HBP	BLK	WP	HR	S	P	ERA	WHIP
50 John Danks, L (1, 1) ERA: 3.69	9.0	W	30	3	1	1	7	1	0	0	0	0	1	72	115	1.00	0.444

PITCHER	IP	WLS	BF	H	R	ER	SO	BB	IBB	HBP	BLK	WP	HR	S	P	ERA	WHIP

BOTTOM

Chicago White Sox @ Cleveland Indians

Progressive Field, Cleveland, OH

Mon Sep 28 2009, 7:05 PM EDT

Att. 23,088 - Cloudy - 58 F

livebaseballscorecards.com

AB	29
R	1
H	3
RBI	1
BB	1
SO	7
LOB	4

Chicago White Sox @ Cleveland Indians

Progressive Field, Cleveland, OH

Wed Sep 30 2009, 4:05 PM EDT

Cloudy - 51 F

livebaseballscorecards.com

TOP

Batter	1	2	3	4	5	6	7	8	9	AB	R	H	RBI	BB	SO	LOB
22 Scott Podsednik, L (1, 7) OBP: 0.352, SLG: 0.408	C FF 92 B SI 93 F SI 94 X SI 94 1-2 15 1B 1B		C SI 95 B CH 88 B CH 86 X SI 94 2-1 ② G3		B SI 93 C SI 92 B SL 86 F SI 92 S CH 86 2-3 ① K		B CH 85 B CH 88 X SI 93 2-0 ②③ G3 1-2			4	0	1	0	0	1	1
15 Gordon Beckham, R (1, 5) OBP: 0.350, SLG: 0.466	1 SAFE B SI 93 F SI 92 X SI 93 1-1 1-2 1B		B SI 95 B SI 94 F SI 93 B SI 93 B SI 92 4-1 BB		B SI 92 F CH 87 C CH 87 B SI 94 F SL 86 S CH 86 2-3 ② K			C FF 94 B FF 94 B SL 83 C FF 95 X FF 94 2-2 ① G3		3	0	1	0	1	1	0
7 Mark Kotsay, L (1, 10) OBP: 0.330, SLG: 0.399	X FF 94 0-0 ① F6		C SI 94 F CH 85 X SL 89 0-2 ③ G3		X CH 88 0-0 1B			B FF 95 C FF 94 B SL 84 X FF 93 2-1 51 G5-4-3 1B		4	0	2	0	0	0	3
51 Alex Rios, R (1, 8) OBP: 0.292, SLG: 0.392	C FF 96 F CH 88 C SL 86 0-3 ② K			F SL 87 B SI 94 S CH 88 X CH 87 1-2 ① G6-3	C CH 86 X SI 93 0-1 ③ G5-3			C SL 82 C SL 82 X SL 82 0-2 ②③ G5-4-3 1-2f		4	0	0	0	0	1	4
7 Josh Fields, R (1, 3) OBP: 0.304, SLG: 0.352	C SI 95 D SL 87 B CH 88 X SI 94 2-1 ③ G4-3			M SI 94 B SL 86 B SL 87 F SI 94 X SI 94 2-2 31 3B 1B		X CH 86 0-0 ① G5-3			C FF 93 B FF 94 B FF 94 B FF 94 F FF 94 C FF 94 3-3 ① K	4	1	1	0	0	1	2
31 Dewayne Wise, L (1, 9) OBP: 0.259, SLG: 0.360		X SI 93 0-0 ① G4-3		C FF 93 F CH 87 D SI 95 X SL 85 1-2 ② 1-H 3B	C SI 94 X CH 87 0-1 ② F8				B FF 94 F FF 94 F SL 81 X FF 93 1-2 ② P3	4	0	1	1	0	0	0
26 Tyler Flowers, R (1, 2) OBP: 0.350, SLG: 0.250 27 Ramon Castro, R (4, 2) OBP: 0.297, SLG: 0.409		C SI 94 X SI 94 0-1 ② G5-3		T SI 94 C SI 94 B SL 87 H SI 94 2-2 HBP	X SI 93 0-0 ③ L7				B FF 93 S FF 94 S SL 82 B SL 84 B FF 93 X FF 93 3-2 ③ G5-3	1 2	0 0	0 0	0 0	0 0	0 0	0 0
5 Jayson Nix, R (1, 4) OBP: 0.311, SLG: 0.416		B FF 94 C SI 93 F SL 88 B FF 94 B SL 86 F FF 95 F SI 94 F SI 94 F SI 94 3-2 ③ F SI 94 X SI 94 G5-3		C SL 86 F SI 93 S SL 87 0-3 ② K			F SI 91 B CH 86 F CH 86 B SI 93 S SL 86 2-3 ① K			3	0	0	0	0	2	2
18 Brent Lillibridge, R (1, 6) OBP: 0.274, SLG: 0.183			C SI 93 C SL 87 B SL 86 F SI 94 X SL 87 1-2 ① G6-3	B SI 92 B CH 86 B SI 93 C FF 94 X SI 92 3-1 ③ G5-3			B SI 92 B SL 84 B FF 93 C FF 92 C SI 93 B SI 92 4-2 22 CS BB			2	0	0	0	1	0	2

Inning Stats																																
	R: 0	H: 2	E: 0	LOB: 2	K: 1	BB: 0	S: 11	P: 15	R: 0	H: 0	E: 0	LOB: 0	K: 0	BB: 0	S: 11	P: 14	R: 0	H: 0	E: 0	LOB: 0	K: 0	BB: 0	S: 10	P: 17	R: 1	H: 2	E: 0	LOB: 2	K: 1	BB: 0	S: 16	P: 25
	R: 0	H: 1	E: 0	LOB: 1	K: 2	BB: 0	S: 10	P: 14	R: 0	H: 0	E: 0	LOB: 0	K: 0	BB: 0	S: 4	P: 4	R: 0	H: 0	E: 0	LOB: 0	K: 1	BB: 1	S: 6	P: 14	R: 0	H: 1	E: 0	LOB: 0	K: 0	BB: 0	S: 8	P: 12
	R: 0	H: 0	E: 0	LOB: 0	K: 1	BB: 0	S: 9	P: 16	1B: 5	SF: 0	2B: 0	SAC: 0	3B: 1	DP: 1	HR: 0	HBP: 1	WP: 0	PA: 34	PB: 0		SB: 0		CS: 1									

PITCHER		IP	WLS	BF	H	R	ER	SO	BB	IBB	HBP	BLK	WP	HR	S	P	ERA	WHIP
55 Roberto Hernandez, R ERA: 6.32	(1, 1)	7.0	W	28	5	1	1	5	2	0	1	0	0	0	68	103	1.29	1.000
54 Chris Perez, R ERA: 4.2	(8, 1)	2.0		6	1	0	0	1	0	0	0	0	0	0	17	28	0.00	0.500

PITCHER	IP	WLS	BF	H	R	ER	SO	BB	IBB	HBP	BLK	WP	HR	S	P	ERA	WHIP

AB	31
R	1
H	6
RBI	1
BB	2
SO	6
LOB	14

Batter	1	2	3	4	5	6	7	8	9	AB	R	H	RBI	BB	SO	LOB
23 Michael Brantley, L (1, 8) OBP: 0.362, SLG: 0.340	B FF 89 B FF 88 C FF 87 X FF 88 2-1 F7 ①		B FF 90 C FF 87 X FF 90 1-1 G4-3 ①	B FF 93 C FF 91 B FC 87 1 SAFE F FF 90 X CU 81 2-2 FC4-6 ③ 1-2f			B FF 92 C SI 90 C SL 86 C CU 76 1-3 K ①			4	0	0	0	0	1	1
13 Asdrúbal Cabrera, S (1, 6) OBP: 0.359, SLG: 0.435 11 Jamey Carroll, R (5, 4) OBP: 0.360, SLG: 0.347	C FF 90 F FC 89 S FC 83 0-3 K ②		C FF 91 B CH 80 X CH 79 1-1 1B		B FF 87 B FC 82 C FF 88 F FF 87 B FC 82 X FF 88 3-2 F9 ①		B SI 89 C SI 89 C CH 78 B CU 75 X SI 94 2-2 P6 ②			2 2	0 0	1 0	0 0	0 0	1 0	0 0
17 Shin-Soo Choo, L (1, 9) OBP: 0.394, SLG: 0.489	C FF 91 B FF 93 B FC 86 B CH 80 B FF 88 4-1 2 S BB		1 SAFE X FF 91 0-0 F7 ②		B FF 90 X FF 90 1-0 F7 ②		B CU 74 C FF 94 S SL 87 S CU 77 1-3 K ③			3	0	0	0	1	1	1
2 Jhonny Peralta, R (1, 5) OBP: 0.319, SLG: 0.381	F FF 88 B FF 94 1 SAFE 1 SAFE C FC 88 D FC 90 D FC 83 X FC 87 3-2 F8 ③ 1-2		C FC 88 1 SAFE C FC 87 F FF 91 S FC 88 0-3 K ③		X FF 92 0-0 G6-3 ③			B CH 77 X SI 88 1-0 F8 ①		4	0	0	0	0	1	2
48 Travis Hafner, L (1, 10) OBP: 0.355, SLG: 0.471		B FC 87 C FC 86 B FF 91 X FC 84 2-1 7 2B 1B	B FF 92 B FF 81 F FF 93 B FF 93 F FF 92 B FC 87 4-2 1 SH5-3 7 BB 30 1B BB		X FC 84 0-0 HR			B SI 91 B SL 84 F FF 92 X FF 93 2-1 G4-3 ②		3	3	2	1	1	0	0
7 Matt LaPorta, R (1, 3) OBP: 0.326, SLG: 0.473		C FC 82 F FF 93 B FF 91 D CU 80 F FF 92 F FC 86 B CU 76 X FC 85 3-2 1 G6-3 30 SF8 1-H 2B	C FF 91 B FC 87 B SI 89 F FF 92 B FF 91 F FF 91 B FF 90 4-2 30 1B 1 SH5-3 4 SF7 1-2 BB		C FF 91 F FF 91 F FF 93 B CU 81 B FF 92 B FF 91 F FF 91 B 4-2 1 1B 30 F9-2 BB			S CH 78 C CU 75 H FF 93 1-2 HBP	1	2	1	1	2	0	0
1 Luis Valbuena, L (1, 4) OBP: 0.293, SLG: 0.402 (5, 6)		L FF 89 X FC 87 0-1 G6-3 ① 2-3	B FC 87 X FF 91 1-0 SH5-3 ① 1-2 2-3		1 SAFE B FF 87 1 SAFE B FF 88 F FF 88 C FF 90 B FF 91 F FF 89 1 SAFE 3-2 1 SAFE X FF 89 30 F9-2 1-3 1B			F FF 91 X SL 88 0-1 G1-3 ③		3	0	1	0	0	0	2
30 Lou Marson, R (1, 2) OBP: 0.354, SLG: 0.333		B FF 92 X FC 86 1-0 SF8 ② 3-H	C FF 95 B FC 90 B FF 92 F FF 93 X FF 93 2-2 23 FC4-6 2-3 3-H 1B		X FC 85 0-0 F9-2 ① ② 1-2 3-H					2	0	1	2	0	0	2
4 Trevor Crowe, S (1, 7) OBP: 0.280, SLG: 0.335		B FF 88 B FF 91 C FF 90 B FC 84 C FF 90 S SI 91 3-3 K ③	X CH 78 0-0 SF7 ② 3-H		C FC 85 B FF 92 F FF 93 B CU 80 S FC 85 2-3 K ③					2	0	0	1	0	2	1
Inning Stats	R: 0 E: 0 K: 1 S: 9 H: 0 LOB: 1 BB: 1 P: 18	R: 2 E: 0 K: 1 S: 13 H: 2 LOB: 0 BB: 0 P: 22	R: 0 E: 0 K: 1 S: 9 H: 1 LOB: 1 BB: 0 P: 11	R: 2 E: 0 K: 0 S: 13 H: 1 LOB: 1 BB: 2 P: 26	R: 0 E: 0 K: 0 S: 5 H: 0 LOB: 0 BB: 0 P: 9	R: 1 E: 0 K: 1 S: 13 H: 2 LOB: 1 BB: 1 P: 22	R: 0 E: 0 K: 2 S: 9 H: 0 LOB: 0 BB: 0 P: 13	R: 0 E: 0 K: 0 S: 7 H: 0 LOB: 1 BB: 0 P: 11		1B: 4 2B: 2 3B: 0 HR: 1 SF: 2 SAC: 1 DP: 1 HBP: 1				WP: 0 PB: 0 SB: 1 CS: 0 PA: 34		

PITCHER	IP	WLS	BF	H	R	ER	SO	BB	IBB	HBP	BLK	WP	HR	S	P	ERA	WHIP
52 Carlos Torres, R (1, 1) ERA: 6.26	6.0	L	27	6	5	5	4	4	0	0	0	0	1	62	108	7.50	1.667
67 Randy Williams, L (7, 1) ERA: 4.58	2.0		7	0	0	0	2	0	0	1	0	0	0	16	24	0.00	0.000

PITCHER	IP	WLS	BF	H	R	ER	SO	BB	IBB	HBP	BLK	WP	HR	S	P	ERA	WHIP

BOTTOM

Chicago White Sox @ Cleveland Indians

Progressive Field, Cleveland, OH

Wed Sep 30 2009, 4:05 PM EDT

Cloudy - 51 F

livebaseballscorecards.com

AB	26
R	5
H	6
RBI	5
BB	4
SO	6
LOB	9

Batter	1	2	3	4	5	6	7	8	9	AB	R	H	RBI	BB	SO	LOB
31 Dewayne Wise, L (1, 9) OBP: 0.259, SLG: 0.364	B FF 95 C SI 92 F SI 93 C SI 93 1-3 ① K		C FF 94 X SI 89 0-1 ② F8			C SI 93 X FF 92 0-1 7 G4-3 14 1B 2B		C SI 92 S SL 86 F SL 85 X SL 86 0-2 ② P5		4	1	1	0	0	1	0
10 Alexei Ramirez, R (1, 6) OBP: 0.332, SLG: 0.390	S SI 94 X SL 87 0-1 ② F9		M SL 85 X FF 95 0-1 ③ G3-1			C SI 89 M SL 83 F SL 87 S SI 94 0-3 ① K		C SI 92 F SI 93 B SI 92 X FF 94 1-2 ③ F9		4	0	0	0	0	1	1
7 Mark Kotsay, L (1, 7) OBP: 0.328, SLG: 0.401	C SI 93 X SI 88 0-1 ③ G4-3			C SL 81 B SI 93 X SI 93 1-1 14 G5-3 2B		X SI 93 0-0 ② G4-3 2-3			S SI 91 S SL 84 F FF 94 S SL 85 0-3 ① K	4	0	1	0	0	1	1
14 Paul Konerko, R (1, 10) OBP: 0.353, SLG: 0.494 22 Scott Podsednik, L (9, PR) OBP: 0.352, SLG: 0.408 (9, 10)		B FF 94 B SI 92 F FF 93 F FF 95 B SI 93 B SI 91 4-2 7 G6-3 51 1B BB		B SI 91 X SI 92 1-0 ① G5-3 2-3		X SI 94 0-0 51 S 1B 3-H			C SL 85 B FF 94 C SL 83 B FF 96 B SL 83 B SI 90 4-2 51 CS BB	2 0	0 0	1 0	1 0	2 0	0 0	1 0
51 Alex Rios, R (1, 8) OBP: 0.292, SLG: 0.391		B FF 93 B SI 90 X SI 91 2-0 7 G6-3 1B 1-2		C SL 86 B SI 92 B SI 93 X SI 92 2-1 ② G1-4-3		S SL 86 B SL 87 C SL 86 S SL 86 1-3 ③ K 1-2			1 SAFE C SI 89 C SL 83 B SL 85 X SI 93 1-2 ② ③ G4-3 1-2	4	0	1	0	0	1	3
7 Josh Fields, R (1, 3) OBP: 0.301, SLG: 0.347		B SL 84 C SI 90 B SL 82 X FF 91 2-1 ① G6-3 1-2 2-3		S SL 87 X SL 87 0-1 ③ F8			B FF 94 B SI 92 C FF 93 S SI 90 S SI 93 2-3 ① K			3	0	0	0	0	1	3
5 Jayson Nix, R (1, 5) OBP: 0.308, SLG: 0.411		C SI 91 S SL 84 S SL 86 0-3 ② K			L SI 90 F FF 94 B SI 93 F SL 86 S SI 94 1-3 ① K		C SL 85 S SL 83 S SL 88 0-3 ② K			3	0	0	0	0	3	2
27 Ramon Castro, R (1, 2) OBP: 0.292, SLG: 0.401		C SL 84 F SL 87 S SL 85 0-3 ③ K			B SI 94 S FF 96 F SL 87 B SI 95 B SL 85 S SI 91 3-3 ② K		C FF 94 S SI 90 F SI 94 C FF 97 0-3 ③ K			3	0	0	0	0	3	2
18 Brent Lillibridge, R (1, 4) OBP: 0.265, SLG: 0.176			B FF 94 X FF 92 1-0 ① G6-3		C FF 94 F FF 96 B SI 93 S SL 86 1-3 ③ K			C SI 90 S SL 85 B SL 86 X SL 85 1-2 ① P2		3	0	0	0	0	1	0
Inning Stats	R: 0 E: 0 K: 1 S: 7 H: 0 LOB: 0 BB: 0 P: 8	R: 0 E: 0 K: 2 S: 11 H: 1 LOB: 2 BB: 1 P: 19	R: 0 E: 0 K: 0 S: 5 H: 0 LOB: 0 BB: 0 P: 6	R: 0 E: 0 K: 0 S: 7 H: 1 LOB: 1 BB: 0 P: 11	R: 0 E: 0 K: 3 S: 10 H: 0 LOB: 0 BB: 0 P: 15	R: 1 E: 0 K: 2 S: 11 H: 2 LOB: 1 BB: 0 P: 12	R: 0 E: 0 K: 3 S: 10 H: 0 LOB: 0 BB: 0 P: 12	R: 0 E: 0 K: 0 S: 10 H: 0 LOB: 0 BB: 0 P: 12	R: 0 E: 0 K: 1 S: 9 H: 0 LOB: 1 BB: 1 P: 14	1B: 2 2B: 2 3B: 0 HR: 0 SF: 0 SAC: 0 DP: 0 HBP: 0						

PITCHER	IP	WLS	BF	H	R	ER	SO	BB	IBB	HBP	BLK	WP	HR	S	P	ERA	WHIP
63 Justin Masterson, R (1, 1) ERA: 4.52	9.0	L	32	4	1	1	12	2	0	0	0	0	0	80	109	1.00	0.667

PITCHER	IP	WLS	BF	H	R	ER	SO	BB	IBB	HBP	BLK	WP	HR	S	P	ERA	WHIP

TOP

Chicago White Sox @ Cleveland Indians

Progressive Field, Cleveland, OH

Wed Sep 30 2009, 4:10 PM EDT

Att. 27,534 - Partly Cloudy - 50 F

livebaseballscorecards.com

AB	30
R	1
H	4
RBI	1
BB	2
SO	12
LOB	13

WP: 0 PA: 32
PB: 0
SB: 1
CS: 1

Batter	1	2	3	4	5	6	7	8	9	AB	R	H	RBI	BB	SO	LOB
11 Jamey Carroll, R (1, 4) OBP: 0.355, SLG: 0.342	B FF 86 C SI 84 C FC 80 B CU 71 S FC 81 2-3 ① K		B FF 88 C FF 88 B FC 83 C FC 80 X FC 82 2-2 ② G6-3			C FC 81 S FF 82 F FC 81 B FF 87 B FC 81 B CH 79 X SI 82 3-2 ① G6-3		C FF 95 B FF 94 F SL 88 F SL 89 F SI 93 B SL 89 X SL 88 2-2 ③ F7		4	0	0	0	0	1	1
4 Trevor Crowe, S (1, 8) OBP: 0.280, SLG: 0.333	C FF 86 X CU 72 0-1 ② G6-3		C FF 87 B CU 71 B CU 73 X CH 81 2-1 ① 17 S 1B			X CH 80 0-0 ② G4-3			F FF 98 B FF 97 S FF 97 S FF 97 1-3 ① K	4	0	1	0	0	1	0
17 Shin-Soo Choo, L (1, 9) OBP: 0.393, SLG: 0.487	B FC 80 C CU 75 F FF 87 B FC 79 F FF 88 X FF 88 2-2 2 2B 1B		1 SAFE S FC 81 B FC 82 F FC 82 B FF 88 X FC 83 2-2 ③ G4-3 1-2			B FC 80 B CH 79 X FC 81 2-0 ③ G4-3			C FF 98 S FF 98 B FF 98 S FF 98 1-3 ② K	4	0	1	0	0	1	1
2 Jhonny Peralta, R (1, 5) OBP: 0.319, SLG: 0.382	S CH 80 C CH 79 X FC 79 0-2 1-3 2B			X CH 78 0-0 ① F9			B SI 95 F SI 95 X SL 87 1-1 ① L6		B FF 97 T FF 98 F FF 98 B FF 98 B FF 98 F FF 98 X FF 97 3-2 ③ G6-3	4	0	1	0	0	0	0
7 Matt LaPorta, R (1, 7) OBP: 0.321, SLG: 0.464	X FC 80 0-0 ③ G1-4-3			C SI 85 C FC 82 X CH 80 0-2 ② G4-3			C FF 94 F SL 87 B SL 89 F SI 95 S CH 89 1-3 ② K			3	0	0	0	0	1	2
10 Kelly Shoppach, R (1, 10) OBP: 0.340, SLG: 0.411		F CH 78 B FC 81 S FF 81 F FC 82 B CU 71 B CH 78 X CH 80 3-2 ① G1-4-3		B CH 80 F FC 81 F FC 82 X FF 87 1-2 ③ F9			S SL 87 S SL 87 F SL 89 F SI 94 B CH 88 B SL 88 F SI 95 X SL 88 2-2 ③ P4			3	0	0	0	0	0	0
25 Andy Marte, R (1, 3) OBP: 0.307, SLG: 0.417		X CH 79 0-0 ② P4			C CH 79 S CU 70 F FC 81 X CH 77 0-2 ① P2			T SL 83 X SI 94 0-1 ① G6-3		3	0	0	0	0	0	0
16 Wyatt Toregas, R (1, 2) OBP: 0.268, SLG: 0.170		B FF 87 X SI 86 1-0 ③ G5-3			C FC 79 B CU 70 F FC 79 F FF 88 S CH 79 1-3 ② K			C SL 87 S SL 88 B FF 94 F SL 88 B SL 88 X SL 88 2-2 ② L6		3	0	0	0	0	1	0
4 Niuman Romero, S (1, 6) OBP: 0.182, SLG: 0.100 1 Luis Valbuena, L (8, PH) OBP: 0.295, SLG: 0.403 (9, 6)			M CH 78 S CU 69 B CH 78 B CH 78 F FF 88 T FC 82 2-2 ① K			B SI 87 B CH 80 C CH 81 X FC 80 2-1 ③ G4-3		X FF 94 0-0 1B		2 1	0 0	0 1	0 0	0 0	1 0	0 0
Inning Stats	R: 0 E: 0 K: 1 S: 13 H: 2 LOB: 2 BB: 0 P: 17	R: 0 E: 0 K: 0 S: 6 H: 0 LOB: 0 BB: 0 P: 10	R: 0 E: 0 K: 1 S: 12 H: 1 LOB: 1 BB: 0 P: 20	R: 0 E: 0 K: 0 S: 7 H: 0 LOB: 0 BB: 0 P: 8	R: 0 E: 0 K: 1 S: 10 H: 0 LOB: 0 BB: 0 P: 13	R: 0 E: 0 K: 0 S: 6 H: 0 LOB: 0 BB: 0 P: 11	R: 0 E: 0 K: 1 S: 12 H: 0 LOB: 0 BB: 0 P: 16	R: 0 E: 0 K: 0 S: 12 H: 1 LOB: 1 BB: 0 P: 16	R: 0 E: 0 K: 2 S: 10 H: 0 LOB: 0 BB: 0 P: 15	1B: 3 2B: 1 3B: 0 HR: 0	SF: 0 SAC: 0 DP: 0 HBP: 0					WP: 0 PB: 0 SB: 1 CS: 0	PA: 31

PITCHER		IP	WLS	BF	H	R	ER	SO	BB	IBB	HBP	BLK	WP	HR	S	P	ERA	WHIP
56 Mark Buehrle, L ERA: 3.84	(1, 1)	6.0	W	21	3	0	0	3	0	0	0	0	0	0	54	79	0.00	0.500
57 Ramon Pena, R ERA: 4.04	(7, 1)	2.0	H	7	1	0	0	1	0	0	0	0	0	0	24	32	0.00	0.500
37 Matt Thornton, L ERA: 2.78	(9, 1)	1.0	S	3	0	0	0	2	0	0	0	0	0	0	10	15	0.00	0.000

PITCHER	IP	WLS	BF	H	R	ER	SO	BB	IBB	HBP	BLK	WP	HR	S	P	ERA	WHIP

BOTTOM

Chicago White Sox @ Cleveland Indians

Progressive Field, Cleveland, OH

Wed Sep 30 2009, 4:10 PM EDT

Att. 27,534 - Partly Cloudy - 50 F

livebaseballscorecards.com

AB	31
R	0
H	4
RBI	0
BB	0
SO	6
LOB	4

Batter	1	2	3	4	5	6	7	8	9	AB	R	H	RBI	BB	SO	LOB
22 Scott Podsednik, L (1, 8) OBP: 0.355, SLG: 0.416	C FF 92 B SL 84 X FF 93 1-1 HR		B FF 95 C FF 96 F FF 96 X FF 97 1-2 15 CS 1B		B SL 84 F FF 95 F FF 96 X SL 84 1-2 ③ F8	B SI 90 B SI 92 C FF 90 F FF 91 B CU 80 X FF 91 3-2 1-2 1B			B SI 86 X SI 86 1-0 ② F9	4	1	3	1	0	0	0
5 Jayson Nix, R (9, PH) (9, 4) OBP: 0.307, SLG: 0.409										1	0	0	0	0	0	0
15 Gordon Beckham, R (1, 5) OBP: 0.351, SLG: 0.466	B FF 94 X FF 93 1-0 ① G4-3		1 SAFE B SL 84 B SL 84 2-0 ③ CS 1-2	C FF 94 X FF 94 0-1 12 SH1-3 23 2B 2B		4-1 12 1B 23 BB BB 1-3 ③ K			C FF 86 X SI 85 0-1 ③ G1-3	4	2	1	0	1	1	2
12 A.J. Pierzynski, L (1, 2) OBP: 0.334, SLG: 0.429	B FF 94 X FF 94 1-0 ② G4-3			S SL 84 X FF 93 0-1 ① SH1-3 2-3		1 SAFE X SI 94 0-0 23 BB 14 BB 7 2B 1-3 1B	B SI 90 F SI 89 X FF 91 1-1 ① G6-3			3	1	1	0	0	0	0
26 Tyler Flowers, R (9, 2) OBP: 0.350, SLG: 0.250										0	0	0	0	0	0	0
14 Paul Konerko, R (1, 10) OBP: 0.352, SLG: 0.492	C FF 94 C FF 95 X FF 97 0-2 ③ G3-1			B SL 85 F SL 84 F FF 94 S CU 81 1-3 ② K		S SL 85 F SL 85 B SL 85 F SL 87 B SL 87 B SL 84 B FF 94 4-2 23 BB 7 2B 1-2 BB	B FF 91 C FF 91 S FF 92 B FF 92 X FF 91 2-2 ② F8			3	1	0	0	1	1	1
23 Jermaine Dye, R (1, 9) OBP: 0.341, SLG: 0.455		B CU 82 X FF 94 1-0 ① G4-3		C FF 96 B FF 96 D SL 85 C SL 85 B SL 87 F SL 86 F FF 95 X FF 94 3-2 3-H 2B		F FF 95 B SL 85 B SL 86 B SL 84 B FF 94 4-1 7 2B 20 1B 1-2 2-3 3-H BB	C FF 91 B CU 80 B CU 78 B FF 91 F FF 90 X FF 91 3-2 ③ F8			3	1	1	2	1	0	0
31 Dewayne Wise, L (8, 9) OBP: 0.259, SLG: 0.364										0	0	0	0	0	0	0
7 Mark Kotsay, L (1, 3) OBP: 0.327, SLG: 0.403		B FF 95 B FF 94 C FF 95 C FF 95 T FF 96 2-2 ② K		X SL 83 0-0 ③ F7		X FF 94 0-0 20 1B 10 SF9 1-3 2-H 3-H 2B		B SI 89 C FF 90 F FF 91 B SI 90 X FF 92 2-2 ① F9		4	1	1	2	0	1	1
20 Carlos Quentin, R (1, 7) OBP: 0.321, SLG: 0.448		F FF 95 B FF 95 F FF 95 S CU 81 1-3 ③ K			C SL 83 X FF 96 0-1 HR	C CU 78 X CU 78 0-1 22 1B 2-3 3-H 1B		X FF 92 0-0 ② G5-3		4	1	2	2	0	1	0
10 Alexei Ramirez, R (1, 6) OBP: 0.329, SLG: 0.388			X FF 95 0-0 ① L8		C SL 84 X SL 86 0-1 ① L7	C FF 91 F CU 78 X FF 91 0-2 ① SF9 3-H		S CU 78 B CU 79 C FF 90 C FF 91 1-3 ③ K		3	0	0	1	0	1	0
18 Brent Lillibridge, R (1, 4) OBP: 0.255, SLG: 0.169			B FF 93 B FF 94 C FF 94 L FF 94 F FF 96 C SL 86 2-3 ② K		F FF 95 F FF 94 C SL 87 0-3 ② K	X FF 92 0-0 ② F8			X FF 85 0-0 ① F9	4	0	0	0	0	2	1
(9, 8)																
Inning Stats	R: 1 E: 0 K: 0 S: 7 H: 1 LOB: 0 BB: 0 P: 10	R: 0 E: 0 K: 2 S: 7 H: 0 LOB: 0 BB: 0 P: 11	R: 0 E: 0 K: 1 S: 8 H: 1 LOB: 0 BB: 0 P: 13	R: 1 E: 0 K: 1 S: 13 H: 2 LOB: 1 BB: 0 P: 17	R: 1 E: 0 K: 1 S: 10 H: 1 LOB: 0 BB: 0 P: 11	R: 5 E: 0 K: 1 S: 19 H: 4 LOB: 2 BB: 3 P: 35	R: 0 E: 0 K: 0 S: 8 H: 0 LOB: 0 BB: 0 P: 14	R: 0 E: 0 K: 1 S: 7 H: 0 LOB: 0 BB: 0 P: 10	R: 0 E: 0 K: 0 S: 4 H: 0 LOB: 0 BB: 0 P: 5	1B: 4 2B: 3 3B: 0 HR: 2 SF: 1 SAC: 1 DP: 0 HBP: 0						

TOP

Chicago White Sox @ Detroit Tigers

Comerica Park, Detroit, MI

Fri Oct 02 2009, 7:05 PM EDT

Att. 34,726 - Cloudy - 58 F

livebaseballscorecards.com

AB	33
R	8
H	9
RBI	8
BB	3
SO	7
LOB	5

PITCHER		IP	WLS	BF	H	R	ER	SO	BB	IBB	HBP	BLK	WP	HR	S	P	ERA	WHIP
36 Edwin Jackson, R ERA: 3.62	(1, 1)	5.0	L	24	7	8	8	5	3	0	0	0	0	2	52	81	14.40	2.000
41 Casey Fien, R ERA: 7.94	(6, 1)	3.0		11	2	0	0	2	0	0	0	0	0	0	27	40	0.00	0.667
50 Clay Rapada, L ERA: 5.4	(9, 1)	1.0		3	0	0	0	0	0	0	0	0	0	0	4	5	0.00	0.000

PITCHER	IP	WLS	BF	H	R	ER	SO	BB	IBB	HBP	BLK	WP	HR	S	P	ERA	WHIP

WP: 0 PB: 0 SB: 0 CS: 1 PA: 39

BOTTOM

Chicago White Sox @ Detroit Tigers

Comerica Park, Detroit, MI

Fri Oct 02 2009, 7:05 PM EDT

Att. 34,726 - Cloudy - 58 F

Batter	1	2	3	4	5	6	7	8	9	AB	R	H	RBI	BB	SO	LOB
28 Curtis Granderson, L (1, 8) OBP: 0.326, SLG: 0.457	C FF 91 C SI 91 S FF 92 0-3 ① K		F FC 87 C SI 91 F SI 92 X CU 78 0-2 ② G1-3		B SI 91 F SI 91 F SI 91 B SL 80 F SI 91 S FF 91 2-3 ③ K			F FC 87 F FC 85 X FF 92 0-2 ② P5		4	0	0	0	0	2	1
14 Placido Polanco, R (1, 4) OBP: 0.334, SLG: 0.401 27 Brent Dlugach, R (9, 6)	F SI 92 F SI 92 B FF 92 X FF 93 1-2 30 BB 1B		B SI 92 C SI 90 F SI 91 B CU 71 B SI 91 X SI 91 3-2 ③ L6			B SI 89 B SI 89 C FF 88 B FF 90 X FF 89 3-1 ① L8		F SI 91 F FC 86 S CH 82 0-3 ③ K		4 0	0 0	1 0	0 0	0 0	1 0	1 0
30 Magglio Ordonez, R (1, 9) OBP: 0.370, SLG: 0.407	D FC 89 B FC 87 D SL 82 B FF 92 4-0 **1-2** BB			F SI 91 C SL 80 B SL 80 B CU 77 X SI 92 2-2 E6 19 BLK		B SI 91 F SI 90 X SI 91 1-1 ② G6-3			C FF 94 B FC 87 X FC 87 1-1 19 L1-3 1B	3	0	1	0	1	0	0
24 Miguel Cabrera, R (1, 3) OBP: 0.398, SLG: 0.548	B FC 86 C SI 92 B SI 92 C SI 92 C SI 93 2-3 ② K			B FC 87 F SI 92 B SI 92 1 SAFE X SI 91 2-1 ① P3		C SI 91 X SI 91 0-1 ③ P4			X SI 94 0-0 ① P5	4	0	0	0	0	1	4
19 Aubrey Huff, L (1, 10) OBP: 0.309, SLG: 0.385	X SL 84 0-0 ③ F9			B SI 92 B SI 92 B FC 87 B SI 91 4-0 **1-2** BB			C CH 80 C SI 89 X CU 76 0-2 ① F8		B FO 82 F SI 92 B FC 86 B SI 93 X SI 93 3-1 **1-2** ② L1-3	3	0	0	0	1	0	3
9 Carlos Guillen, S (1, 7) OBP: 0.339, SLG: 0.429		X SI 91 0-0 ① F7		B SI 92 X SI 91 1-0 ② F7			B SI 90 F FC 85 B CH 84 X FF 90 2-1 ② F9		B SI 92 X SI 94 1-0 ③ F7	4	0	0	0	0	0	3
15 Brandon Inge, R (1, 5) OBP: 0.317, SLG: 0.410 32 Don Kelly, L (8, 5) OBP: 0.300, SLG: 0.327		B FF 91 C SI 91 C FF 91 B SL 82 F SL 81 B SI 93 X SI 93 3-2 ② G4-3		C SI 92 B SI 92 B SI 91 C SI 92 X SI 93 2-2 ③ G6-3			X SI 91 0-0 ③ G6-3			3 0	0 0	0 0	0 0	0 0	0 0	2 0
12 Gerald Laird, R (1, 2) OBP: 0.309, SLG: 0.325 13 Alex Avila, L (7, 2) OBP: 0.375, SLG: 0.590		C SI 93 B SI 92 C FF 92 S CU 82 1-3 ③ K			X SI 90 0-0 ① G5-3			B SI 89 F FF 89 F FC 84 B CU 78 X SI 90 2-2 1B		2 1	0 0	0 1	0 0	0 0	1 0	0 0
39 Ramon Santiago, S (1, 6) OBP: 0.319, SLG: 0.388 (9, 4)			F FF 90 F FF 92 F FF 91 F CU 79 B CU 78 X SI 91 1-2 ① G4-3		C FF 88 X SI 90 0-1 ② G6-3			F SI 91 X SI 91 0-1 ① F8		3	0	0	0	0	0	1
Inning Stats	R: 0 E: 0 K: 2 S: 10 H: 1 LOB: 2 BB: 1 P: 17	R: 0 E: 0 K: 1 S: 8 H: 0 LOB: 0 BB: 0 P: 12	R: 0 E: 0 K: 0 S: 12 H: 0 LOB: 0 BB: 0 P: 16	R: 0 E: 1 K: 0 S: 9 H: 0 LOB: 2 BB: 1 P: 20	R: 0 E: 0 K: 1 S: 7 H: 0 LOB: 0 BB: 0 P: 9	R: 0 E: 0 K: 0 S: 6 H: 0 LOB: 0 BB: 0 P: 10	R: 0 E: 0 K: 0 S: 6 H: 0 LOB: 0 BB: 0 P: 8	R: 0 E: 0 K: 1 S: 11 H: 1 LOB: 1 BB: 0 P: 13	R: 0 E: 0 K: 0 S: 6 H: 1 LOB: 1 BB: 0 P: 11	1B: 3 2B: 0 3B: 0 HR: 0	SF: 0 SAC: 0 DP: 0 HBP: 0			WP: 0 PB: 0 SB: 0 CS: 0	PA: 33		

PITCHER		IP	WLS	BF	H	R	ER	SO	BB	IBB	HBP	BLK	WP	HR	S	P	ERA	WHIP
44 Jake Peavy, R ERA: 3.45	(1, 1)	8.0	W	29	2	0	0	5	2	0	0	1	0	0	69	105	0.00	0.500
71 Scott Linebrink, R ERA: 4.66	(9, 1)	1.0		4	1	0	0	0	0	0	0	0	0	0	6	11	0.00	1.000

PITCHER	IP	WLS	BF	H	R	ER	SO	BB	IBB	HBP	BLK	WP	HR	S	P	ERA	WHIP

livebaseballscorecards.com

AB	31
R	0
H	3
RBI	0
BB	2
SO	5
LOB	15

Batter	1	2	3	4	5	6	7	8	9	AB	R	H	RBI	BB	SO	LOB
22 Scott Podsednik, L (1, 8) OBP: 0.355, SLG: 0.415	B FF 90 C FF 90 X FF 91 1-1 12 S 1B	C SI 89 C SL 76 X SI 89 0-2 ② FC4-6 1-2f 2-3 3-H		C CH 84 X SI 87 0-1 ① G4-3		C FF 95 B FF 96 F CH 84 B FF 96 F FF 95 X CH 87 2-2 ① F7		B FC 89 B FC 90 I IN 66 I IN 63 4-0 12 FC6-4 1-2 IBB		4	0	1	1	1	0	2
15 Gordon Beckham, R (1, 5) OBP: 0.347, SLG: 0.460	S FF 91 C FF 89 B FF 95 D SL 82 F FF 93 C FF 91 2-3 ① K	1 SAFE B SL 87 B SL 87 X SL 87 2-0 ③ F9		C SI 91 C SL 85 B SI 93 X SL 84 1-2 ② F7		X FF 97 0-0 ② G1-3		F FC 90 B SI 93 B SI 93 S FF 94 S CU 79 2-3 ② K		5	0	0	0	0	2	6
12 A.J. Pierzynski, L (1, 2) OBP: 0.331, SLG: 0.425	B SL 82 F FF 90 F SI 90 X SL 79 1-2 ② L9 1-2		X CH 84 0-0 ① P5	C SI 86 B SI 92 B SI 91 X SI 87 2-1 ③ G6-3		S CH 86 B CH 86 F CH 85 C FF 96 1-3 ③ K		B CU 78 X SI 94 1-0 ③ FC6-4 1-2f		5	0	0	0	0	1	4
14 Paul Konerko, R (1, 10) OBP: 0.353, SLG: 0.489 31 Dewayne Wise, L (9, PR) OBP: 0.259, SLG: 0.364 (9, 10)	D SL 81 B SL 79 X FF 92 2-0 ③ L9		B SI 91 C SI 92 F SI 87 B SI 94 S SL 86 2-3 ② K		B SL 82 B SL 84 B SL 83 B SI 88 4-0 7 G4-6-3 20 HBP 51 1B BB		B FF 95 B FF 95 X FF 95 2-0 ① P4			B SI 92 B CH 83 B SI 93 C SI 93 B SI 94 4-1 20 2B 51 1B BB	3 0	1 1	0 0	0 0	2 0	1 0	1 0
20 Carlos Quentin, R (1, 7) OBP: 0.327, SLG: 0.461		F FF 92 F FF 93 B FF 92 X FF 95 1-2 HR	C SL 86 H SI 89 1-1 7 S 51 2B HBP	C FF 94 H SI 94 1-1 7 G4-6-3 1-2 HBP		S SL 87 B SL 86 B SL 86 F FF 95 X SL 87 2-2 ② F8			C SI 94 X SI 95 0-1 51 1B 10 FC6-2 1-3 2B	3	2	2	1	0	0	0
7 Mark Kotsay, L (1, 3) OBP: 0.333, SLG: 0.399		B FF 92 B FF 91 B FF 90 C FF 91 F FF 91 B FF 92 4-2 18 S 51 1B 22 FC4-6 BB	B CH 85 B CH 85 F CH 84 F SI 91 B SI 88 B SL 86 4-2 51 2B 1-2 BB	F SI 95 B CH 86 B CH 86 X SI 95 2-1 ①② G4-6-3 1-2f 2-3		C FF 96 B FF 97 B FF 95 F FF 96 S CH 86 2-3 ③ K			I IN 72 I IN 78 I IN 78 I IN 81 4-0 10 FC6-2 51 1B IBB	2	1	0	0	3	1	2
51 Alex Rios, R (1, 9) OBP: 0.296, SLG: 0.396		B SL 78 C FF 91 X FF 90 1-1 22 FC4-6 18 S 1-2 1B	C SL 87 B SI 94 F SI 94 B SL 86 X SL 86 2-2 1-3 2-H 2B	F FF 95 B FF 97 D SL 87 F FF 96 B FF 96 F FF 97 X FF 96 3-2 10 S 3-H 1B		C FF 91 B FF 92 X FC 88 1-1 ① G5-3			C SI 93 F SI 94 B FF 96 B CH 83 F SI 95 B SI 96 F SI 94 F CH 84 X SI 95 3-2 10 FC6-2 1-2 2-3 3-H 1B	5	0	4	3	0	0	0
10 Alexei Ramirez, R (1, 6) OBP: 0.332, SLG: 0.388		C FF 92 S SL 81 S SL 82 0-3 ① K	I IN 54 I IN 66 I IN 53	1 SAFE B SL 84 I IN 70 I IN 68 I IN 69 4-0 18 FC6-4 1-2 IBB		C FC 88 X FF 92 0-1 18 1B			X SI 96 0-0 ① FC6-2 18 G6-4-3 1-2 2-3 3-Hf	3	0	1	0	2	1	5
18 Brent Lillibridge, R (1, 4) OBP: 0.262, SLG: 0.172		F FF 92 B SI 91 C SL 80 B SL 84 B SL 81 B FF 92 4-2 22 FC4-6 1-2 2-3 BB	B SL 86 C SL 87 X SI 93 1-1 ③ F9	B FF 95 X FF 96 1-0 ③ FC6-4 1-2f		X FC 88 0-0 22 S 1-3 1B			C CH 84 D SI 97 X SI 98 1-1 ②③ G6-4-3 1-2f	4	0	1	0	1	0	8
Inning Stats	R: 0 E: 0 K: 1 S: 10 H: 1 LOB: 1 BB: 0 P: 16	R: 2 E: 0 K: 1 S: 16 H: 2 LOB: 2 BB: 2 P: 28	R: 1 E: 0 K: 1 S: 12 H: 1 LOB: 3 BB: 2 P: 26	R: 0 E: 0 K: 0 S: 7 H: 0 LOB: 0 BB: 0 P: 10	R: 1 E: 0 K: 0 S: 8 H: 1 LOB: 2 BB: 2 P: 23	R: 0 E: 0 K: 1 S: 8 H: 0 LOB: 0 BB: 0 P: 11	R: 0 E: 0 K: 1 S: 8 H: 0 LOB: 0 BB: 0 P: 14	R: 0 E: 0 K: 1 S: 9 H: 2 LOB: 3 BB: 1 P: 17	R: 1 E: 0 K: 0 S: 12 H: 2 LOB: 3 BB: 2 P: 24	1B: 6 2B: 2 3B: 0 HR: 1 SF: 0 SAC: 0 DP: 2 HBP: 2						

PITCHER		IP	WLS	BF	H	R	ER	SO	BB	IBB	HBP	BLK	WP	HR	S	P	ERA	WHIP
43 Alfredo Figaro, R ERA: 6.35	(1, 1)	1.1	L	9	3	2	2	2	2	0	0	0	0	1	22	38	13.50	3.750
59 Fu-Te Ni, L ERA: 2.64	(2, 1)	0.1		1	0	0	0	0	0	0	0	0	0	0	3	3	0.00	0.000
58 Armando Galarraga, R ERA: 5.64	(2, 1)	2.1		12	1	2	2	1	2	1	1	0	0	0	20	43	7.71	1.286
45 Ryan Perry, R ERA: 3.79	(5, 1)	3.0		11	1	0	0	2	0	1	1	0	0	0	24	44	0.00	0.333
37 Brandon Lyon, R ERA: 2.92	(8, 1)	1.0		6	2	0	0	1	0	1	0	0	0	0	9	17	0.00	2.000

PITCHER		IP	WLS	BF	H	R	ER	SO	BB	IBB	HBP	BLK	WP	HR	S	P	ERA	WHIP
56 Fernando Rodney, R ERA: 4.42	(9, 1)	1.0		6	2	1	1	0	1	1	0	0	0	0	12	24	9.00	3.000

TOP

Chicago White Sox @ Detroit Tigers

Comerica Park, Detroit, MI

Sat Oct 03 2009, 7:05 PM EDT

Att. 35,184 - Cloudy - 55 F

livebaseballscorecards.com

AB	34
R	5
H	9
RBI	5
BB	9
SO	6
LOB	28

WP: 0	PA: 45		
PB: 0			
SB: 6			
CS: 0			

Chicago White Sox @ Detroit Tigers

Comerica Park, Detroit, MI

Sat Oct 03 2009, 7:05 PM EDT

Att. 35,184 - Cloudy - 55 F

livebaseballscorecards.com

BOTTOM

Batter	1	2	3	4	5	6	7	8	9	AB	R	H	RBI	BB	SO	LOB
28 Curtis Granderson, L (1, 8) OBP: 0.327, SLG: 0.457	C SI 86 X SI 86 0-1 F7 ①		C SL 79 B CH 81 B CH 82 B SI 88 B SI 89 4-1 24 WP 14 1B BB		C SI 89 B SL 82 S SL 82 F SL 79 F FS 79 S FS 80 1-3 K ③			B SL 80 S CH 80 F SL 83 X SL 80 1-2 14 1B 2-3 1B		3	0	1	0	1	1	0
14 Placido Polanco, R (1, 4) OBP: 0.335, SLG: 0.402	C SI 85 B SI 88 X SI 87 1-1 G3 ②		C SL 80 X SI 89 0-1 24 WP 1-2 1B			X SI 86 0-0 G6-3 ①		C SL 85 X SI 93 0-1 24 G6-4-3 1-2 3-H 1B		4	0	2	1	0	0	0
30 Magglio Ordonez, R (1, 9) OBP: 0.371, SLG: 0.408	X SI 88 0-0 1B		B SL 85 B SL 79 F SI 90 X SL 82 2-1 F4 ②			B SI 88 B SL 80 X SI 88 2-0 1B		B CH 86 B CH 87 C SI 93 B SL 85 F FF 94 X SI 95 3-2 L6 ①		4	0	2	0	0	0	4
24 Miguel Cabrera, R (1, 3) OBP: 0.396, SLG: 0.544	X SL 80 0-0 P4 ③		S SL 83 S SL 82 B FS 81 X SL 82 1-2 G5-3 ③ 1-2 2-3			C SI 89 F SL 84 S SL 84 0-3 K ②		X SL 86 0-0 G6-4-3 ②③ 1-2f		4	0	0	0	0	1	6
9 Carlos Guillen, S (1, 7) OBP: 0.338, SLG: 0.424		B SI 85 C FF 86 S SL 80 S FS 78 1-3 K ①		F SI 87 X SL 79 0-1 P4 ①		X SI 88 0-0 L8 ③			C FF 95 C FF 97 B FF 97 F SL 83 B FF 96 B FF 96 F FF 97 B FF 96 4-2 12 DI BB	3	0	0	0	1	1	1
19 Aubrey Huff, L (1, 10) OBP: 0.309, SLG: 0.384 25 Ryan Raburn, R (9, PH) OBP: 0.344, SLG: 0.506		C SL 78 B SI 87 B CH 79 X SI 88 2-1 1B		B SL 82 B CH 81 X SI 89 2-0 G4-3 ②			C SI 86 F SL 80 B FS 78 X FS 79 1-2 F7 ①		B FF 96 F FF 96 S FF 95 C FF 95 1-3 K ①	3 1	0 0	1 0	0 0	0 0	0 1	0 1
15 Brandon Inge, R (1, 5) OBP: 0.315, SLG: 0.407		B SI 88 B SL 82 F SI 89 F SI 89 B SL 81 S CH 82 3-3 K ②		C SI 89 B CU 71 X SI 89 1-1 F9 ③			C SI 89 F CH 82 F SL 83 B CH 83 B SL 83 C SI 90 2-3 K ②		C FF 95 C FF 95 B FF 96 B FF 94 X FF 95 2-2 F8 ②	4	0	0	0	0	2	2
12 Gerald Laird, R (1, 2) OBP: 0.306, SLG: 0.322		B SL 80 B SI 89 B SI 89 C SI 88 C SI 89 S CH 81 3-3 K ③			B SI 87 B SI 87 B SI 87 C FF 87 C FF 88 F SI 88 X SI 90 3-2 F8 ①		X SI 90 0-0 G6-3 ③		B FF 95 X FF 95 1-0 G6-3 ③ 1-2	4	0	0	0	0	1	2
4 Adam Everett, R (1, 6) OBP: 0.288, SLG: 0.325			C FF 86 C SL 80 S FS 78 0-3 K ①		F SI 88 B SI 89 X SL 82 1-1 F8 ②			B SI 87 C SI 88 X SI 87 1-1 28 1B 14 1B 2B		3	1	1	0	0	1	0
Inning Stats	R: 0 E: 0 K: 0 S: 6 H: 1 LOB: 1 BB: 0 P: 7	R: 0 E: 0 K: 3 S: 11 H: 1 LOB: 1 BB: 0 P: 20	R: 0 E: 0 K: 1 S: 11 H: 1 LOB: 2 BB: 1 P: 18	R: 0 E: 0 K: 0 S: 5 H: 0 LOB: 0 BB: 0 P: 8	R: 0 E: 0 K: 1 S: 11 H: 0 LOB: 0 BB: 0 P: 16	R: 0 E: 0 K: 1 S: 6 H: 1 LOB: 1 BB: 0 P: 8	R: 0 E: 0 K: 1 S: 8 H: 0 LOB: 0 BB: 0 P: 11	R: 1 E: 0 K: 0 S: 11 H: 3 LOB: 1 BB: 0 P: 16	R: 0 E: 0 K: 1 S: 11 H: 0 LOB: 1 BB: 1 P: 19	1B: 6 2B: 1 3B: 0 HR: 0 SF: 0 SAC: 0 DP: 1 HBP: 0						

	AB	33
	R	1
	H	7
	RBI	1
	BB	2
	SO	8
	LOB	16

WP: 1 PA: 35
PB: 0
SB: 0
CS: 0

PITCHER		IP	WLS	BF	H	R	ER	SO	BB	IBB	HBP	BLK	WP	HR	S	P	ERA	WHIP
43 Freddy Garcia, R ERA: 4.34	(1, 1)	7.0	W	28	6	1	1	7	1	0	0	0	1	0	63	95	1.29	1.000
57 Ramon Pena, R ERA: 3.99	(8, 1)	1.0	H	3	1	0	0	0	0	0	0	0	0	0	6	9	0.00	1.000
37 Matt Thornton, L ERA: 2.74	(9, 1)	1.0		4	0	0	0	1	1	0	0	0	0	0	11	19	0.00	1.000

PITCHER	IP	WLS	BF	H	R	ER	SO	BB	IBB	HBP	BLK	WP	HR	S	P	ERA	WHIP

Batter	1	2	3	4	5	6	7	8	9	AB	R	H	RBI	BB	SO	LOB
22 Scott Podsednik, L (1, 10) OBP: 0.353, SLG: 0.412	C FF 93 C FF 95 B FF 96 B CU 79 C FF 96 2-3 ① K		B FF 95 C FF 96 1-1 ③ CS 1-2	F FF 95 C CU 79 B CH 86 B CU 80 F FF 98 X FF 97 2-2 ① P5		C FF 94 F FF 94 F CH 84 B CU 78 B FF 97 F FF 97 X FF 96 2-2 ③ G1-3		B CU 80 F FF 96 F FF 97 B CU 81 B CU 80 X FF 96 3-2 ② P5 1-2		4	0	0	0	0	1	2
15 Gordon Beckham, R (1, 5) OBP: 0.347, SLG: 0.460 5 Jayson Nix, R (6, 5) OBP: 0.308, SLG: 0.408	F FF 96 B FF 94 B FF 95 X FF 95 2-1 20 F8-4 1B			S FF 96 F FF 97 B CH 86 F CU 81 B FF 98 F FF 98 X CH 87 2-2 ② F8			B FF 94 F FF 94 S CU 79 C CU 78 1-3 ① K	B CU 80 B FF 97 B FF 96 B FF 96 4-0 BB		2 1	0 0	1 0	0 0	0 1	0 1	0 0
20 Carlos Quentin, R (1, 7) OBP: 0.323, SLG: 0.456	X FF 95 0-0 ②③ F8-4 1-2			B FF 95 B FF 96 B FF 96 C FF 96 S FF 98 X FF 98 3-2 ③ F9			C CU 78 X FF 96 0-1 ② G6-3	F CH 82 B SI 94 X SI 94 1-1 ③ F8		4	0	0	0	0	0	3
23 Jermaine Dye, R (1, 9) OBP: 0.340, SLG: 0.453 31 Dewayne Wise, L (6, 9) OBP: 0.262, SLG: 0.366		C CU 77 F FF 95 F FF 96 X FF 96 0-2 ① L9			B CU 80 C FF 95 F FF 96 S CH 86 1-3 ① K		F FF 95 C FF 95 X FF 97 0-2 ③ F9		C SI 92 F CH 82 F FF 96 F CH 81 X CH 82 0-2 7 FC6-4 1B	2 2	0 0	0 1	0 0	0 0	1 0	0 0
7 Mark Kotsay, L (1, 3) OBP: 0.327, SLG: 0.390		F FF 93 F FF 95 F CU 80 B CU 79 X CU 79 1-2 ② P5			X CH 85 0-0 ② G3-1			X CH 83 0-0 ① G6-3	B SI 96 F CH 83 X SI 95 1-1 ① FC6-4 51 G4-6-3 1-2f	4	0	0	0	0	0	1
51 Alex Rios, R (1, 8) OBP: 0.296, SLG: 0.395		C FF 96 B FF 96 B FF 96 B CU 80 F FF 97 X FF 98 3-2 ③ G1-3			B FF 95 C FF 96 F FF 96 F CH 86 B CU 82 B CU 80 X FF 98 3-2 ③ F8			B FF 94 X FF 94 1-0 10 1B 27 2B 1B	F SI 96 B SI 96 X SI 95 1-1 ②③ G4-6-3 1-2f	4	1	1	0	0	0	1
10 Alexei Ramirez, R (1, 6) OBP: 0.333, SLG: 0.389			F FF 94 X FF 95 0-1 ① F8			B CU 78 X FF 95 1-0 1B		B CU 78 B CH 84 C FF 94 S FF 95 X FF 96 2-2 27 2B 18 1B 1-2 1B		3	1	2	0	0	0	0
27 Ramon Castro, R (1, 2) OBP: 0.292, SLG: 0.406			B FF 95 X FF 96 1-0 ② L8			F FF 94 C FF 96 S FF 97 0-3 ① K		C CU 78 S FF 97 X FF 97 0-2 18 1B 1-3 2B 2-H		3	1	1	1	0	1	1
18 Brent Lillibridge, R (1, 4) OBP: 0.273, SLG: 0.179			C FF 95 F FF 96 B CU 79 F FF 97 B FF 96 F FF 96 B CU 83 F FF 97 B FF 96 4-2 22 CS BB			F FF 95 C FF 95 D CU 81 F FF 96 C CU 80 1-3 ② K		B FF 98 X FF 98 1-0 22 WP 1B 2-H 3-H		2	0	1	2	1	1	1
Inning Stats	R: 0 E: 0 K: 1 S: 6 H: 1 LOB: 0 BB: 0 P: 10	R: 0 E: 0 K: 0 S: 11 H: 0 LOB: 0 BB: 0 P: 15	R: 0 E: 0 K: 0 S: 9 H: 0 LOB: 0 BB: 1 P: 15	R: 0 E: 0 K: 0 S: 12 H: 0 LOB: 0 BB: 0 P: 19	R: 0 E: 0 K: 1 S: 8 H: 0 LOB: 0 BB: 0 P: 12	R: 0 E: 0 K: 2 S: 13 H: 1 LOB: 1 BB: 0 P: 17	R: 0 E: 0 K: 1 S: 8 H: 0 LOB: 0 BB: 0 P: 9	R: 3 E: 0 K: 0 S: 14 H: 4 LOB: 2 BB: 1 P: 26	R: 0 E: 0 K: 0 S: 9 H: 1 LOB: 0 BB: 0 P: 11	1B: 6 2B: 2 3B: 0 HR: 0 SF: 0 SAC: 0 DP: 2 HBP: 0						

TOP

Chicago White Sox @ Detroit Tigers

Comerica Park, Detroit, MI

Sun Oct 04 2009, 1:05 PM EDT

Att. 35,806 - Cloudy - 54 F

livebaseballscorecards.com

AB	31
R	3
H	7
RBI	3
BB	2
SO	5
LOB	9

WP: 1 PB: 0 SB: 0 CS: 1 PA: 34

PITCHER		IP	WLS	BF	H	R	ER	SO	BB	IBB	HBP	BLK	WP	HR	S	P	ERA	WHIP
35 Justin Verlander, R ERA: 3.45	(1, 1)	7.2	W	29	6	3	3	5	2	0	0	0	1	0	79	120	3.52	1.043
56 Fernando Rodney, R ERA: 4.33	(8, 1)	1.1	S	4	1	0	0	0	0	0	0	0	0	0	11	14	0.00	0.750

PITCHER		IP	WLS	BF	H	R	ER	SO	BB	IBB	HBP	BLK	WP	HR	S	P	ERA	WHIP

Batter	1	2	3	4	5	6	7	8	9	AB	R	H	RBI	BB	SO	LOB
25 Ryan Raburn, R (1, 7) OBP: 0.352, SLG: 0.533	B FF 90 B FF 89 C FF 89 B FC 86 C FF 90 B FF 91 4-2 30 2B 9 BB BB	F CH 81 X CH 81 0-1 2-H HR		C FC 85 B SI 91 F FC 86 B SI 91 X FC 86 2-2 ① ② G5-3 1-2 2-3f		S SL 83 B SL 83 F SL 85 B FF 94 B SL 84 X SL 83 3-2 HR		S FC 85 S FC 89 B FF 92 B FC 86 X FC 85 2-2 2-3 1B		4	3	3	3	1	0	2
14 Placido Polanco, R (1, 4) OBP: 0.332, SLG: 0.399	1 SAFE B SI 89 1 SAFE C FF 90 X FF 89 1-1 ① P4	B FC 86 F FC 85 C CU 74 B CU 78 X FC 85 2-2 ② L4		C FC 84 X SI 90 0-1 ③ G5-3		F FF 94 B FF 92 X FF 93 1-1 ③ G1-3		B FF 91 1 SAFE F FF 90 1 SAFE X FF 90 1-1 ② ③ F9-2 3-H		5	0	0	0	0	0	4
30 Magglio Ordonez, R (1, 9) OBP: 0.376, SLG: 0.422 34 Clete Thomas, L (7, PR) OBP: 0.325, SLG: 0.387 (8, 9)	S SI 90 F SI 91 B FF 90 B CH 81 X FC 87 2-2 9 BB 1-3 2B	S FF 90 B SI 90 X CU 76 1-1 24 FC6-4 1B			S CH 80 F CH 83 X FF 88 0-2 HR		F FF 92 C FF 93 B FF 92 F FF 93 F FF 92 B SL 85 X CH 85 2-2 28 WP 15 1B 1B			4 0	1 0	4 0	1 0	0 0	0 0	0 0
24 Miguel Cabrera, R (1, 3) OBP: 0.395, SLG: 0.541	I IN 67 I IN 70 I IN 72 I IN 72 4-0 9 BB IBB	C CH 83 B FC 86 X FC 86 1-1 ③ FC6-4 1-2f			F SI 90 X CU 76 0-1 ① L5		B FF 92 D FF 93 X FF 92 2-0 ① P4			3	0	0	0	1	0	2
9 Carlos Guillen, S (1, 10) OBP: 0.340, SLG: 0.423	B FF 91 B FF 91 F FF 91 B FF 91 B FF 90 4-1 1-2 2-3 3-H BB	B CH 81 F CH 82 X FC 84 1-1 ① P5			B CH 81 C CH 81 B SI 89 X CH 82 2-1 15 FC6-4 1B		F FF 91 X CH 84 0-1 ② L9			3	0	1	1	1	0	1
15 Brandon Inge, R (1, 5) OBP: 0.314, SLG: 0.406	C FC 86 C FC 86 F FC 86 B FF 92 F FC 88 F FC 87 B CH 81 C CH 83 2-3 ② K	C FC 84 B CU 76 X FF 90 1-1 ② G6-3			C SI 89 X FC 86 0-1 ② FC6-4 1-2f		C FF 93 B FF 92 X FF 93 1-1 28 WP 1-2 1B			4	0	1	0	0	1	4
28 Curtis Granderson, L (1, 8) OBP: 0.325, SLG: 0.454	X FC 84 0-0 ③ G3	C FC 84 B CU 76 F FF 90 X FF 90 1-2 ③ G4-3			B FC 84 B FF 89 X FF 89 2-0 ③ L9		C CH 83 B CH 83 B FF 93 B CH 82 F FF 94 C CH 84 3-3 ③ K 1-2 2-3			4	0	0	0	0	1	6
12 Gerald Laird, R (1, 2) OBP: 0.310, SLG: 0.324		X SI 88 0-0 4 SH1-3 25 HR 1B		B SI 87 B CH 81 B FF 89 C FF 88 F SI 89 B FF 90 4-2 25 G5-3 4 1B BB		B FF 92 F FF 92 X SL 82 1-1 ① P3		C FF 89 F FC 87 B FC 88 X CU 81 1-2 25 1B 4 SH1-3 14 F9-2 1B		3	1	2	0	1	0	0
4 Adam Everett, R (1, 6) OBP: 0.289, SLG: 0.326		C SI 88 X FC 85 0-1 ① SH1-3 1-2		1 SAFE B FF 87 B FC 90 F FF 88 1 SAFE X FF 89 2-1 25 G5-3 1-2 1B		C FF 93 S SL 83 S SL 83 0-3 ② K		1 SAFE B FF 86 X FF 86 1-0 ① SH1-3 1-2		2	0	1	0	0	1	0
Inning Stats	R: 1 E: 0 K: 1 S: 15 H: 1 LOB: 3 BB: 3 P: 32	R: 2 E: 0 K: 0 S: 12 H: 3 LOB: 1 BB: 0 P: 16	R: 0 E: 0 K: 0 S: 7 H: 0 LOB: 0 BB: 0 P: 10	R: 0 E: 0 K: 0 S: 9 H: 1 LOB: 1 BB: 1 P: 17	R: 1 E: 0 K: 0 S: 10 H: 2 LOB: 1 BB: 0 P: 14	R: 1 E: 0 K: 1 S: 10 H: 1 LOB: 0 BB: 0 P: 15	R: 0 E: 0 K: 1 S: 13 H: 2 LOB: 3 BB: 0 P: 21	R: 0 E: 0 K: 0 S: 10 H: 2 LOB: 1 BB: 0 P: 15		1B: 8 2B: 2 3B: 0 HR: 3 SF: 0 SAC: 2 DP: 2 HBP: 0					

PITCHER		IP	WLS	BF	H	R	ER	SO	BB	IBB	HBP	BLK	WP	HR	S	P	ERA	WHIP
50 John Danks, L ERA: 3.77	(1, 1)	5.0	L	25	7	4	4	1	3	1	0	0	0	2	53	89	7.20	2.000
41 Daniel Hudson, R ERA: 3.38	(6, 1)	2.0		9	3	1	1	2	0	0	0	0	1	1	23	36	4.50	1.500
52 Carlos Torres, R ERA: 6.04	(8, 1)	1.0		4	2	0	0	0	0	0	0	0	0	0	10	15	0.00	2.000

PITCHER	IP	WLS	BF	H	R	ER	SO	BB	IBB	HBP	BLK	WP	HR	S	P	ERA	WHIP

BOTTOM

Chicago White Sox @ Detroit Tigers

Comerica Park, Detroit, MI

Sun Oct 04 2009, 1:05 PM EDT

Att. 35,806 - Cloudy - 54 F

livebaseballscorecards.com

AB	32
R	5
H	12
RBI	5
BB	4
SO	3
LOB	19

WP: 1 PA: 38
PB: 0
SB: 0
CS: 0