

Chicago White Sox - 2009

Batter	1	2	3	4	5	6	7	8	9	AB	R	H	RBI	BB	SO	LOB	TOP			
7 Jerry Owens, L (1.8) OBP: 0.400, SLG: 0.333										3	0	1	1	1	0	3	Chicago White Sox @ Los Angeles Angels Tempe Diablo Stadium, Tempe, AZ Wed Feb 25 2009, 3:05 PM EST Att: 2,246 - Sunny - 82 F			
12 A.J. Pierzynski, L (1.2) OBP: 0.667, SLG: 0.667 79 Tyler Flowers, R (5.2)										3	0	2	2	0	0	0				
20 Carlos Quentin, R (1.7) 74 Josh Kroeger, L (6.7) OBP: 1.000, SLG: 1.000										3	0	0	0	0	0	4				
25 Jim Thome, L (1.10) 76 Sergio Santos, R (8, PH) (8, 10)										3	0	0	0	0	1	2				
23 Jermaine Dye, R (1.9) 58 Michael Restovich, R (6.9)										3	0	0	0	0	0	2				
10 Alexei Ramirez, R (1.6) OBP: 0.333, SLG: 0.333 75 Eider Torres, S (6.6)										3	1	1	0	0	0	0				
27 Ben Broussard, L (1.3)										4	1	0	0	0	2	1				
7 Josh Fields, R (1.5) OBP: 0.500, SLG: 0.500 77 Javier Castillo, R (5.5)										2	1	1	0	0	0	0				
17 Chris Getz, L (1.4) 5 Jayson Nix, R (5.4) OBP: 1.000, SLG: 1.500										1	0	0	0	0	1	0				
Inning Stats	R: 0 E: 0 K: 0 S: 5	H: 2 LOB: 2 BB: 0 P: 5	R: 2 E: 0 K: 1 S: 8	H: 3 LOB: 2 BB: 0 P: 9	R: 0 E: 0 K: 1 S: 5	H: 0 LOB: 0 BB: 0 P: 5	R: 0 E: 0 K: 2 S: 7	H: 0 LOB: 0 BB: 0 P: 7	R: 0 E: 0 K: 0 S: 3	H: 0 LOB: 0 BB: 0 P: 3	R: 1 E: 1 K: 1 S: 7	H: 1 LOB: 1 BB: 0 P: 7	R: 0 E: 0 K: 0 S: 4	H: 1 LOB: 1 BB: 0 P: 5	R: 0 E: 0 K: 1 S: 6	H: 1 LOB: 2 BB: 1 P: 10		1B: 7 2B: 1 3B: 0 HR: 0	SF: 1 SAC: 0 DP: 0 HBP: 1	WP: 1 PB: 0 SB: 1 CS: 0
PITCHER	IP WLS BF H R ER SO BB IBB HBP BLK WP HR S P ERA WHIP	90 Matt Palmer, R (1.1) ERA: 9.0	62 Scot Shields, R (3.1) ERA:	66 Jose Arredondo, R (4.1) ERA:	63 Rich Thompson, R (5.1) ERA:	94 Francisco Rodriguez, R (7.1) ERA:	73 Rafael Rodriguez, R (8.1) ERA:	IP WLS BF H R ER SO BB IBB HBP BLK WP HR S P ERA WHIP	2.0 S 9 2 0 0 1 1 0 0 0 0 0 15 14 9.00 2.500	1.0 W 3 0 0 0 1 0 0 0 0 0 0 5 5 0.00 0.000	1.0 H 3 0 0 0 2 0 0 0 0 0 0 7 7 0.00 0.000	2.0 H 6 0 0 0 0 0 0 0 0 0 0 6 6 0.00 0.000	1.0 H 5 1 1 0 1 0 0 0 0 0 0 7 7 0.00 1.000	2.0 S 9 2 0 0 1 1 0 0 0 0 0 10 15 0.00 1.500						



Batter	1	2	3	4	5	6	7	8	9	AB	R	H	RBI	BB	SO	LOB	BOTTOM			
6 Hainley Statia, S (1.6) OBP: 0.667, SLG: 1.333 98 Kevin Ramos, R (6.4)										3	1	2	1	0	0	0	Chicago White Sox @ Los Angeles Angels Tempe Diablo Stadium, Tempe, AZ Wed Feb 25 2009, 3:05 PM EST Att: 2,246 - Sunny - 82 F			
53 Bobby Abreu, L (1.7) 22 Chris Pettit, R (4.7)										1	0	0	0	1	0	0				
8 Kendrys Morales, S (1.3) 25 Peter Bourjos, R (6.8)										3	1	0	0	0	0	3				
44 Mike Napoli, R (1.10) OBP: 0.500, SLG: 1.000 17 Hank Conger, L (6, PH) (6, 10)										2	0	1	2	0	0	0				
3 Brandon Wood, R (1.5) 57 Luis Figueroa, S (6.6) OBP: 0.667, SLG: 0.500										3	1	2	3	0	1	1				
18 Sean Rodriguez, R (1.4) 59 Freddy Sandoval, S (6.5) OBP: 0.667, SLG: 1.000										2	0	0	0	0	0	1				
46 Bobby Wilson, R (1.2) 28 Ryan Budde, R (4.2) 37 Ben Johnson, S (6, PH) (7.2)										1	0	0	0	0	0	1				
64 Terry Evans, R (1.9) OBP: 0.500, SLG: 0.500 74 Adam Pavkovich, R (6.9) OBP: 0.500, SLG: 0.500										1	0	0	0	0	0	0				
64 Terry Evans, R (1.9) OBP: 0.500, SLG: 0.500 74 Adam Pavkovich, R (6.9) OBP: 0.500, SLG: 0.500										2	0	1	0	0	0	0				
95 Brad Coon, L (1.8) 43 Matthew Brown, R (6.3) OBP: 1.000, SLG: 1.000										1	1	0	0	0	0	1				
Inning Stats	R: 0 E: 0 K: 0 S: 3	H: 0 LOB: 0 BB: 0 P: 3	R: 0 E: 0 K: 0 S: 3	H: 0 LOB: 1 BB: 1 P: 7	R: 3 E: 0 K: 0 S: 6	H: 2 LOB: 1 BB: 1 P: 11	R: 0 E: 0 K: 0 S: 4	H: 1 LOB: 1 BB: 0 P: 4	R: 0 E: 0 K: 1 S: 6	H: 1 LOB: 1 BB: 0 P: 6	R: 1 E: 0 K: 3 S: 10	H: 1 LOB: 1 BB: 0 P: 10	R: 2 E: 1 K: 0 S: 6	H: 2 LOB: 1 BB: 0 P: 6	R: 6 E: 0 K: 0 S: 8	H: 5 LOB: 2 BB: 2 P: 17	1B: 7 2B: 5 3B: 0 HR: 0	SF: 0 SAC: 1 DP: 0 HBP: 2	WP: 2 PB: 0 SB: 1 CS: 0	PA: 43
PITCHER	IP WLS BF H R ER SO BB IBB HBP BLK WP HR S P ERA WHIP	54 Clayton Richard, L (1.1) ERA:	26 Octavio Dotel, R (3.1) ERA: 27.0	37 Matt Thornton, L (4.1) ERA:	67 Randy Williams, L (5.1) ERA:	43 Elnen Wassermann, R (6.1) ERA:	46 Adam Russell, R (7.1) ERA:	70 Brad Salmon, R (8.1) ERA: 81.0	61 Jon Link, R (8.1) ERA:	IP WLS BF H R ER SO BB IBB HBP BLK WP HR S P ERA WHIP	2.0 L 7 2 3 3 0 1 0 0 0 0 0 6 11 27.00 3.000	1.0 4 1 0 0 0 0 0 0 0 0 4 4 0.00 1.000	1.0 4 1 0 0 1 0 0 0 0 0 6 6 0.00 1.000	1.0 4 1 1 0 3 0 0 0 0 1 0 10 10 0.00 1.000	1.0 2 2 0 0 0 0 0 0 0 0 6 6 0.00 2.000	0.2 8 4 6 6 0 1 0 1 0 1 0 6 11 81.00 7.500	0.1 3 1 0 0 0 0 0 0 0 0 0 2 6 0.00 6.000			



Batter	1	2	3	4	5	6	7	8	9	AB	R	H	RBI	BB	SO	LOB	TOP				
7 Jerry Owens, L OBP: 0.273, SLG: 0.125 (1, 7)	B2-3		K	31 3B	G3		G3-1		G6-3	5	1	0	0	1	1	3					
31 Dewayne Wise, L OBP: 0.375, SLG: 0.714 74 Josh Kroeger, L OBP: 0.429, SLG: 0.429 (6, PH) (6, 9)	G6-3		14 HR	1B	14 1B	3B	G4-3		K	3	2	2	1	0	0	0					
14 Paul Konerko, R OBP: 0.571, SLG: 1.167 60 Brandon Allen, L OBP: 0.400, SLG: 0.250 (6, PH) (8, 10)	E5		HR	1B	1B	80 2B		80 G6-4-3	BB	4	2	3	3	0	0	0					
15 Wilson Betemit, S OBP: 0.167, SLG: 0.333 80 Gordon Beckham, R OBP: 0.500, SLG: 0.667 (6, 6)	G4-3		L7	F7		2B		G6-4-3	BB	3	0	0	0	0	0	2					
24 Dayan Viedro, R OBP: 0.500, SLG: 1.000 77 Javier Castillo, R (6, PH) (6, 5)	HR		32 BB	1B	G4-3		K		K	3	1	2	1	0	0	1					
32 Brian Anderson, R OBP: 0.400, SLG: 0.333 (1, 8)	G1-3		1-2	BB		27 G3	27 BLK		27 WP	4	2	2	0	1	1	1					
27 Ben Broussard, L OBP: 0.091, SLG: 0.364 (1, 3)	G5-3		L6		G3			HR	G3	5	1	1	1	0	0	4					
17 Chris Getz, L OBP: 0.429, SLG: 0.200 (1, 4)	39 WP			F8	G3		G4-3		79 1B	4	0	1	1	1	0	1					
39 Chris Stewart, R OBP: 0.667, SLG: 1.667 79 Tyler Flowers, R OBP: 0.200, SLG: 0.200 (7, PH) (7, 2)	G5-3		1-2		HR		L6		1B	3	1	2	2	0	0	1					
Inning Stats	R: 0 E: 1 K: 0 S: 4	H: 0 LOB: 1 BB: 0 P: 4	R: 1 E: 0 K: 0 S: 5	H: 1 LOB: 1 BB: 1 P: 12	R: 2 E: 0 K: 1 S: 9	H: 3 LOB: 2 BB: 1 P: 13	R: 3 E: 0 K: 0 S: 7	H: 3 LOB: 1 BB: 1 P: 12	R: 1 E: 0 K: 2 S: 5	H: 2 LOB: 1 BB: 0 P: 9	R: 1 E: 0 K: 0 S: 4	H: 1 LOB: 0 BB: 0 P: 5	R: 0 E: 0 K: 1 S: 4	H: 0 LOB: 0 BB: 0 P: 8	R: 1 E: 0 K: 1 S: 8	H: 3 LOB: 2 BB: 0 P: 9	1B: 8 2B: 2 3B: 1 HR: 4	SF: 0 SAC: 0 DP: 1 HBP: 0	WP: 2 PB: 0 CS: 0	PA: 46	
PITCHER	IP	WLS	BF	H	R	ER	SO	BB	IBB	HBP	BLK	WP	HR	S	P	ERA	WHIP				
52 Jon Garland, R ERA: 4.5 45 Doug Staten, L ERA: 18.0 57 Jon Rauch, R ERA: 27.0 70 Daniel Schereth, L ERA: 9.0 46 Jaiel Peguero, R ERA: 9.0	2.0	L	9	1	1	1	0	1	0	0	0	1	1	9	16	4.50	1.000				
64 Clay Zavada, L ERA: 9.0 40 Jon Coutangus, L ERA: 9.0	1.0		3	0	0	0	1	1	0	0	0	0	0	1	1	9.00	3.000				

Chicago White Sox @ Arizona Diamondbacks
Tucson Electric Park, Tucson, AZ

Fri Feb 27 2009, 3:05 PM EST
Att: 5,681 - Sunny - 73 F

livebaseballscorecards.com

AB 42
R 10
H 15
RBI 10
BB 4
SO 5
LOB 15



Batter	1	2	3	4	5	6	7	8	9	AB	R	H	RBI	BB	SO	LOB	BOTTOM				
2 Felipe Lopez, S OBP: 0.333, SLG: 0.250 68 Ed Easley, R (9, 10)	K		F8		G4-3		G4-1			3	0	0	0	0	1	1					
11 Augie Ojeda, S OBP: 0.400, SLG: 0.500 25 James Skelton, L (6, 2)	K			G3		G4-3		F7		2	0	0	0	0	1	0					
6 Stephen Drew, L OBP: 0.500, SLG: 0.600 63 Pedro Ciriaco, R OBP: 0.667, SLG: 0.667 (7, 6)	G6-3			34 FC5-4	1B	2B		30 WP	30 1B	3	0	2	0	0	0	0					
34 Conor Jackson, R OBP: 0.500, SLG: 0.600 8 Rusty Ryan, R OBP: 0.500, SLG: 0.333 (7, 5)	F8		FC5-4	1-2		G6-3		E9	30 1B	3	0	0	0	0	0	2					
18 Chad Tracy, L OBP: 0.400, SLG: 0.400 30 Brandon Watson, L OBP: 0.333, SLG: 0.333 (7, 7)	31 G5-4-3			G4-3		F8		1-3 2-H	1B	2	0	1	0	0	0	1					
31 Tony Clark, S OBP: 0.500, SLG: 0.667 (6, 4)	G5-4-3				F8		K		K	2	0	0	0	0	1	2					
16 Josh Wilson, R OBP: 0.500, SLG: 0.667 (6, 4)						K			K	2	0	0	0	0	2	2					
26 Miguel Montero, L OBP: 0.333, SLG: 0.200 16 Agustin Murillo, R (6, 3)			G5-3		F8				P3	2	0	0	0	0	0	1					
74 Gerardo Parra, L OBP: 0.250, SLG: 0.250 (1, 9)			G5-3					K	K	4	0	1	0	0	2	2					
12 Evan Frey, L OBP: 0.429, SLG: 0.667 (1, 8)									68 G4-1	2B											
Inning Stats	R: 0 E: 0 K: 2 S: 7	H: 0 LOB: 0 BB: 0 P: 7	R: 0 E: 0 K: 0 S: 3	H: 1 LOB: 0 BB: 0 P: 3	R: 0 E: 0 K: 0 S: 4	H: 1 LOB: 1 BB: 0 P: 4	R: 0 E: 0 K: 0 S: 4	H: 1 LOB: 1 BB: 0 P: 4	R: 0 E: 0 K: 2 S: 7	H: 0 LOB: 0 BB: 0 P: 7	R: 0 E: 0 K: 1 S: 6	H: 1 LOB: 0 BB: 0 P: 6	R: 0 E: 0 K: 1 S: 6	H: 1 LOB: 0 BB: 0 P: 6	R: 1 E: 1 K: 2 S: 10	H: 2 LOB: 2 BB: 0 P: 11	1B: 6 2B: 2 3B: 0 HR: 0	SF: 0 SAC: 0 DP: 1 HBP: 0	WP: 1 PB: 0 CS: 0	PA: 35	
PITCHER	IP	WLS	BF	H	R	ER	SO	BB	IBB	HBP	BLK	WP	HR	S	P	ERA	WHIP				
50 John Danks, L ERA: 0.000 51 John Van Benschoten, R ERA: 0.000 49 Franklin German, R ERA: 0.000 63 Clevelan Santeliz, R ERA: 0.000 47 Mike MacDougal, R ERA: 9.0	2.0	W	6	1	0	0	2	0	0	0	0	0	0	8	8	0.00	1.000				
	2.0		8	2	0	0	1	0	0	0	0	0	0	10	10	0.00	1.000				
	2.0		7	1	0	0	3	0	0	0	0	0	0	13	13	0.00	0.500				
	1.0		6	2	1	1	2	0	0	0	0	1	0	10	11	9.00	2.000				

Chicago White Sox @ Arizona Diamondbacks
Tucson Electric Park, Tucson, AZ

Fri Feb 27 2009, 3:05 PM EST
Att: 5,681 - Sunny - 73 F

livebaseballscorecards.com


AB 35
R 1
H 8
RBI 1
BB 0
SO 8
LOB 15



Batter	1	2	3	4	5	6	7	8	9	AB	R	H	RBI	BB	SO	LOB	TOP					
18 Brent Lillibridge, R OBP: 0.250, SLG: 0.250 (1.4) (6.6)										4	0	0	0	0	0	3	2					
12 A.J. Pierzynski, L OBP: 0.500, SLG: 0.500 38 Cole Armstrong, L (1.2) (6.2)										3	0	1	0	0	0	0	1					
20 Carlos Quentin, R 68 Brian Myrow, L (1.7) (6.3)										3	0	0	0	0	0	0	1					
25 Jim Thome, L 80 Gordon Beckham, R (8, PH) OBP: 0.400, SLG: 0.500 (1.10) (8.10)										3	0	1	0	0	2	2						
23 Jermaine Dye, R 58 Michael Restovich, R (1.9) (6.9)										3	0	1	0	0	0	0	1					
10 Alexei Ramirez, R 5 Jayson Nix, R OBP: 0.333, SLG: 0.200 OBP: 0.667, SLG: 1.000 (1.6) (6.4)										2	0	0	0	1	2	2						
74 Josh Kroeger, L OBP: 0.273, SLG: 0.273 (1.3) (6.7)										4	0	0	0	0	1	3						
7 Josh Fields, R 77 Javier Castillo, R OBP: 0.400, SLG: 0.250 OBP: 0.333, SLG: 0.200 (1.5) (7.5)										2	0	0	0	1	0	0						
31 Dewayne Wise, L OBP: 0.417, SLG: 0.727 (1.8)										4	0	2	0	0	1	2						
Inning Stats	R: 0 E: 0 K: 2 S: 8	H: 1 LOB: 1 BB: 0 P: 8	R: 0 E: 0 K: 2 S: 7	H: 0 LOB: 0 BB: 0 P: 7	R: 0 E: 0 K: 1 S: 6	H: 1 LOB: 1 BB: 0 P: 6	R: 0 E: 0 K: 0 S: 4	H: 1 LOB: 2 BB: 0 P: 8	R: 0 E: 0 K: 0 S: 3	H: 0 LOB: 0 BB: 0 P: 3	R: 0 E: 1 K: 2 S: 9	H: 1 LOB: 2 BB: 0 P: 9	R: 0 E: 0 K: 1 S: 5	H: 1 LOB: 1 BB: 1 P: 10	R: 0 E: 0 K: 0 S: 3	H: 0 LOB: 0 BB: 0 P: 3	R: 0 E: 1 K: 1 S: 7	H: 1 LOB: 2 BB: 0 P: 7	1B: 4 2B: 2 3B: 0 HR: 0	SF: 0 SAC: 0 DP: 0 HBP: 0	WP: 0 PB: 0 SB: 0 CS: 1	PA: 36
PITCHER	IP WLS BF H R ER SO BB IBB HBP BLK WP HR S P ERA WHIP	47 Aaron Heilman, R ERA: (1.1) 2.0 7 1 0 0 4 0 0 0 0 0 0 0 15 15 0.00 0.500	63 Kevin Gregg, R ERA: (3.1) 1.0 4 1 0 0 1 0 0 0 0 0 0 0 6 6 0.00 1.000	48 Neal Cotts, L ERA: (4.1) 1.0 W 5 1 0 0 0 1 0 0 0 0 0 0 4 8 0.00 2.000	54 David Patton, R ERA: (5.1) 2.0 H 8 1 0 0 2 0 0 0 0 0 0 0 12 12 0.00 0.500	88 Ken Kadokura, R ERA: (7.1) 1.0 4 1 0 0 1 1 0 0 0 0 0 0 5 10 0.00 2.000	PITCHER	IP WLS BF H R ER SO BB IBB HBP BLK WP HR S P ERA WHIP	76 Jason Waddell, L ERA: (8.1) 1.0 3 0 0 0 0 0 0 0 0 0 0 0 6 6 0.00 1.000	71 Esmailin Canard, R ERA: (9.1) 1.0 5 1 0 0 1 0 0 0 0 0 0 0 7 7 0.00 1.000												

Chicago White Sox @ Chicago Cubs
Hohokam Park, Mesa, AZ
Sat Feb 28 2009, 3:05 PM EST
Att: 13,010 - Sunny - 77 F


AB 34
R 0
H 6
RBI 0
BB 2
SO 9
LOB 14



Batter	1	2	3	4	5	6	7	8	9	AB	R	H	RBI	BB	SO	LOB	BOTTOM			
12 Alfonso Soriano, R OBP: 0.600, SLG: 0.333 66 Doug Deeds, L OBP: 0.444, SLG: 0.625 (1.7) (6.7)										2	0	0	0	1	2	0				
7 Aaron Miles, S 59 Andrés Blanco, S 65 Darwin Barney, R OBP: 0.426, SLG: 0.333 OBP: 0.375, SLG: 0.167 OBP: 0.167, SLG: 0.167 (1.6) (6.6) (6.6)										2	1	1	0	1	0	1				
25 Derrek Lee, R 13 Jake Fox, R OBP: 0.400, SLG: 0.250 OBP: 0.500, SLG: 0.875 (1.3) (6.3)										3	1	1	0	0	0	3				
6 Micah Hoffpauir, L 74 Steve Clevenger, L (7, PH) (1.10) (8.10)										4	1	2	1	0	1	1				
16 Aramis Ramirez, R 20 Luis Rivas, R OBP: 0.444, SLG: 0.375 (1.5) (6.5)										3	0	0	1	0	0	1				
17 Mike Fontenot, L 73 Bobby Scales, S OBP: 0.400, SLG: 0.889 OBP: 0.500, SLG: 0.429 (1.4) (6.4)										2	1	1	0	1	1	0				
56 Brad Snyder, L OBP: 0.500, SLG: 0.833 (1.9)										5	2	2	4	0	1	4				
55 Kevie Hill, S 72 Wellington Castillo, R OBP: 0.200, SLG: 0.400 ERA: 3.0 (1.2) (7.2)										3	0	1	2	0	0	0				
4 Joey Gathright, L 27 Sam Fuld, L OBP: 0.571, SLG: 0.500 OBP: 0.500, SLG: 1.000 (1.8) (7.8)										3	0	0	0	0	1	1				
Inning Stats	R: 0 E: 0 K: 1 S: 5	H: 0 LOB: 1 BB: 1 P: 9	R: 0 E: 0 K: 1 S: 5	H: 0 LOB: 0 BB: 0 P: 5	R: 0 E: 1 K: 1 S: 6	H: 0 LOB: 2 BB: 1 P: 10	R: 2 E: 0 K: 1 S: 8	H: 3 LOB: 1 BB: 0 P: 8	R: 2 E: 0 K: 2 S: 10	H: 3 LOB: 3 BB: 1 P: 14	R: 0 E: 0 K: 0 S: 3	H: 0 LOB: 1 BB: 1 P: 7	R: 9 E: 1 K: 1 S: 13	H: 7 LOB: 2 BB: 2 P: 22	R: 0 E: 0 K: 3 S: 10	H: 1 LOB: 2 BB: 0 P: 11	1B: 12 2B: 1 3B: 0 HR: 1	SF: 0 SAC: 0 DP: 0 HBP: 2	WP: 1 PB: 0 SB: 0 CS: 0	PA: 48
PITCHER	IP WLS BF H R ER SO BB IBB HBP BLK WP HR S P ERA WHIP	48 Jeff Marquez, R ERA: (1.1) 2.0 7 0 0 0 2 1 0 0 0 0 0 0 10 14 0.00 0.500	37 Matt Thornton, L ERA: (3.1) 1.0 5 0 0 0 1 1 0 0 0 0 0 0 6 10 0.00 1.000	43 Ehren Wassermann, R ERA: (4.1) 1.0 L 6 3 2 2 1 0 0 0 0 0 0 0 8 8 18.00 3.000	26 Octavio Dotel, R ERA: 22.5 (5.1) 1.0 7 3 2 2 2 1 0 0 0 0 1 0 10 14 18.00 4.000	67 Randy Williams, L ERA: (6.1) 1.0 4 0 0 0 0 1 0 0 0 0 0 0 3 7 0.00 1.000	PITCHER	IP WLS BF H R ER SO BB IBB HBP BLK WP HR S P ERA WHIP	46 Adam Russell, R ERA: 54.0 (7.1) 0.0 8 5 8 7 0 0 1 0 0 0 0 0 11 11 0.00 3.000	70 Brad Salmon, R ERA: 37.8 (7.1) 1.0 6 2 1 0 1 1 0 0 0 0 0 0 7 11 0.00 3.000	65 Johnny Nunez, R ERA: (8.1) 1.0 5 1 0 0 3 0 0 0 1 0 0 0 10 11 0.00 1.000									

Chicago White Sox @ Chicago Cubs
Hohokam Park, Mesa, AZ
Sat Feb 28 2009, 3:05 PM EST
Att: 13,010 - Sunny - 77 F

AB 40
R 13
H 14
RBI 13
BB 6
SO 10
LOB 21



Batter	1	2	3	4	5	6	7	8	9	AB	R	H	RBI	BB	SO	LOB	TOP																			
Reegie Corona, S (1,4) OBP: 0.286, SLG: 0.385 41 Oswaldo Navarro, R (7,4) OBP: 0.333, SLG: 0.400	G5-3		P4				G4-3		G6-3	4	1	1	2	0	0	1																				
3 Ronny Cedeno, R (1,6) OBP: 0.385, SLG: 0.385 84 Carlos Trunfel, R (5, PR) OBP: 1.000, SLG: 1.000	F9		2B				1B			3	1	2	0	0	0	0																				
29 Adrian Beltré, R (1,10) OBP: 0.333, SLG: 0.500 9 Jeff Clement, L (7, PH) (7,10)	G6-3		E3				F8			3	0	0	1	0	0	1																				
39 Bryan LaHair, L (1,3) OBP: 0.417, SLG: 0.556 59 Mike Carp, L (6,3) OBP: 0.400, SLG: 0.800		G3-1	K				K			3	0	0	0	0	2	2																				
12 Michael Morse, R (1,5) OBP: 0.333, SLG: 0.400 27 Matt Tuiasosopo, R (5,5) OBP: 0.545, SLG: 1.000	G4-3		K2-3				F9			3	0	0	0	0	1	3																				
50 Prentice Redman, R (1,8) OBP: 0.250, SLG: 0.250 96 Tyson Gillies, L (6,8) OBP: 0.250, SLG: 0.500	K						F8			3	1	1	0	0	1	0																				
61 Mike Wilson, R (1,9) OBP: 0.214, SLG: 0.538							K			4	1	1	0	0	2	2																				
32 Rob Johnson, R (1,2) OBP: 0.571, SLG: 0.857 62 Jason Phillips, R (6,2) OBP: 0.667, SLG: 0.500							K			3	1	2	1	0	1	0																				
67 Calix Crabbe, S (1,7) OBP: 0.364, SLG: 0.600							G4-3			3	0	0	0	0	0	1																				
Inning Stats	R: 0 E: 0 K: 0 S: 3	H: 0 LOB: 0 BB: 0 P: 3	R: 0 E: 0 K: 1 S: 5	H: 0 LOB: 0 BB: 0 P: 5	R: 4 E: 1 K: 2 S: 12	H: 4 LOB: 1 BB: 0 P: 12	R: 1 E: 0 K: 0 S: 6	H: 2 LOB: 1 BB: 0 P: 6	R: 0 E: 0 K: 2 S: 7	H: 0 LOB: 0 BB: 0 P: 7	R: 0 E: 0 K: 1 S: 6	H: 1 LOB: 1 BB: 0 P: 6	R: 0 E: 1 K: 3 S: 10	H: 1 LOB: 1 BB: 0 P: 10	R: 0 E: 0 K: 0 S: 3	H: 0 LOB: 0 BB: 0 P: 3	1B: 7 2B: 1 3B: 1 HR: 0	SF: 0 SAC: 1 DP: 0 HBP: 0	WP: 1 PB: 0 SB: 2 CS: 0	PA: 37																
PITCHER	IP	WLS	BF	H	R	ER	SO	BB	IBB	HBP	BLK	WP	HR	S	P	ERA	WHIP	PITCHER		IP	WLS	BF	H	R	ER	SO	BB	IBB	HBP	BLK	WP	HR	S	P	ERA	WHIP
54 Clayton Richard, L (1,1) ERA: 9.0	3.0	L	14	4	4	3	0	0	0	0	0	0	0	20	20	9.00	1.333	26 Octavio Dotel, R (8,1) ERA: 15.0		1.0		4	1	0	0	3	0	0	0	0	0	10	10	0.00	1.000	
43 Ehren Wassermann, R (4,1) ERA: 9.0	1.0		5	2	1	1	0	0	0	0	0	0	0	6	6	9.00	2.000	67 Randy Williams, L (9,1) ERA:		1.0		3	0	0	0	0	0	0	0	0	0	3	3	0.00	0.000	
71 Scott Linebrink, R (5,1) ERA:	1.0		4	1	0	0	1	0	0	0	0	1	0	6	7	0.00	1.000																			
45 Bobby Jenks, R (6,1) ERA:	1.0		3	0	0	0	2	0	0	0	0	0	0	7	7	0.00	0.000																			
47 Mike MacDougal, R (7,1) ERA: 4.5	1.0		4	1	0	0	1	0	0	0	0	0	0	6	6	0.00	1.000																			

Seattle Mariners @ Chicago White Sox
Camelback Ranch, Glendale, AZ
Mon Mar 02 2009, 3:05 PM EST
Att: 3,481 - Sunny - 84 F

AB 36
R 5
H 9
RBI 4
BB 0
SO 10
LOB 12



Batter	1	2	3	4	5	6	7	8	9	AB	R	H	RBI	BB	SO	LOB	BOTTOM																			
32 Brian Anderson, R (1,8) OBP: 0.294, SLG: 0.200 60 Brandon Allen, L (9, PH) OBP: 0.286, SLG: 0.167	F8						L5-3		K	3	0	0	0	1	0	1																				
12 A.J. Pierzynski, L (1,2) OBP: 0.444, SLG: 0.444 55 Donny Lucy, R (6,2) ERA:	P6						1B			3	0	1	0	0	0	1																				
20 Carlos Quentin, R (1,7) OBP: 0.222, SLG: 0.125 74 Josh Kroeger, L (6,7) OBP: 0.250, SLG: 0.250	G5-3						BB			2	1	1	0	1	0	0																				
23 Jermaine Dye, R (1,9) OBP: 0.167, SLG: 0.091 58 Michael Restovich, R (6,9) OBP: 0.286, SLG: 0.333	F7						F7			2	1	0	0	1	0	1																				
25 Jim Thome, L (1,10) OBP: 0.222, SLG: 0.667 79 Tyler Flowers, R (8, PH) OBP: 0.167, SLG: 0.167	G4-3						BB			3	1	1	3	0	0	0																				
14 Paul Konerko, R (1,3) OBP: 0.495, SLG: 0.800 68 Brian Myrow, L (4, PH) (5,3)							HR			1	0	1	0	0	0	0																				
10 Alexei Ramirez, R (1,6) OBP: 0.250, SLG: 0.143 80 Gordon Beckham, R (6,6) OBP: 0.375, SLG: 0.857	G5-3						K			1	0	1	0	0	0	0																				
7 Josh Fields, R (1,5) OBP: 0.571, SLG: 0.833 18 Brent Lillibridge, R (6,4) OBP: 0.500, SLG: 0.222							1B			2	0	0	0	0	0	1																				
17 Chris Getz, L (1,4) OBP: 0.300, SLG: 0.125 76 Sergio Santos, R (6,5) OBP: 0.600, SLG: 0.600 75 Eider Torres, S (9, PR)	F9						F7			2	0	0	0	0	0	0																				
Inning Stats	R: 0 E: 0 K: 0 S: 3	H: 0 LOB: 0 BB: 0 P: 3	R: 0 E: 0 K: 0 S: 4	H: 1 LOB: 1 BB: 0 P: 4	R: 0 E: 0 K: 0 S: 3	H: 1 LOB: 1 BB: 1 P: 7	R: 3 E: 0 K: 1 S: 8	H: 3 LOB: 1 BB: 1 P: 12	R: 0 E: 0 K: 0 S: 5	H: 0 LOB: 0 BB: 0 P: 5	R: 0 E: 0 K: 1 S: 3	H: 1 LOB: 0 BB: 0 P: 3	R: 0 E: 0 K: 0 S: 4	H: 1 LOB: 1 BB: 0 P: 4	R: 0 E: 0 K: 1 S: 6	H: 1 LOB: 2 BB: 1 P: 10	1B: 5 2B: 4 3B: 0 HR: 1	SF: 0 SAC: 0 DP: 1 HBP: 0	WP: 1 PB: 0 SB: 0 CS: 0	PA: 37																
PITCHER	IP	WLS	BF	H	R	ER	SO	BB	IBB	HBP	BLK	WP	HR	S	P	ERA	WHIP	PITCHER		IP	WLS	BF	H	R	ER	SO	BB	IBB	HBP	BLK	WP	HR	S	P	ERA	WHIP
56 Jarrod Washburn, L (1,1) ERA: 13.5	2.0	W	7	1	0	0	0	0	0	0	0	0	0	7	7	0.00	0.500	72 Marwin Vega, R (8,1) ERA:		1.0		4	1	0	0	0	0	0	0	0	4	4	0.00	1.000		
18 Ryan Rowland-Smith, L (3,1) ERA:	2.0		11	4	3	3	1	2	0	0	0	1	1	11	19	13.50	3.000	64 Luis Munoz, R (9,1) ERA:		0.2	H	4	1	0	0	0	1	0	0	0	0	3	7	0.00	3.000	
Tyler Walker, R (5,1) ERA:	1.0	H	4	1	0	0	0	1	0	0	0	0	0	3	7	0.00	2.000	26 Randy Messenger, R (9,1) ERA:		0.1	S	1	0	0	0	1	0	0	0	0	3	3	0.00	0.000		
Jose Lugo, L (6,1) ERA:	1.0	H	3	0	0	0	1	0	0	0	0	0	0	5	5	0.00	2.000																			
20 Denny Stark, R (7,1) ERA:	1.0	H	3	1	0	0	0	0	0	0	0	0	0	3	3	0.00	1.000																			

Seattle Mariners @ Chicago White Sox
Camelback Ranch, Glendale, AZ
Mon Mar 02 2009, 3:05 PM EST
Att: 3,481 - Sunny - 84 F

AB 33
R 3
H 9
RBI 3
BB 4
SO 3
LOB 9



Batter	1	2	3	4	5	6	7	8	9	AB	R	H	RBI	BB	SO	LOB	TOP											
12 Alfonso Soriano, R (1.7) 66 Doug Deeds, L (4.7) OBP: 0.286, SLG: 0.417 OBP: 0.235, SLG: 0.333	F9		G3-1	K		SF8		F9		3	0	0	0	0	1	2												
2 Ryan Theriot, R (1.6) 65 Darwin Barney, R (6.6) OBP: 0.588, SLG: 0.625 OBP: 0.222, SLG: 0.222	1B		F9		1B	2B		1B		4	1	3	1	0	0	0												
16 Aramis Ramirez, R (1.5) 20 Luis Rivas, R (5.5) OBP: 0.308, SLG: 0.583 OBP: 0.357, SLG: 0.308	1B		K		2B	K		G6-3		3	0	2	0	0	1	0												
13 Jake Fox, R (1.10) OBP: 0.391, SLG: 0.667	K		K		G3-1			L4		5	0	0	1	0	2	3												
9 Reed Johnson, R (1.8) 27 Sam Fuld, L (7.8) OBP: 0.313, SLG: 0.267 OBP: 0.333, SLG: 0.667	L6		G1-3		G5-3			G4-3		4	0	1	0	0	0	4												
6 Micah Hoffpauir, L (1.3) OBP: 0.385, SLG: 0.625	G3-1		1B		P3			G4-3		5	1	1	0	0	0	3												
17 Mike Fontenot, L (1.4) 72 Wellington Castillo, R (7.2) OBP: 0.400, SLG: 0.842 OBP: 0.385, SLG: 0.384	K		1B		1B			L8		4	2	2	0	0	1	1												
55 Koyie Hill, S (1.2) 59 Andrés Blanco, S (7.4) OBP: 0.400, SLG: 0.444 OBP: 0.385, SLG: 0.384	1B		1B		BB			G4-3		2	0	1	0	1	0	1												
99 So Taguchi, R (1.9) 19 Richie Robnett, L (6.9) OBP: 0.273, SLG: 0.111 OBP: 0.294, SLG: 0.250	K		1B		1B			1B		2	0	1	2	0	1	1												
Inning Stats	R: 0 E: 0 K: 1 S: 12	H: 2 LOB: 2 BB: 0 P: 17	R: 0 E: 0 K: 2 S: 8	H: 1 LOB: 1 BB: 0 P: 9	R: 0 E: 0 K: 1 S: 9	H: 0 LOB: 0 BB: 0 P: 14	R: 2 E: 0 K: 2 S: 20	H: 3 LOB: 2 BB: 1 P: 32	R: 1 E: 0 K: 0 S: 13	H: 2 LOB: 2 BB: 0 P: 18	R: 0 E: 0 K: 0 S: 6	H: 1 LOB: 1 BB: 0 P: 9	R: 1 E: 0 K: 0 S: 12	H: 2 LOB: 1 BB: 0 P: 21	R: 0 E: 0 K: 0 S: 6	H: 0 LOB: 0 BB: 0 P: 9	1B: 10 2B: 2 3B: 1 HR: 0	SF: 1 SAC: 0 DP: 0 HBP: 0	WP: 0 PB: 0 SB: 2 CS: 0	PA: 42								
PITCHER	IP	WLS	BF	H	R	ER	SO	BB	IBB	HBP	BLK	WP	HR	S	P	ERA	WHIP											
50 John Danks, L (1.1) ERA: 3.0	3.0	12	3	0	0	4	0	0	0	0	0	0	0	29	40	0.00	1.000											
51 John Van Benschoten, R (4.1) ERA: 8.31	2.1	H	14	6	4	4	2	1	0	0	0	0	0	39	61	15.43	3.000											
43 Ehren Wasermann, R (6.1) ERA: 9.82	0.2	B	4	1	1	1	1	1	0	0	0	0	0	10	18	13.50	3.000											
78 Aaron Poreda, L (7.1) ERA: 3.0	3.0	W	12	3	1	1	0	0	0	0	0	0	0	24	39	3.00	1.000											
Batter	1	2	3	4	5	6	7	8	9	AB	R	H	RBI	BB	SO	LOB	BOTTOM											
7 Jerry Owens, L (1.8) OBP: 0.381, SLG: 0.250	F7		1B			L8		B3-1		5	0	2	1	0	0	1												
12 A.J. Pierzynski, L (1.2) 38 Cole Armstrong, L (6.7) OBP: 0.417, SLG: 0.545 OBP: 0.154, SLG: 0.385	2B		G4-3			SF8		G1-3		2	0	1	1	0	0	2												
23 Jermaine Dye, R (1.9) 74 Josh Kroeger, L (6.9) OBP: 0.200, SLG: 0.077 OBP: 0.357, SLG: 0.357	K		HBP			K		1B		2	1	0	0	0	2	2												
14 Paul Konerko, R (1.3) 27 Ben Broussard, L (6.3) OBP: 0.500, SLG: 1.000 OBP: 0.154, SLG: 0.385	HBP		G1			HR		G3-1		2	1	1	1	0	0	1												
15 Wilson Betemit, S (1.6) 75 Eider Torres, S (7.6) OBP: 0.182, SLG: 0.545	F8		HR			P3		G6-3		3	1	1	2	0	0	2												
7 Josh Fields, R (1.5) OBP: 0.455, SLG: 0.600	F8		G5-3			L4		L4		4	0	1	0	0	0	1												
79 Tyler Flowers, R (1.10) OBP: 0.200, SLG: 0.200	1B		K			K		K2-3		4	1	1	0	0	3	1												
58 Michael Restovich, R (1.7) OBP: 0.364, SLG: 0.800	P5		K			2B		HR		4	1	2	1	0	1	1												
5 Jayson Nix, R (1.4) 17 Chris Getz, L (4.4) OBP: 0.714, SLG: 1.000 OBP: 0.308, SLG: 0.182	1B		1B			F8		G6-3		1	0	1	0	0	0	0												
Inning Stats	R: 0 E: 0 K: 1 S: 9	H: 1 LOB: 2 BB: 0 P: 12	R: 1 E: 0 K: 0 S: 16	H: 3 LOB: 0 BB: 0 P: 26	R: 2 E: 0 K: 1 S: 6	H: 1 LOB: 0 BB: 0 P: 8	R: 1 E: 0 K: 2 S: 13	H: 2 LOB: 1 BB: 0 P: 20	R: 1 E: 0 K: 1 S: 9	H: 2 LOB: 1 BB: 0 P: 15	R: 0 E: 0 K: 0 S: 6	H: 1 LOB: 1 BB: 0 P: 13	R: 0 E: 0 K: 0 S: 7	H: 1 LOB: 1 BB: 0 P: 13	R: 1 E: 0 K: 1 S: 8	H: 1 LOB: 0 BB: 0 P: 11	R: 1 E: 0 K: 0 S: 6	H: 2 LOB: 1 BB: 0 P: 10	1B: 9 2B: 3 3B: 0 HR: 3	SF: 1 SAC: 0 DP: 1 HBP: 2	WP: 2 PB: 1 SB: 0 CS: 1	PA: 40						
PITCHER	IP	WLS	BF	H	R	ER	SO	BB	IBB	HBP	BLK	WP	HR	S	P	ERA	WHIP											
29 Jeff Samardzija, R (1.1) ERA: 9.0	3.0	16	5	2	1	1	2	0	0	0	0	1	0	13	20	9.00	2.000											
22 Kevin Hart, R (4.1) ERA: 3.0	1.0	5	2	1	1	2	0	0	0	0	0	0	0	1	9	15	9.00	2.000										
76 Jason Waddell, L (5.1) ERA: 2.25	1.0	4	2	1	1	1	1	0	0	0	0	0	0	6	13	0.00	1.000											
44 Chad Fox, R (6.1) ERA: 3.0	1.0	4	1	0	0	0	0	0	0	0	0	0	0	6	13	0.00	1.000											
68 J.R. Mathes, L (7.1) ERA: 3.0	1.0	4	1	0	0	0	0	0	0	0	0	0	0	7	13	0.00	1.000											
PITCHER	IP	WLS	BF	H	R	ER	SO	BB	IBB	HBP	BLK	WP	HR	S	P	ERA	WHIP											
37 Angel Guzman, R (8.1) ERA: 12.0	1.0	B	4	1	1	1	0	0	0	0	0	0	0	6	10	27.00	6.000											
54 David Patton, R (9.1) ERA: 2.7	0.1	L	3	2	1	1	0	0	0	0	0	0	0	0	6	10	27.00	6.000										

Chicago Cubs @ Chicago White Sox
Cashman Field, Las Vegas, NV
Wed Mar 04 2009, 10:05 PM EST
Att: 11,459 - Partly Cloudy - 57 F

AB 39
R 6
H 13
RBI 6
BB 2
SO 7
LOB 18



Chicago Cubs @ Chicago White Sox
Cashman Field, Las Vegas, NV
Wed Mar 04 2009, 10:05 PM EST
Att: 11,459 - Partly Cloudy - 57 F

AB 37
R 7
H 14
RBI 7
BB 0
SO 6
LOB 15



Batter	1	2	3	4	5	6	7	8	9	AB	R	H	RBI	BB	SO	LOB	TOP			
18 Brent Lillibridge, R OBP: 0.400, SLG: 0.357	G1-5-3		K				1B		1B	5	0	3	0	0	1	0	Chicago White Sox @ Oakland Athletics Phoenix Municipal Stadium, Phoenix, AZ Wed Mar 04 2009, 3:05 PM EST Att: 3,029 - Cloudy - 80 F			
10 Alexei Ramirez, R OBP: 0.182, SLG: 0.100 80 Gordon Beckham, R OBP: 0.300, SLG: 0.667	F7		P3				F9		F8	3	0	0	0	0	0	1				
20 Carlos Quentin, R OBP: 0.167, SLG: 0.091 88 Miguel Negrón, L	P6				F8	P6		L7-3	3	0	0	0	0	0	1					
25 Jim Thome, L OBP: 0.231, SLG: 0.500		F7								3	1	0	0	1	0					
24 Dayan Viciedo, R OBP: 0.417, SLG: 0.909		32 BB								3	1	1	2	1	1					
32 Brian Anderson, R OBP: 0.333, SLG: 0.222					G5-3					3	0	1	0	1	1					
60 Brandon Allen, L OBP: 0.364, SLG: 0.125										2	0	0	0	2	2					
96 Jordan Danks, L OBP: 0.500, SLG: 0.500										4	0	2	0	0	0					
39 Chris Stewart, R OBP: 0.286, SLG: 0.714 55 Donny Lucy, R (6, PH)										2	0	0	0	0	0					
										2	0	0	0	0	0					
Inning Stats	R: 0 E: 0 K: 0 S: 3	H: 0 LOB: 0 BB: 0 P: 3	R: 0 E: 0 K: 1 S: 5	H: 0 LOB: 2 BB: 2 P: 13	R: 0 E: 0 K: 1 S: 5	H: 0 LOB: 0 BB: 0 P: 5	R: 2 E: 0 K: 0 S: 5	H: 2 LOB: 2 BB: 2 P: 13	R: 0 E: 0 K: 0 S: 4	H: 1 LOB: 1 BB: 0 P: 4	R: 0 E: 0 K: 0 S: 4	H: 1 LOB: 0 BB: 0 P: 3	R: 0 E: 0 K: 2 S: 7	H: 0 LOB: 0 BB: 0 P: 7	R: 0 E: 0 K: 1 S: 7	H: 2 LOB: 2 BB: 0 P: 7	1B: 6 2B: 1 3B: 0 HR: 1	SF: 0 SAC: 0 DP: 1 HBP: 0	WP: 0 PB: 0 CS: 0	PA: 38
PITCHER	IP WLS BF H R ER SO BB IBB HBP BLK WP HR S P ERA WHIP	IP WLS BF H R ER SO BB IBB HBP BLK WP HR S P ERA WHIP																		
30 Dana Eveland, L ERA: 4.5	2.0	8	0	0	0	1	2	0	0	0	0	0	0	0	8	16	0.00	1.000		
36 Russ Springer, R ERA: 4.5	1.0	W	3	0	0	0	1	0	0	0	0	0	0	5	5	0.00	0.000			
50 Jerome Williams, R ERA: 4.5	2.0		11	3	2	2	0	2	0	0	0	0	1	9	17	9.00	2.500			
33 Joey Devine, R ERA	1.0	H	5	1	0	0	0	1	0	0	0	0	0	4	8	0.00	2.000			
44 Santiago Casilla, R ERA	1.0	H	3	1	0	0	0	0	0	0	0	0	0	3	3	0.00	1.000			

Batter	1	2	3	4	5	6	7	8	9	AB	R	H	RBI	BB	SO	LOB	BOTTOM			
6 Travis Buck, L OBP: 0.333, SLG: 0.462 23 Matt Carson, R OBP: 0.600, SLG: 0.600	G4-3		15 1B	57 1B						3	1	1	0	1	1	0	Chicago White Sox @ Oakland Athletics Phoenix Municipal Stadium, Phoenix, AZ Wed Mar 04 2009, 3:05 PM EST Att: 3,029 - Cloudy - 80 F			
57 Aaron Cunningham, R OBP: 0.545, SLG: 0.750 28 Ben Copeland, L OBP: 0.333, SLG: 0.250	K		3 BB	15 1B						3	1	1	0	1	2	0				
15 Ryan Sweeney, L OBP: 0.600, SLG: 0.846 11 Rajai Davis, R OBP: 0.417, SLG: 0.667	G3-1		35 BB	22 WP						3	1	1	2	0	0	2				
3 Eric Chavez, L OBP: 0.250, SLG: 0.143 14 Mark Ellis, R (5, PH)	K		22 WP	35 BB						1	0	0	0	1	1	0				
35 Landon Powell, S OBP: 0.333, SLG: 0.143 61 Joel Galarraga, R OBP: 0.250, SLG: 0.250	F8		1-2 2-3 3-H	22 WP						1	0	0	1	2	0	0				
75 Chris Carter, R OBP: 0.286, SLG: 0.429 10 Daric Barton, L OBP: 0.500, SLG: 0.400			1-2 2-3 3-H	22 FC6-4						2	0	0	0	0	1	3				
25 Tagg Bozied, R OBP: 0.571, SLG: 0.667			1-2 2-3 3-H	22 FC6-4						2	0	1	0	0	1	3				
22 Jack Hannahan, L OBP: 0.357, SLG: 0.417 40 Yung-Chi Chen, R OBP: 0.600, SLG: 1.200	G4-3		1-2 2-3 3-H	22 FC6-4						3	0	0	0	0	1	5				
70 Adrian Cardenas, L OBP: 0.250, SLG: 0.250 53 Jemile Weeks, S			1-2 2-3 3-H	22 FC6-4						1	0	1	2	0	0	0				
2 Gregorio Petit, R OBP: 0.111, SLG: 0.111 26 Corey Wimberly, S OBP: 0.500, SLG: 0.429			1-2 2-3 3-H	22 FC6-4						2	1	1	0	0	1	0				
			1-2 2-3 3-H	22 FC6-4						2	1	1	0	0	0	0				
Inning Stats	R: 0 E: 0 K: 1 S: 5	H: 0 LOB: 0 BB: 0 P: 5	R: 0 E: 0 K: 1 S: 6	H: 1 LOB: 1 BB: 0 P: 6	R: 4 E: 0 K: 2 S: 10	H: 3 LOB: 2 BB: 3 P: 22	R: 0 E: 0 K: 1 S: 6	H: 1 LOB: 2 BB: 1 P: 10	R: 0 E: 0 K: 2 S: 8	H: 1 LOB: 2 BB: 1 P: 12	R: 0 E: 0 K: 2 S: 7	H: 0 LOB: 0 BB: 0 P: 7	R: 2 E: 1 K: 1 S: 7	H: 2 LOB: 1 BB: 1 P: 11	R: 1 E: 1 K: 1 S: 8	H: 2 LOB: 2 BB: 0 P: 8	1B: 9 2B: 0 3B: 1 HR: 0	SF: 0 SAC: 0 DP: 0 HBP: 0	WP: 1 PB: 0 CS: 0	PA: 41
PITCHER	IP WLS BF H R ER SO BB IBB HBP BLK WP HR S P ERA WHIP	IP WLS BF H R ER SO BB IBB HBP BLK WP HR S P ERA WHIP																		
41 Lance Broadway, R ERA: 6.75	2.1	L	14	4	4	4	2	3	0	0	0	0	0	15	27	15.43	3.000			
93 Justin Cassel, R ERA	1.2		7	1	0	0	3	1	0	0	0	1	0	12	16	0.00	1.200			
47 Mike MacDougal, R ERA: 3.0	1.0		5	1	0	0	2	1	0	0	0	0	0	8	12	0.00	2.000			
70 Brad Salmon, R ERA: 17.18	2.0		9	2	2	0	3	1	0	0	0	0	0	14	18	0.00	1.500			
90 John Lujan, R ERA	1.0		6	2	1	0	1	0	0	0	0	0	0	8	8	0.00	2.000			


AB	33
R	2
H	7
RBI	2
BB	5
SO	5
LOB	18



Batter	1	2	3	4	5	6	7	8	9	AB	R	H	RBI	BB	SO	LOB	TOP										
8 Trent Oeltgen, L (1, 8) OBP: 0.133, SLG: 0.286										5	1	1	0	0	3	1	Australia @ Chicago White Sox Camelback Ranch, Glendale, AZ Fri Mar 06 2009, 3:05 PM EST Att: 2,625 - Sunny - 68 F										
20 Luke Hughes, R (1, 5) OBP: 0.583, SLG: 0.909 5 Michael Collins, R (6, 3)										3	1	2	1	0	1	0											
14 Chris Snelling, L (1, 7) OBP: 0.077, SLG: 0.077										4	0	1	1	0	1	1											
16 Justin Huber, R (1, 10) OBP: 0.417, SLG: 0.750										4	1	0	0	0	2												
17 Brett Roneberg, L (1, 3) OBP: 0.636, SLG: 0.818 13 Stefan Welch, L (5, 3) OBP: 0.500, SLG: 0.333										2	0	1	0	0	0	0											
12 Brad Harman, R (1, 6) OBP: 0.333, SLG: 0.500 6 James Beresford, L (7, 6) OBP: 0.571, SLG: 0.400										3	0	0	0	0	2	2											
29 Joel Naughton, L (1, 2) OBP: 0.167, SLG: 0.167										4	0	0	0	0	3	3											
25 Daniel Berg, R (1, 4) OBP: 0.333, SLG: 0.200										3	0	1	0	1	2	0											
18 Mitchell Dening, L (1, 9) OBP: 0.167, SLG: 0.167										4	0	0	0	0	2	3											
Inning Stats	R: 0 E: 0 K: 1 S: 6	H: 1 LOB: 1 BB: 0 P: 6	R: 0 E: 0 K: 3 S: 10	H: 1 LOB: 2 BB: 1 P: 14	R: 2 E: 0 K: 0 S: 5	H: 3 LOB: 0 BB: 0 P: 6	R: 0 E: 0 K: 2 S: 7	H: 0 LOB: 0 BB: 0 P: 7	R: 0 E: 0 K: 3 S: 9	H: 0 LOB: 1 BB: 1 P: 9	R: 0 E: 0 K: 2 S: 8	H: 1 LOB: 1 BB: 0 P: 8	R: 1 E: 1 K: 2 S: 10	H: 2 LOB: 2 BB: 0 P: 10	R: 0 E: 0 K: 1 S: 5	H: 0 LOB: 0 BB: 0 P: 5		1B: 7 2B: 0 3B: 1 HR: 0	SF: 0 SAC: 0 DP: 1 HBP: 0	WP: 0 PB: 1 SB: 0 CS: 0	PA: 37						
PITCHER	IP	WLS	BF	H	R	ER	SO	BB	IBB	HBP	BLK	WP	HR	S	P	ERA	WHIP										
Wes Whisler, L (1, 1) ERA: 9.0	2.0		9	2	0	0	4	1	0	0	0	0	0	16	20	0.00	1.500										
61 Jon Link, R (3, 1) ERA: 9.0	2.0	W	8	3	2	2	2	0	0	0	0	0	0	12	13	9.00	1.500										
Brian Omogrosso, R (5, 1) ERA: 9.0	2.0		7	0	0	0	4	1	0	0	0	0	0	14	18	0.00	0.500										
81 Kyle McCulloch, R (7, 1) ERA: 9.0	1.0		4	1	0	0	2	0	0	0	0	0	0	8	8	0.00	1.000										
John Ely, R (8, 1) ERA: 9.0	1.0		6	2	1	0	2	0	0	0	1	0	0	10	10	0.00	2.000										

Batter	1	2	3	4	5	6	7	8	9	AB	R	H	RBI	BB	SO	LOB	BOTTOM										
80 Gordon Beckham, R (1, 4) OBP: 0.500, SLG: 0.400										5	2	2	0	1	0	3	Australia @ Chicago White Sox Camelback Ranch, Glendale, AZ Fri Mar 06 2009, 3:05 PM EST Att: 2,625 - Sunny - 68 F										
10 Alexei Ramirez, R (1, 6) OBP: 0.500, SLG: 0.500 75 Eider Torres, S (6, 6)										4	1	2	2	0	0	0											
20 Carlos Quentin, R (1, 7) OBP: 0.250, SLG: 0.250 58 Michael Restovich, R (6, 7) OBP: 1.000, SLG: 1.000										4	0	1	0	0	1	4											
25 Jim Thome, L (1, 10) OBP: 0.667, SLG: 1.000 24 Dayan Viciedo, R (5, PH) (6, 10)										2	2	1	0	1	0	1											
7 Josh Fields, R (1, 5) OBP: 0.600, SLG: 0.600										5	1	3	2	0	0	1											
60 Brandon Allen, L (1, 3) OBP: 1.000, SLG: 1.000										4	1	4	2	1	0	0											
32 Brian Anderson, R (1, 8) OBP: 0.200, SLG: 0.800										5	1	1	1	0	2	6											
79 Tyler Flowers, R (1, 2) OBP: 0.667, SLG: 0.500 39 Chris Stewart, R (6, PH) (7, 2)										2	2	1	0	1	0	1											
74 Josh Kroeger, L (1, 9) OBP: 0.400, SLG: 0.250										4	0	1	1	1	1	4											
Inning Stats	R: 0 E: 0 K: 0 S: 4	H: 2 LOB: 1 BB: 0 P: 8	R: 2 E: 0 K: 1 S: 8	H: 3 LOB: 0 BB: 0 P: 5	R: 1 E: 0 K: 1 S: 11	H: 5 LOB: 3 BB: 3 P: 26	R: 1 E: 0 K: 1 S: 8	H: 3 LOB: 2 BB: 0 P: 8	R: 0 E: 0 K: 1 S: 5	H: 0 LOB: 2 BB: 2 P: 14	R: 1 E: 0 K: 0 S: 3	H: 1 LOB: 1 BB: 1 P: 8	R: 0 E: 0 K: 0 S: 5	H: 2 LOB: 2 BB: 0 P: 6	R: 0 E: 0 K: 0 S: 5	H: 0 LOB: 0 BB: 0 P: 5		1B: 15 2B: 1 3B: 0 HR: 1	SF: 0 SAC: 0 DP: 2 HBP: 2	WP: 1 PB: 1 SB: 0 CS: 0	PA: 46						
PITCHER	IP	WLS	BF	H	R	ER	SO	BB	IBB	HBP	BLK	WP	HR	S	P	ERA	WHIP										
15 Paul Mildren, L (1, 1) ERA: 9.0	1.0		4	1	0	0	0	0	0	0	0	0	0	4	4	0.00	1.000										
21 Brendan Wise, R (2, 1) ERA: 9.0	1.0		6	2	2	0	1	0	0	0	0	1	0	8	8	0.00	2.000										
45 David Welch, L (3, 1) ERA: 9.0	1.0	L	5	3	1	1	0	0	0	0	0	0	0	5	5	9.00	3.000										
40 Drew Naylor, R (4, 1) ERA: 20.25	0.0		3	1	3	3	0	2	0	0	0	0	1	3	14	=	=										
31 Tristan Crawford, R (4, 1) ERA: 13.5	1.0		7	4	2	2	1	1	0	0	0	0	0	8	12	18.00	5.000										
PITCHER	IP	WLS	BF	H	R	ER	SO	BB	IBB	HBP	BLK	WP	HR	S	P	ERA	WHIP										
Ryan Searle, R (5, 1) ERA: 9.0	1.0		6	3	1	1	1	0	0	0	0	0	0	5	8	9.00	3.000										
11 Adam Bright, L (6, 1) ERA: 9.0	1.0		5	0	0	0	1	2	0	0	0	0	0	5	14	0.00	2.000										
26 Brad Thomas, L (7, 1) ERA: 9.0	1.0		5	1	1	1	0	1	0	1	0	0	0	3	8	9.00	2.000										
Ryan Rate, R (8, 1) ERA: 9.0	1.0		5	2	0	0	0	0	0	1	0	0	0	5	6	0.00	2.000										

AB 35
R 3
H 8
RBI 3
BB 2
SO 15
LOB 12



AB 38
R 10
H 17
RBI 9
BB 6
SO 4
LOB 24



Batter	1	2	3	4	5	6	7	8	9	AB	R	H	RBI	BB	SO	LOB	TOP										
7 Jerry Owens, L OBP: 0.379, SLG: 0.227	B3			31 CS BB		F8			74 G4-3 27 SF8 58 BB 1B	3	1	1	0	1	0	1	Chicago White Sox @ Texas Rangers Surprise Stadium, Surprise, AZ Sat Mar 07 2009, 3:05 PM EST Att: 5,459 - Sunny - 68 F										
31 Dewayne Wise, L OBP: 0.307, SLG: 0.615 58 Michael Restovich, R OBP: 0.429, SLG: 0.727	G4-3			F7		L6			74 G4-3 BB	2	0	0	0	0	0	1											
23 Jermaine Dye, R OBP: 0.259, SLG: 0.167 74 Josh Kroeger, L OBP: 0.421, SLG: 0.474	L5			F8					G4-3	3	0	1	0	0	0	0											
14 Paul Konerko, R OBP: 0.450, SLG: 0.778 27 Ben Broussard, L OBP: 0.111, SLG: 0.294	G5-3					G5-4-3			SF8	3	0	1	0	0	0	1											
12 A.J. Pierzynski, L OBP: 0.500, SLG: 0.615 39 Chris Stewart, R OBP: 0.222, SLG: 0.556	F9-3			15 F9-3 1B		G3-6-1			F8	2	0	2	0	0	0	0											
15 Wilson Betemit, S OBP: 0.188, SLG: 0.400	F9-3			G3-6-1					F8	2	0	0	0	0	0	1											
24 Dayan Viedro, R OBP: 0.263, SLG: 0.556				E6		F8			P5	3	0	0	0	0	0	1											
17 Chris Getz, L OBP: 0.350, SLG: 0.333				L6						3	0	2	0	0	0	1											
75 Eider Torres, S OBP: 0.182, SLG: 0.100	G4-3					F7			F8	3	0	0	0	0	0	3											
Inning Stats	R: 0 E: 0 K: 0 S: 4	H: 0 LOB: 0 BB: 0 P: 7	R: 0 E: 0 K: 0 S: 3	H: 1 LOB: 0 BB: 0 P: 3	R: 0 E: 1 K: 0 S: 3	H: 0 LOB: 0 BB: 0 P: 4	R: 0 E: 0 K: 0 S: 2	H: 0 LOB: 0 BB: 1 P: 7	R: 0 E: 0 K: 0 S: 4	H: 2 LOB: 1 BB: 0 P: 4	R: 0 E: 0 K: 0 S: 4	H: 1 LOB: 0 BB: 0 P: 4	R: 0 E: 0 K: 0 S: 3	H: 1 LOB: 0 BB: 0 P: 3	R: 0 E: 0 K: 1 S: 6	H: 1 LOB: 1 BB: 0 P: 6		R: 1 E: 0 K: 0 S: 4	H: 1 LOB: 1 BB: 1 P: 8	1B: 6 2B: 2 3B: 0 HR: 0	SF: 1 SAC: 0 DP: 3 HBP: 0	WP: 0 PB: 0 SB: 0 CS: 2	PA: 32				
PITCHER	IP	WLS	BF	H	R	ER	SO	BB	IBB	HBP	BLK	WP	HR	S	P	ERA	WHIP										
44 Vicente Padilla, R ERA: 4.5	4.0		12	1	0	0	0	1	0	0	0	0	0	8	21	0.00	0.500										
57 Dustin Nippert, R ERA: 2.25	2.0	W	8	3	0	0	0	0	0	0	0	0	0	8	8	0.00	1.500										
60 Warner Madrigal, R ERA: 3.0	1.0	H	3	1	0	0	0	0	0	0	0	0	0	3	3	0.00	1.000										
47 Elizardo Ramirez, R ERA:	1.0	H	4	1	0	0	1	0	0	0	0	0	0	6	6	0.00	1.000										
18 Eddie Guardado, L ERA: 18.0	1.0	S	5	1	1	1	0	1	0	0	0	0	0	4	8	9.00	2.000										

AB	29
R	1
H	7
RBI	1
BB	2
SO	1
LOB	15



Batter	1	2	3	4	5	6	7	8	9	AB	R	H	RBI	BB	SO	LOB	BOTTOM										
5 Ian Kinsler, R OBP: 0.381, SLG: 0.600 6 German Duran, R OBP: 0.188, SLG: 0.071	F9								K	2	0	1	0	1	0	0	Chicago White Sox @ Texas Rangers Surprise Stadium, Surprise, AZ Sat Mar 07 2009, 3:05 PM EST Att: 5,459 - Sunny - 68 F										
10 Michael Young, R OBP: 0.384, SLG: 0.263 15 Travis Metcalf, R OBP: 0.273, SLG: 0.333	F9			1B					K	2	0	1	0	1	0	1											
32 Josh Hamilton, L OBP: 0.412, SLG: 0.941 29 Julio Borbon, L OBP: 0.308, SLG: 0.182	FC4-6			F9					K	3	0	0	1	0	0	4											
25 Andruw Jones, R OBP: 0.333, SLG: 0.318	FC4-6			F9					F8	1	0	0	0	0	0	0											
9 Hank Blalock, L OBP: 0.435, SLG: 0.611 12 Justin Smoak, S OBP: 0.462, SLG: 0.833	F8								F8	4	0	2	0	0	0	3											
22 Marlon Byrd, R OBP: 0.214, SLG: 0.231 43 Greg Golson, R OBP: 0.417, SLG: 0.583	F8								F8	3	0	0	0	0	0	1											
7 David Murphy, L OBP: 0.354, SLG: 0.636 41 Brandon Boggs, S OBP: 0.368, SLG: 0.588	G4-3			G6-4-3					F7	1	0	0	0	0	0	1											
2 Taylor Teagarden, R OBP: 0.200, SLG: 0.200 72 Emerson Frostad, L ERA:	G5-3			G6-3					F9	3	0	0	0	0	0	0											
13 Omar Vizquel, S OBP: 0.353, SLG: 0.313 65 Jose Vallejo, S OBP: 0.231, SLG: 0.091	G5-3								F9	0	0	0	0	0	0	0											
7 David Murphy, L OBP: 0.354, SLG: 0.636 41 Brandon Boggs, S OBP: 0.368, SLG: 0.588	FC5-4								G4-3	3	1	2	1	0	0	0											
2 Taylor Teagarden, R OBP: 0.200, SLG: 0.200 72 Emerson Frostad, L ERA:	FC5-4								G4-3	0	0	0	0	0	0	0											
13 Omar Vizquel, S OBP: 0.353, SLG: 0.313 65 Jose Vallejo, S OBP: 0.231, SLG: 0.091	FC5-4								G6-3	3	0	0	0	0	0	1											
13 Omar Vizquel, S OBP: 0.353, SLG: 0.313 65 Jose Vallejo, S OBP: 0.231, SLG: 0.091	L6								P6	0	0	0	0	0	0	0											
Inning Stats	R: 0 E: 0 K: 0 S: 9	H: 1 LOB: 1 BB: 0 P: 14	R: 0 E: 0 K: 0 S: 4	H: 1 LOB: 0 BB: 0 P: 4	R: 0 E: 0 K: 0 S: 4	H: 1 LOB: 1 BB: 0 P: 4	R: 0 E: 0 K: 0 S: 3	H: 1 LOB: 0 BB: 0 P: 3	R: 2 E: 0 K: 1 S: 8	H: 2 LOB: 2 BB: 2 P: 16	R: 0 E: 0 K: 0 S: 3	H: 0 LOB: 0 BB: 0 P: 3	R: 0 E: 0 K: 1 S: 5	H: 0 LOB: 0 BB: 0 P: 5	R: 0 E: 0 K: 1 S: 6	H: 1 LOB: 1 BB: 0 P: 6	R: 0 E: 0 K: 1 S: 6	H: 1 LOB: 1 BB: 0 P: 6	1B: 5 2B: 1 3B: 0 HR: 1	SF: 0 SAC: 0 DP: 1 HBP: 0	WP: 0 PB: 0 SB: 0 CS: 0	PA: 32					
PITCHER	IP	WLS	BF	H	R	ER	SO	BB	IBB	HBP	BLK	WP	HR	S	P	ERA	WHIP										
54 Clayton Richard, L ERA: 3.0	4.0		15	4	0	0	0	0	0	0	0	0	1	8	16	18.00	4.000										
47 Mike MacDougal, R ERA: 6.75	1.0	L	7	2	2	2	1	2	0	0	0	0	0	3	3	0.00	0.000										
65 Jhonny Nunez, R ERA:	1.0		3	0	0	0	0	0	0	0	0	0	0	5	5	0.00	0.000										
49 Franklyn German, R ERA:	1.0		3	0	0	0	1	0	0	0	0	0	0	5	5	0.00	0.000										
67 Randy Williams, L ERA:	1.0		4	1	0	0	1	0	0	0	0	0	0	6	6	0.00	1.000										

AB	30
R	2
H	7
RBI	2
BB	2
SO	3
LOB	11



Batter	1	2	3	4	5	6	7	8	9	AB	R	H	RBI	BB	SO	LOB	TOP		
24 Grady Sizemore, L OBP: 0.636, SLG: 0.700 76 Wyatt Teregas, R OBP: 0.273, SLG: 0.111 (5, 10)										3	2	3	2	0	0	0			
Asdrúbal Cabrera, S OBP: 0.375, SLG: 0.375 1 Luis Valbuena, L OBP: 0.143, SLG: 0.308 (1, 4) (6, 4)										4	0	0	0	0	1	4			
12 Ben Francisco, R OBP: 0.364, SLG: 0.450 67 Jordan Brown, L OBP: 0.375, SLG: 0.615 (1, 8) (6, 7)										4	1	1	0	0	1	1			
41 Victor Martinez, S OBP: 0.438, SLG: 0.867 79 Chris Gimenez, R OBP: 0.556, SLG: 0.846 (1, 2) (4, 2)										3	1	3	2	0	0	0			
78 Beau Mills, L OBP: 0.286, SLG: 0.714 23 Michael Aubrey, L OBP: 0.467, SLG: 0.615 (1, 3) (6, 3)										4	0	0	1	0	0	4			
4 Tony Graffanino, R OBP: 0.421, SLG: 0.471 15 Andy Marte, R OBP: 0.125, SLG: 0.125 (1, 5) (6, 5)										3	0	2	1	0	1	2			
71 Matt LaPorta, R OBP: 0.409, SLG: 0.579 (1, 9)										4	1	0	0	1	3	5			
61 Michael Brantley, L OBP: 0.381, SLG: 0.421 29 Josh Barfield, R OBP: 0.292, SLG: 0.304 (1, 7) (6, 8)										3	2	2	0	0	1	0			
26 Andy Cannizaro, R OBP: 0.357, SLG: 0.615 (1, 6)										4	2	3	2	0	0	0			
Inning Stats	R: 1 E: 0 K: 2 S: 10	H: 3 LOB: 2 BB: 0 P: 10	R: 5 E: 1 K: 1 S: 11	H: 5 LOB: 2 BB: 1 P: 15	R: 1 E: 0 K: 1 S: 6	H: 2 LOB: 1 BB: 0 P: 7	R: 1 E: 0 K: 0 S: 5	H: 2 LOB: 1 BB: 0 P: 6	R: 0 E: 0 K: 1 S: 5	H: 0 LOB: 0 BB: 0 P: 5	R: 0 E: 0 K: 1 S: 5	H: 0 LOB: 0 BB: 0 P: 5	R: 0 E: 0 K: 1 S: 5	H: 0 LOB: 2 BB: 2 P: 14	1B: 10 2B: 3 3B: 0 HR: 1	SF: 0 SAC: 0 DP: 2 HBP: 0	WP: 3 PB: 0 SB: 1 CS: 0	PA: 43	
PITCHER	IP WLS BF H R ER SO BB IBB HBP BLK WP HR S P ERA WHIP	2.0 L 16 8 6 5 3 1 0 0 0 0 0 1 11 25 22.50 4.500	2.0 R 9 4 2 2 1 0 0 0 0 0 0 1 0 20 21 2.25 0.500	1.0 R 5 0 0 0 1 2 0 0 0 0 2 0 5 14 0.00 2.000	PITCHER														
50 John Danks, L ERA: 6.43 51 John Van Benschoten, R ERA: 8.53 78 Aaron Poreda, L ERA: 2.57 47 Mike MacDougal, R ERA: 5.4																			

Batter	1	2	3	4	5	6	7	8	9	AB	R	H	RBI	BB	SO	LOB	BOTTOM			
7 Jerry Owens, L OBP: 0.333, SLG: 0.192 (1, 8)										4	0	0	0	0	1	1				
12 A.J. Pierzynski, L OBP: 0.412, SLG: 0.500 79 Tyler Flowers, R OBP: 0.273, SLG: 0.273 (1, 2) (6, 2)										3	0	0	0	0	0	0				
20 Carlos Quentin, R OBP: 0.333, SLG: 0.279 58 Michael Restovich, R OBP: 0.412, SLG: 0.643 (1, 7) (7, 7)										2	0	0	0	1	0	0				
23 Jermaine Dye, R OBP: 0.304, SLG: 0.290 32 Brian Anderson, R OBP: 0.323, SLG: 0.290 (1, 9) (7, 9)										2	0	1	0	1	1	0				
14 Paul Konerko, R OBP: 0.391, SLG: 0.667 74 Josh Kroeger, L OBP: 0.400, SLG: 0.520 (1, 3) (7, 3)										3	0	0	0	0	0	3				
15 Wilson Betemit, S OBP: 0.200, SLG: 0.368 (1, 5)										4	1	1	0	0	1	0				
24 Dayan Viciedo, R OBP: 0.273, SLG: 0.524 (1, 10)										3	1	1	0	0	2	0				
17 Chris Getz, L OBP: 0.348, SLG: 0.476 (1, 4)										3	1	1	3	0	1	0				
18 Brent Lillibridge, R OBP: 0.304, SLG: 0.273 (1, 6)										3	0	1	0	0	2	0				
Inning Stats	R: 0 E: 0 K: 0 S: 3	H: 0 LOB: 0 BB: 0 P: 3	R: 3 E: 0 K: 1 S: 9	H: 4 LOB: 1 BB: 0 P: 10	R: 0 E: 0 K: 0 S: 3	H: 1 LOB: 1 BB: 1 P: 7	R: 0 E: 0 K: 2 S: 7	H: 0 LOB: 0 BB: 0 P: 7	R: 0 E: 0 K: 1 S: 5	H: 0 LOB: 0 BB: 1 P: 6	R: 0 E: 0 K: 1 S: 5	H: 0 LOB: 0 BB: 0 P: 5	R: 0 E: 0 K: 2 S: 8	H: 1 LOB: 1 BB: 0 P: 8	R: 0 E: 0 K: 3 S: 9	H: 0 LOB: 0 BB: 0 P: 9	1B: 5 2B: 0 3B: 0 HR: 1	SF: 0 SAC: 0 DP: 2 HBP: 0	WP: 1 PB: 0 SB: 0 CS: 0	PA: 33
PITCHER	IP WLS BF H R ER SO BB IBB HBP BLK WP HR S P ERA WHIP	3.0 W 14 5 3 3 1 1 0 0 0 0 0 0 14 18 0.00 0.333	3.0 H 9 0 0 0 3 1 0 0 0 0 0 0 13 13 0.00 0.500	1.0 R 3 0 0 0 3 0 0 0 0 0 0 0 9 9 0.00 0.000	PITCHER															
55 Roberto Hernandez, R ERA: 3.98 27 Anthony Reyes, R ERA: 39 Vinnie Chulk, R ERA: 3.98 40 Matt Herges, R ERA: 7.2																				

Cleveland Indians @ Chicago White Sox
Camelback Ranch, Glendale, AZ

AB 40
R 9
H 14
RBI 8
BB 3
SO 8
LOB 21



Cleveland Indians @ Chicago White Sox
Camelback Ranch, Glendale, AZ

AB 31
R 3
H 6
RBI 3
BB 2
SO 10
LOB 5



Mon Mar 09 2009, 4:05 PM EDT
Att: 3,963 - Partly Cloudy - 70 F

livebaseballscorecards.com

livebaseballscorecards.com

Batter	1	2	3	4	5	6	7	8	9	AB	R	H	RBI	BB	SO	LOB	TOP						
23 Ricke Weeks Jr, R OBP: 0.393, SLG: 0.533 97 Adam Heather, R OBP: 0.511, SLG: 0.400										3	0	1	0	0	0	0							
88 Lorenzo Cain, R OBP: 0.444, SLG: 0.385										4	0	0	0	1	3	3							
1 Corey Hart, R OBP: 0.500, SLG: 0.818 27 Brad Nelson, L OBP: 0.591, SLG: 0.824										3	0	0	0	0	1	2							
28 Prince Fielder, L OBP: 0.393, SLG: 0.286 32 Scott Thorman, L OBP: 0.409, SLG: 0.545											2	1	1	0	1	0	0						
14 Casey McGehee, R OBP: 0.450, SLG: 0.750 Mike Lamb, L OBP: 0.217, SLG: 0.190											3	0	3	0	0	0	0						
3 Trot Nixon, L OBP: 0.214, SLG: 0.208										4	0	0	0	0	1	5							
93 Brendan Katin, R OBP: 0.231, SLG: 0.538										1	0	0	0	0	1	1							
87 Jonathan Lucroy, R OBP: 0.250, SLG: 0.214 77 Carlos Corporan, S OBP: 0.167, SLG: 0.167										3	0	0	0	0	2	4							
21 Alcides Escobar, R OBP: 0.167, SLG: 0.261 88 Brent Brewer, R OBP: 1.000, SLG: 2.500										3	0	0	0	0	2	2							
Inning Stats	R: 0 E: 0 K: 1 S: 5	H: 1 LOB: 0 BB: 0 P: 5	R: 0 E: 0 K: 1 S: 6	H: 1 LOB: 1 BB: 0 P: 6	R: 0 E: 1 K: 2 S: 8	H: 0 LOB: 2 BB: 1 P: 12	R: 1 E: 0 K: 2 S: 10	H: 3 LOB: 2 BB: 0 P: 10	R: 0 E: 0 K: 1 S: 5	H: 0 LOB: 0 BB: 0 P: 5	R: 0 E: 0 K: 1 S: 6	H: 1 LOB: 2 BB: 1 P: 10	R: 0 E: 0 K: 2 S: 7	H: 0 LOB: 0 BB: 0 P: 7	R: 0 E: 0 K: 1 S: 5	H: 0 LOB: 0 BB: 0 P: 5	R: 1 E: 0 K: 0 S: 5	H: 2 LOB: 2 BB: 1 P: 9	1B: 6 2B: 2 3B: 0 HR: 0	SF: 0 SAC: 0 DP: 0 HBP: 0	WP: 1 PB: 0 CS: 1	PA: 38	
PITCHER	IP WLS BF H R ER SO BB IBB HBP BLK WP HR S P ERA WHIP	3.0 12 2 0 0 4 1 0 0 0 0 0 19 23 0.00 1.000	0.2 5 3 1 1 2 0 0 0 0 0 1 0 9 9 13.50 4.500	1.1 4 0 0 0 1 0 0 0 0 0 0 6 6 0.00 0.000	1.0 5 1 0 0 1 1 0 0 0 0 0 6 10 0.00 2.000	1.0 W 3 0 0 0 2 0 0 0 0 0 0 7 7 0.00 0.000	1.0 H 3 0 0 1 0 0 0 6 2 1 1 0 6 9 0.00 0.000	1.0 6 2 1 1 0 1 0 0 0 0 0 5 5 9.00 3.000															

Milwaukee Brewers @ Chicago White Sox
 Camelback Ranch, Glendale, AZ
 Wed Mar 11 2009, 4:05 PM EDT
 Att: 5,466 - Sunny - 73 F

AB 35
 R 2
 H 8
 RBI 2
 BB 3
 SO 11
 LOB 20

Batter	1	2	3	4	5	6	7	8	9	AB	R	H	RBI	BB	SO	LOB	BOTTOM	
7 Jerry Owens, L OBP: 0.324, SLG: 0.200										4	0	1	1	0	1	0		
10 Alexei Ramirez, R OBP: 0.394, SLG: 0.524 80 Gordon Beckham, R OBP: 0.400, SLG: 0.947										3	0	1	0	0	0	0		
20 Carlos Quentin, R OBP: 0.333, SLG: 0.286 74 Josh Kroeger, L OBP: 0.385, SLG: 0.500										3	0	1	0	0	1	1		
23 Jermaine Dye, R OBP: 0.346, SLG: 0.227 58 Michael Restovich, R OBP: 0.389, SLG: 0.600										2	0	1	0	1	0	0		
27 Ben Broussard, L OBP: 0.154, SLG: 0.280 79 Tyler Flowers, R OBP: 0.250, SLG: 0.250										3	0	0	0	0	0	4		
15 Wilson Betemit, S OBP: 0.227, SLG: 0.524 60 Brandon Allen, L OBP: 0.385, SLG: 0.200										2	1	1	1	0	0	0		
24 Dayan Viciedo, R OBP: 0.500, SLG: 0.857 77 Javier Castillo, R OBP: 0.500, SLG: 0.857										2	0	0	0	0	1	0		
44 Corky Miller, R OBP: 0.500, SLG: 0.917 39 Chris Stewart, R OBP: 0.273, SLG: 0.545										2	1	1	0	0	0	0		
18 Brent Lillibridge, R OBP: 0.296, SLG: 0.289										4	1	1	0	0	1	1		
Inning Stats	R: 0 E: 0 K: 0 S: 5	H: 2 LOB: 2 BB: 0 P: 5	R: 0 E: 0 K: 1 S: 5	H: 0 LOB: 0 BB: 0 P: 5	R: 0 E: 0 K: 1 S: 5	H: 0 LOB: 0 BB: 0 P: 3	R: 1 E: 0 K: 0 S: 5	H: 2 LOB: 0 BB: 0 P: 5	R: 0 E: 0 K: 2 S: 8	H: 1 LOB: 2 BB: 1 P: 12	R: 3 E: 0 K: 2 S: 12	H: 5 LOB: 2 BB: 0 P: 12	R: 2 E: 0 K: 0 S: 5	H: 2 LOB: 0 BB: 0 P: 6	1B: 8 2B: 2 3B: 0 HR: 2	SF: 0 SAC: 0 DP: 0 HBP: 0	WP: 0 PB: 0 CS: 1	PA: 37
PITCHER	IP WLS BF H R ER SO BB IBB HBP BLK WP HR S P ERA WHIP	4.0 B 4 2 1 1 0 0 0 0 0 0 0 1 5 5 9.00 2.000	1.0 5 1 0 0 2 1 0 0 0 0 0 8 12 0.00 2.000	1.0 L 8 5 3 3 2 0 0 0 0 0 0 0 12 12 27.00 5.000	1.0 5 2 2 2 0 0 0 0 0 0 0 1 5 6 18.00 2.000													

Milwaukee Brewers @ Chicago White Sox
 Camelback Ranch, Glendale, AZ
 Wed Mar 11 2009, 4:05 PM EDT
 Att: 5,466 - Sunny - 73 F

AB 35
 R 6
 H 12
 RBI 6
 BB 1
 SO 6
 LOB 10

Batter	1	2	3	4	5	6	7	8	9	AB	R	H	RBI	BB	SO	LOB	TOP			
31 Dewayne Wise, L (1, 8) OBP: 0.389, SLG: 0.588										4	1	2	0	0	1	2	Chicago White Sox @ Kansas City Royals Surprise Stadium, Surprise, AZ Thu Mar 12 2009, 4:05 PM EDT Att: 4,645 - Cloudy - 72 F			
12 A.J. Pierzynski, L (1, 2) OBP: 0.421, SLG: 0.500 55 Donny Lucy, R (6, 2) OBP: 0.250, SLG: 0.625										2	0	1	0	0	0	1				
20 Carlos Quentin, R (1, 7) OBP: 0.333, SLG: 0.304 32 Brian Anderson, R (6, 7) OBP: 0.313, SLG: 0.192										2	0	1	2	0	0	0				
23 Jermaine Dye, R (1, 9) OBP: 0.310, SLG: 0.200 58 Michael Restovich, R (6, 9) OBP: 0.388, SLG: 0.563										3	0	0	0	0	1	3				
14 Paul Konerko, R (1, 10) OBP: 0.333, SLG: 0.560										4	0	0	0	0	0	2				
74 Josh Kroeger, L (1, 3) OBP: 0.333, SLG: 0.433										4	0	0	0	0	0	0				
7 Josh Fields, R (1, 5) OBP: 0.353, SLG: 0.625 77 Javier Castillo, R (7, 5) OBP: 0.444, SLG: 0.750										3	1	1	1	0	2	0				
17 Chris Getz, L (1, 4) OBP: 0.385, SLG: 0.522 75 Eider Torres, S (9, PH) OBP: 0.231, SLG: 0.091										2	0	1	0	1	0	0				
80 Gordon Beckham, R (1, 6) OBP: 0.417, SLG: 0.864										3	1	1	0	1	0	1				
Inning Stats	R: 1 E: 0 K: 0 S: 4	H: 1 LOB: 0 BB: 0 P: 5	R: 0 E: 0 K: 1 S: 7	H: 2 LOB: 1 BB: 0 P: 5	R: 0 E: 0 K: 1 S: 5	H: 0 LOB: 0 BB: 0 P: 5	R: 1 E: 0 K: 0 S: 4	H: 1 LOB: 1 BB: 1 P: 8	R: 0 E: 0 K: 1 S: 5	H: 0 LOB: 0 BB: 0 P: 5	R: 0 E: 0 K: 1 S: 6	H: 1 LOB: 2 BB: 1 P: 10	R: 0 E: 0 K: 0 S: 3	H: 0 LOB: 0 BB: 0 P: 3	R: 0 E: 0 K: 0 S: 3	H: 0 LOB: 0 BB: 0 P: 3		1B: 5 2B: 1 3B: 0 HR: 1	SF: 1 SAC: 1 DP: 0 HBP: 0	WP: 0 PB: 0 SB: 1 CS: 0
PITCHER	IP WLS BF H R ER SO BB IBB HBP BLK WP HR S P ERA WHIP																			
52 Horacio Ramirez, L (1, 1) ERA: 5.25 28 Kyle Davies, R (6, 1) ERA: 0.71	5.0 W 22 6 3 3 2 1 0 0 0 0 0 1 25 30 5.40 1.400																			
52 Horacio Ramirez, L (1, 1) ERA: 5.25 28 Kyle Davies, R (6, 1) ERA: 0.71	4.0 S 14 1 0 0 2 1 0 0 0 0 0 0 17 21 0.00 0.500																			



Batter	1	2	3	4	5	6	7	8	9	AB	R	H	RBI	BB	SO	LOB	BOTTOM			
2 Coco Crisp, S (1, 8) OBP: 0.545, SLG: 0.609 75 Derrick Robinson, S (5, PR) OBP: 0.444, SLG: 0.357										1	0	1	0	2	0	0	Chicago White Sox @ Kansas City Royals Surprise Stadium, Surprise, AZ Thu Mar 12 2009, 4:05 PM EDT Att: 4,645 - Cloudy - 72 F			
24 Mark Teahen, L (1, 4) OBP: 0.584, SLG: 0.800 8 Willie Bloomquist, R (6, 4) OBP: 0.346, SLG: 0.400										3	1	1	2	0	0	2				
9 David DeJesus, L (1, 7) ERA: 3.65, SLG: 0.400 15 Shane Costa, L (5, PR) OBP: 0.385, SLG: 0.273										3	0	1	0	0	0	1				
17 Mike Jacobs, L (1, 10) OBP: 0.343, SLG: 0.594 25 Kila Ka'aihue, L (7, PH) OBP: 0.438, SLG: 0.250										3	2	2	1	0	0	0				
16 Billy Butler, R (1, 3) OBP: 0.385, SLG: 0.609 43 Ryan Shealy, R (6, 3) OBP: 0.417, SLG: 0.556										3	0	1	1	0	2	1				
4 Alex Gordon, L (1, 5) OBP: 0.313, SLG: 0.533 69 Corey Smith, R (6, 5) OBP: 0.389, SLG: 0.438										3	1	2	0	0	0	2				
14 John Buck, R (1, 2) OBP: 0.550, SLG: 1.000 54 J.R. House, R (8, 2) OBP: 0.167, SLG: 0.091										1	0	0	0	2	0	2				
Ross Gload, L (1, 9) OBP: 0.240, SLG: 0.458 72 Chris Lubanski, L (6, 9) OBP: 0.533, SLG: 0.857										3	0	1	2	0	0	4				
1 Tony Pena Jr., R (1, 6) OBP: 0.292, SLG: 0.238 46 Luis Hernandez, S (7, 6) OBP: 0.333, SLG: 0.250										3	0	0	0	0	0	2				
Inning Stats	R: 0 E: 0 K: 0 S: 3	H: 1 LOB: 0 BB: 0 P: 3	R: 0 E: 0 K: 1 S: 6	H: 1 LOB: 1 BB: 1 P: 10	R: 0 E: 0 K: 0 S: 3	H: 0 LOB: 1 BB: 1 P: 7	R: 2 E: 0 K: 1 S: 7	H: 3 LOB: 1 BB: 1 P: 11	R: 4 E: 0 K: 0 S: 9	H: 4 LOB: 2 BB: 1 P: 15	R: 0 E: 0 K: 0 S: 3	H: 0 LOB: 0 BB: 0 P: 3	R: 0 E: 0 K: 0 S: 3	H: 0 LOB: 0 BB: 0 P: 3	R: 3 E: 0 K: 2 S: 11	H: 3 LOB: 0 BB: 0 P: 13		1B: 6 2B: 5 3B: 0 HR: 2	SF: 0 SAC: 0 DP: 2 HBP: 0	WP: 0 PB: 0 SB: 1 CS: 0
PITCHER	IP WLS BF H R ER SO BB IBB HBP BLK WP HR S P ERA WHIP																			
54 Clayton Richard, L (1, 1) ERA: 8.31 43 Ehren Wassermann, R (4, 1) ERA: 8.31 49 Franklyn German, R (5, 1) ERA: 7.2 67 Randy Williams, L (5, 1) ERA: 57 Kevyn Jimenez, R (7, 1) ERA: 10.6	3.1 0 1 0 0 0 0 0 0 0 0 0 0 1 1 0.00 0.000																			
54 Clayton Richard, L (1, 1) ERA: 8.31 43 Ehren Wassermann, R (4, 1) ERA: 8.31 49 Franklyn German, R (5, 1) ERA: 7.2 67 Randy Williams, L (5, 1) ERA: 57 Kevyn Jimenez, R (7, 1) ERA: 10.6	1.0 0 0 0 0 0 0 0 0 0 0 0 0 0 0 0.00 0.000																			
65 Jhonny Nunez, R (8, 1) ERA: 5.4	1.0 0 0 0 0 0 0 0 0 0 0 0 0 0 0 0.00 0.000																			



Batter	1	2	3	4	5	6	7	8	9	AB	R	H	RBI	BB	SO	LOB	TOP				
2 Coco Crisp, S OBP: 0.523, SLG: 0.516	F7					G4-3											3 0 1 1 1 0 0 0				
35 Mitch Maier, L OBP: 0.353, SLG: 0.656								HR									1 1 1 1 1 0 0 0				
9 David DeJesus, L OBP: 0.333, SLG: 0.368																	3 1 2 2 1 0 0 0				
72 Chris Lubanski, L OBP: 0.364, SLG: 0.571								E3									1 0 0 0 0 0 0 0				
4 Alex Gordon, L OBP: 0.310, SLG: 0.550																	4 1 1 1 1 0 2 4				
8 Willie Bloomquist, R OBP: 0.333, SLG: 0.371								F9									1 0 0 0 0 0 0 1				
43 Ryan Shealy, R OBP: 0.406, SLG: 0.500	SF9							F7									2 0 0 1 1 1 1 0				
25 Kila Ka'aihue, L OBP: 0.429, SLG: 0.250																	1 0 0 0 0 0 0 1				
14 John Buck, R OBP: 0.500, SLG: 0.852																	4 2 2 0 0 1 2				
54 J.R. House, R OBP: 0.200, SLG: 0.077								P3									1 0 0 0 0 0 0 1				
24 Mark Teahen, L OBP: 0.520, SLG: 1.136																	2 3 2 2 1 0 0 0				
15 Shane Costa, L OBP: 0.389, SLG: 0.375																	2 1 2 0 0 0 0 0				
Ross Gload, L OBP: 0.531																	3 1 2 0 0 0 0 0				
16 Billy Butler, R OBP: 0.353, SLG: 0.548																	2 0 0 0 0 1 1 3				
13 Alberto Callaspo, S OBP: 0.179, SLG: 0.216																	3 0 1 3 0 0 0 2				
63 Tommy Murphy, S OBP: 0.533, SLG: 0.300																	0 0 0 0 0 1 0 0 0				
46 Luis Hernandez, S OBP: 0.286, SLG: 0.231																	3 1 1 0 0 0 0 3				
1 Tony Pena Jr., R OBP: 0.303, SLG: 0.267																	2 0 0 0 0 0 0 3				
Inning Stats	R: 2 E: 0 K: 1 S: 6	H: 1 LOB: 0 BB: 1 P: 10	R: 2 E: 1 K: 0 S: 6	H: 3 LOB: 2 BB: 1 P: 10	R: 2 E: 0 K: 1 S: 8	H: 2 LOB: 0 BB: 0 P: 10	R: 1 E: 1 K: 1 S: 6	H: 2 LOB: 2 BB: 2 P: 14	R: 1 E: 0 K: 0 S: 4	H: 2 LOB: 0 BB: 0 P: 4	R: 0 E: 0 K: 1 S: 5	H: 0 LOB: 0 BB: 0 P: 5	R: 2 E: 0 K: 0 S: 6	H: 3 LOB: 1 BB: 0 P: 6	R: 1 E: 1 K: 0 S: 6	H: 1 LOB: 1 BB: 1 P: 9	R: 0 E: 0 K: 1 S: 5	H: 1 LOB: 1 BB: 1 P: 9	1B: 11 2B: 1 3B: 1 HR: 2	SF: 2 SAC: 0 DP: 2 HBP: 0	WP: 0 PA: 45
PITCHER	IP WLS BF H R ER SO BB IBB HBP BLK WP HR S P ERA WHIP																				
40 Bartolo Colon, R ERA: 21.6	1.2 L 10 3 4 4 1 2 2 0 0 0 0 0 10 18 21.60 3.000																				
56 Mark Euehrle, L ERA: 4.32	3.1 17 7 4 4 2 2 0 0 0 0 0 1 20 30 10.80 2.700																				
62 Jack Egbert, R ERA: 1.64	2.0 9 3 2 2 1 0 0 0 0 0 0 1 11 11 9.00 1.500																				
71 Scott Linebrink, R ERA: 5.79	1.0 5 1 1 1 0 0 0 0 0 0 0 1 6 6 9.00 1.000																				
46 Adam Russell, R ERA: 11.37	1.0 4 1 0 0 1 1 0 0 0 0 0 0 5 9 0.00 2.000																				

Kansas City Royals @ Chicago White Sox
 Camelback Ranch, Glendale, AZ
 Mon Mar 16 2009, 4:05 PM EDT
 Att: 4,308 - Sunny - 77 F

AB 38
 R 11
 H 15
 RBI 11
 BB 5
 SO 5
 LOB 20



Batter	1	2	3	4	5	6	7	8	9	AB	R	H	RBI	BB	SO	LOB	BOTTOM				
31 Deweyane Wise, L OBP: 0.300, SLG: 0.517	G4-3																3 0 0 0 0 0 0 0				
5 Jayson Nix, R OBP: 0.571, SLG: 0.636																	1 0 0 0 1 1 1 1				
18 Brent Lillibridge, R OBP: 0.250, SLG: 0.283																	5 0 0 0 0 3 1 1				
74 Josh Kroeger, L OBP: 0.350, SLG: 0.500																	4 0 0 0 1 2 1 1				
14 Paul Konerko, R OBP: 0.366, SLG: 0.579																	5 0 0 0 0 0 2 2				
7 Josh Fields, R OBP: 0.483, SLG: 0.654																	3 2 2 0 1 1 1 1				
58 Michael Restovich, R OBP: 0.383, SLG: 0.500																	3 2 1 0 1 0 2 2				
60 Brandon Allen, L OBP: 0.471, SLG: 0.692																	1 1 1 2 1 0 0 0				
24 Dayan Viciedo, R OBP: 0.269, SLG: 0.458																	1 0 0 0 0 1 1 1				
17 Chris Getz, L OBP: 0.394, SLG: 0.533																	3 0 1 2 0 0 1 1				
75 Eider Torres, S OBP: 0.188, SLG: 0.071																	1 1 0 0 0 0 2 2				
44 Corky Miller, R OBP: 0.438, SLG: 0.938																	2 1 1 1 0 0 2 2				
79 Tyler Flowers, R OBP: 0.286, SLG: 0.357																	2 0 1 2 0 1 1 1				
Inning Stats	R: 0 E: 0 K: 1 S: 5	H: 0 LOB: 0 BB: 0 P: 5	R: 1 E: 0 K: 0 S: 5	H: 2 LOB: 2 BB: 1 P: 9	R: 0 E: 0 K: 1 S: 5	H: 0 LOB: 0 BB: 0 P: 5	R: 4 E: 0 K: 0 S: 8	H: 3 LOB: 0 BB: 1 P: 14	R: 0 E: 0 K: 1 S: 5	H: 0 LOB: 1 BB: 1 P: 10	R: 0 E: 0 K: 2 S: 7	H: 0 LOB: 1 BB: 1 P: 11	R: 0 E: 0 K: 2 S: 7	H: 0 LOB: 1 BB: 1 P: 11	R: 2 E: 0 K: 1 S: 7	H: 2 LOB: 1 BB: 0 P: 8	R: 0 E: 0 K: 1 S: 5	H: 0 LOB: 0 BB: 0 P: 5	1B: 3 2B: 2 3B: 1 HR: 1	SF: 0 SAC: 0 DP: 0 HBP: 1	WP: 1 PA: 40
PITCHER	IP WLS BF H R ER SO BB IBB HBP BLK WP HR S P ERA WHIP																				
55 Gil Meche, R ERA: 12.15	1.1 W 16 4 4 4 4 2 1 0 0 0 0 1 10 17 5.40 1.200																				
Joel Peralta, R ERA: 4.05	4.1 7 1 1 1 1 1 0 0 0 0 1 1 10 17 5.40 1.200																				
64 Tim Hamulack, L ERA: 4.15	1.0 H 4 0 0 0 2 1 0 0 0 0 0 0 7 11 0.00 1.000																				
40 Kyle Farnsworth, R ERA: 7.5	1.0 4 0 0 0 2 1 0 0 0 0 0 0 7 11 0.00 1.000																				
34 Jamey Wright, R ERA: 4.5	1.0 6 2 2 2 1 0 0 1 0 0 0 0 7 8 18.00 2.000																				
71 Victor Marte, R ERA:	1.0 3 0 0 0 1 0 0 0 0 0 0 0 5 5 0.00 0.000																				

Kansas City Royals @ Chicago White Sox
 Camelback Ranch, Glendale, AZ
 Mon Mar 16 2009, 4:05 PM EDT
 Att: 4,308 - Sunny - 77 F

AB 34
 R 7
 H 7
 RBI 7
 BB 5
 SO 9
 LOB 15



Batter	1	2	3	4	5	6	7	8	9	AB	R	H	RBI	BB	SO	LOB	TOP										
Chone Figgins, S (1,5) OBP: 0.400, SLG: 0.545 13 Maicer Izturis, S (5,5) OBP: 0.286, SLG: 0.333	P5		HR		G4-3		F7		FC1-2	3	1	2	0	0	0	0											
47 Howie Kendrick, R (1,4) OBP: 0.426, SLG: 0.815 57 Luis Figueroa, S (8,4) OBP: 0.640, SLG: 0.667	F8		G5-3			G6-3		K	K	4	0	0	0	0	1	0											
24 Gary Matthews, S (1,9) OBP: 0.350, SLG: 0.778 22 Chris Pettit, R (6,7) OBP: 0.447, SLG: 0.410	K			HR		G4-1		K		3	1	1	1	0	1	0											
48 Tori Hunter, R (1,8) OBP: 0.250, SLG: 0.214 64 Terry Evans, R (6,8) OBP: 0.297, SLG: 0.242	L5					BB		K		2	0	0	0	1	1	0											
8 Kendrys Morales, S (1,3) OBP: 0.432, SLG: 0.625 43 Matthew Brown, R (8,3) OBP: 0.556, SLG: 0.607	K		G4-3			BB				3	0	1	0	0	1	0											
20 Juan Rivera, R (1,7) OBP: 0.287, SLG: 0.185 74 Adam Pavkovich, R (6,9) OBP: 0.318, SLG: 0.429	F8					BB				3	0	1	0	0	0	2											
44 Mike Napoli, R (1,10) OBP: 0.310, SLG: 0.333 37 Ben Johnson, S (9,PH) OBP: 0.357, SLG: 0.364			HR		F8			K		2	1	0	0	1	1	1											
46 Bobby Wilson, R (1,2) OBP: 0.280, SLG: 0.304 28 Ryan Budde, R (8,2) OBP: 0.497, SLG: 0.462			BB						HBP	3	0	0	0	0	2	1											
2 Erick Aybar, S (1,6) OBP: 0.360, SLG: 0.200 18 Sean Rodriguez, R (8,6) OBP: 0.382, SLG: 0.467									BB	3	0	0	0	0	1	2											
Inning Stats	R: 0 E: 0 K: 1 S: 5	H: 0 LOB: 0 BB: 0 P: 5	R: 0 E: 0 K: 1 S: 5	H: 0 LOB: 0 BB: 0 P: 5	R: 2 E: 0 K: 1 S: 10	H: 1 LOB: 0 BB: 1 P: 20	R: 1 E: 0 K: 1 S: 9	H: 2 LOB: 1 BB: 0 P: 11	R: 0 E: 0 K: 0 S: 4	H: 1 LOB: 2 BB: 1 P: 8	R: 0 E: 1 K: 1 S: 6	H: 0 LOB: 1 BB: 0 P: 6	R: 0 E: 0 K: 3 S: 9	H: 0 LOB: 0 BB: 0 P: 9	R: 1 E: 0 K: 2 S: 10	H: 3 LOB: 3 BB: 0 P: 11	1B: 4 2B: 1 3B: 0 HR: 2	SF: 0 SAC: 0 DP: 0 HBP: 1	WP: 0 PB: 0 CS: 1	PA: 38							
PITCHER	IP	WLS	BF	H	R	ER	SO	BB	IBB	HBP	BLK	WP	HR	S	P	ERA	WHIP										
34 Gavin Floyd, R (1,1) ERA: 3.6	5.0	L	19	3	3	3	6	1	0	0	0	0	2	36	48	5.40	0.800										
45 Bobby Jenks, R (6,1) ERA: 4.76	1.0		5	1	0	0	0	1	0	0	0	0	0	4	8	0.00	2.000										
71 Scott Linebrink, R (7,1) ERA: 4.76	1.0		4	0	0	0	1	0	0	0	0	0	0	6	6	0.00	0.000										
26 Octavio Dotel, R (8,1) ERA: 7.71	1.0		3	0	0	0	3	0	0	0	0	0	0	9	9	0.00	0.000										
47 Mike MacDougal, R (9,1) ERA: 4.5	1.0		7	3	1	1	2	0	0	1	0	0	0	10	11	9.00	3.000										

Los Angeles Angels @ Chicago White Sox
Camelback Ranch, Glendale, AZ
Wed Mar 18 2009, 4:05 PM EDT
Att: 6,022 - Sunny - 83 F

livebaseballscorecards.com

AB 35
R 4
H 7
RBI 4
BB 2
SO 12
LOB 14



Batter	1	2	3	4	5	6	7	8	9	AB	R	H	RBI	BB	SO	LOB	BOTTOM										
31 Dewayne Wise, L (1,7) OBP: 0.294, SLG: 0.469	K		K		G3					3	0	0	0	0	2	1											
17 Chris Getz, L (1,4) OBP: 0.432, SLG: 0.545	BB		BB			G4-3		CS		3	1	2	0	1	0	0											
14 Paul Konerko, R (1,3) OBP: 0.400, SLG: 0.595	G3									4	0	3	0	0	0	1											
25 Jim Thome, L (1,10) OBP: 0.300, SLG: 0.444 32 Brian Anderson, R (9,PR) OBP: 0.370, SLG: 0.513	BB				G4-3					4	0	2	0	0	0	3											
7 Josh Fields, R (1,5) OBP: 0.424, SLG: 0.567	FC5-4				G5-3					4	0	0	0	0	1	5											
74 Josh Kroeger, L (1,9) OBP: 0.318, SLG: 0.463	F8									3	0	0	1	0	1	0											
80 Gordon Beckham, R (1,6) OBP: 0.343, SLG: 0.625	G6-3									4	0	0	0	0	1	2											
55 Donny Lucy, R (1,2) OBP: 0.250, SLG: 0.500 39 Chris Stewart, R (6,2) OBP: 0.286, SLG: 0.462	G5-3									2	0	0	0	0	0	0											
18 Brent Lillibridge, R (1,8) OBP: 0.262, SLG: 0.288	G3									3	0	1	0	0	1	0											
Inning Stats	R: 0 E: 0 K: 1 S: 6	H: 1 LOB: 2 BB: 1 P: 10	R: 0 E: 0 K: 0 S: 3	H: 0 LOB: 0 BB: 0 P: 3	R: 0 E: 0 K: 1 S: 7	H: 2 LOB: 0 BB: 0 P: 7	R: 0 E: 0 K: 2 S: 7	H: 0 LOB: 0 BB: 0 P: 7	R: 0 E: 0 K: 0 S: 4	H: 1 LOB: 0 BB: 0 P: 4	R: 0 E: 0 K: 1 S: 3	H: 0 LOB: 0 BB: 0 P: 3	R: 0 E: 0 K: 1 S: 5	H: 0 LOB: 0 BB: 0 P: 5	R: 0 E: 0 K: 2 S: 6	H: 0 LOB: 0 BB: 0 P: 8	R: 1 E: 0 K: 0 S: 6	H: 3 LOB: 2 BB: 0 P: 6	1B: 8 2B: 0 3B: 0 HR: 0	SF: 1 SAC: 0 DP: 1 HBP: 1	WP: 0 PB: 0 CS: 2	PA: 35					
PITCHER	IP	WLS	BF	H	R	ER	SO	BB	IBB	HBP	BLK	WP	HR	S	P	ERA	WHIP										
58 Dustin Moseley, R (1,1) ERA: 2.57	5.0	W	19	4	0	0	4	1	0	0	0	0	0	8	8	0.00	1.000										
65 Kevin Jepsen, R (6,1) ERA: 3.38	2.0	H	6	1	0	0	1	0	0	0	0	0	0	8	8	0.00	0.500										
33 Justin Speier, R (8,1) ERA: 5.4	1.2	H	8	3	1	1	2	0	0	1	0	0	0	11	13	5.40	1.800										
12 Barret Browning, L (9,1) ERA: 5.06	0.1	S	1	0	0	0	0	0	0	0	0	0	0	1	1	0.00	0.000										

Los Angeles Angels @ Chicago White Sox
Camelback Ranch, Glendale, AZ
Wed Mar 18 2009, 4:05 PM EDT
Att: 6,022 - Sunny - 83 F

livebaseballscorecards.com

AB 31
R 1
H 8
RBI 1
BB 1
SO 7
LOB 12



Batter	1	2	3	4	5	6	7	8	9	AB	R	H	RBI	BB	SO	LOB	TOP							
59 Andres Torres, S OBP: 0.511, SLG: 0.650	(1,9) BB (6,8) (7,9) 7 1B 76 G6-4-3 BB	0-1 CI 7 1B 12 CS		0-0 G3		1-0 2H 1B		0-0 FC4-6 74 G5-4-3		3	1	1	1	1	0	2								
7 Emmanuel Burriss, S OBP: 0.442, SLG: 0.659	(1,4) X (6,4) 76 G6-4-3 12 HBP 1B	0-0 1B		0-0 1B		0-0 G1-3		0-0 G5-4-3		4	0	3	2	0	0	1								
12 Nate Schierholz, L OBP: 0.421, SLG: 0.563	(1,7) H (6,9) (7,PR) 76 G6-4-3 HBP	1-0 CS	4-0 10 G4-6-3 76 1B	0-0 BB			0-0 FC5-4 76 1B		0-0 21 1B 29 2B	2	0	1	0	1	1	1								
81 Mike McBryde, R OBP: 0.667, SLG: 0.667	(7,PR) (7,8) 76 G6-4-3 HBP	0-0 HBP	0-0 BB	0-0 BB			0-0 FC5-4 76 1B		0-3 21 1B 29 2B	1	1	1	0	0	0	0								
76 Jesus Guzman, R OBP: 0.435, SLG: 0.907	(1,5) X (7,PR) (7,5) G6-4-3		0-0 BB	0-0 BB			0-0 FC5-4 10 2B 8 1B		0-3 K	4	0	1	0	0	0	3								
57 Ryan Rohlinger, R OBP: 0.296, SLG: 0.950	(7,PR) (7,5) G6-4-3		0-0 BB	0-0 BB			0-0 FC5-4 10 2B 8 1B		0-3 K	1	1	0	0	0	1	1								
10 Travis Ishikawa, L OBP: 0.286, SLG: 0.521	(1,3) X (7,PR) (7,3) G4-3		0-0 BB	0-0 BB			0-0 FC5-4 10 2B 8 1B		0-0 K	4	0	1	0	0	0	3								
21 John Bowker, L OBP: 0.339, SLG: 0.408	(7,PR) (7,3) G4-3		0-0 BB	0-0 BB			0-0 FC5-4 10 2B 8 1B		0-0 K	1	2	1	0	0	0	0								
33 Aaron Rowand, R OBP: 0.296, SLG: 0.390	(1,8) X (6,7) 23 PB 23 1B	0-0 2B	0-0 L4	0-0 L4			0-0 FC5-4 10 2B 8 1B		0-0 F8	3	1	1	0	0	0	1								
8 Eugenio Velez, S OBP: 0.360, SLG: 0.542	(6,7) 23 PB 23 1B	0-0 2B	0-0 L4	0-0 L4			0-0 FC5-4 10 2B 8 1B		0-0 F8	2	0	1	2	0	0	2								
23 Juan Uribe, R OBP: 0.279, SLG: 0.442	(1,10) X (9,PH) (9,10) 59 CI 7 1B	1-0 1B		0-0 1B			0-0 FC5-4 10 2B 8 1B		0-0 F9	4	2	2	1	0	0	2								
29 Scott McClain, R OBP: 0.308, SLG: 0.458	(9,PH) (9,10) 59 CI 7 1B	1-0 1B		0-0 1B			0-0 FC5-4 10 2B 8 1B		0-0 F9	1	0	1	2	0	0	0								
19 Kevin Frandsen, R OBP: 0.357, SLG: 0.431	(1,6) X (6,6) F9	0-0 F9		0-0 1B			0-0 FC5-4 10 2B 8 1B		0-3 K	3	2	2	0	0	0	1								
13 Brian Bocoock, R OBP: 0.316, SLG: 0.389	(6,6) F9	0-0 F9		0-0 1B			0-0 FC5-4 10 2B 8 1B		0-3 K	2	0	0	0	0	2	3								
20 Steve Holm, R OBP: 0.259, SLG: 0.200	(1,2) X (7,2) F8	0-0 F8		0-0 1B			0-0 FC5-4 10 2B 8 1B		0-0 F8	3	0	0	0	0	0	3								
28 Buster Posey, R OBP: 0.450, SLG: 0.688	(7,2) F8	0-0 F8		0-0 1B			0-0 FC5-4 10 2B 8 1B		0-0 F8	1	0	1	0	0	0	0								
Inning Stats	R: 1 E: 0 K: 0 S: 3	H: 1 LOB: 1 BB: 1 P: 8	R: 2 E: 1 K: 0 S: 6	H: 3 LOB: 1 BB: 0 P: 8	R: 0 E: 0 K: 0 S: 3	H: 1 LOB: 1 BB: 1 P: 7	R: 2 E: 0 K: 1 S: 8	H: 3 LOB: 1 BB: 0 P: 9	R: 0 E: 0 K: 0 S: 3	H: 0 LOB: 0 BB: 0 P: 3	R: 1 E: 0 K: 0 S: 5	H: 2 LOB: 1 BB: 0 P: 6	R: 2 E: 0 K: 1 S: 8	H: 3 LOB: 2 BB: 0 P: 8	R: 0 E: 0 K: 0 S: 3	H: 1 LOB: 0 BB: 0 P: 3	R: 2 E: 0 K: 2 S: 10	H: 3 LOB: 1 BB: 0 P: 10	1B: 13 2B: 4 3B: 0 HR: 0	SF: 0 SAC: 0 DP: 3 HBP: 1	WP: 1 PB: 1 CS: 2	PA: 45		
PITCHER	IP WLS BF H R ER SO BB IBB HBP BLK WP HR S P ERA WHIP	3.0 L 6 3 2 2 0 2 0 0 0 0 0 0 12 23 6.00 2.333	1.0 L 6 3 2 2 1 0 0 0 0 0 0 0 8 9 18.00 3.000	2.0 L 9 3 2 2 0 0 0 0 0 1 0 9 10 9.00 1.500	2.0 L 8 3 1 1 1 0 0 0 0 0 0 0 10 10 4.50 1.500	1.0 L 6 3 2 2 2 0 0 0 0 0 0 0 10 10 18.00 3.000																		

San Francisco Giants @ Chicago White Sox
 Camelback Ranch, Glendale, AZ
 Fri Mar 20 2009, 4:05 PM EDT
 Att: 7,275 - Sunny - 83 F

livebaseballscorecards.com

AB 40
 R 10
 H 17
 RBI 8
 BB 2
 SO 4
 LOB 24




Batter	1	2	3	4	5	6	7	8	9	AB	R	H	RBI	BB	SO	LOB	BOTTOM							
32 Brian Anderson, R OBP: 0.373, SLG: 0.488	(1,8) X (6,8) P3		4-0 10 FC6-4 BB		0-0 1B		0-0 F8		0-0 P5	2	0	1	0	1	0	0								
31 Dewayne Wise, L OBP: 0.278, SLG: 0.441	(6,8) P3		4-0 10 FC6-4 BB		0-0 1B		0-0 F8		0-0 P5	2	0	0	0	0	0	0								
10 Alexei Ramirez, R OBP: 0.326, SLG: 0.425	(1,6) X (6,6) F9		0-0 FC6-4 20 1B		0-0 B2		0-0 F8		0-0 G5-3	3	0	0	0	0	0	2								
75 Eider Torres, S OBP: 0.250, SLG: 0.235	(6,6) F9		0-0 FC6-4 20 1B		0-0 B2		0-0 F8		0-0 G5-3	1	0	0	0	0	0	0								
20 Carlos Quentin, R OBP: 0.333, SLG: 0.442	(1,7) X (6,6) F9		0-0 FC6-4 20 1B		0-0 F8		0-0 F8		0-0 F9	4	0	1	0	0	0	1								
23 Jermaine Dye, R OBP: 0.286, SLG: 0.302	(1,9) X (7,9) E5 14 2B 25 HBP	0-0 HBP	0-0 G5-4-3		0-0 G6-3		0-0 F8		0-0 F9	3	1	0	0	0	0	2								
74 Josh Kroeger, L OBP: 0.346, SLG: 0.476	(7,9) E5 14 2B 25 HBP	0-0 HBP	0-0 G5-4-3		0-0 G6-3		0-0 F8		0-0 F9	1	0	1	0	0	0	0								
25 Jim Thome, L OBP: 0.333, SLG: 0.400	(1,10) H (6,6) 14 2B 15 1B HBP	1-0 HBP		0-0 G4-3		0-3 K		4-0 27 BB		2	1	0	0	1	1	0								
14 Paul Konerko, R OBP: 0.431, SLG: 0.708	(1,3) X (7,3) 15 1B 39 G6-4-3 2B	0-0 HBP		0-0 G4-3		0-0 K		4-0 27 BB		3	1	2	1	0	0	0								
27 Ben Broussard, L OBP: 0.171, SLG: 0.242	(7,3) 15 1B 39 G6-4-3 2B	0-0 HBP		0-0 G4-3		0-0 K		4-0 27 BB		0	0	0	0	1	0	0								
15 Wilson Betemit, S OBP: 0.390, SLG: 0.676	(1,5) X (6,6) 39 G6-4-3 1B	0-0 2B		0-0 G3-1		0-0 1B		4-0 27 BB		4	0	2	1	0	1	4								
39 Chris Stewart, R OBP: 0.250, SLG: 0.400	(1,2) X (7,2) G6-4-3	0-0 2B		0-0 G3-1		0-0 1B		4-0 27 BB		3	1	2	1	0	0	0								
55 Donny Lucy, R OBP: 0.214, SLG: 0.429	(7,2) G6-4-3	0-0 2B		0-0 G3-1		0-0 1B		4-0 27 BB		0	0	0	0	1	0	0								
18 Brent Lillibridge, R OBP: 0.239, SLG: 0.244	(1,4) X (6,6) G5-3	0-0 2B		0-0 L5		0-3 K		4-0 27 BB		4	0	0	0	0	3	0								
Inning Stats	R: 0 E: 0 K: 0 S: 3	H: 0 LOB: 0 BB: 0 P: 3	R: 3 E: 1 K: 0 S: 5	H: 2 LOB: 0 BB: 0 P: 6	R: 0 E: 0 K: 0 S: 3	H: 1 LOB: 1 BB: 1 P: 7	R: 0 E: 0 K: 0 S: 4	H: 1 LOB: 1 BB: 0 P: 4	R: 0 E: 0 K: 1 S: 6	H: 1 LOB: 1 BB: 0 P: 6	R: 0 E: 0 K: 2 S: 8	H: 1 LOB: 1 BB: 0 P: 8	R: 0 E: 0 K: 1 S: 5	H: 0 LOB: 0 BB: 0 P: 5	R: 0 E: 0 K: 0 S: 4	H: 1 LOB: 3 BB: 2 P: 12	R: 0 E: 0 K: 1 S: 5	H: 0 LOB: 0 BB: 0 P: 5	1B: 6 2B: 1 3B: 0 HR: 0	SF: 0 SAC: 0 DP: 2 HBP: 1	WP: 0 PB: 0 SB: 0 CS: 0	PA: 37		
PITCHER	IP WLS BF H R ER SO BB IBB HBP BLK WP HR S P ERA WHIP	6.0 W 25 6 3 0 1 1 0 0 0 0 0 5 5 1.50 1.167	1.0 L 3 0 0 0 1 0 0 0 0 0 0 5 5 0.00 0.000	1.0 L 6 1 0 0 0 2 0 0 0 0 0 4 12 0.00 3.000	1.0 L 3 0 0 0 1 0 0 0 0 0 0 5 5 0.00 0.000																			

San Francisco Giants @ Chicago White Sox
 Camelback Ranch, Glendale, AZ
 Fri Mar 20 2009, 4:05 PM EDT
 Att: 7,275 - Sunny - 83 F

livebaseballscorecards.com

AB 33
 R 3
 H 7
 RBI 2
 BB 3
 SO 5
 LOB 11



Batter	1	2	3	4	5	6	7	8	9	10	AB	R	H	RBI	BB	SO	LOB	TOP				
31 Dewayne Wise, L (1,8) OBP: 0.283, SLG: 0.432	F9		G3			P5	1B			G3	5	0	1	1	0	0	0	Chicago White Sox @ Cleveland Indians Goodyear Ballpark, Goodyear, AZ Tue Mar 24 2009, 4:05 PM EDT Att: 6,002 - Sunny - 74 F				
17 Chris Getz, L (1,4) OBP: 0.404, SLG: 0.476	BB		E3			G4-3	F8				2	0	0	0	1	0	0					
80 Gordon Beckham, R (7,4) OBP: 0.325, SLG: 0.588	BB										2	0	1	0	0	0	2					
14 Paul Konerko, R (1,3) OBP: 0.464, SLG: 0.712	BB		G6-3								2	0	1	0	1	0	1					
27 Ben Broussard, L (6,3) OBP: 0.158, SLG: 0.222	BB										2	0	0	0	0	0	1					
25 Jim Thome, L (1,10) OBP: 0.361, SLG: 0.516	G3										3	0	1	0	0	0	3					
74 Josh Kroeger, L (8,10) OBP: 0.360, SLG: 0.478											1	0	0	0	0	0	0					
12 A.J. Pierzynski, L (1,2) OBP: 0.350, SLG: 0.385	L8										2	0	0	0	0	0	3					
55 Donny Lucy, R (7,2) OBP: 0.188, SLG: 0.375											2	0	0	0	0	0	1					
7 Josh Fields, R (1,5) OBP: 0.479, SLG: 0.721											2	0	1	0	0	0	0					
15 Wilson Betemit, S (6,5) OBP: 0.396, SLG: 0.698											1	1	0	0	1	0	0					
32 Brian Anderson, R (1,9) OBP: 0.345, SLG: 0.440											4	1	1	0	0	1	1					
18 Brent Lillibridge, R (1,6) OBP: 0.236, SLG: 0.241											4	0	1	1	0	1	0					
7 Jerry Owens, L (1,7) OBP: 0.328, SLG: 0.212											4	0	0	0	0	1	2					
Inning Stats	R: 0 E: 0 K: 0 S: 3	H: 0 LOB: 2 BB: 2 P: 11	R: 0 E: 0 K: 1 S: 5	H: 1 LOB: 0 BB: 0 P: 5	R: 0 E: 1 K: 1 S: 6	H: 0 LOB: 1 BB: 0 P: 6	R: 0 E: 0 K: 0 S: 3	H: 1 LOB: 0 BB: 0 P: 3	R: 0 E: 0 K: 0 S: 4	H: 1 LOB: 0 BB: 0 P: 4	R: 2 E: 0 K: 0 S: 6	H: 3 LOB: 2 BB: 1 P: 10	R: 0 E: 1 K: 0 S: 3	H: 0 LOB: 0 BB: 0 P: 3	R: 0 E: 0 K: 1 S: 5	H: 0 LOB: 0 BB: 0 P: 5	R: 0 E: 0 K: 0 S: 4	H: 1 LOB: 1 BB: 0 P: 5	1B: 7 2B: 0 3B: 0 HR: 0	SF: 0 SAC: 0 DP: 2 HBP: 0	WP: 0 PB: 0 SB: 2 CS: 1	PA: 39
PITCHER	IP	WLS	BF	H	R	ER	SO	BB	IBB	HBP	BLK	WP	HR	S	P	ERA	WHIP					
55 Roberto Hernandez, R (1,1) ERA: 1.69	5.0		18	2	0	0	2	2	0	0	0	0	0	0	4	0.00	0.800					
30 Masa Kobayashi, R (8,1) ERA: 12.0	1.0	H	4	1	0	0	0	0	0	0	0	0	0	4	4	0.00	1.000					
50 Jensen Lewis, R (7,1) ERA: 2.97	1.0	B	7	3	2	2	0	1	0	0	0	0	0	6	10	18.00	4.000					
49 Edward Mujica, R (8,1) ERA: 10.8	1.0		3	0	0	0	0	0	0	0	0	0	0	3	3	0.00	0.000					
53 Rafael Perez, L (8,1) ERA: 1.5	1.0		3	0	0	0	1	0	0	0	0	0	0	5	5	0.00	0.000					

AB	36
R	2
H	7
RBI	2
BB	3
SO	3
LOB	14



Batter	1	2	3	4	5	6	7	8	9	10	AB	R	H	RBI	BB	SO	LOB	BOTTOM				
24 Grady Sizemore, L (1,8) OBP: 0.457, SLG: 0.625	G1-3										4	0	1	1	0	0	2	Chicago White Sox @ Cleveland Indians Goodyear Ballpark, Goodyear, AZ Tue Mar 24 2009, 4:05 PM EDT Att: 6,002 - Sunny - 74 F				
83 Matthew Brown, L (8,9)											1	0	0	0	0	0	1					
7 Mark DeRosa, R (1,5) OBP: 0.333, SLG: 0.636	P2										3	0	1	1	0	0	0					
4 Tony Graffanino, R (6,5) OBP: 0.400, SLG: 0.387											2	0	0	0	0	1	2					
48 Travis Hafner, L (1,10) OBP: 0.263, SLG: 0.188	K										4	0	1	0	1	2	0					
41 Victor Martinez, S (1,2) OBP: 0.436, SLG: 0.629											3	0	0	0	1	0	4					
65 Damaso Espino, R (8, PR) OBP: 0.429, SLG: 0.714											1	0	1	0	0	0	0					
2 Jhonny Peralta, R (1,6) OBP: 0.406, SLG: 0.184											3	0	0	0	0	1	4					
26 Andy Cannizaro, R (8,6) OBP: 0.320, SLG: 0.409											2	0	0	0	0	0	2					
20 David Dellucci, L (1,7) OBP: 0.292, SLG: 0.545											3	0	0	0	0	0	0					
15 Andy Marte, R (8,3) OBP: 0.182, SLG: 0.227											2	0	0	0	0	0	3					
12 Ben Francisco, R (1,9) OBP: 0.378, SLG: 0.487											2	0	0	0	1	1	0					
26 Trevor Crowe, S (8,8) OBP: 0.268, SLG: 0.275											1	0	0	0	0	1	0					
11 Jamey Carroll, R (1,4) OBP: 0.357, SLG: 0.308											2	1	1	0	1	1	0					
8 Wilson Valdez, R (8,4) OBP: 0.188, SLG: 0.133											1	0	0	0	0	0	0					
79 Chris Gimenez, R (1,3) OBP: 0.471, SLG: 0.679											3	1	2	0	1	1	0					
Inning Stats	R: 0 E: 0 K: 1 S: 5	H: 0 LOB: 0 BB: 0 P: 5	R: 0 E: 0 K: 0 S: 3	H: 0 LOB: 0 BB: 0 P: 3	R: 2 E: 0 K: 0 S: 4	H: 2 LOB: 3 BB: 4 P: 20	R: 0 E: 0 K: 0 S: 5	H: 2 LOB: 2 BB: 0 P: 5	R: 0 E: 0 K: 1 S: 6	H: 1 LOB: 1 BB: 0 P: 6	R: 0 E: 0 K: 2 S: 7	H: 0 LOB: 0 BB: 0 P: 7	R: 0 E: 1 K: 1 S: 5	H: 0 LOB: 2 BB: 1 P: 10	R: 0 E: 1 K: 1 S: 7	H: 1 LOB: 2 BB: 0 P: 7	R: 0 E: 0 K: 0 S: 4	H: 1 LOB: 1 BB: 0 P: 4	1B: 6 2B: 1 3B: 0 HR: 0	SF: 0 SAC: 0 DP: 0 HBP: 0	WP: 0 PB: 1 SB: 0 CS: 1	PA: 42
PITCHER	IP	WLS	BF	H	R	ER	SO	BB	IBB	HBP	BLK	WP	HR	S	P	ERA	WHIP					
78 Aaron Porela, L (1,1) ERA: 6.08	3.0		14	2	2	2	1	4	0	0	0	0	0	12	28	6.00	2.000					
46 Adam Russell, R (4,1) ERA: 5.0	2.0		9	3	0	0	1	0	0	0	0	0	0	11	11	0.00	1.500					
47 Mike MacDougal, R (8,1) ERA: 3.8	1.0		3	0	0	0	2	0	0	0	0	0	0	7	7	0.00	0.000					
41 Lance Broadway, R (7,1) ERA: 4.22	2.0		7	0	0	0	3	1	0	0	0	0	0	12	17	0.00	0.500					
43 Ehren Wassermann, R (8,1) ERA: 5.14	2.0		9	2	0	0	1	0	0	0	0	0	0	11	11	0.00	1.000					

AB	37
R	2
H	7
RBI	2
BB	5
SO	8
LOB	18



Batter	1	2	3	4	5	6	7	8	9	AB	R	H	RBI	BB	SO	LOB	TOP				
11 Rajai Davis, R OBP: 0.397, SLG: 0.500	P3		G4-3			P6		26 E 56 S 26 SF8 1B		4	1	1	0	0	0	1	Oakland Athletics @ Chicago White Sox Camelback Ranch, Glendale, AZ Wed Mar 25 2009, 4:05 PM EDT Att: 4,998 - Sunny - 77 F				
18 Orlando Cabrera, R OBP: 0.477, SLG: 0.417 56 Cliff Pennington, S OBP: 0.393, SLG: 0.500	P2		K			32 WP 32 1B		F8		3	0	1	0	0	1	1					
14 Mark Ellis, R OBP: 0.229 26 Corey Wimberly, S OBP: 0.280, SLG: 0.227	P6			G1-3		K		SF8		3	0	0	0	0	1	1					
32 Jack Cust, L OBP: 0.395, SLG: 0.500 19 Chris Denorfia, R OBP: 0.406, SLG: 0.414		15 FC4-6 8 G5-3 1B		G4-3		1-H 1B		G6-3		3	0	2	1	0	0	0					
15 Ryan Sweeney, L OBP: 0.411, SLG: 0.615		FC4-6 8 G5-3 1-2 1B		K		F8				4	0	0	0	0	1	2					
8 Kurt Suzuki, R OBP: 0.340, SLG: 0.444 61 Joel Galarraga, R OBP: 0.393, SLG: 0.480		G5-3		G5-3			77 SF7 3B		K	2	0	0	0	0	0	1					
77 Sean Doolittle, L OBP: 0.424, SLG: 0.607		K		K			SF7		22 DI 22 1B BB	2	1	0	1	1	2	1					
7 Bobby Crosby, R OBP: 0.313, SLG: 0.455 22 Jack Hannahan, L OBP: 0.404, SLG: 0.366 4 Archie Gilbert, R (9, PR)			11 G4-3 2B						1-H 1B	2	0	2	0	0	0	0					
57 Aaron Cunningham, R OBP: 0.377, SLG: 0.535			K			F9		G6-3		4	0	0	0	0	1	3					
Inning Stats	R: 0 E: 0 K: 0 S: 3	H: 0 LOB: 0 BB: 0 P: 3	R: 0 E: 0 K: 1 S: 6	H: 1 LOB: 1 BB: 0 P: 6	R: 0 E: 0 K: 2 S: 8	H: 1 LOB: 0 BB: 0 P: 5	R: 0 E: 0 K: 1 S: 5	H: 1 LOB: 1 BB: 0 P: 6	R: 1 E: 0 K: 1 S: 7	H: 2 LOB: 1 BB: 0 P: 8	R: 1 E: 0 K: 0 S: 5	H: 1 LOB: 0 BB: 0 P: 6	R: 1 E: 1 K: 0 S: 5	H: 1 LOB: 0 BB: 0 P: 6	R: 1 E: 0 K: 1 S: 6	H: 1 LOB: 1 BB: 1 P: 11		1B: 6 2B: 1 3B: 1 HR: 0	SF: 2 SAC: 0 DP: 0 HBP: 0	WP: 1 PB: 0 SB: 1 CS: 0	PA: 36
PITCHER	IP	WLS	BF	H	R	ER	SO	BB	IBB	HBP	BLK	WP	HR	S	P	ERA	WHIP				
40 Bartolo Colon, R ERA: 6.0	4.1		15	2	0	0	4	0	0	0	0	0	0	23	23	0.00	0.462				
67 Randy Williams, L ERA: 0.97	0.2	H	3	1	0	0	1	0	0	0	0	0	0	5	5	0.00	1.500				
52 Jose Contreras, R ERA: 5.0	4.0	W	18	5	4	3	3	1	0	0	0	1	0	24	31	6.75	1.500				

Batter	1	2	3	4	5	6	7	8	9	AB	R	H	RBI	BB	SO	LOB	BOTTOM				
18 Brent Lillibridge, R OBP: 0.241, SLG: 0.263	G4-3		SH1-3							3	0	1	1	0	1	0	Oakland Athletics @ Chicago White Sox Camelback Ranch, Glendale, AZ Wed Mar 25 2009, 4:05 PM EDT Att: 4,998 - Sunny - 77 F				
17 Chris Getz, L OBP: 0.412, SLG: 0.467	G5-3		FC6 20 E 2-3 1B							3	0	1	0	1	0	1					
20 Carlos Quentin, R OBP: 0.322, SLG: 0.472	K		K							4	0	0	0	0	2	4					
23 Jermaine Dye, R OBP: 0.286, SLG: 0.320 15 Wilson Betemit, S OBP: 0.408, SLG: 0.773	G4-3			25 2B 14 SF8 2B						3	1	1	0	0	0	0					
25 Jim Thome, L OBP: 0.375, SLG: 0.629	G1-3			14 SF8 12 SF8 2B						4	2	2	1	0	1	0					
14 Paul Konerko, R OBP: 0.458, SLG: 0.704 74 Josh Kroeger, L OBP: 0.353, SLG: 0.468		12 1B		SF8						2	0	1	1	0	0	0					
12 A.J. Pierzynski, L OBP: 0.341, SLG: 0.381				SF8						3	0	1	1	0	0	0					
10 Alexei Ramirez, R OBP: 0.320, SLG: 0.404 31 Dewayne Wise, L OBP: 0.232, SLG: 0.478		10 FC4-6 1-3 1B		SF8						2	0	1	0	0	0	2					
7 Josh Fields, R OBP: 0.471, SLG: 0.696				3-H 1B						2	1	1	0	0	0	0					
Inning Stats	R: 0 E: 0 K: 1 S: 5	H: 2 LOB: 2 BB: 0 P: 5	R: 0 E: 0 K: 1 S: 6	H: 1 LOB: 1 BB: 0 P: 6	R: 2 E: 0 K: 1 S: 8	H: 3 LOB: 1 BB: 0 P: 8	R: 0 E: 0 K: 1 S: 5	H: 1 LOB: 0 BB: 0 P: 5	R: 0 E: 0 K: 1 S: 5	H: 0 LOB: 0 BB: 0 P: 5	R: 1 E: 0 K: 0 S: 5	H: 2 LOB: 2 BB: 1 P: 9	R: 2 E: 0 K: 1 S: 9	H: 2 LOB: 0 BB: 0 P: 13	1B: 5 2B: 3 3B: 1 HR: 2	SF: 2 SAC: 1 DP: 1 HBP: 0		WP: 0 PB: 0 SB: 1 CS: 0	PA: 35		
PITCHER	IP	WLS	BF	H	R	ER	SO	BB	IBB	HBP	BLK	WP	HR	S	P	ERA	WHIP				
67 Brett Anderson, L ERA: 2.25	4.1		20	7	2	2	4	0	0	0	0	0	0	6	6	0.00	0.000				
71 Andrew Bailey, R ERA: 9.64	1.2		4	0	0	0	1	0	0	0	0	0	0	6	6	0.00	0.000				
48 Michael Wuerz, R ERA: 9.64	1.0		6	2	1	1	0	1	0	0	0	0	0	5	9	9.00	3.000				
45 Chris Schroder, R ERA: 9.9	1.0	L	5	2	2	2	1	0	0	0	0	0	2	9	13	18.00	2.000				



Batter	1	2	3	4	5	6	7	8	9	AB	R	H	RBI	BB	SO	LOB	TOP								
7 Jerry Owens, L OBP: 0.348, SLG: 0.263	F7		L9				1B		2B	5	0	3	1	0	0	1									
17 Chris Getz, L OBP: 0.379, SLG: 0.423 18 Brent Lillibridge, R OBP: 0.233, SLG: 0.254	G4-3		P4		F7		K		L9	3	0	0	0	0	0	2									
20 Carlos Quentin, R OBP: 0.318, SLG: 0.450	1B			1B	F9		K			4	1	2	0	0	1	2									
23 Jermaine Dye, R OBP: 0.274, SLG: 0.291 26 Octavio Dotel, R 45 Bobby Jenks, R 88 Miguel Negron, L OBP: 0.167, SLG: 0.167	P5			BB	P4			K		2	1	0	0	1	0	2									
12 A.J. Pierzynski, L OBP: 0.319, SLG: 0.356 55 Donny Lucy, R OBP: 0.167, SLG: 0.333	G5-3		F4			G4-3		P4		3	0	0	0	0	0	2									
10 Alexei Ramirez, R OBP: 0.298, SLG: 0.389 93 Justin Cassel, R	K		F7			P3		F9		4	0	0	0	0	1	2									
74 Josh Kroeger, L OBP: 0.339, SLG: 0.431	G3-1			BB	F8				K	3	0	0	0	1	1	0									
7 Josh Fields, R OBP: 0.491, SLG: 0.740			1B		F8				2B	4	1	3	2	0	0	0									
54 Clayton Richard, L D.J. Carrasco, R 15 Wilson Betemit, S 67 Randy Williams, L 32 Brian Anderson, R Eduardo Escobar, S	K		K		HR			K		0	0	0	0	0	0	0									
Inning Stats	R: 0 E: 0 K: 0 S: 4	H: 1 LOB: 1 BB: 0 P: 4	R: 0 E: 0 K: 1 S: 5	H: 0 LOB: 0 BB: 0 P: 5	R: 0 E: 0 K: 1 S: 6	H: 1 LOB: 1 BB: 0 P: 6	R: 2 E: 0 K: 1 S: 7	H: 2 LOB: 2 BB: 2 P: 15	R: 0 E: 0 K: 0 S: 4	H: 0 LOB: 1 BB: 0 P: 5	R: 0 E: 0 K: 0 S: 3	H: 0 LOB: 0 BB: 0 P: 3	R: 1 E: 0 K: 2 S: 10	H: 2 LOB: 1 BB: 0 P: 13	R: 0 E: 0 K: 1 S: 5	H: 0 LOB: 0 BB: 0 P: 5	R: 1 E: 0 K: 2 S: 9	H: 2 LOB: 1 BB: 0 P: 9	1B: 5 2B: 3 3B: 0 HR: 1	SF: 0 SAC: 0 DP: 0 HBP: 0	WP: 0 PB: 1 SB: 0 CS: 0	PA: 38			
PITCHER	IP	WLS	BF	H	R	ER	SO	BB	IBB	HBP	BLK	WP	HR	S	P	ERA	WHIP								
38 Carlos Zambrano, R ERA: 3.27	6.0	W	25	5	2	2	3	2	0	0	0	0	0	29	38	3.00	1.167								
37 Angel Guzman, R ERA: 9.0	1.0	5	2	1	1	2	0	0	0	0	0	0	1	10	13	9.00	2.000								
51 Luis Vizcaino, R ERA: 3.24	1.0	3	0	0	0	1	0	0	0	0	0	0	0	5	5	0.00	0.000								
32 Mike Stanton, L ERA: 6.48	0.1	1	0	0	0	1	0	0	0	0	0	0	0	3	3	0.00	0.000								
44 Chad Fox, R ERA: 2.7	0.2	4	2	1	1	1	0	0	0	0	0	0	0	6	6	13.50	3.000								

Chicago White Sox @ Chicago Cubs
Hohokam Park, Mesa, AZ
Fri Mar 27 2009, 4:05 PM EDT
Att: 13,327 - Sunny - 60 F

AB 36
R 4
H 9
RBI 4
BB 2
SO 8
LOB 17



Batter	1	2	3	4	5	6	7	8	9	AB	R	H	RBI	BB	SO	LOB	BOTTOM								
12 Alfonso Soriano, R OBP: 0.400, SLG: 0.621 56 Brad Snyder, L OBP: 0.385, SLG: 0.636	1B		G3-6-1			K		K		4	1	2	1	0	1	1									
1 Kosuke Fukudome, L OBP: 0.250, SLG: 0.250 4 Joey Gathright, L OBP: 0.375, SLG: 0.268					P3		F7		G4-3	4	1	1	0	0	1	1									
25 Derrek Lee, R OBP: 0.327, SLG: 0.490 6 Micah Hoffpauir, L OBP: 0.342, SLG: 0.563	1B				2B		L7			4	1	2	1	0	1	0									
21 Milton Bradley, S OBP: 0.564, SLG: 0.882 51 Luis Vizcaino, R 32 Mike Stanton, L 44 Chad Fox, R	BB				BB		E4		1B	2	0	1	0	2	1	0									
16 Aramis Ramirez, R OBP: 0.353, SLG: 0.467 53 Esteban German, R OBP: 0.381, SLG: 0.235	BB				BB		F8			4	1	0	1	0	1	5									
7 Aaron Miles, S OBP: 0.386, SLG: 0.353 59 Andrés Blanco, S OBP: 0.333, SLG: 0.400	1B				1B		K			4	2	3	1	0	1	1									
2 Ryan Theriot, R OBP: 0.492, SLG: 0.509	BB				1B		G4-3			3	2	1	0	1	0	2									
55 Koyie Hill, S OBP: 0.444, SLG: 0.561 Paul Bako, L OBP: 0.382, SLG: 0.500	BB				1B		G5-3		G3-1	2	1	1	2	1	0	1									
38 Carlos Zambrano, S OBP: 0.444, SLG: 1.000 37 Angel Guzman, R OBP: 1.000, SLG: 1.000 99 So Taguchi, R OBP: 0.304, SLG: 0.368	BB				BB		F8		1B	3	0	0	2	0	0	3									
Inning Stats	R: 7 E: 0 K: 1 S: 11	H: 6 LOB: 1 BB: 2 P: 19	R: 0 E: 0 K: 3 S: 9	H: 0 LOB: 0 BB: 0 P: 9	R: 2 E: 1 K: 0 S: 4	H: 2 LOB: 0 BB: 1 P: 8	R: 0 E: 0 K: 0 S: 3	H: 1 LOB: 1 BB: 1 P: 7	R: 0 E: 0 K: 0 S: 4	H: 1 LOB: 1 BB: 0 P: 4	R: 0 E: 0 K: 1 S: 5	H: 0 LOB: 0 BB: 0 P: 5	R: 0 E: 1 K: 1 S: 6	H: 1 LOB: 1 BB: 0 P: 6	R: 0 E: 0 K: 1 S: 6	H: 1 LOB: 1 BB: 0 P: 6	1B: 9 2B: 3 3B: 0 HR: 0	SF: 0 SAC: 0 DP: 2 HBP: 0	WP: 0 PB: 0 SB: 0 CS: 0	PA: 38					
PITCHER	IP	WLS	BF	H	R	ER	SO	BB	IBB	HBP	BLK	WP	HR	S	P	ERA	WHIP								
54 Clayton Richard, L ERA: 7.89 D.J. Carrasco, R ERA: 4.3 67 Randy Williams, L ERA: 0.73 26 Octavio Dotel, R ERA: 7.0 45 Bobby Jenks, R ERA:	0.1	L	8	5	7	7	0	2	0	0	0	0	0	18	22	3.38	1.500								
93 Justin Cassel, R ERA:	1.0		4	1	0	0	1	0	0	0	0	0	0	5	5	0.00	0.000								
45 Bobby Jenks, R ERA:	1.0		4	1	0	0	1	0	0	0	0	0	0	6	6	0.00	1.000								

Chicago White Sox @ Chicago Cubs
Hohokam Park, Mesa, AZ
Fri Mar 27 2009, 4:05 PM EDT
Att: 13,327 - Sunny - 60 F

AB 34
R 9
H 12
RBI 8
BB 4
SO 7
LOB 16


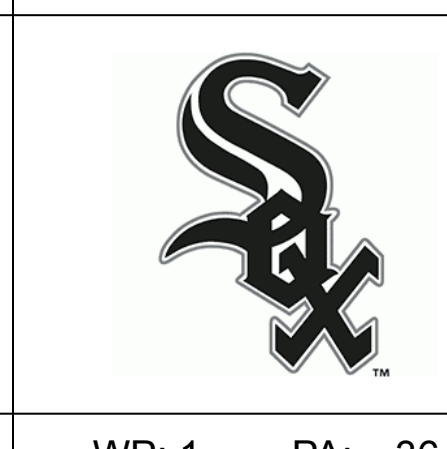


Batter	1	2	3	4	5	6	7	8	9	AB	R	H	RBI	BB	SO	LOB	TOP					
15 Rafael Furcal, S (1, 6) OBP: 0.323, SLG: 0.278	B6-3		13 BB			13 G1-6-3		13 FC3-6		3	0	2	0	1	0	0	Los Angeles Dodgers @ Chicago White Sox Camelback Ranch, Glendale, AZ Sat Mar 28 2009, 4:05 PM EDT Att: 10,757 - Sunny - 73 F livebaseballscorecards.com					
14 Juan Castro, R (8, PR) OBP: 0.440, SLG: 0.617			1B			1B		BB		0	0	0	0	0	0	0						
13 Orlando Hudson, S (1, 4) OBP: 0.288, SLG: 0.286	K		99 G4-6-3			G1-6-3		FC3-6		3	0	0	0	1	1	2						
60 Chin-Lung Hu, R (8, PR) OBP: 0.311, SLG: 0.395			BB			1-2		16 BB		0	1	0	0	0	0	0						
99 Manny Ramirez, R (1, 10) OBP: 0.650, SLG: 0.733			G4-6-3			16 BB		16 FC4-6		3	0	2	0	1	0	3						
Adam Godwin, R (8, PR) (8, 10)	1B		1-2			1B		BB		0	0	0	0	0	0	0						
16 Andre Ethier, L (1, 9) OBP: 0.347, SLG: 0.381	P5			4-0		55 CS		FC4-6		3	0	1	0	1	0	2						
75 Xavier Paul, L (8, PR) OBP: 0.413, SLG: 0.589						1B		1-2		0	0	0	0	0	0	0						
55 Russell Martin, R (1, 2) OBP: 0.378, SLG: 0.714		F7						G3		3	0	0	0	0	1	3						
12 Brad Ausmus, R (7, 2) OBP: 0.439, SLG: 0.514			1-2			F9				1	0	0	0	0	0	1						
7 James Loney, L (1, 3) OBP: 0.270, SLG: 0.254	K							L8		4	0	1	0	0	2	0						
27 Matt Kemp, R (1, 8) OBP: 0.264, SLG: 0.406	G5-3							G5-3		4	0	0	0	0	1	1						
9 Juan Pierre, L (1, 7) OBP: 0.305, SLG: 0.283						K2-3		G5-3		4	0	1	0	0	1	1						
33 Blake DeWitt, L (1, 5) OBP: 0.328, SLG: 0.367			33 CS					G5-3		3	0	1	0	0	2	1						
			13 BB																			
			15 BB																			
			1B																			
			1B																			
Inning Stats	R: 0 E: 0 K: 1 S: 6	H: 1 LOB: 1 BB: 0 P: 6	R: 0 E: 0 K: 1 S: 5	H: 0 LOB: 0 BB: 0 P: 5	R: 0 E: 0 K: 0 S: 5	H: 3 LOB: 2 BB: 1 P: 9	R: 0 E: 0 K: 2 S: 6	H: 0 LOB: 0 BB: 1 P: 10	R: 0 E: 0 K: 0 S: 9	H: 0 LOB: 0 BB: 0 P: 9	R: 0 E: 0 K: 0 S: 5	H: 3 LOB: 2 BB: 0 P: 5	R: 0 E: 0 K: 1 S: 6	H: 1 LOB: 1 BB: 0 P: 6	R: 1 E: 1 K: 0 S: 3	H: 0 LOB: 1 BB: 2 P: 11	R: 0 E: 0 K: 0 S: 3	H: 0 LOB: 0 BB: 0 P: 3	1B: 8 2B: 0 3B: 0 HR: 0	SF: 0 SAC: 0 DP: 2 HBP: 0	WP: 0 PB: 0 CS: 2	PA: 35
PITCHER	IP WLS BF H R ER SO BB IBB HBP BLK WP HR S P ERA WHIP																					
34 Gavin Floyd, R (1, 1) ERA: 2.57	6.0 W 23 7 0 0 7 2 0 0 0 0 0 0 36 44 0.00 1.500																					
62 Jack Egbert, R (7, 1) ERA: 2.35	2.0 9 1 1 0 1 2 0 0 0 0 0 0 9 17 0.00 1.500																					
41 Lance Broadway, R (9, 1) ERA: 3.55	1.0 3 0 0 0 0 0 0 0 0 0 0 0 3 3 0.00 0.000																					

Batter	1	2	3	4	5	6	7	8	9	AB	R	H	RBI	BB	SO	LOB	BOTTOM
32 Brian Anderson, R (1, 8) OBP: 0.344, SLG: 0.482	G5-3		G5-3			10 2B		L6		4	1	1	0	0	0	1	Los Angeles Dodgers @ Chicago White Sox Camelback Ranch, Glendale, AZ Sat Mar 28 2009, 4:05 PM EDT Att: 10,757 - Sunny - 73 F livebaseballscorecards.com
10 Alexei Ramirez, R (1, 6) OBP: 0.311, SLG: 0.431	F8					20 1B				4	1	2	3	0	0	0	
20 Carlos Quentin, R (1, 7) OBP: 0.329, SLG: 0.444	25 CS					20 1B		2B		3	0	1	1	1	0	1	
25 Jim Thome, L (1, 10) OBP: 0.375, SLG: 0.610	CS					14 WP		G6-3		3	0	1	1	0	1	0	
Joe Persichina, L (8, PR) (9, 10)						25 SF7				0	0	0	0	0	0	0	
23 Jermaine Dye, R (1, 9) OBP: 0.273, SLG: 0.288						14 1B		14 1B		3	0	1	1	0	1	0	
14 Paul Konerko, R (1, 3) OBP: 0.424, SLG: 0.639						SF7		L9		4	0	1	0	0	1	2	
12 A.J. Pierzynski, L (1, 2) ERA: 4.87						G5-3				4	0	1	0	0	1	2	
44 Corky Miller, R (7, 2) OBP: 0.385, SLG: 0.692						G6-3				2	0	0	0	0	0	3	
7 Josh Fields, R (1, 5) OBP: 0.508, SLG: 0.755						G3				2	0	0	0	0	0	1	
18 Brent Lillibridge, R (1, 4) OBP: 0.254, SLG: 0.290										3	2	2	0	1	0	3	
						32 1B		FC4-6									
						10 2B											
						18 1B											
						10 2B											
						BB											
						32 1B											
						10 2B											
						1B											
						2B											
						1B											
						2B											
						1B											
						2B											
						1B											
						2B											
						1B											
						2B											
						1B											
						2B											
						1B											
						2B											
						1B											
						2B											
						1B											
						2B											
						1B											
						2B											
						1B											
						2B											
						1B											
						2B											
						1B											
						2B											
						1B											
						2B											
						1B											
						2B											
						1B											
						2B											
						1B											
						2B											
						1B											
						2B											
						1B											
						2B											
						1B											
						2B											
						1B											
						2B											
						1B											
						2B											
						1B											
						2B											
						1B											
						2B											
						1B											
						2B											
						1B											
						2B											
						1B											
						2B											
						1B											
						2B											
						1B											
						2B											
						1B											
						2B											
						1B											
						2B											
						1B											
						2B											

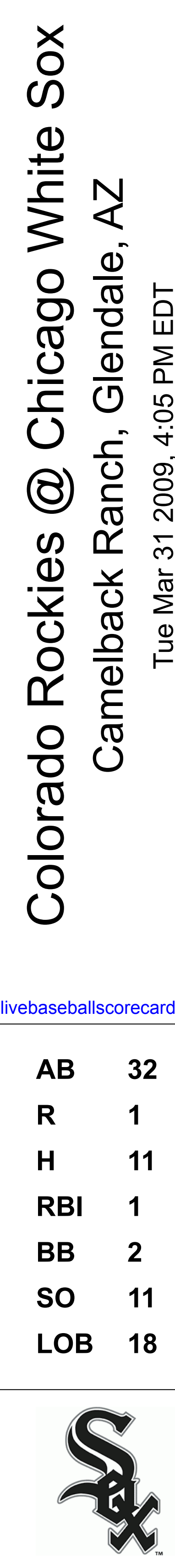
Batter	1	2	3	4	5	6	7	8	9	AB	R	H	RBI	BB	SO	LOB	TOP											
31 Dewayne Wise, L (1, 8) OBP: 0.322, SLG: 0.596			G3		P4					4	0	2	0	0	0	1	Chicago White Sox @ Los Angeles Angels Tempe Diablo Stadium, Tempe, AZ Mon Mar 30 2009, 4:05 PM EDT Att: 3,679 - Sunny - 73 F											
17 Chris Getz, L (1, 4) OBP: 0.388, SLG: 0.433										3	0	0	0	1	1	3												
20 Carlos Quentin, R (1, 7) OBP: 0.324, SLG: 0.455 88 Miguel Negron, L (7, 9) OBP: 0.125, SLG: 0.125			SF9							3	1	1	1	0	0	3												
25 Jim Thome, L (1, 10) OBP: 0.385, SLG: 0.614										3	0	1	0	1	1	2												
23 Jermaine Dye, R (1, 9) OBP: 0.261, SLG: 0.274 81 David Cook, R (7, 7)										3	0	0	0	0	0	2												
14 Paul Konerko, R (1, 3) OBP: 0.406, SLG: 0.609 77 Javier Castillo, R (7, 3) OBP: 0.438, SLG: 0.500										3	0	0	0	0	0	1												
12 A.J. Pierzynski, L (1, 2) OBP: 0.320, SLG: 0.320 55 Donny Lucy, R (7, 2) OBP: 0.238, SLG: 0.429										3	0	0	0	0	0	2												
10 Alexei Ramirez, R (1, 6) OBP: 0.323, SLG: 0.441 18 Brent Lillibridge, R (3, 6) OBP: 0.286, SLG: 0.333										1	1	1	0	0	0	0												
7 Josh Fields, R (1, 5) OBP: 0.492, SLG: 0.729										4	1	2	0	0	0	1												
Inning Stats	R: 0 E: 0 K: 1 S: 6	H: 1 LOB: 1 BB: 0 P: 6	R: 0 E: 0 K: 0 S: 3	H: 0 LOB: 0 BB: 0 P: 3	R: 2 E: 1 K: 0 S: 5	H: 2 LOB: 1 BB: 1 P: 9	R: 0 E: 0 K: 0 S: 3	H: 0 LOB: 0 BB: 0 P: 3	R: 0 E: 0 K: 0 S: 3	H: 1 LOB: 0 BB: 0 P: 3	R: 1 E: 1 K: 0 S: 5	H: 1 LOB: 2 BB: 1 P: 9	R: 0 E: 0 K: 1 S: 7	H: 2 LOB: 2 BB: 0 P: 7	R: 0 E: 0 K: 1 S: 5	H: 1 LOB: 0 BB: 0 P: 6		R: 0 E: 0 K: 0 S: 3	H: 0 LOB: 0 BB: 0 P: 3	1B: 4 2B: 5 3B: 0 HR: 0	SF: 1 SAC: 0 DP: 2 HBP: 0	WP: 1 PB: 0 SB: 0 CS: 0	PA: 36					
PITCHER	IP	WLS	BF	H	R	ER	SO	BB	IBB	HBP	BLK	WP	HR	S	P	ERA		WHIP	PITCHER									
36 Jered Weaver, R (1, 1) ERA: 5.71	6.0	W	25	5	3	1	1	2	0	0	0	0	0	25	33	1.50		1.167										
38 Darren Oliver, L (7, 1) ERA: 2.57	1.0		5	2	0	0	1	0	0	0	0	0	0	7	7	0.00		2.000										
33 Justin Speier, R (8, 1) ERA: 3.55	2.0		6	1	0	0	1	0	0	0	0	1	0	8	9	0.00	0.500											

Batter	1	2	3	4	5	6	7	8	9	AB	R	H	RBI	BB	SO	LOB	BOTTOM											
Chone Figgins, S (1, 5) OBP: 0.370, SLG: 0.593 38 Clay Fuller, R (7, 8)										3	2	2	1	1	1	0	Chicago White Sox @ Los Angeles Angels Tempe Diablo Stadium, Tempe, AZ Mon Mar 30 2009, 4:05 PM EDT Att: 3,679 - Sunny - 73 F											
47 Howie Kendrick, R (1, 4) OBP: 0.417, SLG: 0.558 Tyson Auer, R (7, 9)										4	1	2	0	0	0	2												
53 Bobby Abreu, L (1, 7) OBP: 0.457, SLG: 0.615 13 Maicer Izturis, S (6, PH) (7, 4) OBP: 0.350, SLG: 0.424										2	1	1	0	1	0	1												
27 Vladimir Guerrero, R (1, 10) OBP: 0.398, SLG: 0.660 Demetrius Washington, R (6, PH) (7, 10) OBP: 0.385, SLG: 0.589										3	0	1	4	0	0	3												
82 Brian Walker, L (8, PH) (9, 10) OBP: 0.359, SLG: 0.589										0	1	0	0	1	0	0												
48 Torii Hunter, R (1, 8) OBP: 0.357, SLG: 0.769 3 Brandon Wood, R (6, PH) (7, 5) OBP: 0.386, SLG: 0.698										3	2	2	0	0	1	0												
8 Kendrys Morales, S (1, 3) OBP: 0.421, SLG: 0.676 37 Anthony Norman, L (8, PH) (9, 7) OBP: 1.000, SLG: 1.000										4	1	3	3	0	0	1												
24 Gary Matthews, S (1, 9) OBP: 0.365, SLG: 0.599 18 Sean Rodriguez, R (6, PH) (7, 6) OBP: 0.360, SLG: 0.511										3	0	2	2	0	0	1												
44 Mike Napoli, R (1, 2) OBP: 0.318, SLG: 0.459 28 Ryan Budde, R (7, PH) (8, 2) OBP: 0.461, SLG: 0.591										3	1	1	1	0	0	2												
2 Erick Aybar, S (1, 6) OBP: 0.529, SLG: 0.886 57 Luis Figueroa, S (7, 7) (9, 3) OBP: 0.531, SLG: 0.536										3	2	2	1	0	1	0												
Inning Stats	R: 0 E: 0 K: 1 S: 6	H: 2 LOB: 1 BB: 0 P: 6	R: 1 E: 0 K: 0 S: 4	H: 2 LOB: 0 BB: 0 P: 4	R: 4 E: 0 K: 0 S: 7	H: 4 LOB: 1 BB: 1 P: 11	R: 2 E: 0 K: 0 S: 8	H: 3 LOB: 1 BB: 0 P: 12	R: 1 E: 0 K: 1 S: 6	H: 2 LOB: 0 BB: 0 P: 6	R: 4 E: 0 K: 2 S: 10	H: 3 LOB: 2 BB: 2 P: 19	R: 0 E: 0 K: 0 S: 3	H: 0 LOB: 0 BB: 0 P: 3	R: 1 E: 0 K: 1 S: 7	H: 2 LOB: 2 BB: 1 P: 11		1B: 11 2B: 4 3B: 2 HR: 2	SF: 1 SAC: 0 DP: 3 HBP: 0	WP: 0 PB: 0 SB: 1 CS: 0	PA: 43							
PITCHER	IP	WLS	BF	H	R	ER	SO	BB	IBB	HBP	BLK	WP	HR	S	P	ERA		WHIP	PITCHER									
40 Bartolo Colon, R (1, 1) ERA: 9.9	4.0	L	22	11	7	7	1	1	0	0	0	0	2	25	33	15.75		3.000										
52 Jose Contreras, R (5, 1) ERA: 7.02	4.0		21	7	6	6	4	3	0	0	0	0	0	26	39	13.50	2.500											



Batter	1	2	3	4	5	6	7	8	9	AB	R	H	RBI	BB	SO	LOB	TOP										
24 Dexter Fowler, S OBP: 0.342, SLG: 0.415	F9		B3		G4-3		CS	K		4	0	0	0	0	1	0	Colorado Rockies @ Chicago White Sox Camelback Ranch, Glendale, AZ Tue Mar 31 2009, 4:05 PM EDT Att: 5,496 - Sunny - 73 F										
22 Scott Podsednik, L OBP: 0.381, SLG: 0.520	1B		2B		F9			K		4	0	2	0	0	1	0											
19 Ryan Spilborghs, R OBP: 0.469, SLG: 0.737	K		L6-4					2B		3	0	0	0	0	2	2											
40 Daniel Ortmeier, S OBP: 0.393, SLG: 0.566										1	0	1	0	0	0	0											
20 Chris Iannetta, R OBP: 0.484, SLG: 0.560	BB							K		3	0	0	0	1	2	1											
10 Jeff Baker, R OBP: 0.395, SLG: 0.585	FC6									4	2	2	0	0	0	2											
8 Yovani Torresalva, R OBP: 0.328, SLG: 0.537										2	0	0	0	1	0	0											
50 Sal Fasano, R OBP: 0.321, SLG: 0.640										1	0	0	0	0	0	1											
12 Clint Barmes, R OBP: 0.393, SLG: 0.525										3	2	3	1	0	0	0											
6 Omar Quintanilla, L OBP: 0.379, SLG: 0.509	1B									1	0	1	0	0	0	0											
62 Christian Colonel, R OBP: 0.313, SLG: 0.448	SF9									2	0	0	1	0	1	2											
Mark Bellhorn, S OBP: 0.500, SLG: 0.750										1	0	1	0	0	0	0											
1 Jonathan Herrera, S OBP: 0.362, SLG: 0.282	G5-3									4	0	1	1	0	0	1											
Inning Stats	R: 0 E: 0 K: 1 S: 6	H: 1 LOB: 2 BB: 1 P: 10	R: 1 E: 1 K: 0 S: 4	H: 1 LOB: 0 BB: 0 P: 4	R: 0 E: 0 K: 0 S: 3	H: 1 LOB: 1 BB: 1 P: 12	R: 0 E: 0 K: 0 S: 3	H: 0 LOB: 0 BB: 0 P: 3	R: 0 E: 0 K: 1 S: 5	H: 0 LOB: 0 BB: 0 P: 5	R: 1 E: 1 K: 0 S: 5	H: 2 LOB: 0 BB: 0 P: 6	R: 0 E: 0 K: 3 S: 10	H: 1 LOB: 1 BB: 0 P: 10	R: 1 E: 0 K: 0 S: 5	H: 3 LOB: 1 BB: 0 P: 6	1B: 8 2B: 3 3B: 1 HR: 0	SF: 1 SAC: 0 DP: 1 HBP: 0	WP: 1 PB: 0 SB: 1 CS: 1	PA: 37							
PITCHER	IP	WLS	BF	H	R	ER	SO	BB	IBB	HBP	BLK	WP	HR	S	P	ERA	WHIP										
56 Mark Buehrle, L ERA: 6.5	6.0	L	23	5	2	1	4	2	0	0	0	0	0	29	37	1.50	1.167										
26 Octavio Dotel, R ERA: 6.3	1.0		4	2	1	0	0	0	0	0	0	1	0	5	6	0.00	2.000										
71 Scott Linebrink, R ERA: 6.75	1.0		4	1	0	0	3	0	0	0	0	0	0	10	10	0.00	1.000										
49 Franklyn German, R ERA: 6.43	1.0		5	3	1	1	0	0	0	0	0	0	0	5	6	9.00	3.000										

Batter	1	2	3	4	5	6	7	8	9	AB	R	H	RBI	BB	SO	LOB	BOTTOM										
32 Brian Anderson, R OBP: 0.361, SLG: 0.484	1B		K		G5-4-3		2-4-3	1B		4	0	2	0	0	1	2	Colorado Rockies @ Chicago White Sox Camelback Ranch, Glendale, AZ Tue Mar 31 2009, 4:05 PM EDT Att: 5,496 - Sunny - 73 F										
17 Chris Getz, L OBP: 0.394, SLG: 0.438	1B		1B					G4-6-3		4	0	2	0	0	1	1											
20 Carlos Quentin, R OBP: 0.321, SLG: 0.443	P3							K		4	1	1	0	0	2	2											
25 Jim Thome, L OBP: 0.411, SLG: 0.630										2	0	1	0	2	1	2											
91 Stefan Gartrell, R (9, PR)	K									0	0	0	0	0	0	0											
23 Jermaine Dye, R OBP: 0.264, SLG: 0.277	F9									3	0	1	1	0	1	3											
81 Salvador Sanchez, R (8, 9)										1	0	0	0	0	0	1											
14 Paul Konerko, R OBP: 0.397, SLG: 0.603	K									4	0	1	0	0	1	3											
12 A.J. Pierzynski, L ERA: 6.88										2	0	0	0	0	1	0											
44 Corky Miller, R OBP: 0.355, SLG: 0.613	G3									2	0	1	0	0	0	2											
10 Alexei Ramirez, R OBP: 0.323, SLG: 0.435	K									3	0	1	0	0	2	1											
7 Josh Fields, R OBP: 0.493, SLG: 0.721										2	0	1	0	0	1	0											
15 Wilson Betemit, S OBP: 0.373, SLG: 0.667										1	0	0	0	0	0	1											
Inning Stats	R: 0 E: 0 K: 1 S: 7	H: 2 LOB: 2 BB: 0 P: 8	R: 0 E: 0 K: 2 S: 7	H: 0 LOB: 0 BB: 0 P: 7	R: 0 E: 0 K: 2 S: 7	H: 1 LOB: 1 BB: 0 P: 7	R: 0 E: 0 K: 2 S: 8	H: 1 LOB: 1 BB: 0 P: 8	R: 0 E: 0 K: 1 S: 6	H: 2 LOB: 1 BB: 0 P: 6	R: 1 E: 0 K: 1 S: 6	H: 2 LOB: 1 BB: 1 P: 11	R: 0 E: 0 K: 1 S: 5	H: 1 LOB: 0 BB: 0 P: 6	R: 0 E: 0 K: 1 S: 5	H: 1 LOB: 2 BB: 1 P: 7	1B: 9 2B: 2 3B: 0 HR: 0	SF: 0 SAC: 0 DP: 4 HBP: 0	WP: 1 PB: 1 SB: 0 CS: 0	PA: 34							
PITCHER	IP	WLS	BF	H	R	ER	SO	BB	IBB	HBP	BLK	WP	HR	S	P	ERA	WHIP										
29 Jorge De La Rosa, L ERA: 1.86	5.1	W	22	7	1	0	9	1	0	0	0	0	0	39	44	0.00	1.500										
37 Ryan Speier, R ERA: 1.86	0.2	H	2	1	0	0	0	0	0	0	0	0	0	2	3	0.00	1.500										
41 Alan Embree, L ERA: 5.06	1.0	H	4	1	0	0	1	0	0	0	0	0	0	5	6	0.00	1.000										
60 Manny Corpas, R ERA: 1.0	1.0	H	3	1	0	0	1	0	0	0	0	0	0	5	5	0.00	1.000										
Scott Munter, R ERA: 4.5	1.0	S	4	1	0	0	0	1	0	0	0	0	0	3	7	0.00	2.000										



Batter	1	2	3	4	5	6	7	8	9	AB	R	H	RBI	BB	SO	LOB	TOP								
33 Jody Gerut, L OBP: 0.338, SLG: 0.484 Mike Baxter, L (7, PH) (7, 9)	G6-3			G4-3	G3		G3		F8	3	0	1	0	0	2										
2 Edgar Gonzalez, R OBP: 0.386, SLG: 0.486	K			G5-3	G5-3		P5		F8	4	1	1	0	0	1	4									
83 Andy Parrino, S (7, 5)				23 HR 1B						1	0	0	0	0	0	1									
23 Adrián González, L OBP: 0.390, SLG: 0.775 66 Kyle Blanks, R OBP: 0.415, SLG: 0.580	K			1-2 HR			F7		K	3	1	1	2	0	1	0									
5 Kevin Kouzmanoff, R OBP: 0.426, SLG: 0.604 4 Nick Hundley, R OBP: 0.341, SLG: 0.462		G6-3		G6-3			K		E5 93 WP	3	0	0	0	0	1	0									
49 Emil Brown, R OBP: 0.340, SLG: 0.444 85 Anthony Contreras, L (8, PH) (8, 10)		G5-3		G6-3			7 PO 1B		F7	3	0	1	0	0	0	0									
7 Chase Headley, S OBP: 0.338, SLG: 0.500 93 Daniel Robertson, R (7, PR) (7, 8)							15 BB 33 G3 2B		1-2 K	2	1	2	0	1	0	0									
12 Scott Hairston, R OBP: 0.270, SLG: 0.394 93 Sawyer Carroll, L (7, 7)	1 SAFE CS			G5-3			33 G3 15 BB 1B		G3	3	0	1	0	0	1	1									
28 Henry Blanco, R OBP: 0.381, SLG: 0.632 1 Everth Cabrera, S OBP: 0.297, SLG: 0.344				K			F3		FC4 15 BB 1B	2	0	0	0	0	1	2									
15 Luis Antonio Rodríguez, S OBP: 0.377, SLG: 0.429				G6-3			1-2 2-3 BB		1-1 2B	3	0	2	3	1	0	0									
Inning Stats	R: 0 E: 0 K: 2 S: 7	H: 0 LOB: 0 BB: 0 P: 7	R: 0 E: 0 K: 0 S: 3	H: 1 LOB: 0 BB: 0 P: 3	R: 0 E: 0 K: 1 S: 5	H: 0 LOB: 0 BB: 0 P: 5	R: 2 E: 0 K: 0 S: 7	H: 2 LOB: 0 BB: 0 P: 8	R: 1 E: 0 K: 0 S: 5	H: 2 LOB: 2 BB: 1 P: 9	R: 0 E: 0 K: 1 S: 5	H: 1 LOB: 0 BB: 0 P: 5	R: 2 E: 1 K: 1 S: 7	H: 1 LOB: 2 BB: 1 P: 11	R: 0 E: 1 K: 2 S: 8	H: 0 LOB: 1 BB: 0 P: 9	R: 1 E: 0 K: 0 S: 6	H: 2 LOB: 1 BB: 0 P: 7	1B: 5 2B: 3 3B: 0 HR: 1	SF: 0 SAC: 0 DP: 0 HBP: 0	WP: 1 PB: 0 SB: 2 CS: 1	PA: 40			
PITCHER	IP	WLS	BF	H	R	ER	SO	BB	IBB	HBP	BLK	WP	HR	S	P	ERA	WHIP								
54 Clayton Richard, L ERA: 7.16	6.0	L	23	6	3	3	4	1	0	0	0	0	1	32	37	4.50	1.167								
47 Mike MacDougal, R ERA: 3.86	2.0		10	1	2	1	3	1	0	0	0	1	0	15	20	4.50	1.000								
Derek Rodríguez, R ERA: 7.71	1.0		5	2	1	1	0	0	0	0	0	0	0	6	7	9.00	2.000								

San Diego Padres @ Chicago White Sox
Camelback Ranch, Glendale, AZ
Wed Apr 01 2009, 4:05 PM EDT
Att.: 4,420 - Sunny - 74 F

AB 36
R 6
H 9
RBI 6
BB 2
SO 7
LOB 16



Batter	1	2	3	4	5	6	7	8	9	AB	R	H	RBI	BB	SO	LOB	BOTTOM								
31 Dewayne Wise, L OBP: 0.317, SLG: 0.574	G3			K			K		20 FC6-4 1B	4	0	1	0	0	2	0									
10 Alexei Ramirez, R OBP: 0.319, SLG: 0.424	G1-3			20 G5-4-3 1B			G4-3		K	4	0	1	0	0	1	1									
20 Carlos Quentin, R OBP: 0.305, SLG: 0.419	G6-3			G5-4-3 1-2			F8		FC6-4 1-2	4	0	0	0	0	0	2									
25 Jim Thome, L OBP: 0.417, SLG: 0.604				G5-3			F9		96 BB 12 BB 1B	2	1	0	0	2	0	0									
23 Jermaine Dye, R OBP: 0.270, SLG: 0.284 96 Jordan Danks, L OBP: 0.375, SLG: 0.375				F9			14 BB 12 FC3-2 1B		15 WP 12 BB 1B	2	0	1	0	0	0	0									
14 Paul Konerko, R OBP: 0.390, SLG: 0.597				K			12 FC3-2 2B		F9	4	0	1	0	0	2	3									
12 A.J. Pierzynski, L OBP: 0.293, SLG: 0.321				18 G1-4-3 1B			FC3-2 2B		15 WP 1B	4	0	2	1	0	0	3									
15 Wilson Betemit, S OBP: 0.355, SLG: 0.632				L7			K		K	3	0	0	0	0	2	5									
18 Brent Lillibridge, R OBP: 0.274, SLG: 0.319				G1-4-3 1-2			P4		P3	3	0	0	0	0	0	1									
Inning Stats	R: 0 E: 0 K: 0 S: 3	H: 0 LOB: 0 BB: 0 P: 3	R: 0 E: 0 K: 1 S: 5	H: 0 LOB: 0 BB: 0 P: 5	R: 0 E: 0 K: 0 S: 3	H: 1 LOB: 0 BB: 0 P: 3	R: 0 E: 0 K: 1 S: 5	H: 1 LOB: 0 BB: 0 P: 5	R: 0 E: 0 K: 1 S: 5	H: 0 LOB: 0 BB: 0 P: 5	R: 1 E: 0 K: 1 S: 7	H: 2 LOB: 2 BB: 1 P: 12	R: 0 E: 0 K: 1 S: 6	H: 1 LOB: 1 BB: 0 P: 6	R: 0 E: 0 K: 2 S: 7	H: 0 LOB: 1 BB: 1 P: 11	1B: 6 2B: 1 3B: 0 HR: 0	SF: 0 SAC: 0 DP: 2 HBP: 0	WP: 1 PB: 0 SB: 0 CS: 0	PA: 34					
PITCHER	IP	WLS	BF	H	R	ER	SO	BB	IBB	HBP	BLK	WP	HR	S	P	ERA	WHIP								
44 Jake Peavy, R ERA: 0.66	5.0	W	17	4	0	0	3	0	0	0	0	0	0	5	5	0.00	0.800								
64 Edwin Moreno, R ERA: 0.66	1.0	H	3	0	0	0	1	0	0	0	0	0	0	5	5	0.00	0.000								
92 Jeremy McBryde, R ERA: 4.5	2.0		10	3	1	1	2	1	0	0	0	1	0	13	18	4.50	2.000								
80 Jon Ellis, R ERA: 1.0	1.0		4	0	0	0	2	1	0	0	0	0	0	7	11	0.00	1.000								

San Diego Padres @ Chicago White Sox
Camelback Ranch, Glendale, AZ
Wed Apr 01 2009, 4:05 PM EDT
Att.: 4,420 - Sunny - 74 F

AB 32
R 1
H 7
RBI 1
BB 2
SO 8
LOB 16



Batter	1	2	3	4	5	6	7	8	9	AB	R	H	RBI	BB	SO	LOB	TOP								
32 Brian Anderson, R OBP: 0.342, SLG: 0.456	P4		G5-3			K		G6-3		4	0	0	0	0	1	1	Chicago White Sox @ Milwaukee Brewers Maryvale Baseball Park, Phoenix, AZ Thu Apr 02 2009, 3:05 PM EDT Att: 2,142 - Sunny - 74 F								
17 Chris Getz, L OBP: 0.397, SLG: 0.426	7 WP 15 2B 1B		L7			L3		L7		4	1	1	0	0	0	0									
7 Josh Fields, R OBP: 0.471, SLG: 0.688 D.J. Carrasco, R	K			L6		K2-3		P4		3	0	0	0	0	2	1									
91 Stefan Gartrell, R (9, FH)	K							P4		0	0	0	0	0	0	0									
15 Wilson Betemit, S OBP: 0.348, SLG: 0.623	2H 2B			G1			K	F9		4	0	1	1	0	1	0									
58 Michael Restovich, R OBP: 0.353, SLG: 0.444	G1-3			G5-3				G5-3		3	0	0	0	0	0	1									
44 Corky Miller, R OBP: 0.324, SLG: 0.559			K					K		3	0	0	0	0	2	0									
18 Brent Lillibridge, R OBP: 0.263, SLG: 0.307			F9					L6		3	0	0	0	0	0	0									
88 Miguel Negron, L OBP: 0.273, SLG: 0.273			G4-3					34 FC6-4 1B		3	0	2	0	0	0	0									
34 Gavin Floyd, R OBP: 0.500, SLG: 0.333 Greg Paiml, R				K				FC6-4 1-2		2	0	0	0	0	1	1									
Inning Stats	R: 1 E: 0 K: 1 S: 7	H: 2 LOB: 1 BB: 0 P: 7	R: 0 E: 0 K: 1 S: 5	H: 0 LOB: 0 BB: 0 P: 5	R: 0 E: 0 K: 1 S: 5	H: 0 LOB: 0 BB: 0 P: 5	R: 0 E: 0 K: 0 S: 3	H: 0 LOB: 0 BB: 0 P: 3	R: 0 E: 0 K: 0 S: 4	H: 1 LOB: 1 BB: 0 P: 4	R: 0 E: 0 K: 2 S: 7	H: 0 LOB: 0 BB: 0 P: 7	R: 0 E: 0 K: 2 S: 7	H: 0 LOB: 0 BB: 0 P: 7	R: 0 E: 0 K: 1 S: 6	H: 1 LOB: 1 BB: 0 P: 6	R: 0 E: 0 K: 0 S: 3	H: 0 LOB: 0 BB: 0 P: 3	1B: 3 2B: 1 3B: 0 HR: 0	SF: 0 SAC: 0 DP: 0 HBP: 0	WP: 1 PB: 0 CS: 0	PA: 31			
PITCHER	IP	WLS	BF	H	R	ER	SO	BB	IBB	HBP	BLK	WP	HR	S	P	ERA	WHIP								
Jeff Suppan, R ERA: 3.54	5.0		18	3	1	1	3	0	0	0	0	1	0	24	24	1.80	0.600								
12 Carlos Villanueva, R ERA: 5.87	1.0	W	3	0	0	0	2	0	0	0	0	0	0	7	7	0.00	0.000								
45 Mark DiFelice, R ERA: 4.11	2.0	H	7	1	0	0	3	0	0	0	0	0	0	13	13	0.00	0.500								
57 Mitch Stetter, L ERA: 1.84	1.0	S	3	0	0	0	0	0	0	0	0	0	0	3	3	0.00	0.000								

Batter	1	2	3	4	5	6	7	8	9	AB	R	H	RBI	BB	SO	LOB	BOTTOM								
23 Rickie Weeks Jr., R OBP: 0.447, SLG: 0.543 97 Adam Heather, R OBP: 0.356, SLG: 0.511	8 FC5-4 BB		K			1 FC5-4 HBP		8 FC6-4 1B		2	0	1	0	1	1	0	Chicago White Sox @ Milwaukee Brewers Maryvale Baseball Park, Phoenix, AZ Thu Apr 02 2009, 3:05 PM EDT Att: 2,142 - Sunny - 74 F								
1 Corey Hart, R OBP: 0.387, SLG: 0.797 12 Carlos Villanueva, R	K		P6		FC5-4		K			3	0	0	0	0	1	2									
11 Mike Rivera, R OBP: 0.333, SLG: 0.700	K				FC5-4					0	0	0	0	0	0	0									
8 Ryan Braun, R OBP: 0.286, SLG: 0.235 96 Lee Haydel, L OBP: 0.500, SLG: 0.500	FC5-4			F9		K		FC6-4		4	0	0	0	0	1	3									
28 Prince Fielder, L OBP: 0.393, SLG: 0.857 30 Craig Counsell, L OBP: 0.460, SLG: 0.568	K			HR		G1-3		F9		3	1	1	1	0	1	1									
7 J.J. Hardy, R OBP: 0.493, SLG: 0.797 15 Logan Schafer, L OBP: 0.286, SLG: 0.286	G6-3			2 BB 25 BB 1B		25 BB 1B BB		P5		2	0	1	0	1	0	0									
25 Mike Cameron, R OBP: 0.354, SLG: 0.509 16 Chris Duffy, L OBP: 0.359, SLG: 0.534				2 BB		2 BB				1	0	1	0	2	0	0									
2 Bill Hall, R OBP: 0.326, SLG: 0.432 57 Mitch Stetter, L				1-2 BB		1-2 BB				0	0	0	0	1	0	0									
18 Jason Kendall, R OBP: 0.246, SLG: 0.406 45 Mark DiFelice, R 98 Zelig Wheeler, R OBP: 1.000, SLG: 2.000				1-2 2-3 BB		1-2 2-3 BB		G6-3		3	0	1	1	1	0	2									
Jeff Suppan, R 27 Brad Nelson, L (5, PH)				G4-3				K		1	0	0	0	0	0	0									
Inning Stats	R: 0 E: 0 K: 2 S: 7	H: 0 LOB: 1 BB: 1 P: 11	R: 0 E: 0 K: 0 S: 3	H: 0 LOB: 1 BB: 1 P: 7	R: 0 E: 0 K: 1 S: 5	H: 0 LOB: 0 BB: 0 P: 5	R: 1 E: 0 K: 0 S: 5	H: 2 LOB: 2 BB: 2 P: 16	R: 0 E: 0 K: 2 S: 7	H: 0 LOB: 1 BB: 0 P: 8	R: 1 E: 0 K: 0 S: 4	H: 2 LOB: 2 BB: 1 P: 8	R: 0 E: 0 K: 1 S: 6	H: 1 LOB: 1 BB: 0 P: 6	R: 0 E: 0 K: 0 S: 3	H: 0 LOB: 1 BB: 1 P: 8	1B: 4 2B: 0 3B: 0 HR: 1	SF: 0 SAC: 0 DP: 1 HBP: 1	WP: 0 PB: 0 CS: 0	PA: 34					
PITCHER	IP	WLS	BF	H	R	ER	SO	BB	IBB	HBP	BLK	WP	HR	S	P	ERA	WHIP								
34 Gavin Floyd, R ERA: 2.42 D.J. Carrasco, R ERA: 4.09	5.0		21	2	1	1	1	2	0	0	0	0	0	13	22	3.00	1.667								




Batter	1	2	3	4	5	6	7	8	9	AB	R	H	RBI	BB	SO	LOB	TOP										
31 Dewayne Wise, L OBP: 0.301, SLG: 0.514	G5-3	K		F9				K		4	0	0	0	1	2	6											
17 Chris Getz, L OBP: 0.350, SLG: 0.440	G1-3		G4-3			2B			F9	2	0	0	0	0	0	0											
18 Brent Lillibridge, R OBP: 0.283, SLG: 0.316										3	1	1	0	0	0	3											
20 Carlos Quentin, R OBP: 0.337, SLG: 0.469				10 1B						1	1	1	0	1	0	0											
81 Salvador Sanchez, R										3	0	0	0	0	2	1											
25 Jim Thome, L OBP: 0.455, SLG: 0.566	G6-3									1	0	0	0	1	0	1											
86 Christian Marrero, L OBP: 0.333, SLG: 0.500										2	0	1	1	0	0	0											
14 Paul Konerko, R OBP: 0.398, SLG: 0.584		F8								1	0	0	0	0	0	0											
15 Wilson Betemit, S OBP: 0.333, SLG: 0.594			F7							3	0	0	0	0	0	3											
10 Alexei Ramirez, R OBP: 0.347, SLG: 0.444	G1-3									2	0	1	1	0	0	0											
Eduardo Escobar, S OBP: 0.667, SLG: 0.500										1	0	1	0	1	0	0											
7 Josh Fields, R OBP: 0.455, SLG: 0.638										2	0	0	0	1	1	3											
77 Javier Castillo, R OBP: 0.412, SLG: 0.462										1	0	0	0	0	1	1											
44 Corky Miller, R OBP: 0.342, SLG: 0.553										4	0	2	0	0	1	1											
32 Brian Anderson, R OBP: 0.375, SLG: 0.464										1	0	1	0	3	0	0											
Inning Stats	R: 0 E: 0 K: 0 S: 6	H: 0 LOB: 1 BB: 1 P: 14	R: 0 E: 0 K: 1 S: 19	H: 2 LOB: 3 BB: 1 P: 29	R: 1 E: 0 K: 1 S: 14	H: 2 LOB: 2 BB: 1 P: 22	R: 0 E: 0 K: 0 S: 7	H: 0 LOB: 0 BB: 1 P: 13	R: 1 E: 0 K: 1 S: 8	H: 1 LOB: 0 BB: 0 P: 14	R: 0 E: 0 K: 1 S: 13	H: 1 LOB: 3 BB: 2 P: 25	R: 0 E: 0 K: 2 S: 13	H: 1 LOB: 2 BB: 2 P: 24	R: 0 E: 0 K: 1 S: 5	H: 0 LOB: 0 BB: 0 P: 8	1B: 6 2B: 2 3B: 0 HR: 0	SF: 1 SAC: 0 DP: 1 HBP: 0	WP: 0 PB: 0 SB: 2 CS: 1	PA: 40							
PITCHER	IP	WLS	BF	H	R	ER	SO	BB	IBB	HBP	BLK	WP	HR	S	P	ERA	WHIP										
52 Jon Garland, R ERA: 5.48	4.0	L	19	4	1	1	2	4	0	0	0	0	0	46	78	2.25	2.000										
57 Jon Rauch, R ERA: 14.46	1.0		4	1	1	1	1	0	0	0	0	0	0	8	14	9.00	1.000										
33 Billy Buckner, R ERA: 3.12	1.0		6	1	0	0	1	2	0	0	0	0	0	13	25	0.00	3.000										
45 Doug Slaten, L ERA: 7.59	1.0		3	1	0	0	0	0	0	0	0	0	0	7	10	0.00	1.000										
66 Hector Ambriz, R ERA:	2.0		8	1	0	0	3	2	0	0	0	0	0	18	32	0.00	1.500										

Chicago White Sox @ Arizona Diamondbacks
Chase Field, Phoenix, AZ
Sat Apr 04 2009, 1:10 PM MST
Att: 17,425 - Sunny - 75 F

livebaseballscorecards.com

AB 31
R 2
H 8
RBI 2
BB 8
SO 7
LOB 19




Batter	1	2	3	4	5	6	7	8	9	AB	R	H	RBI	BB	SO	LOB	BOTTOM										
2 Felipe Lopez, S OBP: 0.404, SLG: 0.480	G3-1									3	0	0	0	0	0	0											
14 Ryan Roberts, R OBP: 0.394, SLG: 0.483										1	0	0	0	0	0	0											
24 Chris Young, R OBP: 0.386, SLG: 0.459	F7									3	0	0	0	0	2	0											
12 Evan Frey, L OBP: 0.293, SLG: 0.434										1	0	0	0	0	0	0											
6 Stephen Drew, L OBP: 0.345, SLG: 0.365										3	0	1	0	0	0	0											
16 Josh Wilson, R OBP: 0.388, SLG: 0.541										1	0	1	0	0	0	0											
34 Conor Jackson, R OBP: 0.280, SLG: 0.246										3	0	1	0	0	1	1											
28 Alex Romero, L OBP: 0.444, SLG: 0.333										0	0	0	0	1	0	0											
18 Chad Tracy, L OBP: 0.424, SLG: 0.567	G1-3									3	0	0	0	0	1	1											
27 Mark Reynolds, R OBP: 0.377, SLG: 0.516										1	0	0	0	0	1	2											
22 Eric Byrnes, R OBP: 0.344, SLG: 0.469	P5									3	0	0	0	0	1	0											
8 Rusty Ryal, R OBP: 0.364, SLG: 0.263										0	0	0	0	0	0	0											
31 Tony Clark, S OBP: 0.366, SLG: 0.528	L8									2	0	0	0	0	1	0											
11 Augie Ojeda, S OBP: 0.382, SLG: 0.367										1	0	0	0	0	0	0											
10 Justin Upton, R OBP: 0.333, SLG: 0.328										3	0	1	0	0	2	0											
26 Miguel Montero, L OBP: 0.415, SLG: 0.523										3	0	0	0	0	0	1											
Inning Stats	R: 0 E: 0 K: 1 S: 11	H: 1 LOB: 1 BB: 0 P: 16	R: 0 E: 0 K: 0 S: 10	H: 0 LOB: 0 BB: 0 P: 14	R: 0 E: 0 K: 1 S: 7	H: 0 LOB: 0 BB: 0 P: 11	R: 0 E: 0 K: 1 S: 9	H: 0 LOB: 0 BB: 0 P: 14	R: 0 E: 0 K: 3 S: 12	H: 0 LOB: 0 BB: 0 P: 16	R: 0 E: 0 K: 1 S: 10	H: 0 LOB: 0 BB: 0 P: 13	R: 0 E: 0 K: 1 S: 9	H: 1 LOB: 1 BB: 0 P: 9	R: 0 E: 0 K: 0 S: 10	H: 1 LOB: 1 BB: 0 P: 12	R: 0 E: 0 K: 1 S: 13	H: 1 LOB: 2 BB: 1 P: 22	1B: 4 2B: 0 3B: 0 HR: 0	SF: 0 SAC: 0 DP: 0 HBP: 0	WP: 0 PB: 0 SB: 0 CS: 0	PA: 32					
PITCHER	IP	WLS	BF	H	R	ER	SO	BB	IBB	HBP	BLK	WP	HR	S	P	ERA	WHIP										
52 Jose Contreras, R ERA: 5.82	4.0	W	13	3	0	0	6	1	0	0	0	0	0	54	72	0.00	0.800										
40 Bartolo Colon, R ERA: 6.6	5.0	S	19	3	0	0	6	1	0	0	0	0	0	54	72	0.00	0.800										

Chicago White Sox @ Arizona Diamondbacks
Chase Field, Phoenix, AZ
Sat Apr 04 2009, 1:10 PM MST
Att: 17,425 - Sunny - 75 F

livebaseballscorecards.com

AB 31
R 0
H 4
RBI 0
BB 1
SO 9
LOB 5



Batter	1	2	3	4	5	6	7	8	9	AB	R	H	RBI	BB	SO	LOB	TOP			
2 Coco Crisp, S OBP: 0.250, SLG: 0.375										3	0	1	1	0	1	0	Kansas City Royals @ Chicago White Sox U.S. Cellular Field, Chicago, IL Wed Apr 08 2009, 8:11 PM EDT Att: 22,817 - Cloudy - 51 F			
9 David DeJesus, L OBP: 0.111, SLG: 0.111										4	0	0	0	0	2	2				
24 Mark Teahen, L OBP: 0.556, SLG: 0.571										4	0	2	1	0	1	0				
11 Jose Guillen, R OBP: 0.222, SLG: 0.125 8 Willie Bloomquist, R (8, 9)										4	0	0	0	0	1	2				
17 Mike Jacobs, L (1, 3)										3	0	0	0	1	2	0				
16 Billy Butler, R (1, 10)										4	0	0	0	0	2	2				
4 Alex Gordon, L OBP: 0.375, SLG: 0.714										3	0	1	0	1	1	0				
21 Miguel Olivo, R OBP: 0.250, SLG: 0.375										4	0	0	0	0	3	4				
30 Mike Aviles, R OBP: 0.429, SLG: 0.500										3	2	2	0	0	0	0				
Inning Stats	R: 0 E: 0 K: 2 S: 7	H: 0 LOB: 0 BB: 0 P: 11	R: 0 E: 0 K: 0 S: 5	H: 0 LOB: 0 BB: 0 P: 8	R: 1 E: 0 K: 2 S: 10	H: 2 LOB: 1 BB: 0 P: 19	R: 0 E: 0 K: 2 S: 11	H: 1 LOB: 3 BB: 2 P: 23	R: 1 E: 0 K: 1 S: 8	H: 2 LOB: 1 BB: 0 P: 11	R: 0 E: 0 K: 2 S: 9	H: 1 LOB: 1 BB: 0 P: 14	R: 0 E: 0 K: 0 S: 6	H: 0 LOB: 0 BB: 0 P: 10	R: 0 E: 0 K: 1 S: 6	H: 0 LOB: 0 BB: 0 P: 13		1B: 4 2B: 2 3B: 0 HR: 0	SF: 0 SAC: 1 DP: 0 HBP: 0	WP: 1 PB: 0 SB: 0 CS: 0
PITCHER	IP WLS BF H R ER SO BB IBB HBP BLK WP HR S P ERA WHIP	IP WLS BF H R ER SO BB IBB HBP BLK WP HR S P ERA WHIP	IP WLS BF H R ER SO BB IBB HBP BLK WP HR S P ERA WHIP	IP WLS BF H R ER SO BB IBB HBP BLK WP HR S P ERA WHIP	IP WLS BF H R ER SO BB IBB HBP BLK WP HR S P ERA WHIP	IP WLS BF H R ER SO BB IBB HBP BLK WP HR S P ERA WHIP	IP WLS BF H R ER SO BB IBB HBP BLK WP HR S P ERA WHIP	IP WLS BF H R ER SO BB IBB HBP BLK WP HR S P ERA WHIP	IP WLS BF H R ER SO BB IBB HBP BLK WP HR S P ERA WHIP	IP WLS BF H R ER SO BB IBB HBP BLK WP HR S P ERA WHIP	IP WLS BF H R ER SO BB IBB HBP BLK WP HR S P ERA WHIP	IP WLS BF H R ER SO BB IBB HBP BLK WP HR S P ERA WHIP	IP WLS BF H R ER SO BB IBB HBP BLK WP HR S P ERA WHIP	IP WLS BF H R ER SO BB IBB HBP BLK WP HR S P ERA WHIP	IP WLS BF H R ER SO BB IBB HBP BLK WP HR S P ERA WHIP	IP WLS BF H R ER SO BB IBB HBP BLK WP HR S P ERA WHIP	IP WLS BF H R ER SO BB IBB HBP BLK WP HR S P ERA WHIP			
34 Gavin Floyd, R ERA: 2.57	(1, 1)	7.0 L	29 6	2 2	2 2	9 9	2 2	0 0	0 0	0 0	0 0	1 1	0 0	0 0	0 0	0 0	0.00 0.000	0.000 1.143		
37 Matt Thornton, L ERA:	(8, 1)	1.0	3	0	0	0	1	0	0	0	0	0	0	0	0	0	0.00 0.000	0.000 0.000		
71 Scott Linebrink, R ERA:	(9, 1)	1.0	3	0	0	0	3	0	0	0	0	0	0	0	0	0	0.00 0.000	0.000 0.000		

Batter	1	2	3	4	5	6	7	8	9	AB	R	H	RBI	BB	SO	LOB	BOTTOM					
31 Dewayne Wise, L (1, 8)										4	0	0	0	0	1	1	Kansas City Royals @ Chicago White Sox U.S. Cellular Field, Chicago, IL Wed Apr 08 2009, 8:11 PM EDT Att: 22,817 - Cloudy - 51 F					
17 Chris Getz, L OBP: 0.250, SLG: 0.375										4	0	0	0	0	1	0						
20 Carlos Quentin, R (1, 7)										2	0	0	0	1	1	0						
25 Jim Thome, L OBP: 0.500, SLG: 0.857										3	0	0	0	1	1	2						
23 Jermaine Dye, R OBP: 0.500, SLG: 0.500										4	0	2	0	0	2	1						
14 Paul Konerko, R OBP: 0.197, SLG: 0.167										3	0	0	0	0	1	3						
12 A.J. Pierzynski, L OBP: 0.333, SLG: 0.333										3	0	1	0	0	0	2						
10 Alexei Ramirez, R (1, 6)										3	0	0	0	0	1	2						
7 Josh Fields, R OBP: 0.500, SLG: 0.400										2	0	0	0	1	0	1						
Inning Stats	R: 0 E: 0 K: 1 S: 10	H: 0 LOB: 0 BB: 0 P: 17	R: 0 E: 0 K: 0 S: 8	H: 1 LOB: 1 BB: 1 P: 16	R: 0 E: 0 K: 1 S: 9	H: 0 LOB: 0 BB: 1 P: 15	R: 0 E: 0 K: 3 S: 11	H: 0 LOB: 1 BB: 0 P: 16	R: 0 E: 0 K: 1 S: 9	H: 1 LOB: 0 BB: 0 P: 12	R: 0 E: 0 K: 1 S: 9	H: 0 LOB: 1 BB: 1 P: 17	R: 0 E: 0 K: 0 S: 10	H: 0 LOB: 0 BB: 0 P: 15	R: 0 E: 0 K: 0 S: 7	H: 0 LOB: 0 BB: 0 P: 8		R: 0 E: 0 K: 1 S: 7	H: 0 LOB: 0 BB: 0 P: 13	1B: 3 2B: 0 3B: 0 HR: 0	SF: 0 SAC: 0 DP: 1 HBP: 1	WP: 0 PB: 0 SB: 0 CS: 1
PITCHER	IP WLS BF H R ER SO BB IBB HBP BLK WP HR S P ERA WHIP	IP WLS BF H R ER SO BB IBB HBP BLK WP HR S P ERA WHIP	IP WLS BF H R ER SO BB IBB HBP BLK WP HR S P ERA WHIP	IP WLS BF H R ER SO BB IBB HBP BLK WP HR S P ERA WHIP	IP WLS BF H R ER SO BB IBB HBP BLK WP HR S P ERA WHIP	IP WLS BF H R ER SO BB IBB HBP BLK WP HR S P ERA WHIP	IP WLS BF H R ER SO BB IBB HBP BLK WP HR S P ERA WHIP	IP WLS BF H R ER SO BB IBB HBP BLK WP HR S P ERA WHIP	IP WLS BF H R ER SO BB IBB HBP BLK WP HR S P ERA WHIP	IP WLS BF H R ER SO BB IBB HBP BLK WP HR S P ERA WHIP	IP WLS BF H R ER SO BB IBB HBP BLK WP HR S P ERA WHIP	IP WLS BF H R ER SO BB IBB HBP BLK WP HR S P ERA WHIP	IP WLS BF H R ER SO BB IBB HBP BLK WP HR S P ERA WHIP	IP WLS BF H R ER SO BB IBB HBP BLK WP HR S P ERA WHIP	IP WLS BF H R ER SO BB IBB HBP BLK WP HR S P ERA WHIP	IP WLS BF H R ER SO BB IBB HBP BLK WP HR S P ERA WHIP	IP WLS BF H R ER SO BB IBB HBP BLK WP HR S P ERA WHIP					
23 Zack Greinke, R ERA:	(1, 1)	6.0 W	23 3	0 0	0 0	0 0	0 0	0 0	0 0	0 0	0 0	0 0	0 0	0 0	0 0	0.00 0.000	1.000 0.000					
37 Juan Cruz, R ERA:	(7, 1)	2.0 H	6 0	0 0	0 0	0 0	0 0	0 0	0 0	0 0	0 0	0 0	0 0	0 0	0 0	0.00 0.000	0.000 0.000					
48 Joakim Soria, R ERA:	(9, 1)	1.0 S	3 0	0 0	0 0	0 0	0 0	0 0	0 0	0 0	0 0	0 0	0 0	0 0	0 0	0.00 0.000	0.000 0.000					

Batter	1	2	3	4	5	6	7	8	9	AB	R	H	RBI	BB	SO	LOB	TOP										
2 Coco Crisp, S OBP: 0.482, SLG: 0.818	G5-3		L6-4 9 1B BB		FC4-6 9 BB		2B		2H HR	3	1	2	2	2	0	0	Kansas City Royals @ Chicago White Sox U.S. Cellular Field, Chicago, IL Thu Apr 09 2009, 2:05 PM EDT Att: 18,091 - Sunny - 53 F										
9 David DeJesus, L OBP: 0.214, SLG: 0.286	G6-3		1B		FC4-6		G4-3		2B	5	0	2	0	0	0	4											
24 Mark Teahen, L OBP: 0.357, SLG: 0.333	G5-3		L6-4		G6-3		K		K	5	0	0	0	0	2	8											
11 Jose Guillen, R OBP: 0.286, SLG: 0.167	K		K		K		4 F9 4 S BB		G6-3	4	0	1	0	1	2	1											
16 Billy Butler, R 17 Mike Jacobs, L	E5 4 FC3-6		G6-3		K		K		K	3	0	0	0	0	1	1											
4 Alex Gordon, L OBP: 0.333, SLG: 0.500	FC3-6		HBP		F9		K		K	1	0	0	0	0	1	1											
30 Mike Aviles, R OBP: 0.273, SLG: 0.300	F7		K		L7		K		K	3	0	0	0	0	1	3											
14 John Buck, R OBP: 0.250, SLG: 0.250			9 1B 2 BB 1B		P3		L9		G6-3	4	0	1	0	0	0	0											
8 Willie Bloomquist, R OBP: 0.500, SLG: 0.500			K		FC4-6 9 2 BB 1B		2B		2 HR 2B	2	0	1	0	0	1	1											
13 Alberto Callaspo, S OBP: 1.000, SLG: 1.500										2	1	2	0	0	0	0											
Inning Stats	R: 0 E: 0 K: 0 S: 9	H: 0 LOB: 0 BB: 0 P: 11	R: 0 E: 1 K: 1 S: 10	H: 0 LOB: 1 BB: 0 P: 16	R: 0 E: 0 K: 1 S: 12	H: 2 LOB: 2 BB: 1 P: 22	R: 0 E: 0 K: 2 S: 11	H: 0 LOB: 1 BB: 0 P: 17	R: 0 E: 0 K: 0 S: 7	H: 1 LOB: 2 BB: 1 P: 14	R: 0 E: 0 K: 1 S: 6	H: 0 LOB: 1 BB: 1 P: 15	R: 0 E: 0 K: 1 S: 13	H: 2 LOB: 2 BB: 0 P: 18	R: 0 E: 0 K: 3 S: 11	H: 1 LOB: 1 BB: 0 P: 19	R: 2 E: 0 K: 1 S: 12	H: 3 LOB: 1 BB: 0 P: 16	1B: 5 2B: 4 HR: 1	SF: 0 SAC: 0 DP: 1 HBP: 1	WP: 0 PB: 0 SB: 2 CS: 0	PA: 40					
PITCHER	IP	WLS	BF	H	R	ER	SO	BB	IBB	HBP	BLK	WP	HR	S	P	ERA	WHIP										
50 John Danks, L	6.0		25	3	0	0	5	3	0	1	0	0	0	55	95	0.00	1.000										
47 Mike MacDougal, R	0.1		3	2	0	0	0	0	0	0	0	0	0	7	10	0.00	6.000										
37 Matt Thornton, L	0.2		2	0	0	0	1	0	0	0	0	0	0	6	8	0.00	0.000										
26 Octavio Dotel, R	1.0		4	1	0	0	3	0	0	0	0	0	0	11	19	0.00	1.000										
45 Bobby Jenks, R	1.0	L	6	3	2	2	1	0	0	0	0	0	1	12	16	18.00	3.000										
Batter	1	2	3	4	5	6	7	8	9	AB	R	H	RBI	BB	SO	LOB	BOTTOM										
17 Chris Getz, L OBP: 0.167, SLG: 0.250	G6-3		G3			K		FC6-4		4	0	0	0	0	1	2	Kansas City Royals @ Chicago White Sox U.S. Cellular Field, Chicago, IL Thu Apr 09 2009, 2:05 PM EDT Att: 18,091 - Sunny - 53 F										
12 A.J. Pierzynski, L OBP: 0.200, SLG: 0.200	P5		G3-1		G4-3		F8			4	0	0	0	0	2												
20 Carlos Quentin, R OBP: 0.417, SLG: 0.250	BB		K		25 26 BB		2B		25 23 G6-3 2B	2	1	1	0	2	1												
25 Jim Thome, L OBP: 0.333, SLG: 0.545	K		K		2-6		P2		G6-3	4	0	0	0	2	2												
23 Jermaine Dye, R OBP: 0.417, SLG: 0.417	L7		P6		1B		G6-3		G6-3	4	0	1	1	0	0												
14 Paul Konerko, R OBP: 0.300, SLG: 0.222			31 FC6 1B		K		F7		10 E BB	3	0	1	0	1	1												
18 Brent Lillibridge, R										0	0	0	0	0	0												
10 Alexei Ramirez, R	F8		K		K		K		E5	4	0	0	0	0	2												
31 Dewayne Wise, L																											
32 Brian Anderson, R	FC6																										
15 Wilson Betemit, S																											
7 Josh Fields, R OBP: 0.556, SLG: 0.429			12 G3-1 17 G3 1B		K		FC6-4 BB			2	0	1	0	1	1	0											
Inning Stats	R: 0 E: 0 K: 1 S: 11	H: 0 LOB: 1 BB: 1 P: 20	R: 0 E: 0 K: 0 S: 10	H: 1 LOB: 0 BB: 0 P: 15	R: 0 E: 0 K: 1 S: 9	H: 1 LOB: 1 BB: 0 P: 14	R: 0 E: 0 K: 2 S: 10	H: 0 LOB: 0 BB: 0 P: 13	R: 0 E: 0 K: 0 S: 8	H: 0 LOB: 0 BB: 0 P: 13	R: 0 E: 0 K: 1 S: 6	H: 0 LOB: 1 BB: 1 P: 12	R: 0 E: 0 K: 1 S: 13	H: 1 LOB: 1 BB: 0 P: 16	R: 0 E: 0 K: 1 S: 9	H: 0 LOB: 1 BB: 1 P: 15	R: 1 E: 1 K: 1 S: 13	H: 1 LOB: 2 BB: 1 P: 25	1B: 3 2B: 1 HR: 0	SF: 0 SAC: 0 DP: 0 HBP: 0	WP: 0 PB: 0 SB: 0 CS: 0	PA: 35					
PITCHER	IP	WLS	BF	H	R	ER	SO	BB	IBB	HBP	BLK	WP	HR	S	P	ERA	WHIP										
28 Kyle Davies, R	7.0		26	3	0	0	8	2	0	0	0	0	0	67	103	0.00	0.714										
32 Ron Mahay, L	1.0	W	4	0	0	0	1	1	0	0	0	0	0	9	15	0.00	1.000										
48 Joaquin Soria, R	1.0	S	6	1	1	1	1	1	0	0	0	0	0	13	25	9.00	2.000										

Batter	1	2	3	4	5	6	7	8	9	AB	R	H	RBI	BB	SO	LOB	TOP										
2 Denard Span, L OBP: 0.481, SLG: 0.476	P6		1 SAFE 4-1 BB		1 SAFE 4-2 BB		4-2 BB		3-3 K	2	0	0	0	3	1	1	Minnesota Twins @ Chicago White Sox U.S. Cellular Field, Chicago, IL Sat Apr 11 2009, 4:05 PM EDT Att: 33,935 - Sunny - 41 F										
25 Alexi Casilla, S OBP: 0.296, SLG: 0.346	G1-3		1-1 SAFE P5		1-1 SAFE P5		1-1 SAFE G3			4	0	0	0	0	0	7											
33 Justin Morneau, L OBP: 0.240, SLG: 0.522 32 Brian Buscher, L (8, PH) (8, 3)	K		2-2 G4-3			1-2 G3		1-3 K	3	0	0	0	0	1	2	1											
16 Jason Kubel, L OBP: 0.350, SLG: 0.333		2-2 F9		3-2 F9		3-2 F9		0-1 5 1B	4	0	1	0	0	0	0	0											
5 Michael Cuddyer, R OBP: 0.320, SLG: 0.304		2-2 1B		0-2 P2		0-1 G5-3		1-1 23 G6-4-3	4	0	2	0	0	0	0	0											
24 Joe Crede, R OBP: 0.250, SLG: 0.364 23 Brendan Harris, R (8, PH) (8, 5)	F9		1 SAFE 0-2 F9		3-2 G6-3		0-1 P4	1-1 G6-4-3	3	0	0	0	0	0	0	1											
22 Carlos Gómez, R OBP: 0.200, SLG: 0.316		2-0 F8			2-1 G1-3		1-0 2 1B	3-3 K	4	0	1	0	0	1	1	1											
55 Mike Redmond, R OBP: 0.300, SLG: 0.333			0-1 G1-3		0-3 K		1-3 K	1-2 G3	4	0	0	0	0	2	1	1											
8 Nick Punto, S OBP: 0.500, SLG: 0.357			0-2 2 BB 1B		1-1 2 BB 1B		4-1 2 S BB	4-1 BB	2	0	2	0	2	0	0	0											
Inning Stats	R: 0 E: 0 K: 1 S: 9	H: 0 LOB: 0 BB: 0 P: 14	R: 0 E: 0 K: 0 S: 11	H: 1 LOB: 1 BB: 0 P: 17	R: 0 E: 0 K: 0 S: 9	H: 1 LOB: 2 BB: 1 P: 14	R: 0 E: 0 K: 0 S: 11	H: 0 LOB: 0 BB: 0 P: 17	R: 0 E: 0 K: 1 S: 12	H: 1 LOB: 2 BB: 1 P: 20	R: 0 E: 0 K: 0 S: 8	H: 0 LOB: 0 BB: 0 P: 12	R: 0 E: 0 K: 1 S: 11	H: 1 LOB: 2 BB: 2 P: 22	R: 0 E: 0 K: 1 S: 10	H: 2 LOB: 1 BB: 0 P: 13	R: 0 E: 0 K: 2 S: 10	H: 0 LOB: 1 BB: 1 P: 21	1B: 6 2B: 0 3B: 0 HR: 0	SF: 0 SAC: 0 DP: 1 HBP: 0	WP: 0 PB: 0 SB: 3 CS: 0	PA: 37					
PITCHER	IP	WLS	BF	H	R	ER	SO	BB	IBB	HBP	BLK	WP	HR	S	P	ERA	WHIP										
40 Bartolo Colon, R ERA: 7.71	6.0	W	23	3	0	0	2	2	0	0	0	0	0	60	94	0.00	0.833										
26 Octavio Dotel, R ERA: 7.71	0.2		5	1	0	0	1	2	0	0	0	0	0	9	19	0.00	4.500										
37 Matt Thornton, L ERA: 7.71	0.1	H	1	0	0	0	0	0	0	0	0	0	0	2	3	0.00	0.000										
47 Mike MacDougal, R ERA: 7.71	2.0		8	2	0	0	3	1	0	0	0	0	0	20	34	0.00	1.500										

Batter	1	2	3	4	5	6	7	8	9	AB	R	H	RBI	BB	SO	LOB	BOTTOM										
18 Brent Lillibridge, R (1, 4)	23 F8 20 S BB		0-0 F8		0-0 SH2-3		0-2 G6-3		4-0 BB	2	0	0	0	2	0	0	Minnesota Twins @ Chicago White Sox U.S. Cellular Field, Chicago, IL Sat Apr 11 2009, 4:05 PM EDT Att: 33,935 - Sunny - 41 F										
7 Josh Fields, R OBP: 0.556, SLG: 0.462	K		1-1 2B		4-1 23 BB 20 1B 14 BB BB		2-1 F9	3-3 K	4	1	1	0	1	2	4												
20 Carlos Quentin, R OBP: 0.455, SLG: 0.688	14 FC6-4 HBP		0-1 F7		2-1 14 BB 15 FC5 1B		1-0 HR	0-1 G6-3	4	2	2	1	0	0	1												
23 Jermaine Dye, R OBP: 0.368, SLG: 0.333 31 Dewayne Wise, L OBP: 0.133, SLG: 0.133	F8		2-3 K		4-0 15 FC5 14 BB BB		2-1 32 1B 15 BB 44 1B 1B	1-3 K	3	1	1	1	1	1	2												
14 Paul Konerko, R OBP: 0.316, SLG: 0.471	FC6-4		1-0 F9		1-1 10 1B 15 FC5 BB		4-2 L7	2-3 K	4	1	0	1	1	1	3												
15 Wilson Betemit, S OBP: 0.333, SLG: 0.400		0-3 K		2-1 10 1B 2B		0-1 FC5	4-2 32 1B 44 1B BB	1-2 BB	3	2	1	1	1	1	2												
10 Alexei Ramirez, R OBP: 0.167, SLG: 0.118	F8		1-0 F8		1-2 2H 1B		3-2 1-3 2H 1B	K	4	0	2	2	0	1	2												
32 Brian Anderson, R OBP: 0.167, SLG: 0.167	F7		1-1 F7		1-0 G6-3		1-2 18 BB 44 1B 1B	2-3 1B	4	0	1	0	0	1	3												
44 Corky Miller, R OBP: 0.500, SLG: 0.500			3-2 G6-3		0-1 20 1B 18 SH2-3 23 BB 1B		0-3 K	2-0 18 BB 1B	4	1	2	2	0	1	0												
Inning Stats	R: 0 E: 0 K: 1 S: 8	H: 0 LOB: 2 BB: 1 P: 15	R: 0 E: 0 K: 1 S: 6	H: 0 LOB: 0 BB: 0 P: 8	R: 0 E: 0 K: 0 S: 9	H: 1 LOB: 1 BB: 0 P: 13	R: 1 E: 0 K: 1 S: 11	H: 2 LOB: 1 BB: 0 P: 18	R: 4 E: 0 K: 1 S: 17	H: 3 LOB: 2 BB: 3 P: 35	R: 0 E: 0 K: 1 S: 10	H: 0 LOB: 0 BB: 0 P: 12	R: 3 E: 0 K: 2 S: 20	H: 4 LOB: 3 BB: 2 P: 38	R: 0 E: 0 K: 2 S: 9	H: 0 LOB: 0 BB: 0 P: 12	1B: 7 2B: 2 3B: 0 HR: 1	SF: 0 SAC: 1 DP: 0 HBP: 1	WP: 0 PB: 0 SB: 1 CS: 0	PA: 41							
PITCHER	IP	WLS	BF	H	R	ER	SO	BB	IBB	HBP	BLK	WP	HR	S	P	ERA	WHIP										
47 Francisco Liriano, L ERA: 6.94	4.2	L	25	6	5	5	3	4	0	1	0	0	0	48	85	9.64	2.143										
54 Matt Guerrier, R ERA: 7.71	1.1		4	0	0	0	2	0	0	0	0	0	0	13	16	0.00	0.000										
38 Philip Humber, R ERA: 10.13	0.2		8	4	3	3	1	2	0	0	0	0	1	16	31	40.50	9.000										
28 Jesse Crain, R ERA: 4.5	0.1		1	0	0	0	1	0	0	0	0	0	0	4	7	0.00	0.000										
18 Luis Ayala, R ERA: 4.5	1.0		3	0	0	0	2	0	0	0	0	0	0	9	12	0.00	0.000										

AB	32
R	0
H	6
RBI	0
BB	5
SO	6
LOB	15



Batter	1	2	3	4	5	6	7	8	9	AB	R	H	RBI	BB	SO	LOB	TOP										
2 Denard Span, L (1, 9) OBP: 0.419, SLG: 0.400	F9		G6-3			L7		F8		4	0	0	0	0	0	1											
23 Brendan Harris, R (1, 4) OBP: 0.375, SLG: 0.375	G6-3		G6-3			F9			5 BB 33 1B	4	0	1	0	0	0	0											
33 Justin Morneau, L (1, 10) OBP: 0.276, SLG: 0.519	FC5-4 1B			P5			G3-1		5 BB 1B	4	0	2	0	0	0	0											
5 Michael Cuddyer, R (1, 3) OBP: 0.310, SLG: 0.269	FC5-4 1-2			F7			K		21 BB G6-3	3	0	0	0	1	1	1											
24 Joe Crede, R (1, 5) OBP: 0.250, SLG: 0.320	F7			K					K	3	0	0	0	1	2	3											
21 Delmon Young, R (1, 7) OBP: 0.133, SLG: 0.333	HR					K			G6-3	4	1	1	1	0	2	4											
22 Carlos Gómez, R (1, 8) OBP: 0.174, SLG: 0.273	G5-3					K				3	0	0	0	0	2	0											
55 Mike Redmond, R (1, 2) OBP: 0.231, SLG: 0.250	G5-3					K2-3			F9	3	0	0	0	0	1	0											
8 Nick Punto, S (1, 6) OBP: 0.476, SLG: 0.353							G4-3			3	0	1	0	0	1	0											
Inning Stats	R: 0 E: 0 K: 0 S: 12	H: 1 LOB: 1 BB: 0 P: 19	R: 1 E: 0 K: 0 S: 8	H: 1 LOB: 0 BB: 0 P: 16	R: 0 E: 0 K: 1 S: 9	H: 0 LOB: 0 BB: 0 P: 14	R: 0 E: 0 K: 1 S: 12	H: 0 LOB: 0 BB: 0 P: 16	R: 0 E: 0 K: 3 S: 12	H: 0 LOB: 0 BB: 0 P: 15	R: 0 E: 0 K: 0 S: 7	H: 0 LOB: 0 BB: 0 P: 14	R: 0 E: 0 K: 2 S: 13	H: 0 LOB: 1 BB: 1 P: 18	R: 0 E: 0 K: 1 S: 9	H: 1 LOB: 1 BB: 0 P: 12	R: 0 E: 0 K: 1 S: 8	H: 2 LOB: 2 BB: 1 P: 16	1B: 4 2B: 0 3B: 0 HR: 1	SF: 0 SAC: 0 DP: 1 HBP: 0	WP: 0 PB: 0 CS: 0	PA: 33					
PITCHER	IP	WLS	BF	H	R	ER	SO	BB	IBB	HBP	BLK	WP	HR	S	P	ERA	WHIP										
56 Mark Buehrle, L ERA: 2.38	6.1	W	21	2	1	1	5	0	0	0	0	0	1	61	95	1.42	0.316										
26 Octavio Dotel, R ERA:	0.2	H	3	0	0	0	2	1	0	0	0	0	0	12	17	0.00	1.500										
71 Scott Linebrink, R ERA:	1.0		4	1	0	0	1	0	0	0	0	0	0	9	12	0.00	1.000										
54 Clayton Richard, L ERA: 6.0	0.0		3	2	0	0	0	1	0	0	0	0	0	4	10	∞	∞										
45 Bobby Jenks, R ERA: 6.0	1.0	S	2	0	0	0	1	0	0	0	0	0	0	4	6	0.00	0.000										

Minnesota Twins @ Chicago White Sox
U.S. Cellular Field, Chicago, IL
Sun Apr 12 2009, 2:05 PM EDT
Att: 25,571 - Sunny - 33 F

AB 31
R 1
H 5
RBI 1
BB 2
SO 9
LOB 9



Batter	1	2	3	4	5	6	7	8	9	AB	R	H	RBI	BB	SO	LOB	BOTTOM										
17 Chris Getz, L (1, 4) OBP: 0.263, SLG: 0.235	F7		F7			E3				3	0	0	0	0	0	3											
18 Brent Lillibridge, R (7, PR)										0	1	0	0	0	0	0											
7 Josh Fields, R (1, 5) OBP: 0.500, SLG: 0.412	L4		FC5-4			F9				4	0	1	1	0	0	4											
20 Carlos Quentin, R (1, 7) OBP: 0.423, SLG: 0.632	G1-3									3	1	1	1	0	0	0											
25 Jim Thome, L (1, 10) OBP: 0.250, SLG: 0.526	F9									4	1	1	2	0	2	1											
23 Jermaine Dye, R (1, 9) OBP: 0.348, SLG: 0.455	F9									4	1	1	1	0	0	0											
14 Paul Konerko, R (1, 3) OBP: 0.304, SLG: 0.429	G6-3									4	1	1	0	0	0	0											
12 A.J. Pierzynski, L (1, 2) OBP: 0.167, SLG: 0.167	G4-3									4	0	1	0	0	0	1											
10 Alexei Ramirez, R (1, 6) OBP: 0.227, SLG: 0.150										3	1	1	0	1	0	2											
31 Deweyane Wise, L (1, 8) OBP: 0.222, SLG: 0.222										3	0	2	0	0	1	1											
Inning Stats	R: 0 E: 0 K: 0 S: 7	H: 0 LOB: 0 BB: 0 P: 15	R: 0 E: 0 K: 0 S: 9	H: 0 LOB: 0 BB: 0 P: 15	R: 0 E: 0 K: 0 S: 12	H: 1 LOB: 2 BB: 1 P: 18	R: 0 E: 0 K: 1 S: 5	H: 0 LOB: 0 BB: 0 P: 6	R: 1 E: 1 K: 0 S: 13	H: 2 LOB: 2 BB: 0 P: 18	R: 2 E: 0 K: 0 S: 14	H: 2 LOB: 0 BB: 0 P: 21	R: 2 E: 0 K: 1 S: 8	H: 2 LOB: 1 BB: 0 P: 15	R: 1 E: 0 K: 1 S: 14	H: 2 LOB: 1 BB: 0 P: 21	1B: 7 2B: 0 3B: 0 HR: 2	SF: 1 SAC: 1 DP: 0 HBP: 1	WP: 0 PB: 0 CS: 0	PA: 36							
PITCHER	IP	WLS	BF	H	R	ER	SO	BB	IBB	HBP	BLK	WP	HR	S	P	ERA	WHIP										
53 Nick Blackburn, R ERA: 5.73	6.0	L	26	6	4	3	1	1	0	0	0	0	1	61	95	4.50	1.167										
49 Craig Breslow, L ERA: 6.75	0.1		2	0	0	0	0	0	0	1	0	0	0	1	4	0.00	0.000										
28 Jesse Crain, R ERA: 3.38	0.2		3	1	1	1	1	0	0	0	0	0	0	6	9	13.50	1.500										
36 Joe Nathan, R ERA: 4.5	1.0		5	2	1	1	1	0	0	0	0	0	1	14	21	9.00	2.000										

Minnesota Twins @ Chicago White Sox
U.S. Cellular Field, Chicago, IL
Sun Apr 12 2009, 2:05 PM EDT
Att: 25,571 - Sunny - 33 F

AB 32
R 6
H 9
RBI 5
SO 3
LOB 12




Batter	1	2	3	4	5	6	7	8	9	AB	R	H	RBI	BB	SO	LOB	TOP								
18 Brent Lillibridge, R OBP: 0.250, SLG: 0.200	G5-3		2B	G1-5-3	K		K		K	6	1	1	0	0	3	4	Chicago White Sox @ Detroit Tigers Comerica Park, Detroit, MI Mon Apr 13 2009, 1:05 PM EDT Att: 21,850 - Cloudy - 37 F								
7 Josh Fields, R OBP: 0.464, SLG: 0.364	F8		2B	20 HR		G6-3	K		K	5	2	1	0	1	2	2									
20 Carlos Quentin, R OBP: 0.469, SLG: 0.875			2B	20 HR			L7		P6	5	3	3	4	1	0	2									
25 Jim Thome, L OBP: 0.280, SLG: 0.478	G6-3		1B	G3						4	0	1	0	1	1	1									
23 Jermaine Dye, R OBP: 0.393, SLG: 0.630			K	L4						5	2	3	1	0	1	3									
14 Paul Konerko, R OBP: 0.393, SLG: 0.692			2B							5	2	4	4	0	0	2									
12 A.J. Pierzynski, L OBP: 0.217, SLG: 0.182			1B							4	0	1	0	1	1	5									
10 Alexei Ramirez, R OBP: 0.222, SLG: 0.160			1B							5	0	1	1	0	2	6									
31 Dewayne Wise, L OBP: 0.238, SLG: 0.238	F8		1B							3	0	1	0	0	0	2									
32 Brian Anderson, R OBP: 0.375, SLG: 0.167			1B							0	0	0	0	2	0	0									
Inning Stats	R: 0 E: 0 K: 0 S: 9	H: 0 LOB: 1 BB: 1 P: 16	R: 2 E: 0 K: 0 S: 14	H: 3 LOB: 0 BB: 2 P: 24	R: 4 E: 0 K: 1 S: 19	H: 4 LOB: 2 BB: 2 P: 33	R: 2 E: 0 K: 0 S: 9	H: 2 LOB: 0 BB: 0 P: 13	R: 0 E: 0 K: 2 S: 12	H: 2 LOB: 2 BB: 0 P: 17	R: 2 E: 0 K: 2 S: 19	H: 3 LOB: 2 BB: 1 P: 35	R: 0 E: 0 K: 2 S: 9	H: 0 LOB: 1 BB: 1 P: 17	R: 0 E: 0 K: 1 S: 12	H: 2 LOB: 2 BB: 0 P: 19	R: 0 E: 0 K: 2 S: 9	H: 0 LOB: 1 BB: 1 P: 14	1B: 8 2B: 4 HR: 4	SF: 0 SAC: 0 DP: 1 HBP: 0	WP: 0 PB: 0 SB: 2 CS: 0	PA: 48			
PITCHER	IP	WLS	BF	H	R	ER	SO	BB	IBB	HBP	BLK	WP	HR	S	P	ERA	WHIP								
31 Zach Miner, R ERA: 9.0	3.1	L	21	9	8	8	1	3	0	0	0	0	3	47	79	21.60	3.600								
49 Eddie Bonine, R ERA: 5.88	2.2		14	5	2	2	4	0	1	0	0	0	1	35	59	6.75	1.875								
59 Juan Rincon, R ERA: 5.68	3.0		13	2	0	0	5	2	0	0	0	0	0	30	50	0.00	1.333								

Batter	1	2	3	4	5	6	7	8	9	AB	R	H	RBI	BB	SO	LOB	BOTTOM								
28 Curtis Granderson, L OBP: 0.243, SLG: 0.412	G4-3	G4-3		G3		L7		K		5	0	0	0	0	1	3	Chicago White Sox @ Detroit Tigers Comerica Park, Detroit, MI Mon Apr 13 2009, 1:05 PM EDT Att: 21,850 - Cloudy - 37 F								
14 Placido Polanco, R OBP: 0.394, SLG: 0.500	F8		F8	G5-3		2B		3B		4	0	1	0	1	0	0									
30 Magglio Ordonez, R OBP: 0.417, SLG: 0.276	K		BB			1B		BB		2	2	1	0	3	1	0									
24 Miguel Cabrera, R OBP: 0.529, SLG: 0.833			BB			1B		K		5	0	1	0	0	2	4									
9 Carlos Guillen, S OBP: 0.382, SLG: 0.280			1B			BB		K		3	3	1	0	2	1	5									
39 Ramon Santiago, S OBP: 0.385, SLG: 0.615			1B			BB		G5-3		5	1	3	3	0	0	5									
15 Brandon Inge, R OBP: 0.441, SLG: 0.769			1B			BB		1B		3	0	0	0	2	1	3									
13 Josh Anderson, L OBP: 0.250, SLG: 0.273			1B			BB		K		5	0	2	3	0	1	2									
20 Matt Treanor, R OBP: 0.222, SLG: 0.556			BB					F7		3	0	0	0	1	0	2									
Inning Stats	R: 0 E: 0 K: 1 S: 8	H: 0 LOB: 0 BB: 0 P: 13	R: 1 E: 0 K: 0 S: 11	H: 3 LOB: 3 BB: 1 P: 21	R: 3 E: 0 K: 0 S: 11	H: 1 LOB: 1 BB: 3 P: 28	R: 0 E: 0 K: 0 S: 5	H: 0 LOB: 0 BB: 0 P: 7	R: 2 E: 0 K: 1 S: 14	H: 1 LOB: 2 BB: 3 P: 29	R: 0 E: 0 K: 1 S: 13	H: 2 LOB: 3 BB: 1 P: 18	R: 0 E: 0 K: 0 S: 6	H: 0 LOB: 0 BB: 0 P: 10	R: 0 E: 0 K: 2 S: 15	H: 1 LOB: 2 BB: 1 P: 23	R: 0 E: 0 K: 2 S: 12	H: 1 LOB: 1 BB: 0 P: 20	1B: 6 2B: 1 3B: 1 HR: 1	SF: 0 SAC: 0 DP: 0 HBP: 0	WP: 1 PB: 0 SB: 0 CS: 0	PA: 45			
PITCHER	IP	WLS	BF	H	R	ER	SO	BB	IBB	HBP	BLK	WP	HR	S	P	ERA	WHIP								
34 Gavin Floyd, R ERA: 6.0	5.0	W	27	5	6	6	2	7	0	0	0	0	1	49	98	10.80	2.400								
D.J. Carrasco, R ERA: 7.2	2.0		9	2	0	0	1	1	0	0	0	0	0	19	28	0.00	1.500								
37 Matt Thornton, L ERA: 7.2	1.0		5	1	0	0	2	1	0	0	0	0	0	15	23	0.00	2.000								
71 Scott Linebrink, R ERA: 7.2	1.0		4	1	0	0	2	0	0	0	0	0	0	12	20	0.00	1.000								

Batter	1	2	3	4	5	6	7	8	9	AB	R	H	RBI	BB	SO	LOB	TOP											
17 Chris Getz, L OBP: 0.345, SLG: 0.385										4	0	2	1	1	0	2	Chicago White Sox @ Tampa Bay Rays Tropicana Field, St. Petersburg, FL Fri Apr 17 2009, 7:38 PM EDT Att: 28,927 - Dome - 72 F											
7 Josh Fields, R OBP: 0.405, SLG: 0.444										5	0	0	1	0	1	6												
20 Carlos Quentin, R OBP: 0.386, SLG: 0.714										4	1	1	1	0	1	1												
25 Jim Thome, L OBP: 0.270, SLG: 0.382 Jerry Owens, L (8, PR)										4	1	2	0	0	0	0												
23 Jermaine Dye, R OBP: 0.400, SLG: 0.718										4	1	1	2	0	3	1												
14 Paul Konerko, R OBP: 0.399, SLG: 0.556										4	0	0	0	0	0	2												
12 A.J. Pierzynski, L OBP: 0.294, SLG: 0.303										4	1	1	0	0	0	0												
10 Alexei Ramirez, R OBP: 0.211, SLG: 0.143										3	0	0	0	1	1	1												
32 Brian Anderson, R OBP: 0.399, SLG: 0.214 15 Wilson Betemit, S OBP: 0.375, SLG: 0.499 18 Brent Lillibridge, R OBP: 0.250, SLG: 0.154										2	1	1	0	1	0	0												
Inning Stats	R: 0 E: 0 K: 0 S: 6	H: 1 LOB: 0 BB: 0 P: 8	R: 0 E: 0 K: 1 S: 6	H: 0 LOB: 0 BB: 0 P: 8	R: 2 E: 0 K: 1 S: 15	H: 3 LOB: 1 BB: 0 P: 22	R: 0 E: 0 K: 1 S: 8	H: 0 LOB: 0 BB: 0 P: 14	R: 0 E: 0 K: 0 S: 11	H: 0 LOB: 2 BB: 2 P: 20	R: 3 E: 0 K: 0 S: 9	H: 3 LOB: 0 BB: 0 P: 15	R: 0 E: 0 K: 1 S: 8	H: 1 LOB: 2 BB: 0 P: 12	R: 0 E: 0 K: 1 S: 7	H: 1 LOB: 2 BB: 1 P: 15		1B: 5 2B: 2 3B: 0 HR: 2	SF: 0 SAC: 0 DP: 1 HBP: 0	WP: 0 PB: 0 SB: 3 CS: 0	PA: 38							
PITCHER	IP	WLS	BF	H	R	ER	SO	BB	IBB	HBP	BLK	WP	HR	S	P	ERA	WHIP											
33 James Shields, R ERA: 4.58	(1, 1)	7.1	W	30	7	5	5	4	2	0	0	0	0	2	64	101	6.14	1.227										
52 Brian Shouse, L ERA: 3.0	(8, 1)	0.0		1	1	0	0	0	0	0	0	0	0	2	4													
35 Dan Wheeler, R ERA: 9.82	(8, 1)	0.2	H	2	0	0	1	0	0	0	0	0	0	5	7	0.00	0.000											
40 Troy Percival, R ERA: 6.75	(9, 1)	1.0	S	5	1	0	0	1	1	0	0	0	0	7	15	0.00	2.000											

Batter	1	2	3	4	5	6	7	8	9	AB	R	H	RBI	BB	SO	LOB	BOTTOM											
2 B.J. Upton, R OBP: 0.391, SLG: 0.235										3	0	1	0	1	1	1	Chicago White Sox @ Tampa Bay Rays Tropicana Field, St. Petersburg, FL Fri Apr 17 2009, 7:38 PM EDT Att: 28,927 - Dome - 72 F											
13 Carl Crawford, L OBP: 0.250, SLG: 0.333										4	0	0	0	0	1	4												
3 Evan Longoria, R OBP: 0.436, SLG: 0.947										4	1	1	0	0	0	0												
23 Carlos Pena, L OBP: 0.362, SLG: 0.762										4	1	1	1	0	1	1												
5 Pat Burrell, R OBP: 0.302, SLG: 0.351										4	1	1	0	0	0	0												
30 Dioner Navarro, S OBP: 0.243, SLG: 0.389										3	2	1	0	1	0	0												
26 Gabe Gross, L OBP: 0.175, SLG: 0.167 18 Ben Zobrist, S OBP: 0.304, SLG: 0.591										2	0	0	0	0	0	1												
1 Akinori Iwamura, L OBP: 0.405, SLG: 0.459										4	0	1	0	0	2	2												
8 Jason Bartlett, R OBP: 0.452, SLG: 0.632										2	0	1	1	1	0	0												
Inning Stats	R: 0 E: 0 K: 1 S: 6	H: 0 LOB: 0 BB: 0 P: 7	R: 1 E: 0 K: 0 S: 9	H: 1 LOB: 0 BB: 0 P: 15	R: 0 E: 0 K: 1 S: 8	H: 1 LOB: 1 BB: 0 P: 12	R: 0 E: 0 K: 0 S: 6	H: 0 LOB: 0 BB: 0 P: 10	R: 1 E: 0 K: 1 S: 12	H: 2 LOB: 1 BB: 0 P: 23	R: 4 E: 0 K: 1 S: 24	H: 4 LOB: 3 BB: 3 P: 48	R: 0 E: 0 K: 0 S: 6	H: 0 LOB: 0 BB: 0 P: 8	R: 0 E: 0 K: 1 S: 8	H: 1 LOB: 0 BB: 0 P: 14		1B: 3 2B: 4 3B: 0 HR: 2	SF: 0 SAC: 0 DP: 0 HBP: 0	WP: 1 PB: 0 SB: 1 CS: 0	PA: 35							
PITCHER	IP	WLS	BF	H	R	ER	SO	BB	IBB	HBP	BLK	WP	HR	S	P	ERA	WHIP											
40 Bartolo Colon, R ERA: 3.86	(1, 1)	5.2		24	6	5	5	4	1	0	0	0	1	1	6	14												
37 Matt Thornton, L ERA: 2.25	(6, 1)	0.0	L	3	2	1	1	0	1	0	0	0	0	2	6													
47 Mike MacDougal, R ERA: 12.46	(6, 1)	0.0		1	0	0	0	0	1	0	0	0	0	2	6													
54 Clayton Richard, L ERA: 3.18	(6, 1)	2.1		7	1	0	0	1	0	0	0	0	0	16	25	0.00	0.429											

AB	35
R	5
H	9
RBI	5
BB	3
SO	6
LOB	13



Batter	1	2	3	4	5	6	7	8	9	AB	R	H	RBI	BB	SO	LOB	TOP							
17 Chris Getz, L OBP: 0.343, SLG: 0.375										6	0	2	2	0	1	3								
18 Brent Lillibridge, R OBP: 0.370, SLG: 0.200										5	1	2	0	1	2	3								
20 Carlos Quentin, R OBP: 0.426, SLG: 0.814										4	1	1	2	0	0	3								
25 Jim Thome, L OBP: 0.333, SLG: 0.514										3	4	2	2	2	0	2								
23 Jermaine Dye, R OBP: 0.388, SLG: 0.674 Jerry Owens, L (7, 8)										4	2	2	0	0	0	3								
14 Paul Konerko, R OBP: 0.388, SLG: 0.636										3	0	1	2	1	0	1								
12 A.J. Pierzynski, L OBP: 0.333, SLG: 0.405										4	2	2	2	1	0	2	AB 40							
15 Wilson Betemit, S OBP: 0.333, SLG: 0.412										5	0	2	1	0	1	4	R 12							
32 Brian Anderson, R OBP: 0.429, SLG: 0.273										5	2	3	0	0	1	2	H 17							
Inning Stats	R: 0 E: 0 K: 2 S: 7	H: 0 LOB: 0 BB: 0 P: 10	R: 2 E: 0 K: 1 S: 7	H: 1 LOB: 0 BB: 1 P: 14	R: 1 E: 0 K: 0 S: 10	H: 2 LOB: 2 BB: 0 P: 18	R: 0 E: 0 K: 1 S: 10	H: 1 LOB: 1 BB: 1 P: 17	R: 0 E: 0 K: 0 S: 6	H: 0 LOB: 0 BB: 1 P: 11	R: 4 E: 1 K: 0 S: 19	H: 4 LOB: 2 BB: 2 P: 33	R: 2 E: 0 K: 0 S: 12	H: 4 LOB: 1 BB: 0 P: 18	R: 3 E: 0 K: 0 S: 15	H: 3 LOB: 0 BB: 0 P: 23	R: 0 E: 0 K: 1 S: 14	H: 2 LOB: 2 BB: 0 P: 22	1B: 12 2B: 2 3B: 0 HR: 3	SF: 1 SAC: 0 DP: 3 HBP: 1	WP: 0 PB: 0 SB: 0 CS: 0	PA: 47		
PITCHER	IP WLS BF H R ER SO BB IBB HBP BLK WP HR S P ERA WHIP	IP WLS BF H R ER SO BB IBB HBP BLK WP HR S P ERA WHIP	IP WLS BF H R ER SO BB IBB HBP BLK WP HR S P ERA WHIP	IP WLS BF H R ER SO BB IBB HBP BLK WP HR S P ERA WHIP	IP WLS BF H R ER SO BB IBB HBP BLK WP HR S P ERA WHIP	IP WLS BF H R ER SO BB IBB HBP BLK WP HR S P ERA WHIP	IP WLS BF H R ER SO BB IBB HBP BLK WP HR S P ERA WHIP	IP WLS BF H R ER SO BB IBB HBP BLK WP HR S P ERA WHIP	IP WLS BF H R ER SO BB IBB HBP BLK WP HR S P ERA WHIP	IP WLS BF H R ER SO BB IBB HBP BLK WP HR S P ERA WHIP	IP WLS BF H R ER SO BB IBB HBP BLK WP HR S P ERA WHIP	IP WLS BF H R ER SO BB IBB HBP BLK WP HR S P ERA WHIP	IP WLS BF H R ER SO BB IBB HBP BLK WP HR S P ERA WHIP	IP WLS BF H R ER SO BB IBB HBP BLK WP HR S P ERA WHIP	IP WLS BF H R ER SO BB IBB HBP BLK WP HR S P ERA WHIP	IP WLS BF H R ER SO BB IBB HBP BLK WP HR S P ERA WHIP	IP WLS BF H R ER SO BB IBB HBP BLK WP HR S P ERA WHIP	IP WLS BF H R ER SO BB IBB HBP BLK WP HR S P ERA WHIP	IP WLS BF H R ER SO BB IBB HBP BLK WP HR S P ERA WHIP	IP WLS BF H R ER SO BB IBB HBP BLK WP HR S P ERA WHIP	IP WLS BF H R ER SO BB IBB HBP BLK WP HR S P ERA WHIP	IP WLS BF H R ER SO BB IBB HBP BLK WP HR S P ERA WHIP	IP WLS BF H R ER SO BB IBB HBP BLK WP HR S P ERA WHIP	IP WLS BF H R ER SO BB IBB HBP BLK WP HR S P ERA WHIP

Chicago White Sox @ Tampa Bay Rays
Tropicana Field, St. Petersburg, FL
Sun Apr 19 2009, 1:38 PM EDT
Att: 29,142 - Dome - 72 F

AB 40
R 12
H 17
RBI 11
BB 5
SO 5
LOB 23



Batter	1	2	3	4	5	6	7	8	9	AB	R	H	RBI	BB	SO	LOB	BOTTOM							
2 B.J. Upton, R OBP: 0.379, SLG: 0.261										1	0	1	0	0	0	0								
19 Gabe Kapler, R OBP: 0.240, SLG: 0.304										4	0	0	0	0	2	5								
3 Evan Longoria, R OBP: 0.417, SLG: 0.826										4	0	0	0	0	1	4								
23 Carlos Pena, L OBP: 0.357, SLG: 0.680										4	1	1	0	0	2	1								
16 Willy Aybar, S OBP: 0.200, SLG: 0.167										4	0	0	0	0	0	1								
18 Ben Zobrist, S OBP: 0.333, SLG: 0.731										4	1	2	2	0	2	0								
26 Gabe Gross, L OBP: 0.321, SLG: 0.136										4	0	0	0	0	0	1	AB 34							
1 Akinori Iwamura, L OBP: 0.388, SLG: 0.419										3	0	1	0	0	1	0	R 2							
41 Michel Hernandez, R OBP: 0.333, SLG: 0.333										3	0	1	0	0	1	1	RBI 2							
Inning Stats	R: 0 E: 0 K: 2 S: 10	H: 1 LOB: 1 BB: 0 P: 16	R: 0 E: 0 K: 1 S: 5	H: 0 LOB: 0 BB: 0 P: 7	R: 0 E: 0 K: 0 S: 7	H: 1 LOB: 1 BB: 0 P: 12	R: 0 E: 0 K: 1 S: 7	H: 0 LOB: 0 BB: 0 P: 11	R: 0 E: 0 K: 1 S: 10	H: 0 LOB: 0 BB: 0 P: 17	R: 0 E: 0 K: 1 S: 6	H: 2 LOB: 1 BB: 0 P: 16	R: 2 E: 0 K: 1 S: 10	H: 2 LOB: 0 BB: 0 P: 12	R: 0 E: 0 K: 2 S: 10	H: 1 LOB: 1 BB: 0 P: 17	R: 0 E: 0 K: 0 S: 7	H: 1 LOB: 1 BB: 0 P: 12	1B: 5 2B: 2 3B: 0 HR: 1	SF: 0 SAC: 0 DP: 1 HBP: 0	WP: 0 PB: 0 SB: 1 CS: 0	PA: 34		
PITCHER	IP WLS BF H R ER SO BB IBB HBP BLK WP HR S P ERA WHIP	IP WLS BF H R ER SO BB IBB HBP BLK WP HR S P ERA WHIP	IP WLS BF H R ER SO BB IBB HBP BLK WP HR S P ERA WHIP	IP WLS BF H R ER SO BB IBB HBP BLK WP HR S P ERA WHIP	IP WLS BF H R ER SO BB IBB HBP BLK WP HR S P ERA WHIP	IP WLS BF H R ER SO BB IBB HBP BLK WP HR S P ERA WHIP	IP WLS BF H R ER SO BB IBB HBP BLK WP HR S P ERA WHIP	IP WLS BF H R ER SO BB IBB HBP BLK WP HR S P ERA WHIP	IP WLS BF H R ER SO BB IBB HBP BLK WP HR S P ERA WHIP	IP WLS BF H R ER SO BB IBB HBP BLK WP HR S P ERA WHIP	IP WLS BF H R ER SO BB IBB HBP BLK WP HR S P ERA WHIP	IP WLS BF H R ER SO BB IBB HBP BLK WP HR S P ERA WHIP	IP WLS BF H R ER SO BB IBB HBP BLK WP HR S P ERA WHIP	IP WLS BF H R ER SO BB IBB HBP BLK WP HR S P ERA WHIP	IP WLS BF H R ER SO BB IBB HBP BLK WP HR S P ERA WHIP	IP WLS BF H R ER SO BB IBB HBP BLK WP HR S P ERA WHIP	IP WLS BF H R ER SO BB IBB HBP BLK WP HR S P ERA WHIP	IP WLS BF H R ER SO BB IBB HBP BLK WP HR S P ERA WHIP	IP WLS BF H R ER SO BB IBB HBP BLK WP HR S P ERA WHIP	IP WLS BF H R ER SO BB IBB HBP BLK WP HR S P ERA WHIP	IP WLS BF H R ER SO BB IBB HBP BLK WP HR S P ERA WHIP	IP WLS BF H R ER SO BB IBB HBP BLK WP HR S P ERA WHIP	IP WLS BF H R ER SO BB IBB HBP BLK WP HR S P ERA WHIP	IP WLS BF H R ER SO BB IBB HBP BLK WP HR S P ERA WHIP

Chicago White Sox @ Tampa Bay Rays
Tropicana Field, St. Petersburg, FL
Sun Apr 19 2009, 1:38 PM EDT
Att: 29,142 - Dome - 72 F

AB 34
R 2
H 8
RBI 2
BB 0
SO 9
LOB 14



Batter	1	2	3	4	5	6	7	8	9	AB	R	H	RBI	BB	SO	LOB	TOP			
17 Chris Getz, L OBP: 0.359, SLG: 0.353	G5-3			20 E 23 1B BB	FC6-4 HBP		G4-3			2	1	0	0	1	0	1	Chicago White Sox @ Baltimore Orioles Oriole Park at Camden Yards, Baltimore, MD Tue Apr 21 2009, 7:05 PM EDT Att: 14,801 - Cloudy - 57 F			
7 Josh Fields, R OBP: 0.353, SLG: 0.364	G1-3			K	F9			K	4	0	0	0	0	2	3					
20 Carlos Quentin, R OBP: 0.414, SLG: 0.761	K			E5 14 1B 23 1B	FC6-4				3	1	0	0	1	1	3					
25 Jim Thome, L OBP: 0.304, SLG: 0.463		G6-3		K			F8		4	0	0	0	0	2	3					
23 Jermaine Dye, R OBP: 0.396, SLG: 0.653		14 G5-4-3 BB		14 1B 1B			G6-3		3	0	1	1	1	1	1					
14 Paul Konerko, R OBP: 0.385, SLG: 0.617 Jerry Owens, L (9, PH)		G5-4-3					G3		3	0	1	1	0	0	1					
12 A.J. Pierzynski, L OBP: 0.326, SLG: 0.390				G4-3					4	1	1	0	0	0	0					
10 Alexei Ramirez, R OBP: 0.213, SLG: 0.182		G5-3						P6	4	0	2	0	0	0	0					
32 Brian Anderson, R OBP: 0.387, SLG: 0.240				K			G6-3		3	0	0	1	0	2	2					
Inning Stats	R: 0 E: 0 K: 1 S: 14	H: 0 LOB: 0 BB: 0 P: 20	R: 0 E: 0 K: 0 S: 5	H: 0 LOB: 0 BB: 1 P: 11	R: 0 E: 0 K: 1 S: 6	H: 0 LOB: 0 BB: 0 P: 9	R: 2 E: 1 K: 2 S: 13	H: 2 LOB: 2 BB: 1 P: 25	R: 0 E: 0 K: 0 S: 9	H: 0 LOB: 0 BB: 0 P: 13	R: 0 E: 0 K: 1 S: 8	H: 1 LOB: 1 BB: 0 P: 12	R: 0 E: 0 K: 3 S: 14	H: 0 LOB: 1 BB: 1 P: 23	R: 0 E: 0 K: 0 S: 7	H: 0 LOB: 0 BB: 0 P: 8	1B: 4 2B: 1 3B: 0 HR: 0	SF: 0 SAC: 0 DP: 1 HBP: 1	WP: 0 PB: 0 SB: 1 CS: 0	PA: 35
PITCHER	IP WLS BF ERA WHIP	IP WLS BF ERA WHIP	IP WLS BF ERA WHIP	IP WLS BF ERA WHIP	IP WLS BF ERA WHIP	IP WLS BF ERA WHIP	IP WLS BF ERA WHIP	IP WLS BF ERA WHIP	IP WLS BF ERA WHIP	IP WLS BF ERA WHIP	IP WLS BF ERA WHIP	IP WLS BF ERA WHIP	IP WLS BF ERA WHIP	IP WLS BF ERA WHIP	IP WLS BF ERA WHIP	IP WLS BF ERA WHIP	ERA WHIP			
35 Brad Bergesen, R ERA: 1.59	5.2 W 23	4 R 3	1 ER 1	4 SO 4	2 BB 2	0 IBB 0	1 HBP 1	0 BLK 0	0 WP 0	0 HR 0	58 S 58	95 P 95	1.59 ERA 1.59	1.059 WHIP 1.059						
28 Danyes Baez, R ERA: 4.91	0.1 H 1	0 R 0	0 ER 0	0 SO 0	0 BB 0	0 IBB 0	0 HBP 0	0 BLK 0	0 WP 0	0 HR 0	3 S 3	3 P 3	0.00 ERA 0.00	0.000 WHIP 0.000						
37 Chris Ray, R ERA: 6.35	1.0 H 4	1 R 0	0 ER 0	1 SO 1	0 BB 0	0 IBB 0	0 HBP 0	0 BLK 0	0 WP 0	0 HR 0	8 S 12	12 P 12	0.00 ERA 0.00	1.000 WHIP 1.000						
43 Jim Johnson, R ERA: 2.7	1.0 H 4	0 R 0	0 ER 0	3 SO 3	1 BB 1	0 IBB 0	0 HBP 0	0 BLK 0	0 WP 0	0 HR 0	14 S 14	23 P 23	0.00 ERA 0.00	1.000 WHIP 1.000						
25 Brian Bass, R ERA: 10.45	1.0 H 3	0 R 0	0 ER 0	0 SO 0	0 BB 0	0 IBB 0	0 HBP 0	0 BLK 0	0 WP 0	0 HR 0	7 S 7	8 P 8	0.00 ERA 0.00	0.000 WHIP 0.000						
Batter	1	2	3	4	5	6	7	8	9	AB	R	H	RBI	BB	SO	LOB	BOTTOM			
1 Brian Roberts, S OBP: 0.469, SLG: 0.491	G4-3		G4-3		21 2B BB		G1-3			3	2	0	0	2	0	1	Chicago White Sox @ Baltimore Orioles Oriole Park at Camden Yards, Baltimore, MD Tue Apr 21 2009, 7:05 PM EDT Att: 14,801 - Cloudy - 57 F			
2 Luis Montanez, R OBP: 0.230, SLG: 0.400	G2-3		K		G6-3			G4-3	5	0	1	1	0	1	1					
21 Nick Markakis, L OBP: 0.460, SLG: 0.611	1B		17 HR 1B		30 1B 2B		17 G6-3 1B		17 HR BB	4	3	4	2	1	0	0				
17 Aubrey Huff, L OBP: 0.387, SLG: 0.528	G3		9 HR 1B		9 FC5 30 1B IBB		G6-3		9 HR HR	4	2	2	4	1	0	3				
23 Ty Wigginton, R OBP: 0.280, SLG: 0.217		K	P4		P6		G6-3		G1-3	5	0	0	0	0	1	2				
30 Luke Scott, L OBP: 0.393, SLG: 0.490		18 BB 1B		18 G3 9 G4-3 BB	9 FC5 1B		18 G4-3 3 2B 1B		G1-3	4	1	3	1	1	0	0				
9 Gregg Zaun, S OBP: 0.250, SLG: 0.237	F9			G4-3	FC5			18 G4-3 3 2B 1B	4	1	1	0	0	0	4					
18 Felix Pie, L OBP: 0.220, SLG: 0.216				G3			G3	G4-3	3	0	0	0	1	0	3					
3 Cesar Izturis, S OBP: 0.234, SLG: 0.273	G3			L3				1 E 1 S 2 2B BB	3	1	1	2	1	0	3					
Inning Stats	R: 0 E: 0 K: 0 S: 8	H: 1 LOB: 1 BB: 0 P: 13	R: 0 E: 0 K: 1 S: 12	H: 1 LOB: 2 BB: 1 P: 19	R: 2 E: 0 K: 1 S: 10	H: 2 LOB: 0 BB: 0 P: 14	R: 0 E: 0 K: 0 S: 5	H: 0 LOB: 1 BB: 1 P: 9	R: 2 E: 0 K: 0 S: 13	H: 2 LOB: 1 BB: 2 P: 24	R: 2 E: 0 K: 0 S: 15	H: 2 LOB: 1 BB: 2 P: 29	R: 2 E: 0 K: 0 S: 12	H: 3 LOB: 1 BB: 0 P: 21	R: 2 E: 0 K: 0 S: 13	H: 1 LOB: 0 BB: 1 P: 24	1B: 7 2B: 3 3B: 0 HR: 2	SF: 0 SAC: 0 DP: 1 HBP: 0	WP: 0 PB: 0 SB: 1 CS: 0	PA: 42
PITCHER	IP WLS BF ERA WHIP	IP WLS BF ERA WHIP	IP WLS BF ERA WHIP	IP WLS BF ERA WHIP	IP WLS BF ERA WHIP	IP WLS BF ERA WHIP	IP WLS BF ERA WHIP	IP WLS BF ERA WHIP	IP WLS BF ERA WHIP	IP WLS BF ERA WHIP	IP WLS BF ERA WHIP	IP WLS BF ERA WHIP	IP WLS BF ERA WHIP	IP WLS BF ERA WHIP	IP WLS BF ERA WHIP	IP WLS BF ERA WHIP	ERA WHIP			
52 Jose Contreras, R ERA: 8.04	5.1 L	7 R 6	6 ER 6	2 SO 2	5 BB 5	1 IBB 1	0 HBP 0	0 BLK 0	0 WP 0	0 HR 0	58 S 58	100 P 100	10.12 ERA 10.12	2.250 WHIP 2.250						
54 Clayton Richard, L ERA: 4.32	1.2 H 8	4 R 2	2 ER 2	0 SO 0	0 BB 0	0 IBB 0	0 HBP 0	0 BLK 0	0 WP 0	0 HR 0	17 S 17	29 P 29	10.80 ERA 10.80	2.400 WHIP 2.400						
62 Jack Egbert, R ERA: 18.0	1.0 H 5	1 R 2	2 ER 2	0 SO 0	1 BB 1	0 IBB 0	0 HBP 0	0 BLK 0	0 WP 0	1 HR 1	13 S 13	24 P 24	18.00 ERA 18.00	2.000 WHIP 2.000						

Batter	1	2	3	4	5	6	7	8	9	AB	R	H	RBI	BB	SO	LOB	TOP			
17 Chris Getz, L OBP: 0.396, SLG: 0.395										4	3	3	2	0	0	1				
7 Josh Fields, R OBP: 0.375, SLG: 0.469										5	1	3	3	0	0	2				
20 Carlos Quentin, R OBP: 0.397, SLG: 0.706										5	0	1	1	0	0	2				
25 Jim Thome, L OBP: 0.340, SLG: 0.535 Jerry Owens, L (9, PH)										2	1	1	1	2	1	0				
23 Jermaine Dye, R OBP: 0.379, SLG: 0.611										5	0	1	0	0	1	4				
14 Paul Konerko, R OBP: 0.351, SLG: 0.558										5	1	0	0	0	1	5				
12 A.J. Pierzynski, L OBP: 0.319, SLG: 0.378										4	1	1	0	0	1	0				
10 Alexei Ramirez, R OBP: 0.216, SLG: 0.170										3	1	0	0	1	0	2				
32 Brian Anderson, R OBP: 0.400, SLG: 0.310										4	0	2	1	0	1	1				
Inning Stats	R: 1 H: 2 E: 0 K: 0 S: 13	H: 2 LOB: 2 BB: 1 P: 24	R: 2 H: 2 E: 0 K: 2 S: 15	H: 2 LOB: 1 BB: 1 P: 28	R: 1 H: 1 E: 0 K: 0 S: 8	H: 1 LOB: 0 BB: 0 P: 13	R: 0 H: 1 E: 0 K: 0 S: 10	H: 1 LOB: 2 BB: 1 P: 16	R: 0 H: 0 E: 0 K: 0 S: 6	H: 0 LOB: 0 BB: 0 P: 8	R: 2 H: 2 E: 0 K: 2 S: 14	H: 2 LOB: 0 BB: 0 P: 25	R: 2 H: 2 E: 1 K: 0 S: 17	H: 2 LOB: 1 BB: 0 P: 20	R: 0 H: 1 E: 0 K: 2 S: 14	H: 1 LOB: 1 BB: 0 P: 20	1B: 8 2B: 2 3B: 0 HR: 2	SF: 1 SAC: 0 DP: 1 HBP: 0	WP: 0 PB: 0 SB: 2 CS: 0	PA: 42
PITCHER	IP WLS BF H R ER SO BB IBB HBP BLK WP HR S P ERA WHIP	IP WLS BF H R ER SO BB IBB HBP BLK WP HR S P ERA WHIP	IP WLS BF H R ER SO BB IBB HBP BLK WP HR S P ERA WHIP	IP WLS BF H R ER SO BB IBB HBP BLK WP HR S P ERA WHIP	IP WLS BF H R ER SO BB IBB HBP BLK WP HR S P ERA WHIP	IP WLS BF H R ER SO BB IBB HBP BLK WP HR S P ERA WHIP	IP WLS BF H R ER SO BB IBB HBP BLK WP HR S P ERA WHIP	IP WLS BF H R ER SO BB IBB HBP BLK WP HR S P ERA WHIP	IP WLS BF H R ER SO BB IBB HBP BLK WP HR S P ERA WHIP	IP WLS BF H R ER SO BB IBB HBP BLK WP HR S P ERA WHIP	IP WLS BF H R ER SO BB IBB HBP BLK WP HR S P ERA WHIP	IP WLS BF H R ER SO BB IBB HBP BLK WP HR S P ERA WHIP	IP WLS BF H R ER SO BB IBB HBP BLK WP HR S P ERA WHIP	IP WLS BF H R ER SO BB IBB HBP BLK WP HR S P ERA WHIP	IP WLS BF H R ER SO BB IBB HBP BLK WP HR S P ERA WHIP	IP WLS BF H R ER SO BB IBB HBP BLK WP HR S P ERA WHIP	IP WLS BF H R ER SO BB IBB HBP BLK WP HR S P ERA WHIP	IP WLS BF H R ER SO BB IBB HBP BLK WP HR S P ERA WHIP	IP WLS BF H R ER SO BB IBB HBP BLK WP HR S P ERA WHIP	IP WLS BF H R ER SO BB IBB HBP BLK WP HR S P ERA WHIP

Chicago White Sox @ Baltimore Orioles
Oriole Park at Camden Yards, Baltimore, MD

Wed Apr 22 2009, 7:05 PM EDT
Att: 10,868 - Partly Cloudy - 46 F

AB 38
R 8
H 12
RBI 8
BB 3
SO 6
LOB 17



Batter	1	2	3	4	5	6	7	8	9	AB	R	H	RBI	BB	SO	LOB	BOTTOM			
1 Brian Roberts, S OBP: 0.471, SLG: 0.508										4	0	2	0	0	0	0				
Adam Jones, R OBP: 0.439, SLG: 0.638										4	0	0	0	0	1	3				
18 Felix Pie, L OBP: 0.220, SLG: 0.216										0	0	0	0	0	0	0				
21 Nick Markakis, L OBP: 0.463, SLG: 0.621										4	1	2	0	0	0	0				
17 Aubrey Huff, L OBP: 0.379, SLG: 0.509										4	0	1	0	0	2	1				
23 Ty Wigginton, R OBP: 0.278, SLG: 0.220										4	0	1	1	0	0	1				
30 Luke Scott, L OBP: 0.383, SLG: 0.528										4	1	1	1	0	0	2				
2 Luis Montanez, R OBP: 0.111, SLG: 0.222										4	0	0	0	0	1	1				
9 Gregg Zaun, S OBP: 0.234, SLG: 0.220										3	0	0	0	0	0	0				
3 Cesar Izturis, S OBP: 0.240, SLG: 0.277										3	0	1	0	0	0	0				
Inning Stats	R: 0 H: 2 E: 0 K: 1 S: 18	H: 0 LOB: 0 BB: 0 P: 25	R: 0 H: 0 E: 0 K: 0 S: 10	H: 0 LOB: 0 BB: 0 P: 18	R: 0 H: 0 E: 0 K: 1 S: 10	H: 0 LOB: 0 BB: 0 P: 14	R: 1 H: 1 E: 0 K: 0 S: 9	H: 1 LOB: 0 BB: 0 P: 13	R: 0 H: 0 E: 0 K: 0 S: 5	H: 0 LOB: 0 BB: 0 P: 7	R: 0 H: 1 E: 0 K: 1 S: 9	H: 1 LOB: 1 BB: 0 P: 13	R: 0 H: 2 E: 0 K: 0 S: 10	H: 2 LOB: 1 BB: 0 P: 16	R: 1 H: 2 E: 0 K: 1 S: 13	H: 2 LOB: 1 BB: 0 P: 17	1B: 5 2B: 2 3B: 0 HR: 1	SF: 0 SAC: 0 DP: 0 HBP: 0	WP: 0 PB: 0 SB: 0 CS: 0	PA: 34
PITCHER	IP WLS BF H R ER SO BB IBB HBP BLK WP HR S P ERA WHIP	IP WLS BF H R ER SO BB IBB HBP BLK WP HR S P ERA WHIP	IP WLS BF H R ER SO BB IBB HBP BLK WP HR S P ERA WHIP	IP WLS BF H R ER SO BB IBB HBP BLK WP HR S P ERA WHIP	IP WLS BF H R ER SO BB IBB HBP BLK WP HR S P ERA WHIP	IP WLS BF H R ER SO BB IBB HBP BLK WP HR S P ERA WHIP	IP WLS BF H R ER SO BB IBB HBP BLK WP HR S P ERA WHIP	IP WLS BF H R ER SO BB IBB HBP BLK WP HR S P ERA WHIP	IP WLS BF H R ER SO BB IBB HBP BLK WP HR S P ERA WHIP	IP WLS BF H R ER SO BB IBB HBP BLK WP HR S P ERA WHIP	IP WLS BF H R ER SO BB IBB HBP BLK WP HR S P ERA WHIP	IP WLS BF H R ER SO BB IBB HBP BLK WP HR S P ERA WHIP	IP WLS BF H R ER SO BB IBB HBP BLK WP HR S P ERA WHIP	IP WLS BF H R ER SO BB IBB HBP BLK WP HR S P ERA WHIP	IP WLS BF H R ER SO BB IBB HBP BLK WP HR S P ERA WHIP	IP WLS BF H R ER SO BB IBB HBP BLK WP HR S P ERA WHIP	IP WLS BF H R ER SO BB IBB HBP BLK WP HR S P ERA WHIP	IP WLS BF H R ER SO BB IBB HBP BLK WP HR S P ERA WHIP	IP WLS BF H R ER SO BB IBB HBP BLK WP HR S P ERA WHIP	IP WLS BF H R ER SO BB IBB HBP BLK WP HR S P ERA WHIP

Chicago White Sox @ Baltimore Orioles
Oriole Park at Camden Yards, Baltimore, MD

Wed Apr 22 2009, 7:05 PM EDT
Att: 10,868 - Partly Cloudy - 46 F

AB 34
R 2
H 8
RBI 2
BB 0
SO 4
LOB 8



Batter	1	2	3	4	5	6	7	8	9	AB	R	H	RBI	BB	SO	LOB	TOP					
19 Marco Scutaro, R OBP: 0.414, SLG: 0.507 6 John McDonald, R OBP: 0.200, SLG: 0.200										4	2	3	1	1	0	2	Toronto Blue Jays @ Chicago White Sox U.S. Cellular Field, Chicago, IL Fri Apr 24 2009, 8:11 PM EDT Att: 27,103 - Cloudy - 72 F					
2 Aaron Hill, R OBP: 0.396, SLG: 0.627										6	1	2	3	0	0	4						
15 Alex Rios, R OBP: 0.302, SLG: 0.377										4	1	1	1	1	1	4						
10 Vernon Wells, R OBP: 0.353, SLG: 0.493										5	2	3	2	1	1	2						
26 Adam Lind, L OBP: 0.413, SLG: 0.569										6	2	3	1	0	0	5						
33 Scott Rolen, R OBP: 0.371, SLG: 0.444 19 José Bautista, R OBP: 0.421, SLG: 0.529										4	1	2	1	0	1	3						
35 Lyle Overbay, L OBP: 0.473, SLG: 0.619										4	1	0	0	2	0	3						
20 Rod Barajas, R OBP: 0.286, SLG: 0.442										5	2	3	2	1	1	2						
45 Travis Snider, L OBP: 0.383, SLG: 0.643										5	1	3	1	1	2	1						
Inning Stats	R: 3 E: 1 K: 2 S: 16	H: 2 LOB: 1 BB: 1 P: 23	R: 0 E: 0 K: 1 S: 9	H: 2 LOB: 1 BB: 0 P: 13	R: 1 E: 0 K: 1 S: 10	H: 2 LOB: 2 BB: 1 P: 18	R: 0 E: 0 K: 1 S: 14	H: 1 LOB: 3 BB: 1 P: 25	R: 2 E: 1 K: 0 S: 19	H: 3 LOB: 2 BB: 1 P: 34	R: 6 E: 0 K: 0 S: 21	H: 6 LOB: 1 BB: 1 P: 35	R: 1 E: 0 K: 0 S: 12	H: 2 LOB: 2 BB: 1 P: 20	R: 0 E: 0 K: 0 S: 7	H: 1 LOB: 1 BB: 0 P: 11		R: 1 E: 0 K: 1 S: 12	H: 2 LOB: 1 BB: 0 P: 15	1B: 12 2B: 7 3B: 1 HR: 1	SF: 1 SAC: 0 DP: 1 HBP: 0	WP: 2 PB: 0 SB: 3 CS: 0
PITCHER	IP WLS BF H R ER SO BB IBB HBP BLK WP HR S P ERA WHIP																					
34 Gavin Floyd, R ERA: 5.79 62 Jack Egbert, R ERA: 27.0 54 Clayton Richard, L ERA: 4.76	4.1 L 27 9 6 5 5 4 1 0 0 2 0 56 94 10.38 3.000																					

Batter	1	2	3	4	5	6	7	8	9	AB	R	H	RBI	BB	SO	LOB	BOTTOM					
17 Chris Getz, L OBP: 0.396, SLG: 0.404										5	0	2	0	0	0	2	Toronto Blue Jays @ Chicago White Sox U.S. Cellular Field, Chicago, IL Fri Apr 24 2009, 8:11 PM EDT Att: 27,103 - Cloudy - 72 F					
7 Josh Fields, R OBP: 0.338, SLG: 0.414										5	0	1	0	0	2	4						
20 Carlos Quentin, R OBP: 0.366, SLG: 0.643 Jerry Owens, L OBP: 0.345, SLG: 0.182										2	0	0	0	1	1	1						
25 Jim Thome, L OBP: 0.322, SLG: 0.471										4	0	0	0	1	3	8						
23 Jermaine Dye, R OBP: 0.359, SLG: 0.567 18 Brent Lillibridge, R OBP: 0.345, SLG: 0.182										2	0	0	0	0	1	3						
14 Paul Konerko, R OBP: 0.354, SLG: 0.525										3	0	0	0	1	0	1						
12 A.J. Pierzynski, L ERA: 2.85 44 Corky Miller, R OBP: 0.500, SLG: 0.500										2	0	0	0	1	0	1						
10 Alexei Ramirez, R OBP: 0.237, SLG: 0.204										3	0	1	0	1	1	1						
32 Brian Anderson, R OBP: 0.381, SLG: 0.333										4	0	2	0	0	0	2						
Inning Stats	R: 0 E: 0 K: 2 S: 11	H: 1 LOB: 0 BB: 0 P: 18	R: 0 E: 0 K: 1 S: 6	H: 0 LOB: 1 BB: 1 P: 13	R: 0 E: 0 K: 2 S: 15	H: 2 LOB: 1 BB: 1 P: 21	R: 0 E: 0 K: 0 S: 9	H: 1 LOB: 0 BB: 0 P: 15	R: 0 E: 0 K: 0 S: 6	H: 0 LOB: 1 BB: 0 P: 10	R: 0 E: 0 K: 0 S: 11	H: 0 LOB: 1 BB: 1 P: 19	R: 0 E: 0 K: 0 S: 5	H: 0 LOB: 1 BB: 1 P: 15	R: 0 E: 0 K: 2 S: 14	H: 0 LOB: 2 BB: 2 P: 25		R: 0 E: 0 K: 2 S: 15	H: 2 LOB: 3 BB: 1 P: 25	1B: 5 2B: 1 3B: 0 HR: 0	SF: 0 SAC: 0 DP: 0 HBP: 0	WP: 1 PB: 0 SB: 0 CS: 0
PITCHER	IP WLS BF H R ER SO BB IBB HBP BLK WP HR S P ERA WHIP																					
56 Brian Tallet, L ERA: 2.08 62 Bill Murphy, L ERA: 2.08 36 Bryan Bullington, R ERA:	5.2 W 24 0 0 0 2 3 0 0 0 1 0 21 43 0.00 1.235																					

Batter	1	2	3	4	5	6	7	8	9	AB	R	H	RBI	BB	SO	LOB	TOP										
19 Marco Scutaro, R OBP: 0.402, SLG: 0.481										5	0	1	1	0	1	1											
2 Aaron Hill, R OBP: 0.396, SLG: 0.600										5	1	1	0	0	1	3											
15 Alex Rios, R OBP: 0.295, SLG: 0.372										5	0	1	0	0	0	1											
10 Vernon Wells, R OBP: 0.340, SLG: 0.476										5	2	2	0	0	0	1											
26 Adam Lind, L OBP: 0.409, SLG: 0.551										2	0	1	2	2	0	0											
33 Scott Rolen, R OBP: 0.377, SLG: 0.435										4	0	1	1	0	0	2											
35 Lyle Overbay, L OBP: 0.458, SLG: 0.578										3	0	0	0	1	0	0											
20 Rod Barajas, R OBP: 0.317, SLG: 0.482										4	1	3	0	0	1	2											
45 Travis Snider, L OBP: 0.365, SLG: 0.596										4	0	1	0	0	1	4											
Inning Stats	R: 2 H: 3 E: 0 K: 0 S: 11	H: 3 BB: 0 P: 20	R: 0 H: 2 E: 0 K: 1 S: 13	LOB: 2 BB: 0 P: 20	R: 0 H: 0 E: 0 K: 0 S: 7	H: 0 BB: 1 P: 11	R: 1 H: 2 E: 0 K: 0 S: 14	H: 2 LOB: 1 BB: 1 P: 21	R: 0 H: 1 E: 0 K: 0 S: 7	H: 1 LOB: 1 BB: 0 P: 8	R: 0 H: 0 E: 0 K: 1 S: 7	H: 0 LOB: 0 BB: 0 P: 10	R: 1 H: 2 E: 0 K: 1 S: 12	H: 2 LOB: 2 BB: 23	R: 0 H: 1 E: 0 K: 1 S: 12	H: 1 LOB: 1 BB: 16	1B: 7 2B: 4 3B: 0 HR: 0	SF: 0 SAC: 0 DP: 0 HBP: 0	WP: 0 PB: 0 SB: 0 CS: 0	PA: 40							
PITCHER	IP	WLS	BF	H	R	ER	SO	BB	IBB	HBP	BLK	WP	HR	S	P	ERA	WHIP										
52 Jose Contreras, R ERA: 6.75	7.0		30	8	3	3	2	1	0	0	0	0	0	63	96	3.86	1.286										
71 Scott Linebrink, R ERA: 1.29	1.0	L	6	2	1	1	1	1	1	0	0	0	0	12	23	9.00	3.000										
45 Bobby Jenks, R ERA: 3.0	1.0		4	1	0	0	1	0	0	0	0	0	0	12	16	0.00	1.000										

Toronto Blue Jays @ Chicago White Sox
U.S. Cellular Field, Chicago, IL

Sun Apr 26 2009, 2:05 PM EDT
Att: 31,459 - Cloudy - 61 F

AB 37
R 4
H 11
RBI 4
BB 3
SO 4
LOB 14



Batter	1	2	3	4	5	6	7	8	9	AB	R	H	RBI	BB	SO	LOB	BOTTOM										
18 Brent Lillibridge, R OBP: 0.316, SLG: 0.226										4	1	1	0	0	1	3											
7 Josh Fields, R OBP: 0.351, SLG: 0.400										3	1	1	1	1	2	1											
20 Carlos Quentin, R OBP: 0.367, SLG: 0.585										4	0	1	0	0	0	1											
25 Jim Thome, L OBP: 0.317, SLG: 0.455										4	1	1	0	0	1	2											
23 Jermaine Dye, R OBP: 0.356, SLG: 0.567										4	0	0	0	0	2	4											
14 Paul Konerko, R OBP: 0.378, SLG: 0.537										4	0	1	2	0	0	2											
12 A.J. Pierzynski, L OBP: 0.276, SLG: 0.309									4	0	0	0	0	1	1												
32 Brian Anderson, R OBP: 0.440, SLG: 0.395									4	0	3	0	0	0	0	0											
Jerry Owens, L OBP: 0.300, SLG: 0.125									4	0	1	0	0	0	3												
10 Alexei Ramirez, R OBP: 0.254, SLG: 0.274									4	0	1	0	0	0	3												
Inning Stats	R: 1 H: 3 E: 0 K: 1 S: 12	H: 3 LOB: 2 BB: 0 P: 18	R: 0 H: 1 E: 0 K: 0 S: 10	H: 1 LOB: 1 BB: 0 P: 14	R: 2 H: 2 E: 0 K: 1 S: 15	H: 2 LOB: 1 BB: 1 P: 25	R: 0 H: 1 E: 0 K: 0 S: 13	H: 1 LOB: 0 BB: 0 P: 18	R: 0 H: 0 E: 0 K: 2 S: 10	H: 0 LOB: 0 BB: 0 P: 15	R: 0 H: 0 E: 0 K: 0 S: 9	H: 0 LOB: 0 BB: 0 P: 11	R: 0 H: 1 E: 0 K: 2 S: 14	H: 1 LOB: 1 BB: 0 P: 18	R: 0 H: 0 E: 0 K: 1 S: 8	H: 0 LOB: 0 BB: 0 P: 9	R: 0 H: 1 E: 0 K: 0 S: 7	H: 1 LOB: 1 BB: 0 P: 8	1B: 7 2B: 2 3B: 0 HR: 0	SF: 0 SAC: 0 DP: 0 HBP: 0	WP: 1 PB: 0 SB: 1 CS: 1	PA: 36					
PITCHER	IP	WLS	BF	H	R	ER	SO	BB	IBB	HBP	BLK	WP	HR	S	P	ERA	WHIP										
32 Roy Halladay, R ERA: 3.75	7.0		29	8	3	3	6	1	0	0	0	0	0	83	119	3.86	1.286										
54 Jason Frasor, R ERA: 1.8	0.1	H	1	0	0	0	0	0	0	0	0	0	0	4	5	0.00	0.000										
39 Jesse Carlson, L ERA: 1.8	0.2	H	2	0	0	0	1	0	0	0	0	0	0	4	4	0.00	0.000										
37 Scott Downs, L ERA: 0.84	1.0	S	4	1	0	0	0	0	0	0	0	0	0	7	8	0.00	1.000										

Toronto Blue Jays @ Chicago White Sox
U.S. Cellular Field, Chicago, IL

Sun Apr 26 2009, 2:05 PM EDT
Att: 31,459 - Cloudy - 61 F

AB 35
R 3
H 9
RBI 3
BB 1
SO 7
LOB 17



Batter	1	2	3	4	5	6	7	8	9	AB	R	H	RBI	BB	SO	LOB	TOP					
51 Ichiro Suzuki, L (1, 9) OBP: 0.308, SLG: 0.442	G4-3		G4-3			K		G3-1		4	0	0	0	0	1	1	Seattle Mariners @ Chicago White Sox U.S. Cellular Field, Chicago, IL Tue Apr 28 2009, 5:05 PM EDT Overcast - 39 F					
10 Endy Chavez, L (1, 7) OBP: 0.395, SLG: 0.377	F7			B1-3				G6-3		4	0	1	0	0	0	0						
24 Ken Griffey Jr., L (1, 10) OBP: 0.338, SLG: 0.321	K				2B			K		4	0	1	0	0	2	1						
29 Adrian Beltré, R (1, 5) OBP: 0.205, SLG: 0.231		L7			G5-3			F8		4	0	0	0	0	0	1						
30 Russell Branyan, L (1, 3) OBP: 0.393, SLG: 0.583					F9			G6-3		3	1	0	0	1	1	2						
4 Jose Lopez, R (1, 4) OBP: 0.284, SLG: 0.348								BB		3	0	0	0	1	1	1						
32 Rob Johnson, R (1, 2) OBP: 0.293, SLG: 0.410					G4-3			K		3	0	1	1	0	1	0						
5 Mike Sweeney, R (9, PH) OBP: 0.324, SLG: 0.364								K		1	0	0	0	0	1	2						
21 Franklin Gutierrez, R (1, 8) OBP: 0.286, SLG: 0.316								F8		3	0	1	0	0	1	2						
25 Vladimir Valentin, R (9, PH) OBP: 0.364, SLG: 0.524										1	0	0	0	0	0	2						
7 Yuniesky Betancourt, R (1, 6) OBP: 0.250, SLG: 0.343					L5			G5-3		3	0	0	0	0	0	3						
Inning Stats	R: 0 H: 0 E: 0 K: 1 S: 11	H: 0 LOB: 0 BB: 0 P: 16	R: 0 H: 0 E: 0 K: 2 S: 10	H: 0 LOB: 0 BB: 0 P: 16	R: 0 H: 1 E: 0 K: 0 S: 9	H: 1 LOB: 1 BB: 0 P: 15	R: 0 H: 1 E: 0 K: 0 S: 8	H: 1 LOB: 1 BB: 0 P: 12	R: 0 H: 0 E: 0 K: 2 S: 8	H: 0 LOB: 0 BB: 0 P: 8	R: 0 H: 1 E: 0 K: 1 S: 9	H: 1 LOB: 1 BB: 0 P: 11	R: 1 H: 1 E: 1 K: 0 S: 10	H: 1 LOB: 2 BB: 1 P: 17	R: 0 H: 0 E: 0 K: 1 S: 6	H: 0 LOB: 0 BB: 0 P: 7	R: 0 H: 0 E: 1 K: 1 S: 9	H: 0 LOB: 2 BB: 1 P: 18	1B: 2 2B: 2 3B: 0 HR: 0	SF: 0 SAC: 0 DP: 0 HBP: 0	WP: 0 PB: 0 SB: 1 CS: 0	PA: 35
PITCHER	IP WLS BF H R ER SO BB IBB HBP BLK WP HR S P ERA WHIP																					
40 Bartolo Colon, R (1, 1) ERA: 4.15	7.0 W 27 4 1 0 6 1 0 0 0 0 0 0 65 95 0.00 0.714																					
37 Matt Thornton, L (8, 1) ERA: 2.57	1.0 H 3 0 0 0 1 0 0 0 0 0 0 0 6 7 0.00 0.000																					
45 Bobby Jenks, R (9, 1) ERA: 2.57	1.0 S 5 0 0 0 1 1 0 0 0 0 0 0 9 18 0.00 1.000																					

Batter	1	2	3	4	5	6	7	8	9	AB	R	H	RBI	BB	SO	LOB	BOTTOM					
Jerry Owens, L (1, 7) OBP: 0.231, SLG: 0.091	K			G4-3		G3				3	0	0	0	0	1	0	Seattle Mariners @ Chicago White Sox U.S. Cellular Field, Chicago, IL Tue Apr 28 2009, 5:05 PM EDT Overcast - 39 F					
7 Josh Fields, R (1, 5) OBP: 0.351, SLG: 0.388	F9					G6-3				2	1	0	0	1	0	0						
20 Carlos Quentin, R (1, 10) OBP: 0.366, SLG: 0.574										3	1	1	0	0	0	0						
23 Jermaine Dye, R (1, 9) OBP: 0.342, SLG: 0.543		L7				F9				3	0	0	0	0	0	2						
14 Paul Konerko, R (1, 3) OBP: 0.377, SLG: 0.543										3	0	1	2	0	0	0						
32 Brian Anderson, R (1, 8) OBP: 0.415, SLG: 0.370										3	0	0	0	0	1	1						
10 Alexei Ramirez, R (1, 6) OBP: 0.243, SLG: 0.262										3	0	0	0	0	0	0						
44 Corky Miller, R (1, 2) OBP: 0.389, SLG: 0.400										3	0	0	0	0	0	0						
18 Brent Lillibridge, R (1, 4) OBP: 0.293, SLG: 0.206										3	0	0	0	0	2	0						
Inning Stats	R: 0 H: 0 E: 0 K: 1 S: 8	H: 0 LOB: 0 BB: 0 P: 11	R: 0 H: 0 E: 0 K: 1 S: 7	H: 0 LOB: 0 BB: 0 P: 10	R: 0 H: 0 E: 0 K: 1 S: 8	H: 0 LOB: 0 BB: 0 P: 10	R: 2 H: 2 E: 0 K: 0 S: 9	H: 2 LOB: 1 BB: 1 P: 16	R: 0 H: 0 E: 0 K: 1 S: 8	H: 0 LOB: 0 BB: 0 P: 10	R: 0 H: 0 E: 0 K: 0 S: 4	H: 0 LOB: 0 BB: 0 P: 6	R: 0 H: 0 E: 0 K: 0 S: 7	H: 0 LOB: 0 BB: 0 P: 13	R: 0 H: 0 E: 0 K: 0 S: 8	H: 0 LOB: 0 BB: 0 P: 12		R: 0 H: 0 E: 0 K: 0 S: 8	H: 0 LOB: 0 BB: 0 P: 12	1B: 1 2B: 1 3B: 0 HR: 0	SF: 0 SAC: 0 DP: 0 HBP: 0	WP: 0 PB: 0 SB: 0 CS: 0
PITCHER	IP WLS BF H R ER SO BB IBB HBP BLK WP HR S P ERA WHIP																					
41 Chris Jakubauskas, R (1, 1) ERA: 5.23	8.0 L 27 2 2 2 4 1 0 0 0 0 0 0 59 88 2.25 0.375																					

AB 33
R 1
H 4
RBI 1
BB 2
SO 8
LOB 15



AB 26
R 2
H 2
RBI 2
BB 1
SO 4
LOB 3



Batter	1	2	3	4	5	6	7	8	9	AB	R	H	RBI	BB	SO	LOB	TOP					
51 Ichiro Suzuki, L (1, 9) OBP: 0.310, SLG: 0.431										6	1	2	0	0	1	5						
10 Endy Chavez, L (1, 8) OBP: 0.374, SLG: 0.354										5	0	0	0	0	0	7						
5 Mike Sweeney, R (1, 10) OBP: 0.325, SLG: 0.385										6	1	2	1	0	0	2						
29 Adrian Beltré, R (1, 5) OBP: 0.205, SLG: 0.229										5	1	1	0	0	1	1						
4 Jose Lopez, R (1, 4) OBP: 0.304, SLG: 0.357										4	2	2	1	1	0	0						
30 Russell Branyan, L (1, 3) OBP: 0.443, SLG: 0.660										5	2	5	1	0	0	0						
25 Wladimir Balentien, R (1, 7) OBP: 0.370, SLG: 0.520										4	1	2	1	0	0	3						
7 Yuniesky Betancourt, R (1, 6) OBP: 0.288, SLG: 0.417										5	1	4	5	0	0	0						
Jamie Burke, R (1, 2) OBP: 0.143, SLG: 0.077										4	0	1	0	1	1	4						
Inning Stats	R: 1 E: 0 K: 0 S: 7	H: 2 LOB: 0 BB: 0 P: 13	R: 3 E: 0 K: 2 S: 19	H: 3 LOB: 0 BB: 0 P: 27	R: 0 E: 0 K: 0 S: 8	H: 0 LOB: 0 BB: 0 P: 11	R: 1 E: 0 K: 0 S: 13	H: 3 LOB: 3 BB: 1 P: 23	R: 0 E: 0 K: 1 S: 6	H: 0 LOB: 0 BB: 0 P: 8	R: 1 E: 0 K: 0 S: 10	H: 3 LOB: 2 BB: 0 P: 13	R: 1 E: 0 K: 0 S: 16	H: 3 LOB: 3 BB: 1 P: 23	R: 2 E: 0 K: 0 S: 13	H: 4 LOB: 2 BB: 0 P: 22	R: 0 E: 1 K: 0 S: 9	H: 1 LOB: 2 BB: 0 P: 16	1B: 15 HR: 1	SF: 1 SAC: 1 DP: 1 HBP: 0	WP: 0 PB: 0 SB: 2 CS: 0	PA: 48
PITCHER	IP WLS BF H R ER SO BB IBB HBP BLK WP HR S P ERA WHIP																					
50 John Danks, L (1, 1) ERA: 2.74	4.0 L 20 8 5 5 2 1 0 0 0 0 0 1 47 74 11.25 2.250																					
D.J. Carrasco, R (5, 1) ERA: 4.15	2.2 15 6 2 2 1 1 0 0 0 0 0 31 42 6.75 2.625																					
41 Lance Broadway, R (7, 1) ERA: 7.71	2.1 13 5 2 2 0 0 0 0 0 0 0 23 40 7.71 2.143																					

Seattle Mariners @ Chicago White Sox
U.S. Cellular Field, Chicago, IL
Tue Apr 28 2009, 5:10 PM EDT
Att: 25,042 - Cloudy - 39 F

AB 44
R 9
H 19
RBI 9
BB 2
SO 3
LOB 22



Batter	1	2	3	4	5	6	7	8	9	AB	R	H	RBI	BB	SO	LOB	BOTTOM					
32 Brian Anderson, R (1, 8) OBP: 0.386, SLG: 0.340										4	0	0	0	0	2	2						
7 Josh Fields, R (1, 5) OBP: 0.358, SLG: 0.394										4	1	2	0	0	0	0						
20 Carlos Quentin, R (1, 7) OBP: 0.349, SLG: 0.542										4	0	0	0	0	1	2						
23 Jermaine Dye, R (1, 9) OBP: 0.342, SLG: 0.534										3	0	1	0	0	2	0						
Jerry Owens, L (8, 8) OBP: 0.286, SLG: 0.091										0	0	0	0	1	0	0						
14 Paul Konerko, R (1, 10) OBP: 0.383, SLG: 0.541										4	0	2	1	0	2	2						
12 A.J. Pierzynski, L (1, 2) OBP: 0.256, SLG: 0.288										4	0	0	0	0	0	5						
15 Wilson Betemit, S (1, 3) OBP: 0.286, SLG: 0.350										3	0	0	0	0	2	0						
10 Alexei Ramirez, R (1, 6) OBP: 0.247, SLG: 0.265										3	0	1	0	0	0	0						
18 Brent Lillibridge, R (1, 4) OBP: 0.295, SLG: 0.194										2	0	0	0	1	0	1						
Inning Stats	R: 0 E: 0 K: 0 S: 7	H: 0 LOB: 0 BB: 0 P: 11	R: 0 E: 0 K: 2 S: 10	H: 0 LOB: 0 BB: 0 P: 14	R: 0 E: 0 K: 2 S: 10	H: 1 LOB: 1 BB: 0 P: 14	R: 0 E: 0 K: 2 S: 14	H: 2 LOB: 2 BB: 0 P: 17	R: 0 E: 0 K: 1 S: 9	H: 0 LOB: 0 BB: 0 P: 12	R: 0 E: 0 K: 0 S: 5	H: 0 LOB: 0 BB: 0 P: 5	R: 0 E: 0 K: 1 S: 11	H: 1 LOB: 0 BB: 0 P: 13	R: 0 E: 0 K: 1 S: 8	H: 0 LOB: 1 BB: 1 P: 14	R: 1 E: 0 K: 0 S: 7	H: 2 LOB: 1 BB: 1 P: 14	1B: 6 3B: 0 HR: 0	SF: 0 SAC: 0 DP: 2 HBP: 0	WP: 0 PB: 0 SB: 1 CS: 0	PA: 33
PITCHER	IP WLS BF H R ER SO BB IBB HBP BLK WP HR S P ERA WHIP																					
34 Félix Hernández, R (1, 1) ERA: 2.38	8.0 W 28 4 0 0 0 9 1 0 0 0 0 0 73 100 0.00 0.625																					
48 Roy Corcoran, R (9, 1) ERA: 7.27	1.0 5 2 1 1 0 1 0 0 0 0 0 0 7 14 9.00 3.000																					

Seattle Mariners @ Chicago White Sox
U.S. Cellular Field, Chicago, IL
Tue Apr 28 2009, 5:10 PM EDT
Att: 25,042 - Cloudy - 39 F

AB 31
R 1
H 6
RBI 1
BB 2
SO 9
LOB 12



Batter	1	2	3	4	5	6	7	8	9	AB	R	H	RBI	BB	SO	LOB	TOP			
51 Ichiro Suzuki, L (1, 9) OBP: 0.317, SLG: 0.419	G6-3	G3			E4	IBB			G4-3	4	1	1	0	1	0	2				
4 Jose Lopez, R (1, 4) OBP: 0.310, SLG: 0.373	L6		2B		E24	1B			F9	5	1	2	0	0	0	2				
24 Ken Griffey Jr., L (1, 10) OBP: 0.342, SLG: 0.333	BB		F7		E29	2B			K	4	1	1	2	1	2	1				
29 Adrián Beltré, R (1, 5) OBP: 0.239, SLG: 0.276	BB		F7		E29	2B			K	4	0	4	1	0	0	0				
30 Russell Branyan, L (1, 3) OBP: 0.415, SLG: 0.614	G3		P4		F9	1B			K	4	0	0	0	0	1	6				
25 Wladimir Balentien, R (1, 7) OBP: 0.323, SLG: 0.448	G4-3		P3		F9	1B			K	4	0	0	0	0	1	3				
32 Rob Johnson, R (1, 2) OBP: 0.267, SLG: 0.372	P6				K				F8	4	0	0	0	0	2	1				
21 Franklin Gutierrez, R (1, 8) OBP: 0.299, SLG: 0.328			F9		F9				G6-3	4	0	2	0	0	0	0				
7 Yuniesky Betancourt, R (1, 6) OBP: 0.299, SLG: 0.421			K		E1	1B			F8	4	0	2	0	0	1	1				
Inning Stats	R: 0 E: 0 K: 0 S: 7	H: 1 LOB: 2 BB: 1 P: 16	R: 0 E: 0 K: 0 S: 12	H: 2 LOB: 2 BB: 0 P: 18	R: 0 E: 0 K: 2 S: 10	H: 2 LOB: 0 BB: 0 P: 15	R: 0 E: 0 K: 2 S: 8	H: 0 LOB: 0 BB: 0 P: 14	R: 3 E: 1 K: 1 S: 19	H: 4 LOB: 1 BB: 0 P: 25	R: 0 E: 0 K: 2 S: 14	H: 1 LOB: 1 BB: 0 P: 22	R: 0 E: 0 K: 1 S: 15	H: 1 LOB: 1 BB: 0 P: 23	R: 0 E: 0 K: 1 S: 6	H: 0 LOB: 0 BB: 0 P: 7	1B: 9 2B: 5 3B: 0 HR: 0	SF: 0 SAC: 0 DP: 2 HBP: 0	WP: 0 PB: 0 SB: 1 CS: 1	PA: 39
PITCHER	IP WLS BF H R ER SO BB IBB HBP BLK WP HR S P ERA WHIP	IP WLS BF H R ER SO BB IBB HBP BLK WP HR S P ERA WHIP	IP WLS BF H R ER SO BB IBB HBP BLK WP HR S P ERA WHIP	IP WLS BF H R ER SO BB IBB HBP BLK WP HR S P ERA WHIP	IP WLS BF H R ER SO BB IBB HBP BLK WP HR S P ERA WHIP	IP WLS BF H R ER SO BB IBB HBP BLK WP HR S P ERA WHIP	IP WLS BF H R ER SO BB IBB HBP BLK WP HR S P ERA WHIP	IP WLS BF H R ER SO BB IBB HBP BLK WP HR S P ERA WHIP	IP WLS BF H R ER SO BB IBB HBP BLK WP HR S P ERA WHIP	IP WLS BF H R ER SO BB IBB HBP BLK WP HR S P ERA WHIP	IP WLS BF H R ER SO BB IBB HBP BLK WP HR S P ERA WHIP	IP WLS BF H R ER SO BB IBB HBP BLK WP HR S P ERA WHIP	IP WLS BF H R ER SO BB IBB HBP BLK WP HR S P ERA WHIP	IP WLS BF H R ER SO BB IBB HBP BLK WP HR S P ERA WHIP	IP WLS BF H R ER SO BB IBB HBP BLK WP HR S P ERA WHIP	IP WLS BF H R ER SO BB IBB HBP BLK WP HR S P ERA WHIP	IP WLS BF H R ER SO BB IBB HBP BLK WP HR S P ERA WHIP			
34 Gavin Floyd, R (1, 1) ERA: 5.52	6.0	W	3	1	0	0	2	0	0	0	0	0	0	0	7	10	4.50	1.833		
37 Matt Thornton, L (7, 1) ERA: 2.25	1.0	H	4	1	0	0	1	0	0	0	0	0	0	0	15	23	0.00	1.000		
71 Scott Linebrink, R (8, 1) ERA: 1.13	1.0	S	3	0	0	0	1	0	0	0	0	0	0	0	6	7	0.00	0.000		
45 Bobby Jenks, R (9, 1) ERA: 2.25																				

Seattle Mariners @ Chicago White Sox
U.S. Cellular Field, Chicago, IL
Wed Apr 29 2009, 2:05 PM EDT
Att: 18,023 - Cloudy - 51 F

AB 37
R 3
H 12
RBI 3
BB 2
SO 7
LOB 16



Batter	1	2	3	4	5	6	7	8	9	AB	R	H	RBI	BB	SO	LOB	BOTTOM			
18 Brent Lillibridge, R (1, 4) OBP: 0.286, SLG: 0.195	K	CS	B5-3		F9	F9			K	5	0	1	0	0	2	2				
7 Josh Fields, R (1, 10) OBP: 0.380, SLG: 0.378	BB		BB		F8				K	3	0	0	0	2	2	3				
20 Carlos Quentin, R (1, 7) OBP: 0.374, SLG: 0.587	HBP		L7		HBP				K	3	1	2	2	0	0	1				
23 Jermaine Dye, R (1, 9) OBP: 0.333, SLG: 0.551	K		F9		F9				F9	5	1	1	1	0	1	7				
14 Paul Konerko, R (1, 3) OBP: 0.376, SLG: 0.526	F7				F7				F8	4	1	1	0	0	0	2				
12 A.J. Pierzynski, L (1, 2) OBP: 0.288, SLG: 0.365			HR		G3				F8	4	2	3	1	0	0	0				
15 Wilson Betemit, S (1, 5) OBP: 0.320, SLG: 0.458			K		F9				F9	4	0	2	1	0	1	0				
32 Brian Anderson, R (1, 8) OBP: 0.383, SLG: 0.327 Jerry Owens, L (7, PH) OBP: 0.287, SLG: 0.083			CS		G6-3				G4-3	2	0	0	0	1	1	2				
10 Alexei Ramirez, R (1, 6) OBP: 0.273, SLG: 0.286			CS		F9				SF8	2	1	2	1	1	0	0				
Inning Stats	R: 0 E: 0 K: 2 S: 13	H: 0 LOB: 2 BB: 1 P: 25	R: 1 E: 0 K: 1 S: 9	H: 2 LOB: 1 BB: 1 P: 16	R: 0 E: 0 K: 0 S: 4	H: 0 LOB: 1 BB: 1 P: 11	R: 0 E: 0 K: 0 S: 11	H: 0 LOB: 0 BB: 0 P: 13	R: 0 E: 0 K: 1 S: 14	H: 2 LOB: 3 BB: 0 P: 23	R: 2 E: 0 K: 1 S: 16	H: 3 LOB: 1 BB: 0 P: 23	R: 2 E: 0 K: 1 S: 22	H: 4 LOB: 2 BB: 0 P: 32	R: 1 E: 0 K: 2 S: 16	H: 1 LOB: 1 BB: 1 P: 27	1B: 7 2B: 2 3B: 0 HR: 3	SF: 1 SAC: 0 DP: 0 HBP: 2	WP: 1 PB: 0 SB: 1 CS: 2	PA: 41
PITCHER	IP WLS BF H R ER SO BB IBB HBP BLK WP HR S P ERA WHIP	IP WLS BF H R ER SO BB IBB HBP BLK WP HR S P ERA WHIP	IP WLS BF H R ER SO BB IBB HBP BLK WP HR S P ERA WHIP	IP WLS BF H R ER SO BB IBB HBP BLK WP HR S P ERA WHIP	IP WLS BF H R ER SO BB IBB HBP BLK WP HR S P ERA WHIP	IP WLS BF H R ER SO BB IBB HBP BLK WP HR S P ERA WHIP	IP WLS BF H R ER SO BB IBB HBP BLK WP HR S P ERA WHIP	IP WLS BF H R ER SO BB IBB HBP BLK WP HR S P ERA WHIP	IP WLS BF H R ER SO BB IBB HBP BLK WP HR S P ERA WHIP	IP WLS BF H R ER SO BB IBB HBP BLK WP HR S P ERA WHIP	IP WLS BF H R ER SO BB IBB HBP BLK WP HR S P ERA WHIP	IP WLS BF H R ER SO BB IBB HBP BLK WP HR S P ERA WHIP	IP WLS BF H R ER SO BB IBB HBP BLK WP HR S P ERA WHIP	IP WLS BF H R ER SO BB IBB HBP BLK WP HR S P ERA WHIP	IP WLS BF H R ER SO BB IBB HBP BLK WP HR S P ERA WHIP	IP WLS BF H R ER SO BB IBB HBP BLK WP HR S P ERA WHIP	IP WLS BF H R ER SO BB IBB HBP BLK WP HR S P ERA WHIP			
45 Erik Bedard, L (1, 1) ERA: 2.61	5.0	L	7	3	2	2	2	0	0	0	0	0	0	0	2	22	13.50	2.250		
23 Shawn Kelley, R (6, 1) ERA: 2.0	1.1																			
53 David Aardsma, R (7, 1) ERA: 1.93	0.2																			
57 Mark Lowe, R (8, 1) ERA: 4.32	1.0																			

Seattle Mariners @ Chicago White Sox
U.S. Cellular Field, Chicago, IL
Wed Apr 29 2009, 2:05 PM EDT
Att: 18,023 - Cloudy - 51 F

AB 33
R 6
H 12
RBI 6
BB 4
SO 7
LOB 19



Batter	1	2	3	4	5	6	7	8	9	AB	R	H	RBI	BB	SO	LOB	TOP								
17 Chris Getz, L OBP: 0.397, SLG: 0.442	G6-3			F7		20 WP 25 2B 1B	1-H 3B		FC1-6-2-5	5	1	2	1	0	0	2									
7 Josh Fields, R OBP: 0.356, SLG: 0.372	G3-1			G6-3		20 WP 25 2B 1B	G1-4-3			4	1	1	0	0	0	1									
20 Carlos Quentin, R OBP: 0.379, SLG: 0.577	G6-3			25 BLK 1B		25 2B BB		L8		3	1	1	0	1	0	0									
25 Jim Thome, L OBP: 0.313, SLG: 0.458	G6-3			K		1-H 2B		K		4	0	1	3	0	2	1									
23 Jermaine Dye, R OBP: 0.341, SLG: 0.543	F9			K		1-H 2B		14 FC4-6 1B		3	0	1	0	1	1	0									
14 Paul Konerko, R OBP: 0.360, SLG: 0.500	G5-3			G6-3		P3		FC4-6		4	0	0	0	0	0	3									
12 A.J. Pierzynski, L OBP: 0.286, SLG: 0.358				G3		F9		G1-3		4	0	1	0	0	0	0									
10 Alexei Ramirez, R OBP: 0.259, SLG: 0.270				G5-3		G4-3		P4		4	0	0	0	0	0	1									
22 Scott Podsednik, L OBP: 0.500, SLG: 0.500				P5		K		17 BLK 17 3B 1B		4	1	2	0	0	1	0									
Inning Stats	R: 0 E: 0 K: 0 S: 6	H: 0 LOB: 0 BB: 0 P: 7	R: 0 E: 0 K: 0 S: 7	H: 0 LOB: 0 BB: 0 P: 13	R: 0 E: 0 K: 0 S: 7	H: 0 LOB: 0 BB: 0 P: 11	R: 0 E: 0 K: 1 S: 11	H: 1 LOB: 1 BB: 0 P: 14	R: 0 E: 0 K: 1 S: 12	H: 0 LOB: 0 BB: 0 P: 16	R: 3 E: 0 K: 1 S: 15	H: 3 LOB: 2 BB: 2 P: 27	R: 1 E: 0 K: 0 S: 13	H: 2 LOB: 1 BB: 0 P: 19	R: 0 E: 0 K: 1 S: 12	H: 1 LOB: 1 BB: 0 P: 21	R: 0 E: 0 K: 0 S: 7	H: 2 LOB: 1 BB: 0 P: 11	1B: 7 2B: 2 3B: 1 HR: 0	SF: 0 SAC: 0 DP: 1 HBP: 0	WP: 1 PB: 0 SB: 0 CS: 0	PA: 37			
PITCHER	IP	WLS	BF	H	R	ER	SO	BB	IBB	HBP	BLK	WP	HR	S	P	ERA	WHIP								
39 Scott Feldman, R ERA: 6.75	5.2		21	3	3	3	3	1	0	0	1	1	0	51	77	4.76	0.706								
45 Derek Holland, L ERA: 2.94	1.0	L	7	3	1	1	0	1	0	0	1	0	0	19	29	9.00	4.000								
56 Darren O'Day, R ERA:	1.1		5	1	0	0	1	0	0	0	0	0	0	13	22	0.00	0.750								
36 C.J. Wilson, L ERA: 5.91	1.0		4	2	0	0	0	0	0	0	0	0	0	7	11	0.00	2.000								

Chicago White Sox @ Texas Rangers
Rangers Ballpark in Arlington, Arlington, TX
Fri May 01 2009, 8:05 PM EDT
Att: 23,836 - Cloudy - 78 F

AB 35
R 4
H 9
RBI 4
BB 2
SO 4
LOB 8



Batter	1	2	3	4	5	6	7	8	9	AB	R	H	RBI	BB	SO	LOB	BOTTOM								
5 Ian Kinsler, R OBP: 0.379, SLG: 0.677	HR		SF8		G5-3		F9			3	1	1	2	0	0	0									
22 Marlon Byrd, R OBP: 0.319, SLG: 0.500	F8		F8		F9		K			4	0	0	0	0	1	0									
10 Michael Young, R OBP: 0.370, SLG: 0.609	F8		25 2B 1B		1B		2B			4	1	3	0	0	0	0									
25 Andruw Jones, R OBP: 0.500, SLG: 0.750	K		1-H 2B		F7		F8			4	0	1	1	0	1	2									
9 Hank Blalock, L OBP: 0.277, SLG: 0.551	17 G4-6-3 HBP		F7		G3		G5-3			3	0	0	0	0	2	0									
17 Nelson Cruz, R OBP: 0.333, SLG: 0.513	G4-6-3		G6-3		G6-3		K			4	0	0	0	0	1	1									
19 Chris Davis, L OBP: 0.284, SLG: 0.425	1B		L1		K		BB			3	0	1	0	1	1	0									
2 Taylor Teagarden, R OBP: 0.250, SLG: 0.160	P6		1B		1B		P4			4	0	1	0	0	0	2									
1 Elvis Andrus, R OBP: 0.290, SLG: 0.390			5 SF8 3B		F8		G5-3			3	1	1	0	0	0	1									
7 David Murphy, L OBP: 0.275, SLG: 0.188										1	0	0	0	0	0	1									
Inning Stats	R: 1 E: 0 K: 1 S: 8	H: 1 LOB: 0 BB: 0 P: 13	R: 0 E: 0 K: 0 S: 5	H: 1 LOB: 0 BB: 0 P: 7	R: 2 E: 0 K: 0 S: 14	H: 3 LOB: 1 BB: 0 P: 23	R: 0 E: 0 K: 0 S: 9	H: 1 LOB: 1 BB: 0 P: 13	R: 0 E: 0 K: 1 S: 10	H: 1 LOB: 1 BB: 0 P: 14	R: 0 E: 0 K: 1 S: 7	H: 0 LOB: 0 BB: 0 P: 11	R: 0 E: 0 K: 0 S: 7	H: 0 LOB: 0 BB: 0 P: 10	R: 0 E: 0 K: 1 S: 7	H: 1 LOB: 0 BB: 0 P: 11	R: 0 E: 0 K: 1 S: 11	H: 0 LOB: 1 BB: 1 P: 19	1B: 4 2B: 2 3B: 1 HR: 1	SF: 1 SAC: 0 DP: 1 HBP: 1	WP: 0 PB: 0 SB: 0 CS: 0	PA: 36			
PITCHER	IP	WLS	BF	H	R	ER	SO	BB	IBB	HBP	BLK	WP	HR	S	P	ERA	WHIP								
56 Mark Buehrle, L ERA: 3.3	6.0		25	7	3	3	2	0	0	1	0	0	0	7	10	0.00	0.000								
26 Octavio Dotel, R ERA:	1.0	H	3	0	0	0	0	0	0	0	0	0	0	7	11	0.00	1.000								
71 Scott Linebrink, R ERA: 1.0	1.0	H	4	1	0	0	1	0	0	0	0	0	0	7	11	0.00	1.000								
45 Bobby Jenks, R ERA: 2.0	1.0	S	4	0	0	0	1	1	0	0	0	0	0	11	19	0.00	1.000								

Chicago White Sox @ Texas Rangers
Rangers Ballpark in Arlington, Arlington, TX
Fri May 01 2009, 8:05 PM EDT
Att: 23,836 - Cloudy - 78 F

AB 33
R 3
H 8
RBI 3
BB 1
SO 4
LOB 9



Batter	1	2	3	4	5	6	7	8	9	AB	R	H	RBI	BB	SO	LOB	TOP																			
17 Chris Getz, L OBP: 0.391, SLG: 0.439	G1-3	F7			G6-3		7 1B 25 2B 2B		F8	5	1	1	0	0	0	1																				
7 Josh Fields, R OBP: 0.358, SLG: 0.373	20 1B 1B		K			F8	25 2B 1B		K	5	0	2	0	0	2	0																				
20 Carlos Quentin, R OBP: 0.374, SLG: 0.561	1-2 1B		F9			L7	L6			4	0	1	0	0	0	2																				
25 Jim Thome, L OBP: 0.324, SLG: 0.476	K		K			14 BB 12 HR 1B	23 HBP 1B			4	1	2	1	0	2	2																				
23 Jermaine Dye, R OBP: 0.341, SLG: 0.530 18 Brent Lillibridge, R OBP: 0.290, SLG: 0.190	G4-3			L9		12 HR 12 HR HBP	14 BB 12 HR HBP			2	0	0	0	0	0	2																				
14 Paul Konerko, R OBP: 0.376, SLG: 0.494		12 1B 10 SF7 HBP		P3		12 HR BB	10 G6-4-3 HBP			1	2	0	0	1	0	0																				
12 A.J. Pierzynski, L OBP: 0.297, SLG: 0.408		1B		P2		HR				4	1	2	4	0	0	1																				
10 Alexei Ramirez, R OBP: 0.247, SLG: 0.260	SF7			L4		F7				3	0	0	1	0	0	2																				
22 Scott Podsednik, L OBP: 0.250, SLG: 0.250	F7			G1-3		G6-3			L4	4	0	0	0	0	0	1																				
Inning Stats	R: 0 E: 0 K: 13 S: 13	H: 2 LOB: 2 BB: 0 P: 19	R: 1 E: 0 K: 0 S: 8	H: 1 LOB: 1 BB: 0 P: 13	R: 0 E: 0 K: 2 S: 7	H: 0 LOB: 0 BB: 0 P: 10	R: 0 E: 0 K: 0 S: 8	H: 0 LOB: 0 BB: 0 P: 13	R: 0 E: 0 K: 0 S: 9	H: 0 LOB: 0 BB: 0 P: 13	R: 4 E: 0 K: 0 S: 11	H: 2 LOB: 2 BB: 1 P: 22	R: 1 E: 0 K: 1 S: 17	H: 3 LOB: 2 BB: 0 P: 23	R: 0 E: 0 K: 0 S: 4	H: 0 LOB: 0 BB: 0 P: 8	R: 0 E: 0 K: 1 S: 11	H: 0 LOB: 0 BB: 0 P: 13	1B: 5 2B: 2 3B: 0 HR: 1	SF: 1 SAC: 0 DP: 1 HBP: 3	WP: 0 PB: 0 SB: 0 CS: 0	PA: 38														
PITCHER	IP	WLS	BF	H	R	ER	SO	BB	IBB	HBP	BLK	WP	HR	S	P	ERA	WHIP	PITCHER	IP	WLS	BF	H	R	ER	SO	BB	IBB	HBP	BLK	WP	HR	S	P	ERA	WHIP	
20 Brandon McCarthy, R ERA: 4.67	5.0	W	19	3	1	4	3	0	0	1	0	0	0	45	68	1.80	0.600																			
46 Luis Mendoza, R ERA: 36.0	1.0		7	2	4	4	0	1	0	1	0	0	1	11	22	36.00	3.000																			
18 Eddie Guardado, L ERA: 10.13	0.2		5	3	1	1	0	0	0	0	0	0	0	14	19	13.50	4.500																			
56 Darren O'Day, R ERA:	1.1	H	4	0	0	0	1	0	0	1	0	0	0	7	12	0.00	0.000																			
50 Frank Francisco, R ERA:	1.0	S	3	0	0	0	1	0	0	0	0	0	0	11	13	0.00	0.000																			

Chicago White Sox @ Texas Rangers
Rangers Ballpark in Arlington, Arlington, TX
Sat May 02 2009, 8:05 PM EDT
Att. 26,673 - Rain - 64 F

AB 33
R 6
H 8
RBI 6
BB 1
SO 5
LOB 13





Batter	1	2	3	4	5	6	7	8	9	AB	R	H	RBI	BB	SO	LOB	BOTTOM																			
5 Ian Kinsler, R OBP: 0.389, SLG: 0.680	13 SH5-3 2B		9 HR 13 SH1-4 BB	13 2B 1B	K			G6-3		4	2	2	1	1	1	1																				
13 Omar Vizquel, S OBP: 0.455, SLG: 0.450	SH5-3		SH1-4	9 2B 2B		22 E 10 G3 1B		10 1B BB		2	1	2	1	1	0	0																				
10 Michael Young, R OBP: 0.362, SLG: 0.588	K		K	L9		G3		BB		5	0	1	0	0	2	5																				
9 Hank Blalock, L OBP: 0.295, SLG: 0.598	G3-1		HR	22 1B 2B		22 L3 BB		G6-3		4	2	2	4	1	0	3																				
22 Marlon Byrd, R OBP: 0.316, SLG: 0.486	P4		G3	1B		L3				4	0	1	1	0	0	2																				
7 David Murphy, L OBP: 0.295, SLG: 0.250	1B									4	1	2	0	0	1	1																				
17 Nelson Cruz, R OBP: 0.330, SLG: 0.512	K			G6-3		G6-3				4	1	1	1	0	1	1																				
19 Chris Davis, L OBP: 0.282, SLG: 0.429	G3			L9		K				4	1	1	1	0	1	1																				
21 Jarrod Saltalamacchia, S OBP: 0.313, SLG: 0.443			13 SH1-4 9 HR BB	F8		E5		G1-6-3		3	1	1	0	1	0	1																				
Inning Stats	R: 0 E: 0 K: 1 S: 8	H: 1 LOB: 1 BB: 0 P: 12	R: 0 E: 0 K: 1 S: 8	H: 1 LOB: 1 BB: 0 P: 12	R: 3 E: 0 K: 1 S: 14	H: 1 LOB: 2 BB: 2 P: 29	R: 6 E: 0 K: 0 S: 21	H: 7 LOB: 1 BB: 0 P: 28	R: 0 E: 1 K: 1 S: 15	H: 1 LOB: 2 BB: 1 P: 14	R: 0 E: 0 K: 2 S: 9	H: 0 LOB: 0 BB: 0 P: 12	R: 0 E: 0 K: 0 S: 8	H: 1 LOB: 2 BB: 1 P: 19	1B: 6 2B: 7 3B: 0 HR: 1	SF: 0 SAC: 2 DP: 1 HBP: 0	WP: 0 PB: 0 SB: 0 CS: 0	PA: 40																		
PITCHER	IP	WLS	BF	H	R	ER	SO	BB	IBB	HBP	BLK	WP	HR	S	P	ERA	WHIP	PITCHER	IP	WLS	BF	H	R	ER	SO	BB	IBB	HBP	BLK	WP	HR	S	P	ERA	WHIP	
52 Jose Contreras, R ERA: 8.31	3.1	L	19	7	7	7	3	2	0	0	0	0	0	0	0	0	19.90	2.700																		
54 Clayton Richard, L ERA: 6.0	0.2		5	3	2	2	0	0	0	0	0	0	0	14	18	27.00	4.500																			
41 Lance Broadway, R ERA: 4.15	2.0		8	2	0	0	1	1	0	0	0	0	0	24	36	0.00	1.500																			
37 Matt Thornton, L ERA: 2.0	1.0		3	0	0	0	2	0	0	0	0	0	0	9	12	0.00	0.000																			
D.J. Carrasco, R ERA: 3.86	1.0		5	1	0	0	0	1	0	0	0	0	0	8	19	0.00	2.000																			

Chicago White Sox @ Texas Rangers
Rangers Ballpark in Arlington, Arlington, TX
Sat May 02 2009, 8:05 PM EDT
Att. 26,673 - Rain - 64 F

AB 34
R 9
H 13
RBI 9
BB 4
SO 6
LOB 15



Batter	1	2	3	4	5	6	7	8	9	AB	R	H	RBI	BB	SO	LOB	TOP											
5 Jayson Nix, R OBP: 0.500, SLG: 0.667	G6-3		G3-6-1 1B				SF9			3	0	2	1	0	0	0	Chicago White Sox @ Texas Rangers Rangers Ballpark in Arlington, Arlington, TX Sun May 03 2009, 8:05 PM EDT Att: 20,132 - Overcast - 64 F											
7 Josh Fields, R OBP: 0.354, SLG: 0.360	HBP		G3-6-1 1-2			K	K			3	0	0	0	0	2	5												
20 Carlos Quentin, R OBP: 0.359, SLG: 0.535	P6			G5-3	F9			K		4	0	0	0	0	1	4												
14 Paul Konerko, R OBP: 0.371, SLG: 0.494	K					G6-3		K		4	0	1	0	0	2	1												
15 Wilson Betemit, S OBP: 0.345, SLG: 0.500		22 G3 2B		F7	F7					4	0	2	0	0	0	1												
44 Corky Miller, R OBP: 0.318, SLG: 0.316	G6-3			L7		P5		G6-3		4	0	0	0	0	0	3												
22 Scott Podsednik, L OBP: 0.167, SLG: 0.167	G3				G1-3					4	0	0	0	0	0	1												
10 Alexei Ramirez, R OBP: 0.258, SLG: 0.284	K							G5-3		4	1	2	0	0	1	1												
18 Brent Lillibridge, R OBP: 0.296, SLG: 0.217			G6-3					L8		4	0	2	0	0	0	0	AB 34 R 1 H 9 RBI 1 BB 0 SO 6 LOB 16 											
Inning Stats	R: 0 H: 0 E: 0 K: 1 S: 15	H: 0 LOB: 1 BB: 0 P: 25	R: 0 H: 1 E: 0 K: 1 S: 12	H: 1 LOB: 1 BB: 0 P: 20	R: 0 H: 1 E: 0 K: 0 S: 6	H: 1 LOB: 0 BB: 0 P: 9	R: 0 H: 1 E: 0 K: 0 S: 8	H: 1 LOB: 1 BB: 0 P: 12	R: 0 H: 3 E: 0 K: 1 S: 21	H: 3 LOB: 3 BB: 0 P: 34	R: 0 H: 0 E: 0 K: 0 S: 6	H: 0 LOB: 0 BB: 0 P: 12	R: 1 H: 2 E: 0 K: 1 S: 13	H: 2 LOB: 1 BB: 0 P: 23	R: 0 H: 1 E: 0 K: 2 S: 10	H: 1 LOB: 1 BB: 0 P: 12		R: 0 H: 0 E: 0 K: 0 S: 6	H: 0 LOB: 0 BB: 0 P: 8	1B: 6 2B: 3 3B: 0 HR: 0	SF: 1 SAC: 0 DP: 1 HBP: 1	WP: 0 PB: 0 SB: 0 CS: 0	PA: 36					
PITCHER	IP	WLS	BF	H	R	ER	SO	BB	IBB	HBP	BLK	WP	HR	S	P	ERA		WHIP										
54 Matt Harrison, L ERA: 6.41	5.0	W	21	6	0	0	3	0	0	1	0	0	0	62	100	0.00		1.200										
26 Jason Jennings, R ERA: 4.3	2.0		8	2	1	1	1	0	0	0	0	0	0	19	35	4.50		1.000										
56 Darren O'Day, R ERA:	1.0		4	1	0	0	2	0	0	0	0	0	0	10	12	0.00		1.000										
36 C.J. Wilson, L ERA: 5.4	1.0		3	0	0	0	0	0	0	0	0	0	0	6	8	0.00		0.000										

Batter	1	2	3	4	5	6	7	8	9	AB	R	H	RBI	BB	SO	LOB	BOTTOM											
5 Ian Kinsler, R OBP: 0.389, SLG: 0.703	HR		F9			SF7		G1-2-3		4	2	2	2	0	0	3	Chicago White Sox @ Texas Rangers Rangers Ballpark in Arlington, Arlington, TX Sun May 03 2009, 8:05 PM EDT Att: 20,132 - Overcast - 64 F											
1 Elvis Andrus, R OBP: 0.325, SLG: 0.419	E8 G1-3 1B		10 S 25 1B 2B			SH1-3	FC5-4			3	1	2	0	0	0	1												
10 Michael Young, R OBP: 0.367, SLG: 0.584	K		G3			FC3-6 2H 1B				4	0	2	1	0	1	2												
25 Andruw Jones, R OBP: 0.500, SLG: 0.718	G1-3					FC3-6 1-2 BB	G5-4-3			3	0	1	1	1	0	2												
9 Hank Bialock, L OBP: 0.283, SLG: 0.570	G4-3					FC3-6 1-2 1B	G5-3			4	0	0	0	0	1	4												
22 Marlon Byrd, R OBP: 0.325, SLG: 0.500	F8					P6				4	1	2	0	0	0	2												
17 Nelson Cruz, R OBP: 0.347, SLG: 0.534	L7									4	1	3	0	0	0	0												
19 Chris Davis, L OBP: 0.281, SLG: 0.413	E3									3	0	0	0	1	1	2												
2 Taylor Teagarden, R OBP: 0.250, SLG: 0.172	F9									4	0	1	0	0	1	4	AB 33 R 5 H 13 RBI 4 BB 2 SO 4 LOB 20 											
Inning Stats	R: 1 H: 2 E: 1 K: 1 S: 13	H: 2 LOB: 1 BB: 0 P: 22	R: 0 H: 0 E: 1 K: 0 S: 8	H: 0 LOB: 1 BB: 0 P: 14	R: 1 H: 2 E: 0 K: 1 S: 10	H: 2 LOB: 1 BB: 0 P: 13	R: 1 H: 2 E: 0 K: 0 S: 9	H: 2 LOB: 0 BB: 0 P: 11	R: 1 H: 2 E: 0 K: 0 S: 17	H: 2 LOB: 2 BB: 1 P: 29	R: 1 H: 2 E: 0 K: 1 S: 16	H: 2 LOB: 1 BB: 0 P: 25	R: 0 H: 1 E: 0 K: 0 S: 8	H: 1 LOB: 0 BB: 0 P: 12	R: 0 H: 2 E: 0 K: 1 S: 10	H: 2 LOB: 2 BB: 1 P: 19		1B: 9 2B: 3 3B: 0 HR: 1	SF: 1 SAC: 1 DP: 3 HBP: 0	WP: 0 PB: 0 SB: 2 CS: 0	PA: 37							
PITCHER	IP	WLS	BF	H	R	ER	SO	BB	IBB	HBP	BLK	WP	HR	S	P	ERA		WHIP										
50 John Danks, L ERA: 3.81	5.1	L	27	10	5	5	3	1	0	0	0	0	0	68	105	8.44		2.062										
26 Octavio Dotel, R ERA:	0.2		2	0	0	0	0	0	0	0	0	0	0	5	9	0.00		0.000										
D.J. Carrasco, R ERA: 3.38	2.0		8	3	0	0	1	0	1	0	0	0	0	18	31	0.00		1.500										


Batter	1	2	3	4	5	6	7	8	9	AB	R	H	RBI	BB	SO	LOB	TOP			
17 Chris Getz, L OBP: 0.358, SLG: 0.410										4	0	0	0	0	1	1	<p>Chicago White Sox @ Kansas City Royals Kauffman Stadium, Kansas City, MO Mon May 04 2009, 7:10 PM CDT Att: 21,827 - Cloudy - 67 F</p> <p>livebaseballscorecards.com</p> <p>AB 31 R 0 H 6 RBI 0 BB 0 SO 10 LOB 10</p>			
5 Jayson Nix, R OBP: 0.375, SLG: 0.571										4	0	1	0	0	1	1				
20 Carlos Quentin, R OBP: 0.346, SLG: 0.511										4	0	0	0	0	1	1				
25 Jim Thome, L OBP: 0.307, SLG: 0.448										4	0	0	0	0	2	1				
14 Paul Konerko, R OBP: 0.360, SLG: 0.478										3	0	0	0	0	1	0				
12 A.J. Pierzynski, L OBP: 0.312, SLG: 0.419										3	0	2	0	0	1	0				
10 Alexei Ramirez, R OBP: 0.261, SLG: 0.289										3	0	1	0	0	1	1				
22 Scott Podsednik, L OBP: 0.267, SLG: 0.333										3	0	2	0	0	0	2				
18 Brent Lillibridge, R OBP: 0.286, SLG: 0.208										2	0	0	0	0	1	2				
15 Wilson Betemit, S OBP: 0.333, SLG: 0.483										1	0	0	0	0	1	1				
Inning Stats	R: 0 E: 0 K: 1 S: 9	H: 0 LOB: 0 BB: 0 P: 14	R: 0 E: 0 K: 2 S: 7	H: 0 LOB: 0 BB: 0 P: 10	R: 0 E: 0 K: 1 S: 6	H: 1 LOB: 0 BB: 0 P: 9	R: 0 E: 0 K: 2 S: 9	H: 0 LOB: 0 BB: 0 P: 14	R: 0 E: 0 K: 1 S: 8	H: 1 LOB: 1 BB: 0 P: 10	R: 0 E: 0 K: 1 S: 9	H: 1 LOB: 1 BB: 0 P: 13	R: 0 E: 0 K: 1 S: 6	H: 2 LOB: 1 BB: 0 P: 12	R: 0 E: 0 K: 0 S: 9	H: 1 LOB: 1 BB: 0 P: 13	1B: 4 2B: 2 HR: 0	SF: 0 SAC: 0 HBP: 0	WP: 0 PB: 0 SB: 0 CS: 1	PA: 31
PITCHER 23 Zack Greinke, R ERA: 0.4	IP: 9.0 WLS: W BF: 31	H: 6 R: 0 ER: 0 SO: 10	BB: 0 IBB: 0 HBP: 0 BLK: 0	WP: 0 HR: 0 S: 72 P: 104	ERA: 0.00 WHIP: 0.667	PITCHER IP: WLS: BF: H: R: ER: SO: BB: IBB: HBP: BLK: WP: HR: S: P: ERA: WHIP														

Batter	1	2	3	4	5	6	7	8	9	AB	R	H	RBI	BB	SO	LOB	BOTTOM			
2 Coco Crisp, S OBP: 0.339, SLG: 0.440										5	0	0	0	0	1	2	<p>Chicago White Sox @ Kansas City Royals Kauffman Stadium, Kansas City, MO Mon May 04 2009, 7:10 PM CDT Att: 21,827 - Cloudy - 67 F</p> <p>livebaseballscorecards.com</p> <p>AB 33 R 3 H 10 RBI 2 BB 4 SO 8 LOB 20</p>			
9 David DeJesus, L OBP: 0.323, SLG: 0.407										4	1	2	1	0	1	0				
24 Mark Teahen, L OBP: 0.381, SLG: 0.451										4	1	1	0	0	1	1				
11 Jose Guillen, R OBP: 0.389, SLG: 0.532										2	1	1	0	2	0	1				
35 Mitch Maier, L OBP: 0.333, SLG: 0.227										0	0	0	0	0	0	0				
16 Billy Butler, R OBP: 0.341, SLG: 0.380										4	0	1	1	0	1	4				
17 Mike Jacobs, L OBP: 0.319, SLG: 0.463										3	0	2	0	1	0	2				
13 Alberto Callaspo, S OBP: 0.433, SLG: 0.561										3	0	1	0	1	0	2				
21 Miguel Olivo, R OBP: 0.250, SLG: 0.368										4	0	1	0	0	3	5				
30 Mike Aviles, R OBP: 0.231, SLG: 0.307										4	0	1	0	0	1	3				
Inning Stats	R: 0 E: 0 K: 1 S: 7	H: 0 LOB: 0 BB: 0 P: 10	R: 1 E: 1 K: 3 S: 18	H: 3 LOB: 2 BB: 0 P: 28	R: 2 E: 0 K: 2 S: 17	H: 4 LOB: 3 BB: 1 P: 28	R: 0 E: 0 K: 1 S: 7	H: 0 LOB: 0 BB: 0 P: 14	R: 0 E: 0 K: 0 S: 9	H: 0 LOB: 2 BB: 2 P: 18	R: 0 E: 0 K: 0 S: 10	H: 1 LOB: 0 BB: 0 P: 16	R: 0 E: 0 K: 0 S: 5	H: 1 LOB: 2 BB: 1 P: 10	R: 0 E: 0 K: 1 S: 11	H: 1 LOB: 0 BB: 0 P: 14	1B: 8 2B: 1 HR: 1	SF: 0 SAC: 0 HBP: 0	WP: 0 PB: 0 SB: 0 CS: 1	PA: 37
PITCHER 40 Bartolo Colon, R ERA: 4.05	IP: 5.0 WLS: L	H: 7 R: 3 ER: 2 SO: 7	BB: 2 IBB: 0 HBP: 0 BLK: 0	WP: 0 HR: 0 S: 26 P: 40	ERA: 3.60 WHIP: 1.800	PITCHER IP: WLS: BF: H: R: ER: SO: BB: IBB: HBP: BLK: WP: HR: S: P: ERA: WHIP														
54 Clayton Richard, L ERA: 4.8	IP: 3.0	H: 3 R: 0 ER: 0 SO: 1	BB: 1 IBB: 0 HBP: 0 BLK: 0	WP: 0 HR: 0 S: 26 P: 40	ERA: 0.00 WHIP: 1.333															

Batter	1	2	3	4	5	6	7	8	9	AB	R	H	RBI	BB	SO	LOB	TOP																							
28 Curtis Granderson, L (1,8) OBP: 0.323, SLG: 0.518	G3			F7			L3		1B	4	0	1	0	0	0	0																								
14 Placido Polanco, R (1,4) OBP: 0.314, SLG: 0.400	G6-3			P3			2B		1B	4	0	2	0	0	0	0																								
34 Clete Thomas, L (1,9) OBP: 0.556, SLG: 0.857	G4-3			K			BB		K	3	0	0	0	1	2	2																								
24 Miguel Cabrera, R (1,3) OBP: 0.460, SLG: 0.630	G6-3			G4-3			F8		F9	4	0	0	0	0	0	4																								
30 Magglio Ordonez, R (1,10) OBP: 0.313, SLG: 0.284	P3			K			BB		K	3	0	0	0	1	2	2																								
12 Gerald Laird, R (1,2) OBP: 0.341, SLG: 0.333	F8			G6-3			F8		K	3	0	0	0	0	0	3																								
15 Brandon Inge, R (1,5) OBP: 0.398, SLG: 0.589				F8			K		F7	3	0	0	0	0	1	0																								
25 Ryan Raburn, R (1,7) OBP: 0.250, SLG: 0.063				G6-3			F8		F7	3	0	0	0	0	0	0																								
4 Adam Everett, R (1,6) OBP: 0.306, SLG: 0.379				P3			K		K	3	0	0	0	0	2	0																								
Inning Stats	R: 0 H: 0 E: 0 K: 0 S: 8	H: 0 LOB: 0 BB: 0 P: 11	R: 0 H: 0 E: 0 K: 0 S: 6	H: 0 LOB: 0 BB: 0 P: 10	R: 0 H: 0 E: 0 K: 1 S: 8	H: 0 LOB: 0 BB: 0 P: 12	R: 0 H: 0 E: 0 K: 1 S: 8	H: 0 LOB: 0 BB: 0 P: 15	R: 0 H: 0 E: 0 K: 1 S: 8	H: 0 LOB: 0 BB: 0 P: 12	R: 0 H: 0 E: 0 K: 2 S: 12	H: 0 LOB: 0 BB: 2 P: 26	R: 0 H: 0 E: 0 K: 1 S: 11	H: 0 LOB: 0 BB: 0 P: 15	R: 0 H: 2 E: 0 K: 2 S: 18	H: 2 LOB: 2 BB: 0 P: 26	1B: 2 2B: 1 3B: 0 HR: 0	SF: 0 SAC: 0 DP: 0 HBP: 0	WP: 0 PB: 0 SB: 0 CS: 0	PA: 32																				
PITCHER	IP	WLS	BF	H	R	ER	SO	BB	IBB	HBP	BLK	WP	HR	S	P	ERA	WHIP	PITCHER				IP	WLS	BF	H	R	ER	SO	BB	IBB	HBP	BLK	WP	HR	S	P	ERA	WHIP		
56 Mark Buehrle, L (1,1) ERA: 2.61	8.0	W	27	1	0	0	5	2	0	0	0	0	0	68	110	0.00	0.375					8.0	W	27	1	0	0	5	2	0	0	0	0	0	0	0	68	110	0.00	0.375
45 Bobby Jenks, R (9,1) ERA: 1.6	1.0		5	2	0	0	2	0	0	0	0	0	0	18	26	0.00	2.000					1.0		5	2	0	0	2	0	0	0	0	0	0	0	0	18	26	0.00	2.000

Detroit Tigers @ Chicago White Sox
 U.S. Cellular Field, Chicago, IL
 Thu May 07 2009, 8:11 PM EDT
 Att: 27,475 - Partly Cloudy - 62 F


AB 30
R 0
H 3
RBI 0
BB 2
SO 7
LOB 11



Batter	1	2	3	4	5	6	7	8	9	AB	R	H	RBI	BB	SO	LOB	BOTTOM																							
17 Chris Getz, L (1,4) OBP: 0.364, SLG: 0.397	BB			F7			BB			2	1	1	0	2	0	0																								
7 Josh Fields, R (1,5) OBP: 0.339, SLG: 0.375	F8			G4-3			K		K	4	0	0	0	0	2	3																								
20 Carlos Quentin, R (1,7) OBP: 0.350, SLG: 0.495	G5-3			G5-3			G6-3		P3	4	0	0	0	0	0	3																								
25 Jim Thome, L (1,10) OBP: 0.318, SLG: 0.411	BB			G6-3			G6-3		F7	3	1	0	0	1	0	0																								
23 Jermaine Dye, R (1,9) OBP: 0.337, SLG: 0.538	1B			G3			K		P6	4	1	1	1	0	1	0																								
14 Paul Konerko, R (1,3) OBP: 0.394, SLG: 0.490	2B			F9			2B		E6	4	1	2	2	0	0	0																								
12 A.J. Pierzynski, L (1,2) OBP: 0.345, SLG: 0.506	HR			G4-3			F9		G3	4	1	1	2	0	0	2																								
5 Jayson Nix, R (1,6) OBP: 0.364, SLG: 0.800	P3			HR			K		K	3	1	1	1	0	1	1																								
22 Scott Podsednik, L (1,8) OBP: 0.261, SLG: 0.318	G1			G4-3			G5-3			3	0	0	0	0	0	0																								
Inning Stats	R: 5 E: 0 K: 0 S: 15	H: 3 LOB: 0 BB: 2 P: 29	R: 0 H: 1 E: 0 K: 0 S: 6	H: 1 LOB: 1 BB: 0 P: 9	R: 0 H: 0 E: 0 K: 0 S: 7	H: 0 LOB: 0 BB: 0 P: 10	R: 1 H: 1 E: 0 K: 0 S: 7	H: 1 LOB: 0 BB: 0 P: 10	R: 0 H: 0 E: 0 K: 1 S: 8	H: 0 LOB: 0 BB: 0 P: 11	R: 0 H: 1 E: 0 K: 2 S: 12	H: 1 LOB: 1 BB: 0 P: 16	R: 0 H: 0 E: 1 K: 0 S: 6	H: 0 LOB: 1 BB: 0 P: 11	R: 0 H: 0 E: 1 K: 2 S: 18	H: 0 LOB: 1 BB: 0 P: 11	1B: 1 2B: 3 3B: 0 HR: 2	SF: 0 SAC: 0 DP: 0 HBP: 0	WP: 0 PB: 0 SB: 0 CS: 0	PA: 34																				
PITCHER	IP	WLS	BF	H	R	ER	SO	BB	IBB	HBP	BLK	WP	HR	S	P	ERA	WHIP	PITCHER				IP	WLS	BF	H	R	ER	SO	BB	IBB	HBP	BLK	WP	HR	S	P	ERA	WHIP		
58 Armando Galarraga, R (1,1) ERA: 4.08	6.0	L	26	6	6	6	3	2	0	0	0	0	0	55	85	9.000	1.333					6.0	L	26	6	6	6	3	2	0	0	0	0	0	0	0	55	85	9.000	1.333
45 Ryan Perry, R (7,1) ERA: 2.92	2.0		8	0	0	0	1	1	0	0	0	0	0	14	25	0.00	0.500					2.0		8	0	0	0	1	1	0	0	0	0	0	0	0	14	25	0.00	0.500

Detroit Tigers @ Chicago White Sox
 U.S. Cellular Field, Chicago, IL
 Thu May 07 2009, 8:11 PM EDT
 Att: 27,475 - Partly Cloudy - 62 F

AB 31
R 6
H 6
RBI 6
BB 3
SO 4
LOB 9



Batter	1	2	3	4	5	6	7	8	9	AB	R	H	RBI	BB	SO	LOB	TOP					
5 Jayson Nix, R OBP: 0.241, SLG: 0.260	F9		HR	BB		K		G5-3		4	1	1	1	1	1	0						
10 Alexei Ramirez, R OBP: 0.241, SLG: 0.260										0	0	0	0	0	0	0						
17 Chris Getz, L OBP: 0.323, SLG: 0.337	K		P6	K			E3 25 WP 44 1B	P4		5	1	0	0	0	2	2						
23 Jermaine Dye, R OBP: 0.347, SLG: 0.518	25 HR		F7					G5-3		4	2	1	0	1	1	1						
25 Jim Thome, L OBP: 0.352, SLG: 0.477	HR		14 2B			25 HR				3	3	2	4	2	1	0						
14 Paul Konerko, R OBP: 0.310, SLG: 0.466	F9		BB			HR				4	0	1	0	1	1	0						
7 Josh Fields, R OBP: 0.328, SLG: 0.351			BB			F9				5	0	0	0	0	3	5						
44 Corky Miller, R OBP: 0.310, SLG: 0.308										4	0	2	2	0	1	0						
22 Scott Podsednik, L OBP: 0.258, SLG: 0.276										3	0	1	0	1	0	1						
18 Brent Lillibridge, R OBP: 0.254, SLG: 0.190										4	0	0	0	0	1	5						
Inning Stats	R: 2 E: 0 K: 1 S: 10	H: 1 LOB: 0 BB: 1 P: 20	R: 0 E: 0 K: 0 S: 15	H: 1 LOB: 1 BB: 0 P: 20	R: 1 E: 0 K: 1 S: 13	H: 2 LOB: 2 BB: 1 P: 22	R: 0 E: 0 K: 1 S: 9	H: 1 LOB: 0 BB: 1 P: 17	R: 2 E: 0 K: 2 S: 10	H: 2 LOB: 0 BB: 0 P: 19	R: 0 E: 0 K: 2 S: 10	H: 0 LOB: 0 BB: 0 P: 15	R: 2 E: 1 K: 2 S: 15	H: 1 LOB: 3 BB: 3 P: 32	R: 0 E: 0 K: 0 S: 8	H: 0 LOB: 0 BB: 0 P: 13	R: 0 E: 0 K: 2 S: 11	H: 0 LOB: 0 BB: 0 P: 19	1B: 3 2B: 2 3B: 0 HR: 3	SF: 0 SAC: 0 DP: 0 HBP: 0	WP: 2 PB: 0 SB: 0 CS: 0	PA: 42
PITCHER	IP	WLS	BF	H	R	ER	SO	BB	IBB	HBP	BLK	WP	HR	S	P	ERA	WHIP					
45 Jeremy Sowers, L ERA: 12.0	4.0	L	22	7	5	5	3	3	0	0	0	0	3	50	85	11.25	2.500					
50 Jensen Lewis, R ERA: 4.28	2.1		8	0	1	1	5	0	0	0	0	0	0	23	36	3.86	0.000					
49 Tony Sipp, L ERA: 4.26	0.1		5	1	1	0	1	3	0	0	0	1	0	8	23	0.00	12.000					
40 Matt Herges, R ERA: 1.89	2.1		7	0	0	0	2	0	0	0	0	0	0	20	33	0.00	0.000					

Chicago White Sox @ Cleveland Indians
 Progressive Field, Cleveland, OH
 Tue May 12 2009, 7:05 PM EDT
 Att: 16,760 - Clear - 57 F

AB	36
R	7
H	8
RBI	7
BB	6
SO	11
LOB	14



Batter	1	2	3	4	5	6	7	8	9	AB	R	H	RBI	BB	SO	LOB	BOTTOM					
24 Grady Sizemore, L OBP: 0.313, SLG: 0.411	G6-3			2B		41 CS			F9	4	0	1	0	1	1	2						
Asdrubal Cabrera, S OBP: 0.397, SLG: 0.424	G4-3		17 WP 41 BB 17 G3							5	1	2	1	0	0	1						
41 Victor Martinez, S OBP: 0.462, SLG: 0.603	7 FC5-4		17 G3 2 1B							2	1	1	0	2	0	0						
7 Mark DeRosa, R OBP: 0.303, SLG: 0.428	FC5-4		F7							4	0	0	0	0	1	6						
17 Shin-Soo Choo, L OBP: 0.406, SLG: 0.425	16 BB		G3							3	1	0	1	1	1	4						
2 Johnny Peralta, R OBP: 0.305, SLG: 0.322	F7									4	0	1	1	0	1	1						
25 Ryan Garko, R OBP: 0.370, SLG: 0.364	K		F9							4	0	1	0	0	1	2						
16 Matt LaPorta, R OBP: 0.316, SLG: 0.375	12 2B		G4-6-3							3	1	1	0	1	1	1						
12 Ben Francisco, R OBP: 0.321, SLG: 0.366			F9							4	0	1	1	0	0	1						
Inning Stats	R: 0 E: 0 K: 0 S: 8	H: 1 LOB: 1 BB: 0 P: 17	R: 1 E: 0 K: 2 S: 16	H: 1 LOB: 2 BB: 2 P: 30	R: 2 E: 0 K: 0 S: 11	H: 2 LOB: 1 BB: 1 P: 21	R: 1 E: 0 K: 2 S: 16	H: 3 LOB: 3 BB: 1 P: 29	R: 0 E: 0 K: 1 S: 9	H: 1 LOB: 0 BB: 0 P: 15	R: 0 E: 0 K: 0 S: 5	H: 0 LOB: 0 BB: 1 P: 13	R: 0 E: 0 K: 0 S: 11	H: 0 LOB: 0 BB: 0 P: 15	R: 0 E: 0 K: 1 S: 8	H: 0 LOB: 0 BB: 0 P: 11	R: 0 E: 0 K: 0 S: 7	H: 0 LOB: 0 BB: 0 P: 12	1B: 6 2B: 2 3B: 0 HR: 0	SF: 0 SAC: 0 DP: 1 HBP: 0	WP: 1 PB: 0 SB: 0 CS: 1	PA: 39
PITCHER	IP	WLS	BF	H	R	ER	SO	BB	IBB	HBP	BLK	WP	HR	S	P	ERA	WHIP					
54 Clayton Richard, L ERA: 5.4	3.1		19	4	4	4	3	3	0	0	0	0	0	19	35	0.00	1.000					
D.J. Carrasco, R ERA: 2.89	2.0	W	8	2	0	0	3	0	1	0	0	0	0	19	35	0.00	1.000					
37 Matt Thornton, L ERA: 2.84	1.2	H	5	0	0	0	0	1	0	0	0	0	0	15	26	0.00	0.600					
26 Octavio Dotel, R ERA: 1.5	1.0	H	3	0	0	0	1	0	0	0	0	0	0	8	11	0.00	0.000					
45 Bobby Jenks, R ERA: 1.5	1.0	S	3	0	0	0	0	0	0	0	0	0	0	7	12	0.00	0.000					

Chicago White Sox @ Cleveland Indians
 Progressive Field, Cleveland, OH
 Tue May 12 2009, 7:05 PM EDT
 Att: 16,760 - Clear - 57 F

AB	33
R	4
H	8
RBI	4
BB	5
SO	6
LOB	18



Batter	1	2	3	4	5	6	7	8	9	AB	R	H	RBI	BB	SO	LOB	TOP					
5 Jayson Nix, R OBP: 0.375, SLG: 0.650 (1, 4)	G1-3 C SI 90 B CU 76 X CH 84			P3 F SI 90 B CU 76 X CH 84		1B B CH 84 B SI 91 X SI 91		F9 F FF 92 X FF 93		4	0	1	0	0	0	0						
22 Scott Podsednik, L OBP: 0.286, SLG: 0.303 (1, 7)	G6-3 C FF 90 X SI 91			G6-3 C SI 90 C FC 88 X SI 92		1B F SI 91 B CU 77 X SI 93		1B C FC 91 B CH 85 X FF 92		4	0	2	0	0	0	0						
23 Jermaine Dye, R OBP: 0.339, SLG: 0.504 17 Chris Getz, L OBP: 0.320, SLG: 0.333 (1, 9)	G5-3 C SI 92 B CH 84 X CH 84			K B CH 84 B SI 92 X CH 84		1B F SI 91 B CU 77 X SI 93		FC5-4 F FF 91 1 SAFE C FC 91 B CH 85 X FF 92		3	0	0	0	0	2	3						
14 Paul Konerko, R OBP: 0.351, SLG: 0.459 (1, 3)		G6-3 B SI 90 F SI 92 X FC 88			K F CH 83 F CU 74 S CH 84		1B C CH 82 B SI 91 X CU 75	F8 1 SAFE X FF 93		4	0	1	0	0	1	1						
12 A.J. Pierzynski, L OBP: 0.324, SLG: 0.464 (1, 2)		F8 B SI 91 X SI 91			G4-3 C FF 91 X SI 92		K C FC 86 F FC 96 X FC 86		K F FF 96 T FC 82 C CU 82	4	0	0	0	0	2	1						
7 Josh Fields, R OBP: 0.318, SLG: 0.339 (1, 5)		K F FF 90 B FC 86 S FF 91			F8 F FF 91 X FF 90		K B CH 82 B SI 90 C FC 86 C SI 91		F9 F FF 96 B FF 97 X FF 97	4	0	0	0	0	2	1						
15 Wilson Betemit, S OBP: 0.316, SLG: 0.400 (1, 10)				K C SI 90 S SI 91 S CH 84		K B SI 90 S CH 84 S CH 83	BB B CH 82 B SI 90 C FC 86 C SI 91		G3 F FF 97 B FF 96 X FF 96	3	0	0	0	1	2	0						
10 Alexei Ramirez, R OBP: 0.261, SLG: 0.282 (1, 6)				G5-4-3 X FF 91		1B F FF 90 F FF 90 X FF 91	1B C CH 83 F FC 96 X CU 75			3	0	3	0	0	0	0						
18 Brent Lillibridge, R OBP: 0.247, SLG: 0.195 20 Carlos Quentin, R OBP: 0.336, SLG: 0.478 (1, 8)				G5-4-3 C CH 82 C CH 83 F FC 96 X CU 76		K B CH 83 B SI 90 S CH 84 S FF 91	F8 F FF 91 X FF 93			2	0	0	0	0	1	2						
Inning Stats	R: 0 E: 0 K: 0 S: 8	H: 0 LOB: 0 BB: 0 P: 11	R: 0 E: 0 K: 1 S: 8	H: 0 LOB: 0 BB: 0 P: 12	R: 0 E: 0 K: 1 S: 10	H: 1 LOB: 0 BB: 0 P: 11	R: 0 E: 0 K: 1 S: 12	H: 0 LOB: 0 BB: 0 P: 17	R: 0 E: 0 K: 1 S: 7	H: 0 LOB: 0 BB: 0 P: 7	R: 0 E: 0 K: 3 S: 19	H: 3 LOB: 3 BB: 0 P: 29	R: 0 E: 0 K: 2 S: 19	H: 2 LOB: 3 BB: 1 P: 26	R: 0 E: 0 K: 0 S: 9	H: 1 LOB: 1 BB: 0 P: 10	R: 0 E: 0 K: 1 S: 7	H: 0 LOB: 0 BB: 0 P: 10	1B: 7 2B: 0 3B: 0 HR: 0	SF: 0 SAC: 0 DP: 1 HBP: 0	WP: 0 PB: 0 CS: 0	PA: 34
PITCHER	IP WLS BF H R ER SO BB IBB HBP BLK WP HR S P ERA WHIP	7.0 W 27 6 0 0 9 1 0 0 0 0 0 0 83 113 0.00 1.000	1.0 4 1 0 0 0 0 0 0 0 0 0 0 9 12 0.00 1.000	1.0 3 0 0 0 1 0 0 0 0 0 0 0 7 10 0.00 0.000											IP WLS BF H R ER SO BB IBB HBP BLK WP HR S P ERA WHIP							
31 Cliff Lee, L ERA: 3.0											31 Cliff Lee, L ERA: 3.0											
63 Rafael Betancourt, R ERA: 4.91											63 Rafael Betancourt, R ERA: 4.91											
34 Kerry Wood, R ERA: 6.0											34 Kerry Wood, R ERA: 6.0											

Chicago White Sox @ Cleveland Indians
Progressive Field, Cleveland, OH
Wed May 13 2009, 12:05 PM EDT
Att: 23,884 - Cloudy - 64 F

AB	33
R	0
H	7
RBI	0
BB	1
SO	10
LOB	12



Batter	1	2	3	4	5	6	7	8	9	AB	R	H	RBI	BB	SO	LOB	BOTTOM				
24 Grady Sizemore, L OBP: 0.311, SLG: 0.407 (1, 8)	P5 B FF 82 X FF 82			G4-3 B FF 85 S CU 69 B CU 76 B SI 88 X FC 82		1B X FF 83		K C CU 72 C FC 85		4	0	1	1	0	1	1					
Asdrubal Cabrera, S OBP: 0.380, SLG: 0.411 (1, 4)	L6 C SI 84 X CH 81			G6-3 C FC 81 X CH 78		L4 B FC 82 1 SAFE L FF 83 C CH 77 X SI 86		F9 C CU 71 X SI 87		4	0	0	0	0	0	2					
41 Victor Martinez, S OBP: 0.469, SLG: 0.630 (1, 3)	HR C SI 83 B SI 84 X SI 83			FC5-4 B SI 84 B CH 78 X CH 78		1B C CH 78 1 SAFE F FF 83 X FC 83		F8 C FF 92 B SL 82 C FC 82 B CH 78 F FF 83 X FO 83		4	1	3	1	0	0	0					
17 Shin-Soo Choo, L OBP: 0.401, SLG: 0.419 (1, 9)	1B C FF 84 X SI 84			K S FC 80 B FF 82 F SI 85 S CU 72		K C CU 70 D CU 72 S CU 74		K C FF 83 S SL 81		4	0	1	0	0	3	3					
2 Johnny Peralta, R OBP: 0.303, SLG: 0.320 (1, 6)	FC5-4 C SI 84 X FF 81			FC5-4 B CH 78 B FF 82 X CH 80		HR X SI 86		G6-3 C CU 88 F FF 84 X CH 76		4	1	1	0	0	0	2					
25 Ryan Garko, R OBP: 0.365, SLG: 0.395 (1, 10)		K B SI 83 C CH 77 S FC 81 P SI 86 C SI 86		HR X SI 86		L1 B CH 78 1 SAFE F FF 83 X CH 79		F8 B FF 84 1 SAFE F FF 83 C FC 84 X FF 84		4	1	1	2	0	1	1					
11 Jamey Carroll, R (1, 5)		G5-3 B FF 84 C SI 83 C FC 86 X FF 86		G5-3 X SI 85		G6-3 C SI 86 X SI 83				3	0	0	0	0	0	0					
16 Matt LaPorta, R OBP: 0.364, SLG: 0.444 (1, 7)		G6-3 B CU 88 B CU 89 S FC 81 S CH 77 B CH 78 B SI 86 B CH 78 F FC 82 X CH 78		HR B SI 83 B FF 86 B SI 84		BB B FC 91 B FF 86 B CH 78 B SI 84		2B B SI 83 C SI 84 B CH 78 F SI 85 X CH 79		2	1	1	0	1	0	0					
10 Kelly Shoppach, R OBP: 0.356, SLG: 0.350 (1, 2)				K F CU 88 F FF 84 C FF 85		SH3-4 L CH 79 1 SAFE B SI 85 B CH 78 S FF 87		K S FF 83 B CH 78 S FF 87		2	0	0	0	0	2	1					
Inning Stats	R: 1 E: 0 K: 0 S: 9	H: 2 LOB: 1 BB: 0 P: 11	R: 0 E: 0 K: 1 S: 13	H: 0 LOB: 0 BB: 0 P: 18	R: 0 E: 0 K: 1 S: 8	H: 0 LOB: 0 BB: 0 P: 11	R: 2 E: 0 K: 1 S: 8	H: 2 LOB: 0 BB: 0 P: 13	R: 1 E: 0 K: 1 S: 13	H: 2 LOB: 2 BB: 1 P: 21	R: 0 E: 0 K: 0 S: 6	H: 0 LOB: 0 BB: 0 P: 7	R: 0 E: 0 K: 2 S: 11	H: 1 LOB: 0 BB: 0 P: 17	R: 0 E: 0 K: 1 S: 16	H: 1 LOB: 1 BB: 0 P: 21	1B: 5 2B: 1 3B: 0 HR: 2	SF: 0 SAC: 1 DP: 0 HBP: 0	WP: 0 PB: 0 CS: 0	PA: 33	
PITCHER	IP WLS BF H R ER SO BB IBB HBP BLK WP HR S P ERA WHIP	7.0 L 29 7 4 4 6 1 0 0 0 0 0 0 16 21 0.00 1.000											IP WLS BF H R ER SO BB IBB HBP BLK WP HR S P ERA WHIP								
56 Mark Buehrle, L ERA: 3.0											56 Mark Buehrle, L ERA: 3.0										
71 Scott Linebrink, R ERA: 0.75											71 Scott Linebrink, R ERA: 0.75										

Chicago White Sox @ Cleveland Indians
Progressive Field, Cleveland, OH
Wed May 13 2009, 12:05 PM EDT
Att: 23,884 - Cloudy - 64 F

AB	31
R	4
H	8
RBI	4
BB	1
SO	7
LOB	10



Batter	1	2	3	4	5	6	7	8	9	AB	R	H	RBI	BB	SO	LOB	TOP																				
22 Scott Podsednik, L (1.8) OBP: 0.294, SLG: 0.354	G5-3					K		F7		4	0	1	0	0	1	0	Chicago White Sox @ Toronto Blue Jays Rogers Centre, Toronto, ON Mon May 18 2009, 1:07 PM EDT Att. 24,206 - Roof Closed - 68 F																				
5 Jayson Nix, R (1.7) OBP: 0.324, SLG: 0.483	G6-3					K		F7		4	0	1	0	0	1																						
23 Jermaine Dye, R (1.9) OBP: 0.324, SLG: 0.492	G6-3					G6-3		F9		4	1	1	0	0	0	1																					
25 Jim Thome, L (1.10) OBP: 0.367, SLG: 0.500						K		K		3	1	1	2	1	2	1																					
14 Paul Konerko, R (1.3) OBP: 0.362, SLG: 0.493						K		K		4	0	1	0	0	2	1																					
12 A.J. Pierzynski, L (1.2) OBP: 0.298, SLG: 0.422										4	0	0	0	0	0	2																					
10 Alexei Ramirez, R (1.6) OBP: 0.254, SLG: 0.265										3	0	1	0	1	1	2																					
17 Chris Getz, L (1.4) OBP: 0.296, SLG: 0.305										4	0	1	0	0	1	2																					
7 Josh Fields, R (1.5) OBP: 0.302, SLG: 0.320										4	0	0	0	0	0	4																					
Inning Stats	R: 0 E: 0 K: 0 S: 11	H: 0 LOB: 0 BB: 0 P: 18	R: 0 E: 0 K: 1 S: 9	H: 0 LOB: 1 BB: 1 P: 14	R: 0 E: 0 K: 1 S: 8	H: 1 LOB: 1 BB: 0 P: 10	R: 0 E: 0 K: 2 S: 9	H: 0 LOB: 0 BB: 0 P: 16	R: 0 E: 0 K: 0 S: 15	H: 1 LOB: 1 BB: 0 P: 20	R: 0 E: 0 K: 2 S: 12	H: 2 LOB: 2 BB: 0 P: 15	R: 2 E: 0 K: 0 S: 14	H: 2 LOB: 0 BB: 0 P: 18	R: 0 E: 0 K: 1 S: 9	H: 0 LOB: 1 BB: 1 P: 16	1B: 5 2B: 0 3B: 1 HR: 1	SF: 0 SAC: 0 DP: 0 HBP: 0	WP: 0 PB: 0 SB: 2 CS: 0	PA: 36																	
PITCHER	IP	WLS	BF	H	R	ER	SO	BB	IBB	HBP	BLK	WP	HR	S	P	ERA	WHIP	PITCHER			IP	WLS	BF	H	R	ER	SO	BB	IBB	HBP	BLK	WP	HR	S	P	ERA	WHIP
48 Scott Richmond, R (1.1) ERA: 3.64	7.0		27	5	0	0	7	1	0	0	0	0	0	75	109	0.00	0.857																				
39 Jesse Carlson, L (8.1) ERA: 3.43	1.0	W	5	2	2	2	0	0	0	0	0	0	1	14	18	18.00	2.000																				
37 Scott Downs, L (9.1) ERA: 1.86	1.0	S	4	0	0	0	1	1	0	0	0	0	0	9	16	0.00	1.000																				

Batter	1	2	3	4	5	6	7	8	9	AB	R	H	RBI	BB	SO	LOB	BOTTOM																					
19 Marco Scutaro, R (1.6) OBP: 0.415, SLG: 0.458	G5-4-3 15 WP BB		E8 2 SF8					SH3-4		1	1	0	0	2	0	0	Chicago White Sox @ Toronto Blue Jays Rogers Centre, Toronto, ON Mon May 18 2009, 1:07 PM EDT Att. 24,206 - Roof Closed - 68 F																					
2 Aaron Hill, R (1.4) OBP: 0.387, SLG: 0.571	G5-4-3 15 1B		SF8					P4		3	0	1	1	0	0	2																						
15 Alex Rios, R (1.9) OBP: 0.326, SLG: 0.429	G5-4-3 1-2 2-3		F7					P3		4	0	1	1	0	0	2																						
10 Vernon Wells, R (1.8) OBP: 0.317, SLG: 0.418	G5-3 26 BB		G5-3					F9		3	0	0	0	1	0	1																						
26 Adam Lind, L (1.7) OBP: 0.398, SLG: 0.553	FC6-4 1-2							F9		3	0	0	0	0	1	2																						
45 Travis Snider, L (9.7) OBP: 0.291, SLG: 0.396	FC6-4 1-2							G4-3		0	0	0	0	0	0	0																						
33 Scott Rolen, R (1.5) OBP: 0.381, SLG: 0.462			F9					F7		3	0	0	0	0	0	0																						
15 Kevin Millar, R (1.3) OBP: 0.338, SLG: 0.463								F9		3	1	2	1	0	0	0																						
13 Raul Chavez, R (1.2) OBP: 0.241, SLG: 0.241								F9		3	0	0	0	0	1	1																						
19 José Bautista, R (1.10) OBP: 0.427, SLG: 0.397								G3		2	1	0	0	1	1	0																						
Inning Stats	R: 0 E: 0 K: 0 S: 7	H: 1 LOB: 2 BB: 2 P: 19	R: 1 E: 0 K: 2 S: 11	H: 1 LOB: 0 BB: 0 P: 19	R: 1 E: 1 K: 0 S: 9	H: 0 LOB: 0 BB: 0 P: 15	R: 0 E: 0 K: 1 S: 9	H: 1 LOB: 0 BB: 0 P: 11	R: 0 E: 0 K: 0 S: 5	H: 0 LOB: 0 BB: 1 P: 14	R: 0 E: 0 K: 0 S: 6	H: 0 LOB: 0 BB: 0 P: 10	R: 0 E: 0 K: 0 S: 5	H: 0 LOB: 0 BB: 0 P: 6	R: 1 E: 0 K: 0 S: 13	H: 1 LOB: 1 BB: 1 P: 21	1B: 2 2B: 0 3B: 1 HR: 1	SF: 1 SAC: 1 DP: 2 HBP: 0	WP: 1 PB: 0 SB: 1 CS: 0	PA: 31																		
PITCHER	IP	WLS	BF	H	R	ER	SO	BB	IBB	HBP	BLK	WP	HR	S	P	ERA	WHIP	PITCHER			IP	WLS	BF	H	R	ER	SO	BB	IBB	HBP	BLK	WP	HR	S	P	ERA	WHIP	
54 Clayton Richard, L (1.1) ERA: 4.33	7.0		26	3	2	1	3	3	0	0	0	0	0	52	94	1.29	0.857																					
26 Octavio Dotel, R (8.1) ERA: 0.69	1.0	L	5	1	1	1	0	1	0	0	0	0	0	13	21	9.00	2.000																					

AB 34
R 2
H 7
RBI 2
BB 2
SO 8
LOB 14



AB 25
R 3
H 4
RBI 3
BB 4
SO 3
LOB 8



Batter	1	2	3	4	5	6	7	8	9	AB	R	H	RBI	BB	SO	LOB	TOP			
2 Denard Span, L OBP: 0.381, SLG: 0.385										3	0	2	0	1	0	2	Minnesota Twins @ Chicago White Sox U.S. Cellular Field, Chicago, IL Tue May 19 2009, 8:11 PM EDT Att: 26,696 - Clear - 73 F			
23 Brendan Harris, R OBP: 0.326, SLG: 0.400										4	0	0	0	0	0	3				
7 Joe Mauer, L OBP: 0.506, SLG: 0.781										4	1	1	1	0	2	1				
33 Justin Morneau, L OBP: 0.410, SLG: 0.649										4	0	1	0	0	0	1				
24 Joe Crede, R OBP: 0.291, SLG: 0.421										4	0	1	0	0	1	1				
5 Michael Cuddyer, R OBP: 0.355, SLG: 0.420										4	1	2	0	0	0	2				
55 Mike Redmond, R OBP: 0.321, SLG: 0.294										3	0	1	0	0	0	2				
32 Brian Buscher, L OBP: 0.345, SLG: 0.362										1	0	0	0	0	1	1				
22 Carlos Gómez, R OBP: 0.308, SLG: 0.319										3	0	0	0	0	1	4				
8 Nick Punto, S OBP: 0.306, SLG: 0.221										2	0	1	1	0	0	0				
Inning Stats	R: 0 E: 0 K: 1 S: 7	H: 1 LOB: 1 BB: 0 P: 9	R: 0 E: 0 K: 0 S: 11	H: 1 LOB: 0 BB: 0 P: 16	R: 0 E: 0 K: 1 S: 8	H: 1 LOB: 1 BB: 0 P: 10	R: 0 E: 0 K: 0 S: 8	H: 2 LOB: 1 BB: 0 P: 13	R: 1 E: 0 K: 0 S: 7	H: 1 LOB: 0 BB: 0 P: 12	R: 1 E: 0 K: 1 S: 13	H: 1 LOB: 0 BB: 0 P: 21	R: 0 E: 0 K: 0 S: 8	H: 0 LOB: 0 BB: 1 P: 13	R: 0 E: 0 K: 2 S: 13	H: 1 LOB: 1 BB: 0 P: 17	1B: 5 2B: 4 3B: 0 HR: 1	SF: 1 SAC: 0 DP: 4 HBP: 0	WP: 0 PB: 0 SB: 0 CS: 0	PA: 34
PITCHER	IP WLS BF H R ER SO BB IBB HBP BLK WP HR S P ERA WHIP																			
56 Mark Buehrle, L ERA: 2.77	(1, 1) 7.0 W 27 8 2 1 3 0 0 0 0 0 0 1 62 101 1.29 1.143																			
37 Matt Thornton, L ERA: 2.45	(8, 1) 1.0 3 0 0 0 0 1 0 0 0 0 0 0 8 13 0.00 1.000																			
71 Scott Linebrink, R ERA: 1.93	(9, 1) 1.0 4 1 0 0 2 0 0 0 0 0 0 0 13 17 0.00 1.000																			

AB	32
R	2
H	9
RBI	2
BB	1
SO	5
LOB	17



Batter	1	2	3	4	5	6	7	8	9	AB	R	H	RBI	BB	SO	LOB	BOTTOM			
22 Scott Podsednik, L OBP: 0.291, SLG: 0.346										4	1	1	0	0	1	2	Minnesota Twins @ Chicago White Sox U.S. Cellular Field, Chicago, IL Tue May 19 2009, 8:11 PM EDT Att: 26,696 - Clear - 73 F			
7 Josh Fields, R OBP: 0.294, SLG: 0.310										4	0	0	0	0	2	3				
23 Jermaine Dye, R OBP: 0.329, SLG: 0.511										3	2	1	1	1	0	0				
25 Jim Thome, L OBP: 0.379, SLG: 0.515										3	1	2	2	1	1	0				
14 Paul Konerko, R OBP: 0.373, SLG: 0.514										2	1	1	2	2	0	1				
12 A.J. Pierzynski, L OBP: 0.297, SLG: 0.416										4	1	1	0	0	0	4				
32 Brian Anderson, R OBP: 0.359, SLG: 0.304										4	0	0	0	0	1	3				
17 Chris Getz, L OBP: 0.294, SLG: 0.296										3	0	0	0	1	0	0				
10 Alexei Ramirez, R OBP: 0.254, SLG: 0.273										4	0	1	1	0	0	0				
Inning Stats	R: 0 E: 0 K: 0 S: 10	H: 0 LOB: 0 BB: 0 P: 15	R: 3 E: 0 K: 2 S: 30	H: 4 LOB: 2 BB: 1 P: 44	R: 0 E: 0 K: 0 S: 8	H: 0 LOB: 2 BB: 2 P: 17	R: 0 E: 0 K: 0 S: 8	H: 0 LOB: 0 BB: 0 P: 11	R: 1 E: 0 K: 2 S: 10	H: 1 LOB: 1 BB: 1 P: 18	R: 0 E: 0 K: 0 S: 5	H: 0 LOB: 0 BB: 0 P: 6	R: 2 E: 0 K: 0 S: 11	H: 2 LOB: 1 BB: 1 P: 23	R: 0 E: 0 K: 1 S: 10	H: 0 LOB: 0 BB: 0 P: 15	1B: 3 2B: 2 3B: 0 HR: 2	SF: 0 SAC: 0 DP: 0 HBP: 0	WP: 3 PB: 0 SB: 1 CS: 0	PA: 36
PITCHER	IP WLS BF H R ER SO BB IBB HBP BLK WP HR S P ERA WHIP																			
30 Scott Baker, R ERA: 6.98	(1, 1) 5.0 L 24 5 4 4 4 0 0 0 0 0 0 0 2 66 7.20 1.800																			
60 Sean Henn, L ERA: 13.5	(6, 1) 1.1 7 2 2 2 0 0 1 0 0 0 0 0 13 24 13.50 1.500																			
54 Matt Guerrier, R ERA: 3.8	(7, 1) 0.2 2 0 0 0 0 0 0 0 0 0 1 0 3 5 0.00 0.000																			
Craig Breslow, L ERA: 6.28	(8, 1) 1.0 3 0 0 0 0 1 0 0 0 0 0 0 10 15 0.00 0.000																			

AB	31
R	6
H	7
RBI	6
BB	5
SO	5
LOB	13



Batter	1	2	3	4	5	6	7	8	9	AB	R	H	RBI	BB	SO	LOB	TOP					
2 Denard Span, L (1,9) OBP: 0.384, SLG: 0.384										3	0	1	0	1	0	0	Minnesota Twins @ Chicago White Sox U.S. Cellular Field, Chicago, IL Wed May 20 2009, 8:11 PM EDT Att: 29,044 - Clear - 78 F					
23 Brendan Harris, R (1,6) OBP: 0.313, SLG: 0.382										4	0	0	0	0	2	2						
7 Joe Mauer, L (1,2) OBP: 0.494, SLG: 0.750										4	1	1	0	0	1	1						
33 Justin Morneau, L (1,10) OBP: 0.407, SLG: 0.637										3	1	0	0	1	1	2						
5 Michael Cuddyer, R (1,3) OBP: 0.353, SLG: 0.435										4	2	1	2	0	1	1						
16 Jason Kubel, L (1,7) OBP: 0.363, SLG: 0.529										4	0	1	1	0	2	0						
24 Joe Crede, R (1,5) OBP: 0.298, SLG: 0.431										2	0	1	1	1	0	0						
22 Carlos Gómez, R (1,8) OBP: 0.296, SLG: 0.306										3	0	0	0	0	0	3						
32 Brian Buscher, L (9,PH) OBP: 0.356, SLG: 0.375										1	0	0	0	0	0	0						
20 Matt Tolbert, S (1,4) OBP: 0.265, SLG: 0.214										3	0	0	0	0	1	0						
58 Jose Morales, S (9,PH) OBP: 0.377, SLG: 0.388										1	0	0	0	0	0	1						
Inning Stats	R: 0 E: 0 K: 2 S: 10	H: 1 LOB: 1 BB: 0 P: 13	R: 0 E: 0 K: 1 S: 12	H: 1 LOB: 1 BB: 0 P: 20	R: 0 E: 0 K: 1 S: 7	H: 0 LOB: 0 BB: 1 P: 13	R: 2 E: 1 K: 0 S: 14	H: 1 LOB: 1 BB: 1 P: 24	R: 0 E: 0 K: 2 S: 13	H: 0 LOB: 0 BB: 0 P: 19	R: 2 E: 0 K: 1 S: 15	H: 2 LOB: 1 BB: 1 P: 24	R: 0 E: 0 K: 0 S: 8	H: 0 LOB: 0 BB: 0 P: 12	R: 0 E: 0 K: 1 S: 11	H: 0 LOB: 0 BB: 0 P: 18	R: 0 E: 0 K: 0 S: 13	H: 1 LOB: 1 BB: 0 P: 23	1B: 4 2B: 1 3B: 0 HR: 1	SF: 1 SAC: 0 DP: 0 HBP: 0	WP: 0 PB: 1 SB: 0 CS: 1	PA: 37
PITCHER	IP WLS BF H R ER SO BB IBB HBP BLK WP HR S P ERA WHIP																					
50 John Danks, L (1,1) ERA: 4.6	5.2 W 25 5 4 2 7 3 0 0 0 0 0 1 70 111 3.18 1.412																					
26 Octavio Dotel, R (6,1) ERA: 0.66	0.1 H 1 0 0 0 0 0 0 0 0 0 0 0 1 2 0.00 0.000																					
37 Matt Thornton, L (7,1) ERA: 2.3	1.0 H 3 0 0 0 0 0 0 0 0 0 0 0 8 12 0.00 0.000																					
71 Scott Linebrink, R (8,1) ERA: 1.8	1.0 H 3 0 0 0 1 0 0 0 0 0 0 0 11 18 0.00 0.000																					
45 Bobby Jenks, R (9,1) ERA: 2.97	1.0 S 4 1 0 0 0 0 0 0 0 0 0 0 0 13 23 0.00 1.000																					

Batter	1	2	3	4	5	6	7	8	9	AB	R	H	RBI	BB	SO	LOB	BOTTOM			
22 Scott Podsednik, L (1,7) OBP: 0.288, SLG: 0.339										4	0	1	0	0	0	2	Minnesota Twins @ Chicago White Sox U.S. Cellular Field, Chicago, IL Wed May 20 2009, 8:11 PM EDT Att: 29,044 - Clear - 78 F			
5 Jayson Nix, R (1,4) OBP: 0.342, SLG: 0.452										2	1	0	0	1	0	1				
23 Jermaine Dye, R (1,9) OBP: 0.327, SLG: 0.526										4	1	1	4	0	0	2				
25 Jim Thome, L (1,10) OBP: 0.391, SLG: 0.514										2	1	1	0	2	0	0				
14 Paul Konerko, R (1,3) OBP: 0.369, SLG: 0.528										4	1	1	2	0	1	3				
32 Brian Anderson, R (1,8) OBP: 0.338, SLG: 0.283										4	0	0	0	0	0	0				
10 Alexei Ramirez, R (1,6) OBP: 0.261, SLG: 0.282										3	1	1	0	1	0	0				
7 Josh Fields, R (1,5) OBP: 0.293, SLG: 0.308										4	1	1	1	0	0	1				
44 Corky Miller, R (1,2) OBP: 0.286, SLG: 0.313										3	1	1	0	0	0	1				
Inning Stats	R: 0 E: 0 K: 1 S: 13	H: 1 LOB: 2 BB: 1 P: 21	R: 0 E: 0 K: 0 S: 11	H: 0 LOB: 1 BB: 1 P: 18	R: 0 E: 0 K: 0 S: 10	H: 0 LOB: 0 BB: 0 P: 14	R: 7 E: 0 K: 0 S: 23	H: 6 LOB: 0 BB: 1 P: 37	R: 0 E: 0 K: 0 S: 7	H: 0 LOB: 0 BB: 0 P: 7	R: 0 E: 0 K: 0 S: 9	H: 0 LOB: 1 BB: 1 P: 15	R: 0 E: 0 K: 0 S: 7	H: 0 LOB: 0 BB: 0 P: 10	R: 0 E: 0 K: 0 S: 7	H: 0 LOB: 0 BB: 0 P: 10		1B: 3 2B: 2 3B: 0 HR: 2	SF: 0 SAC: 0 DP: 1 HBP: 1	WP: 0 PB: 0 SB: 1 CS: 0
PITCHER	IP WLS BF H R ER SO BB IBB HBP BLK WP HR S P ERA WHIP																			
47 Francisco Liriano, L (1,1) ERA: 6.04	4.0 L 22 7 7 7 1 3 0 0 0 0 0 2 57 90 15.75 2.500																			
18 Luis Ayala, R (5,1) ERA: 4.87	3.0 10 0 0 0 0 1 0 1 0 0 0 0 23 31 0.00 0.333																			
28 Jesse Crain, R (8,1) ERA: 7.62	1.0 3 0 0 0 0 0 0 0 0 0 0 0 7 10 0.00 0.000																			

AB	32
R	4
H	6
RBI	4
BB	3
SO	8
LOB	10



AB	30
R	7
H	7
RBI	7
BB	4
SO	1
LOB	10



Batter	1	2	3	4	5	6	7	8	9	AB	R	H	RBI	BB	SO	LOB	TOP																				
3 Nyer Morgan, L OBP: 0.364, SLG: 0.351	G4-3		G6-3			K		G6-3		4	0	0	0	0	1	0																					
12 Freddy Sanchez, R OBP: 0.333, SLG: 0.464	K			K		G4-3		G5-3		4	0	0	0	0	2	0																					
13 Nate McLouth, L OBP: 0.375, SLG: 0.474	BB			G3		P4		K		3	0	0	0	1	1	0																					
25 Adam LaRoche, L OBP: 0.316, SLG: 0.461	F7			BB				F9		3	0	0	0	1	0	1																					
16 Eric Hinske, L OBP: 0.333, SLG: 0.317	K			K		F9				3	0	0	0	0	2	1																					
44 Brandon Moss, L OBP: 0.315, SLG: 0.395	K					G3-1		1B		3	0	1	0	0	1	0																					
5 Ramón Vázquez, L OBP: 0.326, SLG: 0.299	G4-3					K		FC6		3	0	0	0	0	1	1																					
35 Jason Jaramillo, S OBP: 0.377, SLG: 0.379								F8		3	0	1	0	0	1	0																					
2 Jack Wilson, R OBP: 0.295, SLG: 0.360	F8					1B		P6		3	0	0	0	0	0	1																					
Inning Stats	R: 0 H: 0 E: 0 K: 1 S: 10	H: 0 LOB: 1 BB: 1 P: 18	R: 0 H: 0 E: 0 K: 2 S: 8	H: 0 LOB: 0 BB: 0 P: 12	R: 0 H: 0 E: 0 K: 1 S: 7	H: 0 LOB: 0 BB: 0 P: 10	R: 0 H: 0 E: 0 K: 2 S: 12	H: 0 LOB: 1 BB: 1 P: 22	R: 0 H: 1 E: 0 K: 1 S: 9	H: 0 LOB: 0 BB: 0 P: 12	R: 0 H: 1 E: 0 K: 0 S: 7	H: 0 LOB: 0 BB: 0 P: 10	R: 0 H: 0 E: 0 K: 0 S: 4	H: 0 LOB: 0 BB: 0 P: 6	R: 0 H: 0 E: 0 K: 1 S: 8	H: 0 LOB: 0 BB: 0 P: 10	1B: 2 2B: 0 3B: 0 HR: 0	SF: 0 SAC: 0 DP: 0 HBP: 0	WP: 0 PB: 0 SB: 1 CS: 0	PA: 31																	
PITCHER	IP	WLS	BF	H	R	ER	SO	BB	IBB	HBP	BLK	WP	HR	S	P	ERA	WHIP	PITCHER			IP	WLS	BF	H	R	ER	SO	BB	IBB	HBP	BLK	WP	HR	S	P	ERA	WHIP
34 Gavin Floyd, R ERA: 6.54	(1, 1)	8.0	W	28	2	0	0	8	2	0	0	0	0	66	103	0.00	0.500																				
45 Bobby Jenks, R ERA: 2.4	(9, 1)	1.0	S	3	0	0	0	1	0	0	0	0	0	8	10	0.00	0.000																				

Pittsburgh Pirates @ Chicago White Sox
U.S. Cellular Field, Chicago, IL
Fri May 22 2009, 8:11 PM EDT
Att: 23,347 - Clear - 56 F

AB	29
R	0
H	2
RBI	0
BB	2
SO	9
LOB	4



Batter	1	2	3	4	5	6	7	8	9	AB	R	H	RBI	BB	SO	LOB	BOTTOM																				
22 Scott Podsednik, L OBP: 0.309, SLG: 0.344	G1-4-3		G4-3			F8		G1-3		4	0	2	1	0	0	1																					
5 Jayson Nix, R OBP: 0.302, SLG: 0.389	K		F8			F8				3	0	0	0	0	1	3																					
23 Jermaine Dye, R OBP: 0.322, SLG: 0.511	G1-4-3			K		BB				2	0	0	0	1	1	1																					
14 Paul Konerko, R OBP: 0.364, SLG: 0.517		K				P4				3	0	1	0	0	1	1																					
12 A.J. Pierzynski, L OBP: 0.298, SLG: 0.412	G4-3			G4-6-3						3	0	1	0	0	0	1																					
20 Carlos Quentin, R OBP: 0.329, SLG: 0.455	K					G5-3		G5-4-3		3	0	0	0	0	1	2																					
10 Alexei Ramirez, R OBP: 0.270, SLG: 0.398						F7		HR		3	2	2	1	0	0	0																					
32 Brian Anderson, R OBP: 0.360, SLG: 0.303						K		K		2	0	0	0	1	2	0																					
7 Josh Fields, R OBP: 0.285, SLG: 0.299	SH1-3					F9		K		2	0	0	0	0	1	0																					
Inning Stats	R: 0 H: 1 E: 0 K: 1 S: 6	H: 0 LOB: 0 BB: 0 P: 10	R: 0 H: 0 E: 0 K: 2 S: 7	H: 0 LOB: 0 BB: 0 P: 7	R: 0 H: 1 E: 0 K: 0 S: 10	H: 1 LOB: 1 BB: 1 P: 17	R: 0 H: 1 E: 0 K: 1 S: 6	H: 1 LOB: 0 BB: 0 P: 10	R: 0 H: 0 E: 0 K: 1 S: 6	H: 0 LOB: 0 BB: 0 P: 8	R: 0 H: 1 E: 0 K: 0 S: 5	H: 1 LOB: 0 BB: 0 P: 6	R: 0 H: 1 E: 0 K: 0 S: 7	H: 1 LOB: 1 BB: 1 P: 12	R: 1 H: 1 E: 0 K: 2 S: 11	H: 1 LOB: 0 BB: 0 P: 18	1B: 5 2B: 0 3B: 0 HR: 1	SF: 0 SAC: 1 DP: 3 HBP: 0	WP: 0 PB: 0 SB: 1 CS: 1	PA: 28																	
PITCHER	IP	WLS	BF	H	R	ER	SO	BB	IBB	HBP	BLK	WP	HR	S	P	ERA	WHIP	PITCHER			IP	WLS	BF	H	R	ER	SO	BB	IBB	HBP	BLK	WP	HR	S	P	ERA	WHIP
57 Zach Duke, L ERA: 2.77	(1, 1)	8.0	L	28	6	2	2	7	2	0	0	0	1	58	88	2.25	1.000																				

Pittsburgh Pirates @ Chicago White Sox
U.S. Cellular Field, Chicago, IL
Fri May 22 2009, 8:11 PM EDT
Att: 23,347 - Clear - 56 F

AB	25
R	2
H	6
RBI	2
BB	2
SO	7
LOB	9



Batter	1	2	3	4	5	6	7	8	9	AB	R	H	RBI	BB	SO	LOB	TOP								
3 Nyer Morgan, L (1,7) OBP: 0.391, SLG: 0.344										3	0	0	0	1	2	2									
12 Freddy Sanchez, R (1,4) OBP: 0.331, SLG: 0.485										4	0	1	0	0	2	1									
13 Nate McLouth, L (1,8) OBP: 0.366, SLG: 0.461										4	0	0	0	0	2	1									
18 Craig Monroe, R (1,10) OBP: 0.298, SLG: 0.453										3	0	1	0	1	1	0									
25 Adam LaRoche, L (1,3) OBP: 0.309, SLG: 0.449										4	0	0	0	0	3	3									
24 Delwyn Young, S (1,9) OBP: 0.404, SLG: 0.405										3	0	0	0	1	1	3									
15 Andy LaRoche, R (1,5) OBP: 0.360, SLG: 0.409										3	0	2	0	1	0	0									
35 Jason Jaramillo, S (1,2) OBP: 0.375, SLG: 0.377										3	0	1	0	0	0	3									
44 Brandon Moss, L (9,PH) OBP: 0.313, SLG: 0.392										1	0	0	0	0	1	1									
2 Jack Wilson, R (1,6) OBP: 0.286, SLG: 0.348										3	0	0	0	0	1	2									
Inning Stats	R: 0 E: 0 K: 0 S: 7	H: 0 LOB: 0 BB: 1 P: 14	R: 0 E: 0 K: 1 S: 15	H: 1 LOB: 2 BB: 1 P: 24	R: 0 E: 0 K: 2 S: 8	H: 0 LOB: 0 BB: 0 P: 10	R: 0 E: 0 K: 3 S: 11	H: 1 LOB: 1 BB: 0 P: 20	R: 0 E: 0 K: 1 S: 8	H: 1 LOB: 2 BB: 1 P: 13	R: 0 E: 0 K: 1 S: 14	H: 1 LOB: 2 BB: 1 P: 26	R: 0 E: 0 K: 1 S: 16	H: 0 LOB: 1 BB: 1 P: 25	R: 0 E: 0 K: 2 S: 7	H: 0 LOB: 1 BB: 0 P: 10	R: 0 E: 0 K: 2 S: 13	H: 1 LOB: 1 BB: 0 P: 18	1B: 4 2B: 1 3B: 0 HR: 0	SF: 0 SAC: 0 DP: 1 HBP: 0	WP: 0 PB: 0 SB: 1 CS: 0	PA: 35			
PITCHER	IP	WLS	BF	H	R	ER	SO	BB	IBB	HBP	BLK	WP	HR	S	P	ERA	WHIP								
54 Clayton Richard, L (1,1) ERA: 3.55	6.0	W	24	4	0	0	8	3	0	0	0	0	0	63	107	0.00	1.167								
26 Octavio Dotel, R (7,1) ERA: 0.63	0.2	H	3	0	0	0	0	1	0	0	0	0	0	13	22	0.00	1.500								
37 Matt Thornton, L (7,1) ERA: 2.12	1.1	H	4	0	0	0	3	0	0	0	0	0	0	10	13	0.00	0.000								
71 Scott Linebrink, R (9,1) ERA: 1.69	1.0		4	1	0	0	2	0	0	0	0	0	0	13	18	0.00	1.000								

Pittsburgh Pirates @ Chicago White Sox
U.S. Cellular Field, Chicago, IL
Sat May 23 2009, 7:05 PM EDT
Att: 32,389 - Partly Cloudy - 64 F

AB 31
R 0
H 5
RBI 0
BB 4
SO 13
LOB 16



Batter	1	2	3	4	5	6	7	8	9	AB	R	H	RBI	BB	SO	LOB	BOTTOM								
22 Scott Podsednik, L (1,8) OBP: 0.306, SLG: 0.328										3	0	0	0	1	0	1									
10 Alexei Ramirez, R (1,6) OBP: 0.299, SLG: 0.328										4	1	1	2	0	0	2									
23 Jermaine Dye, R (1,9) OBP: 0.321, SLG: 0.524										4	2	1	1	0	1	0									
25 Jim Thome, L (1,10) OBP: 0.388, SLG: 0.495										3	0	0	0	1	1	1									
14 Paul Konerko, R (1,3) OBP: 0.361, SLG: 0.510										4	0	1	1	0	1	1									
20 Carlos Quentin, R (1,7) OBP: 0.322, SLG: 0.444										3	0	0	0	0	0	1									
32 Brian Anderson, R (7,8) OBP: 0.360, SLG: 0.303										0	0	0	0	0	0	0									
12 A.J. Pierzynski, L (1,2) OBP: 0.299, SLG: 0.418										3	0	1	0	0	0	1									
7 Josh Fields, R (1,5) OBP: 0.286, SLG: 0.300										3	0	1	0	0	0	1									
17 Chris Getz, L (1,4) OBP: 0.302, SLG: 0.304										3	1	1	0	0	1	2									
Inning Stats	R: 0 E: 0 K: 1 S: 9	H: 0 LOB: 0 BB: 0 P: 11	R: 0 E: 0 K: 1 S: 6	H: 0 LOB: 0 BB: 0 P: 9	R: 0 E: 0 K: 0 S: 11	H: 1 LOB: 2 BB: 1 P: 20	R: 1 E: 1 K: 0 S: 13	H: 1 LOB: 1 BB: 0 P: 21	R: 2 E: 0 K: 0 S: 11	H: 2 LOB: 0 BB: 0 P: 14	R: 0 E: 0 K: 1 S: 10	H: 0 LOB: 0 BB: 0 P: 18	R: 0 E: 0 K: 1 S: 5	H: 1 LOB: 1 BB: 0 P: 7	R: 1 E: 0 K: 0 S: 7	H: 1 LOB: 1 BB: 1 P: 16	1B: 3 2B: 2 3B: 0 HR: 2	SF: 0 SAC: 0 DP: 1 HBP: 0	WP: 0 PB: 0 SB: 0 CS: 1	PA: 32					
PITCHER	IP	WLS	BF	H	R	ER	SO	BB	IBB	HBP	BLK	WP	HR	S	P	ERA	WHIP								
49 Ross Ohlendorf, R (1,1) ERA: 4.2	7.2	L	31	6	4	3	4	0	0	0	0	0	0	71	114	3.52	1.043								
47 Evan Meek, R (8,1) ERA: 3.0	0.1		1	0	0	0	0	0	0	0	0	0	0	1	2	0.00	0.000								

Pittsburgh Pirates @ Chicago White Sox
U.S. Cellular Field, Chicago, IL
Sat May 23 2009, 7:05 PM EDT
Att: 32,389 - Partly Cloudy - 64 F

AB 30
R 4
H 6
RBI 4
BB 2
SO 4
LOB 10



Batter	1	2	3	4	5	6	7	8	9	AB	R	H	RBI	BB	SO	LOB	TOP				
3 Niyer Morgan, L OBP: 0.368, SLG: 0.358	F8	1B					L7		2B	5	1	3	0	0	0	1					
24 Delwyn Young, S OBP: 0.385, SLG: 0.383	K		G4-3				G6-4-3			5	0	1	1	0	2	2					
13 Nate McLouth, L OBP: 0.366, SLG: 0.461									1B	0	0	0	0	0	0	0					
12 Freddy Sanchez, R OBP: 0.333, SLG: 0.463	1B	1B	1B				F9			5	1	2	0	0	0	1					
18 Craig Monroe, R OBP: 0.311, SLG: 0.456	1B	1B	1B							4	0	2	0	0	1	0					
16 Eric Hinske, L OBP: 0.342, SLG: 0.388	2B		L4-6				G3-1		HR	4	1	2	2	0	0	2					
15 Andy LaRoche, R OBP: 0.357, SLG: 0.404	K									4	0	1	0	0	2	2					
44 Brandon Moss, L OBP: 0.311, SLG: 0.387										4	0	1	0	0	0	0					
23 Robinson Diaz, R OBP: 0.357, SLG: 0.434										4	0	2	0	0	0	0					
2 Jack Wilson, R OBP: 0.294, SLG: 0.385	1B								HR	4	1	2	1	0	0	2					
Inning Stats	R: 1 H: 3 E: 0 K: 2 S: 15	H: 3 LOB: 2 BB: 0 P: 22	R: 0 H: 2 E: 0 K: 0 S: 7	H: 2 LOB: 2 BB: 0 P: 9	R: 0 H: 2 E: 0 K: 0 S: 8	H: 2 LOB: 1 BB: 0 P: 15	R: 0 H: 1 E: 0 K: 0 S: 9	H: 1 LOB: 1 BB: 0 P: 14	R: 0 H: 1 E: 0 K: 0 S: 6	H: 2 LOB: 2 BB: 0 P: 15	R: 0 H: 1 E: 0 K: 1 S: 12	H: 1 LOB: 0 BB: 0 P: 20	R: 1 H: 1 E: 0 K: 2 S: 13	H: 1 LOB: 0 BB: 0 P: 19	R: 2 H: 3 E: 0 K: 0 S: 11	H: 3 LOB: 1 BB: 0 P: 17	1B: 12 2B: 3 HR: 2	SF: 0 SAC: 0 DP: 2 HBP: 0	WP: 0 PB: 0 SB: 0 CS: 0	PA: 39	
PITCHER	IP	WLS	BF	H	R	ER	SO	BB	IBB	HBP	BLK	WP	HR	S	P	ERA	WHIP				
56 Mark Buehrle, L ERA: 2.59	7.0		29	12	1	1	3	0	0	0	0	0	0	68	106	1.29	1.714				
26 Octavio Dotel, R ERA: 1.17	1.0	H	4	1	1	1	2	0	0	0	0	0	1	13	19	9.00	1.000				
45 Bobby Jenks, R ERA: 3.38	1.0	L	6	3	2	2	0	0	0	0	0	0	1	11	17	18.00	3.000				

Pittsburgh Pirates @ Chicago White Sox
U.S. Cellular Field, Chicago, IL
Sun May 24 2009, 2:05 PM EDT
Att: 28,309 - Partly Cloudy - 60 F

AB 39
R 4
H 16
RBI 4
BB 0
SO 5
LOB 10



Batter	1	2	3	4	5	6	7	8	9	AB	R	H	RBI	BB	SO	LOB	BOTTOM				
22 Scott Podsednik, L OBP: 0.303, SLG: 0.324	G3		L9							4	0	1	0	0	0	1					
10 Alexei Ramirez, R OBP: 0.270, SLG: 0.328	P4									3	0	1	0	0	1	0					
25 Jim Thome, L OBP: 0.377, SLG: 0.478	F7									4	0	0	0	0	1	2					
14 Paul Konerko, R OBP: 0.365, SLG: 0.503										2	0	0	0	2	0	0					
12 A.J. Pierzynski, L OBP: 0.290, SLG: 0.405										4	0	0	0	0	1	4					
20 Carlos Quentin, R OBP: 0.320, SLG: 0.446										4	1	1	0	0	1	2					
32 Brian Anderson, R OBP: 0.367, SLG: 0.357										4	2	2	2	0	1	0					
17 Chris Getz, L OBP: 0.300, SLG: 0.303										4	0	1	0	0	1	1					
7 Josh Fields, R OBP: 0.287, SLG: 0.301										3	0	1	1	0	1	0					
Inning Stats	R: 0 H: 0 E: 0 K: 0 S: 7	H: 0 LOB: 0 BB: 0 P: 9	R: 2 H: 2 E: 0 K: 0 S: 14	H: 2 LOB: 0 BB: 0 P: 21	R: 0 H: 0 E: 0 K: 1 S: 6	H: 0 LOB: 0 BB: 0 P: 10	R: 0 H: 0 E: 0 K: 1 S: 8	H: 0 LOB: 0 BB: 0 P: 10	R: 1 H: 2 E: 0 K: 0 S: 10	H: 2 LOB: 1 BB: 0 P: 14	R: 0 H: 1 E: 0 K: 0 S: 10	H: 1 LOB: 2 BB: 1 P: 19	R: 0 H: 1 E: 0 K: 1 S: 9	H: 1 LOB: 1 BB: 1 P: 15	R: 0 H: 0 E: 0 K: 3 S: 12	H: 0 LOB: 0 BB: 0 P: 15	1B: 5 2B: 1 HR: 1	SF: 0 SAC: 1 DP: 0 HBP: 0	WP: 0 PB: 0 SB: 0 CS: 0	PA: 35	
PITCHER	IP	WLS	BF	H	R	ER	SO	BB	IBB	HBP	BLK	WP	HR	S	P	ERA	WHIP				
27 Jeff Karstens, R ERA: 5.19	5.1		22	5	3	3	2	1	0	0	0	0	0	51	79	5.06	1.125				
17 Sean Burnett, L ERA: 3.1	0.1		1	0	0	0	0	0	0	0	0	0	0	2	2	0.00	0.000				
43 Jesse Chavez, R ERA: 1.86	1.1		4	1	0	0	1	0	0	0	0	0	0	8	9	0.00	0.750				
34 John Grabow, L ERA: 4.95	1.0	W	5	1	0	0	1	0	1	0	0	0	0	9	15	0.00	1.000				
55 Matt Capps, R ERA: 6.6	1.0	S	3	0	0	0	3	0	0	0	0	0	0	12	15	0.00	0.000				

Pittsburgh Pirates @ Chicago White Sox
U.S. Cellular Field, Chicago, IL
Sun May 24 2009, 2:05 PM EDT
Att: 28,309 - Partly Cloudy - 60 F

AB 32
R 3
H 7
RBI 3
BB 2
SO 7
LOB 10

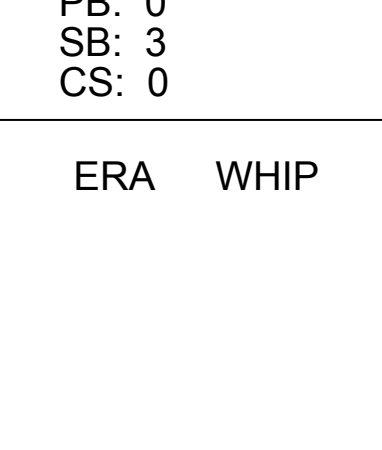


Batter	1	2	3	4	5	6	7	8	9	AB	R	H	RBI	BB	SO	LOB	TOP								
22 Scott Podsednik, L (1,7) OBP: 0.341, SLG: 0.358										5	0	1	0	0	1	2									
10 Alexei Ramirez, R (1,6) OBP: 0.300, SLG: 0.342										2	1	1	0	3	0	1									
23 Jermaine Dye, R (1,9) OBP: 0.335, SLG: 0.546										4	0	2	1	1	0	1									
25 Jim Thome, L (1,10) OBP: 0.388, SLG: 0.496										3	0	0	0	2	1	2									
14 Paul Konerko, R (1,3) OBP: 0.363, SLG: 0.512										5	0	2	1	0	2	4									
32 Brian Anderson, R (1,8) OBP: 0.360, SLG: 0.350										5	0	0	0	0	2	7									
7 Josh Fields, R (1,5) OBP: 0.293, SLG: 0.314										4	0	2	0	0	0	3									
5 Jayson Nix, R (1,4) OBP: 0.319, SLG: 0.550										4	2	2	2	0	0	3									
12 A.J. Pierzynski, L (9,2) OBP: 0.209, SLG: 0.409										0	0	0	0	0	0	0									
44 Corky Miller, R (1,2) OBP: 0.262, SLG: 0.282										4	0	1	0	0	0	1									
17 Chris Getz, L (9, PR) OBP: 0.309, SLG: 0.315										0	1	0	0	0	0	0									
Inning Stats	R: 0 E: 0 K: 0 S: 8	H: 1 LOB: 0 BB: 0 P: 13	R: 0 E: 0 K: 1 S: 6	H: 0 LOB: 0 BB: 0 P: 10	R: 0 E: 0 K: 1 S: 10	H: 1 LOB: 1 BB: 0 P: 13	R: 0 E: 0 K: 1 S: 10	H: 1 LOB: 1 BB: 1 P: 19	R: 1 E: 0 K: 0 S: 8	H: 1 LOB: 0 BB: 0 P: 12	R: 1 E: 0 K: 1 S: 17	H: 2 LOB: 3 BB: 2 P: 33	R: 1 E: 0 K: 0 S: 13	H: 1 LOB: 1 BB: 1 P: 22	R: 0 E: 0 K: 1 S: 12	H: 2 LOB: 2 BB: 0 P: 19	R: 1 E: 0 K: 1 S: 14	H: 2 LOB: 3 BB: 2 P: 31	1B: 8 2B: 1 3B: 0 HR: 2	SF: 0 SAC: 0 DP: 2 HBP: 0	WP: 0 PB: 0 SB: 3 CS: 0	PA: 42			
PITCHER	IP	WLS	BF	H	R	ER	SO	BB	IBB	HBP	BLK	WP	HR	S	P	ERA	WHIP								
51 Joe Saunders, L (1,1) ERA: 3.26	6.2	L	28	7	3	3	4	3	0	0	0	0	2	68	114	4.05	1.500								
62 Scot Shields, R (7,1) ERA: 6.52	0.1		2	0	0	0	0	1	0	0	0	0	0	4	8	0.00	3.000								
38 Darren Oliver, L (8,1) ERA: 2.08	1.0		5	2	0	0	1	0	0	0	0	0	0	12	19	0.00	2.000								
32 Matt Palmer, R (9,1) ERA: 4.82	1.0		7	2	1	1	1	2	0	0	0	0	0	14	31	9.00	4.000								

Chicago White Sox @ Los Angeles Angels
Angel Stadium of Anaheim, Anaheim, CA
Tue May 26 2009, 7:05 PM PDT
Att: 38,040 - Clear - 68 F

livebaseballscorecards.com

AB 36
R 4
H 11
RBI 4
BB 6
SO 6
LOB 24

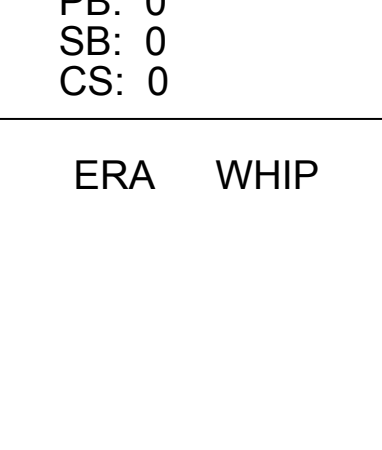


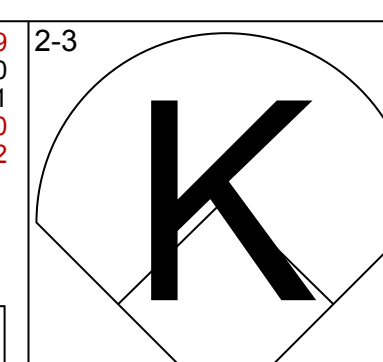
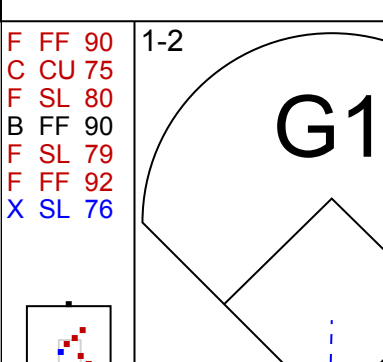
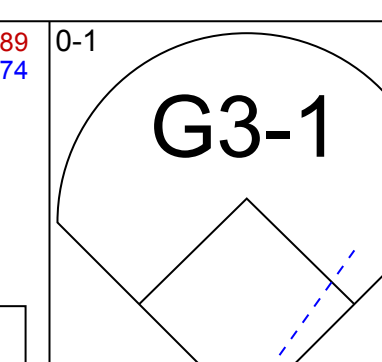
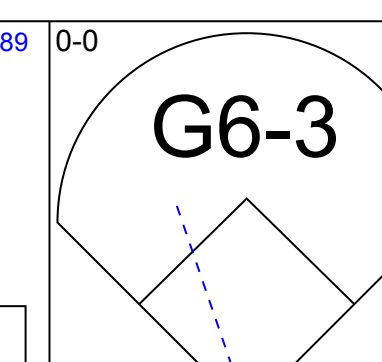
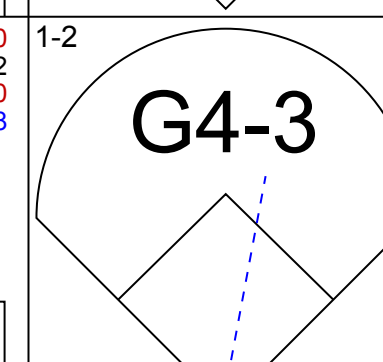
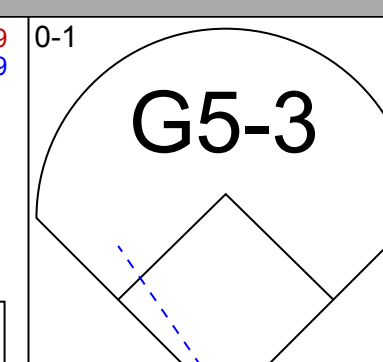
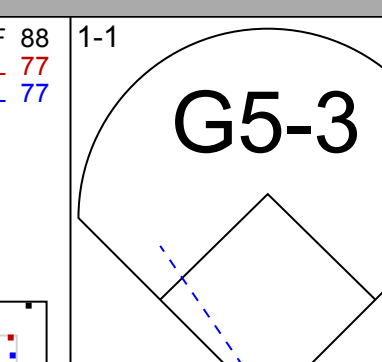
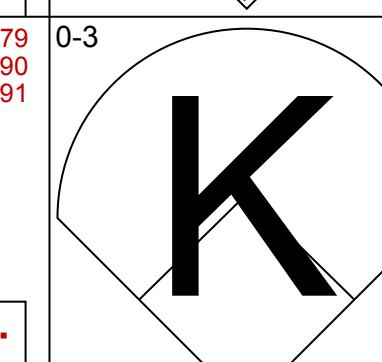
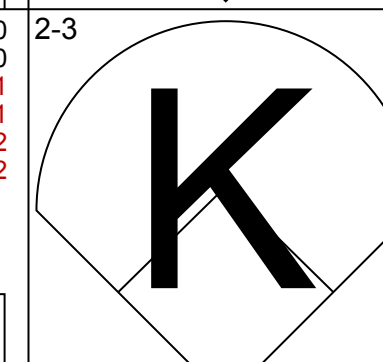
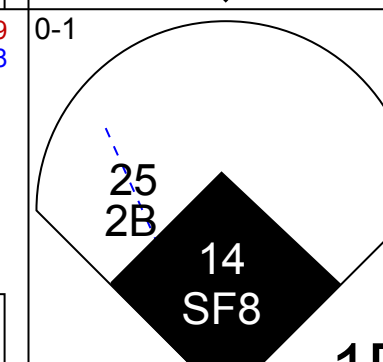
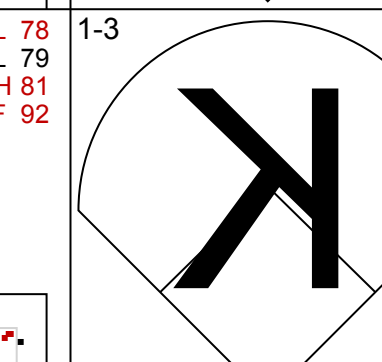
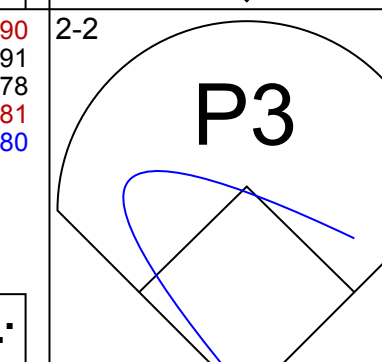
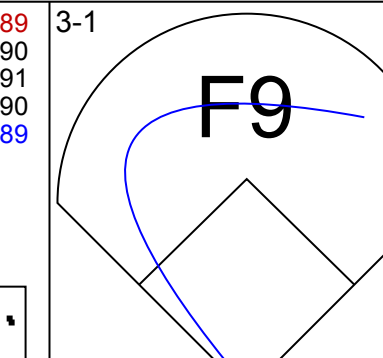
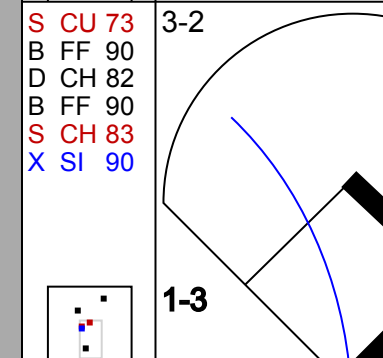
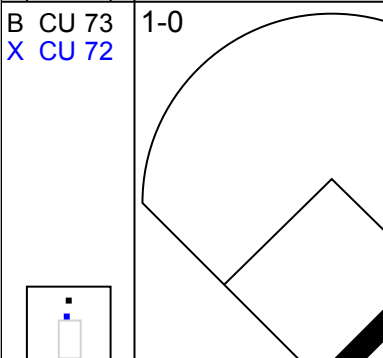
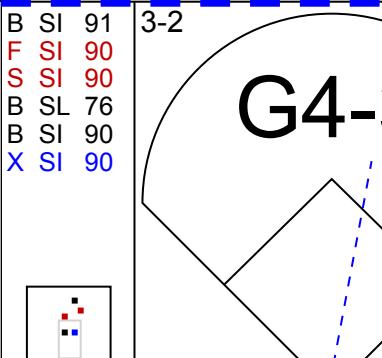
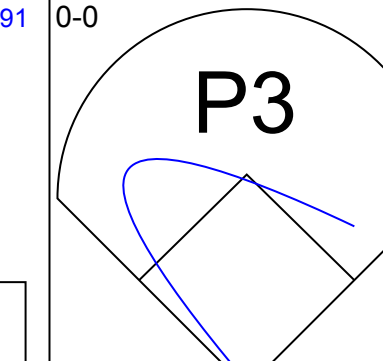
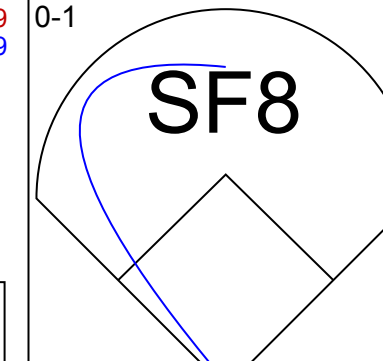
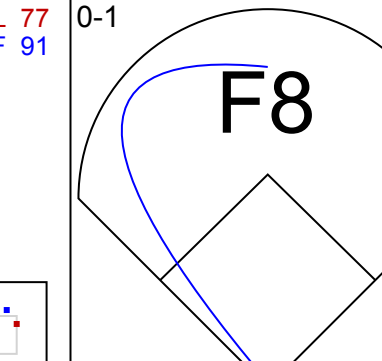
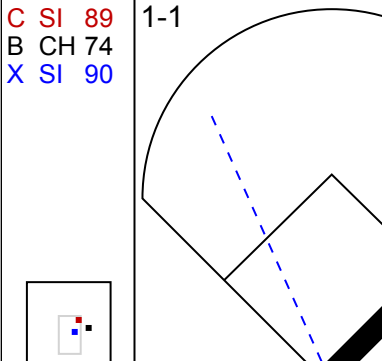
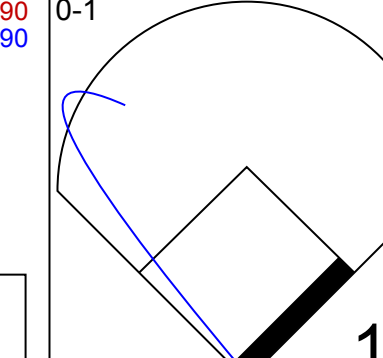
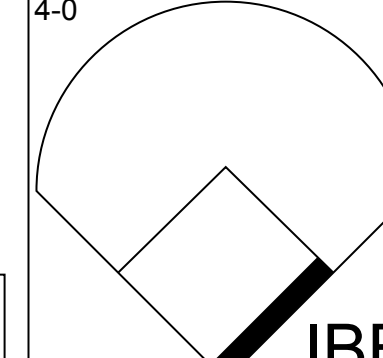
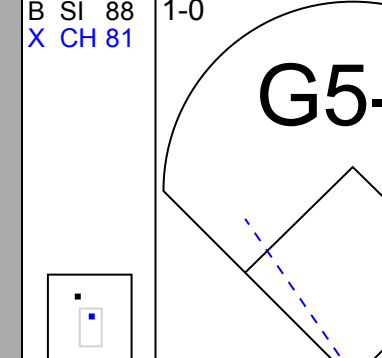
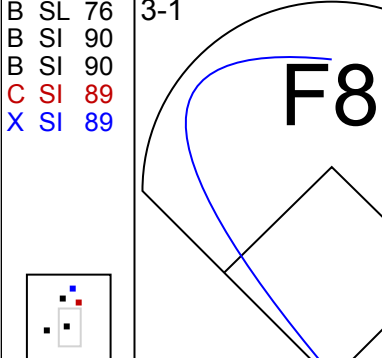
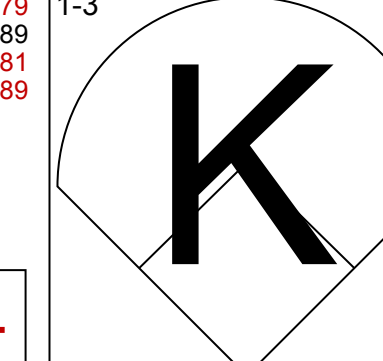
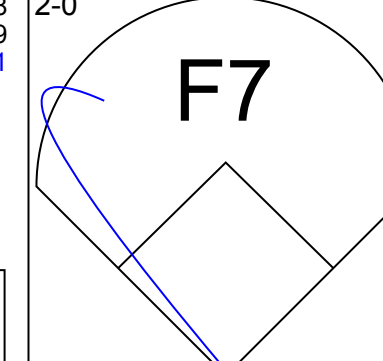
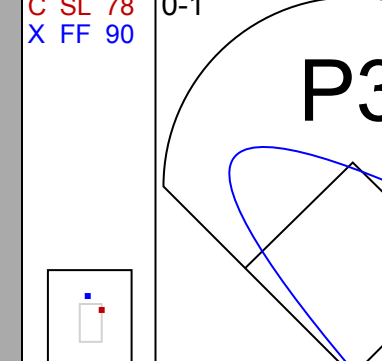
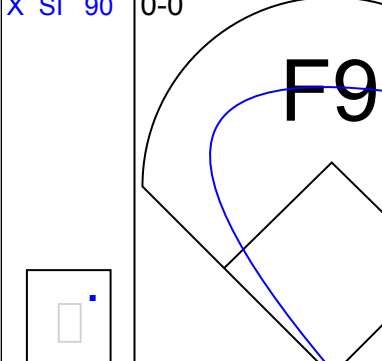
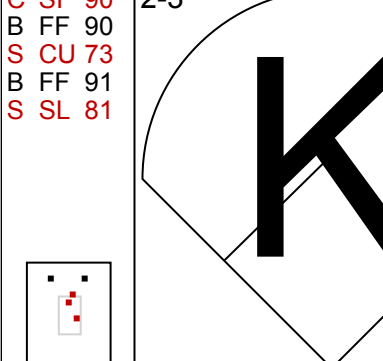
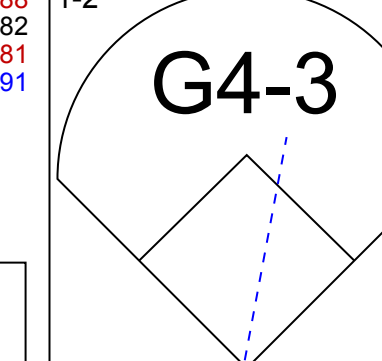
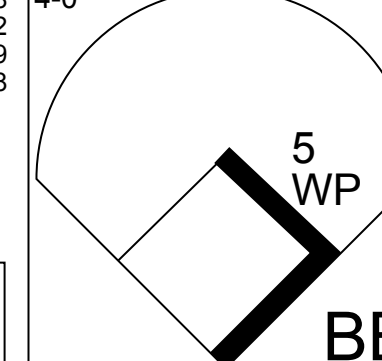
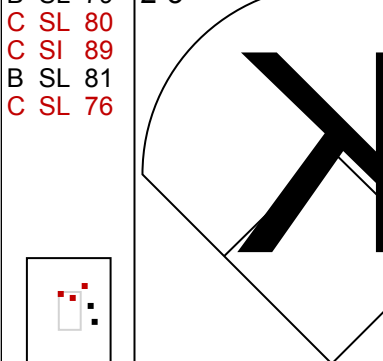
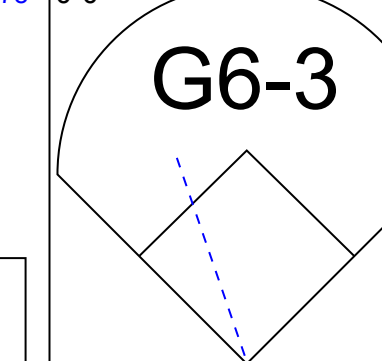
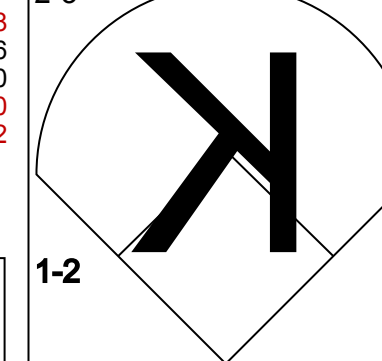
Batter	1	2	3	4	5	6	7	8	9	AB	R	H	RBI	BB	SO	LOB	BOTTOM								
Chone Figgins, S (1,5) OBP: 0.377, SLG: 0.362										4	0	2	0	0	1	0									
53 Bobby Abreu, L (1,9) OBP: 0.407, SLG: 0.396										4	1	1	1	0	0	3									
27 Vladimir Guerrero, R (1,10) OBP: 0.279, SLG: 0.390										4	0	1	0	0	1	0									
48 Torii Hunter, R (1,8) OBP: 0.402, SLG: 0.610										4	1	2	1	0	1	1									
8 Kendrys Morales, S (1,3) OBP: 0.326, SLG: 0.521										4	0	1	0	0	0	1									
20 Juan Rivera, R (1,7) OBP: 0.329, SLG: 0.403										4	0	1	0	0	0	1									
44 Mike Napoli, R (1,2) OBP: 0.381, SLG: 0.480										4	0	0	0	0	0	1									
47 Howie Kendrick, R (1,4) OBP: 0.281, SLG: 0.371										3	0	0	0	0	1	0									
2 Erick Aybar, S (1,6) OBP: 0.305, SLG: 0.395										2	0	0	0	1	0	0									
Inning Stats	R: 0 E: 0 K: 0 S: 7	H: 0 LOB: 0 BB: 0 P: 11	R: 0 E: 0 K: 0 S: 6	H: 1 LOB: 0 BB: 0 P: 13	R: 0 E: 0 K: 1 S: 8	H: 0 LOB: 0 BB: 0 P: 13	R: 0 E: 0 K: 1 S: 10	H: 2 LOB: 1 BB: 0 P: 15	R: 0 E: 0 K: 0 S: 6	H: 0 LOB: 0 BB: 0 P: 12	R: 0 E: 0 K: 1 S: 7	H: 0 LOB: 0 BB: 0 P: 9	R: 1 E: 0 K: 0 S: 13	H: 2 LOB: 1 BB: 0 P: 17	R: 0 E: 0 K: 0 S: 11	H: 1 LOB: 2 BB: 1 P: 18	R: 1 E: 0 K: 1 S: 9	H: 2 LOB: 1 BB: 0 P: 10	1B: 5 2B: 2 3B: 0 HR: 2	SF: 0 SAC: 0 DP: 2 HBP: 0	WP: 1 PB: 0 SB: 0 CS: 0	PA: 34			
PITCHER	IP	WLS	BF	H	R	ER	SO	BB	IBB	HBP	BLK	WP	HR	S	P	ERA	WHIP								
40 Bartolo Colon, R (1,1) ERA: 3.8	6.2	W	22	4	1	1	3	0	0	0	0	1	0	52	83	1.35	0.600								
37 Matt Thornton, L (7,1) ERA: 1.96	1.1	H	7	2	0	0	0	1	0	0	0	0	0	16	25	0.00	2.250								
71 Scott Linebrink, R (9,1) ERA: 2.12	1.0	S	5	2	1	1	1	0	0	0	0	0	1	9	10	9.00	2.000								

Chicago White Sox @ Los Angeles Angels
Angel Stadium of Anaheim, Anaheim, CA
Tue May 26 2009, 7:05 PM PDT
Att: 38,040 - Clear - 68 F

livebaseballscorecards.com

AB 33
R 2
H 8
RBI 2
BB 1
SO 4
LOB 7

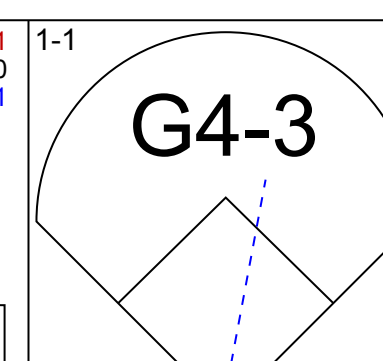
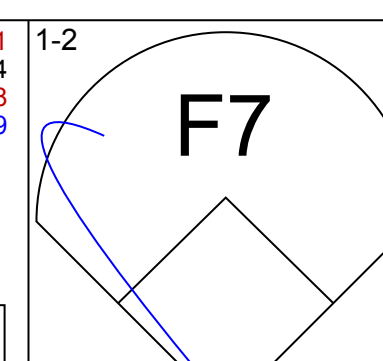
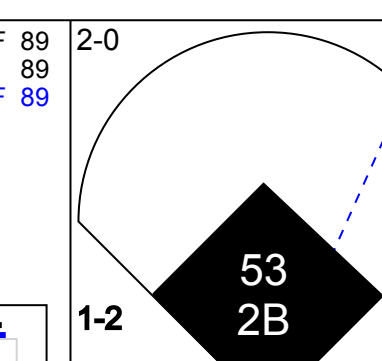
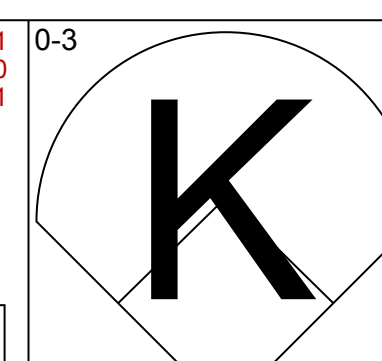

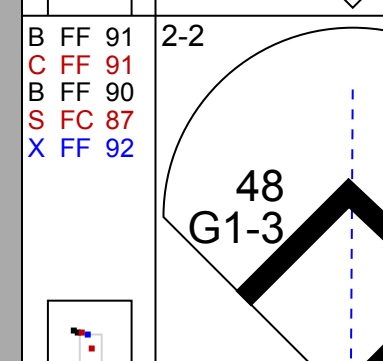
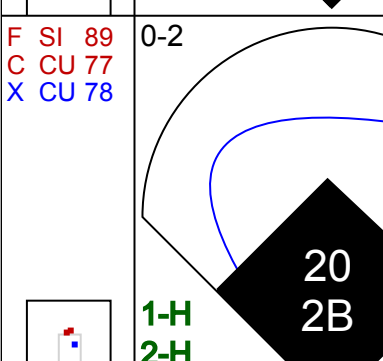
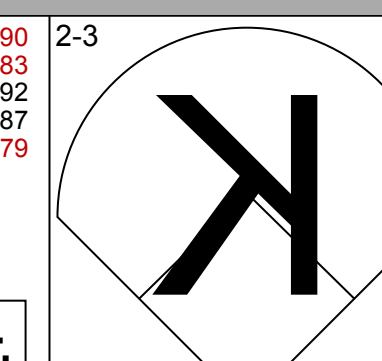
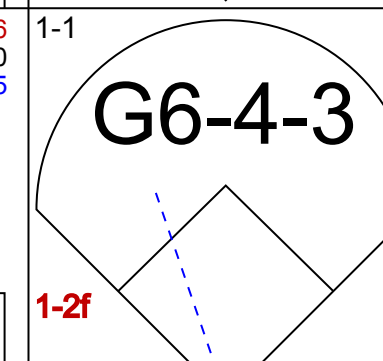
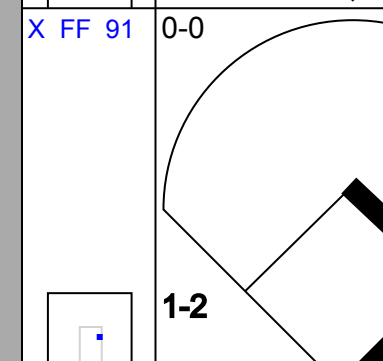
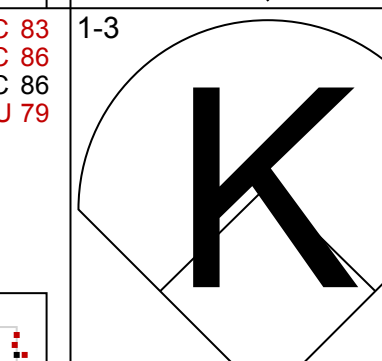
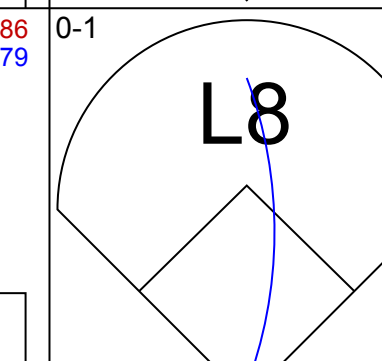
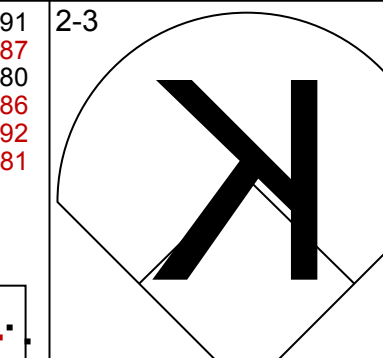
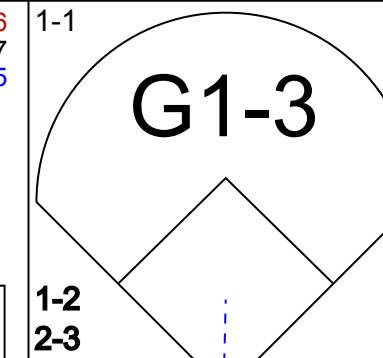
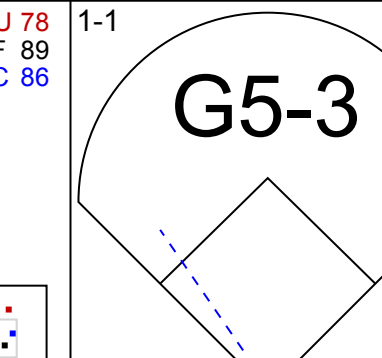
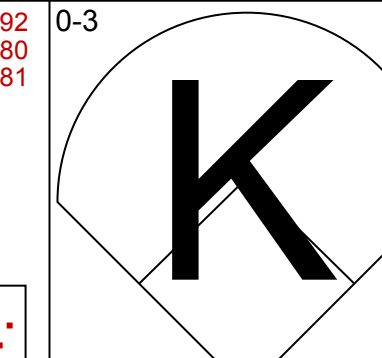
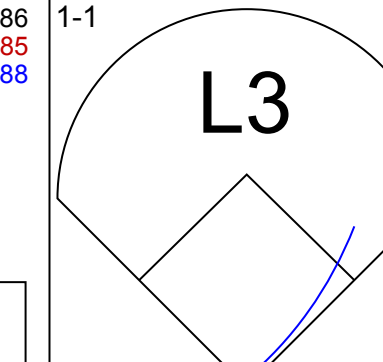
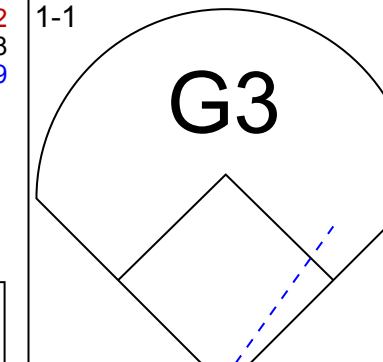
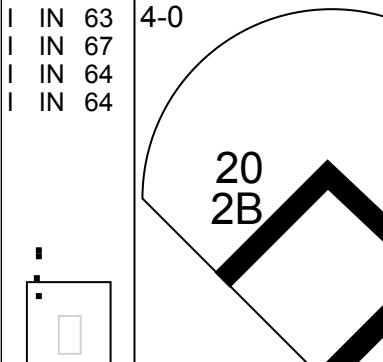
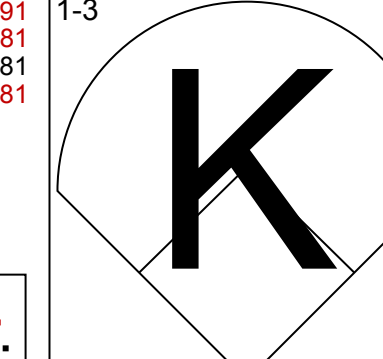
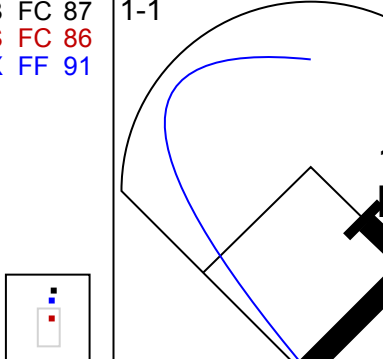
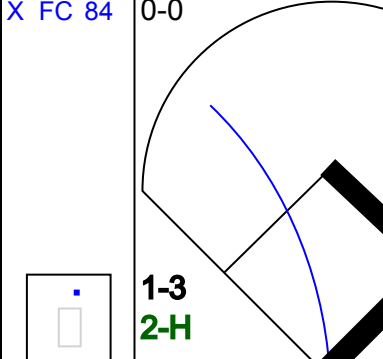
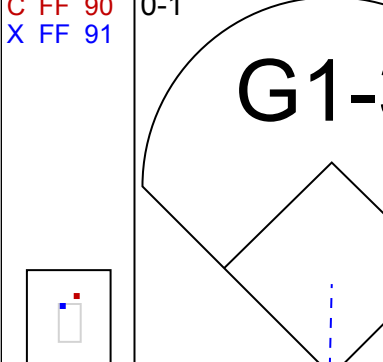
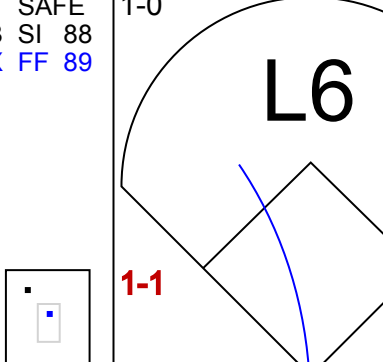
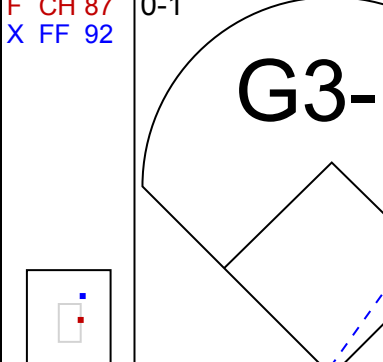
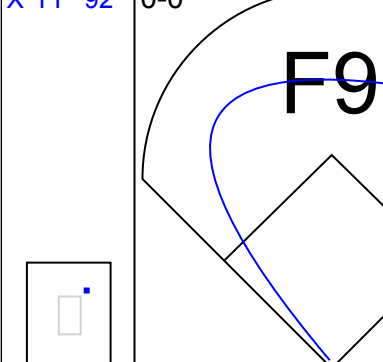
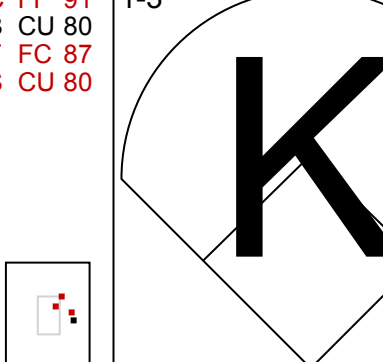
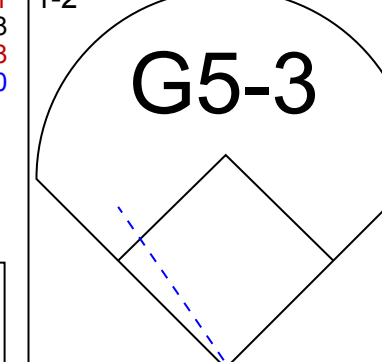
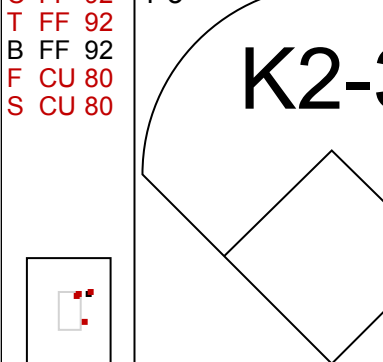
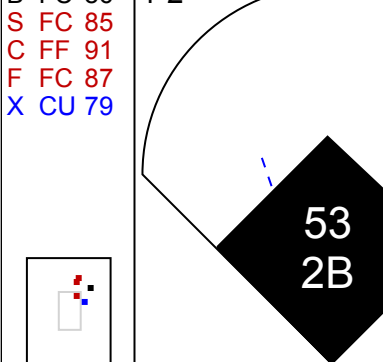
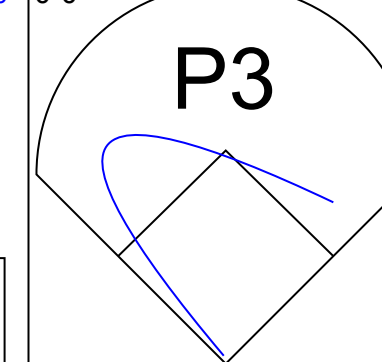


Batter	1	2	3	4	5	6	7	8	9	AB	R	H	RBI	BB	SO	LOB	TOP			
22 Scott Podsednik, L (1,7) OBP: 0.326, SLG: 0.341										4	0	0	0	0	1	0				
10 Alexei Ramirez, R (1,6) OBP: 0.293, SLG: 0.333										4	0	0	0	0	1	0				
23 Jermaine Dye, R (1,9) OBP: 0.333, SLG: 0.538										4	1	1	0	0	2	0				
25 Jim Thome, L (1,10) OBP: 0.391, SLG: 0.504										4	0	2	0	0	0	0				
14 Paul Konerko, R (1,3) OBP: 0.361, SLG: 0.509										3	0	1	1	0	0	1				
12 A.J. Pierzynski, L (1,2) OBP: 0.305, SLG: 0.407										3	0	1	0	1	0	1				
32 Brian Anderson, R (1,8) OBP: 0.344, SLG: 0.333										4	0	0	0	0	1	4				
17 Chris Getz, L (1,4) OBP: 0.309, SLG: 0.310										2	0	0	0	1	1	0				
5 Jayson Nix, R (1,5) OBP: 0.300, SLG: 0.512										3	0	0	0	0	2	1				
Inning Stats	R: 0 E: 0 K: 2 S: 10	H: 0 LOB: 0 BB: 0 P: 15	R: 0 E: 0 K: 1 S: 8	H: 1 LOB: 1 BB: 0 P: 12	R: 0 E: 0 K: 2 S: 12	H: 0 LOB: 0 BB: 0 P: 17	R: 1 E: 0 K: 0 S: 10	H: 2 LOB: 2 BB: 1 P: 19	R: 0 E: 0 K: 1 S: 6	H: 1 LOB: 1 BB: 0 P: 11	R: 0 E: 0 K: 1 S: 6	H: 0 LOB: 1 BB: 1 P: 13	R: 0 E: 0 K: 1 S: 7	H: 0 LOB: 0 BB: 0 P: 9	R: 0 E: 0 K: 0 S: 8	H: 1 LOB: 1 BB: 0 P: 15	1B: 4 2B: 1 3B: 0 HR: 0	SF: 1 SAC: 0 DP: 0 HBP: 0	WP: 1 PB: 0 SB: 0 CS: 0	PA: 34
PITCHER	IP	WLS	BF	H	R	ER	SO	BB	IBB	HBP	BLK	WP	HR	S	P	ERA	WHIP			
36 Jered Weaver, R (1,1) ERA: 2.36	8.0	W	30	4	1	1	8	1	1	0	0	1	0	67	103	1.12	0.625			
40 Brian Fuentes, L (9,1) ERA: 4.08	1.0	S	4	1	0	0	0	0	0	0	0	0	0	8	15	0.00	1.000			

Chicago White Sox @ Los Angeles Angels
Angel Stadium of Anaheim, Anaheim, CA
Wed May 27 2009, 7:05 PM PDT
Att. 40,169 - Clear - 66 F

AB 31
R 1
H 5
RBI 1
BB 2
SO 8
LOB 7



Batter	1	2	3	4	5	6	7	8	9	AB	R	H	RBI	BB	SO	LOB	BOTTOM			
Chone Figgins, S (1,5) OBP: 0.374, SLG: 0.360										4	1	1	0	0	1	0				
53 Bobby Abreu, L (1,9) OBP: 0.414, SLG: 0.408										3	1	2	2	1	1	0				
27 Vladimir Guerrero, R (1,10) OBP: 0.277, SLG: 0.295										4	0	1	0	0	1	2				
48 Torii Hunter, R (1,8) OBP: 0.394, SLG: 0.595										4	0	0	0	0	2	3				
8 Kendrys Morales, S (1,3) OBP: 0.326, SLG: 0.515										2	0	0	0	1	0	2				
20 Juan Rivera, R (1,7) OBP: 0.335, SLG: 0.415										3	0	2	1	0	1	0				
13 Maicer Izturis, S (1,6) OBP: 0.298, SLG: 0.292										3	0	0	0	0	0	3				
47 Howie Kendrick, R (1,4) OBP: 0.276, SLG: 0.364										3	0	0	0	0	1	0				
5 Jeff Matthis, R (1,2) OBP: 0.295, SLG: 0.243										3	1	1	0	0	1	0				
Inning Stats	R: 0 E: 0 K: 0 S: 7	H: 0 LOB: 0 BB: 1 P: 13	R: 0 E: 0 K: 2 S: 9	H: 0 LOB: 0 BB: 0 P: 13	R: 0 E: 0 K: 1 S: 7	H: 0 LOB: 0 BB: 0 P: 8	R: 0 E: 0 K: 0 S: 11	H: 2 LOB: 2 BB: 0 P: 16	R: 0 E: 0 K: 1 S: 6	H: 1 LOB: 0 BB: 0 P: 9	R: 3 E: 0 K: 1 S: 16	H: 4 LOB: 2 BB: 1 P: 25	R: 0 E: 0 K: 1 S: 7	H: 0 LOB: 0 BB: 0 P: 8	R: 0 E: 0 K: 2 S: 8	H: 0 LOB: 0 BB: 0 P: 10	1B: 5 2B: 3 3B: 0 HR: 0	SF: 0 SAC: 0 DP: 2 HBP: 0	WP: 0 PB: 0 SB: 0 CS: 0	PA: 31
PITCHER	IP	WLS	BF	H	R	ER	SO	BB	IBB	HBP	BLK	WP	HR	S	P	ERA	WHIP			
34 Gavin Floyd, R (1,1) ERA: 6.12	8.0	L	31	7	3	3	8	1	1	0	0	0	0	71	102	3.38	1.000			

Chicago White Sox @ Los Angeles Angels
Angel Stadium of Anaheim, Anaheim, CA
Wed May 27 2009, 7:05 PM PDT
Att. 40,169 - Clear - 66 F

AB 29
R 3
H 7
RBI 3
BB 2
SO 8
LOB 10



Batter	1	2	3	4	5	6	7	8	9	AB	R	H	RBI	BB	SO	LOB	TOP			
18 Orlando Cabrera, R (1, 6) OBP: 0.275, SLG: 0.291										4	0	0	0	0	1	3				
29 Adam Kennedy, L (1, 4) OBP: 0.443, SLG: 0.593										4	0	0	0	0	2	0				
32 Jack Cust, L (1, 10) OBP: 0.344, SLG: 0.413										4	1	1	0	0	2	0				
5 Matt Holliday, R (1, 7) OBP: 0.368, SLG: 0.440										4	1	2	2	0	1	0				
16 Jason Giambi, L (1, 3) OBP: 0.355, SLG: 0.364										3	0	0	0	1	3	1				
8 Kurt Suzuki, R (1, 2) OBP: 0.326, SLG: 0.398										4	0	0	0	0	1	2				
15 Ryan Sweeney, L (1, 8) OBP: 0.319, SLG: 0.326										3	0	1	0	1	1	1				
57 Aaron Cunningham, R (1, 9) OBP: 0.120, SLG: 0.125										4	0	1	0	0	1	1				
22 Jack Hannahan, L (1, 5) OBP: 0.268, SLG: 0.313										2	0	0	0	1	0	0				
Inning Stats	R: 2 E: 0 K: 1 S: 13	H: 2 LOB: 1 BB: 1 P: 24	R: 0 E: 0 K: 1 S: 8	H: 0 LOB: 0 BB: 0 P: 13	R: 0 E: 0 K: 2 S: 8	H: 0 LOB: 0 BB: 0 P: 12	R: 0 E: 0 K: 1 S: 10	H: 1 LOB: 1 BB: 0 P: 15	R: 0 E: 0 K: 0 S: 4	H: 0 LOB: 0 BB: 0 P: 5	R: 0 E: 0 K: 2 S: 14	H: 1 LOB: 3 BB: 2 P: 28	R: 0 E: 0 K: 3 S: 10	H: 0 LOB: 1 BB: 0 P: 12	R: 0 E: 0 K: 1 S: 16	H: 1 LOB: 1 BB: 0 P: 21	1B: 3 2B: 1 3B: 0 HR: 1	SF: 0 SAC: 0 DP: 0 HBP: 0	WP: 0 PB: 0 CS: 0	PA: 35
PITCHER	IP WLS BF H R ER SO BB IBB HBP BLK WP HR S P ERA WHIP																			
34 Gavin Floyd, R (1, 1) ERA: 5.75	7.0	28	4	2	2	8	3	0	0	0	0	0	0	1	65	107	2.57	1.000		
37 Matt Thornton, L (8, 1) ERA: 1.71	1.0	W 3	0	0	0	3	0	0	0	0	0	0	0	0	10	12	0.00	0.000		
71 Scott Linebrink, R (9, 1) ERA: 1.93	1.0	4	1	0	0	1	0	0	0	0	0	0	0	16	21	0.00	1.000			

Oakland Athletics @ Chicago White Sox
U.S. Cellular Field, Chicago, IL
Mon Jun 01 2009, 8:11 PM EDT
Att: 26,038 - Cloudy - 51 F

livebaseballscores.com

AB 32
R 2
H 5
RBI 2
BB 3
SO 12
LOB 8

Batter	1	2	3	4	5	6	7	8	9	AB	R	H	RBI	BB	SO	LOB	BOTTOM			
22 Scott Podsednik, L (1, 7) OBP: 0.345, SLG: 0.375										3	2	0	0	2	0	4				
10 Alexei Ramirez, R (1, 6) OBP: 0.299, SLG: 0.335										4	0	1	0	0	0	1				
23 Jermaine Dye, R (1, 9) OBP: 0.342, SLG: 0.554										2	1	1	1	1	0	0				
25 Jim Thome, L (1, 10) OBP: 0.389, SLG: 0.511										4	1	2	3	0	1	1				
14 Paul Konerko, R (1, 3) OBP: 0.357, SLG: 0.489										3	1	0	0	1	0	3				
12 A.J. Pierzynski, L (1, 2) OBP: 0.335, SLG: 0.457										4	1	2	1	0	1	2				
7 Josh Fields, R (1, 5) OBP: 0.304, SLG: 0.327										4	0	0	0	0	3	2				
31 Dewayne Wise, L (1, 8) OBP: 0.179, SLG: 0.179										2	0	0	0	0	0	0				
32 Brian Anderson, R (7, PH) OBP: 0.356, SLG: 0.346										1	0	0	0	1	0	0				
5 Jayson Nix, R (1, 4) OBP: 0.291, SLG: 0.468										3	0	0	1	1	1	0				
Inning Stats	R: 1 E: 0 K: 1 S: 11	H: 1 LOB: 1 BB: 1 P: 25	R: 0 E: 0 K: 0 S: 10	H: 0 LOB: 0 BB: 0 P: 13	R: 0 E: 0 K: 1 S: 10	H: 0 LOB: 0 BB: 0 P: 15	R: 0 E: 0 K: 0 S: 9	H: 0 LOB: 0 BB: 0 P: 14	R: 1 E: 1 K: 1 S: 10	H: 1 LOB: 1 BB: 0 P: 17	R: 0 E: 0 K: 1 S: 11	H: 1 LOB: 2 BB: 1 P: 18	R: 0 E: 0 K: 1 S: 7	H: 0 LOB: 0 BB: 0 P: 10	R: 4 E: 0 K: 1 S: 25	H: 3 LOB: 3 BB: 4 P: 47	1B: 4 2B: 0 3B: 0 HR: 2	SF: 1 SAC: 0 DP: 0 HBP: 0	WP: 0 PB: 1 CS: 0	PA: 37
PITCHER	IP WLS BF H R ER SO BB IBB HBP BLK WP HR S P ERA WHIP																			
53 Trevor Cahill, R (1, 1) ERA: 4.33	5.2	23	3	2	2	3	2	0	0	0	0	0	0	1	58	98	3.18	0.882		
56 Craig Breslow, L (6, 1) ERA: 5.14	1.1	L 5	0	1	1	2	1	0	0	0	0	0	0	11	19	6.75	0.750			
44 Santiago Casilla, R (8, 1) ERA: 6.06	0.1	4	2	2	2	0	1	0	0	0	0	1	10	17	54.00	9.000				
52 Kevin Cameron, R (8, 1) ERA: 3.44	0.2	5	1	1	1	1	2	0	0	0	0	0	14	25	13.50	4.500				

Oakland Athletics @ Chicago White Sox
U.S. Cellular Field, Chicago, IL
Mon Jun 01 2009, 8:11 PM EDT
Att: 26,038 - Cloudy - 51 F

livebaseballscores.com

AB 30
R 6
H 6
RBI 6
BB 6
SO 6
LOB 13

Batter	1	2	3	4	5	6	7	8	9	AB	R	H	RBI	BB	SO	LOB	TOP				
18 Orlando Cabrera, R (1, 6) OBP: 0.279, SLG: 0.296										3	1	1	0	1	0	0					
29 Adam Kennedy, L (1, 4) OBP: 0.436, SLG: 0.573										3	0	0	0	1	1	5					
32 Jack Cust, L (1, 10) OBP: 0.345, SLG: 0.429										3	2	1	2	1	1	1					
5 Matt Holliday, R (1, 7) OBP: 0.369, SLG: 0.444										5	0	2	3	0	2	1					
16 Jason Giambi, L (1, 3) OBP: 0.358, SLG: 0.364																					
7 Bobby Crosby, R (7, PR) OBP: 0.306, SLG: 0.289																					
8 Kurt Suzuki, R (1, 2) OBP: 0.330, SLG: 0.400										4	0	2	0	0	0	2					
15 Ryan Sweeney, L (1, 8) OBP: 0.313, SLG: 0.319																					
11 Rajai Davis, R (9, B) OBP: 0.205, SLG: 0.146										4	0	0	0	0	0	5					
57 Aaron Cunningham, R (1, 9) OBP: 0.138, SLG: 0.143																					
22 Jack Hannahan, L (1, 5) OBP: 0.267, SLG: 0.299																					
Inning Stats	R: 1 H: 1 E: 0 K: 1 S: 8	H: 1 LOB: 0 BB: 0 P: 9	R: 0 H: 0 E: 0 K: 0 S: 7	H: 0 LOB: 0 BB: 0 P: 9	R: 0 H: 0 E: 0 K: 1 S: 6	H: 0 LOB: 0 BB: 0 P: 9	R: 1 H: 2 E: 0 K: 1 S: 14	H: 2 LOB: 2 BB: 1 P: 23	R: 3 H: 1 E: 1 K: 1 S: 9	H: 1 LOB: 1 BB: 2 P: 20	R: 0 H: 2 E: 0 K: 1 S: 12	H: 2 LOB: 3 BB: 0 P: 23	R: 0 H: 2 E: 0 K: 1 S: 10	H: 2 LOB: 2 BB: 0 P: 15	R: 0 H: 0 E: 0 K: 0 S: 6	H: 0 LOB: 1 BB: 1 P: 18	1B: 5 2B: 2 3B: 0 HR: 1	SF: 1 SAC: 2 DP: 0 HBP: 0	WP: 1 PB: 0 SB: 1 CS: 0	PA: 41	
PITCHER	IP: 5.1 WLS: L BF: 26 ERA: 3.75	H: 6 R: 5 ER: 2 SO: 4	BB: 2 IBB: 1 HBP: 0 BLK: 0	WP: 0 HR: 1 S: 50 P: 81	ERA: 3.38 WHIP: 1.500	IP: 6.1 WLS: 1 BF: 6 ERA: 0.00	H: 1 R: 0 ER: 0 SO: 2	BB: 1 IBB: 0 HBP: 0 BLK: 0	WP: 0 HR: 13 S: 23 P: 13	ERA: 0.00 WHIP: 0.750	IP: 7.1 WLS: 1 BF: 5 ERA: 2.45	H: 1 R: 0 ER: 0 SO: 2	BB: 1 IBB: 0 HBP: 0 BLK: 0	WP: 1 HR: 0 S: 9 P: 18	ERA: 0.00 WHIP: 1.000						

Oakland Athletics @ Chicago White Sox
U.S. Cellular Field, Chicago, IL
Tue Jun 02 2009, 8:11 PM EDT
Att: 20,519 - Cloudy - 50 F

AB	33
R	5
H	8
RBI	5
BB	5
SO	8
LOB	18



Batter	1	2	3	4	5	6	7	8	9	AB	R	H	RBI	BB	SO	LOB	BOTTOM				
22 Scott Podsednik, L (1, 7) OBP: 0.342, SLG: 0.370										4	0	1	0	0	0	4					
10 Alexei Ramirez, R (1, 6) OBP: 0.293, SLG: 0.328										4	0	0	0	0	1	2					
23 Jermaine Dye, R (1, 9) OBP: 0.346, SLG: 0.552										4	0	2	0	0	0	0					
25 Jim Thome, L (1, 10) OBP: 0.386, SLG: 0.500										3	0	0	0	1	0	1					
14 Paul Konerko, R (1, 3) OBP: 0.355, SLG: 0.481										3	0	0	0	1	0	2					
12 A.J. Pierzynski, L (1, 2) OBP: 0.333, SLG: 0.448										3	0	0	0	1	0	1					
15 Wilson Betemit, S (1, 5) OBP: 0.280, SLG: 0.311										2	0	0	0	1	0	1					
31 Dewayne Wise, L (1, 8) OBP: 0.200, SLG: 0.172																					
32 Brian Anderson, R (8, PH) OBP: 0.352, SLG: 0.344																					
5 Jayson Nix, R (1, 4) OBP: 0.310, SLG: 0.480										1	0	0	0	1	0	0					
Inning Stats	R: 0 H: 2 E: 0 K: 0 S: 15	H: 2 LOB: 2 BB: 1 P: 28	R: 0 H: 0 E: 0 K: 0 S: 10	H: 0 LOB: 2 BB: 2 P: 20	R: 0 H: 0 E: 0 K: 0 S: 9	H: 0 LOB: 0 BB: 0 P: 15	R: 0 H: 0 E: 0 K: 0 S: 9	H: 0 LOB: 0 BB: 0 P: 14	R: 0 H: 1 E: 0 K: 0 S: 7	H: 1 LOB: 0 BB: 0 P: 9	R: 0 H: 0 E: 0 K: 1 S: 8	H: 0 LOB: 0 BB: 0 P: 13	R: 0 H: 0 E: 0 K: 0 S: 5	H: 0 LOB: 0 BB: 1 P: 12	R: 0 H: 1 E: 0 K: 1 S: 9	H: 1 LOB: 0 BB: 0 P: 13	1B: 5 2B: 0 3B: 0 HR: 0	SF: 0 SAC: 0 DP: 3 HBP: 0	WP: 0 PB: 0 SB: 1 CS: 0	PA: 33	
PITCHER	IP: 6.1 WLS: W BF: 24 ERA: 4.99	H: 3 R: 0 ER: 0 SO: 0	BB: 4 IBB: 0 HBP: 0 BLK: 0	WP: 0 HR: 0 S: 60 P: 105	ERA: 0.00 WHIP: 1.105	IP: 7.1 WLS: 1 BF: 8 ERA: 0.00	H: 0 R: 0 ER: 0 SO: 0	BB: 0 IBB: 0 HBP: 0 BLK: 0	WP: 0 HR: 3 S: 6 P: 6	ERA: 0.00 WHIP: 0.000	IP: 8.1 WLS: 2 BF: 8 ERA: 3.57	H: 2 R: 0 ER: 0 SO: 1	BB: 1 IBB: 0 HBP: 0 BLK: 0	WP: 0 HR: 17 S: 29 P: 29	ERA: 0.00 WHIP: 1.500						

Oakland Athletics @ Chicago White Sox
U.S. Cellular Field, Chicago, IL
Tue Jun 02 2009, 8:11 PM EDT
Att: 20,519 - Cloudy - 50 F

AB	28
R	0
H	5
RBI	0
BB	5
SO	2
LOB	13



Batter	1	2	3	4	5	6	7	8	9	AB	R	H	RBI	BB	SO	LOB	TOP							
18 Orlando Cabrera, R OBP: 0.278, SLG: 0.290	F9	FC5-2		BB		G5-3			G6-3	4	0	0	0	1	0	4								
29 Adam Kennedy, L OBP: 0.429, SLG: 0.554		G3		F8			F7			3	0	0	0	1	0	4								
32 Jack Cust, L OBP: 0.338, SLG: 0.420	K			K		G6-3			K	4	0	0	0	0	3	1								
5 Matt Holliday, R OBP: 0.367, SLG: 0.437	CS		G6-3		G4-3		P4			3	1	0	0	1	0	0								
16 Jason Giambi, L OBP: 0.356, SLG: 0.379		F7		K				G4-3		4	1	1	0	1	1									
22 Jack Hannahan, L OBP: 0.267, SLG: 0.299					HR					0	0	0	0	0	0	0								
7 Bobby Crosby, R OBP: 0.312, SLG: 0.316						G4-3		G5-3		3	2	1	1	1	0	0								
35 Landon Powell, S OBP: 0.283, SLG: 0.426								G4-3		4	1	2	2	0	1	0								
57 Aaron Cunningham, R OBP: 0.152, SLG: 0.156					F8				F9	4	0	1	1	0	1	0								
11 Rajai Davis, R OBP: 0.250, SLG: 0.182									F8	3	0	2	0	1	0	0								
Inning Stats	R: 0 H: 0 E: 0 K: 1 S: 8	H: 0 LOB: 0 BB: 1 P: 16	R: 2 H: 3 E: 0 K: 0 S: 17	H: 3 LOB: 3 BB: 2 P: 31	R: 0 H: 0 E: 0 K: 2 S: 7	H: 0 LOB: 0 BB: 0 P: 12	R: 2 H: 3 E: 0 K: 0 S: 8	H: 3 LOB: 1 BB: 1 P: 14	R: 1 H: 1 E: 0 K: 0 S: 10	H: 1 LOB: 0 BB: 0 P: 14	R: 0 H: 0 E: 0 K: 2 S: 11	H: 0 LOB: 1 BB: 1 P: 19	R: 0 H: 0 E: 0 K: 1 S: 11	H: 0 LOB: 0 BB: 0 P: 16	R: 0 H: 0 E: 0 K: 0 S: 4	H: 0 LOB: 0 BB: 0 P: 6	R: 0 H: 0 E: 0 K: 0 S: 6	H: 0 LOB: 0 BB: 0 P: 9	1B: 4 2B: 0 3B: 0 HR: 3	SF: 0 SAC: 0 DP: 0 HBP: 0	WP: 0 PB: 0 SB: 1 CS: 2	PA: 38		
PITCHER	IP WLS BF H R ER SO BB IBB HBP BLK WP HR S P ERA WHIP	IP WLS BF H R ER SO BB IBB HBP BLK WP HR S P ERA WHIP	IP WLS BF H R ER SO BB IBB HBP BLK WP HR S P ERA WHIP	IP WLS BF H R ER SO BB IBB HBP BLK WP HR S P ERA WHIP	IP WLS BF H R ER SO BB IBB HBP BLK WP HR S P ERA WHIP	IP WLS BF H R ER SO BB IBB HBP BLK WP HR S P ERA WHIP	IP WLS BF H R ER SO BB IBB HBP BLK WP HR S P ERA WHIP	IP WLS BF H R ER SO BB IBB HBP BLK WP HR S P ERA WHIP	IP WLS BF H R ER SO BB IBB HBP BLK WP HR S P ERA WHIP	IP WLS BF H R ER SO BB IBB HBP BLK WP HR S P ERA WHIP	IP WLS BF H R ER SO BB IBB HBP BLK WP HR S P ERA WHIP	IP WLS BF H R ER SO BB IBB HBP BLK WP HR S P ERA WHIP	IP WLS BF H R ER SO BB IBB HBP BLK WP HR S P ERA WHIP	IP WLS BF H R ER SO BB IBB HBP BLK WP HR S P ERA WHIP	IP WLS BF H R ER SO BB IBB HBP BLK WP HR S P ERA WHIP	IP WLS BF H R ER SO BB IBB HBP BLK WP HR S P ERA WHIP	IP WLS BF H R ER SO BB IBB HBP BLK WP HR S P ERA WHIP	IP WLS BF H R ER SO BB IBB HBP BLK WP HR S P ERA WHIP	IP WLS BF H R ER SO BB IBB HBP BLK WP HR S P ERA WHIP	IP WLS BF H R ER SO BB IBB HBP BLK WP HR S P ERA WHIP	IP WLS BF H R ER SO BB IBB HBP BLK WP HR S P ERA WHIP	IP WLS BF H R ER SO BB IBB HBP BLK WP HR S P ERA WHIP	IP WLS BF H R ER SO BB IBB HBP BLK WP HR S P ERA WHIP	IP WLS BF H R ER SO BB IBB HBP BLK WP HR S P ERA WHIP

Oakland Athletics @ Chicago White Sox
U.S. Cellular Field, Chicago, IL
Wed Jun 03 2009, 8:11 PM EDT
Att: 23,207 - Clear - 51 F

AB 32
R 5
H 7
RBI 5
BB 5
SO 6
LOB 10



Batter	1	2	3	4	5	6	7	8	9	AB	R	H	RBI	BB	SO	LOB	BOTTOM							
22 Scott Podsednik, L OBP: 0.339, SLG: 0.375	P6				F7			G1-3		4	0	1	0	0	0	1								
10 Alexei Ramirez, R OBP: 0.297, SLG: 0.328				F9		P4				3	1	1	0	1	0	2								
23 Jermaine Dye, R OBP: 0.344, SLG: 0.563							P4		F8	4	1	1	2	0	1	3								
25 Jim Thome, L OBP: 0.383, SLG: 0.490				F7		F8		L8		3	0	0	0	1	0	1								
14 Paul Konerko, R OBP: 0.353, SLG: 0.476									F8	4	1	1	0	0	1	1								
7 Josh Fields, R OBP: 0.309, SLG: 0.331										4	0	2	0	0	1	0								
32 Brian Anderson, R OBP: 0.346, SLG: 0.337										2	0	0	0	0	0	2								
31 Dewayne Wise, L OBP: 0.188, SLG: 0.161										2	0	0	0	0	1	0								
27 Ramon Castro, R OBP: 0.311, SLG: 0.415										3	0	0	0	0	0	1								
5 Jayson Nix, R OBP: 0.311, SLG: 0.472										3	0	1	0	0	0	0								
Inning Stats	R: 2 H: 2 E: 0 K: 0 S: 11	H: 1 LOB: 0 BB: 0 P: 13	R: 0 H: 1 E: 0 K: 1 S: 9	H: 1 LOB: 0 BB: 0 P: 13	R: 1 H: 2 E: 0 K: 0 S: 16	H: 2 LOB: 1 BB: 0 P: 26	R: 0 H: 1 E: 0 K: 1 S: 9	H: 1 LOB: 0 BB: 0 P: 16	R: 0 H: 0 E: 0 K: 1 S: 8	H: 0 LOB: 0 BB: 0 P: 14	R: 0 H: 0 E: 0 K: 0 S: 9	H: 0 LOB: 0 BB: 0 P: 15	R: 0 H: 0 E: 0 K: 0 S: 6	H: 0 LOB: 1 BB: 1 P: 15	R: 0 H: 0 E: 0 K: 2 S: 8	H: 0 LOB: 0 BB: 0 P: 9	1B: 5 2B: 2 3B: 0 HR: 1	SF: 0 SAC: 0 DP: 2 HBP: 0	WP: 0 PB: 0 SB: 0 CS: 0	PA: 34				
PITCHER	IP WLS BF H R ER SO BB IBB HBP BLK WP HR S P ERA WHIP	IP WLS BF H R ER SO BB IBB HBP BLK WP HR S P ERA WHIP	IP WLS BF H R ER SO BB IBB HBP BLK WP HR S P ERA WHIP	IP WLS BF H R ER SO BB IBB HBP BLK WP HR S P ERA WHIP	IP WLS BF H R ER SO BB IBB HBP BLK WP HR S P ERA WHIP	IP WLS BF H R ER SO BB IBB HBP BLK WP HR S P ERA WHIP	IP WLS BF H R ER SO BB IBB HBP BLK WP HR S P ERA WHIP	IP WLS BF H R ER SO BB IBB HBP BLK WP HR S P ERA WHIP	IP WLS BF H R ER SO BB IBB HBP BLK WP HR S P ERA WHIP	IP WLS BF H R ER SO BB IBB HBP BLK WP HR S P ERA WHIP	IP WLS BF H R ER SO BB IBB HBP BLK WP HR S P ERA WHIP	IP WLS BF H R ER SO BB IBB HBP BLK WP HR S P ERA WHIP	IP WLS BF H R ER SO BB IBB HBP BLK WP HR S P ERA WHIP	IP WLS BF H R ER SO BB IBB HBP BLK WP HR S P ERA WHIP	IP WLS BF H R ER SO BB IBB HBP BLK WP HR S P ERA WHIP	IP WLS BF H R ER SO BB IBB HBP BLK WP HR S P ERA WHIP	IP WLS BF H R ER SO BB IBB HBP BLK WP HR S P ERA WHIP	IP WLS BF H R ER SO BB IBB HBP BLK WP HR S P ERA WHIP	IP WLS BF H R ER SO BB IBB HBP BLK WP HR S P ERA WHIP	IP WLS BF H R ER SO BB IBB HBP BLK WP HR S P ERA WHIP	IP WLS BF H R ER SO BB IBB HBP BLK WP HR S P ERA WHIP	IP WLS BF H R ER SO BB IBB HBP BLK WP HR S P ERA WHIP	IP WLS BF H R ER SO BB IBB HBP BLK WP HR S P ERA WHIP	IP WLS BF H R ER SO BB IBB HBP BLK WP HR S P ERA WHIP

Oakland Athletics @ Chicago White Sox
U.S. Cellular Field, Chicago, IL
Wed Jun 03 2009, 8:11 PM EDT
Att: 23,207 - Clear - 51 F

AB 32
R 3
H 7
RBI 2
BB 2
SO 4
LOB 11




Batter	1	2	3	4	5	6	7	8	9	AB	R	H	RBI	BB	SO	LOB	TOP					
18 Orlando Cabrera, R OBP: 0.276, SLG: 0.286	F8		L1-3			SH1-3	G1-6-3		SF8	3	1	0	1	1	0	2						
29 Adam Kennedy, L OBP: 0.413, SLG: 0.531	F8		G6-3			SH1-3		G6-3	G3	4	0	0	0	0	0	1						
5 Matt Holliday, R OBP: 0.374, SLG: 0.446										3	2	2	0	1	1	0						
16 Jason Giambi, L OBP: 0.354, SLG: 0.393	F9		G3-1					G6-3		4	1	1	3	0	0	2						
8 Kurt Suzuki, R OBP: 0.328, SLG: 0.399		G1-3								3	0	1	1	0	0	0						
7 Bobby Crosby, R OBP: 0.310, SLG: 0.314	P3		G4-3				F8			4	1	1	0	0	0	1						
57 Aaron Cunningham, R OBP: 0.189, SLG: 0.257										3	1	1	2	1	1	1						
11 Rajai Davis, R OBP: 0.250, SLG: 0.208										4	1	1	0	0	1	1						
2 Gregorio Petit, R OBP: 0.269, SLG: 0.308										3	0	1	0	0	1	0						
22 Jack Hannahan, L OBP: 0.276, SLG: 0.299										0	0	0	0	1	0	0						
Inning Stats	R: 0 H: 1 E: 0 K: 0 S: 9	H: 1 LOB: 1 BB: 0 P: 14	R: 0 H: 0 E: 0 K: 1 S: 10	H: 0 LOB: 1 BB: 1 P: 18	R: 0 H: 1 E: 0 K: 0 S: 4	H: 1 LOB: 0 BB: 0 P: 7	R: 1 H: 1 E: 0 K: 0 S: 9	H: 1 LOB: 0 BB: 0 P: 11	R: 0 H: 0 E: 0 K: 2 S: 8	H: 0 LOB: 0 BB: 0 P: 11	R: 3 H: 2 E: 0 K: 0 S: 10	H: 2 LOB: 1 BB: 2 P: 21	R: 0 H: 0 E: 1 K: 0 S: 5	H: 0 LOB: 0 BB: 0 P: 8	R: 0 H: 0 E: 0 K: 1 S: 7	H: 0 LOB: 0 BB: 0 P: 11	R: 3 H: 3 E: 0 K: 0 S: 15	H: 3 LOB: 1 BB: 1 P: 24	1B: 4 2B: 3 3B: 0 HR: 2	SF: 2 SAC: 1 DP: 2 HBP: 0	WP: 2 PB: 0 SB: 1 CS: 0	PA: 38
PITCHER	IP	WLS	BF	H	R	ER	SO	BB	IBB	HBP	BLK	WP	HR	S	P	ERA	WHIP					
56 Mark Buehrle, L ERA: 2.91	8.0	L	31	5	4	4	4	2	1	0	0	1	1	62	101	4.50	0.875					
26 Octavio Dotel, R ERA: 2.41	0.2		6	3	3	3	0	1	0	0	0	1	1	14	21	40.50	6.000					
47 Wes Whisler, L ERA:	0.1		1	0	0	0	0	0	0	0	0	0	0	1	3	0.00	0.000					

Oakland Athletics @ Chicago White Sox
U.S. Cellular Field, Chicago, IL
Thu Jun 04 2009, 2:05 PM EDT
Att: 18,219 - Sunny - 54 F

livebaseballscores.com

AB 31
R 7
H 8
RBI 7
BB 4
SO 4
LOB 8



Batter	1	2	3	4	5	6	7	8	9	AB	R	H	RBI	BB	SO	LOB	BOTTOM					
22 Scott Podsednik, L OBP: 0.336, SLG: 0.371			F8					P3		4	0	1	0	0	1	1						
10 Alexei Ramirez, R OBP: 0.301, SLG: 0.331	G1-3									4	0	2	0	0	1	1						
23 Jermaine Dye, R OBP: 0.337, SLG: 0.550										4	0	0	0	0	1	3						
14 Paul Konerko, R OBP: 0.355, SLG: 0.481	G5-3									4	0	2	0	0	0	1						
12 A.J. Pierzynski, L OBP: 0.331, SLG: 0.443										4	0	1	0	0	0	3						
7 Josh Fields, R OBP: 0.302, SLG: 0.324	F9									4	0	0	0	0	1	2						
31 Dewayne Wise, L OBP: 0.229, SLG: 0.182										2	0	1	0	0	1	0						
15 Gordon Beckham, R (1.5)		FC5-4								3	0	0	0	0	1	3						
5 Jayson Nix, R OBP: 0.297, SLG: 0.446										3	0	0	0	0	1	3						
Inning Stats	R: 0 H: 1 E: 0 K: 1 S: 11	H: 1 LOB: 1 BB: 0 P: 17	R: 0 H: 1 E: 0 K: 0 S: 16	H: 1 LOB: 2 BB: 0 P: 24	R: 0 H: 1 E: 0 K: 0 S: 7	H: 1 LOB: 0 BB: 0 P: 11	R: 0 H: 0 E: 0 K: 0 S: 6	H: 0 LOB: 0 BB: 0 P: 9	R: 0 H: 1 E: 0 K: 1 S: 9	H: 1 LOB: 1 BB: 0 P: 16	R: 0 H: 2 E: 0 K: 0 S: 6	H: 2 LOB: 1 BB: 0 P: 10	R: 0 H: 0 E: 0 K: 2 S: 15	H: 0 LOB: 0 BB: 0 P: 22	R: 0 H: 0 E: 0 K: 2 S: 9	H: 0 LOB: 0 BB: 0 P: 14	R: 0 H: 1 E: 0 K: 1 S: 8	H: 1 LOB: 1 BB: 0 P: 13	1B: 6 2B: 1 3B: 0 HR: 0	SF: 0 SAC: 0 DP: 2 HBP: 1	WP: 0 PB: 0 SB: 1 CS: 0	PA: 33
PITCHER	IP	WLS	BF	H	R	ER	SO	BB	IBB	HBP	BLK	WP	HR	S	P	ERA	WHIP					
49 Brett Anderson, L ERA: 4.97	7.0	W	26	6	0	0	4	0	0	1	1	1	1	1	1	0.00	0.857					
48 Michael Wuerz, R ERA: 2.42	1.0		3	0	0	0	2	0	0	0	0	0	0	9	14	0.00	0.000					
44 Santiago Casilla, R ERA: 5.76	1.0		4	1	0	0	1	0	0	0	0	0	0	8	13	0.00	1.000					

Oakland Athletics @ Chicago White Sox
U.S. Cellular Field, Chicago, IL
Thu Jun 04 2009, 2:05 PM EDT
Att: 18,219 - Sunny - 54 F

livebaseballscores.com

AB 32
R 0
H 7
RBI 0
BB 0
SO 7
LOB 17



Batter	1	2	3	4	5	6	7	8	9	AB	R	H	RBI	BB	SO	LOB	TOP										
13 Josh Anderson, L (1, 7) OBP: 0.299, SLG: 0.342 33 Marcus Thames, R (9, PH) OBP: 0.355, SLG: 0.519	G3		G4-3			P6			HR	3	0	0	0	0	0	0											
14 Placido Polanco, R (1, 4) OBP: 0.296, SLG: 0.341	P6			G6-3		G4-3			P6	4	0	0	0	0	0	0											
34 Clete Thomas, L (1, 9) OBP: 0.328, SLG: 0.431				K					F7	4	0	1	0	0	1	0											
24 Miguel Cabrera, R (1, 10) OBP: 0.411, SLG: 0.545				G6-3		G5-3			G6-3	3	0	0	0	0	0	1											
28 Curtis Granderson, L (1, 8) OBP: 0.335, SLG: 0.469		F8				F9			F9	3	0	0	0	0	0	0											
15 Brandon Inge, R (1, 5) OBP: 0.372, SLG: 0.508		G4-3							K	2	0	0	0	1	1	0											
25 Ryan Raburn, R (1, 3) OBP: 0.318, SLG: 0.441				G6-3		FC4-6			F7	3	0	0	0	0	0	1											
12 Gerald Laird, R (1, 2) OBP: 0.335, SLG: 0.326						F7			F8	3	0	0	0	0	0	1											
39 Ramon Santiago, S (1, 6) OBP: 0.320, SLG: 0.451				G1-3					P5	3	0	0	0	0	1	0											
Inning Stats	R: 0 H: 1 E: 0 K: 0 S: 11	LOB: 1 BB: 0 P: 19	R: 0 H: 0 E: 0 K: 0 S: 9	LOB: 0 BB: 0 P: 15	R: 0 H: 0 E: 0 K: 1 S: 6	LOB: 0 BB: 0 P: 7	R: 0 H: 0 E: 0 K: 1 S: 8	LOB: 0 BB: 0 P: 15	R: 0 H: 0 E: 0 K: 0 S: 7	LOB: 0 BB: 1 P: 17	R: 0 H: 0 E: 0 K: 1 S: 10	LOB: 0 BB: 0 P: 13	R: 0 H: 0 E: 0 K: 1 S: 11	LOB: 0 BB: 0 P: 19	R: 1 H: 1 E: 0 K: 0 S: 9	LOB: 0 BB: 0 P: 13	1B: 0 2B: 1 3B: 0 HR: 1	SF: 0 SAC: 0 DP: 0 HBP: 0	WP: 0 PB: 0 CS: 0	PA: 30							
PITCHER	IP	WLS	BF	H	R	ER	SO	BB	IBB	HBP	BLK	WP	HR	S	P	ERA	WHIP										
52 Jose Contreras, R (1, 1) ERA: 6.45	8.0	W	26	1	0	0	3	1	0	0	0	0	0	69	115	0.00	0.250										
37 Matt Thornton, L (9, 1) ERA: 1.93	1.0		4	1	1	1	0	0	0	0	0	0	1	9	13	9.00	1.000										

Detroit Tigers @ Chicago White Sox
U.S. Cellular Field, Chicago, IL
Mon Jun 08 2009, 8:11 PM EDT
Att: 30,809 - Partly Cloudy - 76 F

AB 29
R 1
H 2
RBI 1
BB 1
SO 3
LOB 3

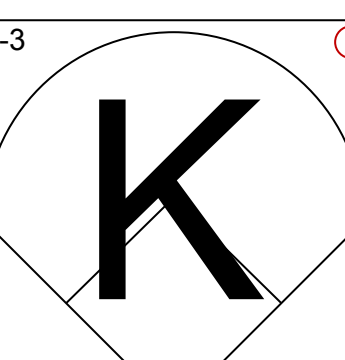
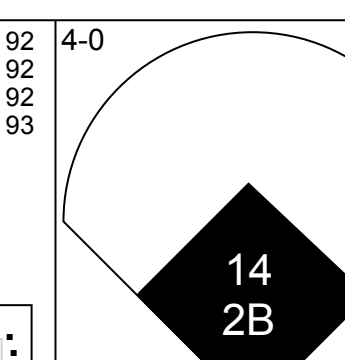
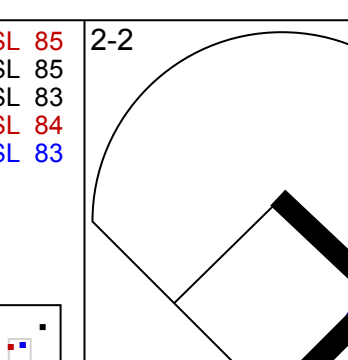
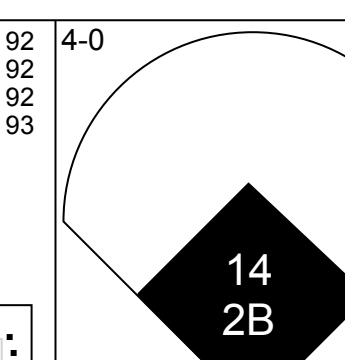
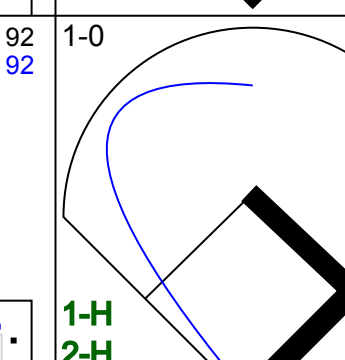
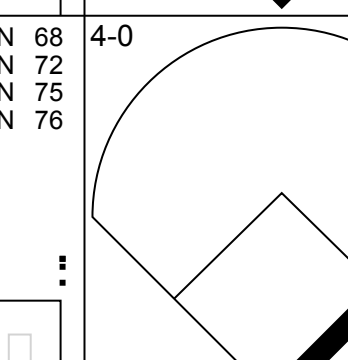
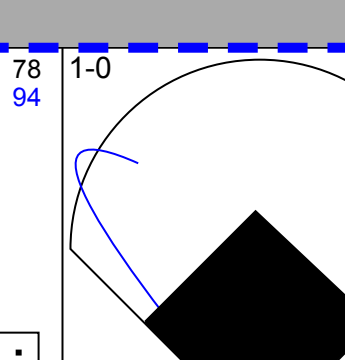

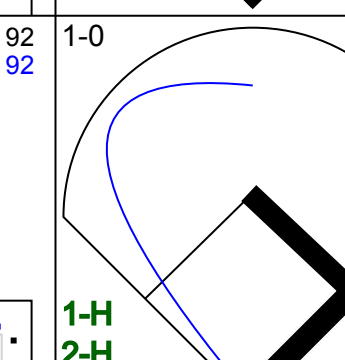
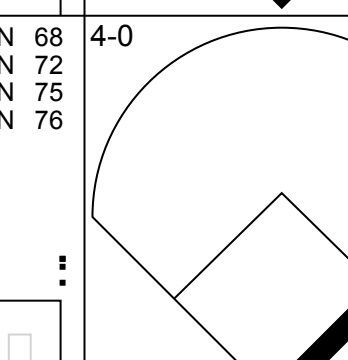
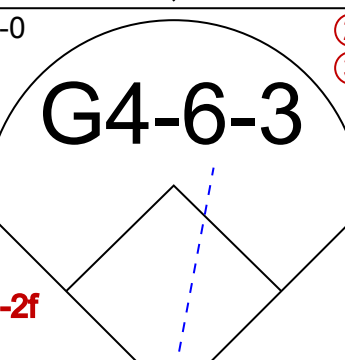
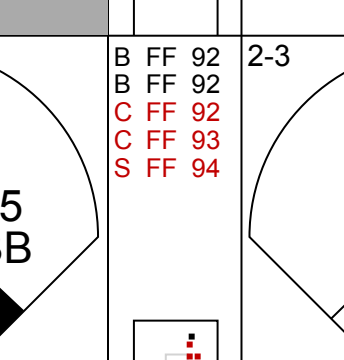

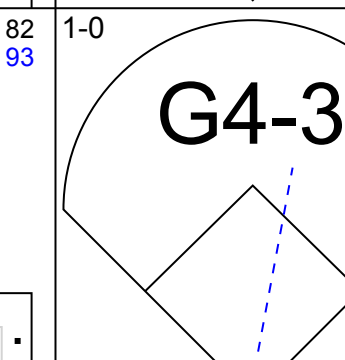
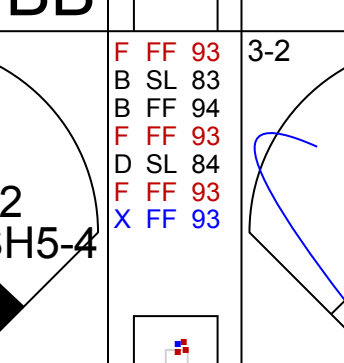
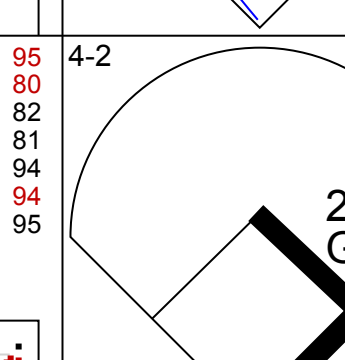
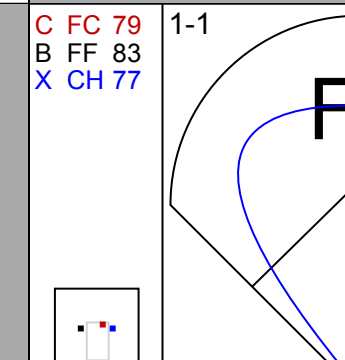


Batter	1	2	3	4	5	6	7	8	9	AB	R	H	RBI	BB	SO	LOB	BOTTOM										
22 Scott Podsednik, L (1, 7) OBP: 0.354, SLG: 0.400	F8			G4-6-3		K				4	1	1	1	0	1	1											
10 Alexei Ramirez, R (1, 6) OBP: 0.303, SLG: 0.360		HR								4	2	3	1	0	0	0											
23 Jermaine Dye, R (1, 9) OBP: 0.352, SLG: 0.595 31 Dewayne Wise, L (8, 9) OBP: 0.190, SLG: 0.150		G6-3				1B				4	2	3	0	0	1	1											
25 Jim Thome, L (1, 10) OBP: 0.387, SLG: 0.490				1B		1B				3	1	2	3	1	1	1											
14 Paul Konerko, R (1, 3) OBP: 0.349, SLG: 0.481				HR		1B				4	0	1	1	0	0	3											
15 Gordon Beckham, R (1, 5) OBP: 0.302, SLG: 0.307						1B				3	0	0	0	1	0	1											
17 Chris Getz, L (1, 4) OBP: 0.302, SLG: 0.307										4	0	0	0	0	0	4											
32 Brian Anderson, R (1, 8) OBP: 0.317, SLG: 0.299										4	0	0	0	0	0	0											
27 Ramon Castro, R (1, 2) OBP: 0.309, SLG: 0.391										2	0	0	0	1	1	0											
Inning Stats	R: 1 H: 2 E: 0 K: 0 S: 19	LOB: 3 BB: 2 P: 31	R: 1 H: 1 E: 0 K: 1 S: 15	LOB: 0 BB: 0 P: 20	R: 2 H: 2 E: 0 K: 0 S: 9	LOB: 0 BB: 0 P: 13	R: 0 H: 0 E: 0 K: 0 S: 3	LOB: 0 BB: 1 P: 10	R: 2 H: 4 E: 0 K: 0 S: 13	LOB: 1 BB: 0 P: 22	R: 0 H: 0 E: 0 K: 1 S: 6	LOB: 0 BB: 0 P: 10	R: 0 H: 1 E: 0 K: 2 S: 15	LOB: 0 BB: 0 P: 24	R: 0 H: 0 E: 0 K: 0 S: 7	LOB: 0 BB: 0 P: 10	1B: 6 2B: 1 3B: 0 HR: 3	SF: 0 SAC: 0 DP: 1 HBP: 0	WP: 0 PB: 0 CS: 0	PA: 35							
PITCHER	IP	WLS	BF	H	R	ER	SO	BB	IBB	HBP	BLK	WP	HR	S	P	ERA	WHIP										
38 Jeremy Bonderman, R (1, 1) ERA: 13.5	4.0	L	22	6	6	6	1	3	0	0	0	0	0	52	85	13.50	2.750										
31 Zach Miner, R (5, 1) ERA: 5.0	2.0		6	1	0	0	1	0	0	0	0	0	0	13	21	0.00	0.500										
29 Nate Robertson, L (7, 1) ERA: 4.86	1.0		4	1	0	0	2	0	0	0	0	0	0	15	24	0.00	1.000										
37 Brandon Lyon, R (8, 1) ERA: 5.47	1.0		3	0	0	0	0	0	0	0	0	0	0	7	10	0.00	0.000										

Detroit Tigers @ Chicago White Sox
U.S. Cellular Field, Chicago, IL
Mon Jun 08 2009, 8:11 PM EDT
Att: 30,809 - Partly Cloudy - 76 F

AB 32
R 6
H 10
RBI 6
BB 3
SO 4
LOB 11

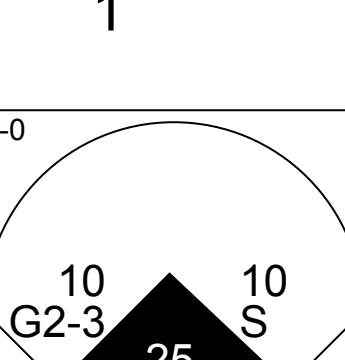
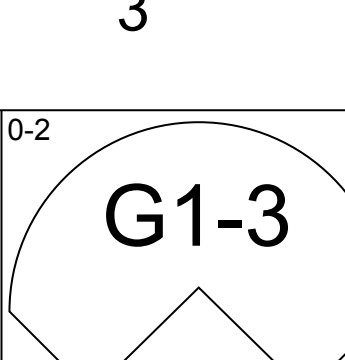
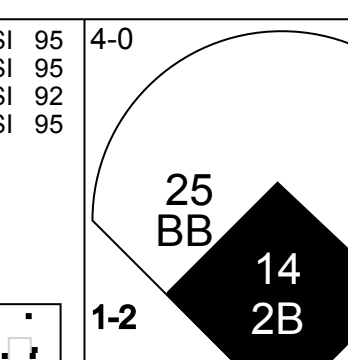
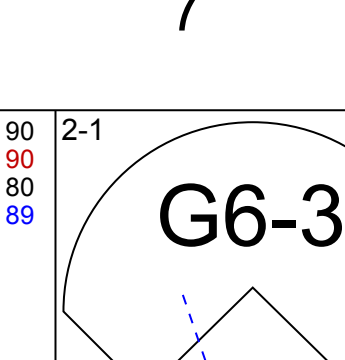
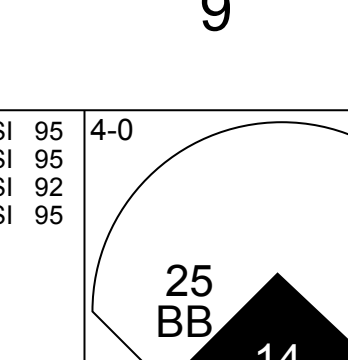
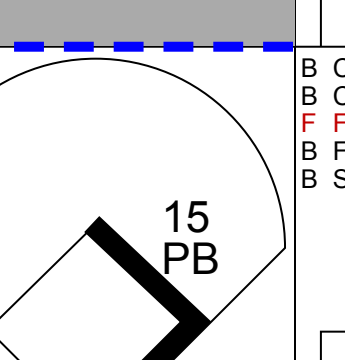
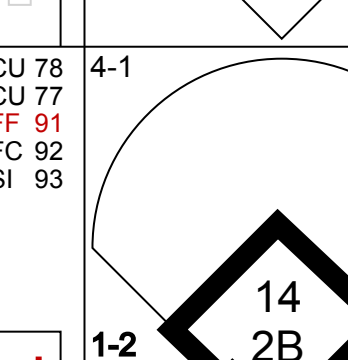
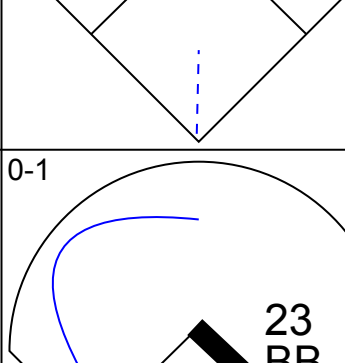
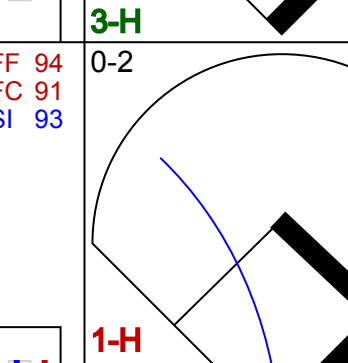
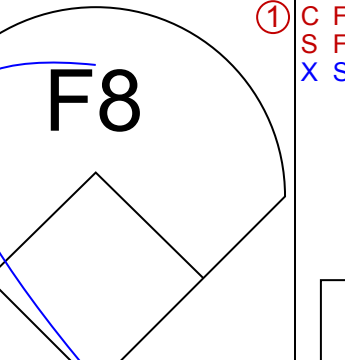
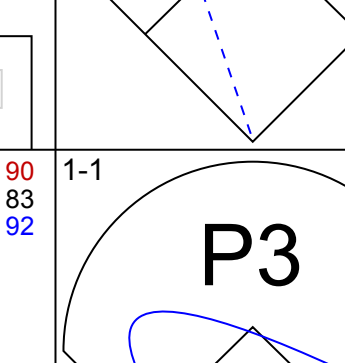
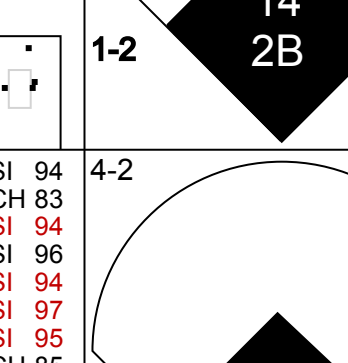
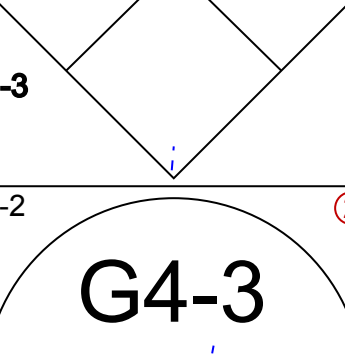
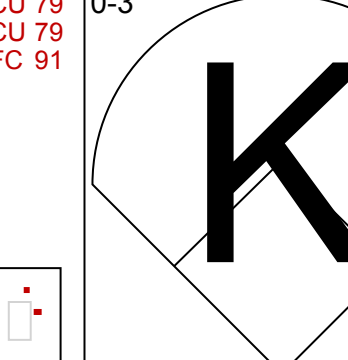
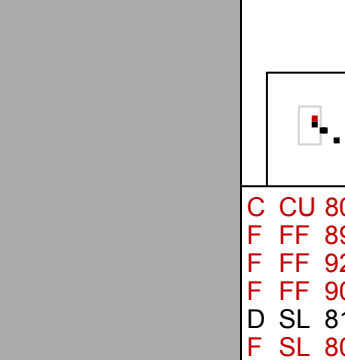



Batter	1	2	3	4	5	6	7	8	9	10	AB	R	H	RBI	BB	SO	LOB	TOP							
28 Curtis Granderson, L OBP: 0.336, SLG: 0.470			G4-3		F9						4	1	1	0	1	1	1								
14 Placido Polanco, R OBP: 0.302, SLG: 0.349			G5-3		P4						4	0	2	3	1	0	1								
30 Magglio Ordonez, R OBP: 0.350, SLG: 0.350	G4-6-3						G5-3		F9		3	0	0	0	1	0	2								
34 Clete Thomas, L OBP: 0.325, SLG: 0.427							G4-3				1	0	0	0	0	0	2								
24 Miguel Cabrera, R OBP: 0.406, SLG: 0.551		F9		F7		G6-3		K			5	1	1	1	0	1	1								
33 Marcus Thames, R OBP: 0.333, SLG: 0.500	K			F7		G5-3					5	0	1	0	0	1	1								
15 Brandon Inge, R OBP: 0.312, SLG: 0.323											2	3	1	1	3	1	1								
25 Ryan Raburn, R OBP: 0.324, SLG: 0.429											4	2	1	0	1	1	2								
12 Gerald Laird, R OBP: 0.335, SLG: 0.322	K			SH2-4		SH5-4		G5-3			2	0	0	0	1	1	0								
4 Adam Everett, R OBP: 0.312, SLG: 0.351	L4								K		5	0	1	2	0	1	4								
Inning Stats	R: 0 E: 0 K: 1 S: 6	H: 1 LOB: 0 BB: 0 P: 9	R: 1 E: 0 K: 2 S: 11	H: 1 LOB: 0 BB: 0 P: 16	R: 0 E: 0 K: 1 S: 10	H: 0 LOB: 0 BB: 0 P: 14	R: 0 E: 0 K: 0 S: 9	H: 0 LOB: 1 BB: 1 P: 15	R: 2 E: 0 K: 0 S: 10	H: 2 LOB: 1 BB: 1 P: 19	R: 0 E: 0 K: 0 S: 7	H: 0 LOB: 0 BB: 0 P: 10	R: 3 E: 0 K: 1 S: 9	H: 1 LOB: 1 BB: 3 P: 24	R: 0 E: 0 K: 2 S: 12	H: 1 LOB: 1 BB: 0 P: 17	R: 0 E: 0 K: 0 S: 7	H: 1 LOB: 2 BB: 2 P: 17	R: 1 E: 0 K: 0 S: 14	H: 1 LOB: 2 BB: 2 P: 26	1B: 2 2B: 4 3B: 0 HR: 2	SF: 0 SAC: 2 DP: 1 HBP: 0	WP: 1 PB: 0 SB: 0 CS: 0	PA: 45	
PITCHER	IP	WLS	BF	H	R	ER	SO	BB	IBB	HBP	BLK	WP	HR	S	P	ERA	WHIP								
56 Mark Buehrle, L ERA: 3.24	6.1		26	4	5	5	4	4	0	0	0	0	1	57	95	7.11	1.263								
26 Octavio Dotel, R ERA: 2.53	1.2		8	2	1	1	3	1	0	0	0	0	0	17	29	5.40	1.800								
39 Jimmy Gobble, L ERA: 6.3	1.0		5	1	0	0	0	0	1	0	0	0	0	7	17	0.00	1.000								
71 Scott Linebrink, R ERA: 2.08	1.0	L	6	1	1	1	0	2	0	0	0	0	0	14	26	9.00	3.000								

Detroit Tigers @ Chicago White Sox
U.S. Cellular Field, Chicago, IL
Tue Jun 09 2009, 8:11 PM EDT
Att: 25,676 - Cloudy - 56 F


AB 35
R 7
H 8
RBI 7
BB 8
SO 7
LOB 15



Batter	1	2	3	4	5	6	7	8	9	10	AB	R	H	RBI	BB	SO	LOB	BOTTOM							
22 Scott Podsednik, L OBP: 0.359, SLG: 0.396			G1-3				G6-3			K	4	2	1	0	2	1	0								
10 Alexei Ramirez, R OBP: 0.309, SLG: 0.399	G2-3						P3				3	1	1	0	2	0	1								
23 Jermaine Dye, R OBP: 0.349, SLG: 0.554	G4-3				G4-6-3		K		K		4	0	0	0	1	2	6								
25 Jim Thome, L OBP: 0.350, SLG: 0.484	K										2	0	0	1	3	1	2								
31 Dewayne Wise, L OBP: 0.190, SLG: 0.150			G4-3								0	0	0	0	0	0	0								
14 Paul Konerko, R OBP: 0.304, SLG: 0.481	G5-3				K						4	0	1	2	1	1	1								
7 Josh Fields, R OBP: 0.304, SLG: 0.333											0	0	0	0	0	0	0								
12 A.J. Pierzynski, L OBP: 0.330, SLG: 0.430	K				G4-3		G1-3				4	0	0	0	1	1	4								
15 Gordon Beckham, R OBP: 0.158, SLG: 0.059					F8		F9		K		4	0	1	0	1	1	2								
5 Jayson Nix, R OBP: 0.282, SLG: 0.413	FC6-4						G6-3				3	1	1	0	0	0	1								
17 Chris Getz, L OBP: 0.298, SLG: 0.303									G3-1		2	0	0	0	0	0	2								
32 Brian Anderson, R OBP: 0.320, SLG: 0.324	G5-3						K				4	2	1	2	1	2	0								
Inning Stats	R: 1 E: 0 K: 1 S: 10	H: 0 LOB: 0 BB: 1 P: 21	R: 0 E: 0 K: 1 S: 16	H: 1 LOB: 1 BB: 0 P: 21	R: 0 E: 0 K: 0 S: 14	H: 1 LOB: 2 BB: 1 P: 20	R: 0 E: 0 K: 1 S: 6	H: 0 LOB: 0 BB: 0 P: 10	R: 2 E: 0 K: 0 S: 18	H: 3 LOB: 3 BB: 3 P: 33	R: 0 E: 0 K: 1 S: 8	H: 0 LOB: 0 BB: 0 P: 14	R: 0 E: 0 K: 1 S: 7	H: 0 LOB: 0 BB: 0 P: 12	R: 0 E: 0 K: 0 S: 8	H: 0 LOB: 2 BB: 2 P: 18	R: 3 E: 0 K: 2 S: 18	H: 1 LOB: 2 BB: 3 P: 39	R: 0 E: 0 K: 2 S: 8	H: 0 LOB: 0 BB: 0 P: 12	1B: 4 2B: 1 3B: 0 HR: 1	SF: 0 SAC: 0 DP: 1 HBP: 0	WP: 1 PB: 1 SB: 1 CS: 0	PA: 46	
PITCHER	IP	WLS	BF	H	R	ER	SO	BB	IBB	HBP	BLK	WP	HR	S	P	ERA	WHIP								
21 Dontrelle Willis, L ERA: 6.6	5.0		24	5	3	3	3	5	0	0	0	0	1	64	105	5.40	2.000								
31 Zach Miner, R ERA: 4.74	2.0		6	0	0	0	2	0	0	0	0	0	0	15	26	0.00	0.000								
44 Bobby Seay, L ERA: 4.76	0.2	H	3	0	0	0	0	1	0	0	0	0	0	3	8	0.00	1.500								
54 Jose Zumaya, R ERA: 3.15	0.1	H	2	0	0	0	0	1	0	0	0	0	0	5	10	0.00	3.000								
56 Fernando Rodney, R ERA: 4.68	0.0		3	0	3	3	0	3	0	0	0	0	0	6	18										

Detroit Tigers @ Chicago White Sox
U.S. Cellular Field, Chicago, IL
Tue Jun 09 2009, 8:11 PM EDT
Att: 25,676 - Cloudy - 56 F

AB 34
R 6
H 6
RBI 5
BB 12
SO 9
LOB 19



Batter	1	2	3	4	5	6	7	8	9	AB	R	H	RBI	BB	SO	LOB	TOP																			
13 Josh Anderson, L (1,7) OBP: 0.289, SLG: 0.330	G4-3		G4-3			G4-3		G6-4-3		4	0	0	0	0	0	2																				
25 Ryan Raburn, R (1,3) OBP: 0.316, SLG: 0.400	G5-3			P4		P3			24 HR	4	1	1	0	0	0	0																				
34 Cleo Thomas, L (1,9) OBP: 0.315, SLG: 0.412	K		G4-3			G6-3			K	4	0	0	0	0	2	1																				
24 Miguel Cabrera, R (1,10) OBP: 0.397, SLG: 0.535		G5-3		K		F9			F8	4	0	0	0	0	1	1																				
28 Curtis Granderson, L (1,8) OBP: 0.341, SLG: 0.488		P5							HR	4	1	3	2	0	0	0																				
15 Brandon Inge, R (1,5) OBP: 0.377, SLG: 0.507		K				F8			K	4	0	0	0	0	2	2																				
12 Gerald Laird, R (1,2) OBP: 0.330, SLG: 0.315			G5-3			F9			F8	3	0	0	0	0	0	1																				
39 Ramon Santiago, S (1,4) (8,6)			G1			K			HR	3	1	1	1	0	1	1																				
4 Adam Everett, R (1,6) OBP: 0.315, SLG: 0.375										2	0	1	0	0	0	0																				
33 Marcus Thames, R (8,PH) OBP: 0.341, SLG: 0.514										1	0	1	0	0	0	0																				
14 Placido Polanco, R (8,4) OBP: 0.301, SLG: 0.344						F8			G6-4-3	0	0	0	0	0	0	0																				
Inning Stats	R: 0 E: 0 K: 1 S: 7	H: 0 LOB: 0 BB: 0 P: 9	R: 0 E: 0 K: 1 S: 7	H: 0 LOB: 0 BB: 0 P: 8	R: 0 E: 0 K: 0 S: 7	H: 1 LOB: 1 BB: 0 P: 11	R: 0 E: 0 K: 1 S: 8	H: 0 LOB: 0 BB: 0 P: 16	R: 0 E: 0 K: 0 S: 7	H: 0 LOB: 0 BB: 0 P: 8	R: 0 E: 0 K: 1 S: 13	H: 1 LOB: 1 BB: 0 P: 17	R: 1 E: 0 K: 0 S: 13	H: 2 LOB: 0 BB: 0 P: 20	R: 2 E: 0 K: 1 S: 15	H: 2 LOB: 0 BB: 0 P: 22	1B: 4 2B: 1 3B: 0 HR: 2	SF: 0 SAC: 0 DP: 1 HBP: 0	WP: 0 PA: 33 PB: 0 SB: 1 CS: 0																	
PITCHER	IP	WLS	BF	H	R	ER	SO	BB	IBB	HBP	BLK	WP	HR	S	P	ERA	WHIP	PITCHER		IP	WLS	BF	H	R	ER	SO	BB	IBB	HBP	BLK	WP	HR	S	P	ERA	WHIP
34 Gavin Floyd, R (1,1) ERA: 4.94	8.0		28	5	1	1	5	0	0	0	0	0	1	77	111	1.12	0.625																			
45 Bobby Jenks, R (9,1) ERA: 3.96	1.0	W	5	2	2	2	1	0	0	0	0	0	1	15	22	18.00	2.000																			

Detroit Tigers @ Chicago White Sox
 U.S. Cellular Field, Chicago, IL
 Thu Jun 11 2009, 2:05 PM EDT
 Att: 20,824 - Cloudy - 55 F

AB 33
 R 3
 H 7
 RBI 3
 BB 0
 SO 6
 LOB 8



Batter	1	2	3	4	5	6	7	8	9	AB	R	H	RBI	BB	SO	LOB	BOTTOM																			
22 Scott Podsednik, L (1,7) OBP: 0.354, SLG: 0.388	F7		25 1B 10 BB			F9		G3-1		5	0	2	1	0	0	1																				
10 Alexei Ramirez, R (1,6) OBP: 0.303, SLG: 0.347	F9		25 1B			K		P5		3	0	0	0	1	1	1																				
23 Jermaine Dye, R (1,9) OBP: 0.341, SLG: 0.542	F9		1-2 2-3							4	0	1	0	0	1	3																				
31 Dewayne Wise, L (9,9) OBP: 0.190, SLG: 0.150	F9		K							0	0	0	0	0	0	0																				
25 Jim Thome, L (1,10) OBP: 0.402, SLG: 0.521		HR				12 FC4-6			K	3	1	2	2	1	1	0																				
12 A.J. Pierzynski, L (1,2) OBP: 0.328, SLG: 0.441		G6-3				FC4-6				4	1	1	1	0	0	6																				
15 Gordon Beckham, R (1,5) OBP: 0.154, SLG: 0.083		F7				F7				4	0	0	0	0	1	0																				
32 Brian Anderson, R (1,8) OBP: 0.328, SLG: 0.342						F9				4	1	2	0	0	0	0																				
17 Chris Getz, L (1,4) OBP: 0.299, SLG: 0.304										3	0	0	0	0	1	0																				
7 Josh Fields, R (1,3) OBP: 0.311, SLG: 0.330										1	1	0	0	3	1	0																				
Inning Stats	R: 0 E: 0 K: 0 S: 7	H: 0 LOB: 0 BB: 0 P: 9	R: 1 E: 0 K: 0 S: 9	H: 2 LOB: 0 BB: 0 P: 15	R: 1 E: 0 K: 2 S: 19	H: 2 LOB: 3 BB: 2 P: 36	R: 0 E: 0 K: 0 S: 7	H: 0 LOB: 0 BB: 0 P: 10	R: 0 E: 0 K: 1 S: 17	H: 1 LOB: 3 BB: 2 P: 29	R: 0 E: 0 K: 1 S: 8	H: 0 LOB: 0 BB: 0 P: 14	R: 0 E: 0 K: 1 S: 9	H: 0 LOB: 0 BB: 0 P: 17	R: 1 E: 1 K: 0 S: 11	H: 2 LOB: 3 BB: 1 P: 15	1B: 5 2B: 1 3B: 0 HR: 2	SF: 0 SAC: 1 DP: 0 HBP: 0	WP: 0 PA: 38 PB: 0 SB: 1 CS: 1																	
PITCHER	IP	WLS	BF	H	R	ER	SO	BB	IBB	HBP	BLK	WP	HR	S	P	ERA	WHIP	PITCHER		IP	WLS	BF	H	R	ER	SO	BB	IBB	HBP	BLK	WP	HR	S	P	ERA	WHIP
36 Edwin Jackson, R (1,1) ERA: 2.24	5.0		23	5	2	2	3	4	0	0	0	0	0	19	28	0.00	0.000																			
37 Brandon Lyon, R (6,1) ERA: 4.66	2.1		7	0	0	0	2	0	0	0	0	0	0	6	13	13.50	1.500																			
29 Nate Robertson, L (8,1) ERA: 5.19	0.2		3	1	1	1	1	0	0	0	0	0	1	6	13	13.50	1.500																			
54 Joel Zumaya, R (9,1) ERA: 3.15	0.0	L	4	2	1	0	0	1	0	0	0	0	0	11	15	∞	∞																			

Detroit Tigers @ Chicago White Sox
 U.S. Cellular Field, Chicago, IL
 Thu Jun 11 2009, 2:05 PM EDT
 Att: 20,824 - Cloudy - 55 F

AB 31
 R 4
 H 8
 RBI 4
 BB 5
 SO 6
 LOB 11



Batter	1	2	3	4	5	6	7	8	9	AB	R	H	RBI	BB	SO	LOB	TOP			
22 Scott Podsednik, L (1.7) OBP: 0.364, SLG: 0.397										4	0	3	0	0	0	1	Chicago White Sox @ Milwaukee Brewers Miller Park, Milwaukee, WI Fri Jun 12 2009, 7:05 PM CDT Att: 41,811 - Cloudy - 65 F			
10 Alexei Ramirez, R (1.6) OBP: 0.306, SLG: 0.355										4	1	2	0	0	1	2				
23 Jermaine Dye, R (1.9) OBP: 0.343, SLG: 0.539										3	0	1	0	1	0	2				
12 A.J. Pierzynski, L (1.2) OBP: 0.332, SLG: 0.448										4	1	2	1	0	1	3				
32 Brian Anderson, R (1.8) OBP: 0.319, SLG: 0.331										4	0	0	0	0	2	5				
17 Chris Getz, L (1.4) OBP: 0.298, SLG: 0.303										4	0	1	1	0	0	2				
15 Gordon Beckham, R (1.5) OBP: 0.133, SLG: 0.071										4	0	0	0	0	1	0				
7 Josh Fields, R (1.3) OBP: 0.305, SLG: 0.323										4	0	0	0	0	1	0				
54 Clayton Richard, L (1.1) OBP: 0.500, SLG: 1.000										2	0	1	0	0	1	0				
26 Octavio Dotel, R (6.1)										0	0	0	0	0	0	0				
25 Jim Thome, L (7. PH) OBP: 0.400, SLG: 0.518										1	0	0	0	0	1	0				
D.J. Carrasco, R (7.1)										0	0	0	0	0	0	0				
49 Aaron Poreda, L (7.1)										0	0	0	0	0	0	0				
Inning Stats	R: 0 H: 2 E: 0 K: 1 S: 13	H: 0 LOB: 1 BB: 0 P: 22	R: 0 H: 0 E: 0 K: 1 S: 7	H: 0 LOB: 0 BB: 0 P: 7	R: 0 H: 1 E: 0 K: 1 S: 10	H: 1 LOB: 1 BB: 0 P: 16	R: 2 H: 3 E: 0 K: 0 S: 7	H: 3 LOB: 1 BB: 0 P: 10	R: 0 H: 1 E: 0 K: 1 S: 8	H: 2 LOB: 2 BB: 0 P: 12	R: 0 H: 0 E: 0 K: 1 S: 8	H: 0 LOB: 0 BB: 0 P: 13	R: 0 H: 1 E: 0 K: 1 S: 14	H: 1 LOB: 2 BB: 1 P: 19	R: 0 H: 0 E: 0 K: 1 S: 6	H: 0 LOB: 0 BB: 0 P: 8	1B: 7 2B: 3 3B: 0 HR: 0	SF: 0 SAC: 0 DP: 0 HBP: 0	WP: 0 PB: 0 SB: 0 CS: 0	PA: 35
PITCHER	IP WLS BF H R ER SO BB IBB HBP BLK WP HR S P ERA WHIP	IP WLS BF H R ER SO BB IBB HBP BLK WP HR S P ERA WHIP	IP WLS BF H R ER SO BB IBB HBP BLK WP HR S P ERA WHIP	IP WLS BF H R ER SO BB IBB HBP BLK WP HR S P ERA WHIP	IP WLS BF H R ER SO BB IBB HBP BLK WP HR S P ERA WHIP	IP WLS BF H R ER SO BB IBB HBP BLK WP HR S P ERA WHIP	IP WLS BF H R ER SO BB IBB HBP BLK WP HR S P ERA WHIP	IP WLS BF H R ER SO BB IBB HBP BLK WP HR S P ERA WHIP	IP WLS BF H R ER SO BB IBB HBP BLK WP HR S P ERA WHIP	IP WLS BF H R ER SO BB IBB HBP BLK WP HR S P ERA WHIP	IP WLS BF H R ER SO BB IBB HBP BLK WP HR S P ERA WHIP	IP WLS BF H R ER SO BB IBB HBP BLK WP HR S P ERA WHIP	IP WLS BF H R ER SO BB IBB HBP BLK WP HR S P ERA WHIP	IP WLS BF H R ER SO BB IBB HBP BLK WP HR S P ERA WHIP	IP WLS BF H R ER SO BB IBB HBP BLK WP HR S P ERA WHIP	IP WLS BF H R ER SO BB IBB HBP BLK WP HR S P ERA WHIP	IP WLS BF H R ER SO BB IBB HBP BLK WP HR S P ERA WHIP			
37 Jeff Suppan, R (1.1) ERA: 4.48	6.2	W	27	9	2	2	5	0	0	0	0	0	0	0	0	0	2.70	1.350		
57 Mitch Stetter, L (7.1) ERA: 3.0	0.1	H	1	0	0	0	1	0	0	0	0	0	0	0	4	7	0.00	0.000		
45 Mark DiFelice, R (8.1) ERA: 1.09	1.0		5	1	0	0	1	1	0	0	0	0	0	14	19	0.00	2.000			
73 Seth McClung, R (9.1) ERA: 2.6	1.0		3	0	0	0	1	0	0	0	0	0	0	6	8	0.00	0.000			

Batter	1	2	3	4	5	6	7	8	9	AB	R	H	RBI	BB	SO	LOB	BOTTOM			
14 Casey McGehee, R (1.4) OBP: 0.380, SLG: 0.383										4	0	2	2	1	0	2	Chicago White Sox @ Milwaukee Brewers Miller Park, Milwaukee, WI Fri Jun 12 2009, 7:05 PM CDT Att: 41,811 - Cloudy - 65 F			
7 J.J. Hardy, R (1.6) OBP: 0.226, SLG: 0.337									4	0	0	0	1	1	6					
8 Ryan Braun, R (1.7) OBP: 0.418, SLG: 0.566										5	1	2	0	0	2	2				
28 Prince Fielder, L (1.3) OBP: 0.423, SLG: 0.584										5	1	0	0	0	2	5				
25 Mike Cameron, R (1.8) OBP: 0.377, SLG: 0.510										4	1	1	0	1	1	1				
1 Corey Hart, R (1.9) OBP: 0.311, SLG: 0.404									4	2	2	3	0	1	1					
2 Bill Hall, R (1.5) OBP: 0.281, SLG: 0.346									4	1	2	1	0	1	2					
18 Jason Kendall, R (1.2) OBP: 0.325, SLG: 0.276									3	1	2	0	1	0	1					
37 Jeff Suppan, R (1.1) OBP: 0.318, SLG: 0.263									2	0	2	1	0	0	0					
57 Mitch Stetter, L (7.1) ERA: 3.0									0	0	0	0	0	0	0					
24 Mat Gamel, L (7. PH) OBP: 0.295, SLG: 0.411									1	0	0	0	0	1	2					
45 Mark DiFelice, R (8.1)									0	0	0	0	0	0	0					
73 Seth McClung, L (9.1)									0	0	0	0	0	0	0					
Inning Stats	R: 0 H: 0 E: 0 K: 1 S: 9	H: 0 LOB: 1 BB: 1 P: 15	R: 0 H: 0 E: 0 K: 0 S: 8	H: 0 LOB: 0 BB: 1 P: 15	R: 0 H: 2 E: 0 K: 1 S: 17	H: 2 LOB: 3 BB: 1 P: 27	R: 0 H: 1 E: 0 K: 1 S: 11	H: 1 LOB: 1 BB: 0 P: 21	R: 0 H: 1 E: 0 K: 0 S: 14	H: 1 LOB: 1 BB: 0 P: 20	R: 3 H: 3 E: 1 K: 3 S: 20	H: 3 LOB: 2 BB: 1 P: 35	R: 4 H: 6 E: 0 K: 1 S: 21	H: 6 LOB: 2 BB: 0 P: 26	R: 0 H: 0 E: 0 K: 2 S: 13	H: 0 LOB: 0 BB: 0 P: 22	1B: 11 2B: 1 3B: 1 HR: 0	SF: 0 SAC: 1 DP: 1 HBP: 0	WP: 0 PB: 0 SB: 0 CS: 0	PA: 41
PITCHER	IP WLS BF H R ER SO BB IBB HBP BLK WP HR S P ERA WHIP	IP WLS BF H R ER SO BB IBB HBP BLK WP HR S P ERA WHIP	IP WLS BF H R ER SO BB IBB HBP BLK WP HR S P ERA WHIP	IP WLS BF H R ER SO BB IBB HBP BLK WP HR S P ERA WHIP	IP WLS BF H R ER SO BB IBB HBP BLK WP HR S P ERA WHIP	IP WLS BF H R ER SO BB IBB HBP BLK WP HR S P ERA WHIP	IP WLS BF H R ER SO BB IBB HBP BLK WP HR S P ERA WHIP	IP WLS BF H R ER SO BB IBB HBP BLK WP HR S P ERA WHIP	IP WLS BF H R ER SO BB IBB HBP BLK WP HR S P ERA WHIP	IP WLS BF H R ER SO BB IBB HBP BLK WP HR S P ERA WHIP	IP WLS BF H R ER SO BB IBB HBP BLK WP HR S P ERA WHIP	IP WLS BF H R ER SO BB IBB HBP BLK WP HR S P ERA WHIP	IP WLS BF H R ER SO BB IBB HBP BLK WP HR S P ERA WHIP	IP WLS BF H R ER SO BB IBB HBP BLK WP HR S P ERA WHIP	IP WLS BF H R ER SO BB IBB HBP BLK WP HR S P ERA WHIP	IP WLS BF H R ER SO BB IBB HBP BLK WP HR S P ERA WHIP				
54 Clayton Richard, L (1.1) ERA: 3.76	5.0		22	4	1	1	3	3	0	0	0	0	0	0	0	0	9.00	3.000		
26 Octavio Dotel, R (6.1)	1.0	L	7	3	2	1	3	0	1	0	0	0	0	0	18	31	9.00	3.000		
D.J. Carrasco, R (7.1) ERA: 3.02	0.1		6	5	4	4	0	0	0	0	0	0	0	15	19	108.00	15.000			
49 Aaron Poreda, L (7.1) ERA:	1.2		6	1	0	0	3	0	0	0	0	0	0	19	29	0.00	0.600			

Batter	1	2	3	4	5	6	7	8	9	AB	R	H	RBI	BB	SO	LOB	TOP					
22 Scott Podsednik, L (1,7) OBP: 0.367, SLG: 0.394	L8																					
10 Alexei Ramirez, R (1,6) OBP: 0.300, SLG: 0.355	HR																					
23 Jermaine Dye, R (1,9) 31 Dewayne Wise, L (6,PR) OBP: 0.170, SLG: 0.133	G6-3																					
14 Paul Konerko, R (1,3) OBP: 0.345, SLG: 0.467	G5-3																					
12 A.J. Pierzynski, L (1,2) OBP: 0.337, SLG: 0.447	F8																					
32 Brian Anderson, R (1,8) OBP: 0.327, SLG: 0.318	17 3B																					
17 Chris Getz, L (1,4) OBP: 0.307, SLG: 0.320	3B																					
15 Gordon Beckham, R (1,5) OBP: 0.214, SLG: 0.184	G6-3																					
50 John Danks, L (1,1) 71 Scott Linebrink, R (8,1) 25 Jim Thome, L (9,PH) 45 Bobby Jenks, R (9,1) OBP: 0.401, SLG: 0.515	K																					
Inning Stats	R: 1 E: 0 K: 0 S: 12	H: 1 LOB: 0 BB: 0 P: 17	R: 1 E: 0 K: 1 S: 10	H: 2 LOB: 1 BB: 0 P: 15	R: 0 E: 0 K: 1 S: 6	H: 0 LOB: 1 BB: 2 P: 16	R: 0 E: 0 K: 1 S: 4	H: 0 LOB: 1 BB: 1 P: 12	R: 0 E: 0 K: 0 S: 10	H: 1 LOB: 1 BB: 0 P: 15	R: 0 E: 0 K: 1 S: 7	H: 0 LOB: 1 BB: 1 P: 19	R: 1 E: 0 K: 0 S: 7	H: 1 LOB: 2 BB: 2 P: 16	R: 1 E: 1 K: 0 S: 17	H: 1 LOB: 2 BB: 1 P: 28	R: 0 E: 0 K: 1 S: 14	H: 1 LOB: 1 BB: 0 P: 24	1B: 5 2B: 1 3B: 1 HR: 1	SF: 1 SAC: 1 DP: 3 HBP: 0	WP: 1 PB: 0 SB: 1 CS: 1	PA: 38
PITCHER	IP	WLS	BF	H	R	ER	SO	BB	IBB	HBP	BLK	WP	HR	S	P	ERA	WHIP					
46 Ryan Dempster, R (1,1) ERA: 3.92	6.0	L	26	4	3	3	4	6	0	0	0	1	1	51	104	4.50	1.667					
37 Angel Guzman, R (7,1) ERA: 2.7	2.0		8	2	1	1	0	1	0	0	0	0	0	22	34	4.50	1.500					
58 Jose Ascanio, R (9,1) ERA: 2.51	1.0		4	1	0	0	1	0	0	0	0	0	0	14	24	0.00	1.000					

Chicago White Sox @ Chicago Cubs
Wrigley Field, Chicago, IL
Wed Jun 17 2009, 1:20 PM CDT
Att. 40,444 - Overcast - 64 F

AB 29
R 4
H 7
RBI 4
BB 7
SO 5
LOB 18



Batter	1	2	3	4	5	6	7	8	9	AB	R	H	RBI	BB	SO	LOB	BOTTOM					
12 Alfonso Soriano, R (1,7) 58 Jose Ascanio, R (9,1) OBP: 0.291, SLG: 0.447	K																					
2 Ryan Theriot, R (1,6) OBP: 0.341, SLG: 0.427	G6-3																					
21 Milton Bradley, S (1,9) OBP: 0.339, SLG: 0.386	F8																					
25 Derrek Lee, R (1,3) OBP: 0.358, SLG: 0.440	18 E																					
18 Geovany Soto, R (1,2) OBP: 0.324, SLG: 0.311	FC5																					
9 Reed Johnson, R (1,8) OBP: 0.325, SLG: 0.425	G5-4-3																					
17 Mike Fontenot, L (1,5) OBP: 0.319, SLG: 0.389	G3-1																					
7 Aaron Miles, S (1,4) OBP: 0.242, SLG: 0.263	G1-3																					
46 Ryan Dempster, R (1,1) 37 Angel Guzman, R (7,1) 5 Jake Fox, R (6,PH) 45 Bobby Jenks, R (9,7) ERA: 4.48	K																					
Inning Stats	R: 0 E: 0 K: 1 S: 8	H: 0 LOB: 0 BB: 0 P: 14	R: 0 E: 1 K: 0 S: 10	H: 1 LOB: 1 BB: 0 P: 15	R: 0 E: 0 K: 2 S: 10	H: 0 LOB: 0 BB: 0 P: 12	R: 0 E: 0 K: 1 S: 17	H: 2 LOB: 2 BB: 0 P: 23	R: 0 E: 0 K: 2 S: 7	H: 0 LOB: 0 BB: 0 P: 8	R: 0 E: 0 K: 1 S: 8	H: 1 LOB: 1 BB: 0 P: 10	R: 0 E: 0 K: 2 S: 10	H: 0 LOB: 0 BB: 0 P: 16	R: 1 E: 0 K: 1 S: 9	H: 1 LOB: 0 BB: 0 P: 12	R: 0 E: 0 K: 1 S: 9	H: 0 LOB: 0 BB: 0 P: 12	1B: 4 2B: 1 3B: 0 HR: 0	SF: 0 SAC: 0 DP: 1 HBP: 0	WP: 0 PB: 0 SB: 0 CS: 0	PA: 32
PITCHER	IP	WLS	BF	H	R	ER	SO	BB	IBB	HBP	BLK	WP	HR	S	P	ERA	WHIP					
50 John Danks, L (1,1) ERA: 4.48	7.0	W	26	5	1	1	9	0	0	0	0	0	0	8	11	0.00	0.714					
71 Scott Linebrink, R (8,1) ERA: 2.11	1.0		3	0	0	0	1	0	0	0	0	0	0	8	11	0.00	0.000					
45 Bobby Jenks, R (9,1) ERA: 3.52	1.0	S	3	0	0	0	1	0	0	0	0	0	0	9	12	0.00	0.000					

Chicago White Sox @ Chicago Cubs
Wrigley Field, Chicago, IL
Wed Jun 17 2009, 1:20 PM CDT
Att. 40,444 - Overcast - 64 F

AB 32
R 1
H 5
RBI 1
BB 0
SO 11
LOB 12



Batter	1	2	3	4	5	6	7	8	9	AB	R	H	RBI	BB	SO	LOB	TOP					
22 Scott Podsednik, L (1,7) OBP: 0.357, SLG: 0.382	G4-3		K		F8		F7	G1-4-3		5	0	0	0	0	1	4						
10 Alexei Ramirez, R (1,6) OBP: 0.302, SLG: 0.369	G5-3		G4-3		F8		HR		FC6-4 1B	5	1	2	2	0	0	0						
23 Jermaine Dye, R (1,9) OBP: 0.348, SLG: 0.526	G1-3		P2				F9		FC6-4 1-2	5	1	1	0	0	0	1						
31 Dewayne Wise, L (9,PR) OBP: 0.170, SLG: 0.133	G1-3									0	0	0	0	0	0	0						
14 Paul Konerko, R (1,3) OBP: 0.342, SLG: 0.461	K			G4-3		F9		12 G4-3 17 PB 2B	F9	5	1	1	0	0	1	2						
12 A.J. Pierzynski, L (1,2) OBP: 0.333, SLG: 0.438	F9		G4-3		G5-3		G4-3		G3	4	0	0	0	1	0	2						
32 Brian Anderson, R (1,8) OBP: 0.338, SLG: 0.326	17 2B		17 CS		17 CS		P3			3	0	2	1	1	0	1						
17 Chris Getz, L (1,4) OBP: 0.311, SLG: 0.335			1B		CS		G4-3		L4	4	1	2	1	0	0	2						
15 Gordon Beckham, R (1,5) OBP: 0.283, SLG: 0.225			HBP				G4-3			2	1	2	1	1	0	0						
34 Gavin Floyd, R (1,1)	K									1	0	0	0	0	1	3						
7 Josh Fields, R (8,PH) OBP: 0.307, SLG: 0.321							SH3		SH3-4	0	0	0	0	1	0	0						
71 Scott Linebrink, R (8,1)										0	0	0	0	0	0	0						
37 Matt Thornton, L (8,1)										0	0	0	0	0	0	0						
Inning Stats	R: 0 E: 0 K: 0 S: 9	H: 0 LOB: 0 BB: 0 P: 11	R: 0 E: 0 K: 2 S: 16	H: 2 LOB: 3 BB: 0 P: 23	R: 0 E: 0 K: 1 S: 12	H: 0 LOB: 0 BB: 0 P: 17	R: 0 E: 0 K: 0 S: 8	H: 0 LOB: 0 BB: 1 P: 15	R: 0 E: 0 K: 0 S: 10	H: 1 LOB: 1 BB: 0 P: 14	R: 1 E: 0 K: 0 S: 10	H: 2 LOB: 2 BB: 1 P: 22	R: 2 E: 0 K: 0 S: 9	H: 1 LOB: 0 BB: 1 P: 15	R: 2 E: 0 K: 0 S: 14	H: 3 LOB: 2 BB: 1 P: 24	R: 0 E: 0 K: 0 S: 8	H: 1 LOB: 1 BB: 0 P: 11	1B: 6 2B: 3 HR: 1	SF: 0 SAC: 2 DP: 0 HBP: 1	WP: 0 PB: 1 SB: 0 CS: 1	PA: 42
PITCHER	IP WLS BF H R ER SO BB IBB HBP BLK WP HR S P ERA WHIP																					
38 Carlos Zambrano, R (1,1) ERA: 3.44	7.0	30	6	3	3	3	2	1	1	0	0	0	0	12	18	3.86	1.143					
49 Carlos Marmol, R (8,1) ERA: 3.77	0.2	5	3	2	2	0	0	0	0	0	0	0	0	2	6	0.00	4.500					
45 Sean Marshall, L (8,1) ERA: 4.53	0.1	2	0	0	0	0	1	0	0	0	0	0	0	1	2	0.00	3.000					
63 Kevin Gregg, R (9,1) ERA: 3.99	1.0	W	4	1	0	0	0	0	0	0	0	0	0	8	11	0.00	1.000					

Chicago White Sox @ Chicago Cubs
Wrigley Field, Chicago, IL
Thu Jun 18 2009, 1:20 PM CDT
Att. 40,467 - Overcast - 71 F

AB	34
R	5
H	10
RBI	5
BB	4
SO	3
LOB	15



Batter	1	2	3	4	5	6	7	8	9	AB	R	H	RBI	BB	SO	LOB	BOTTOM					
12 Alfonso Soriano, R (1,7) OBP: 0.293, SLG: 0.446	F7		G6-3		P4			25 HR		5	1	2	1	0	0	0						
2 Ryan Theriot, R (1,6) OBP: 0.340, SLG: 0.424	F7		G4-3				21 1B 25 FC4-6	F4		4	1	1	0	0	0	2						
21 Milton Bradley, S (1,9) OBP: 0.349, SLG: 0.392					25 G5-4-3		25 C4-6	K		3	0	2	0	1	1	2						
25 Derrek Lee, R (1,3) OBP: 0.356, SLG: 0.451					BB		1B			4	1	1	4	0	0	3						
18 Geovany Soto, R (1,2) OBP: 0.328, SLG: 0.329					G5-4-3		FC4-6			4	1	1	1	4	0	3						
17 Mike Fontenot, L (1,5) OBP: 0.324, SLG: 0.438					G6-3		G6-4-3			3	1	1	1	1	0	1						
5 Jake Fox, R (8,PH) OBP: 0.375, SLG: 0.500					17 S		BB			2	0	1	0	1	0	0						
63 Kevin Gregg, R (9,1) ERA: 2.25					1B		FC4-6			1	0	0	0	0	0	0						
1 Kosuke Fukudome, L (1,8) ERA: 2.25					BB		BB			0	0	0	0	0	0	0						
9 Reed Johnson, R (9,PH) OBP: 0.331, SLG: 0.430					FC4		FC4-6			3	0	0	0	0	0	3						
13 Andrés Blanco, S (1,4) OBP: 0.256, SLG: 0.278					13 G1-4-3					1	1	1	0	0	0	0						
38 Carlos Zambrano, S (1,1) OBP: 0.242, SLG: 0.438					G1-4-3					3	0	0	0	0	0	3						
49 Carlos Marmol, R (8,1) ERA: 4.65					G4-3					1	1	1	0	0	0	0						
45 Sean Marshall, L (8,1) OBP: 0.231, SLG: 0.231					G4-3					3	0	0	0	0	0	2						
6 Micah Hoffpauir, L (8,PH) OBP: 0.306, SLG: 0.429					G4-3					1	1	0	0	0	0	0						
7 Aaron Miles, S (9,5) OBP: 0.240, SLG: 0.261					G4-3					1	0	0	0	0	0	1						
Inning Stats	R: 0 E: 0 K: 0 S: 8	H: 0 LOB: 1 BB: 1 P: 15	R: 0 E: 1 K: 0 S: 6	H: 1 LOB: 1 BB: 0 P: 10	R: 0 E: 0 K: 1 S: 6	H: 0 LOB: 0 BB: 0 P: 6	R: 0 E: 0 K: 0 S: 11	H: 1 LOB: 2 BB: 2 P: 19	R: 0 E: 0 K: 1 S: 8	H: 0 LOB: 0 BB: 0 P: 12	R: 1 E: 0 K: 0 S: 10	H: 2 LOB: 0 BB: 0 P: 14	R: 0 E: 0 K: 0 S: 10	H: 0 LOB: 0 BB: 0 P: 14	R: 4 E: 1 K: 1 S: 24	H: 3 LOB: 0 BB: 0 P: 38	R: 1 E: 0 K: 0 S: 8	H: 2 LOB: 1 BB: 0 P: 11	1B: 7 2B: 0 HR: 2	SF: 0 SAC: 1 DP: 3 HBP: 0	WP: 0 PB: 0 SB: 1 CS: 0	PA: 37
PITCHER	IP WLS BF H R ER SO BB IBB HBP BLK WP HR S P ERA WHIP																					
34 Gavin Floyd, R (1,1) ERA: 4.65	7.0	26	4	1	1	2	3	0	0	0	0	0	0	0	0	1.29	1.000					
71 Scott Linebrink, R (8,1) ERA: 2.25	0.2	6	3	4	0	1	0	0	0	0	2	19	30	0.00	4.500							
37 Matt Thornton, L (8,1) ERA: 2.13	1.0	L	5	2	1	1	0	0	0	0	0	13	19	9.00	2.000							

Chicago White Sox @ Chicago Cubs
Wrigley Field, Chicago, IL
Thu Jun 18 2009, 1:20 PM CDT
Att. 40,467 - Overcast - 71 F

AB	33
R	6
H	9
RBI	6
BB	3
SO	3
LOB	14



Batter	1	2	3	4	5	6	7	8	9	AB	R	H	RBI	BB	SO	LOB	TOP								
22 Scott Podsednik, L (1.7) OBP: 0.360, SLG: 0.387										3	0	1	0	1	0	0									
10 Alexei Ramirez, R (1.6) OBP: 0.301, SLG: 0.364										3	0	0	0	1	1	2									
23 Jermaine Dye, R (1.9) OBP: 0.349, SLG: 0.516										4	0	0	0	0	2	2									
49 Aaron Poreda, L (8.1)										0	0	0	0	0	0	0									
14 Paul Konerko, R (1.3) OBP: 0.341, SLG: 0.470										4	1	1	1	0	0	2									
27 Ramon Castro, R (1.2) OBP: 0.317, SLG: 0.419										2	1	0	0	1	1	1									
12 A.J. Pierzynski, L (9, PH) OBP: 0.332, SLG: 0.436										1	0	0	0	0	1	0									
17 Chris Getz, L (1.4) OBP: 0.315, SLG: 0.352										3	1	1	2	1	1	0									
32 Brian Anderson, R (1.8) OBP: 0.335, SLG: 0.324										4	0	1	0	0	0	1									
15 Gordon Beckham, R (1.5) OBP: 0.260, SLG: 0.205										4	0	0	0	0	1	2									
52 Jose Contreras, R (1.1)										2	0	0	0	0	2	0									
25 Jim Thome, L (7, PH) OBP: 0.399, SLG: 0.512										1	0	0	0	0	0	1									
26 Octavio Dotel, R (7.1)										0	0	0	0	0	0	0									
31 Dewayne Wise, L (8.9) OBP: 0.170, SLG: 0.133										0	0	0	0	0	0	0									
Inning Stats	R: 0 H: 0 E: 0 K: 2 S: 12	H: 0 LOB: 1 BB: 1 P: 21	R: 0 H: 0 E: 0 K: 1 S: 6	H: 0 LOB: 0 BB: 0 P: 9	R: 0 H: 1 E: 0 K: 1 S: 12	LOB: 1 BB: 0 P: 18	R: 2 H: 1 E: 0 K: 0 S: 8	H: 1 LOB: 0 BB: 1 P: 14	R: 0 H: 0 E: 0 K: 1 S: 8	H: 0 LOB: 0 BB: 0 P: 10	R: 0 H: 0 E: 0 K: 1 S: 12	H: 0 LOB: 1 BB: 1 P: 23	R: 0 H: 0 E: 0 K: 1 S: 8	H: 0 LOB: 1 BB: 1 P: 19	R: 0 H: 0 E: 0 K: 0 S: 5	H: 0 LOB: 0 BB: 0 P: 8	R: 1 H: 2 E: 0 K: 2 S: 14	H: 2 LOB: 1 BB: 0 P: 18	1B: 1 2B: 1 HR: 2	SF: 0 SAC: 0 DP: 0 HBP: 0	WP: 0 PB: 0 SB: 3 CS: 0	PA: 35			
PITCHER	IP	WLS	BF	H	R	ER	SO	BB	IBB	HBP	BLK	WP	HR	S	P	ERA	WHIP								
61 Bronson Arroyo, R (1.1) ERA: 5.16	6.2	W	26	2	2	2	7	4	0	0	0	0	0	1	63	108	2.70	0.900							
53 Arthur Rhodes, L (7.1) ERA: 1.48	0.2	H	2	0	0	0	0	0	0	0	0	0	0	4	7	0.00	0.000								
25 David Weathers, R (8.1) ERA: 2.66	0.2	H	2	0	0	0	0	0	0	0	0	0	0	4	7	0.00	0.000								
48 Francisco Cordero, R (9.1) ERA: 2.1	1.0	S	5	2	1	1	2	0	0	0	0	0	1	14	18	9.00	2.000								

Chicago White Sox @ Cincinnati Reds
Great American Ball Park, Cincinnati, OH
Fri Jun 19 2009, 7:10 PM EDT
Att: 28,395 - Partly Cloudy - 89 F

AB	31
R	3
H	4
RBI	3
BB	4
SO	9
LOB	11



Batter	1	2	3	4	5	6	7	8	9	AB	R	H	RBI	BB	SO	LOB	BOTTOM							
21 Chris Dickerson, L (1.8) OBP: 0.372, SLG: 0.369										4	1	2	0	0	0	1								
15 Jerry Hairston, R (1.5) OBP: 0.301, SLG: 0.408										3	1	2	0	0	0	0								
4 Brandon Phillips, R (1.4) OBP: 0.350, SLG: 0.599										3	1	1	3	0	0	1								
17 Laynce Nix, L (1.7) OBP: 0.315, SLG: 0.520										4	1	2	0	0	0	2								
55 Ramon Hernandez, R (1.3) OBP: 0.326, SLG: 0.355										3	0	2	1	0	0	1								
32 Jay Bruce, L (1.9) OBP: 0.300, SLG: 0.455										4	0	0	0	0	1	4								
29 Ryan Hanigan, R (1.2) OBP: 0.416, SLG: 0.402										3	0	2	0	1	0	0								
7 Paul Janish, R (1.6) OBP: 0.327, SLG: 0.320										3	0	0	0	0	1	3								
53 Arthur Rhodes, L (7.1) ERA: 3.12										0	0	0	0	0	0	0								
25 David Weathers, R (8.1)										0	0	0	0	0	0	0								
33 Micah Owings, R (8, PH) OBP: 0.289, SLG: 0.568										1	0	0	0	0	0	1								
48 Francisco Cordero, R (9.1) ERA: 2.1										0	0	0	0	0	0	0								
61 Bronson Arroyo, R (1.1) OBP: 0.160, SLG: 0.240										2	0	0	0	0	0	1								
23 Adam Rosales, R (7.5) OBP: 0.311, SLG: 0.302										1	0	0	0	0	0	0								
Inning Stats	R: 0 H: 1 E: 1 K: 0 S: 10	H: 1 LOB: 1 BB: 0 P: 14	R: 0 H: 1 E: 0 K: 0 S: 5	H: 1 LOB: 0 BB: 0 P: 7	R: 0 H: 0 E: 0 K: 1 S: 7	H: 0 LOB: 0 BB: 0 P: 12	R: 1 H: 2 E: 0 K: 1 S: 16	H: 2 LOB: 1 BB: 0 P: 24	R: 0 H: 1 E: 0 K: 0 S: 7	H: 1 LOB: 0 BB: 0 P: 10	R: 2 H: 4 E: 0 K: 0 S: 19	H: 4 LOB: 2 BB: 0 P: 33	R: 1 H: 2 E: 0 K: 0 S: 13	H: 2 LOB: 1 BB: 0 P: 16	R: 0 H: 0 E: 0 K: 0 S: 7	H: 0 LOB: 1 BB: 1 P: 16	1B: 6 2B: 3 3B: 1 HR: 1	SF: 1 SAC: 1 DP: 2 HBP: 1	WP: 0 PB: 0 SB: 1 CS: 0	PA: 35				
PITCHER	IP	WLS	BF	H	R	ER	SO	BB	IBB	HBP	BLK	WP	HR	S	P	ERA	WHIP							
52 Jose Contreras, R (1.1) ERA: 5.23	6.0	L	26	9	3	3	2	0	0	0	0	0	0	64	100	4.50	1.500							
26 Octavio Dotel, R (7.1) ERA: 3.12	1.0		5	2	1	1	0	0	0	0	0	0	0	13	16	9.00	2.000							
49 Aaron Poreda, L (8.1) ERA: 3.12	1.0		4	0	0	0	0	1	0	1	0	0	0	7	16	0.00	1.000							

Chicago White Sox @ Cincinnati Reds
Great American Ball Park, Cincinnati, OH
Fri Jun 19 2009, 7:10 PM EDT
Att: 28,395 - Partly Cloudy - 89 F

AB	31
R	4
H	11
RBI	4
BB	1
SO	2
LOB	14



Batter	1	2	3	4	5	6	7	8	9	AB	R	H	RBI	BB	SO	LOB	TOP					
22 Scott Podsednik, L (1,7) OBP: 0.372, SLG: 0.412										5	2	2	0	0	1	3	Chicago White Sox @ Cincinnati Reds Great American Ball Park, Cincinnati, OH Sun Jun 21 2009, 1:10 PM EDT Att: 32,786 - Partly Cloudy - 86 F					
10 Alexei Ramirez, R (1,6) OBP: 0.310, SLG: 0.387										4	1	1	0	0	0	3						
12 A.J. Pierzynski, L (1,2) OBP: 0.327, SLG: 0.441										4	0	1	1	0	0	1						
14 Paul Konerko, R (1,3) OBP: 0.337, SLG: 0.461										4	0	1	1	0	1	1						
32 Brian Anderson, R (1,8) OBP: 0.341, SLG: 0.333										4	0	1	0	0	2	1						
17 Chris Getz, L (1,4) OBP: 0.306, SLG: 0.340										4	0	0	0	0	1	1						
15 Gordon Beckham, R (1,5) OBP: 0.305, SLG: 0.314										3	1	2	0	1	1	0						
31 Dewayne Wise, L (1,9) OBP: 0.218, SLG: 0.212										3	0	1	1	0	0	1						
56 Mark Buehrle, L (1,1) OBP: 0.250, SLG: 1.000										2	0	0	0	0	1	1						
71 Scott Linebrink, R (8,1) OBP: 0.395, SLG: 0.506										0	0	0	0	0	0	0						
25 Jim Thome, L (9,PH) OBP: 0.395, SLG: 0.506										1	0	0	0	0	0	1						
45 Bobby Jenks, R (9,1) OBP: 0.395, SLG: 0.506										0	0	0	0	0	0	0						
Inning Stats	R: 2 H: 4 E: 0 K: 1 S: 12	H: 4 LOB: 1 BB: 0 P: 17	R: 0 H: 1 E: 0 K: 1 S: 11	H: 1 LOB: 2 BB: 0 P: 16	R: 0 H: 0 E: 0 K: 2 S: 9	H: 0 LOB: 0 BB: 0 P: 12	R: 0 H: 1 E: 0 K: 1 S: 10	H: 1 LOB: 1 BB: 0 P: 13	R: 1 H: 2 E: 0 K: 1 S: 12	H: 2 LOB: 1 BB: 0 P: 21	R: 0 H: 0 E: 0 K: 1 S: 7	H: 0 LOB: 0 BB: 0 P: 10	R: 0 H: 0 E: 0 K: 0 S: 6	H: 0 LOB: 0 BB: 0 P: 8	R: 0 H: 0 E: 0 K: 0 S: 3	H: 0 LOB: 0 BB: 0 P: 4	R: 1 H: 1 E: 0 K: 0 S: 13	H: 1 LOB: 1 BB: 1 P: 21	1B: 6 2B: 3 3B: 0 HR: 0	SF: 0 SAC: 1 DP: 1 HBP: 1	WP: 1 PB: 0 SB: 0 CS: 0	PA: 37
PITCHER	IP WLS BF H R ER SO BB IBB HBP BLK WP HR S P ERA WHIP	7.0 L 29 8 3 3 7 0 0 1 0 1 0 67 97 3.86 1.143	1.1 6 1 1 1 0 1 0 0 0 0 0 11 16 6.75 1.500	0.2 2 0 0 0 0 0 0 0 0 0 0 5 9 0.00 0.000	PITCHER										IP WLS BF H R ER SO BB IBB HBP BLK WP HR S P ERA WHIP							

Batter	1	2	3	4	5	6	7	8	9	AB	R	H	RBI	BB	SO	LOB	BOTTOM					
3 Willy Taveras, R (1,8) OBP: 0.274, SLG: 0.278										3	0	0	0	0	2	1	Chicago White Sox @ Cincinnati Reds Great American Ball Park, Cincinnati, OH Sun Jun 21 2009, 1:10 PM EDT Att: 32,786 - Partly Cloudy - 86 F					
21 Chris Dickerson, L (8,PH) OBP: 0.384, SLG: 0.391										1	1	1	0	0	0	0						
15 Jerry Hairston, R (1,6) OBP: 0.303, SLG: 0.401										3	0	1	0	1	0	0						
4 Brandon Phillips, R (1,4) OBP: 0.350, SLG: 0.592										3	0	0	1	0	0	1						
31 Jonny Gomes, R (1,7) OBP: 0.411, SLG: 0.563										3	0	2	0	0	0	0						
55 Ramon Hernandez, R (1,3) OBP: 0.323, SLG: 0.347										4	0	0	0	0	0	4						
32 Jay Bruce, L (1,9) OBP: 0.305, SLG: 0.469										3	0	1	0	1	0	0						
29 Ryan Hanigan, R (1,2) OBP: 0.411, SLG: 0.397										4	0	1	0	0	0	3						
23 Adam Rosales, R (1,5) OBP: 0.294, SLG: 0.282										3	0	0	0	0	0	4						
9 Danny Richar, L (9,PH) OBP: 0.282, SLG: 0.553										1	0	0	0	0	0	0						
39 Aaron Harang, R (1,1) OBP: 0.167, SLG: 0.172										2	0	0	0	0	0	1						
33 Micah Owings, R (7,PH) OBP: 0.282, SLG: 0.553										1	0	0	0	0	1	1						
40 Nick Masset, R (8,1) OBP: 0.282, SLG: 0.553										0	0	0	0	0	0	0						
52 Daniel Herrera, L (9,1) OBP: 0.282, SLG: 0.553										0	0	0	0	0	0	0						
Inning Stats	R: 0 H: 0 E: 0 K: 1 S: 7	H: 0 LOB: 0 BB: 0 P: 7	R: 0 H: 1 E: 0 K: 0 S: 11	H: 1 LOB: 2 BB: 1 P: 22	R: 0 H: 1 E: 0 K: 1 S: 13	H: 1 LOB: 0 BB: 0 P: 17	R: 0 H: 0 E: 0 K: 0 S: 6	H: 0 LOB: 0 BB: 0 P: 11	R: 0 H: 1 E: 0 K: 0 S: 10	H: 1 LOB: 1 BB: 0 P: 17	R: 0 H: 1 E: 0 K: 0 S: 10	H: 1 LOB: 1 BB: 0 P: 14	R: 0 H: 1 E: 0 K: 1 S: 10	H: 1 LOB: 1 BB: 0 P: 15	R: 1 H: 1 E: 0 K: 0 S: 13	H: 1 LOB: 1 BB: 1 P: 23	R: 0 H: 0 E: 0 K: 0 S: 5	H: 0 LOB: 0 BB: 0 P: 7	1B: 5 2B: 2 3B: 0 HR: 0	SF: 1 SAC: 0 DP: 1 HBP: 1	WP: 1 PB: 0 SB: 1 CS: 0	PA: 35
PITCHER	IP WLS BF H R ER SO BB IBB HBP BLK WP HR S P ERA WHIP	7.0 W 27 5 1 1 1 1 0 1 0 0 0 67 103 0.00 0.857	1.0 H 5 1 1 1 0 1 0 1 0 0 1 23 9.00 2.000	1.0 S 3 0 0 0 0 0 0 0 0 0 5 7 0.00 0.000	PITCHER										IP WLS BF H R ER SO BB IBB HBP BLK WP HR S P ERA WHIP							

livebaseballscorecards.com

AB 34
R 4
H 9
RBI 3
BB 1
SO 7
LOB 13

livebaseballscorecards.com

AB 31
R 1
H 6
RBI 1
BB 2
SO 3
LOB 15

Batter	1	2	3	4	5	6	7	8	9	AB	R	H	RBI	BB	SO	LOB	TOP											
9 Juan Pierre, L OBP: 0.384, SLG: 0.423	G3	F8			G4-3			B5	G4-3	5	0	0	0	0	0	3	Los Angeles Dodgers @ Chicago White Sox U.S. Cellular Field, Chicago, IL Tue Jun 23 2009, 8:11 PM EDT Att: 22,251 - Clear - 79 F livebaseballscorecards.com											
15 Rafael Furcal, S OBP: 0.324, SLG: 0.336	13 2B	G4-3			G4-3			G6-3	FC5-2	5	1	1	0	0	0	3												
13 Orlando Hudson, S OBP: 0.382, SLG: 0.454	2H				G4-3			23 1B	K	4	1	1	1	1	2	2												
23 Casey Blake, R OBP: 0.363, SLG: 0.515	F9				K			55 1B	16 BB	4	0	1	2	0	1	1												
16 Andre Ethier, L OBP: 0.364, SLG: 0.466	HBP				55 CS			SAFE	1B	1	0	0	0	2	0	0												
55 Russell Martin, R OBP: 0.363, SLG: 0.298	G5-3				CS			SAFE	BB	3	0	0	0	1	2	2												
27 Matt Kemp, R OBP: 0.381, SLG: 0.477		7 HR			F8			L5	K	3	1	0	0	1	1	3												
7 James Loney, L OBP: 0.345, SLG: 0.396	1-H	HR			F8			G1-3	17 1B	4	1	2	2	0	0	0												
17 Mitch Jones, R OBP: 0.444, SLG: 0.500	F8				K			15 2B	15 1B	4	1	2	0	0	1	0												
Inning Stats	R: 1 E: 0 K: 0 S: 12	H: 2 LOB: 2 BB: 0 P: 17	R: 2 E: 0 K: 0 S: 10	H: 1 LOB: 0 BB: 1 P: 19	R: 0 E: 0 K: 1 S: 9	H: 0 LOB: 0 BB: 1 P: 17	R: 0 E: 0 K: 1 S: 8	H: 0 LOB: 0 BB: 0 P: 11	R: 0 E: 0 K: 1 S: 9	H: 0 LOB: 0 BB: 0 P: 13	R: 0 E: 0 K: 1 S: 12	H: 0 LOB: 0 BB: 0 P: 19	R: 0 E: 0 K: 1 S: 6	H: 0 LOB: 0 BB: 0 P: 10	R: 2 E: 0 K: 1 S: 13	H: 2 LOB: 3 BB: 3 P: 28	R: 0 E: 0 K: 1 S: 11	H: 2 LOB: 2 BB: 0 P: 18	1B: 3 2B: 3 3B: 0 HR: 1	SF: 0 SAC: 0 DP: 0 HBP: 1	WP: 0 PB: 0 SB: 1 CS: 1	PA: 40						
PITCHER	IP WLS BF H R ER SO BB IBB HBP BLK WP HR S P ERA WHIP	7.0 L 26 3 3 3 5 2 0 1 0 0 1 66 106 3.86 0.714	8.1 0.2 4 1 2 2 0 1 0 0 0 0 7 13 27.00 3.000	8.1 0.1 4 1 0 0 1 2 0 0 0 0 6 15 0.00 9.000	9.1 1.0 5 2 0 0 1 0 0 0 0 0 11 18 0.00 2.000	PITCHER										IP WLS BF H R ER SO BB IBB HBP BLK WP HR S P ERA WHIP												
50 John Danks, L ERA: 4.43											7.0	L	26	3	3	3	5	2	0	1	0	0	0	1	66	106	3.86	0.714
37 Matt Thornton, L ERA: 2.57											8.1	0.2	4	1	2	2	0	1	0	0	0	0	0	7	13	27.00	3.000	
26 Octavio Dotel, R ERA: 3.29											8.1	0.1	4	1	0	0	1	2	0	0	0	0	6	15	0.00	9.000		
49 Aaron Poreda, L ERA:											9.1	1.0	5	2	0	0	1	0	0	0	0	0	11	18	0.00	2.000		
Batter	1	2	3	4	5	6	7	8	9	AB	R	H	RBI	BB	SO	LOB	BOTTOM											
22 Scott Podsednik, L OBP: 0.365, SLG: 0.403	G6-3		G6-3			G6-3			K	4	0	0	0	0	1	0	Los Angeles Dodgers @ Chicago White Sox U.S. Cellular Field, Chicago, IL Tue Jun 23 2009, 8:11 PM EDT Att: 22,251 - Clear - 79 F livebaseballscorecards.com											
10 Alexei Ramirez, R OBP: 0.309, SLG: 0.385	B2-3				G6-3			G5-3	23 1B	4	1	1	0	0	0	0												
23 Jermaine Dye, R OBP: 0.341, SLG: 0.513	G5-3				1B			P6	25 1B	4	0	2	1	0	0	0												
25 Jim Thome, L OBP: 0.388, SLG: 0.494		G4-3			K			F7	K	4	0	0	0	0	2	2												
14 Paul Konerko, R OBP: 0.337, SLG: 0.472		HR			K			G6-3		3	1	1	1	0	1	1												
12 A.J. Pierzynski, L OBP: 0.323, SLG: 0.435	L4				G4-3			K		3	0	0	0	0	1	0												
32 Brian Anderson, R OBP: 0.335, SLG: 0.327	K				K			K		3	0	0	0	0	3	0												
17 Chris Getz, L OBP: 0.301, SLG: 0.335					F8			P2		3	0	0	0	0	1	0												
15 Gordon Beckham, R OBP: 0.290, SLG: 0.296					K			G6-3		3	0	0	0	0	1	0												
Inning Stats	R: 0 E: 0 K: 0 S: 6	H: 0 LOB: 0 BB: 0 P: 9	R: 1 E: 0 K: 1 S: 8	H: 1 LOB: 0 BB: 0 P: 10	R: 0 E: 0 K: 2 S: 8	H: 0 LOB: 0 BB: 0 P: 12	R: 0 E: 0 K: 2 S: 9	H: 1 LOB: 1 BB: 0 P: 16	R: 0 E: 0 K: 1 S: 6	H: 0 LOB: 0 BB: 0 P: 9	R: 0 E: 0 K: 0 S: 4	H: 0 LOB: 0 BB: 0 P: 7	R: 0 E: 0 K: 0 S: 10	H: 0 LOB: 0 BB: 0 P: 15	R: 0 E: 0 K: 2 S: 10	H: 0 LOB: 0 BB: 0 P: 12	R: 1 E: 0 K: 2 S: 12	H: 2 LOB: 1 BB: 0 P: 16	1B: 3 2B: 0 3B: 0 HR: 1	SF: 0 SAC: 0 DP: 0 HBP: 0	WP: 0 PB: 0 SB: 0 CS: 0	PA: 31						
PITCHER	IP WLS BF H R ER SO BB IBB HBP BLK WP HR S P ERA WHIP	8.2 W 30 4 2 2 2 0 0 0 0 0 1 70 103 2.08 0.462	9.1 S 1 0 0 0 1 0 0 0 0 0 3 3 0.00 0.000	PITCHER										IP WLS BF H R ER SO BB IBB HBP BLK WP HR S P ERA WHIP														
18 Hiroki Kuroda, R ERA: 3.44											8.2	W	30	4	2	2	2	0	0	0	0	0	0	1	70	103	2.08	0.462
51 Jonathan Broxton, R ERA: 2.27											9.1	S	1	0	0	0	1	0	0	0	0	0	3	3	0.00	0.000		

Batter	1	2	3	4	5	6	7	8	9	AB	R	H	RBI	BB	SO	LOB	TOP				
9 Juan Pierre, L OBP: 0.384, SLG: 0.424	G1-3	E6	F7	F7	F7	G4-3	G4-3	HBP		4	1	1	0	0	0	2					
15 Rafael Furcal, S OBP: 0.318, SLG: 0.329	F7	F9	F9	F9	F9	G4-3	G4-3	K		5	0	0	0	0	1	5					
13 Orlando Hudson, S OBP: 0.379, SLG: 0.451	G4-3		K	K	K	SF7	SF7		G6-3	4	0	1	1	0	1	0					
23 Casey Blake, R OBP: 0.365, SLG: 0.513																					
14 Juan Castro, R OBP: 0.404, SLG: 0.440																					
16 Andre Ethier, L OBP: 0.358, SLG: 0.457																					
5 Mark Loretta, R OBP: 0.370, SLG: 0.294																					
7 James Loney, L OBP: 0.347, SLG: 0.395																					
55 Russell Martin, R OBP: 0.365, SLG: 0.301																					
27 Matt Kemp, R OBP: 0.379, SLG: 0.485																					
Inning Stats	R: 0 E: 0 K: 0 S: 8	H: 0 LOB: 0 BB: 0 P: 14	R: 3 E: 2 K: 1 S: 25	H: 1 LOB: 2 BB: 2 P: 38	R: 0 E: 0 K: 1 S: 14	H: 2 LOB: 1 BB: 0 P: 19	R: 0 E: 0 K: 0 S: 6	H: 1 LOB: 1 BB: 0 P: 8	R: 0 E: 0 K: 1 S: 10	H: 1 LOB: 0 BB: 0 P: 11	R: 1 E: 0 K: 0 S: 12	H: 1 LOB: 0 BB: 0 P: 15	R: 3 E: 0 K: 2 S: 17	H: 2 LOB: 1 BB: 1 P: 30	R: 0 E: 0 K: 1 S: 6	H: 0 LOB: 0 BB: 0 P: 8	1B: 7 2B: 1 3B: 0 HR: 1	SF: 1 SAC: 0 DP: 1 HBP: 1	WP: 0 PB: 1 SB: 0 CS: 0	PA: 41	
PITCHER	IP	WLS	BF	H	R	ER	SO	BB	IBB	HBP	BLK	WP	HR	S	P	ERA	WHIP				
34 Gavin Floyd, R ERA: 4.45	6.0	W	27	6	3	1	3	2	0	0	0	0	0	75	108	1.50	1.333				
D.J. Carrasco, R ERA: 3.02	1.0		4	1	1	1	0	0	0	0	0	0	0	12	15	9.00	1.000				
39 Jimmy Gobble, L ERA: 8.18	0.2		6	2	3	3	1	1	0	1	0	0	1	14	27	40.50	4.500				
26 Octavio Dotel, R ERA: 3.25	0.1	H	1	0	0	0	1	0	0	0	0	0	0	3	3	0.00	0.000				
45 Bobby Jenks, R ERA: 3.46	1.0	S	3	0	0	0	1	0	0	0	0	0	0	6	8	0.00	0.000				

Los Angeles Dodgers @ Chicago White Sox
 U.S. Cellular Field, Chicago, IL
 Wed Jun 24 2009, 8:11 PM EDT
 Att: 20,142 - Clear - 83 F

livebaseballscorecards.com

AB 36
 R 7
 H 9
 RBI 5
 BB 3
 SO 6
 LOB 21



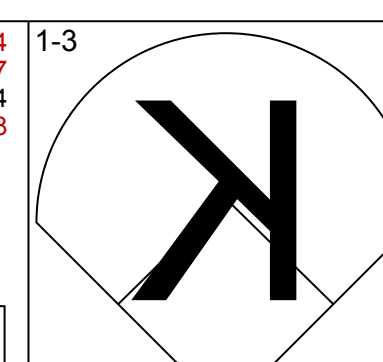
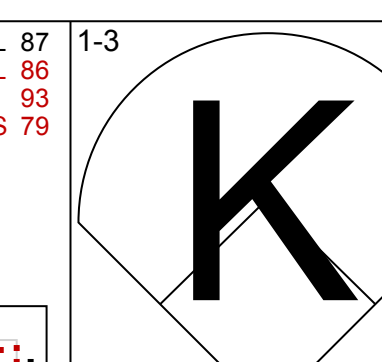
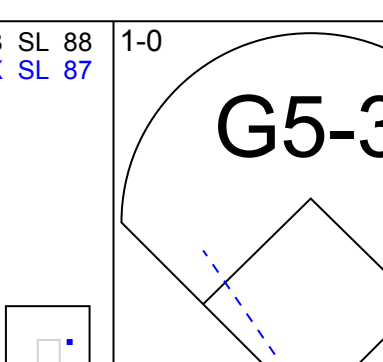
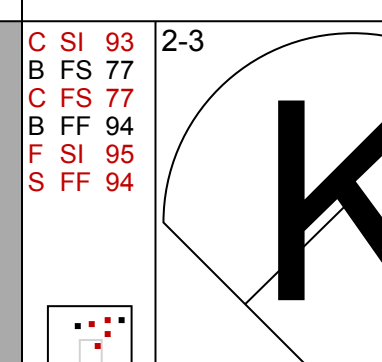
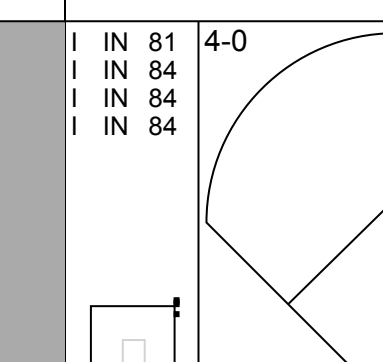
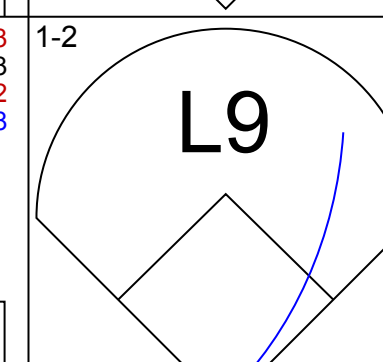
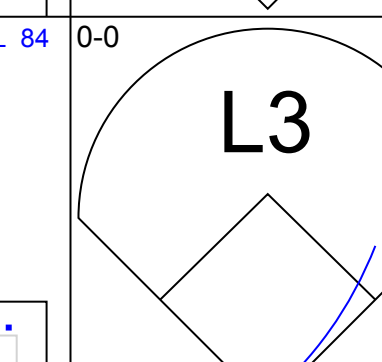
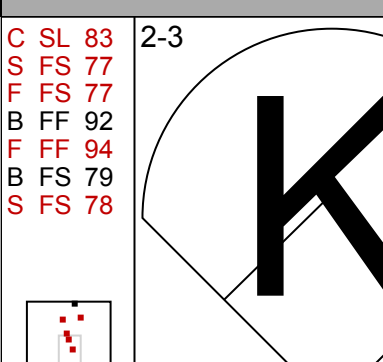
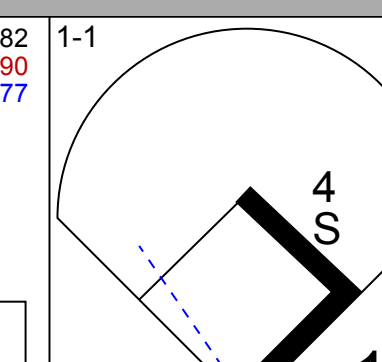
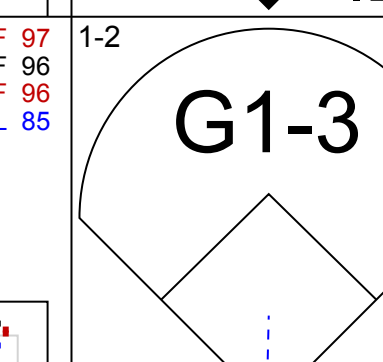
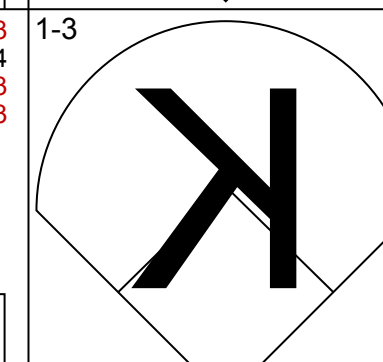
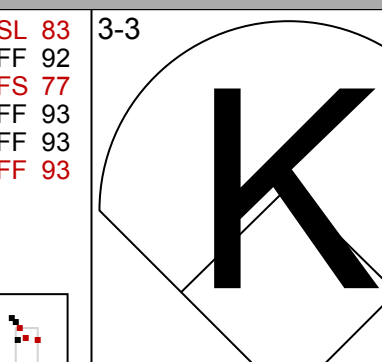
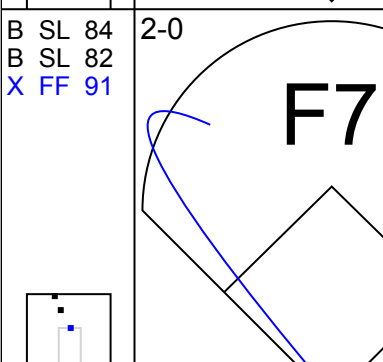
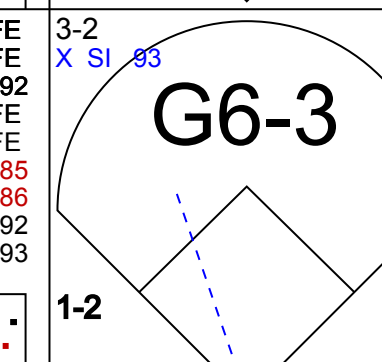

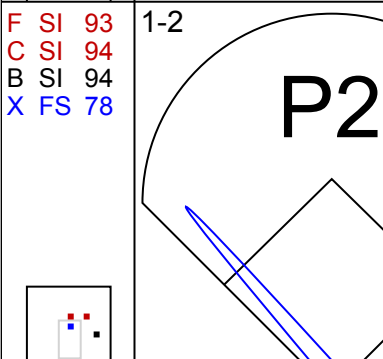
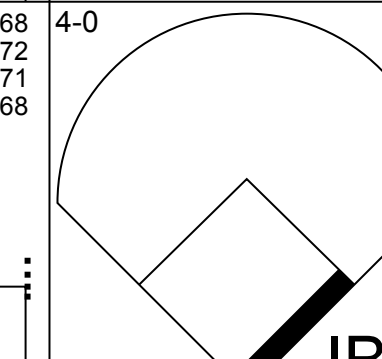
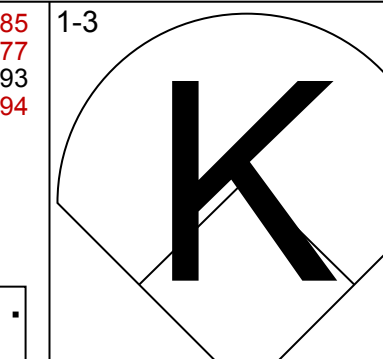
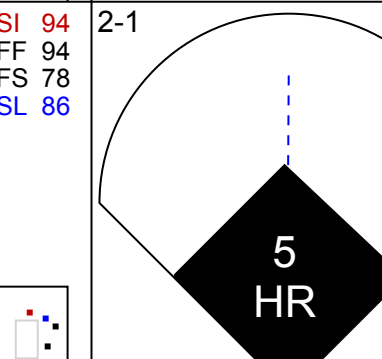
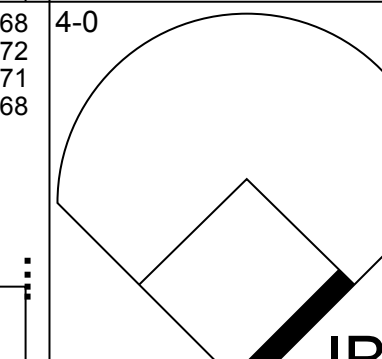
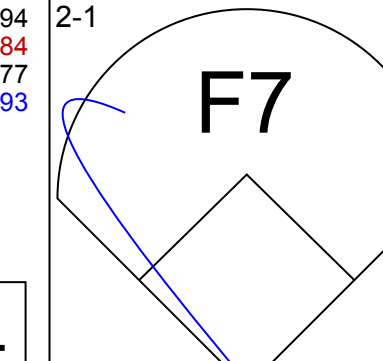
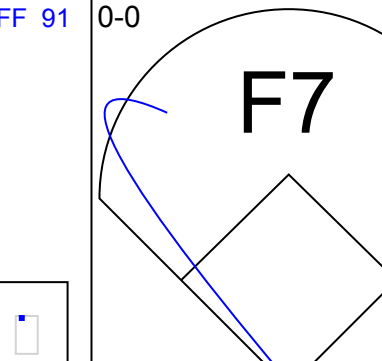
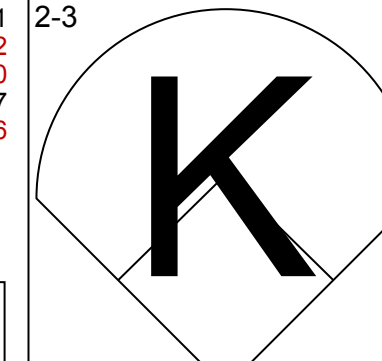
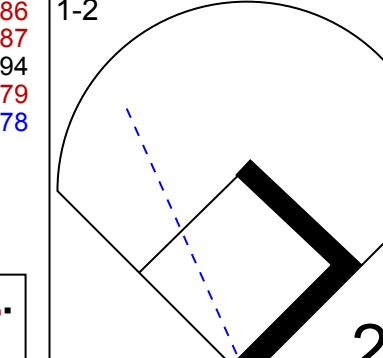
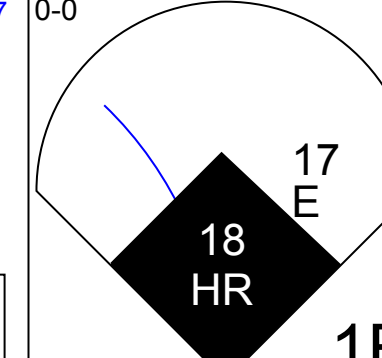
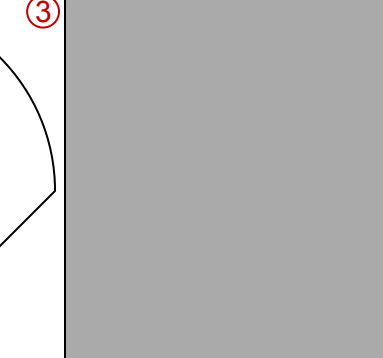
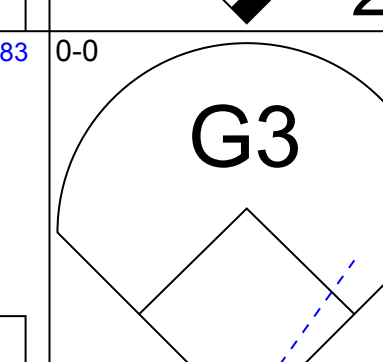
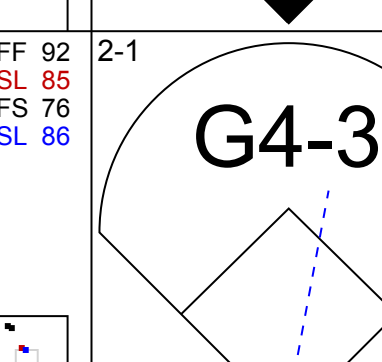
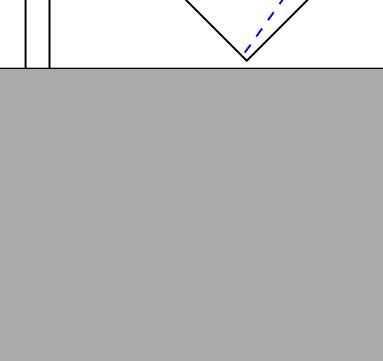
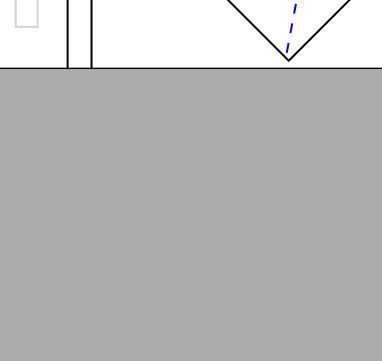
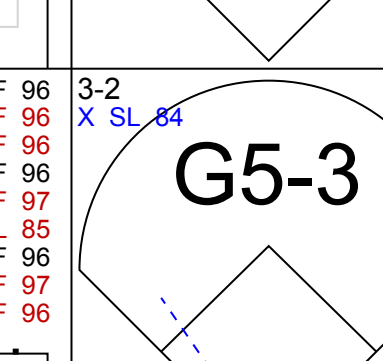
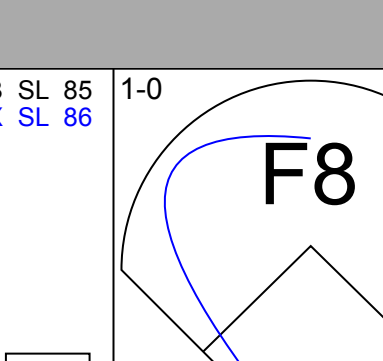
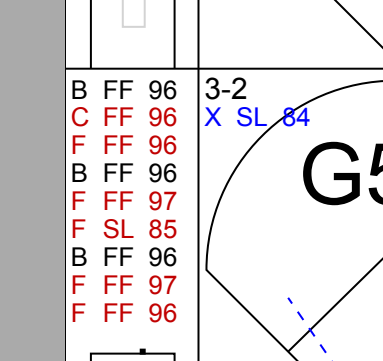
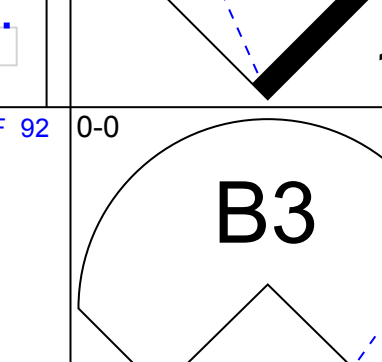
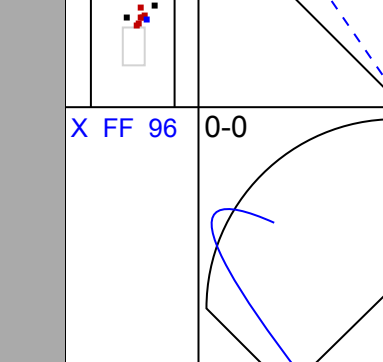
Batter	1	2	3	4	5	6	7	8	9	AB	R	H	RBI	BB	SO	LOB	BOTTOM				
22 Scott Podsednik, L OBP: 0.356, SLG: 0.393	K	G4-3		F9	G5-3			K		5	0	0	0	0	2	1					
10 Alexei Ramirez, R OBP: 0.314, SLG: 0.396	HR			K				K		3	2	1	1	2	2	0					
23 Jermaine Dye, R OBP: 0.345, SLG: 0.533																					
31 Dewayne Wise, L OBP: 0.232, SLG: 0.226	2B			HR																	
14 Paul Konerko, R OBP: 0.343, SLG: 0.486	HBP																				
12 A.J. Pierzynski, L OBP: 0.326, SLG: 0.436																					
32 Brian Anderson, R OBP: 0.333, SLG: 0.325																					
5 Jayson Nix, R OBP: 0.296, SLG: 0.472																					
15 Gordon Beckham, R OBP: 0.273, SLG: 0.276																					
7 Josh Fields, R OBP: 0.314, SLG: 0.359																					
Inning Stats	R: 1 E: 0 K: 1 S: 15	H: 3 LOB: 2 BB: 0 P: 27	R: 0 E: 0 K: 0 S: 13	H: 1 LOB: 0 BB: 0 P: 21	R: 2 E: 0 K: 0 S: 12	H: 2 LOB: 0 BB: 1 P: 20	R: 2 E: 0 K: 1 S: 17	H: 1 LOB: 0 BB: 1 P: 26	R: 5 E: 0 K: 1 S: 14	H: 5 LOB: 0 BB: 0 P: 20	R: 0 E: 0 K: 1 S: 10	H: 1 LOB: 1 BB: 1 P: 20	R: 0 E: 0 K: 1 S: 6	H: 0 LOB: 0 BB: 0 P: 10	R: 0 E: 0 K: 2 S: 10	H: 0 LOB: 0 BB: 0 P: 17	1B: 6 2B: 2 3B: 0 HR: 6	SF: 0 SAC: 0 DP: 3 HBP: 1	WP: 2 PB: 0 SB: 0 CS: 0	PA: 38	
PITCHER	IP	WLS	BF	H	R	ER	SO	BB	IBB	HBP	BLK	WP	HR	S	P	ERA	WHIP				
43 Randy Wolf, L ERA: 3.64	3.1	L	18	7	4	5	1	2	0	0	0	0	2	14	20	13.50	2.700				
47 Cory Wade, R ERA: 5.89	1.0		7	4	4	4	1	0	0	0	0	0	2	14	20	36.00	4.000				
31 James McDonald, R ERA: 6.33	2.2		10	2	1	1	3	1	0	0	0	0	1	22	37	3.38	1.125				
59 Guillermo Mota, R ERA: 4.8	1.0		3	0	0	0	2	0	0	0	0	0	0	10	17	0.00	0.000				

Los Angeles Dodgers @ Chicago White Sox
 U.S. Cellular Field, Chicago, IL
 Wed Jun 24 2009, 8:11 PM EDT
 Att: 20,142 - Clear - 83 F

livebaseballscorecards.com

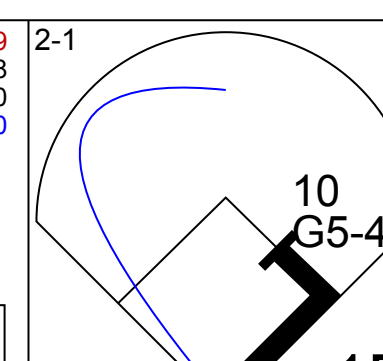
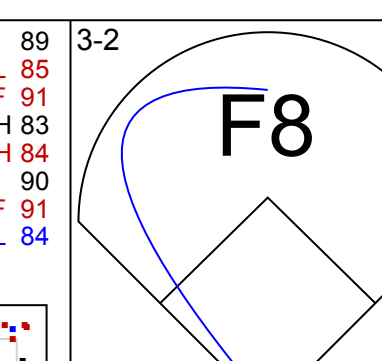
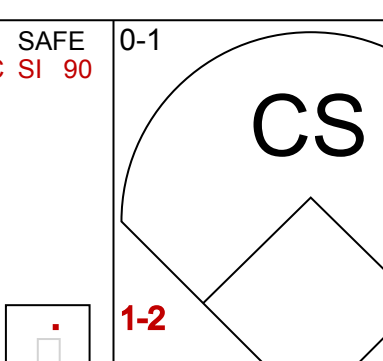
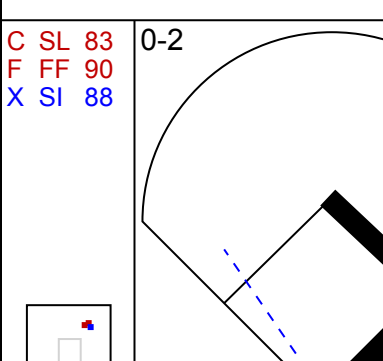
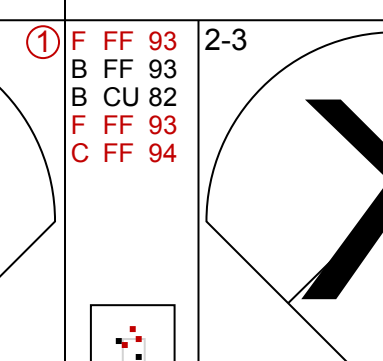
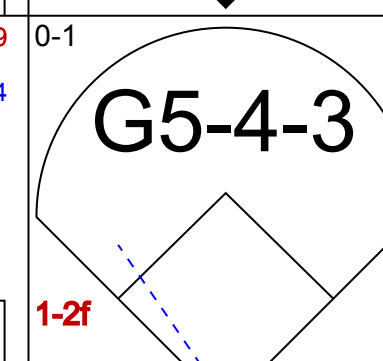
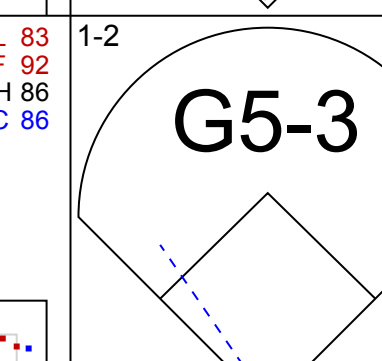
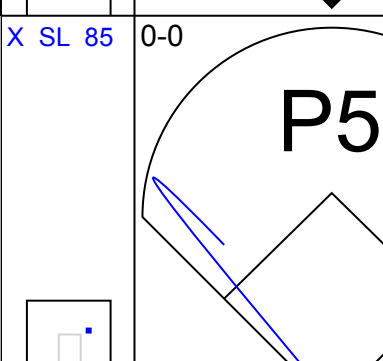
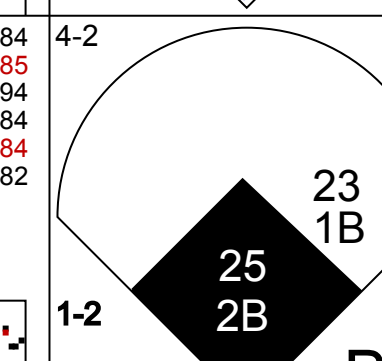

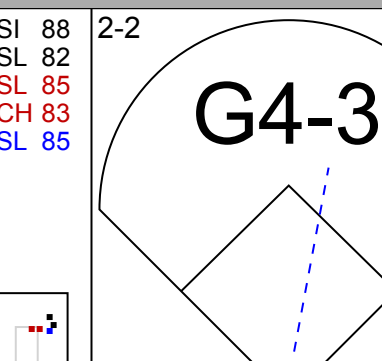
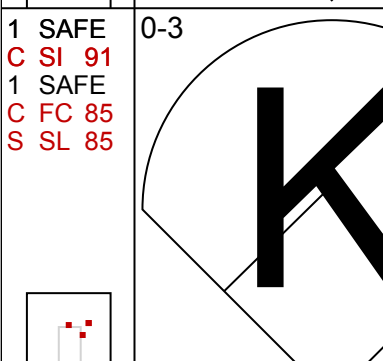
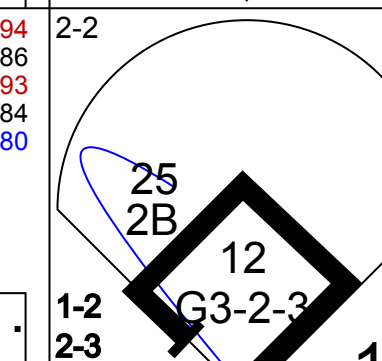

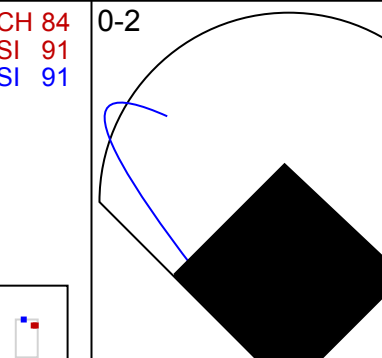
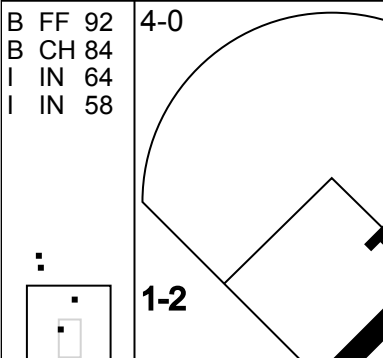
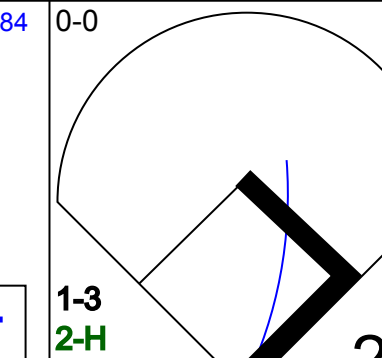

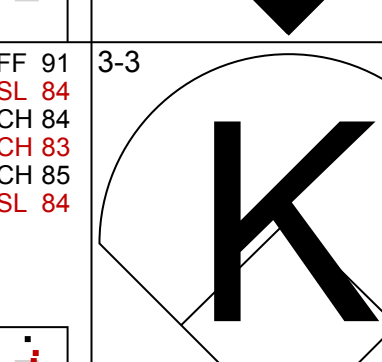
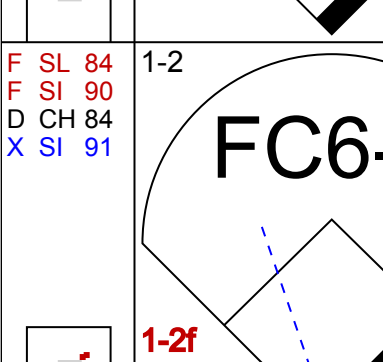
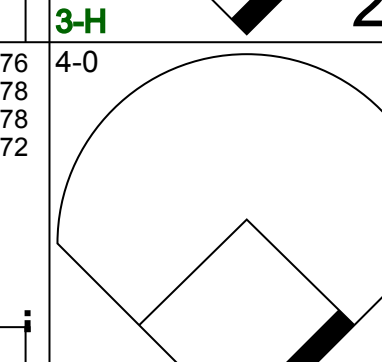
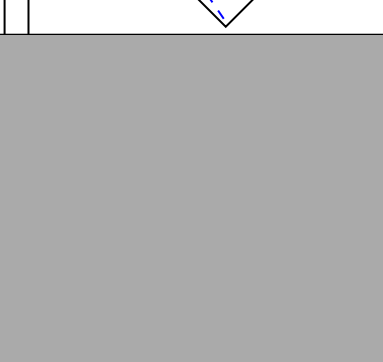
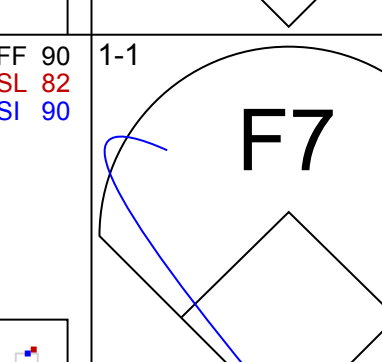
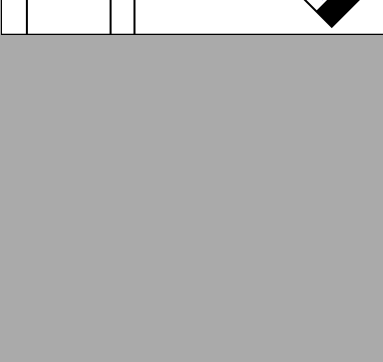
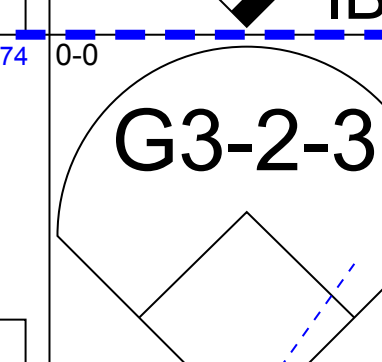
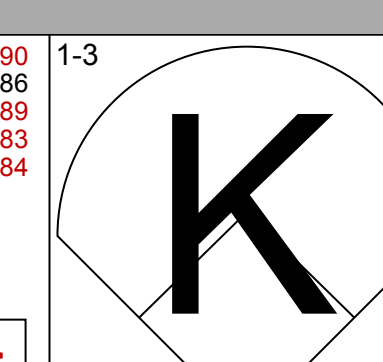
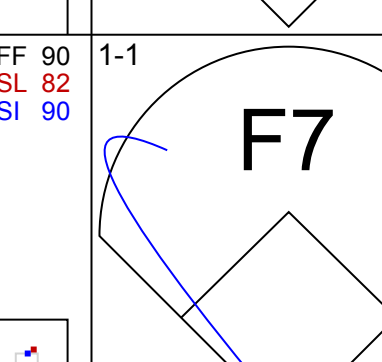
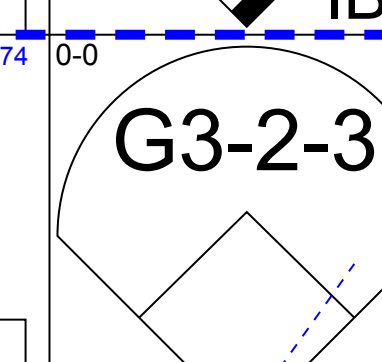
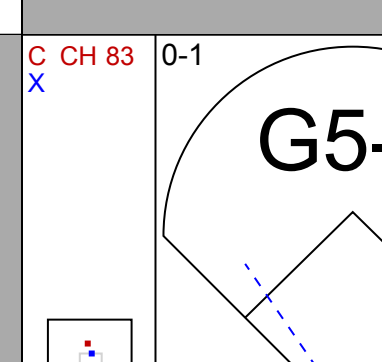
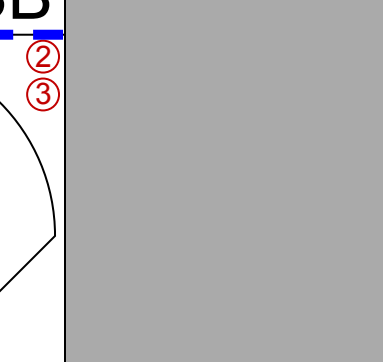
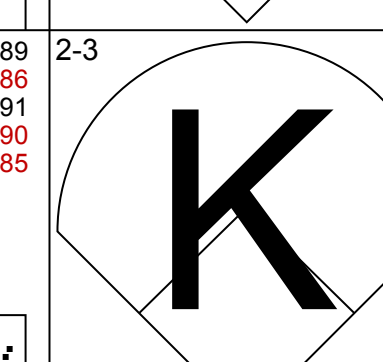
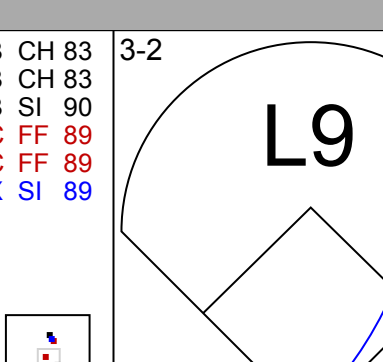
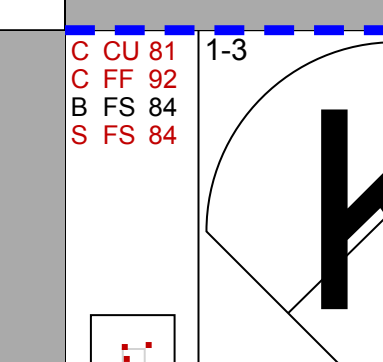
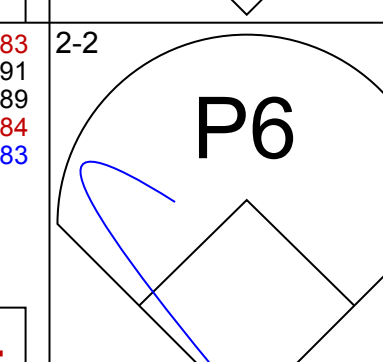
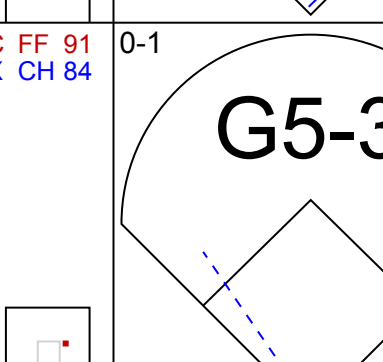
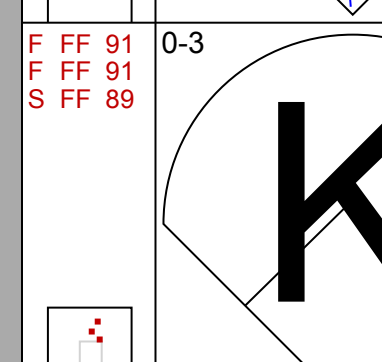
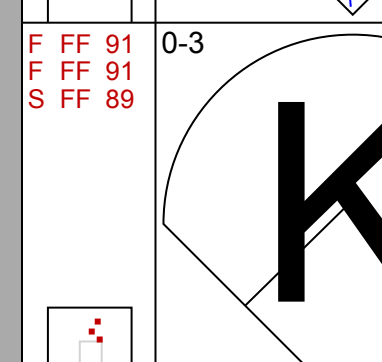

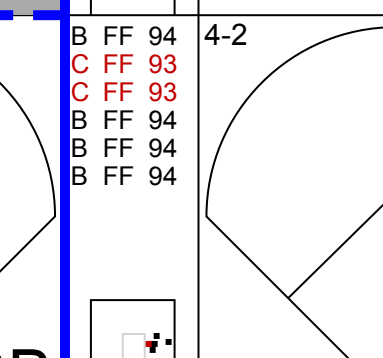
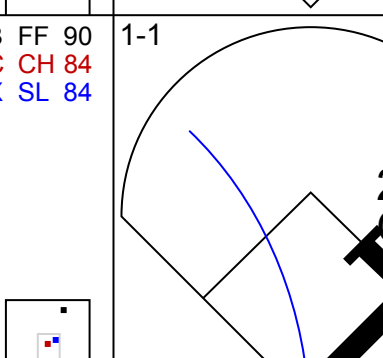
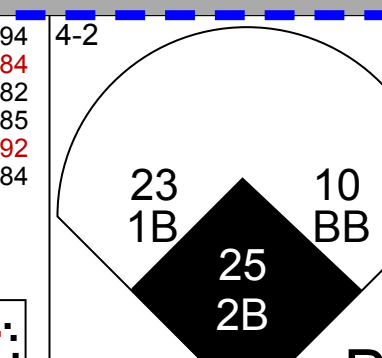
AB 34
 R 10
 H 13
 RBI 10
 BB 3
 SO 7
 LOB 9



Batter	1	2	3	4	5	6	7	8	9	AB	R	H	RBI	BB	SO	LOB	TOP					
12 Alfonso Soriano, R (1,7) OBP: 0.292, SLG: 0.424										4	0	0	0	1	3	1	Chicago Cubs @ Chicago White Sox U.S. Cellular Field, Chicago, IL Fri Jun 26 2009, 4:05 PM EDT Att: 39,015 - Sunny - 73 F					
1 Kosuke Fukudome, L (1,8) OBP: 0.384, SLG: 0.419										5	0	1	0	0	1	3						
21 Milton Bradley, S (1,9) OBP: 0.355, SLG: 0.379										3	0	0	0	0	2	0						
4 Ryan Freel, R (6,9)										1	0	0	0	0	0	1						
25 Derrek Lee, R (1,3) OBP: 0.372, SLG: 0.489										3	1	1	0	1	1	0						
6 Micah Hoffpauir, L (1,10) OBP: 0.303, SLG: 0.467										4	0	0	0	0	2	3						
5 Jake Fox, R (1,5) OBP: 0.395, SLG: 0.684										4	2	3	2	0	0	2						
2 Ryan Theriot, R (9,6) OBP: 0.342, SLG: 0.414										0	0	0	0	0	0	0						
17 Mike Fontenot, L (1,4) OBP: 0.304, SLG: 0.357										4	1	0	0	0	1	2						
18 Geovany Soto, R (1,2) OBP: 0.339, SLG: 0.389										4	1	2	3	0	0	0						
13 Andrés Blanco, S (1,6) OBP: 0.290, SLG: 0.297										4	0	1	0	0	0	1						
Inning Stats	R: 0 E: 0 K: 2 S: 9	H: 0 LOB: 0 BB: 0 P: 12	R: 0 E: 0 K: 1 S: 10	H: 1 LOB: 1 BB: 0 P: 14	R: 0 E: 0 K: 1 S: 6	H: 1 LOB: 1 BB: 0 P: 8	R: 2 E: 0 K: 1 S: 9	H: 2 LOB: 0 BB: 0 P: 16	R: 0 E: 0 K: 0 S: 3	H: 0 LOB: 0 BB: 0 P: 6	R: 0 E: 0 K: 1 S: 9	H: 0 LOB: 0 BB: 0 P: 14	R: 3 E: 1 K: 2 S: 14	H: 2 LOB: 0 BB: 0 P: 20	R: 0 E: 0 K: 1 S: 13	H: 1 LOB: 2 BB: 1 P: 24	R: 0 E: 0 K: 1 S: 14	H: 1 LOB: 2 BB: 1 P: 22	1B: 4 2B: 2 3B: 0 HR: 2	SF: 0 SAC: 0 DP: 0 HBP: 0	WP: 0 PB: 0 SB: 1 CS: 0	PA: 38
PITCHER	IP WLS BF H R ER SO BB IBB HBP BLK WP HR S P ERA WHIP																					
52 Jose Contreras, R (1,1) ERA: 5.19	7.1 L 31 7 5 4 8 0 1 0 0 0 2 65 103 4.91 0.955																					
37 Matt Thornton, L (8,1) ERA: 2.43	1.2 7 1 0 0 2 0 1 0 0 0 0 22 33 0.00 0.600																					

AB	36
R	5
H	8
RBI	5
BB	2
SO	10
LOB	13



Batter	1	2	3	4	5	6	7	8	9	AB	R	H	RBI	BB	SO	LOB	BOTTOM					
22 Scott Podsednik, L (1,7) OBP: 0.359, SLG: 0.391										5	0	2	0	0	1	2	Chicago Cubs @ Chicago White Sox U.S. Cellular Field, Chicago, IL Fri Jun 26 2009, 4:05 PM EDT Att: 39,015 - Sunny - 73 F					
10 Alexei Ramirez, R (1,6) OBP: 0.310, SLG: 0.386									3	1	0	0	1	0	2							
23 Jermaine Dye, R (1,9) OBP: 0.354, SLG: 0.556										4	1	2	1	0	1	1						
25 Jim Thome, L (1,10) OBP: 0.399, SLG: 0.514										2	1	2	3	2	0	0						
5 Jayson Nix, R (8,PH) OBP: 0.293, SLG: 0.466										0	0	0	0	0	0	0						
14 Paul Konerko, R (1,3) OBP: 0.345, SLG: 0.490										3	0	0	0	1	1	3						
27 Ramon Castro, R (1,2) OBP: 0.308, SLG: 0.406										3	0	0	0	0	1	0						
12 A.J. Pierzynski, L (8,PH) OBP: 0.325, SLG: 0.445										1	0	0	0	0	0	3						
17 Chris Getz, L (1,4) OBP: 0.297, SLG: 0.322										4	0	0	0	0	2	0						
32 Brian Anderson, R (1,8) OBP: 0.324, SLG: 0.314										3	0	0	0	0	1	0						
31 Deweyane Wise, L (9,PH) OBP: 0.236, SLG: 0.254										1	0	0	0	0	0	0						
15 Gordon Beckham, R (1,5) OBP: 0.290, SLG: 0.283										4	0	0	0	0	2	0						
7 Josh Fields, R (9,PH) OBP: 0.314, SLG: 0.351										2	1	1	0	1	1	0						
Inning Stats	R: 1 E: 0 K: 0 S: 10	H: 2 LOB: 1 BB: 1 P: 16	R: 0 E: 0 K: 2 S: 10	H: 0 LOB: 0 BB: 0 P: 15	R: 0 E: 0 K: 1 S: 11	H: 0 LOB: 0 BB: 0 P: 16	R: 1 E: 0 K: 1 S: 11	H: 1 LOB: 0 BB: 0 P: 17	R: 0 E: 0 K: 0 S: 8	H: 1 LOB: 0 BB: 0 P: 12	R: 0 E: 0 K: 1 S: 10	H: 1 LOB: 2 BB: 1 P: 15	R: 0 E: 0 K: 1 S: 7	H: 0 LOB: 0 BB: 0 P: 7	R: 2 E: 0 K: 0 S: 11	H: 2 LOB: 3 BB: 3 P: 25	R: 0 E: 0 K: 2 S: 12	H: 0 LOB: 1 BB: 1 P: 22	1B: 4 2B: 1 3B: 0 HR: 2	SF: 0 SAC: 0 DP: 2 HBP: 0	WP: 0 PB: 0 SB: 1 CS: 1	PA: 38
PITCHER	IP WLS BF H R ER SO BB IBB HBP BLK WP HR S P ERA WHIP																					
36 Randy Wells, R (1,1) ERA: 2.57	7.0 W 26 5 2 2 2 0 2 1 0 0 0 0 10 24 2.57 0.857																					
49 Carlos Marmol, R (8,1) ERA: 3.53	0.1 H 6 2 2 2 0 2 1 0 0 0 0 0 10 24 54.00 12.000																					
45 Sean Marshall, L (8,1) ERA: 4.28	0.2 H 1 0 0 0 0 0 0 0 0 0 0 0 1 1 0.00 0.000																					
63 Kevin Gregg, R (9,1) ERA: 4.05	1.0 S 4 0 0 0 2 1 0 0 0 0 0 0 12 22 0.00 1.000																					

AB	31
R	4
H	7
RBI	4
BB	6
SO	8
LOB	11



Batter	1	2	3	4	5	6	7	8	9	AB	R	H	RBI	BB	SO	LOB	TOP										
22 Scott Podsednik, L (1,7) OBP: 0.368, SLG: 0.411										4	1	1	0	0	1	1	Chicago White Sox @ Cleveland Indians Progressive Field, Cleveland, OH Mon Jun 29 2009, 7:05 PM EDT Att: 15,645 - Cloudy - 76 F										
10 Alexei Ramirez, R (1,6) OBP: 0.317, SLG: 0.399										3	0	0	0	0	0	1											
5 Jayson Nix, R (9, FR) OBP: 0.301, SLG: 0.466										0	1	0	0	0	0	0											
23 Jermaine Dye, R (1,9) OBP: 0.357, SLG: 0.563										3	1	1	1	0	0	0											
32 Brian Anderson, R (9, FR) OBP: 0.324, SLG: 0.314										0	0	0	0	0	0	0											
25 Jim Thome, L (1,10) OBP: 0.397, SLG: 0.492										3	0	0	0	1	1	1											
14 Paul Konerko, R (1,3) OBP: 0.342, SLG: 0.480										4	0	0	0	0	1	3											
12 A.J. Pierzynski, L (1,2) OBP: 0.324, SLG: 0.437										4	1	0	1	0	1	2											
17 Chris Getz, L (1,4) OBP: 0.303, SLG: 0.338										4	2	2	1	0	1	0											
15 Gordon Beckham, R (1,5) OBP: 0.333, SLG: 0.324										3	0	3	2	1	0	0											
31 Dewayne Wise, L (1,8) OBP: 0.257, SLG: 0.279										4	0	0	0	0	1	3											
Inning Stats	R: 1 E: 0 K: 0 S: 9	H: 2 LOB: 0 BB: 0 P: 14	R: 0 E: 0 K: 0 S: 13	H: 0 LOB: 0 BB: 0 P: 19	R: 0 E: 0 K: 2 S: 11	H: 0 LOB: 0 BB: 0 P: 16	R: 0 E: 0 K: 1 S: 7	H: 0 LOB: 0 BB: 0 P: 12	R: 0 E: 0 K: 1 S: 13	H: 1 LOB: 1 BB: 0 P: 16	R: 0 E: 0 K: 0 S: 7	H: 0 LOB: 0 BB: 0 P: 10	R: 0 E: 0 K: 2 S: 9	H: 0 LOB: 0 BB: 0 P: 13	R: 0 E: 0 K: 0 S: 10	H: 0 LOB: 1 BB: 1 P: 18	R: 4 E: 0 K: 0 S: 18	H: 2 LOB: 1 BB: 1 P: 31	1B: 5 2B: 2 3B: 0 HR: 0	SF: 0 SAC: 0 DP: 1 HBP: 2	WP: 1 PB: 0 CS: 3 ERA: 3	PA: 37					
PITCHER	IP	WLS	BF	H	R	ER	SO	BB	IBB	HBP	BLK	WP	HR	S	P	ERA	WHIP										
44 Carl Pavano, R (1,1) ERA: 5.66	7.0	L	24	5	2	2	6	0	0	0	0	0	0	69	100	2.57	0.714										
49 Tony Sipp, L (8,1) ERA: 3.09	1.0		4	0	0	0	0	1	0	0	0	0	0	10	18	0.00	1.000										
54 Chris Perez, R (9,1) ERA: 5.55	0.2		7	2	4	4	0	1	0	2	0	1	0	16	27	54.00	4.500										
47 Jose Veras, R (9,1) ERA: 5.67	0.1		1	0	0	0	0	0	0	0	0	0	0	2	4	0.00	0.000										
Batter	1	2	3	4	5	6	7	8	9	AB	R	H	RBI	BB	SO	LOB	BOTTOM										
11 Jamey Carroll, R (1,4) OBP: 0.380, SLG: 0.352										4	0	1	0	0	1	2	Chicago White Sox @ Cleveland Indians Progressive Field, Cleveland, OH Mon Jun 29 2009, 7:05 PM EDT Att: 15,645 - Cloudy - 76 F										
24 Grady Sizemore, L (1,8) OBP: 0.314, SLG: 0.426										4	0	0	0	0	1	2											
41 Victor Martinez, S (1,2) OBP: 0.396, SLG: 0.527										4	0	0	0	0	1	0											
17 Shin-Soo Choo, L (1,9) OBP: 0.406, SLG: 0.455										3	1	2	1	1	1	0											
2 Johnny Peralta, R (1,5) OBP: 0.344, SLG: 0.373										4	1	2	0	0	0	1											
48 Travis Hafner, L (1,10) OBP: 0.382, SLG: 0.557										3	0	0	0	1	0	1											
25 Ryan Garko, R (1,3) OBP: 0.356, SLG: 0.444										4	1	1	2	0	0	3											
1 Luis Valbuena, L (1,6) OBP: 0.260, SLG: 0.368										4	0	0	0	0	2	0											
8 Chris Gimenez, R (1,7) OBP: 0.382, SLG: 0.517										3	0	2	0	0	0	0											
Inning Stats	R: 0 E: 0 K: 1 S: 5	H: 0 LOB: 0 BB: 0 P: 9	R: 0 E: 0 K: 0 S: 6	H: 1 LOB: 0 BB: 0 P: 9	R: 0 E: 0 K: 0 S: 6	H: 0 LOB: 0 BB: 0 P: 11	R: 0 E: 0 K: 1 S: 8	H: 1 LOB: 0 BB: 0 P: 13	R: 0 E: 0 K: 1 S: 7	H: 0 LOB: 0 BB: 0 P: 12	R: 0 E: 0 K: 0 S: 7	H: 1 LOB: 1 BB: 0 P: 9	R: 0 E: 0 K: 1 S: 14	H: 1 LOB: 3 BB: 2 P: 24	R: 0 E: 0 K: 1 S: 7	H: 1 LOB: 1 BB: 0 P: 9		R: 3 E: 0 K: 1 S: 16	H: 3 LOB: 0 BB: 0 P: 26	1B: 5 2B: 2 3B: 0 HR: 2	SF: 0 SAC: 0 DP: 2 HBP: 0	WP: 1 PB: 0 CS: 0 ERA: 3	PA: 35				
PITCHER	IP	WLS	BF	H	R	ER	SO	BB	IBB	HBP	BLK	WP	HR	S	P	ERA	WHIP										
34 Gavin Floyd, R (1,1) ERA: 4.12	7.2	W	28	5	0	0	5	2	0	0	0	0	1	12	18	18.00	2.000										
37 Matt Thornton, L (8,1) ERA: 2.93	1.0	H	5	2	2	2	0	0	0	0	0	1	1	12	18	18.00	2.000										
26 Octavio Dotel, R (9,1) ERA: 3.23	0.1		2	1	1	1	1	0	0	0	0	0	1	5	9	27.00	3.000										

Batter	1	2	3	4	5	6	7	8	9	AB	R	H	RBI	BB	SO	LOB	TOP	
5 Jayson Nix, R OBP: 0.307, SLG: 0.487										5	1	2	0	0	1	2	Chicago White Sox @ Cleveland Indians Progressive Field, Cleveland, OH Tue Jun 30 2009, 7:05 PM EDT Att: 14,793 - Partly Cloudy - 68 F	
10 Alexei Ramirez, R OBP: 0.319, SLG: 0.398										3	1	1	0	1	1	1		
23 Jermaine Dye, R OBP: 0.363, SLG: 0.570										4	2	3	2	0	0	1		
14 Paul Konerko, R OBP: 0.341, SLG: 0.487										4	1	1	2	0	0	3		
12 A.J. Pierzynski, L OBP: 0.327, SLG: 0.443										4	2	2	0	0	0	2		
32 Brian Anderson, R OBP: 0.328, SLG: 0.325										4	1	2	2	0	1	1		
15 Gordon Beckham, R OBP: 0.353, SLG: 0.387										4	2	3	2	0	1	1		
17 Chris Getz, L OBP: 0.306, SLG: 0.346										4	0	2	2	0	0	1		
7 Josh Fields, R OBP: 0.317, SLG: 0.366										3	1	1	1	1	1	1		
Inning Stats	R: 4 H: 4 E: 0 K: 1 S: 20	H: 4 LOB: 1 BB: 1 P: 32	R: 0 H: 1 E: 0 K: 0 S: 11	H: 1 LOB: 1 BB: 0 P: 16	R: 2 H: 3 E: 0 K: 2 S: 12	H: 3 LOB: 1 BB: 0 P: 15	R: 1 H: 3 E: 0 K: 0 S: 16	H: 3 LOB: 1 BB: 0 P: 25	R: 2 H: 2 E: 0 K: 0 S: 10	H: 2 LOB: 0 BB: 0 P: 14	R: 2 H: 3 E: 0 K: 2 S: 16	H: 3 LOB: 1 BB: 0 P: 21	R: 0 H: 1 E: 0 K: 0 S: 4	H: 1 LOB: 1 BB: 1 P: 10				
PITCHER	IP WLS BF H R ER SO BB IBB HBP BLK WP HR S P ERA WHIP																	
31 Cliff Lee, L ERA: 3.39	3.0	L	21	11	7	7	3	1	0	0	0	0	1	1	53	79	21.00	4.000
20 Mike Gosling, L ERA: 6.75	2.2		11	4	4	4	1	0	0	0	0	0	0	2	27	39	13.50	1.500
40 Matt Herges, R ERA: 3.55	1.0		5	2	0	0	1	1	0	0	0	0	0	9	15	0.00	3.000	

Batter	1	2	3	4	5	6	7	8	9	AB	R	H	RBI	BB	SO	LOB	BOTTOM	
13 Asdrúbal Cabrera, S OBP: 0.370, SLG: 0.425										3	0	1	3	0	0	0	Chicago White Sox @ Cleveland Indians Progressive Field, Cleveland, OH Tue Jun 30 2009, 7:05 PM EDT Att: 14,793 - Partly Cloudy - 68 F	
24 Grady Sizemore, L OBP: 0.311, SLG: 0.421										3	0	0	0	0	1	1		
41 Victor Martinez, S OBP: 0.392, SLG: 0.522										3	0	0	0	0	1	0		
17 Shin-Soo Choo, L OBP: 0.402, SLG: 0.450										3	0	0	0	0	1	0		
2 Jhonny Peralta, R OBP: 0.340, SLG: 0.369										3	0	0	0	0	1	0		
48 Travis Hafner, L OBP: 0.392, SLG: 0.589										1	2	1	1	1	0	0		
11 Jamey Carroll, R OBP: 0.382, SLG: 0.355										2	1	1	0	0	0	0		
12 Ben Francisco, R OBP: 0.305, SLG: 0.357										2	1	1	0	0	0	0		
10 Kelly Shoppach, R OBP: 0.328, SLG: 0.372										2	0	0	0	0	2	3		
Inning Stats	R: 0 H: 0 E: 0 K: 0 S: 8	H: 0 LOB: 0 BB: 0 P: 9	R: 1 H: 1 E: 0 K: 1 S: 12	H: 1 LOB: 0 BB: 0 P: 19	R: 0 H: 0 E: 0 K: 1 S: 6	H: 0 LOB: 0 BB: 0 P: 8	R: 0 H: 0 E: 0 K: 2 S: 9	H: 0 LOB: 0 BB: 0 P: 10	R: 3 H: 3 E: 0 K: 1 S: 15	H: 3 LOB: 1 BB: 1 P: 24	R: 0 H: 0 E: 0 K: 1 S: 8	H: 0 LOB: 0 BB: 0 P: 11	R: 0 H: 1 E: 0 K: 0 S: 4	H: 1 LOB: 1 BB: 1 P: 10				
PITCHER	IP WLS BF H R ER SO BB IBB HBP BLK WP HR S P ERA WHIP																	
54 Clayton Richard, L ERA: 4.48	6.0	W	23	4	4	4	6	1	0	0	0	0	0	1	58	81	6.00	0.833

AB 35
R 11
H 17
RBI 11
BB 2
SO 5
LOB 13



WP: 1 PA: 37
FB: 0
SB: 0
CS: 0

AB 22
R 4
H 4
RBI 4
BB 1
SO 6
LOB 4



WP: 0 PA: 23
FB: 0
SB: 0
CS: 0

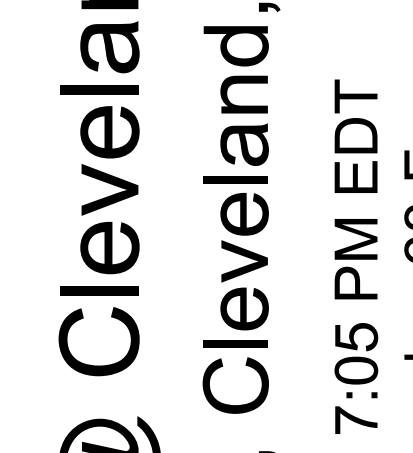
Batter	1	2	3	4	5	6	7	8	9	AB	R	H	RBI	BB	SO	LOB	TOP											
22 Scott Podsednik, L (1, 7) OBP: 0.364, SLG: 0.406	F7		E5				G6-3		G3-1	5	0	1	0	0	0	0	Chicago White Sox @ Cleveland Indians Progressive Field, Cleveland, OH Wed Jul 01 2009, 7:05 PM EDT Att: 16,722 - Cloudy - 68 F											
10 Alexei Ramirez, R (1, 6) OBP: 0.325, SLG: 0.403	F8		CS						G1-3	4	1	3	1	0	0	0												
17 Chris Getz, L (8, 4)										1	0	0	0	0	0	0												
23 Jermaine Dye, R (1, 9) OBP: 0.361, SLG: 0.565										4	0	1	0	0	0	2												
25 Jim Thome, L (1, 10) OBP: 0.402, SLG: 0.495	K									3	1	2	0	1	1	1												
14 Paul Konerko, R (1, 3) OBP: 0.346, SLG: 0.493										3	1	2	1	1	0	2												
27 Ramon Castro, R (1, 2) OBP: 0.306, SLG: 0.430										4	1	1	3	0	1	3												
5 Jayson Nix, R (1, 4) OBP: 0.304, SLG: 0.488										4	1	1	0	0	1	0												
15 Gordon Beckham, R (1, 5) OBP: 0.360, SLG: 0.405										4	1	2	1	0	0	0												
32 Brian Anderson, R (1, 8) OBP: 0.321, SLG: 0.317										4	0	0	0	0	0	2												
Inning Stats	R: 0 H: 1 E: 0 K: 1 S: 9	H: 1 LOB: 1 BB: 0 P: 14	R: 0 H: 0 E: 0 K: 0 S: 6	H: 0 LOB: 0 BB: 1 P: 10	R: 0 H: 0 E: 1 K: 0 S: 6	H: 0 LOB: 0 BB: 0 P: 8	R: 0 H: 2 E: 0 K: 1 S: 12	H: 2 LOB: 2 BB: 0 P: 13	R: 1 H: 3 E: 0 K: 0 S: 10	H: 3 LOB: 2 BB: 0 P: 13	R: 4 H: 5 E: 0 K: 0 S: 16	H: 5 LOB: 0 BB: 0 P: 21	R: 1 H: 2 E: 0 K: 0 S: 16	H: 2 LOB: 2 BB: 1 P: 26	R: 0 H: 0 E: 0 K: 1 S: 6	H: 0 LOB: 0 BB: 0 P: 9	R: 0 H: 0 E: 0 K: 0 S: 7	H: 0 LOB: 0 BB: 0 P: 10	1B: 9 2B: 3 3B: 0 HR: 1	SF: 0 SAC: 0 DP: 2 HBP: 0	WP: 0 PB: 0 SB: 1 CS: 1	PA: 39						
PITCHER	IP	WLS	BF	H	R	ER	SO	BB	IBB	HBP	BLK	WP	HR	S	P	ERA	WHIP											
45 Jeremy Sowers, L (1, 1) ERA: 5.68	6.0	L	27	11	5	5	2	1	0	0	0	0	0	1	59	79	7.50	2.000										
47 Jose Veras, R (7, 1) ERA: 5.85	0.2		3	1	1	1	0	0	0	0	0	0	0	0	12	16	13.50	1.500										
53 Rafael Perez, L (7, 1) ERA: 9.26	0.0		1	0	0	0	0	1	0	0	0	0	0	1	5	∞	∞											
38 Joe Smith, R (7, 1) ERA: 4.15	1.1		4	1	0	0	1	0	0	0	0	0	0	9	14	0.00	0.750											
34 Kerry Wood, R (9, 1) ERA: 5.27	1.0		3	0	0	0	0	0	0	0	0	0	0	7	10	0.00	0.000											

Batter	1	2	3	4	5	6	7	8	9	AB	R	H	RBI	BB	SO	LOB	BOTTOM										
13 Asdrubal Cabrera, S (1, 6) OBP: 0.364, SLG: 0.417	G3		K				G4-3		P6	4	0	0	0	0	1	2	Chicago White Sox @ Cleveland Indians Progressive Field, Cleveland, OH Wed Jul 01 2009, 7:05 PM EDT Att: 16,722 - Cloudy - 68 F										
24 Grady Sizemore, L (1, 8) OBP: 0.306, SLG: 0.414	K		G4-3						G1-6-3	4	0	0	1	0	2	1											
41 Victor Martinez, S (1, 2) OBP: 0.393, SLG: 0.523										3	1	1	0	1	0	1											
17 Shin-Soo Choo, L (1, 9) OBP: 0.401, SLG: 0.451										4	0	1	1	0	3	1											
2 Johnny Peralta, R (1, 5) OBP: 0.336, SLG: 0.363										4	0	0	0	0	0	1											
48 Travis Hafner, L (1, 10) OBP: 0.388, SLG: 0.573										3	0	0	0	1	1	0											
25 Ryan Garko, R (1, 3) OBP: 0.353, SLG: 0.439										4	0	1	0	0	2	1											
11 Jamey Carroll, R (1, 4) OBP: 0.381, SLG: 0.354										3	1	1	0	0	0	1											
12 Ben Francisco, R (1, 7) OBP: 0.305, SLG: 0.361										3	0	1	0	0	1	1											
Inning Stats	R: 0 H: 0 E: 0 K: 2 S: 10	H: 0 LOB: 1 BB: 1 P: 18	R: 0 H: 0 E: 0 K: 1 S: 7	H: 0 LOB: 0 BB: 0 P: 12	R: 1 H: 2 E: 0 K: 1 S: 10	H: 2 LOB: 1 BB: 0 P: 16	R: 0 H: 0 E: 0 K: 1 S: 8	H: 0 LOB: 0 BB: 0 P: 9	R: 0 H: 0 E: 0 K: 1 S: 8	H: 0 LOB: 0 BB: 0 P: 9	R: 1 H: 2 E: 0 K: 1 S: 10	H: 2 LOB: 1 BB: 0 P: 14	R: 0 H: 1 E: 0 K: 1 S: 12	H: 1 LOB: 0 BB: 0 P: 19	R: 0 H: 0 E: 0 K: 0 S: 9	H: 0 LOB: 0 BB: 0 P: 13		R: 0 H: 0 E: 0 K: 2 S: 15	H: 0 LOB: 1 BB: 1 P: 24	1B: 2 2B: 3 3B: 0 HR: 0	SF: 0 SAC: 0 DP: 0 HBP: 0	WP: 0 PB: 0 SB: 0 CS: 0	PA: 34				
PITCHER	IP	WLS	BF	H	R	ER	SO	BB	IBB	HBP	BLK	WP	HR	S	P	ERA	WHIP										
52 Jose Contreras, R (1, 1) ERA: 4.84	8.0	W	30	5	2	2	8	1	0	0	0	0	0	74	110	2.25	0.750										
37 Matt Thornton, L (9, 1) ERA: 2.84	1.0		4	0	0	0	2	1	0	0	0	0	0	15	24	0.00	1.000										

AB 36
R 6
H 13
RBI 6
BB 2
SO 3
LOB 10



AB 32
R 2
H 5
RBI 2
SO 10
LOB 9



Batter	1	2	3	4	5	6	7	8	9	AB	R	H	RBI	BB	SO	LOB	TOP					
22 Scott Podsednik, L (1, 7) OBP: 0.371, SLG: 0.414										4	2	3	0	1	1	0	Chicago White Sox @ Kansas City Royals Kauffman Stadium, Kansas City, MO Fri Jul 03 2009, 7:10 PM CDT Att: 39,026 - Partly Cloudy - 77 F livebaseballscorecards.com					
5 Jayson Nix, R (1, 6) OBP: 0.297, SLG: 0.495										5	0	0	0	0	2	5						
23 Jermaine Dye, R (1, 9) OBP: 0.364, SLG: 0.556										3	1	1	0	2	0	0						
32 Brian Anderson, R (9, 8) OBP: 0.319, SLG: 0.311										4	0	1	1	0	1	2						
25 Jim Thome, L (1, 10) OBP: 0.402, SLG: 0.495										4	0	1	1	0	1	2						
14 Paul Konerko, R (1, 3) OBP: 0.347, SLG: 0.493										4	0	1	1	0	2	2						
12 A.J. Pierzynski, L (1, 2) OBP: 0.332, SLG: 0.457										4	1	3	1	0	0	2						
17 Chris Getz, L (1, 4) OBP: 0.303, SLG: 0.341										4	0	1	0	0	1	1						
15 Gordon Beckham, R (1, 5) OBP: 0.340, SLG: 0.391										4	1	1	0	0	1	3						
31 Dewayne Wise, L (1, 8) OBP: 0.256, SLG: 0.278										4	0	1	1	0	0	1						
Inning Stats	R: 0 E: 0 K: 1 S: 10	H: 2 LOB: 1 BB: 0 P: 15	R: 1 E: 0 K: 1 S: 8	H: 1 LOB: 0 BB: 0 P: 10	R: 2 E: 1 K: 1 S: 13	H: 2 LOB: 2 BB: 1 P: 27	R: 1 E: 0 K: 1 S: 10	H: 3 LOB: 1 BB: 0 P: 13	R: 0 E: 0 K: 1 S: 5	H: 0 LOB: 0 BB: 0 P: 7	R: 0 E: 0 K: 1 S: 6	H: 1 LOB: 1 BB: 0 P: 10	R: 1 E: 0 K: 1 S: 10	H: 1 LOB: 2 BB: 2 P: 20	R: 0 E: 0 K: 0 S: 8	H: 2 LOB: 1 BB: 0 P: 13	R: 0 E: 0 K: 1 S: 8	H: 0 LOB: 0 BB: 0 P: 13	1B: 8 2B: 3 3B: 0 HR: 1	SF: 0 SAC: 0 DP: 1 HBP: 0	WP: 0 PB: 0 CS: 3	PA: 39
PITCHER	IP WLS BF H R ER SO BB IBB HBP BLK WP HR S P ERA WHIP																					
23 Zack Greinke, R (1, 1) ERA: 2.0	6.0 L 26 9 4 2 6 1 0 0 0 0 0 1 52 82 3.00 1.667																					
51 Robinson Tejeda, R (7, 1) ERA: 4.5	1.0 6 1 1 1 1 2 0 0 0 0 0 0 10 20 9.00 3.000																					
56 Roman Colon, R (8, 1) ERA: 3.21	1.0 4 2 0 0 0 0 0 0 0 0 0 0 8 13 0.00 2.000																					
37 Juan Cruz, R (9, 1) ERA: 4.76	1.0 3 0 0 0 1 0 0 0 0 0 0 0 8 13 0.00 0.000																					

Batter	1	2	3	4	5	6	7	8	9	AB	R	H	RBI	BB	SO	LOB	BOTTOM					
9 David DeJesus, L (1, 7) OBP: 0.300, SLG: 0.407										4	0	2	0	0	0	1	Chicago White Sox @ Kansas City Royals Kauffman Stadium, Kansas City, MO Fri Jul 03 2009, 7:10 PM CDT Att: 39,026 - Partly Cloudy - 77 F livebaseballscorecards.com					
13 Alberto Callaspo, S (1, 4) OBP: 0.348, SLG: 0.446										4	0	1	0	0	0	3						
16 Billy Butler, R (1, 3) OBP: 0.339, SLG: 0.440										4	0	1	0	0	1	2						
11 Jose Guillen, R (1, 9) OBP: 0.327, SLG: 0.387										3	0	0	0	0	2	0						
21 Miguel Olivo, R (1, 2) OBP: 0.275, SLG: 0.505										4	0	0	0	0	1	2						
17 Mike Jacobs, L (1, 10) OBP: 0.292, SLG: 0.403										4	0	0	0	0	1	1						
46 Luis Hernandez, S (1, 5) OBP: 0.235, SLG: 0.204										3	0	2	0	0	0	0						
35 Mitch Maier, L (1, 8) OBP: 0.316, SLG: 0.339										3	0	0	0	0	0	2						
1 Tony Pena Jr., R (1, 6) OBP: 0.133, SLG: 0.116										3	0	0	0	0	0	3						
Inning Stats	R: 0 E: 0 K: 0 S: 7	H: 0 LOB: 0 BB: 0 P: 12	R: 0 E: 0 K: 0 S: 9	H: 0 LOB: 0 BB: 0 P: 15	R: 0 E: 0 K: 0 S: 11	H: 1 LOB: 1 BB: 0 P: 17	R: 0 E: 0 K: 2 S: 8	H: 0 LOB: 0 BB: 0 P: 12	R: 0 E: 0 K: 2 S: 8	H: 0 LOB: 0 BB: 0 P: 10	R: 0 E: 0 K: 0 S: 12	H: 2 LOB: 2 BB: 0 P: 18	R: 0 E: 0 K: 1 S: 8	H: 0 LOB: 0 BB: 0 P: 9	R: 0 E: 1 K: 0 S: 11	H: 2 LOB: 2 BB: 0 P: 17		R: 0 E: 0 K: 0 S: 8	H: 1 LOB: 1 BB: 0 P: 16	1B: 6 2B: 0 3B: 0 HR: 0	SF: 0 SAC: 0 DP: 2 HBP: 1	WP: 0 PB: 0 CS: 0
PITCHER	IP WLS BF H R ER SO BB IBB HBP BLK WP HR S P ERA WHIP																					
50 John Danks, L (1, 1) ERA: 3.76	7.1 W 28 5 0 0 5 0 0 0 0 0 0 10 105 0.00 0.682																					
71 Scott Linebrink, R (8, 1) ERA: 2.05	1.2 S 5 1 0 0 0 0 0 0 1 0 0 0 10 21 0.00 0.600																					

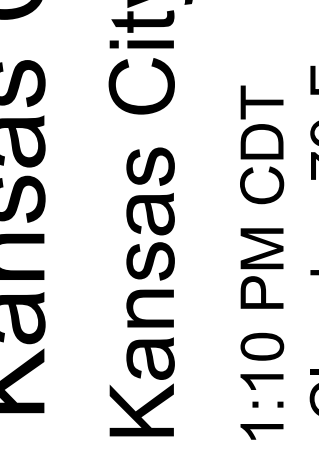
Batter	1	2	3	4	5	6	7	8	9	AB	R	H	RBI	BB	SO	LOB	TOP								
22 Scott Podsednik, L (1, 7) OBP: 0.366, SLG: 0.404	L6		K		G1-4-3 1B			G4-3		4	0	1	0	0	1	1	Chicago White Sox @ Kansas City Royals Kauffman Stadium, Kansas City, MO Sun Jul 05 2009, 1:10 PM CDT Att: 15,915 - Partly Cloudy - 79 F								
10 Alexei Ramirez, R (1, 6) OBP: 0.326, SLG: 0.405	25 WP BB		SF8		G1-4-3			G4-3		2	0	0	1	1	0	1									
23 Jermaine Dye, R (1, 9) OBP: 0.364, SLG: 0.571	L8				F7			HR		3	1	1	1	1	0	1									
25 Jim Thome, L (1, 10) OBP: 0.398, SLG: 0.488	G6-3		G6-3					1B		4	0	1	0	0	0	2									
12 A.J. Pierzynski, L (1, 2) OBP: 0.333, SLG: 0.460		15 F9 2B			17 1B 7 FC6-4 1B			G1-3		4	1	2	0	0	0	1									
15 Gordon Beckham, R (1, 5) OBP: 0.333, SLG: 0.411	F9		L7		F8					4	0	0	0	0	1	2									
17 Chris Getz, L (1, 4) OBP: 0.303, SLG: 0.336	G4-3		7 FC6-4 1B					P4		4	0	1	0	0	0	1									
7 Josh Fields, R (1, 3) OBP: 0.312, SLG: 0.359	F8		FC6-4 1B					K		4	0	0	1	0	1	2									
31 Dewayne Wise, L (1, 8) OBP: 0.259, SLG: 0.291			22 WP 10 SF8 2B		K					3	1	1	0	0	1	1									
Inning Stats	R: 0 E: 0 K: 0 S: 14	H: 0 LOB: 1 BB: 1 P: 24	R: 0 E: 0 K: 0 S: 8	H: 1 LOB: 1 BB: 0 P: 13	R: 1 E: 0 K: 1 S: 10	H: 1 LOB: 1 BB: 1 P: 18	R: 1 E: 0 K: 1 S: 17	H: 2 LOB: 1 BB: 0 P: 25	R: 0 E: 0 K: 0 S: 7	H: 0 LOB: 0 BB: 0 P: 12	R: 0 E: 0 K: 0 S: 5	H: 0 LOB: 0 BB: 0 P: 7	R: 0 E: 0 K: 0 S: 8	H: 0 LOB: 0 BB: 0 P: 11	R: 1 E: 0 K: 0 S: 16	H: 2 LOB: 1 BB: 0 P: 26	R: 0 E: 0 K: 2 S: 10	H: 0 LOB: 0 BB: 0 P: 13	1B: 4 2B: 2 3B: 0 HR: 1	SF: 1 SAC: 0 DP: 1 HBP: 0	WP: 2 PB: 0 SB: 0 CS: 0	PA: 35			
PITCHER	IP	WLS	BF	H	R	ER	SO	BB	IBB	HBP	BLK	WP	HR	S	P	ERA	WHIP								
19 Brian Bannister, R (1, 1) ERA: 3.87	6.0	W	24	5	2	2	2	2	0	0	0	2	0	61	99	3.00	1.167								
34 Jamey Wright, R (7, 1) ERA: 4.23	1.2		6	1	1	1	0	0	0	0	0	0	1	19	31	5.40	0.600								
49 John Bale, L (8, 1) ERA: 6.39	0.1	H	2	1	0	0	0	0	0	0	0	0	0	5	6	0.00	3.000								
48 Joaquin Soria, R (9, 1) ERA: 1.74	1.0	S	3	0	0	0	2	0	0	0	0	0	0	10	13	0.00	0.000								

Batter	1	2	3	4	5	6	7	8	9	AB	R	H	RBI	BB	SO	LOB	BOTTOM								
9 David DeJesus, L (1, 7) OBP: 0.304, SLG: 0.408	G3-1		G4-3					16 WP 8 1B		5	0	3	1	0	0	1	Chicago White Sox @ Kansas City Royals Kauffman Stadium, Kansas City, MO Sun Jul 05 2009, 1:10 PM CDT Att: 15,915 - Partly Cloudy - 79 F								
8 Willie Bloomquist, R (1, 6) OBP: 0.303, SLG: 0.355	P3		16 1B		G6-3			16 WP FC5-4 1B		5	0	3	1	0	0	1									
16 Billy Butler, R (1, 3) OBP: 0.342, SLG: 0.436	1B		1B					F9		4	1	2	0	1	0	3									
11 Jose Guillen, R (1, 9) OBP: 0.318, SLG: 0.376	F8		F8							3	0	0	0	0	0	4									
1 Tony Pena Jr., R (7, 6) OBP: 0.130, SLG: 0.114					P5					1	0	0	0	0	0	0									
24 Mark Teahen, L (1, 5) OBP: 0.352, SLG: 0.454			K		3 2B 2B			21 WP 1B		4	1	2	0	0	2	1									
21 Miguel Olivo, R (1, 2) OBP: 0.274, SLG: 0.507			K		P4			K		4	1	1	2	0	2	2									
3 Brayan Peña, S (1, 10) OBP: 0.367, SLG: 0.556			K		13 WP 13 1B 2B			G1-3		3	1	1	1	1	1	1									
13 Alberto Callaspo, S (1, 4) OBP: 0.355, SLG: 0.457			G4-3 8 1B		35 SH1-3 9 1B 1B			F8		4	2	2	1	0	0	1									
35 Mitch Maier, L (1, 8) OBP: 0.303, SLG: 0.325	SH1-3		G4-3					K		3	0	0	0	0	1	1									
Inning Stats	R: 0 E: 0 K: 0 S: 11	H: 1 LOB: 1 BB: 0 P: 14	R: 0 E: 0 K: 3 S: 11	H: 0 LOB: 0 BB: 0 P: 15	R: 1 E: 0 K: 0 S: 18	H: 3 LOB: 2 BB: 0 P: 30	R: 3 E: 0 K: 0 S: 15	H: 4 LOB: 1 BB: 0 P: 25	R: 2 E: 0 K: 1 S: 19	H: 1 LOB: 1 BB: 2 P: 31	R: 0 E: 0 K: 0 S: 9	H: 2 LOB: 1 BB: 0 P: 14	R: 0 E: 0 K: 1 S: 10	H: 1 LOB: 0 BB: 0 P: 12	R: 0 E: 0 K: 1 S: 14	H: 2 LOB: 2 BB: 0 P: 18	1B: 11 2B: 2 3B: 0 HR: 1	SF: 0 SAC: 1 DP: 0 HBP: 0	WP: 3 PB: 0 SB: 0 CS: 1	PA: 39					
PITCHER	IP	WLS	BF	H	R	ER	SO	BB	IBB	HBP	BLK	WP	HR	S	P	ERA	WHIP								
54 Clayton Richard, L (1, 1) ERA: 4.75	3.2	L	19	8	4	4	3	0	0	0	0	0	1	52	80	9.82	2.182								
D.J. Carrasco, R (4, 1) ERA: 3.18	2.1		11	3	2	2	1	2	0	0	0	0	1	31	49	7.71	2.143								
49 Aaron Poreada, L (7, 1) ERA:	1.0		4	1	0	0	1	0	0	0	0	1	0	10	12	0.00	1.000								
39 Jimmy Gobble, L (8, 1) ERA: 7.5	1.0		5	2	0	0	1	0	0	0	0	1	0	14	18	0.00	2.000								

AB 32
R 3
H 7
RBI 3
BB 2
SO 4
LOB 12



AB 36
R 6
H 14
RBI 6
BB 2
SO 6
LOB 15



Batter	1	2	3	4	5	6	7	8	9	AB	R	H	RBI	BB	SO	LOB	TOP
13 Asdrúbal Cabrera, S OBP: 0.352, SLG: 0.406										4	0	1	0	0	2	0	Cleveland Indians @ Chicago White Sox U.S. Cellular Field, Chicago, IL Wed Jul 08 2009, 8:11 PM EDT Att: 26,772 - Drizzlie - 63 F
24 Grady Sizemore, L OBP: 0.322, SLG: 0.459										4	0	1	0	0	2	1	
41 Victor Martínez, S OBP: 0.376, SLG: 0.497										4	0	1	0	0	0	1	
17 Shin-Soo Choo, L OBP: 0.408, SLG: 0.493										3	0	0	0	1	2	2	
2 Jhonny Peralta, R OBP: 0.329, SLG: 0.376										4	1	1	1	0	0	3	
48 Travis Hafner, L OBP: 0.386, SLG: 0.565										3	0	1	0	0	2	0	
25 Ryan Garko, R OBP: 0.350, SLG: 0.427										3	0	1	0	0	1	0	
1 Luis Valbuena, L OBP: 0.269, SLG: 0.371										2	0	0	0	0	1	0	
11 Jamey Carroll, R OBP: 0.372, SLG: 0.541										1	0	0	0	0	0	2	
12 Ben Francisco, R OBP: 0.323, SLG: 0.393										3	0	0	0	0	2	0	
Inning Stats	R: 0 H: 2 E: 0 K: 2 S: 12	H: 0 R: 1 ER: 0 LOB: 2 BB: 0 P: 19	R: 0 H: 0 E: 0 K: 3 S: 11	H: 0 R: 0 ER: 0 LOB: 0 BB: 0 P: 15	R: 0 H: 0 E: 0 K: 1 S: 5	H: 0 R: 0 ER: 0 LOB: 0 BB: 1 P: 10	R: 0 H: 0 E: 0 K: 0 S: 4	H: 1 R: 0 ER: 0 LOB: 1 BB: 0 P: 10	R: 0 H: 3 E: 0 K: 2 S: 9	H: 0 R: 0 ER: 0 LOB: 0 BB: 0 P: 17	R: 0 H: 0 E: 0 K: 1 S: 10	H: 0 R: 0 ER: 0 LOB: 0 BB: 0 P: 16	1B: 5 2B: 0 3B: 0 HR: 1	SF: 0 SAC: 0 DP: 2 HBP: 0	WP: 0 PB: 0 SB: 1 CS: 0	PA: 32	
PITCHER	IP	WLS	BF	H	R	ER	SO	BB	IBB	HBP	BLK	WP	HR	S	P	ERA	
52 Jose Contreras, R ERA: 4.54	6.1	W	25	6	1	1	9	1	0	0	0	0	1	58	104	1.42	1.105
37 Matt Thornton, L ERA: 2.52	1.2	H	4	0	0	0	2	0	0	0	0	0	0	10	14	0.00	0.000
71 Scott Linebrink, R ERA: 1.99	1.0		3	0	0	0	1	0	0	0	0	0	0	10	16	0.00	0.000

Batter	1	2	3	4	5	6	7	8	9	AB	R	H	RBI	BB	SO	LOB	BOTTOM	
22 Scott Podsednik, L OBP: 0.368, SLG: 0.401										3	2	1	0	1	1	0	Cleveland Indians @ Chicago White Sox U.S. Cellular Field, Chicago, IL Wed Jul 08 2009, 8:11 PM EDT Att: 26,772 - Drizzlie - 63 F	
10 Alexei Ramirez, R OBP: 0.320, SLG: 0.421										4	2	2	0	0	0	1		
23 Jermaine Dye, R OBP: 0.368, SLG: 0.572										4	1	3	3	0	0	0		
14 Paul Konerko, R OBP: 0.356, SLG: 0.527										4	0	2	1	0	0	2		
5 Jayson Nix, R OBP: 0.291, SLG: 0.470										4	0	1	0	0	0	3		
15 Gordon Beckham, R OBP: 0.327, SLG: 0.406										3	0	0	1	0	0	0		
27 Ramón Castro, R OBP: 0.305, SLG: 0.410										3	0	0	0	1	1	2		
32 Brian Anderson, R OBP: 0.312, SLG: 0.305										4	0	0	0	0	1	1		
7 Josh Fields, R OBP: 0.308, SLG: 0.354										3	0	0	0	0	0	1		
Inning Stats	R: 1 H: 2 E: 0 K: 1 S: 12	H: 0 R: 0 ER: 0 LOB: 0 BB: 0 P: 17	R: 3 H: 4 E: 0 K: 0 S: 15	H: 4 R: 0 ER: 0 LOB: 2 BB: 1 P: 24	R: 0 H: 0 E: 0 K: 0 S: 5	H: 0 R: 0 ER: 0 LOB: 0 BB: 0 P: 6	R: 0 H: 0 E: 0 K: 0 S: 8	H: 1 R: 0 ER: 0 LOB: 1 BB: 1 P: 12	R: 0 H: 2 E: 0 K: 0 S: 14	H: 0 R: 0 ER: 0 LOB: 0 BB: 0 P: 17	R: 0 H: 0 E: 0 K: 2 S: 9	H: 0 R: 0 ER: 0 LOB: 0 BB: 0 P: 14	1B: 8 2B: 1 3B: 0 HR: 0	SF: 1 SAC: 0 DP: 0 HBP: 0	WP: 0 PB: 0 SB: 0 CS: 0	PA: 35		
PITCHER	IP	WLS	BF	H	R	ER	SO	BB	IBB	HBP	BLK	WP	HR	S	P	ERA		WHIP
32 Aaron Laffey, L ERA: 4.24	6.0	L	27	7	4	4	7	2	0	0	0	0	0	56	90	6.00		1.500
47 Jose Veras, R ERA: 5.87	1.0		5	2	1	1	0	0	0	0	0	0	0	14	17	9.00	2.000	
54 Chris Perez, R ERA: 5.67	1.0		3	0	0	0	2	0	0	0	0	0	0	9	14	0.00	0.000	

Batter	1	2	3	4	5	6	7	8	9	AB	R	H	RBI	BB	SO	LOB	TOP					
22 Scott Podsednik, L (1.8) OBP: 0.362, SLG: 0.393	G5-3		G4-3		L1		G6-3			4	0	0	0	0	0	0	Chicago White Sox @ Minnesota Twins Hubert H. Humphrey Metrodome, Minneapolis, MN Fri Jul 10 2009, 8:10 PM EDT Att: 29,628 - Dome - 70 F					
10 Alexei Ramirez, R (1.6) OBP: 0.327, SLG: 0.415	G5-4-3 1B		G4-3 2B		G4-3		F9			4	1	2	0	0	0	0						
23 Jermaine Dye, R (1.9) OBP: 0.373, SLG: 0.572	G5-4-3		G4-3 2B		G4-3 BB		K			3	0	1	1	1	1	1						
25 Jim Thome, L (1.10) OBP: 0.401, SLG: 0.479		G6-3 1B	G4-3		K		F7			4	1	1	0	0	1	2						
14 Paul Konerko, R (1.3) OBP: 0.358, SLG: 0.521		G6-3		P4		G4-3 1B		K		4	1	1	0	0	1	1						
12 A.J. Pierzynski, L (1.2) OBP: 0.335, SLG: 0.479		G4-3 1B		G4-3 2B		G4-3 2B		G4-3		4	1	3	0	0	0	0						
17 Chris Getz, L (1.4) OBP: 0.312, SLG: 0.347		FC5-4 1B		G4-3		SF9		G3		3	0	0	2	0	2	AB 34 R 4 H 9 RBI 4 BB 1 SO 4 LOB 10						
15 Gordon Beckham, R (1.5) OBP: 0.311, SLG: 0.382		K		G4-3		G5-3		G4-3		4	0	1	1	0	1	2						
31 Dewayne Wise, L (1.7) OBP: 0.244, SLG: 0.274				G4-3		F7		G6-3		4	0	0	0	0	2							
Inning Stats	R: 0 E: 0 K: 0 S: 5	H: 1 LOB: 0 BB: 0 P: 7	R: 1 E: 0 K: 1 S: 11	H: 2 LOB: 1 BB: 0 P: 14	R: 1 E: 0 K: 0 S: 11	H: 2 LOB: 1 BB: 0 P: 21	R: 1 E: 0 K: 0 S: 8	H: 2 LOB: 1 BB: 0 P: 12	R: 0 E: 0 K: 1 S: 10	H: 0 LOB: 0 BB: 1 P: 19	R: 1 E: 0 K: 0 S: 13	H: 2 LOB: 1 BB: 0 P: 15	R: 0 E: 0 K: 1 S: 7	H: 0 LOB: 0 BB: 0 P: 11	R: 0 E: 0 K: 1 S: 8	H: 0 LOB: 0 BB: 0 P: 10	R: 0 E: 0 K: 0 S: 14	H: 0 LOB: 0 BB: 0 P: 17	1B: 6 2B: 3 3B: 0 HR: 0	SF: 1 SAC: 0 DP: 1 HBP: 0	WP: 0 PB: 0 SB: 0 CS: 0	PA: 36
PITCHER	IP WLS BF H R ER SO BB IBB HBP BLK WP HR S P ERA WHIP	IP WLS BF H R ER SO BB IBB HBP BLK WP HR S P ERA WHIP																				
53 Nick Blackburn, R (1.1) ERA: 3.06	7.0	W	30	9	4	4	3	1	0	0	0	0	0	0	0	0	65	99	5.14	1.429		
54 Matt Guerrier, R (8.1) ERA: 2.5	1.0	H	3	0	0	0	1	0	0	0	0	0	0	0	0	8	10	0.00	0.000			
36 Joe Nathan, R (9.1) ERA: 1.31	1.0	S	3	0	0	0	0	0	0	0	0	0	0	0	14	17	0.00	0.000				

Batter	1	2	3	4	5	6	7	8	9	AB	R	H	RBI	BB	SO	LOB	BOTTOM			
2 Denard Span, L (1.8) OBP: 0.374, SLG: 0.375	G3						SH5-4			2	1	0	0	1	1	0	Chicago White Sox @ Minnesota Twins Hubert H. Humphrey Metrodome, Minneapolis, MN Fri Jul 10 2009, 8:10 PM EDT Att: 29,628 - Dome - 70 F			
23 Brendan Harris, R (1.6) OBP: 0.314, SLG: 0.367	G4-3 BB		G4-3		G4-3		L8			3	1	1	0	1	0	1				
7 Joe Mauer, L (1.2) OBP: 0.462, SLG: 0.647	G4-3 BB		G4-3		G4-3		G4-3 1B			3	1	1	1	1	0	1				
33 Justin Morneau, L (1.3) OBP: 0.392, SLG: 0.578	G4-3 BB		G4-3		F8		F8			2	1	0	1	2	0	1				
16 Jason Kubel, L (1.10) OBP: 0.369, SLG: 0.550	G4-3 BB		G4-3		G4-3 1B		G4-3 2B			4	0	3	2	0	1	1				
20 Matt Tolbert, S (8.10) OBP: 0.272, SLG: 0.225	G4-3 2B		G4-3		G4-3 1B		G4-3 2B			0	1	0	0	0	0	0				
5 Michael Cuddyer, R (1.9) OBP: 0.354, SLG: 0.514	G4-3 1B		G4-3		G4-3		G4-3 1B			4	0	1	1	0	1	3				
24 Joe Crede, R (1.5) OBP: 0.293, SLG: 0.428	G4-3 K		G4-3		G4-3 1B		G4-3 K			4	0	0	0	0	2	5				
21 Delmon Young, R (1.7) OBP: 0.292, SLG: 0.344	G4-3 L5		G4-3		G4-3 1B		G4-3 1B			3	0	0	0	0	1	2				
22 Carlos Gómez, R (8.8) OBP: 0.291, SLG: 0.322	G4-3		G4-3		G4-3 1B		G4-3 1B			1	0	1	1	0	0	0				
8 Nick Punto, S (1.4) OBP: 0.321, SLG: 0.230	G4-3 P3		G4-3 P3		G4-3 1B		G4-3 1B			3	1	0	0	1	0	2				
Inning Stats	R: 4 E: 0 K: 1 S: 21	H: 2 LOB: 1 BB: 4 P: 40	R: 0 E: 0 K: 1 S: 12	H: 1 LOB: 0 BB: 0 P: 18	R: 0 E: 0 K: 1 S: 11	H: 0 LOB: 1 BB: 1 P: 19	R: 0 E: 0 K: 0 S: 8	H: 0 LOB: 0 BB: 0 P: 11	R: 0 E: 0 K: 2 S: 14	H: 1 LOB: 1 BB: 0 P: 19	R: 1 E: 0 K: 0 S: 10	H: 1 LOB: 1 BB: 1 P: 19	R: 1 E: 0 K: 1 S: 10	H: 2 LOB: 2 BB: 0 P: 15	R: 1 E: 0 K: 1 S: 10	H: 2 LOB: 2 BB: 0 P: 15	1B: 5 2B: 2 3B: 0 HR: 0	SF: 0 SAC: 1 DP: 0 HBP: 0	WP: 0 PB: 0 SB: 2 CS: 0	PA: 36
PITCHER	IP WLS BF H R ER SO BB IBB HBP BLK WP HR S P ERA WHIP	IP WLS BF H R ER SO BB IBB HBP BLK WP HR S P ERA WHIP																		
50 John Danks, L (1.1) ERA: 3.91	5.2	L	25	4	4	4	4	5	0	0	0	0	0	0	0	70	114	6.35	1.588	
26 Octavio Dotel, R (6.1) ERA: 3.39	0.1	L	2	0	1	1	1	1	0	0	0	0	0	0	5	9	27.00	3.000		
37 Matt Thornton, L (7.1) ERA: 2.48	1.0	L	4	1	0	0	0	0	0	0	0	0	0	0	8	13	0.00	1.000		
45 Bobby Jenks, R (8.1) ERA: 3.34	1.0	L	5	2	1	1	1	0	0	0	0	0	0	0	10	15	9.00	2.000		

Batter	1	2	3	4	5	6	7	8	9	AB	R	H	RBI	BB	SO	LOB	TOP						
22 Scott Podsednik, L (1, 7) OBP: 0.358, SLG: 0.388										6	1	1	1	0	1	6	Chicago White Sox @ Minnesota Twins Hubert H. Humphrey Metrodome, Minneapolis, MN Sat Jul 11 2009, 7:10 PM EDT Att: 41,146 - Dome - 70 F livebaseballscorecards.com						
10 Alexei Ramirez, R (1, 6) OBP: 0.331, SLG: 0.414									3	1	1	0	2	0	1								
23 Jermaine Dye, R (1, 9) OBP: 0.377, SLG: 0.571									4	2	2	0	1	0	2								
25 Jim Thome, L (1, 10) OBP: 0.401, SLG: 0.479									4	0	1	4	1	1	3								
14 Paul Konerko, R (1, 3) OBP: 0.359, SLG: 0.519									5	0	2	1	0	0	2								
12 A.J. Pierzynski, L (1, 2) OBP: 0.335, SLG: 0.470									5	0	0	0	0	1	4								
5 Jayson Nix, R (1, 4) OBP: 0.294, SLG: 0.468									5	1	2	0	0	0	2								
15 Gordon Beckham, R (1, 5) OBP: 0.331, SLG: 0.412									4	3	3	0	1	1	1								
32 Brian Anderson, R (1, 8) OBP: 0.319, SLG: 0.315									4	0	2	2	1	0	2								
Inning Stats	R: 1 H: 1 E: 0 K: 0 S: 11	H: 1 LOB: 1 BB: 1 P: 19	R: 2 H: 3 E: 0 K: 0 S: 9	H: 3 LOB: 1 BB: 0 P: 12	R: 0 H: 0 E: 0 K: 1 S: 7	H: 0 LOB: 0 BB: 0 P: 12	R: 1 H: 2 E: 0 K: 0 S: 10	H: 2 LOB: 1 BB: 1 P: 14	R: 1 H: 2 E: 0 K: 0 S: 16	H: 2 LOB: 2 BB: 1 P: 30	R: 3 H: 2 E: 0 K: 0 S: 22	H: 2 LOB: 2 BB: 3 P: 41	R: 0 H: 1 E: 0 K: 0 S: 12	H: 1 LOB: 1 BB: 0 P: 14	R: 0 H: 2 E: 0 K: 0 S: 8	H: 2 LOB: 1 BB: 0 P: 14	R: 0 H: 1 E: 0 K: 3 S: 14	H: 1 LOB: 2 BB: 1 P: 21	1B: 9 2B: 6 3B: 0 HR: 0	SF: 0 SAC: 0 DP: 1 HBP: 0	WP: 0 PB: 0 CS: 3	PA: 46	
PITCHER	IP WLS BF H R ER SO BB IBB HBP BLK WP HR S P ERA WHIP	IP WLS BF H R ER SO BB IBB HBP BLK WP HR S P ERA WHIP	IP WLS BF H R ER SO BB IBB HBP BLK WP HR S P ERA WHIP	IP WLS BF H R ER SO BB IBB HBP BLK WP HR S P ERA WHIP	IP WLS BF H R ER SO BB IBB HBP BLK WP HR S P ERA WHIP	IP WLS BF H R ER SO BB IBB HBP BLK WP HR S P ERA WHIP	IP WLS BF H R ER SO BB IBB HBP BLK WP HR S P ERA WHIP	IP WLS BF H R ER SO BB IBB HBP BLK WP HR S P ERA WHIP	IP WLS BF H R ER SO BB IBB HBP BLK WP HR S P ERA WHIP	IP WLS BF H R ER SO BB IBB HBP BLK WP HR S P ERA WHIP	IP WLS BF H R ER SO BB IBB HBP BLK WP HR S P ERA WHIP	IP WLS BF H R ER SO BB IBB HBP BLK WP HR S P ERA WHIP	IP WLS BF H R ER SO BB IBB HBP BLK WP HR S P ERA WHIP	IP WLS BF H R ER SO BB IBB HBP BLK WP HR S P ERA WHIP	IP WLS BF H R ER SO BB IBB HBP BLK WP HR S P ERA WHIP	IP WLS BF H R ER SO BB IBB HBP BLK WP HR S P ERA WHIP	IP WLS BF H R ER SO BB IBB HBP BLK WP HR S P ERA WHIP	IP WLS BF H R ER SO BB IBB HBP BLK WP HR S P ERA WHIP	IP WLS BF H R ER SO BB IBB HBP BLK WP HR S P ERA WHIP	IP WLS BF H R ER SO BB IBB HBP BLK WP HR S P ERA WHIP	IP WLS BF H R ER SO BB IBB HBP BLK WP HR S P ERA WHIP	IP WLS BF H R ER SO BB IBB HBP BLK WP HR S P ERA WHIP	IP WLS BF H R ER SO BB IBB HBP BLK WP HR S P ERA WHIP
15 Glen Perkins, L (1, 1) ERA: 4.71	4.1	L	23	8	5	5	1	2	0	0	0	0	0	0	0	0	10.38	2.308					
39 R.A. Dickey, R (5, 1) ERA: 3.25	1.1		7	0	3	3	0	3	0	0	0	0	0	0	0	0	20.25	2.250					
52 Brian Duensing, L (6, 1) ERA: 5.4	2.1		11	5	0	0	0	0	0	0	0	0	0	0	0	0	0.00	2.143					
50 Jose Mijares, L (9, 1) ERA: 1.91	1.0		5	1	0	0	3	1	0	0	0	0	0	0	0	0	0.00	2.000					

Batter	1	2	3	4	5	6	7	8	9	AB	R	H	RBI	BB	SO	LOB	BOTTOM						
2 Denard Span, L (1, 7) OBP: 0.375, SLG: 0.375										5	1	2	0	0	1	3	Chicago White Sox @ Minnesota Twins Hubert H. Humphrey Metrodome, Minneapolis, MN Sat Jul 11 2009, 7:10 PM EDT Att: 41,146 - Dome - 70 F livebaseballscorecards.com						
23 Brendan Harris, R (1, 6) OBP: 0.313, SLG: 0.369										4	0	1	0	0	1								
7 Joe Mauer, L (1, 2) OBP: 0.455, SLG: 0.636										4	0	0	1	0	2								
33 Justin Morneau, L (1, 3) OBP: 0.390, SLG: 0.574										4	1	1	0	0	2	1							
16 Jason Kubel, L (1, 10) OBP: 0.368, SLG: 0.546										4	1	1	0	0	0	0							
5 Michael Cuddyer, R (1, 9) OBP: 0.353, SLG: 0.510										4	1	1	0	0	2	2							
24 Joe Crede, R (1, 5) OBP: 0.296, SLG: 0.453										4	2	2	4	0	0	1							
20 Matt Tolbert, S (9, PR) OBP: 0.272, SLG: 0.225										0	1	0	0	0	0	0							
22 Carlos Gómez, R (1, 8) OBP: 0.281, SLG: 0.328										3	0	1	0	0	0	0							
32 Brian Buscher, L (9, PH) OBP: 0.350, SLG: 0.310										0	0	0	0	0	0	0							
8 Nick Punto, S (1, 4) OBP: 0.316, SLG: 0.226										3	0	0	0	0	2	1							
58 Jose Morales, S (9, PH) OBP: 0.397, SLG: 0.403										1	0	1	2	0	0	0							
21 Delmon Young, R (9, PR) OBP: 0.292, SLG: 0.344										0	0	0	0	0	0	0							
Inning Stats	R: 0 H: 0 E: 0 K: 1 S: 8	H: 0 LOB: 0 BB: 0 P: 11	R: 0 H: 0 E: 0 K: 1 S: 7	H: 0 LOB: 0 BB: 0 P: 11	R: 0 H: 0 E: 0 K: 1 S: 7	H: 0 LOB: 0 BB: 0 P: 10	R: 0 H: 1 E: 0 K: 0 S: 6	H: 1 LOB: 0 BB: 0 P: 7	R: 3 H: 4 E: 0 K: 2 S: 19	H: 4 LOB: 1 BB: 0 P: 29	R: 0 H: 0 E: 0 K: 1 S: 9	H: 0 LOB: 0 BB: 0 P: 12	R: 1 H: 1 E: 0 K: 0 S: 9	H: 1 LOB: 0 BB: 0 P: 14	R: 1 H: 2 E: 0 K: 2 S: 10	H: 2 LOB: 1 BB: 0 P: 12	R: 2 H: 2 E: 1 K: 0 S: 18	H: 2 LOB: 2 BB: 0 P: 25	1B: 6 2B: 2 3B: 0 HR: 2	SF: 0 SAC: 0 DP: 2 HBP: 1	WP: 0 PB: 0 CS: 0	PA: 37	
PITCHER	IP WLS BF H R ER SO BB IBB HBP BLK WP HR S P ERA WHIP	IP WLS BF H R ER SO BB IBB HBP BLK WP HR S P ERA WHIP	IP WLS BF H R ER SO BB IBB HBP BLK WP HR S P ERA WHIP	IP WLS BF H R ER SO BB IBB HBP BLK WP HR S P ERA WHIP	IP WLS BF H R ER SO BB IBB HBP BLK WP HR S P ERA WHIP	IP WLS BF H R ER SO BB IBB HBP BLK WP HR S P ERA WHIP	IP WLS BF H R ER SO BB IBB HBP BLK WP HR S P ERA WHIP	IP WLS BF H R ER SO BB IBB HBP BLK WP HR S P ERA WHIP	IP WLS BF H R ER SO BB IBB HBP BLK WP HR S P ERA WHIP	IP WLS BF H R ER SO BB IBB HBP BLK WP HR S P ERA WHIP	IP WLS BF H R ER SO BB IBB HBP BLK WP HR S P ERA WHIP	IP WLS BF H R ER SO BB IBB HBP BLK WP HR S P ERA WHIP	IP WLS BF H R ER SO BB IBB HBP BLK WP HR S P ERA WHIP	IP WLS BF H R ER SO BB IBB HBP BLK WP HR S P ERA WHIP	IP WLS BF H R ER SO BB IBB HBP BLK WP HR S P ERA WHIP	IP WLS BF H R ER SO BB IBB HBP BLK WP HR S P ERA WHIP	IP WLS BF H R ER SO BB IBB HBP BLK WP HR S P ERA WHIP	IP WLS BF H R ER SO BB IBB HBP BLK WP HR S P ERA WHIP	IP WLS BF H R ER SO BB IBB HBP BLK WP HR S P ERA WHIP	IP WLS BF H R ER SO BB IBB HBP BLK WP HR S P ERA WHIP	IP WLS BF H R ER SO BB IBB HBP BLK WP HR S P ERA WHIP	IP WLS BF H R ER SO BB IBB HBP BLK WP HR S P ERA WHIP	IP WLS BF H R ER SO BB IBB HBP BLK WP HR S P ERA WHIP
34 Gavin Floyd, R (1, 1) ERA: 4.44	7.2	W	30	8	5	5	0	0	0	0	0	0	0	0	0	0	10.33	1.043					
45 Bobby Jenks, R (8, 1) ERA: 3.45	1.1	S	7	2	2	1	1	0	0	0	0	0	0	0	0	0	6.75	1.500					



Batter	1	2	3	4	5	6	7	8	9	AB	R	H	RBI	BB	SO	LOB	TOP					
1 Brian Roberts, S OBP: 0.344, SLG: 0.437	G5-3		21 HR					21 2B	F7	4	3	2	0	2	0	0						
21 Nick Markakis, L OBP: 0.349, SLG: 0.452	K			G4-3						5	2	2	2	0	2	4						
Adam Jones, R OBP: 0.358, SLG: 0.489	K		F7							5	2	2	3	0	1	0						
17 Aubrey Huff, L OBP: 0.328, SLG: 0.426		P4	F9							5	0	2	1	0	0	0						
30 Luke Scott, L OBP: 0.377, SLG: 0.580	P4			G3						5	0	0	0	0	2	3						
6 Melvin Mora, R OBP: 0.335, SLG: 0.346	14 2B			32 FC6-4						4	1	3	0	1	0	1						
14 Nolan Reimold, R OBP: 0.338, SLG: 0.451										4	0	2	0	1	1	2						
32 Matt Wieters, S OBP: 0.303, SLG: 0.389				FC6-4						5	0	0	0	0	2	8						
3 Cesar Izturis, S OBP: 0.292, SLG: 0.325			G4-3							5	0	1	1	0	0	1						
Inning Stats	R: 0 E: 0 K: 2 S: 7	H: 0 LOB: 0 BB: 0 P: 10	R: 0 E: 0 K: 0 S: 10	H: 1 LOB: 2 BB: 1 P: 18	R: 2 E: 0 K: 0 S: 12	H: 2 LOB: 0 BB: 0 P: 18	R: 1 E: 0 K: 0 S: 19	H: 3 LOB: 3 BB: 1 P: 26	R: 0 E: 0 K: 1 S: 14	H: 1 LOB: 3 BB: 1 P: 25	R: 2 E: 0 K: 2 S: 16	H: 3 LOB: 1 BB: 0 P: 20	R: 0 E: 0 K: 2 S: 10	H: 1 LOB: 0 BB: 0 P: 15	R: 3 E: 1 K: 0 S: 14	H: 3 LOB: 1 BB: 1 P: 25	R: 0 E: 0 K: 1 S: 13	H: 0 LOB: 0 BB: 0 P: 18	1B: 6 2B: 6 3B: 0 HR: 2	SF: 0 SAC: 0 DP: 0 HBP: 0	WP: 0 PB: 0 SB: 0 CS: 0	PA: 46
PITCHER	IP	WLS	BF	H	R	ER	SO	BB	IBB	HBP	BLK	WP	HR	S	P	ERA	WHIP					
50 John Danks, L ERA: 3.98	5.0	W	26	7	3	3	3	3	0	0	0	0	1	62	97	5.40	2.000					
71 Scott Linebrink, R ERA: 2.41	1.0	H	6	3	2	2	2	0	0	0	0	0	1	16	20	18.00	3.000					
26 Octavio Dotel, R ERA: 3.28	1.0		4	1	0	0	2	0	0	0	0	0	0	15	15	0.00	1.000					
37 Matt Thornton, L ERA: 3.13	1.0		7	3	3	3	0	1	0	0	0	0	0	14	25	27.00	4.000					
57 Ramon Pena, R ERA: 4.38	1.0		3	0	0	0	1	0	0	0	0	0	0	13	18	0.00	0.000					

Baltimore Orioles @ Chicago White Sox
U.S. Cellular Field, Chicago, IL

AB 42
R 8
H 14
RBI 7
BB 4
SO 8
LOB 19



WP: 0 PA: 46
PB: 0
SB: 0
CS: 0

Batter	1	2	3	4	5	6	7	8	9	AB	R	H	RBI	BB	SO	LOB	BOTTOM				
22 Scott Podsednik, L OBP: 0.366, SLG: 0.390	G5-4-3		23 E							3	3	3	0	2	0	0					
10 Alexei Ramirez, R OBP: 0.325, SLG: 0.413	F8		SF8							2	1	0	2	1	1	2					
23 Jermaine Dye, R OBP: 0.378, SLG: 0.588	G5-4-3		E6							3	2	1	1	1	1	2					
25 Jim Thome, L OBP: 0.404, SLG: 0.518		F7	K							4	2	2	7	1	1	1					
14 Paul Konerko, R OBP: 0.356, SLG: 0.522				G6-3						5	1	2	1	0	0	0					
12 A.J. Pierzynski, L OBP: 0.325, SLG: 0.457										5	0	1	0	0	1	2					
17 Chris Getz, L OBP: 0.320, SLG: 0.365										4	1	2	0	1	0	2					
15 Gordon Beckham, R OBP: 0.353, SLG: 0.430										3	2	2	1	1	0	2					
31 Dewayne Wise, L OBP: 0.237, SLG: 0.275										5	0	0	0	0	1	7					
Inning Stats	R: 0 E: 0 K: 0 S: 5	H: 1 LOB: 0 BB: 0 P: 8	R: 1 E: 0 K: 1 S: 14	H: 1 LOB: 0 BB: 0 P: 20	R: 2 E: 1 K: 1 S: 13	H: 2 LOB: 1 BB: 0 P: 20	R: 0 E: 0 K: 0 S: 13	H: 2 LOB: 2 BB: 0 P: 15	R: 3 E: 1 K: 1 S: 23	H: 3 LOB: 2 BB: 2 P: 40	R: 4 E: 0 K: 0 S: 11	H: 1 LOB: 0 BB: 0 P: 26	R: 2 E: 0 K: 1 S: 17	H: 2 LOB: 1 BB: 1 P: 29	R: 0 E: 0 K: 1 S: 18	H: 1 LOB: 3 BB: 2 P: 29	1B: 6 2B: 4 3B: 0 HR: 3	SF: 2 SAC: 0 DP: 1 HBP: 2	WP: 0 PB: 0 SB: 1 CS: 0	PA: 45	
PITCHER	IP	WLS	BF	H	R	ER	SO	BB	IBB	HBP	BLK	WP	HR	S	P	ERA	WHIP				
49 Jason Berken, R ERA: 6.44	1.0	L	22	7	6	6	3	2	0	0	0	0	0	19	36	18.00	4.000				
34 Matt Albers, R ERA: 3.96	0.2		4	1	2	2	0	0	0	1	0	0	1	7	12	27.00	1.500				
28 Danys Baez, R ERA: 4.6	0.1		4	2	2	2	0	1	0	0	0	0	0	11	20	54.00	9.000				
51 Rich Hill, L ERA: 7.22	1.2		8	1	0	0	2	2	0	0	0	0	0	24	38	0.00	1.800				

Baltimore Orioles @ Chicago White Sox
U.S. Cellular Field, Chicago, IL

AB 34
R 12
H 13
RBI 12
BB 7
SO 5
LOB 18



WP: 0 PA: 45
PB: 0
SB: 1
CS: 0

Fri Jul 17 2009, 8:11 PM EDT
Att: 32,013 - Overcast - 58 F

Batter	1	2	3	4	5	6	7	8	9	AB	R	H	RBI	BB	SO	LOB	TOP			
1 Brian Roberts, S OBP: 0.347, SLG: 0.439										5	0	3	1	0	1	0	<p>Baltimore Orioles @ Chicago White Sox U.S. Cellular Field, Chicago, IL Sat Jul 18 2009, 4:05 PM EDT Att: 32,881 - Partly Cloudy - 68 F</p> <p>AB 38 R 3 H 12 RBI 3 BB 0 SO 7 LOB 20</p>			
21 Nick Markakis, L OBP: 0.350, SLG: 0.454										5	0	2	0	0	0	4				
Adam Jones, R OBP: 0.357, SLG: 0.486										4	0	1	0	0	1	2				
17 Aubrey Huff, L OBP: 0.324, SLG: 0.421										4	0	0	0	0	1	5				
23 Ty Wigginton, R OBP: 0.307, SLG: 0.396										4	1	2	0	0	1	3				
6 Melvin Mora, R OBP: 0.333, SLG: 0.348										4	1	1	0	0	0	2				
14 Nolan Reimold, R OBP: 0.342, SLG: 0.458										4	1	2	2	0	0	0				
32 Matt Wieters, S OBP: 0.294, SLG: 0.376										4	0	0	0	0	2	2				
3 Cesar Izturis, S OBP: 0.292, SLG: 0.325										3	0	1	0	0	0	1				
30 Luke Scott, L OBP: 0.375, SLG: 0.577										1	0	0	0	0	1	1				
Inning Stats	R: 0 E: 0 K: 0 S: 10	H: 1 LOB: 1 BB: 0 P: 16	R: 1 E: 0 K: 0 S: 16	H: 2 LOB: 1 BB: 0 P: 25	R: 0 E: 0 K: 2 S: 10	H: 1 LOB: 0 BB: 0 P: 14	R: 0 E: 0 K: 0 S: 6	H: 0 LOB: 0 BB: 0 P: 7	R: 0 E: 0 K: 1 S: 9	H: 0 LOB: 0 BB: 0 P: 16	R: 0 E: 0 K: 1 S: 7	H: 0 LOB: 0 BB: 0 P: 9	R: 0 E: 0 K: 1 S: 19	H: 3 LOB: 3 BB: 0 P: 31	R: 2 E: 0 K: 2 S: 15	H: 3 LOB: 1 BB: 0 P: 20	1B: 8 2B: 4 3B: 0 HR: 0	SF: 0 SAC: 0 DP: 1 HBP: 0	WP: 0 PB: 0 CS: 0	PA: 38
PITCHER	IP WLS BF H R ER SO BB IBB HBP BLK WP HR S P ERA WHIP																			
56 Mark Buehrle, L ERA: 3.52	(1, 1) 7.1 W 29 8 1 1 4 0 0 0 0 0 0 0 73 110 1.23 1.091																			
71 Scott Linebrink, R ERA: 2.41	(8, 1) 0.0 1 1 0 0 0 0 0 0 0 0 0 0 3 5 ∞ ∞																			
37 Matt Thornton, L ERA: 3.08	(8, 1) 0.2 H 2 0 0 0 1 0 0 0 0 0 0 0 8 12 0.00 0.000																			
45 Bobby Jenks, R ERA: 3.94	(9, 1) 1.0 S 6 3 2 2 2 0 0 0 0 0 0 0 15 20 18.00 3.000																			

Batter	1	2	3	4	5	6	7	8	9	AB	R	H	RBI	BB	SO	LOB	BOTTOM			
22 Scott Podsednik, L OBP: 0.365, SLG: 0.386										3	0	0	0	1	1	1	<p>Baltimore Orioles @ Chicago White Sox U.S. Cellular Field, Chicago, IL Sat Jul 18 2009, 4:05 PM EDT Att: 32,881 - Partly Cloudy - 68 F</p> <p>AB 33 R 4 H 11 RBI 4 BB 2 SO 3 LOB 14</p>			
10 Alexei Ramirez, R OBP: 0.332, SLG: 0.414										4	1	1	0	0	0	1				
23 Jermaine Dye, R OBP: 0.377, SLG: 0.574										4	1	1	2	0	0	3				
25 Jim Thome, L OBP: 0.408, SLG: 0.524										3	1	2	0	1	0	0				
14 Paul Konerko, R OBP: 0.355, SLG: 0.519										4	0	1	0	0	1	4				
12 A.J. Pierzynski, L OBP: 0.324, SLG: 0.454										4	1	1	1	0	0	1				
17 Chris Getz, L OBP: 0.322, SLG: 0.364										3	0	1	0	0	0	0				
15 Gordon Beckham, R OBP: 0.364, SLG: 0.440										4	0	3	1	0	0	2				
31 Dewayne Wise, L OBP: 0.240, SLG: 0.287										3	0	1	0	0	1	1				
32 Brian Anderson, R OBP: 0.319, SLG: 0.315										1	0	0	0	0	0	1				
Inning Stats	R: 0 E: 0 K: 0 S: 8	H: 0 LOB: 0 BB: 0 P: 11	R: 0 E: 0 K: 0 S: 8	H: 1 LOB: 2 BB: 0 P: 13	R: 0 E: 0 K: 1 S: 11	H: 1 LOB: 2 BB: 2 P: 21	R: 0 E: 0 K: 0 S: 10	H: 1 LOB: 1 BB: 0 P: 14	R: 4 E: 1 K: 0 S: 16	H: 6 LOB: 2 BB: 0 P: 22	R: 0 E: 0 K: 0 S: 7	H: 1 LOB: 1 BB: 0 P: 10	R: 0 E: 0 K: 1 S: 8	H: 0 LOB: 0 BB: 0 P: 14	R: 0 E: 0 K: 1 S: 10	H: 1 LOB: 1 BB: 0 P: 16	1B: 7 2B: 3 3B: 0 HR: 1	SF: 0 SAC: 1 DP: 0 HBP: 1	WP: 0 PB: 0 CS: 0	PA: 37
PITCHER	IP WLS BF H R ER SO BB IBB HBP BLK WP HR S P ERA WHIP																			
35 Brad Bergesen, R ERA: 3.91	(1, 1) 6.0 L 30 1 1 1 1 0 0 0 0 0 0 1 60 91 3.00 1.833																			
27 Mark Hendrickson, L ERA: 4.47	(7, 1) 1.0 3 0 0 0 1 0 0 0 0 0 0 8 14 0.00 0.000																			
52 George Sherrill, L ERA: 2.36	(8, 1) 1.0 4 1 0 0 1 0 0 0 0 0 0 10 16 0.00 1.000																			

Batter	1	2	3	4	5	6	7	8	9	AB R H RBI BB SO LOB	TOP											
1 Brian Roberts, S OBP: 0.345, SLG: 0.436										5 1 1 0 0 1 1	<p>Baltimore Orioles @ Chicago White Sox U.S. Cellular Field, Chicago, IL</p> <p>Sun Jul 19 2009, 2:05 PM EDT Att: 32,069 - Overcast - 68 F</p> <p>livebaseballscorecards.com</p> <p>AB 36 R 10 H 11 RBI 7 BB 7 SO 5 LOB 15</p>											
Adam Jones, R OBP: 0.357, SLG: 0.483										4 1 1 0 1 2 2												
21 Nick Markakis, L OBP: 0.351, SLG: 0.451										3 1 0 0 2 0 1												
17 Aubrey Huff, L OBP: 0.325, SLG: 0.424										5 2 2 0 0 0 2												
6 Melvin Mora, R OBP: 0.335, SLG: 0.347										4 2 1 0 0 0 0												
30 Luke Scott, L OBP: 0.380, SLG: 0.579										3 2 1 2 2 0 0												
14 Nolan Reimold, R OBP: 0.348, SLG: 0.456										3 0 1 1 1 2 3												
9 Gregg Zaun, S OBP: 0.356, SLG: 0.396										4 1 3 4 1 0 0												
3 Cesar Izturis, S OBP: 0.290, SLG: 0.321										5 0 1 0 0 0 6												
Inning Stats	R: 1 E: 1 K: 1 S: 7	H: 1 LOB: 0 BB: 0 P: 9	R: 0 E: 0 K: 0 S: 16	H: 0 LOB: 2 BB: 1 P: 27	R: 0 E: 0 K: 0 S: 11	H: 0 LOB: 1 BB: 2 P: 22	R: 0 E: 0 K: 0 S: 13	H: 2 LOB: 2 BB: 0 P: 21	R: 5 E: 0 K: 0 S: 18	H: 3 LOB: 1 BB: 3 P: 39		R: 0 E: 0 K: 2 S: 8	H: 0 LOB: 1 BB: 0 P: 13	R: 0 E: 0 K: 1 S: 7	H: 0 LOB: 1 BB: 1 P: 15	R: 0 E: 0 K: 0 S: 9	H: 1 LOB: 1 BB: 0 P: 14	R: 4 E: 0 K: 1 S: 22	H: 4 LOB: 0 BB: 0 P: 33	1B: 8 2B: 2 HR: 1	SF: 0 SAC: 0 DP: 2 HBP: 2	WP: 2 PB: 0 SB: 3 CS: 0
PITCHER	IP WLS BF H R ER SO BB IBB HBP BLK WP HR S P ERA WHIP	IP WLS BF H R ER SO BB IBB HBP BLK WP HR S P ERA WHIP											IP WLS BF H R ER SO BB IBB HBP BLK WP HR S P ERA WHIP									
52 Jose Contreras, R ERA: 4.75	4.1 L 23 5 5 4 1 4 0 2 0 2 0 58 99 8.31 2.077																					
49 Aaron Poreda, L ERA: 2.45	0.0 2 0 0 0 0 2 0 0 0 0 0 2 10 -- --																					
D.J. Carrasco, R ERA: 3.55	3.2 13 2 1 1 3 1 0 0 0 0 0 29 51 2.46 0.818																					
57 Ramon Pena, R ERA: 5.21	1.0 7 4 4 4 1 0 0 0 0 0 1 22 33 36.00 4.000																					

Batter	1	2	3	4	5	6	7	8	9	AB R H RBI BB SO LOB	BOTTOM											
22 Scott Podsednik, L OBP: 0.361, SLG: 0.381										3 0 0 0 0 1 1	<p>Baltimore Orioles @ Chicago White Sox U.S. Cellular Field, Chicago, IL</p> <p>Sun Jul 19 2009, 2:05 PM EDT Att: 32,069 - Overcast - 68 F</p> <p>livebaseballscorecards.com</p> <p>AB 30 R 2 H 4 RBI 2 BB 2 SO 7 LOB 6</p>											
5 Jayson Nix, R OBP: 0.289, SLG: 0.459										1 0 0 0 0 1 0												
10 Alexei Ramirez, R OBP: 0.330, SLG: 0.410										3 0 0 0 0 0 1												
32 Brian Anderson, R OBP: 0.322, SLG: 0.319										1 0 0 0 0 0 1												
23 Jermaine Dye, R OBP: 0.374, SLG: 0.588										3 0 1 0 1 1 0												
7 Josh Fields, R OBP: 0.308, SLG: 0.350										4 0 0 0 0 1 3												
25 Jim Thome, L OBP: 0.410, SLG: 0.522										3 1 1 1 0 0 0												
14 Paul Konerko, R OBP: 0.351, SLG: 0.512										3 0 0 0 0 1 0												
17 Chris Getz, L OBP: 0.322, SLG: 0.376										3 1 1 1 0 1 0												
15 Gordon Beckham, R OBP: 0.357, SLG: 0.430										2 0 0 0 1 0 0												
31 Dewayne Wise, L OBP: 0.243, SLG: 0.320																						
27 Ramon Castro, R OBP: 0.309, SLG: 0.404																						
Inning Stats	R: 0 E: 0 K: 0 S: 9	H: 0 LOB: 0 BB: 0 P: 15	R: 0 E: 0 K: 1 S: 9	H: 0 LOB: 0 BB: 0 P: 14	R: 1 E: 0 K: 1 S: 8	H: 1 LOB: 0 BB: 0 P: 10	R: 0 E: 0 K: 1 S: 7	H: 1 LOB: 1 BB: 0 P: 14	R: 0 E: 0 K: 1 S: 7	H: 0 LOB: 0 BB: 0 P: 10	R: 0 E: 0 K: 1 S: 7	H: 0 LOB: 0 BB: 1 P: 12	R: 0 E: 0 K: 0 S: 10	H: 0 LOB: 0 BB: 0 P: 15	R: 1 E: 0 K: 0 S: 12	H: 1 LOB: 0 BB: 0 P: 18	R: 0 E: 0 K: 2 S: 12	H: 1 LOB: 2 BB: 1 P: 19	1B: 2 2B: 0 3B: 0 HR: 2	SF: 0 SAC: 0 DP: 1 HBP: 0	WP: 0 PB: 0 SB: 0 CS: 0	PA: 32
PITCHER	IP WLS BF H R ER SO BB IBB HBP BLK WP HR S P ERA WHIP	IP WLS BF H R ER SO BB IBB HBP BLK WP HR S P ERA WHIP											IP WLS BF H R ER SO BB IBB HBP BLK WP HR S P ERA WHIP									
46 Jeremy Guthrie, R ERA: 5.12	8.0 W 27 3 2 2 5 1 0 0 0 0 0 69 108 2.25 0.500																					
43 Jim Johnson, R ERA: 2.93	1.0 5 1 0 0 2 1 0 0 0 0 0 12 19 0.00 2.000																					

Batter	1	2	3	4	5	6	7	8	9	AB	R	H	RBI	BB	SO	LOB	TOP								
2 B.J. Upton, R OBP: 0.328, SLG: 0.378										3	0	0	0	1	1	0	<p>Tampa Bay Rays @ Chicago White Sox U.S. Cellular Field, Chicago, IL Mon Jul 20 2009, 8:11 PM EDT Att: 39,024 - Clear - 68 F</p> <p>livebaseballscorecards.com</p>								
13 Carl Crawford, L OBP: 0.374, SLG: 0.447										3	1	2	1	1	0	0									
3 Evan Longoria, R OBP: 0.357, SLG: 0.535										4	1	1	1	0	2	3									
23 Carlos Pena, L OBP: 0.362, SLG: 0.509										3	0	0	0	1	2	0									
18 Ben Zobrist, S OBP: 0.418, SLG: 0.597										4	1	1	1	0	2	1									
5 Pat Burrell, R OBP: 0.338, SLG: 0.356										3	0	0	0	0	1	2									
19 Gabe Kapler, R OBP: 0.344, SLG: 0.496										0	0	0	0	0	0	0									
16 Willy Aybar, S OBP: 0.374, SLG: 0.469										4	0	1	0	0	0	0									
30 Dioner Navarro, S OBP: 0.248, SLG: 0.324										0	0	0	0	0	0	0									
41 Michel Hernandez, R OBP: 0.291, SLG: 0.329										3	0	0	0	0	0	0									
26 Gabe Gross, L OBP: 0.385, SLG: 0.424										0	0	0	0	1	0	0									
8 Jason Bartlett, R OBP: 0.392, SLG: 0.523										4	0	1	0	0	2	3									
Inning Stats	R: 0 E: 0 K: 1 S: 8	H: 0 LOB: 0 BB: 1 P: 14	R: 1 E: 0 K: 2 S: 11	H: 1 LOB: 0 BB: 0 P: 18	R: 0 E: 0 K: 1 S: 7	H: 0 LOB: 0 BB: 0 P: 12	R: 1 E: 0 K: 0 S: 9	H: 1 LOB: 1 BB: 0 P: 17	R: 0 E: 0 K: 1 S: 7	H: 0 LOB: 0 BB: 0 P: 10	R: 1 E: 0 K: 0 S: 8	H: 1 LOB: 0 BB: 0 P: 14	R: 0 E: 0 K: 2 S: 9	H: 0 LOB: 0 BB: 0 P: 14	R: 0 E: 0 K: 1 S: 13	H: 2 LOB: 2 BB: 1 P: 23	R: 0 E: 0 K: 3 S: 15	H: 1 LOB: 3 BB: 2 P: 28	1B: 3 2B: 0 3B: 0 HR: 3	SF: 0 SAC: 0 DP: 0 HBP: 0	WP: 0 PB: 0 SB: 2 CS: 2	PA: 36			
PITCHER	IP	WLS	BF	H	R	ER	SO	BB	IBB	HBP	BLK	WP	HR	S	P	ERA	WHIP								
34 Gavin Floyd, R ERA: 4.4	7.0	W	25	3	3	3	7	2	0	0	0	0	2	59	99	3.86	0.714								
71 Scott Linebrink, R ERA: 2.39	0.1	H	3	1	0	0	0	1	0	0	0	0	0	7	15	0.00	6.000								
37 Matt Thornton, L ERA: 3.03	0.2	H	2	1	0	0	1	0	0	0	0	0	0	6	8	0.00	1.500								
45 Bobby Jenks, R ERA: 3.82	1.0	S	6	1	0	0	3	2	0	0	0	0	0	15	28	0.00	3.000								

Batter	1	2	3	4	5	6	7	8	9	AB	R	H	RBI	BB	SO	LOB	BOTTOM								
22 Scott Podsednik, L OBP: 0.370, SLG: 0.396										3	2	3	0	1	0	0	<p>Tampa Bay Rays @ Chicago White Sox U.S. Cellular Field, Chicago, IL Mon Jul 20 2009, 8:11 PM EDT Att: 39,024 - Clear - 68 F</p> <p>livebaseballscorecards.com</p>								
10 Alexei Ramirez, R OBP: 0.329, SLG: 0.408										4	1	1	0	0	0	3									
23 Jermaine Dye, R OBP: 0.372, SLG: 0.564										4	0	1	1	0	2	5									
14 Paul Konerko, R OBP: 0.353, SLG: 0.521										4	1	2	3	0	1	3									
12 A.J. Pierzynski, L OBP: 0.323, SLG: 0.451										4	0	1	0	0	0	2									
20 Carlos Quentin, R OBP: 0.323, SLG: 0.452										4	0	1	0	0	1	2									
31 Dewayne Wise, L OBP: 0.243, SLG: 0.320										0	0	0	0	0	0	0									
15 Gordon Beckham, R OBP: 0.361, SLG: 0.427										3	0	1	0	1	0	2									
5 Jayson Nix, R OBP: 0.288, SLG: 0.447										3	0	0	0	1	0	3									
7 Josh Fields, R OBP: 0.305, SLG: 0.346										3	0	0	0	0	3	2									
25 Jim Thome, L OBP: 0.408, SLG: 0.519										1	0	0	0	0	0	2									
Inning Stats	R: 1 E: 0 K: 1 S: 13	H: 2 LOB: 2 BB: 1 P: 24	R: 0 E: 0 K: 1 S: 9	H: 0 LOB: 0 BB: 0 P: 15	R: 3 E: 0 K: 1 S: 14	H: 3 LOB: 0 BB: 0 P: 20	R: 0 E: 0 K: 1 S: 7	H: 0 LOB: 0 BB: 1 P: 14	R: 0 E: 0 K: 1 S: 14	H: 1 LOB: 1 BB: 0 P: 19	R: 0 E: 0 K: 1 S: 12	H: 2 LOB: 2 BB: 0 P: 16	R: 0 E: 0 K: 1 S: 9	H: 1 LOB: 1 BB: 0 P: 16	R: 0 E: 0 K: 0 S: 11	H: 1 LOB: 2 BB: 1 P: 17	1B: 7 2B: 2 3B: 0 HR: 1	SF: 0 SAC: 0 DP: 2 HBP: 0	WP: 0 PB: 0 SB: 2 CS: 0	PA: 36					
PITCHER	IP	WLS	BF	H	R	ER	SO	BB	IBB	HBP	BLK	WP	HR	S	P	ERA	WHIP								
14 David Price, L ERA: 4.86	6.0	L	27	8	4	4	6	2	0	0	0	0	0	69	108	6.00	1.667								
50 Grant Balfour, R ERA: 4.47	1.0		4	1	0	0	1	0	0	0	0	0	0	9	16	0.00	1.000								
31 Lance Cormier, R ERA: 2.7	0.2		4	1	0	0	0	1	0	0	0	0	0	9	15	0.00	3.000								
36 Randy Choate, L ERA: 1.72	0.1		1	0	0	0	0	0	0	0	0	0	0	2	2	0.00	0.000								

Batter	1	2	3	4	5	6	7	8	9	AB	R	H	RBI	BB	SO	LOB	TOP				
2 B.J. Upton, R OBP: 0.325, SLG: 0.374	G5-3		K		K			G6-4-3		4	0	0	0	0	2	2					
8 Jason Bartlett, R OBP: 0.394, SLG: 0.526	F8		2B		K			1B	1B	4	1	2	0	0	1	0					
3 Evan Longoria, R OBP: 0.359, SLG: 0.533	BB		SF7		K			HBP	HBP	1	1	0	1	1	1	0					
18 Ben Zobrist, S OBP: 0.416, SLG: 0.592	K		F8		L9			1B	1B	4	0	1	0	0	1	2					
5 Pat Burrell, R OBP: 0.340, SLG: 0.353	L3		K		K			BB	BB	2	0	0	1	2	1	0					
16 Willy Aybar, S OBP: 0.368, SLG: 0.460	K		G5-3		G5-3			P4	SF9-3-6	3	0	0	0	0	1	1					
23 Carlos Pena, L OBP: 0.361, SLG: 0.509	K		G5-3		G5-3			SF9-3-6	SF9-3-6	0	0	0	1	0	0	0					
19 Gabe Kapler, R OBP: 0.343, SLG: 0.491	1B		G6-3		G6-3			G5-4-3	G5-4-3	3	0	1	0	0	0	1					
13 Carl Crawford, L OBP: 0.376, SLG: 0.447	1B		G6-3		G6-3			G5-4-3	G5-4-3	0	0	0	0	1	0	0					
11 Joe Dillon, R OBP: 0.364, SLG: 0.379	F7		F7		F8			G5-3	G4-3	3	0	0	0	0	0	1					
26 Gabe Gross, L OBP: 0.353, SLG: 0.421	F7		F7		F8			G5-3	G4-3	1	0	0	0	0	0	2					
30 Dioner Navarro, S OBP: 0.253, SLG: 0.328	1B		G5-3		G5-3			G6-4-3	G6-4-3	3	1	2	0	0	0	0					
Inning Stats	R: 0 H: 0 E: 0 K: 1 S: 10	H: 0 LOB: 1 BB: 1 P: 17	R: 0 H: 1 E: 0 K: 1 S: 12	LOB: 1 BB: 0 P: 18	R: 1 H: 2 E: 0 K: 1 S: 11	LOB: 1 BB: 0 P: 20	R: 0 H: 0 E: 0 K: 1 S: 6	LOB: 0 BB: 0 P: 9	R: 0 H: 0 E: 0 K: 2 S: 8	LOB: 0 BB: 0 P: 14	R: 0 H: 0 E: 0 K: 0 S: 9	LOB: 0 BB: 1 P: 16	R: 0 H: 1 E: 0 K: 0 S: 6	LOB: 0 BB: 0 P: 10	R: 2 H: 2 E: 0 K: 0 S: 9	LOB: 2 BB: 2 P: 20	1B: 5 2B: 2 3B: 0 HR: 0	SF: 2 SAC: 0 DP: 3 HBP: 1	WP: 0 PB: 0 SB: 1 CS: 0	PA: 35	
PITCHER	IP	WLS	BF	H	R	ER	SO	BB	IBB	HBP	BLK	WP	HR	S	P	ERA	WHIP				
54 Clayton Richard, L ERA: 5.0	8.0		28	4	1	1	7	2	0	0	0	0	0	71	116	1.12	0.750				
45 Bobby Jenks, R ERA: 4.24	1.0	L	7	2	2	2	0	2	0	1	0	0	0	9	20	18.00	4.000				

Tampa Bay Rays @ Chicago White Sox
U.S. Cellular Field, Chicago, IL
Tue Jul 21 2009, 8:11 PM EDT
Att: 23,319 - Cloudy - 74 F


AB 28
R 3
H 6
RBI 3
BB 4
SO 7
LOB 9



Batter	1	2	3	4	5	6	7	8	9	AB	R	H	RBI	BB	SO	LOB	BOTTOM					
22 Scott Podsednik, L OBP: 0.365, SLG: 0.390	K		B1-6		G4-3			K		4	0	0	1	0	2	5						
10 Alexei Ramirez, R OBP: 0.328, SLG: 0.406	G1-3		G1-3		K			K		4	0	1	0	0	2	4						
23 Jermaine Dye, R OBP: 0.368, SLG: 0.557	G1-3		G1-3		K			F8		4	0	0	0	0	1	1						
25 Jim Thome, L OBP: 0.403, SLG: 0.511	G3		G6-3		G6-3			K		4	0	0	0	0	1	1						
14 Paul Konerko, R OBP: 0.349, SLG: 0.515	G6-3		F9		F8			G5-3		4	0	0	0	0	0	0						
12 A.J. Pierzynski, L OBP: 0.325, SLG: 0.455	1B		1B		1B			1B		4	1	3	0	0	1	0						
31 Dewayne Wise, L OBP: 0.243, SLG: 0.320	1B		1B		1B			1B		0	0	0	0	0	0	0						
20 Carlos Quentin, R OBP: 0.327, SLG: 0.449	F8		F8		1B			K		3	0	1	0	0	1	2						
17 Chris Getz, L OBP: 0.323, SLG: 0.375	FC6		FC6		FC4			HBP		3	1	1	0	0	0	3						
5 Jayson Nix, R OBP: 0.256, SLG: 0.443	FC6		FC6		FC4			1B		1	0	0	0	0	1	1						
15 Gordon Beckham, R OBP: 0.371, SLG: 0.452	2B		2B		2B			1B		4	0	3	1	0	0	1						
Inning Stats	R: 0 H: 1 E: 0 K: 1 S: 8	H: 1 LOB: 1 BB: 0 P: 10	R: 0 H: 1 E: 0 K: 0 S: 8	LOB: 1 BB: 0 P: 13	R: 0 H: 1 E: 0 K: 0 S: 6	LOB: 0 BB: 0 P: 6	R: 0 H: 0 E: 0 K: 1 S: 9	LOB: 0 BB: 0 P: 13	R: 2 H: 3 E: 0 K: 1 S: 14	LOB: 1 BB: 0 P: 18	R: 0 H: 0 E: 0 K: 0 S: 4	LOB: 0 BB: 0 P: 7	R: 0 H: 2 E: 0 K: 3 S: 15	LOB: 3 BB: 0 P: 22	R: 0 H: 0 E: 0 K: 1 S: 8	LOB: 0 BB: 0 P: 11	R: 0 H: 1 E: 0 K: 2 S: 10	LOB: 1 BB: 0 P: 12	1B: 7 2B: 3 3B: 0 HR: 0	SF: 0 SAC: 0 DP: 1 HBP: 1	WP: 0 PB: 0 SB: 0 CS: 0	PA: 36
PITCHER	IP	WLS	BF	H	R	ER	SO	BB	IBB	HBP	BLK	WP	HR	S	P	ERA	WHIP					
34 Jeff Niemann, R ERA: 3.61	8.0		32	8	2	2	7	0	0	0	0	0	0	72	100	2.25	1.000					
39 J.P. Howell, L ERA: 1.93	1.0	S	4	1	0	0	2	0	0	0	0	0	0	10	12	0.00	1.000					

Tampa Bay Rays @ Chicago White Sox
U.S. Cellular Field, Chicago, IL
Tue Jul 21 2009, 8:11 PM EDT
Att: 23,319 - Cloudy - 74 F

AB 35
R 2
H 9
RBI 2
BB 0
SO 9
LOB 18



Batter	1	2	3	4	5	6	7	8	9	AB	R	H	RBI	BB	SO	LOB	TOP			
2 B.J. Upton, R OBP: 0.323, SLG: 0.372	L8	F9			13 S 1B		F7		K	5	0	1	0	0	1	4	<p>Tampa Bay Rays @ Chicago White Sox</p> <p>U.S. Cellular Field, Chicago, IL</p> <p>Wed Jul 22 2009, 8:11 PM EDT</p> <p>Att: 26,257 - Cloudy - 67 F</p> <p>livebaseballscorecards.com</p>			
13 Carl Crawford, L OBP: 0.374, SLG: 0.444	G4-3		G5-3		P5		G1-3		1B	5	0	1	0	0	0	1				
3 Evan Longoria, R OBP: 0.357, SLG: 0.527			G6-3		G6-3		F7		F8	4	0	0	0	1	0	3				
23 Carlos Pena, L OBP: 0.360, SLG: 0.506	F8				P6				K	4	0	1	0	0	1	2				
18 Ben Zobrist, S OBP: 0.417, SLG: 0.589		K			F7					3	1	1	0	1	1	1				
5 Pat Burrell, R OBP: 0.343, SLG: 0.370		30 FC3-6 26 BB 1B			HR		F8		K	4	1	2	1	0	1	2				
26 Gabe Gross, L OBP: 0.397, SLG: 0.439										2	1	1	2	1	1	0				
19 Gabe Kapler, R OBP: 0.341, SLG: 0.487		30 FC3-6 BB			K		HR		G5-3	1	0	0	0	0	0	1				
30 Dioner Navarro, S OBP: 0.253, SLG: 0.327		FC3-6 BB			F8		G1-3		13 1B 1B	4	0	1	0	0	0	2				
8 Jason Bartlett, R OBP: 0.392, SLG: 0.520					G5-3		K		F7	3	0	0	0	1	1	1				
Inning Stats	R: 0 E: 0 K: 0 S: 7	H: 0 LOB: 1 BB: 1 P: 16	R: 0 E: 0 K: 1 S: 9	H: 1 LOB: 3 BB: 2 P: 22	R: 0 E: 0 K: 0 S: 9	H: 1 LOB: 1 BB: 0 P: 12	R: 1 E: 0 K: 1 S: 7	H: 1 LOB: 0 BB: 0 P: 9	R: 0 E: 0 K: 0 S: 8	H: 1 LOB: 1 BB: 0 P: 15	R: 2 E: 0 K: 1 S: 13	H: 2 LOB: 0 BB: 0 P: 21	R: 0 E: 0 K: 2 S: 11	H: 0 LOB: 1 BB: 0 P: 19	R: 0 E: 0 K: 1 S: 9	H: 2 LOB: 2 BB: 0 P: 15	1B: 6 2B: 0 3B: 0 HR: 2	SF: 0 SAC: 0 DP: 0 HBP: 0	WP: 0 PB: 0 SB: 2 CS: 0	PA: 39
PITCHER	IP WLS BF H R ER SO BB IBB HBP BLK WP HR S P ERA WHIP																			
60 Carlos Torres, R ERA: 4.5	6.0	27	6	3	3	3	3	0	0	0	0	0	0	0	0	2	53	95	4.50	1.500
D.J. Carrasco, R ERA: 3.49	1.0	W 3	0	0	0	0	0	0	0	0	0	0	0	0	0	6	10	0.00	0.000	
37 Matt Thornton, L ERA: 2.88	2.0	S 9	2	0	0	3	1	0	0	0	0	0	0	0	0	20	34	0.00	1.500	

Batter	1	2	3	4	5	6	7	8	9	AB	R	H	RBI	BB	SO	LOB	BOTTOM			
22 Scott Podsednik, L OBP: 0.367, SLG: 0.402	F7		L9			HR	E6 10 3B 1B			4	2	2	1	0	0	0	<p>Tampa Bay Rays @ Chicago White Sox</p> <p>U.S. Cellular Field, Chicago, IL</p> <p>Wed Jul 22 2009, 8:11 PM EDT</p> <p>Att: 26,257 - Cloudy - 67 F</p> <p>livebaseballscorecards.com</p>			
10 Alexei Ramirez, R OBP: 0.332, SLG: 0.414						G6-3	23 1B 3B			3	1	2	2	1	0	0				
23 Jermaine Dye, R OBP: 0.369, SLG: 0.556							14 WP 1B			4	0	2	1	0	0	2				
25 Jim Thome, L OBP: 0.397, SLG: 0.502						K	K			4	0	0	0	0	3	3				
14 Paul Konerko, R OBP: 0.348, SLG: 0.510		G5-3			F7					3	0	0	0	1	1	0				
12 A.J. Pierzynski, L OBP: 0.325, SLG: 0.449					K					4	0	0	0	0	1	2				
20 Carlos Quentin, R OBP: 0.325, SLG: 0.444										4	0	1	0	0	0	0				
17 Chris Getz, L OBP: 0.319, SLG: 0.371										3	0	0	0	0	1	1				
15 Gordon Beckham, R OBP: 0.370, SLG: 0.445										2	1	0	0	1	0	0				
Inning Stats	R: 0 E: 0 K: 0 S: 5	H: 0 LOB: 1 BB: 1 P: 12	R: 0 E: 0 K: 0 S: 9	H: 1 LOB: 1 BB: 0 P: 12	R: 0 E: 0 K: 2 S: 8	H: 0 LOB: 0 BB: 0 P: 13	R: 0 E: 0 K: 0 S: 7	H: 0 LOB: 0 BB: 0 P: 11	R: 1 E: 0 K: 1 S: 18	H: 2 LOB: 2 BB: 1 P: 31	R: 3 E: 1 K: 2 S: 23	H: 3 LOB: 1 BB: 1 P: 38	R: 0 E: 0 K: 1 S: 6	H: 0 LOB: 0 BB: 0 P: 9	R: 0 E: 0 K: 1 S: 9	H: 0 LOB: 0 BB: 0 P: 9		1B: 5 2B: 0 3B: 1 HR: 1	SF: 0 SAC: 0 DP: 0 HBP: 0	WP: 1 PB: 0 SB: 0 CS: 0
PITCHER	IP WLS BF H R ER SO BB IBB HBP BLK WP HR S P ERA WHIP																			
33 James Shields, R ERA: 3.7	6.2	27	4	2	2	4	3	0	0	0	0	0	0	0	0	1	69	111	2.70	1.050
36 Randy Choate, L ERA: 2.3	0.0	1	1	0	0	0	0	0	0	0	0	3	5							
35 Dan Wheeler, R ERA: 3.63	0.0	L 2	2	2	2	0	0	0	0	0	0	6	10							
46 Joe Nelson, R ERA: 4.21	1.1	4	0	0	0	2	0	0	0	0	0	9	13	0.00	0.000					

Batter	1	2	3	4	5	6	7	8	9	AB	R	H	RBI	BB	SO	LOB	TOP			
2 B.J. Upton, R OBP: 0.321, SLG: 0.368	G4-3			K			G6-3			3	0	0	0	0	1	0	Tampa Bay Rays @ Chicago White Sox U.S. Cellular Field, Chicago, IL Thu Jul 23 2009, 2:05 PM EDT Att: 28,036 - Sunny - 69 F			
13 Carl Crawford, L OBP: 0.371, SLG: 0.440	G1-3			F7			G1-3			3	0	0	0	0	0	0				
3 Evan Longoria, R OBP: 0.354, SLG: 0.522	K			L6			F9			3	0	0	0	0	1	0				
23 Carlos Pena, L OBP: 0.357, SLG: 0.502		P3				G3-1			K	3	0	0	0	0	1	0				
18 Ben Zobrist, S OBP: 0.413, SLG: 0.582		K				G6-3			P5	3	0	0	0	0	1	0				
5 Pat Burrell, R OBP: 0.339, SLG: 0.364		F9				K			L5	3	0	0	0	0	1	0				
19 Gabe Kapler, R OBP: 0.333, SLG: 0.475				F7		G5-3			F8	3	0	0	0	0	0	0				
41 Michel Hernandez, R OBP: 0.281, SLG: 0.318				G6-3		G5-3			K	3	0	0	0	0	1	0				
8 Jason Bartlett, R OBP: 0.388, SLG: 0.515				F7		G6-3			G6-3	3	0	0	0	0	0	0				
Inning Stats	R: 0 E: 0 K: 1 S: 8	H: 0 LOB: 0 BB: 0 P: 10	R: 0 E: 0 K: 1 S: 11	H: 0 LOB: 0 BB: 0 P: 18	R: 0 E: 0 K: 0 S: 9	H: 0 LOB: 0 BB: 0 P: 11	R: 0 E: 0 K: 1 S: 7	H: 0 LOB: 0 BB: 0 P: 11	R: 0 E: 0 K: 0 S: 6	H: 0 LOB: 0 BB: 0 P: 10	R: 0 E: 0 K: 0 S: 9	H: 0 LOB: 0 BB: 0 P: 14	R: 0 E: 0 K: 1 S: 12	H: 0 LOB: 0 BB: 0 P: 17	R: 0 E: 0 K: 1 S: 9	H: 0 LOB: 0 BB: 0 P: 16	1B: 0 2B: 0 3B: 0 HR: 0	SF: 0 SAC: 0 DP: 0 HBP: 0	WP: 0 PB: 0 SB: 0 CS: 0	PA: 27
PITCHER 56 Mark Buehrle, L ERA: 3.28	IP: 9.0 WLS: W BF: 27 H: 0 R: 0 ER: 0 SO: 6 BB: 0 IBB: 0 HBP: 0 BLK: 0 WP: 0 HR: 0 S: 76 P: 116 ERA: 0.00 WHIP: 0.000																			

Batter	1	2	3	4	5	6	7	8	9	AB	R	H	RBI	BB	SO	LOB	BOTTOM			
22 Scott Podsednik, L OBP: 0.365, SLG: 0.404	K	G6-3					G1-3			4	1	1	0	0	1	0	Tampa Bay Rays @ Chicago White Sox U.S. Cellular Field, Chicago, IL Thu Jul 23 2009, 2:05 PM EDT Att: 28,036 - Sunny - 69 F			
10 Alexei Ramirez, R OBP: 0.337, SLG: 0.420	F7						G5-3			3	0	2	1	1	0	0				
23 Jermaine Dye, R OBP: 0.365, SLG: 0.549	F7						G5-3			4	0	0	0	0	1	3				
14 Paul Konerko, R OBP: 0.347, SLG: 0.507							G5-3			4	1	1	0	0	0	3				
20 Carlos Quentin, R OBP: 0.323, SLG: 0.434										3	1	0	0	1	0	2				
31 Dewayne Wise, L OBP: 0.243, SLG: 0.320										0	0	0	0	0	0	0				
15 Gordon Beckham, R OBP: 0.361, SLG: 0.433										4	0	0	0	0	1	2				
5 Jayson Nix, R OBP: 0.285, SLG: 0.432										3	0	0	0	0	2	2				
27 Ramon Castro, R OBP: 0.317, SLG: 0.405										2	1	1	0	1	1	1				
7 Josh Fields, R OBP: 0.305, SLG: 0.359										3	1	1	4	0	0	2				
Inning Stats	R: 0 E: 0 K: 1 S: 7	R: 4 E: 0 K: 2 S: 20	R: 0 E: 0 K: 0 S: 9	H: 3 LOB: 0 BB: 1 P: 34	R: 0 E: 0 K: 0 S: 9	H: 0 LOB: 1 BB: 1 P: 13	R: 0 E: 0 K: 0 S: 9	H: 0 LOB: 1 BB: 0 P: 15	R: 1 E: 0 K: 1 S: 11	H: 2 LOB: 1 BB: 0 P: 12	R: 0 E: 0 K: 1 S: 9	H: 0 LOB: 0 BB: 0 P: 14	R: 0 E: 0 K: 0 S: 11	H: 1 LOB: 1 BB: 0 P: 20	R: 0 E: 0 K: 1 S: 7	H: 0 LOB: 0 BB: 0 P: 10	1B: 3 2B: 2 3B: 0 HR: 1	SF: 0 SAC: 0 DP: 0 HBP: 1	WP: 0 PB: 0 SB: 0 CS: 0	PA: 34
PITCHER 19 Scott Kazmir, L ERA: 6.69 31 Lance Cormier, R ERA: 2.65 59 Dale Thayer, R ERA: 4.26	IP: 6.0 WLS: L BF: 27 H: 5 R: 5 ER: 5 SO: 5 BB: 3 IBB: 0 HBP: 0 BLK: 0 WP: 0 HR: 1 S: 65 P: 98 ERA: 7.50 WHIP: 1.333																			




Batter	1	2	3	4	5	6	7	8	9	AB	R	H	RBI	BB	SO	LOB	TOP					
31 Dewayne Wise, L (1, 8) OBP: 0.241, SLG: 0.324	F7		2B	G1-3			G4-3		G6-3	5	0	1	0	0	0	3						
10 Alexei Ramirez, R (1, 6) OBP: 0.333, SLG: 0.415	F9		P6				G4-3			4	0	0	0	0	0	1						
23 Jermaine Dye, R (1, 9) OBP: 0.364, SLG: 0.544	G5-3		FC4-6 BB				L7		F9	3	0	0	0	1	0	0						
25 Jim Thome, L (1, 10) OBP: 0.395, SLG: 0.496		K	K				FC4-6 BB		F7	3	0	0	0	1	2	2						
14 Paul Konerko, R (1, 3) OBP: 0.343, SLG: 0.501	F8		FC4-6				FC4-6		F8	4	0	0	0	0	0	3						
12 A.J. Pierzynski, L (1, 2) OBP: 0.327, SLG: 0.449				E3 20 BB 15 SF9			P5			4	1	2	0	0	0	0						
20 Carlos Quentin, R (1, 7) OBP: 0.333, SLG: 0.446							P4			3	0	2	0	1	0	0						
17 Chris Getz, L (1, 4) OBP: 0.322, SLG: 0.371							K			3	0	1	0	1	1	2						
15 Gordon Beckham, R (1, 5) OBP: 0.352, SLG: 0.424							K			3	0	0	1	0	1	6						
Inning Stats	R: 0 E: 0 K: 0 S: 5	H: 0 LOB: 0 BB: 0 P: 8	R: 0 E: 0 K: 1 S: 13	H: 1 LOB: 3 BB: 2 P: 23	R: 0 E: 0 K: 1 S: 11	H: 1 LOB: 2 BB: 1 P: 18	R: 1 E: 1 K: 0 S: 14	H: 1 LOB: 1 BB: 0 P: 24	R: 0 E: 0 K: 0 S: 7	H: 0 LOB: 0 BB: 1 P: 12	R: 0 E: 0 K: 1 S: 7	H: 0 LOB: 0 BB: 0 P: 10	R: 0 E: 0 K: 1 S: 6	H: 0 LOB: 0 BB: 0 P: 8	R: 0 E: 0 K: 0 S: 6	H: 0 LOB: 0 BB: 0 P: 7	R: 0 E: 0 K: 0 S: 14	H: 3 LOB: 2 BB: 0 P: 17	1B: 4 2B: 2 3B: 0 HR: 0	SF: 1 SAC: 0 DP: 0 HBP: 0	WP: 0 PB: 0 SB: 0 CS: 0	PA: 37
PITCHER 35 Justin Verlander, R (1, 1) ERA: 3.12	IP: 9.0 WLS: W BF: 37 H: 6 R: 1 ER: 0 SO: 4 BB: 4 IBB: 0 HBP: 0 BLK: 0 WP: 0 HR: 0 S: 83 P: 127 ERA: 0.00 WHIP: 1.111																					

Chicago White Sox @ Detroit Tigers
Comerica Park, Detroit, MI
Fri Jul 24, 2009, 1:05 PM EDT
Att: 27,844 - Partly Cloudy - 76 F

livebaseballscorecards.com

AB 32
R 1
H 6
RBI 1
BB 4
SO 4
LOB 17




Batter	1	2	3	4	5	6	7	8	9	AB	R	H	RBI	BB	SO	LOB	BOTTOM			
28 Curtis Granderson, L (1, 8) OBP: 0.340, SLG: 0.462	K		1B				F8			4	0	1	0	0	2	1				
14 Placido Polanco, R (1, 4) OBP: 0.322, SLG: 0.405	FC4 1B		SF9				E9			3	0	3	2	0	0	0				
34 Clete Thomas, L (1, 9) OBP: 0.331, SLG: 0.461	F8		F7				K			3	0	0	0	1	1	3				
24 Miguel Cabrera, R (1, 3) OBP: 0.391, SLG: 0.548	FC4			FC4 25 BB 2B			G4-3		K	4	1	1	0	0	1	3				
9 Carlos Guillen, S (1, 10) OBP: 0.267, SLG: 0.245		G6-3					L7		FC5-4 25 BB 1B	4	0	1	0	0	0	1				
25 Ryan Raburn, R (1, 7) OBP: 0.325, SLG: 0.471		K					F8		FC5-4 15 E 12 SH1-3	4	1	1	1	0	1	1				
15 Brandon Inge, R (1, 5) OBP: 0.356, SLG: 0.491		K					K		E6 12 SH1-3	3	0	0	0	0	2	1				
12 Gerald Laird, R (1, 2) OBP: 0.318, SLG: 0.353							G6-4-3		SH1-3	3	1	1	1	0	1	2				
4 Adam Everett, R (1, 6) OBP: 0.304, SLG: 0.336							K		P4	4	2	2	1	0	1	1				
Inning Stats	R: 0 E: 0 K: 1 S: 9	H: 1 LOB: 1 BB: 0 P: 14	R: 0 E: 0 K: 2 S: 9	H: 0 LOB: 0 BB: 0 P: 15	R: 1 E: 0 K: 1 S: 12	H: 2 LOB: 1 BB: 0 P: 18	R: 1 E: 0 K: 0 S: 10	H: 2 LOB: 1 BB: 0 P: 21	R: 0 E: 0 K: 0 S: 13	H: 1 LOB: 1 BB: 0 P: 17	R: 0 E: 0 K: 0 S: 4	H: 0 LOB: 0 BB: 0 P: 5	R: 2 E: 1 K: 2 S: 20	H: 3 LOB: 2 BB: 1 P: 31	R: 1 E: 2 K: 0 S: 19	H: 1 LOB: 1 BB: 0 P: 28	1B: 7 2B: 3 3B: 0 HR: 0	SF: 1 SAC: 1 DP: 1 HBP: 1	WP: 0 PB: 0 SB: 3 CS: 0	PA: 36
PITCHER 52 Jose Contreras, R (1, 1) ERA: 4.8 26 Octavio Dotel, R (7, 1) ERA: 3.16	IP: 6.2 WLS: L BF: 30 H: 9 R: 4 ER: 1 SO: 1 BB: 1 IBB: 0 HBP: 0 BLK: 0 WP: 0 HR: 0 S: 73 P: 117 ERA: 5.40 WHIP: 1.500																			

Chicago White Sox @ Detroit Tigers
Comerica Park, Detroit, MI
Fri Jul 24, 2009, 1:05 PM EDT
Att: 27,844 - Partly Cloudy - 76 F

livebaseballscorecards.com

AB 32
R 5
H 10
RBI 5
BB 1
SO 9
LOB 13





Batter	1	2	3	4	5	6	7	8	9	AB	R	H	RBI	BB	SO	LOB	TOP										
22 Scott Podsednik, L (1, 7) OBP: 0.364, SLG: 0.401	L8		FC6-4 10 G5-3 23 HR				K			4	1	1	0	0	1	3	Chicago White Sox @ Detroit Tigers Comerica Park, Detroit, MI Fri Jul 24, 2009, 7:05 PM EDT Att: 39,375 - Partly Cloudy - 79 F										
10 Alexei Ramirez, R (1, 6) OBP: 0.332, SLG: 0.413			G5-3		CS	F7		G5-3		4	0	1	0	0	0	1											
23 Jermaine Dye, R (1, 9) OBP: 0.363, SLG: 0.549		G5-4-3				K		F8		4	1	1	2	0	1	1											
25 Jim Thome, L (1, 10) OBP: 0.397, SLG: 0.506			HR					K		3	1	1	1	1	2	0											
14 Paul Konerko, R (1, 3) OBP: 0.342, SLG: 0.497		G6-3				G4-3		K		3	0	0	0	1	1	1											
17 Chris Getz, L (1, 4) OBP: 0.324, SLG: 0.373					FC4-6 15 G5-4-3			K		4	0	2	0	0	1	1											
15 Gordon Beckham, R (1, 5) OBP: 0.355, SLG: 0.422					G5-4-3			G1-3		3	0	1	0	1	0	1											
31 Dewayne Wise, L (1, 8) OBP: 0.236, SLG: 0.317			K			P4		SH2-4		2	0	0	0	0	1	2											
27 Ramon Castro, R (1, 2) OBP: 0.318, SLG: 0.404						K		K		3	0	1	0	0	2	2											
Inning Stats	R: 0 E: 0 K: 0 S: 6	H: 1 LOB: 0 BB: 0 P: 7	R: 1 E: 0 K: 1 S: 11	H: 3 LOB: 1 BB: 0 P: 14	R: 2 E: 0 K: 1 S: 15	H: 2 LOB: 0 BB: 0 P: 22	R: 0 E: 0 K: 0 S: 6	H: 0 LOB: 0 BB: 1 P: 13	R: 0 E: 0 K: 1 S: 9	H: 1 LOB: 0 BB: 0 P: 11	R: 0 E: 0 K: 1 S: 8	H: 0 LOB: 1 BB: 1 P: 14	R: 0 E: 0 K: 2 S: 11	H: 1 LOB: 2 BB: 1 P: 18	R: 0 E: 0 K: 1 S: 8	H: 0 LOB: 0 BB: 0 P: 12	R: 0 E: 0 K: 2 S: 8	H: 0 LOB: 0 BB: 0 P: 12	1B: 6 2B: 0 3B: 0 HR: 2	SF: 0 SAC: 1 DP: 2 HBP: 0	WP: 0 PB: 0 SB: 0 CS: 2	PA: 35					
PITCHER	IP	WLS	BF	H	R	ER	SO	BB	IBB	HBP	BLK	WP	HR	S	P	ERA	WHIP										
49 Eddie Bonine, R (1, 1) ERA: 7.07	6.0		23	7	3	3	4	2	0	0	0	0	2	55	81	4.50	1.500										
44 Bobby Seay, L (7, 1) ERA: 3.09	1.0	5	1	0	0	2	1	0	0	0	0	0	0	11	18	0.00	2.000										
37 Brandon Lyon, R (8, 1) ERA: 3.5	1.0	W	3	0	0	0	1	0	0	0	0	0	0	8	11	0.00	0.000										
56 Fernando Rodney, R (9, 1) ERA: 3.73	1.0	S	3	0	0	0	2	0	0	0	0	0	0	8	12	0.00	0.000										

Batter	1	2	3	4	5	6	7	8	9	AB	R	H	RBI	BB	SO	LOB	BOTTOM										
28 Curtis Granderson, L (1, 8) OBP: 0.339, SLG: 0.458	F8		G3					K		3	0	0	0	1	1	0	Chicago White Sox @ Detroit Tigers Comerica Park, Detroit, MI Fri Jul 24, 2009, 7:05 PM EDT Att: 39,375 - Partly Cloudy - 79 F										
14 Placido Polanco, R (1, 4) OBP: 0.324, SLG: 0.405					F9	FC6-4		30 BB		3	1	1	1	0	0	2											
30 Magglio Ordonez, R (1, 9) OBP: 0.328, SLG: 0.354		G6-3			G6-3	P3		34 BB		4	0	1	0	0	0	3											
24 Miguel Cabrera, R (1, 3) OBP: 0.392, SLG: 0.549			F9			G5-3		34 BB		3	0	1	0	1	0	0											
9 Carlos Guillen, S (1, 10) OBP: 0.278, SLG: 0.289								34 BB		3	1	2	1	0	1	1											
25 Ryan Raburn, R (8, PH) OBP: 0.322, SLG: 0.467					K			K		1	0	0	0	0	1	3											
33 Marcus Thames, R (1, 7) OBP: 0.333, SLG: 0.513								33 G6-4-3		3	1	1	0	0	0	1											
34 Clete Thomas, L (7, 7) OBP: 0.335, SLG: 0.481		P3				G6-4-3				0	0	0	1	1	0	0											
15 Brandon Inge, R (1, 5) OBP: 0.355, SLG: 0.488		F7								4	1	1	0	0	0	3											
39 Ramon Santiago, S (1, 6) OBP: 0.290, SLG: 0.417			B1-3							2	0	0	0	0	0	2											
55 Dusty Ryan, R (1, 2) OBP: 0.273, SLG: 0.211										3	0	1	1	0	1	1											
Inning Stats	R: 0 E: 0 K: 0 S: 8	H: 0 LOB: 0 BB: 0 P: 11	R: 1 E: 0 K: 0 S: 7	H: 1 LOB: 0 BB: 0 P: 11	R: 0 E: 0 K: 1 S: 8	H: 0 LOB: 0 BB: 0 P: 12	R: 0 E: 0 K: 1 S: 11	H: 1 LOB: 1 BB: 0 P: 15	R: 2 E: 0 K: 0 S: 11	H: 3 LOB: 2 BB: 1 P: 18	R: 0 E: 0 K: 0 S: 6	H: 1 LOB: 0 BB: 0 P: 10	R: 0 E: 0 K: 0 S: 6	H: 0 LOB: 0 BB: 0 P: 8	R: 1 E: 0 K: 2 S: 18	H: 2 LOB: 3 BB: 2 P: 33	R: 0 E: 0 K: 2 S: 18	H: 0 LOB: 0 BB: 0 P: 8	1B: 5 2B: 2 3B: 0 HR: 1	SF: 0 SAC: 0 DP: 2 HBP: 2	WP: 0 PB: 0 SB: 0 CS: 0	PA: 34					
PITCHER	IP	WLS	BF	H	R	ER	SO	BB	IBB	HBP	BLK	WP	HR	S	P	ERA	WHIP										
40 Bartolo Colon, R (1, 1) ERA: 4.19	7.0		27	6	3	3	2	1	0	2	0	0	0	9	17	3.86	1.000										
71 Scott Linebrink, R (8, 1) ERA: 2.62	0.1	L	4	2	1	1	1	0	1	0	0	0	0	9	17	27.00	6.000										
37 Matt Thornton, L (8, 1) ERA: 2.85	0.1		2	0	0	0	1	1	0	0	0	0	0	7	13	0.00	3.000										
57 Ramon Pena, R (8, 1) ERA: 5.17	0.1		1	0	0	0	0	0	0	0	0	0	0	2	3	0.00	0.000										

livebaseballscorecards.com

livebaseballscorecards.com

Batter	1	2	3	4	5	6	7	8	9	AB	R	H	RBI	BB	SO	LOB	TOP										
22 Scott Podsednik, L (1, 8) OBP: 0.361, SLG: 0.397	F8		G1-3		G4-3		G4-3			4	0	0	0	0	0	1	Chicago White Sox @ Minnesota Twins Hubert H. Humphrey Metrodome, Minneapolis, MN Mon Jul 27 2009, 8:10 PM EDT Att: 32,354 - Dome - 70 F livebaseballscores.com										
10 Alexei Ramirez, R (1, 6) OBP: 0.326, SLG: 0.401	G1		G6-3		L5			G5-3		4	0	0	0	0	0												
23 Jermaine Dye, R (1, 9) OBP: 0.363, SLG: 0.538								P3		3	1	1	0	1	1												
14 Paul Konerko, R (1, 3) OBP: 0.341, SLG: 0.508	F9							L5		4	1	1	2	0	0	1											
12 A.J. Pierzynski, L (1, 2) OBP: 0.329, SLG: 0.455		G5-3	G6-3					F8		4	0	0	0	0	0												
20 Carlos Quentin, R (1, 7) OBP: 0.311, SLG: 0.413								L7		4	0	0	0	0	0												
15 Gordon Beckham, R (1, 5) OBP: 0.371, SLG: 0.468								K		4	1	2	1	0	1												
5 Jayson Nix, R (1, 4) OBP: 0.293, SLG: 0.438										3	0	2	0	0	1												
7 Josh Fields, R (1, 10) OBP: 0.301, SLG: 0.354										3	0	0	0	0	1	3											
Inning Stats	R: 0 H: 1 E: 0 K: 0 S: 13	H: 1 LOB: 1 BB: 0 P: 19	R: 1 H: 2 E: 0 K: 0 S: 14	H: 2 LOB: 1 BB: 0 P: 17	R: 2 H: 1 E: 0 K: 1 S: 9	H: 1 LOB: 0 BB: 1 P: 17	R: 0 H: 1 E: 0 K: 1 S: 9	H: 1 LOB: 1 BB: 0 P: 15	R: 0 H: 0 E: 0 K: 1 S: 8	H: 0 LOB: 0 BB: 0 P: 10	R: 0 H: 1 E: 0 K: 1 S: 10	H: 1 LOB: 1 BB: 0 P: 14	R: 0 H: 0 E: 0 K: 0 S: 9	H: 0 LOB: 0 BB: 0 P: 12	R: 0 H: 0 E: 0 K: 1 S: 5	H: 0 LOB: 0 BB: 0 P: 6		1B: 4 2B: 0 3B: 0 HR: 2	SF: 0 SAC: 0 DP: 0 HBP: 0	WP: 0 PB: 0 SB: 0 CS: 0	PA: 34						
PITCHER	IP	WLS	BF	H	R	ER	SO	BB	IBB	HBP	BLK	WP	HR	S	P	ERA	WHIP										
15 Glen Perkins, L (1, 1) ERA: 5.42	7.0	W	28	6	3	3	3	1	0	0	0	0	2	71	102	3.86	1.000										
54 Matt Guerrier, R (8, 1) ERA: 2.03	1.0	H	3	0	0	0	0	0	0	0	0	0	0	9	12	0.00	0.000										
36 Joe Nathan, R (9, 1) ERA: 1.6	1.0	S	3	0	0	0	1	0	0	0	0	0	0	5	6	0.00	0.000										

Batter	1	2	3	4	5	6	7	8	9	AB	R	H	RBI	BB	SO	LOB	BOTTOM										
2 Denard Span, L (1, 7) OBP: 0.371, SLG: 0.383	G6-3	F7			G1-6-3					4	0	1	0	0	0	2	Chicago White Sox @ Minnesota Twins Hubert H. Humphrey Metrodome, Minneapolis, MN Mon Jul 27 2009, 8:10 PM EDT Att: 32,354 - Dome - 70 F livebaseballscores.com										
7 Joe Mauer, L (1, 2) OBP: 0.427, SLG: 0.593	G4-3					L7	G4-3			4	0	0	0	0	1												
33 Justin Morneau, L (1, 3) OBP: 0.400, SLG: 0.595								P4		3	1	1	0	1	0												
5 Michael Cuddyer, R (1, 9) OBP: 0.348, SLG: 0.511	F8							G5-3		4	1	1	2	0	0	1											
16 Jason Kubel, L (1, 10) OBP: 0.376, SLG: 0.555		G3-1						G6-3		4	0	0	0	0	1												
23 Brendan Harris, R (1, 5) OBP: 0.306, SLG: 0.373										3	1	1	0	0	1												
22 Carlos Gómez, R (1, 8) OBP: 0.299, SLG: 0.355										3	0	1	0	0	0	1											
8 Nick Punto, S (1, 6) OBP: 0.319, SLG: 0.252										3	1	1	0	0	0	1											
12 Alexi Casilla, S (1, 4) OBP: 0.248, SLG: 0.196										2	0	0	0	1	0	0											
Inning Stats	R: 0 H: 0 E: 0 K: 0 S: 9	H: 0 LOB: 1 BB: 1 P: 17	R: 2 H: 2 E: 2 K: 0 S: 14	H: 2 LOB: 1 BB: 0 P: 21	R: 0 H: 0 E: 0 K: 1 S: 6	H: 0 LOB: 0 BB: 0 P: 9	R: 0 H: 0 E: 0 K: 1 S: 9	H: 0 LOB: 0 BB: 0 P: 15	R: 0 H: 1 E: 0 K: 0 S: 7	H: 1 LOB: 1 BB: 1 P: 12	R: 2 H: 2 E: 1 K: 1 S: 14	H: 2 LOB: 1 BB: 0 P: 20	R: 0 H: 1 E: 0 K: 0 S: 8	H: 1 LOB: 1 BB: 0 P: 13	R: 0 H: 0 E: 0 K: 0 S: 6	H: 0 LOB: 0 BB: 0 P: 9		1B: 4 2B: 0 3B: 1 HR: 1	SF: 0 SAC: 0 DP: 1 HBP: 0	WP: 0 PB: 1 SB: 1 CS: 1	PA: 32						
PITCHER	IP	WLS	BF	H	R	ER	SO	BB	IBB	HBP	BLK	WP	HR	S	P	ERA	WHIP										
50 John Danks, L (1, 1) ERA: 3.89	7.0	L	29	6	4	2	3	2	0	0	0	0	0	67	107	2.57	1.143										
71 Scott Linebrink, R (8, 1) ERA: 2.55	1.0		3	0	0	0	0	0	0	0	0	0	0	6	9	0.00	0.000										

Batter	1	2	3	4	5	6	7	8	9	AB	R	H	RBI	BB	SO	LOB	TOP										
22 Scott Podsednik, L (1,7) OBP: 0.357, SLG: 0.392	F7		G4-3			K		F7		4	0	0	0	0	1	1	Chicago White Sox @ Minnesota Twins Hubert H. Humphrey Metrodome, Minneapolis, MN Tue Jul 28 2009, 8:10 PM EDT Att: 34,642 - Dome - 70 F										
10 Alexei Ramirez, R (1,6) OBP: 0.325, SLG: 0.397	G6-3		G6-3			F8				3	0	0	0	1	0	0											
23 Jermaine Dye, R (1,9) OBP: 0.365, SLG: 0.546	1B					G4-3				4	1	2	1	0	0	2											
14 Paul Konerko, R (1,3) OBP: 0.338, SLG: 0.503	FC5-4					G1-3				4	0	0	0	0	1	1											
12 A.J. Pierzynski, L (1,2) OBP: 0.331, SLG: 0.455										4	0	2	0	0	0	0											
20 Carlos Quentin, R (1,10) OBP: 0.310, SLG: 0.405										3	1	0	0	1	1	2											
17 Chris Getz, L (1,4) OBP: 0.321, SLG: 0.369										4	1	1	0	0	1	1											
15 Gordon Beckham, R (1,5) OBP: 0.374, SLG: 0.469										4	0	2	2	0	1	1											
31 Dewayne Wise, L (1,8) OBP: 0.228, SLG: 0.306										4	0	0	0	0	1	2											
Inning Stats	R: 0 E: 0 K: 0 S: 11	H: 1 LOB: 1 BB: 0 P: 17	R: 0 E: 0 K: 2 S: 15	H: 1 LOB: 1 BB: 0 P: 23	R: 0 E: 0 K: 1 S: 10	H: 0 LOB: 0 BB: 0 P: 14	R: 0 E: 0 K: 1 S: 17	H: 1 LOB: 1 BB: 0 P: 21	R: 0 E: 0 K: 1 S: 14	H: 0 LOB: 0 BB: 0 P: 20	R: 1 E: 0 K: 2 S: 15	H: 1 LOB: 0 BB: 0 P: 20	R: 0 E: 0 K: 0 S: 9	H: 0 LOB: 0 BB: 0 P: 13	R: 0 E: 0 K: 0 S: 11	H: 1 LOB: 2 BB: 1 P: 21	R: 2 E: 0 K: 0 S: 13	H: 2 LOB: 1 BB: 1 P: 24	1B: 5 2B: 1 3B: 0 HR: 1	SF: 0 SAC: 0 DP: 0 HBP: 0	WP: 0 PB: 0 CS: 0	PA: 36					
PITCHER	IP	WLS	BF	H	R	ER	SO	BB	IBB	HBP	BLK	WP	HR	S	P	ERA	WHIP										
30 Scott Baker, R (1,1) ERA: 4.86	6.0		22	4	1	1	6	0	0	0	0	0	1	82	115	1.50	0.667										
50 Jose Mijares, L (7,1) ERA: 2.31	1.2	W	6	1	0	0	0	0	0	0	0	0	0	17	25	0.00	0.600										
44 Bob Keppel, R (8,1) ERA: 3.2	1.0		7	2	2	2	0	2	0	0	0	0	0	11	26	18.00	4.000										
36 Joe Nathan, R (9,1) ERA: 1.99	0.1	S	1	0	0	0	0	0	0	0	0	0	0	5	7	0.00	0.000										

Batter	1	2	3	4	5	6	7	8	9	AB	R	H	RBI	BB	SO	LOB	BOTTOM										
2 Denard Span, L (1,7) OBP: 0.370, SLG: 0.382	G3-1					G3-1				4	0	1	0	0	0	2	Chicago White Sox @ Minnesota Twins Hubert H. Humphrey Metrodome, Minneapolis, MN Tue Jul 28 2009, 8:10 PM EDT Att: 34,642 - Dome - 70 F										
7 Joe Mauer, L (1,2) OBP: 0.428, SLG: 0.594	G4-3					K				3	0	1	1	1	1	0											
33 Justin Morneau, L (1,3) OBP: 0.398, SLG: 0.590	F9					G4-3				3	0	0	1	1	0	2											
5 Michael Cuddyer, R (1,9) OBP: 0.348, SLG: 0.507										3	1	0	0	0	2	3											
24 Joe Crede, R (1,10) OBP: 0.298, SLG: 0.451										4	1	1	0	0	0	0											
23 Brendan Harris, R (1,5) OBP: 0.305, SLG: 0.371										4	1	1	1	0	1	0											
22 Carlos Gómez, R (1,8) OBP: 0.295, SLG: 0.350										3	0	0	0	0	1	0											
8 Nick Punto, S (1,6) OBP: 0.319, SLG: 0.254										3	1	1	2	0	0	0											
12 Alexi Casilla, S (1,4) OBP: 0.256, SLG: 0.195										1	1	0	0	2	0	0											
Inning Stats	R: 0 E: 0 K: 0 S: 11	H: 0 LOB: 0 BB: 0 P: 16	R: 0 E: 0 K: 0 S: 7	H: 0 LOB: 0 BB: 0 P: 10	R: 0 E: 0 K: 1 S: 10	H: 0 LOB: 0 BB: 0 P: 16	R: 0 E: 0 K: 1 S: 7	H: 0 LOB: 0 BB: 0 P: 9	R: 0 E: 0 K: 1 S: 8	H: 0 LOB: 0 BB: 0 P: 11	R: 1 E: 0 K: 0 S: 14	H: 2 LOB: 2 BB: 1 P: 22	R: 4 E: 0 K: 1 S: 22	H: 3 LOB: 3 BB: 3 P: 43	R: 0 E: 0 K: 1 S: 6	H: 0 LOB: 0 BB: 0 P: 9	1B: 4 2B: 1 3B: 0 HR: 0	SF: 0 SAC: 1 DP: 0 HBP: 1	WP: 0 PB: 0 CS: 0	PA: 34							
PITCHER	IP	WLS	BF	H	R	ER	SO	BB	IBB	HBP	BLK	WP	HR	S	P	ERA	WHIP										
56 Mark Buehrle, L (1,1) ERA: 3.45	6.1	L	26	5	5	5	3	1	0	1	0	0	0	65	97	7.11	0.947										
26 Octavio Dotel, R (7,1) ERA: 3.05	0.2		5	0	0	0	1	3	0	0	0	0	0	14	30	0.00	4.500										
D.J. Carrasco, R (8,1) ERA: 3.58	1.0		3	0	0	0	1	0	0	0	0	0	0	6	9	0.00	0.000										



Batter	1	2	3	4	5	6	7	8	9	AB	R	H	RBI	BB	SO	LOB	TOP					
22 Scott Podsednik, L (1, 8) OBP: 0.353, SLG: 0.387	L1		K		F7			G3-1		4	0	0	0	0	1	0						
15 Gordon Beckham, R (1, 5) OBP: 0.376, SLG: 0.470	G6-3		G6-3						1B	4	0	2	0	0	0	0						
23 Jermaine Dye, R (1, 9) OBP: 0.361, SLG: 0.540	P3				G5-3			FC5-4		4	0	0	0	0	1	2						
14 Paul Konerko, R (1, 10) 31 Dewayne Wise, L (9, PR) OBP: 0.226, SLG: 0.306		F9			BB			G5-4-3		2	0	0	0	2	0	1						
10 Alexei Ramirez, R (1, 6) 17 Chris Getz, L (7, 4) OBP: 0.328, SLG: 0.399		G1-3			F7				BB	0	0	0	0	0	0	0						
7 Mark Kotsay, L (1, 3) OBP: 0.277, SLG: 0.308	G1-3				FC6-4					4	0	0	0	0	0	6						
20 Carlos Quentin, R (1, 7) OBP: 0.311, SLG: 0.422								G5-4-3		3	1	1	1	0	1	2						
5 Jayson Nix, R (1, 4) OBP: 0.294, SLG: 0.460										3	1	1	1	0	0	0						
27 Ramon Castro, R (1, 2) 12 A.J. Pierzynski, L (8, PH) OBP: 0.330, SLG: 0.454										2	0	0	0	0	0	0						
										1	0	0	0	0	0	0						
Inning Stats	R: 0 E: 0 K: 0 S: 9	H: 0 LOB: 0 BB: 0 P: 9	R: 0 E: 0 K: 1 S: 12	H: 1 LOB: 1 BB: 0 P: 16	R: 1 E: 0 K: 1 S: 8	H: 1 LOB: 0 BB: 0 P: 12	R: 0 E: 0 K: 0 S: 10	H: 0 LOB: 1 BB: 1 P: 14	R: 1 E: 0 K: 0 S: 9	H: 1 LOB: 0 BB: 0 P: 13	R: 0 E: 0 K: 0 S: 11	H: 1 LOB: 0 BB: 0 P: 15	R: 0 E: 0 K: 0 S: 5	H: 1 LOB: 0 BB: 0 P: 7	R: 0 E: 0 K: 0 S: 10	H: 0 LOB: 0 BB: 0 P: 14	R: 0 E: 0 K: 2 S: 11	H: 1 LOB: 3 BB: 1 P: 20	1B: 4 2B: 0 3B: 0 HR: 2	SF: 0 SAC: 0 DP: 2 HBP: 0	WP: 1 PB: 0 CS: 0	PA: 33
PITCHER	IP	WLS	BF	H	R	ER	SO	BB	IBB	HBP	BLK	WP	HR	S	P	ERA	WHIP					
52 Brian Duensing, L (1, 1) ERA: 5.09	5.0		19	3	2	2	2	1	0	0	0	0	2	48	64	3.60	0.800					
28 Jesse Crain, R (6, 1) ERA: 6.65	2.0	W	6	2	0	0	0	0	0	0	0	0	0	16	22	0.00	1.000					
54 Matt Guerrier, R (8, 1) ERA: 1.99	1.0	H	3	0	0	0	0	0	0	0	0	0	0	14	14	0.00	0.000					
36 Joe Nathan, R (9, 1) ERA: 1.55	1.0	S	5	1	0	0	2	1	0	0	0	1	0	11	20	0.00	2.000					

Chicago White Sox @ Minnesota Twins
Hubert H. Humphrey Metrodome, Minneapolis, MN

AB 31
R 2
H 6
RBI 2
BB 2
SO 4
LOB 14



Wed Jul 29 2009, 8:10 PM EDT
Att: 39,002 - Dome - 70 F

Batter	1	2	3	4	5	6	7	8	9	AB	R	H	RBI	BB	SO	LOB	BOTTOM					
2 Denard Span, L (1, 7) OBP: 0.374, SLG: 0.384	G4-3				G4-3					3	0	2	1	1	0	1						
7 Joe Mauer, L (1, 2) OBP: 0.426, SLG: 0.588	F7				G4-3			FC6		3	0	0	0	1	0	4						
33 Justin Morneau, L (1, 3) OBP: 0.395, SLG: 0.584	K				L9					4	0	0	0	0	3	4						
16 Jason Kubel, L (1, 10) OBP: 0.377, SLG: 0.553	G4-3				F7			G3-1		3	0	1	0	1	0	0						
5 Michael Cuddyer, R (1, 9) OBP: 0.344, SLG: 0.501	K				F8			G1-3		4	0	0	0	0	1	4						
24 Joe Crede, R (1, 5) OBP: 0.298, SLG: 0.446					F9					3	1	0	0	1	1	0						
22 Carlos Gómez, R (1, 8) OBP: 0.295, SLG: 0.350										3	1	1	0	0	2	0						
8 Nick Punto, S (1, 6) OBP: 0.318, SLG: 0.250										3	1	0	0	1	0	1						
12 Alexi Casilla, S (1, 4) OBP: 0.263, SLG: 0.211										3	0	2	2	0	0	0						
Inning Stats	R: 0 E: 0 K: 2 S: 20	H: 2 LOB: 2 BB: 0 P: 29	R: 2 E: 0 K: 1 S: 15	H: 2 LOB: 2 BB: 2 P: 29	R: 0 E: 0 K: 0 S: 4	H: 0 LOB: 0 BB: 0 P: 8	R: 0 E: 0 K: 1 S: 6	H: 0 LOB: 0 BB: 0 P: 9	R: 0 E: 0 K: 0 S: 7	H: 1 LOB: 2 BB: 1 P: 17	R: 1 E: 0 K: 0 S: 12	H: 1 LOB: 2 BB: 2 P: 25	R: 0 E: 0 K: 1 S: 6	H: 0 LOB: 0 BB: 0 P: 7	R: 0 E: 0 K: 2 S: 10	H: 0 LOB: 0 BB: 0 P: 14	R: 0 E: 0 K: 2 S: 10	H: 0 LOB: 0 BB: 0 P: 14	1B: 5 2B: 1 3B: 0 HR: 0	SF: 0 SAC: 1 DP: 0 HBP: 0	WP: 0 PB: 0 CS: 0	PA: 35
PITCHER	IP	WLS	BF	H	R	ER	SO	BB	IBB	HBP	BLK	WP	HR	S	P	ERA	WHIP					
52 Jose Contreras, R (1, 1) ERA: 4.8	5.2	L	28	6	3	3	4	4	1	0	0	0	0	61	112	4.76	1.765					
67 Randy Williams, L (6, 1) ERA: 4.8	1.0		3	0	0	0	1	0	0	0	0	0	0	7	10	0.00	0.000					
57 Ramon Pena, R (7, 1) ERA: 4.87	1.1		4	0	0	0	2	0	0	0	0	0	0	12	16	0.00	0.000					

Chicago White Sox @ Minnesota Twins
Hubert H. Humphrey Metrodome, Minneapolis, MN



AB 29
R 3
H 6
RBI 3
BB 5
SO 7
LOB 14



Wed Jul 29 2009, 8:10 PM EDT
Att: 39,002 - Dome - 70 F

Batter	1	2	3	4	5	6	7	8	9	AB	R	H	RBI	BB	SO	LOB	TOP										
2 Derek Jeter, R OBP: 0.399, SLG: 0.458	G6-3		G6-3			L9		1B		4	0	1	0	0	0	2	<p>New York Yankees @ Chicago White Sox U.S. Cellular Field, Chicago, IL Thu Jul 30 2009, 8:11 PM EDT Att: 31,305 - Partly Cloudy - 63 F</p>										
18 Johnny Damon, L OBP: 0.365, SLG: 0.496	BB		G5-3			1B		1B		3	0	2	1	1	0	1											
25 Mark Teixeira, S OBP: 0.379, SLG: 0.553	F7					K		K		4	0	0	0	0	3	4											
13 Alex Rodriguez, R OBP: 0.385, SLG: 0.510	FC5-4					K		K		4	0	0	0	0	3	2											
55 Hideki Matsui, L OBP: 0.357, SLG: 0.486	K					F8		K		4	0	0	0	0	2	0											
33 Nick Swisher, S OBP: 0.367, SLG: 0.479	K					K		K		4	1	1	1	0	3	0											
24 Robinson Cano, L OBP: 0.341, SLG: 0.498	G5-3					G4-3		G5-3		4	0	0	0	0	1	0											
53 Melky Cabrera, S OBP: 0.354, SLG: 0.448						F8		K		3	0	1	0	0	1	0											
26 José Molina, R OBP: 0.317, SLG: 0.364	G5-3							K		2	1	1	0	0	0	1											
20 Jorge Posada, S OBP: 0.363, SLG: 0.511						2B		K		1	0	0	0	0	1	0											
Inning Stats	R: 0 E: 0 K: 0 S: 5	H: 0 LOB: 1 BB: 1 P: 10	R: 0 E: 0 K: 2 S: 8	H: 0 LOB: 0 BB: 0 P: 13	R: 0 E: 0 K: 2 S: 7	H: 1 LOB: 1 BB: 0 P: 13	R: 0 E: 0 K: 2 S: 8	H: 0 LOB: 0 BB: 0 P: 12	R: 0 E: 0 K: 1 S: 8	H: 0 LOB: 0 BB: 0 P: 13	R: 1 E: 0 K: 2 S: 13	H: 2 LOB: 1 BB: 0 P: 17	R: 0 E: 0 K: 1 S: 6	H: 0 LOB: 0 BB: 0 P: 11	R: 0 E: 0 K: 3 S: 14	H: 2 LOB: 2 BB: 0 P: 21	R: 1 E: 0 K: 3 S: 11	H: 1 LOB: 0 BB: 0 P: 12	1B: 3 2B: 2 3B: 0 HR: 1	SF: 0 SAC: 0 DP: 0 HBP: 0	WP: 0 PB: 0 CS: 0	PA: 34					
PITCHER	IP	WLS	BF	H	R	ER	SO	BB	IBB	HBP	BLK	WP	HR	S	P	ERA	WHIP										
34 Gavin Floyd, R ERA: 4.07	7.2		28	4	1	1	10	1	0	0	0	0	0	63	103	1.17	0.652										
37 Matt Thornton, L ERA: 2.95	1.1	W	6	2	1	1	4	0	0	0	0	0	1	17	19	6.75	1.500										

Batter	1	2	3	4	5	6	7	8	9	AB	R	H	RBI	BB	SO	LOB	BOTTOM										
7 Mark Kotsay, L OBP: 0.264, SLG: 0.293	G5-3		F9			K		F8		4	0	0	0	0	1	1	<p>New York Yankees @ Chicago White Sox U.S. Cellular Field, Chicago, IL Thu Jul 30 2009, 8:11 PM EDT Att: 31,305 - Partly Cloudy - 63 F</p>										
15 Gordon Beckham, R OBP: 0.376, SLG: 0.476	F9		2B			23 G4-6-3 1B		K		4	0	2	1	0	1	0											
23 Jermaine Dye, R OBP: 0.357, SLG: 0.533	G5-3		F7			G4-6-3 1B		P2		4	0	0	0	0	0	2											
25 Jim Thome, L OBP: 0.393, SLG: 0.492	G4-3					E1 20 1B		14 1B 1B		4	1	1	0	0	1	0											
22 Scott Podsednik, L OBP: 0.353, SLG: 0.387								31 1B		0	1	0	0	0	0	0											
14 Paul Konerko, R OBP: 0.341, SLG: 0.500						K		31 1B		4	0	2	0	0	2	1											
12 A.J. Pierzynski, L OBP: 0.325, SLG: 0.451	K					F9		F8		4	0	1	0	0	1	3											
20 Carlos Quentin, R OBP: 0.306, SLG: 0.414	K					L5		FC5-4 1B		3	0	0	0	0	1	2											
31 Dewayne Wise, L OBP: 0.235, SLG: 0.312								1B		1	0	1	1	0	0	0											
17 Chris Getz, L OBP: 0.320, SLG: 0.367						K		F7		3	1	1	0	0	1	1											
5 Jayson Nix, R OBP: 0.288, SLG: 0.449						K		P2		3	0	0	0	0	1	1											
Inning Stats	R: 0 E: 0 K: 0 S: 8	H: 0 LOB: 0 BB: 0 P: 13	R: 0 E: 0 K: 2 S: 16	H: 1 LOB: 1 BB: 0 P: 24	R: 1 E: 0 K: 1 S: 16	H: 2 LOB: 1 BB: 0 P: 22	R: 0 E: 0 K: 2 S: 9	H: 0 LOB: 0 BB: 0 P: 13	R: 0 E: 0 K: 1 S: 6	H: 0 LOB: 0 BB: 0 P: 8	R: 0 E: 0 K: 1 S: 8	H: 1 LOB: 0 BB: 0 P: 13	R: 1 E: 0 K: 2 S: 14	H: 1 LOB: 1 BB: 0 P: 17	R: 0 E: 0 K: 1 S: 9	H: 0 LOB: 0 BB: 0 P: 15	R: 1 E: 0 K: 0 S: 15	H: 3 LOB: 2 BB: 0 P: 20	1B: 7 2B: 1 3B: 0 HR: 0	SF: 0 SAC: 0 DP: 1 HBP: 0	WP: 0 PB: 0 CS: 0	PA: 34					
PITCHER	IP	WLS	BF	H	R	ER	SO	BB	IBB	HBP	BLK	WP	HR	S	P	ERA	WHIP										
46 Andy Pettitte, L ERA: 4.51	6.1		24	5	2	1	8	0	0	0	0	0	0	24	35	4.50	1.000										
65 Phil Hughes, R ERA: 3.67	2.0	L	8	2	1	1	1	0	0	0	0	0	0	6	9	0.00	3.000										
48 Phil Coke, L ERA: 3.77	0.1		2	1	0	0	0	0	0	0	0	0	0	6	9	0.00	3.000										



Batter	1	2	3	4	5	6	7	8	9	AB	R	H	RBI	BB	SO	LOB	TOP					
2 Derek Jeter, R OBP: 0.397, SLG: 0.454										5	1	1	0	0	0	3						
18 Johnny Damon, L OBP: 0.368, SLG: 0.496										4	1	2	0	1	0	1						
25 Mark Teixeira, S OBP: 0.377, SLG: 0.551										5	1	1	1	0	1	3						
13 Alex Rodriguez, R OBP: 0.389, SLG: 0.512										5	0	3	1	0	0	1						
55 Hideki Matsui, L OBP: 0.364, SLG: 0.491										3	0	2	1	2	0	1						
20 Jorge Posada, S OBP: 0.356, SLG: 0.500										5	0	0	0	0	0	7						
24 Robinson Cano, L OBP: 0.343, SLG: 0.498										4	1	2	0	0	0	3						
53 Melky Cabrera, S OBP: 0.353, SLG: 0.443										3	0	0	0	1	0	4						
14 Eric Hinske, L OBP: 0.480										3	1	1	2	1	2	2						
Inning Stats	R: 3 E: 0 K: 0 S: 12	H: 4 LOB: 0 BB: 0 P: 19	R: 0 E: 0 K: 1 S: 8	H: 1 LOB: 1 BB: 0 P: 11	R: 0 E: 0 K: 1 S: 12	H: 2 LOB: 2 BB: 0 P: 21	R: 2 E: 0 K: 0 S: 10	H: 2 LOB: 1 BB: 1 P: 16	R: 0 E: 1 K: 0 S: 8	H: 0 LOB: 2 BB: 0 P: 13	R: 0 E: 0 K: 0 S: 5	H: 0 LOB: 1 BB: 1 P: 14	R: 0 E: 0 K: 0 S: 12	H: 0 LOB: 1 BB: 1 P: 17	R: 0 E: 0 K: 1 S: 5	H: 0 LOB: 0 BB: 1 P: 11	R: 0 E: 0 K: 0 S: 9	H: 2 LOB: 2 BB: 1 P: 17	1B: 9 2B: 2 3B: 0 HR: 1	SF: 0 SAC: 0 DP: 2 HBP: 0	WP: 0 PB: 0 SB: 1 CS: 0	PA: 42
PITCHER	IP WLS BF H R ER SO BB IBB HBP BLK WP HR S P ERA WHIP																					
D.J. Carrasco, R ERA: 4.06	4.0	21	9	5	5	2	1	0	0	0	0	0	0	0	1	42	67	11.25	2.500			
57 Ramon Pena, R ERA: 4.54	2.0	9	1	0	0	0	1	0	0	0	0	0	0	0	13	27	0.00	1.000				
26 Octavio Dotel, R ERA: 2.9	2.0	7	0	0	0	1	2	0	0	0	0	0	0	17	28	0.00	1.000					
71 Scott Linebrink, R ERA: 2.48	1.0	5	2	0	0	0	1	0	0	0	0	0	0	9	17	0.00	3.000					

New York Yankees @ Chicago White Sox
U.S. Cellular Field, Chicago, IL
Fri Jul 31 2009, 8:11 PM EDT
Att: 38,228 - Partly Cloudy - 75 F

AB	37
R	5
H	12
RBI	5
BB	5
SO	3
LOB	25



Batter	1	2	3	4	5	6	7	8	9	AB	R	H	RBI	BB	SO	LOB	BOTTOM			
22 Scott Podsednik, L OBP: 0.354, SLG: 0.387										5	1	2	1	0	0	0				
15 Gordon Beckham, R OBP: 0.369, SLG: 0.465										4	0	0	1	0	1	1				
25 Jim Thome, L OBP: 0.393, SLG: 0.490										5	1	2	2	0	1	0				
14 Paul Konerko, R OBP: 0.344, SLG: 0.499										3	2	1	0	2	1	1				
12 A.J. Pierzynski, L OBP: 0.336, SLG: 0.460										5	1	4	1	0	0	1				
20 Carlos Quentin, R OBP: 0.313, SLG: 0.439										4	1	2	2	1	1	3				
7 Mark Kotsay, L OBP: 0.233, SLG: 0.279										4	0	0	0	0	0	7				
31 Dewayne Wise, L OBP: 0.235, SLG: 0.312										0	0	0	0	0	0	0				
5 Jayson Nix, R OBP: 0.294, SLG: 0.442										2	2	0	0	2	1	2				
17 Chris Getz, L OBP: 0.323, SLG: 0.369										4	2	2	2	0	0	2				
Inning Stats	R: 1 E: 0 K: 0 S: 17	H: 3 LOB: 3 BB: 1 P: 29	R: 3 E: 0 K: 1 S: 14	H: 3 LOB: 1 BB: 1 P: 25	R: 1 E: 0 K: 0 S: 14	H: 1 LOB: 0 BB: 0 P: 21	R: 0 E: 0 K: 1 S: 6	H: 0 LOB: 0 BB: 0 P: 8	R: 1 E: 0 K: 1 S: 14	H: 2 LOB: 2 BB: 1 P: 25	R: 0 E: 0 K: 0 S: 5	H: 0 LOB: 0 BB: 0 P: 7	R: 4 E: 0 K: 1 S: 22	H: 3 LOB: 1 BB: 2 P: 37	R: 0 E: 0 K: 1 S: 10	H: 1 LOB: 1 BB: 0 P: 13	1B: 10 2B: 2 3B: 0 HR: 1	SF: 1 SAC: 0 DP: 0 HBP: 0	WP: 0 PB: 0 SB: 3 CS: 0	PA: 42
PITCHER	IP WLS BF H R ER SO BB IBB HBP BLK WP HR S P ERA WHIP																			
45 Sergio Mitre, R ERA: 7.9	3.0	18	7	5	5	1	2	0	0	0	0	0	0	1	45	75	15.00	3.000		
30 David Robertson, R ERA: 3.81	2.0	9	2	1	1	2	1	0	0	0	0	0	0	20	33	4.50	1.500			
91 Alfredo Aceves, R ERA: 3.54	1.2	10	3	4	4	0	2	0	0	0	0	0	0	24	39	21.60	3.000			
39 Mark Melancon, R ERA: 3.86	1.1	5	1	0	0	2	0	0	0	0	0	0	0	13	18	0.00	0.750			

New York Yankees @ Chicago White Sox
U.S. Cellular Field, Chicago, IL
Fri Jul 31 2009, 8:11 PM EDT
Att: 38,228 - Partly Cloudy - 75 F

AB	36
R	10
H	13
RBI	9
BB	5
SO	5
LOB	17



Batter	1	2	3	4	5	6	7	8	9	AB	R	H	RBI	BB	SO	LOB	TOP				
2 Derek Jeter, R OBP: 0.397, SLG: 0.456	F9		25 1B 2B		G5-3		25 G3 13 1B 33 BB 1B		G6-3	5	2	2	0	0	0	0					
33 Nick Swisher, S OBP: 0.365, SLG: 0.473	K		P4		L5		20 G3-1 25 G3 BB		G6-3	4	0	0	0	1	1	2					
25 Mark Teixeira, S OBP: 0.377, SLG: 0.549	1B		1B		G6-3		G3		G4-3	5	0	2	2	0	0	2					
13 Alex Rodriguez, R OBP: 0.393, SLG: 0.519		E6 1B	K				24 BB 17 FC7-5 2B		20 G3-1 1B	4	1	3	1	0	1	1					
20 Jorge Posada, S OBP: 0.355, SLG: 0.494		G6-3			G5-3		17 FC7-5 24 BB BB		G3-1	3	0	0	0	1	0	3					
24 Robinson Cano, L OBP: 0.342, SLG: 0.494	K				G3		17 FC7-5 BB		G1-3	3	0	0	0	1	1	3					
53 Melky Cabrera, S OBP: 0.349, SLG: 0.437	P3		E6 17 1B				L7		K	4	0	0	0	0	1	4					
17 Jerry Hairston, R OBP: 0.308, SLG: 0.397			2 2B 25 1B BB				FC7-5		P4	3	1	1	1	1	0	2					
12 Cody Ransom, R OBP: 0.256, SLG: 0.329			P5		K		K		K	4	0	0	0	0	3	5					
Inning Stats	R: 0 E: 0 K: 1 S: 6	H: 1 LOB: 1 BB: 0 P: 7	R: 0 E: 1 K: 1 S: 10	H: 1 LOB: 1 BB: 0 P: 17	R: 2 E: 0 K: 1 S: 13	H: 2 LOB: 1 BB: 1 P: 20	R: 0 E: 0 K: 1 S: 11	H: 1 LOB: 2 BB: 0 P: 14	R: 0 E: 0 K: 0 S: 8	H: 0 LOB: 0 BB: 0 P: 10	R: 1 E: 0 K: 1 S: 11	H: 1 LOB: 2 BB: 2 P: 23	R: 0 E: 0 K: 2 S: 8	H: 0 LOB: 0 BB: 0 P: 13	R: 0 E: 0 K: 0 S: 6	H: 0 LOB: 0 BB: 0 P: 12	1B: 6 2B: 2 HR: 0	SF: 0 SAC: 0 HBP: 0	WP: 0 PB: 0 CS: 0	PA: 39	
PITCHER	IP	WLS	BF	H	R	ER	SO	BB	IBB	HBP	BLK	WP	HR	S	P	ERA	WHIP				
50 John Danks, L ERA: 4.0	6.0	W	29	7	4	4	5	4	0	0	0	0	0	61	98	6.00	1.833				
57 Ramon Pena, R ERA: 4.57	0.2	H	3	1	0	0	0	0	0	0	0	0	0	7	10	0.00	1.500				
67 Randy Williams, L ERA:	0.1	H	1	0	0	0	0	0	0	0	0	0	0	2	2	0.00	0.000				
37 Matt Thornton, L ERA: 2.89	1.0		3	0	0	0	2	0	0	0	0	0	0	8	13	0.00	0.000				
45 Bobby Jenks, R ERA: 4.21	1.0		3	0	0	0	0	0	0	0	0	0	0	6	12	0.00	0.000				

New York Yankees @ Chicago White Sox
U.S. Cellular Field, Chicago, IL

AB 35
R 4
H 8
RBI 4
BB 4
SO 7
LOB 22



livebaseballscorecards.com

Sat Aug 01 2009, 4:05 PM EDT
Att: 38,763 - Cloudy - 69 F

Batter	1	2	3	4	5	6	7	8	9	AB	R	H	RBI	BB	SO	LOB	BOTTOM				
22 Scott Podsednik, L OBP: 0.359, SLG: 0.391		15 2B 1B		G4-1	F9					5	2	3	4	1	0	4					
15 Gordon Beckham, R OBP: 0.368, SLG: 0.472	K	23 1B 2B		G6-3		E6 14 1B				6	1	2	4	0	2	4					
23 Jermaine Dye, R OBP: 0.359, SLG: 0.527	K	25 G3-1 1B		K		K		F8		6	0	1	2	0	3	7					
25 Jim Thome, L OBP: 0.390, SLG: 0.485	L4	G3-1			K	K				5	1	1	0	0	2	3					
14 Paul Konerko, R OBP: 0.345, SLG: 0.497		L9								3	1	1	0	0	0	1					
7 Mark Kotsay, L OBP: 0.261, SLG: 0.287										1	1	1	0	0	0	0					
12 A.J. Pierzynski, L OBP: 0.340, SLG: 0.462		17 1B 5 BB 20 1B 1B		F9		17 1B 5 BB 12 1B HBP				5	2	3	1	0	0	2					
20 Carlos Quentin, R OBP: 0.315, SLG: 0.435										4	1	1	0	1	0	2					
31 Dewayne Wise, L OBP: 0.235, SLG: 0.312		5 BB 22 1B 1B		F8		5 BB 17 1B 1B				0	1	0	0	0	0	0					
17 Chris Getz, L OBP: 0.327, SLG: 0.373		22 1B 5 BB 1B		G1-3		5 BB 1B				5	2	3	1	0	0	2					
5 Jayson Nix, R OBP: 0.318, SLG: 0.454		22 1B 15 2B BB								1	2	1	2	4	0	0					
Inning Stats	R: 0 E: 0 K: 2 S: 9	H: 1 LOB: 1 BB: 0 P: 11	R: 6 E: 0 K: 0 S: 23	H: 6 LOB: 1 BB: 1 P: 39	R: 0 E: 0 K: 0 S: 6	H: 0 LOB: 0 BB: 0 P: 11	R: 0 E: 0 K: 1 S: 11	H: 1 LOB: 1 BB: 0 P: 21	R: 1 E: 0 K: 1 S: 16	H: 2 LOB: 3 BB: 1 P: 28	R: 0 E: 0 K: 2 S: 12	H: 1 LOB: 2 BB: 0 P: 16	R: 1 E: 0 K: 1 S: 12	H: 2 LOB: 2 BB: 1 P: 21	R: 6 E: 0 K: 0 S: 16	H: 4 LOB: 1 BB: 3 P: 33	1B: 14 2B: 4 HR: 0	SF: 0 SAC: 0 HBP: 1	WP: 0 PB: 0 CS: 0	PA: 48	
PITCHER	IP	WLS	BF	H	R	ER	SO	BB	IBB	HBP	BLK	WP	HR	S	P	ERA	WHIP				
34 A.J. Burnett, R ERA: 3.89	4.2	L	27	10	7	7	4	2	0	0	0	0	0	22	35	5.40	2.571				
Brian Bruney, R ERA: 5.1	1.2		10	3	1	1	2	1	0	0	0	0	0	5	6	0.00	0.000				
30 David Robertson, R ERA: 3.72	0.2		2	0	0	0	1	0	0	0	0	0	0	5	6	0.00	0.000				
48 Phil Coke, L ERA: 4.98	0.1		8	4	6	6	0	1	2	0	0	0	0	15	31	162.00	15.000				
39 Mark Melancon, R ERA: 3.6	0.2		1	0	0	0	0	0	0	0	0	0	0	1	2	0.00	0.000				

New York Yankees @ Chicago White Sox
U.S. Cellular Field, Chicago, IL

AB 41
R 14
H 17
RBI 14
BB 6
SO 7
LOB 25



livebaseballscorecards.com

Sat Aug 01 2009, 4:05 PM EDT
Att: 38,763 - Cloudy - 69 F

Batter	1	2	3	4	5	6	7	8	9	AB	R	H	RBI	BB	SO	LOB	TOP								
Chone Figgins, S OBP: 0.400, SLG: 0.412	4-2 13 CS BB		4-2 13 WP 1B		4-0 13 1B 53 SF7 BB		2-3 K		1-1 G4-3	2	2	0	0	3	1	1									
13 Maicer Izturis, S OBP: 0.349, SLG: 0.431	1-1 F8		1-3 K		2-1 53 SF7 1B		4-1 53 CS BB			3	0	1	0	1	1	3									
53 Bobby Abreu, L OBP: 0.416, SLG: 0.454	3-2 G4-3		0-2 27 WP 1B		1-1 SF7		1-2 CS		2-1 G6-3	3	0	1	3	0	0	0									
27 Vladimir Guerrero, R OBP: 0.323, SLG: 0.413		0-2 G5-3		4-1 BB				0-1 1B		3	0	1	0	1	1	1									
20 Juan Rivera, R OBP: 0.351, SLG: 0.524		3-3 K		0-3 K		0-0 P3		2-0 F8		4	0	0	0	0	2	3									
8 Kendrys Morales, S OBP: 0.323, SLG: 0.575		2-3 K		1-0 G5-3		1-2 F8		2-2 F8		4	0	0	0	0	1	1									
2 Erick Aybar, S OBP: 0.352, SLG: 0.423			4-2 5 SH2-4 13 WP 24 PB BB		2-2 G3		1-2 1B		0-2 L3	3	1	1	0	1	0	0									
24 Gary Matthews, S OBP: 0.311, SLG: 0.332			4-2 13 WP 53 1B 5 SH2-4 BB		2-1 P5		0-0 G3		3-1 1B	3	1	1	0	1	0	1									
5 Jeff Mathis, R OBP: 0.297, SLG: 0.296			0-1 SH2-4						1-3 K	2	0	0	0	0	2	0									
44 Mike Napoli, R OBP: 0.372, SLG: 0.531			1-2 2-3		0-3 K				1-3 K	1	0	0	0	0	1	1									
Inning Stats	R: 0 E: 0 K: 0 S: 9	H: 0 LOB: 0 BB: 1 P: 17	R: 0 E: 0 K: 2 S: 10	H: 0 LOB: 0 BB: 0 P: 15	R: 3 E: 0 K: 2 S: 20	H: 1 LOB: 2 BB: 4 P: 37	R: 0 E: 0 K: 0 S: 6	H: 0 LOB: 0 BB: 0 P: 11	R: 1 E: 0 K: 2 S: 12	H: 1 LOB: 1 BB: 1 P: 18	R: 0 E: 0 K: 0 S: 8	H: 1 LOB: 1 BB: 0 P: 10	R: 0 E: 0 K: 2 S: 13	H: 0 LOB: 0 BB: 1 P: 21	R: 0 E: 0 K: 0 S: 8	H: 1 LOB: 1 BB: 0 P: 14	R: 0 E: 0 K: 1 S: 10	H: 1 LOB: 1 BB: 0 P: 15	1B: 5 2B: 0 3B: 0 HR: 0	SF: 1 SAC: 1 DP: 0 HBP: 0	WP: 2 PB: 1 SB: 0 CS: 2	PA: 38			
PITCHER	IP	WLS	BF	H	R	ER	SO	BB	IBB	HBP	BLK	WP	HR	S	P	ERA	WHIP								
52 Jose Contreras, R ERA: 4.95	2.2		13	1	3	3	3	5	0	0	0	2	0	36	66	10.12	2.250								
D.J. Carrasco, R ERA: 3.95	4.0		16	2	1	1	5	2	0	0	0	0	0	38	58	2.25	1.000								
67 Randy Williams, L ERA:	0.2		1	0	0	0	0	0	0	0	0	0	0	6	9	0.00	0.000								
57 Ramon Pena, R ERA: 4.47	0.1		2	1	0	0	0	0	0	0	0	0	0	3	5	0.00	3.000								
37 Matt Thornton, L ERA: 2.6	1.1	W	5	1	0	0	1	0	0	0	0	0	0	13	20	0.00	0.750								

Los Angeles Angels @ Chicago White Sox
 U.S. Cellular Field, Chicago, IL
 Tue Aug 04 2009, 8:11 PM EDT
 Att: 30,228 - Cloudy - 68 F

AB	28
R	4
H	5
RBI	3
BB	7
SO	9
LOB	11



Batter	1	2	3	4	5	6	7	8	9	AB	R	H	RBI	BB	SO	LOB	BOTTOM								
22 Scott Podsednik, L OBP: 0.357, SLG: 0.394	2-3 K		0-1 G4-3		2-1 G6-3		1-2 15 1B 2B		0-1 2H 1B	5	1	2	1	0	1	1									
15 Gordon Beckham, R OBP: 0.321, SLG: 0.503	1-0 HR		2-2 G4-3		0-0 F7		1-1 2H 1B			4	1	2	2	0	0	0									
23 Jermaine Dye, R OBP: 0.352, SLG: 0.529	1-1 F9		2-2 25 E 14 SF7 1B		1-3 K		2-3 K			4	1	1	0	0	2	1									
25 Jim Thome, L OBP: 0.390, SLG: 0.489	4-2 14 BB BB		3-2 E5		2-1 F7				0-3 K	3	0	0	0	1	1	1									
14 Paul Konerko, R OBP: 0.346, SLG: 0.497	4-2 1-2 BB		0-1 SF7		1-0 P4			0-1 F8		2	0	0	1	1	0	0									
12 A.J. Pierzynski, L OBP: 0.338, SLG: 0.456	1-0 F7		3-2 G6-3		0-0 L7			0-0 L1		4	0	0	0	0	0	3									
20 Carlos Quentin, R OBP: 0.318, SLG: 0.449		0-0 HR		1-0 G4-3		1-1 F8			1-3 K	4	1	1	1	0	1	0									
17 Chris Getz, L OBP: 0.322, SLG: 0.373	1-1 F7		1-3 K				1-2 P2		1-0 G4-3	4	0	0	0	0	1	0									
5 Jayson Nix, R OBP: 0.308, SLG: 0.442		2-3 K		0-3 K			0-0 P5		1-2 22 1B 2B	4	1	1	0	0	2	0									
Inning Stats	R: 1 E: 0 K: 1 S: 12	H: 1 LOB: 2 BB: 2 P: 25	R: 1 E: 0 K: 1 S: 8	H: 1 LOB: 0 BB: 0 P: 11	R: 1 E: 1 K: 0 S: 16	H: 1 LOB: 1 BB: 0 P: 25	R: 0 E: 0 K: 2 S: 10	H: 0 LOB: 1 BB: 0 P: 14	R: 0 E: 0 K: 0 S: 4	H: 0 LOB: 0 BB: 0 P: 6	R: 1 E: 0 K: 1 S: 12	H: 2 LOB: 1 BB: 0 P: 17	R: 0 E: 0 K: 1 S: 6	H: 0 LOB: 0 BB: 0 P: 6	R: 0 E: 0 K: 1 S: 9	H: 2 LOB: 1 BB: 0 P: 12	1B: 3 2B: 2 3B: 0 HR: 2	SF: 1 SAC: 0 DP: 0 HBP: 0	WP: 1 PB: 0 SB: 0 CS: 0	PA: 37					
PITCHER	IP	WLS	BF	H	R	ER	SO	BB	IBB	HBP	BLK	WP	HR	S	P	ERA	WHIP								
41 John Lackey, R ERA: 3.96	8.0		33	5	4	3	7	2	0	0	0	1	2	74	113	3.38	0.875								
40 Kevin Jepsen, R ERA: 6.66	0.2	L	4	2	1	1	1	0	0	0	0	0	0	9	12	13.50	3.000								

Los Angeles Angels @ Chicago White Sox
 U.S. Cellular Field, Chicago, IL
 Tue Aug 04 2009, 8:11 PM EDT
 Att: 30,228 - Cloudy - 68 F

AB	34
R	5
H	7
RBI	5
BB	2
SO	8
LOB	6



Batter	1	2	3	4	5	6	7	8	9	AB	R	H	RBI	BB	SO	LOB	TOP			
Chone Figgins, S OBP: 0.397, SLG: 0.408										4	0	0	0	0	1	2	Los Angeles Angels @ Chicago White Sox U.S. Cellular Field, Chicago, IL Wed Aug 05 2009, 8:11 PM EDT Att: 32,167 - Clear - 71 F			
13 Maicer Izturis, S OBP: 0.347, SLG: 0.429										4	0	1	0	0	1	2				
53 Bobby Abreu, L OBP: 0.416, SLG: 0.453										3	1	1	0	1	1	3				
27 Vladimir Guerrero, R OBP: 0.321, SLG: 0.410										4	0	1	0	0	0	2				
77 Reggie Willits, S OBP: 0.226, SLG: 0.250										0	1	0	0	0	0	0				
20 Juan Rivera, R OBP: 0.350, SLG: 0.521										4	0	1	0	0	0	2				
8 Kendrys Morales, S OBP: 0.343, SLG: 0.570										3	0	0	1	0	1	2				
2 Erick Aybar, S OBP: 0.348, SLG: 0.418										4	0	0	0	0	0	2				
44 Mike Napoli, R OBP: 0.371, SLG: 0.531										4	0	1	0	0	2	1				
24 Gary Matthews, S OBP: 0.312, SLG: 0.332										3	0	1	0	0	1	1				
Inning Stats	R: 1 E: 1 K: 1 S: 9	H: 1 LOB: 1 BB: 0 P: 14	R: 0 E: 0 K: 0 S: 4	H: 0 LOB: 0 BB: 0 P: 9	R: 0 E: 0 K: 1 S: 9	H: 0 LOB: 0 BB: 0 P: 16	R: 0 E: 1 K: 0 S: 7	H: 1 LOB: 1 BB: 0 P: 13	R: 0 E: 0 K: 1 S: 4	H: 1 LOB: 0 BB: 0 P: 5	R: 0 E: 0 K: 1 S: 6	H: 0 LOB: 0 BB: 0 P: 10	R: 0 E: 1 K: 2 S: 13	H: 1 LOB: 2 BB: 0 P: 18	R: 1 E: 0 K: 1 S: 15	H: 2 LOB: 1 BB: 0 P: 20	1B: 5 2B: 1 3B: 0 HR: 0	SF: 1 SAC: 0 DP: 3 HBP: 0	WP: 2 PB: 0 SB: 0 CS: 0	PA: 35
PITCHER	IP WLS BF H R ER SO BB IBB HBP BLK WP HR S P ERA WHIP																			
34 Gavin Floyd, R ERA: 3.91	8.0 W 32 6 2 1 6 1 0 0 0 2 0 65 105 1.12 0.875																			
37 Matt Thornton, L ERA: 2.74	1.0 3 0 0 0 1 0 0 0 0 0 0 11 15 0.00 0.000																			

Batter	1	2	3	4	5	6	7	8	9	AB	R	H	RBI	BB	SO	LOB	BOTTOM	
22 Scott Podsednik, L OBP: 0.356, SLG: 0.398										4	0	1	0	0	0	1	Los Angeles Angels @ Chicago White Sox U.S. Cellular Field, Chicago, IL Wed Aug 05 2009, 8:11 PM EDT Att: 32,167 - Clear - 71 F	
15 Gordon Beckham, R OBP: 0.374, SLG: 0.503										4	1	1	0	0	0	1		
23 Jermaine Dye, R OBP: 0.351, SLG: 0.526										4	1	1	0	0	0	1		
25 Jim Thome, L OBP: 0.391, SLG: 0.511										4	2	2	4	0	1	0		
14 Paul Konerko, R OBP: 0.350, SLG: 0.509										3	1	2	1	0	0	0		
12 A.J. Pierzynski, L OBP: 0.340, SLG: 0.460										4	1	2	0	0	0	1		
20 Carlos Quentin, R OBP: 0.316, SLG: 0.441										3	0	0	0	1	0	4		
31 Dewayne Wise, L OBP: 0.235, SLG: 0.312										0	0	0	0	0	0	0		
17 Chris Getz, L OBP: 0.318, SLG: 0.368										4	0	0	0	0	2	3		
5 Jayson Nix, R OBP: 0.308, SLG: 0.440										3	0	1	1	0	0	0		
Inning Stats	R: 0 E: 0 K: 0 S: 9	H: 0 LOB: 0 BB: 0 P: 13	R: 0 E: 0 K: 1 S: 11	H: 1 LOB: 1 BB: 0 P: 16	R: 0 E: 0 K: 1 S: 11	H: 0 LOB: 0 BB: 0 P: 19	R: 1 E: 0 K: 0 S: 9	H: 1 LOB: 0 BB: 0 P: 12	R: 3 E: 0 K: 0 S: 16	H: 4 LOB: 1 BB: 0 P: 29	R: 0 E: 0 K: 0 S: 7	H: 1 LOB: 0 BB: 0 P: 11	R: 1 E: 0 K: 0 S: 7	H: 1 LOB: 1 BB: 1 P: 16	1B: 3 2B: 3 3B: 1 HR: 3	SF: 0 SAC: 0 DP: 1 HBP: 1	WP: 0 PB: 0 SB: 1 CS: 0	PA: 35
PITCHER	IP WLS BF H R ER SO BB IBB HBP BLK WP HR S P ERA WHIP																	
55 Sean O'Sullivan, R ERA: 4.24	5.0 L 21 6 4 1 0 0 0 0 1 0 0 1 8 15 ∞ ∞																	
38 Darren Oliver, L ERA: 2.76	0.0 3 2 1 1 0 0 0 0 0 0 0 1 8 15 ∞ ∞																	
32 Matt Palmer, R ERA: 4.53	2.0 6 1 0 0 0 0 0 0 0 0 0 0 10 16 0.00 0.500																	
40 Brian Fuentes, L ERA: 4.42	1.0 5 1 1 1 0 1 0 0 0 0 0 1 7 16 9.00 2.000																	

Batter	1	2	3	4	5	6	7	8	9	AB R H RBI BB SO LOB	TOP												
24 Grady Sizemore, L OBP: 0.332, SLG: 0.437										4 1 2 0 1 1 2	Cleveland Indians @ Chicago White Sox U.S. Cellular Field, Chicago, IL Fri Aug 07 2009, 8:11 PM EDT Att: 27,153 - Overcast - 64 F												
13 Asdrúbal Cabrera, S OBP: 0.397, SLG: 0.453										4 0 1 0 0 0 3													
17 Shin-Soo Choo, L OBP: 0.402, SLG: 0.473										3 1 1 0 0 0 0													
2 Jhonny Peralta, R OBP: 0.337, SLG: 0.406										4 0 2 1 0 0 2													
48 Travis Hafner, L OBP: 0.372, SLG: 0.505										3 1 0 0 1 1 3													
11 Jamey Carroll, R OBP: 0.320, SLG: 0.365										4 1 2 0 0 0 1													
10 Kelly Shoppach, R OBP: 0.345, SLG: 0.419										4 2 3 4 0 1 0													
26 Trevor Crowe, S OBP: 0.287, SLG: 0.304										3 0 0 0 1 0 2													
25 Andy Marte, R OBP: 0.320, SLG: 0.238										4 0 0 0 0 2 2													
Inning Stats	R: 1 E: 1 K: 0 S: 8	H: 1 LOB: 1 BB: 0 P: 10	R: 2 E: 1 K: 0 S: 9	H: 2 LOB: 0 BB: 0 P: 13	R: 1 E: 0 K: 0 S: 7	H: 3 LOB: 0 BB: 0 P: 13	R: 1 E: 0 K: 0 S: 9	H: 1 LOB: 0 BB: 0 P: 17	R: 0 E: 0 K: 0 S: 11	H: 0 LOB: 0 BB: 0 P: 16		R: 1 E: 0 K: 0 S: 12	H: 2 LOB: 1 BB: 1 P: 21	R: 0 E: 0 K: 1 S: 9	H: 1 LOB: 0 BB: 0 P: 12	R: 0 E: 0 K: 1 S: 11	H: 1 LOB: 1 BB: 1 P: 18	R: 0 E: 0 K: 3 S: 11	H: 0 LOB: 1 BB: 1 P: 18	1B: 7 2B: 1 3B: 1 HR: 2	SF: 0 SAC: 0 DP: 6 HBP: 1	WP: 0 PB: 1 SB: 1 CS: 0	PA: 37
PITCHER	IP WLS BF H R ER SO BB IBB HBP BLK WP HR S P ERA WHIP											IP WLS BF H R ER SO BB IBB HBP BLK WP HR S P ERA WHIP											
56 Mark Buehrle, L ERA: 3.89	7.2 L 32 11 6 5 2 2 0 1 0 0 2 73 115 5.87 1.696											57 Ramon Pena, R ERA: 4.34	8.1 1.1 5 0 0 0 3 1 0 0 0 0 0 14 24 0.00 0.750										

Batter	1	2	3	4	5	6	7	8	9	AB R H RBI BB SO LOB	BOTTOM												
22 Scott Podsednik, L OBP: 0.356, SLG: 0.398										5 0 2 0 0 0 1	Cleveland Indians @ Chicago White Sox U.S. Cellular Field, Chicago, IL Fri Aug 07 2009, 8:11 PM EDT Att: 27,153 - Overcast - 64 F												
15 Gordon Beckham, R OBP: 0.375, SLG: 0.495										4 1 1 1 1 1 2													
23 Jermaine Dye, R OBP: 0.349, SLG: 0.518										3 0 1 0 1 1 1													
25 Jim Thome, L OBP: 0.388, SLG: 0.504										4 0 1 1 0 2 4													
14 Paul Konerko, R OBP: 0.348, SLG: 0.501										4 0 0 0 0 0 4													
12 A.J. Pierzynski, L OBP: 0.339, SLG: 0.457										4 0 1 0 0 0 3													
20 Carlos Quentin, R OBP: 0.315, SLG: 0.438										4 0 1 0 0 0 1													
10 Alexei Ramirez, R OBP: 0.324, SLG: 0.395										4 0 0 0 0 0 2													
17 Chris Getz, L OBP: 0.320, SLG: 0.370										0 0 0 0 0 0 0													
5 Jayson Nix, R OBP: 0.313, SLG: 0.452										2 1 0 0 1 0 1													
31 Dewayne Wise, L OBP: 0.239, SLG: 0.342										1 0 0 0 0 0 1													
Inning Stats	R: 0 E: 0 K: 1 S: 13	H: 1 LOB: 1 BB: 0 P: 19	R: 0 E: 0 K: 0 S: 6	H: 1 LOB: 0 BB: 0 P: 7	R: 2 E: 0 K: 0 S: 10	H: 2 LOB: 1 BB: 1 P: 15	R: 0 E: 0 K: 0 S: 8	H: 1 LOB: 0 BB: 0 P: 10	R: 0 E: 0 K: 2 S: 9	H: 0 LOB: 0 BB: 0 P: 10	R: 0 E: 0 K: 0 S: 10	H: 0 LOB: 0 BB: 0 P: 14	R: 0 E: 0 K: 0 S: 5	H: 0 LOB: 0 BB: 0 P: 6	R: 0 E: 0 K: 1 S: 15	H: 1 LOB: 3 BB: 2 P: 29	R: 0 E: 0 K: 0 S: 9	H: 1 LOB: 3 BB: 0 P: 13	1B: 5 2B: 2 3B: 0 HR: 0	SF: 0 SAC: 0 DP: 0 HBP: 0	WP: 0 PB: 0 SB: 0 CS: 0	PA: 38	
PITCHER	IP WLS BF H R ER SO BB IBB HBP BLK WP HR S P ERA WHIP											IP WLS BF H R ER SO BB IBB HBP BLK WP HR S P ERA WHIP											
45 Jeremy Sowers, L ERA: 4.75	7.0 W 29 6 2 2 3 2 0 0 0 0 0 6 94 2.57 1.143											54 Chris Perez, R ERA: 4.29	8.1 0.2 H 3 0 0 0 1 1 0 0 0 0 0 6 13 0.00 1.500										
49 Tony Sipp, L ERA: 4.66	8.1 0.1 H 1 0 0 0 0 0 0 0 0 0 0 3 3 0.00 0.000											34 Kerry Wood, R ERA: 4.85	9.1 1.0 5 1 0 0 0 0 0 0 0 9 13 0.00 1.000										

AB	33
R	6
H	11
RBI	5
BB	3
SO	5
LOB	15



AB	35
R	2
H	7
RBI	2
BB	3
SO	4
LOB	20



Batter	1	2	3	4	5	6	7	8	9	AB	R	H	RBI	BB	SO	LOB	TOP			
24 Grady Sizemore, L OBP: 0.328, SLG: 0.431	L7		K	G3-1		G4-3		F8		5	0	0	1	0	1	3				
13 Asdrúbal Cabrera, S OBP: 0.362, SLG: 0.457	BB		BB	BB		K		BB		4	1	3	1	1	1	1				
17 Shin-Soo Choo, L OBP: 0.404, SLG: 0.471	BB		BB	BB		K		K		2	1	0	0	3	2	3				
2 Jhonny Peralta, R OBP: 0.338, SLG: 0.407	BB		BB	BB		K		K		4	0	1	2	1	2	4				
48 Travis Hafner, L OBP: 0.364, SLG: 0.493	K		F9	K		K		K		5	0	0	0	0	4	4				
8 Chris Gimenez, R OBP: 0.301, SLG: 0.329	K		F9	BB		BB		BB		4	1	1	0	1	2	4				
1 Luis Valbuena, L OBP: 0.295, SLG: 0.398			BB	BB		BB		F7		4	1	2	1	1	0	1				
10 Kelly Shoppach, R OBP: 0.344, SLG: 0.413			BB	BB		L4				3	1	0	0	1	2	3				
26 Trevor Crowe, S OBP: 0.298, SLG: 0.316			SH1-4	SH1-4		SH1-4				3	0	2	0	0	1	0				
Inning Stats	R: 0 H: 0 E: 0 K: 2 S: 9	H: 0 LOB: 3 BB: 3 P: 25	R: 0 H: 1 E: 0 K: 2 S: 8	H: 0 LOB: 0 BB: 0 P: 13	R: 2 H: 2 E: 0 K: 1 S: 13	H: 2 LOB: 1 BB: 1 P: 22	R: 2 H: 1 E: 0 K: 1 S: 11	H: 1 LOB: 1 BB: 1 P: 27	R: 1 H: 1 E: 0 K: 2 S: 12	H: 1 LOB: 2 BB: 1 P: 19	R: 0 H: 1 E: 0 K: 1 S: 7	H: 1 LOB: 1 BB: 0 P: 16	R: 0 H: 2 E: 0 K: 2 S: 15	H: 2 LOB: 2 BB: 0 P: 23	R: 0 H: 0 E: 0 K: 2 S: 11	H: 0 LOB: 0 BB: 0 P: 17	1B: 7 2B: 3 3B: 0 HR: 0	SF: 0 SAC: 1 DP: 1 HBP: 0	WP: 0 PB: 0 CS: 4	PA: 43
PITCHER	IP WLS BF H R ER SO	IP WLS BF H R ER SO	IP WLS BF H R ER SO	IP WLS BF H R ER SO	IP WLS BF H R ER SO	IP WLS BF H R ER SO	IP WLS BF H R ER SO	IP WLS BF H R ER SO	IP WLS BF H R ER SO	IP WLS BF H R ER SO	IP WLS BF H R ER SO	IP WLS BF H R ER SO	IP WLS BF H R ER SO	IP WLS BF H R ER SO	IP WLS BF H R ER SO	IP WLS BF H R ER SO	BB IBB HBP BLK	WP HR S P	ERA WHIP	ERA WHIP
60 Carlos Torres, R ERA: 6.75	3.1	18	3	4	4	5	6	0	0	0	0	0	0	0	33	72	10.80	2.700		
67 Randy Williams, L ERA: 3.18	1.1	7	2	1	1	3	1	0	0	0	0	0	0	19	33	6.75	2.250			
D.J. Carrasco, R ERA: 3.82	2.1	10	2	0	0	3	0	1	0	0	0	0	0	19	32	0.00	0.857			
37 Matt Thornton, L ERA: 2.86	1.1	6	2	0	0	3	0	0	0	0	0	0	0	19	29	0.00	1.500			
45 Bobby Jenks, R ERA: 4.14	0.2	2	0	0	0	1	0	0	0	0	0	0	0	7	11	0.00	0.000			

Cleveland Indians @ Chicago White Sox
U.S. Cellular Field, Chicago, IL
Sat Aug 08 2009, 7:05 PM EDT
Att: 35,224 - Partly Cloudy - 85 F

AB	34
R	5
H	9
RBI	5
BB	8
SO	15
LOB	23



Batter	1	2	3	4	5	6	7	8	9	AB	R	H	RBI	BB	SO	LOB	BOTTOM			
22 Scott Podsednik, L OBP: 0.354, SLG: 0.393	G1-3	G1-3			K	G4-3		HBP		4	1	0	0	0	1	2				
15 Gordon Beckham, R OBP: 0.376, SLG: 0.493	BB		K		HR	SF8		B1		3	2	1	1	0	1	1				
25 Jim Thome, L OBP: 0.388, SLG: 0.516	BB		BB		HR	G3-1		G3		5	1	2	2	0	1	2				
14 Paul Konerko, R OBP: 0.351, SLG: 0.501	HBP		G5-3		BB	BB		E5		4	1	2	0	0	0	1				
12 A.J. Pierzynski, L OBP: 0.340, SLG: 0.456	BB		G6-3		BB	FC6-4		F7		5	2	2	1	0	0	3				
20 Carlos Quentin, R OBP: 0.318, SLG: 0.441	G1-3				BB	BB		BB		3	0	1	2	1	0	2				
17 Chris Getz, L OBP: 0.322, SLG: 0.371			BB		BB	BB		BB		4	0	2	1	0	1	1				
10 Alexei Ramirez, R OBP: 0.326, SLG: 0.393			BB		G6-3	G6-3		BB		2	0	0	0	2	0	2				
31 Dewayne Wise, L OBP: 0.240, SLG: 0.348			K		G6-3	G6-3		BB		4	1	1	0	0	1	4				
Inning Stats	R: 1 H: 2 E: 0 K: 1 S: 12	H: 2 LOB: 2 BB: 0 P: 23	R: 0 H: 0 E: 0 K: 2 S: 8	H: 0 LOB: 1 BB: 1 P: 15	R: 0 H: 1 E: 0 K: 1 S: 9	H: 1 LOB: 0 BB: 0 P: 10	R: 0 H: 1 E: 0 K: 0 S: 9	H: 1 LOB: 1 BB: 0 P: 13	R: 4 H: 4 E: 0 K: 1 S: 19	H: 4 LOB: 1 BB: 0 P: 29	R: 1 H: 1 E: 0 K: 0 S: 9	H: 1 LOB: 0 BB: 0 P: 11	R: 1 H: 2 E: 1 K: 0 S: 10	H: 2 LOB: 2 BB: 2 P: 23	R: 1 H: 0 E: 1 K: 0 S: 9	H: 0 LOB: 1 BB: 0 P: 14	1B: 7 2B: 3 3B: 0 HR: 1	SF: 1 SAC: 0 DP: 0 HBP: 3	WP: 1 PB: 0 CS: 0	PA: 41
PITCHER	IP WLS BF H R ER SO	IP WLS BF H R ER SO	IP WLS BF H R ER SO	IP WLS BF H R ER SO	IP WLS BF H R ER SO	IP WLS BF H R ER SO	IP WLS BF H R ER SO	IP WLS BF H R ER SO	IP WLS BF H R ER SO	IP WLS BF H R ER SO	IP WLS BF H R ER SO	IP WLS BF H R ER SO	IP WLS BF H R ER SO	IP WLS BF H R ER SO	IP WLS BF H R ER SO	IP WLS BF H R ER SO	BB IBB HBP BLK	WP HR S P	ERA WHIP	ERA WHIP
63 Justin Masterson, R ERA: 4.22	4.0	18	4	1	1	4	1	0	1	0	0	0	0	0	38	61	2.25	1.250		
16 Tomo Ohka, R ERA: 6.11	0.1	6	4	4	4	1	0	0	0	0	1	14	20	108.00	12.000					
40 Jess Todd, R ERA: 6.75	1.1	5	1	1	1	0	0	0	0	0	0	12	18	6.75	0.750					
53 Rafael Perez, L ERA: 8.79	1.1	7	2	1	1	0	0	2	0	0	0	12	25	6.75	1.500					
50 Jensen Lewis, R ERA: 5.06	1.0	5	0	1	0	0	0	0	0	0	0	9	14	0.00	0.000					

Cleveland Indians @ Chicago White Sox
U.S. Cellular Field, Chicago, IL
Sat Aug 08 2009, 7:05 PM EDT
Att: 35,224 - Partly Cloudy - 85 F

AB	34
R	8
H	11
RBI	7
BB	3
SO	5
LOB	18



Batter	1	2	3	4	5	6	7	8	9	AB	R	H	RBI	BB	SO	LOB	TOP										
24 Grady Sizemore, L OBP: 0.327, SLG: 0.428	G4-3			G4-3	F8	L7		1-2		5	0	1	0	0	0	4	Cleveland Indians @ Chicago White Sox U.S. Cellular Field, Chicago, IL Sun Aug 09 2009, 2:05 PM EDT Att: 34,063 - Sunny - 90 F										
11 Jamey Carroll, R OBP: 0.387, SLG: 0.388	K			F9	2B		HR	F7		5	1	2	3	0	1												
13 Adrúbal Cabrera, S OBP: 0.363, SLG: 0.454	G6-3			1B	BB		L3		G5-3	4	0	1	0	1	0	0											
17 Shin-Soo Choo, L OBP: 0.406, SLG: 0.480				G1-3	G4-3		2B			5	0	3	0	0	0	3											
2 Jhonny Peralta, R OBP: 0.339, SLG: 0.410	P4-3						FC3-5			5	1	2	0	0	1	3											
1 Luis Valbuena, L OBP: 0.298, SLG: 0.408	L4						FC3-5		L9	5	3	2	0	0	0	2											
26 Trevor Crowe, S OBP: 0.296, SLG: 0.309				G3	BB		K		SF8	2	1	0	1	1	1												
25 Andy Marte, R OBP: 0.379, SLG: 0.292				G5-3	BB		1B		BB	3	2	2	1	1	0	0											
16 Wyatt Teregas, R OBP: 0.250, SLG: 0.273	K			SF7			1B		1B	3	0	2	3	0	1	0											
Inning Stats	R: 0 E: 0 K: 1 S: 6	H: 0 LOB: 0 BB: 0 P: 8	R: 0 E: 0 K: 0 S: 9	H: 1 LOB: 0 BB: 0 P: 14	R: 0 E: 0 K: 1 S: 8	H: 0 LOB: 0 BB: 0 P: 12	R: 0 E: 0 K: 0 S: 10	H: 1 LOB: 1 BB: 0 P: 16	R: 4 E: 0 K: 0 S: 22	H: 4 LOB: 2 BB: 2 P: 38	R: 1 E: 0 K: 1 S: 11	H: 3 LOB: 2 BB: 0 P: 13	R: 1 E: 0 K: 0 S: 11	H: 2 LOB: 0 BB: 0 P: 20	R: 2 E: 0 K: 0 S: 18	H: 3 LOB: 1 BB: 1 P: 30	R: 0 E: 0 K: 1 S: 9	H: 1 LOB: 1 BB: 0 P: 12	1B: 9 2B: 5 HR: 1	SF: 2 SAC: 0 DP: 2 HBP: 0	WP: 1 PB: 0 CS: 0	PA: 42					
PITCHER	IP	WLS	BF	H	R	ER	SO	BB	IBB	HBP	BLK	WP	HR	S	P	ERA	WHIP										
52 Jose Contreras, R ERA: 5.09	4.2	L	21	6	4	4	2	2	0	0	0	0	0	54	87	7.71	1.714										
57 Ramon Pena, R ERA: 4.4	1.1		7	3	1	1	1	0	0	0	0	0	0	12	14	6.75	2.250										
71 Scott Linebrink, R ERA: 3.2	1.1		7	3	3	3	0	1	0	0	0	0	1	20	34	20.25	3.000										
26 Octavio Dotel, R ERA: 2.89	1.2		7	3	0	0	1	0	0	0	0	1	0	18	28	0.00	1.800										

Batter	1	2	3	4	5	6	7	8	9	AB	R	H	RBI	BB	SO	LOB	BOTTOM										
22 Scott Podsednik, L OBP: 0.352, SLG: 0.391	F8	F9			1B			F7		4	0	1	0	0	0	1	Cleveland Indians @ Chicago White Sox U.S. Cellular Field, Chicago, IL Sun Aug 09 2009, 2:05 PM EDT Att: 34,063 - Sunny - 90 F										
15 Gordon Beckham, R OBP: 0.365, SLG: 0.483	G5-3		G6-3		G5-4-3			L9		4	0	0	0	0	2												
23 Jermaine Dye, R OBP: 0.345, SLG: 0.512	F8		G6-3			G5-3		G5-3		4	0	0	0	0	0												
14 Paul Konerko, R OBP: 0.348, SLG: 0.496		K	F7			F9		F9		4	0	0	0	0	1	0											
12 A.J. Pierzynski, L OBP: 0.342, SLG: 0.468		HR		G3-1				G1-3		4	1	2	1	0	0	0											
20 Carlos Quentin, R OBP: 0.326, SLG: 0.444		7 2B	10 1B		7 1B			7 1B		3	1	2	0	1	0	1											
7 Mark Kotsay, L OBP: 0.280, SLG: 0.319		10 1B	17 G4-3		G3-6			1B		4	1	2	0	0	0	1											
10 Alexei Ramirez, R OBP: 0.330, SLG: 0.405		17 G4-3						HR		4	1	3	2	0	1	2											
17 Chris Getz, L OBP: 0.320, SLG: 0.368		G4-3								3	0	0	1	0	0	2											
25 Jim Thome, L OBP: 0.387, SLG: 0.514					F7			K		1	0	0	0	0	1	2											
Inning Stats	R: 0 E: 0 K: 0 S: 7	H: 0 LOB: 0 BB: 0 P: 9	R: 3 E: 0 K: 1 S: 14	H: 3 LOB: 1 BB: 1 P: 28	R: 0 E: 0 K: 0 S: 5	H: 0 LOB: 0 BB: 0 P: 6	R: 0 E: 0 K: 0 S: 6	H: 1 LOB: 0 BB: 0 P: 11	R: 0 E: 0 K: 0 S: 9	H: 2 LOB: 1 BB: 0 P: 13	R: 0 E: 0 K: 0 S: 13	H: 1 LOB: 1 BB: 0 P: 18	R: 1 E: 0 K: 0 S: 6	H: 1 LOB: 0 BB: 0 P: 11	R: 0 E: 0 K: 0 S: 6	H: 0 LOB: 0 BB: 0 P: 8	R: 0 E: 0 K: 2 S: 14	H: 2 LOB: 2 BB: 0 P: 20	1B: 6 2B: 2 HR: 2	SF: 0 SAC: 0 DP: 2 HBP: 0	WP: 0 PB: 0 CS: 0	PA: 36					
PITCHER	IP	WLS	BF	H	R	ER	SO	BB	IBB	HBP	BLK	WP	HR	S	P	ERA	WHIP										
28 David Huff, L ERA: 6.72	6.1	W	26	8	4	4	0	1	0	0	0	0	0	57	92	5.68	1.421										
49 Tony Sipp, L ERA: 4.5	0.2	H	2	0	0	0	0	0	0	0	0	0	0	3	4	0.00	0.000										
54 Chris Perez, R ERA: 4.17	1.0		3	0	0	0	0	0	0	0	0	0	0	6	8	0.00	0.000										
34 Kerry Wood, R ERA: 4.73	1.0		5	2	0	0	2	0	0	0	0	0	0	14	20	0.00	2.000										

AB	37
R	8
H	15
RBI	8
BB	3
SO	4
LOB	14



Batter	1	2	3	4	5	6	7	8	9	AB	R	H	RBI	BB	SO	LOB	TOP										
22 Scott Podsednik, L (1, 8) OBP: 0.351, SLG: 0.390										4	0	1	0	0	1	2											
15 Gordon Beckham, R (1, 5) OBP: 0.371, SLG: 0.491										3	1	1	0	1	1	1											
23 Jermaine Dye, R (1, 9) OBP: 0.344, SLG: 0.508										3	1	0	0	1	0	1											
25 Jim Thome, L (1, 10) OBP: 0.383, SLG: 0.507										4	0	0	0	0	3	2											
14 Paul Konerko, R (1, 3) OBP: 0.347, SLG: 0.493										3	0	0	0	1	2	0											
20 Carlos Quentin, R (1, 7) OBP: 0.333, SLG: 0.458										3	1	2	2	1	0	0											
10 Alexei Ramirez, R (1, 6) OBP: 0.329, SLG: 0.403										4	0	1	0	0	1	4											
5 Jayson Nix, R (1, 4) OBP: 0.320, SLG: 0.449										1	1	0	0	2	0	2											
7 Mark Kotsay, L (9, PH) OBP: 0.277, SLG: 0.316										1	0	0	0	0	0	1											
27 Ramon Castro, R (1, 2) OBP: 0.305, SLG: 0.389										3	0	2	2	0	0	1											
12 A.J. Pierzynski, L (9, PH) OBP: 0.341, SLG: 0.467										1	0	0	0	0	0	1											
Inning Stats	R: 0 E: 0 K: 1 S: 6	H: 1 LOB: 0 BB: 0 P: 8	R: 0 E: 0 K: 0 S: 9	H: 0 LOB: 1 BB: 1 P: 17	R: 0 E: 0 K: 1 S: 9	H: 0 LOB: 0 BB: 1 P: 15	R: 0 E: 0 K: 1 S: 9	H: 0 LOB: 0 BB: 0 P: 14	R: 2 E: 0 K: 1 S: 11	H: 2 LOB: 1 BB: 1 P: 18	R: 2 E: 0 K: 2 S: 12	H: 1 LOB: 2 BB: 3 P: 29	R: 0 E: 0 K: 2 S: 12	H: 2 LOB: 0 BB: 0 P: 14	R: 0 E: 0 K: 0 S: 14	H: 1 LOB: 0 BB: 0 P: 20	1B: 4 2B: 4 3B: 0 HR: 0	SF: 0 SAC: 0 DP: 3 HBP: 0	WP: 0 PB: 0 SB: 0 CS: 0	PA: 36							
PITCHER	IP	WLS	BF	H	R	ER	SO	BB	IBB	HBP	BLK	WP	HR	S	P	ERA	WHIP										
25 Luke French, L (1, 1) ERA: 4.31	5.1		23	3	4	4	5	6	0	0	0	0	0	50	90	6.75	1.688										
46 Sean White, R (6, 1) ERA: 3.31	1.2	W	7	3	0	0	1	0	0	0	0	0	0	15	25	0.00	1.800										
57 Mark Lowe, R (8, 1) ERA: 2.98	1.0	H	3	0	0	0	2	0	0	0	0	0	0	12	16	0.00	0.000										
53 David Aardsma, R (9, 1) ERA: 1.55	1.0	S	3	1	0	0	0	0	0	0	0	0	0	14	20	0.00	1.000										

Chicago White Sox @ Seattle Mariners
Safeco Field, Seattle, WA
Mon Aug 10 2009, 7:10 PM PDT
Att: 21,056 - Roof Closed - 68 F

AB 30
R 4
H 7
RBI 4
BB 6
SO 8
LOB 15



Batter	1	2	3	4	5	6	7	8	9	AB	R	H	RBI	BB	SO	LOB	BOTTOM										
51 Ichiro Suzuki, L (1, 9) OBP: 0.393, SLG: 0.468										4	0	1	1	0	2	0											
21 Franklin Gutierrez, R (1, 8) OBP: 0.356, SLG: 0.460										3	1	1	0	1	0	0											
4 Jose Lopez, R (1, 4) OBP: 0.305, SLG: 0.456										4	1	1	0	0	0	1											
24 Ken Griffey Jr., L (1, 10) OBP: 0.333, SLG: 0.399										4	0	2	2	0	2	0											
29 Adrián Beltré, R (1, 5) OBP: 0.299, SLG: 0.375										4	0	2	0	0	0	1											
30 Russell Branyan, L (1, 3) OBP: 0.354, SLG: 0.535										4	1	1	1	0	1	3											
2 Jack Wilson, R (1, 6) OBP: 0.299, SLG: 0.380										3	1	0	0	1	1	3											
2 Kenji Johjima, R (1, 2) OBP: 0.285, SLG: 0.364										3	1	1	2	0	1	0											
55 Michael Saunders, L (1, 7) OBP: 0.315, SLG: 0.320										2	1	0	0	1	0	0											
Inning Stats	R: 0 E: 0 K: 0 S: 8	H: 0 LOB: 0 BB: 0 P: 12	R: 0 E: 0 K: 2 S: 11	H: 0 LOB: 0 BB: 0 P: 18	R: 0 E: 0 K: 0 S: 9	H: 0 LOB: 0 BB: 0 P: 14	R: 2 E: 0 K: 1 S: 21	H: 3 LOB: 2 BB: 1 P: 34	R: 1 E: 0 K: 1 S: 14	H: 2 LOB: 1 BB: 1 P: 24	R: 3 E: 0 K: 0 S: 12	H: 3 LOB: 0 BB: 1 P: 21	R: 0 E: 0 K: 1 S: 8	H: 0 LOB: 0 BB: 0 P: 11	R: 0 E: 0 K: 2 S: 12	H: 1 LOB: 1 BB: 0 P: 16	1B: 6 2B: 1 3B: 0 HR: 2	SF: 0 SAC: 0 DP: 1 HBP: 0	WP: 0 PB: 0 SB: 3 CS: 0	PA: 34							
PITCHER	IP	WLS	BF	H	R	ER	SO	BB	IBB	HBP	BLK	WP	HR	S	P	ERA	WHIP										
34 Gavin Floyd, R (1, 1) ERA: 4.06	5.2	L	25	7	5	5	4	3	0	0	0	0	1	71	117	7.94	1.765										
57 Ramon Pena, R (6, 1) ERA: 4.56	0.1		2	1	1	1	0	0	0	0	0	0	1	4	6	27.00	3.000										
71 Scott Linebrink, R (7, 1) ERA: 3.12	1.0		3	0	0	0	1	0	0	0	0	0	0	8	11	0.00	0.000										
26 Octavio Dotel, R (8, 1) ERA: 2.82	1.0		4	1	0	0	2	0	0	0	0	0	0	12	16	0.00	1.000										

Chicago White Sox @ Seattle Mariners
Safeco Field, Seattle, WA
Mon Aug 10 2009, 7:10 PM PDT
Att: 21,056 - Roof Closed - 68 F

AB 31
R 6
H 9
RBI 6
BB 3
SO 7
LOB 8



Batter	1	2	3	4	5	6	7	8	9	AB	R	H	RBI	BB	SO	LOB	TOP										
22 Scott Podsednik, L (1, 8) OBP: 0.349, SLG: 0.387	F7		L8		G6-3		F8		1B	5	0	1	0	0	0	4	Chicago White Sox @ Seattle Mariners Safeco Field, Seattle, WA Tue Aug 11 2009, 7:10 PM PDT Att: 19,393 - Cloudy - 68 F										
15 Gordon Beckham, R (1, 5) OBP: 0.376, SLG: 0.479	BB		HBP		G6-3		1B		L9	3	0	1	0	1	0	1											
23 Jermaine Dye, R (1, 9)	G5-3		F4		G6-3		BB		G4-6-3	3	0	0	0	1	0	4											
25 Jim Thome, L (1, 10) OBP: 0.381, SLG: 0.503	1B		G6-3		G6-3		K		K	4	0	1	0	0	2	3											
14 Paul Konerko, R (1, 3)	G5-3		K		K		K		F8	4	0	0	0	0	2	3											
12 A.J. Pierzynski, L (1, 2) OBP: 0.342, SLG: 0.464	G4-3		G3-1		G6-4-3		BB		20 1B	2	0	0	0	2	0	0											
31 Dewayne Wise, L (9, PR) OBP: 0.240, SLG: 0.348									10 HR	0	1	0	0	0	0	0											
20 Carlos Quentin, R (1, 7) OBP: 0.305, SLG: 0.389	K		F9		G6-4-3		BB		10 HR	4	1	1	0	0	1	1											
27 Ramon Castro, R (9, 2)									1B	0	0	0	0	0	0	0											
10 Alexei Ramirez, R (1, 6) OBP: 0.331, SLG: 0.411	G4-3		P6		BB		BB		HR	3	1	1	3	1	0	0											
17 Chris Getz, L (1, 4) OBP: 0.325, SLG: 0.367			15 HBP		BB		BB		P5	1	0	0	0	3	0	1											
Inning Stats	R: 0 E: 0 K: 0 S: 9	H: 1 LOB: 2 BB: 1 P: 19	R: 0 E: 0 K: 1 S: 10	H: 0 LOB: 0 BB: 0 P: 13	R: 0 E: 0 K: 0 S: 13	H: 0 LOB: 2 BB: 1 P: 19	R: 0 E: 0 K: 1 S: 8	H: 0 LOB: 0 BB: 0 P: 12	R: 0 E: 0 K: 0 S: 4	H: 0 LOB: 0 BB: 1 P: 12	R: 0 E: 0 K: 2 S: 12	H: 0 LOB: 1 BB: 1 P: 19	R: 0 E: 0 K: 0 S: 7	H: 0 LOB: 2 BB: 3 P: 21	R: 0 E: 0 K: 1 S: 6	H: 1 LOB: 0 BB: 0 P: 8	R: 3 E: 0 K: 0 S: 19	H: 3 LOB: 2 BB: 1 P: 31	1B: 4 2B: 0 3B: 0 HR: 1	SF: 0 SAC: 0 DP: 3 HBP: 1	WP: 0 PB: 0 SB: 1 CS: 0	PA: 38					
PITCHER	IP	WLS	BF	H	R	ER	SO	BB	IBB	HBP	BLK	WP	HR	S	P	ERA	WHIP										
58 Doug Fister, R (1, 1) ERA: 4.33	6.0	2	23	1	0	0	4	4	0	1	0	0	0	56	94	0.00	0.833										
43 Miguel Batista, R (7, 1) ERA: 4.33	0.2	H	4	0	0	0	0	3	0	0	0	0	0	6	19	0.00	4.500										
57 Mark Lowe, R (7, 1) ERA: 2.91	1.1	H	4	1	0	0	1	0	0	0	0	0	0	7	10	0.00	0.750										
53 David Aardsma, R (9, 1) ERA: 2.04	0.2	L	6	3	3	3	0	1	0	0	0	0	1	17	28	40.50	6.000										
23 Shawn Kelley, R (9, 1) ERA: 4.97	0.1		1	0	0	0	0	0	0	0	0	0	0	2	3	0.00	0.000										

Batter	1	2	3	4	5	6	7	8	9	AB	R	H	RBI	BB	SO	LOB	BOTTOM										
51 Ichiro Suzuki, L (1, 9) OBP: 0.391, SLG: 0.467	K2-3		G6-4-3		G4-3		G4-3		G4-3	4	0	1	0	0	1	0	Chicago White Sox @ Seattle Mariners Safeco Field, Seattle, WA Tue Aug 11 2009, 7:10 PM PDT Att: 19,393 - Cloudy - 68 F										
21 Franklin Gutierrez, R (1, 8) OBP: 0.356, SLG: 0.460	BB		G6-4-3		K		K		K	4	0	1	0	0	2	2											
4 Jose Lopez, R (1, 4) OBP: 0.304, SLG: 0.454	P4		F8		1B		1B		L7	4	0	1	0	0	0	2											
5 Mike Sweeney, R (1, 10) OBP: 0.299, SLG: 0.383	L8		K		L7		L7		G6-3	4	0	0	0	0	1	2											
29 Adrian Beltré, R (1, 5) OBP: 0.301, SLG: 0.380	F7		30 1B		G3		G3		30 DI	4	1	2	0	0	0	1											
30 Russell Branyan, L (1, 3) OBP: 0.356, SLG: 0.535	K		1B		1B		1B		F8	4	0	2	1	0	1	1											
2 Jack Wilson, R (1, 6) OBP: 0.299, SLG: 0.377	BB		P2		L7		L7			2	0	0	0	1	0	0											
2 Kenji Johjima, R (1, 2) OBP: 0.280, SLG: 0.357	P4		G4-3		K		K			3	0	0	0	0	1	1											
55 Michael Saunders, L (1, 7) OBP: 0.316, SLG: 0.321			21 G6-4-3		K		K		K	3	0	1	0	0	2	0											
Inning Stats	R: 0 E: 0 K: 1 S: 10	H: 1 LOB: 1 BB: 0 P: 13	R: 0 E: 0 K: 1 S: 10	H: 0 LOB: 1 BB: 1 P: 16	R: 0 E: 0 K: 0 S: 6	H: 2 LOB: 0 BB: 0 P: 6	R: 1 E: 0 K: 1 S: 9	H: 2 LOB: 0 BB: 0 P: 13	R: 0 E: 0 K: 1 S: 7	H: 0 LOB: 0 BB: 0 P: 10	R: 0 E: 0 K: 1 S: 9	H: 1 LOB: 1 BB: 0 P: 11	R: 0 E: 0 K: 1 S: 8	H: 1 LOB: 0 BB: 0 P: 14	R: 0 E: 0 K: 2 S: 10	H: 0 LOB: 0 BB: 0 P: 16		R: 0 E: 0 K: 0 S: 9	H: 1 LOB: 1 BB: 0 P: 12	1B: 6 2B: 2 3B: 0 HR: 0	SF: 0 SAC: 0 DP: 1 HBP: 0	WP: 0 PB: 0 SB: 0 CS: 0	PA: 33				
PITCHER	IP	WLS	BF	H	R	ER	SO	BB	IBB	HBP	BLK	WP	HR	S	P	ERA	WHIP										
50 John Danks, L (1, 1) ERA: 4.04	8.0	W	29	7	1	1	8	1	0	0	0	0	0	69	99	1.12	1.000										
45 Bobby Jenks, R (9, 1) ERA: 4.03	1.0	S	4	1	0	0	0	0	0	0	0	0	0	9	12	0.00	1.000										

livebaseballscorecards.com

livebaseballscorecards.com



Batter	1	2	3	4	5	6	7	8	9	10	11	12	13	14	AB	R	H	RBI	BB	SO	LOB	TOP						
22 Scott Podsednik, L OBP: 0.340, SLG: 0.386 (1, 8)	G6-3		FC1-6 15 1B		SH5-3 1-2		K 1-2			K 51 1B		G6-3		K 1-3	6	0	2	0	0	2	4							
15 Gordon Beckham, R OBP: 0.369, SLG: 0.465 (1, 5)	G6-3		FC1-6 20 1B		G1-4-3 1-2		K 1-2			K SAFE		K SAFE		K SAFE	6	0	0	0	1	3	6							
51 Alex Rios, R OBP: 0.315, SLG: 0.423 (1, 9)	K		K 1-3		F9-2 2-3		K 1-2		G6-3			G4-3		K 1-3	6	0	1	0	0	2	3							
25 Jim Thome, L OBP: 0.383, SLG: 0.500 (1, 10)		7 PB 12 1B	20 WP BB		F7		K 1-2		G1-5-3			K SAFE		K SAFE	4	0	1	0	2	1	0							
20 Carlos Quentin, R OBP: 0.324, SLG: 0.441 (1, 7)	K		K 1-3		K 1-2		K 1-2		F9			F8		G6-3	6	0	0	0	0	3	5							
12 A.J. Pierzynski, L OBP: 0.342, SLG: 0.461 (1, 2)		7 PB 1B		G6-3		K BB				F8		K 10 SH1-4		G1-3	5	0	1	0	1	1	0							
10 Alexei Ramirez, R OBP: 0.329, SLG: 0.408 (1, 6)	K		K 1-2		G5-3		K BB			E5 G3-1 1B		SH1-4		G4-3	5	0	1	0	0	2	3							
7 Mark Kotsay, L OBP: 0.290, SLG: 0.330 (1, 3)			BB		K		2B			G3-1		F7		1B	5	0	2	0	1	1	2							
5 Jayson Nix, R OBP: 0.326, SLG: 0.447 (1, 4)	K		15 PB 22 SH5-3 F9-2 1B		15 G1-4-3 1B		1B			G6-3		P3		BB	5	0	2	0	1	1	5							
Inning Stats	R: 0 E: 0 K: 1 S: 6	H: 0 LOB: 0 BB: 0 P: 10	R: 0 E: 0 K: 3 S: 16	H: 2 LOB: 3 BB: 1 P: 23	R: 0 E: 0 K: 2 S: 12	H: 1 LOB: 2 BB: 1 P: 18	R: 0 E: 0 K: 1 S: 7	H: 0 LOB: 0 BB: 0 P: 9	R: 0 E: 0 K: 2 S: 11	H: 0 LOB: 1 BB: 0 P: 16	R: 0 E: 0 K: 0 S: 7	H: 0 LOB: 0 BB: 0 P: 9	R: 0 E: 0 K: 1 S: 12	H: 1 LOB: 1 BB: 0 P: 18	R: 0 E: 0 K: 1 S: 9	H: 0 LOB: 0 BB: 0 P: 11	R: 0 E: 0 K: 1 S: 12	H: 0 LOB: 0 BB: 0 P: 17	R: 0 E: 0 K: 2 S: 20	H: 1 LOB: 2 BB: 1 P: 26	1B: 9 2B: 2 3B: 0 HR: 0	SF: 0 SAC: 2 DP: 2 HBP: 0	WP: 2 PB: 2 SB: 1 CS: 0	PA: 56				
PITCHER	IP ERA WHIP	WLS 2.72	BF 20	H 6	R 0	ER 0	SO 10	BB 4	IBB 0	HBP 0	BLK 0	WP 0	HR 0	S 67	P 105	ERA 0.00	WHIP 1.429											
34 Félix Hernández, R ERA: 2.72 (1, 1)	7.0	20	6	0	0	0	10	4	0	0	0	0	0	0	67	105	0.00	1.429										
46 Sean White, R ERA: 3.7 (8, 1)	2.0	7	1	0	0	0	0	0	0	0	0	0	0	19	27	0.00	0.500											
57 Mark Lowe, R ERA: 2.96 (10, 1)	1.0	5	2	0	0	0	1	0	0	0	0	0	0	12	19	0.00	3.000											
23 Shawn Kelley, R ERA: 4.51 (11, 1)	2.0	7	0	0	0	2	0	0	0	0	0	1	0	16	21	0.00	0.000											
41 Chris Jakubauskas, R ERA: 5.44 (13, 1)	2.0	W	8	1	0	0	3	1	0	0	0	0	0	32	43	0.00	1.000											

Chicago White Sox @ Seattle Mariners
Safeco Field, Seattle, WA
Wed Aug 12 2009, 7:10 PM PDT
Att. 24,448 - Partly Cloudy - 70 F


AB: 48
R: 10
H: 10
RBI: 0
BB: 6
SO: 16
LOB: 28



Batter	1	2	3	4	5	6	7	8	9	10	11	12	13	14	AB	R	H	RBI	BB	SO	LOB	BOTTOM						
51 Ichiro Suzuki, L OBP: 0.391, SLG: 0.466 (1, 9)	L6		G4-3		G4-3		2B			K		L3-1		L3-1	5	0	1	0	1	1	0							
21 Franklin Gutierrez, R OBP: 0.352, SLG: 0.454 (1, 8)	G5-3		K		K		FC6			L7		L7		4 S BB	5	0	0	0	1	1	3							
4 Jose Lopez, R OBP: 0.302, SLG: 0.450 (1, 4)	F8		G5-3		G5-3		P6			F9		F9		K	6	0	1	0	0	1	4							
5 Mike Sweeney, R OBP: 0.286, SLG: 0.368 (1, 10)	G6-3		G6-3		G6-3		L9			F8		G6-3		G5-3	6	0	0	0	0	0	4							
29 Adrian Beltré, R OBP: 0.304, SLG: 0.382 (1, 5)		30 PB 1B	1B		1B		L6			F9		G6-3		7 BB 1B	6	1	3	0	0	0	1							
30 Russell Branyan, L OBP: 0.365, SLG: 0.533 (1, 8)	P6		F8		F8		K			K		7 1B BB		K	5	0	1	0	1	2	3							
2 Jack Wilson, R OBP: 0.296, SLG: 0.376 (1, 6)	G1-3		K		K		F7			L7		BB		24 1B BB	1	0	0	0	0	0	0							
7 Jack Hannahan, L OBP: 0.304, SLG: 0.333 (6, 6)			K		K		F7			L7		BB		24 1B BB	4	0	1	0	1	1	3							
32 Rob Johnson, R OBP: 0.308, SLG: 0.345 (1, 2)			K		K		F7			L7		BB		24 1B BB	1	0	1	0	0	0	0							
24 Ken Griffey Jr., L OBP: 0.335, SLG: 0.401 (14, PH)			K		K		F7			L7		BB		24 1B BB	5	0	1	0	0	1	2							
12 Ryan Langerhans, L OBP: 0.321, SLG: 0.423 (1, 7)	F8		F8		F8		SH3-4			G4-3		K		1B	4	0	0	0	0	1	0							
Inning Stats	R: 0 E: 0 K: 0 S: 5	H: 0 LOB: 0 BB: 0 P: 9	R: 0 E: 0 K: 0 S: 7	H: 1 LOB: 0 BB: 0 P: 10	R: 0 E: 0 K: 1 S: 8	H: 0 LOB: 0 BB: 0 P: 10	R: 0 E: 0 K: 1 S: 13	H: 0 LOB: 1 BB: 0 P: 11	R: 0 E: 0 K: 0 S: 6	H: 0 LOB: 2 BB: 0 P: 11	R: 0 E: 0 K: 0 S: 10	H: 0 LOB: 0 BB: 0 P: 16	R: 0 E: 0 K: 0 S: 11	H: 1 LOB: 3 BB: 1 P: 20	R: 0 E: 0 K: 1 S: 9	H: 0 LOB: 0 BB: 0 P: 13	R: 0 E: 0 K: 1 S: 12	H: 0 LOB: 1 BB: 0 P: 12	R: 0 E: 0 K: 0 S: 5	H: 1 LOB: 1 BB: 1 P: 16	R: 0 E: 0 K: 1 S: 11	H: 0 LOB: 0 BB: 0 P: 18	R: 0 E: 0 K: 1 S: 13	H: 2 LOB: 2 BB: 1 P: 20	1B: 7 2B: 3 3B: 0 HR: 0	SF: 0 SAC: 1 DP: 1 HBP: 0	WP: 0 PB: 0 SB: 1 CS: 0	PA: 53
PITCHER	IP ERA WHIP	WLS 3.7	BF 31	H 6	R 0	ER 0	SO 3	BB 0	IBB 1	HBP 0	BLK 0	WP 0	HR 0	S 67	P 107	ERA 0.00	WHIP 0.750											
56 Mark Buehrle, L ERA: 3.7 (1, 1)	8.0	31	6	0	0	0	3	0	0	0	0	0	0	0	67	107	0.00	0.750										
37 Matt Thornton, L ERA: 2.55 (8, 1)	2.0	6	0	0	0	2	0	0	0	0	0	0	0	18	25	0.00	0.000											
45 Bobby Jenks, R ERA: 3.83 (11, 1)	2.0	7	1	0	0	0	1	0	0	0	0	0	0	16	25	0.00	1.000											
71 Scott Linebrink, R ERA: 3.05 (13, 1)	1.0	4	0	0	0	2	1	0	0	0	0	0	0	11	18	0.00	1.000											
57 Ramon Pena, R ERA: 4.69 (14, 1)	0.2	L	5	2	1	1	1	1	0	0	0	0	0	13	20	13.50	4.500											

Chicago White Sox @ Seattle Mariners
Safeco Field, Seattle, WA
Wed Aug 12 2009, 7:10 PM PDT
Att. 24,448 - Partly Cloudy - 70 F

AB: 48
R: 9
H: 9
RBI: 1
BB: 4
SO: 8
LOB: 20



Batter	1	2	3	4	5	6	7	8	9	10	AB	R	H	RBI	BB	SO	LOB	TOP
22 Scott Podsednik, L (1, 10) OBP: 0.350, SLG: 0.386											5	2	2	0	0	0	1	Chicago White Sox @ Oakland Athletics Oakland Coliseum, Oakland, CA Fri Aug 14 2009, 7:05 PM PDT Att: 20,348 - Clear - 64 F
15 Gordon Beckham, R (1, 5) OBP: 0.374, SLG: 0.473											5	2	3	1	0	0	1	
23 Jermaine Dye, R (1, 9) OBP: 0.346, SLG: 0.504											4	0	2	3	1	1	1	
14 Paul Konerko, R (1, 3) OBP: 0.342, SLG: 0.463											4	0	0	0	1	0	4	
51 Alex Rios, R (1, 8) OBP: 0.314, SLG: 0.424											4	0	1	1	0	2	2	
20 Carlos Quentin, R (1, 7) OBP: 0.317, SLG: 0.431											5	0	0	0	0	2	4	
31 Dewayne Wise, L (10, 7) OBP: 0.240, SLG: 0.348											0	0	0	0	0	0	0	
10 Alexei Ramirez, R (1, 6) OBP: 0.330, SLG: 0.415											5	2	2	1	0	2	1	
5 Jayson Nix, R (1, 4) OBP: 0.322, SLG: 0.436											4	1	0	0	1	2	2	
27 Ramon Castro, R (1, 2) OBP: 0.319, SLG: 0.422											2	1	2	2	1	0	0	
12 A.J. Pierzynski, L (8, PH) OBP: 0.340, SLG: 0.458											2	0	0	0	0	1	0	
Inning Stats	R: 2 E: 0 K: 0 S: 13	H: 3 LOB: 1 BB: 0 P: 19	R: 4 E: 0 K: 2 S: 19	H: 5 LOB: 2 BB: 1 P: 20	R: 0 E: 0 K: 1 S: 10	H: 0 LOB: 1 BB: 1 P: 19	R: 0 E: 0 K: 2 S: 8	H: 0 LOB: 0 BB: 0 P: 10	R: 0 E: 0 K: 2 S: 12	H: 1 LOB: 1 BB: 0 P: 20	R: 0 E: 0 K: 1 S: 8	H: 0 LOB: 0 BB: 0 P: 10	R: 1 E: 0 K: 1 S: 9	H: 1 LOB: 0 BB: 0 P: 13	1B: 8 2B: 2 3B: 0 HR: 2	SF: 1 SAC: 1 DP: 0 HBP: 0	WP: 0 PB: 0 SB: 0 CS: 0	PA: 46
PITCHER	IP 5.0	WLS 27	BF 9	H 7	R 7	ER 5	SO 5	BB 3	IBB 0	HBP 0	BLK 0	WP 0	HR 1	S 61	P 98	ERA 12.60	WHIP 2.400	
49 Brett Anderson, L (1, 1) ERA: 4.55	0.1	H	1	0	0	0	0	0	0	0	0	0	0	2	3	0.00	0.000	
52 Jay Marshall, L (6, 1) ERA:	1.2	B	7	1	0	0	2	1	0	0	0	0	0	20	35	0.00	1.200	
31 Brad Ziegler, R (8, 1) ERA: 2.73	1.0	4	1	0	0	1	0	0	0	0	0	0	0	10	16	0.00	1.000	
48 Michael Wuerzt, R (8, 1) ERA: 3.21	1.0	3	0	0	0	1	0	0	0	0	0	0	0	8	10	0.00	0.000	
40 Andrew Bailey, R (9, 1) ERA: 2.09																		

Batter	1	2	3	4	5	6	7	8	9	10	AB	R	H	RBI	BB	SO	LOB	BOTTOM				
29 Adam Kennedy, L (1, 5) OBP: 0.337, SLG: 0.425											5	0	0	0	0	3	2	Chicago White Sox @ Oakland Athletics Oakland Coliseum, Oakland, CA Fri Aug 14 2009, 7:05 PM PDT Att: 20,348 - Clear - 64 F				
11 Rajai Davis, R (1, 8) OBP: 0.363, SLG: 0.417											5	1	1	0	0	2	2					
8 Kurt Suzuki, R (1, 2) OBP: 0.315, SLG: 0.413											5	0	0	0	0	1	1					
12 Scott Hairston, R (1, 7) OBP: 0.335, SLG: 0.508											5	2	2	2	0	0	0					
Ryan Sweeney, L (1, 9) OBP: 0.325, SLG: 0.380											5	1	3	1	0	0	0					
21 Tommy Everidge, R (1, 3) OBP: 0.351, SLG: 0.406											4	1	1	0	0	1	2					
7 Bobby Crosby, R (10, PR) OBP: 0.299, SLG: 0.368											0	0	0	0	0	0	0					
32 Jack Cust, L (1, 10) OBP: 0.346, SLG: 0.386											2	1	1	0	1	1	0					
5 Nomar Garciaparra, R (8, PH) OBP: 0.295, SLG: 0.362											2	0	0	0	0	0	2					
14 Mark Ellis, R (1, 4) OBP: 0.312, SLG: 0.415											4	1	2	3	0	1	2					
2 Cliff Pennington, S (1, 6) OBP: 0.358, SLG: 0.440											4	0	1	1	0	1	1					
Inning Stats	R: 0 E: 0 K: 1 S: 11	H: 0 LOB: 0 BB: 0 P: 14	R: 0 E: 0 K: 0 S: 7	H: 1 LOB: 1 BB: 0 P: 12	R: 0 E: 1 K: 2 S: 15	H: 1 LOB: 2 BB: 0 P: 21	R: 5 E: 1 K: 1 S: 14	H: 4 LOB: 0 BB: 0 P: 21	R: 2 E: 0 K: 1 S: 18	H: 3 LOB: 2 BB: 0 P: 31	R: 0 E: 0 K: 0 S: 6	H: 0 LOB: 0 BB: 0 P: 9	R: 0 E: 0 K: 1 S: 6	H: 0 LOB: 0 BB: 0 P: 10	R: 0 E: 0 K: 3 S: 10	H: 2 LOB: 2 BB: 0 P: 12	R: 0 E: 0 K: 1 S: 9	H: 1 LOB: 0 BB: 0 P: 12	1B: 8 2B: 2 3B: 0 HR: 1	SF: 0 SAC: 0 DP: 1 HBP: 1	WP: 0 PB: 0 SB: 1 CS: 1	PA: 43
PITCHER	IP 4.1	WLS 8	BF 22	H 7	R 6	ER 4	SO 4	BB 0	IBB 0	HBP 1	BLK 0	WP 0	HR 1	S 56	P 83	ERA 12.46	WHIP 1.846					
52 Jose Contreras, R (1, 1) ERA: 5.4	2.1	9	1	0	0	1	1	0	0	0	0	0	0	20	32	0.00	0.857					
D.J. Carrasco, R (5, 1) ERA: 3.7	1.1	4	0	0	0	1	0	0	0	0	0	0	0	8	13	0.00	0.000					
37 Matt Thornton, L (7, 1) ERA: 2.49	1.0	W	3	0	0	0	3	0	0	0	0	0	0	10	12	0.00	0.000					
26 Octavio Dotel, R (9, 1) ERA: 2.76	1.0	S	5	2	0	0	1	0	0	0	0	0	0	9	12	0.00	2.000					
45 Bobby Jenks, R (10, 1) ERA: 3.70																						



Batter	1	2	3	4	5	6	7	8	9	AB	R	H	RBI	BB	SO	LOB	TOP					
5 Jayson Nix, R (1,4) OBP: 0.324, SLG: 0.453										3	1	1	3	0	1	2						
15 Gordon Beckham, R (1,5) OBP: 0.378, SLG: 0.478										4	1	2	2	1	0	1						
23 Jermaine Dye, R (1,9) OBP: 0.349, SLG: 0.504										4	0	2	1	1	0	2						
25 Jim Thome, L (1,10) OBP: 0.383, SLG: 0.507										4	1	1	1	1	1	4						
14 Paul Konerko, R (1,3) OBP: 0.341, SLG: 0.479										3	0	0	0	1	0	4						
7 Mark Kotsay, L (7,3) OBP: 0.296, SLG: 0.330										5	0	1	0	0	1	3						
51 Alex Rios, R (1,8) OBP: 0.313, SLG: 0.421										4	2	2	0	1	0	1						
12 A.J. Pierzynski, L (1,2) OBP: 0.344, SLG: 0.459										4	2	1	0	1	1	2						
20 Carlos Quentin, R (1,7) OBP: 0.319, SLG: 0.427										1	1	1	1	1	0	0						
10 Alexei Ramirez, R (1,6) OBP: 0.333, SLG: 0.417										2	0	0	0	0	0	2						
18 Brent Lillibridge, R (8,PH) OBP: 0.253, SLG: 0.186										1	1	1	1	1	0	0						
Inning Stats	R: 0 E: 0 K: 1 S: 8	H: 1 LOB: 1 BB: 0 P: 12	R: 0 E: 0 K: 0 S: 5	H: 0 LOB: 0 BB: 0 P: 9	R: 2 E: 1 K: 1 S: 15	H: 1 LOB: 2 BB: 3 P: 31	R: 2 E: 1 K: 0 S: 10	H: 3 LOB: 0 BB: 1 P: 12	R: 0 E: 0 K: 0 S: 10	H: 1 LOB: 2 BB: 0 P: 21	R: 3 E: 0 K: 0 S: 16	H: 2 LOB: 2 BB: 3 P: 35	R: 0 E: 0 K: 0 S: 6	H: 1 LOB: 0 BB: 0 P: 8	R: 0 E: 0 K: 0 S: 8	H: 0 LOB: 1 BB: 0 P: 17	R: 1 E: 0 K: 2 S: 16	H: 2 LOB: 2 BB: 1 P: 30	1B: 8 2B: 1 3B: 0 HR: 2	SF: 1 SAC: 1 DP: 1 HBP: 1	WP: 1 PB: 0 SB: 0 CS: 1	PA: 46
PITCHER	IP WLS BF H R ER SO BB IBB HBP BLK WP HR S P ERA WHIP																PITCHER	IP WLS BF H R ER SO BB IBB HBP BLK WP HR S P ERA WHIP				
47 Gio González, L (1,1) ERA: 5.88	5.0 L 26 6 6 5 2 6 0 0 0 0 1 51 96 9.00 2.400																					
44 Santiago Casilla, R (6,1) ERA: 5.74	1.0 6 2 1 1 0 1 0 0 0 0 1 0 13 24 9.00 3.000																					
52 Jay Marshall, L (7,1) ERA: 1.59	1.0 3 1 0 0 0 0 0 0 0 0 0 6 8 0.00 1.000																					
60 Jeff Gray, R (8,1) ERA: 1.59	1.0 4 0 0 0 0 0 0 0 1 0 0 0 8 17 0.00 0.000																					
59 Edgar Gonzalez, R (9,1) ERA: 5.24	1.0 6 2 1 1 2 1 0 0 0 0 1 16 30 9.00 3.000																					

Chicago White Sox @ Oakland Athletics
Oakland Coliseum, Oakland, CA
Sat Aug 15 2009, 1:05 PM PDT
Att: 17,742 - Sunny - 70 F

AB 34
R 8
H 11
RBI 8
BB 8
SO 4
LOB 21



Batter	1	2	3	4	5	6	7	8	9	AB	R	H	RBI	BB	SO	LOB	BOTTOM					
29 Adam Kennedy, L (1,5) OBP: 0.345, SLG: 0.436										5	0	5	0	0	0	0						
11 Rajai Davis, R (1,8) OBP: 0.384, SLG: 0.421										5	0	2	0	0	1	4						
8 Kurt Suzuki, R (1,2) OBP: 0.317, SLG: 0.412										3	0	1	0	1	1	2						
12 Scott Hairston, R (1,7) OBP: 0.331, SLG: 0.502										4	0	0	0	0	0	6						
57 Aaron Cunningham, R (9,7) OBP: 0.204, SLG: 0.240										0	0	0	0	0	0	0						
Ryan Sweeney, L (1,9) OBP: 0.327, SLG: 0.379										3	1	1	0	1	2	1						
21 Tommy Everidge, R (1,3) OBP: 0.333, SLG: 0.382										4	0	0	0	0	2	3						
32 Jack Cust, L (1,10) OBP: 0.344, SLG: 0.383										3	0	0	0	0	2	2						
7 Bobby Crosby, R (9,PH) OBP: 0.297, SLG: 0.366										1	0	0	0	0	1	0						
14 Mark Ellis, R (1,4) OBP: 0.316, SLG: 0.421										4	0	2	1	0	1	0						
2 Cliff Pennington, S (1,6) OBP: 0.333, SLG: 0.407										4	0	0	0	0	1	2						
Inning Stats	R: 0 E: 0 K: 1 S: 11	H: 1 LOB: 0 BB: 0 P: 15	R: 0 E: 0 K: 1 S: 9	H: 1 LOB: 0 BB: 0 P: 15	R: 0 E: 0 K: 1 S: 12	H: 2 LOB: 3 BB: 1 P: 18	R: 1 E: 0 K: 3 S: 17	H: 1 LOB: 1 BB: 1 P: 27	R: 0 E: 0 K: 0 S: 6	H: 2 LOB: 1 BB: 0 P: 7	R: 0 E: 0 K: 2 S: 7	H: 0 LOB: 0 BB: 0 P: 8	R: 0 E: 0 K: 0 S: 8	H: 1 LOB: 1 BB: 0 P: 11	R: 0 E: 0 K: 1 S: 9	H: 1 LOB: 1 BB: 0 P: 14	R: 0 E: 0 K: 2 S: 12	H: 2 LOB: 2 BB: 0 P: 18	1B: 8 2B: 3 3B: 0 HR: 0	SF: 0 SAC: 0 DP: 2 HBP: 0	WP: 0 PB: 0 SB: 0 CS: 0	PA: 38
PITCHER	IP WLS BF H R ER SO BB IBB HBP BLK WP HR S P ERA WHIP																PITCHER	IP WLS BF H R ER SO BB IBB HBP BLK WP HR S P ERA WHIP				
34 Gavin Floyd, R (1,1) ERA: 3.94	7.0 W 29 8 1 1 1 8 2 0 0 0 0 70 101 1.29 1.429																					
71 Scott Linebrink, R (8,1) ERA: 2.98	1.0 4 1 0 0 1 0 0 0 0 0 0 9 14 0.00 1.000																					
67 Randy Williams, L (9,1) ERA: 2.7	1.0 5 2 0 0 2 0 0 0 0 0 0 12 18 0.00 2.000																					

Chicago White Sox @ Oakland Athletics
Oakland Coliseum, Oakland, CA
Sat Aug 15 2009, 1:05 PM PDT
Att: 17,742 - Sunny - 70 F

AB 36
R 1
H 11
RBI 1
SO 11
LOB 20



Batter	1	2	3	4	5	6	7	8	9	AB	R	H	RBI	BB	SO	LOB	TOP										
22 Scott Podsednik, L (1, 7) OBP: 0.348, SLG: 0.389	B5-3			G4-3		25 SF8 3B	G6-3		K	5	1	1	1	0	1	3	Chicago White Sox @ Oakland Athletics Oakland Coliseum, Oakland, CA Sun Aug 16 2009, 1:05 PM PDT Att: 20,241 - Sunny - 71 F										
15 Gordon Beckham, R (1, 5) OBP: 0.380, SLG: 0.490	G5-3			2B		23 BB		K	3	0	1	0	1	1	0												
23 Jermaine Dye, R (1, 9) OBP: 0.351, SLG: 0.503	F7			F7				14 E 1B	3	0	1	0	1	0	1												
25 Jim Thome, L (1, 10) OBP: 0.380, SLG: 0.503 14 Paul Konerko, R (8, PH) OBP: 0.341, SLG: 0.478 (8, 10)	K			P5		SF8		E9	2	0	0	1	0	1	1												
51 Alex Rios, R (1, 8) OBP: 0.311, SLG: 0.418	F8			F8		F8		K	4	0	0	0	0	1	4												
12 A.J. Pierzynski, L (1, 2) OBP: 0.343, SLG: 0.459	G6-3			G4-3		7 SH5-4 2B		K2-3	4	0	1	0	0	1	2												
10 Alexei Ramirez, R (1, 6) OBP: 0.333, SLG: 0.415	F7			K		7 SH5-4 1B		G4-3	4	0	1	0	0	1	0												
7 Mark Kotsay, L (1, 3) OBP: 0.306, SLG: 0.350	G6-4-3 1B			5 SH5-3 2B		22 3B 2B		F7	3	1	2	0	0	0	0												
5 Jayson Nix, R (1, 4) OBP: 0.324, SLG: 0.451	G6-4-3			1-2 2B		7 SH5-3 K		22 S 1B	3	0	1	0	0	1	3												
Inning Stats	R: 0 E: 0 K: 0 S: 5	H: 0 LOB: 0 BB: 0 P: 7	R: 0 E: 0 K: 1 S: 6	H: 0 LOB: 0 BB: 0 P: 11	R: 0 E: 0 K: 0 S: 9	H: 1 LOB: 0 BB: 0 P: 12	R: 0 E: 0 K: 0 S: 9	H: 1 LOB: 1 BB: 0 P: 20	R: 0 E: 0 K: 1 S: 10	H: 0 LOB: 0 BB: 0 P: 16	R: 2 E: 0 K: 0 S: 10	H: 2 LOB: 2 BB: 2 P: 21	R: 0 E: 0 K: 1 S: 17	H: 2 LOB: 2 BB: 0 P: 18	R: 0 E: 1 K: 3 S: 15	H: 1 LOB: 2 BB: 0 P: 27		R: 0 E: 0 K: 1 S: 13	H: 1 LOB: 1 BB: 0 P: 22	1B: 4 2B: 3 3B: 1 HR: 0	SF: 1 SAC: 2 DP: 1 HBP: 0	WP: 0 PB: 0 SB: 1 CS: 0	PA: 37				
PITCHER	IP	WLS	BF	H	R	ER	SO	BB	IBB	HBP	BLK	WP	HR	S	P	ERA	WHIP										
53 Trevor Cahill, R (1, 1) ERA: 4.97	6.0		25	6	2	2	2	2	0	0	0	0	0	59	98	3.00	1.333										
52 Jay Marshall, L (7, 1) ERA:	1.0		3	0	0	0	1	0	0	0	0	0	0	7	7	0.00	0.000										
48 Michael Wertz, R (8, 1) ERA: 3.16	1.0		5	1	0	0	3	0	0	0	0	0	0	15	27	0.00	1.000										
40 Andrew Bailey, R (9, 1) ERA: 2.05	1.0	W	4	1	0	0	1	0	0	0	0	0	0	13	22	0.00	1.000										

Batter	1	2	3	4	5	6	7	8	9	AB	R	H	RBI	BB	SO	LOB	BOTTOM										
29 Adam Kennedy, L (1, 5) OBP: 0.342, SLG: 0.431	G6-3		F7			P4		G4-3		4	0	0	0	0	1		Chicago White Sox @ Oakland Athletics Oakland Coliseum, Oakland, CA Sun Aug 16 2009, 1:05 PM PDT Att: 20,241 - Sunny - 71 F										
11 Rajai Davis, R (1, 8) OBP: 0.371, SLG: 0.430	G4-6-3 BB			G5-3		12 S 1B		12 2B 2B	3	1	2	0	1	0	0												
8 Kurt Suzuki, R (1, 2) OBP: 0.314, SLG: 0.408	G4-6-3 1-2			P4		L8		P3	4	0	0	0	0	0	3												
12 Scott Hairston, R (1, 7) OBP: 0.333, SLG: 0.505	G6-4-3 1B			F9		F8		2B	4	0	2	1	0	0	1												
5 Nomar Garciaparra, R (1, 10) OBP: 0.299, SLG: 0.367	F7			14 1B 1B		14 SF8 1B		K	4	1	2	0	0	1	2												
7 Bobby Crosby, R (1, 6) OBP: 0.297, SLG: 0.368	G6-4-3 1-2			K		14 SF8 2B		F8	4	0	1	0	0	1	2												
21 Tommy Everidge, R (1, 3) OBP: 0.317, SLG: 0.361	K			L7		K		L9	4	0	0	0	0	2	3												
14 Mark Ellis, R (1, 4) OBP: 0.319, SLG: 0.439	F9			1B		SF8		HR	3	1	2	2	0	0	0												
57 Aaron Cunningham, R (1, 9) OBP: 0.211, SLG: 0.245	F9			P4		F9			3	0	1	0	0	0	3												
Inning Stats	R: 0 E: 0 K: 0 S: 9	H: 0 LOB: 0 BB: 1 P: 14	R: 0 E: 0 K: 0 S: 6	H: 1 LOB: 0 BB: 0 P: 8	R: 0 E: 0 K: 1 S: 10	H: 1 LOB: 0 BB: 0 P: 17	R: 0 E: 0 K: 0 S: 5	H: 0 LOB: 0 BB: 0 P: 6	R: 0 E: 0 K: 1 S: 11	H: 2 LOB: 2 BB: 0 P: 14	R: 0 E: 0 K: 0 S: 8	H: 1 LOB: 1 BB: 0 P: 14	R: 1 E: 0 K: 1 S: 10	H: 2 LOB: 1 BB: 0 P: 15	R: 1 E: 0 K: 1 S: 13	H: 2 LOB: 1 BB: 0 P: 16		R: 1 E: 0 K: 0 S: 3	H: 1 LOB: 0 BB: 0 P: 5	1B: 6 2B: 3 3B: 0 HR: 1	SF: 1 SAC: 0 DP: 2 HBP: 0	WP: 0 PB: 0 SB: 1 CS: 0	PA: 35				
PITCHER	IP	WLS	BF	H	R	ER	SO	BB	IBB	HBP	BLK	WP	HR	S	P	ERA	WHIP										
50 John Danks, L (1, 1) ERA: 3.96	7.1		29	8	2	2	3	1	0	0	0	0	0	10	13	0.00	1.500										
26 Octavio Dotel, R (8, 1) ERA: 2.72	0.2	B	3	1	0	0	1	0	0	0	0	0	0	1	3	0.00	1.500										
45 Bobby Jenks, R (9, 1) ERA: 3.89	0.2	L	3	1	1	1	0	0	0	0	0	0	1	3	5	13.50	1.500										




Batter	1	2	3	4	5	6	7	8	9	AB	R	H	RBI	BB	SO	LOB	TOP										
9 David DeJesus, L OBP: 0.336, SLG: 0.415										3	1	1	1	1	1	0	Kansas City Royals @ Chicago White Sox U.S. Cellular Field, Chicago, IL Wed Aug 19 2009, 2:05 PM EDT Att: 25,786 - Partly Cloudy - 78 F livebaseballscorecards.com										
8 Willie Bloomquist, R OBP: 0.300, SLG: 0.359										4	0	1	0	0	3	1											
16 Billy Butler, R OBP: 0.352, SLG: 0.483										4	0	0	0	0	1	1											
17 Mike Jacobs, L OBP: 0.302, SLG: 0.424										3	0	0	0	0	3	0											
13 Alberto Callaspo, S OBP: 0.346, SLG: 0.429										3	0	0	0	0	0	0											
24 Mark Teahen, L OBP: 0.338, SLG: 0.429										3	1	1	1	0	1	0											
21 Miguel Olivo, R OBP: 0.269, SLG: 0.465										3	0	1	0	0	0	0											
12 Mitch Maier, L OBP: 0.332, SLG: 0.346										3	0	1	0	0	0	1											
3 Yuniesky Betancourt, R OBP: 0.266, SLG: 0.340										3	0	0	0	0	1	1											
Inning Stats	R: 0 E: 0 K: 1 S: 11	H: 1 LOB: 0 BB: 0 P: 15	R: 0 E: 0 K: 1 S: 5	H: 0 LOB: 0 BB: 0 P: 6	R: 0 E: 0 K: 1 S: 8	H: 1 LOB: 0 BB: 0 P: 12	R: 1 E: 0 K: 2 S: 17	H: 1 LOB: 0 BB: 0 P: 27	R: 0 E: 0 K: 1 S: 7	H: 0 LOB: 1 BB: 1 P: 11	R: 0 E: 0 K: 1 S: 9	H: 0 LOB: 1 BB: 1 P: 16	R: 0 E: 0 K: 1 S: 7	H: 0 LOB: 0 BB: 0 P: 10	R: 1 E: 0 K: 0 S: 9	H: 2 LOB: 0 BB: 0 P: 11	R: 0 E: 0 K: 2 S: 11	H: 0 LOB: 0 BB: 0 P: 17	1B: 3 2B: 0 3B: 0 HR: 2	SF: 0 SAC: 0 DP: 3 HBP: 0	WP: 0 PB: 0 CS: 0	PA: 30					
PITCHER	IP	WLS	BF	H	R	ER	SO	BB	IBB	HBP	BLK	WP	HR	S	P	ERA	WHIP										
52 Jose Contreras, R ERA: 5.13	7.0	W	23	3	1	1	8	1	0	0	0	0	1	64	97	1.29	0.571										
37 Matt Thornton, L ERA: 2.55	1.1	H	5	2	1	1	0	0	0	0	0	0	1	12	15	6.75	1.500										
45 Bobby Jenks, R ERA: 3.74	0.2	S	2	0	0	0	2	0	0	0	0	0	0	8	13	0.00	0.000										

Batter	1	2	3	4	5	6	7	8	9	AB	R	H	RBI	BB	SO	LOB	BOTTOM										
22 Scott Podsednik, L OBP: 0.346, SLG: 0.389										4	1	1	0	0	2	0	Kansas City Royals @ Chicago White Sox U.S. Cellular Field, Chicago, IL Wed Aug 19 2009, 2:05 PM EDT Att: 25,786 - Partly Cloudy - 78 F livebaseballscorecards.com										
15 Gordon Beckham, R OBP: 0.376, SLG: 0.477										3	1	1	1	1	1	1											
23 Jermaine Dye, R OBP: 0.352, SLG: 0.495										4	0	0	0	0	1	2											
14 Paul Konerko, R OBP: 0.342, SLG: 0.483										4	0	2	1	0	1	0											
12 A.J. Pierzynski, L OBP: 0.342, SLG: 0.462										4	0	0	0	0	1	2											
20 Carlos Quentin, R OBP: 0.324, SLG: 0.450										3	1	1	1	0	0	0											
51 Alex Rios, R OBP: 0.316, SLG: 0.430										3	1	2	1	0	0	0											
10 Alexei Ramirez, R OBP: 0.330, SLG: 0.411										3	0	0	0	0	1	1											
5 Jayson Nix, R OBP: 0.323, SLG: 0.456										3	0	0	0	0	3	1											
Inning Stats	R: 1 E: 0 K: 0 S: 8	H: 2 LOB: 1 BB: 0 P: 12	R: 0 E: 0 K: 1 S: 12	H: 1 LOB: 0 BB: 0 P: 18	R: 1 E: 0 K: 2 S: 11	H: 1 LOB: 0 BB: 0 P: 18	R: 1 E: 0 K: 1 S: 7	H: 1 LOB: 0 BB: 0 P: 10	R: 0 E: 0 K: 1 S: 11	H: 0 LOB: 1 BB: 1 P: 20	R: 0 E: 0 K: 1 S: 8	H: 0 LOB: 0 BB: 0 P: 13	R: 1 E: 0 K: 2 S: 8	H: 1 LOB: 0 BB: 0 P: 13	R: 0 E: 0 K: 2 S: 16	H: 1 LOB: 1 BB: 0 P: 22	1B: 1 2B: 3 3B: 0 HR: 3	SF: 0 SAC: 0 DP: 0 HBP: 0	WP: 0 PB: 0 CS: 0	PA: 32							
PITCHER	IP	WLS	BF	H	R	ER	SO	BB	IBB	HBP	BLK	WP	HR	S	P	ERA	WHIP										
23 Zack Greinke, R ERA: 2.44	7.0	L	28	6	4	4	8	1	0	0	0	0	3	65	104	5.14	1.000										
40 Kyle Farnsworth, R ERA: 4.07	1.0		4	1	0	0	2	0	0	0	0	0	0	16	22	0.00	1.000										

Batter	1	2	3	4	5	6	7	8	9	AB	R	H	RBI	BB	SO	LOB	TOP		
1 Brian Roberts, S OBP: 0.397, SLG: 0.478	G5-3		HR					HR	FC4-6	5	2	2	3	0	1	2			
3 Cesar Izturis, S OBP: 0.293, SLG: 0.354	1B		F9			FC3-6		2B	G3-1	5	0	2	0	0	0	2			
Adam Jones, R OBP: 0.338, SLG: 0.470	P4			G4-3				IBB		2	1	0	0	2	0	1			
21 Nick Markakis, L OBP: 0.360, SLG: 0.486	F8			G4-3		G4-3		IBB		4	1	1	1	0	0	3			
14 Nolan Reimold, R OBP: 0.361, SLG: 0.453		K			K			IBB		3	0	1	0	1	2	0			
30 Luke Scott, L OBP: 0.383, SLG: 0.503		K				G3		IBB		3	0	0	0	0	1	1			
23 Ty Wigington, R OBP: 0.306, SLG: 0.395		K					F7	1B		1	0	1	1	0	0	0			
24 Michael Aubrey, L OBP: 0.333, SLG: 0.500								1B		0	0	0	0	0	0	0			
6 Melvin Mora, R OBP: 0.316, SLG: 0.334		G6-3				G6-3		G5-3		4	0	0	0	0	0	3			
32 Matt Wieters, S OBP: 0.313, SLG: 0.375			P1			K		G3-1		4	0	0	0	0	2	0			
18 Felix Pie, L OBP: 0.320, SLG: 0.386			K2-3				FC3-6	1B		4	1	3	0	0	1	0			
Inning Stats	R: 0 H: 1 E: 0 K: 0 S: 7	H: 1 LOB: 1 BB: 0 P: 9	R: 0 H: 0 E: 0 K: 2 S: 7	H: 0 LOB: 0 BB: 13 P: 13	R: 1 H: 1 E: 0 K: 1 S: 8	H: 1 LOB: 0 BB: 0 P: 13	R: 0 H: 0 E: 0 K: 1 S: 9	H: 0 LOB: 0 BB: 0 P: 12	R: 0 H: 0 E: 0 K: 1 S: 10	H: 1 LOB: 2 BB: 1 P: 15	R: 0 H: 1 E: 0 K: 0 S: 12	H: 1 LOB: 0 BB: 0 P: 18	R: 4 H: 5 E: 0 K: 1 S: 17	H: 5 LOB: 2 BB: 2 P: 35	R: 0 H: 1 E: 0 K: 0 S: 7	H: 1 LOB: 1 BB: 0 P: 8	1B: 6 2B: 1 3B: 1 HR: 2	SF: 0 SAC: 0 DP: 0 HBP: 0	WP: 1 PA: 38 CS: 3
PITCHER	IP	WLS	BF	H	R	ER	SO	BB	IBB	HBP	BLK	WP	HR	S	P	ERA	WHIP		
34 Gavin Floyd, R ERA: 3.98	7.1	L	30	7	5	5	7	1	1	0	0	0	2	71	115	6.14	1.091		
37 Matt Thornton, L ERA: 2.7	0.1		2	1	0	0	0	0	1	0	0	0	0	1	6	0.00	3.000		
57 Ramon Pena, R ERA: 4.47	1.1		6	2	0	0	0	0	0	0	0	1	0	12	15	0.00	1.500		

Baltimore Orioles @ Chicago White Sox
U.S. Cellular Field, Chicago, IL
Fri Aug 21 2009, 8:11 PM EDT
Att: 34,125 - Partly Cloudy - 62 F


AB 35
R 5
H 10
RBI 5
BB 3
SO 7
LOB 12



Batter	1	2	3	4	5	6	7	8	9	AB	R	H	RBI	BB	SO	LOB	BOTTOM				
22 Scott Podsednik, L OBP: 0.347, SLG: 0.390	1B		F8					F8		4	0	2	0	0	0	1					
15 Gordon Beckham, R OBP: 0.374, SLG: 0.469	E4		K			G1-6-3		P6		4	0	0	0	0	1	4					
23 Jermaine Dye, R OBP: 0.351, SLG: 0.493	K		L5					F9		4	0	1	0	0	1	2					
25 Jim Thome, L OBP: 0.384, SLG: 0.514	F9			HR				IBB		3	1	2	1	1	0	1					
14 Paul Konerko, R OBP: 0.339, SLG: 0.479	P4			G6-3				F8		4	0	0	0	0	0	3					
51 Alex Rios, R OBP: 0.313, SLG: 0.426	F8			P4				F7		4	0	0	0	0	0	2					
12 A.J. Pierzynski, L OBP: 0.341, SLG: 0.462				L7				F7		4	0	1	0	0	0	2					
10 Alexei Ramirez, R OBP: 0.329, SLG: 0.408								F9		3	0	0	0	1	1	0					
5 Jayson Nix, R OBP: 0.323, SLG: 0.454		G6-3						E5		3	0	1	0	0	0	2					
Inning Stats	R: 0 H: 1 E: 1 K: 1 S: 9	H: 1 LOB: 1 BB: 0 P: 14	R: 0 H: 1 E: 0 K: 0 S: 14	H: 1 LOB: 2 BB: 1 P: 22	R: 0 H: 0 E: 0 K: 1 S: 6	H: 0 LOB: 0 BB: 0 P: 8	R: 1 H: 1 E: 0 K: 0 S: 6	H: 1 LOB: 0 BB: 0 P: 10	R: 0 H: 2 E: 0 K: 0 S: 11	H: 2 LOB: 1 BB: 0 P: 15	R: 0 H: 1 E: 0 K: 0 S: 10	H: 0 LOB: 2 BB: 1 P: 18	R: 0 H: 0 E: 1 K: 0 S: 6	H: 0 LOB: 1 BB: 0 P: 9	R: 0 H: 1 E: 0 K: 0 S: 7	H: 1 LOB: 0 BB: 0 P: 12	R: 0 H: 0 E: 0 K: 1 S: 8	H: 0 LOB: 0 BB: 0 P: 11	1B: 5 2B: 1 3B: 0 HR: 1	SF: 0 SAC: 0 DP: 2 HBP: 0	WP: 0 PA: 35 CS: 0
PITCHER	IP	WLS	BF	H	R	ER	SO	BB	IBB	HBP	BLK	WP	HR	S	P	ERA	WHIP				
46 Jeremy Guthrie, R ERA: 5.45	7.0	W	29	6	1	1	2	2	0	0	0	0	1	62	96	1.29	1.143				
28 Danyes Baez, R ERA: 4.08	1.0		3	1	0	0	0	0	0	0	0	0	0	7	12	0.00	1.000				
37 Chris Ray, R ERA: 6.09	1.0		3	0	0	0	1	0	0	0	0	0	0	8	11	0.00	0.000				

Baltimore Orioles @ Chicago White Sox
U.S. Cellular Field, Chicago, IL
Fri Aug 21 2009, 8:11 PM EDT
Att: 34,125 - Partly Cloudy - 62 F

AB 33
R 1
H 7
RBI 1
BB 2
SO 3
LOB 17



Batter	1	2	3	4	5	6	7	8	9	AB	R	H	RBI	BB	SO	LOB	TOP					
1 Brian Roberts, S OBP: 0.362, SLG: 0.480										4	2	3	0	1	0	0	<p>Baltimore Orioles @ Chicago White Sox Sun Aug 23 2009, 2:05 PM EDT Att: 32,742 - Partly Cloudy - 68 F</p> <p>livebaseballscorecards.com</p> <p>AB 37 R 5 H 12 RBI 5 BB 1 SO 9 LOB 19</p>					
12 Robert Andino, R OBP: 0.266, SLG: 0.275										4	0	0	0	0	2	3						
30 Luke Scott, L OBP: 0.351, SLG: 0.497										1	0	0	0	0	1	2						
3 Cesar Izturis, S OBP: 0.296, SLG: 0.351										0	0	0	0	0	0	0						
Adam Jones, R OBP: 0.338, SLG: 0.467										1	0	1	1	0	0	0						
18 Felix Pie, L OBP: 0.316, SLG: 0.401										3	1	1	2	0	2	2						
21 Nick Markakis, L OBP: 0.360, SLG: 0.484										4	1	2	0	0	0	0						
14 Nolan Reimold, R OBP: 0.361, SLG: 0.469										4	1	2	2	0	1	2						
6 Melvin Mora, R OBP: 0.315, SLG: 0.328										4	0	0	0	0	1	3						
32 Matt Wieters, S OBP: 0.310, SLG: 0.370										4	0	2	0	0	1	1						
23 Ty Wigginton, R OBP: 0.307, SLG: 0.390										4	0	0	0	0	1	3						
16 Chad Moeller, R OBP: 0.250, SLG: 0.359										4	0	1	0	0	0	3						
Inning Stats	R: 1 H: 3 E: 0 K: 1 S: 23	H: 3 LOB: 2 BB: 0 P: 31	R: 0 H: 0 E: 0 K: 1 S: 9	H: 0 LOB: 0 BB: 0 P: 14	R: 3 H: 3 E: 0 K: 1 S: 12	H: 3 LOB: 0 BB: 0 P: 19	R: 0 H: 1 E: 0 K: 1 S: 8	H: 1 LOB: 0 BB: 0 P: 14	R: 1 H: 2 E: 0 K: 0 S: 12	H: 2 LOB: 2 BB: 0 P: 15	R: 0 H: 2 E: 0 K: 0 S: 11	H: 2 LOB: 2 BB: 0 P: 13	R: 0 H: 0 E: 0 K: 2 S: 11	H: 0 LOB: 0 BB: 0 P: 16	R: 0 H: 0 E: 0 K: 1 S: 10	H: 0 LOB: 1 BB: 0 P: 14	R: 0 H: 1 E: 0 K: 2 S: 9	H: 1 LOB: 2 BB: 1 P: 19	1B: 8 2B: 2 3B: 0 HR: 2	SF: 1 SAC: 0 DP: 1 HBP: 0	WP: 0 PB: 0 SB: 1 CS: 0	PA: 39
PITCHER	IP WLS BF H R ER SO BB IBB HBP BLK WP HR S P ERA WHIP																					
56 Mark Buehrle, L ERA: 3.92	5.1 L 25 11 5 5 4 0 0 0 0 0 2 71 102 8.44 2.062																					
D.J. Carrasco, R ERA: 3.57	1.2 5 0 0 0 2 0 0 0 0 0 0 15 20 0.00 0.000																					
71 Scott Linebrink, R ERA: 3.45	1.0 4 0 0 0 1 0 0 0 0 0 0 10 14 0.00 0.000																					
57 Ramon Pena, R ERA: 4.44	0.1 3 1 0 0 0 0 1 0 0 0 0 3 9 0.00 3.000																					
67 Randy Williams, L ERA: 2.16	0.2 2 0 0 0 2 0 0 0 0 0 0 6 10 0.00 0.000																					

Batter	1	2	3	4	5	6	7	8	9	AB	R	H	RBI	BB	SO	LOB	BOTTOM					
22 Scott Podsednik, L OBP: 0.345, SLG: 0.388										4	2	1	1	0	1	0	<p>Baltimore Orioles @ Chicago White Sox Sun Aug 23 2009, 2:05 PM EDT Att: 32,742 - Partly Cloudy - 68 F</p> <p>livebaseballscorecards.com</p> <p>AB 34 R 4 H 7 RBI 3 BB 2 SO 7 LOB 11</p>					
15 Gordon Beckham, R OBP: 0.370, SLG: 0.462										4	0	2	1	0	1	0						
51 Alex Rios, R OBP: 0.311, SLG: 0.423										4	0	0	0	0	2	3						
25 Jim Thome, L OBP: 0.384, SLG: 0.513										4	0	0	0	0	1	1						
14 Paul Konerko, R OBP: 0.340, SLG: 0.480										3	1	1	0	1	0	1						
20 Carlos Quentin, R OBP: 0.330, SLG: 0.462										4	0	2	0	0	1	2						
10 Alexei Ramirez, R OBP: 0.332, SLG: 0.408										4	0	1	0	0	0	2						
27 Ramon Castro, R OBP: 0.313, SLG: 0.412										3	0	0	0	0	0	0						
12 A.J. Pierzynski, L OBP: 0.346, SLG: 0.464										1	0	0	1	0	0	1						
18 Brent Lillibridge, R OBP: 0.256, SLG: 0.181										2	1	0	0	1	0	0						
7 Mark Kotsay, L OBP: 0.291, SLG: 0.333										1	0	0	0	0	1	1						
Inning Stats	R: 1 H: 0 E: 2 K: 1 S: 13	H: 1 LOB: 1 BB: 0 P: 22	R: 0 H: 1 E: 0 K: 0 S: 7	H: 1 LOB: 0 BB: 0 P: 11	R: 0 H: 1 E: 0 K: 0 S: 9	H: 1 LOB: 1 BB: 0 P: 13	R: 0 H: 0 E: 0 K: 0 S: 9	H: 0 LOB: 0 BB: 1 P: 17	R: 2 H: 2 E: 0 K: 0 S: 15	H: 2 LOB: 1 BB: 1 P: 28	R: 0 H: 1 E: 0 K: 1 S: 8	H: 1 LOB: 1 BB: 0 P: 15	R: 0 H: 0 E: 0 K: 1 S: 9	H: 0 LOB: 0 BB: 0 P: 14	R: 0 H: 0 E: 0 K: 2 S: 9	H: 0 LOB: 0 BB: 0 P: 12	R: 1 H: 2 E: 0 K: 2 S: 13	H: 2 LOB: 1 BB: 0 P: 19	1B: 5 2B: 2 3B: 0 HR: 0	SF: 0 SAC: 0 DP: 2 HBP: 0	WP: 0 PB: 0 SB: 2 CS: 0	PA: 36
PITCHER	IP WLS BF H R ER SO BB IBB HBP BLK WP HR S P ERA WHIP																					
49 Jason Berken, R ERA: 6.49	5.2 W 24 5 3 3 2 2 2 0 0 0 0 59 101 3.18 1.235																					
31 Kam Mickolio, R ERA:	1.1 H 4 0 0 0 1 0 0 0 0 0 0 11 19 0.00 0.000																					
28 Danys Baez, R ERA: 4.01	1.0 H 3 0 0 0 2 0 0 0 0 0 0 9 12 0.00 0.000																					
43 Jim Johnson, R ERA: 2.97	1.0 S 5 2 1 1 2 0 0 0 0 0 0 13 19 9.00 2.000																					

Batter	1	2	3	4	5	6	7	8	9	AB	R	H	RBI	BB	SO	LOB	TOP									
22 Scott Podsednik, L (1, 8) OBP: 0.348, SLG: 0.389	F7		15 HR		15 HR		14 HBP	G4-3		4	2	2	1	1	0	1	Chicago White Sox @ Boston Red Sox Fenway Park, Boston, MA Mon Aug 24 2009, 7:10 PM EDT Att: 37,812 - Cloudy - 71 F									
15 Gordon Beckham, R (1, 5) OBP: 0.327, SLG: 0.469	G5-3		HR		F8		P6	K		5	1	1	2	0	1	3										
23 Jermaine Dye, R (1, 9)	G1-3		G1-3		K		14 HBP	K		4	0	0	0	1	2	1										
25 Jim Thome, L (1, 10) OBP: 0.382, SLG: 0.506	L9		K		K		F8	K		4	1	0	0	1	2	2										
14 Paul Konerko, R (1, 3) OBP: 0.345, SLG: 0.487	20 BB		G6-3		HR		HBP	BB		2	2	1	3	2	0	0										
20 Carlos Quentin, R (1, 7) OBP: 0.350, SLG: 0.454	12 BB		10 SF7		F9		F9	L7		4	1	0	0	1	1	4										
12 A.J. Pierzynski, L (1, 2) OBP: 0.350, SLG: 0.472	10 SF7		BB		K		K			4	1	3	1	0	0	0										
10 Alexei Ramirez, R (1, 6) OBP: 0.350, SLG: 0.408	1B		G3		G3		G6-3	22 G4-3		3	0	1	1	0	0	1										
5 Jayson Nix, R (1, 4) OBP: 0.313, SLG: 0.436	G5-3		G3		K		P3	G6-3		3	0	0	0	0	1	2										
7 Mark Kotsay, L (8, PH) OBP: 0.258, SLG: 0.330	G5-3		K		K		P3	G6-3		1	0	0	0	0	0	2										
18 Brent Lillibridge, R (8, 4) OBP: 0.258, SLG: 0.161	G5-3		K		K		P3	G6-3		0	0	0	0	0	0	0										
Inning Stats	R: 0 E: 0 K: 0 S: 6	H: 0 LOB: 0 BB: 0 P: 9	R: 2 E: 0 K: 0 S: 15	H: 1 LOB: 1 BB: 2 P: 24	R: 2 E: 0 K: 1 S: 13	H: 2 LOB: 0 BB: 0 P: 17	R: 0 E: 0 K: 1 S: 17	H: 1 LOB: 1 BB: 0 P: 22	R: 3 E: 1 K: 2 S: 13	H: 2 LOB: 0 BB: 1 P: 24	R: 0 E: 0 K: 0 S: 4	H: 0 LOB: 0 BB: 0 P: 8	R: 0 E: 0 K: 0 S: 13	H: 0 LOB: 3 BB: 2 P: 27	R: 1 E: 0 K: 1 S: 15	H: 2 LOB: 1 BB: 0 P: 22	R: 0 E: 0 K: 2 S: 12	H: 0 LOB: 1 BB: 1 P: 23	1B: 4 2B: 2 3B: 0 HR: 2	SF: 1 SAC: 0 DP: 0 HBP: 1	WP: 0 PB: 0 SB: 1 CS: 0	PA: 42				
PITCHER	IP WLS BF H R ER SO BB IBB HBP BLK WP HR S P ERA WHIP	IP WLS BF H R ER SO BB IBB HBP BLK WP HR S P ERA WHIP	IP WLS BF H R ER SO BB IBB HBP BLK WP HR S P ERA WHIP	IP WLS BF H R ER SO BB IBB HBP BLK WP HR S P ERA WHIP	IP WLS BF H R ER SO BB IBB HBP BLK WP HR S P ERA WHIP	IP WLS BF H R ER SO BB IBB HBP BLK WP HR S P ERA WHIP	IP WLS BF H R ER SO BB IBB HBP BLK WP HR S P ERA WHIP	IP WLS BF H R ER SO BB IBB HBP BLK WP HR S P ERA WHIP	IP WLS BF H R ER SO BB IBB HBP BLK WP HR S P ERA WHIP	IP WLS BF H R ER SO BB IBB HBP BLK WP HR S P ERA WHIP	IP WLS BF H R ER SO BB IBB HBP BLK WP HR S P ERA WHIP	IP WLS BF H R ER SO BB IBB HBP BLK WP HR S P ERA WHIP	IP WLS BF H R ER SO BB IBB HBP BLK WP HR S P ERA WHIP	IP WLS BF H R ER SO BB IBB HBP BLK WP HR S P ERA WHIP	IP WLS BF H R ER SO BB IBB HBP BLK WP HR S P ERA WHIP	IP WLS BF H R ER SO BB IBB HBP BLK WP HR S P ERA WHIP	IP WLS BF H R ER SO BB IBB HBP BLK WP HR S P ERA WHIP	IP WLS BF H R ER SO BB IBB HBP BLK WP HR S P ERA WHIP	IP WLS BF H R ER SO BB IBB HBP BLK WP HR S P ERA WHIP	IP WLS BF H R ER SO BB IBB HBP BLK WP HR S P ERA WHIP	IP WLS BF H R ER SO BB IBB HBP BLK WP HR S P ERA WHIP	IP WLS BF H R ER SO BB IBB HBP BLK WP HR S P ERA WHIP	IP WLS BF H R ER SO BB IBB HBP BLK WP HR S P ERA WHIP	IP WLS BF H R ER SO BB IBB HBP BLK WP HR S P ERA WHIP	IP WLS BF H R ER SO BB IBB HBP BLK WP HR S P ERA WHIP	IP WLS BF H R ER SO BB IBB HBP BLK WP HR S P ERA WHIP

AB	34
R	8
H	8
RBI	8
BB	6
SO	7
LOB	16



Batter	1	2	3	4	5	6	7	8	9	AB	R	H	RBI	BB	SO	LOB	BOTTOM									
2 Jacoby Ellsbury, L (1, 8) OBP: 0.341, SLG: 0.405	F9		F8		15 SF8		E4	15 2B		5	2	2	1	0	0	1	Chicago White Sox @ Boston Red Sox Fenway Park, Boston, MA Mon Aug 24 2009, 7:10 PM EDT Att: 37,812 - Cloudy - 71 F									
15 Dustin Pedroia, R (1, 4) OBP: 0.376, SLG: 0.452	41 S		P3		SF8		20 1B	3B		4	0	3	2	0	0	1										
41 Victor Martinez, S (1, 2) OBP: 0.373, SLG: 0.478	G4-3		L4		L4		F9	P6		4	1	0	0	1	0	5										
20 Kevin Youkilis, R (1, 3) OBP: 0.422, SLG: 0.569	K		44 BB		44 BB		K	K		4	1	2	1	0	2	1										
34 David Ortiz, L (1, 10) OBP: 0.320, SLG: 0.439	G4-3		E1		G4-3		K	F8		5	1	0	0	0	1	6										
44 Jason Bay, R (1, 7) OBP: 0.382, SLG: 0.519	WP		25 WP		G6-3		K	F8		4	2	1	1	1	1	0										
25 Mike Lowell, R (1, 5) OBP: 0.347, SLG: 0.507	G6-3		HR		P3		G5-3			4	1	1	3	0	0	1										
7 J.D. Drew, L (1, 9) OBP: 0.376, SLG: 0.475	CS		P5		F8		HR			3	1	1	1	1	0	0										
3 Alex Gonzalez, R (1, 6) OBP: 0.258, SLG: 0.309	CS		20 HBP		F7		F7	2 3B		4	3	3	0	0	0	0										
Inning Stats	R: 0 E: 0 K: 1 S: 13	H: 1 LOB: 1 BB: 0 P: 19	R: 1 E: 0 K: 0 S: 12	H: 1 LOB: 0 BB: 1 P: 23	R: 6 E: 1 K: 0 S: 22	H: 2 LOB: 0 BB: 2 P: 43	R: 2 E: 0 K: 0 S: 18	H: 3 LOB: 1 BB: 0 P: 27	R: 0 E: 0 K: 1 S: 13	H: 2 LOB: 3 BB: 0 P: 17	R: 3 E: 0 K: 1 S: 20	H: 4 LOB: 1 BB: 0 P: 33	R: 0 E: 0 K: 1 S: 7	H: 0 LOB: 0 BB: 0 P: 11	1B: 6 2B: 4 3B: 1 HR: 2	SF: 1 SAC: 0 DP: 0 HBP: 1		WP: 2 PB: 0 SB: 1 CS: 2	PA: 43							
PITCHER	IP WLS BF H R ER SO BB IBB HBP BLK WP HR S P ERA WHIP	IP WLS BF H R ER SO BB IBB HBP BLK WP HR S P ERA WHIP	IP WLS BF H R ER SO BB IBB HBP BLK WP HR S P ERA WHIP	IP WLS BF H R ER SO BB IBB HBP BLK WP HR S P ERA WHIP	IP WLS BF H R ER SO BB IBB HBP BLK WP HR S P ERA WHIP	IP WLS BF H R ER SO BB IBB HBP BLK WP HR S P ERA WHIP	IP WLS BF H R ER SO BB IBB HBP BLK WP HR S P ERA WHIP	IP WLS BF H R ER SO BB IBB HBP BLK WP HR S P ERA WHIP	IP WLS BF H R ER SO BB IBB HBP BLK WP HR S P ERA WHIP	IP WLS BF H R ER SO BB IBB HBP BLK WP HR S P ERA WHIP	IP WLS BF H R ER SO BB IBB HBP BLK WP HR S P ERA WHIP	IP WLS BF H R ER SO BB IBB HBP BLK WP HR S P ERA WHIP	IP WLS BF H R ER SO BB IBB HBP BLK WP HR S P ERA WHIP	IP WLS BF H R ER SO BB IBB HBP BLK WP HR S P ERA WHIP	IP WLS BF H R ER SO BB IBB HBP BLK WP HR S P ERA WHIP	IP WLS BF H R ER SO BB IBB HBP BLK WP HR S P ERA WHIP	IP WLS BF H R ER SO BB IBB HBP BLK WP HR S P ERA WHIP	IP WLS BF H R ER SO BB IBB HBP BLK WP HR S P ERA WHIP	IP WLS BF H R ER SO BB IBB HBP BLK WP HR S P ERA WHIP	IP WLS BF H R ER SO BB IBB HBP BLK WP HR S P ERA WHIP	IP WLS BF H R ER SO BB IBB HBP BLK WP HR S P ERA WHIP	IP WLS BF H R ER SO BB IBB HBP BLK WP HR S P ERA WHIP	IP WLS BF H R ER SO BB IBB HBP BLK WP HR S P ERA WHIP	IP WLS BF H R ER SO BB IBB HBP BLK WP HR S P ERA WHIP	IP WLS BF H R ER SO BB IBB HBP BLK WP HR S P ERA WHIP	IP WLS BF H R ER SO BB IBB HBP BLK WP HR S P ERA WHIP

AB	37
R	12
H	13
RBI	9
BB	3
SO	4
LOB	15



Batter	1	2	3	4	5	6	7	8	9	AB	R	H	RBI	BB	SO	LOB	TOP								
5 Jayson Nix, R (1,4) OBP: 0.312, SLG: 0.447 22 Scott Podsednik, L (8,PH) OBP: 0.350, SLG: 0.400 18 Brent Lillibridge, R (8,4) OBP: 0.256, SLG: 0.161										3	0	0	0	0	1	0	Chicago White Sox @ Boston Red Sox Fenway Park, Boston, MA Wed Aug 26 2009, 7:10 PM EDT Att: 37,839 - Partly Cloudy - 79 F								
15 Gordon Beckham, R (1,5) OBP: 0.363, SLG: 0.458										3	1	1	0	1	1	0									
12 A.J. Pierzynski, L (1,2) OBP: 0.347, SLG: 0.469										4	0	1	0	0	0	2									
14 Paul Konerko, R (1,3) OBP: 0.349, SLG: 0.492										3	0	1	1	1	0	2									
25 Jim Thome, L (1,10) OBP: 0.380, SLG: 0.503										4	0	1	0	0	1	3									
23 Jermaine Dye, R (1,9) OBP: 0.347, SLG: 0.479											4	0	0	0	0	1									
20 Carlos Quentin, R (1,7) OBP: 0.325, SLG: 0.448											4	0	1	0	0	1									
51 Alex Rios, R (1,8) OBP: 0.308, SLG: 0.418											4	0	1	0	0	2									
10 Alexei Ramirez, R (1,6) OBP: 0.326, SLG: 0.401											3	0	0	0	0	3									
Inning Stats	R: 1 E: 0 K: 1 S: 11	H: 2 LOB: 1 BB: 0 P: 11	R: 0 E: 0 K: 1 S: 16	H: 0 LOB: 0 BB: 0 P: 19	R: 0 E: 0 K: 1 S: 8	H: 0 LOB: 0 BB: 0 P: 11	R: 0 E: 0 K: 0 S: 4	H: 0 LOB: 0 BB: 1 P: 10	R: 0 E: 0 K: 0 S: 6	H: 1 LOB: 1 BB: 0 P: 9	R: 0 E: 0 K: 0 S: 15	H: 1 LOB: 2 BB: 0 P: 20	R: 0 E: 0 K: 0 S: 13	H: 2 LOB: 2 BB: 0 P: 14	R: 1 E: 0 K: 1 S: 14	H: 1 LOB: 1 BB: 1 P: 24		R: 0 E: 0 K: 2 S: 10	H: 0 LOB: 0 BB: 0 P: 11	1B: 4 2B: 1 3B: 1 HR: 1	SF: 0 SAC: 0 DP: 1 HBP: 0	WP: 0 PB: 0 SB: 2 CS: 0	PA: 35		
PITCHER	IP	WLS	BF	H	R	ER	SO	BB	IBB	HBP	BLK	WP	HR	S	P	ERA	WHIP								
49 Tim Wakefield, R (1,1) ERA: 4.12	7.0		27	6	1	1	3	1	0	0	0	0	0	73	94	1.29	1.000								
56 Ramon E Ramirez, R (8,1) ERA: 2.72	0.2	B	4	1	1	1	0	1	0	0	0	0	1	11	21	13.50	3.000								
51 Daniel Bard, R (8,1) ERA: 3.63	1.1	W	4	0	0	0	3	0	0	0	0	0	0	13	14	0.00	0.000								

Batter	1	2	3	4	5	6	7	8	9	AB	R	H	RBI	BB	SO	LOB	BOTTOM									
2 Jacoby Ellsbury, L (1,8) OBP: 0.341, SLG: 0.405										4	0	0	0	0	0	1	Chicago White Sox @ Boston Red Sox Fenway Park, Boston, MA Wed Aug 26 2009, 7:10 PM EDT Att: 37,839 - Partly Cloudy - 79 F									
15 Dustin Pedroia, R (1,4) OBP: 0.374, SLG: 0.447										4	0	1	0	0	0	0										
41 Victor Martinez, S (1,2) OBP: 0.374, SLG: 0.480										3	0	0	0	1	0	0										
20 Kevin Youkilis, R (1,5) OBP: 0.419, SLG: 0.562										4	0	1	0	0	2	2										
34 David Ortiz, L (1,10) OBP: 0.318, SLG: 0.450										4	2	2	2	0	2	3										
44 Jason Bay, R (1,7) OBP: 0.381, SLG: 0.522											3	0	1	0	0	0										
7 J.D. Drew, L (1,9) OBP: 0.376, SLG: 0.473											3	0	0	0	0	1										
11 Casey Kotchman, L (1,3) OBP: 0.349, SLG: 0.402											3	0	0	0	0	1										
3 Alex Gonzalez, R (1,6) OBP: 0.260, SLG: 0.322										3	1	2	1	0	1	1										
Inning Stats	R: 0 E: 0 K: 0 S: 8	H: 0 LOB: 0 BB: 0 P: 12	R: 1 E: 0 K: 1 S: 13	H: 1 LOB: 0 BB: 0 P: 20	R: 0 E: 0 K: 0 S: 7	H: 1 LOB: 0 BB: 0 P: 10	R: 0 E: 0 K: 1 S: 14	H: 1 LOB: 1 BB: 0 P: 18	R: 0 E: 0 K: 1 S: 10	H: 0 LOB: 0 BB: 0 P: 15	R: 1 E: 0 K: 1 S: 15	H: 2 LOB: 2 BB: 1 P: 30	R: 0 E: 0 K: 1 S: 12	H: 1 LOB: 1 BB: 0 P: 17	R: 0 E: 0 K: 0 S: 9	H: 0 LOB: 0 BB: 0 P: 14		R: 1 E: 0 K: 1 S: 4	H: 1 LOB: 0 BB: 0 P: 6	1B: 4 2B: 0 3B: 0 HR: 3	SF: 0 SAC: 0 DP: 1 HBP: 0	WP: 0 PB: 0 SB: 1 CS: 0	PA: 32			
PITCHER	IP	WLS	BF	H	R	ER	SO	BB	IBB	HBP	BLK	WP	HR	S	P	ERA	WHIP									
34 Gavin Floyd, R (1,1) ERA: 3.95	6.0		23	5	2	2	4	1	0	0	0	0	0	2	67	105	3.00	1.000								
37 Matt Thornton, L (7,1) ERA: 2.54	2.0		7	1	0	0	1	0	0	0	0	0	0	21	31	0.00	0.500									
57 Ramon Pena, R (8,1) ERA: 4.5	0.1	L	2	1	1	1	1	0	0	0	0	0	1	4	6	27.00	3.000									

livebaseballscores.com

AB 33
R 2
H 7
RBI 2
BB 2
SO 6
LOB 13

livebaseballscores.com

AB 31
R 3
H 7
RBI 3
BB 1
SO 6
LOB 9

Batter	1	2	3	4	5	6	7	8	9	AB	R	H	RBI	BB	SO	LOB	TOP						
22 Scott Podsednik, L (1, 8) OBP: 0.347, SLG: 0.397	F8	F7	F7			F8	G3-1		G1-3	6	0	1	1	0	0	6							
15 Gordon Beckham, R (1, 5) OBP: 0.357, SLG: 0.450	G4-3	K	K			G6-3			P6	5	0	0	0	0	2	1							
12 A.J. Pierzynski, L (1, 2) OBP: 0.348, SLG: 0.468	F7								F8	5	1	2	0	0	0	0							
14 Paul Konerko, R (1, 3) OBP: 0.354, SLG: 0.493										3	3	2	0	2	0	1							
25 Jim Thome, L (1, 10) OBP: 0.383, SLG: 0.509										4	1	3	2	0	0	1							
20 Carlos Quentin, R (1, 7) OBP: 0.326, SLG: 0.456										4	2	1	2	0	1	2							
7 Mark Kotsay, L (1, 9) OBP: 0.293, SLG: 0.330										3	0	1	1	1	0	0							
10 Alexei Ramirez, R (1, 6) OBP: 0.327, SLG: 0.403										5	1	2	0	0	0	3							
5 Jayson Nix, R (1, 4) OBP: 0.318, SLG: 0.453										4	1	2	3	1	0	3							
Inning Stats	R: 0 E: 0 K: 0 S: 8	H: 0 LOB: 0 BB: 0 P: 11	R: 4 E: 0 K: 1 S: 19	H: 4 LOB: 1 BB: 0 P: 35	R: 4 E: 0 K: 0 S: 14	H: 5 LOB: 1 BB: 0 P: 19	R: 1 E: 0 K: 1 S: 11	H: 1 LOB: 1 BB: 1 P: 20	R: 0 E: 0 K: 0 S: 5	H: 0 LOB: 0 BB: 0 P: 7	R: 0 E: 0 K: 0 S: 11	H: 1 LOB: 1 BB: 0 P: 18	R: 0 E: 0 K: 1 S: 9	H: 3 LOB: 3 BB: 0 P: 15	R: 0 E: 0 K: 0 S: 5	H: 0 LOB: 1 BB: 1 P: 14	R: 0 E: 0 K: 0 S: 8	H: 0 LOB: 2 BB: 2 P: 21	1B: 10 2B: 3 3B: 0 HR: 1	SF: 2 SAC: 0 DP: 0 HBP: 1	WP: 0 PB: 0 SB: 1 CS: 0	PA: 46	
PITCHER	IP WLS BF H R ER SO BB IBB HBP BLK WP HR S P ERA WHIP	IP WLS BF H R ER SO BB IBB HBP BLK WP HR S P ERA WHIP	IP WLS BF H R ER SO BB IBB HBP BLK WP HR S P ERA WHIP	IP WLS BF H R ER SO BB IBB HBP BLK WP HR S P ERA WHIP	IP WLS BF H R ER SO BB IBB HBP BLK WP HR S P ERA WHIP	IP WLS BF H R ER SO BB IBB HBP BLK WP HR S P ERA WHIP	IP WLS BF H R ER SO BB IBB HBP BLK WP HR S P ERA WHIP	IP WLS BF H R ER SO BB IBB HBP BLK WP HR S P ERA WHIP	IP WLS BF H R ER SO BB IBB HBP BLK WP HR S P ERA WHIP	IP WLS BF H R ER SO BB IBB HBP BLK WP HR S P ERA WHIP	IP WLS BF H R ER SO BB IBB HBP BLK WP HR S P ERA WHIP	IP WLS BF H R ER SO BB IBB HBP BLK WP HR S P ERA WHIP	IP WLS BF H R ER SO BB IBB HBP BLK WP HR S P ERA WHIP	IP WLS BF H R ER SO BB IBB HBP BLK WP HR S P ERA WHIP	IP WLS BF H R ER SO BB IBB HBP BLK WP HR S P ERA WHIP	IP WLS BF H R ER SO BB IBB HBP BLK WP HR S P ERA WHIP	IP WLS BF H R ER SO BB IBB HBP BLK WP HR S P ERA WHIP	IP WLS BF H R ER SO BB IBB HBP BLK WP HR S P ERA WHIP	IP WLS BF H R ER SO BB IBB HBP BLK WP HR S P ERA WHIP	IP WLS BF H R ER SO BB IBB HBP BLK WP HR S P ERA WHIP	IP WLS BF H R ER SO BB IBB HBP BLK WP HR S P ERA WHIP	IP WLS BF H R ER SO BB IBB HBP BLK WP HR S P ERA WHIP	IP WLS BF H R ER SO BB IBB HBP BLK WP HR S P ERA WHIP

Chicago White Sox @ Boston Red Sox
Fenway Park, Boston, MA
Thu Aug 27 2009, 7:10 PM EDT
Att: 38,003 - Partly Cloudy - 68 F

AB 39
R 9
H 14
RBI 9
BB 4
SO 3
LOB 17



Batter	1	2	3	4	5	6	7	8	9	AB	R	H	RBI	BB	SO	LOB	BOTTOM							
2 Jacoby Ellsbury, L (1, 8) OBP: 0.343, SLG: 0.407										3	0	2	0	0	0	0								
5 Rocco Baldelli, R (6, 8) OBP: 0.328, SLG: 0.441										2	0	0	0	0	1	1								
15 Dustin Pedroia, R (1, 4) OBP: 0.372, SLG: 0.444										5	0	1	0	0	0	1								
41 Victor Martinez, S (1, 2) OBP: 0.371, SLG: 0.476										4	0	0	0	0	1	3								
20 Kevin Youkilis, R (8, 5) OBP: 0.417, SLG: 0.558										4	1	0	0	1	1	3								
34 David Ortiz, L (1, 10) OBP: 0.320, SLG: 0.452										4	1	2	1	0	0	0								
44 Jason Bay, R (1, 7) OBP: 0.382, SLG: 0.523										3	0	1	1	1	2	1								
25 Mike Lowell, R (1, 5) OBP: 0.343, SLG: 0.503										3	0	0	0	0	0	1								
11 Casey Kotchman, L (8, 3) OBP: 0.348, SLG: 0.401										1	0	0	0	0	0	1								
7 J.D. Drew, L (1, 9) OBP: 0.379, SLG: 0.491										3	2	2	2	1	1	1								
3 Alex Gonzalez, R (1, 6) OBP: 0.260, SLG: 0.331										4	1	1	1	0	2	1								
Inning Stats	R: 0 E: 0 K: 2 S: 11	H: 1 LOB: 1 BB: 0 P: 19	R: 0 E: 0 K: 1 S: 13	H: 0 LOB: 1 BB: 1 P: 23	R: 0 E: 0 K: 1 S: 9	H: 0 LOB: 0 BB: 0 P: 11	R: 0 E: 0 K: 1 S: 16	H: 1 LOB: 1 BB: 0 P: 23	R: 2 E: 0 K: 0 S: 15	H: 4 LOB: 1 BB: 0 P: 24	R: 0 E: 0 K: 1 S: 6	H: 0 LOB: 0 BB: 0 P: 8	R: 0 E: 0 K: 1 S: 13	H: 0 LOB: 1 BB: 1 P: 20	R: 2 E: 0 K: 0 S: 9	H: 2 LOB: 1 BB: 1 P: 14	R: 1 E: 0 K: 1 S: 10	H: 1 LOB: 0 BB: 0 P: 13	1B: 4 2B: 2 3B: 0 HR: 3	SF: 0 SAC: 0 DP: 0 HBP: 0	WP: 1 PB: 0 SB: 0 CS: 0	PA: 39		
PITCHER	IP WLS BF H R ER SO BB IBB HBP BLK WP HR S P ERA WHIP	IP WLS BF H R ER SO BB IBB HBP BLK WP HR S P ERA WHIP	IP WLS BF H R ER SO BB IBB HBP BLK WP HR S P ERA WHIP	IP WLS BF H R ER SO BB IBB HBP BLK WP HR S P ERA WHIP	IP WLS BF H R ER SO BB IBB HBP BLK WP HR S P ERA WHIP	IP WLS BF H R ER SO BB IBB HBP BLK WP HR S P ERA WHIP	IP WLS BF H R ER SO BB IBB HBP BLK WP HR S P ERA WHIP	IP WLS BF H R ER SO BB IBB HBP BLK WP HR S P ERA WHIP	IP WLS BF H R ER SO BB IBB HBP BLK WP HR S P ERA WHIP	IP WLS BF H R ER SO BB IBB HBP BLK WP HR S P ERA WHIP	IP WLS BF H R ER SO BB IBB HBP BLK WP HR S P ERA WHIP	IP WLS BF H R ER SO BB IBB HBP BLK WP HR S P ERA WHIP	IP WLS BF H R ER SO BB IBB HBP BLK WP HR S P ERA WHIP	IP WLS BF H R ER SO BB IBB HBP BLK WP HR S P ERA WHIP	IP WLS BF H R ER SO BB IBB HBP BLK WP HR S P ERA WHIP	IP WLS BF H R ER SO BB IBB HBP BLK WP HR S P ERA WHIP	IP WLS BF H R ER SO BB IBB HBP BLK WP HR S P ERA WHIP	IP WLS BF H R ER SO BB IBB HBP BLK WP HR S P ERA WHIP	IP WLS BF H R ER SO BB IBB HBP BLK WP HR S P ERA WHIP	IP WLS BF H R ER SO BB IBB HBP BLK WP HR S P ERA WHIP	IP WLS BF H R ER SO BB IBB HBP BLK WP HR S P ERA WHIP	IP WLS BF H R ER SO BB IBB HBP BLK WP HR S P ERA WHIP	IP WLS BF H R ER SO BB IBB HBP BLK WP HR S P ERA WHIP	IP WLS BF H R ER SO BB IBB HBP BLK WP HR S P ERA WHIP

Chicago White Sox @ Boston Red Sox
Fenway Park, Boston, MA
Thu Aug 27 2009, 7:10 PM EDT
Att: 38,003 - Partly Cloudy - 68 F

AB 36
R 5
H 9
RBI 5
BB 3
SO 8
LOB 13




Batter	1	2	3	4	5	6	7	8	9	10	AB	R	H	RBI	BB	SO	LOB	TOP		
5 Jayson Nix, R OBP: 0.324, SLG: 0.457											5	0	3	0	0	1	0	Chicago White Sox @ New York Yankees Yankee Stadium, Bronx, NY Fri Aug 28 2009, 7:05 PM EDT Att: 46,318 - Cloudy - 67 F		
15 Gordon Beckham, R (1, 5) OBP: 0.355, SLG: 0.445											5	0	1	1	0	1	2			
25 Jim Thome, L OBP: 0.379, SLG: 0.503											4	0	0	0	0	4	1			
14 Paul Konerko, R OBP: 0.353, SLG: 0.493											4	0	1	0	0	1	1			
23 Jermaine Dye, R OBP: 0.346, SLG: 0.479											4	1	1	0	0	2	1			
20 Carlos Quentin, R OBP: 0.326, SLG: 0.451											3	0	0	0	1	1	1			
51 Alex Rios, R OBP: 0.308, SLG: 0.419											4	1	1	1	0	2	1			
10 Alexei Ramirez, R OBP: 0.326, SLG: 0.402											4	0	1	0	0	1	2			
27 Ramon Castro, R OBP: 0.307, SLG: 0.403											3	0	0	0	0	1	3			
12 A.J. Pierzynski, L (10, PH) OBP: 0.347, SLG: 0.467											1	0	0	0	0	0	0			
Inning Stats	R: 0 E: 0 K: 2 S: 10	H: 0 LOB: 0 BB: 0 P: 12	R: 0 E: 0 K: 3 S: 13	H: 1 LOB: 1 BB: 0 P: 16	R: 0 E: 0 K: 1 S: 10	H: 1 LOB: 1 BB: 0 P: 12	R: 0 E: 0 K: 2 S: 13	H: 1 LOB: 1 BB: 0 P: 20	R: 2 E: 0 K: 3 S: 15	H: 4 LOB: 2 BB: 1 P: 26	R: 0 E: 0 K: 3 S: 10	H: 0 LOB: 0 BB: 0 P: 14	R: 0 E: 0 K: 1 S: 6	H: 0 LOB: 0 BB: 0 P: 10	R: 0 E: 0 K: 0 S: 13	H: 0 LOB: 0 BB: 0 P: 19	1B: 5 2B: 3 3B: 0 HR: 0	SF: 0 SAC: 0 DP: 0 HBP: 0	WP: 0 PB: 0 SB: 0 CS: 0	PA: 38
PITCHER	IP 7.0	WLS 29	BF 8	H 2	R 2	ER 2	SO 10	BB 1	IBB 0	HBP 0	BLK 0	WP 0	HR 0	S 78	P 113	ERA 2.57	WHIP 1.286			
52 CC Sabathia, L ERA: 3.56	1.0	3	0	0	0	3	0	0	0	0	0	0	0	10	14	0.00	0.000			
65 Phil Hughes, R ERA: 3.28	1.0	3	0	0	0	1	0	0	0	0	0	0	0	6	10	0.00	0.000			
42 Mariano Rivera, R ERA: 1.83	1.0	W	3	0	0	0	0	0	0	0	0	0	0	0	13	19	0.00	0.000		
Brian Bruney, R ERA: 4.34																				

Batter	1	2	3	4	5	6	7	8	9	10	AB	R	H	RBI	BB	SO	LOB	BOTTOM				
2 Derek Jeter, R OBP: 0.393, SLG: 0.477											5	1	1	1	0	0	2	Chicago White Sox @ New York Yankees Yankee Stadium, Bronx, NY Fri Aug 28 2009, 7:05 PM EDT Att: 46,318 - Cloudy - 67 F				
18 Johnny Damon, L OBP: 0.370, SLG: 0.521											5	1	2	1	0	1	1					
25 Mark Teixeira, S OBP: 0.362, SLG: 0.547											5	0	1	0	0	1	1					
13 Alex Rodriguez, R OBP: 0.400, SLG: 0.501											4	0	1	0	1	0	1					
55 Hideki Matsui, L OBP: 0.392, SLG: 0.522											4	0	1	0	1	1	4					
17 Jerry Hairston, R (10, PR) OBP: 0.317, SLG: 0.412											0	1	0	0	0	0	0					
33 Nick Swisher, S OBP: 0.366, SLG: 0.472											3	1	0	0	2	1	4					
24 Robinson Cano, L OBP: 0.343, SLG: 0.513											5	1	1	3	0	1	5					
53 Melky Cabrera, S OBP: 0.329, SLG: 0.414											4	0	2	0	0	0	0					
26 José Molina, R OBP: 0.304, SLG: 0.394											4	0	1	0	0	0	2					
Inning Stats	R: 1 E: 0 K: 0 S: 12	H: 3 LOB: 2 BB: 0 P: 22	R: 0 E: 0 K: 0 S: 8	H: 1 LOB: 1 BB: 0 P: 15	R: 1 E: 0 K: 1 S: 10	H: 2 LOB: 2 BB: 1 P: 19	R: 0 E: 0 K: 0 S: 8	H: 1 LOB: 0 BB: 0 P: 12	R: 0 E: 1 K: 0 S: 13	H: 1 LOB: 3 BB: 1 P: 18	R: 0 E: 0 K: 0 S: 7	H: 0 LOB: 0 BB: 0 P: 17	R: 0 E: 0 K: 2 S: 19	H: 0 LOB: 0 BB: 0 P: 25	R: 0 E: 0 K: 0 S: 13	H: 1 LOB: 1 BB: 2 P: 16	R: 3 E: 0 K: 1 S: 7	H: 1 LOB: 1 BB: 2 P: 18	1B: 6 2B: 1 3B: 0 HR: 3	SF: 0 SAC: 0 DP: 1 HBP: 0	WP: 0 PB: 0 SB: 0 CS: 0	PA: 43
PITCHER	IP 6.0	WLS 28	BF 8	H 2	R 2	ER 2	SO 1	BB 2	IBB 0	HBP 0	BLK 0	WP 0	HR 2	S 58	P 99	ERA 3.00	WHIP 1.667					
56 Mark Buehrle, L ERA: 3.89	2.0	6	0	0	0	3	0	0	0	0	0	0	0	29	42	0.00	0.000					
37 Matt Thornton, L ERA: 2.45	1.0	4	1	0	0	0	0	0	0	0	0	0	0	13	16	0.00	1.000					
71 Scott Linebrink, R ERA: 3.88	0.2	L	5	1	3	3	1	2	0	0	0	0	0	1	7	18	40.50	4.500				
67 Randy Williams, L ERA: 4.5																						

AB	37
R	2
H	8
RBI	2
BB	1
SO	14
LOB	12

AB	39
R	5
H	10
RBI	5
BB	4
SO	5
LOB	20




Batter	1	2	3	4	5	6	7	8	9	AB	R	H	RBI	BB	SO	LOB	TOP			
22 Scott Podsednik, L OBP: 0.344, SLG: 0.393	G1-3			F7		G1-3			K	4	0	0	0	0	1	0				
15 Gordon Beckham, R OBP: 0.352, SLG: 0.442	G5-3			G4-3					G6-3	2	0	0	0	0	0	0				
18 Brent Lillibridge, R OBP: 0.282, SLG: 0.178										1	0	0	0	1	0	0				
12 A.J. Pierzynski, L OBP: 0.344, SLG: 0.463										3	0	0	0	0	0	1				
27 Ramon Castro, R OBP: 0.305, SLG: 0.400	F8			G5-3					K	1	0	0	0	0	1	0				
14 Paul Konerko, R OBP: 0.351, SLG: 0.490		F9			G5-3					3	0	0	0	0	0	1				
25 Jim Thome, L OBP: 0.379, SLG: 0.504		G6-3								3	0	1	0	0	1	1				
23 Jermaine Dye, R OBP: 0.344, SLG: 0.475										3	0	0	0	0	2	1				
51 Alex Rios, R OBP: 0.306, SLG: 0.416				F9						3	0	0	0	0	0	1				
10 Alexei Ramirez, R OBP: 0.326, SLG: 0.400				K						2	0	0	0	1	1	0				
5 Jayson Nix, R OBP: 0.320, SLG: 0.450				F8						3	0	0	0	0	0	1				
Inning Stats	R: 0 E: 0 K: 0 S: 10	H: 0 LOB: 0 BB: 0 P: 16	R: 0 E: 0 K: 1 S: 8	H: 0 LOB: 0 BB: 0 P: 11	R: 0 E: 0 K: 1 S: 8	H: 0 LOB: 0 BB: 0 P: 11	R: 0 E: 0 K: 0 S: 6	H: 0 LOB: 0 BB: 0 P: 8	R: 0 E: 0 K: 0 S: 7	H: 0 LOB: 0 BB: 0 P: 9	R: 0 E: 0 K: 1 S: 7	H: 0 LOB: 1 BB: 1 P: 15	R: 0 E: 0 K: 1 S: 11	H: 0 LOB: 1 BB: 1 P: 16	R: 0 E: 0 K: 2 S: 7	H: 0 LOB: 0 BB: 0 P: 11	1B: 0 2B: 1 3B: 0 HR: 0	SF: 0 SAC: 0 DP: 0 HBP: 0	WP: 0 PB: 0 SB: 0 CS: 0	PA: 30
PITCHER	IP WLS BF H R ER SO BB IBB HBP BLK WP HR S P ERA WHIP																			
45 Sergio Mitre, R ERA: 5.65	6.1 W 21 1 0 0 2 1 0 0 0 0 0 0 0 48 73 0.00 0.316																			
41 Chad Gaudin, R ERA: 4.9	2.2 9 0 0 0 4 1 0 0 0 0 0 0 0 24 36 0.00 0.375																			
41 Chad Gaudin, R ERA: 4.9	2.2 9 0 0 0 4 1 0 0 0 0 0 0 0 24 36 0.00 0.375																			

Chicago White Sox @ New York Yankees
Yankee Stadium, Bronx, NY
Sat Aug 29 2009, 1:05 PM EDT
Att: 46,193 - Cloudy - 70 F

livebaseballscores.com

AB 28
R 0
H 1
RBI 0
BB 2
SO 6
LOB 6



Batter	1	2	3	4	5	6	7	8	9	AB	R	H	RBI	BB	SO	LOB	BOTTOM			
2 Derek Jeter, R OBP: 0.396, SLG: 0.479	18 E 1B	SH1-3		18 E 13 1B 18 S 1B						4	1	3	0	0	0	0				
41 Chad Gaudin, R OBP: 0.069, SLG: 0.036										0	0	0	0	0	0	0				
18 Johnny Damon, L OBP: 0.370, SLG: 0.521	FC6			FC1 13 1B 55 2B	G1-6-3					4	1	1	2	1	0	3				
25 Mark Teixeira, S OBP: 0.381, SLG: 0.543										4	1	0	0	1	2	6				
53 Melky Cabrera, S OBP: 0.329, SLG: 0.414	K	L9		K						0	0	0	0	0	0	0				
13 Alex Rodriguez, R OBP: 0.400, SLG: 0.509	K	G5-3		55 2B 33 1B 1B						5	2	2	2	0	1	4				
55 Hideki Matsui, L OBP: 0.364, SLG: 0.525	F7									4	1	2	1	0	0	2				
14 Eric Hinske, L OBP: 0.361, SLG: 0.451				G3						1	0	0	0	0	1	0				
33 Nick Swisher, S OBP: 0.366, SLG: 0.471										5	1	2	1	0	1	2				
24 Robinson Cano, L OBP: 0.346, SLG: 0.515										5	1	3	2	0	0	1				
17 Jerry Hairston, R OBP: 0.319, SLG: 0.414										3	1	1	2	1	0	3				
26 José Molina, R OBP: 0.302, SLG: 0.295										3	1	0	0	1	0	2				
Inning Stats	R: 0 E: 1 K: 2 S: 16	H: 1 LOB: 2 BB: 0 P: 23	R: 4 E: 0 K: 0 S: 14	H: 4 LOB: 1 BB: 1 P: 26	R: 0 E: 0 K: 0 S: 10	H: 1 LOB: 2 BB: 1 P: 18	R: 4 E: 1 K: 1 S: 13	H: 4 LOB: 1 BB: 0 P: 17	R: 0 E: 0 K: 0 S: 6	H: 1 LOB: 0 BB: 0 P: 9	R: 1 E: 0 K: 1 S: 13	H: 2 LOB: 1 BB: 1 P: 25	R: 0 E: 0 K: 0 S: 9	H: 0 LOB: 1 BB: 1 P: 16	R: 1 E: 0 K: 1 S: 10	H: 1 LOB: 0 BB: 0 P: 13	1B: 9 2B: 4 3B: 0 HR: 1	SF: 0 SAC: 1 DP: 1 HBP: 0	WP: 0 PB: 0 SB: 1 CS: 0	PA: 43
PITCHER	IP WLS BF H R ER SO BB IBB HBP BLK WP HR S P ERA WHIP																			
52 Jose Contreras, R ERA: 5.42	3.1 L 23 4 1 1 1 1 0 0 0 0 0 0 23 41 3.38 1.875																			
D.J. Carrasco, R ERA: 3.65	2.2 8 1 1 1 1 1 0 0 0 0 0 1 19 29 4.50 1.000																			
57 Ramon Pena, R ERA: 4.5	2.0 8 1 1 1 1 1 0 0 0 0 0 1 19 29 4.50 1.000																			

Chicago White Sox @ New York Yankees
Yankee Stadium, Bronx, NY
Sat Aug 29 2009, 1:05 PM EDT
Att: 46,193 - Cloudy - 70 F


livebaseballscores.com

AB 38
R 10
H 14
RBI 10
BB 4
SO 5
LOB 23




Batter	1	2	3	4	5	6	7	8	9	AB	R	H	RBI	BB	SO	LOB	TOP										
22 Scott Podsednik, L (1, 7) OBP: 0.345, SLG: 0.397										4	0	0	0	0	2	1	Chicago White Sox @ Minnesota Twins Hubert H. Humphrey Metrodome, Minneapolis, MN Mon Aug 31 2009, 8:10 PM EDT Att: 19,426 - Dome - 70 F										
15 Gordon Beckham, R (1, 5) OBP: 0.347, SLG: 0.437										4	1	1	0	0	0	1											
12 A.J. Pierzynski, L (1, 2) OBP: 0.345, SLG: 0.462										3	0	2	1	0	1	1											
14 Paul Konerko, R (1, 3) OBP: 0.350, SLG: 0.488										4	0	1	0	0	0	1											
Jim Thome, L (1, 10) OBP: 0.342, SLG: 0.493										4	0	0	0	0	3	2											
23 Jermaine Dye, R (1, 9) OBP: 0.342, SLG: 0.478										4	0	1	0	0	2	0											
51 Alex Rios, R (1, 8) OBP: 0.304, SLG: 0.413										4	0	0	0	0	2	1											
10 Alexei Ramirez, R (1, 6) OBP: 0.329, SLG: 0.401										3	0	1	0	0	0	0											
5 Jayson Nix, R (1, 4) OBP: 0.321, SLG: 0.447										3	0	1	0	0	0	1											
Inning Stats	R: 0 H: 2 E: 0 K: 2 S: 13	WLS: 2 BF: 27 LOB: 2 BB: 0 P: 18	R: 0 H: 0 E: 0 K: 2 S: 9	WLS: 0 BF: 0 LOB: 0 BB: 0 P: 13	R: 0 H: 1 E: 0 K: 1 S: 11	WLS: 1 BF: 1 LOB: 1 BB: 0 P: 15	R: 0 H: 1 E: 0 K: 1 S: 10	WLS: 1 BF: 1 LOB: 1 BB: 0 P: 18	R: 0 H: 0 E: 0 K: 0 S: 4	WLS: 0 BF: 0 LOB: 0 BB: 0 P: 10	R: 1 H: 1 E: 0 K: 0 S: 10	WLS: 1 BF: 1 LOB: 0 BB: 0 P: 13	R: 0 H: 1 E: 0 K: 1 S: 9	WLS: 1 BF: 1 LOB: 0 BB: 0 P: 12	R: 0 H: 1 E: 0 K: 1 S: 12	WLS: 1 BF: 1 LOB: 1 BB: 0 P: 19		R: 0 H: 0 E: 0 K: 2 S: 7	WLS: 0 BF: 0 LOB: 0 BB: 0 P: 11	1B: 6 2B: 1 3B: 0 HR: 0	SF: 1 SAC: 0 DP: 0 HBP: 0	WP: 1 PB: 0 SB: 1 CS: 0	PA: 34				
PITCHER	IP	WLS	BF	H	R	ER	SO	BB	IBB	HBP	BLK	WP	HR	S	P	ERA	WHIP										
53 Nick Blackburn, R (1, 1) ERA: 4.16	7.0	W	27	6	1	1	7	0	0	0	0	1	0	66	99	1.29	0.857										
50 Jose Mijares, L (8, 1) ERA: 2.1	0.2	H	3	1	0	0	1	0	0	0	0	0	0	8	12	0.00	1.500										
54 Matt Guerrier, R (8, 1) ERA: 2.29	0.1	H	1	0	0	0	0	0	0	0	0	0	0	4	7	0.00	0.000										
36 Joe Nathan, R (9, 1) ERA: 1.71	1.0	S	3	0	0	0	2	0	0	0	0	0	0	7	11	0.00	0.000										

AB	33
R	1
H	7
RBI	1
BB	0
SO	10
LOB	8



Batter	1	2	3	4	5	6	7	8	9	AB	R	H	RBI	BB	SO	LOB	BOTTOM										
2 Denard Span, L (1, 7) OBP: 0.395, SLG: 0.408										4	0	2	0	0	0	0	Chicago White Sox @ Minnesota Twins Hubert H. Humphrey Metrodome, Minneapolis, MN Mon Aug 31 2009, 8:10 PM EDT Att: 19,426 - Dome - 70 F										
18 Orlando Cabrera, R (1, 6) OBP: 0.311, SLG: 0.367										4	0	1	0	0	1	1											
7 Joe Mauer, L (1, 2) OBP: 0.436, SLG: 0.615										4	2	2	1	0	1	2											
33 Justin Morneau, L (1, 3) OBP: 0.378, SLG: 0.544										4	1	1	0	0	1	3											
16 Jason Kubel, L (1, 10) OBP: 0.374, SLG: 0.537										4	1	2	2	0	1	3											
5 Michael Cuddyer, R (1, 9) OBP: 0.342, SLG: 0.504										4	0	1	1	0	1	1											
23 Brendan Harris, R (1, 5) OBP: 0.311, SLG: 0.372										3	0	1	0	1	0	0											
22 Carlos Gómez, R (1, 8) OBP: 0.294, SLG: 0.354										4	0	1	0	0	0	4											
12 Alexi Casilla, S (1, 4) OBP: 0.278, SLG: 0.251										3	0	0	0	0	1	1											
Inning Stats	R: 0 H: 2 E: 0 K: 1 S: 18	WLS: 2 BF: 26 LOB: 2 BB: 0 P: 26	R: 0 H: 1 E: 0 K: 1 S: 13	WLS: 1 BF: 1 LOB: 0 BB: 0 P: 19	R: 3 H: 4 E: 0 K: 1 S: 14	WLS: 4 BF: 4 LOB: 0 BB: 0 P: 23	R: 0 H: 0 E: 0 K: 1 S: 6	WLS: 0 BF: 0 LOB: 0 BB: 0 P: 10	R: 0 H: 0 E: 0 K: 0 S: 9	WLS: 0 BF: 0 LOB: 0 BB: 0 P: 15	R: 0 H: 2 E: 0 K: 0 S: 8	WLS: 2 BF: 2 LOB: 0 BB: 0 P: 13	R: 0 H: 0 E: 0 K: 0 S: 8	WLS: 0 BF: 0 LOB: 0 BB: 0 P: 13	R: 1 H: 2 E: 0 K: 2 S: 16	WLS: 2 BF: 2 LOB: 1 BB: 1 P: 28		R: 1 H: 0 E: 0 K: 2 S: 16	WLS: 0 BF: 0 LOB: 0 BB: 0 P: 11	1B: 9 2B: 0 3B: 0 HR: 2	SF: 0 SAC: 0 DP: 0 HBP: 0	WP: 0 PB: 0 SB: 1 CS: 1	PA: 35				
PITCHER	IP	WLS	BF	H	R	ER	SO	BB	IBB	HBP	BLK	WP	HR	S	P	ERA	WHIP										
34 Gavin Floyd, R (1, 1) ERA: 3.97	6.0	L	26	9	3	3	4	0	0	0	0	0	2	68	106	4.50	1.500										
57 Ramon Pena, R (7, 1) ERA: 4.42	1.0		3	0	0	0	0	0	0	0	0	0	0	8	13	0.00	0.000										
37 Matt Thornton, L (8, 1) ERA: 2.58	0.2		3	1	1	1	2	0	0	0	0	0	0	9	13	13.50	1.500										
45 Bobby Jenks, R (8, 1) ERA: 3.74	0.1		3	1	0	0	0	1	0	0	0	0	0	7	15	0.00	6.000										

AB	34
R	4
H	11
RBI	4
BB	1
SO	6
LOB	15




Batter	1	2	3	4	5	6	7	8	9	AB	R	H	RBI	BB	SO	LOB	TOP										
22 Scott Podsednik, L (1, 10) OBP: 0.347, SLG: 0.398										4	0	1	0	0	1	1	Chicago White Sox @ Minnesota Twins Hubert H. Humphrey Metrodome, Minneapolis, MN Wed Sep 02, 2009, 1:10 PM EDT Att: 21,007 - Dome - 68 F										
15 Gordon Beckham, R (1, 5) OBP: 0.350, SLG: 0.455										3	1	1	1	1	1	1											
14 Paul Konerko, R (1, 3) OBP: 0.351, SLG: 0.492										4	1	2	1	0	0	1											
23 Jermaine Dye, R (1, 9) OBP: 0.341, SLG: 0.473										3	0	1	0	1	0	1											
31 Deweyane Wise, L (9, PR) OBP: 0.240, SLG: 0.348										2	1	1	0	2	0	0											
20 Carlos Quentin, R (1, 7) OBP: 0.322, SLG: 0.438										2	1	1	0	2	0	0											
10 Alexei Ramirez, R (1, 6) OBP: 0.331, SLG: 0.408										3	0	1	1	1	1	2											
51 Alex Rios, R (1, 8) OBP: 0.299, SLG: 0.406										4	0	0	0	0	1	4											
5 Jayson Nix, R (1, 4) OBP: 0.318, SLG: 0.442										2	0	0	0	0	2	0											
17 Chris Getz, L (8, PH) OBP: 0.323, SLG: 0.364										1	0	0	0	0	0	0											
27 Ramon Castro, R (1, 2) OBP: 0.307, SLG: 0.409										2	0	1	0	0	1	0											
7 Mark Kotsay, L (9, PH) OBP: 0.289, SLG: 0.325										1	0	0	0	0	1	0											
12 A.J. Pierzynski, L (9, 2) OBP: 0.342, SLG: 0.458										0	0	0	0	0	0	0											
Inning Stats	R: 0 E: 0 K: 0 S: 9	H: 1 LOB: 0 BB: 1 P: 13	R: 0 E: 0 K: 1 S: 6	H: 0 LOB: 0 BB: 0 P: 11	R: 0 E: 0 K: 2 S: 8	H: 0 LOB: 0 BB: 0 P: 11	R: 0 E: 0 K: 1 S: 7	H: 0 LOB: 0 BB: 0 P: 10	R: 0 E: 0 K: 1 S: 8	H: 1 LOB: 1 BB: 1 P: 15	R: 0 E: 0 K: 2 S: 10	H: 1 LOB: 1 BB: 0 P: 15	R: 0 E: 0 K: 0 S: 11	H: 2 LOB: 1 BB: 0 P: 13	R: 0 E: 0 K: 0 S: 5	H: 0 LOB: 0 BB: 1 P: 14	R: 4 E: 0 K: 1 S: 20	H: 3 LOB: 2 BB: 2 P: 37	1B: 5 2B: 1 3B: 0 HR: 2	SF: 0 SAC: 0 DP: 4 HBP: 0	WP: 1 PB: 0 CS: 1	PA: 34					
PITCHER	IP	WLS	BF	H	R	ER	SO	BB	IBB	HBP	BLK	WP	HR	S	P	ERA	WHIP										
52 Brian Duensing, L (1, 1) ERA: 3.81	7.0		23	5	0	0	7	2	0	0	0	0	0	59	88	0.00	1.000										
60 Jon Rauch, R (8, 1) ERA: 3.92	1.0	H	3	0	0	0	1	0	0	0	0	0	0	5	14	0.00	1.000										
36 Joe Nathan, L (9, 1) ERA: 2.36	0.2	L	6	2	4	4	1	2	0	0	0	0	2	15	31	54.00	6.000										
54 Matt Guerrier, R (9, 1) ERA: 2.38	0.1		2	1	0	0	0	0	0	0	0	1	0	5	6	0.00	3.000										
Batter	1	2	3	4	5	6	7	8	9	AB	R	H	RBI	BB	SO	LOB	BOTTOM										
2 Denard Span, L (1, 8) OBP: 0.397, SLG: 0.414										4	1	3	0	0	0	1	Chicago White Sox @ Minnesota Twins Hubert H. Humphrey Metrodome, Minneapolis, MN Wed Sep 02, 2009, 1:10 PM EDT Att: 21,007 - Dome - 68 F										
18 Orlando Cabrera, R (1, 6) OBP: 0.310, SLG: 0.365									4	0	1	0	0	1	2												
7 Joe Mauer, L (1, 10) OBP: 0.435, SLG: 0.612									3	1	1	0	0	0	2												
33 Justin Morneau, L (1, 3) OBP: 0.376, SLG: 0.537									3	0	0	0	1	0	2												
16 Jason Kubel, L (1, 7) OBP: 0.374, SLG: 0.535										3	0	2	2	0	1	0											
22 Carlos Gómez, R (8, 8) OBP: 0.292, SLG: 0.351										1	0	0	0	0	0	1											
5 Michael Cuddyer, R (1, 9) OBP: 0.341, SLG: 0.513										4	0	0	0	0	1	3											
23 Brendan Harris, R (1, 5) OBP: 0.312, SLG: 0.372									4	0	1	0	0	0	1												
55 Mike Redmond, R (1, 2) OBP: 0.316, SLG: 0.306									3	0	0	0	0	1	2												
26 Jose Morales, S (9, PH) OBP: 0.413, SLG: 0.420									1	0	1	0	0	0	0												
8 Nick Punto, S (1, 4) OBP: 0.315, SLG: 0.265									3	0	1	0	0	0	0												
32 Bobby Jenks, L (9, PH) OBP: 0.347, SLG: 0.308									1	0	0	0	0	0	1												
Inning Stats	R: 0 E: 0 K: 0 S: 7	H: 2 LOB: 1 BB: 0 P: 14	R: 0 E: 0 K: 0 S: 14	H: 1 LOB: 1 BB: 0 P: 20	R: 0 E: 0 K: 0 S: 6	H: 1 LOB: 0 BB: 0 P: 7	R: 0 E: 0 K: 1 S: 8	H: 0 LOB: 0 BB: 0 P: 11	R: 0 E: 0 K: 0 S: 6	H: 0 LOB: 0 BB: 0 P: 9	R: 2 E: 0 K: 1 S: 15	H: 3 LOB: 2 BB: 1 P: 22	R: 0 E: 0 K: 1 S: 10	H: 2 LOB: 1 BB: 0 P: 13	R: 0 E: 0 K: 0 S: 8	H: 0 LOB: 1 BB: 0 P: 14	R: 0 E: 0 K: 1 S: 13	H: 1 LOB: 1 BB: 0 P: 19	1B: 9 2B: 1 3B: 0 HR: 0	SF: 0 SAC: 0 DP: 1 HBP: 1	WP: 0 PB: 0 SB: 0 CS: 2	PA: 36					
PITCHER	IP	WLS	BF	H	R	ER	SO	BB	IBB	HBP	BLK	WP	HR	S	P	ERA	WHIP										
56 Mark Buehrle, L (1, 1) ERA: 3.86	6.0		24	7	2	2	2	0	0	0	0	0	0	10	13	0.00	2.000										
71 Scott Linebrink, R (7, 1) ERA: 3.86	1.0		4	2	0	0	1	0	0	0	0	0	0	10	13	0.00	2.000										
67 Randy Williams, L (8, 1) ERA: 7.36	0.2		3	0	0	0	0	0	0	1	0	0	0	5	9	0.00	0.000										
D.J. Carrasco, R (8, 1) ERA: 3.84	0.1	W	1	0	0	0	0	0	0	0	0	0	0	3	5	0.00	0.000										
45 Bobby Jenks, R (9, 1) ERA: 3.86	1.0	S	4	1	0	0	1	0	0	0	0	0	0	13	19	0.00	1.000										

Batter	1	2	3	4	5	6	7	8	9	AB	R	H	RBI	BB	SO	LOB	TOP										
22 Scott Podsednik, L (1, 8) 51 Alex Rios, R (8, 9) OBP: 0.351, SLG: 0.405										4	1	3	0	1	1	0	Chicago White Sox @ Chicago Cubs Wrigley Field, Chicago, IL Thu Sep 03 2009, 1:20 PM CDT Att: 40,741 - Sunny - 68 F										
15 Gordon Beckham, R (1, 5) OBP: 0.291, SLG: 0.454										5	2	2	0	0	0	4											
12 A.J. Pierzynski, L (1, 2) OBP: 0.342, SLG: 0.457										5	1	2	1	0	0	0											
14 Paul Konerko, R (1, 3) 7 Mark Kotsay, L (8, PR) OBP: 0.297, SLG: 0.322										4	0	1	1	0	2	1											
20 Carlos Quentin, R (1, 7) OBP: 0.324, SLG: 0.437										5	0	2	1	0	2	2											
17 Chris Getz, L (1, 4) OBP: 0.327, SLG: 0.364										3	1	1	0	1	0	3											
10 Alexei Ramirez, R (1, 6) OBP: 0.335, SLG: 0.410										3	0	2	1	1	0	2											
31 Dewayne Wise, L (1, 9) OBP: 0.232, SLG: 0.336										4	0	0	0	0	0	3											
52 Carlos Torres, R (1, 1) 37 Matt Thornton, L (8, 1) 26 Tyler Flowers, R (9, PH) D.J. Carrasco, R (9, 1)										3	0	0	0	0	3	1											
	R: 0 E: 0 K: 0 S: 7	H: 1 LOB: 0 BB: 0 P: 9	R: 1 E: 1 K: 0 S: 8	H: 2 LOB: 0 BB: 0 P: 11	R: 0 E: 0 K: 1 S: 10	H: 1 LOB: 1 BB: 0 P: 15	R: 0 E: 0 K: 1 S: 8	H: 0 LOB: 0 BB: 0 P: 12	R: 0 E: 0 K: 2 S: 10	H: 2 LOB: 2 BB: 0 P: 19	R: 0 E: 0 K: 2 S: 10	H: 0 LOB: 0 BB: 0 P: 14	R: 0 E: 0 K: 2 S: 7	H: 0 LOB: 0 BB: 0 P: 8	R: 2 E: 1 K: 1 S: 12	H: 2 LOB: 2 BB: 2 P: 26		R: 2 E: 0 K: 0 S: 15	H: 4 LOB: 2 BB: 0 P: 25	1B: 11 2B: 4 3B: 0 HR: 0	SF: 0 SAC: 0 DP: 2 HBP: 1	WP: 0 PB: 0 SB: 2 CS: 2	PA: 43				
PITCHER	IP	WLS	BF	H	R	ER	SO	BB	IBB	HBP	BLK	WP	HR	S	P	ERA	WHIP										
46 Ryan Dempster, R (1, 1) ERA: 3.96	7.0	L	31	9	3	0	7	1	0	1	0	0	0	65	93	0.00	1.429										
37 Angel Guzman, R (8, 1) ERA: 3.09	1.0		4	0	0	0	1	2	0	0	0	0	0	8	21	0.00	2.000										
45 Sean Marshall, L (9, 1) ERA: 4.71	0.2		5	3	2	2	0	0	0	0	0	0	0	9	16	27.00	4.500										
64 Justin Berg, R (9, 1) ERA:	0.1		2	1	0	0	0	0	0	0	0	0	0	6	9	0.00	3.000										

Batter	1	2	3	4	5	6	7	8	9	AB	R	H	RBI	BB	SO	LOB	BOTTOM										
1 Kosuke Fukudome, L (1, 8) OBP: 0.384, SLG: 0.454										4	0	1	0	0	1	0	Chicago White Sox @ Chicago Cubs Wrigley Field, Chicago, IL Thu Sep 03 2009, 1:20 PM CDT Att: 40,741 - Sunny - 68 F										
2 Ryan Theriot, R (1, 6) OBP: 0.338, SLG: 0.386										4	0	0	0	0	1	1											
16 Aramis Ramirez, R (1, 5) OBP: 0.386, SLG: 0.531										3	0	1	0	0	0	0											
21 Milton Bradley, S (1, 9) OBP: 0.394, SLG: 0.419										4	0	1	0	0	2	2											
5 Jake Fox, R (1, 3) OBP: 0.332, SLG: 0.526										4	0	2	0	0	0	2											
12 Alfonso Soriano, R (1, 7) OBP: 0.303, SLG: 0.423										4	0	0	0	0	3	5											
28 Jeff Baker, R (1, 4) OBP: 0.326, SLG: 0.443										3	0	1	0	0	1	3											
55 Koyie Hill, S (1, 2) OBP: 0.323, SLG: 0.341										3	0	0	0	0	1	1											
46 Ryan Dempster, R (1, 1) 37 Angel Guzman, R (8, 1) 17 Mike Fontenot, L (8, PH) 7 Aaron Miles, S (8, PH) 45 Sean Marshall, L (9, 1) 64 Justin Berg, R (9, 1)										2	0	0	0	0	0	0											
	R: 0 E: 0 K: 0 S: 8	H: 0 LOB: 0 BB: 0 P: 12	R: 0 E: 0 K: 1 S: 9	H: 1 LOB: 1 BB: 0 P: 14	R: 0 E: 0 K: 0 S: 13	H: 1 LOB: 1 BB: 0 P: 20	R: 0 E: 0 K: 1 S: 7	H: 0 LOB: 0 BB: 0 P: 12	R: 0 E: 0 K: 1 S: 7	H: 0 LOB: 0 BB: 0 P: 11	R: 0 E: 0 K: 2 S: 14	H: 2 LOB: 1 BB: 0 P: 18	R: 0 E: 0 K: 1 S: 6	H: 0 LOB: 0 BB: 0 P: 8	R: 0 E: 0 K: 2 S: 12	H: 1 LOB: 1 BB: 0 P: 13		1B: 5 2B: 1 3B: 0 HR: 0	SF: 0 SAC: 0 DP: 0 HBP: 1	WP: 0 PB: 0 SB: 0 CS: 0	PA: 33						
PITCHER	IP	WLS	BF	H	R	ER	SO	BB	IBB	HBP	BLK	WP	HR	S	P	ERA	WHIP										
52 Carlos Torres, R (1, 1) ERA: 3.86	7.0	W	26	5	0	0	6	0	0	1	0	0	0	65	98	0.00	0.714										
37 Matt Thornton, L (8, 1) ERA: 2.67	1.0	H	3	0	0	0	1	0	0	0	0	0	0	6	8	0.00	0.000										
D.J. Carrasco, R (9, 1) ERA: 3.59	1.0		4	1	0	0	2	0	0	0	0	0	0	12	13	0.00	1.000										


AB	38
R	5
H	13
RBI	4
BB	3
SO	8
LOB	18



Batter	1	2	3	4	5	6	7	8	9	AB	R	H	RBI	BB	SO	LOB	TOP					
2 Jacoby Ellsbury, L OBP: 0.346, SLG: 0.411										4	2	3	0	1	0	0	Boston Red Sox @ Chicago White Sox U.S. Cellular Field, Chicago, IL Sun Sep 06 2009, 2:05 PM EDT Att: 32,134 - Overcast - 69 F					
15 Dustin Pedroia, R OBP: 0.366, SLG: 0.429										4	0	0	0	0	0	4						
41 Victor Martinez, S OBP: 0.377, SLG: 0.478										4	1	2	3	1	1	2						
20 Kevin Youkilis, R OBP: 0.416, SLG: 0.559										4	0	0	0	0	1	4						
44 Jason Bay, R OBP: 0.384, SLG: 0.540										4	1	2	1	0	1	2						
34 David Ortiz, L OBP: 0.313, SLG: 0.430										4	0	0	0	0	1	3						
25 Mike Lowell, R OBP: 0.339, SLG: 0.505										4	1	1	2	0	0	0						
11 Casey Kotchman, L OBP: 0.346, SLG: 0.396										4	0	1	0	0	1	0						
7 J.D. Drew, L OBP: 0.382, SLG: 0.492										4	0	1	0	0	1	0						
3 Alex Gonzalez, R OBP: 0.263, SLG: 0.336										4	1	1	0	0	2	1						
Inning Stats	R: 0 E: 0 K: 0 S: 16	H: 1 LOB: 2 BB: 1 P: 27	R: 0 E: 0 K: 1 S: 10	H: 1 LOB: 1 BB: 0 P: 16	R: 0 E: 0 K: 1 S: 11	H: 1 LOB: 1 BB: 0 P: 15	R: 2 E: 0 K: 1 S: 13	H: 2 LOB: 0 BB: 0 P: 17	R: 1 E: 0 K: 0 S: 12	H: 2 LOB: 2 BB: 0 P: 21	R: 0 E: 0 K: 1 S: 9	H: 0 LOB: 0 BB: 0 P: 11	R: 0 E: 0 K: 1 S: 13	H: 1 LOB: 1 BB: 0 P: 17	R: 0 E: 0 K: 1 S: 7	H: 0 LOB: 0 BB: 0 P: 14	R: 3 E: 0 K: 1 S: 11	H: 2 LOB: 0 BB: 1 P: 22	1B: 6 2B: 2 3B: 0 HR: 2	SF: 0 SAC: 1 DP: 0 HBP: 1	WP: 0 PB: 0 SB: 1 CS: 0	PA: 40
PITCHER	IP WLS BF H R ER SO BB IBB HBP BLK WP HR S P ERA WHIP																					
50 John Danks, L ERA: 3.84	(1, 1) 6.0 L 27 7 3 3 4 1 0 1 0 0 0 1 71 107 4.50 1.333																					
67 Randy Williams, L ERA: 5.94	(7, 1) 0.2 3 1 0 0 1 0 0 0 0 0 0 0 11 15 0.00 1.500																					
57 Ramon Pena, R ERA: 4.26	(7, 1) 1.1 4 0 0 0 1 0 0 0 0 0 0 0 9 16 0.00 0.000																					
26 Octavio Dotel, R ERA: 3.74	(9, 1) 1.0 6 2 3 3 1 1 0 0 0 0 0 1 11 22 27.00 3.000																					

Batter	1	2	3	4	5	6	7	8	9	AB	R	H	RBI	BB	SO	LOB	BOTTOM					
22 Scott Podsednik, L OBP: 0.352, SLG: 0.404										4	0	3	0	0	0	0	Boston Red Sox @ Chicago White Sox U.S. Cellular Field, Chicago, IL Sun Sep 06 2009, 2:05 PM EDT Att: 32,134 - Overcast - 69 F					
5 Jayson Nix, R OBP: 0.313, SLG: 0.426										3	0	0	0	1	1	2						
14 Paul Konerko, R OBP: 0.351, SLG: 0.496										4	0	0	0	0	2	3						
23 Jermaine Dye, R OBP: 0.340, SLG: 0.473										4	0	1	0	0	0	2						
20 Carlos Quentin, R OBP: 0.321, SLG: 0.431										4	0	0	0	0	0	1						
10 Alexei Ramirez, R OBP: 0.335, SLG: 0.408										3	0	1	0	1	1	1						
17 Chris Getz, L OBP: 0.334, SLG: 0.372										4	0	0	0	0	1	2						
51 Alex Rios, R OBP: 0.297, SLG: 0.401										3	0	0	0	0	3	1						
27 Ramon Castro, R OBP: 0.308, SLG: 0.429										3	1	1	1	0	1	0						
Inning Stats	R: 0 E: 0 K: 0 S: 8	H: 1 LOB: 1 BB: 1 P: 13	R: 0 E: 0 K: 0 S: 8	H: 0 LOB: 0 BB: 0 P: 11	R: 0 E: 0 K: 3 S: 16	H: 1 LOB: 1 BB: 0 P: 26	R: 0 E: 0 K: 1 S: 14	H: 1 LOB: 1 BB: 0 P: 21	R: 0 E: 0 K: 1 S: 9	H: 0 LOB: 0 BB: 0 P: 15	R: 0 E: 0 K: 1 S: 8	H: 1 LOB: 1 BB: 0 P: 14	R: 0 E: 0 K: 2 S: 12	H: 0 LOB: 1 BB: 1 P: 22	R: 1 E: 0 K: 1 S: 9	H: 1 LOB: 0 BB: 0 P: 16	R: 0 E: 0 K: 0 S: 10	H: 1 LOB: 0 BB: 0 P: 16	1B: 4 2B: 2 3B: 0 HR: 1	SF: 0 SAC: 0 DP: 1 HBP: 0	WP: 0 PB: 0 SB: 0 CS: 0	PA: 34
PITCHER	IP WLS BF H R ER SO BB IBB HBP BLK WP HR S P ERA WHIP																					
31 Jon Lester, L ERA: 3.44	(1, 1) 7.0 W 26 4 1 1 1 0 2 0 0 0 0 0 1 6 13 0.00 0.857																					
13 Billy Wagner, L ERA: 1.59	(8, 1) 0.2 H 3 1 1 1 0 0 0 0 0 0 0 1 6 13 13.50 1.500																					
51 Daniel Bard, R ERA: 3.38	(8, 1) 0.1 H 1 0 0 0 1 0 0 0 0 0 0 0 3 3 0.00 0.000																					
58 Jonathan Papelbon, R ERA: 1.81	(9, 1) 1.0 4 1 0 0 0 0 0 0 0 0 0 0 10 16 0.00 1.000																					

AB	36
R	6
H	10
RBI	6
BB	2
SO	7
LOB	16



AB	32
R	1
H	6
RBI	1
BB	2
SO	9
LOB	12



Batter	1	2	3	4	5	6	7	8	9	AB	R	H	RBI	BB	SO	LOB	TOP					
29 Adam Kennedy, L (1.5) OBP: 0.344, SLG: 0.406										5	1	2	0	1	1	5						
11 Rajai Davis, R (1.8) OBP: 0.365, SLG: 0.423										6	3	3	1	0	0	4						
Ryan Sweeney, L (1.9) OBP: 0.335, SLG: 0.394										6	3	4	2	0	1	3						
12 Scott Hairston, R (1.7) 1 Eric Patterson, L (9.7) OBP: 0.213, SLG: 0.233										6	0	2	2	0	1	6						
8 Kurt Suzuki, R (1.2) OBP: 0.306, SLG: 0.402										4	0	1	2	0	1	2						
32 Jack Cust, L (1.10) OBP: 0.358, SLG: 0.413										5	1	2	3	0	0	1						
14 Mark Ellis, R (1.4) OBP: 0.319, SLG: 0.424										5	1	2	1	0	1	1						
10 Daric Barton, L (1.3) OBP: 0.343, SLG: 0.361										4	2	2	0	1	1	1						
2 Cliff Pennington, S (1.6) OBP: 0.321, SLG: 0.382										4	0	2	0	1	0	2						
Inning Stats	R: 5 H: 4 E: 0 K: 1 S: 18	L: 0 LOB: 0 BB: 1 P: 26	R: 2 H: 3 E: 0 K: 0 S: 11	H: 3 LOB: 1 BB: 0 P: 17	R: 0 H: 0 E: 0 K: 1 S: 12	H: 0 LOB: 1 BB: 1 P: 19	R: 1 H: 3 E: 0 K: 0 S: 13	H: 3 LOB: 1 BB: 0 P: 15	R: 0 H: 2 E: 0 K: 2 S: 12	H: 2 LOB: 2 BB: 0 P: 17	R: 1 H: 3 E: 0 K: 1 S: 14	H: 3 LOB: 2 BB: 0 P: 23	R: 0 H: 1 E: 0 K: 1 S: 12	H: 1 LOB: 1 BB: 0 P: 19	R: 1 H: 2 E: 0 K: 0 S: 19	H: 2 LOB: 2 BB: 1 P: 34	1B: 13 2B: 5 3B: 0 HR: 2	SF: 1 SAC: 0 DP: 1 HBP: 0	WP: 1 PB: 0 SB: 1 CS: 0	PA: 49		
PITCHER	IP WLS BF H R ER SO BB IBB HBP BLK WP HR S P ERA WHIP	IP WLS BF H R ER SO BB IBB HBP BLK WP HR S P ERA WHIP	IP WLS BF H R ER SO BB IBB HBP BLK WP HR S P ERA WHIP	IP WLS BF H R ER SO BB IBB HBP BLK WP HR S P ERA WHIP	IP WLS BF H R ER SO BB IBB HBP BLK WP HR S P ERA WHIP	IP WLS BF H R ER SO BB IBB HBP BLK WP HR S P ERA WHIP	IP WLS BF H R ER SO BB IBB HBP BLK WP HR S P ERA WHIP	IP WLS BF H R ER SO BB IBB HBP BLK WP HR S P ERA WHIP	IP WLS BF H R ER SO BB IBB HBP BLK WP HR S P ERA WHIP	IP WLS BF H R ER SO BB IBB HBP BLK WP HR S P ERA WHIP	IP WLS BF H R ER SO BB IBB HBP BLK WP HR S P ERA WHIP	IP WLS BF H R ER SO BB IBB HBP BLK WP HR S P ERA WHIP	IP WLS BF H R ER SO BB IBB HBP BLK WP HR S P ERA WHIP	IP WLS BF H R ER SO BB IBB HBP BLK WP HR S P ERA WHIP	IP WLS BF H R ER SO BB IBB HBP BLK WP HR S P ERA WHIP	IP WLS BF H R ER SO BB IBB HBP BLK WP HR S P ERA WHIP	ERA WHIP	ERA WHIP	ERA WHIP	ERA WHIP		
52 Carlos Torres, R (1.1) ERA: 6.35	0.2 L 7 4 5 5 1 1 0 0 0 0 0 2 16 22 67.50 7.500																					
D.J. Carrasco, R (1.1) ERA: 3.77	3.1 16 6 3 3 1 1 0 0 0 0 0 0 38 55 8.10 2.100																					
41 Daniel Hudson, R (5.1) ERA: 4.15	2.1 12 5 2 2 2 0 0 0 0 0 0 0 27 46 7.71 2.143																					
67 Randy Williams, L (7.1) ERA: 6.57	0.2 4 2 0 0 1 0 0 0 0 0 0 0 8 11 0.00 3.000																					
54 Jhonny Nunez, R (8.1) ERA: 3.0	1.0 4 1 0 0 1 0 0 0 0 0 0 0 12 19 0.00 1.000																					
PITCHER	IP WLS BF H R ER SO BB IBB HBP BLK WP HR S P ERA WHIP	IP WLS BF H R ER SO BB IBB HBP BLK WP HR S P ERA WHIP	IP WLS BF H R ER SO BB IBB HBP BLK WP HR S P ERA WHIP	IP WLS BF H R ER SO BB IBB HBP BLK WP HR S P ERA WHIP	IP WLS BF H R ER SO BB IBB HBP BLK WP HR S P ERA WHIP	IP WLS BF H R ER SO BB IBB HBP BLK WP HR S P ERA WHIP	IP WLS BF H R ER SO BB IBB HBP BLK WP HR S P ERA WHIP	IP WLS BF H R ER SO BB IBB HBP BLK WP HR S P ERA WHIP	IP WLS BF H R ER SO BB IBB HBP BLK WP HR S P ERA WHIP	IP WLS BF H R ER SO BB IBB HBP BLK WP HR S P ERA WHIP	IP WLS BF H R ER SO BB IBB HBP BLK WP HR S P ERA WHIP	IP WLS BF H R ER SO BB IBB HBP BLK WP HR S P ERA WHIP	IP WLS BF H R ER SO BB IBB HBP BLK WP HR S P ERA WHIP	IP WLS BF H R ER SO BB IBB HBP BLK WP HR S P ERA WHIP	IP WLS BF H R ER SO BB IBB HBP BLK WP HR S P ERA WHIP	IP WLS BF H R ER SO BB IBB HBP BLK WP HR S P ERA WHIP	ERA WHIP	ERA WHIP	ERA WHIP	ERA WHIP		
71 Scott Linebrink, R (9.1) ERA: 3.96	1.0 6 2 1 1 0 1 0 0 0 0 0 0 19 34 9.00 3.000																					
Batter	1	2	3	4	5	6	7	8	9	AB	R	H	RBI	BB	SO	LOB	BOTTOM					
22 Scott Podsednik, L (1.8) OBP: 0.355, SLG: 0.405										3	0	1	0	0	2	2						
31 Dewayne Wise, L (7. PH) OBP: 0.244, SLG: 0.347										1	0	1	0	0	0	0						
10 Alexei Ramirez, R (1.6) OBP: 0.331, SLG: 0.403										3	0	0	0	0	0	3						
18 Brent Lillibridge, R (7. PH) OBP: 0.253, SLG: 0.171										1	0	0	0	0	0	2						
12 A.J. Pierzynski, L (1.2) OBP: 0.345, SLG: 0.456										2	1	1	0	0	0	0						
26 Tyler Flowers, R (8.2) OBP: 0.299, SLG: 0.426										4	1	1	1	0	0	2						
14 Paul Konerko, R (1.3) OBP: 0.351, SLG: 0.500										2	0	0	0	1	0	1						
23 Jermaine Dye, R (1.10) OBP: 0.341, SLG: 0.470										1	0	0	0	0	0	0						
7 Josh Fields, R (8. PH) OBP: 0.299, SLG: 0.351										1	0	0	0	0	0	0						
7 Mark Kotsay, L (1.9) OBP: 0.317, SLG: 0.409										3	1	1	2	0	0	1						
27 Ramon Castro, R (8. PH) OBP: 0.306, SLG: 0.426										1	0	0	0	0	1	0						
20 Carlos Quentin, R (1.7) OBP: 0.319, SLG: 0.439										4	0	0	0	0	1	0						
17 Chris Getz, L (1.4) OBP: 0.330, SLG: 0.366										4	0	1	0	0	1	0						
5 Jayson Nix, R (1.5) OBP: 0.321, SLG: 0.432										2	0	1	0	1	0	0						
Inning Stats	R: 0 H: 1 E: 0 K: 1 S: 11	H: 0 LOB: 0 BB: 0 P: 18	R: 0 H: 0 E: 0 K: 0 S: 7	H: 0 LOB: 0 BB: 0 P: 11	R: 0 H: 1 E: 0 K: 1 S: 13	H: 1 LOB: 1 BB: 0 P: 17	R: 0 H: 1 E: 0 K: 0 S: 5	H: 1 LOB: 0 BB: 0 P: 9	R: 0 H: 2 E: 0 K: 1 S: 8	H: 2 LOB: 1 BB: 0 P: 13	R: 1 H: 1 E: 0 K: 0 S: 9	H: 1 LOB: 0 BB: 1 P: 16	R: 0 H: 1 E: 0 K: 0 S: 12	H: 1 LOB: 2 BB: 1 P: 20	R: 0 H: 0 E: 0 K: 1 S: 5	H: 0 LOB: 0 BB: 0 P: 7	R: 0 H: 0 E: 0 K: 2 S: 10	H: 0 LOB: 0 BB: 0 P: 14	1B: 4 2B: 2 3B: 0 HR: 2	SF: 0 SAC: 0 DP: 2 HBP: 1	WP: 0 PB: 0 SB: 0 CS: 0	PA: 35
PITCHER	IP WLS BF H R ER SO BB IBB HBP BLK WP HR S P ERA WHIP	IP WLS BF H R ER SO BB IBB HBP BLK WP HR S P ERA WHIP	IP WLS BF H R ER SO BB IBB HBP BLK WP HR S P ERA WHIP	IP WLS BF H R ER SO BB IBB HBP BLK WP HR S P ERA WHIP	IP WLS BF H R ER SO BB IBB HBP BLK WP HR S P ERA WHIP	IP WLS BF H R ER SO BB IBB HBP BLK WP HR S P ERA WHIP	IP WLS BF H R ER SO BB IBB HBP BLK WP HR S P ERA WHIP	IP WLS BF H R ER SO BB IBB HBP BLK WP HR S P ERA WHIP	IP WLS BF H R ER SO BB IBB HBP BLK WP HR S P ERA WHIP	IP WLS BF H R ER SO BB IBB HBP BLK WP HR S P ERA WHIP	IP WLS BF H R ER SO BB IBB HBP BLK WP HR S P ERA WHIP	IP WLS BF H R ER SO BB IBB HBP BLK WP HR S P ERA WHIP	IP WLS BF H R ER SO BB IBB HBP BLK WP HR S P ERA WHIP	IP WLS BF H R ER SO BB IBB HBP BLK WP HR S P ERA WHIP	IP WLS BF H R ER SO BB IBB HBP BLK WP HR S P ERA WHIP	IP WLS BF H R ER SO BB IBB HBP BLK WP HR S P ERA WHIP	ERA WHIP	ERA WHIP	ERA WHIP	ERA WHIP		
23 Brett Tomko, R (1.1) ERA: 4.47	5.1 W 23 6 3 3 3 1 0 0 0 0 0 0 14 22 5.06 1.312																					
56 Craig Breslow, L (6.1) ERA: 3.96	1.2 6 1 0 0 0 1 0 0 0 0 0 0 5 7 0.00 0.000																					
13 Jerry Blevins, L (8.1) ERA: 6.48	1.0 3 0 0 0 1 0 0 0 0 0 0 0 10 14 0.00 0.000																					
39 Brad Kilby, L (9.1) ERA:	1.0 3 0 0 0 2 0 0 0 0 0 0 0 10 14 0.00 0.000																					

Oakland Athletics @ Chicago White Sox
U.S. Cellular Field, Chicago, IL
Tue Sep 08 2009, 8:11 PM EDT
Att: 24,317 - Clear - 65 F

AB 45
R 11
H 20
RBI 11
BB 3
SO 6
LOB 25



livebaseballscorecards.com

Oakland Athletics @ Chicago White Sox
U.S. Cellular Field, Chicago, IL
Tue Sep 08 2009, 8:11 PM EDT
Att: 24,317 - Clear - 65 F

AB 32
R 3
H 7
RBI 3
BB 2
SO 6
LOB 11



livebaseballscorecards.com

Batter	1	2	3	4	5	6	7	8	9	AB	R	H	RBI	BB	SO	LOB	TOP										
22 Scott Podsednik, L (1, 7) OBP: 0.397, SLG: 0.411	F7		F7			F7				4	0	1	0	0	0	0	Chicago White Sox @ Los Angeles Angels Angel Stadium of Anaheim, Anaheim, CA Fri Sep 11 2009, 7:05 PM PDT Att: 38,375 - Partly Cloudy - 77 F livebaseballscorecards.com										
15 Gordon Beckham, R (1, 5) OBP: 0.346, SLG: 0.452	G3		G6-3			K		P3		4	0	0	0	0	1	2											
12 A.J. Pierzynski, L (1, 2) OBP: 0.348, SLG: 0.456			F9			K			F7	4	0	1	0	0	1	0											
14 Paul Konerko, R (1, 3) OBP: 0.350, SLG: 0.495	K			F9			G3		F8	4	0	0	0	0	1	1											
10 Alexei Ramirez, R (1, 6) OBP: 0.332, SLG: 0.400		23 BB		P4			G5-3		F7	4	0	1	0	0	0	0											
23 Jermaine Dye, R (1, 9) OBP: 0.337, SLG: 0.462		51 G1-4-3 BB		F9			P4			2	0	0	0	1	0	0											
20 Carlos Quentin, R (1, 10) OBP: 0.318, SLG: 0.437			P3			F7				3	0	1	0	0	0	2											
51 Alex Rios, R (1, 8) OBP: 0.293, SLG: 0.395		G1-4-3		G4-3				L8		3	0	0	0	0	0	3											
5 Jayson Nix, R (1, 4) OBP: 0.320, SLG: 0.441						F9				2	1	1	1	0	0	0											
7 Mark Kotsay, L (8, PH) OBP: 0.313, SLG: 0.401										1	0	0	0	0	1	1											
18 Brent Lillibridge, R (8, 4) OBP: 0.253, SLG: 0.171								K		0	0	0	0	0	0	0											
Inning Stats	R: 0 H: 1 E: 0 K: 1 S: 10	H: 1 LOB: 1 BB: 0 P: 16	R: 0 H: 1 E: 0 K: 0 S: 10	H: 1 LOB: 1 BB: 0 P: 16	R: 1 H: 1 E: 0 K: 0 S: 9	H: 1 LOB: 0 BB: 0 P: 16	R: 0 H: 0 E: 0 K: 0 S: 5	H: 0 LOB: 0 BB: 0 P: 9	R: 0 H: 0 E: 0 K: 2 S: 11	H: 0 LOB: 0 BB: 0 P: 18	R: 0 H: 0 E: 0 K: 0 S: 8	H: 0 LOB: 0 BB: 0 P: 11	R: 0 H: 2 E: 0 K: 1 S: 9	H: 2 LOB: 2 BB: 0 P: 16	R: 0 H: 0 E: 0 K: 0 S: 4	H: 0 LOB: 0 BB: 0 P: 7	1B: 4 2B: 0 3B: 0 HR: 1	SF: 0 SAC: 0 DP: 1 HBP: 0	WP: 0 PB: 0 SB: 0 CS: 0	PA: 32							
PITCHER	IP	WLS	BF	H	R	ER	SO	BB	IBB	HBP	BLK	WP	HR	S	P	ERA	WHIP										
51 Joe Saunders, L (1, 1) ERA: 4.81	7.0	W	24	3	1	1	3	1	0	0	0	0	1	60	101	1.29	0.571										
52 Jason Bulger, R (8, 1) ERA: 3.43	0.1		2	1	0	0	0	0	0	0	0	0	0	3	6	0.00	3.000										
38 Darren Oliver, L (8, 1) ERA: 2.77	0.2		3	1	0	0	1	0	0	0	0	0	0	6	10	0.00	1.500										
66 Jose Arredondo, R (9, 1) ERA: 5.98	1.0		3	0	0	0	0	0	0	0	0	0	0	4	7	0.00	0.000										

Batter	1	2	3	4	5	6	7	8	9	AB	R	H	RBI	BB	SO	LOB	BOTTOM										
Chone Figgins, S (1, 5) OBP: 0.401, SLG: 0.395										2	2	0	0	2	0	1	Chicago White Sox @ Los Angeles Angels Angel Stadium of Anaheim, Anaheim, CA Fri Sep 11 2009, 7:05 PM PDT Att: 38,375 - Partly Cloudy - 77 F livebaseballscorecards.com										
3 Brandon Wood, R (9, 5) OBP: 0.241, SLG: 0.269	13 2B	G1-3			13 2B		F7			0	0	0	0	0	0	0											
13 Maicer Izturis, S (1, 4) OBP: 0.358, SLG: 0.437								L3-1		4	2	3	2	0	0	0											
53 Bobby Abreu, L (1, 9) OBP: 0.395, SLG: 0.435	27 1B		53 G4-6-3		53 WP					3	1	1	2	0	0	2											
64 Terry Evans, R (9, 9) OBP: 0.352, SLG: 0.470	2B	G4-3		G4-6-3	SF7					0	0	0	0	0	0	0											
27 Vladimir Guerrero, R (1, 10) OBP: 0.339, SLG: 0.470										4	0	2	2	0	0	0											
33 Chris Pettit, R (8, PR) (9, 10)										0	1	0	0	0	0	0											
48 Torii Hunter, R (1, 8) OBP: 0.379, SLG: 0.531										4	0	1	0	0	1	2											
8 Kendrys Morales, S (1, 3) OBP: 0.352, SLG: 0.575										3	0	0	0	1	1	2											
20 Juan Rivera, R (1, 7) OBP: 0.329, SLG: 0.490										4	0	2	1	0	1	1											
44 Mike Napoli, R (1, 2) OBP: 0.348, SLG: 0.483										4	0	0	0	0	1	4											
2 Erick Aybar, S (1, 6) OBP: 0.350, SLG: 0.425										3	1	1	0	0	0	1											
Inning Stats	R: 2 H: 2 E: 0 K: 1 S: 17	H: 2 LOB: 1 BB: 1 P: 26	R: 0 H: 1 E: 0 K: 0 S: 16	H: 1 LOB: 1 BB: 0 P: 22	R: 0 H: 1 E: 0 K: 0 S: 6	H: 1 LOB: 0 BB: 0 P: 11	R: 0 H: 0 E: 0 K: 1 S: 11	H: 0 LOB: 0 BB: 0 P: 17	R: 3 H: 2 E: 0 K: 0 S: 11	H: 2 LOB: 0 BB: 1 P: 20	R: 0 H: 1 E: 0 K: 0 S: 7	H: 0 LOB: 0 BB: 0 P: 13	R: 0 H: 0 E: 0 K: 0 S: 8	H: 0 LOB: 0 BB: 0 P: 10	R: 2 H: 3 E: 0 K: 2 S: 13	H: 3 LOB: 3 BB: 1 P: 25	1B: 6 2B: 4 3B: 0 HR: 0	SF: 1 SAC: 0 DP: 1 HBP: 0	WP: 2 PB: 0 SB: 0 CS: 1	PA: 35							
PITCHER	IP	WLS	BF	H	R	ER	SO	BB	IBB	HBP	BLK	WP	HR	S	P	ERA	WHIP										
34 Gavin Floyd, R (1, 1) ERA: 3.98	5.0	L	22	6	5	5	2	2	0	0	0	0	0	61	96	9.00	1.600										
D.J. Carrasco, R (6, 1) ERA: 3.69	2.0		6	1	0	0	0	0	0	0	0	0	0	15	23	0.00	0.500										
71 Scott Linebrink, R (8, 1) ERA: 4.24	1.0		7	3	2	2	2	0	1	0	0	1	0	13	25	18.00	3.000										



Batter	1	2	3	4	5	6	7	8	9	AB	R	H	RBI	BB	SO	LOB	TOP				
22 Scott Podsednik, L OBP: 0.354, SLG: 0.415										5	0	0	0	0	0	2					
15 Gordon Beckham, R OBP: 0.353, SLG: 0.471										5	1	2	0	0	0	1					
14 Paul Konerko, R OBP: 0.352, SLG: 0.497										3	1	2	0	1	0	2					
23 Jermaine Dye, R OBP: 0.334, SLG: 0.455										4	0	0	0	0	1	4					
10 Alexei Ramirez, R OBP: 0.332, SLG: 0.398										3	0	1	0	1	0	0					
20 Carlos Quentin, R OBP: 0.323, SLG: 0.435										4	0	1	2	0	0	1					
5 Jayson Nix, R OBP: 0.314, SLG: 0.439										3	0	1	0	0	0	3					
7 Mark Kotsay, L OBP: 0.314, SLG: 0.394										1	0	0	0	0	0	0					
18 Brent Lillibridge, R OBP: 0.253, SLG: 0.171										0	0	0	0	0	0	0					
51 Alex Rios, R OBP: 0.290, SLG: 0.389										3	0	0	0	1	0	1					
27 Ramon Castro, R OBP: 0.306, SLG: 0.424										3	0	1	0	0	1	3					
12 A.J. Pierzynski, L OBP: 0.345, SLG: 0.452										1	0	1	0	0	0	0					
31 Dewayne Wise, L OBP: 0.242, SLG: 0.344										0	0	0	0	0	0	0					
Inning Stats	R: 2 H: 2 E: 1 K: 0 S: 13	H: 2 LOB: 2 BB: 2 P: 26	R: 0 H: 0 E: 0 K: 0 S: 10	H: 2 LOB: 2 BB: 0 P: 14	R: 0 H: 0 E: 0 K: 0 S: 9	H: 0 LOB: 0 BB: 0 P: 15	R: 0 H: 1 E: 0 K: 1 S: 11	H: 1 LOB: 1 BB: 0 P: 19	R: 0 H: 1 E: 0 K: 1 S: 14	H: 1 LOB: 2 BB: 1 P: 18	R: 0 H: 1 E: 0 K: 0 S: 15	H: 1 LOB: 1 BB: 0 P: 24	R: 0 H: 0 E: 0 K: 0 S: 5	H: 0 LOB: 0 BB: 0 P: 8	R: 0 H: 1 E: 0 K: 0 S: 9	H: 1 LOB: 1 BB: 0 P: 13	1B: 6 2B: 3 HR: 0	SF: 0 SAC: 0 HBP: 0	WP: 1 PB: 0 SB: 0 CS: 1	PA: 39	
PITCHER	IP WLS BF H R ER SO BB IBB HBP BLK WP HR S P ERA WHIP	IP WLS BF H R ER SO BB IBB HBP BLK WP HR S P ERA WHIP	IP WLS BF H R ER SO BB IBB HBP BLK WP HR S P ERA WHIP	IP WLS BF H R ER SO BB IBB HBP BLK WP HR S P ERA WHIP	IP WLS BF H R ER SO BB IBB HBP BLK WP HR S P ERA WHIP	IP WLS BF H R ER SO BB IBB HBP BLK WP HR S P ERA WHIP	IP WLS BF H R ER SO BB IBB HBP BLK WP HR S P ERA WHIP	IP WLS BF H R ER SO BB IBB HBP BLK WP HR S P ERA WHIP	IP WLS BF H R ER SO BB IBB HBP BLK WP HR S P ERA WHIP	IP WLS BF H R ER SO BB IBB HBP BLK WP HR S P ERA WHIP	IP WLS BF H R ER SO BB IBB HBP BLK WP HR S P ERA WHIP	IP WLS BF H R ER SO BB IBB HBP BLK WP HR S P ERA WHIP	IP WLS BF H R ER SO BB IBB HBP BLK WP HR S P ERA WHIP	IP WLS BF H R ER SO BB IBB HBP BLK WP HR S P ERA WHIP	IP WLS BF H R ER SO BB IBB HBP BLK WP HR S P ERA WHIP	IP WLS BF H R ER SO BB IBB HBP BLK WP HR S P ERA WHIP	IP WLS BF H R ER SO BB IBB HBP BLK WP HR S P ERA WHIP	IP WLS BF H R ER SO BB IBB HBP BLK WP HR S P ERA WHIP	IP WLS BF H R ER SO BB IBB HBP BLK WP HR S P ERA WHIP	IP WLS BF H R ER SO BB IBB HBP BLK WP HR S P ERA WHIP	IP WLS BF H R ER SO BB IBB HBP BLK WP HR S P ERA WHIP

Chicago White Sox @ Los Angeles Angels
Angel Stadium of Anaheim, Anaheim, CA

AB 35
R 2
H 9
RBI 2
BB 3
SO 2
LOB 17



livebaseballscorecards.com

Sun Sep 13 2009, 12:35 PM PDT
Att: 37,512 - Cloudy - 73 F

Batter	1	2	3	4	5	6	7	8	9	AB	R	H	RBI	BB	SO	LOB	BOTTOM				
13 Maicer Izturis, S OBP: 0.361, SLG: 0.443										4	1	2	1	0	0	0					
2 Erick Aybar, S OBP: 0.346, SLG: 0.418										4	0	0	0	0	1	2					
53 Bobby Abreu, L OBP: 0.400, SLG: 0.437										1	0	0	1	1	0	0					
27 Vladimir Guerrero, R OBP: 0.335, SLG: 0.463										3	0	0	0	0	0	2					
48 Torii Hunter, R OBP: 0.378, SLG: 0.535										3	1	1	1	0	1	0					
20 Juan Rivera, R OBP: 0.328, SLG: 0.485										2	0	0	0	1	0	0					
8 Kendrys Morales, S OBP: 0.353, SLG: 0.574										3	0	1	0	0	0	1					
47 Howie Kendrick, R OBP: 0.335, SLG: 0.430										3	1	1	0	0	1	0					
44 Mike Napoli, R OBP: 0.344, SLG: 0.477										3	0	0	0	0	2	1					
Inning Stats	R: 1 H: 1 E: 1 K: 0 S: 10	H: 1 LOB: 0 BB: 0 P: 14	R: 0 H: 1 E: 0 K: 0 S: 7	H: 1 LOB: 0 BB: 0 P: 9	R: 1 H: 2 E: 0 K: 1 S: 14	H: 2 LOB: 1 BB: 1 P: 25	R: 0 H: 0 E: 0 K: 1 S: 8	H: 0 LOB: 0 BB: 1 P: 15	R: 0 H: 0 E: 0 K: 0 S: 6	R: 0 H: 0 E: 0 K: 0 S: 10	H: 0 LOB: 0 BB: 0 P: 14	R: 1 H: 1 E: 0 K: 1 S: 11	H: 1 LOB: 0 BB: 0 P: 17	R: 0 H: 0 E: 0 K: 2 S: 7	H: 0 LOB: 0 BB: 0 P: 9	1B: 2 2B: 2 3B: 0 HR: 1	SF: 1 SAC: 0 DP: 1 HBP: 0	WP: 0 PB: 0 SB: 0 CS: 1	PA: 30		
PITCHER	IP WLS BF H R ER SO BB IBB HBP BLK WP HR S P ERA WHIP	IP WLS BF H R ER SO BB IBB HBP BLK WP HR S P ERA WHIP	IP WLS BF H R ER SO BB IBB HBP BLK WP HR S P ERA WHIP	IP WLS BF H R ER SO BB IBB HBP BLK WP HR S P ERA WHIP	IP WLS BF H R ER SO BB IBB HBP BLK WP HR S P ERA WHIP	IP WLS BF H R ER SO BB IBB HBP BLK WP HR S P ERA WHIP	IP WLS BF H R ER SO BB IBB HBP BLK WP HR S P ERA WHIP	IP WLS BF H R ER SO BB IBB HBP BLK WP HR S P ERA WHIP	IP WLS BF H R ER SO BB IBB HBP BLK WP HR S P ERA WHIP	IP WLS BF H R ER SO BB IBB HBP BLK WP HR S P ERA WHIP	IP WLS BF H R ER SO BB IBB HBP BLK WP HR S P ERA WHIP	IP WLS BF H R ER SO BB IBB HBP BLK WP HR S P ERA WHIP	IP WLS BF H R ER SO BB IBB HBP BLK WP HR S P ERA WHIP	IP WLS BF H R ER SO BB IBB HBP BLK WP HR S P ERA WHIP	IP WLS BF H R ER SO BB IBB HBP BLK WP HR S P ERA WHIP	IP WLS BF H R ER SO BB IBB HBP BLK WP HR S P ERA WHIP	IP WLS BF H R ER SO BB IBB HBP BLK WP HR S P ERA WHIP	IP WLS BF H R ER SO BB IBB HBP BLK WP HR S P ERA WHIP	IP WLS BF H R ER SO BB IBB HBP BLK WP HR S P ERA WHIP	IP WLS BF H R ER SO BB IBB HBP BLK WP HR S P ERA WHIP	IP WLS BF H R ER SO BB IBB HBP BLK WP HR S P ERA WHIP

Chicago White Sox @ Los Angeles Angels
Angel Stadium of Anaheim, Anaheim, CA

AB 26
R 3
H 5
RBI 3
BB 2
SO 5
LOB 6



livebaseballscorecards.com

Sun Sep 13 2009, 12:35 PM PDT
Att: 37,512 - Cloudy - 73 F

Batter	1	2	3	4	5	6	7	8	9	AB	R	H	RBI	BB	SO	LOB	TOP											
9 David DeJesus, L OBP: 0.346, SLG: 0.436 8 Willie Bloomquist, R OBP: 0.312, SLG: 0.363										1	0	0	0	0	1	0	Kansas City Royals @ Chicago White Sox U.S. Cellular Field, Chicago, IL Sat Sep 19 2009, 7:05 PM EDT Att: 28,329 - Partly Cloudy - 67 F livebaseballscorecards.com											
12 Mitch Maier, L OBP: 0.330, SLG: 0.351										4	0	0	0	0	0	0												
16 Billy Butler, R OBP: 0.357, SLG: 0.486										4	1	1	1	0	2	0												
17 Mike Jacobs, L OBP: 0.301, SLG: 0.405										4	0	0	0	0	4	0												
13 Alberto Callaspo, S OBP: 0.335, SLG: 0.452										4	1	2	0	0	0	0												
21 Miguel Olivo, R OBP: 0.288, SLG: 0.505 14 John Buck, R OBP: 0.292, SLG: 0.479										0	1	0	0	1	0	0												
4 Alex Gordon, L OBP: 0.324, SLG: 0.347										3	0	1	1	0	0	2												
3 Yuniesky Betancourt, R OBP: 0.272, SLG: 0.343										2	0	0	1	0	0	1												
1 Josh Anderson, L OBP: 0.275, SLG: 0.302										3	0	0	0	0	0	1												
Inning Stats	R: 0 E: 0 K: 2 S: 10	H: 0 LOB: 0 BB: 0 P: 13	R: 2 E: 0 K: 1 S: 12	H: 2 LOB: 1 BB: 21 P: 21	R: 1 E: 0 K: 2 S: 12	H: 1 LOB: 0 BB: 0 P: 19	R: 0 E: 0 K: 0 S: 5	H: 0 LOB: 0 BB: 1 P: 9	R: 0 E: 0 K: 0 S: 8	H: 0 LOB: 0 BB: 0 P: 11	R: 0 E: 0 K: 2 S: 11	H: 0 LOB: 1 BB: 0 P: 15	R: 0 E: 0 K: 0 S: 5	H: 1 LOB: 1 BB: 0 P: 8	R: 0 E: 0 K: 0 S: 9	H: 0 LOB: 0 BB: 0 P: 12		R: 0 E: 0 K: 2 S: 10	H: 1 LOB: 0 BB: 0 P: 12	1B: 4 2B: 0 3B: 0 HR: 1	SF: 0 SAC: 1 DP: 1 HBP: 0	WP: 0 PB: 0 SB: 0 CS: 0	PA: 33					
PITCHER	IP	WLS	BF	H	R	ER	SO	BB	IBB	HBP	BLK	WP	HR	S	P	ERA	WHIP											
44 Jake Peavy, R ERA: 4.05	5.0	W	19	3	3	3	5	2	0	0	0	0	0	1	47	73	5.40	1.000										
67 Randy Williams, L ERA: 5.65	1.0		3	0	0	0	2	0	0	0	0	0	0	11	15	0.00	0.000											
D.J. Carrasco, R ERA: 3.58	2.0		7	1	0	0	0	0	0	0	0	0	0	14	20	0.00	0.500											
71 Scott Linebrink, R ERA: 4.22	1.0		4	1	0	0	2	0	0	0	0	0	0	10	12	0.00	1.000											

Batter	1	2	3	4	5	6	7	8	9	AB	R	H	RBI	BB	SO	LOB	BOTTOM											
5 Jayson Nix, R OBP: 0.322, SLG: 0.435										4	2	1	1	1	1	4	Kansas City Royals @ Chicago White Sox U.S. Cellular Field, Chicago, IL Sat Sep 19 2009, 7:05 PM EDT Att: 28,329 - Partly Cloudy - 67 F livebaseballscorecards.com											
15 Gordon Beckham, R OBP: 0.341, SLG: 0.457										5	0	1	0	0	1	5												
12 A.J. Pierzynski, L OBP: 0.341, SLG: 0.442										4	1	1	1	1	2	0												
14 Paul Konerko, R OBP: 0.356, SLG: 0.504										3	3	2	2	2	0	2												
10 Alexei Ramirez, R OBP: 0.338, SLG: 0.400										4	2	2	2	1	0	2												
23 Jermaine Dye, R OBP: 0.335, SLG: 0.448										3	2	2	2	2	0	2												
20 Carlos Quentin, R OBP: 0.322, SLG: 0.437										4	1	2	4	1	1	2												
51 Alex Rios, R OBP: 0.290, SLG: 0.387										5	1	2	1	0	0	3												
26 Tyler Flowers, R OBP: 0.250, SLG: 0.143										3	1	1	0	1	2	2												
Inning Stats	R: 1 E: 1 K: 0 S: 12	H: 2 LOB: 1 BB: 0 P: 19	R: 0 E: 0 K: 0 S: 12	H: 0 LOB: 2 BB: 2 P: 27	R: 1 E: 0 K: 2 S: 9	H: 1 LOB: 0 BB: 0 P: 11	R: 1 E: 0 K: 2 S: 14	H: 2 LOB: 2 BB: 1 P: 21	R: 4 E: 0 K: 2 S: 18	H: 2 LOB: 0 BB: 2 P: 33	R: 0 E: 0 K: 0 S: 5	H: 0 LOB: 0 BB: 1 P: 9	R: 0 E: 0 K: 1 S: 7	H: 0 LOB: 1 BB: 2 P: 17	R: 6 E: 0 K: 0 S: 16	H: 7 LOB: 1 BB: 1 P: 27		R: 0 E: 0 K: 2 S: 10	H: 1 LOB: 0 BB: 0 P: 12	1B: 11 2B: 1 3B: 0 HR: 2	SF: 0 SAC: 0 DP: 3 HBP: 0	WP: 1 PB: 0 SB: 0 CS: 1	PA: 44					
PITCHER	IP	WLS	BF	H	R	ER	SO	BB	IBB	HBP	BLK	WP	HR	S	P	ERA	WHIP											
31 Dusty Hughes, L ERA: 4.38	4.1	L	21	5	3	2	5	3	0	0	0	0	0	1	13	27	54.00	6.000										
57 Yasuhiko Yabuta, R ERA: 14.73	0.2		6	2	4	4	1	2	0	0	0	0	0	1	13	27	54.00	6.000										
47 Victor Marte, R ERA: 10.5	2.1		13	4	5	5	1	4	0	0	0	1	0	21	41	19.29	3.429											
53 Carlos Rosa, R ERA: 3.38	0.2		4	3	1	1	0	0	0	0	0	0	0	7	12	13.50	4.500											

Batter	1	2	3	4	5	6	7	8	9	AB	R	H	RBI	BB	SO	LOB	TOP		
8 Willie Bloomquist, R OBP: 0.313, SLG: 0.367	1-1 12 S 16 WP 2B		2-2 F7		0-1 12 CS 1B			1-2 F9		4	1	2	0	0	0	1			
12 Mitch Maier, L OBP: 0.332, SLG: 0.351	3-2 P6		1-1 F7		3-1 CS	2-1 G3		4-2 BB		3	0	1	1	1	0	1			
16 Billy Butler, R OBP: 0.356, SLG: 0.483	4-2 17 G3-6-3 BB		0-0 F9		0-1 G6-3			0-1 F8		3	0	0	0	1	0	2			
17 Mike Jacobs, L OBP: 0.299, SLG: 0.401	1-2 G3-6-3				2-2 G4-3			1-3 K		3	0	0	0	0	0	1			
21 Miguel Olivo, R OBP: 0.297, SLG: 0.504	1-2 G3-6-3				2-2 G4-3			3-3 K		1	0	0	0	0	1	1			
13 Alberto Callaspo, S OBP: 0.351, SLG: 0.449	1-0 P4		1-0 G1-3		1-3 K			3-3 K		4	0	0	0	0	2	1			
14 John Buck, R OBP: 0.293, SLG: 0.476	1-2 L9		0-1 46 S 1B		1-3 K					3	0	1	0	0	1	0			
46 Luis Hernandez, S OBP: 0.200, SLG: 0.175	0-2 G3-1		0-3 K		1-0 F7					3	0	0	0	0	1	1			
3 Yuniesky Betancourt, R OBP: 0.270, SLG: 0.340	1-2 P5		0-1 P5		0-0 F9					3	0	0	0	0	0	0			
1 Josh Anderson, L OBP: 0.276, SLG: 0.302	0-0 8 S 12 1B 1B		0-1 G5-3		0-2 G1-3					3	1	1	0	0	0	0			
Inning Stats	R: 1 H: 1 E: 0 K: 0 S: 12	H: 1 LOB: 0 BB: 1 P: 21	R: 0 H: 0 E: 0 K: 0 S: 7	H: 0 LOB: 0 BB: 9	R: 1 H: 2 E: 0 K: 0 S: 12	H: 1 LOB: 1 BB: 0 P: 16	R: 0 H: 1 E: 0 K: 1 S: 7	H: 1 LOB: 0 BB: 0 P: 8	R: 0 H: 1 E: 0 K: 0 S: 8	H: 0 LOB: 0 BB: 0 P: 10	R: 0 H: 0 E: 0 K: 2 S: 7	H: 0 LOB: 0 BB: 0 P: 10	R: 0 H: 0 E: 0 K: 0 S: 8	H: 0 LOB: 0 BB: 9	R: 0 H: 0 E: 0 K: 2 S: 12	H: 0 LOB: 1 BB: 1 P: 20	1B: 4 2B: 1 3B: 0 HR: 0	SF: 0 SAC: 0 DP: 1 HBP: 0	WP: 1 PA: 33 PB: 0 SB: 3 CS: 1
PITCHER	IP	WLS	BF	H	R	ER	SO	BB	IBB	HBP	BLK	WP	HR	S	P	ERA	WHIP		
43 Freddy Garcia, R ERA: 4.01	8.0	L	28	5	2	2	3	1	0	0	0	1	0	68	94	2.25	0.750		
37 Matt Thornton, L ERA: 2.69	1.0		4	0	0	0	2	1	0	0	0	0	0	12	20	0.00	1.000		

Kansas City Royals @ Chicago White Sox
U.S. Cellular Field, Chicago, IL
Sun Sep 20 2009, 2:05 PM EDT
Att: 22,798 - Overcast - 64 F

AB	30
R	2
H	5
RBI	1
BB	2
SO	5
LOB	8



Batter	1	2	3	4	5	6	7	8	9	AB	R	H	RBI	BB	SO	LOB	BOTTOM				
22 Scott Podsednik, L OBP: 0.354, SLG: 0.410	0-1 15 G1-6-3 1B		2-1 15 WP 12 1B 1B		1-2 F7			1-2 G4-3	1-1 CS	4	1	2	0	0	0	0					
15 Gordon Beckham, R OBP: 0.340, SLG: 0.453	1-0 G1-6-3		1-1 G1-3		1-3 K			4-2 10 BB 12 BB BB		3	0	0	0	1	1	2					
12 A.J. Pierzynski, L OBP: 0.342, SLG: 0.442	2-3 K		1-2 23 BB 14 BB 1B		1-2 L7			0-0 10 BB 1B		4	0	2	1	0	1	0					
14 Paul Konerko, R OBP: 0.355, SLG: 0.501	3-2 F7		4-1 23 BB BB		1-2 K			1-3 K		3	0	0	0	1	2	2					
10 Alexei Ramirez, R OBP: 0.337, SLG: 0.397	0-3 K		3-2 F7		1-3 K			4-1 K		3	0	0	0	1	2	2					
23 Jermaine Dye, R OBP: 0.336, SLG: 0.446	2-0 F9		4-2 17 BB BB		1-2 BB			0-1 F9		2	0	0	0	1	0	3					
20 Carlos Quentin, R OBP: 0.318, SLG: 0.432	2-2 F8		1-2 F8		3-1 L5			0-0 F9		4	0	0	0	0	0	4					
17 Chris Getz, L OBP: 0.333, SLG: 0.357	1-1 P5		3-3 K		1-0 1B			0-2 G3		4	0	1	0	0	1	0					
51 Alex Rios, R OBP: 0.289, SLG: 0.385	1-1 P6		3-2 F9		2-2 P6			3-1 22 CS 1B		3	0	0	0	0	0	2					
7 Mark Kotsay, L OBP: 0.322, SLG: 0.401										1	0	1	0	0	0	0					
31 Dewayne Wise, L OBP: 0.242, SLG: 0.341										0	0	0	0	0	0	0					
Inning Stats	R: 0 H: 1 E: 0 K: 1 S: 6	H: 0 LOB: 0 BB: 0 P: 9	R: 0 H: 0 E: 0 K: 1 S: 8	H: 0 LOB: 0 BB: 0 P: 13	R: 0 H: 0 E: 0 K: 0 S: 7	H: 0 LOB: 0 BB: 0 P: 11	R: 1 H: 2 E: 0 K: 0 S: 22	H: 2 LOB: 3 BB: 2 P: 38	R: 0 H: 0 E: 0 K: 1 S: 14	H: 0 LOB: 0 BB: 0 P: 21	R: 0 H: 0 E: 0 K: 2 S: 9	H: 0 LOB: 0 BB: 0 P: 12	R: 0 H: 1 E: 0 K: 1 S: 9	H: 1 LOB: 2 BB: 0 P: 17	R: 0 H: 1 E: 0 K: 1 S: 15	H: 1 LOB: 3 BB: 2 P: 25	R: 0 H: 1 E: 0 K: 0 S: 7	H: 1 LOB: 0 BB: 0 P: 11	1B: 6 2B: 0 3B: 0 HR: 0	SF: 0 SAC: 0 DP: 1 HBP: 1	WP: 1 PA: 37 PB: 0 SB: 1 CS: 1
PITCHER	IP	WLS	BF	H	R	ER	SO	BB	IBB	HBP	BLK	WP	HR	S	P	ERA	WHIP				
51 Robinson Tejeda, R ERA: 2.94	6.0	W	22	3	1	1	5	2	0	0	0	1	0	66	104	1.50	0.833				
56 Roman Colon, R ERA: 4.73	1.1	H	8	2	0	0	1	1	0	1	0	0	0	17	30	0.00	2.250				
4B Joaquin Soria, R ERA: 2.4	1.2	S	6	1	0	0	1	1	0	0	0	0	0	14	23	0.00	1.200				

Kansas City Royals @ Chicago White Sox
U.S. Cellular Field, Chicago, IL
Sun Sep 20 2009, 2:05 PM EDT
Att: 22,798 - Overcast - 64 F

AB	31
R	1
H	6
RBI	1
BB	4
SO	7
LOB	15



Batter	1	2	3	4	5	6	7	8	9	AB	R	H	RBI	BB	SO	LOB	TOP								
2 Denard Span, L (1, 8) OBP: 0.388, SLG: 0.409 22 Carlos Gómez, R (6, FPR) OBP: 0.290, SLG: 0.344 (6, 8)	G6-3			G1-3		18 SF9 18 S HBP		G6-3		2	0	0	1	1	0	2	Minnesota Twins @ Chicago White Sox U.S. Cellular Field, Chicago, IL Mon Sep 21 2009, 8:11 PM EDT Att: 26,541 - Clear - 68 F livebaseballscorecards.com								
18 Orlando Cabrera, R (1, 6) OBP: 0.307, SLG: 0.370		F7			E1 5 1B	SF9		7 1B 16 2B 1B		4	3	2	2	0	0	3									
7 Joe Mauer, L (1, 2) OBP: 0.442, SLG: 0.608	G6-3			G4-3				16 2B 1B		4	0	1	0	1	0	2									
16 Jason Kubel, L (1, 9) OBP: 0.369, SLG: 0.525	K			K		G1-3				5	0	1	1	0	3	3									
5 Michael Cuddyer, R (1, 3) OBP: 0.332, SLG: 0.511		P5		F8						5	0	1	1	0	0	2									
21 Delmon Young, R (1, 7) OBP: 0.289, SLG: 0.382		8 BB 20 1B 2 BB BB		K		F8				4	1	0	0	1	2	1									
26 Jose Morales, S (1, 10) OBP: 0.410, SLG: 0.421		F7				F7		G3-1		5	0	1	0	0	0	1									
20 Matt Tolbert, S (1, 5) OBP: 0.301, SLG: 0.266		2 BB 8 BB 1B		K				G6-3		5	1	2	0	0	1	1									
8 Nick Punto, S (1, 4) OBP: 0.332, SLG: 0.288 12 Alexi Casilla, S (9, 4) OBP: 0.275, SLG: 0.249								22 G6-3 18 1B 22 S 1B		2	2	2	1	2	0	0									
										0	0	0	0	0	0	0									
Inning Stats	R: 1 E: 0 K: 1 S: 10	H: 1 LOB: 0 BB: 0 P: 12	R: 1 E: 0 K: 0 S: 15	H: 1 LOB: 3 BB: 3 P: 30	R: 0 E: 0 K: 1 S: 8	H: 0 LOB: 0 BB: 0 P: 10	R: 0 E: 0 K: 2 S: 13	H: 1 LOB: 2 BB: 1 P: 21	R: 1 E: 1 K: 0 S: 18	H: 1 LOB: 1 BB: 0 P: 25	R: 2 E: 0 K: 1 S: 16	H: 2 LOB: 2 BB: 1 P: 30	R: 0 E: 0 K: 1 S: 8	H: 0 LOB: 0 BB: 0 P: 11	R: 2 E: 0 K: 0 S: 16	H: 4 LOB: 2 BB: 0 P: 24	R: 0 E: 0 K: 0 S: 5	H: 0 LOB: 0 BB: 0 P: 8	1B: 8 2B: 1 3B: 1 HR: 0	SF: 1 SAC: 0 DP: 0 HBP: 1	WP: 1 PB: 1 SB: 3 CS: 0	PA: 44			
PITCHER	IP	WLS	BF	H	R	ER	SO	BB	IBB	HBP	BLK	WP	HR	S	P	ERA	WHIP								
41 Daniel Hudson, R (1, 1) ERA: 3.38	5.0	L	24	4	3	1	4	4	0	0	0	0	0	64	98	1.80	1.600								
D.J. Carrasco, R (6, 1) ERA: 3.79	0.1		3	2	2	2	0	0	0	0	0	1	0	10	14	54.00	6.000								
67 Randy Williams, L (6, 1) ERA: 5.4	0.2		4	0	0	0	1	0	1	1	0	0	0	6	16	0.00	0.000								
57 Ramon Pena, R (7, 1) ERA: 4.38	2.0		10	4	2	2	1	0	0	0	0	0	0	24	35	9.00	2.000								
52 Carlos Torres, R (9, 1) ERA: 6.0	1.0		3	0	0	0	0	0	0	0	0	0	0	5	8	0.00	0.000								

Batter	1	2	3	4	5	6	7	8	9	AB	R	H	RBI	BB	SO	LOB	BOTTOM								
22 Scott Podsednik, L (1, 8) OBP: 0.353, SLG: 0.409	L5			K				G3-1		4	0	1	0	0	1	1	Minnesota Twins @ Chicago White Sox U.S. Cellular Field, Chicago, IL Mon Sep 21 2009, 8:11 PM EDT Att: 26,541 - Clear - 68 F livebaseballscorecards.com								
15 Gordon Beckham, R (1, 5) OBP: 0.335, SLG: 0.450		K				P4				4	0	1	0	0	1	1									
12 A.J. Pierzynski, L (1, 2) OBP: 0.341, SLG: 0.441				G6-3						4	0	1	0	0	0	1									
14 Paul Konerko, R (1, 10) OBP: 0.353, SLG: 0.497		F9				K				4	0	0	0	0	1	1									
7 Mark Kotsay, L (1, 3) OBP: 0.326, SLG: 0.404		20 1B 1B								4	0	2	0	0	0	1									
23 Jermaine Dye, R (1, 9) OBP: 0.335, SLG: 0.444 31 Dewayne Wise, L (9, FH) OBP: 0.241, SLG: 0.339						K				3	0	0	0	0	2	3									
20 Carlos Quentin, R (1, 7) OBP: 0.318, SLG: 0.429										1	0	0	0	0	0	0									
17 Chris Getz, L (1, 4) OBP: 0.333, SLG: 0.357										3	0	1	0	0	1	2									
10 Alexei Ramirez, R (1, 6) OBP: 0.337, SLG: 0.397										3	0	1	0	0	0	1									
Inning Stats	R: 0 E: 0 K: 1 S: 8	H: 0 LOB: 0 BB: 0 P: 12	R: 0 E: 0 K: 1 S: 12	H: 2 LOB: 2 BB: 0 P: 18	R: 0 E: 0 K: 1 S: 11	H: 1 LOB: 1 BB: 0 P: 13	R: 0 E: 0 K: 2 S: 12	H: 1 LOB: 1 BB: 0 P: 16	R: 0 E: 0 K: 0 S: 7	H: 2 LOB: 1 BB: 0 P: 10	R: 0 E: 0 K: 0 S: 9	H: 1 LOB: 1 BB: 0 P: 15	R: 0 E: 0 K: 1 S: 13	H: 1 LOB: 1 BB: 0 P: 17	R: 0 E: 0 K: 0 S: 8	H: 0 LOB: 0 BB: 0 P: 9	R: 0 E: 0 K: 0 S: 5	H: 0 LOB: 0 BB: 0 P: 8	1B: 8 2B: 0 3B: 0 HR: 0	SF: 0 SAC: 0 DP: 1 HBP: 0	WP: 0 PB: 1 SB: 0 CS: 0	PA: 34			
PITCHER	IP	WLS	BF	H	R	ER	SO	BB	IBB	HBP	BLK	WP	HR	S	P	ERA	WHIP								
53 Nick Blackburn, R (1, 1) ERA: 4.18	7.0	W	28	8	0	0	6	0	0	0	0	0	0	8	9	0.00	1.143								
54 Matt Guerrier, R (8, 1) ERA: 2.19	1.0		3	0	0	0	0	0	0	0	0	0	0	8	9	0.00	0.000								
44 Bob Keppel, R (9, 1) ERA: 4.86	1.0		3	0	0	0	0	0	0	0	0	0	0	5	8	0.00	0.000								



Batter	1	2	3	4	5	6	7	8	9	AB	R	H	RBI	BB	SO	LOB	TOP					
22 Carlos Gómez, R OBP: 0.289, SLG: 0.340										4	1	0	0	1	1	0	Minnesota Twins @ Chicago White Sox U.S. Cellular Field, Chicago, IL Tue Sep 22 2009, 8:11 PM EDT Att: 25,290 - Cloudy - 72 F					
18 Orlando Cabrera, R OBP: 0.308, SLG: 0.375										3	2	1	2	1	1	0						
7 Joe Mauer, L OBP: 0.442, SLG: 0.609										3	0	1	1	1	0	0						
16 Jason Kubel, L OBP: 0.370, SLG: 0.533										4	2	2	1	0	0	2						
5 Michael Cuddyer, R OBP: 0.335, SLG: 0.520										4	2	3	1	0	0	0						
21 Delmon Young, R OBP: 0.292, SLG: 0.385										3	0	2	1	0	0	0						
23 Brendan Harris, R OBP: 0.307, SLG: 0.357										4	0	0	0	0	0	3						
20 Matt Tolbert, S OBP: 0.299, SLG: 0.285										4	1	1	1	0	0	0						
8 Nick Punto, S OBP: 0.329, SLG: 0.285										4	0	0	0	0	1	0						
Inning Stats	R: 3 H: 3 E: 0 K: 0 S: 13	H: 3 LOB: 1 BB: 1 P: 25	R: 0 H: 0 E: 0 K: 0 S: 6	H: 0 LOB: 0 BB: 0 P: 9	R: 0 H: 0 E: 0 K: 1 S: 9	H: 0 LOB: 1 BB: 1 P: 16	R: 1 H: 2 E: 0 K: 0 S: 9	H: 2 LOB: 0 BB: 0 P: 14	R: 1 H: 1 E: 0 K: 0 S: 11	H: 1 LOB: 1 BB: 1 P: 21	R: 2 H: 2 E: 0 K: 1 S: 10	H: 2 LOB: 0 BB: 0 P: 13	R: 0 H: 0 E: 0 K: 1 S: 9	H: 0 LOB: 0 BB: 0 P: 14	R: 1 H: 2 E: 0 K: 0 S: 12	H: 2 LOB: 0 BB: 0 P: 18	R: 0 H: 0 E: 0 K: 0 S: 10	H: 0 LOB: 0 BB: 0 P: 15	1B: 3 2B: 3 3B: 0 HR: 4	SF: 1 SAC: 0 DP: 2 HBP: 0	WP: 0 PB: 0 SB: 0 CS: 1	PA: 37
PITCHER	IP WLS BF H R ER SO BB IBB HBP BLK WP HR S P ERA WHIP	IP WLS BF H R ER SO BB IBB HBP BLK WP HR S P ERA WHIP																				
50 John Danks, L ERA: 3.82	6.0	L	27	8	7	7	2	3	0	0	0	0	0	0	0	3	58	98	10.50	1.833		
26 Octavio Dotel, R ERA: 3.39	2.0		7	2	1	1	1	0	0	0	0	0	0	0	1	21	32	4.50	1.000			
71 Scott Linebrink, R ERA: 4.14	1.0		3	0	0	0	0	0	0	0	0	0	0	0	10	15	0.00	0.000				

Batter	1	2	3	4	5	6	7	8	9	AB	R	H	RBI	BB	SO	LOB	BOTTOM					
22 Scott Podsednik, L OBP: 0.354, SLG: 0.407										4	2	1	0	1	1	0	Minnesota Twins @ Chicago White Sox U.S. Cellular Field, Chicago, IL Tue Sep 22 2009, 8:11 PM EDT Att: 25,290 - Cloudy - 72 F					
15 Gordon Beckham, R OBP: 0.343, SLG: 0.460										4	2	2	2	1	0	1						
12 A.J. Pierzynski, L OBP: 0.341, SLG: 0.439										4	0	1	1	0	1	2						
14 Paul Konerko, R OBP: 0.355, SLG: 0.507										4	1	3	2	0	0	0						
7 Mark Kotsay, L OBP: 0.324, SLG: 0.400										4	0	1	0	0	0	2						
10 Alexei Ramirez, R OBP: 0.335, SLG: 0.394										4	0	0	0	0	0	2						
20 Carlos Quentin, R OBP: 0.320, SLG: 0.427										2	0	0	0	2	0	0						
17 Chris Getz, L OBP: 0.329, SLG: 0.353										4	0	0	0	0	0	2						
51 Alex Rios, R OBP: 0.289, SLG: 0.389										4	1	1	1	0	0	1						
Inning Stats	R: 1 H: 0 E: 0 K: 0 S: 7	H: 0 LOB: 0 BB: 1 P: 15	R: 0 H: 0 E: 0 K: 0 S: 5	H: 0 LOB: 0 BB: 0 P: 8	R: 3 H: 5 E: 0 K: 0 S: 16	H: 5 LOB: 1 BB: 0 P: 25	R: 0 H: 0 E: 0 K: 0 S: 7	H: 0 LOB: 1 BB: 1 P: 12	R: 1 H: 2 E: 0 K: 1 S: 15	H: 2 LOB: 2 BB: 1 P: 24	R: 0 H: 0 E: 0 K: 0 S: 7	H: 0 LOB: 0 BB: 0 P: 7	R: 0 H: 1 E: 0 K: 0 S: 9	H: 1 LOB: 0 BB: 0 P: 11	R: 1 H: 1 E: 0 K: 0 S: 17	H: 1 LOB: 1 BB: 1 P: 29	R: 0 H: 0 E: 0 K: 1 S: 7	H: 0 LOB: 0 BB: 0 P: 8	1B: 5 2B: 1 3B: 0 HR: 3	SF: 0 SAC: 0 DP: 2 HBP: 0	WP: 0 PB: 0 SB: 1 CS: 0	PA: 38
PITCHER	IP WLS BF H R ER SO BB IBB HBP BLK WP HR S P ERA WHIP	IP WLS BF H R ER SO BB IBB HBP BLK WP HR S P ERA WHIP																				
49 Jeff Manship, R ERA: 6.35	2.1		13	5	4	4	0	1	0	0	0	0	0	0	0	2	25	43	15.43	2.571		
47 Francisco Lirio, L ERA: 5.75	2.1		10	2	1	1	1	2	0	0	0	0	0	0	23	39	3.86	1.714				
28 Jesse Crain, R ERA: 4.89	1.1	W	4	0	0	0	0	0	0	0	0	0	0	9	9	0.00	0.000					
50 Jose Mijares, L ERA: 2.11	1.0	H	3	1	0	0	0	0	0	0	0	0	0	9	11	0.00	1.000					
54 Matt Guerrier, R ERA: 2.27	1.0	H	5	1	1	1	0	1	0	0	0	0	0	17	29	9.00	2.000					

AB	33
R	8
H	10
RBI	7
BB	3
SO	3
LOB	5



AB	34
R	6
H	9
RBI	6
BB	4
SO	2
LOB	10



Batter	1	2	3	4	5	6	7	8	9	AB	R	H	RBI	BB	SO	LOB	TOP					
28 Curtis Granderson, L (1, 8) OBP: 0.324, SLG: 0.441 25 Ryan Raburn, R (8, PH) OBP: 0.343, SLG: 0.514	F9		FC3-6 14 1B			P6		K		3	0	0	0	0	0	1						
14 Placido Polanco, R (1, 4) OBP: 0.333, SLG: 0.405								K		4	0	3	0	0	0	1						
30 Magglio Ordonez, R (1, 9) OBP: 0.365, SLG: 0.399	G4-6-3		G1-6-3					F7		4	0	1	0	0	0	3						
24 Miguel Cabrera, R (1, 3) OBP: 0.397, SLG: 0.548						P3		K		3	0	0	0	1	2	2						
19 Aubrey Huff, L (1, 10) OBP: 0.309, SLG: 0.391 4 Adam Everett, R (9, PH) OBP: 0.287, SLG: 0.324			FC3-6 9 1B			G3		FC4-6		3	0	0	0	0	0	3						
9 Carlos Guillen, S (1, 7) OBP: 0.343, SLG: 0.448										1	0	0	0	0	1	0						
15 Brandon Inge, R (1, 5) OBP: 0.322, SLG: 0.417										3	0	1	0	1	2	0						
13 Alex Avila, L (1, 2) OBP: 0.368, SLG: 0.603										4	0	0	0	0	3	3						
39 Ramon Santiago, S (1, 6) OBP: 0.323, SLG: 0.397										2	0	0	0	1	1	2						
Inning Stats	R: 0 E: 0 K: 0 S: 5	H: 1 LOB: 0 BB: 7	R: 0 E: 0 K: 2 S: 17	H: 1 LOB: 2 BB: 24	R: 0 E: 0 K: 1 S: 7	H: 2 LOB: 1 BB: 10	R: 0 E: 0 K: 1 S: 8	H: 0 LOB: 0 BB: 9	R: 0 E: 0 K: 2 S: 9	H: 0 LOB: 0 BB: 15	R: 0 E: 0 K: 1 S: 10	H: 2 LOB: 2 BB: 12	R: 0 E: 0 K: 2 S: 12	H: 0 LOB: 1 BB: 18	R: 0 E: 0 K: 2 S: 11	H: 0 LOB: 0 BB: 17	R: 0 E: 0 K: 2 S: 14	H: 0 LOB: 1 BB: 22	1B: 6 2B: 0 3B: 0 HR: 0	SF: 0 SAC: 0 DP: 2 HBP: 0	WP: 0 PB: 0 SB: 0 CS: 0	PA: 34
PITCHER	IP	WLS	BF	H	R	ER	SO	BB	IBB	HBP	BLK	WP	HR	S	P	ERA	WHIP					
44 Jake Peavy, R (1, 1) ERA: 3.75	7.0	W	27	6	0	0	8	2	0	0	0	0	0	68	95	0.00	1.143					
67 Randy Williams, L (8, 1) ERA: 5.29	0.1	H	1	0	0	0	1	0	0	0	0	0	0	5	8	0.00	0.000					
26 Octavio Dotel, R (8, 1) ERA: 3.32	0.2	H	2	0	0	0	1	0	0	0	0	0	0	6	9	0.00	0.000					
37 Matt Thornton, L (9, 1) ERA: 2.61	1.0	S	4	0	0	0	2	1	0	0	0	0	0	14	22	0.00	1.000					

Detroit Tigers @ Chicago White Sox
 U.S. Cellular Field, Chicago, IL
 Fri Sep 25 2009, 8:11 PM EDT
 Att: 30,794 - Cloudy - 61 F

AB	31
R	0
H	6
RBI	0
BB	3
SO	12
LOB	15



Batter	1	2	3	4	5	6	7	8	9	AB	R	H	RBI	BB	SO	LOB	BOTTOM				
22 Scott Podsednik, L (1, 7) OBP: 0.351, SLG: 0.404	G3-1		CS			G1-4-3		K		4	0	0	0	0	1	2					
15 Gordon Beckham, R (1, 5) OBP: 0.345, SLG: 0.463										2	1	1	2	2	0	0					
12 A.J. Pierzynski, L (1, 2) OBP: 0.337, SLG: 0.433	G4-6-3									4	0	0	0	0	0	3					
14 Paul Konerko, R (1, 3) OBP: 0.352, SLG: 0.499										4	0	0	0	0	1	2					
10 Alexei Ramirez, R (1, 6) OBP: 0.335, SLG: 0.395										3	0	0	0	0	1	0					
23 Jermaine Dye, R (1, 9) OBP: 0.339, SLG: 0.457										1	0	0	0	2	1	0					
20 Carlos Quentin, R (1, 10) OBP: 0.322, SLG: 0.425										3	0	1	0	0	0	1					
17 Chris Getz, L (1, 4) OBP: 0.327, SLG: 0.350										3	0	0	0	0	0	2					
51 Alex Rios, R (1, 8) OBP: 0.292, SLG: 0.388										1	1	0	0	2	0	0					
Inning Stats	R: 0 E: 0 K: 0 S: 4	H: 0 LOB: 1 BB: 10	R: 0 E: 0 K: 3 S: 12	H: 0 LOB: 0 BB: 0	R: 0 E: 0 K: 0 S: 13	H: 0 LOB: 1 BB: 19	R: 0 E: 0 K: 0 S: 7	H: 0 LOB: 0 BB: 10	R: 0 E: 0 K: 0 S: 7	H: 0 LOB: 1 BB: 14	R: 2 E: 1 K: 0 S: 10	H: 1 LOB: 0 BB: 11	R: 0 E: 0 K: 0 S: 10	H: 1 LOB: 2 BB: 17	R: 0 E: 0 K: 1 S: 10	H: 0 LOB: 2 BB: 22	1B: 1 2B: 0 3B: 0 HR: 1	SF: 0 SAC: 0 DP: 1 HBP: 0	WP: 2 PB: 0 SB: 1 CS: 1	PA: 32	
PITCHER	IP	WLS	BF	H	R	ER	SO	BB	IBB	HBP	BLK	WP	HR	S	P	ERA	WHIP				
49 Eddie Bonine, R (1, 1) ERA: 4.6	6.2	L	25	2	2	0	3	4	0	0	0	0	0	61	94	0.00	0.900				
45 Ryan Perry, R (7, 1) ERA: 4.06	0.2		4	0	0	0	1	2	0	0	0	2	0	7	18	0.00	3.000				
59 Fu-Te Ni, L (8, 1) ERA: 2.73	0.1		1	0	0	0	0	0	0	0	0	0	0	3	5	0.00	0.000				
41 Casey Fien, R (8, 1) ERA: 9.39	0.1		1	0	0	0	0	0	0	0	0	0	0	2	3	0.00	0.000				

Detroit Tigers @ Chicago White Sox
 U.S. Cellular Field, Chicago, IL
 Fri Sep 25 2009, 8:11 PM EDT
 Att: 30,794 - Cloudy - 61 F

AB	25
R	2
H	2
RBI	2
BB	6
SO	4
LOB	10



Batter	1	2	3	4	5	6	7	8	9	AB	R	H	RBI	BB	SO	LOB	TOP					
28 Curtis Granderson, L (1.8) OBP: 0.326, SLG: 0.445	G4-3			F8		K	14 1B 30 1B	14 2B		6	2	3	3	0	1	0	Detroit Tigers @ Chicago White Sox U.S. Cellular Field, Chicago, IL Sat Sep 26 2009, 7:05 PM EDT Att: 35,590 - Partly Cloudy - 64 F					
14 Placido Polanco, R (1.4) OBP: 0.336, SLG: 0.408	F7			F8		30 2B 24 1B	24 F9 30 1B	34 1B		5	2	3	2	1	0	0						
30 Magglio Ordonez, R (1.9) OBP: 0.366, SLG: 0.402	F7			L9		24 1B	24 F9	24 1B		4	1	2	1	0	0	0						
34 Clete Thomas, L (7. PR) OBP: 0.331, SLG: 0.395	F7							24 WP 14 1B		2	1	1	1	0	0	2						
24 Miguel Cabrera, R (1.3) OBP: 0.400, SLG: 0.555		19 G3-1 19 G3-1								6	1	4	4	0	0	4						
19 Aubrey Huff, L (1.10) OBP: 0.309, SLG: 0.390		G3-1								3	0	1	0	0	0	2						
33 Marcus Thames, R (7. PH) OBP: 0.317, SLG: 0.458		G3								0	0	0	0	2	0	0						
9 Carlos Guillen, S (1.7) OBP: 0.341, SLG: 0.445										4	1	1	0	0	0	4						
25 Ryan Raburn, R (7.7) OBP: 0.346, SLG: 0.516										1	0	1	0	0	0	0						
15 Brandon Inge, R (1.5) OBP: 0.319, SLG: 0.413										5	0	0	0	0	3	5						
12 Gerald Laird, R (1.2) OBP: 0.313, SLG: 0.333										5	3	3	0	0	0	1						
4 Adam Everett, R (1.6) OBP: 0.285, SLG: 0.322										5	1	1	1	0	1	2						
Inning Stats	R: 0 E: 0 K: 0 S: 7	H: 0 LOB: 0 BB: 0 P: 9	R: 0 E: 0 K: 0 S: 6	H: 1 LOB: 0 BB: 0 P: 10	R: 0 E: 0 K: 0 S: 7	H: 0 LOB: 0 BB: 0 P: 11	R: 0 E: 0 K: 0 S: 6	H: 0 LOB: 0 BB: 0 P: 9	R: 1 E: 0 K: 1 S: 13	H: 2 LOB: 1 BB: 0 P: 19	R: 2 E: 0 K: 1 S: 14	H: 3 LOB: 1 BB: 0 P: 18	R: 4 E: 0 K: 1 S: 20	H: 6 LOB: 3 BB: 1 P: 31	R: 4 E: 0 K: 2 S: 26	H: 6 LOB: 3 BB: 1 P: 44	R: 1 E: 0 K: 0 S: 13	H: 2 LOB: 2 BB: 1 P: 22	1B: 15 2B: 3 HR: 1	SF: 0 SAC: 0 HBP: 0	WP: 2 PB: 0 SB: 1 CS: 0	PA: 49
PITCHER	IP WLS BF H R ER SO BB IBB HBP BLK WP HR S P ERA WHIP	IP WLS BF H R ER SO BB IBB HBP BLK WP HR S P ERA WHIP	IP WLS BF H R ER SO BB IBB HBP BLK WP HR S P ERA WHIP	IP WLS BF H R ER SO BB IBB HBP BLK WP HR S P ERA WHIP	IP WLS BF H R ER SO BB IBB HBP BLK WP HR S P ERA WHIP	IP WLS BF H R ER SO BB IBB HBP BLK WP HR S P ERA WHIP	IP WLS BF H R ER SO BB IBB HBP BLK WP HR S P ERA WHIP	IP WLS BF H R ER SO BB IBB HBP BLK WP HR S P ERA WHIP	IP WLS BF H R ER SO BB IBB HBP BLK WP HR S P ERA WHIP	IP WLS BF H R ER SO BB IBB HBP BLK WP HR S P ERA WHIP	IP WLS BF H R ER SO BB IBB HBP BLK WP HR S P ERA WHIP	IP WLS BF H R ER SO BB IBB HBP BLK WP HR S P ERA WHIP	IP WLS BF H R ER SO BB IBB HBP BLK WP HR S P ERA WHIP	IP WLS BF H R ER SO BB IBB HBP BLK WP HR S P ERA WHIP	IP WLS BF H R ER SO BB IBB HBP BLK WP HR S P ERA WHIP	IP WLS BF H R ER SO BB IBB HBP BLK WP HR S P ERA WHIP	IP WLS BF H R ER SO BB IBB HBP BLK WP HR S P ERA WHIP					
43 Freddy Garcia, R (1.1) ERA: 4.78	6.1	L	28	10	7	7	3	0	0	0	0	0	0	0	0	0	0	0	8	10	0.00	6.000
57 Ramon Pena, R (7.1) ERA: 4.27	0.1		3	2	0	0	0	0	0	0	0	0	0	0	0	0	0	0	3	10	0.00	0.000
67 Randy Williams, L (7.1) ERA: 5.17	0.1		2	0	0	0	0	0	0	0	0	0	0	0	0	0	0	0	3	10	0.00	0.000
71 Scott Linebrink, R (8.1) ERA: 4.75	0.2		7	5	4	4	2	0	0	0	0	0	0	1	0	22	35	54.00	7.500			
54 Jhonny Nunez, R (8.1) ERA: 9.53	1.1		9	3	1	1	0	2	0	0	0	0	0	1	0	17	31	6.75	3.750			
Batter	1	2	3	4	5	6	7	8	9	AB	R	H	RBI	BB	SO	LOB	BOTTOM					
22 Scott Podsednik, L (1.10) OBP: 0.352, SLG: 0.404	15 1B		G4-6-3		10 G6-4-3		G5-3			4	1	2	0	0	0	2	Detroit Tigers @ Chicago White Sox U.S. Cellular Field, Chicago, IL Sat Sep 26 2009, 7:05 PM EDT Att: 35,590 - Partly Cloudy - 64 F					
15 Gordon Beckham, R (1.5) OBP: 0.347, SLG: 0.462	14 G4-6-3		G1-3		P3			7 G6-4-3		3	0	1	1	1	0	1						
10 Alexei Ramirez, R (1.6) OBP: 0.334, SLG: 0.394	F7				14 WP 20 HR		G6-4-3			4	1	1	0	0	0	3						
14 Paul Konerko, R (1.3) OBP: 0.350, SLG: 0.496	G4-6-3						G4-3			3	0	0	0	0	1	2						
7 Josh Fields, R (8. PH) OBP: 0.299, SLG: 0.351	G4-6-3							G6-4-3		1	0	0	0	0	0	1						
23 Jermaine Dye, R (1.9) OBP: 0.340, SLG: 0.455		20 G6-4-3			20 HR		G1-4-3			2	1	0	0	2	0	0						
20 Carlos Quentin, R (1.7) OBP: 0.321, SLG: 0.432		G6-4-3					G5-3			4	1	1	3	0	0	1						
51 Alex Rios, R (1.8) OBP: 0.293, SLG: 0.394										4	1	2	1	0	1	0						
5 Jayson Nix, R (1.4) OBP: 0.319, SLG: 0.428										2	0	0	0	0	1	1						
31 Dewayne Wise, L (7. PH) OBP: 0.246, SLG: 0.344										1	0	1	0	0	0	0						
18 Brent Lillibridge, R (8.4) OBP: 0.250, SLG: 0.169										0	0	0	0	0	0	0						
26 Tyler Flowers, R (1.2) OBP: 0.286, SLG: 0.250										2	0	0	0	1	2	2						
Inning Stats	R: 1 E: 1 K: 0 S: 4	H: 2 LOB: 0 BB: 0 P: 5	R: 1 E: 0 K: 1 S: 10	H: 1 LOB: 0 BB: 1 P: 18	R: 0 E: 0 K: 0 S: 5	H: 0 LOB: 0 BB: 1 P: 12	R: 3 E: 0 K: 2 S: 15	H: 3 LOB: 1 BB: 1 P: 32	R: 0 E: 0 K: 0 S: 5	H: 0 LOB: 0 BB: 0 P: 8	R: 0 E: 0 K: 0 S: 5	H: 0 LOB: 0 BB: 0 P: 8	R: 0 E: 0 K: 2 S: 10	H: 1 LOB: 1 BB: 0 P: 14	R: 0 E: 0 K: 0 S: 7	H: 0 LOB: 0 BB: 1 P: 13	R: 0 E: 0 K: 0 S: 9	H: 0 LOB: 0 BB: 0 P: 14	1B: 6 2B: 0 3B: 0 HR: 2	SF: 0 SAC: 0 DP: 5 HBP: 0	WP: 1 PB: 0 SB: 0 CS: 0	PA: 34
PITCHER	IP WLS BF H R ER SO BB IBB HBP BLK WP HR S P ERA WHIP	IP WLS BF H R ER SO BB IBB HBP BLK WP HR S P ERA WHIP	IP WLS BF H R ER SO BB IBB HBP BLK WP HR S P ERA WHIP	IP WLS BF H R ER SO BB IBB HBP BLK WP HR S P ERA WHIP	IP WLS BF H R ER SO BB IBB HBP BLK WP HR S P ERA WHIP	IP WLS BF H R ER SO BB IBB HBP BLK WP HR S P ERA WHIP	IP WLS BF H R ER SO BB IBB HBP BLK WP HR S P ERA WHIP	IP WLS BF H R ER SO BB IBB HBP BLK WP HR S P ERA WHIP	IP WLS BF H R ER SO BB IBB HBP BLK WP HR S P ERA WHIP	IP WLS BF H R ER SO BB IBB HBP BLK WP HR S P ERA WHIP	IP WLS BF H R ER SO BB IBB HBP BLK WP HR S P ERA WHIP	IP WLS BF H R ER SO BB IBB HBP BLK WP HR S P ERA WHIP	IP WLS BF H R ER SO BB IBB HBP BLK WP HR S P ERA WHIP	IP WLS BF H R ER SO BB IBB HBP BLK WP HR S P ERA WHIP	IP WLS BF H R ER SO BB IBB HBP BLK WP HR S P ERA WHIP	IP WLS BF H R ER SO BB IBB HBP BLK WP HR S P ERA WHIP						
29 Nate Robertson, L (1.1) ERA: 5.56	3.1		16	6	5	4	2	2	1	0	0	0	0	0	0	0	0	0	16	28	0.00	0.375
43 Alfredo Figaro, R (4.1) ERA: 5.74	2.2	W	8	1	0	0	1	0	0	0	0	0	0	0	0	0	0	0	10	14	0.00	1.000
31 Zach Miner, R (7.1) ERA: 4.31	1.0	H	4	1	0	0	2	0	0	0	0	0	0	0	0	0	0	0	16	27	0.00	0.500
37 Brandon Lyon, R (8.1) ERA: 2.82	2.0		6	0	0	0	0	1	0	0	0	0	0	0	0	0	0	0	16	27	0.00	0.500

AB	46
R	12
H	20
RBI	12
BB	3
SO	5
LOB	20



AB	30
R	5
H	8
RBI	5
BB	4
SO	5
LOB	13



Batter	1	2	3	4	5	6	7	8	9	AB	R	H	RBI	BB	SO	LOB	TOP
28 Curtis Granderson, L (1, 8) OBP: 0.329, SLG: 0.454 25 Ryan Rabin, R (9, PH) OBP: 0.340, SLG: 0.518										4	1	3	1	0	0	0	Detroit Tigers @ Chicago White Sox U.S. Cellular Field, Chicago, IL Sun Sep 27 2009, 2:05 PM EDT Att: 33,685 - Partly Cloudy - 72 F
14 Placido Polanco, R (1, 4) OBP: 0.335, SLG: 0.405										4	1	0	0	1	1	4	
34 Clete Thomas, L (1, 9) OBP: 0.327, SLG: 0.390										4	0	0	0	0	1	3	
24 Miguel Cabrera, R (1, 3) OBP: 0.399, SLG: 0.552										3	0	0	0	1	2	2	
19 Aubrey Huff, L (1, 10) OBP: 0.311, SLG: 0.390 33 Marcus Thames, R (8, PH) OBP: 0.316, SLG: 0.456										1	0	0	0	2	0	0	
9 Carlos Guillen, S (1, 7) OBP: 0.344, SLG: 0.449										2	1	1	1	1	1	0	
15 Brandon Inge, R (1, 5) OBP: 0.317, SLG: 0.409										4	0	0	0	0	2	5	
12 Gerald Laird, R (1, 2) OBP: 0.310, SLG: 0.330										4	0	0	0	0	0	3	
39 Ramon Santiago, S (1, 6) OBP: 0.326, SLG: 0.399										4	1	2	1	0	0	0	
Inning Stats	R: 1 E: 0 K: 1 S: 10	H: 1 LOB: 0 BB: 0 P: 14	R: 0 E: 0 K: 0 S: 7	H: 0 LOB: 1 BB: 2 P: 15	R: 0 E: 0 K: 0 S: 7	H: 2 LOB: 2 BB: 0 P: 14	R: 0 E: 0 K: 1 S: 6	H: 0 LOB: 0 BB: 0 P: 10	R: 0 E: 0 K: 1 S: 10	H: 1 LOB: 1 BB: 0 P: 20	R: 0 E: 0 K: 1 S: 10	H: 0 LOB: 0 BB: 0 P: 17	R: 2 E: 0 K: 1 S: 14	H: 3 LOB: 1 BB: 0 P: 20	1B: 4 2B: 3 3B: 0 HR: 1	SF: 1 SAC: 0 DP: 1 HBP: 0	
PITCHER	IP WLS BF H R ER SO BB IBB HBP BLK WP HR S P ERA WHIP																
41 Daniel Hudson, R (1, 1) ERA: 3.24	6.0 W 25 3 2 2 4 5 0 0 0 0 0 1 52 95 3.00 1.333																
57 Ramon Pena, R (7, 1) ERA: 4.16	1.2 H 6 1 0 0 2 0 0 0 0 0 0 0 18 30 0.00 0.600																
37 Matt Thornton, L (8, 1) ERA: 2.82	1.1 S 7 3 2 2 1 0 0 0 0 0 0 0 18 27 13.50 2.250																

Batter	1	2	3	4	5	6	7	8	9	AB	R	H	RBI	BB	SO	LOB	BOTTOM
22 Scott Podsednik, L (1, 8) OBP: 0.353, SLG: 0.409										4	1	2	1	0	0	1	Detroit Tigers @ Chicago White Sox U.S. Cellular Field, Chicago, IL Sun Sep 27 2009, 2:05 PM EDT Att: 33,685 - Partly Cloudy - 72 F
15 Gordon Beckham, R (1, 5) OBP: 0.348, SLG: 0.465										4	2	2	1	0	0	1	
12 A.J. Pierzynski, L (1, 2) OBP: 0.334, SLG: 0.429										4	0	0	0	0	1	2	
23 Jermaine Dye, R (1, 10) OBP: 0.340, SLG: 0.454										4	0	1	1	0	0	1	
7 Mark Kotsay, L (1, 3) OBP: 0.326, SLG: 0.396										3	1	1	1	1	0	1	
10 Alexei Ramirez, R (1, 6) OBP: 0.334, SLG: 0.393										4	2	1	0	0	0	2	
20 Carlos Quentin, R (1, 7) OBP: 0.323, SLG: 0.445										4	1	2	4	0	0	0	
17 Chris Getz, L (1, 4) OBP: 0.324, SLG: 0.347										4	0	0	0	0	1	1	
51 Alex Rios, R (1, 9) OBP: 0.293, SLG: 0.396										3	1	1	0	0	1	0	
Inning Stats	R: 0 E: 0 K: 0 S: 7	H: 1 LOB: 0 BB: 0 P: 10	R: 1 E: 0 K: 0 S: 12	H: 1 LOB: 1 BB: 1 P: 22	R: 0 E: 0 K: 1 S: 8	H: 0 LOB: 0 BB: 0 P: 14	R: 0 E: 0 K: 0 S: 9	H: 0 LOB: 0 BB: 0 P: 12	R: 0 E: 0 K: 1 S: 16	H: 4 LOB: 1 BB: 0 P: 26	R: 0 E: 1 K: 1 S: 10	H: 0 LOB: 1 BB: 0 P: 17	R: 4 E: 0 K: 0 S: 15	H: 4 LOB: 0 BB: 0 P: 26	1B: 5 2B: 3 3B: 1 HR: 1	SF: 0 SAC: 0 DP: 0 HBP: 0	
PITCHER	IP WLS BF H R ER SO BB IBB HBP BLK WP HR S P ERA WHIP																
36 Edwin Jackson, R (1, 1) ERA: 3.36	7.0 L 29 7 0 0 0 1 0 0 0 0 0 0 1 69 11 6.43 1.143																
59 Fu-Te Ni, L (8, 1) ERA: 2.7	0.1 1 0 0 0 0 0 0 0 0 0 0 0 1 2 0.00 0.000																
56 Fernando Rodney, R (8, 1) ERA: 4.35	0.1 4 3 3 3 0 0 0 0 0 0 0 1 9 16 81.00 9.000																
45 Ryan Perry, R (8, 1) ERA: 4.03	0.1 1 0 0 0 0 0 0 0 0 0 0 0 4 7 0.00 0.000																

Batter	1	2	3	4	5	6	7	8	9	AB	R	H	RBI	BB	SO	LOB	TOP			
31 Dewayne Wise, L (1,9) OBP: 0.259, SLG: 0.348										4	1	2	1	0	0	1				
15 Gordon Beckham, R (1,5) OBP: 0.349, SLG: 0.467										5	1	2	3	0	0	2				
20 Carlos Quentin, R (1,7) OBP: 0.319, SLG: 0.438										5	0	0	0	0	2	5				
14 Paul Konerko, R (1,10) OBP: 0.350, SLG: 0.494										4	0	1	0	1	1	0				
51 Alex Rios, R (1,8) OBP: 0.294, SLG: 0.395										4	1	1	0	1	0	1				
7 Josh Fields, R (1,3) OBP: 0.305, SLG: 0.353										4	1	2	0	1	1	3				
26 Tyler Flowers, R (1,2) OBP: 0.333, SLG: 0.267										3	1	1	0	1	1	2				
5 Jayson Nix, R (1,4) OBP: 0.314, SLG: 0.421										4	0	0	0	0	2	6				
18 Brent Lillibridge, R (1,6) OBP: 0.272, SLG: 0.188										3	1	2	1	1	0	0				
Inning Stats	R: 0 E: 0 K: 1 S: 8	H: 1 LOB: 1 P: 14	R: 3 E: 0 K: 2 S: 16	H: 5 LOB: 3 BB: 0 P: 22	R: 0 E: 0 K: 2 S: 9	H: 0 LOB: 1 BB: 1 P: 15	R: 0 E: 0 K: 0 S: 5	H: 0 LOB: 0 BB: 0 P: 9	R: 0 E: 0 K: 0 S: 5	H: 1 LOB: 0 BB: 0 P: 14	R: 0 E: 0 K: 0 S: 6	H: 1 LOB: 1 BB: 0 P: 11	R: 0 E: 0 K: 1 S: 15	H: 0 LOB: 3 BB: 3 P: 35	R: 3 E: 1 K: 1 S: 13	H: 3 LOB: 1 BB: 1 P: 24	1B: 10 2B: 2 HR: 0	SF: 0 SAC: 0 HBP: 1	WP: 0 PB: 0 CS: 1	PA: 42
PITCHER	IP WLS BF H R ER SO BB IBB HBP BLK WP HR S P ERA WHIP																			
32 Aaron Laffey, L (1,1) ERA: 3.91	7.1 L 32 8 3 3 5 3 0 1 0 0 0 65 112 3.68 1.500																			
47 Jose Veras, R (8,1) ERA: 5.33	0.2 3 0 0 0 1 1 0 0 0 0 0 7 17 0.00 1.500																			
50 Jensen Lewis, R (9,1) ERA: 4.6	1.0 7 3 3 2 1 1 0 0 0 0 0 13 24 18.00 4.000																			

Chicago White Sox @ Cleveland Indians
 Progressive Field, Cleveland, OH
 Mon Sep 28 2009, 7:05 PM EDT
 Att: 23,088 - Cloudy - 58 F

AB	36
R	6
H	11
RBI	5
BB	5
SO	7
LOB	20



Batter	1	2	3	4	5	6	7	8	9	AB	R	H	RBI	BB	SO	LOB	BOTTOM					
11 Jamey Carroll, R (1,4) OBP: 0.362, SLG: 0.349										4	0	1	0	0	1	0						
13 Adrián Cabrera, S (1,6) OBP: 0.356, SLG: 0.635										4	0	0	0	0	0	1						
17 Shin-Soo Choo, L (1,9) OBP: 0.395, SLG: 0.491										4	1	2	1	0	1	0						
2 Jhonny Peralta, R (1,5) OBP: 0.321, SLG: 0.384										3	0	0	0	0	0	1						
48 Travis Hafner, L (1,10) OBP: 0.350, SLG: 0.460										3	0	0	0	0	1	0						
7 Matt LaPorta, R (1,7) OBP: 0.311, SLG: 0.463										3	0	0	0	0	1	1						
25 Andy Marte, R (1,3) OBP: 0.313, SLG: 0.426										3	0	0	0	0	1	0						
30 Lou Marson, R (1,2) OBP: 0.355, SLG: 0.327										2	0	0	0	1	2	0						
4 Trevor Crowe, S (1,8) OBP: 0.285, SLG: 0.339										3	0	0	0	0	1	0						
Inning Stats	R: 0 E: 0 K: 0 S: 7	H: 0 LOB: 0 BB: 0 P: 11	R: 0 E: 0 K: 1 S: 6	H: 0 LOB: 0 BB: 0 P: 11	R: 0 E: 0 K: 1 S: 9	H: 0 LOB: 1 BB: 1 P: 16	R: 0 E: 0 K: 0 S: 9	H: 1 LOB: 0 BB: 0 P: 12	R: 0 E: 0 K: 1 S: 7	H: 0 LOB: 0 BB: 0 P: 12	R: 0 E: 0 K: 1 S: 9	H: 1 LOB: 1 BB: 0 P: 14	R: 1 E: 1 K: 0 S: 11	H: 1 LOB: 0 BB: 0 P: 14	R: 0 E: 0 K: 1 S: 6	H: 0 LOB: 0 BB: 0 P: 12	R: 0 E: 0 K: 2 S: 8	H: 0 LOB: 0 BB: 0 P: 13	1B: 1 2B: 1 HR: 1	SF: 0 SAC: 0 HBP: 0	WP: 0 PB: 0 CS: 0	PA: 30
PITCHER	IP WLS BF H R ER SO BB IBB HBP BLK WP HR S P ERA WHIP																					
50 John Danks, L (1,1) ERA: 3.69	9.0 W 30 3 1 1 7 1 0 0 0 0 1 72 115 1.00 0.444																					

Chicago White Sox @ Cleveland Indians
 Progressive Field, Cleveland, OH
 Mon Sep 28 2009, 7:05 PM EDT
 Att: 23,088 - Cloudy - 58 F

AB	29
R	1
H	3
RBI	1
BB	1
SO	7
LOB	4



Batter	1	2	3	4	5	6	7	8	9	AB	R	H	RBI	BB	SO	LOB	TOP										
22 Scott Podsednik, L (1, 7) OBP: 0.352, SLG: 0.408										4	0	1	0	0	1	1	Chicago White Sox @ Cleveland Indians Progressive Field, Cleveland, OH Wed Sep 30 2009, 4:05 PM EDT Cloudy - 51 F										
15 Gordon Beckham, R (1, 5) OBP: 0.350, SLG: 0.465										3	0	1	0	1	1	0											
7 Mark Kotsay, L (1, 10) OBP: 0.330, SLG: 0.399										4	0	2	0	0	0	3											
51 Alex Rios, R (1, 8) OBP: 0.292, SLG: 0.392										4	0	0	0	0	1	4											
7 Josh Fields, R (1, 3) OBP: 0.304, SLG: 0.352										4	1	1	0	0	1	2											
31 Dewayne Wise, L (1, 9) OBP: 0.295, SLG: 0.360										4	0	1	1	0	0	0											
26 Tyler Flowers, R (1, 2) 27 Ramon Castro, R (4, 2) OBP: 0.297, SLG: 0.409										1	0	0	0	0	0	0											
5 Jayson Nix, R (1, 4) OBP: 0.311, SLG: 0.416										3	0	0	0	0	2	2											
18 Brent Lillibridge, R (1, 6) OBP: 0.274, SLG: 0.183										2	0	0	0	1	0	2											
Inning Stats	R: 0 H: 2 E: 0 K: 1 S: 11	H: 2 LOB: 2 BB: 0 P: 15	R: 0 H: 0 E: 0 K: 0 S: 11	H: 0 LOB: 0 BB: 0 P: 14	R: 0 H: 0 E: 0 K: 0 S: 10	H: 0 LOB: 1 BB: 1 P: 17	R: 1 H: 2 E: 0 K: 1 S: 16	H: 2 LOB: 2 BB: 0 P: 25	R: 0 H: 1 E: 0 K: 2 S: 10	H: 0 LOB: 0 BB: 0 P: 14	R: 0 H: 0 E: 0 K: 0 S: 4	H: 0 LOB: 0 BB: 0 P: 4	R: 0 H: 0 E: 0 K: 1 S: 6	H: 0 LOB: 0 BB: 1 P: 14	R: 0 H: 1 E: 0 K: 0 S: 8	H: 0 LOB: 0 BB: 0 P: 12		R: 0 H: 0 E: 0 K: 1 S: 9	H: 0 LOB: 0 BB: 0 P: 16	1B: 5 2B: 0 3B: 1 HR: 0	SF: 0 SAC: 0 DP: 1 HBP: 1	WP: 0 PB: 0 SB: 0 CS: 1	PA: 34				
PITCHER	IP	WLS	BF	H	R	ER	SO	BB	IBB	HBP	BLK	WP	HR	S	P	ERA	WHIP										
55 Roberto Hernandez, R (1, 1) ERA: 6.32	7.0	W	28	5	1	1	5	2	0	1	0	0	0	68	103	1.29	1.000										
54 Chris Perez, R (8, 1) ERA: 4.2	2.0		6	1	0	0	1	0	0	0	0	0	0	17	28	0.00	0.500										

Batter	1	2	3	4	5	6	7	8	9	AB	R	H	RBI	BB	SO	LOB	BOTTOM										
23 Michael Brantley, L (1, 8) OBP: 0.362, SLG: 0.340										4	0	0	0	0	1	1	Chicago White Sox @ Cleveland Indians Progressive Field, Cleveland, OH Wed Sep 30 2009, 4:05 PM EDT Cloudy - 51 F										
13 Asdrubal Cabrera, S (1, 6) 11 Jamey Carroll, R (5, 4) OBP: 0.380, SLG: 0.347										2	0	1	0	0	1	0											
17 Shin-Soo Choo, L (1, 9) OBP: 0.394, SLG: 0.489										3	0	0	0	1	1	1											
2 Jhonny Peralta, R (1, 5) OBP: 0.319, SLG: 0.381										4	0	0	0	0	1	2											
48 Travis Hafner, L (1, 10) OBP: 0.355, SLG: 0.471										3	3	2	1	1	0	0											
7 Matt LaPorta, R (1, 3) OBP: 0.326, SLG: 0.473										1	2	1	1	2	0	0											
1 Luis Valbuena, L (1, 4) OBP: 0.293, SLG: 0.402										3	0	1	0	0	0	2											
30 Lou Marson, R (1, 2) OBP: 0.354, SLG: 0.333										2	0	1	2	0	0	2											
4 Trevor Crowe, S (1, 7) OBP: 0.280, SLG: 0.335										2	0	0	1	0	2	1											
Inning Stats	R: 0 H: 0 E: 0 K: 1 S: 9	H: 0 LOB: 1 BB: 1 P: 18	R: 2 H: 2 E: 0 K: 1 S: 13	H: 2 LOB: 0 BB: 0 P: 22	R: 0 H: 1 E: 0 K: 1 S: 9	H: 1 LOB: 1 BB: 0 P: 11	R: 2 H: 1 E: 0 K: 0 S: 13	H: 1 LOB: 1 BB: 2 P: 26	R: 0 H: 0 E: 0 K: 0 S: 5	H: 0 LOB: 0 BB: 0 P: 9	R: 1 H: 2 E: 0 K: 1 S: 13	H: 2 LOB: 1 BB: 1 P: 22	R: 0 H: 0 E: 0 K: 2 S: 9	H: 0 LOB: 0 BB: 0 P: 13	R: 0 H: 0 E: 0 K: 0 S: 7	H: 0 LOB: 1 BB: 0 P: 11		1B: 4 2B: 2 3B: 0 HR: 1	SF: 2 SAC: 1 DP: 1 HBP: 1	WP: 0 PB: 0 SB: 1 CS: 0	PA: 34						
PITCHER	IP	WLS	BF	H	R	ER	SO	BB	IBB	HBP	BLK	WP	HR	S	P	ERA	WHIP										
52 Carlos Torres, R (1, 1) ERA: 6.26	6.0	L	27	6	0	5	4	4	0	0	0	0	0	62	108	7.50	1.667										
67 Randy Williams, L (7, 1) ERA: 4.55	2.0		7	0	0	0	2	0	0	1	0	0	0	16	24	0.00	0.000										

Batter	1	2	3	4	5	6	7	8	9	AB	R	H	RBI	BB	SO	LOB	TOP			
31 Dewayne Wise, L (1,9) OBP: 0.259, SLG: 0.364										4	1	1	0	0	1	0	Chicago White Sox @ Cleveland Indians Progressive Field, Cleveland, OH Wed Sep 30 2009, 4:10 PM EDT Att: 27,534 - Partly Cloudy - 50 F			
10 Alexei Ramirez, R (1,6) OBP: 0.332, SLG: 0.390										4	0	0	0	0	1	1				
7 Mark Kotsay, L (1,7) OBP: 0.328, SLG: 0.401										4	0	1	0	0	1	1				
14 Paul Konerko, R (1,10) OBP: 0.353, SLG: 0.494 22 Scott Podsednik, L (9, PR) OBP: 0.332, SLG: 0.408									2	0	1	1	2	0	1	0				
51 Alex Rios, R (1,8) OBP: 0.292, SLG: 0.391									4	0	1	0	0	1	3	0				
7 Josh Fields, R (1,3) OBP: 0.301, SLG: 0.347										3	0	0	0	0	1	3				
5 Jayson Nix, R (1,5) OBP: 0.308, SLG: 0.411										3	0	0	0	0	3	2				
27 Ramon Castro, R (1,2) OBP: 0.292, SLG: 0.401										3	0	0	0	0	3	2				
18 Brent Lillibridge, R (1,4) OBP: 0.285, SLG: 0.176										3	0	0	0	0	1	0				
Inning Stats	R: 0 E: 0 K: 1 S: 7	H: 0 LOB: 0 BB: 0 P: 8	R: 0 E: 0 K: 2 S: 11	H: 1 LOB: 2 BB: 1 P: 19	R: 0 E: 0 K: 0 S: 5	H: 0 LOB: 0 BB: 0 P: 6	R: 0 E: 0 K: 0 S: 7	H: 1 LOB: 1 BB: 0 P: 11	R: 0 E: 0 K: 3 S: 10	H: 0 LOB: 0 BB: 0 P: 15	R: 1 E: 0 K: 2 S: 11	H: 2 LOB: 1 BB: 0 P: 12	R: 0 E: 0 K: 3 S: 10	H: 0 LOB: 0 BB: 0 P: 12	R: 0 E: 0 K: 1 S: 9	H: 0 LOB: 0 BB: 1 P: 14		1B: 2 2B: 2 3B: 0 HR: 0	SF: 0 SAC: 0 DP: 0 HBP: 0	WP: 0 PB: 0 SB: 1 CS: 1
PITCHER 63 Justin Masterson, R (1,1) ERA: 4.52	IP: 9.0 WLS: L BF: 32 H: 4 R: 1 ER: 1 SO: 12 BB: 2 IBB: 0 HBP: 0 BLK: 0 WP: 0 HR: 0 S: 80 P: 109 ERA: 1.00 WHIP: 0.667																			

AB	30
R	1
H	4
RBI	1
BB	2
SO	12
LOB	13



Batter	1	2	3	4	5	6	7	8	9	AB	R	H	RBI	BB	SO	LOB	BOTTOM					
11 Jamey Carroll, R (1,4) OBP: 0.355, SLG: 0.342										4	0	0	0	0	1	1	Chicago White Sox @ Cleveland Indians Progressive Field, Cleveland, OH Wed Sep 30 2009, 4:10 PM EDT Att: 27,534 - Partly Cloudy - 50 F					
4 Trevor Crowe, S (1,8) OBP: 0.280, SLG: 0.333									4	0	1	0	0	1	0							
17 Shin-Soo Choo, L (1,9) OBP: 0.393, SLG: 0.487									4	0	1	0	0	1	1							
2 Jhonny Peralta, R (1,5) OBP: 0.319, SLG: 0.382									4	0	1	0	0	0	0							
7 Matt LaPorta, R (1,7) OBP: 0.321, SLG: 0.464									3	0	0	0	0	1	2							
10 Kelly Shoppach, R (1,10) OBP: 0.340, SLG: 0.411									3	0	0	0	0	0	0							
25 Andy Marte, R (1,3) OBP: 0.307, SLG: 0.417									3	0	0	0	0	0	0							
16 Wyatt Teregas, R (1,2) OBP: 0.268, SLG: 0.170									3	0	0	0	0	1	0							
4 Niuman Romero, S (1,6) OBP: 0.182, SLG: 0.100 1 Luis Valbuena, L (8, PH) OBP: 0.295, SLG: 0.403									2	0	0	0	0	1	0							
Inning Stats	R: 0 E: 0 K: 1 S: 13	H: 2 LOB: 2 BB: 0 P: 17	R: 0 E: 0 K: 0 S: 6	H: 0 LOB: 0 BB: 0 P: 10	R: 0 E: 0 K: 1 S: 12	H: 1 LOB: 1 BB: 0 P: 20	R: 0 E: 0 K: 0 S: 7	H: 0 LOB: 0 BB: 0 P: 8	R: 0 E: 0 K: 0 S: 10	H: 0 LOB: 0 BB: 0 P: 13	R: 0 E: 0 K: 0 S: 6	H: 0 LOB: 0 BB: 0 P: 11	R: 0 E: 0 K: 1 S: 12	H: 0 LOB: 0 BB: 0 P: 16	R: 0 E: 0 K: 0 S: 12	H: 1 LOB: 1 BB: 0 P: 16		R: 0 E: 0 K: 2 S: 10	H: 0 LOB: 0 BB: 0 P: 15	1B: 3 2B: 1 3B: 0 HR: 0	SF: 0 SAC: 0 DP: 0 HBP: 0	WP: 0 PB: 0 SB: 1 CS: 0
PITCHER 56 Mark Buehrle, L (1,1) ERA: 3.84 57 Ramon Pena, R (7,1) ERA: 4.04 37 Matt Thornton, L (9,1) ERA: 2.78	IP: 6.0 WLS: W BF: 21 H: 3 R: 0 ER: 0 SO: 3 BB: 0 IBB: 0 HBP: 0 BLK: 0 WP: 0 HR: 0 S: 54 P: 79 ERA: 0.00 WHIP: 0.500																					



Batter	1	2	3	4	5	6	7	8	9	AB	R	H	RBI	BB	SO	LOB	TOP										
22 Scott Podsednik, L (1, 8) OBP: 0.355, SLG: 0.416 5 Jayson Nix, R (9, PH) OBP: 0.307, SLG: 0.409										4	1	3	1	0	0	0											
15 Gordon Beckham, R (1, 5) OBP: 0.351, SLG: 0.465										4	2	1	0	1	1	2											
12 A.J. Pierzynski, L (1, 2) OBP: 0.334, SLG: 0.429 26 Tyler Flowers, R (9, 2) OBP: 0.350, SLG: 0.250										3	1	1	0	0	0	0											
14 Paul Konerko, R (1, 10) OBP: 0.352, SLG: 0.492										3	1	0	0	1	1	1											
23 Jermaine Dye, R (1, 9) OBP: 0.341, SLG: 0.455 31 Dewayne Wise, L (8, 9) OBP: 0.259, SLG: 0.364										3	1	1	2	1	0	0											
7 Mark Kotsay, L (1, 3) OBP: 0.327, SLG: 0.403										4	1	1	2	0	1	1											
20 Carlos Quentin, R (1, 7) OBP: 0.321, SLG: 0.448										4	1	2	2	0	1	0											
10 Alexei Ramirez, R (1, 6) OBP: 0.329, SLG: 0.388										3	0	0	1	0	1	0											
18 Brent Lillibridge, R (9, 8) OBP: 0.255, SLG: 0.189										4	0	0	0	0	2	1											
Inning Stats	R: 1 H: 1 E: 0 K: 0 S: 7	H: 1 LOB: 0 BB: 0 P: 10	R: 0 H: 0 E: 0 K: 2 S: 7	H: 0 LOB: 0 BB: 0 P: 11	R: 0 H: 1 E: 0 K: 1 S: 8	H: 1 LOB: 0 BB: 0 P: 13	R: 1 H: 2 E: 0 K: 1 S: 13	H: 2 LOB: 1 BB: 0 P: 17	R: 1 H: 1 E: 0 K: 1 S: 10	H: 1 LOB: 0 BB: 0 P: 11	R: 5 H: 4 E: 0 K: 1 S: 19	H: 4 LOB: 2 BB: 3 P: 35	R: 0 H: 0 E: 0 K: 1 S: 7	H: 0 LOB: 0 BB: 0 P: 10	R: 0 H: 0 E: 0 K: 0 S: 4	H: 0 LOB: 0 BB: 0 P: 5	1B: 4 2B: 3 3B: 0 HR: 2	SF: 1 SAC: 1 DP: 0 HBP: 0	WP: 0 PB: 0 SB: 0 CS: 1	PA: 39							
PITCHER	IP	WLS	BF	H	R	ER	SO	BB	IBB	HBP	BLK	WP	HR	S	P	ERA	WHIP										
36 Edwin Jackson, R (1, 1) ERA: 3.62	5.0	L	24	7	8	8	5	3	0	0	0	0	2	52	81	14.40	2.000										
41 Casey Fien, R (6, 1) ERA: 7.94	3.0		11	2	0	0	2	0	0	0	0	0	0	27	40	0.00	0.667										
50 Clay Rapada, L (9, 1) ERA: 5.4	1.0		3	0	0	0	0	0	0	0	0	0	0	4	5	0.00	0.000										

Chicago White Sox @ Detroit Tigers
Comerica Park, Detroit, MI
Fri Oct 02 2009, 7:05 PM EDT
Att: 34,726 - Cloudy - 58 F

livebaseballscorecards.com

AB 33
R 8
H 9
RBI 8
BB 3
SO 7
LOB 5

Batter	1	2	3	4	5	6	7	8	9	AB	R	H	RBI	BB	SO	LOB	BOTTOM										
28 Curtis Granderson, L (1, 8) OBP: 0.326, SLG: 0.457										4	0	0	0	0	2	1											
14 Placido Polanco, R (1, 4) OBP: 0.334, SLG: 0.401 27 Brent Dlugach, R (9, 6)										4	0	1	0	0	1	1											
30 Magglio Ordonez, R (1, 9) OBP: 0.370, SLG: 0.407										3	0	1	0	1	0	0											
24 Miguel Cabrera, R (1, 3) OBP: 0.398, SLG: 0.548										4	0	0	0	0	1	4											
19 Aubrey Huff, L (1, 10) OBP: 0.309, SLG: 0.385										3	0	0	0	1	0	3											
9 Carlos Guillen, S (1, 7) OBP: 0.339, SLG: 0.429										4	0	0	0	0	0	3											
15 Brandon Inge, R (1, 5) OBP: 0.317, SLG: 0.410 32 Don Kelly, L (8, 5) OBP: 0.300, SLG: 0.327										3	0	0	0	0	0	2											
12 Gerald Laird, R (1, 2) OBP: 0.309, SLG: 0.325 13 Alex Avila, L (7, 2) OBP: 0.375, SLG: 0.590										2	0	0	0	0	1	0											
39 Ramon Santiago, S (1, 6) OBP: 0.319, SLG: 0.388										3	0	0	0	0	0	1											
Inning Stats	R: 0 H: 1 E: 0 K: 2 S: 10	H: 0 LOB: 2 BB: 1 P: 17	R: 0 H: 0 E: 0 K: 1 S: 8	H: 0 LOB: 0 BB: 0 P: 12	R: 0 H: 0 E: 0 K: 0 S: 12	H: 0 LOB: 0 BB: 0 P: 16	R: 0 H: 0 E: 0 K: 0 S: 9	H: 0 LOB: 2 BB: 1 P: 20	R: 0 H: 0 E: 0 K: 1 S: 7	H: 0 LOB: 0 BB: 0 P: 9	R: 0 H: 0 E: 0 K: 0 S: 6	H: 0 LOB: 0 BB: 0 P: 10	R: 0 H: 0 E: 0 K: 0 S: 6	H: 0 LOB: 0 BB: 0 P: 8	R: 0 H: 1 E: 0 K: 1 S: 11	H: 1 LOB: 0 BB: 0 P: 13	R: 0 H: 1 E: 0 K: 0 S: 6	H: 1 LOB: 1 BB: 0 P: 11	1B: 3 2B: 0 3B: 0 HR: 0	SF: 0 SAC: 0 DP: 0 HBP: 0	WP: 0 PB: 0 SB: 0 CS: 0	PA: 33					
PITCHER	IP	WLS	BF	H	R	ER	SO	BB	IBB	HBP	BLK	WP	HR	S	P	ERA	WHIP										
44 Jake Peavy, R (1, 1) ERA: 3.45	8.0	W	29	2	0	0	5	2	0	0	0	0	0	69	105	0.00	0.500										
71 Scott Linebrink, R (9, 1) ERA: 4.66	1.0		4	1	0	0	0	0	0	0	0	0	0	6	11	0.00	1.000										

Chicago White Sox @ Detroit Tigers
Comerica Park, Detroit, MI
Fri Oct 02 2009, 7:05 PM EDT
Att: 34,726 - Cloudy - 58 F

livebaseballscorecards.com

AB 31
R 0
H 3
RBI 0
BB 2
SO 5
LOB 15

Batter	1	2	3	4	5	6	7	8	9	AB	R	H	RBI	BB	SO	LOB	TOP						
22 Scott Podsednik, L (1, 8) OBP: 0.355, SLG: 0.415										4	0	1	1	1	0	2							
15 Gordon Beckham, R (1, 5) OBP: 0.347, SLG: 0.460										5	0	0	0	0	2	6							
12 A.J. Pierzynski, L (1, 2) OBP: 0.331, SLG: 0.425										5	0	0	0	0	1	4							
14 Paul Konerko, R (1, 10) 31 Dewayne Wise, L (9, PR) OBP: 0.329, SLG: 0.394										3	1	0	0	2	1	1							
20 Carlos Quentin, R (1, 7) OBP: 0.327, SLG: 0.461										3	2	2	1	0	0	0							
7 Mark Kotsay, L (1, 3) OBP: 0.327, SLG: 0.399										2	1	0	0	3	1	2							
51 Alex Rios, R (1, 9) OBP: 0.296, SLG: 0.396										5	0	4	3	0	0	0							
10 Alexei Ramirez, R (1, 6) OBP: 0.327, SLG: 0.388										3	0	1	0	2	1	5							
18 Brent Lillibridge, R (1, 4) OBP: 0.262, SLG: 0.172										4	0	1	0	1	0	8							
Inning Stats	R: 0 H: 1 E: 0 K: 1 S: 10	H: 1 LOB: 1 P: 16	R: 2 H: 2 E: 0 K: 1 S: 16	H: 2 LOB: 2 P: 28	R: 1 H: 1 E: 0 K: 1 S: 12	H: 1 LOB: 2 P: 26	R: 0 H: 0 E: 0 K: 0 S: 7	H: 0 LOB: 0 P: 10	R: 1 H: 1 E: 0 K: 0 S: 8	H: 1 LOB: 2 P: 23	R: 0 H: 0 E: 0 K: 1 S: 8	H: 0 LOB: 0 P: 11	R: 0 H: 0 E: 0 K: 1 S: 9	H: 0 LOB: 0 P: 14	R: 0 H: 2 E: 0 K: 1 S: 9	H: 2 LOB: 3 P: 17	R: 1 H: 2 E: 0 K: 0 S: 12	H: 2 LOB: 3 P: 24	1B: 6 HR: 1	SF: 0 SAC: 0 DP: 2 HBP: 2	WP: 0 PA: 45		
PITCHER	IP WLS BF H R ER SO BB IBB HBP BLK WP HR S P ERA WHIP	IP WLS BF H R ER SO BB IBB HBP BLK WP HR S P ERA WHIP	IP WLS BF H R ER SO BB IBB HBP BLK WP HR S P ERA WHIP	IP WLS BF H R ER SO BB IBB HBP BLK WP HR S P ERA WHIP	IP WLS BF H R ER SO BB IBB HBP BLK WP HR S P ERA WHIP	IP WLS BF H R ER SO BB IBB HBP BLK WP HR S P ERA WHIP	IP WLS BF H R ER SO BB IBB HBP BLK WP HR S P ERA WHIP	IP WLS BF H R ER SO BB IBB HBP BLK WP HR S P ERA WHIP	IP WLS BF H R ER SO BB IBB HBP BLK WP HR S P ERA WHIP	IP WLS BF H R ER SO BB IBB HBP BLK WP HR S P ERA WHIP	IP WLS BF H R ER SO BB IBB HBP BLK WP HR S P ERA WHIP	IP WLS BF H R ER SO BB IBB HBP BLK WP HR S P ERA WHIP	IP WLS BF H R ER SO BB IBB HBP BLK WP HR S P ERA WHIP	IP WLS BF H R ER SO BB IBB HBP BLK WP HR S P ERA WHIP	IP WLS BF H R ER SO BB IBB HBP BLK WP HR S P ERA WHIP	IP WLS BF H R ER SO BB IBB HBP BLK WP HR S P ERA WHIP	IP WLS BF H R ER SO BB IBB HBP BLK WP HR S P ERA WHIP	IP WLS BF H R ER SO BB IBB HBP BLK WP HR S P ERA WHIP	IP WLS BF H R ER SO BB IBB HBP BLK WP HR S P ERA WHIP	IP WLS BF H R ER SO BB IBB HBP BLK WP HR S P ERA WHIP	IP WLS BF H R ER SO BB IBB HBP BLK WP HR S P ERA WHIP	IP WLS BF H R ER SO BB IBB HBP BLK WP HR S P ERA WHIP	
43 Alfredo Figaro, R (1, 1) ERA: 9.35	59 Finis Ni, L (2, 1) ERA: 2.64	58 Armando Galarraga, R (2, 1) ERA: 5.64	45 Ryan Perry, R (5, 1) ERA: 3.79	37 Brandon Lyon, R (8, 1) ERA: 2.96	56 Fernando Rodney, R (9, 1) ERA: 4.42																		
Batter	1	2	3	4	5	6	7	8	9	AB	R	H	RBI	BB	SO	LOB	BOTTOM						
28 Curtis Granderson, L (1, 8) OBP: 0.327, SLG: 0.457										3	0	1	0	1	1	0							
14 Placido Polanco, R (1, 4) OBP: 0.335, SLG: 0.402										4	0	2	1	0	0	0							
30 Magglio Ordonez, R (1, 9) OBP: 0.371, SLG: 0.408										4	0	2	0	0	0	4							
24 Miguel Cabrera, R (1, 3) OBP: 0.396, SLG: 0.544										4	0	0	0	0	1	6							
9 Carlos Guillen, S (1, 7) OBP: 0.338, SLG: 0.424										3	0	0	0	1	1	1							
19 Aubrey Huff, L (1, 10) OBP: 0.309, SLG: 0.384										3	0	1	0	0	0	0							
25 Ryan Raburn, R (9, FH) OBP: 0.344, SLG: 0.506										1	0	0	0	0	1	1							
15 Brandon Inge, R (1, 5) OBP: 0.315, SLG: 0.407										4	0	0	0	0	2	2							
12 Gerald Laird, R (1, 2) OBP: 0.306, SLG: 0.322										4	0	0	0	0	1	2							
4 Adam Everett, R (1, 6) OBP: 0.288, SLG: 0.325										3	1	1	0	0	1	0							
Inning Stats	R: 0 H: 1 E: 0 K: 0 S: 6	H: 1 LOB: 1 P: 7	R: 0 H: 1 E: 0 K: 3 S: 11	H: 1 LOB: 1 P: 20	R: 0 H: 1 E: 0 K: 1 S: 11	H: 1 LOB: 2 P: 18	R: 0 H: 0 E: 0 K: 0 S: 5	H: 0 LOB: 0 P: 8	R: 0 H: 1 E: 0 K: 1 S: 6	H: 1 LOB: 1 P: 8	R: 0 H: 0 E: 0 K: 1 S: 8	H: 0 LOB: 0 P: 11	R: 1 H: 3 E: 0 K: 0 S: 11	H: 3 LOB: 1 P: 16	R: 0 H: 0 E: 0 K: 1 S: 11	H: 0 LOB: 1 P: 19	1B: 6 HR: 0	SF: 0 SAC: 0 DP: 1 HBP: 0	WP: 1 PA: 35				
PITCHER	IP WLS BF H R ER SO BB IBB HBP BLK WP HR S P ERA WHIP	IP WLS BF H R ER SO BB IBB HBP BLK WP HR S P ERA WHIP	IP WLS BF H R ER SO BB IBB HBP BLK WP HR S P ERA WHIP	IP WLS BF H R ER SO BB IBB HBP BLK WP HR S P ERA WHIP	IP WLS BF H R ER SO BB IBB HBP BLK WP HR S P ERA WHIP	IP WLS BF H R ER SO BB IBB HBP BLK WP HR S P ERA WHIP	IP WLS BF H R ER SO BB IBB HBP BLK WP HR S P ERA WHIP	IP WLS BF H R ER SO BB IBB HBP BLK WP HR S P ERA WHIP	IP WLS BF H R ER SO BB IBB HBP BLK WP HR S P ERA WHIP	IP WLS BF H R ER SO BB IBB HBP BLK WP HR S P ERA WHIP	IP WLS BF H R ER SO BB IBB HBP BLK WP HR S P ERA WHIP	IP WLS BF H R ER SO BB IBB HBP BLK WP HR S P ERA WHIP	IP WLS BF H R ER SO BB IBB HBP BLK WP HR S P ERA WHIP	IP WLS BF H R ER SO BB IBB HBP BLK WP HR S P ERA WHIP	IP WLS BF H R ER SO BB IBB HBP BLK WP HR S P ERA WHIP	IP WLS BF H R ER SO BB IBB HBP BLK WP HR S P ERA WHIP	IP WLS BF H R ER SO BB IBB HBP BLK WP HR S P ERA WHIP	IP WLS BF H R ER SO BB IBB HBP BLK WP HR S P ERA WHIP	IP WLS BF H R ER SO BB IBB HBP BLK WP HR S P ERA WHIP	IP WLS BF H R ER SO BB IBB HBP BLK WP HR S P ERA WHIP	IP WLS BF H R ER SO BB IBB HBP BLK WP HR S P ERA WHIP	IP WLS BF H R ER SO BB IBB HBP BLK WP HR S P ERA WHIP	IP WLS BF H R ER SO BB IBB HBP BLK WP HR S P ERA WHIP
43 Freddy Garcia, R (1, 1) ERA: 4.34	57 Ramon Pena, R (8, 1) ERA: 3.99	37 Matt Thornton, L (9, 1) ERA: 2.74																					

Chicago White Sox @ Detroit Tigers
Comerica Park, Detroit, MI
Sat Oct 03 2009, 7:05 PM EDT
Att: 35,184 - Cloudy - 55 F

AB 34
R 5
H 9
RBI 5
BB 9
SO 6
LOB 28



Chicago White Sox @ Detroit Tigers
Comerica Park, Detroit, MI
Sat Oct 03 2009, 7:05 PM EDT
Att: 35,184 - Cloudy - 55 F

AB 33
R 1
H 7
RBI 1
BB 2
SO 8
LOB 16



Batter	1	2	3	4	5	6	7	8	9	AB	R	H	RBI	BB	SO	LOB	TOP					
22 Scott Podsednik, L (1, 10) OBP: 0.353, SLG: 0.412										4	0	0	0	0	1	2	Chicago White Sox @ Detroit Tigers Comerica Park, Detroit, MI Sun Oct 04 2009, 1:05 PM EDT Att: 35,806 - Cloudy - 54 F					
15 Gordon Beckham, R (1, 5) OBP: 0.347, SLG: 0.460										2	0	1	0	0	0	0						
5 Jayson Nix, R (6, 5) OBP: 0.308, SLG: 0.408										1	0	0	0	1	1	0						
20 Carlos Quentin, R (1, 7) OBP: 0.323, SLG: 0.456										4	0	0	0	0	0	3						
23 Jermaine Dye, R (1, 9) OBP: 0.340, SLG: 0.453										2	0	0	0	0	1	0						
31 Dewayne Wise, L (6, 9) OBP: 0.292, SLG: 0.366										2	0	1	0	0	0	0						
7 Mark Kotsay, L (1, 3) OBP: 0.327, SLG: 0.390										4	0	0	0	0	0	1						
51 Alex Rios, R (1, 8) OBP: 0.296, SLG: 0.395										4	1	1	0	0	0	1						
10 Alexei Ramirez, R (1, 6) OBP: 0.333, SLG: 0.389										3	1	2	0	0	0	0						
27 Ramon Castro, R (1, 2) OBP: 0.292, SLG: 0.406										3	1	1	1	0	1	1						
18 Brent Lillibridge, R (1, 4) OBP: 0.273, SLG: 0.179										2	0	1	2	1	1	1						
Inning Stats	R: 0 E: 0 K: 1 S: 6	H: 1 LOB: 0 BB: 0 P: 10	R: 0 E: 0 K: 0 S: 11	H: 0 LOB: 0 BB: 0 P: 15	R: 0 E: 0 K: 0 S: 9	H: 0 LOB: 0 BB: 1 P: 15	R: 0 E: 0 K: 0 S: 12	H: 0 LOB: 0 BB: 0 P: 19	R: 0 E: 0 K: 1 S: 8	H: 1 LOB: 1 BB: 0 P: 17	R: 0 E: 0 K: 1 S: 8	H: 0 LOB: 0 BB: 0 P: 9	R: 3 E: 0 K: 0 S: 14	H: 4 LOB: 2 BB: 1 P: 26	R: 0 E: 0 K: 0 S: 9	H: 1 LOB: 0 BB: 0 P: 11	1B: 6 2B: 2 3B: 0 HR: 0	SF: 0 SAC: 0 DP: 2 HBP: 0	WP: 1 PB: 0 SB: 0 CS: 1	PA: 34		
PITCHER	IP: 7.2 WLS: W BF: 29 ERA: 3.45	WLS: S BF: 4 ERA: 4.33	H: 6 R: 3 ER: 3 SO: 5	H: 3 R: 3 ER: 3 SO: 5	H: 6 R: 3 ER: 3 SO: 5	H: 3 R: 3 ER: 3 SO: 5	H: 3 R: 3 ER: 3 SO: 5	H: 3 R: 3 ER: 3 SO: 5	H: 3 R: 3 ER: 3 SO: 5	H: 3 R: 3 ER: 3 SO: 5	H: 3 R: 3 ER: 3 SO: 5	H: 3 R: 3 ER: 3 SO: 5	H: 3 R: 3 ER: 3 SO: 5	H: 3 R: 3 ER: 3 SO: 5	H: 3 R: 3 ER: 3 SO: 5	H: 3 R: 3 ER: 3 SO: 5	BB: 2 IBB: 0 HBP: 0 BLK: 0	WP: 1 HR: 0 S: 11 P: 14	ERA: 3.52 WHIP: 1.043	ERA: 0.00 WHIP: 0.750		

Batter	1	2	3	4	5	6	7	8	9	AB	R	H	RBI	BB	SO	LOB	BOTTOM					
25 Ryan Raburn, R (1, 7) OBP: 0.352, SLG: 0.533										4	3	3	3	1	0	2	Chicago White Sox @ Detroit Tigers Comerica Park, Detroit, MI Sun Oct 04 2009, 1:05 PM EDT Att: 35,806 - Cloudy - 54 F					
14 Placido Polanco, R (1, 4) OBP: 0.332, SLG: 0.399										5	0	0	0	0	0	4						
30 Magglio Ordonez, R (1, 9) OBP: 0.376, SLG: 0.422										4	1	4	1	0	0	0						
34 Clete Thomas, L (7, PR) OBP: 0.325, SLG: 0.387										0	0	0	0	0	0	0						
24 Miguel Cabrera, R (1, 3) OBP: 0.395, SLG: 0.541										3	0	0	0	1	0	2						
9 Carlos Guillen, S (1, 10) OBP: 0.340, SLG: 0.423										3	0	1	1	1	0	1						
15 Brandon Inge, R (1, 5) OBP: 0.314, SLG: 0.406										4	0	1	0	0	1	4						
28 Curtis Granderson, L (1, 8) OBP: 0.325, SLG: 0.454										4	0	0	0	0	1	6						
12 Gerald Laird, R (1, 2) OBP: 0.310, SLG: 0.324										3	1	2	0	1	0	0						
4 Adam Everett, R (1, 6) OBP: 0.289, SLG: 0.326										2	0	1	0	0	1	0						
Inning Stats	R: 1 E: 0 K: 1 S: 15	H: 1 LOB: 3 BB: 3 P: 32	R: 2 E: 0 K: 0 S: 12	H: 3 LOB: 1 BB: 0 P: 16	R: 0 E: 0 K: 0 S: 7	H: 0 LOB: 0 BB: 0 P: 10	R: 0 E: 0 K: 0 S: 9	H: 1 LOB: 1 BB: 1 P: 17	R: 1 E: 0 K: 1 S: 10	H: 2 LOB: 1 BB: 0 P: 14	R: 1 E: 0 K: 1 S: 10	H: 1 LOB: 0 BB: 0 P: 15	R: 0 E: 0 K: 1 S: 13	H: 2 LOB: 3 BB: 0 P: 21	R: 0 E: 0 K: 0 S: 10	H: 2 LOB: 1 BB: 0 P: 15	1B: 8 2B: 2 3B: 0 HR: 3	SF: 0 SAC: 2 DP: 2 HBP: 0	WP: 1 PB: 0 SB: 0 CS: 0	PA: 38		
PITCHER	IP: 5.0 WLS: L BF: 25 ERA: 3.77	WLS: 9 BF: 3 ERA: 3.39	H: 4 R: 4 ER: 4 SO: 4	H: 4 R: 4 ER: 4 SO: 4	H: 4 R: 4 ER: 4 SO: 4	H: 4 R: 4 ER: 4 SO: 4	H: 4 R: 4 ER: 4 SO: 4	H: 4 R: 4 ER: 4 SO: 4	H: 4 R: 4 ER: 4 SO: 4	H: 4 R: 4 ER: 4 SO: 4	H: 4 R: 4 ER: 4 SO: 4	H: 4 R: 4 ER: 4 SO: 4	H: 4 R: 4 ER: 4 SO: 4	H: 4 R: 4 ER: 4 SO: 4	H: 4 R: 4 ER: 4 SO: 4	H: 4 R: 4 ER: 4 SO: 4	BB: 3 IBB: 0 HBP: 0 BLK: 0	WP: 1 HR: 1 S: 23 P: 36	ERA: 4.50 WHIP: 1.500	ERA: 0.00 WHIP: 2.000		