



Chicago White Sox - 2010

Batter	1	2	3	4	5	6	7	8	9	AB R H RBI BB SO LOB	TOP																								
											<p>Chicago Cubs @ Chicago White Sox Camelback Ranch, Glendale, AZ Sun Mar 07 2010, 3:05 PM EST</p> <p>livebaseballscorecards.com</p> <p>AB 0 R 0 H 0 RBI 0 BB 0 SO 0 LOB 0</p> 																								
Inning Stats										1B: 0 SF: 0 2B: 0 SAC: 0 3B: 0 DP: 0 HR: 0 HBP: 0	WP: 0 PA: 0 FB: 0 SB: 0 CS: 0																								
PITCHER	IP	WLS	BF	H	R	ER	SO	BB	IBB	HBP	BLK	WP	HR	S	P	ERA	WHIP	PITCHER	IP	WLS	BF	H	R	ER	SO	BB	IBB	HBP	BLK	WP	HR	S	P	ERA	WHIP

Batter	1	2	3	4	5	6	7	8	9	AB R H RBI BB SO LOB	BOTTOM																								
											<p>Chicago Cubs @ Chicago White Sox Camelback Ranch, Glendale, AZ Sun Mar 07 2010, 3:05 PM EST</p> <p>livebaseballscorecards.com</p> <p>AB 0 R 0 H 0 RBI 0 BB 0 SO 0 LOB 0</p> 																								
Inning Stats										1B: 0 SF: 0 2B: 0 SAC: 0 3B: 0 DP: 0 HR: 0 HBP: 0	WP: 0 PA: 0 FB: 0 SB: 0 CS: 0																								
PITCHER	IP	WLS	BF	H	R	ER	SO	BB	IBB	HBP	BLK	WP	HR	S	P	ERA	WHIP	PITCHER	IP	WLS	BF	H	R	ER	SO	BB	IBB	HBP	BLK	WP	HR	S	P	ERA	WHIP

Batter	1	2	3	4	5	6	7	8	9	AB	R	H	RBI	BB	SO	LOB	TOP			
1 Juan Pierre, L (1,7) 30 Alejandro De Aza, L (6,7) OBP: 0.250, SLG: 0.333 OBP: 0.556, SLG: 0.429										3	1	1	0	0	0	1	Chicago White Sox @ San Francisco Giants Scottsdale Stadium, Scottsdale, AZ Tue Mar 09 2010, 4:09 PM - 6:23 PM EST Att: 5,547 - Overcast - 50 F livebaseballscorecards.com			
11 Omar Vizquel, S (1,6) 18 Brent Lillibridge, R (6,6) OBP: 0.111, SLG: 0.111 OBP: 0.400, SLG: 0.375										3	0	0	0	0	0	2				
20 Carlos Quentin, R (1,9) 63 Stefan Gartrell, R (6,9) OBP: 0.167, SLG: 0.727 OBP: 0.400, SLG: 0.600										2	0	0	1	0	0	0				
14 Paul Konerko, R (1,10) 75 C.J. Retherford, R (8, PR) (8,10) OBP: 0.286, SLG: 0.571 OBP: 0.167, SLG: 0.333										4	1	2	0	0	1	0				
7 Mark Kotsay, L (1,3) 74 Josh Kroeger, L (6,3) OBP: 0.500, SLG: 0.500 OBP: 0.222, SLG: 0.222											3	0	2	1	0	1		0		
25 Andrew Jones, R (1,8) 76 Jordan Danks, L (7,8) OBP: 0.444, SLG: 0.375 OBP: 0.364, SLG: 0.125										3	0	1	0	0	0	2				
23 Mark Teahen, L (1,5) 24 Dayan Viciedo, R (7,5) OBP: 0.091, SLG: 0.091 OBP: 0.143, SLG: 0.143										3	0	0	0	0	0	3				
26 Tyler Flowers, R (1,2) 55 Donny Lucy, R (7,2) OBP: 0.571, SLG: 0.250 OBP: 0.400, SLG: 0.250										3	0	0	0	0	1	2				
5 Jayson Nix, R (1,4) OBP: 0.545, SLG: 0.800										2	0	1	0	0	0					
Inning Stats	R: 1 E: 0 K: 0 S: 4	H: 1 LOB: 0 BB: 0 P: 4	R: 0 E: 0 K: 1 S: 6	H: 1 LOB: 1 BB: 0 P: 6	R: 0 E: 0 K: 0 S: 3	H: 0 LOB: 0 BB: 0 P: 3	R: 1 E: 0 K: 0 S: 6	H: 2 LOB: 1 BB: 0 P: 7	R: 0 E: 0 K: 0 S: 5	H: 1 LOB: 1 BB: 0 P: 5	R: 0 E: 0 K: 2 S: 7	H: 0 LOB: 0 BB: 0 P: 7	R: 0 E: 0 K: 1 S: 6	H: 1 LOB: 3 BB: 1 P: 11	R: 0 E: 0 K: 3 S: 9	H: 0 LOB: 0 BB: 0 P: 9		1B: 5 2B: 2 3B: 0 HR: 0	SF: 1 SAC: 0 DP: 0 HBP: 1	WP: 1 PB: 0 SB: 2 CS: 1
PITCHER	IP WLS BF H R ER SO BB IBB HBP BLK WP HR S P ERA WHIP	18 Matt Cain, R (1,1) ERA: 3.0 3.0 11 2 1 1 1 0 0 0 0 0 0 0 13 13 3.00 0.667 41 Jeremy Affeldt, L (4,1) ERA: 6.0 1.0 5 2 1 1 0 0 0 0 0 0 1 0 6 7 9.00 2.000 38 Brian Wilson, R (5,1) ERA: 4.5 2.0 7 1 0 0 2 0 0 0 0 0 0 0 12 12 0.00 0.500 85 Steve Johnson, R (7,1) ERA: 1.0 6 1 0 0 1 1 0 1 0 0 0 0 6 11 0.00 2.000 45 Dan Runzler, L (8,1) ERA: 1.0 W 3 1 0 0 2 0 0 0 0 0 0 0 7 7 0.00 1.000																		
Batter	1	2	3	4	5	6	7	8	9	AB	R	H	RBI	BB	SO	LOB	BOTTOM			
33 Aaron Rowand, R (1,8) 8 Eugenio Velez, S (7,8) OBP: 0.533, SLG: 0.545 OBP: 0.583, SLG: 0.500										3	1	1	0	0	1	0	Chicago White Sox @ San Francisco Giants Scottsdale Stadium, Scottsdale, AZ Tue Mar 09 2010, 4:09 PM - 6:23 PM EST Att: 5,547 - Overcast - 50 F livebaseballscorecards.com			
16 Edgar Renteria, R (1,6) 9 Kevin Frandsen, R (7,6) OBP: 0.250, SLG: 0.182 OBP: 0.364, SLG: 0.455										2	0	0	0	1	0	1				
48 Pablo Sandoval, S (1,10) 20 John Bowker, L (6, PH) (7,10) OBP: 0.286, SLG: 0.429 OBP: 0.444, SLG: 0.667										2	0	0	0	0	0	1				
5 Juan Uribe, R (1,4) 34 Matt Downs, R (5,4) OBP: 0.273, SLG: 0.636 OBP: 0.536, SLG: 0.545										2	0	0	0	0	1	1				
7 Mark DeRosa, R (1,7) 14 Fred Lewis, L (5,7) 83 Thomas Neal, R (9,8) OBP: 0.500, SLG: 0.500 OBP: 0.214, SLG: 0.571										2	0	1	0	0	0	0				
28 Buster Posey, R (1,2) OBP: 0.273, SLG: 0.545										2	1	1	2	0	0	1				
56 Andres Torres, S (1,9) OBP: 0.250, SLG: 0.500										4	1	2	1	0	0	0				
29 Ryan Rohlinger, R (1,5) 50 Conor Gillaspie, L (8,5) OBP: 0.214, SLG: 0.083										4	0	0	0	0	3	3				
35 Brett Pill, R (1,3) 47 Darren Ford, R (8, PR) (8, PR) 80 Nick Noonan, L (9,4) OBP: 0.167, SLG: 0.182 OBP: 0.250, SLG: 0.250 OBP: 0.200, SLG: 0.200										3	0	0	0	0	2	1				
Inning Stats	R: 0 E: 1 K: 2 S: 8	H: 0 LOB: 1 BB: 0 P: 8	R: 0 E: 0 K: 1 S: 6	H: 2 LOB: 1 BB: 0 P: 7	R: 0 E: 0 K: 1 S: 5	H: 0 LOB: 1 BB: 1 P: 9	R: 0 E: 0 K: 0 S: 3	H: 0 LOB: 0 BB: 0 P: 3	R: 0 E: 0 K: 1 S: 5	H: 0 LOB: 0 BB: 0 P: 5	R: 1 E: 0 K: 0 S: 5	H: 2 LOB: 1 BB: 0 P: 5	R: 0 E: 0 K: 2 S: 7	H: 0 LOB: 0 BB: 0 P: 7	R: 5 E: 1 K: 2 S: 13	H: 5 LOB: 1 BB: 0 P: 13		1B: 5 2B: 3 3B: 0 HR: 2	SF: 0 SAC: 0 DP: 1 HBP: 0	WP: 1 PB: 0 SB: 0 CS: 0
PITCHER	IP WLS BF H R ER SO BB IBB HBP BLK WP HR S P ERA WHIP	50 John Danks, L (1,1) ERA: 3.0 12 2 0 0 4 0 0 0 0 0 0 0 3 3 0.00 0.000 57 Ramon Pena, R (4,1) ERA: 1.0 H 3 0 0 0 0 0 0 0 0 0 0 0 5 5 0.00 0.000 78 Charlie Leesman, L (5,1) ERA: 1.0 H 3 0 0 0 1 0 0 0 0 0 0 0 12 12 4.50 1.000 52 Carlos Torres, R (6,1) ERA: 2.25 2.0 H 8 2 1 1 2 0 0 0 0 0 0 0 13 13 45.00 5.000 54 Johnny Nunez, R (8,1) ERA: 19.29																		

Batter	1	2	3	4	5	6	7	8	9	AB	R	H	RBI	BB	SO	LOB	TOP								
76 Jordan Danks, L (1,9) OBP: 0.428, SLG: 0.200 63 Stefan Gartrell, R (6,PH) OBP: 0.286, SLG: 0.429										2	1	1	0	1	0	0	Chicago White Sox @ Oakland Athletics Phoenix Municipal Stadium, Phoenix, AZ Wed Mar 10 2010, 3:09 PM - 5:47 PM EST Att: 3,428 - Partly Cloudy - 61 F								
11 Omar Vizquel, S (1,4) OBP: 0.083, SLG: 0.083 75 C.J. Retherford, R (6,PH) OBP: 0.250, SLG: 0.375										3	0	0	0	0	0	4									
12 A.J. Pierzynski, L (1,2) OBP: 0.333, SLG: 0.583 38 Cole Armstrong, L (6,2) OBP: 0.500, SLG: 1.250										4	1	1	2	0	0	2									
25 Andruw Jones, R (1,8) OBP: 0.417, SLG: 0.545 70 Jason Botts, S (6,9)										3	1	1	2	0	1	1									
51 Alex Rios, R (1,10) OBP: 0.333, SLG: 0.750 5 Jayson Nix, R (9,PH) OBP: 0.583, SLG: 0.818										3	0	1	1	0	0	0									
74 Josh Kroeger, L (1,3) OBP: 0.250, SLG: 0.250 24 Dayan Viciedo, R (6,3)										3	1	1	0	0	0	0									
77 Brent Morel, R (1,5)										5	1	2	2	0	1	3									
30 Alejandro De Aza, L (1,7) OBP: 0.538, SLG: 0.455										4	1	2	1	0	1	3									
10 Alexei Ramirez, R (1,6) OBP: 0.364, SLG: 0.300 18 Brent Lillibridge, R (6,6) OBP: 0.455, SLG: 0.556										2	1	1	0	1	1	1									
										1	1	1	0	0	0	0									
Inning Stats	R: 0 E: 0 K: 0 S: 4	H: 1 LOB: 1 BB: 0 P: 4	R: 0 E: 0 K: 0 S: 3	H: 0 LOB: 0 BB: 0 P: 3	R: 7 E: 1 K: 1 S: 12	H: 6 LOB: 1 BB: 1 P: 16	R: 0 E: 0 K: 0 S: 3	H: 0 LOB: 0 BB: 0 P: 3	R: 0 E: 0 K: 3 S: 11	H: 2 LOB: 2 BB: 0 P: 11	R: 0 E: 0 K: 0 S: 3	H: 0 LOB: 1 BB: 1 P: 7	R: 1 E: 1 K: 0 S: 5	H: 2 LOB: 1 BB: 0 P: 6	R: 1 E: 0 K: 1 S: 6	H: 2 LOB: 0 BB: 0 P: 6	R: 0 E: 0 K: 1 S: 6	H: 1 LOB: 1 BB: 0 P: 6	1B: 11 2B: 2 3B: 1 HR: 0	SF: 1 SAC: 0 DP: 1 HBP: 0	WP: 1 PB: 1 SB: 0 CS: 0	PA: 43			
PITCHER	IP	WLS	BF	H	R	ER	SO	BB	IBB	HBP	BLK	WP	HR	S	P	ERA	WHIP								
15 Ben Sheets, R (1,1) ERA: 12.46	2.2	L	15	5	6	6	0	1	0	0	0	0	0	14	18	20.25	2.250								
57 Cedrick Bowers, L (3,1) ERA: 2.7	1.1		6	2	1	0	1	0	0	0	0	0	0	8	8	0.00	1.500								
40 Andrew Bailey, R (5,1) ERA:	1.0		5	2	0	0	3	0	0	0	0	0	0	11	11	0.00	2.000								
56 Craig Breslow, L (6,1) ERA:	1.0		4	0	0	0	0	1	0	0	0	0	0	3	7	0.00	1.000								
52 Lenny DiNardo, L (7,1) ERA: 12.0	2.0		9	4	2	2	1	0	0	0	0	1	0	11	12	9.00	2.000								
PITCHER	IP	WLS	BF	H	R	ER	SO	BB	IBB	HBP	BLK	WP	HR	S	P	ERA	WHIP								
39 Brad Kilby, L (9,1) ERA: 11.57	1.0		4	1	0	0	1	0	0	0	0	0	0	6	6	0.00	1.000								

AB	40
R	9
H	14
RBI	9
BB	2
SO	6
LOB	19



Batter	1	2	3	4	5	6	7	8	9	AB	R	H	RBI	BB	SO	LOB	BOTTOM								
11 Rajai Davis, R (1,8) OBP: 0.222, SLG: 0.133 25 Matt Carson, R (7,8)										2	1	0	0	1	0	1	Chicago White Sox @ Oakland Athletics Phoenix Municipal Stadium, Phoenix, AZ Wed Mar 10 2010, 3:09 PM - 5:47 PM EST Att: 3,428 - Partly Cloudy - 61 F								
2 Cliff Pennington, S (1,6) OBP: 0.545, SLG: 0.429 16 Eric Sogard, L (7,6) OBP: 0.455, SLG: 0.556										2	0	0	0	0	1	0									
8 Kurt Suzuki, R (1,2) OBP: 0.333, SLG: 0.667 71 Josh Donaldson, R (7,2) OBP: 0.667, SLG: 2.000										3	0	1	0	0	0	1									
3 Eric Chavez, L (1,3) OBP: 0.500, SLG: 1.500 10 Daric Barton, L (7,3) OBP: 0.333, SLG: 0.300										3	2	2	3	0	0	1									
32 Jack Cust, L (1,10) OBP: 0.364, SLG: 0.818 22 Chris Carter, R (8,PH) OBP: 0.308, SLG: 0.667										0	0	0	1	2	0	0									
23 Michael Taylor, R (1,7) OBP: 0.214, SLG: 0.154 50 Jake Fox, R (7,7)										3	0	0	0	0	1	1									
18 Gabe Gross, L (1,9) OBP: 0.333, SLG: 0.308 6 Travis Buck, L (7,9) OBP: 0.286, SLG: 0.667										3	0	2	0	0	0	0									
1 Eric Patterson, L (1,4) OBP: 0.357, SLG: 0.417 61 Adrian Cardenas, L (8,4) OBP: 0.400, SLG: 0.333										3	0	0	0	0	0	2									
30 Steve Tolleson, R (1,5) OBP: 0.250, SLG: 0.250 2 Gregorio Pettit, R (8,5) OBP: 0.750, SLG: 0.500										0	0	0	0	1	0	0									
										0	0	0	0	1	0	0									
Inning Stats	R: 2 E: 0 K: 1 S: 9	H: 2 LOB: 1 BB: 1 P: 13	R: 0 E: 0 K: 0 S: 4	H: 2 LOB: 1 BB: 0 P: 4	R: 0 E: 0 K: 1 S: 6	H: 1 LOB: 1 BB: 0 P: 6	R: 0 E: 0 K: 0 S: 4	H: 1 LOB: 1 BB: 0 P: 4	R: 0 E: 0 K: 0 S: 3	H: 0 LOB: 0 BB: 0 P: 3	R: 1 E: 0 K: 0 S: 4	H: 1 LOB: 0 BB: 0 P: 6	R: 0 E: 0 K: 0 S: 3	H: 0 LOB: 0 BB: 0 P: 3	R: 1 E: 0 K: 1 S: 7	H: 2 LOB: 2 BB: 1 P: 11	R: 1 E: 0 K: 0 S: 4	H: 1 LOB: 3 BB: 3 P: 16	1B: 6 2B: 2 3B: 0 HR: 2	SF: 0 SAC: 1 DP: 1 HBP: 0	WP: 1 PB: 0 SB: 1 CS: 0	PA: 41			
PITCHER	IP	WLS	BF	H	R	ER	SO	BB	IBB	HBP	BLK	WP	HR	S	P	ERA	WHIP								
41 Daniel Hudson, R (1,1) ERA: 9.0	1.0	W	10	4	2	2	1	1	0	0	0	0	0	10	10	9.00	2.500								
67 Randy Williams, L (3,1) ERA:	2.0		8	2	0	0	1	0	0	0	0	0	0	10	10	0.00	1.000								
48 Jeff Marquez, R (5,1) ERA: 2.25	2.0		7	1	1	1	0	0	0	0	0	0	1	7	9	4.50	0.500								
68 Erick Threets, L (7,1) ERA: 2.7	1.0		3	0	0	0	0	0	0	0	0	0	0	3	3	0.00	0.000								
60 Cleveland Santeliz, R (8,1) ERA: 4.5	1.0		6	2	1	1	1	1	0	0	0	0	0	7	11	9.00	3.000								
PITCHER	IP	WLS	BF	H	R	ER	SO	BB	IBB	HBP	BLK	WP	HR	S	P	ERA	WHIP								
53 Freddy Dolsi, R (9,1) ERA: 13.5	1.0		7	1	1	1	0	3	0	0	0	1	0	4	16	9.00	4.000								

AB	35
R	5
H	10
RBI	5
BB	5
SO	3
LOB	21



Batter	1	2	3	4	5	6	7	8	9	10	AB	R	H	RBI	BB	SO	LOB	TOP		
23 Michael Brantley, L OBP: 0.438, SLG: 0.571 39 Brian Baker, R OBP: 0.182, SLG: 0.100											2	0	2	1	1	0	0	Cleveland Indians @ Chicago White Sox Camelback Ranch, Glendale, AZ Thu Mar 11 2010, 3:13 PM - 6:17 PM EST Sunny - 67 F		
1 Luis Valbuena, L OBP: 0.548, SLG: 0.625 74 Numan Romero, S OBP: 0.600, SLG: 0.500											3	0	0	0	1	0	3			
77 Carlos Santana, S OBP: 0.167, SLG: 0.250											6	0	1	0	0	2	6			
26 Austin Kearns, R 93 Brian Horwitz, R OBP: 0.286, SLG: 0.429											4	1	1	0	0	0	3			
76 Lonnie Chisenhall, L 25 Andy Marte, R OBP: 0.364, SLG: 0.556											3	0	1	1	0	2	0			
68 Wes Hodges, R 8 Chris Gimenez, R OBP: 0.125, SLG: 0.143											3	0	2	0	0	1	1			
30 Lou Marson, R 16 Wyatt Toregas, R 6 Luis Antonio Rodriguez, R 65 Damaso Espino, R											2	1	0	0	0	0	2			
71 Nick Weglarz, L 82 Tim Fedoroff, L											1	1	0	0	3	0	0			
66 Jason Donald, R 70 Carlos Rivera, R OBP: 0.333, SLG: 0.333											2	0	1	1	0	0	0			
Inning Stats	R: 0 E: 0 K: 0 S: 3	H: 1 LOB: 0 BB: 0 P: 4	R: 3 E: 0 K: 1 S: 9	H: 4 LOB: 2 BB: 1 P: 13	R: 0 E: 0 K: 2 S: 7	H: 0 LOB: 0 BB: 0 P: 7	R: 0 E: 0 K: 0 S: 3	H: 1 LOB: 0 BB: 0 P: 3	R: 0 E: 0 K: 1 S: 6	H: 1 LOB: 1 BB: 0 P: 6	R: 1 E: 0 K: 1 S: 7	H: 2 LOB: 2 BB: 1 P: 11	R: 1 E: 0 K: 3 S: 10	H: 1 LOB: 2 BB: 2 P: 18	R: 0 E: 0 K: 1 S: 6	H: 1 LOB: 2 BB: 1 P: 10	1B: 9 2B: 2 3B: 1 HR: 0		SF: 0 SAC: 0 DP: 1 HBP: 0	WP: 0 PB: 0 SB: 2 CS: 1
PITCHER	IP WLS BF H R ER SO BB IBB HBP BLK WP HR S P ERA WHIP	IP WLS BF H R ER SO BB IBB HBP BLK WP HR S P ERA WHIP	IP WLS BF H R ER SO BB IBB HBP BLK WP HR S P ERA WHIP	IP WLS BF H R ER SO BB IBB HBP BLK WP HR S P ERA WHIP	IP WLS BF H R ER SO BB IBB HBP BLK WP HR S P ERA WHIP	IP WLS BF H R ER SO BB IBB HBP BLK WP HR S P ERA WHIP	IP WLS BF H R ER SO BB IBB HBP BLK WP HR S P ERA WHIP	IP WLS BF H R ER SO BB IBB HBP BLK WP HR S P ERA WHIP	IP WLS BF H R ER SO BB IBB HBP BLK WP HR S P ERA WHIP	IP WLS BF H R ER SO BB IBB HBP BLK WP HR S P ERA WHIP	IP WLS BF H R ER SO BB IBB HBP BLK WP HR S P ERA WHIP	IP WLS BF H R ER SO BB IBB HBP BLK WP HR S P ERA WHIP	IP WLS BF H R ER SO BB IBB HBP BLK WP HR S P ERA WHIP	IP WLS BF H R ER SO BB IBB HBP BLK WP HR S P ERA WHIP	IP WLS BF H R ER SO BB IBB HBP BLK WP HR S P ERA WHIP	IP WLS BF H R ER SO BB IBB HBP BLK WP HR S P ERA WHIP	IP WLS BF H R ER SO BB IBB HBP BLK WP HR S P ERA WHIP	IP WLS BF H R ER SO BB IBB HBP BLK WP HR S P ERA WHIP	IP WLS BF H R ER SO BB IBB HBP BLK WP HR S P ERA WHIP	IP WLS BF H R ER SO BB IBB HBP BLK WP HR S P ERA WHIP
43 Freddy Garcia, R ERA: 7.2	46 Sergio Santos, R ERA: 6.0	71 Scott Linebrink, R ERA: 6.0	40 J.J. Putz, R ERA: 6.0	37 Matt Thornton, L ERA: 6.0	47 Daniel Cabrera, R ERA: 13.5	64 Santo Luis, R ERA: 9.0	88 Matt Zaleski, R ERA: 10.1													

AB	40
R	5
H	12
RBI	5
BB	8
SO	11
LOB	24



Batter	1	2	3	4	5	6	7	8	9	10	AB	R	H	RBI	BB	SO	LOB	BOTTOM				
1 Juan Pierre, L OBP: 0.267, SLG: 0.286 30 Alejandro De Azca, L OBP: 0.533, SLG: 0.538											2	0	0	0	0	0	0	Cleveland Indians @ Chicago White Sox Camelback Ranch, Glendale, AZ Thu Mar 11 2010, 3:13 PM - 6:17 PM EST Sunny - 67 F				
75 C.J. Retherford, R OBP: 0.308, SLG: 0.583											4	1	1	2	1	0	2					
20 Carlos Quentin, R OBP: 0.267, SLG: 0.796 63 Stefan Cantrell, R OBP: 0.222, SLG: 0.333											3	1	2	0	0	0	1					
14 Paul Konerko, R 24 Davan Viciedo, R OBP: 0.273, SLG: 0.273											3	0	1	1	0	0	1					
7 Mark Kotsay, L 74 Josh Kroeger, L OBP: 0.286, SLG: 0.286											2	0	1	0	0	0	0					
51 Alex Rios, R 76 Jordan Danks, L OBP: 0.467, SLG: 0.200											3	0	0	0	0	0	1					
10 Alexei Ramirez, R 18 Brent Lillibridge, R OBP: 0.385, SLG: 0.455											2	0	0	0	0	1	0					
23 Mark Teahen, L 5 Jayson Nix, R OBP: 0.500, SLG: 0.692											2	0	0	0	0	0	0					
27 Ramon Castro, R 55 Donny Lucy, R OBP: 0.571, SLG: 0.400											2	1	1	1	0	1	0					
Inning Stats	R: 1 E: 0 K: 0 S: 5	H: 2 LOB: 1 BB: 0 P: 5	R: 0 E: 0 K: 1 S: 5	H: 0 LOB: 0 BB: 0 P: 5	R: 0 E: 0 K: 1 S: 4	H: 0 LOB: 0 BB: 0 P: 6	R: 0 E: 0 K: 0 S: 4	H: 1 LOB: 1 BB: 0 P: 4	R: 1 E: 0 K: 0 S: 6	H: 1 LOB: 0 BB: 0 P: 9	R: 0 E: 0 K: 0 S: 2	H: 0 LOB: 0 BB: 0 P: 6	R: 0 E: 0 K: 1 S: 10	H: 5 LOB: 3 BB: 1 P: 14	R: 0 E: 0 K: 1 S: 5	H: 0 LOB: 1 BB: 0 P: 9	R: 0 E: 0 K: 0 S: 3		H: 0 LOB: 0 BB: 0 P: 3	1B: 5 2B: 2 3B: 0 HR: 2	SF: 0 SAC: 0 DP: 1 HBP: 1	WP: 0 PB: 0 SB: 0 CS: 1
PITCHER	IP WLS BF H R ER SO BB IBB HBP BLK WP HR S P ERA WHIP	IP WLS BF H R ER SO BB IBB HBP BLK WP HR S P ERA WHIP	IP WLS BF H R ER SO BB IBB HBP BLK WP HR S P ERA WHIP	IP WLS BF H R ER SO BB IBB HBP BLK WP HR S P ERA WHIP	IP WLS BF H R ER SO BB IBB HBP BLK WP HR S P ERA WHIP	IP WLS BF H R ER SO BB IBB HBP BLK WP HR S P ERA WHIP	IP WLS BF H R ER SO BB IBB HBP BLK WP HR S P ERA WHIP	IP WLS BF H R ER SO BB IBB HBP BLK WP HR S P ERA WHIP	IP WLS BF H R ER SO BB IBB HBP BLK WP HR S P ERA WHIP	IP WLS BF H R ER SO BB IBB HBP BLK WP HR S P ERA WHIP	IP WLS BF H R ER SO BB IBB HBP BLK WP HR S P ERA WHIP	IP WLS BF H R ER SO BB IBB HBP BLK WP HR S P ERA WHIP	IP WLS BF H R ER SO BB IBB HBP BLK WP HR S P ERA WHIP	IP WLS BF H R ER SO BB IBB HBP BLK WP HR S P ERA WHIP	IP WLS BF H R ER SO BB IBB HBP BLK WP HR S P ERA WHIP	IP WLS BF H R ER SO BB IBB HBP BLK WP HR S P ERA WHIP	IP WLS BF H R ER SO BB IBB HBP BLK WP HR S P ERA WHIP	IP WLS BF H R ER SO BB IBB HBP BLK WP HR S P ERA WHIP	IP WLS BF H R ER SO BB IBB HBP BLK WP HR S P ERA WHIP	IP WLS BF H R ER SO BB IBB HBP BLK WP HR S P ERA WHIP		
51 Mitch Talbot, R ERA: 1.8	54 Chris Perez, R ERA: 3.0	64 Yohan Pino, R ERA: 3.0	79 Alex White, R ERA: 3.0	31 Jamey Wright, R ERA: 3.0	40 Jess Todd, R ERA: 11.57	69 Jeanmar Gómez, R ERA: 8.1	50 Jensen Lewis, R ERA: 2.25	75 Héctor Rondón, R ERA: 10.1														

AB	37
R	5
H	9
RBI	5
BB	3
SO	4
LOB	11



Batter	1	2	3	4	5	6	7	8	9	AB	R	H	RBI	BB	SO	LOB	TOP								
1 Juan Pierre, L (1,7) 85 Christian Marrero, L (7,7)	1-0 75 G3 1B		2-1 75 G6-3 1-H		1-1 SH1-3		2-1 75 G4-3 2B		4-0 83 G2-3 E BB	3	1	2	0	0	0	0									
75 C.J. Retherford, R (1,4) 83 Eduardo Escobar, Sr, PH	1-0 G3		1-1 G6-3		1-2 25 BB 14 BB 7 1B		1-2 G4-3		1-1 G2-3	4	1	1	1	0	0	3									
14 Paul Konerko, R (1,10) 84 Dale Mollenhauer, L (7,FR)	2-1 G5-3		0-1 F9		4-2 25 BB 7 1B BB		4-1 G4-3 BB		0-1 E7	2	1	0	0	2	0	2									
25 Andruw Jones, R (1,8) Kenneth Williams, S (5,8)	2-3 K				1-1 7 1B 27 F7-2 1B		4-1 7 1B BB		0-0 G5-3	2	0	1	1	1	1	1									
7 Mark Kotsay, L (1,3) 85 Jim Gallagher, L (5,3)		3-2 G3			2-2 23 G1-3 1B		0-0 23 G4-6-3 1B			3	0	2	2	0	0	0									
23 Mark Teahen, L (1,5) 5 Jayson Nix, R (5,5)		1-0 G5-3			0-2 G1-3		1-0 G4-6-3		0-0 G6-3	3	0	0	0	0	0	4									
27 Ramon Castro, R (1,2) 55 Donny Lucy, R (6,2)		2-2 G6-3			2-2 F7-2		0-2 G4-3		1-0 F7	3	0	0	0	0	0	2									
30 Alejandro De Aza, L (1,9)			3-3 K		4-0 1 SH1-3 75 1B BB		0-1 18 CS 1B		1-3 K	3	1	1	0	1	2	0									
18 Brent Lillibridge, R (1,6)			0-0 E6 1 S E		4-2 75 1B 25 BB BB		0-1 G6-3		2-3 K	3	2	0	0	1	1	1									
Inning Stats	R: 0 E: 0 K: 1 S: 7	H: 1 LOB: 1 BB: 0 P: 13	R: 0 E: 0 K: 0 S: 8	H: 0 LOB: 0 BB: 0 P: 14	R: 1 E: 2 K: 1 S: 11	H: 0 LOB: 1 BB: 0 P: 17	R: 0 E: 0 K: 0 S: 12	H: 2 LOB: 1 BB: 0 P: 17	R: 4 E: 0 K: 0 S: 13	H: 2 LOB: 1 BB: 4 P: 32	R: 0 E: 0 K: 0 S: 7	H: 1 LOB: 0 BB: 0 P: 7	R: 1 E: 0 K: 0 S: 10	H: 1 LOB: 2 BB: 1 P: 19	R: 0 E: 0 K: 1 S: 6	H: 0 LOB: 0 BB: 0 P: 8	R: 1 E: 1 K: 1 S: 9	H: 0 LOB: 1 BB: 1 P: 16	1B: 6 2B: 2 3B: 0 HR: 0	SF: 0 SAC: 1 DP: 2 HBP: 0	WP: 0 PB: 0 SB: 2 CS: 1	PA: 40			
PITCHER	IP	WLS	BF	H	R	ER	SO	BB	IBB	HBP	BLK	WP	HR	S	P	ERA	WHIP								
46 Ryan Dempster, R (1,1) ERA: 3.0	3.0		12	1	1	0	2	0	0	0	0	0	0	26	44	0.00	0.333								
68 J.R. Mathes, L (4,1) ERA: 10.8	2.0	B	12	4	4	4	0	4	0	0	0	0	0	25	49	18.00	4.000								
78 Jeff Kennard, R (6,1) ERA: 16.88	2.0		8	2	1	1	0	1	0	0	0	0	0	17	26	4.50	1.500								
48 John Gaub, L (8,1) ERA: 2.7	1.0	W	3	0	0	0	1	0	0	0	0	0	0	6	8	0.00	0.000								
64 Justin Berg, R (9,1) ERA: 3.0	1.0	S	5	0	1	0	1	1	0	0	0	0	0	9	16	0.00	1.000								

Chicago White Sox @ Chicago Cubs
Cashman Field, Las Vegas, NV
Sat Mar 13 2010, 4:06 PM - 6:48 PM EST
Att: 11,563 - Partly Cloudy - 67 F

AB 33
R 7
H 7
RBI 5
BB 6
SO 4
LOB 18



Batter	1	2	3	4	5	6	7	8	9	AB	R	H	RBI	BB	SO	LOB	BOTTOM								
2 Ryan Theriot, R (1,6) 77 DJ LeMahieu, R (4,6)	3-2 G4-3	1-2 G4-3			1-1 1-3 1B		2-0 G4-3	0-0 E6		2	0	0	0	0	0	1									
1 Kosuke Fukudome, L (1,9) Kyler Burke, L (4,9)	0-0 24 G4-6-3 1B		1-0 F9		2-2 SF7			K		2	0	1	0	0	0	0									
24 Marlon Byrd, R (1,8) 58 Brett Jackson, L (4,8)	1-0 G4-6-3		1-0 G6-3		3-H P6			K		2	0	0	0	0	0	1									
15 Kevin Millar, R (1,3) 6 Micah Hoffpauir, R (4,3)		1-1 18 BB 28 2B 1B		1-1 G1-3		2-0 F8		0-0 56 1B 73 1B 2B		2	1	1	0	0	0	0									
18 Geovany Soto, R (1,10) 56 Brad Snyder, L (6,PH)		4-2 28 BB 2B BB			0-3 K		1-3 K	0-0 73 1B 61 FC6-4 1B		1	1	0	0	1	1	0									
17 Mike Fontenot, L (1,4) 73 Ryan Flaherty, L (5,4)		0-3 K		2-1 G4-3		1-1 F8		3-2 61 FC6-4 1B		2	0	0	0	0	1	2									
28 Jeff Baker, R (1,5) 61 Josh Vitters, R (5,5)		3-2 71 2B 2B		1-1 G1-3			1-0 F9	2-2 72 2B 77 E FC6-4 1B		2	1	1	2	0	0	0									
71 Robinson Chirinos, R (1,2) 72 Wellington Castillo, R (8,2)		3-2 27 G4-3 2H 2B			4-0 27 FC6-4 BB		2-2 F9	0-1 77 E 2B		2	0	2	1	1	0	0									
27 Sam Fuld, L (1,7) 57 Matt Camp, L (6,7)		1-0 G4-3			1-1 FC6-4 SF7 BB		0-0 F8	4-2 77 E BB		2	1	0	0	0	0	2									
Inning Stats	R: 0 E: 0 K: 0 S: 5	H: 3 LOB: 1 BB: 1 P: 30	R: 0 E: 0 K: 0 S: 4	H: 0 LOB: 0 BB: 0 P: 7	R: 0 E: 0 K: 1 S: 7	H: 0 LOB: 0 BB: 0 P: 10	R: 0 E: 0 K: 1 S: 6	H: 0 LOB: 0 BB: 0 P: 10	R: 0 E: 0 K: 2 S: 21	H: 4 LOB: 3 BB: 2 P: 38	R: 4 E: 1 K: 2 S: 6	H: 4 LOB: 2 BB: 2 P: 11	R: 2 E: 1 K: 2 S: 21	H: 1 LOB: 1 BB: 0 P: 11	R: 4 E: 1 K: 2 S: 21	H: 4 LOB: 3 BB: 2 P: 38	1B: 6 2B: 4 3B: 0 HR: 0	SF: 1 SAC: 0 DP: 1 HBP: 0	WP: 0 PB: 0 SB: 0 CS: 0	PA: 38					
PITCHER	IP	WLS	BF	H	R	ER	SO	BB	IBB	HBP	BLK	WP	HR	S	P	ERA	WHIP								
58 Lucas Harrell, R (1,1) ERA: 7.5	4.0		16	4	3	3	2	1	0	0	0	0	0	33	56	6.75	1.250								
48 Jeff Marquez, R (5,1) ERA: 5.14	3.1	L	17	5	5	4	2	2	0	0	0	0	0	32	59	10.80	2.100								
Justin Cassel, R (8,1) ERA: 5.4	0.2		5	1	0	0	1	1	0	0	0	0	0	12	20	0.00	3.000								

Chicago White Sox @ Chicago Cubs
Cashman Field, Las Vegas, NV
Sat Mar 13 2010, 4:06 PM - 6:48 PM EST
Att: 11,563 - Partly Cloudy - 67 F

AB 33
R 8
H 10
RBI 7
BB 4
SO 5
LOB 15



Batter	1	2	3	4	5	6	7	8	9	AB	R	H	RBI	BB	SO	LOB	TOP								
27 Carlos Gómez, R OBP: 0.304, SLG: 0.364 63 Adam Stern, L OBP: 0.375, SLG: 0.600	F8		G6-3			F8		92 1B 2H	SF7	3	0	1	0	0	0	0									
2 Joe Inglett, L OBP: 0.381, SLG: 0.400	F8					F8		91 1B BB	SF8	3	1	1	1	1	0	1									
8 Ryan Braun, R OBP: 0.438, SLG: 0.550 92 Norris Hopper, R OBP: 0.500, SLG: 0.800	K			FC6		FC6-4-5		91 1B 1-2	G4-3	3	0	0	0	0	1	2									
15 Jim Edmonds, L OBP: 0.421, SLG: 0.647 91 Lee Haydel, L		K		K		G1-3		91 1B 3H		3	0	0	0	0	2	3									
14 Casey McGehee, R OBP: 0.211, SLG: 0.263 Zelous Wheeler, R OBP: 0.800, SLG: 0.750		K		F7			K	79 1B 1B		3	0	0	0	0	2	2									
9 Grego Zaun, S OBP: 0.474, SLG: 0.765 79 Martin Maldonado, R OBP: 0.687, SLG: 0.930		F7		G3			L5	1-3		3	0	0	0	0	0	2									
16 George Kottaras, L OBP: 0.318, SLG: 0.789 13 Angel Salome, R OBP: 0.375, SLG: 0.286			HR			F9			G1-4-3	3	1	1	1	0	0	0									
66 Steffan Wilson, R OBP: 0.360, SLG: 0.250			K			P4		75 1B 63 3B		3	2	1	0	1	1	0									
75 Luis Alfonso Cruz, R			G5-3			G5-3		75 SH1-4 63 3B		2	0	0	0	0	0	0									
Inning Stats	R: 0 E: 0 K: 1 S: 5	H: 0 LOB: 0 BB: 0 P: 5	R: 0 E: 0 K: 2 S: 7	H: 0 LOB: 0 BB: 0 P: 7	R: 1 E: 0 K: 1 S: 8	H: 1 LOB: 0 BB: 0 P: 11	R: 0 E: 1 K: 1 S: 7	H: 1 LOB: 2 BB: 0 P: 7	R: 0 E: 0 K: 0 S: 3	H: 0 LOB: 0 BB: 0 P: 3	R: 0 E: 0 K: 1 S: 4	H: 1 LOB: 1 BB: 0 P: 5	R: 0 E: 0 K: 1 S: 5	H: 0 LOB: 0 BB: 0 P: 5	R: 4 E: 0 K: 1 S: 8	H: 4 LOB: 2 BB: 2 P: 16	R: 2 E: 0 K: 0 S: 5	H: 2 LOB: 1 BB: 0 P: 6	1B: 7 2B: 0 3B: 1 HR: 1	SF: 2 SAC: 1 DP: 0 HBP: 1	WP: 0 PB: 0 SB: 1 CS: 0	PA: 39			
PITCHER	IP	WLS	BF	H	R	ER	SO	BB	IBB	HBP	BLK	WP	HR	S	P	ERA	WHIP								
34 Gavin Floyd, R ERA: 1.5	4.0		15	2	1	1	5	0	0	0	0	0	1	27	30	2.25	0.500								
84 Héctor Santiago, L ERA: 6.1	1.0		3	0	0	0	0	0	0	0	0	0	0	3	3	0.00	0.000								
41 Daniel Hudson, R ERA: 7.5	1.0		4	1	0	0	0	0	0	0	0	0	0	4	5	0.00	1.000								
67 Randy Williams, L ERA: 21.0	1.0	L	8	4	4	4	1	2	0	0	0	0	0	8	16	36.00	6.000								
68 Erick Threets, L ERA: 6.23	1.0		6	2	2	2	0	0	0	1	0	0	0	5	6	18.00	2.000								

Milwaukee Brewers @ Chicago White Sox
 Camelback Ranch, Glendale, AZ
 Sat Mar 13 2010, 3:09 PM - 5:41 PM EST
 Att: 4,395 - Sunny - 75 F

AB	33
R	7
H	9
RBI	5
BB	2
SO	7
LOB	11



Batter	1	2	3	4	5	6	7	8	9	AB	R	H	RBI	BB	SO	LOB	BOTTOM								
76 Jordan Danks, L OBP: 0.333, SLG: 0.158	G4-3		K			K		G5-3		4	0	0	0	0	2	1									
15 Gordon Beckham, R OBP: 0.438, SLG: 0.714 82 Javier Colina, R	K		G6-4-3					G5-3		3	0	1	0	0	1	1									
20 Carlos Quentin, R OBP: 0.261, SLG: 0.591 63 Stefan Gartrell, R OBP: 0.357, SLG: 0.462	F9			K		F7			91 1B WP	3	0	0	0	0	1	1									
51 Alex Rios, R OBP: 0.333, SLG: 0.824 89 Trayce Thompson, R		G6-3		L5		G5-3			K	3	1	1	0	0	0	1									
10 Alexei Ramirez, R OBP: 0.263, SLG: 0.222 Juan Silvero, R OBP: 0.167, SLG: 0.333		G6-3					F9		F8	2	0	1	0	0	0	1									
38 Cole Armstrong, L OBP: 0.250, SLG: 0.625 91 Jared Price, R OBP: 1.000, SLG: 1.000		E3		L3			F7			3	0	0	1	0	0	1									
70 Jason Botts, S OBP: 0.154, SLG: 0.083		K				F9			K	4	0	1	0	0	2	2									
24 Dayan Viciedo, R OBP: 0.250, SLG: 0.250		P3				G6-3				3	0	0	0	0	1	2									
77 Brent Morel, R OBP: 0.273, SLG: 0.455 74 Josh Kroeger, L OBP: 0.278, SLG: 0.389						K			P6	2	0	1	0	0	1	0									
Inning Stats	R: 0 E: 0 K: 1 S: 5	H: 0 LOB: 0 BB: 0 P: 5	R: 1 E: 1 K: 1 S: 7	H: 1 LOB: 1 BB: 0 P: 7	R: 0 E: 0 K: 1 S: 5	H: 1 LOB: 0 BB: 0 P: 5	R: 0 E: 0 K: 1 S: 6	H: 1 LOB: 1 BB: 0 P: 6	R: 0 E: 0 K: 0 S: 3	H: 0 LOB: 0 BB: 0 P: 3	R: 1 E: 0 K: 2 S: 9	H: 2 LOB: 1 BB: 0 P: 10	1B: 5 2B: 2 3B: 0 HR: 0	SF: 0 SAC: 0 DP: 1 HBP: 0	WP: 1 PB: 0 SB: 1 CS: 0	PA: 34									
PITCHER	IP	WLS	BF	H	R	ER	SO	BB	IBB	HBP	BLK	WP	HR	S	P	ERA	WHIP								
31 Dave Bush, R ERA: 2.7	4.0		15	3	1	1	4	0	0	0	0	0	0	23	24	2.25	0.750								
60 Todd Coffey, R ERA: 7.1	2.0		7	1	0	0	2	0	0	0	0	0	0	11	11	0.00	0.500								
70 Zach Braddock, L ERA: 12.0	2.0	W	7	1	0	0	1	0	0	0	0	0	0	9	9	0.00	0.500								
76 A.J. Murray, L ERA: 12.0	1.0		5	2	1	1	2	0	0	0	0	1	0	9	10	9.00	2.000								

Milwaukee Brewers @ Chicago White Sox
 Camelback Ranch, Glendale, AZ
 Sat Mar 13 2010, 3:09 PM - 5:41 PM EST
 Att: 4,395 - Sunny - 75 F

AB	34
R	2
H	7
RBI	2
BB	0
SO	9
LOB	12



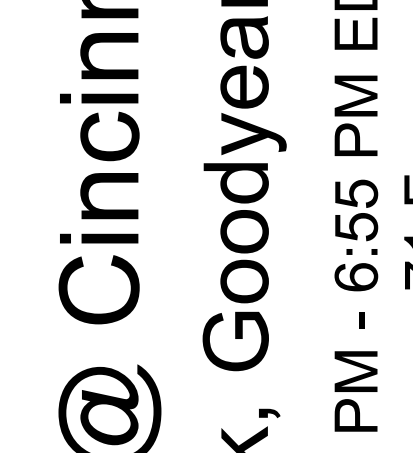
Batter	1	2	3	4	5	6	7	8	9	AB	R	H	RBI	BB	SO	LOB	TOP					
76 Jordan Danks, L (1.7) OBP: 0.414, SLG: 0.190										2	1	1	0	3	1	0	Chicago White Sox @ Cincinnati Reds Goodyear Ballpark, Goodyear, AZ Sun Mar 14 2010, 4:13 PM - 6:55 PM EDT Att: 4,582 - Sunny - 71 F					
15 Gordon Beckham, R (1.4) OBP: 0.450, SLG: 0.947										3	0	1	0	1	0	1						
75 C.J. Retherford, R (7.4) OBP: 0.400, SLG: 0.611										1	1	1	0	0	0	0						
20 Carlos Quentin, R (1.9) OBP: 0.269, SLG: 0.560										3	0	1	0	0	0	2						
63 Stefan Gartrell, R (6.9) OBP: 0.375, SLG: 0.533										2	1	1	2	0	0	2						
12 A.J. Pierzynski, L (1.2) OBP: 0.316, SLG: 0.474										3	0	1	0	0	0	1						
55 Donny Lucy, R (6.2) OBP: 0.417, SLG: 0.400										2	1	1	1	0	0	0						
51 Alex Rios, R (1.8) OBP: 0.333, SLG: 0.737										2	1	0	0	1	0	2						
30 Alejandro De Aza, L (6.8) OBP: 0.560, SLG: 0.952										2	0	2	1	0	0	0						
10 Alexei Ramirez, R (1.6) OBP: 0.318, SLG: 0.288										3	0	2	1	0	0	0						
18 Brent Lillibridge, R (6.6) OBP: 0.350, SLG: 0.353										2	0	0	0	0	0	2						
11 Omar Vizquel, S (1.5) ERA: 0.222, SLG: 0.278										3	0	2	0	0	0	1						
77 Brent Morel, R (6.5) OBP: 0.261, SLG: 0.435										1	0	0	0	0	1	1						
26 Tyler Flowers, R (1.10) OBP: 0.385, SLG: 0.111										4	0	0	0	0	1	3						
24 Dayan Viedro, R (1.3) OBP: 0.200, SLG: 0.200										4	0	0	0	0	1	1						
Inning Stats	R: 0 E: 0 K: 1 S: 7	H: 2 LOB: 2 BB: 0 P: 7	R: 0 E: 1 K: 1 S: 6	H: 1 LOB: 1 BB: 0 P: 6	R: 0 E: 0 K: 0 S: 2	H: 0 LOB: 1 BB: 2 P: 10	R: 0 E: 0 K: 0 S: 4	H: 2 LOB: 1 BB: 0 P: 4	R: 0 E: 0 K: 0 S: 3	H: 0 LOB: 1 BB: 1 P: 7	R: 1 E: 0 K: 0 S: 3	H: 1 LOB: 0 BB: 1 P: 8	R: 0 E: 0 K: 1 S: 7	H: 2 LOB: 2 BB: 0 P: 7	R: 0 E: 0 K: 1 S: 6	H: 1 LOB: 1 BB: 0 P: 6	R: 4 E: 0 K: 0 S: 7	H: 4 LOB: 1 BB: 1 P: 12	1B: 8 2B: 5 3B: 1 HR: 0	SF: 0 SAC: 0 DP: 2 HBP: 0	WP: 1 PB: 0 SB: 0 CS: 2	PA: 42
PITCHER	IP WLS BF H R ER SO BB IBB HBP BLK WP HR S P ERA WHIP	3.0 13 3 0 0 2 0 0 0 0 0 0 15 23 0.00 1.667	1.0 4 2 0 0 0 0 0 0 0 0 0 4 4 0.00 2.000	1.0 4 0 0 0 0 1 0 0 0 0 0 3 7 0.00 1.000	1.0 4 1 1 1 0 1 0 0 0 1 0 3 8 9.00 2.000	2.0 9 3 0 0 2 0 0 0 0 0 0 13 13 0.00 1.500	PITCHER		IP WLS BF H R ER SO BB IBB HBP BLK WP HR S P ERA WHIP	1.0 8 4 4 4 0 1 0 0 0 0 0 7 12 36.00 5.000												
56 Matt Maloney, L (1.1) ERA: 6.75											67 Jordan Smith, R (9.1) ERA: 27.0											

Batter	1	2	3	4	5	6	7	8	9	AB	R	H	RBI	BB	SO	LOB	BOTTOM					
6 Drew Stubbs, R (1.8) OBP: 0.217, SLG: 0.250										4	1	1	0	0	1	2	Chicago White Sox @ Cincinnati Reds Goodyear Ballpark, Goodyear, AZ Sun Mar 14 2010, 4:13 PM - 6:55 PM EDT Att: 4,582 - Sunny - 71 F					
58 Josh Anderson, L (8.8) OBP: 0.125, SLG: 0.250										1	0	0	0	0	0	0						
2 Orlando Cabrera, R (1.6) OBP: 0.333, SLG: 0.267										3	0	1	0	0	1	1						
43 Miguel Cairo, R (6. PH) OBP: 0.455, SLG: 0.750										2	0	0	0	0	1	0						
19 Joey Votto, L (1.3) OBP: 0.250, SLG: 0.389										3	1	2	1	0	0	1						
70 Todd Frazier, R (7.3) OBP: 0.400, SLG: 0.333										1	1	0	0	1	0	0						
4 Brandon Phillips, R (1.10) OBP: 0.318, SLG: 0.294										3	1	2	3	1	0	1						
64 Juan Francisco, L (9. PH) OBP: 0.385, SLG: 0.917										1	0	0	0	0	0	0						
27 Scott Rolen, R (1.5) OBP: 0.294, SLG: 0.333										1	0	0	0	2	0	3						
15 Drew Sutton, S (6.5) OBP: 0.500, SLG: 0.333										2	0	1	0	0	1	0						
32 Jay Bruce, L (1.9) OBP: 0.350, SLG: 0.550										3	0	1	1	0	0	2						
21 Chris Dickerson, L (6.9) OBP: 0.333, SLG: 0.412										1	0	0	0	0	1	1						
31 Jonny Gomes, R (1.7) OBP: 0.276, SLG: 0.667										3	0	0	0	0	0	2						
25 Wladimir Balentien, R (6.7) OBP: 0.333, SLG: 0.500										1	0	0	0	0	1	1						
55 Ramon Hernandez, R (1.2) OBP: 0.727, SLG: 0.833										1	1	0	0	2	1	0						
29 Ryan Hanigan, R (6.2) OBP: 0.250, SLG: 0.625										1	0	0	0	0	0	1						
3 Aaron Miles, S (1.4) OBP: 0.200, SLG: 0.200										3	0	0	0	0	1	2						
60 Chris Valaika, R (7.4) OBP: 0.200, SLG: 0.200										1	0	0	0	0	0	0						
Inning Stats	R: 1 E: 0 K: 1 S: 7	H: 2 LOB: 1 BB: 1 P: 11	R: 0 E: 0 K: 1 S: 5	H: 0 LOB: 1 BB: 1 P: 9	R: 1 E: 0 K: 0 S: 5	H: 2 LOB: 2 BB: 1 P: 9	R: 1 E: 0 K: 0 S: 6	H: 2 LOB: 3 BB: 2 P: 14	R: 0 E: 0 K: 1 S: 5	H: 0 LOB: 0 BB: 0 P: 5	R: 0 E: 0 K: 2 S: 7	H: 0 LOB: 0 BB: 0 P: 7	R: 2 E: 0 K: 2 S: 11	H: 2 LOB: 1 BB: 1 P: 16	R: 0 E: 0 K: 0 S: 3	H: 0 LOB: 0 BB: 0 P: 3	R: 0 E: 0 K: 1 S: 5	H: 0 LOB: 0 BB: 0 P: 5	1B: 6 2B: 1 3B: 0 HR: 1	SF: 0 SAC: 0 DP: 0 HBP: 0	WP: 0 PB: 0 SB: 1 CS: 0	PA: 41
PITCHER	IP WLS BF H R ER SO BB IBB HBP BLK WP HR S P ERA WHIP	3.2 21 6 3 2 2 4 0 0 0 0 0 0 6 10 0.00 0.750	1.0 5 0 0 0 1 1 0 0 0 0 0 6 10 0.00 0.750	1.0 3 0 0 0 2 0 0 0 0 0 0 7 7 0.00 0.000	1.0 6 2 2 2 2 1 0 0 0 0 1 11 16 18.00 3.000	1.0 3 0 0 0 0 0 0 0 0 0 0 3 3 0.00 0.000	PITCHER		IP WLS BF H R ER SO BB IBB HBP BLK WP HR S P ERA WHIP	1.0 3 0 0 0 1 0 0 0 0 0 0 5 5 0.00 0.000												
50 John Danks, L (1.1) ERA: 2.08											Tyson Corley, R (9.1) ERA:											

AB 37
R 5
H 13
RBI 5
BB 5
SO 4
LOB 16



AB 35
R 5
H 8
RBI 5
BB 6
SO 8
LOB 17



Batter	1	2	3	4	5	6	7	8	9	AB	R	H	RBI	BB	SO	LOB	TOP					
3 Eric Young Jr. S OBP: 0.188, SLG: 0.273	F8		24 1B		F7			24 BB		3	1	1	0	1	0	0	Colorado Rockies @ Chicago White Sox Camelback Ranch, Glendale, AZ Tue Mar 16 20:10, 4:16 PM - 6:58 PM EDT Att: 5,741 - Sunny - 81 F					
24 Dexter Fowler S OBP: 0.423, SLG: 0.333	K		1B		K			BB		3	0	1	1	1	2	0						
7 Seth Smith L OBP: 0.393, SLG: 0.577			3-H		F7			BB		3	0	1	0	0	0	1						
64 Cole Garner R OBP: 0.333, SLG: 0.538	1B		G4-3					BB		1	0	0	0	0	1	2						
19 Ryan Spilborghs R OBP: 0.333, SLG: 0.333	G1-3				K			BB		3	0	0	0	0	2	1						
99 Ryan Harvey R OBP: 0.500, SLG: 1.333					K			P4		1	0	0	0	0	2							
9 Ian Stewart L OBP: 0.500, SLG: 0.636					G1-3			F8		3	0	1	0	0	0	0						
13 Matt Miller R OBP: 0.444, SLG: 0.625								G4-3		1	0	0	0	0	0	0						
6 Melvin Mora R OBP: 0.240, SLG: 0.292								L4		3	0	1	0	0	0	1						
86 Travis Metcalf R					1B			G5-3		1	0	0	0	0	0	0						
72 Mike Pauk L OBP: 0.360, SLG: 0.500					G4-3			G5-3		3	0	1	0	0	1	1						
82 Tommy Field R (9, PH)					K			2B		1	0	0	0	0	0	0						
39 Paul Phillips R OBP: 0.357, SLG: 0.462					F9			G1-3		3	0	0	0	0	0	1						
14 Paul Lo Duca R OBP: 0.236, SLG: 0.200										0	0	0	0	0	0	0						
1 Omar Quintanilla L OBP: 0.476, SLG: 0.375										1	0	1	0	0	0	0						
10 Chris Nelson R OBP: 0.333, SLG: 0.400					3 2B			K		2	0	0	0	0	1	0						
Inning Stats	R: 0 E: 0 K: 1 S: 6	H: 1 LOB: 1 BB: 0 P: 6	R: 0 E: 0 K: 0 S: 3	H: 1 LOB: 0 BB: 0 P: 3	R: 1 E: 0 K: 0 S: 5	H: 3 LOB: 1 BB: 0 P: 5	R: 0 E: 0 K: 2 S: 8	H: 1 LOB: 1 BB: 0 P: 8	R: 0 E: 0 K: 0 S: 3	H: 0 LOB: 0 BB: 0 P: 3	R: 0 E: 0 K: 2 S: 7	H: 0 LOB: 0 BB: 0 P: 7	R: 0 E: 0 K: 0 S: 4	H: 1 LOB: 1 BB: 0 P: 4	R: 0 E: 0 K: 2 S: 7	H: 0 LOB: 2 BB: 2 P: 15	R: 0 E: 0 K: 0 S: 3	H: 0 LOB: 0 BB: 0 P: 3	1B: 5 2B: 2 3B: 0 HR: 0	SF: 0 SAC: 0 DP: 1 HBP: 0	WP: 0 PB: 0 SB: 0 CS: 0	PA: 34
PITCHER	IP WLS BF H R ER SO BB IBB HBP BLK WP HR S P ERA WHIP																					
43 Freddy Garcia R ERA: 5.63	3.0 W 12 5 1 1 1 1 0 0 0 0 0 0 0 14 14 3.00 1.667																					
67 Randy Williams L ERA: 5.63	4.1 2.0 7 1 0 0 2 0 0 0 0 0 0 0 11 11 0.00 0.500																					
41 Daniel Hudson R ERA: 5.63	6.1 2.0 7 1 0 0 2 0 0 0 0 0 0 0 11 11 0.00 0.500																					
46 Sergio Santos R ERA: 5.63	8.1 0.2 4 0 0 0 2 2 0 0 0 0 0 0 6 14 0.00 3.000																					
65 Greg Aquino R ERA: 5.63	8.1 1.1 4 0 0 0 0 0 0 0 0 0 0 0 4 4 0.00 0.000																					

Batter	1	2	3	4	5	6	7	8	9	AB	R	H	RBI	BB	SO	LOB	BOTTOM			
1 Juan Pierre L OBP: 0.345, SLG: 0.393	E5	FC1	15 1B		F7			5 HBP		5	1	3	1	0	0	2	Colorado Rockies @ Chicago White Sox Camelback Ranch, Glendale, AZ Tue Mar 16 20:10, 4:16 PM - 6:58 PM EDT Att: 5,741 - Sunny - 81 F			
15 Gordon Beckham R OBP: 0.417, SLG: 0.550	20 FC6-4	G1-3	2-H 3-H		K			1B		3	0	0	0	1	1	4				
5 Jayson Nix R OBP: 0.435, SLG: 0.500	20 FC6-4	1-2 2-3	1-2					HBP		0	0	0	0	0	0	0				
20 Carlos Quentin R OBP: 0.310, SLG: 0.538	FC6-4									1	1	0	0	0	0	2				
63 Stefan Gattrell R OBP: 0.316, SLG: 0.444	51 3B				30 1B			P4		2	0	0	0	0	1	2				
12 A.J. Pierzynski L OBP: 0.304, SLG: 0.435	K	G3-1			FC4			F8		4	0	1	0	0	1	6				
26 Tyler Flowers R OBP: 0.313, SLG: 0.183					30 1B			1B		1	0	0	0	0	0	0				
51 Alex Rios R OBP: 0.391, SLG: 0.850	7 1B							G4-3		1	2	1	2	1	0	0				
30 Alejandro De Aza L OBP: 0.500, SLG: 0.655	1-H 3-H				7 1B			F7		3	0	1	0	0	0	1				
7 Mark Kotsky L OBP: 0.500, SLG: 0.435	3-H				23 SH2-4			G3		4	1	3	1	0	0	3				
24 Dayan Viciedo R OBP: 0.182, SLG: 0.182	10 S				1 WP			1B		1	0	0	0	0	0	0				
10 Alexei Ramirez R OBP: 0.358, SLG: 0.290										4	1	1	1	0	1	5				
18 Brent Lillibridge R OBP: 0.318, SLG: 0.316	K				23 SH2-4			F7		0	0	0	0	0	0	0				
23 Mark Teahen L OBP: 0.190, SLG: 0.150										1	0	1	0	1	0	0				
77 Brent Morel R OBP: 0.240, SLG: 0.400					15 G1-3			15 BLK		1	0	0	0	0	1	0				
76 Jordan Danks L OBP: 0.364, SLG: 0.160					SH2-4			1B		4	0	0	0	0	2	4				
Inning Stats	R: 3 E: 1 K: 2 S: 10	H: 3 LOB: 1 BB: 1 P: 14	R: 0 E: 1 K: 1 S: 6	H: 0 LOB: 3 BB: 1 P: 11	R: 3 E: 0 K: 0 S: 6	H: 3 LOB: 1 BB: 1 P: 11	R: 0 E: 1 K: 0 S: 4	H: 1 LOB: 2 BB: 0 P: 5	R: 0 E: 0 K: 1 S: 6	H: 1 LOB: 1 BB: 0 P: 6	R: 0 E: 0 K: 1 S: 7	H: 2 LOB: 2 BB: 0 P: 7	R: 0 E: 0 K: 2 S: 8	H: 1 LOB: 2 BB: 0 P: 9	R: 0 E: 0 K: 0 S: 3	H: 0 LOB: 0 BB: 0 P: 3	1B: 10 2B: 1 3B: 1 HR: 0	SF: 0 SAC: 1 DP: 1 HBP: 3	WP: 1 PB: 0 SB: 1 CS: 0	PA: 42
PITCHER	IP WLS BF H R ER SO BB IBB HBP BLK WP HR S P ERA WHIP																			
28 Aaron Cook R ERA: 11.42	3.0 L 20 6 6 6 3 3 0 0 1 0 0 0 0 4 5 0.00 1.000																			
60 Manny Corpas R ERA: 7.11	4.1 1.0 5 1 0 0 0 0 0 0 0 0 0 0 6 6 0.00 1.000																			
56 Franklin Morales L ERA: 11.74	5.1 1.0 4 1 0 0 1 0 0 0 0 1 0 0 7 7 0.00 2.000																			
53 Randy Flores L ERA: 4.91	6.1 1.0 5 2 0 0 1 0 0 0 0 0 0 0 6 7 0.00 2.000																			
47 Samuel Deduno R ERA: 6.0	7.1 2.0 8 1 0 0 2 0 0 0 1 0 0 0 11 12 0.00 0.500																			

AB	32
R	1
H	7
RBI	1
BB	2
SO	7
LOB	9



Batter	1	2	3	4	5	6	7	8	9	AB	R	H	RBI	BB	SO	LOB	TOP				
2 Ryan Theriot, R (1, 6) <small>OBP: 0.594, SLG: 0.607</small> 67 Starlin Castro, R (5, 6) <small>OBP: 0.462, SLG: 0.720</small>	 1B		 1B		 F8		 G4-3		 1B	3	2	2	0	0	0	0	Chicago Cubs @ Chicago White Sox Camelback Ranch, Glendale, AZ Fri Mar 19 2010, 4:17 PM - 6:43 PM EDT Att: 13,413 - Sunny - 73 F				
1 Kosuke Fukudome, L (1, 9) <small>OBP: 0.355, SLG: 0.444</small> 63 James Adduci, L (5, 9) <small>OBP: 0.357, SLG: 0.423</small>	 3B		 F8		 F7		 K		 FC4-6	3	1	1	1	0	0	1					
25 Derrek Lee, R (1, 3) <small>OBP: 0.300, SLG: 0.867</small> 15 Kevin Millar, R (5, 3) <small>OBP: 0.522, SLG: 0.563</small>	 SF8		 HR		 F7		 G5-3		 HR	2	1	1	3	0	0	0					
22 Xavier Nady, R (1, 10) <small>OBP: 0.333, SLG: 0.647</small>	 G5-3		 F7		 F8		 HR		 HR	4	1	1	1	0	0	0					
24 Marlon Byrd, R (1, 8) <small>OBP: 0.345, SLG: 0.571</small> 21 Tyler Colvin, L (6, 7) <small>OBP: 0.486, SLG: 0.714</small>	 K			 HR		 1B		 G4-3		3	2	2	1	0	1	0					
12 Alfonso Soriano, R (1, 7) <small>OBP: 0.276, SLG: 0.484</small> 71 Robinson Chirinos, R (6, 2) <small>OBP: 0.500, SLG: 0.815</small>		 1B		 G5-3		 HR		 K		3	1	2	2	0	0	0					
17 Mike Fontenot, L (1, 4) <small>OBP: 0.387, SLG: 0.590</small> 9 Chad Tracy, L (6, 5) <small>OBP: 0.375, SLG: 0.333</small>		 K		 K		 F8		 G4-3		3	0	0	0	0	2	1					
55 Koyie Hill, S (1, 2) <small>OBP: 0.316, SLG: 0.235</small> 27 Sam Fuld, L (6, PR) <small>OBP: 0.217, SLG: 0.333</small>		 K				 BB		 G5-3		1	0	0	0	2	1	1					
28 Jeff Baker, R (1, 5) <small>OBP: 0.200, SLG: 0.304</small> 65 Darwin Barney, R (6, 4) <small>OBP: 0.333, SLG: 0.316</small>	 CS	 CS	 G6-3	 G3		 G4-3		 G6-3		3	0	0	0	0	0	2					
Inning Stats	R: 2 H: 2 E: 0 K: 1 S: 7	H: 2 LOB: 0 BB: 0 P: 7	R: 0 H: 1 E: 0 K: 2 S: 8	H: 1 LOB: 0 BB: 0 P: 8	R: 2 H: 2 E: 0 K: 0 S: 7	H: 2 LOB: 1 BB: 0 P: 8	R: 1 H: 1 E: 0 K: 1 S: 7	H: 1 LOB: 1 BB: 1 P: 11	R: 0 H: 0 E: 0 K: 0 S: 3	H: 2 LOB: 0 BB: 0 P: 3	R: 0 H: 0 E: 0 K: 1 S: 5	H: 2 LOB: 1 BB: 0 P: 10	R: 0 H: 0 E: 0 K: 1 S: 5	H: 0 LOB: 0 BB: 0 P: 5	R: 1 H: 1 E: 0 K: 1 S: 7	H: 0 LOB: 0 BB: 0 P: 9		R: 0 H: 1 E: 0 K: 0 S: 4	H: 1 LOB: 1 BB: 0 P: 4	1B: 5 2B: 0 3B: 1 HR: 4	SF: 1 SAC: 0 DP: 0 HBP: 0
PITCHER	IP WLS BF H R ER SO BB IBB HBP BLK WP HR S P ERA WHIP		IP WLS BF H R ER SO BB IBB HBP BLK WP HR S P ERA WHIP		IP WLS BF H R ER SO BB IBB HBP BLK WP HR S P ERA WHIP		IP WLS BF H R ER SO BB IBB HBP BLK WP HR S P ERA WHIP		IP WLS BF H R ER SO BB IBB HBP BLK WP HR S P ERA WHIP		IP WLS BF H R ER SO BB IBB HBP BLK WP HR S P ERA WHIP		IP WLS BF H R ER SO BB IBB HBP BLK WP HR S P ERA WHIP		IP WLS BF H R ER SO BB IBB HBP BLK WP HR S P ERA WHIP		IP WLS BF H R ER SO BB IBB HBP BLK WP HR S P ERA WHIP				
50 John Danks, L (1, 1) <small>ERA: 4.61</small> 71 Scott Linebrink, R (6, 1) <small>ERA: 6.0</small> 37 Matt Thornton, L (7, 1) <small>ERA: 6.0</small> 40 J.J. Putz, R (8, 1) <small>ERA: 5.4</small> 68 Erick Threets, L (9, 1) <small>ERA: 4.28</small>	5.0 L 21 6 5 5 4 1 0 0 0 0 2 32 37 9.00 1.400		1.0 6 2 2 2 0 1 0 0 0 0 1 5 10 18.00 3.000	1.0 3 0 0 0 1 0 0 0 0 0 5 5 0.00 0.000	1.0 4 1 1 1 1 0 0 0 0 0 1 7 9 9.00 1.000	1.0 4 1 0 0 0 0 0 0 0 0 4 4 0.00 1.000															
Batter	1	2	3	4	5	6	7	8	9	AB	R	H	RBI	BB	SO	LOB	BOTTOM				
1 Juan Pierre, L (1, 7) <small>OBP: 0.378, SLG: 0.364</small> 76 Jordan Danks, L (8, 7) <small>OBP: 0.343, SLG: 0.148</small>	 B3		 1B	 G1-3			 BB		 G4-3	2	2	0	0	2	0	3					
15 Gordon Beckham, R (1, 4) <small>OBP: 0.438, SLG: 0.593</small> 75 C.J. Retherford, R (8, 4) <small>OBP: 0.391, SLG: 0.571</small>	 F8		 2B		 E6		 BB		 1B	3	1	2	1	1	0	0					
20 Carlos Quentin, R (1, 9) <small>OBP: 0.534, SLG: 0.545</small> 85 Christian Marrero, L (8, 9) <small>OBP: 0.429, SLG: 0.333</small>	 F8		 F8		 G5-3		 BB		 G3-6-3	3	0	0	0	1	0	2					
14 Paul Konerko, R (1, 3) <small>OBP: 0.314, SLG: 0.387</small> 74 Josh Kroeger, R (8, 3) <small>OBP: 0.333, SLG: 0.400</small>		 F7	 G5-3		 SF8		 K		 BB	3	0	0	1	0	1	4					
12 A.J. Pierzynski, L (1, 2) <small>OBP: 0.370, SLG: 0.481</small> 26 Tyler Flowers, R (8, 2) <small>OBP: 0.353, SLG: 0.154</small>		 1B		 1B		 1B		 G3-1		 1B	4	0	3	1	0	0					
10 Alexei Ramirez, R (1, 6) <small>OBP: 0.294, SLG: 0.228</small> 18 Brent Lillibridge, R (8, 6) <small>OBP: 0.304, SLG: 0.300</small>		 P3		 HBP		 F7		 BB		 1B	2	0	0	0	1	0					
7 Mark Kotsay, L (1, 10) <small>OBP: 0.500, SLG: 0.444</small> 5 Jayson Nix, R (9, PH) <small>OBP: 0.417, SLG: 0.476</small>		 1B		 1B		 F8		 F9		 FC6-4	4	0	2	0	0	3					
23 Mark Teahen, L (1, 5) <small>OBP: 0.167, SLG: 0.130</small> 77 Brent Morel, R (8, 5) <small>OBP: 0.231, SLG: 0.385</small>	 G4-3			 FC1-2		 K		 F8		 G4-3	3	0	0	0	1	5					
30 Alejandro De Aza, L (1, 8) <small>OBP: 0.400, SLG: 0.514</small>			 K	 L6		 F8		 G4-3		4	0	0	0	0	1	3					
Inning Stats	R: 0 H: 0 E: 0 K: 0 S: 3	H: 2 LOB: 2 BB: 0 P: 5	R: 0 H: 2 E: 0 K: 0 S: 5	H: 2 LOB: 3 BB: 0 P: 6	R: 1 H: 2 E: 1 K: 0 S: 5	H: 2 LOB: 1 BB: 0 P: 5	R: 0 H: 0 E: 0 K: 1 S: 5	H: 0 LOB: 3 BB: 4 P: 21	R: 0 H: 0 E: 0 K: 0 S: 3	H: 0 LOB: 0 BB: 0 P: 3	R: 1 H: 2 E: 0 K: 1 S: 7	H: 2 LOB: 2 BB: 1 P: 11	1B: 8 2B: 1 3B: 0 HR: 0	SF: 1 SAC: 0 DP: 0 HBP: 1	WP: 1 PA: 43 FB: 0 SB: 0 CS: 0						
PITCHER	IP WLS BF H R ER SO BB IBB HBP BLK WP HR S P ERA WHIP		IP WLS BF H R ER SO BB IBB HBP BLK WP HR S P ERA WHIP		IP WLS BF H R ER SO BB IBB HBP BLK WP HR S P ERA WHIP		IP WLS BF H R ER SO BB IBB HBP BLK WP HR S P ERA WHIP		IP WLS BF H R ER SO BB IBB HBP BLK WP HR S P ERA WHIP		IP WLS BF H R ER SO BB IBB HBP BLK WP HR S P ERA WHIP		IP WLS BF H R ER SO BB IBB HBP BLK WP HR S P ERA WHIP		IP WLS BF H R ER SO BB IBB HBP BLK WP HR S P ERA WHIP		IP WLS BF H R ER SO BB IBB HBP BLK WP HR S P ERA WHIP				
36 Randy Wells, R (1, 1) <small>ERA: 5.68</small> 76 James Russell, L (5, 1) <small>ERA: 3.6</small> 70 Andrew Cashner, R (7, 1) <small>ERA: 3.6</small> 62 Marcos Mateo, R (7, 1) <small>ERA: 9.53</small> 47 Mike Pelfrey, R (8, 1) <small>ERA: 4.15</small>	4.2 W 22 6 2 2 1 0 0 1 0 0 0 0 7 7 0.00 0.750		0.0 3 0 1 1 0 3 0 0 0 0 0 0 0 0 12 ∞ ∞	1.0 H 4 0 0 0 1 1 0 0 0 0 5 9 0.00 1.000	2.0 9 2 1 1 1 1 0 0 0 0 1 0 10 14 4.50 1.500																

Chicago Cubs @ Chicago White Sox
 Camelback Ranch, Glendale, AZ
 Fri Mar 19 2010, 4:17 PM - 6:43 PM EDT
 Att: 13,413 - Sunny - 73 F

AB	35
R	8
H	10
RBI	8
BB	2
SO	6
LOB	6



Chicago Cubs @ Chicago White Sox
 Camelback Ranch, Glendale, AZ
 Fri Mar 19 2010, 4:17 PM - 6:43 PM EDT
 Att: 13,413 - Sunny - 73 F

AB	35
R	4
H	9
RBI	4
BB	6
SO	4
LOB	29



Batter	1	2	3	4	5	6	7	8	9	AB	R	H	RBI	BB	SO	LOB	TOP			
77 Chris Denorfia, R OBP: 0.371, SLG: 0.441	G5-3		F9		1B		G6-3		1B	5	0	2	0	0	0	1	San Diego Padres @ Chicago White Sox Camelback Ranch, Glendale, AZ Sat Mar 20 2010, 4:14 PM - 6:22 PM EDT Att: 6,767 - Sunny - 70 F			
22 David Eckstein, R OBP: 0.250, SLG: 0.222 80 Sean Kazmar Jr., R (7.4)	G6-3		F9		1B		L1-5		G1-3	4	0	1	0	0	0	1				
15 Jerry Hairston, R OBP: 0.444, SLG: 0.545 75 Lance Zawadzki, L OBP: 0.400, SLG: 0.357	1B				F8		FC1-4		G3-1	3	0	1	0	0	0	1				
14 Oscar Salazar, R OBP: 0.440, SLG: 0.400 83 Craig Cooper, R (8.3)	1B				67 1B 70 1B 1B		P3		P4	3	1	1	0	1	0	1				
4 Nick Hundley, R OBP: 0.308, SLG: 0.375 72 Chris Stewart, R OBP: 0.375, SLG: 0.571	K				F7		F8		K	4	0	0	0	0	2	3				
28 Aaron Cunningham, R OBP: 0.429, SLG: 0.383					67 1B 70 1B 1B		K		67 1B 97 1B 1B	4	2	3	0	0	1	0				
67 Logan Forsythe, R OBP: 0.542, SLG: 0.471	K				70 1B 1B		K		G5-3	4	0	1	0	0	2	2				
70 Michael Collins, R OBP: 0.600, SLG: 1.000 16 Matt Stairs, L OBP: 0.348, SLG: 0.450	G6-3				1B				77 1B 1B	2	0	1	2	0	0	0				
97 Daniel Robertson, R OBP: 1.000, SLG: 1.000					1B		3 3B HBP		77 1B 1B	1	0	1	1	0	0	0				
3 Luis Durango, S OBP: 0.438, SLG: 0.440					B1-3		G4-3		K	4	0	1	1	0	1	3				
Inning Stats	R: 0 E: 0 K: 1 S: 6	H: 1 LOB: 2 BB: 1 P: 10	R: 0 E: 0 K: 1 S: 5	H: 1 LOB: 0 BB: 0 P: 5	R: 0 E: 0 K: 0 S: 3	H: 0 LOB: 0 BB: 0 P: 3	R: 2 E: 0 K: 0 S: 7	H: 4 LOB: 2 BB: 0 P: 7	R: 0 E: 0 K: 2 S: 4	H: 0 LOB: 0 BB: 0 P: 7	R: 1 E: 0 K: 0 S: 3	H: 1 LOB: 0 BB: 0 P: 4	R: 0 E: 0 K: 1 S: 5	H: 0 LOB: 0 BB: 0 P: 5	R: 1 E: 0 K: 1 S: 8	H: 3 LOB: 2 BB: 0 P: 10	1B: 11 2B: 1 3B: 1 HR: 0	SF: 0 SAC: 0 DP: 1 HBP: 1	WP: 0 PB: 1 CS: 1 SB: 1	PA: 38
PITCHER	IP WLS BF H R ER SO BB IBB HBP BLK WP HR S P ERA WHIP																			
56 Mark Buehrle, L ERA: 3.86	5.2 L 24 8 2 2 3 1 0 0 0 0 0 0 29 33 3.18 1.588																			
41 Daniel Hudson, R ERA: 5.23	2.1 8 1 1 1 2 0 0 1 0 0 0 0 11 12 3.86 0.429																			
78 Charlie Leesman, L ERA: 2.84	1.0 6 3 1 1 1 0 0 0 0 0 0 0 8 10 9.00 3.000																			

Batter	1	2	3	4	5	6	7	8	9	AB	R	H	RBI	BB	SO	LOB	BOTTOM			
1 Juan Pierre, L OBP: 0.350, SLG: 0.333 30 Alejandro De Aza, L OBP: 0.390, SLG: 0.500	G3		F7				K		K	3	0	0	0	0	1	1	San Diego Padres @ Chicago White Sox Camelback Ranch, Glendale, AZ Sat Mar 20 2010, 4:14 PM - 6:22 PM EDT Att: 6,767 - Sunny - 70 F			
15 Gordon Beckham, R OBP: 0.428, SLG: 0.600 5 Jayson Nix, R OBP: 0.400, SLG: 0.455	2B		K				K		K	3	0	1	0	0	2	1				
20 Carlos Quentin, R OBP: 0.293, SLG: 0.486	K				G5-3		F9		G6-3	4	0	0	0	0	1	2				
14 Paul Konerko, R OBP: 0.308, SLG: 0.400 86 John Shelby, R (9, PR)	G5-3				F7		G5-3		2B	4	0	1	0	0	0	1				
12 A.J. Pierzynski, L OBP: 0.345, SLG: 0.448 26 Tyler Flowers, R OBP: 0.316, SLG: 0.133			F9		G6-3		K		F9	2	0	0	0	0	0	0				
25 Andrew Jones, R OBP: 0.481, SLG: 0.826 86 Justin Greene, R OBP: 0.333, SLG: 0.333			HR				K		K	3	1	1	1	0	2	0				
23 Mark Teahen, L OBP: 0.154, SLG: 0.120 77 Brent Morel, R OBP: 0.259, SLG: 0.407			K				G3-1		1B	2	0	0	0	0	0	0				
11 Omar Vizquel, S OBP: 0.185, SLG: 0.192 18 Brent Lillibridge, R OBP: 0.292, SLG: 0.286			G4-3				K2-3		G6-4-3	2	0	0	0	0	1	0				
76 Jordan Danks, L OBP: 0.368, SLG: 0.172			G4-3				1 WP BB		1B	2	0	1	0	1	0	0				
Inning Stats	R: 0 E: 0 K: 1 S: 6	H: 1 LOB: 0 BB: 0 P: 6	R: 1 E: 0 K: 1 S: 6	H: 1 LOB: 0 BB: 0 P: 7	R: 0 E: 0 K: 1 S: 5	H: 0 LOB: 0 BB: 0 P: 5	R: 0 E: 0 K: 0 S: 3	H: 0 LOB: 0 BB: 0 P: 3	R: 0 E: 0 K: 2 S: 7	H: 0 LOB: 0 BB: 0 P: 7	R: 0 E: 0 K: 2 S: 7	H: 0 LOB: 1 BB: 1 P: 12	R: 0 E: 0 K: 2 S: 6	H: 2 LOB: 1 BB: 0 P: 6	R: 0 E: 0 K: 1 S: 6	H: 1 LOB: 1 BB: 0 P: 6		1B: 2 2B: 2 3B: 0 HR: 1	SF: 0 SAC: 0 DP: 1 HBP: 0	WP: 1 PB: 0 CS: 0 SB: 0
PITCHER	IP WLS BF H R ER SO BB IBB HBP BLK WP HR S P ERA WHIP																			
38 Mat Latos, R ERA: 1.93	5.0 W 17 2 0 0 5 1 0 0 0 0 1 0 27 28 1.80 0.400																			
46 Tim Stauffer, R ERA: 3.6	3.0 H 11 2 0 0 5 1 0 0 0 0 1 0 20 25 0.00 1.000																			
45 Edward Mujica, R ERA:	1.0 S 4 1 0 0 1 0 0 0 0 0 0 0 6 6 0.00 1.000																			

Batter	1	2	3	4	5	6	7	8	9	10	AB	R	H	RBI	BB	SO	LOB	TOP
10 Alexei Ramirez, R OBP: 0.289, SLG: 0.229 83 Eduardo Escobar, S OBP: 0.250, SLG: 0.250											4	1	1	0	0	1	2	
76 Jordan Danks, L OBP: 0.395, SLG: 0.242											4	2	2	0	0	1	1	
7 Mark Kotsay, L OBP: 0.514, SLG: 0.500 74 Josh Kroeger, L OBP: 0.391, SLG: 0.429											3	0	2	2	0	0	0	
82 Javier Colina, R OBP: 0.167, SLG: 0.384 55 Donny Lucy, R OBP: 0.313, SLG: 0.286											3	0	1	0	0	0	3	
25 Andruw Jones, R OBP: 0.467, SLG: 0.769 89 Salvador Sanchez, R OBP: 0.395, SLG: 0.487											3	0	0	0	0	2		
51 Alex Rios, R OBP: 0.296, SLG: 0.239 30 Alejandro De Aza, L OBP: 0.395, SLG: 0.487											3	0	0	0	0	2		
27 Ramon Castro, R OBP: 0.167, SLG: 0.384 55 Donny Lucy, R OBP: 0.313, SLG: 0.286											2	0	0	0	1	2		
5 Jayson Nix, R OBP: 0.393, SLG: 0.440 77 Brent Morel, R OBP: 0.250, SLG: 0.393											3	0	1	0	0	0		
18 Brent Lillibridge, R OBP: 0.296, SLG: 0.292 75 C.J. Retherford, R OBP: 0.375, SLG: 0.545											3	0	1	0	0	1		
43 Freddy Garcia, R OBP: 0.324, SLG: 0.400 67 Randy Williams, L OBP: 0.273, SLG: 0.250 52 Carlos Torres, R OBP: 0.414, SLG: 0.391 26 Tyler Flowers, R OBP: 0.333, SLG: 0.333 88 Wes Whisler, L ERA: 5.54											2	0	0	0	0	1		
Inning Stats	R: 2 E: 0 K: 1 S: 6	H: 3 LOB: 1 BB: 0 P: 7	R: 0 E: 0 K: 1 S: 6	H: 1 LOB: 1 BB: 0 P: 6	R: 0 E: 0 K: 1 S: 4	H: 0 LOB: 0 BB: 0 P: 5	R: 0 E: 0 K: 1 S: 5	H: 2 LOB: 2 BB: 0 P: 5	R: 0 E: 0 K: 2 S: 7	H: 0 LOB: 0 BB: 0 P: 7	R: 0 E: 0 K: 1 S: 6	H: 1 LOB: 1 BB: 0 P: 6	R: 0 E: 0 K: 0 S: 2	H: 0 LOB: 2 BB: 1 P: 7	1B: 8 2B: 2 3B: 0 HR: 0	SF: 0 SAC: 1 DP: 1 HBP: 2	WP: 1 PB: 0 SB: 4 CS: 0	PA: 42
PITCHER	IP 5.0	WLS 22	BF 7	H 2	R 2	ER 2	SO 2	BB 0	IBB 0	HBP 0	BLK 0	WP 0	HR 0	S 26	P 27	ERA 3.60	WHIP 1.400	

Chicago White Sox @ Milwaukee Brewers
Maryvale Baseball Park, Phoenix, AZ
Sun Mar 21 2010, 4:17 PM - 6:55 PM EDT
Sunny - 76 F

AB 38
R 4
H 10
RBI 3
BB 1
SO 7
LOB 15

Batter	1	2	3	4	5	6	7	8	9	10	AB	R	H	RBI	BB	SO	LOB	BOTTOM				
23 Rickie Weeks Jr., R OBP: 0.402, SLG: 0.484 75 Luis Alfonso Cruz, R OBP: 0.167, SLG: 0.143											3	2	2	0	0	1						
27 Carlos Gómez, R OBP: 0.311, SLG: 0.409 22 Jody Gerut, L OBP: 0.281, SLG: 0.533											3	0	0	0	0	3						
8 Ryan Braun, R OBP: 0.500, SLG: 0.588 65 Trent Oeltjen, L OBP: 0.250, SLG: 0.214											3	1	2	3	0	0						
28 Prince Fielder, L OBP: 0.324, SLG: 0.400 78 Joe Koshansky, L OBP: 0.500, SLG: 0.500											3	0	1	0	0	1						
9 Gregg Zaun, S OBP: 0.273, SLG: 0.250 Matt Treanor, R OBP: 0.273, SLG: 0.250											3	0	0	0	1	2						
15 Jim Edmonds, L OBP: 0.389, SLG: 0.433 63 Adam Stern, L OBP: 0.433, SLG: 0.654											3	0	1	1	0	1						
30 Craig Counsell, L OBP: 0.346, SLG: 0.375 61 Adam Heether, R OBP: 0.414, SLG: 0.391											3	0	0	0	0	2						
21 Alcides Escobar, R OBP: 0.400, SLG: 0.553 57 Mitch Stetter, L OBP: 0.281, SLG: 0.533 52 Chris Smith, R OBP: 0.273, SLG: 0.250 87 Jonathan Lucroy, R OBP: 0.273, SLG: 0.444 48 Tim Lillard, R OBP: 0.333, SLG: 0.333											3	0	1	0	0	0						
43 Randy Wolf, L OBP: 0.243, SLG: 0.257 12 Carlos Villanueva, R OBP: 0.414, SLG: 0.391 2 Joe Inglett, L OBP: 0.333, SLG: 0.333											1	0	0	0	0	0						
Inning Stats	R: 2 E: 0 K: 1 S: 9	H: 2 LOB: 0 BB: 10 P: 10	R: 0 E: 0 K: 1 S: 5	H: 0 LOB: 0 BB: 5 P: 5	R: 1 E: 0 K: 1 S: 7	H: 2 LOB: 1 BB: 0 P: 7	R: 0 E: 0 K: 0 S: 3	H: 0 LOB: 0 BB: 3 P: 3	R: 0 E: 1 K: 0 S: 5	H: 2 LOB: 2 BB: 0 P: 5	R: 0 E: 0 K: 2 S: 7	H: 0 LOB: 0 BB: 0 P: 7	R: 0 E: 0 K: 0 S: 4	H: 1 LOB: 1 BB: 0 P: 4	R: 0 E: 0 K: 2 S: 6	H: 0 LOB: 1 BB: 10 P: 10	R: 0 E: 0 K: 1 S: 5	H: 0 LOB: 1 BB: 1 P: 10	1B: 6 2B: 1 3B: 0 HR: 1	SF: 0 SAC: 0 DP: 1 HBP: 0	WP: 0 PB: 0 SB: 2 CS: 0	PA: 40
PITCHER	IP 5.0	WLS 21	BF 5	H 4	R 4	ER 3	SO 4	BB 0	IBB 0	HBP 0	BLK 0	WP 0	HR 1	S 31	P 32	ERA 5.40	WHIP 1.000					

Chicago White Sox @ Milwaukee Brewers
Maryvale Baseball Park, Phoenix, AZ
Sun Mar 21 2010, 4:17 PM - 6:55 PM EDT
Sunny - 76 F

AB 38
R 4
H 8
RBI 4
BB 2
SO 9
LOB 15

Batter	1	2	3	4	5	6	7	8	9	AB	R	H	RBI	BB	SO	LOB	TOP										
1 Juan Pierre, L OBP: 0.349, SLG: 0.316 76 Jordan Danks, L OBP: 0.378, SLG: 0.229	F7		15 2B		G4-3		G3	P5		2	1	0	0	1	0	0	Chicago White Sox @ Kansas City Royals Surprise Stadium, Surprise, AZ Mon Mar 22 2010, 4:06 PM - 6:42 PM EDT Att: 3,997 - Partly Cloudy - 75 F										
15 Gordon Beckham, R OBP: 0.421, SLG: 0.606 75 C.J. Retherford, R OBP: 0.346, SLG: 0.500	F7		14 1B		K		E6	P5		3	1	1	1	0	1	0											
20 Carlos Quentin, R OBP: 0.273, SLG: 0.450 Brandon Short, R OBP: 0.250, SLG: 1.000	G6-3		K		K		FC1			3	0	0	0	0	1	1											
14 Paul Konerko, R OBP: 0.333, SLG: 0.421 74 Josh Kroeger, L OBP: 0.400, SLG: 0.565		51 1B			G5-3		K			3	1	2	1	0	0	0											
12 A.J. Pierzynski, L OBP: 0.344, SLG: 0.438 26 Tyler Flowers, R OBP: 0.273, SLG: 0.111	F9		G3				K			3	0	1	0	0	0	2											
25 Andrew Jones, R OBP: 0.424, SLG: 0.690 30 Alejandro De Aza, L OBP: 0.400, SLG: 0.512	E5		G6-3		K					3	0	0	0	0	1	2											
51 Alex Rios, R OBP: 0.367, SLG: 0.704			F7				E6			4	0	2	1	0	0	1											
11 Omar Vizquel, S OBP: 0.233, SLG: 0.276 77 Brent Morel, R OBP: 0.276, SLG: 0.414	G4-6-3									3	0	2	0	0	0	2											
10 Alexei Ramirez, R OBP: 0.288, SLG: 0.211 18 Brent Lillibridge, R OBP: 0.286, SLG: 0.280	G6-3		L1							3	0	0	0	0	0	4											
Inning Stats	R: 0 E: 0 K: 0 S: 8	H: 0 LOB: 0 BB: 0 P: 15	R: 1 E: 0 K: 0 S: 10	H: 2 LOB: 1 BB: 0 P: 15	R: 2 E: 0 K: 1 S: 13	H: 2 LOB: 1 BB: 1 P: 26	R: 0 E: 0 K: 0 S: 10	H: 1 LOB: 1 BB: 0 P: 17	R: 0 E: 0 K: 1 S: 9	H: 0 LOB: 0 BB: 0 P: 15	R: 0 E: 0 K: 1 S: 14	H: 3 LOB: 3 BB: 0 P: 17	R: 0 E: 2 K: 2 S: 13	H: 0 LOB: 2 BB: 0 P: 16	R: 1 E: 1 K: 1 S: 11	H: 2 LOB: 2 BB: 0 P: 13		R: 1 E: 0 K: 0 S: 7	H: 1 LOB: 0 BB: 0 P: 10	1B: 7 2B: 3 3B: 0 HR: 1	SF: 0 SAC: 0 DP: 1 HBP: 0	WP: 1 PB: 0 SB: 1 CS: 0	PA: 42				
PITCHER	IP	WLS	BF	H	R	ER	SO	BB	IBB	HBP	BLK	WP	HR	S	P	ERA	WHIP										
55 Gil Meche, R ERA: 6.55	3.0	W	14	4	3	3	1	1	0	0	0	0	0	31	56	9.00	1.667										
54 Anthony Lerew, R ERA: 6.75	2.0		7	1	0	0	1	0	0	0	0	1	0	19	32	0.00	0.500										
62 Bryan Bullington, R ERA: 3.0	3.0	H	17	5	1	0	4	0	0	0	0	0	0	38	46	0.00	1.667										
56 Roman Colon, R ERA: 1.29	1.0		4	1	1	1	0	0	0	0	0	0	1	7	10	9.00	1.000										

Batter	1	2	3	4	5	6	7	8	9	AB	R	H	RBI	BB	SO	LOB	BOTTOM										
8 Willie Bloomquist, R OBP: 0.579, SLG: 0.611 72 Irving Falu, S OBP: 0.308, SLG: 0.391	K		L6							4	1	2	1	0	1	2	Chicago White Sox @ Kansas City Royals Surprise Stadium, Surprise, AZ Mon Mar 22 2010, 4:06 PM - 6:42 PM EDT Att: 3,997 - Partly Cloudy - 75 F										
18 Jason Kendall, R OBP: 0.231, SLG: 0.250 3 Brayan Peña, S OBP: 0.300, SLG: 0.269	F8				K		G4-6-3			3	0	1	1	0	1	0											
9 David DeJesus, L OBP: 0.333, SLG: 0.441 64 Scott Thorman, L OBP: 0.300, SLG: 0.259			K		F8					3	1	1	1	0	1	1											
16 Billy Butler, R OBP: 0.410, SLG: 0.472 25 Kila Ka'aihue, L OBP: 0.447, SLG: 0.656	G6-3				G4-3					4	1	2	0	0	0	0											
6 Jose Guillen, R OBP: 0.280, SLG: 0.333 32 Brian Anderson, R OBP: 0.432, SLG: 0.657	P5		30 1B		F9		F8			3	1	1	1	0	0	0											
11 Josh Fields, R OBP: 0.282, SLG: 0.417	F9		K				G6-4-3			3	0	0	0	1	1	3											
30 Mike Aviles, R OBP: 0.600, SLG: 0.731			K		K					3	2	1	0	1	2	2											
46 Wilson Betemit, S OBP: 0.394, SLG: 0.593					K					4	1	2	2	0	2	2											
12 Mitch Maier, L OBP: 0.432, SLG: 0.647							G4-3			3	2	2	1	1	0	0											
Inning Stats	R: 1 E: 0 K: 1 S: 11	H: 1 LOB: 0 BB: 0 P: 15	R: 4 E: 0 K: 1 S: 21	H: 5 LOB: 1 BB: 0 P: 29	R: 2 E: 0 K: 2 S: 18	H: 4 LOB: 2 BB: 0 P: 30	R: 0 E: 0 K: 1 S: 7	H: 0 LOB: 0 BB: 0 P: 8	R: 0 E: 0 K: 2 S: 9	H: 1 LOB: 1 BB: 1 P: 18	R: 0 E: 0 K: 0 S: 8	H: 2 LOB: 1 BB: 0 P: 12	R: 0 E: 0 K: 1 S: 12	H: 1 LOB: 1 BB: 2 P: 23	R: 2 E: 0 K: 1 S: 12	H: 1 LOB: 1 BB: 2 P: 23		1B: 8 2B: 4 3B: 1 HR: 1	SF: 1 SAC: 0 DP: 2 HBP: 0	WP: 0 PB: 0 SB: 2 CS: 0	PA: 39						
PITCHER	IP	WLS	BF	H	R	ER	SO	BB	IBB	HBP	BLK	WP	HR	S	P	ERA	WHIP										
44 Jake Peavy, R ERA: 6.55	3.0	L	19	10	7	7	4	0	0	0	0	0	0	7	8	0.00	0.000										
45 Bobby Jenks, R ERA: 23.45	1.0		3	0	0	0	1	0	0	0	0	0	0	7	8	0.00	0.000										
46 Sergio Santos, R ERA:	1.0		4	0	0	0	2	1	0	0	0	0	0	9	18	0.00	1.000										
68 Erick Threets, L ERA: 3.88	1.0		3	1	0	0	0	0	0	0	0	0	0	8	12	0.00	1.000										
65 Greg Aquino, R ERA:	1.0		4	2	0	0	0	0	0	0	0	0	0	9	12	0.00	2.000										

AB	41
R	5
H	11
RBI	5
BB	1
SO	6
LOB	23

AB	35
R	9
H	14
RBI	9
BB	3
SO	8
LOB	14

Batter	1	2	3	4	5	6	7	8	9	AB	R	H	RBI	BB	SO	LOB	TOP										
24 Chris Young, R OBP: 0.364, SLG: 0.526 12 Drew Macias, L OBP: 0.333, SLG: 0.452	G5-3		P6							3	0	0	0	1	1	0	Arizona Diamondbacks @ Chicago White Sox Camelback Ranch, Glendale, AZ Wed Mar 24, 2010, 4:10 PM - 6:46 PM EDT Att: 6,298 - Sunny - 69 F livebaseballscorecards.com										
14 Ryan Roberts, R OBP: 0.289, SLG: 0.333 18 Gerardo Parra, L OBP: 0.283, SLG: 0.262	K		F8							3	0	0	0	0	2	2											
6 Stephen Drew, L OBP: 0.476, SLG: 0.649 3 Tony Abreu, S OBP: 0.372, SLG: 0.619	F7		HR							3	1	2	2	0	0	0											
10 Justin Upton, R OBP: 0.450, SLG: 0.606 67 Cole Gillespie, R OBP: 0.350, SLG: 0.622			G6-3							1	1	1	0	0	0	0											
21 Jeff Bailey, R OBP: 0.577, SLG: 0.818 29 Brandon Allen, L OBP: 0.485, SLG: 0.654										3	0	1	1	0	0	0											
2 Kelly Johnson, L OBP: 0.375, SLG: 0.364 Taylor Harbin, R										3	0	1	0	1	1	2											
19 Chris Snyder, R OBP: 0.295, SLG: 0.357 77 Sean Coughlin, L OBP: 0.526, SLG: 0.722										3	0	0	0	0	0	3											
28 John Hester, R OBP: 0.391, SLG: 0.571 4 Rusty Ryals, R OBP: 0.297, SLG: 0.639										1	0	0	0	0	0	0											
11 Augie Ojeda, S OBP: 0.387, SLG: 0.393 79 Konrad Schmidt, R OBP: 0.600, SLG: 1.000										2	1	0	0	1	0	2											
										1	0	1	0	0	0	0											
Inning Stats	R: 0 E: 0 K: 1 S: 5	H: 0 LOB: 0 BB: 0 P: 5	R: 1 E: 0 K: 0 S: 6	H: 3 LOB: 2 BB: 0 P: 7	R: 1 E: 0 K: 0 S: 4	H: 1 LOB: 0 BB: 0 P: 5	R: 0 E: 0 K: 0 S: 3	H: 0 LOB: 0 BB: 0 P: 3	R: 1 E: 0 K: 2 S: 8	H: 1 LOB: 2 BB: 2 P: 16	R: 0 E: 0 K: 1 S: 5	H: 0 LOB: 0 BB: 0 P: 5	R: 0 E: 0 K: 2 S: 8	H: 1 LOB: 2 BB: 1 P: 12	R: 0 E: 0 K: 0 S: 4	H: 1 LOB: 2 BB: 1 P: 8		1B: 5 2B: 1 HR: 1	SF: 0 SAC: 0 DP: 0 HBP: 0	WP: 0 PB: 0 SB: 0 CS: 0	PA: 39						
PITCHER	IP	WLS	BF	H	R	ER	SO	BB	IBB	HBP	BLK	WP	HR	S	P	ERA		WHIP									
50 John Danks, L ERA: 4.58	6.0	W	26	5	3	3	3	3	0	0	0	0	1	29	43	4.50	1.333										
65 Greg Aquino, R ERA:	1.0		3	0	0	0	1	0	0	0	0	0	0	5	5	0.00	0.000										
45 Bobby Jenks, R ERA: 17.18	1.0		5	1	0	2	1	0	0	0	0	0	0	8	12	0.00	2.000										
68 Erick Threets, L ERA: 3.24	1.0		5	1	0	0	2	1	0	0	0	0	0	4	8	0.00	2.000										

Batter	1	2	3	4	5	6	7	8	9	AB	R	H	RBI	BB	SO	LOB	BOTTOM										
1 Juan Pierre, L OBP: 0.353, SLG: 0.326	B1-3									4	2	3	0	0	0	0	Arizona Diamondbacks @ Chicago White Sox Camelback Ranch, Glendale, AZ Wed Mar 24, 2010, 4:10 PM - 6:46 PM EDT Att: 6,298 - Sunny - 69 F livebaseballscorecards.com										
15 Gordon Beckham, R OBP: 0.391, SLG: 0.525	F7									4	0	1	1	1	1	2											
20 Carlos Quentin, R OBP: 0.306, SLG: 0.467	P5									5	0	3	2	0	0	1											
14 Paul Konerko, R OBP: 0.320, SLG: 0.378 82 Javier Colina, R	L5									4	0	1	1	0	0	2											
25 Andrew Jones, R OBP: 0.421, SLG: 0.636										4	0	1	0	1	0	4											
7 Mark Kotsay, L OBP: 0.476, SLG: 0.459 86 Kyle Colligan, R	F7									4	2	2	0	0	0	1											
23 Mark Teahen, L OBP: 0.212, SLG: 0.281	G6-3									4	2	2	2	0	0	2											
27 Ramon Castro, R OBP: 0.250, SLG: 0.357										3	2	1	0	1	0	1											
11 Omar Vizquel, S OBP: 0.273, SLG: 0.344 18 Brent Lillibridge, R OBP: 0.297, SLG: 0.259										3	2	2	3	0	1	1											
										1	0	0	0	0	0	0											
Inning Stats	R: 0 E: 0 K: 0 S: 3	H: 0 LOB: 0 BB: 0 P: 3	R: 0 E: 0 K: 0 S: 3	H: 0 LOB: 1 BB: 1 P: 7	R: 2 E: 0 K: 1 S: 8	H: 3 LOB: 2 BB: 1 P: 12	R: 3 E: 0 K: 0 S: 7	H: 4 LOB: 1 BB: 0 P: 8	R: 0 E: 0 K: 0 S: 3	H: 0 LOB: 0 BB: 0 P: 3	R: 3 E: 0 K: 1 S: 9	H: 4 LOB: 2 BB: 1 P: 13	R: 2 E: 0 K: 0 S: 7	H: 3 LOB: 1 BB: 0 P: 10	R: 0 E: 0 K: 0 S: 4	H: 2 LOB: 1 BB: 0 P: 4		1B: 14 2B: 1 3B: 0 HR: 1	SF: 0 SAC: 1 DP: 1 HBP: 0	WP: 0 PB: 0 SB: 1 CS: 0	PA: 42						
PITCHER	IP	WLS	BF	H	R	ER	SO	BB	IBB	HBP	BLK	WP	HR	S	P	ERA		WHIP									
33 Billy Buckner, R ERA: 11.66	3.2	L	20	7	5	5	1	2	0	0	0	0	0	20	29	12.27	2.455										
22 Aaron Heilman, R ERA: 10.29	1.0		3	0	0	0	0	0	0	0	0	0	0	3	3	0.00	0.000										
40 Zach Kroenke, L ERA: 9.0	0.1		1	0	0	0	0	0	0	0	0	0	0	1	1	0.00	0.000										
35 Clay Zavada, L ERA: 10.29	0.2		5	2	3	3	1	1	0	0	0	0	0	6	10	40.50	4.500										
56 Blaine Boyer, R ERA: 9.0	1.1		9	5	2	2	0	0	0	0	0	0	1	10	13	13.50	3.750										

Batter	1	2	3	4	5	6	7	8	9	AB	R	H	RBI	BB	SO	LOB	TOP			
10 Alexei Ramirez, R OBP: 0.298, SLG: 0.273	G4-3		G4-3		F8			G6-3		4	1	1	0	0	0	0	Chicago White Sox @ San Diego Padres Peoria Stadium, Peoria, AZ Thu Mar 25 2010, 4:06 PM - 6:16 PM EDT Att: 4,671 - Partly Cloudy - 73 F			
23 Mark Teahen, L OBP: 0.222, SLG: 0.314 18 Brent Lillibridge, R OBP: 0.290, SLG: 0.393			G4-3			G3-1			HR	3	1	1	0	0	0	1				
20 Carlos Quentin, R OBP: 0.289, SLG: 0.447 30 Alejandro De Aza, L OBP: 0.367, SLG: 0.467	E6		SF8		F8			K		2	0	0	1	0	0	0				
12 A.J. Pierzynski, L OBP: 0.300, SLG: 0.375 37 Matt Thornton, L 71 Scott Linebrink, R	F8		G4-3					G6-3		4	0	1	0	0	0	1				
25 Andrew Jones, R OBP: 0.415, SLG: 0.611 85 Ozzie Lewis, R	F7							G4-3		3	0	1	0	0	0	1				
7 Mark Kotsay, L OBP: 0.455, SLG: 0.436 85 Jim Gallagher, L	G4-3							G4-3		2	0	0	0	0	1	0				
51 Alex Rios, R OBP: 0.333, SLG: 0.636 89 Tracey Thompson, R, PH OBP: 0.500, SLG: 0.500			K		L6					3	0	1	0	0	1	0				
5 Jayson Nix, R OBP: 0.406, SLG: 0.483 40 J.J. Putz, R								F7		3	0	1	0	0	0	0				
55 Donny Lucy, R OBP: 0.294, SLG: 0.267										1	0	0	0	0	0	1				
56 Mark Buehrle, L 46 Sergio Santos, R 90 Justin Fuller, L										2	0	0	0	0	1	1				
Inning Stats	R: 1 E: 1 K: 0 S: 11	H: 1 LOB: 1 BB: 0 P: 17	R: 0 E: 0 K: 2 S: 11	H: 1 LOB: 1 BB: 0 P: 15	R: 1 E: 0 K: 0 S: 9	H: 1 LOB: 0 BB: 0 P: 14	R: 0 E: 0 K: 2 S: 9	H: 0 LOB: 0 BB: 0 P: 14	R: 0 E: 0 K: 1 S: 11	H: 2 LOB: 2 BB: 0 P: 17	R: 0 E: 0 K: 0 S: 5	H: 1 LOB: 0 BB: 0 P: 8	R: 1 E: 0 K: 1 S: 9	H: 1 LOB: 0 BB: 0 P: 14	R: 0 E: 0 K: 0 S: 5	H: 1 LOB: 1 BB: 0 P: 5	1B: 3 2B: 4 3B: 0 HR: 1	SF: 1 SAC: 0 DP: 0 HBP: 0	WP: 0 PB: 0 SB: 0 CS: 0	PA: 35
PITCHER	IP WLS BF H R ER SO BB IBB HBP BLK WP HR S P ERA WHIP																ERA WHIP			
49 Wade LeBlanc, L ERA: 1.8	6.0 W 24 5 2 1 5 0 0 0 0 0 0 55 84 1.50 0.833																			
63 Sean Gallagher, R ERA: 4.39	7.1 1.0 H 3 1 0 0 0 0 0 0 0 0 5 8 0.00 1.000																			
40 Greg Burke, R ERA: 15.0	8.1 1.0 H 4 1 1 1 1 0 0 0 0 0 1 9 14 9.00 1.000																			
57 Luke Gregerson, R ERA: 1.99	9.1 1.0 S 4 1 0 0 0 0 0 0 0 0 0 5 5 0.00 1.000																			

Batter	1	2	3	4	5	6	7	8	9	AB	R	H	RBI	BB	SO	LOB	BOTTOM	
18 Tony Gwynn Jr., L OBP: 0.346, SLG: 0.451 77 Chris Denorfia, R OBP: 0.370, SLG: 0.467		G3			B1-3			G5-3		3	0	1	0	0	0	0	Chicago White Sox @ San Diego Padres Peoria Stadium, Peoria, AZ Thu Mar 25 2010, 4:06 PM - 6:16 PM EDT Att: 4,671 - Partly Cloudy - 73 F	
15 Jerry Hairston, R OBP: 0.444, SLG: 0.600 75 Lance Zawadzki, L OBP: 0.391, SLG: 0.429	L1		G4-3					G6-3		3	0	0	0	0	1	0		
23 Adrián González, L OBP: 0.273, SLG: 0.231 40 Greg Burke, R 57 Luke Gregerson, L			K		F7			F7		4	1	1	0	0	1	0		
88 Kyle Blanks, R OBP: 0.449, SLG: 0.622 28 Aaron Cunningham, R OBP: 0.455, SLG: 0.514	E8									2	1	1	0	1	0	0		
7 Chase Headley, S OBP: 0.362, SLG: 0.462										3	1	2	2	1	0	1		
12 Scott Hairston, R OBP: 0.111, SLG: 0.059 3 Luis Durango, S OBP: 0.425, SLG: 0.406					P4			B1		3	0	1	1	0	1	1		
4 Nick Hundley, R OBP: 0.289, SLG: 0.444					P3			F8		4	0	1	1	0	0	3		
67 Logan Forsythe, R OBP: 0.444, SLG: 0.357 10 Matt Antonelli, R OBP: 0.441, SLG: 0.625										3	0	1	0	0	2	2		
49 Wade LeBlanc, L 14 Oscar Salazar, R 63 Sean Gallagher, R 68 Mitch Canham, L										2	0	0	0	0	0	1		
Inning Stats	R: 2 E: 1 K: 0 S: 13	H: 3 LOB: 2 BB: 1 P: 19	R: 0 E: 0 K: 1 S: 10	H: 0 LOB: 0 BB: 0 P: 15	R: 0 E: 0 K: 1 S: 10	H: 1 LOB: 1 BB: 0 P: 14	R: 0 E: 0 K: 0 S: 7	H: 1 LOB: 1 BB: 0 P: 10	R: 0 E: 0 K: 1 S: 7	H: 2 LOB: 2 BB: 1 P: 28	R: 0 E: 0 K: 0 S: 3	H: 0 LOB: 0 BB: 0 P: 5	R: 1 E: 1 K: 0 S: 14	H: 3 LOB: 3 BB: 1 P: 23	1B: 8 2B: 2 3B: 0 HR: 0	SF: 0 SAC: 0 DP: 0 HBP: 0		WP: 1 PB: 0 SB: 1 CS: 0
PITCHER	IP WLS BF H R ER SO BB IBB HBP BLK WP HR S P ERA WHIP																ERA WHIP	
56 Mark Buehrle, L ERA: 2.7	5.0 2.0 W 21 5 2 2 0 3 1 0 0 0 0 1 0 19 28 0.00 1.200																	
46 Sergio Santos, R ERA: 2.7	6.1 1.0 L 6 2 2 2 2 1 0 0 0 0 1 0 19 28 18.00 3.000																	
40 J.J. Putz, R ERA: 4.5	7.1 1.0 3 0 0 0 0 0 0 0 0 0 0 3 5 0.00 0.000																	
37 Matt Thornton, L ERA: 2.08	8.1 0.1 3 2 1 1 0 0 0 0 0 0 0 4 4 27.00 6.000																	
71 Scott Linebrink, R ERA: 5.4	8.1 0.2 4 1 0 0 0 0 1 0 0 0 0 0 0 10 19 0.00 3.000																	

Batter	1	2	3	4	5	6	7	8	9	AB	R	H	RBI	BB	SO	LOB	TOP					
1 Juan Pierre, L (1,7) OBP: 0.382, SLG: 0.388										3	1	2	0	1	0	0						
10 Alexei Ramirez, R (1,6) OBP: 0.275, SLG: 0.250										4	0	0	1	0	0	2						
20 Carlos Quentin, R (1,9) OBP: 0.304, SLG: 0.460										3	0	1	0	1	0	1						
14 Paul Konerko, R (1,3) OBP: 0.370, SLG: 0.404										2	0	2	0	2	0	0						
12 A.J. Pierzynski, L (1,2) OBP: 0.273, SLG: 0.341										4	0	0	0	0	0	7						
25 Andrew Jones, R (1,8) OBP: 0.419, SLG: 0.605										2	0	1	0	0	0	0						
30 Alejandro De Aza, L (6,8) OBP: 0.353, SLG: 0.447										2	0	0	0	0	0	0						
23 Mark Teahen, L (1,5) OBP: 0.250, SLG: 0.333										4	0	2	0	0	1	1						
5 Jayson Nix, R (1,4) OBP: 0.389, SLG: 0.455										4	0	1	0	0	1	2						
43 Freddy Garcia, R (1,1)										2	0	0	0	0	0	1						
67 Randy Williams, L (6,1)										0	0	0	0	0	0	0						
Lee Cruz, R (7,PH)										1	0	0	0	0	1	1						
57 Ramon Pena, R (7,1)										0	0	0	0	0	0	0						
85 Christian Marrero, L (9,PH) OBP: 0.375, SLG: 0.250										1	0	0	0	0	0	1						
Inning Stats	R: 0 E: 0 K: 0 S: 3	H: 1 LOB: 0 BB: 0 P: 3	R: 0 E: 0 K: 0 S: 4	H: 2 LOB: 1 BB: 0 P: 4	R: 0 E: 0 K: 1 S: 5	H: 0 LOB: 0 BB: 0 P: 5	R: 0 E: 0 K: 0 S: 3	H: 1 LOB: 1 BB: 1 P: 7	R: 0 E: 0 K: 1 S: 6	H: 1 LOB: 1 BB: 0 P: 6	R: 0 E: 0 K: 0 S: 6	H: 0 LOB: 2 BB: 2 P: 11	R: 0 E: 0 K: 1 S: 6	H: 1 LOB: 1 BB: 0 P: 6	R: 1 E: 0 K: 0 S: 4	H: 2 LOB: 1 BB: 1 P: 8	R: 0 E: 0 K: 0 S: 4	H: 1 LOB: 1 BB: 0 P: 4	1B: 7 2B: 1 3B: 1 HR: 0	SF: 0 SAC: 0 DP: 4 HBP: 0	WP: 0 PB: 0 SB: 0 CS: 0	PA: 36
PITCHER	IP WLS BF H R ER SO BB IBB HBP BLK WP HR S P ERA WHIP																					
36 Edwin Jackson, R (1,1) ERA: 5.5	6.0 W 23 5 0 0 2 3 0 0 0 0 0 0 24 36 0.00 1.333																					
46 Bob Howry, R (7,1) ERA: 7.59	1.0 4 1 0 0 1 0 0 0 0 0 0 0 6 6 0.00 1.000																					
22 Aaron Heilman, R (8,1) ERA: 10.13	1.0 5 2 1 1 0 1 0 0 0 0 0 0 4 8 9.00 3.000																					
55 Blaine Boyer, R (9,1) ERA: 7.88	1.0 4 1 0 0 0 0 0 0 0 0 0 0 4 4 0.00 1.000																					

Chicago White Sox @ Arizona Diamondbacks
Tucson Electric Park, Tucson, AZ
Fri Mar 26 2010, 4:12 PM - 6:29 PM EDT
Att: 7,059 - Sunny - 67 F

livebaseballscorecards.com

AB 32
R 1
H 9
RBI 1
BB 4
SO 3
LOB 16

Batter	1	2	3	4	5	6	7	8	9	AB	R	H	RBI	BB	SO	LOB	BOTTOM			
67 Cole Gillespie, R (1,7) OBP: 0.333, SLG: 0.571										4	0	1	0	0	0	3				
45 Marc Krauss, L (8,7) OBP: 0.400, SLG: 0.250										1	0	0	0	0	1	3				
3 Tony Abreu, S (1,4) OBP: 0.396, SLG: 0.638										5	1	3	5	0	0	3				
10 Justin Upton, R (1,9) OBP: 0.649, SLG: 0.649										4	1	1	3	0	1	1				
21 Jeff Bailey, R (8,3) OBP: 0.536, SLG: 0.750										1	0	0	0	0	0	1				
25 Adam LaRoche, L (1,3) OBP: 0.275, SLG: 0.450										4	0	0	0	0	2	1				
12 Drew Macias, L (8,9) OBP: 0.324, SLG: 0.438										0	0	0	0	0	0	0				
27 Mark Reynolds, R (1,5) OBP: 0.447, SLG: 0.641										3	1	3	0	0	0	0				
4 Rusty Ryal, R (7,5) OBP: 0.282, SLG: 0.605										1	0	0	0	0	0	0				
24 Chris Young, R (1,8) OBP: 0.373, SLG: 0.578										4	2	3	1	0	1	1				
19 Chris Snyder, R (1,2) OBP: 0.286, SLG: 0.333										2	1	0	1	1	0	2				
11 Augie Ojeda, S (1,6) OBP: 0.389, SLG: 0.424										4	2	2	0	0	1	0				
36 Edwin Jackson, R (1,1) OBP: 0.620, SLG: 0.850										1	1	1	0	0	0	0				
28 John Hestler, R (6,PH) OBP: 0.147, SLG: 0.091										1	0	0	0	0	0	0				
46 Bob Howry, L (7,1) ERA: 7.59										0	0	0	0	0	0	0				
22 Aaron Heilman, R (8,1) ERA: 10.13										0	0	0	0	0	0	0				
26 Miguel Montero, L (8,PH) OBP: 0.310, SLG: 0.162										0	1	0	0	1	0	0				
55 Blaine Boyer, R (9,1) ERA: 7.88										0	0	0	0	0	0	0				
Inning Stats	R: 0 E: 0 K: 1 S: 6	H: 1 LOB: 1 BB: 0 P: 6	R: 1 E: 0 K: 0 S: 4	H: 2 LOB: 0 BB: 0 P: 4	R: 3 E: 0 K: 1 S: 9	H: 4 LOB: 1 BB: 0 P: 10	R: 2 E: 0 K: 0 S: 4	H: 2 LOB: 1 BB: 1 P: 8	R: 1 E: 0 K: 1 S: 7	H: 2 LOB: 1 BB: 0 P: 8	R: 0 E: 0 K: 1 S: 6	H: 1 LOB: 1 BB: 0 P: 6	R: 0 E: 0 K: 1 S: 5	H: 0 LOB: 0 BB: 0 P: 5	R: 3 E: 0 K: 1 S: 8	H: 3 LOB: 1 BB: 1 P: 12	1B: 9 2B: 4 3B: 1 HR: 1	SF: 1 SAC: 1 DP: 0 HBP: 0	WP: 0 PB: 0 SB: 2 CS: 0	PA: 39
PITCHER	IP WLS BF H R ER SO BB IBB HBP BLK WP HR S P ERA WHIP																			
43 Freddy Garcia, R (1,1) ERA: 7.5	5.0 L 25 11 7 7 3 1 0 0 0 0 0 0 30 36 12.60 2.400																			
67 Randy Williams, L (6,1)	1.0 4 1 0 0 1 0 0 0 0 0 0 0 6 6 0.00 1.000																			
57 Ramon Pena, R (7,1) ERA: 4.15	2.0 10 3 3 3 2 1 0 0 0 0 0 0 13 17 13.50 2.000																			

Chicago White Sox @ Arizona Diamondbacks
Tucson Electric Park, Tucson, AZ
Fri Mar 26 2010, 4:12 PM - 6:29 PM EDT
Att: 7,059 - Sunny - 67 F

livebaseballscorecards.com

AB 35
R 10
H 15
RBI 10
BB 2
SO 6
LOB 15

Batter	1	2	3	4	5	6	7	8	9	AB	R	H	RBI	BB	SO	LOB	TOP					
7 Mark Kotsay, L OBP: 0.500, SLG: 0.571 Kenneth Williams, S OBP: 0.222, SLG: 0.222										3	0	3	0	1	0	0						
10 Alexei Ramirez, R OBP: 0.286, SLG: 0.264										5	1	2	2	0	1	5						
20 Carlos Quentin, R OBP: 0.311, SLG: 0.444										4	0	1	0	0	0	3						
14 Paul Konerko, R OBP: 0.379, SLG: 0.412 83 Greg Pailm, R										4	0	2	1	0	0	3						
25 Andrew Jones, R OBP: 0.400, SLG: 0.575 30 Alejandro De Aza, L OBP: 0.333, SLG: 0.420										2	0	0	0	0	0	1						
23 Mark Tashen, L OBP: 0.273, SLG: 0.349 82 Miguel Socolovich, R										4	2	2	0	0	0	0						
18 Brent Lillibridge, R OBP: 0.333, SLG: 0.337 65 Greg Aquino, R Drew Garcia, S										3	0	1	0	0	0	0						
55 Donny Lucy, R OBP: 0.381, SLG: 0.333										3	1	2	0	1	0	1						
67 Randy Williams, L 83 Luis Sierra, L 88 Matt Zaleski, R 5 Jayson Nix, R										0	0	0	0	0	0	0						
Inning Stats	R: 0 E: 0 K: 0 S: 4	H: 1 LOB: 1 BB: 0 P: 4	R: 1 E: 0 K: 1 S: 8	H: 3 LOB: 3 BB: 1 P: 12	R: 0 E: 0 K: 1 S: 3	H: 1 LOB: 0 BB: 0 P: 3	R: 0 E: 0 K: 1 S: 5	H: 0 LOB: 1 BB: 1 P: 9	R: 0 E: 0 K: 0 S: 3	H: 0 LOB: 0 BB: 0 P: 3	R: 3 E: 0 K: 1 S: 10	H: 4 LOB: 1 BB: 0 P: 11	R: 2 E: 0 K: 0 S: 6	H: 3 LOB: 0 BB: 0 P: 6	R: 0 E: 0 K: 0 S: 5	H: 2 LOB: 1 BB: 0 P: 5	1B: 11 2B: 4 3B: 1 HR: 0	SF: 0 SAC: 0 DP: 3 HBP: 1	WP: 1 PB: 0 SB: 2 CS: 0	PA: 42		
PITCHER	IP WLS BF H R ER SO BB IBB HBP BLK WP HR S P ERA WHIP	6.0 L 12 7 5 5 1 0 0 0 0 0 0 26 35 1.50 1.333	2.0 L 12 7 5 5 1 0 0 0 0 0 1 0 16 17 22.50 3.500	1.0 4 2 0 0 0 0 0 0 0 0 0 5 5 0.00 2.000																		

Chicago White Sox @ Colorado Rockies
US West Sports Complex, Hi Corbett Field, Tucson, AZ
Sat Mar 27 2010, 4:13 PM - 6:43 PM EDT
Att: 6,894 - Sunny - 69 F

AB	38
R	6
H	15
RBI	6
BB	2
SO	3
LOB	24



Batter	1	2	3	4	5	6	7	8	9	AB	R	H	RBI	BB	SO	LOB	BOTTOM					
5 Carlos González, L OBP: 0.396, SLG: 0.523 39 Paul Phillips, R OBP: 0.421, SLG: 0.471										2	0	1	1	0	0	0						
24 Dexter Fowler, S OBP: 0.386, SLG: 0.278 64 Cole Garner, R OBP: 0.317, SLG: 0.474										3	0	0	0	1	0	2						
17 Todd Helton, L OBP: 0.450, SLG: 0.412 72 Mike Pauk, L OBP: 0.372, SLG: 0.550										4	0	1	0	0	1	4						
2 Troy Tulowitzki, R OBP: 0.425, SLG: 0.722 18 Jonathan Herrera, S OBP: 0.500, SLG: 0.535										2	1	1	0	1	0	0						
21 Miguel Olivo, R OBP: 0.333, SLG: 0.563 44 Tim Redding, R OBP: 1.000, SLG: 1.500 6 Melvin Mora, R OBP: 0.366, SLG: 0.395 58 Juan Rincon, R										3	0	0	0	0	0	2						
19 Ryan Spillborghs, R OBP: 0.400, SLG: 0.525 15 Jay Payton, R OBP: 0.279, SLG: 0.310										3	0	0	0	0	2	2						
9 Ian Stewart, L OBP: 0.400, SLG: 0.500 83 Warren Schaeffer, R OBP: 0.500, SLG: 1.000										3	0	2	1	0	1	0						
12 Clint Barmes, R OBP: 0.378, SLG: 0.595 Chris Nelson, R OBP: 0.333, SLG: 0.300										3	1	2	0	0	0	1						
28 Aaron Cook, R 3 Eric Young Jr., S										1	0	0	0	0	0	0						
Inning Stats	R: 0 E: 0 K: 0 S: 2	H: 0 LOB: 0 BB: 0 P: 3	R: 0 E: 0 K: 1 S: 5	H: 0 LOB: 0 BB: 0 P: 5	R: 1 E: 1 K: 2 S: 11	H: 2 LOB: 2 BB: 0 P: 11	R: 1 E: 0 K: 1 S: 7	H: 2 LOB: 1 BB: 0 P: 7	R: 0 E: 0 K: 0 S: 3	H: 0 LOB: 1 BB: 1 P: 7	R: 0 E: 0 K: 0 S: 2	H: 0 LOB: 1 BB: 1 P: 6	R: 0 E: 0 K: 0 S: 4	H: 2 LOB: 1 BB: 0 P: 4	R: 0 E: 0 K: 0 S: 5	H: 2 LOB: 2 BB: 0 P: 5	R: 0 E: 1 K: 0 S: 3	H: 0 LOB: 0 BB: 0 P: 3	1B: 4 2B: 5 3B: 0 HR: 0	SF: 0 SAC: 1 DP: 4 HBP: 1	WP: 0 PB: 0 SB: 0 CS: 0	PA: 36
PITCHER	IP WLS BF H R ER SO BB IBB HBP BLK WP HR S P ERA WHIP	1.0 3 0 0 0 0 0 0 0 0 0 0 2 3 0.00 0.000	4.0 B 18 4 2 2 4 1 0 0 0 0 0 0 26 30 4.50 1.250	2.0 W 7 2 0 0 0 0 1 0 0 0 0 0 6 10 0.00 1.500	2.0 8 2 0 0 0 0 0 0 0 0 0 0 8 8 0.00 1.000																	

Chicago White Sox @ Colorado Rockies
US West Sports Complex, Hi Corbett Field, Tucson, AZ
Sat Mar 27 2010, 4:13 PM - 6:43 PM EDT
Att: 6,894 - Sunny - 69 F

AB	32
R	2
H	8
RBI	2
BB	2
SO	4
LOB	19



Batter	1	2	3	4	5	6	7	8	9	AB	R	H	RBI	BB	SO	LOB	TOP								
13 Maicer Izturis, S OBP: 0.457, SLG: 0.525 25 Peter Bourjos, R OBP: 0.306, SLG: 0.300										3	0	2	0	0	0	0	Los Angeles Angels @ Chicago White Sox Camelback Ranch, Glendale, AZ Mon Mar 29 2010, 10:15 PM - 1:25 AM EDT Alt. 7, 088 - Overcast - 75 F								
77 Rengie Willis, S OBP: 0.318, SLG: 0.300 94 Gary Patchett, R OBP: 0.429, SLG: 0.478										3	0	1	0	0	1	1									
44 Mike Napoli, R OBP: 0.391, SLG: 0.769										5	1	1	0	0	2	5									
39 Robb Quinlan, R OBP: 0.222, SLG: 0.279										5	0	1	2	0	2	4									
46 Bobby Wilson, R OBP: 0.393, SLG: 0.375 Carlos Ramirez, R										4	1	1	2	0	2	1									
42 Terry Evans, R OBP: 0.270, SLG: 0.324										3	0	1	0	1	1	0									
83 Michael Ryan, L OBP: 0.395, SLG: 0.516 Nick Gorneault, R										4	0	0	0	0	1	3									
12 Freddy Sandoval, S OBP: 0.243, SLG: 0.206										4	0	1	0	0	1	4									
6 Hainley Stasia, S OBP: 0.273, SLG: 0.158 Jean Segura, R										2	1	1	0	0	0	1									
										2	0	0	0	0	0	0									
Inning Stats	R: 0 E: 0 K: 1 S: 5	H: 1 LOB: 0 BB: 0 P: 6	R: 0 E: 0 K: 2 S: 7	H: 0 LOB: 0 BB: 0 P: 7	R: 0 E: 0 K: 1 S: 5	H: 1 LOB: 0 BB: 0 P: 5	R: 0 E: 0 K: 0 S: 4	H: 1 LOB: 1 BB: 0 P: 4	R: 0 E: 0 K: 2 S: 8	H: 0 LOB: 1 BB: 0 P: 8	R: 3 E: 1 K: 2 S: 12	H: 4 LOB: 3 BB: 1 P: 16	R: 4 E: 1 K: 0 S: 7	H: 3 LOB: 1 BB: 1 P: 15	R: 0 E: 0 K: 0 S: 2	H: 0 LOB: 0 BB: 1 P: 7	R: 0 E: 0 K: 3 S: 9	H: 0 LOB: 1 BB: 1 P: 13	1B: 8 2B: 2 3B: 0 HR: 0	SF: 0 SAC: 0 DP: 1 HBP: 0	WP: 0 PB: 0 SB: 2 CS: 1	PA: 42			
PITCHER	IP	WLS	BF	H	R	ER	SO	BB	IBB	HBP	BLK	WP	HR	S	P	ERA	WHIP								
50 John Danks, L ERA: 4.62	5.2		23	7	3	3	7	0	0	0	0	0	0	37	38	4.76	1.235								
40 J.J. Putz, R ERA: 3.99	0.1		3	0	0	0	1	1	0	0	0	0	0	4	8	0.00	3.000								
71 Scott Linebrink, R ERA: 6.48	0.2		6	2	4	2	0	1	0	0	0	0	0	5	12	27.00	4.500								
57 Ramon Pena, R ERA: 3.6	1.1	B	5	1	0	0	0	1	0	0	1	0	0	4	10	0.00	1.500								
37 Matt Thornton, L ERA: 1.42	1.0		4	0	0	0	3	1	0	0	0	0	0	9	13	0.00	1.000								

AB	37
R	7
H	10
RBI	5
BB	4
SO	11
LOB	20



Batter	1	2	3	4	5	6	7	8	9	AB	R	H	RBI	BB	SO	LOB	BOTTOM								
1 Juan Pierre, L OBP: 0.375, SLG: 0.357										3	1	0	0	1	1	4	Los Angeles Angels @ Chicago White Sox Camelback Ranch, Glendale, AZ Mon Mar 29 2010, 10:15 PM - 1:25 AM EDT Alt. 7, 088 - Overcast - 75 F								
15 Gordon Beckham, R OBP: 0.333, SLG: 0.475 18 Brent Lillibridge, R OBP: 0.300, SLG: 0.405										2	1	0	0	2	1	2									
20 Carlos Quentin, R OBP: 0.333, SLG: 0.475 76 Jordan Danks, L OBP: 0.370, SLG: 0.222										3	0	0	1	1	1	3									
14 Paul Konerko, R OBP: 0.409, SLG: 0.466 Javier Castillo, R										3	2	2	1	1	1	0									
7 Mark Kotsay, L OBP: 0.500, SLG: 0.617 30 Alejandro De Aza, L OBP: 0.366, SLG: 0.362										4	1	2	3	0	0	3									
25 Andrew Jones, R OBP: 0.426, SLG: 0.543										4	1	1	1	1	2	0									
12 A.J. Pierzynski, L OBP: 0.275, SLG: 0.353 55 Donny Lucy, R OBP: 0.409, SLG: 0.333										4	0	1	1	0	0	2									
90 Justin Fuller, L										0	0	0	0	0	0	0									
23 Mark Teahen, L OBP: 0.294, SLG: 0.367 5 Jayson Nix, R OBP: 0.366, SLG: 0.463										2	0	0	0	1	0	0									
10 Alexei Ramirez, R OBP: 0.297, SLG: 0.279										5	1	3	0	0	0	1									
Inning Stats	R: 2 E: 0 K: 0 S: 5	H: 3 LOB: 2 BB: 2 P: 13	R: 0 E: 0 K: 1 S: 6	H: 1 LOB: 1 BB: 1 P: 10	R: 5 E: 0 K: 0 S: 6	H: 4 LOB: 3 BB: 4 P: 26	R: 0 E: 0 K: 1 S: 5	H: 0 LOB: 0 BB: 0 P: 5	R: 0 E: 0 K: 2 S: 7	H: 0 LOB: 0 BB: 0 P: 7	R: 0 E: 0 K: 1 S: 7	H: 1 LOB: 2 BB: 0 P: 7	R: 0 E: 0 K: 2 S: 8	H: 1 LOB: 1 BB: 0 P: 8	R: 0 E: 0 K: 1 S: 5	H: 0 LOB: 1 BB: 1 P: 9	1B: 8 2B: 1 3B: 0 HR: 1	SF: 0 SAC: 0 DP: 0 HBP: 1	WP: 0 PB: 0 SB: 4 CS: 1	PA: 45					
PITCHER	IP	WLS	BF	H	R	ER	SO	BB	IBB	HBP	BLK	WP	HR	S	P	ERA	WHIP								
49 Anthony Ortega, R ERA: 9.28	2.2		21	8	7	7	1	6	0	0	0	0	0	16	44	23.62	5.250								
Taylor Widling, R ERA	0.1		2	0	0	0	0	1	0	0	0	0	0	1	5	0.00	3.000								
43 Brian Stokes, R ERA: 2.57	1.0		3	0	0	0	1	0	0	0	0	0	0	5	5	0.00	0.000								
40 Kevin Jepsen, R ERA: 1.8	1.0		3	0	0	0	1	0	0	0	0	0	0	5	5	0.00	0.000								
58 Michael Kohn, R ERA	1.0		3	0	0	0	2	0	0	0	0	0	0	7	7	0.00	0.000								
PITCHER	IP	WLS	BF	H	R	ER	SO	BB	IBB	HBP	BLK	WP	HR	S	P	ERA	WHIP								
Bobby Cassevah, R ERA: 1.29	7.1		1.0	1	0	0	0	0	0	0	0	0	0	7	7	0.00	1.000								
35 Gabe DeHoyos, R ERA: 6.0	8.1		2.0	8	1	0	0	3	1	0	0	0	0	13	17	0.00	1.000								

AB	36
R	7
H	10
RBI	7
BB	8
SO	9
LOB	20




Batter	1	2	3	4	5	6	7	8	9	AB	R	H	RBI	BB	SO	LOB	TOP																										
4 Coco Crisp, S (1, 8) OBP: 0.441, SLG: 0.656	F9		1B				P6			3	0	1	0	1	0	1	Oakland Athletics @ Chicago White Sox Camelback Ranch, Glendale, AZ Tue Mar 30 2010, 4:08 PM - 6:31 PM EDT Att: 6,133 - Sunny - 83 F																										
11 Rajai Davis, R (1, 7) OBP: 0.237, SLG: 0.286	G6-3		K							4	0	0	0	0	3	5																											
6 Travis Buck, L (8, 7) OBP: 0.340, SLG: 0.600	G6-3							K		0	0	0	0	0	0	0																											
Ryan Sweeney, L (1, 9) OBP: 0.355, SLG: 0.397	G6-3									4	0	1	0	0	1	0																											
18 Gabe Gross, L (8, 9) OBP: 0.352, SLG: 0.383	G6-3									0	0	0	0	0	0	0																											
5 Kevin Kouzmanoff, R (1, 5) OBP: 0.240, SLG: 0.364		1B								4	0	1	0	0	1	1																											
50 Jake Fox, R (8, 5) OBP: 0.184, SLG: 0.311										0	0	0	0	0	0	0																											
8 Kurt Suzuki, R (1, 2) OBP: 0.305, SLG: 0.545	G1-6-3									3	0	0	0	0	0	2																											
35 Landon Powell, S (7, 2) OBP: 0.194, SLG: 0.212	G1-6-3									1	0	1	0	0	0	0																											
76 Grant Green, R (9, PR)	G1-6-3									0	0	0	0	0	0	0																											
3 Eric Chavez, L (1, 10) OBP: 0.244, SLG: 0.410	G4-3									4	0	1	0	0	0	2																											
10 Daric Barton, L (1, 3) OBP: 0.533, SLG: 0.550			G3							3	0	1	0	1	1	0																											
7 Adam Rosales, R (1, 6) OBP: 0.367, SLG: 0.440																																											
Steve Tolleson, R (7, 6) OBP: 0.208, SLG: 0.174			1B							3	0	1	0	0	0	2																											
1 Eric Patterson, L (1, 4) OBP: 0.362, SLG: 0.410	F8									1	0	0	0	1	5																												
Inning Stats	R: 0 E: 0 K: 0 S: 3	H: 0 LOB: 0 BB: 0 P: 3	R: 0 E: 0 K: 0 S: 3	H: 1 LOB: 0 BB: 0 P: 3	R: 0 E: 0 K: 1 S: 7	H: 2 LOB: 2 BB: 0 P: 7	R: 0 E: 0 K: 0 S: 3	H: 0 LOB: 0 BB: 0 P: 3	R: 0 E: 0 K: 2 S: 8	H: 1 LOB: 3 BB: 2 P: 16	R: 0 E: 0 K: 0 S: 4	H: 1 LOB: 1 BB: 0 P: 4	R: 0 E: 0 K: 1 S: 6	H: 1 LOB: 1 BB: 0 P: 6	R: 0 E: 0 K: 3 S: 9	H: 0 LOB: 0 BB: 0 P: 9	R: 0 E: 0 K: 1 S: 7	H: 2 LOB: 2 BB: 0 P: 7	1B: 7 2B: 1 3B: 0 HR: 0	SF: 0 SAC: 0 DP: 1 HBP: 0	WP: 0 PB: 0 SB: 0 CS: 0	PA: 36																					
PITCHER	IP	WLS	BF	H	R	ER	SO	BB	IBB	HBP	BLK	WP	HR	S	P	ERA	WHIP	PITCHER								IP	WLS	BF	H	R	ER	SO	BB	IBB	HBP	BLK	WP	HR	S	P	ERA	WHIP	
56 Mark Buehrle, L (1, 1) ERA: 2.08	5.0	W	20	4	0	0	3	2	0	0	0	0	0	24	32	0.00	1.200																										
57 Ramon Pena, R (6, 1) ERA: 3.38	0.2	H	3	1	0	0	0	0	0	0	0	0	0	3	3	0.00	1.500																										
67 Randy Williams, L (6, 1) ERA:	1.1	H	5	1	0	0	1	0	0	0	0	0	0	7	7	0.00	0.750																										
45 Bobby Jenks, R (8, 1) ERA: 11.12	2.0	S	8	2	0	0	4	0	0	0	0	0	0	16	16	0.00	1.000																										

AB	34
R	0
H	8
RBI	0
BB	2
SO	8
LOB	20



Batter	1	2	3	4	5	6	7	8	9	AB	R	H	RBI	BB	SO	LOB	BOTTOM																											
1 Juan Pierre, L (1, 10) OBP: 0.368, SLG: 0.339	F8									3	1	0	0	1	0	3	Oakland Athletics @ Chicago White Sox Camelback Ranch, Glendale, AZ Tue Mar 30 2010, 4:08 PM - 6:31 PM EDT Att: 6,133 - Sunny - 83 F																											
15 Gordon Beckham, R (1, 4) OBP: 0.378, SLG: 0.445	F9									4	0	0	0	0	2	1																												
20 Carlos Quentin, R (1, 9) OBP: 0.342, SLG: 0.524	1B									4	1	2	1	0	0	1																												
14 Paul Konerko, R (1, 3) OBP: 0.414, SLG: 0.484	F8									4	0	2	1	0	0	1																												
51 Alex Rios, R (1, 8) OBP: 0.318, SLG: 0.561	F8									4	0	1	0	0	1	1																												
23 Mark Teahen, L (1, 5) OBP: 0.291, SLG: 0.346										3	0	0	0	1	1	2																												
11 Omar Vizquel, S (1, 6) OBP: 0.317, SLG: 0.359										3	0	2	0	1	0	0																												
74 Josh Kroeger, L (1, 7) OBP: 0.414, SLG: 0.520										2	0	0	0	2	1	3																												
55 Donny Lucy, R (1, 2) OBP: 0.385, SLG: 0.286										3	0	0	0	1	2	4																												
Inning Stats	R: 0 E: 0 K: 0 S: 4	H: 1 LOB: 1 BB: 0 P: 4	R: 0 E: 0 K: 1 S: 6	H: 1 LOB: 3 BB: 2 P: 14	R: 0 E: 0 K: 0 S: 3	H: 0 LOB: 0 BB: 0 P: 3	R: 0 E: 1 K: 2 S: 7	H: 0 LOB: 2 BB: 2 P: 15	R: 1 E: 0 K: 2 S: 8	H: 1 LOB: 1 BB: 1 P: 12	R: 0 E: 0 K: 1 S: 6	H: 1 LOB: 1 BB: 0 P: 6	R: 1 E: 0 K: 1 S: 8	H: 3 LOB: 2 BB: 0 P: 8	R: 0 E: 0 K: 0 S: 2	H: 0 LOB: 0 BB: 1 P: 7		1B: 5 2B: 1 3B: 0 HR: 1	SF: 0 SAC: 0 DP: 0 HBP: 0	WP: 1 PB: 0 SB: 2 CS: 1	PA: 36																							
PITCHER	IP	WLS	BF	H	R	ER	SO	BB	IBB	HBP	BLK	WP	HR	S	P	ERA	WHIP	PITCHER								IP	WLS	BF	H	R	ER	SO	BB	IBB	HBP	BLK	WP	HR	S	P	ERA	WHIP		
15 Ben Sheets, R (1, 1) ERA: 11.2	5.1	L	24	3	1	1	5	5	0	0	0	0	0	29	49	1.69	1.500																											
13 Jerry Blevins, L (6, 1) ERA: 5.09	1.0		4	1	0	0	1	0	0	0	0	0	0	6	6	0.00	1.000																											
59 Edwar Ramirez, R (7, 1) ERA: 4.5	1.2		8	3	1	1	1	1	0	0	0	0	1	9	14	5.40	2.400																											

AB	30
R	2
H	7
RBI	2
BB	6
SO	7
LOB	16



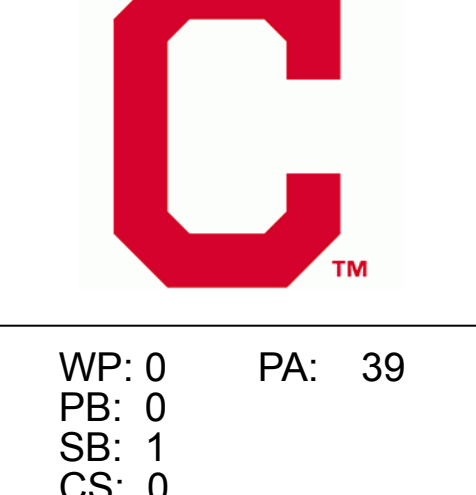
Batter	1	2	3	4	5	6	7	8	9	AB	R	H	RBI	BB	SO	LOB	TOP	
1 Juan Pierre, L OBP: 0.347, SLG: 0.317	F7		F7		G4-3			G3-1		4	0	0	0	0	0	0	Chicago White Sox @ Cleveland Indians Goodyear Ballpark, Goodyear, AZ Wed Mar 31 2010, 4:12 PM - 6:25 PM EDT Att: 3,031 - Sunny - 65 F	
15 Gordon Beckham, R 84 Dale Mollenhauer, L OBP: 0.377, SLG: 1.000	G5-3		L6-4 20 BB			G3		2B		3	0	1	0	0	0	0		
20 Carlos Quentin, R 89 Salvador Sanchez, R	1B		BB		BB			F8		1	0	1	0	2	0	0		
7 Mark Kotsay, L 91 Jared Price, R OBP: 0.500, SLG: 0.500	K		L6-4			F7		F8		3	0	0	0	0	1	4		
51 Alex Rios, R 86 John Shelby, R OBP: 0.167, SLG: 0.167						F9				2	1	2	1	0	0	0		
12 J. Pierzynski, L 83 Greg Pailm, R						G6-4-3		K		2	0	0	0	1	1	1		
11 Omar Vizquel, S 5 Jayson Nix, R						F9		F8		2	0	0	0	0	0	1		
10 Alexei Ramirez, R								P5		4	0	1	0	0	1	2		
85 Jim Gallagher, L										3	0	0	0	0	0	3		
Inning Stats	R: 0 E: 0 K: 1 S: 7	H: 1 LOB: 1 BB: 0 P: 7	R: 1 E: 0 K: 0 S: 5	H: 1 LOB: 1 BB: 1 P: 9	R: 0 E: 0 K: 0 S: 3	H: 1 LOB: 1 BB: 1 P: 7	R: 0 E: 0 K: 1 S: 5	H: 0 LOB: 0 BB: 0 P: 5	R: 0 E: 0 K: 2 S: 8	H: 1 LOB: 1 BB: 0 P: 8	R: 0 E: 0 K: 1 S: 4	H: 1 LOB: 1 BB: 0 P: 4	R: 0 E: 0 K: 1 S: 6	H: 1 LOB: 1 BB: 0 P: 6	1B: 5 2B: 2 3B: 0 HR: 1	SF: 0 SAC: 0 DP: 3 HBP: 0	WP: 0 PB: 0 SB: 0 CS: 0	PA: 35
PITCHER	IP WLS BF H R ER SO BB IBB HBP BLK WP HR S P ERA WHIP																	
28 David Huff, L ERA: 4.18	(1, 1) 7.0 W 27 5 1 1 4 3 0 0 0 0 0 1 34 46 1.29 1.143																	
Josh Tomlin, R ERA:	(8, 1) 2.0 8 2 0 0 1 0 0 0 0 0 0 0 10 10 0.00 1.000																	

AB	32
R	1
H	7
RBI	1
BB	3
SO	5
LOB	17



Batter	1	2	3	4	5	6	7	8	9	AB	R	H	RBI	BB	SO	LOB	BOTTOM	
13 Asdrubal Cabrera, S OBP: 0.450, SLG: 0.583	G3							G3		4	2	2	1	0	1	0	Chicago White Sox @ Cleveland Indians Goodyear Ballpark, Goodyear, AZ Wed Mar 31 2010, 4:12 PM - 6:25 PM EDT Att: 3,031 - Sunny - 65 F	
6 Luis Antonio Rodriguez, Sr. OBP: 0.341, SLG: 0.303		E1 24 G3-1 17 1B 24 S								1	0	0	0	0	0	0		
24 Grady Sizemore, L OBP: 0.521, SLG: 0.595	G6-3	G3-1						G6-3		3	1	1	1	1	0	1		
Jose Constanza, L OBP: 0.333, SLG: 0.500										1	0	0	0	0	0	0		
17 Shin-Soo Choo, L OBP: 0.441, SLG: 0.640	F8							F8		4	1	2	2	0	1	1		
8 Chris Gimenez, R OBP: 0.182, SLG: 0.143										1	0	0	0	0	0	0		
48 Travis Hafner, L OBP: 0.424, SLG: 0.574										4	2	2	2	0	1	2		
2 Jhonny Peralta, R OBP: 0.302, SLG: 0.400										4	1	1	0	0	0	2		
74 Niuman Romero, S OBP: 0.316, SLG: 0.188										0	0	0	0	0	0	0		
7 Matt LaPorta, R OBP: 0.297, SLG: 0.486										4	0	1	1	0	0	2		
91 Matt McBride, R OBP: 0.500, SLG: 0.400										0	0	0	0	0	0	0		
26 Austin Kearns, R OBP: 0.423, SLG: 0.581										3	1	1	1	1	1	1		
35 Anderson Hernandez, S OBP: 0.459, SLG: 0.355										4	1	1	1	0	0	4		
65 Damaso Espino, R OBP: 0.375, SLG: 0.462										4	1	1	1	0	2	1		
Richard Martinez, R ERA:	(9, 2) 1.0 3 0 0 0 0 0 0 0 0 0 0 0 3 3 0.00 0.000																	
Inning Stats	R: 0 E: 0 K: 0 S: 3	H: 8 LOB: 0 BB: 0 P: 13	R: 0 E: 1 K: 1 S: 6	H: 0 LOB: 1 BB: 0 P: 6	R: 2 E: 0 K: 1 S: 9	H: 4 LOB: 3 BB: 1 P: 13	R: 0 E: 0 K: 3 S: 9	H: 0 LOB: 1 BB: 1 P: 13	R: 0 E: 0 K: 1 S: 5	H: 0 LOB: 0 BB: 0 P: 5	R: 0 E: 0 K: 0 S: 3	H: 0 LOB: 0 BB: 0 P: 3	R: 0 E: 0 K: 0 S: 3	H: 0 LOB: 0 BB: 0 P: 3	1B: 11 2B: 0 3B: 0 HR: 1	SF: 0 SAC: 0 DP: 0 HBP: 0	WP: 0 PB: 0 SB: 1 CS: 0	PA: 39
PITCHER	IP WLS BF H R ER SO BB IBB HBP BLK WP HR S P ERA WHIP																	
43 Freddy Garcia, R ERA: 10.38	(1, 1) 3.2 L 25 12 0 0 0 3 1 0 0 0 0 0 0 10 14 24.55 3.545																	
46 Sergio Santos, R ERA: 2.89	(4, 1) 1.1 5 0 0 0 3 1 0 0 0 0 0 0 10 14 0.00 0.750																	
65 Greg Aquino, R ERA:	(6, 1) 2.0 6 0 0 0 1 0 0 0 0 0 0 0 8 8 0.00 0.000																	
68 Erick Threats, L ERA: 4.5	(8, 1) 1.0 3 0 0 0 0 0 0 0 0 0 0 0 3 3 0.00 0.000																	

AB	37
R	10
H	12
RBI	10
BB	2
SO	6
LOB	14



Batter	1	2	3	4	5	6	7	8	9	AB	R	H	RBI	BB	SO	LOB	TOP								
1 Juan Pierre, L Kenneth Williams, S OBP: 0.500, SLG: 1.000	G6-3		E3		FC4					2	0	0	0	0	0	0	Chicago White Sox @ Charlotte Knights Knights Stadium, Charlotte, NC Thu Apr 01 2010, 7:14 PM - 9:14 PM EDT Att: 10,212 - Clear - 81 F								
15 Gordon Beckham, R Drew Garcia, S OBP: 0.500, SLG: 0.500	G4-3		F8							2	0	0	0	0	1										
20 Carlos Quentin, R Brandon Short, R	G6-3		CS							2	1	1	1	0	0										
7 Mark Kotsay, L Seth Loman, L										2	1	1	1	0	0										
51 Alex Rios, R 86 Justin Greene, R										1	0	1	0	1	0										
23 Mark Teahen, L 87 Jon Gilmore, R										2	0	0	0	0	1										
10 Alexei Ramirez, R 83 Eduardo Escobar, S										2	0	0	0	0	0										
11 Omar Vizquel, S 5 Jayson Nix, R Kyle Shelton, R OBP: 0.500, SLG: 2.000										1	0	0	0	0	1										
55 Donny Lucy, R 79 Josh Phegley, R										2	0	1	0	0	0										
										1	0	0	0	0	0										
										2	0	0	0	0	0										
										2	0	0	0	0	0										
Inning Stats	R: 0 E: 0 K: 0 S: 8	H: 0 LOB: 0 BB: 0 P: 15	R: 1 E: 0 K: 2 S: 16	H: 2 LOB: 1 BB: 0 P: 23	R: 0 E: 1 K: 0 S: 5	H: 0 LOB: 0 BB: 0 P: 9	R: 1 E: 0 K: 0 S: 8	H: 1 LOB: 1 BB: 1 P: 14	R: 0 E: 1 K: 0 S: 11	H: 2 LOB: 2 BB: 0 P: 17	R: 0 E: 0 K: 1 S: 8	H: 0 LOB: 0 BB: 0 P: 10	R: 1 E: 0 K: 1 S: 10	H: 2 LOB: 1 BB: 0 P: 16	R: 0 E: 0 K: 1 S: 7	H: 0 LOB: 0 BB: 0 P: 11	R: 0 E: 0 K: 1 S: 5	H: 0 LOB: 0 BB: 0 P: 9	1B: 3 2B: 1 3B: 0 HR: 3	SF: 0 SAC: 0 DP: 1 HBP: 0	WP: 0 PB: 0 SB: 0 CS: 1	PA: 36			
PITCHER	IP	WLS	BF	H	R	ER	SO	BB	IBB	HBP	BLK	WP	HR	S	P	ERA	WHIP								
19 Jeff Marquez, R ERA: 3.6	5.0	W	21	5	2	2	2	1	0	0	0	0	2	48	78	3.60	1.200								
21 Freddy Dolsi, R ERA: 4.5	2.0	H	8	2	1	1	2	0	0	0	0	0	1	18	26	4.50	1.000								
23 Clevelan Santeliz, R ERA:	1.0	H	3	0	0	0	1	0	0	0	0	0	0	7	11	0.00	0.000								
40 Ryan Braun, R ERA:	0.0	S	0	0	0	0	0	0	0	0	0	0	0	0	0	=	=								

Batter	1	2	3	4	5	6	7	8	9	AB	R	H	RBI	BB	SO	LOB	BOTTOM								
30 Alejandro De Aza, L	K		F7		P6					4	0	0	0	0	1	0	Chicago White Sox @ Charlotte Knights Knights Stadium, Charlotte, NC Thu Apr 01 2010, 7:14 PM - 9:14 PM EDT Att: 10,212 - Clear - 81 F								
15 Jordan Danks, L Ozzie Lewis, R										2	0	2	0	0	0										
31 Stefan Gartrell, R										4	1	1	2	0	2										
7 Josh Kroeger, L										2	0	1	1	0	1										
17 Tyler Flowers, R										3	1	1	1	0	1										
24 Dayan Viciedo, R										3	0	0	0	0	1										
28 Javier Castillo, R 5 Robbie Hudson, R										2	0	0	0	0	0										
18 Brent Lillibridge, R										3	0	0	0	0	3										
22 C.J. Retherford, R Luis Sierra, L										2	0	0	0	0	2										
										1	0	0	0	0	1										
										2	0	0	0	0	0										
										1	0	0	0	0	1										
Inning Stats	R: 0 E: 0 K: 3 S: 10	H: 1 LOB: 1 BB: 0 P: 14	R: 0 E: 0 K: 1 S: 7	H: 0 LOB: 0 BB: 0 P: 8	R: 0 E: 0 K: 2 S: 17	H: 0 LOB: 0 BB: 0 P: 23	R: 3 E: 0 K: 1 S: 14	H: 3 LOB: 0 BB: 0 P: 19	R: 0 E: 0 K: 2 S: 7	H: 0 LOB: 0 BB: 0 P: 13	R: 1 E: 0 K: 1 S: 12	H: 1 LOB: 0 BB: 0 P: 18	R: 0 E: 0 K: 2 S: 8	H: 0 LOB: 0 BB: 0 P: 11	R: 0 E: 0 K: 2 S: 7	H: 0 LOB: 0 BB: 0 P: 10	1B: 1 2B: 1 3B: 0 HR: 3	SF: 0 SAC: 0 DP: 0 HBP: 0	WP: 0 PB: 0 SB: 0 CS: 0	PA: 29					
PITCHER	IP	WLS	BF	H	R	ER	SO	BB	IBB	HBP	BLK	WP	HR	S	P	ERA	WHIP								
44 Jake Peavy, R ERA: 6.75	4.0	L	16	4	3	3	7	4	3	3	7	0	2	48	64	6.75	1.000								
89 Dan Remenowsky, R ERA: 4.5	2.0		7	1	1	1	3	0	0	0	0	0	1	19	31	4.50	0.500								
Dylan Axelrod, R ERA:	2.0		6	0	0	0	4	0	0	0	0	0	0	15	21	0.00	0.000								

Batter	1	2	3	4	5	6	7	8	9	AB	R	H	RBI	BB	SO	LOB	TOP					
86 John Shelby, R OBP: 0.333, SLG: 0.444 83 Tyler Kuhn, L (6, FH) (6, 7)										3	1	2	0	0	0	0						
84 Dale Mollenhauer, L OBP: 0.500, SLG: 0.571										4	1	1	0	1	0	1						
85 Jim Gallagher, L OBP: 0.118, SLG: 0.294										5	2	2	3	0	0	2						
77 Brent Morel, R OBP: 0.265, SLG: 0.382										5	0	1	0	0	2	1						
85 Christian Marrero, L OBP: 0.353, SLG: 0.438										4	1	1	1	0	1	1						
Lee Cruz, R OBP: 0.600, SLG: 1.000										3	1	2	1	1	1	0						
89 Salvador Sanchez, R OBP: 0.167, SLG: 0.950										4	1	1	0	0	1	3						
91 Jared Price, R OBP: 0.429, SLG: 0.857 38 Cole Armstrong, L OBP: 0.333, SLG: 1.000										3	1	1	2	0	1	0						
83 Greg Paiml, R 90 Justin Fuller, L (6, 6)										0	0	0	0	0	0	0						
Inning Stats	R: 3 E: 0 K: 1 S: 13	H: 4 LOB: 1 BB: 0 P: 17	R: 0 E: 0 K: 1 S: 10	H: 0 LOB: 0 BB: 0 P: 15	R: 2 E: 0 K: 2 S: 11	H: 2 LOB: 1 BB: 1 P: 21	R: 1 E: 0 K: 0 S: 8	H: 3 LOB: 1 BB: 0 P: 14	R: 0 E: 0 K: 1 S: 7	H: 1 LOB: 0 BB: 0 P: 10	R: 1 E: 0 K: 0 S: 9	H: 1 LOB: 0 BB: 0 P: 12	R: 0 E: 0 K: 1 S: 6	H: 0 LOB: 0 BB: 0 P: 10	R: 2 E: 0 K: 0 S: 12	H: 1 LOB: 1 BB: 2 P: 24	R: 0 E: 0 K: 0 S: 5	H: 0 LOB: 0 BB: 0 P: 5	1B: 4 2B: 5 3B: 1 HR: 3	SF: 0 SAC: 0 DP: 2 HBP: 0	WP: 0 PB: 0 SB: 1 CS: 0	PA: 40
PITCHER	IP WLS BF H R ER SO BB IBB HBP BLK WP HR S P ERA WHIP																					
35 Ian Snell, R ERA: 7.13	5.0 L 24 10 6 6 5 1 0 0 0 0 0 2 49 77 10.80 2.200																					
46 Sean White, R ERA: 4.15	1.0 4 1 1 1 0 0 0 0 0 0 0 1 9 12 9.00 1.000																					
33 Chad Cordero, R ERA: 7.71	2.0 9 1 2 2 1 2 0 0 0 0 0 1 18 34 9.00 1.500																					
90 Erasmo Ramirez, R ERA:	1.0 3 0 0 0 0 0 0 0 0 0 0 0 5 5 0.00 0.000																					

Chicago White Sox @ Seattle Mariners
Peoria Stadium, Peoria, AZ
Thu Apr 01 2010, 3:35 PM - 5:12 PM EDT
Att: 6,807 - Sunny - 63 F

livebaseballscorecards.com

AB 37
R 9
H 12
RBI 9
BB 3
SO 6
LOB 9

Batter	1	2	3	4	5	6	7	8	9	AB	R	H	RBI	BB	SO	LOB	BOTTOM					
1 Eric Byrnes, R OBP: 0.357, SLG: 0.480 83 James McOwen, L (2, 9)										1	0	0	0	0	0	0						
21 Franklin Gutierrez, R OBP: 0.296, SLG: 0.490 94 James Jones, L OBP: 0.500, SLG: 0.800										1	0	0	0	0	1	0						
13 Casey Kotchman, L OBP: 0.344, SLG: 0.351 59 Tommy Everidge, R OBP: 0.333, SLG: 0.438										1	0	1	0	0	0	0						
4 Jose Lopez, R OBP: 0.297, SLG: 0.433 83 Travis Denker, R OBP: 0.333, SLG: 0.590										1	0	0	0	0	0	1						
5 Mike Sweeney, R OBP: 0.556, SLG: 0.943 99 Carlos Peguero, L OBP: 0.500, SLG: 1.250										1	0	0	0	0	0	0						
27 Matt Tuigascope, R OBP: 0.358, SLG: 0.531 97 Joseph Dunigan, L OBP: 0.400, SLG: 0.400										1	0	0	0	0	0	0						
16 Josh Wilson, R OBP: 0.419, SLG: 0.361 97 Juan Diaz, L OBP: 0.333, SLG: 0.667										0	0	0	0	0	0	0						
32 Rob Johnson, R OBP: 0.222, SLG: 0.294 26 Josh Bard, S OBP: 0.238, SLG: 0.400										2	0	0	0	0	0	1						
6 Chris Woodward, R OBP: 0.231, SLG: 0.235 96 Kyle Seager, L (4, 4)										1	0	0	0	0	0	0						
Inning Stats	R: 0 E: 0 K: 1 S: 7	H: 1 LOB: 1 BB: 0 P: 13	R: 0 E: 0 K: 0 S: 9	H: 0 LOB: 0 BB: 0 P: 15	R: 0 E: 0 K: 1 S: 6	H: 0 LOB: 0 BB: 0 P: 7	R: 0 E: 0 K: 2 S: 9	H: 0 LOB: 0 BB: 0 P: 11	R: 0 E: 0 K: 1 S: 9	H: 0 LOB: 0 BB: 0 P: 14	R: 0 E: 0 K: 0 S: 12	H: 1 LOB: 1 BB: 0 P: 18	R: 2 E: 0 K: 1 S: 12	H: 3 LOB: 0 BB: 0 P: 16	R: 0 E: 0 K: 0 S: 6	H: 0 LOB: 0 BB: 0 P: 9	R: 2 E: 0 K: 0 S: 16	H: 4 LOB: 2 BB: 0 P: 19	1B: 5 2B: 3 3B: 0 HR: 1	SF: 0 SAC: 0 DP: 1 HBP: 1	WP: 0 PB: 0 SB: 0 CS: 0	PA: 36
PITCHER	IP WLS BF H R ER SO BB IBB HBP BLK WP HR S P ERA WHIP																					
Scott Elarton, R ERA:	2.0 W 8 1 0 0 4 0 0 0 0 0 0 0 36 50 0.00 0.500																					
88 Matt Zaleski, R ERA: 2.0	4.0 H 13 1 0 0 4 0 0 0 0 0 0 0 36 50 0.00 0.250																					
Johnnie Lowe, R ERA: 9.0	2.0 8 3 2 2 1 0 0 0 0 0 0 1 18 25 9.00 1.500																					
87 Kyle McCulloch, R ERA: 18.0	1.0 7 4 2 2 0 0 0 0 0 0 0 0 16 19 18.00 4.000																					

Chicago White Sox @ Seattle Mariners
Peoria Stadium, Peoria, AZ
Thu Apr 01 2010, 3:35 PM - 5:12 PM EDT
Att: 6,807 - Sunny - 63 F


livebaseballscorecards.com

AB 35
R 4
H 9
RBI 4
BB 0
SO 6
LOB 7

Batter	1	2	3	4	5	6	7	8	9	AB	R	H	RBI	BB	SO	LOB	TOP					
11 Omar Vizquel, S OBP: 0.354, SLG: 0.413										5	3	4	3	0	0	0						
15 Gordon Beckham, R OBP: 0.382, SLG: 0.441										3	0	1	0	0	1	3						
75 C.J. Retherford, R OBP: 0.357, SLG: 0.538										2	1	1	2	0	0	0						
7 Mark Kotsay, L OBP: 0.452, SLG: 0.545										5	0	1	3	0	1	4						
14 Paul Konerko, R OBP: 0.403, SLG: 0.456										2	0	0	0	1	0	1						
Javier Castillo, R (5, PR)										2	1	0	0	0	0	1						
25 Andrew Jones, R OBP: 0.419, SLG: 0.519										3	1	1	0	0	0	1						
82 Javier Colina, R (6, PH)										2	0	0	0	0	2	0						
23 Mark Teahen, L OBP: 0.306, SLG: 0.333										3	1	1	0	0	0	2						
5 Jayson Nix, R OBP: 0.367, SLG: 0.422										2	0	0	0	0	1	0						
74 Josh Kroeger, L OBP: 0.457, SLG: 0.517										4	1	2	1	1	0	2						
55 Donny Lucy, R OBP: 0.387, SLG: 0.280										4	2	1	1	1	1	2						
76 Jordan Danks, L OBP: 0.385, SLG: 0.225										3	2	0	0	2	3	2						
Inning Stats	R: 1 E: 0 K: 0 S: 12	H: 2 LOB: 1 BB: 0 P: 20	R: 4 E: 3 K: 0 S: 14	H: 4 LOB: 1 BB: 1 P: 25	R: 0 E: 0 K: 1 S: 11	H: 1 LOB: 1 BB: 0 P: 16	R: 0 E: 0 K: 2 S: 10	H: 1 LOB: 1 BB: 0 P: 18	R: 7 E: 1 K: 0 S: 18	H: 4 LOB: 1 BB: 2 P: 37	R: 0 E: 0 K: 2 S: 8	H: 0 LOB: 0 BB: 0 P: 13	R: 0 E: 0 K: 1 S: 10	H: 0 LOB: 0 BB: 0 P: 14	R: 0 E: 0 K: 1 S: 5	H: 0 LOB: 2 BB: 0 P: 5	R: 0 E: 0 K: 2 S: 12	H: 0 LOB: 2 BB: 2 P: 27	1B: 10 2B: 2 3B: 0 HR: 0	SF: 0 SAC: 0 DP: 1 HBP: 0	WP: 1 PB: 0 SB: 2 CS: 0	PA: 45
PITCHER	IP: 4.0 WLS: 1 BF: 21 ERA: 1.5	WLS: 1 BF: 10 ERA: 6.23	H: 8 R: 5 ER: 1 SO: 3	H: 4 R: 7 ER: 5 SO: 2	BB: 1 IBB: 0 HBP: 0 BLK: 0	BB: 0 IBB: 0 HBP: 0 BLK: 0	WP: 0 HR: 0 S: 47 P: 79	HR: 0 S: 18 P: 37	ERA: 2.25 WHIP: 2.250	ERA: 45.00 WHIP: 6.000	ERA: 0.00 WHIP: 0.000	ERA: 0.00 WHIP: 0.000	ERA: 0.00 WHIP: 0.000	ERA: 0.00 WHIP: 0.000	ERA: 0.00 WHIP: 0.000	ERA: 0.00 WHIP: 0.000	ERA: 0.00 WHIP: 0.000	ERA: 0.00 WHIP: 0.000	ERA: 0.00 WHIP: 2.000			
15 Tim Hudson, R ERA: 1.5	37 Jo-Jo Reyes, L ERA: 6.23	36 Scott Proctor, R ERA: 10.29	58 Peter Moylan, R ERA: 12.6	43 Jesse Chavez, R ERA: 12.6	72 Craig Kimbrel, R ERA: 0.00																	

Chicago White Sox @ Atlanta Braves
Turner Field, Atlanta, GA
Sat Apr 03 2010, 1:12 PM - 3:59 PM EDT
Att. 15,650 - Sunny - 75 F

AB 40
R 12
H 12
RBI 10
BB 5
SO 9
LOB 18



Batter	1	2	3	4	5	6	7	8	9	AB	R	H	RBI	BB	SO	LOB	BOTTOM
53 Melky Cabrera, S OBP: 0.342, SLG: 0.357										2	1	1	0	0	0	0	
78 Matt Young, L OBP: 0.324, SLG: 0.324										3	1	1	0	0	1	2	
14 Martin Prado, R OBP: 0.479, SLG: 0.500										2	0	1	0	0	0	0	
7 Brooks Conrad, S OBP: 0.339, SLG: 0.471										2	1	2	1	0	0	0	
84 Wes Timmons, R (8, PR)										1	0	0	0	0	0	2	
10 Chipper Jones, S OBP: 0.419, SLG: 0.452										2	0	0	0	0	0	2	
4 Omar Infante, R OBP: 0.438, SLG: 0.475										1	0	0	0	1	0	1	
25 Troy Glaus, R OBP: 0.492, SLG: 0.481										1	0	0	1	1	0	1	
70 Freddie Freeman, L OBP: 0.391, SLG: 0.495										2	0	1	0	0	0	1	
19 Yunel Escobar, R OBP: 0.333, SLG: 0.453																	

Batter	1	2	3	4	5	6	7	8	9	AB	R	H	RBI	BB	SO	LOB	TOP				
13 Asdrúbal Cabrera, S OBP: 0.444, SLG: 0.375										4	0	2	0	1	0	3	Cleveland Indians @ Chicago White Sox U.S. Cellular Field, Chicago, IL Wed Apr 07 2010, 8:11 PM - 11:21 PM EDT Att: 19,514 - Overcast - 43 F				
24 Grady Sizemore, L OBP: 0.111, SLG: 0.111										5	0	1	2	0	1	3					
17 Shin-Soo Choo, L OBP: 0.444, SLG: 0.286										3	2	2	0	2	0	1					
48 Travis Hafner, L OBP: 0.222, SLG: 0.125									4	0	0	0	1	1	7						
2 Jhonny Peralta, R OBP: 0.375, SLG: 0.333										4	1	1	0	1	1						
7 Matt LaPorta, R OBP: 0.286, SLG: 0.429									4	1	2	1	0	0	0						
25 Andy Marte, R (7, PR)									3	0	1	0	1	2	4						
1 Luis Valbuena, L OBP: 0.000, SLG: 0.333									4	1	0	0	0	1	6						
52 Mike Redmond, R (1, 2)										4	0	1	1	0	2	AB 36 R 5 H 10 RBI 5 BB 6 SO 8 LOB 27					
23 Michael Brantley, L OBP: 0.286, SLG: 0.286										4	0	1	1	0	2	WP: 0 PA: 45 FB: 0 SB: 3 CS: 1					
Inning Stats	R: 0 E: 0 K: 0 S: 9	H: 1 LOB: 1 BB: 0 P: 11	R: 0 E: 0 K: 0 S: 7	H: 0 LOB: 1 BB: 0 P: 12	R: 0 E: 0 K: 3 S: 15	H: 1 LOB: 2 BB: 1 P: 29	R: 3 E: 0 K: 1 S: 27	H: 4 LOB: 3 BB: 1 P: 40	R: 0 E: 0 K: 1 S: 9	H: 0 LOB: 0 BB: 0 P: 14	R: 0 E: 0 K: 0 S: 7	H: 0 LOB: 0 BB: 1 P: 13	R: 1 E: 0 K: 0 S: 15	H: 2 LOB: 2 BB: 1 P: 25	R: 0 E: 0 K: 1 S: 8	H: 0 LOB: 0 BB: 0 P: 11	R: 1 E: 0 K: 2 S: 13	H: 1 LOB: 2 BB: 2 P: 28	1B: 8 2B: 2 3B: 0 HR: 0	SF: 0 SAC: 0 DP: 0 HBP: 2	WP: 0 PA: 45 FB: 0 SB: 3 CS: 1
PITCHER	IP WLS BF H R ER SO BB IBB HBP BLK WP HR S P ERA WHIP																PITCHER	IP WLS BF H R ER SO BB IBB HBP BLK WP HR S P ERA WHIP			
44 Jake Peavy, R ERA: 5.4	(1, 1) 5.0 26 7 3 3 5 2 0 2 0 0 0 0 67 106 5.40 1.800																				
67 Randy Williams, L ERA: 5.75	(6, 1) 1.1 L 5 1 1 1 0 1 0 0 0 0 0 0 13 21 6.75 1.500																				
57 Ramon Pena, R ERA: 5.75	(7, 1) 0.2 4 1 0 0 0 0 0 1 0 0 0 0 0 9 17 0.00 1.500																				
37 Matt Thornton, L ERA: 9.0	(8, 1) 1.0 3 0 0 0 1 0 0 0 0 0 0 0 8 11 0.00 0.000																				
45 Bobby Jenks, R ERA: 9.0	(9, 1) 1.0 6 1 1 1 2 2 0 0 0 0 0 0 13 28 9.00 3.000																				
Batter	1	2	3	4	5	6	7	8	9	AB	R	H	RBI	BB	SO	LOB	BOTTOM				
1 Juan Pierre, L (1, 7)										3	1	0	0	1	0	0	Cleveland Indians @ Chicago White Sox U.S. Cellular Field, Chicago, IL Wed Apr 07 2010, 8:11 PM - 11:21 PM EDT Att: 19,514 - Overcast - 43 F				
15 Gordon Beckham, R OBP: 0.375, SLG: 0.429										3	0	0	0	1	0	0					
20 Carlos Quentin, R OBP: 0.500, SLG: 0.400										3	1	0	0	1	0	2					
14 Paul Konerko, R OBP: 0.625, SLG: 2.000										2	1	1	3	1	0	0					
7 Mark Kotsay, L (1, 10)										3	0	0	0	1	0	2					
51 Alex Rios, R OBP: 0.375, SLG: 0.667										3	0	0	0	1	1	2					
12 A.J. Pierzynski, L OBP: 0.250, SLG: 0.250										4	0	1	0	0	0	2					
23 Mark Teahen, L (1, 5)										2	0	0	0	1	0	1					
10 Alexei Ramirez, R (1, 6)										3	0	0	0	0	1	1		AB 26 R 3 H 2 RBI 3 BB 7 SO 2 LOB 10			
Inning Stats	R: 1 E: 0 K: 0 S: 11	H: 0 LOB: 1 BB: 2 P: 23	R: 0 E: 0 K: 0 S: 6	H: 0 LOB: 1 BB: 1 P: 12	R: 2 E: 0 K: 0 S: 14	H: 1 LOB: 0 BB: 1 P: 25	R: 0 E: 0 K: 0 S: 8	H: 0 LOB: 0 BB: 1 P: 15	R: 0 E: 0 K: 1 S: 9	H: 0 LOB: 0 BB: 0 P: 15	R: 0 E: 0 K: 0 S: 12	H: 0 LOB: 1 BB: 1 P: 19	R: 0 E: 0 K: 0 S: 4	H: 1 LOB: 0 BB: 0 P: 7	R: 0 E: 0 K: 0 S: 5	H: 0 LOB: 0 BB: 0 P: 10		R: 0 E: 0 K: 1 S: 10	H: 0 LOB: 1 BB: 1 P: 19	1B: 1 2B: 0 3B: 0 HR: 1	SF: 1 SAC: 0 DP: 2 HBP: 0
PITCHER	IP WLS BF H R ER SO BB IBB HBP BLK WP HR S P ERA WHIP																PITCHER	IP WLS BF H R ER SO BB IBB HBP BLK WP HR S P ERA WHIP			
55 Roberto Hernandez, R ERA: 4.5	(1, 1) 6.0 W 24 1 3 3 3 6 0 0 0 0 0 0 60 109 4.50 1.167																				
32 Aaron Laffey, L ERA: 4.5	(7, 1) 1.1 H 4 1 0 0 0 0 0 0 0 0 0 0 6 11 0.00 0.750																				
38 Joe Smith, R ERA: 4.5	(8, 1) 0.2 H 2 0 0 0 0 0 0 0 0 0 0 0 3 6 0.00 0.000																				
54 Chris Perez, R ERA: 4.5	(9, 1) 1.0 S 4 0 0 0 1 1 0 0 0 0 0 0 10 19 0.00 1.000																				

Batter	1	2	3	4	5	6	7	8	9	10	11	AB	R	H	RBI	BB	SO	LOB	TOP								
2 Denard Span, L OBP: 0.217, SLG: 0.150	(1, 8) 2-1 B FF 90 C FC 90 F FF 91 X FF 91 1B		(2) 0-1 C FF 92 X SI 93 G6-3		(3) 1-0 B FF 92 X FF 92 1B		(4) 1-2 B FF 93 C FC 93 F FF 93 X FF 93 1S 3B 2B BB		(5) 1-2 C FF 95 F FF 95 B FF 95 X FF 95 P6		(6) 0-1 1 SAFE L SI 93 X SL 97 SH1-3	4	1	2	0	1	0	2									
1 Orlando Hudson, S OBP: 0.268, SLG: 0.261	(1, 4) 1-2 C FF 90 B FC 97 F FF 91 S FF 92 X CU 80 1B		(3) 1-3 C FF 91 B FC 84 F FF 92 S CH 83 K		(3) 1-0 1 SAFE 1 SAFE B SI 90 X CH 81 F9		(1) 0-3 S SI 91 C SI 94 K		(3) 2-2 1 FF 96 B FF 96 X FF 96 P3		(2) 3-1 B SI 93 C SI 94 B SI 94 D CH 86 X SI 93 F8	6	0	1	0	0	2	5									
27 J.J. Hardy, R OBP: 0.391, SLG: 0.619	(1, 6) 2-2 B SI 90 C FC 86 F FC 87 X CH 81 1B		(1) 2-1 B FF 90 C CH 82 C FF 91 X FC 88 G6-3		(1) 2-2 B FF 91 C CH 82 F FF 91 X FC 92 F9		(1) 4-1 B FF 93 C FC 93 B FF 93 X FF 93 3B 2B BB		(1) 2-3 C FF 93 F FF 93 B FF 93 X SL 96 K		(2) 2-2 C SI 93 F SI 93 B SI 93 X SL 96 3B BB	5	0	2	1	1	1	0									
33 Justin Morneau, L OBP: 0.522, SLG: 0.778	(1, 3) 2-3 F FF 92 B FC 89 B FF 93 F FF 93 S FF 94 1B		(1) 3-2 F FF 92 B FC 89 B FF 93 F FF 93 X FC 89 16 BB 1B		(1) 0-1 C CU 78 X FF 93 21 1B		(1) 3-1 C SI 88 B SI 93 B FF 93 X FF 88 5 1B		(2) 1-2 C SL 81 B SI 84 B SI 84 X CH 85 F7		(2) 4-2 C SL 85 B SI 92 B CH 85 F SL 86 B CH 86 B SI 92 5 FC6-4 BB	5	1	3	1	1	1	3									
5 Michael Cuddyer, R OBP: 0.391, SLG: 0.361	(1, 9) 0-2 B FC 89 B CH 84 B FC 86 F FF 92 X FF 93 F8-3-4		(2) 0-0 X FF 91 F8		(1) 1-1 B FC 89 F FF 92 X FC 93 21 1B		(1) 4-0 B SI 74 IN 74 IN 75 IN 75 2B		(3) 3-3 C SL 83 B SI 85 B CH 86 B CH 86 S CH 85 K		(3) 2-2 B SI 92 F SI 92 B SI 92 X SL 88 FC6-4	5	1	1	0	1	1	6									
16 Jason Kubel, L OBP: 0.294, SLG: 0.077	(1, 10) 1-2 C FF 90 B FC 87 X FC 88 G4-3		(2) 4-2 B CU 79 B FC 88 C FF 92 F FF 93 F FF 93 D CH 84 21 FC6-4 BB		(2) 0-2 C SL 84 X SL 95 K		(2) 0-2 C SL 84 X SL 95 P3		(1) 2-3 C SL 82 B SI 84 B SI 84 X CH 85 K2-3		(1) 4-2 B SI 92 F SI 92 B SI 92 X SL 88 27 1B	4	0	0	0	1	2	5									
21 Delmon Young, R OBP: 0.278, SLG: 0.647	(1, 7) 0-0 X FC 89 G4-3		(1) 2-1 B CH 83 F FF 93 X FC 93 FC6-4		(1) 0-0 X FC 88 23 E 1B		(3) 2-3 C SL 83 S SL 86 K		(2) 0-0 X SL 85 G5-3		(2) 4-2 B SI 92 F SI 92 B SI 92 X SL 88 1 F8 2 SH1-3 BB	5	0	1	1	0	1	5									
23 Brendan Harris, R OBP: 0.333, SLG: 0.571	(1, 5) 2-2 C FF 90 C FF 92 F FF 93 X FF 93 G6-3		(3) 0-0 X CH 82 G5-3		(1) 0-1 1 SAFE C FF 91 X CH 83 E6		(2) 4-2 B FF 95 B FF 95 B FF 95 X FF 94 41 SH1-4 BB		(3) 3-3 B SI 85 C CH 84 B SI 84 F SI 87 B FF 87 S SL 88 K			3	0	0	0	1	0	1									
8 Nick Punto, S OBP: 0.300, SLG: 0.500	(8, PR) 1-2 C FF 90 B FC 89 B CH 83 X FF 93 G6-3		(1) 0-0 X CH 82 G5-3		(1) 1-3 C FF 88 C CH 80 F FF 91 X CH 82 E6		(1) 1-1 1 SAFE C FF 91 X CH 83 SH1-4		(3) 3-3 B SI 85 C CH 84 B SI 84 F SI 87 B FF 87 S SL 88 K			0	0	0	0	0	0	0									
25 Jim Thome, L OBP: 0.273, SLG: 0.600	(10, PH) 1-2 C FF 90 C FF 92 F FF 93 X FF 93 G6-3		(1) 2-3 C FF 89 C CU 79 F FF 91 X FC 92 K		(2) 3-3 B FF 91 C FF 92 C FF 92 S CH 89 K		(1) 1-1 1 SAFE C FF 91 X CH 83 SH1-4		(3) 4-2 B SI 85 C CH 84 B SI 84 F SI 87 B FF 87 S SL 88 K			1	0	0	0	0	1	0									
12 Alexi Casilla, S OBP: 0.273, SLG: 0.600	(10, 5) 2-2 C FF 90 C FF 92 F FF 93 X FF 93 G6-3		(1) 2-3 C FF 89 C CU 79 F FF 91 X FC 92 K		(2) 3-3 B FF 91 C FF 92 C FF 92 S CH 89 K		(1) 1-1 1 SAFE C FF 91 X CH 83 SH1-4		(3) 4-2 B SI 85 C CH 84 B SI 84 F SI 87 B FF 87 S SL 88 K			0	0	0	0	0	0	0									
41 Drew Butera, R OBP: 0.444, SLG: 0.600	(11, PH) 1-2 C FF 90 C FF 92 F FF 93 X FF 93 K		(1) 2-3 C FF 89 C CU 79 F FF 91 X FC 92 K		(2) 3-3 B FF 91 C FF 92 C FF 92 S CH 89 K		(1) 1-1 1 SAFE C FF 91 X CH 83 SH1-4		(3) 4-2 B SI 85 C CH 84 B SI 84 F SI 87 B FF 87 S SL 88 K			3	0	0	0	0	3	2									
7 Joe Mauer, L OBP: 0.444, SLG: 0.600	(11, 2) 1-2 C FF 90 C FF 92 F FF 93 X FF 93 K		(1) 2-3 C FF 89 C CU 79 F FF 91 X FC 92 K		(2) 3-3 B FF 91 C FF 92 C FF 92 S CH 89 K		(1) 1-1 1 SAFE C FF 91 X CH 83 SH1-4		(3) 4-2 B SI 85 C CH 84 B SI 84 F SI 87 B FF 87 S SL 88 K			0	1	0	0	1	0	0									
Inning Stats	R: 0 E: 0 K: 1 S: 15	H: 3 LOB: 2 BB: 0 P: 25	R: 0 E: 0 K: 0 S: 9	H: 0 LOB: 0 BB: 0 P: 12	R: 0 E: 0 K: 2 S: 8	H: 0 LOB: 0 BB: 0 P: 11	R: 0 E: 0 K: 1 S: 11	H: 1 LOB: 2 BB: 1 P: 22	R: 0 E: 0 K: 1 S: 6	H: 1 LOB: 1 BB: 0 P: 10	R: 2 E: 1 K: 2 S: 16	H: 3 LOB: 2 BB: 0 P: 25	R: 1 E: 0 K: 2 S: 13	H: 1 LOB: 3 BB: 3 P: 30	R: 0 E: 0 K: 0 S: 11	H: 0 LOB: 2 BB: 1 P: 19	R: 0 E: 0 K: 2 S: 11	H: 0 LOB: 0 BB: 0 P: 17	R: 0 E: 0 K: 2 S: 7	H: 0 LOB: 0 BB: 0 P: 12	R: 1 E: 0 K: 0 S: 15	H: 1 LOB: 2 BB: 2 P: 30	1B: 9 2B: 2 3B: 0 HR: 0	SF: 0 SAC: 2 DP: 1 HBP: 0	WP: 0 PB: 0 SB: 1 CS: 1	PA: 50	
PITCHER	50 John Danks, L ERA: 1.5	IP: 6.0 WLS: 3 BF: 27	H: 8 R: 2 ER: 1 SO: 6	BB: 1 IBB: 0 HBP: 0 BLK: 0	WP: 0 HR: 0 S: 65 P: 105	ERA: 1.50 WHIP: 1.000	57 Ramon Pena, R ERA: 2.45	IP: 3.0 WLS: 1 BF: 12	H: 1 R: 1 ER: 1 SO: 4	BB: 2 IBB: 0 HBP: 0 BLK: 0	WP: 0 HR: 0 S: 33 P: 59	ERA: 3.00 WHIP: 1.000															
71 Scott Linebrink, R ERA: 27.0	(7, 1) 0.1 H: 3 R: 0 ER: 1 SO: 1	2 0 0 0	0 1 1 1	2 0 0 0	0 0 5 13	27.00 6.000	67 Randy Williams, L ERA: 3.66	(7, 1) 0.1 B: 3 R: 1 ER: 0 SO: 0	0 1 0 0	0 1 0 0	0 0 5 12	0.00 3.000	46 Sergio Santos, R ERA: 3.66	(7, 1) 0.2 3 1 0 0 0	1 0 0 0	0 0 7 14	0.00 1.500	37 Matt Thornton, L ERA: 2.45	(8, 1) 0.2 2 0 0 0 0	0 0 7 10	0.00 0.000						

Minnesota Twins @ Chicago White Sox
U.S. Cellular Field, Chicago, IL
Fri Apr 09 2010, 8:11 PM - 11:53 PM EDT
Att: 21,416 - Clear - 50 F

livebaseballscorecards.com

AB 41
R 4
H 10
RBI 3
BB 7
SO 12
LOB 29



Batter	1	2	3	4	5	6	7	8	9	10	11	AB	R	H	RBI	BB	SO	LOB	BOTTOM	
1 Juan Pierre, L OBP: 0.211, SLG: 0.118	(1, 7) 1-2 C FF 93 B SI 93 F FF 93 X FF 94 F8		(1) 1-1 B SL 84 F SI 84 X SL 87 G4-6-3		(2) 0-2 C SI 93 X SL 86 G5-3		(2) 1-0 D CU 76 X FF 96 G1-3		(2) 0-1 C SL 80 X SL 86 G4-3		(1) 0-1 C SL 80 X SL 86 G4-3	5	0	0	0	0	2			
15 Gordon Beckham, R OBP: 0.412, SLG: 0.357	(1, 4) 0-1 F FF 94 X FF 93 P3		(1) 4-1 B CH 85 C CH 84 B SI 94 B SI 94 20 1B BB		(2) 2-2 B FC 85 C CH 85 F FF 95 X FC 85 20 FC8-4 BB		(3) 2-2 B FC 85 C CH 85 F FF 95 X FC 85 P3		(2) 2-2 B SI 89 C CH 84 B SI 88 F SI 88 F SI 90 F SI 90 X SI 88 20 1B		(2) 2-2 B SI 89 C CH 84 B SI 88 F SI 88 F SI 90 F SI 90 X SI 88 20 1B	3	0	1	0	2	0	1		
20 Carlos Quentin, R OBP: 0.556, SLG: 0.667	(1, 9) 4-1 B CH 83 S SI 84 B CH 86 B SI 95 BB		(1) 1-1 C SL 83 B CH 86 X SI 84 14 FC6-4 1B		(1) 0-0 X FF 95 FC8-4		(1) 3-2 B FF 89 F FF 89 B FC 85 B FC 85 B FC 85 X FF 88 P4		(1) 1-1 B CH 83 X SI 84 23 G6-4-3 1B		(2) 1-2 C SL 81 B SI 83 F FF 90 X SL 83 G6-4-3	4	1	2	0	1	0	1		
14 Paul Konerko, R OBP: 0.412, SLG: 0.750	(1, 3) 0-3 C SI 93 C CH 84 S SL 84 K		(1) 1-1 C SI 93 C CH 84 S SL 84 FC6-4		(1) 4-1 B CH 85 C CH 85 F FF 95 X FC 85 51 WP 2B BB		(2) 2-2 C CU 77 B FC 84 B FC 85 B FC 85 X FC 84 1B		(2) 1-2 C SL 81 B SI 83 F FF 90 X SL 83 G6-4-3		(2) 1-2 C SL 81 B SI 83 F FF 90 X SL 83 G6-4-3	3	1	1	0	1	1	3		
23 Mark Teahen, L OBP: 0.412, SLG: 0.750	(8, PR) 0-3 C SI 93 C CH 84 S SL 84 K		(1) 1-1 C SI 93 C CH 84 S SL 84 FC6-4		(1) 4-1 B CH 85 C CH 85 F FF 95 X FC 85 51 WP 2B BB		(2) 2-2 C CU 77 B FC 84 B FC 85 B FC 85 X FC 84 1B		(2) 1-2 C SL 81 B SI 83 F FF 90 X SL 83 G6-4-3		(2) 1-2 C SL 81 B SI 83 F FF 90 X SL 83 G6-4-3	1	0	0	0	0	2			
25 Andruw Jones, R OBP: 0.500, SLG: 0.500	(1, 10) 4-1 B SI 93 C CH 85 B SI 94 B SI 93 11 FC5-4 BB		(1) 4-1 B SI 93 C CH 85 B SI 94 B SI 93 11 FC5-4 BB		(1) 0-0 X CH 84 F9		(2) 2-2 B SI 86 C CH 84 B SI 86 X SL 85 F7		(2) 3-2 S FC 84 F FF 89 D FC 86 B FC 85 B CH 85 F FC 90 K		(1) 1-3 F FF 89 B CH 83 B SI 83 X SL 83 K	3	0	0	0	1	1	3		
7 Mark Kotsay, L OBP: 0.188, SLG: 0.467	(11, PH) 1-2 B CH 85 S SI 84 S SI 85 X SL 83 P3		(1) 2-2 B CH 85 S SI 84 S SI 85 X SL 83 P3		(2) 1-0 B FF 93 X CH 84 F8		(2) 1-2 B FF 94 S SI 84 S SI 84 X CH 84 L7		(3) 1-0 B CU 76 X FF 86 L7		(1) 0-1 C SL 85 X CU 74 11 CS 1B	5	0	2	2	0	0	2		
51 Alex Rios, R OBP: 0.333, SLG: 0.467	(1, 8) 2-2 B CH 85 S SI 84 S SI 85 X SL 83 P3		(1) 2-2 B CH 85 S SI 84 S SI 85 X SL 83 P3		(2) 1-0 B FF 93 X CH 84 F8		(2) 1-2 B FF 94 S SI 84 S SI 84 X CH 84 L7		(3) 1-0 B CU 76 X FF 86 L7		(1) 0-1 C SL 85 X CU 74 11 CS 1B	5	0	2	2	0	0	2		
11 Omar Vizquel, S OBP: 0.200, SLG: 0.200	(1, 5) 1-2 1 SAFE C SI 94 B FF 94 F SAFE F SI 93 X SL 84 FC5-4		(2) 1-2 1 SAFE C SI 94 B FF 94 F SAFE F SI 93 X SL 84 FC5-4		(3) 0-3 C FF 92 S SI 83 K		(3) 0-3 C FF 92 S SI 83 K		(1) 2-2 B SI 89 C CH 84 B SI 90 F FF 90 X SI 90 G6-3		(2) 2-2 F FF 89 B SI 89 B SI 89 X SL 83 G6-3	(2) 1-2 1-2 1-2 1-2 1B	5	0	1	0	0	1	2	
10 Alexei Ramirez, R OBP: 0.188, SLG: 0.250	(1, 6) 1-1 S SL 83 B CH 85 1 SAFE CS		(3) 1-1 S CH 83 B CH 84 S SL 83 X CH 86 55 1B G4-6-3 1B		(1) 1-0 B CH 84 X FF 93 P4		(1) 0-2 C SL 83 F SI 83 F SI 83 X SL 83 12 G4-3 2B		(2) 3-1 B CU 75 B SI 89 B SI 89 X SI 90 G6-3		(2) 0-2 C SL 83 B SI 90 F FF 91 X FF 91 L8	5	1	2	0	0	0	1		
55 Donny Lucy, R OBP: 0.500, SLG: 0.500	(1, 2) 1-1 S SL 83 B CH 85 1 SAFE CS		(3) 1-1 S CH 83 B CH 84 S SL 83 X CH 86 55 1B G4-6-3 1B		(1) 1-3 B FF 94 C CH 84 S SL 85 X FF 90 K2-3		(1) 0-1 C FF 90 X FF 90 G4-3		(3) 1-1 B SL 83 C CH 84 S SL 82 X FF 91 F7			2	0	1	0	0	1	0		
12 A.J. Pierzynski, L OBP: 0.200, SLG: 0.200	(7, PH) 1-1 S SL 83 B CH 85 1 SAFE CS		(3) 1-1 S CH 83 B CH 84 S SL 83 X CH 86 55 1B G4-6-3 1B		(1) 1-3 B FF 94 C CH 84 S SL 85 X FF 90 K2-3		(1) 0-1 C FF 90 X FF 90 G4-3		(3) 1-1 B SL 83 C CH 84 S SL 82 X FF 91 F7			2	0	0	0	0	0	1		
60 Jon Rauch, R ERA: 3.0	(11, 1) 1-2 B SI 93 C CH 84 B SI 94 B SI 93 11 FC5-4 BB		(1) 4-1 B SI 93 C CH 85 B SI 94 B SI 93 11 FC5-4 BB		(1) 0-0 X CH 84 F9		(2) 2-2 B SI 86 C CH 84 B SI 86 X SL 85 F7		(2) 3-2 S FC 84 F FF 89 D FC 86 B FC 85 B CH 85 F FC 90 K		(1) 1-3 F FF 89 B CH 83 B SI 83 X SL 83 K	3	0	0	0	1	1	3		
Inning Stats	R: 0 E: 0 K: 1 S: 10	H: 0 LOB: 1 BB: 1 P: 15	R: 0 E: 0 K: 0 S: 8	H: 0 LOB: 0 BB: 1 P: 16	R: 1 E: 0 K: 0 S: 13	H: 3 LOB: 2 BB: 1 P: 22	R: 0 E: 0 K: 1 S: 5	H: 0 LOB: 0 BB: 0 P: 6	R: 0 E: 0 K: 1 S: 7	H: 0 LOB: 0 BB: 0 P: 9	R: 2 E: 0 K: 0 S: 13	H: 1 LOB: 1 BB: 2 P: 24	R: 0 E: 0 K: 0 S: 12	H: 1 LOB: 1 BB: 0 P: 15	R: 0 E: 0 K: 1 S: 13	H: 1 LOB: 1 BB: 0 P: 21	R: 0 E: 0 K: 0 S: 9	H: 0 LOB: 0 BB: 0 P		

Batter	1	2	3	4	5	6	7	8	9	AB	R	H	RBI	BB	SO	LOB	TOP					
2 Denard Span, L OBP: 0.214, SLG: 0.125	G4-3		G3-4-1			SH5-3 BB	P4		L3-1	4	0	0	0	1	0	1						
1 Orlando Hudson, S OBP: 0.222, SLG: 0.269	G4-3		G6-3			SH5-3			33 1B	3	0	1	0	0	0	0						
7 Joe Mauer, L OBP: 0.500, SLG: 0.588						F8			33 1B	2	0	1	0	2	0	1						
33 Justin Morneau, L OBP: 0.519, SLG: 0.714	K					L6-3			33 1B	3	0	1	0	1	1	2						
5 Michael Cuddyer, R OBP: 0.333, SLG: 0.320						F8			L4	4	0	0	0	0	1	5						
25 Jim Thome, L OBP: 0.286, SLG: 0.500						L6			K	2	0	0	0	1	1	0						
12 Alexi Casilla, S (7, PR)									K	1	1	0	0	0	1	3						
16 Jason Kubel, L OBP: 0.381, SLG: 0.438						27 G6-3			G3	3	1	2	2	1	0	3						
27 J.J. Hardy, R OBP: 0.333, SLG: 0.520						G6-3			F7	4	0	0	0	0	0	3						
8 Nick Punto, S OBP: 0.214, SLG: 0.333						F8			G5-3	4	0	0	0	0	1	2						
Inning Stats	R: 0 E: 0 K: 1 S: 7	H: 0 LOB: 1 BB: 1 P: 15	R: 0 E: 0 K: 1 S: 8	H: 0 LOB: 1 BB: 1 P: 13	R: 0 E: 0 K: 1 S: 6	H: 0 LOB: 0 BB: 0 P: 9	R: 0 E: 0 K: 0 S: 8	H: 1 LOB: 0 BB: 0 P: 13	R: 0 E: 0 K: 0 S: 9	H: 1 LOB: 1 BB: 0 P: 12	R: 0 E: 0 K: 1 S: 7	H: 0 LOB: 2 BB: 2 P: 16	R: 2 E: 0 K: 0 S: 11	H: 1 LOB: 1 BB: 1 P: 17	R: 0 E: 0 K: 1 S: 13	H: 2 LOB: 3 BB: 1 P: 22	R: 0 E: 0 K: 0 S: 6	H: 0 LOB: 0 BB: 0 P: 11	1B: 3 2B: 2 3B: 0 HR: 1	SF: 0 SAC: 1 DP: 1 HBP: 0	WP: 0 PB: 0 CS: 0	PA: 37
PITCHER	IP	WLS	BF	H	R	ER	SO	BB	IBB	HBP	BLK	WP	HR	S	P	ERA	WHIP					
43 Freddy Garcia, R ERA: 2.57	7.0	L	28	3	2	2	4	4	1	0	0	0	1	56	95	2.57	1.000					
67 Randy Williams, L ERA: 3.86	0.0		3	2	0	0	0	1	0	0	0	0	0	5	10	∞	∞					
71 Scott Linebrink, R ERA: 3.86	2.0		6	0	0	0	1	0	0	0	0	0	0	14	23	0.00	0.000					

Minnesota Twins @ Chicago White Sox
U.S. Cellular Field, Chicago, IL
Sat Apr 10 2010, 1:09 PM - 3:42 PM EDT
Att: 28,337 - Sunny - 69 F

AB 30
R 2
H 5
RBI 2
BB 6
SO 5
LOB 20



Batter	1	2	3	4	5	6	7	8	9	AB	R	H	RBI	BB	SO	LOB	BOTTOM					
1 Juan Pierre, L OBP: 0.227, SLG: 0.150	B5-3					P6		SH5-3		3	0	1	0	0	0	1						
15 Gordon Beckham, R OBP: 0.333, SLG: 0.275	K					P3		F9		4	0	0	0	0	2	3						
20 Carlos Quentin, R OBP: 0.500, SLG: 0.533						P3		P2		3	0	0	0	1	0	2						
14 Paul Konerko, R OBP: 0.381, SLG: 0.625						P3		P4		4	0	1	0	0	0	0						
7 Mark Kotsay, L OBP: 0.250, SLG: 0.100						F8		F7		4	0	1	0	0	0	2						
11 Omar Vizquel, S OBP: 0.200, SLG: 0.200	G4-3					F8		F7		0	0	0	0	0	0	0						
51 Alex Rios, R OBP: 0.318, SLG: 0.474						K		G6-3		4	0	1	0	0	1	1						
12 A.J. Pierzynski, L OBP: 0.211, SLG: 0.263								F8		4	1	1	0	0	0	2						
10 Alexei Ramirez, R OBP: 0.158, SLG: 0.211						G4-3		F8		3	0	0	0	0	0	1						
23 Mark Teahen, L OBP: 0.375, SLG: 0.182						F7				2	0	1	1	1	0	0						
Inning Stats	R: 0 E: 0 K: 1 S: 14	H: 1 LOB: 2 BB: 1 P: 24	R: 0 E: 0 K: 0 S: 4	H: 1 LOB: 0 BB: 0 P: 5	R: 0 E: 0 K: 1 S: 12	H: 1 LOB: 1 BB: 0 P: 17	R: 0 E: 0 K: 1 S: 7	H: 0 LOB: 0 BB: 0 P: 11	R: 0 E: 0 K: 0 S: 15	H: 2 LOB: 1 BB: 0 P: 20	R: 0 E: 0 K: 0 S: 7	H: 0 LOB: 0 BB: 0 P: 9	R: 0 E: 0 K: 0 S: 9	H: 0 LOB: 0 BB: 0 P: 13	R: 0 E: 0 K: 0 S: 7	H: 0 LOB: 1 BB: 1 P: 12	R: 0 E: 0 K: 0 S: 11	H: 1 LOB: 1 BB: 0 P: 16	1B: 3 2B: 4 3B: 0 HR: 0	SF: 0 SAC: 1 DP: 1 HBP: 0	WP: 0 PB: 0 CS: 0	PA: 34
PITCHER	IP	WLS	BF	H	R	ER	SO	BB	IBB	HBP	BLK	WP	HR	S	P	ERA	WHIP					
30 Scott Baker, R ERA: 3.86	7.0	W	26	5	1	1	3	1	0	0	0	0	0	68	99	1.29	0.857					
50 Jose Mijares, L ERA: 9.0	0.1	H	2	0	0	0	0	1	0	0	0	0	0	2	6	0.00	3.000					
28 Jesse Crain, R ERA:	0.2	H	2	0	0	0	0	0	0	0	0	0	0	5	6	0.00	0.000					
60 Jon Rauch, R ERA: 2.25	1.0	S	4	1	0	0	0	0	0	0	0	0	0	11	16	0.00	1.000					

Minnesota Twins @ Chicago White Sox
U.S. Cellular Field, Chicago, IL
Sat Apr 10 2010, 1:09 PM - 3:42 PM EDT
Att: 28,337 - Sunny - 69 F

AB 31
R 1
H 6
RBI 1
BB 2
SO 3
LOB 12



Batter	1	2	3	4	5	6	7	8	9	AB	R	H	RBI	BB	SO	LOB	TOP
2 Denard Span, L (1,8) OBP: 0.219, SLG: 0.179	F9		2B		G1-3		P6			4	1	1	0	0	0	0	Minnesota Twins @ Chicago White Sox U.S. Cellular Field, Chicago, IL Sun Apr 11 2010, 2:08 PM - 4:22 PM EDT Att: 25,550 - Partly Cloudy - 54 F
1 Orlando Hudson, S (1,4) OBP: 0.258, SLG: 0.300	1B		K		1B		G6-3			4	1	2	0	0	1	1	
7 Joe Mauer, L (1,2) OBP: 0.500, SLG: 0.667	2B		2B		G1-4-6-3		G4-3			4	2	2	1	0	0	1	
33 Justin Morneau, L (1,3) OBP: 0.484, SLG: 0.640	1B		P4				F8			4	0	1	2	0	0	1	
5 Michael Cuddyer, R (1,9) OBP: 0.395, SLG: 0.345	G1-4-3		1B				1B			4	0	2	1	0	0	1	
21 Delmon Young, R (1,7) OBP: 0.286, SLG: 0.579			G4-3				1B			2	0	0	0	1	0	2	
16 Jason Kubel, L (9,PH) OBP: 0.364, SLG: 0.412			BB		G4-3		F9			1	0	0	0	0	1	0	
27 J.J. Hardy, R (1,6) OBP: 0.333, SLG: 0.500			SH2-3		G1-3		FC6-4			3	0	1	0	0	0	1	
23 Brendan Harris, R (1,10) OBP: 0.333, SLG: 0.444			BB		F8		F9			2	0	0	0	1	0	0	
25 Jim Thome, L (9,PH) OBP: 0.333, SLG: 0.538			BB		G6-4-3		P4			1	0	1	0	0	0	0	
8 Nick Punto, S (1,5) OBP: 0.176, SLG: 0.267			G6-4-3		G6-3					3	0	0	0	0	0	2	
Inning Stats	R: 2 H: 3 E: 0 K: 0 S: 12	H: 3 R: 0 ER: 0 SO: 0 BB: 22	H: 0 R: 0 ER: 0 SO: 7	H: 3 R: 2 ER: 0 SO: 15	H: 0 R: 0 ER: 0 SO: 12	H: 1 R: 0 ER: 0 SO: 7	H: 1 R: 0 ER: 0 SO: 11	H: 0 R: 0 ER: 0 SO: 12	H: 0 R: 0 ER: 0 SO: 14	H: 2 R: 0 ER: 0 SO: 15	1B: 7 2B: 3 3B: 0 HR: 0	SF: 0 SAC: 1 DP: 3 HBP: 0	WP: 1 PB: 0 CS: 0	PA: 35			
PITCHER	IP WLS BF H R ER SO BB IBB HBP BLK WP HR S P ERA WHIP																
56 Mark Buehrle, L (1,1) ERA: 2.4	8.0 W 31 8 4 4 1 2 0 0 0 0 1 0 73 113 4.50 1.250																
45 Bobby Jenks, R (9,1) ERA: 3.0	1.0 S 4 2 0 0 1 0 0 0 0 0 0 0 9 15 0.00 2.000																

Batter	1	2	3	4	5	6	7	8	9	AB	R	H	RBI	BB	SO	LOB	BOTTOM
1 Juan Pierre, L (1,7) OBP: 0.192, SLG: 0.125	G5-3		F8		F8			G3		4	0	0	0	0	0	1	Minnesota Twins @ Chicago White Sox U.S. Cellular Field, Chicago, IL Sun Apr 11 2010, 2:08 PM - 4:22 PM EDT Att: 25,550 - Partly Cloudy - 54 F
15 Gordon Beckham, R (1,4) OBP: 0.320, SLG: 0.409	P3		G5-3				HR	G5-3		4	1	1	1	0	0	0	
20 Carlos Quentin, R (1,9) OBP: 0.538, SLG: 0.611	2B		HR		HBP		G6-3	1B		3	2	2	0	0	0	0	
14 Paul Konerko, R (1,3) OBP: 0.440, SLG: 0.789	HR		G6-4-3		G6-4-3		BB	1B		3	1	2	2	1	0	1	
7 Mark Kotsay, L (1,10) OBP: 0.267, SLG: 0.385	G4-3		HR		HR		F7	E7		3	1	1	1	0	0	1	
25 Andrew Jones, R (8,PH) OBP: 0.364, SLG: 0.125					HR			1B		1	0	1	1	0	0	0	
51 Alex Rios, R (1,8) OBP: 0.289, SLG: 0.391	G6-3		G6-3		G6-3		P4	G5-3		4	0	0	0	0	0	3	
12 A.J. Pierzynski, L (1,2) OBP: 0.227, SLG: 0.273	G3				P5			1B		3	0	1	0	0	0	0	
10 Alexei Ramirez, R (1,6) OBP: 0.182, SLG: 0.227	B1-3				1B			P4		3	0	1	0	0	0	1	
23 Mark Teahen, L (1,5) OBP: 0.316, SLG: 0.143	G6-3				G3		G3-6-3			3	0	0	0	0	0	2	
Inning Stats	R: 2 H: 2 E: 0 K: 0 S: 10	H: 0 R: 0 ER: 0 SO: 8	H: 0 R: 0 ER: 0 SO: 8	H: 1 R: 1 ER: 0 SO: 12	H: 1 R: 0 ER: 0 SO: 16	H: 1 R: 0 ER: 0 SO: 18	H: 1 R: 0 ER: 0 SO: 7	H: 3 R: 1 ER: 1 SO: 21	H: 0 R: 0 ER: 0 SO: 14	1B: 5 2B: 1 3B: 0 HR: 3	SF: 0 SAC: 0 DP: 2 HBP: 1	WP: 0 PB: 0 CS: 0	PA: 33				
PITCHER	IP WLS BF H R ER SO BB IBB HBP BLK WP HR S P ERA WHIP																
53 Nick Blackburn, R (1,1) ERA: 5.02	7.2 L 31 8 5 5 0 1 0 1 0 0 0 0 3 63 5.87 1.174																
50 Jose Mijares, L (8,1) ERA: 9.0	0.0 1 1 0 0 0 0 0 0 0 0 0 0 3 5 ∞ ∞																
54 Matt Guerrier, R (8,1) ERA:	0.1 1 0 0 0 0 0 0 0 0 0 0 0 1 2 0.00 0.000																



Batter	1	2	3	4	5	6	7	8	9	AB	R	H	RBI	BB	SO	LOB	TOP			
11 Omar Vizquel, S OBP: 0.111, SLG: 0.111	G5-3			K		K		G6-3		4	0	0	0	0	2	0				
15 Gordon Beckham, R OBP: 0.314, SLG: 0.355	K			G1-3				P6		4	0	0	0	0	2	0				
20 Carlos Quentin, R OBP: 0.444, SLG: 0.444	K			14 WP BB				F8		3	0	0	0	1	2	0				
14 Paul Konerko, R OBP: 0.371, SLG: 0.556		G4-3		K				25 FC6-4 BB		3	0	0	0	1	1	1				
25 Andrew Jones, R OBP: 0.421, SLG: 0.667	K			K				FC6-4		3	0	0	0	0	2	1				
12 A.J. Pierzynski, L OBP: 0.233, SLG: 0.214	K			K						2	1	0	0	0	2	0				
51 Alex Rios, R OBP: 0.324, SLG: 0.516				G6-3		G6-3		51 HR HBP		3	1	1	2	0	0	0				
10 Alexei Ramirez, R OBP: 0.138, SLG: 0.172				K		G5-3		HR		3	0	0	0	0	1	0				
23 Mark Teahen, L OBP: 0.346, SLG: 0.476				K		K2-3		G4-3		2	0	0	0	0	2	0				
5 Jayson Nix, R										1	0	0	0	0	0	0				
Inning Stats	R: 0 E: 0 K: 2 S: 10	H: 0 LOB: 0 BB: 0 P: 12	R: 0 E: 0 K: 2 S: 8	H: 0 LOB: 0 BB: 0 P: 10	R: 0 E: 0 K: 2 S: 7	H: 0 LOB: 0 BB: 0 P: 12	R: 0 E: 0 K: 2 S: 13	H: 0 LOB: 1 BB: 1 P: 21	R: 0 E: 0 K: 2 S: 9	H: 0 LOB: 0 BB: 0 P: 13	R: 0 E: 0 K: 0 S: 4	H: 0 LOB: 1 BB: 1 P: 11	R: 2 E: 0 K: 0 S: 7	H: 1 LOB: 0 BB: 0 P: 11	R: 0 E: 0 K: 2 S: 9	H: 0 LOB: 0 BB: 0 P: 12	1B: 0 2B: 0 3B: 0 HR: 1	SF: 0 SAC: 0 DP: 0 HBP: 1	WP: 1 PB: 0 SB: 0 CS: 0	PA: 31
PITCHER	IP WLS BF H R ER SO BB IBB HBP BLK WP HR S P ERA WHIP																			
24 Ricky Romero, L ERA: 1.8	8.0 W 28 1 2 2 12 2 0 1 0 1 1 65 101 2.25 0.375																			
63 Kevin Gregg, R ERA:	1.0 S 3 0 0 0 2 0 0 0 0 0 0 0 9 12 0.00 0.000																			

Chicago White Sox @ Toronto Blue Jays
Rogers Centre, Toronto, ON
Tue Apr 13 2010, 7:08 PM - 9:19 PM EDT
Att. 12,167 - Roof Closed - 68 F

livebaseballscorecards.com

AB 28
R 2
H 1
RBI 2
BB 2
SO 14
LOB 2



Batter	1	2	3	4	5	6	7	8	9	AB	R	H	RBI	BB	SO	LOB	BOTTOM			
19 José Bautista, R OBP: 0.325, SLG: 0.323	F9		G5-3			K				3	0	0	0	1	1	0				
11 Alex Gonzalez, R OBP: 0.381, SLG: 0.794	G5-3		10 2B		G5-3			F9		4	1	1	0	0	0	2				
26 Adam Lind, L OBP: 0.432, SLG: 0.531	1B		K			35 FC3-6 1B		L3		4	0	2	0	0	1	1				
10 Vernon Wells, R OBP: 0.457, SLG: 0.931	P4		35 1B 2B		F8			F8		4	1	2	1	0	0	2				
35 Lyle Overbay, L OBP: 0.200, SLG: 0.167	F8		1B		FC3-6 12 2B			P5		4	1	1	1	0	0	2				
14 John Buck, R OBP: 0.333, SLG: 0.560	12 FC5-4 1B		P6		12 2B 2B			K		4	1	2	0	0	1	2				
12 Edwin Encarnación, R OBP: 0.294, SLG: 0.446	FC5-4 45 BB							F8		4	0	2	2	0	0	1				
45 Travis Snider, L OBP: 0.265, SLG: 0.179			P5		1B			P6		3	0	0	0	1	1	2				
18 Mike McCoy, R OBP: 0.214, SLG: 0.154	K		P4					L8		4	0	0	0	0	2	3				
Inning Stats	R: 0 E: 0 K: 0 S: 14	H: 1 LOB: 1 BB: 0 P: 20	R: 0 E: 0 K: 1 S: 13	H: 1 LOB: 2 BB: 1 P: 25	R: 2 E: 0 K: 1 S: 14	H: 3 LOB: 1 BB: 0 P: 19	R: 0 E: 0 K: 0 S: 12	H: 1 LOB: 2 BB: 1 P: 20	R: 2 E: 0 K: 2 S: 11	H: 3 LOB: 1 BB: 0 P: 16	R: 0 E: 0 K: 1 S: 7	H: 0 LOB: 0 BB: 0 P: 14	R: 0 E: 0 K: 0 S: 6	H: 0 LOB: 0 BB: 0 P: 8	R: 0 E: 0 K: 0 S: 6	H: 0 LOB: 0 BB: 0 P: 8	1B: 6 2B: 4 3B: 0 HR: 0	SF: 0 SAC: 0 DP: 0 HBP: 0	WP: 0 PB: 0 SB: 1 CS: 0	PA: 36
PITCHER	IP WLS BF H R ER SO BB IBB HBP BLK WP HR S P ERA WHIP																			
34 Gavin Floyd, R ERA: 4.5	6.0 L 29 9 4 4 4 5 2 0 0 0 0 0 0 13 22 6.00 1.833																			
71 Scott Linebrink, R ERA: 2.08	2.0 7 1 0 0 1 0 0 0 0 0 0 0 0 13 22 0.00 0.500																			

Chicago White Sox @ Toronto Blue Jays
Rogers Centre, Toronto, ON
Tue Apr 13 2010, 7:08 PM - 9:19 PM EDT
Att. 12,167 - Roof Closed - 68 F

livebaseballscorecards.com

AB 34
R 4
H 10
RBI 4
BB 2
SO 6
LOB 15



Batter	1	2	3	4	5	6	7	8	9	AB	R	H	RBI	BB	SO	LOB	TOP				
1 Juan Pierre, L (1,7) OBP: 0.243, SLG: 0.176	F7		G4-3														5 2 2 0 0 0 3				
15 Gordon Beckham, R (1,4) OBP: 0.350, SLG: 0.400	K																4 2 2 2 0 1 2				
20 Carlos Quentin, R (1,10) OBP: 0.439, SLG: 0.563	P5		P3														5 2 2 6 0 0 1				
25 Andrew Jones, R (1,9) OBP: 0.458, SLG: 0.850																	5 1 3 1 0 1 0				
7 Mark Kotsay, L (1,3) OBP: 0.238, SLG: 0.316																	5 0 0 0 0 0 2				
51 Alex Rios, R (1,8) OBP: 0.308, SLG: 0.472	K																5 1 1 0 0 1 1				
12 A.J. Pierzynski, L (1,2) 55 Donny Lucy, R (9,PH) OBP: 0.667, SLG: 1.000	K																3 0 2 1 1 1 0 1 0 1 0 0 0 0				
11 Omar Vizquel, S (1,6) OBP: 0.143, SLG: 0.077																	4 0 0 0 1 0 4				
23 Mark Teahen, L (1,5) 5 Jayson Nix, R (7,PH) OBP: 0.333, SLG: 0.333																	1 3 1 0 2 0 0 2 0 1 0 0 0 2				
Inning Stats	R: 0 E: 0 K: 1 S: 7	H: 0 LOB: 0 BB: 0 P: 13	R: 1 E: 0 K: 2 S: 11	H: 1 LOB: 0 BB: 0 P: 16	R: 1 E: 0 K: 0 S: 10	H: 2 LOB: 1 BB: 0 P: 16	R: 1 E: 0 K: 0 S: 11	H: 2 LOB: 1 BB: 0 P: 20	R: 4 E: 0 K: 0 S: 26	H: 3 LOB: 2 BB: 2 P: 46	R: 4 E: 0 K: 0 S: 15	H: 4 LOB: 0 BB: 1 P: 28	R: 0 E: 0 K: 1 S: 10	H: 2 LOB: 2 BB: 0 P: 13	R: 0 E: 0 K: 0 S: 8	H: 1 LOB: 1 BB: 1 P: 15	1B: 9 2B: 4 3B: 0 HR: 2	SF: 0 SAC: 0 DP: 2 HBP: 1	WP: 0 PB: 0 SB: 1 CS: 0	PA: 45	
PITCHER	IP WLS BF H R ER SO	IP WLS BF H R ER SO	IP WLS BF H R ER SO	IP WLS BF H R ER SO	IP WLS BF H R ER SO	IP WLS BF H R ER SO	IP WLS BF H R ER SO	IP WLS BF H R ER SO	IP WLS BF H R ER SO	IP WLS BF H R ER SO	IP WLS BF H R ER SO	IP WLS BF H R ER SO	IP WLS BF H R ER SO	IP WLS BF H R ER SO	IP WLS BF H R ER SO	IP WLS BF H R ER SO	ERA WHIP	ERA WHIP			
23 Brandon Morrow, R (1,1) ERA: 12.0	4.0 L 22 8 7 3 3																15.75 2.250				
47 Merkin Valdez, R (5,1) ERA: 27.0	1.0 7 2 3 3 0																27.00 4.000				
49 Jeremy Accardo, R (6,1) ERA: 4.5	2.0 9 4 1 1 0																4.50 2.000				
57 Shawn Camp, R (8,1) ERA: 2.25	1.0 3 0 0 0 1																0.00 0.000				
44 Casey Janssen, R (9,1) ERA: 2.25	1.0 4 1 0 0 0																0.00 2.000				

Chicago White Sox @ Toronto Blue Jays
Rogers Centre, Toronto, ON
Wed Apr 14 2010, 7:09 PM - 9:54 PM EDT
Att: 10,610 - Roof Closed - 68 F

livebaseballscorecards.com

AB 40
R 11
H 15
RBI 10
BB 4
SO 4
LOB 15



Batter	1	2	3	4	5	6	7	8	9	AB	R	H	RBI	BB	SO	LOB	BOTTOM				
19 José Bautista, R (1,9) OBP: 0.341, SLG: 0.324			G1-3														3 0 1 1 1 1 0				
11 Alex Gonzalez, R (1,6) OBP: 0.325, SLG: 0.711																	4 0 0 0 0 2 2				
18 Mike McCoy, R (9,6) OBP: 0.214, SLG: 0.154	K																0 0 0 0 0 0 0				
26 Adam Lind, L (1,7) OBP: 0.415, SLG: 0.486	K																3 0 0 0 1 1 1				
10 Vernon Wells, R (1,8) 7 Jeremy Reed, L (6,PR) OBP: 0.447, SLG: 0.871	F7																2 0 0 0 1 0 2 1 0 0 0 0 0 0				
35 Lyle Overbay, L (1,3) OBP: 0.179, SLG: 0.147																	4 0 0 0 0 1 3				
14 John Buck, R (1,2) OBP: 0.300, SLG: 0.500																	3 0 0 0 0 1 2				
12 Edwin Encarnación, R (1,5) OBP: 0.270, SLG: 0.406																	3 0 0 0 0 1 0				
21 Randy Ruiz, R (1,10) OBP: 0.250, SLG: 0.250																	3 1 1 0 0 1 0				
6 John McDonald, R (1,4) OBP: 0.214, SLG: 0.286																	3 0 0 0 0 0 1				
Inning Stats	R: 0 E: 0 K: 2 S: 10	H: 0 LOB: 1 BB: 1 P: 18	R: 0 E: 0 K: 1 S: 6	H: 0 LOB: 0 BB: 0 P: 7	R: 0 E: 0 K: 1 S: 6	H: 0 LOB: 0 BB: 0 P: 10	R: 0 E: 1 K: 1 S: 14	H: 0 LOB: 2 BB: 1 P: 21	R: 1 E: 0 K: 0 S: 12	H: 2 LOB: 1 BB: 0 P: 18	R: 0 E: 0 K: 0 S: 6	H: 0 LOB: 1 BB: 1 P: 13	R: 0 E: 0 K: 1 S: 11	H: 0 LOB: 0 BB: 0 P: 16	R: 0 E: 0 K: 2 S: 8	H: 0 LOB: 0 BB: 0 P: 11	1B: 2 2B: 0 3B: 0 HR: 0	SF: 0 SAC: 0 DP: 1 HBP: 0	WP: 0 PB: 0 SB: 1 CS: 0	PA: 32	
PITCHER	IP WLS BF H R ER SO	IP WLS BF H R ER SO	IP WLS BF H R ER SO	IP WLS BF H R ER SO	IP WLS BF H R ER SO	IP WLS BF H R ER SO	IP WLS BF H R ER SO	IP WLS BF H R ER SO	IP WLS BF H R ER SO	IP WLS BF H R ER SO	IP WLS BF H R ER SO	IP WLS BF H R ER SO	IP WLS BF H R ER SO	IP WLS BF H R ER SO	IP WLS BF H R ER SO	IP WLS BF H R ER SO	ERA WHIP	ERA WHIP			
50 John Danks, L (1,1) ERA: 1.38	7.0 W 26 2 1 1 6																1.38 0.714				
57 Ramon Pena, R (8,1) ERA: 1.99	2.0 6 0 0 0 2																1.99 0.000				

Chicago White Sox @ Toronto Blue Jays
Rogers Centre, Toronto, ON
Wed Apr 14 2010, 7:09 PM - 9:54 PM EDT
Att: 10,610 - Roof Closed - 68 F

livebaseballscorecards.com

AB 29
R 1
H 2
RBI 1
BB 3
SO 8
LOB 11



Batter	1	2	3	4	5	6	7	8	9	AB	R	H	RBI	BB	SO	LOB	TOP					
1 Juan Pierre, L (1, 7) OBP: 0.295, SLG: 0.205										3	0	1	0	0	0	0	Chicago White Sox @ Cleveland Indians Progressive Field, Cleveland, OH Fri Apr 16 2010, 7:07 PM - 9:10 PM EDT Att: 10,421 - Clear - 58 F					
15 Gordon Beckham, R (1, 4) OBP: 0.333, SLG: 0.372										4	0	1	0	0	0	1						
20 Carlos Quentin, R (1, 9) OBP: 0.367, SLG: 0.450										4	0	0	0	0	0	2						
14 Paul Konerko, R (1, 3)										3	1	2	1	0	0	0						
7 Mark Kotsay, L (1, 10)										3	0	0	0	0	1	1						
51 Alex Rios, R (1, 8)										3	0	0	0	0	0	0						
12 A.J. Pierzynski, L (1, 2)										3	0	0	0	0	0	0						
10 Alexei Ramirez, R (1, 6)										3	1	1	0	0	1	0						
23 Mark Teahen, L (1, 5)										3	0	1	0	0	0	0						
Inning Stats	R: 0 E: 0 K: 0 S: 7	H: 2 LOB: 0 BB: 0 P: 8	R: 1 E: 0 K: 0 S: 9	H: 1 LOB: 0 BB: 0 P: 15	R: 0 E: 0 K: 0 S: 5	H: 0 LOB: 0 BB: 0 P: 7	R: 0 E: 0 K: 0 S: 6	H: 0 LOB: 0 BB: 0 P: 10	R: 0 E: 0 K: 1 S: 8	H: 0 LOB: 0 BB: 0 P: 12	R: 1 E: 1 K: 0 S: 11	H: 2 LOB: 1 BB: 0 P: 13	R: 0 E: 0 K: 1 S: 8	H: 1 LOB: 0 BB: 0 P: 13	R: 0 E: 0 K: 1 S: 6	H: 0 LOB: 0 BB: 0 P: 8		R: 0 E: 0 K: 0 S: 8	H: 0 LOB: 0 BB: 0 P: 11	1B: 5 2B: 0 3B: 0 HR: 1	SF: 0 SAC: 1 DP: 2 HBP: 0	WP: 0 PB: 0 CS: 1
PITCHER 51 Mitch Talbot, R (1, 1) ERA: 3.21	IP: 9.0 WLS: W BF: 30	H: 6 R: 2 ER: 1 SO: 2	BB: 0 IBB: 0 HBP: 0 BLK: 0	WP: 0 HR: 1 S: 68 P: 97	ERA: 1.00 WHIP: 0.667	PITCHER IP: WLS: BF: H: R: ER: SO: BB: IBB: HBP: BLK: WP: HR: S: P: ERA: WHIP																

Batter	1	2	3	4	5	6	7	8	9	AB	R	H	RBI	BB	SO	LOB	BOTTOM								
13 Adrúbal Cabrera, S (1, 6) OBP: 0.267, SLG: 0.273										4	0	2	1	0	0	0									
24 Grady Sizemore, L (1, 8) OBP: 0.278, SLG: 0.364										4	0	0	0	0	0	3									
17 Shin-Soo Choo, L (1, 9) OBP: 0.500, SLG: 0.667										2	0	1	0	2	0	2									
2 Jhonny Peralta, R (1, 5) OBP: 0.289, SLG: 0.300										3	1	0	0	1	1	3									
48 Travis Hafner, L (1, 10)										3	1	0	0	1	2	1									
7 Matt LaPorta, R (1, 3) OBP: 0.306, SLG: 0.303										4	0	1	0	0	1	2									
26 Austin Kearns, R (1, 7) OBP: 0.400, SLG: 0.444										4	2	2	1	0	0	1									
1 Luis Valbuena, L (1, 4) OBP: 0.290, SLG: 0.407											4	1	1	2	0	1	2								
30 Lou Marson, R (1, 2) OBP: 0.190, SLG: 0.105										3	1	1	0	0	0	0									
Inning Stats	R: 0 E: 0 K: 1 S: 6	H: 0 LOB: 1 BB: 1 P: 11	R: 0 E: 0 K: 1 S: 7	H: 0 LOB: 0 BB: 0 P: 11	R: 0 E: 0 K: 0 S: 12	H: 2 LOB: 2 BB: 0 P: 20	R: 3 E: 0 K: 1 S: 16	H: 2 LOB: 1 BB: 1 P: 22	R: 0 E: 0 K: 0 S: 11	H: 0 LOB: 1 BB: 1 P: 18	R: 3 E: 1 K: 0 S: 16	H: 2 LOB: 1 BB: 1 P: 27	R: 0 E: 0 K: 1 S: 8	H: 1 LOB: 0 BB: 0 P: 11	R: 0 E: 0 K: 1 S: 6	H: 1 LOB: 0 BB: 0 P: 9	1B: 6 2B: 1 3B: 0 HR: 1	SF: 0 SAC: 0 DP: 2 HBP: 0	WP: 1 PB: 0 SB: 0 CS: 0	PA: 35					
PITCHER 56 Mark Buehrle, L (1, 1) ERA: 3.0	IP: 6.0 WLS: L BF: 29	H: 6 R: 6 ER: 3 SO: 3	BB: 4 IBB: 0 HBP: 0 BLK: 0	WP: 1 HR: 1 S: 68 P: 109	ERA: 4.50 WHIP: 1.667	PITCHER IP: WLS: BF: H: R: ER: SO: BB: IBB: HBP: BLK: WP: HR: S: P: ERA: WHIP																			
37 Matt Thornton, L (7, 1) ERA: 1.35	1.0	3	1	0	0	1	0	0	0	0	0	8	11	0.00	1.000										
45 Bobby Jenks, R (8, 1) ERA: 1.8	1.0	3	1	0	0	1	0	0	0	0	0	6	9	0.00	1.000										

AB 29
R 2
H 6
RBI 1
BB 0
SO 2
LOB 4

AB 31
R 6
H 8
RBI 4
BB 4
SO 5
LOB 14

WP: 1
PB: 0
SB: 0
CS: 0


Batter	1	2	3	4	5	6	7	8	9	AB	R	H	RBI	BB	SO	LOB	TOP					
1 Juan Pierre, L (1,10) OBP: 0.271, SLG: 0.186	G3		G6-3			G1-3		G4-3		4	0	0	0	0	0	2	Chicago White Sox @ Cleveland Indians Progressive Field, Cleveland, OH Sat Apr 17 2010, 4:12 PM - 6:34 PM EDT Att: 12,885 - Overcast - 44 F					
15 Gordon Beckham, R (1,4) OBP: 0.346, SLG: 0.391	2B			G5-3		BB		K		3	0	1	0	1	1	0						
20 Carlos Quentin, R (1,9)	L4			F9		G5-4-3		F9		4	0	0	0	0	3							
14 Paul Konerko, R (1,3)		BB		F8		F8		F8		3	0	0	0	1	0							
25 Andrew Jones, R (1,7)	G6-4-3			K		K		K		4	1	1	0	0	2							
12 A.J. Pierzynski, L (1,2)	G1-3			G1-3		G4-3		G4-3		3	0	0	0	0	1							
51 Alex Rios, R (1,8)			1B		G6-3		2B			3	0	2	1	0	0							
23 Mark Teahen, L (1,5)			L5			BB		K		2	1	0	0	1	2							
10 Alexei Ramirez, R (1,6)	F7					G1-3		G6-3		3	0	1	1	0	1							
Inning Stats	R: 0 E: 0 K: 0 S: 7	H: 1 LOB: 0 BB: 0 P: 10	R: 0 E: 0 K: 0 S: 6	H: 0 LOB: 0 BB: 1 P: 12	R: 0 E: 0 K: 0 S: 9	H: 1 LOB: 1 BB: 0 P: 15	R: 0 E: 0 K: 0 S: 4	H: 0 LOB: 0 BB: 0 P: 5	R: 0 E: 0 K: 1 S: 9	H: 0 LOB: 0 BB: 0 P: 18	R: 1 E: 0 K: 0 S: 7	H: 1 LOB: 1 BB: 2 P: 18	R: 1 E: 0 K: 1 S: 10	H: 2 LOB: 1 BB: 0 P: 16	R: 0 E: 0 K: 1 S: 11	H: 0 LOB: 0 BB: 0 P: 15		R: 0 E: 0 K: 1 S: 11	H: 0 LOB: 0 BB: 0 P: 15	1B: 2 2B: 4 3B: 0 HR: 0	SF: 0 SAC: 0 DP: 3 HBP: 0	WP: 0 PB: 0 CS: 2
PITCHER	IP	WLS	BF	H	R	ER	SO	BB	IBB	HBP	BLK	WP	HR	S	P	ERA	WHIP					
37 Jake Westbrook, R (1,1) ERA: 5.4	7.0		26	5	2	2	2	3	0	0	0	0	0	52	94	2.57	1.143					
50 Jensen Lewis, R (8,1) ERA: 1.59	1.0	W	3	0	0	0	1	0	0	0	0	0	0	11	15	0.00	0.000					
54 Chris Perez, R (9,1) ERA: 6.75	1.0	S	3	0	0	0	1	0	0	0	0	0	0	11	15	0.00	0.000					

Batter	1	2	3	4	5	6	7	8	9	AB	R	H	RBI	BB	SO	LOB	BOTTOM					
13 Adrián Cabrera, S (1,6) OBP: 0.285, SLG: 0.333	B3		G6-3			L6		HR		4	1	1	1	0	0	0	Chicago White Sox @ Cleveland Indians Progressive Field, Cleveland, OH Sat Apr 17 2010, 4:12 PM - 6:34 PM EDT Att: 12,885 - Overcast - 44 F					
24 Grady Sizemore, L (1,8) OBP: 0.300, SLG: 0.432	3B		G1-3			L8		1B		4	2	2	0	0	0	0						
17 Shin-Soo Choo, L (1,9) OBP: 0.479, SLG: 0.649	L1-3			L4		K		2B		4	0	1	2	0	1	0						
48 Travis Hafner, L (1,10)	K			2B		G4-3		P5		4	0	1	0	0	1	1						
2 Jhonny Peralta, R (1,5)	F8			F8		F8		IBB		3	0	0	0	1	0	1						
1 Luis Valbuena, L (1,4) OBP: 0.343, SLG: 0.414		1B			BB			G4-3		2	0	1	0	2	0	2						
25 Andy Marte, R (1,3) OBP: 0.300, SLG: 0.125	F8			F7						2	0	0	0	1	0	3						
30 Lou Marson, R (1,2) OBP: 0.167, SLG: 0.091	K2-3					L3		FC6-4		3	0	0	0	0	1	2						
23 Michael Brantley, L (1,7) OBP: 0.226, SLG: 0.207	G4-3			G4-3		G4-3		G3		3	0	0	0	0	0	0						
Inning Stats	R: 1 E: 0 K: 1 S: 11	H: 1 LOB: 0 BB: 0 P: 16	R: 0 E: 0 K: 1 S: 9	H: 1 LOB: 0 BB: 0 P: 11	R: 0 E: 0 K: 0 S: 8	H: 0 LOB: 0 BB: 0 P: 13	R: 0 E: 0 K: 0 S: 10	H: 1 LOB: 2 BB: 1 P: 20	R: 0 E: 0 K: 0 S: 5	H: 0 LOB: 0 BB: 0 P: 6	R: 0 E: 0 K: 1 S: 10	H: 0 LOB: 0 BB: 0 P: 15	R: 0 E: 0 K: 0 S: 11	H: 0 LOB: 1 BB: 2 P: 23	R: 2 E: 0 K: 0 S: 14	H: 3 LOB: 2 BB: 1 P: 22		R: 2 E: 0 K: 0 S: 14	H: 3 LOB: 2 BB: 1 P: 22	1B: 2 2B: 2 3B: 1 HR: 1	SF: 0 SAC: 0 DP: 0 HBP: 0	WP: 0 PB: 0 CS: 1
PITCHER	IP	WLS	BF	H	R	ER	SO	BB	IBB	HBP	BLK	WP	HR	S	P	ERA	WHIP					
44 Jake Peavy, R (1,1) ERA: 6.0	7.1		28	4	2	2	3	3	0	0	0	0	0	109	169	2.46	0.955					
37 Matt Thornton, L (8,1) ERA: 2.45	0.2	L	5	2	1	1	0	0	1	0	0	0	0	10	17	13.50	3.000					

Batter	1	2	3	4	5	6	7	8	9	AB	R	H	RBI	BB	SO	LOB	TOP			
8 Jason Bartlett, R OBP: 0.279, SLG: 0.316										4	0	0	0	0	1	1				
13 Carl Crawford, L OBP: 0.386, SLG: 0.580										4	1	3	1	0	0	0				
18 Ben Zobrist, S OBP: 0.279, SLG: 0.351										4	0	0	0	0	3	3				
3 Evan Longoria, R OBP: 0.356, SLG: 0.510										4	0	0	0	0	2	1				
23 Carlos Pena, L OBP: 0.370, SLG: 0.543										2	0	0	0	1	1	1				
2 B.J. Upton, R OBP: 0.316, SLG: 0.500										3	0	0	0	0	2	2				
5 Pat Burrell, R OBP: 0.302, SLG: 0.425										3	0	0	0	0	0	1				
30 Dioner Navarro, S OBP: 0.214, SLG: 0.179										2	0	0	0	1	0	0				
19 Gabe Kapler, R OBP: 0.313, SLG: 0.154										3	0	0	0	0	1	1				
Inning Stats	R: 1 H: 1 E: 0 K: 2 S: 11	H: 1 LOB: 0 BB: 0 P: 18	R: 0 H: 0 E: 0 K: 1 S: 12	H: 0 LOB: 0 BB: 1 P: 16	R: 0 H: 0 E: 0 K: 0 S: 6	H: 0 LOB: 0 BB: 0 P: 10	R: 0 H: 0 E: 0 K: 2 S: 12	H: 0 LOB: 0 BB: 0 P: 16	R: 0 H: 1 E: 0 K: 1 S: 11	H: 1 LOB: 2 BB: 1 P: 21	R: 0 H: 0 E: 1 K: 0 S: 4	H: 0 LOB: 0 BB: 0 P: 5	R: 0 H: 0 E: 0 K: 1 S: 11	H: 0 LOB: 0 BB: 0 P: 14	R: 0 H: 1 E: 0 K: 1 S: 13	H: 1 LOB: 1 BB: 0 P: 19	1B: 2 2B: 0 3B: 0 HR: 1	SF: 0 SAC: 0 DP: 1 HBP: 0	WP: 0 PB: 0 SB: 0 CS: 1	PA: 32
PITCHER	IP WLS BF H R ER SO BB IBB HBP BLK WP HR S P ERA WHIP	8.0 W 27 2 1 1 9 2 0 0 0 0 1 74 113 1.12 0.500	1.0 S 4 1 0 0 1 0 0 0 0 0 0 13 19 0.00 1.000	PITCHER																

Tampa Bay Rays @ Chicago White Sox
U.S. Cellular Field, Chicago, IL
Tue Apr 20 2010, 8:11 PM - 10:32 PM EDT
Att: 19,260 - Cloudy - 54 F


AB 29
R 1
H 3
RBI 1
BB 2
SO 10
LOB 10



Batter	1	2	3	4	5	6	7	8	9	AB	R	H	RBI	BB	SO	LOB	BOTTOM			
1 Juan Pierre, L OBP: 0.263, SLG: 0.192										4	0	0	0	0	0	0				
15 Gordon Beckham, R OBP: 0.311, SLG: 0.333										4	0	0	0	0	2	0				
20 Carlos Quentin, R OBP: 0.339, SLG: 0.383										2	1	0	0	2	2	0				
14 Paul Konerko, R OBP: 0.364, SLG: 0.630										4	1	3	2	0	0	1				
25 Andruw Jones, R OBP: 0.417, SLG: 0.742										4	1	2	1	0	0	1				
12 A.J. Pierzynski, L OBP: 0.234, SLG: 0.205										3	0	1	0	0	1	0				
51 Alex Rios, R OBP: 0.333, SLG: 0.481										3	1	1	0	1	1	1				
23 Mark Teahen, L OBP: 0.405, SLG: 0.424										3	0	0	0	0	0	4				
10 Alexei Ramirez, R OBP: 0.217, SLG: 0.326										3	0	0	0	0	0	4				
Inning Stats	R: 1 H: 1 E: 0 K: 0 S: 10	H: 1 LOB: 1 BB: 1 P: 22	R: 1 H: 1 E: 1 K: 1 S: 10	H: 1 LOB: 0 BB: 0 P: 14	R: 0 H: 0 E: 0 K: 1 S: 7	H: 0 LOB: 0 BB: 0 P: 11	R: 0 H: 2 E: 0 K: 0 S: 11	H: 2 LOB: 3 BB: 1 P: 20	R: 0 H: 0 E: 0 K: 1 S: 13	H: 0 LOB: 1 BB: 1 P: 21	R: 1 H: 2 E: 0 K: 1 S: 12	H: 2 LOB: 1 BB: 0 P: 16	R: 0 H: 0 E: 0 K: 2 S: 8	H: 0 LOB: 0 BB: 0 P: 11	R: 1 H: 1 E: 0 K: 0 S: 7	H: 1 LOB: 0 BB: 0 P: 11	1B: 3 2B: 1 3B: 1 HR: 2	SF: 0 SAC: 1 DP: 0 HBP: 0	WP: 0 PB: 0 SB: 0 CS: 0	PA: 34
PITCHER	IP WLS BF H R ER SO BB IBB HBP BLK WP HR S P ERA WHIP	5.0 L 24 6 0 0 3 0 0 0 0 0 0 15 22 0.00 0.000	2.0 6 0 0 0 3 0 0 0 0 0 0 1 7 11 9.00 1.000	PITCHER																

Tampa Bay Rays @ Chicago White Sox
U.S. Cellular Field, Chicago, IL
Tue Apr 20 2010, 8:11 PM - 10:32 PM EDT
Att: 19,260 - Cloudy - 54 F

AB 30
R 4
H 7
RBI 3
BB 3
SO 6
LOB 11



Batter	1	2	3	4	5	6	7	8	9	AB R H RBI BB SO LOB	TOP											
8 Jason Bartlett, R OBP: 0.313, SLG: 0.339										5 2 3 1 1 1 0	Tampa Bay Rays @ Chicago White Sox U.S. Cellular Field, Chicago, IL Wed Apr 21 2010, 8:11 PM - 11:10 PM EDT Att: 17,023 - Cloudy - 39 F											
13 Carl Crawford, L OBP: 0.391, SLG: 0.545										5 1 1 0 1 2 2												
3 Evan Longoria, R OBP: 0.375, SLG: 0.554										5 2 3 1 0 2 2												
23 Carlos Pena, L OBP: 0.356, SLG: 0.510										3 1 0 1 1 1 4												
2 B.J. Upton, R OBP: 0.344, SLG: 0.528										3 1 2 2 1 1 1												
15 Reid Brignac, L OBP: 0.348, SLG: 0.565										1 0 0 0 0 1 0												
5 Pat Burrell, R OBP: 0.298, SLG: 0.405										2 0 0 2 1 0 1												
28 John Jaso, L OBP: 0.800, SLG: 1.333										0 0 0 0 1 0 0												
19 Gabe Kapler, R OBP: 0.333, SLG: 0.176										4 2 1 1 1 1 5												
30 Dioner Navarro, S OBP: 0.217, SLG: 0.167										3 1 0 0 1 0 4												
1 Sean Rodriguez, R OBP: 0.281, SLG: 0.367										5 2 3 4 0 1 0												
Inning Stats	R: 0 E: 0 K: 3 S: 10	H: 0 LOB: 0 BB: 0 P: 17	R: 0 E: 0 K: 0 S: 7	H: 1 LOB: 1 BB: 0 P: 10	R: 1 E: 0 K: 1 S: 10	H: 2 LOB: 0 BB: 0 P: 17	R: 4 E: 0 K: 0 S: 15	H: 4 LOB: 0 BB: 1 P: 25	R: 1 E: 0 K: 1 S: 15	H: 2 LOB: 1 BB: 0 P: 20	R: 6 E: 1 K: 1 S: 22	H: 3 LOB: 3 BB: 5 P: 50	R: 0 E: 0 K: 3 S: 15	H: 1 LOB: 2 BB: 1 P: 25	R: 0 E: 0 K: 1 S: 11	H: 0 LOB: 1 BB: 1 P: 21	R: 0 E: 0 K: 0 S: 4	H: 0 LOB: 0 BB: 0 P: 4	1B: 8 2B: 4 3B: 0 HR: 1	SF: 2 SAC: 1 DP: 0 HBP: 0	WP: 1 PB: 0 SB: 0 CS: 0	PA: 48
PITCHER	IP WLS BF H R ER SO BB IBB HBP BLK WP HR S P ERA WHIP											IP WLS BF H R ER SO BB IBB HBP BLK WP HR S P ERA WHIP										
56 Mark Buehrle, L ERA: 4.56	(1, 1) 4.2 L 22 9 6 6 4 1 0 0 0 0 0 0 54 85 11.57 2.143											40 J.J. Putz, R ERA: 2.84	(9, 1) 1.0 3 0 0 0 0 0 0 0 0 0 0 15 29 54.00 6.000									
57 Ramon Pena, R ERA: 4.92	(5, 1) 0.2 6 2 4 4 1 2 0 0 0 0 1 1 15 29 54.00 6.000																					
67 Randy Williams, L ERA: 2.84	(6, 1) 0.0 5 1 2 1 0 3 0 0 0 0 0 0 4 17 ∞ ∞																					
71 Scott Linebrink, R ERA: 1.29	(6, 1) 1.2 7 1 0 0 4 1 0 0 0 0 0 0 21 33 0.00 1.200																					
46 Sergio Santos, R ERA:	(8, 1) 1.0 4 0 0 0 1 1 0 0 0 0 0 0 11 21 0.00 1.000																					

Batter	1	2	3	4	5	6	7	8	9	AB R H RBI BB SO LOB	BOTTOM											
1 Juan Pierre, L OBP: 0.279, SLG: 0.214										4 0 2 0 0 0 1	Tampa Bay Rays @ Chicago White Sox U.S. Cellular Field, Chicago, IL Wed Apr 21 2010, 8:11 PM - 11:10 PM EDT Att: 17,023 - Cloudy - 39 F											
15 Gordon Beckham, R OBP: 0.323, SLG: 0.333										3 0 1 0 1 0 1												
20 Carlos Quentin, R OBP: 0.317, SLG: 0.353										4 0 0 0 0 3 4												
14 Paul Konerko, R OBP: 0.356, SLG: 0.592										3 0 0 0 1 0 4												
12 A.J. Pierzynski, L OBP: 0.224, SLG: 0.196										2 0 0 0 0 0 2												
55 Donny Lucy, R OBP: 0.500, SLG: 1.000										1 0 0 0 1 1 0												
25 Andrew Jones, R OBP: 0.400, SLG: 0.676										3 0 0 0 1 2 1												
51 Alex Rios, R OBP: 0.311, SLG: 0.446										4 0 0 0 0 1 2												
23 Mark Teahen, L OBP: 0.378, SLG: 0.389										3 0 0 0 0 3 2												
10 Alexei Ramirez, R OBP: 0.208, SLG: 0.313										2 0 0 0 0 0 1												
5 Jayson Nix, R OBP: 0.286, SLG: 0.286										1 0 1 0 0 0 0												
Inning Stats	R: 0 E: 0 K: 1 S: 7	H: 1 LOB: 2 BB: 2 P: 18	R: 0 E: 0 K: 2 S: 11	H: 0 LOB: 1 BB: 1 P: 19	R: 0 E: 0 K: 1 S: 9	H: 0 LOB: 0 BB: 0 P: 10	R: 0 E: 0 K: 1 S: 14	H: 0 LOB: 0 BB: 0 P: 18	R: 0 E: 0 K: 0 S: 8	H: 1 LOB: 1 BB: 0 P: 12	R: 0 E: 0 K: 0 S: 6	H: 0 LOB: 0 BB: 0 P: 9	R: 0 E: 0 K: 1 S: 9	H: 0 LOB: 1 BB: 1 P: 17	R: 0 E: 0 K: 1 S: 19	H: 2 LOB: 2 BB: 0 P: 27	R: 0 E: 0 K: 2 S: 7	H: 0 LOB: 0 BB: 0 P: 10	1B: 4 2B: 0 3B: 0 HR: 0	SF: 0 SAC: 0 DP: 1 HBP: 0	WP: 0 PB: 0 SB: 1 CS: 1	PA: 34
PITCHER	IP WLS BF H R ER SO BB IBB HBP BLK WP HR S P ERA WHIP											IP WLS BF H R ER SO BB IBB HBP BLK WP HR S P ERA WHIP										
40 Wade Davis, R ERA: 2.65	(1, 1) 6.0 W 22 9 2 0 0 2 1 0 0 0 0 0 0 28 44 0.00 1.500																					
54 Mike Ekstrom, R ERA: 10.13	(7, 1) 2.0 9 2 0 0 2 1 0 0 0 0 0 0 28 44 0.00 1.500																					
21 Andy Sonnanstine, R ERA: 2.89	(9, 1) 1.0 3 0 0 0 2 0 0 0 0 0 0 0 7 10 0.00 0.000																					

Batter	1	2	3	4	5	6	7	8	9	AB	R	H	RBI	BB	SO	LOB	TOP	
8 Jason Bartlett, R OBP: 0.306, SLG: 0.318 1 Sean Rodriguez, R OBP: 0.303, SLG: 0.367	F7		BB	F7	P3			K	FC4-6 BB	4	0	0	0	1	1	2		
13 Carl Crawford, L OBP: 0.397, SLG: 0.559 19 Gabe Kapler, R OBP: 0.318, SLG: 0.167	K		BB	G4-3				K	K	4	2	2	2	1	1	0		
18 Ben Zobrist, S OBP: 0.313, SLG: 0.403	1B		BB					FC4-6 2B	FC4-6	5	2	3	0	1	0	3		
3 Evan Longoria, R OBP: 0.362, SLG: 0.517	K		BB	F7				2B	IBB	4	2	0	0	1	1	5		
23 Carlos Pena, L OBP: 0.391, SLG: 0.538	BB	BB	BB					F8	2B	3	1	2	4	2	0	0		
2 B.J. Upton, R OBP: 0.348, SLG: 0.526	BB	K	K					G6-3	G6-3	4	1	1	0	1	1	4		
5 Pat Burrell, R OBP: 0.308, SLG: 0.391	K	K	BB					F8	G5-3	4	1	1	2	1	1	3		
28 John Jaso, L OBP: 0.600, SLG: 0.714	F6	F6	BB					F8	1B	4	0	1	0	1	0	5		
15 Reid Brignac, L OBP: 0.321, SLG: 0.500	K	K	F7					G4-3	F7	5	1	1	2	0	1	6		
Inning Stats	R: 0 H: 1 E: 0 K: 2 S: 10	H: 0 LOB: 2 BB: 0 P: 16	R: 3 H: 2 E: 0 K: 1 S: 20	H: 2 LOB: 3 BB: 4 P: 42	R: 0 H: 1 E: 0 K: 0 S: 9	H: 1 LOB: 1 BB: 0 P: 11	R: 4 H: 4 E: 0 K: 0 S: 11	H: 4 LOB: 1 BB: 1 P: 17	R: 0 H: 0 E: 0 K: 0 S: 8	H: 0 LOB: 0 BB: 0 P: 9	R: 0 H: 0 E: 0 K: 1 S: 11	H: 0 LOB: 1 BB: 2 P: 26	R: 3 H: 2 E: 0 K: 1 S: 9	H: 2 LOB: 1 BB: 2 P: 16	1B: 6 2B: 5 3B: 0 HR: 0	SF: 0 SAC: 0 DP: 0 HBP: 0	WP: 0 PB: 0 SB: 1 CS: 0	PA: 48
PITCHER	IP WLS BF H R ER SO BB IBB HBP BLK WP HR S P ERA WHIP																	
44 Jake Peavy, R ERA: 7.66	4.1 L 27 7 7 7 5 7 0 0 0 0 0 0 63 108 14.54 3.231																	
67 Randy Williams, L ERA: 4.92	3.0 14 3 3 3 1 1 1 0 0 0 0 25 47 9.00 1.333																	
37 Matt Thornton, L ERA: 2.25	0.2 2 0 0 0 0 0 0 0 0 0 0 3 4 0.00 0.000																	
46 Sergio Santos, R ERA:	1.0 5 1 0 0 1 1 0 0 0 0 0 9 16 0.00 2.000																	

Tampa Bay Rays @ Chicago White Sox
U.S. Cellular Field, Chicago, IL
Thu Apr 22 2010, 8:11 PM - 11:00 PM EDT
Att: 18,207 - Partly Cloudy - 46 F

AB 38
R 10
H 11
RBI 10
BB 10
SO 7
LOB 30



Batter	1	2	3	4	5	6	7	8	9	AB	R	H	RBI	BB	SO	LOB	BOTTOM			
1 Juan Pierre, L OBP: 0.277, SLG: 0.217	G4-3	G4-3		F7				F8		4	1	1	0	0	0	1				
11 Omar Vizquel, S OBP: 0.182, SLG: 0.150	F9	F8			E4 G4-3			G3-1		4	0	0	0	0	0	1				
25 Andrew Jones, R OBP: 0.386, SLG: 0.622	BB		G4-3		K			K		3	0	0	0	1	2	1				
14 Paul Konerko, R OBP: 0.349, SLG: 0.566	BB	BB	G4-3		E5 G4-3			G3-1		4	0	1	0	0	0	1				
12 A.J. Pierzynski, L OBP: 0.226, SLG: 0.184	FC6-4	BB	G4-3		G4-3			P6		3	0	0	1	1	0	4				
20 Carlos Quentin, R OBP: 0.313, SLG: 0.333	BB	BB	FC6-4		K			G6-3		3	0	0	0	1	1	3				
7 Mark Kotsay, L OBP: 0.194, SLG: 0.241	F7				1B			F9		4	0	1	0	0	0	3				
23 Mark Teahen, L OBP: 0.388, SLG: 0.475		HR			F7			G3-1		4	0	1	0	0	0	3				
10 Alexei Ramirez, R OBP: 0.212, SLG: 0.308	G1-3				1B			F7		4	1	2	1	0	0	0				
								G5-4-3		4	0	1	0	0	0	1				
Inning Stats	R: 1 H: 2 E: 0 K: 0 S: 16	H: 1 LOB: 0 BB: 0 P: 17	R: 0 H: 0 E: 0 K: 0 S: 8	H: 0 LOB: 1 BB: 1 P: 15	R: 0 H: 2 E: 0 K: 0 S: 5	H: 2 LOB: 1 BB: 0 P: 9	R: 0 H: 0 E: 0 K: 2 S: 12	H: 0 LOB: 2 BB: 0 P: 14	R: 0 H: 1 E: 0 K: 0 S: 5	H: 0 LOB: 0 BB: 0 P: 8	R: 0 H: 0 E: 0 K: 1 S: 9	H: 0 LOB: 0 BB: 0 P: 13	R: 0 H: 0 E: 0 K: 0 S: 6	H: 0 LOB: 0 BB: 0 P: 10	R: 0 H: 0 E: 0 K: 0 S: 8	H: 0 LOB: 0 BB: 0 P: 12	1B: 5 2B: 0 3B: 0 HR: 1	SF: 0 SAC: 0 DP: 1 HBP: 0	WP: 0 PB: 0 SB: 1 CS: 0	PA: 36
PITCHER	IP WLS BF H R ER SO BB IBB HBP BLK WP HR S P ERA WHIP																			
33 James Shields, R ERA: 3.98	7.0 W 30 6 2 2 3 3 0 0 0 0 0 0 66 110 2.57 1.286																			
31 Lance Comier, R ERA: 2.35	1.0 3 0 0 0 0 0 0 0 0 0 0 6 10 0.00 0.000																			
21 Andy Sonnanstine, R ERA: 2.61	1.0 3 0 0 0 0 0 0 0 0 0 0 8 12 0.00 0.000																			

Tampa Bay Rays @ Chicago White Sox
U.S. Cellular Field, Chicago, IL
Thu Apr 22 2010, 8:11 PM - 11:00 PM EDT
Att: 18,207 - Partly Cloudy - 46 F

AB 33
R 2
H 6
RBI 2
BB 3
SO 3
LOB 15



Batter	1	2	3	4	5	6	7	8	9	AB	R	H	RBI	BB	SO	LOB	TOP				
51 Ichiro Suzuki, L (1,9) OBP: 0.397, SLG: 0.397	G6-3		F7	F7					P4	5	2	2	0	0	0	1	Seattle Mariners @ Chicago White Sox U.S. Cellular Field, Chicago, IL Fri Apr 23 2010, 8:10 PM - 11:08 PM EDT Att: 24,653 - Overcast - 57 F				
9 Chone Figgins, S (1,4) OBP: 0.342, SLG: 0.268	F7		FC4-6		K				K	4	1	1	1	1	2	0					
21 Franklin Gutierrez, R (1,8) OBP: 0.437, SLG: 0.516					G1-3				L4	3	0	1	0	1	0	3					
4 Jose Lopez, R (1,5) OBP: 0.264, SLG: 0.294	G6-3		F3		G5-3				HR	4	1	1	4	0	0	4					
24 Ken Griffey Jr., L (1,10) OBP: 0.289, SLG: 0.262		G3	FC4-6			G4-3			K	4	0	0	1	0	1	2					
13 Casey Kotchman, L (1,3) OBP: 0.322, SLG: 0.500		F7	L7			G4-3			K	4	0	0	0	0	1	2					
1 Eric Byrnes, R (1,7) OBP: 0.320, SLG: 0.250									P4	3	0	1	0	1	1	0					
10 Adam Moore, R (1,2) OBP: 0.167, SLG: 0.172		G5-3			G4-3				K	4	1	1	0	0	1	2					
2 Jack Wilson, R (1,6) OBP: 0.315, SLG: 0.380										1	1	1	0	0	0	0					
27 Matt Tuiasosopo, R (4,PH) OBP: 0.250, SLG: 0.250			E5		K				K	3	0	0	0	0	3	2					
Inning Stats	R: 0 H: 1 E: 0 K: 0 S: 7	H: 1 LOB: 1 BB: 0 P: 12	R: 0 H: 0 E: 0 K: 0 S: 11	H: 0 LOB: 1 BB: 1 P: 21	R: 2 H: 3 E: 1 K: 0 S: 12	H: 3 LOB: 2 BB: 1 P: 22	R: 0 H: 1 E: 0 K: 1 S: 9	H: 1 LOB: 1 BB: 0 P: 13	R: 0 H: 0 E: 0 K: 1 S: 6	H: 0 LOB: 0 BB: 0 P: 11	R: 0 H: 0 E: 0 K: 1 S: 5	H: 0 LOB: 0 BB: 0 P: 9	R: 4 H: 3 E: 0 K: 2 S: 20	H: 3 LOB: 1 BB: 1 P: 33	R: 0 H: 0 E: 0 K: 2 S: 8	H: 0 LOB: 0 BB: 0 P: 11	R: 0 H: 0 E: 0 K: 2 S: 7	H: 0 LOB: 0 BB: 0 P: 10	1B: 4 2B: 2 3B: 1 HR: 1	SF: 0 SAC: 0 DP: 0 HBP: 0	WP: 0 PA: 38 PB: 0 SB: 1 CS: 0
PITCHER	IP WLS BF H R ER SO BB IBB HBP BLK WP HR S P ERA WHIP	IP WLS BF H R ER SO BB IBB HBP BLK WP HR S P ERA WHIP	IP WLS BF H R ER SO BB IBB HBP BLK WP HR S P ERA WHIP	IP WLS BF H R ER SO BB IBB HBP BLK WP HR S P ERA WHIP	IP WLS BF H R ER SO BB IBB HBP BLK WP HR S P ERA WHIP	IP WLS BF H R ER SO BB IBB HBP BLK WP HR S P ERA WHIP	IP WLS BF H R ER SO BB IBB HBP BLK WP HR S P ERA WHIP	IP WLS BF H R ER SO BB IBB HBP BLK WP HR S P ERA WHIP	IP WLS BF H R ER SO BB IBB HBP BLK WP HR S P ERA WHIP	IP WLS BF H R ER SO BB IBB HBP BLK WP HR S P ERA WHIP	IP WLS BF H R ER SO BB IBB HBP BLK WP HR S P ERA WHIP	IP WLS BF H R ER SO BB IBB HBP BLK WP HR S P ERA WHIP	IP WLS BF H R ER SO BB IBB HBP BLK WP HR S P ERA WHIP	IP WLS BF H R ER SO BB IBB HBP BLK WP HR S P ERA WHIP	IP WLS BF H R ER SO BB IBB HBP BLK WP HR S P ERA WHIP	IP WLS BF H R ER SO BB IBB HBP BLK WP HR S P ERA WHIP	IP WLS BF H R ER SO BB IBB HBP BLK WP HR S P ERA WHIP	IP WLS BF H R ER SO BB IBB HBP BLK WP HR S P ERA WHIP	IP WLS BF H R ER SO BB IBB HBP BLK WP HR S P ERA WHIP	IP WLS BF H R ER SO BB IBB HBP BLK WP HR S P ERA WHIP	IP WLS BF H R ER SO BB IBB HBP BLK WP HR S P ERA WHIP
34 Gavin Floyd, R (1,1) ERA: 8.38	6.1	29	7	5	5	4	3	0	0	0	0	0	0	0	0	0	7.11	1.579			
40 J.J. Putz, R (7,1) ERA: 4.05	0.1	2	1	1	1	0	0	0	0	0	0	0	0	0	0	0	27.00	3.000			
37 Matt Thornton, L (7,1) ERA: 1.74	2.1	7	0	0	0	5	0	0	0	0	0	0	0	0	0	0	0.00	0.000			

Batter	1	2	3	4	5	6	7	8	9	AB	R	H	RBI	BB	SO	LOB	BOTTOM				
1 Juan Pierre, L (1,10) OBP: 0.271, SLG: 0.215	G4-3		E6		F7				F7	5	1	1	0	0	0	1	Seattle Mariners @ Chicago White Sox U.S. Cellular Field, Chicago, IL Fri Apr 23 2010, 8:10 PM - 11:08 PM EDT Att: 24,653 - Overcast - 57 F				
15 Gordon Beckham, R (1,4) OBP: 0.314, SLG: 0.323	F8		G5-3		F8				P4	5	1	1	0	0	0	2					
25 Andrew Jones, R (1,7) OBP: 0.408, SLG: 0.756					G6-3				G5-3	4	2	2	2	1	0	3					
14 Paul Konerko, R (1,3) OBP: 0.373, SLG: 0.625		F8							HR	3	1	2	2	1	0	0					
51 Alex Rios, R (1,8) OBP: 0.308, SLG: 0.450		F8			G6-4-3				L5	4	0	1	1	0	0	2					
20 Carlos Quentin, R (1,9) OBP: 0.310, SLG: 0.379					F7				G5-3	4	2	1	1	0	0	2					
10 Alexei Ramirez, R (1,6) OBP: 0.214, SLG: 0.321					F7				K	4	0	1	0	0	1	0					
55 Donny Lucy, R (1,2) OBP: 0.417, SLG: 0.700					G5-3				B1-3	3	0	0	1	0	0	1					
5 Jayson Nix, R (1,5) OBP: 0.300, SLG: 0.300					G5-3				G1-3	3	0	1	0	0	1	2					
23 Mark Teahen, L (8,PH) OBP: 0.380, SLG: 0.463					G4-3					1	0	0	0	0	0	0					
Inning Stats	R: 1 H: 1 E: 0 K: 0 S: 8	H: 1 LOB: 0 BB: 0 P: 12	R: 1 H: 1 E: 0 K: 0 S: 11	H: 1 LOB: 1 BB: 0 P: 16	R: 1 H: 1 E: 1 K: 0 S: 14	H: 1 LOB: 1 BB: 1 P: 25	R: 0 H: 0 E: 0 K: 0 S: 11	H: 0 LOB: 0 BB: 0 P: 14	R: 0 H: 1 E: 0 K: 1 S: 9	H: 1 LOB: 1 BB: 0 P: 16	R: 2 H: 2 E: 1 K: 1 S: 15	H: 2 LOB: 1 BB: 0 P: 25	R: 1 H: 3 E: 0 K: 0 S: 10	H: 3 LOB: 2 BB: 1 P: 19	R: 0 H: 0 E: 0 K: 1 S: 7	H: 0 LOB: 0 BB: 0 P: 9	R: 1 H: 1 E: 0 K: 0 S: 12	H: 1 LOB: 0 BB: 0 P: 16	1B: 4 2B: 2 3B: 0 HR: 4	SF: 0 SAC: 0 DP: 2 HBP: 1	WP: 0 PA: 39 PB: 0 SB: 3 CS: 0
PITCHER	IP WLS BF H R ER SO BB IBB HBP BLK WP HR S P ERA WHIP	IP WLS BF H R ER SO BB IBB HBP BLK WP HR S P ERA WHIP	IP WLS BF H R ER SO BB IBB HBP BLK WP HR S P ERA WHIP	IP WLS BF H R ER SO BB IBB HBP BLK WP HR S P ERA WHIP	IP WLS BF H R ER SO BB IBB HBP BLK WP HR S P ERA WHIP	IP WLS BF H R ER SO BB IBB HBP BLK WP HR S P ERA WHIP	IP WLS BF H R ER SO BB IBB HBP BLK WP HR S P ERA WHIP	IP WLS BF H R ER SO BB IBB HBP BLK WP HR S P ERA WHIP	IP WLS BF H R ER SO BB IBB HBP BLK WP HR S P ERA WHIP	IP WLS BF H R ER SO BB IBB HBP BLK WP HR S P ERA WHIP	IP WLS BF H R ER SO BB IBB HBP BLK WP HR S P ERA WHIP	IP WLS BF H R ER SO BB IBB HBP BLK WP HR S P ERA WHIP	IP WLS BF H R ER SO BB IBB HBP BLK WP HR S P ERA WHIP	IP WLS BF H R ER SO BB IBB HBP BLK WP HR S P ERA WHIP	IP WLS BF H R ER SO BB IBB HBP BLK WP HR S P ERA WHIP	IP WLS BF H R ER SO BB IBB HBP BLK WP HR S P ERA WHIP	IP WLS BF H R ER SO BB IBB HBP BLK WP HR S P ERA WHIP	IP WLS BF H R ER SO BB IBB HBP BLK WP HR S P ERA WHIP	IP WLS BF H R ER SO BB IBB HBP BLK WP HR S P ERA WHIP	IP WLS BF H R ER SO BB IBB HBP BLK WP HR S P ERA WHIP	IP WLS BF H R ER SO BB IBB HBP BLK WP HR S P ERA WHIP
18 Ryan Rowland-Smith, L (1,1) ERA: 4.63	5.1	25	6	5	3	0	1	0	1	0	0	0	0	0	0	0	5.06	1.312			
54 Kanekoa Texeira, R (6,1) ERA: 5.68	0.2	2	0	0	0	1	0	0	0	0	0	0	0	0	0	0	0.00	0.000			
46 Sean White, R (7,1) ERA: 1.35	0.2	2	0	0	0	1	0	0	0	0	0	0	0	0	0	0	13.50	3.000			
43 Brandon League, R (7,1) ERA: 2.0	1.1	5	1	0	0	1	0	0	0	0	0	0	0	0	0	0	0.00	0.750			
57 Mark Lowe, R (9,1) ERA: 4.26	0.2	3	1	1	1	0	0	0	0	0	0	0	0	0	0	0	13.50	1.500			


Batter	1	2	3	4	5	6	7	8	9	AB	R	H	RBI	BB	SO	LOB	TOP								
51 Ichiro Suzuki, L (1, 9) OBP: 0.397, SLG: 0.375	G1-3			P5		G5-3		G1-3		4	0	0	0	0	0	0	Seattle Mariners @ Chicago White Sox U.S. Cellular Field, Chicago, IL Sat Apr 24 2010, 4:11 PM - 6:44 PM EDT Att: 25,253 - Overcast - 55 F								
9 Chone Figgins, S (1, 4) OBP: 0.338, SLG: 0.254	K			K				G4-3		3	1	0	0	1	2	0									
21 Franklin Gutierrez, R (1, 8) OBP: 0.427, SLG: 0.544	K			HR				K		4	1	1	1	0	3	1									
4 Jose Lopez, R (1, 5) OBP: 0.276, SLG: 0.319		K		G4-3						4	1	2	1	0	1	0									
24 Ken Griffey Jr., L (1, 10) OBP: 0.286, SLG: 0.244 2 Jack Wilson, R (9, PR) OBP: 0.315, SLG: 0.380 (9, 10)	F8					G4-3		G4-3		3	0	0	0	1	0	1									
13 Casey Kotchman, L (1, 3) OBP: 0.338, SLG: 0.509	G4-3					G6-3				0	1	0	0	0	0	0									
1 Eric Byrnes, R (1, 7) OBP: 0.276, SLG: 0.208				P4		F8				3	0	1	2	1	0	0									
32 Rob Johnson, R (1, 2) OBP: 0.333, SLG: 0.333				P2				F9		3	0	0	0	0	0	0									
27 Matt Tuasosopo, R (1, 6) OBP: 0.211, SLG: 0.211				G6-3				F9		3	0	0	0	0	0	0									
Inning Stats	R: 0 E: 0 K: 2 S: 8	H: 0 LOB: 0 BB: 0 P: 16	R: 0 E: 0 K: 1 S: 7	H: 0 LOB: 0 BB: 0 P: 12	R: 0 E: 0 K: 0 S: 7	H: 0 LOB: 0 BB: 0 P: 12	R: 1 E: 0 K: 1 S: 12	H: 1 LOB: 0 BB: 0 P: 17	R: 0 E: 0 K: 0 S: 9	H: 0 LOB: 0 BB: 0 P: 14	R: 0 E: 0 K: 0 S: 5	H: 0 LOB: 0 BB: 0 P: 6	R: 1 E: 1 K: 1 S: 12	H: 1 LOB: 2 BB: 2 P: 26	R: 0 E: 0 K: 0 S: 7	H: 0 LOB: 0 BB: 0 P: 12		R: 2 E: 0 K: 1 S: 13	H: 2 LOB: 2 BB: 1 P: 21	1B: 1 2B: 2 3B: 0 HR: 1	SF: 0 SAC: 0 DP: 0 HBP: 0	WP: 0 PB: 0 SB: 1 CS: 0	PA: 34		
PITCHER	IP	WLS	BF	H	R	ER	SO	BB	IBB	HBP	BLK	WP	HR	S	P	ERA	WHIP								
43 Freddy Garcia, R (1, 1) ERA: 5.82	7.0		25	2	2	2	5	1	1	0	0	0	1	60	103	2.57	0.429								
46 Sergio Santos, R (8, 1) ERA:	1.0		3	0	0	0	0	0	0	0	0	0	0	7	12	0.00	0.000								
45 Bobby Jenks, R (9, 1) ERA: 3.86	1.0	W	6	2	2	2	1	1	0	0	0	0	0	13	21	18.00	3.000								

Batter	1	2	3	4	5	6	7	8	9	AB	R	H	RBI	BB	SO	LOB	BOTTOM								
1 Juan Pierre, L (1, 7) OBP: 0.284, SLG: 0.232	G4-3			25 BB		G6-3				4	0	2	0	0	0	1	Seattle Mariners @ Chicago White Sox U.S. Cellular Field, Chicago, IL Sat Apr 24 2010, 4:11 PM - 6:44 PM EDT Att: 25,253 - Overcast - 55 F								
15 Gordon Beckham, R (1, 4) OBP: 0.297, SLG: 0.303	K			K		B5-3		G6-3		4	0	0	0	0	2	2									
25 Andruw Jones, R (1, 9) OBP: 0.415, SLG: 0.750	P6			14 G4-3						3	0	1	0	1	1	0									
14 Paul Konerko, R (1, 3) OBP: 0.366, SLG: 0.650		G5-3		G4-3		G5-3				4	1	1	1	0	0	3									
12 A.J. Pierzynski, L (1, 2) OBP: 0.211, SLG: 0.170		G3				F7		G3-1		4	0	0	0	0	0	1									
20 Carlos Quentin, R (1, 10) OBP: 0.307, SLG: 0.361 5 Jayson Nix, R (9, PR) OBP: 0.300, SLG: 0.300	K					F9				3	0	0	0	1	1	0									
51 Alex Rios, R (1, 8) OBP: 0.333, SLG: 0.516				F9		23 BB		23 CS		4	2	3	2	0	0	0									
23 Mark Teahen, L (1, 5) OBP: 0.396, SLG: 0.477				10 G5-4-3				10 BB		3	1	2	0	0	1	1									
10 Alexei Ramirez, R (1, 6) OBP: 0.220, SLG: 0.339				G5-4-3				G5-3		3	0	1	2	0	0	1									
Inning Stats	R: 0 E: 0 K: 1 S: 8	H: 0 LOB: 0 BB: 0 P: 11	R: 0 E: 0 K: 1 S: 7	H: 0 LOB: 0 BB: 0 P: 9	R: 0 E: 0 K: 0 S: 8	H: 1 LOB: 0 BB: 0 P: 14	R: 0 E: 0 K: 1 S: 9	H: 1 LOB: 1 BB: 1 P: 16	R: 2 E: 0 K: 0 S: 12	H: 3 LOB: 1 BB: 0 P: 18	R: 0 E: 0 K: 0 S: 7	H: 1 LOB: 1 BB: 0 P: 8	R: 0 E: 0 K: 1 S: 8	H: 1 LOB: 1 BB: 0 P: 12	R: 0 E: 0 K: 0 S: 8	H: 1 LOB: 0 BB: 0 P: 12		R: 3 E: 0 K: 1 S: 15	H: 2 LOB: 1 BB: 1 P: 25	1B: 6 2B: 3 3B: 0 HR: 2	SF: 0 SAC: 0 DP: 3 HBP: 0	WP: 0 PB: 0 SB: 1 CS: 1	PA: 34		
PITCHER	IP	WLS	BF	H	R	ER	SO	BB	IBB	HBP	BLK	WP	HR	S	P	ERA	WHIP								
58 Doug Fister, R (1, 1) ERA: 1.67	8.0		29	8	2	2	4	1	0	0	0	0	0	67	100	2.25	1.125								
53 David Aardsma, R (9, 1) ERA: 4.05	0.2	L	5	2	3	3	1	1	0	0	0	0	2	15	25	40.50	4.500								

AB	31
R	4
H	4
RBI	4
BB	3
SO	6
LOB	6



AB	32
R	5
H	10
RBI	5
BB	2
SO	5
LOB	9



Batter	1	2	3	4	5	6	7	8	9	AB	R	H	RBI	BB	SO	LOB	TOP			
1 Juan Pierre, L (1,7) OBP: 0.268, SLG: 0.211	G5-3		K		G4-3		G1-6-3			4	0	0	0	0	1	4	Chicago White Sox @ Texas Rangers Rangers Ballpark in Arlington, Arlington, TX Tue Apr 27 2010, 8:07 PM - 10:25 PM EDT Att: 14,589 - Clear - 70 F			
15 Gordon Beckham, R (1,4) OBP: 0.293, SLG: 0.293	G5-3			G1-3		HBP	F8			3	1	0	0	0	0	0				
25 Andrew Jones, R (1,9) OBP: 0.393, SLG: 0.667	G5-3			G5-4-3						3	0	0	0	1	2	1				
14 Paul Konerko, R (1,3) OBP: 0.392, SLG: 0.697		F7		G5-4-3			L5			4	0	1	0	0	0	1				
51 Alex Rios, R (1,8) OBP: 0.329, SLG: 0.500		G4-3								4	1	1	0	0	1	2				
20 Carlos Quentin, R (1,10) OBP: 0.301, SLG: 0.338										3	0	1	1	1	1	0				
10 Alexei Ramirez, R (1,6) OBP: 0.212, SLG: 0.318				G5-3		F8				4	0	1	1	0	0	1				
55 Donny Lucy, R (1,2) OBP: 0.467, SLG: 0.750										2	0	1	0	1	1	3				
7 Mark Kotsay, L (9,PH) OBP: 0.188, SLG: 0.233										1	0	0	0	0	0	0				
5 Jayson Nix, R (1,5) OBP: 0.250, SLG: 0.250										2	0	0	0	0	1	3				
23 Mark Teahen, L (7,PH) OBP: 0.404, SLG: 0.500				K						1	0	1	0	0	0	0				
Inning Stats	R: 0 H: 0 E: 0 K: 0 S: 8	H: 0 LOB: 0 BB: 0 P: 12	R: 0 H: 0 E: 0 K: 1 S: 7	H: 0 LOB: 0 BB: 0 P: 12	R: 0 H: 1 E: 0 K: 2 S: 9	H: 1 LOB: 1 BB: 0 P: 14	R: 0 H: 0 E: 0 K: 0 S: 5	H: 0 LOB: 0 BB: 1 P: 13	R: 1 H: 2 E: 0 K: 0 S: 14	H: 2 LOB: 2 BB: 1 P: 24	R: 1 H: 2 E: 0 K: 2 S: 16	H: 2 LOB: 3 BB: 1 P: 29	R: 0 H: 1 E: 0 K: 0 S: 15	H: 0 LOB: 0 BB: 0 P: 23	R: 0 H: 0 E: 0 K: 0 S: 7	H: 0 LOB: 0 BB: 0 P: 10	1B: 4 2B: 2 3B: 0 HR: 0	SF: 0 SAC: 0 DP: 2 HBP: 1	WP: 0 PB: 0 SB: 1 CS: 0	PA: 35
PITCHER	IP WLS BF H R ER SO BB IBB HBP BLK WP HR S P ERA WHIP																			
36 C.J. Wilson, L (1,1) ERA: 1.75	6.0 W 26 5 2 2 5 3 0 1 0 0 0 59 104 3.00 1.333																			
57 Dustin Nippert, R (7,1) ERA: 3.55	2.0 H 6 1 0 0 2 0 0 0 0 0 0 22 34 0.00 0.500																			
50 Frank Francisco, R (9,1) ERA: 7.0	1.0 S 3 0 0 0 0 0 0 0 0 0 0 7 10 0.00 0.000																			

AB	31
R	2
H	6
RBI	2
BB	3
SO	7
LOB	15



Batter	1	2	3	4	5	6	7	8	9	AB	R	H	RBI	BB	SO	LOB	BOTTOM			
1 Elvis Andrus, R (1,6) OBP: 0.388, SLG: 0.308	P4		E4				G6-3			3	0	0	0	1	0	0	Chicago White Sox @ Texas Rangers Rangers Ballpark in Arlington, Arlington, TX Tue Apr 27 2010, 8:07 PM - 10:25 PM EDT Att: 14,589 - Clear - 70 F			
10 Michael Young, R (1,5) OBP: 0.295, SLG: 0.358	G6-3		G6-3		F9					4	0	0	0	0	2					
32 Josh Hamilton, L (1,7) OBP: 0.350, SLG: 0.471										4	1	2	0	0	1	1				
27 Vladimir Guerrero, R (1,9) OBP: 0.420, SLG: 0.527										4	2	2	0	0	0	1				
7 David Murphy, L (9,9) OBP: 0.167, SLG: 0.379										0	0	0	0	0	0	0				
25 Ryan Garko, R (1,10) OBP: 0.188, SLG: 0.071										3	0	1	0	0	0	2				
12 Justin Smoak, S (1,3) OBP: 0.316, SLG: 0.154										2	0	0	1	0	1	2				
15 Matt Treanor, R (1,2) OBP: 0.324, SLG: 0.382										3	1	2	3	0	0	1				
3 Andrés Blanco, S (1,4) OBP: 0.321, SLG: 0.240										3	0	0	0	0	0	1				
23 Craig Gentry, R (1,8) OBP: 0.321, SLG: 0.240										3	0	0	0	0	1	0				
Inning Stats	R: 0 H: 1 E: 0 K: 0 S: 12	H: 1 LOB: 1 BB: 0 P: 18	R: 1 H: 1 E: 0 K: 0 S: 12	H: 1 LOB: 0 BB: 0 P: 17	R: 0 H: 0 E: 1 K: 0 S: 7	H: 0 LOB: 0 BB: 0 P: 12	R: 2 H: 3 E: 0 K: 1 S: 14	H: 3 LOB: 1 BB: 0 P: 21	R: 0 H: 0 E: 0 K: 1 S: 5	H: 0 LOB: 1 BB: 1 P: 12	R: 1 H: 2 E: 0 K: 0 S: 9	H: 2 LOB: 0 BB: 0 P: 12	R: 0 H: 0 E: 0 K: 0 S: 8	H: 0 LOB: 0 BB: 0 P: 12	R: 0 H: 0 E: 0 K: 1 S: 7	H: 0 LOB: 0 BB: 0 P: 10	1B: 3 2B: 3 3B: 0 HR: 1	SF: 1 SAC: 0 DP: 1 HBP: 0	WP: 1 PB: 0 SB: 0 CS: 1	PA: 31
PITCHER	IP WLS BF H R ER SO BB IBB HBP BLK WP HR S P ERA WHIP																			
56 Mark Buehrle, L (1,1) ERA: 4.68	7.0 L 28 7 4 4 2 1 0 0 0 0 0 67 104 5.14 1.143																			
71 Scott Linebrink, R (8,1) ERA: 1.13	1.0 3 0 0 0 1 0 0 0 0 0 0 7 10 0.00 0.000																			

AB	29
R	4
H	7
RBI	4
BB	1
SO	3
LOB	10



Batter	1	2	3	4	5	6	7	8	9	AB	R	H	RBI	BB	SO	LOB	TOP														
10 Alexei Ramirez, R OBP: 0.231, SLG: 0.312										5	1	1	0	0	1	2	<p>Chicago White Sox @ New York Yankees Yankee Stadium, Bronx, NY Fri Apr 30 2010, 7:09 PM - 10:05 PM EDT Att: 44,783 - Clear - 70 F</p> <p>livebaseballscorecards.com</p>														
15 Gordon Beckham, R (1, 4) OBP: 0.315, SLG: 0.321										4	1	2	1	0	1	0															
51 Alex Rios, R (1, 8) OBP: 0.326, SLG: 0.470										4	0	2	0	0	0	3															
14 Paul Konerko, R (1, 3) OBP: 0.413, SLG: 0.784										2	1	1	3	2	0	2															
20 Carlos Quentin, R (1, 10) OBP: 0.319, SLG: 0.413										4	0	1	0	0	0	4															
23 Mark Teahen, L (1, 5) OBP: 0.357, SLG: 0.417										4	0	0	0	0	2	3															
5 Jayson Nix, R (1, 9) OBP: 0.200, SLG: 0.200										3	0	0	0	0	1	1															
7 Mark Kotsay, L (8, PH) OBP: 0.195, SLG: 0.189										1	0	0	0	0	0	0															
55 Donny Lucy, R (1, 2) OBP: 0.444, SLG: 0.733									3	1	1	0	0	0	0	0															
12 A.J. Pierzynski, L (8, PH) OBP: 0.229, SLG: 0.260									1	0	0	0	1	0	0	0															
1 Juan Pierre, L (1, 7) OBP: 0.260, SLG: 0.193										3	0	0	0	1	0	0															
Inning Stats	R: 3 H: 4 E: 0 K: 2 S: 21	LOB: 1 BB: 0 P: 26	R: 1 H: 2 E: 0 K: 0 S: 9	LOB: 2 BB: 1 P: 15	R: 0 H: 0 E: 0 K: 1 S: 8	LOB: 0 BB: 0 P: 9	R: 0 H: 0 E: 0 K: 0 S: 9	LOB: 0 BB: 0 P: 12	R: 0 H: 1 E: 0 K: 0 S: 10	LOB: 2 BB: 1 P: 20	R: 0 H: 0 E: 0 K: 0 S: 9	LOB: 0 BB: 0 P: 15	R: 0 H: 1 E: 0 K: 0 S: 11	LOB: 2 BB: 1 P: 20	R: 0 H: 0 E: 0 K: 0 S: 8	LOB: 0 BB: 0 P: 11	R: 0 H: 0 E: 0 K: 2 S: 12	LOB: 0 BB: 0 P: 20	1B: 5 2B: 2 HR: 1	SF: 1 SAC: 0 DP: 0 HBP: 0	WP: 1 PB: 0 SB: 1 CS: 0	PA: 38									
PITCHER	IP WLS BF H R ER SO BB IBB HBP BLK WP HR S P ERA WHIP																PITCHER	IP WLS BF H R ER SO BB IBB HBP BLK WP HR S P ERA WHIP													
46 Andy Pettitte, L (1, 1) ERA: 2.12	6.0	27	7	4	4	3	2	0	0	0	1	1	66	97	6.00	1.500															
91 Alfredo Aceves, R (7, 1) ERA: 4.15	1.0	5	1	0	0	0	0	1	0	0	0	0	11	20	0.00	1.000															
43 Damaso Marte, L (8, 1) ERA: 5.79	0.1	1	0	0	0	0	0	0	0	0	0	0	3	6	0.00	0.000															
62 Joba Chamberlain, R (8, 1) ERA: 3.48	0.2	1	0	0	0	0	0	0	0	0	0	0	5	5	0.00	0.000															
42 Mariano Rivera, R (9, 1) ERA:	1.0	3	0	0	0	2	0	0	0	0	0	0	12	20	0.00	0.000															

Batter	1	2	3	4	5	6	7	8	9	AB	R	H	RBI	BB	SO	LOB	BOTTOM														
2 Derek Jeter, R (1, 6) OBP: 0.354, SLG: 0.521										4	2	3	4	0	0	0	<p>Chicago White Sox @ New York Yankees Yankee Stadium, Bronx, NY Fri Apr 30 2010, 7:09 PM - 10:05 PM EDT Att: 44,783 - Clear - 70 F</p> <p>livebaseballscorecards.com</p>														
36 Nick Johnson, L (1, 10) OBP: 0.383, SLG: 0.224										2	0	0	0	1	1	1															
20 Jorge Posada, S (7, PH) OBP: 0.394, SLG: 0.638										2	1	0	0	2	0	1															
25 Mark Teixeira, S (1, 3) OBP: 0.300, SLG: 0.259										4	0	1	1	0	0	2															
13 Alex Rodriguez, R (1, 5) OBP: 0.337, SLG: 0.440										4	0	1	1	0	0	0															
24 Robinson Cano, L (1, 4) OBP: 0.436, SLG: 0.765										4	0	0	0	0	1	2															
33 Nick Swisher, S (1, 9) OBP: 0.345, SLG: 0.434										3	0	0	0	1	1	0															
14 Curtis Granderson, L (1, 8) OBP: 0.310, SLG: 0.377										3	1	0	0	0	0	1															
17 Francisco Cervelli, R (1, 2) OBP: 0.448, SLG: 0.400										3	2	2	0	0	0	0															
11 Brett Gardner, L (1, 7) OBP: 0.397, SLG: 0.385										3	2	2	0	0	0	0															
Inning Stats	R: 2 H: 3 E: 0 K: 1 S: 11	H: 3 LOB: 1 BB: 1 P: 24	R: 0 H: 0 E: 0 K: 0 S: 7	LOB: 0 BB: 0 P: 12	R: 0 H: 0 E: 0 K: 0 S: 7	LOB: 0 BB: 0 P: 10	R: 0 H: 0 E: 0 K: 1 S: 9	LOB: 0 BB: 0 P: 15	R: 2 H: 2 E: 0 K: 0 S: 14	LOB: 2 BB: 1 P: 24	R: 0 H: 0 E: 0 K: 0 S: 6	LOB: 0 BB: 0 P: 10	R: 2 H: 2 E: 0 K: 2 S: 25	LOB: 2 BB: 1 P: 38	R: 0 H: 0 E: 0 K: 0 S: 6	LOB: 1 BB: 1 P: 12	R: 0 H: 0 E: 0 K: 1 S: 6	LOB: 0 BB: 1 P: 12	1B: 4 2B: 1 3B: 1 HR: 1	SF: 0 SAC: 0 DP: 1 HBP: 1	WP: 1 PB: 0 SB: 1 CS: 0	PA: 35									
PITCHER	IP WLS BF H R ER SO BB IBB HBP BLK WP HR S P ERA WHIP																PITCHER	IP WLS BF H R ER SO BB IBB HBP BLK WP HR S P ERA WHIP													
43 Freddy Garcia, R (1, 1) ERA: 5.87	6.0	24	5	4	4	2	2	0	0	1	0	0	14	21	54.00	6.000															
37 Matt Thornton, L (7, 1) ERA: 3.09	0.1	4	2	2	2	1	0	0	1	0	0	0	11	17	0.00	1.500															
46 Sergio Santos, R (7, 1) ERA:	0.2	3	0	0	0	1	1	0	0	0	1	0	11	17	0.00	1.500															
57 Ramon Pena, R (8, 1) ERA: 4.22	1.0	4	0	0	0	0	1	0	0	0	0	0	6	12	0.00	1.000															



Batter	1	2	3	4	5	6	7	8	9	AB	R	H	RBI	BB	SO	LOB	TOP			
7 Mark Kotsay, L (1,9) OBP: 0.245, SLG: 0.295											4	0	2	0	0	0	1			
15 Gordon Beckham, R (1,4) OBP: 0.297, SLG: 0.299											4	1	0	0	0	3	3			
25 Andrew Jones, R (1,8) OBP: 0.400, SLG: 0.694											4	1	1	0	0	0	2			
14 Paul Konerko, R (1,3) OBP: 0.416, SLG: 0.790											3	1	1	3	1	1	2			
23 Mark Teahen, L (1,5) OBP: 0.342, SLG: 0.382											4	0	0	0	0	2	1			
20 Carlos Quentin, R (1,10) OBP: 0.313, SLG: 0.383											4	0	0	0	0	0	1			
12 A.J. Pierzynski, L (1,2) OBP: 0.244, SLG: 0.233											4	0	0	0	0	0	0			
10 Alexei Ramirez, R (1,6) OBP: 0.225, SLG: 0.304										2	0	0	0	0	0	0				
5 Jayson Nix, R (8,PH) OBP: 0.188, SLG: 0.188										1	0	0	0	0	1	0				
1 Juan Pierre, L (1,7) OBP: 0.272, SLG: 0.202										3	0	2	0	0	0	0				
Inning Stats	R: 0 H: 1 E: 0 K: 1 S: 14	WLS: 1 BF: 18 P: 18	R: 0 H: 0 E: 0 K: 1 S: 12	WLS: 0 BF: 18 P: 18	R: 0 H: 1 E: 0 K: 1 S: 12	WLS: 1 BF: 16 P: 16	R: 0 H: 0 E: 0 K: 1 S: 9	WLS: 0 BF: 17 P: 17	R: 0 H: 1 E: 0 K: 2 S: 10	WLS: 1 BF: 14 P: 14	R: 0 H: 0 E: 0 K: 0 S: 7	WLS: 0 BF: 9 P: 9	R: 0 H: 0 E: 0 K: 1 S: 7	WLS: 0 BF: 13 P: 13	R: 3 H: 2 E: 1 K: 0 S: 10	WLS: 2 BF: 14 P: 14	1B: 5 2B: 0 3B: 0 HR: 1	SF: 0 SAC: 0 DP: 0 HBP: 0	WP: 1 PB: 0 SB: 1 CS: 1	PA: 35
PITCHER	IP: 7.0 ERA: 1.44	WLS: 1 BF: 25 P: 25	H: 4 R: 0 ER: 0 SO: 6	BB: 1 IBB: 0 HBP: 0 BLK: 0	WP: 1 HR: 0 S: 70 P: 99	ERA: 0.00 WHIP: 0.714	PITCHER	IP: 2.0 ERA: 9.00	WLS: 0 BF: 9 P: 9	H: 2 R: 3 ER: 2 SO: 1	BB: 0 IBB: 0 HBP: 3 BLK: 0	WP: 0 HR: 1 S: 17 P: 27	ERA: 9.00 WHIP: 1.000							

Chicago White Sox @ New York Yankees
Yankee Stadium, Bronx, NY
Sun May 02 2010, 1:11 PM - 4:14 PM EDT
Att: 45,303 - Partly Cloudy - 84 F

AB	33
R	3
H	6
RBI	3
BB	1
SO	7
LOB	10



Batter	1	2	3	4	5	6	7	8	9	AB	R	H	RBI	BB	SO	LOB	BOTTOM			
2 Derek Jeter, R (1,6) OBP: 0.367, SLG: 0.510											4	1	2	1	1	0	0			
17 Francisco Cervelli, R (8,5) OBP: 0.433, SLG: 0.355										5	1	1	2	0	1	2				
36 Nick Johnson, L (1,3) OBP: 0.368, SLG: 0.234										5	2	4	2	0	1	1				
25 Mark Teixeira, S (1,10) OBP: 0.336, SLG: 0.311										4	2	3	2	1	0	1				
33 Nick Swisher, S (1,9) OBP: 0.371, SLG: 0.518										4	2	2	3	1	1	2				
24 Robinson Cano, L (1,4) OBP: 0.433, SLG: 0.763										4	2	2	3	1	1	2				
20 Jorge Posada, S (1,2) OBP: 0.373, SLG: 0.597										5	1	2	0	0	1	6				
38 Marcus Thames, R (1,7) OBP: 0.552, SLG: 0.708										4	0	0	0	0	0	3				
11 Brett Gardner, L (1,8) OBP: 0.415, SLG: 0.438										4	2	2	2	1	1	3				
19 Ramiro Pena, S (1,5) OBP: 0.071, SLG: 0.071										5	1	0	0	0	1	6				
Inning Stats	R: 0 H: 1 E: 0 K: 1 S: 9	WLS: 1 BF: 15 P: 15	R: 1 H: 2 E: 0 K: 0 S: 10	WLS: 2 BF: 13 P: 13	R: 0 H: 2 E: 0 K: 1 S: 13	WLS: 2 BF: 24 P: 24	R: 1 H: 1 E: 0 K: 1 S: 11	WLS: 1 BF: 15 P: 15	R: 3 H: 4 E: 1 K: 0 S: 19	WLS: 4 BF: 28 P: 28	R: 2 H: 3 E: 0 K: 0 S: 11	WLS: 3 BF: 15 P: 15	R: 5 H: 3 E: 1 K: 2 S: 25	WLS: 3 BF: 48 P: 48	R: 0 H: 0 E: 0 K: 2 S: 11	WLS: 0 BF: 21 P: 21	1B: 9 2B: 4 3B: 0 HR: 3	SF: 0 SAC: 0 DP: 1 HBP: 1	WP: 0 PB: 0 SB: 0 CS: 0	PA: 46
PITCHER	IP: 4.2 ERA: 5.3	WLS: 1 BF: 26 P: 26	H: 10 R: 5 ER: 5 SO: 3	BB: 1 IBB: 0 HBP: 0 BLK: 0	WP: 0 HR: 2 S: 60 P: 93	ERA: 9.64 WHIP: 2.357	PITCHER	IP: 1.2 ERA: 7.3	WLS: 0 BF: 4 P: 4	H: 6 R: 6 ER: 6 SO: 0	BB: 2 IBB: 0 HBP: 0 BLK: 0	WP: 0 HR: 1 S: 24 P: 39	ERA: 32.40 WHIP: 3.600							
56 Mark Buehrle, L (1,1) ERA: 5.3	IP: 1.2 ERA: 7.3	WLS: 0 BF: 4 P: 4	H: 6 R: 6 ER: 6 SO: 0	BB: 2 IBB: 0 HBP: 0 BLK: 0	WP: 0 HR: 1 S: 24 P: 39	ERA: 32.40 WHIP: 3.600	67 Randy Williams, L (7,1) ERA: 5.06	IP: 0.2 ERA: 5.06	WLS: 0 BF: 5 P: 5	H: 2 R: 1 ER: 0 SO: 2	BB: 1 IBB: 0 HBP: 0 BLK: 0	WP: 0 HR: 0 S: 14 P: 26	ERA: 0.00 WHIP: 4.500							
46 Sergio Santos, R (8,1) ERA: 7.3	IP: 1.0 ERA: 7.3	WLS: 0 BF: 4 P: 4	H: 0 R: 0 ER: 0 SO: 2	BB: 0 IBB: 0 HBP: 1 BLK: 0	WP: 0 HR: 11 S: 21 P: 21	ERA: 0.00 WHIP: 0.000														

Chicago White Sox @ New York Yankees
Yankee Stadium, Bronx, NY
Sun May 02 2010, 1:11 PM - 4:14 PM EDT
Att: 45,303 - Partly Cloudy - 84 F

AB	41
R	12
H	16
RBI	12
BB	4
SO	7
LOB	25



Batter	1	2	3	4	5	6	7	8	9	AB	R	H	RBI	BB	SO	LOB	TOP										
9 David DeJesus, L (1.9) OBP: 0.336, SLG: 0.467										4	0	0	0	0	2	2											
22 Scott Podsednik, L (1.7) OBP: 0.385, SLG: 0.376										4	1	1	1	0	1	0											
16 Billy Butler, R (1.3) OBP: 0.348, SLG: 0.433										4	0	1	0	0	2	0											
6 Jose Guillen, R (1.10) OBP: 0.324, SLG: 0.553										4	0	0	0	0	2	1											
13 Alberto Callaspo, S (1.5) OBP: 0.339, SLG: 0.480										4	0	1	0	0	0	1											
18 Jason Kendall, R (1.2) OBP: 0.360, SLG: 0.344										3	0	1	0	0	1	0											
12 Mitch Maier, L (1.8) OBP: 0.347, SLG: 0.415										3	0	1	0	0	1	2											
3 Yuniesky Betancourt, R (1.6) OBP: 0.293, SLG: 0.371										3	0	1	0	0	0	1											
17 Chris Getz, L (1.4) OBP: 0.244, SLG: 0.171										2	0	0	0	1	0	1											
Inning Stats	R: 0 E: 0 K: 2 S: 8	H: 0 LOB: 0 BB: 0 P: 12	R: 0 E: 0 K: 0 S: 6	H: 0 LOB: 0 BB: 0 P: 9	R: 0 E: 0 K: 2 S: 10	H: 0 LOB: 0 BB: 1 P: 18	R: 0 E: 0 K: 2 S: 10	H: 0 LOB: 0 BB: 0 P: 14	R: 0 E: 0 K: 1 S: 10	H: 1 LOB: 1 BB: 0 P: 18	R: 0 E: 0 K: 1 S: 9	H: 0 LOB: 0 BB: 0 P: 11	R: 0 E: 0 K: 1 S: 11	H: 2 LOB: 2 BB: 0 P: 15	R: 0 E: 0 K: 0 S: 7	H: 1 LOB: 0 BB: 0 P: 10	R: 1 E: 0 K: 0 S: 7	H: 2 LOB: 0 BB: 0 P: 10	1B: 4 2B: 1 3B: 0 HR: 1	SF: 0 SAC: 0 DP: 2 HBP: 0	WP: 0 PB: 0 SB: 1 CS: 0	PA: 32					
PITCHER	IP	WLS	BF	H	R	ER	SO	BB	IBB	HBP	BLK	WP	HR	S	P	ERA	WHIP										
44 Jake Peavy, R (1.1) ERA: 6.31	7.0	W	26	4	0	0	9	1	0	0	0	0	0	66	99	0.00	0.714										
37 Matt Thornton, L (8.1) ERA: 2.94	1.0		2	0	0	0	0	0	0	0	0	0	0	5	8	0.00	0.000										
71 Scott Linebrink, R (9.1) ERA: 5.23	1.0		4	2	1	1	0	0	0	0	0	0	1	7	10	9.00	2.000										

Kansas City Royals @ Chicago White Sox
U.S. Cellular Field, Chicago, IL
Mon May 03 2010, 8:11 PM - 10:34 PM EDT
Att: 21,208 - Clear - 68 F

AB 31
R 1
H 6
RBI 1
BB 1
SO 9
LOB 8



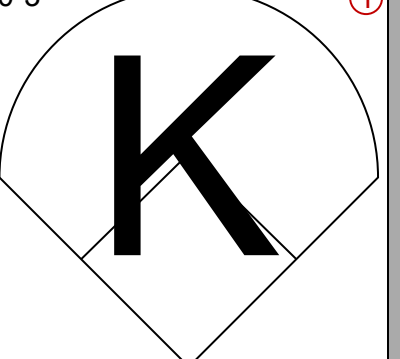
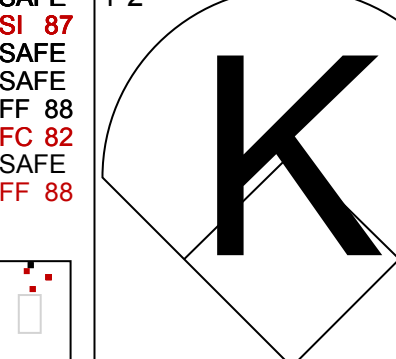
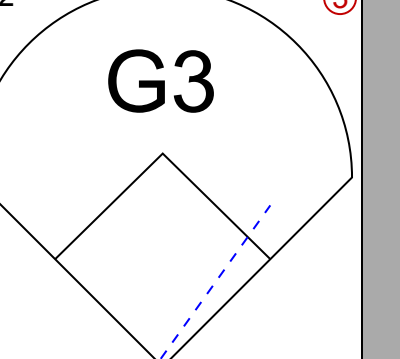
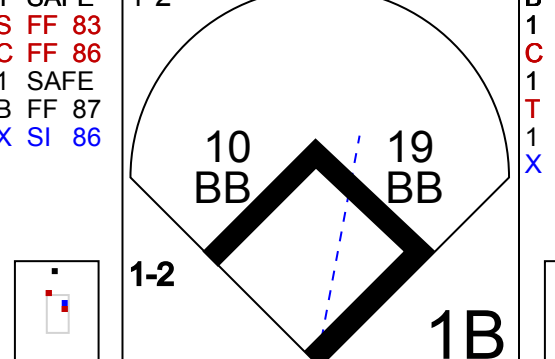
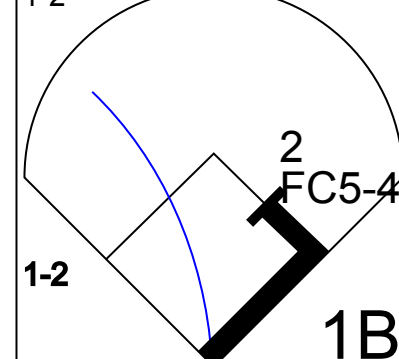
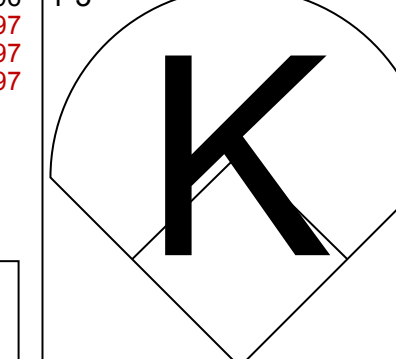
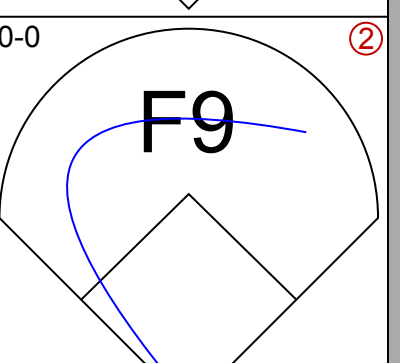
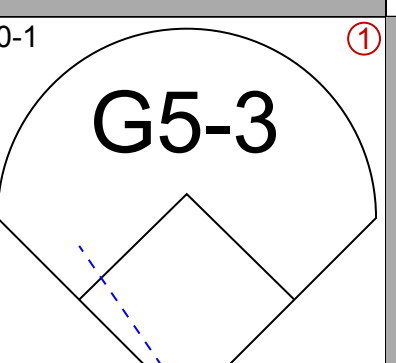
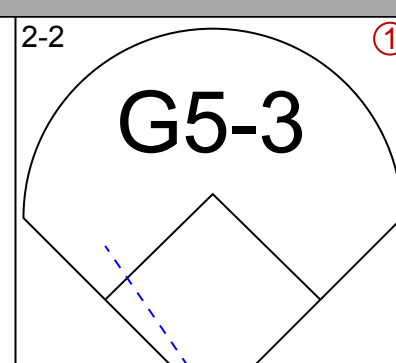
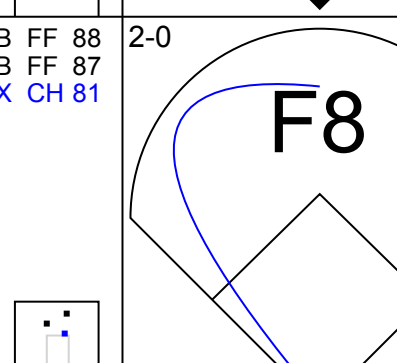
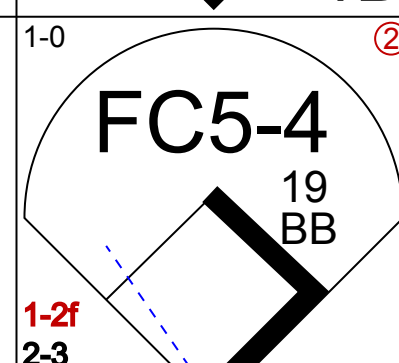
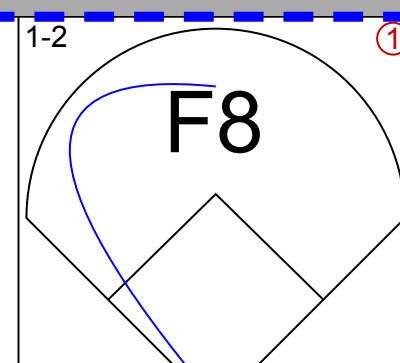
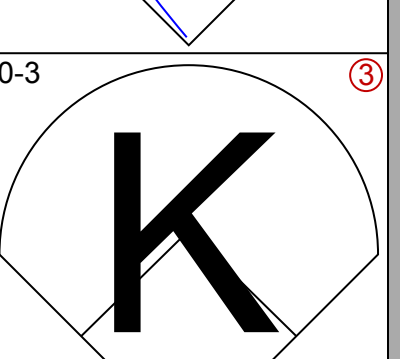
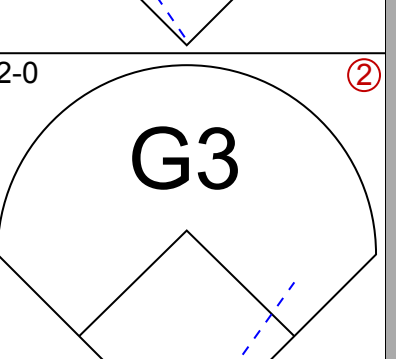
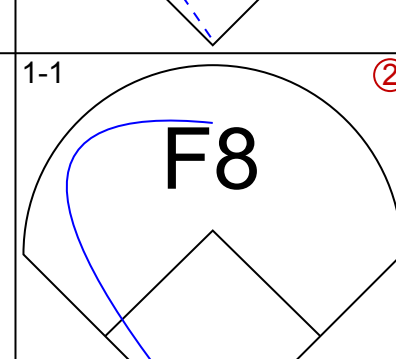
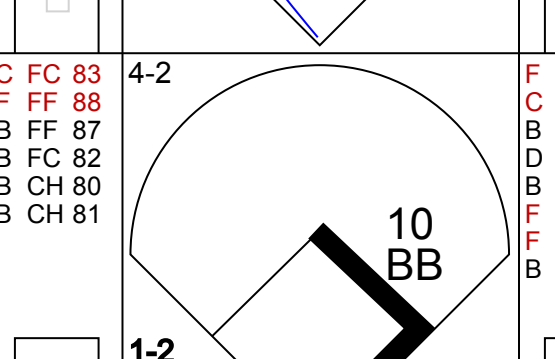
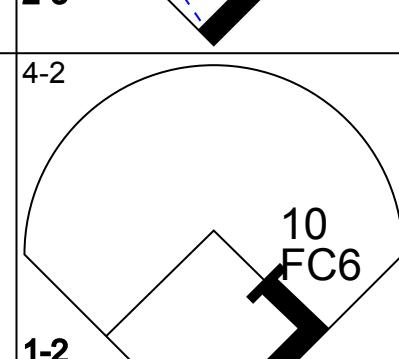
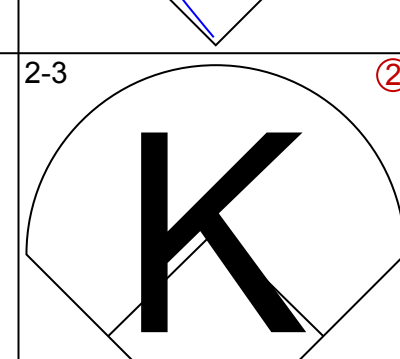
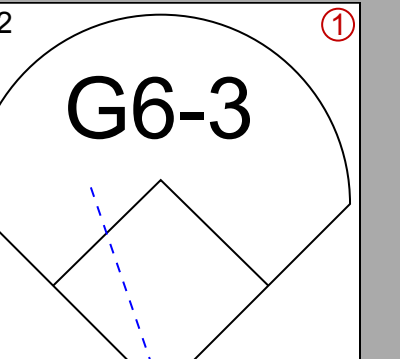
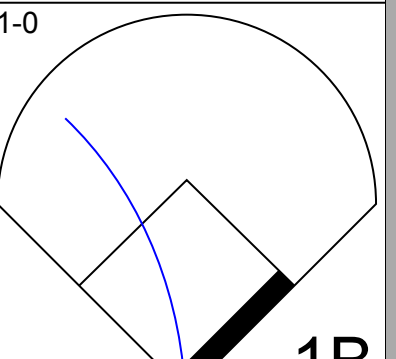
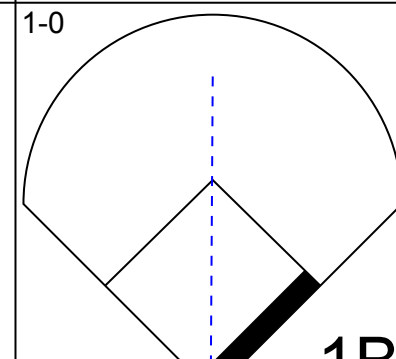
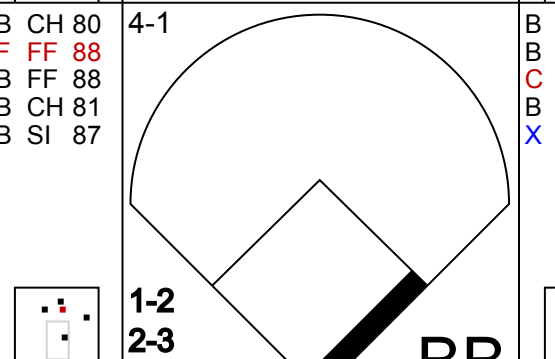
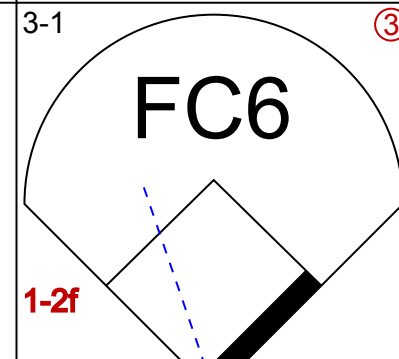
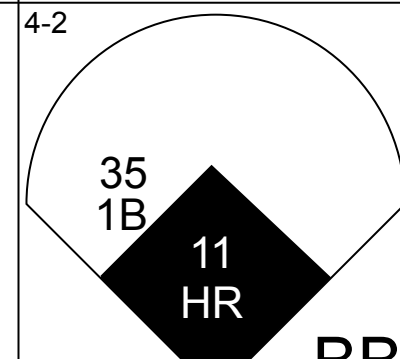
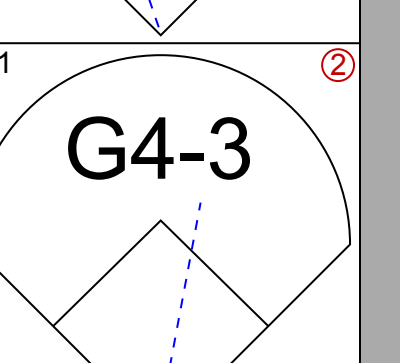
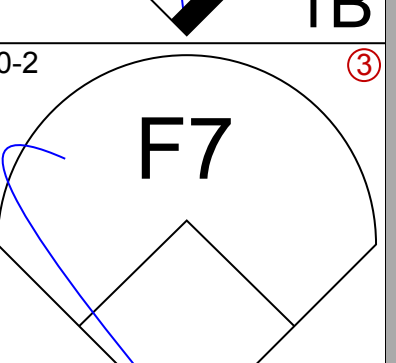
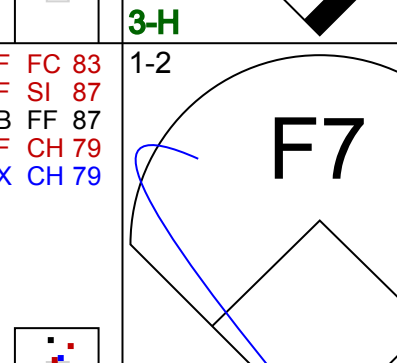
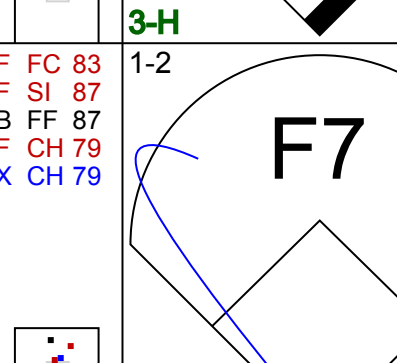
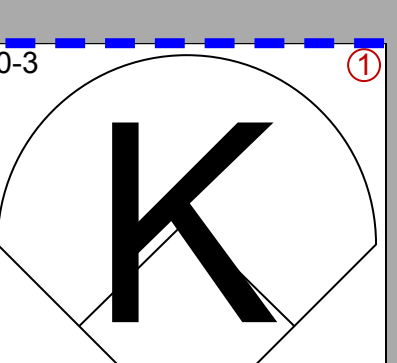
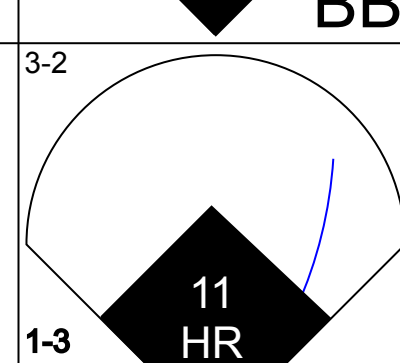
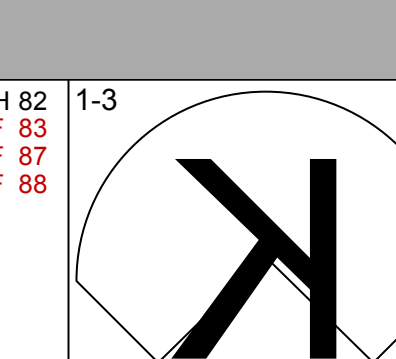
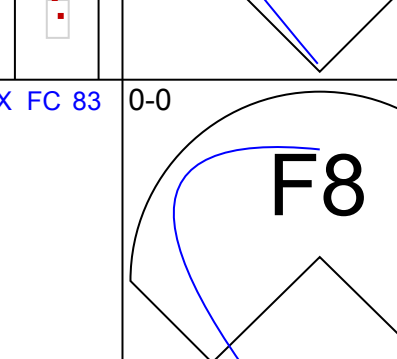
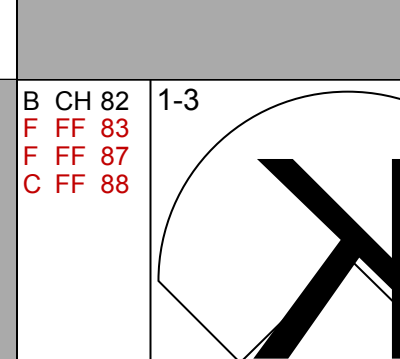
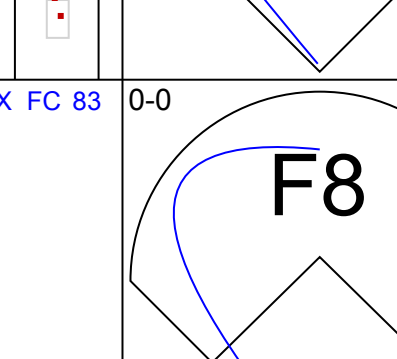
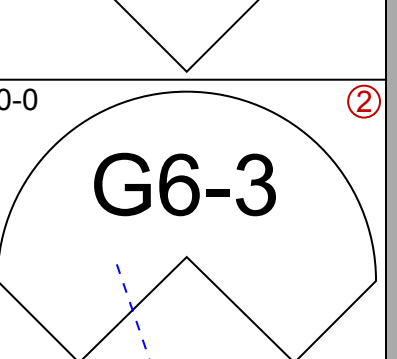
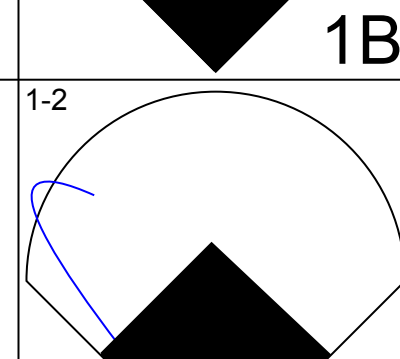
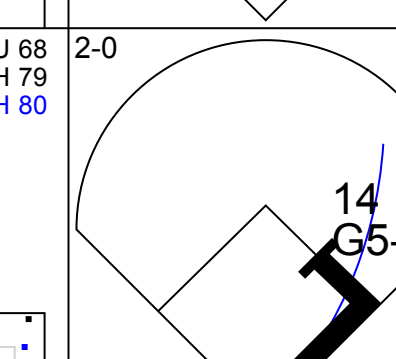
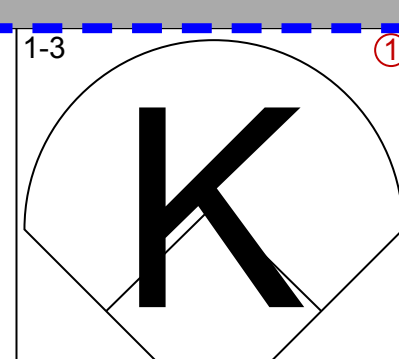
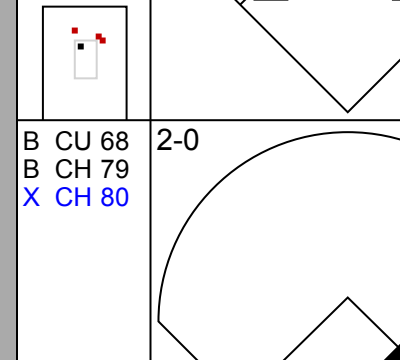
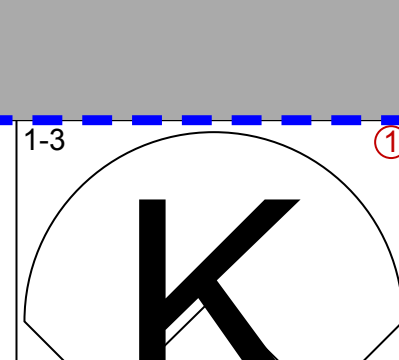
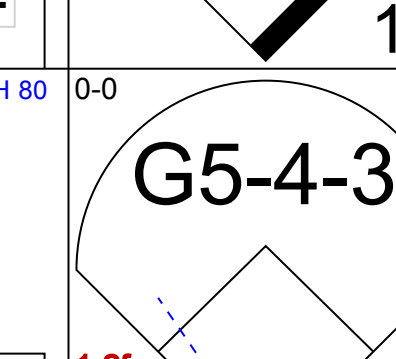
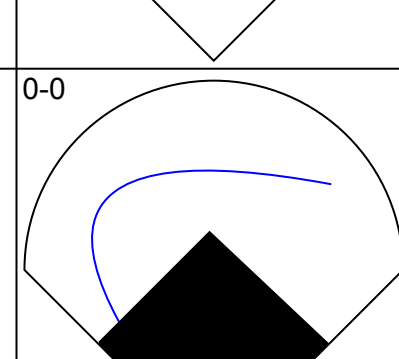
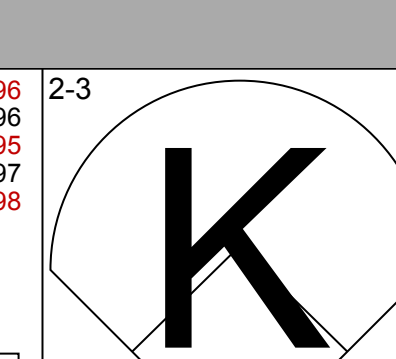
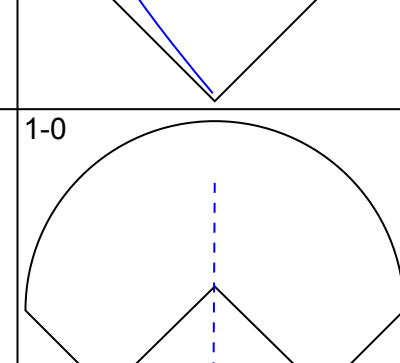
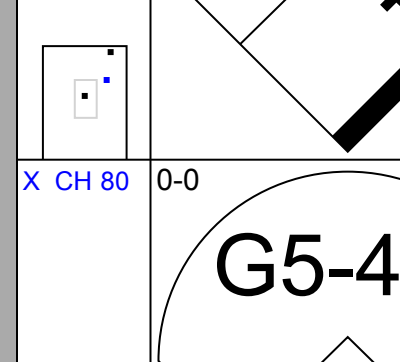
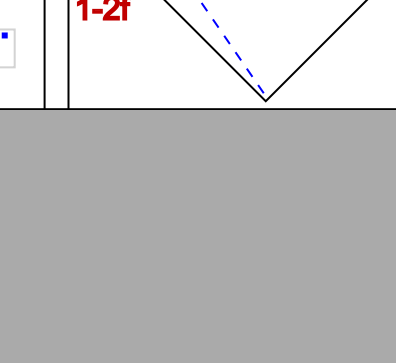
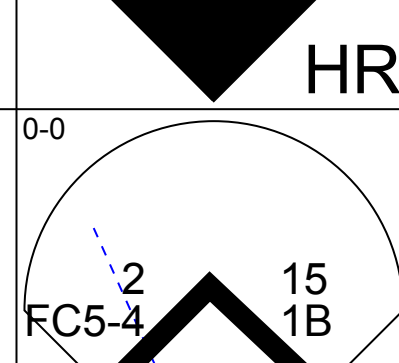
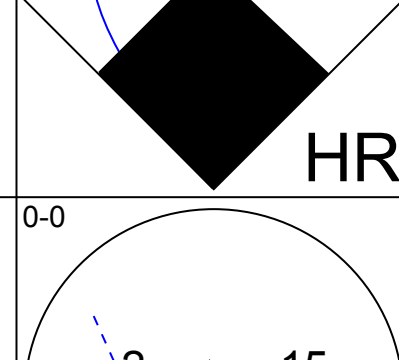
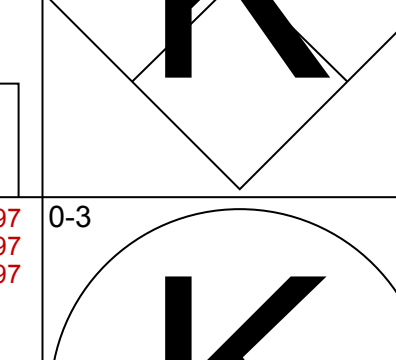
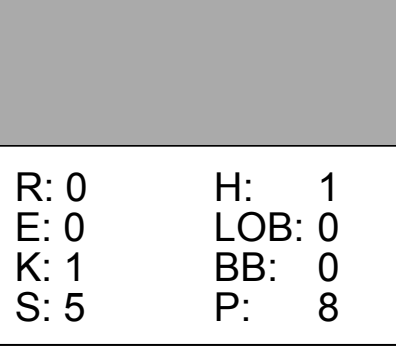
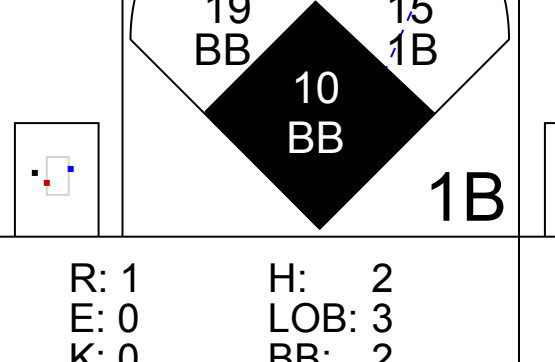
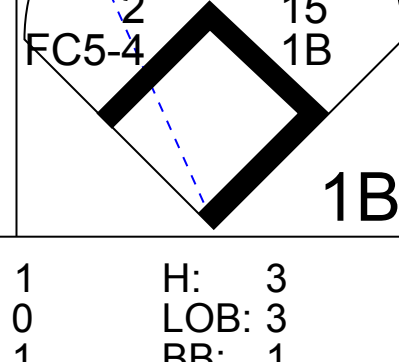
Batter	1	2	3	4	5	6	7	8	9	AB	R	H	RBI	BB	SO	LOB	BOTTOM										
1 Juan Pierre, L (1.7) OBP: 0.271, SLG: 0.204										4	2	1	0	0	0	2											
15 Gordon Beckham, R (1.4) OBP: 0.295, SLG: 0.293										2	1	0	0	2	0	2											
25 Andruw Jones, R (1.9) OBP: 0.405, SLG: 0.697										4	1	2	2	0	0	1											
14 Paul Konerko, R (1.3) OBP: 0.410, SLG: 0.762										3	0	0	0	1	0	2											
7 Mark Kotsay, L (1.10) OBP: 0.226, SLG: 0.271										4	0	0	0	0	0	4											
51 Alex Rios, R (1.8) OBP: 0.344, SLG: 0.494										4	0	3	2	0	0	0											
12 A.J. Pierzynski, L (1.2) OBP: 0.256, SLG: 0.247										4	0	2	0	0	0	3											
23 Mark Teahen, L (1.5) OBP: 0.337, SLG: 0.375										4	0	1	0	0	3	3											
10 Alexei Ramirez, R (1.6) OBP: 0.238, SLG: 0.349										4	1	2	1	0	1	2											
Inning Stats	R: 0 E: 0 K: 0 S: 8	H: 2 LOB: 1 BB: 1 P: 15	R: 0 E: 0 K: 1 S: 11	H: 2 LOB: 0 BB: 0 P: 15	R: 2 E: 0 K: 0 S: 18	H: 3 LOB: 1 BB: 0 P: 24	R: 0 E: 0 K: 1 S: 6	H: 1 LOB: 0 BB: 0 P: 10	R: 3 E: 0 K: 0 S: 18	H: 3 LOB: 2 BB: 2 P: 32	R: 0 E: 0 K: 0 S: 8	H: 1 LOB: 0 BB: 0 P: 9	R: 0 E: 0 K: 0 S: 6	H: 0 LOB: 0 BB: 0 P: 9	R: 0 E: 0 K: 2 S: 14	H: 1 LOB: 1 BB: 0 P: 20	R: 0 E: 0 K: 2 S: 14	H: 1 LOB: 0 BB: 0 P: 20	1B: 8 2B: 3 3B: 0 HR: 1	SF: 0 SAC: 0 DP: 1 HBP: 0	WP: 0 PB: 0 SB: 3 CS: 2	PA: 36					
PITCHER	IP	WLS	BF	H	R	ER	SO	BB	IBB	HBP	BLK	WP	HR	S	P	ERA	WHIP										
55 Gil Meche, R (1.1) ERA: 9.89	5.0	L	25	9	5	5	2	2	1	0	0	0	0	61	96	9.00	2.200										
40 Kyle Farnsworth, R (6.1) ERA: 3.65	3.0		11	2	0	0	2	0	0	0	0	0	0	28	38	0.00	0.667										

Kansas City Royals @ Chicago White Sox
U.S. Cellular Field, Chicago, IL
Mon May 03 2010, 8:11 PM - 10:34 PM EDT
Att: 21,208 - Clear - 68 F

AB 33
R 5
H 11
RBI 5
BB 3
SO 4
LOB 19




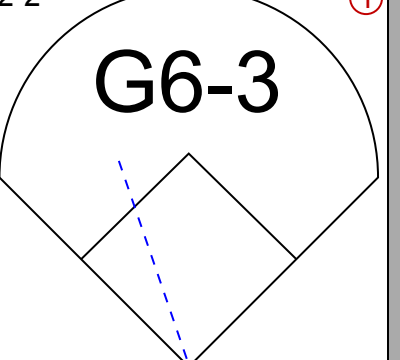
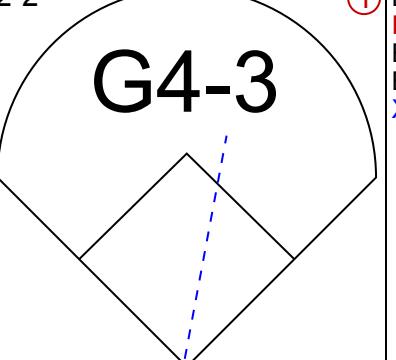
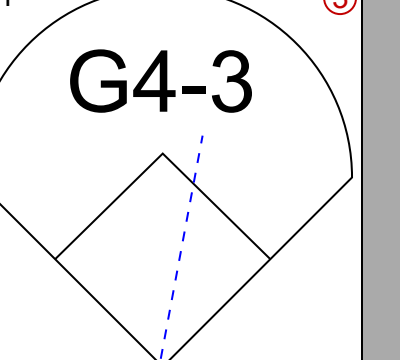
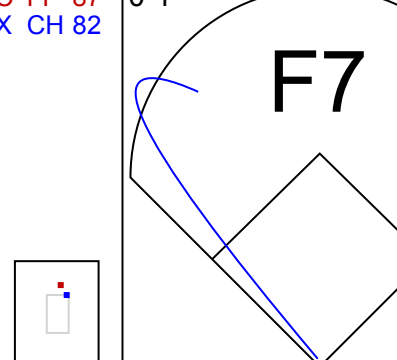
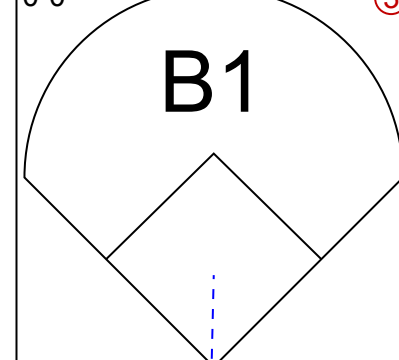
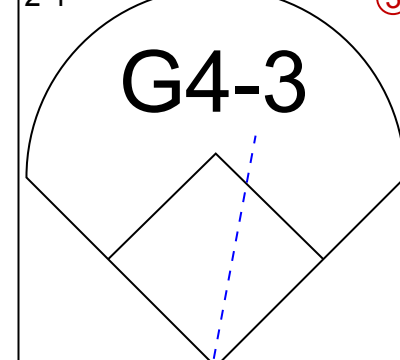
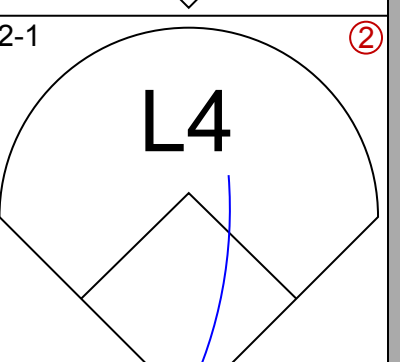
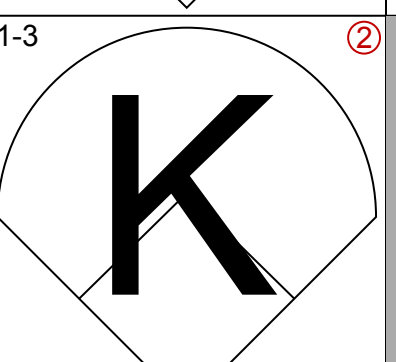
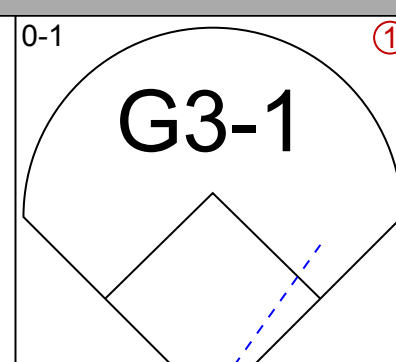
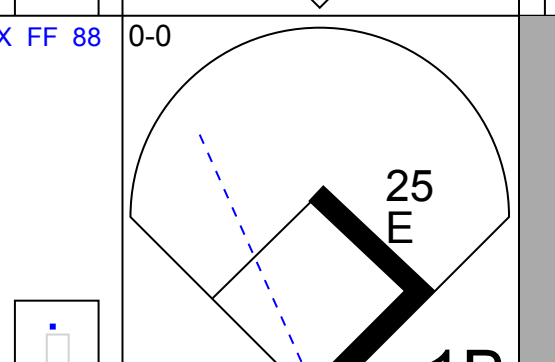
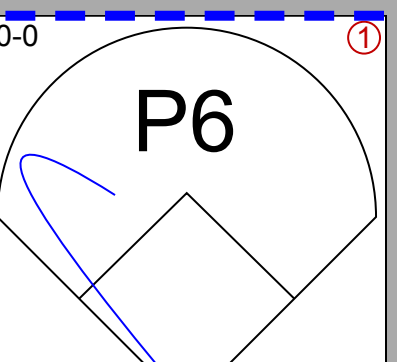
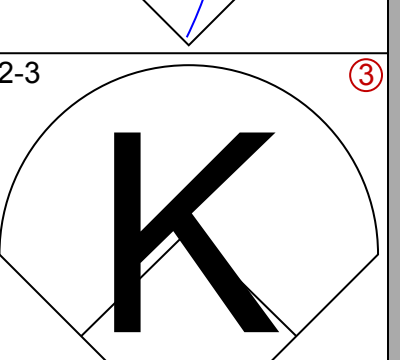
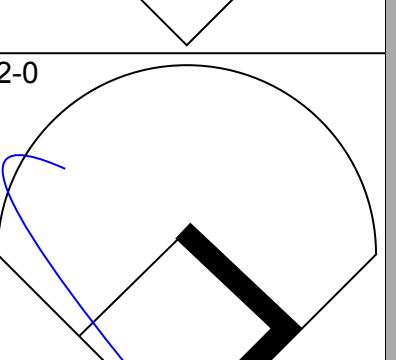
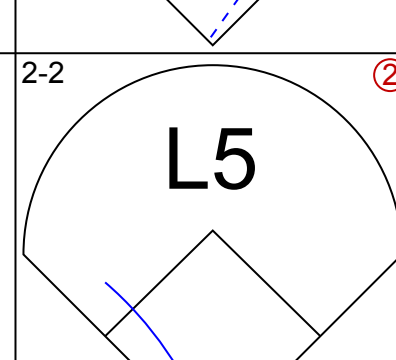
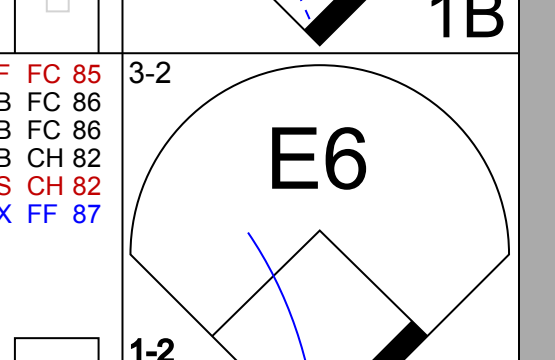
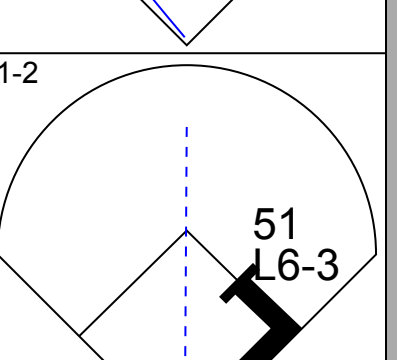
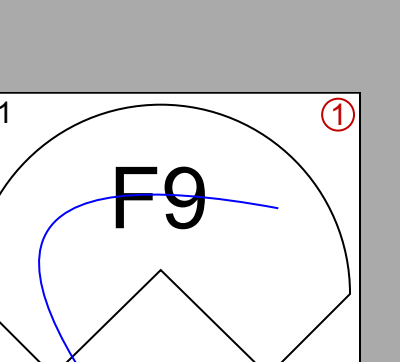
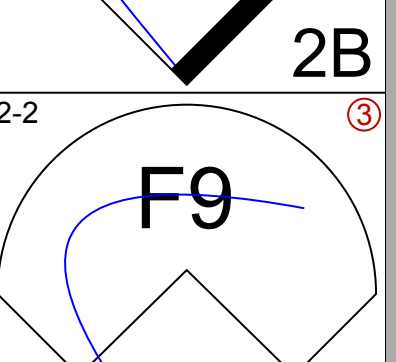
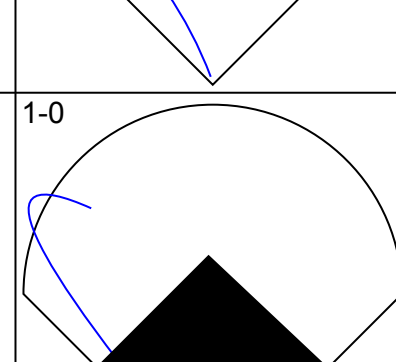
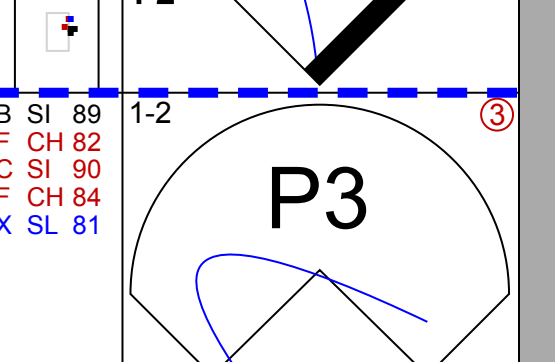
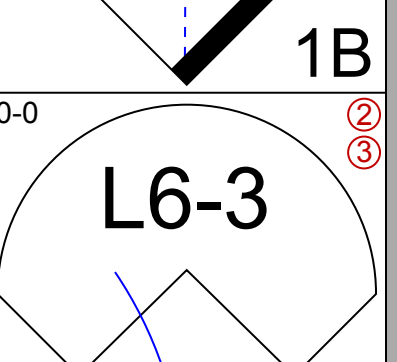
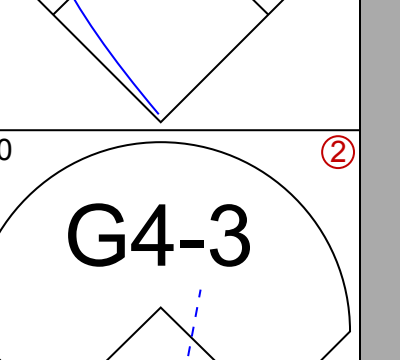
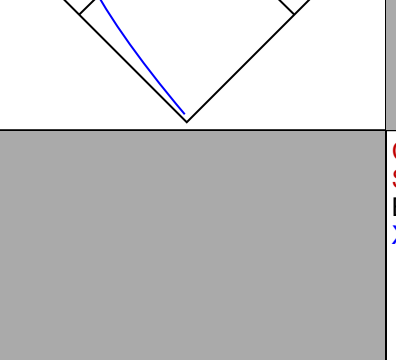
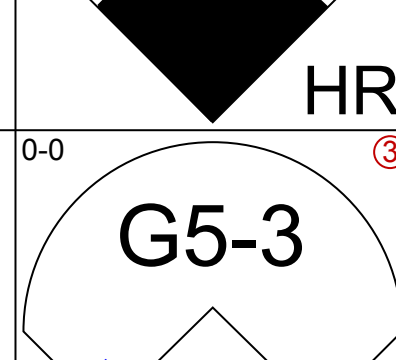
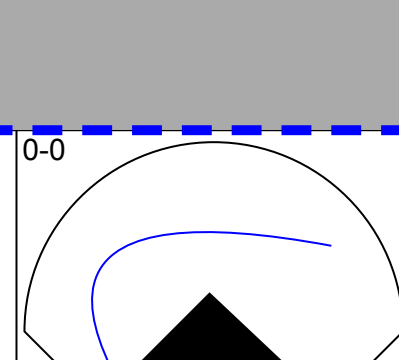
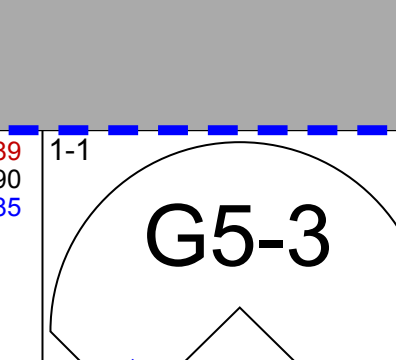
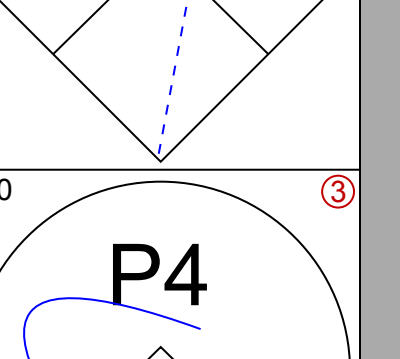
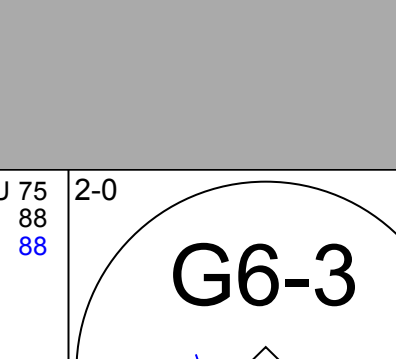
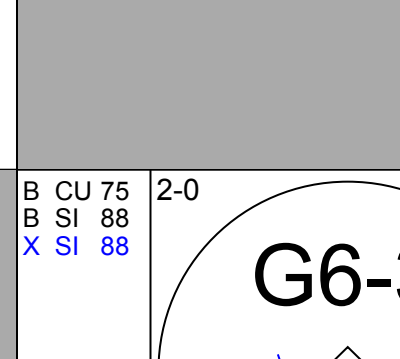
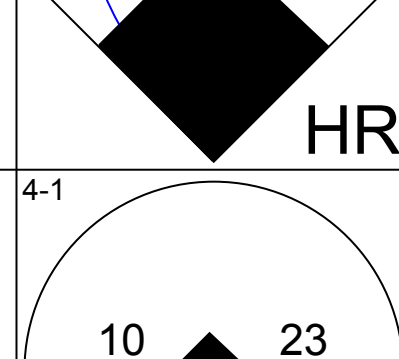
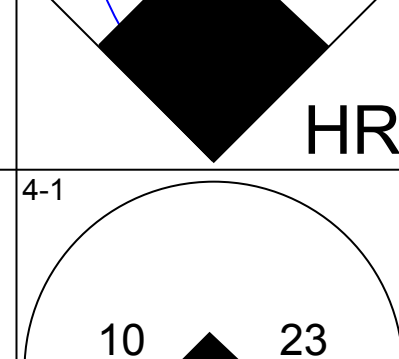
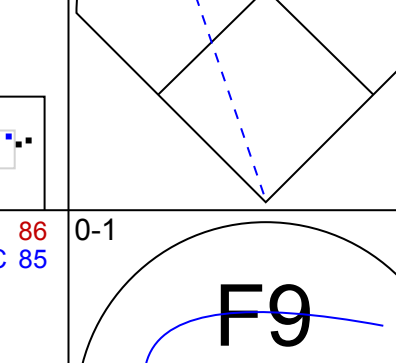
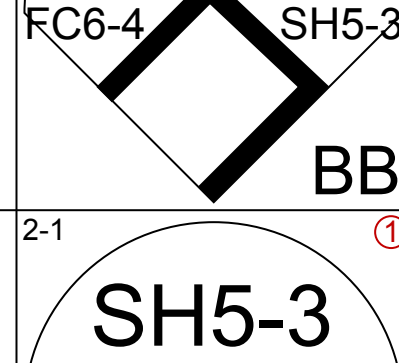
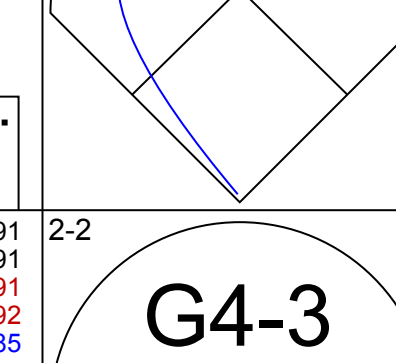
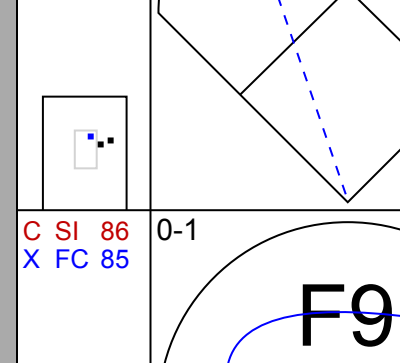
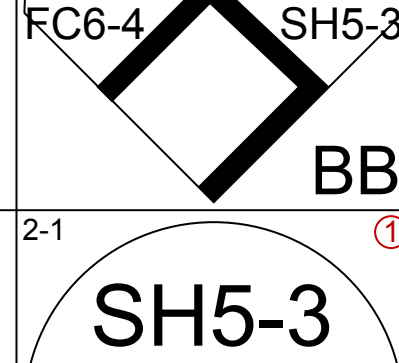
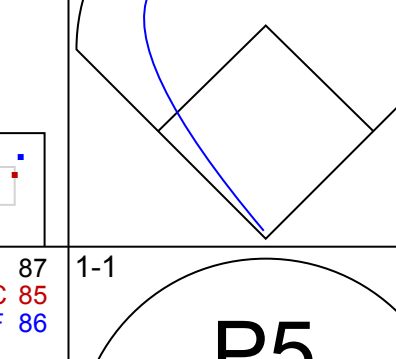
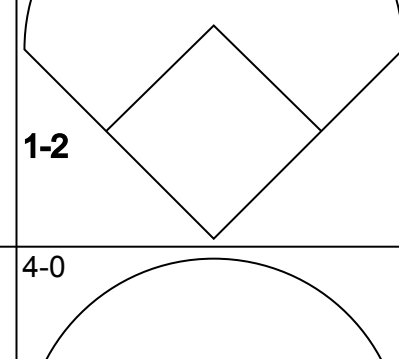
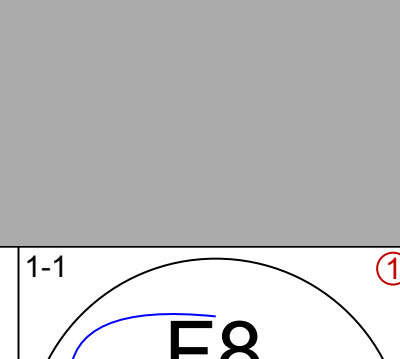
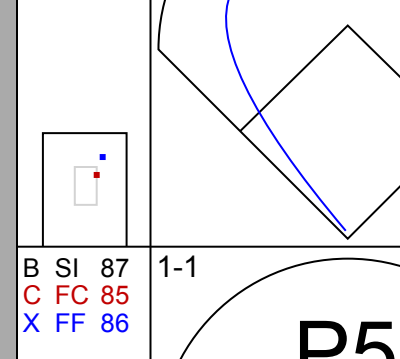
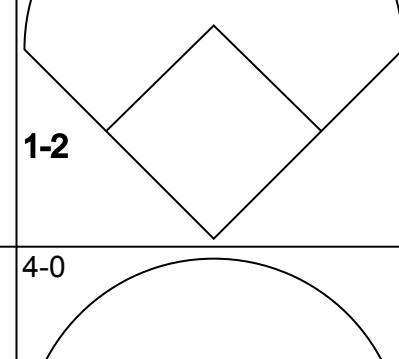
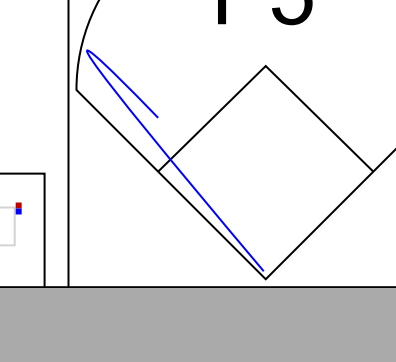
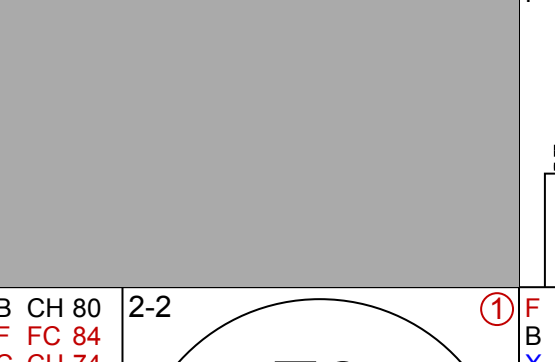
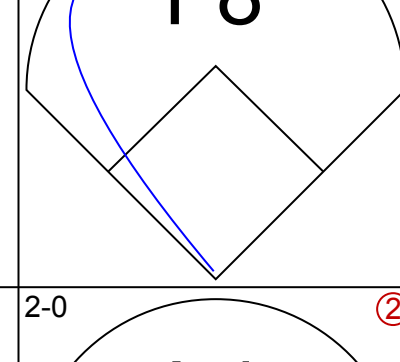
Batter	1	2	3	4	5	6	7	8	9	AB	R	H	RBI	BB	SO	LOB	TOP					
9 David DeJesus, L (1,9) OBP: 0.347, SLG: 0.477										4	1	2	0	0	0	4	Kansas City Royals @ Chicago White Sox U.S. Cellular Field, Chicago, IL Tue May 04 2010, 8:11 PM - 10:51 PM EDT Att: 17,517 - Clear - 75 F					
22 Scott Podsednik, L (1,7) OBP: 0.385, SLG: 0.398										5	1	2	1	0	1	5						
16 Billy Butler, R (1,3) OBP: 0.350, SLG: 0.440										5	1	2	1	0	0	4						
6 Jose Guillen, R (1,10) OBP: 0.328, SLG: 0.574										5	1	2	2	0	0	1						
13 Alberto Callaspo, S (1,5) OBP: 0.342, SLG: 0.476										5	0	2	0	0	1	1						
18 Jason Kendall, R (1,2) OBP: 0.362, SLG: 0.333										3	1	0	0	2	0	1						
13 Mike Aviles, R (1,6) OBP: 0.500, SLG: 1.000										5	1	3	1	0	0	3						
12 Mitch Maier, L (1,8) OBP: 0.352, SLG: 0.400										4	0	1	0	1	0	2						
17 Chris Getz, L (1,4) OBP: 0.265, SLG: 0.200										4	1	2	1	0	0	3						
Inning Stats	R: 1 E: 1 K: 0 S: 9	H: 2 LOB: 1 BB: 0 P: 15	R: 1 E: 0 K: 1 S: 15	H: 3 LOB: 3 BB: 1 P: 24	R: 0 E: 0 K: 0 S: 10	H: 2 LOB: 2 BB: 1 P: 17	R: 0 E: 0 K: 0 S: 5	H: 1 LOB: 0 BB: 0 P: 7	R: 0 E: 0 K: 1 S: 6	H: 0 LOB: 0 BB: 0 P: 10	R: 0 E: 0 K: 0 S: 6	H: 0 LOB: 0 BB: 0 P: 10	R: 4 E: 0 K: 0 S: 15	H: 6 LOB: 2 BB: 1 P: 27	R: 0 E: 0 K: 0 S: 10	H: 1 LOB: 1 BB: 0 P: 17	R: 1 E: 0 K: 0 S: 11	H: 1 LOB: 0 BB: 0 P: 15	1B: 11 2B: 2 3B: 1 HR: 2	SF: 0 SAC: 0 DP: 3 HBP: 1	WP: 1 PB: 0 SB: 1 CS: 1	PA: 44
PITCHER	IP WLS BF H R ER SO BB IBB HBP BLK WP HR S P ERA WHIP	6.1 L 32 13 6 6 2 2 0 0 0 0 1 60 94 8.53 2.368	0.2 4 1 0 0 0 1 0 0 0 0 0 6 13 0.00 3.000	0.2 3 1 0 0 0 0 0 0 1 0 0 9 15 0.00 1.500	1.1 5 1 1 1 0 0 0 0 0 0 1 12 17 6.75 0.750											IP WLS BF H R ER SO BB IBB HBP BLK WP HR S P ERA WHIP						
34 Gavin Floyd, R (1,1) ERA: 6.89																						
46 Sergio Santos, R (7,1) ERA:																						
67 Randy Williams, L (8,1) ERA: 4.76																						
57 Ramon Pena, R (8,1) ERA: 7.24																						
Batter	1	2	3	4	5	6	7	8	9	AB	R	H	RBI	BB	SO	LOB	BOTTOM					
1 Juan Pierre, L (1,10) OBP: 0.288, SLG: 0.218										3	1	2	0	1	0	0	Kansas City Royals @ Chicago White Sox U.S. Cellular Field, Chicago, IL Tue May 04 2010, 8:11 PM - 10:51 PM EDT Att: 17,517 - Clear - 75 F					
15 Gordon Beckham, R (1,4) OBP: 0.312, SLG: 0.297										2	0	1	0	2	0	2						
25 Andrew Jones, R (1,7) OBP: 0.386, SLG: 0.657										4	0	0	0	0	2	4						
14 Paul Konerko, R (1,3) OBP: 0.404, SLG: 0.736										3	0	0	0	1	1	2						
51 Alex Rios, R (1,8) OBP: 0.340, SLG: 0.495										4	0	1	0	0	0	2						
12 A.J. Pierzynski, L (1,2) OBP: 0.256, SLG: 0.284										4	1	1	1	0	0	1						
20 Carlos Quentin, R (1,9) OBP: 0.311, SLG: 0.376										4	0	1	0	0	0	0						
23 Mark Teahen, L (1,5) OBP: 0.333, SLG: 0.368										4	0	1	0	0	1	1						
10 Alexei Ramirez, R (1,6) OBP: 0.227, SLG: 0.333										4	0	0	0	0	0	1						
Inning Stats	R: 0 E: 0 K: 1 S: 11	H: 0 LOB: 1 BB: 2 P: 23	R: 0 E: 0 K: 1 S: 7	H: 1 LOB: 1 BB: 0 P: 11	R: 1 E: 0 K: 1 S: 10	H: 1 LOB: 1 BB: 1 P: 20	R: 0 E: 0 K: 0 S: 4	H: 0 LOB: 0 BB: 0 P: 9	R: 0 E: 0 K: 0 S: 7	H: 0 LOB: 0 BB: 0 P: 10	R: 0 E: 0 K: 0 S: 9	H: 1 LOB: 1 BB: 1 P: 19	R: 1 E: 0 K: 0 S: 16	H: 3 LOB: 2 BB: 0 P: 23	R: 0 E: 0 K: 1 S: 9	H: 1 LOB: 1 BB: 0 P: 15	R: 0 E: 0 K: 0 S: 6	H: 0 LOB: 0 BB: 0 P: 10	1B: 5 2B: 1 3B: 0 HR: 1	SF: 0 SAC: 0 DP: 2 HBP: 0	WP: 1 PB: 0 SB: 3 CS: 0	PA: 36
PITCHER	IP WLS BF H R ER SO BB IBB HBP BLK WP HR S P ERA WHIP	6.0 W 23 1 0 0 3 4 0 0 0 0 1 14 20 13.50 4.500	0.2 5 3 1 1 0 0 0 0 0 0 0 11 18 0.00 0.750	1.1 H 5 1 0 0 1 0 0 0 0 0 0 6 10 0.00 0.000											IP WLS BF H R ER SO BB IBB HBP BLK WP HR S P ERA WHIP							
44 Luke Hochevar, R (1,1) ERA: 5.03																						
31 Dusty Hughes, L (7,1) ERA: 4.91																						
65 Josh Rupe, R (7,1) ERA: 3.86																						
57 Brad Thompson, R (9,1) ERA: 3.38																						

Batter	1	2	3	4	5	6	7	8	9	10	11	12	AB	R	H	RBI	BB	SO	LOB	TOP						
15 Fred Lewis, L OBP: 0.337, SLG: 0.461													6	0	2	0	0	3	1							
2 Aaron Hill, R OBP: 0.313, SLG: 0.338														6	0	0	0	0	0	4						
19 José Bautista, R OBP: 0.316, SLG: 0.457														4	0	0	0	2	2	0						
10 Vernon Wells, R OBP: 0.403, SLG: 0.636														4	1	2	1	2	0	3						
35 Lyle Overbay, L OBP: 0.282, SLG: 0.315														6	1	1	0	0	1	5						
11 Alex Gonzalez, R OBP: 0.363, SLG: 0.592														6	1	1	3	0	1	3						
21 Randy Ruiz, R OBP: 0.187, SLG: 0.333														3	1	2	0	0	0	0						
26 Adam Lind, L OBP: 0.321, SLG: 0.415														3	0	0	0	0	3	0						
14 John Buck, R OBP: 0.274, SLG: 0.562														5	2	2	3	0	1	1						
45 Travis Snider, L OBP: 0.327, SLG: 0.447														5	1	3	0	0	1	0						
Inning Stats	R: 0 E: 0 K: 2 S: 8	H: 0 LOB: 0 BB: 0 P: 8	R: 0 E: 0 K: 0 S: 7	H: 0 LOB: 0 BB: 0 P: 9	R: 0 E: 0 K: 1 S: 9	H: 1 LOB: 1 BB: 0 P: 13	R: 0 E: 0 K: 0 S: 7	H: 1 LOB: 1 BB: 0 P: 10	R: 2 E: 0 K: 0 S: 11	H: 2 LOB: 0 BB: 0 P: 13	R: 0 E: 0 K: 1 S: 9	H: 1 LOB: 0 BB: 0 P: 8	R: 1 E: 0 K: 0 S: 14	H: 2 LOB: 3 BB: 2 P: 27	R: 1 E: 0 K: 1 S: 15	H: 3 LOB: 3 BB: 1 P: 25	R: 0 E: 0 K: 2 S: 7	H: 0 LOB: 0 BB: 0 P: 10	R: 0 E: 0 K: 3 S: 9	H: 0 LOB: 0 BB: 0 P: 12	R: 3 E: 0 K: 2 S: 19	H: 2 LOB: 0 BB: 1 P: 32	1B: 9 2B: 1 3B: 0 HR: 3	SF: 0 SAC: 0 DP: 1 HBP: 0	WP: 0 PB: 0 SB: 0 CS: 0	PA: 52
PITCHER	IP WLS BF H R ER SO BB IBB HBP BLK WP HR S P ERA WHIP	56 Mark Buehrle, L ERA: 4.96	45 Bobby Jenks, R ERA: 4.5	37 Matt Thornton, L ERA: 2.45	40 J.J. Putz, R ERA: 4.91	PITCHER	IP WLS BF H R ER SO BB IBB HBP BLK WP HR S P ERA WHIP	56 Mark Buehrle, L ERA: 4.96	45 Bobby Jenks, R ERA: 4.5	37 Matt Thornton, L ERA: 2.45	40 J.J. Putz, R ERA: 4.91	PITCHER	IP WLS BF H R ER SO BB IBB HBP BLK WP HR S P ERA WHIP	56 Mark Buehrle, L ERA: 4.96	45 Bobby Jenks, R ERA: 4.5	37 Matt Thornton, L ERA: 2.45	40 J.J. Putz, R ERA: 4.91									

Toronto Blue Jays @ Chicago White Sox
U.S. Cellular Field, Chicago, IL
Fri May 07 2010, 8:10 PM - 11:22 PM EDT
Alt. 20.072 - Cloudy - 54 F

AB 48
R 7
H 13
RBI 7
BB 4
SO 12
LOB 17





Batter	1	2	3	4	5	6	7	8	9	10	11	12	AB	R	H	RBI	BB	SO	LOB	BOTTOM				
1 Juan Pierre, L OBP: 0.276, SLG: 0.216													6	0	0	0	0	0	3					
11 Omar Vizquel, S OBP: 0.222, SLG: 0.161													5	0	1	0	0	1	0					
25 Andrew Jones, R OBP: 0.381, SLG: 0.646													5	0	2	0	0	1	1					
51 Alex Rios, R OBP: 0.336, SLG: 0.553													5	1	1	1	0	0	4					
12 A.J. Pierzynski, L OBP: 0.263, SLG: 0.307													5	1	1	1	0	0	0					
20 Carlos Quentin, R OBP: 0.302, SLG: 0.361													4	1	1	0	1	0	0					
23 Mark Teahen, L OBP: 0.326, SLG: 0.369														4	0	0	0	0	0	1				
7 Mark Kotsay, L OBP: 0.230, SLG: 0.309														4	1	1	2	1	0	0				
10 Alexei Ramirez, R OBP: 0.236, SLG: 0.327													5	0	1	0	0	0	2					
Inning Stats	R: 0 E: 0 K: 1 S: 8	H: 0 LOB: 0 BB: 0 P: 14	R: 0 E: 0 K: 0 S: 4	H: 0 LOB: 0 BB: 0 P: 6	R: 0 E: 0 K: 0 S: 13	H: 1 LOB: 1 BB: 0 P: 20	R: 1 E: 0 K: 0 S: 7	H: 1 LOB: 0 BB: 0 P: 10	R: 0 E: 0 K: 0 S: 5	H: 0 LOB: 0 BB: 0 P: 8	R: 0 E: 1 K: 0 S: 13	H: 1 LOB: 2 BB: 0 P: 19	R: 1 E: 0 K: 0 S: 7	H: 1 LOB: 2 BB: 2 P: 18	R: 0 E: 0 K: 0 S: 5	H: 1 LOB: 0 BB: 0 P: 6	R: 0 E: 0 K: 0 S: 9	H: 0 LOB: 0 BB: 0 P: 13	R: 0 E: 0 K: 0 S: 6	H: 0 LOB: 0 BB: 0 P: 10	1B: 2 2B: 4 3B: 0 HR: 3	SF: 0 SAC: 1 DP: 1 HBP: 0	WP: 0 PB: 0 SB: 0 CS: 0	PA: 46
PITCHER	IP WLS BF H R ER SO BB IBB HBP BLK WP HR S P ERA WHIP	28 Shaun Marcum, R ERA: 3.19	57 Shawn Camp, R ERA: 2.35	63 Kevin Gregg, R ERA: 1.2	54 Jason Frasor, R ERA: 6.75	37 Scott Downs, L ERA: 3.45	PITCHER	IP WLS BF H R ER SO BB IBB HBP BLK WP HR S P ERA WHIP	28 Shaun Marcum, R ERA: 3.19	57 Shawn Camp, R ERA: 2.35	63 Kevin Gregg, R ERA: 1.2	54 Jason Frasor, R ERA: 6.75	37 Scott Downs, L ERA: 3.45	PITCHER	IP WLS BF H R ER SO BB IBB HBP BLK WP HR S P ERA WHIP	28 Shaun Marcum, R ERA: 3.19	57 Shawn Camp, R ERA: 2.35	63 Kevin Gregg, R ERA: 1.2	54 Jason Frasor, R ERA: 6.75	37 Scott Downs, L ERA: 3.45				

Toronto Blue Jays @ Chicago White Sox
U.S. Cellular Field, Chicago, IL
Fri May 07 2010, 8:10 PM - 11:22 PM EDT
Alt. 20.072 - Cloudy - 54 F

AB 43
R 4
H 8
RBI 4
BB 2
SO 2
LOB 11



Batter	1	2	3	4	5	6	7	8	9	AB R H RBI BB SO LOB	TOP									
15 Fred Lewis, L (1, 7) OBP: 0.345, SLG: 0.475	G6-3			F8					G6-3 26 2B	4 1 2 0 0 0 0	<p>Toronto Blue Jays @ Chicago White Sox U.S. Cellular Field, Chicago, IL Sat May 08 2010, 7:09 PM - 9:50 PM EDT Att: 24,945 - Clear - 46 F</p> <p>livebaseballscorecards.com</p> <p>AB 32 R 3 H 5 RBI 3 BB 0 SO 9 LOB 4</p> 									
2 Aaron Hill, R (1, 4) OBP: 0.296, SLG: 0.319	P4			K					G6-3	4 0 0 0 0 2 2										
26 Adam Lind, L (1, 10) OBP: 0.312, SLG: 0.402	F9			K					G6-3	4 0 0 0 0 1 1										
10 Vernon Wells, R (1, 8) OBP: 0.399, SLG: 0.631										4 0 1 1 0 2 0										
35 Lyle Overbay, L (1, 3) OBP: 0.273, SLG: 0.304										4 0 0 0 0 1 1										
11 Alex Gonzalez, R (1, 6) OBP: 0.304, SLG: 0.609										3 1 1 1 0 1 0										
19 José Bautista, R (1, 5) OBP: 0.309, SLG: 0.445										3 0 0 0 0 0 0										
14 John Buck, R (1, 2) OBP: 0.276, SLG: 0.587										3 1 1 1 0 0 0										
45 Travis Snider, L (1, 9) OBP: 0.318, SLG: 0.433										3 0 0 0 0 2 0										
Inning Stats	R: 0 H: 0 E: 0 K: 0 S: 9	H: 0 LOB: 0 BB: 0 P: 13	R: 0 H: 0 E: 0 K: 2 S: 8	H: 0 LOB: 0 BB: 0 P: 13	R: 0 H: 0 E: 0 K: 0 S: 8	H: 0 LOB: 0 BB: 0 P: 13	R: 0 H: 0 E: 0 K: 2 S: 14	H: 0 LOB: 0 BB: 0 P: 19	R: 0 H: 0 E: 0 K: 0 S: 6	H: 2 LOB: 1 BB: 0 P: 9	R: 0 H: 0 E: 0 K: 1 S: 9	H: 0 LOB: 0 BB: 0 P: 12	R: 1 H: 1 E: 0 K: 1 S: 12	H: 1 LOB: 1 BB: 0 P: 17	R: 1 H: 2 E: 0 K: 1 S: 12	H: 2 LOB: 1 BB: 0 P: 20	1B: 1 2B: 2 3B: 0 HR: 2	SF: 0 SAC: 0 DP: 0 HBP: 0	WP: 0 PB: 0 SB: 0 CS: 0	PA: 32
PITCHER	IP WLS BF H R ER SO BB IBB HBP BLK WP HR S P ERA WHIP											IP WLS BF H R ER SO BB IBB HBP BLK WP HR S P ERA WHIP								
44 Jake Peavy, R (1, 1) ERA: 5.56	8.0 W 27 3 2 2 8 0 0 0 0 0 2 83 119 2.25 0.375											1.0 5 2 1 1 1 0 0 0 0 0 0 12 20 9.00 2.000								
46 Sergio Santos, R (9, 1) ERA: 0.73																				

Batter	1	2	3	4	5	6	7	8	9	AB R H RBI BB SO LOB	BOTTOM									
1 Juan Pierre, L (1, 7) OBP: 0.282, SLG: 0.223	G5-3			G4-3						5 1 2 0 0 1 1	<p>Toronto Blue Jays @ Chicago White Sox U.S. Cellular Field, Chicago, IL Sat May 08 2010, 7:09 PM - 9:50 PM EDT Att: 24,945 - Clear - 46 F</p> <p>livebaseballscorecards.com</p> <p>AB 32 R 7 H 10 RBI 7 BB 7 SO 4 LOB 14</p> 									
15 Gordon Beckham, R (1, 4) OBP: 0.317, SLG: 0.269										3 1 1 1 2 0 1										
25 Andruw Jones, R (1, 10) OBP: 0.373, SLG: 0.644										5 1 1 1 0 1 5										
14 Paul Konerko, R (1, 3) OBP: 0.407, SLG: 0.747										3 2 2 2 1 0 0										
51 Alex Rios, R (1, 8) OBP: 0.333, SLG: 0.551										4 1 1 1 0 1 1										
12 A.J. Pierzynski, L (1, 2) OBP: 0.273, SLG: 0.308										3 1 1 0 1 0 0										
20 Carlos Quentin, R (1, 9) OBP: 0.308, SLG: 0.354										2 0 0 1 2 0 1										
23 Mark Teahen, L (1, 5) OBP: 0.323, SLG: 0.356										3 0 0 1 1 1 2										
10 Alexei Ramirez, R (1, 6) OBP: 0.248, SLG: 0.333										4 0 2 0 0 0 3										
Inning Stats	R: 2 H: 1 E: 0 K: 1 S: 17	H: 3 LOB: 3 BB: 1 P: 33	R: 0 H: 0 E: 0 K: 0 S: 6	H: 0 LOB: 0 BB: 0 P: 8	R: 0 H: 1 E: 0 K: 0 S: 9	H: 1 LOB: 1 BB: 1 P: 15	R: 0 H: 0 E: 0 K: 0 S: 7	H: 0 LOB: 0 BB: 0 P: 12	R: 4 H: 3 E: 1 K: 0 S: 13	H: 3 LOB: 3 BB: 4 P: 40	R: 0 H: 0 E: 0 K: 1 S: 10	H: 0 LOB: 0 BB: 0 P: 12	R: 0 H: 0 E: 0 K: 1 S: 10	H: 0 LOB: 0 BB: 0 P: 12	R: 0 H: 0 E: 0 K: 1 S: 10	H: 0 LOB: 0 BB: 0 P: 12	1B: 7 2B: 2 3B: 1 HR: 1	SF: 0 SAC: 0 DP: 2 HBP: 0	WP: 0 PB: 0 SB: 0 CS: 0	PA: 39
PITCHER	IP WLS BF H R ER SO BB IBB HBP BLK WP HR S P ERA WHIP											IP WLS BF H R ER SO BB IBB HBP BLK WP HR S P ERA WHIP								
27 Brett Cecil, L (1, 1) ERA: 3.12	5.1 L 24 3 3 4 0 1 0 0 0 0 0 14 28 27.00 3.000											1.1 8 3 4 4 0 1 0 0 0 0 0 13 30 0.00 1.500								
17 Josh Roenicke, R (6, 1) ERA: 8.31																				
44 Casey Janssen, R (7, 1) ERA: 5.84																				

Batter	1	2	3	4	5	6	7	8	9	AB	R	H	RBI	BB	SO	LOB	TOP			
15 Fred Lewis, L (1,7) OBP: 0.337, SLG: 0.494										5	1	1	3	0	2	2	<p>Toronto Blue Jays @ Chicago White Sox U.S. Cellular Field, Chicago, IL Sun May 09 2010, 2:07 PM - 5:35 PM EDT Att. 23,850 - Sunny - 55 F</p> <p>livebaseballscorecards.com</p> <p>AB 38 R 9 H 11 RBI 9 BB 4 SO 11 LOB 20</p>			
2 Aaron Hill, R (1,4) OBP: 0.326, SLG: 0.347										3	2	2	0	1	1	0				
26 Adam Lind, L (1,10) OBP: 0.315, SLG: 0.397										4	1	1	2	1	1	3				
10 Vernon Wells, R (1,8) OBP: 0.406, SLG: 0.661										5	2	3	2	0	0	4				
21 Randy Ruiz, R (1,3) OBP: 0.143, SLG: 0.286										4	0	0	0	0	2	2				
35 Lyle Overbay, L (9,PH) OBP: 0.271, SLG: 0.301										1	0	0	0	0	0	2				
11 Alex Gonzalez, R (1,6) OBP: 0.300, SLG: 0.594										5	0	1	1	0	1	2				
19 José Bautista, R (1,5) OBP: 0.313, SLG: 0.447										4	0	1	1	1	1	1				
45 Travis Snider, L (1,9) OBP: 0.313, SLG: 0.431										5	1	1	0	0	2	4				
8 José Molina, R (1,2) OBP: 0.333, SLG: 0.240										1	1	0	0	1	1	0				
18 Mike McCoy, R (7,PR) OBP: 0.316, SLG: 0.324										0	0	0	0	0	0	0				
14 John Buck, R (7,2) OBP: 0.283, SLG: 0.591										1	1	1	0	0	0	0				
Inning Stats	R: 0 E: 0 K: 2 S: 8	H: 0 LOB: 0 BB: 0 P: 14	R: 1 E: 0 K: 1 S: 11	H: 2 LOB: 1 BB: 0 P: 19	R: 4 E: 0 K: 1 S: 17	H: 3 LOB: 0 BB: 0 P: 24	R: 0 E: 0 K: 3 S: 10	H: 0 LOB: 1 BB: 1 P: 15	R: 0 E: 0 K: 0 S: 11	H: 0 LOB: 1 BB: 1 P: 19	R: 0 E: 0 K: 0 S: 7	H: 0 LOB: 2 BB: 2 P: 25	R: 0 E: 0 K: 1 S: 9	H: 1 LOB: 1 BB: 0 P: 9	R: 4 E: 1 K: 1 S: 23	H: 5 LOB: 3 BB: 1 P: 36	1B: 5 2B: 4 3B: 0 HR: 2	SF: 0 SAC: 0 DP: 1 HBP: 2	WP: 0 PB: 0 SB: 1 CS: 0	PA: 44
PITCHER	IP WLS BF H R ER SO	IP WLS BF H R ER SO	IP WLS BF H R ER SO	IP WLS BF H R ER SO	IP WLS BF H R ER SO	IP WLS BF H R ER SO	IP WLS BF H R ER SO	IP WLS BF H R ER SO	IP WLS BF H R ER SO	IP WLS BF H R ER SO	IP WLS BF H R ER SO	IP WLS BF H R ER SO	IP WLS BF H R ER SO	IP WLS BF H R ER SO	IP WLS BF H R ER SO	IP WLS BF H R ER SO	ERA WHIP	ERA WHIP	ERA WHIP	
34 Gavin Floyd, R (1,1) ERA: 6.92	6.1	27	5	5	5	7	2	0	2	0	0	0	0	0	0	0	7.11	1.105		
37 Matt Thornton, L (7,1) ERA: 2.35	0.2	3	0	0	0	2	1	0	0	0	0	0	0	0	0	13	0.00	1.500		
57 Ramon Pena, R (8,1) ERA: 6.32	1.0	H	4	1	0	0	1	0	0	0	0	0	0	0	9	0.00	1.000			
45 Bobby Jenks, R (9,1) ERA: 6.75	0.0	L	4	4	4	3	0	0	0	0	0	0	0	0	1	9	∞	∞		
71 Scott Linebrink, R (9,1) ERA: 4.39	1.0	6	1	0	0	1	1	0	0	0	0	0	0	0	14	20	0.00	2.000		

Batter	1	2	3	4	5	6	7	8	9	AB	R	H	RBI	BB	SO	LOB	BOTTOM					
1 Juan Pierre, L (1,7) OBP: 0.292, SLG: 0.230										5	0	2	2	0	0	1	<p>Toronto Blue Jays @ Chicago White Sox U.S. Cellular Field, Chicago, IL Sun May 09 2010, 2:07 PM - 5:35 PM EDT Att. 23,850 - Sunny - 55 F</p> <p>livebaseballscorecards.com</p> <p>AB 37 R 7 H 11 RBI 6 BB 8 SO 12 LOB 25</p>					
15 Gordon Beckham, R (1,4) OBP: 0.305, SLG: 0.297										5	0	0	1	0	3	8						
25 Andruw Jones, R (1,10) OBP: 0.364, SLG: 0.620										5	0	1	0	0	2	5						
14 Paul Konerko, R (1,3) OBP: 0.398, SLG: 0.717										4	1	0	0	1	3	1						
51 Alex Rios, R (1,8) OBP: 0.361, SLG: 0.604										4	3	4	1	1	0	0						
20 Carlos Quentin, R (1,9) OBP: 0.328, SLG: 0.388										4	2	3	1	1	0	1						
10 Alexei Ramirez, R (1,6) OBP: 0.245, SLG: 0.321										4	0	0	0	1	1	6						
27 Ramon Castro, R (1,2) OBP: 0.348, SLG: 0.211										2	1	0	0	1	2	1						
12 AJ Pierzynski, L (7,PH) OBP: 0.327, SLG: 0.301										2	0	0	0	0	1	2						
5 Jayson Nix, R (1,5) OBP: 0.226, SLG: 0.304										1	0	1	1	3	0	0						
7 Mark Kotsay, L (9,PH) OBP: 0.226, SLG: 0.304										1	0	0	0	0	0	0						
Inning Stats	R: 0 E: 0 K: 2 S: 15	H: 1 LOB: 1 BB: 0 P: 23	R: 3 E: 0 K: 1 S: 14	H: 4 LOB: 2 BB: 1 P: 20	R: 1 E: 0 K: 1 S: 11	H: 1 LOB: 1 BB: 2 P: 25	R: 0 E: 0 K: 1 S: 11	H: 0 LOB: 1 BB: 1 P: 17	R: 0 E: 0 K: 2 S: 9	H: 1 LOB: 1 BB: 0 P: 12	R: 0 E: 0 K: 2 S: 13	H: 1 LOB: 2 BB: 1 P: 24	R: 2 E: 0 K: 1 S: 13	H: 2 LOB: 3 BB: 2 P: 30	R: 1 E: 0 K: 2 S: 15	H: 1 LOB: 1 BB: 1 P: 25	R: 0 E: 0 K: 1 S: 13	H: 0 LOB: 0 BB: 0 P: 19	1B: 7 2B: 3 3B: 0 HR: 1	SF: 0 SAC: 0 DP: 1 HBP: 1	WP: 2 PB: 1 SB: 1 CS: 0	PA: 46
PITCHER	IP WLS BF H R ER SO	IP WLS BF H R ER SO	IP WLS BF H R ER SO	IP WLS BF H R ER SO	IP WLS BF H R ER SO	IP WLS BF H R ER SO	IP WLS BF H R ER SO	IP WLS BF H R ER SO	IP WLS BF H R ER SO	IP WLS BF H R ER SO	IP WLS BF H R ER SO	IP WLS BF H R ER SO	IP WLS BF H R ER SO	IP WLS BF H R ER SO	IP WLS BF H R ER SO	IP WLS BF H R ER SO	ERA WHIP	ERA WHIP	ERA WHIP			
24 Ricky Romero, L (1,1) ERA: 3.42	5.1	28	8	4	4	7	5	0	1	0	0	0	0	0	0	12	18.00	2.000				
57 Shawn Camp, R (6,1) ERA: 3.11	1.0	B	6	2	2	2	1	0	1	0	0	0	0	0	7	16	0.00	1.500				
37 Scott Downs, L (7,1) ERA: 3.31	0.2	4	0	0	0	0	1	0	0	0	0	0	0	0	15	25	9.00	2.000				
54 Jason Frasor, R (8,1) ERA: 6.92	1.0	W	5	1	1	1	2	1	0	0	0	0	0	0	13	19	0.00	0.000				
63 Kevin Gregg, R (9,1) ERA: 1.13	1.0	S	3	0	0	0	1	0	0	0	0	0	0	0	0	0	0.00	0.000				

Batter	1	2	3	4	5	6	7	8	9	AB	R	H	RBI	BB	SO	LOB	TOP										
1 Juan Pierre, L OBP: 0.303, SLG: 0.252										5	1	3	0	0	0	1	Chicago White Sox @ Minnesota Twins Target Field, Minneapolis, MN Tue May 11 2010, 7:11 PM - 9:50 PM CDT Att: 38,764 - Cloudy - 45 F										
12 A.J. Pierzynski, L OBP: 0.294, SLG: 0.306										5	1	1	2	0	0	2											
25 Andrew Jones, R OBP: 0.360, SLG: 0.604										4	0	1	1	0	1	1											
14 Paul Konerko, R OBP: 0.402, SLG: 0.718										4	0	2	0	0	0	0											
51 Alex Rios, R OBP: 0.366, SLG: 0.600										4	1	2	0	0	1	1											
20 Carlos Quentin, R OBP: 0.318, SLG: 0.374										4	0	0	0	0	3	5											
23 Mark Teahen, L OBP: 0.330, SLG: 0.367										3	1	1	0	1	1	1											
15 Gordon Beckham, R (1, 4)										3	0	0	0	1	1	3											
10 Alexei Ramirez, R OBP: 0.246, SLG: 0.327										4	1	1	2	0	0	2											
Inning Stats	R: 0 E: 0 K: 0 S: 6	H: 1 LOB: 0 BB: 0 P: 7	R: 0 E: 0 K: 0 S: 6	H: 0 LOB: 0 BB: 0 P: 8	R: 0 E: 0 K: 0 S: 10	H: 1 LOB: 1 BB: 0 P: 14	R: 0 E: 0 K: 1 S: 6	H: 0 LOB: 0 BB: 0 P: 10	R: 5 E: 0 K: 3 S: 29	H: 7 LOB: 3 BB: 1 P: 44	R: 0 E: 0 K: 0 S: 6	H: 0 LOB: 0 BB: 0 P: 9	R: 0 E: 0 K: 3 S: 12	H: 1 LOB: 1 BB: 0 P: 17	R: 0 E: 0 K: 0 S: 6	H: 1 LOB: 1 BB: 1 P: 13		1B: 6 2B: 6 3B: 0 HR: 0	SF: 0 SAC: 0 DP: 2 HBP: 0	WP: 0 PB: 0 SB: 1 CS: 0	PA: 38						
PITCHER	IP	WLS	BF	H	R	ER	SO	BB	IBB	HBP	BLK	WP	HR	S	P	ERA	WHIP										
59 Kevin Slowey, R ERA: 4.62	4.2	L	22	8	5	5	3	1	0	0	0	0	0	52	75	9.64	1.929										
31 Alex Burnett, L ERA: 3.79	3.0		11	2	0	0	3	0	0	0	0	0	0	29	40	0.00	0.667										
32 Ron Mahay, L ERA:	0.1		1	0	0	0	1	0	0	0	0	0	0	3	4	0.00	0.000										
28 Jesse Crain, R ERA: 5.02	0.2		3	1	0	0	0	1	0	0	0	0	0	5	12	0.00	3.000										
52 Brian Duensing, L ERA: 1.39	0.1		1	0	0	0	0	0	0	0	0	0	0	1	1	0.00	0.000										

Batter	1	2	3	4	5	6	7	8	9	AB	R	H	RBI	BB	SO	LOB	BOTTOM										
2 Denard Span, L OBP: 0.366, SLG: 0.373										5	0	1	0	0	0	3	Chicago White Sox @ Minnesota Twins Target Field, Minneapolis, MN Tue May 11 2010, 7:11 PM - 9:50 PM CDT Att: 38,764 - Cloudy - 45 F										
1 Orlando Hudson, S OBP: 0.370, SLG: 0.388										4	0	0	0	0	1	3											
7 Joe Mauer, L OBP: 0.419, SLG: 0.511										4	1	3	0	0	1	2											
33 Justin Morneau, L OBP: 0.479, SLG: 0.652										3	1	2	1	1	0	1											
5 Michael Cuddyer, R OBP: 0.320, SLG: 0.448										4	0	0	0	0	0	5											
16 Jason Kubel, L OBP: 0.339, SLG: 0.309										3	0	1	0	1	1	1											
21 Delmon Young, R OBP: 0.320, SLG: 0.444										4	0	1	1	0	0	1											
23 Brendan Harris, R OBP: 0.318, SLG: 0.321										3	0	0	0	0	1	1											
25 Jim Thome, L ERA: 2.2										1	0	1	0	0	0	0											
20 Matt Tolbert, S ERA: 6.23										0	0	0	0	0	0	0											
8 Nick Punto, S OBP: 0.308, SLG: 0.362										4	0	2	0	0	1	1											
Inning Stats	R: 0 E: 0 K: 0 S: 10	H: 1 LOB: 2 BB: 1 P: 19	R: 0 E: 0 K: 0 S: 8	H: 0 LOB: 0 BB: 0 P: 14	R: 0 E: 0 K: 0 S: 7	H: 0 LOB: 0 BB: 0 P: 11	R: 1 E: 0 K: 0 S: 10	H: 3 LOB: 2 BB: 1 P: 17	R: 0 E: 0 K: 2 S: 12	H: 2 LOB: 2 BB: 0 P: 17	R: 1 E: 0 K: 1 S: 8	H: 2 LOB: 1 BB: 0 P: 11	R: 0 E: 0 K: 0 S: 6	H: 1 LOB: 0 BB: 0 P: 7	R: 0 E: 0 K: 1 S: 8	H: 1 LOB: 1 BB: 0 P: 11	R: 0 E: 0 K: 1 S: 9	H: 1 LOB: 2 BB: 0 P: 16	1B: 7 2B: 3 3B: 0 HR: 1	SF: 0 SAC: 0 DP: 2 HBP: 0	WP: 1 PB: 0 SB: 0 CS: 0	PA: 37					
PITCHER	IP	WLS	BF	H	R	ER	SO	BB	IBB	HBP	BLK	WP	HR	S	P	ERA	WHIP										
43 Freddy Garcia, R ERA: 4.75	7.0	W	29	9	2	2	3	2	0	0	0	0	0	61	96	2.57	1.571										
37 Matt Thornton, L ERA: 2.2	1.0	H	4	1	0	0	1	0	0	0	0	0	0	8	11	0.00	1.000										
45 Bobby Jenks, R ERA: 6.23	1.0	S	4	1	0	0	1	0	0	0	0	1	0	9	16	0.00	1.000										

AB	36
R	5
H	11
RBI	5
BB	2
SO	7
LOB	16



AB	35
R	2
H	11
RBI	2
BB	2
SO	5
LOB	18



Batter	1	2	3	4	5	6	7	8	9	AB	R	H	RBI	BB	SO	LOB	TOP				
1 Juan Pierre, L OBP: 0.304, SLG: 0.253	G4-3		G3-1		CS	G6-3	K			4	0	0	0	0	1	3	Chicago White Sox @ Kansas City Royals Kauffman Stadium, Kansas City, MO Sun May 16 2010, 1:11 PM - 3:30 PM CDT Att: 13,922 - Overcast - 57 F				
15 Gordon Beckham, R OBP: 0.291, SLG: 0.242	F8		F9			F8		F9		4	0	0	0	0	0	1					
25 Andrew Jones, R OBP: 0.353, SLG: 0.578	K		G6-3			1B		F7		4	0	1	0	0	1	1					
14 Paul Konerko, R OBP: 0.378, SLG: 0.644		K		G5-3		G5-3		G6-3		4	0	0	0	0	1	1					
51 Alex Rios, R OBP: 0.360, SLG: 0.581		HR		G4-3			12 F8 7 BB 10 1B			4	2	3	1	0	0	0					
7 Mark Kotsay, L OBP: 0.289, SLG: 0.304	12 1B 10 1B		G4-3			23 F8 10 1B		G4-6-3		3	1	1	0	1	0	1					
12 A.J. Pierzynski, L OBP: 0.254, SLG: 0.291	10 1B		G4-3					F9		4	0	1	0	0	0	2					
10 Alexei Ramirez, R OBP: 0.266, SLG: 0.339	23 CS		G5-3					F9		3	0	2	2	0	0	0					
23 Mark Teahen, L OBP: 0.325, SLG: 0.337	CS		1 G3-1					F8		2	0	1	0	1	0	2					
Inning Stats	R: 0 H: 0 E: 0 K: 1 S: 6	H: 0 LOB: 0 BB: 0 P: 12	R: 2 H: 4 E: 0 K: 1 S: 12	H: 4 LOB: 0 BB: 0 P: 16	R: 0 H: 0 E: 0 K: 0 S: 8	H: 0 LOB: 1 BB: 1 P: 19	R: 0 H: 0 E: 0 K: 0 S: 4	H: 0 LOB: 0 BB: 0 P: 7	R: 0 H: 1 E: 0 K: 0 S: 7	H: 1 LOB: 2 BB: 0 P: 11	R: 0 H: 1 E: 0 K: 0 S: 11	H: 1 LOB: 1 BB: 0 P: 16	R: 1 H: 2 E: 0 K: 1 S: 15	H: 2 LOB: 2 BB: 1 P: 26	R: 0 H: 0 E: 0 K: 0 S: 7	H: 0 LOB: 0 BB: 0 P: 12	R: 0 H: 1 E: 0 K: 0 S: 10	H: 1 LOB: 0 BB: 0 P: 13	1B: 8 2B: 0 3B: 0 HR: 1	SF: 0 SAC: 0 DP: 1 HBP: 0	WP: 0 PA: 36 CS: 2
PITCHER	IP	WLS	BF	H	R	ER	SO	BB	IBB	HBP	BLK	WP	HR	S	P	ERA	WHIP				
19 Brian Bannister, R ERA: 5.09	6.0	W	23	7	3	3	2	1	0	0	0	0	1	51	86	4.50	1.333				
31 Dusty Hughes, L ERA: 3.45	1.0	H	5	1	0	0	1	1	0	0	0	0	0	12	21	0.00	2.000				
38 Blake Wood, R ERA:	1.0	H	3	0	0	0	0	0	0	0	0	0	0	7	12	0.00	0.000				
48 Joaquin Soria, R ERA: 3.6	1.0	S	3	1	0	0	0	0	0	0	0	0	0	10	13	0.00	1.000				

Batter	1	2	3	4	5	6	7	8	9	AB	R	H	RBI	BB	SO	LOB	BOTTOM				
22 Scott Podsednik, L OBP: 0.357, SLG: 0.401	G5-3		G5-3		K					4	0	0	0	0	1	2	Chicago White Sox @ Kansas City Royals Kauffman Stadium, Kansas City, MO Sun May 16 2010, 1:11 PM - 3:30 PM CDT Att: 13,922 - Overcast - 57 F				
13 Mike Aviles, R OBP: 0.388, SLG: 0.531	G6-3			9 1B 16 1B	9 FC3-6 1B		P2			4	1	2	0	0	0	0					
9 David DeJesus, L OBP: 0.346, SLG: 0.441	K			16 1B 6 1B	FC3-6 16 BB 6 1B		16 FC6-4 BB			3	2	1	0	1	1	2					
16 Billy Butler, R OBP: 0.380, SLG: 0.473		6 FC6-4 1B		13 WP 12 G6-3 6 1B	6 1B BB		FC6-4			3	1	2	1	1	0	1					
6 Jose Guillen, R OBP: 0.310, SLG: 0.476	FC6-4 13 G4-6-3			12 G6-3 13 WP	1B		F7			4	0	2	3	0	0	1					
13 Alberto Callaspo, S OBP: 0.333, SLG: 0.483	G4-6-3			K	K		F8			4	0	0	0	0	2	5					
12 Mitch Maier, L OBP: 0.337, SLG: 0.342			F8	G6-3			F8			4	0	1	1	0	0	1					
3 Yuniesky Betancourt, R OBP: 0.296, SLG: 0.385			F8	G5-3			G4-6-3			3	0	0	0	0	0	2					
1B Jason Kendall, R OBP: 0.357, SLG: 0.341					9 FC3-6 6 1B		F8			3	1	2	0	0	0	0					
Inning Stats	R: 0 H: 0 E: 0 K: 1 S: 8	H: 1 LOB: 0 BB: 0 P: 10	R: 0 H: 1 E: 0 K: 0 S: 6	H: 1 LOB: 0 BB: 0 P: 8	R: 0 H: 1 E: 0 K: 0 S: 10	H: 1 LOB: 1 BB: 0 P: 15	R: 3 H: 4 E: 0 K: 1 S: 15	H: 4 LOB: 1 BB: 0 P: 29	R: 2 H: 3 E: 0 K: 2 S: 17	H: 3 LOB: 2 BB: 1 P: 30	R: 0 H: 1 E: 0 K: 0 S: 5	H: 1 LOB: 0 BB: 0 P: 9	R: 0 H: 0 E: 0 K: 0 S: 7	H: 0 LOB: 1 BB: 1 P: 14	R: 0 H: 0 E: 0 K: 0 S: 7	H: 0 LOB: 0 BB: 0 P: 10	1B: 10 2B: 0 3B: 0 HR: 0	SF: 0 SAC: 0 DP: 2 HBP: 0	WP: 1 PA: 34 CS: 0		
PITCHER	IP	WLS	BF	H	R	ER	SO	BB	IBB	HBP	BLK	WP	HR	S	P	ERA	WHIP				
34 Gavin Floyd, R ERA: 7.0	6.0	L	27	10	5	5	4	1	0	0	0	0	0	61	101	7.50	1.833				
67 Randy Williams, L ERA: 4.38	0.2		3	0	0	0	0	1	0	0	0	0	0	5	11	0.00	1.500				
57 Ramon Pena, R ERA: 5.71	1.1		4	0	0	0	0	0	0	0	0	0	0	9	13	0.00	0.000				

Batter	1	2	3	4	5	6	7	8	9	AB	R	H	RBI	BB	SO	LOB	TOP			
8 Chris Coghlan, L (1,7) OBP: 0.272, SLG: 0.286	G4-3		FC5-4		F8			G4-3		4	0	0	0	0	0	1	Florida Marlins @ Chicago White Sox U.S. Cellular Field, Chicago, IL Fri May 21 2010, 8:11 PM - 10:18 PM EDT Att: 20,652 - Cloudy - 66 F			
15 Gaby Sanchez, R (1,3) OBP: 0.397, SLG: 0.442	F8		P6					G5-3		4	0	1	0	0	0	1				
2 Hanley Ramirez, R (1,6) OBP: 0.376, SLG: 0.472	P4			P3				G6-3		4	0	0	0	0	1	1				
3 Jorge Cantu, R (1,10) OBP: 0.309, SLG: 0.476		G4-3						K		3	0	0	0	1	1	1				
6 Dan Uggla, R (1,4) OBP: 0.380, SLG: 0.562	F7							K		2	0	0	0	2	1	0				
12 Cody Ross, R (1,9) OBP: 0.348, SLG: 0.427								L9-6		3	0	1	0	0	0	3				
29 Ronny Paulino, R (1,2) OBP: 0.322, SLG: 0.402										3	0	0	0	0	0	4				
18 Wes Helms, R (1,5) OBP: 0.353, SLG: 0.348										3	0	1	0	0	1	1				
24 Cameron Maybin, R (1,8) OBP: 0.297, SLG: 0.333										3	0	0	0	0	1	1				
Inning Stats	R: 0 E: 0 K: 0 S: 7	H: 0 LOB: 0 BB: 0 P: 10	R: 0 E: 0 K: 0 S: 7	H: 1 LOB: 1 BB: 0 P: 10	R: 0 E: 0 K: 0 S: 5	H: 1 LOB: 1 BB: 0 P: 7	R: 0 E: 0 K: 0 S: 8	H: 0 LOB: 2 BB: 0 P: 18	R: 0 E: 0 K: 1 S: 6	H: 1 LOB: 0 BB: 0 P: 11	R: 0 E: 0 K: 1 S: 9	H: 0 LOB: 1 BB: 1 P: 15	R: 0 E: 0 K: 1 S: 8	H: 0 LOB: 0 BB: 0 P: 12	R: 0 E: 0 K: 2 S: 8	H: 0 LOB: 0 BB: 0 P: 10	1B: 1 2B: 3 3B: 0 HR: 0	SF: 0 SAC: 0 DP: 1 HBP: 0	WP: 0 PB: 0 SB: 0 CS: 0	PA: 32
PITCHER	IP WLS BF H R ER SO BB IBB HBP BLK WP HR S P ERA WHIP	IP WLS BF H R ER SO BB IBB HBP BLK WP HR S P ERA WHIP	IP WLS BF H R ER SO BB IBB HBP BLK WP HR S P ERA WHIP	IP WLS BF H R ER SO BB IBB HBP BLK WP HR S P ERA WHIP	IP WLS BF H R ER SO BB IBB HBP BLK WP HR S P ERA WHIP	IP WLS BF H R ER SO BB IBB HBP BLK WP HR S P ERA WHIP	IP WLS BF H R ER SO BB IBB HBP BLK WP HR S P ERA WHIP	IP WLS BF H R ER SO BB IBB HBP BLK WP HR S P ERA WHIP	IP WLS BF H R ER SO BB IBB HBP BLK WP HR S P ERA WHIP	IP WLS BF H R ER SO BB IBB HBP BLK WP HR S P ERA WHIP	IP WLS BF H R ER SO BB IBB HBP BLK WP HR S P ERA WHIP	IP WLS BF H R ER SO BB IBB HBP BLK WP HR S P ERA WHIP	IP WLS BF H R ER SO BB IBB HBP BLK WP HR S P ERA WHIP	IP WLS BF H R ER SO BB IBB HBP BLK WP HR S P ERA WHIP	IP WLS BF H R ER SO BB IBB HBP BLK WP HR S P ERA WHIP	IP WLS BF H R ER SO BB IBB HBP BLK WP HR S P ERA WHIP	IP WLS BF H R ER SO BB IBB HBP BLK WP HR S P ERA WHIP			
56 Mark Buehrle, L (1,1) ERA: 4.55	8.0	W	29	3	0	0	3	3	0	0	0	0	0	0	0	0	0.00	0.750		
46 Sergio Santos, R (9,1) ERA: 0.99	1.0		3	0	0	0	2	0	0	0	0	0	0	0	0	0	0.00	0.000		

Batter	1	2	3	4	5	6	7	8	9	AB	R	H	RBI	BB	SO	LOB	BOTTOM			
1 Juan Pierre, L (1,7) OBP: 0.318, SLG: 0.282	G4-3		B6-3		G4-3					4	0	1	0	0	0	0	Florida Marlins @ Chicago White Sox U.S. Cellular Field, Chicago, IL Fri May 21 2010, 8:11 PM - 10:18 PM EDT Att: 20,652 - Cloudy - 66 F			
12 A.J. Pierzynski, L (1,2) OBP: 0.287, SLG: 0.331	K2-3				G4-3			FC5-4		4	0	1	0	0	1	1				
51 Alex Rios, R (1,8) OBP: 0.336, SLG: 0.542	L7									4	1	1	0	0	1	1				
14 Paul Konerko, R (1,3) OBP: 0.369, SLG: 0.619		P6								4	1	1	1	0	1	1				
7 Mark Kotsay, L (1,10) OBP: 0.314, SLG: 0.373										4	3	3	1	0	0	0				
20 Carlos Quentin, R (1,9) OBP: 0.327, SLG: 0.381										4	1	2	0	0	0	1				
23 Mark Teahen, L (1,5) OBP: 0.328, SLG: 0.336										3	1	1	1	0	0	1				
10 Alexei Ramirez, R (1,6) OBP: 0.264, SLG: 0.357										4	1	2	5	0	0	1				
15 Gordon Beckham, R (1,4) OBP: 0.285, SLG: 0.234										3	0	0	0	0	0	1				
Inning Stats	R: 0 E: 0 K: 1 S: 8	H: 3 LOB: 0 BB: 0 P: 19	R: 2 E: 0 K: 0 S: 13	H: 3 LOB: 1 BB: 0 P: 19	R: 0 E: 0 K: 2 S: 9	H: 1 LOB: 1 BB: 0 P: 14	R: 1 E: 0 K: 0 S: 7	H: 1 LOB: 0 BB: 0 P: 8	R: 0 E: 0 K: 0 S: 7	H: 0 LOB: 0 BB: 0 P: 8	R: 5 E: 0 K: 0 S: 22	H: 6 LOB: 1 BB: 0 P: 32	R: 0 E: 0 K: 0 S: 5	H: 0 LOB: 0 BB: 0 P: 8	R: 0 E: 0 K: 0 S: 5	H: 1 LOB: 0 BB: 0 P: 9	1B: 7 2B: 3 3B: 0 HR: 2	SF: 1 SAC: 0 DP: 1 HBP: 0	WP: 1 PB: 0 SB: 0 CS: 0	PA: 35
PITCHER	IP WLS BF H R ER SO BB IBB HBP BLK WP HR S P ERA WHIP	IP WLS BF H R ER SO BB IBB HBP BLK WP HR S P ERA WHIP	IP WLS BF H R ER SO BB IBB HBP BLK WP HR S P ERA WHIP	IP WLS BF H R ER SO BB IBB HBP BLK WP HR S P ERA WHIP	IP WLS BF H R ER SO BB IBB HBP BLK WP HR S P ERA WHIP	IP WLS BF H R ER SO BB IBB HBP BLK WP HR S P ERA WHIP	IP WLS BF H R ER SO BB IBB HBP BLK WP HR S P ERA WHIP	IP WLS BF H R ER SO BB IBB HBP BLK WP HR S P ERA WHIP	IP WLS BF H R ER SO BB IBB HBP BLK WP HR S P ERA WHIP	IP WLS BF H R ER SO BB IBB HBP BLK WP HR S P ERA WHIP	IP WLS BF H R ER SO BB IBB HBP BLK WP HR S P ERA WHIP	IP WLS BF H R ER SO BB IBB HBP BLK WP HR S P ERA WHIP	IP WLS BF H R ER SO BB IBB HBP BLK WP HR S P ERA WHIP	IP WLS BF H R ER SO BB IBB HBP BLK WP HR S P ERA WHIP	IP WLS BF H R ER SO BB IBB HBP BLK WP HR S P ERA WHIP	IP WLS BF H R ER SO BB IBB HBP BLK WP HR S P ERA WHIP	IP WLS BF H R ER SO BB IBB HBP BLK WP HR S P ERA WHIP			
47 Ricky Nolasco, R (1,1) ERA: 4.5	5.1	L	26	10	8	8	3	0	0	0	0	0	0	0	0	0	13.50	1.875		
53 Dan Meyer, L (6,1) ERA: 8.53	1.2		6	1	0	0	0	0	0	0	0	0	0	0	0	0	0.00	0.600		
64 Tim Wood, R (8,1) ERA: 6.52	1.0		3	1	0	0	0	0	0	0	0	0	0	0	0	0	0.00	1.000		

AB	29
R	0
H	3
RBI	0
BB	3
SO	5
LOB	13

AB	34
R	8
H	12
RBI	8
BB	0
SO	3
LOB	7

WP	1
PB	0
SB	0
CS	0

Batter	1	2	3	4	5	6	7	8	9	AB	R	H	RBI	BB	SO	LOB	TOP																				
8 Chris Coghlan, L (1, 7) OBP: 0.270, SLG: 0.278	F7		G4-3		L4		BB		G1-3	4	0	0	0	1	0	0																					
15 Gaby Sanchez, R (1, 3) OBP: 0.358, SLG: 0.430	G6-3		K		K		K			4	0	0	0	0	3	2																					
2 Hanley Ramirez, R (1, 6) OBP: 0.378, SLG: 0.469	BB		1B		G5-3		L9			3	0	1	0	1	0	2																					
3 Jorge Cantu, R (1, 10) OBP: 0.319, SLG: 0.479	BB		1B		1B		P5			3	0	2	0	1	0	0																					
6 Dan Uggla, R (1, 4) OBP: 0.372, SLG: 0.548	FC6-4		BB		K		F9			4	0	0	0	0	1	5																					
12 Cody Ross, R (1, 9) OBP: 0.347, SLG: 0.422	K		P3		K		K		1B	4	0	1	0	0	2	1																					
18 Wes Helms, R (1, 5) OBP: 0.345, SLG: 0.340	K		P4		P4		G6-3		F8	4	1	1	0	0	1	1																					
9 Brett Hayes, R (1, 2) OBP: 0.412, SLG: 0.357	1B		G3		G3		G6-3		L4	4	0	1	0	0	0	1																					
24 Cameron Maybin, R (1, 8) OBP: 0.296, SLG: 0.331	K		F9		F9		BB		K	4	0	1	1	0	2	1																					
Inning Stats	R: 0 H: 1 E: 0 K: 0 S: 11	H: 1 LOB: 2 BB: 1 P: 19	R: 0 H: 1 E: 0 K: 3 S: 11	H: 1 LOB: 1 BB: 0 P: 20	R: 0 H: 1 E: 0 K: 1 S: 7	H: 2 LOB: 2 BB: 1 P: 16	R: 0 H: 0 E: 0 K: 0 S: 6	H: 0 LOB: 0 BB: 0 P: 10	R: 0 H: 1 E: 0 K: 2 S: 13	H: 1 LOB: 1 BB: 1 P: 19	R: 1 H: 2 E: 0 K: 1 S: 16	H: 2 LOB: 2 BB: 1 P: 24	R: 0 H: 1 E: 0 K: 0 S: 10	H: 1 LOB: 1 BB: 0 P: 15	R: 0 H: 0 E: 0 K: 1 S: 10	H: 0 LOB: 0 BB: 0 P: 14	1B: 7 2B: 0 3B: 0 HR: 0	SF: 0 SAC: 0 DP: 0 HBP: 0	WP: 0 PB: 0 SB: 0 CS: 0	PA: 37																	
PITCHER	IP	WLS	BF	H	R	ER	SO	BB	IBB	HBP	BLK	WP	HR	S	P	ERA	WHIP	PITCHER	IP	WLS	BF	H	R	ER	SO	BB	IBB	HBP	BLK	WP	HR	S	P	ERA	WHIP		
34 Gavin Floyd, R (1, 1) ERA: 6.31	6.1	W	27	6	1	1	7	2	0	0	0	0	0	59	97	1.42	1.263																				
37 Matt Thornton, L (7, 1) ERA: 2.12	0.0		1	0	0	0	0	1	0	0	0	0	0	4	8	∞	∞																				
40 J.J. Putz, R (7, 1) ERA: 3.95	0.2	H	2	0	0	0	1	0	0	0	0	0	0	7	9	0.00	0.000																				
46 Sergio Santos, R (8, 1) ERA: 0.55	1.0	H	4	1	0	0	0	0	0	0	0	0	0	10	15	0.00	1.000																				
45 Bobby Jenks, R (9, 1) ERA: 5.4	1.0	S	3	0	0	0	1	0	0	0	0	0	0	10	14	0.00	0.000																				

Florida Marlins @ Chicago White Sox
U.S. Cellular Field, Chicago, IL
Sat May 22 2010, 2:07 PM - 4:51 PM EDT
Att: 28,462 - Cloudy - 67 F

AB 34
R 1
H 7
RBI 1
BB 3
SO 9
LOB 13



Batter	1	2	3	4	5	6	7	8	9	AB	R	H	RBI	BB	SO	LOB	BOTTOM																				
1 Juan Pierre, L (1, 7) OBP: 0.317, SLG: 0.287	B1-3		P5		G3		2B			4	0	1	0	0	0	2																					
10 Alexei Ramirez, R (1, 6) OBP: 0.394, SLG: 0.350	BB		F9		L4		F9			3	0	0	0	1	0	3																					
51 Alex Rios, R (1, 8) OBP: 0.346, SLG: 0.566	BB		1B		HR		F8			3	1	2	3	1	0	1																					
14 Paul Konerko, R (1, 10) OBP: 0.372, SLG: 0.616	1B		K		L3		L3		1B	4	1	2	0	0	1	1																					
7 Mark Kotsay, L (1, 3) OBP: 0.300, SLG: 0.354	F8		G4-3		K		K		G3	4	0	0	0	0	1	3																					
20 Carlos Quentin, R (1, 9) OBP: 0.331, SLG: 0.392	1B		G1-3		G1-3		K		2B	4	0	2	1	0	1	0																					
23 Mark Teahen, L (1, 5) OBP: 0.333, SLG: 0.345	G4-6-3		2B		BB		BB		F7	3	0	1	0	1	0	2																					
27 Ramon Castro, R (1, 2) OBP: 0.286, SLG: 0.167	K		1B		F7		F7		F8	4	0	1	0	0	1	2																					
15 Gordon Beckham, R (1, 4) OBP: 0.292, SLG: 0.237	1B		1B		HR		L7			2	2	1	0	0	0	0																					
Inning Stats	R: 0 H: 1 E: 0 K: 0 S: 6	H: 1 LOB: 2 BB: 2 P: 17	R: 0 H: 1 E: 0 K: 1 S: 8	H: 1 LOB: 0 BB: 0 P: 11	R: 1 H: 2 E: 0 K: 1 S: 19	H: 2 LOB: 1 BB: 0 P: 26	R: 0 H: 2 E: 0 K: 0 S: 8	H: 2 LOB: 2 BB: 0 P: 12	R: 2 H: 1 E: 0 K: 0 S: 10	H: 1 LOB: 0 BB: 0 P: 17	R: 0 H: 0 E: 0 K: 2 S: 10	H: 0 LOB: 1 BB: 1 P: 22	R: 0 H: 1 E: 0 K: 0 S: 8	H: 1 LOB: 1 BB: 0 P: 11	R: 1 H: 2 E: 0 K: 0 S: 13	H: 2 LOB: 1 BB: 0 P: 21	1B: 6 2B: 3 3B: 0 HR: 1	SF: 0 SAC: 0 DP: 1 HBP: 1	WP: 1 PB: 0 SB: 2 CS: 1	PA: 35																	
PITCHER	IP	WLS	BF	H	R	ER	SO	BB	IBB	HBP	BLK	WP	HR	S	P	ERA	WHIP	PITCHER	IP	WLS	BF	H	R	ER	SO	BB	IBB	HBP	BLK	WP	HR	S	P	ERA	WHIP		
41 Chris Volstad, R (1, 1) ERA: 4.91	6.0	L	26	7	3	3	4	3	0	1	0	0	0	61	105	4.50	1.667																				
44 Brian Sanches, R (7, 1) ERA: 0.87	1.0		4	1	0	0	0	0	0	0	0	0	0	8	11	0.00	1.000																				
37 Ronyel Pinto, L (8, 1) ERA: 2.51	0.2		4	2	1	1	0	0	0	0	0	0	0	12	20	13.50	3.000																				
46 Juan Carlos Oviedo, R (8, 1) ERA: 1.53	0.1		1	0	0	0	0	0	0	0	0	0	0	1	1	0.00	0.000																				

Florida Marlins @ Chicago White Sox
U.S. Cellular Field, Chicago, IL
Sat May 22 2010, 2:07 PM - 4:51 PM EDT
Att: 28,462 - Cloudy - 67 F

AB 31
R 4
H 10
RBI 4
BB 3
SO 4
LOB 14



Batter	1	2	3	4	5	6	7	8	9	AB	R	H	RBI	BB	SO	LOB	TOP							
8 Chris Coghlan, L OBP: 0.260, SLG: 0.268	G1-3	G4-3	K	K	K	K	K	G1-3		6	0	0	0	0	3	7	Florida Marlins @ Chicago White Sox U.S. Cellular Field, Chicago, IL Sun May 23 2010, 2:07 PM - 5:20 PM EDT Att: 28,298 - Partly Cloudy - 87 F							
15 Gaby Sanchez, R OBP: 0.369, SLG: 0.442	2B	P3	BB	G6-3	BB	BB	2B	1B		5	2	3	3	1	0	2								
2 Hanley Ramirez, R OBP: 0.337, SLG: 0.473	2B		F9	K			G6-3	G4-3		5	1	2	1	0	1	2								
30 Brian Barden, R OBP: 0.375, SLG: 0.250	2B			K				G4-3		1	0	0	0	0	0	2								
3 Jorge Cantu, R OBP: 0.337, SLG: 0.512	2B																							
16 Bryan Petersen, R OBP: 0.125, SLG: 0.087	2B																							
6 Dan Uggla, R OBP: 0.365, SLG: 0.552	2B																							
12 Cody Ross, R OBP: 0.390, SLG: 0.467	2B																							
24 Cameron Maybin, R OBP: 0.294, SLG: 0.329	HR																							
18 Wes Helms, R OBP: 0.367, SLG: 0.382	HR																							
29 Ronny Paulino, R OBP: 0.337, SLG: 0.460																								
25 Brett Carroll, R OBP: 0.333, SLG: 0.371																								
Inning Stats	R: 4 H: 4 E: 0 K: 0 S: 14	L: 4 LOB: 0 BB: 0 P: 24	R: 1 H: 1 E: 0 K: 0 S: 15	L: 1 LOB: 0 BB: 0 P: 19	R: 2 H: 2 E: 0 K: 0 S: 13	L: 2 LOB: 1 BB: 2 P: 29	R: 0 H: 0 E: 0 K: 2 S: 21	L: 0 LOB: 3 BB: 2 P: 40	R: 1 H: 2 E: 0 K: 1 S: 12	L: 2 LOB: 1 BB: 0 P: 22	R: 1 H: 2 E: 0 K: 1 S: 11	L: 2 LOB: 1 BB: 0 P: 18	R: 3 H: 4 E: 1 K: 3 S: 19	L: 4 LOB: 2 BB: 0 P: 29	R: 1 H: 3 E: 0 K: 0 S: 11	L: 3 LOB: 2 BB: 0 P: 16	R: 0 H: 0 E: 0 K: 3 S: 12	L: 0 LOB: 0 BB: 0 P: 14	1B: 8 2B: 5 HR: 5	SF: 0 SAC: 0 HBP: 2	WP: 1 PB: 0 SB: 2 CS: 0	PA: 51		
PITCHER	IP WLS BF H R ER SO BB IBB HBP BLK WP HR S P ERA WHIP	IP WLS BF H R ER SO BB IBB HBP BLK WP HR S P ERA WHIP	IP WLS BF H R ER SO BB IBB HBP BLK WP HR S P ERA WHIP	IP WLS BF H R ER SO BB IBB HBP BLK WP HR S P ERA WHIP	IP WLS BF H R ER SO BB IBB HBP BLK WP HR S P ERA WHIP	IP WLS BF H R ER SO BB IBB HBP BLK WP HR S P ERA WHIP	IP WLS BF H R ER SO BB IBB HBP BLK WP HR S P ERA WHIP	IP WLS BF H R ER SO BB IBB HBP BLK WP HR S P ERA WHIP	IP WLS BF H R ER SO BB IBB HBP BLK WP HR S P ERA WHIP	IP WLS BF H R ER SO BB IBB HBP BLK WP HR S P ERA WHIP	IP WLS BF H R ER SO BB IBB HBP BLK WP HR S P ERA WHIP	IP WLS BF H R ER SO BB IBB HBP BLK WP HR S P ERA WHIP	IP WLS BF H R ER SO BB IBB HBP BLK WP HR S P ERA WHIP	IP WLS BF H R ER SO BB IBB HBP BLK WP HR S P ERA WHIP	IP WLS BF H R ER SO BB IBB HBP BLK WP HR S P ERA WHIP	IP WLS BF H R ER SO BB IBB HBP BLK WP HR S P ERA WHIP	IP WLS BF H R ER SO BB IBB HBP BLK WP HR S P ERA WHIP	IP WLS BF H R ER SO BB IBB HBP BLK WP HR S P ERA WHIP	IP WLS BF H R ER SO BB IBB HBP BLK WP HR S P ERA WHIP	IP WLS BF H R ER SO BB IBB HBP BLK WP HR S P ERA WHIP	IP WLS BF H R ER SO BB IBB HBP BLK WP HR S P ERA WHIP	IP WLS BF H R ER SO BB IBB HBP BLK WP HR S P ERA WHIP	IP WLS BF H R ER SO BB IBB HBP BLK WP HR S P ERA WHIP	IP WLS BF H R ER SO BB IBB HBP BLK WP HR S P ERA WHIP
43 Freddy Garcia, R ERA: 5.88	2.1	1.0	1.0	1.0	1.0	1.0	1.0	1.0	1.0	2.1	1.0	1.0	1.0	1.0	1.0	2.1	27.00	3.857						
71 Scott Linebrink, R ERA: 3.52	1.2	0.0	0.0	0.0	0.0	0.0	0.0	0.0	0.0	1.2	0.0	0.0	0.0	0.0	0.0	1.2	0.00	1.200						
67 Randy Williams, L ERA: 5.51	2.1	1.0	1.0	1.0	1.0	1.0	1.0	1.0	1.0	2.1	1.0	1.0	1.0	1.0	1.0	2.1	15.43	3.429						
57 Ramon Pena, R ERA: 4.98	2.2	1.0	1.0	1.0	1.0	1.0	1.0	1.0	1.0	2.2	1.0	1.0	1.0	1.0	1.0	2.2	3.38	1.125						
Inning Stats	R: 0 H: 2 E: 0 K: 0 S: 10	L: 2 LOB: 3 BB: 1 P: 19	R: 0 H: 0 E: 0 K: 0 S: 6	L: 0 LOB: 1 BB: 1 P: 14	R: 0 H: 1 E: 0 K: 0 S: 11	L: 1 LOB: 1 BB: 0 P: 14	R: 0 H: 1 E: 0 K: 0 S: 14	L: 1 LOB: 1 BB: 0 P: 21	R: 0 H: 0 E: 0 K: 0 S: 6	L: 0 LOB: 0 BB: 0 P: 8	R: 0 H: 0 E: 0 K: 2 S: 7	L: 0 LOB: 2 BB: 1 P: 18	R: 0 H: 0 E: 0 K: 2 S: 9	L: 0 LOB: 0 BB: 0 P: 14	R: 0 H: 1 E: 0 K: 1 S: 11	L: 1 LOB: 1 BB: 0 P: 15	R: 0 H: 0 E: 0 K: 2 S: 11	L: 0 LOB: 0 BB: 0 P: 14	1B: 4 2B: 3 HR: 0	SF: 0 SAC: 0 HBP: 1	WP: 0 PB: 0 SB: 0 CS: 0	PA: 38		
PITCHER	IP WLS BF H R ER SO BB IBB HBP BLK WP HR S P ERA WHIP	IP WLS BF H R ER SO BB IBB HBP BLK WP HR S P ERA WHIP	IP WLS BF H R ER SO BB IBB HBP BLK WP HR S P ERA WHIP	IP WLS BF H R ER SO BB IBB HBP BLK WP HR S P ERA WHIP	IP WLS BF H R ER SO BB IBB HBP BLK WP HR S P ERA WHIP	IP WLS BF H R ER SO BB IBB HBP BLK WP HR S P ERA WHIP	IP WLS BF H R ER SO BB IBB HBP BLK WP HR S P ERA WHIP	IP WLS BF H R ER SO BB IBB HBP BLK WP HR S P ERA WHIP	IP WLS BF H R ER SO BB IBB HBP BLK WP HR S P ERA WHIP	IP WLS BF H R ER SO BB IBB HBP BLK WP HR S P ERA WHIP	IP WLS BF H R ER SO BB IBB HBP BLK WP HR S P ERA WHIP	IP WLS BF H R ER SO BB IBB HBP BLK WP HR S P ERA WHIP	IP WLS BF H R ER SO BB IBB HBP BLK WP HR S P ERA WHIP	IP WLS BF H R ER SO BB IBB HBP BLK WP HR S P ERA WHIP	IP WLS BF H R ER SO BB IBB HBP BLK WP HR S P ERA WHIP	IP WLS BF H R ER SO BB IBB HBP BLK WP HR S P ERA WHIP	IP WLS BF H R ER SO BB IBB HBP BLK WP HR S P ERA WHIP	IP WLS BF H R ER SO BB IBB HBP BLK WP HR S P ERA WHIP	IP WLS BF H R ER SO BB IBB HBP BLK WP HR S P ERA WHIP	IP WLS BF H R ER SO BB IBB HBP BLK WP HR S P ERA WHIP	IP WLS BF H R ER SO BB IBB HBP BLK WP HR S P ERA WHIP	IP WLS BF H R ER SO BB IBB HBP BLK WP HR S P ERA WHIP	IP WLS BF H R ER SO BB IBB HBP BLK WP HR S P ERA WHIP	IP WLS BF H R ER SO BB IBB HBP BLK WP HR S P ERA WHIP
1 Juan Pierre, L OBP: 0.314, SLG: 0.291	G6-3			FC6-4			P5		F8	5	0	1	0	0	0	2	Florida Marlins @ Chicago White Sox U.S. Cellular Field, Chicago, IL Sun May 23 2010, 2:07 PM - 5:20 PM EDT Att: 28,298 - Partly Cloudy - 87 F							
12 A.J. Pierzynski, L OBP: 0.284, SLG: 0.321	G3	G6-3			G5-3		51 BB		G3-1	4	0	0	0	0	0	3								
51 Alex Rios, R OBP: 0.356, SLG: 0.574	1B									3	0	2	0	1	0	0								
14 Paul Konerko, R OBP: 0.375, SLG: 0.610	1B									3	0	1	0	1	0	3								
7 Mark Kotsay, L OBP: 0.298, SLG: 0.341	BB									3	0	0	0	1	1	2								
20 Carlos Quentin, R OBP: 0.323, SLG: 0.381	P3									4	0	0	0	0	1	4								
23 Mark Teahen, L OBP: 0.331, SLG: 0.342	G3									4	0	1	0	0	0	0								
10 Alexei Ramirez, R OBP: 0.263, SLG: 0.354	G6-3									4	0	1	0	0	0	1								
15 Gordon Beckham, R OBP: 0.294, SLG: 0.241	1B									2	0	1	0	0	0	1								
5 Jayson Nix, R OBP: 0.276, SLG: 0.160	1B									2	0	0	0	0	1	1								
Inning Stats	R: 0 H: 2 E: 0 K: 0 S: 10	L: 2 LOB: 3 BB: 1 P: 19	R: 0 H: 0 E: 0 K: 0 S: 6	L: 0 LOB: 1 BB: 1 P: 14	R: 0 H: 1 E: 0 K: 0 S: 11	L: 1 LOB: 1 BB: 0 P: 14	R: 0 H: 0 E: 0 K: 0 S: 6	L: 0 LOB: 0 BB: 0 P: 8	R: 0 H: 0 E: 0 K: 2 S: 7	L: 0 LOB: 2 BB: 1 P: 18	R: 0 H: 0 E: 0 K: 2 S: 9	L: 0 LOB: 0 BB: 0 P: 14	R: 0 H: 1 E: 0 K: 1 S: 11	L: 1 LOB: 1 BB: 0 P: 15	R: 0 H: 0 E: 0 K: 2 S: 11	L: 0 LOB: 0 BB: 0 P: 14	1B: 4 2B: 3 HR: 0	SF: 0 SAC: 0 HBP: 1	WP: 0 PB: 0 SB: 0 CS: 0	PA: 38				
PITCHER	IP WLS BF H R ER SO BB IBB HBP BLK WP HR S P ERA WHIP	IP WLS BF H R ER SO BB IBB HBP BLK WP HR S P ERA WHIP	IP WLS BF H R ER SO BB IBB HBP BLK WP HR S P ERA WHIP	IP WLS BF H R ER SO BB IBB HBP BLK WP HR S P ERA WHIP	IP WLS BF H R ER SO BB IBB HBP BLK WP HR S P ERA WHIP	IP WLS BF H R ER SO BB IBB HBP BLK WP HR S P ERA WHIP	IP WLS BF H R ER SO BB IBB HBP BLK WP HR S P ERA WHIP	IP WLS BF H R ER SO BB IBB HBP BLK WP HR S P ERA WHIP	IP WLS BF H R ER SO BB IBB HBP BLK WP HR S P ERA WHIP	IP WLS BF H R ER SO BB IBB HBP BLK WP HR S P ERA WHIP	IP WLS BF H R ER SO BB IBB HBP BLK WP HR S P ERA WHIP	IP WLS BF H R ER SO BB IBB HBP BLK WP HR S P ERA WHIP	IP WLS BF H R ER SO BB IBB HBP BLK WP HR S P ERA WHIP	IP WLS BF H R ER SO BB IBB HBP BLK WP HR S P ERA WHIP	IP WLS BF H R ER SO BB IBB HBP BLK WP HR S P ERA WHIP	IP WLS BF H R ER SO BB IBB HBP BLK WP HR S P ERA WHIP	IP WLS BF H R ER SO BB IBB HBP BLK WP HR S P ERA WHIP	IP WLS BF H R ER SO BB IBB HBP BLK WP HR S P ERA WHIP	IP WLS BF H R ER SO BB IBB HBP BLK WP HR S P ERA WHIP	IP WLS BF H R ER SO BB IBB HBP BLK WP HR S P ERA WHIP	IP WLS BF H R ER SO BB IBB HBP BLK WP HR S P ERA WHIP	IP WLS BF H R ER SO BB IBB HBP BLK WP HR S P ERA WHIP	IP WLS BF H R ER SO BB IBB HBP BLK WP HR S P ERA WHIP	IP WLS BF H R ER SO BB IBB HBP BLK WP HR S P ERA WHIP
55 Josh Johnson, R ERA: 2.45	6.0	2.0	2.0	2.0	2.0	2.0	2.0	2.0	2.0	6.0	2.0	2.0	2.0	2.0	2.0	6.0	0.00	1.333						
53 Dan Meyer, L ERA: 7.36	1.0	0.0	0.0	0.0	0.0	0.0	0.0	0.0	0.0	1.0	0.0	0.0	0.0	0.0	0.0	1.0	0.00	1.000						
32 Clay Hensley, R ERA: 1.52	1.0	0.0	0.0	0.0	0.0	0.0	0.0	0.0	0.0	1.0	0.0	0.0	0.0	0.0	0.0	1.0	0.00	0.000						
46 Juan Carlos Oviedo, R ERA: 1.45	1.0	0.0	0.0	0.0	0.0	0.0	0.0	0.0	0.0	1.0	0.0	0.0	0.0	0.0	0.0	1.0	0.00	1.000						

Batter	1	2	3	4	5	6	7	8	9	AB	R	H	RBI	BB	SO	LOB	TOP			
1 Juan Pierre, L OBP: 0.314, SLG: 0.289										3	1	0	0	0	1	0				
10 Alexei Ramirez, R OBP: 0.274, SLG: 0.371										4	1	2	1	0	0	0				
51 Alex Rios, R OBP: 0.355, SLG: 0.577										4	0	1	0	0	0	2				
25 Andrew Jones, R OBP: 0.345, SLG: 0.529										4	1	1	1	0	1	1				
7 Mark Kotsay, L OBP: 0.311, SLG: 0.385										4	0	3	1	0	0	0				
20 Carlos Quentin, R OBP: 0.321, SLG: 0.384										4	0	1	0	0	0	2				
23 Mark Teahen, L OBP: 0.336, SLG: 0.355										3	0	0	0	0	1	2				
27 Ramon Castro, R OBP: 0.235, SLG: 0.133										3	0	0	0	0	2	0				
15 Gordon Beckham, R OBP: 0.294, SLG: 0.243										3	0	0	0	0	0	0				
Inning Stats	R: 0 E: 0 K: 1 S: 13	H: 0 LOB: 0 BB: 0 P: 15	R: 0 E: 0 K: 2 S: 12	H: 1 LOB: 1 BB: 0 P: 15	R: 0 E: 0 K: 1 S: 7	H: 0 LOB: 0 BB: 0 P: 11	R: 0 E: 0 K: 0 S: 5	H: 1 LOB: 0 BB: 0 P: 7	R: 0 E: 0 K: 0 S: 4	H: 0 LOB: 0 BB: 0 P: 7	R: 2 E: 0 K: 0 S: 11	H: 4 LOB: 1 BB: 0 P: 16	R: 1 E: 0 K: 1 S: 12	H: 1 LOB: 1 BB: 0 P: 18	R: 0 E: 0 K: 0 S: 6	H: 1 LOB: 0 BB: 0 P: 11	1B: 2 2B: 6 3B: 0 HR: 0	SF: 0 SAC: 0 DP: 2 HBP: 1	WP: 0 PB: 0 CS: 0	PA: 33
PITCHER	IP WLS BF H R ER SO BB IBB HBP BLK WP HR S P ERA WHIP																			
51 Mitch Talbot, R ERA: 3.73	(1, 1) 7.0 W 25 6 2 2 4 0 0 0 0 0 0 0 57 77 2.57 0.857																			
54 Chris Perez, R ERA: 2.2	(8, 1) 1.0 5 1 1 1 1 0 0 1 0 0 0 12 18 9.00 1.000																			
34 Kerry Wood, R ERA: 11.37	(9, 1) 1.0 3 1 0 0 0 0 0 0 0 0 0 6 11 0.00 1.000																			

Chicago White Sox @ Cleveland Indians
 Progressive Field, Cleveland, OH
 Tue May 25 2010, 7:07 PM - 9:22 PM EDT
 Att: 14,441 - Partly Cloudy - 74 F

AB 32
 R 3
 H 8
 RBI 3
 BB 0
 SO 5
 LOB 7

Batter	1	2	3	4	5	6	7	8	9	AB	R	H	RBI	BB	SO	LOB	BOTTOM			
4 Trevor Crowe, S OBP: 0.320, SLG: 0.348										4	0	0	0	0	1	0				
17 Shin-Soo Choo, L OBP: 0.412, SLG: 0.488										4	1	2	1	0	1	0				
48 Travis Hafner, L OBP: 0.396, SLG: 0.430										4	1	2	0	0	1	0				
26 Austin Kearns, R OBP: 0.374, SLG: 0.472										4	2	2	0	0	1	3				
33 Russell Branyan, L OBP: 0.308, SLG: 0.425										3	1	1	1	1	0	3				
2 Jhonny Peralta, R OBP: 0.331, SLG: 0.408										4	1	2	1	0	1	1				
1 Luis Valbuena, L OBP: 0.286, SLG: 0.244										2	0	0	2	0	1	0				
30 Lou Marson, R OBP: 0.268, SLG: 0.245										3	0	0	1	0	1	1				
16 Jason Donald, R OBP: 0.300, SLG: 0.407										3	1	1	1	0	0	0				
Inning Stats	R: 0 E: 0 K: 0 S: 10	H: 2 LOB: 2 BB: 0 P: 14	R: 0 E: 0 K: 2 S: 11	H: 0 LOB: 0 BB: 0 P: 14	R: 3 E: 0 K: 1 S: 13	H: 4 LOB: 1 BB: 0 P: 20	R: 0 E: 0 K: 0 S: 7	H: 0 LOB: 0 BB: 0 P: 11	R: 0 E: 0 K: 2 S: 9	H: 0 LOB: 0 BB: 0 P: 17	R: 3 E: 0 K: 0 S: 18	H: 2 LOB: 1 BB: 1 P: 26	R: 0 E: 0 K: 1 S: 7	H: 0 LOB: 0 BB: 0 P: 12	R: 1 E: 0 K: 1 S: 11	H: 2 LOB: 1 BB: 0 P: 19	1B: 6 2B: 2 3B: 0 HR: 2	SF: 2 SAC: 1 DP: 0 HBP: 0	WP: 1 PB: 0 SB: 0 CS: 0	PA: 35
PITCHER	IP WLS BF H R ER SO BB IBB HBP BLK WP HR S P ERA WHIP																			
44 Jake Peavy, R ERA: 6.05	(1, 1) 6.0 L 27 8 6 6 5 1 0 0 0 0 1 0 18 102 9.00 1.500																			
71 Scott Linebrink, R ERA: 3.63	(7, 1) 2.0 8 2 1 1 2 0 0 0 0 0 1 0 18 31 4.50 1.000																			

Chicago White Sox @ Cleveland Indians
 Progressive Field, Cleveland, OH
 Tue May 25 2010, 7:07 PM - 9:22 PM EDT
 Att: 14,441 - Partly Cloudy - 74 F

AB 31
 R 7
 H 10
 RBI 7
 BB 1
 SO 7
 LOB 8

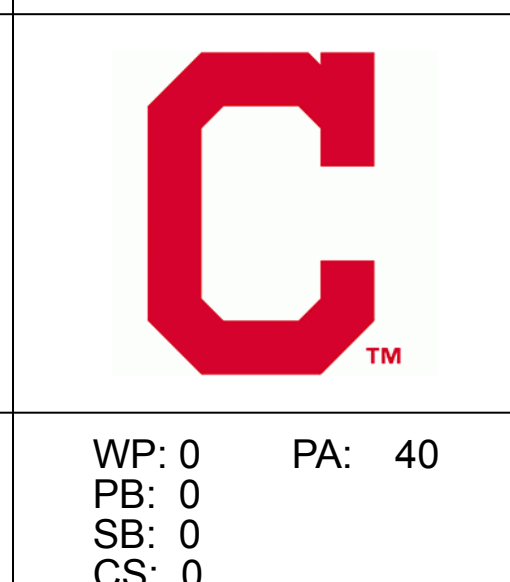
Batter	1	2	3	4	5	6	7	8	9	AB	R	H	RBI	BB	SO	LOB	TOP										
1 Juan Pierre, L OBP: 0.312, SLG: 0.292	F8			G3	G4-3		G4-3		G3	5	1	1	0	0	0	3	Chicago White Sox @ Cleveland Indians Progressive Field, Cleveland, OH Wed May 26 2010, 12:07 PM - 2:50 PM EDT Att: 18,109 - Partly Cloudy - 74 F										
12 A.J. Pierzynski, L OBP: 0.294, SLG: 0.317	F8			G3	F8		F8			4	0	0	0	0	0	2											
51 Alex Rios, R OBP: 0.358, SLG: 0.572	G4-3			14 E 23 1B					F7	3	2	1	0	1	0	0											
14 Paul Konerko, R OBP: 0.367, SLG: 0.584		L9		E7 23 1B					F7	4	1	1	1	0	0	1											
7 Mark Kotsay, L OBP: 0.318, SLG: 0.415		F9		23 1B					G6-3	3	1	1	2	1	0	0											
20 Carlos Quentin, R OBP: 0.313, SLG: 0.373		F7		K					G4-3	4	0	0	0	0	1	3											
23 Mark Teahen, L OBP: 0.333, SLG: 0.352				F7					E5 10 WP 23 G4-3	4	0	1	2	0	0	1											
11 Omar Vizquel, S OBP: 0.260, SLG: 0.222				F7					G4-3	0	0	0	0	0	0	0											
10 Alexei Ramirez, R OBP: 0.273, SLG: 0.368				15 G4-3-6 1B					K	4	0	1	0	0	1	3											
15 Gordon Beckham, R OBP: 0.287, SLG: 0.237				G4-3-6					K	4	0	0	0	0	2	3											
Inning Stats	R: 0 E: 0 K: 0 S: 6	H: 0 LOB: 0 BB: 0 P: 10	R: 0 E: 0 K: 0 S: 5	H: 0 LOB: 0 BB: 0 P: 6	R: 0 E: 0 K: 1 S: 5	H: 1 LOB: 0 BB: 0 P: 8	R: 3 E: 1 K: 1 S: 16	H: 3 LOB: 2 BB: 2 P: 29	R: 0 E: 0 K: 1 S: 8	H: 0 LOB: 0 BB: 0 P: 11	R: 2 E: 1 K: 0 S: 9	H: 2 LOB: 0 BB: 0 P: 16	R: 0 E: 0 K: 0 S: 6	H: 0 LOB: 1 BB: 0 P: 8	R: 0 E: 0 K: 0 S: 7	H: 0 LOB: 0 BB: 0 P: 11	R: 0 E: 1 K: 2 S: 15	H: 0 LOB: 2 BB: 0 P: 19	1B: 4 2B: 1 3B: 0 HR: 1	SF: 0 SAC: 0 DP: 1 HBP: 0	WP: 1 PB: 0 CS: 0	PA: 37					
PITCHER	IP	WLS	BF	H	R	ER	SO	BB	IBB	HBP	BLK	WP	HR	S	P	ERA	WHIP										
37 Jake Westbrook, R ERA: 4.78	7.0	L	29	6	5	5	2	1	1	0	0	0	1	55	88	6.43	1.000										
31 Jamey Wright, R ERA: 4.92	1.0		3	0	0	0	0	0	0	0	0	0	0	7	11	0.00	0.000										
57 Hector Ambriz, R ERA: 4.05	1.0		5	0	0	0	2	0	0	0	0	1	0	15	19	0.00	0.000										

Batter	1	2	3	4	5	6	7	8	9	AB	R	H	RBI	BB	SO	LOB	BOTTOM										
4 Trevor Crowe, S OBP: 0.315, SLG: 0.340	G1-3			17 G4-6-3 1B					SH5-4	4	0	1	0	0	0	1	Chicago White Sox @ Cleveland Indians Progressive Field, Cleveland, OH Wed May 26 2010, 12:07 PM - 2:50 PM EDT Att: 18,109 - Partly Cloudy - 74 F										
17 Shin-Soo Choo, L OBP: 0.412, SLG: 0.483				G4-6-3						4	0	1	0	1	0	3											
26 Austin Kearns, R OBP: 0.375, SLG: 0.465	L6-4-3			33 2B 2 SF7					K	4	1	1	0	1	1	4											
33 Russell Bryanan, L OBP: 0.313, SLG: 0.435				7 FC6-5 2B					F7	5	0	2	0	0	0	3											
2 Johnny Peralta, R OBP: 0.330, SLG: 0.413				SF7					F8	3	1	1	1	0	0	2											
7 Matt LaPorta, R OBP: 0.272, SLG: 0.267				1 BLK 1B					P5	3	1	1	0	1	0	3											
1 Luis Valbuena, L OBP: 0.284, SLG: 0.244				K					F9	3	1	1	0	1	0	3											
30 Lou Marson, R OBP: 0.261, SLG: 0.238				K					G4-3	4	1	1	0	0	1	4											
48 Travis Hafner, L OBP: 0.400, SLG: 0.430				K					L8	3	0	0	0	0	2	0											
16 Jason Donald, R OBP: 0.333, SLG: 0.433				4 1B 4 BLK					K	0	0	0	1	1	0	0											
47 Shelley Duncan, R OBP: 0.714, SLG: 0.600				4 1B 4 BLK					K	1	0	1	2	0	0	0											
Inning Stats	R: 0 E: 0 K: 0 S: 9	H: 1 LOB: 0 BB: 0 P: 16	R: 0 E: 0 K: 0 S: 7	H: 1 LOB: 0 BB: 0 P: 13	R: 0 E: 0 K: 1 S: 8	H: 2 LOB: 1 BB: 0 P: 11	R: 1 E: 0 K: 1 S: 10	H: 2 LOB: 1 BB: 0 P: 16	R: 0 E: 0 K: 0 S: 10	H: 1 LOB: 2 BB: 1 P: 12	R: 0 E: 0 K: 1 S: 11	H: 0 LOB: 0 BB: 1 P: 20	R: 0 E: 0 K: 1 S: 10	H: 0 LOB: 0 BB: 0 P: 14	R: 0 E: 0 K: 0 S: 9	H: 0 LOB: 0 BB: 0 P: 13	R: 3 E: 0 K: 1 S: 19	H: 3 LOB: 3 BB: 3 P: 36	1B: 9 2B: 3 3B: 0 HR: 0	SF: 1 SAC: 1 DP: 2 HBP: 0	WP: 0 PB: 0 CS: 0	PA: 40					
PITCHER	IP	WLS	BF	H	R	ER	SO	BB	IBB	HBP	BLK	WP	HR	S	P	ERA	WHIP										
56 Mark Buehrle, L ERA: 4.38	2.1		9	3	0	0	1	0	0	0	0	0	0	21	35	0.00	1.286										
67 Randy Williams, L ERA: 5.82	0.2		4	3	1	1	0	0	0	0	1	0	0	7	13	13.50	4.500										
57 Ramon Pena, R ERA: 4.21	4.0	W	15	2	0	0	3	1	0	0	0	0	0	37	54	0.00	0.750										
37 Matt Thornton, L ERA: 1.89	1.0		3	0	0	0	0	0	0	0	0	0	0	9	13	0.00	0.000										
45 Bobby Jenks, R ERA: 6.35	1.0		9	3	3	3	1	2	1	0	0	0	0	19	36	27.00	5.000										

AB	35
R	5
H	6
RBI	5
BB	2
SO	4
LOB	16




AB	34
R	4
H	11
RBI	4
BB	4
SO	5
LOB	20



Batter	1	2	3	4	5	6	7	8	9	AB	R	H	RBI	BB	SO	LOB	TOP			
1 Juan Pierre, L (1, 7) OBP: 0.305, SLG: 0.286	G3		B2-3			K		G6-3		4	0	0	0	0	1	1				
12 A.J. Pierzynski, L (1, 2) OBP: 0.263, SLG: 0.315	F8					G3-6-1			1B	4	0	1	0	0	0	1				
51 Alex Rios, R (1, 8) OBP: 0.362, SLG: 0.568	P4								F9	3	0	1	0	1	0	1				
14 Paul Konerko, R (1, 3) OBP: 0.359, SLG: 0.569		K				F9			K	4	0	0	0	0	2	3				
7 Mark Kotsay, L (1, 10) OBP: 0.315, SLG: 0.402									L4	3	0	0	0	1	1	3				
25 Andruw Jones, R (1, 9) OBP: 0.345, SLG: 0.520										2	0	0	0	1	0	1				
23 Mark Teahen, L (1, 5) OBP: 0.333, SLG: 0.374										3	1	1	1	0	1	2				
10 Alexei Ramirez, R (1, 6) OBP: 0.268, SLG: 0.361										3	0	0	0	0	1	0				
15 Gordon Beckham, R (1, 4) OBP: 0.288, SLG: 0.239										3	0	1	0	0	0	0				
Inning Stats	R: 0 E: 0 K: 0 S: 6	H: 0 LOB: 0 BB: 0 P: 10	R: 0 E: 0 K: 2 S: 8	H: 0 LOB: 1 BB: 2 P: 19	R: 0 E: 0 K: 0 S: 7	H: 0 LOB: 0 BB: 0 P: 10	R: 0 E: 0 K: 1 S: 8	H: 1 LOB: 1 BB: 0 P: 13	R: 0 E: 0 K: 1 S: 9	H: 0 LOB: 0 BB: 0 P: 11	R: 0 E: 0 K: 0 S: 8	H: 0 LOB: 1 BB: 1 P: 12	R: 1 E: 0 K: 0 S: 7	H: 1 LOB: 0 BB: 0 P: 9	R: 0 E: 0 K: 1 S: 8	H: 1 LOB: 1 BB: 0 P: 11	1B: 3 2B: 0 3B: 0 HR: 1	SF: 0 SAC: 0 DP: 1 HBP: 0	WP: 0 PB: 0 SB: 1 CS: 1	PA: 33
PITCHER	IP	WLS	BF	H	R	ER	SO	BB	IBB	HBP	BLK	WP	HR	S	P	ERA	WHIP			
34 Jeff Niemann, R (1, 1) ERA: 2.37	8.0	W	28	3	1	1	5	3	0	0	0	0	1	59	94	1.12	0.750			
36 Randy Choate, L (9, 1) ERA: 7.71	0.0		1	1	0	0	0	0	0	0	0	0	0	2	2	∞	∞			
35 Dan Wheeler, R (9, 1) ERA: 2.16	1.0		3	0	0	0	1	0	0	0	0	0	0	6	9	0.00	0.000			

Chicago White Sox @ Tampa Bay Rays
Tropicana Field, St. Petersburg, FL
Thu May 27 2010, 7:11 PM - 9:39 PM EDT
Att: 13,299 - Dome - 72 F


AB 29
R 1
H 4
RBI 1
BB 3
SO 6
LOB 12



Batter	1	2	3	4	5	6	7	8	9	AB	R	H	RBI	BB	SO	LOB	BOTTOM			
8 Jason Bartlett, R (1, 6) OBP: 0.328, SLG: 0.335	G5-3		G5-3			P4				3	0	0	0	1	0	3				
13 Carl Crawford, L (1, 7) OBP: 0.377, SLG: 0.514			L8			SF7				3	1	1	2	0	1	2				
18 Ben Zobrist, S (1, 9) OBP: 0.373, SLG: 0.436			F8			K				4	0	1	0	0	2	2				
3 Evan Longoria, R (1, 5) OBP: 0.383, SLG: 0.569										4	2	2	1	0	0	1				
28 John Jaso, L (1, 2) OBP: 0.441, SLG: 0.480										4	1	1	0	0	1	1				
9 Hank Bialock, L (1, 10) OBP: 0.355, SLG: 0.393										4	0	1	2	0	0	1				
23 Carlos Pena, L (1, 3) OBP: 0.306, SLG: 0.370										3	0	0	0	0	1	1				
1 Sean Rodriguez, R (1, 8) OBP: 0.253, SLG: 0.316										3	1	0	0	0	2	2				
2 B.J. Upton, R (9, 8) OBP: 0.295, SLG: 0.370										0	0	0	0	0	0	0				
15 Reid Brignac, L (1, 4) OBP: 0.352, SLG: 0.427										4	0	1	0	0	1	2				
Inning Stats	R: 1 E: 0 K: 1 S: 12	H: 2 LOB: 1 BB: 0 P: 21	R: 0 E: 0 K: 1 S: 9	H: 0 LOB: 0 BB: 0 P: 12	R: 0 E: 1 K: 0 S: 8	H: 0 LOB: 1 BB: 0 P: 13	R: 0 E: 1 K: 0 S: 8	H: 0 LOB: 1 BB: 0 P: 12	R: 1 E: 0 K: 1 S: 10	H: 1 LOB: 1 BB: 0 P: 15	R: 1 E: 0 K: 1 S: 8	H: 1 LOB: 0 BB: 0 P: 16	R: 0 E: 0 K: 1 S: 11	H: 0 LOB: 1 BB: 1 P: 18	R: 2 E: 0 K: 3 S: 26	H: 3 LOB: 2 BB: 0 P: 39	1B: 5 2B: 0 3B: 0 HR: 2	SF: 1 SAC: 0 DP: 0 HBP: 2	WP: 2 PB: 0 SB: 1 CS: 0	PA: 36
PITCHER	IP	WLS	BF	H	R	ER	SO	BB	IBB	HBP	BLK	WP	HR	S	P	ERA	WHIP			
34 Gavin Floyd, R (1, 1) ERA: 6.02	7.0	L	29	4	3	3	5	1	0	1	0	1	0	66	107	3.86	0.714			
71 Scott Linebrink, R (8, 1) ERA: 4.42	1.0		7	3	2	2	3	0	0	1	0	1	0	26	39	18.00	3.000			


Chicago White Sox @ Tampa Bay Rays
Tropicana Field, St. Petersburg, FL
Thu May 27 2010, 7:11 PM - 9:39 PM EDT
Att: 13,299 - Dome - 72 F

AB 32
R 5
H 7
RBI 5
BB 1
SO 8
LOB 15



Batter	1	2	3	4	5	6	7	8	9	AB	R	H	RBI	BB	SO	LOB	TOP					
1 Juan Pierre, L OBP: 0.309, SLG: 0.283										2	0	0	0	2	0	0	Chicago White Sox @ Tampa Bay Rays Tropicana Field, St. Petersburg, FL Fri May 28 2010, 7:12 PM - 9:46 PM EDT Att: 20,650 - Dome - 72 F					
10 Alexei Ramirez, R OBP: 0.272, SLG: 0.358										4	1	1	0	1	0	3						
51 Alex Rios, R OBP: 0.365, SLG: 0.582										3	1	1	2	1	1	2						
14 Paul Konerko, R OBP: 0.351, SLG: 0.554										4	0	0	0	0	1	4						
25 Andrew Jones, R OBP: 0.342, SLG: 0.508										3	0	0	0	1	0	0						
20 Carlos Quentin, R OBP: 0.312, SLG: 0.366										3	1	0	0	0	2	1						
5 Jayson Nix, R OBP: 0.250, SLG: 0.143										3	0	0	0	0	1	2						
11 Omar Vizquel, S OBP: 0.255, SLG: 0.217										1	0	0	0	0	0	1						
27 Ramon Castro, R OBP: 0.238, SLG: 0.316										4	1	1	1	0	1	2						
15 Gordon Beckham, R OBP: 0.293, SLG: 0.245										4	0	2	1	0	0	0						
Inning Stats	R: 0 E: 0 K: 1 S: 6	H: 1 LOB: 1 BB: 1 P: 12	R: 0 E: 0 K: 0 S: 6	H: 0 LOB: 0 BB: 0 P: 9	R: 0 E: 0 K: 0 S: 4	H: 0 LOB: 0 BB: 0 P: 7	R: 2 E: 0 K: 2 S: 13	H: 1 LOB: 1 BB: 2 P: 28	R: 1 E: 0 K: 0 S: 13	H: 2 LOB: 2 BB: 1 P: 23	R: 0 E: 0 K: 1 S: 14	H: 0 LOB: 0 BB: 0 P: 23	R: 0 E: 0 K: 0 S: 8	H: 0 LOB: 0 BB: 0 P: 11	R: 0 E: 0 K: 1 S: 7	H: 0 LOB: 0 BB: 0 P: 10	R: 1 E: 0 K: 1 S: 16	H: 1 LOB: 2 BB: 1 P: 26	1B: 3 2B: 0 HR: 2	SF: 0 SAC: 1 HBP: 1	WP: 0 PB: 2 SB: 1 CS: 0	PA: 38
PITCHER	IP WLS BF H R ER SO BB IBB HBP BLK WP HR S P ERA WHIP																					
14 David Price, L ERA: 2.57	(1, 1) 7.0 L 29 4 3 3 4 4 0 1 0 0 2 64 113 3.86 1.143																					
53 Joaquin Benoit, R ERA:	(8, 1) 1.0 3 0 0 0 1 0 0 0 0 0 0 7 11 0.00 0.000																					
50 Grant Balfour, R ERA: 2.11	(9, 1) 1.0 6 1 1 0 1 1 0 0 0 0 0 16 26 0.00 2.000																					

AB	31
R	4
H	5
RBI	4
BB	5
SO	6
LOB	15



Batter	1	2	3	4	5	6	7	8	9	AB	R	H	RBI	BB	SO	LOB	BOTTOM					
18 Ben Zobrist, S OBP: 0.370, SLG: 0.432										4	1	1	0	0	1	1	Chicago White Sox @ Tampa Bay Rays Tropicana Field, St. Petersburg, FL Fri May 28 2010, 7:12 PM - 9:46 PM EDT Att: 20,650 - Dome - 72 F					
13 Carl Crawford, L OBP: 0.375, SLG: 0.505										3	0	0	0	1	1	2						
28 John Jaso, L OBP: 0.423, SLG: 0.456										4	0	0	0	0	1	2						
3 Evan Longoria, R OBP: 0.390, SLG: 0.576										3	0	2	1	0	0	0						
23 Carlos Pena, L OBP: 0.299, SLG: 0.361										4	0	0	0	0	2	3						
9 Hank Blalock, L OBP: 0.324, SLG: 0.355										3	0	0	0	0	3	1						
16 Willy Aybar, S OBP: 0.275, SLG: 0.440										1	0	0	0	0	0	1						
2 B.J. Upton, R OBP: 0.291, SLG: 0.384										2	1	1	0	1	0	0						
15 Reid Brignac, L OBP: 0.352, SLG: 0.424										3	0	1	1	0	1	1						
8 Jason Bartlett, R OBP: 0.325, SLG: 0.331										2	0	0	0	0	2	0						
Inning Stats	R: 0 E: 0 K: 0 S: 3	H: 0 LOB: 0 BB: 1 P: 9	R: 0 E: 0 K: 1 S: 6	H: 0 LOB: 0 BB: 0 P: 8	R: 1 E: 0 K: 1 S: 10	H: 2 LOB: 1 BB: 0 P: 15	R: 0 E: 0 K: 2 S: 13	H: 0 LOB: 0 BB: 0 P: 19	R: 0 E: 0 K: 1 S: 5	H: 0 LOB: 0 BB: 1 P: 11	R: 1 E: 0 K: 0 S: 10	H: 2 LOB: 1 BB: 0 P: 15	R: 0 E: 0 K: 2 S: 8	H: 0 LOB: 0 BB: 0 P: 12	R: 0 E: 0 K: 2 S: 10	H: 0 LOB: 0 BB: 0 P: 14	R: 0 E: 0 K: 2 S: 10	H: 1 LOB: 1 BB: 0 P: 14	1B: 3 2B: 1 HR: 0	SF: 0 SAC: 1 HBP: 1	WP: 0 PB: 0 SB: 1 CS: 0	PA: 33
PITCHER	IP WLS BF H R ER SO BB IBB HBP BLK WP HR S P ERA WHIP																					
43 Freddy Garcia, R ERA: 5.26	(1, 1) 7.0 W 26 4 2 2 7 2 0 1 0 0 0 55 89 2.57 0.857																					
46 Sergio Santos, R ERA: 0.5	(8, 1) 0.2 H 2 0 0 0 1 0 0 0 0 0 0 6 8 0.00 0.000																					
37 Matt Thornton, L ERA: 1.77	(8, 1) 1.1 S 5 1 0 0 3 0 0 0 0 0 0 14 20 0.00 0.750																					

AB	29
R	2
H	5
RBI	2
BB	2
SO	11
LOB	11



Batter	1	2	3	4	5	6	7	8	9	AB	R	H	RBI	BB	SO	LOB	TOP						
1 Juan Pierre, L OBP: 0.304, SLG: 0.275											4	1	1	0	0	0	2						
12 A.J. Pierzynski, L OBP: 0.255, SLG: 0.309											5	1	1	0	0	0	2						
51 Alex Rios, R OBP: 0.368, SLG: 0.590											5	1	3	2	0	0	0						
14 Paul Konerko, R OBP: 0.366, SLG: 0.567											4	1	2	0	1	1	2						
7 Mark Kotsay, L OBP: 0.300, SLG: 0.377											5	1	1	1	0	1	3						
20 Carlos Quentin, R OBP: 0.315, SLG: 0.382											3	1	0	0	0	1	2						
23 Mark Teahen, L OBP: 0.240, SLG: 0.387											2	0	2	0	0	0	0						
5 Jayson Nix, R OBP: 0.265, SLG: 0.267											2	1	1	4	0	0	0						
10 Alexei Ramirez, R OBP: 0.288, SLG: 0.385											4	1	2	0	0	0	2						
11 Omar Vizquel, S OBP: 0.273, SLG: 0.260											4	0	2	1	0	0	2						
Inning Stats	R: 2 H: 3 E: 0 K: 1 S: 12	H: 3 LOB: 1 BB: 0 P: 18	R: 0 H: 1 E: 0 K: 0 S: 8	H: 1 LOB: 1 BB: 0 P: 13	R: 1 H: 1 E: 0 K: 1 S: 8	H: 1 LOB: 0 BB: 0 P: 11	R: 0 H: 1 E: 0 K: 1 S: 15	H: 1 LOB: 1 BB: 0 P: 20	R: 0 H: 1 E: 0 K: 0 S: 12	H: 1 LOB: 1 BB: 0 P: 18	R: 4 H: 4 E: 0 K: 0 S: 16	H: 4 LOB: 1 BB: 1 P: 31	R: 0 H: 1 E: 0 K: 0 S: 10	H: 1 LOB: 0 BB: 0 P: 17	R: 1 H: 2 E: 0 K: 0 S: 10	H: 2 LOB: 0 BB: 0 P: 14	R: 0 H: 1 E: 0 K: 0 S: 8	H: 1 LOB: 0 BB: 0 P: 14	1B: 9 2B: 4 3B: 0 HR: 2	SF: 0 SAC: 0 DP: 1 HBP: 2	WP: 0 PB: 0 CS: 3	PA: 42	
PITCHER	IP WLS BF H R ER SO BB IBB HBP BLK WP HR S P ERA WHIP	5.1 L 27 11 7 7 3 1 0 1 0 0 2 70 108 11.81 2.250	2.0 9 3 1 1 0 0 0 0 1 0 0 0 16 30 4.50 1.500	1.0 2 0 0 0 0 0 0 0 0 0 0 5 7 0.00 0.000	0.2 3 1 0 0 0 0 0 0 0 0 0 6 11 0.00 1.500																		

Chicago White Sox @ Tampa Bay Rays
Tropicana Field, St. Petersburg, FL
Sun May 30 2010, 1:41 PM - 4:55 PM EDT
Att: 26,878 - Dome - 72 F

livebaseballscorecards.com

AB 38
R 8
H 15
RBI 8
BB 1
SO 3
LOB 15

Batter	1	2	3	4	5	6	7	8	9	AB	R	H	RBI	BB	SO	LOB	BOTTOM	
18 Ben Zobrist, S OBP: 0.369, SLG: 0.447											4	1	2	2	0	1	0	
13 Carl Crawford, L OBP: 0.376, SLG: 0.500											5	0	4	1	0	0	0	
3 Evan Longoria, R OBP: 0.391, SLG: 0.577											5	0	1	1	0	0	4	
23 Carlos Pena, L OBP: 0.295, SLG: 0.354											4	0	0	0	1	3	3	
28 John Jaso, L OBP: 0.425, SLG: 0.448											4	0	1	0	0	0	3	
16 Willy Aybar, S OBP: 0.274, SLG: 0.430											4	0	1	0	0	1	1	
2 B.J. Upton, R OBP: 0.298, SLG: 0.398											4	1	1	0	0	1	2	
15 Reid Brignac, L OBP: 0.371, SLG: 0.462											3	2	2	1	0	0	0	
19 Gabe Kapler, R OBP: 0.329, SLG: 0.319											1	0	0	0	0	1	0	
1 Sean Rodriguez, R OBP: 0.258, SLG: 0.317											4							

Batter	1	2	3	4	5	6	7	8	9	AB	R	H	RBI	BB	SO	LOB	TOP					
1 Elvis Andrus, R OBP: 0.396, SLG: 0.346										5	1	1	0	1	1	2						
10 Michael Young, R OBP: 0.375, SLG: 0.469										4	1	2	1	0	0	0						
5 Ian Kinsler, R OBP: 0.395, SLG: 0.389										5	0	2	3	0	1	2						
27 Vladimir Guerrero, R OBP: 0.366, SLG: 0.558										4	1	2	0	1	0	2						
32 Josh Hamilton, L OBP: 0.341, SLG: 0.508										5	1	3	0	0	1	3						
14 Joaquin Arias, R OBP: 0.328, SLG: 0.367										4	1	2	0	0	1	4						
20 Julio Borbon, L OBP: 0.250, SLG: 0.270										1	0	0	0	0	0	2						
7 David Murphy, L OBP: 0.289, SLG: 0.398										5	1	3	0	0	0	2						
15 Matt Treanor, R OBP: 0.298, SLG: 0.290										5	1	1	0	0	1	4						
23 Craig Gentry, R OBP: 0.278, SLG: 0.235										3	1	1	2	0	0	1						
12 Justin Smoak, S OBP: 0.301, SLG: 0.353										2	1	2	2	0	0	0						
Inning Stats	R: 0 H: 2 E: 1 K: 2 S: 19	H: 2 R: 1 ER: 1 LOB: 3 P: 32	R: 0 H: 0 E: 0 K: 0 S: 6	H: 1 R: 0 ER: 0 LOB: 0 P: 10	R: 0 H: 0 E: 0 K: 0 S: 7	H: 0 R: 0 ER: 0 LOB: 0 P: 10	R: 1 H: 3 E: 0 K: 1 S: 10	H: 3 R: 0 ER: 0 LOB: 1 P: 13	R: 1 H: 2 E: 0 K: 0 S: 12	H: 2 R: 0 ER: 0 LOB: 1 P: 19	R: 5 H: 5 E: 0 K: 0 S: 23	H: 5 R: 0 ER: 0 LOB: 2 P: 36	R: 1 H: 3 E: 0 K: 2 S: 13	H: 3 R: 0 ER: 0 LOB: 2 P: 21	R: 0 H: 2 E: 0 K: 0 S: 16	H: 2 R: 0 ER: 0 LOB: 0 P: 17	R: 1 H: 1 E: 0 K: 0 S: 6	H: 1 R: 0 ER: 0 LOB: 0 P: 9	1B: 15 2B: 3 3B: 0 HR: 1	SF: 1 SAC: 0 DP: 2 HBP: 0	WP: 1 PB: 0 SB: 0 CS: 0	PA: 46
PITCHER	IP WLS BF H R ER SO BB IBB HBP BLK WP HR S P ERA WHIP	IP WLS BF H R ER SO BB IBB HBP BLK WP HR S P ERA WHIP																				
56 Mark Buehrle, L ERA: 4.84	(1, 1) 5.1 L 27 12 6 6 3 1 0 0 0 0 0 0 69 106 10.12 2.438																					
46 Sergio Santos, R ERA: 0.93	(6, 1) 0.2 4 1 1 1 0 1 0 0 0 0 1 0 8 14 13.50 3.000																					
67 Randy Williams, L ERA: 5.79	(7, 1) 0.1 3 2 1 1 1 0 0 0 0 0 0 0 6 9 27.00 6.000																					
40 J.J. Putz, R ERA: 3.06	(7, 1) 1.2 8 3 0 0 1 0 0 0 0 0 0 23 29 0.00 1.800																					
71 Scott Linebrink, R ERA: 4.43	(9, 1) 1.0 4 1 1 1 0 0 0 0 0 0 1 6 9 9.00 1.000																					

Texas Rangers @ Chicago White Sox
U.S. Cellular Field, Chicago, IL
Tue Jun 01 2010, 8:10 PM - 11:28 PM EDT
Att: 20,075 - Partly Cloudy - 79 F

AB 43
R 9
H 19
RBI 8
BB 2
SO 5
LOB 22



Batter	1	2	3	4	5	6	7	8	9	AB	R	H	RBI	BB	SO	LOB	BOTTOM
1 Juan Pierre, L OBP: 0.306, SLG: 0.271										3	1	0	0	2	0	3	
12 A.J. Pierzynski, L OBP: 0.259, SLG: 0.325										5	0	2	1	0	1	3	
51 Alex Rios, R OBP: 0.369, SLG: 0.584										5	0	2	0	0	0	4	
14 Paul Konerko, R OBP: 0.377, SLG: 0.566										2	0	1	2	3	0	1	
7 Mark Kotsay, L OBP: 0.288, SLG: 0.360										5	0	0	0	0	2	9	
20 Carlos Quentin, R OBP: 0.317, SLG: 0.397										4	1	1	1	1	1	2	
18 Brent Lillibridge, R										0	0	0	0	0	0	0	
10 Alexei Ramirez, R OBP: 0.286, SLG: 0.379										5	1	1	0	0	1	3	
11 Omar Vizquel, S OBP: 0.300, SLG: 0.278										4	2	2	0	1	1	3	
15 Gordon Beckham, R OBP: 0.291, SLG: 0.246																	

Batter	1	2	3	4	5	6	7	8	9	AB	R	H	RBI	BB	SO	LOB	TOP					
1 Elvis Andrus, R OBP: 0.399, SLG: 0.349	F9	BB	2B				G6-3		F9	4	1	1	0	2	0	1						
10 Michael Young, R OBP: 0.380, SLG: 0.481	32 WP 1B	2B	F9				G6-3			5	2	3	3	0	0	1						
5 Ian Kinsler, R OBP: 0.361, SLG: 0.372	F9	F9			F8			G6-3		5	0	0	0	0	0	4						
32 Josh Hamilton, L OBP: 0.347, SLG: 0.510	7 1B 15 2B	1B								5	2	3	2	0	2	0						
7 David Murphy, L OBP: 0.293, SLG: 0.398	12 BB 15 2B	1B								5	1	2	0	0	2	1						
12 Justin Smoak, S OBP: 0.305, SLG: 0.345	15 2B	BB								3	1	0	0	2	1	4						
15 Matt Treanor, R OBP: 0.303, SLG: 0.337										4	1	2	4	0	1	1						
3 Andrés Blanco, S OBP: 0.283, SLG: 0.195	20 FC6-4 BB									3	1	0	0	1	0	1						
20 Julio Borbon, L OBP: 0.248, SLG: 0.267	FC6-4									5	0	1	0	0	1	5						
Inning Stats	R: 3 H: 4 E: 0 K: 0 S: 16	H: 4 LOB: 3 BB: 2 P: 33	R: 2 H: 2 E: 0 K: 1 S: 10	H: 2 LOB: 1 BB: 1 P: 18	R: 1 H: 2 E: 0 K: 0 S: 12	H: 2 LOB: 1 BB: 0 P: 17	R: 0 H: 0 E: 0 K: 1 S: 9	H: 0 LOB: 0 BB: 0 P: 16	R: 2 H: 1 E: 0 K: 0 S: 14	H: 1 LOB: 2 BB: 2 P: 27	R: 1 H: 2 E: 0 K: 0 S: 17	H: 2 LOB: 1 BB: 0 P: 20	R: 0 H: 0 E: 0 K: 1 S: 10	H: 0 LOB: 1 BB: 0 P: 12	R: 0 H: 1 E: 0 K: 1 S: 9	H: 1 LOB: 1 BB: 0 P: 16	1B: 7 2B: 4 3B: 0 HR: 1	SF: 1 SAC: 0 DP: 0 HBP: 1	WP: 2 PB: 0 SB: 0 CS: 0	PA: 46		
PITCHER	IP WLS BF H R ER SO BB IBB HBP BLK WP HR S P ERA WHIP																					
34 Gavin Floyd, R ERA: 6.64	2.2 L 19 8 6 6 1 3 0 0 0 0 1 1 35 64 20.25 4.125																					
57 Ramon Pena, R ERA: 4.34	3.1 2.1 11 1 2 2 1 2 0 1 0 0 0 26 47 7.71 1.286																					
67 Randy Williams, L ERA: 5.66	6.1 2.0 8 2 1 1 1 0 0 0 0 0 0 27 32 4.50 1.000																					
71 Scott Linebrink, R ERA: 4.22	8.1 1.0 4 0 0 0 3 0 0 0 0 1 0 13 18 0.00 1.000																					
45 Bobby Jenks, R ERA: 6.0	9.1 1.0 4 1 0 0 1 0 0 0 0 0 0 9 16 0.00 1.000																					
Batter	1	2	3	4	5	6	7	8	9	AB	R	H	RBI	BB	SO	LOB	BOTTOM					
1 Juan Pierre, L OBP: 0.310, SLG: 0.272	11 S 2B	1B								3	1	1	0	1	0	0						
11 Omar Vizquel, S OBP: 0.297, SLG: 0.293	51 1B 14 FC5-4	2B								4	1	1	1	0	0	1						
51 Alex Rios, R OBP: 0.372, SLG: 0.588	14 FC5-4 1B									4	1	2	0	0	0	0						
14 Paul Konerko, R OBP: 0.384, SLG: 0.606	FC5-4 25 G4-6-3	1B								4	2	3	4	0	0	1						
25 Andruw Jones, R OBP: 0.346, SLG: 0.500	G4-6-3									2	0	0	0	2	0	1						
12 A.J. Pierzynski, L OBP: 0.295, SLG: 0.329										4	0	1	0	0	0	3						
20 Carlos Quentin, R OBP: 0.316, SLG: 0.390										3	0	0	0	1	0	3						
10 Alexei Ramirez, R OBP: 0.280, SLG: 0.371										4	0	0	0	0	3	2						
15 Gordon Beckham, R OBP: 0.286, SLG: 0.241										3	0	0	0	0	1	1						
7 Mark Kotsay, L OBP: 0.286, SLG: 0.357										1	0	0	0	0	0	1						
Inning Stats	R: 2 H: 3 E: 0 K: 0 S: 10	H: 3 LOB: 0 BB: 0 P: 13	R: 0 H: 0 E: 0 K: 1 S: 10	H: 0 LOB: 0 BB: 0 P: 13	R: 0 H: 0 E: 0 K: 1 S: 7	H: 0 LOB: 0 BB: 1 P: 13	R: 0 H: 1 E: 0 K: 0 S: 9	H: 1 LOB: 2 BB: 1 P: 16	R: 0 H: 0 E: 0 K: 0 S: 6	H: 0 LOB: 0 BB: 0 P: 11	R: 1 H: 1 E: 0 K: 0 S: 8	H: 1 LOB: 0 BB: 0 P: 12	R: 0 H: 1 E: 0 K: 1 S: 8	H: 1 LOB: 1 BB: 0 P: 13	R: 2 H: 2 E: 0 K: 0 S: 13	H: 2 LOB: 1 BB: 1 P: 23	R: 0 H: 0 E: 0 K: 1 S: 8	H: 0 LOB: 0 BB: 1 P: 14	1B: 3 2B: 3 3B: 0 HR: 2	SF: 0 SAC: 0 DP: 3 HBP: 0	WP: 1 PB: 0 SB: 1 CS: 0	PA: 36
PITCHER	IP WLS BF H R ER SO BB IBB HBP BLK WP HR S P ERA WHIP																					
39 Scott Feldman, R ERA: 5.82	1.1 8.0 W 33 5 5 3 0 3 0 0 0 0 0 2 71 114 5.62 1.375																					
46 Pedro Strop, R ERA:	9.1 1.0 3 0 0 0 1 1 0 0 0 0 0 0 8 14 0.00 1.000																					

Texas Rangers @ Chicago White Sox
U.S. Cellular Field, Chicago, IL
Wed Jun 02 2010, 8:11 PM - 11:01 PM EDT
Att: 19,516 - Partly Cloudy - 61 F

AB 39
R 9
H 12
RBI 9
BB 5
SO 7
LOB 18



Texas Rangers @ Chicago White Sox
U.S. Cellular Field, Chicago, IL
Wed Jun 02 2010, 8:11 PM - 11:01 PM EDT
Att: 19,516 - Partly Cloudy - 61 F

AB 32
R 5
H 8
RBI 5
BB 4
SO 4
LOB 13



Batter	1	2	3	4	5	6	7	8	9	AB	R	H	RBI	BB	SO	LOB	TOP										
1 Elvis Andrus, R OBP: 0.395, SLG: 0.345										5	0	1	0	0	2	2	Texas Rangers @ Chicago White Sox U.S. Cellular Field, Chicago, IL Thu Jun 03 2010, 8:11 PM - 10:37 PM EDT Att: 20,003 - Clear - 62 F										
10 Michael Young, R OBP: 0.382, SLG: 0.486										4	0	2	1	0	0	1											
5 Ian Kinsler, R OBP: 0.370, SLG: 0.359										4	0	0	0	0	1	3											
32 Josh Hamilton, L OBP: 0.341, SLG: 0.500										4	0	0	0	0	1	3											
7 David Murphy, L OBP: 0.285, SLG: 0.387										4	1	0	0	0	2	0											
12 Justin Smoak, S OBP: 0.310, SLG: 0.344										3	1	1	1	1	1	0											
15 Matt Treanor, R OBP: 0.301, SLG: 0.343										4	0	1	0	0	0	1											
23 Craig Gentry, R OBP: 0.273, SLG: 0.250										3	1	1	1	0	1	0											
20 Julio Borbon, L OBP: 0.255, SLG: 0.280										4	0	2	0	0	0	2											
Inning Stats	R: 0 E: 0 K: 0 S: 8	H: 1 LOB: 1 BB: 0 P: 13	R: 0 E: 0 K: 1 S: 8	H: 0 LOB: 0 BB: 0 P: 12	R: 0 E: 0 K: 1 S: 12	H: 1 LOB: 1 BB: 0 P: 19	R: 1 E: 1 K: 0 S: 10	H: 1 LOB: 1 BB: 0 P: 14	R: 1 E: 0 K: 1 S: 10	H: 3 LOB: 2 BB: 0 P: 12	R: 1 E: 0 K: 1 S: 13	H: 1 LOB: 1 BB: 1 P: 24	R: 0 E: 0 K: 2 S: 8	H: 0 LOB: 0 BB: 0 P: 12	R: 0 E: 0 K: 2 S: 8	H: 0 LOB: 0 BB: 0 P: 13		R: 0 E: 0 K: 2 S: 11	H: 1 LOB: 1 BB: 0 P: 15	1B: 5 2B: 3 HR: 0	SF: 1 SAC: 0 DP: 0 HBP: 0	WP: 0 PB: 0 SB: 1 CS: 0	PA: 37				
PITCHER	IP	WLS	BF	H	R	ER	SO	BB	IBB	HBP	BLK	WP	HR	S	P	ERA	WHIP										
43 Freddy Garcia, R ERA: 4.94	7.0	W	30	7	3	2	4	1	0	0	0	0	0	69	106	2.57	1.143										
37 Matt Thornton, L ERA: 1.52	1.0	H	3	0	0	0	2	0	0	0	0	0	0	8	13	0.00	0.000										
45 Bobby Jenks, R ERA: 5.68	1.0	S	4	1	0	0	2	0	0	0	0	0	0	11	15	0.00	1.000										

Batter	1	2	3	4	5	6	7	8	9	AB	R	H	RBI	BB	SO	LOB	BOTTOM											
1 Juan Pierre, L OBP: 0.313, SLG: 0.276										4	0	2	0	0	0	0	Texas Rangers @ Chicago White Sox U.S. Cellular Field, Chicago, IL Thu Jun 03 2010, 8:11 PM - 10:37 PM EDT Att: 20,003 - Clear - 62 F											
11 Omar Vizquel, S OBP: 0.294, SLG: 0.279										3	0	0	0	1	1	2												
51 Alex Rios, R OBP: 0.369, SLG: 0.597										4	1	1	1	0	2	4												
14 Paul Konerko, R OBP: 0.377, SLG: 0.592										4	0	0	0	0	2	0												
25 Andruw Jones, R OBP: 0.344, SLG: 0.515										4	1	1	1	0	1	0												
12 A.J. Pierzynski, L OBP: 0.284, SLG: 0.339										4	1	2	0	0	1	0												
20 Carlos Quentin, R OBP: 0.316, SLG: 0.407										3	1	1	2	0	1	1												
10 Alexei Ramirez, R OBP: 0.280, SLG: 0.370										3	0	1	0	0	1	0												
5 Jayson Nix, R OBP: 0.243, SLG: 0.242										3	0	0	0	0	2	1												
Inning Stats	R: 0 E: 0 K: 1 S: 14	H: 0 LOB: 0 BB: 0 P: 19	R: 1 E: 0 K: 0 S: 8	H: 1 LOB: 0 BB: 0 P: 14	R: 0 E: 0 K: 1 S: 16	H: 1 LOB: 2 BB: 1 P: 24	R: 0 E: 0 K: 3 S: 11	H: 1 LOB: 1 BB: 0 P: 14	R: 0 E: 0 K: 1 S: 8	H: 0 LOB: 0 BB: 0 P: 11	R: 1 E: 0 K: 0 S: 10	H: 1 LOB: 0 BB: 0 P: 12	R: 2 E: 0 K: 3 S: 18	H: 4 LOB: 2 BB: 0 P: 24	R: 0 E: 0 K: 2 S: 7	H: 0 LOB: 0 BB: 0 P: 10		1B: 4 2B: 1 HR: 3	SF: 0 SAC: 0 DP: 0 HBP: 0	WP: 0 PB: 0 SB: 1 CS: 0	PA: 33							
PITCHER	IP	WLS	BF	H	R	ER	SO	BB	IBB	HBP	BLK	WP	HR	S	P	ERA	WHIP											
48 Colby Lewis, R ERA: 3.62	6.1	L	27	7	4	4	4	1	0	0	0	0	0	3	73	102	5.68	1.263										
28 Darren Oliver, L ERA: 1.51	0.2		3	1	0	0	2	0	0	0	0	0	0	12	16	0.00	1.500											
56 Darren O'Day, R ERA: 2.49	1.0		3	0	0	0	2	0	0	0	0	0	0	7	10	0.00	0.000											

livebaseballscorecards.com

Batter	1	2	3	4	5	6	7	8	9	AB	R	H	RBI	BB	SO	LOB	TOP					
16 Jason Donald, R OBP: 0.286, SLG: 0.433	G6-3		G1-3		F8	K		F7	K	6	0	0	0	0	2	7						
17 Shin-Soo Choo, L OBP: 0.380, SLG: 0.458	L8		K					26 HR	F8	5	2	1	0	1	1	5						
26 Austin Kearns, R OBP: 0.421, SLG: 0.448	1B			K					K	5	3	3	2	1	2	1						
33 Russell Branyan, L OBP: 0.317, SLG: 0.491	G6-3			K						4	2	2	0	1	1	1						
2 Jhonny Peralta, R OBP: 0.329, SLG: 0.422				F8						5	2	4	4	0	0	0						
48 Travis Hafner, L OBP: 0.383, SLG: 0.369	K									5	1	0	0	0	1	6						
47 Shelley Duncan, R OBP: 0.375, SLG: 0.375										3	0	1	1	1	1	1						
4 Trevor Crowe, S OBP: 0.299, SLG: 0.333	G5-4-3									1	0	1	2	0	0	0						
1 Luis Valbuena, L OBP: 0.294, SLG: 0.264										5	0	3	1	0	0	3						
30 Lou Marson, R OBP: 0.273, SLG: 0.256										2	0	0	0	3	1	3						
Inning Stats	R: 0 H: 1 E: 0 K: 0 S: 12	H: 1 LOB: 1 BB: 0 P: 19	R: 0 H: 1 E: 0 K: 1 S: 10	H: 1 LOB: 0 BB: 1 P: 18	R: 0 H: 1 E: 0 K: 1 S: 11	H: 1 LOB: 1 BB: 0 P: 18	R: 0 H: 0 E: 0 K: 2 S: 9	H: 0 LOB: 0 BB: 0 P: 12	R: 0 H: 1 E: 0 K: 1 S: 11	H: 1 LOB: 2 BB: 1 P: 20	R: 4 H: 5 E: 0 K: 1 S: 23	H: 5 LOB: 3 BB: 2 P: 40	R: 2 H: 2 E: 0 K: 1 S: 13	H: 2 LOB: 2 BB: 2 P: 28	R: 4 H: 4 E: 0 K: 0 S: 15	H: 4 LOB: 1 BB: 1 P: 24	R: 0 H: 0 E: 0 K: 2 S: 11	H: 0 LOB: 1 BB: 1 P: 19	1B: 8 2B: 5 3B: 1 HR: 1	SF: 0 SAC: 0 DP: 1 HBP: 0	WP: 2 PB: 0 SB: 0 CS: 0	PA: 48
PITCHER	IP	WLS	BF	H	R	ER	SO	BB	IBB	HBP	BLK	WP	HR	S	P	ERA	WHIP					
50 John Danks, L ERA: 3.6	5.1	L	26	9	4	4	5	2	0	0	0	0	0	69	113	6.75	2.062					
46 Sergio Santos, R ERA: 1.9	0.2		6	2	2	2	1	2	0	0	0	1	0	14	29	27.00	6.000					
67 Randy Williams, L ERA: 5.48	0.2		3	0	0	0	0	0	1	0	0	0	0	3	7	0.00	0.000					
71 Scott Linebrink, R ERA: 5.56	1.1		9	4	4	4	1	1	0	0	0	0	1	18	30	27.00	3.750					
40 J.J. Putz, R ERA: 2.89	1.0		4	0	0	0	2	1	0	0	0	1	0	11	19	0.00	1.000					
Batter	1	2	3	4	5	6	7	8	9	AB	R	H	RBI	BB	SO	LOB	BOTTOM					
1 Juan Pierre, L OBP: 0.316, SLG: 0.277	K									3	0	1	0	1	1	0						
11 Omar Vizquel, S OBP: 0.306, SLG: 0.292										4	0	2	0	0	1	2						
5 Jayson Nix, R OBP: 0.243, SLG: 0.242										0	0	0	0	0	0	0						
51 Alex Rios, R OBP: 0.367, SLG: 0.587										3	0	0	0	0	0	1						
25 Andruw Jones, R OBP: 0.342, SLG: 0.504										3	0	0	0	1	0	3						
7 Mark Kotsay, L OBP: 0.300, SLG: 0.354										1	0	0	0	3	0	0						
20 Carlos Quentin, R OBP: 0.314, SLG: 0.400										3	0	0	0	0	0	4						
12 A.J. Pierzynski, L OBP: 0.284, SLG: 0.337										4	0	1	0	0	0	2						
10 Alexei Ramirez, R OBP: 0.286, SLG: 0.388										2	1	1	1	1	0	0						
18 Brent Lillibridge, R										1	0	0	0	0	0	1						
15 Gordon Beckham, R OBP: 0.286, SLG: 0.241										4	0	1	0	0	0	3						
Inning Stats	R: 0 H: 1 E: 0 K: 1 S: 16	H: 1 LOB: 3 BB: 1 P: 25	R: 0 H: 1 E: 0 K: 0 S: 12	H: 1 LOB: 2 BB: 1 P: 22	R: 0 H: 0 E: 0 K: 0 S: 9	H: 0 LOB: 2 BB: 2 P: 20	R: 1 H: 2 E: 0 K: 0 S: 15	H: 2 LOB: 0 BB: 0 P: 19	R: 0 H: 1 E: 0 K: 0 S: 8	H: 1 LOB: 0 BB: 0 P: 9	R: 0 H: 0 E: 0 K: 0 S: 3	H: 0 LOB: 2 BB: 2 P: 14	R: 0 H: 0 E: 0 K: 1 S: 10	H: 0 LOB: 0 BB: 0 P: 19	R: 0 H: 0 E: 0 K: 0 S: 8	H: 0 LOB: 0 BB: 0 P: 10	R: 0 H: 1 E: 0 K: 0 S: 8	H: 1 LOB: 0 BB: 0 P: 11	1B: 5 2B: 0 3B: 0 HR: 1	SF: 0 SAC: 0 DP: 3 HBP: 2	WP: 0 PB: 0 SB: 0 CS: 2	PA: 37
PITCHER	IP	WLS	BF	H	R	ER	SO	BB	IBB	HBP	BLK	WP	HR	S	P	ERA	WHIP					
63 Justin Masterson, R ERA: 5.48	5.2	W	26	5	1	1	1	6	0	2	0	0	0	11	20	0.00	0.000					
56 Frank Herrmann, R ERA: 3.77	1.1	H	4	0	0	0	1	0	0	0	0	0	0	8	10	0.00	0.000					
50 Jensen Lewis, R ERA: 6.23	1.0		3	0	0	0	0	0	0	0	0	0	0	8	11	0.00	1.000					
53 Rafael Perez, L	1.0		3	1	0	0	0	0	0	0	0	0	0	8	11	0.00	1.000					

Cleveland Indians @ Chicago White Sox
U.S. Cellular Field, Chicago, IL
Fri Jun 04 2010, 8:10 PM - 11:18 PM EDT
Att: 20,773 - Partly Cloudy - 79 F

AB 41
R 10
H 15
RBI 10
BB 7
SO 9
LOB 27



Cleveland Indians @ Chicago White Sox
U.S. Cellular Field, Chicago, IL
Fri Jun 04 2010, 8:10 PM - 11:18 PM EDT
Att: 20,773 - Partly Cloudy - 79 F

AB 28
R 1
H 6
RBI 1
BB 6
SO 2
LOB 16



Batter	1	2	3	4	5	6	7	8	9	AB	R	H	RBI	BB	SO	LOB	TOP										
4 Trevor Crowe, S OBP: 0.297, SLG: 0.329	F8			1B	F8			G4-3		4	1	1	0	0	0	1											
17 Shin-Soo Choo, L OBP: 0.382, SLG: 0.459	P6			1B	F7			1B		4	1	2	0	0	0	0											
26 Austin Kearns, R OBP: 0.374, SLG: 0.456	P4			1B	2B			K		4	1	2	1	0	1	1											
33 Russell Branyan, L OBP: 0.323, SLG: 0.487		F8		BB	K			1B		3	0	1	1	1	1	1											
2 Jhonny Peralta, R OBP: 0.323, SLG: 0.414	K			F8				FC6-4		4	0	0	0	0	1	3											
48 Travis Hafner, L OBP: 0.360, SLG: 0.372	F8			F9				1B		4	0	1	0	0	0	1											
1 Luis Valbuena, L OBP: 0.302, SLG: 0.284				1B				2B		3	0	2	0	0	0	0											
30 Lou Marson, R OBP: 0.266, SLG: 0.248				G4-3				G6-3		4	0	0	0	0	0	3											
16 Jason Donald, R OBP: 0.269, SLG: 0.406				K				K		4	0	0	0	0	2	3											
Inning Stats	R: 0 H: 0 E: 0 K: 0 S: 11	H: 0 LOB: 0 BB: 0 P: 14	R: 0 H: 0 E: 0 K: 1 S: 8	H: 0 LOB: 0 BB: 0 P: 12	R: 0 H: 0 E: 0 K: 1 S: 10	H: 0 LOB: 0 BB: 0 P: 14	R: 2 H: 3 E: 0 K: 0 S: 13	H: 3 LOB: 1 BB: 1 P: 19	R: 0 H: 1 E: 0 K: 1 S: 8	H: 1 LOB: 1 BB: 0 P: 10	R: 0 H: 1 E: 0 K: 1 S: 8	H: 1 LOB: 1 BB: 0 P: 17	R: 1 H: 2 E: 0 K: 1 S: 10	H: 2 LOB: 1 BB: 0 P: 15	R: 0 H: 1 E: 0 K: 1 S: 12	H: 1 LOB: 1 BB: 0 P: 17	1B: 6 2B: 3 3B: 0 HR: 0	SF: 0 SAC: 1 DP: 0 HBP: 0	WP: 1 PB: 0 SB: 1 CS: 0	PA: 36							
PITCHER	IP	WLS	BF	H	R	ER	SO	BB	IBB	HBP	BLK	WP	HR	S	P	ERA	WHIP										
44 Jake Peavy, R ERA: 5.9	7.0	L	27	6	2	2	3	1	0	0	1	1	0	69	98	2.57	1.000										
37 Matt Thornton, L ERA: 1.92	1.0		5	2	1	1	1	0	0	0	0	0	0	10	15	9.00	2.000										
45 Bobby Jenks, R ERA: 5.4	1.0		4	1	0	0	1	0	0	0	0	0	0	12	17	0.00	1.000										

Cleveland Indians @ Chicago White Sox
U.S. Cellular Field, Chicago, IL
Sat Jun 05 2010, 7:08 PM - 9:55 PM EDT
Att: 30,864 - Clear - 77 F

AB 34
R 3
H 9
RBI 2
BB 1
SO 5
LOB 13



Batter	1	2	3	4	5	6	7	8	9	AB	R	H	RBI	BB	SO	LOB	BOTTOM										
1 Juan Pierre, L OBP: 0.315, SLG: 0.276	F7			1B	FC6-4			K		4	0	1	0	0	1	1											
10 Alexei Ramirez, R OBP: 0.286, SLG: 0.385	1B			G5-3	FC6-4			G5-3		4	0	1	0	0	0	2											
51 Alex Rios, R OBP: 0.370, SLG: 0.583	F7			1B	BB			L8		3	1	1	0	1	0	1											
14 Paul Konerko, R OBP: 0.374, SLG: 0.584	F9			G6-3	K			1B		4	0	1	0	0	1	4											
25 Andrew Jones, R OBP: 0.333, SLG: 0.489	K			G6-3				G6-4-3		4	0	0	0	0	1	2											
20 Carlos Quentin, R OBP: 0.313, SLG: 0.393	G3			BB	F8			P4		3	0	0	0	1	0	0											
27 Ramon Castro, R OBP: 0.292, SLG: 0.364	P5			1B	1B			F7		3	0	2	1	0	0	0											
12 A.J. Pierzynski, L OBP: 0.263, SLG: 0.335				1B	1B			1B		1	0	0	0	0	0	0											
15 Gordon Beckham, R OBP: 0.285, SLG: 0.242	G3			F7				G1-3		4	0	1	0	0	0	2											
5 Jayson Nix, R OBP: 0.250, SLG: 0.229				BB				G4-3		2	0	0	0	1	2	2											
7 Mark Kotsay, L OBP: 0.298, SLG: 0.351				BB	K			K		1	0	0	0	0	0	0											
Inning Stats	R: 0 H: 1 E: 0 K: 0 S: 8	H: 0 LOB: 0 BB: 0 P: 12	R: 0 H: 0 E: 0 K: 1 S: 10	H: 0 LOB: 0 BB: 0 P: 14	R: 0 H: 0 E: 0 K: 0 S: 8	H: 0 LOB: 1 BB: 1 P: 15	R: 1 H: 2 E: 0 K: 0 S: 10	H: 2 LOB: 2 BB: 1 P: 19	R: 0 H: 1 E: 0 K: 2 S: 15	H: 1 LOB: 2 BB: 1 P: 26	R: 0 H: 2 E: 0 K: 1 S: 8	H: 2 LOB: 0 BB: 0 P: 11	R: 0 H: 0 E: 0 K: 1 S: 10	H: 1 LOB: 0 BB: 0 P: 17	R: 0 H: 0 E: 0 K: 0 S: 10	H: 0 LOB: 0 BB: 0 P: 15	1B: 7 2B: 0 3B: 0 HR: 0	SF: 0 SAC: 0 DP: 1 HBP: 0	WP: 1 PB: 0 SB: 1 CS: 0	PA: 36							
PITCHER	IP	WLS	BF	H	R	ER	SO	BB	IBB	HBP	BLK	WP	HR	S	P	ERA	WHIP										
51 Mitch Talbot, R ERA: 3.54	7.0	W	30	6	1	1	5	3	0	0	0	1	0	67	111	1.29	1.286										
54 Chris Perez, R ERA: 3.2	1.0	H	3	1	0	0	0	0	0	0	0	0	0	10	17	0.00	1.000										
34 Kerry Wood, R ERA: 6.68	1.0	S	3	0	0	0	0	0	0	0	0	0	0	10	15	0.00	0.000										

Cleveland Indians @ Chicago White Sox
U.S. Cellular Field, Chicago, IL
Sat Jun 05 2010, 7:08 PM - 9:55 PM EDT
Att: 30,864 - Clear - 77 F

AB 33
R 1
H 7
RBI 1
BB 3
SO 5
LOB 14



Batter	1	2	3	4	5	6	7	8	9	AB	R	H	RBI	BB	SO	LOB	TOP			
4 Trevor Crowe, S OBP: 0.323, SLG: 0.341	G6-3	17 1B	17 S		1-2			17 G4-6-3		3	0	2	0	2	0	0	Cleveland Indians @ Chicago White Sox U.S. Cellular Field, Chicago, IL Sun Jun 06 2010, 2:06 PM - 5:23 PM EDT Att: 27,577 - Partly Cloudy - 70 F			
17 Shin-Soo Choo, L OBP: 0.382, SLG: 0.458	26 2B	1B	1B	1-2	G1-3			G4-6-3		5	1	2	0	0	1	4				
26 Austin Kearns, R OBP: 0.386, SLG: 0.475	2 1B	2B	K	1-3	47 S	1B		2 1B		4	2	3	0	1	1	2				
2 Jhonny Peralta, R OBP: 0.324, SLG: 0.413	47 2B	1B	G6-3	2-2	P3	K		2H 1B		5	1	2	3	0	1	4				
47 Shelley Duncan, R OBP: 0.375, SLG: 0.381	12 F9	2B	K	2-3	K	F7		K		5	0	1	1	1	0	3				
12 Mark Grudzielanski, R OBP: 0.328, SLG: 0.273	F9		F7	3-2	G6-3	G6-3				4	0	0	0	0	0	3				
16 Jason Donald, R OBP: 0.285, SLG: 0.400				0-1		G6-3				1	0	0	0	0	0	0				
1 Luis Valbuena, L OBP: 0.306, SLG: 0.277			7 1B	0-1	G4-3			G4-3		3	1	0	0	2	1	0				
7 Matt LaPorta, R OBP: 0.290, SLG: 0.277	G6-3		30 HR	0-0						4	1	2	0	0	1	2				
33 Russell Branyan, L OBP: 0.320, SLG: 0.482			30 HR	1-2						1	0	0	0	0	1	0				
30 Lou Marson, R OBP: 0.265, SLG: 0.271				1-1	G4-3	FC3-6		G6-3		4	1	1	3	0	0	1				
Inning Stats	R: 3 H: 4 E: 0 K: 0 S: 20	LOB: 2 BB: 1 P: 37	R: 0 H: 2 E: 0 K: 1 S: 16	LOB: 2 BB: 0 P: 22	R: 3 H: 2 E: 0 K: 2 S: 21	LOB: 1 BB: 2 P: 36	R: 0 H: 1 E: 0 K: 1 S: 9	LOB: 1 BB: 0 P: 13	R: 0 H: 2 E: 0 K: 0 S: 9	LOB: 2 BB: 0 P: 12	R: 0 H: 0 E: 0 K: 2 S: 8	LOB: 0 BB: 0 P: 12	R: 1 H: 2 E: 0 K: 1 S: 16	LOB: 1 BB: 1 P: 26	R: 0 H: 0 E: 0 K: 1 S: 8	LOB: 0 BB: 0 P: 10	1B: 9 2B: 3 3B: 0 HR: 1	SF: 0 SAC: 0 DP: 1 HBP: 0	WP: 0 PB: 0 SB: 3 CS: 0	PA: 44
PITCHER	IP WLS BF H R ER SO BB IBB HBP BLK WP HR S P ERA WHIP																			
56 Mark Buehrle, L ERA: 5.4	(1, 1) 3.0 20 8 6 6 3 3 0 0 0 0 0 1 57 95 18.00 3.667																			
57 Ramon Pena, R ERA: 3.94	(4, 1) 3.0 13 3 0 0 2 1 0 0 0 0 0 0 29 45 0.00 1.333																			
40 J.J. Putz, R ERA: 2.75	(7, 1) 1.0 W 3 0 0 0 2 0 0 0 0 0 0 0 8 12 0.00 0.000																			
37 Matt Thornton, L ERA: 2.1	(8, 1) 1.0 H 5 2 1 1 1 1 0 0 0 0 0 0 16 26 9.00 3.000																			
45 Bobby Jenks, R ERA: 5.14	(9, 1) 1.0 S 3 0 0 0 1 0 0 0 0 0 0 0 8 10 0.00 0.000																			

Batter	1	2	3	4	5	6	7	8	9	AB	R	H	RBI	BB	SO	LOB	BOTTOM			
1 Juan Pierre, L OBP: 0.318, SLG: 0.281	L8		G4-3		SH1-3			14 20 1B		4	1	2	0	0	0	0	Cleveland Indians @ Chicago White Sox U.S. Cellular Field, Chicago, IL Sun Jun 06 2010, 2:06 PM - 5:23 PM EDT Att: 27,577 - Partly Cloudy - 70 F			
11 Omar Vizquel, S OBP: 0.303, SLG: 0.284	14 HR	BB	K		SF7			SH1-4	G5-3	2	1	0	1	1	1	1				
51 Alex Rios, R OBP: 0.377, SLG: 0.590	L9			7 G4-3	14 BB	7 1B		14 BB		3	3	2	1	1	0	1				
14 Paul Konerko, R OBP: 0.381, SLG: 0.600				G6-3	7 1B	BB		20 1B		2	1	1	2	2	0	1				
7 Mark Kotsay, L OBP: 0.296, SLG: 0.347	F7			G4-3		BB		F9		4	0	1	1	0	0	4				
20 Carlos Quentin, R OBP: 0.317, SLG: 0.395			G6-3		L7					4	0	2	3	0	0	2				
12 A.J. Pierzynski, L OBP: 0.257, SLG: 0.328		F7			F7					4	0	0	0	0	0	3				
10 Alexei Ramirez, R OBP: 0.290, SLG: 0.387		L8			SH1-3	15 1B		P3		4	1	2	0	0	0	0				
15 Gordon Beckham, R OBP: 0.284, SLG: 0.242			G5-3		SH1-3	1 1B		G1-3		4	1	1	0	0	1	1				
Inning Stats	R: 2 H: 1 E: 0 K: 0 S: 16	LOB: 0 BB: 1 P: 28	R: 0 H: 0 E: 0 K: 0 S: 9	LOB: 0 BB: 0 P: 15	R: 0 H: 0 E: 0 K: 1 S: 7	LOB: 0 BB: 0 P: 9	R: 1 H: 2 E: 0 K: 0 S: 18	LOB: 1 BB: 0 P: 27	R: 3 H: 4 E: 0 K: 0 S: 10	LOB: 2 BB: 1 P: 20	R: 0 H: 1 E: 0 K: 1 S: 9	LOB: 0 BB: 0 P: 14	R: 2 H: 2 E: 0 K: 0 S: 19	LOB: 2 BB: 2 P: 33	R: 0 H: 1 E: 0 K: 0 S: 10	LOB: 1 BB: 0 P: 16		1B: 9 2B: 1 3B: 0 HR: 1	SF: 1 SAC: 2 DP: 0 HBP: 0	WP: 0 PB: 0 SB: 0 CS: 1
PITCHER	IP WLS BF H R ER SO BB IBB HBP BLK WP HR S P ERA WHIP																			
37 Jake Westbrook, R ERA: 4.84	(1, 1) 4.2 23 7 6 6 1 2 0 0 0 0 0 0 10 16 0.00 0.750																			
56 Frank Herrmann, R ERA: 6.53	(5, 1) 1.1 L 2 1 1 1 0 0 0 0 0 0 0 0 7 11 27.00 3.000																			
49 Tony Sipp, L ERA: 6.53	(7, 1) 0.1 2 0 0 0 0 0 0 0 0 0 0 0 4 12 ∞ ∞																			
50 Jensen Lewis, R ERA: 4.4	(7, 1) 1.2 7 2 1 1 0 0 0 0 0 0 0 0 18 26 5.40 1.200																			

AB	39
R	7
H	13
RBI	7
BB	5
SO	9
LOB	19

AB	31
R	8
H	11
RBI	8
BB	4
SO	2
LOB	13



Batter	1	2	3	4	5	6	7	8	9	AB	R	H	RBI	BB	SO	LOB	TOP					
14 Austin Jackson, R OBP: 0.361, SLG: 0.429	G6-3		K		F9		K	F8		5	0	0	0	0	2	2						
18 Johnny Damon, L OBP: 0.374, SLG: 0.408	G4-3		25 BB 1B		P5		25 BB E BB	P6		4	1	1	0	1	0	1						
25 Ryan Raburn, R OBP: 0.279, SLG: 0.324	K									3	2	2	1	1	1	0						
32 Don Kelly, L OBP: 0.317, SLG: 0.328	K									1	0	1	0	0	0	0						
24 Miguel Cabrera, R OBP: 0.417, SLG: 0.665		F9	F9							4	1	0	0	1	0	5						
26 Brennan Boesch, L OBP: 0.385, SLG: 0.621	K	K	K							5	1	2	3	0	3	3						
9 Carlos Guillen, S OBP: 0.355, SLG: 0.470	15 BB 1B				G3-1					5	1	3	2	0	0	1						
15 Brandon Inge, R OBP: 0.302, SLG: 0.404	13 BB 1B				K					5	0	2	0	0	2	0						
13 Alex Avila, L OBP: 0.293, SLG: 0.299					K2-3					3	0	0	0	1	1	2						
39 Ramon Santiago, S OBP: 0.350, SLG: 0.296	K									4	1	2	0	0	1	3						
Inning Stats	R: 0 H: 0 E: 0 K: 1 S: 7	H: 0 LOB: 0 BB: 0 P: 11	R: 0 H: 2 E: 0 K: 2 S: 15	H: 2 LOB: 3 BB: 1 P: 28	R: 0 H: 1 E: 0 K: 2 S: 10	H: 1 LOB: 2 BB: 1 P: 18	R: 0 H: 0 E: 0 K: 2 S: 9	H: 0 LOB: 0 BB: 0 P: 15	R: 0 H: 0 E: 0 K: 0 S: 6	H: 0 LOB: 0 BB: 0 P: 11	R: 1 H: 3 E: 0 K: 1 S: 11	H: 3 LOB: 2 BB: 0 P: 18	R: 6 H: 4 E: 1 K: 2 S: 22	H: 4 LOB: 0 BB: 2 P: 42	R: 0 H: 2 E: 0 K: 0 S: 10	H: 2 LOB: 2 BB: 0 P: 16	R: 0 H: 1 E: 0 K: 0 S: 9	H: 1 LOB: 0 BB: 0 P: 13	1B: 9 2B: 2 3B: 0 HR: 2	SF: 0 SAC: 0 DP: 1 HBP: 0	WP: 0 PB: 0 SB: 0 CS: 0	PA: 43
PITCHER	IP	WLS	BF	H	R	ER	SO	BB	IBB	HBP	BLK	WP	HR	S	P	ERA	WHIP					
34 Gavin Floyd, R ERA: 6.18	6.0		26	6	1	1	8	2	0	0	0	0	0	58	101	1.50	1.333					
37 Matt Thornton, L ERA: 3.51	0.1	L	6	3	5	5	1	1	1	0	0	0	1	14	28	135.00	12.000					
71 Scott Linebrink, R ERA: 5.55	1.2		8	3	1	1	1	0	0	0	0	0	1	18	30	5.40	1.800					
67 Randy Williams, L ERA: 5.24	1.0		3	1	0	0	0	0	0	0	0	0	0	9	13	0.00	1.000					

Detroit Tigers @ Chicago White Sox
 U.S. Cellular Field, Chicago, IL
 Tue Jun 08 2010, 8:10 PM - 11:09 PM EDT
 Att: 20,776 - Overcast - 61 F

AB 39
 R 7
 H 13
 RBI 6
 BB 4
 SO 10
 LOB 17



Batter	1	2	3	4	5	6	7	8	9	AB	R	H	RBI	BB	SO	LOB	BOTTOM					
1 Juan Pierre, L OBP: 0.321, SLG: 0.284	14 S 51 WP 1B		11 CS 1B		G6-3		E5			4	0	2	0	0	0	0						
11 Omar Vizquel, S OBP: 0.288, SLG: 0.268	P5		G6-3		P6		G5-4-3			4	0	0	0	0	3							
51 Alex Rios, R OBP: 0.374, SLG: 0.583	F9				G5-3					4	0	1	0	0	0	1						
14 Paul Konerko, R OBP: 0.393, SLG: 0.610					7 HR 1B					2	1	2	0	2	0	0						
7 Mark Kotsay, L OBP: 0.295, SLG: 0.369	P5				G4-3					4	1	1	2	0	0	5						
20 Carlos Quentin, R OBP: 0.311, SLG: 0.366	G6-3				P5					4	0	0	0	0	1							
12 A.J. Pierzynski, L OBP: 0.257, SLG: 0.326	F9				10 BB 1B					4	0	1	0	0	0	0						
10 Alexei Ramirez, R OBP: 0.289, SLG: 0.385	G6-3									4	0	1	0	0	0	0						
15 Gordon Beckham, R OBP: 0.279, SLG: 0.237	K		K							4	0	0	0	0	2	2						
Inning Stats	R: 0 H: 1 E: 0 K: 0 S: 11	H: 0 LOB: 2 BB: 1 P: 19	R: 0 H: 0 E: 0 K: 0 S: 7	H: 0 LOB: 0 BB: 0 P: 11	R: 0 H: 1 E: 0 K: 1 S: 11	H: 1 LOB: 0 BB: 0 P: 15	R: 2 H: 4 E: 0 K: 1 S: 21	H: 4 LOB: 2 BB: 0 P: 36	R: 0 H: 1 E: 0 K: 0 S: 11	H: 1 LOB: 2 BB: 1 P: 23	R: 0 H: 0 E: 0 K: 0 S: 5	H: 0 LOB: 0 BB: 0 P: 10	R: 0 H: 0 E: 1 K: 0 S: 8	H: 0 LOB: 0 BB: 0 P: 10	R: 0 H: 1 E: 0 K: 0 S: 10	H: 1 LOB: 1 BB: 0 P: 18	R: 0 H: 0 E: 0 K: 0 S: 8	H: 0 LOB: 0 BB: 0 P: 16	1B: 6 2B: 1 3B: 0 HR: 1	SF: 0 SAC: 0 DP: 1 HBP: 0	WP: 1 PB: 0 SB: 2 CS: 1	PA: 36
PITCHER	IP	WLS	BF	H	R	ER	SO	BB	IBB	HBP	BLK	WP	HR	S	P	ERA	WHIP					
58 Armando Galarraga, R ERA: 2.77	5.0		23	7	2	2	2	2	0	0	0	0	0	13	20	0.00	0.000					
36 Brad Thomas, L ERA: 4.45	2.0	W	6	0	0	0	0	0	0	0	0	0	0	10	18	0.00	1.000					
54 Joel Zumaya, R ERA: 1.72	1.0		4	1	0	0	0	0	0	0	0	0	0	8	16	0.00	0.000					
46 Jose Valverde, R ERA: 0.37	1.0		3	0	0	0	0	0	0	0	0	0	0	8	16	0.00	0.000					

Detroit Tigers @ Chicago White Sox
 U.S. Cellular Field, Chicago, IL
 Tue Jun 08 2010, 8:10 PM - 11:09 PM EDT
 Att: 20,776 - Overcast - 61 F

AB 34
 R 2
 H 8
 RBI 2
 BB 2
 SO 2
 LOB 12



Batter	1	2	3	4	5	6	7	8	9	AB	R	H	RBI	BB	SO	LOB	TOP								
14 Austin Jackson, R OBP: 0.360, SLG: 0.426										4	0	1	0	0	1	0									
18 Johnny Damon, L OBP: 0.377, SLG: 0.420										4	1	2	0	0	0	0									
25 Ryan Raburn, R OBP: 0.265, SLG: 0.311										3	0	0	1	0	1	2									
24 Miguel Cabrera, R OBP: 0.414, SLG: 0.671										4	1	1	1	0	0	0									
26 Brennan Boesch, L OBP: 0.395, SLG: 0.644										3	1	2	1	1	0	0									
9 Carlos Guillen, S OBP: 0.351, SLG: 0.462										4	0	1	0	0	2	2									
15 Brandon Inge, R OBP: 0.301, SLG: 0.401										4	0	1	0	0	0	3									
13 Alex Avila, L OBP: 0.284, SLG: 0.289										3	0	0	0	0	1	1									
12 Gerald Laird, R OBP: 0.242, SLG: 0.220										1	0	0	0	0	1	1									
29 Danny Worth, R OBP: 0.296, SLG: 0.296										3	0	0	0	0	0	0									
Inning Stats	R: 0 E: 0 K: 1 S: 7	H: 0 LOB: 0 BB: 0 P: 10	R: 1 E: 0 K: 0 S: 9	H: 2 LOB: 1 BB: 0 P: 12	R: 0 E: 0 K: 0 S: 8	H: 2 LOB: 1 BB: 0 P: 11	R: 0 E: 0 K: 0 S: 7	H: 1 LOB: 0 BB: 0 P: 13	R: 0 E: 0 K: 1 S: 9	H: 0 LOB: 0 BB: 0 P: 13	R: 2 E: 0 K: 1 S: 14	H: 2 LOB: 1 BB: 1 P: 23	R: 0 E: 0 K: 2 S: 8	H: 0 LOB: 0 BB: 0 P: 14	R: 0 E: 0 K: 0 S: 5	H: 1 LOB: 1 BB: 0 P: 9	R: 0 E: 0 K: 2 S: 10	H: 1 LOB: 1 BB: 0 P: 16	1B: 5 2B: 0 3B: 1 HR: 2	SF: 1 SAC: 0 DP: 1 HBP: 0	WP: 0 PB: 0 SB: 0 CS: 0	PA: 35			
PITCHER	IP	WLS	BF	H	R	ER	SO	BB	IBB	HBP	BLK	WP	HR	S	P	ERA	WHIP								
43 Freddy Garcia, R ERA: 4.82	7.0	W	28	7	3	3	4	1	0	0	0	0	2	62	96	3.86	1.143								
40 J.J. Putz, R ERA: 2.51	1.0		3	0	0	0	0	0	0	0	0	0	0	5	9	0.00	0.000								
67 Randy Williams, L ERA: 5.01	1.0		4	1	0	0	2	0	0	0	0	0	0	10	16	0.00	1.000								

Detroit Tigers @ Chicago White Sox
 U.S. Cellular Field, Chicago, IL
 Wed Jun 09 2010, 8:10 PM - 10:42 PM EDT
 Att: 21,959 - Clear - 79 F

AB	33
R	3
H	8
RBI	3
BB	1
SO	6
LOB	9



Batter	1	2	3	4	5	6	7	8	9	AB	R	H	RBI	BB	SO	LOB	BOTTOM								
1 Juan Pierre, L OBP: 0.319, SLG: 0.283										5	1	1	1	0	1	1									
11 Omar Vizquel, S OBP: 0.306, SLG: 0.303										5	2	3	3	0	1	0									
51 Alex Rios, R OBP: 0.372, SLG: 0.576										4	1	1	0	0	0	1									
18 Brent Lillibridge, R OBP: 0.500, SLG: 2.000										1	1	1	3	0	0	0									
14 Paul Konerko, R OBP: 0.393, SLG: 0.610										5	1	2	1	0	1	0									
20 Carlos Quentin, R OBP: 0.313, SLG: 0.387										5	2	2	0	0	0	1									
7 Mark Kotsay, L OBP: 0.301, SLG: 0.373										4	1	2	1	0	1	1									
10 Alexei Ramirez, R OBP: 0.293, SLG: 0.399										3	2	1	1	1	0	3									
27 Ramon Castro, R OBP: 0.321, SLG: 0.500										4	2	2	4	0	1	0									
15 Gordon Beckham, R OBP: 0.283, SLG: 0.243										3	2	1	0	1	0	0									
Inning Stats	R: 0 E: 0 K: 1 S: 8	H: 0 LOB: 0 BB: 0 P: 10	R: 0 E: 0 K: 0 S: 6	H: 0 LOB: 0 BB: 0 P: 11	R: 1 E: 0 K: 0 S: 10	H: 1 LOB: 0 BB: 0 P: 14	R: 7 E: 1 K: 1 S: 22	H: 8 LOB: 1 BB: 0 P: 30	R: 0 E: 0 K: 0 S: 12	H: 2 LOB: 1 BB: 0 P: 14	R: 0 E: 0 K: 1 S: 6	H: 0 LOB: 0 BB: 0 P: 9	R: 0 E: 0 K: 1 S: 10	H: 0 LOB: 0 BB: 0 P: 18	R: 7 E: 0 K: 1 S: 22	H: 5 LOB: 0 BB: 2 P: 40	1B: 10 2B: 3 3B: 0 HR: 3	SF: 0 SAC: 0 DP: 1 HBP: 0	WP: 2 PB: 0 SB: 0 CS: 0	PA: 41					
PITCHER	IP	WLS	BF	H	R	ER	SO	BB	IBB	HBP	BLK	WP	HR	S	P	ERA	WHIP								
48 Rick Porcello, R ERA: 6.09	3.1	L	18	8	8	8	4	1	0	0	0	1	0	44	66	6.75	1.500								
49 Eddie Bonine, R ERA: 2.3	4.0		17	5	3	3	4	1	0	0	0	1	0	44	66	6.75	1.500								
59 Fu-Te Ni, L ERA: 3.93	0.2		6	3	4	4	0	1	0	0	0	0	1	12	23	54.00	6.000								

Detroit Tigers @ Chicago White Sox
 U.S. Cellular Field, Chicago, IL
 Wed Jun 09 2010, 8:10 PM - 10:42 PM EDT
 Att: 21,959 - Clear - 79 F

AB	39
R	15
H	16
RBI	14
BB	2
SO	5
LOB	7



Batter	1	2	3	4	5	6	7	8	9	AB	R	H	RBI	BB	SO	LOB	TOP				
14 Austin Jackson, R OBP: 0.358, SLG: 0.421	G6-3		G6-3			K		BB		3	0	0	0	1	1	0					
18 Johnny Damon, L OBP: 0.379, SLG: 0.415	G6-3			G6-3				BB		2	0	0	0	2	0	0					
25 Ryan Raburn, R OBP: 0.253, SLG: 0.295	F9			P6		F8		P3		4	0	0	0	0	0	4					
24 Miguel Cabrera, R OBP: 0.415, SLG: 0.665		G6-3			BB			K		2	0	0	0	2	1	3					
26 Brennan Boesch, L OBP: 0.384, SLG: 0.626		P6			G4-3				K	4	0	0	0	0	1	2					
9 Carlos Guillen, S OBP: 0.356, SLG: 0.458						K			G1-3	3	0	1	0	1	1	0					
15 Brandon Inge, R OBP: 0.300, SLG: 0.398						K				4	0	1	0	0	1	2					
12 Gerald Laird, R OBP: 0.243, SLG: 0.221						K				4	0	1	0	0	1	1					
29 Danny Worth, R OBP: 0.276, SLG: 0.276										2	0	0	0	0	0	0					
39 Ramon Santiago, S (& PH) OBP: 0.347, SLG: 0.294										1	0	0	0	0	1	1					
Inning Stats	R: 0 H: 0 E: 0 K: 0 S: 7	H: 0 LOB: 0 BB: 0 P: 10	R: 0 H: 1 E: 0 K: 0 S: 7	H: 1 LOB: 1 BB: 0 P: 12	R: 0 H: 0 E: 0 K: 0 S: 10	H: 0 LOB: 0 BB: 0 P: 13	R: 0 H: 0 E: 0 K: 0 S: 9	H: 0 LOB: 1 BB: 1 P: 16	R: 0 H: 0 E: 0 K: 3 S: 12	H: 0 LOB: 0 BB: 0 P: 19	R: 0 H: 0 E: 0 K: 1 S: 12	H: 0 LOB: 1 BB: 2 P: 22	R: 0 H: 0 E: 0 K: 2 S: 13	H: 1 LOB: 3 BB: 2 P: 28	R: 0 H: 1 E: 0 K: 1 S: 9	H: 1 LOB: 1 BB: 0 P: 12	1B: 3 2B: 0 3B: 0 HR: 0	SF: 0 SAC: 0 DP: 1 HBP: 0	WP: 0 PB: 0 SB: 0 CS: 0	PA: 35	
PITCHER	IP	WLS	BF	H	R	ER	SO	BB	IBB	HBP	BLK	WP	HR	S	P	ERA	WHIP				
50 John Danks, L ERA: 3.27	7.0	W	25	1	0	0	4	4	0	0	0	0	0	66	111	0.00	0.714				
46 Sergio Santos, R ERA: 1.71	1.0	H	6	1	0	0	2	2	0	0	0	0	0	13	28	0.00	3.000				
45 Bobby Jenks, R ERA: 4.91	1.0	S	4	1	0	0	1	0	0	0	0	0	0	9	12	0.00	1.000				

Detroit Tigers @ Chicago White Sox
 U.S. Cellular Field, Chicago, IL
 Thu Jun 10 2010, 2:08 PM - 4:22 PM EDT
 Att: 26,004 - Sunny - 67 F

AB	29
R	0
H	3
RBI	0
BB	6
SO	7
LOB	13



Batter	1	2	3	4	5	6	7	8	9	AB	R	H	RBI	BB	SO	LOB	BOTTOM				
1 Juan Pierre, L OBP: 0.315, SLG: 0.279	K		G6-3			SH5-4		F7		3	0	0	0	0	1	1					
11 Omar Vizquel, S OBP: 0.318, SLG: 0.346				G4-3		SH5-3		BB		2	1	1	2	1	0	0					
51 Alex Rios, R OBP: 0.366, SLG: 0.565				F9		K		FC6-4		4	0	0	0	0	2	2					
14 Paul Konerko, R OBP: 0.392, SLG: 0.605								G4-3		3	0	1	0	0	1	0					
20 Carlos Quentin, R OBP: 0.308, SLG: 0.380		F8						P4		3	0	0	0	0	1	1					
7 Mark Kotsay, L OBP: 0.295, SLG: 0.364						G6-3				3	0	0	0	0	1	0					
12 A.J. Pierzynski, L OBP: 0.258, SLG: 0.343						K				3	1	1	1	0	1	0					
10 Alexei Ramirez, R OBP: 0.299, SLG: 0.400										2	0	1	0	1	0	0					
15 Gordon Beckham, R OBP: 0.285, SLG: 0.251										2	1	1	0	0	0	0					
Inning Stats	R: 1 H: 1 E: 0 K: 3 S: 13	H: 1 LOB: 0 BB: 0 P: 21	R: 0 H: 0 E: 0 K: 0 S: 6	H: 0 LOB: 0 BB: 0 P: 10	R: 0 H: 0 E: 0 K: 0 S: 6	H: 0 LOB: 0 BB: 0 P: 8	R: 0 H: 1 E: 0 K: 1 S: 12	H: 1 LOB: 1 BB: 0 P: 17	R: 0 H: 1 E: 0 K: 1 S: 9	H: 1 LOB: 0 BB: 0 P: 13	R: 1 H: 1 E: 0 K: 1 S: 13	H: 0 LOB: 1 BB: 0 P: 19	R: 0 H: 0 E: 0 K: 1 S: 7	H: 0 LOB: 0 BB: 0 P: 12	R: 1 H: 1 E: 0 K: 0 S: 10	H: 1 LOB: 2 BB: 2 P: 19	1B: 2 2B: 1 3B: 0 HR: 2	SF: 0 SAC: 3 DP: 0 HBP: 0	WP: 0 PB: 0 SB: 0 CS: 1	PA: 31	
PITCHER	IP	WLS	BF	H	R	ER	SO	BB	IBB	HBP	BLK	WP	HR	S	P	ERA	WHIP				
37 Max Scherzer, R ERA: 6.3	7.1	L	27	5	3	3	7	5	3	3	7	0	0	69	107	3.68	0.818				
40 Phil Coke, L ERA: 3.6	0.2		3	0	0	0	0	1	0	0	0	0	0	7	12	0.00	1.500				

Detroit Tigers @ Chicago White Sox
 U.S. Cellular Field, Chicago, IL
 Thu Jun 10 2010, 2:08 PM - 4:22 PM EDT
 Att: 26,004 - Sunny - 67 F

AB	25
R	3
H	5
RBI	3
BB	2
SO	7
LOB	4



Batter	1	2	3	4	5	6	7	8	9	AB	R	H	RBI	BB	SO	LOB	TOP									
1 Juan Pierre, L (1,7) OBP: 0.315, SLG: 0.274	F9	FC6-4 BB		FC6		G3		BB 10 2B BB	F8	4	1	0	0	2	0	3										
10 Alexei Ramirez, R (1,6) OBP: 0.301, SLG: 0.405	K	FC6-4				G4-3 1B 51 2B		51 HR 2B		5	2	2	1	0	1	1										
51 Alex Rios, R (1,8) OBP: 0.379, SLG: 0.588	14 25 1B					14 2B BB		14 S 1B		4	3	4	2	1	0	0										
14 Paul Konerko, R (1,3) OBP: 0.392, SLG: 0.605	25 12 1B			K		12 2B		F8		5	2	2	2	0	1	2										
25 Andrew Jones, R (1,9) OBP: 0.329, SLG: 0.479	12 1B			K		G5-3 2B		HR		5	0	1	1	0	2	1										
12 A.J. Pierzynski, L (1,2) OBP: 0.272, SLG: 0.376	1B					15 1B		F9		5	1	4	3	0	0	0										
15 Gordon Beckham, R (1,4) OBP: 0.283, SLG: 0.250	P3			FC6 1B		K		K		5	0	1	0	0	2	3										
5 Jayson Nix, R (1,5) OBP: 0.244, SLG: 0.205		F8		F7		IBB		F7		4	0	0	0	1	0	2										
44 Jake Peavy, R (1,7) 20 Carlos Quentin, R (8,PH) 57 Ramon Pena, R (8,1) 67 Randy Williams, L (8,1) 18 Brent Lillibridge, R (8,PH) 71 Scott Linebrink, R (9,1) 45 Bobby Jenks, R (9,1)		K		K		G4-3		HR		3	0	0	0	0	2	4										
Inning Stats	R: 2 E: 0 K: 1 S: 15	H: 4 LOB: 2 BB: 0 P: 24	R: 0 E: 0 K: 1 S: 7	H: 0 LOB: 1 BB: 1 P: 12	R: 0 E: 0 K: 2 S: 7	H: 1 LOB: 0 BB: 0 P: 12	R: 0 E: 0 K: 1 S: 9	H: 2 LOB: 2 BB: 0 P: 12	R: 3 E: 0 K: 1 S: 14	H: 3 LOB: 2 BB: 2 P: 29	R: 0 E: 0 K: 0 S: 9	H: 1 LOB: 1 BB: 0 P: 14	R: 1 E: 0 K: 1 S: 7	H: 1 LOB: 0 BB: 0 P: 11	R: 4 E: 0 K: 1 S: 19	H: 3 LOB: 0 BB: 1 P: 34	R: 0 E: 0 K: 0 S: 11	H: 1 LOB: 0 BB: 0 P: 19	1B: 9 2B: 4 3B: 0 HR: 3	SF: 0 SAC: 0 DP: 0 HBP: 0	WP: 0 PB: 0 SB: 2 CS: 1	PA: 46				
PITCHER	IP WLS BF H R ER SO BB IBB HBP BLK WP HR S P ERA WHIP	5.0 L 27 10 5 5 6 2 1 0 0 0 0 1 6 25 9.00 2.400	2.0 8 2 1 1 1 0 0 0 0 0 0 1 16 25 4.50 1.000	0.0 4 3 4 4 0 1 0 0 0 0 2 9 17 ∞ ∞	1.0 3 0 0 0 1 0 0 0 0 0 0 10 17 0.00 0.000	1.0 4 1 0 0 0 0 0 0 0 0 0 11 19 0.00 1.000																				
36 Randy Wells, R (1,1) ERA: 5.15																										
44 Jeff Stevens, R (8,1) ERA: 0.92																										
40 James Russell, L (8,1) ERA: 4.71																										
62 Bob Howry, R (8,1) ERA: 7.06																										
32 Tom Gorzelanny, L (9,1) ERA: 5.54																										
Batter	1	2	3	4	5	6	7	8	9	AB	R	H	RBI	BB	SO	LOB	BOTTOM									
1 Kosuke Fukudome, L (1,9) OBP: 0.372, SLG: 0.456	E4 2 G4-6-3		G4-3		K		F7		G1-3 BB	4	0	0	0	1	1	1										
2 Ryan Theriot, R (1,4) OBP: 0.320, SLG: 0.317	G4-6-3				F8			24 G3 25 1B	G1-3	5	1	2	0	0	0	3										
25 Derrek Lee, R (1,3) OBP: 0.340, SLG: 0.369	K					K		24 G3 12 E 1B	K	4	1	1	0	1	3	2										
24 Marlon Byrd, R (1,8) OBP: 0.370, SLG: 0.539		12 HR HBP		K				G3		3	1	1	0	0	1	4										
12 Alfonso Soriano, R (1,7) OBP: 0.352, SLG: 0.554		HR		P6		L6		E5 28 1B		4	2	1	3	0	0	1										
9 Chad Tracy, L (1,5) OBP: 0.313, SLG: 0.300										3	0	2	0	0	0	1										
28 Jeff Baker, R (8,PH) OBP: 0.292, SLG: 0.415										1	0	1	1	0	0	0										
55 Koyie Hill, S (1,2) OBP: 0.275, SLG: 0.303										4	0	0	0	0	0	3										
13 Starlin Castro, R (1,6) OBP: 0.320, SLG: 0.356										3	0	0	0	1	1	2										
36 Randy Wells, R (1,1) 17 Mike Fontenot, L (8,PH) 44 Jeff Stevens, R (8,1) 21 Tyler Colvin, L (7,PH) 40 James Russell, L (8,1) 62 Bob Howry, L (8,1) 32 Tom Gorzelanny, R (9,1) 22 Xavier Nady, R (8,PH) ERA: 4.45										1	0	0	0	0	0	0										
Inning Stats	R: 0 E: 1 K: 1 S: 8	H: 0 LOB: 0 BB: 0 P: 11	R: 2 E: 0 K: 0 S: 11	H: 2 LOB: 0 BB: 0 P: 17	R: 0 E: 0 K: 1 S: 10	H: 1 LOB: 2 BB: 1 P: 17	R: 0 E: 0 K: 1 S: 10	H: 1 LOB: 1 BB: 0 P: 15	R: 0 E: 0 K: 1 S: 8	H: 0 LOB: 0 BB: 0 P: 13	R: 0 E: 0 K: 1 S: 8	H: 1 LOB: 1 BB: 0 P: 14	R: 0 E: 0 K: 0 S: 7	H: 1 LOB: 0 BB: 0 P: 12	R: 3 E: 1 K: 0 S: 14	H: 3 LOB: 0 BB: 0 P: 18	R: 0 E: 0 K: 2 S: 14	H: 0 LOB: 2 BB: 2 P: 26	1B: 7 2B: 1 3B: 0 HR: 1	SF: 0 SAC: 0 DP: 3 HBP: 1	WP: 0 PB: 0 SB: 1 CS: 0	PA: 39				
PITCHER	IP WLS BF H R ER SO BB IBB HBP BLK WP HR S P ERA WHIP	7.0 W 28 6 2 2 2 1 0 0 0 0 0 10 12 54.00 6.000	0.1 4 2 3 2 0 0 0 0 0 0 0 0 4 6 0.00 1.500	0.2 2 1 0 0 0 0 0 0 0 0 0 0 10 20 0.00 6.000	0.1 3 0 0 0 1 2 0 0 0 0 0 0 10 20 0.00 6.000	0.2 2 0 0 0 1 0 0 0 0 0 0 4 6 0.00 0.000																				

Chicago White Sox @ Chicago Cubs
Wrigley Field, Chicago, IL
Fri Jun 11 2010, 1:42 PM - 4:49 PM CDT
Att: 41,129 - Cloudy - 84 F

AB	42
R	10
H	16
RBI	10
BB	4
SO	8
LOB	16



Chicago White Sox @ Chicago Cubs
Wrigley Field, Chicago, IL
Fri Jun 11 2010, 1:42 PM - 4:49 PM CDT
Att: 41,129 - Cloudy - 84 F

AB	35
R	5
H	9
RBI	4
BB	3
SO	7
LOB	18



Batter	1	2	3	4	5	6	7	8	9	AB	R	H	RBI	BB	SO	LOB	TOP				
25 Andrew Jones, R (1,7) OBP: 0.328, SLG: 0.469	F7		G6-4-3			G5-3			FC3-2, 10 BLK	3	0	0	0	1	0	1	Chicago White Sox @ Chicago Cubs Wrigley Field, Chicago, IL Sun Jun 13 2010, 7:12 PM - 9:29 PM CDT Att: 40,456 - Cloudy - 63 F				
10 Alexei Ramirez, R (1,6) OBP: 0.293, SLG: 0.393	F9			K		G1-3			K	4	0	0	0	0	2	2					
51 Alex Rios, R (1,8) OBP: 0.378, SLG: 0.573	F8			F8			F9		14 FC3-2, IBB	3	0	0	0	1	0	0					
14 Paul Konerko, R (1,3) OBP: 0.394, SLG: 0.596		G4-3			F8		F8		FC3-2	4	0	0	0	0	0	3					
20 Carlos Quentin, R (1,9) OBP: 0.299, SLG: 0.381	F9				K		F8		F8	4	0	0	0	0	1	3					
12 A.J. Pierzynski, L (1,2) OBP: 0.277, SLG: 0.372		HBP			L9			G4-3		2	0	0	0	0	0	0					
15 Gordon Beckham, R (1,4) OBP: 0.284, SLG: 0.254			K		HBP			P3		2	0	0	0	0	1	1					
5 Jayson Nix, R (1,5) OBP: 0.269, SLG: 0.222	F9				F7			P5		3	0	0	0	0	0	1					
34 Gavin Floyd, R (1,1) 1 Juan Pierre, L (9,PH) OBP: 0.316, SLG: 0.273			25 G6-4-3, BB			F9			10 BLK, 14 FC3-2, 25 BB, 1B	1	0	0	0	1	0	0					
Inning Stats	R: 0 H: 0 E: 0 K: 0 S: 8	H: 0 LOB: 0 BB: 0 P: 11	R: 0 H: 0 E: 0 K: 1 S: 9	H: 0 LOB: 1 BB: 0 P: 14	R: 0 H: 0 E: 0 K: 0 S: 7	H: 0 LOB: 0 BB: 1 P: 12	R: 0 H: 0 E: 0 K: 1 S: 9	H: 0 LOB: 0 BB: 0 P: 12	R: 0 H: 0 E: 0 K: 1 S: 10	H: 0 LOB: 1 BB: 0 P: 18	R: 0 H: 0 E: 0 K: 0 S: 12	H: 0 LOB: 0 BB: 0 P: 19	R: 0 H: 0 E: 0 K: 0 S: 8	H: 0 LOB: 0 BB: 0 P: 11	R: 0 H: 0 E: 0 K: 0 S: 7	H: 0 LOB: 0 BB: 0 P: 9	R: 0 H: 1 E: 0 K: 1 S: 10	H: 3 LOB: 3 BB: 2 P: 20	1B: 1 2B: 0 3B: 0 HR: 0	SF: 0 SAC: 0 DP: 1 HBP: 2	WP: 0 PA: 32 PB: 0 SB: 0 CS: 0
PITCHER	IP WLS BF H R ER SO BB IBB HBP BLK WP HR S P ERA WHIP																				
30 Ted Lilly, L (1,1) ERA: 2.9	8.0 W 27 1 0 0 3 1 0 2 0 0 0 72 108 0.00 0.250																				
49 Carlos Marmol, R (9,1) ERA: 1.86	1.0 S 5 0 0 0 1 1 1 0 1 0 0 8 18 0.00 1.000																				

Batter	1	2	3	4	5	6	7	8	9	AB	R	H	RBI	BB	SO	LOB	BOTTOM		
2 Ryan Theriot, R (1,4) OBP: 0.321, SLG: 0.317	G1-3		K			G5-3		G1-3		4	0	0	0	0	1	1	Chicago White Sox @ Chicago Cubs Wrigley Field, Chicago, IL Sun Jun 13 2010, 7:12 PM - 9:29 PM CDT Att: 40,456 - Cloudy - 63 F		
21 Tyler Colvin, L (1,9) OBP: 0.355, SLG: 0.582	K			F8		K				3	0	0	0	0	2	0			
24 Marlon Byrd, R (1,8) OBP: 0.375, SLG: 0.543		BB		G4-3		G5-3				2	0	0	0	1	0	0			
25 Derrek Lee, R (1,3) OBP: 0.338, SLG: 0.361	K			BB		12 2B, BB				1	0	0	0	2	1	1			
12 Alfonso Soriano, R (1,7) OBP: 0.346, SLG: 0.544		K		K		9 1B, 2B				3	1	1	0	0	2	1			
9 Chad Tracy, L (1,5) OBP: 0.297, SLG: 0.286	G4-3			F8		2H, 1B				3	0	1	1	0	0	0			
55 Koyie Hill, S (1,2) OBP: 0.284, SLG: 0.290	F8			E5, 13 G6-4-3		K				3	0	0	0	0	1	1			
13 Starlin Castro, R (1,6) OBP: 0.313, SLG: 0.347	G6-3			G6-4-3				2 CS, 1B		3	0	1	0	0	0	1			
30 Ted Lilly, L (1,1) 49 Carlos Marmol, R (9,1)	G1-3					K		K		3	0	0	0	0	2	1			
Inning Stats	R: 0 H: 0 E: 0 K: 2 S: 9	H: 0 LOB: 1 BB: 1 P: 19	R: 0 H: 0 E: 0 K: 1 S: 6	H: 0 LOB: 0 BB: 0 P: 9	R: 0 H: 0 E: 0 K: 1 S: 8	H: 0 LOB: 0 BB: 0 P: 11	R: 0 H: 0 E: 0 K: 1 S: 8	H: 0 LOB: 0 BB: 1 P: 15	R: 0 H: 0 E: 0 K: 0 S: 7	H: 0 LOB: 0 BB: 0 P: 11	R: 0 H: 0 E: 0 K: 2 S: 8	H: 0 LOB: 0 BB: 0 P: 9	R: 1 H: 2 E: 0 K: 1 S: 12	H: 2 LOB: 1 BB: 1 P: 22	R: 0 H: 1 E: 0 K: 1 S: 9	H: 1 LOB: 0 BB: 0 P: 13	1B: 2 2B: 1 3B: 0 HR: 0	SF: 0 SAC: 0 DP: 1 HBP: 0	WP: 0 PA: 28 PB: 0 SB: 0 CS: 1
PITCHER	IP WLS BF H R ER SO BB IBB HBP BLK WP HR S P ERA WHIP																		
34 Gavin Floyd, R (1,1) ERA: 5.64	8.0 L 28 3 1 1 9 3 0 0 0 0 0 67 109 1.12 0.750																		

Batter	1	2	3	4	5	6	7	8	9	10	11	AB	R	H	RBI	BB	SO	LOB	TOP			
1 Juan Pierre, L OBP: 0.317, SLG: 0.282	1-1 C FF 98 B FF 99 X CH 91		0-3 C CH 93 S CH 91 S FF 99			2-2 B CH 93 D CH 90 F SI 95 X FF 96		0-0 X CH 92				0-0 X SI 94	4	1	1	0	0	1	1			
11 Omar Vizquel, S OBP: 0.311, SLG: 0.337	1-0 1 SAFE B SI 96 X FF 97		1-1 C FF 99 B CU 84 X FF 99			3-1 1 SAFE B SI 96 X FF 97			2-1 B SI 94 B SI 95 X SI 94		1-2 C SI 94 S CH 89 D SL 85 X SI 94	5	0	1	0	0	0	2				
51 Alex Rios, R OBP: 0.373, SLG: 0.553	1-2 F SI 99 C CU 82 B SI 96 X CU 83		0-3 C CU 82 S CH 90			2-1 1 SAFE S CH 88 B SI 96 X FF 96			2-1 B SI 95 B SI 96 X SI 95		3-1 B FF 93 B SL 83 D SL 84 X SI 94	5	0	1	2	0	1	2				
14 Paul Konerko, R OBP: 0.396, SLG: 0.578	1-3 C CU 82 B FF 98 S CH 91			0-0 X FF 98							3-0 I IN 84 I IN 85	4	0	1	0	1	1	1				
20 Carlos Quentin, R OBP: 0.305, SLG: 0.595	2-3 B CH 90 B CH 90 S CH 91		0-3 C FF 99 C CU 83 S CH 92			1-0 B CU 83 X FF 96					4-2 B SL 84 B FF 94 B SI 94 S FF 95	3	0	0	0	1	2	2				
18 Brent Lillibridge, R OBP: 0.667, SLG: 2.000											1-1 B SL 84 FF 94 X SI 95	0	0	0	0	0	0	0				
25 Andrew Jones, R OBP: 0.322, SLG: 0.480											3-0 I IN 84 I IN 85	1	0	0	0	0	0	2				
12 A.J. Pierzynski, L OBP: 0.272, SLG: 0.366		0-1 S CH 91 X CH 91				0-0 X SI 97					0-0 X SI 93	3	0	0	0	0	0	1				
10 Alexei Ramirez, R OBP: 0.289, SLG: 0.394		1-0 B FF 99 X FF 99				1-3 B CU 84 S CH 92 S CU 85					0-2 F SI 86 F SI 95 X SL 84	4	0	0	0	0	2	3				
15 Gordon Beckham, R (1, 4) OBP: 0.278, SLG: 0.259			2-3 B FF 100 C CU 84 B CH 92 S CU 84			2-3 B FF 99 C CU 83 S CH 92					2-0 B SI 94 B SI 95 X FF 95	4	0	0	0	0	3	2				
34 Gavin Floyd, R OBP: 0.490, SLG: 0.250				1-3 F FF 98 B CU 83 S CU 83			0-0 X FF 97				1-1 D CH 89 X CH 90											
37 Matt Thornton, L (9, 1)											1-1 D CH 89 X CH 90											
40 J.J. Putz, R (10, 1)											0-0 X SI 93											
7 Mark Kotsay, L (11, PH)											1-1 D CH 89 X CH 90											
45 Bobby Jenks, R (11, 1)											1-1 D CH 89 X CH 90											
Inning Stats	R: 1 E: 0 K: 2 S: 13	H: 2 LOB: 1 BB: 0 P: 19	R: 0 E: 0 K: 1 S: 6	H: 0 LOB: 0 BB: 0 P: 9	R: 0 E: 0 K: 2 S: 8	H: 0 LOB: 0 BB: 0 P: 10	R: 0 E: 0 K: 2 S: 8	H: 0 LOB: 0 BB: 0 P: 8	R: 0 E: 0 K: 2 S: 7	H: 0 LOB: 0 BB: 0 P: 10	R: 0 E: 0 K: 1 S: 9	H: 1 LOB: 1 BB: 0 P: 15	R: 0 E: 0 K: 2 S: 11	H: 0 LOB: 0 BB: 0 P: 11	R: 0 E: 0 K: 0 S: 8	H: 0 LOB: 2 BB: 1 P: 13	R: 0 E: 1 K: 0 S: 10	H: 2 LOB: 2 BB: 1 P: 20	1B: 5 2B: 1 3B: 0 HR: 0	SF: 0 SAC: 2 DP: 0 HBP: 0	WP: 0 PB: 0 SB: 0 CS: 0	PA: 41
PITCHER	IP WLS BF H R ER SO BB IBB HBP BLK WP HR S P ERA WHIP	IP WLS BF H R ER SO BB IBB HBP BLK WP HR S P ERA WHIP																				

Chicago White Sox @ Washington Nationals
 Nationals Park, Washington, DC
 Fri Jun 18 2010, 7:06 PM - 10:01 PM EDT
 Att: 40,325 - Clear - 81 F

livebaseballscorecards.com

AB 37
R 2
H 6
RBI 2
BB 2
SO 12
LOB 16




Batter	1	2	3	4	5	6	7	8	9	10	11	AB	R	H	RBI	BB	SO	LOB	BOTTOM					
1 Nyjer Morgan, L OBP: 0.308, SLG: 0.327	2-2 C FF 93 B SI 94 F SI 93 F CU 79 B FF 95 X FC 86			2-2 L FF 92 B CU 76 F CH 85 F CU 80 B FF 95 X CU 79							1-2 C FF 94 B SI 94 X CH 85	5	0	1	0	0	1	0						
15 Cristian Guzman, S (1, 4) OBP: 0.321, SLG: 0.365	1-1 B SI 94 F SI 94 X SI 94			0-0 X FC 84							0-0 X FF 95	4	0	0	0	0	1							
11 Ryan Zimmerman, R (1, 5) OBP: 0.386, SLG: 0.548	3-2 S FF 94 B FF 95 B FF 94 B FF 95 X FC 87			1-2 C FF 93 B CU 79 X CU 79							4-0 I IN 85 I IN 85 I IN 85	3	1	1	0	1	0	0						
44 Adam Dunn, L (1, 3) OBP: 0.379, SLG: 0.588		0-0 X SI 94				2-3 B SI 92 B SI 92 S FC 84 X SI 92					2-3 B FF 96 S FF 95 S FF 97	4	0	1	1	0	2	2						
16 Josh Willingham, R (1, 7) OBP: 0.413, SLG: 0.490		4-2 C FF 95 B CU 80 B FF 95 C FC 85 B FC 85				3-3 B SI 94 B CU 79 B SI 93 S FC 84					2-2 C FF 94 B SI 91 X SI 91	3	0	0	0	1	1	1						
7 Ivan Rodriguez, R (1, 2) OBP: 0.396, SLG: 0.444	2-2 1 SAFE B SI 94 1 SAFE B FF 93 F FC 85 X SI 93			2-2 B CU 80 S FC 84 X SI 93							2-2 S SI 89 B CU 78 S FF 95 D CU 80 X FC 84	4	0	0	0	0	1	1						
2 Roger Bernadina, L (1, 9)						0-1 C SI 91 X CU 77					1-2 F FC 83 B FF 91 F FC 83 X CU 79	4	0	1	0	0	0	0						
6 Ian Desmond, R (1, 6) OBP: 0.303, SLG: 0.406						0-0 X FC 84					2-1 B FF 94 F FF 95 B CU 79 X FF 95	4	0	1	0	0	0	1						
37 Stephen Strasburg, R (1, 1)											0-0 X FF 96													
36 Tyler Clippard, R (8, 1)											2-1 C FF 96 S FF 96 F FF 95 X FC 84													
55 Matt Capps, R (8, 1)											0-0 X FF 96													
38 Michael Morse, R (8, PH)											1-1 B SI 89 S FS 87 F FF 95 S FF 94													
22 Drew Storen, S (10, 1)											1-1 B SI 89 S FS 87 X FS 86													
22 Willie Harris, L (11, PH)											0-0 X FF 96													
Inning Stats	R: 0 E: 0 K: 0 S: 11	H: 0 LOB: 0 BB: 0 P: 17	R: 0 E: 0 K: 0 S: 7	H: 0 LOB: 0 BB: 1 P: 13	R: 0 E: 0 K: 1 S: 7	H: 1 LOB: 0 BB: 0 P: 7	R: 0 E: 0 K: 0 S: 9	H: 0 LOB: 0 BB: 0 P: 12	R: 0 E: 0 K: 1 S: 6	H: 1 LOB: 1 BB: 0 P: 8	R: 1 E: 0 K: 1 S: 13	H: 2 LOB: 1 BB: 0 P: 19	R: 0 E: 0 K: 0 S: 9	H: 0 LOB: 0 BB: 0 P: 15	R: 0 E: 0 K: 2 S: 9	H: 1 LOB: 2 BB: 1 P: 17	R: 0 E: 0 K: 1 S: 8	H: 0 LOB: 0 BB: 0 P: 12	R: 0 E: 0 K: 0 S: 6	H: 0 LOB: 0 BB: 0 P: 9	1B: 4 2B: 2 3B: 0 HR: 0	SF: 0 SAC: 0 DP: 3 HBP: 0	WP: 0 PB: 0 SB: 0 CS: 0	PA: 37
PITCHER	IP WLS BF H R ER SO BB IBB HBP BLK WP HR S P ERA WHIP	IP WLS BF H R ER SO BB IBB HBP BLK WP HR S P ERA WHIP																						

Chicago White Sox @ Washington Nationals
 Nationals Park, Washington, DC
 Fri Jun 18 2010, 7:06 PM - 10:01 PM EDT
 Att: 40,325 - Clear - 81 F

livebaseballscorecards.com

AB 35
R 1
H 5
RBI 1
BB 2
SO 8
LOB 7



Batter	1	2	3	4	5	6	7	8	9	AB	R	H	RBI	BB	SO	LOB	TOP											
1 Juan Pierre, L (1,7) OBP: 0.316, SLG: 0.279	G4-3 1		K 2-3		F9 1-1		HBP 4-2			3	0	0	0	0	1	1	Chicago White Sox @ Washington Nationals Nationals Park, Washington, DC Sat Jun 19 2010, 4:11 PM - 6:44 PM EDT Att: 36,487 - Partly Cloudy - 90 F livebaseballscorecards.com											
11 Omar Vizquel, S (1,5) OBP: 0.318, SLG: 0.344	1B 3-2 7 FC4-6			1B 0-1 7 G6-3	P6 3-1		K 2-3			4	1	2	0	0	1	2												
7 Mark Kotsay, L (1,3) OBP: 0.306, SLG: 0.358	FC4-6 1-0 25 CS 1-2			G6-3 0-1 1		F8 3-2 10 FC5 12 1B				3	0	0	0	1	0	2												
25 Andrew Jones, R (1,8) OBP: 0.320, SLG: 0.455	CS 2-2	F8 1-1		K 1-3		1B 0-0		F7 1-2		4	0	1	0	0	1	2												
20 Carlos Quentin, R (1,9) OBP: 0.308, SLG: 0.397		G1-3 0-0		1B 3-2 12 1B 2H		K 0-3		1B 1-1		4	0	2	1	0	1	1												
12 A.J. Pierzynski, L (1,2) OBP: 0.281, SLG: 0.374		1B 1-1		1B 1-0		1B 1-2		G1-6-3 1-0		4	0	3	0	0	0	2												
10 Alexei Ramirez, R (1,6) OBP: 0.285, SLG: 0.387			K 0-3		K 0-3	FC5 2-1				4	0	0	0	0	2	5												
15 Gordon Beckham, R (1,4) OBP: 0.273, SLG: 0.255			K 1-3		G5-3 0-0		P4 3-1		K 0-3	4	0	0	0	0	2	0												
44 Jake Peavy, R (1,1) OBP: 0.143, SLG: 0.143			P2 3-2		1B 0-1		P6 0-0		K 1-3	4	0	1	0	0	1	0	Chicago White Sox @ Washington Nationals Nationals Park, Washington, DC Sat Jun 19 2010, 4:11 PM - 6:44 PM EDT Att: 36,487 - Partly Cloudy - 90 F 											
Inning Stats	R: 0 E: 0 K: 0 S: 9	H: 1 LOB: 0 BB: 0 P: 18	R: 0 E: 0 K: 1 S: 8	H: 1 LOB: 1 BB: 0 P: 10	R: 0 E: 0 K: 2 S: 10	H: 0 LOB: 0 BB: 0 P: 16	R: 1 E: 0 K: 2 S: 14	H: 3 LOB: 2 BB: 0 P: 19	R: 0 E: 0 K: 1 S: 7	H: 1 LOB: 1 BB: 0 P: 11	R: 0 E: 0 K: 1 S: 17	H: 2 LOB: 2 BB: 0 P: 23	R: 0 E: 0 K: 1 S: 9	H: 0 LOB: 1 BB: 0 P: 18	R: 0 E: 0 K: 0 S: 6	H: 1 LOB: 1 BB: 1 P: 13		R: 0 E: 0 K: 2 S: 9	H: 0 LOB: 0 BB: 0 P: 12	1B: 9 2B: 0 3B: 0 HR: 0	SF: 0 SAC: 0 DP: 1 HBP: 1	WP: 0 PB: 0 CS: 1	PA: 37					
PITCHER	IP	WLS	BF	H	R	ER	SO	BB	IBB	HBP	BLK	WP	HR	S	P	ERA		WHIP										
51 J.D. Martin, R (1,1) ERA: 3.55	6.0	L	25	8	1	1	6	0	0	0	0	0	0	65	97	1.50		1.333										
17 Sean Burnett, L (7,1) ERA: 2.74	1.0		5	0	0	0	1	1	0	1	0	0	0	9	22	0.00		1.000										
43 Miguel Batista, R (8,1) ERA: 4.58	1.0		3	1	0	0	1	0	0	0	0	0	0	6	9	0.00		1.000										
39 Tyler Walker, R (9,1) ERA: 3.57	1.0		3	0	0	0	2	0	0	0	0	0	0	9	12	0.00		0.000										

Batter	1	2	3	4	5	6	7	8	9	AB	R	H	RBI	BB	SO	LOB	BOTTOM										
1 Nyjer Morgan, L (1,8) OBP: 0.310, SLG: 0.327	1B 1-1 16 S 15 1B		B1-3 0-0			G3 1-2			BB 4-1 15 SH3-4	3	0	1	0	1	0	0	Chicago White Sox @ Washington Nationals Nationals Park, Washington, DC Sat Jun 19 2010, 4:11 PM - 6:44 PM EDT Att: 36,487 - Partly Cloudy - 90 F livebaseballscorecards.com										
15 Cristian Guzman, S (1,4) OBP: 0.321, SLG: 0.365	1B 1-0 16 S 1-2		G3 1-2			G4-3 0-0		SH3-4 1-1	3	0	1	0	0	0	0	0											
11 Ryan Zimmerman, R (1,5) OBP: 0.380, SLG: 0.537	K 3-3		K 1-3			K 0-3		K 0-3	4	0	0	0	0	4	3												
44 Adam Dunn, L (1,3) OBP: 0.377, SLG: 0.580	F8 0-0				F9 2-1		K 3-3		IBB 4-0	3	0	0	0	1	1	2											
20 Adam Kennedy, L (9, PR) OBP: 0.321, SLG: 0.329					F9 2-1		K 0-2		IBB 2-1	0	0	0	0	0	0	0											
16 Josh Willingham, R (1,7) OBP: 0.407, SLG: 0.481	F8 3-2				G5-3 1-2		F9 0-2		P4 2-1	4	0	0	0	0	0	4											
7 Ivan Rodriguez, R (1,2) OBP: 0.350, SLG: 0.435		L9 0-1			L3 0-1		G6-3 1-1			3	0	0	0	0	0	0											
2 Roger Bernadina, L (1,9) OBP: 0.340, SLG: 0.437		1B 0-2			G3-1 1-1				L6 0-0	3	0	1	0	0	0	0											
6 Ian Desmond, R (1,6) OBP: 0.299, SLG: 0.400		F8 0-0			K 0-3		G4-3 1-1			3	0	0	0	0	1	1											
51 J.D. Martin, R (1,1) OBP: 0.167, SLG: 0.167					G6-3 2-3				F8 3-2	2	0	0	0	0	1	1											
17 Sean Burnett, L (7,1) ERA: 2.74										0	0	0	0	0	0	0											
43 Miguel Batista, R (8,1) OBP: 0.333, SLG: 0.333										0	0	0	0	0	0	0											
22 Willie Harris, L (8, PH) OBP: 0.244, SLG: 0.327										0	0	0	0	0	0	0											
39 Tyler Walker, R (9,1) ERA: 3.57										0	0	0	0	0	0	0											
Inning Stats	R: 0 E: 0 K: 1 S: 10	H: 2 LOB: 2 BB: 0 P: 18	R: 0 E: 0 K: 1 S: 9	H: 1 LOB: 1 BB: 0 P: 11	R: 0 E: 0 K: 1 S: 8	H: 0 LOB: 0 BB: 0 P: 10	R: 0 E: 0 K: 0 S: 7	H: 0 LOB: 0 BB: 0 P: 10	R: 0 E: 0 K: 1 S: 7	H: 0 LOB: 0 BB: 0 P: 8	R: 0 E: 0 K: 1 S: 9	H: 0 LOB: 0 BB: 0 P: 13	R: 0 E: 0 K: 0 S: 6	H: 0 LOB: 0 BB: 0 P: 10	R: 0 E: 0 K: 1 S: 8	H: 0 LOB: 2 BB: 2 P: 19	1B: 3 2B: 0 3B: 0 HR: 0	SF: 0 SAC: 1 DP: 0 HBP: 0	WP: 0 PB: 0 CS: 0	PA: 32							
PITCHER	IP	WLS	BF	H	R	ER	SO	BB	IBB	HBP	BLK	WP	HR	S	P	ERA	WHIP										
44 Jake Peavy, R (1,1) ERA: 5.07	9.0	W	32	3	0	0	7	1	1	0	0	0	0	71	107	0.00	0.444										



Batter	1	2	3	4	5	6	7	8	9	AB	R	H	RBI	BB	SO	LOB	TOP
1 Juan Pierre, L (1.7) OBP: 0.315, SLG: 0.278	G5-3		G6-3			F8			SH2-3	4	1	1	0	0	0	0	
10 Alexei Ramirez, R (1.6) OBP: 0.287, SLG: 0.388	G6-3		1B			K			G6-3	5	1	2	0	0	1	1	
51 Alex Rios, R (1.8) OBP: 0.377, SLG: 0.558	1B		L7			2B			1B	5	2	3	2	0	0	1	
14 Paul Konerko, R (1.3) OBP: 0.396, SLG: 0.574	1B		G2			1B			K	5	1	2	3	0	1	2	
20 Carlos Quentin, R (1.9) OBP: 0.307, SLG: 0.394	FC4-6		G6-3			1B			K	4	0	1	0	0	1	1	
27 Ramon Castro, R (1.2) OBP: 0.417, SLG: 0.548			G4-3			1B			K	4	0	2	0	0	1	0	
24 Dayan Viciedo, R (1.5) ERA: 4.23	F8		F8			G4-6-3			K	4	0	1	0	0	1	3	AB 39
37 Matt Thornton, L (8.1)			1B			1B			K	0	0	0	0	0	0	0	R 6
40 J.J. Putz, R (9.1)			1B			1B			K	0	0	0	0	0	0	0	H 15
15 Gordon Beckham, R (1.4) OBP: 0.277, SLG: 0.259			G6-3			G6-3			F8	4	0	2	0	0	0	1	RBI 5
43 Freddy Garcia, R (1.1)			B2-6-3			K			G6-3	3	0	0	0	0	1	4	BB 0
11 Omar Vizquel, S (8.5) OBP: 0.324, SLG: 0.351			1B			G6-3			1B	1	1	1	0	0	0	0	SO 6
																	LOB 13
Inning Stats	R: 1 H: 2 E: 0 K: 0 S: 10	H: 2 LOB: 1 BB: 0 P: 17	R: 0 H: 2 E: 0 K: 0 S: 10	H: 1 LOB: 1 BB: 0 P: 15	R: 0 H: 2 E: 0 K: 1 S: 10	H: 6 LOB: 2 BB: 0 P: 31	R: 0 H: 0 E: 0 K: 1 S: 8	H: 0 LOB: 0 BB: 0 P: 11	R: 0 H: 0 E: 0 K: 2 S: 8	H: 2 LOB: 1 BB: 0 P: 18	1B: 14 2B: 1 3B: 0 HR: 0	SF: 0 SAC: 1 DP: 2 HBP: 0	WP: 0 PB: 0 CS: 2	PA: 40			
PITCHER	IP WLS BF H R ER SO BB IBB HBP BLK WP HR S P ERA WHIP																
31 John Lannan, L (1.1) ERA: 5.76	4.0 L 22 11 5 5 1 0 0 0 0 0 0 51 69 11.25 2.750																
43 Miguel Batista, R (5.1) ERA: 4.23	3.0 10 2 0 0 2 0 0 0 0 0 0 30 42 0.00 0.667																
22 Drew Storen, R (8.1) ERA: 2.2	2.0 8 2 1 1 3 0 0 0 0 0 0 18 30 4.50 1.000																

Chicago White Sox @ Washington Nationals
Nationals Park, Washington, DC
Sun Jun 20 2010, 1:36 PM - 4:14 PM EDT
Att: 31,763 - Partly Cloudy - 87 F

AB	39
R	6
H	15
RBI	5
BB	0
SO	6
LOB	13



Batter	1	2	3	4	5	6	7	8	9	AB	R	H	RBI	BB	SO	LOB	BOTTOM
1 Nyer Morgan, L (1.8) OBP: 0.310, SLG: 0.326	F8		G3			1B			L9	4	0	1	0	0	0	1	
15 Cristian Guzman, S (1.4) OBP: 0.324, SLG: 0.376	L9					B3			1B	4	1	2	0	0	0	1	
11 Ryan Zimmerman, R (1.5) OBP: 0.374, SLG: 0.528	K		G6-3			G5-4-3			K	4	0	0	0	0	2	3	
44 Adam Dunn, L (1.3) OBP: 0.372, SLG: 0.571			K			FC3			K	4	1	0	1	0	2	1	
16 Josh Willingham, R (1.7) OBP: 0.408, SLG: 0.486			L6			1B			L7	4	1	2	0	0	0	1	
2 Roger Bernadina, L (1.9) OBP: 0.344, SLG: 0.439			K			1B			1B	4	0	2	1	0	1	1	
6 Ian Desmond, R (1.6) OBP: 0.294, SLG: 0.393			K			L7			FC4-6	4	0	0	0	0	2	4	AB 35
23 Wil Nieves, R (1.2) OBP: 0.210, SLG: 0.250			K2-3			1B			K	3	0	1	1	0	1	0	R 3
22 Willie Harris, L (9. PH) OBP: 0.242, SLG: 0.324						1B			K	1	0	0	0	0	1	1	H 8
31 John Lannan, L (1.1) OBP: 0.115, SLG: 0.080						G6-3			K	1	0	0	0	0	0	0	RBI 3
43 Miguel Batista, R (5.1) ERA: 4.23									K	0	0	0	0	0	0	0	BB 1
20 Adam Kennedy, L (7. PH) OBP: 0.320, SLG: 0.327									K	1	0	0	0	0	0	0	SO 10
22 Drew Storen, S (8.1) OBP: 1.000, SLG: 1.000									K	1	0	0	0	0	0	0	LOB 16
7 Ivan Rodriguez, R (9. PH) OBP: 0.246, SLG: 0.432									K	1	0	0	0	0	0	0	
Inning Stats	R: 0 H: 0 E: 0 K: 1 S: 7	H: 0 LOB: 0 BB: 0 P: 9	R: 0 H: 0 E: 0 K: 2 S: 7	H: 0 LOB: 0 BB: 0 P: 10	R: 0 H: 0 E: 0 K: 2 S: 9	H: 4 LOB: 2 BB: 0 P: 24	R: 0 H: 1 E: 0 K: 0 S: 11	H: 1 LOB: 1 BB: 0 P: 18	R: 0 H: 0 E: 0 K: 2 S: 10	H: 1 LOB: 1 BB: 0 P: 14	1B: 6 2B: 1 3B: 1 HR: 0	SF: 0 SAC: 0 DP: 1 HBP: 0	WP: 0 PB: 0 CS: 0	PA: 36			
PITCHER	IP WLS BF H R ER SO BB IBB HBP BLK WP HR S P ERA WHIP																
43 Freddy Garcia, R (1.1) ERA: 4.85	7.0 W 28 6 3 3 6 1 0 0 0 0 0 54 98 3.86 1.000																
37 Matt Thornton, L (8.1) ERA: 3.34	1.0 H 4 1 0 0 2 0 0 0 0 0 0 10 14 0.00 1.000																
40 J.J. Putz, R (9.1) ERA: 2.19	1.0 S 4 1 0 0 2 0 0 0 0 0 0 10 12 0.00 1.000																

Chicago White Sox @ Washington Nationals
Nationals Park, Washington, DC
Sun Jun 20 2010, 1:36 PM - 4:14 PM EDT
Att: 31,763 - Partly Cloudy - 87 F

AB	35
R	3
H	8
RBI	3
BB	1
SO	10
LOB	16



Batter	1	2	3	4	5	6	7	8	9	AB	R	H	RBI	BB	SO	LOB	TOP										
14 Martín Prado, R OBP: 0.380, SLG: 0.485										5	2	2	1	0	0	2											
22 Jason Heyward, L OBP: 0.376, SLG: 0.473										4	0	0	1	0	0	0											
10 Chipper Jones, S OBP: 0.389, SLG: 0.383										4	0	1	0	0	0	0											
25 Troy Glaus, R OBP: 0.375, SLG: 0.486										4	0	0	0	0	0	1											
16 Brian McCann, L OBP: 0.377, SLG: 0.429										4	1	1	1	0	1	1											
19 Yunel Escobar, R OBP: 0.342, SLG: 0.302										4	0	2	0	0	0	0											
4 Omar Infante, R OBP: 0.342, SLG: 0.381										4	2	0	0	0	1	2											
53 Melky Cabrera, S OBP: 0.322, SLG: 0.336										3	1	1	0	1	0	1											
7 Brooks Conrad, S OBP: 0.313, SLG: 0.533										4	0	2	3	0	1	1											
Inning Stats	R: 1 E: 0 K: 0 S: 7	H: 1 LOB: 0 BB: 0 P: 11	R: 2 E: 0 K: 1 S: 19	H: 3 LOB: 1 BB: 0 P: 24	R: 0 E: 0 K: 0 S: 7	H: 0 LOB: 0 BB: 0 P: 9	R: 0 E: 0 K: 1 S: 7	H: 0 LOB: 0 BB: 0 P: 9	R: 0 E: 0 K: 0 S: 15	H: 1 LOB: 1 BB: 0 P: 22	R: 0 E: 0 K: 1 S: 5	H: 1 LOB: 1 BB: 1 P: 14	R: 1 E: 0 K: 0 S: 9	H: 1 LOB: 0 BB: 0 P: 12	R: 2 E: 1 K: 0 S: 14	H: 2 LOB: 1 BB: 0 P: 21	1B: 4 2B: 2 HR: 2	SF: 0 SAC: 0 DP: 1 HBP: 0	WP: 0 PB: 0 SB: 1 CS: 0	PA: 37							
PITCHER	IP	WLS	BF	H	R	ER	SO	BB	IBB	HBP	BLK	WP	HR	S	P	ERA	WHIP										
50 John Danks, L ERA: 3.23	7.0	W	27	6	3	3	3	1	0	0	0	0	1	67	99	3.86	1.000										
57 Ramon Pena, R ERA: 4.46	1.0		4	1	1	1	0	0	0	0	0	0	0	9	12	9.00	1.000										
71 Scott Linebrink, R ERA: 5.68	0.2	S	5	2	2	1	0	0	0	0	0	0	1	13	20	13.50	3.000										
45 Bobby Jenks, R ERA: 4.33	0.1	S	1	0	0	0	0	0	0	0	0	0	0	1	1	0.00	0.000										

Atlanta Braves @ Chicago White Sox
U.S. Cellular Field, Chicago, IL
Tue Jun 22 2010, 8:11 PM - 10:48 PM EDT
Att: 28,773 - Clear - 84 F

AB 36
R 6
H 9
RBI 6
BB 1
SO 3
LOB 8

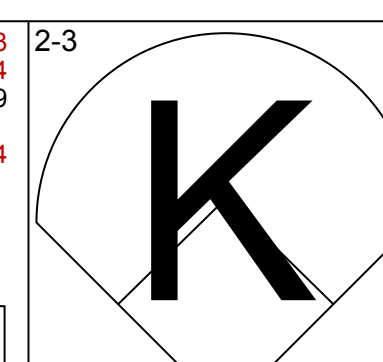
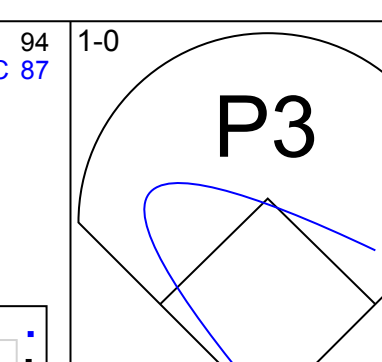
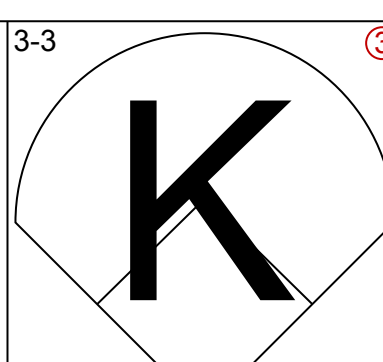
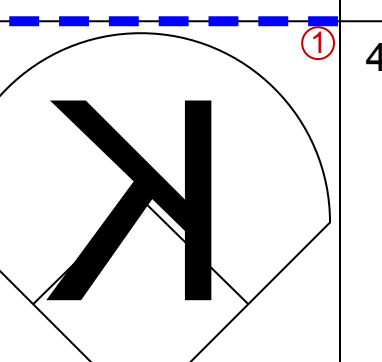
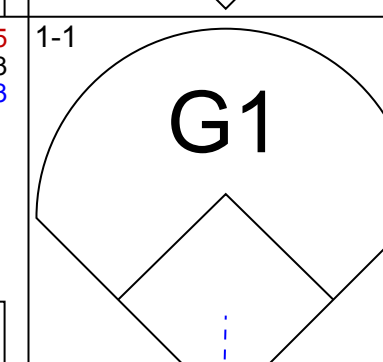
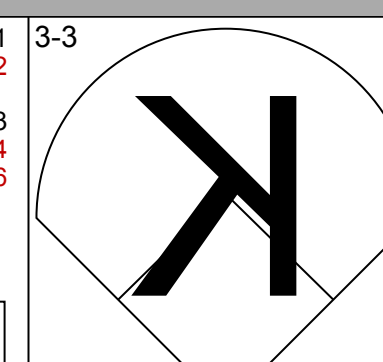
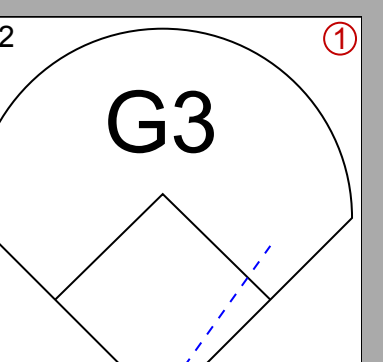
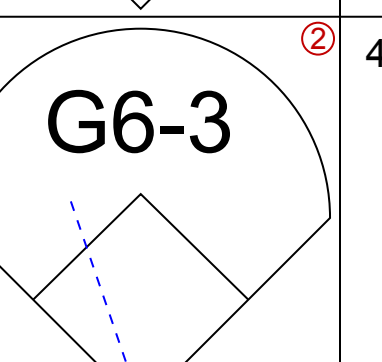
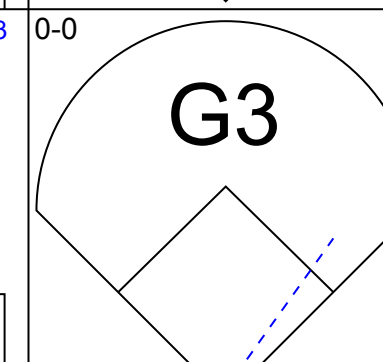
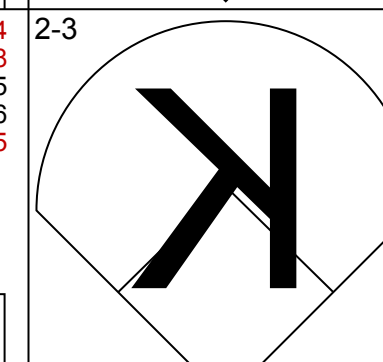
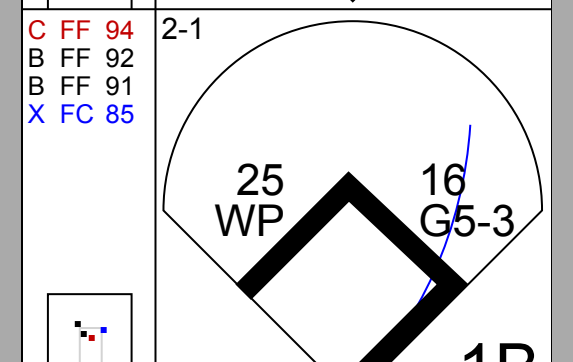
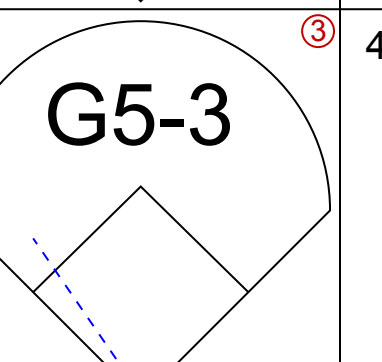
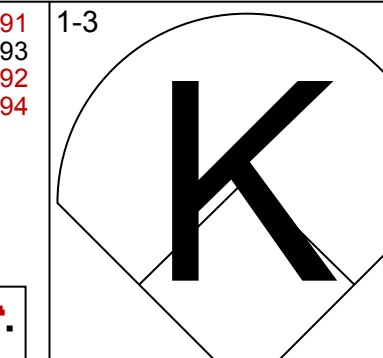
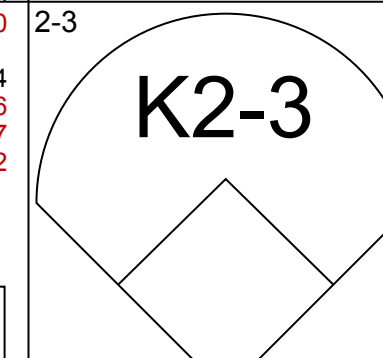
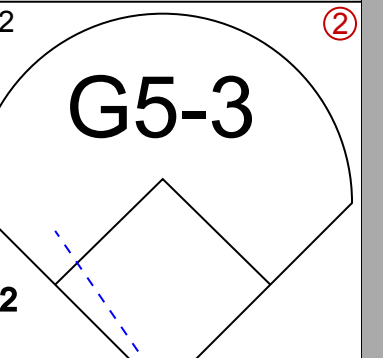
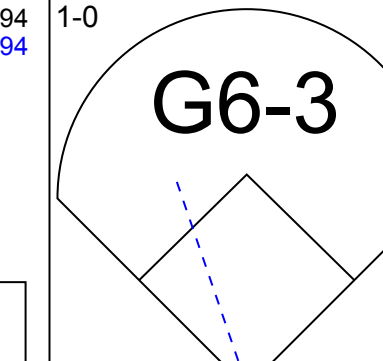
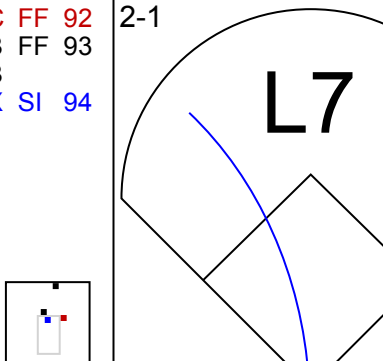
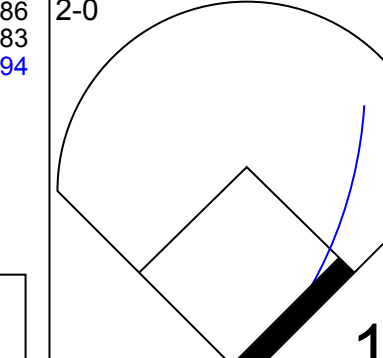
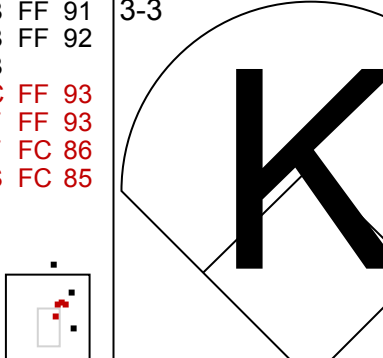
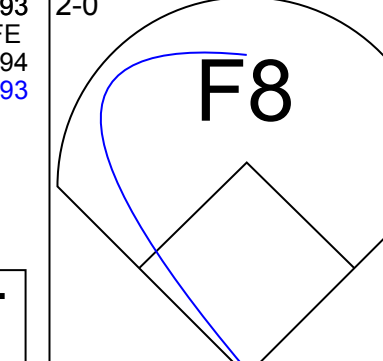
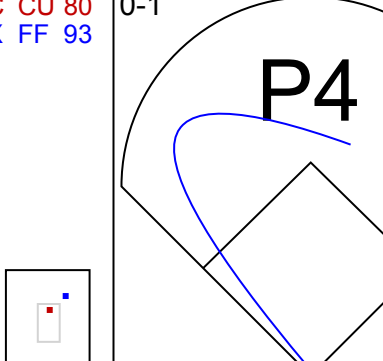
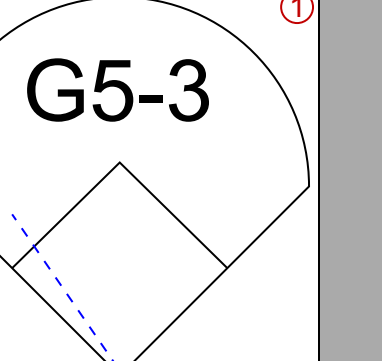
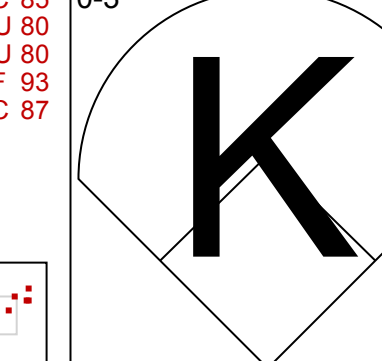
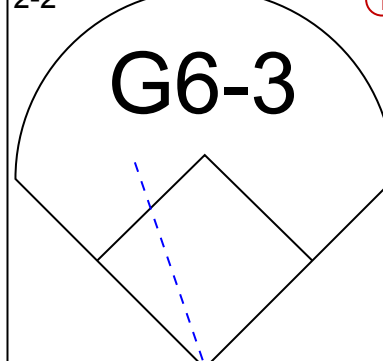
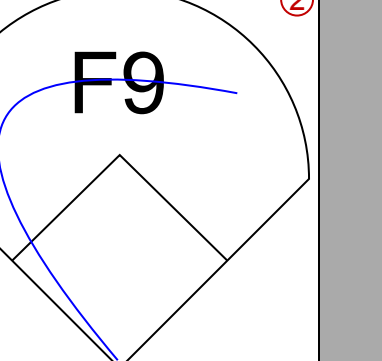
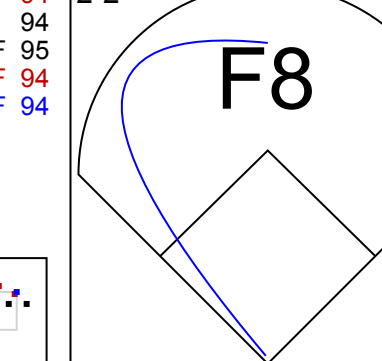
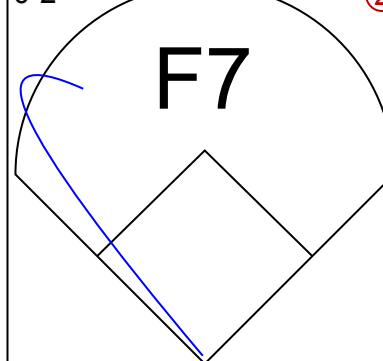
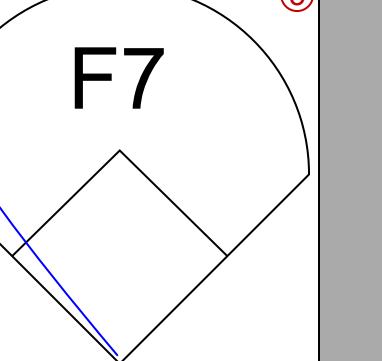


Batter	1	2	3	4	5	6	7	8	9	AB	R	H	RBI	BB	SO	LOB	BOTTOM										
1 Juan Pierre, L OBP: 0.316, SLG: 0.278										4	1	1	0	0	0	1											
11 Omar Vizquel, S OBP: 0.319, SLG: 0.343										5	0	1	2	0	1	1											
51 Alex Rios, R OBP: 0.378, SLG: 0.555										5	1	2	1	0	0	1											
14 Paul Konerko, R OBP: 0.401, SLG: 0.577										4	2	3	0	0	0	2											
24 Dayan Viciedo, R OBP: 0.200, SLG: 0.200										1	0	0	0	0	1	0											
20 Carlos Quentin, R OBP: 0.310, SLG: 0.410										4	2	2	3	0	0	1											
7 Mark Kotsay, L OBP: 0.311, SLG: 0.364										3	0	1	0	1	0	3											
12 A.J. Pierzynski, L OBP: 0.290, SLG: 0.381										4	2	3	2	0	0	0											
10 Alexei Ramirez, R OBP: 0.294, SLG: 0.393										4	1	3	1	0	0	2											
18 Brent Lillibridge, R OBP: 0.667, SLG: 2.000										0	0	0	0	0	0	0											
15 Gordon Beckham, R OBP: 0.273, SLG: 0.254										4	0	0	0	0	1	4											
Inning Stats	R: 0 E: 0 K: 0 S: 5	H: 0 LOB: 0 BB: 0 P: 10	R: 5 E: 0 K: 0 S: 25	H: 6 LOB: 2 BB: 0 P: 36	R: 1 E: 0 K: 0 S: 8	H: 2 LOB: 1 BB: 1 P: 13	R: 3 E: 0 K: 0 S: 17	H: 5 LOB: 2 BB: 0 P: 28	R: 0 E: 0 K: 1 S: 9	H: 1 LOB: 1 BB: 0 P: 11	R: 0 E: 0 K: 0 S: 7	H: 1 LOB: 0 BB: 0 P: 10	R: 0 E: 0 K: 1 S: 14	H: 1 LOB: 1 BB: 0 P: 18	R: 0 E: 0 K: 1 S: 9	H: 0 LOB: 0 BB: 0 P: 13	1B: 14 2B: 1 3B: 0 HR: 1	SF: 0 SAC: 0 DP: 1 HBP: 1	WP: 0 PB: 0 SB: 0 CS: 0	PA: 40							
PITCHER	IP	WLS	BF	H	R	ER	SO	BB	IBB	HBP	BLK	WP	HR	S	P	ERA	WHIP										
48 Tommy Hanson, R ERA: 4.17	3.2	L	25	13	9	9	0	1	0	1	0	0	0	54	84	22.09	3.818										
43 Jesse Chavez, R ERA: 6.18	4.1		15	3	0	0	3	0	0	0	0	0	0	40	55	0.00	0.692										

Atlanta Braves @ Chicago White Sox
U.S. Cellular Field, Chicago, IL
Tue Jun 22 2010, 8:11 PM - 10:48 PM EDT
Att: 28,773 - Clear - 84 F

AB 38
R 9
H 16
RBI 9
BB 1
SO 3
LOB 15

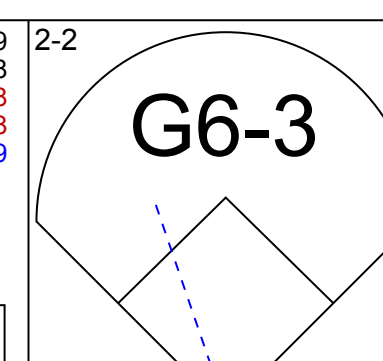
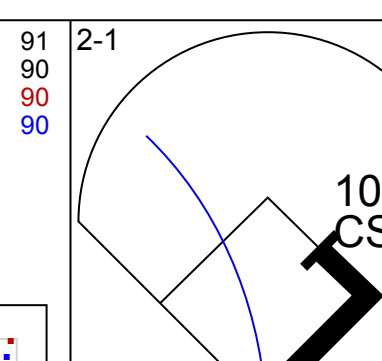
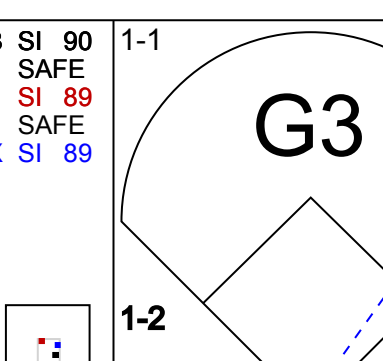
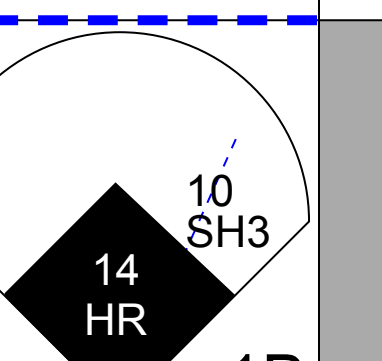
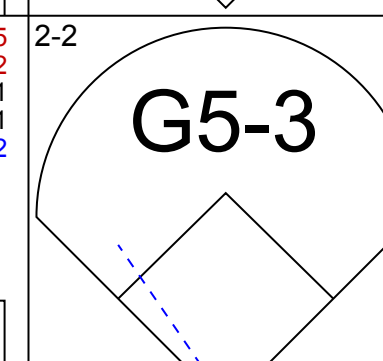
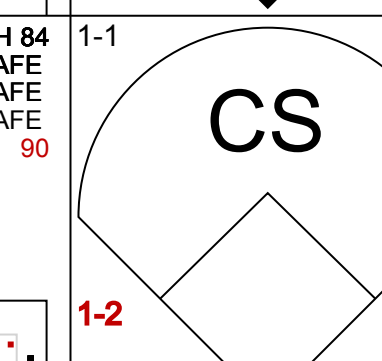
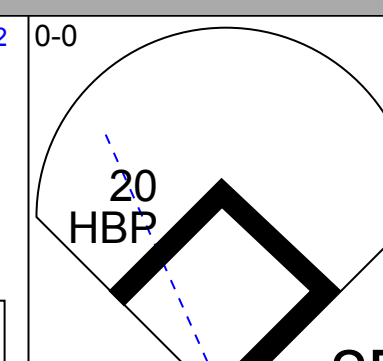
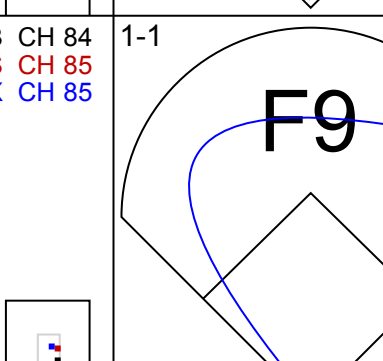
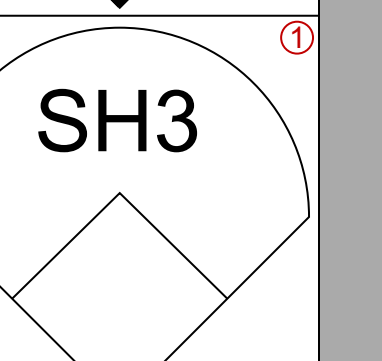
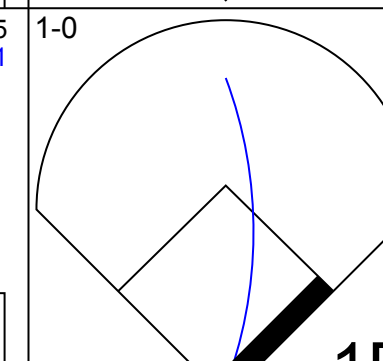
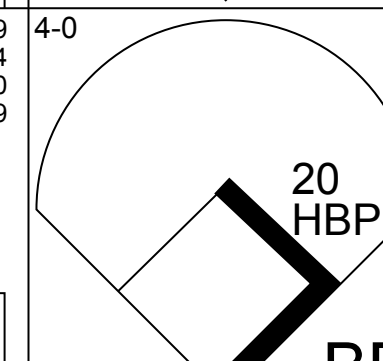
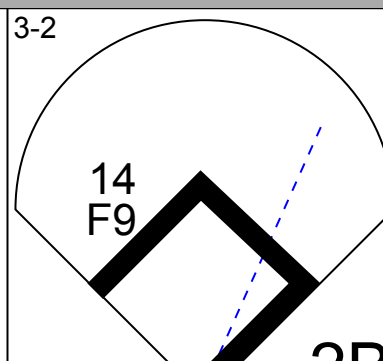
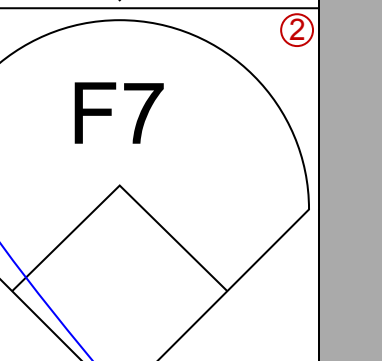
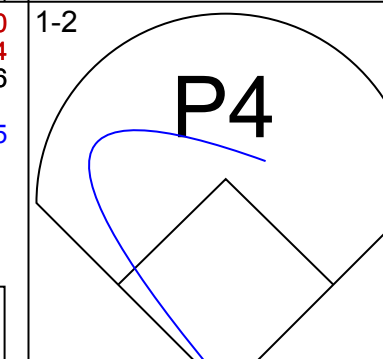
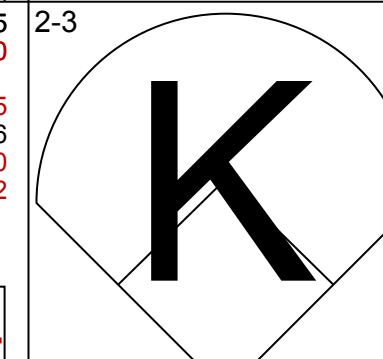
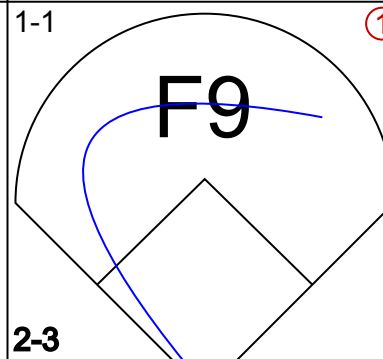
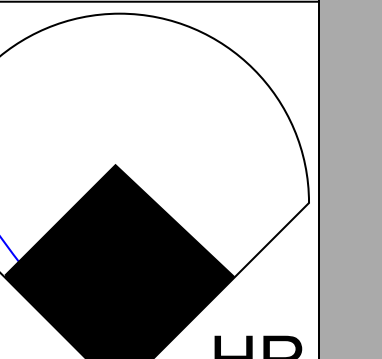
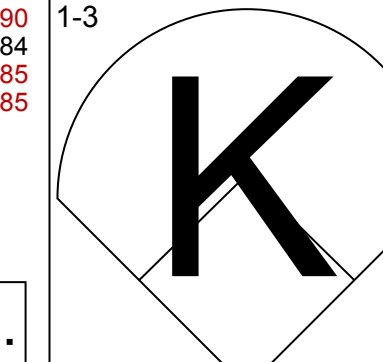
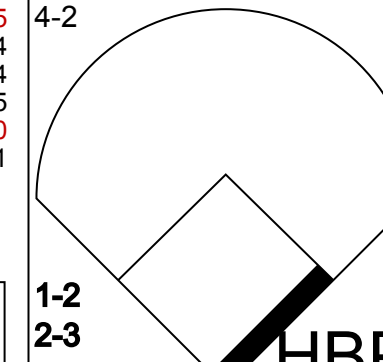
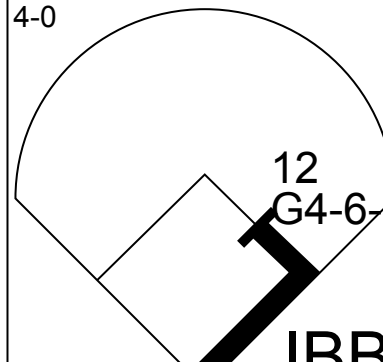
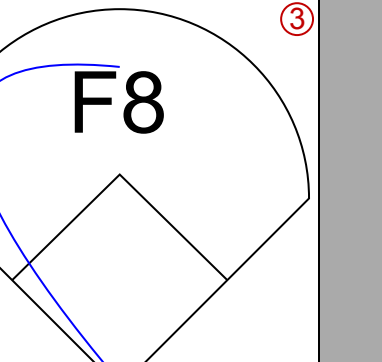

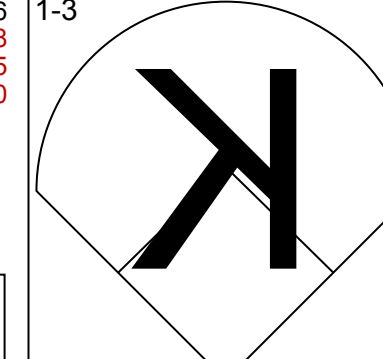
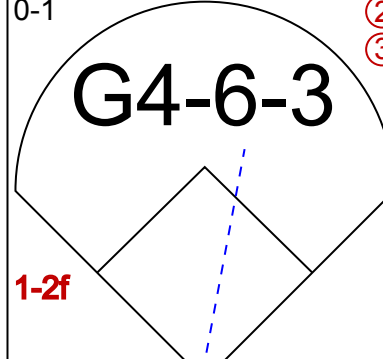

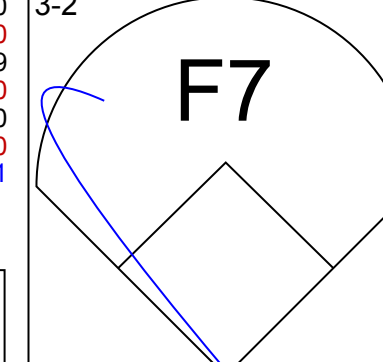
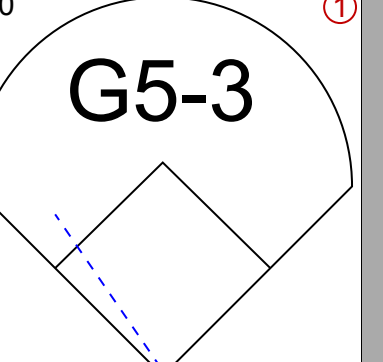

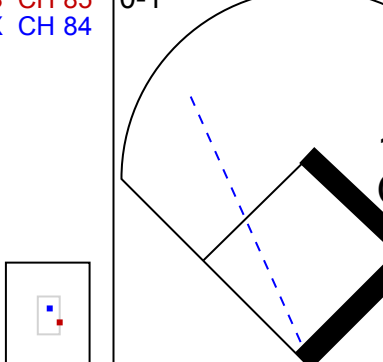
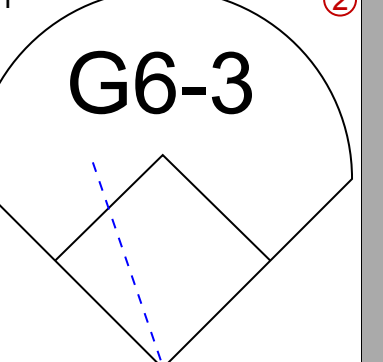

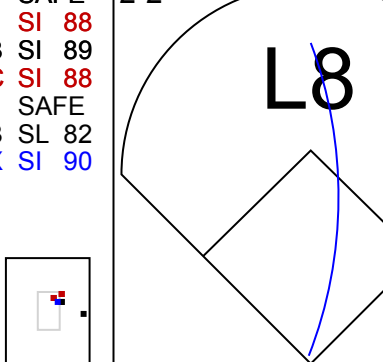
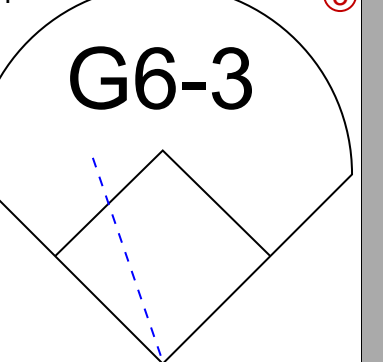


Batter	1	2	3	4	5	6	7	8	9	AB	R	H	RBI	BB	SO	LOB	TOP										
14 Martín Prado, R OBP: 0.371, SLG: 0.473										4	0	0	0	0	3	0											
22 Jason Heyward, L OBP: 0.371, SLG: 0.462										4	0	0	0	0	1	0											
10 Chipper Jones, S OBP: 0.384, SLG: 0.378										4	0	1	0	0	1	0											
16 Brian McCann, L OBP: 0.374, SLG: 0.429										3	0	0	0	0	2	1											
25 Troy Glaus, R OBP: 0.376, SLG: 0.484										2	0	0	0	1	0	0											
20 Eric Hinske, L OBP: 0.374, SLG: 0.540										3	0	1	0	0	2	2											
53 Melky Cabrera, S OBP: 0.328, SLG: 0.339										3	0	0	0	0	0	1											
19 Yunel Escobar, R OBP: 0.353, SLG: 0.298										3	0	0	0	0	1	0											
1 Grégor Blanco, L OBP: 0.455, SLG: 0.421										3	0	0	0	0	0	0											
Inning Stats	R: 0 E: 0 K: 1 S: 6	H: 0 LOB: 0 BB: 0 P: 9	R: 0 E: 0 K: 1 S: 6	H: 1 LOB: 1 BB: 0 P: 12	R: 0 E: 0 K: 1 S: 9	H: 0 LOB: 0 BB: 0 P: 12	R: 0 E: 0 K: 3 S: 10	H: 0 LOB: 0 BB: 0 P: 17	R: 0 E: 0 K: 1 S: 8	H: 0 LOB: 0 BB: 0 P: 13	R: 0 E: 0 K: 1 S: 11	H: 0 LOB: 0 BB: 0 P: 16	R: 0 E: 0 K: 1 S: 13	H: 1 LOB: 2 BB: 1 P: 25	R: 0 E: 0 K: 0 S: 6	H: 0 LOB: 0 BB: 0 P: 9	R: 0 E: 0 K: 1 S: 9	H: 0 LOB: 0 BB: 0 P: 13	1B: 2 2B: 0 3B: 0 HR: 0	SF: 0 SAC: 0 DP: 0 HBP: 0	WP: 1 PB: 0 SB: 0 CS: 0	PA: 30					
PITCHER	IP	WLS	BF	H	R	ER	SO	BB	IBB	HBP	BLK	WP	HR	S	P	ERA	WHIP										
34 Gavin Floyd, R ERA: 4.8	7.0		24	2	0	0	9	1	0	0	0	1	0	63	104	0.00	0.429										
40 J.J. Putz, R ERA: 2.03	1.0	W	3	0	0	0	0	0	0	0	0	0	0	6	9	0.00	0.000										
45 Bobby Jenks, R ERA: 4.03	1.0	S	3	0	0	0	1	0	0	0	0	0	0	9	13	0.00	0.000										

Atlanta Braves @ Chicago White Sox
U.S. Cellular Field, Chicago, IL
Thu Jun 24 2010, 2:09 PM - 4:24 PM EDT
Att: 31,076 - Sunny - 76 F

AB 29
R 0
H 2
RBI 0
BB 1
SO 10
LOB 4



Batter	1	2	3	4	5	6	7	8	9	AB	R	H	RBI	BB	SO	LOB	BOTTOM										
1 Juan Pierre, L OBP: 0.315, SLG: 0.277										4	1	2	0	0	0	1											
10 Alexei Ramirez, R OBP: 0.299, SLG: 0.395										3	0	1	0	0	0	1											
7 Mark Kotsay, L OBP: 0.321, SLG: 0.384										3	0	2	0	1	0	1											
14 Paul Konerko, R OBP: 0.397, SLG: 0.579										4	1	1	2	0	1	4											
20 Carlos Quentin, R OBP: 0.318, SLG: 0.437										2	0	0	0	1	1	0											
12 A.J. Pierzynski, L OBP: 0.286, SLG: 0.375										3	0	0	0	0	1	5											
25 Andruw Jones, R OBP: 0.315, SLG: 0.446										3	0	0	0	0	0	3											
24 Dayan Viciedo, R OBP: 0.250, SLG: 0.250										3	0	1	0	0	0	0											
18 Brent Lillibridge, R OBP: 0.333, SLG: 1.000										3	0	0	0	0	1	1											
Inning Stats	R: 0 E: 0 K: 0 S: 10	H: 1 LOB: 1 BB: 0 P: 16	R: 0 E: 0 K: 1 S: 7	H: 0 LOB: 0 BB: 0 P: 11	R: 0 E: 0 K: 1 S: 7	H: 1 LOB: 0 BB: 0 P: 12	R: 0 E: 0 K: 2 S: 14	H: 1 LOB: 3 BB: 1 P: 28	R: 0 E: 0 K: 0 S: 9	H: 1 LOB: 1 BB: 0 P: 13	R: 0 E: 0 K: 0 S: 7	H: 1 LOB: 1 BB: 1 P: 15	R: 0 E: 0 K: 0 S: 5	H: 0 LOB: 0 BB: 0 P: 6	R: 2 E: 0 K: 0 S: 9	H: 2 LOB: 0 BB: 0 P: 11	1B: 4 2B: 2 3B: 0 HR: 1	SF: 0 SAC: 1 DP: 1 HBP: 1	WP: 0 PB: 0 SB: 0 CS: 1	PA: 33							
PITCHER	IP	WLS	BF	H	R	ER	SO	BB	IBB	HBP	BLK	WP	HR	S	P	ERA	WHIP										
32 Derek Lowe, R ERA: 4.42	7.0		27	5	0	0	4	1	1	1	0	0	1	9	11	18.00	2.000										
40 Takeshi Saito, R ERA: 3.39	1.0	L	5	2	2	2	0	0	0	0	0	0	1	9	11	18.00	2.000										

Atlanta Braves @ Chicago White Sox
U.S. Cellular Field, Chicago, IL
Thu Jun 24 2010, 2:09 PM - 4:24 PM EDT
Att: 31,076 - Sunny - 76 F

AB 28
R 2
H 7
RBI 2
BB 2
SO 4
LOB 16




Batter	1	2	3	4	5	6	7	8	9	AB	R	H	RBI	BB	SO	LOB	TOP										
1 Kosuke Fukudome, L (1, 9) OBP: 0.364, SLG: 0.432										3	0	0	0	1	0	2	Chicago Cubs @ Chicago White Sox U.S. Cellular Field, Chicago, IL Fri Jun 25 2010, 4:08 PM - 6:29 PM EDT Att: 39,364 - Partly Cloudy - 85 F										
21 Tyler Colvin, L (1, 7) OBP: 0.336, SLG: 0.577										4	0	0	0	0	2	3											
24 Marlon Byrd, R (1, 8) OBP: 0.362, SLG: 0.507										4	0	0	0	0	2	1											
25 Derrek Lee, R (1, 3) OBP: 0.333, SLG: 0.383										4	0	1	0	0	3	0											
16 Aramis Ramirez, R (1, 5) OBP: 0.233, SLG: 0.280										3	0	0	0	1	2	0											
12 Alfonso Soriano, R (1, 10) OBP: 0.348, SLG: 0.525										4	0	0	0	0	1	2											
17 Mike Fontenot, L (1, 6) OBP: 0.331, SLG: 0.414										3	0	1	0	0	1	0											
18 Geovany Soto, R (1, 2) OBP: 0.404, SLG: 0.454										2	0	0	0	1	0	3											
2 Ryan Theriot, R (1, 4) OBP: 0.319, SLG: 0.307										3	0	1	0	0	1	0											
Inning Stats	R: 0 E: 0 K: 1 S: 12	H: 0 LOB: 0 BB: 0 P: 15	R: 0 E: 0 K: 3 S: 11	H: 0 LOB: 0 BB: 0 P: 15	R: 0 E: 0 K: 1 S: 14	H: 1 LOB: 2 BB: 1 P: 19	R: 0 E: 0 K: 2 S: 7	H: 0 LOB: 0 BB: 0 P: 8	R: 0 E: 0 K: 1 S: 9	H: 0 LOB: 0 BB: 0 P: 14	R: 0 E: 0 K: 1 S: 5	H: 0 LOB: 0 BB: 0 P: 8	R: 0 E: 0 K: 1 S: 15	H: 2 LOB: 3 BB: 1 P: 20	R: 0 E: 0 K: 2 S: 10	H: 0 LOB: 1 BB: 1 P: 18	R: 0 E: 0 K: 1 S: 7	H: 0 LOB: 0 BB: 0 P: 8	1B: 3 2B: 0 3B: 0 HR: 0	SF: 0 SAC: 0 DP: 0 HBP: 0	WP: 0 PB: 0 SB: 0 CS: 0	PA: 33					
PITCHER	IP	WLS	BF	H	R	ER	SO	BB	IBB	HBP	BLK	WP	HR	S	P	ERA	WHIP										
44 Jake Peavy, R (1, 1) ERA: 4.71	7.0	W	26	3	0	0	9	2	0	0	0	0	0	73	99	0.00	0.714										
46 Sergio Santos, R (8, 1) ERA: 2.33	1.0		4	0	0	0	2	1	0	0	0	0	0	10	18	0.00	1.000										
57 Ramon Pena, R (9, 1) ERA: 4.33	1.0		3	0	0	0	1	0	0	0	0	0	0	7	8	0.00	0.000										

AB	30
R	0
H	3
RBI	0
BB	3
SO	12
LOB	11



Batter	1	2	3	4	5	6	7	8	9	AB	R	H	RBI	BB	SO	LOB	BOTTOM										
1 Juan Pierre, L (1, 7) OBP: 0.314, SLG: 0.280										4	1	1	0	0	0	2	Chicago Cubs @ Chicago White Sox U.S. Cellular Field, Chicago, IL Fri Jun 25 2010, 4:08 PM - 6:29 PM EDT Att: 39,364 - Partly Cloudy - 85 F										
11 Omar Vizquel, S (1, 5) OBP: 0.322, SLG: 0.333										4	0	0	0	0	1	1											
51 Alex Rios, R (1, 8) OBP: 0.371, SLG: 0.545										4	1	1	1	0	1	1											
14 Paul Konerko, R (1, 3) OBP: 0.395, SLG: 0.573										4	1	1	0	0	2	1											
20 Carlos Quentin, R (1, 9) OBP: 0.324, SLG: 0.458										3	2	2	3	1	1	0											
7 Mark Kotsay, L (1, 10) OBP: 0.322, SLG: 0.378										2	0	0	0	1	1	1											
25 Andruw Jones, R (8, PH) OBP: 0.314, SLG: 0.443										1	0	0	0	0	0	0											
12 A.J. Pierzynski, L (1, 2) OBP: 0.281, SLG: 0.368										4	0	0	0	0	1	3											
10 Alexei Ramirez, R (1, 6) OBP: 0.299, SLG: 0.394										3	0	1	0	0	1	1											
15 Gordon Beckham, R (1, 4) OBP: 0.270, SLG: 0.266										2	1	1	2	0	0	0											
Inning Stats	R: 4 E: 0 K: 1 S: 15	H: 4 LOB: 0 BB: 0 P: 21	R: 0 E: 0 K: 0 S: 6	H: 0 LOB: 0 BB: 0 P: 7	R: 0 E: 0 K: 2 S: 7	H: 0 LOB: 0 BB: 1 P: 9	R: 0 E: 0 K: 2 S: 15	H: 0 LOB: 1 BB: 1 P: 26	R: 1 E: 0 K: 1 S: 14	H: 1 LOB: 1 BB: 0 P: 19	R: 1 E: 0 K: 0 S: 12	H: 2 LOB: 2 BB: 1 P: 24	R: 0 E: 0 K: 0 S: 9	H: 0 LOB: 0 BB: 0 P: 11	R: 0 E: 0 K: 1 S: 7	H: 0 LOB: 0 BB: 0 P: 10	R: 0 E: 0 K: 1 S: 7	H: 0 LOB: 0 BB: 0 P: 10	1B: 2 2B: 3 3B: 0 HR: 2	SF: 1 SAC: 0 DP: 0 HBP: 0	WP: 1 PB: 0 SB: 0 CS: 0	PA: 34					
PITCHER	IP	WLS	BF	H	R	ER	SO	BB	IBB	HBP	BLK	WP	HR	S	P	ERA	WHIP										
38 Carlos Zambrano, R (1, 1) ERA: 5.66	1.0	L	7	4	4	4	4	0	0	0	0	0	1	15	21	36.00	4.000										
32 Tom Gorzelanny, L (2, 1) ERA: 3.41	3.1		13	1	1	1	4	1	0	0	0	0	1	32	47	2.70	0.600										
44 Jeff Stevens, R (5, 1) ERA: 2.81	1.2		8	2	1	1	2	1	0	0	0	1	0	22	38	5.40	1.800										
62 Bob Howry, R (7, 1) ERA: 6.39	1.0		3	0	0	0	0	0	0	0	0	0	0	9	11	0.00	0.000										
45 Sean Marshall, L (8, 1) ERA: 2.29	1.0		3	0	0	0	1	0	0	0	0	0	0	7	10	0.00	0.000										

AB	31
R	6
H	7
RBI	6
BB	2
SO	8
LOB	10



Batter	1	2	3	4	5	6	7	8	9	AB	R	H	RBI	BB	SO	LOB	TOP										
1 Kosuke Fukudome, L (1, 9) OBP: 0.362, SLG: 0.429										4	0	1	0	0	0	1	Chicago Cubs @ Chicago White Sox U.S. Cellular Field, Chicago, IL Sat Jun 26 2010, 7:12 PM - 9:46 PM EDT Att: 39,479 - Clear - 79 F										
24 Marlon Byrd, R (1, 8) OBP: 0.361, SLG: 0.504										4	0	1	0	0	1	1											
25 Derrek Lee, R (1, 10)										4	0	1	1	0	1	0											
22 Xavier Nady, R (1, 3) OBP: 0.311, SLG: 0.387										4	0	0	0	0	2												
16 Aramis Ramirez, R (1, 5) OBP: 0.238, SLG: 0.297										3	1	1	1	1	0	0											
21 Tyler Colvin, L (9, PR) OBP: 0.336, SLG: 0.577										0	0	0	0	0	0	0											
12 Alfonso Soriano, R (1, 7) OBP: 0.350, SLG: 0.529										4	0	2	0	0	0	1											
13 Starlin Castro, R (1, 6) OBP: 0.317, SLG: 0.338										2	0	1	0	0	0	1											
18 Geovany Soto, R (1, 2) OBP: 0.398, SLG: 0.446										3	0	0	0	0	2	2											
2 Ryan Theriot, R (1, 4) OBP: 0.319, SLG: 0.308										3	1	1	0	0	1	1											
Inning Stats	R: 0 E: 0 K: 0 S: 7	H: 0 LOB: 0 BB: 0 P: 9	R: 0 E: 1 K: 0 S: 10	H: 1 LOB: 1 BB: 0 P: 19	R: 0 E: 0 K: 3 S: 13	H: 1 LOB: 1 BB: 0 P: 19	R: 0 E: 0 K: 1 S: 6	H: 0 LOB: 0 BB: 0 P: 7	R: 0 E: 0 K: 0 S: 8	H: 1 LOB: 0 BB: 0 P: 11	R: 1 E: 0 K: 0 S: 8	H: 3 LOB: 1 BB: 0 P: 12	R: 1 E: 0 K: 1 S: 10	H: 2 LOB: 1 BB: 0 P: 17	R: 0 E: 0 K: 0 S: 13	H: 0 LOB: 0 BB: 0 P: 18	R: 0 E: 0 K: 0 S: 15	H: 0 LOB: 1 BB: 1 P: 24	1B: 6 2B: 1 3B: 0 HR: 1	SF: 0 SAC: 1 DP: 2 HBP: 0	WP: 0 PB: 0 SB: 0 CS: 1	PA: 33					
PITCHER	IP	WLS	BF	H	R	ER	SO	BB	IBB	HBP	BLK	WP	HR	S	P	ERA	WHIP										
43 Freddy Garcia, R (1, 1) ERA: 4.66	7.0		27	8	2	2	5	0	0	0	0	0	1	62	94	2.57	1.143										
40 J.J. Putz, R (8, 1) ERA: 1.95	1.0	W	3	0	0	0	0	0	0	0	0	0	0	13	18	0.00	0.000										
37 Matt Thornton, L (9, 1) ERA: 3.13	1.0	S	3	0	0	0	0	1	0	0	0	0	0	15	24	0.00	1.000										

Batter	1	2	3	4	5	6	7	8	9	AB	R	H	RBI	BB	SO	LOB	BOTTOM										
1 Juan Pierre, L (1, 7) OBP: 0.313, SLG: 0.277										3	0	0	0	0	0	1	Chicago Cubs @ Chicago White Sox U.S. Cellular Field, Chicago, IL Sat Jun 26 2010, 7:12 PM - 9:46 PM EDT Att: 39,479 - Clear - 79 F										
11 Omar Vizquel, S (1, 5) OBP: 0.312, SLG: 0.321										4	0	0	0	0	1	2											
51 Alex Rios, R (1, 8) OBP: 0.369, SLG: 0.541										4	0	1	1	0	1	1											
14 Paul Konerko, R (1, 3) OBP: 0.396, SLG: 0.583										3	2	1	1	1	0	1											
20 Carlos Quentin, R (1, 9) OBP: 0.327, SLG: 0.454										2	0	0	0	0	0	0											
7 Mark Kotsay, L (1, 10) OBP: 0.314, SLG: 0.368										4	0	0	0	0	2	3											
10 Alexei Ramirez, R (1, 6) OBP: 0.300, SLG: 0.399										2	0	1	1	0	0	1											
27 Ramon Castro, R (1, 2) OBP: 0.385, SLG: 0.500										3	0	0	0	0	1	4											
15 Gordon Beckham, R (1, 4) OBP: 0.271, SLG: 0.275										3	1	1	0	0	0	0											
Inning Stats	R: 0 E: 0 K: 1 S: 10	H: 0 LOB: 0 BB: 0 P: 13	R: 0 E: 1 K: 0 S: 11	H: 0 LOB: 2 BB: 0 P: 19	R: 1 E: 0 K: 0 S: 10	H: 2 LOB: 1 BB: 0 P: 14	R: 0 E: 0 K: 2 S: 10	H: 1 LOB: 0 BB: 0 P: 14	R: 0 E: 0 K: 1 S: 20	H: 0 LOB: 1 BB: 0 P: 31	R: 1 E: 0 K: 0 S: 7	H: 0 LOB: 1 BB: 1 P: 18	R: 0 E: 0 K: 0 S: 5	H: 0 LOB: 0 BB: 0 P: 7	R: 1 E: 0 K: 1 S: 15	H: 1 LOB: 0 BB: 0 P: 21		1B: 1 2B: 1 3B: 1 HR: 1	SF: 1 SAC: 0 DP: 0 HBP: 3	WP: 0 PB: 0 SB: 1 CS: 0	PA: 33						
PITCHER	IP	WLS	BF	H	R	ER	SO	BB	IBB	HBP	BLK	WP	HR	S	P	ERA	WHIP										
52 Carlos Silva, R (1, 1) ERA: 3.01	6.0		26	3	2	2	4	1	0	0	0	0	1	68	109	3.00	0.667										
48 Andrew Cashner, R (7, 1) ERA: 1.46	2.0	L	7	1	1	1	1	0	0	0	0	0	1	20	28	4.50	0.500										

Batter	1	2	3	4	5	6	7	8	9	AB	R	H	RBI	BB	SO	LOB	TOP				
1 Juan Pierre, L (1, 10) OBP: 0.314, SLG: 0.276										4	0	1	0	0	1	0	Chicago White Sox @ Kansas City Royals Kauffman Stadium, Kansas City, MO Mon Jun 28 2010, 7:12 PM - 9:38 PM CDT Att: 15,056 - Partly Cloudy - 88 F				
11 Omar Vizquel, S (1, 5) OBP: 0.311, SLG: 0.319										4	0	0	0	0	1	2					
51 Alex Rios, R (1, 8) OBP: 0.368, SLG: 0.534										4	0	1	0	0	1	0					
14 Paul Konerko, R (1, 3) OBP: 0.389, SLG: 0.580										4	0	0	0	0	3	1					
20 Carlos Quentin, R (1, 9) OBP: 0.336, SLG: 0.466										1	1	1	1	2	0	0					
18 Brent Lillibridge, R (9, PR) OBP: 0.333, SLG: 1.000										3	0	1	0	0	0	1					
12 A.J. Pierzynski, L (1, 2) OBP: 0.285, SLG: 0.363										3	0	1	0	0	0	1					
25 Andruw Jones, R (1, 7) OBP: 0.312, SLG: 0.435										3	0	0	0	0	0	2					
7 Mark Kotsay, L (9, PH) OBP: 0.317, SLG: 0.365										1	0	0	0	0	0	3					
10 Alexei Ramirez, R (1, 6) OBP: 0.298, SLG: 0.395										4	0	0	0	0	0	6					
15 Gordon Beckham, R (1, 4) OBP: 0.268, SLG: 0.276										3	0	0	0	0	0	1					
Inning Stats	R: 0 E: 0 K: 1 S: 7	H: 0 LOB: 0 BB: 0 P: 10	R: 0 E: 0 K: 1 S: 18	H: 1 LOB: 2 BB: 1 P: 29	R: 0 E: 0 K: 1 S: 6	H: 0 LOB: 0 BB: 0 P: 8	R: 1 E: 0 K: 1 S: 12	H: 2 LOB: 0 BB: 0 P: 17	R: 0 E: 0 K: 0 S: 10	H: 0 LOB: 0 BB: 0 P: 15	R: 0 E: 0 K: 1 S: 5	H: 0 LOB: 0 BB: 0 P: 11	R: 0 E: 1 K: 0 S: 11	H: 1 LOB: 2 BB: 0 P: 15	R: 0 E: 1 K: 1 S: 12	H: 0 LOB: 3 BB: 1 P: 24	1B: 3 2B: 0 3B: 0 HR: 1	SF: 0 SAC: 0 DP: 1 HBP: 2	WP: 1 PB: 0 SB: 0 CS: 0	PA: 35	
PITCHER	IP	WLS	BF	H	R	ER	SO	BB	IBB	HBP	BLK	WP	HR	S	P	ERA	WHIP				
54 Anthony Lerew, R (1, 1) ERA: 3.63	6.0	W	21	3	1	1	4	1	0	0	0	1	1	60	92	1.50	0.667				
47 Victor Marte, R (7, 1) ERA: 2.95	1.0	H	3	0	0	0	1	0	0	1	0	0	0	5	11	0.00	0.000				
51 Robinson Tejeda, R (8, 1) ERA: 3.52	1.0	H	5	1	0	0	0	0	0	0	0	0	0	11	15	0.00	1.000				
48 Joaquin Soria, R (9, 1) ERA: 2.51	1.0	S	6	0	0	0	1	1	0	1	0	0	0	12	24	0.00	1.000				

Batter	1	2	3	4	5	6	7	8	9	AB	R	H	RBI	BB	SO	LOB	BOTTOM				
22 Scott Podsednik, L (1, 7) OBP: 0.338, SLG: 0.368										4	0	1	0	0	0	1	Chicago White Sox @ Kansas City Royals Kauffman Stadium, Kansas City, MO Mon Jun 28 2010, 7:12 PM - 9:38 PM CDT Att: 15,056 - Partly Cloudy - 88 F				
18 Jason Kendall, R (1, 2) OBP: 0.332, SLG: 0.320										2	2	1	0	2	0	0					
9 David DeJesus, L (1, 9) OBP: 0.399, SLG: 0.481										2	1	1	0	1	0	0					
16 Billy Butler, R (1, 3) OBP: 0.372, SLG: 0.471										4	0	2	2	0	0	2					
6 Jose Guillen, R (1, 10) OBP: 0.343, SLG: 0.466										3	0	0	0	1	1	6					
13 Alberto Callaspo, S (1, 5) OBP: 0.307, SLG: 0.420										3	0	0	0	1	0	1					
13 Mike Aviles, R (1, 4) OBP: 0.350, SLG: 0.403										4	0	3	1	0	1	0					
8 Willie Bloomquist, R (1, 8) OBP: 0.282, SLG: 0.389										4	0	3	0	0	0	3					
3 Yuniesky Betancourt, R (1, 6) OBP: 0.267, SLG: 0.396										4	0	1	0	0	0	4					
Inning Stats	R: 2 E: 0 K: 1 S: 19	H: 3 LOB: 3 BB: 2 P: 35	R: 1 E: 0 K: 0 S: 11	H: 3 LOB: 2 BB: 1 P: 20	R: 0 E: 0 K: 1 S: 9	H: 1 LOB: 1 BB: 0 P: 10	R: 0 E: 0 K: 0 S: 7	H: 0 LOB: 0 BB: 0 P: 10	R: 0 E: 0 K: 0 S: 7	H: 0 LOB: 0 BB: 0 P: 14	R: 0 E: 0 K: 0 S: 5	H: 2 LOB: 2 BB: 0 P: 8	R: 0 E: 0 K: 0 S: 14	H: 1 LOB: 2 BB: 1 P: 20	R: 0 E: 0 K: 0 S: 6	H: 2 LOB: 1 BB: 0 P: 8		1B: 10 2B: 2 3B: 0 HR: 0	SF: 0 SAC: 1 DP: 2 HBP: 0	WP: 0 PB: 0 SB: 0 CS: 2	PA: 36
PITCHER	IP	WLS	BF	H	R	ER	SO	BB	IBB	HBP	BLK	WP	HR	S	P	ERA	WHIP				
56 Mark Buehrle, L (1, 1) ERA: 4.58	6.1	L	30	10	3	3	2	5	0	0	0	0	0	67	110	4.26	2.368				
46 Sergio Santos, R (7, 1) ERA: 2.22	1.2		6	2	0	0	0	0	0	0	0	0	0	11	15	0.00	1.200				



Batter	1	2	3	4	5	6	7	8	9	AB	R	H	RBI	BB	SO	LOB	TOP		
1 Juan Pierre, L (1, 7) OBP: 0.318, SLG: 0.279										4	0	2	1	1	0	2			
10 Alexei Ramirez, R (1, 6) OBP: 0.297, SLG: 0.392										4	0	1	1	0	0	4			
51 Alex Rios, R (1, 8) OBP: 0.365, SLG: 0.526										4	0	0	0	1	1	4			
14 Paul Konerko, R (1, 3) OBP: 0.389, SLG: 0.575										4	0	1	0	1	2	2			
20 Carlos Quentin, R (1, 9) OBP: 0.335, SLG: 0.462										4	0	1	0	0	1	1			
7 Mark Kotsay, L (1, 10) OBP: 0.321, SLG: 0.381										4	1	2	0	0	0	2			
12 A.J. Pierzynski, L (1, 2) OBP: 0.284, SLG: 0.361										4	1	1	1	0	1	3			
24 Dayan Viciedo, R (1, 5) OBP: 0.308, SLG: 0.308										4	1	2	0	0	1	0			
11 Omar Vizquel, S (8, 5) OBP: 0.311, SLG: 0.319										0	0	0	0	0	0	0			
15 Gordon Beckham, R (1, 4) OBP: 0.275, SLG: 0.285										3	1	2	1	1	0	1			
Inning Stats	R: 0 E: 0 K: 1 S: 9	H: 1 LOB: 1 BB: 1 P: 18	R: 3 E: 0 K: 0 S: 18	H: 4 LOB: 1 BB: 29 P: 29	R: 0 E: 0 K: 2 S: 18	H: 1 LOB: 2 BB: 1 P: 27	R: 1 E: 0 K: 1 S: 8	H: 2 LOB: 1 BB: 0 P: 16	R: 0 E: 0 K: 0 S: 9	H: 2 LOB: 1 BB: 0 P: 14	R: 0 E: 0 K: 1 S: 11	H: 0 LOB: 0 BB: 0 P: 14	R: 0 E: 0 K: 0 S: 5	H: 0 LOB: 0 BB: 1 P: 11	R: 0 E: 0 K: 1 S: 8	H: 0 LOB: 1 BB: 1 P: 14	1B: 9 2B: 3 3B: 0 HR: 0	SF: 0 SAC: 1 DP: 1 HBP: 0	WP: 0 PA: 41 CS: 2
PITCHER	IP WLS BF H R ER SO BB IBB HBP BLK WP HR S P ERA WHIP	IP WLS BF H R ER SO BB IBB HBP BLK WP HR S P ERA WHIP	IP WLS BF H R ER SO BB IBB HBP BLK WP HR S P ERA WHIP	IP WLS BF H R ER SO BB IBB HBP BLK WP HR S P ERA WHIP	IP WLS BF H R ER SO BB IBB HBP BLK WP HR S P ERA WHIP	IP WLS BF H R ER SO BB IBB HBP BLK WP HR S P ERA WHIP	IP WLS BF H R ER SO BB IBB HBP BLK WP HR S P ERA WHIP	IP WLS BF H R ER SO BB IBB HBP BLK WP HR S P ERA WHIP	IP WLS BF H R ER SO BB IBB HBP BLK WP HR S P ERA WHIP	IP WLS BF H R ER SO BB IBB HBP BLK WP HR S P ERA WHIP	IP WLS BF H R ER SO BB IBB HBP BLK WP HR S P ERA WHIP	IP WLS BF H R ER SO BB IBB HBP BLK WP HR S P ERA WHIP	IP WLS BF H R ER SO BB IBB HBP BLK WP HR S P ERA WHIP	IP WLS BF H R ER SO BB IBB HBP BLK WP HR S P ERA WHIP	IP WLS BF H R ER SO BB IBB HBP BLK WP HR S P ERA WHIP	IP WLS BF H R ER SO BB IBB HBP BLK WP HR S P ERA WHIP	IP WLS BF H R ER SO BB IBB HBP BLK WP HR S P ERA WHIP		
19 Brian Bannister, R (1, 1) ERA: 5.46	4.0 L	2.0 9	2.0 6	1.0 4	2.0 9	2.0 6	1.0 4	2.0 9	2.0 6	2.0 9	2.0 9	2.0 9	2.0 9	2.0 9	2.0 9	2.0 9	2.0 9	2.0 9	2.0 9
53 Kaneoa Teixeira, R (5, 1) ERA: 3.69	2.0 9	2.0 6	2.0 6	1.0 4	2.0 9	2.0 6	1.0 4	2.0 9	2.0 6	2.0 9	2.0 9	2.0 9	2.0 9	2.0 9	2.0 9	2.0 9	2.0 9	2.0 9	2.0 9
40 Kyle Farnsworth, R (7, 1) ERA: 2.14	2.0 6	2.0 6	2.0 6	1.0 4	2.0 9	2.0 6	1.0 4	2.0 9	2.0 6	2.0 9	2.0 9	2.0 9	2.0 9	2.0 9	2.0 9	2.0 9	2.0 9	2.0 9	2.0 9
38 Blake Wood, R (9, 1) ERA: 4.09	1.0 4	1.0 4	1.0 4	1.0 4	1.0 4	1.0 4	1.0 4	1.0 4	1.0 4	1.0 4	1.0 4	1.0 4	1.0 4	1.0 4	1.0 4	1.0 4	1.0 4	1.0 4	1.0 4

Chicago White Sox @ Kansas City Royals
Kauffman Stadium, Kansas City, MO
Tue Jun 29 2010, 7:11 PM - 10:04 PM CDT
Att: 19,364 - Clear - 81 F

AB 35
R 4
H 12
RBI 4
BB 4
SO 6
LOB 19

Batter	1	2	3	4	5	6	7	8	9	AB	R	H	RBI	BB	SO	LOB	BOTTOM				
22 Scott Podsednik, L (1, 7) OBP: 0.335, SLG: 0.365										5	0	1	2	0	1	2					
18 Jason Kendall, R (1, 2) OBP: 0.331, SLG: 0.319										4	0	1	0	0	0	1					
9 David DeJesus, L (1, 8) OBP: 0.398, SLG: 0.478										4	0	1	0	0	0	2					
16 Billy Butler, R (1, 3) OBP: 0.370, SLG: 0.468										4	0	1	0	0	0	2					
6 Jose Guillen, R (1, 9) OBP: 0.342, SLG: 0.463										4	0	1	0	0	0	1					
13 Alberto Callaspo, S (1, 5) OBP: 0.310, SLG: 0.419										3	1	1	0	1	0	0					
13 Mike Aviles, R (1, 4) OBP: 0.348, SLG: 0.490										4	0	1	0	0	1	4					
24 Wilson Betemit, S (1, 10) OBP: 0.536, SLG: 1.000										4	1	2	1	0	1	1					
8 Willie Bloomquist, R (8, PR) OBP: 0.282, SLG: 0.389										4	1	1	0	0	0	2					
3 Yuniesky Betancourt, R (1, 6) OBP: 0.286, SLG: 0.384										4	1	1	0	0	0	2					
Inning Stats	R: 0 E: 0 K: 0 S: 11	H: 1 LOB: 1 BB: 0 P: 16	R: 0 E: 0 K: 0 S: 6	H: 0 LOB: 0 BB: 0 P: 7	R: 0 E: 0 K: 0 S: 5	H: 0 LOB: 0 BB: 0 P: 8	R: 0 E: 0 K: 0 S: 8	H: 1 LOB: 1 BB: 0 P: 16	R: 3 E: 1 K: 1 S: 19	H: 4 LOB: 1 BB: 0 P: 30	R: 0 E: 0 K: 0 S: 6	H: 0 LOB: 0 BB: 0 P: 8	R: 0 E: 0 K: 1 S: 8	H: 1 LOB: 1 BB: 0 P: 11	R: 0 E: 0 K: 0 S: 13	H: 2 LOB: 3 BB: 1 P: 21	R: 0 E: 0 K: 1 S: 7	H: 1 LOB: 1 BB: 0 P: 11	1B: 9 2B: 1 3B: 0 HR: 0	SF: 0 SAC: 0 DP: 0 HBP: 0	WP: 1 PA: 37 CS: 1
PITCHER	IP WLS BF H R ER SO BB IBB HBP BLK WP HR S P ERA WHIP	IP WLS BF H R ER SO BB IBB HBP BLK WP HR S P ERA WHIP	IP WLS BF H R ER SO BB IBB HBP BLK WP HR S P ERA WHIP	IP WLS BF H R ER SO BB IBB HBP BLK WP HR S P ERA WHIP	IP WLS BF H R ER SO BB IBB HBP BLK WP HR S P ERA WHIP	IP WLS BF H R ER SO BB IBB HBP BLK WP HR S P ERA WHIP	IP WLS BF H R ER SO BB IBB HBP BLK WP HR S P ERA WHIP	IP WLS BF H R ER SO BB IBB HBP BLK WP HR S P ERA WHIP	IP WLS BF H R ER SO BB IBB HBP BLK WP HR S P ERA WHIP	IP WLS BF H R ER SO BB IBB HBP BLK WP HR S P ERA WHIP	IP WLS BF H R ER SO BB IBB HBP BLK WP HR S P ERA WHIP	IP WLS BF H R ER SO BB IBB HBP BLK WP HR S P ERA WHIP	IP WLS BF H R ER SO BB IBB HBP BLK WP HR S P ERA WHIP	IP WLS BF H R ER SO BB IBB HBP BLK WP HR S P ERA WHIP	IP WLS BF H R ER SO BB IBB HBP BLK WP HR S P ERA WHIP	IP WLS BF H R ER SO BB IBB HBP BLK WP HR S P ERA WHIP	IP WLS BF H R ER SO BB IBB HBP BLK WP HR S P ERA WHIP				
34 Gavin Floyd, R (1, 1) ERA: 4.66	6.2 W	1.0 H	1.1 S	2.7 R	1.0 H	1.1 S	2.7 R	1.0 H	1.1 S	6.2 W	1.0 H	1.1 S	2.7 R	1.0 H	1.1 S	2.7 R	1.0 H	1.1 S	2.7 R		
37 Matt Thornton, L (7, 1) ERA: 3.03	1.0 H	1.0 H	1.0 H	1.0 H	1.0 H	1.0 H	1.0 H	1.0 H	1.0 H	1.0 H	1.0 H	1.0 H	1.0 H	1.0 H	1.0 H	1.0 H	1.0 H	1.0 H	1.0 H		
40 J.J. Putz, R (8, 1) ERA: 1.86	1.1 S	1.1 S	1.1 S	1.1 S	1.1 S	1.1 S	1.1 S	1.1 S	1.1 S	1.1 S	1.1 S	1.1 S	1.1 S	1.1 S	1.1 S	1.1 S	1.1 S	1.1 S	1.1 S		

Chicago

Batter	1	2	3	4	5	6	7	8	9	AB	R	H	RBI	BB	SO	LOB	TOP										
1 Juan Pierre, L OBP: 0.317, SLG: 0.279	F7			G3		G6-3		1B		4	1	1	1	0	0	0	Chicago White Sox @ Kansas City Royals Kauffman Stadium, Kansas City, MO Wed Jun 30 2010, 7:11 PM - 9:40 PM CDT Att: 18,335 - Clear - 82 F										
11 Omar Vizquel, S OBP: 0.311, SLG: 0.336 18 Brent Lillibridge, R OBP: 0.429, SLG: 1.266	P4			51 1B		K		3B		3	1	1	0	0	1	0											
51 Alex Rios, R OBP: 0.363, SLG: 0.522	K			14 1B		G5-3		G5-3		4	0	1	2	0	1	0											
14 Paul Konerko, R OBP: 0.387, SLG: 0.570	F9			20 1B		F8		P4		4	0	1	0	0	0	0											
20 Carlos Quentin, R OBP: 0.330, SLG: 0.454	G5-3			G6-4-3		G6-3		F9		4	0	0	0	0	0	2											
7 Mark Kotsay, L OBP: 0.319, SLG: 0.378	G4-3					P6		F9		4	0	1	0	0	0	0											
12 A.J. Pierzynski, L OBP: 0.287, SLG: 0.363				24 1B		F7		F9		4	1	2	0	0	0	1											
24 Dayan Viciedo, R OBP: 0.294, SLG: 0.294				G6-4-3		F8		G6-3		4	1	1	0	0	0	2											
15 Gordon Beckham, R OBP: 0.275, SLG: 0.285				G6-3		K		1B		3	1	1	0	0	1	1											
Inning Stats	R: 0 E: 0 K: 1 S: 9	H: 0 LOB: 0 BB: 0 P: 13	R: 0 E: 0 K: 0 S: 7	H: 0 LOB: 0 BB: 0 P: 13	R: 0 E: 0 K: 0 S: 6	H: 1 LOB: 0 BB: 0 P: 11	R: 1 E: 0 K: 0 S: 13	H: 3 LOB: 1 BB: 0 P: 17	R: 0 E: 0 K: 1 S: 8	H: 1 LOB: 1 BB: 0 P: 11	R: 0 E: 0 K: 1 S: 7	H: 0 LOB: 0 BB: 0 P: 13	R: 0 E: 0 K: 0 S: 5	H: 0 LOB: 0 BB: 0 P: 9	R: 5 E: 0 K: 0 S: 11	H: 5 LOB: 0 BB: 0 P: 18	R: 0 E: 0 K: 0 S: 6	H: 0 LOB: 0 BB: 0 P: 6	1B: 8 2B: 2 3B: 2 HR: 0	SF: 0 SAC: 0 DP: 2 HBP: 0	WP: 0 PB: 0 SB: 0 CS: 0	PA: 35					
PITCHER	IP	WLS	BF	H	R	ER	SO	BB	IBB	HBP	BLK	WP	HR	S	P	ERA	WHIP										
23 Zack Greinke, R ERA: 3.94	8.0	W	32	10	6	6	3	0	0	0	0	0	0	66	105	6.75	1.250										
48 Joakim Soria, R ERA: 2.43	1.0	S	3	0	0	0	0	0	0	0	0	0	0	6	6	0.00	0.000										

Batter	1	2	3	4	5	6	7	8	9	AB	R	H	RBI	BB	SO	LOB	BOTTOM										
22 Scott Podsednik, L OBP: 0.337, SLG: 0.367	F8	K			18 S			SH1-3		4	1	2	0	0	1	1	Chicago White Sox @ Kansas City Royals Kauffman Stadium, Kansas City, MO Wed Jun 30 2010, 7:11 PM - 9:40 PM CDT Att: 18,335 - Clear - 82 F										
18 Jason Kendall, R OBP: 0.326, SLG: 0.317	F7			G6-3		K		F9		5	1	1	0	0	1	3											
16 Billy Butler, R OBP: 0.377, SLG: 0.480	HR			F8				1B		3	2	2	2	2	0	0											
6 Jose Guillen, R OBP: 0.342, SLG: 0.472	24 BB			G4-3		P3		1B		5	1	2	3	0	1	5											
24 Wilson Betemit, S OBP: 0.531, SLG: 0.964				F8		13 2B		P3		3	1	1	0	1	0	0											
13 Alberto Callaspo, S OBP: 0.309, SLG: 0.420	F9			P5		12 SF8		G1-3		4	1	1	1	0	0	2											
12 Mitch Maier, L OBP: 0.338, SLG: 0.355				G3-1		K		F9		4	0	1	0	0	1	1											
3 Yuniesky Betancourt, R OBP: 0.286, SLG: 0.383				K				SF8		3	0	1	1	0	1	1											
17 Chris Getz, L OBP: 0.307, SLG: 0.262				22 S		FC3-6		K		4	0	2	0	0	1	1											
Inning Stats	R: 1 E: 0 K: 0 S: 18	H: 2 LOB: 2 BB: 1 P: 28	R: 0 E: 0 K: 2 S: 11	H: 1 LOB: 1 BB: 0 P: 16	R: 0 E: 0 K: 0 S: 7	H: 0 LOB: 0 BB: 0 P: 9	R: 0 E: 0 K: 1 S: 12	H: 0 LOB: 0 BB: 0 P: 16	R: 0 E: 0 K: 1 S: 10	H: 2 LOB: 3 BB: 1 P: 17	R: 2 E: 0 K: 1 S: 11	H: 2 LOB: 0 BB: 0 P: 14	R: 4 E: 0 K: 0 S: 16	H: 5 LOB: 1 BB: 0 P: 23	R: 0 E: 0 K: 1 S: 10	H: 1 LOB: 2 BB: 1 P: 20	1B: 9 2B: 2 3B: 0 HR: 2	SF: 1 SAC: 1 DP: 0 HBP: 0	WP: 0 PB: 0 SB: 3 CS: 0	PA: 40							
PITCHER	IP	WLS	BF	H	R	ER	SO	BB	IBB	HBP	BLK	WP	HR	S	P	ERA	WHIP										
44 Jake Peavy, R ERA: 4.7	6.0	L	27	7	3	3	5	1	1	0	0	0	0	69	100	4.50	1.333										
67 Randy Williams, L ERA: 5.4	0.0		1	1	1	1	0	0	0	0	0	0	0	1	1	∞	∞										
57 Ramon Pena, R ERA: 5.06	0.0		3	3	3	3	0	0	0	0	0	0	0	9	12	∞	∞										
68 Erick Threats, L ERA: 5.4	1.0		4	1	0	0	0	0	0	0	0	0	0	6	10	0.00	1.000										
71 Scott Linebrink, R ERA: 5.27	1.0		5	1	0	0	1	1	0	0	0	0	0	10	20	0.00	2.000										

Batter	1	2	3	4	5	6	7	8	9	AB	R	H	RBI	BB	SO	LOB	TOP				
1 Juan Pierre, L OBP: 0.321, SLG: 0.284										5	2	3	0	0	0	2					
11 Omar Vizquel, S OBP: 0.300, SLG: 0.323										5	0	0	0	0	0	4					
51 Alex Rios, R OBP: 0.367, SLG: 0.523										5	0	3	2	0	0	1					
14 Paul Konerko, R OBP: 0.384, SLG: 0.565										4	0	1	1	0	0	3					
18 Brent Lillibridge, R OBP: 0.429, SLG: 1.286										0	1	0	0	0	0	0					
24 Davan Vicedo, R OBP: 0.294, SLG: 0.294										0	0	0	0	0	0	0					
20 Carlos Quentin, R OBP: 0.327, SLG: 0.447										4	1	0	0	0	1	2					
7 Mark Kotsay, L OBP: 0.321, SLG: 0.381										4	0	1	2	1	1	0					
10 Alexei Ramirez, R OBP: 0.303, SLG: 0.396										5	0	3	0	0	0	1					
27 Ramon Castro, R OBP: 0.409, SLG: 0.500										4	0	2	0	1	2	3					
15 Gordon Beckham, R OBP: 0.275, SLG: 0.285										4	1	1	0	0	0	5					
Inning Stats	R: 0 H: 1 E: 0 K: 0 S: 10	H: 1 LOB: 1 BB: 0 P: 14	R: 0 H: 0 E: 0 K: 0 S: 8	H: 0 LOB: 2 BB: 2 P: 17	R: 1 H: 2 E: 0 K: 0 S: 15	H: 2 LOB: 1 BB: 0 P: 22	R: 0 H: 1 E: 0 K: 1 S: 8	H: 1 LOB: 1 BB: 0 P: 10	R: 0 H: 1 E: 0 K: 2 S: 14	H: 1 LOB: 1 BB: 0 P: 21	R: 2 H: 3 E: 0 K: 0 S: 12	H: 3 LOB: 1 BB: 0 P: 15	R: 0 H: 2 E: 0 K: 0 S: 15	H: 2 LOB: 2 BB: 0 P: 20	R: 2 H: 3 E: 0 K: 1 S: 17	H: 3 LOB: 2 BB: 0 P: 20	1B: 13 SF: 1 2B: 1 3B: 0 HR: 0	SF: 1 SAC: 0 DP: 0 HBP: 1	WP: 1 PB: 0 SB: 2 CS: 0	PA: 44	
PITCHER	IP WLS BF H R ER SO BB IBB HBP BLK WP HR S P ERA WHIP	IP WLS BF H R ER SO BB IBB HBP BLK WP HR S P ERA WHIP	IP WLS BF H R ER SO BB IBB HBP BLK WP HR S P ERA WHIP	IP WLS BF H R ER SO BB IBB HBP BLK WP HR S P ERA WHIP	IP WLS BF H R ER SO BB IBB HBP BLK WP HR S P ERA WHIP	IP WLS BF H R ER SO BB IBB HBP BLK WP HR S P ERA WHIP	IP WLS BF H R ER SO BB IBB HBP BLK WP HR S P ERA WHIP	IP WLS BF H R ER SO BB IBB HBP BLK WP HR S P ERA WHIP	IP WLS BF H R ER SO BB IBB HBP BLK WP HR S P ERA WHIP	IP WLS BF H R ER SO BB IBB HBP BLK WP HR S P ERA WHIP	IP WLS BF H R ER SO BB IBB HBP BLK WP HR S P ERA WHIP	IP WLS BF H R ER SO BB IBB HBP BLK WP HR S P ERA WHIP	IP WLS BF H R ER SO BB IBB HBP BLK WP HR S P ERA WHIP	IP WLS BF H R ER SO BB IBB HBP BLK WP HR S P ERA WHIP	IP WLS BF H R ER SO BB IBB HBP BLK WP HR S P ERA WHIP	IP WLS BF H R ER SO BB IBB HBP BLK WP HR S P ERA WHIP	IP WLS BF H R ER SO BB IBB HBP BLK WP HR S P ERA WHIP	IP WLS BF H R ER SO BB IBB HBP BLK WP HR S P ERA WHIP	IP WLS BF H R ER SO BB IBB HBP BLK WP HR S P ERA WHIP	IP WLS BF H R ER SO BB IBB HBP BLK WP HR S P ERA WHIP	IP WLS BF H R ER SO BB IBB HBP BLK WP HR S P ERA WHIP

Chicago White Sox @ Texas Rangers
Rangers Ballpark in Arlington, Arlington, TX
Fri Jul 02 2010, 10:32 PM - 1:24 AM EDT
Att: 30,193 - Cloudy - 75 F

AB 40
R 5
H 14
RBI 5
BB 2
SO 4
LOB 21



Batter	1	2	3	4	5	6	7	8	9	AB	R	H	RBI	BB	SO	LOB	BOTTOM				
1 Elvis Andrus, R OBP: 0.374, SLG: 0.332										3	0	1	0	0	0	0					
10 Michael Young, R OBP: 0.380, SLG: 0.498										4	0	1	0	0	1	2					
5 Ian Kinsler, R OBP: 0.401, SLG: 0.416										2	1	1	0	2	0	1					
27 Vladimir Guerrero, R OBP: 0.379, SLG: 0.576										4	0	1	2	0	0	3					
32 Josh Hamilton, L OBP: 0.387, SLG: 0.614										3	1	1	1	1	0	2					
11 Bengie Molina, R OBP: 0.311, SLG: 0.330										4	0	1	0	0	0	1					
7 David Murphy, L OBP: 0.308, SLG: 0.364										3	0	0	0	0	2	2					
17 Nelson Cruz, R OBP: 0.380, SLG: 0.629										1	0	0	0	0	1	0					
12 Justin Smoak, S OBP: 0.319, SLG: 0.366										4	0	0	0	0	0	2					
20 Julio Borbon, L OBP: 0.311, SLG: 0.370										3	1	1	0	0	0	1					
14 Joaquin Arias, R OBP: 0.280, SLG: 0.311										1	0	0	0	0	1	0					
Inning Stats	R: 0 H: 1 E: 0 K: 0 S: 14	H: 1 LOB: 1 BB: 0 P: 20	R: 0 H: 1 E: 0 K: 0 S: 6	H: 1 LOB: 1 BB: 1 P: 13	R: 2 H: 2 E: 0 K: 1 S: 12	H: 2 LOB: 1 BB: 1 P: 18	R: 0 H: 0 E: 1 K: 1 S: 10	H: 0 LOB: 1 BB: 0 P: 16	R: 0 H: 1 E: 0 K: 0 S: 9	H: 1 LOB: 1 BB: 0 P: 13	R: 1 H: 1 E: 0 K: 1 S: 8	H: 1 LOB: 0 BB: 0 P: 13	R: 0 H: 1 E: 0 K: 0 S: 5	H: 0 LOB: 1 BB: 1 P: 10	R: 0 H: 0 E: 0 K: 2 S: 12	H: 0 LOB: 0 BB: 0 P: 17	1B: 4 2B: 1 3B: 1 HR: 1	SF: 0 SAC: 1 DP: 1 HBP: 0	WP: 0 PB: 0 SB: 1 CS: 1	PA: 36	
PITCHER	IP WLS BF H R ER SO BB IBB HBP BLK WP HR S P ERA WHIP	IP WLS BF H R ER SO BB IBB HBP BLK WP HR S P ERA WHIP	IP WLS BF H R ER SO BB IBB HBP BLK WP HR S P ERA WHIP	IP WLS BF H R ER SO BB IBB HBP BLK WP HR S P ERA WHIP	IP WLS BF H R ER SO BB IBB HBP BLK WP HR S P ERA WHIP	IP WLS BF H R ER SO BB IBB HBP BLK WP HR S P ERA WHIP	IP WLS BF H R ER SO BB IBB HBP BLK WP HR S P ERA WHIP	IP WLS BF H R ER SO BB IBB HBP BLK WP HR S P ERA WHIP	IP WLS BF H R ER SO BB IBB HBP BLK WP HR S P ERA WHIP	IP WLS BF H R ER SO BB IBB HBP BLK WP HR S P ERA WHIP	IP WLS BF H R ER SO BB IBB HBP BLK WP HR S P ERA WHIP	IP WLS BF H R ER SO BB IBB HBP BLK WP HR S P ERA WHIP	IP WLS BF H R ER SO BB IBB HBP BLK WP HR S P ERA WHIP	IP WLS BF H R ER SO BB IBB HBP BLK WP HR S P ERA WHIP	IP WLS BF H R ER SO BB IBB HBP BLK WP HR S P ERA WHIP	IP WLS BF H R ER SO BB IBB HBP BLK WP HR S P ERA WHIP	IP WLS BF H R ER SO BB IBB HBP BLK WP HR S P ERA WHIP	IP WLS BF H R ER SO BB IBB HBP BLK WP HR S P ERA WHIP	IP WLS BF H R ER SO BB IBB HBP BLK WP HR S P ERA WHIP	IP WLS BF H R ER SO BB IBB HBP BLK WP HR S P ERA WHIP	IP WLS BF H R ER SO BB IBB HBP BLK WP HR S P ERA WHIP

Chicago White Sox @ Texas Rangers
Rangers Ballpark in Arlington, Arlington, TX
Fri Jul 02 2010, 10:32 PM - 1:24 AM EDT
Att: 30,193 - Cloudy - 75 F

AB 32
R 3
H 7
RBI 3
BB 3
SO 5
LOB 14



Batter	1	2	3	4	5	6	7	8	9	AB	R	H	RBI	BB	SO	LOB	TOP			
1 Juan Pierre, L OBP: 0.326, SLG: 0.288										4	0	1	0	0	0	1				
11 Omar Vizquel, S OBP: 0.303, SLG: 0.320										1	0	0	0	0	0	1				
24 Dayan Viciedo, R OBP: 0.227, SLG: 0.227										2	0	0	1	0	1	1				
51 Alex Rios, R OBP: 0.358, SLG: 0.509										4	0	0	0	0	0	3				
14 Paul Konerko, R OBP: 0.384, SLG: 0.563										4	1	1	0	0	1	0				
20 Carlos Quentin, R OBP: 0.329, SLG: 0.450										4	2	2	1	0	0	0				
7 Mark Kotsay, L OBP: 0.325, SLG: 0.389										4	0	2	1	0	1	2				
12 A.J. Pierzynski, L OBP: 0.282, SLG: 0.355										4	0	0	0	0	1	5				
10 Alexei Ramirez, R OBP: 0.312, SLG: 0.412										3	2	1	2	1	0	1				
18 Brent Lillibridge, R OBP: 0.500, SLG: 1.083										4	0	2	0	0	1	0				
Inning Stats	R: 0 E: 0 K: 0 S: 7	H: 1 LOB: 0 BB: 0 P: 12	R: 1 E: 1 K: 1 S: 13	H: 1 LOB: 1 BB: 0 P: 20	R: 0 E: 0 K: 0 S: 8	H: 1 LOB: 2 BB: 0 P: 11	R: 0 E: 1 K: 0 S: 9	H: 1 LOB: 1 BB: 0 P: 11	R: 1 E: 0 K: 0 S: 6	H: 1 LOB: 0 BB: 1 P: 11	R: 3 E: 0 K: 0 S: 13	H: 3 LOB: 0 BB: 0 P: 18	R: 0 E: 0 K: 1 S: 10	H: 1 LOB: 0 BB: 0 P: 13	R: 0 E: 0 K: 1 S: 7	H: 0 LOB: 0 BB: 0 P: 12	1B: 5 2B: 4 3B: 0 HR: 1	SF: 0 SAC: 1 DP: 2 HBP: 1	WP: 0 PB: 0 SB: 0 CS: 1	PA: 37
PITCHER	IP WLS BF H R ER SO BB IBB HBP BLK WP HR S P ERA WHIP																			
39 Scott Feldman, R ERA: 5.51	6.0 L 27 8 5 4 1 1 0 0 0 0 1 56 83 6.00 1.500																			
56 Darren O'Day, R ERA: 1.95	1.1 5 1 0 0 2 0 0 0 0 0 0 0 13 18 0.00 0.750																			
28 Darren Oliver, L ERA: 1.45	0.2 2 0 0 0 1 0 0 0 0 0 0 0 5 7 0.00 0.000																			
64 Alexi Ogando, R ERA:	1.0 3 0 0 0 1 0 0 0 0 0 0 0 7 12 0.00 0.000																			

Chicago White Sox @ Texas Rangers
Rangers Ballpark in Arlington, Arlington, TX
Sun Jul 04 2010, 8:08 PM - 10:33 PM EDT
Att: 45,020 - Clear - 89 F

livebaseballscorecards.com

AB 34
R 5
H 9
RBI 5
BB 1
SO 5
LOB 14

Batter	1	2	3	4	5	6	7	8	9	AB	R	H	RBI	BB	SO	LOB	BOTTOM			
1 Elvis Andrus, R OBP: 0.371, SLG: 0.328										4	0	0	0	0	0	1				
10 Michael Young, R OBP: 0.382, SLG: 0.487										4	0	0	0	0	0	1				
5 Ian Kinsler, R OBP: 0.404, SLG: 0.411											3	0	1	0	1	0				
27 Vladimir Guerrero, R OBP: 0.374, SLG: 0.566											4	1	1	0	0	2				
14 Joaquin Arias, R OBP: 0.286, SLG: 0.316											0	0	0	0	0	0				
32 Josh Hamilton, L OBP: 0.385, SLG: 0.617											4	1	1	2	0	1				
17 Nelson Cruz, R OBP: 0.376, SLG: 0.613											4	0	0	0	1	1				
11 Bengie Molina, R OBP: 0.312, SLG: 0.327											3	0	0	0	0	0				
12 Justin Smoak, S OBP: 0.314, SLG: 0.359										3	0	0	0	0	0	0				
20 Julio Borbon, L OBP: 0.313, SLG: 0.383										3	1	2	1	0	1	0				
Inning Stats	R: 0 E: 0 K: 0 S: 13	H: 1 LOB: 1 BB: 0 P: 19	R: 0 E: 0 K: 0 S: 8	H: 0 LOB: 0 BB: 0 P: 14	R: 0 E: 0 K: 0 S: 6	H: 1 LOB: 1 BB: 0 P: 8	R: 2 E: 0 K: 0 S: 8	H: 2 LOB: 0 BB: 0 P: 17	R: 1 E: 0 K: 0 S: 8	H: 1 LOB: 0 BB: 0 P: 13	R: 0 E: 0 K: 0 S: 4	H: 0 LOB: 0 BB: 0 P: 6	R: 0 E: 0 K: 1 S: 7	H: 0 LOB: 0 BB: 0 P: 10	R: 0 E: 0 K: 1 S: 13	H: 0 LOB: 1 BB: 1 P: 18	1B: 3 2B: 0 3B: 0 HR: 2	SF: 0 SAC: 0 DP: 0 HBP: 0	WP: 0 PB: 0 SB: 0 CS: 0	PA: 33
PITCHER	IP WLS BF H R ER SO BB IBB HBP BLK WP HR S P ERA WHIP																			
56 Mark Buehrle, L ERA: 4.53	7.0 W 26 5 3 3 0 0 0 0 0 0 0 7 57 3.86 0.714																			
40 J.J. Putz, R ERA: 1.74	1.0 H 3 0 0 0 1 0 0 0 0 0 0 0 7 10 0.00 0.000																			
37 Matt Thornton, L ERA: 2.86	1.0 S 4 0 0 0 1 1 0 0 0 0 0 0 13 18 0.00 1.000																			

Chicago White Sox @ Texas Rangers
Rangers Ballpark in Arlington, Arlington, TX
Sun Jul 04 2010, 8:08 PM - 10:33 PM EDT
Att: 45,020 - Clear - 89 F

livebaseballscorecards.com

AB 32
R 3
H 5
RBI 3
BB 1
SO 2
LOB 6

Batter	1	2	3	4	5	6	7	8	9	AB	R	H	RBI	BB	SO	LOB	TOP					
2 Erick Aybar, S OBP: 0.341, SLG: 0.365	B1-3		G3-6			G4-3		G5-3		4	1	1	0	0	0	2	Los Angeles Angels @ Chicago White Sox U.S. Cellular Field, Chicago, IL Mon Jul 05 2010, 7:07 PM - 9:55 PM EDT Att: 38,092 - Clear - 86 F					
47 Howie Kendrick, R OBP: 0.311, SLG: 0.407						G4-3				4	0	3	1	0	0	1						
53 Bobby Abreu, L OBP: 0.349, SLG: 0.399						G6-4-3				4	0	0	1	0	2	3						
48 Torii Hunter, R OBP: 0.381, SLG: 0.522	L9									2	0	1	0	2	0	1						
55 Hideki Matsui, L OBP: 0.335, SLG: 0.411										3	0	0	0	1	0	2						
41 Paul McNulty, L OBP: 0.286, SLG: 0.667										2	0	0	0	1	2	0						
44 Mike Napoli, R OBP: 0.331, SLG: 0.490										1	0	0	0	0	1	3						
18 Kevin Frandsen, R OBP: 0.372, SLG: 0.419										4	0	0	0	0	0	1						
22 Cory Aldridge, L (1, 9)										4	0	0	0	0	1	1						
46 Bobby Wilson, R OBP: 0.275, SLG: 0.348										3	1	1	0	1	0	1						
Inning Stats	R: 0 H: 1 E: 0 K: 1 S: 13	H: 1 LOB: 1 BB: 0 P: 18	R: 0 H: 0 E: 0 K: 1 S: 8	H: 0 LOB: 0 BB: 0 P: 11	R: 0 H: 1 E: 0 K: 0 S: 5	H: 1 LOB: 0 BB: 0 P: 7	R: 0 H: 2 E: 0 K: 0 S: 9	H: 1 LOB: 1 BB: 0 P: 14	R: 0 H: 0 E: 0 K: 0 S: 6	H: 0 LOB: 1 BB: 1 P: 13	R: 1 H: 1 E: 0 K: 0 S: 12	H: 1 LOB: 1 BB: 1 P: 21	R: 0 H: 0 E: 0 K: 2 S: 9	H: 0 LOB: 0 BB: 0 P: 13	R: 1 H: 1 E: 0 K: 2 S: 17	H: 1 LOB: 3 BB: 3 P: 34	R: 0 H: 0 E: 0 K: 0 S: 9	H: 0 LOB: 0 BB: 0 P: 15	1B: 4 2B: 2 3B: 0 HR: 0	SF: 0 SAC: 0 DP: 2 HBP: 0	WP: 0 PB: 0 SB: 1 CS: 0	PA: 36
PITCHER	IP	WLS	BF	H	R	ER	SO	BB	IBB	HBP	BLK	WP	HR	S	P	ERA	WHIP					
34 Gavin Floyd, R ERA: 4.43	7.0	W	26	5	1	1	4	2	0	0	0	0	0	62	97	13.50	1.000					
45 Bobby Jenks, R ERA: 4.25	0.2		5	1	1	1	1	2	0	0	0	0	0	13	24	4.500						
68 Erick Threets, L ERA:	0.0		1	0	0	0	0	1	0	0	0	0	0	1	5	∞	∞					
46 Sergio Santos, R ERA: 2.03	1.1	S	4	0	0	0	1	0	0	0	0	0	0	12	20	0.00	0.000					

Batter	1	2	3	4	5	6	7	8	9	AB	R	H	RBI	BB	SO	LOB	BOTTOM				
1 Juan Pierre, L OBP: 0.327, SLG: 0.285	G1-3		L5			G5-3		L8		3	1	0	0	2	0	1	Los Angeles Angels @ Chicago White Sox U.S. Cellular Field, Chicago, IL Mon Jul 05 2010, 7:07 PM - 9:55 PM EDT Att: 38,092 - Clear - 86 F				
10 Alexei Ramirez, R OBP: 0.314, SLG: 0.423										4	1	2	2	0	0	1					
51 Alex Rios, R OBP: 0.353, SLG: 0.502										4	0	0	0	0	1	3					
14 Paul Konerko, R OBP: 0.386, SLG: 0.562										4	1	2	1	0	1	2					
20 Carlos Quentin, R OBP: 0.334, SLG: 0.476										3	2	2	3	1	1	1					
25 Andruw Jones, R OBP: 0.305, SLG: 0.417										3	2	0	0	1	1	1					
12 A.J. Pierzynski, L OBP: 0.278, SLG: 0.350										4	0	0	0	0	0	2					
24 Dayan Viciedo, R OBP: 0.269, SLG: 0.385										4	1	2	2	0	0	1					
18 Brent Lillibridge, R OBP: 0.500, SLG: 0.933										3	1	1	1	1	1	2					
Inning Stats	R: 1 H: 2 E: 0 K: 1 S: 13	H: 2 LOB: 1 BB: 0 P: 21	R: 1 H: 1 E: 0 K: 0 S: 12	H: 1 LOB: 1 BB: 1 P: 21	R: 0 H: 0 E: 0 K: 0 S: 4	H: 0 LOB: 0 BB: 0 P: 7	R: 0 H: 0 E: 0 K: 1 S: 7	H: 0 LOB: 0 BB: 1 P: 14	R: 0 H: 0 E: 1 K: 0 S: 4	H: 0 LOB: 0 BB: 0 P: 7	R: 3 H: 2 E: 0 K: 1 S: 16	H: 2 LOB: 1 BB: 1 P: 30	R: 2 H: 2 E: 0 K: 1 S: 11	H: 2 LOB: 2 BB: 2 P: 25	R: 2 H: 2 E: 1 K: 1 S: 12	H: 2 LOB: 1 BB: 0 P: 18		1B: 5 2B: 0 3B: 0 HR: 4	SF: 0 SAC: 0 DP: 2 HBP: 0	WP: 2 PB: 0 SB: 2 CS: 0	PA: 38
PITCHER	IP	WLS	BF	H	R	ER	SO	BB	IBB	HBP	BLK	WP	HR	S	P	ERA	WHIP				
19 Scott Kazmir, L ERA: 5.98	6.1	L	28	6	7	7	3	5	0	0	0	0	0	58	110	9.95	1.737				
63 Rich Thompson, R ERA: 5.4	1.2		9	3	2	1	2	0	0	0	0	2	1	21	33	5.40	1.800				

Batter	1	2	3	4	5	6	7	8	9	AB	R	H	RBI	BB	SO	LOB	TOP					
2 Erick Aybar, S OBP: 0.340, SLG: 0.364	F9		G4-3		FC3-6			47 1B		4	0	1	0	0	0	1	Los Angeles Angels @ Chicago White Sox U.S. Cellular Field, Chicago, IL Tue Jul 06 2010, 9:51 PM - 12:45 AM EDT Att: 21,889 - Overcast - 75 F					
47 Howie Kendrick, R OBP: 0.314, SLG: 0.406	K				G6-4-3			1B		3	0	1	0	1	1							
53 Bobby Abreu, L OBP: 0.345, SLG: 0.394	K		G4-3					F7		4	0	0	0	0	1							
48 Torii Hunter, R OBP: 0.385, SLG: 0.525		44 CS			55 BB			F9		4	1	3	0	0	0							
55 Hideki Matsui, L OBP: 0.334, SLG: 0.406	F9				20 FC6-4					3	0	0	0	1	0							
44 Mike Napoli, R OBP: 0.337, SLG: 0.492	20 1B				20 FC6-4					3	0	2	1	1	1							
20 Juan Rivera, R OBP: 0.302, SLG: 0.420					FC6-4					4	0	1	0	0	1							
18 Kevin Frandsen, R OBP: 0.362, SLG: 0.407					F8					3	0	0	0	0	0							
41 Paul McNulty, L OBP: 0.250, SLG: 0.571	F8				F8					1	0	0	0	0	1							
5 Jeff Mathis, R OBP: 0.286, SLG: 0.372			G4-3							3	0	1	0	0	1							
Inning Stats	R: 0 E: 0 K: 2 S: 11	H: 0 LOB: 0 BB: 0 P: 12	R: 0 E: 0 K: 0 S: 13	H: 2 LOB: 2 BB: 1 P: 23	R: 0 E: 0 K: 0 S: 6	H: 0 LOB: 1 BB: 1 P: 12	R: 1 E: 0 K: 0 S: 13	H: 2 LOB: 1 BB: 1 P: 20	R: 0 E: 0 K: 0 S: 5	H: 1 LOB: 0 BB: 0 P: 8	R: 0 E: 0 K: 0 S: 4	H: 1 LOB: 0 BB: 0 P: 6	R: 0 E: 0 K: 2 S: 8	H: 0 LOB: 0 BB: 0 P: 11	R: 0 E: 0 K: 1 S: 16	H: 2 LOB: 2 BB: 0 P: 21	R: 0 E: 0 K: 1 S: 11	H: 1 LOB: 1 BB: 0 P: 19	1B: 9 2B: 0 3B: 0 HR: 0	SF: 0 SAC: 0 DP: 2 HBP: 0	WP: 0 PB: 0 CS: 2	PA: 35
PITCHER	IP WLS BF H R ER SO BB IBB HBP BLK WP HR S P ERA WHIP																					
44 Jake Peavy, R ERA: 4.63	(1, 1) 1.1 5 1 0 0 2 0 0 0 0 0 0 0 16 22 0.00 0.750																					
57 Ramon Pena, R ERA: 4.97	(2, 1) 4.2 W 18 5 1 1 0 3 0 0 0 0 0 0 36 59 1.93 1.714																					
40 J.J. Putz, R ERA: 1.69	(7, 1) 1.0 H 3 0 0 0 2 0 0 0 0 0 0 0 8 11 0.00 0.000																					
37 Matt Thornton, L ERA: 2.78	(8, 1) 1.0 H 5 2 0 0 1 0 0 0 0 0 0 0 16 21 0.00 2.000																					
45 Bobby Jenks, R ERA: 4.11	(9, 1) 1.0 S 4 1 0 0 1 0 0 0 0 0 0 0 0 11 19 0.00 1.000																					

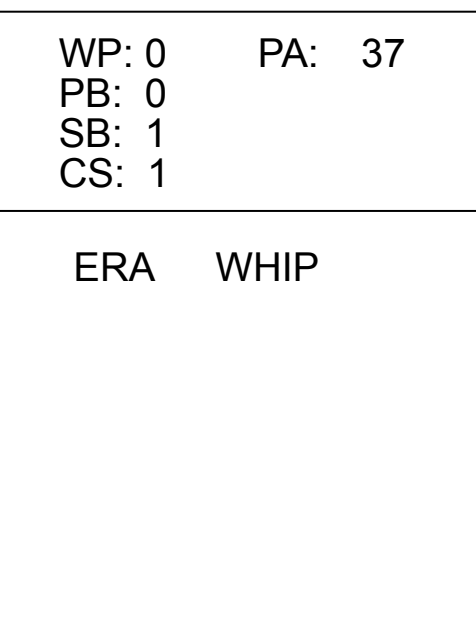
Batter	1	2	3	4	5	6	7	8	9	AB	R	H	RBI	BB	SO	LOB	BOTTOM			
1 Juan Pierre, L OBP: 0.331, SLG: 0.297	10 SF7									4	1	3	1	0	1	0	Los Angeles Angels @ Chicago White Sox U.S. Cellular Field, Chicago, IL Tue Jul 06 2010, 9:51 PM - 12:45 AM EDT Att: 21,889 - Overcast - 75 F			
10 Alexei Ramirez, R OBP: 0.310, SLG: 0.418	K		P3			G5-3				4	0	0	0	0	2					
51 Alex Rios, R OBP: 0.352, SLG: 0.510	SF7				F9					3	1	1	2	0	1					
14 Paul Konerko, R OBP: 0.381, SLG: 0.554	G1-3				G5-3					4	0	0	0	0	0					
7 Mark Kotsay, L OBP: 0.328, SLG: 0.393	F7				G5-3					3	0	1	0	1	0					
12 A.J. Pierzynski, L OBP: 0.276, SLG: 0.345	F8				BB					3	0	0	0	1	1					
25 Andruw Jones, R OBP: 0.303, SLG: 0.430	K				K					4	1	1	1	0	2					
24 Dayan Viedro, R OBP: 0.276, SLG: 0.379			G4-3							3	1	1	0	0	0					
11 Omar Vizquel, S OBP: 0.303, SLG: 0.320					L7					0	0	0	0	0	0					
18 Brent Lillibridge, R OBP: 0.474, SLG: 0.889	K				K					3	0	1	0	0	2					
Inning Stats	R: 1 E: 0 K: 1 S: 9	H: 1 LOB: 0 BB: 0 P: 17	R: 0 E: 0 K: 1 S: 9	H: 0 LOB: 0 BB: 0 P: 15	R: 0 E: 0 K: 1 S: 9	H: 1 LOB: 0 BB: 0 P: 13	R: 0 E: 0 K: 1 S: 13	H: 1 LOB: 2 BB: 1 P: 23	R: 0 E: 0 K: 2 S: 7	H: 0 LOB: 0 BB: 0 P: 10	R: 1 E: 0 K: 0 S: 11	H: 1 LOB: 0 BB: 0 P: 12	R: 2 E: 0 K: 2 S: 21	H: 4 LOB: 2 BB: 0 P: 35	R: 0 E: 0 K: 1 S: 7	H: 0 LOB: 1 BB: 1 P: 13	1B: 2 2B: 4 3B: 0 HR: 2	SF: 1 SAC: 0 DP: 0 HBP: 0	WP: 0 PB: 0 CS: 0	PA: 34
PITCHER	IP WLS BF H R ER SO BB IBB HBP BLK WP HR S P ERA WHIP																			
36 Jared Weaver, R ERA: 2.97	(1, 1) 6.1 L 27 7 4 4 4 6 1 0 0 0 0 0 0 27 11 5.68 1.263																			
40 Kevin Jepsen, R ERA: 4.82	(7, 1) 0.2 3 1 0 0 2 0 0 0 0 0 0 0 9 14 0.00 1.500																			
45 Francisco Rodriguez, R ERA: 3.79	(8, 1) 1.0 4 0 0 0 1 1 0 0 0 0 0 0 7 13 0.00 1.000																			

Batter	1	2	3	4	5	6	7	8	9	AB	R	H	RBI	BB	SO	LOB	TOP					
2 Erick Aybar, S (1,6) OBP: 0.342, SLG: 0.364	F9		G3-1														3 1 1 0 0 0 0					
47 Howie Kendrick, R (1,4) OBP: 0.318, SLG: 0.408	G5-3																3 0 2 1 0 0 0					
53 Bobby Abreu, L (1,9) OBP: 0.344, SLG: 0.391	K																3 0 0 0 1 2 2					
48 Tori Hunter, R (1,8) OBP: 0.386, SLG: 0.525																	4 0 2 0 0 0 3					
55 Hideki Matsui, L (1,10) OBP: 0.334, SLG: 0.404																	2 0 0 0 1 0 4					
44 Mike Napoli, R (1,2) OBP: 0.332, SLG: 0.484																	4 0 0 0 0 1 7					
20 Juan Rivera, R (1,7) OBP: 0.297, SLG: 0.413																	4 0 0 0 0 2 1					
41 Paul McNulty, L (1,3) OBP: 0.167, SLG: 0.364																	4 0 0 0 0 3 0					
3 Brandon Wood, R (1,5) OBP: 0.186, SLG: 0.228																	4 1 0 0 0 2 0					
Inning Stats	R: 0 E: 0 K: 1 S: 8	H: 0 LOB: 0 BB: 0 P: 14	R: 0 E: 1 K: 1 S: 8	H: 1 LOB: 1 BB: 0 P: 15	R: 0 E: 0 K: 2 S: 8	H: 0 LOB: 0 BB: 0 P: 10	R: 0 E: 0 K: 1 S: 9	H: 1 LOB: 2 BB: 1 P: 17	R: 1 E: 1 K: 1 S: 13	H: 2 LOB: 1 BB: 0 P: 17	R: 0 E: 0 K: 0 S: 11	H: 1 LOB: 1 BB: 1 P: 19	R: 0 E: 0 K: 2 S: 9	H: 0 LOB: 0 BB: 0 P: 10	R: 1 E: 1 K: 1 S: 17	H: 0 LOB: 2 BB: 0 P: 26	R: 0 E: 0 K: 1 S: 7	H: 0 LOB: 0 BB: 0 P: 11	1B: 5 2B: 0 3B: 0 HR: 0	SF: 0 SAC: 0 DP: 1 HBP: 2	WP: 0 PB: 0 SB: 1 CS: 1	PA: 37
PITCHER	IP WLS BF H R ER SO BB IBB HBP BLK WP HR S P ERA WHIP																					
43 Freddy Garcia, R (1,1) ERA: 4.36	6.0 W 24 5 1 0 6 2 0 0 0 0 0 0 0 57 92 0.00 1.167																					
40 J.J. Putz, R (7,1) ERA: 1.54	1.0 3 0 0 0 2 0 0 0 0 0 0 0 9 10 0.00 0.000																					
46 Sergio Santos, R (8,1) ERA: 2.0	0.1 4 0 1 0 1 0 0 2 0 0 0 0 11 18 0.00 0.000																					
37 Matt Thornton, L (8,1) ERA: 2.72	0.2 H 2 0 0 0 0 0 0 0 0 0 0 6 8 0.00 0.000																					
45 Bobby Jenks, R (9,1) ERA: 3.99	1.0 S 3 0 0 0 1 0 0 0 0 0 0 0 7 11 0.00 0.000																					
Batter	1	2	3	4	5	6	7	8	9	AB	R	H	RBI	BB	SO	LOB	BOTTOM					
1 Juan Pierre, L (1,7) OBP: 0.331, SLG: 0.296	G3																4 0 1 0 0 0 1					
10 Alexei Ramirez, R (1,6) OBP: 0.313, SLG: 0.419	G6-3																4 1 2 0 0 0 2					
51 Alex Rios, R (1,8) OBP: 0.354, SLG: 0.510	G6-3																4 2 2 0 0 0 1					
14 Paul Konerko, R (1,3) OBP: 0.382, SLG: 0.560	G6-3																4 0 2 2 0 0 1					
25 Andrew Jones, R (1,9) OBP: 0.312, SLG: 0.431																	2 1 1 0 2 1 1					
27 Ramon Castro, R (1,2) OBP: 0.396, SLG: 0.476																	4 0 1 0 0 0 4					
24 Dayan Viciedo, R (1,5) OBP: 0.281, SLG: 0.496																	3 1 1 1 0 0 2					
11 Omar Vizquel, S (7,5) OBP: 0.301, SLG: 0.318																	1 0 0 0 0 1 2					
18 Brent Lillibridge, R (1,10) OBP: 0.453, SLG: 0.810																	3 0 1 2 0 2 2					
7 Mark Kotsay, L (8, PH) OBP: 0.327, SLG: 0.391																	1 0 0 0 0 0 2					
15 Gordon Beckham, R (1,4) OBP: 0.272, SLG: 0.281																	3 0 1 0 0 1 0					
Inning Stats	R: 0 E: 0 K: 0 S: 9	H: 1 LOB: 2 BB: 0 P: 12	R: 0 E: 0 K: 1 S: 9	H: 2 LOB: 0 BB: 0 P: 17	R: 2 E: 0 K: 1 S: 13	H: 3 LOB: 1 BB: 0 P: 21	R: 0 E: 0 K: 1 S: 7	H: 0 LOB: 0 BB: 0 P: 12	R: 0 E: 0 K: 0 S: 7	H: 1 LOB: 0 BB: 0 P: 8	R: 3 E: 0 K: 0 S: 11	H: 3 LOB: 0 BB: 1 P: 26	R: 0 E: 0 K: 1 S: 11	H: 1 LOB: 1 BB: 0 P: 17	R: 0 E: 0 K: 1 S: 13	H: 1 LOB: 2 BB: 1 P: 20	1B: 9 2B: 3 3B: 0 HR: 0	SF: 0 SAC: 0 DP: 1 HBP: 0	WP: 0 PB: 1 SB: 0 CS: 2	PA: 36		
PITCHER	IP WLS BF H R ER SO BB IBB HBP BLK WP HR S P ERA WHIP																					
51 Joe Saunders, L (1,1) ERA: 4.78	5.2 L 26 10 0 5 3 1 0 0 0 0 0 0 0 56 95 0.00 1.941																					
62 Scott Shields, R (6,1) ERA: 5.02	1.1 4 1 0 0 1 0 0 0 0 0 0 0 11 18 0.00 0.750																					
56 Fernando Rodney, R (8,1) ERA: 3.15	1.0 5 1 0 0 1 1 0 0 0 0 0 0 13 20 0.00 2.000																					

Los Angeles Angels @ Chicago White Sox
U.S. Cellular Field, Chicago, IL
Wed Jul 07 2010, 10:31 PM - 1:18 AM EDT
Att: 21,135 - Cloudy - 75 F

livebaseballscorecards.com

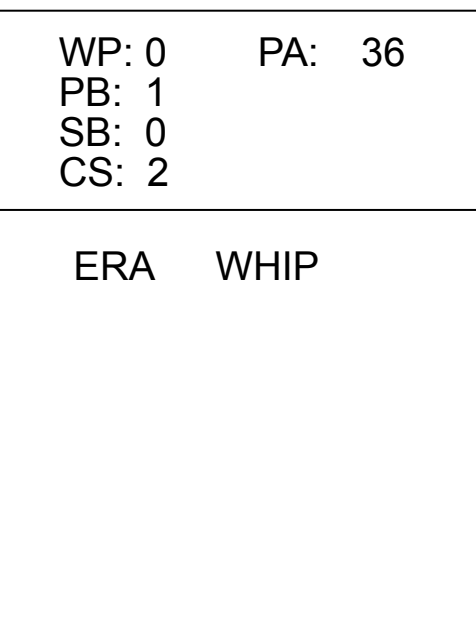
AB 31
R 2
H 5
RBI 1
BB 2
SO 10
LOB 17



Los Angeles Angels @ Chicago White Sox
U.S. Cellular Field, Chicago, IL
Wed Jul 07 2010, 10:31 PM - 1:18 AM EDT
Att: 21,135 - Cloudy - 75 F

livebaseballscorecards.com

AB 33
R 5
H 12
RBI 5
BB 2
SO 5
LOB 18



Batter	1	2	3	4	5	6	7	8	9	AB	R	H	RBI	BB	SO	LOB	TOP					
2 Erick Aybar, S OBP: 0.338, SLG: 0.359	F7		B2			F7			G4-3	4	0	0	0	0	0	1	Los Angeles Angels @ Chicago White Sox U.S. Cellular Field, Chicago, IL Thu Jul 08 2010, 2:07 PM - 3:57 PM EDT Att: 27,734 - Partly Cloudy - 79 F livebaseballscorecards.com					
77 Reggie Willits, S OBP: 0.345, SLG: 0.274	F8			P4			1B	G5-3	4	0	1	0	0	0	0	0						
47 Howie Kendrick, R OBP: 0.318, SLG: 0.406	K			F8			1B	K	4	0	1	0	0	2	0							
48 Tori Hunter, R OBP: 0.383, SLG: 0.520		P4		F8			1B	FC1-6	3	0	0	0	0	0	2							
44 Mike Napoli, R OBP: 0.329, SLG: 0.478		K			P3			P4	3	0	0	0	0	1	2							
20 Juan Rivera, R OBP: 0.294, SLG: 0.408		L4			G5-3			G1-3	3	0	0	0	0	0	2							
18 Kevin Frandsen, R OBP: 0.353, SLG: 0.396			G5-3		K			L8	3	0	0	0	0	1	0							
5 Jeff Mathis, R OBP: 0.276, SLG: 0.358			K			G6-3		G5-3	3	0	0	0	0	1	0							
22 Cory Aldridge, L OBP: 0.294, SLG: 0.408			E5			K		K	3	0	0	0	0	2	0							
Inning Stats	R: 0 H: 0 E: 0 K: 1 S: 9	H: 0 LOB: 0 BB: 0 P: 14	R: 0 H: 0 E: 0 K: 1 S: 9	H: 0 LOB: 0 BB: 0 P: 14	R: 0 H: 0 E: 1 K: 1 S: 11	H: 0 LOB: 1 BB: 0 P: 14	R: 0 H: 0 E: 0 K: 0 S: 6	H: 0 LOB: 0 BB: 0 P: 8	R: 0 H: 0 E: 0 K: 1 S: 7	H: 0 LOB: 0 BB: 0 P: 7	R: 0 H: 0 E: 0 K: 0 S: 9	H: 0 LOB: 0 BB: 0 P: 13	R: 0 H: 2 E: 0 K: 0 S: 11	H: 0 LOB: 2 BB: 0 P: 13	R: 0 H: 0 E: 0 K: 1 S: 8	H: 0 LOB: 0 BB: 0 P: 10	R: 0 H: 0 E: 0 K: 1 S: 11	H: 0 LOB: 0 BB: 0 P: 18	1B: 2 2B: 0 3B: 0 HR: 0	SF: 0 SAC: 0 DP: 0 HBP: 0	WP: 0 PB: 0 SB: 0 CS: 0	PA: 30
PITCHER 50 John Danks, L ERA: 3.29	IP: 9.0 WLS: W BF: 30	H: 2 R: 0 ER: 0 SO: 7	BB: 0 IBB: 0 HBP: 0 BLK: 0	WP: 0 HR: 0 S: 81 P: 111	ERA: 0.00 WHIP: 0.222	PITCHER										IP: 9.0 WLS: W BF: 30	H: 2 R: 0 ER: 0 SO: 7	BB: 0 IBB: 0 HBP: 0 BLK: 0	WP: 0 HR: 0 S: 81 P: 111	ERA: 0.00 WHIP: 0.222		

Batter	1	2	3	4	5	6	7	8	9	AB	R	H	RBI	BB	SO	LOB	BOTTOM			
1 Juan Pierre, L OBP: 0.330, SLG: 0.294	51 2B 14 SF8 HBP		F8		F9			G4-3	3	1	0	0	0	0	0	0	Los Angeles Angels @ Chicago White Sox U.S. Cellular Field, Chicago, IL Thu Jul 08 2010, 2:07 PM - 3:57 PM EDT Att: 27,734 - Partly Cloudy - 79 F livebaseballscorecards.com			
11 Omar Vizquel, S OBP: 0.306, SLG: 0.313	F7		51 1B BB		K			51 CS BB	2	0	0	0	2	1	1					
51 Alex Rios, R OBP: 0.357, SLG: 0.515			14 G5-4-3 1B			P4		CS	3	0	2	0	0	0	0					
14 Paul Konerko, R OBP: 0.379, SLG: 0.556	SF8		G5-4-3			P4			2	0	0	1	0	0	2					
7 Mark Kotsay, L OBP: 0.322, SLG: 0.385	K				F7			F8	3	0	0	0	0	1	1					
12 A.J. Pierzynski, L OBP: 0.276, SLG: 0.345			15 FC6-4 1B		F7			G5-3	3	0	1	0	0	0	0					
25 Andrew Jones, R OBP: 0.313, SLG: 0.426								K	2	0	0	0	1	2	1					
10 Alexei Ramirez, R OBP: 0.309, SLG: 0.414			F8		F7			G6-3	3	0	0	0	0	0	2					
15 Gordon Beckham, R OBP: 0.269, SLG: 0.278			FC6-4			G5-3		P4	3	0	0	0	0	0	1					
Inning Stats	R: 1 H: 1 E: 0 K: 1 S: 12	H: 1 LOB: 1 BB: 0 P: 17	R: 0 H: 1 E: 0 K: 1 S: 8	H: 1 LOB: 1 BB: 0 P: 9	R: 0 H: 1 E: 0 K: 0 S: 6	H: 1 LOB: 1 BB: 1 P: 12	R: 0 H: 0 E: 0 K: 0 S: 6	H: 0 LOB: 0 BB: 1 P: 11	R: 0 H: 0 E: 0 K: 1 S: 8	H: 0 LOB: 0 BB: 0 P: 11	R: 0 H: 0 E: 0 K: 0 S: 8	H: 0 LOB: 0 BB: 0 P: 12	R: 0 H: 0 E: 0 K: 1 S: 7	H: 0 LOB: 0 BB: 0 P: 13	R: 0 H: 0 E: 0 K: 0 S: 11	H: 0 LOB: 0 BB: 1 P: 19	1B: 2 2B: 1 3B: 0 HR: 0	SF: 1 SAC: 0 DP: 1 HBP: 1	WP: 0 PB: 0 SB: 0 CS: 1	PA: 30
PITCHER 54 Ervin Santana, R ERA: 3.76	IP: 8.0 WLS: L BF: 29	H: 3 R: 1 ER: 1 SO: 4	BB: 3 IBB: 0 HBP: 1 BLK: 0	WP: 0 HR: 0 S: 66 P: 104	ERA: 1.12 WHIP: 0.750	PITCHER										IP: 8.0 WLS: L BF: 29	H: 3 R: 1 ER: 1 SO: 4	BB: 3 IBB: 0 HBP: 1 BLK: 0	WP: 0 HR: 0 S: 66 P: 104	ERA: 1.12 WHIP: 0.750

Batter	1	2	3	4	5	6	7	8	9	AB	R	H	RBI	BB	SO	LOB	TOP			
22 Scott Podsednik, L (1, 7) OBP: 0.343, SLG: 0.368										5	0	2	0	0	0	1	Kansas City Royals @ Chicago White Sox U.S. Cellular Field, Chicago, IL Fri Jul 09 2010, 8:11 PM - 10:48 PM EDT Att: 25,572 - Clear - 77 F			
18 Jason Kendall, R (1, 2) OBP: 0.325, SLG: 0.313										5	0	1	0	0	0	2				
9 David DeJesus, L (1, 9) OBP: 0.398, SLG: 0.463										3	0	0	0	1	0	4				
16 Billy Butler, R (1, 3) OBP: 0.392, SLG: 0.486									3	0	0	0	1	0	3					
24 Wilson Betemit, S (1, 5) OBP: 0.421, SLG: 0.692										4	0	1	0	0	1	3				
13 Mike Aviles, R (1, 4) OBP: 0.340, SLG: 0.397										3	0	0	0	1	0	2				
8 Willie Bloomquist, R (1, 10) OBP: 0.273, SLG: 0.366										4	0	1	0	0	0	1				
12 Mitch Maier, L (1, 8) OBP: 0.335, SLG: 0.377										4	1	1	0	0	1	3				
3 Yuniesky Betancourt, R (1, 6) OBP: 0.285, SLG: 0.393										4	1	2	2	0	0	0				
Inning Stats	R: 0 E: 0 K: 1 S: 18	H: 1 LOB: 2 BB: 1 P: 28	R: 0 E: 0 K: 1 S: 8	H: 0 LOB: 0 BB: 0 P: 13	R: 0 E: 0 K: 0 S: 11	H: 1 LOB: 1 BB: 0 P: 15	R: 0 E: 0 K: 0 S: 10	H: 2 LOB: 2 BB: 0 P: 14	R: 0 E: 0 K: 0 S: 10	H: 0 LOB: 1 BB: 1 P: 13	R: 0 E: 0 K: 0 S: 9	H: 0 LOB: 0 BB: 0 P: 11	R: 0 E: 0 K: 0 S: 8	H: 0 LOB: 1 BB: 1 P: 13	R: 2 E: 0 K: 0 S: 11	H: 2 LOB: 0 BB: 0 P: 16		1B: 6 2B: 1 3B: 0 HR: 1	SF: 0 SAC: 0 DP: 0 HBP: 0	WP: 0 PB: 0 SB: 1 CS: 1
PITCHER	IP WLS BF H R ER SO BB IBB HBP BLK WP HR S P ERA WHIP																			
56 Mark Buehrle, L (1, 1) ERA: 4.24	7.0 W 30 6 0 0 2 3 0 0 0 0 0 0 77 114 0.00 1.286																			
46 Sergio Santos, R (8, 1) ERA: 1.93	1.0 3 0 0 0 0 0 0 0 0 0 0 0 4 5 0.00 0.000																			
48 Jeff Marquez, R (9, 1) ERA: 18.0	1.0 5 2 2 2 0 0 0 0 0 0 0 0 1 11 18.00 2.000																			

Batter	1	2	3	4	5	6	7	8	9	AB	R	H	RBI	BB	SO	LOB	BOTTOM			
1 Juan Pierre, L (1, 7) OBP: 0.329, SLG: 0.293										4	0	1	0	0	0	2	Kansas City Royals @ Chicago White Sox U.S. Cellular Field, Chicago, IL Fri Jul 09 2010, 8:11 PM - 10:48 PM EDT Att: 25,572 - Clear - 77 F			
10 Alexei Ramirez, R (1, 6) OBP: 0.305, SLG: 0.409									4	0	0	0	0	1	1					
51 Alex Rios, R (1, 8) OBP: 0.358, SLG: 0.513									3	1	1	0	1	1	0					
14 Paul Konerko, R (1, 3) OBP: 0.380, SLG: 0.559									4	2	2	1	0	0	0					
20 Carlos Quentin, R (1, 10) OBP: 0.340, SLG: 0.476										2	1	1	0	2	0	0				
18 Brent Lillibridge, R (8, PR) OBP: 0.455, SLG: 0.810										0	1	0	0	0	0	0				
12 A.J. Pierzynski, L (1, 2) OBP: 0.283, SLG: 0.373									3	2	2	4	0	0	0					
25 Andrew Jones, R (1, 9) OBP: 0.321, SLG: 0.433									4	0	3	2	0	0	1					
24 Dayan Viciedo, R (1, 5) OBP: 0.286, SLG: 0.400									3	0	1	0	0	0	2					
15 Gordon Beckham, R (1, 4) OBP: 0.270, SLG: 0.282									3	1	1	0	0	1	3					
Inning Stats	R: 0 E: 0 K: 0 S: 10	H: 1 LOB: 0 BB: 0 P: 16	R: 2 E: 0 K: 1 S: 16	H: 4 LOB: 2 BB: 0 P: 26	R: 0 E: 0 K: 0 S: 4	H: 0 LOB: 0 BB: 0 P: 9	R: 1 E: 0 K: 0 S: 11	H: 2 LOB: 0 BB: 1 P: 21	R: 1 E: 0 K: 1 S: 8	H: 2 LOB: 0 BB: 0 P: 13	R: 0 E: 0 K: 0 S: 8	H: 0 LOB: 0 BB: 0 P: 13	R: 0 E: 0 K: 0 S: 6	H: 1 LOB: 0 BB: 0 P: 9	R: 4 E: 0 K: 1 S: 16	H: 2 LOB: 1 BB: 2 P: 30	1B: 8 2B: 2 3B: 0 HR: 2	SF: 0 SAC: 1 DP: 3 HBP: 0	WP: 1 PB: 0 SB: 1 CS: 1	PA: 35
PITCHER	IP WLS BF H R ER SO BB IBB HBP BLK WP HR S P ERA WHIP																			
52 Bruce Chen, L (1, 1) ERA: 3.81	3.1 L 15 6 3 3 1 1 0 0 0 0 0 0 20 33 3.38 1.125																			
53 Kanekoa Teixeira, R (4, 1) ERA: 3.82	2.2 9 3 1 1 1 0 0 0 0 0 0 0 20 33 3.38 1.125																			
47 Victor Marte, R (7, 1) ERA: 4.91	1.2 9 3 4 4 1 2 0 0 0 0 1 1 20 36 21.60 3.000																			
31 Dusty Hughes, L (8, 1) ERA: 3.67	0.1 1 0 0 0 0 0 0 0 0 0 0 0 2 3 0.00 0.000																			

Batter	1	2	3	4	5	6	7	8	9	AB	R	H	RBI	BB	SO	LOB	TOP
22 Scott Podsednik, L (1, 7) OBP: 0.342, SLG: 0.366										4	0	1	0	0	0	0	Kansas City Royals @ Chicago White Sox U.S. Cellular Field, Chicago, IL Sat Jul 10 2010, 7:08 PM - 9:29 PM EDT Att: 32,339 - Clear - 79 F
16 Jason Kendall, R (1, 2) OBP: 0.330, SLG: 0.319										4	1	3	0	0	0	0	
9 David DeJesus, L (1, 9) OBP: 0.397, SLG: 0.463										4	0	1	1	0	1	3	
16 Billy Butler, R (1, 3) OBP: 0.388, SLG: 0.480										4	0	0	0	0	1	3	
6 Jose Guillen, R (1, 10) OBP: 0.337, SLG: 0.456										2	0	1	0	0	0	0	
24 Wilson Betemit, S (7, PH) OBP: 0.441, SLG: 0.722										2	0	2	0	0	0	0	
13 Alberto Callaspo, S (1, 5) OBP: 0.307, SLG: 0.421										4	0	0	0	0	0	3	
13 Mike Aviles, R (1, 4) OBP: 0.338, SLG: 0.391										3	0	0	0	1	1	2	
12 Mitch Maier, L (1, 8) OBP: 0.329, SLG: 0.369										4	0	0	0	0	2	4	
3 Yuniesky Betancourt, R (1, 6) OBP: 0.262, SLG: 0.389										3	0	0	0	0	0	0	
Inning Stats	R: 0 H: 2 E: 0 K: 2 S: 13	H: 0 R: 0 ER: 0 LOB: 2 BB: 0 P: 19	R: 0 H: 0 E: 0 K: 0 S: 5	H: 0 R: 0 ER: 0 LOB: 0 BB: 0 P: 9	R: 0 H: 0 E: 0 K: 1 S: 6	H: 0 R: 0 ER: 0 LOB: 0 BB: 0 P: 13	R: 0 H: 1 E: 0 K: 0 S: 9	H: 1 R: 0 ER: 0 LOB: 1 BB: 0 P: 13	R: 0 H: 2 E: 0 K: 0 S: 11	H: 1 R: 0 ER: 0 LOB: 1 BB: 0 P: 15	R: 0 H: 1 E: 0 K: 1 S: 12	H: 1 R: 0 ER: 0 LOB: 1 BB: 0 P: 15	1B: 5 2B: 4 3B: 0 HR: 0	SF: 0 SAC: 0 DP: 1 HBP: 0	WP: 1 PB: 0 SB: 0 CS: 1	PA: 35	
PITCHER	IP WLS BF H R ER SO BB IBB HBP BLK WP HR S P ERA WHIP																
34 Gavin Floyd, R (1, 1) ERA: 4.2	7.2 W 29 6 1 1 4 1 0 0 0 1 0 66 109 1.17 0.913																
37 Matt Thornton, L (8, 1) ERA: 2.7	0.1 2 1 0 0 0 0 0 0 0 0 0 5 8 0.00 3.000																
40 J.J. Putz, R (9, 1) ERA: 1.59	1.0 4 1 0 0 1 0 0 0 0 0 0 12 15 0.00 1.000																

Batter	1	2	3	4	5	6	7	8	9	AB	R	H	RBI	BB	SO	LOB	BOTTOM	
1 Juan Pierre, L (1, 7) OBP: 0.325, SLG: 0.290										4	0	0	0	0	0	0	Kansas City Royals @ Chicago White Sox U.S. Cellular Field, Chicago, IL Sat Jul 10 2010, 7:08 PM - 9:29 PM EDT Att: 32,339 - Clear - 79 F	
11 Omar Vizquel, S (1, 5) OBP: 0.311, SLG: 0.319										4	1	2	0	0	0	0		
51 Alex Rios, R (1, 8) OBP: 0.357, SLG: 0.510										4	0	1	0	0	1	2		
14 Paul Konerko, R (1, 3) OBP: 0.382, SLG: 0.560										3	1	1	1	1	0	1		
20 Carlos Quentin, R (1, 10) OBP: 0.342, SLG: 0.500										4	2	2	3	0	0	1		
12 A.J. Pierzynski, L (1, 2) OBP: 0.282, SLG: 0.371										4	0	1	0	0	1	1		
25 Andrew Jones, R (1, 9) OBP: 0.321, SLG: 0.429										2	0	0	0	1	0	0		
10 Alexei Ramirez, R (1, 6) OBP: 0.306, SLG: 0.408										3	0	1	0	0	0	2		
15 Gordon Beckham, R (1, 4) OBP: 0.270, SLG: 0.294										3	1	1	1	0	0	1		
Inning Stats	R: 0 H: 1 E: 0 K: 0 S: 7	H: 2 R: 1 ER: 0 LOB: 1 BB: 0 P: 12	R: 0 H: 0 E: 0 K: 1 S: 8	H: 0 R: 0 ER: 0 LOB: 0 BB: 0 P: 13	R: 0 H: 0 E: 0 K: 0 S: 10	H: 0 R: 0 ER: 0 LOB: 2 BB: 2 P: 19	R: 4 H: 4 E: 1 K: 0 S: 16	H: 4 R: 0 ER: 1 LOB: 0 BB: 0 P: 24	R: 0 H: 0 E: 0 K: 0 S: 12	H: 0 R: 0 ER: 0 LOB: 0 BB: 0 P: 18	R: 0 H: 1 E: 0 K: 0 S: 4	H: 1 R: 0 ER: 0 LOB: 0 BB: 0 P: 7	R: 0 H: 1 E: 0 K: 0 S: 7	H: 1 R: 0 ER: 0 LOB: 0 BB: 0 P: 12	1B: 5 2B: 2 3B: 0 HR: 3	SF: 0 SAC: 0 DP: 1 HBP: 0		WP: 0 PB: 0 SB: 1 CS: 1
PITCHER	IP WLS BF H R ER SO BB IBB HBP BLK WP HR S P ERA WHIP																	
19 Brian Bannister, R (1, 1) ERA: 5.96	6.0 L 27 7 5 5 2 2 0 0 0 0 0 3 63 104 7.50 1.500																	
31 Dusty Hughes, L (7, 1) ERA: 3.54	1.0 3 1 0 0 0 0 0 0 0 0 0 4 7 0.00 1.000																	
38 Blake Wood, R (8, 1) ERA: 3.96	1.0 3 1 0 0 0 0 0 0 0 0 0 7 12 0.00 1.000																	

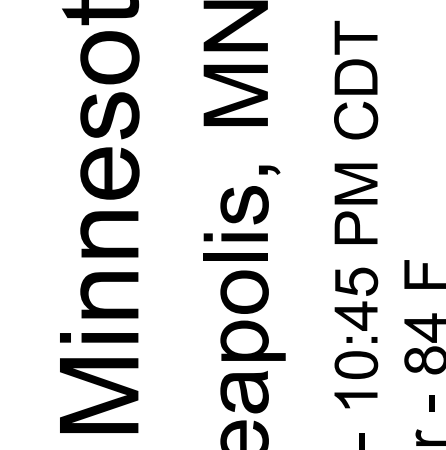
Batter	1	2	3	4	5	6	7	8	9	AB R H RBI BB SO LOB	TOP					
1 Juan Pierre, L OBP: 0.331, SLG: 0.294										4 2 3 1 0 0 1	Chicago White Sox @ Minnesota Twins Target Field, Minneapolis, MN Thu Jul 15 2010, 7:13 PM - 10:45 PM CDT Att: 40,697 - Clear - 84 F					
11 Omar Vizquel, S OBP: 0.325, SLG: 0.331										4 1 2 0 1 1 2						
51 Alex Rios, R OBP: 0.361, SLG: 0.519										3 0 2 2 0 1 2						
14 Paul Konerko, R OBP: 0.379, SLG: 0.554										5 0 1 0 0 1 4						
20 Carlos Quentin, R OBP: 0.345, SLG: 0.519										2 1 0 1 1 0 2						
7 Mark Kotsay, L OBP: 0.326, SLG: 0.385										5 1 2 0 0 2 2						
12 A.J. Pierzynski, L OBP: 0.287, SLG: 0.378										4 1 1 1 0 0 3						
10 Alexei Ramirez, R OBP: 0.305, SLG: 0.409										4 1 1 0 0 1 1						
15 Gordon Beckham, R OBP: 0.283, SLG: 0.319										3 1 2 2 1 0 0						
Inning Stats	R: 2 H: 4 E: 0 K: 0 S: 16	H: 4 R: 2 ER: 0 LOB: 2 BB: 0 P: 26	R: 0 H: 0 E: 0 K: 1 S: 9	H: 0 R: 0 ER: 0 LOB: 1 BB: 0 P: 30	R: 1 H: 2 E: 0 K: 1 S: 10	H: 2 R: 0 ER: 0 LOB: 2 BB: 1 P: 19	R: 3 H: 2 E: 0 K: 1 S: 18	H: 2 R: 0 ER: 0 LOB: 0 BB: 0 P: 11	R: 0 H: 1 E: 0 K: 0 S: 13	H: 1 R: 0 ER: 0 LOB: 0 BB: 0 P: 16		R: 0 H: 1 E: 0 K: 0 S: 9	H: 1 R: 0 ER: 0 LOB: 1 BB: 0 P: 15	1B: 11 SF: 3 2B: 3 3B: 0 HR: 1	SF: 3 SAC: 1 DP: 2 HBP: 1	WP: 0 PB: 0 SB: 0 CS: 0
PITCHER	IP WLS BF H R ER SO BB IBB HBP BLK WP HR S P ERA WHIP											IP WLS BF H R ER SO BB IBB HBP BLK WP HR S P ERA WHIP				
59 Kevin Slowey, R ERA: 4.95	(1, 1) 3.0 18 9 5 5 2 0 0 0 1 0 0 1 49 75 15.00 3.000															
31 Alex Burnett, R ERA: 4.17	(4, 1) 1.0 L 7 2 3 3 1 2 0 0 0 1 0 0 11 26 27.00 4.000															
2B Jesse Crain, R ERA: 3.72	(5, 1) 2.0 7 1 0 0 2 1 0 0 0 0 0 0 19 28 0.00 1.000															
32 Ron Mahay, L ERA: 3.54	(7, 1) 2.0 6 1 0 0 1 0 0 0 0 0 0 0 21 27 0.00 0.500															
54 Matt Guerrier, R ERA: 2.9	(9, 1) 1.0 4 1 0 0 0 0 0 0 0 0 0 0 9 15 0.00 1.000															

Batter	1	2	3	4	5	6	7	8	9	AB R H RBI BB SO LOB	BOTTOM							
2 Denard Span, L OBP: 0.348, SLG: 0.375										5 1 2 1 0 1 1	Chicago White Sox @ Minnesota Twins Target Field, Minneapolis, MN Thu Jul 15 2010, 7:13 PM - 10:45 PM CDT Att: 40,697 - Clear - 84 F							
1 Orlando Hudson, S OBP: 0.311, SLG: 0.390										4 1 1 0 1 1 4								
7 Joe Mauer, L OBP: 0.371, SLG: 0.434										5 1 3 3 0 0 1								
5 Michael Cuddyer, R OBP: 0.332, SLG: 0.426										4 0 0 0 1 1 4								
16 Jason Kubel, L OBP: 0.343, SLG: 0.438										5 1 1 0 0 4 4								
21 Delmon Young, R OBP: 0.341, SLG: 0.500										5 0 2 1 0 0 1								
25 Jim Thome, L OBP: 0.372, SLG: 0.540										5 1 1 0 0 1 2								
27 J.J. Hardy, R OBP: 0.273, SLG: 0.344										4 1 2 1 0 1 0								
8 Nick Punto, S OBP: 0.323, SLG: 0.312										3 1 2 1 0 0 0								
22 Danny Valencia, R OBP: 0.385, SLG: 0.356										1 0 1 0 0 0 0								
Inning Stats	R: 0 H: 0 E: 0 K: 0 S: 6	H: 6 R: 6 ER: 0 LOB: 2 BB: 2 P: 46	R: 0 H: 1 E: 0 K: 0 S: 9	H: 1 R: 0 ER: 0 LOB: 0 BB: 0 P: 12	R: 0 H: 2 E: 0 K: 1 S: 9	H: 2 R: 0 ER: 0 LOB: 2 BB: 0 P: 12	R: 0 H: 0 E: 0 K: 2 S: 14	H: 0 R: 0 ER: 0 LOB: 0 BB: 0 P: 14	R: 0 H: 1 E: 0 K: 1 S: 9	H: 1 R: 0 ER: 0 LOB: 1 BB: 0 P: 15	R: 0 H: 3 E: 0 K: 1 S: 11	H: 3 R: 0 ER: 0 LOB: 3 BB: 0 P: 19	R: 1 H: 2 E: 0 K: 2 S: 14	H: 2 R: 0 ER: 0 LOB: 1 BB: 0 P: 21	1B: 12 SF: 0 2B: 3 3B: 0 HR: 0	SF: 0 SAC: 0 DP: 1 HBP: 0	WP: 0 PB: 0 SB: 0 CS: 0	PA: 43
PITCHER	IP WLS BF H R ER SO BB IBB HBP BLK WP HR S P ERA WHIP											IP WLS BF H R ER SO BB IBB HBP BLK WP HR S P ERA WHIP						
50 John Danks, L ERA: 3.58	(1, 1) 6.0 W 28 9 6 6 5 1 1 0 0 0 0 0 6 11 9.00 1.667																	
40 J.J. Putz, R ERA: 1.59	(7, 1) 0.2 H 3 1 0 0 0 0 0 0 0 0 0 0 6 10 0.00 1.500																	
37 Matt Thornton, L ERA: 2.68	(7, 1) 0.1 H 1 0 0 0 0 1 0 0 0 0 0 0 3 5 0.00 0.000																	
46 Sergio Santos, R ERA: 1.88	(8, 1) 0.2 H 5 3 0 0 0 0 0 0 0 0 0 0 7 13 0.00 4.500																	
45 Bobby Jenks, R ERA: 3.97	(8, 1) 1.1 S 6 2 1 1 3 0 0 0 0 0 0 0 18 27 6.75 1.500																	

AB 34
R 8
H 14
RBI 7
BB 3
SO 6
LOB 17



AB 41
R 7
H 15
RBI 7
BB 2
SO 9
LOB 17




Batter	1	2	3	4	5	6	7	8	9	AB	R	H	RBI	BB	SO	LOB	TOP			
1 Juan Pierre, L OBP: 0.334, SLG: 0.295	G6-3		K					G6-4-3	BB	3	0	1	1	2	1	0	Chicago White Sox @ Minnesota Twins Target Field, Minneapolis, MN Fri Jul 16 2010, 7:11 PM - 10:20 PM CDT Att: 40,427 - Partly Cloudy - 88 F			
10 Alexei Ramirez, R OBP: 0.310, SLG: 0.410	G1-3		F8					G6-4-3	BB	4	0	2	1	1	0	1				
51 Alex Rios, R OBP: 0.356, SLG: 0.511	G1-3		G5-3					K	F8	5	1	0	0	0	2	6				
14 Paul Konerko, R OBP: 0.379, SLG: 0.553	BB			K				G4-3	K	4	0	1	1	1	2	3				
25 Andruw Jones, R OBP: 0.317, SLG: 0.437	K			G5-3				G6-3		4	0	0	0	0	1	3				
12 A.J. Pierzynski, L OBP: 0.287, SLG: 0.374	F7			G3				K	BB	3	1	0	0	1	1	0				
24 Dayan Viciedo, R OBP: 0.295, SLG: 0.477	G5-3							G6-3	BB	4	1	1	0	0	0	0				
18 Brent Lillibridge, R OBP: 0.444, SLG: 0.769	1B							G1-3	K	4	0	1	0	0	2	2				
15 Gordon Beckham, R OBP: 0.286, SLG: 0.325	G4-3							K	1B	4	1	2	1	0	1	1				
Inning Stats	R: 0 H: 1 E: 0 K: 1 S: 11	H: 1 LOB: 2 BB: 1 P: 18	R: 0 H: 1 E: 0 K: 0 S: 8	H: 1 LOB: 1 BB: 0 P: 9	R: 0 H: 0 E: 0 K: 1 S: 7	H: 0 LOB: 0 BB: 0 P: 12	R: 1 H: 3 E: 1 K: 2 S: 17	H: 3 LOB: 2 BB: 0 P: 22	R: 0 H: 0 E: 0 K: 1 S: 7	H: 0 LOB: 0 BB: 0 P: 9	R: 0 H: 0 E: 0 K: 1 S: 8	H: 0 LOB: 0 BB: 0 P: 11	R: 1 H: 1 E: 0 K: 1 S: 12	H: 1 LOB: 1 BB: 1 P: 20	R: 2 H: 2 E: 0 K: 2 S: 13	H: 2 LOB: 3 BB: 3 P: 27	1B: 6 2B: 2 3B: 0 HR: 0	SF: 0 SAC: 0 DP: 1 HBP: 0	WP: 1 PB: 0 SB: 0 CS: 0	PA: 40
PITCHER	IP WLS BF H R ER SO BB IBB HBP BLK WP HR S P ERA WHIP	IP WLS BF H R ER SO BB IBB HBP BLK WP HR S P ERA WHIP	IP WLS BF H R ER SO BB IBB HBP BLK WP HR S P ERA WHIP	IP WLS BF H R ER SO BB IBB HBP BLK WP HR S P ERA WHIP	IP WLS BF H R ER SO BB IBB HBP BLK WP HR S P ERA WHIP	IP WLS BF H R ER SO BB IBB HBP BLK WP HR S P ERA WHIP	IP WLS BF H R ER SO BB IBB HBP BLK WP HR S P ERA WHIP	IP WLS BF H R ER SO BB IBB HBP BLK WP HR S P ERA WHIP	IP WLS BF H R ER SO BB IBB HBP BLK WP HR S P ERA WHIP	IP WLS BF H R ER SO BB IBB HBP BLK WP HR S P ERA WHIP	IP WLS BF H R ER SO BB IBB HBP BLK WP HR S P ERA WHIP	IP WLS BF H R ER SO BB IBB HBP BLK WP HR S P ERA WHIP	IP WLS BF H R ER SO BB IBB HBP BLK WP HR S P ERA WHIP	IP WLS BF H R ER SO BB IBB HBP BLK WP HR S P ERA WHIP	IP WLS BF H R ER SO BB IBB HBP BLK WP HR S P ERA WHIP	IP WLS BF H R ER SO BB IBB HBP BLK WP HR S P ERA WHIP	IP WLS BF H R ER SO BB IBB HBP BLK WP HR S P ERA WHIP			
47 Francisco Liriano, L ERA: 3.76	7.2	W	31	6	2	2	8	2	0	0	0	0	0	1	0	74	106	2.35	1.043	
54 Matt Guerrier, R ERA: 2.88	0.1	H	1	0	0	0	0	0	0	0	0	0	0	0	0	3	4	0.00	0.000	
60 Jon Rauch, R ERA: 2.88	0.1		6	2	2	2	1	3	0	0	0	0	0	0	9	23	54.00	15.000		
28 Jesse Crain, R ERA: 3.65	0.2	S	2	0	0	0	1	0	0	0	0	0	0	0	4	4	0.00	0.000		

Batter	1	2	3	4	5	6	7	8	9	AB	R	H	RBI	BB	SO	LOB	BOTTOM			
2 Denard Span, L OBP: 0.346, SLG: 0.373	K		G1-3	E4				G3		5	0	1	1	0	1	2	Chicago White Sox @ Minnesota Twins Target Field, Minneapolis, MN Fri Jul 16 2010, 7:11 PM - 10:20 PM CDT Att: 40,427 - Partly Cloudy - 88 F			
1 Orlando Hudson, S OBP: 0.385, SLG: 0.392	L6		G4-3	1B				7 BB		4	1	2	1	1	0	0				
7 Joe Mauer, L OBP: 0.372, SLG: 0.433	1B		F8	F7				5 BB		5	0	2	2	0	0	3				
16 Jason Kubel, L OBP: 0.340, SLG: 0.434	K			21 BB	F7			F4		5	1	1	0	0	1	3				
5 Michael Cuddyer, R OBP: 0.333, SLG: 0.426		G5-3		K	E1			G6-3	1B	5	0	2	1	0	1	1				
25 Jim Thome, L OBP: 0.380, SLG: 0.539										2	1	1	0	2	1	0				
18 Jason Repko, R OBP: 0.300, SLG: 0.300				27 BB	21 E			F8		1	0	0	0	0	0	2				
21 Delmon Young, R OBP: 0.340, SLG: 0.495				27 BB	27 BB					3	1	0	0	1	0	5				
27 J.J. Hardy, R OBP: 0.284, SLG: 0.359				2 BB	1 BB					4	2	3	1	0	0	2				
8 Nick Punto, S OBP: 0.319, SLG: 0.307				2 BB	1 BB					3	1	0	0	0	1	5				
Inning Stats	R: 0 H: 1 E: 0 K: 2 S: 10	H: 1 LOB: 1 BB: 0 P: 13	R: 0 H: 1 E: 0 K: 1 S: 11	H: 1 LOB: 2 BB: 1 P: 22	R: 0 H: 0 E: 0 K: 0 S: 6	H: 0 LOB: 0 BB: 0 P: 7	R: 4 H: 4 E: 1 K: 2 S: 24	H: 4 LOB: 2 BB: 1 P: 39	R: 0 H: 1 E: 0 K: 0 S: 10	H: 1 LOB: 1 BB: 0 P: 13	R: 0 H: 1 E: 0 K: 0 S: 10	H: 1 LOB: 1 BB: 0 P: 15	R: 3 H: 3 E: 1 K: 0 S: 16	H: 3 LOB: 2 BB: 1 P: 23	R: 0 H: 0 E: 0 K: 0 S: 11	H: 0 LOB: 0 BB: 0 P: 11	1B: 11 2B: 1 3B: 0 HR: 0	SF: 0 SAC: 1 DP: 0 HBP: 0	WP: 0 PB: 0 SB: 0 CS: 0	PA: 42
PITCHER	IP WLS BF H R ER SO BB IBB HBP BLK WP HR S P ERA WHIP	IP WLS BF H R ER SO BB IBB HBP BLK WP HR S P ERA WHIP	IP WLS BF H R ER SO BB IBB HBP BLK WP HR S P ERA WHIP	IP WLS BF H R ER SO BB IBB HBP BLK WP HR S P ERA WHIP	IP WLS BF H R ER SO BB IBB HBP BLK WP HR S P ERA WHIP	IP WLS BF H R ER SO BB IBB HBP BLK WP HR S P ERA WHIP	IP WLS BF H R ER SO BB IBB HBP BLK WP HR S P ERA WHIP	IP WLS BF H R ER SO BB IBB HBP BLK WP HR S P ERA WHIP	IP WLS BF H R ER SO BB IBB HBP BLK WP HR S P ERA WHIP	IP WLS BF H R ER SO BB IBB HBP BLK WP HR S P ERA WHIP	IP WLS BF H R ER SO BB IBB HBP BLK WP HR S P ERA WHIP	IP WLS BF H R ER SO BB IBB HBP BLK WP HR S P ERA WHIP	IP WLS BF H R ER SO BB IBB HBP BLK WP HR S P ERA WHIP	IP WLS BF H R ER SO BB IBB HBP BLK WP HR S P ERA WHIP	IP WLS BF H R ER SO BB IBB HBP BLK WP HR S P ERA WHIP	IP WLS BF H R ER SO BB IBB HBP BLK WP HR S P ERA WHIP	IP WLS BF H R ER SO BB IBB HBP BLK WP HR S P ERA WHIP			
34 Gavin Floyd, R ERA: 4.1	5.0	L	26	7	4	1	5	2	1	0	0	0	0	0	0	61	102	1.80	1.800	
68 Erick Threets, L ERA: 4.76	1.2		7	2	0	0	0	0	0	0	0	0	0	0	17	24	0.00	1.200		
57 Ramon Pena, R ERA: 4.76	0.2		6	2	3	1	0	1	0	0	0	0	0	0	12	19	13.50	4.500		
71 Scott Linebrink, R ERA: 4.8	0.2		3	1	0	0	0	0	0	0	0	0	0	7	8	0.00	1.500			

Batter	1	2	3	4	5	6	7	8	9	AB	R	H	RBI	BB	SO	LOB	TOP					
1 Juan Pierre, L OBP: 0.333, SLG: 0.294										4	0	1	0	0	0	1						
11 Omar Vizquel, S OBP: 0.323, SLG: 0.336										4	0	1	0	0	1	1						
18 Brent Lillibridge, R OBP: 0.444, SLG: 0.769										0	0	0	0	0	0	0						
51 Alex Rios, R OBP: 0.355, SLG: 0.511										4	1	1	0	0	1	1						
14 Paul Konerko, R OBP: 0.381, SLG: 0.563										4	1	2	2	0	2	2						
20 Carlos Quentin, R OBP: 0.341, SLG: 0.511										4	0	0	0	0	1	2						
7 Mark Kotsay, L OBP: 0.326, SLG: 0.385										3	0	1	0	0	1	0						
12 AJ Pierzynski, L OBP: 0.284, SLG: 0.370										3	0	0	0	0	0	1						
10 Alexei Ramirez, R OBP: 0.307, SLG: 0.406										3	0	0	0	0	0	0						
15 Gordon Beckham, R OBP: 0.286, SLG: 0.325										3	0	1	0	0	0	0						
Inning Stats	R: 1 E: 0 K: 0 S: 12	H: 2 LOB: 1 BB: 0 P: 16	R: 0 E: 0 K: 0 S: 10	H: 0 LOB: 0 BB: 0 P: 17	R: 0 E: 0 K: 1 S: 10	H: 1 LOB: 1 BB: 0 P: 13	R: 1 E: 0 K: 2 S: 14	H: 2 LOB: 1 BB: 0 P: 17	R: 0 E: 0 K: 1 S: 6	H: 0 LOB: 0 BB: 0 P: 6	R: 0 E: 0 K: 1 S: 6	H: 0 LOB: 0 BB: 0 P: 9	R: 0 E: 0 K: 1 S: 5	H: 0 LOB: 0 BB: 0 P: 8	R: 0 E: 0 K: 0 S: 7	H: 1 LOB: 2 BB: 0 P: 9	R: 0 E: 0 K: 1 S: 9	H: 1 LOB: 2 BB: 0 P: 9	1B: 4 2B: 2 3B: 0 HR: 1	SF: 0 SAC: 0 DP: 0 HBP: 0	WP: 0 PB: 0 SB: 1 CS: 1	PA: 33
PITCHER 48 Carl Pavano, R ERA: 3.48	IP: 9.0 WLS: W BF: 32 H: 7 R: 2 ER: 2 SO: 6 BB: 0 IBB: 0 HBP: 0 BLK: 0 WP: 0 HR: 1 S: 79 P: 104 ERA: 2.00 WHIP: 0.778															PITCHER	IP: 9.0 WLS: W BF: 32 H: 7 R: 2 ER: 2 SO: 6 BB: 0 IBB: 0 HBP: 0 BLK: 0 WP: 0 HR: 1 S: 79 P: 104 ERA: 2.00 WHIP: 0.778					

Chicago White Sox @ Minnesota Twins
Target Field, Minneapolis, MN
Sat Jul 17 2010, 6:14 PM - 8:03 PM CDT
Att: 40,637 - Cloudy - 79 F

AB 32
R 2
H 7
RBI 2
BB 0
SO 6
LOB 8



Batter	1	2	3	4	5	6	7	8	9	AB	R	H	RBI	BB	SO	LOB	BOTTOM					
2 Denard Span, L OBP: 0.345, SLG: 0.371										4	0	1	0	0	0	1						
1 Orlando Hudson, S OBP: 0.362, SLG: 0.390										4	0	1	0	0	0	1						
7 Joe Mauer, L OBP: 0.370, SLG: 0.431										4	0	1	0	0	0	2						
5 Michael Cuddyer, R OBP: 0.336, SLG: 0.431										3	1	2	0	0	0	1						
21 Delmon Young, R OBP: 0.343, SLG: 0.497										3	1	2	1	0	0	1						
16 Jason Kubel, L OBP: 0.340, SLG: 0.439										3	1	1	1	0	1	1						
22 Danny Valencia, R OBP: 0.362, SLG: 0.371										3	0	1	1	0	1	0						
8 Nick Punto, S OBP: 0.319, SLG: 0.307										0	0	0	0	0	0	0						
27 J.J. Hardy, R OBP: 0.279, SLG: 0.353										3	0	0	0	0	1	1						
41 Drew Butera, R OBP: 0.175, SLG: 0.222										3	0	0	0	0	0	1						
Inning Stats	R: 0 E: 0 K: 0 S: 6	H: 1 LOB: 0 BB: 0 P: 8	R: 3 E: 0 K: 0 S: 15	H: 4 LOB: 1 BB: 0 P: 26	R: 0 E: 0 K: 1 S: 7	H: 1 LOB: 0 BB: 0 P: 9	R: 0 E: 0 K: 1 S: 7	H: 1 LOB: 0 BB: 0 P: 11	R: 0 E: 0 K: 1 S: 5	H: 0 LOB: 0 BB: 0 P: 7	R: 0 E: 0 K: 0 S: 9	H: 1 LOB: 1 BB: 0 P: 12	R: 0 E: 0 K: 1 S: 9	H: 0 LOB: 0 BB: 0 P: 13	R: 0 E: 0 K: 0 S: 5	H: 1 LOB: 1 BB: 0 P: 9	R: 0 E: 0 K: 0 S: 9	H: 1 LOB: 1 BB: 0 P: 9	1B: 6 2B: 2 3B: 1 HR: 0	SF: 0 SAC: 0 DP: 1 HBP: 0	WP: 0 PB: 0 SB: 0 CS: 0	PA: 30
PITCHER 56 Mark Buehrle, L ERA: 4.18	IP: 8.0 WLS: L BF: 30 H: 9 R: 3 ER: 3 SO: 3 BB: 0 IBB: 0 HBP: 0 BLK: 0 WP: 0 HR: 0 S: 63 P: 95 ERA: 3.38 WHIP: 1.125															PITCHER	IP: 8.0 WLS: L BF: 30 H: 9 R: 3 ER: 3 SO: 3 BB: 0 IBB: 0 HBP: 0 BLK: 0 WP: 0 HR: 0 S: 63 P: 95 ERA: 3.38 WHIP: 1.125					

Chicago White Sox @ Minnesota Twins
Target Field, Minneapolis, MN
Sat Jul 17 2010, 6:14 PM - 8:03 PM CDT
Att: 40,637 - Cloudy - 79 F

AB 30
R 3
H 9
RBI 3
BB 0
SO 3
LOB 9



Batter	1	2	3	4	5	6	7	8	9	AB	R	H	RBI	BB	SO	LOB	TOP				
1 Juan Pierre, L OBP: 0.329, SLG: 0.290	G1-3		G4-3		G4-3	K		G4-6-3		5	0	0	1	0	1	6					
11 Omar Vizquel, S OBP: 0.325, SLG: 0.338	G1-6-3 1B		P6		L3	G4-3			G6-4-3 1B	5	0	2	0	0	0	4					
51 Alex Rios, R OBP: 0.356, SLG: 0.509	G1-6-3								G6-4-3 1B	5	1	2	0	0	0	2					
14 Paul Konerko, R OBP: 0.381, SLG: 0.560		G5-3		P4					F8	5	1	2	0	0	0	1					
20 Carlos Quentin, R OBP: 0.344, SLG: 0.517		F8								3	1	2	2	0	0	0					
25 Andrew Jones, R OBP: 0.320, SLG: 0.440										1	0	1	0	0	0	0					
7 Mark Kotsay, L OBP: 0.320, SLG: 0.377	G3									4	0	0	0	0	0	3					
10 Alexei Ramirez, R OBP: 0.315, SLG: 0.413										2	3	2	0	1	0	0					
27 Ramon Castro, R OBP: 0.385, SLG: 0.457										3	0	1	1	0	1	2					
15 Gordon Beckham, R OBP: 0.295, SLG: 0.334										4	0	4	2	0	0	0					
Inning Stats	R: 0 E: 0 K: 0 S: 5	H: 1 LOB: 0 BB: 0 P: 8	R: 0 E: 0 K: 0 S: 9	H: 0 LOB: 0 BB: 0 P: 15	R: 1 E: 0 K: 0 S: 16	H: 2 LOB: 1 BB: 0 P: 26	R: 0 E: 0 K: 0 S: 8	H: 2 LOB: 1 BB: 0 P: 12	R: 1 E: 0 K: 1 S: 11	H: 1 LOB: 1 BB: 0 P: 17	R: 4 E: 0 K: 1 S: 16	H: 5 LOB: 2 BB: 1 P: 24	R: 0 E: 0 K: 0 S: 7	H: 2 LOB: 1 BB: 0 P: 10	R: 0 E: 0 K: 0 S: 6	H: 1 LOB: 0 BB: 0 P: 11	1B: 14 2B: 2 HR: 0	SF: 0 SAC: 1 DP: 3 HBP: 1	WP: 1 PB: 0 SB: 1 CS: 1	PA: 40	
PITCHER	IP	WLS	BF	H	R	ER	SO	BB	IBB	HBP	BLK	WP	HR	S	P	ERA	WHIP				
53 Nick Blackburn, R ERA: 6.53	5.0		23	9	5	5	1	0	0	1	0	1	0	55	86	9.00	1.800				
52 Brian Duensing, L ERA: 1.67	4.0	W	17	7	1	1	1	0	1	0	0	0	0	28	47	2.25	1.750				

Chicago White Sox @ Minnesota Twins
Target Field, Minneapolis, MN
Sun Jul 18 2010, 1:13 PM - 4:20 PM CDT
Att: 40,336 - Cloudy - 74 F

AB 37
R 6
H 16
RBI 6
BB 1
SO 2
LOB 18



Batter	1	2	3	4	5	6	7	8	9	AB	R	H	RBI	BB	SO	LOB	BOTTOM				
2 Denard Span, L OBP: 0.344, SLG: 0.367	L8	F8		L6				FC6-4		4	0	0	0	1	0	4					
1 Orlando Hudson, S OBP: 0.383, SLG: 0.388	F7		G3-1		G4-6-3 1B	L3			7 DI 16 BB	4	1	1	0	1	0	2					
7 Joe Mauer, L OBP: 0.371, SLG: 0.432	2B	G4-3		G4-6-3 1B		G6-3			16 BB 5 BB	4	1	1	0	1	0	1					
16 Jason Kubel, L OBP: 0.344, SLG: 0.442	G4-3		5 BB 3B		5 BB 1B	G1-4-3			5 BB 21 BB	5	1	3	1	0	0	1					
8 Nick Punto, S OBP: 0.319, SLG: 0.307									5 BB 21 BB	0	1	0	0	0	0	0					
5 Michael Cuddyer, R OBP: 0.340, SLG: 0.440	G2-3					G4-3			21 BB 18 BB	5	1	3	2	0	0	0					
25 Jim Thome, L OBP: 0.383, SLG: 0.538									21 BB E	4	1	2	0	0	0	3					
18 Jason Repko, R OBP: 0.364, SLG: 0.300		G5-3			FC6					0	0	0	0	1	0	0					
21 Delmon Young, R OBP: 0.344, SLG: 0.505										5	1	2	3	0	2	1					
22 Danny Valencia, R OBP: 0.389, SLG: 0.379	G5-3									4	0	2	0	0	0	0					
27 J.J. Hardy, R OBP: 0.284, SLG: 0.362										4	0	2	0	0	1	3					
Inning Stats	R: 0 E: 0 K: 0 S: 8	H: 1 LOB: 1 BB: 0 P: 13	R: 2 E: 0 K: 0 S: 12	H: 3 LOB: 1 BB: 0 P: 20	R: 1 E: 0 K: 0 S: 11	H: 2 LOB: 1 BB: 0 P: 17	R: 0 E: 0 K: 1 S: 8	H: 1 LOB: 0 BB: 0 P: 16	R: 0 E: 0 K: 0 S: 10	H: 3 LOB: 2 BB: 0 P: 17	R: 0 E: 0 K: 0 S: 11	H: 1 LOB: 2 BB: 1 P: 20	R: 0 E: 0 K: 2 S: 14	H: 2 LOB: 2 BB: 0 P: 19	R: 4 E: 1 K: 0 S: 16	H: 3 LOB: 3 BB: 3 P: 30	1B: 12 2B: 2 HR: 1	SF: 0 SAC: 0 DP: 1 HBP: 0	WP: 0 PB: 0 SB: 0 CS: 0	PA: 43	
PITCHER	IP	WLS	BF	H	R	ER	SO	BB	IBB	HBP	BLK	WP	HR	S	P	ERA	WHIP				
43 Freddy Garcia, R ERA: 4.37	6.0		29	11	3	3	1	1	0	0	0	0	0	9	13	0.00	0.000				
37 Matt Thornton, L ERA: 2.61	1.0	H	3	0	0	0	0	0	0	0	0	0	0	14	19	0.00	2.000				
40 J.J. Putz, R ERA: 1.51	1.0	L	5	2	0	0	2	0	0	0	0	0	0	13	23	∞	∞				
45 Bobby Jenks, R ERA: 4.76	0.0		4	2	4	3	0	2	0	0	0	0	0	13	23	∞	∞				
46 Sergio Santos, R ERA: 1.88	0.0	B	2	1	0	0	0	1	0	0	0	0	0	3	7	∞	∞				

Chicago White Sox @ Minnesota Twins
Target Field, Minneapolis, MN
Sun Jul 18 2010, 1:13 PM - 4:20 PM CDT
Att: 40,336 - Cloudy - 74 F

AB 39
R 7
H 16
RBI 6
BB 4
SO 3
LOB 15



Batter	1	2	3	4	5	6	7	8	9	10	11	AB	R	H	RBI	BB	SO	LOB	TOP						
1 Juan Pierre, L OBP: 0.325, SLG: 0.288	L8		G5-3			G6-3			HBP		F9	4	0	0	0	0	0	2							
11 Omar Vizquel, S OBP: 0.339, SLG: 0.344	G1-5-3		G4-3			K			BB		51 S	4	0	1	1	1	1	1							
51 Alex Rios, R OBP: 0.356, SLG: 0.512	K				K				F8		K	5	0	0	0	0	3	3							
14 Paul Konerko, R OBP: 0.381, SLG: 0.559		G1-3				F8			K			4	0	1	0	0	2	2							
7 Mark Kotsay, L OBP: 0.308, SLG: 0.367		G1-3				G4-3					25 G6-3	3	0	0	0	1	0	1							
18 Brent Lillibridge, R OBP: 0.444, SLG: 0.769											11 B	0	0	0	0	0	0	0							
25 Andruw Jones, R OBP: 0.339, SLG: 0.433		K				F7			G6-3		G6-3	4	0	0	0	0	1	2							
12 A.J. Pierzynski, L OBP: 0.276, SLG: 0.358		P5				G6-3			K		G6-3	4	0	0	0	0	1	2							
10 Alexei Ramirez, R OBP: 0.316, SLG: 0.420			F8			K			P3		G5-3	4	0	0	0	0	1	0							
15 Gordon Beckham, R OBP: 0.297, SLG: 0.341						1 G5-3			K		11 B	4	1	2	0	0	2	0							
Inning Stats	R: 0 E: 0 K: 1 S: 7	H: 0 LOB: 0 BB: 0 P: 10	R: 0 E: 0 K: 1 S: 8	H: 1 LOB: 1 BB: 0 P: 12	R: 0 E: 0 K: 0 S: 5	H: 1 LOB: 1 BB: 0 P: 5	R: 0 E: 0 K: 2 S: 11	H: 0 LOB: 0 BB: 0 P: 16	R: 0 E: 0 K: 1 S: 6	H: 0 LOB: 0 BB: 0 P: 9	R: 0 E: 0 K: 0 S: 8	H: 0 LOB: 0 BB: 0 P: 14	R: 0 E: 0 K: 1 S: 10	H: 0 LOB: 0 BB: 0 P: 15	R: 0 E: 0 K: 2 S: 12	H: 0 LOB: 2 BB: 1 P: 18	R: 0 E: 0 K: 0 S: 3	H: 0 LOB: 1 BB: 1 P: 7	R: 1 E: 0 K: 1 S: 10	H: 2 LOB: 1 BB: 0 P: 14	1B: 3 2B: 1 3B: 0 HR: 0	SF: 0 SAC: 0 DP: 1 HBP: 1	WP: 0 PB: 0 SB: 2 CS: 0	PA: 39	
PITCHER	IP 8.0	WLS 26	BF 5	H 0	R 0	ER 0	SO 2	BB 1	IBB 0	HBP 1	BLK 0	WP 0	HR 0	S 12	P 93	ERA 0.00	WHIP 0.250								
34 Félix Hernández, R ERA: 2.75																									
53 David Aardsma, R ERA: 5.04																									
43 Brandon League, R ERA: 3.67																									

Chicago White Sox @ Seattle Mariners
Safeco Field, Seattle, WA
Wed Jul 21 2010, 7:11 PM - 10:01 PM PDT
Att. 21,532 - Clear - 74 F

livebaseballscorecards.com

AB 36
R 1
H 4
RBI 1
BB 2
SO 11
LOB 13



Batter	1	2	3	4	5	6	7	8	9	10	11	AB	R	H	RBI	BB	SO	LOB	BOTTOM						
51 Ichiro Suzuki, L OBP: 0.366, SLG: 0.393	G1-6-3		G1-3			K			L5		SH3-4	4	0	0	0	0	1	1							
9 Chone Figgins, S OBP: 0.339, SLG: 0.267	L6					K			SH1-4		21 S	4	1	2	0	1	1	0							
21 Franklin Gutierrez, R OBP: 0.328, SLG: 0.383						21 CS			SH1-4		21 B	4	0	3	2	0	1	1							
4 Jose Lopez, R OBP: 0.268, SLG: 0.339	F7					1 B			G5-4-3		1 B	3	0	1	0	1	0	2							
13 Casey Kotchman, L OBP: 0.289, SLG: 0.350		G5-3				1 B			G5-4-3		1 B	3	0	1	0	0	1	1							
15 Milton Bradley, S OBP: 0.296, SLG: 0.354						K			1 B		1 B	1	0	0	0	0	0	2							
17 Justin Smoak, S OBP: 0.307, SLG: 0.364		G4-3				K			G4-3		G4-3	4	0	0	0	0	2	1							
12 Ryan Langerhans, L OBP: 0.420, SLG: 0.353		F7				1 B			26 FC1-6		K	4	0	2	0	0	1	0							
26 Josh Bard, S OBP: 0.263, SLG: 0.360						G4-3			FC1-6		K	4	0	0	0	0	1	1							
2 Jack Wilson, R OBP: 0.272, SLG: 0.313						K			F8		9 B	4	1	1	0	0	1	1							
Inning Stats	R: 0 E: 0 K: 0 S: 11	H: 1 LOB: 1 BB: 0 P: 16	R: 0 E: 0 K: 0 S: 8	H: 0 LOB: 0 BB: 0 P: 13	R: 0 E: 0 K: 0 S: 8	H: 0 LOB: 0 BB: 0 P: 12	R: 0 E: 0 K: 2 S: 10	H: 1 LOB: 1 BB: 1 P: 19	R: 0 E: 0 K: 1 S: 7	H: 2 LOB: 1 BB: 0 P: 16	R: 0 E: 0 K: 0 S: 7	H: 1 LOB: 1 BB: 0 P: 8	R: 0 E: 0 K: 0 S: 6	H: 1 LOB: 1 BB: 1 P: 12	R: 0 E: 0 K: 3 S: 11	H: 0 LOB: 0 BB: 0 P: 16	R: 2 E: 0 K: 0 S: 8	H: 3 LOB: 1 BB: 0 P: 10	1B: 10 2B: 1 3B: 0 HR: 0	SF: 0 SAC: 2 DP: 2 HBP: 0	WP: 0 PB: 0 SB: 1 CS: 1	PA: 39			
PITCHER	IP 7.0	WLS 11	BF 7	H 2	R 0	ER 0	SO 6	BB 1	IBB 0	HBP 0	BLK 0	WP 0	HR 0	S 61	P 100	ERA 0.00	WHIP 0.857								
34 Gavin Floyd, R ERA: 3.87																									
46 Sergio Santos, R ERA: 1.8																									
66 Erick Threets, L ERA:																									
45 Bobby Jenks, R ERA: 5.09																									

Chicago White Sox @ Seattle Mariners
Safeco Field, Seattle, WA
Wed Jul 21 2010, 7:11 PM - 10:01 PM PDT
Att. 21,532 - Clear - 74 F

livebaseballscorecards.com

AB 35
R 2
H 10
RBI 2
BB 2
SO 9
LOB 10



Batter	1	2	3	4	5	6	7	8	9	AB	R	H	RBI	BB	SO	LOB	TOP
1 Juan Pierre, L OBP: 0.320, SLG: 0.282	G4-3	B5-3			P2		G1-3			4	0	0	0	0	0	2	Chicago White Sox @ Oakland Athletics Oakland Coliseum, Oakland, CA Sat Jul 24 2010, 1:12 PM - 4:14 PM PDT Att: 17,439 - Sunny - 61 F
11 Omar Vizquel, S OBP: 0.337, SLG: 0.341	F9		G3		G4-3			L9	3	0	0	0	0	0	1		
24 Dayan Viciedo, R OBP: 0.289, SLG: 0.467									1	0	0	0	0	0	0		
51 Alex Rios, R OBP: 0.360, SLG: 0.514									2	0	1	0	1	0	0		
18 Brent Lillibridge, R OBP: 0.429, SLG: 0.741	1B		P4					K	1	0	0	0	0	1	0		
14 Paul Konerko, R OBP: 0.376, SLG: 0.547	BB		K					E6	3	0	0	0	1	2	1		
20 Carlos Quentin, R OBP: 0.342, SLG: 0.507	FC5-4							K	4	0	0	0	0	2	4		
7 Mark Kotsay, L OBP: 0.326, SLG: 0.353									4	1	1	0	0	1	1		
10 Alexei Ramirez, R OBP: 0.309, SLG: 0.410		L7						G1-3	4	0	0	0	0	0	1		
27 Ramon Castro, R OBP: 0.393, SLG: 0.510								L6	3	1	1	2	1	0	0		
15 Gordon Beckham, R OBP: 0.296, SLG: 0.343									3	0	1	0	0	1	1		
Inning Stats	R: 0 H: 1 E: 0 K: 0 S: 19	H: 1 LOB: 2 BB: 1 P: 30	R: 2 H: 2 E: 0 K: 0 S: 13	H: 2 LOB: 0 BB: 0 P: 16	R: 0 H: 0 E: 0 K: 1 S: 7	H: 0 LOB: 0 BB: 0 P: 11	R: 0 H: 0 E: 0 K: 0 S: 5	H: 0 LOB: 1 BB: 1 P: 6	R: 0 H: 1 E: 0 K: 2 S: 9	H: 0 LOB: 1 BB: 0 P: 13	R: 0 H: 0 E: 0 K: 0 S: 6	H: 0 LOB: 0 BB: 0 P: 8	1B: 2 2B: 1 3B: 0 HR: 1	SF: 0 SAC: 0 DP: 0 HBP: 0	WP: 0 PB: 0 SB: 0 CS: 0	PA: 35	
PITCHER	IP WLS BF H R ER SO BB IBB HBP BLK WP HR S P ERA WHIP																
54 Vin Mazzaro, R ERA: 3.45	6.0 W 24 3 2 2 5 3 0 0 0 0 1 66 102 3.00 1.000																
31 Brad Ziegler, R ERA: 3.59	2.0 8 1 0 0 2 0 0 0 0 0 0 17 24 0.00 0.500																
50 Ross Wolf, R ERA: 3.38	1.0 3 0 0 0 0 0 0 0 0 0 0 6 8 0.00 0.000																

Batter	1	2	3	4	5	6	7	8	9	AB	R	H	RBI	BB	SO	LOB	BOTTOM	
4 Coco Crisp, S OBP: 0.297, SLG: 0.459	10 S 2B	SH1-3			L6		G5-3			2	1	0	0	2	0	0	Chicago White Sox @ Oakland Athletics Oakland Coliseum, Oakland, CA Sat Jul 24 2010, 1:12 PM - 4:14 PM PDT Att: 17,439 - Sunny - 61 F	
10 Danic Barton, L OBP: 0.383, SLG: 0.401	8 1B 2B	8 S 1B	F8		G4-3			K	5	2	2	2	0	1	1			
8 Kurt Suzuki, R OBP: 0.320, SLG: 0.418	18 1B 2B	32 BB 5 2B						G4-3	4	2	3	2	1	0	0			
32 Jack Cust, L OBP: 0.416, SLG: 0.522	18 1B BB	5 2B 14 FC4-2						HR	2	3	2	2	3	0	0			
5 Kevin Kouzmanoff, R OBP: 0.307, SLG: 0.406	K	14 FC4-2						HR	4	1	2	1	1	1	5			
14 Mark Ellis, R OBP: 0.347, SLG: 0.348	K	FC4-2			G4-3			BB	5	0	1	1	0	1	7			
18 Gabe Gross, L OBP: 0.286, SLG: 0.316		K						1B	3	0	2	1	2	1	2			
26 Matt Watson, L OBP: 0.182, SLG: 0.400	F7								3	0	0	0	0	1	4			
25 Matt Carson, R OBP: 0.143, SLG: 0.350			F8					F9	1	0	0	1	0	0	2			
2 Cliff Pennington, S OBP: 0.331, SLG: 0.376		10 1B			G1-3			F7	5	1	1	0	0	1	4			
Inning Stats	R: 2 H: 3 E: 0 K: 2 S: 26	H: 3 LOB: 3 BB: 2 P: 44	R: 3 H: 4 E: 0 K: 1 S: 22	H: 4 LOB: 2 BB: 1 P: 37	R: 0 H: 0 E: 0 K: 0 S: 9	H: 0 LOB: 1 BB: 1 P: 15	R: 2 H: 3 E: 0 K: 1 S: 11	H: 3 LOB: 1 BB: 1 P: 18	R: 0 H: 0 E: 0 K: 0 S: 4	H: 1 LOB: 2 BB: 3 P: 27	R: 0 H: 0 E: 0 K: 1 S: 7	H: 0 LOB: 0 BB: 0 P: 13	R: 1 H: 2 E: 0 K: 0 S: 17	H: 2 LOB: 2 BB: 1 P: 28	1B: 7 2B: 3 3B: 0 HR: 3	SF: 1 SAC: 1 DP: 0 HBP: 0	WP: 0 PB: 0 SB: 2 CS: 1	PA: 45
PITCHER	IP WLS BF H R ER SO BB IBB HBP BLK WP HR S P ERA WHIP																	
43 Freddy Garcia, R ERA: 4.74	1.1 L 13 6 5 5 2 3 0 0 0 0 0 2 41 69 33.75 6.750																	
57 Ramon Pena, R ERA: 5.04	3.2 18 4 4 4 2 4 0 0 0 0 0 2 32 60 9.82 2.182																	
68 Erick Threets, L ERA:	2.0 8 1 0 0 2 1 0 0 0 0 0 19 31 0.00 1.000																	
71 Scott Linebrink, R ERA: 4.78	1.0 6 2 1 1 0 1 0 0 0 0 1 17 28 9.00 3.000																	

Batter	1	2	3	4	5	6	7	8	9	AB	R	H	RBI	BB	SO	LOB	TOP										
1 Juan Pierre, L OBP: 0.321, SLG: 0.282	G4-3		G4-3			BB	BB		F7	4	1	1	1	1	0	0	Chicago White Sox @ Oakland Athletics Oakland Coliseum, Oakland, CA Sun Jul 25 2010, 1:08 PM - 3:53 PM PDT Att: 17,148 - Sunny - 63 F										
10 Alexei Ramirez, R OBP: 0.311, SLG: 0.411	1B		K			F8	1B			4	1	2	1	0	1												
51 Alex Rios, R OBP: 0.361, SLG: 0.514	G1-3					P3	1B			4	0	2	1	0	0	2											
14 Paul Konerko, R OBP: 0.377, SLG: 0.548	2B					L4				3	0	1	1	1	0	3											
20 Carlos Quentin, R OBP: 0.337, SLG: 0.500	F8					F7				4	0	0	0	0	1	4											
12 A.J. Pierzynski, L OBP: 0.275, SLG: 0.355		K				G6-3				4	1	1	0	0	1	1											
24 Dayan Viciedo, R OBP: 0.265, SLG: 0.429		F9				K				4	0	0	0	0	1	1											
25 Andruw Jones, R OBP: 0.307, SLG: 0.430		F8				L8				4	1	1	0	0	1	0											
15 Gordon Beckham, R OBP: 0.293, SLG: 0.339			K			K				4	0	0	0	0	3	2											
Inning Stats	R: 1 H: 2 E: 0 K: 0 S: 9	H: 2 LOB: 1 BB: 0 P: 14	R: 0 H: 0 E: 0 K: 1 S: 8	H: 0 LOB: 0 BB: 0 P: 14	R: 0 H: 0 E: 0 K: 2 S: 9	H: 0 LOB: 0 BB: 0 P: 13	R: 0 H: 1 E: 0 K: 0 S: 11	H: 0 LOB: 0 BB: 0 P: 13	R: 0 H: 0 E: 0 K: 0 S: 8	H: 0 LOB: 2 BB: 2 P: 20	R: 0 H: 0 E: 0 K: 1 S: 23	H: 5 LOB: 2 BB: 0 P: 31	R: 0 H: 0 E: 0 K: 1 S: 9	H: 0 LOB: 0 BB: 0 P: 10	R: 0 H: 0 E: 0 K: 1 S: 8	H: 0 LOB: 0 BB: 0 P: 11	1B: 7 2B: 1 3B: 0 HR: 0	SF: 0 SAC: 0 DP: 0 HBP: 0	WP: 0 PB: 0 CS: 0	PA: 37							
PITCHER	IP	WLS	BF	H	R	ER	SO	BB	IBB	HBP	BLK	WP	HR	S	P	ERA	WHIP										
51 Dallas Braden, L ERA: 3.77	6.1	W	26	5	3	3	5	2	0	0	0	0	0	61	98	4.26	1.105										
31 Brad Ziegler, R ERA: 3.56	0.1		1	0	0	0	1	0	0	0	0	0	0	3	5	0.00	0.000										
13 Jerry Blevins, L ERA: 3.71	0.0		2	2	0	0	0	0	0	0	0	0	0	9	11	∞	∞										
56 Craig Breslow, L ERA: 2.93	1.1	H	5	1	1	1	1	0	0	0	0	0	0	12	14	6.75	0.750										
48 Michael Wuerzt, R ERA: 4.5	1.0	S	3	0	0	0	1	0	0	0	0	0	0	8	11	0.00	0.000										

Batter	1	2	3	4	5	6	7	8	9	AB	R	H	RBI	BB	SO	LOB	BOTTOM										
4 Coco Crisp, S OBP: 0.304, SLG: 0.455	K			SH1-3				G4-3		3	2	1	0	1	1	1	Chicago White Sox @ Oakland Athletics Oakland Coliseum, Oakland, CA Sun Jul 25 2010, 1:08 PM - 3:53 PM PDT Att: 17,148 - Sunny - 63 F										
10 Danic Barton, L OBP: 0.384, SLG: 0.402	1B			K				G4-3		4	1	2	2	0	1	1											
8 Kurt Suzuki, R OBP: 0.322, SLG: 0.419	F9							G6-3		4	0	2	3	0	0	1											
32 Jack Cust, L OBP: 0.412, SLG: 0.513	BB			F9				K		3	0	0	0	1	1	2											
5 Kevin Kouzmanoff, R OBP: 0.306, SLG: 0.404	P6			P6				1B		4	0	1	0	0	1	2											
14 Mark Ellis, R OBP: 0.346, SLG: 0.343				K				G3		3	1	0	0	1	1	1											
18 Gabe Gross, L OBP: 0.286, SLG: 0.311				F8				F7		3	0	0	0	1	0	1											
26 Matt Watson, L OBP: 0.231, SLG: 0.417				F7						2	1	1	0	0	0	1											
25 Matt Carson, R OBP: 0.174, SLG: 0.364										2	0	1	0	0	0	0											
2 Cliff Pennington, S OBP: 0.331, SLG: 0.376										4	1	1	0	0	1	3											
Inning Stats	R: 0 H: 1 E: 0 K: 1 S: 15	H: 3 LOB: 1 BB: 2 P: 29	R: 0 H: 0 E: 0 K: 1 S: 12	H: 0 LOB: 1 BB: 1 P: 21	R: 1 H: 2 E: 0 K: 1 S: 15	H: 0 LOB: 0 BB: 0 P: 26	R: 0 H: 0 E: 0 K: 1 S: 6	H: 0 LOB: 0 BB: 0 P: 8	R: 1 H: 1 E: 0 K: 0 S: 9	H: 0 LOB: 0 BB: 0 P: 18	R: 0 H: 1 E: 0 K: 1 S: 8	H: 1 LOB: 1 BB: 0 P: 9	R: 0 H: 1 E: 0 K: 1 S: 10	H: 1 LOB: 1 BB: 0 P: 15	1B: 9 2B: 0 3B: 0 HR: 0	SF: 0 SAC: 1 DP: 0 HBP: 0	WP: 1 PB: 2 SB: 4 CS: 0	PA: 37									
PITCHER	IP	WLS	BF	H	R	ER	SO	BB	IBB	HBP	BLK	WP	HR	S	P	ERA	WHIP										
41 Daniel Hudson, R ERA: 6.32	5.0	L	25	6	4	5	4	4	0	0	0	0	0	67	108	9.00	2.000										
68 Erick Threets, L ERA:	1.0		4	1	1	0	0	0	0	0	0	0	0	9	18	0.00	1.000										
40 J.J. Putz, R ERA: 1.46	1.0		4	1	0	0	1	0	0	0	0	0	0	8	9	0.00	1.000										
45 Bobby Jenks, R ERA: 4.95	1.0		4	1	0	0	1	0	0	0	0	0	0	10	15	0.00	1.000										

AB 35
R 4
H 8
RBI 4
BB 2
SO 8
LOB 14




AB 32
R 6
H 9
RBI 5
BB 4
SO 6
LOB 13




Batter	1	2	3	4	5	6	7	8	9	AB	R	H	RBI	BB	SO	LOB	TOP			
51 Ichiro Suzuki, L (1, 9) OBP: 0.365, SLG: 0.385	L7		P4			1B		1B		4	0	2	0	0	0	1	Seattle Mariners @ Chicago White Sox U.S. Cellular Field, Chicago, IL Mon Jul 26 2010, 8:10 PM - 10:33 PM EDT Att: 38,815 - Partly Cloudy - 78 F			
9 Chone Figgins, S (1, 4) OBP: 0.331, SLG: 0.271	G6-3		B2			F9		G5-4-3		4	0	0	0	0	0	4				
21 Franklin Gutierrez, R (1, 8) OBP: 0.320, SLG: 0.374	G6-3				G6-3	P6			K	4	0	0	0	0	1	1				
4 Jose Lopez, R (1, 5) OBP: 0.268, SLG: 0.334		F8			1B			F8		4	0	1	0	0	0	0				
13 Casey Kotchman, L (1, 3) OBP: 0.300, SLG: 0.363		G6-3			G4-6-3			F7		4	0	0	0	0	0	1				
15 Milton Bradley, S (1, 10) OBP: 0.292, SLG: 0.348									K	2	0	0	0	1	1	0				
55 Michael Saunders, L (1, 7) OBP: 0.320, SLG: 0.446										3	1	1	0	0	0	1				
32 Rob Johnson, R (1, 2) OBP: 0.292, SLG: 0.287										3	0	1	0	0	1	1				
2 Jack Wilson, R (1, 6) OBP: 0.284, SLG: 0.319										3	0	1	1	0	0	1				
Inning Stats	R: 0 E: 0 K: 0 S: 8	H: 0 LOB: 0 BB: 0 P: 11	R: 0 E: 0 K: 1 S: 10	H: 0 LOB: 0 BB: 0 P: 12	R: 1 E: 0 K: 0 S: 7	H: 2 LOB: 1 BB: 0 P: 10	R: 0 E: 0 K: 0 S: 8	H: 1 LOB: 0 BB: 0 P: 11	R: 0 E: 0 K: 1 S: 8	H: 0 LOB: 0 BB: 0 P: 10	R: 0 E: 0 K: 0 S: 8	H: 1 LOB: 1 BB: 0 P: 13	R: 0 E: 0 K: 0 S: 7	H: 0 LOB: 1 BB: 1 P: 12	R: 0 E: 0 K: 1 S: 7	H: 0 LOB: 0 BB: 0 P: 12	1B: 5 2B: 1 3B: 0 HR: 0	SF: 0 SAC: 0 DP: 2 HBP: 0	WP: 0 PB: 0 SB: 1 CS: 0	PA: 32
PITCHER	IP WLS BF H R ER SO BB IBB HBP BLK WP HR S P ERA WHIP																			
50 John Danks, L (1, 1) ERA: 3.23	8.0 W 29 6 1 1 2 1 0 0 0 0 0 0 0 67 95 1.12 0.875																			
46 Sergio Santos, R (9, 1) ERA: 1.74	1.0 3 0 0 0 1 0 0 0 0 0 0 0 7 12 0.00 0.000																			

Batter	1	2	3	4	5	6	7	8	9	AB	R	H	RBI	BB	SO	LOB	BOTTOM	
1 Juan Pierre, L (1, 7) OBP: 0.325, SLG: 0.286	B2-3		1B			1B				5	1	3	2	0	0	0	Seattle Mariners @ Chicago White Sox U.S. Cellular Field, Chicago, IL Mon Jul 26 2010, 8:10 PM - 10:33 PM EDT Att: 38,815 - Partly Cloudy - 78 F	
11 Omar Vizquel, S (1, 5) OBP: 0.344, SLG: 0.341	F8		1B					1B		3	0	1	1	2	0	2		
51 Alex Rios, R (1, 8) OBP: 0.360, SLG: 0.511	K		1B							4	0	1	0	0	2	3		
14 Paul Konerko, R (1, 3) OBP: 0.376, SLG: 0.554		G5-3	L5			HR				4	1	1	1	0	1	3		
20 Carlos Quentin, R (1, 9) OBP: 0.342, SLG: 0.502										3	0	2	0	1	0	0		
25 Andrew Jones, R (8, PR) OBP: 0.307, SLG: 0.430										0	1	0	0	0	0	0		
7 Mark Kotsay, L (1, 10) OBP: 0.305, SLG: 0.351										4	0	1	0	0	0	2		
18 Brent Lillibridge, R (8, PR) OBP: 0.429, SLG: 0.741										0	1	0	0	0	0	0		
12 A.J. Pierzynski, L (1, 2) OBP: 0.275, SLG: 0.358										3	1	1	1	0	0	0		
10 Alexei Ramirez, R (1, 6) OBP: 0.313, SLG: 0.415										4	1	2	1	0	0	0		
15 Gordon Beckham, R (1, 4) OBP: 0.289, SLG: 0.334										4	0	0	0	0	0	4		
Inning Stats	R: 0 E: 0 K: 1 S: 7	H: 0 LOB: 0 BB: 0 P: 12	R: 2 E: 1 K: 0 S: 12	H: 3 LOB: 2 BB: 0 P: 19	R: 0 E: 0 K: 0 S: 5	H: 0 LOB: 0 BB: 0 P: 9	R: 0 E: 0 K: 1 S: 10	H: 1 LOB: 2 BB: 1 P: 16	R: 2 E: 0 K: 0 S: 11	H: 3 LOB: 1 BB: 1 P: 25	R: 0 E: 0 K: 1 S: 17	H: 0 LOB: 1 BB: 1 P: 27	R: 2 E: 0 K: 0 S: 15	H: 4 LOB: 2 BB: 0 P: 22	1B: 9 2B: 3 3B: 0 HR: 1	SF: 1 SAC: 0 DP: 1 HBP: 0	WP: 0 PB: 0 SB: 3 CS: 1	PA: 38
PITCHER	IP WLS BF H R ER SO BB IBB HBP BLK WP HR S P ERA WHIP																	
34 Félix Hernández, R (1, 1) ERA: 2.74	7.0 L 31 8 4 2 3 3 0 0 0 0 0 0 15 117 2.57 1.571																	
37 Brian Sweeney, R (8, 1) ERA: 4.86	1.0 7 4 2 2 0 0 0 0 0 0 0 0 15 22 18.00 4.000																	

livebaseballscorecards.com



livebaseballscorecards.com



Batter	1	2	3	4	5	6	7	8	9	AB	R	H	RBI	BB	SO	LOB	TOP					
51 Ichiro Suzuki, L (1, 9) OBP: 0.361, SLG: 0.382	E3 30 1B		FC6-4 9 1B			F8		K		4	0	0	0	0	1	2						
9 Chone Figgins, S (1, 4) OBP: 0.333, SLG: 0.274	F8		1B			G4-3		1B		4	0	2	0	0	0	1						
30 Russell Branyan, L (1, 10) OBP: 0.329, SLG: 0.493	G5-4-3 4 1B		K			G3		K		4	0	1	0	0	2	4						
4 Jose Lopez, R (1, 5) OBP: 0.267, SLG: 0.333	G5-4-3									1	0	0	0	0	0	2						
2 Jack Wilson, R (2, 6) OBP: 0.235, SLG: 0.319										3	0	1	0	0	0	0						
17 Justin Smoak, S (1, 3) OBP: 0.293, SLG: 0.341		F8				G6-4-3 1B		K		4	0	0	0	0	1	1						
55 Michael Saunders, L (1, 8) OBP: 0.318, SLG: 0.441		F8				G4-3				4	0	1	0	0	1	0						
16 Josh Wilson, R (1, 6) OBP: 0.313, SLG: 0.342								1B		3	0	0	0	0	2	1						
26 Josh Bard, S (1, 2) OBP: 0.284, SLG: 0.356										3	0	2	0	0	0	0						
12 Ryan Langerhans, L (1, 7) OBP: 0.392, SLG: 0.321										3	0	0	0	0	3	2						
Inning Stats	R: 0 E: 1 K: 0 S: 8	H: 1 LOB: 1 BB: 0 P: 12	R: 0 E: 0 K: 1 S: 6	H: 0 LOB: 0 BB: 0 P: 9	R: 0 E: 0 K: 2 S: 15	H: 2 LOB: 2 BB: 0 P: 25	R: 0 E: 0 K: 0 S: 4	H: 1 LOB: 0 BB: 0 P: 5	R: 0 E: 0 K: 2 S: 7	H: 0 LOB: 0 BB: 0 P: 10	R: 0 E: 0 K: 0 S: 5	H: 0 LOB: 0 BB: 0 P: 7	R: 0 E: 0 K: 1 S: 12	H: 1 LOB: 1 BB: 0 P: 14	R: 0 E: 0 K: 3 S: 12	H: 2 LOB: 2 BB: 0 P: 16	R: 0 E: 0 K: 1 S: 5	H: 0 LOB: 0 BB: 0 P: 9	1B: 7 2B: 0 3B: 0 HR: 0	SF: 0 SAC: 0 DP: 2 HBP: 0	WP: 0 PB: 0 SB: 0 CS: 0	PA: 33
PITCHER	IP	WLS	BF	H	R	ER	SO	BB	IBB	HBP	BLK	WP	HR	S	P	ERA	WHIP					
34 Gavin Floyd, R (1, 1) ERA: 3.66	7.0	W	25	5	0	0	6	0	0	0	0	0	0	57	82	0.00	0.714					
37 Matt Thornton, L (8, 1) ERA: 2.52	1.0		5	2	0	0	3	0	0	0	0	0	0	12	16	0.00	2.000					
57 Ramon Pena, R (9, 1) ERA: 4.94	1.0		3	0	0	0	1	0	0	0	0	0	0	5	9	0.00	0.000					

Seattle Mariners @ Chicago White Sox
U.S. Cellular Field, Chicago, IL
Tue Jul 27 2010, 8:10 PM - 10:13 PM EDT
Att: 26,080 - Partly Cloudy - 84 F

AB	33
R	0
H	7
RBI	0
BB	0
SO	10
LOB	13



Batter	1	2	3	4	5	6	7	8	9	AB	R	H	RBI	BB	SO	LOB	BOTTOM						
1 Juan Pierre, L (1, 10) OBP: 0.326, SLG: 0.287	SH5-3 10 1B					G6-3		F9		2	1	1	0	0	0	0							
27 Ramon Castro, R (6, PH) OBP: 0.379, SLG: 0.490										2	0	0	0	0	0	0							
10 Alexei Ramirez, R (1, 6) OBP: 0.318, SLG: 0.427	12 WP 12 1B					F7		1B		4	2	3	3	0	0	0							
51 Alex Rios, R (1, 8) OBP: 0.337, SLG: 0.597	F9									3	0	0	0	0	1	1							
18 Brent Lillibridge, R (6, 7) OBP: 0.414, SLG: 0.714						G5-3		P4		1	0	0	0	0	0	1							
14 Paul Konerko, R (1, 3) OBP: 0.374, SLG: 0.559	F7									4	1	1	1	0	1	2							
20 Carlos Quentin, R (1, 9) OBP: 0.341, SLG: 0.497	12 WP 12 1B									3	1	0	0	1	0	0							
12 A.J. Pierzynski, L (1, 2) OBP: 0.276, SLG: 0.360	24 2B					F8		F8		4	2	2	2	0	0	0							
24 Dayan Viciedo, R (1, 5) OBP: 0.283, SLG: 0.472						F9				4	1	2	1	0	0	0							
25 Andruw Jones, R (1, 7) OBP: 0.310, SLG: 0.443	F8									3	2	1	3	1	0	1							
15 Gordon Beckham, R (1, 4) OBP: 0.292, SLG: 0.343	SH5-3 10 HR									4	1	2	1	0	0	0							
Inning Stats	R: 4 E: 0 K: 0 S: 14	H: 4 LOB: 1 BB: 1 P: 28	R: 3 E: 0 K: 1 S: 12	H: 3 LOB: 0 BB: 0 P: 18	R: 1 E: 0 K: 0 S: 7	H: 1 LOB: 1 BB: 1 P: 12	R: 0 E: 0 K: 0 S: 6	H: 0 LOB: 0 BB: 0 P: 8	R: 3 E: 0 K: 0 S: 11	H: 3 LOB: 0 BB: 0 P: 16	R: 0 E: 0 K: 1 S: 11	H: 1 LOB: 1 BB: 0 P: 18	R: 0 E: 0 K: 0 S: 5	H: 0 LOB: 0 BB: 0 P: 6	R: 0 E: 0 K: 0 S: 8	H: 0 LOB: 0 BB: 0 P: 14	R: 0 E: 0 K: 0 S: 5	H: 0 LOB: 0 BB: 0 P: 9	1B: 5 2B: 4 3B: 0 HR: 3	SF: 0 SAC: 1 DP: 0 HBP: 0	WP: 1 PB: 0 SB: 1 CS: 0	PA: 37	
PITCHER	IP	WLS	BF	H	R	ER	SO	BB	IBB	HBP	BLK	WP	HR	S	P	ERA	WHIP						
18 Ryan Rowland-Smith, L (1, 1) ERA: 6.86	5.0	L	27	11	11	11	1	2	0	0	0	0	0	3	50	82	19.80	2.600					
37 Brian Sweeney, R (6, 1) ERA: 4.12	3.0		10	1	0	0	1	0	0	0	0	0	0	24	38	0.00	0.333						

Seattle Mariners @ Chicago White Sox
U.S. Cellular Field, Chicago, IL
Tue Jul 27 2010, 8:10 PM - 10:13 PM EDT
Att: 26,080 - Partly Cloudy - 84 F

AB	34
R	11
H	12
RBI	11
BB	2
SO	2
LOB	5



Batter	1	2	3	4	5	6	7	8	9	AB	R	H	RBI	BB	SO	LOB	TOP				
51 Ichiro Suzuki, L (1, 9) OBP: 0.364, SLG: 0.392										5	3	3	1	0	0	0	Seattle Mariners @ Chicago White Sox U.S. Cellular Field, Chicago, IL Thu Jul 29 2010, 8:11 PM - 10:53 PM EDT Att: 28,483 - Partly Cloudy - 73 F				
9 Chone Figgins, S (1, 4) OBP: 0.335, SLG: 0.284										3	0	1	0	1	0	1					
13 Casey Kotchman, L (1, 3) OBP: 0.303, SLG: 0.374										3	1	2	2	0	1	1					
21 Franklin Gutierrez, R (1, 8) OBP: 0.318, SLG: 0.371										4	0	1	0	0	0	2					
55 Michael Saunders, L (1, 7) OBP: 0.316, SLG: 0.432										4	0	2	1	0	0	1					
17 Justin Smoak, S (1, 10) OBP: 0.288, SLG: 0.336										4	0	0	0	0	0	3					
16 Josh Wilson, R (1, 5) OBP: 0.315, SLG: 0.337										3	0	0	0	0	1	2					
32 Rob Johnson, R (1, 2) OBP: 0.288, SLG: 0.282										3	0	0	0	0	2	1					
12 Ryan Langerhans, L (9, PH) OBP: 0.387, SLG: 0.316										1	0	0	0	0	1	0					
2 Jack Wilson, R (1, 6) OBP: 0.283, SLG: 0.312										4	1	1	0	0	0	1					
Inning Stats	R: 1 E: 0 K: 0 S: 14	H: 2 LOB: 1 BB: 0 P: 20	R: 0 E: 0 K: 1 S: 7	H: 0 LOB: 1 BB: 0 P: 14	R: 1 E: 0 K: 0 S: 11	H: 2 LOB: 0 BB: 0 P: 12	R: 0 E: 0 K: 0 S: 12	H: 0 LOB: 0 BB: 0 P: 15	R: 0 E: 0 K: 1 S: 12	H: 0 LOB: 0 BB: 0 P: 17	R: 1 E: 0 K: 1 S: 13	H: 3 LOB: 2 BB: 0 P: 21	R: 2 E: 0 K: 1 S: 17	H: 2 LOB: 1 BB: 1 P: 26	R: 0 E: 0 K: 0 S: 8	H: 1 LOB: 0 BB: 0 P: 11	R: 0 E: 0 K: 1 S: 8	H: 0 LOB: 0 BB: 0 P: 13	1B: 5 2B: 5 HR: 0	SF: 1 SAC: 0 DP: 1 HBP: 1	WP: 1 PA: 37
PITCHER	IP WLS BF H R ER SO BB IBB HBP BLK WP HR S P ERA WHIP																				
43 Freddy Garcia, R (1, 1) ERA: 4.73	6.0 W 25 7 3 3 3 0 0 0 0 0 0 0 69 99 4.50 1.167																				
40 J.J. Putz, R (7, 1) ERA: 1.55	1.0 6 2 2 2 1 1 0 0 0 1 0 17 26 18.00 3.000																				
68 Erick Threets, L (8, 1) ERA: 1.95	1.0 3 1 0 0 0 0 0 0 0 0 0 8 11 0.00 1.000																				
71 Scott Linebrink, R (9, 1) ERA: 4.64	1.0 3 0 0 0 1 0 0 0 0 0 0 8 13 0.00 0.000																				

Batter	1	2	3	4	5	6	7	8	9	AB	R	H	RBI	BB	SO	LOB	BOTTOM		
1 Juan Pierre, L (1, 7) OBP: 0.330, SLG: 0.290										4	1	1	2	1	0	1	Seattle Mariners @ Chicago White Sox U.S. Cellular Field, Chicago, IL Thu Jul 29 2010, 8:11 PM - 10:53 PM EDT Att: 28,483 - Partly Cloudy - 73 F		
11 Omar Vizquel, S (1, 5) OBP: 0.353, SLG: 0.348										4	0	3	2	1	0	1			
51 Alex Rios, R (1, 8) OBP: 0.354, SLG: 0.500										5	0	0	0	0	0	5			
14 Paul Konerko, R (1, 10) OBP: 0.377, SLG: 0.572										2	1	1	1	2	0	0			
20 Carlos Quentin, R (1, 9) OBP: 0.339, SLG: 0.500										4	1	2	1	0	0	1			
25 Andrew Jones, R (8, 9) OBP: 0.310, SLG: 0.446										0	0	0	0	0	0	0			
7 Mark Kotsay, L (1, 3) OBP: 0.300, SLG: 0.345										4	0	0	0	0	0	2			
10 Alexei Ramirez, R (1, 6) OBP: 0.320, SLG: 0.436										4	1	1	0	0	0	0			
27 Ramon Castro, R (1, 2) OBP: 0.403, SLG: 0.618										4	3	3	2	0	0	0			
15 Gordon Beckham, R (1, 4) OBP: 0.300, SLG: 0.359										3	2	2	0	1	1	0			
Inning Stats	R: 0 E: 0 K: 0 S: 6	H: 1 LOB: 0 BB: 0 P: 12	R: 0 E: 0 K: 0 S: 7	H: 0 LOB: 0 BB: 0 P: 10	R: 4 E: 0 K: 0 S: 15	H: 5 LOB: 2 BB: 2 P: 31	R: 1 E: 0 K: 0 S: 12	H: 2 LOB: 1 BB: 0 P: 18	R: 0 E: 0 K: 0 S: 5	H: 0 LOB: 0 BB: 1 P: 10	R: 2 E: 0 K: 0 S: 9	H: 3 LOB: 2 BB: 1 P: 22	R: 2 E: 0 K: 0 S: 8	H: 2 LOB: 0 BB: 0 P: 14	R: 0 E: 1 K: 1 S: 10	H: 0 LOB: 1 BB: 1 P: 15	1B: 7 2B: 2 3B: 0 HR: 4	SF: 0 SAC: 0 DP: 3 HBP: 0	WP: 0 PA: 39
PITCHER	IP WLS BF H R ER SO BB IBB HBP BLK WP HR S P ERA WHIP																		
39 David Pauley, R (1, 1) ERA: 3.47	2.2 L 14 4 3 3 0 2 0 0 0 0 0 26 49 13.50 3.000																		
52 Chris Seddon, L (3, 1) ERA: 3.18	3.0 14 4 3 3 0 2 0 0 0 0 0 26 48 9.00 2.000																		
49 Garrett Olson, L (6, 1) ERA: 5.6	1.1 7 3 2 2 0 0 0 0 0 0 0 2 10 20 13.50 2.250																		
53 David Aardsma, R (8, 1) ERA: 4.99	1.0 4 0 0 0 1 1 0 0 0 0 0 0 10 15 0.00 1.000																		

AB 34
R 5
H 10
RBI 4
BB 1
SO 5
LOB 12



AB 34
R 9
H 13
RBI 8
BB 5
SO 1
LOB 10



WP: 0
PA: 39
FB: 0
SB: 3
CS: 0

Batter	1	2	3	4	5	6	7	8	9	AB	R	H	RBI	BB	SO	LOB	TOP					
4 Coco Crisp, S OBP: 0.328, SLG: 0.444										4	0	1	0	1	0	2						
10 Danie Barton, L OBP: 0.376, SLG: 0.391										4	0	0	0	0	1	4						
8 Kurt Suzuki, R OBP: 0.324, SLG: 0.425										3	0	2	0	1	0	0						
32 Jack Cust, L OBP: 0.410, SLG: 0.500										3	0	1	0	1	1	1						
5 Kevin Kouzmanoff, R OBP: 0.302, SLG: 0.401										4	0	0	0	0	0	5						
14 Mark Ellis, R OBP: 0.341, SLG: 0.332										3	1	1	0	1	0	1						
18 Gabe Gross, L OBP: 0.278, SLG: 0.302										4	0	0	0	0	0	2						
11 Rajai Davis, R OBP: 0.316, SLG: 0.386										4	0	1	0	0	0	2						
2 Cliff Pennington, S OBP: 0.332, SLG: 0.374										3	0	1	1	1	1	1						
Inning Stats	R: 0 E: 0 K: 0 S: 11	H: 2 LOB: 1 BB: 22	R: 0 E: 0 K: 0 S: 9	H: 0 LOB: 3 BB: 24	R: 0 E: 0 K: 1 S: 6	H: 0 LOB: 0 BB: 10	R: 0 E: 0 K: 0 S: 9	H: 2 LOB: 1 BB: 14	R: 0 E: 0 K: 0 S: 8	H: 0 LOB: 0 BB: 1	R: 0 E: 0 K: 1 S: 8	H: 0 LOB: 0 BB: 13	R: 0 E: 0 K: 0 S: 6	H: 2 LOB: 1 BB: 6	R: 0 E: 0 K: 1 S: 12	H: 1 LOB: 1 BB: 17	1B: 7 2B: 0 3B: 0 HR: 0	SF: 0 SAC: 0 DP: 2 HBP: 0	WP: 1 PB: 0 SB: 0 CS: 0	PA: 37		
PITCHER	IP: 6.0 ERA: 1.5	WLS: W LOB: 2	BF: 26 ER: 1	H: 4 R: 1 ER: 1 SO: 1	BB: 5 IBB: 0 HBP: 0 BLK: 0	WP: 1 HR: 0 S: 50 P: 98	ERA: 1.50 WHIP: 1.500	IP: 7.1 ERA: 1.52	WLS: 3 LOB: 0	BF: 0 ER: 0	H: 0 R: 0 ER: 0 SO: 1	BB: 0 IBB: 0 HBP: 0 BLK: 0	WP: 0 HR: 0 S: 8 P: 13	ERA: 0.00 WHIP: 0.000	IP: 8.1 ERA: 4.75	WLS: 0 LOB: 0	BF: 2 ER: 0	H: 2 R: 0 ER: 0 SO: 1	BB: 0 IBB: 0 HBP: 0 BLK: 0	WP: 0 HR: 0 S: 4 P: 19	ERA: 0.00 WHIP: 0.500	

Oakland Athletics @ Chicago White Sox
U.S. Cellular Field, Chicago, IL
Fri Jul 30 2010, 8:10 PM - 10:43 PM EDT
Att: 29,431 - Cloudy - 74 F

livebaseballscorecards.com

AB 32
R 1
H 7
RBI 1
BB 5
SO 3
LOB 18

Batter	1	2	3	4	5	6	7	8	9	AB	R	H	RBI	BB	SO	LOB	BOTTOM					
1 Juan Pierre, L OBP: 0.329, SLG: 0.289										5	1	1	0	0	1	5						
10 Alexei Ramirez, R OBP: 0.319, SLG: 0.434										4	1	1	0	0	0	1						
51 Alex Rios, R OBP: 0.353, SLG: 0.497										4	0	1	1	0	1	1						
14 Paul Konerko, R OBP: 0.378, SLG: 0.576										3	1	2	1	0	0	0						
20 Carlos Quentin, R OBP: 0.341, SLG: 0.502										3	0	1	0	0	1	1						
18 Brent Lillibridge, R OBP: 0.414, SLG: 0.714										0	0	0	0	0	0	0						
12 A.J. Pierzynski, L OBP: 0.277, SLG: 0.357										4	2	2	1	0	0	4						
24 Dayan Viciedo, R OBP: 0.322, SLG: 0.508										3	1	3	0	0	0	0						
11 Omar Vizquel, S OBP: 0.351, SLG: 0.346										1	0	0	0	0	0	0						
25 Andruw Jones, R OBP: 0.313, SLG: 0.442										2	0	0	1	2	0	2						
15 Gordon Beckham, R OBP: 0.303, SLG: 0.361										4	0	2	2	0	0	1						
Inning Stats	R: 1 E: 0 K: 0 S: 13	H: 3 LOB: 0 BB: 21	R: 0 E: 0 K: 0 S: 9	H: 1 LOB: 0 BB: 0	R: 0 E: 0 K: 0 S: 7	H: 0 LOB: 0 BB: 13	R: 3 E: 0 K: 1 S: 15	H: 4 LOB: 1 BB: 0	R: 0 E: 0 K: 0 S: 5	H: 0 LOB: 0 BB: 1	R: 1 E: 0 K: 1 S: 17	H: 2 LOB: 1 BB: 0	R: 0 E: 0 K: 1 S: 12	H: 0 LOB: 1 BB: 1	1B: 10 2B: 4 3B: 0 HR: 0	SF: 1 SAC: 0 DP: 3 HBP: 1	WP: 0 PB: 0 SB: 2 CS: 0	PA: 37				
PITCHER	IP: 5.1 ERA: 3.25	WLS: L LOB: 2	BF: 25 ER: 0	H: 10 R: 5 ER: 5 SO: 5	BB: 0 IBB: 0 HBP: 0 BLK: 0	WP: 0 HR: 0 S: 55 P: 91	ERA: 1.875 WHIP: 1.875	IP: 6.1 ERA: 3.45	WLS: 3 LOB: 0	BF: 1 ER: 0	H: 0 R: 0 ER: 0 SO: 1	BB: 0 IBB: 0 HBP: 0 BLK: 0	WP: 0 HR: 0 S: 17 P: 21	ERA: 0.00 WHIP: 3.000	IP: 1.0 ERA: 5.59	WLS: 2 LOB: 1	BF: 5 ER: 2	H: 2 R: 1 ER: 1 SO: 1	BB: 1 IBB: 0 HBP: 0 BLK: 0	WP: 0 HR: 0 S: 12 P: 22	ERA: 9.00 WHIP: 2.000	

Oakland Athletics @ Chicago White Sox
U.S. Cellular Field, Chicago, IL
Fri Jul 30 2010, 8:10 PM - 10:43 PM EDT
Att: 29,431 - Cloudy - 74 F

livebaseballscorecards.com


AB 33
R 6
H 13
RBI 6
BB 2
SO 3
LOB 15

Batter	1	2	3	4	5	6	7	8	9	AB	R	H	RBI	BB	SO	LOB	TOP				
4 Coco Crisp, S OBP: 0.317, SLG: 0.426	G6-3	K		K			F8		K	5	0	0	0	0	3	3					
10 Darc Barton, L OBP: 0.379, SLG: 0.395	G4-3								K	4	0	2	2	1	1	0					
8 Kurt Suzuki, R OBP: 0.322, SLG: 0.421	F8	G6-3					P3			5	0	1	0	0	0	4					
5 Kevin Kouzmanoff, R OBP: 0.305, SLG: 0.413							F8		F7	5	3	3	1	0	0	2					
32 Jack Cust, L OBP: 0.407, SLG: 0.491							F9			3	0	0	0	1	2	2					
7 Adam Rosales, R OBP: 0.322, SLG: 0.407 2 Cliff Pennington, S OBP: 0.332, SLG: 0.374							K		B1	4	1	1	0	0	2	2					
11 Rajai Davis, R OBP: 0.318, SLG: 0.387							F7			4	1	2	1	0	0	0					
14 Mark Ellis, R OBP: 0.340, SLG: 0.329							G6-3		SF9	2	1	0	1	1	1	0					
25 Matt Carson, R OBP: 0.212, SLG: 0.344							G4-3		K	4	0	1	1	0	2	2					
Inning Stats	R: 0 E: 0 K: 0 S: 8	H: 0 LOB: 0 BB: 0 P: 11	R: 4 E: 0 K: 2 S: 20	H: 5 LOB: 2 BB: 1 P: 28	R: 1 E: 0 K: 2 S: 11	H: 1 LOB: 0 BB: 0 P: 15	R: 0 E: 0 K: 2 S: 11	H: 0 LOB: 0 BB: 0 P: 14	R: 0 E: 0 K: 1 S: 6	H: 0 LOB: 1 BB: 1 P: 10	R: 0 E: 0 K: 1 S: 6	H: 1 LOB: 1 BB: 0 P: 17	R: 1 E: 0 K: 1 S: 15	H: 2 LOB: 2 BB: 1 P: 22	R: 0 E: 0 K: 2 S: 9	H: 1 LOB: 0 BB: 0 P: 12	1B: 7 2B: 2 3B: 0 HR: 1	SF: 1 SAC: 0 DP: 0 HBP: 0	WP: 0 PB: 0 SB: 0 CS: 0	PA: 40	
PITCHER	IP WLS BF H R ER SO BB IBB HBP BLK WP HR S P ERA WHIP	IP WLS BF H R ER SO BB IBB HBP BLK WP HR S P ERA WHIP	IP WLS BF H R ER SO BB IBB HBP BLK WP HR S P ERA WHIP	IP WLS BF H R ER SO BB IBB HBP BLK WP HR S P ERA WHIP	IP WLS BF H R ER SO BB IBB HBP BLK WP HR S P ERA WHIP	IP WLS BF H R ER SO BB IBB HBP BLK WP HR S P ERA WHIP	IP WLS BF H R ER SO BB IBB HBP BLK WP HR S P ERA WHIP	IP WLS BF H R ER SO BB IBB HBP BLK WP HR S P ERA WHIP	IP WLS BF H R ER SO BB IBB HBP BLK WP HR S P ERA WHIP	IP WLS BF H R ER SO BB IBB HBP BLK WP HR S P ERA WHIP	IP WLS BF H R ER SO BB IBB HBP BLK WP HR S P ERA WHIP	IP WLS BF H R ER SO BB IBB HBP BLK WP HR S P ERA WHIP	IP WLS BF H R ER SO BB IBB HBP BLK WP HR S P ERA WHIP	IP WLS BF H R ER SO BB IBB HBP BLK WP HR S P ERA WHIP	IP WLS BF H R ER SO BB IBB HBP BLK WP HR S P ERA WHIP	IP WLS BF H R ER SO BB IBB HBP BLK WP HR S P ERA WHIP	IP WLS BF H R ER SO BB IBB HBP BLK WP HR S P ERA WHIP	IP WLS BF H R ER SO BB IBB HBP BLK WP HR S P ERA WHIP	IP WLS BF H R ER SO BB IBB HBP BLK WP HR S P ERA WHIP	IP WLS BF H R ER SO BB IBB HBP BLK WP HR S P ERA WHIP	IP WLS BF H R ER SO BB IBB HBP BLK WP HR S P ERA WHIP

Oakland Athletics @ Chicago White Sox
U.S. Cellular Field, Chicago, IL
Sat Jul 31 2010, 7:08 PM - 9:34 PM EDT
Att: 35,852 - Clear - 75 F

livebaseballscorecards.com

AB 36
R 6
H 10
RBI 6
BB 3
SO 11
LOB 15




Batter	1	2	3	4	5	6	7	8	9	AB	R	H	RBI	BB	SO	LOB	BOTTOM					
1 Juan Pierre, L OBP: 0.335, SLG: 0.294										3	0	3	0	0	0	0						
10 Alexei Ramirez, R OBP: 0.318, SLG: 0.432	G5-4-3									4	0	1	0	0	1	3						
51 Alex Rios, R OBP: 0.352, SLG: 0.493	K									3	0	0	0	1	1	2						
14 Paul Konerko, R OBP: 0.377, SLG: 0.575										4	0	1	0	0	2	3						
20 Carlos Quentin, R OBP: 0.337, SLG: 0.495										4	0	0	0	0	1	4						
12 A.J. Pierzynski, L OBP: 0.274, SLG: 0.353										4	0	0	0	0	0	2						
24 Dayan Viciedo, R OBP: 0.333, SLG: 0.524										4	1	2	0	0	0	1						
25 Andruw Jones, R OBP: 0.313, SLG: 0.452										4	1	1	2	0	0	2						
15 Gordon Beckham, R OBP: 0.299, SLG: 0.356										4	0	0	0	0	0	2						
Inning Stats	R: 0 E: 0 K: 1 S: 5	H: 1 LOB: 0 BB: 0 P: 9	R: 0 E: 0 K: 0 S: 9	H: 1 LOB: 1 BB: 0 P: 13	R: 0 E: 0 K: 0 S: 6	H: 0 LOB: 1 BB: 0 P: 9	R: 0 E: 0 K: 2 S: 9	H: 0 LOB: 1 BB: 1 P: 14	R: 0 E: 1 K: 0 S: 7	H: 0 LOB: 0 BB: 0 P: 8	R: 0 E: 0 K: 0 S: 15	H: 2 LOB: 2 BB: 0 P: 18	R: 2 E: 0 K: 1 S: 11	H: 3 LOB: 1 BB: 0 P: 18	R: 0 E: 0 K: 1 S: 7	H: 0 LOB: 0 BB: 0 P: 12	R: 0 E: 0 K: 0 S: 7	H: 1 LOB: 1 BB: 0 P: 10	1B: 5 2B: 2 3B: 0 HR: 1	SF: 0 SAC: 0 DP: 1 HBP: 1	WP: 0 PB: 0 SB: 0 CS: 0	PA: 36
PITCHER	IP WLS BF H R ER SO BB IBB HBP BLK WP HR S P ERA WHIP	IP WLS BF H R ER SO BB IBB HBP BLK WP HR S P ERA WHIP	IP WLS BF H R ER SO BB IBB HBP BLK WP HR S P ERA WHIP	IP WLS BF H R ER SO BB IBB HBP BLK WP HR S P ERA WHIP	IP WLS BF H R ER SO BB IBB HBP BLK WP HR S P ERA WHIP	IP WLS BF H R ER SO BB IBB HBP BLK WP HR S P ERA WHIP	IP WLS BF H R ER SO BB IBB HBP BLK WP HR S P ERA WHIP	IP WLS BF H R ER SO BB IBB HBP BLK WP HR S P ERA WHIP	IP WLS BF H R ER SO BB IBB HBP BLK WP HR S P ERA WHIP	IP WLS BF H R ER SO BB IBB HBP BLK WP HR S P ERA WHIP	IP WLS BF H R ER SO BB IBB HBP BLK WP HR S P ERA WHIP	IP WLS BF H R ER SO BB IBB HBP BLK WP HR S P ERA WHIP	IP WLS BF H R ER SO BB IBB HBP BLK WP HR S P ERA WHIP	IP WLS BF H R ER SO BB IBB HBP BLK WP HR S P ERA WHIP	IP WLS BF H R ER SO BB IBB HBP BLK WP HR S P ERA WHIP	IP WLS BF H R ER SO BB IBB HBP BLK WP HR S P ERA WHIP	IP WLS BF H R ER SO BB IBB HBP BLK WP HR S P ERA WHIP	IP WLS BF H R ER SO BB IBB HBP BLK WP HR S P ERA WHIP	IP WLS BF H R ER SO BB IBB HBP BLK WP HR S P ERA WHIP	IP WLS BF H R ER SO BB IBB HBP BLK WP HR S P ERA WHIP	IP WLS BF H R ER SO BB IBB HBP BLK WP HR S P ERA WHIP	

Oakland Athletics @ Chicago White Sox
U.S. Cellular Field, Chicago, IL
Sat Jul 31 2010, 7:08 PM - 9:34 PM EDT
Att: 35,852 - Clear - 75 F

livebaseballscorecards.com

AB 34
R 2
H 8
RBI 2
SO 5
LOB 19



Batter	1	2	3	4	5	6	7	8	9	AB	R	H	RBI	BB	SO	LOB	TOP			
11 Rajai Davis, R (1,8) OBP: 0.320, SLG: 0.387	G1-3			G1-3		10 1B		10 G4-6-3 BB		3	0	1	1	1	0	0	Oakland Athletics @ Chicago White Sox U.S. Cellular Field, Chicago, IL Sun Aug 01 2010, 2:07 PM - 4:25 PM EDT Att: 32,118 - Partly Cloudy - 83 F			
10 Daric Barton, L (1,3) OBP: 0.378, SLG: 0.393	F8			P6		1B		G4-6-3		4	0	1	0	0	0	1				
32 Jack Cust, L (1,10) OBP: 0.401, SLG: 0.483	K			K		K		K		3	0	0	0	0	3	3				
7 Adam Rosales, R (8,PH) OBP: 0.325, SLG: 0.409	K			K		K		K		1	0	1	0	0	0	0				
5 Kevin Kouzmanoff, R (1,5) OBP: 0.302, SLG: 0.409		G6-3				F8		G3		4	0	0	0	0	1	4				
14 Mark Ellis, R (1,4) OBP: 0.335, SLG: 0.323		G6-3				G6-3		G4-3		4	0	0	0	0	0	0				
11 Landon Powell, S (1,2) OBP: 0.310, SLG: 0.303		G4-3				K		G3		4	0	0	0	0	2	0				
2 Cliff Pennington, S (1,6) OBP: 0.334, SLG: 0.372				K				K		2	1	0	0	2	2	0				
26 Matt Watson, L (1,7) OBP: 0.200, SLG: 0.316				F7				F9		3	0	1	0	0	0	1				
25 Matt Carson, R (1,9) OBP: 0.222, SLG: 0.343				F9				F9		3	0	1	0	0	0	2				
Inning Stats	R: 0 E: 0 K: 1 S: 8	H: 0 LOB: 0 BB: 0 P: 13	R: 0 E: 0 K: 0 S: 7	H: 0 LOB: 0 BB: 0 P: 12	R: 0 E: 0 K: 1 S: 6	H: 0 LOB: 0 BB: 0 P: 10	R: 0 E: 0 K: 1 S: 6	H: 0 LOB: 0 BB: 0 P: 12	R: 0 E: 0 K: 1 S: 9	H: 0 LOB: 0 BB: 0 P: 13	R: 1 E: 0 K: 1 S: 17	H: 3 LOB: 3 BB: 1 P: 29	R: 0 E: 0 K: 0 S: 11	H: 1 LOB: 2 BB: 1 P: 16	R: 0 E: 0 K: 2 S: 10	H: 0 LOB: 0 BB: 0 P: 14	1B: 5 2B: 0 3B: 0 HR: 0	SF: 0 SAC: 0 DP: 1 HBP: 0	WP: 0 PB: 0 CS: 0	PA: 34
PITCHER	IP WLS BF H R ER SO BB IBB HBP BLK WP HR S P ERA WHIP																			
34 Gavin Floyd, R (1,1) ERA: 3.54	7.0 W 28 4 1 1 5 3 0 0 0 0 0 0 65 110 1.29 1.000																			
37 Matt Thornton, L (8,1) ERA: 2.43	0.2 H 2 1 0 0 0 0 0 0 0 0 0 0 6 7 0.00 1.500																			
40 J.J. Putz, R (8,1) ERA: 1.83	0.1 H 1 0 0 0 1 0 0 0 0 0 0 0 3 4 0.00 0.000																			
45 Bobby Jenks, R (9,1) ERA: 4.7	1.0 S 3 0 0 0 2 0 0 0 0 0 0 0 10 14 0.00 0.000																			

Batter	1	2	3	4	5	6	7	8	9	AB	R	H	RBI	BB	SO	LOB	BOTTOM			
1 Juan Pierre, L (1,10) OBP: 0.336, SLG: 0.296	F8			G4-3		10 1B		10 1B		4	0	2	1	0	0	0	Oakland Athletics @ Chicago White Sox U.S. Cellular Field, Chicago, IL Sun Aug 01 2010, 2:07 PM - 4:25 PM EDT Att: 32,118 - Partly Cloudy - 83 F			
10 Alexei Ramirez, R (1,6) OBP: 0.318, SLG: 0.430	G5-3			P6		K		1B		4	0	1	0	0	1	1				
51 Alex Rios, R (1,8) OBP: 0.349, SLG: 0.488	F9			P2		K		K		4	0	0	0	0	2	2				
14 Paul Konerko, R (1,3) OBP: 0.373, SLG: 0.569		F8				K		K		4	0	0	0	0	2	2				
20 Carlos Quentin, R (1,9) OBP: 0.337, SLG: 0.493				K				F8		3	1	1	0	0	1	0				
27 Ramon Castro, R (1,2) OBP: 0.400, SLG: 0.603				G5-3				K		3	1	1	0	0	1	0				
24 Dayan Viciedo, R (1,5) OBP: 0.318, SLG: 0.590				K				K		3	0	0	0	0	2	2				
11 Omar Vizquel, S (8,5) OBP: 0.351, SLG: 0.346				K				K		0	0	0	0	0	0	0				
25 Andruw Jones, R (1,7) OBP: 0.313, SLG: 0.448				G6-3				K		2	1	0	0	0	1	0				
18 Brent Lillibridge, R (1,4) OBP: 0.406, SLG: 0.742				K				F9		3	1	1	3	0	1	0				
Inning Stats	R: 0 E: 0 K: 0 S: 9	H: 0 LOB: 0 BB: 0 P: 14	R: 0 E: 0 K: 1 S: 5	H: 0 LOB: 0 BB: 0 P: 6	R: 0 E: 0 K: 2 S: 7	H: 0 LOB: 0 BB: 0 P: 9	R: 0 E: 0 K: 0 S: 6	H: 0 LOB: 0 BB: 0 P: 8	R: 4 E: 0 K: 2 S: 18	H: 4 LOB: 1 BB: 0 P: 25	R: 0 E: 0 K: 2 S: 8	H: 0 LOB: 0 BB: 0 P: 13	R: 0 E: 0 K: 3 S: 9	H: 0 LOB: 0 BB: 0 P: 13	R: 0 E: 0 K: 1 S: 8	H: 2 LOB: 2 BB: 0 P: 11	1B: 5 2B: 0 3B: 1 HR: 0	SF: 0 SAC: 0 DP: 0 HBP: 1	WP: 0 PB: 0 CS: 0	PA: 31
PITCHER	IP WLS BF H R ER SO BB IBB HBP BLK WP HR S P ERA WHIP																			
47 Gio González, L (1,1) ERA: 3.69	8.0 L 31 6 4 4 11 0 0 1 0 0 0 0 70 99 4.50 0.750																			

livebaseballscorecards.com

OAKLAND ATHLETICS

SOX

Batter	1	2	3	4	5	6	7	8	9	10	AB	R	H	RBI	BB	SO	LOB	TOP						
1 Juan Pierre, L OBP: 0.334, SLG: 0.305	F7		K		CS	G4-3		1B		K	5	0	1	0	0	2	1	Chicago White Sox @ Baltimore Orioles Oriole Park at Camden Yards, Baltimore, MD Fri Aug 06 2010, 7:06 PM - 10:03 PM EDT Att: 19,687 - Clear - 87 F						
18 Brent Lillibridge, R OBP: 0.395, SLG: 0.876	K		G6-3			F8		G3			4	0	0	0	0	1								
14 Paul Konerko, R OBP: 0.381, SLG: 0.580					G5-3			F7			4	0	2	0	0	0	0							
11 Omar Vizquel, S OBP: 0.365, SLG: 0.351										20 G6-4-3 1B	0	0	0	0	0	0	0							
20 Carlos Quentin, R OBP: 0.332, SLG: 0.488	G5-3				L1			K		G6-4-3	4	0	0	0	0	1	2							
7 Mark Kotsay, L OBP: 0.307, SLG: 0.376		F8									4	0	2	0	0	0	1							
10 Alexei Ramirez, R OBP: 0.318, SLG: 0.424					G6-3			FC3-2		E4	4	0	1	0	0	0	3							
12 A.J. Pierzynski, L OBP: 0.269, SLG: 0.343					G6-3			FC3-2		F9	4	0	1	0	0	0	3							
24 Davan Viciedo, R OBP: 0.310, SLG: 0.521			K			P2		K		K	4	0	0	0	0	3	0							
15 Gordon Beckham, R OBP: 0.307, SLG: 0.369								K			3	1	2	1	1	1	0							
Inning Stats	R: 0 E: 0 K: 1 S: 7	H: 1 LOB: 1 BB: 0 P: 13	R: 0 E: 0 K: 1 S: 9	H: 1 LOB: 1 BB: 0 P: 12	R: 1 E: 0 K: 2 S: 10	H: 1 LOB: 0 BB: 0 P: 16	R: 0 E: 0 K: 0 S: 10	H: 1 LOB: 1 BB: 0 P: 14	R: 0 E: 0 K: 0 S: 6	H: 0 LOB: 0 BB: 1 P: 13	R: 0 E: 0 K: 0 S: 5	H: 0 LOB: 0 BB: 0 P: 7	R: 0 E: 0 K: 1 S: 12	H: 1 LOB: 1 BB: 0 P: 15	R: 0 E: 0 K: 0 S: 10	H: 1 LOB: 1 BB: 0 P: 13	R: 0 E: 1 K: 0 S: 7	H: 1 LOB: 1 BB: 0 P: 8	R: 0 E: 0 K: 0 S: 13	H: 1 LOB: 1 BB: 0 P: 16	1B: 4 2B: 3 3B: 1 HR: 1	SF: 0 SAC: 0 DP: 2 HBP: 0	WP: 0 PB: 0 SB: 1 CS: 1	PA: 38
PITCHER	IP WLS BF H R ER SO	IP WLS BF H R ER SO	IP WLS BF H R ER SO	IP WLS BF H R ER SO	IP WLS BF H R ER SO	IP WLS BF H R ER SO	IP WLS BF H R ER SO	IP WLS BF H R ER SO	IP WLS BF H R ER SO	IP WLS BF H R ER SO	IP WLS BF H R ER SO	IP WLS BF H R ER SO	IP WLS BF H R ER SO	IP WLS BF H R ER SO	IP WLS BF H R ER SO	IP WLS BF H R ER SO	IP WLS BF H R ER SO	IP WLS BF H R ER SO	IP WLS BF H R ER SO	IP WLS BF H R ER SO	ERA WHIP	ERA WHIP		
35 Brad Bergesen, R ERA: 6.28	7.0	0	25	5	1	5	1	0	0	0	0	0	0	0	0	0	0	0	0	0	0	1.29	0.857	
19 Koji Uehara, R ERA: 2.41	1.0	0	4	1	0	0	0	0	0	0	0	0	0	0	0	0	0	0	0	0	0.00	1.000		
55 Alfredo Simon, R ERA: 4.04	2.0	W	8	2	0	0	0	0	0	0	0	0	0	0	0	0	0	0	0	0	0.00	1.000		


Batter	1	2	3	4	5	6	7	8	9	10	AB	R	H	RBI	BB	SO	LOB	BOTTOM						
1 Brian Roberts, S OBP: 0.323, SLG: 0.322	23 1B		G5-3		21 1B			23 WP 21 1B		G6-3	4	1	2	0	1	0	0	Chicago White Sox @ Baltimore Orioles Oriole Park at Camden Yards, Baltimore, MD Fri Aug 06 2010, 7:06 PM - 10:03 PM EDT Att: 19,687 - Clear - 87 F						
21 Nick Markakis, L OBP: 0.377, SLG: 0.446	10 F9		P6					23 WP			5	1	4	0	0	0	0							
23 Ty Wigginton, R OBP: 0.334, SLG: 0.452			F9		L7			L5		F7	5	0	1	1	0	0	5							
30 Luke Scott, L OBP: 0.353, SLG: 0.575	K				10 FC5-4 1B			G4-3			4	0	2	0	1	1	2							
10 Adam Jones, R OBP: 0.310, SLG: 0.439	F8				FC5-4			G5-3		F5	5	0	1	1	0	0	6							
2 Julio Lugo, R OBP: 0.301, SLG: 0.287	F9				K			G6-3		K	3	0	0	0	0	1	3							
6 Corey Patterson, L OBP: 0.328, SLG: 0.413											1	0	0	0	0	1	3							
3 Cesar Izturis, S OBP: 0.253, SLG: 0.283											0	0	0	0	0	0	0							
32 Matt Wieters, S OBP: 0.324, SLG: 0.373		G4-3			F7					G3	4	0	0	0	0	1	1							
18 Felix Pie, L OBP: 0.314, SLG: 0.423		F9						L9		F9	4	0	0	0	0	0	0							
37 Josh Bell, S OBP: 0.184, SLG: 0.211			G4-3					K		F8	4	0	0	0	0	2	0							
Inning Stats	R: 1 E: 0 K: 1 S: 16	H: 3 LOB: 2 BB: 0 P: 24	R: 0 E: 0 K: 0 S: 7	H: 0 LOB: 0 BB: 0 P: 11	R: 0 E: 0 K: 0 S: 9	H: 0 LOB: 0 BB: 0 P: 14	R: 0 E: 0 K: 1 S: 14	H: 1 LOB: 1 BB: 0 P: 18	R: 0 E: 0 K: 1 S: 16	H: 2 LOB: 2 BB: 0 P: 24	R: 0 E: 0 K: 0 S: 9	H: 0 LOB: 0 BB: 0 P: 14	R: 0 E: 0 K: 2 S: 9	H: 0 LOB: 0 BB: 0 P: 15	R: 0 E: 0 K: 0 S: 10	H: 1 LOB: 3 BB: 2 P: 24	R: 0 E: 0 K: 0 S: 6	H: 0 LOB: 0 BB: 0 P: 11	R: 1 E: 0 K: 0 S: 10	H: 3 LOB: 2 BB: 0 P: 15	1B: 10 2B: 0 3B: 0 HR: 0	SF: 0 SAC: 0 DP: 0 HBP: 0	WP: 1 PB: 0 SB: 0 CS: 0	PA: 41
PITCHER	IP WLS BF H R ER SO	IP WLS BF H R ER SO	IP WLS BF H R ER SO	IP WLS BF H R ER SO	IP WLS BF H R ER SO	IP WLS BF H R ER SO	IP WLS BF H R ER SO	IP WLS BF H R ER SO	IP WLS BF H R ER SO	IP WLS BF H R ER SO	IP WLS BF H R ER SO	IP WLS BF H R ER SO	IP WLS BF H R ER SO	IP WLS BF H R ER SO	IP WLS BF H R ER SO	IP WLS BF H R ER SO	IP WLS BF H R ER SO	IP WLS BF H R ER SO	IP WLS BF H R ER SO	IP WLS BF H R ER SO	ERA WHIP	ERA WHIP		
50 John Danks, L ERA: 3.3	7.0	0	27	6	1	5	0	0	0	0	0	0	0	0	0	0	0	0						
49 Chris Sale, L ERA: 4.81	0.0	0	2	1	0	0	0	0	0	0	0	0	0	0	0	0	0	0						
57 Ramon Pena, R ERA: 4.81	2.2	L	12	3	1	1	0	1	0	0	0	0	0	0	0	0	0	0						



Batter	1	2	3	4	5	6	7	8	9	AB	R	H	RBI	BB	SO	LOB	TOP								
1 Juan Pierre, L (1, 7) OBP: 0.335, SLG: 0.304	G4-3		F8				HBP		F7	4	0	1	0	0	0	0									
11 Omar Vizquel, S (1, 5) OBP: 0.363, SLG: 0.348	G6-3		1B		FC1-6-5		G3			4	1	1	0	0	0	2									
51 Alex Rios, R (1, 8) OBP: 0.347, SLG: 0.483	1B							G6-3		3	0	2	1	1	0	0									
14 Paul Konerko, R (1, 10) OBP: 0.376, SLG: 0.573	2B							G4-3		4	0	1	0	0	0	2									
20 Carlos Quentin, R (1, 9) OBP: 0.328, SLG: 0.488	F8		G5-3					K		4	0	0	0	0	1	4									
7 Mark Kotsay, L (1, 3) OBP: 0.357, SLG: 0.378		2B		G4-3				G4-3		4	0	1	0	0	0	0									
10 Alexei Ramirez, R (1, 6) OBP: 0.319, SLG: 0.422	F7		G5-3					G5-3		4	1	1	0	0	0	1									
27 Ramon Castro, R (1, 2) OBP: 0.375, SLG: 0.583	P6		G5-3					P6		4	1	1	2	0	0	1									
15 Gordon Beckham, R (1, 4) OBP: 0.308, SLG: 0.368	F8							K		1	0	0	0	0	0	1									
18 Brent Lillibridge, R (5, PH) OBP: 0.366, SLG: 0.655								L6		3	0	0	0	0	1	0									
Inning Stats	R: 0 E: 0 K: 0 S: 11	H: 2 LOB: 2 BB: 0 P: 17	R: 0 E: 0 K: 0 S: 9	H: 1 LOB: 1 BB: 0 P: 11	R: 0 E: 0 K: 1 S: 16	H: 1 LOB: 2 BB: 1 P: 26	R: 0 E: 0 K: 0 S: 4	H: 0 LOB: 0 BB: 0 P: 8	R: 1 E: 0 K: 1 S: 10	H: 1 LOB: 1 BB: 0 P: 18	R: 0 E: 0 K: 0 S: 8	H: 0 LOB: 0 BB: 0 P: 12	R: 0 E: 0 K: 1 S: 11	H: 1 LOB: 0 BB: 0 P: 15	R: 0 E: 0 K: 1 S: 7	H: 0 LOB: 0 BB: 0 P: 9	R: 2 E: 0 K: 0 S: 15	H: 2 LOB: 0 BB: 0 P: 24	1B: 5 2B: 2 3B: 0 HR: 1	SF: 0 SAC: 0 DP: 0 HBP: 1	WP: 0 PB: 0 SB: 1 CS: 0	PA: 37			
PITCHER	IP	WLS	BF	H	R	ER	SO	BB	IBB	HBP	BLK	WP	HR	S	P	ERA	WHIP								
46 Jeremy Guthrie, R (1, 1) ERA: 4.04	8.0	W	32	6	1	1	4	1	0	1	0	0	0	76	116	1.12	0.875								
55 Alfredo Simon, R (9, 1) ERA: 4.42	1.0	S	5	2	2	2	0	0	0	0	0	0	1	15	24	18.00	2.000								

Chicago White Sox @ Baltimore Orioles
 Oriole Park at Camden Yards, Baltimore, MD
 Sun Aug 08 2010, 1:37 PM - 3:55 PM EDT
 Att: 18,283 - Partly Cloudy - 86 F


AB 35
 R 3
 H 8
 RBI 3
 BB 1
 SO 4
 LOB 12



Batter	1	2	3	4	5	6	7	8	9	AB	R	H	RBI	BB	SO	LOB	BOTTOM								
1 Brian Roberts, S (1, 4) OBP: 0.315, SLG: 0.313	G6-3		1B							4	0	2	1	0	0	0									
6 Corey Patterson, L (1, 10) OBP: 0.328, SLG: 0.409	P6		SH1-3							2	1	0	0	1	0	1									
21 Nick Markakis, L (1, 9) OBP: 0.377, SLG: 0.448	P4		G6-3							4	1	1	1	0	0	2									
23 Ty Wigginton, R (1, 3) OBP: 0.335, SLG: 0.453			F7							4	0	2	1	0	0	1									
10 Adam Jones, R (1, 8) OBP: 0.313, SLG: 0.450	G6-4-3									4	0	2	0	0	0	2									
18 Felix Pie, L (1, 7) OBP: 0.310, SLG: 0.437	HR									4	1	1	1	0	0	3									
9 Jake Fox, R (1, 2) OBP: 0.262, SLG: 0.370	E6									4	0	0	0	0	0	2									
3 Cesar Izturis, S (1, 6) OBP: 0.294, SLG: 0.287										3	1	2	0	0	0	0									
37 Josh Bell, S (1, 5) OBP: 0.182, SLG: 0.205										3	0	1	0	0	0	1									
Inning Stats	R: 0 E: 0 K: 0 S: 5	H: 0 LOB: 0 BB: 0 P: 7	R: 1 E: 1 K: 0 S: 15	H: 4 LOB: 2 BB: 0 P: 20	R: 0 E: 0 K: 0 S: 14	H: 1 LOB: 1 BB: 0 P: 20	R: 0 E: 0 K: 0 S: 7	H: 1 LOB: 0 BB: 0 P: 9	R: 0 E: 0 K: 0 S: 8	H: 0 LOB: 0 BB: 0 P: 12	R: 2 E: 0 K: 0 S: 9	H: 2 LOB: 1 BB: 1 P: 17	R: 1 E: 0 K: 0 S: 13	H: 2 LOB: 1 BB: 0 P: 19	R: 0 E: 0 K: 0 S: 10	H: 1 LOB: 1 BB: 0 P: 15	1B: 6 2B: 4 3B: 0 HR: 1	SF: 0 SAC: 1 DP: 2 HBP: 0	WP: 0 PB: 1 SB: 0 CS: 0	PA: 34					
PITCHER	IP	WLS	BF	H	R	ER	SO	BB	IBB	HBP	BLK	WP	HR	S	P	ERA	WHIP								
56 Mark Buehrle, L (1, 1) ERA: 4.04	7.0	L	30	10	4	3	0	1	0	0	0	0	0	71	104	3.86	1.571								
71 Scott Linebrink, R (8, 1) ERA: 4.1	1.0		4	1	0	0	0	0	0	0	0	0	0	10	15	0.00	1.000								

Chicago White Sox @ Baltimore Orioles
 Oriole Park at Camden Yards, Baltimore, MD
 Sun Aug 08 2010, 1:37 PM - 3:55 PM EDT
 Att: 18,283 - Partly Cloudy - 86 F

AB 32
 R 4
 H 11
 RBI 4
 BB 1
 SO 0
 LOB 12



Batter	1	2	3	4	5	6	7	8	9	AB	R	H	RBI	BB	SO	LOB	TOP							
2 Denard Span, L OBP: 0.336, SLG: 0.354	L3	7 HR	G4-3		F9		K		G3-1	6	1	1	0	0	1	3								
1 Orlando Hudson, S OBP: 0.353, SLG: 0.390	7 2B	F8		K	G4-3			K		5	1	1	0	0	2	1								
7 Joe Mauer, L OBP: 0.397, SLG: 0.485	2H	2B	HR		F8		F7		16 HR	5	2	3	3	0	0	0								
21 Delmon Young, R OBP: 0.340, SLG: 0.522	G5-3	P4		5 2B		G2-3		P3		5	1	1	0	0	0	2								
16 Jason Kubel, L OBP: 0.350, SLG: 0.458			25 2B	22 SF8	5 2B		5 HR			2	4	2	2	3	0	0								
5 Michael Cuddyer, R OBP: 0.340, SLG: 0.433	P4		F8		1H	2H	HR		K	5	1	2	4	0	1	3								
25 Jim Thome, L OBP: 0.392, SLG: 0.579		HR	2B	22 CF6-4		G6-3			G5-3	4	1	2	1	1	0	0								
22 Danny Valencia, R OBP: 0.383, SLG: 0.419	G5-3	SF8	FC6-4		F8				27 CF6-4	4	0	1	1	0	0	2								
27 J.J. Hardy, R OBP: 0.313, SLG: 0.402	HR		BB		G3		K		FC6-4	4	1	1	1	1	1	1								
Inning Stats	R: 1 H: 2 E: 0 K: 0 S: 15	WLS: 2 BF: 16 LOB: 2 P: 25	R: 4 H: 4 E: 0 K: 0 S: 18	H: 4 LOB: 0 BB: 2 P: 25	R: 1 H: 2 E: 0 K: 0 S: 9	H: 2 LOB: 2 BB: 1 P: 17	R: 2 H: 2 E: 0 K: 1 S: 17	H: 2 LOB: 2 BB: 2 P: 31	R: 0 H: 0 E: 0 K: 0 S: 7	H: 0 LOB: 0 BB: 0 P: 9	R: 2 H: 1 E: 0 K: 0 S: 9	H: 1 LOB: 0 BB: 1 P: 18	R: 0 H: 0 E: 0 K: 2 S: 10	H: 0 LOB: 0 BB: 0 P: 15	R: 2 H: 2 E: 0 K: 2 S: 17	H: 2 LOB: 0 BB: 0 P: 24	R: 0 H: 1 E: 0 K: 0 S: 9	H: 1 LOB: 1 BB: 0 P: 16	1B: 4 2B: 5 3B: 0 HR: 5	SF: 1 SAC: 0 DP: 0 HBP: 0	WP: 0 PB: 0 SB: 0 CS: 0	PA: 46		
PITCHER	IP WLS BF H R ER SO BB IBB HBP BLK WP HR S P ERA WHIP	IP WLS BF H R ER SO BB IBB HBP BLK WP HR S P ERA WHIP	IP WLS BF H R ER SO BB IBB HBP BLK WP HR S P ERA WHIP	IP WLS BF H R ER SO BB IBB HBP BLK WP HR S P ERA WHIP	IP WLS BF H R ER SO BB IBB HBP BLK WP HR S P ERA WHIP	IP WLS BF H R ER SO BB IBB HBP BLK WP HR S P ERA WHIP	IP WLS BF H R ER SO BB IBB HBP BLK WP HR S P ERA WHIP	IP WLS BF H R ER SO BB IBB HBP BLK WP HR S P ERA WHIP	IP WLS BF H R ER SO BB IBB HBP BLK WP HR S P ERA WHIP	IP WLS BF H R ER SO BB IBB HBP BLK WP HR S P ERA WHIP	IP WLS BF H R ER SO BB IBB HBP BLK WP HR S P ERA WHIP	IP WLS BF H R ER SO BB IBB HBP BLK WP HR S P ERA WHIP	IP WLS BF H R ER SO BB IBB HBP BLK WP HR S P ERA WHIP	IP WLS BF H R ER SO BB IBB HBP BLK WP HR S P ERA WHIP	IP WLS BF H R ER SO BB IBB HBP BLK WP HR S P ERA WHIP	IP WLS BF H R ER SO BB IBB HBP BLK WP HR S P ERA WHIP	IP WLS BF H R ER SO BB IBB HBP BLK WP HR S P ERA WHIP	IP WLS BF H R ER SO BB IBB HBP BLK WP HR S P ERA WHIP	IP WLS BF H R ER SO BB IBB HBP BLK WP HR S P ERA WHIP	IP WLS BF H R ER SO BB IBB HBP BLK WP HR S P ERA WHIP	IP WLS BF H R ER SO BB IBB HBP BLK WP HR S P ERA WHIP	IP WLS BF H R ER SO BB IBB HBP BLK WP HR S P ERA WHIP	IP WLS BF H R ER SO BB IBB HBP BLK WP HR S P ERA WHIP	IP WLS BF H R ER SO BB IBB HBP BLK WP HR S P ERA WHIP
43 Freddy Garcia, R ERA: 4.9	2.1	L	16	8	6	6	0	1	0	0	0	0	0	0	0	0	3	37	55	23.14	3.857			
57 Ramon Pena, R ERA: 5.11	3.2		18	3	4	4	1	3	1	0	0	0	0	0	0	0	1	38	70	9.82	1.636			
71 Scott Linebrink, R ERA: 4.35	2.0		8	2	2	2	4	0	0	0	0	0	0	0	0	0	1	27	39	9.00	1.000			
45 Bobby Jenks, R ERA: 5.01	1.0		4	1	0	0	0	0	0	0	0	0	0	0	0	0	0	9	16	0.00	1.000			
Batter	1	2	3	4	5	6	7	8	9	AB	R	H	RBI	BB	SO	LOB	BOTTOM							
1 Juan Pierre, L OBP: 0.337, SLG: 0.304	G3-1		11 G5-3		G3		G4-3			3	0	0	0	1	0	1								
11 Omar Vizquel, S OBP: 0.356, SLG: 0.342	G6-3		G5-3		F9			G5-3		4	0	0	0	0	0	1								
51 Alex Rios, R OBP: 0.347, SLG: 0.484	14 CS		G6-3		14 E		F9			4	1	2	0	0	0	0								
14 Paul Konerko, R OBP: 0.379, SLG: 0.578	CS	10 HR		K	7 HR	10 SF7		G3		4	2	2	1	0	1	0								
7 Mark Kotsay, L OBP: 0.308, SLG: 0.380			K		K				10 2B	4	1	2	0	0	2	1								
10 Alexei Ramirez, R OBP: 0.320, SLG: 0.427	20 HR		P4		SF7				10 G4-3	3	1	2	1	0	0	0								
20 Carlos Quentin, R OBP: 0.328, SLG: 0.490	1H	2H	HR		F8		K		G4-3	4	1	1	4	0	1	2								
27 Ramon Castro, R OBP: 0.369, SLG: 0.566		K2-3				G5-3			K	4	0	1	0	0	2	1								
18 Brent Lillibridge, R OBP: 0.306, SLG: 0.521	F8				P5		F8		K	4	0	0	0	0	1	2								
Inning Stats	R: 0 H: 1 E: 0 K: 0 S: 7	WLS: 1 BF: 25 LOB: 0 P: 11	R: 3 H: 3 E: 0 K: 2 S: 19	H: 3 LOB: 0 BB: 0 P: 21	R: 0 H: 0 E: 0 K: 0 S: 4	H: 0 LOB: 0 BB: 1 P: 10	R: 0 H: 0 E: 0 K: 2 S: 8	H: 0 LOB: 0 BB: 0 P: 13	R: 0 H: 1 E: 0 K: 0 S: 10	H: 1 LOB: 1 BB: 0 P: 13	R: 2 H: 3 E: 1 K: 1 S: 14	H: 3 LOB: 1 BB: 0 P: 18	R: 0 H: 0 E: 0 K: 0 S: 8	H: 0 LOB: 0 BB: 0 P: 11	R: 0 H: 0 E: 0 K: 0 S: 8	H: 0 LOB: 0 BB: 0 P: 16	R: 1 H: 2 E: 0 K: 2 S: 16	H: 2 LOB: 1 BB: 0 P: 21	1B: 7 2B: 2 3B: 0 HR: 1	SF: 1 SAC: 0 DP: 0 HBP: 0	WP: 0 PB: 0 SB: 0 CS: 1	PA: 37		
PITCHER	IP WLS BF H R ER SO BB IBB HBP BLK WP HR S P ERA WHIP	IP WLS BF H R ER SO BB IBB HBP BLK WP HR S P ERA WHIP	IP WLS BF H R ER SO BB IBB HBP BLK WP HR S P ERA WHIP	IP WLS BF H R ER SO BB IBB HBP BLK WP HR S P ERA WHIP	IP WLS BF H R ER SO BB IBB HBP BLK WP HR S P ERA WHIP	IP WLS BF H R ER SO BB IBB HBP BLK WP HR S P ERA WHIP	IP WLS BF H R ER SO BB IBB HBP BLK WP HR S P ERA WHIP	IP WLS BF H R ER SO BB IBB HBP BLK WP HR S P ERA WHIP	IP WLS BF H R ER SO BB IBB HBP BLK WP HR S P ERA WHIP	IP WLS BF H R ER SO BB IBB HBP BLK WP HR S P ERA WHIP	IP WLS BF H R ER SO BB IBB HBP BLK WP HR S P ERA WHIP	IP WLS BF H R ER SO BB IBB HBP BLK WP HR S P ERA WHIP	IP WLS BF H R ER SO BB IBB HBP BLK WP HR S P ERA WHIP	IP WLS BF H R ER SO BB IBB HBP BLK WP HR S P ERA WHIP	IP WLS BF H R ER SO BB IBB HBP BLK WP HR S P ERA WHIP	IP WLS BF H R ER SO BB IBB HBP BLK WP HR S P ERA WHIP	IP WLS BF H R ER SO BB IBB HBP BLK WP HR S P ERA WHIP	IP WLS BF H R ER SO BB IBB HBP BLK WP HR S P ERA WHIP	IP WLS BF H R ER SO BB IBB HBP BLK WP HR S P ERA WHIP	IP WLS BF H R ER SO BB IBB HBP BLK WP HR S P ERA WHIP	IP WLS BF H R ER SO BB IBB HBP BLK WP HR S P ERA WHIP	IP WLS BF H R ER SO BB IBB HBP BLK WP HR S P ERA WHIP	IP WLS BF H R ER SO BB IBB HBP BLK WP HR S P ERA WHIP	IP WLS BF H R ER SO BB IBB HBP BLK WP HR S P ERA WHIP
30 Scott Baker, R ERA: 4.76	6.0	W	25	8	5	4	5	1	0	0	0	0	0	0	0	0	1	62	86	6.00	1.500			
54 Matt Guerrier, R ERA: 3.27	2.0		6	0	0	0	0	0	0	0	0	0	0	0	0	0	0	16	27	0.00	0.000			
60 Jon Rauch, R ERA: 2.98	1.0		5	2	1	1	2	0	0	0	0	0	0	0	0	0	0	16	21	9.00	2.000			

Minnesota Twins @ Chicago White Sox
U.S. Cellular Field, Chicago, IL
Tue Aug 10 2010, 8:11 PM - 11:02 PM EDT
Att: 30,900 - Partly Cloudy - 79 F

AB 40
R 12
H 14
RBI 12
BB 5
SO 5
LOB 12



Minnesota Twins @ Chicago White Sox
U.S. Cellular Field, Chicago, IL
Tue Aug 10 2010, 8:11 PM - 11:02 PM EDT
Att: 30,900 - Partly Cloudy - 79 F

AB 34
R 6
H 10
RBI 6
BB 1
SO 7
LOB 8



Batter	1	2	3	4	5	6	7	8	9	AB R H RBI BB SO LOB	TOP											
2 Denard Span, L OBP: 0.336, SLG: 0.356	F9		G3		G4-3		K		G3	5 0 2 0 0 1 1	Minnesota Twins @ Chicago White Sox U.S. Cellular Field, Chicago, IL Thu Aug 12 2010, 8:11 PM - 11:19 PM EDT Att: 33,237 - Clear - 83 F											
1 Orlando Hudson, S OBP: 0.358, SLG: 0.402	HR		16 WP 5 BLK 1B		G4-3		K		G3	4 2 2 1 1 1 2												
7 Joe Mauer, L OBP: 0.400, SLG: 0.487	G4-3		5 BLK 16 WP 1B				16 HR IBB		G3	3 1 1 0 2 0 2												
16 Jason Kubel, L OBP: 0.345, SLG: 0.457	K		K		G3		1-H HR		F8	5 1 1 3 0 2 6												
5 Michael Cuddyer, R OBP: 0.342, SLG: 0.433		25 E 25 S 1B	F8				F8			4 1 1 0 0 1 1												
25 Jim Thome, L OBP: 0.394, SLG: 0.579	SF9				21 G6-4-3 1B		21 BB		G6-3	2 0 1 1 1 0 0												
21 Delmon Young, R OBP: 0.350, SLG: 0.518					G6-4-3		22 G5-4-3 1B		G4-3	4 0 2 0 0 0 1												
22 Danny Valencia, R OBP: 0.363, SLG: 0.396	L8				K		G5-4-3		K	4 0 0 0 0 2 3												
12 Alexi Casilla, S OBP: 0.351, SLG: 0.424	G3-1				K2-3		16 HR 2B		P4	4 1 1 0 0 1 1												
Inning Stats	R: 1 E: 0 K: 1 S: 14	H: 1 LOB: 0 BB: 0 P: 20	R: 1 E: 0 K: 0 S: 9	H: 2 LOB: 1 BB: 0 P: 14	R: 1 E: 0 K: 1 S: 12	H: 2 LOB: 1 BB: 0 P: 20	R: 0 E: 0 K: 1 S: 9	H: 1 LOB: 0 BB: 0 P: 13	R: 0 E: 0 K: 1 S: 9	H: 1 LOB: 2 BB: 1 P: 15		R: 0 E: 0 K: 1 S: 14	H: 1 LOB: 1 BB: 1 P: 21	R: 3 E: 0 K: 2 S: 16	H: 2 LOB: 0 BB: 1 P: 27	R: 0 E: 0 K: 1 S: 8	H: 0 LOB: 0 BB: 0 P: 12	R: 0 E: 0 K: 0 S: 7	H: 1 LOB: 2 BB: 1 P: 17	1B: 8 2B: 1 3B: 0 HR: 2	SF: 1 SAC: 0 DP: 2 HBP: 0	WP: 1 PB: 0 SB: 1 CS: 0
PITCHER	IP WLS BF H R ER SO BB IBB HBP BLK WP HR S P ERA WHIP											IP WLS BF H R ER SO BB IBB HBP BLK WP HR S P ERA WHIP										
34 Gavin Floyd, R ERA: 3.7	6.2 L 31 10 6 6 7 1 2 0 0 0 0 2 80 125 8.10 1.650																					
49 Chris Sale, L ERA:	7.1 1.1 4 0 0 0 1 0 0 0 0 0 0 11 17 0.00 0.000																					
45 Bobby Jenks, R ERA: 4.97	9.1 0.1 3 1 0 0 0 1 0 0 0 0 0 0 3 10 0.00 6.000																					
71 Scott Linebrink, R ERA: 4.28	9.1 0.2 2 0 0 0 0 0 0 0 0 0 0 4 7 0.00 0.000																					

Batter	1	2	3	4	5	6	7	8	9	AB R H RBI BB SO LOB	BOTTOM											
1 Juan Pierre, L OBP: 0.337, SLG: 0.303	B2	G4-3			51 FC1-2 10 BB 1B		L8		F7	5 0 1 0 0 0 3	Minnesota Twins @ Chicago White Sox U.S. Cellular Field, Chicago, IL Thu Aug 12 2010, 8:11 PM - 11:19 PM EDT Att: 33,237 - Clear - 83 F											
10 Alexei Ramirez, R OBP: 0.318, SLG: 0.425	G6-3		G5-3		51 FC1-2 1B		P6		K	5 0 1 0 0 1 3												
51 Alex Rios, R OBP: 0.346, SLG: 0.481	20 HBP 12 BB 1B		G6-3		FC1-2		F7		F7	5 1 2 0 0 0 3												
14 Paul Konerko, R OBP: 0.379, SLG: 0.570	12 BB 20 HBP BB		K		K		F7		G6-3	4 0 1 0 1 2 4												
20 Carlos Quentin, R OBP: 0.334, SLG: 0.497	12 BB HBP		K		K		P6		P6	3 0 0 0 0 2 4												
12 A.J. Pierzynski, L OBP: 0.272, SLG: 0.349	1-2 2-3 1B				11 BB 2B 1B		F8		F8	4 0 3 1 0 0 1												
24 Dayan Viciedo, R OBP: 0.268, SLG: 0.451	F8		G5-3		P6		K		K	4 0 0 0 0 1 5												
11 Omar Vizquel, S OBP: 0.357, SLG: 0.349	G6-3		L9		L9		F9		F9	4 0 1 0 0 0 1												
15 Gordon Beckham, R OBP: 0.311, SLG: 0.364	L5				10 BB 51 FC1-2 1 BB BB		HBP		F8	2 0 0 0 1 0 0												
Inning Stats	R: 1 E: 0 K: 0 S: 12	H: 2 LOB: 3 BB: 1 P: 23	R: 0 E: 0 K: 0 S: 8	H: 0 LOB: 0 BB: 0 P: 10	R: 0 E: 0 K: 1 S: 10	H: 0 LOB: 0 BB: 0 P: 16	R: 0 E: 0 K: 1 S: 11	H: 1 LOB: 1 BB: 0 P: 17	R: 0 E: 0 K: 2 S: 17	H: 2 LOB: 3 BB: 1 P: 25		R: 0 E: 0 K: 0 S: 13	H: 2 LOB: 3 BB: 1 P: 18	R: 0 E: 0 K: 0 S: 7	H: 1 LOB: 1 BB: 0 P: 9	R: 0 E: 0 K: 1 S: 8	H: 0 LOB: 0 BB: 0 P: 9	R: 0 E: 0 K: 1 S: 12	H: 1 LOB: 1 BB: 0 P: 16	1B: 7 2B: 2 3B: 0 HR: 0	SF: 0 SAC: 0 DP: 0 HBP: 2	WP: 0 PB: 0 SB: 0 CS: 0
PITCHER	IP WLS BF H R ER SO BB IBB HBP BLK WP HR S P ERA WHIP											IP WLS BF H R ER SO BB IBB HBP BLK WP HR S P ERA WHIP										
47 Francisco Liriano, L ERA: 3.26	5.2 W 28 7 1 0 2 0 2 0 0 0 0 0 69 106 1.59 1.588																					
54 Matt Guerrier, R ERA: 3.19	6.1 1.1 H 5 1 0 0 0 0 0 0 0 0 0 9 12 0.00 0.750																					
28 Jesse Crain, R ERA: 2.98	8.1 1.0 3 0 0 0 1 0 0 0 0 0 0 8 9 0.00 0.000																					
55 Matt Capps, R ERA: 2.55	9.1 1.0 4 1 0 0 1 0 0 0 0 0 0 0 12 16 0.00 1.000																					

Batter	1	2	3	4	5	6	7	8	9	AB	R	H	RBI	BB	SO	LOB	TOP										
14 Austin Jackson, R OBP: 0.354, SLG: 0.405	F7		BB			BB	BB			3	1	1	0	2	1	1	Detroit Tigers @ Chicago White Sox U.S. Cellular Field, Chicago, IL Fri Aug 13 2010, 8:10 PM - 11:52 PM EDT Att: 34,834 - Partly Cloudy - 86 F										
18 Johnny Damon, L OBP: 0.360, SLG: 0.414	G4-3		K			K	K			5	0	0	0	0	3	6											
27 Jhonny Peralta, R OBP: 0.304, SLG: 0.379	G5-3			P4		E2	FC5-4			3	1	0	0	1	0	2											
24 Miguel Cabrera, R OBP: 0.427, SLG: 0.625	G6-3		G4-3			BB		K		4	0	1	1	0	1	0											
9 Carlos Guillen, S OBP: 0.326, SLG: 0.406	G4-3		L8			1B		L1-3		4	0	1	1	0	0	0											
15 Brandon Inge, R OBP: 0.330, SLG: 0.400	G5-3			P6		F8		HR		4	1	1	1	0	0	2											
26 Brennan Boesch, L OBP: 0.343, SLG: 0.478	F8		F8			G1-3		K		4	0	0	0	0	1	0											
25 Ryan Raburn, R OBP: 0.307, SLG: 0.383			2B		K		HR			4	1	3	1	0	1	0											
12 Gerald Laird, R OBP: 0.254, SLG: 0.265	F8		F8			G4-3		FC4-6		3	0	1	0	0	0	1	D										
39 Ramon Santiago, S (9, PH) OBP: 0.356, SLG: 0.333						1B				1	0	0	0	0	0	1											
Inning Stats	R: 0 E: 0 K: 0 S: 8	H: 0 LOB: 0 BB: 0 P: 12	R: 0 E: 0 K: 0 S: 6	H: 0 LOB: 0 BB: 0 P: 9	R: 0 E: 0 K: 1 S: 13	H: 1 LOB: 2 BB: 1 P: 23	R: 0 E: 0 K: 0 S: 10	H: 0 LOB: 0 BB: 0 P: 14	R: 0 E: 0 K: 1 S: 7	H: 3 LOB: 2 BB: 1 P: 10	R: 2 E: 1 K: 1 S: 16	H: 3 LOB: 2 BB: 1 P: 27	R: 1 E: 0 K: 1 S: 11	H: 2 LOB: 2 BB: 1 P: 19	R: 1 E: 0 K: 2 S: 11	H: 1 LOB: 0 BB: 0 P: 13	R: 0 E: 0 K: 1 S: 10	H: 1 LOB: 1 BB: 0 P: 14	1B: 5 2B: 1 3B: 0 HR: 2	SF: 0 SAC: 0 DP: 0 HBP: 0	WP: 0 PB: 0 SB: 0 CS: 0	PA: 38					
PITCHER	IP	WLS	BF	H	R	ER	SO	BB	IBB	HBP	BLK	WP	HR	S	P	ERA	WHIP										
56 Mark Buehrle, L ERA: 4.05	6.1	W	26	5	3	3	3	2	0	0	0	0	1	63	100	4.26	1.105										
46 Sergio Santos, R ERA: 1.42	0.2	H	4	1	0	0	1	1	0	0	0	0	0	8	14	0.00	3.000										
37 Matt Thornton, L ERA: 2.4	1.0		4	1	1	1	2	0	0	0	0	0	1	11	13	9.00	1.000										
40 J.J. Putz, R ERA: 1.91	1.0		4	1	0	0	1	0	0	0	0	0	0	10	14	0.00	1.000										


Batter	1	2	3	4	5	6	7	8	9	AB	R	H	RBI	BB	SO	LOB	BOTTOM											
1 Juan Pierre, L OBP: 0.337, SLG: 0.307	G6-3		P6			F8				4	0	1	1	0	0	1	Detroit Tigers @ Chicago White Sox U.S. Cellular Field, Chicago, IL Fri Aug 13 2010, 8:10 PM - 11:52 PM EDT Att: 34,834 - Partly Cloudy - 86 F											
11 Omar Vizquel, S OBP: 0.355, SLG: 0.347	G1-3					F9		G3		4	0	1	0	0	0	1												
51 Alex Rios, R OBP: 0.343, SLG: 0.476	L9		K			G5-3		K		4	0	0	0	0	2	2												
14 Paul Konerko, R OBP: 0.380, SLG: 0.568	G4-3		F9			HR		BB		2	1	0	0	2	0	0												
23 Mark Teahen, L OBP: 0.344, SLG: 0.411	K					HR				4	2	2	2	0	1	2												
25 Andrew Jones, R OBP: 0.307, SLG: 0.437	K					HR				0	0	0	0	0	0	0												
10 Alexei Ramirez, R OBP: 0.319, SLG: 0.433	K					G5-3		HR		4	2	2	1	0	1	0												
12 A.J. Pierzynski, L OBP: 0.273, SLG: 0.349	G1-3		G1-3			SH5-4		F8		3	0	1	0	0	0	0												
7 Mark Kotsay, L OBP: 0.307, SLG: 0.378						FC1		K		4	1	1	1	0	1	2												
15 Gordon Beckham, R OBP: 0.313, SLG: 0.380	F8					HR				4	2	2	3	0	0	1												
Inning Stats	R: 0 E: 0 K: 0 S: 6	H: 0 LOB: 0 BB: 0 P: 10	R: 0 E: 0 K: 2 S: 9	H: 0 LOB: 0 BB: 0 P: 11	R: 0 E: 0 K: 0 S: 5	H: 1 LOB: 1 BB: 0 P: 6	R: 0 E: 0 K: 1 S: 7	H: 1 LOB: 0 BB: 0 P: 13	R: 4 E: 0 K: 0 S: 16	H: 3 LOB: 0 BB: 0 P: 22	R: 2 E: 0 K: 1 S: 17	H: 2 LOB: 1 BB: 1 P: 29	R: 1 E: 0 K: 1 S: 13	H: 2 LOB: 2 BB: 1 P: 21	R: 1 E: 0 K: 0 S: 10	H: 1 LOB: 0 BB: 0 P: 11	R: 1 E: 0 K: 1 S: 10	H: 1 LOB: 0 BB: 0 P: 11	1B: 5 2B: 1 3B: 2 HR: 3	SF: 0 SAC: 1 DP: 1 HBP: 0	WP: 0 PB: 0 SB: 0 CS: 1	PA: 36						
PITCHER	IP	WLS	BF	H	R	ER	SO	BB	IBB	HBP	BLK	WP	HR	S	P	ERA	WHIP											
38 Jeremy Bonderman, R ERA: 5.16	6.0	L	26	7	6	6	4	1	0	0	0	0	1	23	32	9.00	1.333											
49 Eddie Bonine, R ERA: 3.79	2.0		10	3	2	2	1	1	0	0	0	0	0	1	23	32	9.00	2.000										

Batter	1	2	3	4	5	6	7	8	9	AB	R	H	RBI	BB	SO	LOB	TOP										
14 Austin Jackson, R OBP: 0.351, SLG: 0.400	L9		K		G6-3		G6-3		K	5	0	0	0	0	2	1											
18 Johnny Damon, L OBP: 0.361, SLG: 0.418	F8		26 WP 1B		G4-3				2B	4	0	2	0	0	0	1											
26 Brennan Boesch, L OBP: 0.339, SLG: 0.473	K		K		K				K	4	0	0	0	0	4	3											
32 Don Kelly, L OBP: 0.256, SLG: 0.276	K		K		K				K	0	0	0	0	0	0	0											
24 Miguel Cabrera, R OBP: 0.428, SLG: 0.623		25 FC5 15 BB 1B							P4	3	0	1	0	1	0	1											
9 Carlos Guillen, S OBP: 0.325, SLG: 0.416	K		K						G5-3	4	1	1	1	0	2	4											
15 Brandon Inge, R OBP: 0.322, SLG: 0.399		13 BB 25 FC5 BB			F8				K	3	1	1	0	1	1	0											
25 Ryan Raburn, R OBP: 0.306, SLG: 0.380		FC5 13 BB 1B							K	4	0	1	0	0	2	3											
13 Alex Avila, L OBP: 0.303, SLG: 0.326									K	3	1	1	2	1	2	1											
39 Ramon Santiago, S OBP: 0.355, SLG: 0.332									K	4	0	1	0	0	2	3											
Inning Stats	R: 0 E: 0 K: 1 S: 6	H: 0 LOB: 0 BB: 0 P: 8	R: 0 E: 0 K: 2 S: 14	H: 1 LOB: 3 BB: 2 P: 28	R: 0 E: 0 K: 3 S: 14	H: 1 LOB: 2 BB: 1 P: 25	R: 0 E: 0 K: 1 S: 7	H: 1 LOB: 0 BB: 0 P: 10	R: 0 E: 0 K: 1 S: 12	H: 1 LOB: 0 BB: 0 P: 17	R: 1 E: 0 K: 2 S: 8	H: 1 LOB: 0 BB: 0 P: 14	R: 0 E: 0 K: 1 S: 8	H: 0 LOB: 0 BB: 0 P: 10	R: 0 E: 0 K: 1 S: 9	H: 1 LOB: 1 BB: 0 P: 16	R: 2 E: 0 K: 3 S: 15	H: 2 LOB: 0 BB: 0 P: 21	1B: 5 2B: 1 3B: 0 HR: 2	SF: 0 SAC: 0 DP: 0 HBP: 0	WP: 1 PB: 0 SB: 0 CS: 1	PA: 37					
PITCHER	IP	WLS	BF	H	R	ER	SO	BB	IBB	HBP	BLK	WP	HR	S	P	ERA	WHIP										
33 Edwin Jackson, R ERA: 4.67	7.0		28	5	1	1	11	2	1	0	0	1	1	69	112	1.29	1.000										
37 Matt Thornton, L ERA: 2.35	1.0	H	4	1	0	0	1	0	0	0	0	0	0	9	16	0.00	1.000										
40 J.J. Putz, R ERA: 2.28	1.0	L	5	2	2	2	3	0	0	0	0	0	1	15	21	18.00	2.000										

Detroit Tigers @ Chicago White Sox
 U.S. Cellular Field, Chicago, IL
 Sat Aug 14 2010, 7:07 PM - 9:59 PM EDT
 Att: 36,548 - Clear - 83 F

livebaseballscorecards.com

AB 34
R 3
H 8
RBI 3
BB 3
SO 15
LOB 17




Batter	1	2	3	4	5	6	7	8	9	AB	R	H	RBI	BB	SO	LOB	BOTTOM										
1 Juan Pierre, L OBP: 0.340, SLG: 0.309	G6-3 11 G5-3 1B		11 BB 1B		FC4				11 S 11 BB	3	1	2	1	1	0	1											
11 Omar Vizquel, S OBP: 0.356, SLG: 0.350	G5-3		51 G4-6-3 1B		F6				1B	4	0	2	1	0	0	3											
51 Alex Rios, R OBP: 0.341, SLG: 0.472	G6-3		G4-6-3 1-2		G5-3				G3	4	0	0	0	0	0	5											
14 Paul Konerko, R OBP: 0.381, SLG: 0.566					20 G5-4-3 1B				L5 K	3	0	1	0	1	1	0											
23 Mark Teahen, L OBP: 0.335, SLG: 0.400	K		K		K				G3	4	0	0	0	0	2	3											
20 Carlos Quentin, R OBP: 0.337, SLG: 0.499					G5-4-3					3	0	2	0	0	0	1											
25 Andruw Jones, R OBP: 0.306, SLG: 0.435					12 G4-3 1B				K	1	0	0	0	0	1	0											
12 A.J. Pierzynski, L OBP: 0.273, SLG: 0.348	G4-3				10 FC5-4 1B				F9	4	0	1	0	0	0	2											
10 Alexei Ramirez, R OBP: 0.319, SLG: 0.431	G3				FC5-4 15 BB 1 FC4 1B				G6-3	4	1	1	0	0	0	1											
15 Gordon Beckham, R OBP: 0.313, SLG: 0.378					K				F7	4	0	1	0	0	1	1											
Inning Stats	R: 0 E: 0 K: 1 S: 10	H: 1 LOB: 2 BB: 1 P: 19	R: 0 E: 0 K: 0 S: 3	H: 1 LOB: 0 BB: 0 P: 5	R: 0 E: 0 K: 1 S: 12	H: 2 LOB: 1 BB: 0 P: 17	R: 0 E: 0 K: 1 S: 11	H: 1 LOB: 0 BB: 0 P: 18	R: 1 E: 0 K: 0 S: 16	H: 2 LOB: 2 BB: 0 P: 25	R: 0 E: 0 K: 0 S: 11	H: 1 LOB: 1 BB: 0 P: 15	R: 1 E: 0 K: 0 S: 7	H: 1 LOB: 1 BB: 1 P: 16	R: 0 E: 0 K: 1 S: 7	H: 0 LOB: 0 BB: 0 P: 8	R: 0 E: 0 K: 1 S: 9	H: 1 LOB: 1 BB: 0 P: 15	1B: 10 2B: 0 3B: 0 HR: 0	SF: 0 SAC: 0 DP: 3 HBP: 0	WP: 0 PB: 0 SB: 1 CS: 0	PA: 36					
PITCHER	IP	WLS	BF	H	R	ER	SO	BB	IBB	HBP	BLK	WP	HR	S	P	ERA	WHIP										
21 Rick Porcello, R ERA: 5.53	7.0		29	9	2	2	3	2	0	0	0	0	0	70	115	2.57	1.571										
34 Robbie Weinhardt, R ERA: 6.61	0.2		2	0	0	0	1	0	0	0	0	0	0	4	5	0.00	0.000										
40 Phil Coke, L ERA: 2.61	1.1	W	5	1	0	0	1	0	0	0	0	0	0	12	18	0.00	0.750										

Detroit Tigers @ Chicago White Sox
 U.S. Cellular Field, Chicago, IL
 Sat Aug 14 2010, 7:07 PM - 9:59 PM EDT
 Att: 36,548 - Clear - 83 F

livebaseballscorecards.com

AB 34
R 2
H 10
RBI 2
BB 2
SO 5
LOB 17



Batter	1	2	3	4	5	6	7	8	9	AB	R	H	RBI	BB	SO	LOB	TOP					
14 Austin Jackson, R OBP: 0.355, SLG: 0.401										4	3	2	0	2	1	1						
18 Johnny Damon, L OBP: 0.361, SLG: 0.425										5	2	2	2	0	2	2						
32 Don Kelly, L OBP: 0.261, SLG: 0.281										1	0	1	2	0	0	0						
26 Brennan Boesch, L OBP: 0.337, SLG: 0.489										3	0	0	0	0	0	3						
53 Jeff Frazier, R OBP: 0.250, SLG: 0.261										1	0	0	0	0	1	0						
15 Brandon Inge, R OBP: 0.330, SLG: 0.397										2	0	0	1	0	0	1						
24 Miguel Cabrera, R OBP: 0.433, SLG: 0.630										3	2	2	1	3	0	1						
9 Carlos Guillen, S OBP: 0.326, SLG: 0.415										5	0	2	2	0	1	5						
27 Jhonny Peralta, R OBP: 0.330, SLG: 0.395										5	2	2	3	0	0	3						
25 Ryan Raburn, R OBP: 0.308, SLG: 0.395										5	2	2	1	0	1	0						
13 Alex Avila, L OBP: 0.306, SLG: 0.333										5	1	2	0	0	2	1						
39 Ramon Santiago, S OBP: 0.352, SLG: 0.333										5	1	1	0	0	1	2						
Inning Stats	R: 0 H: 1 E: 0 K: 1 S: 12	WLS: 1 BF: 23	R: 0 H: 0 E: 0 K: 2 S: 11	LOB: 0 BB: 0 P: 14	R: 2 H: 3 E: 0 K: 0 S: 14	LOB: 2 BB: 1 P: 25	R: 1 H: 2 E: 0 K: 0 S: 13	LOB: 1 BB: 0 P: 21	R: 2 H: 2 E: 0 K: 1 S: 8	LOB: 0 BB: 0 P: 15	R: 0 H: 0 E: 0 K: 1 S: 9	LOB: 0 BB: 0 P: 15	R: 1 H: 2 E: 0 K: 2 S: 13	LOB: 1 BB: 0 P: 21	R: 3 H: 2 E: 1 K: 2 S: 15	LOB: 2 BB: 2 P: 29	R: 4 H: 4 E: 0 K: 0 S: 17	LOB: 1 BB: 1 P: 32	1B: 8 2B: 3 HR: 4	SF: 0 SAC: 0 HBP: 0	WP: 0 PB: 0 SB: 2 CS: 0	PA: 49
PITCHER	IP: 5.0 ERA: 5.07	WLS: 1 BF: 25	H: 8 R: 5 ER: 5 SO: 2	BB: 0 IBB: 0 HBP: 0 BLK: 0	WP: 0 HR: 2 S: 58 P: 98	LOB: 2 BB: 1 P: 21	LOB: 1 BB: 0 P: 15	LOB: 0 BB: 0 P: 15	LOB: 0 BB: 0 P: 15	LOB: 0 BB: 0 P: 15	LOB: 0 BB: 0 P: 15	LOB: 0 BB: 0 P: 15	LOB: 1 BB: 0 P: 21	LOB: 1 BB: 0 P: 21	LOB: 2 BB: 2 P: 29	LOB: 2 BB: 2 P: 29	LOB: 1 BB: 1 P: 32	LOB: 1 BB: 1 P: 32	1B: 8 2B: 3 HR: 4	SF: 0 SAC: 0 HBP: 0	WP: 0 PB: 0 SB: 2 CS: 0	ERA: 9.00 WHIP: 1.600
43 Freddy Garcia, R ERA: 5.07	IP: 5.0 WLS: 1 BF: 25	H: 8 R: 5 ER: 5 SO: 2	BB: 0 IBB: 0 HBP: 0 BLK: 0	WP: 0 HR: 2 S: 58 P: 98	LOB: 2 BB: 1 P: 21	LOB: 1 BB: 0 P: 15	LOB: 0 BB: 0 P: 15	LOB: 0 BB: 0 P: 15	LOB: 0 BB: 0 P: 15	LOB: 0 BB: 0 P: 15	LOB: 0 BB: 0 P: 15	LOB: 0 BB: 0 P: 15	LOB: 1 BB: 0 P: 21	LOB: 1 BB: 0 P: 21	LOB: 2 BB: 2 P: 29	LOB: 2 BB: 2 P: 29	LOB: 1 BB: 1 P: 32	LOB: 1 BB: 1 P: 32	1B: 8 2B: 3 HR: 4	SF: 0 SAC: 0 HBP: 0	WP: 0 PB: 0 SB: 2 CS: 0	ERA: 9.00 WHIP: 1.600
49 Chris Sale, L ERA: 1.63	IP: 1.1 WLS: 4 BF: 4	H: 0 R: 0 ER: 0 SO: 2	BB: 0 IBB: 0 HBP: 0 BLK: 0	WP: 0 HR: 13 S: 21 P: 0.00	LOB: 0 BB: 0 P: 15	LOB: 0 BB: 0 P: 15	LOB: 0 BB: 0 P: 15	LOB: 0 BB: 0 P: 15	LOB: 0 BB: 0 P: 15	LOB: 0 BB: 0 P: 15	LOB: 0 BB: 0 P: 15	LOB: 0 BB: 0 P: 15	LOB: 1 BB: 0 P: 21	LOB: 1 BB: 0 P: 21	LOB: 2 BB: 2 P: 29	LOB: 2 BB: 2 P: 29	LOB: 1 BB: 1 P: 32	LOB: 1 BB: 1 P: 32	1B: 8 2B: 3 HR: 4	SF: 0 SAC: 0 HBP: 0	WP: 0 PB: 0 SB: 2 CS: 0	ERA: 0.000
46 Sergio Santos, R ERA: 1.63	IP: 0.2 WLS: 4 BF: 4	H: 2 R: 1 ER: 1 SO: 1	BB: 0 IBB: 0 HBP: 0 BLK: 0	WP: 0 HR: 15 S: 15 P: 13.50	LOB: 0 BB: 0 P: 15	LOB: 0 BB: 0 P: 15	LOB: 0 BB: 0 P: 15	LOB: 0 BB: 0 P: 15	LOB: 0 BB: 0 P: 15	LOB: 0 BB: 0 P: 15	LOB: 0 BB: 0 P: 15	LOB: 0 BB: 0 P: 15	LOB: 1 BB: 0 P: 21	LOB: 1 BB: 0 P: 21	LOB: 2 BB: 2 P: 29	LOB: 2 BB: 2 P: 29	LOB: 1 BB: 1 P: 32	LOB: 1 BB: 1 P: 32	1B: 8 2B: 3 HR: 4	SF: 0 SAC: 0 HBP: 0	WP: 0 PB: 0 SB: 2 CS: 0	ERA: 3.000
40 J.J. Putz, R ERA: 2.64	IP: 1.0 WLS: 8 BF: 4	H: 2 R: 3 ER: 2 SO: 2	BB: 1 IBB: 0 HBP: 0 BLK: 0	WP: 0 HR: 15 S: 29 P: 18.00	LOB: 0 BB: 0 P: 15	LOB: 0 BB: 0 P: 15	LOB: 0 BB: 0 P: 15	LOB: 0 BB: 0 P: 15	LOB: 0 BB: 0 P: 15	LOB: 0 BB: 0 P: 15	LOB: 0 BB: 0 P: 15	LOB: 0 BB: 0 P: 15	LOB: 1 BB: 0 P: 21	LOB: 1 BB: 0 P: 21	LOB: 2 BB: 2 P: 29	LOB: 2 BB: 2 P: 29	LOB: 1 BB: 1 P: 32	LOB: 1 BB: 1 P: 32	1B: 8 2B: 3 HR: 4	SF: 0 SAC: 0 HBP: 0	WP: 0 PB: 0 SB: 2 CS: 0	ERA: 3.000
57 Ramon Pena, R ERA: 5.6	IP: 1.0 WLS: 8 BF: 4	H: 2 R: 4 ER: 4 SO: 0	BB: 0 IBB: 1 HBP: 0 BLK: 0	WP: 0 HR: 17 S: 32 P: 36.00	LOB: 0 BB: 0 P: 15	LOB: 0 BB: 0 P: 15	LOB: 0 BB: 0 P: 15	LOB: 0 BB: 0 P: 15	LOB: 0 BB: 0 P: 15	LOB: 0 BB: 0 P: 15	LOB: 0 BB: 0 P: 15	LOB: 0 BB: 0 P: 15	LOB: 1 BB: 0 P: 21	LOB: 1 BB: 0 P: 21	LOB: 2 BB: 2 P: 29	LOB: 2 BB: 2 P: 29	LOB: 1 BB: 1 P: 32	LOB: 1 BB: 1 P: 32	1B: 8 2B: 3 HR: 4	SF: 0 SAC: 0 HBP: 0	WP: 0 PB: 0 SB: 2 CS: 0	ERA: 4.000

Detroit Tigers @ Chicago White Sox
U.S. Cellular Field, Chicago, IL
Sun Aug 15 2010, 2:09 PM - 5:38 PM EDT
Att: 36,287 - Partly Cloudy - 83 F

livebaseballscorecards.com

AB	44
R	13
H	16
RBI	12
BB	5
SO	9
LOB	19



Batter	1	2	3	4	5	6	7	8	9	AB	R	H	RBI	BB	SO	LOB	BOTTOM					
1 Juan Pierre, L OBP: 0.341, SLG: 0.310										3	1	1	0	0	0	1						
10 Alexei Ramirez, R OBP: 0.317, SLG: 0.430										4	1	1	2	0	2	2						
14 Paul Konerko, R OBP: 0.383, SLG: 0.572										4	2	2	2	1	1	2						
20 Carlos Quentin, R OBP: 0.335, SLG: 0.493										4	0	0	1	1	1	3						
23 Mark Teahen, L OBP: 0.333, SLG: 0.403										4	1	1	1	0	2	0						
11 Omar Vizquel, S OBP: 0.356, SLG: 0.349										1	0	0	0	0	0	1						
27 Ramon Castro, R OBP: 0.371, SLG: 0.556										5	0	2	1	0	0	1						
7 Mark Kotsay, L OBP: 0.306, SLG: 0.374										3	0	0	0	1	0	2						
25 Andruw Jones, R OBP: 0.313, SLG: 0.457										4	2	3	1	0	0	1						
15 Gordon Beckham, R OBP: 0.315, SLG: 0.379										2	1	1	0	1	1	2						
Inning Stats	R: 0 H: 1 E: 0 K: 1 S: 9	WLS: 1 BF: 13	R: 0 H: 1 E: 0 K: 1 S: 9	LOB: 1 BB: 0 P: 12	R: 1 H: 2 E: 0 K: 0 S: 16	LOB: 2 BB: 0 P: 22	R: 0 H: 1 E: 0 K: 2 S: 17	LOB: 1 BB: 1 P: 29	R: 3 H: 2 E: 0 K: 0 S: 15	LOB: 1 BB: 1 P: 28	R: 3 H: 3 E: 0 K: 1 S: 16	LOB: 0 BB: 0 P: 19	R: 0 H: 0 E: 0 K: 0 S: 9	LOB: 0 BB: 0 P: 14	R: 1 H: 1 E: 0 K: 1 S: 9	LOB: 1 BB: 1 P: 17	R: 0 H: 0 E: 0 K: 0 S: 8	LOB: 0 BB: 1 P: 15	1B: 7 2B: 2 HR: 2	SF: 1 SAC: 2 HBP: 1	WP: 1 PB: 0 SB: 0 CS: 0	PA: 42
PITCHER	IP: 5.0 ERA: 4.53	WLS: 1 BF: 25	H: 7 R: 4 ER: 3 SO: 5	BB: 2 IBB: 0 HBP: 0 BLK: 0	WP: 1 HR: 16 S: 66 P: 104	LOB: 1 BB: 1 P: 22	LOB: 1 BB: 1 P: 29	LOB: 0 BB: 1 P: 28	LOB: 0 BB: 1 P: 28	LOB: 1 BB: 1 P: 28	LOB: 0 BB: 0 P: 19	LOB: 0 BB: 0 P: 19	LOB: 0 BB: 0 P: 14	LOB: 0 BB: 0 P: 14	LOB: 1 BB: 1 P: 17	LOB: 1 BB: 1 P: 17	LOB: 0 BB: 1 P: 15	LOB: 0 BB: 1 P: 15	1B: 7 2B: 2 HR: 2	SF: 1 SAC: 2 HBP: 1	WP: 1 PB: 0 SB: 0 CS: 0	ERA: 5.400 WHIP: 1.800
58 Armando Galarraga, R ERA: 4.53	IP: 5.0 WLS: 1 BF: 25	H: 7 R: 4 ER: 3 SO: 5	BB: 2 IBB: 0 HBP: 0 BLK: 0	WP: 1 HR: 16 S: 66 P: 104	LOB: 1 BB: 1 P: 22	LOB: 1 BB: 1 P: 29	LOB: 0 BB: 1 P: 28	LOB: 0 BB: 1 P: 28	LOB: 1 BB: 1 P: 28	LOB: 0 BB: 0 P: 19	LOB: 0 BB: 0 P: 19	LOB: 0 BB: 0 P: 19	LOB: 0 BB: 0 P: 14	LOB: 0 BB: 0 P: 14	LOB: 1 BB: 1 P: 17	LOB: 1 BB: 1 P: 17	LOB: 0 BB: 1 P: 15	LOB: 0 BB: 1 P: 15	1B: 7 2B: 2 HR: 2	SF: 1 SAC: 2 HBP: 1	WP: 1 PB: 0 SB: 0 CS: 0	ERA: 5.400 WHIP: 1.800
34 Robbie Weinhardt, R ERA: 7.79	IP: 1.0 WLS: 6 BF: 3	H: 3 R: 3 ER: 3 SO: 1	BB: 0 IBB: 0 HBP: 0 BLK: 0	WP: 0 HR: 16 S: 19 P: 27.00	LOB: 0 BB: 0 P: 15	LOB: 0 BB: 0 P: 15	LOB: 0 BB: 0 P: 15	LOB: 0 BB: 0 P: 15	LOB: 0 BB: 0 P: 15	LOB: 0 BB: 0 P: 15	LOB: 0 BB: 0 P: 15	LOB: 0 BB: 0 P: 15	LOB: 1 BB: 0 P: 21	LOB: 1 BB: 0 P: 21	LOB: 2 BB: 2 P: 29	LOB: 2 BB: 2 P: 29	LOB: 1 BB: 1 P: 32	LOB: 1 BB: 1 P: 32	1B: 7 2B: 2 HR: 2	SF: 1 SAC: 2 HBP: 1	WP: 0 PB: 0 SB: 0 CS: 0	ERA: 3.000
36 Brad Thomas, L ERA: 4.41	IP: 1.0 WLS: 3 BF: 0	H: 0 R: 0 ER: 0 SO: 0	BB: 0 IBB: 0 HBP: 0 BLK: 0	WP: 0 HR: 9 S: 14 P: 0.00	LOB: 0 BB: 0 P: 15	LOB: 0 BB: 0 P: 15	LOB: 0 BB: 0 P: 15	LOB: 0 BB: 0 P: 15	LOB: 0 BB: 0 P: 15	LOB: 0 BB: 0 P: 15	LOB: 0 BB: 0 P: 15	LOB: 0 BB: 0 P: 15	LOB: 1 BB: 0 P: 21	LOB: 1 BB: 0 P: 21	LOB: 2 BB: 2 P: 29	LOB: 2 BB: 2 P: 29	LOB: 1 BB:					

Batter	1	2	3	4	5	6	7	8	9	10	AB	R	H	RBI	BB	SO	LOB	TOP						
1 Juan Pierre, L OBP: 0.341, SLG: 0.308	G6-3				F8	G1-3			L SH5-4 1B	L7	5	0	1	0	1	0	3	Chicago White Sox @ Minnesota Twins Target Field, Minneapolis, MN Tue Aug 17 2010, 7:12 PM - 10:21 PM CDT Att: 40,714 - Partly Cloudy - 77 F						
11 Omar Vizquel, S OBP: 0.355, SLG: 0.347	G4-3				F9				SH5-4		4	0	1	0	0	0	1							
51 Alex Rios, R OBP: 0.341, SLG: 0.470	G1-3				F7						4	0	1	0	1	0	1							
14 Paul Konerko, R OBP: 0.351, SLG: 0.575					G3						5	1	1	1	0	0	6							
20 Carlos Quentin, R OBP: 0.336, SLG: 0.493					HR						4	1	1	0	1	1	0							
7 Mark Kotsay, L OBP: 0.331, SLG: 0.393											5	2	3	2	0	0	3							
18 Brent Lillibridge, R OBP: 0.306, SLG: 0.521											0	1	0	0	0	0	0							
12 A.J. Pierzynski, L OBP: 0.277, SLG: 0.357											5	0	3	1	0	0	0							
10 Alexei Ramirez, R OBP: 0.318, SLG: 0.436											5	1	2	2	0	2	2							
15 Gordon Beckham, R OBP: 0.314, SLG: 0.377											5	0	1	0	0	1	4							
Inning Stats	R: 0 E: 0 K: 0 S: 11	H: 0 LOB: 0 BB: 0 P: 16	R: 3 E: 0 K: 2 S: 17	H: 3 LOB: 0 BB: 1 P: 27	R: 0 E: 1 K: 0 S: 6	H: 0 LOB: 1 BB: 1 P: 13	R: 1 E: 0 K: 1 S: 16	H: 2 LOB: 1 BB: 0 P: 20	R: 0 E: 0 K: 0 S: 8	H: 1 LOB: 3 BB: 0 P: 12	R: 0 E: 0 K: 0 S: 8	H: 0 LOB: 0 BB: 0 P: 13	R: 0 E: 0 K: 1 S: 8	H: 0 LOB: 0 BB: 0 P: 14	R: 1 E: 0 K: 0 S: 14	H: 3 LOB: 2 BB: 0 P: 20	R: 1 E: 0 K: 0 S: 15	H: 3 LOB: 2 BB: 0 P: 17	1B: 7 2B: 4 3B: 0 HR: 3	SF: 0 SAC: 1 DP: 1 HBP: 0	WP: 0 PB: 0 SB: 0 CS: 0	PA: 46		
PITCHER	IP WLS BF H R ER SO BB IBB HBP BLK WP HR S P ERA WHIP	4.2 1.1 5 1 0 0 0 2 0 0 0 0 2 58 91 7.71 1.929	30 Scott Baker, R ERA: 4.85	15 Glen Perkins, L ERA: 6.0	54 Matt Guerrier, R ERA: 3.09	28 Jesse Crain, R ERA: 2.84	55 Matt Capps, R ERA: 2.57	PITCHER	IP WLS BF H R ER SO BB IBB HBP BLK WP HR S P ERA WHIP	0.2 1 5 3 1 1 0 0 0 0 0 0 0 13 15 13.50 4.500	60 Jon Rauch, R ERA: 3.53	32 Ron Mahay, L ERA: 3.44												

Batter	1	2	3	4	5	6	7	8	9	10	AB	R	H	RBI	BB	SO	LOB	BOTTOM							
2 Denard Span, L OBP: 0.337, SLG: 0.357	F7	FC1-6 1B									5	0	2	0	0	0	3	Chicago White Sox @ Minnesota Twins Target Field, Minneapolis, MN Tue Aug 17 2010, 7:12 PM - 10:21 PM CDT Att: 40,714 - Partly Cloudy - 77 F							
1 Orlando Hudson, S OBP: 0.359, SLG: 0.406											5	1	2	1	0	0	2								
7 Joe Mauer, L OBP: 0.402, SLG: 0.482											5	1	1	0	0	1	3								
5 Michael Cuddyer, R OBP: 0.341, SLG: 0.424											5	1	2	0	0	0	2								
16 Jason Kubel, L OBP: 0.341, SLG: 0.454											4	1	1	2	0	0	0								
18 Jason Repko, R OBP: 0.333, SLG: 0.517											1	0	0	0	0	1	1								
21 Delmon Young, R OBP: 0.350, SLG: 0.520											5	2	3	1	0	0	1								
25 Jim Thome, L OBP: 0.391, SLG: 0.593											5	1	3	3	0	1	1								
22 Danny Valencia, R OBP: 0.378, SLG: 0.434											4	0	2	0	0	0	1								
27 J.J. Hardy, R OBP: 0.309, SLG: 0.394											3	0	0	0	1	2	2								
Inning Stats	R: 4 E: 0 K: 0 S: 19	H: 5 LOB: 1 BB: 0 P: 28	R: 0 E: 0 K: 1 S: 11	H: 1 LOB: 2 BB: 1 P: 21	R: 0 E: 0 K: 0 S: 12	H: 2 LOB: 2 BB: 0 P: 17	R: 0 E: 0 K: 1 S: 9	H: 1 LOB: 1 BB: 0 P: 11	R: 1 E: 0 K: 1 S: 8	H: 1 LOB: 0 BB: 0 P: 9	R: 0 E: 0 K: 0 S: 7	H: 1 LOB: 1 BB: 0 P: 13	R: 0 E: 0 K: 0 S: 4	H: 0 LOB: 0 BB: 0 P: 5	R: 0 E: 0 K: 0 S: 9	H: 2 LOB: 2 BB: 0 P: 12	R: 0 E: 0 K: 1 S: 9	H: 1 LOB: 1 BB: 0 P: 14	R: 2 E: 0 K: 0 S: 3	H: 2 LOB: 0 BB: 0 P: 3	1B: 10 2B: 2 3B: 1 HR: 3	SF: 0 SAC: 0 DP: 0 HBP: 0	WP: 0 PB: 0 SB: 0 CS: 0	PA: 43	
PITCHER	IP WLS BF H R ER SO BB IBB HBP BLK WP HR S P ERA WHIP	7.0 0.2 4 2 0 0 0 1 0 0 0 0 0 8 11 0.00 3.000	50 John Danks, L ERA: 3.33	46 Sergio Santos, R ERA: 1.6	37 Matt Thornton, L ERA: 2.66	PITCHER	IP WLS BF H R ER SO BB IBB HBP BLK WP HR S P ERA WHIP	0.2 1 5 3 1 1 0 0 0 0 0 0 0 13 18 13.50 2.250																	



Batter	1	2	3	4	5	6	7	8	9	AB	R	H	RBI	BB	SO	LOB	TOP					
1 Juan Pierre, L (1, 7) OBP: 0.345, SLG: 0.314										5	0	4	1	0	0	0	Chicago White Sox @ Minnesota Twins Target Field, Minneapolis, MN Wed Aug 18 2010, 7:12 PM - 10:22 PM CDT Att: 40,702 - Overcast - 78 F					
10 Alexei Ramirez, R (1, 6) OBP: 0.317, SLG: 0.436										5	1	1	0	0	2	4						
51 Alex Rios, R (1, 8) OBP: 0.342, SLG: 0.471										5	1	2	1	0	0	3						
14 Paul Konerko, R (1, 3) OBP: 0.382, SLG: 0.572										2	0	0	0	2	2	2						
20 Carlos Quentin, R (1, 10) OBP: 0.337, SLG: 0.492										3	1	1	0	1	0	4						
12 A.J. Pierzynski, L (1, 2) OBP: 0.277, SLG: 0.354										3	1	0	1	1	0	4						
25 Andrew Jones, R (1, 9) OBP: 0.313, SLG: 0.468										3	1	1	3	0	1	2						
7 Mark Kotsay, L (8, PH) OBP: 0.310, SLG: 0.391										1	0	0	0	0	0	0						
11 Omar Vizquel, S (1, 5) OBP: 0.277, SLG: 0.341										4	0	0	0	0	1	0						
15 Gordon Beckham, R (1, 4) OBP: 0.313, SLG: 0.378										4	1	1	0	0	1	0						
Inning Stats	R: 0 H: 1 E: 0 K: 2 S: 14	H: 1 LOB: 1 BB: 0 P: 19	R: 3 H: 2 E: 0 K: 1 S: 19	H: 2 LOB: 1 BB: 2 P: 31	R: 0 H: 1 E: 0 K: 1 S: 12	H: 1 LOB: 2 BB: 1 P: 20	R: 0 H: 0 E: 0 K: 1 S: 9	H: 0 LOB: 0 BB: 0 P: 12	R: 2 H: 2 E: 0 K: 0 S: 14	H: 2 LOB: 1 BB: 1 P: 24	R: 0 H: 0 E: 0 K: 1 S: 11	H: 0 LOB: 0 BB: 0 P: 19	R: 0 H: 1 E: 0 K: 1 S: 10	H: 1 LOB: 1 BB: 0 P: 12	R: 0 H: 0 E: 0 K: 0 S: 10	H: 1 LOB: 0 BB: 0 P: 12	R: 1 H: 2 E: 0 K: 0 S: 8	H: 2 LOB: 1 BB: 0 P: 12	1B: 6 2B: 3 3B: 0 HR: 1	SF: 0 SAC: 0 DP: 1 HBP: 0	WP: 0 PB: 0 SB: 2 CS: 1	PA: 40
PITCHER	IP WLS BF H R ER SO BB IBB HBP BLK WP HR S P ERA WHIP	IP WLS BF H R ER SO BB IBB HBP BLK WP HR S P ERA WHIP	IP WLS BF H R ER SO BB IBB HBP BLK WP HR S P ERA WHIP	IP WLS BF H R ER SO BB IBB HBP BLK WP HR S P ERA WHIP	IP WLS BF H R ER SO BB IBB HBP BLK WP HR S P ERA WHIP	IP WLS BF H R ER SO BB IBB HBP BLK WP HR S P ERA WHIP	IP WLS BF H R ER SO BB IBB HBP BLK WP HR S P ERA WHIP	IP WLS BF H R ER SO BB IBB HBP BLK WP HR S P ERA WHIP	IP WLS BF H R ER SO BB IBB HBP BLK WP HR S P ERA WHIP	IP WLS BF H R ER SO BB IBB HBP BLK WP HR S P ERA WHIP	IP WLS BF H R ER SO BB IBB HBP BLK WP HR S P ERA WHIP	IP WLS BF H R ER SO BB IBB HBP BLK WP HR S P ERA WHIP	IP WLS BF H R ER SO BB IBB HBP BLK WP HR S P ERA WHIP	IP WLS BF H R ER SO BB IBB HBP BLK WP HR S P ERA WHIP	IP WLS BF H R ER SO BB IBB HBP BLK WP HR S P ERA WHIP	IP WLS BF H R ER SO BB IBB HBP BLK WP HR S P ERA WHIP	IP WLS BF H R ER SO BB IBB HBP BLK WP HR S P ERA WHIP					
47 Francisco Lirio, L (1, 1) ERA: 3.45	5.0	24	6	5	5	5	4	0	0	0	0	0	0	0	1	68	106	9.00	2.000			
49 Jeff Manship, R (6, 1) ERA: 2.25	1.1	5	1	0	0	1	0	0	0	0	0	0	0	0	15	26	0.00	0.750				
28 Jesse Crain, R (7, 1) ERA: 2.75	1.2	5	1	0	0	1	0	0	0	0	0	0	0	15	19	0.00	0.600					
55 Matt Capps, R (9, 1) ERA: 2.68	1.0	5	2	1	1	0	0	0	0	0	0	0	0	8	12	9.00	2.000					


Batter	1	2	3	4	5	6	7	8	9	AB	R	H	RBI	BB	SO	LOB	BOTTOM			
2 Denard Span, L (1, 8) OBP: 0.340, SLG: 0.360										4	2	2	0	1	0	0	Chicago White Sox @ Minnesota Twins Target Field, Minneapolis, MN Wed Aug 18 2010, 7:12 PM - 10:22 PM CDT Att: 40,702 - Overcast - 78 F			
1 Orlando Hudson, S (1, 4) OBP: 0.358, SLG: 0.404										4	0	1	0	0	2	3				
7 Joe Mauer, L (1, 2) OBP: 0.407, SLG: 0.496										5	2	4	2	0	1	2				
16 Jason Kubel, L (1, 9) OBP: 0.341, SLG: 0.452										4	0	1	1	1	0	3				
18 Jason Repko, R (9, 9) OBP: 0.333, SLG: 0.517										0	0	0	0	0	0	0				
5 Michael Cuddyer, R (1, 3) OBP: 0.344, SLG: 0.429										4	1	3	1	0	0	1				
25 Jim Thome, L (1, 10) OBP: 0.389, SLG: 0.585										3	1	0	0	1	3	3				
21 Delmon Young, R (1, 7) OBP: 0.351, SLG: 0.521										3	1	1	1	1	0	2				
22 Danny Valencia, R (1, 5) OBP: 0.375, SLG: 0.429										4	0	1	1	0	1	3				
27 J.J. Hardy, R (1, 6) OBP: 0.305, SLG: 0.390										3	0	0	1	0	1	1				
Inning Stats	R: 2 H: 3 E: 0 K: 1 S: 14	H: 3 LOB: 1 BB: 0 P: 22	R: 0 H: 0 E: 0 K: 1 S: 5	H: 0 LOB: 0 BB: 0 P: 10	R: 1 H: 3 E: 0 K: 0 S: 6	H: 3 LOB: 1 BB: 0 P: 9	R: 0 H: 0 E: 0 K: 2 S: 10	H: 0 LOB: 1 BB: 1 P: 15	R: 1 H: 1 E: 0 K: 1 S: 9	H: 1 LOB: 0 BB: 0 P: 17	R: 3 H: 3 E: 0 K: 2 S: 18	H: 3 LOB: 2 BB: 2 P: 30	R: 0 H: 1 E: 0 K: 1 S: 10	H: 1 LOB: 2 BB: 1 P: 18	R: 0 H: 2 E: 0 K: 0 S: 11	H: 2 LOB: 2 BB: 0 P: 19	1B: 8 2B: 4 3B: 0 HR: 1	SF: 1 SAC: 1 DP: 0 HBP: 0	WP: 0 PB: 0 SB: 0 CS: 0	PA: 40
PITCHER	IP WLS BF H R ER SO BB IBB HBP BLK WP HR S P ERA WHIP	IP WLS BF H R ER SO BB IBB HBP BLK WP HR S P ERA WHIP	IP WLS BF H R ER SO BB IBB HBP BLK WP HR S P ERA WHIP	IP WLS BF H R ER SO BB IBB HBP BLK WP HR S P ERA WHIP	IP WLS BF H R ER SO BB IBB HBP BLK WP HR S P ERA WHIP	IP WLS BF H R ER SO BB IBB HBP BLK WP HR S P ERA WHIP	IP WLS BF H R ER SO BB IBB HBP BLK WP HR S P ERA WHIP	IP WLS BF H R ER SO BB IBB HBP BLK WP HR S P ERA WHIP	IP WLS BF H R ER SO BB IBB HBP BLK WP HR S P ERA WHIP	IP WLS BF H R ER SO BB IBB HBP BLK WP HR S P ERA WHIP	IP WLS BF H R ER SO BB IBB HBP BLK WP HR S P ERA WHIP	IP WLS BF H R ER SO BB IBB HBP BLK WP HR S P ERA WHIP	IP WLS BF H R ER SO BB IBB HBP BLK WP HR S P ERA WHIP	IP WLS BF H R ER SO BB IBB HBP BLK WP HR S P ERA WHIP	IP WLS BF H R ER SO BB IBB HBP BLK WP HR S P ERA WHIP	IP WLS BF H R ER SO BB IBB HBP BLK WP HR S P ERA WHIP				
34 Gavin Floyd, R (1, 1) ERA: 3.97	5.1	28	10	7	7	5	3	0	0	0	0	0	0	0	1	56	96	11.81	2.438	
49 Chris Sale, L (6, 1) ERA: 2.25	1.0	5	1	0	0	3	1	0	0	0	0	0	0	13	20	0.00	2.000			
71 Scott Linebrink, R (7, 1) ERA: 4.1	1.2	7	2	0	0	0	0	0	0	0	0	0	0	14	24	0.00	1.200			

Batter	1	2	3	4	5	6	7	8	9	10	AB	R	H	RBI	BB	SO	LOB					
1 Juan Pierre, L OBP: 0.348, SLG: 0.318	G4-3		K		CS	K2-3		SH1-3 1B		G5-3	5	0	1	0	0	2	0					
11 Omar Vizquel, S OBP: 0.365, SLG: 0.354	G5-4-3 1B		P3					SH1-3			3	0	2	0	1	0	0					
51 Alex Rios, R OBP: 0.336, SLG: 0.464	G5-4-3							F9		F8	5	1	1	0	0	1	4					
14 Paul Konerko, R OBP: 0.390, SLG: 0.581		K						F7			4	0	1	1	0	2	2					
20 Carlos Quentin, R OBP: 0.337, SLG: 0.490										F7	4	1	2	0	0	0	1					
12 A.J. Pierzynski, L OBP: 0.282, SLG: 0.362											4	0	2	1	0	0	2					
10 Alexei Ramirez, R OBP: 0.316, SLG: 0.442											4	0	0	0	0	1	3					
7 Mark Kotsay, L OBP: 0.307, SLG: 0.382											3	0	1	0	1	0	2					
15 Gordon Beckham, R (1-4)											4	0	0	0	0	3	3					
Inning Stats	R: 0 E: 0 K: 0 S: 6	H: 1 LOB: 0 BB: 0 P: 11	R: 1 E: 0 K: 1 S: 11	H: 2 LOB: 0 BB: 0 P: 15	R: 0 E: 0 K: 2 S: 8	H: 0 LOB: 0 BB: 0 P: 10	R: 1 E: 0 K: 0 S: 11	H: 2 LOB: 0 BB: 0 P: 18	R: 0 E: 0 K: 1 S: 13	H: 1 LOB: 1 BB: 0 P: 18	R: 0 E: 0 K: 2 S: 12	H: 2 LOB: 2 BB: 0 P: 17	R: 0 E: 0 K: 0 S: 10	H: 1 LOB: 1 BB: 0 P: 15	R: 0 E: 0 K: 0 S: 7	H: 1 LOB: 1 BB: 0 P: 13	R: 0 E: 0 K: 0 S: 8	H: 0 LOB: 1 BB: 1 P: 16	1B: 8 2B: 1 3B: 1 HR: 0	SF: 0 SAC: 1 DP: 2 HBP: 0	WP: 1 PB: 1 SB: 0 CS: 1	PA: 40
PITCHER	IP 8.0	WLS 31	BF 9	H 2	ER 2	SO 9	BB 1	IBB 0	HBP 0	BLK 0	WP 0	HR 0	S 81	P 120	ERA 2.25	WHIP 1.250						
23 Zack Greinke, R ERA: 3.83	1.0	4	1	0	0	0	0	0	0	0	0	0	7	13	0.00	1.000						
48 Joaquin Soria, R ERA: 1.87	1.0	W	4	0	0	0	1	0	0	1	0	0	8	16	0.00	1.000						
37 Stearn O'Sullivan, R ERA: 5.14																						

Chicago White Sox @ Kansas City Royals
Kauffman Stadium, Kansas City, MO
Sun Aug 22 2010, 1:11 PM - 4:11 PM CDT
Att. 18,877 - Sunny - 87 F

livebaseballscorecards.com

AB 36
R 2
H 10
RBI 2
BB 2
SO 9
LOB 17




Batter	1	2	3	4	5	6	7	8	9	10	AB	R	H	RBI	BB	SO	LOB					
7 Grégor Blanco, L OBP: 0.358, SLG: 0.350	G1-3		G6-3		F8			K2-3			4	1	0	0	1	1	3					
18 Jason Kendall, R OBP: 0.319, SLG: 0.304	K2-3										5	0	2	2	0	1	1					
30 Kila Ka'aihue, L OBP: 0.206, SLG: 0.169	F9										3	0	0	0	1	1	1					
16 Billy Butler, R OBP: 0.379, SLG: 0.456		G3									4	0	1	0	0	0	1					
24 Wilson Betemit, S OBP: 0.425, SLG: 0.377											4	1	2	1	0	2	2					
4 Alex Gordon, L OBP: 0.301, SLG: 0.377											3	0	0	0	1	1	3					
26 Jai Miller, R OBP: 0.330, SLG: 0.376											2	0	0	0	0	2	1					
12 Mitch Maier, L OBP: 0.330, SLG: 0.376											2	0	0	0	0	0	0					
3 Yuniesky Betancourt, R OBP: 0.288, SLG: 0.428											4	0	0	0	0	1	1					
17 Chris Getz, L OBP: 0.288, SLG: 0.273											3	1	2	0	1	1	0					
Inning Stats	R: 0 E: 0 K: 1 S: 11	H: 0 LOB: 0 BB: 0 P: 16	R: 1 E: 0 K: 2 S: 13	H: 1 LOB: 1 BB: 1 P: 25	R: 1 E: 0 K: 0 S: 16	H: 1 LOB: 1 BB: 1 P: 26	R: 0 E: 0 K: 1 S: 9	H: 1 LOB: 0 BB: 0 P: 13	R: 0 E: 0 K: 0 S: 9	H: 1 LOB: 1 BB: 0 P: 12	R: 0 E: 0 K: 1 S: 11	H: 1 LOB: 1 BB: 1 P: 20	R: 0 E: 0 K: 1 S: 13	H: 1 LOB: 1 BB: 0 P: 18	R: 0 E: 0 K: 2 S: 7	H: 0 LOB: 0 BB: 0 P: 9	R: 0 E: 0 K: 1 S: 12	H: 1 LOB: 1 BB: 1 P: 23	1B: 5 2B: 1 3B: 0 HR: 1	SF: 0 SAC: 0 DP: 2 HBP: 0	WP: 0 PB: 0 SB: 5 CS: 0	PA: 38
PITCHER	IP 6.0	WLS 24	BF 5	H 2	ER 2	SO 5	BB 3	IBB 0	HBP 0	BLK 0	WP 0	HR 1	S 69	P 112	ERA 3.00	WHIP 1.333						
50 John Danks, L ERA: 3.31	3.0	10	1	0	0	4	0	0	0	0	0	0	29	42	0.00	0.333						
45 Bobby Jenks, R ERA: 4.5	0.2	L	4	1	1	1	1	0	0	0	0	0	12	23	13.50	3.000						
71 Scott Linebrink, R ERA: 4.36																						

Chicago White Sox @ Kansas City Royals
Kauffman Stadium, Kansas City, MO
Sun Aug 22 2010, 1:11 PM - 4:11 PM CDT
Att. 18,877 - Sunny - 87 F

livebaseballscorecards.com

AB 34
R 3
H 7
RBI 3
BB 4
SO 10
LOB 13



Batter	1	2	3	4	5	6	7	8	9	AB	R	H	RBI	BB	SO	LOB	TOP					
1 Brian Roberts, S (1.4) OBP: 0.336, SLG: 0.389	G4-3		L8						F8	4	1	1	1	1	0	0	<p>Baltimore Orioles @ Chicago White Sox U.S. Cellular Field, Chicago, IL Wed Aug 25 2010, 8:10 PM - 10:32 PM EDT Att: 23,733 - Partly Cloudy - 71 F</p>					
6 Cory Patterson, L (1.7) OBP: 0.326, SLG: 0.418	K		G3						F9	5	0	1	1	0	1	0						
21 Nick Markakis, L (1.9) OBP: 0.366, SLG: 0.424										3	0	1	0	1	0	2						
23 Ty Wigginton, R (1.3) OBP: 0.321, SLG: 0.440										3	1	0	0	1	1	2						
30 Luke Scott, L (1.10) OBP: 0.353, SLG: 0.577										4	0	0	0	0	0	1						
18 Felix Pie, L (1.8) OBP: 0.326, SLG: 0.452										3	1	2	0	1	0	0						
32 Matt Wieters, S (1.2) OBP: 0.318, SLG: 0.376										3	1	2	2	0	0	2						
3 Cesar Izturis, S (1.6) OBP: 0.276, SLG: 0.270										4	0	0	0	0	0	4						
37 Josh Bell, S (1.5) OBP: 0.242, SLG: 0.326										4	0	0	0	0	2	1						
Inning Stats	R: 0 E: 0 K: 2 S: 12	H: 1 LOB: 1 BB: 0 P: 17	R: 0 E: 1 K: 0 S: 7	H: 1 LOB: 1 BB: 0 P: 11	R: 0 E: 0 K: 0 S: 6	H: 0 LOB: 0 BB: 0 P: 7	R: 0 E: 0 K: 0 S: 9	H: 0 LOB: 0 BB: 0 P: 11	R: 2 E: 0 K: 1 S: 15	H: 2 LOB: 2 BB: 2 P: 29	R: 1 E: 0 K: 0 S: 9	H: 1 LOB: 1 BB: 1 P: 16	R: 1 E: 0 K: 1 S: 14	H: 1 LOB: 1 BB: 1 P: 24	R: 0 E: 0 K: 0 S: 8	H: 1 LOB: 1 BB: 0 P: 12	R: 0 E: 0 K: 0 S: 6	H: 0 LOB: 0 BB: 0 P: 9	1B: 5 2B: 1 3B: 0 HR: 1	SF: 1 SAC: 0 DP: 1 HBP: 0	WP: 0 PB: 0 SB: 0 CS: 0	PA: 38
PITCHER	IP WLS BF H R ER SO BB IBB HBP BLK WP HR S P ERA WHIP																					
56 Mark Buehrle, L (1.1) ERA: 3.93	7.0 L 31 6 4 4 4 3 1 0 0 0 0 1 72 115 5.14 1.286																					
68 Erick Threats, L (8.1) ERA:	2.0 7 1 0 0 0 0 0 0 0 0 0 0 14 21 0.00 0.500																					

Batter	1	2	3	4	5	6	7	8	9	AB	R	H	RBI	BB	SO	LOB	BOTTOM					
1 Juan Pierre, L (1.7) OBP: 0.348, SLG: 0.321	P5		K						F7	4	0	0	0	0	1	1	<p>Baltimore Orioles @ Chicago White Sox U.S. Cellular Field, Chicago, IL Wed Aug 25 2010, 8:10 PM - 10:32 PM EDT Att: 23,733 - Partly Cloudy - 71 F</p>					
10 Alexei Ramirez, R (1.6) OBP: 0.315, SLG: 0.440	L9									4	0	0	0	0	0	0						
51 Alex Rios, R (1.8) OBP: 0.335, SLG: 0.459	K									4	0	0	0	0	2	0						
14 Paul Konerko, R (1.3) OBP: 0.393, SLG: 0.581										3	1	2	0	1	0	0						
20 Carlos Quentin, R (1.10) OBP: 0.336, SLG: 0.493										4	0	1	1	0	1	2						
12 A.J. Pierzynski, L (1.2) OBP: 0.284, SLG: 0.363										4	0	1	0	0	1	1						
25 Andruw Jones, R (1.9) OBP: 0.310, SLG: 0.455										3	0	0	0	0	1	2						
11 Omar Vizquel, S (1.5) OBP: 0.356, SLG: 0.344										3	0	0	0	0	1	0						
15 Gordon Beckham, R (1.4) OBP: 0.317, SLG: 0.390										2	1	1	1	1	1	0						
Inning Stats	R: 0 E: 0 K: 1 S: 9	H: 0 LOB: 0 BB: 0 P: 12	R: 0 E: 0 K: 0 S: 10	H: 2 LOB: 1 BB: 0 P: 15	R: 0 E: 0 K: 2 S: 12	H: 0 LOB: 0 BB: 0 P: 17	R: 0 E: 0 K: 1 S: 12	H: 0 LOB: 1 BB: 1 P: 22	R: 0 E: 0 K: 1 S: 10	H: 0 LOB: 0 BB: 0 P: 14	R: 1 E: 0 K: 0 S: 14	H: 1 LOB: 0 BB: 0 P: 21	R: 0 E: 0 K: 0 S: 9	H: 0 LOB: 0 BB: 0 P: 16	R: 0 E: 0 K: 1 S: 9	H: 0 LOB: 1 BB: 1 P: 17	R: 1 E: 0 K: 2 S: 13	H: 2 LOB: 1 BB: 0 P: 17	1B: 3 2B: 0 3B: 1 HR: 1	SF: 0 SAC: 0 DP: 1 HBP: 0	WP: 0 PB: 0 SB: 0 CS: 0	PA: 33
PITCHER	IP WLS BF H R ER SO BB IBB HBP BLK WP HR S P ERA WHIP																					
17 Brian Matusz, L (1.1) ERA: 4.79	7.0 W 24 3 1 1 5 1 0 0 0 0 0 0 9 17 1.29 1.000																					
51 Michael Gonzalez, L (8.1) ERA: 4.2	1.0 H 4 0 0 0 1 1 0 0 0 0 0 0 9 17 0.00 1.000																					
19 Koji Uehara, R (8.1) ERA: 2.0	1.0 S 5 2 1 1 2 0 0 0 0 0 0 0 13 17 9.00 2.000																					

Batter	1	2	3	4	5	6	7	8	9	AB	R	H	RBI	BB	SO	LOB	TOP										
1 Brian Roberts, S OBP: 0.340, SLG: 0.395										3	0	1	0	1	0	0	Baltimore Orioles @ Chicago White Sox U.S. Cellular Field, Chicago, IL Thu Aug 26 2010, 8:10 PM - 10:52 PM EDT Att: 23,898 - Clear - 71 F										
6 Cory Patterson, L OBP: 0.321, SLG: 0.412										4	0	0	0	0	2	2											
21 Nick Markakis, L OBP: 0.365, SLG: 0.423										4	0	1	0	0	1	1											
30 Luke Scott, L OBP: 0.352, SLG: 0.572										3	0	0	0	1	2	2											
23 Ty Wigginton, R OBP: 0.323, SLG: 0.439										3	0	1	0	1	1	1											
18 Felix Pie, L OBP: 0.326, SLG: 0.448										4	0	1	0	0	1	4											
32 Matt Wieters, S OBP: 0.316, SLG: 0.373										3	0	0	0	0	1	2											
3 Cesar Izturis, S OBP: 0.274, SLG: 0.268										3	0	0	0	0	0	1											
37 Josh Bell, S OBP: 0.234, SLG: 0.315										3	0	0	0	0	2	0											
Inning Stats	R: 0 E: 0 K: 2 S: 8	H: 0 LOB: 0 BB: 0 P: 9	R: 0 E: 0 K: 3 S: 12	H: 0 LOB: 1 BB: 1 P: 20	R: 0 E: 0 K: 0 S: 7	H: 0 LOB: 1 BB: 1 P: 15	R: 0 E: 1 K: 2 S: 13	H: 1 LOB: 1 BB: 0 P: 20	R: 0 E: 0 K: 1 S: 7	H: 0 LOB: 0 BB: 0 P: 9	R: 0 E: 0 K: 0 S: 7	H: 1 LOB: 1 BB: 0 P: 10	R: 0 E: 0 K: 0 S: 8	H: 1 LOB: 1 BB: 0 P: 12	R: 0 E: 0 K: 2 S: 9	H: 0 LOB: 0 BB: 0 P: 14	R: 0 E: 0 K: 0 S: 10	H: 1 LOB: 1 BB: 1 P: 15	1B: 3 2B: 1 3B: 0 HR: 0	SF: 0 SAC: 0 DP: 1 HBP: 0	WP: 0 PB: 0 SB: 1 CS: 0	PA: 33					
PITCHER	IP	WLS	BF	H	R	ER	SO	BB	IBB	HBP	BLK	WP	HR	S	P	ERA	WHIP										
33 Edwin Jackson, R ERA: 4.44	8.0	W	29	3	0	0	10	2	0	0	0	0	0	71	109	0.00	0.625										
57 Ramon Pena, R ERA: 5.45	1.0		4	1	0	0	0	1	0	0	0	0	0	10	15	0.00	2.000										

Batter	1	2	3	4	5	6	7	8	9	AB	R	H	RBI	BB	SO	LOB	BOTTOM										
1 Juan Pierre, L OBP: 0.348, SLG: 0.322										5	2	2	0	0	1	1	Baltimore Orioles @ Chicago White Sox U.S. Cellular Field, Chicago, IL Thu Aug 26 2010, 8:10 PM - 10:52 PM EDT Att: 23,898 - Clear - 71 F										
11 Omar Vizquel, S OBP: 0.359, SLG: 0.341										2	1	0	0	2	0	1											
18 Brent Lillibridge, R OBP: 0.309, SLG: 0.519										1	0	0	0	0	1	1											
51 Alex Rios, R OBP: 0.339, SLG: 0.468										4	2	3	3	1	0	1											
14 Paul Konerko, R OBP: 0.393, SLG: 0.579										5	1	2	1	0	1	3											
20 Carlos Quentin, R OBP: 0.336, SLG: 0.492										5	1	2	1	0	1	3											
12 A.J. Pierzynski, L OBP: 0.285, SLG: 0.368										3	1	2	0	1	0	0											
10 Alexei Ramirez, R OBP: 0.315, SLG: 0.438										4	0	1	1	0	1	5											
23 Mark Teahen, L OBP: 0.348, SLG: 0.425										4	0	2	1	0	0	2											
15 Gordon Beckham, R OBP: 0.314, SLG: 0.386										4	0	0	0	0	1	3											
Inning Stats	R: 1 E: 0 K: 1 S: 16	H: 1 LOB: 3 BB: 3 P: 35	R: 0 E: 0 K: 0 S: 6	H: 0 LOB: 0 BB: 0 P: 9	R: 2 E: 0 K: 1 S: 21	H: 4 LOB: 2 BB: 0 P: 26	R: 1 E: 1 K: 0 S: 10	H: 2 LOB: 1 BB: 0 P: 15	R: 2 E: 1 K: 1 S: 16	H: 3 LOB: 1 BB: 0 P: 20	R: 0 E: 0 K: 0 S: 9	H: 1 LOB: 1 BB: 1 P: 17	R: 0 E: 0 K: 2 S: 10	H: 1 LOB: 1 BB: 0 P: 15	R: 2 E: 0 K: 1 S: 15	H: 2 LOB: 0 BB: 0 P: 22	1B: 12 2B: 1 3B: 0 HR: 1	SF: 0 SAC: 0 DP: 2 HBP: 0	WP: 0 PB: 0 SB: 2 CS: 0	PA: 41							
PITCHER	IP	WLS	BF	H	R	ER	SO	BB	IBB	HBP	BLK	WP	HR	S	P	ERA	WHIP										
34 Jake Arrieta, R ERA: 5.1	4.0	L	22	7	4	4	2	3	0	0	0	0	0	53	85	9.00	2.500										
54 Rick Van Den Hurk, R ERA: 3.38	3.0		14	5	2	1	3	1	0	0	0	0	0	35	52	3.00	2.000										
41 Armando Gabino, R ERA: 13.5	1.0		5	2	2	2	1	0	0	0	0	0	1	15	22	18.00	2.000										

Batter	1	2	3	4	5	6	7	8	9	AB	R	H	RBI	BB	SO	LOB	TOP							
2 Derek Jeter, R OBP: 0.336, SLG: 0.384 19 Ramiro Pena, S OBP: 0.252, SLG: 0.244										5	1	1	0	1	2	5								
33 Nick Swisher, S OBP: 0.397, SLG: 0.522										5	2	2	3	1	0	3								
25 Mark Teixeira, S OBP: 0.363, SLG: 0.492 14 Curtis Granderson, L OBP: 0.318, SLG: 0.434										1	0	0	0	0	0	0								
24 Robinson Cano, L OBP: 0.386, SLG: 0.558										5	2	3	0	0	0	3								
38 Marcus Thames, R OBP: 0.399, SLG: 0.528										5	2	3	0	1	3									
20 Jorge Posada, S OBP: 0.363, SLG: 0.473										3	1	2	2	2	1	0								
26 Austin Kearns, R OBP: 0.357, SLG: 0.423										4	1	0	0	1	2	3								
11 Brett Gardner, L OBP: 0.387, SLG: 0.384										3	1	1	0	2	1	1								
12 Eduardo Núñez, R OBP: 0.360, SLG: 0.500										4	2	3	4	1	0	0								
Inning Stats	R: 2 H: 2 E: 0 K: 0 S: 17	H: 2 LOB: 1 BB: 1 P: 27	R: 2 H: 1 E: 0 K: 3 S: 15	H: 2 LOB: 0 BB: 1 P: 23	R: 2 H: 2 E: 0 K: 2 S: 14	H: 2 LOB: 1 BB: 1 P: 24	R: 0 H: 0 E: 0 K: 0 S: 7	H: 0 LOB: 0 BB: 0 P: 9	R: 4 H: 3 E: 0 K: 1 S: 24	H: 3 LOB: 2 BB: 3 P: 39	R: 0 H: 0 E: 0 K: 0 S: 9	H: 0 LOB: 0 BB: 1 P: 17	R: 0 H: 1 E: 0 K: 1 S: 10	H: 1 LOB: 0 BB: 0 P: 14	R: 1 H: 3 E: 1 K: 1 S: 10	H: 3 LOB: 1 BB: 0 P: 11	R: 1 H: 2 E: 0 K: 1 S: 19	H: 2 LOB: 3 BB: 2 P: 35	1B: 7 2B: 3 3B: 0 HR: 4	SF: 0 SAC: 0 DP: 2 HBP: 0	WP: 0 PB: 0 SB: 1 CS: 1	PA: 48		
PITCHER	IP WLS BF H R ER SO BB IBB HBP BLK WP HR S P ERA WHIP	IP WLS BF H R ER SO BB IBB HBP BLK WP HR S P ERA WHIP	IP WLS BF H R ER SO BB IBB HBP BLK WP HR S P ERA WHIP	IP WLS BF H R ER SO BB IBB HBP BLK WP HR S P ERA WHIP	IP WLS BF H R ER SO BB IBB HBP BLK WP HR S P ERA WHIP	IP WLS BF H R ER SO BB IBB HBP BLK WP HR S P ERA WHIP	IP WLS BF H R ER SO BB IBB HBP BLK WP HR S P ERA WHIP	IP WLS BF H R ER SO BB IBB HBP BLK WP HR S P ERA WHIP	IP WLS BF H R ER SO BB IBB HBP BLK WP HR S P ERA WHIP	IP WLS BF H R ER SO BB IBB HBP BLK WP HR S P ERA WHIP	IP WLS BF H R ER SO BB IBB HBP BLK WP HR S P ERA WHIP	IP WLS BF H R ER SO BB IBB HBP BLK WP HR S P ERA WHIP	IP WLS BF H R ER SO BB IBB HBP BLK WP HR S P ERA WHIP	IP WLS BF H R ER SO BB IBB HBP BLK WP HR S P ERA WHIP	IP WLS BF H R ER SO BB IBB HBP BLK WP HR S P ERA WHIP	IP WLS BF H R ER SO BB IBB HBP BLK WP HR S P ERA WHIP	IP WLS BF H R ER SO BB IBB HBP BLK WP HR S P ERA WHIP	IP WLS BF H R ER SO BB IBB HBP BLK WP HR S P ERA WHIP	IP WLS BF H R ER SO BB IBB HBP BLK WP HR S P ERA WHIP	IP WLS BF H R ER SO BB IBB HBP BLK WP HR S P ERA WHIP	IP WLS BF H R ER SO BB IBB HBP BLK WP HR S P ERA WHIP	IP WLS BF H R ER SO BB IBB HBP BLK WP HR S P ERA WHIP	IP WLS BF H R ER SO BB IBB HBP BLK WP HR S P ERA WHIP	IP WLS BF H R ER SO BB IBB HBP BLK WP HR S P ERA WHIP
50 John Danks, L ERA: 3.65 57 Ramon Pena, R ERA: 5.95 52 Carlos Torres, R ERA: 6.75 58 Lucas Harrell, R ERA: 1.35	IP WLS BF H R ER SO BB IBB HBP BLK WP HR S P ERA WHIP	IP WLS BF H R ER SO BB IBB HBP BLK WP HR S P ERA WHIP	IP WLS BF H R ER SO BB IBB HBP BLK WP HR S P ERA WHIP	IP WLS BF H R ER SO BB IBB HBP BLK WP HR S P ERA WHIP	IP WLS BF H R ER SO BB IBB HBP BLK WP HR S P ERA WHIP	IP WLS BF H R ER SO BB IBB HBP BLK WP HR S P ERA WHIP	IP WLS BF H R ER SO BB IBB HBP BLK WP HR S P ERA WHIP	IP WLS BF H R ER SO BB IBB HBP BLK WP HR S P ERA WHIP	IP WLS BF H R ER SO BB IBB HBP BLK WP HR S P ERA WHIP	IP WLS BF H R ER SO BB IBB HBP BLK WP HR S P ERA WHIP	IP WLS BF H R ER SO BB IBB HBP BLK WP HR S P ERA WHIP	IP WLS BF H R ER SO BB IBB HBP BLK WP HR S P ERA WHIP	IP WLS BF H R ER SO BB IBB HBP BLK WP HR S P ERA WHIP	IP WLS BF H R ER SO BB IBB HBP BLK WP HR S P ERA WHIP	IP WLS BF H R ER SO BB IBB HBP BLK WP HR S P ERA WHIP	IP WLS BF H R ER SO BB IBB HBP BLK WP HR S P ERA WHIP	IP WLS BF H R ER SO BB IBB HBP BLK WP HR S P ERA WHIP	IP WLS BF H R ER SO BB IBB HBP BLK WP HR S P ERA WHIP	IP WLS BF H R ER SO BB IBB HBP BLK WP HR S P ERA WHIP	IP WLS BF H R ER SO BB IBB HBP BLK WP HR S P ERA WHIP	IP WLS BF H R ER SO BB IBB HBP BLK WP HR S P ERA WHIP	IP WLS BF H R ER SO BB IBB HBP BLK WP HR S P ERA WHIP	IP WLS BF H R ER SO BB IBB HBP BLK WP HR S P ERA WHIP	IP WLS BF H R ER SO BB IBB HBP BLK WP HR S P ERA WHIP

New York Yankees @ Chicago White Sox
U.S. Cellular Field, Chicago, IL
Sat Aug 28 2010, 7:09 PM - 10:38 PM EDT
Att: 38,811 - Clear - 82 F

livebaseballscorecards.com

AB 38
R 12
H 14
RBI 12
BB 9
SO 9
LOB 21

Batter	1	2	3	4	5	6	7	8	9	AB	R	H	RBI	BB	SO	LOB	BOTTOM							
1 Juan Pierre, L OBP: 0.350, SLG: 0.326										5	1	2	0	0	0	1								
10 Alexei Ramirez, R OBP: 0.315, SLG: 0.442										5	2	3	1	0	0	2								
51 Alex Rios, R OBP: 0.337, SLG: 0.467										5	1	1	0	0	1	3								
14 Paul Konerko, R OBP: 0.396, SLG: 0.584										5	1	3	4	0	1	1								
20 Carlos Quentin, R OBP: 0.336, SLG: 0.487										5	1	1	0	0	2	2								
27 Ramon Castro, R OBP: 0.378, SLG: 0.578										5	1	2	0	0	2	1								
25 Andrew Jones, R OBP: 0.322, SLG: 0.478										3	2	3	2	2	0	0								
18 Brent Lillibridge, R OBP: 0.293, SLG: 0.491 23 Mark Teahen, L OBP: 0.347, SLG: 0.424										3	0	0	0	0	2	2								
15 Gordon Beckham, R OBP: 0.313, SLG: 0.384										4	0	1	1	0	2	2								
Inning Stats	R: 1 H: 2 E: 0 K: 0 S: 10	H: 2 LOB: 1 BB: 0 P: 13	R: 0 H: 1 E: 0 K: 0 S: 10	H: 1 LOB: 0 BB: 0 P: 12	R: 2 H: 2 E: 0 K: 2 S: 14	H: 2 LOB: 0 BB: 1 P: 21	R: 2 H: 3 E: 0 K: 2 S: 16	H: 3 LOB: 1 BB: 0 P: 22	R: 0 H: 0 E: 0 K: 0 S: 11	H: 0 LOB: 0 BB: 0 P: 15	R: 0 H: 0 E: 0 K: 3 S: 10	H: 0 LOB: 1 BB: 1 P: 17	R: 0 H: 1 E: 0 K: 0 S: 7	H: 1 LOB: 0 BB: 0 P: 13	R: 2 H: 3 E: 0 K: 1 S: 12	H: 3 LOB: 1 BB: 0 P: 19	R: 2 H: 4 E: 0 K: 0 S: 18	H: 4 LOB: 2 BB: 1 P: 29	1B: 10 2B: 2 3B: 1 HR: 3	SF: 0 SAC: 0 DP: 1 HBP: 0	WP: 0 PB: 0 SB: 0 CS: 0	PA: 44		
PITCHER	IP WLS BF H R ER SO BB IBB HBP BLK WP HR S P ERA WHIP	IP WLS BF H R ER SO BB IBB HBP BLK WP HR S P ERA WHIP	IP WLS BF H R ER SO BB IBB HBP BLK WP HR S P ERA WHIP	IP WLS BF H R ER SO BB IBB HBP BLK WP HR S P ERA WHIP	IP WLS BF H R ER SO BB IBB HBP BLK WP HR S P ERA WHIP	IP WLS BF H R ER SO BB IBB HBP BLK WP HR S P ERA WHIP	IP WLS BF H R ER SO BB IBB HBP BLK WP HR S P ERA WHIP	IP WLS BF H R ER SO BB IBB HBP BLK WP HR S P ERA WHIP	IP WLS BF H R ER SO BB IBB HBP BLK WP HR S P ERA WHIP	IP WLS BF H R ER SO BB IBB HBP BLK WP HR S P ERA WHIP	IP WLS BF H R ER SO BB IBB HBP BLK WP HR S P ERA WHIP	IP WLS BF H R ER SO BB IBB HBP BLK WP HR S P ERA WHIP	IP WLS BF H R ER SO BB IBB HBP BLK WP HR S P ERA WHIP	IP WLS BF H R ER SO BB IBB HBP BLK WP HR S P ERA WHIP	IP WLS BF H R ER SO BB IBB HBP BLK WP HR S P ERA WHIP	IP WLS BF H R ER SO BB IBB HBP BLK WP HR S P ERA WHIP	IP WLS BF H R ER SO BB IBB HBP BLK WP HR S P ERA WHIP	IP WLS BF H R ER SO BB IBB HBP BLK WP HR S P ERA WHIP	IP WLS BF H R ER SO BB IBB HBP BLK WP HR S P ERA WHIP	IP WLS BF H R ER SO BB IBB HBP BLK WP HR S P ERA WHIP	IP WLS BF H R ER SO BB IBB HBP BLK WP HR S P ERA WHIP	IP WLS BF H R ER SO BB IBB HBP BLK WP HR S P ERA WHIP	IP WLS BF H R ER SO BB IBB HBP BLK WP HR S P ERA WHIP	IP WLS BF H R ER SO BB IBB HBP BLK WP HR S P ERA WHIP
52 CC Sabathia, L ERA: 3.14 62 Joba Chamberlain, R ERA: 5.01 48 Boone Logan, L ERA: 2.95 30 David Robertson, R ERA: 4.14 42 Mariano Rivera, R ERA: 1.16	IP WLS BF H R ER SO BB IBB HBP BLK WP HR S P ERA WHIP	IP WLS BF H R ER SO BB IBB HBP BLK WP HR S P ERA WHIP	IP WLS BF H R ER SO BB IBB HBP BLK WP HR S P ERA WHIP	IP WLS BF H R ER SO BB IBB HBP BLK WP HR S P ERA WHIP	IP WLS BF H R ER SO BB IBB HBP BLK WP HR S P ERA WHIP	IP WLS BF H R ER SO BB IBB HBP BLK WP HR S P ERA WHIP	IP WLS BF H R ER SO BB IBB HBP BLK WP HR S P ERA WHIP	IP WLS BF H R ER SO BB IBB HBP BLK WP HR S P ERA WHIP	IP WLS BF H R ER SO BB IBB HBP BLK WP HR S P ERA WHIP	IP WLS BF H R ER SO BB IBB HBP BLK WP HR S P ERA WHIP	IP WLS BF H R ER SO BB IBB HBP BLK WP HR S P ERA WHIP	IP WLS BF H R ER SO BB IBB HBP BLK WP HR S P ERA WHIP	IP WLS BF H R ER SO BB IBB HBP BLK WP HR S P ERA WHIP	IP WLS BF H R ER SO BB IBB HBP BLK WP HR S P ERA WHIP	IP WLS BF H R ER SO BB IBB HBP BLK WP HR S P ERA WHIP	IP WLS BF H R ER SO BB IBB HBP BLK WP HR S P ERA WHIP	IP WLS BF H R ER SO BB IBB HBP BLK WP HR S P ERA WHIP	IP WLS BF H R ER SO BB IBB HBP BLK WP HR S P ERA WHIP	IP WLS BF H R ER SO BB IBB HBP BLK WP HR S P ERA WHIP	IP WLS BF H R ER SO BB IBB HBP BLK WP HR S P ERA WHIP	IP WLS BF H R ER SO BB IBB HBP BLK WP HR S P ERA WHIP	IP WLS BF H R ER SO BB IBB HBP BLK WP HR S P ERA WHIP	IP WLS BF H R ER SO BB IBB HBP BLK WP HR S P ERA WHIP	IP WLS BF H R ER SO BB IBB HBP BLK WP HR S P ERA WHIP

New York Yankees @ Chicago White Sox
U.S. Cellular Field, Chicago, IL
Sat Aug 28 2010, 7:09 PM - 10:38 PM EDT
Att: 38,811 - Clear - 82 F

livebaseballscorecards.com

AB 42
R 9
H 16
RBI 9
BB 2
SO 10
LOB 17

Batter	1	2	3	4	5	6	7	8	9	AB	R	H	RBI	BB	SO	LOB	TOP				
11 Brett Gardner, L (1,7) OBP: 0.387, SLG: 0.383										4	0	1	1	1	2	3	New York Yankees @ Chicago White Sox U.S. Cellular Field, Chicago, IL Sun Aug 29 2010, 2:13 PM - 5:37 PM EDT Att: 39,433 - Partly Cloudy - 92 F livebaseballscorecards.com				
2 Derek Jeter, R (1,6) OBP: 0.335, SLG: 0.381										4	0	0	0	1	1	3					
33 Nick Swisher, S (1,3) OBP: 0.366, SLG: 0.520										4	0	1	0	0	2	1					
24 Robinson Cano, L (1,4) OBP: 0.385, SLG: 0.556										4	0	1	0	0	1	1					
38 Marcus Thames, R (1,10) OBP: 0.401, SLG: 0.544										3	1	1	1	1	0	2					
14 Curtis Granderson, L (1,8) OBP: 0.318, SLG: 0.432										4	0	1	0	0	0	2					
26 Austin Kearns, R (1,9) OBP: 0.353, SLG: 0.419										4	0	0	0	0	0	5					
12 Eduardo Núñez, R (1,5) OBP: 0.345, SLG: 0.444										3	0	0	0	1	0	1					
19 Ramiro Pena, S (9,5) OBP: 0.262, SLG: 0.244										0	0	0	0	0	0	0					
17 Francisco Cervelli, R (1,2) OBP: 0.324, SLG: 0.313										4	1	4	0	0	0	0					
Inning Stats	R: 0 E: 0 K: 1 S: 11	H: 1 LOB: 1 BB: 0 P: 15	R: 1 E: 1 K: 0 S: 11	H: 1 LOB: 0 BB: 0 P: 17	R: 1 E: 0 K: 0 S: 7	H: 2 LOB: 0 BB: 0 P: 14	R: 0 E: 0 K: 0 S: 7	H: 1 LOB: 1 BB: 1 P: 15	R: 0 E: 0 K: 2 S: 8	H: 0 LOB: 0 BB: 0 P: 11	R: 0 E: 0 K: 1 S: 10	H: 1 LOB: 2 BB: 1 P: 18	R: 0 E: 1 K: 1 S: 14	H: 1 LOB: 3 BB: 0 P: 23	R: 0 E: 0 K: 0 S: 12	H: 1 LOB: 1 BB: 0 P: 17	1B: 7 2B: 2 3B: 0 HR: 1	SF: 0 SAC: 0 DP: 3 HBP: 0	WP: 2 PB: 0 SB: 1 CS: 1	PA: 38	
PITCHER	IP: 6.2 WLS: L BF: 27	H: 7 R: 2 ER: 2 SO: 4	BB: 3 IBB: 0 HBP: 0 BLK: 0	WP: 1 HR: 1 S: 60 P: 102	ERA: 2.70 WHIP: 1.500	IP: 0.2 WLS: 4 BF: 1	H: 1 R: 0 ER: 0 SO: 2	BB: 1 IBB: 0 HBP: 0 BLK: 0	WP: 1 HR: 0 S: 11 P: 20	ERA: 0.00 WHIP: 3.000	IP: 1.2 WLS: 7 BF: 1	H: 1 R: 0 ER: 0 SO: 0	BB: 0 IBB: 0 HBP: 0 BLK: 0	WP: 0 HR: 0 S: 18 P: 25	ERA: 0.00 WHIP: 0.600						

Batter	1	2	3	4	5	6	7	8	9	AB	R	H	RBI	BB	SO	LOB	BOTTOM					
1 Juan Pierre, L (1,7) OBP: 0.348, SLG: 0.325										5	0	1	1	0	1	2	New York Yankees @ Chicago White Sox U.S. Cellular Field, Chicago, IL Sun Aug 29 2010, 2:13 PM - 5:37 PM EDT Att: 39,433 - Partly Cloudy - 92 F livebaseballscorecards.com					
11 Omar Vizquel, S (1,5) OBP: 0.397, SLG: 0.339										4	0	0	0	1	2	3						
51 Alex Rios, R (1,8) OBP: 0.335, SLG: 0.463										4	0	0	0	0	1	1						
14 Paul Konerko, R (1,3) ERA: 1.93										3	0	1	0	1	0	0						
18 Brent Lillibridge, R (8,PR) OBP: 0.293, SLG: 0.491										0	0	0	0	0	0	0						
7 Mark Kotsay, L (9,3) OBP: 0.307, SLG: 0.382										0	0	0	0	0	0	0						
25 Andruw Jones, R (1,9) OBP: 0.321, SLG: 0.474										4	0	1	0	0	0	2						
12 A.J. Pierzynski, L (1,2) OBP: 0.291, SLG: 0.370										4	0	2	0	0	1	2						
10 Alexei Ramirez, R (1,6) OBP: 0.315, SLG: 0.439										3	0	0	0	1	1	3						
23 Mark Teahen, L (1,10) OBP: 0.342, SLG: 0.417										3	0	0	0	0	2	3						
20 Carlos Quentin, R (9,PH) OBP: 0.336, SLG: 0.486										1	0	0	0	0	0	0						
15 Gordon Beckham, R (1,4) OBP: 0.316, SLG: 0.389										3	1	2	0	1	0	0						
Inning Stats	R: 0 E: 0 K: 2 S: 9	H: 0 LOB: 0 BB: 0 P: 12	R: 0 E: 0 K: 1 S: 13	H: 1 LOB: 1 BB: 0 P: 20	R: 0 E: 0 K: 2 S: 10	H: 1 LOB: 1 BB: 0 P: 15	R: 0 E: 0 K: 0 S: 10	H: 1 LOB: 1 BB: 0 P: 14	R: 1 E: 0 K: 2 S: 11	H: 2 LOB: 1 BB: 0 P: 16	R: 0 E: 0 K: 0 S: 12	H: 1 LOB: 3 BB: 2 P: 25	R: 0 E: 0 K: 1 S: 15	H: 0 LOB: 1 BB: 1 P: 23	R: 0 E: 1 K: 1 S: 13	H: 1 LOB: 2 BB: 0 P: 19	R: 0 E: 0 K: 0 S: 9	H: 0 LOB: 1 BB: 1 P: 14	1B: 6 2B: 1 3B: 0 HR: 0	SF: 0 SAC: 0 DP: 0 HBP: 0	WP: 2 PB: 0 SB: 1 CS: 1	PA: 38
PITCHER	IP: 5.2 WLS: W BF: 23	H: 5 R: 1 ER: 0 SO: 7	BB: 1 IBB: 0 HBP: 0 BLK: 0	WP: 0 HR: 0 S: 88 P: 159	ERA: 1.59 WHIP: 1.059	IP: 0.0 WLS: 1 BF: 1	H: 1 R: 0 ER: 0 SO: 0	BB: 0 IBB: 0 HBP: 0 BLK: 0	WP: 0 HR: 0 S: 17 P: 31	ERA: 0.00 WHIP: 2.000	IP: 1.1 WLS: H BF: 5	H: 5 R: 1 ER: 0 SO: 1	BB: 0 IBB: 0 HBP: 0 BLK: 0	WP: 0 HR: 0 S: 9 P: 14	ERA: 0.00 WHIP: 1.000							

Batter	1	2	3	4	5	6	7	8	9	AB	R	H	RBI	BB	SO	LOB	TOP										
1 Juan Pierre, L OBP: 0.352, SLG: 0.326										3	0	2	0	1	0	1											
11 Omar Vizquel, S OBP: 0.354, SLG: 0.337										4	0	0	0	0	0	4											
51 Alex Rios, R OBP: 0.341, SLG: 0.473										3	1	0	0	1	2	1											
14 Paul Konerko, R OBP: 0.400, SLG: 0.583										4	0	1	0	0	2	2											
20 Carlos Quentin, R OBP: 0.333, SLG: 0.478										3	1	0	0	1	2	1											
25 Andrew Jones, R OBP: 0.322, SLG: 0.472										0	0	0	0	0	0	0											
12 A.J. Pierzynski, L OBP: 0.291, SLG: 0.376										4	1	1	3	0	1	1											
7 Mark Kotsay, L OBP: 0.311, SLG: 0.385										2	0	0	0	1	0	0											
18 Brent Lillibridge, R OBP: 0.295, SLG: 0.533										1	1	0	0	0	1	0											
10 Alexei Ramirez, R OBP: 0.313, SLG: 0.435										3	0	0	0	0	0	0											
23 Mark Teahen, L OBP: 0.342, SLG: 0.416										3	0	1	1	0	1	1											
Inning Stats	R: 0 E: 0 K: 1 S: 10	H: 1 LOB: 1 BB: 0 P: 15	R: 0 E: 0 K: 1 S: 8	H: 0 LOB: 0 BB: 0 P: 11	R: 0 E: 1 K: 0 S: 7	H: 0 LOB: 1 BB: 0 P: 15	R: 0 E: 0 K: 1 S: 6	H: 0 LOB: 0 BB: 0 P: 6	R: 0 E: 0 K: 0 S: 6	H: 0 LOB: 0 BB: 0 P: 10	R: 0 E: 0 K: 1 S: 6	H: 1 LOB: 0 BB: 0 P: 11	R: 0 E: 0 K: 3 S: 12	H: 1 LOB: 1 BB: 0 P: 14	R: 1 E: 0 K: 0 S: 13	H: 1 LOB: 1 BB: 2 P: 22	R: 3 E: 0 K: 2 S: 10	H: 1 LOB: 0 BB: 2 P: 22	1B: 3 2B: 2 3B: 0 HR: 1	SF: 0 SAC: 1 DP: 1 HBP: 0	WP: 0 PB: 1 SB: 2 CS: 1	PA: 35					
PITCHER	IP	WLS	BF	H	R	ER	SO	BB	IBB	HBP	BLK	WP	HR	S	P	ERA	WHIP										
63 Justin Masterson, R ERA: 5.04	(1, 1)	7.2	28	4	1	1	7	2	0	0	0	0	0	66	102	1.17	0.783										
49 Tony Sipp, L ERA: 4.76	(8, 1)	0.1	L	3	0	0	0	0	0	0	0	0	0	2	2	0.00	0.000										
38 Joe Smith, R ERA: 5.04	(9, 1)	0.1	L	3	0	2	2	1	2	0	0	0	0	4	14	54.00	6.000										
56 Frank Herrmann, R ERA: 4.17	(9, 1)	0.2	3	1	1	1	1	0	0	0	0	0	1	6	8	13.50	1.500										

Chicago White Sox @ Cleveland Indians
Progressive Field, Cleveland, OH
Tue Aug 31 2010, 7:06 PM - 9:50 PM EDT
Att. 12,006 - Clear - 79 F

AB 30
R 4
H 5
RBI 4
BB 4
SO 9
LOB 11



Batter	1	2	3	4	5	6	7	8	9	AB	R	H	RBI	BB	SO	LOB	BOTTOM										
23 Michael Brantley, L OBP: 0.276, SLG: 0.298										5	0	1	0	0	1	3											
13 Adrián Cabrera, S OBP: 0.325, SLG: 0.360										4	0	0	0	0	1	2											
17 Shin-Soo Choo, L OBP: 0.388, SLG: 0.457										4	0	1	0	0	3	2											
48 Travis Hafner, L OBP: 0.378, SLG: 0.448										3	0	0	0	1	1	1											
12 Jayson Nix, R OBP: 0.300, SLG: 0.439										4	1	1	0	0	0	2											
47 Shelley Duncan, R OBP: 0.318, SLG: 0.418										3	1	1	1	0	2	1											
4 Trevor Crowe, S OBP: 0.301, SLG: 0.332										1	1	1	0	0	0	0											
25 Andy Marte, R OBP: 0.297, SLG: 0.364										4	0	0	0	0	2	3											
16 Jason Donald, R OBP: 0.314, SLG: 0.393										4	0	1	2	0	1	1											
6 Lou Marson, R OBP: 0.266, SLG: 0.270										3	0	1	0	0	0	0											
7 Matt LaPorta, R OBP: 0.310, SLG: 0.375										1	0	1	0	0	0	0											
8 Chris Gimenez, R OBP: 0.286, SLG: 0.378										0	0	0	0	0	0	0											
Inning Stats	R: 0 E: 0 K: 1 S: 12	H: 1 LOB: 1 BB: 0 P: 16	R: 0 E: 1 K: 2 S: 13	H: 0 LOB: 1 BB: 0 P: 17	R: 0 E: 0 K: 1 S: 10	H: 1 LOB: 1 BB: 0 P: 13	R: 0 E: 0 K: 1 S: 6	H: 0 LOB: 0 BB: 0 P: 10	R: 0 E: 0 K: 0 S: 4	H: 0 LOB: 0 BB: 0 P: 9	R: 0 E: 0 K: 1 S: 12	H: 1 LOB: 2 BB: 1 P: 22	R: 1 E: 0 K: 1 S: 8	H: 1 LOB: 0 BB: 0 P: 11	R: 0 E: 0 K: 3 S: 10	H: 0 LOB: 0 BB: 0 P: 13	R: 2 E: 0 K: 1 S: 16	H: 4 LOB: 2 BB: 0 P: 21	1B: 6 2B: 1 3B: 0 HR: 1	SF: 0 SAC: 0 DP: 0 HBP: 0	WP: 1 PB: 0 SB: 1 CS: 0	PA: 37					
PITCHER	IP	WLS	BF	H	R	ER	SO	BB	IBB	HBP	BLK	WP	HR	S	P	ERA	WHIP										
33 Edwin Jackson, R ERA: 4.37	(1, 1)	8.2	W	35	7	3	3	11	0	0	0	0	0	3	3	0.00	3.000										
45 Bobby Jenks, R ERA: 4.65	(9, 1)	0.1	S	2	1	0	0	0	0	0	0	0	0	3	3	0.00	3.000										

Chicago White Sox @ Cleveland Indians
Progressive Field, Cleveland, OH
Tue Aug 31 2010, 7:06 PM - 9:50 PM EDT
Att. 12,006 - Clear - 79 F

AB 36
R 3
H 8
RBI 3
BB 1
SO 11
LOB 15



Batter	1	2	3	4	5	6	7	8	9	AB	R	H	RBI	BB	SO	LOB	TOP										
1 Juan Pierre, L (1, 7) OBP: 0.350, SLG: 0.325	G4-3		F8		G3		K			4	0	0	0	0	1	1	Chicago White Sox @ Boston Red Sox Fenway Park, Boston, MA Sat Sep 04 2010, 1:09 PM - 4:01 PM EDT Att: 37,411 - Partly Cloudy - 79 F										
11 Omar Vizquel, S (1, 5) OBP: 0.354, SLG: 0.335	L3		51 1B 14 CS BB			51 G5-4-3 1B	G4-3			3	0	1	0	1	0	1											
51 Alex Rios, R (1, 8) OBP: 0.341, SLG: 0.477	G5-3							G6-3		4	0	1	0	0	0	1											
14 Paul Konerko, R (1, 3) OBP: 0.401, SLG: 0.590		99 1B 12 G4-6-3 1B	CS		99 G4-3 12 1B			F8		4	2	3	0	0	0	0											
99 Manny Ramirez, R (1, 10) OBP: 0.408, SLG: 0.507		12 G4-6-3 1B				12 FC5 99 1B 1B		G5-3		4	0	2	0	0	0	1											
12 A.J. Pierzynski, L (1, 2) OBP: 0.293, SLG: 0.378	G4-6-3					25 G5-4-3 1B				4	0	2	1	0	0	3											
25 Andruw Jones, R (1, 9) OBP: 0.330, SLG: 0.483										4	0	2	0	0	1	2											
10 Alexei Ramirez, R (1, 6) OBP: 0.312, SLG: 0.439	K									4	1	1	0	0	2	2											
15 Gordon Beckham, R (1, 4) OBP: 0.320, SLG: 0.392			F9		G4-3					4	0	1	1	0	0	2											
Inning Stats	R: 0 E: 0 K: 0 S: 7	H: 0 LOB: 0 BB: 0 P: 8	R: 1 E: 0 K: 1 S: 15	H: 3 LOB: 1 BB: 0 P: 22	R: 0 E: 0 K: 0 S: 21	H: 1 LOB: 1 BB: 1 P: 32	R: 1 E: 0 K: 0 S: 17	H: 2 LOB: 0 BB: 0 P: 24	R: 0 E: 0 K: 1 S: 6	H: 0 LOB: 0 BB: 0 P: 9	R: 0 E: 0 K: 0 S: 15	H: 3 LOB: 2 BB: 0 P: 21	R: 1 E: 0 K: 1 S: 12	H: 2 LOB: 1 BB: 0 P: 19	R: 0 E: 0 K: 0 S: 6	H: 0 LOB: 0 BB: 0 P: 7		R: 0 E: 0 K: 1 S: 11	H: 2 LOB: 1 BB: 0 P: 15	1B: 9 2B: 4 3B: 0 HR: 0	SF: 0 SAC: 0 DP: 3 HBP: 0	WP: 0 PB: 0 SB: 0 CS: 2	PA: 37				
PITCHER	IP	WLS	BF	H	R	ER	SO	BB	IBB	HBP	BLK	WP	HR	S	P	ERA	WHIP										
11 Clay Buchholz, R (1, 1) ERA: 2.25	5.0	L	19	6	2	2	2	1	0	0	0	0	0	66	95	3.60	1.400										
48 Scott Atchison, R (6, 1) ERA: 4.04	1.1		8	5	1	1	0	0	0	0	0	0	0	19	26	6.75	3.750										
62 Dustin Richardson, L (7, 1) ERA: 2.45	0.2		2	0	0	0	1	0	0	0	0	0	0	8	14	0.00	0.000										
49 Tim Wakefield, R (8, 1) ERA: 5.19	2.0		7	2	0	0	1	0	0	0	0	0	0	17	22	0.00	1.000										

Batter	1	2	3	4	5	6	7	8	9	AB	R	H	RBI	BB	SO	LOB	BOTTOM										
10 Marco Scutaro, R (1, 6) OBP: 0.333, SLG: 0.374	F9		K				G4-3			5	0	1	1	0	1	1	Chicago White Sox @ Boston Red Sox Fenway Park, Boston, MA Sat Sep 04 2010, 1:09 PM - 4:01 PM EDT Att: 37,411 - Partly Cloudy - 79 F										
7 J.D. Drew, L (1, 9) OBP: 0.344, SLG: 0.449	P5		F8							4	0	0	0	0	1	2											
41 Victor Martinez, S (1, 2) OBP: 0.336, SLG: 0.459	F9									4	0	1	0	0	0	2											
29 Adrián Beltré, R (1, 5) OBP: 0.361, SLG: 0.554		25 2B 1B								4	0	1	0	0	0	3											
34 David Ortiz, L (1, 10) OBP: 0.362, SLG: 0.521					G3					4	0	0	0	0	3	1											
25 Mike Lowell, R (1, 3) OBP: 0.309, SLG: 0.374										4	0	1	0	0	0	0											
12 Jed Lowrie, S (1, 4) OBP: 0.387, SLG: 0.489										2	0	1	0	2	0	0											
22 Bill Hall, R (1, 7) OBP: 0.306, SLG: 0.465										4	1	2	0	0	2	4											
54 Darrell McDonald, R (1, 8) OBP: 0.339, SLG: 0.433										3	0	0	0	1	0	6											
Inning Stats	R: 0 E: 0 K: 0 S: 8	H: 2 LOB: 3 BB: 1 P: 19	R: 0 E: 0 K: 2 S: 12	H: 1 LOB: 1 BB: 0 P: 19	R: 0 E: 0 K: 1 S: 8	H: 0 LOB: 0 BB: 0 P: 11	R: 1 E: 0 K: 0 S: 12	H: 2 LOB: 2 BB: 1 P: 21	R: 0 E: 0 K: 1 S: 9	H: 1 LOB: 2 BB: 1 P: 18	R: 0 E: 0 K: 1 S: 7	H: 0 LOB: 0 BB: 0 P: 10	R: 0 E: 0 K: 1 S: 7	H: 0 LOB: 0 BB: 0 P: 10	R: 0 E: 0 K: 1 S: 10	H: 1 LOB: 1 BB: 0 P: 13		1B: 6 2B: 1 3B: 0 HR: 0	SF: 0 SAC: 0 DP: 0 HBP: 0	WP: 0 PB: 0 SB: 0 CS: 0	PA: 37						
PITCHER	IP	WLS	BF	H	R	ER	SO	BB	IBB	HBP	BLK	WP	HR	S	P	ERA	WHIP										
50 John Danks, L (1, 1) ERA: 3.56	7.0		30	6	1	1	5	3	0	0	0	0	0	7	10	0.00	1.286										
46 Sergio Santos, R (8, 1) ERA: 2.25	1.0	H	3	0	0	0	1	0	0	0	0	0	0	10	13	0.00	1.000										
45 Bobby Jenks, R (9, 1) ERA: 4.56	1.0	S	4	1	0	0	1	0	0	0	0	0	0	10	13	0.00	1.000										

Batter	1	2	3	4	5	6	7	8	9	AB	R	H	RBI	BB	SO	LOB	TOP			
1 Juan Pierre, L OBP: 0.346, SLG: 0.320	G6-3			F7		F7		G3		4	0	0	0	0	0	0				
11 Omar Vizquel, S OBP: 0.353, SLG: 0.348	K			HR		51 G1-3 1B		P4		4	1	2	1	0	1	0				
51 Alex Rios, R OBP: 0.341, SLG: 0.471	K			K		G1-3		14 G5-4-3 1B		4	0	1	0	0	2	1				
14 Paul Konerko, R OBP: 0.396, SLG: 0.579		G5-3		99 BB 1B		G5-3		G5-4-3		4	0	1	0	0	0	2				
99 Manny Ramirez, R OBP: 0.412, SLG: 0.495		P3						G5-3		2	0	0	0	1	0	0				
23 Mark Teahen, L OBP: 0.332, SLG: 0.391								G3		3	0	0	0	0	1	2				
25 Andruw Jones, R OBP: 0.331, SLG: 0.477								K		3	0	0	0	0	3	0				
12 A.J. Pierzynski, L OBP: 0.297, SLG: 0.381				G4-3		G4-3		G3		3	0	0	0	0	0	0				
10 Alexei Ramirez, R OBP: 0.311, SLG: 0.431				G5-3		G4-3		K		3	0	0	0	0	1	0				
Inning Stats	R: 0 E: 0 K: 2 S: 10	H: 0 LOB: 0 BB: 0 P: 16	R: 0 E: 0 K: 0 S: 4	H: 0 LOB: 0 BB: 0 P: 5	R: 0 E: 0 K: 1 S: 7	H: 0 LOB: 0 BB: 0 P: 11	R: 1 E: 0 K: 2 S: 15	H: 2 LOB: 2 BB: 1 P: 26	R: 0 E: 0 K: 1 S: 9	H: 1 LOB: 1 BB: 0 P: 14	R: 0 E: 0 K: 1 S: 9	H: 0 LOB: 0 BB: 0 P: 15	R: 0 E: 0 K: 1 S: 8	H: 0 LOB: 0 BB: 0 P: 13	R: 0 E: 0 K: 0 S: 6	H: 1 LOB: 0 BB: 0 P: 9	1B: 3 2B: 0 3B: 0 HR: 1	SF: 0 SAC: 0 DP: 1 HBP: 0	WP: 0 PB: 0 SB: 0 CS: 0	PA: 31
PITCHER	IP	WLS	BF	H	R	ER	SO	BB	IBB	HBP	BLK	WP	HR	S	P	ERA	WHIP			
38 Jeremy Bonderman, R ERA: 5.03	8.0	W	28	3	1	1	8	1	0	0	0	0	1	70	114	1.12	0.500			
40 Phil Coke, L ERA: 2.65	1.0		3	1	0	0	0	0	0	0	0	0	0	6	9	0.00	1.000			

Chicago White Sox @ Detroit Tigers
Comerica Park, Detroit, MI
Wed Sep 08 2010, 7:06 PM - 9:08 PM EDT
Att: 25,995 - Partly Cloudy - 64 F

AB 30
R 1
H 4
RBI 1
BB 1
SO 8
LOB 5



Batter	1	2	3	4	5	6	7	8	9	AB	R	H	RBI	BB	SO	LOB	BOTTOM			
14 Austin Jackson, R OBP: 0.360, SLG: 0.414	G4-3					G4-3				3	0	1	0	1	0	0				
28 Will Rhymes, L OBP: 0.347, SLG: 0.381	F8			P2		G4-3				4	0	0	0	0	0	3				
25 Ryan Raburn, R OBP: 0.325, SLG: 0.460	G6-3			57 E 15 BB 1B		26 G4-3 57 BB 2B		G4-3		4	2	2	0	0	0	0				
26 Brennan Boesch, L OBP: 0.328, SLG: 0.440		57 G1-6-3 BB		P3		G4-3		G1-3		3	0	0	0	1	0	2				
57 Casper Wells, R OBP: 0.365, SLG: 0.551	G1-6-3			FC5 15 BB 1B		27 BB 1B		P3		4	1	1	1	0	0	2				
27 Jhonny Peralta, R OBP: 0.319, SLG: 0.410	E5			15 BB 1B		13 BB 1B		L9		3	1	1	0	1	0	0				
15 Brandon Inge, R OBP: 0.328, SLG: 0.406				13 BB 1B		13 BB 1B		G1-3		4	1	1	2	0	2	3				
32 Don Kelly, L OBP: 0.279, SLG: 0.363				K		F7		P5		4	0	1	0	0	1	4				
13 Alex Avila, L OBP: 0.314, SLG: 0.322				G4-6-3 1B		K		K		3	0	1	2	0	1	1				
Inning Stats	R: 0 E: 0 K: 0 S: 8	H: 0 LOB: 0 BB: 0 P: 11	R: 0 E: 1 K: 1 S: 10	H: 0 LOB: 1 BB: 1 P: 21	R: 0 E: 0 K: 0 S: 12	H: 2 LOB: 1 BB: 0 P: 14	R: 4 E: 1 K: 1 S: 13	H: 3 LOB: 2 BB: 2 P: 24	R: 1 E: 0 K: 1 S: 13	H: 3 LOB: 2 BB: 0 P: 16	R: 0 E: 0 K: 1 S: 8	H: 0 LOB: 0 BB: 0 P: 8	R: 0 E: 0 K: 0 S: 6	H: 0 LOB: 0 BB: 0 P: 7	R: 0 E: 0 K: 0 S: 9	H: 0 LOB: 0 BB: 0 P: 12	1B: 6 2B: 2 3B: 0 HR: 0	SF: 0 SAC: 0 DP: 2 HBP: 0	WP: 0 PB: 0 SB: 0 CS: 0	PA: 35
PITCHER	IP	WLS	BF	H	R	ER	SO	BB	IBB	HBP	BLK	WP	HR	S	P	ERA	WHIP			
50 John Danks, L ERA: 3.54	6.0	L	29	8	5	2	4	2	1	0	0	0	0	64	94	3.00	1.667			
57 Ramon Pena, R ERA: 5.4	2.0		6	0	0	0	0	0	0	0	0	0	0	15	19	0.00	0.000			

Chicago White Sox @ Detroit Tigers
Comerica Park, Detroit, MI
Wed Sep 08 2010, 7:06 PM - 9:08 PM EDT
Att: 25,995 - Partly Cloudy - 64 F

AB 32
R 5
H 8
RBI 5
BB 3
SO 4
LOB 15



Batter	1	2	3	4	5	6	7	8	9	AB	R	H	RBI	BB	SO	LOB	TOP										
7 Grégor Blanco, L OBP: 0.340, SLG: 0.324	G4-3	G4-3				B2-3				4	0	1	0	1	0	4	Kansas City Royals @ Chicago White Sox U.S. Cellular Field, Chicago, IL Fri Sep 10 2010, 8:10 PM - 10:34 PM EDT Att: 27,009 - Partly Cloudy - 67 F										
13 Mike Aviles, R OBP: 0.317, SLG: 0.350	1B		F8			P3			F7	5	0	1	0	0	0	2											
16 Billy Butler, R OBP: 0.379, SLG: 0.450	F9		P4			G6-3			F9	4	0	0	0	0	0	2											
11 Josh Fields, R OBP: 0.333, SLG: 0.476	G6-3		G6-3			G6-3			G5-3	4	0	0	0	0	0	2											
24 Wilson Betemit, S OBP: 0.383, SLG: 0.522		K				K			F9	4	0	0	0	0	3	0											
3 Brayan Peña, S OBP: 0.319, SLG: 0.314		3 BB 26 1B				P3			G4-3	4	1	2	0	0	0	0											
26 Jai Miller, R OBP: 0.324, SLG: 0.344		3 BB 1B				K			K	4	1	2	0	0	2	1											
8 Willie Bloomquist, R OBP: 0.298, SLG: 0.391		P3				2B			P6	4	1	2	2	0	0	2											
3 Yuniesky Betancourt, R OBP: 0.286, SLG: 0.418						G5-3			G6-3	3	0	1	1	1	0	1											
Inning Stats	R: 0 E: 0 K: 0 S: 13	H: 1 LOB: 1 BB: 0 P: 19	R: 0 E: 0 K: 1 S: 13	H: 2 LOB: 3 BB: 1 P: 22	R: 0 E: 0 K: 0 S: 7	H: 0 LOB: 0 BB: 0 P: 7	R: 1 E: 0 K: 2 S: 10	H: 2 LOB: 1 BB: 0 P: 14	R: 0 E: 0 K: 0 S: 12	H: 0 LOB: 1 BB: 1 P: 19	R: 2 E: 0 K: 1 S: 16	H: 3 LOB: 1 BB: 0 P: 23	R: 0 E: 0 K: 0 S: 4	H: 0 LOB: 0 BB: 0 P: 6	R: 0 E: 0 K: 1 S: 10	H: 0 LOB: 0 BB: 0 P: 13		R: 0 E: 0 K: 0 S: 10	H: 1 LOB: 1 BB: 0 P: 19	1B: 7 2B: 2 3B: 0 HR: 0	SF: 0 SAC: 0 DP: 0 HBP: 0	WP: 0 PB: 0 SB: 1 CS: 0	PA: 38				
PITCHER	IP	WLS	BF	H	R	ER	SO	BB	IBB	HBP	BLK	WP	HR	S	P	ERA	WHIP										
56 Mark Buehrle, L ERA: 3.99	7.0		31	8	3	3	4	2	0	0	2	0	0	75	110	3.86	1.429										
40 J.J. Putz, R ERA: 2.53	1.0	W	3	0	0	0	1	0	0	0	0	0	0	10	13	0.00	0.000										
49 Chris Sale, L ERA: 0.61	1.0	S	4	1	0	0	0	0	0	0	0	0	0	10	19	0.00	1.000										

Batter	1	2	3	4	5	6	7	8	9	AB	R	H	RBI	BB	SO	LOB	BOTTOM										
1 Juan Pierre, L OBP: 0.343, SLG: 0.317	10 CS 1B		G5-3			G4-3			F7	4	0	1	0	0	0	2	Kansas City Royals @ Chicago White Sox U.S. Cellular Field, Chicago, IL Fri Sep 10 2010, 8:10 PM - 10:34 PM EDT Att: 27,009 - Partly Cloudy - 67 F										
10 Alexei Ramirez, R OBP: 0.307, SLG: 0.425	K		G5-3			G5-3			E6	4	1	0	0	0	1	3											
51 Alex Rios, R OBP: 0.340, SLG: 0.475	G1-3		F9			K			12 2B	4	1	1	1	0	1	0											
14 Paul Konerko, R OBP: 0.394, SLG: 0.576		12 1B 2B				G5-3			P3	4	0	1	0	0	0	1											
99 Manny Ramirez, R OBP: 0.404, SLG: 0.480		P6				G5-3			F8	3	0	0	0	1	0	1											
18 Brent Lillibridge, R OBP: 0.290, SLG: 0.525									12 2B BB	0	1	0	0	0	0	0											
12 A.J. Pierzynski, L OBP: 0.286, SLG: 0.384						F8			G4-3	4	0	2	2	0	0	0											
20 Carlos Quentin, R OBP: 0.333, SLG: 0.477									1H 2H	12 2B BB	3	0	0	0	1	1		4									
25 Andruw Jones, R OBP: 0.331, SLG: 0.477									F7	0	0	0	0	0	0	0											
15 Gordon Beckham, R OBP: 0.317, SLG: 0.383									K	3	0	0	0	0	2	3											
22 Brent Morel, R OBP: 0.167, SLG: 0.667									G6-3	3	1	1	1	0	0	2											
Inning Stats	R: 0 E: 0 K: 1 S: 13	H: 1 LOB: 0 BB: 0 P: 18	R: 0 E: 0 K: 1 S: 11	H: 2 LOB: 2 BB: 0 P: 18	R: 1 E: 0 K: 0 S: 10	H: 1 LOB: 0 BB: 0 P: 17	R: 0 E: 0 K: 0 S: 6	H: 0 LOB: 0 BB: 0 P: 11	R: 0 E: 0 K: 1 S: 12	H: 0 LOB: 0 BB: 1 P: 23	R: 0 E: 0 K: 1 S: 9	H: 0 LOB: 0 BB: 0 P: 14	R: 0 E: 1 K: 0 S: 11	H: 0 LOB: 1 BB: 0 P: 14	R: 3 E: 1 K: 1 S: 13	H: 2 LOB: 2 BB: 1 P: 19	R: 0 E: 0 K: 0 S: 10	H: 0 LOB: 0 BB: 0 P: 19	1B: 2 2B: 3 3B: 0 HR: 1	SF: 0 SAC: 0 DP: 0 HBP: 0	WP: 0 PB: 0 SB: 0 CS: 1	PA: 34					
PITCHER	IP	WLS	BF	H	R	ER	SO	BB	IBB	HBP	BLK	WP	HR	S	P	ERA	WHIP										
52 Bruce Chen, L ERA: 4.67	7.0		27	4	1	1	4	1	0	0	0	0	0	13	115	1.29	0.714										
51 Robinson Tejeda, R ERA: 3.12	1.0	L	7	2	3	0	1	1	0	0	0	0	0	13	19	0.00	3.000										



Batter	1	2	3	4	5	6	7	8	9	AB	R	H	RBI	BB	SO	LOB	TOP								
7 Grégor Blanco, L OBP: 0.349, SLG: 0.347	4-2 C FF 95 B SL 97 B SL 98 B SL 99 B FF 96	2-1 F FF 95 B FF 94 SAFE PO PO 84 X SL 88		1-3 B FF 96 C FF 95 S FF 98		1-0 B SL 87 X SL 86	1-1 C FF 96 B SL 95 X CH 89		1-3 B FF 96 C FF 95 S SL 84	5	2	3	1	1	2	0									
12 Mitch Maier, L OBP: 0.328, SLG: 0.380	1-1 B FF 93 SAFE SAFE X FF 94	1-0 B SL 88 X FF 97		3-1 B CH 87 B FF 96 C FF 95 X FF 97		0-2 C FF 96 T FF 97 X FF 98	0-0 SAFE SAFE X SL 94		1-1 B FF 98 F FF 97 X FF 98	6	0	3	1	0	0	2									
16 Billy Butler, R OBP: 0.377, SLG: 0.447	3-0 SAFE SAFE X FF 94	0-0 X FF 95			0-1 F FF 96 X SL 88	2-2 C SL 92 B FF 95 SAFE SAFE X SL 87			0-1 C SL 83 X CH 81	6	1	1	0	0	0	5									
30 Kila Ka'aihue, L OBP: 0.289, SLG: 0.321	0-1 C FF 96 X FF 96		1-2 C FF 97 B CH 89 B FF 91 X SL 89		1-1 B CH 88 X FF 99	4-2 C FF 97 B CH 84 B CH 85 B SL 84 B FF 98			0-0 X FF 93	4	2	3	0	1	0	1									
24 Wilson Betemit, S OBP: 0.392, SLG: 0.531	0-2 C SL 88 X FF 97		3-2 B FF 97 B FF 97 F SL 90 X CH 88		1-2 F SL 89 S SL 85 F SL 90 X CH 87	4-0 B CH 85 B SL 96 B FF 94			1-1 B SL 93 X SL 81	4	1	3	1	1	0	1									
4 Alex Gordon, L OBP: 0.289, SLG: 0.401		2-1 B SL 85 B FF 94 X FF 97	0-3 S FF 97 F CH 87 S FF 91		2-1 B FF 96 B SL 88 F CH 87 X SL 88	3-3 C FF 96 B CH 85 B SL 84 B FF 97 S FF 98		4-2 C SL 94 B SL 95 B FF 95 B FF 95		4	1	2	1	1	2	4									
3 Brayan Peña, S OBP: 0.322, SLG: 0.327			1-1 B CH 89 C SL 88 X SL 88		0-0 X FF 95	0-2 C SL 96 S SL 96 T FF 92 X SL 96		0-1 F SL 96 X SL 96		5	0	2	2	0	1	6									
17 Chris Getz, L OBP: 0.298, SLG: 0.275			2-2 B FF 97 B SL 88 X SL 90		3-1 B FF 97 B SL 88 F SL 94 X FF 95			0-2 C FF 92 C SL 91 C FO 84 X CH 85		5	1	1	1	0	0	4									
3 Yuniesky Betancourt, R OBP: 0.283, SLG: 0.415	0-1 C SL 87 X SL 89		0-0 X SL 86		0-3 C SL 87 S FF 90			2-3 B SL 80 B SL 94 F SL 86 S FF 95		4	0	0	1	0	2	5									
Inning Stats	R: 1 E: 0 K: 0 S: 10	H: 2 LOB: 2 BB: 1 P: 18	R: 2 E: 0 K: 0 S: 11	H: 3 LOB: 2 BB: 0 P: 15	R: 1 E: 0 K: 1 S: 15	H: 2 LOB: 0 BB: 0 P: 22	R: 0 E: 0 K: 1 S: 6	H: 0 LOB: 0 BB: 0 P: 10	R: 1 E: 0 K: 1 S: 17	H: 4 LOB: 3 BB: 2 P: 24	R: 1 E: 0 K: 2 S: 17	H: 2 LOB: 3 BB: 2 P: 31	R: 0 E: 0 K: 1 S: 12	H: 1 LOB: 1 BB: 0 P: 15	R: 2 E: 0 K: 0 S: 14	H: 3 LOB: 2 BB: 1 P: 22	R: 0 E: 0 K: 1 S: 7	H: 1 LOB: 0 BB: 0 P: 10	1B: 13 2B: 4 3B: 1 HR: 0	SF: 1 SAC: 0 DP: 1 HBP: 0	WP: 2 PB: 0 SB: 1 CS: 0	PA: 48			
PITCHER	IP	WLS	BF	H	R	ER	SO	BB	IBB	HBP	BLK	WP	HR	S	P	ERA	WHIP								
33 Edwin Jackson, R ERA: 4.57	5.0	L	29	13	6	6	3	1	0	0	0	1	0	63	94	10.80	2.800								
57 Ramon Pena, R ERA: 5.47	2.1		14	4	2	2	3	3	0	0	0	1	0	34	55	7.71	3.000								
71 Scott Linebrink, R ERA: 4.44	0.2		2	0	0	0	0	0	0	0	0	0	0	5	8	0.00	0.000								
47 Gregory Infante, R ERA:	1.0		3	1	0	0	1	0	0	0	0	0	0	7	10	0.00	1.000								

Kansas City Royals @ Chicago White Sox
U.S. Cellular Field, Chicago, IL
Sat Sep 11 2010, 7:09 PM - 10:14 PM EDT
Att: 26,389 - Partly Cloudy - 67 F

livebaseballscorecards.com

AB 43
R 8
H 18
RBI 8
BB 4
SO 7
LOB 28




Batter	1	2	3	4	5	6	7	8	9	AB	R	H	RBI	BB	SO	LOB	BOTTOM								
1 Juan Pierre, L OBP: 0.340, SLG: 0.315	0-2 C FF 92 B SL 93 X CU 80		3-2 C FF 94 B CH 84 B CH 86 B CH 85 C FF 94 F FF 94 X FF 94		1-2 C FF 92 B FF 90 T FF 94		1-3 B FF 93 C SL 93 S FF 94		2-2 C FF 90 D FF 92 F FF 95 B FC 90 F FF 94 X FF 90	5	0	0	0	0	2	2									
11 Omar Vizquel, S OBP: 0.356, SLG: 0.348	2-2 C FF 94 F FF 91 B FF 94 X FF 94		4-1 B CU 79 B CH 85 B FC 90 C FF 94 B FF 94		3-2 C CH 86 B FC 90 F CU 78 B FF 94 B CH 84 B FF 94 X FF 94		0-0 X FF 94		3-3 F FC 90 F FF 94 D CU 69 B CH 83 B FF 91 B FC 90 S FF 94	3	0	0	0	1	0	1									
24 Dayan Viciedo, R OBP: 0.274, SLG: 0.446			51 FC6-4 BB							1	0	0	0	1	1										
51 Alex Rios, R OBP: 0.339, SLG: 0.473	1-0 B FC 89 X FF 95		1-0 B CH 84 X FF 94		1-3 B CU 79 C CH 83 C FF 94				3-1 B SL 87 B CU 77 X FF 92	4	0	1	0	0	1	1									
14 Paul Konerko, R OBP: 0.397, SLG: 0.584	4-2 SAFE B FC 94 B FC 93 B FC 90 B FC 90 B FC 90			0-0 X FF 92		2-2 S FC 88 B CH 83 X FF 94			3-1 B CU 76 B FF 93 B FF 92 C CH 83 X FF 93	3	2	2	1	1	0	0									
99 Manny Ramirez, R OBP: 0.401, SLG: 0.476	1-3 T FF 94 B FC 89 C FF 94		2-2 B FF 92 C FF 94 X FF 94		2-1 C CU 78 B CU 78 X FC 90			2-3 C FF 94 C CU 77 B FC 93 S CH 85		4	0	1	0	0	2	2									
12 A.J. Pierzynski, L OBP: 0.300, SLG: 0.385		2-1 B CH 84 F FF 92 B CH 84 X CH 85		0-1 C FF 94 X FF 93		1-0 B CH 84 X CH 84			1-0 B FF 93 X FF 93	4	0	2	0	0	0	2									
17 Tyler Flowers, R										0	0	0	0	0	0	0									
7 Mark Kotsay, L OBP: 0.307, SLG: 0.380					0-2 F FC 91 F SL 94 X FF 93				1-0 B FF 93 X FF 92	4	0	0	0	0	1	4									
10 Alexei Ramirez, R OBP: 0.306, SLG: 0.424		1-2 F FC 88 B FF 94 X CU 80		0-0 X FF 92		1-3 B FF 94 B FF 92 X FF 94			2-2 B SL 88 C FF 94 X SL 87	4	0	1	1	0	0	0									
15 Gordon Beckham, R OBP: 0.317, SLG: 0.382					3-2 B FC 87 D FF 92 C FF 94 X FF 94				1-0 B FF 90 X FF 90	3	0	1	0	0	1	2									
30 Alejandro De Aza, L (9, PH)					2-3 S FC 89 F FC 94 X FF 94				1-2 B FF 90 X FF 90	1	0	0	0	0	0	1									
Inning Stats	R: 0 E: 0 K: 1 S: 12	H: 1 LOB: 2 BB: 1 P: 20	R: 0 E: 0 K: 1 S: 8	H: 0 LOB: 0 BB: 0 P: 11	R: 0 E: 0 K: 1 S: 11	H: 0 LOB: 1 BB: 1 P: 22	R: 1 E: 0 K: 1 S: 14	H: 3 LOB: 2 BB: 0 P: 18	R: 0 E: 0 K: 2 S: 11	H: 0 LOB: 0 BB: 0 P: 16	R: 0 E: 0 K: 0 S: 8	H: 1 LOB: 1 BB: 0 P: 15	R: 0 E: 0 K: 1 S: 9	H: 1 LOB: 1 BB: 0 P: 13	R: 1 E: 0 K: 1 S: 9	H: 2 LOB: 1 BB: 0 P: 19	R: 0 E: 1 K: 1 S: 13	H: 0 LOB: 1 BB: 0 P: 22	1B: 6 2B: 1 3B: 0 HR: 1	SF: 0 SAC: 0 DP: 0 HBP: 0	WP: 0 PB: 0 SB: 1 CS: 0	PA: 38			
PITCHER	IP	WLS	BF	H	R	ER	SO	BB	IBB	HBP	BLK	WP	HR	S	P	ERA	WHIP								
34 Kyle Davies, R ERA: 4.95	6.0	W	25	5	1	1	5	2	0	0	0	0	1	64	102	1.50	1.167								
55 Gil Meche, R ERA: 6.2	2.0		9	3	1	1	2	0	0	0	0	0	1	18	32	4.50	1.500								
48 Joakim Soria, R ERA: 1.68	1.0		4	0	0	0	1	0	0	0	0	0	0	13	22	0.00	0.000								

Kansas City Royals @ Chicago White Sox
U.S. Cellular Field, Chicago, IL
Sat Sep 11 2010, 7:09 PM - 10:14 PM EDT
Att: 26,389 - Partly Cloudy - 67 F

livebaseballscorecards.com

AB 36
R 2
H 8
RBI 2
BB 2
SO 8
LOB 16



Batter	1	2	3	4	5	6	7	8	9	AB	R	H	RBI	BB	SO	LOB	TOP				
7 Grégor Blanco, L OBP: 0.352, SLG: 0.356 1 Jarrod Dyson, L										4	1	2	0	0	1	3	Kansas City Royals @ Chicago White Sox U.S. Cellular Field, Chicago, IL Sun Sep 12 2010, 2:07 PM - 5:33 PM EDT Att: 23,756 - Sunny - 78 F				
12 Mitch Maier, L OBP: 0.333, SLG: 0.382 Willie Bloomquist, R OBP: 0.296, SLG: 0.388										3	1	2	0	1	0	0					
16 Billy Butler, R OBP: 0.388, SLG: 0.457										4	1	3	3	1	0	2					
30 Kila Ka'aihue, L OBP: 0.286, SLG: 0.310										4	0	0	0	1	3	3					
24 Wilson Betemit, S OBP: 0.388, SLG: 0.523										5	1	1	0	0	2	4					
4 Alex Gordon, L OBP: 0.333, SLG: 0.400										3	1	1	0	2	1	0					
3 Brayan Peña, S OBP: 0.331, SLG: 0.364 22 Lucas May, R OBP: 0.111, SLG: 0.111										3	1	2	3	0	1	1					
17 Chris Getz, L OBP: 0.302, SLG: 0.277 13 Mike Aviles, R OBP: 0.316, SLG: 0.351										2	0	1	0	1	0	0					
3 Yuniesky Betancourt, R OBP: 0.283, SLG: 0.411										2	0	1	0	1	0	2					
										3	1	1	0	2	1	0					
Inning Stats	R: 6 H: 5 E: 0 K: 1 S: 25	H: 5 LOB: 0 BB: 1 P: 38	R: 0 H: 2 E: 0 K: 0 S: 13	H: 2 LOB: 1 BB: 1 P: 18	R: 0 H: 1 E: 0 K: 0 S: 11	H: 1 LOB: 2 BB: 1 P: 18	R: 0 H: 1 E: 0 K: 0 S: 10	H: 2 LOB: 3 BB: 1 P: 23	R: 0 H: 2 E: 0 K: 2 S: 15	H: 1 LOB: 1 BB: 1 P: 25	R: 0 H: 0 E: 0 K: 2 S: 8	H: 1 LOB: 1 BB: 0 P: 16	R: 0 H: 1 E: 0 K: 1 S: 12	H: 1 LOB: 1 BB: 0 P: 18	R: 0 H: 1 E: 0 K: 2 S: 10	H: 1 LOB: 2 BB: 1 P: 20	1B: 10 2B: 2 3B: 0 HR: 2	SF: 0 SAC: 0 DP: 2 HBP: 0	WP: 1 PB: 0 SB: 1 CS: 1	PA: 45	
PITCHER	IP WLS BF H R ER SO BB IBB HBP BLK WP HR S P ERA WHIP	IP WLS BF H R ER SO BB IBB HBP BLK WP HR S P ERA WHIP	IP WLS BF H R ER SO BB IBB HBP BLK WP HR S P ERA WHIP	IP WLS BF H R ER SO BB IBB HBP BLK WP HR S P ERA WHIP	IP WLS BF H R ER SO BB IBB HBP BLK WP HR S P ERA WHIP	IP WLS BF H R ER SO BB IBB HBP BLK WP HR S P ERA WHIP	IP WLS BF H R ER SO BB IBB HBP BLK WP HR S P ERA WHIP	IP WLS BF H R ER SO BB IBB HBP BLK WP HR S P ERA WHIP	IP WLS BF H R ER SO BB IBB HBP BLK WP HR S P ERA WHIP	IP WLS BF H R ER SO BB IBB HBP BLK WP HR S P ERA WHIP	IP WLS BF H R ER SO BB IBB HBP BLK WP HR S P ERA WHIP	IP WLS BF H R ER SO BB IBB HBP BLK WP HR S P ERA WHIP	IP WLS BF H R ER SO BB IBB HBP BLK WP HR S P ERA WHIP	IP WLS BF H R ER SO BB IBB HBP BLK WP HR S P ERA WHIP	IP WLS BF H R ER SO BB IBB HBP BLK WP HR S P ERA WHIP	IP WLS BF H R ER SO BB IBB HBP BLK WP HR S P ERA WHIP	ERA WHIP	ERA WHIP	ERA WHIP	ERA WHIP	ERA WHIP
58 Lucas Harrell, R ERA: 4.5 71 Scott Linebrink, R ERA: 4.32 46 Sergio Santos, R ERA: 2.14 40 J.J. Putz, R ERA: 2.57 37 Matt Thornton, L ERA: 2.5	(1, 1) (4, 1) (5, 1) (7, 1) (8, 1)	3.1 1.1 1.1 1.0 1.0	21 6 5 4 4	9 2 0 1 1	6 0 0 0 0	1 0 0 0 0	1 0 0 0 0	1 0 0 0 0	1 0 0 0 0	3 2 1 0 0	0 0 0 0 0	6 0 0 0 0	6 0 0 0 0	0 0 0 0 0	0 0 0 0 0	0 0 0 0 0	16.20 0.00 0.00 0.00 0.00	3.600 3.000 0.750 1.000 1.000			
49 Chris Sale, L ERA: 0.57	(9, 1)	1.0	5	1	0	0	2	1	0	0	0	0	0	0	0	0	0.00 2.000	2.000			
Batter	1	2	3	4	5	6	7	8	9	AB	R	H	RBI	BB	SO	LOB	BOTTOM				
1 Juan Pierre, L OBP: 0.339, SLG: 0.314										4	1	1	1	0	0	1	Kansas City Royals @ Chicago White Sox U.S. Cellular Field, Chicago, IL Sun Sep 12 2010, 2:07 PM - 5:33 PM EDT Att: 23,756 - Sunny - 78 F				
11 Omar Vizquel, S OBP: 0.358, SLG: 0.348 22 Brent Morel, R OBP: 0.143, SLG: 0.571										3	1	1	0	1	1	3					
51 Alex Rios, R OBP: 0.340, SLG: 0.473 30 Alejandro De Aza, L										1	0	0	0	0	0	0					
14 Paul Konerko, R OBP: 0.399, SLG: 0.598 24 Dayan Viciedo, R OBP: 0.271, SLG: 0.440										4	2	2	0	0	1	2					
99 Manny Ramirez, R OBP: 0.407, SLG: 0.478 18 Brent Lillibridge, R OBP: 0.296, SLG: 0.516										1	0	0	0	0	1	0					
12 A.J. Pierzynski, L OBP: 0.300, SLG: 0.383 17 Tyler Flowers, R										3	1	2	0	0	1	0					
23 Mark Teahen, L OBP: 0.332, SLG: 0.390 25 Andruw Jones, R OBP: 0.333, SLG: 0.491										1	1	1	4	0	0	0					
10 Alexei Ramirez, R OBP: 0.308, SLG: 0.425										4	1	2	0	0	1	0					
15 Gordon Beckham, R OBP: 0.318, SLG: 0.382										3	0	1	0	1	0	2					
Inning Stats	R: 2 H: 3 E: 0 K: 2 S: 17	H: 3 LOB: 1 BB: 0 P: 25	R: 0 H: 0 E: 0 K: 0 S: 11	H: 0 LOB: 1 BB: 1 P: 19	R: 2 H: 2 E: 0 K: 1 S: 13	H: 2 LOB: 0 BB: 0 P: 21	R: 2 H: 4 E: 0 K: 0 S: 17	H: 2 LOB: 2 BB: 0 P: 23	R: 0 H: 2 E: 0 K: 0 S: 14	H: 2 LOB: 2 BB: 0 P: 19	R: 6 H: 3 E: 0 K: 1 S: 18	H: 3 LOB: 0 BB: 2 P: 33	R: 0 H: 0 E: 0 K: 3 S: 9	H: 0 LOB: 0 BB: 0 P: 12	R: 0 H: 0 E: 0 K: 3 S: 9	H: 0 LOB: 0 BB: 0 P: 12		1B: 11 2B: 0 3B: 0 HR: 3	SF: 1 SAC: 0 DP: 0 HBP: 1	WP: 1 PB: 1 SB: 1 CS: 0	PA: 42
PITCHER	IP WLS BF H R ER SO BB IBB HBP BLK WP HR S P ERA WHIP	IP WLS BF H R ER SO BB IBB HBP BLK WP HR S P ERA WHIP	IP WLS BF H R ER SO BB IBB HBP BLK WP HR S P ERA WHIP	IP WLS BF H R ER SO BB IBB HBP BLK WP HR S P ERA WHIP	IP WLS BF H R ER SO BB IBB HBP BLK WP HR S P ERA WHIP	IP WLS BF H R ER SO BB IBB HBP BLK WP HR S P ERA WHIP	IP WLS BF H R ER SO BB IBB HBP BLK WP HR S P ERA WHIP	IP WLS BF H R ER SO BB IBB HBP BLK WP HR S P ERA WHIP	IP WLS BF H R ER SO BB IBB HBP BLK WP HR S P ERA WHIP	IP WLS BF H R ER SO BB IBB HBP BLK WP HR S P ERA WHIP	IP WLS BF H R ER SO BB IBB HBP BLK WP HR S P ERA WHIP	IP WLS BF H R ER SO BB IBB HBP BLK WP HR S P ERA WHIP	IP WLS BF H R ER SO BB IBB HBP BLK WP HR S P ERA WHIP	IP WLS BF H R ER SO BB IBB HBP BLK WP HR S P ERA WHIP	IP WLS BF H R ER SO BB IBB HBP BLK WP HR S P ERA WHIP	IP WLS BF H R ER SO BB IBB HBP BLK WP HR S P ERA WHIP	ERA WHIP	ERA WHIP	ERA WHIP	ERA WHIP	ERA WHIP
37 Sean O'Sullivan, R ERA: 6.28 59 Philip Humber, R ERA: 4.5 31 Dusty Hughes, L ERA: 4.41 38 Blake Wood, R ERA: 5.27 57 Jesse Chavez, R ERA: 6.34	(1, 1) (4, 1) (6, 1) (6, 1) (7, 1)	3.0 2.1 0.0 0.2 1.0	L 14 1 3 0	5 4 0 2 0	4 4 0 2 0	0 0 0 1 0	0 0 0 0 0	0 0 0 0 0	0 0 0 0 0	0 0 0 0 0	0 0 0 0 0	0 0 0 0 0	0 0 0 0 0	0 0 0 0 0	0 0 0 0 0	0 0 0 0 0	15.00 15.43 ∞ 27.00 0.00	3.000 2.571 ∞ 1.500 0.000			
56 Greg Holland, R ERA: 6.91	(8, 1)	1.0	3	0	0	3	0	0	0	0	0	0	0	0	0	0	0.00 0.000	0.000			

Batter	1	2	3	4	5	6	7	8	9	AB	R	H	RBI	BB	SO	LOB	TOP			
2 Denard Span, L OBP: 0.334, SLG: 0.351	L7		G4-6-3				L8			5	0	2	4	0	0	2	Minnesota Twins @ Chicago White Sox U.S. Cellular Field, Chicago, IL Tue Sep 14 2010, 8:11 PM - 11:10 PM EDT Att: 29,223 - Clear - 68 F			
1 Orlando Hudson, S OBP: 0.344, SLG: 0.382	L5			G6-3			G6-3			5	0	0	0	0	2	4				
7 Joe Mauer, L OBP: 0.402, SLG: 0.465	L7			L7						5	1	3	0	0	0	0				
5 Michael Cuddyer, R OBP: 0.336, SLG: 0.416	P3									5	0	1	0	0	0	3				
16 Jason Kubel, L OBP: 0.331, SLG: 0.437		G6-3								5	1	1	1	0	0	2				
21 Delmon Young, R OBP: 0.331, SLG: 0.483										2	2	1	1	1	0	0				
18 Jason Repko, R OBP: 0.294, SLG: 0.361										0	1	0	0	0	0	0				
25 Jim Thome, L OBP: 0.324, SLG: 0.385										3	0	1	0	1	1	1				
12 Alexi Casilla, S OBP: 0.294, SLG: 0.361										0	1	0	0	0	0	0				
22 Danny Valencia, R OBP: 0.369, SLG: 0.433										3	2	1	1	1	1	0				
27 J.J. Hardy, R OBP: 0.317, SLG: 0.401										4	1	2	1	0	1	3				
Inning Stats	R: 0 H: 1 E: 0 K: 0 S: 9	H: 1 LOB: 1 BB: 0 P: 15	R: 0 H: 0 E: 0 K: 1 S: 10	H: 0 LOB: 0 BB: 0 P: 15	R: 0 H: 0 E: 1 K: 0 S: 6	H: 0 LOB: 0 BB: 0 P: 8	R: 0 H: 1 E: 0 K: 0 S: 7	H: 1 LOB: 1 BB: 0 P: 13	R: 2 H: 4 E: 0 K: 2 S: 11	H: 4 LOB: 1 BB: 0 P: 17	R: 0 H: 1 E: 0 K: 0 S: 4	H: 2 LOB: 1 BB: 0 P: 16	R: 5 H: 3 E: 0 K: 2 S: 19	H: 3 LOB: 2 BB: 3 P: 38	R: 0 H: 0 E: 0 K: 0 S: 7	H: 0 LOB: 0 BB: 0 P: 11	1B: 6 2B: 5 3B: 0 HR: 1	SF: 0 SAC: 0 DP: 2 HBP: 1	WP: 1 PB: 0 CS: 0	PA: 41
PITCHER	IP WLS BF H R ER SO BB IBB HBP BLK WP HR S P ERA WHIP	IP WLS BF H R ER SO BB IBB HBP BLK WP HR S P ERA WHIP	IP WLS BF H R ER SO BB IBB HBP BLK WP HR S P ERA WHIP	IP WLS BF H R ER SO BB IBB HBP BLK WP HR S P ERA WHIP	IP WLS BF H R ER SO BB IBB HBP BLK WP HR S P ERA WHIP	IP WLS BF H R ER SO BB IBB HBP BLK WP HR S P ERA WHIP	IP WLS BF H R ER SO BB IBB HBP BLK WP HR S P ERA WHIP	IP WLS BF H R ER SO BB IBB HBP BLK WP HR S P ERA WHIP	IP WLS BF H R ER SO BB IBB HBP BLK WP HR S P ERA WHIP	IP WLS BF H R ER SO BB IBB HBP BLK WP HR S P ERA WHIP	IP WLS BF H R ER SO BB IBB HBP BLK WP HR S P ERA WHIP	IP WLS BF H R ER SO BB IBB HBP BLK WP HR S P ERA WHIP	IP WLS BF H R ER SO BB IBB HBP BLK WP HR S P ERA WHIP	IP WLS BF H R ER SO BB IBB HBP BLK WP HR S P ERA WHIP	IP WLS BF H R ER SO BB IBB HBP BLK WP HR S P ERA WHIP	IP WLS BF H R ER SO BB IBB HBP BLK WP HR S P ERA WHIP	IP WLS BF H R ER SO BB IBB HBP BLK WP HR S P ERA WHIP			
50 John Danks, L ERA: 3.6	7.0	L	29	9	4	4	3	0	0	1	0	0	0	0	0	0	5.14	1.286		
37 Matt Thornton, L ERA: 3.2	0.1		5	2	4	4	0	1	1	0	0	0	0	0	9	23	108.00	9.000		
40 J.J. Putz, R ERA: 2.72	0.2		4	1	1	1	2	1	0	0	0	0	0	0	10	15	13.50	3.000		
71 Scott Linebrink, R ERA: 4.24	1.0		3	0	0	0	0	0	0	0	0	0	0	7	11	0.00	0.000			

Batter	1	2	3	4	5	6	7	8	9	AB	R	H	RBI	BB	SO	LOB	BOTTOM			
1 Juan Pierre, L OBP: 0.338, SLG: 0.313	L5		G3-1				G1-3			5	0	1	0	0	1	2	Minnesota Twins @ Chicago White Sox U.S. Cellular Field, Chicago, IL Tue Sep 14 2010, 8:11 PM - 11:10 PM EDT Att: 29,223 - Clear - 68 F			
10 Alexei Ramirez, R OBP: 0.309, SLG: 0.425										4	0	2	2	0	0	0				
51 Alex Rios, R OBP: 0.340, SLG: 0.471										3	0	0	0	1	2	2				
14 Paul Konerko, R OBP: 0.402, SLG: 0.602										3	1	2	0	1	1	3				
99 Manny Ramirez, R OBP: 0.404, SLG: 0.472										3	0	0	0	1	3	6				
20 Carlos Quentin, R OBP: 0.332, SLG: 0.475										4	0	1	0	0	1	1				
12 A.J. Pierzynski, L OBP: 0.297, SLG: 0.379										4	0	0	0	0	2	2				
11 Omar Vizquel, S OBP: 0.357, SLG: 0.350										4	1	1	0	0	1	1				
15 Gordon Beckham, R OBP: 0.320, SLG: 0.382										3	1	1	0	1	0	0				
Inning Stats	R: 0 H: 1 E: 0 K: 2 S: 14	H: 0 LOB: 2 BB: 1 P: 27	R: 0 H: 0 E: 0 K: 1 S: 9	H: 0 LOB: 0 BB: 0 P: 12	R: 0 H: 0 E: 0 K: 3 S: 11	H: 0 LOB: 0 BB: 0 P: 14	R: 2 H: 2 E: 1 K: 1 S: 10	H: 2 LOB: 1 BB: 1 P: 23	R: 1 H: 2 E: 0 K: 0 S: 10	H: 2 LOB: 1 BB: 1 P: 18	R: 0 H: 2 E: 0 K: 2 S: 18	H: 2 LOB: 3 BB: 1 P: 27	R: 0 H: 0 E: 0 K: 1 S: 9	H: 0 LOB: 0 BB: 0 P: 13	R: 0 H: 0 E: 0 K: 1 S: 9	H: 0 LOB: 0 BB: 0 P: 12		1B: 6 2B: 1 3B: 1 HR: 0	SF: 0 SAC: 1 DP: 1 HBP: 0	WP: 0 PB: 0 CS: 0
PITCHER	IP WLS BF H R ER SO BB IBB HBP BLK WP HR S P ERA WHIP	IP WLS BF H R ER SO BB IBB HBP BLK WP HR S P ERA WHIP	IP WLS BF H R ER SO BB IBB HBP BLK WP HR S P ERA WHIP	IP WLS BF H R ER SO BB IBB HBP BLK WP HR S P ERA WHIP	IP WLS BF H R ER SO BB IBB HBP BLK WP HR S P ERA WHIP	IP WLS BF H R ER SO BB IBB HBP BLK WP HR S P ERA WHIP	IP WLS BF H R ER SO BB IBB HBP BLK WP HR S P ERA WHIP	IP WLS BF H R ER SO BB IBB HBP BLK WP HR S P ERA WHIP	IP WLS BF H R ER SO BB IBB HBP BLK WP HR S P ERA WHIP	IP WLS BF H R ER SO BB IBB HBP BLK WP HR S P ERA WHIP	IP WLS BF H R ER SO BB IBB HBP BLK WP HR S P ERA WHIP	IP WLS BF H R ER SO BB IBB HBP BLK WP HR S P ERA WHIP	IP WLS BF H R ER SO BB IBB HBP BLK WP HR S P ERA WHIP	IP WLS BF H R ER SO BB IBB HBP BLK WP HR S P ERA WHIP	IP WLS BF H R ER SO BB IBB HBP BLK WP HR S P ERA WHIP	IP WLS BF H R ER SO BB IBB HBP BLK WP HR S P ERA WHIP	IP WLS BF H R ER SO BB IBB HBP BLK WP HR S P ERA WHIP			
47 Francisco Liriano, L ERA: 3.28	6.0	W	26	6	3	3	7	3	0	0	0	0	0	0	0	0	4.50	1.500		
54 Matt Guerrier, R ERA: 3.47	0.0		2	2	0	0	0	0	0	0	0	5	7							
28 Jesse Crain, R ERA: 2.95	1.0	H	4	0	0	0	2	1	0	0	0	13	20	0.00	1.000					
51 Brian Fuentes, L ERA: 3.32	1.0		3	0	0	0	1	0	0	0	0	9	13	0.00	0.000					
60 Jon Rauch, R ERA: 3.38	1.0		3	0	0	0	1	0	0	0	0	9	12	0.00	0.000					

AB	37
R	9
H	12
RBI	8
BB	3
SO	5
LOB	15



Batter	1	2	3	4	5	6	7	8	9	AB	R	H	RBI	BB	SO	LOB	TOP		
2 Denard Span, L OBP: 0.335, SLG: 0.352	G4-3		SH2-4					F7		4	1	2	1	0	0	0	Minnesota Twins @ Chicago White Sox U.S. Cellular Field, Chicago, IL Wed Sep 15 2010, 8:10 PM - 11:14 PM EDT Att: 30,063 - Cloudy - 72 F		
1 Orlando Hudson, S OBP: 0.343, SLG: 0.381	K		K					G4-3		4	1	1	0	0	2	4			
8 Nick Punto, S OBP: 0.326, SLG: 0.316	K		K					G4-3		1	0	0	0	0	0	0			
7 Joe Mauer, L OBP: 0.405, SLG: 0.473	1B		IBB					K		4	2	3	3	1	1	0			
16 Jason Kubel, L OBP: 0.329, SLG: 0.434	P5		L4							3	0	0	0	0	1	4			
18 Jason Repko, R OBP: 0.277, SLG: 0.357										1	1	0	0	1	1	0			
5 Michael Cuddyer, R OBP: 0.336, SLG: 0.415	F7									4	2	1	0	0	0	0			
25 Jim Thome, L OBP: 0.411, SLG: 0.631	K									3	1	2	2	1	1	0			
24 Trevor Plouffe, R OBP: 0.121, SLG: 0.250	K									1	0	0	0	0	1	0			
21 Delmon Young, R OBP: 0.331, SLG: 0.481	G6-3									2	0	0	1	1	0	1			
22 Danny Valencia, R OBP: 0.372, SLG: 0.440										3	1	2	1	0	0	0			
27 J.J. Hardy, R OBP: 0.319, SLG: 0.403										4	0	2	1	0	1	2			
Inning Stats	R: 0 E: 0 K: 1 S: 11	H: 1 LOB: 1 BB: 0 P: 14	R: 0 E: 0 K: 1 S: 12	H: 0 LOB: 0 BB: 0 P: 18	R: 0 E: 0 K: 1 S: 13	H: 2 LOB: 3 BB: 1 P: 25	R: 0 E: 0 K: 0 S: 5	H: 0 LOB: 0 BB: 0 P: 9	R: 3 E: 0 K: 1 S: 13	H: 3 LOB: 0 BB: 0 P: 16	R: 3 E: 0 K: 0 S: 12	H: 4 LOB: 1 BB: 0 P: 20	R: 3 E: 0 K: 1 S: 14	H: 3 LOB: 2 BB: 2 P: 32	R: 0 E: 0 K: 2 S: 9	H: 0 LOB: 0 BB: 0 P: 11	1B: 11 2B: 1 3B: 0 HR: 1	SF: 2 DP: 2 HBP: 1	WP: 0 PA: 42 PB: 0 SB: 1 CS: 0
PITCHER	IP WLS BF H R ER SO BB IBB HBP BLK WP HR S P ERA WHIP																		
34 Gavin Floyd, R ERA: 4.08	5.1 L 27 9 6 6 4 1 1 1 0 0 0 1 62 95 10.12 1.875																		
49 Chris Sale, L ERA: 1.1	0.2 3 2 1 1 0 0 0 0 0 0 0 6 11 13.50 3.000																		
46 Sergio Santos, R ERA: 2.53	0.0 4 2 1 1 0 2 0 0 0 0 0 8 20 ∞ ∞																		
57 Ramon Pena, R ERA: 5.27	3.0 8 0 1 1 4 0 0 0 0 0 0 22 32 3.00 0.000																		

Batter	1	2	3	4	5	6	7	8	9	AB	R	H	RBI	BB	SO	LOB	BOTTOM		
1 Juan Pierre, L OBP: 0.340, SLG: 0.317	K2-3		G4-3					G1-3		5	0	3	0	0	1	0	Minnesota Twins @ Chicago White Sox U.S. Cellular Field, Chicago, IL Wed Sep 15 2010, 8:10 PM - 11:14 PM EDT Att: 30,063 - Cloudy - 72 F		
10 Alexei Ramirez, R OBP: 0.308, SLG: 0.427	P4		F8					G5-3		5	1	1	0	0	0	4			
51 Alex Rios, R OBP: 0.338, SLG: 0.468	G6-3		G4-3					E6		5	0	1	1	0	1	3			
14 Paul Konerko, R OBP: 0.401, SLG: 0.599			K					G6-3		4	0	1	0	0	2	2			
99 Manny Ramirez, R OBP: 0.409, SLG: 0.472			FC5-2							2	1	1	0	2	0	0			
20 Carlos Quentin, R OBP: 0.333, SLG: 0.482	K							P6		4	1	2	2	0	1	3			
12 A.J. Pierzynski, L OBP: 0.301, SLG: 0.382			FC5-2					K		4	0	3	0	0	1	1			
11 Omar Vizquel, S OBP: 0.353, SLG: 0.345	FC5-2							L9		4	0	0	0	0	0	7			
15 Gordon Beckham, R OBP: 0.317, SLG: 0.378	F9							E4		4	0	0	0	0	1	3			
Inning Stats	R: 0 E: 0 K: 1 S: 8	H: 0 LOB: 0 BB: 0 P: 12	R: 0 E: 0 K: 1 S: 17	H: 2 LOB: 3 BB: 1 P: 27	R: 0 E: 0 K: 1 S: 11	H: 1 LOB: 1 BB: 0 P: 17	R: 0 E: 0 K: 0 S: 7	H: 2 LOB: 1 BB: 0 P: 11	R: 2 E: 0 K: 1 S: 11	H: 3 LOB: 0 BB: 0 P: 19	R: 1 E: 1 K: 1 S: 13	H: 2 LOB: 1 BB: 0 P: 16	R: 0 E: 0 K: 1 S: 13	H: 0 LOB: 1 BB: 1 P: 22	R: 0 E: 1 K: 1 S: 13	H: 1 LOB: 1 BB: 0 P: 17	1B: 9 2B: 1 3B: 1 HR: 1	SF: 0 DP: 3 HBP: 0	WP: 0 PA: 39 PB: 0 SB: 1 CS: 0
PITCHER	IP WLS BF H R ER SO BB IBB HBP BLK WP HR S P ERA WHIP																		
52 Brian Duensing, L ERA: 2.07	6.0 W 26 9 2 2 4 1 0 0 0 0 0 61 95 3.00 1.667																		
54 Matt Guerrier, R ERA: 3.55	1.0 5 2 1 1 1 0 0 0 0 0 0 13 16 9.00 2.000																		
60 Jon Rauch, R ERA: 3.35	0.1 2 0 0 0 0 1 0 0 0 0 0 5 10 0.00 3.000																		
50 Jose Mijares, L ERA: 2.7	0.2 2 0 0 0 1 0 0 0 0 0 0 8 12 0.00 0.000																		
55 Matt Capps, R ERA: 2.69	1.0 4 1 0 0 1 0 0 0 0 0 0 13 17 0.00 1.000																		

Batter	1	2	3	4	5	6	7	8	9	AB R H RBI BB SO LOB	TOP							
14 Austin Jackson, R OBP: 0.357, SLG: 0.413										5 1 2 2 0 1 2	<p>Detroit Tigers @ Chicago White Sox U.S. Cellular Field, Chicago, IL Fri Sep 17 2010, 8:13 PM - 10:49 PM EDT Att: 28,563 - Clear - 68 F</p>							
28 Will Rhymes, L OBP: 0.331, SLG: 0.357										4 0 0 1 0 0 1								
18 Johnny Damon, L OBP: 0.359, SLG: 0.494										3 0 0 0 1 1 0								
26 Brennan Boesch, L OBP: 0.326, SLG: 0.430										1 0 1 0 0 0 0								
24 Miguel Cabrera, R OBP: 0.424, SLG: 0.623										5 1 1 0 0 4 3								
32 Don Kelly, L OBP: 0.274, SLG: 0.351										4 1 1 0 0 1 0								
25 Ryan Raburn, R OBP: 0.343, SLG: 0.484										1 2 1 0 3 0 0								
27 Jhonny Peralta, R OBP: 0.315, SLG: 0.406										4 2 2 2 0 0 2								
15 Brandon Inge, R OBP: 0.323, SLG: 0.402										4 1 1 1 0 2 2								
13 Alex Avila, L OBP: 0.311, SLG: 0.317										3 1 1 2 1 0 0								
Inning Stats	R: 0 H: 0 E: 0 K: 1 S: 13	H: 0 LOB: 1 BB: 1 P: 23	R: 0 H: 0 E: 0 K: 1 S: 5	H: 0 LOB: 0 BB: 1 P: 11	R: 0 H: 0 E: 0 K: 2 S: 8	H: 0 LOB: 0 BB: 0 P: 9	R: 0 H: 0 E: 0 K: 1 S: 10	H: 1 LOB: 1 BB: 0 P: 15	R: 0 H: 0 E: 0 K: 0 S: 6	H: 5 LOB: 0 BB: 1 P: 12	R: 0 H: 0 E: 0 K: 2 S: 10	H: 0 LOB: 0 BB: 0 P: 15	R: 3 H: 4 E: 0 K: 1 S: 17	H: 4 LOB: 2 BB: 1 P: 27	1B: 6 2B: 4 3B: 0 HR: 1	SF: 1 SAC: 0 DP: 2 HBP: 0	WP: 1 PB: 0 SB: 2 CS: 0	PA: 40
PITCHER	IP WLS BF H R ER SO BB IBB HBP BLK WP HR S P ERA WHIP											IP WLS BF H R ER SO BB IBB HBP BLK WP HR S P ERA WHIP						
33 Edwin Jackson, R ERA: 4.6	6.1 L 25 4 4 4 5 4 0 0 0 0 1 0 59 103 5.68 1.263																	
71 Scott Linebrink, R ERA: 4.39	0.1 3 2 2 2 1 0 0 0 0 0 0 1 12 16 54.00 6.000																	
49 Chris Sale, L ERA: 1.02	1.1 4 0 0 0 2 0 0 0 0 0 0 0 13 20 0.00 0.000																	
52 Carlos Torres, R ERA: 10.03	1.0 8 4 3 3 1 1 0 0 0 0 0 0 17 27 27.00 5.000																	


Batter	1	2	3	4	5	6	7	8	9	AB R H RBI BB SO LOB	BOTTOM									
1 Juan Pierre, L OBP: 0.339, SLG: 0.315										3 0 0 0 0 0 0	<p>Detroit Tigers @ Chicago White Sox U.S. Cellular Field, Chicago, IL Fri Sep 17 2010, 8:13 PM - 10:49 PM EDT Att: 28,563 - Clear - 68 F</p>									
10 Alexei Ramirez, R OBP: 0.359, SLG: 0.431										3 0 0 0 0 1 1										
30 Alejandro De Aza, L										1 0 1 0 0 0 0										
99 Manny Ramirez, R OBP: 0.415, SLG: 0.463										3 1 1 1 0 1 0										
24 Dayan Viciedo, R OBP: 0.278, SLG: 0.447										1 0 1 0 0 0 0										
25 Andruw Jones, R OBP: 0.333, SLG: 0.487										2 0 0 0 1 2 0										
17 Tyler Flowers, R										1 0 0 0 0 0 1										
23 Mark Teahen, L OBP: 0.325, SLG: 0.380										4 0 0 0 0 4 2										
27 Ramon Castro, R OBP: 0.348, SLG: 0.520										2 0 0 0 1 1 0										
7 Mark Kotsay, L OBP: 0.303, SLG: 0.375										3 0 0 0 0 2 1										
Inning Stats	R: 0 H: 0 E: 0 K: 1 S: 9	H: 0 LOB: 0 BB: 0 P: 13	R: 0 H: 0 E: 0 K: 3 S: 9	H: 0 LOB: 0 BB: 0 P: 17	R: 0 H: 0 E: 0 K: 1 S: 10	H: 0 LOB: 0 BB: 0 P: 14	R: 1 H: 1 E: 0 K: 1 S: 15	H: 1 LOB: 1 BB: 1 P: 22	R: 0 H: 0 E: 0 K: 1 S: 8	H: 0 LOB: 0 BB: 0 P: 11	R: 0 H: 0 E: 0 K: 3 S: 13	H: 0 LOB: 1 BB: 1 P: 22	R: 0 H: 0 E: 0 K: 1 S: 7	H: 0 LOB: 0 BB: 0 P: 11	R: 0 H: 1 E: 0 K: 1 S: 7	H: 1 LOB: 1 BB: 0 P: 9	1B: 1 2B: 1 3B: 0 HR: 2	SF: 0 SAC: 0 DP: 1 HBP: 1	WP: 1 PB: 0 SB: 0 CS: 1	PA: 32
PITCHER	IP WLS BF H R ER SO BB IBB HBP BLK WP HR S P ERA WHIP											IP WLS BF H R ER SO BB IBB HBP BLK WP HR S P ERA WHIP								
37 Max Scherzer, R ERA: 3.54	8.0 W 28 2 2 2 11 2 0 0 1 0 2 2 79 121 2.25 0.500																			
45 Ryan Perry, R ERA: 4.17	1.0 4 1 0 0 1 0 0 0 0 0 1 0 7 9 0.00 1.000																			

Batter	1	2	3	4	5	6	7	8	9	10	11	AB	R	H	RBI	BB	SO	LOB	TOP					
14 Austin Jackson, R OBP: 0.355, SLG: 0.412	F8			F9		B5-3			G4-3			6	1	2	2	0	0	0						
20 Scott Sizemore, R OBP: 0.342, SLG: 0.347	G5-3									P6	G3	3	1	1	1	0	1	0						
28 Will Rhymes, L OBP: 0.341, SLG: 0.375				HR								3	0	1	2	0	0	2						
25 Ryan Raburn, R OBP: 0.339, SLG: 0.478	F9					G5-3	L7			F9		5	0	1	0	0	0	1						
24 Miguel Cabrera, R OBP: 0.417, SLG: 0.611		K		F8						G4-3		5	0	0	0	0	2	2						
27 Jhonny Peralta, R OBP: 0.313, SLG: 0.400	F8										G5-3	3	1	0	0	2	1	0						
57 Casper Wells, R OBP: 0.391, SLG: 0.563											P3	5	1	1	2	0	2	2						
15 Brandon Inge, R OBP: 0.323, SLG: 0.400	F8					K					K	4	2	0	0	1	3	0						
26 Brennan Boesch, L OBP: 0.331, SLG: 0.433	G3					P4				L5		4	2	1	0	1	0	0						
12 Gerald Laird, R OBP: 0.264, SLG: 0.300	F7					G1-3					K	5	1	2	2	0	1	0						
Inning Stats	R: 0 E: 0 K: 0 S: 8	H: 0 LOB: 0 BB: 0 P: 13	R: 0 E: 0 K: 2 S: 9	H: 0 LOB: 0 BB: 0 P: 11	R: 0 E: 0 K: 0 S: 9	H: 0 LOB: 0 BB: 0 P: 11	R: 1 E: 0 K: 0 S: 9	H: 2 LOB: 2 BB: 1 P: 17	R: 0 E: 0 K: 1 S: 8	H: 0 LOB: 0 BB: 0 P: 12	R: 6 E: 0 K: 1 S: 18	H: 5 LOB: 1 BB: 2 P: 40	R: 0 E: 0 K: 3 S: 12	H: 0 LOB: 0 BB: 0 P: 15	R: 0 E: 0 K: 1 S: 10	H: 0 LOB: 0 BB: 0 P: 15	R: 0 E: 0 K: 0 S: 3	H: 0 LOB: 0 BB: 0 P: 4	R: 2 E: 1 K: 1 S: 14	H: 2 LOB: 2 BB: 1 P: 25	1B: 3 2B: 4 3B: 0 HR: 2	SF: 0 SAC: 0 DP: 0 HBP: 0	WP: 1 PB: 0 SB: 0 CS: 0	PA: 47
PITCHER	IP WLS BF H R ER SO BB IBB HBP BLK WP HR S P ERA WHIP	PITCHER										IP WLS BF H R ER SO BB IBB HBP BLK WP HR S P ERA WHIP												
50 John Danks, L ERA: 3.8	1.1	0.2	3	1	0	0	1	0	0	0	0	0	0	7	14	0.00	1.500							
40 J.J. Putz, R ERA: 2.98	(7, 1)	0.2	3	1	0	0	1	0	0	0	0	0	0	7	14	0.00	1.500							
52 Carlos Torres, R ERA: 6.56	(8, 1)	2.0	6	0	0	0	4	0	0	0	0	0	22	30	0.00	0.000								
46 Sergio Santos, R ERA: 3.12	(10, 1)	2.0	L	10	2	2	1	0	0	0	1	0	0	17	29	9.00	1.000							

Detroit Tigers @ Chicago White Sox
U.S. Cellular Field, Chicago, IL
Sun Sep 19 2010, 8:10 PM - 12:22 AM EDT
Att. 25,417 - Overcast - 61 F

livebaseballscores.com

AB 43
R 9
H 9
RBI 9
BB 4
SO 10
LOB 7




Batter	1	2	3	4	5	6	7	8	9	10	11	AB	R	H	RBI	BB	SO	LOB	BOTTOM					
1 Juan Pierre, L OBP: 0.337, SLG: 0.312	E4			G5-3		G1-3	G4-3			F9		7	1	2	1	0	0	3						
10 Alexei Ramirez, R OBP: 0.310, SLG: 0.427		F8				F8						6	1	2	1	1	1	4						
51 Alex Rios, R OBP: 0.339, SLG: 0.465												5	1	3	1	1	0	2						
14 Paul Konerko, R OBP: 0.400, SLG: 0.594	FC5-6-4			FC5-4								4	0	0	0	3	1	6						
12 A.J. Pierzynski, L OBP: 0.301, SLG: 0.390	SF5											6	1	3	2	0	0	5						
20 Carlos Quentin, R OBP: 0.331, SLG: 0.473												5	0	1	0	1	0	5						
23 Mark Teahen, L OBP: 0.328, SLG: 0.387	G3											4	0	1	0	0	0	5						
99 Manny Ramirez, R OBP: 0.409, SLG: 0.472												2	1	0	0	1	2	4						
22 Brent Morel, R OBP: 0.304, SLG: 0.619	G3											5	1	1	1	1	1	4						
18 Brent Lillibridge, R OBP: 0.298, SLG: 0.479												3	0	0	0	1	0	3						
25 Andrew Jones, R OBP: 0.335, SLG: 0.487												0	0	0	0	1	0	0						
30 Alejandro De Aza, L ERA: 3.47												1	0	1	0	0	0	0						
11 Omar Vizquel, S OBP: 0.355, SLG: 0.346												1	0	1	0	0	0	0						
Inning Stats	R: 2 E: 1 K: 0 S: 21	H: 2 LOB: 2 BB: 1 P: 36	R: 0 E: 0 K: 0 S: 9	H: 1 LOB: 2 BB: 1 P: 20	R: 0 E: 0 K: 0 S: 12	H: 1 LOB: 2 BB: 1 P: 19	R: 0 E: 0 K: 0 S: 9	H: 1 LOB: 2 BB: 1 P: 18	R: 0 E: 0 K: 0 S: 11	H: 2 LOB: 2 BB: 1 P: 19	R: 0 E: 1 K: 1 S: 10	H: 1 LOB: 1 BB: 0 P: 14	R: 0 E: 0 K: 1 S: 5	H: 0 LOB: 0 BB: 0 P: 9	R: 0 E: 0 K: 0 S: 24	H: 3 LOB: 3 BB: 3 P: 42	R: 0 E: 1 K: 1 S: 14	H: 1 LOB: 2 BB: 2 P: 20	R: 0 E: 0 K: 2 S: 17	H: 1 LOB: 3 BB: 2 P: 32	1B: 13 2B: 4 3B: 0 HR: 0	SF: 1 SAC: 0 DP: 0 HBP: 2	WP: 1 PB: 0 SB: 0 CS: 0	PA: 61
PITCHER	IP WLS BF H R ER SO BB IBB HBP BLK WP HR S P ERA WHIP	PITCHER										IP WLS BF H R ER SO BB IBB HBP BLK WP HR S P ERA WHIP												
38 Jeremy Bonderman, R ERA: 4.92	(1, 1)	0.1	3	2	0	0	0	0	0	0	0	0	0	5	8	0.00	6.000							
36 Brad Thomas, L ERA: 4.28	(6, 1)	0.1	3	2	0	0	0	0	0	0	0	0	0	5	8	0.00	6.000							
45 Ryan Perry, R ERA: 4.02	(7, 1)	2.0	6	0	0	0	2	0	0	0	0	0	12	19	0.00	0.000								
40 Phil Coke, L ERA: 3.47	(9, 1)	0.1	6	3	4	4	0	2	0	0	0	0	14	26	108.00	15.000								
38 Robbie Weinhardt, R ERA: 7.01	(9, 1)	1.2	W	9	1	0	0	1	1	0	0	1	0	24	36	0.00	1.200							
49 Eddie Bonine, R ERA: 4.43	(11, 1)	0.1	H	3	1	0	0	0	0	0	0	0	0	1	1	0	0	0						
55 Daniel Schlereth, L ERA: 4.26	(11, 1)	0.2	S	3	0	0	0	1	1	0	0	0	0	0	0	0	0	0						

Detroit Tigers @ Chicago White Sox
U.S. Cellular Field, Chicago, IL
Sun Sep 19 2010, 8:10 PM - 12:22 AM EDT
Att. 25,417 - Overcast - 61 F

livebaseballscores.com

AB 48
R 7
H 14
RBI 6
BB 10
SO 5
LOB 41



Batter	1	2	3	4	5	6	7	8	9	AB	R	H	RBI	BB	SO	LOB	TOP					
18 Brent Lillibridge, R OBP: 0.273, SLG: 0.453 24 Dayan Viciedo, R OBP: 0.276, SLG: 0.442										4	0	0	0	0	2	1	Chicago White Sox @ Oakland Athletics Oakland Coliseum, Oakland, CA Mon Sep 20 2010, 7:08 PM - 10:00 PM PDT Att: 10,090 - Clear - 67 F					
10 Alexei Ramirez, R OBP: 0.310, SLG: 0.425										3	0	0	0	1	0							
51 Alex Rios, R OBP: 0.337, SLG: 0.462										4	0	0	0	0	2	2						
14 Paul Konerko, R OBP: 0.397, SLG: 0.590										4	0	0	0	0	1	2						
99 Manny Ramirez, R OBP: 0.413, SLG: 0.472										2	0	1	0	2	0	0						
25 Andrew Jones, R OBP: 0.338, SLG: 0.489										3	0	1	0	1	0	2						
20 Carlos Quentin, R OBP: 0.335, SLG: 0.474										2	0	1	0	2	0	1						
27 Ramon Castro, R OBP: 0.336, SLG: 0.500										4	0	0	0	0	3	7						
22 Brent Morel, R OBP: 0.296, SLG: 0.560										4	0	1	0	0	1	1						
Inning Stats	R: 0 E: 0 K: 2 S: 7	H: 0 LOB: 0 BB: 0 P: 11	R: 0 E: 1 K: 1 S: 11	H: 2 LOB: 2 BB: 0 P: 18	R: 0 E: 0 K: 1 S: 5	H: 0 LOB: 0 BB: 0 P: 10	R: 0 E: 0 K: 2 S: 15	H: 0 LOB: 3 BB: 3 P: 28	R: 0 E: 0 K: 1 S: 10	H: 1 LOB: 1 BB: 0 P: 20	R: 0 E: 0 K: 1 S: 12	H: 1 LOB: 1 BB: 0 P: 22	R: 0 E: 0 K: 1 S: 7	H: 0 LOB: 0 BB: 0 P: 9	R: 0 E: 0 K: 1 S: 9	H: 0 LOB: 1 BB: 1 P: 18	R: 0 E: 0 K: 0 S: 5	H: 0 LOB: 1 BB: 1 P: 12	1B: 3 2B: 1 3B: 0 HR: 0	SF: 0 SAC: 0 DP: 0 HBP: 0	WP: 0 PB: 0 SB: 0 CS: 0	PA: 37
PITCHER	IP	WLS	BF	H	R	ER	SO	BB	IBB	HBP	BLK	WP	HR	S	P	ERA	WHIP					
47 Gio González, L ERA: 3.36	6.0		26	4	0	0	7	4	0	0	0	0	0	60	109	0.00	1.333					
52 Boof Bonser, R ERA: 5.75	1.0	W	3	0	0	0	1	0	0	0	0	0	0	7	9	0.00	0.000					
48 Michael Wuerztz, R ERA: 4.19	1.0	H	4	0	0	0	1	1	0	0	0	0	0	9	18	0.00	1.000					
56 Craig Breslow, L ERA: 3.15	1.0	S	4	0	0	0	0	1	0	0	0	0	0	5	12	0.00	1.000					

Batter	1	2	3	4	5	6	7	8	9	AB	R	H	RBI	BB	SO	LOB	BOTTOM				
11 Rajai Davis, R OBP: 0.306, SLG: 0.366										5	0	2	0	0	0	1	Chicago White Sox @ Oakland Athletics Oakland Coliseum, Oakland, CA Mon Sep 20 2010, 7:08 PM - 10:00 PM PDT Att: 10,090 - Clear - 67 F				
10 Daric Barton, L OBP: 0.395, SLG: 0.403										4	1	1	1	0	1	3					
14 Mark Ellis, R OBP: 0.349, SLG: 0.359										3	0	0	0	1	0	3					
32 Jack Cust, L OBP: 0.407, SLG: 0.455										3	0	0	0	1	2	3					
8 Kurt Suzuki, R OBP: 0.308, SLG: 0.367										4	0	3	2	0	0	0					
1 Akinori Iwamura, L OBP: 0.288, SLG: 0.259										4	0	1	0	0	0	3					
45 Jeremy Hermida, L OBP: 0.260, SLG: 0.333										3	0	1	0	1	0	3					
22 Chris Carter, R OBP: 0.083, SLG: 0.029 18 Gabe Gross, L OBP: 0.291, SLG: 0.303										2	0	1	0	1	0	2					
2 Cliff Pennington, S OBP: 0.316, SLG: 0.354										3	1	0	0	0	0	3					
Inning Stats	R: 0 E: 0 K: 0 S: 15	H: 1 LOB: 1 BB: 0 P: 24	R: 0 E: 0 K: 0 S: 13	H: 2 LOB: 1 BB: 0 P: 17	R: 0 E: 0 K: 2 S: 11	H: 1 LOB: 2 BB: 1 P: 22	R: 0 E: 0 K: 0 S: 9	H: 2 LOB: 2 BB: 1 P: 17	R: 0 E: 0 K: 0 S: 6	H: 0 LOB: 0 BB: 0 P: 8	R: 0 E: 1 K: 1 S: 10	H: 0 LOB: 1 BB: 0 P: 16	R: 3 E: 1 K: 0 S: 16	H: 3 LOB: 2 BB: 1 P: 28	R: 0 E: 0 K: 0 S: 9	H: 0 LOB: 1 BB: 1 P: 19	1B: 8 2B: 1 3B: 0 HR: 0	SF: 0 SAC: 1 DP: 2 HBP: 0	WP: 0 PB: 0 SB: 1 CS: 0	PA: 37	
PITCHER	IP	WLS	BF	H	R	ER	SO	BB	IBB	HBP	BLK	WP	HR	S	P	ERA	WHIP				
34 Gavin Floyd, R ERA: 4.08	0.0			0	0	0	0	0	0	0	0	0	0	64	104	0.00	1.333				
57 Ramon Pena, R ERA: 4.97	6.0		25	6	0	0	3	2	0	0	1	0	0	64	104	0.00	1.333				
71 Scott Linebrink, R ERA: 4.47	1.0	L	8	3	3	1	0	1	0	0	0	0	0	16	28	9.00	4.000				
47 Gregory Infante, R ERA:	1.0		4	0	0	0	0	1	0	0	0	0	0	9	19	0.00	1.000				

Batter	1	2	3	4	5	6	7	8	9	AB	R	H	RBI	BB	SO	LOB	TOP	
1 Juan Pierre, L OBP: 0.336, SLG: 0.312	G6-3		G1-3			G6-4-3		E6		4	1	1	0	0	0	0	Chicago White Sox @ Oakland Athletics Oakland Coliseum, Oakland, CA Tue Sep 21 2010, 7:08 PM - 9:37 PM PDT Att: 11,158 - Cloudy - 64 F	
11 Omar Vizquel, S OBP: 0.357, SLG: 0.348	G3					G6-4-3		G3-6-3		4	0	2	0	0	0	1		
99 Manny Ramirez, R OBP: 0.411, SLG: 0.466						G6-4-3		G6-3		3	0	0	0	1	1	2		
12 A.J. Pierzynski, L OBP: 0.301, SLG: 0.389	K					FC6-4		K		4	0	1	0	0	2	2		
7 Mark Kotsay, L OBP: 0.305, SLG: 0.377						P3				4	0	2	0	0	1	1		
10 Alexei Ramirez, R OBP: 0.311, SLG: 0.429										4	1	2	0	0	1	2		
23 Mark Teahen, L OBP: 0.324, SLG: 0.381										3	0	0	0	0	2	1		
25 Andruw Jones, R OBP: 0.340, SLG: 0.489										0	0	0	0	1	0	0		
22 Brent Morel, R OBP: 0.256, SLG: 0.483										4	0	0	1	0	2	3		
30 Alejandro De Aza, L OBP: 0.357, SLG: 0.388										3	0	0	0	0	0	0		
14 Paul Konerko, R OBP: 0.357, SLG: 0.388										1	0	0	0	0	0	3		
Inning Stats	R: 0 H: 0 E: 0 K: 1 S: 8	H: 0 LOB: 1 BB: 1 P: 14	R: 0 H: 0 E: 0 K: 2 S: 7	H: 0 LOB: 0 BB: 0 P: 9	R: 0 H: 0 E: 0 K: 1 S: 6	H: 0 LOB: 0 BB: 0 P: 7	R: 0 H: 1 E: 0 K: 1 S: 9	H: 1 LOB: 1 BB: 0 P: 19	R: 1 H: 4 E: 0 K: 1 S: 14	H: 0 LOB: 0 BB: 0 P: 14	R: 0 H: 0 E: 1 K: 2 S: 6	H: 2 LOB: 3 BB: 1 P: 27	1B: 6 2B: 2 3B: 0 HR: 0	SF: 0 SAC: 0 DP: 2 HBP: 0	WP: 0 PB: 0 SB: 1 CS: 0	PA: 36		
PITCHER	IP WLS BF H R ER SO BB IBB HBP BLK WP HR S P ERA WHIP	8.0 W 30 6 2 2 7 1 0 0 0 0 0 67 106 2.25 0.875	0.1 3 2 0 0 1 0 0 0 0 0 0 10 11 0.00 6.000	0.2 3 0 0 0 1 1 0 0 0 0 0 9 16 0.00 1.500														

AB	34
R	2
H	8
RBI	1
BB	2
SO	9
LOB	15



Batter	1	2	3	4	5	6	7	8	9	AB	R	H	RBI	BB	SO	LOB	BOTTOM	
11 Rajai Davis, R OBP: 0.309, SLG: 0.368	FC6-4					G6-3				5	2	3	1	0	0	2	Chicago White Sox @ Oakland Athletics Oakland Coliseum, Oakland, CA Tue Sep 21 2010, 7:08 PM - 9:37 PM PDT Att: 11,158 - Cloudy - 64 F	
10 Daric Barton, L OBP: 0.395, SLG: 0.402	FC6-4					G1-3				3	2	1	1	0	0	2		
19 Jeff Larish, L OBP: 0.273, SLG: 0.310	FC6-4									1	0	0	0	1	0	1		
14 Mark Ellis, R OBP: 0.347, SLG: 0.360										5	0	1	0	0	3	4		
8 Kurt Suzuki, R OBP: 0.308, SLG: 0.368	G6-3					G3				4	0	1	2	1	0	1		
5 Kevin Kouzmanoff, R OBP: 0.289, SLG: 0.400	L9					K				5	0	0	0	0	2	4		
32 Jack Cust, L OBP: 0.411, SLG: 0.457										3	1	2	0	1	1	0		
25 Matt Carson, R OBP: 0.164, SLG: 0.300	G6-3									4	0	0	0	0	1	3		
22 Chris Carter, R OBP: 0.128, SLG: 0.081										3	1	2	0	0	0	2		
18 Gabe Gross, L OBP: 0.254, SLG: 0.311										1	1	1	0	0	0	0		
2 Cliff Pennington, S OBP: 0.317, SLG: 0.357										4	0	2	2	0	0	2		
Inning Stats	R: 1 H: 2 E: 0 K: 0 S: 10	H: 2 LOB: 1 BB: 0 P: 14	R: 0 H: 1 E: 0 K: 1 S: 11	H: 1 LOB: 0 BB: 0 P: 19	R: 1 H: 2 E: 0 K: 0 S: 12	H: 2 LOB: 1 BB: 0 P: 14	R: 3 H: 4 E: 1 K: 2 S: 16	H: 4 LOB: 1 BB: 0 P: 25	R: 0 H: 1 E: 0 K: 1 S: 15	H: 1 LOB: 2 BB: 0 P: 24	R: 0 H: 1 E: 0 K: 1 S: 10	H: 1 LOB: 1 BB: 1 P: 20	R: 2 H: 2 E: 0 K: 1 S: 16	H: 2 LOB: 2 BB: 2 P: 28	1B: 9 2B: 4 3B: 0 HR: 0	SF: 0 SAC: 0 DP: 0 HBP: 0	WP: 0 PB: 0 SB: 4 CS: 0	PA: 41
PITCHER	IP WLS BF H R ER SO BB IBB HBP BLK WP HR S P ERA WHIP	6.0 L 30 11 5 5 5 0 0 0 0 0 0 74 110 7.50 1.833	2.0 11 2 2 1 2 3 0 0 0 0 0 28 48 4.50 2.500															

AB	38
R	7
H	13
RBI	6
BB	3
SO	7
LOB	21




Batter	1	2	3	4	5	6	7	8	9	AB	R	H	RBI	BB	SO	LOB	TOP								
1 Juan Pierre, L (1,7) OBP: 0.338, SLG: 0.312	G1-3			G1-3		F9			BB	3	1	0	0	1	0	1									
11 Omar Vizquel, S (1,4) OBP: 0.356, SLG: 0.347	G4-3			G3		FC6-4			1B	4	0	1	0	0	0	1									
51 Alex Rios, R (1,8) OBP: 0.336, SLG: 0.459	G5-3			G3				G5-3	1B	4	0	1	1	0	0	0									
14 Paul Konerko, R (1,3) OBP: 0.395, SLG: 0.589		G6-4-3		HR				F7	1B	4	1	2	1	0	0	1									
99 Manny Ramirez, R (1,10) OBP: 0.407, SLG: 0.461		G6-4-3		G5-3				F9		3	0	0	0	0	0	1									
12 A.J. Pierzynski, L (1,2) OBP: 0.295, SLG: 0.385		G3-1		G3				G4-3		3	0	0	0	0	0	0									
10 Alexei Ramirez, R (1,6) OBP: 0.311, SLG: 0.427				G1-3				G5-3		3	0	1	0	0	0	0									
23 Mark Teahen, L (1,9) OBP: 0.326, SLG: 0.388				K				K2-3		3	0	1	0	0	2	1									
25 Andrew Jones, R (9,9) OBP: 0.340, SLG: 0.489				K						0	0	0	0	0	0	0									
22 Brent Morel, R (1,5) OBP: 0.222, SLG: 0.412				L6-5				F7		2	0	0	0	0	0	2									
7 Mark Kotsay, L (9,PH) OBP: 0.306, SLG: 0.378										1	0	0	0	0	0	0									
18 Brent Lillibridge, R (9,4) OBP: 0.272, SLG: 0.443										0	0	0	0	0	0	0									
Inning Stats	R: 0 E: 0 K: 0 S: 7	H: 0 LOB: 0 BB: 0 P: 9	R: 0 E: 0 K: 0 S: 7	H: 1 LOB: 0 BB: 0 P: 9	R: 0 E: 0 K: 1 S: 9	H: 1 LOB: 0 BB: 0 P: 14	R: 0 E: 0 K: 0 S: 9	H: 0 LOB: 0 BB: 0 P: 13	R: 1 E: 0 K: 0 S: 10	H: 1 LOB: 0 BB: 0 P: 18	R: 0 E: 0 K: 0 S: 7	H: 1 LOB: 1 BB: 0 P: 8	R: 0 E: 0 K: 0 S: 5	H: 0 LOB: 0 BB: 0 P: 9	R: 0 E: 0 K: 1 S: 9	H: 0 LOB: 0 BB: 0 P: 12	R: 1 E: 0 K: 0 S: 12	H: 2 LOB: 1 BB: 1 P: 24	1B: 5 2B: 1 3B: 0 HR: 1	SF: 0 SAC: 0 DP: 2 HBP: 0	WP: 0 PB: 0 SB: 2 CS: 0	PA: 31			
PITCHER	IP	WLS	BF	H	R	ER	SO	BB	IBB	HBP	BLK	WP	HR	S	P	ERA	WHIP								
35 Joel Poinero, R (1,1) ERA: 3.96	8.0		26	4	1	1	2	0	0	0	0	0	1	63	92	1.12	0.500								
56 Fernando Rodney, R (9,1) ERA: 4.15	1.0	L	5	2	1	1	0	1	0	0	0	0	0	12	24	9.00	3.000								

Chicago White Sox @ Los Angeles Angels
 Angel Stadium of Anaheim, Anaheim, CA
 Fri Sep 24 2010, 7:08 PM - 9:47 PM PDT
 Att: 41,046 - Clear - 79 F

livebaseballscorecards.com

AB 30
 R 2
 H 6
 RBI 2
 BB 1
 SO 2
 LOB 7



Batter	1	2	3	4	5	6	7	8	9	AB	R	H	RBI	BB	SO	LOB	BOTTOM								
25 Peter Bourjos, R (1,8) OBP: 0.228, SLG: 0.357	E6		B3			E8			1B	4	0	1	0	0	0	0									
47 Howie Kendrick, R (1,4) OBP: 0.316, SLG: 0.410	G1-3			3B		2B			1B	4	1	3	0	0	0	1									
53 Bobby Abreu, L (1,7) OBP: 0.352, SLG: 0.440	K			BB		1B			K	3	0	1	0	1	2	3									
48 Torii Hunter, R (1,9) OBP: 0.358, SLG: 0.467	F7			1B		K			K	4	0	1	1	0	2	5									
55 Hideki Matsui, L (1,10) OBP: 0.360, SLG: 0.457	L1			F9					P6	2	0	0	0	1	0	2									
20 Juan Rivera, R (8,PH) OBP: 0.309, SLG: 0.397										1	0	0	0	0	0	2									
16 Hank Conger, L (1,2) OBP: 0.200, SLG: 0.263	G6-3			G4-6-3		G4-3			K2-3	3	0	0	0	0	0	5									
77 Reggie Willits, S (9,PH) OBP: 0.341, SLG: 0.303										1	0	0	0	0	1	0									
44 Mark Trumbo, R (1,3) OBP: 0.322, SLG: 0.487	F7			K		G6-3			K	4	0	0	0	0	2	0									
3 Brandon Wood, R (1,5) OBP: 0.181, SLG: 0.217				K		F7			K	3	0	0	0	0	1	0									
44 Mike Napoli, R (9,PH) OBP: 0.322, SLG: 0.487				K		F7			K	1	0	0	0	0	1	0									
18 Andrew Romine, S (1,6) OBP: 0.322, SLG: 0.487				K2-3		F7			K	3	0	0	0	0	2	0									
Inning Stats	R: 0 E: 1 K: 1 S: 13	H: 0 LOB: 1 BB: 0 P: 18	R: 0 E: 0 K: 0 S: 7	H: 0 LOB: 0 BB: 0 P: 9	R: 0 E: 0 K: 2 S: 7	H: 0 LOB: 0 BB: 0 P: 8	R: 1 E: 0 K: 0 S: 14	H: 2 LOB: 1 BB: 1 P: 22	R: 0 E: 0 K: 1 S: 6	H: 0 LOB: 0 BB: 0 P: 10	R: 0 E: 1 K: 1 S: 17	H: 2 LOB: 3 BB: 1 P: 25	R: 0 E: 0 K: 1 S: 9	H: 0 LOB: 0 BB: 0 P: 11	R: 0 E: 0 K: 2 S: 13	H: 2 LOB: 2 BB: 0 P: 19	R: 0 E: 0 K: 3 S: 10	H: 0 LOB: 0 BB: 0 P: 14	1B: 4 2B: 1 3B: 1 HR: 0	SF: 0 SAC: 0 DP: 1 HBP: 0	WP: 1 PB: 0 SB: 4 CS: 1	PA: 35			
PITCHER	IP	WLS	BF	H	R	ER	SO	BB	IBB	HBP	BLK	WP	HR	S	P	ERA	WHIP								
43 Freddy Garcia, R (1,1) ERA: 4.74	6.0		24	4	1	1	0	1	0	0	0	0	0	9	11	0.00	0.833								
40 J.J. Putz, R (7,1) ERA: 2.92	1.0		3	0	0	0	1	0	0	0	0	0	0	9	11	0.00	0.000								
46 Sergio Santos, R (8,1) ERA: 3.08	0.2		4	2	0	0	2	0	0	0	0	0	0	12	18	0.00	3.000								
37 Matt Thornton, L (8,1) ERA: 2.89	1.1	W	4	0	0	0	3	0	0	0	0	0	0	11	15	0.00	0.000								

Chicago White Sox @ Los Angeles Angels
 Angel Stadium of Anaheim, Anaheim, CA
 Fri Sep 24 2010, 7:08 PM - 9:47 PM PDT
 Att: 41,046 - Clear - 79 F

livebaseballscorecards.com

AB 33
 R 1
 H 6
 RBI 1
 BB 2
 SO 11
 LOB 18



Batter	1	2	3	4	5	6	7	8	9	AB	R	H	RBI	BB	SO	LOB	TOP			
1 Juan Pierre, L OBP: 0.338, SLG: 0.312	G1-3		SH1-4	F8			SH			3	0	1	1	0	0	0	Chicago White Sox @ Los Angeles Angels Angel Stadium of Anaheim, Anaheim, CA Sat Sep 25 2010, 6:08 PM - 8:44 PM PDT Att. 40,758 - Clear - 85 F livebaseballscorecards.com			
10 Alexei Ramirez, R OBP: 0.310, SLG: 0.425	F7		51 PB 2B		F7		P4		P4	5	1	1	2	0	0	2				
51 Alex Rios, R OBP: 0.336, SLG: 0.459	F9		99 2B		L8		F8			4	1	1	1	0	0	1				
14 Paul Konerko, R OBP: 0.394, SLG: 0.586		HBP	G5-3		F9			K		3	0	0	0	0	1	1				
99 Manny Ramirez, R OBP: 0.405, SLG: 0.461	F8					K		G6-3		4	0	1	1	0	1	1				
20 Carlos Quentin, R OBP: 0.337, SLG: 0.474	F8					G5-3				4	0	1	0	0	0	2				
25 Andruw Jones, R OBP: 0.340, SLG: 0.489	F8		P4							0	0	0	0	0	0	0				
27 Ramon Castro, R OBP: 0.333, SLG: 0.518	F9					P4		G5-3		4	1	1	1	0	0	2				
22 Brent Morel, R OBP: 0.250, SLG: 0.421			SH1-4 10 1B					G6-3		4	2	2	0	0	1	0				
18 Brent Lillibridge, R OBP: 0.271, SLG: 0.427			10 1B SH1-4			P3		G4-3		3	1	0	0	1	0	1				
Inning Stats	R: 0 E: 0 K: 0 S: 7	H: 0 LOB: 0 BB: 0 P: 14	R: 0 E: 0 K: 0 S: 11	H: 0 LOB: 1 BB: 0 P: 16	R: 4 E: 0 K: 0 S: 21	H: 4 LOB: 1 BB: 1 P: 31	R: 1 E: 0 K: 1 S: 11	H: 1 LOB: 0 BB: 0 P: 19	R: 0 E: 0 K: 1 S: 10	H: 0 LOB: 0 BB: 0 P: 14	R: 0 E: 0 K: 1 S: 14	H: 0 LOB: 0 BB: 0 P: 16	R: 0 E: 0 K: 1 S: 12	H: 1 LOB: 1 BB: 0 P: 21	R: 0 E: 0 K: 0 S: 7	H: 1 LOB: 1 BB: 0 P: 9	1B: 5 2B: 2 3B: 0 HR: 1	SF: 0 SAC: 2 DP: 0 HBP: 1	WP: 0 PB: 1 SB: 1 CS: 0	PA: 38
PITCHER	IP WLS BF H R ER SO	IP WLS BF H R ER SO	IP WLS BF H R ER SO	IP WLS BF H R ER SO	IP WLS BF H R ER SO	IP WLS BF H R ER SO	IP WLS BF H R ER SO	IP WLS BF H R ER SO	IP WLS BF H R ER SO	IP WLS BF H R ER SO	IP WLS BF H R ER SO	IP WLS BF H R ER SO	IP WLS BF H R ER SO	IP WLS BF H R ER SO	IP WLS BF H R ER SO	IP WLS BF H R ER SO	ERA WHIP	ERA WHIP		
19 Scott Kazmir, L ERA: 6.03	(1, 1) 3.0 L 16 5 5 5 0 1																15.00	2.000		
32 Matt Palmer, R ERA: 4.54	(4, 1) 2.0 6 0 0 0 1 0																0.00	0.000		
63 Rich Thompson, R ERA: 1.53	(6, 1) 2.0 8 1 1 1 1 0																4.50	0.500		
17 Jason Bulger, R ERA: 5.09	(8, 1) 1.0 4 1 0 0 1 0																0.00	1.000		
45 Francisco Rodriguez, R ERA: 4.37	(9, 1) 1.0 4 1 0 0 0 0																0.00	1.000		


Batter	1	2	3	4	5	6	7	8	9	AB	R	H	RBI	BB	SO	LOB	BOTTOM			
25 Peter Bourjos, R OBP: 0.227, SLG: 0.347	47 2B BB	G6-3		P4			G6-3		K	4	1	0	0	1	1	4	Chicago White Sox @ Los Angeles Angels Angel Stadium of Anaheim, Anaheim, CA Sat Sep 25 2010, 6:08 PM - 8:44 PM PDT Att. 40,758 - Clear - 85 F livebaseballscorecards.com			
47 Howie Kendrick, R OBP: 0.315, SLG: 0.410	53 G4-3 48 1B	G5-3			L4		F8			4	1	1	1	0	0	2				
53 Bobby Abreu, L OBP: 0.349, SLG: 0.437	G4-3							G4-3		4	0	0	0	0	2	1				
48 Torii Hunter, R OBP: 0.359, SLG: 0.467	20 HBP 1B		G6-3		B1-3			20 1B BB		3	0	1	1	1	0	0				
44 Mike Napoli, R OBP: 0.319, SLG: 0.483	F8		K			K		K		4	0	0	0	0	3	2				
20 Juan Rivera, R OBP: 0.313, SLG: 0.399					46 1B		G5-3			3	0	2	0	0	0	0				
18 Kevin Frandsen, R OBP: 0.296, SLG: 0.321	F9						F7		G1-3	4	0	0	0	0	0	5				
46 Bobby Wilson, R OBP: 0.297, SLG: 0.430										3	0	3	0	0	0	0				
16 Hank Conger, L OBP: 0.236, SLG: 0.263			SH1-4 3 1B						55 G6-4-3 BB	0	0	0	0	1	0	0				
3 Brandon Wood, R OBP: 0.180, SLG: 0.215										2	0	0	0	0	0	3				
55 Hideki Matsui, L OBP: 0.360, SLG: 0.456										1	0	0	0	0	0	1				
Inning Stats	R: 2 E: 0 K: 0 S: 12	H: 2 LOB: 2 BB: 1 P: 24	R: 0 E: 0 K: 0 S: 8	H: 1 LOB: 1 BB: 0 P: 12	R: 0 E: 0 K: 2 S: 8	H: 0 LOB: 0 BB: 0 P: 13	R: 0 E: 0 K: 0 S: 10	H: 2 LOB: 2 BB: 0 P: 15	R: 0 E: 0 K: 1 S: 8	H: 0 LOB: 0 BB: 0 P: 11	R: 0 E: 0 K: 1 S: 5	H: 0 LOB: 0 BB: 0 P: 8	R: 0 E: 0 K: 1 S: 11	H: 1 LOB: 2 BB: 1 P: 19	R: 0 E: 0 K: 1 S: 7	H: 0 LOB: 0 BB: 1 P: 13	1B: 5 2B: 2 3B: 0 HR: 0	SF: 0 SAC: 1 DP: 1 HBP: 1	WP: 0 PB: 0 SB: 0 CS: 0	PA: 37
PITCHER	IP WLS BF H R ER SO	IP WLS BF H R ER SO	IP WLS BF H R ER SO	IP WLS BF H R ER SO	IP WLS BF H R ER SO	IP WLS BF H R ER SO	IP WLS BF H R ER SO	IP WLS BF H R ER SO	IP WLS BF H R ER SO	IP WLS BF H R ER SO	IP WLS BF H R ER SO	IP WLS BF H R ER SO	IP WLS BF H R ER SO	IP WLS BF H R ER SO	IP WLS BF H R ER SO	IP WLS BF H R ER SO	ERA WHIP	ERA WHIP		
50 John Danks, L ERA: 3.74	(1, 1) 8.0 W 34 7 2 2 2 0 1																2.25	1.125		
40 J.J. Putz, R ERA: 2.92	(9, 1) 0.0 1 0 0 0 0 1																∞	∞		
49 Chris Sale, L ERA: 1.4	(9, 1) 1.0 2 0 0 0 1 0																0.00	0.000		

Batter	1	2	3	4	5	6	7	8	9	AB	R	H	RBI	BB	SO	LOB	TOP					
1 Juan Pierre, L (1,7) OBP: 0.339, SLG: 0.316	B5-3		L1			SH5-4	11 1B		G6-3	5	2	2	1	0	0	0						
11 Omar Vizquel, S (1,4) OBP: 0.355, SLG: 0.347	K		F9			SH5-4	11 1B			3	0	1	1	0	1	0						
20 Carlos Quentin, R (1,9) 51 Alex Rios, R (8,PR) OBP: 0.336, SLG: 0.459	K			F9						4	0	2	1	0	1	0						
12 A.J. Pierzynski, L (1,2)	K				F9					0	0	0	0	0	0	0						
7 Mark Kotsay, L (1,3) OBP: 0.306, SLG: 0.376		E6			FC4-6					4	0	2	0	0	1	1						
10 Alexei Ramirez, R (1,6) OBP: 0.311, SLG: 0.428					FC4-6					4	1	1	0	0	0	3						
23 Mark Teahen, L (1,10)					L5					4	0	2	0	0	1	3						
30 Alejandro De Aza, L (1,8) (8,9)										3	1	1	1	0	1	2						
22 Brent Morel, R (1,5) OBP: 0.227, SLG: 0.381										3	0	0	0	0	2	1						
Inning Stats	R: 0 E: 0 K: 2 S: 7	H: 0 LOB: 0 BB: 0 P: 8	R: 1 E: 0 K: 2 S: 14	H: 1 LOB: 1 BB: 0 P: 18	R: 0 E: 0 K: 1 S: 17	H: 0 LOB: 0 BB: 0 P: 23	R: 0 E: 1 K: 0 S: 14	H: 1 LOB: 1 BB: 0 P: 17	R: 0 E: 0 K: 3 S: 9	H: 0 LOB: 0 BB: 0 P: 13	R: 1 E: 0 K: 1 S: 12	H: 3 LOB: 2 BB: 0 P: 16	R: 2 E: 0 K: 0 S: 8	H: 3 LOB: 0 BB: 0 P: 12	R: 0 E: 0 K: 0 S: 8	H: 3 LOB: 2 BB: 0 P: 11	R: 0 E: 0 K: 0 S: 9	H: 0 LOB: 0 BB: 0 P: 12	1B: 9 2B: 2 3B: 1 HR: 0	SF: 1 SAC: 2 DP: 1 HBP: 0	WP: 0 PB: 0 CS: 1	PA: 38
PITCHER	IP	WLS	BF	H	R	ER	SO	BB	IBB	HBP	BLK	WP	HR	S	P	ERA	WHIP					
36 Jered Weaver, R (1,1) ERA: 3.02	6.2	L	29	8	4	3	9	0	0	0	0	0	0	81	106	4.05	1.200					
40 Kevin Jepsen, R (7,1)	1.1		5	3	0	0	0	0	0	0	0	0	0	8	12	0.00	2.250					
38 Bobby Cassevah, R (9,1) ERA: 3.57	1.0		3	0	0	0	0	0	0	0	0	0	0	9	12	0.00	0.000					

Chicago White Sox @ Los Angeles Angels
Angel Stadium of Anaheim, Anaheim, CA
Sun Sep 26 2010, 12:38 PM - 3:24 PM PDT
Att: 42,686 - Sunny - 94 F

livebaseballscorecards.com

AB 34
R 4
H 11
RBI 4
BB 0
SO 9
LOB 11




Batter	1	2	3	4	5	6	7	8	9	AB	R	H	RBI	BB	SO	LOB	BOTTOM					
25 Peter Bourjos, R (1,8) OBP: 0.239, SLG: 0.351	53 2B					F8				4	1	2	0	1	1	0						
47 Howie Kendrick, R (1,4) OBP: 0.315, SLG: 0.409	F8									4	0	1	0	0	1	4						
53 Bobby Abreu, L (1,7) OBP: 0.350, SLG: 0.438	48 1B					G4-3				3	1	1	1	1	1	1						
48 Torii Hunter, R (1,9) OBP: 0.360, SLG: 0.467	55 G4-3					P4				4	1	2	1	0	0	2						
55 Hideki Matsui, L (1,10) 77 Reggie Willits, S (8,PH) OBP: 0.339, SLG: 0.301	G4-3					F7				3	0	0	0	0	0	1						
16 Hank Conger, L (1,2) 44 Mike Napoli, R (8,PH) 5 Jeff Mathis, R (9,2) OBP: 0.210, SLG: 0.276										2	0	2	1	1	0	0						
44 Mark Trumbo, R (1,3) OBP: 0.312, SLG: 0.398										1	0	0	0	0	1	1						
3 Brandon Wood, R (1,5) 20 Juan Rivera, R (9,PH) OBP: 0.177, SLG: 0.212										0	0	0	0	0	0	0						
18 Andrew Romine, S (1,6) 6 Alberto Callaspo, S (7,PH) 18 Kevin Frandsen, R (8,5) OBP: 0.294, SLG: 0.319										4	0	0	0	0	3	4						
Inning Stats	R: 3 E: 0 K: 1 S: 21	H: 4 LOB: 1 BB: 0 P: 28	R: 0 E: 0 K: 1 S: 12	H: 2 LOB: 2 BB: 0 P: 18	R: 0 E: 0 K: 0 S: 10	H: 0 LOB: 0 BB: 0 P: 17	R: 0 E: 0 K: 1 S: 6	H: 1 LOB: 1 BB: 0 P: 9	R: 0 E: 0 K: 0 S: 9	H: 1 LOB: 1 BB: 1 P: 17	R: 0 E: 0 K: 1 S: 7	H: 0 LOB: 1 BB: 1 P: 13	R: 0 E: 0 K: 1 S: 9	H: 0 LOB: 1 BB: 1 P: 16	R: 0 E: 0 K: 2 S: 12	H: 1 LOB: 1 BB: 0 P: 15	R: 0 E: 0 K: 1 S: 10	H: 0 LOB: 0 BB: 0 P: 14	1B: 7 2B: 3 3B: 0 HR: 0	SF: 0 SAC: 0 DP: 2 HBP: 0	WP: 0 PB: 0 CS: 1	PA: 37
PITCHER	IP	WLS	BF	H	R	ER	SO	BB	IBB	HBP	BLK	WP	HR	S	P	ERA	WHIP					
57 Ramon Pena, R (1,1) ERA: 4.85	6.0	W	26	8	3	3	4	2	0	0	0	0	0	65	102	4.50	1.667					
71 Scott Linebrink, R (7,1)	1.0	H	5	1	0	0	1	1	0	0	0	0	0	13	23	0.00	2.000					
37 Matt Thornton, L (8,1) ERA: 2.79	2.0	S	6	0	0	0	3	0	0	0	0	0	0	18	22	0.00	0.000					

Chicago White Sox @ Los Angeles Angels
Angel Stadium of Anaheim, Anaheim, CA
Sun Sep 26 2010, 12:38 PM - 3:24 PM PDT
Att: 42,686 - Sunny - 94 F

livebaseballscorecards.com

AB 34
R 3
H 9
RBI 3
BB 3
SO 8
LOB 17




Batter	1	2	3	4	5	6	7	8	9	AB	R	H	RBI	BB	SO	LOB	TOP				
10 Marco Scutaro, R OBP: 0.331, SLG: 0.385	F9			G5-3				F3		4	1	1	0	0	0	2	Boston Red Sox @ Chicago White Sox U.S. Cellular Field, Chicago, IL Wed Sep 29 2010, 8:11 PM - 10:41 PM EDT Att: 32,084 - Clear - 72 F				
7 J.D. Drew, L OBP: 0.343, SLG: 0.450	G3			G4-3				P4		4	0	0	0	0	0	3					
41 Victor Martinez, S OBP: 0.349, SLG: 0.488	K			G6-3				F8		4	0	0	0	0	1	1					
34 David Ortiz, L OBP: 0.365, SLG: 0.529		B1-3		G4-3				G5-3		4	0	1	1	0	0	0					
29 Adrian Beltré, R OBP: 0.367, SLG: 0.556		P2		L7				F7		4	0	0	0	0	0	1					
25 Mike Lowell, R OBP: 0.295, SLG: 0.349		F9						HR		3	1	1	1	0	0	0					
12 Jed Lowrie, S OBP: 0.374, SLG: 0.503				G3				F7		3	0	1	0	0	0	0					
55 Ryan Kalish, L OBP: 0.294, SLG: 0.414				G4-3				G6-3		3	0	0	0	0	1	1					
60 Daniel Nava, S OBP: 0.345, SLG: 0.360				F7				F8		2	0	0	0	1	0	0					
3 Eric Patterson, L OBP: 0.277, SLG: 0.424								BB		0	0	0	0	0	0	0					
Inning Stats	R: 0 H: 0 E: 0 K: 1 S: 11	H: 0 LOB: 0 BB: 0 P: 17	R: 0 H: 0 E: 0 K: 0 S: 6	H: 0 LOB: 0 BB: 0 P: 7	R: 0 H: 0 E: 0 K: 0 S: 8	H: 0 LOB: 0 BB: 0 P: 11	R: 1 H: 2 E: 0 K: 0 S: 13	H: 2 LOB: 1 BB: 0 P: 18	R: 0 H: 0 E: 0 K: 0 S: 7	H: 0 LOB: 0 BB: 0 P: 8	R: 0 H: 0 E: 0 K: 0 S: 6	H: 0 LOB: 0 BB: 0 P: 8	R: 1 H: 2 E: 0 K: 1 S: 11	H: 2 LOB: 2 BB: 1 P: 19	R: 0 H: 0 E: 0 K: 0 S: 7	H: 0 LOB: 0 BB: 0 P: 11	1B: 2 2B: 1 3B: 0 HR: 1	SF: 0 SAC: 0 DP: 0 HBP: 0	WP: 0 PB: 0 SB: 1 CS: 0	PA: 32	
PITCHER	IP	WLS	BF	H	R	ER	SO	BB	IBB	HBP	BLK	WP	HR	S	P	ERA	WHIP				
43 Freddy Garcia, R ERA: 4.64	7.0	W	25	4	2	2	1	0	0	0	0	0	1	61	84	2.57	0.571				
40 J.J. Putz, R ERA: 2.99	0.2	H	3	0	0	0	1	1	0	0	0	0	0	6	13	0.00	1.500				
37 Matt Thornton, L ERA: 2.73	1.1	S	4	0	0	0	0	0	0	0	0	0	0	8	13	0.00	0.000				

Batter	1	2	3	4	5	6	7	8	9	AB	R	H	RBI	BB	SO	LOB	BOTTOM				
1 Juan Pierre, L OBP: 0.336, SLG: 0.313	K			G4-3				G6-3		4	1	1	0	1	1	1	Boston Red Sox @ Chicago White Sox U.S. Cellular Field, Chicago, IL Wed Sep 29 2010, 8:11 PM - 10:41 PM EDT Att: 32,084 - Clear - 72 F				
11 Omar Vizquel, S OBP: 0.347, SLG: 0.338	G4-3			G4-3				G6-3		5	1	1	1	0	1	3					
20 Carlos Quentin, R OBP: 0.342, SLG: 0.479										2	0	0	0	0	1	0					
18 Brent Lillibridge, R OBP: 0.276, SLG: 0.429	K									2	0	1	0	0	1	3					
12 A.J. Pierzynski, L OBP: 0.301, SLG: 0.390		F8								3	1	2	1	1	0	0					
10 Alexei Ramirez, R OBP: 0.314, SLG: 0.427		G4-3								4	0	2	1	0	0	0					
23 Mark Teahen, L OBP: 0.328, SLG: 0.386										1	0	0	0	1	0	0					
99 Manny Ramirez, R OBP: 0.409, SLG: 0.460										1	0	0	0	0	1	3					
7 Mark Kotsay, L OBP: 0.308, SLG: 0.376										3	0	1	0	1	0	3					
22 Brent Morel, R OBP: 0.255, SLG: 0.373										4	1	2	0	0	1	5					
30 Alejandro De Aza, L OBP: 0.250, SLG: 0.313										4	1	3	0	0	0	0					
Inning Stats	R: 0 H: 0 E: 0 K: 2 S: 7	H: 1 LOB: 2 BB: 1 P: 11	R: 0 H: 0 E: 0 K: 1 S: 11	H: 0 LOB: 0 BB: 0 P: 9	R: 1 H: 1 E: 0 K: 0 S: 7	H: 1 LOB: 0 BB: 0 P: 14	R: 0 H: 2 E: 0 K: 2 S: 12	H: 2 LOB: 3 BB: 1 P: 19	R: 0 H: 2 E: 0 K: 0 S: 7	H: 2 LOB: 2 BB: 1 P: 15	R: 3 H: 5 E: 1 K: 1 S: 19	H: 5 LOB: 2 BB: 1 P: 31	R: 1 H: 2 E: 0 K: 0 S: 9	H: 2 LOB: 0 BB: 0 P: 11	1B: 12 2B: 0 3B: 0 HR: 1	SF: 0 SAC: 1 DP: 3 HBP: 0	WP: 0 PB: 0 SB: 0 CS: 0	PA: 38			
PITCHER	IP	WLS	BF	H	R	ER	SO	BB	IBB	HBP	BLK	WP	HR	S	P	ERA	WHIP				
19 Josh Beckett, R ERA: 5.78	6.0	L	32	11	4	4	5	2	2	0	0	0	0	10	105	6.00	2.167				
37 Hideki Okajima, L ERA: 4.63	1.0		2	0	0	0	1	0	0	0	0	0	0	10	14	0.00	0.000				
49 Tim Wakefield, R ERA: 5.2	1.0		4	2	1	1	0	0	0	0	0	0	0	9	11	9.00	2.000				

Batter	1	2	3	4	5	6	7	8	9	AB	R	H	RBI	BB	SO	LOB	TOP			
10 Marco Scutaro, R OBP: 0.333, SLG: 0.388 32 Felipe Lopez, S OBP: 0.306, SLG: 0.335	1-0 1B 54 G6-4-3		2-1 2B 54 SH1-3 41 HR		1-2 F9		1-3 K		2-0 F7	3	1	2	0	0	0	1				
54 Darrell McDonald, R OBP: 0.338, SLG: 0.430	1-2 G6-4-3 1-2		0-0 SH1-3		0-0 P3		2-3 K			3	0	0	0	0	0	1				
41 Victor Martinez, S OBP: 0.351, SLG: 0.495 36 Kevin Cash, R OBP: 0.246, SLG: 0.243	0-2 1B		0-0 HR		0-0 L7				1-1 F9	3	1	2	2	0	0	1				
29 Adrian Beltré, R OBP: 0.365, SLG: 0.553 72 Yamaiño Navarro, R, PR OBP: 0.194, SLG: 0.143	2-3 K		0-2 F8		2-1 E6 25 1B				0-1 F9	3	0	0	0	0	1	1				
25 Mike Lowell, R OBP: 0.299, SLG: 0.356 60 Daniel Nava, S OBP: 0.345, SLG: 0.360		2-3 K	2-1 F8		2-2 1B				1-0 2B	4	0	2	0	0	1	0				
12 Jed Lowrie, S OBP: 0.396, SLG: 0.491		3-3 K		1-0 F8		1-3 K			2-0 G3	4	0	0	0	0	2	3				
55 Ryan Kalish, L OBP: 0.293, SLG: 0.406		4-2 BB 78 S 22 BB		0-1 G4-3		1-3 K			1-2 G2-3	3	0	0	0	1	1	2				
22 Bill Hall, R OBP: 0.311, SLG: 0.455		4-2 BB 1 SAFE S FF 93 B FF 94 1 SAFE S FF 94 1 SAFE S FF 94 B FF 95 B CH 95		1-2 G5-3		0-3 K			0-0 2B	3	0	1	0	1	1	2				
78 Lars Anderson, L OBP: 0.314, SLG: 0.233	1-2 G5-3 2-3			4-0 BB		2-3 K			1-1 F9	3	0	0	0	1	1	3				
Inning Stats	R: 0 E: 0 K: 1 S: 13	H: 2 LOB: 1 BB: 0 P: 17	R: 0 E: 0 K: 2 S: 16	H: 0 LOB: 2 BB: 2 P: 30	R: 2 E: 0 K: 0 S: 11	H: 2 LOB: 0 BB: 0 P: 15	R: 0 E: 0 K: 0 S: 6	H: 0 LOB: 1 BB: 1 P: 11	R: 0 E: 1 K: 3 S: 16	H: 1 LOB: 2 BB: 0 P: 22	R: 0 E: 0 K: 3 S: 9	H: 0 LOB: 0 BB: 0 P: 14	R: 0 E: 0 K: 0 S: 6	H: 1 LOB: 1 BB: 0 P: 10	R: 0 E: 0 K: 0 S: 7	H: 1 LOB: 1 BB: 0 P: 11	1B: 3 2B: 3 3B: 0 HR: 1	SF: 0 SAC: 1 DP: 1 HBP: 0	WP: 0 PB: 0 SB: 1 CS: 0	PA: 37
PITCHER	IP WLS BF H R ER SO BB IBB HBP BLK WP HR S P ERA WHIP	IP WLS BF H R ER SO BB IBB HBP BLK WP HR S P ERA WHIP	IP WLS BF H R ER SO BB IBB HBP BLK WP HR S P ERA WHIP	IP WLS BF H R ER SO BB IBB HBP BLK WP HR S P ERA WHIP	IP WLS BF H R ER SO BB IBB HBP BLK WP HR S P ERA WHIP	IP WLS BF H R ER SO BB IBB HBP BLK WP HR S P ERA WHIP	IP WLS BF H R ER SO BB IBB HBP BLK WP HR S P ERA WHIP	IP WLS BF H R ER SO BB IBB HBP BLK WP HR S P ERA WHIP	IP WLS BF H R ER SO BB IBB HBP BLK WP HR S P ERA WHIP	IP WLS BF H R ER SO BB IBB HBP BLK WP HR S P ERA WHIP	IP WLS BF H R ER SO BB IBB HBP BLK WP HR S P ERA WHIP	IP WLS BF H R ER SO BB IBB HBP BLK WP HR S P ERA WHIP	IP WLS BF H R ER SO BB IBB HBP BLK WP HR S P ERA WHIP	IP WLS BF H R ER SO BB IBB HBP BLK WP HR S P ERA WHIP	IP WLS BF H R ER SO BB IBB HBP BLK WP HR S P ERA WHIP	IP WLS BF H R ER SO BB IBB HBP BLK WP HR S P ERA WHIP	IP WLS BF H R ER SO BB IBB HBP BLK WP HR S P ERA WHIP			
50 John Danks, L ERA: 3.72 46 Sergio Santos, R ERA: 2.95 71 Scott Linebrink, R ERA: 4.4	6.0 W 26 5 2 2 6 3 0 0 0 0 1 68 103 3.00 1.333	2.0 7 1 0 0 3 0 0 0 0 0 15 24 0.00 0.500	1.0 4 1 0 0 0 0 0 0 0 0 7 11 0.00 1.000																	

Boston Red Sox @ Chicago White Sox
U.S. Cellular Field, Chicago, IL
Thu Sep 30 2010, 8:10 PM - 11:28 PM EDT
Att: 30,854 - Clear - 61 F


AB 33
R 2
H 7
RBI 2
BB 3
SO 9
LOB 16



Batter	1	2	3	4	5	6	7	8	9	AB	R	H	RBI	BB	SO	LOB	BOTTOM			
1 Juan Pierre, L OBP: 0.339, SLG: 0.316	1-0 1B 14 S 25 1B		2-1 1B 14 S 25 1B 10 S	4-1 BB 14 HR	1-0 1B		1-2 F7			4	3	3	0	1	0	1				
10 Alexei Ramirez, R OBP: 0.313, SLG: 0.424	0-0 F8		1-3 K	4-2 BB 14 HR	1-1 G6-3				2-2 L9	4	1	0	0	1	1	4				
14 Paul Konerko, R OBP: 0.394, SLG: 0.587 15 Gordon Beckham, R, PR OBP: 0.317, SLG: 0.378	4-2 BB 25 1B		2-0 1B 25 1B	3-2 HR 1-H 2-H 3-H					4-1 BB	3	1	2	4	2	0	0				
25 Andruw Jones, R OBP: 0.341, SLG: 0.486	0-0 1B 27 G6-4-3		1-1 1B 24 FC6-4	3-2 L7					2-2 F8	4	0	2	2	1	0	1				
27 Ramon Castro, R OBP: 0.328, SLG: 0.504	3-1 G6-4-3 1-2		0-0 F8	2-0 1B 24 HR	3-2 F7				2-3 K	5	1	1	0	0	1	6				
24 Dayan Viciedo, R OBP: 0.295, SLG: 0.479		1-3 K	1-0 FC6-4	0-0 HR	1-3 K					4	1	1	2	0	2	3				
22 Brent Morel, R OBP: 0.271, SLG: 0.370		2-3 K		1-1 L3	4-0 BB 30 C3-6				0-1 1B 18 G6-3 30 G4-3	3	0	1	0	1	1	0				
30 Alejandro De Aza, L OBP: 0.300, SLG: 0.388		4-0 BB		2-1 BB 10 HR	1-0 FC3-6 1 1B				2-2 G4-3	3	1	1	0	1	0	2				
18 Brent Lillibridge, R OBP: 0.284, SLG: 0.409		1-3 K		1-3 K	3-2 F9				0-1 G6-3	4	0	0	0	0	2	4				
Inning Stats	R: 1 E: 0 K: 0 S: 9	H: 2 LOB: 1 BB: 1 P: 17	R: 0 E: 0 K: 3 S: 9	H: 0 LOB: 1 BB: 1 P: 17	R: 1 E: 0 K: 1 S: 12	H: 3 LOB: 0 BB: 0 P: 19	R: 4 E: 0 K: 1 S: 20	H: 2 LOB: 2 BB: 2 P: 38	R: 2 E: 0 K: 0 S: 10	H: 3 LOB: 1 BB: 1 P: 23	R: 0 E: 0 K: 1 S: 10	H: 0 LOB: 1 BB: 1 P: 20	R: 0 E: 0 K: 0 S: 13	H: 1 LOB: 0 BB: 0 P: 16	R: 0 E: 0 K: 1 S: 10	H: 0 LOB: 1 BB: 1 P: 20	1B: 8 2B: 1 3B: 0 HR: 2	SF: 0 SAC: 0 DP: 1 HBP: 0	WP: 0 PB: 0 SB: 3 CS: 0	PA: 41
PITCHER	IP WLS BF H R ER SO BB IBB HBP BLK WP HR S P ERA WHIP	IP WLS BF H R ER SO BB IBB HBP BLK WP HR S P ERA WHIP	IP WLS BF H R ER SO BB IBB HBP BLK WP HR S P ERA WHIP	IP WLS BF H R ER SO BB IBB HBP BLK WP HR S P ERA WHIP	IP WLS BF H R ER SO BB IBB HBP BLK WP HR S P ERA WHIP	IP WLS BF H R ER SO BB IBB HBP BLK WP HR S P ERA WHIP	IP WLS BF H R ER SO BB IBB HBP BLK WP HR S P ERA WHIP	IP WLS BF H R ER SO BB IBB HBP BLK WP HR S P ERA WHIP	IP WLS BF H R ER SO BB IBB HBP BLK WP HR S P ERA WHIP	IP WLS BF H R ER SO BB IBB HBP BLK WP HR S P ERA WHIP	IP WLS BF H R ER SO BB IBB HBP BLK WP HR S P ERA WHIP	IP WLS BF H R ER SO BB IBB HBP BLK WP HR S P ERA WHIP	IP WLS BF H R ER SO BB IBB HBP BLK WP HR S P ERA WHIP	IP WLS BF H R ER SO BB IBB HBP BLK WP HR S P ERA WHIP	IP WLS BF H R ER SO BB IBB HBP BLK WP HR S P ERA WHIP	IP WLS BF H R ER SO BB IBB HBP BLK WP HR S P ERA WHIP	IP WLS BF H R ER SO BB IBB HBP BLK WP HR S P ERA WHIP			
31 Jon Lester, L ERA: 3.25 59 Robert Manuel, R ERA: 5.06 68 Robert Coello, R ERA: 5.06 53 Rich Hill, L ERA: 64 Michael Bowden, R ERA: 5.27	4.0 L 25 9 8 8 5 0 0 0 0 0 2 52 99 18.00 3.500	1.0 4 1 0 0 0 0 0 0 0 0 9 15 0.00 1.000	1.0 4 0 0 0 1 1 0 0 0 0 10 20 0.00 1.000	1.0 4 1 0 0 0 0 0 0 0 0 13 16 0.00 1.000	1.0 4 0 0 0 1 1 0 0 0 0 10 20 0.00 1.000															

Boston Red Sox @ Chicago White Sox
U.S. Cellular Field, Chicago, IL
Thu Sep 30 2010, 8:10 PM - 11:28 PM EDT
Att: 30,854 - Clear - 61 F

AB 34
R 8
H 11
RBI 8
BB 7
SO 7
LOB 21



Batter	1	2	3	4	5	6	7	8	9	AB	R	H	RBI	BB	SO	LOB	TOP
23 Michael Brantley, L OBP: 0.291, SLG: 0.521										4	2	1	0	1	1	1	Cleveland Indians @ Chicago White Sox U.S. Cellular Field, Chicago, IL Fri Oct 01 2010, 8:12 PM - 11:02 PM EDT Att: 23,128 - Partly Cloudy - 69 F
13 Adrúbal Cabrera, S OBP: 0.354, SLG: 0.346										5	2	3	1	0	1		
17 Shin-Soo Choo, L OBP: 0.401, SLG: 0.484										4	1	2	2	1	0	2	
48 Travis Hafner, L OBP: 0.376, SLG: 0.452										3	2	1	0	2	1	2	
12 Jayson Nix, R OBP: 0.283, SLG: 0.401										4	0	1	1	0	0	2	
4 Trevor Crowe, S OBP: 0.303, SLG: 0.335										5	0	2	2	0	1	2	
7 Matt LaPorta, R OBP: 0.308, SLG: 0.365										5	0	1	0	0	0	4	
1 Luis Valbuena, L OBP: 0.273, SLG: 0.258										4	0	1	0	0	1	4	
25 Andy Marte, R OBP: 0.303, SLG: 0.389										0	0	0	0	0	0	0	
6 Lou Marson, R OBP: 0.274, SLG: 0.286										4	0	0	0	0	1	1	
Inning Stats	R: 3 H: 3 E: 0 K: 1 S: 16	H: 3 R: 0 ER: 0 LOB: 0 P: 20	R: 3 H: 3 E: 0 K: 0 S: 22	H: 2 R: 0 ER: 0 LOB: 2 P: 18	R: 0 H: 0 E: 0 K: 0 S: 7	H: 1 R: 0 ER: 0 LOB: 1 P: 10	R: 1 H: 3 E: 1 K: 1 S: 20	R: 0 H: 0 E: 0 K: 2 S: 7	R: 0 H: 0 E: 0 K: 1 S: 11	1B: 9 2B: 2 3B: 0 HR: 1	SF: 1 SAC: 0 DP: 0 HBP: 0	WP: 1 PB: 0 SB: 1 CS: 0	PA: 43				
PITCHER	IP WLS BF H R ER SO BB IBB HBP BLK WP HR S P ERA WHIP																
57 Ramon Pena, R ERA: 5.1	6.0 L 29 9 6 6 2 1 1 0 0 0 1 1 71 104 9.00 1.667																
58 Lucas Harrell, R ERA: 4.99	1.0 6 3 1 1 1 0 0 0 0 0 0 0 20 30 9.00 3.000																
40 J.J. Putz, R ERA: 2.83	1.0 3 0 0 0 2 0 0 0 0 0 0 0 7 7 0.00 0.000																
47 Gregory Infante, R ERA:	1.0 5 0 0 0 1 2 0 0 0 0 0 0 11 24 0.00 2.000																

Batter	1	2	3	4	5	6	7	8	9	AB	R	H	RBI	BB	SO	LOB	BOTTOM
1 Juan Pierre, L OBP: 0.339, SLG: 0.315										4	0	1	0	0	0	0	Cleveland Indians @ Chicago White Sox U.S. Cellular Field, Chicago, IL Fri Oct 01 2010, 8:12 PM - 11:02 PM EDT Att: 23,128 - Partly Cloudy - 69 F
11 Omar Vizquel, S OBP: 0.344, SLG: 0.334										4	0	0	0	0	1		
23 Mark Teahen, L OBP: 0.328, SLG: 0.388										4	1	1	0	0	2	0	
24 Dayan Viciedo, R OBP: 0.313, SLG: 0.485										3	1	2	1	1	1	0	
7 Mark Kotsay, L OBP: 0.307, SLG: 0.377										4	0	1	0	0	0	2	
17 Tyler Flowers, R										2	0	0	0	2	1	2	
22 Brent Morel, R OBP: 0.270, SLG: 0.414										4	1	1	1	0	1	3	
30 Alejandro De Az, L OBP: 0.292, SLG: 0.348										4	0	1	1	0	1	1	
18 Brent Lillibridge, R OBP: 0.253, SLG: 0.391										4	0	0	0	0	4	3	
Inning Stats	R: 1 H: 3 E: 0 K: 1 S: 12	H: 1 R: 1 ER: 0 LOB: 0 P: 12	R: 0 H: 1 E: 0 K: 1 S: 11	H: 0 R: 0 ER: 0 LOB: 1 P: 23	R: 0 H: 0 E: 0 K: 2 S: 12	R: 0 H: 0 E: 0 K: 1 S: 9	H: 0 R: 0 ER: 0 LOB: 0 P: 10	R: 0 H: 0 E: 0 K: 1 S: 12	R: 0 H: 1 E: 0 K: 0 S: 11	R: 1 H: 1 E: 0 K: 2 S: 13	1B: 4 2B: 2 3B: 0 HR: 1	SF: 0 SAC: 0 DP: 1 HBP: 0	WP: 0 PB: 0 SB: 0 CS: 0	PA: 36			
PITCHER	IP WLS BF H R ER SO BB IBB HBP BLK WP HR S P ERA WHIP																
55 Roberto Hernandez, R ERA: 3.77	6.0 W 24 5 2 2 7 1 0 0 0 0 0 0 12 15 0.00 1.000																
50 Jensen Lewis, R ERA: 2.97	1.0 3 0 0 0 1 0 0 0 0 0 0 0 11 12 0.00 1.000																
53 Rafael Perez, L ERA: 3.25	1.0 3 1 0 0 0 2 0 0 0 0 0 0 13 27 9.00 3.000																
52 Vinnie Pestano, R ERA: 2.25	1.0 6 1 1 1 2 2 0 0 0 0 0 0 13 27 9.00 3.000																



Batter	1	2	3	4	5	6	7	8	9	AB	R	H	RBI	BB	SO	LOB	TOP	
23 Michael Brantley, L (1, 8) OBP: 0.294, SLG: 0.524										3	1	2	0	0	0	0	Cleveland Indians @ Chicago White Sox U.S. Cellular Field, Chicago, IL Sat Oct 02 2010, 7:07 PM - 8:50 PM EDT Att: 23,702 - Clear - 47 F	
13 Asdrúbal Cabrera, S (1, 6) OBP: 0.326, SLG: 0.345										2	0	1	1	1	0	1		
17 Shin-Soo Choo, L (1, 9) OBP: 0.401, SLG: 0.484										3	0	1	0	0	0	2		
47 Shelley Duncan, R (1, 10) OBP: 0.314, SLG: 0.420										3	0	0	0	0	0	3		
12 Jayson Nix, R (1, 4) OBP: 0.284, SLG: 0.401										3	0	1	0	0	0	2		
7 Matt LaPorta, R (1, 3) OBP: 0.306, SLG: 0.362										3	0	0	0	0	2	3		
25 Andy Marte, R (1, 5) OBP: 0.299, SLG: 0.385										2	0	0	0	0	1	1		
4 Trevor Crowe, S (1, 7) OBP: 0.302, SLG: 0.333										2	0	0	0	0	0	0		
8 Chris Gimenez, R (1, 2) OBP: 0.288, SLG: 0.328										2	1	1	0	0	0	0		
Inning Stats	R: 0 E: 0 K: 0 S: 7	H: 1 LOB: 0 BB: 0 P: 12	R: 0 E: 0 K: 1 S: 8	H: 1 LOB: 1 BB: 0 P: 10	R: 2 E: 0 K: 0 S: 16	H: 3 LOB: 1 BB: 0 P: 21	R: 0 E: 0 K: 1 S: 6	H: 0 LOB: 0 BB: 0 P: 7	R: 0 E: 0 K: 0 S: 9	H: 0 LOB: 0 BB: 0 P: 12	R: 0 E: 0 K: 1 S: 12	H: 1 LOB: 2 BB: 1 P: 20						
PITCHER 56 Mark Buehrle, L (1, 1) ERA: 4.28	IP: 6.0 WLS: W BF: 24 H: 6 R: 2 ER: 2 SO: 3 BB: 1 IBB: 0 HBP: 0 BLK: 1 WP: 0 HR: 0 S: 58 P: 82 ERA: 3.00 WHIP: 1.167																	

AB	23
R	2
H	6
RBI	1
BB	1
SO	3
LOB	12



Batter	1	2	3	4	5	6	7	8	9	AB	R	H	RBI	BB	SO	LOB	BOTTOM	
1 Juan Pierre, L (1, 7) OBP: 0.339, SLG: 0.314										2	1	0	0	1	1	0	Cleveland Indians @ Chicago White Sox U.S. Cellular Field, Chicago, IL Sat Oct 02 2010, 7:07 PM - 8:50 PM EDT Att: 23,702 - Clear - 47 F	
11 Omar Vizquel, S (1, 6) OBP: 0.341, SLG: 0.331										3	0	0	0	0	0	1		
14 Paul Konerko, R (1, 10) OBP: 0.392, SLG: 0.583										3	0	0	0	0	2	2		
24 Dayan Viedelo, R (1, 3) OBP: 0.324, SLG: 0.530										3	2	2	1	0	1	1		
23 Mark Teahen, L (1, 9) OBP: 0.324, SLG: 0.383										3	0	0	0	0	2	2		
17 Tyler Flowers, R (1, 2) OBP: 0.324, SLG: 0.383										1	2	0	0	2	1	0		
22 Brent Morel, R (1, 5) OBP: 0.273, SLG: 0.426										3	0	1	0	0	0	3		
30 Alejandro De Aza, L (1, 8) OBP: 0.296, SLG: 0.385										3	1	1	1	0	1	2		
18 Brent Lillibridge, R (1, 4) OBP: 0.258, SLG: 0.394										2	0	1	2	0	1	0		
Inning Stats	R: 1 E: 1 K: 2 S: 11	H: 0 LOB: 1 BB: 1 P: 20	R: 0 E: 0 K: 1 S: 10	H: 0 LOB: 0 BB: 1 P: 16	R: 0 E: 0 K: 1 S: 7	H: 0 LOB: 0 BB: 0 P: 9	R: 3 E: 0 K: 0 S: 10	H: 3 LOB: 0 BB: 1 P: 20	R: 0 E: 0 K: 2 S: 10	H: 0 LOB: 0 BB: 0 P: 14	R: 1 E: 0 K: 3 S: 21	H: 2 LOB: 1 BB: 0 P: 27						
PITCHER 59 Carlos Carrasco, R (1, 1) ERA: 3.83	IP: 6.0 WLS: L BF: 26 H: 5 R: 6 ER: 5 SO: 9 BB: 3 IBB: 0 HBP: 0 BLK: 0 WP: 1 HR: 1 S: 69 P: 106 ERA: 7.50 WHIP: 1.333																	

AB	23
R	6
H	5
RBI	4
BB	3
SO	9
LOB	11



