

Chicago White Sox - 2011

Batter	1	2	3	4	5	6	7	8	9	AB	R	H	RBI	BB	SO	LOB	TOP
1 Juan Pierre, L (1, 7) 76 Brandon Short, R (6, 7)	4-0 BB 44 CS 15 1B		1-0 E1 15 G4-3 3-H 1B		0-0 G1-3		4-0 BB 18 1B 55 1B		0-3 K	2	0	1	0	1	0	0	Chicago White Sox @ Los Angeles Dodgers Camelback Ranch, Glendale, AZ Mon Feb 28 2011, 3:09 PM - 5:36 PM EST Att: 3,963 - Sunny - 60 F
15 Gordon Beckham, R (1, 4) 18 Brent Lillibridge, R (6, PH) OBP: 0.500, SLG: 0.500	0-0 BB 14 PB 44 CS 1B		0-0 G4-3			0-0 G6-3		1-3 2-H 55 1B		2	0	1	0	0	0	1	
44 Adam Dunn, L (1, 10) 55 Donny Lucy, R (7, PH) OBP: 1.000, SLG: 1.000	0-3 K		0-3 K			4-0 BB 14 G1 67 2B		1-0 1-H 83 WP		2	1	0	0	1	2	3	
14 Paul Konerko, R (1, 3) 83 Luis Sierra, L (6, 3)	1-3 K			0-0 P4		0-0 G1		1-0 3-H		3	0	0	0	0	1	2	
51 Alex Rios, R (1, 8) 67 Jordan Danks, L (6, PH) OBP: 0.500, SLG: 1.000		0-0 L3		0-0 E4 20 FC6-4		0-0 2-H 2B		0-0 G3-1		2	0	0	0	0	0	0	
20 Carlos Quentin, R (1, 9) 38 Stefan Gartrell, R (6, PH)	0-0 F9			0-0 FC6-4 1-2		0-0 G4-3		0-0 F7		2	0	0	0	0	0	1	
12 A.J. Pierzynski, L (1, 2) 75 Josh Phegley, R (5, 2)	0-0 G3			0-0 G1-3			0-0 G1-3		0-0 P5	2	0	0	0	0	0	1	
10 Alexei Ramirez, R (1, 6) 62 Eduardo Escobar, S (6, 6)			0-0 E6 22 G3-1 1 E			0-0 1-1 22 L4-3 1B		0-3 K		2	1	1	0	0	0	0	
22 Brent Morel, R (1, 5) 45 Dallas McPherson, L (6, 5)			0-0 G3-1			0-0 L4-3 1-1		0-0 76 WP 18 1B		2	0	0	0	0	0	2	
	R: 0 H: 1 E: 0 LOB: 1 K: 2 BB: 1 S: 7 P: 12	R: 0 H: 0 E: 0 LOB: 0 K: 0 BB: 0 S: 3 P: 3	R: 1 H: 1 E: 3 LOB: 1 K: 1 BB: 0 S: 7 P: 8	R: 0 H: 0 E: 1 LOB: 1 K: 0 BB: 0 S: 4 P: 4	R: 0 H: 1 E: 0 LOB: 0 K: 0 BB: 1 S: 3 P: 3	R: 1 H: 1 E: 0 LOB: 1 K: 0 BB: 1 S: 4 P: 8	R: 3 H: 3 E: 0 LOB: 1 K: 1 BB: 1 S: 8 P: 14	R: 0 H: 0 E: 0 LOB: 0 K: 0 BB: 0 S: 3 P: 3	R: 0 H: 0 E: 0 LOB: 0 K: 2 BB: 0 S: 7 P: 7	1B: 6 SF: 0 2B: 2 SAC: 0 3B: 0 DP: 1 HR: 0 HBP: 0	WP: 2 PA: 37 PB: 1 CS: 1 CS: 2						
PITCHER	IP WLS BF H R ER SO BB IBB HBP BLK WP HR S P ERA WHIP											PITCHER	IP WLS BF H R ER SO BB IBB HBP BLK WP HR S P ERA WHIP				
22 Clayton Kershaw, L (1, 1) ERA: 0.00	3.0 12 2 1 0 0 3 1 0 0 0 0 0 0 17 23 0.00 1.000											94 Mike Antonini, L (8, 1) ERA: 0.00	1.0 H 3 0 0 0 0 0 0 0 0 0 0 0 0 4 4 0.00 0.000				
51 Jonathan Broxton, R (4, 1) ERA: 0.00	1.0 W 4 0 0 0 0 0 0 0 0 0 0 0 0 3 3 0.00 1.000											95 Nathan Eovaldi, R (9, 1) ERA: 0.00	1.0 S 3 0 0 0 0 2 0 0 0 0 0 0 0 7 7 0.00 0.000				
55 Matt Guerrier, R (5, 1) ERA: 9.0	1.0 H 3 1 0 0 0 0 0 0 0 0 0 0 0 3 3 9.00 2.000																
80 Ron Mahay, L (6, 1) ERA: 27.0	1.0 5 1 1 1 0 1 0 0 0 0 0 0 0 4 8 27.00 4.000																
59 Travis Schlichting, R (7, 1) ERA: 27.0	1.0 7 3 3 3 1 1 0 0 0 0 2 0 0 8 14 27.00 4.000																

Batter	1	2	3	4	5	6	7	8	9	AB	R	H	RBI	BB	SO	LOB	BOTTOM
10 Tony Gwynn Jr., L (1, 9) OBP: 0.400, SLG: 0.250 63 Jamie Hoffmann, R (5, 9)	0-0 G4-3			0-0 6 S 1B	0-0 9 FC3-2-5 61 1B		0-0 9 G1-3 1B			2	1	1	0	0	0	0	Chicago White Sox @ Los Angeles Dodgers Camelback Ranch, Glendale, AZ Mon Feb 28 2011, 3:09 PM - 5:36 PM EST Att: 3,963 - Sunny - 60 F
6 Aaron Miles, S (1, 4) OBP: 0.500, SLG: 0.500 9 Eugenio Velez, S (5, 4)	0-0 F8			1-0 E4 62 3B	0-0 9 S 61 1B		0-0 G1-3			2	1	1	0	0	0	0	
30 Dioner Navarro, S (1, 2) 9 Hector Gimenez, S (5, 2) OBP: 0.250, SLG: 0.167	0-0 G4-3			0-0 F9	2-3 3-H 4-0 61 1B 49 WP		0-2 K			2	0	0	0	0	0	1	
3 Xavier Paul, L (1, 10) OBP: 0.286, SLG: 0.200 61 Damaso Espino, R (6, PH) OBP: 0.500, SLG: 0.500		1-0 HBP 62 G1-6-3		0-3 K	0-0 68 FC5 49 WP		0-0 G5-3			1	0	0	0	0	1	1	
62 Trayvon Robinson, S (1, 8) OBP: 0.500, SLG: 1.000 49 Trent Oeltjen, L (5, 8)	0-0 G1-6-3			0-0 1-H 3B	4-0 68 FC5 BB		0-0 G4-3			2	0	1	1	0	0	1	
35 Gabe Kapler, R (1, 7) OBP: 0.167, SLG: 0.167 68 Jerry Sands, R (5, 7)	0-0 G6-3			0-0 G6-3	1-2 2-3 63 2B		0-0 FC5		0-0 L7	2	0	0	0	0	0	1	
75 Russell Mitchell, R (1, 3) 77 JD Closser, S (6, 3)			0-0 F8		0-3 K		4-0 13 G5-4-3 BB		0-3 K	2	0	0	0	1	0	0	
13 Juan Castro, R (1, 5) OBP: 0.250, SLG: 0.250 13 Ivan De Jesus Jr., R (5, PR) OBP: 0.250, SLG: 0.250			0-0 F8		0-0 72 E 63 2B		0-0 G5-4-3			2	0	1	0	0	0	0	
72 Justin Sellers, R (1, 8) 70 Dee Strange-Gordon, L (6, 6) OBP: 0.333, SLG: 0.333			0-0 P2		4-0 63 2B 9 FC3-2-5 BB		0-0 L6			1	0	0	0	1	0	0	
	R: 0 H: 0 E: 0 LOB: 0 K: 0 BB: 0 S: 3 P: 3	R: 0 H: 0 E: 0 LOB: 0 K: 0 BB: 0 S: 2 P: 3	R: 0 H: 0 E: 0 LOB: 0 K: 0 BB: 0 S: 3 P: 3	R: 2 H: 3 E: 1 LOB: 1 K: 1 BB: 0 S: 8 P: 9	R: 4 H: 3 E: 1 LOB: 2 K: 1 BB: 3 S: 8 P: 20	R: 0 H: 0 E: 0 LOB: 0 K: 0 BB: 1 S: 2 P: 6	R: 0 H: 1 E: 0 LOB: 1 K: 1 BB: 0 S: 6 P: 6	R: 0 H: 0 E: 0 LOB: 0 K: 1 BB: 0 S: 5 P: 5	R: 0 H: 0 E: 0 LOB: 0 K: 2 BB: 0 S: 7 P: 7	1B: 5 SF: 0 2B: 1 SAC: 0 3B: 1 DP: 2 HR: 0 HBP: 1	WP: 1 PA: 34 PB: 0 CS: 2 CS: 0						
PITCHER	IP WLS BF H R ER SO BB IBB HBP BLK WP HR S P ERA WHIP											PITCHER	IP WLS BF H R ER SO BB IBB HBP BLK WP HR S P ERA WHIP				
34 Gavin Floyd, R (1, 1) ERA: 0.00	2.0 6 0 0 0 0 0 0 0 0 0 0 0 0 3 3 0.00 0.000											58 Lucas Harrell, R (7, 1) ERA: 0.00	1.0 4 1 0 0 0 1 0 0 0 0 0 0 0 5 5 0.00 1.000				
77 Will Ohman, L (3, 1) ERA: 18.0	1.0 H 3 0 0 0 0 0 0 0 0 0 0 0 0 3 3 18.00 3.000											61 Brandon Hynick, R (8, 1) ERA: 0.00	1.0 3 0 0 0 0 1 0 0 0 0 0 0 0 5 5 0.00 0.000				
57 Ramon Pena, R (4, 1) ERA: 18.0	1.0 L 6 3 2 2 1 0 0 0 0 0 0 0 0 8 9 18.00 3.000																
68 Miguel Socolovich, R (5, 1) ERA: 54.0	0.2 8 3 4 4 1 3 0 0 0 0 1 0 0 7 19 54.00 9.000																
60 Jeff Gray, R (5, 1) ERA: 54.0	1.1 4 0 0 0 0 0 1 0 0 0 0 0 0 3 7 0.00 0.750																

Batter	1	2	3	4	5	6	7	8	9	AB	R	H	RBI	BB	SO	LOB	TOP					
23 Rickie Weeks Jr., R (1.4) <small>OBP: 0.667, SLG: 0.333</small> 63 Eric Farns, R (6.4) <small>OBP: 0.500, SLG: 0.500</small>	F9		1B						1B	2	0	1	1	1	0	0	Milwaukee Brewers @ Chicago White Sox Camelback Ranch, Glendale, AZ Tue Mar 01 2011, 3:06 PM - 5:40 PM EST Att: 3,495 - Sunny - 72 F					
27 Carlos Gómez, R (1.8) <small>OBP: 0.200, SLG: 0.200</small> 70 Logan Schafer, L (6.8) <small>OBP: 0.600, SLG: 0.500</small>	G6-3		FC4-6						F8	3	0	0	0	0	2	2						
25 Mark Kotsay, L (1.9) <small>OBP: 0.400, SLG: 0.400</small> 77 Caleb Gindl, L (6.9) <small>OBP: 0.750, SLG: 1.333</small>	G6-3								1B	3	0	1	0	0	0	0						
3 Yuniesky Betancourt, R (1.6) <small>OBP: 0.667, SLG: 0.600</small> 68 Edwin Maysonet, R (6. PR) <small>OBP: 0.667, SLG: 0.500</small>	B1-3								1B	3	0	2	0	0	0	0						
30 Craig Counsell, L (1.5) <small>OBP: 0.200, SLG: 0.200</small> 75 Zelous Wheeler, R (6, PR) <small>OBP: 0.500, SLG: 0.750</small>	G3								P3	3	0	1	0	0	0	2						
12 Brandon Boggs, S (1.10) <small>OBP: 0.143, SLG: 0.143</small>	K								1B	4	0	1	2	0	2	3						
62 Jeremy Reed, L (1.7) <small>OBP: 0.200, SLG: 0.200</small> 7 Chris Dickerson, L (6.7)	G3								K	2	0	0	0	0	0	2						
74 Erick Almonte, R (1.3) 99 Hunter Morris, L (7.3) <small>OBP: 1.000, SLG: 3.000</small>	L8								3B	2	0	0	0	1	0	0						
33 Wil Nieves, R (1.2) <small>OBP: 0.400, SLG: 0.400</small> 60 Martin Maldonado, R (7.2) <small>OBP: 0.250, SLG: 0.250</small>			1B						G4-3	3	1	1	0	0	0	1						
Inning Stats	R: 0 E: 0 K: 0 S: 3	H: 0 LOB: 0 BB: 0 P: 3	R: 0 E: 0 K: 1 S: 5	H: 0 LOB: 0 BB: 0 P: 5	R: 1 E: 0 K: 0 S: 5	H: 2 LOB: 1 BB: 0 P: 6	R: 0 E: 0 K: 0 S: 5	H: 2 LOB: 2 BB: 0 P: 5	R: 0 E: 0 K: 1 S: 6	H: 2 LOB: 1 BB: 0 P: 6	R: 0 E: 0 K: 0 S: 3	H: 0 LOB: 1 BB: 1 P: 7	R: 0 E: 0 K: 1 S: 6	H: 0 LOB: 1 BB: 0 P: 7	R: 2 E: 0 K: 1 S: 8	H: 3 LOB: 1 BB: 0 P: 9		R: 0 E: 0 K: 0 S: 4	H: 2 LOB: 1 BB: 0 P: 5	1B: 10 2B: 0 3B: 1 HR: 0	SF: 0 SAC: 1 DP: 0 HBP: 0	WP: 0 PB: 0 SB: 2 CS: 1
PITCHER 56 Mark Buehrle, L (1.1) <small>ERA: 18.00</small> 41 Philip Humber, R (3.1) <small>ERA: 4.5</small> 26 Jesse Crain, R (5.1) <small>ERA: 0.00</small> 37 Matt Thornton, L (6.1) <small>ERA: 0.00</small> 46 Sergio Santos, R (7.1) <small>ERA: 0.00</small>	IP: 2.0 WLS: 6 BF: 10 H: 4 R: 1 ER: 0 SO: 0 BB: 0 IBB: 0 HBP: 0 BLK: 0 WP: 0 HR: 0 S: 8 P: 8 ERA: 0.00 WHIP: 0.000	IP: 2.0 WLS: 1 BF: 4 H: 4 R: 0 ER: 0 SO: 0 BB: 0 IBB: 0 HBP: 0 BLK: 0 WP: 0 HR: 0 S: 7 P: 7 ERA: 0.00 WHIP: 0.000	IP: 1.0 WLS: 4 BF: 4 H: 2 R: 0 ER: 0 SO: 0 BB: 0 IBB: 0 HBP: 0 BLK: 0 WP: 0 HR: 0 S: 6 P: 6 ERA: 0.00 WHIP: 1.000	IP: 1.0 WLS: 4 BF: 4 H: 0 R: 0 ER: 0 SO: 0 BB: 0 IBB: 0 HBP: 0 BLK: 0 WP: 0 HR: 0 S: 7 P: 7 ERA: 0.00 WHIP: 1.000	IP: 1.0 WLS: 4 BF: 4 H: 0 R: 0 ER: 0 SO: 0 BB: 0 IBB: 0 HBP: 0 BLK: 0 WP: 0 HR: 0 S: 6 P: 6 ERA: 0.00 WHIP: 1.000	IP: 1.0 WLS: 6 BF: 3 H: 2 R: 2 ER: 2 SO: 1 BB: 0 IBB: 0 HBP: 0 BLK: 0 WP: 0 HR: 0 S: 9 P: 9 ERA: 18.00 WHIP: 3.000	IP: 1.0 WLS: 4 BF: 2 H: 0 R: 0 ER: 0 SO: 0 BB: 0 IBB: 0 HBP: 0 BLK: 0 WP: 0 HR: 0 S: 5 P: 5 ERA: 0.00 WHIP: 2.000															
Batter	1	2	3	4	5	6	7	8	9	AB <td>R <td>H <td>RBI <td>BB <td>SO <td>LOB <td>BOTTOM</td> </td></td></td></td></td></td>	R <td>H <td>RBI <td>BB <td>SO <td>LOB <td>BOTTOM</td> </td></td></td></td></td>	H <td>RBI <td>BB <td>SO <td>LOB <td>BOTTOM</td> </td></td></td></td>	RBI <td>BB <td>SO <td>LOB <td>BOTTOM</td> </td></td></td>	BB <td>SO <td>LOB <td>BOTTOM</td> </td></td>	SO <td>LOB <td>BOTTOM</td> </td>	LOB <td>BOTTOM</td>	BOTTOM					
5 Lastings Milledge, R (1.7) <small>OBP: 0.667, SLG: 0.500</small> 67 Jordan Danks, L (6.7) <small>OBP: 0.250, SLG: 0.500</small>	1B	HBP			P4		F8		G4-3	2	0	1	0	0	0	0	Milwaukee Brewers @ Chicago White Sox Camelback Ranch, Glendale, AZ Tue Mar 01 2011, 3:06 PM - 5:40 PM EST Att: 3,495 - Sunny - 72 F					
11 Omar Vizquel, S (1.6) 62 Eduardo Escobar, S (6.6)	F7	K			BB		F8			2	0	0	0	1	1	3						
44 Adam Dunn, L (1.10) <small>OBP: 0.600, SLG: 0.600</small> 17 Tyler Flowers, R (7, PH) <small>OBP: 0.250, SLG: 0.500</small>	BB				G6-5-3		K			2	0	0	0	1	1	1						
27 Ramon Castro, R (1.2) <small>OBP: 0.600, SLG: 0.600</small> 55 Donny Lucy, R (6.2) <small>OBP: 0.333, SLG: 0.333</small>	K						P3		F9	2	0	0	0	0	2	2						
23 Mark Teahen, L (1.5) <small>OBP: 0.600, SLG: 0.600</small> 85 C.J. Retherford, R (7.5)	BB						K		F8	2	0	0	0	1	1	0						
24 Davan Vicedo, R (1.9) <small>OBP: 0.333, SLG: 0.333</small> 76 Brandon Short, R (7.9)	K				F8				K	3	0	1	0	0	1	3						
45 Dallas McPherson, L (1.3) <small>OBP: 0.600, SLG: 0.600</small> 83 Luis Sierra, L (7.3)	F8				1B				G3-1	3	0	2	0	0	0	0						
18 Brent Lillibridge, R (1.4) <small>OBP: 0.750, SLG: 0.500</small> 87 Tyler Saladino, R (7.4) <small>OBP: 1.000, SLG: 3.000</small>	BB				SH5-3				3B	0	0	0	0	2	0	0						
30 Alejandro De Aza, L (1.8)	FC5-4				G3				G4-3	4	0	0	1	0	0	5						
Inning Stats	R: 0 E: 0 K: 2 S: 8	H: 1 LOB: 3 BB: 2 P: 16	R: 0 E: 0 K: 1 S: 5	H: 0 LOB: 1 BB: 1 P: 11	R: 0 E: 0 K: 2 S: 7	H: 0 LOB: 0 BB: 0 P: 7	R: 0 E: 0 K: 0 S: 4	H: 1 LOB: 1 BB: 0 P: 4	R: 0 E: 0 K: 0 S: 2	H: 0 LOB: 0 BB: 1 P: 6	R: 0 E: 0 K: 1 S: 7	H: 2 LOB: 3 BB: 1 P: 11	R: 0 E: 0 K: 1 S: 5	H: 0 LOB: 0 BB: 0 P: 5	R: 0 E: 0 K: 1 S: 5	H: 0 LOB: 0 BB: 0 P: 5		R: 1 E: 0 K: 0 S: 4	H: 1 LOB: 0 BB: 0 P: 4	1B: 4 2B: 0 3B: 1 HR: 0	SF: 0 SAC: 1 DP: 1 HBP: 1	WP: 0 PB: 0 SB: 1 CS: 0
PITCHER 13 Zack Greinke, R (1.1) <small>ERA: 0.00</small> 96 Dorovan Hand, R (2.1) <small>ERA: 0.00</small> 38 Chris Narveson, L (3.1) <small>ERA: 0.00</small> 50 Kameron Loe, R (5.1) <small>ERA: 0.00</small> 21 Zach Braddock, L (6.1) <small>ERA: 0.00</small>	IP: 1.1 WLS: 8 BF: 3 H: 0 R: 0 ER: 0 SO: 1 BB: 0 IBB: 0 HBP: 1 BLK: 0 WP: 0 HR: 0 S: 9 P: 21 ERA: 0.00 WHIP: 3.000	IP: 0.2 WLS: 3 BF: 0 H: 0 R: 0 ER: 0 SO: 1 BB: 0 IBB: 0 HBP: 0 BLK: 0 WP: 0 HR: 0 S: 4 P: 6 ERA: 0.00 WHIP: 0.000	IP: 2.0 WLS: 7 BF: 1 H: 0 R: 0 ER: 0 SO: 2 BB: 0 IBB: 0 HBP: 0 BLK: 0 WP: 0 HR: 0 S: 11 P: 11 ERA: 0.00 WHIP: 0.500	IP: 1.0 WLS: 3 BF: 0 H: 0 R: 0 ER: 0 SO: 0 BB: 0 IBB: 0 HBP: 0 BLK: 0 WP: 0 HR: 0 S: 2 P: 6 ERA: 0.00 WHIP: 1.000	IP: 1.0 WLS: 6 BF: 4 H: 0 R: 0 ER: 0 SO: 0 BB: 0 IBB: 0 HBP: 0 BLK: 0 WP: 0 HR: 0 S: 7 P: 7 ERA: 9.00 WHIP: 1.000	IP: 1.0 WLS: 3 BF: 0 H: 0 R: 0 ER: 0 SO: 1 BB: 0 IBB: 0 HBP: 0 BLK: 0 WP: 0 HR: 0 S: 5 P: 5 ERA: 0.00 WHIP: 0.000	IP: 1.0 WLS: 4 BF: 1 H: 1 R: 1 ER: 1 SO: 0 BB: 0 IBB: 0 HBP: 0 BLK: 0 WP: 0 HR: 0 S: 4 P: 4 ERA: 9.00 WHIP: 1.000															

Batter	1	2	3	4	5	6	7	8	9	AB	R	H	RBI	BB	SO	LOB	TOP						
2 Jack Wilson, R (1,6) 72 Sean Kazmar Jr., R (6,6) OBP: 0.556, SLG: 0.750 OBP: 0.200, SLG: 0.200										2	0	1	0	1	0	1	Seattle Mariners @ Chicago White Sox Camelback Ranch, Glendale, AZ Thu Mar 03 2011, 3:11 PM - 6:05 PM EST Att: 3,878 - Sunny - 73 F						
21 Franklin Gutierrez, R (1,8) 55 Michael Saunders, L (6,8) OBP: 0.333, SLG: 0.200 OBP: 0.300, SLG: 0.222										2	1	0	0	1	1	1							
15 Milton Bradley, S (1,10) 13 Dustin Ackley, L (7,PH) OBP: 0.067, SLG: 0.875 OBP: 0.500, SLG: 0.333										2	0	1	0	1	0	1							
29 Jack Cust, L (1,7) 27 Matt Tuiasosopo, R (6,7) OBP: 0.333, SLG: 0.250 OBP: 0.600, SLG: 0.500										3	0	0	0	0	1	5							
30 Miguel Olivo, R (1,2) 5 Chris Gimenez, R (6,2)										3	0	0	0	0	1	4							
4 Adam Kennedy, L (1,5) 61 Matt Mangini, L (6,5) OBP: 0.556, SLG: 0.857 OBP: 0.400, SLG: 0.400										1	0	0	1	2	0	1							
26 Brendan Ryan, R (1,4) 16 Josh Wilson, R (6,4) OBP: 0.222, SLG: 0.222 OBP: 0.375, SLG: 0.286										3	0	0	0	0	0	4							
20 Mike Carp, L (1,3) 12 Ryan Langerhans, L (6,3)										2	0	0	0	0	0	1							
56 Greg Halman, R (1,9) 64 Carlos Peguero, L (6,9) OBP: 0.222, SLG: 0.556 OBP: 0.286, SLG: 0.714										2	0	1	0	0	0	0							
Inning Stats	R: 0 E: 0 K: 1 S: 6	H: 0 LOB: 1 BB: 1 P: 10	R: 0 E: 0 K: 0 S: 3	H: 0 LOB: 1 BB: 1 P: 7	R: 0 E: 0 K: 0 S: 3	H: 1 LOB: 0 BB: 0 P: 3	R: 0 E: 0 K: 1 S: 6	H: 1 LOB: 1 BB: 0 P: 6	R: 0 E: 0 K: 0 S: 3	H: 0 LOB: 0 BB: 0 P: 3	R: 1 E: 0 K: 1 S: 6	H: 1 LOB: 3 BB: 3 P: 18	R: 0 E: 0 K: 2 S: 9	H: 2 LOB: 2 BB: 0 P: 9	R: 0 E: 0 K: 1 S: 7	H: 2 LOB: 2 BB: 0 P: 8		R: 0 E: 0 K: 0 S: 4	H: 1 LOB: 2 BB: 1 P: 9	1B: 6 2B: 1 3B: 1 HR: 0	SF: 0 SAC: 0 DP: 1 HBP: 1	WP: 1 PB: 0 SB: 1 CS: 0	PA: 41
PITCHER	IP WLS BF H R ER SO BB IBB HBP BLK WP HR S P ERA WHIP	2.0 0 8 0 0 0 1 2 0 0 0 0 0 0 9 17 0.00 1.000	2.0 W 7 2 0 0 1 0 0 0 0 0 0 0 9 9 0.00 1.000	1.0 H 3 0 0 0 0 0 0 0 0 0 0 0 3 3 0.00 0.000	1.0 H 7 1 1 1 1 3 0 0 0 0 0 0 6 18 9.00 4.000	2.0 H 11 4 0 0 3 0 0 1 0 0 0 0 16 17 0.00 2.000	47 Gregory Infante, R (9,1) ERA: 0.00	1.0 5 1 0 0 0 1 0 0 0 0 0 0 9 9 0.00 1.000	1.0 H 3 0 0 0 0 0 0 0 3 3 0.00 0.000	1.0 H 7 1 1 1 1 3 0 0 0 0 0 0 6 18 9.00 4.000	2.0 H 11 4 0 0 3 0 0 1 0 0 0 0 16 17 0.00 2.000	1.0 5 1 0 0 0 1 0 0 0 0 0 0 9 9 0.00 1.000	1.0 H 3 0 0 0 0 0 0 0 3 3 0.00 0.000	1.0 H 7 1 1 1 1 3 0 0 0 0 0 0 6 18 9.00 4.000	2.0 H 11 4 0 0 3 0 0 1 0 0 0 0 16 17 0.00 2.000	1.0 5 1 0 0 0 1 0 0 0 0 0 0 9 9 0.00 1.000	1.0 H 3 0 0 0 0 0 0 0 3 3 0.00 0.000	1.0 H 7 1 1 1 1 3 0 0 0 0 0 0 6 18 9.00 4.000	2.0 H 11 4 0 0 3 0 0 1 0 0 0 0 16 17 0.00 2.000	1.0 5 1 0 0 0 1 0 0 0 0 0 0 9 9 0.00 1.000	1.0 H 3 0 0 0 0 0 0 0 3 3 0.00 0.000	1.0 H 7 1 1 1 1 3 0 0 0 0 0 0 6 18 9.00 4.000	2.0 H 11 4 0 0 3 0 0 1 0 0 0 0 16 17 0.00 2.000
Batter	1	2	3	4	5	6	7	8	9	AB	R	H	RBI	BB	SO	LOB	BOTTOM						
5 Lastings Milledge, R (1,7) OBP: 0.375, SLG: 0.286										5	0	1	1	0	2	2	Seattle Mariners @ Chicago White Sox Camelback Ranch, Glendale, AZ Thu Mar 03 2011, 3:11 PM - 6:05 PM EST Att: 3,878 - Sunny - 73 F						
15 Gordon Beckham, R (1,4) OBP: 0.500, SLG: 0.286										4	0	1	0	0	0	3							
44 Adam Dunn, L (1,3) 85 C.J. Retherford, R (7,3)										3	1	1	0	0	0	1							
14 Paul Konerko, R (1,10) 67 Jordan Danks, L (8,PR) OBP: 0.200, SLG: 0.400 OBP: 0.500, SLG: 0.600										4	0	1	0	0	1	1							
51 Alex Rios, R (1,8) 30 Alejandro De Aza, L (5,8)										2	1	1	2	0	1	0							
23 Mark Teahen, L (1,5) OBP: 0.428, SLG: 0.200										3	1	1	0	1	0	0							
24 Dayan Viciedo, R (1,9) OBP: 0.500, SLG: 0.429										3	1	2	0	1	1	1							
27 Ramon Castro, R (1,2) 87 Tyler Saladino, R (7,PR) 17 Tyler Flowers, R (8,2) OBP: 0.500, SLG: 0.667 OBP: 1.000, SLG: 3.000 OBP: 0.500, SLG: 0.667										2	0	0	0	1	0	3							
11 Omar Vizquel, S (1,6) 62 Eduardo Escobar, S (7,6) OBP: 0.400, SLG: 0.250 OBP: 0.143, SLG: 0.167										2	0	1	0	0	0	0							
Inning Stats	R: 0 E: 0 K: 0 S: 3	H: 2 LOB: 2 BB: 0 P: 9	R: 0 E: 0 K: 0 S: 2	H: 0 LOB: 0 BB: 0 P: 3	R: 2 E: 0 K: 0 S: 7	H: 3 LOB: 1 BB: 0 P: 9	R: 0 E: 0 K: 1 S: 6	H: 1 LOB: 1 BB: 0 P: 6	R: 0 E: 0 K: 1 S: 7	H: 2 LOB: 2 BB: 1 P: 11	R: 4 E: 0 K: 1 S: 8	H: 3 LOB: 2 BB: 2 P: 16	R: 0 E: 0 K: 1 S: 3	H: 3 LOB: 2 BB: 2 P: 16	R: 0 E: 0 K: 1 S: 8	H: 3 LOB: 2 BB: 2 P: 16		1B: 8 2B: 1 3B: 1 HR: 1	SF: 1 SAC: 0 DP: 0 HBP: 1	WP: 0 PB: 0 SB: 1 CS: 2	PA: 39		
PITCHER	IP WLS BF H R ER SO BB IBB HBP BLK WP HR S P ERA WHIP	3.0 0 11 2 0 0 2 0 0 0 0 0 0 14 15 0.00 0.667	1.0 L 6 3 2 2 0 0 0 0 0 0 0 0 1 7 9 18.00 3.000	1.0 4 1 0 0 1 0 0 0 0 0 0 0 6 6 0.00 1.000	1.0 4 0 0 0 1 0 0 0 0 0 0 0 6 6 0.00 0.000	1.0 5 2 0 0 1 1 0 0 0 0 0 0 7 11 0.00 3.000	37 Cesar Jimenez, L (8,1) ERA: 19.29	0.1 3 3 1 0 0 0 0 0 0 0 0 0 4 12 81.00 9.000	0.2 4 2 1 1 0 0 0 0 0 0 0 0 4 4 13.50 3.000	1.0 4 1 0 0 1 0 0 0 0 0 0 0 6 6 0.00 1.000	1.0 4 0 0 0 1 0 0 0 0 0 0 0 6 6 0.00 0.000	1.0 5 2 0 0 1 1 0 0 0 0 0 0 7 11 0.00 3.000	0.1 3 3 1 0 0 0 0 0 0 0 0 0 4 12 81.00 9.000	0.2 4 2 1 1 0 0 0 0 0 0 0 0 4 4 13.50 3.000	1.0 4 1 0 0 1 0 0 0 0 0 0 0 6 6 0.00 1.000	1.0 4 0 0 0 1 0 0 0 0 0 0 0 6 6 0.00 0.000	1.0 5 2 0 0 1 1 0 0 0 0 0 0 7 11 0.00 3.000	0.1 3 3 1 0 0 0 0 0 0 0 0 0 4 12 81.00 9.000	0.2 4 2 1 1 0 0 0 0 0 0 0 0 4 4 13.50 3.000	1.0 4 1 0 0 1 0 0 0 0 0 0 0 6 6 0.00 1.000	1.0 4 0 0 0 1 0 0 0 0 0 0 0 6 6 0.00 0.000	1.0 5 2 0 0 1 1 0 0 0 0 0 0 7 11 0.00 3.000	

Batter	1	2	3	4	5	6	7	8	9	AB	R	H	RBI	BB	SO	LOB	TOP			
1 Juan Pierre, L (1, 7) OBP: 0.600, SLG: 0.333 67 Jordan Danks, L (7, 7) OBP: 0.429, SLG: 0.500										2	0	0	0	1	0	0	Chicago White Sox @ Los Angeles Angels Tempe Diablo Stadium, Tempe, AZ Fri Mar 04 2011, 3:07 PM - 5:37 PM EST Att: 5,103 - Sunny - 75 F			
10 Alexei Ramirez, R (1, 6) OBP: 0.222, SLG: 0.333 62 Eduardo Escobar, S (7, 6) OBP: 0.143, SLG: 0.167										4	0	1	0	0	1	4				
44 Adam Dunn, L (1, 10) OBP: 0.231, SLG: 0.091										4	0	0	0	0	1	5				
20 Carlos Quentin, R (1, 9) OBP: 0.250, SLG: 0.250 38 Stefan Gartrell, R (7, 9)										3	0	1	0	0	0	1				
12 A.J. Pierzynski, L (1, 2) OBP: 0.222, SLG: 0.125 17 Tyler Flowers, R (7, 2) OBP: 0.400, SLG: 0.500										3	0	1	0	0	0	0				
22 Brent Morel, R (1, 5) OBP: 0.596, SLG: 0.714 85 C.J. Retherford, R (7, 5)										2	0	1	0	0	0	0				
45 Dallas McPherson, L (1, 3) OBP: 0.375, SLG: 0.375 87 Jim Gallagher, L (7, 3) OBP: 0.667, SLG: 1.333										3	0	0	0	0	2	4				
18 Brent Lillibridge, R (1, 4) OBP: 0.400, SLG: 0.250										4	0	1	1	0	0	4				
30 Alejandro De Aza, L (1, 8) OBP: 0.100, SLG: 0.100										4	0	1	0	0	0	4				
Inning Stats	R: 0 E: 0 K: 1 S: 5	H: 0 LOB: 1 BB: 1 P: 9	R: 0 E: 0 K: 0 S: 4	H: 1 LOB: 1 BB: 0 P: 4	R: 0 E: 0 K: 0 S: 4	H: 1 LOB: 1 BB: 0 P: 4	R: 0 E: 0 K: 0 S: 3	H: 0 LOB: 0 BB: 0 P: 3	R: 0 E: 1 K: 2 S: 9	H: 2 LOB: 3 BB: 0 P: 10	R: 0 E: 0 K: 0 S: 3	H: 0 LOB: 0 BB: 0 P: 3	R: 0 E: 0 K: 1 S: 5	H: 0 LOB: 0 BB: 0 P: 5	R: 1 E: 0 K: 1 S: 6	H: 2 LOB: 0 BB: 0 P: 7		1B: 4 2B: 2 3B: 1 HR: 0	SF: 0 SAC: 0 DP: 0 HBP: 2	WP: 0 PB: 0 SB: 0 CS: 0
PITCHER	IP WLS BF H R ER SO BB IBB HBP BLK WP HR S P ERA WHIP	IP WLS BF H R ER SO BB IBB HBP BLK WP HR S P ERA WHIP																		
19 Scott Kazmir, L (1, 1) ERA: 5.4	3.0	12	2	0	0	1	1	0	0	0	0	0	0	0	0	13	17	0.00	1.000	
37 Scott Downs, L (4, 1) ERA: 5.4	1.0	3	0	0	0	0	0	0	0	0	0	0	0	0	3	3	0.00	0.000		
21 Hisanori Takahashi, L (5, 1) ERA: 5.4	1.0	6	1	0	0	2	0	0	1	0	0	0	0	9	10	1.000	0.000			
58 Michael Kohn, R (6, 1) ERA: 5.4	1.0	6	2	0	0	1	0	0	1	0	0	0	0	7	8	2.000	2.000			
41 Ryan Chaffee, R (7, 1) ERA: 2.25	2.0	6	0	0	0	1	0	0	0	0	0	0	0	8	8	0.000	0.000			

Batter	1	2	3	4	5	6	7	8	9	AB	R	H	RBI	BB	SO	LOB	BOTTOM			
13 Maicer Izturis, S (1, 5) OBP: 0.250, SLG: 0.583 76 Alexi Amarista, L (7, 4) OBP: 0.273, SLG: 0.200										3	0	0	0	0	1	2	Chicago White Sox @ Los Angeles Angels Tempe Diablo Stadium, Tempe, AZ Fri Mar 04 2011, 3:07 PM - 5:37 PM EST Att: 5,103 - Sunny - 75 F			
53 Bobby Abreu, L (1, 10) OBP: 0.333, SLG: 0.444 6 Alberto Callaspo, S (8, PH) OBP: 0.200, SLG: 0.200 92 Travis Witherspoon, R (8, PR) OBP: 0.250, SLG: 0.250										2	0	0	0	1	0	0				
48 Toni Hunter, R (1, 9) OBP: 0.333, SLG: 0.200 49 Jeremy Moore, L (7, 7) OBP: 0.333, SLG: 0.143										3	0	0	0	0	1	1				
10 Vernon Wells, R (1, 7) OBP: 0.333, SLG: 0.273 83 Angel Castillo, R (7, 9) OBP: 0.600, SLG: 0.333										3	2	2	0	0	1	0				
47 Howie Kendrick, R (1, 4) OBP: 0.462, SLG: 0.417 18 Andrew Romine, S (7, 6) OBP: 0.429, SLG: 0.500										3	0	2	2	0	0	0				
2 Enck Aybar, S (1, 6) OBP: 0.231, SLG: 0.167 28 Gil Velazquez, R (7, 5)										1	0	0	0	0	0	2				
44 Mark Trumbo, R (1, 3) OBP: 0.316, SLG: 0.722 81 Tyson Auer, R (7, PR) (8, 8)										3	0	2	0	0	0	0				
5 Jeff Mathis, R (1, 2) OBP: 0.333, SLG: 0.333 69 Carlos Ramirez, R (9, 2)										3	0	1	0	0	1	2				
25 Peter Bourjos, R (1, 8) OBP: 0.385, SLG: 0.333 86 Efen Navarro, L (8, 3) OBP: 0.667, SLG: 0.667										2	0	0	1	0	2	2				
Inning Stats	R: 0 E: 0 K: 1 S: 4	H: 0 LOB: 0 BB: 1 P: 8	R: 0 E: 0 K: 1 S: 5	H: 0 LOB: 0 BB: 0 P: 5	R: 0 E: 0 K: 2 S: 8	H: 1 LOB: 1 BB: 0 P: 8	R: 1 E: 0 K: 0 S: 7	H: 2 LOB: 1 BB: 0 P: 7	R: 0 E: 0 K: 1 S: 6	H: 1 LOB: 1 BB: 0 P: 6	R: 1 E: 0 K: 0 S: 7	H: 2 LOB: 1 BB: 0 P: 8	R: 1 E: 0 K: 0 S: 4	H: 1 LOB: 3 BB: 0 P: 5	R: 0 E: 0 K: 0 S: 4	H: 1 LOB: 3 BB: 2 P: 12		1B: 7 2B: 1 3B: 0 HR: 0	SF: 1 SAC: 1 DP: 1 HBP: 0	WP: 2 PB: 0 SB: 3 CS: 0
PITCHER	IP WLS BF H R ER SO BB IBB HBP BLK WP HR S P ERA WHIP	IP WLS BF H R ER SO BB IBB HBP BLK WP HR S P ERA WHIP																		
44 Jake Peavy, R (1, 1) ERA: 9.0	2.0	6	1	0	0	2	1	0	0	0	0	0	0	0	8	13	0.00	0.500		
49 Chris Sale, L (3, 1) ERA: 9.0	1.0	4	1	0	0	2	0	0	0	0	0	0	0	8	8	0.00	1.000			
26 Jesse Crain, R (4, 1) ERA: 4.5	1.0	5	2	1	1	0	0	0	0	0	0	0	0	7	7	9.00	2.000			
46 Sergio Santos, R (5, 1) ERA: 4.5	1.0	4	1	0	0	1	0	0	0	0	0	0	0	6	6	0.00	1.000			
52 Josh Kinney, R (6, 1) ERA: 4.5	1.0	5	2	1	1	1	0	0	0	0	1	0	0	7	8	9.00	2.000			
PITCHER	IP WLS BF H R ER SO BB IBB HBP BLK WP HR S P ERA WHIP	IP WLS BF H R ER SO BB IBB HBP BLK WP HR S P ERA WHIP																		
41 Philip Humber, R (7, 1) ERA: 6.0	1.0	4	1	1	0	0	0	0	0	0	0	0	0	4	5	0.00	1.000			
71 Charlie Leesman, L (8, 1) ERA: 6.0	1.0	6	1	0	0	0	2	0	0	0	1	0	0	4	12	0.00	3.000			

Batter	1	2	3	4	5	6	7	8	9	AB	R	H	RBI	BB	SO	LOB	TOP																			
5 Lastings Milledge, R (1.7) 38 Stefan Gartrell, R (6.7)	F9		G6-4-3				G5-3			3	0	1	1	0	0	1	Chicago White Sox @ Cleveland Indians Goodyear Ballpark, Goodyear, AZ Sat Mar 05 2011, 3:08 PM - 5:50 PM EST Att: 3,105 - Sunny - 79 F																			
15 Gordon Beckham, R (1.4) 86 Drew Garcia, S (6.4)	G5-3			F8				F7		3	0	1	1	0	0	0																				
51 Alex Rios, R (1.8) 76 Brandon Short, R (6.8)	K			K	F9					3	0	0	0	0	2	2																				
14 Paul Konerko, R (1.3) 87 Jim Gallagher, L (6.3)				K				F7		3	0	1	0	0	2	0																				
20 Carlos Quentin, R (1.10)		P3				K		P6		4	0	0	0	0	1	2																				
23 Mark Tashen, L (1.5) 45 Dallas McPherson, L (7.5)		F7								2	0	1	0	1	0	1																				
24 Dayan Viedelo, R (1.9)										0	0	0	0	0	0	0																				
27 Ramon Castro, R (1.2) 55 Donny Lucy, R (7.2)										4	1	1	0	0	2	3																				
11 Omar Vizquel, S (1.6) 62 Eduardo Escobar, S (7.6)										3	1	0	0	0	0	1																				
										1	0	0	0	0	1	1																				
Inning Stats	R: 0 E: 0 K: 1 S: 5	H: 0 LOB: 0 BB: 0 P: 5	R: 0 E: 0 K: 1 S: 6	H: 1 LOB: 1 BB: 0 P: 6	R: 0 E: 0 K: 0 S: 3	H: 1 LOB: 0 BB: 0 P: 3	R: 0 E: 0 K: 2 S: 7	H: 0 LOB: 0 BB: 0 P: 7	R: 3 E: 1 K: 1 S: 9	H: 4 LOB: 2 BB: 1 P: 14	R: 0 E: 0 K: 0 S: 6	H: 1 LOB: 1 BB: 0 P: 6	R: 0 E: 0 K: 0 S: 3	H: 0 LOB: 0 BB: 0 P: 3	R: 0 E: 0 K: 0 S: 3	H: 0 LOB: 1 BB: 0 P: 7	R: 0 E: 0 K: 3 S: 9	H: 0 LOB: 1 BB: 0 P: 10	1B: 6 2B: 1 3B: 0 HR: 0	SF: 0 SAC: 0 DP: 1 HBP: 1	WP: 0 PB: 1 SB: 0 CS: 0	PA: 36														
PITCHER	IP	WLS	BF	H	R	ER	SO	BB	IBB	HBP	BLK	WP	HR	S	P	ERA	WHIP	PITCHER		IP	WLS	BF	H	R	ER	SO	BB	IBB	HBP	BLK	WP	HR	S	P	ERA	WHIP
31 David Huff, L (1.1) 81 Zach Putnam, R (4.1) 69 Zach McAllister, R (5.1) 33 Joe Martinez, R (7.1) 40 Jess Todd, R (8.1)	3.0	W	10	2	0	0	2	0	0	0	0	0	0	14	14	0.00	0.667	52 Vinnie Pestano, R (9.1) ERA:		1.0		4	0	0	0	3	0	0	1	0	0	9	10	0.00	0.000	

Batter	1	2	3	4	5	6	7	8	9	AB	R	H	RBI	BB	SO	LOB	BOTTOM																					
72 Jason Kipnis, L (1.4) 13 Asdrubal Cabrera, S (1.6)	K	E5								4	1	1	1	1	2	3	Chicago White Sox @ Cleveland Indians Goodyear Ballpark, Goodyear, AZ Sat Mar 05 2011, 3:08 PM - 5:50 PM EST Att: 3,105 - Sunny - 79 F																					
17 Shin-Soo Choo, L (1.10) 48 Travis Hafner, L (4.7) 7 Matt LaPorta, R (1.3)	G1-3	F8								4	1	1	0	1	1	5																						
7 Matt LaPorta, R (1.3)										1	1	0	0	1	0	3																						
28 Travis Buck, L (1.8) 84 Tim Fedroff, L (7.7)	G1-3	F8								3	1	1	0	1	0	2																						
30 Chad Huffman, R (1.9) 83 Jordan Henry, L (6.7)										3	1	2	1	0	0	2																						
88 Matt McBride, R (1.7) 16 Jason Donald, R (1.5) 86 Juan Diaz, L (3.7)										5	1	1	1	0	0	3																						
88 Matt McBride, R (1.7) 16 Jason Donald, R (1.5) 86 Juan Diaz, L (3.7)										3	1	1	0	1	0	2																						
30 Chad Huffman, R (1.9) 83 Jordan Henry, L (6.7)										3	2	3	1	0	0	0																						
88 Matt McBride, R (1.7) 16 Jason Donald, R (1.5) 86 Juan Diaz, L (3.7)										1	0	0	0	1	0	1																						
88 Matt McBride, R (1.7) 16 Jason Donald, R (1.5) 86 Juan Diaz, L (3.7)										5	0	1	2	0	0	4																						
Inning Stats	R: 1 E: 0 K: 1 S: 6	H: 1 LOB: 1 BB: 1 P: 11	R: 1 E: 0 K: 0 S: 5	H: 1 LOB: 3 BB: 1 P: 11	R: 3 E: 1 K: 1 S: 8	H: 2 LOB: 2 BB: 2 P: 17	R: 0 E: 0 K: 0 S: 5	H: 2 LOB: 0 BB: 0 P: 5	R: 0 E: 0 K: 1 S: 5	H: 0 LOB: 2 BB: 2 P: 14	R: 0 E: 0 K: 0 S: 3	H: 1 LOB: 0 BB: 0 P: 3	R: 0 E: 0 K: 0 S: 3	H: 0 LOB: 0 BB: 0 P: 3	R: 3 E: 1 K: 1 S: 9	H: 3 LOB: 2 BB: 1 P: 13	R: 3 E: 1 K: 1 S: 9	H: 3 LOB: 2 BB: 1 P: 13	1B: 7 2B: 3 3B: 0 HR: 0	SF: 1 SAC: 0 DP: 1 HBP: 1	WP: 2 PB: 0 SB: 4 CS: 0	PA: 44																
PITCHER	IP	WLS	BF	H	R	ER	SO	BB	IBB	HBP	BLK	WP	HR	S	P	ERA	WHIP	PITCHER		IP	WLS	BF	H	R	ER	SO	BB	IBB	HBP	BLK	WP	HR	S	P	ERA	WHIP		
34 Gavin Floyd, R (1.1) 70 Kyle Bellamy, R (3.1) 37 Matt Thornton, L (4.1) 40 Brian Bruney, R (5.1) 64 Anthony Carter, R (6.1)	2.0	L	14	2	4	4	1	1	0	0	0	1	0	7	12	0.00	3.000	53 Freddy Dolsi, R (7.1) ERA: 10.13		1.2		9	3	3	2	0	1	0	0	0	0	4	4	0.00	0.000			
54 Jhonny Nunez, R (8.1)	0.1		2	0	0	0	1	0	0	0	0	0	0	0	0	0	0.00	0.000	54 Jhonny Nunez, R (8.1) ERA:		0.1		2	0	0	0	1	0	0	0	0	0	0	0	0	0	0.00	0.000

Batter	1	2	3	4	5	6	7	8	9	AB	R	H	RBI	BB	SO	LOB	TOP					
24 Dexter Fowler, S OBP: 0.421, SLG: 0.588 91 Delta Cleary Jr., S OBP: 1.000, SLG: 1.000	0-0 CS 18 B3-1 1B		0-0 3B		0-0 F7		0-0 B3	0-0 92 2B 1B		4	0	2	0	0	0	0						
18 Jonathan Herrera, S OBP: 0.391, SLG: 0.524 92 Radames Nazario, R OBP: 1.000, SLG: 2.000	0-0 B3-1 1-2		0-0 G5-3		0-0 L5		0-0 G4-3	0-0 1-2 2-H 2B		4	0	0	0	0	0	2						
19 Ryan Spilborghs, R OBP: 0.409, SLG: 0.389 41 Cole Garner, R OBP: 0.333, SLG: 0.412	4-0 BB 2-3			0-0 21 HR 1B	4-0 BB		0-0 WP 1B 2B	0-0 L7		1	1	1	0	2	0	0						
23 Jason Giambi, L OBP: 0.615, SLG: 0.790 64 Héctor Gómez, R OBP: 0.222, SLG: 0.389 26 Jose Morales, S OBP: 0.333, SLG: 0.556	0-0 G4-3			0-0 P5	0-0 F9		4-0 WP 1B BB		0-0 F7	3	0	0	0	1	0	3						
21 Ty Wigginton, R OBP: 0.278, SLG: 0.722 Matt Macri, R OBP: 0.500, SLG: 0.500		0-3 K		1-0 HR		0-0 F8	1-0 1-H 2-H 1B		0-0 F9	3	1	1	2	0	1	0						
7 Seth Smith, L OBP: 0.353, SLG: 0.400 8 Michael McKenry, R OBP: 0.444, SLG: 0.857		4-0 BB 20 G5-4-3 BB		0-0 20 BB 1B		0-3 K	0-0 P6		3-1 HR	2	0	1	0	1	1	0						
20 Chris Iannetta, R OBP: 0.385, SLG: 0.500 87 Scott Beerer, R	0-0 G5-4-3 1-2			4-0 BB		0-0 72 3B 1B		0-0 G6-3	0-0 G6-3	2	1	1	0	1	0	1						
72 Ben Paulsen, L OBP: 0.471, SLG: 0.643			0-0 P6	0-0 F8		0-0 1-H 3B		0-0 76 1B 91 1B 1B		4	0	2	1	0	0	2						
76 Hernan Iribarren, L OBP: 0.353, SLG: 0.375			0-3 K	0-3 K		0-0 F9		0-0 91 1B 92 2B 1B		4	1	1	0	0	2	3						
Inning Stats	R: 0 E: 0 K: 0 S: 3	H: 1 LOB: 1 BB: 1 P: 7	R: 0 E: 0 K: 1 S: 4	H: 0 LOB: 0 BB: 1 P: 8	R: 0 E: 0 K: 1 S: 6	H: 1 LOB: 1 BB: 0 P: 6	R: 2 E: 0 K: 1 S: 8	H: 3 LOB: 2 BB: 1 P: 13	R: 0 E: 0 K: 0 S: 3	H: 0 LOB: 1 BB: 1 P: 7	R: 1 E: 0 K: 1 S: 7	H: 2 LOB: 1 BB: 0 P: 7	R: 2 E: 0 K: 0 S: 5	H: 2 LOB: 1 BB: 1 P: 10	R: 2 E: 0 K: 0 S: 6	H: 4 LOB: 1 BB: 0 P: 6	R: 1 E: 0 K: 0 S: 5	H: 1 LOB: 0 BB: 0 P: 8	1B: 8 2B: 2 3B: 2 HR: 2	SF: 0 SAC: 0 DP: 1 HBP: 0	WP: 1 PB: 0 SB: 0 CS: 1	PA: 43
PITCHER	IP WLS BF H R ER SO BB IBB HBP BLK WP HR S P ERA WHIP	3.1 16 6 5 2 2 2 3 0 0 0 0 1 17 30 5.40 2.400	4.1 6 0 0 0 1 1 0 0 0 0 0 7 11 0.00 0.600	6.1 5 2 2 2 0 1 0 0 0 0 0 7 7 9.00 2.000	7.1 6 2 2 2 0 1 0 0 0 1 0 5 10 18.00 3.000	8.1 6 4 2 2 0 0 0 0 0 0 0 6 6 18.00 4.000	PITCHER	IP WLS BF H R ER SO BB IBB HBP BLK WP HR S P ERA WHIP	1.0 4 4 1 1 1 0 0 0 0 0 0 1 5 8 9.00 1.000	68 Miguel Socolovich, R ERA: 27.0	1.0 S 4 1 1 1 0 0 0 0 0 0 7 8 9.00 1.000											

Colorado Rockies @ Chicago White Sox
Camelback Ranch, Glendale, AZ
Tue Mar 08 2011, 3:08 PM - 5:53 PM EST
Att: 3,221 - Sunny - 64 F

AB	38
R	8
H	14
RBI	8
BB	5
SO	4
LOB	13



Batter	1	2	3	4	5	6	7	8	9	AB	R	H	RBI	BB	SO	LOB	BOTTOM	
30 Alejandro De Aza, L OBP: 0.250, SLG: 0.438	0-3 K	1-0 CS	0-0 15 1B 3B	0-0 F9		1-3 K		0-0 86 CS 1B		5	1	2	0	0	2	1		
15 Gordon Beckham, R OBP: 0.524, SLG: 0.471 86 Drew Garcia, S	0-0 G5-4-3 1B		0-0 51 BB 1B	0-0 G6-3		0-0 51 1B 14 1B 2B		0-3 K		4	1	3	1	0	0	0		
51 Alex Rios, R OBP: 0.333, SLG: 0.813 38 Stefan Gartrell, R OBP: 0.250, SLG: 0.455	0-0 G5-4-3 1-2		4-0 14 G5-3 BB 23 1B		0-0 P6	0-0 14 1B 24 1B 1B		0-3 K		3	2	1	0	1	0	1		
14 Paul Konerko, R OBP: 0.238, SLG: 0.381 87 Jim Gallagher, L OBP: 0.697, SLG: 1.000		0-0 P4	0-0 G5-3		0-0 L8	0-0 24 1B 67 2B 1B		0-0 F7		4	0	1	1	0	0	1		
23 Mark Teahen, L OBP: 0.667, SLG: 0.583 45 Dallas McPherson, L OBP: 0.333, SLG: 0.251		4-0 24 1B BB 17 1B	0-0 24 1B 1B		0-0 L8	0-0 24 FC5-4 1B		0-0 F7		2	1	2	1	1	0	0		
24 Dayan Viciedo, R OBP: 0.500, SLG: 0.524		0-0 17 1B 62 1B 1B	0-0 17 1B 1B		0-0 FC5-4	0-0 67 2B 1B		0-0 F7		4	2	3	1	0	0	1		
67 Jordan Danks, L OBP: 0.421, SLG: 0.500		0-0 F8	0-0 F8			0-0 30 1B 1B		0-0 1B		4	0	2	2	0	0	4		
17 Tyler Flowers, R OBP: 0.667, SLG: 1.125 55 Donny Lucy, R OBP: 0.250, SLG: 0.143		0-0 62 E 62 1B 1-2 2-H 1B		1-0 HR		0-3 K		0-0 L8		2	1	2	2	0	0	0		
62 Eduardo Escobar, S OBP: 0.188, SLG: 0.200		0-0 E3 30 CS 1-3 2-H 1B		0-0 G5-3		0-0 L7		0-0 F9		4	0	1	1	0	0	3		
Inning Stats	R: 0 E: 1 K: 1 S: 5	H: 3 LOB: 1 BB: 1 P: 10	R: 2 E: 1 K: 0 S: 5	H: 3 LOB: 1 BB: 1 P: 10	R: 2 E: 0 K: 0 S: 6	H: 4 LOB: 2 BB: 1 P: 10	R: 1 E: 0 K: 0 S: 4	H: 1 LOB: 0 BB: 0 P: 5	R: 0 E: 0 K: 2 S: 8	H: 1 LOB: 1 BB: 0 P: 9	R: 4 E: 0 K: 0 S: 8	H: 5 LOB: 2 BB: 0 P: 8	R: 0 E: 0 K: 2 S: 7	H: 1 LOB: 0 BB: 0 P: 7	1B: 13 2B: 2 3B: 1 HR: 1	SF: 0 SAC: 0 DP: 1 HBP: 0	WP: 0 PB: 0 SB: 1 CS: 2	PA: 40
PITCHER	IP WLS BF H R ER SO BB IBB HBP BLK WP HR S P ERA WHIP	3.0 4 1 1 1 0 0 2 0 0 0 0 1 4 5 9.00 1.000	4.1 4 1 0 0 0 0 0 0 0 0 0 4 4 0.00 1.000	6.1 4 1 0 0 2 0 0 0 0 0 0 8 9 0.00 1.000	7.1 L 11 6 4 4 2 0 0 0 0 0 15 15 18.00 3.000	PITCHER	IP WLS BF H R ER SO BB IBB HBP BLK WP HR S P ERA WHIP	1.0 4 4 1 1 1 0 0 0 0 0 0 1 5 8 9.00 1.000										

Colorado Rockies @ Chicago White Sox
Camelback Ranch, Glendale, AZ
Tue Mar 08 2011, 3:08 PM - 5:53 PM EST
Att: 3,221 - Sunny - 64 F

AB	37
R	9
H	17
RBI	9
BB	2
SO	5
LOB	17



Batter	1	2	3	4	5	6	7	8	9	AB	R	H	RBI	BB	SO	LOB	TOP								
1 Juan Pierre, L OBP: 0.435, SLG: 0.316 30 Alejandro De Aza, L OBP: 0.235, SLG: 0.412	(1,7) X 0-0 B1-4			X 0-0 G6-3		X 0-0 11 CS 1-2 1B		X 1-0 G3		3	0	1	0	0	0	0	Chicago White Sox @ San Francisco Giants Scottsdale Stadium, Scottsdale, AZ Wed Mar 09 2011, 3:07 PM - 5:07 PM EST Att: 7,887 - Sunny - 71 F								
11 Omar Vizquel, S OBP: 0.467, SLG: 0.462 18 Brent Lillibridge, R OBP: 0.369, SLG: 0.353	(1,4) X 0-0 P3			X 0-0 F9		S 4-1 BB		X 0-0 G6-3		2	0	0	0	1	0	0									
44 Adam Dunn, L OBP: 0.375, SLG: 0.429	(1,10) X 0-0 F7			X 0-0 1B		C 0-3 K		X 0-0 HR		4	1	2	1	0	1	2									
20 Carlos Quentin, R OBP: 0.211, SLG: 0.167 38 Stefan Gartrell, R OBP: 0.308, SLG: 0.750	(1,9) X 4-0 12 G6-4-3 BB			X 0-0 F8		X 0-0 G6-3		X 0-1 HR		2	0	0	0	1	0	1									
12 A.J. Pierzynski, L OBP: 0.190, SLG: 0.158	(1,2) X 0-0 G6-4-3			X 1-2 G4-3		X 0-0 G5-3		X 0-0 F8		4	0	0	0	0	0	1									
10 Alexei Ramirez, R OBP: 0.333, SLG: 0.778 62 Eduardo Escobar, S OBP: 0.176, SLG: 0.188	(1,6) X 0-0 G4-3			X 0-0 G4-3		X 0-0 B5-3		X 0-0 G6-3		3	0	0	0	0	0	0									
22 Brent Morel, R OBP: 0.300, SLG: 0.294	(1,5) X 0-0 G6-3			X 0-0 G4-3		X 0-0 G6-3		X 0-0 G6-3		3	0	0	0	0	0	0									
45 Dallas McPherson, L OBP: 0.333, SLG: 0.250	(1,3) X 0-3 K			X 0-3 K		C 0-3 K		X 0-0 5 FC5-4 1B		3	0	1	0	0	2	0									
5 Lastings Milledge, R OBP: 0.364, SLG: 0.222	(1,8) X 0-0 G6-3			X 0-0 G6-3		X 11 CS 1B		X 1-2 FC5-4 30 PB		3	0	1	0	0	0	1									
Inning Stats	R: 0 E: 0 K: 0 S: 3	H: 0 LOB: 0 BB: 0 P: 3	R: 0 E: 0 K: 0 S: 2	H: 0 LOB: 0 BB: 1 P: 6	R: 0 E: 0 K: 1 S: 5	H: 0 LOB: 0 BB: 0 P: 5	R: 0 E: 0 K: 0 S: 4	H: 1 LOB: 1 BB: 0 P: 4	R: 0 E: 0 K: 0 S: 3	H: 0 LOB: 0 BB: 0 P: 3	R: 0 E: 0 K: 2 S: 9	H: 2 LOB: 2 BB: 1 P: 13	R: 0 E: 0 K: 0 S: 3	H: 0 LOB: 0 BB: 0 P: 3	R: 0 E: 0 K: 0 S: 4	H: 1 LOB: 1 BB: 0 P: 5		R: 2 E: 0 K: 0 S: 6	H: 2 LOB: 0 BB: 0 P: 6	1B: 4 2B: 0 3B: 0 HR: 2	SF: 0 SAC: 0 DP: 1 HBP: 0	WP: 0 PB: 1 SB: 0 CS: 2	PA: 33		
PITCHER	IP	WLS	BF	H	R	ER	SO	BB	IBB	HBP	BLK	WP	HR	S	P	ERA	WHIP								
75 Barry Zito, L ERA: 2.79	(1,1)	5.0	W	16	1	0	0	1	1	0	0	0	0	17	21	0.00	0.400								
38 Brian Wilson, R ERA:	(6,1)	1.0	H	5	2	0	0	2	1	0	0	0	0	9	13	0.00	3.000								
37 Jeff Suppan, R ERA: 2.0	(7,1)	3.0	S	12	3	2	2	0	0	0	0	0	2	13	14	6.00	1.000								

Batter	1	2	3	4	5	6	7	8	9	AB	R	H	RBI	BB	SO	LOB	BOTTOM								
56 Andres Torres, S OBP: 0.500, SLG: 0.533 35 Travis Ishikawa, L OBP: 0.318, SLG: 0.300	(1,8) X 0-3 K			X 0-0 F7		X 1-0 21 G4-3 17 1B		X 0-0 G5-3		3	1	1	1	0	1	0	Chicago White Sox @ San Francisco Giants Scottsdale Stadium, Scottsdale, AZ Wed Mar 09 2011, 3:07 PM - 5:07 PM EST Att: 7,887 - Sunny - 71 F								
21 Freddy Sanchez, R OBP: 0.200, SLG: 0.200 53 Brandon Crawford, L OBP: 0.500, SLG: 0.167	(1,4) X 0-0 F8			X 0-0 F8		X 0-0 G4-3		X 4-0 BB		3	0	0	0	0	0	2									
17 Aubrey Huff, L OBP: 0.320, SLG: 0.480 34 Darren Ford, R OBP: 0.238, SLG: 0.316	(1,3) X 0-0 F8			X 1-2 HR		X 0-0 28 S 28 1B		X 0-3 K		3	1	2	2	0	0	0									
28 Buster Posey, R OBP: 0.625, SLG: 1.000 2 Emmanuel Burriss, S OBP: 0.231, SLG: 0.385	(1,2) X 0-0 P6			X 4-0 10 FC6-4 BB		X 1-0 10 G5-4-3 1B		X 1-1 1B		2	0	1	1	1	0	0									
10 Miguel Tejada, R OBP: 0.286, SLG: 0.308 83 Chris Stewart, R OBP: 0.353, SLG: 0.467	(1,6) X 0-0 G6-3			X 0-0 FC6-4		X 0-0 G5-4-3		X 0-0 G6-3		3	0	0	0	0	0	2									
48 Pablo Sandoval, S OBP: 0.333, SLG: 0.567 29 Ryan Rohlinger, R OBP: 0.143, SLG: 0.143	(1,5) X 0-0 F7			X 1-2 G3		X 0-0 G3		X 0-0 G3		3	0	0	0	0	0	0									
5 Pat Burrell, R OBP: 0.280, SLG: 0.364 8 Terry Evans, R OBP: 0.100, SLG: 0.100	(1,7) X 0-0 G6-3			X 0-0 F7		X 0-0 G5-3		X 0-0 G5-3		3	0	0	0	0	0	0									
13 Cody Ross, R OBP: 0.435, SLG: 0.421 79 Juan Carlos Perez, R OBP: 0.333, SLG: 0.333	(1,9) X 0-0 P4			X 0-0 K		X 0-0 F8		X 0-0 G6-3		3	0	0	0	0	1	0									
7 Mark DeRosa, R OBP: 0.500, SLG: 0.636 86 Gary Brown, R OBP: 0.333, SLG: 0.333	(1,10) X 0-0 F8			X 0-0 56 E 56 2B		X 0-0 G6-3		X 0-0 G6-3		2	0	1	0	0	0	0									
Inning Stats	R: 0 E: 0 K: 1 S: 5	H: 0 LOB: 0 BB: 0 P: 5	R: 0 E: 0 K: 0 S: 3	H: 0 LOB: 0 BB: 0 P: 3	R: 0 E: 0 K: 0 S: 3	H: 0 LOB: 0 BB: 0 P: 3	R: 1 E: 0 K: 0 S: 6	H: 1 LOB: 1 BB: 1 P: 11	R: 0 E: 0 K: 1 S: 5	H: 0 LOB: 0 BB: 0 P: 5	R: 3 E: 0 K: 0 S: 6	H: 4 LOB: 1 BB: 0 P: 8	R: 0 E: 0 K: 0 S: 3	H: 0 LOB: 0 BB: 0 P: 3	R: 0 E: 0 K: 1 S: 5	H: 0 LOB: 1 BB: 1 P: 9		1B: 3 2B: 1 3B: 0 HR: 1	SF: 0 SAC: 0 DP: 1 HBP: 0	WP: 0 PB: 0 SB: 1 CS: 0	PA: 30				
PITCHER	IP	WLS	BF	H	R	ER	SO	BB	IBB	HBP	BLK	WP	HR	S	P	ERA	WHIP								
44 Jake Peavy, R ERA: 1.59	(1,1)	3.2	L	13	1	1	1	1	1	0	0	0	0	16	21	2.46	0.545								
57 Ramon Pena, R ERA: 5.68	(4,1)	1.1		4	0	0	0	1	0	0	0	0	0	6	6	0.00	0.000								
60 Jeff Gray, R ERA: 6.75	(6,1)	2.0		9	4	3	3	0	0	0	0	0	0	9	11	13.50	2.000								
66 Shane Lindsay, R ERA:	(8,1)	1.0		4	0	0	0	1	1	0	0	0	0	5	9	0.00	1.000								



Batter	1	2	3	4	5	6	7	8	9	AB	R	H	RBI	BB	SO	LOB	TOP										
1 Juan Pierre, L (1.7) OBP: 0.428, SLG: 0.304	4-0 15 HR BB	G4-3		L8			0-0 FC4-6 15 1B		0-0 F7	4	1	1	0	1	0	0											
15 Gordon Beckham, R (1.4) OBP: 0.580, SLG: 0.714 85 C.J. Retherford, R (8.4)	1-0 HR			51 G4-6-3 1B			FC4-6 1-2			4	1	3	2	0	0	1											
51 Alex Rios, R (1.8) OBP: 0.318, SLG: 0.750 46 Sergio Santos, R (8.1) 40 Brian Bruney, R (9.1)	0-0 20 F9 45 1B			G4-6-3 1-2			F7		F7	4	1	1	0	0	1	3											
20 Carlos Quentin, R (1.9) OBP: 0.174, SLG: 0.136 38 Stefan Gartrell, R (8.9)	0-0 F9 2-3			L8			F8		F9	4	0	0	0	0	0	3											
45 Dallas McPherson, L (1.3) OBP: 0.381, SLG: 0.368 49 Chris Sale, L (5.1) 67 Jordan Danks, L (8. PH) 67 Jordan Danks, L (8.8)	0-0 10 2B						K		K	3	1	2	1	0	1	0											
10 Alexei Ramirez, R (1.6) OBP: 0.394, SLG: 0.864	0-0 3-H 1B						G5-3		G6-3	4	1	2	1	0	0	0											
27 Ramon Castro, R (1.2) OBP: 0.287, SLG: 0.364	4-0 34 FC6-4 BB						22 G6-4-3 BB		G6-3	1	0	0	1	2	0	0											
22 Brent Morel, R (1.5) OBP: 0.250, SLG: 0.238	0-3 K						G6-4-3 1-2		F9	4	0	0	0	0	1	4											
34 Gavin Floyd, R (1.1) 91 Seth Loman, L (5.3) OBP: 0.250, SLG: 0.250	0-0 FC6-4 1-2						K		K	2	0	0	0	0	0	3											
Inning Stats	R: 3 E: 0 K: 1 S: 9	H: 4 LOB: 3 BB: 2 P: 18	R: 0 E: 0 K: 1 S: 6	H: 1 LOB: 1 BB: 0 P: 6	R: 2 E: 0 K: 0 S: 5	H: 2 LOB: 0 BB: 0 P: 5	R: 0 E: 0 K: 0 S: 3	H: 1 LOB: 0 BB: 0 P: 3	R: 0 E: 0 K: 1 S: 5	H: 0 LOB: 0 BB: 1 P: 5	R: 0 E: 0 K: 0 S: 4	H: 0 LOB: 0 BB: 0 P: 8	R: 0 E: 0 K: 1 S: 4	H: 1 LOB: 1 BB: 0 P: 4	R: 0 E: 0 K: 1 S: 5	H: 0 LOB: 0 BB: 0 P: 5	R: 0 E: 0 K: 1 S: 5	H: 0 LOB: 0 BB: 0 P: 5	1B: 3 2B: 4 3B: 1 HR: 1	SF: 1 SAC: 0 DP: 2 HBP: 0	WP: 0 PB: 0 SB: 0 CS: 0	PA: 37					
PITCHER	IP	WLS	BF	H	R	ER	SO	BB	IBB	HBP	BLK	WP	HR	S	P	ERA	WHIP										
59 Armando Galarraga, R (1.1) ERA: 7.88	3.0	L	18	7	5	5	2	2	0	0	0	0	1	20	29	15.00	3.000										
39 Jordan Norberto, L (4.1) ERA: 2.25	1.0		3	1	0	0	0	0	0	0	0	0	0	3	3	0.00	1.000										
54 Barry Enright, R (5.1) ERA: 2.0	4.0		13	1	0	0	3	1	0	0	0	0	0	18	22	0.00	0.500										
49 Carlos Rosa, R (9.1) ERA: 1.93	1.0		3	0	0	0	1	0	0	0	0	0	0	5	5	0.00	0.000										

Chicago White Sox @ Arizona Diamondbacks
Salt River Fields at Talking Stick, Scottsdale, AZ

Thu Mar 10 2011, 8:44 PM - 10:53 PM EST
Att: 10,274 - Clear - 70 F

livebaseballscorecards.com

AB 33
R 5
H 9
RBI 5
BB 3
SO 6
LOB 14



Batter	1	2	3	4	5	6	7	8	9	AB	R	H	RBI	BB	SO	LOB	BOTTOM										
2 Kelly Johnson, L (1.4) OBP: 0.500, SLG: 0.619 31 AJ Pollock, R (7.8) OBP: 0.423, SLG: 0.600	0-0 G6-3									3	0	0	0	0	1	1											
24 Chris Young, R (1.8) OBP: 0.286, SLG: 0.519 8 Chris Owings, R (7.6) OBP: 0.133, SLG: 0.071	0-0 F8									3	0	1	0	0	0	0											
6 Stephen Drew, L (1.6) OBP: 0.357, SLG: 0.690 33 Konrad Schmidt, R (7.2) OBP: 0.400, SLG: 1.000	0-0 G4-3									3	0	0	0	0	0	1											
10 Justin Upton, R (1.9) OBP: 0.370, SLG: 0.520 13 Tony Abreu, S (7.4) OBP: 0.297, SLG: 0.321										2	0	0	0	0	0	0											
75 Russell Branyan, L (1.3) OBP: 0.464, SLG: 0.750 14 Ryan Roberts, R (7.5) OBP: 0.667, SLG: 0.636	1-1 HR									2	1	1	1	0	0	0											
22 Xavier Nady, R (1.7) OBP: 0.250, SLG: 0.407 8 Gerardo Parra, L (7.7) OBP: 0.308, SLG: 0.400	0-0 G6-3									2	0	0	0	0	0	0											
27 Geoff Blum, S (1.5) OBP: 0.348, SLG: 0.286 9 Collin Cowgill, R (7.9) OBP: 0.192, SLG: 0.462	0-0 1B									2	0	1	0	0	0	0											
26 Miguel Montero, L (1.2) OBP: 0.190, SLG: 0.200 29 Brandon Allen, L (7.3) OBP: 0.296, SLG: 0.400	0-0 F8									1	0	0	0	0	0	0											
59 Armando Galarraga, R (1.1) 46 Juan Miranda, L (3. PH) 39 Jordan Norberto, L (4.1) 54 Barry Enright, R (5.1) 5 Cole Gillespie, R (8. PH) 49 Carlos Rosa, R (9.1)	0-0 2 G4-6-3 1B									0	0	0	0	0	0	0											
Inning Stats	R: 0 E: 0 K: 0 S: 3	H: 0 LOB: 0 BB: 0 P: 3	R: 1 E: 0 K: 0 S: 6	H: 2 LOB: 1 BB: 0 P: 7	R: 0 E: 0 K: 0 S: 3	H: 1 LOB: 0 BB: 0 P: 3	R: 0 E: 0 K: 0 S: 3	H: 0 LOB: 0 BB: 0 P: 3	R: 0 E: 0 K: 1 S: 6	H: 1 LOB: 1 BB: 0 P: 6	R: 2 E: 1 K: 1 S: 8	H: 1 LOB: 0 BB: 0 P: 8	R: 0 E: 0 K: 1 S: 4	H: 0 LOB: 0 BB: 1 P: 9	R: 0 E: 0 K: 1 S: 5	H: 0 LOB: 0 BB: 0 P: 5	1B: 2 2B: 0 3B: 1 HR: 2	SF: 0 SAC: 0 DP: 1 HBP: 0	WP: 0 PB: 0 SB: 0 CS: 1	PA: 32							
PITCHER	IP	WLS	BF	H	R	ER	SO	BB	IBB	HBP	BLK	WP	HR	S	P	ERA	WHIP										
34 Gavin Floyd, R (1.1) ERA: 4.15	4.2		16	3	1	1	0	0	0	0	0	0	1	15	15	3.86	0.643										
49 Chris Sale, L (5.1) ERA: 4.29	2.1		10	2	2	1	2	0	0	0	0	0	1	15	15	3.86	0.857										
46 Sergio Santos, R (8.1) ERA: 4.29	1.0	H	3	0	0	0	1	1	0	0	0	0	0	4	9	0.00	1.000										
40 Brian Bruney, R (9.1) ERA: 2.25	1.0	S	3	0	0	0	1	0	0	0	0	0	0	5	5	0.00	0.000										

Chicago White Sox @ Arizona Diamondbacks
Salt River Fields at Talking Stick, Scottsdale, AZ

Thu Mar 10 2011, 8:44 PM - 10:53 PM EST
Att: 10,274 - Clear - 70 F

livebaseballscorecards.com

AB 31
R 3
H 5
RBI 3
BB 1
SO 4
LOB 5



Batter	1	2	3	4	5	6	7	8	9	AB	R	H	RBI	BB	SO	LOB	TOP			
20 Julio Borbon, L (1, 8) OBP: 0.367, SLG: 0.464										4	0	0	0	0	1	3	<p>Texas Rangers @ Chicago White Sox Camelback Ranch, Glendale, AZ Sat Mar 12 2011, 3:13 PM - 5:44 PM EST Att: 5,868 - Sunny - 79 F</p> <p>livebaseballscores.com</p> <p>AB 37 R 4 H 11 RBI 4 BB 3 SO 5 LOB 21</p>			
23 Craig Gentry, R (7, 8) OBP: 0.231, SLG: 0.182										0	0	0	0	0	0	0				
82 Leury Garcia, S (7, 4) OBP: 0.571, SLG: 0.571										1	0	1	0	0	0	0				
9 Endy Chavez, L (1, 7) OBP: 0.222, SLG: 0.278										2	0	1	0	0	0	0				
65 Doug Deeds, L (3, PR) OBP: 0.292, SLG: 0.542										3	0	1	2	0	0	1				
7 David Murphy, L (1, 9) OBP: 0.310, SLG: 0.407										5	0	1	0	0	1	3				
25 Mike Napoli, R (1, 2) OBP: 0.385, SLG: 0.696										2	0	0	0	1	1	2				
14 Kevin Cash, R (6, 2) OBP: 0.455, SLG: 0.286										1	0	0	0	1	0	0				
19 Chris Davis, L (1, 5) OBP: 0.424, SLG: 0.742										3	0	1	0	0	0	1				
94 Matt Kata, S (7, PH) OBP: 0.400, SLG: 0.400										2	0	1	0	0	0	2				
18 Mitch Moreland, L (1, 3) OBP: 0.455, SLG: 0.759										4	1	2	0	0	0	3				
63 Chad Tracy, R (7, 3) OBP: 0.125, SLG: 0.267										0	0	0	0	0	0	0				
50 Jose Ruiz, L (1, 10) OBP: 0.316, SLG: 0.389										3	2	1	0	1	1	2				
6 Esteban German, R (1, 4) OBP: 0.280, SLG: 0.333										3	1	1	0	0	1	4				
90 Omar Quintanilla, L (7, 5) OBP: 0.200, SLG: 0.400										1	0	0	0	0	0	0				
3 Andrés Blanco, S (1, 6) OBP: 0.346, SLG: 0.400										3	0	1	2	0	0	0				
Inning Stats	R: 0 E: 0 K: 2 S: 8	H: 1 LOB: 1 BB: 0 P: 8	R: 2 E: 0 K: 0 S: 5	H: 2 LOB: 1 BB: 1 P: 9	R: 0 E: 0 K: 0 S: 5	H: 2 LOB: 2 BB: 0 P: 5	R: 2 E: 0 K: 1 S: 8	H: 3 LOB: 1 BB: 0 P: 8	R: 0 E: 0 K: 2 S: 3	H: 1 LOB: 1 BB: 0 P: 3	R: 0 E: 0 K: 0 S: 4	H: 1 LOB: 1 BB: 0 P: 4	R: 0 E: 0 K: 0 S: 3	H: 0 LOB: 0 BB: 1 P: 3	R: 0 E: 0 K: 0 S: 4	H: 1 LOB: 2 BB: 1 P: 9	1B: 7 2B: 3 3B: 1 HR: 0	SF: 0 SAC: 1 DP: 0 HBP: 0	WP: 0 PB: 0 SB: 1 CS: 0	PA: 41
PITCHER	IP: 4.0 WLS: L BF: 21 ERA: 4.82	H: 8 R: 4 ER: 4 SO: 3	BB: 1 IBB: 0 HBP: 0 BLK: 0	WP: 0 HR: 0 S: 26 P: 30	ERA: 9.00 WHIP: 2.250	IP: 1.0 WLS: S BF: 5 ERA: 9.84	H: 1 R: 0 ER: 0 SO: 0	BB: 1 IBB: 0 HBP: 0 BLK: 0	WP: 0 HR: 0 S: 4 P: 9	ERA: 0.00 WHIP: 2.000										
33 Edwin Jackson, R (1, 1)	57 Ramon Pena, R (5, 1)	52 Josh Kinney, R (6, 1)	60 Jeff Gray, R (7, 1)	47 Gregory Infante, R (8, 1)	53 Freddy Dolsi, R (9, 1)															

Batter	1	2	3	4	5	6	7	8	9	AB	R	H	RBI	BB	SO	LOB	BOTTOM			
1 Juan Pierre, L (1, 7) OBP: 0.406, SLG: 0.296										4	0	1	0	0	1	2	<p>Texas Rangers @ Chicago White Sox Camelback Ranch, Glendale, AZ Sat Mar 12 2011, 3:13 PM - 5:44 PM EST Att: 5,868 - Sunny - 79 F</p> <p>livebaseballscores.com</p> <p>AB 31 R 1 H 5 RBI 1 BB 2 SO 9 LOB 16</p>			
11 Omar Vizquel, S (1, 4) OBP: 0.409, SLG: 0.450										4	0	1	0	0	1	3				
44 Adam Dunn, L (1, 10) OBP: 0.382, SLG: 0.483										4	1	2	0	0	2	2				
87 Jim Gallagher, L (9, PR) OBP: 0.625, SLG: 0.857										0	0	0	0	0	0	0				
14 Paul Konerko, R (1, 3) OBP: 0.188, SLG: 0.258										4	0	0	0	0	2	4				
51 Alex Rios, R (1, 8) OBP: 0.269, SLG: 0.625										4	0	0	1	0	0	1				
20 Carlos Quentin, R (1, 9) OBP: 0.185, SLG: 0.120										3	0	0	0	1	1	1				
12 A.J. Pierzynski, L (1, 2) OBP: 0.208, SLG: 0.182										3	0	1	0	0	0	1				
10 Alexei Ramirez, R (1, 6) OBP: 0.320, SLG: 0.760										3	0	0	0	0	0	2				
23 Mark Teahen, L (1, 5) OBP: 0.615, SLG: 0.737										2	0	0	0	1	2	0				
Inning Stats	R: 0 E: 0 K: 1 S: 6	H: 1 LOB: 1 BB: 0 P: 7	R: 0 E: 0 K: 0 S: 3	H: 0 LOB: 0 BB: 0 P: 3	R: 0 E: 0 K: 1 S: 5	H: 0 LOB: 0 BB: 0 P: 5	R: 0 E: 0 K: 2 S: 7	H: 1 LOB: 1 BB: 0 P: 8	R: 0 E: 0 K: 0 S: 3	H: 0 LOB: 1 BB: 1 P: 7	R: 0 E: 0 K: 2 S: 8	H: 1 LOB: 0 BB: 0 P: 8	R: 0 E: 0 K: 1 S: 6	H: 1 LOB: 2 BB: 1 P: 10	R: 0 E: 0 K: 0 S: 4	H: 1 LOB: 1 BB: 0 P: 4	1B: 3 2B: 1 3B: 1 HR: 0	SF: 0 SAC: 0 DP: 0 HBP: 0	WP: 1 PB: 0 SB: 0 CS: 0	PA: 33
PITCHER	IP: 4.0 WLS: W BF: 13 ERA: 1.0	H: 2 R: 0 ER: 0 SO: 4	BB: 0 IBB: 0 HBP: 0 BLK: 0	WP: 0 HR: 0 S: 21 P: 23	ERA: 0.00 WHIP: 0.500	IP: 1.0 WLS: S BF: 4 ERA: 10.13	H: 1 R: 0 ER: 0 SO: 0	BB: 0 IBB: 0 HBP: 0 BLK: 0	WP: 0 HR: 0 S: 4 P: 4	ERA: 0.00 WHIP: 1.000										
54 Matt Harrison, L (1, 1)	55 Mason Tobin, R (5, 1)	46 Pedro Strop, R (6, 1)	70 Cody Eppley, R (7, 1)	55 Ryan Tucker, R (8, 1)	49 Seth McClung, R (9, 1)															

Batter	1	2	3	4	5	6	7	8	9	AB	R	H	RBI	BB	SO	LOB	TOP			
1 Juan Pierre, L (1,7) OBP: 0.389, SLG: 0.323 30 Alejandro De Aza, L (7,7) OBP: 0.368, SLG: 0.417	0-0 B2-3		0-0 F7		0-0 G4-3		0-0 E7 1-H 2B		4-0 BB	4	0	1	0	0	0	1	Chicago White Sox @ Los Angeles Dodgers Camelback Ranch, Glendale, AZ Sun Mar 13 2011, 4:11 PM - 6:27 PM EDT Att: 8,458 - Sunny - 80 F			
15 Gordon Beckham, R (1,4) OBP: 0.469, SLG: 0.607	0-0 44 G1-3 2B		0-0 P6		0-0 G6-3		0-3 SAFE K		0-0 P3	5	0	1	0	0	1	4				
44 Adam Dunn, L (1,10) OBP: 0.368, SLG: 0.438	0-0 G1-3		0-0 L3		0-3 K				4-0 45 G5-4-3 BB	3	0	0	0	1	2					
14 Paul Konerko, R (1,3) OBP: 0.229, SLG: 0.353 45 Dallas McPherson, L (7,3) OBP: 0.346, SLG: 0.333	0-0 F8				0-0 20 1B 5 SF8 2B		0-0 20 BLK 2B		0-0 G5-4-3 1-2	3	1	2	0	0	0	1				
20 Carlos Quentin, R (1,9) OBP: 0.226, SLG: 0.276		0-0 HR		0-0 11 HR 1B		0-0 G5-3		0-0 G5-3		4	2	2	1	0	0	1				
5 Lastings Milledge, R (1,8) OBP: 0.334, SLG: 0.385		0-0 F8		0-0 SF8		0-0 P3			0-0 62 BB 1B	3	0	1	1	0	0	1				
11 Omar Vizquel, S (1,6) OBP: 0.417, SLG: 0.591 62 Eduardo Escobar, S (4,6) OBP: 0.217, SLG: 0.238		0-0 G1-3		0-2 3-H HR		0-0 G4-1			4-0 SAFE 27 1B 22 E BB	2	1	1	2	0	0	0				
27 Ramon Castro, R (1,2) OBP: 0.263, SLG: 0.333		0-0 G6-3		0-0 F8			0-0 F9		0-0 22 FC6-4 1B	4	0	1	0	0	0	0				
22 Brent Morel, R (1,5) OBP: 0.286, SLG: 0.280				0-0 1B		0-0 F8		0-0 1 2B 1 E 1B	0-0 FC6-4 1-2 2-H	4	1	2	0	0	0	1				
Inning Stats	R: 0 E: 0 K: 0 S: 4	H: 1 LOB: 1 BB: 0 P: 4	R: 1 E: 0 K: 0 S: 4	H: 1 LOB: 0 BB: 0 P: 4	R: 0 E: 0 K: 0 S: 4	H: 1 LOB: 0 BB: 0 P: 4	R: 3 E: 0 K: 0 S: 8	H: 3 LOB: 0 BB: 0 P: 8	R: 0 E: 0 K: 0 S: 5	H: 1 LOB: 1 BB: 0 P: 4	R: 1 E: 1 K: 1 S: 6	H: 2 LOB: 2 BB: 0 P: 6	R: 0 E: 0 K: 0 S: 2	H: 0 LOB: 0 BB: 1 P: 6	R: 1 E: 1 K: 0 S: 4	H: 2 LOB: 2 BB: 2 P: 12		1B: 5 2B: 4 3B: 0 HR: 2	SF: 1 SAC: 0 DP: 1 HBP: 0	WP: 0 PB: 0 CS: 0
PITCHER	IP WLS BF H R ER SO BB IBB HBP BLK WP HR S P ERA WHIP	IP WLS BF H R ER SO BB IBB HBP BLK WP HR S P ERA WHIP	IP WLS BF H R ER SO BB IBB HBP BLK WP HR S P ERA WHIP	IP WLS BF H R ER SO BB IBB HBP BLK WP HR S P ERA WHIP	IP WLS BF H R ER SO BB IBB HBP BLK WP HR S P ERA WHIP	IP WLS BF H R ER SO BB IBB HBP BLK WP HR S P ERA WHIP	IP WLS BF H R ER SO BB IBB HBP BLK WP HR S P ERA WHIP	IP WLS BF H R ER SO BB IBB HBP BLK WP HR S P ERA WHIP	IP WLS BF H R ER SO BB IBB HBP BLK WP HR S P ERA WHIP	IP WLS BF H R ER SO BB IBB HBP BLK WP HR S P ERA WHIP	IP WLS BF H R ER SO BB IBB HBP BLK WP HR S P ERA WHIP	IP WLS BF H R ER SO BB IBB HBP BLK WP HR S P ERA WHIP	IP WLS BF H R ER SO BB IBB HBP BLK WP HR S P ERA WHIP	IP WLS BF H R ER SO BB IBB HBP BLK WP HR S P ERA WHIP	IP WLS BF H R ER SO BB IBB HBP BLK WP HR S P ERA WHIP	IP WLS BF H R ER SO BB IBB HBP BLK WP HR S P ERA WHIP	IP WLS BF H R ER SO BB IBB HBP BLK WP HR S P ERA WHIP			
18 Hiroki Kuroda, R (1,1) ERA: 5.23 66 Mike MacDougal, R (7,1) ERA: 10.8 51 Jonathan Broxton, R (8,1) ERA: 10.8 55 Matt Guerrier, R (9,1) ERA: 2.25	6.0 L 25 7 4 4 0 0 0 0 0 0 2 29 6 6.00 1.167	1.0 4 2 1 0 0 0 0 0 0 0 0 0 6 0.00 2.000	1.0 3 0 0 0 0 1 0 0 0 0 0 0 2 0.00 1.000	1.0 6 2 1 0 0 2 0 0 0 0 0 0 4 0.00 4.000																

AB	34
R	6
H	11
RBI	4
BB	3
SO	2
LOB	13



Batter	1	2	3	4	5	6	7	8	9	AB	R	H	RBI	BB	SO	LOB	BOTTOM			
10 Tony Gwynn Jr., L (1,8) OBP: 0.387, SLG: 0.429 91 Leon Landry, L (6,8)	0-0 F7		0-0 G4-3 1-2		0-0 F9		0-0 F7			3	0	0	0	0	0	1	Chicago White Sox @ Los Angeles Dodgers Camelback Ranch, Glendale, AZ Sun Mar 13 2011, 4:11 PM - 6:27 PM EDT Att: 8,458 - Sunny - 80 F			
14 Jamey Carroll, R (1,4) OBP: 0.273, SLG: 0.158 72 Justin Sellers, R (6,4) OBP: 0.429, SLG: 0.471	0-0 P4		4-0 BB		0-0 G6-3		0-0 1-3 2-H 2B			2	0	0	0	1	0	0				
16 Andre Ethier, L (1,10) OBP: 0.242, SLG: 0.438	4-0 BB		0-0 F8			0-3 K		0-0 G6-3		3	0	0	0	1	1	4				
33 Marcus Thames, R (1,7) OBP: 0.360, SLG: 0.478 Alfredo Silveiro, R (6,7)	0-0 L5				0-0 F7		0-0 E6 30 G3		0-0 G6-3	2	0	0	0	0	0	1				
30 Dioner Navarro, S (1,2) OBP: 0.240, SLG: 0.250 17 A.J. Ellis, R (7,2) OBP: 0.263, SLG: 0.176		0-0 G4-3		0-0 13 E 2B		0-0 G3		0-0 F8		3	0	1	0	0	0	1				
13 Iván De Jesús Jr., R (1,6) OBP: 0.281, SLG: 0.273 13 Juan Castro, R (6,6) OBP: 0.222, SLG: 0.444		0-0 G5-3		0-0 E6		0-3 K		0-0 F9		2	0	0	0	0	0	1				
35 Gabe Kapler, R (1,9) OBP: 0.240, SLG: 0.250 90 Kyle Russell, L (8,9) OBP: 0.250, SLG: 0.250		0-0 G5-3		0-3 K			0-0 G6-3		0-3 K	3	0	0	0	0	1	2				
77 JD Closser, S (1,3) 98 Corey Smith, R (6,3) OBP: 0.600, SLG: 2.000			0-3 K		0-0 P2			4-0 72 2B BB	0-0 G1-3	2	0	0	0	0	1	2				
Pedro Báez, R (1,5) OBP: 0.400, SLG: 0.250		4-0 10 G4-3 BB				0-0 L4		0-0 72 2B 1-2 1B	0-0 G6-3	3	0	1	0	1	0	0				
Inning Stats	R: 0 E: 0 K: 0 S: 3	H: 0 LOB: 1 BB: 1 P: 7	R: 0 E: 0 K: 0 S: 3	H: 0 LOB: 0 BB: 0 P: 3	R: 0 E: 0 K: 1 S: 5	H: 0 LOB: 2 BB: 2 P: 13	R: 0 E: 1 K: 1 S: 7	H: 1 LOB: 2 BB: 0 P: 7	R: 0 E: 0 K: 2 S: 8	H: 0 LOB: 1 BB: 0 P: 8	R: 1 E: 0 K: 0 S: 5	H: 2 LOB: 2 BB: 1 P: 9	R: 0 E: 0 K: 0 S: 3	H: 0 LOB: 0 BB: 0 P: 3	R: 0 E: 0 K: 1 S: 5	H: 0 LOB: 0 BB: 0 P: 5		1B: 1 2B: 2 3B: 0 HR: 0	SF: 0 SAC: 0 DP: 0 HBP: 0	WP: 0 PB: 0 CS: 0
PITCHER	IP WLS BF H R ER SO BB IBB HBP BLK WP HR S P ERA WHIP	IP WLS BF H R ER SO BB IBB HBP BLK WP HR S P ERA WHIP	IP WLS BF H R ER SO BB IBB HBP BLK WP HR S P ERA WHIP	IP WLS BF H R ER SO BB IBB HBP BLK WP HR S P ERA WHIP	IP WLS BF H R ER SO BB IBB HBP BLK WP HR S P ERA WHIP	IP WLS BF H R ER SO BB IBB HBP BLK WP HR S P ERA WHIP	IP WLS BF H R ER SO BB IBB HBP BLK WP HR S P ERA WHIP	IP WLS BF H R ER SO BB IBB HBP BLK WP HR S P ERA WHIP	IP WLS BF H R ER SO BB IBB HBP BLK WP HR S P ERA WHIP	IP WLS BF H R ER SO BB IBB HBP BLK WP HR S P ERA WHIP	IP WLS BF H R ER SO BB IBB HBP BLK WP HR S P ERA WHIP	IP WLS BF H R ER SO BB IBB HBP BLK WP HR S P ERA WHIP	IP WLS BF H R ER SO BB IBB HBP BLK WP HR S P ERA WHIP	IP WLS BF H R ER SO BB IBB HBP BLK WP HR S P ERA WHIP	IP WLS BF H R ER SO BB IBB HBP BLK WP HR S P ERA WHIP	IP WLS BF H R ER SO BB IBB HBP BLK WP HR S P ERA WHIP				
50 John Danks, L (1,1) ERA: 1.74 46 Sergio Santos, R (6,1) ERA: 1.8 77 Will Ohman, L (7,1) ERA: 1.8 40 Brian Bruney, R (8,1) ERA: 1.8 37 Matt Thornton, L (9,1) ERA: 3.6	5.0 W 20 1 0 0 0 2 0 0 0 0 0 8 8 0.00 0.800	1.0 4 0 0 0 0 2 0 0 0 0 0 0 8 8 0.00 0.000	1.0 6 2 1 1 0 1 0 0 0 0 0 0 5 9 9.00 3.000	1.0 3 0 0 0 0 0 0 0 0 0 0 0 3 3 0.00 0.000	1.0 3 0 0 0 1 0 0 0 0 0 0 0 5 5 0.00 0.000															

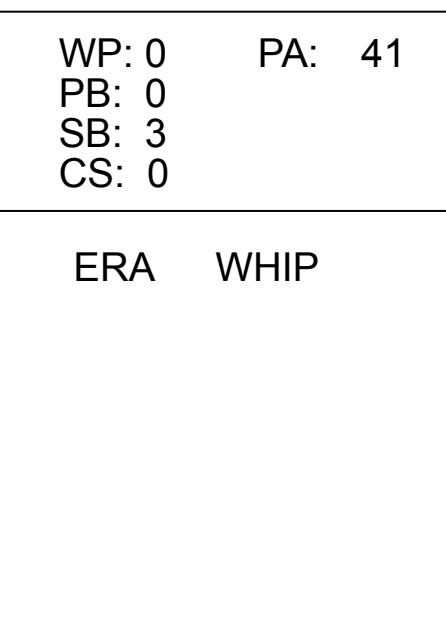
AB	32
R	1
H	3
RBI	1
BB	4
SO	5
LOB	15




Batter	1	2	3	4	5	6	7	8	9	AB	R	H	RBI	BB	SO	LOB	TOP					
9 Eric Patterson, L (1, 10) OBP: 0.423, SLG: 0.583	G4-3		F7	G4-3		K2-3		K		2	0	0	0	0	0	0	San Diego Padres @ Chicago White Sox Camelback Ranch, Glendale, AZ Mon Mar 14, 2011, 4:06 PM - 6:32 PM EDT Att: 3,804 - Partly Cloudy - 79 F					
47 Ryan Ludwick, R (4, 10) OBP: 0.320, SLG: 0.348										2	0	0	0	0	1	0						
77 Anthony Rizzo, L (8, 10) OBP: 0.476, SLG: 0.737										1	0	0	0	0	1	0						
8 Jason Bartlett, R (1, 6) OBP: 0.318, SLG: 0.333	K									3	0	1	0	0	1	0						
14 Oscar Salazar, R (6, 10) OBP: 0.348, SLG: 0.450										0	0	0	0	1	0	0						
12 Logan Forsythe, R (6, 10) OBP: 0.395, SLG: 0.619										1	0	0	0	0	1	0						
7 Chase Headley, S (1, 5) OBP: 0.591, SLG: 0.650										4	1	2	0	0	1	1						
76 Andy Parrino, S (6, 4) OBP: 0.100, SLG: 0.100	F7									1	0	1	0	0	0	0						
3 Jorge Cantu, R (1, 3) OBP: 0.214, SLG: 0.400										3	0	0	0	0	1	3						
3 Luis Durango, S (5, 8) OBP: 0.316, SLG: 0.286										2	0	0	0	0	0	1						
24 Cameron Maybin, R (1, 8) OBP: 0.393, SLG: 0.346										2	1	1	0	0	0	0						
13 Chris Denorria, R (4, 9) OBP: 0.375, SLG: 0.500										3	2	2	1	0	0	1						
60 Cedric Hunter, L (1, 9) OBP: 0.520, SLG: 0.864										1	1	1	1	1	0	0						
28 Aaron Cunningham, R (5, 10) OBP: 0.400, SLG: 0.613										2	1	1	1	0	0	0						
23 Mike Baxter, L (1, 7) OBP: 0.440, SLG: 0.667										2	1	2	2	0	0	0						
67 Jesus Guzman, R (5, 10) OBP: 0.457, SLG: 0.655										2	0	1	2	0	0	0						
68 Kyle Phillips, L (1, 2) OBP: 0.250, SLG: 0.389										2	0	0	0	0	0	2						
32 Rob Johnson, R (5, 10) OBP: 0.153, SLG: 0.133										2	0	0	0	0	0	1						
2 Everth Cabrera, S (1, 4) OBP: 0.200, SLG: 0.235										4	0	0	0	0	2	0						
Inning Stats	R: 0 E: 0 K: 1 S: 5	H: 0 LOB: 0 BB: 0 P: 5	R: 0 E: 0 K: 0 S: 4	H: 1 LOB: 2 BB: 1 P: 8	R: 0 E: 0 K: 1 S: 7	H: 2 LOB: 2 BB: 0 P: 7	R: 3 E: 0 K: 0 S: 6	H: 3 LOB: 0 BB: 0 P: 8	R: 3 E: 0 K: 1 S: 9	H: 4 LOB: 1 BB: 1 P: 10	R: 0 E: 0 K: 2 S: 7	H: 0 LOB: 2 BB: 1 P: 12	R: 1 E: 0 K: 0 S: 5	H: 1 LOB: 0 BB: 0 P: 6	R: 0 E: 0 K: 2 S: 7	H: 0 LOB: 0 BB: 0 P: 7	R: 0 E: 0 K: 1 S: 6	H: 1 LOB: 1 BB: 0 P: 6	1B: 8 2B: 2 3B: 0 HR: 2	SF: 0 SAC: 0 DP: 0 HBP: 0	WP: 0 PB: 0 SB: 3 CS: 0	PA: 41
PITCHER	IP WLS BF H R ER SO BB IBB HBP BLK WP HR S P ERA WHIP																					
44 Jake Peavy, R (1, 1) ERA: 3.72	4.0 L 19 6 3 3 2 1 0 0 0 0 0 1 22 28 6.75 1.750																					
49 Chris Sale, L (5, 1) ERA: 7.36	1.0 7 4 3 3 1 0 0 0 0 0 0 0 9 10 27.00 4.000																					
26 Jesse Crain, L (6, 1) ERA: 3.6	1.0 4 0 0 0 2 1 0 0 0 0 0 0 7 12 0.00 1.000																					
41 Philip Humber, R (7, 1) ERA: 3.38	2.0 7 1 1 1 2 0 0 0 0 0 0 1 12 13 4.50 0.500																					
48 Jeff Marquez, R (9, 1) ERA:	1.0 4 1 0 0 1 0 0 0 0 0 0 0 6 6 0.00 1.000																					

Batter	1	2	3	4	5	6	7	8	9	AB	R	H	RBI	BB	SO	LOB	BOTTOM					
30 Alejandro De Aza, L (1, 7) OBP: 0.290, SLG: 0.414	G6-3		G6-3							5	0	1	0	0	0	0	San Diego Padres @ Chicago White Sox Camelback Ranch, Glendale, AZ Mon Mar 14, 2011, 4:06 PM - 6:32 PM EDT Att: 3,804 - Partly Cloudy - 79 F					
15 Gordon Beckham, R (1, 4) OBP: 0.457, SLG: 0.661										3	0	1	0	0	1	1						
18 Brent Lillibridge, R (7, 4) OBP: 0.290, SLG: 0.333										2	0	0	0	0	1	0						
44 Adam Dunn, L (1, 3) OBP: 0.366, SLG: 0.457										3	0	1	0	0	2	1						
67 Jordan Danks, L (7, 8) OBP: 0.381, SLG: 0.450										1	0	0	0	0	1	0						
51 Alex Rios, R (1, 8) OBP: 0.276, SLG: 0.593										3	1	1	0	0	1	2						
87 Jim Gallagher, L (7, 3) OBP: 0.697, SLG: 0.875										1	1	1	0	0	0	0						
12 A.J. Pierzynski, L (1, 2) OBP: 0.250, SLG: 0.346										4	2	2	2	0	0	3						
10 Alexei Ramirez, R (1, 6) OBP: 0.310, SLG: 0.793										4	1	1	2	0	1	1						
22 Brent Morel, R (1, 5) OBP: 0.313, SLG: 0.310										4	0	2	1	0	0	0						
45 Dallas McPherson, L (1, 10) OBP: 0.300, SLG: 0.286										4	0	0	0	0	1	3						
5 Lastings Milledge, R (1, 9) OBP: 0.378, SLG: 0.467										4	1	1	1	0	1	0						
Inning Stats	R: 0 E: 0 K: 1 S: 7	H: 2 LOB: 2 BB: 0 P: 7	R: 0 E: 0 K: 0 S: 3	H: 0 LOB: 0 BB: 0 P: 3	R: 1 E: 0 K: 1 S: 7	H: 1 LOB: 0 BB: 0 P: 9	R: 1 E: 1 K: 0 S: 5	H: 2 LOB: 1 BB: 0 P: 5	R: 0 E: 0 K: 3 S: 10	H: 1 LOB: 1 BB: 0 P: 10	R: 2 E: 0 K: 2 S: 10	H: 2 LOB: 0 BB: 0 P: 10	R: 0 E: 0 K: 1 S: 5	H: 0 LOB: 0 BB: 0 P: 5	R: 2 E: 0 K: 1 S: 8	H: 3 LOB: 1 BB: 0 P: 9	R: 0 E: 0 K: 0 S: 3	H: 0 LOB: 0 BB: 0 P: 3	1B: 6 2B: 2 3B: 0 HR: 3	SF: 0 SAC: 0 DP: 1 HBP: 0	WP: 0 PB: 0 SB: 1 CS: 0	PA: 38
PITCHER	IP WLS BF H R ER SO BB IBB HBP BLK WP HR S P ERA WHIP																					
41 Aaron Harang, R (1, 1) ERA: 8.0	4.0 W 17 6 4 4 7 0 0 0 0 0 0 2 33 34 9.00 1.500																					
52 Cory Luebke, L (5, 1) ERA: 4.29	4.0 H 18 6 4 4 7 0 0 0 0 0 0 0 33 34 9.00 1.500																					
45 Randy Flores, L (9, 1) ERA: 3.0	1.0 S 3 0 0 0 0 0 0 0 0 0 0 0 3 3 0.00 0.000																					

AB	39
R	7
H	12
RBI	7
BB	2
SO	8
LOB	9



AB	38
R	6
H	11
RBI	6
BB	0
SO	9
LOB	11



Batter	1	2	3	4	5	6	7	8	9	AB	R	H	RBI	BB	SO	LOB	TOP			
2 Emmanuel Burriss, S OBP: 0.231, SLG: 0.308	F8		1-2 1B		G5-3	G5-3		G6-3		5	0	1	0	0	0	2	San Francisco Giants @ Chicago White Sox Camelback Ranch, Glendale, AZ Wed Mar 16 2011, 4:08 PM - 6:35 PM EDT Att: 10,074 - Sunny - 83 F			
14 Mike Fontenot, L OBP: 0.343, SLG: 0.469 89 Edgar Gonzalez, R OBP: 1.000, SLG: 1.000	33 WP 7 G4-3 1B		F8		K	K		84 FC5 29 1B 1B		4	0	1	0	0	2	4				
7 Mark DeRosa, R OBP: 0.342, SLG: 0.417 29 Ryan Rohlinger, R OBP: 0.316, SLG: 0.333	G4-3		F7				F9			4	0	1	0	0	0	3				
33 Aaron Rowand, R OBP: 0.273, SLG: 0.276 84 Mike McBryde, R	K			L5	G1-3		F8	FC5		4	0	0	0	0	1	2				
35 Travis Ishikawa, L OBP: 0.306, SLG: 0.281 85 Tyler Graham, R		F8		G6-3		G4-3		G4-3		4	1	0	0	1	0	0				
9 Brandon Belt, L OBP: 0.362, SLG: 0.558		4-0 12 BB BB		12 BB 6 1B 1B		HR		K		4	3	3	2	1	1	0				
12 Nate Schierholz, L OBP: 0.375, SLG: 0.526		1-3 SAFE		6 1B 1B		6 1B 22 1B 1B		F7		5	1	3	1	0	1	1				
6 Brad Eldred, R OBP: 0.240, SLG: 0.250			P4			2 22 G5-3 1B		F9		4	0	2	1	0	0	1				
22 Eli Whiteside, R OBP: 0.316, SLG: 0.188			14 F8 2 1B 1B		P4			P6		4	0	2	1	0	0	2				
Inning Stats	R: 0 E: 0 K: 1 S: 6	H: 1 LOB: 1 BB: 0 P: 7	R: 0 E: 0 K: 1 S: 4	H: 0 LOB: 0 BB: 1 P: 9	R: 0 E: 0 K: 0 S: 5	H: 2 LOB: 2 BB: 0 P: 5	R: 1 E: 0 K: 0 S: 6	H: 3 LOB: 2 BB: 0 P: 6	R: 0 E: 0 K: 1 S: 10	H: 4 LOB: 2 BB: 0 P: 11	R: 2 E: 0 K: 0 S: 5	H: 2 LOB: 1 BB: 1 P: 9	R: 0 E: 0 K: 0 S: 5	H: 2 LOB: 2 BB: 0 P: 5	R: 0 E: 0 K: 1 S: 5	H: 0 LOB: 0 BB: 0 P: 5		1B: 13 2B: 1 3B: 0 HR: 1	SF: 0 SAC: 0 DP: 0 HBP: 0	WP: 1 PB: 0 CS: 0
PITCHER	IP WLS BF H R ER SO BB IBB HBP BLK WP HR S P ERA WHIP																			
56 Mark Buehrle, L ERA: 5.54	5.0	L	22	7	1	1	3	1	0	0	0	0	0	1	0	27	33	1.80	1.600	
60 Jeff Gray, R ERA: 7.35	1.0	L	7	4	2	2	1	0	0	0	0	0	0	1	10	11	18.00	4.000		
40 Brian Bruney, R ERA: 4.5	1.0		6	2	2	2	0	1	0	0	0	0	0	0	5	9	18.00	3.000		
77 Will Ohman, L ERA: 1.5	1.0		5	2	0	0	0	0	0	0	0	0	0	5	5	0.00	2.000			
47 Gregory Infante, R ERA: 6.0	1.0		3	0	0	0	1	0	0	0	0	0	0	5	5	0.00	0.000			

Batter	1	2	3	4	5	6	7	8	9	AB	R	H	RBI	BB	SO	LOB	BOTTOM			
1 Juan Pierre, L OBP: 0.390, SLG: 0.294	G4-3		B1-4		G6-3		18 HR BB			3	1	0	0	2	0	1	San Francisco Giants @ Chicago White Sox Camelback Ranch, Glendale, AZ Wed Mar 16 2011, 4:08 PM - 6:35 PM EDT Att: 10,074 - Sunny - 83 F			
15 Gordon Beckham, R OBP: 0.441, SLG: 0.629 18 Brent Lillibridge, R OBP: 0.310, SLG: 0.462	G6-3		K		K		1-H HR		F7	3	0	0	0	0	2	1				
44 Adam Dunn, L OBP: 0.348, SLG: 0.410	K			12 BB 20 1B BB	K		F8		G3-1	4	0	0	0	1	2	3				
14 Paul Konerko, R OBP: 0.237, SLG: 0.351 45 Dallas McPherson, L OBP: 0.290, SLG: 0.276		51 3B 1B		K		K	K			3	1	1	0	0	2	1				
51 Alex Rios, R OBP: 0.303, SLG: 0.633		1-H 3B		F8		10 FC5 12 HBP BB		G6-3		3	0	1	1	1	0	1				
20 Carlos Quentin, R OBP: 0.235, SLG: 0.281 30 Alejandro De Aza, L OBP: 0.313, SLG: 0.487		K		12 BB 1B		K			2B	3	0	1	0	0	2	2				
12 A.J. Pierzynski, L OBP: 0.290, SLG: 0.333 55 Donny Lucy, R OBP: 0.182, SLG: 0.100		G3		1-2 BB		1-2 HBP		K		1	0	0	0	1	0	1				
10 Alexei Ramirez, R OBP: 0.273, SLG: 0.697		G6-3		1-2 BB		FC5		K		4	0	0	0	0	1	6				
22 Brent Morel, R OBP: 0.306, SLG: 0.333			G5-3		E6 G6-3		F9		2B	4	0	1	0	0	0	0				
Inning Stats	R: 0 E: 0 K: 1 S: 5	H: 0 LOB: 0 BB: 0 P: 5	R: 1 E: 0 K: 1 S: 8	H: 2 LOB: 1 BB: 0 P: 8	R: 0 E: 0 K: 1 S: 5	H: 0 LOB: 0 BB: 0 P: 5	R: 0 E: 0 K: 1 S: 6	H: 1 LOB: 3 BB: 2 P: 14	R: 0 E: 0 K: 2 S: 8	H: 0 LOB: 2 BB: 1 P: 8	R: 2 E: 0 K: 1 S: 8	H: 1 LOB: 0 BB: 1 P: 14	R: 0 E: 0 K: 1 S: 5	H: 1 LOB: 0 BB: 0 P: 5	R: 0 E: 0 K: 1 S: 6	H: 1 LOB: 2 BB: 1 P: 10		1B: 2 2B: 2 3B: 1 HR: 1	SF: 0 SAC: 0 DP: 0 HBP: 1	WP: 0 PB: 0 CS: 0
PITCHER	IP WLS BF H R ER SO BB IBB HBP BLK WP HR S P ERA WHIP																			
55 Tim Lincecum, R ERA: 2.55	5.1	W	23	3	1	1	7	3	0	0	0	0	0	0	35	47	1.69	1.125		
45 Dan Runzler, L ERA: 3.6	1.2	H	8	1	2	2	2	1	0	1	0	0	0	1	12	20	10.80	1.200		
49 Javier López, L ERA: 9.0	1.0	H	3	1	0	0	1	0	0	0	0	0	0	5	5	0.00	1.000			
52 Ramon E Ramirez, R ERA: 6.43	1.0	S	5	1	0	0	1	1	0	0	0	0	0	6	10	0.00	2.000			

AB	41
R	5
H	15
RBI	5
BB	2
SO	5
LOB	17



AB	33
R	3
H	6
RBI	3
BB	5
SO	11
LOB	18



Batter	1	2	3	4	5	6	7	8	9	AB	R	H	RBI	BB	SO	LOB	TOP			
1 Juan Pierre, L (1,7) 90 John Shelby, R (8,FR) (8,7)	F8		G3		L7			FC3-6 1B		4	0	1	0	0	0	2				
15 Gordon Beckham, R (1,4) OBP: 0.381, SLG: 0.474	P5			G1-3		P5		K		4	0	0	0	0	1	1				
44 Adam Dunn, L (1,3) 37 Matt Thornton, L (8,1)	K			51 1B BB		1B		FC3-6 1-2		3	0	1	0	1	1	1				
51 Alex Rios, R (1,8) 26 Jesse Crain, R (6,1) 85 Robbie Hudson, R (7,6)		G1-3		1-2 1B		K		G5-3		3	0	1	0	0	1	1				
20 Carlos Quentin, R (1,9) OBP: 0.211, SLG: 0.250		G6-3		F9		F9		G3-1		4	0	0	0	0	0	3				
12 J. Pierzynski, L (1,2) 55 Donny Lucy, R (7,2) OBP: 0.167, SLG: 0.091		F7		F7			HBP	G5-3		2	0	0	0	0	0	2				
10 Alexei Ramirez, R (1,6) 49 Chris Sale, L (7,1) 87 Jim Gallagher, L (8,3) OBP: 0.600, SLG: 0.778			22 G1-3 1B	G6-3		K		G3-1		3	0	1	0	0	1	1				
22 Brent Morel, R (1,5) OBP: 0.282, SLG: 0.306		G1-3		G3		K		K		3	0	0	0	0	1	2				
33 Edwin Jackson, R (1,1) 83 Jared Mitchell, L (6,8) OBP: 0.500, SLG: 0.333			K			K		K		2	0	1	0	0	1	1				
Inning Stats	R: 0 E: 0 K: 1 S: 5	H: 0 LOB: 0 BB: 0 P: 5	R: 0 E: 0 K: 0 S: 3	H: 0 LOB: 0 BB: 0 P: 3	R: 0 E: 0 K: 1 S: 6	H: 1 LOB: 1 BB: 0 P: 6	R: 0 E: 0 K: 0 S: 4	H: 1 LOB: 2 BB: 1 P: 8	R: 0 E: 0 K: 1 S: 4	H: 1 LOB: 1 BB: 0 P: 4	R: 0 E: 0 K: 3 S: 9	H: 0 LOB: 1 BB: 0 P: 10	R: 0 E: 0 K: 1 S: 6	H: 1 LOB: 1 BB: 0 P: 6	R: 0 E: 0 K: 0 S: 3	H: 0 LOB: 0 BB: 0 P: 3	1B: 5 2B: 0 3B: 0 HR: 0	SF: 0 SAC: 0 DP: 0 HBP: 1	WP: 0 PB: 0 CS: 0	PA: 34
PITCHER	IP WLS BF H R ER SO BB IBB HBP BLK WP HR S P ERA WHIP	IP WLS BF H R ER SO BB IBB HBP BLK WP HR S P ERA WHIP																		
18 Shaun Marcum, R (1,1) ERA: 4.63	3.0 W 10 1 0 0 2 0 0 0 0 0 0 0 14 14 0.00 0.333	58 Mike McClendon, R (8,1) ERA: 4.0	1.0 4 1 0 0 1 0 0 0 0 0 0 0 4 6 0.00 1.000																	
71 Zack Segovia, R (4,1) ERA: 6.75	1.0 5 1 0 0 0 1 0 0 0 0 0 0 4 8 0.00 2.000	46 Justin James, R (9,1) ERA: 3.52	1.0 3 0 0 0 0 0 0 0 0 0 0 0 4 4 0.00 1.000																	
59 John Axford, R (5,1) ERA: 10.38	1.0 4 1 0 0 0 0 0 0 0 0 0 0 4 8 0.00 1.000																			
50 Kameron Loe, R (6,1) ERA: 2.16	1.0 4 1 0 0 1 0 0 0 0 0 0 0 6 6 0.00 1.000																			
57 Mitch Stetter, L (7,1) ERA:	1.0 4 0 0 0 3 0 0 1 0 0 0 0 9 10 0.00 0.000																			

Chicago White Sox @ Milwaukee Brewers
Maryvale Baseball Park, Phoenix, AZ
Thu Mar 17 2011, 4:06 PM - 6:32 PM EDT
Att: 6,241 - Sunny - 86 F

AB	32
R	0
H	5
RBI	0
BB	1
SO	7
LOB	16



Batter	1	2	3	4	5	6	7	8	9	AB	R	H	RBI	BB	SO	LOB	BOTTOM			
27 Carlos Gómez, R (1,8) 90 Erik Komatsu, L (4,8) OBP: 0.500, SLG: 0.556	30 1B SF7	E8		P5		1-2 2-3 1B		P6		2	1	2	0	0	0	0				
30 Craig Counsell, L (1,4) 74 Erick Almonte, R (6,PH) OBP: 0.429, SLG: 0.681	28 1B 2B	L6			F9	K		K		3	1	1	0	0	0	1				
25 Mark Kotsay, L (1,7) 63 Eric Farris, R (6,PH) OBP: 0.452, SLG: 0.607	SF7	K			K	F9		F9		2	0	0	1	0	2	1				
28 Prince Fielder, L (1,3) 97 Brendan Katin, R (7,7) OBP: 0.375, SLG: 0.750	62 2B 1B		F8		16 2B 1B		P5			3	1	2	0	0	0	0				
14 Casey McGehee, R (1,5) 59 John Axford, R (5,1) 16 George Kottaras, L (6,PH) 50 Kameron Loe, R (6,1) 57 Mitch Stetter, L (7,1) 11 Mike Rivera, R (8,1) 58 Mike McClendon, R (8,1) 46 Justin James, R (9,1)	F7		K		K	1-3 2B		68 1B 62 BB 1B		2	0	0	0	0	0	1				
62 Jeremy Reed, L (1,9) OBP: 0.396, SLG: 0.520	68 1B 1-2 2B				K			68 1B 1-2 BB		3	1	2	2	1	1	2				
68 Edwin Maysonet, R (1,6) OBP: 0.432, SLG: 0.523	2H 1B		L8			90 1B 33 1B		33 1B 1-2 2-3 1B		4	0	3	1	0	0	1				
33 Wil Nieves, R (1,2) OBP: 0.323, SLG: 0.310	K				K	1-2 1B		L3		4	0	1	0	0	2	4				
18 Shaun Marcum, R (1,1) 71 Zack Segovia, R (4,1) 9 Luis Alfonso Cruz, R (4,PH) (5,5)		K		P2		K		G1-3		1	0	0	0	0	1	0				
Inning Stats	R: 4 E: 0 K: 1 S: 10	H: 5 LOB: 1 BB: 0 P: 10	R: 0 E: 1 K: 2 S: 8	H: 1 LOB: 1 BB: 0 P: 8	R: 0 E: 0 K: 1 S: 6	H: 1 LOB: 1 BB: 0 P: 6	R: 0 E: 0 K: 1 S: 5	H: 0 LOB: 0 BB: 0 P: 5	R: 0 E: 0 K: 2 S: 9	H: 2 LOB: 2 BB: 0 P: 9	R: 0 E: 0 K: 2 S: 10	H: 3 LOB: 3 BB: 0 P: 10	R: 0 E: 0 K: 0 S: 4	H: 2 LOB: 2 BB: 1 P: 8	R: 0 E: 0 K: 1 S: 5	H: 0 LOB: 0 BB: 0 P: 5	1B: 11 2B: 4 3B: 0 HR: 0	SF: 1 SAC: 0 DP: 1 HBP: 0	WP: 0 PB: 0 CS: 0	PA: 38
PITCHER	IP WLS BF H R ER SO BB IBB HBP BLK WP HR S P ERA WHIP	IP WLS BF H R ER SO BB IBB HBP BLK WP HR S P ERA WHIP																		
33 Edwin Jackson, R (1,1) ERA: 5.65	5.0 L 24 9 4 4 7 0 0 0 0 0 0 0 10 10 0.00 3.000	26 Jesse Crain, R (6,1) ERA: 3.0	1.0 6 3 0 0 2 0 0 0 0 0 0 0 10 10 0.00 3.000																	
49 Chris Sale, L (7,1) ERA: 6.48	1.0 5 2 0 0 0 1 0 0 0 0 0 0 4 8 0.00 3.000																			
37 Matt Thornton, L (8,1) ERA: 3.0	1.0 3 0 0 0 1 0 0 0 0 0 0 0 5 5 0.00 0.000																			

Chicago White Sox @ Milwaukee Brewers
Maryvale Baseball Park, Phoenix, AZ
Thu Mar 17 2011, 4:06 PM - 6:32 PM EDT
Att: 6,241 - Sunny - 86 F

AB	36
R	4
H	14
RBI	4
BB	1
SO	10
LOB	19



Batter	1	2	3	4	5	6	7	8	9	AB	R	H	RBI	BB	SO	LOB	TOP			
4 Coco Crisp, S OBP: 0.438, SLG: 0.769	(1, 8) X G6-3		(1, 0) X F7		(1, 0) X F7			(1, 0) X G5-3		2	0	0	0	0	0	0	Oakland Athletics @ Chicago White Sox Camelback Ranch, Glendale, AZ Fri Mar 18 2011, 7:08 PM - 9:38 PM EDT Att: 6,081 - Sunny - 81 F			
28 Conor Jackson, R OBP: 0.175, SLG: 0.162	(3, 9)									2	0	0	0	0	0	0				
58 Jar Miller, R OBP: 0.500, SLG: 0.364	(8, 9)									0	0	0	0	0	0	0				
10 Darc Barton, L OBP: 0.444, SLG: 0.600	(1, 3) X 16 1B									2	1	2	0	0	0	0				
21 Andy LaRoche, R OBP: 0.400, SLG: 0.615	(5, 3) X 2B									2	0	0	0	0	0	0				
12 David DeJesus, L OBP: 0.235, SLG: 0.281	(1, 9) C (3, 8) C K									2	0	0	0	0	1	2				
25 Matt Carson, R OBP: 0.282, SLG: 0.487	(5, 8)									2	0	0	0	0	1	0				
16 Josh Willingham, R OBP: 0.300, SLG: 0.294	(1, 7) X 2H									2	0	1	1	0	1	1				
22 Chris Carter, R OBP: 0.420, SLG: 0.462	(5, 7)									1	0	0	0	1	1	0				
55 Hideki Matsui, L OBP: 0.286, SLG: 0.229	(1, 10) X G4-3									2	0	0	0	0	0	1				
23 Michael Taylor, R (7, PH) OBP: 0.216, SLG: 0.389	(7, 10)									2	0	0	0	0	0	1				
8 Kurt Suzuki, R OBP: 0.394, SLG: 0.586	(1, 2)									2	0	0	0	0	0	0				
29 Josh Donaldson, R OBP: 0.308, SLG: 0.320	(5, 2)									1	0	0	0	0	0	0				
14 Mark Ellis, R OBP: 0.273, SLG: 0.273	(1, 4)									2	0	1	0	0	0	0				
30 Steve Tolleson, R OBP: 0.353, SLG: 0.192	(5, 4)									1	0	0	0	0	0	0				
5 Kevin Kouzmanoff, R OBP: 0.421, SLG: 0.545	(1, 5)									2	0	0	0	0	1	1				
67 Wes Timmons, R OBP: 0.372, SLG: 0.229	(5, 5)									1	0	0	0	0	1	1				
2 Cliff Pennington, S OBP: 0.217, SLG: 0.318	(1, 6)									2	0	0	0	0	0	1				
36 Eric Sogard, L OBP: 0.217, SLG: 0.273	(5, 6)									1	0	0	0	0	0	0				
Inning Stats	R: 1 E: 0 K: 1 S: 7	H: 2 LOB: 1 BB: 0 P: 7	R: 0 E: 0 K: 1 S: 6	H: 1 LOB: 1 BB: 0 P: 6	R: 0 E: 0 K: 1 S: 6	H: 1 LOB: 1 BB: 0 P: 6	R: 0 E: 0 K: 0 S: 3	H: 0 LOB: 0 BB: 0 P: 3	R: 0 E: 0 K: 1 S: 5	H: 0 LOB: 0 BB: 0 P: 5	R: 0 E: 1 K: 1 S: 6	H: 0 LOB: 1 BB: 0 P: 6	R: 0 E: 0 K: 0 S: 3	H: 0 LOB: 0 BB: 1 P: 8	R: 0 E: 0 K: 1 S: 4	H: 0 LOB: 0 BB: 1 P: 8	1B: 3 2B: 1 3B: 0 HR: 0	SF: 0 SAC: 0 DP: 1 HBP: 0	WP: 0 PB: 0 SB: 0 CS: 0	PA: 32
PITCHER	IP WLS BF H R ER SO BB IBB HBP BLK WP HR S P ERA WHIP																			
50 John Danks, L ERA: 1.85	(1, 1)	6.0 W 22 4 1 1 4 0 0 0 0 0 0 30 30 1.50 0.667																		
41 Philip Humber, R ERA: 2.45	(7, 1)	3.0 S 10 0 0 0 2 1 0 0 0 0 0 0 13 17 0.00 0.333																		

AB	31
R	1
H	4
RBI	1
BB	1
SO	6
LOB	8




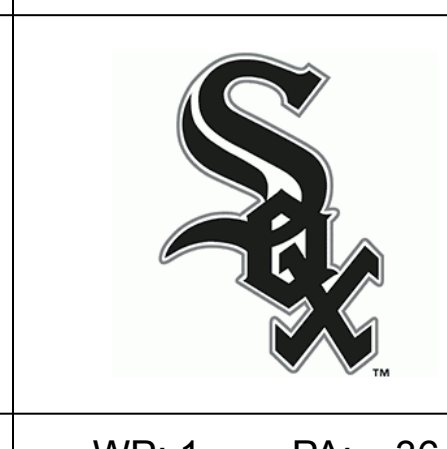
Batter	1	2	3	4	5	6	7	8	9	AB	R	H	RBI	BB	SO	LOB	BOTTOM			
5 Lastings Milledge, R OBP: 0.417, SLG: 0.625	(1, 9) X K									5	2	2	0	0	2	2	Oakland Athletics @ Chicago White Sox Camelback Ranch, Glendale, AZ Fri Mar 18 2011, 7:08 PM - 9:38 PM EDT Att: 6,081 - Sunny - 81 F			
15 Gordon Beckham, R OBP: 0.426, SLG: 0.595	(1, 4) X 14 1B									4	4	3	3	1	0	0				
51 Alex Rios, R OBP: 0.325, SLG: 0.649	(1, 8) X 51 S									4	2	2	2	0	1	1				
67 Jordan Danks, L OBP: 0.360, SLG: 0.458	(7, 8)									1	0	0	0	0	1	0				
14 Paul Konerko, R OBP: 0.304, SLG: 0.523	(1, 3) X 20 S									3	2	2	3	0	1	2				
45 Dallas McPherson, L OBP: 0.281, SLG: 0.267	(6, 3)									1	0	0	0	0	0	0				
20 Carlos Quentin, R OBP: 0.286, SLG: 0.450	(1, 10) X 10 1B									4	3	4	4	0	0	0				
55 Donny Lucy, R (8, PH) OBP: 0.154, SLG: 0.083	(9, 10)									1	0	0	0	0	0	0				
10 Alexei Ramirez, R OBP: 0.341, SLG: 0.700	(1, 6) X 27 CS									4	2	3	2	1	0	1				
27 Ramon Castro, R OBP: 0.296, SLG: 0.318	(1, 2)									4	1	1	1	0	0	2				
17 Tyler Flowers, R OBP: 0.500, SLG: 0.882	(7, 2)									1	1	1	2	0	0	0				
22 Brent Morel, R OBP: 0.295, SLG: 0.317	(1, 5)									5	0	2	0	0	0	0				
30 Alejandro De Aza, L OBP: 0.310, SLG: 0.410	(1, 7)									5	1	1	1	0	1	1				
Inning Stats	R: 3 E: 0 K: 2 S: 9	H: 3 LOB: 1 BB: 1 P: 14	R: 3 E: 1 K: 0 S: 7	H: 3 LOB: 0 BB: 0 P: 10	R: 2 E: 0 K: 0 S: 6	H: 3 LOB: 0 BB: 0 P: 7	R: 6 E: 0 K: 3 S: 17	H: 8 LOB: 2 BB: 0 P: 17	R: 2 E: 0 K: 0 S: 6	H: 3 LOB: 1 BB: 0 P: 6	R: 0 E: 0 K: 1 S: 5	H: 0 LOB: 0 BB: 0 P: 5	R: 0 E: 0 K: 0 S: 4	H: 1 LOB: 0 BB: 1 P: 8	R: 2 E: 0 K: 0 S: 4	H: 1 LOB: 0 BB: 1 P: 8	1B: 12 2B: 4 3B: 1 HR: 4	SF: 1 SAC: 0 DP: 1 HBP: 0	WP: 0 PB: 0 SB: 2 CS: 1	PA: 46
PITCHER	IP WLS BF H R ER SO BB IBB HBP BLK WP HR S P ERA WHIP																			
26 Bobby Cramer, L ERA: 8.25	(1, 1)	3.0 L 17 8 8 8 2 0 0 0 0 0 0 0 3 22 31 81.00 3.333																		
70 Yadel Marti, R ERA: 7.04	(4, 1)	0.2 8 6 6 6 2 0 0 0 0 0 0 0 12 12 81.00 9.000																		
88 Josh Outman, L ERA: 9.82	(4, 1)	3.1 15 5 2 2 2 0 0 0 0 0 0 0 19 19 5.40 1.500																		
13 Jerry Blevins, L ERA: 11.25	(8, 1)	1.0 5 1 2 2 0 1 0 0 0 0 0 1 4 8 18.00 2.000																		

AB	42
R	18
H	21
RBI	18
BB	2
SO	6
LOB	9



Batter	1	2	3	4	5	6	7	8	9	AB	R	H	RBI	BB	SO	LOB	TOP				
1 Juan Pierre, L (1,7) OBP: 0.354, SLG: 0.268 30 Alejandro De Aza, L (6,8) OBP: 0.302, SLG: 0.400	G4-3		G3-6-3			F8		F9		3	0	0	0	0	0	3	Chicago White Sox @ Oakland Athletics Phoenix Municipal Stadium, Phoenix, AZ Sat Mar 19 2011, 4:10 PM - 6:37 PM EDT Att: 8,091 - Sunny - 77 F				
11 Omar Vizquel, S (1,4) OBP: 0.406, SLG: 0.567 85 Ozzie Chavez, S (6,4)	G3			10 CS 1B		G4-3		G3		3	0	1	0	0	0	1					
44 Adam Dunn, L (1,10) OBP: 0.358, SLG: 0.422 88 José Martínez, R (9,PH)	G3			F8			10 G3-1 12 G4-3 2B	K		3	1	1	0	0	0	1					
10 Alexei Ramirez, R (1,6) OBP: 0.333, SLG: 0.651 86 Drew García, S (9,PR)		K		G6-3			G3-1	23 BB 5 1B BB	4-0	3	0	0	0	1	1	2					
12 A.J. Pierzynski, L (1,2) OBP: 0.270, SLG: 0.281 17 Tyler Flowers, R (7,2) OBP: 0.526, SLG: 0.889	G3-1					G4-3		G4-3		3	0	0	1	0	0	0					
23 Mark Teahen, L (1,5) OBP: 0.543, SLG: 0.615	F7					K		G5-3		3	0	0	0	1	1	0					
5 Lastings Milledge, R (1,9) OBP: 0.423, SLG: 0.695			K			F9				3	0	1	1	1	1	0					
45 Dallas McPherson, L (1,3) OBP: 0.333, SLG: 0.281			18 1B BB				1 1B 18 WP 1B			2	0	1	1	2	0	2					
18 Brent Lillibridge, R (1,8) OBP: 0.263, SLG: 0.371 (6,7)						P4		FC2-5		4	0	1	0	0	0	5					
Inning Stats	R: 0 E: 0 K: 0 S: 3	H: 0 LOB: 0 BB: 0 P: 3	R: 0 E: 0 K: 1 S: 5	H: 0 LOB: 0 BB: 0 P: 5	R: 0 E: 0 K: 1 S: 5	H: 1 LOB: 1 BB: 1 P: 9	R: 0 E: 0 K: 0 S: 3	H: 1 LOB: 0 BB: 0 P: 3	R: 0 E: 0 K: 1 S: 5	H: 0 LOB: 0 BB: 0 P: 5	R: 1 E: 0 K: 0 S: 4	H: 1 LOB: 0 BB: 0 P: 4	R: 0 E: 0 K: 0 S: 3	H: 0 LOB: 2 BB: 2 P: 11	R: 2 E: 0 K: 1 S: 7	H: 2 LOB: 2 BB: 2 P: 15		1B: 5 2B: 1 3B: 0 HR: 0	SF: 0 SAC: 0 DP: 1 HBP: 0	WP: 1 PB: 0 SB: 0 CS: 1	PA: 36
PITCHER	IP WLS BF H R ER SO BB IBB HBP BLK WP HR S P ERA WHIP																				
53 Trevor Cahill, R (1,1) ERA: 5.29	6.1	W	22	4	1	1	3	1	0	0	0	0	1	0	27	31		1.42	0.789		
74 Guillermo Moscoso, R (7,1) ERA: 6.75	0.2	H	4	0	0	0	0	2	0	0	0	0	0	0	2	10	0.00	3.000			
31 Brad Ziegler, R (8,1) ERA: 1.17	1.0	H	3	0	0	0	0	0	0	0	0	0	0	3	3	0.00	0.000				
48 Michael Wuertz, R (9,1) ERA: 9.0	1.0		7	2	2	2	1	2	0	0	0	0	0	7	15	18.00	4.000				

Batter	1	2	3	4	5	6	7	8	9	AB	R	H	RBI	BB	SO	LOB	BOTTOM		
15 Ryan Sweeney, L (1,8) OBP: 0.563, SLG: 0.800 25 Matt Carson, R (8,8) OBP: 0.282, SLG: 0.487	G4-6-3 1B		3-1 HR			P6		P5		4	1	2	2	0	0	1	Chicago White Sox @ Oakland Athletics Phoenix Municipal Stadium, Phoenix, AZ Sat Mar 19 2011, 4:10 PM - 6:37 PM EDT Att: 8,091 - Sunny - 77 F		
10 Daric Barton, L (1,3) OBP: 0.387, SLG: 0.517 30 Steve Tolleson, R (9,4) OBP: 0.353, SLG: 0.192	G4-6-3 1-2		G3			F7		F7		4	0	0	0	0	0	1			
16 Josh Willingham, R (1,7) OBP: 0.318, SLG: 0.342 23 Michael Taylor, R (8,PR) OBP: 0.216, SLG: 0.389 (9,7)	F9					F8				4	0	2	0	0	0	0			
55 Hideki Matsui, L (1,10) OBP: 0.304, SLG: 0.237 71 Michael Choice, R (8,PR) OBP: 0.490, SLG: 0.400 (9,10)	G3						28 1B 5 1B 1B	K		3	1	1	0	1	1	1			
28 Conor Jackson, R (1,9) OBP: 0.205, SLG: 0.195 58 Jai Miller, R (8,PR) OBP: 0.500, SLG: 0.364 (9,9)	F9						5 1B 1-2 1B	K		4	0	2	1	0	1	1			
14 Mark Ellis, R (1,4) OBP: 0.325, SLG: 0.250 21 Andy LaRoche, R (8,5) OBP: 0.391, SLG: 0.615	K					F8		P3		3	0	0	0	0	1	3			
5 Kevin Koussamanoff, R (1,5) OBP: 0.415, SLG: 0.535 67 Wes Timmons, R (8,4) OBP: 0.386, SLG: 0.229 (9,3)			G3					G6-3		3	0	1	1	0	0	0			
11 Landon Powell, S (1,2) OBP: 0.290, SLG: 0.357 59 Jemile Weeks, S (7,PR) OBP: 0.480, SLG: 0.500 29 Josh Donaldson, R (8,2) OBP: 0.333, SLG: 0.462										2	1	1	0	1	0	2			
36 Eric Sogard, L (1,6) OBP: 0.185, SLG: 0.231	F8					F8		F9		4	0	0	0	0	0	4			
Inning Stats	R: 0 E: 0 K: 0 S: 3	H: 1 LOB: 0 BB: 0 P: 3	R: 0 E: 0 K: 1 S: 5	H: 0 LOB: 0 BB: 0 P: 5	R: 2 E: 0 K: 0 S: 6	H: 2 LOB: 0 BB: 0 P: 9	R: 1 E: 0 K: 0 S: 6	H: 3 LOB: 2 BB: 0 P: 6	R: 0 E: 0 K: 2 S: 8	H: 1 LOB: 1 BB: 0 P: 8	R: 0 E: 0 K: 0 S: 3	H: 0 LOB: 1 BB: 1 P: 7	R: 5 E: 0 K: 0 S: 8	H: 3 LOB: 2 BB: 2 P: 19	1B: 7 2B: 1 3B: 0 HR: 2	SF: 1 SAC: 0 DP: 1 HBP: 0		WP: 0 PB: 0 SB: 1 CS: 0	PA: 36
PITCHER	IP WLS BF H R ER SO BB IBB HBP BLK WP HR S P ERA WHIP																		
44 Jake Peavy, R (1,1) ERA: 4.11	5.2	L	23	7	3	3	3	0	0	0	0	0	0	1	30	33		4.76	1.235
46 Sergio Santos, R (6,1) ERA: 11.57	1.1		5	0	0	0	0	1	0	0	0	0	0	4	8	0.00	0.750		
47 Gregory Infante, R (8,1) ERA: 11.57	1.0		8	3	5	5	0	2	0	0	0	0	0	1	8	19	45.00	5.000	



Batter	1	2	3	4	5	6	7	8	9	AB	R	H	RBI	BB	SO	LOB	TOP																
5 Lastings Milledge, R (1.7) OBP: 0.421, SLG: 0.574	G4-3		1B		P3			BB	K	4	0	1	0	1	1	1	Chicago White Sox @ Seattle Mariners Peoria Stadium, Peoria, AZ Tue Mar 22 2011, 4:06 PM - 6:56 PM EDT Att: 6,468 - Cloudy - 61 F																
15 Gordon Beckham, R (1.4) OBP: 0.414, SLG: 0.358 85 Robbie Hudson, R (7.4)	K		K			2B		P5		3	1	1	0	0	2	1																	
44 Adam Dunn, L (1.3) OBP: 0.311, SLG: 0.694 87 Jim Gallagher, L (6.3)	K		K			F8		K		4	0	0	0	0	3	3																	
10 Alexei Ramirez, R (1.10) OBP: 0.346, SLG: 0.694 88 Kenneth Williams, S (8.10)		HBP	G5-3			1B		K		2	1	1	0	0	0	1																	
23 Mark Teahen, L (1.9) OBP: 0.476, SLG: 0.515	1B		G4-3			K		G3-1		4	1	1	0	0	1	1																	
27 Ramon Castro, R (1.2) OBP: 0.286, SLG: 0.367	2B		K2-3			F9		2B		4	1	2	1	0	1	1																	
22 Brent Morel, R (1.5) OBP: 0.288, SLG: 0.313	G5-3		G4-3			K		SF9		3	0	0	2	0	1	1																	
11 Omar Vizquel, S (1.6) OBP: 0.359, SLG: 0.472 83 Gookie Dawkins, R (7.6) OBP: 1.000, SLG: 4.000	G3-1		P6			K		K		3	0	0	0	0	1	1																	
18 Brent Lillibridge, R (1.8) OBP: 0.238, SLG: 0.333	P3		G5-6-3			K		HR		4	0	0	0	0	1	1																	
E6										WP: 2	PA: 37																						
Inning Stats	R: 0 E: 0 K: 2 S: 15	H: 0 LOB: 0 BB: 0 P: 21	R: 2 E: 0 K: 0 S: 13	H: 2 LOB: 1 BB: 0 P: 23	R: 0 E: 0 K: 2 S: 11	H: 1 LOB: 1 BB: 0 P: 16	R: 0 E: 0 K: 1 S: 6	H: 0 LOB: 0 BB: 0 P: 10	R: 0 E: 0 K: 0 S: 9	H: 0 LOB: 0 BB: 0 P: 11	R: 1 E: 0 K: 1 S: 10	H: 2 LOB: 1 BB: 0 P: 15	R: 0 E: 0 K: 3 S: 10	H: 0 LOB: 0 BB: 0 P: 16	R: 0 E: 0 K: 2 S: 9	H: 0 LOB: 1 BB: 0 P: 16	R: 2 E: 1 K: 1 S: 19	H: 2 LOB: 1 BB: 0 P: 26	1B: 3 2B: 3 HR: 1	SF: 1 SAC: 0 DP: 0 HBP: 0	WP: 2 PB: 0 SB: 2 CS: 0												
PITCHER	IP WLS BF H R ER SO BB IBB HBP BLK WP HR S P ERA WHIP																																
34 Félix Hernández, R (1.1) ERA: 4.63	5.0	19	3	2	2	5	0	0	0	0	0	0	0	54	81	3.60	0.600																
37 Cesar Jimenez, L (6.1) ERA: 7.71	1.0	W 5	2	1	1	1	0	0	0	0	0	1	0	10	15	9.00	2.000																
54 Tom Wilhelmson, R (7.1) ERA: 2.57	1.0	3	0	0	0	3	0	0	0	0	0	0	0	10	16	0.00	0.000																
66 Royce Ring, L (8.1) ERA:	1.0	4	0	0	0	2	1	0	0	0	0	0	0	9	16	0.00	1.000																
46 Chris Ray, R (9.1) ERA: 5.4	1.0	6	2	2	2	1	0	0	0	0	1	1	1	19	26	18.00	2.000																

Batter	1	2	3	4	5	6	7	8	9	AB	R	H	RBI	BB	SO	LOB	BOTTOM																
51 Ichiro Suzuki, L (1.9) OBP: 0.349, SLG: 0.316 44 Mike Wilson, R (5.9) OBP: 0.423, SLG: 0.524	1B				F5			BB		2	1	1	0	1	0	3	Chicago White Sox @ Seattle Mariners Peoria Stadium, Peoria, AZ Tue Mar 22 2011, 4:06 PM - 6:56 PM EDT Att: 6,468 - Cloudy - 61 F																
9 Chone Figgins, S (1.5) OBP: 0.482, SLG: 0.417 16 Josh Wilson, R (5.5) OBP: 0.270, SLG: 0.242	P5		G4-3		1B			K		3	0	1	2	0	0	3																	
15 Milton Bradley, S (1.7) OBP: 0.429, SLG: 0.581 5 Chris Gimenez, R (5.7) OBP: 0.391, SLG: 0.368	1B		K		BB			K		2	0	1	1	1	1	0																	
29 Jack Cust, L (1.10) OBP: 0.300, SLG: 0.511 13 Dustin Ackley, L (6.7) OBP: 0.441, SLG: 0.423	K		G4-3		G3-1			K		3	0	0	0	0	1	4																	
17 Justin Smoak, S (1.3) OBP: 0.310, SLG: 0.314 27 Matt Tuiasosopo, R (6.3) OBP: 0.393, SLG: 0.440	1B		G4-3		G4-3			BB		3	0	1	0	0	0	0																	
26 Brendan Ryan, R (1.6) OBP: 0.244, SLG: 0.361 72 Sean Kazmar Jr., R (6.6) OBP: 0.160, SLG: 0.217	K				2B			K		1	0	0	0	1	1	1																	
55 Michael Saunders, L (1.8) OBP: 0.385, SLG: 0.583 12 Ryan Langerhans, L (6.8)	K		BB		BB			K		1	1	0	0	2	1	0																	
2 Jack Wilson, R (1.4) OBP: 0.486, SLG: 0.613 1 Luis Antonio Rodriguez, S (7.4) OBP: 0.273, SLG: 0.310	K		BB		BB			2B		2	0	0	0	0	1	0																	
10 Adam Moore, R (1.2) OBP: 0.517, SLG: 0.571 75 Steven Baron, R (7.2) OBP: 0.545, SLG: 0.909	1B		BB		BB			K		2	0	0	0	0	2	2																	
E3										WP: 0	PA: 46																						
Inning Stats	R: 1 E: 1 K: 2 S: 12	H: 3 LOB: 2 BB: 0 P: 19	R: 0 E: 0 K: 2 S: 13	H: 1 LOB: 2 BB: 1 P: 25	R: 0 E: 0 K: 1 S: 9	H: 0 LOB: 0 BB: 0 P: 16	R: 2 E: 0 K: 0 S: 11	H: 2 LOB: 3 BB: 3 P: 26	R: 0 E: 0 K: 1 S: 6	H: 0 LOB: 0 BB: 1 P: 12	R: 4 E: 1 K: 2 S: 16	H: 3 LOB: 2 BB: 2 P: 31	R: 0 E: 2 K: 2 S: 9	H: 0 LOB: 2 BB: 0 P: 13	R: 2 E: 0 K: 3 S: 14	H: 2 LOB: 1 BB: 1 P: 21	1B: 7 2B: 4 3B: 0 HR: 0	SF: 0 SAC: 1 DP: 0 HBP: 0	WP: 0 PB: 0 SB: 1 CS: 1														
PITCHER	IP WLS BF H R ER SO BB IBB HBP BLK WP HR S P ERA WHIP																																
33 Edwin Jackson, R (1.1) ERA: 5.99	5.0	25	6	3	3	6	5	0	0	0	0	0	0	16	31	0.00	5.000																
92 Héctor Santiago, L (6.1) ERA:	1.0	L 9	3	4	0	2	2	0	0	0	0	0	0	9	13	0.00	0.000																
49 Chris Sale, L (7.1) ERA: 5.79	1.0	5	0	0	0	2	0	0	0	0	0	0	0	9	13	0.00	0.000																
26 Jesse Crain, R (8.1) ERA: 5.14	1.0	6	2	2	2	3	1	0	0	0	0	0	0	14	21	18.00	3.000																



Batter	1	2	3	4	5	6	7	8	9	AB	R	H	RBI	BB	SO	LOB	TOP					
15 Rafael Furcal, S OBP: 0.283, SLG: 0.273 13 Juan Castro, R OBP: 0.400, SLG: 0.552	G4-3		F8		SH5-3 5 1B BB		F7	G5-4-3 35 1-2 3-H 1B		3	1	0	0	1	0	1	Los Angeles Dodgers @ Chicago White Sox Camelback Ranch, Glendale, AZ Wed Mar 23 2011, 4:07 PM - 7:11 PM EDT Att: 6,037 - Sunny - 68 F					
10 Tony Gwynn Jr., L OBP: 0.372, SLG: 0.385 35 Gabe Kapler, R OBP: 0.314, SLG: 0.424	G6-3			5 1B 27 HR BB	SH5-3		F8	G5-4-3 1-2		2	1	0	0	1	0	0						
5 Juan Uribe, R OBP: 0.289, SLG: 0.361 6 Aaron Miles, S OBP: 0.366, SLG: 0.600	P3			27 HR 1B			27 1B 7 1B 1B			3	1	2	1	0	0	0						
27 Matt Kemp, R OBP: 0.352, SLG: 0.720 87 Joc Pederson, L (7.8)		L5		1-H 3-H HR	FC4-6		7 1B 1B			4	1	2	3	0	0	1						
7 James Loney, L OBP: 0.333, SLG: 0.341 9 Hector Gimenez, S OBP: 0.350, SLG: 0.600	G4-3			28 S 2B	G6-3		1-3 3-H 1B			4	0	2	1	0	0	1						
33 Marcus Thames, R OBP: 0.361, SLG: 0.500 3 Xavier Paul, L OBP: 0.311, SLG: 0.524	K			K			1-3 3-H 1B			4	0	1	0	0	2	3						
28 Rod Barajas, R OBP: 0.256, SLG: 0.417 87 Elian Herrera, S OBP: 0.286, SLG: 0.429			G6-3	1-3 K			G5-3	13 1B 13 F 1B		4	0	1	0	0	1	2						
13 Iván De Jesús Jr., R OBP: 0.356, SLG: 0.366 17 A.J. Ellis, R OBP: 0.200, SLG: 0.111				4-0 K			K	1 SAFE 0-0 13 1B 1-3 1B		3	0	2	0	1	1	1						
29 Ted Lilly, L ERA: 0.75 80 Ron Mahay, L ERA: 9.82 81 Lance Cormier, R ERA: 3.0 14 Jamey Carroll, R ERA: 3.18 57 Scott Elbert, L ERA: 7.11 59 Travis Schlichting, R ERA: 7.11				0-0 K	P3		F8	0-3 K		3	0	0	0	0	1	4						
Inning Stats	R: 0 E: 0 K: 0 S: 3	H: 0 LOB: 0 BB: 0 P: 3	R: 0 E: 0 K: 1 S: 5	H: 0 LOB: 0 BB: 0 P: 5	R: 0 E: 0 K: 1 S: 6	H: 1 LOB: 1 BB: 0 P: 6	R: 3 E: 0 K: 2 S: 13	H: 3 LOB: 2 BB: 2 P: 24	R: 1 E: 0 K: 0 S: 4	H: 1 LOB: 1 BB: 0 P: 8	R: 1 E: 0 K: 0 S: 6	H: 3 LOB: 2 BB: 0 P: 6	R: 1 E: 1 K: 1 S: 7	H: 3 LOB: 2 BB: 0 P: 7	R: 0 E: 0 K: 3 S: 10	H: 1 LOB: 1 BB: 0 P: 10		1B: 10 2B: 2 3B: 0 HR: 1	SF: 0 SAC: 1 DP: 1 HBP: 0	WP: 0 PB: 0 SB: 1 CS: 0	PA: 42	
PITCHER	IP WLS BF H R ER SO BB IBB HBP BLK WP HR S P ERA WHIP	IP WLS BF H R ER SO BB IBB HBP BLK WP HR S P ERA WHIP	IP WLS BF H R ER SO BB IBB HBP BLK WP HR S P ERA WHIP	IP WLS BF H R ER SO BB IBB HBP BLK WP HR S P ERA WHIP	IP WLS BF H R ER SO BB IBB HBP BLK WP HR S P ERA WHIP	IP WLS BF H R ER SO BB IBB HBP BLK WP HR S P ERA WHIP	IP WLS BF H R ER SO BB IBB HBP BLK WP HR S P ERA WHIP	IP WLS BF H R ER SO BB IBB HBP BLK WP HR S P ERA WHIP	IP WLS BF H R ER SO BB IBB HBP BLK WP HR S P ERA WHIP	IP WLS BF H R ER SO BB IBB HBP BLK WP HR S P ERA WHIP	IP WLS BF H R ER SO BB IBB HBP BLK WP HR S P ERA WHIP	IP WLS BF H R ER SO BB IBB HBP BLK WP HR S P ERA WHIP	IP WLS BF H R ER SO BB IBB HBP BLK WP HR S P ERA WHIP	IP WLS BF H R ER SO BB IBB HBP BLK WP HR S P ERA WHIP	IP WLS BF H R ER SO BB IBB HBP BLK WP HR S P ERA WHIP	IP WLS BF H R ER SO BB IBB HBP BLK WP HR S P ERA WHIP	IP WLS BF H R ER SO BB IBB HBP BLK WP HR S P ERA WHIP	IP WLS BF H R ER SO BB IBB HBP BLK WP HR S P ERA WHIP	IP WLS BF H R ER SO BB IBB HBP BLK WP HR S P ERA WHIP	IP WLS BF H R ER SO BB IBB HBP BLK WP HR S P ERA WHIP	IP WLS BF H R ER SO BB IBB HBP BLK WP HR S P ERA WHIP	IP WLS BF H R ER SO BB IBB HBP BLK WP HR S P ERA WHIP

AB	38
R	6
H	13
RBI	6
BB	3
SO	9
LOB	20



Batter	1	2	3	4	5	6	7	8	9	AB	R	H	RBI	BB	SO	LOB	BOTTOM					
1 Juan Pierre, L OBP: 0.379, SLG: 0.400 5 Lasings Milledge, R OBP: 0.441, SLG: 0.574	B4		G4-3		SF8					2	0	0	1	0	0	0	Los Angeles Dodgers @ Chicago White Sox Camelback Ranch, Glendale, AZ Wed Mar 23 2011, 4:07 PM - 7:11 PM EDT Att: 6,037 - Sunny - 68 F					
15 Gordon Beckham, R (1.4)			G5-3		3-H 1-2 1B		L5			5	0	2	0	0	1	4						
51 Alex Rios, R OBP: 0.346, SLG: 0.688	K		K		P4					4	0	1	0	0	2	3						
14 Paul Konerko, R OBP: 0.281, SLG: 0.491	K			G5-3			F7			4	0	0	0	0	2	2						
20 Carlos Quentin, R OBP: 0.353, SLG: 0.633 91 Christian Marrero, L OBP: 0.500, SLG: 1.500		0-1 HR		G5-3			F8			3	1	1	1	0	0	0						
12 A.J. Pierzynski, L OBP: 0.286, SLG: 0.306				L4			K			4	0	1	0	0	2	1						
10 Alexei Ramirez, R OBP: 0.339, SLG: 0.596										4	1	1	0	0	0	1						
23 Mark Teahen, L OBP: 0.467, SLG: 0.528 87 Jim Gallagher, L OBP: 0.536, SLG: 0.667										3	0	1	0	0	1	2						
22 Brent Morel, R OBP: 0.304, SLG: 0.327										4	0	2	0	0	0	2						
Inning Stats	R: 0 E: 1 K: 2 S: 8	H: 1 LOB: 1 BB: 0 P: 8	R: 1 E: 0 K: 0 S: 6	H: 2 LOB: 1 BB: 0 P: 6	R: 0 E: 0 K: 1 S: 5	H: 0 LOB: 0 BB: 0 P: 5	R: 0 E: 0 K: 0 S: 3	H: 0 LOB: 0 BB: 0 P: 3	R: 1 E: 0 K: 1 S: 8	H: 3 LOB: 2 BB: 0 P: 9	R: 0 E: 0 K: 1 S: 5	H: 0 LOB: 0 BB: 0 P: 5	R: 0 E: 0 K: 0 S: 4	H: 1 LOB: 2 BB: 1 P: 8	R: 0 E: 0 K: 2 S: 8	H: 1 LOB: 1 BB: 0 P: 8		R: 0 E: 0 K: 2 S: 8	H: 1 LOB: 2 BB: 1 P: 12	1B: 5 2B: 3 3B: 0 HR: 1	SF: 1 SAC: 0 DP: 0 HBP: 0	WP: 0 PB: 0 SB: 1 CS: 0
PITCHER	IP WLS BF H R ER SO BB IBB HBP BLK WP HR S P ERA WHIP	IP WLS BF H R ER SO BB IBB HBP BLK WP HR S P ERA WHIP	IP WLS BF H R ER SO BB IBB HBP BLK WP HR S P ERA WHIP	IP WLS BF H R ER SO BB IBB HBP BLK WP HR S P ERA WHIP	IP WLS BF H R ER SO BB IBB HBP BLK WP HR S P ERA WHIP	IP WLS BF H R ER SO BB IBB HBP BLK WP HR S P ERA WHIP	IP WLS BF H R ER SO BB IBB HBP BLK WP HR S P ERA WHIP	IP WLS BF H R ER SO BB IBB HBP BLK WP HR S P ERA WHIP	IP WLS BF H R ER SO BB IBB HBP BLK WP HR S P ERA WHIP	IP WLS BF H R ER SO BB IBB HBP BLK WP HR S P ERA WHIP	IP WLS BF H R ER SO BB IBB HBP BLK WP HR S P ERA WHIP	IP WLS BF H R ER SO BB IBB HBP BLK WP HR S P ERA WHIP	IP WLS BF H R ER SO BB IBB HBP BLK WP HR S P ERA WHIP	IP WLS BF H R ER SO BB IBB HBP BLK WP HR S P ERA WHIP	IP WLS BF H R ER SO BB IBB HBP BLK WP HR S P ERA WHIP	IP WLS BF H R ER SO BB IBB HBP BLK WP HR S P ERA WHIP	IP WLS BF H R ER SO BB IBB HBP BLK WP HR S P ERA WHIP	IP WLS BF H R ER SO BB IBB HBP BLK WP HR S P ERA WHIP	IP WLS BF H R ER SO BB IBB HBP BLK WP HR S P ERA WHIP	IP WLS BF H R ER SO BB IBB HBP BLK WP HR S P ERA WHIP	IP WLS BF H R ER SO BB IBB HBP BLK WP HR S P ERA WHIP	IP WLS BF H R ER SO BB IBB HBP BLK WP HR S P ERA WHIP




Batter	1	2	3	4	5	6	7	8	9	AB	R	H	RBI	BB	SO	LOB	TOP				
1 Juan Pierre, L OBP: 0.377, SLG: 0.396 18 Brent Lillibridge, R OBP: 0.250, SLG: 0.341	L6		G6-4-3 1B		K	L6		L8		3	0	1	0	0	1	1	Chicago White Sox @ Chicago Cubs Hohokam Park, Mesa, AZ Thu Mar 24 2011, 5:10 PM - 8:06 PM EDT Att: 13,282 - Sunny - 73 F				
11 Omar Vizquel, S OBP: 0.394, SLG: 0.561	F8		G6-4-3 1B		HR	L6		2B		5	1	2	2	0	0	4					
44 Adam Dunn, L OBP: 0.288, SLG: 0.328	K		K		K			G6-3	G6-3	5	0	0	0	0	3	2					
14 Paul Konerko, R OBP: 0.323, SLG: 0.500 86 Drew Garcia, S OBP: 0.296, SLG: 0.429		F8		G6-4-3 20 1B 51 1B BB	1B			51 FC4-6 BB	55 2B 88 G5-3 1B	3	1	2	0	2	0	0					
51 Alex Rios, R OBP: 0.351, SLG: 0.654		12 F8 20 1B BB		12 1B 20 G6-4-3 1B	L4			FC4-6	K	4	0	1	0	1	1	3					
20 Carlos Quentin, R OBP: 0.394, SLG: 0.642 88 José Martínez, R OBP: 0.250, SLG: 0.500			G6-4-3			10 1B 18 1B 2B		P5	G5-3	4	1	2	0	0	0	3					
12 A.J. Pierzynski, L OBP: 0.267, SLG: 0.500 55 Donny Lucy, R OBP: 0.267, SLG: 0.500	F8		F8		F8			HR	2B	3	0	1	1	0	0	3					
10 Alexei Ramirez, R OBP: 0.344, SLG: 0.632	FC6-4		FC6-4		P4			HR	K	5	1	2	1	0	1	5					
22 Brent Morel, R OBP: 0.317, SLG: 0.339			11 1B G6-4-3			11 HR 1B				4	1	2	0	0	1	2					
Inning Stats	R: 0 E: 0 K: 1 S: 5	H: 0 LOB: 0 BB: 0 P: 5	R: 0 E: 0 K: 0 S: 4	H: 1 LOB: 2 BB: 1 P: 8	R: 0 E: 0 K: 1 S: 6	H: 2 LOB: 1 BB: 0 P: 6	R: 1 E: 0 K: 0 S: 4	H: 2 LOB: 1 BB: 1 P: 8	R: 2 E: 0 K: 2 S: 11	H: 3 LOB: 2 BB: 0 P: 11	R: 1 E: 0 K: 0 S: 6	H: 3 LOB: 2 BB: 0 P: 6	R: 0 E: 0 K: 0 S: 3	H: 0 LOB: 1 BB: 1 P: 7	R: 2 E: 0 K: 1 S: 8	H: 3 LOB: 1 BB: 0 P: 9		R: 1 E: 0 K: 2 S: 9	H: 2 LOB: 2 BB: 0 P: 9	1B: 10 2B: 3 3B: 0 HR: 3	SF: 0 SAC: 0 DP: 2 HBP: 0
PITCHER	IP WLS BF H R ER SO BB IBB HBP BLK WP HR S P ERA WHIP	5.0 W 23 8 3 3 4 2 0 0 0 0 1 30 38 5.40 2.000	2.0 10 3 1 1 0 1 0 0 0 0 0 9 13 4.50 2.000	1.0 6 3 2 2 1 0 0 0 0 0 2 8 9 18.00 3.000	1.0 S 5 2 1 1 2 0 0 0 0 0 0 9 9 9.00 2.000	PITCHER															
17 Matt Garza, R ERA: 8.68 41 Braden Looper, R ERA: 9.95 40 James Russell, L ERA: 8.68 49 Carlos Marmol, R ERA: 2.25	IP WLS BF H R ER SO BB IBB HBP BLK WP HR S P ERA WHIP	5.0 W 23 8 3 3 4 2 0 0 0 0 1 30 38 5.40 2.000	2.0 10 3 1 1 0 1 0 0 0 0 0 9 13 4.50 2.000	1.0 6 3 2 2 1 0 0 0 0 0 2 8 9 18.00 3.000	1.0 S 5 2 1 1 2 0 0 0 0 0 0 9 9 9.00 2.000																
Batter	1	2	3	4	5	6	7	8	9	AB	R	H	RBI	BB	SO	LOB	BOTTOM				
1 Kosuke Fukudome, L OBP: 0.357, SLG: 0.209	13 2B 24 SF9 BB	SF8			G6-3	K		5 FC6-4 BB		2	1	0	1	2	1	0	Chicago White Sox @ Chicago Cubs Hohokam Park, Mesa, AZ Thu Mar 24 2011, 5:10 PM - 8:06 PM EDT Att: 13,282 - Sunny - 73 F				
13 Starlin Castro, R OBP: 0.393, SLG: 0.660	24 SF9 16 2B	G1-3			24 WP 1B BB	F7		K	4	2	1	0	1	1	4						
24 Marlon Byrd, R OBP: 0.509, SLG: 0.612 5 Reed Johnson, R OBP: 0.278, SLG: 0.325	SF9		G6-3		12 1B 1B	K		FC6-4	3	1	1	2	0	1	0						
16 Aramis Ramirez, R OBP: 0.383, SLG: 0.405 88 Ryan Flaherty, L	2B		P5		12 1B 15 3B BB	G3			2	1	1	1	1	0	0						
22 Carlos Pena, L OBP: 0.352, SLG: 0.391	K		K		K	F8			4	0	0	0	0	3	3						
12 Alfonso Soriano, R OBP: 0.269, SLG: 0.490 40 James Russell, L OBP: 1.000, SLG: 1.000 49 Carlos Marmol, R	K		HR		15 3B 1B	K			4	2	2	2	0	2	1						
15 Darwin Barney, R OBP: 0.413, SLG: 0.488		17 G4-3 55 BB 1 SF8 1B		F9	1H 2H 3B	G4-3			4	1	2	2	0	0	0						
55 Kevie Hill, S OBP: 0.129, SLG: 0.071 53 Wellington Castillo, R OBP: 0.277, SLG: 0.889		17 G4-3 BB		F8	97 FC6 BB	1 BB 21 1B BB			1	0	0	0	2	0	0						
17 Matt Garza, R OBP: 0.200, SLG: 0.200 97 Marwin Gonzalez, S, PH 41 Braden Looper, R OBP: 0.667, SLG: 1.500 21 Tyler Colvin, L OBP: 0.322, SLG: 0.455		G4-3		K	FC6	1B			2	0	0	0	0	1	2						
Inning Stats	R: 2 E: 0 K: 2 S: 9	H: 2 LOB: 1 BB: 1 P: 13	R: 1 E: 0 K: 0 S: 4	H: 1 LOB: 1 BB: 1 P: 8	R: 0 E: 0 K: 1 S: 5	H: 0 LOB: 0 BB: 0 P: 5	R: 1 E: 0 K: 1 S: 8	H: 1 LOB: 0 BB: 0 P: 11	R: 4 E: 0 K: 1 S: 9	H: 3 LOB: 2 BB: 3 P: 21	R: 0 E: 0 K: 2 S: 7	H: 0 LOB: 0 BB: 0 P: 7	R: 0 E: 0 K: 1 S: 5	H: 0 LOB: 0 BB: 0 P: 5	R: 0 E: 0 K: 1 S: 6	H: 1 LOB: 3 BB: 2 P: 14		1B: 4 2B: 2 3B: 1 HR: 1	SF: 2 SAC: 0 DP: 0 HBP: 0	WP: 1 PA: 39 PB: 0 SB: 0 CS: 0	
PITCHER	IP WLS BF H R ER SO BB IBB HBP BLK WP HR S P ERA WHIP	4.1 L 22 5 2 1 1 1 1 0 0 0 0 0 6 10 13.50 4.500	1.0 3 0 0 0 2 0 0 0 0 0 0 7 7 0.00 0.000	1.0 3 0 0 0 1 0 0 0 0 0 0 5 5 0.00 0.000	1.0 6 1 0 0 1 2 0 0 0 0 0 6 14 0.00 3.000	PITCHER															
41 Philip Humber, R ERA: 5.87 77 Will Ohman, L ERA: 3.86 49 Chris Sale, L ERA: 5.23 46 Sergio Santos, R ERA: 40 Brian Bruney, R ERA: 3.38	IP WLS BF H R ER SO BB IBB HBP BLK WP HR S P ERA WHIP	4.1 L 22 5 2 1 1 1 1 0 0 0 0 0 6 10 13.50 4.500	1.0 3 0 0 0 2 0 0 0 0 0 0 7 7 0.00 0.000	1.0 3 0 0 0 1 0 0 0 0 0 0 5 5 0.00 0.000	1.0 6 1 0 0 1 2 0 0 0 0 0 6 14 0.00 3.000																

Batter	1	2	3	4	5	6	7	8	9	AB	R	H	RBI	BB	SO	LOB	TOP			
76 Alexi Amarista, L (1,4) OBP: 0.320, SLG: 0.417	K				HR	K				3	1	2	1	0	1	0	Los Angeles Angels @ Chicago White Sox Camelback Ranch, Glendale, AZ Sat Mar 26 2011, 4:06 PM - 6:51 PM EDT Att: 8,146 - Sunny - 70 F			
46 Bobby Wilson, R (6,PH) OBP: 0.333, SLG: 0.439		1B							BB	1	0	0	0	1	1					
33 Chris Pettit, R (1,7) OBP: 0.386, SLG: 0.378	F7	F4			G6-3	F8				5	0	0	0	0	1	4				
6 Alberto Callaspo, S (1,5) OBP: 0.382, SLG: 0.455										3	1	2	0	0	0	2				
86 Efen Navarro, L (5,PR) OBP: 0.308, SLG: 0.360	2B	F8			2B				F7	2	1	0	0	0	1	1				
16 Hank Conger, L (1,2) OBP: 0.325, SLG: 0.400										2	2	1	0	1	0	0				
79 Jean Segura, R (6,6) OBP: 0.333, SLG: 0.350	2B				BB				CS	1	0	0	0	0	0	0				
3 Brandon Wood, R (1,3) OBP: 0.308, SLG: 0.574										4	0	1	2	0	1	2				
44 Mark Trumbo, R (1,10) OBP: 0.318, SLG: 0.656	G4-3									4	0	1	2	0	1	2				
18 Andrew Romine, S (1,6) OBP: 0.250, SLG: 0.280										4	1	1	0	0	0	2				
90 Mike Trout, R (1,8) OBP: 0.333, SLG: 0.217		B1								4	0	1	0	0	1	1				
81 Tyson Auer, R (1,9) OBP: 0.333, SLG: 0.200										4	0	2	1	0	1	1				
Inning Stats	R: 2 E: 0 K: 1 S: 8	H: 3 LOB: 1 BB: 0 P: 8	R: 1 E: 0 K: 0 S: 6	H: 3 LOB: 2 BB: 0 P: 6	R: 0 E: 1 K: 0 S: 3	H: 0 LOB: 0 BB: 0 P: 3	R: 0 E: 0 K: 2 S: 7	H: 0 LOB: 0 BB: 0 P: 7	R: 3 E: 0 K: 1 S: 6	H: 3 LOB: 2 BB: 1 P: 13	R: 0 E: 0 K: 1 S: 5	H: 1 LOB: 1 BB: 0 P: 7	R: 0 E: 0 K: 1 S: 5	H: 1 LOB: 1 BB: 0 P: 6	R: 0 E: 0 K: 1 S: 5	H: 0 LOB: 0 BB: 1 P: 9	1B: 6 2B: 4 3B: 0 HR: 1	SF: 0 SAC: 0 DP: 1 HBP: 0	WP: 0 PB: 0 SB: 1 CS: 1	PA: 40
PITCHER	IP WLS BF H R ER SO BB IBB HBP BLK WP HR S P ERA WHIP																			
48 Jeff Marquez, R (1,1) ERA: 3.63	4.0 L 18 6 3 3 3 0 0 0 0 0 0 0 24 24 6.75 1.500																			
77 Will Ohman, L (5,1) ERA: 6.75	1.0 7 3 3 3 1 0 0 0 0 0 1 8 13 27.00 4.000																			
26 Jesse Crain, R (6,1) ERA: 4.15	1.2 6 1 0 0 2 0 0 0 0 0 0 10 11 0.00 0.600																			
37 Matt Thornton, L (7,1) ERA: 2.16	1.1 5 1 0 0 1 0 0 0 0 0 0 7 7 0.00 0.750																			
40 Brian Bruney, R (9,1) ERA: 3.0	1.0 3 0 0 0 1 1 0 0 0 0 0 5 9 0.00 1.000																			
Batter	1	2	3	4	5	6	7	8	9	AB	R	H	RBI	BB	SO	LOB	BOTTOM			
1 Juan Pierre, L (1,7) OBP: 0.364, SLG: 0.368	F7				F8					4	0	0	0	1	0	1	Los Angeles Angels @ Chicago White Sox Camelback Ranch, Glendale, AZ Sat Mar 26 2011, 4:06 PM - 6:51 PM EDT Att: 8,146 - Sunny - 70 F			
15 Gordon Beckham, R (1,4) OBP: 0.330, SLG: 0.669	F7									3	0	0	0	0	0	2				
18 Brent Lillibridge, R (6,4) OBP: 0.294, SLG: 0.413					F8					1	0	0	0	1	1	1				
51 Alex Rios, R (1,8) OBP: 0.344, SLG: 0.627										3	0	1	0	0	0	2				
88 Kenneth Williams, S (7,8) ERA: 0.627	P6									2	1	0	0	0	0	2				
14 Paul Konerko, R (1,3) OBP: 0.338, SLG: 0.508										3	0	2	1	0	0	1				
87 Jim Gallagher, L (7,3) OBP: 0.571, SLG: 0.769										1	1	1	1	0	0	0				
20 Carlos Quentin, R (1,10) OBP: 0.365, SLG: 0.650										3	0	1	1	1	0	2				
23 Mark Teahen, L (1,5) OBP: 0.448, SLG: 0.487										3	0	0	0	1	0	2				
27 Ramon Castro, R (1,2) OBP: 0.283, SLG: 0.333										3	0	0	0	0	2	2				
55 Donny Lucy, R (8,2) OBP: 0.313, SLG: 0.500	K									0	0	0	0	1	0	0				
5 Lastings Milledge, R (1,9) OBP: 0.433, SLG: 0.556										4	0	1	0	0	2	5				
11 Omar Vizquel, S (1,6) OBP: 0.375, SLG: 0.545										3	1	1	0	1	0	1				
Inning Stats	R: 0 E: 0 K: 0 S: 3	H: 0 LOB: 0 BB: 0 P: 3	R: 0 E: 0 K: 2 S: 8	H: 1 LOB: 2 BB: 1 P: 12	R: 1 E: 0 K: 0 S: 5	H: 2 LOB: 1 BB: 1 P: 9	R: 0 E: 0 K: 2 S: 7	H: 0 LOB: 0 BB: 0 P: 7	R: 0 E: 0 K: 0 S: 3	H: 0 LOB: 0 BB: 0 P: 3	R: 0 E: 0 K: 0 S: 4	H: 1 LOB: 1 BB: 0 P: 4	R: 2 E: 0 K: 0 S: 5	H: 2 LOB: 3 BB: 3 P: 17	R: 0 E: 0 K: 1 S: 5	H: 0 LOB: 1 BB: 1 P: 10	1B: 6 2B: 1 3B: 0 HR: 0	SF: 0 SAC: 0 DP: 1 HBP: 0	WP: 1 PB: 0 SB: 0 CS: 0	PA: 39
PITCHER	IP WLS BF H R ER SO BB IBB HBP BLK WP HR S P ERA WHIP																			
36 Jared Weaver, R (1,1) ERA: 4.08	4.1 W 18 3 1 1 4 2 0 0 0 0 0 0 24 32 2.08 1.154																			
76 Jeremy Berg, R (5,1) ERA: 0.00	0.2 2 0 0 0 0 0 0 0 0 0 0 2 2 0.00 0.000																			
58 Michael Kohn, R (6,1) ERA: 0.00	1.0 3 1 0 0 0 0 0 0 0 0 0 3 3 0.00 1.000																			
45 Francisco Rodriguez, R (7,1) ERA: 8.0	1.0 4 1 0 0 0 0 0 0 0 0 0 4 4 0.00 1.000																			
66 Donn Roach, R (8,1) ERA: 10.8	0.2 7 2 2 2 0 3 0 0 0 0 0 0 4 16 27.00 7.500																			
PITCHER	IP WLS BF H R ER SO BB IBB HBP BLK WP HR S P ERA WHIP																			
9 Chris Scholl, R (8,1) ERA: 13.5	0.1 W 1 0 0 0 0 0 0 0 0 0 0 0 1 1 0.00 0.000																			
83 Barret Browning, L (9,1) ERA: 0.00	1.0 S 4 0 0 0 1 1 0 0 0 0 1 0 5 10 0.00 1.000																			

Batter	1	2	3	4	5	6	7	8	9	AB	R	H	RBI	BB	SO	LOB	TOP			
1 Juan Pierre, L (1, 7) OBP: 0.371, SLG: 0.367										3	0	1	0	1	0	2				
15 Gordon Beckham, R (1, 4) OBP: 0.360, SLG: 0.535										4	0	0	0	0	4	4				
14 Paul Konerko, R (1, 10) OBP: 0.319, SLG: 0.477										4	0	0	0	0	0	2				
10 Alexei Ramirez, R (1, 6) OBP: 0.309, SLG: 0.563										4	0	0	0	0	1	1				
12 A.J. Pierzynski, L (1, 2) OBP: 0.294, SLG: 0.333										3	1	2	0	0	0	0				
55 Donny Lucy, R (7, 2) OBP: 0.294, SLG: 0.467										1	0	0	0	0	0	0				
23 Mark Teahen, L (1, 3) OBP: 0.472, SLG: 0.535										4	1	3	0	0	0	0				
5 Lastings Milledge, R (1, 8) OBP: 0.414, SLG: 0.585										3	0	0	0	0	0	5				
76 Brandon Short, R (9, 8) OBP: 0.444, SLG: 0.286										1	0	0	0	0	1	0				
18 Brent Lillibridge, R (1, 9) OBP: 0.290, SLG: 0.396										2	0	0	0	1	0	3				
91 Christian Marrero, L (9, PH) OBP: 0.333, SLG: 1.000										1	0	0	0	0	0	0				
22 Brent Morel, R (1, 5) OBP: 0.338, SLG: 0.375										4	0	1	2	0	0	1				
Inning Stats	R: 0 E: 0 K: 2 S: 8	H: 1 LOB: 1 P: 8	R: 2 E: 1 K: 1 S: 9	H: 3 LOB: 2 BB: 0 P: 9	R: 0 E: 0 K: 0 S: 5	H: 2 LOB: 2 BB: 0 P: 5	R: 0 E: 0 K: 0 S: 2	H: 0 LOB: 0 BB: 1 P: 6	R: 0 E: 0 K: 0 S: 4	H: 1 LOB: 1 BB: 0 P: 4	R: 0 E: 0 K: 1 S: 5	H: 0 LOB: 1 BB: 1 P: 10	R: 0 E: 0 K: 0 S: 3	H: 0 LOB: 0 BB: 0 P: 3	R: 0 E: 0 K: 1 S: 5	H: 0 LOB: 0 BB: 0 P: 5	1B: 4 2B: 4 3B: 0 HR: 0	SF: 0 SAC: 0 DP: 1 HBP: 0	WP: 0 PB: 0 SB: 1 CS: 0	PA: 36
PITCHER	IP WLS BF H R ER SO BB IBB HBP BLK WP HR S P ERA WHIP																			
92 Marco Estrada, R (1, 1) ERA: 1.88	6.0 L 26 7 2 2 4 1 0 0 0 0 0 0 33 37 3.00 1.333																			
45 Mark DiFelice, R (7, 1) ERA: 3.86	1.2 6 0 0 0 1 1 0 0 0 0 0 0 7 12 0.00 0.600																			
57 Mitch Stetter, L (8, 1) ERA: 1.69	1.1 4 0 0 0 1 0 0 0 0 0 0 0 6 6 0.00 0.000																			

Chicago White Sox @ Milwaukee Brewers
Maryvale Baseball Park, Phoenix, AZ
Sun Mar 27 2011, 4:07 PM - 6:31 PM EDT
Att: 6,025 - Sunny - 70 F

AB 34
R 2
H 7
RBI 2
BB 2
SO 6
LOB 18



Batter	1	2	3	4	5	6	7	8	9	AB	R	H	RBI	BB	SO	LOB	BOTTOM					
68 Edwin Maysonet, R (1, 7) OBP: 0.346, SLG: 0.250										3	0	0	0	1	0	0						
62 Jeremy Reed, L (1, 8) OBP: 0.411, SLG: 0.529										4	0	3	0	0	1	0						
3 Yuniesky Betancourt, R (1, 6) OBP: 0.356, SLG: 0.555										3	0	0	0	0	2	3						
91 Shea Vucinich, R (7, 5) OBP: 0.340, SLG: 0.727										1	0	0	0	0	1	1						
28 Prince Fielder, L (1, 3) OBP: 0.444, SLG: 0.556										3	0	0	0	0	2	2						
45 Mark DiFelice, R (7, 1) ERA: 3.86										0	0	0	0	0	0	0						
97 Sergio Miranda, S (9, 5) ERA: 1.69										1	0	0	0	0	0	1						
14 Casey McGehee, R (1, 5) OBP: 0.314, SLG: 0.604										2	0	0	0	0	2	0						
96 Kentraill Davis, L (7, 7) ERA: 3.86										2	0	0	0	0	1	0						
74 Erick Almonte, R (1, 9) OBP: 0.473, SLG: 0.690										3	1	2	0	0	0	0						
25 Khris Davis, R (9, 7) ERA: 3.86										1	0	0	0	0	0	0						
16 George Kottaras, L (1, 2) OBP: 0.340, SLG: 0.727										3	0	0	0	0	1	3						
11 Mike Rivera, R (9, 2) OBP: 0.364, SLG: 0.579										1	0	0	0	0	1	1						
3 Scooter Gennett, L (1, 4) OBP: 0.500, SLG: 0.500										3	0	1	1	0	0	1						
57 Mitch Stetter, L (8, 1) ERA: 1.69										0	0	0	0	0	0	0						
93 Taylor Green, L (9, PH) OBP: 0.333, SLG: 0.333										1	0	0	0	0	1	1						
92 Marco Estrada, R (1, 1) ERA: 1.88										1	0	0	0	0	1	0						
33 Wil Nieves, R (6, PH) OBP: 0.340, SLG: 0.302										1	0	0	0	0	1	0						
97 Sean Halton, R (7, 3) OBP: 0.500, SLG: 0.429										1	0	0	0	0	1	1						
Inning Stats	R: 0 E: 0 K: 2 S: 7	H: 0 LOB: 0 BB: 0 P: 7	R: 0 E: 0 K: 2 S: 8	H: 1 LOB: 1 BB: 0 P: 8	R: 0 E: 0 K: 1 S: 5	H: 0 LOB: 0 BB: 0 P: 5	R: 0 E: 0 K: 1 S: 5	H: 1 LOB: 0 BB: 0 P: 5	R: 0 E: 0 K: 1 S: 6	H: 0 LOB: 0 BB: 0 P: 6	R: 0 E: 0 K: 3 S: 10	H: 1 LOB: 2 BB: 1 P: 14	R: 1 E: 0 K: 1 S: 7	H: 2 LOB: 1 BB: 0 P: 7	R: 0 E: 0 K: 1 S: 6	H: 1 LOB: 1 BB: 0 P: 6	R: 0 E: 1 K: 3 S: 10	H: 0 LOB: 1 BB: 0 P: 10	1B: 5 2B: 1 3B: 0 HR: 0	SF: 0 SAC: 0 DP: 1 HBP: 0	WP: 0 PB: 0 SB: 1 CS: 0	PA: 35
PITCHER	IP WLS BF H R ER SO BB IBB HBP BLK WP HR S P ERA WHIP																					
56 Mark Buehrle, L (1, 1) ERA: 4.0	5.0 W 17 2 0 0 2 1 0 0 0 0 0 0 7 11 0.00 3.000																					
46 Sergio Santos, R (6, 1) ERA: 5.06	0.2 H 4 1 0 0 2 1 0 0 0 0 0 0 3 3 0.00 0.000																					
49 Chris Sale, L (6, 1) ERA: 5.06	0.1 H 1 0 0 0 1 0 0 0 0 0 0 0 3 3 0.00 0.000																					
60 Jeff Gray, R (7, 1) ERA: 6.75	1.0 H 5 2 1 1 1 0 0 0 0 0 0 0 7 7 9.00 2.000																					
Addison Reed, R (8, 1) ERA: 1.69	1.0 H 4 1 0 0 1 0 0 0 0 0 0 0 6 6 0.00 1.000																					

Chicago White Sox @ Milwaukee Brewers
Maryvale Baseball Park, Phoenix, AZ
Sun Mar 27 2011, 4:07 PM - 6:31 PM EDT
Att: 6,025 - Sunny - 70 F

AB 34
R 1
H 6
RBI 1
BB 1
SO 15
LOB 14



Batter	1	2	3	4	5	6	7	8	9	AB	R	H	RBI	BB	SO	LOB	TOP				
6 Drew Stubbs, R OBP: 0.322, SLG: 0.418 28 Chris Heisey, R OBP: 0.389, SLG: 0.740	G5-3		K		HR		K		G3-1	3	1	1	3	0	1	0					
4 Brandon Phillips, R OBP: 0.412, SLG: 0.522 16 Edgar Renteria, R OBP: 0.400, SLG: 0.459	2B		P4		G4-3			P5	G6-3	2	0	1	0	0	0	0					
19 Joey Votto, L OBP: 0.382, SLG: 0.521 86 Neftali Soto, R OBP: 0.417, SLG: 0.400	K			G6-3	G4-3			E5 85 BB 90 HR	83 HR	3	0	0	0	0	1	1					
27 Scott Rolen, R OBP: 0.227, SLG: 0.317 83 Mike Costanzo, L OBP: 0.333, SLG: 0.667	G3			F7			P3	K	HR	3	0	0	0	0	0	1					
31 Jonny Gomes, R OBP: 0.264, SLG: 0.521 25 Juan Francisco, L OBP: 0.339, SLG: 0.582 85 Michael Griffin, R OBP: 0.400, SLG: 0.357	HR			BB			29 FC5-4 BB	90 HR BB	37 FC5 90 1B	1	1	1	1	1	0	0					
32 Jay Bruce, L OBP: 0.373, SLG: 0.500 43 Miguel Cairo, R OBP: 0.341, SLG: 0.297 90 Brian Barton, R OBP: 0.697, SLG: 1.667	BB			F8			K	HR	37 FC5 1B	1	0	0	0	1	0	1					
29 Ryan Hanigan, R OBP: 0.356, SLG: 0.385 37 Corky Miller, R OBP: 0.269, SLG: 0.261	G1-6-3			G5-3	FC5-4			81 FC5 55 1B	FC5	3	0	0	0	0	0	2					
55 Ramon Hernandez, R OBP: 0.286, SLG: 0.400	K				7 E 6 HR		G4-3	81 FC5 1B	1-2 2-3F	4	1	2	0	0	1	0					
7 Paul Janish, R OBP: 0.313, SLG: 0.319 81 Miguel Rojas, R OBP: 0.333, SLG: 0.300	G5-3			G5-3	FC5 6 HR			FC5		2	1	0	0	0	0	1					
Inning Stats	R: 0 E: 0 K: 1 S: 6	H: 1 LOB: 1 BB: 0 P: 6	R: 1 E: 0 K: 1 S: 6	H: 1 LOB: 0 BB: 1 P: 11	R: 0 E: 0 K: 1 S: 5	H: 0 LOB: 0 BB: 0 P: 5	R: 0 E: 0 K: 0 S: 3	H: 0 LOB: 1 BB: 1 P: 7	R: 3 E: 1 K: 0 S: 7	H: 2 LOB: 2 BB: 0 P: 9	R: 0 E: 0 K: 1 S: 5	H: 0 LOB: 1 BB: 1 P: 9	R: 0 E: 0 K: 1 S: 5	H: 1 LOB: 0 BB: 0 P: 5	R: 3 E: 1 K: 1 S: 9	H: 3 LOB: 2 BB: 1 P: 13	R: 2 E: 0 K: 0 S: 6	H: 3 LOB: 2 BB: 1 P: 12	1B: 6 2B: 1 3B: 0 HR: 4	SF: 0 SAC: 0 DP: 1 HBP: 0	WP: 0 PA: 43 PB: 0 SB: 0 CS: 0
PITCHER	IP WLS BF H R ER SO BB IBB HBP BLK WP HR S P ERA WHIP	IP WLS BF H R ER SO BB IBB HBP BLK WP HR S P ERA WHIP	IP WLS BF H R ER SO BB IBB HBP BLK WP HR S P ERA WHIP	IP WLS BF H R ER SO BB IBB HBP BLK WP HR S P ERA WHIP	IP WLS BF H R ER SO BB IBB HBP BLK WP HR S P ERA WHIP	IP WLS BF H R ER SO BB IBB HBP BLK WP HR S P ERA WHIP	IP WLS BF H R ER SO BB IBB HBP BLK WP HR S P ERA WHIP	IP WLS BF H R ER SO BB IBB HBP BLK WP HR S P ERA WHIP	IP WLS BF H R ER SO BB IBB HBP BLK WP HR S P ERA WHIP	IP WLS BF H R ER SO BB IBB HBP BLK WP HR S P ERA WHIP	IP WLS BF H R ER SO BB IBB HBP BLK WP HR S P ERA WHIP	IP WLS BF H R ER SO BB IBB HBP BLK WP HR S P ERA WHIP	IP WLS BF H R ER SO BB IBB HBP BLK WP HR S P ERA WHIP	IP WLS BF H R ER SO BB IBB HBP BLK WP HR S P ERA WHIP	IP WLS BF H R ER SO BB IBB HBP BLK WP HR S P ERA WHIP	IP WLS BF H R ER SO BB IBB HBP BLK WP HR S P ERA WHIP	IP WLS BF H R ER SO BB IBB HBP BLK WP HR S P ERA WHIP	IP WLS BF H R ER SO BB IBB HBP BLK WP HR S P ERA WHIP	IP WLS BF H R ER SO BB IBB HBP BLK WP HR S P ERA WHIP	IP WLS BF H R ER SO BB IBB HBP BLK WP HR S P ERA WHIP	IP WLS BF H R ER SO BB IBB HBP BLK WP HR S P ERA WHIP

Cincinnati Reds @ Chicago White Sox
 Camelback Ranch, Glendale, AZ
 Mon Mar 28 2011, 4:09 PM - 6:59 PM EDT
 Att: 5,317 - Sunny - 74 F

AB	38
R	9
H	11
RBI	9
BB	5
SO	6
LOB	13



Batter	1	2	3	4	5	6	7	8	9	AB	R	H	RBI	BB	SO	LOB	BOTTOM				
1 Juan Pierre, L OBP: 0.360, SLG: 0.344	G3		FC4-6 15 CS		G1-3		F8		BB	4	0	0	0	1	0	4					
15 Gordon Beckham, R OBP: 0.338, SLG: 0.500	P3		CS	G1-3	K			G6-3	F4	5	0	0	0	0	1	5					
44 Adam Dunn, L OBP: 0.320, SLG: 0.400	1B			G4-3			14 G4-6-3 BB	K	K	4	0	1	0	1	2	3					
14 Paul Konerko, R OBP: 0.329, SLG: 0.478 83 Luis Sierra, L	G3-1				1B		G4-6-3	88 1B 1B		4	0	2	0	0	0	2					
51 Alex Rios, R OBP: 0.343, SLG: 0.613 88 Kenneth Williams, S OBP: 0.167, SLG: 0.167	F8			F8				1B	1B	3	0	1	0	0	0	1					
20 Carlos Quentin, R OBP: 0.358, SLG: 0.625	G6-3						11 BB 18 1B	F7		4	1	1	0	0	1	3					
12 A.J. Pierzynski, L OBP: 0.291, SLG: 0.327	K				F8			F8		4	0	1	0	0	1	1					
11 Omar Vizquel, S OBP: 0.392, SLG: 0.543 86 Drew Garcia, S OBP: 0.250, SLG: 0.375	FC4-6 1B				18 1B BB			F7		2	0	1	0	1	0	0					
18 Brent Lillibridge, R OBP: 0.328, SLG: 0.400	K				1 G1-3 1B			1 E BB		2	0	1	1	2	1	1					
Inning Stats	R: 0 E: 0 K: 0 S: 4	H: 1 LOB: 1 BB: 0 P: 4	R: 0 E: 0 K: 1 S: 5	H: 0 LOB: 0 BB: 0 P: 5	R: 0 E: 0 K: 1 S: 5	H: 1 LOB: 0 BB: 0 P: 6	R: 0 E: 0 K: 0 S: 4	H: 1 LOB: 1 BB: 0 P: 4	R: 1 E: 0 K: 1 S: 7	H: 2 LOB: 2 BB: 1 P: 11	R: 0 E: 0 K: 0 S: 3	H: 1 LOB: 1 BB: 1 P: 7	R: 0 E: 0 K: 2 S: 9	H: 0 LOB: 1 BB: 1 P: 8	R: 0 E: 0 K: 2 S: 9	H: 2 LOB: 2 BB: 0 P: 9	R: 0 E: 0 K: 2 S: 8	H: 1 LOB: 3 BB: 2 P: 16	1B: 9 2B: 0 3B: 0 HR: 0	SF: 0 SAC: 0 DP: 1 HBP: 0	WP: 0 PA: 40 PB: 0 SB: 0 CS: 1
PITCHER	IP WLS BF H R ER SO BB IBB HBP BLK WP HR S P ERA WHIP	IP WLS BF H R ER SO BB IBB HBP BLK WP HR S P ERA WHIP	IP WLS BF H R ER SO BB IBB HBP BLK WP HR S P ERA WHIP	IP WLS BF H R ER SO BB IBB HBP BLK WP HR S P ERA WHIP	IP WLS BF H R ER SO BB IBB HBP BLK WP HR S P ERA WHIP	IP WLS BF H R ER SO BB IBB HBP BLK WP HR S P ERA WHIP	IP WLS BF H R ER SO BB IBB HBP BLK WP HR S P ERA WHIP	IP WLS BF H R ER SO BB IBB HBP BLK WP HR S P ERA WHIP	IP WLS BF H R ER SO BB IBB HBP BLK WP HR S P ERA WHIP	IP WLS BF H R ER SO BB IBB HBP BLK WP HR S P ERA WHIP	IP WLS BF H R ER SO BB IBB HBP BLK WP HR S P ERA WHIP	IP WLS BF H R ER SO BB IBB HBP BLK WP HR S P ERA WHIP	IP WLS BF H R ER SO BB IBB HBP BLK WP HR S P ERA WHIP	IP WLS BF H R ER SO BB IBB HBP BLK WP HR S P ERA WHIP	IP WLS BF H R ER SO BB IBB HBP BLK WP HR S P ERA WHIP	IP WLS BF H R ER SO BB IBB HBP BLK WP HR S P ERA WHIP	IP WLS BF H R ER SO BB IBB HBP BLK WP HR S P ERA WHIP	IP WLS BF H R ER SO BB IBB HBP BLK WP HR S P ERA WHIP	IP WLS BF H R ER SO BB IBB HBP BLK WP HR S P ERA WHIP	IP WLS BF H R ER SO BB IBB HBP BLK WP HR S P ERA WHIP	IP WLS BF H R ER SO BB IBB HBP BLK WP HR S P ERA WHIP

Cincinnati Reds @ Chicago White Sox
 Camelback Ranch, Glendale, AZ
 Mon Mar 28 2011, 4:09 PM - 6:59 PM EDT
 Att: 5,317 - Sunny - 74 F

AB	34
R	1
H	9
RBI	1
BB	5
SO	7
LOB	21



Batter	1	2	3	4	5	6	7	8	9	AB	R	H	RBI	BB	SO	LOB	TOP										
1 Juan Pierre, L OBP: 0.359, SLG: 0.333 90 Michael Restovich, R OBP: 0.250, SLG: 0.250	F7		SH1-4 BB		G4-3	K			K	2	0	0	0	1	0	0	Chicago White Sox @ Kansas City Royals Surprise Stadium, Surprise, AZ Tue Mar 29 2011, 3:06 PM - 5:26 PM EDT Att. 4,492 - Partly Cloudy - 78 F										
11 Omar Vizquel, S OBP: 0.396, SLG: 0.542 87 Ross Wilson, R	K		SH1-4		1B		G6-3		L9	2	0	1	0	0	1	0											
44 Adam Dunn, L OBP: 0.333, SLG: 0.448 84 Kyle Davis, R	HR		BB		F8		G6-3		G6-3	2	1	1	1	1	0	1											
14 Paul Konerko, R OBP: 0.342, SLG: 0.479 91 Christian Marrero, L OBP: 0.250, SLG: 0.750	BB		P6			18 BB 55 WP BB	G4-3		G4-3	2	0	1	0	1	0	3											
23 Mark Teahen, L OBP: 0.446, SLG: 0.500 89 Ryan Hamme, L OBP: 1.000, SLG: 3.000	K		G5-3			K			3B	3	0	0	0	0	2	5											
5 Lastings Milledge, R OBP: 0.425, SLG: 0.525 90 Tracey Thompson, R		18 CS 18 S BB	1B		F9		G1-3		G1-3	2	0	1	0	1	0	1											
22 Brent Morel, R OBP: 0.364 Greg Paiml, R OBP: 0.250, SLG: 1.000	K		G6-4-3		1-2	55 BB 18 BB BB			K	2	0	0	0	1	1	2											
18 Brent Lillibridge, R OBP: 0.323, SLG: 0.377	P2		K		1-2 2-3	55 BB BB			K	3	0	0	0	1	2	2											
55 Donny Lucy, R OBP: 0.333, SLG: 0.444			1B		L4				G6-3	3	0	1	1	1	0	0											
Inning Stats	R: 1 E: 0 K: 2 S: 14	H: 1 LOB: 1 BB: 1 P: 20	R: 0 E: 0 K: 1 S: 7	H: 0 LOB: 0 BB: 1 P: 15	R: 0 E: 0 K: 0 S: 15	H: 1 LOB: 3 BB: 2 P: 26	R: 0 E: 0 K: 1 S: 8	H: 1 LOB: 0 BB: 0 P: 10	R: 0 E: 0 K: 0 S: 9	H: 1 LOB: 3 BB: 0 P: 14	R: 1 E: 0 K: 2 S: 14	H: 1 LOB: 1 BB: 3 P: 33	R: 0 E: 0 K: 0 S: 6	H: 0 LOB: 0 BB: 0 P: 7	R: 0 E: 0 K: 2 S: 10	H: 1 LOB: 1 BB: 0 P: 14		R: 0 E: 0 K: 1 S: 7	H: 0 LOB: 0 BB: 0 P: 9	1B: 4 2B: 0 3B: 1 HR: 1	SF: 0 SAC: 1 DP: 1 HBP: 0	WP: 1 PA: 38 PB: 0 SB: 1 CS: 1					
PITCHER	IP	WLS	BF	H	R	ER	SO	BB	IBB	HBP	BLK	WP	HR	S	P	ERA	WHIP										
52 Bruce Chen, L ERA: 3.96	5.0	W	21	4	1	1	4	4	0	0	0	0	1	53	85	1.80	1.600										
41 Jeremy Jeffress, R ERA: 6.55	1.0	H	7	1	1	1	2	3	0	0	0	1	0	14	33	9.00	4.000										
43 Aaron Crow, R ERA: 2.03	1.0	H	3	0	0	0	0	0	0	0	0	0	0	6	7	0.00	0.000										
76 Tim Collins, L ERA: 2.38	1.0	H	4	1	0	0	2	0	0	0	0	0	0	10	14	0.00	1.000										
50 Kanekoa Teixeira, R ERA: 0.84	1.0	S	3	0	0	0	1	0	0	0	0	0	0	7	9	0.00	0.000										

Batter	1	2	3	4	5	6	7	8	9	AB	R	H	RBI	BB	SO	LOB	BOTTOM										
13 Mike Aviles, R OBP: 0.412, SLG: 0.576 24 Wilson Betemit, S OBP: 0.300, SLG: 0.422	P4		1B		1 CS 1B				K	2	0	1	0	0	0	0	Chicago White Sox @ Kansas City Royals Surprise Stadium, Surprise, AZ Tue Mar 29 2011, 3:06 PM - 5:26 PM EDT Att. 4,492 - Partly Cloudy - 78 F										
53 Melky Cabrera, S OBP: 0.471, SLG: 0.742 1 Jarrod Dyson, L OBP: 0.442, SLG: 0.378	P4		F9		K				K	2	0	0	0	0	2	2											
4 Alex Gordon, L OBP: 0.459, SLG: 0.729 12 Mitch Maier, L OBP: 0.620, SLG: 0.692	L8		F7		F8				93 WP BB	2	0	0	0	0	0	0											
16 Billy Butler, R OBP: 0.430, SLG: 0.547 93 Jamie Romak, R OBP: 0.250, SLG: 0.571			F9		G3				BB	2	1	1	0	0	0	0											
30 Kila Ka'aihue, L OBP: 0.462, SLG: 0.845 91 Anthony Seratelli, S	F8		K		K				P6	2	0	0	0	0	1	3											
21 Jeff Francoeur, R OBP: 0.288, SLG: 0.409 88 Paulo Orlando, R OBP: 0.333, SLG: 0.333	SF9		1B		1B				P3	1	0	1	1	0	0	0											
2 Alcides Escobar, R OBP: 0.400, SLG: 0.636 72 Irving Fatu, S OBP: 0.270, SLG: 0.229	HR		1B		P6				G3-1	2	1	1	0	0	0	1											
3 Brayan Peña, S OBP: 0.208, SLG: 0.373 86 Ben Theriot, L	HR		1B		G5-4-3				K	3	1	1	2	0	1	1											
17 Chris Getz, L OBP: 0.354, SLG: 0.373 92 Kurt Mertins, R	1B		1B		K				93 WP 12 S HBP	2	0	1	0	0	1	0											
Inning Stats	R: 0 E: 0 K: 0 S: 9	H: 0 LOB: 0 BB: 0 P: 10	R: 3 E: 0 K: 0 S: 18	H: 5 LOB: 2 BB: 0 P: 28	R: 0 E: 0 K: 1 S: 6	H: 0 LOB: 0 BB: 0 P: 7	R: 0 E: 0 K: 0 S: 3	H: 1 LOB: 0 BB: 0 P: 6	R: 0 E: 0 K: 2 S: 9	H: 1 LOB: 1 BB: 0 P: 13	R: 0 E: 0 K: 1 S: 8	H: 0 LOB: 0 BB: 0 P: 10	R: 0 E: 0 K: 1 S: 9	H: 0 LOB: 0 BB: 0 P: 14	R: 0 E: 0 K: 2 S: 16	H: 0 LOB: 3 BB: 2 P: 32		R: 0 E: 0 K: 0 S: 9	H: 0 LOB: 0 BB: 0 P: 9	1B: 5 2B: 2 3B: 0 HR: 1	SF: 1 SAC: 0 DP: 2 HBP: 1	WP: 1 PA: 32 PB: 0 SB: 1 CS: 1					
PITCHER	IP	WLS	BF	H	R	ER	SO	BB	IBB	HBP	BLK	WP	HR	S	P	ERA	WHIP										
61 Brandon Hynick, R ERA: 9.0	5.0	L	20	7	3	3	3	0	0	0	0	0	1	45	64	5.40	1.400										
40 Brian Bruney, R ERA: 2.7	1.0		3	0	0	0	1	0	0	0	0	0	0	8	10	0.00	0.000										
68 Miguel Socolovich, R ERA: 12.27	1.0		3	0	0	0	1	0	0	0	0	0	0	9	14	0.00	0.000										
66 Shane Lindsay, R ERA: 4.5	1.0		6	0	0	0	2	2	0	1	0	1	0	16	32	0.00	2.000										

Batter	1	2	3	4	5	6	7	8	9	AB	R	H	RBI	BB	SO	LOB	TOP		
1 Juan Pierre, L (1,7) OBP: 0.500, SLG: 0.500 18 Brent Lillibridge, R (5,7) OBP: 1.000, SLG: 1.000										2	0	1	0	0	1	0	Chicago White Sox @ Winston-Salem Dash (BB&T) Coastal Federal Field, Myrtle Beach, SC Wed Mar 30 2011, 6:16 PM - 8:19 PM EDT Att: 6,597 - Cloudy - 40 F livebaseballscorecards.com		
15 Gordon Beckham, R (1,4) 87 Ross Wilson, R (5,4)										1	0	0	0	1	0	1			
44 Adam Dunn, L (1,10) 27 Ramon Castro, R (6,PH) (6,10)										1	0	0	0	1	0	0			
14 Paul Konerko, R (1,3) 23 Mark Teahen, L (5,3)										1	0	0	0	1	0	0			
51 Alex Rios, R (1,8) 90 Trayce Thompson, R (5,8)											2	0	0	0	0	0			
20 Carlos Quentin, R (1,9) 89 Ryan Hamme, L (5,9)											2	0	0	0	0	0			
12 A.J. Pierzynski, L (1,2) 55 Donny Lucy, R (5,2)											2	0	0	0	0	1			
11 Omar Vizquel, S (1,6) 84 Kyle Davis, R (5,6) OBP: 1.000, SLG: 1.000										2	0	0	0	0	0	0			
22 Brent Morel, R (1,5) 45 Dallas McPherson, L (5,5)										0	0	0	0	0	0	0			
										2	0	0	0	0	1	1			
Inning Stats	R: 0 E: 0 K: 1 S: 4	H: 0 LOB: 1 BB: 2 P: 12	R: 0 E: 0 K: 1 S: 5	H: 0 LOB: 0 BB: 0 P: 5	R: 0 E: 0 K: 1 S: 6	H: 1 LOB: 1 BB: 0 P: 6	R: 0 E: 0 K: 0 S: 3	H: 0 LOB: 0 BB: 0 P: 3	R: 0 E: 1 K: 0 S: 4	H: 0 LOB: 1 BB: 0 P: 4	R: 0 E: 0 K: 3 S: 9	H: 0 LOB: 0 BB: 0 P: 9	R: 0 E: 0 K: 3 S: 8	H: 1 LOB: 2 BB: 2 P: 16	R: 0 E: 0 K: 1 S: 5	H: 0 LOB: 0 BB: 0 P: 5	1B: 3 2B: 0 3B: 0 HR: 0	SF: 0 SAC: 0 DP: 2 HBP: 0	WP: 0 PA: 33 CS: 0
PITCHER	IP WLS BF H R ER SO BB IBB HBP BLK WP HR S P ERA WHIP																		
6 Héctor Santiago, L (1,1) ERA:	0.0	W 0	BF 0	H 0	R 0	ER 0	SO 0	BB 0	IBB 0	HBP 0	BLK 0	WP 0	HR 0	S 0	P 0	ERA ∞	WHIP ∞		
32 Terry Doyle, R (4,1) ERA:	3.0	W 10	BF 10	H 1	R 0	ER 0	SO 1	BB 0	IBB 0	HBP 0	BLK 0	WP 0	HR 12	S 12	P 12	ERA 0.00	WHIP 0.333		
25 André Rienzo, R (7,1) ERA:	3.0	S 12	BF 12	H 1	R 0	ER 0	SO 6	BB 2	IBB 0	HBP 0	BLK 0	WP 0	HR 22	S 30	P 30	ERA 0.00	WHIP 1.000		

Batter	1	2	3	4	5	6	7	8	9	AB	R	H	RBI	BB	SO	LOB	BOTTOM		
24 Jared Mitchell, L (1,8)										4	0	0	0	0	2	1	Chicago White Sox @ Winston-Salem Dash (BB&T) Coastal Federal Field, Myrtle Beach, SC Wed Mar 30 2011, 6:16 PM - 8:19 PM EDT Att: 6,597 - Cloudy - 40 F livebaseballscorecards.com		
40 José Martínez, R (1,9) OBP: 0.250, SLG: 0.250										4	0	1	1	0	1	0			
17 Andy Wilkins, L (1,3) OBP: 0.500, SLG: 0.500										4	0	2	0	0	1	0			
33 Ian Gac, R (1,10) OBP: 0.250, SLG: 0.250										4	1	1	0	0	2	2			
20 Nick Ciolli, L (1,7)										3	0	0	0	1	1	2			
31 Jason Bour, R (1,2)										3	0	0	0	0	2	4			
4 Austin Yount, L (1,5) OBP: 0.333, SLG: 0.333										3	0	1	1	0	0	2			
2 Kyle Shelton, R (1,4)										3	0	0	0	0	1	2			
5 Daniel Wagner, L (1,6)										2	0	0	0	1	0	0			
										1B: 5 2B: 0 3B: 0 HR: 0	SF: 0 SAC: 0 DP: 1 HBP: 1	WP: 0 PA: 33 CS: 0							
Inning Stats	R: 0 E: 0 K: 1 S: 5	H: 0 LOB: 0 BB: 0 P: 5	R: 0 E: 0 K: 2 S: 7	H: 0 LOB: 0 BB: 0 P: 7	R: 0 E: 1 K: 0 S: 3	H: 0 LOB: 0 BB: 0 P: 3	R: 0 E: 0 K: 2 S: 7	H: 0 LOB: 0 BB: 0 P: 7	R: 1 E: 0 K: 3 S: 11	H: 2 LOB: 1 BB: 0 P: 11	R: 0 E: 0 K: 1 S: 5	H: 0 LOB: 0 BB: 0 P: 5	R: 0 E: 0 K: 1 S: 6	H: 1 LOB: 2 BB: 2 P: 9	R: 2 E: 1 K: 0 S: 6	H: 2 LOB: 3 BB: 2 P: 14	1B: 5 2B: 0 3B: 0 HR: 0	SF: 0 SAC: 0 DP: 1 HBP: 1	WP: 0 PA: 33 CS: 0
PITCHER	IP WLS BF H R ER SO BB IBB HBP BLK WP HR S P ERA WHIP																		
60 Jeff Gray, R (1,1) ERA:	3.0	L 8	BF 8	H 2	R 1	ER 1	SO 5	BB 0	IBB 0	HBP 0	BLK 0	WP 0	HR 18	S 18	P 18	ERA 4.50	WHIP 1.000		
Addison Reed, R (4,1) ERA: 4.5	2.0	8	BF 8	H 1	R 0	ER 0	SO 2	BB 0	IBB 0	HBP 1	BLK 0	WP 0	HR 11	S 14	P 14	ERA 0.00	WHIP 0.500		
91 J.R. Ballinger, R (6,1) ERA:	2.0	8	BF 8	H 2	R 2	ER 1	SO 0	BB 2	IBB 0	HBP 0	BLK 0	WP 0	HR 6	S 14	P 14	ERA 9.00	WHIP 4.000		
95 Deunte Heath, R (8,1) ERA: 9.0	1.0	8	BF 8	H 2	R 2	ER 1	SO 0	BB 2	IBB 0	HBP 0	BLK 0	WP 0	HR 6	S 14	P 14	ERA 9.00	WHIP 4.000		



Batter	1	2	3	4	5	6	7	8	9	AB	R	H	RBI	BB	SO	LOB	TOP				
1 Juan Pierre, L OBP: 0.500, SLG: 0.333 23 Mark Teahen, L OBP: 0.500, SLG: 0.500										3	2	1	0	1	1	1					
15 Gordon Beckham, R OBP: 0.750, SLG: 1.000 18 Brent Lillibridge, R										4	3	3	0	0	0	1					
44 Adam Dunn, L OBP: 0.500, SLG: 1.500 27 Ramon Castro, R OBP: 0.500, SLG: 0.500										4	2	2	4	0	1	2					
14 Paul Konerko, R OBP: 0.600, SLG: 0.500										4	2	2	1	0	0	0					
51 Alex Rios, R										4	0	0	0	1	3	6					
20 Carlos Quentin, R OBP: 0.750, SLG: 1.750 5 Lastings Milledge, R OBP: 1.000, SLG: 2.000										4	2	3	5	0	1	1					
12 A.J. Pierzynski, L OBP: 0.400, SLG: 0.400										5	1	2	2	0	0	2					
10 Alexei Ramirez, R OBP: 0.200, SLG: 0.400										5	1	1	1	0	2	1					
22 Brent Morel, R OBP: 0.400, SLG: 0.600										5	1	2	2	0	1	0					
Inning Stats	R: 2 H: 4 E: 0 K: 2 S: 24	H: 4 LOB: 2 BB: 0 P: 36	R: 0 H: 0 E: 0 K: 2 S: 10	H: 0 LOB: 0 BB: 0 P: 12	R: 4 H: 4 E: 0 K: 1 S: 19	H: 4 LOB: 0 BB: 0 P: 27	R: 8 H: 7 E: 0 K: 0 S: 19	H: 7 LOB: 1 BB: 1 P: 30	R: 0 H: 0 E: 0 K: 1 S: 10	H: 0 LOB: 1 BB: 1 P: 16	R: 0 H: 0 E: 0 K: 3 S: 9	H: 0 LOB: 0 BB: 0 P: 11	R: 1 H: 2 E: 0 K: 2 S: 14	H: 2 LOB: 1 BB: 0 P: 18	R: 0 H: 1 E: 0 K: 3 S: 11	H: 1 LOB: 1 BB: 0 P: 14	1B: 10 2B: 6 3B: 0 HR: 2	SF: 0 SAC: 0 DP: 1 HBP: 1	WP: 0 PB: 0 CS: 0	PA: 48	
PITCHER	IP WLS BF H R ER SO BB IBB HBP BLK WP HR S P ERA WHIP	IP WLS BF H R ER SO BB IBB HBP BLK WP HR S P ERA WHIP	IP WLS BF H R ER SO BB IBB HBP BLK WP HR S P ERA WHIP	IP WLS BF H R ER SO BB IBB HBP BLK WP HR S P ERA WHIP	IP WLS BF H R ER SO BB IBB HBP BLK WP HR S P ERA WHIP	IP WLS BF H R ER SO BB IBB HBP BLK WP HR S P ERA WHIP	IP WLS BF H R ER SO BB IBB HBP BLK WP HR S P ERA WHIP	IP WLS BF H R ER SO BB IBB HBP BLK WP HR S P ERA WHIP	IP WLS BF H R ER SO BB IBB HBP BLK WP HR S P ERA WHIP	IP WLS BF H R ER SO BB IBB HBP BLK WP HR S P ERA WHIP	IP WLS BF H R ER SO BB IBB HBP BLK WP HR S P ERA WHIP	IP WLS BF H R ER SO BB IBB HBP BLK WP HR S P ERA WHIP	IP WLS BF H R ER SO BB IBB HBP BLK WP HR S P ERA WHIP	IP WLS BF H R ER SO BB IBB HBP BLK WP HR S P ERA WHIP	IP WLS BF H R ER SO BB IBB HBP BLK WP HR S P ERA WHIP	IP WLS BF H R ER SO BB IBB HBP BLK WP HR S P ERA WHIP	IP WLS BF H R ER SO BB IBB HBP BLK WP HR S P ERA WHIP	IP WLS BF H R ER SO BB IBB HBP BLK WP HR S P ERA WHIP	IP WLS BF H R ER SO BB IBB HBP BLK WP HR S P ERA WHIP	IP WLS BF H R ER SO BB IBB HBP BLK WP HR S P ERA WHIP	IP WLS BF H R ER SO BB IBB HBP BLK WP HR S P ERA WHIP
55 Roberto Hernandez, R ERA: 30.0	3.0	L	21	11	10	10	5	1	0	0	0	0	2	59	38	30.00	4.000				
39 Justin Germano, R ERA: 12.0	3.0		15	4	4	4	1	1	0	1	0	0	0	27	38	12.00	1.667				
56 Frank Herrmann, R ERA: 4.5	2.0		8	2	1	1	5	0	0	0	0	0	0	23	29	4.50	1.000				
52 Vinnie Pestano, R ERA:	1.0		4	1	0	0	3	0	0	0	0	0	0	11	14	0.00	1.000				

Chicago White Sox @ Cleveland Indians
Progressive Field, Cleveland, OH
Fri Apr 01 2011, 3:10 PM - 6:17 PM EDT
Att. 41,721 - Sunny - 43 F

livebaseballscorecards.com

AB 45
R 15
H 18
RBI 15
BB 2
SO 14
LOB 16

Batter	1	2	3	4	5	6	7	8	9	AB	R	H	RBI	BB	SO	LOB	BOTTOM					
23 Michael Brantley, L OBP: 0.400, SLG: 0.600										5	0	2	2	0	0	1						
13 Adrián Cabrera, S OBP: 0.600, SLG: 0.800										5	2	3	0	0	0	1						
17 Shin-Soo Choo, L OBP: 0.200, SLG: 0.200										5	1	1	0	0	1	4						
41 Carlos Santana, S OBP: 0.600, SLG: 1.200										5	2	3	3	0	0	0						
48 Travis Hafner, L OBP: 0.400, SLG: 0.400										5	1	2	1	0	0	1						
20 Orlando Cabrera, R OBP: 0.200, SLG: 0.200										5	0	1	2	0	0	2						
26 Austin Kearns, R										3	0	0	0	2	0	2						
7 Matt LaPorta, R OBP: 0.400, SLG: 0.400										5	1	2	1	0	0	4						
9 Jack Hannahan, L OBP: 0.600, SLG: 1.200										5	3	3	1	0	1	2						
Inning Stats	R: 0 H: 1 E: 0 K: 0 S: 10	H: 1 LOB: 0 BB: 0 P: 14	R: 0 H: 1 E: 0 K: 0 S: 12	H: 1 LOB: 1 BB: 1 P: 23	R: 0 H: 0 E: 0 K: 0 S: 7	H: 0 LOB: 0 BB: 0 P: 9	R: 0 H: 0 E: 0 K: 0 S: 7	H: 0 LOB: 0 BB: 0 P: 9	R: 0 H: 0 E: 0 K: 0 S: 4	H: 0 LOB: 0 BB: 0 P: 5	R: 4 H: 6 E: 0 K: 0 S: 13	H: 6 LOB: 2 BB: 0 P: 20	R: 3 H: 3 E: 0 K: 0 S: 11	H: 3 LOB: 0 BB: 0 P: 18	R: 2 H: 4 E: 0 K: 1 S: 14	H: 4 LOB: 2 BB: 0 P: 22	R: 1 H: 2 E: 0 K: 1 S: 22	H: 2 LOB: 2 BB: 1 P: 34	1B: 13 2B: 2 3B: 0 HR: 2	SF: 0 SAC: 0 DP: 1 HBP: 0	WP: 0 PB: 0 CS: 0	PA: 45
PITCHER	IP WLS BF H R ER SO BB IBB HBP BLK WP HR S P ERA WHIP	IP WLS BF H R ER SO BB IBB HBP BLK WP HR S P ERA WHIP	IP WLS BF H R ER SO BB IBB HBP BLK WP HR S P ERA WHIP	IP WLS BF H R ER SO BB IBB HBP BLK WP HR S P ERA WHIP	IP WLS BF H R ER SO BB IBB HBP BLK WP HR S P ERA WHIP	IP WLS BF H R ER SO BB IBB HBP BLK WP HR S P ERA WHIP	IP WLS BF H R ER SO BB IBB HBP BLK WP HR S P ERA WHIP	IP WLS BF H R ER SO BB IBB HBP BLK WP HR S P ERA WHIP	IP WLS BF H R ER SO BB IBB HBP BLK WP HR S P ERA WHIP	IP WLS BF H R ER SO BB IBB HBP BLK WP HR S P ERA WHIP	IP WLS BF H R ER SO BB IBB HBP BLK WP HR S P ERA WHIP	IP WLS BF H R ER SO BB IBB HBP BLK WP HR S P ERA WHIP	IP WLS BF H R ER SO BB IBB HBP BLK WP HR S P ERA WHIP	IP WLS BF H R ER SO BB IBB HBP BLK WP HR S P ERA WHIP	IP WLS BF H R ER SO BB IBB HBP BLK WP HR S P ERA WHIP	IP WLS BF H R ER SO BB IBB HBP BLK WP HR S P ERA WHIP	IP WLS BF H R ER SO BB IBB HBP BLK WP HR S P ERA WHIP	IP WLS BF H R ER SO BB IBB HBP BLK WP HR S P ERA WHIP	IP WLS BF H R ER SO BB IBB HBP BLK WP HR S P ERA WHIP	IP WLS BF H R ER SO BB IBB HBP BLK WP HR S P ERA WHIP	IP WLS BF H R ER SO BB IBB HBP BLK WP HR S P ERA WHIP	IP WLS BF H R ER SO BB IBB HBP BLK WP HR S P ERA WHIP
56 Mark Buehrle, L ERA: 6.0	6.0	W	26	8	4	4	0	0	0	0	0	0	2	9	16	40.50	4.500					
77 Will Ohman, L ERA: 40.5	0.2		5	3	3	3	0	0	0	0	0	0	0	7	9	18.00	2.000					
57 Ramon Pena, R ERA: 18.0	1.0		5	2	2	2	0	0	0	0	0	0	0	9	15	0.00	6.000					
49 Chris Sale, L ERA:	0.1		3	2	0	0	1	0	0	0	0	0	0	9	15	0.00	6.000					
26 Jesse Crain, R ERA: 9.0	1.0		6	2	1	1	1	1	0	0	0	0	0	22	34	9.00	3.000					

Chicago White Sox @ Cleveland Indians
Progressive Field, Cleveland, OH
Fri Apr 01 2011, 3:10 PM - 6:17 PM EDT
Att. 41,721 - Sunny - 43 F

livebaseballscorecards.com

AB 43
R 10
H 17
RBI 10
BB 2
SO 2
LOB 17

Batter	1	2	3	4	5	6	7	8	9	AB	R	H	RBI	BB	SO	LOB	TOP		
1 Juan Pierre, L OBP: 0.444, SLG: 0.375	F9	15 1B 44 G3 1B		G3-1		1-H 1B		F7		5	1	2	1	0	0	0			
15 Gordon Beckham, R OBP: 0.697, SLG: 0.750	44 1B 14 SF7 1B	44 G3 1B		K			P2		14 44 G6-4-3 BB	4	1	2	2	1	1	0			
44 Adam Dunn, L OBP: 0.350, SLG: 1.000 18 Brent Lillibridge, R OBP: 0.500, SLG: 0.429	1B	G3					L9		14 G6-4-3 BB	3	0	1	1	2	0	1			
14 Paul Konerko, R OBP: 0.500, SLG: 0.429	SF7								14 G6-4-3 BB	0	0	0	0	0	0	0			
51 Alex Rios, R	F7	L5								3	1	1	1	1	1	3			
20 Carlos Quentin, R OBP: 0.625, SLG: 1.375										4	1	2	2	0	0	1			
12 A.J. Pierzynski, L OBP: 0.333, SLG: 0.333										4	0	1	0	0	0	1			
10 Alexei Ramirez, R OBP: 0.222, SLG: 0.333										4	1	1	1	0	0	0			
22 Brent Morel, R OBP: 0.333, SLG: 0.444										4	2	1	0	0	0	2			
Inning Stats	R: 1 H: 2 E: 0 K: 0 S: 10	H: 2 LOB: 1 BB: 0 P: 16	R: 4 H: 5 E: 0 K: 0 S: 14	H: 5 LOB: 2 BB: 1 P: 23	R: 0 H: 0 E: 0 K: 1 S: 8	H: 0 LOB: 0 BB: 0 P: 11	R: 0 H: 0 E: 0 K: 1 S: 6	H: 0 LOB: 1 BB: 1 P: 9	R: 0 H: 2 E: 0 K: 0 S: 10	H: 2 LOB: 1 BB: 0 P: 15	R: 2 H: 2 E: 0 K: 0 S: 11	H: 2 LOB: 1 BB: 1 P: 25	R: 0 H: 0 E: 0 K: 1 S: 9	H: 0 LOB: 0 BB: 0 P: 12	R: 0 H: 0 E: 0 K: 1 S: 9	H: 0 LOB: 2 BB: 2 P: 18	1B: 9 2B: 2 HR: 0	SF: 1 SAC: 0 DP: 1 HBP: 0	WP: 0 PA: 41 PB: 0 SB: 1 CS: 0
PITCHER	IP WLS BF H R ER SO BB IBB HBP BLK WP HR S P ERA WHIP	6.2 L 31 10 7 7 2 2 0 0 0 0 0 65 103 9.45 1.800	1.1 6 1 1 1 0 1 0 0 0 0 0 11 24 6.75 1.500	1.0 4 0 0 0 1 2 0 0 0 0 0 9 18 0.00 2.000															

Chicago White Sox @ Cleveland Indians
Progressive Field, Cleveland, OH
Sat Apr 02 2011, 1:07 PM - 3:52 PM EDT
Att: 9,853 - Sunny - 44 F

livebaseballscorecards.com

AB 35
R 8
H 11
RBI 8
BB 5
SO 3
LOB 14



Batter	1	2	3	4	5	6	7	8	9	AB	R	H	RBI	BB	SO	LOB	BOTTOM		
23 Michael Brantley, L OBP: 0.400, SLG: 0.444	K			G4-3		G4-3			13 BB 1B	4	0	1	0	1	1	0			
13 Adrián Beltrán, S OBP: 0.400, SLG: 0.444	G4-3	L8					P6			4	0	0	0	1	1	2			
17 Shin-Soo Choo, L OBP: 0.200, SLG: 0.111										4	0	0	0	1	4	4			
41 Carlos Santana, S OBP: 0.500, SLG: 0.778	G4-3									4	0	1	0	1	0	3			
48 Travis Hafner, L OBP: 0.444, SLG: 0.778										4	1	2	1	0	1	1			
20 Orlando Cabrera, R OBP: 0.333, SLG: 0.250										3	1	1	0	1	2	2			
28 Travis Buck, L OBP: 0.250, SLG: 0.500										4	1	1	0	0	1	5			
7 Matt LaPorta, R OBP: 0.222, SLG: 0.222										4	0	0	0	0	1	5			
9 Jack Hannahan, L OBP: 0.444, SLG: 0.778										4	0	1	2	0	0	0			
Inning Stats	R: 0 H: 0 E: 0 K: 1 S: 11	H: 0 LOB: 1 BB: 1 P: 21	R: 3 H: 3 E: 1 K: 2 S: 17	H: 3 LOB: 2 BB: 1 P: 27	R: 0 H: 0 E: 0 K: 1 S: 9	H: 0 LOB: 2 BB: 2 P: 19	R: 0 H: 0 E: 0 K: 1 S: 7	H: 0 LOB: 0 BB: 0 P: 12	R: 0 H: 2 E: 0 K: 2 S: 10	H: 2 LOB: 2 BB: 0 P: 13	R: 0 H: 0 E: 0 K: 0 S: 4	H: 0 LOB: 0 BB: 0 P: 7	R: 0 H: 1 E: 0 K: 2 S: 10	H: 1 LOB: 1 BB: 0 P: 15	R: 0 H: 1 E: 0 K: 1 S: 12	H: 1 LOB: 2 BB: 1 P: 19	1B: 5 2B: 1 3B: 0 HR: 1	SF: 0 SAC: 0 DP: 0 HBP: 0	WP: 0 PA: 40 PB: 1 SB: 0 CS: 0
PITCHER	IP WLS BF H R ER SO BB IBB HBP BLK WP HR S P ERA WHIP	6.0 W 28 5 3 3 2 4 0 0 0 0 0 1 58 3.00 1.500	1.1 4 0 0 0 2 0 0 0 0 0 0 10 13 0.00 0.000	1.2 8 2 0 0 2 1 0 0 0 0 0 19 30 0.00 1.800															

Chicago White Sox @ Cleveland Indians
Progressive Field, Cleveland, OH
Sat Apr 02 2011, 1:07 PM - 3:52 PM EDT
Att: 9,853 - Sunny - 44 F

livebaseballscorecards.com

AB 35
R 3
H 7
RBI 3
BB 5
SO 11
LOB 22



Batter	1	2	3	4	5	6	7	8	9	10	11	12	AB	R	H	RBI	BB	SO	LOB	TOP						
1 Juan Pierre, L OBP: 0.276, SLG: 0.353													6	1	1	0	0	0	2							
15 Gordon Beckham, R (1,4) OBP: 0.526, SLG: 0.529													6	1	3	1	0	0	2							
44 Adam Dunn, L OBP: 0.474, SLG: 0.571													4	1	0	0	1	1								
18 Brent Lillibridge, R OBP: 0.400, SLG: 0.500													0	0	0	0	0	0	0							
14 Paul Konerko, R OBP: 0.400, SLG: 0.500													5	1	1	3	1	1	2							
51 Alex Rios, R OBP: 0.200, SLG: 0.111													6	0	2	0	0	0	2							
20 Carlos Quentin, R OBP: 0.471, SLG: 0.813													5	1	1	0	0	0	2							
12 A.J. Pierzynski, L OBP: 0.333, SLG: 0.389													5	0	1	0	0	0	2							
10 Alexei Ramirez, R OBP: 0.222, SLG: 0.353													4	1	1	1	1	1	2							
22 Brent Morel, R OBP: 0.286, SLG: 0.357													5	0	1	0	0	1	3							
Inning Stats	R: 4 E: 0 K: 14	H: 4 LOB: 1 BB: 1 P: 23	R: 0 E: 0 K: 12	H: 1 LOB: 2 BB: 0 P: 19	R: 0 E: 0 K: 11	H: 0 LOB: 0 BB: 0 P: 17	R: 0 E: 0 K: 11	H: 0 LOB: 1 BB: 1 P: 11	R: 0 E: 0 K: 11	H: 1 LOB: 0 BB: 0 P: 13	R: 0 E: 0 K: 11	H: 1 LOB: 0 BB: 0 P: 11	R: 0 E: 0 K: 8	H: 1 LOB: 1 BB: 0 P: 17	1B: 8 E: 0 K: 8	H: 1 LOB: 1 BB: 1 P: 17	1B: 8 2B: 0 3B: 2 HR: 1	SF: 0 SAC: 0 DP: 0 HBP: 1	WP: 0 PB: 0 SB: 1 CS: 2	PA: 51						
PITCHER	IP: 6.0 WLS: 29 BF: 7 H: 6 R: 5 ER: 1 SO: 1 BB: 2 IBB: 0 HBP: 1 BLK: 0 WP: 0 HR: 1 S: 59 P: 101 ERA: 7.50 WHIP: 1.500													PITCHER 41 Jeremy Jeffress, R (12, 1) ERA: 5.4												
44 Luke Hochevar, R ERA: 5.17	43 Aaron Crow, R ERA: 7.1	48 Joakim Soria, R ERA: 9.1	51 Robinson Tejeda, R (10, 1) ERA: 3.0	50 Kanekoa Teixeira, R (11, 1) ERA: 3.0													41 Jeremy Jeffress, R (12, 1) ERA: 5.4									

Chicago White Sox @ Kansas City Royals
Kauffman Stadium, Kansas City, MO
Tue Apr 05 2011, 7:11 PM - 10:42 PM CDT
Att: 12,641 - Clear - 70 F

livebaseballscorecards.com

AB 46
R 6
H 11
RBI 5
BB 3
SO 4
LOB 18

Batter	1	2	3	4	5	6	7	8	9	10	11	12	AB	R	H	RBI	BB	SO	LOB	BOTTOM					
13 Mike Aviles, R OBP: 0.236, SLG: 0.474													5	0	0	0	0	2	3						
53 Melky Cabrera, S OBP: 0.308, SLG: 0.400													6	1	3	3	0	0	0						
4 Alex Gordon, L OBP: 0.400, SLG: 0.667													5	2	3	2	0	1	1						
16 Billy Butler, R OBP: 0.435, SLG: 0.684													4	1	2	2	1	0	0						
30 Kila Ka'aihue, L OBP: 0.364, SLG: 0.412													4	0	0	0	1	3	3						
21 Jeff Francoeur, R OBP: 0.349, SLG: 0.500													5	0	2	0	0	0	2						
2 Alcides Escobar, R OBP: 0.250, SLG: 0.182													5	1	1	0	0	0	2						
15 Matt Treanor, R OBP: 0.438, SLG: 0.500													4	1	0	0	1	2	0						
17 Chris Getz, L OBP: 0.400, SLG: 0.357													5	1	2	0	0	0	2						
Inning Stats	R: 2 E: 0 K: 12	H: 3 LOB: 1 BB: 0 P: 19	R: 2 E: 0 K: 13	H: 2 LOB: 1 BB: 1 P: 24	R: 0 E: 0 K: 11	H: 1 LOB: 1 BB: 0 P: 12	R: 0 E: 0 K: 11	H: 0 LOB: 0 BB: 0 P: 12	R: 0 E: 0 K: 11	H: 0 LOB: 0 BB: 0 P: 12	R: 0 E: 0 K: 11	H: 1 LOB: 2 BB: 1 P: 19	R: 0 E: 0 K: 8	H: 0 LOB: 0 BB: 0 P: 9	R: 1 E: 0 K: 8	H: 2 LOB: 1 BB: 0 P: 8	1B: 9 2B: 3 3B: 0 HR: 2	SF: 0 SAC: 1 DP: 2 HBP: 0	WP: 0 PB: 0 SB: 3 CS: 0	PA: 48					
PITCHER	IP: 7.0 WLS: 28 BF: 7 H: 4 R: 2 ER: 4 SO: 5 BB: 2 IBB: 0 HBP: 0 BLK: 0 WP: 0 HR: 1 S: 64 P: 104 ERA: 5.14 WHIP: 1.286													PITCHER 34 Gavin Floyd, R (1, 1) ERA: 5.14 WHIP: 1.286											
49 Chris Sale, L ERA: 7.71	26 Jesse Crain, R ERA: 3.85	46 Sergio Santos, R ERA: 10.1	57 Ramon Pena, R ERA: 20.25													34 Gavin Floyd, R (1, 1) ERA: 5.14 WHIP: 1.286									

Chicago White Sox @ Kansas City Royals
Kauffman Stadium, Kansas City, MO
Tue Apr 05 2011, 7:11 PM - 10:42 PM CDT
Att: 12,641 - Clear - 70 F


livebaseballscorecards.com

AB 43
R 7
H 13
RBI 7
BB 3
SO 8
LOB 13

Batter	1	2	3	4	5	6	7	8	9	AB	R	H	RBI	BB	SO	LOB	TOP			
5 Sam Fuld, L (1,7) OBP: 0.455, SLG: 0.444										3	0	1	0	1	1	1	Tampa Bay Rays @ Chicago White Sox U.S. Cellular Field, Chicago, IL Thu Apr 07 2011, 2:11 PM - 4:41 PM EDT Att: 38,579 - Overcast - 39 F			
22 Johnny Damon, L (1,10) OBP: 0.100, SLG: 0.053										4	0	0	0	0	2	3				
18 Ben Zobrist, S (1,4) OBP: 0.320, SLG: 0.381										4	0	1	0	0	2	1				
24 Dan Johnson, L (1,3) OBP: 0.043, SLG: 0.087										4	0	0	0	0	1	2				
2 B.J. Upton, R (1,8) OBP: 0.364, SLG: 0.727										4	0	2	0	0	0	0				
20 Matt Joyce, L (1,9) OBP: 0.190, SLG: 0.111										4	0	0	0	0	3	2				
1 Sean Rodriguez, R (1,5) 45 Felipe Lopez, S (8,PH) OBP: 0.286, SLG: 0.429										2	0	0	0	0	2	0				
10 Kelly Shoppach, R (1,2) 28 John Jaso, L (8,PH)										2	0	0	0	0	2	0				
15 Reid Brignac, L (1,6) OBP: 0.308, SLG: 0.182										3	0	1	1	0	1	0				
Inning Stats	R: 0 E: 0 K: 2 S: 11	H: 1 LOB: 1 BB: 0 P: 17	R: 0 E: 0 K: 2 S: 9	H: 0 LOB: 0 BB: 0 P: 13	R: 0 E: 0 K: 2 S: 8	H: 0 LOB: 1 BB: 1 P: 17	R: 0 E: 0 K: 2 S: 10	H: 0 LOB: 0 BB: 0 P: 14	R: 0 E: 0 K: 1 S: 9	H: 0 LOB: 0 BB: 0 P: 12	R: 0 E: 0 K: 1 S: 8	H: 1 LOB: 1 BB: 0 P: 8	R: 1 E: 0 K: 1 S: 14	H: 2 LOB: 1 BB: 0 P: 24	R: 0 E: 0 K: 1 S: 7	H: 2 LOB: 1 BB: 0 P: 10		1B: 5 2B: 1 3B: 0 HR: 0	SF: 0 SAC: 0 DP: 1 HBP: 0	WP: 1 PB: 0 SB: 3 CS: 0
PITCHER	IP: 8.0 WLS: W BF: 29	H: 4 R: 1 ER: 1 SO: 13	BB: 1 IBB: 0 HBP: 0 BLK: 0	WP: 0 HR: 0 S: 78 P: 119	ERA: 1.93 WHIP: 0.625	IP: 1.0 WLS: L BF: 4	H: 2 R: 0 ER: 0 SO: 1	BB: 0 IBB: 0 HBP: 0 BLK: 0	WP: 1 HR: 0 S: 7 P: 10	ERA: 0.00 WHIP: 2.000										

Batter	1	2	3	4	5	6	7	8	9	AB	R	H	RBI	BB	SO	LOB	BOTTOM								
1 Juan Pierre, L (1,7) OBP: 0.367, SLG: 0.464										5	1	3	1	0	0	1	Tampa Bay Rays @ Chicago White Sox U.S. Cellular Field, Chicago, IL Thu Apr 07 2011, 2:11 PM - 4:41 PM EDT Att: 38,579 - Overcast - 39 F								
15 Gordon Beckham, R (1,4) OBP: 0.419, SLG: 0.345										4	1	0	0	0	4										
51 Alex Rios, R (1,8) OBP: 0.267, SLG: 0.286										4	1	2	2	0	0										
14 Paul Konerko, R (1,3) OBP: 0.414, SLG: 0.480										4	0	2	1	0	0	1									
20 Carlos Quentin, R (1,10) OBP: 0.519, SLG: 0.917										2	0	0	0	1	1	1									
10 Alexei Ramirez, R (1,6) OBP: 0.321, SLG: 0.407										4	1	2	0	0	2	3									
12 A.J. Pierzynski, L (1,2) OBP: 0.292, SLG: 0.304										4	0	0	0	0	6										
22 Brent Morel, R (1,5) OBP: 0.292, SLG: 0.333										4	0	1	0	0	0	1									
18 Brent Lillibridge, R (1,9) OBP: 0.333, SLG: 0.333										3	1	2	1	0	0	0									
Inning Stats	R: 2 E: 0 K: 1 S: 16	H: 2 LOB: 2 BB: 1 P: 24	R: 0 E: 0 K: 0 S: 6	H: 0 LOB: 0 BB: 0 P: 7	R: 1 E: 0 K: 0 S: 16	H: 3 LOB: 2 BB: 0 P: 25	R: 0 E: 0 K: 0 S: 9	H: 1 LOB: 1 BB: 0 P: 15	R: 0 E: 0 K: 0 S: 10	H: 2 LOB: 2 BB: 0 P: 12	R: 0 E: 0 K: 0 S: 10	H: 0 LOB: 0 BB: 0 P: 14	R: 0 E: 0 K: 1 S: 6	H: 0 LOB: 0 BB: 0 P: 9	R: 2 E: 0 K: 0 S: 13	H: 3 LOB: 1 BB: 0 P: 21		1B: 10 2B: 2 3B: 0 HR: 0	SF: 0 SAC: 1 DP: 1 HBP: 2	WP: 0 PB: 0 SB: 4 CS: 0	PA: 38				
PITCHER	IP: 6.0 WLS: L BF: 29	H: 3 R: 3 ER: 3 SO: 3	BB: 1 IBB: 0 HBP: 2 BLK: 0	WP: 0 HR: 0 S: 67 P: 97	ERA: 4.50 WHIP: 1.667	IP: 1.0 WLS: L BF: 4	H: 1 R: 1 ER: 1 SO: 1	BB: 0 IBB: 0 HBP: 0 BLK: 0	WP: 0 HR: 9 S: 14 P: 16	ERA: 9.00 WHIP: 1.000	IP: 1.0 WLS: L BF: 5	H: 2 R: 1 ER: 1 SO: 0	BB: 1 IBB: 0 HBP: 1 BLK: 0	WP: 0 HR: 0 S: 10 P: 16	ERA: 9.00 WHIP: 2.000										

AB 32
R 1
H 6
RBI 1
BB 1
SO 14
LOB 10



AB 34
R 5
H 12
RBI 5
BB 1
SO 3
LOB 17



Batter	1	2	3	4	5	6	7	8	9	AB	R	H	RBI	BB	SO	LOB	TOP											
5 Sam Fuld, L OBP: 0.375, SLG: 0.308 (1, 7)										4	1	0	0	1	0	0	Tampa Bay Rays @ Chicago White Sox U.S. Cellular Field, Chicago, IL Fri Apr 08 2011, 8:10 PM - 11:31 PM EDT Att: 20,199 - Cloudy - 44 F											
22 Johnny Damon, L OBP: 0.120, SLG: 0.208 (1, 10)										5	2	1	2	0	0	3												
2 B.J. Upton, R OBP: 0.407, SLG: 0.680 (1, 8)										3	3	1	1	2	1	2												
24 Dan Johnson, L OBP: 0.107, SLG: 0.250 (8, 5)										5	1	2	3	0	0	3												
43 Kyle Farnsworth, R (9, 1)										0	0	0	0	0	0	0												
1 Sean Rodriguez, R OBP: 0.385, SLG: 0.833 11 Casey Kotchman, L (8, PH) (8, 3)										3	0	2	2	0	1	0												
10 Kelly Shoppach, R OBP: 0.290, SLG: 0.182 28 John Jaso, L OBP: 0.077, SLG: 0.077 (7, 2)										3	0	1	0	0	1	3												
18 Ben Zobrist, S OBP: 0.267, SLG: 0.308 (1, 4)										5	0	0	0	0	2	4												
20 Matt Joyce, L OBP: 0.208, SLG: 0.100 9 Elliott Johnson, S OBP: 0.444, SLG: 0.286 (9, PH) (9, 6)										2	1	0	0	1	1	0												
15 Reid Brignac, L OBP: 0.313, SLG: 0.214 45 Felipe Lopez, S OBP: 0.250, SLG: 0.375 (9, PH) (9, 5)										3	0	1	0	0	0	0												
Inning Stats	R: 0 E: 0 K: 0 S: 8	H: 0 LOB: 0 BB: 0 P: 8	R: 0 E: 0 K: 1 S: 10	H: 1 LOB: 1 BB: 0 P: 16	R: 0 E: 0 K: 0 S: 7	H: 0 LOB: 0 BB: 0 P: 8	R: 1 E: 0 K: 0 S: 12	H: 1 LOB: 1 BB: 1 P: 20	R: 0 E: 0 K: 2 S: 12	H: 0 LOB: 0 BB: 0 P: 18	R: 2 E: 0 K: 2 S: 14	H: 3 LOB: 2 BB: 2 P: 23	R: 1 E: 0 K: 1 S: 13	H: 1 LOB: 2 BB: 2 P: 28	R: 0 E: 0 K: 0 S: 8	H: 0 LOB: 0 BB: 0 P: 12		R: 5 E: 0 K: 1 S: 24	H: 4 LOB: 1 BB: 0 P: 35	1B: 7 2B: 0 3B: 1 HR: 2	SF: 0 SAC: 0 DP: 0 HBP: 0	WP: 0 PB: 0 SB: 1 CS: 0	PA: 43					
PITCHER	IP	WLS	BF	H	R	ER	SO	BB	IBB	HBP	BLK	WP	HR	S	P	ERA		WHIP										
50 John Danks, L ERA: 4.5 (1, 1)	6.0		28	6	4	4	5	4	0	0	0	0	1	67	105	6.00		1.667										
26 Jesse Crain, R ERA: 2.08 (7, 1)	2.0	H	6	0	0	0	1	0	0	0	0	0	0	17	28	0.00	0.000											
37 Matt Thornton, L ERA: 2.7 (9, 1)	0.2	L	8	4	5	0	1	0	0	0	0	0	1	23	33	0.00	6.000											
77 Will Ohman, L ERA: 16.2 (9, 1)	0.1		1	0	0	0	0	0	0	0	0	0	0	1	2	0.00	0.000											

Batter	1	2	3	4	5	6	7	8	9	AB	R	H	RBI	BB	SO	LOB	BOTTOM											
1 Juan Pierre, L OBP: 0.324, SLG: 0.406 (1, 7)										4	0	0	0	0	0	0	Tampa Bay Rays @ Chicago White Sox U.S. Cellular Field, Chicago, IL Fri Apr 08 2011, 8:10 PM - 11:31 PM EDT Att: 20,199 - Cloudy - 44 F											
15 Gordon Beckham, R OBP: 0.444, SLG: 0.545 (1, 4)										5	2	3	1	0	0	2												
51 Alex Rios, R OBP: 0.257, SLG: 0.303 (1, 8)										5	1	1	1	0	0	2												
14 Paul Konerko, R OBP: 0.455, SLG: 0.500 (1, 3)										3	0	2	1	1	0	1												
20 Carlos Quentin, R OBP: 0.484, SLG: 0.857 18 Brent Lillibridge, R OBP: 0.333, SLG: 0.533 (1, 9) (8, PH) (9, 9)										4	0	1	0	0	0	2												
12 A.J. Pierzynski, L OBP: 0.250, SLG: 0.259 (1, 2)										4	0	0	0	0	0	2												
10 Alexei Ramirez, R OBP: 0.344, SLG: 0.500 (1, 6)										3	2	1	1	1	0	0												
23 Mark Teahen, L OBP: 0.556, SLG: 0.875 (1, 10)										4	1	3	3	0	0	0												
22 Brent Morel, R OBP: 0.286, SLG: 0.296 (1, 5)										3	0	0	0	0	0	3												
Inning Stats	R: 1 E: 0 K: 0 S: 7	H: 1 LOB: 1 BB: 1 P: 15	R: 0 E: 0 K: 0 S: 12	H: 1 LOB: 0 BB: 0 P: 17	R: 2 E: 0 K: 0 S: 18	H: 3 LOB: 1 BB: 0 P: 28	R: 1 E: 0 K: 0 S: 9	H: 1 LOB: 0 BB: 0 P: 14	R: 0 E: 0 K: 0 S: 6	H: 1 LOB: 0 BB: 0 P: 9	R: 1 E: 0 K: 0 S: 8	H: 1 LOB: 1 BB: 0 P: 11	R: 0 E: 1 K: 0 S: 12	H: 0 LOB: 1 BB: 0 P: 16	R: 2 E: 0 K: 0 S: 12	H: 3 LOB: 2 BB: 1 P: 24		R: 0 E: 0 K: 0 S: 7	H: 0 LOB: 0 BB: 0 P: 9	1B: 4 2B: 5 3B: 0 HR: 3	SF: 0 SAC: 1 DP: 1 HBP: 1	WP: 0 PB: 0 SB: 2 CS: 0	PA: 39					
PITCHER	IP	WLS	BF	H	R	ER	SO	BB	IBB	HBP	BLK	WP	HR	S	P	ERA		WHIP										
33 James Shields, R ERA: 4.73 (1, 1)	6.0		28	8	5	5	0	1	0	0	0	0	0	13	18	6.75		1.500										
62 Joel Peralta, R ERA: 2.25 (7, 1)	1.1		4	2	1	1	0	0	0	0	0	0	0	7	16	27.00		3.000										
27 Cesar Ramos, L ERA: 3.86 (8, 1)	0.1	W	1	0	0	0	0	0	0	0	0	0	0	2	2	0.00	0.000											
36 Adam Russell, R ERA: 3.86 (8, 1)	0.1	S	3	0	0	0	0	0	0	0	0	0	0	7	9	0.00	0.000											




Batter	1	2	3	4	5	6	7	8	9	AB	R	H	RBI	BB	SO	LOB	TOP							
5 Sam Fuld, L (1,9) OBP: 0.333, SLG: 0.278	L9		K		1B		FC6		P4	5	0	1	0	0	1	2								
22 Johnny Damon, L (1,7) OBP: 0.138, SLG: 0.214	G4-3		1B		1B				P4	4	0	1	0	0	1	1								
2 B.J. Upton, R (1,8) OBP: 0.387, SLG: 0.607	P4		1B		1B				K	3	0	0	0	1	2	1								
24 Dan Johnson, L (1,10) OBP: 0.156, SLG: 0.233		BB	G4-3				G4-3		18 FC6 BB	2	1	0	0	2	0	2								
18 Ben Zobrist, S (1,4) OBP: 0.265, SLG: 0.333		2B			K		G3-1		FC6	4	0	1	1	0	1	1								
45 Felipe Lopez, S (1,5) OBP: 0.250, SLG: 0.583	F7				G3		G3-4-1		HR	4	1	1	1	0	0	1								
9 Elliot Johnson, S (1,6) OBP: 0.385, SLG: 0.364	F7				2B				K	4	0	1	0	0	2	1								
11 Casey Kotchman, L (1,3) 1 Sean Rodriguez, R (9,PH) OBP: 0.357, SLG: 0.769	F7				F7		G4-3		G5-3	3	0	0	0	0	0	2								
2B John Jaso, L (1,2) 10 Kelly Shoppach, R (9,PH) OBP: 0.308, SLG: 0.250			G1-3				G3-1		5 FC6 BB	2	0	0	0	1	0	0								
									1B	1	0	1	0	0	0	0								
Inning Stats	R: 0 E: 0 K: 0 S: 6	H: 0 LOB: 0 BB: 0 P: 6	R: 1 E: 0 K: 0 S: 13	H: 1 LOB: 1 BB: 1 P: 20	R: 0 E: 0 K: 1 S: 13	H: 1 LOB: 2 BB: 1 P: 21	R: 0 E: 0 K: 1 S: 11	H: 1 LOB: 1 BB: 0 P: 16	R: 0 E: 0 K: 2 S: 10	H: 0 LOB: 0 BB: 0 P: 12	R: 0 E: 0 K: 0 S: 6	H: 0 LOB: 0 BB: 0 P: 10	R: 0 E: 0 K: 1 S: 11	H: 0 LOB: 1 BB: 1 P: 19	R: 0 E: 0 K: 1 S: 6	H: 0 LOB: 1 BB: 1 P: 12	R: 1 E: 0 K: 1 S: 8	H: 2 LOB: 1 BB: 0 P: 13	1B: 3 2B: 2 3B: 0 HR: 1	SF: 0 SAC: 0 DP: 0 HBP: 0	WP: 0 PB: 0 SB: 1 CS: 0	PA: 37		
PITCHER	IP WLS BF H R ER SO BB IBB HBP BLK WP HR S P ERA WHIP	IP WLS BF H R ER SO BB IBB HBP BLK WP HR S P ERA WHIP	IP WLS BF H R ER SO BB IBB HBP BLK WP HR S P ERA WHIP	IP WLS BF H R ER SO BB IBB HBP BLK WP HR S P ERA WHIP	IP WLS BF H R ER SO BB IBB HBP BLK WP HR S P ERA WHIP	IP WLS BF H R ER SO BB IBB HBP BLK WP HR S P ERA WHIP	IP WLS BF H R ER SO BB IBB HBP BLK WP HR S P ERA WHIP	IP WLS BF H R ER SO BB IBB HBP BLK WP HR S P ERA WHIP	IP WLS BF H R ER SO BB IBB HBP BLK WP HR S P ERA WHIP	IP WLS BF H R ER SO BB IBB HBP BLK WP HR S P ERA WHIP	IP WLS BF H R ER SO BB IBB HBP BLK WP HR S P ERA WHIP	IP WLS BF H R ER SO BB IBB HBP BLK WP HR S P ERA WHIP	IP WLS BF H R ER SO BB IBB HBP BLK WP HR S P ERA WHIP	IP WLS BF H R ER SO BB IBB HBP BLK WP HR S P ERA WHIP	IP WLS BF H R ER SO BB IBB HBP BLK WP HR S P ERA WHIP	IP WLS BF H R ER SO BB IBB HBP BLK WP HR S P ERA WHIP	IP WLS BF H R ER SO BB IBB HBP BLK WP HR S P ERA WHIP	IP WLS BF H R ER SO BB IBB HBP BLK WP HR S P ERA WHIP	IP WLS BF H R ER SO BB IBB HBP BLK WP HR S P ERA WHIP	IP WLS BF H R ER SO BB IBB HBP BLK WP HR S P ERA WHIP	IP WLS BF H R ER SO BB IBB HBP BLK WP HR S P ERA WHIP	IP WLS BF H R ER SO BB IBB HBP BLK WP HR S P ERA WHIP	IP WLS BF H R ER SO BB IBB HBP BLK WP HR S P ERA WHIP	IP WLS BF H R ER SO BB IBB HBP BLK WP HR S P ERA WHIP

Tampa Bay Rays @ Chicago White Sox
U.S. Cellular Field, Chicago, IL
Sat Apr 09 2011, 4:11 PM - 6:53 PM EDT
Att: 26,378 - Partly Cloudy - 56 F

livebaseballscorecards.com

AB 33
R 2
H 6
RBI 2
BB 4
SO 7
LOB 11




Batter	1	2	3	4	5	6	7	8	9	AB	R	H	RBI	BB	SO	LOB	BOTTOM								
1 Juan Pierre, L (1,7) OBP: 0.289, SLG: 0.361	G6-3		SH1-3		F9		P3		G6-3	4	0	0	0	0	0	3									
15 Gordon Beckham, R (1,4) ERA: 12.46	K		SF8		G6-3		51 WP 14 FC5-2 51 S 1B		G1-3	4	0	1	1	0	1	0									
51 Alex Rios, R (1,8) OBP: 0.256, SLG: 0.278	L7		G1-3		G6-3		14 FC5-2 12 2B BB			3	1	0	0	1	0	0									
14 Paul Konerko, R (1,3) OBP: 0.432, SLG: 0.500		P6			23 BB 22 1B 2B		G5-3		12 2B BB	4	2	1	0	0	0	2									
20 Carlos Quentin, R (1,9) OBP: 0.486, SLG: 0.800		10 BB HBP			K		G5-3		12 2B BB	2	0	0	0	1	1	1									
12 A.J. Pierzynski, L (1,2) OBP: 0.313, SLG: 0.333	L9				22 1B 23 BB BB		23 2B 1B		1-3 2-H 3-H 2B	3	0	2	2	1	0	1									
10 Alexei Ramirez, R (1,6) OBP: 0.361, SLG: 0.469					L7		F7			2	0	0	0	2	0	3									
23 Mark Teahen, L (1,10) OBP: 0.538, SLG: 0.818										3	0	1	0	1	1	5									
22 Brent Morel, R (1,5) OBP: 0.313, SLG: 0.355			SH1-3 15 SF8 2B				K		G6-3	4	1	2	1	0	1	2									
Inning Stats	R: 0 E: 0 K: 1 S: 7	H: 0 LOB: 0 BB: 0 P: 13	R: 0 E: 0 K: 1 S: 9	H: 0 LOB: 2 BB: 1 P: 20	R: 1 E: 0 K: 0 S: 11	H: 1 LOB: 0 BB: 0 P: 14	R: 0 E: 0 K: 1 S: 14	H: 2 LOB: 3 BB: 2 P: 27	R: 0 E: 0 K: 0 S: 5	H: 0 LOB: 0 BB: 0 P: 9	R: 0 E: 0 K: 1 S: 11	H: 2 LOB: 2 BB: 0 P: 20	R: 2 E: 0 K: 0 S: 19	H: 2 LOB: 3 BB: 3 P: 36	R: 0 E: 0 K: 0 S: 6	H: 0 LOB: 0 BB: 0 P: 9	1B: 3 2B: 4 3B: 0 HR: 0	SF: 1 SAC: 1 DP: 0 HBP: 1	WP: 1 PB: 0 SB: 2 CS: 0	PA: 38					
PITCHER	IP WLS BF H R ER SO BB IBB HBP BLK WP HR S P ERA WHIP	IP WLS BF H R ER SO BB IBB HBP BLK WP HR S P ERA WHIP	IP WLS BF H R ER SO BB IBB HBP BLK WP HR S P ERA WHIP	IP WLS BF H R ER SO BB IBB HBP BLK WP HR S P ERA WHIP	IP WLS BF H R ER SO BB IBB HBP BLK WP HR S P ERA WHIP	IP WLS BF H R ER SO BB IBB HBP BLK WP HR S P ERA WHIP	IP WLS BF H R ER SO BB IBB HBP BLK WP HR S P ERA WHIP	IP WLS BF H R ER SO BB IBB HBP BLK WP HR S P ERA WHIP	IP WLS BF H R ER SO BB IBB HBP BLK WP HR S P ERA WHIP	IP WLS BF H R ER SO BB IBB HBP BLK WP HR S P ERA WHIP	IP WLS BF H R ER SO BB IBB HBP BLK WP HR S P ERA WHIP	IP WLS BF H R ER SO BB IBB HBP BLK WP HR S P ERA WHIP	IP WLS BF H R ER SO BB IBB HBP BLK WP HR S P ERA WHIP	IP WLS BF H R ER SO BB IBB HBP BLK WP HR S P ERA WHIP	IP WLS BF H R ER SO BB IBB HBP BLK WP HR S P ERA WHIP	IP WLS BF H R ER SO BB IBB HBP BLK WP HR S P ERA WHIP	IP WLS BF H R ER SO BB IBB HBP BLK WP HR S P ERA WHIP	IP WLS BF H R ER SO BB IBB HBP BLK WP HR S P ERA WHIP	IP WLS BF H R ER SO BB IBB HBP BLK WP HR S P ERA WHIP	IP WLS BF H R ER SO BB IBB HBP BLK WP HR S P ERA WHIP	IP WLS BF H R ER SO BB IBB HBP BLK WP HR S P ERA WHIP	IP WLS BF H R ER SO BB IBB HBP BLK WP HR S P ERA WHIP	IP WLS BF H R ER SO BB IBB HBP BLK WP HR S P ERA WHIP	IP WLS BF H R ER SO BB IBB HBP BLK WP HR S P ERA WHIP	IP WLS BF H R ER SO BB IBB HBP BLK WP HR S P ERA WHIP

Tampa Bay Rays @ Chicago White Sox
U.S. Cellular Field, Chicago, IL
Sat Apr 09 2011, 4:11 PM - 6:53 PM EDT
Att: 26,378 - Partly Cloudy - 56 F

livebaseballscorecards.com

AB 29
R 4
H 7
RBI 4
BB 6
SO 4
LOB 17



Batter	1	2	3	4	5	6	7	8	9	AB	R	H	RBI	BB	SO	LOB	TOP					
5 Sam Fuld, L OBP: 0.320, SLG: 0.318 (1, 7)	G4-3		F8			2B		G3-1		4	1	1	0	0	0	0						
22 Johnny Damon, L OBP: 0.192, SLG: 0.219 (1, 10)	G6-3		P3			1B		K		4	0	1	0	0	1	0						
2 B.J. Upton, R OBP: 0.371, SLG: 0.548 (1, 8)		BB				F9			L9	3	0	0	0	1	1	2						
24 Dan Johnson, L OBP: 0.139, SLG: 0.206 (1, 3)	G3					G3-4-1			G4-3	4	0	0	0	0	1	2						
18 Ben Zobrist, S OBP: 0.237, SLG: 0.294 (1, 4)		G3				K			G3	4	0	0	0	0	1	0						
20 Matt Joyce, L OBP: 0.295, SLG: 0.217 (1, 9)		G6-3				G4-3				3	0	2	0	0	0	0						
1 Sean Rodriguez, R OBP: 0.294, SLG: 0.625 (1, 5)		G6-3				F9			G3	3	0	0	0	0	0	2						
10 Kelly Shoppach, R OBP: 0.250, SLG: 0.200 (1, 2)			K			K				3	0	0	0	0	3	2						
15 Reid Brignac, L OBP: 0.176, SLG: 0.176 (1, 6)						G3			F8	3	0	0	0	0	1	0						
Inning Stats	R: 0 E: 0 K: 0 S: 6	H: 0 LOB: 1 BB: 1 P: 10	R: 0 E: 0 K: 1 S: 10	H: 1 LOB: 1 BB: 0 P: 18	R: 0 E: 0 K: 1 S: 7	H: 0 LOB: 0 BB: 0 P: 9	R: 0 E: 0 K: 3 S: 10	H: 0 LOB: 0 BB: 0 P: 15	R: 0 E: 0 K: 1 S: 7	H: 0 LOB: 0 BB: 0 P: 11	R: 1 E: 1 K: 0 S: 9	H: 2 LOB: 1 BB: 0 P: 13	R: 0 E: 0 K: 1 S: 8	H: 1 LOB: 1 BB: 0 P: 12	R: 0 E: 0 K: 1 S: 7	H: 0 LOB: 0 BB: 0 P: 8	R: 0 E: 0 K: 0 S: 4	H: 0 LOB: 0 BB: 0 P: 4	1B: 2 2B: 2 HR: 0	SF: 0 SAC: 0 DP: 0 HBP: 0	WP: 0 PB: 0 SB: 1 CS: 0	PA: 32
PITCHER	IP	WLS	BF	H	R	ER	SO	BB	IBB	HBP	BLK	WP	HR	S	P	ERA	WHIP					
34 Gavin Floyd, R ERA: 2.4 (1, 1)	8.0	W	29	4	1	0	8	1	0	0	0	0	0	64	96	0.00	0.625					
57 Ramon Pena, R ERA: 11.57 (9, 1)	1.0		3	0	0	0	0	0	0	0	0	0	0	4	4	0.00	0.000					

Tampa Bay Rays @ Chicago White Sox
U.S. Cellular Field, Chicago, IL
Sun Apr 10 2011, 2:10 PM - 4:19 PM EDT
Att: 23,436 - Sunny - 83 F

AB 31
R 1
H 4
RBI 0
BB 1
SO 8
LOB 8



Batter	1	2	3	4	5	6	7	8	9	AB	R	H	RBI	BB	SO	LOB	BOTTOM					
1 Juan Pierre, L OBP: 0.286, SLG: 0.350 (1, 7)	F9		G4-3					K		4	0	1	1	0	1	0						
15 Gordon Beckham, R OBP: 0.400, SLG: 0.554 (1, 4)		CS				G6-3		K		4	1	1	1	0	2	0						
51 Alex Rios, R OBP: 0.279, SLG: 0.282 (1, 8)	G1-3					L9				3	1	1	0	1	0	0						
14 Paul Konerko, R OBP: 0.463, SLG: 0.686 (1, 3)		HR				F8				3	2	2	2	1	0	0						
20 Carlos Quentin, R OBP: 0.436, SLG: 0.706 (1, 9)	L9					F7		G4-3		4	0	0	0	0	0	2						
12 A.J. Pierzynski, L OBP: 0.306, SLG: 0.324 (1, 2)		G4-3				P4		G4-3		4	0	1	1	0	0	0						
11 Omar Vizquel, S OBP: 0.333, SLG: 0.333 (1, 6)		G4-3				F8				3	0	0	0	0	0	2						
23 Mark Teahen, L OBP: 0.500, SLG: 0.714 (1, 10)		E7				G3				3	1	1	0	0	0	0						
22 Brent Morel, R OBP: 0.314, SLG: 0.382 (1, 5)		L9				L9		G4-3		3	1	1	1	0	0	1						
Inning Stats	R: 2 E: 0 K: 0 S: 9	H: 2 LOB: 0 BB: 0 P: 10	R: 2 E: 1 K: 0 S: 11	H: 2 LOB: 0 BB: 0 P: 17	R: 1 E: 1 K: 1 S: 11	H: 1 LOB: 2 BB: 2 P: 21	R: 0 E: 0 K: 0 S: 5	H: 0 LOB: 0 BB: 0 P: 8	R: 1 E: 0 K: 0 S: 7	H: 2 LOB: 0 BB: 0 P: 12	R: 0 E: 0 K: 0 S: 12	H: 1 LOB: 1 BB: 0 P: 15	R: 0 E: 0 K: 2 S: 10	H: 0 LOB: 0 BB: 0 P: 15	R: 0 E: 0 K: 0 S: 7	H: 0 LOB: 0 BB: 0 P: 7	1B: 4 2B: 1 3B: 0 HR: 3	SF: 0 SAC: 0 DP: 0 HBP: 0	WP: 0 PB: 0 SB: 0 CS: 2	PA: 34		
PITCHER	IP	WLS	BF	H	R	ER	SO	BB	IBB	HBP	BLK	WP	HR	S	P	ERA	WHIP					
34 Jeff Niemann, R ERA: 8.91 (1, 1)	2.2	L	15	5	5	3	1	2	0	0	0	0	2	29	46	10.12	2.625					
21 Andy Sonnanstine, R ERA: 2.7 (3, 1)	5.1		18	3	1	1	2	0	0	0	0	0	1	43	59	1.69	0.562					

Tampa Bay Rays @ Chicago White Sox
U.S. Cellular Field, Chicago, IL
Sun Apr 10 2011, 2:10 PM - 4:19 PM EDT
Att: 23,436 - Sunny - 83 F

AB 31
R 6
H 8
RBI 6
BB 2
SO 3
LOB 5



Batter	1	2	3	4	5	6	7	8	9	10	AB	R	H	RBI	BB	SO	LOB	TOP							
4 Coco Crisp, S OBP: 0.250, SLG: 0.372 16 Josh Willingham, R OBP: 0.226, SLG: 0.500											5	1	1	0	0	2	2	5							
10 Darc Barton, L OBP: 0.408, SLG: 0.400											5	1	4	0	0	1	0	5							
12 David DeJesus, L OBP: 0.225, SLG: 0.243										5	0	0	0	0	2	6		5							
55 Hideki Matsui, L OBP: 0.275, SLG: 0.395										5	0	3	2	0	0	3		5							
8 Kurt Suzuki, R OBP: 0.225, SLG: 0.361										5	0	0	0	0	2	7		5							
15 Ryan Sweeney, L OBP: 0.500, SLG: 0.400 28 Conor Jackson, R OBP: 0.235, SLG: 0.250											0	1	0	0	2	0		0							
14 Mark Ellis, R OBP: 0.293, SLG: 0.368											3	0	0	0	0	3		3							
5 Kevin Kouzmanoff, R OBP: 0.195, SLG: 0.316											5	1	1	2	0	1		5							
21 Andy LaRoche, R OBP: 0.412, SLG: 0.563											4	0	1	0	1	2		4							
Inning Stats	R: 0 E: 0 K: 2 S: 17	H: 2 LOB: 2 BB: 0 P: 26	R: 1 E: 0 K: 0 S: 15	H: 1 LOB: 1 BB: 1 P: 20	R: 1 E: 0 K: 1 S: 9	H: 1 LOB: 0 BB: 0 P: 14	R: 0 E: 0 K: 1 S: 8	H: 0 LOB: 1 BB: 1 P: 15	R: 1 E: 1 K: 0 S: 15	H: 3 LOB: 2 BB: 0 P: 24	R: 2 E: 1 K: 1 S: 18	H: 4 LOB: 3 BB: 0 P: 31	R: 0 E: 0 K: 1 S: 8	H: 0 LOB: 0 BB: 0 P: 12	R: 0 E: 0 K: 2 S: 7	H: 1 LOB: 1 BB: 0 P: 15	R: 0 E: 0 K: 1 S: 9	H: 0 LOB: 1 BB: 1 P: 19	1B: 8 2B: 3 3B: 0 HR: 1	SF: 0 SAC: 0 DP: 1 HBP: 0	WP: 0 PB: 1 SB: 0 CS: 0	PA: 46			
PITCHER	IP 4.2	WLS 23	BF 7	H 3	R 3	ER 3	SO 4	BB 2	IBB 0	HBP 0	BLK 0	WP 0	HR 0	S 61	P 100	ERA 5.79	WHIP 1.929								
33 Edwin Jackson, R ERA: 2.89	0.1	1	0	0	0	0	0	0	0	0	0	0	0	3	3	0.00	0.000								
77 Will Ohman, L ERA: 11.57	1.0	B	8	4	2	2	1	0	0	0	0	0	1	18	31	18.00	4.000								
57 Ramon Pena, R ERA: 13.5	2.0	B	6	0	0	0	3	0	0	0	0	0	0	15	24	0.00	0.000								
46 Sergio Santos, R ERA:	2.0	W	8	1	0	0	2	1	0	0	0	0	0	18	34	0.00	1.000								
49 Chris Sale, L ERA: 3.68																									

Oakland Athletics @ Chicago White Sox
 U.S. Cellular Field, Chicago, IL
 Tue Apr 12 2011, 8:12 PM - 11:42 PM EDT
 Att: 18,020 - Partly Cloudy - 51 F

livebaseballscorecards.com

AB 43
R 5
H 12
RBI 5
BB 3
SO 10
LOB 27

Batter	1	2	3	4	5	6	7	8	9	10	AB	R	H	RBI	BB	SO	LOB	BOTTOM							
1 Juan Pierre, L OBP: 0.288, SLG: 0.327											4	1	1	1	1	0	1	4							
11 Omar Vizquel, S OBP: 0.455, SLG: 0.455											5	0	3	0	0	0	1	5							
44 Adam Dunn, L OBP: 0.458, SLG: 0.500											4	0	1	0	1	2	3	4							
14 Paul Konerko, R OBP: 0.450, SLG: 0.619											4	0	0	1	1	1	5	4							
20 Carlos Quentin, R OBP: 0.356, SLG: 0.619											5	0	0	0	0	1	5	5							
51 Alex Rios, R OBP: 0.289, SLG: 0.271										5	1	1	0	0	1	1		5							
12 A.J. Pierzynski, L OBP: 0.293, SLG: 0.308										5	1	1	0	0	0	2		5							
10 Alexei Ramirez, R OBP: 0.356, SLG: 0.575										4	3	2	4	1	1	0		4							
23 Mark Teahen, L OBP: 0.474, SLG: 0.625 15 Gordon Beckham, R OBP: 0.360, SLG: 0.500										2	0	0	0	1	0	1		2							
Inning Stats	R: 0 E: 0 K: 1 S: 13	H: 1 LOB: 2 BB: 1 P: 23	R: 4 E: 0 K: 0 S: 13	H: 4 LOB: 2 BB: 2 P: 33	R: 0 E: 0 K: 1 S: 7	H: 0 LOB: 0 BB: 0 P: 9	R: 0 E: 0 K: 0 S: 10	H: 0 LOB: 0 BB: 0 P: 14	R: 0 E: 1 K: 1 S: 15	H: 1 LOB: 2 BB: 1 P: 24	R: 1 E: 0 K: 0 S: 15	H: 2 LOB: 2 BB: 1 P: 25	R: 0 E: 0 K: 1 S: 6	H: 0 LOB: 0 BB: 0 P: 10	R: 0 E: 0 K: 0 S: 9	H: 0 LOB: 1 BB: 1 P: 13	R: 0 E: 0 K: 1 S: 10	H: 0 LOB: 0 BB: 0 P: 13	R: 1 E: 0 K: 1 S: 9	H: 1 LOB: 0 BB: 0 P: 18	1B: 7 2B: 0 3B: 0 HR: 2	SF: 0 SAC: 0 DP: 0 HBP: 0	WP: 2 PB: 0 SB: 0 CS: 0	PA: 44	
PITCHER	IP 4.2	WLS 24	BF 6	H 2	R 1	ER 4	SO 3	BB 3	IBB 0	HBP 0	BLK 0	WP 2	HR 1	S 55	P 97	ERA 7.71	WHIP 1.929								
53 Trevor Cahill, R ERA: 3.12	1.0	6	2	1	1	0	1	0	0	0	0	0	0	15	25	9.00	3.000								
56 Craig Breslow, L ERA: 16.0	1.0	3	0	0	0	1	0	0	0	0	0	0	0	7	12	0.00	0.000								
31 Brad Ziegler, R ERA:	2.1	8	0	0	0	1	1	0	0	0	0	0	0	21	30	0.00	0.429								
13 Jerry Blevins, L ERA: 2.84	0.2	L	3	1	1	1	1	0	0	0	0	0	0	9	18	13.50	1.500								
26 Bobby Cramer, L ERA: 3.80																									

Oakland Athletics @ Chicago White Sox
 U.S. Cellular Field, Chicago, IL
 Tue Apr 12 2011, 8:12 PM - 11:42 PM EDT
 Att: 18,020 - Partly Cloudy - 51 F

livebaseballscorecards.com

AB 39
R 6
H 9
RBI 6
BB 5
SO 6
LOB 19

Batter	1	2	3	4	5	6	7	8	9	AB	R	H	RBI	BB	SO	LOB	TOP			
13 Maicer Izturis, S OBP: 0.358, SLG: 0.471										5	0	3	2	0	1	5				
47 Howie Kendrick, R OBP: 0.377, SLG: 0.593										5	0	0	0	0	2	3				
53 Bobby Abreu, L OBP: 0.475, SLG: 0.426										5	0	0	0	0	1	1				
48 Torii Hunter, R OBP: 0.290, SLG: 0.397										4	0	0	0	1	1	1				
10 Vernon Wells, R OBP: 0.175, SLG: 0.132										4	1	1	0	1	1	1				
6 Alberto Galleso, S OBP: 0.431, SLG: 0.533										4	1	3	0	0	0	0				
44 Mark Trumbo, R OBP: 0.292, SLG: 0.426										4	1	2	1	0	0	3				
16 Hank Conger, L OBP: 0.350, SLG: 0.412										3	1	0	1	0	2	4				
25 Peter Bourjos, R OBP: 0.286, SLG: 0.386										3	0	1	0	1	1	4				
Inning Stats	R: 0 H: 1 E: 0 K: 1 S: 13	H: 1 LOB: 1 BB: 0 P: 22	R: 0 H: 1 E: 0 K: 0 S: 13	H: 1 LOB: 2 BB: 0 P: 22	R: 0 H: 1 E: 0 K: 0 S: 6	H: 1 LOB: 1 BB: 0 P: 12	R: 4 H: 3 E: 1 K: 3 S: 20	H: 3 LOB: 1 BB: 1 P: 31	R: 0 H: 2 E: 0 K: 1 S: 12	H: 2 LOB: 2 BB: 0 P: 15	R: 0 H: 0 E: 0 K: 0 S: 4	H: 0 LOB: 0 BB: 0 P: 7	R: 0 H: 2 E: 0 K: 2 S: 13	H: 2 LOB: 3 BB: 1 P: 22	R: 0 H: 0 E: 0 K: 2 S: 12	H: 0 LOB: 1 BB: 1 P: 21	1B: 8 2B: 2 3B: 0 HR: 0	SF: 0 SAC: 0 DP: 1 HBP: 1	WP: 0 PB: 0 SB: 0 CS: 0	PA: 41
PITCHER	IP WLS BF H R ER SO BB IBB HBP BLK WP HR S P ERA WHIP																			
41 Philip Humber, R ERA: 3.46	5.0 L 23 6 4 2 4 1 0 1 0 0 0 57 94 3.60 1.400																			
60 Jeff Gray, R ERA:	2.2 13 4 0 0 2 1 0 0 0 0 0 25 40 0.00 1.875																			
77 Will Ohman, L ERA: 10.8	0.1 1 0 0 0 1 0 0 0 0 0 0 4 4 0.00 0.000																			
46 Sergio Santos, R ERA:	1.0 4 0 0 0 2 1 0 0 0 0 0 12 21 0.00 1.000																			

Los Angeles Angels @ Chicago White Sox
U.S. Cellular Field, Chicago, IL
Fri Apr 15 2011, 8:12 PM - 11:37 PM EDT
Att: 20,103 - Overcast - 43 F

livebaseballscorecards.com

AB 37
R 4
H 10
RBI 4
BB 3
SO 9
LOB 22

Batter	1	2	3	4	5	6	7	8	9	AB	R	H	RBI	BB	SO	LOB	BOTTOM					
1 Juan Pierre, L OBP: 0.328, SLG: 0.351										4	0	1	0	0	0	3						
15 Gordon Beckham, R OBP: 0.338, SLG: 0.472										4	1	1	1	0	0	1						
44 Adam Dunn, L OBP: 0.424, SLG: 0.520										3	1	1	2	1	2	2						
18 Brent Lillibridge, R OBP: 0.400, SLG: 0.667										0	0	0	0	0	0	0						
14 Paul Konerko, R OBP: 0.407, SLG: 0.529										4	0	0	0	0	1	2						
20 Carlos Quentin, R OBP: 0.386, SLG: 0.560										4	0	0	0	0	1	3						
51 Alex Rios, R OBP: 0.282, SLG: 0.268										4	0	0	0	0	1	0						
12 A.J. Pierzynski, L OBP: 0.289, SLG: 0.286										3	1	0	0	0	0	0						
10 Alexei Ramirez, R OBP: 0.358, SLG: 0.542										4	0	2	0	0	0	0						
22 Brent Morel, R OBP: 0.244, SLG: 0.295										3	0	0	0	0	0	3						
Inning Stats	R: 0 H: 0 E: 0 K: 1 S: 10	H: 0 LOB: 0 BB: 0 P: 16	R: 0 H: 0 E: 0 K: 1 S: 8	H: 0 LOB: 0 BB: 0 P: 9	R: 1 H: 2 E: 1 K: 1 S: 15	H: 2 LOB: 2 BB: 0 P: 23	R: 0 H: 0 E: 0 K: 1 S: 7	H: 0 LOB: 0 BB: 0 P: 11	R: 0 H: 1 E: 0 K: 0 S: 9	H: 1 LOB: 1 BB: 0 P: 12	R: 2 H: 1 E: 1 K: 0 S: 13	H: 1 LOB: 0 BB: 0 P: 18	R: 0 H: 0 E: 0 K: 0 S: 11	H: 0 LOB: 0 BB: 0 P: 15	R: 0 H: 1 E: 0 K: 0 S: 10	H: 1 LOB: 3 BB: 1 P: 21	R: 0 H: 0 E: 0 K: 1 S: 11	H: 0 LOB: 0 BB: 0 P: 17	1B: 4 2B: 0 3B: 0 HR: 1	SF: 0 SAC: 0 DP: 0 HBP: 1	WP: 0 PB: 0 SB: 0 CS: 0	PA: 35
PITCHER	IP WLS BF H R ER SO BB IBB HBP BLK WP HR S P ERA WHIP																					
36 Jered Weaver, R ERA: 1.3	7.0 W 27 4 3 2 4 1 0 1 0 0 0 73 104 2.57 0.571																					
56 Fernando Rodney, R ERA: 2.7	1.0 H 5 1 0 0 0 1 0 0 0 0 0 10 21 0.00 2.000																					
51 Jordan Walden, R ERA:	1.0 S 3 0 0 0 1 0 0 0 0 0 0 11 17 0.00 0.000																					

Los Angeles Angels @ Chicago White Sox
U.S. Cellular Field, Chicago, IL
Fri Apr 15 2011, 8:12 PM - 11:37 PM EDT
Att: 20,103 - Overcast - 43 F

livebaseballscorecards.com

AB 33
R 3
H 5
RBI 3
BB 1
SO 5
LOB 14

Batter	1	2	3	4	5	6	7	8	9	AB	R	H	RBI	BB	SO	LOB	TOP					
13 Maicer Izturis, S OBP: 0.379, SLG: 0.500	1-1 47 G4-3 1B		0-0 2-3 1B		1-1 G3		3-2 47 1B 2B		0-3 K	5	1	3	0	0	1	0	Los Angeles Angels @ Chicago White Sox U.S. Cellular Field, Chicago, IL Sat Apr 16 2011, 6:21 PM - 8:55 PM EDT Att: 21,250 - Overcast - 39 F					
47 Howie Kendrick, R OBP: 0.375, SLG: 0.627	3-2 G4-3		3-2 HR		1-1 G1-3		3-2 2-H 1B		2-2 G6-3	5	1	2	3	0	0	1						
53 Bobby Abreu, L 25 Peter Bourjos, R OBP: 0.280, SLG: 0.378	2-2 K		3-H G6-3		2-1 L8		1-3 K		0-3 K	4	0	0	0	0	2	2						
48 Torii Hunter, R OBP: 0.273, SLG: 0.371	1-1 G5-3		0-2 F9		0-1 G5-3		1-1 P6			4	0	0	0	0	0	2						
10 Vernon Wells, R OBP: 0.197, SLG: 0.175		1-0 6 F8 16 WP 2B		3-1 E6 16 F8 1B		0-3 K		1-1 P2		4	1	2	0	0	1	1						
6 Alberto Callaspo, S OBP: 0.436, SLG: 0.521		0-0 F8		0-2 16 F8 1B		4-1 44 WP 16 HR BB		1-0 G4-3		3	1	1	0	1	0	1						
44 Mark Trumbo, R OBP: 0.288, SLG: 0.400		3-2 G1-3		0-0 F8		4-2 16 HR BB		0-2 G6-3		3	1	0	0	1	0	3						
16 Hank Conger, L OBP: 0.375, SLG: 0.619		3-2 G4-3		1-1 F8		0-0 1-H 2-H HR		0-1 G4-3		4	1	2	3	0	0	2						
3 Brandon Wood, R OBP: 0.154, SLG: 0.231			1-1 13 1B 47 HR 2B		1-1 F8		2-3 K		1-3 K	4	1	1	0	0	2	3						
Inning Stats	R: 0 E: 0 K: 1 S: 11	H: 1 LOB: 1 BB: 0 P: 18	R: 1 E: 0 K: 0 S: 10	H: 1 LOB: 0 BB: 0 P: 17	R: 2 E: 0 K: 0 S: 10	H: 3 LOB: 0 BB: 0 P: 15	R: 0 E: 0 K: 0 S: 11	H: 2 LOB: 2 BB: 0 P: 16	R: 0 E: 0 K: 1 S: 6	H: 0 LOB: 0 BB: 0 P: 10	R: 3 E: 0 K: 2 S: 12	H: 1 LOB: 0 BB: 2 P: 22	R: 1 E: 0 K: 1 S: 15	H: 2 LOB: 1 BB: 0 P: 24	R: 0 E: 0 K: 1 S: 9	H: 1 LOB: 1 BB: 0 P: 11	R: 0 E: 0 K: 2 S: 10	H: 0 LOB: 0 BB: 0 P: 12	1B: 5 2B: 4 3B: 0 HR: 2	SF: 0 SAC: 0 DP: 0 HBP: 0	WP: 3 PB: 0 SB: 0 CS: 0	PA: 39
PITCHER	IP WLS BF H R ER SO BB IBB HBP BLK WP HR S P ERA WHIP	6.0 L 27 8 6 6 3 2 0 0 0 3 2 60 98 9.00 1.667	0.1 3 2 1 1 1 0 0 0 0 0 0 11 18 27.00 6.000	2.2 9 1 0 0 3 0 0 0 0 0 0 23 29 0.00 0.375	PITCHER										IP WLS BF H R ER SO BB IBB HBP BLK WP HR S P ERA WHIP							

Batter	1	2	3	4	5	6	7	8	9	AB	R	H	RBI	BB	SO	LOB	BOTTOM			
1 Juan Pierre, L OBP: 0.354, SLG: 0.367	2-2 15 G6-4-3 1B		4-1 15 CS BB		1-1 44 G3-6-3 1B		1-3 K			3	0	2	0	1	1	1	Los Angeles Angels @ Chicago White Sox U.S. Cellular Field, Chicago, IL Sat Apr 16 2011, 6:21 PM - 8:55 PM EDT Att: 21,250 - Overcast - 39 F			
15 Gordon Beckham, R OBP: 0.317, SLG: 0.439	2-1 G6-4-3		2-1 CS		0-2 L5		1-2 F9		1-1 P2	4	0	0	0	0	0	2				
44 Adam Dunn, L OBP: 0.378, SLG: 0.448	1-3 K		1-3 K		1-3 G3-6-3		2-0 K		1-2 F7	4	0	0	0	0	2	1				
14 Paul Konerko, R OBP: 0.397, SLG: 0.564		0-1 G6-3		3-3 K		2-1 P2		0-1 HR		4	1	1	1	0	1	0				
20 Carlos Quentin, R OBP: 0.377, SLG: 0.593		2-0 P3		0-0 HR		0-0 F8		1-1 G6-3		4	1	1	1	0	0	0				
51 Alex Rios, R OBP: 0.281, SLG: 0.276		2-2 1B		4-0 10 1B BB		1-2 F9				2	0	1	0	1	0	0				
12 A.J. Pierzynski, L OBP: 0.271, SLG: 0.267		1-0 F8		2-2 F8		1-0 F7				3	0	0	0	0	0	2				
10 Alexei Ramirez, R OBP: 0.357, SLG: 0.529			1-0 G6-3		0-1 22 G6-4-3 1B		0-0 G1-3			3	0	1	0	0	0	0				
22 Brent Morel, R OBP: 0.250, SLG: 0.298			2-1 F8		1-1 G6-4-3		1-2 1B			3	0	1	0	0	0	2				
Inning Stats	R: 0 E: 0 K: 1 S: 10	H: 1 LOB: 0 BB: 0 P: 15	R: 0 E: 0 K: 0 S: 8	H: 1 LOB: 0 BB: 0 P: 13	R: 0 E: 0 K: 0 S: 5	H: 0 LOB: 0 BB: 1 P: 14	R: 0 E: 0 K: 2 S: 11	H: 0 LOB: 0 BB: 0 P: 15	R: 1 E: 0 K: 0 S: 9	H: 2 LOB: 1 BB: 1 P: 16	R: 0 E: 0 K: 0 S: 6	H: 1 LOB: 0 BB: 0 P: 10	R: 0 E: 0 K: 1 S: 8	H: 1 LOB: 1 BB: 0 P: 11	R: 1 E: 0 K: 0 S: 9	H: 1 LOB: 0 BB: 0 P: 12	1B: 5 2B: 0 3B: 0 HR: 2	SF: 0 SAC: 0 DP: 3 HBP: 0	WP: 0 PB: 0 SB: 0 CS: 1	PA: 33
PITCHER	IP WLS BF H R ER SO BB IBB HBP BLK WP HR S P ERA WHIP	7.0 W 24 5 1 1 3 2 0 0 0 0 1 56 93 1.29 1.000	1.0 4 1 0 0 1 0 0 0 0 0 0 8 11 0.00 1.000	1.0 4 1 1 1 0 0 0 0 0 0 0 1 9 12 9.00 1.000	PITCHER										IP WLS BF H R ER SO BB IBB HBP BLK WP HR S P ERA WHIP					


Batter	1	2	3	4	5	6	7	8	9	AB	R	H	RBI	BB	SO	LOB	TOP					
13 Maicer Izturis, S OBP: 0.403, SLG: 0.550										4	2	3	0	0	0	1	Los Angeles Angels @ Chicago White Sox U.S. Cellular Field, Chicago, IL Sun Apr 17 2011, 2:10 PM - 4:50 PM EDT Att: 23,458 - Partly Cloudy - 55 F					
47 Howie Kendrick, R OBP: 0.386, SLG: 0.813									3	0	1	0	1	1	2							
53 Bobby Abreu, L OBP: 0.435, SLG: 0.400									4	0	1	1	0	2	3							
48 Tori Hunter, R OBP: 0.257, SLG: 0.354									3	0	0	1	0	2	1							
10 Vernon Wells, R OBP: 0.200, SLG: 0.213										4	1	1	0	0	0							
6 Alberto Callaspo, S OBP: 0.257, SLG: 0.500										4	0	1	1	0	1							
44 Mark Trumbo, R OBP: 0.304, SLG: 0.463										4	1	2	1	0	2							
5 Jeff Mathis, R OBP: 0.194, SLG: 0.379										3	0	0	0	1	0							
25 Peter Bourjos, R OBP: 0.278, SLG: 0.367											4	0	1	0	0	1						
Inning Stats	R: 1 E: 0 K: 1 S: 10	H: 2 LOB: 0 BB: 0 P: 14	R: 0 E: 0 K: 0 S: 8	H: 1 LOB: 1 BB: 0 P: 13	R: 1 E: 0 K: 2 S: 11	H: 2 LOB: 1 BB: 0 P: 15	R: 1 E: 0 K: 0 S: 5	H: 1 LOB: 0 BB: 0 P: 10	R: 0 E: 0 K: 0 S: 8	H: 1 LOB: 1 BB: 0 P: 15	R: 1 E: 0 K: 1 S: 12	H: 2 LOB: 2 BB: 1 P: 23	R: 0 E: 0 K: 1 S: 7	H: 1 LOB: 0 BB: 0 P: 11	R: 0 E: 0 K: 2 S: 9	H: 0 LOB: 0 BB: 0 P: 13	R: 0 E: 0 K: 2 S: 9	H: 0 LOB: 0 BB: 0 P: 12	1B: 5 2B: 4 3B: 1 HR: 1	SF: 1 SAC: 0 DP: 2 HBP: 0	WP: 0 PB: 0 CS: 0	PA: 37
PITCHER	IP: 7.0 WLS: L BF: 30	H: 10 R: 4 ER: 4 SO: 5	BB: 2 IBB: 0 HBP: 0 BLK: 0	WP: 0 HR: 1 S: 61 P: 101	ERA: 5.14 WHIP: 1.714	IP: 2.0 WLS: 0 BF: 6	H: 0 R: 0 ER: 0 SO: 4	BB: 0 IBB: 0 HBP: 0 BLK: 0	WP: 0 HR: 0 S: 18 P: 25	ERA: 0.00 WHIP: 0.000	PITCHER	IP: 2.0 WLS: 0 BF: 6	H: 0 R: 0 ER: 0 SO: 4	BB: 0 IBB: 0 HBP: 0 BLK: 0	WP: 0 HR: 0 S: 18 P: 25	ERA: 0.00 WHIP: 0.000						
56 Mark Buehrle, L ERA: 4.5																						
26 Jesse Crain, R ERA: 2.16																						

Batter	1	2	3	4	5	6	7	8	9	AB	R	H	RBI	BB	SO	LOB	BOTTOM			
1 Juan Pierre, L OBP: 0.329, SLG: 0.338										5	0	0	0	0	1	6	Los Angeles Angels @ Chicago White Sox U.S. Cellular Field, Chicago, IL Sun Apr 17 2011, 2:10 PM - 4:50 PM EDT Att: 23,458 - Partly Cloudy - 55 F			
15 Gordon Beckham, R OBP: 0.299, SLG: 0.410									4	0	0	0	0	1	1					
44 Adam Dunn, L OBP: 0.341, SLG: 0.394									4	0	0	0	0	3	2					
14 Paul Konerko, R OBP: 0.388, SLG: 0.542											4	0	1	0	0	1				
20 Carlos Quentin, R OBP: 0.385, SLG: 0.621												4	1	2	0	1				
51 Alex Rios, R OBP: 0.294, SLG: 0.279												3	1	1	0	1				
12 A.J. Pierzynski, L OBP: 0.294, SLG: 0.292												3	0	2	1	0				
10 Alexei Ramirez, R OBP: 0.350, SLG: 0.509												4	0	1	1	0		1		
11 Omar Vizquel, S OBP: 0.467, SLG: 0.429												3	0	1	0	1				
Inning Stats	R: 0 E: 0 K: 3 S: 15	H: 0 LOB: 1 BB: 0 P: 22	R: 0 E: 0 K: 1 S: 13	H: 1 LOB: 1 BB: 0 P: 18	R: 0 E: 0 K: 0 S: 9	H: 1 LOB: 0 BB: 0 P: 14	R: 0 E: 0 K: 0 S: 8	H: 1 LOB: 0 BB: 0 P: 10	R: 0 E: 0 K: 0 S: 8	H: 0 LOB: 0 BB: 0 P: 16	R: 2 E: 0 K: 0 S: 7	H: 4 LOB: 2 BB: 0 P: 11	R: 0 E: 0 K: 1 S: 9	H: 0 LOB: 0 BB: 0 P: 13	R: 0 E: 0 K: 1 S: 13	H: 1 LOB: 3 BB: 2 P: 22	1B: 6 2B: 2 3B: 0 HR: 0	SF: 0 SAC: 1 DP: 1 HBP: 0	WP: 1 PB: 0 CS: 0	PA: 37
PITCHER	IP: 6.1 WLS: W BF: 26	H: 7 R: 2 ER: 2 SO: 6	BB: 0 IBB: 0 HBP: 0 BLK: 0	WP: 1 HR: 0 S: 74 P: 109	ERA: 2.84 WHIP: 1.105	IP: 1.0 WLS: H BF: 1	H: 1 R: 0 ER: 0 SO: 0	BB: 0 IBB: 0 HBP: 0 BLK: 0	WP: 0 HR: 0 S: 9 P: 13	ERA: 0.00 WHIP: 0.000	PITCHER	IP: 1.0 WLS: H BF: 1	H: 1 R: 0 ER: 0 SO: 0	BB: 0 IBB: 0 HBP: 0 BLK: 0	WP: 0 HR: 0 S: 9 P: 13	ERA: 0.00 WHIP: 0.000				
24 Dan Haren, R ERA: 1.16																				
21 Hisanori Takahashi, L ERA: 4.76																				
45 Francisco Rodriguez, R ERA: 2.35																				
56 Fernando Rodney, R ERA: 2.35																				
51 Jordan Walden, R ERA: 2.35																				

Batter	1	2	3	4	5	6	7	8	9	AB	R	H	RBI	BB	SO	LOB	TOP			
1 Juan Pierre, L (1,7) OBP: 0.324, SLG: 0.324	G3		G4-3		K			BB		3	0	0	0	1	1	2				
15 Gordon Beckham, R (1,4) OBP: 0.282, SLG: 0.395	K		G5-3			L9		K		4	0	0	0	0	2	1				
20 Carlos Quentin, R (1,10) OBP: 0.377, SLG: 0.597	1B				K		K	F8		4	0	1	0	0	2	1				
14 Paul Konerko, R (1,3) OBP: 0.380, SLG: 0.524	1B				F8		F8			4	0	1	0	0	1	0				
51 Alex Rios, R (1,8) OBP: 0.292, SLG: 0.266	K				K					3	0	0	0	1	3	2				
10 Alexei Ramirez, R (1,6) OBP: 0.344, SLG: 0.483	G4-3				BB		F7			3	0	0	0	1	1	1				
27 Ramon Castro, R (1,2) OBP: 0.176, SLG: 0.412	G6-3									3	0	1	0	0	1	1				
23 Mark Teahen, L (9,PH) OBP: 0.450, SLG: 0.588										1	0	0	0	0	0	1				
18 Brent Lillibridge, R (1,9) OBP: 0.385, SLG: 0.563	F9						G6-3			3	0	1	0	0	0	1				
22 Brent Morel, R (1,5) OBP: 0.235, SLG: 0.280	L8				G3			G6-3		3	0	0	0	0	0	2				
Inning Stats	R: 0 E: 0 K: 2 S: 11	H: 2 LOB: 2 BB: 0 P: 18	R: 0 E: 0 K: 0 S: 9	H: 0 LOB: 0 BB: 0 P: 14	R: 0 E: 0 K: 0 S: 6	H: 0 LOB: 0 BB: 0 P: 9	R: 0 E: 0 K: 2 S: 8	H: 0 LOB: 0 BB: 0 P: 13	R: 0 E: 0 K: 1 S: 7	H: 0 LOB: 0 BB: 0 P: 13	R: 0 E: 0 K: 1 S: 8	H: 1 LOB: 1 BB: 0 P: 13	R: 0 E: 0 K: 1 S: 8	H: 0 LOB: 1 BB: 1 P: 15	R: 0 E: 0 K: 2 S: 12	H: 0 LOB: 1 BB: 1 P: 22	1B: 3 2B: 1 3B: 0 HR: 0	SF: 0 SAC: 0 DP: 0 HBP: 0	WP: 0 PB: 0 SB: 0 CS: 0	PA: 34
PITCHER	IP	WLS	BF	H	R	ER	SO	BB	IBB	HBP	BLK	WP	HR	S	P	ERA	WHIP			
14 David Price, L (1,1) ERA: 2.83	8.0	W	30	4	0	0	9	2	0	0	0	0	0	69	114	0.00	0.750			
62 Joel Peralta, R (9,1) ERA: 2.45	1.0		4	0	0	0	2	1	0	0	0	0	0	12	22	0.00	1.000			

Chicago White Sox @ Tampa Bay Rays
Tropicana Field, St. Petersburg, FL
Mon Apr 18 2011, 6:42 PM - 9:07 PM EDT
Att: 12,016 - Dome - 72 F


AB 31
R 0
H 4
RBI 0
BB 3
SO 11
LOB 12



Batter	1	2	3	4	5	6	7	8	9	AB	R	H	RBI	BB	SO	LOB	BOTTOM			
5 Sam Fuld, L (1,8) OBP: 0.431, SLG: 0.604	1B				1B					4	1	4	0	0	0	0				
9 Elliot Johnson, S (1,4) OBP: 0.333, SLG: 0.333	SH5-3		K		P5		FC1-6			3	0	0	0	0	1	4				
20 Matt Joyce, L (1,7) OBP: 0.355, SLG: 0.404	P4				1B		G4-6-3			4	1	2	0	0	0	2				
45 Felipe Lopez, S (1,10) OBP: 0.350, SLG: 0.553	1B		G6-4-3		1B			HR		4	2	3	3	0	0	1				
18 Ben Zobrist, S (1,9) OBP: 0.270, SLG: 0.411	HR				K			K		4	1	1	2	0	3	1				
11 Casey Kotchman, L (1,3) OBP: 0.333, SLG: 0.231	G4-3				G3			F9		4	0	1	0	0	0	0				
1 Sean Rodriguez, R (1,5) OBP: 0.212, SLG: 0.419	F9				L8		SH1-3			3	0	0	0	0	1	0				
28 John Jaso, L (1,2) OBP: 0.219, SLG: 0.233	G1-3						F7			2	0	0	0	1	0	1				
15 Reid Brignac, L (1,6) OBP: 0.270, SLG: 0.229	1B				G4-3		G4-3			3	0	1	0	0	0	2				
Inning Stats	R: 3 E: 0 K: 0 S: 13	H: 3 LOB: 0 BB: 0 P: 18	R: 0 E: 0 K: 1 S: 9	H: 2 LOB: 2 BB: 0 P: 16	R: 0 E: 0 K: 1 S: 6	H: 1 LOB: 0 BB: 0 P: 9	R: 0 E: 0 K: 0 S: 9	H: 0 LOB: 1 BB: 1 P: 18	R: 1 E: 0 K: 1 S: 13	H: 3 LOB: 1 BB: 0 P: 17	R: 0 E: 0 K: 0 S: 7	H: 1 LOB: 0 BB: 0 P: 9	R: 0 E: 0 K: 0 S: 7	H: 1 LOB: 0 BB: 0 P: 11	R: 1 E: 0 K: 2 S: 14	H: 1 LOB: 0 BB: 0 P: 18	1B: 8 2B: 2 3B: 0 HR: 2	SF: 0 SAC: 2 DP: 2 HBP: 0	WP: 0 PB: 1 SB: 1 CS: 1	PA: 34
PITCHER	IP	WLS	BF	H	R	ER	SO	BB	IBB	HBP	BLK	WP	HR	S	P	ERA	WHIP			
33 Edwin Jackson, R (1,1) ERA: 3.51	7.0	L	30	11	4	4	3	1	0	0	0	0	0	64	98	5.14	1.714			
37 Matt Thornton, L (8,1) ERA: 7.94	1.0		4	1	1	1	2	0	0	0	0	0	1	14	18	9.00	1.000			

Chicago White Sox @ Tampa Bay Rays
Tropicana Field, St. Petersburg, FL
Mon Apr 18 2011, 6:42 PM - 9:07 PM EDT
Att: 12,016 - Dome - 72 F

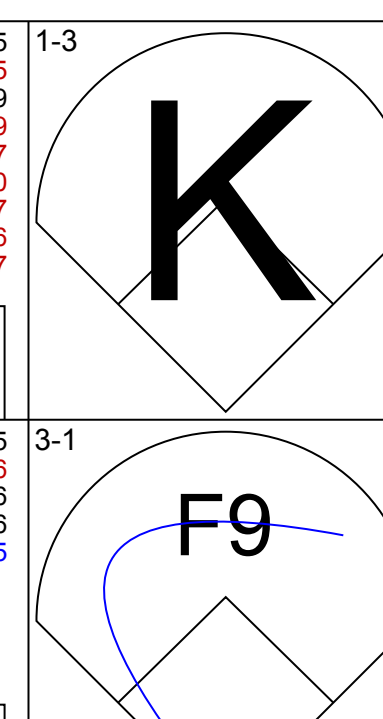
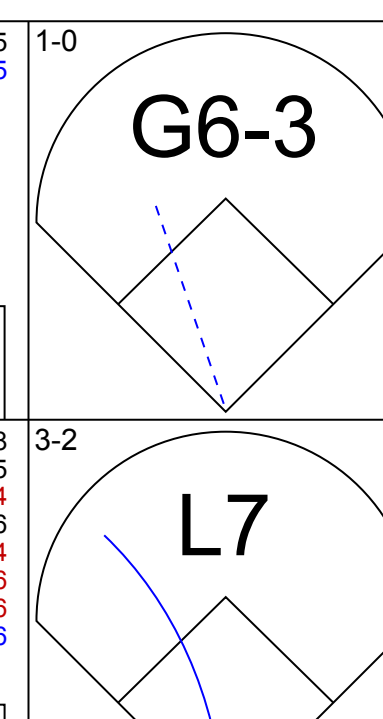
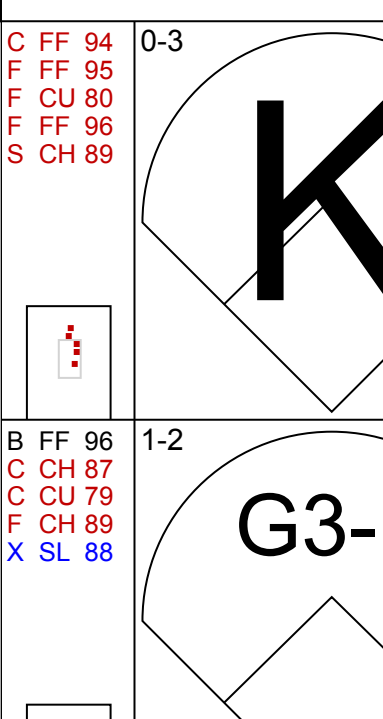
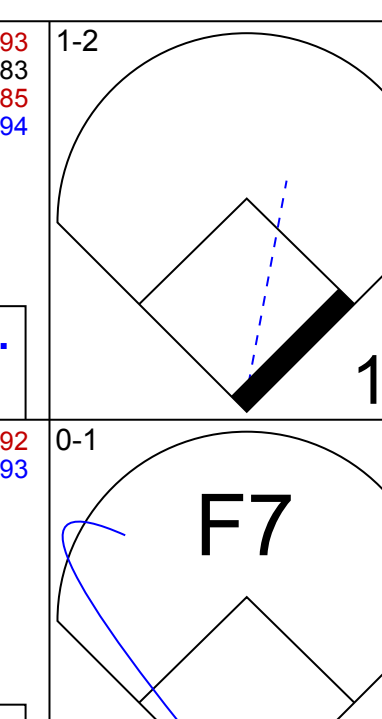
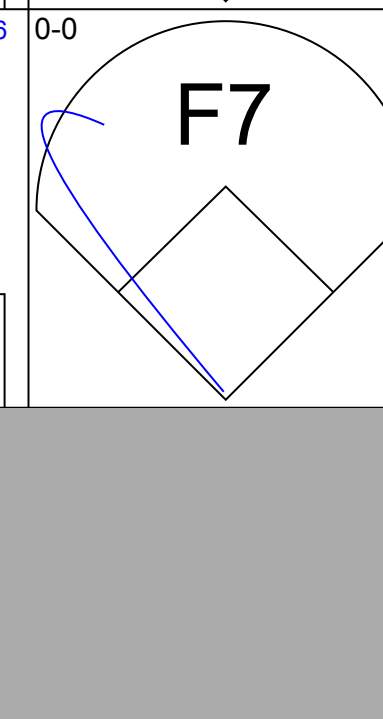
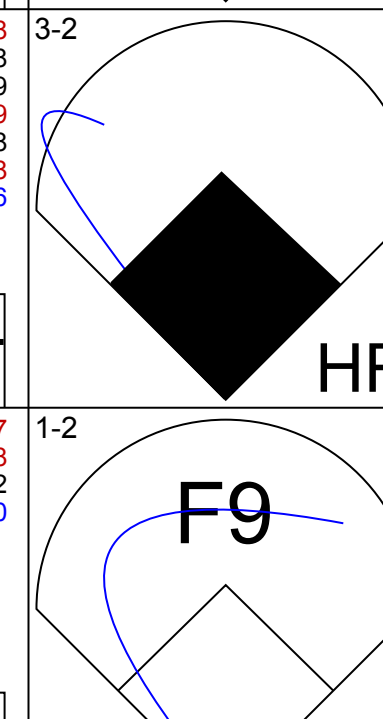




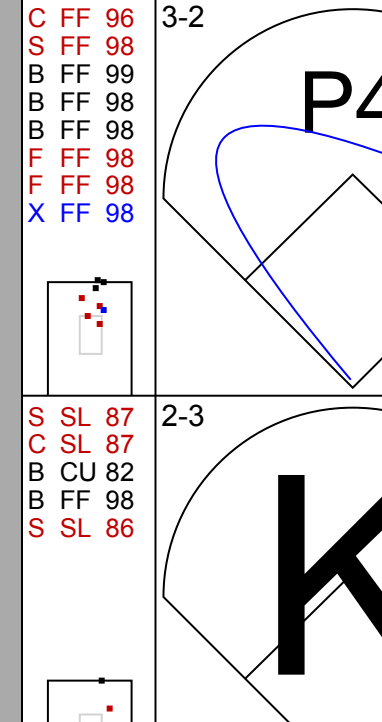
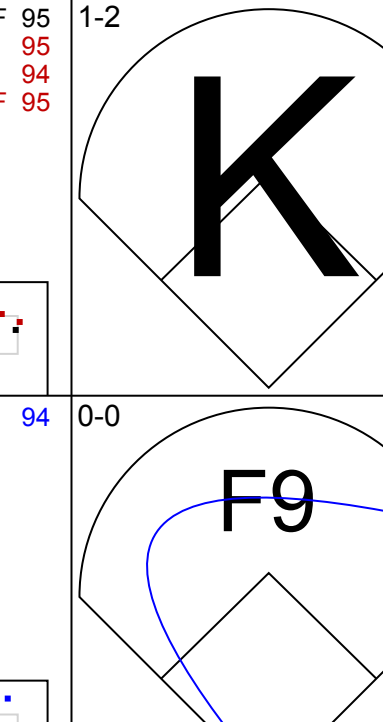
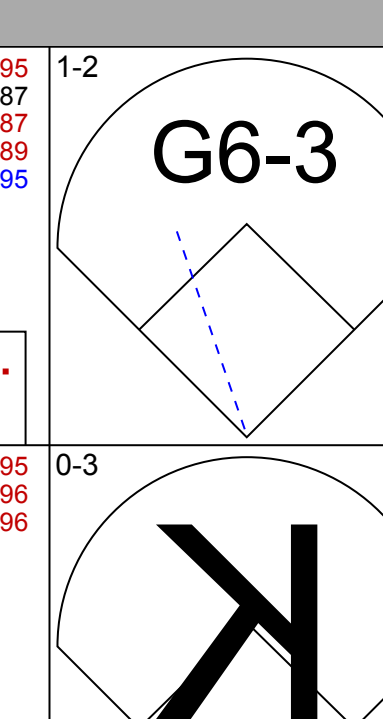
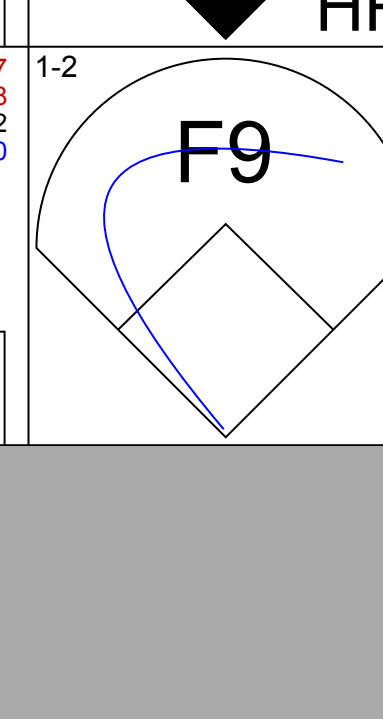
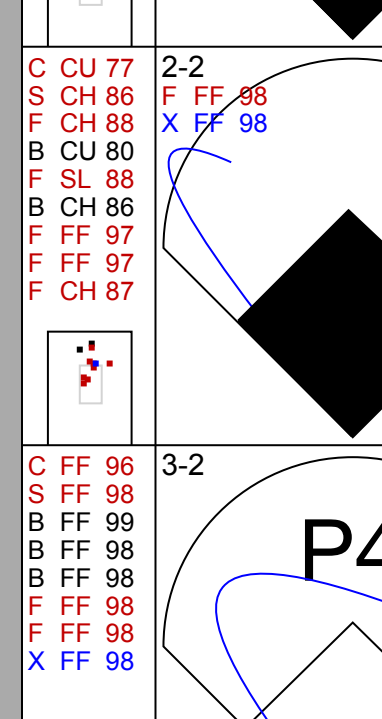
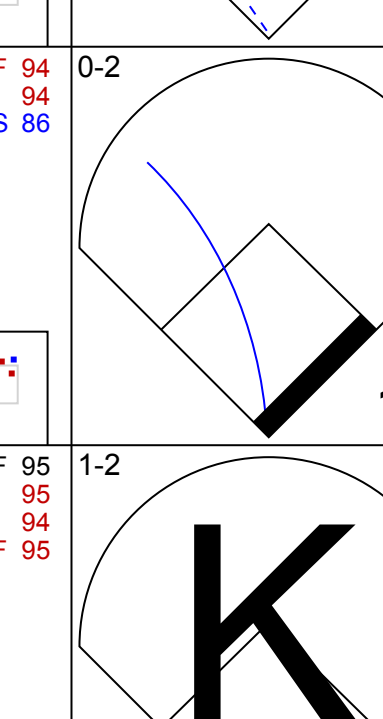
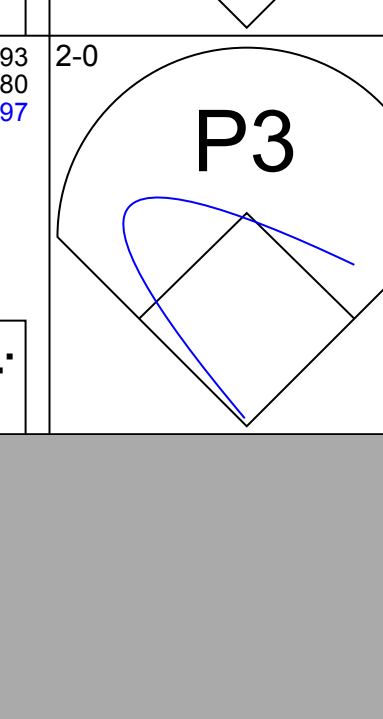
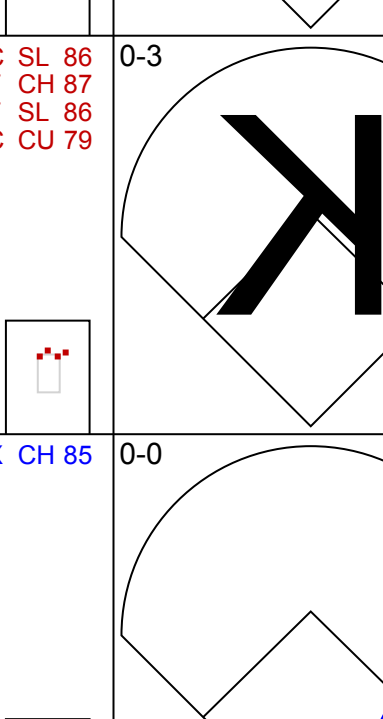
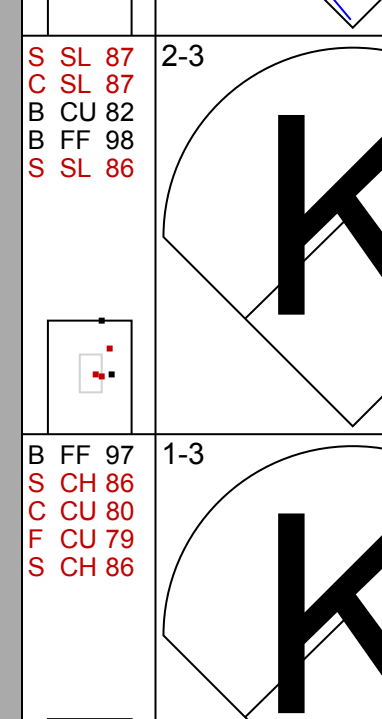
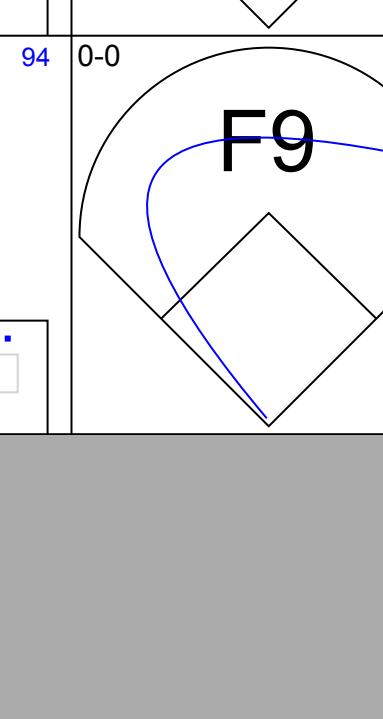

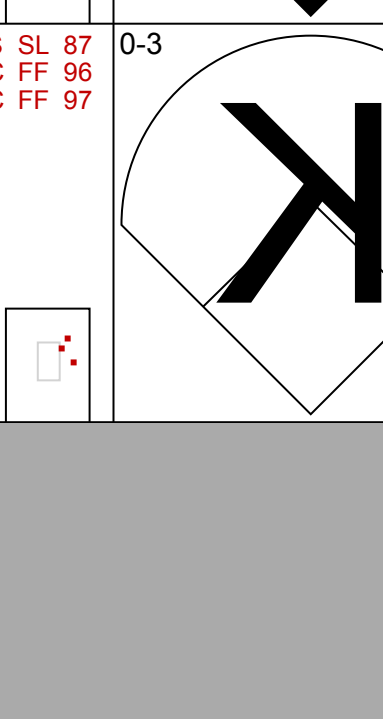


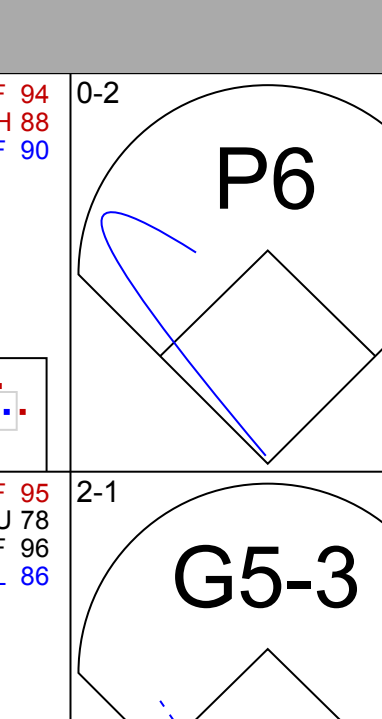
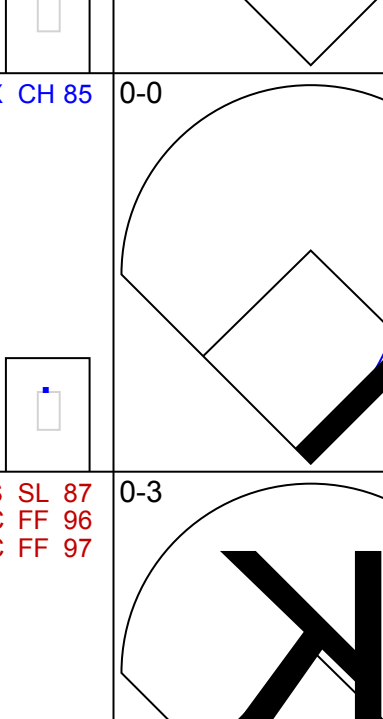
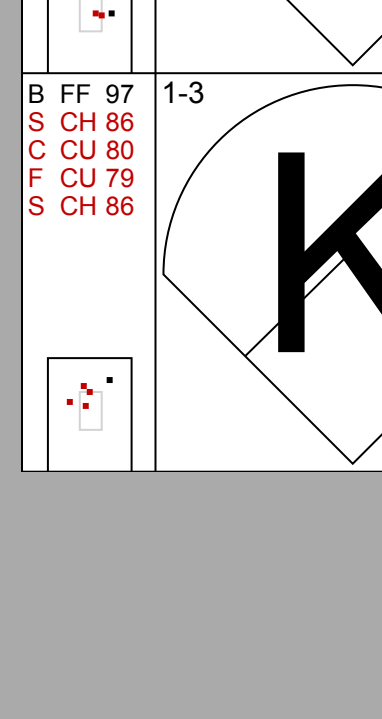
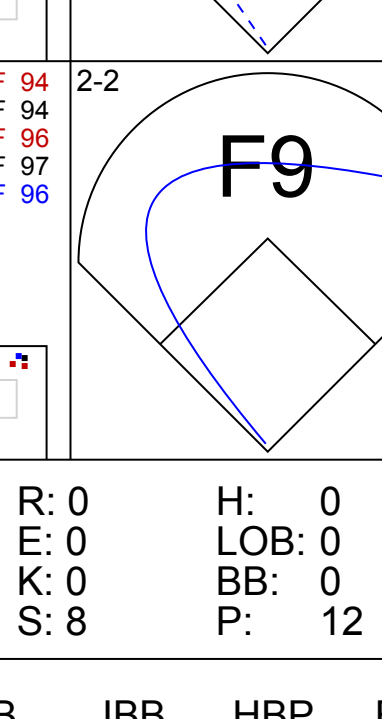
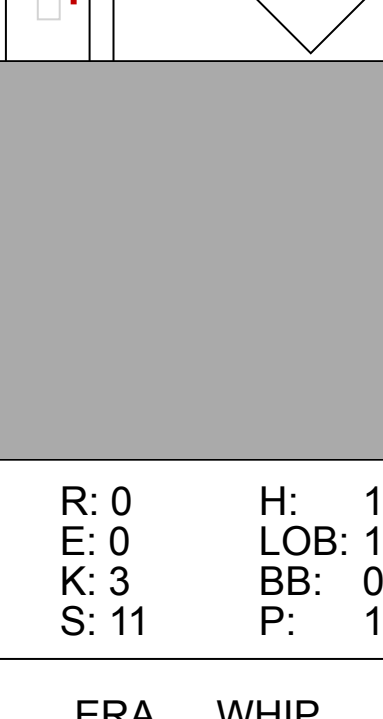
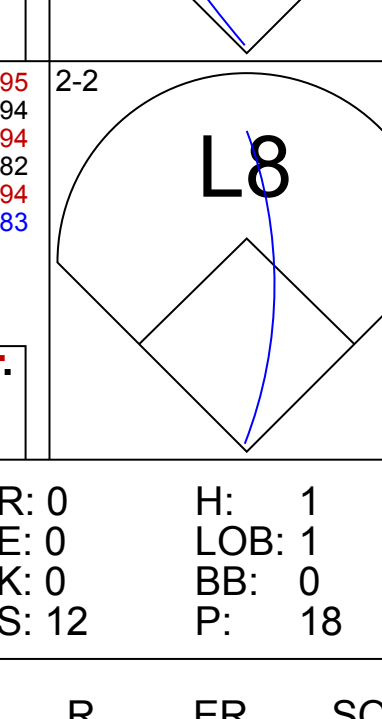
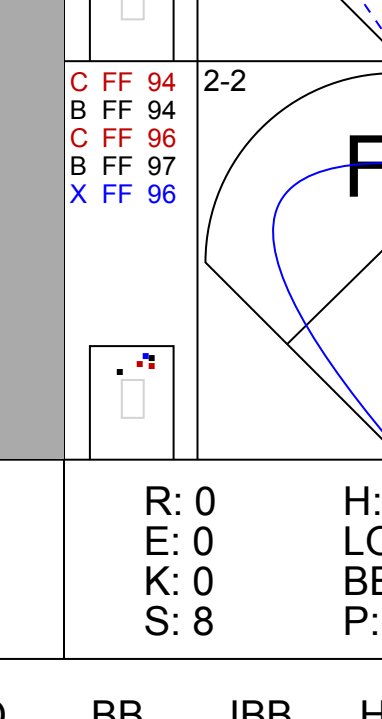
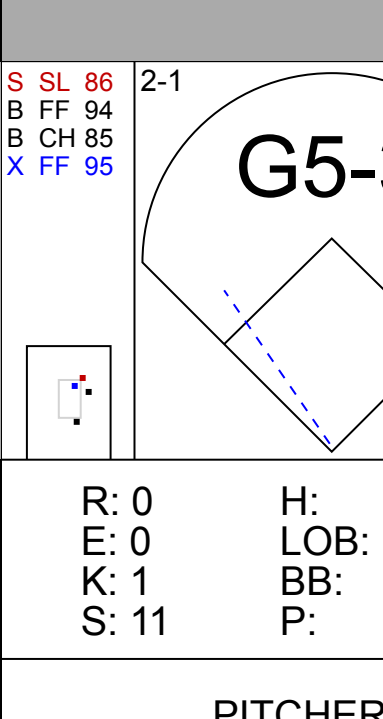
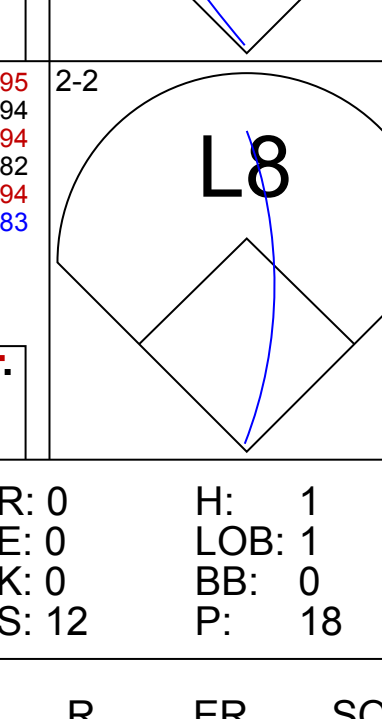
AB 31
R 5
H 12
RBI 5
BB 1
SO 5
LOB 11

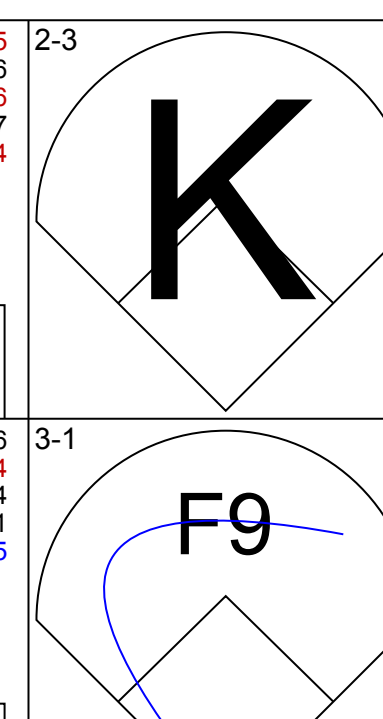
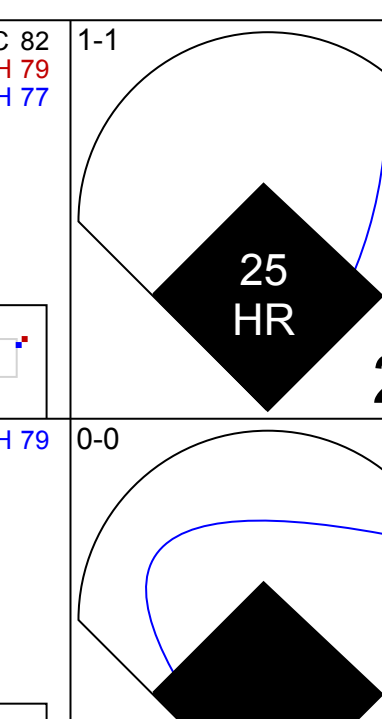
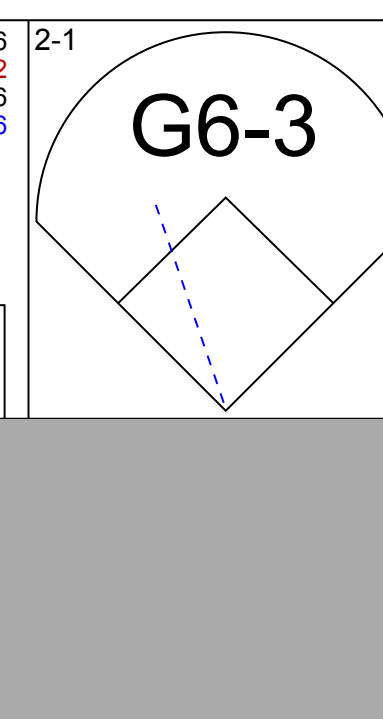
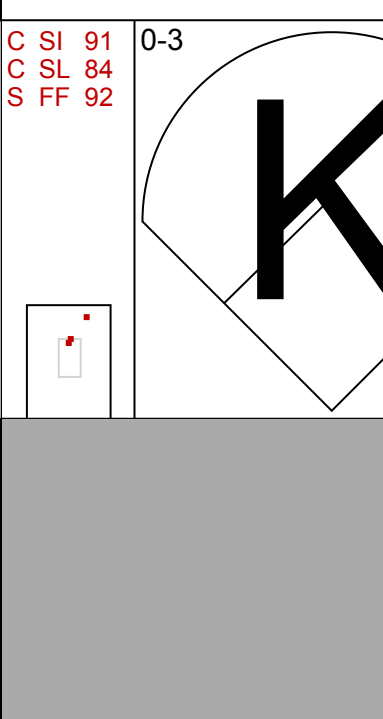
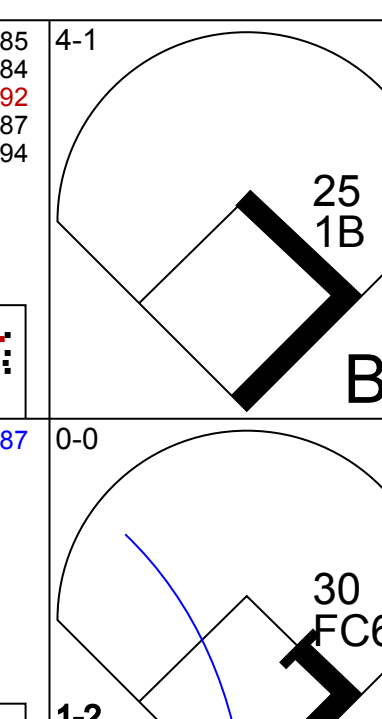
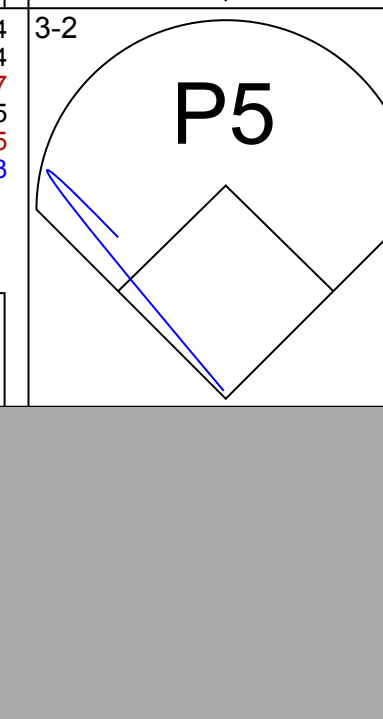
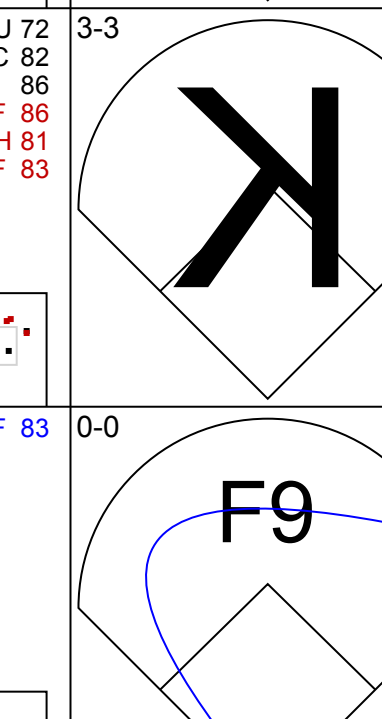

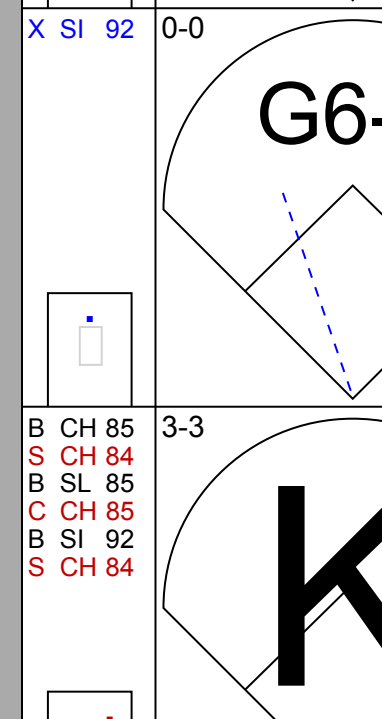
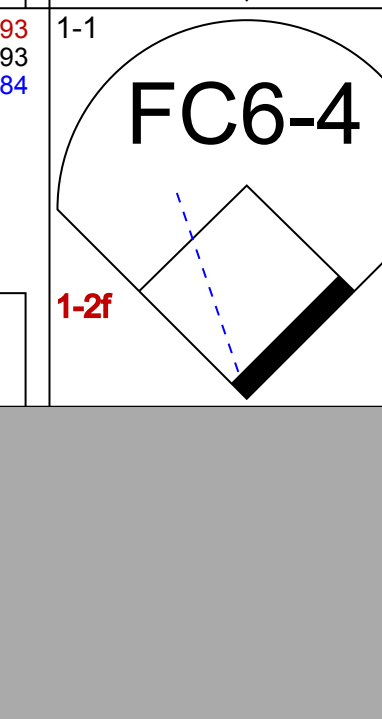


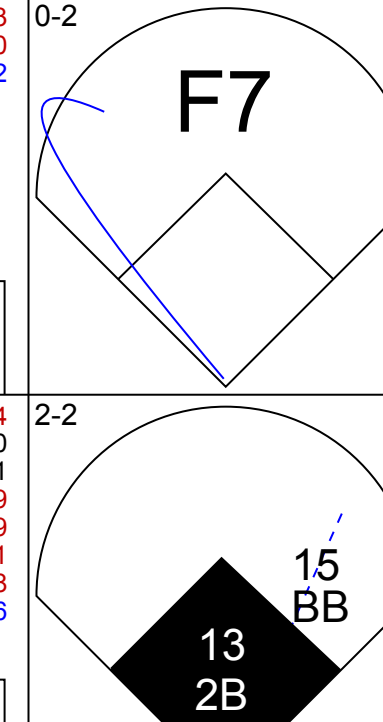
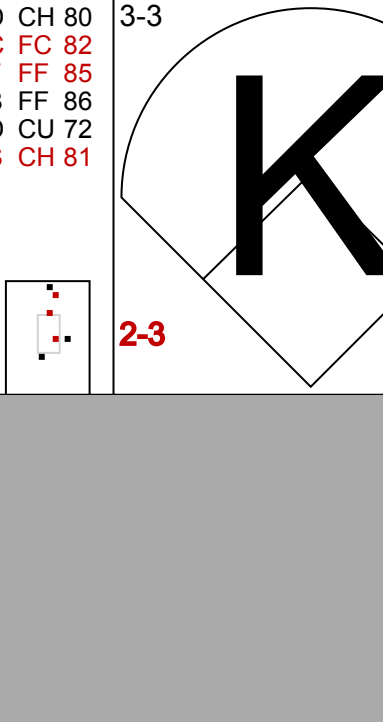

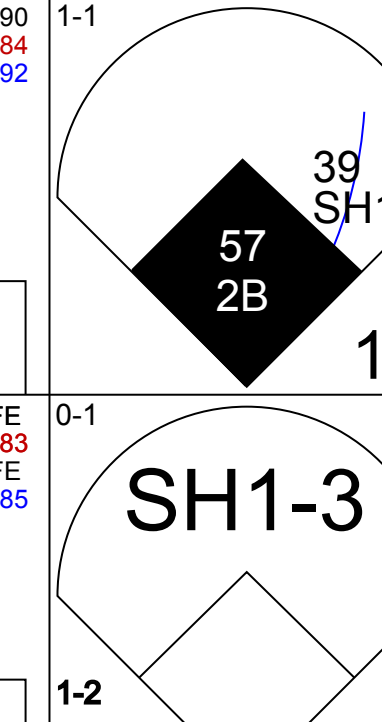
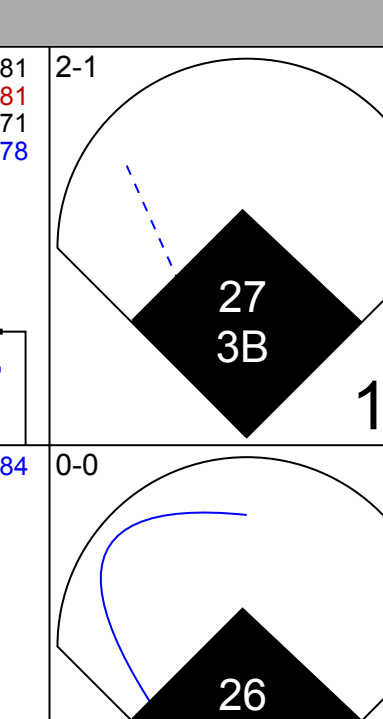
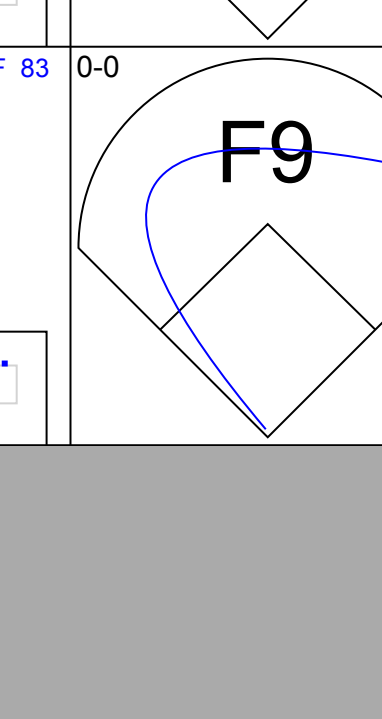
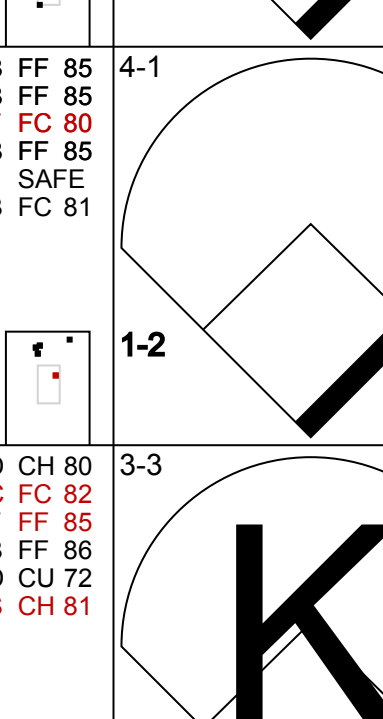
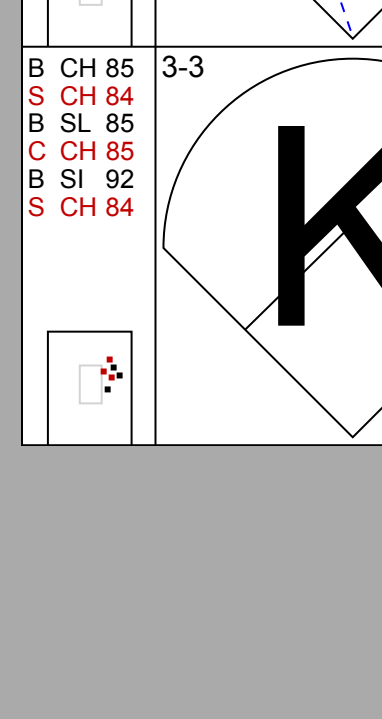
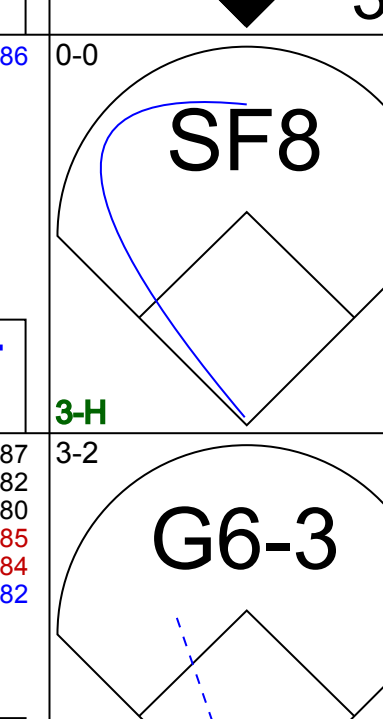


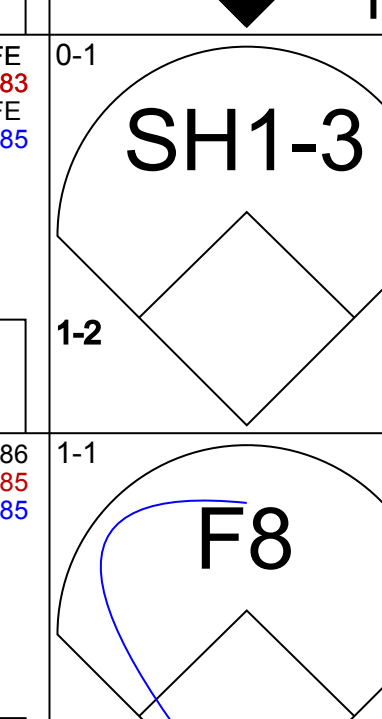
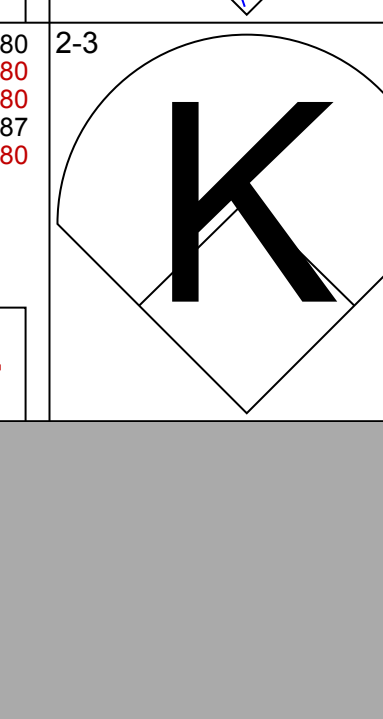
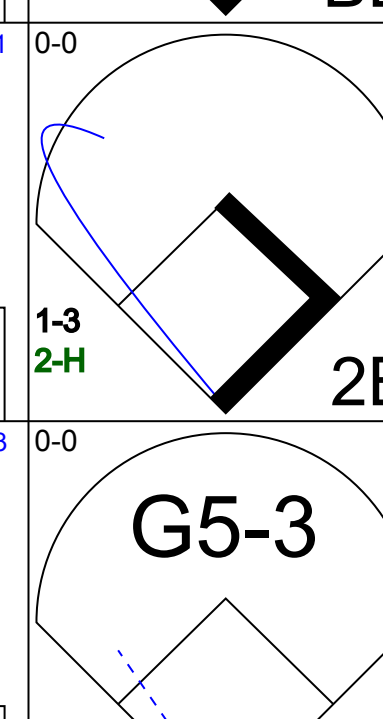
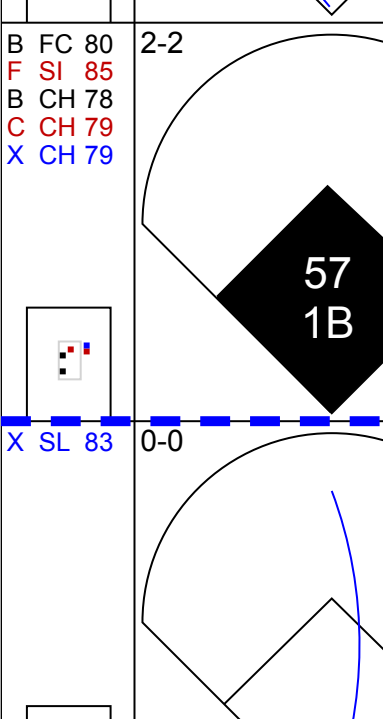
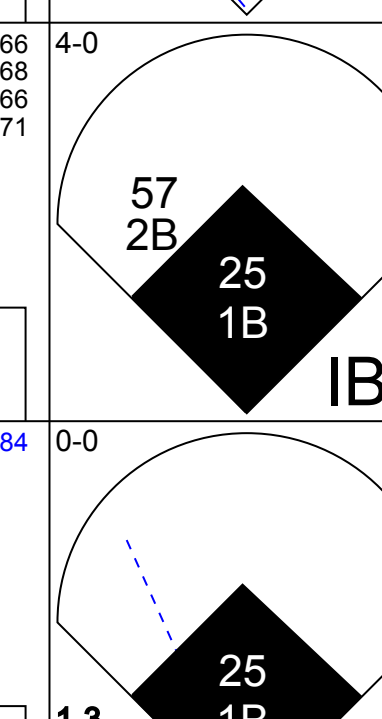
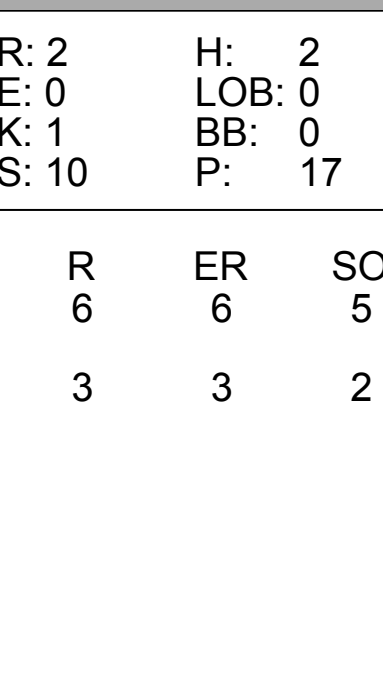
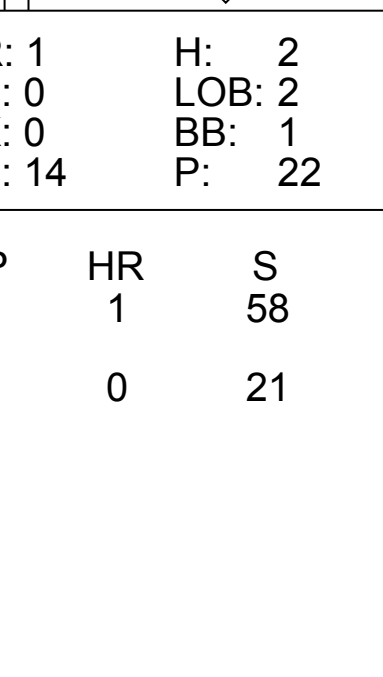
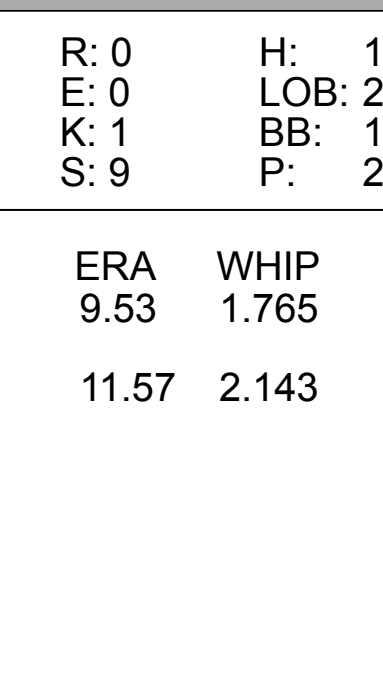
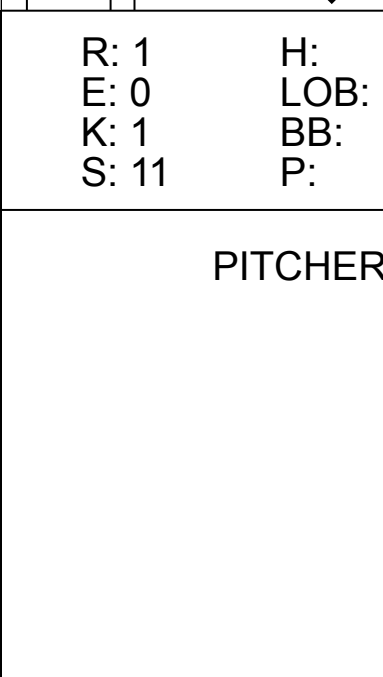
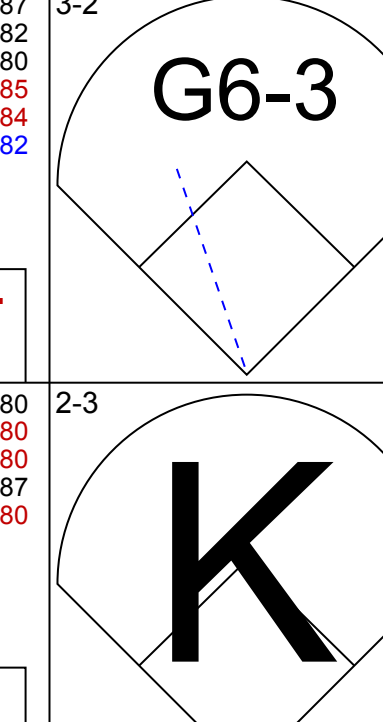
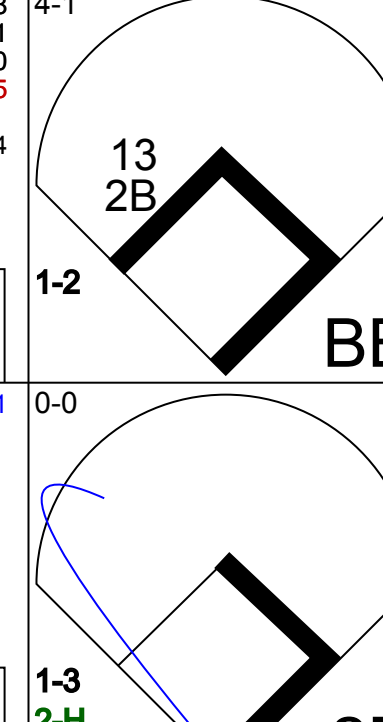

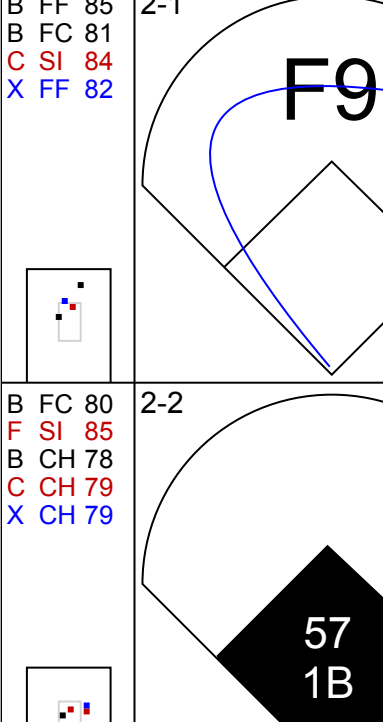

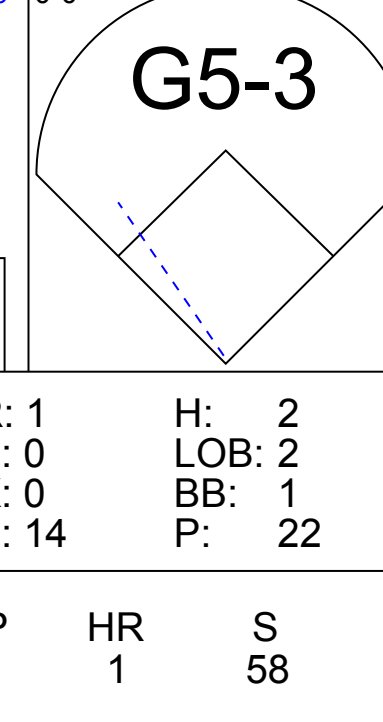
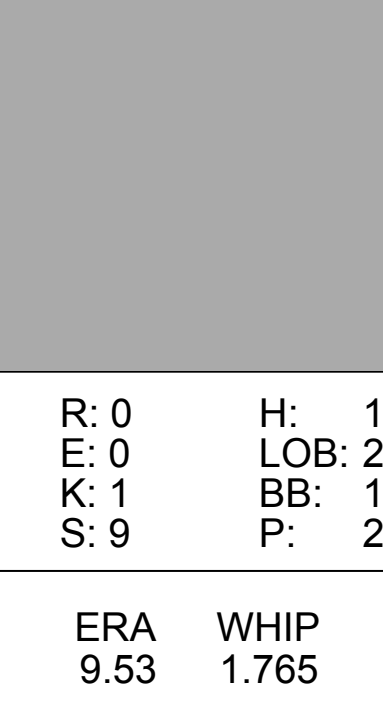
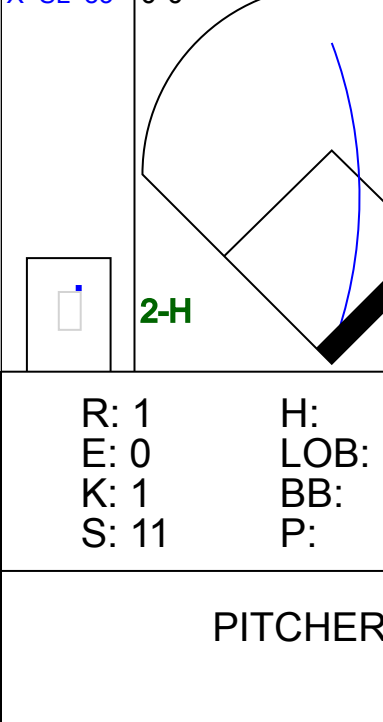
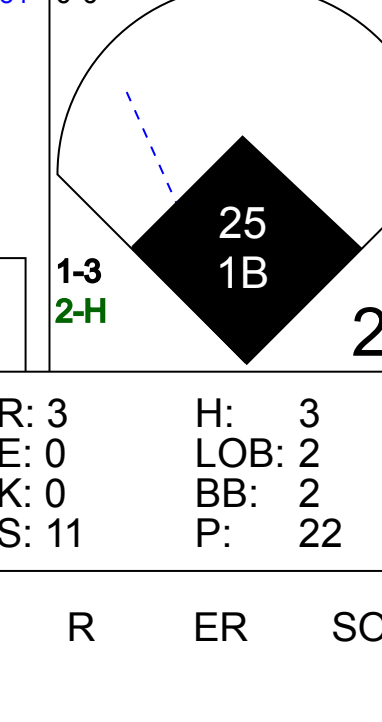






Batter	1	2	3	4	5	6	7	8	9	AB	R	H	RBI	BB	SO	LOB	TOP					
1 Juan Pierre, L OBP: 0.321, SLG: 0.319	F8		F9			K			SH1-4 1B	4	0	1	0	0	1	1	Chicago White Sox @ Tampa Bay Rays Tropicana Field, St. Petersburg, FL Tue Apr 19 2011, 6:42 PM - 8:52 PM EDT Att: 13,731 - Dome - 72 F livebaseballscorecards.com					
15 Gordon Beckham, R OBP: 0.284, SLG: 0.392	FC5-4 1B		CS	F8		K			SH1-4 1-2	3	0	1	0	0	1	0						
44 Adam Dunn, L OBP: 0.311, SLG: 0.351	K			G3		K			K	4	0	0	0	0	3	2						
14 Paul Konerko, R OBP: 0.373, SLG: 0.500	FC5-4			G6-3					K	3	0	0	0	0	1	2						
20 Carlos Quentin, R OBP: 0.375, SLG: 0.600		K				K2-3-2 12 1B				3	1	1	0	0	2	1						
51 Alex Rios, R OBP: 0.280, SLG: 0.254		F8		G6-3		G6-3				3	0	0	0	0	0	1						
12 A.J. Pierzynski, L OBP: 0.296, SLG: 0.294		G1						F8		3	0	1	1	0	0	0						
10 Alexei Ramirez, R OBP: 0.343, SLG: 0.467			CS 15 BB		F8			F8		2	0	0	0	1	0	1						
23 Mark Teahen, L OBP: 0.391, SLG: 0.500			K		P5			G4-3		3	0	0	0	0	1	2						
Inning Stats	R: 0 E: 0 K: 1 S: 12	H: 1 LOB: 1 BB: 0 P: 19	R: 0 E: 0 K: 1 S: 7	H: 0 LOB: 0 BB: 0 P: 8	R: 0 E: 0 K: 1 S: 7	H: 0 LOB: 0 BB: 1 P: 12	R: 0 E: 0 K: 0 S: 6	H: 0 LOB: 0 BB: 0 P: 9	R: 1 E: 0 K: 0 S: 10	H: 2 LOB: 1 BB: 0 P: 13	R: 0 E: 0 K: 3 S: 10	H: 0 LOB: 0 BB: 0 P: 11	R: 0 E: 0 K: 1 S: 5	H: 0 LOB: 0 BB: 0 P: 9	R: 0 E: 0 K: 0 S: 7	H: 0 LOB: 0 BB: 0 P: 12	R: 0 E: 0 K: 2 S: 12	H: 1 LOB: 1 BB: 0 P: 12	1B: 3 2B: 2 3B: 0 HR: 0	SF: 0 SAC: 1 DP: 1 HBP: 1	WP: 0 PB: 0 SB: 0 CS: 1	PA: 32
PITCHER 33 James Shields, R ERA: 3.07	IP: 9.0 WLS: W BF: 31 H: 4 R: 1 ER: 1 SO: 9 BB: 1 IBB: 0 HBP: 1 BLK: 0 WP: 0 HR: 0 S: 76 P: 105 ERA: 1.00 WHIP: 0.556															PITCHER						

Batter	1	2	3	4	5	6	7	8	9	AB	R	H	RBI	BB	SO	LOB	BOTTOM					
5 Sam Fuld, L OBP: 0.403, SLG: 0.561	G6-3	P3			G4-3		F7			4	0	0	0	0	0	2	Chicago White Sox @ Tampa Bay Rays Tropicana Field, St. Petersburg, FL Tue Apr 19 2011, 6:42 PM - 8:52 PM EDT Att: 13,731 - Dome - 72 F livebaseballscorecards.com					
18 Ben Zobrist, S OBP: 0.284, SLG: 0.450			K			1 3B			K	4	2	2	0	0	2	0						
1 Sean Rodriguez, R OBP: 0.270, SLG: 0.529						1 3B			P3	3	0	2	1	0	0	0						
45 Felipe Lopez, S OBP: 0.318, SLG: 0.500	G4-3		G5-3		G5-3				K	4	0	0	1	0	1	3						
2 B.J. Upton, R OBP: 0.328, SLG: 0.393	K				F8				F8	4	0	0	0	0	2	3						
11 Casey Kotchman, L OBP: 0.289, SLG: 0.313										3	0	2	0	0	0	0						
10 Kelly Shoppach, R OBP: 0.267, SLG: 0.321		L6		FC6-4						2	0	0	0	0	0	2						
20 Matt Joyce, L OBP: 0.352, SLG: 0.400					K				G3-6	3	0	1	0	0	1	2						
15 Reid Brignac, L OBP: 0.250, SLG: 0.211		F7			G4-3					3	0	0	0	0	0	3						
Inning Stats	R: 1 E: 0 K: 1 S: 8	H: 1 LOB: 1 BB: 0 P: 12	R: 0 E: 0 K: 0 S: 12	H: 2 LOB: 2 BB: 0 P: 16	R: 0 E: 0 K: 2 S: 13	H: 1 LOB: 1 BB: 0 P: 19	R: 0 E: 0 K: 1 S: 12	H: 1 LOB: 1 BB: 0 P: 14	R: 1 E: 0 K: 0 S: 9	H: 2 LOB: 1 BB: 0 P: 14	R: 0 E: 0 K: 0 S: 11	H: 0 LOB: 0 BB: 0 P: 18	R: 0 E: 0 K: 1 S: 8	H: 0 LOB: 0 BB: 0 P: 12	R: 0 E: 0 K: 1 S: 7	H: 0 LOB: 0 BB: 0 P: 12	R: 0 E: 0 K: 1 S: 7	H: 0 LOB: 0 BB: 0 P: 12	1B: 4 2B: 1 3B: 2 HR: 0	SF: 0 SAC: 0 DP: 1 HBP: 2	WP: 0 PB: 0 SB: 0 CS: 0	PA: 32
PITCHER 50 John Danks, L ERA: 3.0 26 Jesse Crain, R ERA: 1.93	IP: 7.0 WLS: L BF: 29 H: 7 R: 2 ER: 2 SO: 2 BB: 0 IBB: 0 HBP: 2 BLK: 0 WP: 0 HR: 0 S: 73 P: 105 ERA: 2.57 WHIP: 1.000															PITCHER						

Batter	1	2	3	4	5	6	7	8	9	AB	R	H	RBI	BB	SO	LOB	TOP										
1 Juan Pierre, L (1, 7) OBP: 0.305, SLG: 0.303	G4-3		F7		F9		FC6-4			4	0	0	0	0	0	3	Chicago White Sox @ Tampa Bay Rays Tropicana Field, St. Petersburg, FL Wed Apr 20 2011, 6:43 PM - 9:12 PM EDT Att: 13,214 - Dome - 72 F										
15 Gordon Beckham, R (1, 4) OBP: 0.269, SLG: 0.361	F8		G5-3		P4		F9			4	0	0	0	0	3												
20 Carlos Quentin, R (1, 9) OBP: 0.382, SLG: 0.632	14 2B BB		G3			HR		F8		3	1	1	1	1	0												
14 Paul Konerko, R (1, 3) OBP: 0.367, SLG: 0.500	2B			P6		K		P6		4	0	1	0	0	1												
44 Adam Dunn, L (1, 10) OBP: 0.327, SLG: 0.375	BB			L9		2B		K		3	0	1	0	1	1												
51 Alex Rios, R (1, 8) OBP: 0.268, SLG: 0.239	F7			L7		G6-3		G6-3		4	0	0	0	0	4												
12 A.J. Pierzynski, L (1, 2) OBP: 0.298, SLG: 0.296		G3				G4-3		G3		3	0	1	0	0	0												
27 Ramon Castro, R (6, 2) OBP: 0.167, SLG: 0.389										1	0	0	0	0	0												
10 Alexei Ramirez, R (1, 6) OBP: 0.338, SLG: 0.453		F7					P6		G3-1	4	0	1	0	0	0												
23 Mark Teahen, L (1, 5) OBP: 0.385, SLG: 0.478		G4-3								3	0	1	0	0	1												
Inning Stats	R: 0 E: 0 K: 0 S: 15	H: 1 LOB: 3 BB: 2 P: 27	R: 0 E: 0 K: 0 S: 6	H: 0 LOB: 0 BB: 0 P: 6	R: 0 E: 0 K: 0 S: 5	H: 0 LOB: 0 BB: 0 P: 7	R: 0 E: 0 K: 0 S: 8	H: 0 LOB: 0 BB: 0 P: 13	R: 0 E: 0 K: 1 S: 9	H: 2 LOB: 2 BB: 0 P: 15	R: 1 E: 0 K: 1 S: 14	H: 2 LOB: 1 BB: 0 P: 20	R: 0 E: 0 K: 0 S: 7	H: 1 LOB: 0 BB: 0 P: 11	R: 0 E: 0 K: 1 S: 6	H: 0 LOB: 0 BB: 0 P: 11	R: 0 E: 0 K: 0 S: 7	H: 0 LOB: 0 BB: 0 P: 11	1B: 3 2B: 2 3B: 0 HR: 1	SF: 0 SAC: 0 DP: 0 HBP: 0	WP: 0 PB: 0 SB: 0 CS: 0	PA: 35					
PITCHER	IP	WLS	BF	H	R	ER	SO	BB	IBB	HBP	BLK	WP	HR	S	P	ERA	WHIP										
40 Wade Davis, R (1, 1) ERA: 2.73	7.0	W	29	6	1	1	2	2	0	0	0	0	1	64	99	1.29	1.143										
62 Joel Peralta, R (8, 1) ERA: 2.16	1.0	H	3	0	0	0	1	0	0	0	0	0	0	6	11	0.00	0.000										
43 Kyle Farnsworth, R (9, 1) ERA: 1.42	1.0	S	3	0	0	0	0	0	0	0	0	0	0	7	11	0.00	0.000										
Batter	1	2	3	4	5	6	7	8	9	AB	R	H	RBI	BB	SO	LOB	BOTTOM										
5 Sam Fuld, L (1, 7) OBP: 0.379, SLG: 0.525	K		G4-3		F7		F8			4	0	0	0	0	1	2	Chicago White Sox @ Tampa Bay Rays Tropicana Field, St. Petersburg, FL Wed Apr 20 2011, 6:43 PM - 9:12 PM EDT Att: 13,214 - Dome - 72 F										
18 Ben Zobrist, S (1, 4) OBP: 0.288, SLG: 0.422	F8		G3		G4-3		G1-3			4	0	0	0	0	2												
20 Matt Joyce, L (1, 9) OBP: 0.379, SLG: 0.453	2B		F7		45 2B 2H		BB			3	0	2	1	1	0												
45 Felipe Lopez, S (1, 5) OBP: 0.292, SLG: 0.457	G4-3			G4-3		E6		G5-3		4	0	0	0	0	4												
1 Sean Rodriguez, R (8, 5) OBP: 0.270, SLG: 0.529										0	0	0	0	0	0												
24 Dan Johnson, L (1, 10) OBP: 0.190, SLG: 0.204		G4-3		K		P2		L8		4	0	0	0	0	1												
2 B.J. Upton, R (1, 8) OBP: 0.324, SLG: 0.373	K			11 2B BB				K		3	1	0	0	1	2												
11 Casey Kotchman, L (1, 3) OBP: 0.409, SLG: 0.490								G6-3		4	1	2	1	0	0												
28 John Jaso, L (1, 2) OBP: 0.229, SLG: 0.333					G3					3	1	1	2	0	1												
15 Reid Brignac, L (1, 6) OBP: 0.278, SLG: 0.244		B2-3								3	1	2	0	0	0												
Inning Stats	R: 0 E: 0 K: 1 S: 9	H: 1 LOB: 1 BB: 0 P: 14	R: 2 E: 0 K: 1 S: 16	H: 2 LOB: 0 BB: 0 P: 20	R: 0 E: 0 K: 0 S: 4	H: 0 LOB: 0 BB: 0 P: 7	R: 1 E: 0 K: 1 S: 14	H: 1 LOB: 1 BB: 1 P: 25	R: 1 E: 0 K: 0 S: 14	H: 2 LOB: 2 BB: 0 P: 26	R: 0 E: 0 K: 1 S: 9	H: 0 LOB: 0 BB: 0 P: 15	R: 0 E: 0 K: 0 S: 12	H: 1 LOB: 2 BB: 1 P: 23	R: 0 E: 0 K: 1 S: 8	H: 0 LOB: 0 BB: 0 P: 10	1B: 3 2B: 3 3B: 0 HR: 1	SF: 0 SAC: 0 DP: 0 HBP: 0	WP: 0 PB: 0 SB: 0 CS: 0	PA: 34							
PITCHER	IP	WLS	BF	H	R	ER	SO	BB	IBB	HBP	BLK	WP	HR	S	P	ERA	WHIP										
41 Philip Humber, R (1, 1) ERA: 4.42	5.1	L	24	6	4	4	3	1	0	0	0	0	1	58	94	6.75	1.312										
77 Will Ohman, L (6, 1) ERA: 9.95	1.0		4	1	0	0	1	0	0	0	0	0	0	13	22	0.00	1.000										
57 Ramon Pena, R (7, 1) ERA: 6.43	0.1		1	0	0	0	0	0	0	0	0	0	0	3	4	0.00	0.000										
49 Chris Sale, L (7, 1) ERA: 6.23	1.1		5	0	0	0	1	1	0	0	0	0	0	12	20	0.00	0.750										

Batter	1	2	3	4	5	6	7	8	9	AB	R	H	RBI	BB	SO	LOB	TOP				
1 Juan Pierre, L (1.7) OBP: 0.319, SLG: 0.310										4	0	1	0	0	2	0	Chicago White Sox @ Detroit Tigers Comerica Park, Detroit, MI Fri Apr 22 2011, 7:21 PM - 9:47 PM EDT Att. 23,537 - Rain - 41 F				
11 Omar Vizquel, S (1.6) OBP: 0.375, SLG: 0.391										4	0	0	0	0	0	1					
20 Carlos Quentin, R (1.9) OBP: 0.400, SLG: 0.707										4	2	2	2	0	0	0					
14 Paul Konerko, R (1.3) OBP: 0.386, SLG: 0.557										4	1	2	1	0	0	0					
44 Adam Dunn, L (1.10) OBP: 0.293, SLG: 0.327										4	0	0	0	0	0	3					
51 Alex Rios, R (1.8) OBP: 0.281, SLG: 0.218										4	0	0	0	0	0	2					
12 A.J. Pierzynski, L (1.2) OBP: 0.292, SLG: 0.295										3	0	1	0	0	1	0					
15 Gordon Beckham, R (1.4) OBP: 0.259, SLG: 0.347										3	0	0	0	0	1	1					
22 Brent Morel, R (1.5) OBP: 0.222, SLG: 0.264										3	0	0	0	0	0	0					
Inning Stats	R: 0 E: 0 K: 1 S: 11	H: 0 LOB: 0 BB: 0 P: 15	R: 0 E: 0 K: 1 S: 8	H: 0 LOB: 0 BB: 0 P: 11	R: 0 E: 0 K: 0 S: 8	H: 0 LOB: 0 BB: 0 P: 12	R: 1 E: 0 K: 0 S: 13	H: 1 LOB: 0 BB: 0 P: 21	R: 0 E: 0 K: 3 S: 11	H: 0 LOB: 1 BB: 0 P: 14	R: 2 E: 0 K: 2 S: 22	H: 2 LOB: 0 BB: 0 P: 30	R: 0 E: 0 K: 0 S: 12	H: 1 LOB: 1 BB: 0 P: 18	R: 0 E: 0 K: 1 S: 10	H: 1 LOB: 1 BB: 0 P: 11		1B: 3 2B: 0 3B: 0 HR: 3	SF: 0 SAC: 0 DP: 0 HBP: 0	WP: 0 PB: 0 SB: 0 CS: 0	PA: 33
PITCHER	IP WLS BF H R ER SO BB IBB HBP BLK WP HR S P ERA WHIP	7.0 W 25 4 3 3 8 0 0 0 0 0 3 84 117 3.86 0.571	1.0 H 4 1 0 0 0 0 0 0 0 0 0 0 12 18 0.00 1.000	1.0 4 1 0 0 1 0 0 0 0 0 0 0 10 11 0.00 1.000																	

Batter	1	2	3	4	5	6	7	8	9	AB	R	H	RBI	BB	SO	LOB	BOTTOM			
14 Austin Jackson, R (1.8) OBP: 0.244, SLG: 0.257										4	1	1	0	1	2	3	Chicago White Sox @ Detroit Tigers Comerica Park, Detroit, MI Fri Apr 22 2011, 7:21 PM - 9:47 PM EDT Att. 23,537 - Rain - 41 F			
25 Ryan Raburn, R (1.4) OBP: 0.292, SLG: 0.455										5	1	2	4	0	0	0				
30 Magglio Ordonez, R (1.10) OBP: 0.279, SLG: 0.211										5	0	1	0	0	1	2				
24 Miguel Cabrera, R (1.3) OBP: 0.460, SLG: 0.609										3	1	1	0	1	1	0				
27 Jhonny Peralta, R (1.6) OBP: 0.329, SLG: 0.422										4	2	2	1	0	1	2				
26 Brennan Boesch, L (1.7) OBP: 0.419, SLG: 0.484										2	1	1	1	0	0	0				
39 Ramon Santiago, S (7.4) OBP: 0.214, SLG: 0.231										3	0	0	0	1	0	1				
15 Brandon Inge, R (1.5) OBP: 0.261, SLG: 0.290										3	0	0	0	1	0	1				
13 Alex Avila, L (1.2) OBP: 0.370, SLG: 0.563										3	2	2	1	1	1	0				
57 Casper Wells, R (1.9) OBP: 0.357, SLG: 0.480										4	1	2	2	0	1	2				
Inning Stats	R: 0 E: 0 K: 1 S: 8	H: 2 LOB: 0 BB: 0 P: 16	R: 2 E: 0 K: 1 S: 10	H: 2 LOB: 0 BB: 0 P: 17	R: 2 E: 0 K: 2 S: 10	H: 2 LOB: 0 BB: 0 P: 14	R: 1 E: 0 K: 0 S: 14	H: 2 LOB: 1 BB: 1 P: 22	R: 0 E: 0 K: 1 S: 9	H: 1 LOB: 2 BB: 1 P: 21	R: 1 E: 0 K: 1 S: 11	H: 2 LOB: 1 BB: 0 P: 15	R: 0 E: 0 K: 1 S: 6	H: 0 LOB: 0 BB: 0 P: 10	R: 3 E: 0 K: 0 S: 11	H: 3 LOB: 2 BB: 2 P: 22	1B: 6 2B: 5 3B: 1 HR: 1	SF: 1 SAC: 1 DP: 1 HBP: 0	WP: 0 PB: 0 SB: 0 CS: 1	PA: 39
PITCHER	IP WLS BF H R ER SO BB IBB HBP BLK WP HR S P ERA WHIP	5.2 L 26 8 6 6 5 2 0 0 0 0 0 0 58 101 9.53 1.765	2.1 4 3 3 2 1 1 0 0 0 0 0 21 36 11.57 2.143																	


Batter	1	2	3	4	5	6	7	8	9	AB	R	H	RBI	BB	SO	LOB	TOP			
1 Juan Pierre, L (1, 7) OBP: 0.319, SLG: 0.302 23 Mark Teahen, L (8, PH) OBP: 0.387, SLG: 0.423	G6-3			G4-3				K		2	0	0	0	1	0	0	Chicago White Sox @ Detroit Tigers Comerica Park, Detroit, MI Sat Apr 23 2011, 4:15 PM - 7:14 PM EDT Att: 35,227 - Sunny - 72 F			
10 Alexei Ramirez, R (1, 6) OBP: 0.300, SLG: 0.397	G5-3			F9				F9		4	0	0	0	0	0	4				
20 Carlos Quentin, R (1, 9) OBP: 0.393, SLG: 0.679	G5-3			HBP				P4		3	0	0	0	0	1	4				
14 Paul Konerko, R (1, 3) OBP: 0.370, SLG: 0.530	K			K				G6-3		4	0	0	0	0	3	1				
44 Adam Dunn, L (1, 10) OBP: 0.290, SLG: 0.308	P5			K						3	0	0	0	1	1	0				
51 Alex Rios, R (1, 8) OBP: 0.283, SLG: 0.210 27 Ramon Castro, R (9, PH) OBP: 0.211, SLG: 0.421	G6-3			G4-3				F7		3	0	0	0	0	0	1				
12 A.J. Pierzynski, L (1, 2) OBP: 0.290, SLG: 0.292				G3-1				F7		1	0	1	0	0	0	1				
15 Gordon Beckham, R (1, 4) OBP: 0.253, SLG: 0.338 18 Brent Lillibridge, R (8, PH) OBP: 0.467, SLG: 0.615	L8							G5-3		2	0	0	0	0	0	0				
22 Brent Morel, R (1, 5) OBP: 0.241, SLG: 0.281	G4-3							1B		4	0	2	0	0	1	3				
Inning Stats	R: 0 E: 0 K: 0 S: 6	H: 0 LOB: 0 BB: 0 P: 6	R: 0 E: 0 K: 1 S: 8	H: 0 LOB: 0 BB: 0 P: 15	R: 0 E: 0 K: 0 S: 4	H: 0 LOB: 0 BB: 0 P: 6	R: 0 E: 0 K: 1 S: 11	H: 0 LOB: 1 BB: 0 P: 18	R: 0 E: 0 K: 1 S: 9	H: 0 LOB: 0 BB: 0 P: 13	R: 0 E: 0 K: 0 S: 11	H: 1 LOB: 2 BB: 1 P: 22	R: 0 E: 0 K: 2 S: 14	H: 2 LOB: 2 BB: 0 P: 22	R: 0 E: 0 K: 2 S: 10	H: 2 LOB: 3 BB: 1 P: 17		1B: 5 2B: 0 3B: 0 HR: 0	SF: 0 SAC: 0 DP: 1 HBP: 1	WP: 0 PB: 0 SB: 0 CS: 0
PITCHER	IP	WLS	BF	H	R	ER	SO	BB	IBB	HBP	BLK	WP	HR	S	P	ERA	WHIP			
31 Brad Penny, R (1, 1) ERA: 6.35 45 Ryan Perry, R (8, 1) ERA: 3.0 62 Al Burqueque, R (9, 1) ERA: 4.15	7.0	W	25	1	0	0	3	2	0	1	0	0	0	57	95	0.00	0.429			

Batter	1	2	3	4	5	6	7	8	9	AB	R	H	RBI	BB	SO	LOB	BOTTOM			
14 Austin Jackson, R (1, 8) OBP: 0.253, SLG: 0.266	F8	FC5		30 FC6 28 SH1-4 1B				FC5-4		5	1	2	0	0	0	3	Chicago White Sox @ Detroit Tigers Comerica Park, Detroit, MI Sat Apr 23 2011, 4:15 PM - 7:14 PM EDT Att: 35,227 - Sunny - 72 F			
28 Will Rhymes, L (1, 4) OBP: 0.281, SLG: 0.196	24 L9 30 1B BB		G4-3	SH1-4			F8	F7		3	0	0	0	1	0	2				
30 Magglio Ordonez, R (1, 10) OBP: 0.292, SLG: 0.214	1B		G1-3	FC6 24 G6-4-3			24 2B 25 SF8 BB	G1-3		4	1	1	1	1	0	2				
24 Miguel Cabrera, R (1, 3) OBP: 0.457, SLG: 0.622	L9		G4-3	G6-4-3			27 1B 2B			5	2	2	1	0	0	4				
26 Brennan Boesch, L (1, 9) OBP: 0.423, SLG: 0.492 57 Casper Wells, R (7, 9) OBP: 0.345, SLG: 0.462	F8			25 WP 25 1B 2B			K	27 1B 1B		3	1	1	0	1	1	2				
25 Ryan Raburn, R (1, 7) OBP: 0.312, SLG: 0.464	F9			27 E 13 3B 1B			FC4-6 BB	SF8		3	1	2	3	1	0	0				
27 Jhonny Peralta, R (1, 6) OBP: 0.333, SLG: 0.420	14 FC5 13 1B 1B		E7 13 3B	FC4-6 13 1B			1B	G4-6-3		5	1	2	1	0	0	3				
13 Alex Avila, L (1, 2) OBP: 0.397, SLG: 0.615	14 FC5 1B		15 1B 3B	15 1B 3B			K			4	1	3	2	0	1	2				
15 Brandon Inge, R (1, 5) OBP: 0.274, SLG: 0.303	K		28 SH1-4 30 FC6 1B	14 1B FC5-4 1B			14 FC5-4 1B			4	1	2	1	0	2	4				
Inning Stats	R: 0 E: 0 K: 0 S: 9	H: 1 LOB: 2 BB: 1 P: 16	R: 0 E: 0 K: 1 S: 11	H: 2 LOB: 2 BB: 0 P: 16	R: 0 E: 0 K: 0 S: 4	H: 0 LOB: 0 BB: 0 P: 7	R: 5 E: 1 K: 0 S: 19	H: 5 LOB: 1 BB: 0 P: 28	R: 0 E: 0 K: 2 S: 11	H: 1 LOB: 2 BB: 1 P: 20	R: 3 E: 0 K: 1 S: 16	H: 3 LOB: 2 BB: 2 P: 30	R: 0 E: 0 K: 0 S: 11	H: 1 LOB: 1 BB: 0 P: 18	R: 1 E: 0 K: 0 S: 8	H: 2 LOB: 0 BB: 0 P: 13		1B: 11 2B: 3 3B: 1 HR: 0	SF: 1 SAC: 1 DP: 2 HBP: 0	WP: 1 PB: 0 SB: 0 CS: 0
PITCHER	IP	WLS	BF	H	R	ER	SO	BB	IBB	HBP	BLK	WP	HR	S	P	ERA	WHIP			
33 Edwin Jackson, R (1, 1) ERA: 4.88 77 Will Ohman, L (6, 1) ERA: 8.22 60 Jeff Gray, R (7, 1) ERA: 1.59	5.2	L	34	12	8	7	3	3	0	0	0	1	0	65	109	11.12	2.647			

Batter	1	2	3	4	5	6	7	8	9	AB	R	H	RBI	BB	SO	LOB	TOP			
1 Juan Pierre, L OBP: 0.327, SLG: 0.311	G5-3		L6														4 0 2 0 0 0 1			
11 Omar Vizquel, S OBP: 0.357, SLG: 0.346	G5-3 BB			G4-3		G3		G4-6-3									3 0 0 0 1 0 2			
20 Carlos Quentin, R OBP: 0.376, SLG: 0.646	G5-3			F9		F7			F9								4 0 0 0 0 0 2			
44 Adam Dunn, L OBP: 0.288, SLG: 0.291	K																3 0 0 0 1 1 1			
10 Alexei Ramirez, R OBP: 0.298, SLG: 0.390	K			K													4 0 1 0 0 2 1			
12 A.J. Pierzynski, L OBP: 0.301, SLG: 0.304	G5-3																4 0 2 0 0 0 1			
23 Mark Teahen, L OBP: 0.353, SLG: 0.379	K																3 0 0 0 0 1 2			
18 Brent Lillibridge, R OBP: 0.444, SLG: 0.533																	2 0 0 0 1 2 2			
22 Brent Morel, R OBP: 0.230, SLG: 0.267	K																3 0 0 0 0 1 1			
Inning Stats	R: 0 H: 0 E: 0 K: 1 S: 10	H: 0 LOB: 1 BB: 1 P: 16	R: 0 H: 0 E: 0 K: 2 S: 10	H: 0 LOB: 0 BB: 0 P: 17	R: 0 H: 0 E: 0 K: 1 S: 9	H: 0 LOB: 0 BB: 1 P: 14	R: 0 H: 0 E: 0 K: 1 S: 8	H: 0 LOB: 1 BB: 1 P: 15	R: 0 H: 1 E: 0 K: 0 S: 6	H: 1 LOB: 0 BB: 0 P: 10	R: 0 H: 1 E: 1 K: 1 S: 9	H: 1 LOB: 2 BB: 0 P: 15	R: 0 H: 1 E: 0 K: 0 S: 5	H: 1 LOB: 0 BB: 0 P: 6	R: 0 H: 1 E: 0 K: 0 S: 10	H: 1 LOB: 0 BB: 0 P: 14	1B: 5 2B: 0 3B: 0 HR: 0	SF: 0 SAC: 0 DP: 2 HBP: 0	WP: 0 PB: 0 SB: 0 CS: 1	PA: 33
PITCHER	IP WLS BF H R ER SO BB IBB HBP BLK WP HR S P ERA WHIP	8.0 W 29 4 0 0 7 3 0 0 0 0 0 64 104 0.00 0.875	1.0 S 4 1 0 0 0 0 0 0 0 0 0 10 14 0.00 1.000																	

Chicago White Sox @ Detroit Tigers
Comerica Park, Detroit, MI
Sun Apr 24 2011, 1:07 PM - 3:25 PM EDT
Att: 17,784 - Cloudy - 51 F

AB 30
R 0
H 5
RBI 0
BB 3
SO 7
LOB 13



Batter	1	2	3	4	5	6	7	8	9	AB	R	H	RBI	BB	SO	LOB	BOTTOM			
14 Austin Jackson, R OBP: 0.264, SLG: 0.289	G6-3 1B		B3														4 0 2 1 0 1 0			
25 Ryan Raburn, R OBP: 0.309, SLG: 0.452	L8		K														4 0 1 0 0 2 2			
30 Magglio Ordonez, R OBP: 0.288, SLG: 0.217	G6-3		P4														4 0 1 0 0 0 1			
24 Miguel Cabrera, R OBP: 0.458, SLG: 0.610	IBB																3 1 1 0 1 1 2			
27 Jhonny Peralta, R OBP: 0.329, SLG: 0.403	G5-3																3 0 0 0 1 1 4			
26 Brennan Boesch, L OBP: 0.427, SLG: 0.493																	4 0 2 0 0 1 0			
39 Ramon Santiago, S OBP: 0.214, SLG: 0.231																	0 0 0 0 0 0 0			
57 Casper Wells, R OBP: 0.303, SLG: 0.490	K																4 0 0 0 0 3 4			
13 Alex Avila, L OBP: 0.387, SLG: 0.589	P5																4 1 1 1 0 1 3			
15 Brandon Inge, R OBP: 0.276, SLG: 0.319	L8																3 1 1 1 0 0 3			
Inning Stats	R: 0 H: 1 E: 0 K: 0 S: 12	H: 1 LOB: 2 BB: 1 P: 19	R: 0 H: 1 E: 0 K: 1 S: 11	H: 1 LOB: 0 BB: 0 P: 15	R: 0 H: 0 E: 0 K: 1 S: 6	H: 0 LOB: 0 BB: 0 P: 9	R: 1 H: 2 E: 0 K: 1 S: 15	H: 2 LOB: 2 BB: 1 P: 27	R: 0 H: 2 E: 0 K: 3 S: 13	H: 2 LOB: 2 BB: 0 P: 21	R: 2 H: 3 E: 0 K: 2 S: 17	H: 3 LOB: 1 BB: 0 P: 22	R: 0 H: 0 E: 0 K: 2 S: 6	H: 0 LOB: 0 BB: 0 P: 9	R: 0 H: 0 E: 0 K: 2 S: 7	H: 0 LOB: 0 BB: 0 P: 10	1B: 7 2B: 2 3B: 0 HR: 0	SF: 0 SAC: 0 DP: 0 HBP: 0	WP: 1 PB: 0 SB: 0 CS: 0	PA: 35
PITCHER	IP WLS BF H R ER SO BB IBB HBP BLK WP HR S P ERA WHIP	6.0 L 29 9 3 3 8 1 0 0 0 0 6 9 0.00 0.000	1.0 3 0 0 0 0 0 0 0 0 0 0 6 9 0.00 0.000	1.0 3 0 0 0 2 0 0 0 0 0 0 7 10 0.00 0.000																

Chicago White Sox @ Detroit Tigers
Comerica Park, Detroit, MI
Sun Apr 24 2011, 1:07 PM - 3:25 PM EDT
Att: 17,784 - Cloudy - 51 F

AB 33
R 3
H 9
RBI 3
BB 2
SO 10
LOB 19



Batter	1	2	3	4	5	6	7	8	9	AB	R	H	RBI	BB	SO	LOB	TOP		
1 Juan Pierre, L OBP: 0.308, SLG: 0.293	B5-3		G1		P4		G6-3		1B	5	0	1	0	0	0	4	Chicago White Sox @ New York Yankees Yankee Stadium, Bronx, NY Tue Apr 26 2011, 7:08 PM - 10:02 PM EDT Att: 40,785 - Partly Cloudy - 70 F		
10 Alexei Ramirez, R OBP: 0.312, SLG: 0.388	1B			G5-3		1B		K	1B	4	0	2	0	1	1	0			
20 Carlos Quentin, R 18 Brent Lillibridge, R	K			L7		F8		HR	1B	3	0	0	0	0	1	2			
14 Paul Konerko, R OBP: 0.376, SLG: 0.549	CS		F9		1B		K		HR	5	1	2	2	0	1	3			
44 Adam Dunn, L OBP: 0.311, SLG: 0.283		G4-3			1B		G1-3		1B	3	0	0	0	1	1	2			
51 Alex Rios, R OBP: 0.283, SLG: 0.213		G5-3					G5-3		F8	4	1	1	0	0	0	1			
12 A.J. Pierzynski, L OBP: 0.300, SLG: 0.293			G6-3		F9				1B	3	0	1	0	1	0	1			
15 Gordon Beckham, R OBP: 0.256, SLG: 0.325			BB		1B		K		P4	3	0	1	1	1	1	3			
22 Brent Morel, R OBP: 0.212, SLG: 0.246																			
23 Mark Teahen, L OBP: 0.361, SLG: 0.387			G3		F7				K	2	0	0	0	0	0	2			
11 Omar Vizquel, S OBP: 0.357, SLG: 0.346										0	0	0	0	0	0	0			
Inning Stats	R: 0 H: 1 E: 0 K: 1 S: 8	H: 1 LOB: 0 BB: 0 P: 11	R: 0 H: 0 E: 0 K: 0 S: 6	H: 0 LOB: 0 BB: 0 P: 8	R: 0 H: 0 E: 0 K: 0 S: 9	H: 0 LOB: 1 BB: 1 P: 18	R: 0 H: 1 E: 0 K: 1 S: 11	H: 1 LOB: 1 BB: 0 P: 17	R: 1 H: 2 E: 0 K: 0 S: 8	H: 2 LOB: 1 BB: 0 P: 14	R: 0 H: 1 E: 0 K: 1 S: 10	H: 1 LOB: 2 BB: 1 P: 19	R: 2 H: 2 E: 0 K: 1 S: 18	H: 2 LOB: 2 BB: 1 P: 29	R: 0 H: 2 E: 0 K: 1 S: 10	H: 2 LOB: 2 BB: 1 P: 15	1B: 9 2B: 0 3B: 0 HR: 1	SF: 0 SAC: 0 DP: 0 HBP: 1	WP: 0 PA: 41 PB: 0 CS: 1 SB: 2
PITCHER	IP WLS BF H R ER SO BB IBB HBP BLK WP HR S P ERA WHIP																		
47 Ivan Nova, R ERA: 5.82	6.1	25	5	1	1	3	2	0	0	0	0	0	0	0	55	92	1.42	1.105	
30 David Robertson, R ERA:	0.2	3	1	0	0	1	0	0	0	0	0	0	0	8	12	0.00	1.500		
29 Rafael Soriano, R ERA: 7.84	1.0	L	7	2	2	2	1	0	1	0	0	1	18	29	18.00	3.000			
48 Boone Logan, L ERA: 3.6	0.1		2	1	0	0	0	0	0	0	0	5	6	0.00	3.000				
41 Buddy Carlyle, R ERA:	0.2		3	1	0	0	1	0	0	0	0	5	9	0.00	3.000				
Batter	1	2	3	4	5	6	7	8	9	AB	R	H	RBI	BB	SO	LOB	BOTTOM		
2 Derek Jeter, R OBP: 0.322, SLG: 0.284	K								1B	3	0	2	0	1	1	0	Chicago White Sox @ New York Yankees Yankee Stadium, Bronx, NY Tue Apr 26 2011, 7:08 PM - 10:02 PM EDT Att: 40,785 - Partly Cloudy - 70 F		
14 Curtis Granderson, L OBP: 0.338, SLG: 0.662	F8								SH1-4	3	0	0	0	0	1	2			
25 Mark Teixeira, S OBP: 0.389, SLG: 0.589										3	0	0	0	1	2	0			
26 Eduardo Nunez, R OBP: 0.338, SLG: 0.662									BB	0	0	0	0	0	0	0			
13 Alex Rodriguez, R OBP: 0.452, SLG: 0.696		G1-3							L9	4	0	0	0	0	1	2			
24 Robinson Cano, L OBP: 0.306, SLG: 0.566									L9	4	1	1	1	0	0	2			
33 Nick Swisher, S OBP: 0.328, SLG: 0.246										3	0	0	0	0	3	0			
12 Eric Chavez, L OBP: 0.440, SLG: 0.455									K	3	0	0	0	0	1	0			
11 Brett Gardner, L OBP: 0.197, SLG: 0.306									G4-3	3	1	1	1	0	1	0			
53 Gustavo Molina, R OBP: 0.388, SLG: 0.645									G1-3	2	0	0	0	0	0	0			
55 Russell Martin, R OBP: 0.388, SLG: 0.645										1	0	0	0	0	0	0			
Inning Stats	R: 0 H: 0 E: 0 K: 2 S: 8	H: 1 LOB: 0 BB: 0 P: 14	R: 1 H: 1 E: 0 K: 1 S: 9	H: 1 LOB: 0 BB: 0 P: 12	R: 0 H: 0 E: 0 K: 2 S: 8	H: 0 LOB: 1 BB: 1 P: 15	R: 0 H: 0 E: 0 K: 0 S: 7	H: 0 LOB: 0 BB: 0 P: 12	R: 1 H: 1 E: 0 K: 1 S: 6	H: 1 LOB: 0 BB: 0 P: 10	R: 0 H: 1 E: 0 K: 1 S: 7	H: 1 LOB: 0 BB: 0 P: 9	R: 0 H: 0 E: 0 K: 1 S: 8	H: 0 LOB: 2 BB: 0 P: 10	R: 0 H: 1 E: 0 K: 0 S: 9	H: 1 LOB: 2 BB: 1 P: 16	1B: 2 2B: 0 3B: 0 HR: 2	SF: 0 SAC: 1 DP: 1 HBP: 0	WP: 0 PA: 32 PB: 0 CS: 0 SB: 0
PITCHER	IP WLS BF H R ER SO BB IBB HBP BLK WP HR S P ERA WHIP																		
34 Gavin Floyd, R ERA: 3.6	8.0	W	28	4	2	2	10	1	0	0	0	0	0	0	66	102	2.25	0.625	
37 Matt Thornton, L ERA: 6.43	0.1	H	2	0	0	0	0	1	0	0	0	3	7	0.00	3.000				
46 Sergio Santos, R ERA:	0.2	S	2	0	0	0	0	0	0	0	0	3	6	0.00	0.000				

Batter	1	2	3	4	5	6	7	8	9	AB	R	H	RBI	BB	SO	LOB	TOP			
1 Juan Pierre, L (1,7) OBP: 0.297, SLG: 0.282										4	0	0	0	0	2	3				
10 Alexei Ramirez, R (1,6) OBP: 0.299, SLG: 0.371										4	0	0	0	0	0	0				
20 Carlos Quentin, R (1,9) OBP: 0.390, SLG: 0.641										3	1	3	0	0	0	0				
14 Paul Konerko, R (1,3) OBP: 0.371, SLG: 0.537										4	0	1	0	0	1	3				
44 Adam Dunn, L (1,10) OBP: 0.321, SLG: 0.297										4	0	2	1	0	2	0				
51 Alex Rios, R (1,8) OBP: 0.282, SLG: 0.207										3	0	0	0	1	0	2				
12 A.J. Pierzynski, L (1,2) OBP: 0.298, SLG: 0.291										4	0	1	0	0	1	2				
15 Gordon Beckham, R (1,4) OBP: 0.247, SLG: 0.314										3	0	0	0	0	1	3				
11 Omar Vizquel, S (1,5) OBP: 0.323, SLG: 0.310										3	0	0	0	0	0	3				
Inning Stats	R: 0 H: 1 E: 0 K: 2 S: 10	H: 1 LOB: 1 BB: 0 P: 16	R: 0 H: 2 E: 0 K: 1 S: 11	H: 2 LOB: 3 BB: 1 P: 18	R: 0 H: 0 E: 0 K: 0 S: 5	H: 0 LOB: 0 BB: 0 P: 9	R: 0 H: 0 E: 0 K: 1 S: 5	H: 0 LOB: 0 BB: 0 P: 6	R: 0 H: 3 E: 0 K: 1 S: 13	H: 3 LOB: 2 BB: 0 P: 21	R: 0 H: 0 E: 0 K: 1 S: 6	H: 0 LOB: 0 BB: 0 P: 8	R: 0 H: 1 E: 0 K: 0 S: 6	H: 1 LOB: 0 BB: 0 P: 8	R: 0 H: 0 E: 0 K: 1 S: 16	H: 0 LOB: 0 BB: 0 P: 23	1B: 6 2B: 1 3B: 0 HR: 0	SF: 0 SAC: 0 DP: 2 HBP: 1	WP: 0 PB: 0 SB: 0 CS: 0	PA: 34
PITCHER	IP WLS BF H R ER SO BB IBB HBP BLK WP HR S P ERA WHIP																			
40 Bartolo Colon, R (1,1) ERA: 2.77	8.0 W 31 7 1 1 6 1 0 1 0 0 0 0 65 99 1.12 1.000																			
42 Mariano Rivera, R (9,1) ERA: 2.31	1.0 S 3 0 0 0 1 0 0 0 0 0 0 0 16 23 0.00 0.000																			

Chicago White Sox @ New York Yankees
 Yankee Stadium, Bronx, NY
 Wed Apr 27 2011, 7:10 PM - 9:20 PM EDT
 Att: 40,586 - Cloudy - 65 F

AB 32
 R 1
 H 7
 RBI 1
 BB 1
 SO 7
 LOB 16

Batter	1	2	3	4	5	6	7	8	9	AB	R	H	RBI	BB	SO	LOB	BOTTOM			
2 Derek Jeter, R (1,6) OBP: 0.330, SLG: 0.286										3	1	1	0	1	0	0				
33 Nick Swisher, S (1,9) OBP: 0.326, SLG: 0.236										3	0	0	0	1	1	2				
25 Mark Teixeira, S (1,3) OBP: 0.387, SLG: 0.580										3	0	1	0	0	1	1				
12 Eric Chavez, L (6,PH) (9,3) OBP: 0.423, SLG: 0.435										1	0	0	0	0	0	0				
13 Alex Rodriguez, R (1,5) OBP: 0.442, SLG: 0.667										4	1	1	0	0	1	2				
24 Robinson Cano, L (1,4) OBP: 0.303, SLG: 0.586										4	1	1	3	0	0	0				
18 Andrew Jones, R (1,7) OBP: 0.316, SLG: 0.526										3	0	2	0	0	1	0				
11 Brett Gardner, L (9,7) OBP: 0.197, SLG: 0.306										0	0	0	0	0	0	0				
20 Jorge Posada, S (1,10) OBP: 0.233, SLG: 0.415										3	0	0	0	0	1	2				
55 Russell Martin, R (1,2) OBP: 0.370, SLG: 0.615										3	0	0	0	0	0	1				
14 Curtis Granderson, L (1,8) OBP: 0.325, SLG: 0.635										3	0	0	0	0	0	0				
Inning Stats	R: 3 H: 3 E: 0 K: 2 S: 12	H: 3 LOB: 1 BB: 1 P: 22	R: 0 H: 1 E: 0 K: 0 S: 11	H: 1 LOB: 1 BB: 0 P: 19	R: 0 H: 0 E: 0 K: 1 S: 8	H: 0 LOB: 0 BB: 0 P: 9	R: 0 H: 0 E: 0 K: 2 S: 10	H: 0 LOB: 0 BB: 0 P: 17	R: 0 H: 1 E: 0 K: 0 S: 8	H: 1 LOB: 2 BB: 1 P: 17	R: 0 H: 1 E: 0 K: 0 S: 5	H: 1 LOB: 0 BB: 0 P: 7	R: 0 H: 0 E: 0 K: 0 S: 6	H: 0 LOB: 0 BB: 0 P: 9	R: 0 H: 0 E: 0 K: 1 S: 16	H: 0 LOB: 0 BB: 0 P: 23	1B: 5 2B: 0 3B: 0 HR: 1	SF: 0 SAC: 0 DP: 0 HBP: 0	WP: 0 PB: 0 SB: 0 CS: 0	PA: 32
PITCHER	IP WLS BF H R ER SO BB IBB HBP BLK WP HR S P ERA WHIP																			
56 Mark Buehrle, L (1,1) ERA: 5.12	7.0 L 29 6 3 3 3 2 0 0 0 0 0 0 62 106 3.86 1.143																			
26 Jesse Crain, R (8,1) ERA: 1.59	1.0 3 0 0 0 0 0 0 0 0 0 0 0 6 9 0.00 0.000																			

Chicago White Sox @ New York Yankees
 Yankee Stadium, Bronx, NY
 Wed Apr 27 2011, 7:10 PM - 9:20 PM EDT
 Att: 40,586 - Cloudy - 65 F

AB 30
 R 3
 H 6
 RBI 3
 BB 2
 SO 5
 LOB 8

Batter	1	2	3	4	5	6	7	8	9	AB	R	H	RBI	BB	SO	LOB	TOP					
1 Brian Roberts, S OBP: 0.306, SLG: 0.427										4	2	1	0	1	1	0		<p>Baltimore Orioles @ Chicago White Sox U.S. Cellular Field, Chicago, IL Sat Apr 30 2011, 7:11 PM - 9:56 PM EDT Att: 26,122 - Cloudy - 68 F</p> <p>livebaseballscorecards.com</p> <p>AB 34 R 6 H 6 RBI 4 BB 3 SO 8 LOB 13</p>				
21 Nick Markakis, L OBP: 0.275, SLG: 0.286										5	1	1	0	0	1	2						
25 Derrek Lee, R OBP: 0.315, SLG: 0.299										3	1	0	0	2	2							
27 Vladimir Guerrero, R OBP: 0.269, SLG: 0.404										4	0	1	2	0	0	2						
30 Luke Scott, L OBP: 0.314, SLG: 0.492										3	0	1	1	0	1	1						
18 Felix Pie, L OBP: 0.250, SLG: 0.250										0	0	0	0	0	0	0						
10 Adam Jones, R OBP: 0.260, SLG: 0.414										4	0	0	0	0	1	2						
12 Mark Reynolds, R OBP: 0.253, SLG: 0.313										3	0	0	0	0	0	1						
9 Jake Fox, R OBP: 0.185, SLG: 0.320										4	0	0	0	0	2	3						
11 Robert Andino, R OBP: 0.412, SLG: 0.435										4	2	2	1	0	0	0						
Inning Stats	R: 1 E: 0 K: 1 S: 11	H: 1 LOB: 0 BB: 0 P: 19	R: 0 E: 0 K: 0 S: 9	H: 1 LOB: 1 BB: 0 P: 11	R: 1 E: 0 K: 1 S: 10	H: 1 LOB: 0 BB: 0 P: 20	R: 0 E: 0 K: 2 S: 10	H: 0 LOB: 0 BB: 0 P: 14	R: 0 E: 0 K: 1 S: 7	H: 0 LOB: 0 BB: 0 P: 12	R: 0 E: 0 K: 0 S: 8	H: 0 LOB: 0 BB: 1 P: 13	R: 0 E: 0 K: 0 S: 6	H: 0 LOB: 0 BB: 0 P: 8	R: 4 E: 1 K: 2 S: 19	H: 3 LOB: 2 BB: 1 P: 35	R: 0 E: 0 K: 1 S: 11	H: 0 LOB: 1 BB: 1 P: 19	1B: 4 2B: 1 3B: 0 HR: 1	SF: 1 SAC: 0 DP: 0 HBP: 1	WP: 3 PB: 1 SB: 2 CS: 0	PA: 39
PITCHER	IP WLS BF H R ER SO BB IBB HBP BLK WP HR S P ERA WHIP																					
41 Philip Humber, R ERA: 3.06	(1, 1) 7.0 L 26 3 2 2 5 1 0 0 0 0 2 1 61 97 2.57 0.571																					
37 Matt Thornton, L ERA: 8.54	(8, 1) 0.1 6 3 4 3 1 1 0 0 0 1 0 11 20 81.00 12.000																					
60 Jeff Gray, R ERA: 3.48	(8, 1) 1.2 7 0 0 0 2 1 0 1 0 0 0 19 34 0.00 0.600																					

Batter	1	2	3	4	5	6	7	8	9	AB	R	H	RBI	BB	SO	LOB	BOTTOM					
1 Juan Pierre, L OBP: 0.286, SLG: 0.270										4	0	0	0	0	0	1	<p>Baltimore Orioles @ Chicago White Sox U.S. Cellular Field, Chicago, IL Sat Apr 30 2011, 7:11 PM - 9:56 PM EDT Att: 26,122 - Cloudy - 68 F</p> <p>livebaseballscorecards.com</p> <p>AB 33 R 2 H 8 RBI 2 BB 2 SO 6 LOB 16</p>					
10 Alexei Ramirez, R OBP: 0.318, SLG: 0.382										4	1	3	0	0	1	0						
20 Carlos Quentin, R OBP: 0.385, SLG: 0.598										4	0	1	0	0	0	3						
14 Paul Konerko, R OBP: 0.350, SLG: 0.486										2	0	0	0	2	0	1						
44 Adam Dunn, L OBP: 0.300, SLG: 0.267										4	0	1	0	0	2	3						
51 Alex Rios, R OBP: 0.245, SLG: 0.235										3	1	1	2	0	0	2						
12 A.J. Pierzynski, L OBP: 0.293, SLG: 0.322										4	0	1	0	0	1	3						
23 Mark Teahen, L OBP: 0.378, SLG: 0.410										4	0	1	0	0	1	1						
15 Gordon Beckham, R OBP: 0.238, SLG: 0.296										4	0	0	0	0	1	2						
Inning Stats	R: 0 E: 0 K: 0 S: 8	H: 1 LOB: 1 BB: 0 P: 14	R: 0 E: 0 K: 0 S: 7	H: 0 LOB: 0 BB: 0 P: 12	R: 0 E: 0 K: 0 S: 10	H: 2 LOB: 2 BB: 0 P: 17	R: 0 E: 0 K: 0 S: 11	H: 1 LOB: 1 BB: 1 P: 20	R: 0 E: 0 K: 0 S: 5	H: 0 LOB: 0 BB: 0 P: 9	R: 1 E: 0 K: 2 S: 15	H: 2 LOB: 2 BB: 1 P: 29	R: 0 E: 0 K: 0 S: 9	H: 0 LOB: 0 BB: 0 P: 13	R: 0 E: 0 K: 1 S: 9	H: 0 LOB: 0 BB: 0 P: 14		R: 1 E: 0 K: 1 S: 16	H: 2 LOB: 1 BB: 0 P: 19	1B: 7 2B: 0 3B: 0 HR: 1	SF: 1 SAC: 0 DP: 1 HBP: 0	WP: 0 PB: 0 SB: 0 CS: 0
PITCHER	IP WLS BF H R ER SO BB IBB HBP BLK WP HR S P ERA WHIP																					
24 Chris Tillman, R ERA: 5.25	(1, 1) 5.0 W 22 6 1 1 0 2 0 0 0 0 0 0 48 88 1.80 1.600																					
51 Michael Gonzalez, L ERA: 9.82	(6, 1) 2.0 H 6 0 0 0 4 0 0 0 0 0 0 17 26 0.00 0.000																					
19 Koji Uehara, R ERA: 2.79	(8, 1) 2.0 8 2 1 1 2 0 0 0 0 0 1 25 33 4.50 1.000																					

Batter	1	2	3	4	5	6	7	8	9	AB	R	H	RBI	BB	SO	LOB	TOP										
1 Brian Roberts, S OBP: 0.310, SLG: 0.421										4	1	1	0	1	1	1	Baltimore Orioles @ Chicago White Sox U.S. Cellular Field, Chicago, IL Sun May 01 2011, 2:09 PM - 5:12 PM EDT Att: 22,029 - Partly Cloudy - 67 F										
21 Nick Markakis, L OBP: 0.274, SLG: 0.294										4	1	1	3	0	2	2											
25 Derrek Lee, R OBP: 0.304, SLG: 0.287										4	0	0	0	0	4	2											
27 Vladimir Guerrero, R OBP: 0.269, SLG: 0.398										4	0	1	0	0	0	2											
30 Luke Scott, L OBP: 0.324, SLG: 0.538										4	1	2	2	0	0	1											
10 Adam Jones, R OBP: 0.260, SLG: 0.414										0	0	0	0	0	0	0											
32 Matt Wieters, S OBP: 0.182, SLG: 0.468										4	0	0	0	0	2	2											
12 Mark Reynolds, R OBP: 0.253, SLG: 0.345										4	1	1	1	0	0	1											
18 Felix Pie, L OBP: 0.292, SLG: 0.375										4	1	2	0	0	0	0											
11 Robert Andino, R OBP: 0.417										2	1	0	0	1	1	0											
Inning Stats	R: 0 E: 0 K: 1 S: 7	H: 1 LOB: 1 BB: 0 P: 10	R: 0 E: 0 K: 0 S: 8	H: 0 LOB: 0 BB: 0 P: 15	R: 0 E: 0 K: 1 S: 7	H: 1 LOB: 1 BB: 0 P: 10	R: 1 E: 0 K: 2 S: 12	H: 1 LOB: 0 BB: 0 P: 19	R: 5 E: 0 K: 1 S: 20	H: 4 LOB: 1 BB: 2 P: 36	R: 0 E: 0 K: 0 S: 7	H: 0 LOB: 0 BB: 0 P: 10	R: 0 E: 0 K: 3 S: 10	H: 0 LOB: 0 BB: 0 P: 18	R: 0 E: 0 K: 1 S: 11	H: 1 LOB: 1 BB: 0 P: 17	R: 0 E: 0 K: 1 S: 7	H: 0 LOB: 0 BB: 0 P: 12	1B: 4 2B: 1 3B: 1 HR: 2	SF: 0 SAC: 1 DP: 0 HBP: 0	WP: 0 PB: 0 SB: 1 CS: 0	PA: 37					
PITCHER	IP	WLS	BF	H	R	ER	SO	BB	IBB	HBP	BLK	WP	HR	S	P	ERA	WHIP										
34 Gavin Floyd, R ERA: 4.39	6.0	L	27	7	6	6	5	2	0	0	0	0	0	10	18	9.00	1.500										
26 Jesse Crain, R ERA: 4.15	1.0		3	0	0	0	3	0	0	0	0	0	0	11	17	0.00	1.000										
77 Will Ohman, L ERA: 7.45	1.0		4	1	0	0	1	0	0	0	0	0	0	7	12	0.00	0.000										
46 Sergio Santos, R ERA:	1.0		3	0	0	0	1	0	0	0	0	0	0														

Batter	1	2	3	4	5	6	7	8	9	AB	R	H	RBI	BB	SO	LOB	BOTTOM										
1 Juan Pierre, L OBP: 0.306, SLG: 0.274										2	0	1	0	3	0	0	Baltimore Orioles @ Chicago White Sox U.S. Cellular Field, Chicago, IL Sun May 01 2011, 2:09 PM - 5:12 PM EDT Att: 22,029 - Partly Cloudy - 67 F										
10 Alexei Ramirez, R OBP: 0.322, SLG: 0.371										3	0	0	0	2	0	3											
20 Carlos Quentin, R OBP: 0.377, SLG: 0.579										5	0	1	0	0	0	4											
14 Paul Konerko, R OBP: 0.361, SLG: 0.486										4	0	2	1	1	1	2											
51 Alex Rios, R OBP: 0.235, SLG: 0.223										5	0	0	0	0	1	8											
27 Ramon Castro, R OBP: 0.269, SLG: 0.400										2	0	0	0	1	0	0											
12 A.J. Pierzynski, L OBP: 0.287, SLG: 0.315										2	0	0	0	0	0	2											
18 Brent Lillibridge, R OBP: 0.307, SLG: 0.643										3	1	1	1	0	1	2											
23 Mark Teahen, L OBP: 0.370, SLG: 0.400										1	0	0	0	0	0	0											
15 Gordon Beckham, R OBP: 0.257, SLG: 0.317										3	2	2	0	1	0	0											
22 Brent Morel, R OBP: 0.205, SLG: 0.250										3	0	0	0	0	0	2											
44 Adam Dunn, L OBP: 0.308, SLG: 0.316										1	1	1	2	0	0	0											
11 Omar Vizquel, S OBP: 0.323, SLG: 0.310										0	0	0	0	0	0	0											
Inning Stats	R: 0 E: 0 K: 0 S: 14	H: 1 LOB: 2 BB: 1 P: 22	R: 0 E: 0 K: 1 S: 9	H: 1 LOB: 0 BB: 0 P: 15	R: 0 E: 0 K: 0 S: 7	H: 1 LOB: 0 BB: 0 P: 10	R: 0 E: 0 K: 0 S: 7	H: 0 LOB: 0 BB: 0 P: 11	R: 1 E: 0 K: 0 S: 13	H: 1 LOB: 1 BB: 1 P: 19	R: 0 E: 0 K: 0 S: 9	H: 1 LOB: 2 BB: 1 P: 19	R: 1 E: 0 K: 0 S: 16	H: 1 LOB: 3 BB: 3 P: 32	R: 2 E: 0 K: 0 S: 8	H: 1 LOB: 0 BB: 1 P: 18	R: 0 E: 0 K: 2 S: 12	H: 1 LOB: 2 BB: 1 P: 24	1B: 5 2B: 1 3B: 0 HR: 2	SF: 0 SAC: 0 DP: 1 HBP: 0	WP: 0 PB: 0 SB: 0 CS: 0	PA: 42					
PITCHER	IP	WLS	BF	H	R	ER	SO	BB	IBB	HBP	BLK	WP	HR	S	P	ERA	WHIP										
53 Zack Britton, L ERA: 2.63	6.0	W	25	5	1	1	1	3	0	0	0	0	0	10	20	27.00	9.000										
49 Jason Berken, R ERA: 5.4	0.1		4	1	1	1	0	2	0	0	0	0	0	14	30	10.80	1.800										
43 Jim Johnson, R ERA: 4.73	1.2	H	8	1	2	2	0	2	0	0	0	0	0	12	24	0.00	2.000										
63 Kevin Gregg, R ERA: 2.7	1.0	S	5	1	0	0	2	1	0	0	0	0	0														

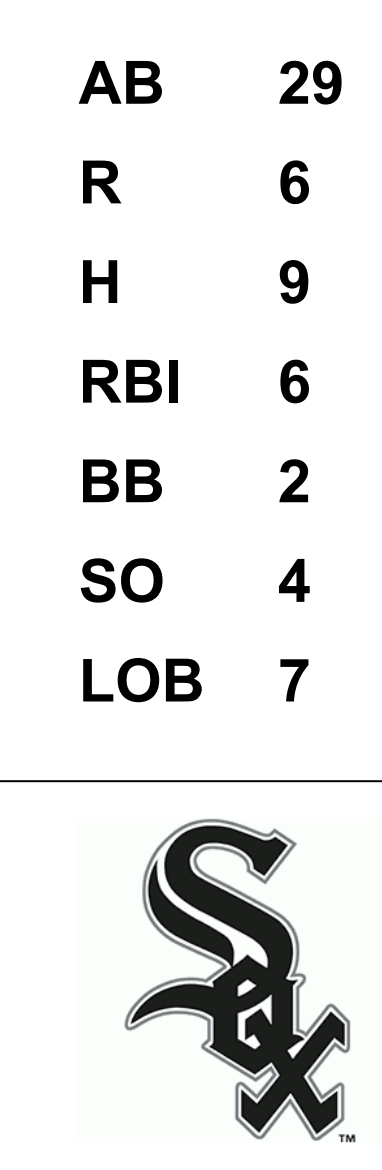


Batter	1	2	3	4	5	6	7	8	9	AB	R	H	RBI	BB	SO	LOB	TOP				
1 Brian Roberts, S OBP: 0.298, SLG: 0.402	F9		F8	F7			G4-3		G6-3	5	0	0	0	0	0	2	<p>Baltimore Orioles @ Chicago White Sox U.S. Cellular Field, Chicago, IL Mon May 02 2011, 8:10 PM - 10:54 PM EDT Att: 18,007 - Cloudy - 42 F</p>				
21 Nick Markakis, L OBP: 0.285, SLG: 0.302	F7		F7				P5		HBP	4	0	2	0	0	0	0					
3 Cesar Izturis, S OBP: 0.273, SLG: 0.200	1B									0	1	0	0	0	0	0					
25 Derrek Lee, R OBP: 0.325, SLG: 0.333	1B									4	1	3	2	1	0	1					
27 Vladimir Guerrero, R OBP: 0.274, SLG: 0.398	G6-4-3			BB						5	0	2	0	0	0	3					
30 Luke Scott, L OBP: 0.316, SLG: 0.507		G4-3		K						4	0	0	0	1	2	2					
10 Adam Jones, R OBP: 0.277, SLG: 0.435										5	0	3	0	0	2	2					
12 Mark Reynolds, R OBP: 0.252, SLG: 0.352										4	0	1	0	0	3	3					
32 Matt Wieters, S OBP: 0.326, SLG: 0.456										2	0	0	0	2	1	2					
11 Robert Andino, R OBP: 0.397, SLG: 0.392										3	0	0	0	1	1	4					
Inning Stats	R: 0 H: 2 E: 0 K: 0 S: 8	H: 2 LOB: 1 BB: 0 P: 11	R: 0 H: 1 E: 0 K: 1 S: 9	H: 1 LOB: 2 BB: 1 P: 15	R: 0 H: 1 E: 0 K: 1 S: 12	H: 1 LOB: 2 BB: 1 P: 22	R: 0 H: 1 E: 0 K: 1 S: 10	H: 1 LOB: 0 BB: 0 P: 18	R: 0 H: 1 E: 0 K: 0 S: 6	H: 1 LOB: 0 BB: 0 P: 9	R: 0 H: 1 E: 0 K: 1 S: 11	H: 1 LOB: 2 BB: 1 P: 21	R: 0 H: 1 E: 0 K: 3 S: 12	H: 1 LOB: 1 BB: 0 P: 15	R: 2 H: 2 E: 0 K: 2 S: 19	H: 2 LOB: 2 BB: 1 P: 40	1B: 8 2B: 2 3B: 0 HR: 1	SF: 0 SAC: 0 DP: 2 HBP: 1	WP: 0 PB: 0 SB: 1 CS: 0	PA: 42	
PITCHER	IP WLS BF H R ER SO BB IBB HBP BLK WP HR S P ERA WHIP	IP WLS BF H R ER SO BB IBB HBP BLK WP HR S P ERA WHIP	IP WLS BF H R ER SO BB IBB HBP BLK WP HR S P ERA WHIP	IP WLS BF H R ER SO BB IBB HBP BLK WP HR S P ERA WHIP	IP WLS BF H R ER SO BB IBB HBP BLK WP HR S P ERA WHIP	IP WLS BF H R ER SO BB IBB HBP BLK WP HR S P ERA WHIP	IP WLS BF H R ER SO BB IBB HBP BLK WP HR S P ERA WHIP	IP WLS BF H R ER SO BB IBB HBP BLK WP HR S P ERA WHIP	IP WLS BF H R ER SO BB IBB HBP BLK WP HR S P ERA WHIP	IP WLS BF H R ER SO BB IBB HBP BLK WP HR S P ERA WHIP	IP WLS BF H R ER SO BB IBB HBP BLK WP HR S P ERA WHIP	IP WLS BF H R ER SO BB IBB HBP BLK WP HR S P ERA WHIP	IP WLS BF H R ER SO BB IBB HBP BLK WP HR S P ERA WHIP	IP WLS BF H R ER SO BB IBB HBP BLK WP HR S P ERA WHIP	IP WLS BF H R ER SO BB IBB HBP BLK WP HR S P ERA WHIP	IP WLS BF H R ER SO BB IBB HBP BLK WP HR S P ERA WHIP	IP WLS BF H R ER SO BB IBB HBP BLK WP HR S P ERA WHIP	IP WLS BF H R ER SO BB IBB HBP BLK WP HR S P ERA WHIP	IP WLS BF H R ER SO BB IBB HBP BLK WP HR S P ERA WHIP	IP WLS BF H R ER SO BB IBB HBP BLK WP HR S P ERA WHIP	IP WLS BF H R ER SO BB IBB HBP BLK WP HR S P ERA WHIP

AB	36
R	2
H	11
RBI	2
BB	5
SO	9
LOB	19



Batter	1	2	3	4	5	6	7	8	9	AB	R	H	RBI	BB	SO	LOB	BOTTOM				
1 Juan Pierre, L OBP: 0.307, SLG: 0.276	L8		CS			SH2-3	CS	G4-3		3	0	1	1	0	0	0	<p>Baltimore Orioles @ Chicago White Sox U.S. Cellular Field, Chicago, IL Mon May 02 2011, 8:10 PM - 10:54 PM EDT Att: 18,007 - Cloudy - 42 F</p>				
10 Alexei Ramirez, R OBP: 0.326, SLG: 0.370	F7		CS		P3			14 HR		3	1	1	0	1	0	0					
44 Adam Dunn, L OBP: 0.305, SLG: 0.304					G3					3	0	0	0	1	1	1					
14 Paul Konerko, R OBP: 0.365, SLG: 0.545		G5-3								3	2	2	4	0	0	0					
20 Carlos Quentin, R OBP: 0.373, SLG: 0.568		P2			P4					4	0	1	0	0	1	2					
12 A.J. Pierzynski, L OBP: 0.286, SLG: 0.312										4	0	1	0	0	0	0					
51 Alex Rios, R OBP: 0.244, SLG: 0.262										4	2	2	1	0	0	2					
23 Mark Teahen, L OBP: 0.347, SLG: 0.372										3	0	0	0	0	2	1					
22 Brent Morel, R OBP: 0.205, SLG: 0.250										0	0	0	0	0	0	0					
15 Gordon Beckham, R OBP: 0.268, SLG: 0.320										2	1	1	0	0	0	1					
Inning Stats	R: 0 H: 0 E: 0 K: 1 S: 10	H: 0 LOB: 0 BB: 0 P: 14	R: 1 H: 2 E: 0 K: 1 S: 13	H: 2 LOB: 0 BB: 0 P: 18	R: 1 H: 1 E: 0 K: 0 S: 13	H: 1 LOB: 0 BB: 0 P: 20	R: 0 H: 0 E: 0 K: 0 S: 8	H: 0 LOB: 0 BB: 0 P: 11	R: 1 H: 1 E: 0 K: 1 S: 12	H: 1 LOB: 2 BB: 2 P: 24	R: 1 H: 1 E: 0 K: 1 S: 10	H: 1 LOB: 0 BB: 0 P: 14	R: 2 H: 4 E: 0 K: 0 S: 15	H: 4 LOB: 2 BB: 0 P: 22	1B: 6 2B: 0 3B: 0 HR: 3	SF: 1 SAC: 1 DP: 0 HBP: 1	WP: 0 PB: 0 SB: 1 CS: 2	PA: 36			
PITCHER	IP WLS BF H R ER SO BB IBB HBP BLK WP HR S P ERA WHIP	IP WLS BF H R ER SO BB IBB HBP BLK WP HR S P ERA WHIP	IP WLS BF H R ER SO BB IBB HBP BLK WP HR S P ERA WHIP	IP WLS BF H R ER SO BB IBB HBP BLK WP HR S P ERA WHIP	IP WLS BF H R ER SO BB IBB HBP BLK WP HR S P ERA WHIP	IP WLS BF H R ER SO BB IBB HBP BLK WP HR S P ERA WHIP	IP WLS BF H R ER SO BB IBB HBP BLK WP HR S P ERA WHIP	IP WLS BF H R ER SO BB IBB HBP BLK WP HR S P ERA WHIP	IP WLS BF H R ER SO BB IBB HBP BLK WP HR S P ERA WHIP	IP WLS BF H R ER SO BB IBB HBP BLK WP HR S P ERA WHIP	IP WLS BF H R ER SO BB IBB HBP BLK WP HR S P ERA WHIP	IP WLS BF H R ER SO BB IBB HBP BLK WP HR S P ERA WHIP	IP WLS BF H R ER SO BB IBB HBP BLK WP HR S P ERA WHIP	IP WLS BF H R ER SO BB IBB HBP BLK WP HR S P ERA WHIP	IP WLS BF H R ER SO BB IBB HBP BLK WP HR S P ERA WHIP	IP WLS BF H R ER SO BB IBB HBP BLK WP HR S P ERA WHIP	IP WLS BF H R ER SO BB IBB HBP BLK WP HR S P ERA WHIP	IP WLS BF H R ER SO BB IBB HBP BLK WP HR S P ERA WHIP	IP WLS BF H R ER SO BB IBB HBP BLK WP HR S P ERA WHIP	IP WLS BF H R ER SO BB IBB HBP BLK WP HR S P ERA WHIP	IP WLS BF H R ER SO BB IBB HBP BLK WP HR S P ERA WHIP



Batter	1	2	3	4	5	6	7	8	9	AB	R	H	RBI	BB	SO	LOB	TOP					
2 Denard Span, L OBP: 0.346, SLG: 0.371										3	2	2	0	1	0	0	Minnesota Twins @ Chicago White Sox U.S. Cellular Field, Chicago, IL Wed May 04 2011, 2:11 PM - 4:39 PM EDT Att: 18,028 - Sunny - 50 F					
20 Matt Tolbert, S OBP: 0.196, SLG: 0.260										2	1	1	0	1	0	0						
33 Justin Morneau, L OBP: 0.274, SLG: 0.310										4	0	0	0	0	0	3						
16 Jason Kubel, L OBP: 0.395, SLG: 0.524										3	0	1	2	0	0	0						
5 Michael Cuddyer, R OBP: 0.294, SLG: 0.350										3	0	1	0	1	0	1						
23 Rene Tosoni, L OBP: 0.289, SLG: 0.208										4	0	1	1	0	0	0						
22 Danny Valencia, R OBP: 0.301, SLG: 0.327										3	0	1	0	1	0	2						
41 Drew Butera, R OBP: 0.156, SLG: 0.148										4	0	1	0	0	0	2						
12 Alexi Casilla, S OBP: 0.244, SLG: 0.268										4	0	0	0	0	1	3						
Inning Stats	R: 1 E: 0 K: 0 S: 10	H: 1 LOB: 1 BB: 1 P: 18	R: 0 E: 1 K: 0 S: 12	H: 1 LOB: 1 BB: 0 P: 21	R: 0 E: 0 K: 0 S: 8	H: 0 LOB: 0 BB: 0 P: 12	R: 0 E: 0 K: 0 S: 5	H: 1 LOB: 0 BB: 0 P: 7	R: 0 E: 0 K: 0 S: 6	H: 1 LOB: 0 BB: 0 P: 11	R: 2 E: 0 K: 0 S: 9	H: 3 LOB: 2 BB: 1 P: 15	R: 0 E: 0 K: 0 S: 7	H: 1 LOB: 1 BB: 1 P: 12	R: 0 E: 0 K: 0 S: 7	H: 1 LOB: 0 BB: 0 P: 10		R: 0 E: 0 K: 1 S: 11	H: 0 LOB: 1 BB: 1 P: 24	1B: 7 2B: 1 3B: 0 HR: 0	SF: 1 SAC: 1 DP: 0 HBP: 0	WP: 0 PB: 0 SB: 0 CS: 3
PITCHER	IP: 8.0 WLS: L BF: 32	H: 8 R: 3 ER: 3 SO: 0	BB: 2 IBB: 1 HBP: 0 BLK: 0	WP: 0 HR: 0 S: 64 P: 106	ERA: 3.83 WHIP: 1.250	IP: 1.0 WLS: 4 BF: 4	H: 0 R: 0 ER: 0 SO: 1	BB: 1 IBB: 0 HBP: 0 BLK: 0	WP: 0 HR: 0 S: 11 P: 24	ERA: 0.00 WHIP: 1.000												

Batter	1	2	3	4	5	6	7	8	9	AB	R	H	RBI	BB	SO	LOB	BOTTOM								
1 Juan Pierre, L OBP: 0.316, SLG: 0.270										5	0	1	0	0	0	4	Minnesota Twins @ Chicago White Sox U.S. Cellular Field, Chicago, IL Wed May 04 2011, 2:11 PM - 4:39 PM EDT Att: 18,028 - Sunny - 50 F								
10 Alexei Ramirez, R OBP: 0.315, SLG: 0.362										4	1	1	0	0	1	2									
44 Adam Dunn, L OBP: 0.301, SLG: 0.282										2	0	0	0	2	0	0									
15 Gordon Beckham, R OBP: 0.261, SLG: 0.311										0	0	0	0	0	0	0									
14 Paul Konerko, R OBP: 0.368, SLG: 0.530										1	0	0	1	2	0	0									
20 Carlos Quentin, R OBP: 0.368, SLG: 0.543										3	0	0	0	0	0	4									
12 A.J. Pierzynski, L OBP: 0.275, SLG: 0.299										4	0	0	0	0	0	4									
51 Alex Rios, R OBP: 0.254, SLG: 0.298										4	1	3	1	0	0	2									
23 Mark Teahen, L OBP: 0.353, SLG: 0.364										1	0	0	0	1	0	0									
18 Brent Lillibridge, R OBP: 0.424, SLG: 0.643										0	0	0	0	0	0	0									
11 Omar Vizquel, S OBP: 0.314, SLG: 0.303										4	0	1	0	0	0	5									
Inning Stats	R: 0 E: 0 K: 0 S: 7	H: 1 LOB: 0 BB: 0 P: 12	R: 0 E: 0 K: 0 S: 6	H: 0 LOB: 0 BB: 1 P: 13	R: 1 E: 0 K: 1 S: 9	H: 1 LOB: 1 BB: 1 P: 16	R: 0 E: 0 K: 0 S: 10	H: 0 LOB: 2 BB: 2 P: 21	R: 0 E: 0 K: 0 S: 8	H: 1 LOB: 0 BB: 0 P: 11	R: 0 E: 0 K: 0 S: 16	H: 0 LOB: 0 BB: 0 P: 22	R: 0 E: 0 K: 0 S: 12	H: 1 LOB: 2 BB: 0 P: 20	R: 1 E: 0 K: 0 S: 8	H: 1 LOB: 1 BB: 1 P: 15	R: 0 E: 0 K: 0 S: 10	H: 1 LOB: 2 BB: 0 P: 17	1B: 4 2B: 2 3B: 0 HR: 1	SF: 1 SAC: 0 DP: 2 HBP: 3	WP: 0 PB: 1 SB: 0 CS: 1	PA: 37			
PITCHER	IP: 6.2 WLS: W BF: 25	H: 4 R: 1 ER: 1 SO: 0	BB: 4 IBB: 0 HBP: 1 BLK: 0	WP: 0 HR: 1 S: 64 P: 107	ERA: 1.35 WHIP: 1.200	IP: 0.1 WLS: H BF: 2	H: 0 R: 0 ER: 0 SO: 0	BB: 0 IBB: 0 HBP: 0 BLK: 0	WP: 0 HR: 0 S: 4 P: 8	ERA: 0.00 WHIP: 0.000	IP: 0.1 WLS: H BF: 3	H: 1 R: 1 ER: 1 SO: 0	BB: 1 IBB: 0 HBP: 0 BLK: 0	WP: 0 HR: 0 S: 4 P: 10	ERA: 0.00 WHIP: 6.000	IP: 1.2 WLS: S BF: 7	H: 1 R: 0 ER: 0 SO: 0	BB: 0 IBB: 0 HBP: 1 BLK: 0	WP: 0 HR: 1 S: 14 P: 22	ERA: 0.00 WHIP: 0.600					



Batter	1	2	3	4	5	6	7	8	9	AB	R	H	RBI	BB	SO	LOB	TOP			
1 Juan Pierre, L OBP: 0.324, SLG: 0.288	F7			44 F9 14 SF8 10 1B				SH5-4		3	1	2	0	0	0	0	Chicago White Sox @ Seattle Mariners Safeco Field, Seattle, WA Fri May 06 2011, 7:11 PM - 9:38 PM PDT Att: 31,914 - Roof Closed - 52 F			
10 Alexei Ramirez, R OBP: 0.313, SLG: 0.358	G5-3					K		FC6-5-2 44 BB		4	0	1	0	0	1	2				
44 Adam Dunn, L OBP: 0.308, SLG: 0.276	P6			F9						2	0	0	0	2	0	2				
14 Paul Konerko, R OBP: 0.358, SLG: 0.517		G5-3		SF8				G1-3		3	0	0	1	0	1	4				
20 Carlos Quentin, R OBP: 0.365, SLG: 0.558		P3		G4-3						4	1	1	1	0	0	1				
12 A.J. Pierzynski, L OBP: 0.284, SLG: 0.287		G5-3			F7					4	0	0	0	0	0	0				
51 Alex Rios, R OBP: 0.284, SLG: 0.288			F7		G4-3					4	0	0	0	0	1	0				
23 Mark Teahen, L OBP: 0.333, SLG: 0.340			K		G4-3					3	0	0	0	0	2	0				
15 Gordon Beckham, R OBP: 0.263, SLG: 0.321			P4			K2-3		SH5-4 10 2B		3	0	1	0	0	1	0				
Inning Stats	R: 0 E: 0 K: 0 S: 5	H: 0 LOB: 0 BB: 0 P: 9	R: 0 E: 0 K: 0 S: 6	H: 0 LOB: 0 BB: 0 P: 9	R: 0 E: 0 K: 1 S: 8	H: 0 LOB: 0 BB: 0 P: 12	R: 1 E: 0 K: 0 S: 9	H: 2 LOB: 1 BB: 0 P: 13	R: 0 E: 0 K: 3 S: 14	H: 1 LOB: 2 BB: 1 P: 23	R: 1 E: 0 K: 1 S: 7	H: 1 LOB: 0 BB: 0 P: 10	R: 0 E: 0 K: 0 S: 7	H: 1 LOB: 2 BB: 1 P: 13	R: 0 E: 0 K: 1 S: 9	H: 0 LOB: 0 BB: 0 P: 13		1B: 2 2B: 2 3B: 0 HR: 1	SF: 1 SAC: 1 DP: 0 HBP: 0	WP: 0 PB: 0 SB: 0 CS: 0
PITCHER 34 Félix Hernández, R ERA: 3.02	IP: 9.0 WLS: W BF: 34 H: 5 R: 2 ER: 2 SO: 6 BB: 2 IBB: 0 HBP: 0 BLK: 0 WP: 0 HR: 1 S: 70 P: 109 ERA: 2.00 WHIP: 0.778																			

Batter	1	2	3	4	5	6	7	8	9	AB	R	H	RBI	BB	SO	LOB	BOTTOM				
51 Ichiro Suzuki, L OBP: 0.356, SLG: 0.348	L8		G3			9 SH5-3 15 2B		F7		3	1	0	0	1	0	1	Chicago White Sox @ Seattle Mariners Safeco Field, Seattle, WA Fri May 06 2011, 7:11 PM - 9:38 PM PDT Att: 31,914 - Roof Closed - 52 F				
9 Chone Figgins, S OBP: 0.270, SLG: 0.316	FC6-4 30 BB		P5			SH5-3		15 S 2B		2	0	1	0	1	0	1					
15 Milton Bradley, S OBP: 0.318, SLG: 0.366	K		K			30 G4-3 17 2B		K		4	1	1	1	0	3	3					
12 Ryan Langerhans, L OBP: 0.317, SLG: 0.346	K		K			G4-3		K		0	0	0	0	0	0	0					
30 Miguel Olivo, R OBP: 0.236, SLG: 0.280	FC6-4		L5			G4-3		K		4	0	0	0	0	1	3					
17 Justin Smoak, S OBP: 0.413, SLG: 0.576		29 FC3-4-6 BB		K				P4		3	0	1	1	1	1	0					
29 Jack Cust, L OBP: 0.381, SLG: 0.242	FC3-4-6		K			G4-3		55 F8 26 1B		4	0	1	0	0	1	2					
4 Adam Kennedy, L OBP: 0.311, SLG: 0.420				K				26 1B 26 DI 1B		0	1	0	0	0	0	0					
2 Jack Wilson, R OBP: 0.278, SLG: 0.270	L5		L5			F9		F7		4	0	1	0	0	0	1					
55 Michael Saunders, L OBP: 0.242, SLG: 0.276	G4-3		G4-3			F7		P6		4	0	0	0	0	0	3					
26 Brendan Ryan, R OBP: 0.270, SLG: 0.247			51 G3 2B			G6-3		G6-3		4	0	2	1	0	0	0					
Inning Stats	R: 0 E: 0 K: 1 S: 12	H: 0 LOB: 1 BB: 1 P: 19	R: 0 E: 0 K: 0 S: 7	H: 0 LOB: 1 BB: 1 P: 13	R: 0 E: 0 K: 1 S: 9	H: 1 LOB: 0 BB: 0 P: 13	R: 0 E: 0 K: 2 S: 9	H: 0 LOB: 0 BB: 0 P: 13	R: 0 E: 0 K: 0 S: 5	H: 0 LOB: 0 BB: 0 P: 8	R: 2 E: 0 K: 0 S: 10	H: 2 LOB: 1 BB: 1 P: 18	R: 0 E: 0 K: 0 S: 6	H: 0 LOB: 0 BB: 0 P: 9	R: 0 E: 0 K: 2 S: 13	H: 1 LOB: 3 BB: 0 P: 17	R: 1 E: 0 K: 0 S: 11	H: 3 LOB: 3 2B: 4 3B: 0 HR: 0	SF: 0 SAC: 1 DP: 0 HBP: 0	WP: 0 PB: 0 SB: 1 CS: 0	PA: 36
PITCHER 41 Philip Humber, R ERA: 2.97 37 Matt Thornton, L ERA: 7.36	IP: 7.0 WLS: L BF: 9 H: 4 R: 1 ER: 1 SO: 2 BB: 0 IBB: 0 HBP: 0 BLK: 0 WP: 0 HR: 0 S: 24 P: 37 ERA: 5.40 WHIP: 2.400																				

AB	30
R	2
H	5
RBI	2
BB	2
SO	6
LOB	9

AB	32
R	3
H	7
RBI	3
BB	3
SO	6
LOB	14



Batter	1	2	3	4	5	6	7	8	9	AB	R	H	RBI	BB	SO	LOB	TOP	
1 Juan Pierre, L (1, 7) OBP: 0.340, SLG: 0.297										3	1	2	1	0	0	2		
10 Alexei Ramirez, R (1, 6) OBP: 0.309, SLG: 0.347										4	0	0	0	1	0	8		
44 Adam Dunn, L (1, 10) OBP: 0.313, SLG: 0.297										4	1	2	1	0	1	2		
14 Paul Konerko, R (1, 3) OBP: 0.362, SLG: 0.516										4	0	2	1	0	0	2		
23 Mark Teahen, L (9, PH) OBP: 0.345, SLG: 0.354										1	0	1	1	0	0	0		
20 Carlos Quentin, R (1, 9) OBP: 0.252, SLG: 0.536										5	0	0	0	0	1	4		
12 A.J. Pierzynski, L (1, 2) OBP: 0.252, SLG: 0.274										5	0	0	0	0	0	4		
51 Alex Rios, R (1, 8) OBP: 0.289, SLG: 0.320										4	2	4	0	0	0	0		
15 Gordon Beckham, R (1, 4) OBP: 0.279, SLG: 0.336										4	2	3	1	0	0	1		
22 Brent Morel, R (1, 5) OBP: 0.225, SLG: 0.278										4	0	3	1	0	0	1		
Inning Stats	R: 1 H: 3 E: 0 K: 0 S: 13	H: 3 LOB: 1 BB: 0 P: 17	R: 0 H: 1 E: 0 K: 0 S: 6	H: 1 LOB: 0 BB: 0 P: 9	R: 0 H: 2 E: 0 K: 1 S: 8	H: 2 LOB: 1 BB: 0 P: 10	R: 2 H: 3 E: 0 K: 0 S: 16	H: 3 LOB: 2 BB: 0 P: 24	R: 0 H: 0 E: 0 K: 1 S: 6	H: 0 LOB: 0 BB: 0 P: 8	R: 0 H: 1 E: 0 K: 0 S: 16	H: 1 LOB: 1 BB: 0 P: 21	R: 1 H: 2 E: 0 K: 0 S: 8	H: 2 LOB: 2 BB: 1 P: 17	1B: 14 2B: 4 3B: 0 HR: 0	SF: 1 2B: 4 3B: 0 HBP: 2	WP: 0 PB: 0 SB: 0 CS: 1	PA: 43
PITCHER	IP WLS BF H R ER SO BB IBB HBP BLK WP HR S P ERA WHIP																	
58 Doug Fister, R (1, 1) ERA: 3.4	5.2 L 27 14 5 5 1 0 0 0 1 0 0 0 0 59 80 7.94 2.471																	
32 Aaron Laffey, L (6, 1) ERA: 1.55	1.1 5 0 0 0 1 0 0 0 1 0 0 0 0 11 15 0.00 0.000																	
57 Dan Cortes, R (8, 1) ERA:	1.0 4 1 0 0 0 0 0 0 0 0 0 0 0 16 21 0.00 1.000																	
54 Tom Wilhelmson, R (9, 1) ERA: 5.99	1.0 6 2 1 1 0 1 0 0 0 0 0 0 0 8 17 9.00 3.000																	

Chicago White Sox @ Seattle Mariners
Safeco Field, Seattle, WA
Sat May 07 2011, 6:11 PM - 8:49 PM PDT
Att: 26,294 - Roof Closed - 51 F

livebaseballscorecards.com

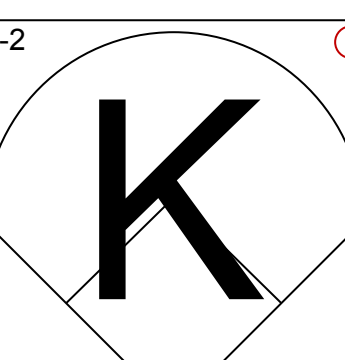
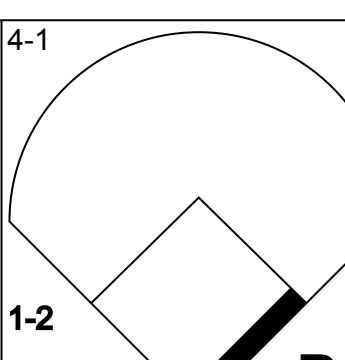
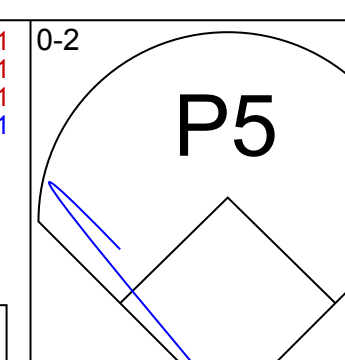
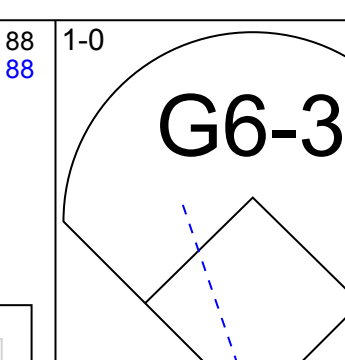
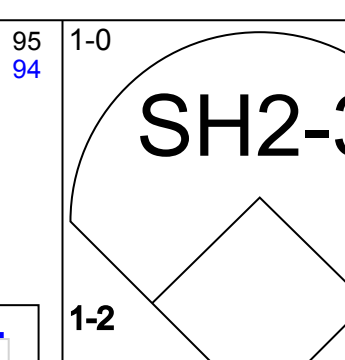
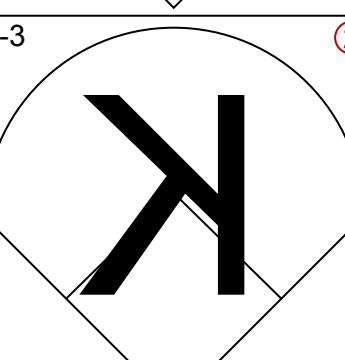
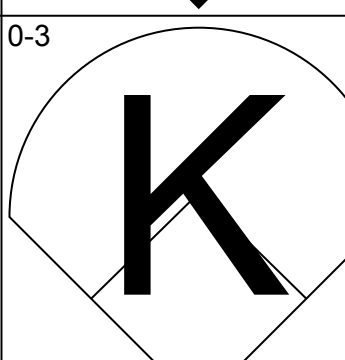
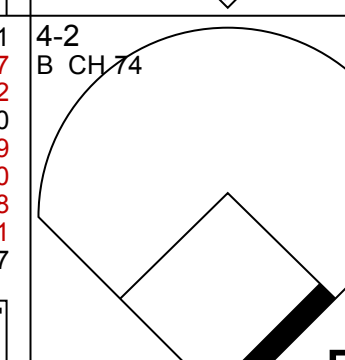
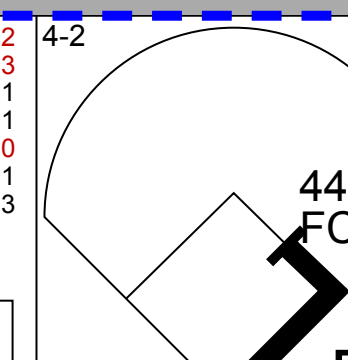
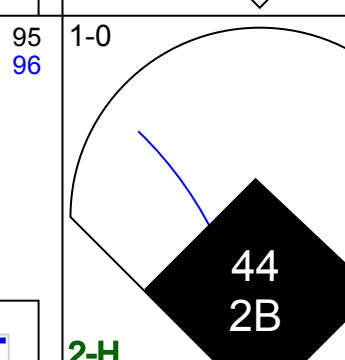
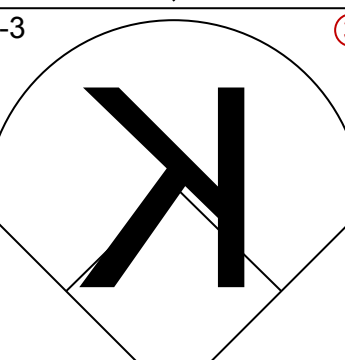
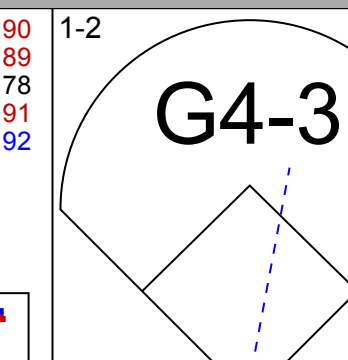
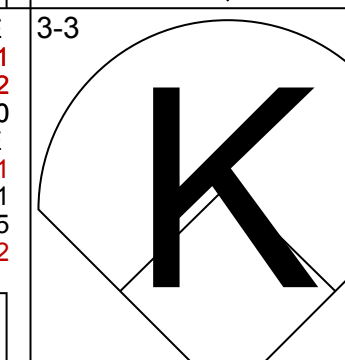
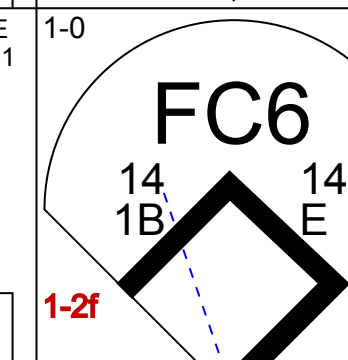
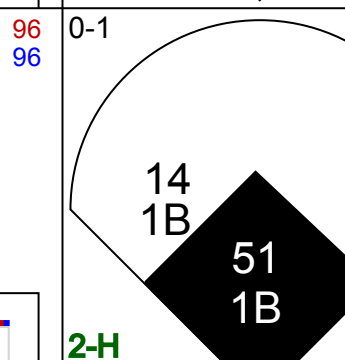
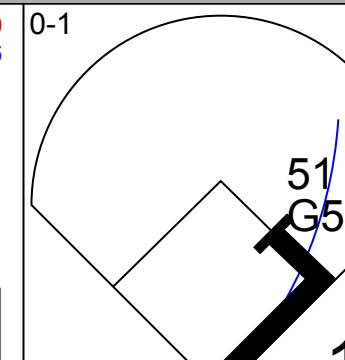
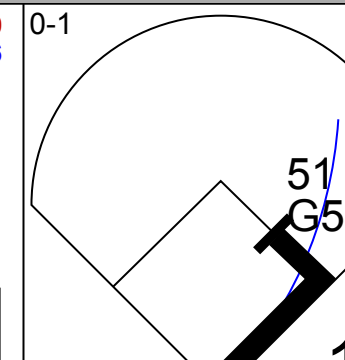
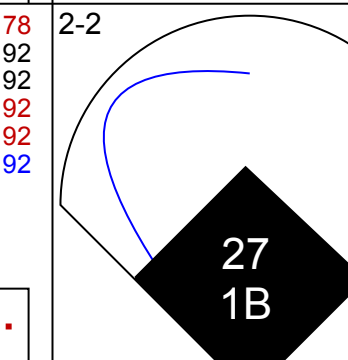
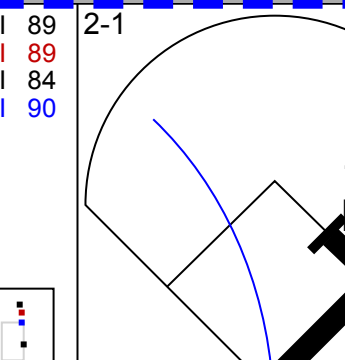
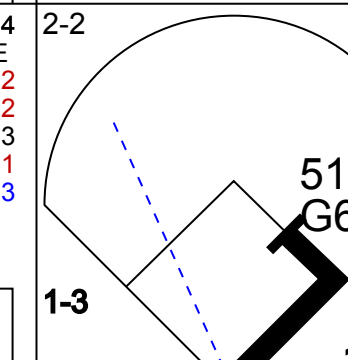
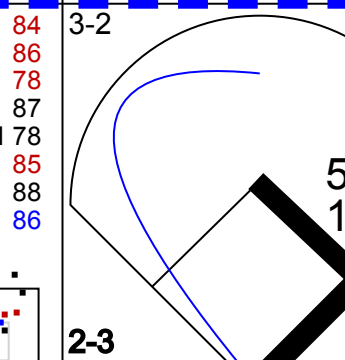
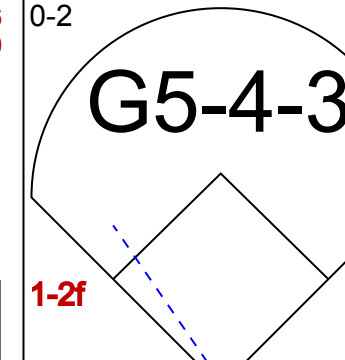
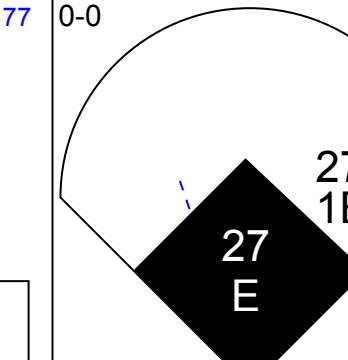
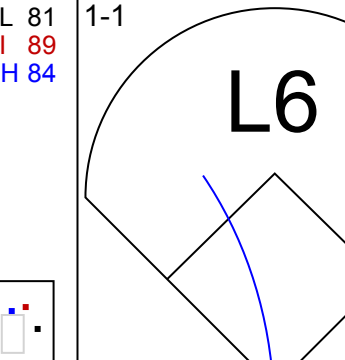
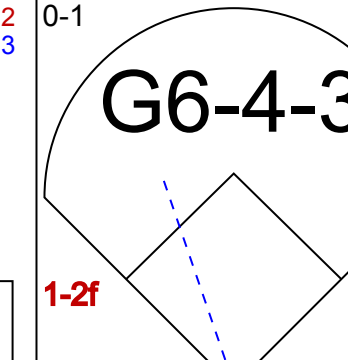
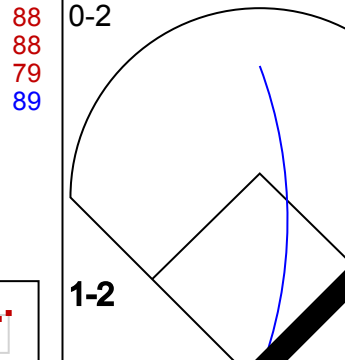
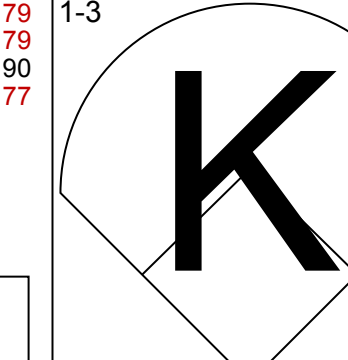
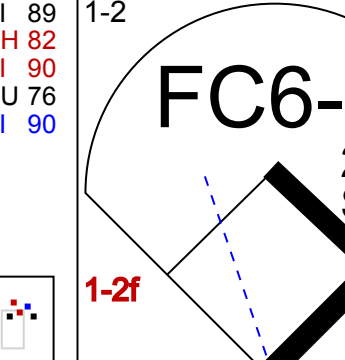
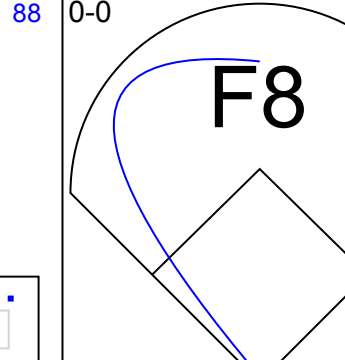

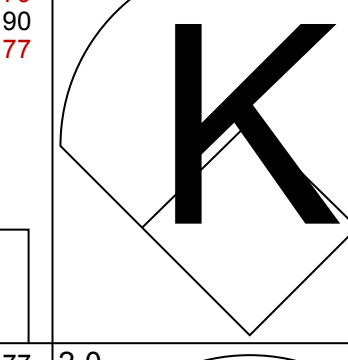
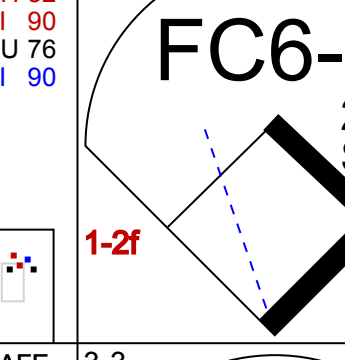
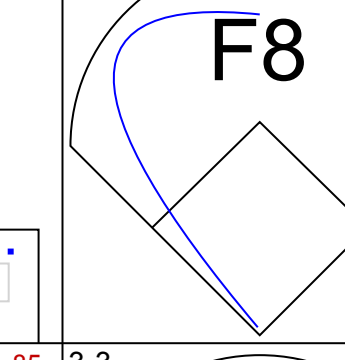
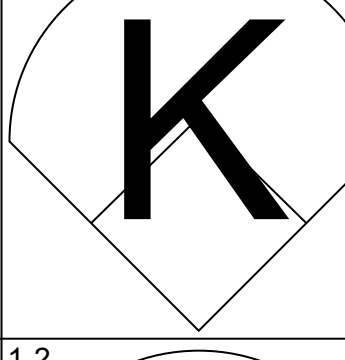
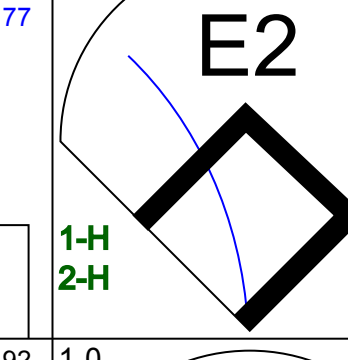
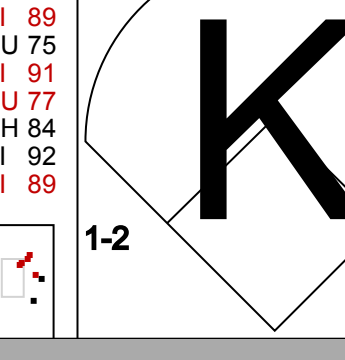
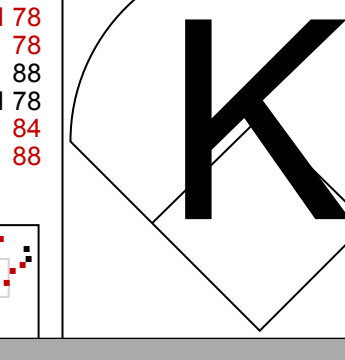
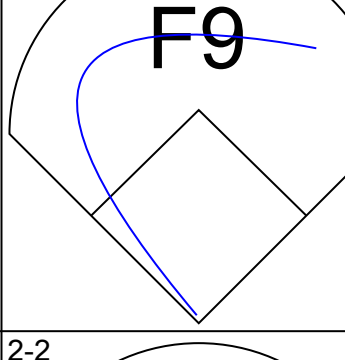
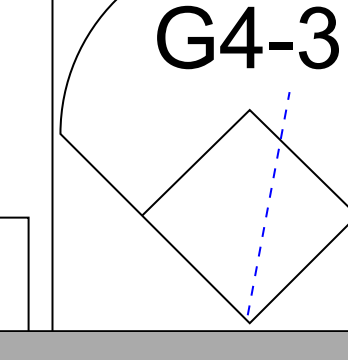
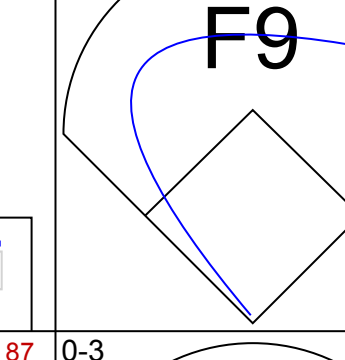


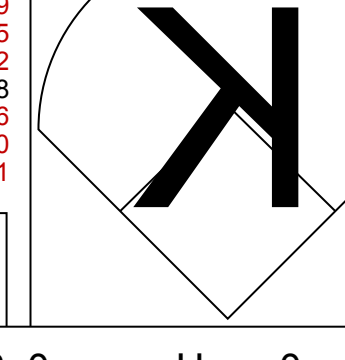
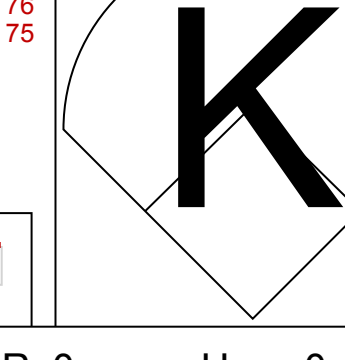
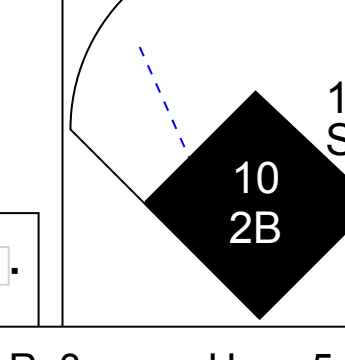
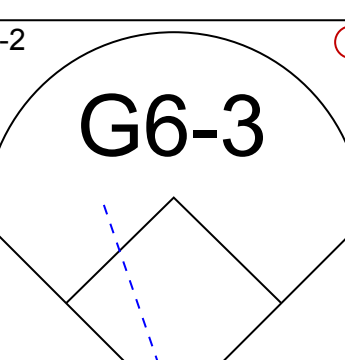
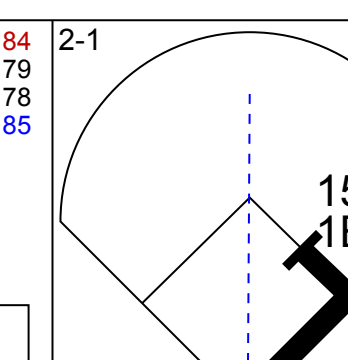
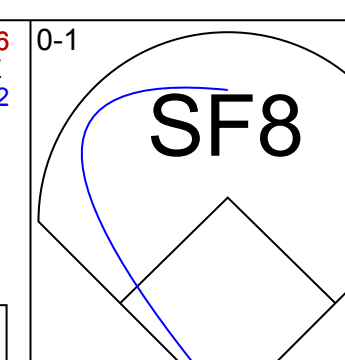
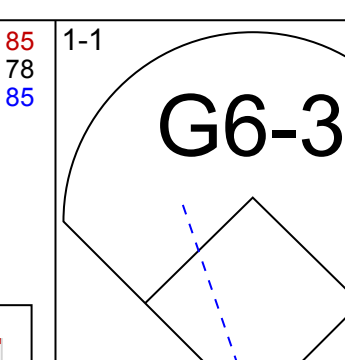
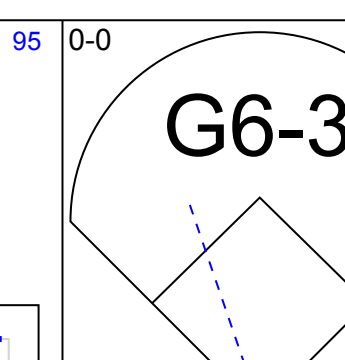
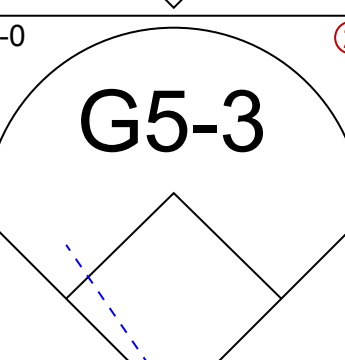
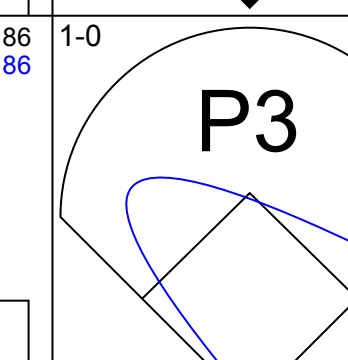
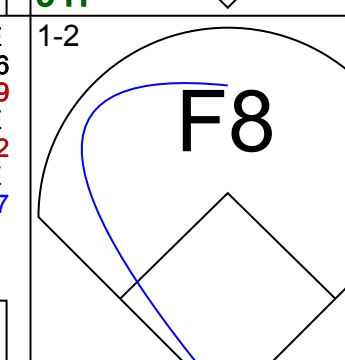
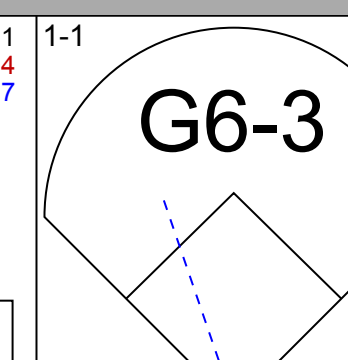
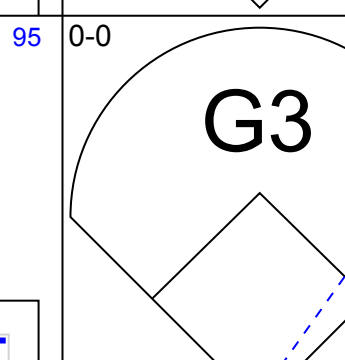
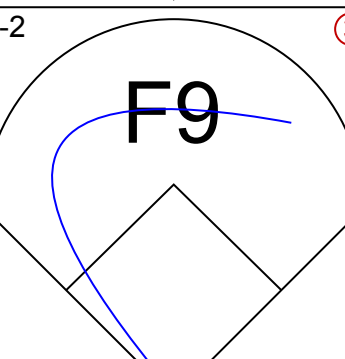
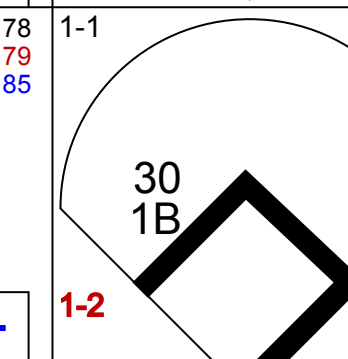
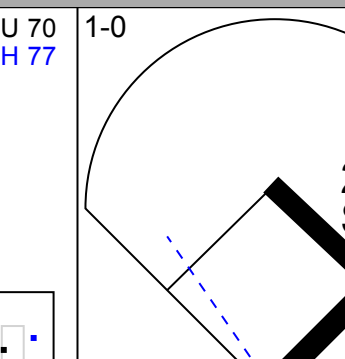
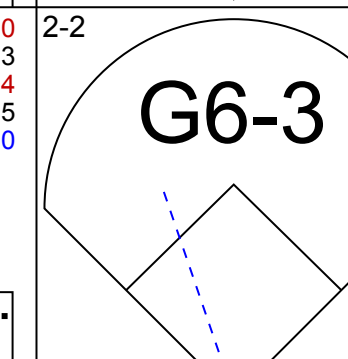

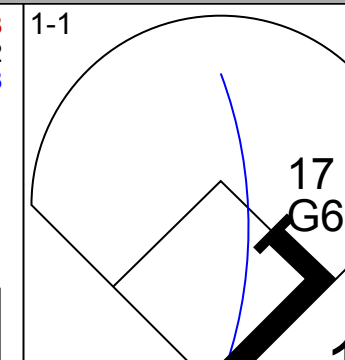
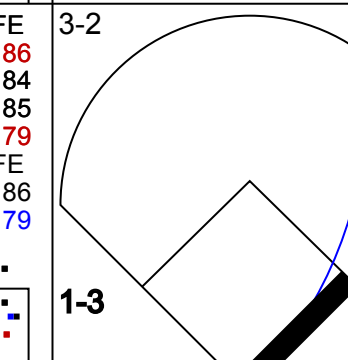
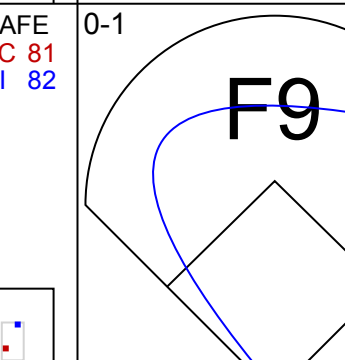
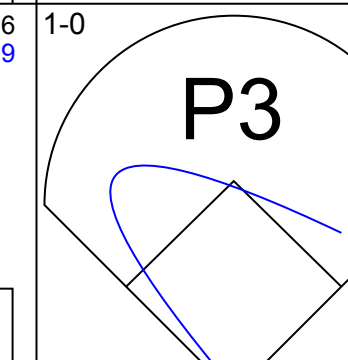
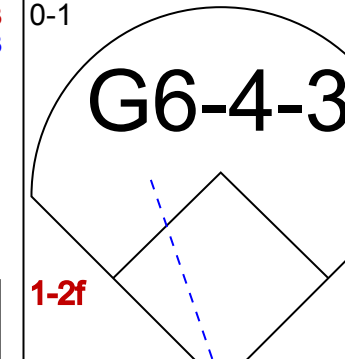
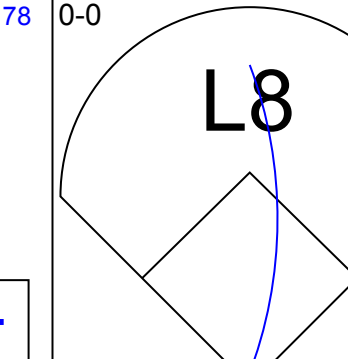
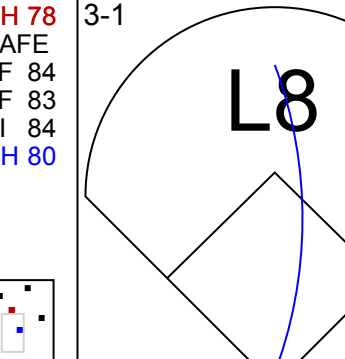
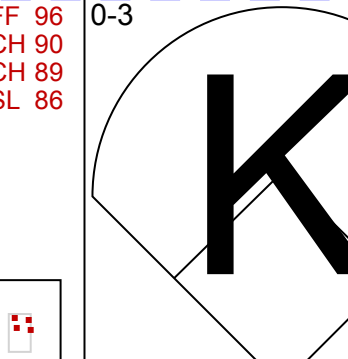


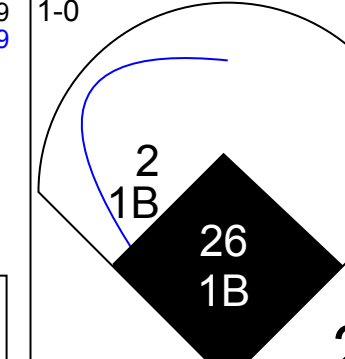




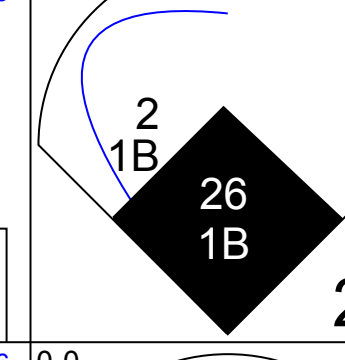


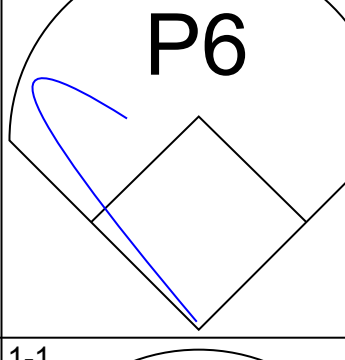

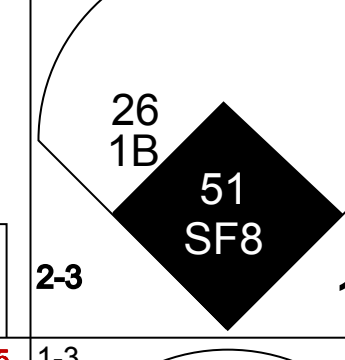
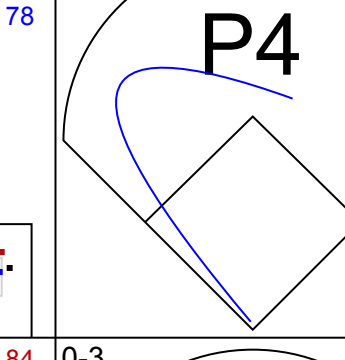

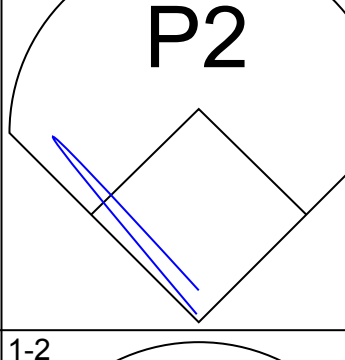
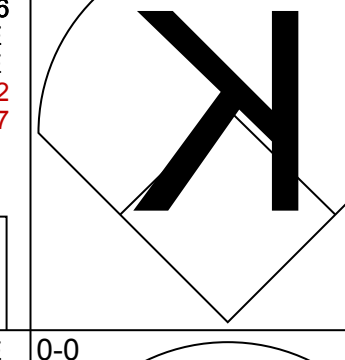
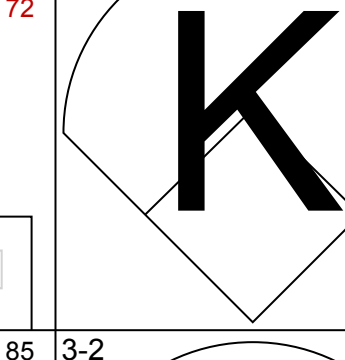
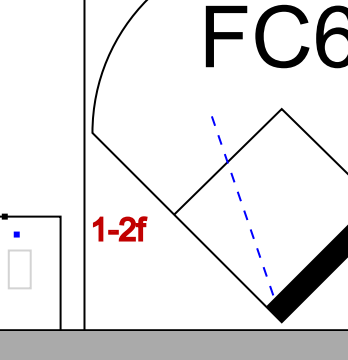

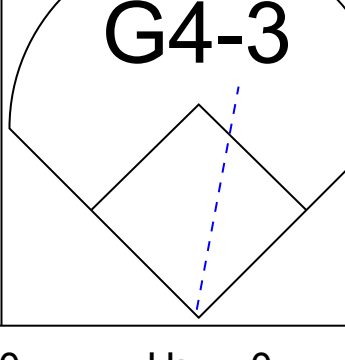
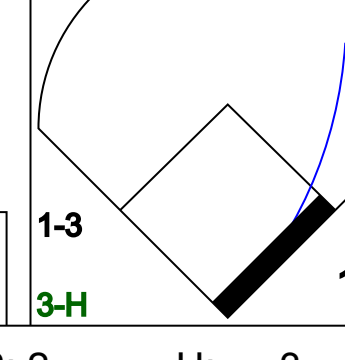
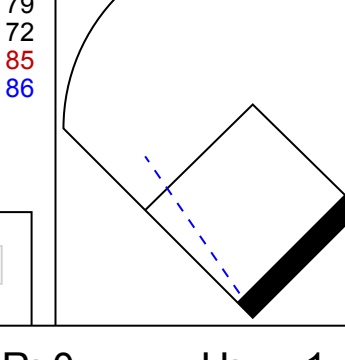

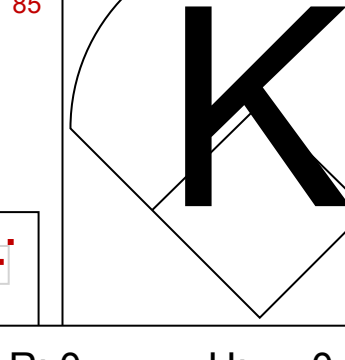
AB 38
R 6
H 17
RBI 6
BB 1
SO 2
LOB 24

Batter	1	2	3	4	5	6	7	8	9	AB	R	H	RBI	BB	SO	LOB	BOTTOM			
51 Ichiro Suzuki, L (1, 9) OBP: 0.359, SLG: 0.352										4	0	2	0	0	0	0				
9 Chone Figgins, S (1, 5) OBP: 0.289, SLG: 0.308										3	0	0	0	1	0	2				
15 Milton Bradley, S (1, 7) OBP: 0.306, SLG: 0.351										4	0	0	0	0	2	3				
4 Adam Kennedy, L (1, 4) OBP: 0.295, SLG: 0.397										4	0	0	0	0	0	3				
17 Justin Smoak, S (1, 3) OBP: 0.407, SLG: 0.558										3	0	0	0	1	1	1				
29 Jack Cust, L (1, 10) OBP: 0.358, SLG: 0.235										3	0	0	0	1	2	1				
26 Brendan Ryan, R (1, 6) OBP: 0.272, SLG: 0.250										3	0	1	0	0	0	0				
55 Michael Saunders, L (1, 8) OBP: 0.235, SLG: 0.267										3	0	0	0	0	1	2				
5 Chris Gimenez, R (1, 2) OBP: 0.346, SLG: 0.227										3	0	0	0	0	1	2				
Inning Stats	R: 0 H: 1 E: 0 K: 1 S: 12	H: 1 LOB: 1 BB: 0 P: 17	R: 0 H: 1 E: 0 K: 2 S: 13	H: 1 LOB: 2 BB: 1 P: 24	R: 0 H: 0 E: 0 K: 2 S: 9	H: 0 LOB: 0 BB: 0 P: 14	R: 0 H: 1 E: 0 K: 0 S: 6	H: 1 LOB: 1 BB: 0 P: 8	R: 0 H: 0 E: 0 K: 1 S: 6	H: 0 LOB: 0 BB: 1 P: 11	R: 0 H: 0 E: 0 K: 0 S: 6	H: 0 LOB: 0 BB: 0 P: 10	R: 0 H: 0 E: 0 K: 0 S: 3	H: 0 LOB: 0 BB: 0 P: 5	R: 0 H: 0 E: 0 K: 1 S: 10	H: 0 LOB: 1 BB: 1 P: 18	1B: 3 2B: 0 3B: 0 HR: 0	SF: 0 2B: 0 3B: 0 HBP: 0	WP: 0 PB: 0 SB: 1 CS: 0	PA: 33
PITCHER	IP WLS BF H R ER SO BB IBB HBP BLK WP HR S P ERA WHIP																			
34 Gavin Floyd, R (1, 1) ERA: 3.67	8.0 W 29 3 0 0 0 2 0 0 0 0 0 0 0 62 99 0.00 0.625																			
57 Ramon Pena, R (9, 1) ERA: 8.71	1.0 4 0 0 0 1 1 0 0 0 0 0 0 0 10 18 0.00 1.000																			

Chicago White Sox @ Seattle Mariners
Safeco Field, Seattle, WA
Sat May 07 2011, 6:11 PM - 8:49 PM PDT
Att: 26,294 - Roof Closed - 51 F

livebaseballscorecards.com

AB 30
R 0
H 3
RBI 0
BB 3
SO 7
LOB 14

Batter	1	2	3	4	5	6	7	8	9	10	AB	R	H	RBI	BB	SO	LOB	TOP							
1 Juan Pierre, L OBP: 0.338, SLG: 0.290											3	0	0	0	1	1	0								
10 Alexei Ramirez, R OBP: 0.319, SLG: 0.354											3	1	1	1	2	2	2								
44 Adam Dunn, L OBP: 0.308, SLG: 0.302											5	1	1	1	0	2	2								
14 Paul Konerko, R OBP: 0.384, SLG: 0.543											5	1	5	0	0	0	0								
51 Alex Rios, R OBP: 0.273, SLG: 0.323											5	1	2	1	0	0	4								
18 Brent Lillibridge, R OBP: 0.389, SLG: 0.581											3	0	0	0	0	2	3								
23 Mark Teahen, L OBP: 0.333, SLG: 0.349											2	0	0	0	0	1	2								
27 Ramon Castro, R OBP: 0.265, SLG: 0.344											5	0	1	1	0	3	3								
15 Gordon Beckham, R OBP: 0.270, SLG: 0.325											4	0	0	0	0	1	1								
22 Brent Morel, R OBP: 0.238, SLG: 0.289											4	1	2	0	0	2	0								
Inning Stats	R: 0 E: 0 K: 3 S: 11	H: 0 LOB: 0 BB: 0 P: 15	R: 0 E: 0 K: 1 S: 8	H: 1 LOB: 0 BB: 0 P: 9	R: 0 E: 0 K: 2 S: 17	H: 1 LOB: 2 BB: 1 P: 25	R: 2 E: 1 K: 2 S: 14	H: 3 LOB: 1 BB: 1 P: 21	R: 0 E: 0 K: 1 S: 20	H: 1 LOB: 1 BB: 0 P: 30	R: 0 E: 0 K: 1 S: 13	H: 0 LOB: 0 BB: 0 P: 7	R: 0 E: 1 K: 0 S: 10	H: 1 LOB: 1 BB: 1 P: 17	R: 0 E: 0 K: 2 S: 9	H: 0 LOB: 0 BB: 0 P: 14	R: 3 E: 0 K: 1 S: 20	H: 5 LOB: 2 BB: 0 P: 29	1B: 9 2B: 3 3B: 0 HR: 0	SF: 0 SAC: 1 DP: 2 HBP: 0	WP: 0 PB: 0 SB: 1 CS: 0	PA: 43			
PITCHER	IP 5.0	WLS 7	BF 21	H 5	R 2	ER 1	SO 9	BB 2	IBB 0	HBP 0	BLK 0	WP 0	HR 0	S 70	P 100	ERA 1.80	WHIP 1.400								
45 Erik Bedard, L ERA: 4.78	2.0	7	1	0	0	2	0	0	0	0	0	0	0	19	27	0.00	0.500								
39 David Pauley, R ERA: 1.4	1.0	4	1	0	0	0	1	0	0	0	0	0	0	10	17	0.00	2.000								
50 Jamey Wright, R ERA: 1.17	1.1	L	7	3	3	3	2	0	0	0	0	0	0	14	22	20.25	2.250								
43 Brandon League, R ERA: 3.77	0.2	4	2	0	0	1	0	0	0	0	0	0	0	15	21	0.00	3.000								
32 Aaron Laffey, L ERA: 1.59																									
PITCHER	IP 8.0	WLS 31	BF 9	H 2	R 2	ER 2	SO 3	BB 0	IBB 0	HBP 0	BLK 0	WP 0	HR 0	S 66	P 99	ERA 2.25	WHIP 1.125								
56 Mark Buehrle, L ERA: 4.05	2.0	W	7	0	0	0	3	1	0	0	0	0	0	0	17	23	0.00	0.500							
46 Sergio Santos, R ERA:																									
Batter	1	2	3	4	5	6	7	8	9	10	AB	R	H	RBI	BB	SO	LOB	BOTTOM							
51 Ichiro Suzuki, L OBP: 0.354, SLG: 0.349											4	0	1	1	0	0	1								
1 Luis Antonio Rodriguez, S OBP: 0.296, SLG: 0.348											5	0	0	0	0	0	2								
15 Milton Bradley, S OBP: 0.313, SLG: 0.356											4	0	2	0	0	0	0								
30 Miguel Olivo, R OBP: 0.246, SLG: 0.288											4	0	2	0	0	0	1								
17 Justin Smoak, S OBP: 0.353, SLG: 0.535											4	0	0	0	0	1	4								
29 Jack Cust, L OBP: 0.362, SLG: 0.248											3	1	1	0	1	1	1								
4 Adam Kennedy, L OBP: 0.295, SLG: 0.397											0	0	0	0	0	0	0								
2 Jack Wilson, R OBP: 0.277, SLG: 0.269												4	1	1	0	0	1								
55 Michael Saunders, L OBP: 0.225, SLG: 0.255												4	0	0	0	0	2	3							
26 Brendan Ryan, R OBP: 0.280, SLG: 0.280												4	0	2	1	0	1	0							
Inning Stats	R: 0 E: 0 K: 0 S: 8	H: 0 LOB: 0 BB: 0 P: 12	R: 0 E: 0 K: 0 S: 6	H: 1 LOB: 0 BB: 0 P: 7	R: 0 E: 0 K: 0 S: 8	H: 0 LOB: 0 BB: 0 P: 10	R: 0 E: 0 K: 0 S: 9	H: 3 LOB: 2 BB: 0 P: 16	R: 2 E: 0 K: 1 S: 11	H: 3 LOB: 1 BB: 0 P: 14	R: 0 E: 0 K: 1 S: 10	H: 1 LOB: 1 BB: 0 P: 15	R: 0 E: 0 K: 2 S: 12	H: 0 LOB: 1 BB: 0 P: 18	R: 0 E: 0 K: 1 S: 5	H: 0 LOB: 0 BB: 0 P: 5	1B: 8 2B: 1 3B: 0 HR: 0	SF: 1 SAC: 0 DP: 1 HBP: 0	WP: 0 PB: 0 SB: 1 CS: 0	PA: 38					
PITCHER	IP 8.0	WLS 31	BF 9	H 2	R 2	ER 2	SO 3	BB 0	IBB 0	HBP 0	BLK 0	WP 0	HR 0	S 66	P 99	ERA 2.25	WHIP 1.125								

Chicago White Sox @ Seattle Mariners
Safeco Field, Seattle, WA
Sun May 08 2011, 1:11 PM - 4:20 PM PDT
Att: 26,082 - Cloudy - 51 F

AB 39
R 5
H 12
RBI 4
BB 3
SO 14
LOB 17



Chicago White Sox @ Seattle Mariners
Safeco Field, Seattle, WA
Sun May 08 2011, 1:11 PM - 4:20 PM PDT
Att: 26,082 - Cloudy - 51 F

AB 36
R 2
H 9
RBI 2
BB 1
SO 6
LOB 13



Batter	1	2	3	4	5	6	7	8	9	AB	R	H	RBI	BB	SO	LOB	TOP								
1 Juan Pierre, L OBP: 0.327, SLG: 0.279	G4-3		L7		F8	F7		K		5	0	0	0	0	1	0									
10 Alexei Ramirez, R OBP: 0.322, SLG: 0.379	K		L4		14 BB 20 2B		HR	F7		5	2	2	1	0	1	0									
44 Adam Dunn, L OBP: 0.320, SLG: 0.320	14 FC6-4 BB		14 BB 20 2B		K		20 HR	G6-3		4	2	2	0	1	1	1									
14 Paul Konerko, R OBP: 0.391, SLG: 0.538	FC6-4		20 2B		20 2B		20 HR			3	1	1	0	2	0	1									
20 Carlos Quentin, R OBP: 0.363, SLG: 0.581 18 Brent Lillibridge, R OBP: 0.379, SLG: 0.563		P4								4	1	3	5	0	0	0									
12 A.J. Pierzynski, L OBP: 0.295, SLG: 0.273			1-3 2-H				HR			1	0	0	0	0	0	0									
51 Alex Rios, R OBP: 0.266, SLG: 0.313										4	1	1	0	1	0	2									
15 Gordon Beckham, R (1, 4)										4	0	0	0	0	1	4									
22 Trevor Bell, R ERA: 3.86 45 Francisco Rodriguez, R ERA: 4.61										4	1	2	2	0	2	0									
22 Brent Morel, R OBP: 0.227, SLG: 0.276										4	0	0	0	0	0	1									
Inning Stats	R: 0 E: 0 K: 1 S: 8	H: 0 LOB: 1 BB: 1 P: 12	R: 2 E: 0 K: 0 S: 10	H: 2 LOB: 0 BB: 0 P: 11	R: 1 E: 0 K: 0 S: 13	H: 3 LOB: 2 BB: 0 P: 17	R: 0 E: 0 K: 1 S: 9	H: 0 LOB: 0 BB: 0 P: 14	R: 1 E: 0 K: 2 S: 17	H: 2 LOB: 3 BB: 2 P: 30	R: 0 E: 0 K: 1 S: 13	H: 0 LOB: 1 BB: 1 P: 18	R: 4 E: 0 K: 0 S: 14	H: 4 LOB: 1 BB: 1 P: 22	R: 0 E: 0 K: 1 S: 7	H: 0 LOB: 0 BB: 0 P: 10	R: 0 E: 0 K: 0 S: 8	H: 0 LOB: 0 BB: 0 P: 11	1B: 4 2B: 4 3B: 0 HR: 3	SF: 0 SAC: 0 DP: 0 HBP: 0	WP: 0 PB: 0 SB: 0 CS: 0	PA: 42			
PITCHER	IP WLS BF H R ER SO BB IBB HBP BLK WP HR S P ERA WHIP	IP WLS BF H R ER SO BB IBB HBP BLK WP HR S P ERA WHIP	IP WLS BF H R ER SO BB IBB HBP BLK WP HR S P ERA WHIP	IP WLS BF H R ER SO BB IBB HBP BLK WP HR S P ERA WHIP	IP WLS BF H R ER SO BB IBB HBP BLK WP HR S P ERA WHIP	IP WLS BF H R ER SO BB IBB HBP BLK WP HR S P ERA WHIP	IP WLS BF H R ER SO BB IBB HBP BLK WP HR S P ERA WHIP	IP WLS BF H R ER SO BB IBB HBP BLK WP HR S P ERA WHIP	IP WLS BF H R ER SO BB IBB HBP BLK WP HR S P ERA WHIP	IP WLS BF H R ER SO BB IBB HBP BLK WP HR S P ERA WHIP	IP WLS BF H R ER SO BB IBB HBP BLK WP HR S P ERA WHIP	IP WLS BF H R ER SO BB IBB HBP BLK WP HR S P ERA WHIP	IP WLS BF H R ER SO BB IBB HBP BLK WP HR S P ERA WHIP	IP WLS BF H R ER SO BB IBB HBP BLK WP HR S P ERA WHIP	IP WLS BF H R ER SO BB IBB HBP BLK WP HR S P ERA WHIP	IP WLS BF H R ER SO BB IBB HBP BLK WP HR S P ERA WHIP	IP WLS BF H R ER SO BB IBB HBP BLK WP HR S P ERA WHIP	IP WLS BF H R ER SO BB IBB HBP BLK WP HR S P ERA WHIP	IP WLS BF H R ER SO BB IBB HBP BLK WP HR S P ERA WHIP	IP WLS BF H R ER SO BB IBB HBP BLK WP HR S P ERA WHIP	IP WLS BF H R ER SO BB IBB HBP BLK WP HR S P ERA WHIP	IP WLS BF H R ER SO BB IBB HBP BLK WP HR S P ERA WHIP	IP WLS BF H R ER SO BB IBB HBP BLK WP HR S P ERA WHIP	IP WLS BF H R ER SO BB IBB HBP BLK WP HR S P ERA WHIP	IP WLS BF H R ER SO BB IBB HBP BLK WP HR S P ERA WHIP

Chicago White Sox @ Los Angeles Angels
Angel Stadium of Anaheim, Anaheim, CA
Mon May 09 2011, 7:07 PM - 9:36 PM PDT
Att: 38,561 - Partly Cloudy - 59 F

AB	38
R	8
H	11
RBI	8
BB	4
SO	6
LOB	9



Batter	1	2	3	4	5	6	7	8	9	AB	R	H	RBI	BB	SO	LOB	BOTTOM								
2 Erick Aybar, S OBP: 0.368, SLG: 0.451	F7		K			53 S 1B		K		4	0	1	0	0	2	1									
53 Bobby Abreu, L OBP: 0.392, SLG: 0.351 5 Jeff Mathis, R OBP: 0.217, SLG: 0.303	G4-3		6 G3 48 S 1B			48 G6-4-3 BB		G4-3		2	0	1	0	1	0	0									
48 Toni Hunter, R OBP: 0.314, SLG: 0.350 46 Bobby Wilson, R OBP: 0.273, SLG: 0.300	F9									3	0	0	0	0	1	3									
6 Alberto Callaspo, S OBP: 0.353, SLG: 0.388										1	0	1	0	0	0	2									
10 Vernon Wells, R OBP: 0.224, SLG: 0.303 47 Howie Kendrick, R OBP: 0.361, SLG: 0.517										2	0	1	0	0	0	1									
16 Hank Conger, L OBP: 0.348, SLG: 0.484										2	0	0	0	0	0	1									
44 Mark Trumbo, R OBP: 0.296, SLG: 0.486										3	0	0	0	0	0	2									
28 Alexi Amarista, L OBP: 0.188, SLG: 0.214										3	0	0	0	0	1	0									
25 Peter Bourjos, R OBP: 0.348, SLG: 0.460										2	0	0	0	1	2	0									
Inning Stats	R: 0 E: 0 K: 0 S: 5	H: 2 LOB: 1 BB: 0 P: 13	R: 0 E: 0 K: 2 S: 8	H: 0 LOB: 0 BB: 0 P: 12	R: 0 E: 0 K: 1 S: 11	H: 1 LOB: 1 BB: 0 P: 17	R: 0 E: 0 K: 1 S: 9	H: 0 LOB: 0 BB: 0 P: 13	R: 0 E: 0 K: 1 S: 9	H: 1 LOB: 1 BB: 1 P: 19	R: 0 E: 0 K: 0 S: 11	H: 1 LOB: 1 BB: 0 P: 16	R: 0 E: 0 K: 1 S: 13	H: 0 LOB: 1 BB: 1 P: 21	R: 0 E: 0 K: 0 S: 8	H: 1 LOB: 1 BB: 0 P: 14	1B: 5 2B: 2 3B: 0 HR: 0	SF: 0 SAC: 0 DP: 2 HBP: 0	WP: 0 PB: 0 SB: 2 CS: 0	PA: 33					
PITCHER	IP WLS BF H R ER SO BB IBB HBP BLK WP HR S P ERA WHIP	IP WLS BF H R ER SO BB IBB HBP BLK WP HR S P ERA WHIP	IP WLS BF H R ER SO BB IBB HBP BLK WP HR S P ERA WHIP	IP WLS BF H R ER SO BB IBB HBP BLK WP HR S P ERA WHIP	IP WLS BF H R ER SO BB IBB HBP BLK WP HR S P ERA WHIP	IP WLS BF H R ER SO BB IBB HBP BLK WP HR S P ERA WHIP	IP WLS BF H R ER SO BB IBB HBP BLK WP HR S P ERA WHIP	IP WLS BF H R ER SO BB IBB HBP BLK WP HR S P ERA WHIP	IP WLS BF H R ER SO BB IBB HBP BLK WP HR S P ERA WHIP	IP WLS BF H R ER SO BB IBB HBP BLK WP HR S P ERA WHIP	IP WLS BF H R ER SO BB IBB HBP BLK WP HR S P ERA WHIP	IP WLS BF H R ER SO BB IBB HBP BLK WP HR S P ERA WHIP	IP WLS BF H R ER SO BB IBB HBP BLK WP HR S P ERA WHIP	IP WLS BF H R ER SO BB IBB HBP BLK WP HR S P ERA WHIP	IP WLS BF H R ER SO BB IBB HBP BLK WP HR S P ERA WHIP	IP WLS BF H R ER SO BB IBB HBP BLK WP HR S P ERA WHIP	IP WLS BF H R ER SO BB IBB HBP BLK WP HR S P ERA WHIP	IP WLS BF H R ER SO BB IBB HBP BLK WP HR S P ERA WHIP	IP WLS BF H R ER SO BB IBB HBP BLK WP HR S P ERA WHIP	IP WLS BF H R ER SO BB IBB HBP BLK WP HR S P ERA WHIP	IP WLS BF H R ER SO BB IBB HBP BLK WP HR S P ERA WHIP	IP WLS BF H R ER SO BB IBB HBP BLK WP HR S P ERA WHIP	IP WLS BF H R ER SO BB IBB HBP BLK WP HR S P ERA WHIP	IP WLS BF H R ER SO BB IBB HBP BLK WP HR S P ERA WHIP	IP WLS BF H R ER SO BB IBB HBP BLK WP HR S P ERA WHIP

Chicago White Sox @ Los Angeles Angels
Angel Stadium of Anaheim, Anaheim, CA
Mon May 09 2011, 7:07 PM - 9:36 PM PDT
Att: 38,561 - Partly Cloudy - 59 F

AB	31
R	0
H	6
RBI	0
BB	2
SO	6
LOB	14




Batter	1	2	3	4	5	6	7	8	9	10	AB	R	H	RBI	BB	SO	LOB	TOP			
1 Juan Pierre, L OBP: 0.325, SLG: 0.276											5	0	2	0	1	0	2	Chicago White Sox @ Los Angeles Angels Angel Stadium of Anaheim, Anaheim, CA Wed May 11 2011, 7:08 PM - 10:22 PM PDT Att: 39,151 - Clear - 65 F livebaseballscorecards.com			
10 Alexei Ramirez, R OBP: 0.327, SLG: 0.387											6	1	1	0	0	0	5				
44 Adam Dunn, L OBP: 0.348, SLG: 0.389											5	3	4	1	1	1	0				
14 Paul Konerko, R OBP: 0.391, SLG: 0.543											4	0	1	0	2	1	2				
20 Carlos Quentin, R OBP: 0.355, SLG: 0.555											4	0	1	0	1	0	4				
18 Brent Lillibridge, R OBP: 0.368, SLG: 0.563											0	1	0	1	0	0	0				
12 A.J. Pierzynski, L OBP: 0.286, SLG: 0.317											6	0	4	1	0	1	1				
51 Alex Rios, R OBP: 0.270, SLG: 0.304											3	1	1	0	2	0	4				
23 Mark Teahen, L OBP: 0.317, SLG: 0.321											3	0	0	0	0	0	2				
11 Omar Vizquel, S OBP: 0.324, SLG: 0.353											1	0	1	2	0	0	0				
15 Gordon Beckham, R OBP: 0.268, SLG: 0.344											4	0	0	0	0	1	5				
Inning Stats	R: 0 E: 0 K: 0 S: 11	H: 2 LOB: 2 BB: 1 P: 18	R: 0 E: 0 K: 0 S: 8	H: 1 LOB: 2 BB: 1 P: 16	R: 1 E: 0 K: 0 S: 14	H: 2 LOB: 1 BB: 1 P: 26	R: 0 E: 0 K: 0 S: 8	H: 1 LOB: 0 BB: 0 P: 9	R: 0 E: 0 K: 1 S: 7	H: 1 LOB: 1 BB: 0 P: 11	R: 1 E: 0 K: 0 S: 11	H: 2 LOB: 2 BB: 1 P: 18	R: 2 E: 0 K: 2 S: 16	H: 2 LOB: 2 BB: 2 P: 29	R: 2 E: 0 K: 1 S: 15	H: 2 LOB: 1 BB: 1 P: 24	1B: 11 2B: 3 3B: 0 HR: 1	SF: 2 SAC: 0 DP: 2 HBP: 1	WP: 2 PB: 0 SB: 1 CS: 0	PA: 51	
PITCHER	IP WLS BF H R ER SO BB IBB HBP BLK WP HR S P ERA WHIP	6.1 1 29 8 1 0 0 3 0 0 0 0 0 1 60 98 1.42 1.737	7.1 1 21 1 0 0 0 0 0 0 0 0 0 0 5 9 0.00 3.000	7.1 1 21 1 0 0 0 0 0 0 0 0 0 0 1 1 0.00 0.000	8.1 1 21 1 0 0 0 0 0 0 0 0 0 0 11 18 9.00 3.000	9.1 1 21 2 2 2 2 2 0 0 0 1 0 16 29 18.00 4.000	10.1 1 21 2 2 2 2 2 0 0 0 1 0 16 29 18.00 4.000	9.0 0 6 2 2 2 1 0 0 0 0 0 0 0 1 1 9.00 3.000	9.0 0 6 2 2 2 1 0 0 0 0 0 0 0 1 1 9.00 3.000	9.0 0 6 2 2 2 1 0 0 0 0 0 0 0 1 1 9.00 3.000	9.0 0 6 2 2 2 1 0 0 0 0 0 0 0 1 1 9.00 3.000	9.0 0 6 2 2 2 1 0 0 0 0 0 0 0 1 1 9.00 3.000	9.0 0 6 2 2 2 1 0 0 0 0 0 0 0 1 1 9.00 3.000	9.0 0 6 2 2 2 1 0 0 0 0 0 0 0 1 1 9.00 3.000	9.0 0 6 2 2 2 1 0 0 0 0 0 0 0 1 1 9.00 3.000	9.0 0 6 2 2 2 1 0 0 0 0 0 0 0 1 1 9.00 3.000	9.0 0 6 2 2 2 1 0 0 0 0 0 0 0 1 1 9.00 3.000	9.0 0 6 2 2 2 1 0 0 0 0 0 0 0 1 1 9.00 3.000	9.0 0 6 2 2 2 1 0 0 0 0 0 0 0 1 1 9.00 3.000	9.0 0 6 2 2 2 1 0 0 0 0 0 0 0 1 1 9.00 3.000	9.0 0 6 2 2 2 1 0 0 0 0 0 0 0 1 1 9.00 3.000

Batter	1	2	3	4	5	6	7	8	9	10	AB	R	H	RBI	BB	SO	LOB	BOTTOM						
2 Erick Aybar, S OBP: 0.362, SLG: 0.436											5	1	2	1	0	1	1	Chicago White Sox @ Los Angeles Angels Angel Stadium of Anaheim, Anaheim, CA Wed May 11 2011, 7:08 PM - 10:22 PM PDT Att: 39,151 - Clear - 65 F livebaseballscorecards.com						
53 Bobby Abreu, L OBP: 0.367, SLG: 0.343											4	0	0	0	1	0	1							
13 Maicer Izturis, S OBP: 0.374, SLG: 0.492											5	1	1	0	0	0	3							
48 Torii Hunter, R OBP: 0.321, SLG: 0.370											5	0	2	2	0	1	0							
47 Howie Kendrick, R OBP: 0.361, SLG: 0.523											4	1	1	0	0	1	2							
6 Alberto Callaspo, S OBP: 0.362, SLG: 0.395											4	0	2	1	0	0	0							
16 Hank Conger, L OBP: 0.329, SLG: 0.456											4	0	0	0	0	1	2							
44 Mark Trumbo, R OBP: 0.303, SLG: 0.474											3	0	0	0	0	1	0							
77 Reggie Willits, S											0	0	0	0	1	0	0							
25 Peter Bourjos, R OBP: 0.343, SLG: 0.458											4	1	1	0	0	0	1							
Inning Stats	R: 1 E: 0 K: 1 S: 19	H: 2 LOB: 1 BB: 0 P: 24	R: 0 E: 0 K: 2 S: 10	H: 0 LOB: 0 BB: 0 P: 14	R: 2 E: 0 K: 1 S: 13	H: 3 LOB: 1 BB: 0 P: 19	R: 0 E: 0 K: 0 S: 8	H: 0 LOB: 0 BB: 0 P: 11	R: 0 E: 0 K: 0 S: 4	H: 0 LOB: 0 BB: 0 P: 6	R: 1 E: 0 K: 0 S: 10	H: 2 LOB: 1 BB: 0 P: 13	R: 0 E: 0 K: 0 S: 16	H: 1 LOB: 2 BB: 1 P: 24	R: 0 E: 0 K: 1 S: 7	H: 1 LOB: 1 BB: 0 P: 9	R: 0 E: 0 K: 0 S: 6	H: 0 LOB: 0 BB: 1 P: 13	R: 0 E: 0 K: 0 S: 6	H: 0 LOB: 0 BB: 0 P: 8	1B: 7 2B: 2 3B: 2 HR: 0	SF: 0 SAC: 0 DP: 1 HBP: 1	WP: 0 PB: 0 SB: 3 CS: 0	PA: 40
PITCHER	IP WLS BF H R ER SO BB IBB HBP BLK WP HR S P ERA WHIP	6.0 1 25 7 4 0 0 0 0 0 0 0 0 0 64 87 6.00 1.167	7.1 1 21 1 0 0 0 0 0 0 0 0 0 0 5 9 0.00 3.000	8.1 1 21 1 0 0 0 0 0 0 0 0 0 0 1 1 0.00 0.000	9.1 1 21 2 2 2 2 2 0 0 0 1 0 16 29 18.00 4.000	10.1 1 21 2 2 2 2 2 0 0 0 1 0 16 29 18.00 4.000	9.0 0 6 2 2 2 1 0 0 0 0 0 0 0 1 1 9.00 3.000	9.0 0 6 2 2 2 1 0 0 0 0 0 0 0 1 1 9.00 3.000	9.0 0 6 2 2 2 1 0 0 0 0 0 0 0 1 1 9.00 3.000	9.0 0 6 2 2 2 1 0 0 0 0 0 0 0 1 1 9.00 3.000	9.0 0 6 2 2 2 1 0 0 0 0 0 0 0 1 1 9.00 3.000	9.0 0 6 2 2 2 1 0 0 0 0 0 0 0 1 1 9.00 3.000	9.0 0 6 2 2 2 1 0 0 0 0 0 0 0 1 1 9.00 3.000	9.0 0 6 2 2 2 1 0 0 0 0 0 0 0 1 1 9.00 3.000	9.0 0 6 2 2 2 1 0 0 0 0 0 0 0 1 1 9.00 3.000	9.0 0 6 2 2 2 1 0 0 0 0 0 0 0 1 1 9.00 3.000	9.0 0 6 2 2 2 1 0 0 0 0 0 0 0 1 1 9.00 3.000	9.0 0 6 2 2 2 1 0 0 0 0 0 0 0 1 1 9.00 3.000	9.0 0 6 2 2 2 1 0 0 0 0 0 0 0 1 1 9.00 3.000	9.0 0 6 2 2 2 1 0 0 0 0 0 0 0 1 1 9.00 3.000	9.0 0 6 2 2 2 1 0 0 0 0 0 0 0 1 1 9.00 3.000	9.0 0 6 2 2 2 1 0 0 0 0 0 0 0 1 1 9.00 3.000	9.0 0 6 2 2 2 1 0 0 0 0 0 0 0 1 1 9.00 3.000	9.0 0 6 2 2 2 1 0 0 0 0 0 0 0 1 1 9.00 3.000

Chicago White Sox @ Los Angeles Angels
 Angel Stadium of Anaheim, Anaheim, CA
 Wed May 11 2011, 7:08 PM - 10:22 PM PDT
 Att: 39,151 - Clear - 65 F

Chicago White Sox @ Los Angeles Angels
 Angel Stadium of Anaheim, Anaheim, CA
 Wed May 11 2011, 7:08 PM - 10:22 PM PDT
 Att: 39,151 - Clear - 65 F



Batter	1	2	3	4	5	6	7	8	9	AB	R	H	RBI	BB	SO	LOB	TOP					
1 Juan Pierre, L (1, 7) OBP: 0.314, SLG: 0.268											4	0	1	0	0	0	5					
10 Alexei Ramirez, R (1, 6) OBP: 0.333, SLG: 0.405											4	2	3	2	0	0	1					
44 Adam Dunn, L (1, 3) OBP: 0.340, SLG: 0.387											3	0	0	0	1	1	2					
14 Paul Konerko, R (1, 10) OBP: 0.393, SLG: 0.553											4	0	2	0	0	0	2					
20 Carlos Quentin, R (1, 9) OBP: 0.341, SLG: 0.524											3	0	1	1	0	0	1					
12 A.J. Pierzynski, L (1, 2) OBP: 0.276, SLG: 0.302											4	0	0	0	0	0	3					
51 Alex Rios, R (1, 8) OBP: 0.284, SLG: 0.302											4	1	1	0	0	1	0					
11 Omar Vizquel, S (1, 5) OBP: 0.372, SLG: 0.425											3	1	2	0	0	1	0					
15 Gordon Beckham, R (1, 4) OBP: 0.272, SLG: 0.341											2	0	1	0	1	1	0					
Inning Stats	R: 0 E: 0 K: 1 S: 9	H: 1 LOB: 0 BB: 0 P: 15	R: 0 E: 0 K: 0 S: 7	H: 0 LOB: 0 BB: 0 P: 12	R: 0 E: 0 K: 0 S: 7	H: 1 LOB: 1 BB: 1 P: 13	R: 1 E: 0 K: 0 S: 8	H: 3 LOB: 1 BB: 0 P: 12	R: 0 E: 0 K: 0 S: 8	H: 2 LOB: 1 BB: 0 P: 13	R: 1 E: 0 K: 0 S: 7	H: 1 LOB: 1 BB: 1 P: 17	R: 2 E: 0 K: 0 S: 12	H: 2 LOB: 1 BB: 0 P: 16	R: 0 E: 0 K: 0 S: 8	H: 1 LOB: 0 BB: 0 P: 9	R: 0 E: 0 K: 3 S: 9	H: 0 LOB: 0 BB: 0 P: 17	1B: 9 SF: 1 2B: 2 HR: 1	SF: 1 SAC: 2 DP: 4 HBP: 0	WP: 0 PB: 0 SB: 0 CS: 0	PA: 36
PITCHER	IP WLS BF H R ER SO BB IBB HBP BLK WP HR S P ERA WHIP																					
53 Trevor Cahill, R (1, 1) ERA: 1.82	7.0 L 30 10 4 2 1 2 0 0 0 0 0 1 58 98 2.57 1.714																					
31 Brad Ziegler, R (8, 1) ERA:	1.0 3 1 0 0 0 0 0 0 0 0 0 0 8 9 0.00 1.000																					
48 Michael Wuerzt, R (9, 1) ERA:	1.0 3 0 0 0 0 3 0 0 0 0 0 0 0 9 17 0.00 0.000																					

Chicago White Sox @ Oakland Athletics
Oakland Coliseum, Oakland, CA
Sun May 15 2011, 1:09 PM - 3:40 PM PDT
Att: 19,018 - Cloudy - 59 F

AB	31
R	4
H	11
RBI	3
BB	2
SO	4
LOB	14



Batter	1	2	3	4	5	6	7	8	9	AB	R	H	RBI	BB	SO	LOB	BOTTOM					
4 Coco Crisp, S (1, 8) OBP: 0.285, SLG: 0.402											3	2	1	1	1	0	2					
10 Danie Barton, L (1, 3) OBP: 0.331, SLG: 0.287											5	0	2	2	0	0	2					
28 Conor Jackson, R (1, 9) OBP: 0.361, SLG: 0.388											3	0	1	0	1	2	1					
55 Hideki Matsui, L (9, PH) OBP: 0.293, SLG: 0.382											0	0	0	0	1	0	0					
15 Ryan Sweeney, L (9, PR) OBP: 0.407, SLG: 0.423											0	0	0	0	0	0	0					
16 Josh Willingham, R (1, 7) OBP: 0.308, SLG: 0.409											5	0	0	0	0	4	7					
8 Kurt Suzuki, R (1, 10) OBP: 0.328, SLG: 0.382										3	0	1	0	1	0	0	0					
21 Andy LaRoche, R (1, 5) OBP: 0.311, SLG: 0.313										3	0	0	0	0	1	2						
12 David DeJesus, L (8, PH) OBP: 0.313, SLG: 0.346										1	0	0	0	0	1	0	0					
5 Kevin Kouzmanoff, R (9, 5) OBP: 0.248, SLG: 0.363										0	0	0	0	0	0	0	0					
14 Mark Ellis, R (1, 4) OBP: 0.221, SLG: 0.269										4	0	3	0	0	0	0	0					
11 Landon Powell, S (1, 2) OBP: 0.316, SLG: 0.273										4	1	1	0	0	0	4						
2 Cliff Pennington, S (1, 6) OBP: 0.300, SLG: 0.350										3	0	1	0	1	0	0	0					
Inning Stats	R: 0 E: 0 K: 2 S: 14	H: 1 LOB: 1 BB: 0 P: 24	R: 0 E: 0 K: 1 S: 9	H: 2 LOB: 1 BB: 0 P: 15	R: 0 E: 0 K: 1 S: 8	H: 0 LOB: 2 BB: 2 P: 17	R: 0 E: 0 K: 0 S: 7	H: 1 LOB: 1 BB: 1 P: 14	R: 1 E: 0 K: 1 S: 8	H: 1 LOB: 0 BB: 0 P: 11	R: 0 E: 0 K: 1 S: 7	H: 0 LOB: 0 BB: 0 P: 12	R: 2 E: 0 K: 1 S: 20	H: 4 LOB: 2 BB: 0 P: 29	R: 0 E: 0 K: 1 S: 11	H: 1 LOB: 1 BB: 0 P: 16	R: 0 E: 0 K: 0 S: 11	H: 0 LOB: 2 BB: 2 P: 22	1B: 9 SF: 0 2B: 0 HR: 1	SF: 0 SAC: 1 DP: 2 HBP: 0	WP: 0 PB: 0 SB: 2 CS: 0	PA: 40
PITCHER	IP WLS BF H R ER SO BB IBB HBP BLK WP HR S P ERA WHIP																					
56 Mark Buehrle, L (1, 1) ERA: 4.07	6.1 W 27 7 3 3 3 3 0 0 0 0 0 0 15 22 0.00 2.000																					
26 Jesse Crain, R (7, 1) ERA: 2.89	1.0 H 5 2 0 0 1 0 0 0 0 0 0 0 8 11 0.00 1.500																					
37 Matt Thornton, L (8, 1) ERA: 6.08	0.2 H 3 1 0 0 1 0 0 0 0 0 0 0 8 11 0.00 1.500																					
46 Sergio Santos, R (9, 1) ERA:	1.0 S 5 0 0 0 0 0 0 0 0 0 0 0 11 22 0.00 2.000																					

Chicago White Sox @ Oakland Athletics
Oakland Coliseum, Oakland, CA
Sun May 15 2011, 1:09 PM - 3:40 PM PDT
Att: 19,018 - Cloudy - 59 F

AB	34
R	3
H	10
RBI	3
BB	5
SO	8
LOB	18



Batter	1	2	3	4	5	6	7	8	9	AB	R	H	RBI	BB	SO	LOB	TOP	
9 Endy Chavez, L OBP: 0.214, SLG: 0.286										5	2	3	0	0	0	1		
1 Elvis Andrus, R OBP: 0.321, SLG: 0.351										5	1	1	0	0	3	3		
5 Ian Kinsler, R OBP: 0.350, SLG: 0.447										4	0	1	2	1	2	1		
10 Michael Young, R OBP: 0.369, SLG: 0.497										5	1	2	1	0	1	3		
29 Adrián Beltré, R OBP: 0.313, SLG: 0.503										4	0	2	1	1	0	3		
7 David Murphy, L OBP: 0.331, SLG: 0.361										3	0	1	0	2	1	1		
8 Yorvit Torrealba, R OBP: 0.239, SLG: 0.342										5	0	1	0	0	2	7		
19 Chris Davis, L OBP: 0.298, SLG: 0.419										4	0	0	0	0	2	5		
23 Craig Gentry, R OBP: 0.235, SLG: 0.188										4	0	1	0	0	2			
Inning Stats	R: 0 H: 1 E: 0 K: 1 S: 15	H: 1 R: 4 ER: 4 LOB: 2 BB: 1 P: 25	R: 2 H: 3 E: 0 K: 2 S: 20	H: 3 R: 4 ER: 2 LOB: 2 BB: 1 P: 33	R: 0 H: 1 E: 0 K: 1 S: 7	H: 2 R: 0 ER: 0 LOB: 3 BB: 1 P: 19	R: 2 H: 3 E: 0 K: 1 S: 13	H: 1 R: 0 ER: 0 LOB: 1 BB: 0 P: 18	R: 0 H: 0 E: 0 K: 1 S: 6	H: 0 R: 0 ER: 0 LOB: 0 BB: 1 P: 22	1B: 10 RBI: 4 HR: 0	SF: 0 2B: 2 3B: 0 DP: 1 HBP: 0	WP: 2 PA: 43					
PITCHER	IP: 5.1 WLS: L BF: 30 ERA: 4.53	H: 11 R: 4 ER: 4 LOB: 2 BB: 1 P: 25	H: 11 R: 4 ER: 4 LOB: 2 BB: 1 P: 25	H: 11 R: 4 ER: 4 LOB: 2 BB: 1 P: 25	IP: 1.0 WLS: X BF: 4 ERA: 6.17	IP: 1.0 WLS: X BF: 4 ERA: 6.17	IP: 1.0 WLS: X BF: 4 ERA: 6.17	IP: 1.0 WLS: X BF: 4 ERA: 6.17	IP: 1.0 WLS: X BF: 4 ERA: 6.17	IP: 1.0 WLS: X BF: 4 ERA: 6.17	IP: 1.0 WLS: X BF: 4 ERA: 6.17	IP: 1.0 WLS: X BF: 4 ERA: 6.17	IP: 1.0 WLS: X BF: 4 ERA: 6.17	IP: 1.0 WLS: X BF: 4 ERA: 6.17	IP: 1.0 WLS: X BF: 4 ERA: 6.17	IP: 1.0 WLS: X BF: 4 ERA: 6.17	IP: 1.0 WLS: X BF: 4 ERA: 6.17	IP: 1.0 WLS: X BF: 4 ERA: 6.17
33 Edwin Jackson, R ERA: 4.53	IP: 5.1 WLS: L BF: 30 ERA: 4.53	H: 11 R: 4 ER: 4 LOB: 2 BB: 1 P: 25	H: 11 R: 4 ER: 4 LOB: 2 BB: 1 P: 25	H: 11 R: 4 ER: 4 LOB: 2 BB: 1 P: 25	IP: 1.0 WLS: X BF: 4 ERA: 6.17	IP: 1.0 WLS: X BF: 4 ERA: 6.17	IP: 1.0 WLS: X BF: 4 ERA: 6.17	IP: 1.0 WLS: X BF: 4 ERA: 6.17	IP: 1.0 WLS: X BF: 4 ERA: 6.17	IP: 1.0 WLS: X BF: 4 ERA: 6.17	IP: 1.0 WLS: X BF: 4 ERA: 6.17	IP: 1.0 WLS: X BF: 4 ERA: 6.17	IP: 1.0 WLS: X BF: 4 ERA: 6.17	IP: 1.0 WLS: X BF: 4 ERA: 6.17	IP: 1.0 WLS: X BF: 4 ERA: 6.17	IP: 1.0 WLS: X BF: 4 ERA: 6.17	IP: 1.0 WLS: X BF: 4 ERA: 6.17	IP: 1.0 WLS: X BF: 4 ERA: 6.17
57 Ramon Pena, R ERA: 5.14	IP: 1.2 WLS: 6 BF: 1 ERA: 5.14	H: 1 R: 0 ER: 0 LOB: 0 BB: 0 P: 2	H: 1 R: 0 ER: 0 LOB: 0 BB: 0 P: 2	H: 1 R: 0 ER: 0 LOB: 0 BB: 0 P: 2	IP: 1.0 WLS: X BF: 4 ERA: 6.17	IP: 1.0 WLS: X BF: 4 ERA: 6.17	IP: 1.0 WLS: X BF: 4 ERA: 6.17	IP: 1.0 WLS: X BF: 4 ERA: 6.17	IP: 1.0 WLS: X BF: 4 ERA: 6.17	IP: 1.0 WLS: X BF: 4 ERA: 6.17	IP: 1.0 WLS: X BF: 4 ERA: 6.17	IP: 1.0 WLS: X BF: 4 ERA: 6.17	IP: 1.0 WLS: X BF: 4 ERA: 6.17	IP: 1.0 WLS: X BF: 4 ERA: 6.17	IP: 1.0 WLS: X BF: 4 ERA: 6.17	IP: 1.0 WLS: X BF: 4 ERA: 6.17	IP: 1.0 WLS: X BF: 4 ERA: 6.17	IP: 1.0 WLS: X BF: 4 ERA: 6.17
49 Chris Sale, L ERA: 5.65	IP: 1.0 WLS: 3 BF: 0 ERA: 5.65	H: 0 R: 0 ER: 0 LOB: 0 BB: 0 P: 1	H: 0 R: 0 ER: 0 LOB: 0 BB: 0 P: 1	H: 0 R: 0 ER: 0 LOB: 0 BB: 0 P: 1	IP: 1.0 WLS: X BF: 4 ERA: 6.17	IP: 1.0 WLS: X BF: 4 ERA: 6.17	IP: 1.0 WLS: X BF: 4 ERA: 6.17	IP: 1.0 WLS: X BF: 4 ERA: 6.17	IP: 1.0 WLS: X BF: 4 ERA: 6.17	IP: 1.0 WLS: X BF: 4 ERA: 6.17	IP: 1.0 WLS: X BF: 4 ERA: 6.17	IP: 1.0 WLS: X BF: 4 ERA: 6.17	IP: 1.0 WLS: X BF: 4 ERA: 6.17	IP: 1.0 WLS: X BF: 4 ERA: 6.17	IP: 1.0 WLS: X BF: 4 ERA: 6.17	IP: 1.0 WLS: X BF: 4 ERA: 6.17	IP: 1.0 WLS: X BF: 4 ERA: 6.17	IP: 1.0 WLS: X BF: 4 ERA: 6.17
77 Will Ohman, L ERA: 6.17	IP: 1.0 WLS: 4 BF: 0 ERA: 6.17	H: 0 R: 0 ER: 0 LOB: 0 BB: 0 P: 2	H: 0 R: 0 ER: 0 LOB: 0 BB: 0 P: 2	H: 0 R: 0 ER: 0 LOB: 0 BB: 0 P: 2	IP: 1.0 WLS: X BF: 4 ERA: 6.17	IP: 1.0 WLS: X BF: 4 ERA: 6.17	IP: 1.0 WLS: X BF: 4 ERA: 6.17	IP: 1.0 WLS: X BF: 4 ERA: 6.17	IP: 1.0 WLS: X BF: 4 ERA: 6.17	IP: 1.0 WLS: X BF: 4 ERA: 6.17	IP: 1.0 WLS: X BF: 4 ERA: 6.17	IP: 1.0 WLS: X BF: 4 ERA: 6.17	IP: 1.0 WLS: X BF: 4 ERA: 6.17	IP: 1.0 WLS: X BF: 4 ERA: 6.17	IP: 1.0 WLS: X BF: 4 ERA: 6.17	IP: 1.0 WLS: X BF: 4 ERA: 6.17	IP: 1.0 WLS: X BF: 4 ERA: 6.17	IP: 1.0 WLS: X BF: 4 ERA: 6.17
Batter	1	2	3	4	5	6	7	8	9	AB	R	H	RBI	BB	SO	LOB	BOTTOM	
1 Juan Pierre, L OBP: 0.313, SLG: 0.267										4	0	1	0	0	0	0		
10 Alexei Ramirez, R OBP: 0.311, SLG: 0.408										4	0	1	0	0	2	1		
44 Adam Dunn, L OBP: 0.331, SLG: 0.374										4	0	0	0	0	1	2		
14 Paul Konerko, R OBP: 0.390, SLG: 0.542										3	0	0	0	1	2	1		
20 Carlos Quentin, R OBP: 0.333, SLG: 0.510										4	0	0	0	0	0	2		
12 A.J. Pierzynski, L OBP: 0.287, SLG: 0.310										3	0	2	0	0	0	1		
51 Alex Rios, R OBP: 0.259, SLG: 0.296										3	0	0	0	0	0	3		
11 Omar Vizquel, S OBP: 0.370, SLG: 0.419										3	0	1	0	0	0	0		
15 Gordon Beckham, R OBP: 0.267, SLG: 0.333										3	0	0	0	0	2	2		
Inning Stats	R: 0 H: 0 E: 0 K: 0 S: 5	H: 0 R: 5 ER: 0 LOB: 0 BB: 1 P: 9	R: 0 H: 0 E: 0 K: 1 S: 8	H: 0 R: 0 ER: 0 LOB: 0 BB: 0 P: 16	R: 0 H: 0 E: 0 K: 3 S: 10	H: 0 R: 0 ER: 0 LOB: 0 BB: 0 P: 14	R: 0 H: 1 E: 0 K: 1 S: 6	H: 1 R: 0 ER: 0 LOB: 0 BB: 0 P: 9	R: 0 H: 0 E: 0 K: 0 S: 10	H: 1 R: 0 ER: 0 LOB: 1 BB: 0 P: 12	1B: 4 RBI: 0 HR: 0	SF: 0 2B: 1 3B: 0 DP: 1 HBP: 0	WP: 0 PA: 32					
PITCHER	IP: 9.0 WLS: W BF: 32 ERA: 3.81	H: 5 R: 0 ER: 0 LOB: 0 BB: 1 P: 9	H: 5 R: 0 ER: 0 LOB: 0 BB: 0 P: 7	H: 5 R: 0 ER: 0 LOB: 0 BB: 1 P: 16	H: 5 R: 0 ER: 0 LOB: 0 BB: 0 P: 14	H: 5 R: 0 ER: 0 LOB: 0 BB: 0 P: 14	H: 5 R: 0 ER: 0 LOB: 0 BB: 0 P: 14	H: 5 R: 0 ER: 0 LOB: 0 BB: 0 P: 14	H: 5 R: 0 ER: 0 LOB: 0 BB: 0 P: 14	H: 5 R: 0 ER: 0 LOB: 0 BB: 0 P: 14	H: 5 R: 0 ER: 0 LOB: 0 BB: 0 P: 14	H: 5 R: 0 ER: 0 LOB: 0 BB: 0 P: 14	H: 5 R: 0 ER: 0 LOB: 0 BB: 0 P: 14	H: 5 R: 0 ER: 0 LOB: 0 BB: 0 P: 14	H: 5 R: 0 ER: 0 LOB: 0 BB: 0 P: 14	H: 5 R: 0 ER: 0 LOB: 0 BB: 0 P: 14	H: 5 R: 0 ER: 0 LOB: 0 BB: 0 P: 14	H: 5 R: 0 ER: 0 LOB: 0 BB: 0 P: 14
48 Colby Lewis, R ERA: 3.81	IP: 9.0 WLS: W BF: 32 ERA: 3.81	H: 5 R: 0 ER: 0 LOB: 0 BB: 1 P: 9	H: 5 R: 0 ER: 0 LOB: 0 BB: 0 P: 7	H: 5 R: 0 ER: 0 LOB: 0 BB: 1 P: 16	H: 5 R: 0 ER: 0 LOB: 0 BB: 0 P: 14	H: 5 R: 0 ER: 0 LOB: 0 BB: 0 P: 14	H: 5 R: 0 ER: 0 LOB: 0 BB: 0 P: 14	H: 5 R: 0 ER: 0 LOB: 0 BB: 0 P: 14	H: 5 R: 0 ER: 0 LOB: 0 BB: 0 P: 14	H: 5 R: 0 ER: 0 LOB: 0 BB: 0 P: 14	H: 5 R: 0 ER: 0 LOB: 0 BB: 0 P: 14	H: 5 R: 0 ER: 0 LOB: 0 BB: 0 P: 14	H: 5 R: 0 ER: 0 LOB: 0 BB: 0 P: 14	H: 5 R: 0 ER: 0 LOB: 0 BB: 0 P: 14	H: 5 R: 0 ER: 0 LOB: 0 BB: 0 P: 14	H: 5 R: 0 ER: 0 LOB: 0 BB: 0 P: 14	H: 5 R: 0 ER: 0 LOB: 0 BB: 0 P: 14	H: 5 R: 0 ER: 0 LOB: 0 BB: 0 P: 14

Texas Rangers @ Chicago White Sox
U.S. Cellular Field, Chicago, IL
Mon May 16 2011, 8:11 PM - 10:49 PM EDT
Att: 23,048 - Clear - 43 F

AB	39
R	4
H	12
RBI	4
BB	4
SO	11
LOB	26



Texas Rangers @ Chicago White Sox
U.S. Cellular Field, Chicago, IL
Mon May 16 2011, 8:11 PM - 10:49 PM EDT
Att: 23,048 - Clear - 43 F

AB	31
R	0
H	5
RBI	0
BB	1
SO	7
LOB	12




Batter	1	2	3	4	5	6	7	8	9	AB	R	H	RBI	BB	SO	LOB	TOP					
23 Michael Brantley, L (1, 8) OBP: 0.368, SLG: 0.427										4	0	0	0	0	3	0	Cleveland Indians @ Chicago White Sox U.S. Cellular Field, Chicago, IL Wed May 18 2011, 8:11 PM - 10:11 PM EDT Att: 18,580 - Overcast - 55 F					
13 Asdrúbal Cabrera, S (1, 6) OBP: 0.348, SLG: 0.461										4	0	1	0	0	2	0						
17 Shin-Soo Choo, L (1, 9) OBP: 0.322, SLG: 0.368										3	0	2	0	0	0	1						
41 Carlos Santana, S (1, 3) OBP: 0.360, SLG: 0.409										3	0	0	0	0	0	3						
28 Travis Buck, L (1, 7)										3	0	0	0	0	0	1						
20 Orlando Cabrera, R (1, 4) OBP: 0.299, SLG: 0.360										3	0	0	0	0	0	0						
47 Shelley Duncan, R (1, 10) OBP: 0.269, SLG: 0.400										3	0	0	0	0	2	0						
9 Jack Hannahan, L (1, 5) OBP: 0.321, SLG: 0.376										3	0	0	0	0	1	0						
6 Lou Marson, R (1, 2) OBP: 0.325, SLG: 0.417										2	0	0	0	0	0	0						
7 Matt LaPorta, R (9, PH) OBP: 0.348, SLG: 0.470										1	0	0	0	0	0	0						
Inning Stats	R: 0 H: 1 E: 0 K: 1 S: 13	H: 1 LOB: 1 BB: 0 P: 16	R: 0 H: 0 E: 0 K: 1 S: 9	H: 0 LOB: 0 BB: 0 P: 13	R: 0 H: 0 E: 0 K: 1 S: 7	H: 0 LOB: 0 BB: 0 P: 10	R: 0 H: 1 E: 0 K: 0 S: 8	H: 0 LOB: 0 BB: 0 P: 15	R: 0 H: 0 E: 0 K: 0 S: 6	H: 0 LOB: 0 BB: 0 P: 6	R: 0 H: 0 E: 0 K: 0 S: 5	H: 0 LOB: 0 BB: 0 P: 5	R: 0 H: 1 E: 0 K: 1 S: 14	H: 0 LOB: 1 BB: 0 P: 24	R: 0 H: 0 E: 0 K: 2 S: 9	H: 0 LOB: 0 BB: 0 P: 13	R: 0 H: 0 E: 0 K: 2 S: 8	H: 0 LOB: 0 BB: 0 P: 9	1B: 3 2B: 0 3B: 0 HR: 0	SF: 0 SAC: 0 DP: 0 HBP: 0	WP: 0 PB: 0 SB: 1 CS: 1	PA: 29
PITCHER 44 Jake Peavy, R (1, 1) ERA: 2.4	IP: 9.0 WLS: W BF: 29 H: 3 R: 0 ER: 0 SO: 8 BB: 0 IBB: 0 HBP: 0 BLK: 0 WP: 0 HR: 0 S: 79 P: 111 ERA: 0.00 WHIP: 0.333															PITCHER						

Batter	1	2	3	4	5	6	7	8	9	AB	R	H	RBI	BB	SO	LOB	BOTTOM			
1 Juan Pierre, L (1, 7) OBP: 0.311, SLG: 0.273										4	1	1	0	0	0	2	Cleveland Indians @ Chicago White Sox U.S. Cellular Field, Chicago, IL Wed May 18 2011, 8:11 PM - 10:11 PM EDT Att: 18,580 - Overcast - 55 F			
11 Omar Vizquel, S (1, 6) OBP: 0.380, SLG: 0.413										3	0	1	0	1	0	0				
44 Adam Dunn, L (1, 10) OBP: 0.323, SLG: 0.372										2	0	1	1	0	1	1				
14 Paul Konerko, R (1, 3) OBP: 0.375, SLG: 0.519										3	0	0	0	0	1	2				
20 Carlos Quentin, R (1, 9) OBP: 0.333, SLG: 0.497										3	0	1	0	0	0	0				
12 A.J. Pierzynski, L (1, 2) OBP: 0.289, SLG: 0.306										3	0	1	0	0	0	0				
45 Dallas McPherson, L (1, 5) OBP: 0.250, SLG: 0.250										3	0	0	0	0	2	1				
10 Alexei Ramirez, R (8, 6) OBP: 0.330, SLG: 0.400										0	0	0	0	0	0	0				
18 Brent Lillibridge, R (1, 8) OBP: 0.386, SLG: 0.568										2	0	1	0	1	0	0				
15 Gordon Beckham, R (1, 4) OBP: 0.263, SLG: 0.322										3	0	0	0	0	2	3				
Inning Stats	R: 1 H: 2 E: 0 K: 1 S: 12	H: 2 LOB: 1 BB: 0 P: 18	R: 0 H: 1 E: 0 K: 0 S: 8	H: 1 LOB: 2 BB: 1 P: 14	R: 0 H: 0 E: 0 K: 2 S: 7	H: 0 LOB: 0 BB: 1 P: 15	R: 0 H: 0 E: 0 K: 1 S: 9	H: 0 LOB: 0 BB: 0 P: 14	R: 0 H: 1 E: 0 K: 1 S: 10	H: 1 LOB: 1 BB: 0 P: 12	R: 0 H: 1 E: 0 K: 1 S: 10	H: 1 LOB: 1 BB: 0 P: 18	R: 0 H: 0 E: 0 K: 1 S: 7	H: 0 LOB: 0 BB: 0 P: 9	R: 0 H: 0 E: 0 K: 1 S: 10	H: 0 LOB: 0 BB: 0 P: 15	1B: 2 2B: 5 3B: 0 HR: 0	SF: 1 SAC: 0 DP: 2 HBP: 0	WP: 0 PB: 0 SB: 0 CS: 2	PA: 29
PITCHER 63 Justin Masterson, R (1, 1) ERA: 2.52	IP: 8.0 WLS: L BF: 29 H: 5 R: 1 ER: 1 SO: 8 BB: 2 IBB: 0 HBP: 0 BLK: 0 WP: 0 HR: 0 S: 73 P: 115 ERA: 1.12 WHIP: 0.875															PITCHER				

AB	29
R	0
H	3
RBI	0
BB	0
SO	8
LOB	5



AB	26
R	1
H	5
RBI	1
BB	2
SO	8
LOB	11



Batter	1	2	3	4	5	6	7	8	9	AB	R	H	RBI	BB	SO	LOB	TOP										
23 Michael Brantley, L OBP: 0.359, SLG: 0.415	F7		G3		G4-6-3			K		4	0	0	0	0	1	2	Cleveland Indians @ Chicago White Sox U.S. Cellular Field, Chicago, IL Thu May 19 2011, 8:11 PM - 10:42 PM EDT Att: 22,077 - Cloudy - 55 F										
13 Asdrúbal Cabrera, S OBP: 0.351, SLG: 0.485	HBP		F7			G6-3		1B		3	1	1	0	0	0	0											
17 Shin-Soo Choo, L OBP: 0.320, SLG: 0.371	2B		G4-3				K	K		4	0	1	0	0	2	1											
41 Carlos Santana, S OBP: 0.352, SLG: 0.400	SF9			G4-3		P6		G3		3	0	0	1	0	0	1											
47 Shelley Duncan, R OBP: 0.250, SLG: 0.370	L6			F7			G5-3		K	4	0	0	0	0	1	1											
7 Matt LaPorta, R OBP: 0.360, SLG: 0.500	1B			L6			2B	HR		3	1	2	1	1	0	0											
9 Jack Hannahan, L OBP: 0.319, SLG: 0.372	F8					F7		K		4	0	1	0	0	1	2											
26 Austin Kearns, R OBP: 0.267, SLG: 0.241	L6							G5-3		4	0	2	0	0	0	1											
8 Adam Everett, R OBP: 0.364, SLG: 0.276	G5-3					K		K		3	0	0	0	0	2	5											
Inning Stats	R: 1 H: 1 E: 0 K: 0 S: 12	H: 1 LOB: 1 BB: 0 P: 20	R: 0 H: 1 E: 1 K: 0 S: 11	H: 1 LOB: 1 BB: 0 P: 17	R: 0 H: 0 E: 0 K: 0 S: 6	H: 0 LOB: 0 BB: 0 P: 7	R: 0 H: 0 E: 0 K: 0 S: 5	H: 2 LOB: 1 BB: 0 P: 14	R: 0 H: 0 E: 0 K: 1 S: 8	H: 0 LOB: 2 BB: 1 P: 14	R: 0 H: 1 E: 0 K: 1 S: 16	H: 1 LOB: 1 BB: 0 P: 23	R: 0 H: 1 E: 0 K: 2 S: 10	H: 1 LOB: 0 BB: 0 P: 16	1B: 4 2B: 2 3B: 0 HR: 1	SF: 1 SAC: 0 DP: 1 HBP: 1	WP: 0 PB: 0 SB: 0 CS: 0	PA: 35									
PITCHER	IP	WLS	BF	H	R	ER	SO	BB	IBB	HBP	BLK	WP	HR	S	P	ERA	WHIP										
34 Gavin Floyd, R ERA: 3.88	7.0	W	27	5	1	1	3	1	0	1	0	0	0	67	103	1.29	0.857										
49 Chris Sale, L ERA: 5.23	1.0		4	1	0	0	2	0	0	0	0	0	0	10	17	0.00	1.000										
57 Ramon Pena, R ERA: 6.32	1.0		4	1	1	1	2	0	0	0	0	0	1	10	16	9.00	1.000										

Batter	1	2	3	4	5	6	7	8	9	AB	R	H	RBI	BB	SO	LOB	BOTTOM										
1 Juan Pierre, L OBP: 0.314, SLG: 0.282	2B	FC3-2		P6				G4-3		5	2	2	0	0	0	3	Cleveland Indians @ Chicago White Sox U.S. Cellular Field, Chicago, IL Thu May 19 2011, 8:11 PM - 10:42 PM EDT Att: 22,077 - Cloudy - 55 F										
10 Alexei Ramirez, R OBP: 0.339, SLG: 0.411	HBP	2B		G5-3				1B		3	2	2	2	0	0	0											
44 Adam Dunn, L OBP: 0.321, SLG: 0.368	K				P5			K		4	0	1	2	0	2	4											
14 Paul Konerko, R OBP: 0.378, SLG: 0.521										3	1	1	2	1	1	1											
22 Brent Morel, R OBP: 0.237, SLG: 0.313	2B				HR					0	0	0	0	0	0	0											
20 Carlos Quentin, R OBP: 0.343, SLG: 0.519	F9				HR					3	1	2	2	1	0	1											
12 A.J. Pierzynski, L OBP: 0.281, SLG: 0.297	G4-3			G4-3		G4-3		K		4	0	0	0	0	1	3											
51 Alex Rios, R OBP: 0.266, SLG: 0.297			G6-3		G6-3			P2		4	0	1	0	0	0	2											
45 Dallas McPherson, L OBP: 0.250, SLG: 0.250	FC3-2			P5				E4		4	1	1	0	0	1	1											
11 Omar Vizquel, S OBP: 0.358, SLG: 0.388	SH							G1-6-4-3		3	1	0	0	0	1	1											
Inning Stats	R: 2 H: 2 E: 0 K: 1 S: 12	H: 4 LOB: 1 BB: 0 P: 23	R: 0 H: 0 E: 0 K: 0 S: 9	H: 0 LOB: 1 BB: 1 P: 18	R: 0 H: 0 E: 0 K: 1 S: 5	H: 0 LOB: 0 BB: 0 P: 7	R: 2 H: 1 E: 0 K: 0 S: 13	H: 2 LOB: 2 BB: 0 P: 20	R: 0 H: 2 E: 0 K: 2 S: 13	H: 1 LOB: 1 BB: 0 P: 17	R: 0 H: 0 E: 1 K: 0 S: 7	H: 0 LOB: 0 BB: 0 P: 9	1B: 6 2B: 4 3B: 0 HR: 1	SF: 0 SAC: 1 DP: 2 HBP: 1	WP: 0 PB: 0 SB: 0 CS: 1	PA: 37											
PITCHER	IP	WLS	BF	H	R	ER	SO	BB	IBB	HBP	BLK	WP	HR	S	P	ERA	WHIP										
55 Roberto Hernandez, R ERA: 4.78	5.0	L	25	7	8	8	3	2	0	1	0	0	0	54	87	14.40	1.800										
37 Chad Durbin, R ERA: 5.09	2.0		9	3	0	0	3	0	0	0	0	0	0	26	37	0.00	1.500										
38 Joe Smith, R ERA: 2.61	1.0		3	0	0	0	0	0	0	0	0	0	0	7	9	0.00	0.000										

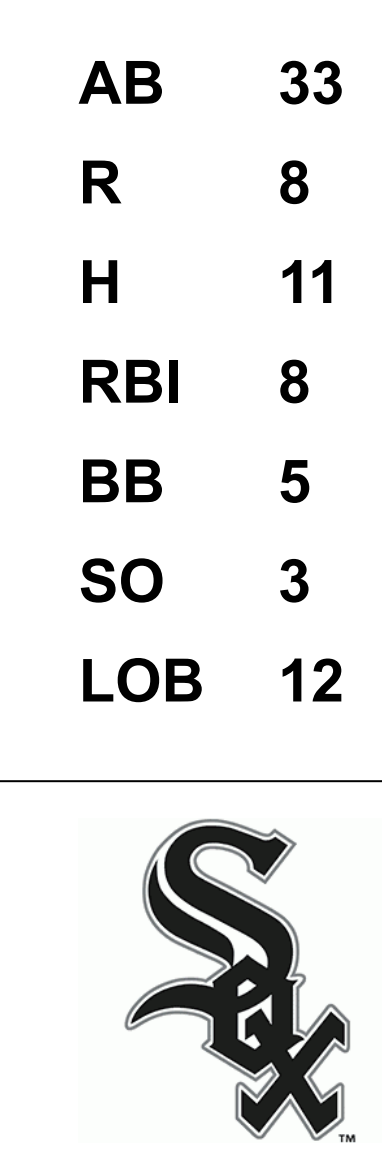
Batter	1	2	3	4	5	6	7	8	9	AB	R	H	RBI	BB	SO	LOB	TOP	
14 Jamey Carroll, R OBP: 0.373, SLG: 0.382	G4-3		G2-3 16 27 3 1B		P4		L9			4	1	1	0	0	0	0	Los Angeles Dodgers @ Chicago White Sox U.S. Cellular Field, Chicago, IL Sat May 21 2011, 2:10 PM - 4:43 PM EDT Att: 25,519 - Cloudy - 69 F	
3 Juan Castro, R OBP: 0.250, SLG: 0.250	1B		1B		L4			K	4	0	2	0	0	1	0			
16 Andre Ethier, L OBP: 0.381, SLG: 0.435	F7		G2-3		F7			BB	3	0	0	0	1	0	3			
27 Matt Kemp, R OBP: 0.407, SLG: 0.549	1B		G6-3		F8			K	3	0	1	1	0	0	1			
10 Tony Gwynn Jr., L OBP: 0.250, SLG: 0.250	1B		K		F9			K	1	0	0	0	0	1	1			
28 Rod Barajas, R OBP: 0.262, SLG: 0.407	F8		K		F8			K	4	0	0	0	0	2	4			
47 Jerry Sands, R OBP: 0.302, SLG: 0.349	F8		F8		HR			BB	3	1	1	1	1	0	0			
7 James Loney, L OBP: 0.272, SLG: 0.280	P6		F8		F8			P2	4	0	1	0	0	0	1	AB 34 R 2 H 7 RBI 2 BB 2 SO 4 LOB 15		
31 Jay Gibbons, L OBP: 0.281, SLG: 0.222	1B		P6		P6			L3	4	0	1	0	0	0	2			
46 Russell Mitchell, R OBP: 0.192, SLG: 0.250	G5-3		P6		L8			L7	4	0	0	0	0	0	3			
Inning Stats R: 0 H: 2 E: 0 LOB: 2 K: 0 BB: 0 S: 13 P: 18 R: 0 H: 1 E: 0 LOB: 1 K: 0 BB: 0 S: 9 P: 14 R: 1 H: 2 E: 0 LOB: 1 K: 1 BB: 0 S: 12 P: 15 R: 0 H: 1 E: 0 LOB: 0 K: 0 BB: 0 S: 10 P: 16 R: 0 H: 0 E: 0 LOB: 0 K: 0 BB: 0 S: 7 P: 9 R: 1 H: 1 E: 0 LOB: 0 K: 0 BB: 0 S: 6 P: 12 R: 0 H: 0 E: 0 LOB: 0 K: 0 BB: 0 S: 7 P: 13 R: 0 H: 0 E: 0 LOB: 1 K: 3 BB: 1 S: 13 P: 18 R: 0 H: 0 E: 0 LOB: 1 K: 0 BB: 1 S: 9 P: 18											1B: 5 SF: 0 2B: 1 SAC: 0 3B: 0 DP: 0 HR: 1 HBP: 0	WP: 0 PA: 36 PB: 0 SB: 0 CS: 0						
PITCHER 56 Mark Buehrle, L ERA: 3.92 57 Ramon Pena, R ERA: 5.6											PITCHER IP WLS BF H R ER SO BB IBB HBP BLK WP HR S P ERA WHIP 7.0 W 28 7 2 2 1 0 0 0 0 0 1 64 97 2.57 1.000 2.0 8 0 0 0 3 2 0 0 0 0 0 22 36 0.00 1.000						ERA WHIP	

Batter	1	2	3	4	5	6	7	8	9	AB	R	H	RBI	BB	SO	LOB	BOTTOM	
1 Juan Pierre, L OBP: 0.313, SLG: 0.283	B1-3		G6-4-3 10 1B		L3		L8		L6	5	0	1	0	0	0	5	Los Angeles Dodgers @ Chicago White Sox U.S. Cellular Field, Chicago, IL Sat May 21 2011, 2:10 PM - 4:43 PM EDT Att: 25,519 - Cloudy - 69 F	
10 Alexei Ramirez, R OBP: 0.342, SLG: 0.419	2B		G6-4-3 14 1B		44 BB		BB		2B	4	2	3	2	1	0	1		
44 Adam Dunn, L OBP: 0.290, SLG: 0.345	K		K		14 1B		K		K	4	0	0	0	1	4	4		
45 Dallas McPherson, L OBP: 0.250, SLG: 0.250	K		BB		14 1B		K		K	0	0	0	0	0	0	0		
14 Paul Konerko, R OBP: 0.374, SLG: 0.509	1B		1B		1B		L7		K	5	0	3	3	0	1	3		
12 A.J. Pierzynski, L OBP: 0.296, SLG: 0.319	1B		G4-3		18 HR		2B		G1-3	5	2	3	0	0	0	3		
51 Alex Rios, R OBP: 0.285, SLG: 0.319	G4-3		HR		L8		F7			4	1	1	2	0	0	3		
11 Omar Vizquel, S OBP: 0.362, SLG: 0.407	G4-3		2B		F8		L4			4	1	1	0	0	0	1	AB 37 R 9 H 16 RBI 9 BB 3 SO 5 LOB 21	
18 Brent Lillibridge, R OBP: 0.417, SLG: 0.650	1B		1B		G6-3		HR			3	2	2	2	0	0	0		
15 Gordon Beckham, R OBP: 0.274, SLG: 0.347	L3		HBP		15 1B		HR			3	1	2	0	1	0	1		
Inning Stats R: 1 H: 3 E: 0 LOB: 2 K: 1 BB: 0 S: 14 P: 23 R: 0 H: 1 E: 0 LOB: 0 K: 0 BB: 0 S: 5 P: 6 R: 0 H: 1 E: 0 LOB: 0 K: 1 BB: 0 S: 11 P: 13 R: 6 H: 7 E: 0 LOB: 2 K: 0 BB: 1 S: 21 P: 33 R: 0 H: 0 E: 0 LOB: 0 K: 0 BB: 0 S: 8 P: 11 R: 0 H: 1 E: 0 LOB: 2 K: 1 BB: 1 S: 10 P: 16 R: 2 H: 2 E: 0 LOB: 1 K: 0 BB: 1 S: 10 P: 19 R: 0 H: 1 E: 0 LOB: 1 K: 2 BB: 0 S: 10 P: 15											1B: 10 SF: 0 2B: 5 SAC: 0 3B: 0 DP: 2 HR: 2 HBP: 1	WP: 0 PA: 41 PB: 0 SB: 0 CS: 0						
PITCHER 21 Jon Garland, R ERA: 4.75 38 Ramon Troncoso, R ERA: 9.0 37 Lance Cormier, R ERA: 9.88											PITCHER IP WLS BF H R ER SO BB IBB HBP BLK WP HR S P ERA WHIP 3.2 L 21 11 7 7 2 1 1 0 0 0 0 0 22 31 0.00 1.286 2.1 10 2 0 0 1 1 0 0 0 0 0 1 20 34 9.00 2.000							ERA WHIP

Batter	1	2	3	4	5	6	7	8	9	AB	R	H	RBI	BB	SO	LOB	TOP											
15 Rafael Furcal, S OBP: 0.212, SLG: 0.194										5	0	0	0	0	3	6	Los Angeles Dodgers @ Chicago White Sox U.S. Cellular Field, Chicago, IL Sun May 22 2011, 2:11 PM - 5:30 PM EDT Att: 25,081 - Sunny - 86 F livebaseballscorecards.com											
14 Jamey Carroll, R OBP: 0.374, SLG: 0.379										4	0	1	1	1	0	1												
16 Andre Ethier, L 10 Tony Gwynn Jr., L OBP: 0.244, SLG: 0.297										2	0	0	0	0	2	1												
27 Matt Kemp, R OBP: 0.399, SLG: 0.537										4	0	0	0	0	2	4												
7 James Loney, L OBP: 0.283, SLG: 0.292										3	1	2	0	1	0	0												
28 Rod Barajas, R 30 Dioner Navarro, S OBP: 0.280, SLG: 0.404 OBP: 0.207, SLG: 0.231										1	0	0	0	0	0	1												
31 Jay Gibbons, L OBP: 0.278, SLG: 0.258										4	1	1	1	0	2	0												
47 Jerry Sands, R OBP: 0.330, SLG: 0.391										4	1	4	0	0	0	0												
46 Russell Mitchell, R OBP: 0.231, SLG: 0.227										2	0	0	0	2	0	2												
Inning Stats	R: 0 E: 0 K: 2 S: 11	H: 0 LOB: 0 BB: 0 P: 16	R: 0 E: 0 K: 0 S: 7	H: 1 LOB: 0 BB: 0 P: 12	R: 0 E: 0 K: 1 S: 13	H: 1 LOB: 0 BB: 0 P: 16	R: 0 E: 2 K: 2 S: 12	H: 0 LOB: 1 BB: 0 P: 18	R: 1 E: 0 K: 1 S: 18	H: 2 LOB: 2 BB: 1 P: 31	R: 0 E: 0 K: 2 S: 10	H: 1 LOB: 2 BB: 1 P: 19	R: 2 E: 0 K: 1 S: 16	H: 2 LOB: 2 BB: 2 P: 29	R: 0 E: 0 K: 1 S: 9	H: 0 LOB: 0 BB: 0 P: 11		R: 0 E: 0 K: 0 S: 8	H: 1 LOB: 1 BB: 0 P: 9	1B: 5 2B: 4 3B: 0 HR: 0	SF: 0 SAC: 0 DP: 2 HBP: 0	WP: 1 PB: 0 SB: 3 CS: 0	PA: 38					
PITCHER	IP	WLS	BF	H	R	ER	SO	BB	IBB	HBP	BLK	WP	HR	S	P	ERA	WHIP											
33 Edwin Jackson, R ERA: 4.26	(1, 1)	5.2	W	23	5	1	1	7	2	0	0	0	1	0	68	107	1.59	1.235										
49 Chris Sale, L ERA: 6.32	(6, 1)	0.1		4	2	2	2	1	1	0	0	0	0	0	8	16	54.00	9.000										
26 Jesse Crain, R ERA: 2.45	(7, 1)	1.0	H	4	0	0	0	1	1	0	0	0	0	11	18	0.00	1.000											
37 Matt Thornton, L ERA: 5.17	(8, 1)	2.0	S	7	1	0	0	1	0	0	0	0	0	17	20	0.00	0.500											

Batter	1	2	3	4	5	6	7	8	9	AB	R	H	RBI	BB	SO	LOB	BOTTOM										
1 Juan Pierre, L OBP: 0.322, SLG: 0.299										4	2	3	0	0	0	1	Los Angeles Dodgers @ Chicago White Sox U.S. Cellular Field, Chicago, IL Sun May 22 2011, 2:11 PM - 5:30 PM EDT Att: 25,081 - Sunny - 86 F livebaseballscorecards.com										
10 Alexei Ramirez, R OBP: 0.354, SLG: 0.458										5	2	4	5	0	0	1											
44 Adam Dunn, L 45 Dallas McPherson, L OBP: 0.322, SLG: 0.347 OBP: 0.250, SLG: 0.250										2	0	1	1	3	1	0											
14 Paul Konerko, R OBP: 0.369, SLG: 0.500										3	0	0	1	1	0	4											
12 A.J. Pierzynski, L OBP: 0.293, SLG: 0.336										5	1	1	1	0	1	4											
51 Alex Rios, R OBP: 0.285, SLG: 0.318										4	0	1	0	0	0	0											
11 Omar Vizquel, S OBP: 0.355, SLG: 0.386										3	0	0	0	1	0	1											
18 Brent Lillibridge, R OBP: 0.385, SLG: 0.591										4	0	0	0	0	0	1											
15 Gordon Beckham, R OBP: 0.280, SLG: 0.346										3	3	1	0	0	1	0											
Inning Stats	R: 3 E: 0 K: 1 S: 18	H: 4 LOB: 1 BB: 0 P: 28	R: 1 E: 0 K: 0 S: 12	H: 2 LOB: 2 BB: 1 P: 20	R: 0 E: 0 K: 0 S: 9	H: 0 LOB: 0 BB: 0 P: 13	R: 2 E: 1 K: 1 S: 15	H: 2 LOB: 2 BB: 1 P: 28	R: 0 E: 0 K: 0 S: 5	H: 0 LOB: 0 BB: 0 P: 7	R: 0 E: 0 K: 1 S: 9	H: 1 LOB: 1 BB: 1 P: 18	R: 0 E: 0 K: 0 S: 9	H: 0 LOB: 2 BB: 1 P: 19	R: 2 E: 0 K: 0 S: 10	H: 2 LOB: 2 BB: 1 P: 19		1B: 6 2B: 3 3B: 0 HR: 2	SF: 1 SAC: 1 DP: 1 HBP: 1	WP: 0 PB: 1 SB: 0 CS: 0	PA: 41						
PITCHER	IP	WLS	BF	H	R	ER	SO	BB	IBB	HBP	BLK	WP	HR	S	P	ERA	WHIP										
18 Hiroki Kuroda, R ERA: 3.11	(1, 1)	5.2	L	29	9	6	4	3	2	0	0	0	0	65	105	6.35	1.941										
57 Scott Elbert, L ERA:	(6, 1)	0.2		3	0	0	0	0	1	0	0	0	0	4	11	0.00	1.500										
54 Javy Guerra, R ERA: 4.5	(7, 1)	1.0		8	2	2	2	0	2	0	1	0	0	16	34	18.00	4.000										
38 Ramon Troncoso, R ERA: 8.1	(8, 1)	0.2		1	0	0	0	0	0	0	0	0	0	2	2	0.00	0.000										

AB	34
R	3
H	8
RBI	3
BB	4
SO	10
LOB	21



Batter	1	2	3	4	5	6	7	8	9	AB	R	H	RBI	BB	SO	LOB	TOP			
1 Juan Pierre, L OBP: 0.320, SLG: 0.298										4	0	1	0	0	0	4	<p>Chicago White Sox @ Texas Rangers Rangers Ballpark in Arlington, Arlington, TX Mon May 23 2011, 8:08 PM - 10:12 PM EDT Att: 30,861 - Clear - 85 F</p> <p>livebaseballscores.com</p> <p>AB 29 R 0 H 5 RBI 0 BB 3 SO 6 LOB 14</p>			
10 Alexei Ramirez, R OBP: 0.347, SLG: 0.448										4	0	0	0	0	1	2				
44 Adam Dunn, L OBP: 0.315, SLG: 0.338										4	0	0	0	0	2	1				
14 Paul Konerko, R OBP: 0.372, SLG: 0.497										3	0	1	0	1	1	1				
20 Carlos Quentin, R OBP: 0.344, SLG: 0.515										3	0	0	0	1	1	1				
12 A.J. Pierzynski, L OBP: 0.294, SLG: 0.336										3	0	1	0	0	0	1				
51 Alex Rios, R OBP: 0.261, SLG: 0.312										3	0	0	0	0	1	2				
45 Dallas McPherson, L OBP: 0.162, SLG: 0.162										3	0	0	0	0	0	2				
15 Gordon Beckham, R OBP: 0.292, SLG: 0.355										2	0	2	0	1	0	0				
Inning Stats	R: 0 E: 0 K: 2 S: 11	H: 1 LOB: 0 BB: 0 P: 14	R: 0 E: 0 K: 0 S: 9	H: 0 LOB: 1 BB: 1 P: 15	R: 0 E: 0 K: 0 S: 6	H: 1 LOB: 0 BB: 0 P: 9	R: 0 E: 0 K: 1 S: 8	H: 1 LOB: 0 BB: 0 P: 14	R: 0 E: 0 K: 1 S: 10	H: 0 LOB: 1 BB: 1 P: 17	R: 0 E: 0 K: 1 S: 7	H: 0 LOB: 0 BB: 0 P: 10	R: 0 E: 0 K: 0 S: 5	H: 0 LOB: 0 BB: 1 P: 10	R: 0 E: 0 K: 1 S: 9	H: 0 LOB: 0 BB: 0 P: 12	1B: 5 2B: 0 3B: 0 HR: 0	SF: 0 SAC: 0 DP: 2 HBP: 0	WP: 0 PB: 0 SB: 0 CS: 0	PA: 32
PITCHER 41 Alexi Ogando, R ERA: 1.81	IP: 9.0 WLS: W BF: 32	H: 5 R: 0 ER: 0 SO: 6	BB: 3 IBB: 0 HBP: 0 BLK: 0	WP: 0 HR: 0 S: 76 P: 115	ERA: 0.00 WHIP: 0.889	PITCHER IP: WLS: BF: H: R: ER: SO: BB: IBB: HBP: BLK: WP: HR: S: P: ERA: WHIP														


Batter	1	2	3	4	5	6	7	8	9	AB	R	H	RBI	BB	SO	LOB	BOTTOM			
5 Ian Kinsler, R OBP: 0.333, SLG: 0.404										4	0	2	0	0	0	0	<p>Chicago White Sox @ Texas Rangers Rangers Ballpark in Arlington, Arlington, TX Mon May 23 2011, 8:08 PM - 10:12 PM EDT Att: 30,861 - Clear - 85 F</p> <p>livebaseballscores.com</p> <p>AB 30 R 4 H 9 RBI 4 BB 2 SO 3 LOB 9</p>			
1 Elvis Andrus, R OBP: 0.316, SLG: 0.333										3	0	0	0	1	0	2				
32 Josh Hamilton, L OBP: 0.417, SLG: 0.558										4	2	2	1	0	0	1				
10 Michael Young, R OBP: 0.383, SLG: 0.495										4	0	3	0	0	0	0				
23 Craig Gentry, R OBP: 0.316, SLG: 0.188										2	1	0	1	1	0	2				
29 Adrián Beltré, R OBP: 0.306, SLG: 0.480										4	1	1	2	0	2	2				
17 Nelson Cruz, R OBP: 0.301, SLG: 0.459										4	1	1	2	0	2	2				
7 David Murphy, L OBP: 0.317, SLG: 0.340										3	0	1	0	0	0	1				
25 Mike Napoli, R OBP: 0.342, SLG: 0.424										3	0	0	0	0	1	1				
18 Mitch Moreland, L OBP: 0.346, SLG: 0.474										3	0	0	0	0	0	0				
Inning Stats	R: 1 E: 0 K: 0 S: 13	H: 2 LOB: 1 BB: 0 P: 17	R: 0 E: 0 K: 0 S: 6	H: 0 LOB: 0 BB: 0 P: 10	R: 0 E: 0 K: 0 S: 7	H: 0 LOB: 1 BB: 1 P: 12	R: 0 E: 0 K: 1 S: 10	H: 1 LOB: 0 BB: 0 P: 12	R: 0 E: 0 K: 1 S: 12	H: 1 LOB: 1 BB: 0 P: 17	R: 2 E: 0 K: 0 S: 9	H: 2 LOB: 1 BB: 1 P: 18	R: 0 E: 0 K: 0 S: 6	H: 1 LOB: 0 BB: 0 P: 7	R: 1 E: 0 K: 1 S: 9	H: 2 LOB: 0 BB: 0 P: 12	1B: 3 2B: 3 3B: 1 HR: 2	SF: 1 SAC: 0 DP: 1 HBP: 0	WP: 0 PB: 0 SB: 0 CS: 1	PA: 34
PITCHER 50 John Danks, L ERA: 4.34	IP: 8.0 WLS: L BF: 33	H: 9 R: 4 ER: 4 SO: 3	BB: 2 IBB: 0 HBP: 0 BLK: 0	WP: 0 HR: 2 S: 72 P: 105	ERA: 4.50 WHIP: 1.375	PITCHER IP: WLS: BF: H: R: ER: SO: BB: IBB: HBP: BLK: WP: HR: S: P: ERA: WHIP														

Batter	1	2	3	4	5	6	7	8	9	AB	R	H	RBI	BB	SO	LOB	TOP		
1 Juan Pierre, L (1,7) OBP: 0.326, SLG: 0.307	F7		10 14 1B		F7		G3		L7	5	1	1	0	0	0	2			
10 Alexei Ramirez, R (1,6) OBP: 0.336, SLG: 0.438	L5		K		L4-3			K		4	0	0	0	0	2	2			
20 Carlos Quentin, R (1,9) OBP: 0.346, SLG: 0.548	HR		G6-3		G6-3		14 1B	L9		3	1	1	1	1	0	1			
14 Paul Konerko, R (1,3) OBP: 0.371, SLG: 0.483	G6-3						FC6-4			3	0	2	1	0	0	0			
45 Dallas McPherson, L (8, PH) OBP: 0.133, SLG: 0.133							27 FC6-4			1	0	0	0	0	1	0			
51 Alex Rios, R (1,8) OBP: 0.260, SLG: 0.317		F9	F8				P4		44 27 HR	4	1	1	0	0	0	3			
44 Adam Dunn, L (1,10) OBP: 0.320, SLG: 0.331					K		K		G4-3	3	0	0	0	1	2	3			
27 Ramon Castro, R (1,2) OBP: 0.261, SLG: 0.409					K		FC6-4			4	1	2	2	0	1	2			
18 Brent Lillibridge, R (1,4) OBP: 0.375, SLG: 0.636		F8			K					4	0	1	0	0	1	2			
22 Brent Morel, R (1,5) OBP: 0.250, SLG: 0.316	F7						G6-3		P3	4	0	1	0	0	0	3			
Inning Stats	R: 1 E: 0 K: 0 S: 9	H: 1 LOB: 0 BB: 0 P: 16	R: 0 E: 0 K: 0 S: 11	H: 1 LOB: 2 BB: 1 P: 20	R: 1 E: 0 K: 1 S: 12	H: 2 LOB: 1 BB: 0 P: 18	R: 0 E: 0 K: 3 S: 9	H: 0 LOB: 0 BB: 0 P: 13	R: 0 E: 0 K: 1 S: 13	H: 1 LOB: 2 BB: 1 P: 19	R: 0 E: 0 K: 0 S: 6	H: 0 LOB: 0 BB: 0 P: 9	R: 0 E: 0 K: 2 S: 9	H: 0 LOB: 0 BB: 0 P: 16	R: 2 E: 0 K: 0 S: 8	H: 3 LOB: 1 BB: 0 P: 13	1B: 5 2B: 3 3B: 0 HR: 2	SF: 0 SAC: 0 DP: 1 HBP: 0	WP: 0 PA: 37 SB: 0 CS: 1
PITCHER	IP WLS BF H R ER SO BB IBB HBP BLK WP HR S P ERA WHIP	IP WLS BF H R ER SO BB IBB HBP BLK WP HR S P ERA WHIP	IP WLS BF H R ER SO BB IBB HBP BLK WP HR S P ERA WHIP	IP WLS BF H R ER SO BB IBB HBP BLK WP HR S P ERA WHIP	IP WLS BF H R ER SO BB IBB HBP BLK WP HR S P ERA WHIP	IP WLS BF H R ER SO BB IBB HBP BLK WP HR S P ERA WHIP	IP WLS BF H R ER SO BB IBB HBP BLK WP HR S P ERA WHIP	IP WLS BF H R ER SO BB IBB HBP BLK WP HR S P ERA WHIP	IP WLS BF H R ER SO BB IBB HBP BLK WP HR S P ERA WHIP	IP WLS BF H R ER SO BB IBB HBP BLK WP HR S P ERA WHIP	IP WLS BF H R ER SO BB IBB HBP BLK WP HR S P ERA WHIP	IP WLS BF H R ER SO BB IBB HBP BLK WP HR S P ERA WHIP	IP WLS BF H R ER SO BB IBB HBP BLK WP HR S P ERA WHIP	IP WLS BF H R ER SO BB IBB HBP BLK WP HR S P ERA WHIP	IP WLS BF H R ER SO BB IBB HBP BLK WP HR S P ERA WHIP	IP WLS BF H R ER SO BB IBB HBP BLK WP HR S P ERA WHIP	IP WLS BF H R ER SO BB IBB HBP BLK WP HR S P ERA WHIP	IP WLS BF H R ER SO BB IBB HBP BLK WP HR S P ERA WHIP	IP WLS BF H R ER SO BB IBB HBP BLK WP HR S P ERA WHIP

Chicago White Sox @ Toronto Blue Jays
Rogers Centre, Toronto, ON
Sun May 29 2011, 1:09 PM - 3:41 PM EDT
Att: 18,325 - Cloudy - 64 F

livebaseballscorecards.com

AB 35
R 4
H 9
RBI 4
BB 2
SO 7
LOB 18




Batter	1	2	3	4	5	6	7	8	9	AB	R	H	RBI	BB	SO	LOB	BOTTOM		
5 Yunel Escobar, R (1,6) OBP: 0.363, SLG: 0.428										3	2	2	1	1	0	1			
18 Mike McCoy, R (7,6) OBP: 0.265, SLG: 0.304										1	0	0	0	0	0	0			
16 Corey Patterson, L (1,7) OBP: 0.333, SLG: 0.477		L8								5	2	4	3	0	0	0			
19 José Bautista, R (1,9) OBP: 0.498, SLG: 0.788										4	1	1	1	0	1	2			
46 Eric Thames, L (6,9) OBP: 0.324, SLG: 0.300										1	0	0	0	0	0	1			
20 Juan Rivera, R (1,3) OBP: 0.326, SLG: 0.372										5	1	2	0	0	1	2			
9 J.P. Arencibia, R (1,2) OBP: 0.316, SLG: 0.497										4	1	2	1	1	1	0			
2 Aaron Hill, R (1,4) OBP: 0.276, SLG: 0.336										5	1	1	4	0	0	2			
10 Edwin Encarnación, R (1,10) OBP: 0.272, SLG: 0.352										5	2	3	1	0	0	1			
11 Rajai Davis, R (1,8) OBP: 0.303, SLG: 0.343										3	2	1	0	0	0	2			
2B Jayson Nix, R (1,5) OBP: 0.284, SLG: 0.310										4	1	2	2	0	0	1			
Inning Stats	R: 6 E: 0 K: 1 S: 34	H: 6 LOB: 1 BB: 1 P: 51	R: 0 E: 0 K: 0 S: 6	H: 1 LOB: 0 BB: 0 P: 10	R: 0 E: 0 K: 0 S: 7	H: 0 LOB: 0 BB: 0 P: 10	R: 3 E: 0 K: 0 S: 14	H: 2 LOB: 0 BB: 0 P: 25	R: 3 E: 0 K: 2 S: 18	H: 4 LOB: 2 BB: 1 P: 32	R: 1 E: 0 K: 0 S: 12	H: 3 LOB: 1 BB: 0 P: 13	R: 0 E: 0 K: 0 S: 10	H: 1 LOB: 0 BB: 0 P: 16	R: 0 E: 0 K: 0 S: 5	H: 1 LOB: 1 BB: 0 P: 6	1B: 12 2B: 3 3B: 0 HR: 3	SF: 0 SAC: 0 DP: 1 HBP: 1	WP: 0 PA: 43 SB: 1 CS: 0
PITCHER	IP WLS BF H R ER SO BB IBB HBP BLK WP HR S P ERA WHIP	IP WLS BF H R ER SO BB IBB HBP BLK WP HR S P ERA WHIP	IP WLS BF H R ER SO BB IBB HBP BLK WP HR S P ERA WHIP	IP WLS BF H R ER SO BB IBB HBP BLK WP HR S P ERA WHIP	IP WLS BF H R ER SO BB IBB HBP BLK WP HR S P ERA WHIP	IP WLS BF H R ER SO BB IBB HBP BLK WP HR S P ERA WHIP	IP WLS BF H R ER SO BB IBB HBP BLK WP HR S P ERA WHIP	IP WLS BF H R ER SO BB IBB HBP BLK WP HR S P ERA WHIP	IP WLS BF H R ER SO BB IBB HBP BLK WP HR S P ERA WHIP	IP WLS BF H R ER SO BB IBB HBP BLK WP HR S P ERA WHIP	IP WLS BF H R ER SO BB IBB HBP BLK WP HR S P ERA WHIP	IP WLS BF H R ER SO BB IBB HBP BLK WP HR S P ERA WHIP	IP WLS BF H R ER SO BB IBB HBP BLK WP HR S P ERA WHIP	IP WLS BF H R ER SO BB IBB HBP BLK WP HR S P ERA WHIP	IP WLS BF H R ER SO BB IBB HBP BLK WP HR S P ERA WHIP	IP WLS BF H R ER SO BB IBB HBP BLK WP HR S P ERA WHIP	IP WLS BF H R ER SO BB IBB HBP BLK WP HR S P ERA WHIP	IP WLS BF H R ER SO BB IBB HBP BLK WP HR S P ERA WHIP	IP WLS BF H R ER SO BB IBB HBP BLK WP HR S P ERA WHIP

Chicago White Sox @ Toronto Blue Jays
Rogers Centre, Toronto, ON
Sun May 29 2011, 1:09 PM - 3:41 PM EDT
Att: 18,325 - Cloudy - 64 F

livebaseballscorecards.com


AB 40
R 13
H 18
RBI 13
BB 2
SO 3
LOB 12



Batter	1	2	3	4	5	6	7	8	9	AB	R	H	RBI	BB	SO	LOB	TOP						
1 Juan Pierre, L OBP: 0.328, SLG: 0.306										4	1	1	0	1	2	3							
10 Alexei Ramirez, R OBP: 0.342, SLG: 0.443										4	2	2	2	1	0	0							
20 Carlos Quentin, R OBP: 0.371, SLG: 0.545										3	1	1	2	0	2	3							
14 Paul Konerko, R OBP: 0.371, SLG: 0.495										5	1	2	1	0	1	5							
12 A.J. Pierzynski, L OBP: 0.301, SLG: 0.335										5	0	2	2	0	0	1							
51 Alex Rios, R OBP: 0.299, SLG: 0.314										5	1	1	0	0	0	3							
18 Brent Lillibridge, R OBP: 0.377, SLG: 0.610										4	0	1	0	1	1	3							
15 Gordon Beckham, R (1, 4) OBP: 0.294, SLG: 0.343										4	1	1	0	1	0	1							
22 Brent Morel, R (1, 5) OBP: 0.258, SLG: 0.316										3	0	1	0	1	1	4							
Inning Stats	R: 2 H: 3 E: 0 K: 1 S: 17	H: 3 LOB: 2 BB: 0 P: 26	R: 0 H: 0 E: 0 K: 0 S: 7	H: 0 LOB: 0 BB: 1 P: 13	R: 1 H: 2 E: 0 K: 1 S: 10	H: 2 LOB: 1 BB: 0 P: 15	R: 0 H: 0 E: 0 K: 1 S: 9	H: 0 LOB: 2 BB: 0 P: 22	R: 0 H: 0 E: 0 K: 0 S: 13	H: 0 LOB: 0 BB: 0 P: 20	R: 4 H: 4 E: 0 K: 2 S: 21	H: 4 LOB: 1 BB: 1 P: 37	R: 0 H: 0 E: 0 K: 1 S: 10	H: 0 LOB: 0 BB: 0 P: 13	R: 0 H: 2 E: 0 K: 1 S: 15	H: 2 LOB: 3 BB: 1 P: 27	R: 0 H: 1 E: 0 K: 0 S: 10	H: 1 LOB: 1 BB: 0 P: 15	1B: 10 HR: 1	SF: 0 2B: 2 3B: 0	WP: 1 PB: 0 SB: 1 CS: 1	PA: 44	
PITCHER	IP WLS BF H R ER SO BB IBB HBP BLK WP HR S P ERA WHIP	IP WLS BF H R ER SO BB IBB HBP BLK WP HR S P ERA WHIP	IP WLS BF H R ER SO BB IBB HBP BLK WP HR S P ERA WHIP	IP WLS BF H R ER SO BB IBB HBP BLK WP HR S P ERA WHIP	IP WLS BF H R ER SO BB IBB HBP BLK WP HR S P ERA WHIP	IP WLS BF H R ER SO BB IBB HBP BLK WP HR S P ERA WHIP	IP WLS BF H R ER SO BB IBB HBP BLK WP HR S P ERA WHIP	IP WLS BF H R ER SO BB IBB HBP BLK WP HR S P ERA WHIP	IP WLS BF H R ER SO BB IBB HBP BLK WP HR S P ERA WHIP	IP WLS BF H R ER SO BB IBB HBP BLK WP HR S P ERA WHIP	IP WLS BF H R ER SO BB IBB HBP BLK WP HR S P ERA WHIP	IP WLS BF H R ER SO BB IBB HBP BLK WP HR S P ERA WHIP	IP WLS BF H R ER SO BB IBB HBP BLK WP HR S P ERA WHIP	IP WLS BF H R ER SO BB IBB HBP BLK WP HR S P ERA WHIP	IP WLS BF H R ER SO BB IBB HBP BLK WP HR S P ERA WHIP	IP WLS BF H R ER SO BB IBB HBP BLK WP HR S P ERA WHIP	IP WLS BF H R ER SO BB IBB HBP BLK WP HR S P ERA WHIP	IP WLS BF H R ER SO BB IBB HBP BLK WP HR S P ERA WHIP	IP WLS BF H R ER SO BB IBB HBP BLK WP HR S P ERA WHIP	IP WLS BF H R ER SO BB IBB HBP BLK WP HR S P ERA WHIP	IP WLS BF H R ER SO BB IBB HBP BLK WP HR S P ERA WHIP	IP WLS BF H R ER SO BB IBB HBP BLK WP HR S P ERA WHIP	IP WLS BF H R ER SO BB IBB HBP BLK WP HR S P ERA WHIP

Chicago White Sox @ Boston Red Sox
Fenway Park, Boston, MA
Mon May 30 2011, 7:11 PM - 10:35 PM EDT
Att: 37,463 - Partly Cloudy - 77 F


AB 37
R 7
H 12
RBI 7
BB 5
SO 7
LOB 23



Batter	1	2	3	4	5	6	7	8	9	AB	R	H	RBI	BB	SO	LOB	BOTTOM						
2 Jacoby Ellsbury, L OBP: 0.366, SLG: 0.462										4	1	1	0	0	1	0							
15 Dustin Pedroia, R OBP: 0.351, SLG: 0.335										4	0	1	2	0	0	0							
28 Adrián González, L OBP: 0.379, SLG: 0.547										4	1	2	1	0	0	1							
20 Kevin Youkilis, R OBP: 0.387, SLG: 0.491										4	0	1	0	0	0	2							
34 David Ortiz, L OBP: 0.378, SLG: 0.549										3	0	2	0	1	0	0							
13 Carl Crawford, L OBP: 0.287, SLG: 0.362										4	0	0	0	0	1	5							
44 Drew Sutton, S OBP: 0.208, SLG: 0.375										3	0	0	0	0	1	2							
7 J.D. Drew, L OBP: 0.350, SLG: 0.348										3	0	0	0	0	0	1							
23 Mike Cameron, R OBP: 0.266, SLG: 0.375										1	0	0	0	0	1	0							
39 Jarrod Saltalamacchia, S OBP: 0.277, SLG: 0.382										3	1	0	0	0	0	0							
Inning Stats	R: 1 H: 1 E: 0 K: 0 S: 12	H: 1 LOB: 0 BB: 0 P: 18	R: 0 H: 0 E: 0 K: 0 S: 9	H: 0 LOB: 0 BB: 0 P: 13	R: 2 H: 2 E: 0 K: 0 S: 19	H: 2 LOB: 1 BB: 0 P: 30	R: 0 H: 1 E: 0 K: 0 S: 6	H: 1 LOB: 1 BB: 0 P: 7	R: 0 H: 0 E: 0 K: 1 S: 8	H: 0 LOB: 0 BB: 0 P: 10	R: 0 H: 2 E: 0 K: 1 S: 17	H: 2 LOB: 2 BB: 0 P: 25	R: 0 H: 0 E: 0 K: 0 S: 7	H: 0 LOB: 0 BB: 0 P: 9	R: 0 H: 1 E: 0 K: 1 S: 12	H: 1 LOB: 2 BB: 1 P: 19	R: 0 H: 0 E: 0 K: 1 S: 11	H: 0 LOB: 0 BB: 0 P: 15	1B: 5 HR: 1	SF: 0 2B: 1 3B: 0	WP: 0 PB: 0 SB: 0 CS: 0	PA: 36	
PITCHER	IP WLS BF H R ER SO BB IBB HBP BLK WP HR S P ERA WHIP	IP WLS BF H R ER SO BB IBB HBP BLK WP HR S P ERA WHIP	IP WLS BF H R ER SO BB IBB HBP BLK WP HR S P ERA WHIP	IP WLS BF H R ER SO BB IBB HBP BLK WP HR S P ERA WHIP	IP WLS BF H R ER SO BB IBB HBP BLK WP HR S P ERA WHIP	IP WLS BF H R ER SO BB IBB HBP BLK WP HR S P ERA WHIP	IP WLS BF H R ER SO BB IBB HBP BLK WP HR S P ERA WHIP	IP WLS BF H R ER SO BB IBB HBP BLK WP HR S P ERA WHIP	IP WLS BF H R ER SO BB IBB HBP BLK WP HR S P ERA WHIP	IP WLS BF H R ER SO BB IBB HBP BLK WP HR S P ERA WHIP	IP WLS BF H R ER SO BB IBB HBP BLK WP HR S P ERA WHIP	IP WLS BF H R ER SO BB IBB HBP BLK WP HR S P ERA WHIP	IP WLS BF H R ER SO BB IBB HBP BLK WP HR S P ERA WHIP	IP WLS BF H R ER SO BB IBB HBP BLK WP HR S P ERA WHIP	IP WLS BF H R ER SO BB IBB HBP BLK WP HR S P ERA WHIP	IP WLS BF H R ER SO BB IBB HBP BLK WP HR S P ERA WHIP	IP WLS BF H R ER SO BB IBB HBP BLK WP HR S P ERA WHIP	IP WLS BF H R ER SO BB IBB HBP BLK WP HR S P ERA WHIP	IP WLS BF H R ER SO BB IBB HBP BLK WP HR S P ERA WHIP	IP WLS BF H R ER SO BB IBB HBP BLK WP HR S P ERA WHIP	IP WLS BF H R ER SO BB IBB HBP BLK WP HR S P ERA WHIP	IP WLS BF H R ER SO BB IBB HBP BLK WP HR S P ERA WHIP	IP WLS BF H R ER SO BB IBB HBP BLK WP HR S P ERA WHIP

Chicago White Sox @ Boston Red Sox
Fenway Park, Boston, MA
Mon May 30 2011, 7:11 PM - 10:35 PM EDT
Att: 37,463 - Partly Cloudy - 77 F

AB 33
R 3
H 7
RBI 3
BB 1
SO 4
LOB 11




Batter	1	2	3	4	5	6	7	8	9	AB	R	H	RBI	BB	SO	LOB	TOP										
14 Austin Jackson, R OBP: 0.291, SLG: 0.332	G4-3		G6-3				G5-3		G6-3	4	1	1	0	1	0	0	Detroit Tigers @ Chicago White Sox U.S. Cellular Field, Chicago, IL Fri Jun 03 2011, 8:10 PM - 11:14 PM EDT Att: 23,095 - Clear - 83 F										
57 Casper Wells, R OBP: 0.303, SLG: 0.400	K		K						P6	3	1	1	3	1	2	0											
12 Andy Dirks, L OBP: 0.325, SLG: 0.472	K		K							1	0	0	0	0	0	1											
26 Brennan Boesch, L OBP: 0.314, SLG: 0.384	24 BB								G6-3	5	0	2	0	0	0	2											
24 Miguel Cabrera, R OBP: 0.436, SLG: 0.567	41 FC5-4									4	0	2	0	1	1	1											
41 Victor Martinez, S OBP: 0.361, SLG: 0.487	FC5-4									4	1	2	0	0	1	3											
27 Johnny Peralta, R OBP: 0.381, SLG: 0.540	25 G6-4-3									4	0	3	0	0	0	1											
25 Ryan Raburn, R OBP: 0.238, SLG: 0.323	G6-4-3									4	0	1	0	0	1	4											
13 Alex Avila, L OBP: 0.341, SLG: 0.517	F7									3	0	0	1	0	0	1											
29 Danny Worth, R OBP: 0.444, SLG: 0.375										2	1	1	0	0	0	0											
39 Ramon Santiago, S (7, PH) OBP: 0.312, SLG: 0.343										2	0	0	0	0	2	2											
Inning Stats	R: 0 E: 0 K: 1 S: 12	H: 1 LOB: 2 BB: 1 P: 22	R: 0 E: 0 K: 0 S: 8	H: 1 LOB: 0 BB: 0 P: 11	R: 0 E: 0 K: 1 S: 8	H: 0 LOB: 0 BB: 0 P: 14	R: 0 E: 0 K: 1 S: 12	H: 3 LOB: 2 BB: 0 P: 17	R: 3 E: 0 K: 0 S: 13	H: 4 LOB: 1 BB: 0 P: 20	R: 0 E: 0 K: 1 S: 9	H: 1 LOB: 1 BB: 0 P: 15	R: 0 E: 0 K: 1 S: 10	H: 0 LOB: 1 BB: 1 P: 20	R: 1 E: 0 K: 1 S: 11	H: 3 LOB: 2 BB: 0 P: 17	R: 0 E: 0 K: 1 S: 7	H: 0 LOB: 1 BB: 1 P: 14	1B: 12 2B: 0 3B: 0 HR: 1	SF: 1 SAC: 0 DP: 1 HBP: 0	WP: 0 PB: 0 SB: 0 CS: 1	PA: 40					
PITCHER	IP	WLS	BF	H	R	ER	SO	BB	IBB	HBP	BLK	WP	HR	S	P	ERA	WHIP										
56 Mark Buehrle, L ERA: 3.95	6.0	W	27	10	3	3	4	1	0	0	0	0	1	62	99	4.50	1.833										
40 Brian Bruney, R ERA: 13.5	0.2	H	3	0	0	0	1	1	0	0	0	0	0	6	13	0.00	1.500										
37 Matt Thornton, L ERA: 5.79	1.0	H	6	3	1	1	0	0	0	0	0	0	0	12	20	9.00	3.000										
46 Sergio Santos, R ERA: 1.29	1.1	S	5	0	0	0	2	1	0	0	0	0	0	10	18	0.00	0.750										

Batter	1	2	3	4	5	6	7	8	9	AB	R	H	RBI	BB	SO	LOB	BOTTOM										
1 Juan Pierre, L OBP: 0.329, SLG: 0.313	20 BB									2	3	1	1	2	0	3	Detroit Tigers @ Chicago White Sox U.S. Cellular Field, Chicago, IL Fri Jun 03 2011, 8:10 PM - 11:14 PM EDT Att: 23,095 - Clear - 83 F										
10 Alexei Ramirez, R OBP: 0.357, SLG: 0.451	G1-3									4	1	1	0	1	0	5											
20 Carlos Quentin, R OBP: 0.361, SLG: 0.560	G1-3									2	1	1	3	3	0	0											
12 A.J. Pierzynski, L OBP: 0.311, SLG: 0.357	P6									5	0	2	0	0	0	4											
51 Alex Rios, R OBP: 0.253, SLG: 0.305	G1-3									4	0	1	1	0	0	5											
18 Brent Lillibridge, R OBP: 0.380, SLG: 0.681	P6									4	1	1	1	0	1	5											
44 Adam Dunn, L OBP: 0.327, SLG: 0.324	P5									4	0	1	0	0	1	2											
15 Gordon Beckham, R (1, 4) OBP: 0.300, SLG: 0.343	K									3	0	0	0	1	1	0											
22 Brent Morel, R OBP: 0.271, SLG: 0.325	1 BB									4	0	3	0	0	0	0											
Inning Stats	R: 1 E: 0 K: 0 S: 11	H: 0 LOB: 2 BB: 2 P: 27	R: 0 E: 0 K: 1 S: 11	H: 1 LOB: 1 BB: 1 P: 22	R: 0 E: 0 K: 1 S: 12	H: 1 LOB: 2 BB: 1 P: 21	R: 3 E: 0 K: 0 S: 10	H: 4 LOB: 1 BB: 1 P: 15	R: 1 E: 0 K: 0 S: 14	H: 3 LOB: 2 BB: 1 P: 22	R: 0 E: 0 K: 1 S: 8	H: 0 LOB: 0 BB: 0 P: 14	R: 1 E: 0 K: 0 S: 8	H: 1 LOB: 0 BB: 0 P: 13	1B: 6 2B: 2 3B: 0 HR: 3	SF: 0 SAC: 0 DP: 2 HBP: 1	WP: 0 PB: 0 SB: 0 CS: 1	PA: 40									
PITCHER	IP	WLS	BF	H	R	ER	SO	BB	IBB	HBP	BLK	WP	HR	S	P	ERA	WHIP										
43 Andy Oliver, L ERA: 6.52	3.2	L	22	6	4	4	2	5	0	1	0	0	1	43	83	9.82	3.000										
49 Charlie Furbush, L ERA: 0.77	2.2		12	4	1	1	1	2	0	0	0	0	1	30	53	3.38	2.250										
21 Enrique Gonzalez, R ERA: 11.25	1.2		6	1	1	1	0	0	0	0	0	0	1	12	20	5.40	0.600										


Batter	1	2	3	4	5	6	7	8	9	AB	R	H	RBI	BB	SO	LOB	TOP					
51 Ichiro Suzuki, L (1,9) OBP: 0.313, SLG: 0.303	G4-3		F7		G4-3		G6-3			4	0	0	0	0	0	3	Seattle Mariners @ Chicago White Sox U.S. Cellular Field, Chicago, IL Tue Jun 07 2011, 8:11 PM - 10:35 PM EDT Att: 21,337 - Clear - 93 F					
1 Luis Antonio Rodriguez, S (1,6) OBP: 0.260, SLG: 0.354	17 WP 2B				B5-3			G4-3		3	0	1	0	1	0	0						
17 Justin Smoak, S (1,3) OBP: 0.349, SLG: 0.464	K2-3		G4-3			G3-1		L8		4	0	0	0	0	1	3						
29 Jack Cust, L (1,10)	L4				K					3	0	0	0	1	2	1						
4 Adam Kennedy, L (1,4)		G3								3	1	0	0	1	0	1						
21 Franklin Gutierrez, R (1,8) OBP: 0.238, SLG: 0.297	L3									4	0	2	0	0	0	0						
30 Miguel Olivo, R (1,2) OBP: 0.296, SLG: 0.390										3	0	0	1	0	1	1						
9 Chone Figgins, S (1,5) OBP: 0.227, SLG: 0.245										4	0	1	0	0	1	2						
8 Carlos Peguero, L (1,7) OBP: 0.278, SLG: 0.446										3	0	2	0	0	0	0						
Inning Stats	R: 0 E: 0 K: 1 S: 11	H: 1 LOB: 1 BB: 0 P: 15	R: 0 E: 0 K: 1 S: 6	H: 0 LOB: 0 BB: 0 P: 7	R: 0 E: 0 K: 0 S: 12	H: 1 LOB: 2 BB: 1 P: 20	R: 1 E: 0 K: 2 S: 10	H: 1 LOB: 1 BB: 1 P: 18	R: 0 E: 0 K: 0 S: 5	H: 0 LOB: 0 BB: 0 P: 7	R: 0 E: 0 K: 1 S: 6	H: 0 LOB: 0 BB: 0 P: 8	R: 0 E: 0 K: 0 S: 11	H: 2 LOB: 2 BB: 0 P: 16	R: 0 E: 0 K: 0 S: 10	H: 0 LOB: 1 BB: 1 P: 19	R: 0 E: 0 K: 0 S: 7	H: 1 LOB: 0 BB: 0 P: 8	1B: 5 2B: 1 3B: 0 HR: 0	SF: 1 SAC: 0 DP: 1 HBP: 0	WP: 1 PB: 0 SB: 0 CS: 0	PA: 35
PITCHER	IP WLS BF H R ER SO BB IBB HBP BLK WP HR S P ERA WHIP	IP WLS BF H R ER SO BB IBB HBP BLK WP HR S P ERA WHIP															IP WLS BF H R ER SO BB IBB HBP BLK WP HR S P ERA WHIP					
41 Philip Humber, R (1,1) ERA: 2.87	7.2	W	31	5	1	1	5	3	0	0	0	0	0	0	0	0	1	0	69	106	1.17	1.043
49 Chris Sale, L (8,1) ERA: 4.44	1.1		4	1	0	0	0	0	0	0	0	0	0	0	0	0	0	0	9	12	0.00	0.750

AB	31
R	1
H	6
RBI	1
BB	3
SO	5
LOB	11




Batter	1	2	3	4	5	6	7	8	9	AB	R	H	RBI	BB	SO	LOB	BOTTOM				
1 Juan Pierre, L (1,7) OBP: 0.328, SLG: 0.310	K		FC3-2 11 3B	P4		CS		G4-3		4	1	0	0	0	1	4	Seattle Mariners @ Chicago White Sox U.S. Cellular Field, Chicago, IL Tue Jun 07 2011, 8:11 PM - 10:35 PM EDT Att: 21,337 - Clear - 93 F				
11 Omar Vizquel, S (1,6) OBP: 0.310, SLG: 0.367	G4-3							P6		4	1	1	2	0	0	0					
20 Carlos Quentin, R (1,9) OBP: 0.372, SLG: 0.573										4	1	1	2	0	1	0					
51 Alex Rios, R (7,PR) OBP: 0.253, SLG: 0.301	K									0	0	0	0	0	0	0					
14 Paul Konerko, R (1,10)										3	1	2	1	1	1	0					
12 A.J. Pierzynski, L (1,2) OBP: 0.302, SLG: 0.348										4	0	1	0	0	0	2					
18 Brent Lillibridge, R (1,8) OBP: 0.379, SLG: 0.605										4	0	1	0	0	2	2					
23 Mark Teahen, L (1,3) OBP: 0.297, SLG: 0.298										4	0	0	0	0	0	1					
15 Gordon Beckham, R (1,4) OBP: 0.298, SLG: 0.364										3	0	0	0	1	1	1					
22 Brent Morel, R (1,5) OBP: 0.282, SLG: 0.331										3	1	2	0	0	0	0					
Inning Stats	R: 0 E: 0 K: 2 S: 8	H: 0 LOB: 0 BB: 0 P: 14	R: 1 E: 0 K: 1 S: 8	H: 1 LOB: 0 BB: 0 P: 10	R: 4 E: 0 K: 1 S: 12	H: 3 LOB: 0 BB: 1 P: 23	R: 0 E: 0 K: 0 S: 13	H: 2 LOB: 2 BB: 0 P: 15	R: 0 E: 0 K: 1 S: 11	H: 0 LOB: 0 BB: 0 P: 20	R: 0 E: 1 K: 0 S: 9	H: 0 LOB: 0 BB: 0 P: 11	R: 0 E: 1 K: 0 S: 18	H: 0 LOB: 2 BB: 1 P: 28	R: 0 E: 0 K: 1 S: 6	H: 0 LOB: 0 BB: 0 P: 8	1B: 5 2B: 0 3B: 1 HR: 2	SF: 0 SAC: 0 DP: 0 HBP: 0	WP: 0 PB: 0 SB: 0 CS: 1	PA: 36	
PITCHER	IP WLS BF H R ER SO BB IBB HBP BLK WP HR S P ERA WHIP	IP WLS BF H R ER SO BB IBB HBP BLK WP HR S P ERA WHIP															IP WLS BF H R ER SO BB IBB HBP BLK WP HR S P ERA WHIP				
34 Félix Hernández, R (1,1) ERA: 3.29	6.2	L	31	8	5	5	5	2	0	0	0	0	0	0	0	0	2	75	114	6.75	1.500
46 Chris Ray, R (7,1) ERA: 6.06	1.1		4	0	0	0	1	0	0	0	0	0	0	0	0	0	0	10	15	0.00	0.000


AB	33
R	5
H	8
RBI	5
BB	2
SO	6
LOB	10



Batter	1	2	3	4	5	6	7	8	9	AB	R	H	RBI	BB	SO	LOB	TOP					
4 Coco Crisp, S OBP: 0.290, SLG: 0.382										4	1	1	0	0	1	2	<p>Oakland Athletics @ Chicago White Sox U.S. Cellular Field, Chicago, IL Sat Jun 11 2011, 7:12 PM - 10:12 PM EDT Att: 24,391 - Cloudy - 58 F</p> <p>livebaseballscorecards.com</p> <p>AB 27 R 2 H 4 RBI 2 BB 3 SO 5 LOB 12</p>					
2 Cliff Pennington, S OBP: 0.322, SLG: 0.357										3	1	1	0	0	0	1						
55 Hideki Matsui, L OBP: 0.273, SLG: 0.337										2	0	0	1	1	1	1						
12 David DeJesus, L OBP: 0.319, SLG: 0.377										3	0	1	1	1	0	1						
16 Josh Willingham, R OBP: 0.317, SLG: 0.425										4	0	0	0	0	1	3						
28 Conor Jackson, R OBP: 0.333, SLG: 0.321										4	0	0	0	0	1	3						
29 Scott Sizemore, R OBP: 0.345, SLG: 0.276										4	0	0	0	0	2	3						
8 Kurt Suzuki, R OBP: 0.309, SLG: 0.341										3	0	0	0	0	0	0						
10 Daric Barton, L OBP: 0.335, SLG: 0.275										2	0	1	0	1	0	0						
19 Jemile Weeks, S OBP: 0.389, SLG: 0.647										2	0	0	0	0	0	1						
Inning Stats	R: 0 H: 0 E: 0 K: 2 S: 11	H: 0 LOB: 0 BB: 0 P: 17	R: 0 H: 0 E: 0 K: 0 S: 5	H: 0 LOB: 0 BB: 1 P: 10	R: 0 H: 0 E: 0 K: 0 S: 12	H: 0 LOB: 1 BB: 1 P: 19	R: 1 H: 2 E: 1 K: 1 S: 12	H: 2 LOB: 1 BB: 0 P: 19	R: 0 H: 0 E: 1 K: 0 S: 10	H: 0 LOB: 0 BB: 0 P: 12	R: 1 H: 1 E: 0 K: 0 S: 6	H: 1 LOB: 0 BB: 0 P: 12	R: 0 H: 0 E: 0 K: 1 S: 10	H: 0 LOB: 0 BB: 0 P: 15	R: 0 H: 1 E: 0 K: 0 S: 10	H: 1 LOB: 1 BB: 0 P: 12	R: 0 H: 0 E: 0 K: 1 S: 7	H: 0 LOB: 1 BB: 1 P: 16	1B: 3 2B: 1 3B: 0 HR: 0	SF: 1 SAC: 2 DP: 1 HBP: 0	WP: 0 PB: 0 SB: 1 CS: 1	PA: 34
PITCHER	IP WLS BF H R ER SO BB IBB HBP BLK WP HR S P ERA WHIP																					
50 John Danks, L ERA: 4.54	(1, 1)	7.2 W 28 4 2 2 4 2 0 0 0 0 0 0 0 74 113 2.35 0.783																				
26 Jesse Crain, R ERA: 3.1	(8, 1)	1.1 S 5 0 0 0 1 1 0 0 0 0 0 0 0 9 19 0.00 0.750																				

Batter	1	2	3	4	5	6	7	8	9	AB	R	H	RBI	BB	SO	LOB	BOTTOM	
18 Brent Lillibridge, R OBP: 0.375, SLG: 0.568										3	1	0	0	2	2	0	<p>Oakland Athletics @ Chicago White Sox U.S. Cellular Field, Chicago, IL Sat Jun 11 2011, 7:12 PM - 10:12 PM EDT Att: 24,391 - Cloudy - 58 F</p> <p>livebaseballscorecards.com</p> <p>AB 29 R 3 H 6 RBI 2 BB 9 SO 4 LOB 23</p>	
10 Alexei Ramirez, R OBP: 0.358, SLG: 0.438										3	1	1	0	2	0	2		
20 Carlos Quentin, R OBP: 0.370, SLG: 0.578										4	0	0	1	1	0	2		
14 Paul Konerko, R OBP: 0.388, SLG: 0.564										4	0	1	0	0	1	4		
51 Alex Rios, R OBP: 0.268, SLG: 0.315										3	0	2	0	1	0	0		
44 Adam Dunn, L OBP: 0.324, SLG: 0.321										2	0	0	0	2	1	2		
27 Ramon Castro, R OBP: 0.276, SLG: 0.426										3	1	1	1	1	0	5		
15 Gordon Beckham, R OBP: 0.307, SLG: 0.361										3	0	1	0	0	0	3		
22 Brent Morel, R OBP: 0.266, SLG: 0.318										4	0	0	0	0	0	5		
Inning Stats	R: 0 H: 0 E: 0 K: 1 S: 9	H: 1 LOB: 3 BB: 1 P: 18	R: 1 H: 1 E: 0 K: 1 S: 15	H: 1 LOB: 2 BB: 2 P: 28	R: 1 H: 1 E: 1 K: 0 S: 13	H: 1 LOB: 1 BB: 1 P: 25	R: 0 H: 2 E: 0 K: 0 S: 13	H: 2 LOB: 3 BB: 1 P: 19	R: 1 H: 0 E: 1 K: 0 S: 10	H: 0 LOB: 1 BB: 2 P: 22	R: 0 H: 1 E: 0 K: 1 S: 12	H: 1 LOB: 2 BB: 1 P: 23	R: 0 H: 0 E: 0 K: 1 S: 9	H: 0 LOB: 0 BB: 0 P: 16	1B: 5 2B: 1 3B: 0 HR: 1	SF: 0 SAC: 0 DP: 3 HBP: 1		WP: 2 PB: 0 SB: 3 CS: 0
PITCHER	IP WLS BF H R ER SO BB IBB HBP BLK WP HR S P ERA WHIP																	
47 Gio González, L ERA: 2.67	(1, 1)	5.1 L 28 5 3 3 2 2 6 1 0 0 0 0 0 61 114 3.38 2.062																
31 Brad Ziegler, R ERA: 1.95	(6, 1)	1.0 4 0 0 0 0 1 0 0 0 0 0 0 10 19 0.00 1.000																
56 Craig Breslow, L ERA: 4.01	(7, 1)	0.1 2 0 0 0 1 1 0 0 0 0 0 0 5 12 0.00 3.000																
33 Joey Devine, R ERA: 1.54	(7, 1)	1.1 5 1 0 0 1 0 0 0 0 0 0 0 14 23 0.00 0.750																

Batter	1	2	3	4	5	6	7	8	9	AB	R	H	RBI	BB	SO	LOB	TOP					
1 Juan Pierre, L OBP: 0.323, SLG: 0.303	G4-3		G1-3			G1-6-3			10 2B	4	0	1	0	0	0	2	Chicago White Sox @ Minnesota Twins Target Field, Minneapolis, MN Wed Jun 15 2011, 7:12 PM - 9:18 PM CDT Att: 37,437 - Partly Cloudy - 62 F					
10 Alexei Ramirez, R OBP: 0.355, SLG: 0.433	K				G5-3	G5-3			2B	4	0	1	0	0	1	0						
20 Carlos Quentin, R OBP: 0.363, SLG: 0.563	F7				G5-3				K	4	0	0	0	0	2	2						
14 Paul Konerko, R OBP: 0.388, SLG: 0.556					F8				K	3	0	0	0	1	1	2						
12 A.J. Pierzynski, L OBP: 0.319, SLG: 0.358	G4-6-3				L8				G5-3	4	0	1	0	0	0	3						
51 Alex Rios, R OBP: 0.285, SLG: 0.307	F7				44 G3-6-1 BB				FC6-4	2	0	0	0	1	0	1						
44 Adam Dunn, L OBP: 0.327, SLG: 0.342					15 G4-3 2B				15 G6-4-3 BB	2	0	1	0	1	0	1						
15 Gordon Beckham, R (1.4) OBP: 0.308, SLG: 0.365	G4-3								G6-4-3	3	1	1	0	0	0	2						
22 Brent Morel, R (1.5) OBP: 0.268, SLG: 0.318	G5-3								K	3	0	1	1	0	1	1						
Inning Stats	R: 0 E: 0 K: 1 S: 8	H: 0 LOB: 0 BB: 0 P: 8	R: 0 E: 0 K: 0 S: 6	H: 0 LOB: 0 BB: 1 P: 10	R: 0 E: 0 K: 0 S: 7	H: 1 LOB: 1 BB: 0 P: 9	R: 0 E: 0 K: 0 S: 7	H: 0 LOB: 0 BB: 0 P: 9	R: 0 E: 0 K: 0 S: 4	H: 0 LOB: 0 BB: 1 P: 11	R: 1 E: 0 K: 0 S: 7	H: 2 LOB: 0 BB: 0 P: 9	R: 0 E: 0 K: 2 S: 9	H: 1 LOB: 0 BB: 0 P: 13	R: 0 E: 0 K: 1 S: 8	H: 0 LOB: 0 BB: 1 P: 15	R: 0 E: 0 K: 1 S: 10	H: 2 LOB: 2 BB: 0 P: 12	1B: 3 2B: 3 HR: 0	SF: 0 SAC: 0 DP: 4 HBP: 0	WP: 0 PB: 0 SB: 0 CS: 0	PA: 32
PITCHER 48 Carl Pavano, R ERA: 4.2	IP: 9.0 WLS: W BF: 32 H: 6 R: 1 ER: 1 SO: 5 BB: 3 IBB: 0 HBP: 0 BLK: 0 WP: 0 HR: 0 S: 66 P: 96 ERA: 1.00 WHIP: 1.000															PITCHER						

Batter	1	2	3	4	5	6	7	8	9	AB	R	H	RBI	BB	SO	LOB	BOTTOM					
11 Ben Revere, L OBP: 0.315, SLG: 0.306	F7					L9				4	1	2	0	0	0	0	Chicago White Sox @ Minnesota Twins Target Field, Minneapolis, MN Wed Jun 15 2011, 7:12 PM - 9:18 PM CDT Att: 37,437 - Partly Cloudy - 62 F					
12 Alexi Casilla, S OBP: 0.282, SLG: 0.352	P6								K2-3	4	1	2	1	0	1	1						
5 Michael Cuddyer, R OBP: 0.345, SLG: 0.435										3	2	2	0	1	1	1						
21 Delmon Young, R (1.10) OBP: 0.272, SLG: 0.314	G4-3								F7	4	0	1	2	0	0	3						
38 Luke Hughes, R OBP: 0.309, SLG: 0.356									K	4	0	1	0	0	3	1						
22 Danny Valencia, R (1.5) OBP: 0.282, SLG: 0.332	G3								F8	4	0	1	1	0	0	2						
26 Brian Dinkelman, L OBP: 0.412, SLG: 0.286									F7	3	0	2	0	1	0	0						
18 Jason Repko, R OBP: 0.220, SLG: 0.191										0	0	0	0	0	0	0						
20 Matt Tolbert, S (1.4) OBP: 0.238, SLG: 0.286	F7								P4	4	0	0	0	0	0	4						
41 Drew Butera, R (1.2) OBP: 0.202, SLG: 0.254									G3	3	0	0	0	0	1	0						
Inning Stats	R: 0 E: 0 K: 0 S: 10	H: 1 LOB: 1 BB: 0 P: 14	R: 0 E: 0 K: 1 S: 8	H: 1 LOB: 0 BB: 0 P: 11	R: 3 E: 0 K: 1 S: 13	H: 4 LOB: 1 BB: 1 P: 20	R: 0 E: 0 K: 0 S: 6	H: 1 LOB: 0 BB: 0 P: 8	R: 0 E: 0 K: 1 S: 9	H: 1 LOB: 1 BB: 0 P: 10	R: 0 E: 0 K: 1 S: 8	H: 0 LOB: 0 BB: 0 P: 11	R: 0 E: 0 K: 1 S: 9	H: 1 LOB: 0 BB: 0 P: 15	R: 1 E: 0 K: 1 S: 16	H: 2 LOB: 2 BB: 1 P: 28	R: 0 E: 0 K: 1 S: 10	H: 0 LOB: 0 BB: 0 P: 12	1B: 8 2B: 4 3B: 0 HR: 0	SF: 0 SAC: 0 DP: 2 HBP: 0	WP: 0 PB: 0 SB: 0 CS: 0	PA: 35
PITCHER 34 Gavin Floyd, R ERA: 3.94	IP: 8.0 WLS: L BF: 35 H: 11 R: 4 ER: 4 SO: 6 BB: 1 IBB: 1 HBP: 0 BLK: 0 WP: 0 HR: 0 S: 79 P: 117 ERA: 4.50 WHIP: 1.500															PITCHER						

Batter	1	2	3	4	5	6	7	8	9	AB	R	H	RBI	BB	SO	LOB	TOP			
1 Juan Pierre, L OBP: 0.319, SLG: 0.299	G4-3		G4-3		F9			B2-3		4	0	0	0	0	0	1	Chicago White Sox @ Minnesota Twins Target Field, Minneapolis, MN Thu Jun 16 2011, 12:11 PM - 2:20 PM CDT Att: 39,484 - Overcast - 70 F			
10 Alexei Ramirez, R OBP: 0.354, SLG: 0.431	G6-3		K2-3					F8		4	0	1	0	0	1	0				
20 Carlos Quentin, R OBP: 0.365, SLG: 0.560	G6-3							F9		3	0	1	0	0	0	1				
14 Paul Konerko, R OBP: 0.390, SLG: 0.556										4	0	2	0	0	0	2				
23 Mark Teahen, L OBP: 0.239, SLG: 0.288										0	0	0	0	0	0	0				
12 A.J. Pierzynski, L OBP: 0.322, SLG: 0.361										4	0	2	0	0	0	4				
51 Alex Rios, R OBP: 0.281, SLG: 0.302										4	0	0	0	0	0	5				
44 Adam Dunn, L OBP: 0.329, SLG: 0.341										3	0	1	0	1	0	2				
18 Brent Lillibridge, R OBP: 0.375, SLG: 0.568										0	0	0	0	0	0	0				
15 Gordon Beckham, R OBP: 0.303, SLG: 0.358										4	0	0	0	0	1	4				
22 Brent Morel, R OBP: 0.269, SLG: 0.318										3	0	1	0	0	0	0				
11 Omar Vizquel, S OBP: 0.312, SLG: 0.360										1	0	0	0	0	1	1				
Inning Stats	R: 0 H: 0 E: 0 K: 0 S: 6	H: 0 LOB: 0 BB: 0 P: 8	R: 0 H: 2 E: 1 K: 0 S: 12	H: 2 LOB: 2 BB: 0 P: 17	R: 0 H: 0 E: 0 K: 1 S: 8	H: 0 LOB: 0 BB: 0 P: 12	R: 0 H: 1 E: 0 K: 0 S: 9	H: 1 LOB: 1 BB: 0 P: 12	R: 0 H: 1 E: 0 K: 0 S: 10	H: 1 LOB: 2 BB: 0 P: 11	R: 0 H: 0 E: 0 K: 0 S: 7	H: 0 LOB: 0 BB: 1 P: 12	R: 0 H: 2 E: 0 K: 0 S: 9	H: 2 LOB: 2 BB: 0 P: 13	R: 0 H: 1 E: 0 K: 2 S: 14	H: 1 LOB: 1 BB: 0 P: 16	1B: 8 2B: 0 3B: 0 HR: 0	SF: 0 SAC: 0 DP: 2 HBP: 1	WP: 0 PB: 0 SB: 0 CS: 0	PA: 36
PITCHER	IP WLS BF H R ER SO BB IBB HBP BLK WP HR S P ERA WHIP	IP WLS BF H R ER SO BB IBB HBP BLK WP HR S P ERA WHIP	IP WLS BF H R ER SO BB IBB HBP BLK WP HR S P ERA WHIP	IP WLS BF H R ER SO BB IBB HBP BLK WP HR S P ERA WHIP	IP WLS BF H R ER SO BB IBB HBP BLK WP HR S P ERA WHIP	IP WLS BF H R ER SO BB IBB HBP BLK WP HR S P ERA WHIP	IP WLS BF H R ER SO BB IBB HBP BLK WP HR S P ERA WHIP	IP WLS BF H R ER SO BB IBB HBP BLK WP HR S P ERA WHIP	IP WLS BF H R ER SO BB IBB HBP BLK WP HR S P ERA WHIP	IP WLS BF H R ER SO BB IBB HBP BLK WP HR S P ERA WHIP	IP WLS BF H R ER SO BB IBB HBP BLK WP HR S P ERA WHIP	IP WLS BF H R ER SO BB IBB HBP BLK WP HR S P ERA WHIP	IP WLS BF H R ER SO BB IBB HBP BLK WP HR S P ERA WHIP	IP WLS BF H R ER SO BB IBB HBP BLK WP HR S P ERA WHIP	IP WLS BF H R ER SO BB IBB HBP BLK WP HR S P ERA WHIP	IP WLS BF H R ER SO BB IBB HBP BLK WP HR S P ERA WHIP	IP WLS BF H R ER SO BB IBB HBP BLK WP HR S P ERA WHIP	IP WLS BF H R ER SO BB IBB HBP BLK WP HR S P ERA WHIP	IP WLS BF H R ER SO BB IBB HBP BLK WP HR S P ERA WHIP	IP WLS BF H R ER SO BB IBB HBP BLK WP HR S P ERA WHIP
53 Nick Blackburn, R ERA: 3.16	8.0	W	32	7	0	0	1	1	0	0	0	0	0	0	0	0	0.00	1.000		
55 Matt Capps, R ERA: 4.34	1.0	S	4	1	0	0	2	0	0	0	0	0	0	0	0	0	0.00	1.000		

Batter	1	2	3	4	5	6	7	8	9	AB	R	H	RBI	BB	SO	LOB	BOTTOM			
11 Ben Revere, L OBP: 0.312, SLG: 0.295	G4-3							L7		3	0	0	0	0	0	1	Chicago White Sox @ Minnesota Twins Target Field, Minneapolis, MN Thu Jun 16 2011, 12:11 PM - 2:20 PM CDT Att: 39,484 - Overcast - 70 F			
12 Alexei Casilla, S OBP: 0.287, SLG: 0.346	G1-3							G6-3		3	0	0	0	1	0	1				
1 Tsuyoshi Nishioka, S OBP: 0.287, SLG: 0.290	K									4	0	1	0	0	2	2				
5 Michael Cuddyer, R OBP: 0.347, SLG: 0.449										4	1	2	1	0	0	1				
21 Delmon Young, R OBP: 0.267, SLG: 0.309										3	0	0	0	0	0	1				
38 Luke Hughes, R OBP: 0.307, SLG: 0.346										3	0	0	0	0	1	1				
22 Danny Valencia, R OBP: 0.279, SLG: 0.328										3	0	0	0	0	0	1				
32 René Rivera, R OBP: 0.262, SLG: 0.288										2	0	0	0	1	0	0				
18 Jason Repko, R OBP: 0.226, SLG: 0.200										3	0	1	0	0	0	1				
Inning Stats	R: 0 H: 0 E: 0 K: 1 S: 7	H: 1 LOB: 0 BB: 0 P: 11	R: 1 H: 1 E: 0 K: 0 S: 10	H: 1 LOB: 0 BB: 0 P: 15	R: 0 H: 0 E: 0 K: 0 S: 11	H: 0 LOB: 2 BB: 1 P: 21	R: 0 H: 1 E: 0 K: 1 S: 11	H: 1 LOB: 1 BB: 0 P: 17	R: 0 H: 1 E: 0 K: 0 S: 7	H: 1 LOB: 1 BB: 0 P: 12	R: 0 H: 0 E: 0 K: 1 S: 7	H: 0 LOB: 0 BB: 1 P: 8	R: 0 H: 0 E: 0 K: 0 S: 7	H: 0 LOB: 1 BB: 1 P: 14	R: 0 H: 1 E: 1 K: 0 S: 13	H: 1 LOB: 1 BB: 0 P: 19		1B: 3 2B: 0 3B: 0 HR: 1	SF: 0 SAC: 0 DP: 0 HBP: 1	WP: 0 PB: 0 SB: 0 CS: 0
PITCHER	IP WLS BF H R ER SO BB IBB HBP BLK WP HR S P ERA WHIP	IP WLS BF H R ER SO BB IBB HBP BLK WP HR S P ERA WHIP	IP WLS BF H R ER SO BB IBB HBP BLK WP HR S P ERA WHIP	IP WLS BF H R ER SO BB IBB HBP BLK WP HR S P ERA WHIP	IP WLS BF H R ER SO BB IBB HBP BLK WP HR S P ERA WHIP	IP WLS BF H R ER SO BB IBB HBP BLK WP HR S P ERA WHIP	IP WLS BF H R ER SO BB IBB HBP BLK WP HR S P ERA WHIP	IP WLS BF H R ER SO BB IBB HBP BLK WP HR S P ERA WHIP	IP WLS BF H R ER SO BB IBB HBP BLK WP HR S P ERA WHIP	IP WLS BF H R ER SO BB IBB HBP BLK WP HR S P ERA WHIP	IP WLS BF H R ER SO BB IBB HBP BLK WP HR S P ERA WHIP	IP WLS BF H R ER SO BB IBB HBP BLK WP HR S P ERA WHIP	IP WLS BF H R ER SO BB IBB HBP BLK WP HR S P ERA WHIP	IP WLS BF H R ER SO BB IBB HBP BLK WP HR S P ERA WHIP	IP WLS BF H R ER SO BB IBB HBP BLK WP HR S P ERA WHIP	IP WLS BF H R ER SO BB IBB HBP BLK WP HR S P ERA WHIP	IP WLS BF H R ER SO BB IBB HBP BLK WP HR S P ERA WHIP	IP WLS BF H R ER SO BB IBB HBP BLK WP HR S P ERA WHIP	IP WLS BF H R ER SO BB IBB HBP BLK WP HR S P ERA WHIP	IP WLS BF H R ER SO BB IBB HBP BLK WP HR S P ERA WHIP
56 Mark Buehrle, L ERA: 3.75	7.0	L	27	3	1	1	0	0	0	0	0	0	0	0	0	0	1.29	0.714		
37 Matt Thornton, L ERA: 4.5	0.2		3	1	0	0	0	0	0	0	0	10	14	0.00	1.500					
26 Jesse Crain, R ERA: 3.07	0.1		1	0	0	0	0	0	0	0	0	3	5	0.00	0.000					



Batter	1	2	3	4	5	6	7	8	9	AB	R	H	RBI	BB	SO	LOB	TOP				
18 Brent Lillibridge, R OBP: 0.538, SLG: 0.538	F8		G1-3		G5-3		G5-3		P2	5	0	0	0	0	0	0					
22 Brent Morel, R OBP: 0.282, SLG: 0.315	G5-3		20 F8 14 1B 2B		K		G4-3		G5-3	5	1	1	0	0	1	0					
20 Carlos Quentin, R OBP: 0.366, SLG: 0.549	P3		F8				G6-3		10 1B 51 HR HBP	3	1	0	0	0	0	1					
14 Paul Konerko, R OBP: 0.393, SLG: 0.577		10 2B 51 G6-3 1B							K	4	2	3	2	0	1	1					
10 Alexei Ramirez, R OBP: 0.358, SLG: 0.436		15 F9 2B							K	4	1	3	0	0	1	1					
51 Alex Rios, R OBP: 0.281, SLG: 0.313		G6-3							51 1B	4	1	2	4	0	0	1					
27 Ramon Castro, R OBP: 0.274, SLG: 0.404									51 HR	3	0	0	0	1	0	2					
15 Gordon Beckham, R OBP: 0.294, SLG: 0.347		F9							G6-3	4	0	0	0	0	0	4					
50 John Danks, L		G3							G5-3	3	0	0	0	0	0	2					
26 Jesse Crain, R									P5	0	0	0	0	0	0	0					
44 Adam Dunn, L OBP: 0.328, SLG: 0.340										1	0	0	0	0	0	0					
37 Matt Thornton, L										0	0	0	0	0	0	0					
Inning Stats	R: 0 E: 0 K: 0 S: 5	H: 0 LOB: 0 BB: 0 P: 8	R: 1 E: 0 K: 0 S: 13	H: 2 LOB: 2 BB: 1 P: 23	R: 1 E: 0 K: 1 S: 13	H: 2 LOB: 1 BB: 0 P: 22	R: 0 E: 0 K: 0 S: 5	H: 0 LOB: 0 BB: 0 P: 8	R: 0 E: 0 K: 1 S: 8	H: 3 LOB: 2 BB: 0 P: 19	R: 1 E: 0 K: 0 S: 11	H: 0 LOB: 0 BB: 0 P: 14	R: 3 E: 0 K: 1 S: 12	H: 2 LOB: 0 BB: 0 P: 20	R: 0 E: 0 K: 0 S: 8	H: 0 LOB: 0 BB: 0 P: 11	1B: 5 2B: 2 3B: 0 HR: 2	SF: 0 SAC: 0 DP: 0 HBP: 1	WP: 0 PB: 0 SB: 0 CS: 0	PA: 38	
PITCHER	IP	WLS	BF	H	R	ER	SO	BB	IBB	HBP	BLK	WP	HR	S	P	ERA	WHIP				
19 Zach Duke, L ERA: 4.66	5.1	L	24	7	3	3	2	1	0	0	0	0	1	51	86	5.06	1.500				
15 Micah Owings, R ERA: 2.91	2.0		9	2	3	3	1	0	0	1	0	0	1	21	35	13.50	1.000				
44 Aaron Heilman, R ERA: 7.01	1.2		5	0	0	0	0	0	0	0	0	0	0	11	17	0.00	0.000				

Chicago White Sox @ Arizona Diamondbacks
Chase Field, Phoenix, AZ
Sat Jun 18 2011, 5:10 PM - 7:51 PM MST
Att: 33,291 - Roof Closed - 79 F

livebaseballscorecards.com

AB 36
R 6
H 9
RBI 6
BB 1
SO 3
LOB 12




Batter	1	2	3	4	5	6	7	8	9	AB	R	H	RBI	BB	SO	LOB	BOTTOM					
18 Willie Bloomquist, R OBP: 0.293, SLG: 0.348	F8			6 2B 10 PB 1B					G1-3	3	1	1	0	0	0	0						
6 Stephen Drew, L OBP: 0.356, SLG: 0.435	K			10 PB 10 SF9 2B					F7	4	1	1	0	0	1	1						
10 Justin Upton, R OBP: 0.379, SLG: 0.517	F7			SF9					L4	3	0	0	1	0	0	1						
24 Chris Young, R OBP: 0.321, SLG: 0.491		14 CS 1B							4 DI 1B	4	0	2	0	0	1	1						
14 Ryan Roberts, R OBP: 0.351, SLG: 0.471		22 L4 2B							P4	4	0	1	0	0	1	1						
22 Xavier Nady, R OBP: 0.302, SLG: 0.375		L4							P4	4	0	1	0	0	0	2						
4 Melvin Mora, R OBP: 0.248, SLG: 0.281									K	4	0	1	0	0	2	1						
12 Henry Blanco, R OBP: 0.302, SLG: 0.521									K	3	0	1	0	0	1	2						
19 Zach Duke, L OBP: 0.222, SLG: 0.889									K	2	0	0	0	0	1	1						
15 Micah Owings, R OBP: 0.143, SLG: 0.143									K	1	0	0	0	0	1	2						
44 Aaron Heilman, R									K	0	0	0	0	0	0	0						
Inning Stats	R: 0 E: 0 K: 1 S: 11	H: 0 LOB: 0 BB: 0 P: 17	R: 0 E: 0 K: 0 S: 10	H: 2 LOB: 0 BB: 0 P: 15	R: 0 E: 0 K: 2 S: 9	H: 0 LOB: 0 BB: 0 P: 10	R: 2 E: 0 K: 1 S: 15	H: 2 LOB: 0 BB: 0 P: 19	R: 0 E: 0 K: 1 S: 9	H: 1 LOB: 1 BB: 0 P: 12	R: 0 E: 0 K: 0 S: 6	H: 0 LOB: 1 BB: 0 P: 12	R: 0 E: 0 K: 2 S: 14	H: 2 LOB: 2 BB: 0 P: 25	R: 0 E: 0 K: 0 S: 5	H: 0 LOB: 0 BB: 0 P: 7	R: 0 E: 0 K: 1 S: 13	H: 1 LOB: 1 BB: 0 P: 20	1B: 4 2B: 5 3B: 0 HR: 0	SF: 1 SAC: 0 DP: 1 HBP: 1	WP: 0 PB: 1 SB: 0 CS: 1	PA: 34
PITCHER	IP	WLS	BF	H	R	ER	SO	BB	IBB	HBP	BLK	WP	HR	S	P	ERA	WHIP					
50 John Danks, L ERA: 4.29	7.0	W	27	7	2	1	7	0	0	1	0	0	0	5	7	0.00	0.000					
26 Jesse Crain, R ERA: 2.97	1.0		3	0	0	0	0	0	0	0	0	0	0	5	7	0.00	0.000					
37 Matt Thornton, L ERA: 4.32	1.0		4	1	0	0	1	0	0	0	0	0	0	13	20	0.00	1.000					

Chicago White Sox @ Arizona Diamondbacks
Chase Field, Phoenix, AZ
Sat Jun 18 2011, 5:10 PM - 7:51 PM MST
Att: 33,291 - Roof Closed - 79 F

livebaseballscorecards.com

AB 32
R 2
H 8
RBI 1
BB 0
SO 8
LOB 12




Batter	1	2	3	4	5	6	7	8	9	AB	R	H	RBI	BB	SO	LOB	TOP				
1 Juan Pierre, L (1,7) OBP: 0.319, SLG: 0.300	G6-3			G6-3 1B		F7		G6-3 1B	G1-3	5	2	2	0	0	0	0					
11 Omar Vizquel, S (1,4) OBP: 0.316, SLG: 0.363	G1-3			F7 1B		F9		G5-3 1B	G3-1	5	1	2	0	0	0	0					
10 Alexei Ramirez, R (1,6) OBP: 0.352, SLG: 0.429	F8			G6-3				G5-3	G6-3	5	0	0	2	0	0	2					
14 Paul Konerko, R (1,3) OBP: 0.394, SLG: 0.586		K		F7 1B				HR	IBB	3	2	1	1	1	1	1					
44 Adam Dunn, L (1,9) OBP: 0.324, SLG: 0.335		G3-1								3	0	0	0	0	2	1					
18 Brent Lillibridge, R (7,9) OBP: 0.364, SLG: 0.543										1	1	1	1	0	0	0					
51 Alex Rios, R (1,8) OBP: 0.281, SLG: 0.324										4	2	1	1	0	1	2					
12 A.J. Pierzynski, L (1,2) OBP: 0.320, SLG: 0.366										4	0	2	3	0	0	0					
23 Mark Teahen, L (1,5) OBP: 0.292, SLG: 0.270										3	0	0	0	1	0	1					
41 Philip Humber, R (1,1)										4	0	0	0	0	2	3					
77 Will Ohman, L (8,1)										0	0	0	0	0	0	0					
40 Brian Bruney, R (8,1)										0	0	0	0	0	0	0					
46 Sergio Santos, R (9,1)										0	0	0	0	0	0	0					
Inning Stats	R: 0 E: 0 K: 0 S: 7	H: 0 LOB: 0 BB: 0 P: 9	R: 0 E: 0 K: 2 S: 9	H: 0 LOB: 0 BB: 0 P: 12	R: 0 E: 0 K: 0 S: 8	H: 0 LOB: 0 BB: 0 P: 10	R: 1 E: 0 K: 1 S: 11	H: 2 LOB: 1 BB: 0 P: 15	R: 0 E: 0 K: 0 S: 9	H: 0 LOB: 0 BB: 0 P: 12	R: 2 E: 0 K: 2 S: 23	H: 3 LOB: 2 BB: 1 P: 35	R: 5 E: 1 K: 1 S: 18	H: 4 LOB: 1 BB: 1 P: 28	R: 0 E: 0 K: 0 S: 7	H: 0 LOB: 0 BB: 0 P: 9	1B: 5 2B: 2 3B: 0 HR: 2	SF: 0 SAC: 0 DP: 0 HBP: 0	WP: 0 PB: 0 CS: 0	PA: 39	
PITCHER	IP WLS BF H R ER SO	IP WLS BF H R ER SO	IP WLS BF H R ER SO	IP WLS BF H R ER SO	IP WLS BF H R ER SO	IP WLS BF H R ER SO	IP WLS BF H R ER SO	IP WLS BF H R ER SO	IP WLS BF H R ER SO	IP WLS BF H R ER SO	IP WLS BF H R ER SO	IP WLS BF H R ER SO	IP WLS BF H R ER SO	IP WLS BF H R ER SO	IP WLS BF H R ER SO	IP WLS BF H R ER SO	ERA WHIP	ERA WHIP	ERA WHIP	ERA WHIP	
55 Josh Colimenter, R (1,1) ERA: 2.09	7.0	L	27	5	3	3	5	0	1	0	0	0	0	2	74	102	3.86	0.714			
32 Esmerling Vasquez, R (8,1) ERA: 4.61	0.1		6	3	5	4	0	0	1	0	0	0	0	11	20	108.00	9.000				
47 Joe Paterson, L (8,1) ERA: 3.12	0.2		3	1	0	0	1	0	0	0	0	0	0	7	8	0.00	1.500				
37 Bryan Shaw, R (9,1) ERA: 9.0	1.0		3	0	0	0	0	0	0	0	0	0	0	7	9	0.00	0.000				

Chicago White Sox @ Arizona Diamondbacks
Chase Field, Phoenix, AZ
Sun Jun 19 2011, 1:12 PM - 3:49 PM MST
Att: 39,576 - Roof Closed - 77 F

livebaseballscorecards.com

AB	37
R	8
H	9
RBI	8
BB	2
SO	6
LOB	10




Batter	1	2	3	4	5	6	7	8	9	AB	R	H	RBI	BB	SO	LOB	BOTTOM					
14 Ryan Roberts, R (1,4) OBP: 0.350, SLG: 0.472	G5-3		L9		K			10 WP 10 1B 2B		4	1	1	1	0	1	2						
6 Stephen Drew, L (1,6) OBP: 0.351, SLG: 0.427	F7			K		G3-1		F8		4	0	0	0	0	1	1						
10 Justin Upton, R (1,9) OBP: 0.364, SLG: 0.524	2B			1B		G6-3		26 L 24 BB 1B		4	0	3	1	0	0	0						
24 Chris Young, R (1,8) OBP: 0.320, SLG: 0.486	P4			F7		F7		26 E BB		3	0	0	0	1	0	2						
26 Miguel Montero, L (1,2) OBP: 0.358, SLG: 0.479	G4-3			G4-3				E3		4	0	0	0	0	1	3						
46 Juan Miranda, L (1,3) OBP: 0.325, SLG: 0.417						G5-3		G4-3		3	0	0	0	0	1	0						
22 Xavier Nady, R (8,PH) OBP: 0.302, SLG: 0.375										0	0	0	0	0	0	0						
2 Kelly Johnson, L (8,PH) OBP: 0.293, SLG: 0.421										1	0	0	0	0	0	3						
4 Melvin Mora, R (1,5) OBP: 0.248, SLG: 0.280	G6-3									4	0	1	0	0	0	0						
8 Gerardo Parra, L (1,7) OBP: 0.345, SLG: 0.390			B5-3					14 2B 1B		4	1	2	0	0	1	0						
55 Josh Colimenter, R (1,1) ERA: 2.09										2	0	0	0	0	0	2						
32 Esmerling Vasquez, R (8,1) ERA: 4.61										0	0	0	0	0	0	0						
47 Joe Paterson, R (8,1) ERA: 3.12										0	0	0	0	0	0	0						
Sean Burroughs, L (8,PH) OBP: 0.283, SLG: 0.296										1	0	0	0	0	1	1						
37 Bryan Shaw, S (9,1) ERA: 9.0										1	0	0	0	0	0	0						
18 Willie Bloomquist, R (8,PH) OBP: 0.266, SLG: 0.345										1	0	0	0	0	1	0						
Inning Stats	R: 0 E: 0 K: 0 S: 11	H: 1 LOB: 1 BB: 0 P: 14	R: 0 E: 0 K: 0 S: 5	H: 0 LOB: 0 BB: 0 P: 5	R: 0 E: 0 K: 0 S: 7	H: 0 LOB: 0 BB: 0 P: 10	R: 0 E: 0 K: 1 S: 12	H: 1 LOB: 1 BB: 0 P: 17	R: 0 E: 0 K: 1 S: 12	H: 2 LOB: 2 BB: 0 P: 19	R: 0 E: 0 K: 0 S: 4	H: 0 LOB: 0 BB: 0 P: 8	R: 0 E: 0 K: 2 S: 10	H: 0 LOB: 0 BB: 0 P: 13	R: 2 E: 1 K: 1 S: 15	H: 3 LOB: 3 BB: 1 P: 30	R: 0 E: 0 K: 2 S: 9	H: 0 LOB: 0 BB: 0 P: 15	1B: 5 2B: 2 3B: 0 HR: 0	SF: 0 SAC: 0 DP: 0 HBP: 0	WP: 2 PB: 0 CS: 0	PA: 36
PITCHER	IP WLS BF H R ER SO	IP WLS BF H R ER SO	IP WLS BF H R ER SO	IP WLS BF H R ER SO	IP WLS BF H R ER SO	IP WLS BF H R ER SO	IP WLS BF H R ER SO	IP WLS BF H R ER SO	IP WLS BF H R ER SO	IP WLS BF H R ER SO	IP WLS BF H R ER SO	IP WLS BF H R ER SO	IP WLS BF H R ER SO	IP WLS BF H R ER SO	IP WLS BF H R ER SO	IP WLS BF H R ER SO	ERA WHIP	ERA WHIP	ERA WHIP	ERA WHIP		
41 Philip Humber, R (1,1) ERA: 2.9	7.2	W	31	7	2	2	5	1	0	0	0	0	0	0	0	0	2.35	1.043				
77 Will Ohman, L (8,1) ERA: 5.6	0.0		1	0	0	0	0	0	0	0	0	4	6									
40 Brian Bruney, R (8,1) ERA: 3.6	0.1		1	0	0	0	0	0	0	0	0	2	5	0.00	0.000							
46 Sergio Santos, R (9,1) ERA: 3.31	1.0		3	0	0	0	2	0	0	0	0	9	15	0.00	0.000							

Chicago White Sox @ Arizona Diamondbacks
Chase Field, Phoenix, AZ
Sun Jun 19 2011, 1:12 PM - 3:49 PM MST
Att: 39,576 - Roof Closed - 77 F

livebaseballscorecards.com

AB	35
R	2
H	7
RBI	2
BB	1
SO	7
LOB	14



Batter	1	2	3	4	5	6	7	8	9	AB	R	H	RBI	BB	SO	LOB	TOP					
5 Reed Johnson, R OBP: 0.407, SLG: 0.646										4	1	1	0	0	1	1	Chicago Cubs @ Chicago White Sox U.S. Cellular Field, Chicago, IL Tue Jun 21 2011, 8:10 PM - 12:25 AM EDT Att: 35,155 - Cloudy - 83 F					
13 Starlin Castro, R OBP: 0.348, SLG: 0.442										4	0	2	0	0	0	0						
3 Jeff Baker, R OBP: 0.342, SLG: 0.444										4	0	1	0	0	1	4						
16 Aramis Ramirez, R OBP: 0.331, SLG: 0.409										3	0	1	1	0	1	3						
18 Geovany Soto, R OBP: 0.308, SLG: 0.372										4	0	0	0	0	3	2						
12 Alfonso Soriano, R OBP: 0.295, SLG: 0.522										4	0	0	0	0	0	0						
22 Carlos Pena, L OBP: 0.352, SLG: 0.432										4	1	1	1	0	1	0						
39 Luis Montanez, R OBP: 0.256, SLG: 0.289										3	0	0	0	0	1	0						
9 Blake DeWitt, L OBP: 0.260, SLG: 0.377										0	0	0	0	0	0	0						
33 DJ LeMahieu, R OBP: 0.231, SLG: 0.269										2	0	0	0	0	0	0						
1 Kosuke Fukudome, L & PH OBP: 0.400, SLG: 0.399										1	0	1	0	0	0	0						
Inning Stats	R: 0 E: 0 K: 0 S: 11	H: 1 LOB: 1 BB: 0 P: 14	R: 0 E: 0 K: 0 S: 8	H: 0 LOB: 0 BB: 0 P: 12	R: 0 E: 0 K: 1 S: 5	H: 0 LOB: 0 BB: 0 P: 8	R: 0 E: 0 K: 1 S: 11	H: 1 LOB: 1 BB: 0 P: 16	R: 1 E: 0 K: 0 S: 8	H: 1 LOB: 0 BB: 0 P: 11	R: 1 E: 0 K: 2 S: 15	H: 2 LOB: 1 BB: 0 P: 20	R: 0 E: 0 K: 1 S: 6	H: 0 LOB: 0 BB: 0 P: 7	R: 0 E: 0 K: 1 S: 16	H: 2 LOB: 2 BB: 0 P: 21	R: 0 E: 0 K: 2 S: 11	H: 0 LOB: 0 BB: 0 P: 12	1B: 5 2B: 1 3B: 0 HR: 1	SF: 1 SAC: 0 DP: 0 HBP: 0	WP: 0 PB: 0 SB: 0 CS: 0	PA: 34
PITCHER	IP WLS BF H R ER SO BB IBB HBP BLK WP HR S P ERA WHIP	5.1 2 21 5 2 2 3 0 0 0 0 0 1 51 70 3.38 0.938	6.1 1.2 W 5 0 0 0 2 0 0 0 0 0 0 13 18 0.00 0.000	8.1 0.2 H 4 2 0 0 0 0 0 0 0 0 0 13 18 0.00 3.000	8.1 1.1 S 4 0 0 0 3 0 0 0 0 0 0 14 15 0.00 0.000	PITCHER										IP WLS BF H R ER SO BB IBB HBP BLK WP HR S P ERA WHIP						

AB 33
R 2
H 7
RBI 2
BB 0
SO 8
LOB 10



Batter	1	2	3	4	5	6	7	8	9	AB	R	H	RBI	BB	SO	LOB	BOTTOM			
1 Juan Pierre, L OBP: 0.314, SLG: 0.295										3	0	0	1	0	0	2	Chicago Cubs @ Chicago White Sox U.S. Cellular Field, Chicago, IL Tue Jun 21 2011, 8:10 PM - 12:25 AM EDT Att: 35,155 - Cloudy - 83 F			
11 Omar Vizquel, S OBP: 0.302, SLG: 0.343										4	0	0	0	0	1	2				
20 Carlos Quentin, R OBP: 0.362, SLG: 0.543										4	0	1	0	0	0	1				
18 Brent Lillibridge, R OBP: 0.364, SLG: 0.543										3	1	2	1	1	0	0				
14 Paul Konerko, R OBP: 0.400, SLG: 0.610										4	0	0	0	0	2	3				
44 Adam Dunn, L OBP: 0.314, SLG: 0.323										4	1	1	0	0	1	3				
10 Alexei Ramirez, R OBP: 0.346, SLG: 0.424										4	1	1	0	0	1	3				
12 A.J. Pierzynski, L OBP: 0.327, SLG: 0.372										3	0	1	0	0	0	1				
51 Alex Rios, R OBP: 0.265, SLG: 0.328										2	1	1	0	1	0	2				
22 Brent Morel, R OBP: 0.263, SLG: 0.317										2	0	1	1	0	0	1				
Inning Stats	R: 0 E: 0 K: 0 S: 7	H: 0 LOB: 0 BB: 0 P: 9	R: 1 E: 0 K: 1 S: 11	H: 1 LOB: 0 BB: 0 P: 14	R: 1 E: 0 K: 1 S: 12	H: 2 LOB: 1 BB: 0 P: 17	R: 0 E: 0 K: 2 S: 12	H: 1 LOB: 1 BB: 0 P: 18	R: 0 E: 0 K: 0 S: 9	H: 0 LOB: 1 BB: 1 P: 14	R: 0 E: 0 K: 0 S: 8	H: 0 LOB: 0 BB: 0 P: 12	R: 1 E: 0 K: 0 S: 9	H: 2 LOB: 1 BB: 0 P: 12	R: 0 E: 0 K: 0 S: 8	H: 1 LOB: 2 BB: 1 P: 16	1B: 2 2B: 4 3B: 0 HR: 1	SF: 1 SAC: 1 DP: 0 HBP: 0	WP: 0 PB: 0 SB: 0 CS: 0	PA: 33
PITCHER	IP WLS BF H R ER SO BB IBB HBP BLK WP HR S P ERA WHIP	5.0 5 20 4 2 2 4 1 0 0 0 0 0 17 24 4.50 1.000	6.1 2.0 L 8 2 1 1 0 0 0 0 0 0 4 11 0.00 3.000	8.1 0.1 3 1 0 0 0 0 1 0 0 0 0 4 5 0.00 0.000	8.1 0.2 2 0 0 0 0 0 0 0 0 0 0 4 5 0.00 0.000	PITCHER										IP WLS BF H R ER SO BB IBB HBP BLK WP HR S P ERA WHIP				

AB 29
R 3
H 7
RBI 3
BB 2
SO 4
LOB 15



Batter	1	2	3	4	5	6	7	8	9	AB	R	H	RBI	BB	SO	LOB	TOP					
1 Kosuke Fukudome, L (1, 9) OBP: 0.400, SLG: 0.404										5	1	2	0	0	1	2	Chicago Cubs @ Chicago White Sox U.S. Cellular Field, Chicago, IL Wed Jun 22 2011, 8:11 PM - 11:11 PM EDT Att: 35,403 - Overcast - 70 F					
13 Starlin Castro, R (1, 6) OBP: 0.352, SLG: 0.443										4	0	2	1	1	0	3						
16 Aramis Ramirez, R (1, 10) OBP: 0.325, SLG: 0.402										5	0	0	0	0	1	3						
22 Carlos Pena, L (1, 3) OBP: 0.350, SLG: 0.440										5	1	1	1	0	2	1						
5 Reed Johnson, R (1, 8) OBP: 0.400, SLG: 0.628										4	0	1	0	0	1	0						
12 Alfonso Soriano, R (1, 7) OBP: 0.304, SLG: 0.522										2	1	1	0	2	1	1						
9 Blake DeWitt, L (1, 4) OBP: 0.287, SLG: 0.381										4	0	2	0	0	1	2						
1 Tony Campana, L (8, PR) OBP: 0.254, SLG: 0.276										0	0	0	0	0	0	0						
33 DJ LeMahieu, R (8, 4) OBP: 0.231, SLG: 0.269										0	0	0	0	0	0	0						
3 Jeff Baker, R (1, 5) OBP: 0.339, SLG: 0.438										4	0	1	1	0	1	2						
55 Koyie Hill, S (1, 2) OBP: 0.291, SLG: 0.325										4	0	0	0	0	3	4						
Inning Stats	R: 0 E: 0 K: 0 S: 11	H: 1 LOB: 1 BB: 0 P: 17	R: 0 E: 0 K: 2 S: 16	H: 0 LOB: 1 BB: 1 P: 24	R: 0 E: 0 K: 0 S: 9	H: 0 LOB: 1 BB: 1 P: 15	R: 0 E: 0 K: 1 S: 11	H: 0 LOB: 1 BB: 1 P: 16	R: 1 E: 0 K: 1 S: 13	H: 2 LOB: 1 BB: 0 P: 20	R: 2 E: 0 K: 2 S: 16	H: 5 LOB: 3 BB: 0 P: 19	R: 0 E: 0 K: 1 S: 11	H: 1 LOB: 1 BB: 0 P: 17	R: 0 E: 0 K: 2 S: 13	H: 1 LOB: 2 BB: 0 P: 18	R: 0 E: 0 K: 2 S: 9	H: 0 LOB: 0 BB: 0 P: 11	1B: 8 2B: 1 3B: 0 HR: 1	SF: 0 SAC: 0 DP: 0 HBP: 0	WP: 1 PB: 0 SB: 3 CS: 0	PA: 40
PITCHER	IP WLS BF H R ER SO BB IBB HBP BLK WP HR S P ERA WHIP																					
44 Jake Peavy, R (1, 1) ERA: 4.72	5.1 W 26 7 3 3 5 3 0 0 0 0 1 1 69 104 5.06 1.875																					
49 Chris Sale, L (6, 1) ERA: 4.23	1.2 H 8 3 0 0 2 0 0 0 0 0 0 0 21 29 0.00 1.800																					
26 Jesse Crain, R (8, 1) ERA: 2.76	0.2 H 2 0 0 0 1 0 0 0 0 0 0 0 6 9 0.00 0.000																					
37 Matt Thornton, L (8, 1) ERA: 4.15	0.1 H 1 0 0 0 1 0 0 0 0 0 0 0 4 4 0.00 0.000																					
46 Sergio Santos, R (9, 1) ERA: 3.09	1.0 S 3 0 0 0 2 0 0 0 0 0 0 0 9 11 0.00 0.000																					

Batter	1	2	3	4	5	6	7	8	9	AB	R	H	RBI	BB	SO	LOB	BOTTOM					
1 Juan Pierre, L (1, 7) OBP: 0.313, SLG: 0.295										4	0	1	0	0	0	2	Chicago Cubs @ Chicago White Sox U.S. Cellular Field, Chicago, IL Wed Jun 22 2011, 8:11 PM - 11:11 PM EDT Att: 35,403 - Overcast - 70 F					
22 Brent Morel, R (1, 5) OBP: 0.257, SLG: 0.310										4	0	0	0	0	1	3						
20 Carlos Quentin, R (1, 10) OBP: 0.358, SLG: 0.535										4	0	0	0	0	2	1						
14 Paul Konerko, R (1, 3) OBP: 0.398, SLG: 0.603										3	0	0	0	1	0	0						
10 Alexei Ramirez, R (1, 6) OBP: 0.348, SLG: 0.423										3	2	1	0	1	1	2						
51 Alex Rios, R (1, 8) OBP: 0.289, SLG: 0.331										4	1	2	0	0	1	0						
12 A.J. Pierzynski, L (1, 2) OBP: 0.325, SLG: 0.378										4	1	1	2	0	0	2						
18 Brent Lillibridge, R (1, 9) OBP: 0.377, SLG: 0.546										3	0	2	2	0	1	0						
15 Gordon Beckham, R (1, 4) OBP: 0.293, SLG: 0.345										4	0	1	0	0	0	4						
Inning Stats	R: 0 E: 1 K: 1 S: 10	H: 1 LOB: 2 BB: 1 P: 19	R: 0 E: 0 K: 0 S: 10	H: 1 LOB: 1 BB: 0 P: 13	R: 0 E: 0 K: 0 S: 6	H: 0 LOB: 0 BB: 0 P: 11	R: 3 E: 0 K: 0 S: 21	H: 5 LOB: 2 BB: 0 P: 29	R: 1 E: 1 K: 1 S: 15	H: 1 LOB: 3 BB: 1 P: 29	R: 0 E: 0 K: 1 S: 7	H: 0 LOB: 0 BB: 0 P: 14	R: 0 E: 0 K: 2 S: 10	H: 0 LOB: 0 BB: 0 P: 14	R: 0 E: 0 K: 1 S: 7	H: 0 LOB: 0 BB: 0 P: 11		R: 0 E: 0 K: 1 S: 7	H: 0 LOB: 0 BB: 0 P: 11	1B: 7 2B: 0 3B: 1 HR: 0	SF: 0 SAC: 0 DP: 0 HBP: 1	WP: 0 PB: 0 SB: 0 CS: 0
PITCHER	IP WLS BF H R ER SO BB IBB HBP BLK WP HR S P ERA WHIP																					
32 Doug Davis, L (1, 1) ERA: 5.01	5.0 L 27 8 4 3 2 1 1 1 1 0 0 0 0 7 14 5.40 1.800																					
37 Chris Carpenter, R (6, 1) ERA: 2.45	1.0 3 0 0 0 1 0 0 0 0 0 0 0 7 14 0.00 0.000																					
29 Jeff Samardzija, R (7, 1) ERA: 4.07	1.0 3 0 0 0 2 0 0 0 0 0 0 0 10 14 0.00 0.000																					
45 Sean Marshall, L (8, 1) ERA: 2.34	1.0 3 0 0 0 1 0 0 0 0 0 0 0 7 11 0.00 0.000																					


Batter	1	2	3	4	5	6	7	8	9	AB	R	H	RBI	BB	SO	LOB	TOP	
28 Jayson Werth, R OBP: 0.339, SLG: 0.404										3	0	0	0	1	2	0	Washington Nationals @ Chicago White Sox U.S. Cellular Field, Chicago, IL Sat Jun 25 2011, 4:13 PM - 7:05 PM EDT Att: 23,008 - Cloudy - 72 F	
20 Ian Desmond, R OBP: 0.266, SLG: 0.319										4	0	1	0	0	2	1		
11 Ryan Zimmerman, R, 1, 10 OBP: 0.326, SLG: 0.385										4	0	0	0	0	3	1		
38 Michael Morse, R OBP: 0.354, SLG: 0.554										3	0	0	0	0	1	0		
8 Danny Espinosa, S OBP: 0.321, SLG: 0.456										2	0	0	0	0	1	0		
15 Jerry Hairston, R OBP: 0.327, SLG: 0.351										3	0	0	0	0	1	1		
7 Ivan Rodriguez, R OBP: 0.274, SLG: 0.337										3	0	0	0	0	2	1		
43 Brian Bixler, R OBP: 0.300, SLG: 0.250										2	0	0	0	0	0	0		
19 Laynce Nix, L OBP: 0.316, SLG: 0.531										1	0	0	0	0	0	0		
2 Roger Bernadina, L OBP: 0.339, SLG: 0.407										3	0	1	0	0	1	0		
Inning Stats	R: 0 H: 0 E: 0 K: 2 S: 9	H: 0 LOB: 0 BB: 0 P: 13	R: 0 H: 0 E: 0 K: 0 S: 10	H: 0 LOB: 1 BB: 0 P: 17	R: 0 H: 1 E: 0 K: 1 S: 10	H: 1 LOB: 1 BB: 1 P: 21	R: 0 H: 0 E: 0 K: 1 S: 7	H: 0 LOB: 0 BB: 0 P: 10	R: 0 H: 0 E: 0 K: 2 S: 11	H: 0 LOB: 0 BB: 0 P: 13	R: 0 H: 0 E: 0 K: 2 S: 8	H: 0 LOB: 0 BB: 0 P: 12	R: 0 H: 0 E: 0 K: 2 S: 8	H: 0 LOB: 0 BB: 0 P: 13	1B: 2 2B: 0 3B: 0 HR: 0	SF: 0 SAC: 0 DP: 0 HBP: 1	WP: 0 PB: 0 SB: 1 CS: 1	PA: 30
PITCHER	IP: 1.2 WLS: 6 BF: 0 ERA: 4.21	WLS: 8 R: 1 ER: 0 SO: 2	H: 0 R: 0 ER: 0 SO: 2	H: 0 R: 0 ER: 0 SO: 2	H: 1 R: 0 ER: 0 SO: 2	H: 1 R: 0 ER: 0 SO: 2	H: 0 R: 0 ER: 0 SO: 2	H: 0 R: 0 ER: 0 SO: 2	H: 0 R: 0 ER: 0 SO: 2	H: 0 R: 0 ER: 0 SO: 2	H: 0 R: 0 ER: 0 SO: 2	H: 0 R: 0 ER: 0 SO: 2	H: 0 R: 0 ER: 0 SO: 2	H: 0 R: 0 ER: 0 SO: 2	WP: 0 HR: 0 S: 16 P: 26	ERA: 0.00 WHIP: 0.000		

Batter	1	2	3	4	5	6	7	8	9	AB	R	H	RBI	BB	SO	LOB	BOTTOM	
18 Brent Lillibridge, R OBP: 0.368, SLG: 0.514										5	1	1	0	0	2	7	Washington Nationals @ Chicago White Sox U.S. Cellular Field, Chicago, IL Sat Jun 25 2011, 4:13 PM - 7:05 PM EDT Att: 23,008 - Cloudy - 72 F	
22 Brent Morel, R OBP: 0.283, SLG: 0.313										4	0	3	0	0	0	0		
20 Carlos Quentin, R OBP: 0.353, SLG: 0.529										3	0	0	1	0	0	2		
14 Paul Konerko, R OBP: 0.396, SLG: 0.593									4	0	1	0	0	1	3	0		
11 Omar Vizquel, S OBP: 0.306, SLG: 0.347									0	1	0	0	0	0	0	0		
10 Alexei Ramirez, R OBP: 0.342, SLG: 0.414									4	0	0	0	0	1	4	0		
44 Adam Dunn, L OBP: 0.313, SLG: 0.322									3	0	0	0	1	3	0	0		
23 Mark Teahen, L OBP: 0.304, SLG: 0.319									0	1	0	0	0	0	0	0		
51 Alex Rios, R OBP: 0.279, SLG: 0.337									4	0	3	0	0	0	0	0		
27 Ramon Castro, R OBP: 0.303, SLG: 0.417									3	0	2	2	1	1	1	1		
15 Gordon Beckham, R OBP: 0.293, SLG: 0.341									3	0	0	0	1	1	4	0		
Inning Stats	R: 1 H: 2 E: 0 K: 1 S: 14	H: 2 LOB: 1 BB: 0 P: 22	R: 0 H: 1 E: 0 K: 3 S: 12	H: 1 LOB: 2 BB: 0 P: 18	R: 0 H: 1 E: 0 K: 0 S: 8	H: 1 LOB: 1 BB: 0 P: 10	R: 0 H: 1 E: 0 K: 1 S: 12	H: 1 LOB: 2 BB: 1 P: 21	R: 0 H: 1 E: 0 K: 0 S: 11	H: 1 LOB: 1 BB: 0 P: 19	R: 0 H: 1 E: 0 K: 2 S: 8	H: 0 LOB: 0 BB: 0 P: 9	R: 2 H: 3 E: 0 K: 1 S: 16	H: 3 LOB: 3 BB: 2 P: 31	1B: 10 2B: 0 3B: 0 HR: 0	SF: 1 SAC: 0 DP: 0 HBP: 0	WP: 1 PB: 1 SB: 1 CS: 3	PA: 37
PITCHER	IP: 7.0 WLS: 7 BF: 30 ERA: 4.18	WLS: 30 R: 1 ER: 2 SO: 8	H: 7 R: 3 ER: 2 SO: 1	H: 2 R: 2 ER: 1 SO: 1	H: 1 R: 0 ER: 0 SO: 0	H: 1 R: 0 ER: 0 SO: 0	H: 1 R: 0 ER: 0 SO: 0	H: 1 R: 0 ER: 0 SO: 0	H: 1 R: 0 ER: 0 SO: 0	H: 1 R: 0 ER: 0 SO: 0	H: 1 R: 0 ER: 0 SO: 0	H: 0 R: 0 ER: 0 SO: 0	H: 0 R: 0 ER: 0 SO: 0	H: 0 R: 0 ER: 0 SO: 0	WP: 0 HR: 0 S: 72 P: 129	ERA: 1.29 WHIP: 1.143		

Batter	1	2	3	4	5	6	7	8	9	10	11	12	13	AB	R	H	RBI	BB	SO	LOB	TOP	
1 Juan Pierre, L OBP: 0.315, SLG: 0.301	F8		G6-4-3		2B			G4-3		1B			G3	6	0	3	1	0	0	0		
22 Brent Morel, R OBP: 0.297, SLG: 0.312	L6		G6-4-3							G1-3			G6-3	4	0	1	0	1	0	3		
26 Jesse Crain, R OBP: 0.313, SLG: 0.319	G1-3							F7					F9	5	0	1	0	1	0	4		
20 Carlos Quentin, R OBP: 0.356, SLG: 0.532					G6-4-3																	
14 Paul Konerko, R OBP: 0.389, SLG: 0.578		G5-3		G6-3		G5-3		L8				P3		5	0	0	0	0	0	3		
10 Alexei Ramirez, R OBP: 0.339, SLG: 0.419				P6		G6-3			G5-3			L8		5	1	1	1	0	0	2		
12 A.J. Pierzynski, L OBP: 0.326, SLG: 0.385				G1-3		G4-3				K		F8		5	0	0	0	0	1	2		
51 Alex Rios, R OBP: 0.272, SLG: 0.329			F7																			
18 Brent Lillibridge, R OBP: 0.359, SLG: 0.500																						
15 Gordon Beckham, R OBP: 0.292, SLG: 0.338																						
34 Gavin Floyd, R ERA: 4.02																						
49 Chris Sale, L ERA: 3.86																						
11 Omar Vizquel, S OBP: 0.296, SLG: 0.336																						
77 Will Ohman, L ERA: 5.06																						
Inning Stats	R: 0 E: 0 K: 0 S: 5	H: 0 LOB: 0 BB: 0 P: 7	R: 1 E: 0 K: 0 S: 7	H: 1 LOB: 0 BB: 0 P: 8	R: 0 E: 0 K: 0 S: 7	H: 2 LOB: 1 BB: 0 P: 11	R: 0 E: 0 K: 0 S: 8	H: 1 LOB: 2 BB: 0 P: 13	R: 1 E: 0 K: 0 S: 11	H: 2 LOB: 2 BB: 2 P: 23	R: 0 E: 0 K: 2 S: 7	H: 0 LOB: 0 BB: 0 P: 12	R: 0 E: 0 K: 0 S: 5	H: 0 LOB: 1 BB: 1 P: 12	R: 0 E: 0 K: 0 S: 9	H: 0 LOB: 0 BB: 0 P: 10	R: 0 E: 0 K: 0 S: 7	H: 0 LOB: 0 BB: 0 P: 9	1B: 5 2B: 2 3B: 0 HR: 1	SF: 0 SAC: 1 DP: 2 HBP: 0	W/P: 0 PB: 0 SB: 0 CS: 0	PA: 48
PITCHER	IP 7.0	WLS 27	BF 24	H 6	R 2	ER 2	SO 2	BB 2	IBB 0	HBP 0	BLK 0	WP 0	HR 1	S 52	P 2.57	ERA 2.57	WHIP 1.143					
46 Jason Hammel, R ERA: 4.02	1.0	4	1	0	0	0	0	0	0	0	0	0	0	11	16	0.00	1.000					
34 Matt Salete, R ERA: 2.21	1.0	3	0	0	0	2	0	0	0	0	0	0	0	9	12	0.00	0.000					
16 Huston Street, R ERA: 3.44	1.0	4	1	0	0	1	0	0	0	0	0	0	0	12	16	0.00	1.000					
51 Matt Reynolds, L ERA: 3.05	1.0	4	0	0	0	0	1	0	0	0	0	0	0	5	12	0.00	1.000					
63 Rafael Betancourt, R ERA: 4.31	1.0	4	0	0	0	0	1	0	0	0	0	0	0	5	12	0.00	1.000					
PITCHER	IP 12.1	WLS 3	BF 10	H 0	R 0	ER 0	SO 0	BB 0	IBB 0	HBP 0	BLK 0	WP 0	HR 0	S 10	P 0.00	ERA 0.000	WHIP 0.000					
27 Matt Lindstrom, R ERA: 2.56	1.0	W	3	0	0	0	0	0	0	0	0	0	0	7	9	0.00	0.000					
49 Rox Brothers, L ERA: 4.0	1.0	W	3	0	0	0	0	0	0	0	0	0	0	7	9	0.00	0.000					

Chicago White Sox @ Colorado Rockies
Coors Field, Denver, CO
Tue Jun 28 2011, 6:40 PM - 10:28 PM MDT
Att. 40,070 - Partly Cloudy - 91 F


AB 44
R 2
H 8
RBI 2
BB 3
SO 3
LOB 14



Batter	1	2	3	4	5	6	7	8	9	10	11	12	13	AB	R	H	RBI	BB	SO	LOB	BOTTOM							
5 Carlos González, L OBP: 0.351, SLG: 0.471	G6-4-3		G6-3		G4-3					K				5	0	2	0	1	1	1								
10 Chris Nelson, R OBP: 0.253, SLG: 0.292	G6-4-3		G4-3							G5-3				6	1	1	0	0	1	5								
17 Todd Helton, L OBP: 0.381, SLG: 0.481	L7													5	1	2	0	1	1	0								
2 Troy Tulowitzki, R OBP: 0.336, SLG: 0.482	G5-3													4	1	0	0	2	0	3								
7 Seth Smith, L OBP: 0.356, SLG: 0.532	F7													5	0	1	2	0	1	2								
21 Ty Wigginton, R OBP: 0.317, SLG: 0.510	L6													6	0	1	1	0	1	4								
8 Charlie Blackmon, L OBP: 0.306, SLG: 0.360																												
20 Chris Iannetta, R OBP: 0.384, SLG: 0.443														4	0	0	0	0	0	1								
46 Jason Hammel, R ERA: 4.19	2.0	6	1	0	0	1	0	0	0	0	0	0	0	14	20	0.00	0.500											
49 Chris Sale, L ERA: 3.86	1.0	4	1	0	0	1	0	0	0	0	0	0	0	8	13	0.00	1.000											
37 Matt Thornton, L ERA: 3.72	1.1	5	1	0	0	0	0	0	0	0	0	0	0	11	15	0.00	0.750											
26 Jesse Crain, R ERA: 2.75	1.1	L	7	1	1	1	2	1	1	0	0	0	0	14	31	6.75	1.500											
77 Will Ohman, L ERA: 5.06	1.1	L	7	1	1	1	2	1	1	0	0	0	0	14	31	6.75	1.500											
Inning Stats	R: 0 E: 0 K: 0 S: 4	H: 1 LOB: 0 BB: 0 P: 6	R: 0 E: 0 K: 0 S: 7	H: 0 LOB: 0 BB: 0 P: 10	R: 0 E: 0 K: 0 S: 11	H: 2 LOB: 2 BB: 1 P: 20	R: 0 E: 1 K: 0 S: 8	H: 0 LOB: 1 BB: 0 P: 9	R: 1 E: 0 K: 0 S: 16	H: 1 LOB: 1 BB: 1 P: 25	R: 0 E: 0 K: 0 S: 9	H: 2 LOB: 2 BB: 0 P: 12	R: 0 E: 0 K: 1 S: 7	H: 0 LOB: 0 BB: 0 P: 9	R: 0 E: 0 K: 0 S: 7	H: 1 LOB: 0 BB: 0 P: 11	R: 0 E: 0 K: 1 S: 6	H: 0 LOB: 0 BB: 0 P: 10	R: 0 E: 0 K: 1 S: 10	H: 1 LOB: 1 BB: 1 P: 15	R: 0 E: 0 K: 1 S: 9	H: 1 LOB: 2 BB: 1 P: 18	R: 1 E: 0 K: 1 S: 8	H: 1 LOB: 1 BB: 1 P: 16	1B: 10 2B: 0 3B: 0 HR: 0	SF: 1 SAC: 1 DP: 1 HBP: 0	W/P: 0 PB: 0 SB: 0 CS: 1	PA: 51
PITCHER	IP 7.0	WLS 29	BF 26	H 6	R 2	ER 2	SO 2	BB 2	IBB 0	HBP 0	BLK 0	WP 0	HR 0	S 61	P 94	ERA 2.57	WHIP 1.143											
34 Gavin Floyd, R ERA: 4.19	2.0	6	1	0	0	1	0	0	0	0	0	0	0	14	20	0.00	0.500											
49 Chris Sale, L ERA: 3.86	1.0	4	1	0	0	1	0	0	0	0	0	0	0	8	13	0.00	1.000											
37 Matt Thornton, L ERA: 3.72	1.1	5	1	0	0	0	0	0	0	0	0	0	0	11	15	0.00	0.750											
26 Jesse Crain, R ERA: 2.75	1.1	L	7	1	1	1	2	1	1	0	0	0	0	14	31	6.75	1.500											
77 Will Ohman, L ERA: 5.06	1.1	L	7	1	1	1	2	1	1	0	0	0	0	14	31	6.75	1.500											
PITCHER	IP 7.0	WLS 29	BF 26	H 6	R 2	ER 2	SO 2	BB 2	IBB 0	HBP 0	BLK 0	WP 0	HR 0	S 61	P 94	ERA 2.57	WHIP 1.143											
34 Gavin Floyd, R ERA: 4.19	2.0	6	1	0	0	1	0	0	0	0	0	0	0	14	20	0.00	0.500											
49 Chris Sale, L ERA: 3.86	1.0	4	1	0	0	1	0	0	0	0	0	0	0	8	13	0.00	1.000											
37 Matt Thornton, L ERA: 3.72	1.1	5	1	0	0	0	0	0	0	0	0	0	0	11	15	0.00	0.750											
26 Jesse Crain, R ERA: 2.75	1.1	L	7	1	1	1	2	1	1	0	0	0	0	14	31	6.75	1.500											
77 Will Ohman, L ERA: 5.06	1.1	L	7	1	1	1	2	1	1	0	0	0	0	14	31	6.75	1.500											

Chicago White Sox @ Colorado Rockies
Coors Field, Denver, CO
Tue Jun 28 2011, 6:40 PM - 10:28 PM MDT
Att. 40,070 - Partly Cloudy - 91 F

AB 45
R 3
H 10
RBI 3
BB 4
SO 5
LOB 17



Batter	1	2	3	4	5	6	7	8	9	AB	R	H	RBI	BB	SO	LOB	TOP							
1 Juan Pierre, L (1,7) OBP: 0.317, SLG: 0.301										3	1	1	0	1	0	1	Chicago White Sox @ Colorado Rockies Coors Field, Denver, CO Wed Jun 29 2011, 6:41 PM - 9:04 PM MDT Att: 35,741 - Partly Cloudy - 83 F							
22 Brent Morel, R (1,5) OBP: 0.282, SLG: 0.305									4	0	0	0	0	0	3									
20 Carlos Quentin, R (1,9) OBP: 0.359, SLG: 0.529										3	2	1	0	0	0									
14 Paul Konerko, R (1,3) OBP: 0.393, SLG: 0.579										3	0	2	1	1	1	0								
10 Alexei Ramirez, R (1,6) OBP: 0.335, SLG: 0.413										4	0	0	0	0	2	5								
12 A.J. Pierzynski, L (1,2) OBP: 0.325, SLG: 0.388										3	0	1	2	0	0	1								
51 Alex Rios, R (1,8) OBP: 0.289, SLG: 0.324										4	0	0	0	0	1	3								
15 Gordon Beckham, R (1,4) OBP: 0.288, SLG: 0.333										3	0	0	0	0	0	0								
56 Mark Buehrle, L (1,1) OBP: 0.500, SLG: 1.000										2	0	1	0	0	1	0								
18 Brent Lillibridge, R (8,PH) OBP: 0.357, SLG: 0.455										1	0	0	0	0	0	0								
37 Matt Thornton, L (8,1) OBP: 0.357, SLG: 0.455										0	0	0	0	0	0	0								
40 Brian Bruney, R (8,1) OBP: 0.357, SLG: 0.455										0	0	0	0	0	0	0								
46 Sergio Santos, R (9,1) OBP: 0.357, SLG: 0.455										0	0	0	0	0	0	0								
Inning Stats	R: 0 E: 0 K: 0 S: 10	H: 1 LOB: 0 BB: 0 P: 16	R: 0 E: 0 K: 0 S: 6	H: 0 LOB: 0 BB: 1 P: 11	R: 0 E: 0 K: 2 S: 9	H: 0 LOB: 0 BB: 0 P: 13	R: 2 E: 0 K: 1 S: 15	H: 2 LOB: 2 BB: 1 P: 26	R: 0 E: 1 K: 0 S: 4	H: 1 LOB: 1 BB: 0 P: 6	R: 0 E: 0 K: 1 S: 6	H: 0 LOB: 0 BB: 0 P: 9	R: 0 E: 0 K: 0 S: 6	H: 0 LOB: 0 BB: 0 P: 9	R: 0 E: 0 K: 0 S: 6	H: 0 LOB: 0 BB: 0 P: 9	R: 1 E: 0 K: 1 S: 9	H: 2 LOB: 1 BB: 0 P: 12	1B: 4 2B: 2 3B: 0 HR: 0	SF: 1 SAC: 0 DP: 1 HBP: 1	WP: 0 PB: 0 SB: 0 CS: 1	PA: 34		
PITCHER	IP: 7.0 ERA: 4.35	WLS: 0 BF: 26	H: 4 R: 2 ER: 2 SO: 4	BB: 2 IBB: 0 HBP: 1 BLK: 0	WP: 0 HR: 0 S: 56 P: 90	ERA: 2.57 WHIP: 0.857											IP: 7.0 ERA: 3.65	WLS: 0 BF: 26	H: 4 R: 2 ER: 2 SO: 4	BB: 2 IBB: 0 HBP: 1 BLK: 0	WP: 0 HR: 0 S: 56 P: 90	ERA: 2.57 WHIP: 0.857		
51 Matt Reynolds, L (8,1) ERA: 3.65	0.2	2	0	0	0	0	0	0	0	0	4	5	0.00	0.000										
34 Matt Belisle, R (8,1) ERA: 2.19	0.1	1	0	0	0	0	0	0	0	0	2	4	0.00	0.000										
16 Huston Street, R (9,1) ERA: 3.58	1.0	L	5	2	1	1	1	0	0	0	9	12	9.00	2.000										

Batter	1	2	3	4	5	6	7	8	9	AB	R	H	RBI	BB	SO	LOB	BOTTOM							
5 Carlos González, L (1,8) OBP: 0.356, SLG: 0.482										4	0	3	0	0	1	0	Chicago White Sox @ Colorado Rockies Coors Field, Denver, CO Wed Jun 29 2011, 6:41 PM - 9:04 PM MDT Att: 35,741 - Partly Cloudy - 83 F							
18 Jonathan Herrera, S (1,4) OBP: 0.311, SLG: 0.363										3	0	0	0	0	1	2								
23 Jason Giambi, L (1,3) OBP: 0.374, SLG: 0.649										3	1	2	1	1	0	1								
2 Troy Tulowitzki, R (1,6) OBP: 0.338, SLG: 0.479										2	0	0	0	2	0	0								
21 Ty Wigginton, R (1,5) OBP: 0.320, SLG: 0.521										3	1	1	1	1	0	5								
7 Seth Smith, L (1,9) OBP: 0.357, SLG: 0.528										4	0	1	0	0	0	1								
19 Ryan Spillburghs, R (1,7) OBP: 0.310, SLG: 0.333										4	0	1	0	0	1	1								
20 Chris Iannetta, R (1,2) OBP: 0.377, SLG: 0.433										4	0	0	0	0	3	1								
38 Ubaldo Jiménez, R (1,1) OBP: 0.080, SLG: 0.042										2	0	0	0	0	0	0								
10 Chris Nelson, R (7,PH) OBP: 0.250, SLG: 0.388										1	0	0	0	0	0	1								
51 Matt Reynolds, L (8,1) ERA: 3.65	0.1	3	1	0	0	0	0	0	0	0	0	0	0	0	0	0								
34 Matt Belisle, R (8,1) ERA: 2.19	0.2	W	2	0	0	0	0	0	0	0	0	0	0	0	0	0								
46 Sergio Santos, R (9,1) ERA: 3.08	1.0	S	3	0	0	0	2	0	0	0	0	0	0	0	0	0								
Inning Stats	R: 0 E: 0 K: 2 S: 12	H: 1 LOB: 2 BB: 1 P: 19	R: 0 E: 0 K: 1 S: 6	H: 1 LOB: 0 BB: 0 P: 10	R: 0 E: 0 K: 0 S: 8	H: 1 LOB: 0 BB: 0 P: 14	R: 0 E: 0 K: 0 S: 5	H: 0 LOB: 1 BB: 1 P: 13	R: 0 E: 0 K: 0 S: 10	H: 0 LOB: 0 BB: 0 P: 15	R: 1 E: 0 K: 0 S: 9	H: 2 LOB: 0 BB: 0 P: 11	R: 1 E: 1 K: 0 S: 11	H: 2 LOB: 1 BB: 0 P: 19	R: 0 E: 0 K: 0 S: 10	H: 1 LOB: 2 BB: 2 P: 20	R: 0 E: 0 K: 2 S: 9	H: 0 LOB: 0 BB: 0 P: 11	1B: 5 2B: 0 3B: 1 HR: 2	SF: 0 SAC: 1 DP: 3 HBP: 0	WP: 0 PB: 0 SB: 0 CS: 0	PA: 36		
PITCHER	IP: 7.0 ERA: 3.65	WLS: 0 BF: 27	H: 7 R: 2 ER: 2 SO: 4	BB: 2 IBB: 0 HBP: 0 BLK: 0	WP: 0 HR: 2 S: 61 P: 101	ERA: 2.57 WHIP: 1.286											IP: 7.0 ERA: 3.65	WLS: 0 BF: 27	H: 7 R: 2 ER: 2 SO: 4	BB: 2 IBB: 0 HBP: 0 BLK: 0	WP: 0 HR: 2 S: 61 P: 101	ERA: 2.57 WHIP: 1.286		
37 Matt Thornton, L (8,1) ERA: 3.65	0.1	3	1	0	0	0	0	0	0	0	7	12	0.00	6.000										
40 Brian Bruney, R (8,1) ERA: 3.6	0.2	W	2	0	0	0	0	0	0	0	3	8	0.00	1.500										
46 Sergio Santos, R (9,1) ERA: 3.08	1.0	S	3	0	0	0	2	0	0	0	9	11	0.00	0.000										

livebaseballscorecards.com



Batter	1	2	3	4	5	6	7	8	9	AB	R	H	RBI	BB	SO	LOB	TOP					
1 Juan Pierre, L (1,7) OBP: 0.320, SLG: 0.311	L9		K			22 1B		K		4	0	1	1	0	2	1	Chicago White Sox @ Chicago Cubs Wrigley Field, Chicago, IL Sat Jul 02 2011, 3:14 PM - 5:50 PM CDT Att: 42,165 - Partly Cloudy - 93 F					
22 Brent Morel, R (1,5) OBP: 0.270, SLG: 0.308	BB			G5-3		1B		CS	F9	3	0	1	0	1	0	0						
44 Adam Dunn, L (1,9) OBP: 0.330, SLG: 0.307	F9			K		K		K2-3		4	0	0	0	0	3	3						
18 Brent Lillibridge, R (9,9) OBP: 0.351, SLG: 0.487										0	0	0	0	0	0	0						
14 Paul Konerko, R (1,3) OBP: 0.387, SLG: 0.567	G6-3			P4		F7				4	0	1	0	0	0	3						
12 A.J. Pierzynski, L (1,2) OBP: 0.327, SLG: 0.389		G4-3			G3			G4-3		4	0	0	0	0	0	1						
10 Alexei Ramirez, R (1,6) OBP: 0.335, SLG: 0.421		G4-3			K			F7		3	0	0	0	0	1	0						
51 Alex Rios, R (1,8) OBP: 0.271, SLG: 0.322					P6			G6-3		3	0	0	0	0	0	0						
15 Gordon Beckham, R (1,4) OBP: 0.303, SLG: 0.359										2	1	1	0	1	0	0						
41 Philip Humber, R (1,1) OBP: 0.303, SLG: 0.308										1	0	0	0	0	0	0						
23 Mark Teahen, L (8,PH) OBP: 0.303, SLG: 0.308										1	0	0	0	0	1	1						
37 Matt Thornton, L (8,1) OBP: 0.303, SLG: 0.308										0	0	0	0	0	0	0						
Inning Stats	R: 0 H: 0 E: 0 K: 0 S: 8	H: 0 LOB: 1 BB: 1 P: 14	R: 0 H: 0 E: 0 K: 0 S: 8	H: 0 LOB: 0 BB: 0 P: 9	R: 0 H: 0 E: 0 K: 1 S: 6	H: 0 LOB: 0 BB: 0 P: 10	R: 0 H: 0 E: 0 K: 1 S: 8	H: 0 LOB: 0 BB: 0 P: 9	R: 0 H: 0 E: 0 K: 1 S: 5	H: 0 LOB: 0 BB: 0 P: 7	R: 1 H: 2 E: 0 K: 1 S: 17	H: 2 LOB: 2 BB: 1 P: 26	R: 0 H: 0 E: 0 K: 0 S: 9	H: 1 LOB: 0 BB: 0 P: 13	R: 0 H: 1 E: 0 K: 2 S: 12	H: 1 LOB: 0 BB: 0 P: 15	R: 0 H: 1 E: 0 K: 1 S: 9	H: 1 LOB: 1 BB: 0 P: 11	1B: 4 2B: 0 3B: 0 HR: 0	SF: 0 SAC: 1 DP: 0 HBP: 0	WP: 1 PB: 0 SB: 0 CS: 1	PA: 33
PITCHER 22 Matt Garza, R (1,1) ERA: 3.77	IP: 9.0 WLS: L BF: 32 H: 4 R: 1 ER: 1 SO: 7 BB: 2 IBB: 0 HBP: 0 BLK: 0 WP: 1 HR: 0 S: 82 P: 114 ERA: 1.00 WHIP: 0.667															PITCHER						

Batter	1	2	3	4	5	6	7	8	9	AB	R	H	RBI	BB	SO	LOB	BOTTOM			
1 Kosuke Fukudome, L (1,9) OBP: 0.385, SLG: 0.376	13 G6-4-3 15 BB 1B		L3		G4-3			K		4	0	1	0	0	1	0	Chicago White Sox @ Chicago Cubs Wrigley Field, Chicago, IL Sat Jul 02 2011, 3:14 PM - 5:50 PM CDT Att: 42,165 - Partly Cloudy - 93 F			
15 Darwin Barney, R (1,4) OBP: 0.325, SLG: 0.362	13 G6-4-3 BB		13 G5-4-3 1B			24 WP 13 1B 1B		G5-3		3	0	2	0	1	0	0				
13 Starlin Castro, R (1,6) OBP: 0.340, SLG: 0.427	1-2 2-3 G6-4-3		1-2 G5-4-3			24 WP 1B		K		4	0	1	0	0	1	3				
16 Aramis Ramirez, R (1,5) OBP: 0.337, SLG: 0.468	F8					24 FC5-4 HBP		P3		3	0	0	0	0	0	3				
22 Carlos Pena, L (1,3) OBP: 0.344, SLG: 0.451		12 G5-4-3 24 BB 1B						F4		4	0	1	0	0	1	3				
24 Marlon Byrd, R (1,8) OBP: 0.344, SLG: 0.411		12 G5-4-3 BB						G5-3		3	0	0	0	1	0	3				
12 Alfonso Soriano, R (1,7) OBP: 0.305, SLG: 0.489		1-2 2-3 G5-4-3								3	0	0	0	0	0	3				
18 Geovany Soto, R (1,2) OBP: 0.317, SLG: 0.409										2	0	0	0	1	2	0				
22 Matt Garza, R (1,1) OBP: 0.065, SLG: 0.033		1-2 2-3 G6-3								3	0	0	0	0	1	2				
Inning Stats	R: 0 H: 1 E: 0 K: 0 S: 10	H: 1 LOB: 2 BB: 1 P: 16	R: 0 H: 1 E: 0 K: 0 S: 6	H: 1 LOB: 2 BB: 2 P: 16	R: 0 H: 1 E: 0 K: 0 S: 9	H: 1 LOB: 0 BB: 0 P: 15	R: 0 H: 0 E: 0 K: 1 S: 10	H: 0 LOB: 1 BB: 0 P: 16	R: 0 H: 2 E: 0 K: 0 S: 14	H: 2 LOB: 2 BB: 0 P: 20	R: 0 H: 0 E: 0 K: 2 S: 10	H: 0 LOB: 0 BB: 0 P: 16	R: 0 H: 0 E: 0 K: 2 S: 15	H: 0 LOB: 0 BB: 0 P: 20	R: 0 H: 0 E: 0 K: 0 S: 5	H: 0 LOB: 0 BB: 0 P: 8		1B: 5 2B: 0 3B: 0 HR: 0	SF: 0 SAC: 0 DP: 3 HBP: 1	WP: 1 PB: 0 SB: 0 CS: 0
PITCHER 41 Philip Humber, R (1,1) ERA: 2.69	IP: 7.0 WLS: W BF: 27 H: 5 R: 0 ER: 0 SO: 4 BB: 2 IBB: 1 HBP: 0 BLK: 0 WP: 1 HR: 0 S: 67 P: 114 ERA: 0.00 WHIP: 1.000															PITCHER				
37 Matt Thornton, L (8,1) ERA: 3.45	IP: 2.0 WLS: S BF: 6 H: 0 R: 0 ER: 0 SO: 2 BB: 0 IBB: 0 HBP: 0 BLK: 0 WP: 0 HR: 0 S: 20 P: 28 ERA: 0.00 WHIP: 0.000															PITCHER				

Chicago White Sox @ Chicago Cubs
 Wrigley Field, Chicago, IL
 Sat Jul 02 2011, 3:14 PM - 5:50 PM CDT
 Att: 42,165 - Partly Cloudy - 93 F




Batter	1	2	3	4	5	6	7	8	9	AB	R	H	RBI	BB	SO	LOB	TOP			
1 Juan Pierre, L (1,7) OBP: 0.317, SLG: 0.307	G4-3		L1-3			G1-3		P5		4	0	0	0	0	0	4	Chicago White Sox @ Chicago Cubs Wrigley Field, Chicago, IL Sun Jul 03 2011, 1:25 PM - 3:46 PM CDT Att: 42,311 - Partly Cloudy - 71 F			
10 Alexei Ramirez, R (1,6) OBP: 0.331, SLG: 0.416	P5			F7		G6-3		K		4	0	0	0	0	1	2				
44 Adam Dunn, L (1,3) OBP: 0.301, SLG: 0.302	K			P3			P2		F9	4	0	0	0	0	1	0				
20 Carlos Quentin, R (1,9)		E5				K		P2		4	0	1	0	0	1	0				
12 A.J. Pierzynski, L (1,2) OBP: 0.323, SLG: 0.383	G6-4-3			L9		G4-3		K		4	0	0	0	0	1	2				
51 Alex Rios, R (1,8) OBP: 0.289, SLG: 0.319	G6-3				L8			F8		3	0	0	0	0	0	0				
23 Mark Teahen, L (1,5) OBP: 0.315, SLG: 0.321				G6-3		G6-3				3	1	2	0	0	0	0				
15 Gordon Beckham, R (1,4) OBP: 0.307, SLG: 0.360				G6-3		G6-3				2	0	1	0	0	0	0				
34 Gavin Floyd, R (1,1)						F7				2	0	0	0	0	1	2				
14 Paul Konerko, R (8,PH) OBP: 0.359, SLG: 0.567										0	0	0	0	1	0	0				
18 Brent Lillibridge, R (8,PR) OBP: 0.351, SLG: 0.447										0	0	0	0	0	0	0				
40 Brian Bruney, R (8,1)										0	0	0	0	0	0	0				
77 Will Ohman, L (8,1)										0	0	0	0	0	0	0				
Inning Stats	R: 0 E: 0 K: 1 S: 9	H: 0 LOB: 0 BB: 0 P: 13	R: 0 E: 1 K: 0 S: 7	H: 0 LOB: 0 BB: 0 P: 9	R: 0 E: 0 K: 1 S: 11	H: 1 LOB: 1 BB: 0 P: 16	R: 0 E: 0 K: 0 S: 6	H: 1 LOB: 1 BB: 0 P: 8	R: 0 E: 0 K: 0 S: 5	H: 0 LOB: 0 BB: 0 P: 6	R: 0 E: 0 K: 1 S: 9	H: 0 LOB: 0 BB: 0 P: 14	R: 1 E: 0 K: 1 S: 16	H: 2 LOB: 2 BB: 1 P: 23	R: 0 E: 0 K: 1 S: 8	H: 0 LOB: 0 BB: 0 P: 11	1B: 4 2B: 1 3B: 0 HR: 0	SF: 0 SAC: 0 DP: 2 HBP: 1	WP: 1 PB: 0 SB: 0 CS: 0	PA: 32
PITCHER	IP WLS BF H R ER SO BB IBB HBP BLK WP HR S P ERA WHIP																			
50 Rodrigo Lopez, R (1,1) ERA: 3.91	7.0 W 23 2 0 0 3 0 0 0 1 0 0 0 0 53 75 0.00 0.286																			
34 Kerry Wood, R (8,1) ERA: 2.49	0.1 H 4 2 1 1 0 1 0 0 0 0 1 0 9 15 27.00 9.000																			
45 Sean Marshall, L (8,1) ERA: 2.09	0.1 H 1 0 0 0 0 0 0 0 0 0 0 0 4 5 0.00 0.000																			
49 Carlos Marmol, R (8,1) ERA: 2.27	1.1 S 4 0 0 0 2 0 0 0 0 0 0 0 11 14 0.00 0.000																			

Batter	1	2	3	4	5	6	7	8	9	AB	R	H	RBI	BB	SO	LOB	BOTTOM			
1 Kosuke Fukudome, L (1,9) OBP: 0.383, SLG: 0.378	K				G6-3			K		4	0	1	0	0	2	2	Chicago White Sox @ Chicago Cubs Wrigley Field, Chicago, IL Sun Jul 03 2011, 1:25 PM - 3:46 PM CDT Att: 42,311 - Partly Cloudy - 71 F			
15 Darwin Barney, R (1,4) OBP: 0.324, SLG: 0.361	G4-3				G1-3			K		4	1	1	0	0	1	0				
13 Starlin Castro, R (1,6) OBP: 0.341, SLG: 0.433	P4					F8				4	1	2	1	0	0	0				
16 Aramis Ramirez, R (1,5) OBP: 0.339, SLG: 0.477		K								3	1	1	2	1	1	0				
22 Carlos Pena, L (1,3) OBP: 0.343, SLG: 0.448	G6-3				G4-3					4	0	1	0	0	0	2				
24 Marlon Byrd, R (1,8) OBP: 0.342, SLG: 0.404	L9									3	0	0	0	1	2	3				
12 Alfonso Soriano, R (1,7) OBP: 0.293, SLG: 0.487										3	0	1	0	0	0	1				
1 Tony Campana, L (7,PR) OBP: 0.307, SLG: 0.296 (8,7)										0	0	0	0	0	0	0				
18 Geovany Soto, R (1,2) OBP: 0.317, SLG: 0.408										3	0	1	0	0	2	2				
50 Rodrigo Lopez, R (1,1)										2	0	0	0	0	2	1				
9 Blake DeWitt, L (7,PH) OBP: 0.263, SLG: 0.369										1	0	0	0	0	0	2				
34 Kerry Wood, R (8,1)										0	0	0	0	0	0	0				
45 Sean Marshall, L (8,1)										0	0	0	0	0	0	0				
49 Carlos Marmol, R (8,1)										0	0	0	0	0	0	0				
Inning Stats	R: 0 E: 0 K: 1 S: 7	H: 0 LOB: 0 BB: 0 P: 8	R: 0 E: 0 K: 1 S: 7	H: 0 LOB: 0 BB: 0 P: 10	R: 0 E: 0 K: 1 S: 10	H: 2 LOB: 2 BB: 0 P: 16	R: 3 E: 0 K: 1 S: 13	H: 3 LOB: 1 BB: 1 P: 20	R: 0 E: 0 K: 1 S: 9	H: 0 LOB: 0 BB: 0 P: 11	R: 0 E: 0 K: 1 S: 10	H: 1 LOB: 1 BB: 0 P: 14	R: 0 E: 0 K: 2 S: 10	H: 1 LOB: 2 BB: 0 P: 11	R: 0 E: 0 K: 2 S: 15	H: 1 LOB: 2 BB: 1 P: 24	1B: 5 2B: 1 3B: 1 HR: 1	SF: 0 SAC: 0 DP: 0 HBP: 0	WP: 1 PB: 0 SB: 0 CS: 0	PA: 33
PITCHER	IP WLS BF H R ER SO BB IBB HBP BLK WP HR S P ERA WHIP																			
34 Gavin Floyd, R (1,1) ERA: 4.17	7.0 L 28 7 3 3 3 1 0 0 0 0 0 0 9 17 3.86 1.143																			
40 Brian Bruney, R (8,1) ERA: 3.18	0.1 3 1 0 0 1 1 0 0 0 0 0 0 9 17 0.00 6.000																			
77 Will Ohman, L (8,1) ERA: 4.7	0.2 2 0 0 0 1 0 0 0 0 0 0 0 6 7 0.00 0.000																			


livebaseballscorecards.com

AB 30
R 1
H 4
RBI 0
BB 1
SO 5
LOB 10



livebaseballscorecards.com

AB 31
R 3
H 8
RBI 3
BB 2
SO 10
LOB 13



Batter	1	2	3	4	5	6	7	8	9	AB	R	H	RBI	BB	SO	LOB	TOP				
12 Mitch Maier, L (1,7) OBP: 0.417, SLG: 0.420	 C FF 85 S CU 73 X SI 74		 X CU 72		 B FC 83 B FF 88 C CH 79 X FF 84		 C FF 87 B FF 87 C CH 79 X FF 84		 D CH 89 B FF 86 X SI 85	5	1	1	0	0	2	2					
53 Melky Cabrera, S (1,8) OBP: 0.324, SLG: 0.454	 B FF 86 X SI 86		 X SI 80		 B CU 76 C CH 80 X FF 87			 X FF 84		4	1	2	0	0	0	1					
16 Billy Butler, R (1,10) OBP: 0.395, SLG: 0.429	 B SI 85 C CH 80 S CH 80 B FF 86 X SI 86 F SI 86 1 SAFE 1 SAFE 1 SAFE		 F FC 84 B FF 88 S FF 84 X FF 84		 X FF 84			 B FF 86 X SI 86		4	0	1	1	0	0	2					
21 Jeff Francoeur, R (1,9) OBP: 0.309, SLG: 0.452	 F CH 80 X FF 87		 F CH 81 X CH 78			 B CU 73 X CH 78		 T SL 87 X SL 88		4	1	1	2	0	0	1					
35 Eric Hosmer, L (1,3) OBP: 0.322, SLG: 0.435	 F CU 73 B CU 74 F CU 75 X FC 82			 C FC 81 B FF 86 B FF 86 X FC 82		 C FF 86 F FC 82 X FC 82		 X FF 98		4	1	2	1	0	0	0					
3 Brayan Peña, S (1,2) OBP: 0.314, SLG: 0.395		 B CH 78 B SI 84 B SI 80 B FF 84		 B CH 80 B FF 83 X FF 87		 B FF 87 1 SAFE B FF 86 B FF 87 C SI 84 X FF 88		 F FF 96 S SL 84 X SL 83		3	0	2	0	1	0	1					
8 Mike Moustakas, L (1,5) OBP: 0.354, SLG: 0.342		 S FF 86 B FF 86 C FC 83 B FF 86 C CH 84 C FF 83		 X FF 86		 B FC 83 B FF 87 C FF 86 X FF 84		 F FF 86 B FF 86 C CH 84 C FF 83		4	0	0	0	0	2	4					
2 Alcides Escobar, R (1,6) OBP: 0.290, SLG: 0.319		 B SI 86 F FF 86 F CH 81 1 SAFE X FF 87		 C CH 80 B FF 87 X CH 79			 C FC 83 X CH 78		 F FF 96 F FF 96 F FF 96 X FF 95		4	0	0	0	0	3					
17 Chris Getz, L (1,4) OBP: 0.324, SLG: 0.298			 C FF 86 X FC 81		 B FF 86 B FF 86 L SI 85 S FF 86		 B FF 86 B FF 86 C CH 84 X FF 86		 C FF 95 X SI 95		4	0	1	0	0	1	0				
Inning Stats	R: 2 E: 0 K: 1 S: 14	H: 2 LOB: 0 BB: 0 P: 19	R: 0 E: 0 K: 1 S: 7	H: 0 LOB: 0 BB: 1 P: 14	R: 1 E: 0 K: 0 S: 10	H: 2 LOB: 1 BB: 0 P: 11	R: 0 E: 0 K: 0 S: 7	H: 1 LOB: 1 BB: 0 P: 13	R: 0 E: 0 K: 0 S: 10	H: 1 LOB: 1 BB: 0 P: 16	R: 0 E: 0 K: 1 S: 11	H: 0 LOB: 0 BB: 0 P: 15	R: 0 E: 0 K: 0 S: 4	H: 0 LOB: 0 BB: 0 P: 5	R: 1 E: 0 K: 1 S: 15	H: 3 LOB: 2 BB: 0 P: 18	1B: 6 2B: 2 3B: 0 HR: 2	SF: 0 SAC: 0 DP: 1 HBP: 0	WP: 0 PB: 0 CS: 0	PA: 37	
PITCHER	IP WLS BF H R ER SO BB IBB HBP BLK WP HR S P ERA WHIP	7.0 28 7 3 3 4 1 0 0 0 0 1 67 101 3.86 1.143	1.0 3 0 0 0 0 0 0 0 0 0 0 4 5 0.00 0.000	1.0 W 6 3 1 1 1 0 0 0 0 0 1 15 18 9.00 3.000																	

Kansas City Royals @ Chicago White Sox
U.S. Cellular Field, Chicago, IL
Mon Jul 04 2011, 7:11 PM - 9:46 PM EDT
Att: 31,077 - Clear - 81 F

AB	36
R	4
H	10
RBI	4
BB	1
SO	5
LOB	14



Batter	1	2	3	4	5	6	7	8	9	AB	R	H	RBI	BB	SO	LOB	BOTTOM				
18 Brent Lillibridge, R (1,7) OBP: 0.356, SLG: 0.487	 C SI 84 S CH 75 X CH 75		 X SI 85		 C CU 69 X SI 83		 B CU 75 B SL 86 X FF 92		 B FF 84 2 SAFE B SI 84 B SI 84 S SI 85 S SI 85 S SI 85	4	0	2	0	0	0	1					
23 Mark Teahen, L (9,PH) OBP: 0.312, SLG: 0.317			 C CU 69 1 SAFE X CH 78		 B CH 77 1 SAFE 1 SAFE B CH 77 X CH 83			 B SI 96 X SI 96	 B FF 96 B SI 84 B SI 84 B SI 84	4	1	1	0	0	0	3					
22 Brent Morel, R (1,5) OBP: 0.285, SLG: 0.307	 B SI 84 B CH 77 C SI 84 X FF 81				 B CH 77 1 SAFE 1 SAFE B CH 77 X CH 83			 B SI 96 X SI 96	 B FF 96	5	2	2	2	0	2	3					
1 Juan Pierre, L (9,PH) OBP: 0.319, SLG: 0.307			 1 SAFE C SI 86 B SI 83 S CH 77		 B CH 77 X CH 78		 B SI 85 B CH 78 X SI 84		 B SI 96 B SI 84 X SI 96	4	0	2	0	0	0	1					
44 Adam Dunn, L (1,10) OBP: 0.304, SLG: 0.317				 B SI 84 F CH 77 B SI 86 B SI 86 X CH 78			 C CU 69 B CH 74 B CH 76 X SI 83		 S SI 86 B SI 85 S CH 74	4	0	1	0	0	2	1					
14 Paul Konerko, R (1,3) OBP: 0.390, SLG: 0.569	 S CH 76 B SI 84 B CH 77 B SI 86 B SI 86 X CH 78			 S SI 84 F CH 77 B SI 85 B CH 76 X CH 77			 T CH 76 C SI 83 S CH 74		 S SI 86 B SI 85 S CH 74	4	0	1	0	0	2	1					
20 Carlos Quentin, R (1,9) OBP: 0.351, SLG: 0.512		 S SI 83 X CH 75		 S SI 84 F CH 77 B SI 85 B CH 76 X CH 77			 B CH 77 C SI 83 X SI 84		 B SI 87 B SI 85 B SI 95	3	0	0	0	1	0	3					
10 Alexei Ramirez, R (1,6) OBP: 0.331, SLG: 0.412		 B CU 66 L CH 76 C CH 76 B CU 68 X SI 85		 F CH 78 D CH 76 X SI 84			 X CH 77		 1 SAFE X SI 95	4	0	0	0	0	1	3					
51 Alex Rios, R (1,8) OBP: 0.265, SLG: 0.315			 C SI 86 X SI 83		 C CU 71 S CH 76 S CH 77		 X CH 77		 1 SAFE X SI 95	4	0	0	0	0	1	3					
27 Ramon Castro, R (1,2) OBP: 0.292, SLG: 0.439			 C SI 80 F CH 74 S FF 85		 F CH 76 B CU 66 B CH 76 F CH 77 X SI 84			 C FF 83 B SI 88 S FF 96		3	1	1	1	0	2	0					
12 A.J. Pierzynski, L (9,PH) OBP: 0.325, SLG: 0.385					 B CH 77 B SI 82 F CH 75 B CH 76 X CH 78			 B SI 84 X SI 85		1	1	1	0	0	0	0					
15 Gordon Beckham, R (1,4) OBP: 0.304, SLG: 0.355			 B SI 86 B SI 84 X CH 78		 B CH 77 B SI 82 F CH 75 B CH 76 X CH 78			 X SI 93		3	0	0	0	0	0	0					
Inning Stats	R: 0 E: 0 K: 1 S: 13	H: 1 LOB: 1 BB: 0 P: 21	R: 0 E: 0 K: 0 S: 7	H: 0 LOB: 0 BB: 0 P: 9	R: 0 E: 1 K: 1 S: 9	H: 0 LOB: 1 BB: 0 P: 12	R: 1 E: 0 K: 1 S: 12	H: 3 LOB: 1 BB: 0 P: 19	R: 1 E: 0 K: 0 S: 11	H: 2 LOB: 1 BB: 0 P: 20	R: 0 E: 0 K: 1 S: 10	H: 1 LOB: 0 BB: 0 P: 14	R: 0 E: 0 K: 1 S: 8	H: 0 LOB: 0 BB: 0 P: 12	R: 2 E: 0 K: 1 S: 10	H: 2 LOB: 1 BB: 1 P: 21	1B: 7 2B: 1 3B: 0 HR: 2	SF: 0 SAC: 1 DP: 1 HBP: 0	WP: 1 PB: 0 CS: 0	PA: 39	
PITCHER	IP WLS BF H R ER SO BB IBB HBP BLK WP HR S P ERA WHIP	6.0 25 7 2 2 4 0 0 0 0 0 1 62 95 3.00 1.167	1.0 H 3 0 0 0 1 0 0 0 0 0 0 8 12 0.00 0.000	1.2 L 11 3 3 3 2 2 0 0 1 1 1 19 38 16.20 3.000																	

Kansas City Royals @ Chicago White Sox
U.S. Cellular Field, Chicago, IL
Mon Jul 04 2011, 7:11 PM - 9:46 PM EDT
Att: 31,077 - Clear - 81 F

AB	36
R	5
H	10
RBI	3
BB	2
SO	8
LOB	16



Batter	1	2	3	4	5	6	7	8	9	AB	R	H	RBI	BB	SO	LOB	TOP			
17 Chris Getz, L (1,4) OBP: 0.322, SLG: 0.296	F7	P5			G3-1		K		K	5	0	1	0	0	1	1	Kansas City Royals @ Chicago White Sox U.S. Cellular Field, Chicago, IL Tue Jul 05 2011, 8:11 PM - 11:09 PM EDT Att: 20,695 - Partly Cloudy - 85 F livebaseballscorecards.com			
53 Melky Cabrera, S (1,8) OBP: 0.325, SLG: 0.456	G4-3		G5-3			1B	2B		FC5-4	5	0	2	0	0	0	2				
4 Alex Gordon, L (1,7) OBP: 0.362, SLG: 0.479	K		K		F7		K		K	5	0	0	0	0	4	4				
16 Billy Butler, R (1,10) OBP: 0.401, SLG: 0.430		FC6-4 8 SF8 BB	K			1B				2	2	1	0	3	1	0				
35 Eric Hosmer, L (1,3) OBP: 0.319, SLG: 0.427		FC6-4 21 BB		G4-3		F8	G3		K	4	0	0	0	1	1	6				
21 Jeff Francoeur, R (1,9) OBP: 0.311, SLG: 0.452	FC6-4 15 HBP 2 3B				1B					4	2	2	0	0	1	2				
8 Mike Moustakas, L (1,5) OBP: 0.337, SLG: 0.329		SF8		F7		K			K	3	0	0	1	0	1	3				
15 Matt Treanor, R (1,2) OBP: 0.351, SLG: 0.306		3-H 2 3B HBP		G3-1					P3	3	1	1	2	0	0	1				
2 Alcides Escobar, R (1,6) OBP: 0.292, SLG: 0.328		1-H 2-H 3B			F9		P4		FC5-4 53 17 1B	4	0	2	2	0	0	1				
Inning Stats	R: 0 E: 0 K: 1 S: 10	H: 0 LOB: 0 BB: 0 P: 12	R: 3 E: 0 K: 0 S: 14	H: 1 LOB: 1 BB: 2 P: 27	R: 0 E: 0 K: 2 S: 12	H: 0 LOB: 0 BB: 0 P: 16	R: 0 E: 0 K: 0 S: 12	H: 1 LOB: 1 BB: 0 P: 10	R: 0 E: 0 K: 1 S: 15	H: 3 LOB: 1 BB: 0 P: 22	R: 0 E: 0 K: 2 S: 10	H: 0 LOB: 0 BB: 0 P: 13	R: 0 E: 0 K: 1 S: 10	H: 2 LOB: 3 BB: 1 P: 23	1B: 7 2B: 1 3B: 1 HR: 0	SF: 1 SAC: 0 DP: 0 HBP: 1	WP: 1 PB: 0 SB: 2 CS: 0	PA: 41		
PITCHER	IP WLS BF H R ER SO	IP WLS BF H R ER SO	IP WLS BF H R ER SO	IP WLS BF H R ER SO	IP WLS BF H R ER SO	IP WLS BF H R ER SO	IP WLS BF H R ER SO	IP WLS BF H R ER SO	IP WLS BF H R ER SO	IP WLS BF H R ER SO	IP WLS BF H R ER SO	IP WLS BF H R ER SO	IP WLS BF H R ER SO	IP WLS BF H R ER SO	IP WLS BF H R ER SO	IP WLS BF H R ER SO	ERA WHIP	ERA WHIP		
44 Jake Peavy, R (1,1) ERA: 4.83	6.0	L	27	6	5	5	4	2	0	0	1	0	0	0	0	0	0	7.50	1.333	
77 Will Ohman, L (7,1) ERA: 4.5	1.0		5	1	0	0	2	0	1	0	0	0	0	0	0	10	20	0.00	1.000	
40 Brian Bruney, R (8,1) ERA: 2.92	1.0		4	1	0	0	1	0	0	0	0	0	0	0	15	18	0.00	1.000		
49 Chris Sale, L (9,1) ERA: 3.6	1.0		5	1	0	0	2	0	1	0	0	0	0	0	11	18	0.00	1.000		
Batter	1	2	3	4	5	6	7	8	9	AB	R	H	RBI	BB	SO	LOB	BOTTOM			
1 Juan Pierre, L (1,7) OBP: 0.322, SLG: 0.309	L6		14 1B 22 1B	22 G5-3 1B		22 S BB		F7		4	1	2	0	1	0	1	Kansas City Royals @ Chicago White Sox U.S. Cellular Field, Chicago, IL Tue Jul 05 2011, 8:11 PM - 11:09 PM EDT Att: 20,695 - Partly Cloudy - 85 F livebaseballscorecards.com			
22 Brent Morel, R (1,5) OBP: 0.285, SLG: 0.306	F9		14 E 14 1B	G5-3		K		K	4	1	1	0	0	0	1	3				
23 Mark Teahen, L (8,PH) OBP: 0.309, SLG: 0.313			20 1B	1B		K		K	1	0	0	0	0	0	1	1				
44 Adam Dunn, L (1,10) OBP: 0.299, SLG: 0.311	K		F7	K		K		K	5	0	0	0	0	0	3	5				
14 Paul Konerko, R (1,3) OBP: 0.393, SLG: 0.579		HR 20 1B	E2 20 1B	1B		L7		F7		5	1	3	2	0	0	0				
20 Carlos Quentin, R (1,9) OBP: 0.355, SLG: 0.516	K		12 BB	1B		12 1B		12 BB		4	0	2	1	0	1	1				
12 A.J. Pierzynski, L (1,2) OBP: 0.333, SLG: 0.391			2-3 3-H 1B	1B		HBP		2B		4	0	3	0	1	0	1				
18 Brent Lillibridge, R (1,8) OBP: 0.285, SLG: 0.411			1B	BB		1B		1B		4	0	3	0	1	0	1				
10 Alexei Ramirez, R (9,PH) OBP: 0.330, SLG: 0.411	K		K	K		K		K	4	0	0	0	0	0	4	7				
11 Omar Vizquel, S (1,6) OBP: 0.309, SLG: 0.339	F7			1B		K		K	1	0	0	0	0	0	0	2				
15 Gordon Beckham, R (1,4) OBP: 0.300, SLG: 0.350			L5	FC6-4 22 G5-3 1 1B		F7		P3		4	0	0	0	0	0	2				
Inning Stats	R: 0 E: 0 K: 1 S: 11	H: 0 LOB: 0 BB: 0 P: 19	R: 1 E: 0 K: 2 S: 18	H: 2 LOB: 1 BB: 0 P: 24	R: 2 E: 0 K: 1 S: 17	H: 4 LOB: 3 BB: 1 P: 29	R: 0 E: 0 K: 1 S: 12	H: 2 LOB: 2 BB: 0 P: 20	R: 0 E: 0 K: 2 S: 10	H: 0 LOB: 1 BB: 1 P: 16	R: 0 E: 0 K: 1 S: 7	H: 1 LOB: 1 BB: 0 P: 9	R: 0 E: 0 K: 1 S: 9	H: 1 LOB: 1 BB: 0 P: 13	R: 0 E: 0 K: 0 S: 11	H: 2 LOB: 2 BB: 0 P: 16	1B: 11 2B: 1 3B: 0 HR: 1	SF: 0 SAC: 0 DP: 0 HBP: 1	WP: 0 PB: 0 SB: 1 CS: 0	PA: 43
PITCHER	IP WLS BF H R ER SO	IP WLS BF H R ER SO	IP WLS BF H R ER SO	IP WLS BF H R ER SO	IP WLS BF H R ER SO	IP WLS BF H R ER SO	IP WLS BF H R ER SO	IP WLS BF H R ER SO	IP WLS BF H R ER SO	IP WLS BF H R ER SO	IP WLS BF H R ER SO	IP WLS BF H R ER SO	IP WLS BF H R ER SO	IP WLS BF H R ER SO	IP WLS BF H R ER SO	IP WLS BF H R ER SO	ERA WHIP	ERA WHIP		
59 Felipe Paulino, R (1,1) ERA: 4.31	6.0	W	30	9	3	3	9	2	0	1	0	0	0	0	0	0	0	4.50	1.833	
31 Louis Coleman, R (7,1) ERA: 2.22	2.0	H	8	2	0	0	2	0	0	0	0	0	0	0	16	22	0.00	1.000		
48 Joakim Soria, R (9,1) ERA: 4.25	1.0	S	5	2	0	0	0	0	0	0	0	0	0	0	11	16	0.00	2.000		

Batter	1	2	3	4	5	6	7	8	9	AB	R	H	RBI	BB	SO	LOB	TOP			
17 Chris Getz, L (1,4) OBP: 0.321, SLG: 0.293										3	1	0	0	1	2	1	Kansas City Royals @ Chicago White Sox U.S. Cellular Field, Chicago, IL Wed Jul 06 2011, 2:11 PM - 4:49 PM EDT Att: 27,233 - Sunny - 77 F			
53 Melky Cabrera, S (1,8) OBP: 0.324, SLG: 0.454										4	0	1	0	0	1	1				
4 Alex Gordon, L (1,7) OBP: 0.363, SLG: 0.479										4	2	2	0	0	0	1				
16 Billy Butler, R (1,10) OBP: 0.396, SLG: 0.424										4	0	0	0	0	1	2				
35 Eric Hosmer, L (1,3) OBP: 0.322, SLG: 0.442										4	1	2	1	0	2	1				
21 Jeff Francoeur, R (1,9) OBP: 0.310, SLG: 0.451										3	0	1	2	0	0	0				
8 Mike Moustakas, L (1,5) OBP: 0.322, SLG: 0.313										4	0	0	0	0	1	2				
3 Brayan Peña, S (1,2) OBP: 0.315, SLG: 0.394										3	0	1	0	0	1	0				
2 Alcides Escobar, R (1,6) OBP: 0.293, SLG: 0.328										3	0	1	0	0	0	1				
Inning Stats	R: 1 E: 0 K: 1 S: 12	H: 1 LOB: 0 BB: 1 P: 24	R: 1 E: 0 K: 0 S: 13	H: 1 LOB: 0 BB: 0 P: 17	R: 0 E: 0 K: 1 S: 10	H: 0 LOB: 0 BB: 0 P: 15	R: 1 E: 0 K: 1 S: 13	H: 2 LOB: 1 BB: 0 P: 19	R: 0 E: 0 K: 1 S: 8	H: 1 LOB: 1 BB: 0 P: 12	R: 1 E: 0 K: 1 S: 14	H: 2 LOB: 1 BB: 0 P: 18	R: 0 E: 0 K: 1 S: 13	H: 1 LOB: 0 BB: 0 P: 17	R: 0 E: 0 K: 1 S: 7	H: 0 LOB: 0 BB: 0 P: 15		1B: 7 2B: 0 3B: 0 HR: 1	SF: 1 SAC: 0 DP: 2 HBP: 0	WP: 1 PB: 0 SB: 1 CS: 0
PITCHER	IP WLS BF H R ER SO BB IBB HBP BLK WP HR S P ERA WHIP																			
33 Edwin Jackson, R (1,1) ERA: 4.3	7.0 L 28 8 4 4 6 1 0 0 0 0 1 1 83 122 5.14 1.286																			
77 Will Ohman, L (8,1) ERA: 4.32	1.0 3 0 0 0 1 0 0 0 0 0 0 0 8 12 0.00 0.000																			
60 Héctor Santiago, L (9,1) ERA:	1.0 3 0 0 0 1 0 0 0 0 0 0 0 7 15 0.00 0.000																			

Batter	1	2	3	4	5	6	7	8	9	AB	R	H	RBI	BB	SO	LOB	BOTTOM					
1 Juan Pierre, L (1,7) OBP: 0.324, SLG: 0.312										4	0	2	0	0	1	0	Kansas City Royals @ Chicago White Sox U.S. Cellular Field, Chicago, IL Wed Jul 06 2011, 2:11 PM - 4:49 PM EDT Att: 27,233 - Sunny - 77 F					
22 Brent Morel, R (1,5) OBP: 0.289, SLG: 0.305										4	0	1	0	0	0	4						
44 Adam Dunn, L (1,3) OBP: 0.302, SLG: 0.308										2	0	0	1	2	2	1						
14 Paul Konerko, R (1,10) OBP: 0.389, SLG: 0.572										4	0	0	0	0	1	5						
20 Carlos Quentin, R (1,9) OBP: 0.351, SLG: 0.509										4	0	0	0	0	2	3						
12 A.J. Pierzynski, L (1,2) OBP: 0.332, SLG: 0.386										3	0	0	0	1	0	0						
10 Alexei Ramirez, R (1,6) OBP: 0.327, SLG: 0.407										3	0	0	0	0	1	1						
51 Alex Rios, R (1,8) OBP: 0.266, SLG: 0.315										3	1	1	0	0	0	0						
15 Gordon Beckham, R (1,4) OBP: 0.300, SLG: 0.350										3	0	1	0	0	1	0						
Inning Stats	R: 0 E: 0 K: 1 S: 10	H: 0 LOB: 0 BB: 0 P: 14	R: 0 E: 0 K: 0 S: 9	H: 0 LOB: 0 BB: 0 P: 12	R: 0 E: 0 K: 1 S: 7	H: 0 LOB: 0 BB: 0 P: 12	R: 0 E: 0 K: 0 S: 10	H: 1 LOB: 1 BB: 1 P: 16	R: 0 E: 0 K: 1 S: 9	H: 0 LOB: 0 BB: 0 P: 16	R: 1 E: 0 K: 1 S: 18	H: 3 LOB: 3 BB: 1 P: 27	R: 0 E: 0 K: 0 S: 8	H: 0 LOB: 0 BB: 1 P: 15	R: 0 E: 0 K: 3 S: 12	H: 1 LOB: 0 BB: 0 P: 17		R: 0 E: 0 K: 1 S: 9	H: 0 LOB: 0 BB: 0 P: 17	1B: 5 2B: 0 3B: 0 HR: 0	SF: 0 SAC: 0 DP: 2 HBP: 0	WP: 0 PB: 0 SB: 1 CS: 0
PITCHER	IP WLS BF H R ER SO BB IBB HBP BLK WP HR S P ERA WHIP																					
52 Bruce Chen, L (1,1) ERA: 3.26	6.0 W 24 4 1 1 4 3 0 0 0 0 0 0 66 104 1.50 1.167																					
56 Greg Holland, R (7,1) ERA: 1.19	2.0 H 6 1 0 0 3 0 0 0 0 0 0 0 17 25 0.00 0.500																					
4B Joakim Soria, R (9,1) ERA: 4.14	1.0 S 3 0 0 0 1 0 0 0 0 0 0 0 9 17 0.00 0.000																					

Batter	1	2	3	4	5	6	7	8	9	AB	R	H	RBI	BB	SO	LOB	TOP				
11 Ben Revere, L OBP: 0.316, SLG: 0.315										5	2	3	2	0	0	0					
12 Alexi Casilla, S OBP: 0.313, SLG: 0.344										5	0	1	0	0	2	3					
7 Joe Mauer, L OBP: 0.296, SLG: 0.283										5	0	3	2	0	1	1					
5 Michael Cuddyer, R OBP: 0.366, SLG: 0.478										5	0	2	0	0	0	3					
25 Jim Thome, L OBP: 0.363, SLG: 0.446										3	0	0	0	1	0	4					
22 Danny Valencia, R OBP: 0.293, SLG: 0.359										3	1	1	0	1	0	2					
23 Rene Tosoni, L OBP: 0.217, SLG: 0.277										3	0	0	0	0	0	1					
18 Jason Repko, R OBP: 0.283, SLG: 0.244										1	0	0	0	0	0	2					
1 Tsuyoshi Nishioka, S OBP: 0.295, SLG: 0.276										4	2	2	1	0	0	0					
41 Drew Butera, R OBP: 0.215, SLG: 0.266										4	1	1	0	0	0	1					
Inning Stats	R: 1 H: 2 E: 0 K: 0 S: 14	H: 2 LOB: 1 BB: 0 P: 23	R: 2 H: 3 E: 0 K: 0 S: 12	H: 3 LOB: 0 BB: 0 P: 16	R: 0 H: 1 E: 0 K: 1 S: 10	H: 1 LOB: 2 BB: 1 P: 18	R: 3 H: 5 E: 1 K: 1 S: 25	H: 5 LOB: 2 BB: 0 P: 33	R: 0 H: 0 E: 0 K: 0 S: 9	H: 0 LOB: 0 BB: 0 P: 13	R: 0 H: 1 E: 0 K: 0 S: 9	H: 1 LOB: 2 BB: 1 P: 16	R: 0 H: 0 E: 0 K: 0 S: 7	H: 0 LOB: 0 BB: 0 P: 10	R: 0 H: 1 E: 0 K: 0 S: 7	H: 1 LOB: 0 BB: 0 P: 8	1B: 12 2B: 1 3B: 0 HR: 0	SF: 0 SAC: 0 DP: 1 HBP: 0	WP: 1 PB: 0 SB: 3 CS: 1	PA: 41	
PITCHER	IP WLS BF H R ER SO BB IBB HBP BLK WP HR S P ERA WHIP	IP WLS BF H R ER SO BB IBB HBP BLK WP HR S P ERA WHIP	IP WLS BF H R ER SO BB IBB HBP BLK WP HR S P ERA WHIP	IP WLS BF H R ER SO BB IBB HBP BLK WP HR S P ERA WHIP	IP WLS BF H R ER SO BB IBB HBP BLK WP HR S P ERA WHIP	IP WLS BF H R ER SO BB IBB HBP BLK WP HR S P ERA WHIP	IP WLS BF H R ER SO BB IBB HBP BLK WP HR S P ERA WHIP	IP WLS BF H R ER SO BB IBB HBP BLK WP HR S P ERA WHIP	IP WLS BF H R ER SO BB IBB HBP BLK WP HR S P ERA WHIP	IP WLS BF H R ER SO BB IBB HBP BLK WP HR S P ERA WHIP	IP WLS BF H R ER SO BB IBB HBP BLK WP HR S P ERA WHIP	IP WLS BF H R ER SO BB IBB HBP BLK WP HR S P ERA WHIP	IP WLS BF H R ER SO BB IBB HBP BLK WP HR S P ERA WHIP	IP WLS BF H R ER SO BB IBB HBP BLK WP HR S P ERA WHIP	IP WLS BF H R ER SO BB IBB HBP BLK WP HR S P ERA WHIP	IP WLS BF H R ER SO BB IBB HBP BLK WP HR S P ERA WHIP	IP WLS BF H R ER SO BB IBB HBP BLK WP HR S P ERA WHIP	IP WLS BF H R ER SO BB IBB HBP BLK WP HR S P ERA WHIP	IP WLS BF H R ER SO BB IBB HBP BLK WP HR S P ERA WHIP	IP WLS BF H R ER SO BB IBB HBP BLK WP HR S P ERA WHIP	IP WLS BF H R ER SO BB IBB HBP BLK WP HR S P ERA WHIP

Minnesota Twins @ Chicago White Sox
U.S. Cellular Field, Chicago, IL
Thu Jul 07 2011, 8:11 PM - 10:45 PM EDT
Att: 26,395 - Partly Cloudy - 70 F

AB 38
R 6
H 13
RBI 5
BB 2
SO 3
LOB 17



Batter	1	2	3	4	5	6	7	8	9	AB	R	H	RBI	BB	SO	LOB	BOTTOM
1 Juan Pierre, L OBP: 0.326, SLG: 0.314										4	0	2	0	0	1	2	
11 Omar Vizquel, S OBP: 0.299, SLG: 0.328										4	0	0	0	0	1	4	
14 Paul Konerko, R OBP: 0.387, SLG: 0.566										3	0	0	0	1	0	3	
44 Adam Dunn, L OBP: 0.298, SLG: 0.304										4	0	0	0	0	3	1	
51 Alex Rios, R OBP: 0.263, SLG: 0.311										4	0	0	0	0	0	0	
12 A.J. Pierzynski, L OBP: 0.326, SLG: 0.381																	


Batter	1	2	3	4	5	6	7	8	9	AB	R	H	RBI	BB	SO	LOB	TOP			
11 Ben Revere, L OBP: 0.313, SLG: 0.312	G5-3	G1-3		FC4-6 7 WP 5 1B			B1-3			5	1	1	0	0	0	4	Minnesota Twins @ Chicago White Sox U.S. Cellular Field, Chicago, IL Fri Jul 08 2011, 8:10 PM - 11:32 PM EDT Att: 27,737 - Clear - 77 F			
12 Alexi Casilla, S OBP: 0.314, SLG: 0.345	F9							P4		5	2	2	0	0	0	1				
7 Joe Mauer, L OBP: 0.310, SLG: 0.301	5 1B							K		4	2	2	0	0	2	0				
5 Michael Cuddyer, R OBP: 0.370, SLG: 0.479	2B							K		4	1	2	2	0	1	0				
22 Danny Valencia, R OBP: 0.292, SLG: 0.395	K									3	0	0	1	1	2	4				
23 Rene Tosoni, L OBP: 0.230, SLG: 0.286										5	1	2	2	0	0	3				
38 Luke Hughes, R OBP: 0.307, SLG: 0.339										4	1	3	3	1	1	0				
1 Tsuyoshi Nishioka, S OBP: 0.300, SLG: 0.275										4	0	1	0	1	0	5				
20 Matt Tolbert, S OBP: 0.236, SLG: 0.268	K									5	0	1	0	0	4	5				
Inning Stats	R: 1 E: 0 K: 1 S: 11	H: 2 LOB: 1 BB: 0 P: 16	R: 0 E: 0 K: 1 S: 13	H: 1 LOB: 2 BB: 1 P: 24	R: 1 E: 0 K: 0 S: 15	H: 2 LOB: 3 BB: 1 P: 28	R: 6 E: 0 K: 1 S: 23	H: 5 LOB: 0 BB: 0 P: 37	R: 0 E: 0 K: 1 S: 10	H: 1 LOB: 1 BB: 0 P: 15	R: 0 E: 0 K: 2 S: 11	H: 1 LOB: 1 BB: 0 P: 16	R: 0 E: 0 K: 2 S: 8	H: 0 LOB: 0 BB: 0 P: 11	R: 0 E: 0 K: 1 S: 14	H: 2 LOB: 2 BB: 0 P: 19	1B: 12 2B: 1 3B: 0 HR: 1	SF: 1 SAC: 0 DP: 0 HBP: 2	WP: 1 PB: 0 SB: 0 CS: 1	PA: 46
PITCHER	IP WLS BF H R ER SO BB IBB HBP BLK WP HR S P ERA WHIP	IP WLS BF H R ER SO BB IBB HBP BLK WP HR S P ERA WHIP	IP WLS BF H R ER SO BB IBB HBP BLK WP HR S P ERA WHIP	IP WLS BF H R ER SO BB IBB HBP BLK WP HR S P ERA WHIP	IP WLS BF H R ER SO BB IBB HBP BLK WP HR S P ERA WHIP	IP WLS BF H R ER SO BB IBB HBP BLK WP HR S P ERA WHIP	IP WLS BF H R ER SO BB IBB HBP BLK WP HR S P ERA WHIP	IP WLS BF H R ER SO BB IBB HBP BLK WP HR S P ERA WHIP	IP WLS BF H R ER SO BB IBB HBP BLK WP HR S P ERA WHIP	IP WLS BF H R ER SO BB IBB HBP BLK WP HR S P ERA WHIP	IP WLS BF H R ER SO BB IBB HBP BLK WP HR S P ERA WHIP	IP WLS BF H R ER SO BB IBB HBP BLK WP HR S P ERA WHIP	IP WLS BF H R ER SO BB IBB HBP BLK WP HR S P ERA WHIP	IP WLS BF H R ER SO BB IBB HBP BLK WP HR S P ERA WHIP	IP WLS BF H R ER SO BB IBB HBP BLK WP HR S P ERA WHIP	IP WLS BF H R ER SO BB IBB HBP BLK WP HR S P ERA WHIP	IP WLS BF H R ER SO BB IBB HBP BLK WP HR S P ERA WHIP			

AB	39
R	8
H	14
RBI	8
BB	3
SO	10
LOB	22



Batter	1	2	3	4	5	6	7	8	9	AB	R	H	RBI	BB	SO	LOB	BOTTOM					
1 Juan Pierre, L OBP: 0.325, SLG: 0.312	G4-3	G3								5	0	1	0	0	0	0	Minnesota Twins @ Chicago White Sox U.S. Cellular Field, Chicago, IL Fri Jul 08 2011, 8:10 PM - 11:32 PM EDT Att: 27,737 - Clear - 77 F					
10 Alexei Ramirez, R OBP: 0.283, SLG: 0.406	14 2B									5	1	2	0	0	0	1						
14 Paul Konerko, R OBP: 0.390, SLG: 0.569	44 HR									4	1	2	1	1	0	1						
44 Adam Dunn, L OBP: 0.296, SLG: 0.313	HR									5	1	1	2	0	2	4						
20 Carlos Quentin, R OBP: 0.355, SLG: 0.512	51 2B									2	1	1	0	1	0	0						
51 Alex Rios, R OBP: 0.283, SLG: 0.313	12 G4-3 15 1B									4	1	1	1	0	0	2						
12 A.J. Pierzynski, L OBP: 0.330, SLG: 0.382	G4-3									4	0	2	0	0	0	1						
15 Gordon Beckham, R OBP: 0.303, SLG: 0.352	22 PB									4	0	1	1	0	2	3						
22 Brent Morel, R OBP: 0.264, SLG: 0.299	G6-3									4	0	0	0	0	1	3						
Inning Stats	R: 5 E: 0 K: 0 S: 24	H: 6 LOB: 1 BB: 0 P: 36	R: 0 E: 0 K: 1 S: 11	H: 1 LOB: 1 BB: 0 P: 17	R: 0 E: 0 K: 0 S: 4	H: 1 LOB: 1 BB: 1 P: 10	R: 0 E: 0 K: 1 S: 15	H: 1 LOB: 2 BB: 1 P: 26	R: 0 E: 0 K: 2 S: 12	H: 1 LOB: 2 BB: 0 P: 17	R: 0 E: 0 K: 0 S: 12	H: 1 LOB: 1 BB: 0 P: 21	R: 0 E: 0 K: 0 S: 4	H: 0 LOB: 0 BB: 0 P: 5	R: 0 E: 0 K: 1 S: 6	H: 0 LOB: 0 BB: 0 P: 9	R: 0 E: 0 K: 0 S: 5	H: 0 LOB: 0 BB: 0 P: 6	1B: 7 2B: 3 3B: 0 HR: 1	SF: 0 SAC: 0 DP: 1 HBP: 1	WP: 0 PB: 1 SB: 0 CS: 0	PA: 40
PITCHER	IP WLS BF H R ER SO BB IBB HBP BLK WP HR S P ERA WHIP	IP WLS BF H R ER SO BB IBB HBP BLK WP HR S P ERA WHIP	IP WLS BF H R ER SO BB IBB HBP BLK WP HR S P ERA WHIP	IP WLS BF H R ER SO BB IBB HBP BLK WP HR S P ERA WHIP	IP WLS BF H R ER SO BB IBB HBP BLK WP HR S P ERA WHIP	IP WLS BF H R ER SO BB IBB HBP BLK WP HR S P ERA WHIP	IP WLS BF H R ER SO BB IBB HBP BLK WP HR S P ERA WHIP	IP WLS BF H R ER SO BB IBB HBP BLK WP HR S P ERA WHIP	IP WLS BF H R ER SO BB IBB HBP BLK WP HR S P ERA WHIP	IP WLS BF H R ER SO BB IBB HBP BLK WP HR S P ERA WHIP	IP WLS BF H R ER SO BB IBB HBP BLK WP HR S P ERA WHIP	IP WLS BF H R ER SO BB IBB HBP BLK WP HR S P ERA WHIP	IP WLS BF H R ER SO BB IBB HBP BLK WP HR S P ERA WHIP	IP WLS BF H R ER SO BB IBB HBP BLK WP HR S P ERA WHIP	IP WLS BF H R ER SO BB IBB HBP BLK WP HR S P ERA WHIP	IP WLS BF H R ER SO BB IBB HBP BLK WP HR S P ERA WHIP	IP WLS BF H R ER SO BB IBB HBP BLK WP HR S P ERA WHIP					

AB	37
R	5
H	11
RBI	5
BB	2
SO	5
LOB	15

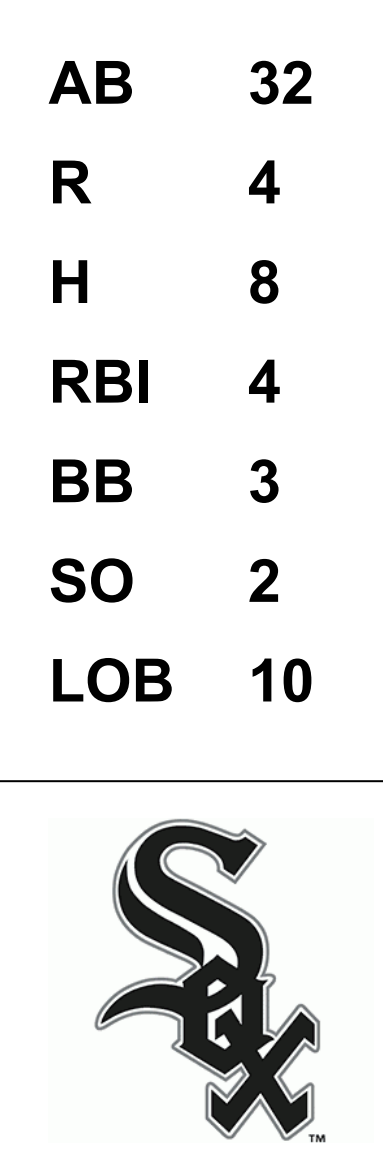


Batter	1	2	3	4	5	6	7	8	9	AB	R	H	RBI	BB	SO	LOB	TOP								
11 Ben Revere, L (1,8) OBP: 0.308, SLG: 0.306	G3-1		G3			K		SH3-4		3	0	0	1	0	1	1	Minnesota Twins @ Chicago White Sox U.S. Cellular Field, Chicago, IL Sat Jul 09 2011, 4:12 PM - 6:47 PM EDT Att: 30,055 - Partly Cloudy - 86 F								
12 Alexei Casilla, S (1,4) OBP: 0.317, SLG: 0.353	G5-3		1B			2B		SF8		3	0	2	2	0	0										
7 Joe Mauer, L (1,2) OBP: 0.299, SLG: 0.290	G1-3		G6-3			G4-3		G5-3		4	0	0	0	0	2										
5 Michael Cuddyer, R (1,9) OBP: 0.368, SLG: 0.474		G5-3		F8		IBB		F9		3	0	0	0	1	0										
25 Jim Thome, L (1,10) OBP: 0.352, SLG: 0.429		K		K		K		K		4	0	0	0	4	2										
22 Danny Valencia, R (1,5) OBP: 0.285, SLG: 0.350	G5-3							G1-3		4	0	0	0	0	1										
38 Luke Hughes, R (1,3) OBP: 0.302, SLG: 0.333			E5 SH5-4 1B G3			K		P4		3	1	0	0	0	1										
1 Tsuyoshi Nishioka, S (1,6) OBP: 0.301, SLG: 0.277			G1-3 1B			G1-3		K		3	1	1	0	0	1										
18 Jason Repko, R (1,7) OBP: 0.287, SLG: 0.250			SH5-4 1B			K		12 PB 11 SH3-4 12 SF8 1B		2	1	1	0	0	1										
Inning Stats	R: 0 E: 0 K: 0 S: 6	H: 0 LOB: 0 BB: 0 P: 7	R: 0 E: 0 K: 1 S: 7	H: 0 LOB: 0 BB: 0 P: 12	R: 2 E: 1 K: 0 S: 13	H: 2 LOB: 1 BB: 0 P: 17	R: 0 E: 0 K: 2 S: 9	H: 0 LOB: 0 BB: 0 P: 12	R: 0 E: 0 K: 2 S: 11	H: 1 LOB: 2 BB: 0 P: 17	R: 0 E: 0 K: 2 S: 12	H: 0 LOB: 0 BB: 0 P: 24	R: 0 E: 0 K: 1 S: 9	H: 0 LOB: 0 BB: 0 P: 14	R: 1 E: 0 K: 0 S: 10	H: 1 LOB: 0 BB: 0 P: 16		R: 0 E: 0 K: 1 S: 5	H: 0 LOB: 0 BB: 0 P: 5	1B: 3 2B: 1 3B: 0 HR: 0	SF: 1 SAC: 2 DP: 0 HBP: 0	WP: 0 PB: 1 SB: 0 CS: 0	PA: 33		
PITCHER	IP WLS BF ERA WHIP	IP WLS BF ERA WHIP	IP WLS BF ERA WHIP	IP WLS BF ERA WHIP	IP WLS BF ERA WHIP	IP WLS BF ERA WHIP	IP WLS BF ERA WHIP	IP WLS BF ERA WHIP	IP WLS BF ERA WHIP	IP WLS BF ERA WHIP	IP WLS BF ERA WHIP	IP WLS BF ERA WHIP	IP WLS BF ERA WHIP	IP WLS BF ERA WHIP	IP WLS BF ERA WHIP	IP WLS BF ERA WHIP	IP WLS BF ERA WHIP	IP WLS BF ERA WHIP	IP WLS BF ERA WHIP	IP WLS BF ERA WHIP	IP WLS BF ERA WHIP	IP WLS BF ERA WHIP	IP WLS BF ERA WHIP		
56 Mark Buehrle, L (1,1) ERA: 3.42	8.0	30	4	3	0	8	0	1	0	0	0	0	0	0	0	0	0.00	0.500							
26 Jesse Crain, R (9,1) ERA: 2.43	1.0	W	3	0	0	0	1	0	0	0	0	0	0	0	0	0	0.00	0.000							

AB	29
R	3
H	4
RBI	3
BB	1
SO	9
LOB	5



Batter	1	2	3	4	5	6	7	8	9	AB	R	H	RBI	BB	SO	LOB	BOTTOM							
1 Juan Pierre, L (1,7) OBP: 0.328, SLG: 0.312	P5		L7			10B 14 SF8 1B		44 F9 20B 10 SH2-3 HBP		3	2	1	0	1	0	0	Minnesota Twins @ Chicago White Sox U.S. Cellular Field, Chicago, IL Sat Jul 09 2011, 4:12 PM - 6:47 PM EDT Att: 30,055 - Partly Cloudy - 86 F							
10 Alexei Ramirez, R (1,6) OBP: 0.334, SLG: 0.419	HR		G6-3			14 SF8 1B		SH2-3		4	1	3	2	0	0									
14 Paul Konerko, R (1,3) OBP: 0.307, SLG: 0.456	G4-3		P3			SF8		20B IBB		2	0	0	1	1	0									
11 Omar Vizquel, S (6,PR) OBP: 0.299, SLG: 0.328	G4-3		F8			G3		F9		4	0	0	0	0	3									
44 Adam Dunn, L (1,10) OBP: 0.292, SLG: 0.308	G4-3		K			L8		1B		4	0	1	1	0	1									
20 Carlos Quentin, R (1,9) OBP: 0.354, SLG: 0.508	G5-3					F8		F9		4	0	0	0	0	2									
51 Alex Rios, R (1,8) OBP: 0.280, SLG: 0.309	G6-3		G5-3			G8		F9		4	0	0	0	0	2									
27 Ramon Castro, R (1,2) OBP: 0.307, SLG: 0.456			K			15 2B BB		10B 2B		2	0	1	0	1	1									
12 A.J. Pierzynski, L (8,2) OBP: 0.332, SLG: 0.388			2B			G2		F7		4	0	1	0	0	2									
15 Gordon Beckham, R (1,4) OBP: 0.302, SLG: 0.354			P3			G6-3		F8		3	0	0	0	0	2									
22 Brent Morel, R (1,5) OBP: 0.260, SLG: 0.295			F8			G6-3		F9		1	0	0	0	0	1									
23 Mark Teahen, L (9,3) OBP: 0.306, SLG: 0.345																								
Inning Stats	R: 1 E: 0 K: 0 S: 12	H: 1 LOB: 0 BB: 0 P: 16	R: 0 E: 0 K: 0 S: 9	H: 1 LOB: 0 BB: 0 P: 14	R: 0 E: 0 K: 1 S: 8	H: 0 LOB: 0 BB: 0 P: 13	R: 0 E: 0 K: 1 S: 6	H: 0 LOB: 0 BB: 0 P: 9	R: 1 E: 0 K: 0 S: 11	H: 2 LOB: 1 BB: 0 P: 17	R: 0 E: 0 K: 0 S: 14	H: 1 LOB: 2 BB: 1 P: 22	R: 1 E: 0 K: 0 S: 12	H: 1 LOB: 2 BB: 1 P: 25	R: 1 E: 0 K: 0 S: 11	H: 2 LOB: 2 BB: 1 P: 19	1B: 4 2B: 3 3B: 0 HR: 1	SF: 1 SAC: 1 DP: 0 HBP: 1	WP: 0 PB: 0 SB: 0 CS: 0	PA: 38				
PITCHER	IP WLS BF ERA WHIP	IP WLS BF ERA WHIP	IP WLS BF ERA WHIP	IP WLS BF ERA WHIP	IP WLS BF ERA WHIP	IP WLS BF ERA WHIP	IP WLS BF ERA WHIP	IP WLS BF ERA WHIP	IP WLS BF ERA WHIP	IP WLS BF ERA WHIP	IP WLS BF ERA WHIP	IP WLS BF ERA WHIP	IP WLS BF ERA WHIP	IP WLS BF ERA WHIP	IP WLS BF ERA WHIP	IP WLS BF ERA WHIP	IP WLS BF ERA WHIP	IP WLS BF ERA WHIP	IP WLS BF ERA WHIP	IP WLS BF ERA WHIP	IP WLS BF ERA WHIP	IP WLS BF ERA WHIP	IP WLS BF ERA WHIP	
52 Brian Duensing, L (1,1) ERA: 4.13	7.0	27	5	2	2	2	1	0	0	0	0	0	0	0	0	0	2.57	0.857						
15 Glen Perkins, L (8,1) ERA: 1.97	0.2	H	4	0	1	1	0	1	1	0	0	7	16	13.50	0.000									
36 Joe Nathan, R (8,1) ERA: 5.82	0.1	B	2	1	0	0	0	0	0	0	0	5	9	0.00	3.000									
50 Jose Mijares, L (9,1) ERA: 5.49	0.2	L	4	1	1	1	0	1	0	0	0	9	16	13.50	3.000									
31 Alex Burnett, R (9,1) ERA: 6.15	0.0		1	1	0	0	0	0	0	0	0	2	3	∞	∞									



Batter	1	2	3	4	5	6	7	8	9	AB	R	H	RBI	BB	SO	LOB	TOP										
1 Juan Pierre, L OBP: 0.333, SLG: 0.327										5	1	2	1	0	1	2											
10 Alexei Ramirez, R OBP: 0.328, SLG: 0.410										4	1	1	1	0	0	0											
14 Paul Konerko, R OBP: 0.391, SLG: 0.554										4	0	1	1	1	1	0											
44 Adam Dunn, L OBP: 0.289, SLG: 0.299										3	0	0	0	1	2	1											
20 Carlos Quentin, R OBP: 0.356, SLG: 0.508										4	0	1	0	0	2	3											
18 Brent Lillibridge, R OBP: 0.345, SLG: 0.471										0	1	0	0	0	0	0											
51 Alex Rios, R OBP: 0.256, SLG: 0.303										4	0	0	0	0	2	1											
12 A.J. Pierzynski, L OBP: 0.335, SLG: 0.380										1	1	1	0	2	0	0											
15 Gordon Beckham, R OBP: 0.312, SLG: 0.364										4	1	1	1	0	1	3											
23 Mark Teahen, L OBP: 0.299, SLG: 0.333										4	0	0	1	0	2	5											
22 Brent Morel, R OBP: 0.259, SLG: 0.294										0	0	0	0	0	0	0											
Inning Stats	R: 1 H: 1 E: 0 K: 1 S: 9	H: 1 LOB: 0 BB: 0 P: 17	R: 0 H: 1 E: 0 K: 3 S: 12	H: 1 LOB: 1 BB: 0 P: 17	R: 1 H: 2 E: 0 K: 3 S: 17	H: 2 LOB: 2 BB: 1 P: 28	R: 0 H: 1 E: 0 K: 1 S: 10	H: 1 LOB: 2 BB: 0 P: 17	R: 0 H: 0 E: 0 K: 0 S: 8	H: 0 LOB: 0 BB: 1 P: 17	R: 2 H: 1 E: 1 K: 1 S: 7	H: 1 LOB: 0 BB: 0 P: 16	R: 0 H: 0 E: 0 K: 1 S: 7	H: 0 LOB: 0 BB: 0 P: 12	R: 1 H: 1 E: 0 K: 0 S: 14	H: 1 LOB: 2 BB: 1 P: 26	R: 0 H: 0 E: 1 K: 1 S: 9	H: 0 LOB: 0 BB: 0 P: 12	1B: 5 2B: 1 3B: 1 HR: 0	SF: 1 SAC: 0 DP: 0 HBP: 1	WP: 1 PB: 0 SB: 1 CS: 1	PA: 40					
PITCHER	IP	WLS	BF	H	R	ER	SO	BB	IBB	HBP	BLK	WP	HR	S	P	ERA	WHIP										
34 Kyle Davies, R ERA: 7.32	5.1	L	26	5	4	2	9	3	0	1	0	0	0	60	106	3.38	1.500										
61 Everett Teaford, L ERA: 2.25	0.1		2	1	0	0	0	0	0	0	0	0	0	2	3	0.00	3.000										
31 Louis Coleman, R ERA: 2.1	2.1		8	1	1	1	1	0	1	0	0	1	0	22	41	3.86	0.429										
38 Blake Wood, R ERA: 3.72	1.0		3	0	0	0	1	0	0	0	0	0	0	9	12	0.00	0.000										

Chicago White Sox @ Kansas City Royals
Kauffman Stadium, Kansas City, MO
Mon Jul 18 2011, 7:10 PM - 9:47 PM CDT
Att: 17,190 - Clear - 95 F

livebaseballscorecards.com

AB 33
R 5
H 7
RBI 5
BB 4
SO 11
LOB 15

Batter	1	2	3	4	5	6	7	8	9	AB	R	H	RBI	BB	SO	LOB	BOTTOM										
12 Mitch Maier, L OBP: 0.385, SLG: 0.382										4	0	0	0	0	0	1											
53 Melky Cabrera, S OBP: 0.332, SLG: 0.451										4	1	1	1	0	2	0											
16 Billy Butler, R OBP: 0.380, SLG: 0.414										4	0	2	1	0	0	0											
21 Jeff Francoeur, R OBP: 0.310, SLG: 0.447										3	0	0	0	1	2	2											
35 Eric Hosmer, L OBP: 0.308, SLG: 0.426										4	0	0	0	0	1	1											
3 Brayan Peña, S OBP: 0.317, SLG: 0.385										4	0	0	0	0	0	1											
8 Mike Moustakas, L OBP: 0.271, SLG: 0.262										3	0	0	0	0	1	1											
2 Alcides Escobar, R OBP: 0.297, SLG: 0.340										3	1	2	0	0	0	0											
17 Chris Getz, L OBP: 0.308, SLG: 0.279										2	0	0	0	0	0	2											
Inning Stats	R: 0 H: 1 E: 0 K: 0 S: 14	H: 1 LOB: 1 BB: 0 P: 18	R: 0 H: 1 E: 0 K: 0 S: 11	H: 1 LOB: 2 BB: 0 P: 20	R: 0 H: 0 E: 0 K: 1 S: 8	H: 0 LOB: 0 BB: 1 P: 11	R: 0 H: 0 E: 0 K: 0 S: 9	H: 0 LOB: 1 BB: 1 P: 17	R: 2 H: 3 E: 0 K: 1 S: 13	H: 3 LOB: 1 BB: 0 P: 16	R: 0 H: 0 E: 0 K: 1 S: 11	H: 0 LOB: 0 BB: 0 P: 13	R: 0 H: 0 E: 0 K: 2 S: 10	H: 0 LOB: 0 BB: 0 P: 12	R: 1 H: 0 E: 0 K: 1 S: 9	H: 0 LOB: 0 BB: 0 P: 13	1B: 3 2B: 2 3B: 0 HR: 0	SF: 0 SAC: 1 DP: 0 HBP: 1	WP: 0 PB: 0 SB: 0 CS: 0	PA: 34							
PITCHER	IP	WLS	BF	H	R	ER	SO	BB	IBB	HBP	BLK	WP	HR	S	P	ERA	WHIP										
56 Mark Buehrle, L ERA: 3.38	7.0	W	28	5	2	2	3	1	0	1	0	0	0	76	111	2.57	0.857										
26 Jesse Crain, R ERA: 2.32	1.0	H	3	0	0	0	2	0	0	0	0	0	0	10	12	0.00	0.000										
37 Matt Thornton, L ERA: 3.27	0.2	H	2	0	0	0	0	0	0	0	0	0	0	6	8	0.00	0.000										
46 Sergio Santos, R ERA: 3.19	0.1		1	0	0	0	1	0	0	0	0	0	0	3	5	0.00	0.000										

Chicago White Sox @ Kansas City Royals
Kauffman Stadium, Kansas City, MO
Mon Jul 18 2011, 7:10 PM - 9:47 PM CDT
Att: 17,190 - Clear - 95 F

livebaseballscorecards.com

AB 31
R 2
H 5
RBI 2
BB 1
SO 6
LOB 8

Batter	1	2	3	4	5	6	7	8	9	AB	R	H	RBI	BB	SO	LOB	TOP					
1 Juan Pierre, L OBP: 0.334, SLG: 0.327										3	1	2	0	0	0	0	Chicago White Sox @ Cleveland Indians Progressive Field, Cleveland, OH Sun Jul 24 2011, 1:06 PM - 4:00 PM EDT Att: 20,252 - Partly Cloudy - 85 F					
10 Alexei Ramirez, R OBP: 0.332, SLG: 0.402										3	0	0	0	0	2	2						
14 Paul Konerko, R OBP: 0.385, SLG: 0.535										3	1	0	1	1	2	0						
44 Adam Dunn, L OBP: 0.287, SLG: 0.297										4	0	0	0	0	1	0						
20 Carlos Quentin, R OBP: 0.358, SLG: 0.519										4	0	1	0	0	2	1						
18 Brent Lillibridge, R OBP: 0.339, SLG: 0.460										0	0	0	0	0	0	0						
12 A.J. Pierzynski, L OBP: 0.331, SLG: 0.372										4	0	1	0	0	0	0						
51 Alex Rios, R OBP: 0.253, SLG: 0.300										4	1	0	0	0	1	2						
23 Mark Teahen, L OBP: 0.283, SLG: 0.313										4	0	1	1	0	0	3						
22 Brent Morel, R OBP: 0.291, SLG: 0.291										0	0	0	0	0	0	0						
11 Omar Vizquel, S OBP: 0.299, SLG: 0.325										3	1	1	0	0	0	1						
Inning Stats	R: 1 E: 0 K: 0 S: 8	H: 1 LOB: 0 BB: 0 P: 13	R: 0 E: 0 K: 1 S: 11	H: 0 LOB: 0 BB: 0 P: 14	R: 0 E: 0 K: 1 S: 12	H: 1 LOB: 1 BB: 0 P: 18	R: 0 E: 0 K: 2 S: 9	H: 0 LOB: 0 BB: 0 P: 12	R: 0 E: 0 K: 1 S: 7	H: 2 LOB: 1 BB: 1 P: 12	R: 2 E: 1 K: 2 S: 14	H: 1 LOB: 1 BB: 1 P: 27	R: 1 E: 1 K: 0 S: 12	H: 1 LOB: 0 BB: 0 P: 16	R: 0 E: 0 K: 2 S: 9	H: 0 LOB: 3 BB: 0 P: 21	1B: 5 2B: 1 3B: 0 HR: 0	SF: 0 SAC: 2 DP: 0 HBP: 0	WP: 1 PB: 0 CS: 1	PA: 35		
PITCHER	IP WLS BF H R ER SO BB IBB HBP BLK WP HR S P ERA WHIP	IP WLS BF H R ER SO BB IBB HBP BLK WP HR S P ERA WHIP	IP WLS BF H R ER SO BB IBB HBP BLK WP HR S P ERA WHIP	IP WLS BF H R ER SO BB IBB HBP BLK WP HR S P ERA WHIP	IP WLS BF H R ER SO BB IBB HBP BLK WP HR S P ERA WHIP	IP WLS BF H R ER SO BB IBB HBP BLK WP HR S P ERA WHIP	IP WLS BF H R ER SO BB IBB HBP BLK WP HR S P ERA WHIP	IP WLS BF H R ER SO BB IBB HBP BLK WP HR S P ERA WHIP	IP WLS BF H R ER SO BB IBB HBP BLK WP HR S P ERA WHIP	IP WLS BF H R ER SO BB IBB HBP BLK WP HR S P ERA WHIP	IP WLS BF H R ER SO BB IBB HBP BLK WP HR S P ERA WHIP	IP WLS BF H R ER SO BB IBB HBP BLK WP HR S P ERA WHIP	IP WLS BF H R ER SO BB IBB HBP BLK WP HR S P ERA WHIP	IP WLS BF H R ER SO BB IBB HBP BLK WP HR S P ERA WHIP	IP WLS BF H R ER SO BB IBB HBP BLK WP HR S P ERA WHIP	IP WLS BF H R ER SO BB IBB HBP BLK WP HR S P ERA WHIP	IP WLS BF H R ER SO BB IBB HBP BLK WP HR S P ERA WHIP					
63 Justin Masterson, R ERA: 2.97	7.0	L	27	4	4	1	6	0	1	0	0	0	0	0	0	0	0	73	112	1.29	0.571	
38 Joe Smith, R ERA: 1.17	1.0		3	0	0	0	2	0	0	0	0	0	0	0	0	0	0	9	14	0.00	0.000	
49 Tony Sipp, L ERA: 3.15	1.0		5	2	0	0	0	0	0	0	0	0	0	0	0	0	1	0	16	21	0.00	2.000

AB	32
R	4
H	6
RBI	2
BB	1
SO	8
LOB	9



Batter	1	2	3	4	5	6	7	8	9	AB	R	H	RBI	BB	SO	LOB	BOTTOM					
12 Ezequiel Carrera, L OBP: 0.361, SLG: 0.281										2	0	1	1	1	1	0	Chicago White Sox @ Cleveland Indians Progressive Field, Cleveland, OH Sun Jul 24 2011, 1:06 PM - 4:00 PM EDT Att: 20,252 - Partly Cloudy - 85 F					
23 Michael Brantley, L OBP: 0.333, SLG: 0.388										4	0	0	0	0	1	3						
13 Asdrubal Cabrera, S OBP: 0.342, SLG: 0.482										3	1	1	0	1	1							
48 Travis Hafner, L OBP: 0.405, SLG: 0.503										4	0	1	1	0	0	1						
41 Carlos Santana, S OBP: 0.351, SLG: 0.417										3	0	0	0	1	0	1						
20 Orlando Cabrera, R OBP: 0.271, SLG: 0.318										4	0	0	0	0	2	1						
8 Lonnie Chisenhall, L OBP: 0.295, SLG: 0.446										4	0	1	0	0	1	1						
7 Matt LaPorta, R OBP: 0.297, SLG: 0.399										3	1	1	0	0	1	1						
28 Travis Buck, L OBP: 0.283, SLG: 0.359										2	0	0	0	1	0	1						
Inning Stats	R: 0 E: 0 K: 0 S: 9	H: 1 LOB: 1 BB: 1 P: 17	R: 0 E: 0 K: 1 S: 12	H: 1 LOB: 1 BB: 0 P: 21	R: 0 E: 0 K: 1 S: 12	H: 0 LOB: 0 BB: 1 P: 17	R: 0 E: 0 K: 0 S: 6	H: 0 LOB: 0 BB: 0 P: 13	R: 1 E: 0 K: 1 S: 10	H: 2 LOB: 1 BB: 0 P: 13	R: 1 E: 0 K: 1 S: 15	H: 1 LOB: 0 BB: 1 P: 25	R: 0 E: 0 K: 1 S: 7	H: 0 LOB: 0 BB: 0 P: 9	R: 0 E: 0 K: 3 S: 11	H: 0 LOB: 0 BB: 0 P: 13		R: 0 E: 0 K: 0 S: 6	H: 0 LOB: 1 BB: 1 P: 16	1B: 4 2B: 1 3B: 0 HR: 0	SF: 0 SAC: 1 DP: 1 HBP: 0	WP: 0 PB: 0 CS: 0
PITCHER	IP WLS BF H R ER SO BB IBB HBP BLK WP HR S P ERA WHIP	IP WLS BF H R ER SO BB IBB HBP BLK WP HR S P ERA WHIP	IP WLS BF H R ER SO BB IBB HBP BLK WP HR S P ERA WHIP	IP WLS BF H R ER SO BB IBB HBP BLK WP HR S P ERA WHIP	IP WLS BF H R ER SO BB IBB HBP BLK WP HR S P ERA WHIP	IP WLS BF H R ER SO BB IBB HBP BLK WP HR S P ERA WHIP	IP WLS BF H R ER SO BB IBB HBP BLK WP HR S P ERA WHIP	IP WLS BF H R ER SO BB IBB HBP BLK WP HR S P ERA WHIP	IP WLS BF H R ER SO BB IBB HBP BLK WP HR S P ERA WHIP	IP WLS BF H R ER SO BB IBB HBP BLK WP HR S P ERA WHIP	IP WLS BF H R ER SO BB IBB HBP BLK WP HR S P ERA WHIP	IP WLS BF H R ER SO BB IBB HBP BLK WP HR S P ERA WHIP	IP WLS BF H R ER SO BB IBB HBP BLK WP HR S P ERA WHIP	IP WLS BF H R ER SO BB IBB HBP BLK WP HR S P ERA WHIP	IP WLS BF H R ER SO BB IBB HBP BLK WP HR S P ERA WHIP	IP WLS BF H R ER SO BB IBB HBP BLK WP HR S P ERA WHIP						
33 Edwin Jackson, R ERA: 3.92	6.0	W	24	5	2	2	3	0	0	0	0	0	0	0	0	0	0	61	106	3.00	1.333	
26 Jesse Crain, R ERA: 2.25	1.0	H	3	0	0	0	1	0	0	0	0	0	0	0	0	0	0	7	9	0.00	0.000	
49 Chris Sale, L ERA: 3.32	1.1	H	4	0	0	0	3	0	0	0	0	0	0	0	0	0	0	12	15	0.00	0.000	
46 Sergio Santos, R ERA: 3.12	0.2	S	3	0	0	0	0	1	0	0	0	0	0	0	0	0	0	5	14	0.00	1.500	

AB	29
R	2
H	5
RBI	2
BB	4
SO	7
LOB	10



Batter	1	2	3	4	5	6	7	8	9	AB	R	H	RBI	BB	SO	LOB	TOP
14 Austin Jackson, R OBP: 0.314, SLG: 0.353										5	0	1	0	0	1	2	
26 Brennan Boesch, L OBP: 0.347, SLG: 0.480										5	0	1	0	0	0	2	
30 Magglio Ordonez, R OBP: 0.302, SLG: 0.309										5	1	1	0	0	0	2	
24 Miguel Cabrera, R OBP: 0.432, SLG: 0.561										4	2	2	1	1	1	1	
41 Victor Martinez, S OBP: 0.366, SLG: 0.450										4	0	2	1	0	0	2	
27 Jhonny Peralta, R OBP: 0.368, SLG: 0.542										3	0	1	1	1	1	2	
9 Carlos Guillen, S OBP: 0.397, SLG: 0.464										3	0	1	0	1	1	2	
25 Ryan Raburn, R OBP: 0.259, SLG: 0.375										4	0	1	0	0	1	3	
13 Alex Avila, L OBP: 0.367, SLG: 0.480										4	0	2	0	0	0	1	
Inning Stats	R: 0 H: 2 E: 0 K: 0 S: 13	H: 1 R: 2 ER: 0 LOB: 1 BB: 0 P: 20	R: 2 H: 4 E: 1 K: 0 S: 20	H: 1 R: 0 ER: 0 LOB: 1 BB: 0 P: 14	R: 0 H: 1 E: 0 K: 1 S: 9	H: 3 R: 0 ER: 0 LOB: 1 BB: 1 P: 15	R: 0 H: 1 E: 0 K: 1 S: 9	H: 1 R: 0 ER: 0 LOB: 2 BB: 2 P: 29	R: 0 H: 1 E: 0 K: 0 S: 5	H: 0 R: 0 ER: 0 LOB: 0 BB: 0 P: 9	1B: 11 2B: 0 3B: 0 HR: 1	SF: 0 SAC: 0 DP: 2 HBP: 0	WP: 0 PA: 40				
PITCHER	IP WLS BF H R ER SO BB IBB HBP BLK WP HR S P ERA WHIP																
56 Mark Buehrle, L ERA: 3.22	6.0 W 29 10 2 0 4 1 0 0 0 0 0 68 109 0.00 1.833																
26 Jesse Crain, R ERA: 2.39	1.1 H 7 1 1 1 0 2 0 0 0 0 0 1 19 31 6.75 2.250																
49 Chris Sale, L ERA: 3.25	1.0 H 3 1 0 0 0 0 0 0 0 0 0 0 5 8 0.00 1.000																
46 Sergio Santos, R ERA: 3.07	0.2 2 0 0 0 1 0 0 0 0 0 0 0 4 5 0.00 0.000																

Detroit Tigers @ Chicago White Sox
 U.S. Cellular Field, Chicago, IL
 Mon Jul 25 2011, 8:11 PM - 11:09 PM EDT
 Att: 37,109 - Clear - 79 F

AB	37
R	3
H	12
RBI	3
BB	3
SO	5
LOB	17

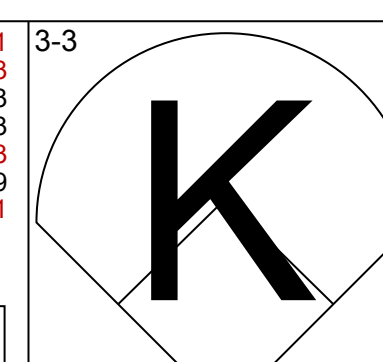
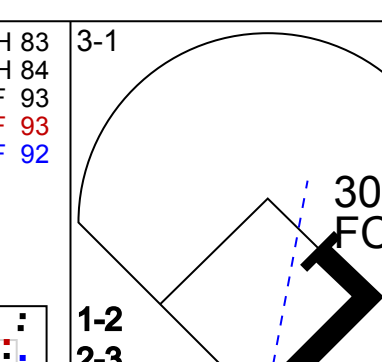
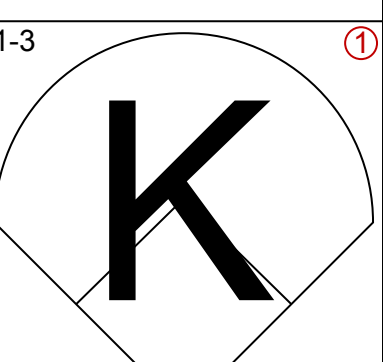
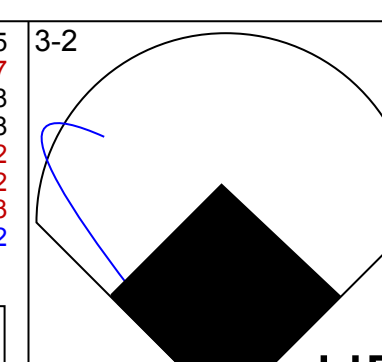
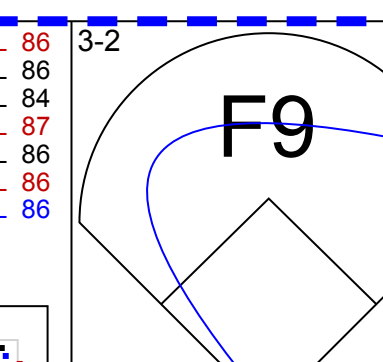
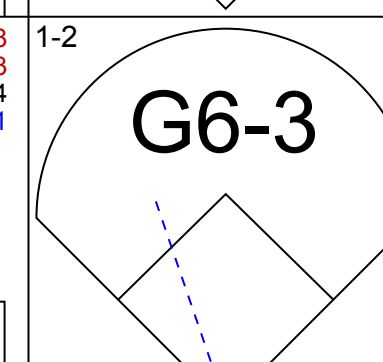
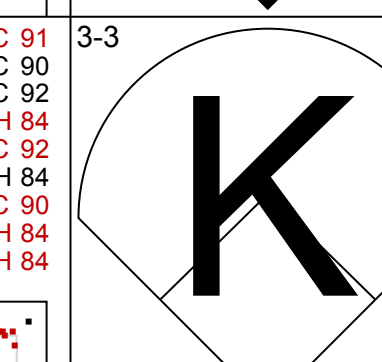
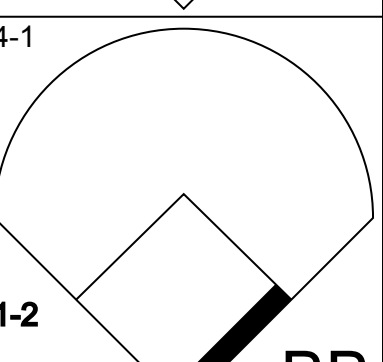
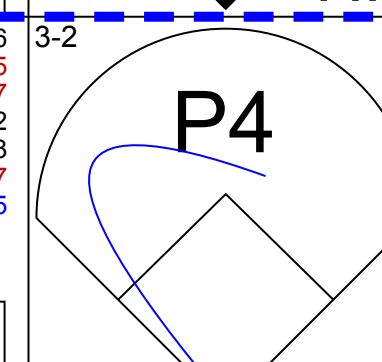

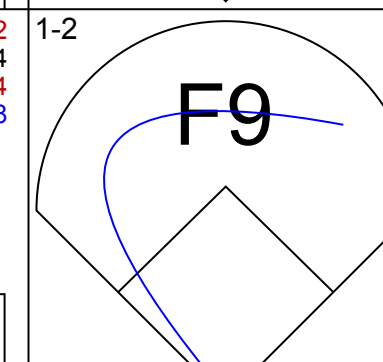
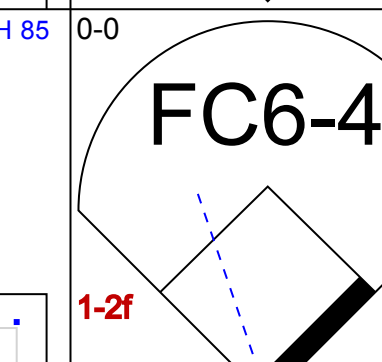
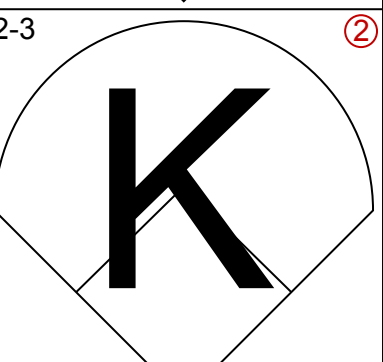
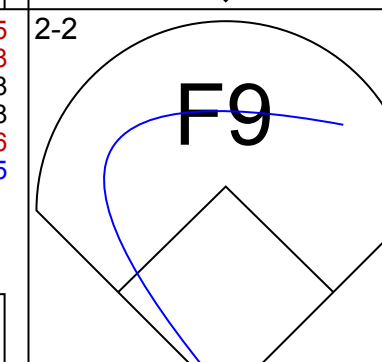


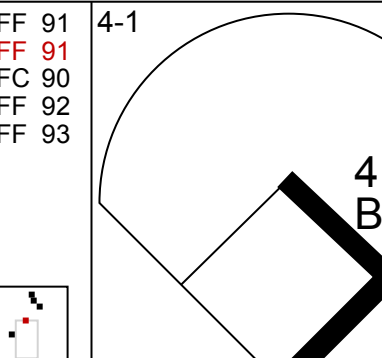
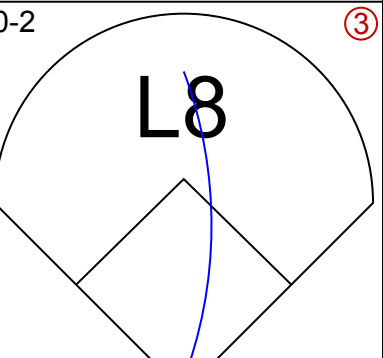
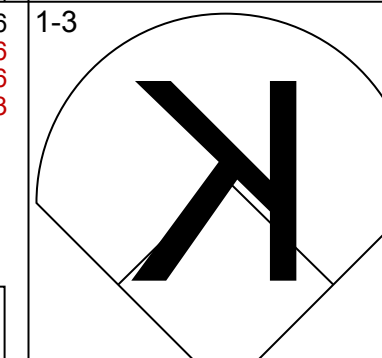

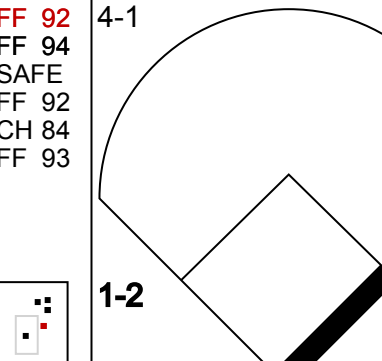
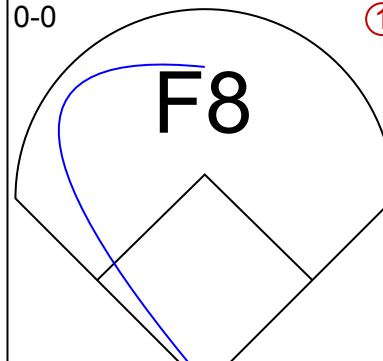
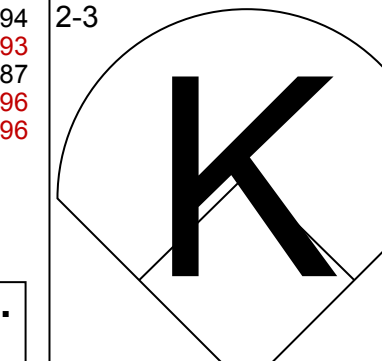

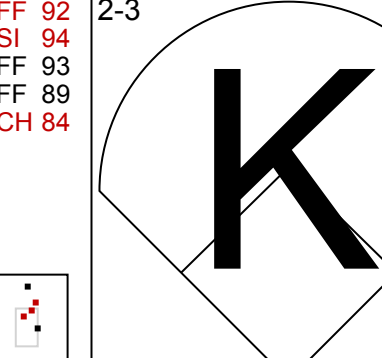
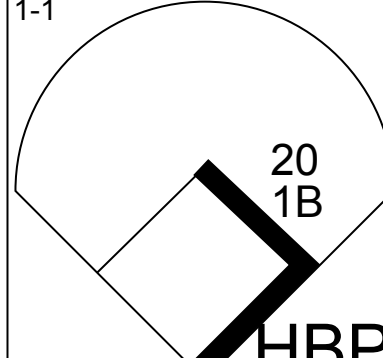
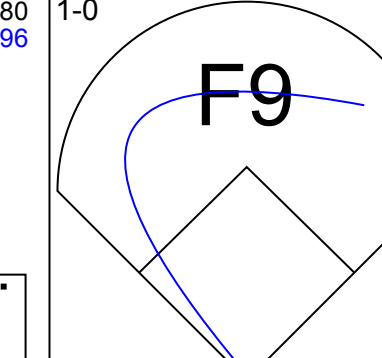
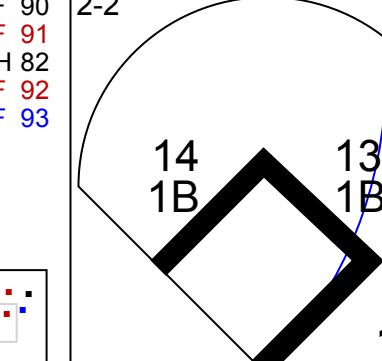
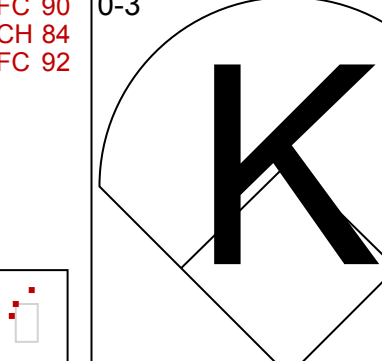
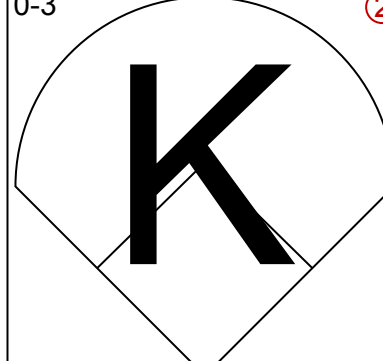
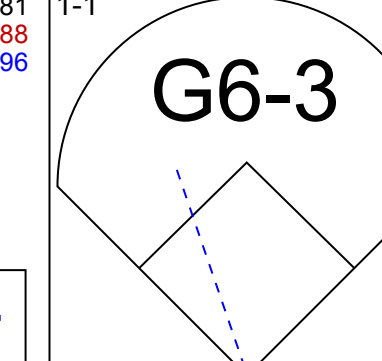
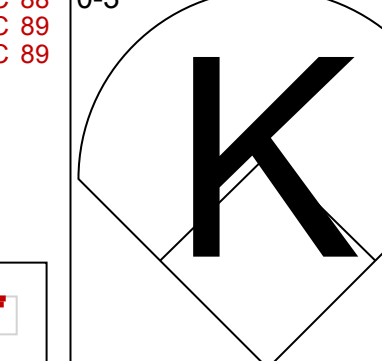
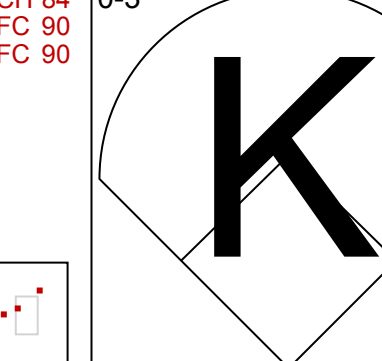
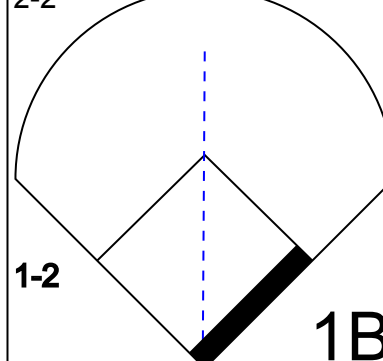

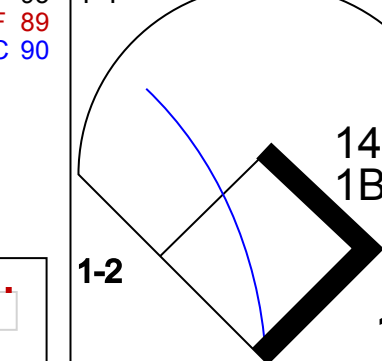
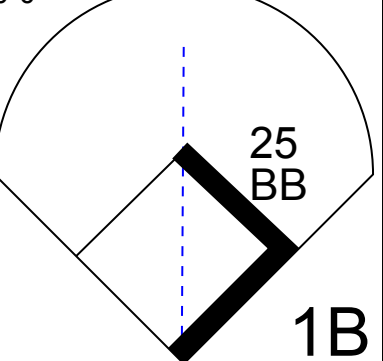
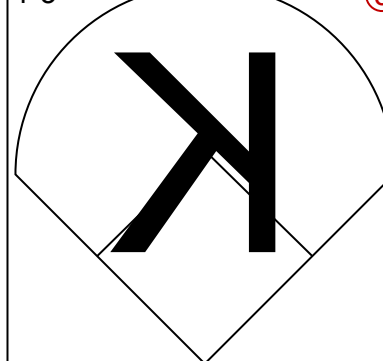
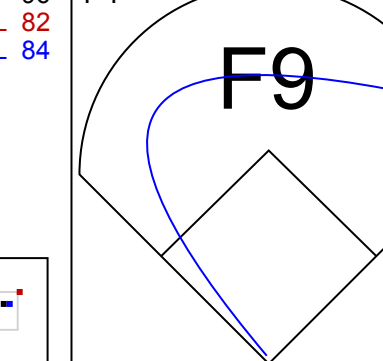


Batter	1	2	3	4	5	6	7	8	9	AB	R	H	RBI	BB	SO	LOB	BOTTOM
1 Juan Pierre, L OBP: 0.335, SLG: 0.328										5	1	2	0	0	0	2	
10 Alexei Ramirez, R OBP: 0.332, SLG: 0.402										3	1	1	1	0	1	1	
14 Paul Konerko, R OBP: 0.386, SLG: 0.543										2	2	1	2	1	0	1	
44 Adam Dunn, L OBP: 0.290, SLG: 0.295										2	0	0	0	2	1	2	
20 Carlos Quentin, R OBP: 0.360, SLG: 0.522										4	0	2	2	0	0	0	
18 Brent Lillibridge, R OBP: 0.339, SLG: 0.460										0	0	0	0	0	0	0	
51 Alex Rios, R OBP: 0.255, SLG: 0.301										3	0	1	0	1	0	2	
12 A.J. Pierzynski, L OBP: 0.330, SLG: 0.380										4	1	1	1	0	0	3	
15 Gordon Beckham, R OBP: 0.304, SLG: 0.351										4	0	0	0	0	0	1	
22 Brent Morel, R OBP: 0.269, SLG: 0.300										4	1	3	0	0	0	0	
Inning Stats	R: 0 H: 1 E: 0 K: 0 S: 7	H: 1 R: 4 ER: 0 LOB: 1 BB: 0 P: 11	R: 1 H: 2 E: 0 K: 1 S: 14	H: 2 R: 0 ER: 0 LOB: 1 BB: 0 P: 20	R: 0 H: 0 E: 0 K: 0 S: 5	H: 3 R: 0 ER: 0 LOB: 2 BB: 2 P: 29	R: 1 H: 1 E: 0 K: 0 S: 5	H: 1 R: 0 ER: 0 LOB: 0 BB: 0 P: 7	R: 1 H: 2 E: 0 K: 1 S: 13	H: 1 R: 0 ER: 0 LOB: 0 BB: 0 P: 12	1B: 8 2B: 1 3B: 0 HR: 2	SF: 1 SAC: 1 DP: 0 HBP: 0	WP: 0 PA: 38				
PITCHER	IP WLS BF H R ER SO BB IBB HBP BLK WP HR S P ERA WHIP																
64 Duane Below, L ERA: 4.66	4.2 L 22 4 4 4 1 1 0 0 0 0 0 2 14 20 10.80 1.800																
52 Chance Ruffin, R ERA: 10.8	1.2 8 3 2 2 1 0 0 0 0 0 0 2 14 20 10.80 1.800																
49 Charlie Furbush, L ERA: 3.69	0.2 4 1 0 0 0 1 1 0 0 0 0 0 8 20 0.00 3.000																
38 David Purcey, L ERA: 4.81	1.0 3 1 0 0 0 0 0 0 0 0 0 0 8 12 0.00 1.000																

Detroit Tigers @ Chicago White Sox
 U.S. Cellular Field, Chicago, IL
 Mon Jul 25 2011, 8:11 PM - 11:09 PM EDT
 Att: 37,109 - Clear - 79 F


AB	31
R	6
H	11
RBI	6
BB	4
SO	2
LOB	12

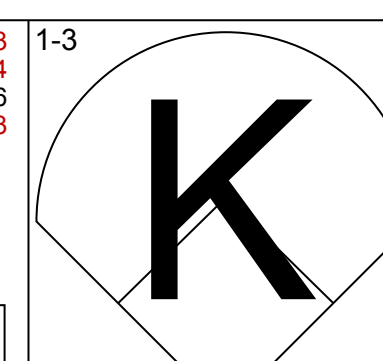
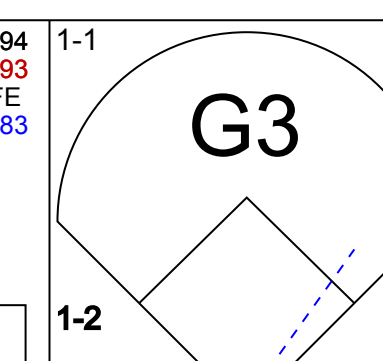
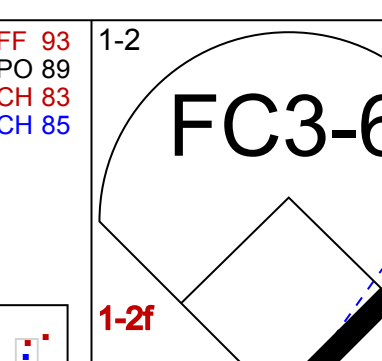
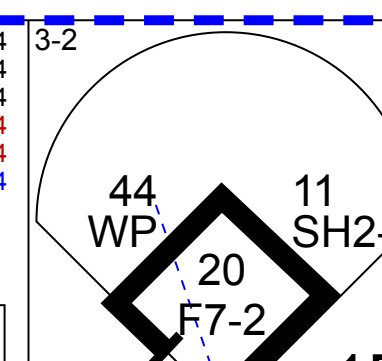
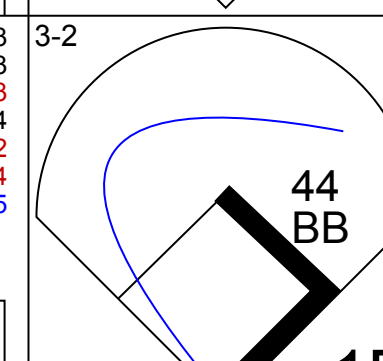
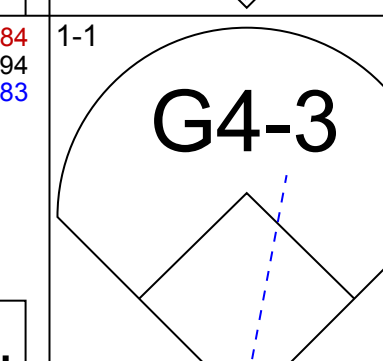
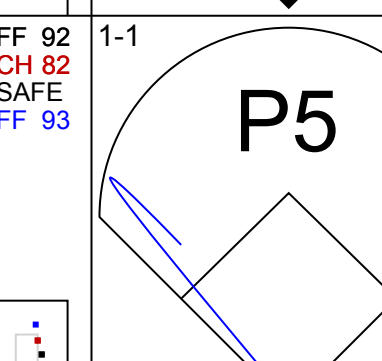
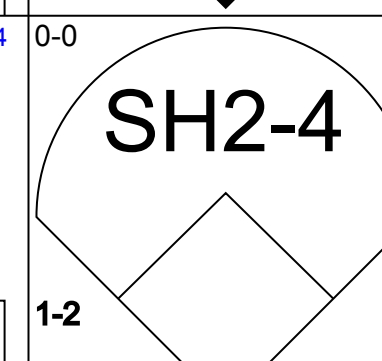
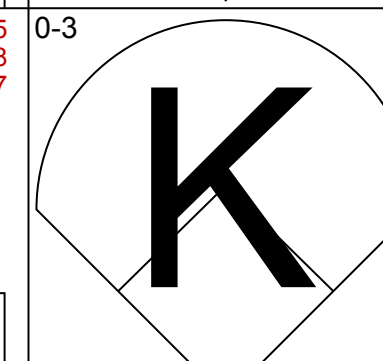
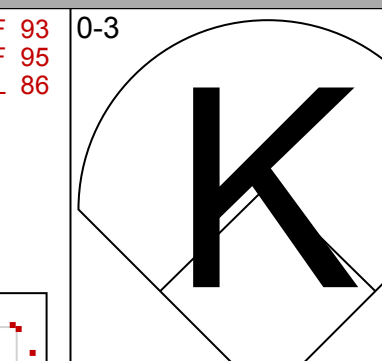
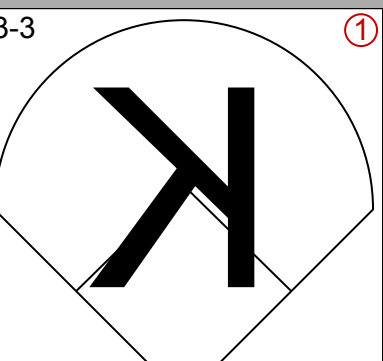
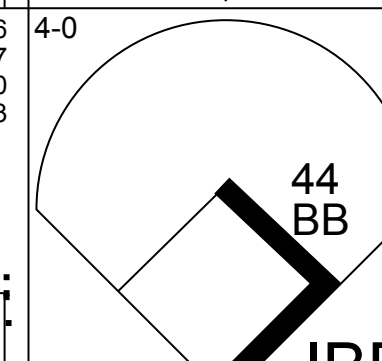
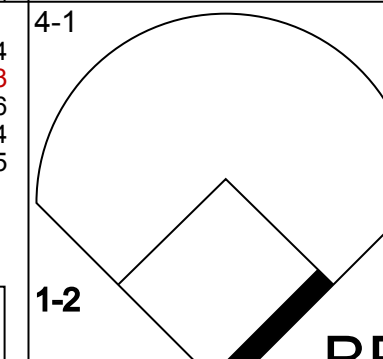
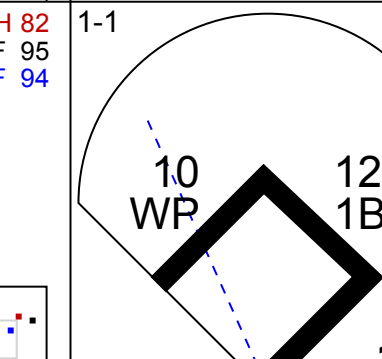

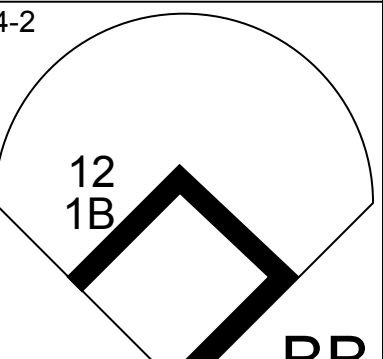
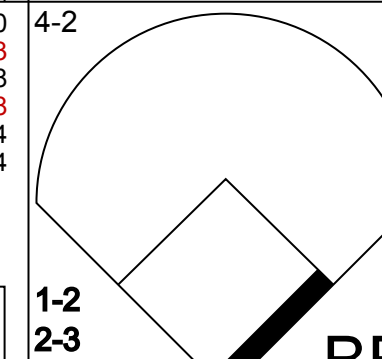
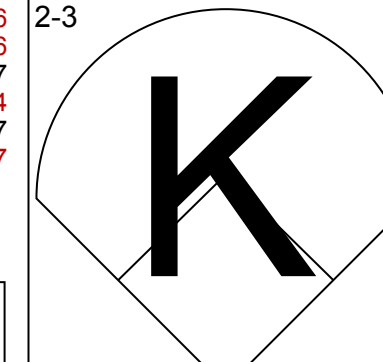
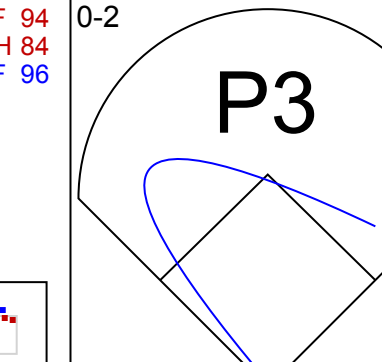
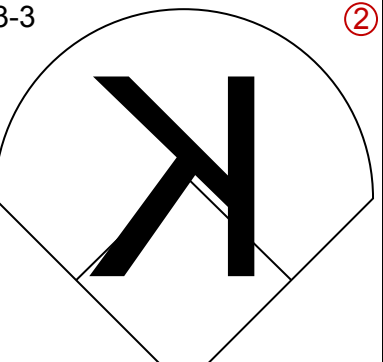
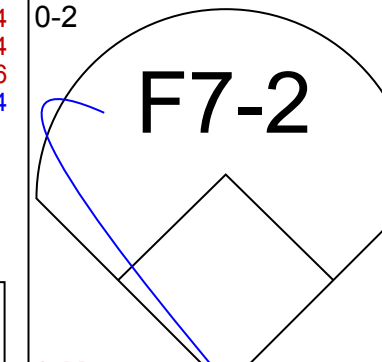
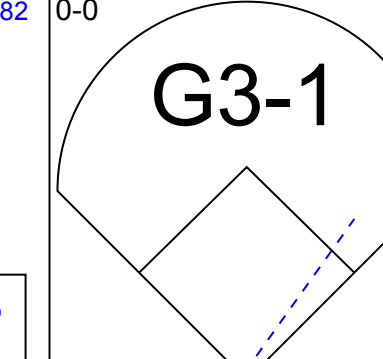
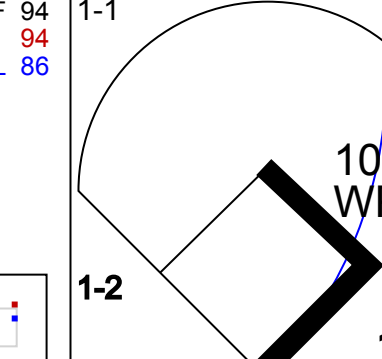

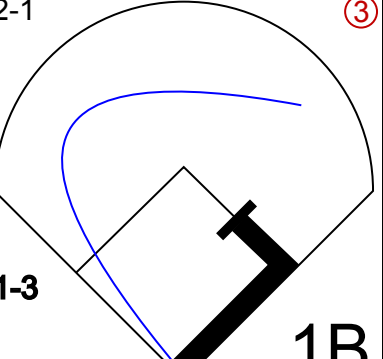
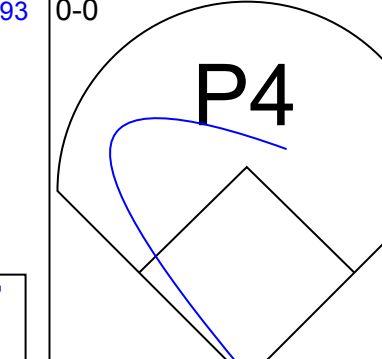
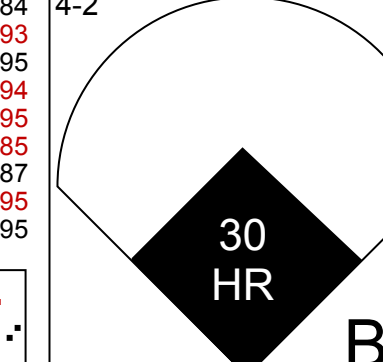
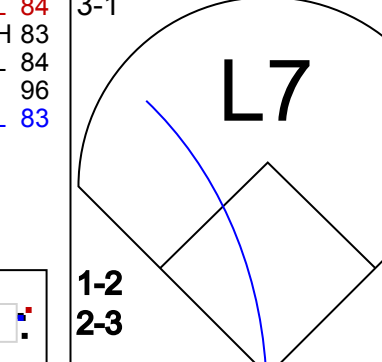

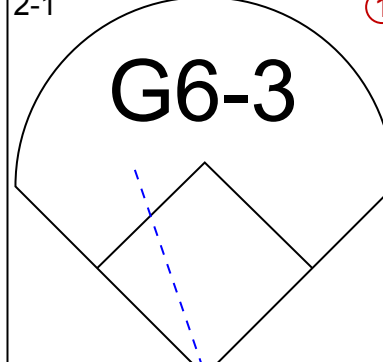
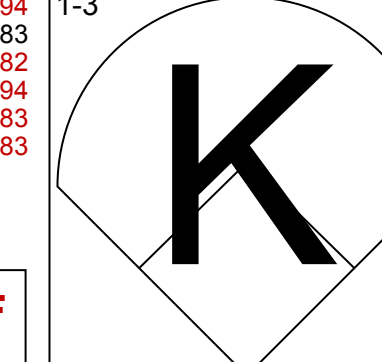
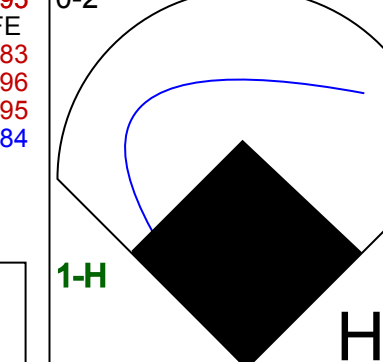
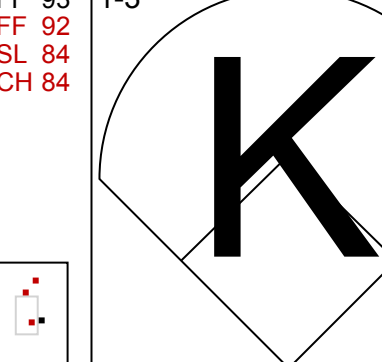
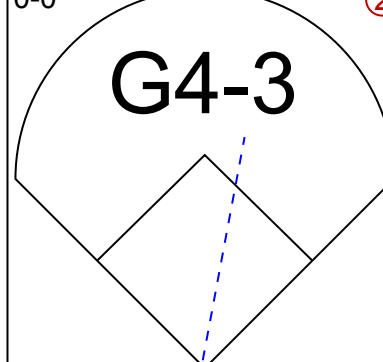
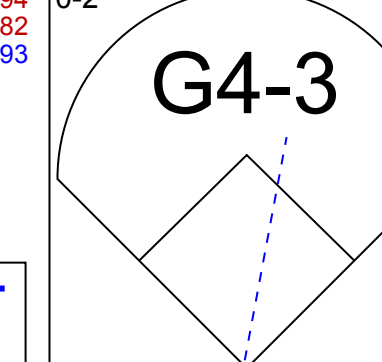
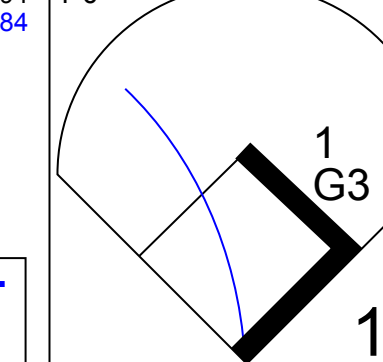
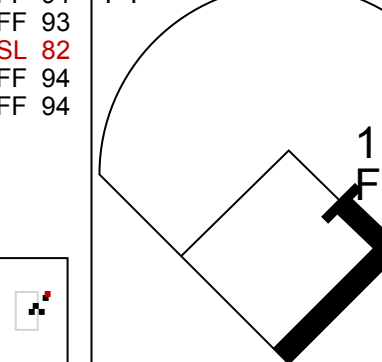



Batter	1	2	3	4	5	6	7	8	9	AB	R	H	RBI	BB	SO	LOB	TOP					
14 Austin Jackson, R OBP: 0.317, SLG: 0.363 26 Brennan Boesch, L (9, PH) OBP: 0.344, SLG: 0.475										4	1	2	1	0	2	1						
25 Ryan Raburn, R OBP: 0.299, SLG: 0.371										3	0	0	0	1	1	3						
30 Magglio Ordonez, R (1, 9) OBP: 0.299, SLG: 0.305										4	0	0	0	0	1	5						
24 Miguel Cabrera, R (1, 3) OBP: 0.431, SLG: 0.556										3	0	0	0	1	1	2						
41 Victor Martinez, S (1, 10) OBP: 0.367, SLG: 0.445										3	0	0	0	1	1	0						
27 Jhonny Peralta, R (1, 6) OBP: 0.366, SLG: 0.536										3	0	0	0	0	1	2						
9 Carlos Guillen, S (1, 4) OBP: 0.333, SLG: 0.389										4	0	1	0	0	2	3						
20 Wilson Betemit, S (1, 5) OBP: 0.340, SLG: 0.404										4	0	1	0	0	3	3						
13 Alex Avila, L (1, 2) OBP: 0.367, SLG: 0.475										4	0	2	0	0	1	2						
Inning Stats	R: 0 E: 0 K: 1 S: 10	H: 0 LOB: 0 BB: 0 P: 15	R: 0 E: 0 K: 0 S: 7	H: 0 LOB: 0 BB: 0 P: 10	R: 0 E: 0 K: 2 S: 17	H: 3 LOB: 3 BB: 0 P: 26	R: 0 E: 0 K: 3 S: 11	H: 0 LOB: 2 BB: 2 P: 21	R: 0 E: 0 K: 2 S: 14	H: 1 LOB: 2 BB: 1 P: 21	R: 0 E: 0 K: 2 S: 11	H: 1 LOB: 2 BB: 0 P: 15	R: 1 E: 0 K: 1 S: 16	H: 1 LOB: 0 BB: 0 P: 25	R: 0 E: 0 K: 1 S: 6	H: 0 LOB: 0 BB: 0 P: 10	R: 0 E: 0 K: 1 S: 9	H: 0 LOB: 0 BB: 0 P: 13	1B: 5 2B: 0 3B: 0 HR: 1	SF: 0 SAC: 0 DP: 0 HBP: 1	WP: 0 PB: 0 CS: 0	PA: 37
PITCHER	IP	WLS	BF	H	R	ER	SO	BB	IBB	HBP	BLK	WP	HR	S	P	ERA	WHIP					
50 John Danks, L (1, 1) ERA: 3.79	6.0	W	28	6	1	1	10	3	0	1	0	0	1	75	116	1.50	1.500					
49 Chris Sale, L (7, 1) ERA: 3.09	2.2	H	8	0	0	0	3	0	0	0	0	0	0	22	33	0.00	0.000					
46 Sergio Santos, R (9, 1) ERA: 3.05	0.1	S	1	0	0	0	0	0	0	0	0	0	0	4	7	0.00	0.000					

Detroit Tigers @ Chicago White Sox
U.S. Cellular Field, Chicago, IL
Wed Jul 27 2011, 2:11 PM - 5:00 PM EDT
Att: 26,978 - Cloudy - 81 F


AB 33
R 1
H 6
RBI 1
BB 3
SO 13
LOB 21

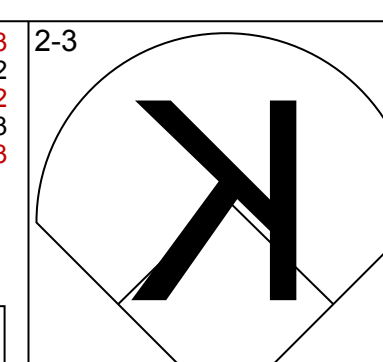
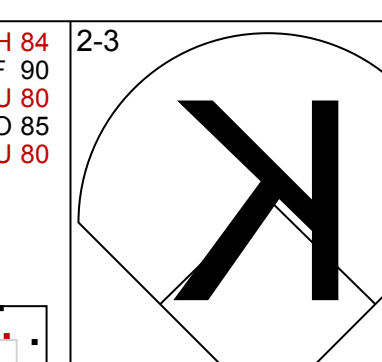
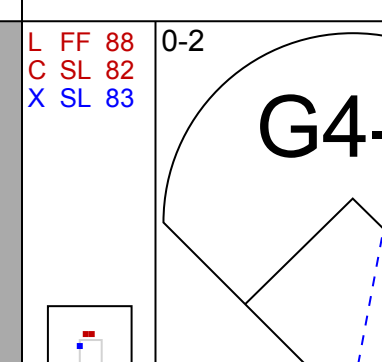
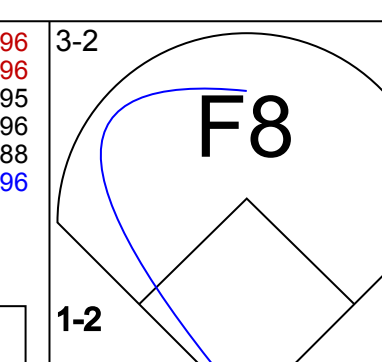
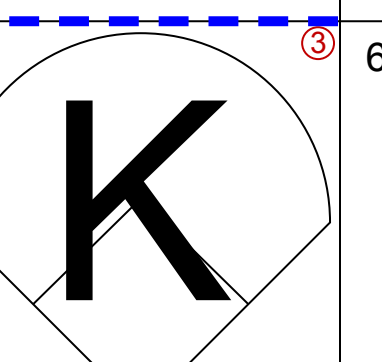
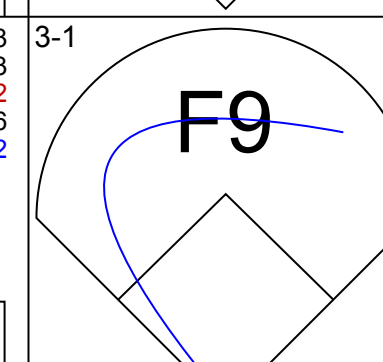
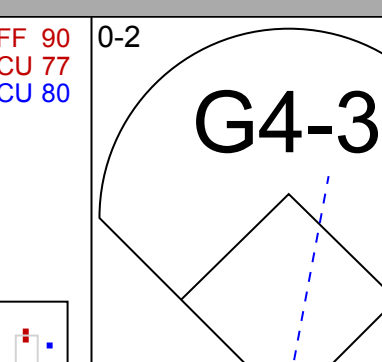
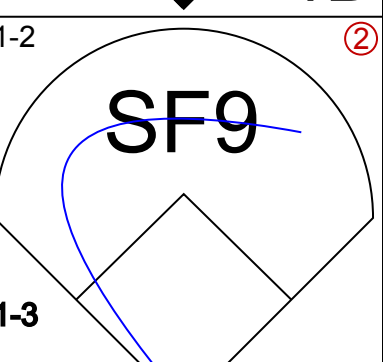
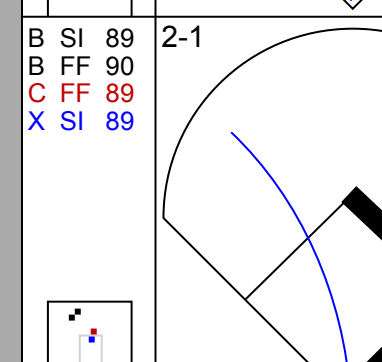
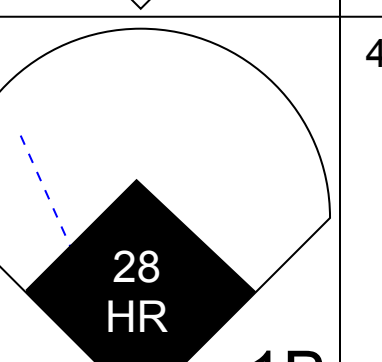
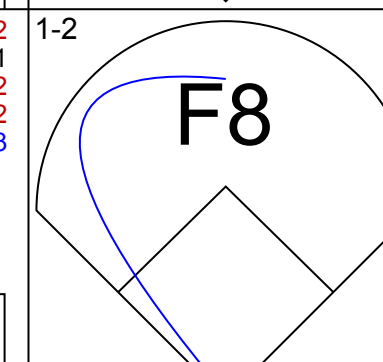
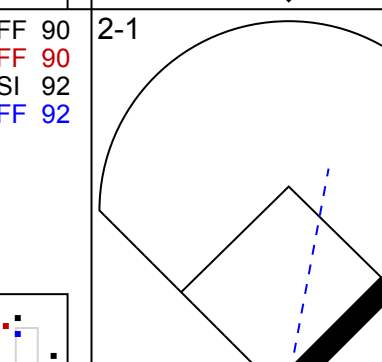
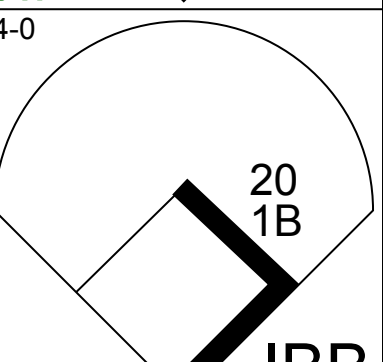
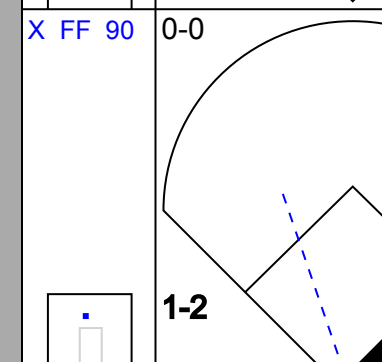
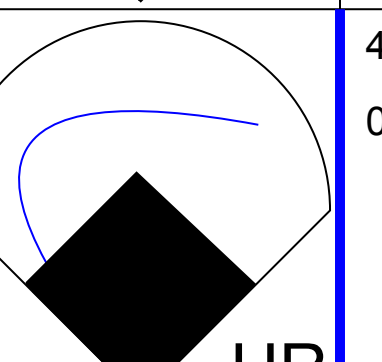

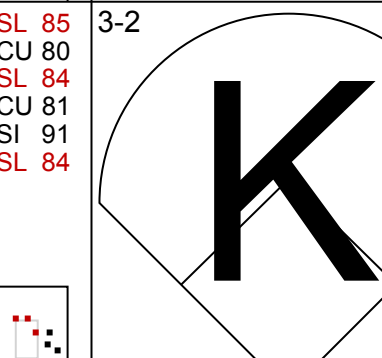
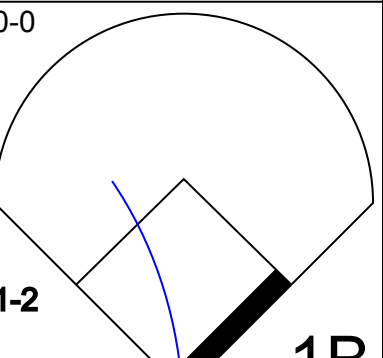
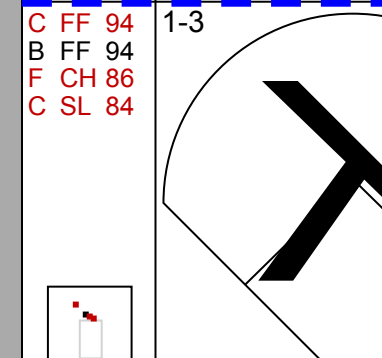
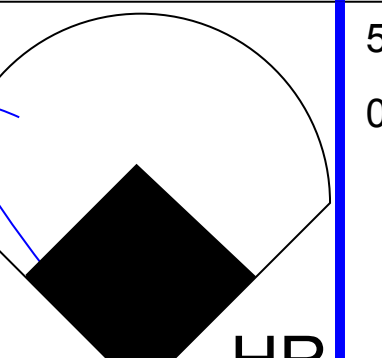
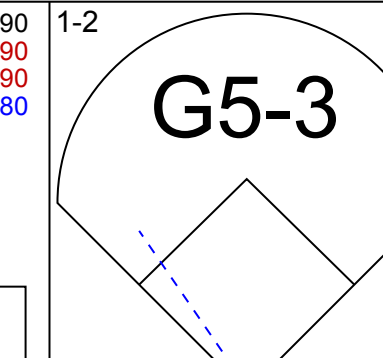
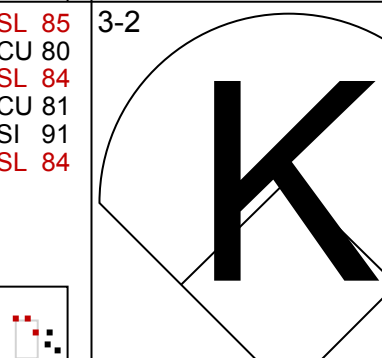
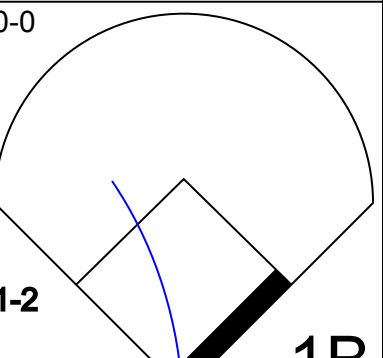
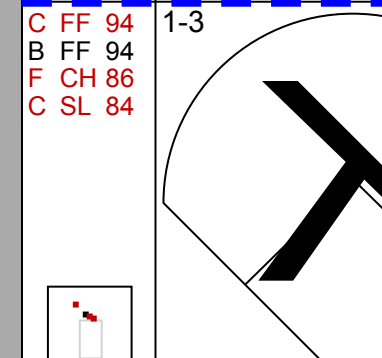
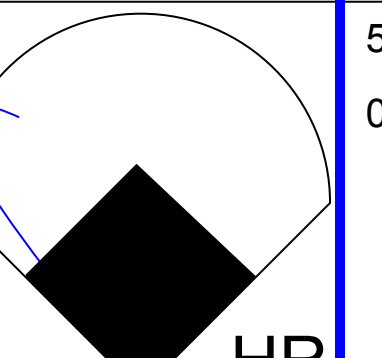
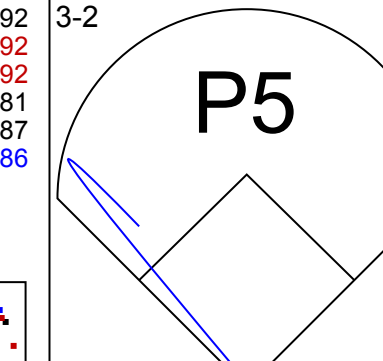
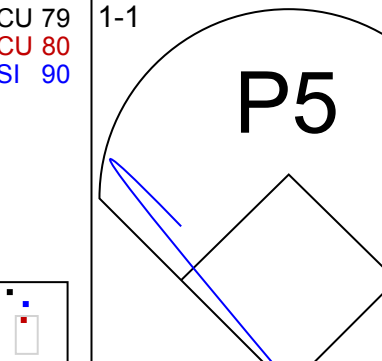
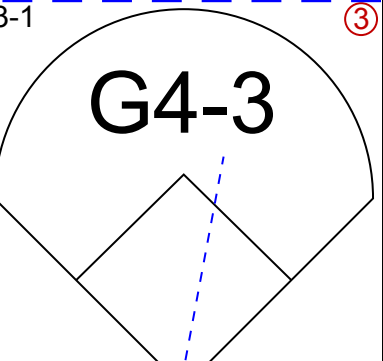
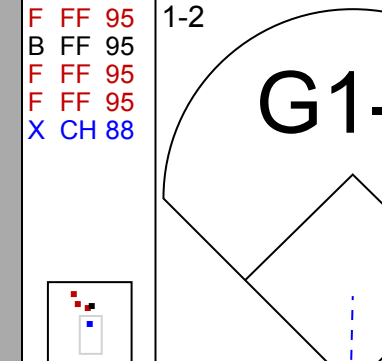
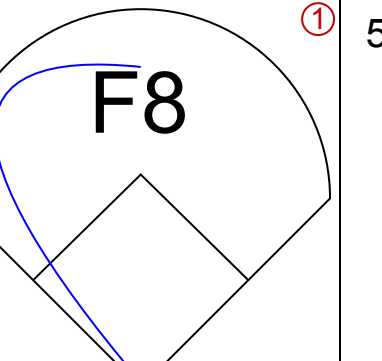
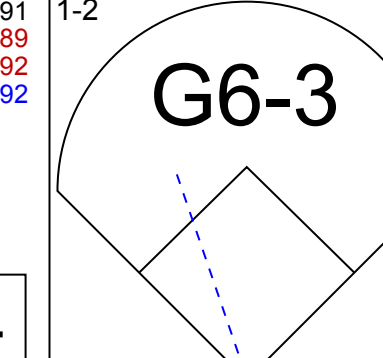

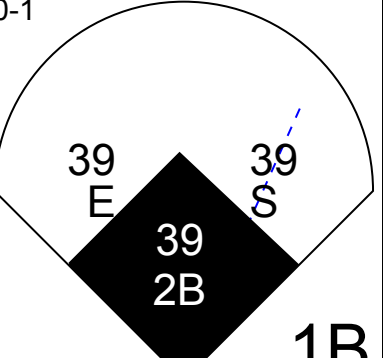

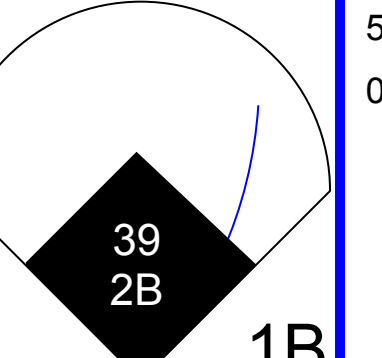

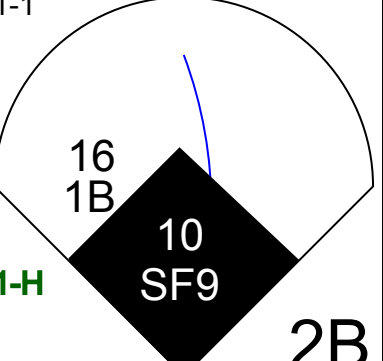

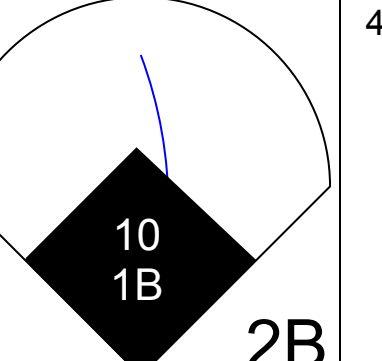

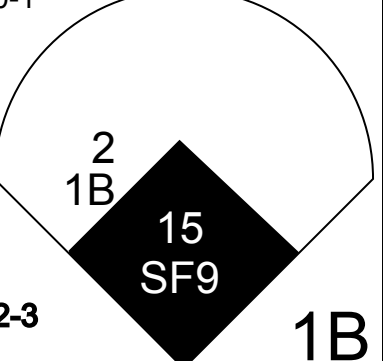

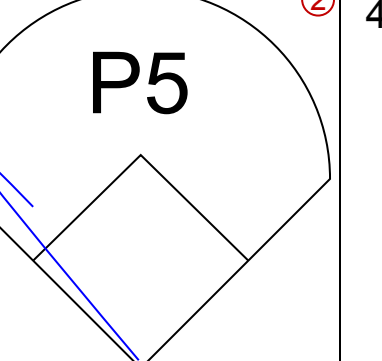
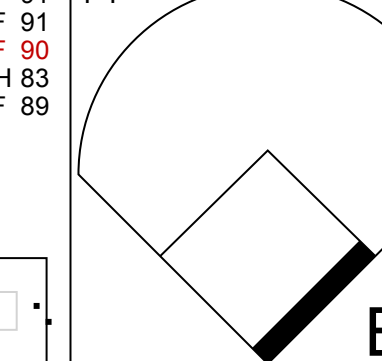
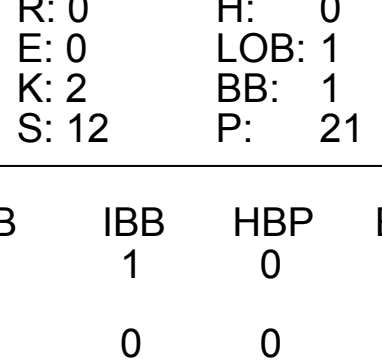
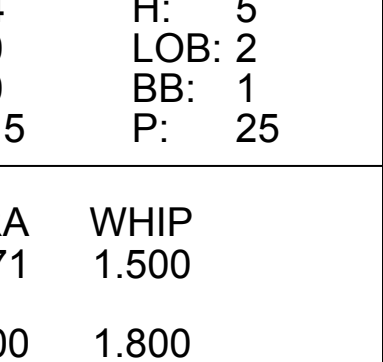
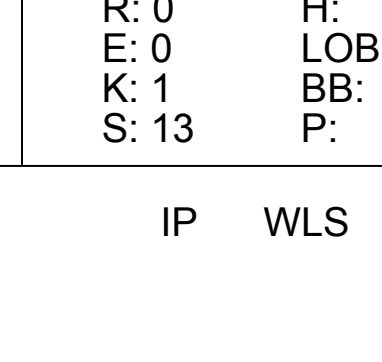
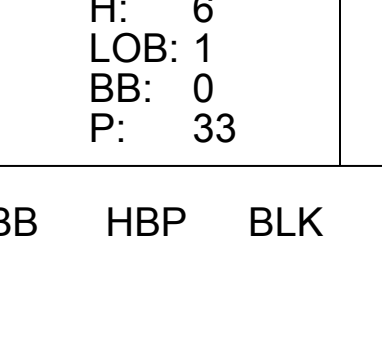
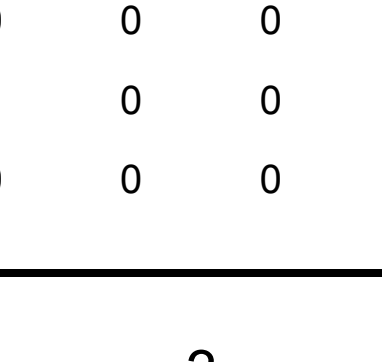
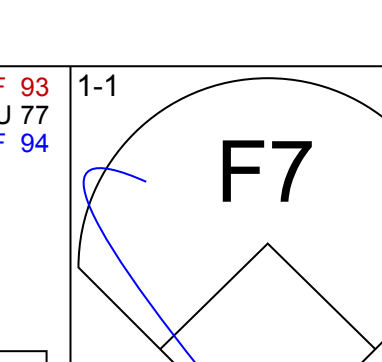



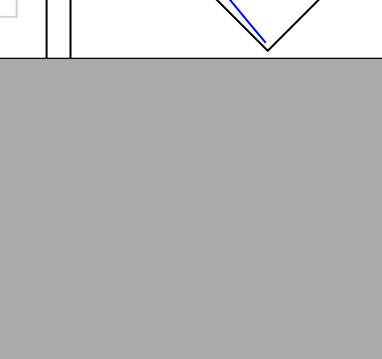


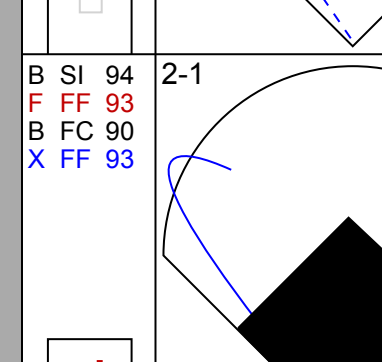
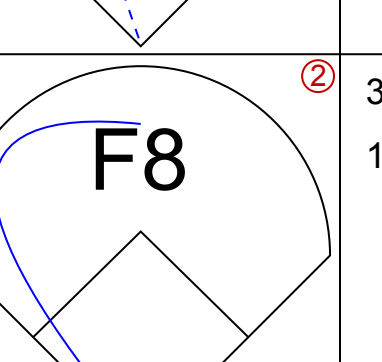
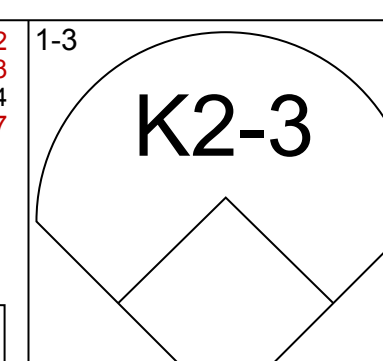
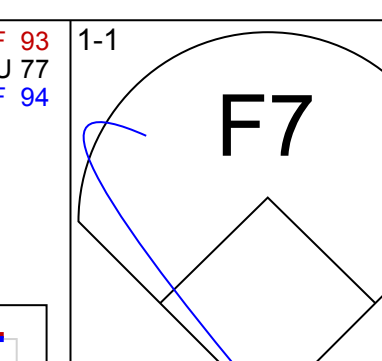


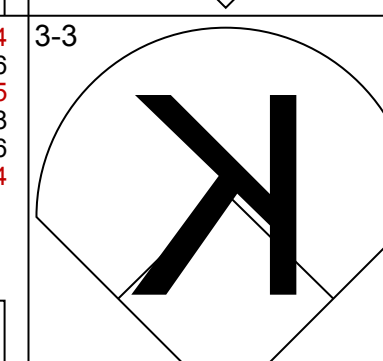
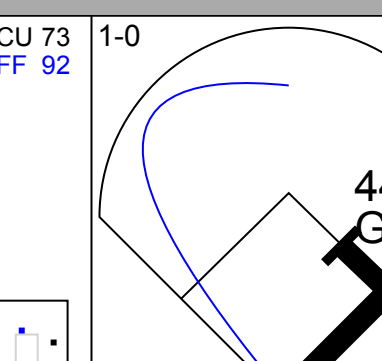
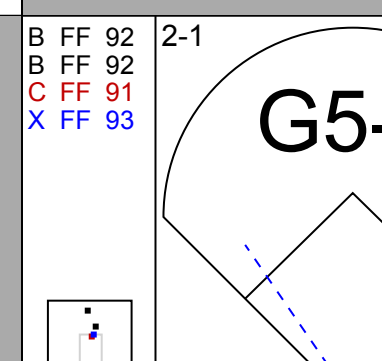
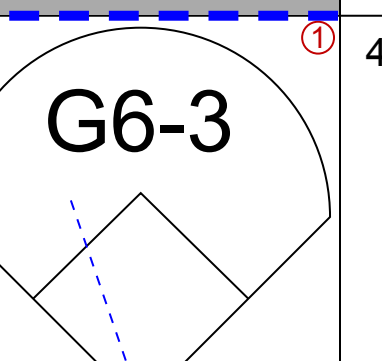
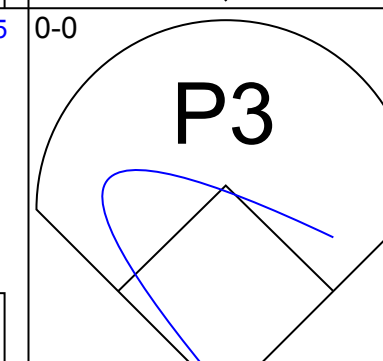
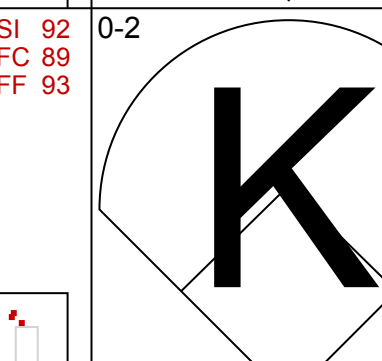
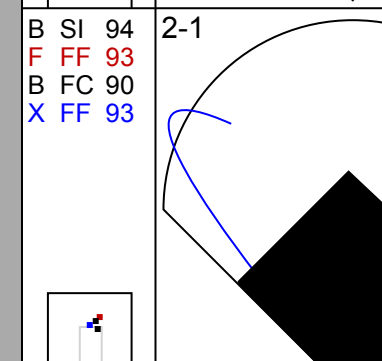
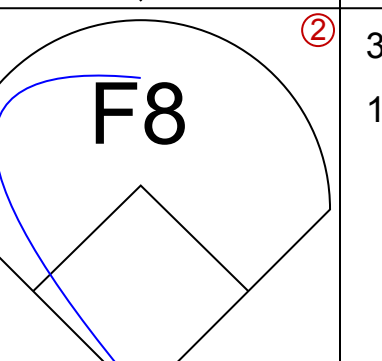

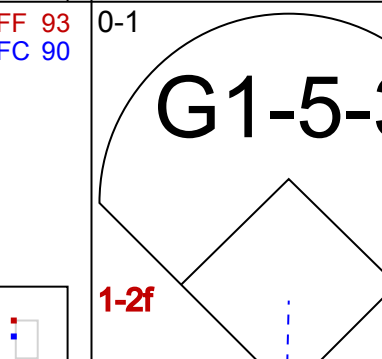
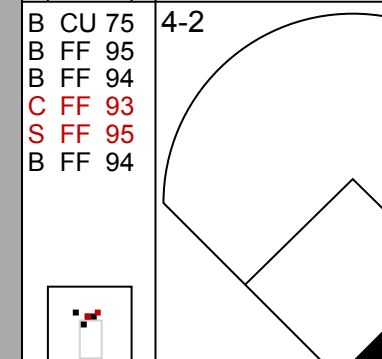
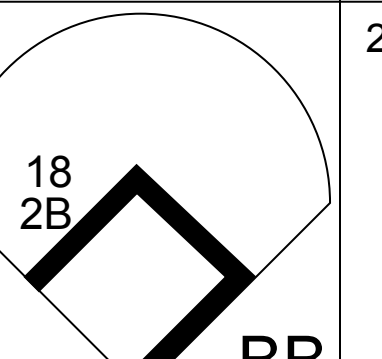
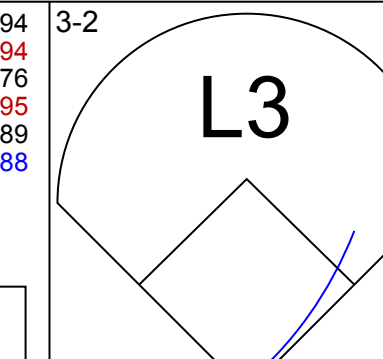
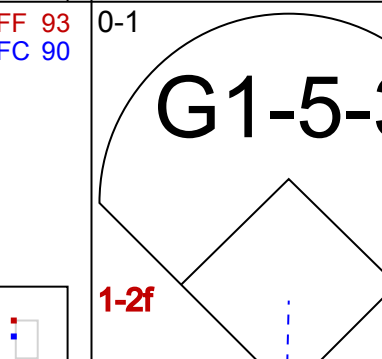
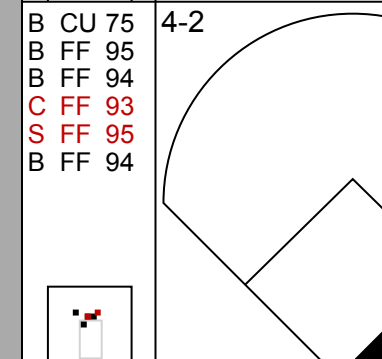
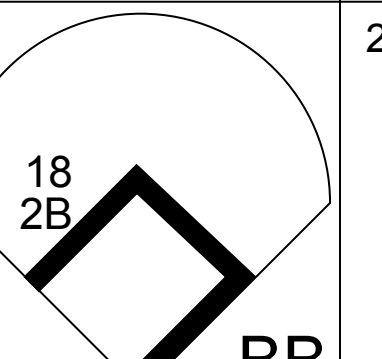
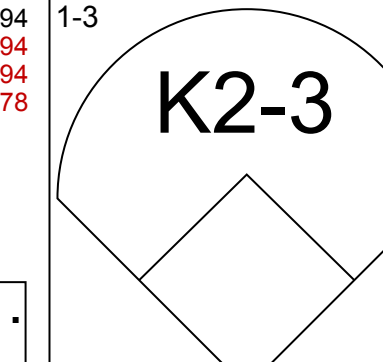

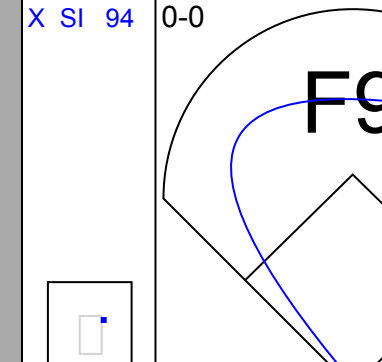
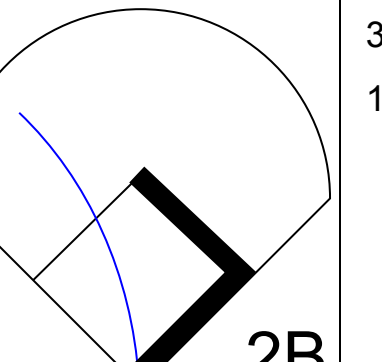
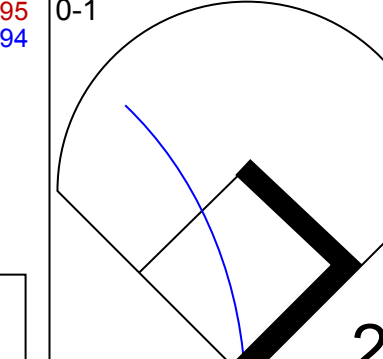

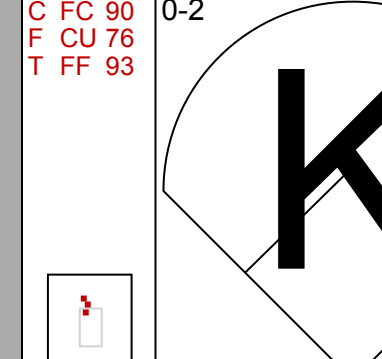
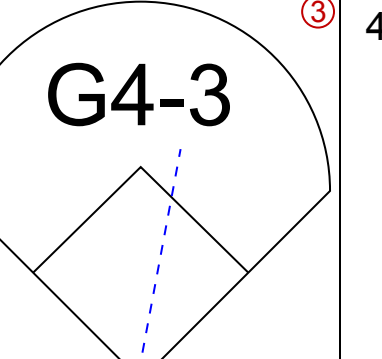
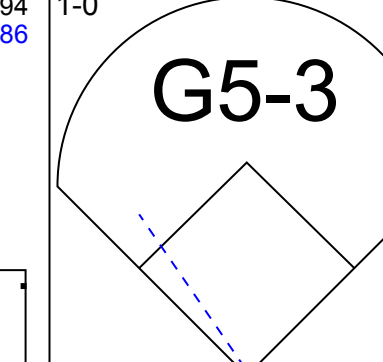







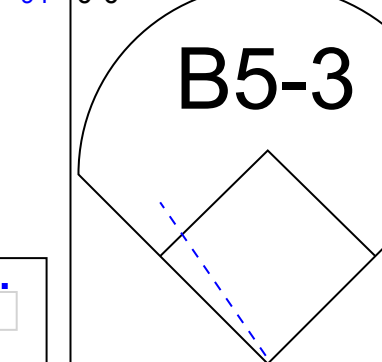
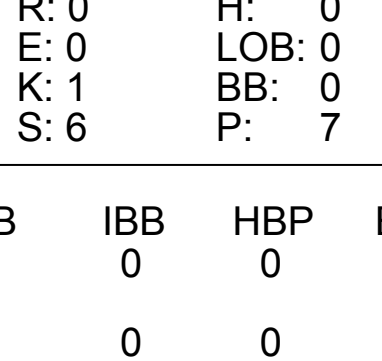







Batter	1	2	3	4	5	6	7	8	9	AB	R	H	RBI	BB	SO	LOB	BOTTOM					
1 Juan Pierre, L (1, 7) OBP: 0.333, SLG: 0.327										4	0	1	0	0	1	2						
11 Omar Vizquel, S (1, 5) OBP: 0.299, SLG: 0.326										3	0	1	0	0	0	2						
14 Paul Konerko, R (1, 10) OBP: 0.386, SLG: 0.549										3	0	0	0	1	3	1						
44 Adam Dunn, L (1, 3) OBP: 0.297, SLG: 0.307										1	0	1	0	3	0	0						
20 Carlos Quentin, R (1, 9) OBP: 0.353, SLG: 0.510										4	0	0	0	0	2	7						
12 A.J. Pierzynski, L (1, 2) OBP: 0.325, SLG: 0.377										4	0	2	0	0	0	0						
10 Alexei Ramirez, R (1, 6) OBP: 0.333, SLG: 0.398										3	1	0	0	1	1	2						
30 Alejandro De Aza, L (1, 8) OBP: 0.250, SLG: 1.000										4	1	1	2	0	1	0						
15 Gordon Beckham, R (1, 4) OBP: 0.307, SLG: 0.351										2	0	1	0	1	1	0						
Inning Stats	R: 0 E: 0 K: 3 S: 15	H: 1 LOB: 2 BB: 1 P: 25	R: 2 E: 0 K: 0 S: 16	H: 2 LOB: 1 BB: 1 P: 23	R: 0 E: 0 K: 1 S: 12	H: 2 LOB: 2 BB: 0 P: 17	R: 0 E: 0 K: 1 S: 10	H: 0 LOB: 1 BB: 1 P: 16	R: 0 E: 0 K: 2 S: 12	H: 1 LOB: 2 BB: 1 P: 24	R: 0 E: 0 K: 1 S: 7	H: 0 LOB: 0 BB: 0 P: 11	R: 0 E: 0 K: 0 S: 10	H: 1 LOB: 2 BB: 2 P: 21	R: 0 E: 0 K: 1 S: 9	H: 0 LOB: 0 BB: 0 P: 10	1B: 6 2B: 1 3B: 0 HR: 1	SF: 0 SAC: 1 DP: 1 HBP: 0	WP: 2 PB: 0 CS: 0	PA: 35		
PITCHER	IP	WLS	BF	H	R	ER	SO	BB	IBB	HBP	BLK	WP	HR	S	P	ERA	WHIP					
37 Max Scherzer, R (1, 1) ERA: 4.28	6.0	L	27	6	2	2	8	4	0	0	0	1	1	72	116	3.00	1.667					
40 Phil Coke, L (7, 1) ERA: 4.57	2.0	H	8	1	0	0	1	1	1	0	0	1	0	19	31	0.00	1.000					

Detroit Tigers @ Chicago White Sox
U.S. Cellular Field, Chicago, IL
Wed Jul 27 2011, 2:11 PM - 5:00 PM EDT
Att: 26,978 - Cloudy - 81 F

AB 28
R 2
H 7
RBI 2
BB 6
SO 9
LOB 14



Batter	1	2	3	4	5	6	7	8	9	AB	R	H	RBI	BB	SO	LOB	TOP							
2 Jacoby Ellsbury, L OBP: 0.378, SLG: 0.516										6	1	1	0	0	3	3								
15 Dustin Pedroia, R OBP: 0.404, SLG: 0.488										4	1	2	1	0	0	0								
28 Adrián González, L OBP: 0.418, SLG: 0.568										4	1	3	2	1	0	0								
44 Drew Sutton, S OBP: 0.362, SLG: 0.444										0	0	0	0	0	0	0								
20 Kevin Youkilis, R OBP: 0.388, SLG: 0.490										5	1	2	2	0	2	3								
3 Mike Aviles, R OBP: 0.291, SLG: 0.395										0	0	0	0	0	0	0								
34 David Ortiz, L OBP: 0.381, SLG: 0.550										5	0	0	0	0	0	5								
13 Carl Crawford, L OBP: 0.292, SLG: 0.375										5	2	2	0	0	1	0								
54 Darrell McDonald, R OBP: 0.256, SLG: 0.333										0	0	0	0	0	0	0								
39 Jarrod Saltalamacchia, R OBP: 0.327, SLG: 0.464										4	2	2	2	1	1	0								
16 Josh Reddick, L OBP: 0.379, SLG: 0.564										4	2	1	0	1	0	2								
10 Marco Scutaro, R OBP: 0.337, SLG: 0.368										3	0	2	3	1	0	1								
Inning Stats	R: 0 E: 0 K: 1 S: 9	H: 0 LOB: 0 BB: 0 P: 15	R: 0 E: 0 K: 0 S: 9	H: 0 LOB: 0 BB: 0 P: 14	R: 0 E: 0 K: 2 S: 12	H: 0 LOB: 1 BB: 1 P: 21	R: 0 E: 0 K: 1 S: 10	H: 1 LOB: 1 BB: 0 P: 16	R: 4 E: 0 K: 0 S: 15	H: 5 LOB: 2 BB: 1 P: 25	R: 0 E: 0 K: 1 S: 13	H: 0 LOB: 1 BB: 1 P: 23	R: 0 E: 0 K: 1 S: 13	H: 2 LOB: 2 BB: 0 P: 17	R: 1 E: 0 K: 0 S: 16	H: 1 LOB: 1 BB: 1 P: 28	R: 5 E: 0 K: 1 S: 21	H: 6 LOB: 2 BB: 0 P: 33	1B: 11 2B: 2 3B: 0 HR: 2	SF: 2 SAC: 0 DP: 0 HBP: 0	WP: 0 PB: 0 SB: 3 CS: 0	PA: 46		
PITCHER	IP WLS BF H R ER SO BB IBB HBP BLK WP HR S P ERA WHIP	IP WLS BF H R ER SO BB IBB HBP BLK WP HR S P ERA WHIP	IP WLS BF H R ER SO BB IBB HBP BLK WP HR S P ERA WHIP	IP WLS BF H R ER SO BB IBB HBP BLK WP HR S P ERA WHIP	IP WLS BF H R ER SO BB IBB HBP BLK WP HR S P ERA WHIP	IP WLS BF H R ER SO BB IBB HBP BLK WP HR S P ERA WHIP	IP WLS BF H R ER SO BB IBB HBP BLK WP HR S P ERA WHIP	IP WLS BF H R ER SO BB IBB HBP BLK WP HR S P ERA WHIP	IP WLS BF H R ER SO BB IBB HBP BLK WP HR S P ERA WHIP	IP WLS BF H R ER SO BB IBB HBP BLK WP HR S P ERA WHIP	IP WLS BF H R ER SO BB IBB HBP BLK WP HR S P ERA WHIP	IP WLS BF H R ER SO BB IBB HBP BLK WP HR S P ERA WHIP	IP WLS BF H R ER SO BB IBB HBP BLK WP HR S P ERA WHIP	IP WLS BF H R ER SO BB IBB HBP BLK WP HR S P ERA WHIP	IP WLS BF H R ER SO BB IBB HBP BLK WP HR S P ERA WHIP	IP WLS BF H R ER SO BB IBB HBP BLK WP HR S P ERA WHIP	IP WLS BF H R ER SO BB IBB HBP BLK WP HR S P ERA WHIP	IP WLS BF H R ER SO BB IBB HBP BLK WP HR S P ERA WHIP	IP WLS BF H R ER SO BB IBB HBP BLK WP HR S P ERA WHIP	IP WLS BF H R ER SO BB IBB HBP BLK WP HR S P ERA WHIP	IP WLS BF H R ER SO BB IBB HBP BLK WP HR S P ERA WHIP	IP WLS BF H R ER SO BB IBB HBP BLK WP HR S P ERA WHIP	IP WLS BF H R ER SO BB IBB HBP BLK WP HR S P ERA WHIP	
41 Philip Humber, R ERA: 3.44	4.2 L	22 6	4 4	4 4	4 4	1 1	0 0	0 0	0 0	0 0	0 0	21 36	0.00 1.800	0.00 0.000	0.00 4.800	0.00 0.000								
77 Will Ohman, L ERA: 3.82	1.2 R	8 2	0 0	0 1	0 1	0 0	0 0	0 0	0 0	0 0	0 0	7 9	0.00 0.000	0.00 0.000	32.40 4.800	0.00 0.000								
58 Jason Frasor, R ERA: 2.93	0.2 L	2 0	0 0	0 1	0 0	0 0	0 0	0 0	0 0	0 0	0 0	2 3	0.00 0.000	0.00 0.000	0.00 0.000	0.00 0.000								
40 Brian Bruney, R ERA: 4.91	1.2 R	13 7	6 6	0 0	0 1	0 0	0 0	0 0	0 0	2 3	34 3	58 3	32.40 0.000	4.800 0.000										
37 Matt Thornton, L ERA: 3.25	0.1 L	1 0	0 0	0 0	0 1	0 0	0 0	0 0	0 0	0 0	3 3	0.00 0.000	0.00 0.000											
Batter	1	2	3	4	5	6	7	8	9	AB	R	H	RBI	BB	SO	LOB	BOTTOM							
1 Juan Pierre, L OBP: 0.330, SLG: 0.323										4	0	0	0	0	1	0								
10 Alexei Ramirez, R OBP: 0.332, SLG: 0.394										4	0	1	0	0	1	0								
14 Paul Konerko, R OBP: 0.382, SLG: 0.551										3	1	1	1	0	1	1								
30 Alejandro De Aza, L OBP: 0.125, SLG: 0.500										1	0	0	0	0	0	0								
44 Adam Dunn, L OBP: 0.300, SLG: 0.305										2	0	0	0	2	0	1								
20 Carlos Quentin, R OBP: 0.350, SLG: 0.503										3	0	0	0	0	2	1								
18 Brent Lillibridge, R OBP: 0.343, SLG: 0.472										1	0	1	0	0	0	0								
12 A.J. Pierzynski, L OBP: 0.326, SLG: 0.387										4	0	1	0	0	1	3								
51 Alex Rios, R OBP: 0.253, SLG: 0.298										3	0	0	0	0	1	1								
15 Gordon Beckham, R OBP: 0.307, SLG: 0.358										3	1	1	1	0	1	0								
22 Brent Morel, R OBP: 0.266, SLG: 0.296										3	0	0	0	0	0	0								
Inning Stats	R: 0 E: 0 K: 2 S: 7	H: 0 LOB: 0 BB: 0 P: 11	R: 0 E: 0 K: 1 S: 9	H: 1 LOB: 0 BB: 0 P: 14	R: 0 E: 0 K: 1 S: 6	H: 0 LOB: 0 BB: 0 P: 7	R: 0 E: 0 K: 1 S: 6	H: 1 LOB: 0 BB: 0 P: 7	R: 0 E: 0 K: 0 S: 8	H: 0 LOB: 0 BB: 0 P: 12	R: 1 E: 0 K: 0 S: 10	H: 1 LOB: 1 BB: 1 P: 18	R: 1 E: 0 K: 0 S: 11	H: 1 LOB: 0 BB: 0 P: 16	R: 1 E: 0 K: 0 S: 11	H: 1 LOB: 0 BB: 0 P: 16	R: 0 E: 0 K: 0 S: 10	H: 1 LOB: 2 BB: 1 P: 16	1B: 1 2B: 2 3B: 0 HR: 2	SF: 0 SAC: 0 DP: 1 HBP: 0	WP: 0 PB: 0 SB: 0 CS: 0	PA: 33		
PITCHER	IP WLS BF H R ER SO BB IBB HBP BLK WP HR S P ERA WHIP	IP WLS BF H R ER SO BB IBB HBP BLK WP HR S P ERA WHIP	IP WLS BF H R ER SO BB IBB HBP BLK WP HR S P ERA WHIP	IP WLS BF H R ER SO BB IBB HBP BLK WP HR S P ERA WHIP	IP WLS BF H R ER SO BB IBB HBP BLK WP HR S P ERA WHIP	IP WLS BF H R ER SO BB IBB HBP BLK WP HR S P ERA WHIP	IP WLS BF H R ER SO BB IBB HBP BLK WP HR S P ERA WHIP	IP WLS BF H R ER SO BB IBB HBP BLK WP HR S P ERA WHIP	IP WLS BF H R ER SO BB IBB HBP BLK WP HR S P ERA WHIP	IP WLS BF H R ER SO BB IBB HBP BLK WP HR S P ERA WHIP	IP WLS BF H R ER SO BB IBB HBP BLK WP HR S P ERA WHIP	IP WLS BF H R ER SO BB IBB HBP BLK WP HR S P ERA WHIP	IP WLS BF H R ER SO BB IBB HBP BLK WP HR S P ERA WHIP	IP WLS BF H R ER SO BB IBB HBP BLK WP HR S P ERA WHIP	IP WLS BF H R ER SO BB IBB HBP BLK WP HR S P ERA WHIP	IP WLS BF H R ER SO BB IBB HBP BLK WP HR S P ERA WHIP	IP WLS BF H R ER SO BB IBB HBP BLK WP HR S P ERA WHIP	IP WLS BF H R ER SO BB IBB HBP BLK WP HR S P ERA WHIP	IP WLS BF H R ER SO BB IBB HBP BLK WP HR S P ERA WHIP	IP WLS BF H R ER SO BB IBB HBP BLK WP HR S P ERA WHIP	IP WLS BF H R ER SO BB IBB HBP BLK WP HR S P ERA WHIP	IP WLS BF H R ER SO BB IBB HBP BLK WP HR S P ERA WHIP	IP WLS BF H R ER SO BB IBB HBP BLK WP HR S P ERA WHIP	
31 Jon Lester, L ERA: 3.17	1.1 L	28 4	2 2	0 2	0 0	1 0	0 0	0 0	0 0	0 0	0 0	10 16	0.00 2.000	0.00 2.000										
35 Dan Wheeler, R ERA: 4.54	1.0 R	5 1	0 0	0 0	0 0	1 0	0 0	0 0	0 0	0 0	0 0	10 16	0.00 2.000	0.00 2.000										

Boston Red Sox @ Chicago White Sox
U.S. Cellular Field, Chicago, IL
Sat Jul 30 2011, 7:11 PM - 10:10 PM EDT
Att: 33,919 - Partly Cloudy - 82 F

Batter	1	2	3	4	5	6	7	8	9	AB	R	H	RBI	BB	SO	LOB	TOP	
2 Derek Jeter, R OBP: 0.332, SLG: 0.361										4	2	2	0	0	0	0		
14 Curtis Granderson, L OBP: 0.363, SLG: 0.567										3	0	1	0	1	0	1		
25 Mark Teixeira, S OBP: 0.352, SLG: 0.527										4	2	3	3	0	0	2		
24 Robinson Cano, L OBP: 0.343, SLG: 0.501										3	1	1	1	1	1	2		
33 Nick Swisher, S OBP: 0.377, SLG: 0.442										3	0	1	0	1	0	3		
18 Andrew Jones, R OBP: 0.318, SLG: 0.439										4	0	1	1	0	3	1		
55 Russell Martin, R OBP: 0.325, SLG: 0.375										4	1	1	1	0	0	2		
26 Eduardo Núñez, R OBP: 0.318, SLG: 0.394									3	0	1	0	0	0	0			
11 Brett Gardner, L OBP: 0.354, SLG: 0.393									3	0	0	0	0	1	1			
Inning Stats	R: 1 E: 0 K: 0 S: 12	H: 2 LOB: 1 BB: 1 P: 18	R: 1 E: 0 K: 1 S: 10	H: 1 LOB: 0 BB: 0 P: 15	R: 2 E: 0 K: 1 S: 20	H: 3 LOB: 1 BB: 0 P: 28	R: 0 E: 0 K: 1 S: 9	H: 0 LOB: 0 BB: 0 P: 14	R: 0 E: 0 K: 1 S: 14	H: 2 LOB: 2 BB: 2 P: 19	R: 0 E: 0 K: 1 S: 14	H: 1 LOB: 1 BB: 0 P: 20	R: 2 E: 0 K: 0 S: 19	H: 2 LOB: 2 BB: 2 P: 38				
PITCHER	IP WLS BF H R ER SO BB IBB HBP BLK WP HR S P ERA WHIP	6.0 L 27 9 4 4 5 1 0 0 0 0 2 79 114 6.00 1.667	0.2 6 2 2 2 0 2 0 0 0 0 1 15 34 27.00 6.000	0.1 1 0 0 0 0 0 0 0 0 0 0 4 4 0.00 0.000														

New York Yankees @ Chicago White Sox
 U.S. Cellular Field, Chicago, IL
 Tue Aug 02 2011, 8:56 PM - 10:53 PM EDT
 Att: 21,661 - Partly Cloudy - 82 F

AB	31
R	6
H	11
RBI	6
BB	3
SO	5
LOB	12



1B:	6	SF:	0	WP:	0	PA:	34
2B:	2	SAC:	0	FB:	0		
3B:	0	DP:	1	CS:	0		
HR:	3	HBP:	0				

Batter	1	2	3	4	5	6	7	8	9	AB	R	H	RBI	BB	SO	LOB	BOTTOM
1 Juan Pierre, L OBP: 0.330, SLG: 0.323										3	0	1	0	0	0	0	
11 Omar Vizquel, S OBP: 0.285, SLG: 0.309										3	0	0	0	0	1		
20 Carlos Quentin, R OBP: 0.348, SLG: 0.496										2	0	0	0	0	1	0	
44 Adam Dunn, L OBP: 0.296, SLG: 0.301										2	0	1	0	0	1	0	
10 Alexei Ramirez, R OBP: 0.333, SLG: 0.406										2	0	0	0	0	1		
12 A.J. Pierzynski, L OBP: 0.330, SLG: 0.391										2	0	1	0	0	1	1	
51 Alex Rios, R OBP: 0.251, SLG: 0.294										2	0	0	0	0	2		
30 Alejandro De Aza, L OBP: 0.100, SLG: 0.400										2	0	0	0	0	0	0	
15 Gordon Beckham, R OBP: 0.307, SLG: 0.357										2	0	0	0	0	1	0	
Inning Stats	R: 0 E: 0 K: 1 S: 7	H: 0 LOB: 0 BB: 0 P: 10	R: 0 E: 0 K: 1 S: 9	H: 1 LOB: 1 BB: 0 P: 9	R: 0 E: 0 K: 1 S: 11	H: 1 LOB: 1 BB: 0 P: 17	R: 0 E: 0 K: 1 S: 8	H: 0 LOB: 0 BB: 0 P: 11	R: 0 E: 0 K: 0 S: 5	H: 1 LOB: 0 BB: 0 P: 8	R: 0 E: 0 K: 0 S: 8	H: 0 LOB: 0 BB: 0 P: 10	R: 0 E: 0 K: 0 S: 8	H: 0 LOB: 0 BB: 0 P: 10			
PITCHER	IP WLS BF H R ER SO BB IBB HBP BLK WP HR S P ERA WHIP	6.0 W 20 3 0 0 4 0 0 0 0 0 0 48 65 0.00 0.500															

New York Yankees @ Chicago White Sox
 U.S. Cellular Field, Chicago, IL
 Tue Aug 02 2011, 8:56 PM - 10:53 PM EDT
 Att: 21,661 - Partly Cloudy - 82 F

AB	20
R	0
H	3
RBI	0
BB	0
SO	4
LOB	5



1B:	3	SF:	0	WP:	0	PA:	20
2B:	0	SAC:	0	FB:	0		
3B:	0	DP:	1	CS:	0		
HR:	0	HBP:	0				

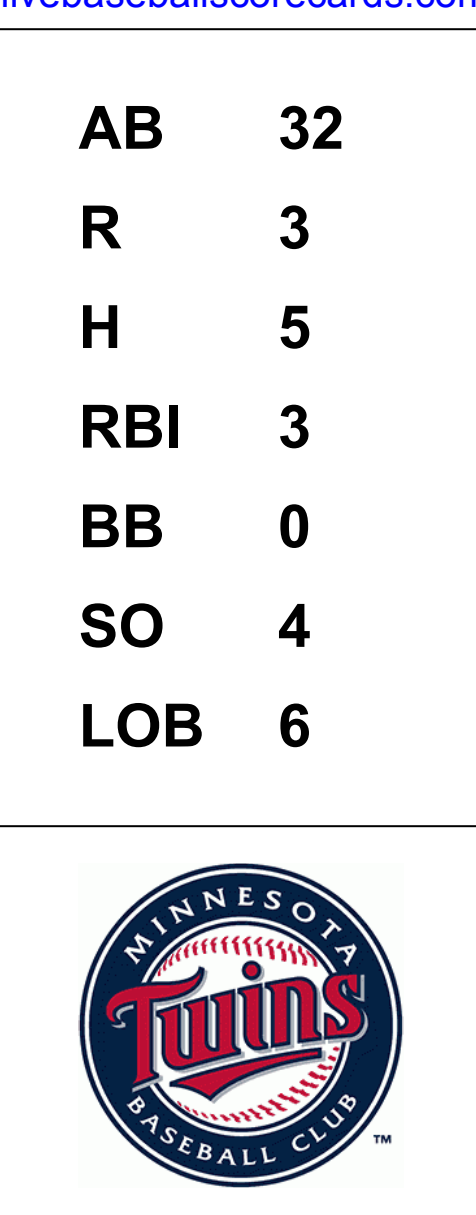
Batter	1	2	3	4	5	6	7	8	9	AB R H RBI BB SO LOB	TOP											
11 Brett Gardner, L (1, 7) OBP: 0.397, SLG: 0.397	G1-3		G4-3			SH2-3 2 14 G3 2B	F9		G6-3	5 1 1 0 0 0 2	New York Yankees @ Chicago White Sox U.S. Cellular Field, Chicago, IL Thu Aug 04 2011, 8:11 PM - 10:54 PM EDT Att: 28,088 - Partly Cloudy - 75 F											
2 Derek Jeter, R (1, 6) OBP: 0.338, SLG: 0.368	G5-3		G6-3			SH2-3		FC5-4 25 14 S BB	G4-3	3 0 0 0 1 0 0												
14 Curtis Granderson, L (1, 8) OBP: 0.364, SLG: 0.570	G3			G3-1		G3		K		4 0 0 1 0 1 1												
25 Mark Teixeira, S (1, 3)		K		K		P6		FC5-4		4 0 0 0 0 2 1												
24 Robinson Canó, L (1, 4) OBP: 0.349, SLG: 0.518		HR		BB				K		3 2 2 1 1 1 1												
33 Nick Swisher, S (1, 9) OBP: 0.377, SLG: 0.438	L6		L8							3 2 1 0 1 0 1												
12 Eric Chavez, L (1, 5) OBP: 0.382, SLG: 0.426					L6		F8		12 1B 55 HR	4 1 2 0 0 0 2												
20 Jorge Posada, S (1, 10) OBP: 0.316, SLG: 0.382										3 0 1 1 0 1 1												
26 Eduardo Núñez, R (7, PR) OBP: 0.317, SLG: 0.392	G3-1				K			F4		1 0 0 0 0 0 2												
55 Russell Martin, R (1, 2) OBP: 0.326, SLG: 0.386			G5-3		G4-3		SF8			3 1 1 4 0 0 0												
Inning Stats	R: 0 E: 0 K: 0 S: 12	H: 0 LOB: 0 BB: 0 P: 15	R: 1 E: 0 K: 1 S: 13	H: 2 LOB: 1 BB: 0 P: 21	R: 0 E: 0 K: 1 S: 8	H: 0 LOB: 0 BB: 0 P: 12	R: 0 E: 0 K: 1 S: 9	H: 0 LOB: 1 BB: 1 P: 15	R: 0 E: 0 K: 1 S: 7	H: 0 LOB: 0 BB: 0 P: 8	R: 1 E: 0 K: 0 S: 6	H: 1 LOB: 0 BB: 0 P: 9	R: 2 E: 0 K: 0 S: 13	H: 2 LOB: 2 BB: 1 P: 22	R: 0 E: 0 K: 2 S: 11	H: 0 LOB: 1 BB: 0 P: 23	R: 3 E: 0 K: 0 S: 16	H: 3 LOB: 0 BB: 0 P: 25	1B: 5 2B: 1 3B: 0 HR: 2	SF: 1 SAC: 1 DP: 0 HBP: 0	WP: 0 PB: 0 SB: 2 CS: 0	PA: 38
PITCHER	IP WLS BF H R ER SO BB IBB HBP BLK WP HR S P ERA WHIP											PITCHER	IP WLS BF H R ER SO BB IBB HBP BLK WP HR S P ERA WHIP									
41 Philip Humber, R (1, 1) ERA: 3.56	6.1 L 26 5 4 4 3 2 0 0 0 0 0 1 63 94 5.68 1.105																					
26 Jesse Crain, R (7, 1) ERA: 2.51	1.0 4 0 0 0 1 1 0 0 0 0 0 0 11 21 0.00 1.000																					
37 Matt Thornton, L (8, 1) ERA: 3.58	0.2 2 0 0 0 1 0 0 0 0 0 0 0 5 10 0.00 0.000																					
40 Brian Bruney, R (9, 1) ERA: 6.86	1.0 6 3 3 3 0 0 0 0 0 0 0 1 16 25 27.00 3.000																					

Batter	1	2	3	4	5	6	7	8	9	AB R H RBI BB SO LOB	BOTTOM									
1 Juan Pierre, L (1, 7) OBP: 0.330, SLG: 0.326	G3		SF9			10 CS 1B		L7		3 0 1 1 0 0 1	New York Yankees @ Chicago White Sox U.S. Cellular Field, Chicago, IL Thu Aug 04 2011, 8:11 PM - 10:54 PM EDT Att: 28,088 - Partly Cloudy - 75 F									
10 Alexei Ramirez, R (1, 6) OBP: 0.325, SLG: 0.400	G6-3		K			K		L5		4 0 0 0 0 2 2										
14 Paul Konerko, R (1, 10) OBP: 0.386, SLG: 0.551										3 0 2 0 0 0 0										
17 Tyler Flowers, R (9, PH) OBP: 0.222, SLG: 0.125	G6-3				44 L5-3 1B			K		1 0 0 0 0 1 0										
44 Adam Dunn, L (1, 3) OBP: 0.295, SLG: 0.309		P5		L5-3				HR		4 1 1 1 0 1 2										
20 Carlos Quentin, R (1, 9) OBP: 0.343, SLG: 0.496		K		G6-3				K		4 0 0 0 0 2 1										
12 A.J. Pierzynski, L (1, 2) OBP: 0.325, SLG: 0.394		K			G6-3			G3-1		3 0 0 0 0 1 1										
15 Gordon Beckham, R (1, 4) OBP: 0.305, SLG: 0.353			K		K			G5-3		3 0 0 0 0 2 0										
30 Alejandro De Aza, L (1, 8) OBP: 0.353, SLG: 0.529								K		3 1 1 0 0 2 0										
22 Brent Morel, R (1, 5) OBP: 0.272, SLG: 0.305						G6-3				3 0 2 0 0 0 0										
Inning Stats	R: 0 E: 0 K: 0 S: 5	H: 0 LOB: 0 BB: 0 P: 9	R: 0 E: 0 K: 2 S: 7	H: 0 LOB: 0 BB: 0 P: 10	R: 1 E: 0 K: 2 S: 15	H: 2 LOB: 1 BB: 0 P: 21	R: 0 E: 0 K: 0 S: 7	H: 1 LOB: 0 BB: 0 P: 12	R: 0 E: 0 K: 1 S: 7	H: 1 LOB: 1 BB: 0 P: 13	R: 0 E: 0 K: 2 S: 13	H: 1 LOB: 1 BB: 0 P: 15	R: 0 E: 0 K: 1 S: 13	H: 1 LOB: 1 BB: 0 P: 18	R: 0 E: 0 K: 1 S: 10	H: 1 LOB: 0 BB: 0 P: 14	1B: 6 2B: 2 3B: 0 HR: 1	SF: 1 SAC: 0 DP: 2 HBP: 0	WP: 0 PB: 0 SB: 1 CS: 1	PA: 32
PITCHER	IP WLS BF H R ER SO BB IBB HBP BLK WP HR S P ERA WHIP											PITCHER	IP WLS BF H R ER SO BB IBB HBP BLK WP HR S P ERA WHIP							
47 Iván Nova, R (1, 1) ERA: 3.81	7.2 W 27 6 1 1 10 0 0 0 0 0 0 0 71 102 1.17 0.783																			
30 David Robertson, R (8, 1) ERA: 1.45	0.1 H 1 0 0 0 0 0 0 0 0 0 0 0 5 8 0.00 0.000																			
64 Hector Noesi, R (9, 1) ERA: 3.44	1.0 4 1 1 1 1 0 0 0 0 0 0 1 10 14 9.00 1.000																			

Batter	1	2	3	4	5	6	7	8	9	AB	R	H	RBI	BB	SO	LOB	TOP										
1 Juan Pierre, L (1,7) OBP: 0.333, SLG: 0.326										3	1	1	0	2	0	1	Chicago White Sox @ Minnesota Twins Target Field, Minneapolis, MN Fri Aug 05 2011, 7:10 PM - 9:39 PM CDT Att: 41,364 - Partly Cloudy - 82 F										
10 Alexei Ramirez, R (1,6) OBP: 0.328, SLG: 0.399										4	1	1	0	0	0	4											
14 Paul Konerko, R (1,10) OBP: 0.388, SLG: 0.549 51 Alex Rios, R (8,PR) OBP: 0.252, SLG: 0.294										3	0	1	0	2	0	2											
44 Adam Dunn, L (1,3) OBP: 0.297, SLG: 0.306										3	1	0	0	2	0	5											
20 Carlos Quentin, R (1,9) OBP: 0.346, SLG: 0.512 18 Brent Lillibridge, R (8,PR) OBP: 0.336, SLG: 0.459										4	2	2	4	0	0	5											
12 A.J. Pierzynski, L (1,2) OBP: 0.324, SLG: 0.389										5	0	0	0	0	1	5											
15 Gordon Beckham, R (1,4) OBP: 0.306, SLG: 0.352										4	0	1	0	1	1	3											
30 Alejandro De Aza, L (1,8) OBP: 0.318, SLG: 0.485										5	0	1	0	0	0	2											
22 Brent Morel, R (1,5) OBP: 0.275, SLG: 0.306										5	0	2	0	0	1	2											
	R: 1 E: 1 K: 0 S: 12	H: 1 LOB: 3 BB: 2 P: 26	R: 0 E: 1 K: 0 S: 11	H: 1 LOB: 2 BB: 1 P: 17	R: 1 E: 0 K: 1 S: 7	H: 1 LOB: 0 BB: 0 P: 10	R: 0 E: 0 K: 0 S: 8	H: 1 LOB: 1 BB: 0 P: 11	R: 2 E: 0 K: 0 S: 9	H: 2 LOB: 1 BB: 1 P: 15	R: 0 E: 0 K: 0 S: 4	H: 1 LOB: 3 BB: 2 P: 13	R: 0 E: 0 K: 1 S: 20	H: 0 LOB: 1 BB: 1 P: 27	R: 1 E: 0 K: 0 S: 18	H: 2 LOB: 0 BB: 0 P: 25		R: 0 E: 0 K: 1 S: 9	H: 0 LOB: 0 BB: 0 P: 11	1B: 7 2B: 0 3B: 0 HR: 2	SF: 0 SAC: 1 DP: 0 HBP: 1	WP: 1 PB: 0 CS: 1	PA: 45				
PITCHER	IP	WLS	BF	H	R	ER	SO	BB	IBB	HBP	BLK	WP	HR	S	P	ERA	WHIP										
53 Nick Blackburn, R (1,1) ERA: 4.58	5.1	L	30	7	4	4	1	5	1	0	0	0	2	49	90	6.75	2.250										
54 Phil Dumatrai, L (6,1) ERA: 3.9	0.1		1	0	0	0	0	0	0	0	0	0	0	1	1	0.00	0.000										
31 Alex Burnett, R (6,1) ERA: 5.7	1.1		5	0	0	0	1	1	0	0	0	0	0	21	28	0.00	0.750										
55 Matt Capps, R (8,1) ERA: 4.37	0.2		5	2	1	1	0	0	0	1	0	0	0	12	17	13.50	3.000										
15 Glen Perkins, L (8,1) ERA: 1.45	1.1		4	0	0	0	1	0	0	0	0	1	0	15	19	0.00	0.000										

Batter	1	2	3	4	5	6	7	8	9	AB	R	H	RBI	BB	SO	LOB	BOTTOM											
11 Ben Revere, L (1,8) OBP: 0.300, SLG: 0.292										4	1	0	0	0	1	1	Chicago White Sox @ Minnesota Twins Target Field, Minneapolis, MN Fri Aug 05 2011, 7:10 PM - 9:39 PM CDT Att: 41,364 - Partly Cloudy - 82 F											
20 Matt Tolbert, S (1,4) OBP: 0.238, SLG: 0.266										4	0	0	0	0	2													
7 Joe Mauer, L (1,3) OBP: 0.359, SLG: 0.344										4	1	1	1	0	0	0												
5 Michael Cuddyer, R (1,9) OBP: 0.367, SLG: 0.489										4	0	0	0	0	1	1												
16 Jason Kubel, L (1,10) OBP: 0.360, SLG: 0.486										4	1	2	2	0	0	0												
22 Danny Valencia, R (1,5) OBP: 0.291, SLG: 0.386										4	0	1	0	0	1	1												
21 Delmon Young, R (1,7) OBP: 0.297, SLG: 0.350										3	0	0	0	0	0	1												
1 Tsuyoshi Nishioka, S (1,6) OBP: 0.261, SLG: 0.237										3	0	1	0	0	0	0												
41 Drew Butera, R (1,2) OBP: 0.206, SLG: 0.265 24 Trevor Plouffe, R (8,PH) OBP: 0.288, SLG: 0.379										1	0	0	0	0	0	0												
	R: 3 E: 1 K: 0 S: 11	H: 2 LOB: 0 BB: 0 P: 14	R: 0 E: 0 K: 0 S: 7	H: 0 LOB: 0 BB: 0 P: 8	R: 0 E: 0 K: 1 S: 6	H: 0 LOB: 0 BB: 0 P: 10	R: 0 E: 0 K: 1 S: 9	H: 1 LOB: 1 BB: 0 P: 13	R: 0 E: 0 K: 0 S: 5	H: 1 LOB: 1 BB: 0 P: 9	R: 0 E: 0 K: 0 S: 5	H: 0 LOB: 0 BB: 0 P: 9	R: 0 E: 0 K: 0 S: 9	H: 0 LOB: 0 BB: 0 P: 14	R: 0 E: 0 K: 1 S: 11	H: 0 LOB: 0 BB: 0 P: 17		R: 0 E: 0 K: 1 S: 10	H: 1 LOB: 1 BB: 0 P: 12	1B: 3 2B: 1 3B: 0 HR: 1	SF: 0 SAC: 1 DP: 0 HBP: 0	WP: 0 PB: 0 CS: 0	PA: 33					
PITCHER	IP	WLS	BF	H	R	ER	SO	BB	IBB	HBP	BLK	WP	HR	S	P	ERA	WHIP											
56 Mark Buehrle, L (1,1) ERA: 3.04	8.0	W	29	4	3	0	3	0	0	0	0	0	0	1	63	94	0.00	0.500										
49 Chris Sale, L (9,1) ERA: 2.82	1.0	S	4	1	0	0	1	0	0	0	0	0	0	10	12	0.00	1.000											

AB	36
R	5
H	9
RBI	4
BB	7
SO	3
LOB	29



Batter	1	2	3	4	5	6	7	8	9	AB	R	H	RBI	BB	SO	LOB	TOP										
1 Juan Pierre, L OBP: 0.335, SLG: 0.328	B3-4		1B				G4-3		G6-3	4	2	2	0	1	0	1	Chicago White Sox @ Minnesota Twins Target Field, Minneapolis, MN Sat Aug 06 2011, 6:13 PM - 8:56 PM CDT Att: 41,030 - Partly Cloudy - 86 F										
10 Alexei Ramirez, R OBP: 0.331, SLG: 0.400	G6-4-3		1B				G4-3		G6-3	4	1	2	0	1	0	3											
14 Paul Konerko, R OBP: 0.386, SLG: 0.545	G6-4-3								G6-3	5	0	1	2	0	1	4											
44 Adam Dunn, L OBP: 0.294, SLG: 0.302		K								4	0	0	0	0	3	1											
18 Brent Lillibridge, R OBP: 0.340, SLG: 0.485										1	1	1	2	0	0	0											
51 Alex Rios, R OBP: 0.256, SLG: 0.301										5	0	3	0	0	1	0											
12 A.J. Pierzynski, L OBP: 0.324, SLG: 0.385										3	0	0	0	0	0	2											
15 Gordon Beckham, R OBP: 0.303, SLG: 0.348										4	0	0	0	0	0	4											
30 Alejandro De Aza, L OBP: 0.328, SLG: 0.423										4	1	1	0	0	0	0											
22 Brent Morel, R OBP: 0.278, SLG: 0.307										3	1	1	0	1	1	1											
Inning Stats	R: 0 E: 0 K: 0 S: 6	H: 1 LOB: 0 BB: 7	R: 0 E: 0 K: 1 S: 11	H: 1 LOB: 1 BB: 17	R: 0 E: 0 K: 1 S: 12	H: 2 LOB: 2 BB: 0 P: 17	R: 0 E: 0 K: 1 S: 10	H: 1 LOB: 1 BB: 0 P: 12	R: 2 E: 0 K: 1 S: 11	H: 2 LOB: 1 BB: 1 P: 19	R: 0 E: 0 K: 1 S: 7	H: 0 LOB: 0 BB: 0 P: 11	R: 0 E: 0 K: 0 S: 12	H: 1 LOB: 0 BB: 0 P: 17	R: 0 E: 0 K: 0 S: 7	H: 1 LOB: 2 BB: 0 P: 12	R: 4 E: 0 K: 1 S: 19	H: 2 LOB: 0 BB: 35	1B: 9 2B: 1 3B: 0 HR: 1	SF: 0 SAC: 0 DP: 1 HBP: 1	WP: 1 PB: 0 CS: 4	PA: 41					
PITCHER	IP	WLS	BF	H	R	ER	SO	BB	IBB	HBP	BLK	WP	HR	S	P	ERA	WHIP										
48 Carl Pavano, R ERA: 4.71	8.0	L	34	9	2	1	5	1	0	1	0	0	0	76	112	1.12	1.250										
15 Glen Perkins, L ERA: 1.85	0.1		3	1	2	2	1	1	0	0	0	0	0	6	13	54.00	6.000										
36 Joe Nathan, R ERA: 5.04	0.2		4	1	2	2	0	1	0	0	0	1	1	13	22	27.00	3.000										

Batter	1	2	3	4	5	6	7	8	9	AB	R	H	RBI	BB	SO	LOB	BOTTOM										
2 Denard Span, L OBP: 0.346, SLG: 0.364	G6-3		G4-3				G4-3			4	0	0	0	0	0	3	Chicago White Sox @ Minnesota Twins Target Field, Minneapolis, MN Sat Aug 06 2011, 6:13 PM - 8:56 PM CDT Att: 41,030 - Partly Cloudy - 86 F										
7 Joe Mauer, L OBP: 0.353, SLG: 0.337	G6-3		G4-3				G6-3			4	0	0	0	0	1	3											
5 Michael Cuddyer, R OBP: 0.368, SLG: 0.494										4	0	2	0	0	0	0											
16 Jason Kubel, L OBP: 0.358, SLG: 0.483										4	1	1	0	0	1	2											
25 Jim Thome, L OBP: 0.361, SLG: 0.481										3	0	1	0	1	0	1											
22 Danny Valencia, R OBP: 0.290, SLG: 0.385										4	0	1	1	0	1	2											
21 Delmon Young, R OBP: 0.300, SLG: 0.362										4	0	2	0	0	1	2											
20 Matt Tolbert, S OBP: 0.244, SLG: 0.272										4	0	2	0	0	0	1											
41 Drew Butera, R OBP: 0.209, SLG: 0.264										1	0	0	0	0	0	0											
11 Ben Revere, L OBP: 0.299, SLG: 0.291										1	0	0	0	0	0	0											
Inning Stats	R: 0 E: 0 K: 1 S: 9	H: 1 LOB: 1 BB: 0 P: 13	R: 0 E: 0 K: 0 S: 12	H: 1 LOB: 0 BB: 0 P: 15	R: 0 E: 0 K: 0 S: 4	H: 0 LOB: 0 BB: 0 P: 5	R: 0 E: 0 K: 0 S: 7	H: 0 LOB: 1 BB: 1 P: 13	R: 0 E: 1 K: 1 S: 11	H: 2 LOB: 2 BB: 0 P: 17	R: 1 E: 0 K: 0 S: 9	H: 3 LOB: 1 BB: 0 P: 12	R: 0 E: 0 K: 0 S: 8	H: 1 LOB: 1 BB: 0 P: 11	R: 0 E: 0 K: 1 S: 10	H: 1 LOB: 0 BB: 0 P: 14	R: 0 E: 0 K: 1 S: 7	H: 0 LOB: 0 BB: 0 P: 12	1B: 6 2B: 3 3B: 0 HR: 0	SF: 0 SAC: 1 DP: 1 HBP: 1	WP: 1 PB: 0 CS: 0	PA: 36					
PITCHER	IP	WLS	BF	H	R	ER	SO	BB	IBB	HBP	BLK	WP	HR	S	P	ERA	WHIP										
48 Zach Stewart, R ERA: 3.91	1.1	H	5	1	0	0	0	0	0	0	0	1	0	12	18	0.00	0.750										
49 Chris Sale, L ERA: 2.75	0.1	H	1	0	0	0	1	0	0	0	0	0	0	3	3	0.00	0.000										
58 Jason Frasor, R ERA: 3.4	1.0		3	0	0	0	1	0	0	0	0	0	0	7	12	0.00	0.000										

Batter	1	2	3	4	5	6	7	8	9	AB	R	H	RBI	BB	SO	LOB	TOP											
1 Juan Pierre, L OBP: 0.334, SLG: 0.329										5	0	1	0	0	0	0	Chicago White Sox @ Baltimore Orioles Oriole Park at Camden Yards, Baltimore, MD Mon Aug 08 2011, 7:09 PM - 9:46 PM EDT Att: 17,498 - Clear - 91 F											
10 Alexei Ramirez, R OBP: 0.326, SLG: 0.400										5	0	0	0	0	1	0												
14 Paul Konerko, R OBP: 0.390, SLG: 0.550 18 Brent Lillibridge, R OBP: 0.344, SLG: 0.507										3	0	1	0	1	0	0												
20 Carlos Quentin, R OBP: 0.349, SLG: 0.517										4	2	2	0	0	1	1												
12 A.J. Pierzynski, L OBP: 0.326, SLG: 0.396										3	1	2	3	0	0	0												
51 Alex Rios, R OBP: 0.281, SLG: 0.318										4	1	2	1	0	0	1												
44 Adam Dunn, L 46 Sergio Santos, R										3	1	1	1	1	0	1												
15 Gordon Beckham, R OBP: 0.302, SLG: 0.354										0	0	0	0	0	0	0												
15 Gordon Beckham, R OBP: 0.302, SLG: 0.354										4	1	1	2	0	0	2												
22 Brent Morel, R OBP: 0.273, SLG: 0.305										4	0	0	0	0	0	0												
Inning Stats	R: 0 E: 0 K: 1 S: 9	H: 1 LOB: 1 P: 12	R: 4 E: 0 K: 1 S: 19	H: 5 LOB: 0 BB: 28 P: 28	R: 0 E: 0 K: 0 S: 5	H: 0 LOB: 0 BB: 10 P: 10	R: 0 E: 0 K: 0 S: 16	H: 0 LOB: 0 BB: 22 P: 22	R: 0 E: 0 K: 0 S: 4	H: 0 LOB: 0 BB: 5 P: 5	R: 1 E: 1 K: 0 S: 11	H: 2 LOB: 1 BB: 17 P: 17	R: 0 E: 0 K: 0 S: 6	H: 0 LOB: 0 BB: 9 P: 9	R: 2 E: 0 K: 0 S: 16	H: 2 LOB: 2 BB: 28 P: 28	R: 0 E: 0 K: 0 S: 9	H: 0 LOB: 0 BB: 12 P: 12	1B: 5 2B: 3 HR: 2	SF: 1 SAC: 0 DP: 0 HBP: 0	WP: 0 PB: 0 SB: 1 CS: 0	PA: 38						
PITCHER	IP	WLS	BF	H	R	ER	SO	BB	IBB	HBP	BLK	WP	HR	S	P	ERA	WHIP											
46 Jeremy Guthrie, R ERA: 4.38	(1, 1)	7.0	L	28	8	5	4	2	0	0	0	0	0	2	70	103	5.14	1.143										
43 Jim Johnson, R ERA: 3.06	(8, 1)	1.0	L	7	2	2	2	0	2	0	0	0	0	0	16	28	18.00	4.000										
63 Kevin Gregg, R ERA: 3.48	(9, 1)	1.0	S	3	0	0	0	0	0	0	0	0	0	9	12	0.00	0.000											

Batter	1	2	3	4	5	6	7	8	9	AB	R	H	RBI	BB	SO	LOB	BOTTOM											
2 J.J. Hardy, R OBP: 0.317, SLG: 0.512										5	1	3	4	0	1	0	Chicago White Sox @ Baltimore Orioles Oriole Park at Camden Yards, Baltimore, MD Mon Aug 08 2011, 7:09 PM - 9:46 PM EDT Att: 17,498 - Clear - 91 F											
21 Nick Markakis, L OBP: 0.335, SLG: 0.391										4	0	1	1	0	2	2												
10 Adam Jones, R OBP: 0.327, SLG: 0.485										5	0	0	0	0	2	4												
27 Vladimir Guerrero, R OBP: 0.311, SLG: 0.389										4	0	0	0	0	1	1												
12 Mark Reynolds, R OBP: 0.325, SLG: 0.481										4	0	0	0	0	3	0												
14 Nolan Reimold, R OBP: 0.295, SLG: 0.385										4	0	1	0	0	1	0												
32 Matt Wieters, S OBP: 0.319, SLG: 0.399										3	2	3	0	1	0	0												
11 Robert Andino, R OBP: 0.339, SLG: 0.331										4	2	0	0	0	0	5												
50 Josh Bell, S OBP: 0.200, SLG: 0.167										4	1	2	1	0	1	4												
Inning Stats	R: 0 E: 0 K: 1 S: 7	H: 0 LOB: 0 P: 10	R: 0 E: 0 K: 2 S: 8	H: 0 LOB: 0 BB: 0 P: 14	R: 2 E: 0 K: 0 S: 12	H: 3 LOB: 1 BB: 0 P: 16	R: 0 E: 0 K: 1 S: 6	H: 0 LOB: 0 BB: 9 P: 9	R: 1 E: 0 K: 1 S: 10	H: 3 LOB: 2 BB: 0 P: 14	R: 0 E: 0 K: 1 S: 6	H: 0 LOB: 0 BB: 9 P: 9	R: 3 E: 1 K: 1 S: 19	H: 3 LOB: 1 BB: 0 P: 26	R: 0 E: 0 K: 1 S: 10	H: 1 LOB: 2 BB: 1 P: 22		R: 0 E: 0 K: 3 S: 9	H: 0 LOB: 0 BB: 14 P: 14	1B: 5 2B: 4 HR: 1	SF: 1 SAC: 0 DP: 0 HBP: 0	WP: 0 PB: 0 SB: 1 CS: 0	PA: 39					
PITCHER	IP	WLS	BF	H	R	ER	SO	BB	IBB	HBP	BLK	WP	HR	S	P	ERA	WHIP											
50 John Danks, L ERA: 4.0	(1, 1)	6.1	W	27	7	5	5	7	1	0	0	0	0	1	19	31	0.00	3.000										
26 Jesse Crain, R ERA: 2.72	(7, 1)	1.1	W	8	3	1	0	1	1	0	0	0	0	1	19	31	0.00	3.000										
37 Matt Thornton, L ERA: 3.46	(8, 1)	0.1	H	1	0	0	0	0	0	0	0	0	0	2	4	0.00	0.000											
46 Sergio Santos, R ERA: 2.79	(9, 1)	1.0	S	3	0	0	0	3	0	0	0	0	0	9	14	0.00	0.000											

Batter	1	2	3	4	5	6	7	8	9	AB	R	H	RBI	BB	SO	LOB	TOP										
1 Juan Pierre, L OBP: 0.331, SLG: 0.325	F7	G1-3		G1-3			B1-3		G5-3	5	0	0	0	0	0	3	Chicago White Sox @ Baltimore Orioles Oriole Park at Camden Yards, Baltimore, MD Tue Aug 09 2011, 7:07 PM - 9:49 PM EDT Att: 14,177 - Clear - 87 F										
10 Alexei Ramirez, R OBP: 0.326, SLG: 0.397	G4-3		20 S 12 2B BB		G4-3		F7			3	1	0	0	1	0	0											
14 Paul Konerko, R OBP: 0.385, SLG: 0.547	L7		L5		12 WP 1B		G6-3			4	0	1	0	0	0	1											
20 Carlos Quentin, R OBP: 0.348, SLG: 0.522		HR	L5		F8			L6		4	1	1	1	0	0	2											
12 A.J. Pierzynski, L OBP: 0.327, SLG: 0.400	G1-5-3		2H 2B		F8			51 G6-4-3 1B		4	0	2	1	0	0	1											
51 Alex Rios, R OBP: 0.286, SLG: 0.315	F8		G5-3			F8		G6-4-3		4	0	0	0	0	0	2											
18 Brent Lillibridge, R OBP: 0.349, SLG: 0.590					G6-3		K		15 G5-3 BB	2	1	0	0	2	1	0											
15 Gordon Beckham, R (1.4) OBP: 0.304, SLG: 0.354					F7			G5-3		3	0	1	0	1	0	1											
22 Brent Morel, R OBP: 0.277, SLG: 0.319					L7			F8		4	1	2	2	0	0	2											
Inning Stats	R: 0 E: 0 K: 0 S: 10	H: 0 LOB: 0 BB: 0 P: 16	R: 2 E: 0 K: 0 S: 15	H: 3 LOB: 2 BB: 1 P: 22	R: 1 E: 0 K: 0 S: 10	H: 1 LOB: 1 BB: 1 P: 18	R: 1 E: 0 K: 0 S: 8	H: 1 LOB: 0 BB: 0 P: 13	R: 0 E: 0 K: 1 S: 11	H: 0 LOB: 1 BB: 1 P: 20	R: 0 E: 0 K: 0 S: 6	H: 0 LOB: 0 BB: 0 P: 8	R: 0 E: 0 K: 0 S: 5	H: 1 LOB: 0 BB: 0 P: 7	R: 0 E: 0 K: 0 S: 9	H: 0 LOB: 1 BB: 1 P: 15		1B: 4 2B: 1 3B: 0 HR: 2	SF: 0 SAC: 0 DP: 1 HBP: 0	WP: 1 PB: 0 CS: 1	PA: 37						
PITCHER	IP	WLS	BF	H	R	ER	SO	BB	IBB	HBP	BLK	WP	HR	S	P	ERA	WHIP										
45 Jo-Jo Reyes, L ERA: 5.49	4.0	L	19	5	4	4	0	2	0	0	0	0	2	43	69	9.00	1.750										
36 Chris Jakubauskas, R ERA: 5.46	4.0		15	2	0	0	1	2	0	0	0	1	0	34	56	0.00	1.000										
49 Jason Berken, R ERA: 6.1	1.0		3	0	0	0	0	0	0	0	0	0	0	5	7	0.00	0.000										

Batter	1	2	3	4	5	6	7	8	9	AB	R	H	RBI	BB	SO	LOB	BOTTOM										
2 J.J. Hardy, R OBP: 0.314, SLG: 0.506	G4-3		G6-3		FC4-6 21 1B 10 E		G5-3			4	1	0	1	0	0	4	Chicago White Sox @ Baltimore Orioles Oriole Park at Camden Yards, Baltimore, MD Tue Aug 09 2011, 7:07 PM - 9:49 PM EDT Att: 14,177 - Clear - 87 F										
21 Nick Markakis, L OBP: 0.340, SLG: 0.394	G1-3			27 1B 2B	27 CS 10 E 1B		K		4	0	2	1	0	1	1												
10 Adam Jones, R OBP: 0.326, SLG: 0.482	G6-3			K	E6 27 CS 1B			BB	3	0	0	1	1	1	2												
27 Vladimir Guerrero, R OBP: 0.310, SLG: 0.387	G5-3				G5-3			K	4	0	1	0	0	1	3												
19 Chris Davis, L OBP: 0.265, SLG: 0.392	K			K		G4-3		P4	4	0	0	0	0	2	3												
12 Mark Reynolds, R OBP: 0.326, SLG: 0.476	G6-3			K		F8		K	4	0	0	0	0	2	3												
32 Matt Wieters, S OBP: 0.318, SLG: 0.397			F8		11 1B 2 FC4-6 18 1B 1B		F7		K	4	1	1	0	0	1	0											
18 Felix Pie, L OBP: 0.267, SLG: 0.294					FC4-6 21 1B 1B		SH1-3 2B		G6-3	2	1	2	0	1	0	0											
50 Josh Bell, S OBP: 0.192, SLG: 0.160										1	0	0	0	0	0	0											
11 Robert Andino, R OBP: 0.339, SLG: 0.331			L9				SH1-3		K	3	0	1	0	0	1	1											
Inning Stats	R: 0 E: 0 K: 0 S: 7	H: 0 LOB: 0 BB: 0 P: 10	R: 0 E: 0 K: 1 S: 6	H: 0 LOB: 0 BB: 0 P: 8	R: 0 E: 0 K: 0 S: 13	H: 0 LOB: 1 BB: 1 P: 21	R: 0 E: 0 K: 3 S: 13	H: 2 LOB: 2 BB: 0 P: 18	R: 3 E: 0 K: 0 S: 15	H: 4 LOB: 1 BB: 0 P: 20	R: 0 E: 0 K: 0 S: 3	H: 0 LOB: 0 BB: 0 P: 5	R: 0 E: 0 K: 1 S: 7	H: 1 LOB: 1 BB: 0 P: 10	R: 0 E: 0 K: 2 S: 13	H: 0 LOB: 1 BB: 1 P: 20	R: 0 E: 0 K: 2 S: 9	H: 0 LOB: 0 BB: 0 P: 14	1B: 5 2B: 2 3B: 0 HR: 0	SF: 0 SAC: 1 DP: 0 HBP: 0	WP: 0 PB: 0 CS: 2	PA: 36					
PITCHER	IP	WLS	BF	H	R	ER	SO	BB	IBB	HBP	BLK	WP	HR	S	P	ERA	WHIP										
34 Gavin Floyd, R ERA: 4.53	6.2	W	28	7	3	3	4	1	0	0	0	0	0	3	5	0.00	0.000										
77 Will Ohman, L ERA: 4.05	0.1	H	1	0	0	0	1	0	0	0	0	0	0	3	5	0.00	0.000										
58 Jason Frasor, R ERA: 3.38	0.1	H	2	0	0	0	1	1	0	0	0	0	0	6	11	0.00	3.000										
49 Chris Sale, L ERA: 2.88	1.1	H	4	0	0	0	2	0	0	0	0	0	0	12	16	0.00	0.000										
46 Sergio Santos, R ERA: 2.77	0.1	S	1	0	0	0	1	0	0	0	0	0	0	4	7	0.00	0.000										

AB 33
R 4
H 7
RBI 4
BB 4
SO 1
LOB 12



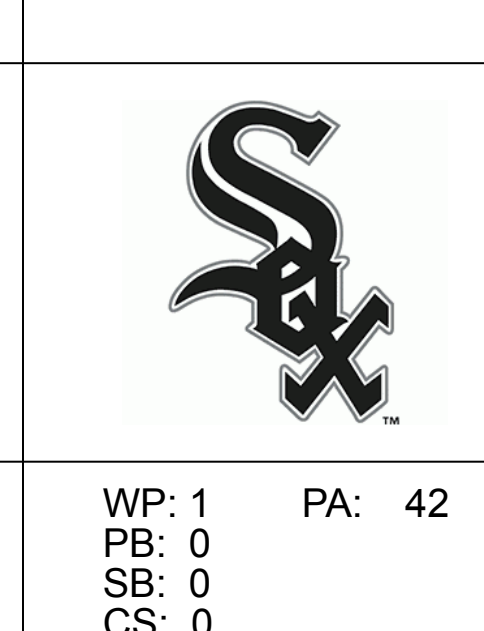
AB 33
R 3
H 7
RBI 3
BB 2
SO 9
LOB 17



Batter	1	2	3	4	5	6	7	8	9	10	AB	R	H	RBI	BB	SO	LOB	TOP										
1 Juan Pierre, L OBP: 0.331, SLG: 0.328	L1		G1-3			G6-3	1B		F9		5	1	2	2	0	0	0	Chicago White Sox @ Baltimore Orioles Oriole Park at Camden Yards, Baltimore, MD Wed Aug 10 2011, 7:07 PM - 10:06 PM EDT Att: 18,747 - Clear - 89 F										
11 Omar Vizquel, S OBP: 0.277, SLG: 0.299	F9		L6			F9	1B		G4-3		5	0	1	0	0	0	1											
14 Paul Konerko, R OBP: 0.383, SLG: 0.543	1B		F9			G6-3	G4-3		K		5	0	1	1	0	1	2											
20 Carlos Quentin, R OBP: 0.347, SLG: 0.518 30 Alejandro De Aza, L OBP: 0.286, SLG: 0.393	F8		F7			F7	HBP		K		3	0	0	0	0	0	1											
12 A.J. Pierzynski, L OBP: 0.331, SLG: 0.405	1B		G4-3			G5-3	1B		2B		5	0	3	0	0	0	0											
51 Alex Rios, R OBP: 0.290, SLG: 0.318	F8		F8			2B	L7		G6-3		5	1	2	0	0	0	4											
44 Adam Dunn, L OBP: 0.293, SLG: 0.299	K		K			K	K		K		4	0	0	0	0	3	5											
15 Gordon Beckham, R (1.4) OBP: 0.303, SLG: 0.353	L6		P4			P4	K		K		4	1	1	0	0	1	4											
22 Brent Morel, R OBP: 0.276, SLG: 0.322	G1-3		F7			F7	G4-3		G4-3		4	1	1	1	0	0	1											
Inning Stats	R: 0 E: 0 K: 0 S: 10	H: 1 LOB: 1 BB: 0 P: 14	R: 0 E: 0 K: 12 S: 12	H: 1 LOB: 0 BB: 0 P: 10	R: 0 E: 0 K: 0 S: 9	H: 0 LOB: 0 BB: 0 P: 10	R: 0 E: 0 K: 0 S: 7	H: 0 LOB: 0 BB: 0 P: 12	R: 0 E: 0 K: 1 S: 10	H: 1 LOB: 1 BB: 0 P: 13	R: 1 E: 0 K: 0 S: 8	H: 1 LOB: 0 BB: 0 P: 11	R: 3 E: 0 K: 0 S: 20	H: 5 LOB: 2 BB: 0 P: 27	R: 0 E: 0 K: 2 S: 11	H: 1 LOB: 2 BB: 0 P: 16	R: 0 E: 0 K: 0 S: 9		H: 0 LOB: 0 BB: 0 P: 13	R: 0 E: 0 K: 2 S: 11	H: 1 LOB: 1 BB: 0 P: 17	1B: 7 2B: 4 3B: 0 HR: 0	SF: 0 SAC: 0 DP: 0 HBP: 1	WP: 1 PB: 0 SB: 0 CS: 0	PA: 42			
PITCHER	IP	WLS	BF	H	R	ER	SO	BB	IBB	HBP	BLK	WP	HR	S	P	ERA	WHIP											
29 Tommy Hunter, R ERA: 4.67	6.2		27	7	4	4	2	0	0	0	0	0	0	0	69	89	5.40	1.050										
49 Jason Berken, R ERA: 5.05	0.1	B	3	2	0	0	0	0	0	0	0	0	0	7	11	0.00	6.000											
43 Jim Johnson, R ERA: 3.02	1.0		5	1	0	0	2	0	0	1	0	1	0	11	16	0.00	1.000											
63 Kevin Gregg, R ERA: 3.4	1.0		3	0	0	0	0	0	0	0	0	0	0	9	13	0.00	0.000											
51 Michael Gonzalez, L ERA: 5.17	1.0	W	4	1	0	0	2	0	0	0	0	0	0	11	17	0.00	1.000											

Batter	1	2	3	4	5	6	7	8	9	10	AB	R	H	RBI	BB	SO	LOB	BOTTOM									
18 Felix Pie, L OBP: 0.271, SLG: 0.293	L6		2B			K			K		4	0	1	0	1	2	0	Chicago White Sox @ Baltimore Orioles Oriole Park at Camden Yards, Baltimore, MD Wed Aug 10 2011, 7:07 PM - 10:06 PM EDT Att: 18,747 - Clear - 89 F									
2 J.J. Hardy, R OBP: 0.321, SLG: 0.519	HR		1B			1B			K		5	1	4	1	0	1	0										
21 Nick Markakis, L OBP: 0.339, SLG: 0.393	1B		SF7			K			F7		4	0	1	1	0	1	3										
10 Adam Jones, R OBP: 0.329, SLG: 0.492	1B		P4			HR			F8		5	1	3	1	0	0	2										
32 Matt Wieters, S OBP: 0.316, SLG: 0.394	F7		G4-3			1B			G5-3		5	0	1	0	0	0	3										
12 Mark Reynolds, R OBP: 0.322, SLG: 0.470	K		G5-3			F9			K		5	0	0	0	0	2	4										
19 Chris Davis, L OBP: 0.280, SLG: 0.396	1B		F7			F8			1B		4	2	2	0	1	0	1										
14 Nolan Reimold, R OBP: 0.296, SLG: 0.400	F8		F8			FC4-6			HR		5	1	1	2	0	0	4										
11 Robert Andino, R OBP: 0.338, SLG: 0.330	1B		G4-3			F9			F8		4	1	1	1	0	0	0										
Inning Stats	R: 1 E: 0 K: 1 S: 18	H: 3 LOB: 2 BB: 0 P: 26	R: 2 E: 0 K: 0 S: 9	H: 4 LOB: 2 BB: 0 P: 13	R: 0 E: 0 K: 0 S: 5	H: 0 LOB: 0 BB: 0 P: 6	R: 0 E: 0 K: 1 S: 10	H: 1 LOB: 2 BB: 1 P: 18	R: 1 E: 0 K: 0 S: 13	H: 2 LOB: 1 BB: 0 P: 18	R: 0 E: 0 K: 1 S: 11	H: 1 LOB: 2 BB: 0 P: 14	R: 0 E: 0 K: 1 S: 9	H: 1 LOB: 2 BB: 0 P: 20	R: 0 E: 0 K: 2 S: 11	H: 0 LOB: 0 BB: 0 P: 17	R: 0 E: 0 K: 0 S: 7		H: 0 LOB: 0 BB: 0 P: 9	R: 2 E: 0 K: 0 S: 6	H: 2 LOB: 0 BB: 0 P: 8	1B: 10 2B: 1 3B: 0 HR: 3	SF: 1 SAC: 0 DP: 0 HBP: 0	WP: 0 PB: 0 SB: 0 CS: 0	PA: 44		
PITCHER	IP	WLS	BF	H	R	ER	SO	BB	IBB	HBP	BLK	WP	HR	S	P	ERA	WHIP										
41 Philip Humber, R ERA: 3.67	6.0		30	11	4	4	3	1	0	0	0	0	0	2	66	6.00	2.000										
26 Jesse Crain, R ERA: 2.61	2.0		8	1	0	0	3	0	1	0	0	0	0	20	37	0.00	0.500										
77 Will Ohman, L ERA: 4.03	0.1		1	0	0	0	0	0	0	0	0	0	0	1	1	0.00	0.000										
58 Jason Frasor, R ERA: 3.69	1.0	L	5	2	2	2	0	0	0	0	0	0	1	12	16	18.00	2.000										

AB	41
R	4
H	11
RBI	4
BB	0
SO	6
LOB	18



WP	1
PB	0
SB	0
CS	0

AB	41
R	6
H	14
RBI	6
BB	2
SO	6
LOB	17



WP	0
PB	0
SB	0
CS	0

Batter	1	2	3	4	5	6	7	8	9	AB	R	H	RBI	BB	SO	LOB	TOP					
1 Juan Pierre, L OBP: 0.334, SLG: 0.333										5	1	3	2	0	0	1	Chicago White Sox @ Baltimore Orioles Oriole Park at Camden Yards, Baltimore, MD Thu Aug 11 2011, 7:08 PM - 9:40 PM EDT Att: 21,040 - Clear - 84 F					
10 Alexei Ramirez, R OBP: 0.328, SLG: 0.405										4	1	2	2	1	0	2						
14 Paul Konerko, R OBP: 0.385, SLG: 0.547 30 Alejandro De Aza, L OBP: 0.296, SLG: 0.393										4	1	2	0	1	0	3						
20 Carlos Quentin, R OBP: 0.345, SLG: 0.516										5	1	1	1	0	1	4						
12 A.J. Pierzynski, L OBP: 0.334, SLG: 0.411										5	0	3	1	0	0	2						
51 Alex Rios, R OBP: 0.297, SLG: 0.314										5	0	0	0	0	1	5						
44 Adam Dunn, L OBP: 0.296, SLG: 0.296 18 Brent Lillibridge, R OBP: 0.348, SLG: 0.500										3	1	0	0	2	1	3						
15 Gordon Beckham, R OBP: 0.300, SLG: 0.349										4	0	0	0	0	1	3						
22 Brent Morel, R OBP: 0.280, SLG: 0.325										4	1	2	0	0	0	2						
Inning Stats	R: 4 H: 5 E: 0 K: 1 S: 22	H: 5 LOB: 2 BB: 1 P: 32	R: 0 H: 1 E: 0 K: 1 S: 16	H: 1 LOB: 2 BB: 1 P: 28	R: 2 H: 2 E: 0 K: 1 S: 13	H: 2 LOB: 2 BB: 2 P: 27	R: 0 H: 0 E: 0 K: 0 S: 7	H: 0 LOB: 0 BB: 0 P: 10	R: 0 H: 1 E: 0 K: 0 S: 10	H: 1 LOB: 1 BB: 0 P: 13	R: 0 H: 1 E: 0 K: 0 S: 4	H: 1 LOB: 0 BB: 0 P: 5	R: 0 H: 1 E: 0 K: 0 S: 7	H: 1 LOB: 3 BB: 0 P: 11	R: 0 H: 2 E: 0 K: 1 S: 12	H: 2 LOB: 3 BB: 0 P: 20		1B: 7 2B: 5 3B: 0 HR: 1	SF: 0 SAC: 0 DP: 1 HBP: 0	WP: 0 PB: 0 SB: 1 CS: 0	PA: 43	
PITCHER	IP WLS BF H R ER SO BB IBB HBP BLK WP HR S P ERA WHIP	IP WLS BF H R ER SO BB IBB HBP BLK WP HR S P ERA WHIP	IP WLS BF H R ER SO BB IBB HBP BLK WP HR S P ERA WHIP	IP WLS BF H R ER SO BB IBB HBP BLK WP HR S P ERA WHIP	IP WLS BF H R ER SO BB IBB HBP BLK WP HR S P ERA WHIP	IP WLS BF H R ER SO BB IBB HBP BLK WP HR S P ERA WHIP	IP WLS BF H R ER SO BB IBB HBP BLK WP HR S P ERA WHIP	IP WLS BF H R ER SO BB IBB HBP BLK WP HR S P ERA WHIP	IP WLS BF H R ER SO BB IBB HBP BLK WP HR S P ERA WHIP	IP WLS BF H R ER SO BB IBB HBP BLK WP HR S P ERA WHIP	IP WLS BF H R ER SO BB IBB HBP BLK WP HR S P ERA WHIP	IP WLS BF H R ER SO BB IBB HBP BLK WP HR S P ERA WHIP	IP WLS BF H R ER SO BB IBB HBP BLK WP HR S P ERA WHIP	IP WLS BF H R ER SO BB IBB HBP BLK WP HR S P ERA WHIP	IP WLS BF H R ER SO BB IBB HBP BLK WP HR S P ERA WHIP	IP WLS BF H R ER SO BB IBB HBP BLK WP HR S P ERA WHIP	IP WLS BF H R ER SO BB IBB HBP BLK WP HR S P ERA WHIP					
24 Chris Tillman, R ERA: 5.52	2.2	L	19	8	6	6	3	3	0	0	0	0	0	1	47	77	20.25	4.125				
35 Brad Bergesen, R ERA: 5.38	3.1		15	2	0	0	0	1	0	0	0	0	0	0	33	48	0.00	0.692				
49 Jason Berken, R ERA: 5.85	1.1		6	2	0	0	0	0	0	0	0	0	0	12	20	0.00	1.500					
51 Michael Gonzalez, L ERA: 5.08	0.2		3	1	0	0	1	0	0	0	0	0	0	7	11	0.00	1.500					
Batter	1	2	3	4	5	6	7	8	9	AB	R	H	RBI	BB	SO	LOB	BOTTOM					
2 J.J. Hardy, R OBP: 0.320, SLG: 0.516										4	1	1	1	0	1	2	Chicago White Sox @ Baltimore Orioles Oriole Park at Camden Yards, Baltimore, MD Thu Aug 11 2011, 7:08 PM - 9:40 PM EDT Att: 21,040 - Clear - 84 F					
21 Nick Markakis, L OBP: 0.338, SLG: 0.398										4	1	1	2	0	1	2						
10 Adam Jones, R OBP: 0.326, SLG: 0.488										4	0	0	0	0	0	0						
27 Vladimir Guerrero, R OBP: 0.307, SLG: 0.383										4	0	0	0	0	0	0						
32 Matt Wieters, S OBP: 0.313, SLG: 0.390										4	0	0	0	0	2	0						
12 Mark Reynolds, R OBP: 0.319, SLG: 0.465										4	0	0	0	0	2	0						
19 Chris Davis, L OBP: 0.282, SLG: 0.394										3	0	1	0	0	1	0						
14 Nolan Reimold, R OBP: 0.303, SLG: 0.413										3	1	2	0	0	1	1						
11 Robert Andino, R OBP: 0.338, SLG: 0.330										3	0	1	0	0	0	2						
Inning Stats	R: 0 H: 0 E: 0 K: 0 S: 8	H: 0 LOB: 0 BB: 0 P: 9	R: 0 H: 0 E: 0 K: 0 S: 8	H: 0 LOB: 0 BB: 0 P: 11	R: 3 H: 3 E: 0 K: 1 S: 11	H: 3 LOB: 0 BB: 0 P: 19	R: 0 H: 0 E: 0 K: 1 S: 8	H: 0 LOB: 0 BB: 0 P: 12	R: 0 H: 2 E: 0 K: 2 S: 14	H: 2 LOB: 2 BB: 0 P: 21	R: 0 H: 0 E: 0 K: 0 S: 6	H: 0 LOB: 0 BB: 0 P: 11	R: 0 H: 1 E: 0 K: 1 S: 8	H: 1 LOB: 1 BB: 0 P: 11	R: 0 H: 0 E: 0 K: 1 S: 8	H: 0 LOB: 0 BB: 0 P: 10		R: 0 H: 0 E: 0 K: 2 S: 9	H: 0 LOB: 0 BB: 0 P: 13	1B: 4 2B: 1 3B: 0 HR: 1	SF: 0 SAC: 0 DP: 0 HBP: 0	WP: 0 PB: 0 SB: 0 CS: 0
PITCHER	IP WLS BF H R ER SO BB IBB HBP BLK WP HR S P ERA WHIP	IP WLS BF H R ER SO BB IBB HBP BLK WP HR S P ERA WHIP	IP WLS BF H R ER SO BB IBB HBP BLK WP HR S P ERA WHIP	IP WLS BF H R ER SO BB IBB HBP BLK WP HR S P ERA WHIP	IP WLS BF H R ER SO BB IBB HBP BLK WP HR S P ERA WHIP	IP WLS BF H R ER SO BB IBB HBP BLK WP HR S P ERA WHIP	IP WLS BF H R ER SO BB IBB HBP BLK WP HR S P ERA WHIP	IP WLS BF H R ER SO BB IBB HBP BLK WP HR S P ERA WHIP	IP WLS BF H R ER SO BB IBB HBP BLK WP HR S P ERA WHIP	IP WLS BF H R ER SO BB IBB HBP BLK WP HR S P ERA WHIP	IP WLS BF H R ER SO BB IBB HBP BLK WP HR S P ERA WHIP	IP WLS BF H R ER SO BB IBB HBP BLK WP HR S P ERA WHIP	IP WLS BF H R ER SO BB IBB HBP BLK WP HR S P ERA WHIP	IP WLS BF H R ER SO BB IBB HBP BLK WP HR S P ERA WHIP	IP WLS BF H R ER SO BB IBB HBP BLK WP HR S P ERA WHIP	IP WLS BF H R ER SO BB IBB HBP BLK WP HR S P ERA WHIP	IP WLS BF H R ER SO BB IBB HBP BLK WP HR S P ERA WHIP					
56 Mark Buehrle, L ERA: 3.06	8.0	W	30	6	3	3	6	0	0	0	0	0	0	0	9	14	3.38	0.750				
46 Sergio Santos, R ERA: 2.72	1.0	S	3	0	0	0	2	0	0	0	0	0	0	0	9	13	0.00	0.000				

Batter	1	2	3	4	5	6	7	8	9	10	11	12	13	14	AB	R	H	RBI	BB	SO	LOB	TOP						
23 Michael Brantley, L OBP: 0.327, SLG: 0.562	G6-3			HBP		1B	K		1B		P6		1B		6	2	3	0	0	1	2							
17 Shin-Soo Choo, L OBP: 0.330, SLG: 0.344	K			1B		BB	F8		FC4-6		K		K		6	1	1	1	1	1	3	6						
13 Adrobal Cabrera, S OBP: 0.355, SLG: 0.459	K			1B		BB	F9		1B				G3		5	0	1	1	1	1	2	6						
48 Travis Hafner, L OBP: 0.372, SLG: 0.471		K		G3-6-1		1B			K			K			7	2	2	2	0	4	4							
41 Carlos Santana, S OBP: 0.350, SLG: 0.439		K				1B			G6-3			P2			7	1	2	1	0	2	1							
1 Kosuke Fukudome, L OBP: 0.355, SLG: 0.358		K				1B			F9			G4-3			6	0	0	0	1	1	2							
16 Jason Donald, R OBP: 0.280, SLG: 0.364				F9		BB			K			G6-3			4	0	0	2	1	2	0							
8 Lonnie Chisenhall, L OBP: 0.277, SLG: 0.350				K					K			G5-3			3	0	0	0	0	1	3							
7 Matt LaPorta, R OBP: 0.298, SLG: 0.410				K		F8			K				BB		2	0	0	0	1	1	0							
6 Lou Marson, R OBP: 0.280, SLG: 0.311				K									BB		2	0	0	0	1	2	0							
12 Ezequiel Carrera, L OBP: 0.292, SLG: 0.281				K									BB		0	1	0	0	1	0	0							
9 Jack Hannahan, L OBP: 0.306, SLG: 0.337				K		K			BB				BB		1	0	1	0	1	0	0							
Inning Stats	R: 0 E: 0 K: 2 S: 9	H: 0 LOB: 0 BB: 0 P: 11	R: 0 E: 0 K: 3 S: 9	H: 0 LOB: 0 BB: 0 P: 15	R: 0 E: 0 K: 2 S: 8	H: 0 LOB: 0 BB: 0 P: 14	R: 1 E: 0 K: 0 S: 11	H: 1 LOB: 0 BB: 0 P: 15	R: 1 E: 0 K: 1 S: 10	H: 1 LOB: 1 BB: 1 P: 16	R: 0 E: 0 K: 1 S: 10	H: 0 LOB: 0 BB: 0 P: 10	R: 0 E: 0 K: 1 S: 13	H: 1 LOB: 1 BB: 0 P: 18	R: 0 E: 0 K: 2 S: 10	H: 0 LOB: 1 BB: 1 P: 19	R: 0 E: 0 K: 2 S: 17	H: 1 LOB: 3 BB: 2 P: 29	R: 0 E: 0 K: 2 S: 9	H: 0 LOB: 0 BB: 0 P: 15	1B: 8 2B: 1 3B: 0 HR: 1	SF: 2 SAC: 0 DP: 1 HBP: 1	WP: 1 PB: 0 CS: 0	PA: 60				
PITCHER	IP 5.2	WLS 23	BF 5	H 5	R 5	ER 5	SO 9	BB 1	IBB 0	HBP 0	BLK 0	WP 0	HR 0	S 9	P 91	ERA 4.66	WHIP 1.059											
34 Pitcher Floyd, R ERA: 4.66	IP 0.1	WLS 3	BF 3	H 0	R 0	ER 0	SO 0	BB 2	IBB 0	HBP 0	BLK 0	WP 0	HR 0	S 11	P 11	ERA 2.45	WHIP 4.50											
77 Will Ohman, L ERA: 3.83	IP 2.0	WLS 3	BF 8	H 1	R 1	ER 1	SO 2	BB 1	IBB 0	HBP 0	BLK 0	WP 0	HR 1	S 13	P 21	ERA 2.7	WHIP 9.00											
49 Chris Sale, L ERA: 2.7	IP 1.0	WLS 6	BF 2	H 1	R 1	ER 1	SO 2	BB 1	IBB 0	HBP 0	BLK 0	WP 0	HR 0	S 12	P 21	ERA 2.84	WHIP 3.000											
46 Sergio Santos, R ERA: 2.84	IP 2.0	WLS 7	BF 1	H 0	R 0	ER 0	SO 1	BB 0	IBB 0	HBP 0	BLK 0	WP 0	HR 0	S 19	P 28	ERA 0.500	WHIP 0.000											
37 Matt Thornton, L ERA: 3.53																												
Batter	1	2	3	4	5	6	7	8	9	10	11	12	13	14	AB	R	H	RBI	BB	SO	LOB	BOTTOM						
1 Juan Pizarro, L OBP: 0.340, SLG: 0.343	G3	G4-3		HR		SH1-4		G3				P2		1B	7	1	3	2	0	0	3							
30 Alejandro De Azar, L OBP: 0.325, SLG: 0.474	E6			P6		14 1B		K				G4-3			7	2	3	2	0	1	2							
14 Paul Konerko, R OBP: 0.399, SLG: 0.559	10 1B					10 3B									6	1	4	1	1	0	3							
11 Omar Vizquel, S OBP: 0.286, SLG: 0.291	10 1B	F7				10 3B									0	0	0	0	0	0	0							
20 Carlos Quentin, R OBP: 0.344, SLG: 0.507	10 1B					F8		F8							5	0	1	1	0	1	4							
51 Alex Rios, R OBP: 0.255, SLG: 0.315	10 1B					K		F8					K		2	0	1	0	0	1	1							
10 Alexei Ramirez, R OBP: 0.332, SLG: 0.404	10 1B					L5						G5-3			7	1	2	1	0	0	3							
44 Adam Dunn, L OBP: 0.311, SLG: 0.298	K					K		G3							4	0	1	0	0	2	4							
18 Brent Lillibridge, R OBP: 0.341, SLG: 0.463	K					K		G3					K		2	0	0	0	1	1	1							
17 Tyler Flowers, R OBP: 0.367, SLG: 0.519	K					F9		G5-3					IBB		2	0	2	1	0	2	6							
15 Gordon Beckham, R OBP: 0.300, SLG: 0.348						G5-3		L6							7	0	2	1	0	2	6							
22 Brent Morel, R OBP: 0.279, SLG: 0.324						F8									7	1	4	0	0	1	1							
Inning Stats	R: 1 E: 1 K: 2 S: 16	H: 3 LOB: 3 BB: 0 P: 25	R: 1 E: 0 K: 1 S: 10	H: 1 LOB: 1 BB: 1 P: 20	R: 0 E: 0 K: 0 S: 13	H: 1 LOB: 1 BB: 0 P: 23	R: 1 E: 0 K: 1 S: 11	H: 1 LOB: 0 BB: 0 P: 17	R: 2 E: 0 K: 1 S: 15	H: 3 LOB: 1 BB: 0 P: 25	R: 0 E: 0 K: 0 S: 8	H: 0 LOB: 0 BB: 0 P: 9	R: 0 E: 0 K: 1 S: 13	H: 1 LOB: 0 BB: 1 P: 21	R: 0 E: 0 K: 1 S: 12	H: 1 LOB: 1 BB: 0 P: 18	R: 0 E: 0 K: 0 S: 8	H: 2 LOB: 1 BB: 1 P: 11	R: 0 E: 0 K: 0 S: 6	H: 1 LOB: 1 BB: 0 P: 15	R: 0 E: 0 K: 2 S: 12	H: 1 LOB: 2 BB: 0 P: 18	R: 1 E: 0 K: 1 S: 12	H: 3 LOB: 2 BB: 0 P: 15	1B: 11 2B: 6 3B: 5 HR: 1	SF: 0 SAC: 1 DP: 2 HBP: 0	WP: 0 PB: 0 CS: 0	PA: 64
PITCHER	IP 4.2	WLS 25	BF 9	H 9	R 5	ER 4	SO 5	BB 1	IBB 0	HBP 0	BLK 0	WP 0	HR 1	S 62	P 105	ERA 7.71	WHIP 2.143											
30 Pitcher Ubaldo Jimenez, R ERA: 4.48	IP 0.2	WLS 4	BF 2	H 2	R 2	ER 2	SO 0	BB 0	IBB 0	HBP 0	BLK 0	WP 0	HR 0	S 11	P 11	ERA 3.18	WHIP 27.00											
56 Frank Herrmann, R ERA: 4.81	IP 0.2	WLS 1	BF 2	H 0	R 0	ER 0	SO 0	BB 0	IBB 0	HBP 0	BLK 0	WP 0	HR 0	S 8	P 8	ERA 1.69	WHIP 3.86											
38 Joe Smith, R ERA: 1.69	IP 1.0	WLS 3	BF 0	H 0	R 0	ER 0	SO 0	BB 0	IBB 0	HBP 0	BLK 0	WP 0	HR 0	S 9	P 9	ERA 2.22	WHIP 0.000											
53 Rafael Perez, L ERA: 2.22	IP 2.0	WLS 9	BF 2	H 0	R 0	ER 0	SO 2	BB 0	IBB 0	HBP 0	BLK 0	WP 0	HR 0	S 39	P 39	ERA 0.000	WHIP 1.000											
52 Vinnie Pestano, R ERA: 2.74																												
49 Pitcher Tony Sipp, L ERA: 2.66	IP 1.2	WLS 5	BF 3	H 2	R 0	ER 0	SO 0	BB 0	IBB 0	HBP 0	BLK 0	WP 0	HR 0	S 6	P 6	ERA 0.000	WHIP 6.000											
54 Pitcher Chris Perez, R ERA: 3.18	IP 2.1	WLS 11	BF 4	H 1	R 1	ER 1	SO 3	BB 1	IBB 0	HBP 0	BLK 0	WP 0	HR 0	S 34	P 47	ERA 5.77	WHIP 3.86											
37 Pitcher Chad Durbin, R ERA: 5.77	IP 1.0	WLS 1	BF 1	H 1	R 1	ER 1	SO 0	BB 0	IBB 0	HBP 0	BLK 0	WP 0	HR 0	S 2	P 3	ERA 0.51	WHIP ∞											
31 Pitcher David Huff, L ERA: 0.51																												

Cleveland Indians @ Chicago White Sox
U.S. Cellular Field, Chicago, IL
Tue Aug 16 2011, 8:11 PM - 1:31 AM EDT
Att. 24,695 - Clear - 76 F

AB 49
R 7
H 10
RBI 7
BB 8
SO 19
LOB 24



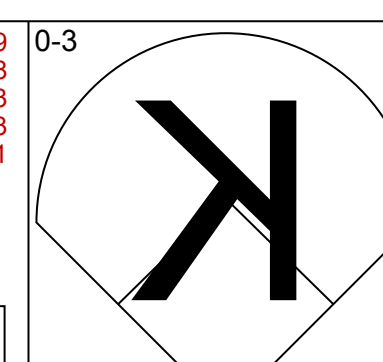
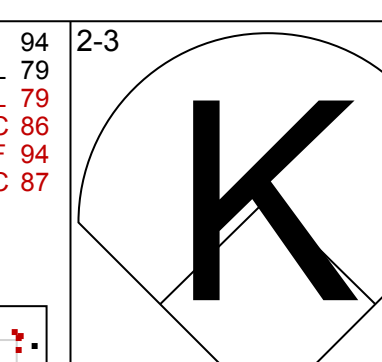
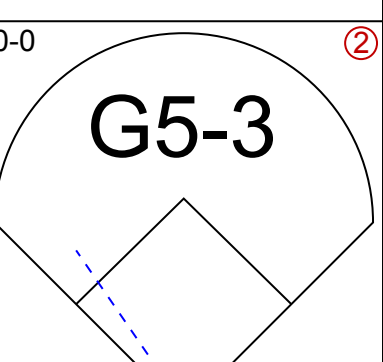
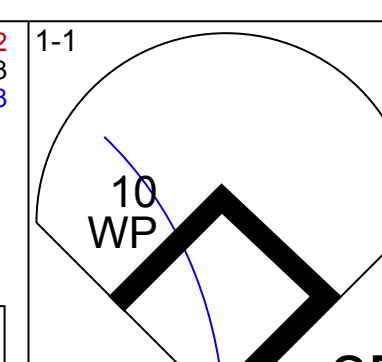
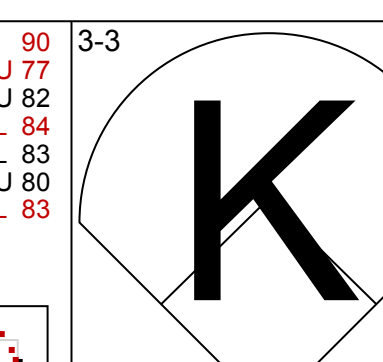

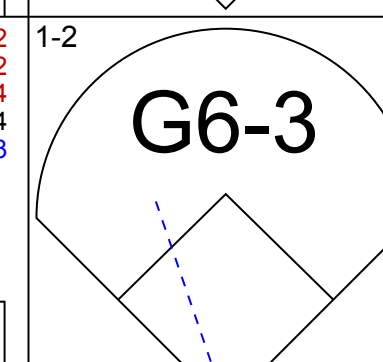
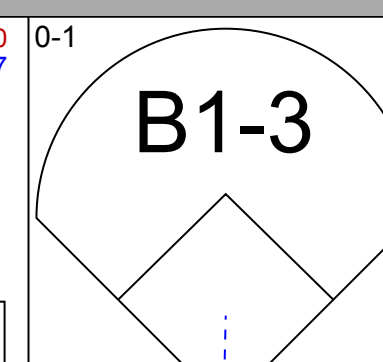
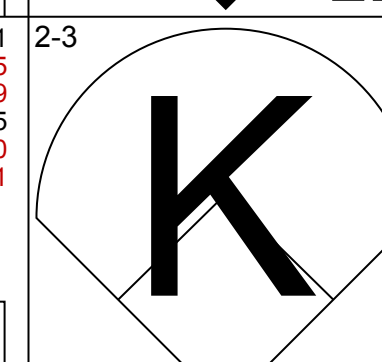
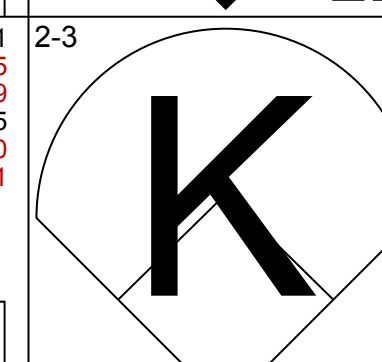
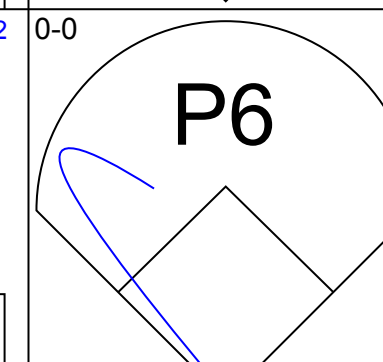
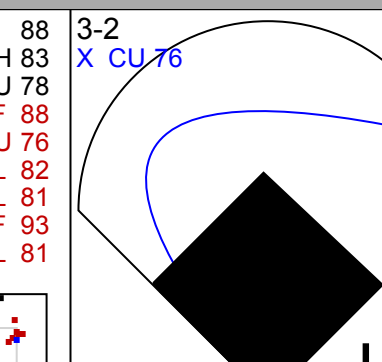
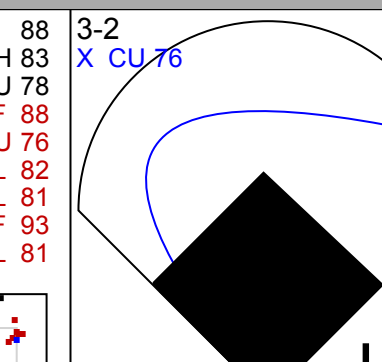
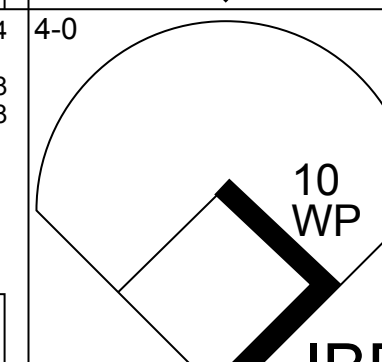
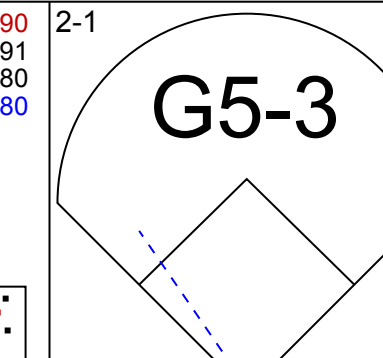
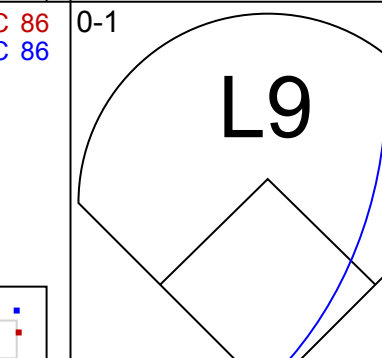
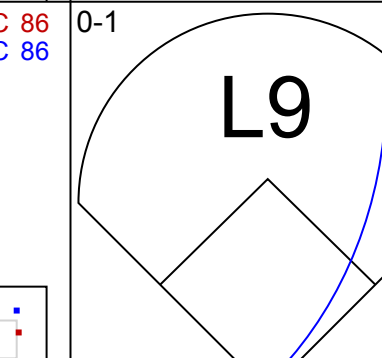
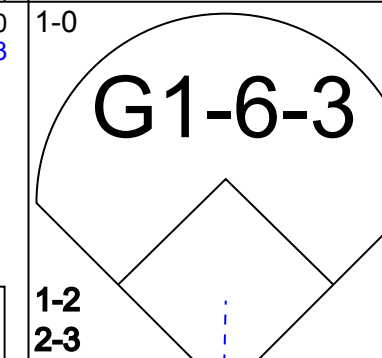
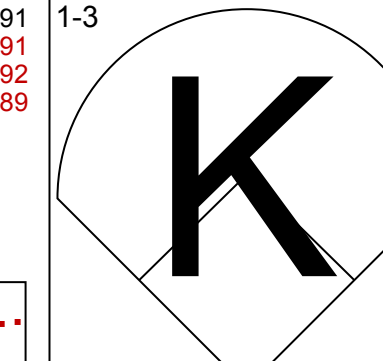
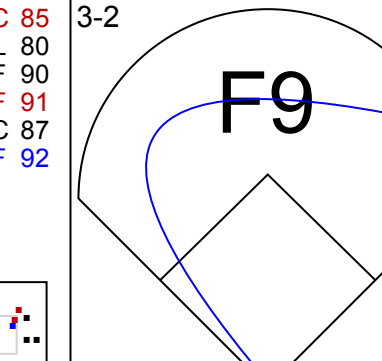
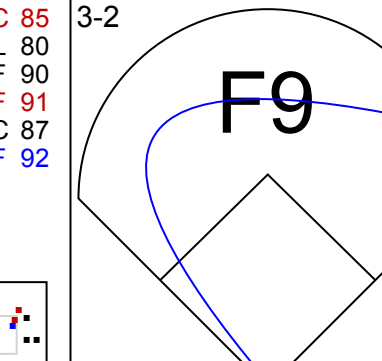
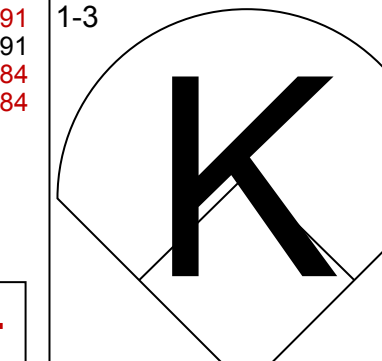
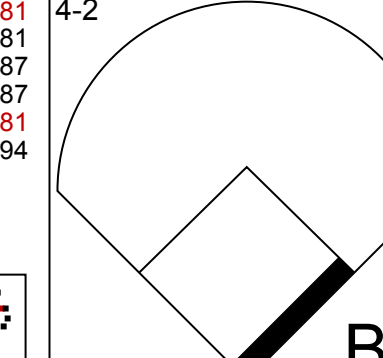
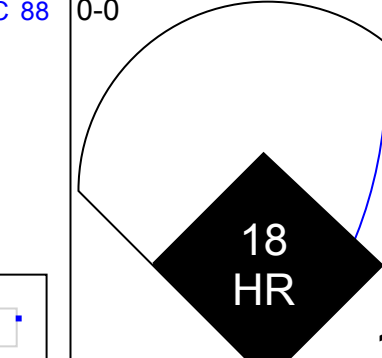
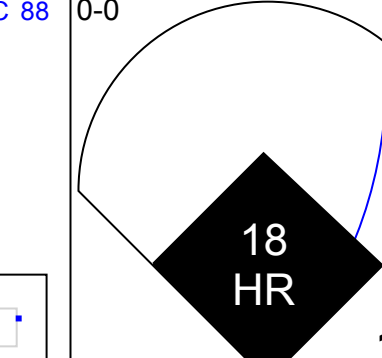
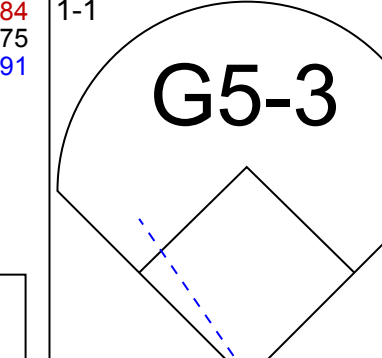
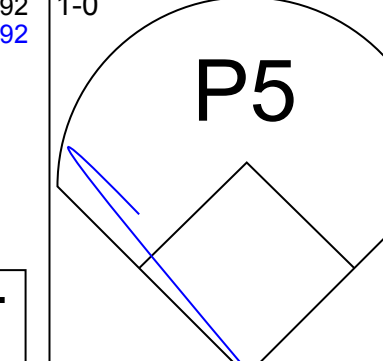
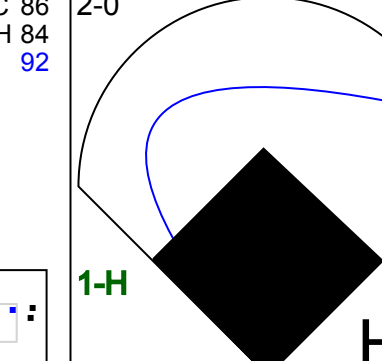
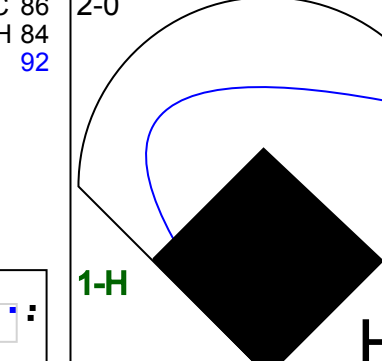
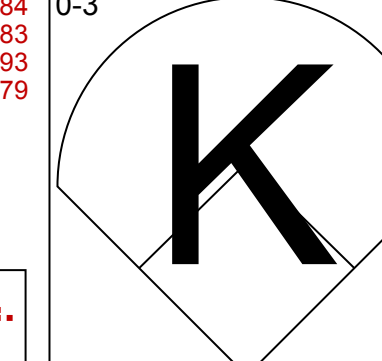
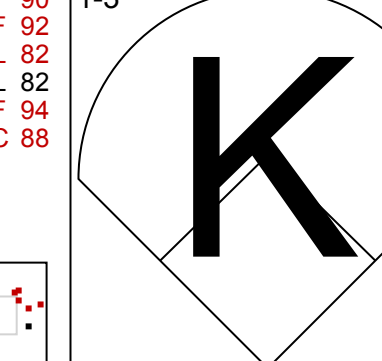
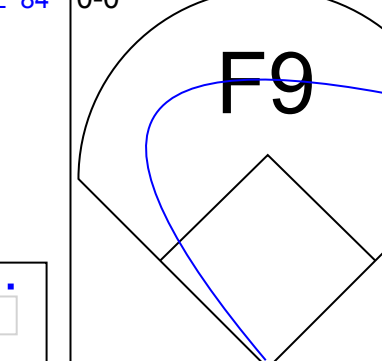
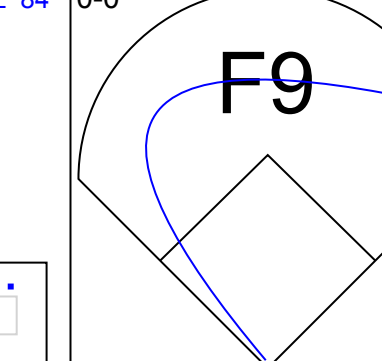
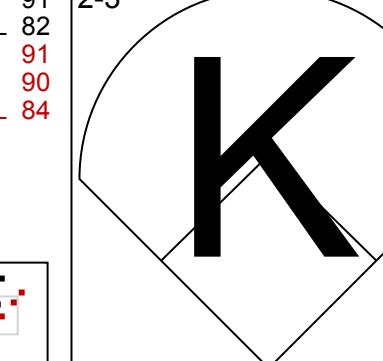
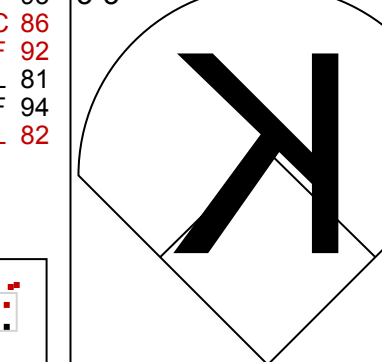
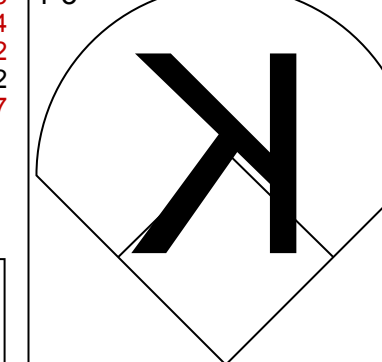
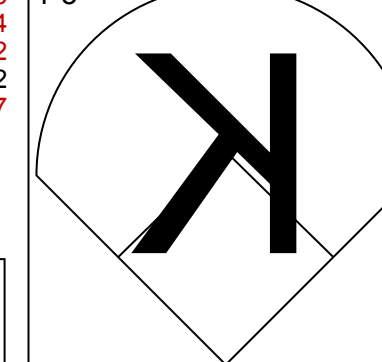
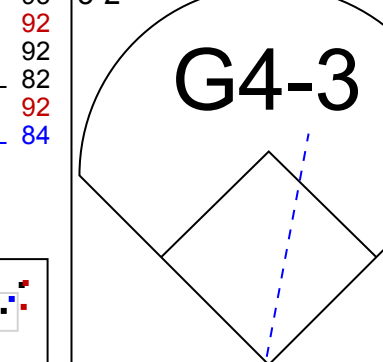
Cleveland Indians @ Chicago White Sox
U.S. Cellular Field, Chicago, IL
Tue Aug 16 2011, 8:11 PM - 1:31 AM EDT
Att. 24,695 - Clear - 76 F

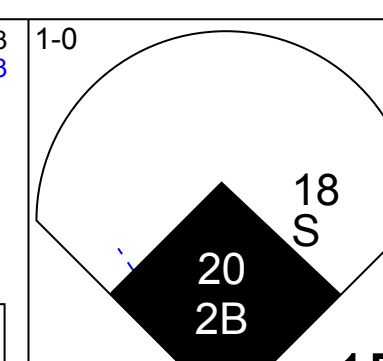
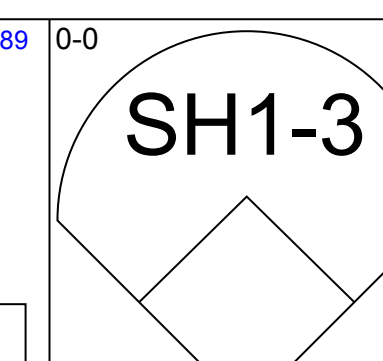
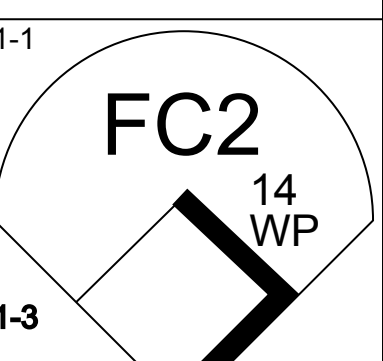
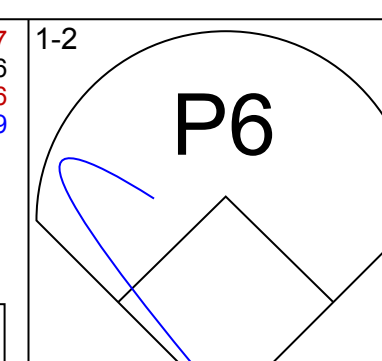

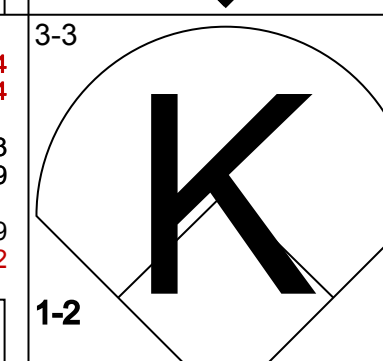
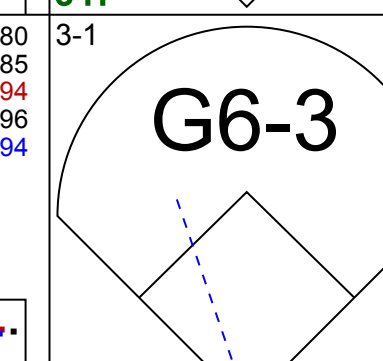
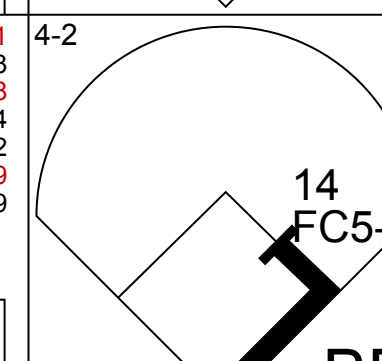
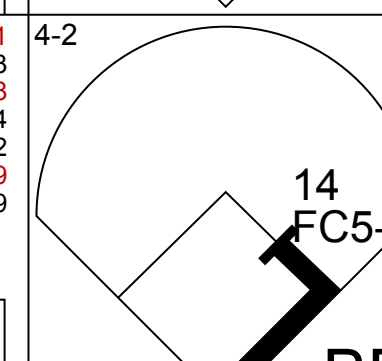
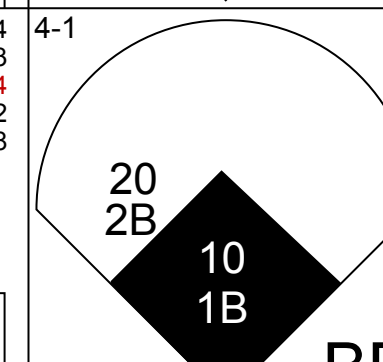
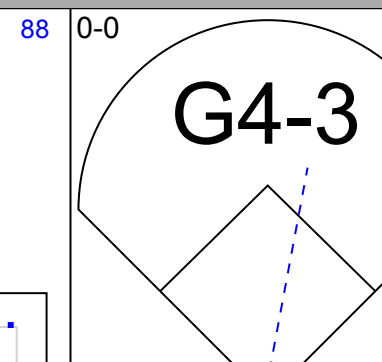
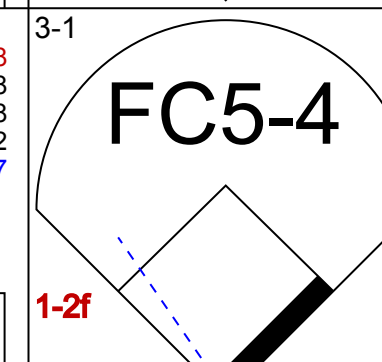
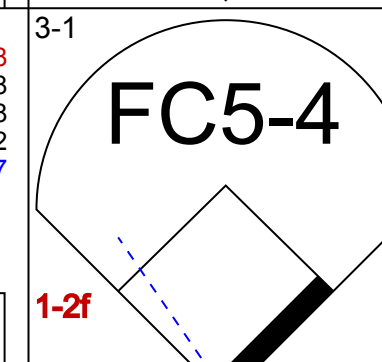
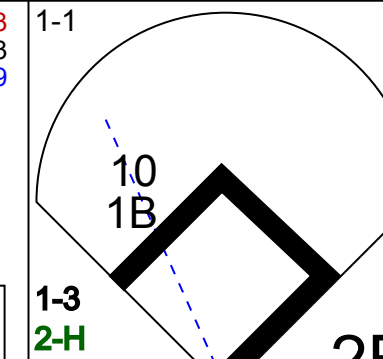
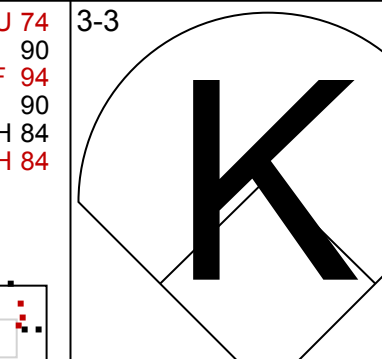
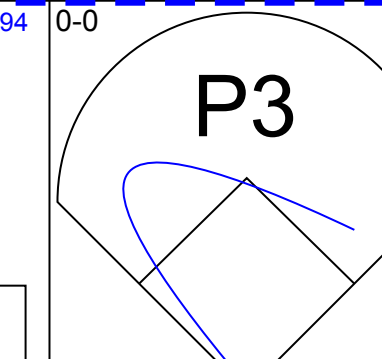
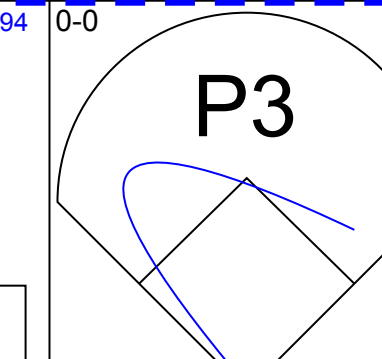
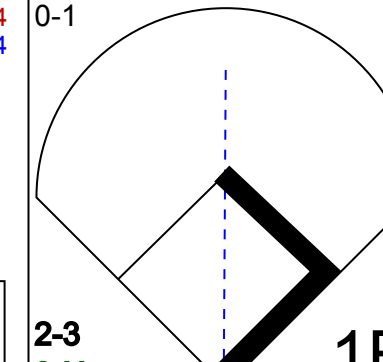
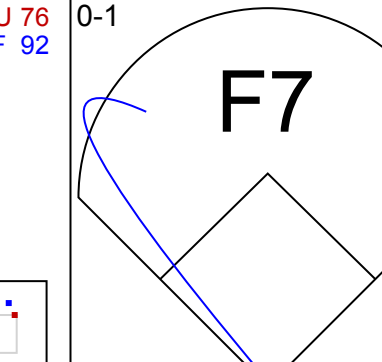
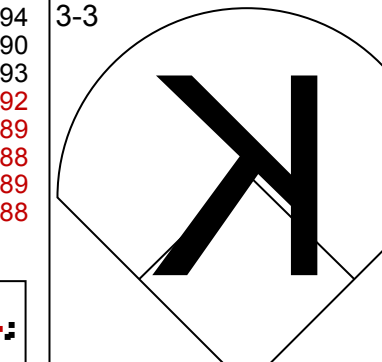
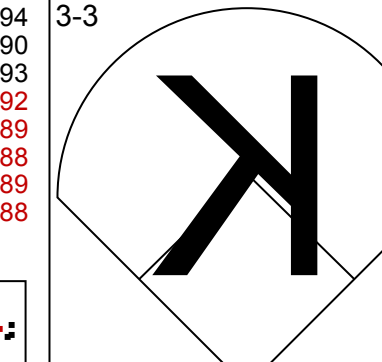
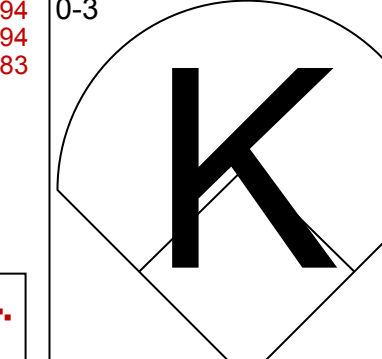
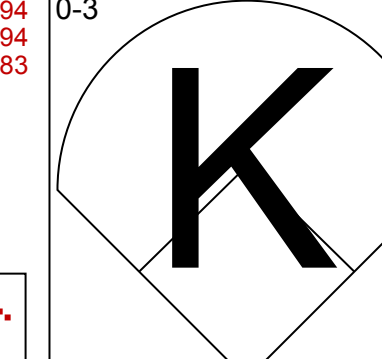
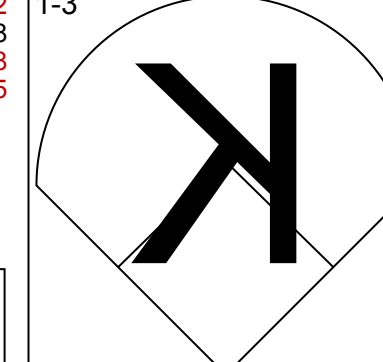
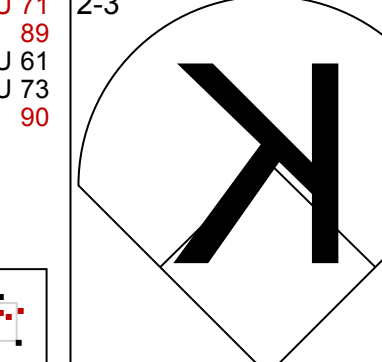
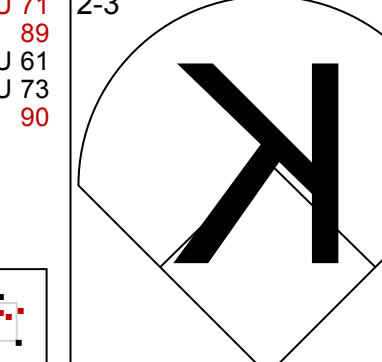


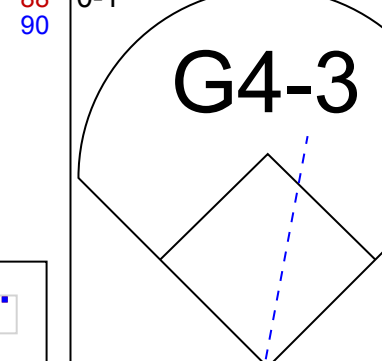
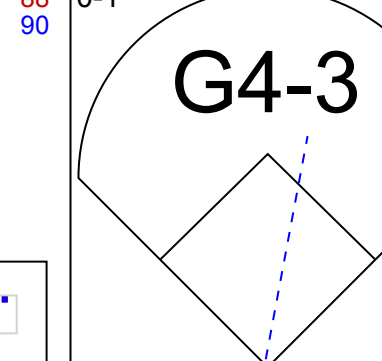
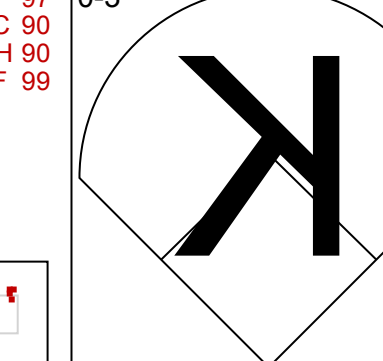
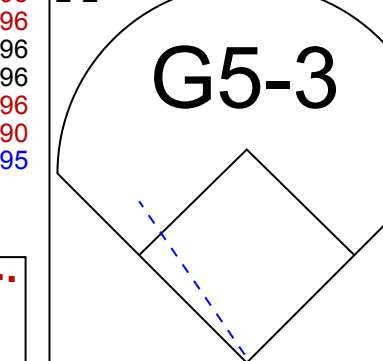


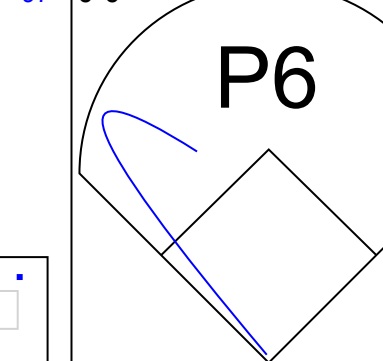
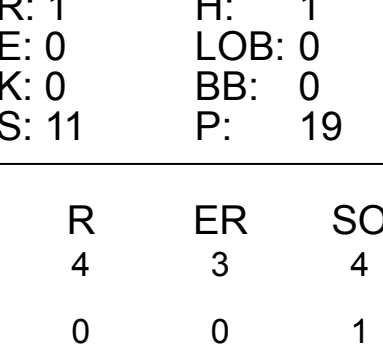
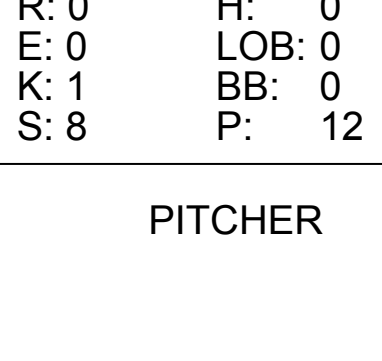
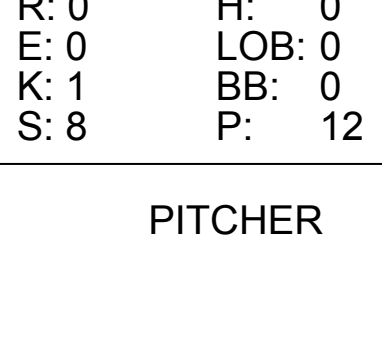
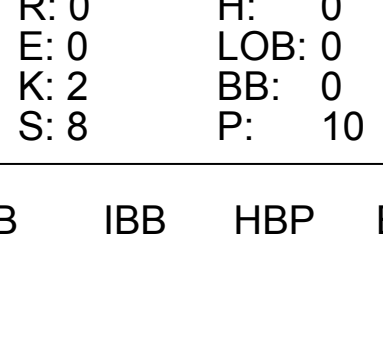
AB 60
R 8
H 22
RBI 8
BB 3
SO 11
LOB 30



Batter	1	2	3	4	5	6	7	8	9	AB	R	H	RBI	BB	SO	LOB	TOP					
23 Michael Brantley, L OBP: 0.328, SLG: 0.589	L8		G4-3		G3-1		17 1B 13 SF8 1B		K	5	1	1	0	0	1	0	Cleveland Indians @ Chicago White Sox U.S. Cellular Field, Chicago, IL Wed Aug 17 2011, 8:10 PM - 10:55 PM EDT Att: 25,029 - Cloudy - 83 F					
17 Shin-Soo Choo, L OBP: 0.334, SLG: 0.349	F8		13 F7 1B		13 G6-4-3 1B		41 CS 1B	K	5	0	3	1	0	1	0							
13 Asdrubal Cabrera, S OBP: 0.349, SLG: 0.487	48 1B		F7		G6-4-3		SF8	K	4	0	1	1	0	1	2							
48 Travis Hafner, L OBP: 0.371, SLG: 0.468	1B		K		G6-3		P6		4	0	1	0	0	1	2							
41 Carlos Santana, S OBP: 0.351, SLG: 0.442	G6-3		F8		1 1B 2B		CS	9 BB 1B	4	1	2	0	0	0	2							
1 Kosuke Fukudome, L OBP: 0.357, SLG: 0.360	G6-3		16 BB 1B		2B		P5		4	0	2	1	0	0	1							
16 Jason Donald, R OBP: 0.310, SLG: 0.400	9 1B 2B		BB		1B		K		3	1	1	0	1	2	2							
9 Jack Hannahan, L OBP: 0.309, SLG: 0.337	6 1B		F7		L8				3	0	1	1	1	0	3							
6 Lou Marson, R OBP: 0.280, SLG: 0.305	G4-3-6-2		K		23 1B 17 BB		K		3	1	0	0	1	2	5							
Inning Stats	R: 0 E: 0 K: 0 S: 7	H: 2 LOB: 2 BB: 0 P: 11	R: 1 E: 0 K: 0 S: 10	H: 2 LOB: 0 BB: 0 P: 13	R: 0 E: 0 K: 1 S: 12	H: 1 LOB: 2 BB: 1 P: 19	R: 0 E: 0 K: 1 S: 11	H: 1 LOB: 1 BB: 1 P: 23	R: 0 E: 0 K: 0 S: 8	H: 1 LOB: 0 BB: 0 P: 10	R: 1 E: 0 K: 1 S: 11	H: 2 LOB: 1 BB: 0 P: 13	R: 2 E: 0 K: 0 S: 15	H: 2 LOB: 0 BB: 1 P: 20	R: 0 E: 0 K: 2 S: 11	H: 1 LOB: 2 BB: 1 P: 22	R: 0 E: 0 K: 3 S: 13	H: 0 LOB: 0 BB: 0 P: 20	1B: 10 2B: 2 3B: 0 HR: 0	SF: 1 SAC: 0 DP: 2 HBP: 0	WP: 0 PB: 0 CS: 1	PA: 40
PITCHER	IP	WLS	BF	H	R	ER	SO	BB	IBB	HBP	BLK	WP	HR	S	P	ERA	WHIP					
56 Mark Buehrle, L ERA: 3.14	7.1	L	33	12	4	4	3	2	0	0	0	0	0	78	115	4.91	1.909					
48 Zach Stewart, R ERA: 3.45	1.2		6	0	0	0	5	1	0	0	0	0	0	20	36	0.00	0.600					

Batter	1	2	3	4	5	6	7	8	9	AB	R	H	RBI	BB	SO	LOB	BOTTOM					
1 Juan Pierre, L OBP: 0.337, SLG: 0.340	G4-3		F8		F7				G4-3	4	0	0	0	0	0		Cleveland Indians @ Chicago White Sox U.S. Cellular Field, Chicago, IL Wed Aug 17 2011, 8:10 PM - 10:55 PM EDT Att: 25,029 - Cloudy - 83 F					
30 Alejandro De Aza, L OBP: 0.341, SLG: 0.500	14 G6-3 1B		2B		G3			G6-3	4	0	2	0	0	0	0							
14 Paul Konerko, R OBP: 0.398, SLG: 0.555	G6-3		IBB		K			K	3	0	0	0	1	2	1							
20 Carlos Quentin, R OBP: 0.343, SLG: 0.504	G5-3		K		K			44 BB BB	3	0	0	0	1	2	3							
10 Alexei Ramirez, R OBP: 0.331, SLG: 0.410	HR		G4-3		G5-3			F8	4	1	1	1	0	0	1							
44 Adam Dunn, L OBP: 0.296, SLG: 0.296	G3		G6-3		15 BB 1B			BB	3	0	1	0	1	0	0							
15 Gordon Beckham, R OBP: 0.299, SLG: 0.345	P4		G5-3		22 G4-6-3 BB			G5-3	3	0	0	0	1	0	2							
22 Brent Morel, R OBP: 0.272, SLG: 0.321	K		G6-3		G4-6-3			G5-3	3	0	0	0	0	1	2							
55 Donny Lucy, R OBP: 0.272, SLG: 0.321	K		G6-3		G6-3			G5-3	3	0	0	0	0	1	0							
Inning Stats	R: 0 E: 0 K: 0 S: 9	H: 1 LOB: 1 BB: 0 P: 13	R: 1 E: 0 K: 1 S: 8	H: 1 LOB: 0 BB: 0 P: 12	R: 0 E: 0 K: 2 S: 13	H: 1 LOB: 2 BB: 1 P: 22	R: 0 E: 0 K: 0 S: 9	H: 0 LOB: 0 BB: 0 P: 12	R: 0 E: 0 K: 0 S: 6	H: 0 LOB: 0 BB: 0 P: 9	R: 0 E: 0 K: 2 S: 10	H: 0 LOB: 0 BB: 0 P: 14	R: 0 E: 0 K: 0 S: 6	H: 1 LOB: 1 BB: 1 P: 13	R: 0 E: 0 K: 0 S: 7	H: 0 LOB: 0 BB: 0 P: 8	R: 0 E: 0 K: 1 S: 14	H: 0 LOB: 2 BB: 2 P: 27	1B: 2 2B: 1 3B: 0 HR: 1	SF: 0 SAC: 0 DP: 1 HBP: 0	WP: 0 PB: 0 CS: 0	PA: 34
PITCHER	IP	WLS	BF	H	R	ER	SO	BB	IBB	HBP	BLK	WP	HR	S	P	ERA	WHIP					
55 Roberto Hernandez, R ERA: 4.88	8.1	W	31	4	1	1	6	2	1	0	0	0	0	76	118	1.08	0.720					
54 Chris Perez, R ERA: 3.13	0.2	S	3	0	0	0	0	1	0	0	0	0	0	6	12	0.00	1.500					

Batter	1	2	3	4	5	6	7	8	9	AB R H RBI BB SO LOB	TOP												
5 Ian Kinsler, R OBP: 0.346, SLG: 0.431										5 0 1 0 0 3 0	<p>Texas Rangers @ Chicago White Sox U.S. Cellular Field, Chicago, IL Fri Aug 19 2011, 8:11 PM - 10:57 PM EDT Att: 28,308 - Clear - 79 F</p>												
1 Elvis Andrus, R OBP: 0.334, SLG: 0.342										4 0 0 0 0 1 1													
32 Josh Hamilton, L OBP: 0.347, SLG: 0.527										3 1 1 1 1 0 0													
10 Michael Young, R OBP: 0.378, SLG: 0.498										4 1 1 0 0 0 2													
17 Nelson Cruz, R OBP: 0.320, SLG: 0.522										4 1 1 1 0 2 0													
25 Mike Napoli, R OBP: 0.385, SLG: 0.598										2 2 1 0 2 0 0													
18 Mitch Moreland, L OBP: 0.344, SLG: 0.454										4 2 2 5 0 1 1													
8 Yorvit Torrealba, R OBP: 0.313, SLG: 0.398										4 0 0 0 0 2 0													
7 David Murphy, L OBP: 0.308, SLG: 0.329										4 0 0 0 0 2 0	<p>AB 34 R 7 H 7 RBI 7 BB 3 SO 11 LOB 4</p> 												
Inning Stats	R: 0 E: 0 K: 1 S: 10	H: 0 LOB: 0 BB: 0 P: 11	R: 0 E: 0 K: 1 S: 8	H: 0 LOB: 1 BB: 1 P: 16	R: 0 E: 0 K: 3 S: 12	H: 0 LOB: 0 BB: 0 P: 18	R: 4 E: 0 K: 0 S: 15	H: 3 LOB: 0 BB: 1 P: 24	R: 0 E: 0 K: 0 S: 6	H: 0 LOB: 0 BB: 0 P: 7		R: 3 E: 0 K: 0 S: 15	H: 3 LOB: 0 BB: 0 P: 23	R: 0 E: 0 K: 2 S: 11	H: 1 LOB: 2 BB: 1 P: 20	R: 0 E: 0 K: 2 S: 9	H: 0 LOB: 0 BB: 0 P: 11	R: 0 E: 0 K: 2 S: 10	H: 0 LOB: 0 BB: 0 P: 18	1B: 2 2B: 2 3B: 0 HR: 3	SF: 0 SAC: 0 DP: 0 HBP: 0	WP: 1 PB: 0 SB: 0 CS: 0	PA: 37
PITCHER	IP WLS BF H R ER SO BB IBB HBP BLK WP HR S P ERA WHIP											IP WLS BF H R ER SO BB IBB HBP BLK WP HR S P ERA WHIP											
44 Jake Peavy, R ERA: 5.06	(1, 1) 6.0 L 26 6 7 7 5 2 0 0 0 0 0 3 66 99 10.50 1.333											52 Josh Kinney, R ERA:	(7, 1) 3.0 11 1 0 0 6 0 1 0 0 1 0 30 49 0.00 0.333										

Batter	1	2	3	4	5	6	7	8	9	AB R H RBI BB SO LOB	BOTTOM												
1 Juan Pierre, L OBP: 0.336, SLG: 0.339										3 1 1 1 0 0 1	<p>Texas Rangers @ Chicago White Sox U.S. Cellular Field, Chicago, IL Fri Aug 19 2011, 8:11 PM - 10:57 PM EDT Att: 28,308 - Clear - 79 F</p>												
18 Brent Lillibridge, R OBP: 0.339, SLG: 0.487										2 0 0 1 1 1 1													
14 Paul Konerko, R OBP: 0.401, SLG: 0.559										2 1 0 0 2 0 1													
20 Carlos Quentin, R OBP: 0.341, SLG: 0.501										4 0 1 1 0 1 2													
10 Alexei Ramirez, R OBP: 0.328, SLG: 0.405										4 0 1 1 0 1 2													
11 Omar Vizquel, S OBP: 0.285, SLG: 0.303										0 0 0 0 0 0 0													
51 Alex Rios, R OBP: 0.283, SLG: 0.311										4 0 0 0 0 1 2													
17 Tyler Flowers, R OBP: 0.395, SLG: 0.489										4 0 0 0 0 4 2													
22 Brent Morel, R OBP: 0.272, SLG: 0.327										4 1 1 0 0 1 0													
15 Gordon Beckham, R OBP: 0.296, SLG: 0.339										3 1 0 0 1 0 1	<p>AB 30 R 4 H 4 RBI 4 BB 4 SO 9 LOB 12</p> 												
Inning Stats	R: 2 E: 0 K: 2 S: 13	H: 3 LOB: 2 BB: 1 P: 24	R: 1 E: 0 K: 0 S: 11	H: 1 LOB: 0 BB: 0 P: 19	R: 0 E: 0 K: 1 S: 6	H: 0 LOB: 0 BB: 0 P: 9	R: 0 E: 0 K: 1 S: 7	H: 0 LOB: 0 BB: 0 P: 13	R: 1 E: 0 K: 0 S: 9	H: 0 LOB: 2 BB: 2 P: 20		R: 0 E: 0 K: 1 S: 8	H: 0 LOB: 0 BB: 0 P: 12	R: 0 E: 0 K: 2 S: 10	H: 0 LOB: 1 BB: 1 P: 19	R: 0 E: 0 K: 2 S: 9	H: 0 LOB: 0 BB: 0 P: 12	R: 0 E: 0 K: 2 S: 8	H: 0 LOB: 0 BB: 0 P: 10	1B: 2 2B: 1 3B: 1 HR: 0	SF: 1 SAC: 1 DP: 0 HBP: 0	WP: 1 PB: 0 SB: 1 CS: 0	PA: 36
PITCHER	IP WLS BF H R ER SO BB IBB HBP BLK WP HR S P ERA WHIP											IP WLS BF H R ER SO BB IBB HBP BLK WP HR S P ERA WHIP											
54 Matt Harrison, L ERA: 3.28	(1, 1) 4.1 W 9 4 4 3 4 3 0 0 0 0 0 0 43 81 0.00 0.375											22 Yoshinori Tateyama, R ERA: 2.43	(5, 1) 2.2 W 9 0 0 0 1 1 0 0 0 0 0 0 21 35 0.00 0.000										
37 Mike Adams, R ERA: 1.41	(8, 1) 1.0 H 3 0 0 0 2 0 0 0 0 0 0 9 12 0.00 0.000											30 Neftali Feliz, R ERA: 3.17	(9, 1) 1.0 S 3 0 0 0 2 0 0 0 0 0 0 8 10 0.00 0.000										

Batter	1	2	3	4	5	6	7	8	9	AB	R	H	RBI	BB	SO	LOB	TOP			
5 Ian Kinsler, R OBP: 0.349, SLG: 0.446										4	2	3	2	0	1	0	Texas Rangers @ Chicago White Sox U.S. Cellular Field, Chicago, IL Sat Aug 20 2011, 7:10 PM - 9:43 PM EDT Att: 30,021 - Partly Cloudy - 73 F			
23 Craig Gentry, R OBP: 0.333, SLG: 0.310										3	0	0	0	0	0	2				
7 David Murphy, L OBP: 0.307, SLG: 0.327										1	0	0	0	0	0	0				
32 Josh Hamilton, L OBP: 0.346, SLG: 0.524										4	0	1	0	0	1	0				
10 Michael Young, R OBP: 0.377, SLG: 0.495										3	0	0	0	1	1	0				
17 Nelson Cruz, R OBP: 0.319, SLG: 0.522										4	0	1	0	0	0	2				
25 Mike Napoli, R OBP: 0.388, SLG: 0.592										4	0	1	0	0	1	1				
18 Mitch Moreland, L OBP: 0.276, SLG: 0.454										4	0	2	0	0	0	1				
9 Endy Chavez, L OBP: 0.335, SLG: 0.465										0	0	0	0	0	0	0				
2 Taylor Teagarden, R OBP: 0.333, SLG: 0.341										3	0	0	0	0	2	3				
12 Omar Quintanilla, L OBP: 0.063, SLG: 0.188										1	0	0	0	0	1	1				
8 Yorvit Torrealba, R OBP: 0.313, SLG: 0.396										3	0	0	0	0	0	2				
Inning Stats	R: 1 H: 1 E: 0 K: 2 S: 12	H: 1 LOB: 0 BB: 0 P: 19	R: 0 H: 1 E: 0 K: 1 S: 10	H: 1 LOB: 1 BB: 0 P: 14	R: 1 H: 1 E: 0 K: 0 S: 16	H: 1 LOB: 0 BB: 0 P: 17	R: 0 H: 1 E: 0 K: 1 S: 9	H: 2 LOB: 2 BB: 0 P: 13	R: 0 H: 0 E: 0 K: 0 S: 10	H: 0 LOB: 0 BB: 0 P: 12	R: 0 H: 1 E: 0 K: 1 S: 10	H: 1 LOB: 1 BB: 0 P: 14	R: 0 H: 1 E: 0 K: 1 S: 9	H: 1 LOB: 2 BB: 0 P: 17	R: 0 H: 0 E: 1 K: 2 S: 11	H: 0 LOB: 2 BB: 0 P: 16	1B: 5 2B: 1 3B: 0 HR: 2	SF: 0 SAC: 0 DP: 0 HBP: 0	WP: 0 PB: 0 SB: 1 CS: 1	PA: 36
PITCHER	IP WLS BF H R ER SO BB IBB HBP BLK WP HR S P ERA WHIP																			
50 John Danks, L ERA: 3.88	(1, 1) 7.0 27 7 2 2 5 0 0 0 0 0 0 2 81 107 2.57 1.000																			
26 Jesse Crain, R ERA: 2.41	(8, 1) 1.0 W 5 1 0 0 1 0 1 0 1 0 0 9 17 0.00 1.000																			
46 Sergio Santos, R ERA: 2.73	(9, 1) 1.0 S 4 0 0 0 2 0 0 0 0 0 0 0 11 16 0.00 0.000																			

Batter	1	2	3	4	5	6	7	8	9	AB	R	H	RBI	BB	SO	LOB	BOTTOM			
1 Juan Pierre, L OBP: 0.335, SLG: 0.338										4	0	1	1	0	1	0	Texas Rangers @ Chicago White Sox U.S. Cellular Field, Chicago, IL Sat Aug 20 2011, 7:10 PM - 9:43 PM EDT Att: 30,021 - Partly Cloudy - 73 F			
30 Alejandro De Aza, L OBP: 0.333, SLG: 0.458										3	1	1	0	1	1	1				
14 Paul Konerko, R OBP: 0.402, SLG: 0.558										4	0	2	0	0	1	1				
18 Brent Lillibridge, R OBP: 0.339, SLG: 0.487										0	1	0	0	0	0	0				
20 Carlos Quentin, R OBP: 0.341, SLG: 0.501										0	0	0	0	0	0	0				
51 Alex Rios, R OBP: 0.253, SLG: 0.313										4	0	1	1	0	1	2				
10 Alexei Ramirez, R OBP: 0.328, SLG: 0.403										4	0	1	1	0	0	2				
44 Adam Dunn, L OBP: 0.297, SLG: 0.298										4	0	1	0	0	1	4				
17 Tyler Flowers, R OBP: 0.390, SLG: 0.486										3	1	1	0	0	0	1				
22 Brent Morel, R OBP: 0.270, SLG: 0.324										2	0	0	0	0	0	0				
15 Gordon Beckham, R OBP: 0.294, SLG: 0.336										3	0	0	0	0	1	1				
Inning Stats	R: 1 H: 3 E: 0 K: 1 S: 18	H: 2 LOB: 1 BB: 0 P: 27	R: 1 H: 2 E: 0 K: 2 S: 11	H: 2 LOB: 1 BB: 0 P: 18	R: 0 H: 0 E: 0 K: 1 S: 10	H: 0 LOB: 0 BB: 0 P: 15	R: 0 H: 0 E: 0 K: 0 S: 6	H: 0 LOB: 0 BB: 0 P: 9	R: 0 H: 0 E: 0 K: 1 S: 10	H: 0 LOB: 1 BB: 1 P: 19	R: 0 H: 1 E: 0 K: 0 S: 6	H: 1 LOB: 0 BB: 0 P: 11	R: 0 H: 0 E: 0 K: 0 S: 4	H: 0 LOB: 0 BB: 0 P: 5	R: 1 H: 2 E: 0 K: 1 S: 12	H: 2 LOB: 2 BB: 0 P: 17	1B: 6 2B: 2 3B: 0 HR: 0	SF: 0 SAC: 1 DP: 0 HBP: 0	WP: 1 PB: 0 SB: 0 CS: 0	PA: 33
PITCHER	IP WLS BF H R ER SO BB IBB HBP BLK WP HR S P ERA WHIP																			
41 Alexi Ogando, R ERA: 3.3	(1, 1) 7.0 28 6 2 2 5 1 0 0 0 0 0 0 65 104 2.57 1.000																			
19 Koji Uehara, R ERA: 2.11	(8, 1) 0.2 L 4 2 1 1 0 0 0 0 0 0 0 0 9 12 13.50 3.000																			
28 Darren Oliver, L ERA: 2.01	(8, 1) 0.1 1 0 0 0 1 0 0 0 0 0 0 0 3 5 0.00 0.000																			

livebaseballscorecards.com

AB 35
R 2
H 8
RBI 2
BB 1
SO 8
LOB 13

livebaseballscorecards.com

AB 31
R 3
H 8
RBI 3
BB 1
SO 6
LOB 12

Batter	1	2	3	4	5	6	7	8	9	AB	R	H	RBI	BB	SO	LOB	TOP										
5 Ian Kinsler, R OBP: 0.346, SLG: 0.443 12 Omar Quintanilla, L OBP: 0.063, SLG: 0.189	F8		F8			F8		F8		4	0	0	0	0	0	3	Texas Rangers @ Chicago White Sox U.S. Cellular Field, Chicago, IL Sun Aug 21 2011, 2:10 PM - 5:14 PM EDT Att: 25,033 - Sunny - 78 F										
1 Elvis Andrus, R OBP: 0.333, SLG: 0.339	F8		F8			G6-3				3	0	0	0	1	0	1											
10 Michael Young, R OBP: 0.374, SLG: 0.491	G4-3				E6			G6-3		4	0	0	0	1	3												
25 Mike Napoli, R OBP: 0.386, SLG: 0.587										4	0	1	0	0	2	1											
17 Nelson Cruz, R OBP: 0.317, SLG: 0.518 23 Craig Gentry, R OBP: 0.330, SLG: 0.307										3	0	0	0	0	1	2											
18 Mitch Moreland, L OBP: 0.343, SLG: 0.450										1	0	0	0	0	1	0											
8 Yorvit Torrealba, R OBP: 0.315, SLG: 0.399										4	0	0	0	0	3	2											
7 David Murphy, L OBP: 0.304, SLG: 0.324										3	0	2	0	0	1	1											
9 Endy Chavez, L OBP: 0.340, SLG: 0.465										3	0	0	0	0	0	2											
										2	0	1	0	1	0	1											
Inning Stats	R: 0 H: 0 E: 0 K: 0 S: 8	H: 0 LOB: 0 BB: 0 P: 15	R: 0 H: 1 E: 0 K: 3 S: 12	H: 1 LOB: 1 BB: 0 P: 17	R: 0 H: 0 E: 0 K: 0 S: 6	H: 0 LOB: 1 BB: 1 P: 11	R: 0 H: 0 E: 1 K: 2 S: 14	H: 0 LOB: 1 BB: 0 P: 22	R: 0 H: 1 E: 0 K: 1 S: 10	H: 1 LOB: 0 BB: 0 P: 15	R: 0 H: 0 E: 0 K: 1 S: 11	H: 0 LOB: 0 BB: 0 P: 16	R: 0 H: 0 E: 0 K: 0 S: 9	H: 0 LOB: 0 BB: 0 P: 14	R: 0 H: 2 E: 0 K: 0 S: 15	H: 3 LOB: 3 BB: 1 P: 25	R: 0 H: 0 E: 0 K: 3 S: 11	H: 0 LOB: 0 BB: 0 P: 16	1B: 4 2B: 0 3B: 0 HR: 0	SF: 0 SAC: 0 DP: 1 HBP: 0	WP: 0 PB: 0 SB: 2 CS: 0	PA: 33					
PITCHER	IP	WLS	BF	H	R	ER	SO	BB	IBB	HBP	BLK	WP	HR	S	P	ERA	WHIP										
34 Gavin Floyd, R ERA: 4.45	7.0	W	25	3	0	0	6	1	0	0	0	0	0	73	116	0.00	0.571										
49 Chris Sale, L ERA: 2.55	1.0		5	1	0	0	0	1	0	0	0	0	0	12	19	0.00	2.000										
58 Jason Frasor, R ERA: 3.38	1.0		3	0	0	0	3	0	0	0	0	0	0	11	16	0.00	0.000										

AB	31
R	0
H	4
RBI	0
BB	2
SO	9
LOB	16



Batter	1	2	3	4	5	6	7	8	9	AB	R	H	RBI	BB	SO	LOB	BOTTOM										
1 Juan Pierre, L OBP: 0.336, SLG: 0.339	F7									5	1	2	2	0	0	1	Texas Rangers @ Chicago White Sox U.S. Cellular Field, Chicago, IL Sun Aug 21 2011, 2:10 PM - 5:14 PM EDT Att: 25,033 - Sunny - 78 F										
18 Brent Lillibridge, R OBP: 0.349, SLG: 0.509										5	2	3	2	0	2	2											
14 Paul Konerko, R OBP: 0.402, SLG: 0.556										5	0	2	1	0	0	3											
51 Alex Rios, R OBP: 0.254, SLG: 0.321										5	1	2	2	0	0	2											
10 Alexei Ramirez, R OBP: 0.326, SLG: 0.400										4	1	0	0	1	2	4											
17 Tyler Flowers, R OBP: 0.435, SLG: 0.526										3	3	2	0	1	0	0											
30 Alejandro De Aza, L OBP: 0.339, SLG: 0.472										5	0	2	3	0	1	2											
22 Brent Morel, R OBP: 0.272, SLG: 0.323										4	1	1	0	1	0	2											
15 Gordon Beckham, R OBP: 0.296, SLG: 0.338										4	1	2	0	0	1	1											
										4	1	2	0	0	1	1											
Inning Stats	R: 0 H: 2 E: 0 K: 2 S: 12	H: 1 LOB: 2 BB: 0 P: 15	R: 0 H: 1 E: 0 K: 1 S: 12	H: 1 LOB: 1 BB: 0 P: 18	R: 4 H: 3 E: 0 K: 0 S: 21	H: 3 LOB: 1 BB: 2 P: 40	R: 1 H: 3 E: 0 K: 1 S: 14	H: 3 LOB: 2 BB: 0 P: 19	R: 2 H: 3 E: 0 K: 1 S: 16	H: 3 LOB: 2 BB: 1 P: 27	R: 0 H: 0 E: 0 K: 1 S: 8	H: 0 LOB: 1 BB: 0 P: 13	R: 0 H: 0 E: 0 K: 0 S: 7	H: 0 LOB: 0 BB: 0 P: 12	R: 3 H: 4 E: 0 K: 0 S: 17	H: 4 LOB: 1 BB: 0 P: 27	R: 0 H: 0 E: 0 K: 0 S: 17	H: 0 LOB: 0 BB: 0 P: 12	1B: 12 2B: 2 3B: 0 HR: 2	SF: 0 SAC: 0 DP: 0 HBP: 1	WP: 1 PB: 0 SB: 1 CS: 0	PA: 44					
PITCHER	IP	WLS	BF	H	R	ER	SO	BB	IBB	HBP	BLK	WP	HR	S	P	ERA	WHIP										
45 Derek Holland, L ERA: 4.42	3.1	L	20	8	5	5	3	2	0	0	0	0	1	52	81	13.50	3.000										
39 Scott Feldman, R ERA: 5.25	4.2		24	8	5	5	3	1	0	1	0	1	1	55	90	9.64	1.929										


AB	40
R	10
H	16
RBI	10
BB	3
SO	6
LOB	17



Batter	1	2	3	4	5	6	7	8	9	AB	R	H	RBI	BB	SO	LOB	TOP								
1 Juan Pierre, L OBP: 0.335, SLG: 0.338	G4-3		F9		G6-3			G4-3		4	0	1	1	0	0	1	Chicago White Sox @ Los Angeles Angels Angel Stadium of Anaheim, Anaheim, CA Tue Aug 23 2011, 7:08 PM - 9:55 PM PDT Att: 37,728 - Clear - 78 F								
30 Alejandro De Aza, L OBP: 0.350, SLG: 0.474	K2-3		FC6-4		G6-3			14 S 1B		4	1	2	1	0	1	1									
14 Paul Konerko, R OBP: 0.400, SLG: 0.554 18 Brent Lillibridge, R OBP: 0.346, SLG: 0.509	F9		FC6-4		K			1B		4	0	1	1	0	1	1									
51 Alex Rios, R OBP: 0.254, SLG: 0.323	G3				G1-6-3			L5		4	0	1	0	0	1										
10 Alexei Ramirez, R OBP: 0.326, SLG: 0.397	G5-3				BB			F7		3	0	0	0	1	0	0									
44 Adam Dunn, L OBP: 0.294, SLG: 0.294	F7				G1-6-3			K		4	0	0	0	0	1	2									
17 Tyler Flowers, R OBP: 0.420, SLG: 0.500			K		K			K		4	0	1	0	0	3	1									
22 Brent Morel, R OBP: 0.276, SLG: 0.330			15 2B 1B		15 G6-3 1 1B 2B			G4-3-5		3	2	2	0	0	0	1									
15 Gordon Beckham, R OBP: 0.296, SLG: 0.340			1 F9 30 1B 2B		G6-3			P2		3	1	1	1	0	0	1									
Inning Stats	R: 0 E: 0 K: 1 S: 8	H: 0 LOB: 0 BB: 0 P: 12	R: 0 E: 0 K: 0 S: 9	H: 0 LOB: 0 BB: 0 P: 14	R: 2 E: 0 K: 1 S: 17	H: 3 LOB: 1 BB: 0 P: 24	R: 0 E: 0 K: 1 S: 9	H: 1 LOB: 1 BB: 0 P: 19	R: 1 E: 0 K: 0 S: 8	H: 2 LOB: 0 BB: 0 P: 12	R: 0 E: 0 K: 1 S: 6	H: 0 LOB: 0 BB: 0 P: 10	R: 0 E: 0 K: 0 S: 7	H: 1 LOB: 0 BB: 0 P: 11	R: 1 E: 0 K: 0 S: 11	H: 2 LOB: 1 BB: 0 P: 13		R: 0 E: 0 K: 2 S: 11	H: 0 LOB: 0 BB: 0 P: 13	1B: 6 2B: 4 3B: 0 HR: 0	SF: 0 SAC: 0 DP: 3 HBP: 0	WP: 0 PB: 0 SB: 1 CS: 0	PA: 34		
PITCHER	IP	WLS	BF	H	R	ER	SO	BB	IBB	HBP	BLK	WP	HR	S	P	ERA	WHIP								
54 Ervin Santana, R ERA: 3.17	8.0		31	9	4	4	4	1	0	0	0	0	0	75	115	4.50	1.250								
51 Jordan Walden, R ERA: 2.72	1.0	W	3	0	0	0	2	0	0	0	0	0	0	11	13	0.00	0.000								

Batter	1	2	3	4	5	6	7	8	9	AB	R	H	RBI	BB	SO	LOB	BOTTOM								
13 Maicer Izturis, S OBP: 0.336, SLG: 0.385	G1-3		48 1B 2B		G1-3			F7		4	1	2	0	1	0	1	Chicago White Sox @ Los Angeles Angels Angel Stadium of Anaheim, Anaheim, CA Tue Aug 23 2011, 7:08 PM - 9:55 PM PDT Att: 37,728 - Clear - 78 F								
25 Peter Bourjos, R OBP: 0.337, SLG: 0.451	E6 48 1B E		K		P4			CS		5	1	1	1	0	1	1									
53 Bobby Abreu, L OBP: 0.360, SLG: 0.351	K		G1-3		G4-3			F8		4	0	0	0	0	1	2									
48 Torii Hunter, R OBP: 0.331, SLG: 0.418	E7 1H 1B		G6-3		G6-3			44 1B BB		3	0	2	1	1	0	0									
44 Mark Trumbo, R OBP: 0.297, SLG: 0.485	F7		F8		G6-3			1B		4	0	1	0	0	0	2									
47 Howie Kendrick, R OBP: 0.350, SLG: 0.453	HR		2 SF8 3B		10 2B BB			G1-3		3	2	2	1	1	0	2									
10 Vernon Wells, R OBP: 0.236, SLG: 0.370	G1-3		L5		L5			K		4	0	1	0	0	1	1									
2 Erick Aybar, S OBP: 0.293, SLG: 0.383	G6-3		SF8		SF8			6 1B 25 1B 1B		3	1	1	1	0	0	0									
46 Bobby Wilson, R OBP: 0.271, SLG: 0.289 6 Alberto Callaspo, S OBP: 0.350, SLG: 0.311	P4		L9		L9			25 CS 1B		3	0	1	0	0	0	0									
Inning Stats	R: 1 E: 2 K: 1 S: 19	H: 2 LOB: 1 BB: 0 P: 28	R: 1 E: 0 K: 0 S: 14	H: 1 LOB: 0 BB: 0 P: 19	R: 1 E: 0 K: 1 S: 14	H: 2 LOB: 1 BB: 0 P: 24	R: 1 E: 0 K: 0 S: 11	H: 1 LOB: 0 BB: 0 P: 16	R: 0 E: 0 K: 0 S: 9	H: 1 LOB: 2 BB: 1 P: 17	R: 0 E: 0 K: 0 S: 9	H: 1 LOB: 0 BB: 0 P: 14	R: 0 E: 0 K: 0 S: 11	H: 1 LOB: 2 BB: 1 P: 20	R: 1 E: 0 K: 1 S: 12	H: 3 LOB: 3 BB: 1 P: 19		1B: 8 2B: 2 3B: 1 HR: 1	SF: 1 SAC: 0 DP: 0 HBP: 0	WP: 0 PB: 0 SB: 0 CS: 1	PA: 39				
PITCHER	IP	WLS	BF	H	R	ER	SO	BB	IBB	HBP	BLK	WP	HR	S	P	ERA	WHIP								
56 Mark Buehrle, L ERA: 3.19	6.0		25	7	4	3	2	1	0	0	0	0	0	73	114	4.50	1.333								
26 Jesse Crain, R ERA: 2.35	1.1		4	1	0	0	0	0	0	0	0	0	0	11	17	0.00	0.750								
77 Will Ohman, L ERA: 4.1	0.1	L	1	0	0	0	0	0	0	0	0	0	0	1	1	0.00	0.000								
58 Jason Frasor, R ERA: 3.51	0.2	L	8	4	1	1	1	1	1	0	0	0	0	20	35	13.50	7.500								

AB	33
R	4
H	9
RBI	4
BB	1
SO	6
LOB	9



AB	34
R	5
H	12
RBI	4
BB	3
SO	3
LOB	9




Batter	1	2	3	4	5	6	7	8	9	AB	R	H	RBI	BB	SO	LOB	TOP					
1 Juan Pierre, L OBP: 0.335, SLG: 0.338 18 Brent Lillibridge, R OBP: 0.344, SLG: 0.509	F7		F8			1B		K		3	0	1	0	0	0	1						
30 Alejandro De Aza, L OBP: 0.359, SLG: 0.453	51 CS BB		2B			F9		K		3	0	1	0	1	1	1						
14 Paul Konerko, R OBP: 0.398, SLG: 0.550 56 Donny Lucy, R OBP: 0.250, SLG: 0.250	K		G5-3			F9		1B		3	0	0	0	0	1	4						
51 Alex Rios, R OBP: 0.252, SLG: 0.320	CS	K		K		F7		F7		4	0	0	0	0	2	2						
10 Alexei Ramirez, R OBP: 0.327, SLG: 0.398	1B		F7			44 G5-6-3 1B		G1-3		4	0	2	0	0	0	1						
44 Adam Dunn, L OBP: 0.292, SLG: 0.292	K		K			G5-6-3				3	0	0	0	0	2	2						
17 Tyler Flowers, R OBP: 0.396, SLG: 0.467	K		K			K		K		3	0	0	0	0	3	1						
22 Brent Morel, R OBP: 0.277, SLG: 0.328			30 2B BB			F8		G6-3		2	0	0	0	1	0	0						
15 Gordon Beckham, R OBP: 0.294, SLG: 0.338			F9			F9		K		3	0	0	0	0	1	1						
Inning Stats	R: 0 E: 0 K: 1 S: 14	H: 0 LOB: 0 BB: 1 P: 22	R: 0 E: 0 K: 3 S: 10	H: 1 LOB: 1 BB: 0 P: 15	R: 0 E: 0 K: 0 S: 9	H: 1 LOB: 2 BB: 1 P: 19	R: 0 E: 0 K: 2 S: 8	H: 0 LOB: 0 BB: 0 P: 10	R: 0 E: 0 K: 1 S: 6	H: 0 LOB: 0 BB: 0 P: 8	R: 0 E: 0 K: 0 S: 10	H: 1 LOB: 1 BB: 0 P: 14	R: 0 E: 0 K: 1 S: 7	H: 0 LOB: 0 BB: 0 P: 8	R: 0 E: 0 K: 2 S: 8	H: 0 LOB: 0 BB: 0 P: 10	R: 0 E: 0 K: 1 S: 9	H: 1 LOB: 1 BB: 0 P: 13	1B: 4 2B: 1 3B: 0 HR: 0	SF: 0 SAC: 0 DP: 1 HBP: 0	WP: 0 PB: 0 SB: 0 CS: 1	PA: 33
PITCHER	IP	WLS	BF	H	R	ER	SO	BB	IBB	HBP	BLK	WP	HR	S	P	ERA	WHIP					
36 Jered Weaver, R ERA: 2.03	7.0	W	25	4	0	0	8	2	0	0	0	0	0	64	96	0.00	0.857					
38 Bobby Cassevah, R ERA: 2.77	1.0		3	0	0	0	2	0	0	0	0	0	0	8	10	0.00	0.000					
56 Fernando Rodney, R ERA: 3.26	1.0		4	1	0	0	1	0	0	0	0	0	0	9	13	0.00	1.000					

Chicago White Sox @ Los Angeles Angels
Angel Stadium of Anaheim, Anaheim, CA
Wed Aug 24 2011, 7:08 PM - 9:36 PM PDT
Att: 36,610 - Clear - 79 F

livebaseballscorecards.com

AB 30
R 0
H 5
RBI 0
BB 2
SO 11
LOB 13




Batter	1	2	3	4	5	6	7	8	9	AB	R	H	RBI	BB	SO	LOB	BOTTOM					
25 Peter Bourjos, R OBP: 0.334, SLG: 0.446	K	K			G4-3		F8			4	0	0	0	0	2	2						
6 Alberto Callaspo, S OBP: 0.397, SLG: 0.372	G1-3		G1-3		G4-3		53 2B 2H			4	1	1	1	0	0	0						
53 Bobby Abreu, L OBP: 0.359, SLG: 0.352	G4-3		G3			G3-1	2H 2B			4	0	1	1	0	0	0						
48 Torii Hunter, R OBP: 0.330, SLG: 0.423		G6-3	HR			F8	F9			4	1	1	1	0	0	1						
44 Mark Trumbo, R OBP: 0.296, SLG: 0.481		10 1B 2 1B BB	G6-3			G6-3		G4-3		3	1	0	0	1	0	0						
47 Howie Kendrick, R OBP: 0.348, SLG: 0.451		K		G6-3			2 PB 2 S 2B 1B	K		4	1	1	0	0	2	1						
10 Vernon Wells, R OBP: 0.242, SLG: 0.376 27 Mike Trout, R OBP: 0.262, SLG: 0.364		2 1B 5 2B 1B		5 CS 2B			2 PB 2B BB	1B		2	2	2	0	1	0	0						
2 Erick Aybar, S OBP: 0.294, SLG: 0.386		5 S 2B 1B		P4			1H 2H 2B	G4-3		4	2	2	3	0	0	2						
5 Jeff Mathis, R OBP: 0.227, SLG: 0.260		1H 3H 2B		CS		K		K		3	0	1	2	0	2	1						
Inning Stats	R: 0 E: 0 K: 1 S: 8	H: 0 LOB: 0 BB: 0 P: 11	R: 3 E: 0 K: 2 S: 17	H: 3 LOB: 1 BB: 1 P: 31	R: 1 E: 0 K: 0 S: 8	H: 1 LOB: 0 BB: 0 P: 10	R: 0 E: 0 K: 0 S: 7	H: 1 LOB: 0 BB: 0 P: 14	R: 0 E: 0 K: 1 S: 9	H: 0 LOB: 0 BB: 0 P: 12	R: 0 E: 0 K: 0 S: 4	H: 0 LOB: 0 BB: 0 P: 7	R: 4 E: 0 K: 1 S: 16	H: 4 LOB: 1 BB: 1 P: 29	R: 0 E: 0 K: 1 S: 11	H: 1 LOB: 1 BB: 0 P: 15	1B: 4 2B: 5 3B: 0 HR: 1	SF: 0 SAC: 0 DP: 0 HBP: 0	WP: 0 PB: 1 SB: 2 CS: 1	PA: 36		
PITCHER	IP	WLS	BF	H	R	ER	SO	BB	IBB	HBP	BLK	WP	HR	S	P	ERA	WHIP					
48 Zach Stewart, R ERA: 4.76	6.0	L	26	7	7	7	4	2	0	0	0	0	0	58	96	10.50	1.500					
52 Josh Kinney, R ERA: 1.8	2.0		9	3	1	1	2	0	0	0	0	0	0	22	33	4.50	1.500					

Chicago White Sox @ Los Angeles Angels
Angel Stadium of Anaheim, Anaheim, CA
Wed Aug 24 2011, 7:08 PM - 9:36 PM PDT
Att: 36,610 - Clear - 79 F

livebaseballscorecards.com

AB 33
R 8
H 10
RBI 8
BB 2
SO 6
LOB 7



Batter	1	2	3	4	5	6	7	8	9	AB	R	H	RBI	BB	SO	LOB	TOP				
1 Juan Pierre, L OBP: 0.336, SLG: 0.339										4	2	2	0	0	0	2					
18 Brent Lillibridge, R OBP: 0.340, SLG: 0.515										5	1	1	2	0	3	4					
14 Paul Konerko, R OBP: 0.398, SLG: 0.546										3	1	0	0	2	0	3					
51 Alex Rios, R OBP: 0.254, SLG: 0.323										5	0	2	1	0	1	3					
10 Alexei Ramirez, R OBP: 0.326, SLG: 0.397										4	0	1	1	0	0	2					
17 Tyler Flowers, R OBP: 0.386, SLG: 0.449										4	0	1	0	0	1	4					
30 Alejandro De Aza, L OBP: 0.339, SLG: 0.453										4	0	0	0	0	2	3					
22 Brent Morel, R OBP: 0.280, SLG: 0.328										3	0	1	0	1	1	0					
15 Gordon Beckham, R OBP: 0.335										3	0	0	0	1	0	1					
Inning Stats	R: 2 H: 3 E: 0 K: 2 S: 21	H: 3 LOB: 2 BB: 1 P: 35	R: 0 H: 0 E: 0 K: 0 S: 7	H: 0 LOB: 0 BB: 0 P: 12	R: 0 H: 1 E: 0 K: 1 S: 12	H: 1 LOB: 2 BB: 1 P: 23	R: 0 H: 0 E: 0 K: 1 S: 9	H: 0 LOB: 0 BB: 0 P: 15	R: 2 H: 2 E: 0 K: 0 S: 10	H: 2 LOB: 0 BB: 0 P: 18	R: 0 H: 1 E: 1 K: 1 S: 11	H: 1 LOB: 2 BB: 1 P: 15	R: 0 H: 0 E: 0 K: 1 S: 8	H: 0 LOB: 0 BB: 0 P: 10	R: 0 H: 1 E: 0 K: 0 S: 10	H: 1 LOB: 3 BB: 1 P: 21	1B: 6 2B: 1 3B: 0 HR: 1	SF: 0 SAC: 1 DP: 0 HBP: 0	WP: 0 PB: 1 SB: 1 CS: 1	PA: 40	
PITCHER	IP WLS BF H R ER SO BB IBB HBP BLK WP HR S P ERA WHIP	IP WLS BF H R ER SO BB IBB HBP BLK WP HR S P ERA WHIP	IP WLS BF H R ER SO BB IBB HBP BLK WP HR S P ERA WHIP	IP WLS BF H R ER SO BB IBB HBP BLK WP HR S P ERA WHIP	IP WLS BF H R ER SO BB IBB HBP BLK WP HR S P ERA WHIP	IP WLS BF H R ER SO BB IBB HBP BLK WP HR S P ERA WHIP	IP WLS BF H R ER SO BB IBB HBP BLK WP HR S P ERA WHIP	IP WLS BF H R ER SO BB IBB HBP BLK WP HR S P ERA WHIP	IP WLS BF H R ER SO BB IBB HBP BLK WP HR S P ERA WHIP	IP WLS BF H R ER SO BB IBB HBP BLK WP HR S P ERA WHIP	IP WLS BF H R ER SO BB IBB HBP BLK WP HR S P ERA WHIP	IP WLS BF H R ER SO BB IBB HBP BLK WP HR S P ERA WHIP	IP WLS BF H R ER SO BB IBB HBP BLK WP HR S P ERA WHIP	IP WLS BF H R ER SO BB IBB HBP BLK WP HR S P ERA WHIP	IP WLS BF H R ER SO BB IBB HBP BLK WP HR S P ERA WHIP	IP WLS BF H R ER SO BB IBB HBP BLK WP HR S P ERA WHIP	IP WLS BF H R ER SO BB IBB HBP BLK WP HR S P ERA WHIP	IP WLS BF H R ER SO BB IBB HBP BLK WP HR S P ERA WHIP	IP WLS BF H R ER SO BB IBB HBP BLK WP HR S P ERA WHIP	IP WLS BF H R ER SO BB IBB HBP BLK WP HR S P ERA WHIP	IP WLS BF H R ER SO BB IBB HBP BLK WP HR S P ERA WHIP
41 Charlie Furbush, L ERA: 4.87	5.0 L	23 6	4 4	4 4	2 0	0 0	0 0	0 0	0 0	0 0	1 59	103	7.20	1.600							
54 Tom Wilhelmson, R ERA: 4.29	2.0 8	1 0	0 0	3 1	1 0	0 0	0 0	0 0	0 0	21 27	0.00	1.000									
60 Jeff Gray, R ERA: 3.6	2.0 9	1 0	0 0	1 1	0 0	0 0	0 0	0 0	0 0	18 31	0.00	1.000									

Chicago White Sox @ Seattle Mariners
Safeco Field, Seattle, WA
Fri Aug 26 2011, 7:11 PM - 10:16 PM PDT
Att: 26,476 - Clear - 78 F

livebaseballscorecards.com

AB 35
R 4
H 8
RBI 4
BB 4
SO 8
LOB 22

Batter	1	2	3	4	5	6	7	8	9	AB	R	H	RBI	BB	SO	LOB	BOTTOM					
51 Ichiro Suzuki, L OBP: 0.313, SLG: 0.326										5	0	2	0	0	1	2						
21 Franklin Gutierrez, R OBP: 0.292, SLG: 0.279										4	0	2	0	1	1	3						
13 Dustin Ackley, L OBP: 0.367, SLG: 0.457										4	0	1	0	1	1	4						
20 Mike Carp, L OBP: 0.358, SLG: 0.483										4	0	1	0	1	2	4						
30 Miguel Olivo, R OBP: 0.254, SLG: 0.376										3	1	1	1	1	2	4						
15 Kyle Seager, L OBP: 0.370, SLG: 0.452										4	1	1	0	0	1	4						
29 Wily Mo Peña, R OBP: 0.237, SLG: 0.527										4	0	0	0	0	3	1						
26 Brendan Ryan, R OBP: 0.322, SLG: 0.341										4	0	1	0	0	2	0						
12 Trayvon Robinson, S OBP: 0.344, SLG: 0.483										4	0	1	1	0	2	0						
Inning Stats	R: 0 H: 1 E: 0 K: 0 S: 10	H: 1 LOB: 1 BB: 1 P: 15	R: 1 H: 1 E: 0 K: 2 S: 9	H: 1 LOB: 0 BB: 0 P: 10	R: 0 H: 1 E: 0 K: 2 S: 16	H: 1 LOB: 3 BB: 2 P: 27	R: 0 H: 3 E: 0 K: 1 S: 14	H: 3 LOB: 2 BB: 0 P: 24	R: 0 H: 1 E: 0 K: 2 S: 13	H: 1 LOB: 1 BB: 0 P: 18	R: 0 H: 0 E: 0 K: 1 S: 10	H: 0 LOB: 0 BB: 0 P: 14	R: 0 H: 2 E: 0 K: 3 S: 19	H: 2 LOB: 3 BB: 1 P: 28	R: 0 H: 0 E: 0 K: 2 S: 10	H: 0 LOB: 0 BB: 0 P: 13	R: 0 H: 1 E: 0 K: 2 S: 10	H: 1 LOB: 1 BB: 0 P: 15	1B: 8 2B: 1 3B: 0 HR: 1	SF: 0 SAC: 0 DP: 1 HBP: 0	WP: 0 PB: 0 SB: 1 CS: 0	PA: 40
PITCHER	IP WLS BF H R ER SO BB IBB HBP BLK WP HR S P ERA WHIP	IP WLS BF H R ER SO BB IBB HBP BLK WP HR S P ERA WHIP	IP WLS BF H R ER SO BB IBB HBP BLK WP HR S P ERA WHIP	IP WLS BF H R ER SO BB IBB HBP BLK WP HR S P ERA WHIP	IP WLS BF H R ER SO BB IBB HBP BLK WP HR S P ERA WHIP	IP WLS BF H R ER SO BB IBB HBP BLK WP HR S P ERA WHIP	IP WLS BF H R ER SO BB IBB HBP BLK WP HR S P ERA WHIP	IP WLS BF H R ER SO BB IBB HBP BLK WP HR S P ERA WHIP	IP WLS BF H R ER SO BB IBB HBP BLK WP HR S P ERA WHIP	IP WLS BF H R ER SO BB IBB HBP BLK WP HR S P ERA WHIP	IP WLS BF H R ER SO BB IBB HBP BLK WP HR S P ERA WHIP	IP WLS BF H R ER SO BB IBB HBP BLK WP HR S P ERA WHIP	IP WLS BF H R ER SO BB IBB HBP BLK WP HR S P ERA WHIP	IP WLS BF H R ER SO BB IBB HBP BLK WP HR S P ERA WHIP	IP WLS BF H R ER SO BB IBB HBP BLK WP HR S P ERA WHIP	IP WLS BF H R ER SO BB IBB HBP BLK WP HR S P ERA WHIP	IP WLS BF H R ER SO BB IBB HBP BLK WP HR S P ERA WHIP	IP WLS BF H R ER SO BB IBB HBP BLK WP HR S P ERA WHIP	IP WLS BF H R ER SO BB IBB HBP BLK WP HR S P ERA WHIP	IP WLS BF H R ER SO BB IBB HBP BLK WP HR S P ERA WHIP	IP WLS BF H R ER SO BB IBB HBP BLK WP HR S P ERA WHIP	
44 Jake Peavy, R ERA: 4.93	6.0 H	27 2	2 2	2 2	0 0	0 0	0 0	0 0	0 0	0 0	1 72	108	3.00	1.667								
37 Matt Thornton, L ERA: 3.33	0.2 H	4 2	0 0	2 2	0 0	0 0	0 0	0 0	0 0	15 20	0.00	3.000										
26 Jesse Crain, R ERA: 2.3	1.1 H	5 0	0 0	3 3	1 0	0 0	0 0	0 0	0 0	14 21	0.00	0.750										
49 Chris Sale, L ERA: 2.61	1.0 S	4 1	0 0	2 2	0 0	0 0	0 0	0 0	0 0	10 15	0.00	1.000										

Chicago White Sox @ Seattle Mariners
Safeco Field, Seattle, WA
Fri Aug 26 2011, 7:11 PM - 10:16 PM PDT
Att: 26,476 - Clear - 78 F

livebaseballscorecards.com

AB 36
R 2
H 10
RBI 2
BB 4
SO 15
LOB 22

Batter	1	2	3	4	5	6	7	8	9	AB	R	H	RBI	BB	SO	LOB	TOP										
1 Juan Pierre, L (1, 7) OBP: 0.336, SLG: 0.339	G5-3			30 1B 14 1B		G4-3		L4		4	1	1	0	0	0	0											
30 Alejandro De Aza, L (1, 8) OBP: 0.347, SLG: 0.500	K			14 1B 10 SF8		F7		HR		4	2	2	1	0	1	0											
14 Paul Konerko, R (1, 10) OBP: 0.399, SLG: 0.545	P4			1-3 1B		BB		F9		3	0	1	1	1	0	0											
10 Alexei Ramirez, R (1, 6) OBP: 0.324, SLG: 0.395	K			SF8		F7		G6-3		3	0	0	1	0	1	1											
44 Adam Dunn, L (1, 3) OBP: 0.290, SLG: 0.289	K			F7		K		K		4	0	0	0	0	3	1											
51 Alex Rios, R (9, 8) OBP: 0.254, SLG: 0.323	K			F7		K		K		0	0	0	0	0	0	0											
18 Brent Lillibridge, R (1, 9) OBP: 0.333, SLG: 0.503	K			K		F8		F8		4	0	0	0	0	2	1											
17 Tyler Flowers, R (1, 2) OBP: 0.383, SLG: 0.431	G1-3			K		BB		BB		2	0	0	0	1	1	0											
22 Brent Morel, R (1, 5) OBP: 0.277, SLG: 0.325	K			G3		F9		F9		3	0	0	0	0	1	1											
15 Gordon Beckham, R (1, 4) OBP: 0.291, SLG: 0.333	G4-3			K		K		F7		3	0	0	0	0	1	0											
Inning Stats	R: 0 H: 0 E: 0 K: 1 S: 8	H: 0 LOB: 0 BB: 0 P: 11	R: 0 H: 0 E: 0 K: 3 S: 14	H: 0 LOB: 0 BB: 0 P: 19	R: 0 H: 0 E: 0 K: 1 S: 11	H: 0 LOB: 0 BB: 0 P: 14	R: 2 H: 3 E: 0 K: 1 S: 18	H: 3 LOB: 1 BB: 0 P: 26	R: 0 H: 0 E: 0 K: 2 S: 8	H: 0 LOB: 0 BB: 0 P: 10	R: 0 H: 0 E: 0 K: 0 S: 11	H: 0 LOB: 1 BB: 1 P: 21	R: 0 H: 0 E: 0 K: 1 S: 8	H: 0 LOB: 1 BB: 1 P: 13	R: 1 H: 1 E: 0 K: 0 S: 10	H: 1 LOB: 0 BB: 0 P: 15	R: 0 H: 0 E: 0 K: 1 S: 6	H: 0 LOB: 0 BB: 0 P: 8	1B: 3 2B: 0 3B: 0 HR: 1	SF: 1 SAC: 0 DP: 0 HBP: 0	WP: 0 PB: 0 SB: 0 CS: 0	PA: 33					
PITCHER	IP	WLS	BF	H	R	ER	SO	BB	IBB	HBP	BLK	WP	HR	S	P	ERA	WHIP										
36 Michael Pineda, R (1, 1) ERA: 3.71	6.0	L	22	3	2	2	8	1	0	0	0	0	0	70	101	3.00	0.667										
59 Chance Ruffin, R (7, 1) ERA: 4.0	2.0		8	1	1	1	1	1	0	0	0	0	1	18	28	4.50	1.000										
50 Jamey Wright, R (9, 1) ERA: 3.72	1.0		3	0	0	0	1	0	0	0	0	0	0	6	8	0.00	0.000										

Chicago White Sox @ Seattle Mariners
Safeco Field, Seattle, WA
Sat Aug 27 2011, 7:10 PM - 9:19 PM PDT
Att: 30,527 - Clear - 78 F

livebaseballscores.com

AB 30
R 3
H 4
RBI 3
BB 2
SO 10
LOB 4



Batter	1	2	3	4	5	6	7	8	9	AB	R	H	RBI	BB	SO	LOB	BOTTOM										
51 Ichiro Suzuki, L (1, 9) OBP: 0.312, SLG: 0.325	G5-3		P6			G6-3		G6-3		4	0	1	0	0	0	1											
21 Franklin Gutierrez, R (1, 8) OBP: 0.259, SLG: 0.274	K		P3			K		G4-3		4	0	0	0	0	2	2											
13 Dustin Ackley, L (1, 4) OBP: 0.361, SLG: 0.448	G5-3		G4-3			F7		G6-3		4	0	0	0	0	0	2											
20 Mike Carp, L (1, 3) OBP: 0.351, SLG: 0.472	K		F9			G6-3		K		4	0	0	0	0	2	0											
30 Miguel Olivo, R (1, 2) OBP: 0.255, SLG: 0.378	K		G5-3			G5-3		2B		3	0	1	0	0	1	0											
33 Casper Wells, R (1, 7) OBP: 0.333, SLG: 0.484	K		K			K		K		3	0	0	0	0	3	1											
29 Wily Mo Peña, R (1, 10) OBP: 0.228, SLG: 0.506	F7		G4-3			G6-3		G6-3		3	0	0	0	0	0	1											
15 Kyle Seager, L (1, 5) OBP: 0.368, SLG: 0.448	1B		G4-3			P5		K		3	0	1	0	0	1	0											
26 Brendan Ryan, R (1, 6) OBP: 0.322, SLG: 0.340	P4		51 1B BB			K		K		2	0	0	0	1	1	1											
Inning Stats	R: 0 H: 0 E: 0 K: 1 S: 10	H: 0 LOB: 0 BB: 0 P: 14	R: 0 H: 0 E: 0 K: 3 S: 10	H: 0 LOB: 0 BB: 0 P: 15	R: 0 H: 1 E: 0 K: 0 S: 10	H: 1 LOB: 1 BB: 0 P: 14	R: 0 H: 0 E: 0 K: 0 S: 7	H: 0 LOB: 0 BB: 0 P: 9	R: 0 H: 0 E: 0 K: 1 S: 9	H: 0 LOB: 0 BB: 0 P: 13	R: 0 H: 1 E: 0 K: 1 S: 8	H: 1 LOB: 2 BB: 1 P: 17	R: 0 H: 1 E: 0 K: 1 S: 9	H: 1 LOB: 1 BB: 0 P: 13	R: 0 H: 0 E: 0 K: 2 S: 8	H: 0 LOB: 0 BB: 0 P: 10	R: 0 H: 0 E: 0 K: 1 S: 10	H: 0 LOB: 0 BB: 0 P: 15	1B: 2 2B: 1 3B: 0 HR: 0	SF: 0 SAC: 0 DP: 0 HBP: 0	WP: 0 PB: 0 SB: 0 CS: 0	PA: 31					
PITCHER	IP	WLS	BF	H	R	ER	SO	BB	IBB	HBP	BLK	WP	HR	S	P	ERA	WHIP										
50 John Danks, L (1, 1) ERA: 3.63	9.0	W	31	3	0	0	10	1	0	0	0	0	0	81	120	0.00	0.444										

Chicago White Sox @ Seattle Mariners
Safeco Field, Seattle, WA
Sat Aug 27 2011, 7:10 PM - 9:19 PM PDT
Att: 30,527 - Clear - 78 F

livebaseballscores.com

AB 30
R 0
H 3
RBI 0
BB 1
SO 10
LOB 8



Batter	1	2	3	4	5	6	7	8	9	AB	R	H	RBI	BB	SO	LOB	TOP																					
1 Juan Pierre, L OBP: 0.337, SLG: 0.339 30 Alejandro De Aza, L OBP: 0.342, SLG: 0.453	G4-3		G4-3			G6-4-3		K		3	1	1	0	1	0	1	Chicago White Sox @ Seattle Mariners Safeco Field, Seattle, WA Sun Aug 28 2011, 1:11 PM - 3:56 PM PDT Att: 25,640 - Overcast - 62 F																					
18 Brent Lillibridge, R OBP: 0.330, SLG: 0.494	B1-3		K			G6-4-3		K		5	0	1	1	0	2	2																						
14 Paul Konerko, R OBP: 0.492, SLG: 0.546 56 Donny Lucy, R OBP: 0.200, SLG: 0.200	L4								G5-3	4	2	3	1	0	0	0																						
51 Alex Rios, R OBP: 0.253, SLG: 0.321	G3								K	5	1	1	0	0	1	3																						
10 Alexei Ramirez, R OBP: 0.325, SLG: 0.395	L6								F9	5	1	2	0	0	0	2																						
24 Davan Vicedo, R OBP: 0.750, SLG: 1.667										3	2	2	3	1	1	1																						
17 Tyler Flowers, R OBP: 0.375, SLG: 0.473	F8									4	1	1	4	0	1	2																						
22 Brent Morel, R OBP: 0.274, SLG: 0.321										4	0	0	0	0	1	1																						
15 Gordon Beckham, R OBP: 0.293, SLG: 0.337										4	1	2	0	0	0	0																						
Inning Stats	R: 0 E: 0 K: 0 S: 5	H: 0 LOB: 0 BB: 0 P: 5	R: 0 E: 0 K: 0 S: 11	H: 1 LOB: 1 BB: 0 P: 20	R: 0 E: 0 K: 1 S: 15	H: 1 LOB: 0 BB: 0 P: 20	R: 3 E: 0 K: 1 S: 12	H: 3 LOB: 0 BB: 0 P: 20	R: 0 E: 0 K: 0 S: 7	H: 0 LOB: 0 BB: 1 P: 11	R: 6 E: 0 K: 0 S: 22	H: 7 LOB: 2 BB: 0 P: 33	R: 0 E: 0 K: 2 S: 11	H: 1 LOB: 1 BB: 0 P: 16	R: 0 E: 0 K: 2 S: 9	H: 0 LOB: 0 BB: 0 P: 13	R: 0 E: 0 K: 1 S: 7	H: 0 LOB: 0 BB: 0 P: 12	1B: 10 2B: 1 3B: 0 HR: 2	SF: 0 SAC: 0 DP: 1 HBP: 0	WP: 0 PB: 0 SB: 0 CS: 0	PA: 41																
PITCHER	IP	WLS	BF	H	R	ER	SO	BB	IBB	HBP	BLK	WP	HR	S	P	ERA	WHIP	PITCHER				IP	WLS	BF	H	R	ER	SO	BB	IBB	HBP	BLK	WP	HR	S	P	ERA	WHIP
38 Jason Vargas, L ERA: 4.52	5.2	L	28	10	9	9	2	2	0	0	0	0	2	66	101	14.29	2.118					5.2	L	28	10	9	9	2	2	0	0	0	0	2	66	101	14.29	2.118
31 Josh Lueke, R ERA: 8.1	2.1		10	3	0	0	4	0	0	0	0	0	0	26	37	0.00	1.286					2.1		10	3	0	0	4	0	0	0	0	0	26	37	0.00	1.286	
43 Brandon League, R ERA: 3.04	1.0		3	0	0	0	1	0	0	0	0	0	0	7	12	0.00	0.000					1.0		3	0	0	0	1	0	0	0	0	7	12	0.00	0.000		

Batter	1	2	3	4	5	6	7	8	9	AB	R	H	RBI	BB	SO	LOB	BOTTOM																					
51 Ichiro Suzuki, L OBP: 0.313, SLG: 0.326	L9					G4-3			G4-3	5	0	2	0	0	0	1	Chicago White Sox @ Seattle Mariners Safeco Field, Seattle, WA Sun Aug 28 2011, 1:11 PM - 3:56 PM PDT Att: 25,640 - Overcast - 62 F																					
21 Franklin Gutierrez, R OBP: 0.265, SLG: 0.279										3	0	2	0	0	0	1																						
13 Dustin Ackley, L OBP: 0.359, SLG: 0.445										4	0	1	0	0	3	2																						
33 Casper Wells, R OBP: 0.327, SLG: 0.473										4	0	0	0	0	2	4																						
4 Adam Kennedy, L OBP: 0.275, SLG: 0.358										4	0	0	0	0	0	3																						
26 Brendan Ryan, R OBP: 0.322, SLG: 0.337										3	1	0	0	1	0	0																						
15 Kyle Seager, L OBP: 0.364, SLG: 0.440										4	1	1	0	0	1	0																						
3 Josh Bard, S OBP: 0.260, SLG: 0.353										4	1	1	3	0	0	1																						
12 Trayvon Robinson, S OBP: 0.324, SLG: 0.453										4	0	0	0	0	2	1																						
Inning Stats	R: 0 E: 0 K: 1 S: 11	H: 1 LOB: 1 BB: 0 P: 16	R: 0 E: 0 K: 0 S: 8	H: 0 LOB: 0 BB: 0 P: 12	R: 0 E: 0 K: 2 S: 7	H: 0 LOB: 0 BB: 0 P: 9	R: 0 E: 0 K: 0 S: 7	H: 0 LOB: 0 BB: 0 P: 12	R: 0 E: 0 K: 2 S: 12	H: 0 LOB: 1 BB: 0 P: 19	R: 0 E: 0 K: 0 S: 6	H: 0 LOB: 0 BB: 0 P: 9	R: 2 E: 0 K: 2 S: 23	H: 4 LOB: 3 BB: 0 P: 31	R: 1 E: 0 K: 1 S: 12	H: 1 LOB: 1 BB: 1 P: 23	1B: 6 2B: 0 3B: 0 HR: 1	SF: 0 SAC: 0 DP: 0 HBP: 1	WP: 1 PB: 0 SB: 1 CS: 0	PA: 37																		
PITCHER	IP	WLS	BF	H	R	ER	SO	BB	IBB	HBP	BLK	WP	HR	S	P	ERA	WHIP	PITCHER				IP	WLS	BF	H	R	ER	SO	BB	IBB	HBP	BLK	WP	HR	S	P	ERA	WHIP
34 Gavin Floyd, R ERA: 4.36	7.1	W	29	5	2	2	6	1	0	0	0	0	1	71	109	2.46	0.682					7.1	W	29	5	2	2	6	1	0	0	0	1	71	109	2.46	0.682	
77 Will Ohman, L ERA: 4.04	0.2		3	1	0	0	1	0	0	0	0	0	0	12	15	0.00	1.500					0.2		3	1	0	0	1	0	0	0	0	12	15	0.00	1.500		
52 Josh Kinney, R ERA: 3.38	0.1		3	1	1	1	0	1	0	0	0	0	0	8	17	27.00	6.000					0.1		3	1	1	1	0	1	0	0	8	17	27.00	6.000			
37 Matt Thornton, L ERA: 3.28	0.2		2	0	0	0	1	0	0	0	0	0	0	4	6	0.00	0.000					0.2		2	0	0	0	1	0	0	0	4	6	0.00	0.000			

Batter	1	2	3	4	5	6	7	8	9	AB	R	H	RBI	BB	SO	LOB	TOP			
11 Ben Revere, L (1, 8) OBP: 0.300, SLG: 0.291	F7		G6-3		F7		E6 G4-3 24 PB		BB	4	0	0	0	1	0	1	Minnesota Twins @ Chicago White Sox U.S. Cellular Field, Chicago, IL Tue Aug 30 2011, 8:10 PM - 11:07 PM EDT Att: 21,632 - Overcast - 75 F			
24 Trevor Plouffe, R (1, 4) OBP: 0.302, SLG: 0.394	1B		K		BB		K		BB	4	1	1	0	1	3	2				
7 Joe Mauer, L (1, 10) OBP: 0.349, SLG: 0.355	L7				BB		G4-3			4	2	2	2	0	0	2				
5 Michael Cuddyer, R (1, 3) OBP: 0.357, SLG: 0.476	K				BB		K			4	1	2	1	0	2	2				
16 Jason Kubel, L (1, 9) OBP: 0.335, SLG: 0.445		G4-3			BB		G4-3		K	4	1	1	3	0	1	0				
38 Luke Hughes, R (1, 5) OBP: 0.305, SLG: 0.363	G6-3				BB				K	3	0	0	0	1	1	0				
23 Rene Tosoni, L (1, 7) ERA: 4.01							BB			2	0	0	0	1	0	1				
18 Jason Repko, R (8, PH) OBP: 0.283, SLG: 0.283							L8		F8	1	0	0	0	0	0	0				
32 René Rivera, R (1, 2) OBP: 0.216, SLG: 0.235							F8		K	3	0	0	0	0	1	2				
22 Danny Valencia, R (9, PH) OBP: 0.296, SLG: 0.399	K								K	1	0	0	0	0	1	0				
1 Tsuyoshi Nishioka, S (1, 6) OBP: 0.267, SLG: 0.245	L7				BB		G5-3		K	4	1	1	0	0	1	1				
Inning Stats	R: 0 E: 0 K: 1 S: 11	H: 1 LOB: 1 BB: 0 P: 15	R: 0 E: 0 K: 1 S: 13	H: 0 LOB: 1 BB: 1 P: 21	R: 0 E: 0 K: 1 S: 8	H: 0 LOB: 0 BB: 0 P: 14	R: 3 E: 0 K: 0 S: 12	H: 3 LOB: 0 BB: 1 P: 16	R: 3 E: 0 K: 0 S: 12	H: 3 LOB: 0 BB: 1 P: 18	R: 0 E: 0 K: 0 S: 10	H: 0 LOB: 1 BB: 0 P: 15	R: 0 E: 1 K: 2 S: 10	H: 0 LOB: 1 BB: 0 P: 15	R: 0 E: 0 K: 3 S: 12	H: 0 LOB: 1 BB: 1 P: 19	1B: 5 2B: 1 3B: 0 HR: 1	SF: 0 SAC: 0 DP: 0 HBP: 0	WP: 1 PB: 1 SB: 0 CS: 0	PA: 38
PITCHER	IP WLS BF H R ER SO BB IBB HBP BLK WP HR S P ERA WHIP																			
48 Zach Stewart, R (1, 1) ERA: 5.48	4.2	22	7	6	6	3	2	0	0	0	0	0	0	0	1	1	54	82	11.57	1.929
77 Will Ohman, L (5, 1) ERA: 4.01	0.1	W	1	0	0	0	0	0	0	0	0	0	0	0	0	2	2	0.00	0.000	
58 Jason Frasor, R (6, 1) ERA: 3.44	1.0	H	4	0	0	0	1	0	0	0	0	0	0	0	10	15	0.00	1.000		
49 Chris Sale, L (7, 1) ERA: 2.52	2.0	H	7	0	0	0	4	0	0	0	0	0	0	20	30	0.00	0.000			
46 Sergio Santos, R (9, 1) ERA: 2.63	1.0	S	4	0	0	0	3	1	0	0	0	0	0	12	19	0.00	1.000			

Batter	1	2	3	4	5	6	7	8	9	AB	R	H	RBI	BB	SO	LOB	BOTTOM			
1 Juan Pierre, L (1, 7) OBP: 0.333, SLG: 0.335	G4-3		B2-3		K		G3			5	0	1	1	0	1	2	Minnesota Twins @ Chicago White Sox U.S. Cellular Field, Chicago, IL Tue Aug 30 2011, 8:10 PM - 11:07 PM EDT Att: 21,632 - Overcast - 75 F			
10 Alexei Ramirez, R (1, 6) OBP: 0.327, SLG: 0.398	G5-3		F8		BB		G5-3			5	1	2	0	0	0	0				
14 Paul Konerko, R (1, 3) OBP: 0.402, SLG: 0.545										3	2	1	1	1	0	1				
18 Brent Lillibridge, R (9, 3) OBP: 0.330, SLG: 0.494	BB									0	0	0	0	0	0	0				
51 Alex Rios, R (1, 8) OBP: 0.253, SLG: 0.319	P4									5	2	2	0	0	0	2				
24 Dayan Viciedo, R (1, 10) OBP: 0.667, SLG: 1.000	E5									3	1	1	0	0	0	2				
30 Alejandro De Azá, L (1, 9) OBP: 0.383, SLG: 0.547	F7									3	2	1	4	1	0	2				
17 Tyler Flowers, R (1, 2) OBP: 0.366, SLG: 0.467	F8									3	0	0	0	1	1	2				
22 Brent Morel, R (1, 5) OBP: 0.271, SLG: 0.317	G6-3									4	0	1	0	0	1	5				
15 Gordon Beckham, R (1, 4) OBP: 0.295, SLG: 0.335	G5-3									3	0	1	1	0	0	1				
Inning Stats	R: 0 E: 0 K: 0 S: 10	H: 0 LOB: 1 BB: 1 P: 19	R: 0 E: 0 K: 0 S: 9	H: 0 LOB: 0 BB: 0 P: 10	R: 0 E: 0 K: 0 S: 7	H: 0 LOB: 0 BB: 0 P: 8	R: 3 E: 0 K: 0 S: 15	H: 3 LOB: 1 BB: 0 P: 22	R: 5 E: 1 K: 2 S: 25	H: 4 LOB: 2 BB: 1 P: 38	R: 0 E: 0 K: 0 S: 9	H: 2 LOB: 0 BB: 0 P: 13	R: 0 E: 0 K: 1 S: 14	H: 1 LOB: 2 BB: 1 P: 26	R: 0 E: 0 K: 0 S: 6	H: 0 LOB: 0 BB: 0 P: 11	1B: 7 2B: 2 3B: 0 HR: 1	SF: 0 SAC: 0 DP: 0 HBP: 3	WP: 0 PB: 0 SB: 0 CS: 0	PA: 40
PITCHER	IP WLS BF H R ER SO BB IBB HBP BLK WP HR S P ERA WHIP																			
51 Anthony Swarzak, R (1, 1) ERA: 4.14	4.1	L	24	6	8	6	1	0	0	2	0	0	0	0	0	7	13	0.00	3.000	
31 Alex Burnett, R (5, 1) ERA: 5.24	0.1		3	0	0	0	1	0	0	1	0	0	0	0	0	15	24	0.00	3.000	
50 Jose Mijares, L (5, 1) ERA: 4.68	1.1		6	3	0	0	0	1	0	0	0	0	0	0	0	17	30	0.00	0.500	
17 Lester Oliveros, R (7, 1) ERA: 6.39	2.0		7	1	0	0	1	0	0	0	0	0	0	0	0	17	30	0.00	0.500	

AB 34
R 6
H 7
RBI 6
BB 4
SO 10
LOB 11




AB 34
R 8
H 10
RBI 7
BB 3
SO 3
LOB 17



Batter	1	2	3	4	5	6	7	8	9	AB	R	H	RBI	BB	SO	LOB	TOP			
18 Jason Repko, R (1, 8) OBP: 0.282, SLG: 0.308	G5-3	K			L1		HR			4	1	1	1	0	1	0	Minnesota Twins @ Chicago White Sox U.S. Cellular Field, Chicago, IL Wed Aug 31 2011, 2:10 PM - 4:51 PM EDT Att: 20,346 - Sunny - 87 F			
24 Trevor Plouffe, R (1, 6) OBP: 0.305, SLG: 0.402	7 2B	P3			7 CS		K			4	1	2	0	0	1	0				
7 Joe Mauer, L (1, 3) OBP: 0.352, SLG: 0.361	5 2B	G3			1B			F7		4	1	2	1	0	0	0				
5 Michael Cuddyer, R (1, 9) OBP: 0.356, SLG: 0.477	16 HR				P4			G4-3		4	1	1	1	0	1	1				
16 Jason Kubel, L (1, 10) OBP: 0.334, SLG: 0.452	HR				F8			K		4	1	1	2	0	2	0				
22 Danny Valencia, R (1, 5) OBP: 0.296, SLG: 0.396	K				G5-3			F8		3	0	0	0	1	1	0				
23 Rene Tosoni, L (1, 7) OBP: 0.262, SLG: 0.289	38 HR				L9			F8		4	1	1	0	0	0	1				
38 Luke Hughes, R (1, 4) OBP: 0.304, SLG: 0.374	HR				K			K		4	1	1	2	0	3	0				
41 Drew Butera, R (1, 2) OBP: 0.203, SLG: 0.244	P3				F8			F7		3	0	0	0	0	0	0				
Inning Stats	R: 6 H: 6 E: 0 K: 1 S: 27	H: 6 LOB: 0 BB: 0 P: 41	R: 0 H: 0 E: 0 K: 1 S: 7	H: 0 LOB: 0 BB: 0 P: 12	R: 0 H: 0 E: 0 K: 1 S: 9	H: 0 LOB: 0 BB: 0 P: 14	R: 0 H: 0 E: 0 K: 1 S: 7	H: 2 LOB: 1 BB: 0 P: 15	R: 0 H: 0 E: 0 K: 1 S: 6	H: 0 LOB: 0 BB: 0 P: 7	R: 1 H: 1 E: 0 K: 2 S: 11	H: 1 LOB: 0 BB: 0 P: 18	R: 0 H: 0 E: 0 K: 1 S: 10	H: 0 LOB: 0 BB: 1 P: 10	R: 0 H: 0 E: 0 K: 1 S: 5	H: 0 LOB: 1 BB: 1 P: 10	1B: 3 2B: 4 3B: 0 HR: 3	SF: 0 SAC: 0 DP: 1 HBP: 0	WP: 0 PB: 0 SB: 0 CS: 1	PA: 35
PITCHER	IP WLS BF H R ER SO BB IBB HBP BLK WP HR S P ERA WHIP																			
44 Jake Peavy, R (1, 1) ERA: 5.21	5.0 L 22 8 6 6 4 0 0 0 0 0 0 2 60 93 10.80 1.600																			
77 Will Ohman, L (6, 1) ERA: 3.92	1.0 3 0 0 0 1 0 0 0 0 0 0 6 7 0.00 0.000																			
58 Jason Frasor, R (7, 1) ERA: 3.54	1.0 4 1 1 1 2 0 0 0 0 0 0 1 11 18 9.00 1.000																			
37 Matt Thornton, L (8, 1) ERA: 3.21	1.0 3 0 0 0 1 0 0 0 0 0 0 0 10 16 0.00 0.000																			
52 Josh Kinney, R (9, 1) ERA: 2.84	1.0 3 0 0 0 1 1 0 0 0 0 0 0 5 10 0.00 1.000																			

Batter	1	2	3	4	5	6	7	8	9	AB	R	H	RBI	BB	SO	LOB	BOTTOM					
1 Juan Pierre, L (1, 7) OBP: 0.336, SLG: 0.335	14 S		18 HR		G3			14 BB	G3	3	2	1	0	2	0	2	Minnesota Twins @ Chicago White Sox U.S. Cellular Field, Chicago, IL Wed Aug 31 2011, 2:10 PM - 4:51 PM EDT Att: 20,346 - Sunny - 87 F					
18 Brent Lillibridge, R (1, 3) OBP: 0.333, SLG: 0.508	K		HR		14 2B			L7	K	3	2	1	2	1	1	2						
44 Adam Dunn, L (9, PH) OBP: 0.289, SLG: 0.288	K		HR		2B			L7	K	1	0	0	0	0	1	2						
14 Paul Konerko, R (1, 10) OBP: 0.404, SLG: 0.546	K		G6-3		1H			24 1B	51 1B	4	0	2	3	1	1	1						
48 Zach Stewart, R (9, PR)	K		G6-3		2B			24 1B	51 1B	0	0	0	0	0	0	0						
51 Alex Rios, R (1, 8) OBP: 0.252, SLG: 0.318	F9		G5-3		K			24 1B	K	5	0	1	1	0	2	3						
10 Alexei Ramirez, R (1, 6) OBP: 0.324, SLG: 0.394	G6-3		G4-3		G4-3			K		4	0	0	0	0	1	3						
24 Dayan Viciedo, R (1, 9) OBP: 0.625, SLG: 0.846	17 G6-4-3		F7		G5-3			G5-3	1B	4	0	2	0	0	0	0						
17 Tyler Flowers, R (1, 2) OBP: 0.347, SLG: 0.438	G6-4-3		K		K			G5-3	L5	4	0	0	0	0	1	4						
22 Brent Morel, R (1, 5) OBP: 0.271, SLG: 0.317	K		K		F9			1B	1B	3	0	1	0	0	1	0						
30 Alejandro De Aza, L (9, PH) OBP: 0.370, SLG: 0.566	K		K		F9			1B	1B	1	1	1	0	0	0	0						
15 Gordon Beckham, R (1, 4) OBP: 0.293, SLG: 0.333	G5-3		G5-3		P2			G5-3	G5-3	3	0	0	0	0	0	1						
11 Omar Vizquel, S (9, PH) OBP: 0.289, SLG: 0.303	G5-3		G5-3		P2			G5-3	G5-3	0	1	0	0	1	0	0						
Inning Stats	R: 0 H: 0 E: 0 K: 2 S: 11	H: 1 LOB: 0 BB: 0 P: 18	R: 0 H: 1 E: 0 K: 0 S: 8	H: 1 LOB: 0 BB: 0 P: 12	R: 2 H: 1 E: 0 K: 1 S: 8	H: 1 LOB: 0 BB: 1 P: 16	R: 0 H: 0 E: 0 K: 0 S: 9	H: 0 LOB: 0 BB: 0 P: 12	R: 0 H: 0 E: 0 K: 1 S: 6	H: 0 LOB: 0 BB: 0 P: 10	R: 1 H: 1 E: 0 K: 1 S: 12	H: 1 LOB: 1 BB: 1 P: 19	R: 0 H: 1 E: 0 K: 0 S: 9	H: 1 LOB: 1 BB: 0 P: 13	R: 1 H: 3 E: 0 K: 1 S: 16	H: 3 LOB: 3 BB: 1 P: 25	R: 2 H: 2 E: 0 K: 2 S: 21	H: 2 LOB: 1 BB: 1 P: 32	1B: 6 2B: 2 3B: 0 HR: 1	SF: 0 SAC: 0 DP: 1 HBP: 0	WP: 1 PB: 0 SB: 1 CS: 0	PA: 40
PITCHER	IP WLS BF H R ER SO BB IBB HBP BLK WP HR S P ERA WHIP																					
58 Scott Diamond, L (1, 1) ERA: 4.82	6.0 W 23 3 3 3 3 0 0 0 0 0 0 0 9 13 4.50 1.000																					
55 Matt Capps, R (7, 1) ERA: 4.32	1.0 4 1 0 0 0 0 0 0 0 0 0 0 9 13 0.00 1.000																					
15 Glen Perkins, L (8, 1) ERA: 2.47	1.0 7 3 1 1 1 1 0 0 0 0 0 0 16 25 9.00 4.000																					
36 Joe Nathan, R (9, 1) ERA: 5.02	1.0 S 6 2 2 2 2 1 0 0 0 0 0 0 21 32 18.00 3.000																					

AB 34
R 7
H 9
RBI 7
BB 1
SO 9
LOB 2



AB 35
R 6
H 9
RBI 6
BB 5
SO 8
LOB 18



Batter	1	2	3	4	5	6	7	8	9	AB	R	H	RBI	BB	SO	LOB	TOP								
1 Juan Pierre, L (1,7) OBP: 0.335, SLG: 0.334	G5-3		F9			G4-3		3B 1B		4	0	1	0	0	0	0	Chicago White Sox @ Detroit Tigers Comerica Park, Detroit, MI Fri Sep 02 2011, 7:08 PM - 9:47 PM EDT Att. 42,352 - Clear - 95 F								
10 Alexei Ramirez, R (1,6) OBP: 0.324, SLG: 0.394 38 Eduardo Escobar, S (7,6) OBP: 1.000, SLG: 1.000	F8			12 G5-3		K		1B		3	0	1	0	0	1	0									
14 Paul Konerko, R (1,3) OBP: 0.403, SLG: 0.546	F7			K				F7		4	0	1	0	0	1	4									
12 A.J. Pierzynski, L (1,10) OBP: 0.337, SLG: 0.411		17 FC6-4		G5-3		K		L3		4	0	1	0	0	1	5									
24 Dayan Viciedo, R (1,9) OBP: 0.500, SLG: 0.647	F9			K				F8		4	0	0	0	0	1	3									
30 Alejandro De Azavedo, L (1,8) OBP: 0.357, SLG: 0.554 18 Brent Lillibridge, R (9,PH) OBP: 0.337, SLG: 0.508	K			L4		G4-3				3	0	0	0	0	1	2									
17 Tyler Flowers, R (1,2) OBP: 0.342, SLG: 0.471	FC6-4			F8				HR		4	1	1	1	0	0	2									
22 Brent Morel, R (1,5) OBP: 0.274, SLG: 0.320				G6-3				G2-3		3	0	1	0	1	0	1									
15 Gordon Beckham, R (1,4) OBP: 0.291, SLG: 0.330				G6-4-3		G5-3		K		3	0	0	0	0	1	2									
Inning Stats	R: 0 E: 0 K: 0 S: 5	H: 0 LOB: 0 BB: 0 P: 6	R: 0 E: 0 K: 1 S: 8	H: 1 LOB: 1 BB: 0 P: 13	R: 0 E: 0 K: 2 S: 9	H: 0 LOB: 0 BB: 1 P: 19	R: 0 E: 0 K: 2 S: 12	H: 1 LOB: 1 BB: 0 P: 16	R: 0 E: 0 K: 1 S: 10	H: 0 LOB: 0 BB: 0 P: 14	R: 0 E: 0 K: 1 S: 9	H: 0 LOB: 0 BB: 0 P: 13	R: 0 E: 0 K: 1 S: 10	H: 1 LOB: 1 BB: 0 P: 11	R: 1 E: 0 K: 1 S: 14	H: 4 LOB: 3 BB: 0 P: 20		R: 0 E: 0 K: 0 S: 8	H: 0 LOB: 1 BB: 1 P: 15	1B: 4 2B: 2 HR: 1	SF: 0 SAC: 0 DP: 1 HBP: 0	WP: 0 PB: 0 SB: 0 CS: 0	PA: 35		
PITCHER	IP	WLS	BF	H	R	ER	SO	BB	IBB	HBP	BLK	WP	HR	S	P	ERA	WHIP								
35 Justin Verlander, R (1,1) ERA: 2.34	7.1	W	29	7	1	1	6	1	0	0	0	0	1	73	106	1.23	1.091								
53 Joaquin Benoit, R (8,1) ERA: 3.35	0.2		2	0	0	0	0	0	0	0	0	0	0	4	6	0.00	0.000								
55 Daniel Schlereth, L (9,1) ERA: 3.71	1.0		4	0	0	0	0	1	0	0	0	0	0	8	15	0.00	1.000								

Batter	1	2	3	4	5	6	7	8	9	AB	R	H	RBI	BB	SO	LOB	BOTTOM								
14 Austin Jackson, R (1,8) OBP: 0.319, SLG: 0.383	G4-3					G5-3		K		5	2	3	2	0	1	1	Chicago White Sox @ Detroit Tigers Comerica Park, Detroit, MI Fri Sep 02 2011, 7:08 PM - 9:47 PM EDT Att. 42,352 - Clear - 95 F								
30 Magglio Ordonez, R (1,9) OBP: 0.288, SLG: 0.321 32 Don Kelly, L (5,FR) OBP: 0.276, SLG: 0.330	G4-3				HR					3	0	1	0	0	0	3									
21 Delmon Young, R (1,7) OBP: 0.299, SLG: 0.369					K			K		4	1	1	1	0	3	2									
24 Miguel Cabrera, R (1,3) OBP: 0.430, SLG: 0.548					P3					3	2	1	1	1	0	0									
41 Victor Martinez, S (1,10) OBP: 0.367, SLG: 0.440					K			K		4	0	0	0	0	1	3									
13 Alex Avila, L (1,2) OBP: 0.392, SLG: 0.521					F8			G3		3	1	1	1	1	0	0									
27 Jhonny Peralta, R (1,6) OBP: 0.353, SLG: 0.489					K			P3		4	0	1	3	0	1	1									
39 Ramon Santiago, S (1,4) OBP: 0.298, SLG: 0.372					P5					3	0	0	0	1	0	2									
15 Brandon Inge, R (1,5) OBP: 0.244, SLG: 0.258					P5			F8		4	1	2	0	0	0	1									
Inning Stats	R: 3 E: 0 K: 0 S: 17	H: 4 LOB: 1 BB: 0 P: 23	R: 0 E: 0 K: 0 S: 9	H: 2 LOB: 1 BB: 0 P: 13	R: 0 E: 0 K: 2 S: 8	H: 0 LOB: 0 BB: 0 P: 11	R: 0 E: 0 K: 1 S: 10	H: 0 LOB: 0 BB: 0 P: 14	R: 5 E: 0 K: 1 S: 23	H: 4 LOB: 2 BB: 2 P: 38	R: 0 E: 0 K: 1 S: 9	H: 1 LOB: 0 BB: 0 P: 11	R: 0 E: 0 K: 0 S: 5	H: 0 LOB: 0 BB: 0 P: 9	R: 0 E: 0 K: 1 S: 7	H: 0 LOB: 1 BB: 1 P: 17		1B: 8 2B: 1 3B: 1 HR: 1	SF: 0 SAC: 0 DP: 1 HBP: 0	WP: 0 PB: 0 SB: 1 CS: 0	PA: 37				
PITCHER	IP	WLS	BF	H	R	ER	SO	BB	IBB	HBP	BLK	WP	HR	S	P	ERA	WHIP								
50 John Danks, L (1,1) ERA: 4.01	4.2	L	24	9	8	8	4	2	0	0	0	0	1	62	91	15.43	2.357								
52 Josh Kinney, R (5,1) ERA: 2.08	2.1		9	2	0	0	1	0	0	0	0	0	0	19	28	0.00	0.857								
66 Shane Lindsay, R (8,1) ERA:	1.0		4	0	0	0	1	1	0	0	0	0	0	7	17	0.00	1.000								

Batter	1	2	3	4	5	6	7	8	9	AB	R	H	RBI	BB	SO	LOB	TOP			
1 Juan Pierre, L (1,7) OBP: 0.335, SLG: 0.333	G4-3			G4-3		F8		10 WP 1B		4	0	1	0	0	0	1	Chicago White Sox @ Detroit Tigers Comerica Park, Detroit, MI Sun Sep 04 2011, 8:10 PM - 11:30 PM EDT Att: 42,671 - Cloudy - 72 F			
10 Alexei Ramirez, R (1,6) OBP: 0.325, SLG: 0.401	L7			G5-3				K		4	0	1	0	0	1					
14 Paul Konerko, R (1,3) OBP: 0.401, SLG: 0.543 18 Brent Lillibridge, R (7,3) OBP: 0.340, SLG: 0.511	G5-3			G5-3		P4			3 0 0 0 0 0 2 1 1 1 0 0 0 0											
12 A.J. Pierzynski, L (1,2) OBP: 0.331, SLG: 0.404 55 Donny Lucy, R (6,2) OBP: 0.333, SLG: 0.500	P6			G4-3		G6-3			3 0 0 0 0 0 2 1 1 1 1 0 0 0											
24 Dayan Viciedo, R (1,10) OBP: 0.464, SLG: 0.560	K								4 0 2 0 0 1 0											
51 Alex Rios, R (1,8) OBP: 0.256, SLG: 0.322									3 0 2 1 0 0 0											
30 Alejandro De Aza, L (1,9) OBP: 0.337, SLG: 0.540	CS			K2-3					4 0 0 0 0 2 3											
22 Brent Morel, R (1,5) OBP: 0.271, SLG: 0.324									4 0 0 0 0 3 4											
15 Gordon Beckham, R (1,4) OBP: 0.292, SLG: 0.330 38 Eduardo Escobar, S (7,4) OBP: 0.333, SLG: 0.333									2 0 1 0 0 1 0 2 0 0 0 0 1 2											
Inning Stats	R: 0 E: 0 K: 0 S: 7	H: 0 LOB: 0 BB: 0 P: 9	R: 0 E: 0 K: 1 S: 11	H: 1 LOB: 0 BB: 0 P: 19	R: 0 E: 0 K: 3 S: 13	H: 0 LOB: 0 BB: 0 P: 18	R: 0 E: 0 K: 0 S: 10	H: 2 LOB: 2 BB: 0 P: 24	R: 0 E: 0 K: 0 S: 15	H: 2 LOB: 2 BB: 0 P: 20	R: 0 E: 0 K: 0 S: 6	H: 0 LOB: 0 BB: 0 P: 7	R: 0 E: 0 K: 3 S: 10	H: 1 LOB: 1 BB: 0 P: 15	R: 2 E: 1 K: 0 S: 15	H: 3 LOB: 2 BB: 0 P: 19		1B: 7 2B: 2 3B: 0 HR: 0	SF: 1 SAC: 0 DP: 0 HBP: 0	WP: 1 PB: 0 SB: 0 CS: 1
PITCHER	IP WLS BF H R ER SO BB IBB HBP BLK WP HR S P ERA WHIP	7.0 W 25 5 0 0 6 0 0 0 0 0 0 113 0.00 0.714	1.0 4 1 0 0 3 0 0 0 0 1 0 10 15 0.00 1.000	1.0 7 3 2 2 0 0 0 0 0 0 0 15 19 18.00 3.000	PITCHER										IP WLS BF H R ER SO BB IBB HBP BLK WP HR S P ERA WHIP					

Batter	1	2	3	4	5	6	7	8	9	AB	R	H	RBI	BB	SO	LOB	BOTTOM			
14 Austin Jackson, R (1,8) OBP: 0.326, SLG: 0.397	41 1B 2B			24 2B 21 1B BB		K		E5 12 1B 1B		5	3	2	0	1	3	1	Chicago White Sox @ Detroit Tigers Comerica Park, Detroit, MI Sun Sep 04 2011, 8:10 PM - 11:30 PM EDT Att: 42,671 - Cloudy - 72 F			
30 Magglio Ordonez, R (1,9) OBP: 0.291, SLG: 0.323 39 Ramon Santiago, S (5, PR) OBP: 0.300, SLG: 0.370	F9			L9				P4		4 1 2 0 0 0 3 1 1 0 0 0 0 2										
21 Delmon Young, R (1,7) OBP: 0.302, SLG: 0.379 12 Andy Dirks, L (6, PH) OBP: 0.304, SLG: 0.428	K			41 1B 13 1B 1B		F9		24 HR 1B		4 2 2 1 0 1 2 2 2 2 4 0 0 0										
24 Miguel Cabrera, R (1,3) OBP: 0.431, SLG: 0.562 32 Don Kelly, L (7,3) OBP: 0.275, SLG: 0.333	41 1B BB			F7				24 HR 1B		4 2 2 4 1 1 3 1 0 1 0 0 0 0										
41 Victor Martinez, S (1,10) OBP: 0.373, SLG: 0.447 9 Carlos Guillen, S (8, PH) OBP: 0.245, SLG: 0.322	1B			13 1B 27 E 1B		F9				4 2 3 2 1 0 1 1 0 0 0 0 1 1										
13 Alex Avila, L (1,2) OBP: 0.392, SLG: 0.520	K			27 FC6-4 1B						6 2 4 2 0 2 3										
27 Jhonny Peralta, R (1,6) OBP: 0.353, SLG: 0.489 28 Will Rhymes, L (6, PH) OBP: 0.313, SLG: 0.229	K			FC6-4 1B				L4		4 1 2 3 0 1 1 2 0 0 0 0 0 3										
25 Ryan Raburn, R (1,4) OBP: 0.276, SLG: 0.399	G6-3			L7						5 0 1 0 0 2 2										
15 Brandon Inge, R (1,5) OBP: 0.251, SLG: 0.265	E5							G6-3		5 2 3 1 0 1 2										
Inning Stats	R: 1 E: 0 K: 2 S: 14	H: 2 LOB: 2 BB: 1 P: 24	R: 0 E: 1 K: 2 S: 10	H: 1 LOB: 1 BB: 0 P: 17	R: 3 E: 1 K: 0 S: 16	H: 4 LOB: 1 BB: 0 P: 24	R: 5 E: 0 K: 1 S: 34	H: 6 LOB: 2 BB: 1 P: 52	R: 0 E: 0 K: 2 S: 9	H: 1 LOB: 1 BB: 0 P: 11	R: 7 E: 1 K: 1 S: 30	H: 8 LOB: 2 BB: 1 P: 44	R: 0 E: 0 K: 2 S: 9	H: 0 LOB: 0 BB: 0 P: 14	R: 2 E: 0 K: 2 S: 15	H: 2 LOB: 1 BB: 0 P: 24		1B: 17 2B: 5 3B: 0 HR: 2	SF: 0 SAC: 0 DP: 0 HBP: 1	WP: 0 PB: 0 SB: 0 CS: 0
PITCHER	IP WLS BF H R ER SO BB IBB HBP BLK WP HR S P ERA WHIP	3.1 L 22 10 8 7 4 2 0 0 0 0 29 40 5.40 2.400	4.1 9 4 1 1 3 0 0 0 0 0 0 1 30 44 63.00 9.000	1.0 3 0 0 0 2 0 0 0 0 0 0 1 15 24 18.00 2.000	PITCHER										IP WLS BF H R ER SO BB IBB HBP BLK WP HR S P ERA WHIP					

AB	35
R	2
H	9
RBI	2
BB	0
SO	9
LOB	15




AB	48
R	18
H	24
RBI	17
BB	3
SO	12
LOB	24



Batter	1	2	3	4	5	6	7	8	9	AB	R	H	RBI	BB	SO	LOB	TOP								
1 Juan Pierre, L OBP: 0.338, SLG: 0.336	G6-3		10 2B					10 G5-4-3 1B		4	1	3	0	0	0	0									
10 Alexei Ramirez, R OBP: 0.324, SLG: 0.402	G5-3		14 G4-3 1-H 2B			CS	L7	G5-4-3		4	0	1	1	0	0	2									
14 Paul Konerko, R OBP: 0.398, SLG: 0.539	F8		G4-3			G5-3			K	4	0	0	0	0	1	1									
12 A.J. Pierzynski, L OBP: 0.330, SLG: 0.405		24 1B 30 FC4-6 2B	G1-3			G3			F9	4	1	1	0	0	0	1									
24 Davan Vicedo, R OBP: 0.438, SLG: 0.517 18 Brent Lillibridge, R OBP: 0.340, SLG: 0.511		30 FC4-6 1B		F8					K	4	0	1	0	0	2	0									
44 Adam Dunn, L OBP: 0.287, SLG: 0.286				F8					K	3	0	0	0	0	1	2									
30 Alejandro De Aza, L OBP: 0.337, SLG: 0.533			11 L 11 S FC4-6						K	3	0	1	1	0	1	1									
11 Omar Vizquel, S OBP: 0.284, SLG: 0.297				CS	G2-3				F7	3	0	0	0	0	0	1									
15 Gordon Beckham, R OBP: 0.292, SLG: 0.329			G6-3						1B HBP	2	0	0	0	0	1	0									
Inning Stats	R: 0 E: 0 K: 0 S: 7	H: 0 LOB: 0 BB: 0 P: 8	R: 1 E: 0 K: 1 S: 14	H: 2 LOB: 1 BB: 0 P: 19	R: 1 E: 0 K: 0 S: 15	H: 2 LOB: 1 BB: 0 P: 18	R: 0 E: 0 K: 0 S: 7	H: 1 LOB: 0 BB: 0 P: 11	R: 0 E: 0 K: 1 S: 12	H: 1 LOB: 0 BB: 0 P: 17	R: 0 E: 0 K: 0 S: 4	H: 0 LOB: 0 BB: 0 P: 6	R: 0 E: 0 K: 2 S: 8	H: 0 LOB: 0 BB: 0 P: 14	R: 0 E: 0 K: 0 S: 6	H: 1 LOB: 1 BB: 0 P: 10	R: 0 E: 0 K: 2 S: 8	H: 0 LOB: 0 BB: 0 P: 13	1B: 5 2B: 2 3B: 0 HR: 0	SF: 0 SAC: 0 DP: 1 HBP: 1	WP: 0 PB: 0 SB: 1 CS: 2	PA: 34			
PITCHER	IP	WLS	BF	H	R	ER	SO	BB	IBB	HBP	BLK	WP	HR	S	P	ERA	WHIP								
51 Anthony Swarzak, R ERA: 3.95	8.0	L	29	7	2	2	4	0	0	1	0	0	0	73	103	2.25	0.875								
55 Matt Capps, R ERA: 4.18	1.0		3	0	0	0	2	0	0	0	0	0	0	8	13	0.00	0.000								

Chicago White Sox @ Minnesota Twins
Target Field, Minneapolis, MN
Mon Sep 05 2011, 1:12 PM - 3:37 PM CDT
Att: 40,252 - Partly Cloudy - 68 F


AB 31
R 2
H 7
RBI 2
BB 0
SO 6
LOB 8



Batter	1	2	3	4	5	6	7	8	9	AB	R	H	RBI	BB	SO	LOB	BOTTOM								
11 Ben Revere, L OBP: 0.298, SLG: 0.287	G4-3		1-2 1B					B5		4	0	1	0	0	0	1									
24 Trevor Plouffe, R OBP: 0.315, SLG: 0.420	F7		F8			L8				3	0	0	0	1	0	2									
7 Joe Mauer, L OBP: 0.355, SLG: 0.371	G4-3							BB		4	0	1	0	0	1	1									
5 Michael Cuddyer, R OBP: 0.347, SLG: 0.460		G4-3								4	0	0	0	0	2	2									
16 Jason Kubel, L OBP: 0.339, SLG: 0.450		G1-3								4	0	0	0	0	1	2									
22 Danny Valencia, R OBP: 0.300, SLG: 0.398										3	1	1	0	1	1	1									
26 Brian Dinkelman, L OBP: 0.476, SLG: 0.399 1 Tsuyoshi Nishioka, S OBP: 0.275, SLG: 0.248			32 CS4 1B							4	0	3	0	0	1	1									
38 Luke Hughes, R OBP: 0.307, SLG: 0.373										0	0	0	0	0	0	0									
32 René Rivera, R OBP: 0.211, SLG: 0.227 23 René Tosoni, L OBP: 0.265, SLG: 0.293 18 Jason Repko, R OBP: 0.280, SLG: 0.305										3	0	1	1	0	0	2									
										3	0	0	0	0	1	4									
										0	0	0	0	0	0	0									
										1	0	0	0	0	1	1									
Inning Stats	R: 0 E: 0 K: 0 S: 6	H: 0 LOB: 0 BB: 0 P: 8	R: 0 E: 0 K: 1 S: 9	H: 0 LOB: 0 BB: 0 P: 15	R: 0 E: 0 K: 0 S: 15	H: 2 LOB: 2 BB: 0 P: 20	R: 0 E: 1 K: 1 S: 10	H: 0 LOB: 1 BB: 0 P: 14	R: 0 E: 0 K: 2 S: 14	H: 1 LOB: 1 BB: 0 P: 12	R: 0 E: 0 K: 0 S: 9	H: 1 LOB: 1 BB: 0 P: 12	R: 0 E: 0 K: 1 S: 8	H: 2 LOB: 1 BB: 0 P: 11	R: 0 E: 0 K: 1 S: 8	H: 0 LOB: 1 BB: 1 P: 14	R: 1 E: 0 K: 1 S: 12	H: 1 LOB: 1 BB: 1 P: 18	1B: 7 2B: 0 3B: 0 HR: 0	SF: 1 SAC: 0 DP: 1 HBP: 0	WP: 0 PB: 0 SB: 0 CS: 0	PA: 36			
PITCHER	IP	WLS	BF	H	R	ER	SO	BB	IBB	HBP	BLK	WP	HR	S	P	ERA	WHIP								
41 Philip Humber, R ERA: 3.45	7.0	W	27	6	0	0	6	1	0	0	0	0	0	71	100	0.00	0.857								
37 Matt Thornton, L ERA: 3.12	1.1	H	5	0	0	0	1	1	0	0	0	0	0	11	18	0.00	0.750								
46 Sergio Santos, R ERA: 3.23	0.1	H	3	1	1	1	0	1	0	0	0	0	0	4	8	27.00	6.000								
49 Chris Sale, L ERA: 2.81	0.1	S	1	0	0	0	1	0	0	0	0	0	0	5	6	0.00	0.000								

Chicago White Sox @ Minnesota Twins
Target Field, Minneapolis, MN
Mon Sep 05 2011, 1:12 PM - 3:37 PM CDT
Att: 40,252 - Partly Cloudy - 68 F

AB 33
R 1
H 7
RBI 1
BB 2
SO 8
LOB 17



Batter	1	2	3	4	5	6	7	8	9	AB	R	H	RBI	BB	SO	LOB	TOP										
1 Juan Pierre, L OBP: 0.337, SLG: 0.335	F7	F7	F7	F7	F7	G3	F7	F7		5	0	1	1	0	0	3	Chicago White Sox @ Minnesota Twins Target Field, Minneapolis, MN Mon Sep 05 2011, 7:10 PM - 9:37 PM CDT Att: 39,849 - Partly Cloudy - 69 F										
18 Brent Lillibridge, R OBP: 0.341, SLG: 0.514	G6-3	F9				K				5	1	2	0	0	1	3											
14 Paul Konerko, R OBP: 0.398, SLG: 0.535	24 1B		G4-3			10 1B	G5-3	F8		3	0	0	0	2	0	1											
24 Dayan Viciedo, R OBP: 0.405, SLG: 0.471	G6-3		G6-3			K	G1-3	F8		5	0	1	0	0	1	3											
30 Alejandro De Azca, L OBP: 0.337, SLG: 0.533	1B		G6-3			K	G1-3	F8		0	0	0	0	0	0	0											
10 Alexei Ramirez, R OBP: 0.328, SLG: 0.405	K		G1-3			1B	22 1B			5	1	3	1	0	1	2											
51 Alex Rios, R OBP: 0.298, SLG: 0.325		15 1B	22 1B			K	17 S			5	2	3	0	0	2	3											
17 Tyler Flowers, R OBP: 0.333, SLG: 0.444	F8		K			F8	22 1B			4	0	0	0	1	2	5											
22 Brent Morel, R OBP: 0.275, SLG: 0.328	1B		1B			G4-3	1B			5	0	3	2	0	1	1											
15 Gordon Beckham, R OBP: 0.290, SLG: 0.326	F9		F9			E6	K			4	0	0	0	0	1	6											
Inning Stats	R: 0 E: 0 K: 1 S: 11	H: 1 LOB: 2 BB: 1 P: 18	R: 1 E: 0 K: 0 S: 10	H: 3 LOB: 2 BB: 0 P: 18	R: 0 E: 0 K: 0 S: 6	H: 0 LOB: 0 BB: 0 P: 10	R: 0 E: 0 K: 1 S: 15	H: 2 LOB: 2 BB: 0 P: 20	R: 1 E: 0 K: 2 S: 14	H: 2 LOB: 2 BB: 1 P: 24	R: 0 E: 1 K: 1 S: 10	H: 0 LOB: 1 BB: 0 P: 15	R: 2 E: 0 K: 1 S: 20	H: 3 LOB: 2 BB: 1 P: 33	R: 0 E: 0 K: 0 S: 7	H: 1 LOB: 1 BB: 0 P: 11	R: 0 E: 0 K: 3 S: 11	H: 1 LOB: 1 BB: 0 P: 18	1B: 11 2B: 2 3B: 0 HR: 0	SF: 0 SAC: 0 DP: 0 HBP: 0	WP: 2 PB: 0 SB: 1 CS: 0	PA: 44					
PITCHER	IP	WLS	BF	H	R	ER	SO	BB	IBB	HBP	BLK	WP	HR	S	P	ERA	WHIP										
58 Scott Diamond, L ERA: 4.56	5.0	L	25	8	2	2	4	2	0	0	0	1	0	56	90	3.60	2.000										
57 Kyle Waldrop, R ERA: 10.8	1.2		10	3	2	2	1	1	0	0	0	0	0	25	40	10.80	2.400										
50 Jose Mijares, L ERA: 4.37	1.1		5	1	0	0	1	0	0	0	0	0	0	12	19	0.00	0.750										
36 Joe Nathan, R ERA: 4.89	1.0		4	1	0	0	3	0	0	0	0	1	0	11	18	0.00	1.000										
Batter	1	2	3	4	5	6	7	8	9	AB	R	H	RBI	BB	SO	LOB	BOTTOM										
11 Ben Revere, L OBP: 0.295, SLG: 0.284	G6-3			G1-3			F7		G6-3	4	0	0	0	0	0	0	Chicago White Sox @ Minnesota Twins Target Field, Minneapolis, MN Mon Sep 05 2011, 7:10 PM - 9:37 PM CDT Att: 39,849 - Partly Cloudy - 69 F										
24 Trevor Plouffe, R OBP: 0.311, SLG: 0.414	K			G5-3			F9			3	0	0	0	0	1	0											
7 Joe Mauer, L OBP: 0.352, SLG: 0.367	F7			F7			L6			3	0	0	0	0	0	0											
22 Danny Valencia, R OBP: 0.300, SLG: 0.400		F9		G5-3			23 G4-3			3	0	1	0	0	0	0											
23 Rene Tosoni, L OBP: 0.259, SLG: 0.286		K		F8			G4-3			3	0	0	0	0	1	1											
38 Luke Hughes, R OBP: 0.304, SLG: 0.369		F9		K			P3			3	0	0	0	0	1	1											
26 Brian Dinkelman, L OBP: 0.417, SLG: 0.333				G5-3			G6-3			3	0	0	0	0	1	1											
18 Jason Repko, R OBP: 0.273, SLG: 0.298				K			K			3	0	0	0	0	3	0											
41 Drew Butera, R OBP: 0.198, SLG: 0.237				K			G5-3			2	0	0	0	0	1	0											
16 Jason Kubel, L OBP: 0.338, SLG: 0.449				K						1	0	0	0	0	1	0											
Inning Stats	R: 0 E: 0 K: 1 S: 7	H: 0 LOB: 0 BB: 0 P: 8	R: 0 E: 0 K: 1 S: 7	H: 0 LOB: 0 BB: 0 P: 12	R: 0 E: 0 K: 2 S: 9	H: 0 LOB: 0 BB: 0 P: 14	R: 0 E: 0 K: 0 S: 5	H: 0 LOB: 0 BB: 0 P: 6	R: 0 E: 0 K: 1 S: 9	H: 0 LOB: 0 BB: 0 P: 13	R: 0 E: 0 K: 1 S: 8	H: 0 LOB: 0 BB: 0 P: 12	R: 0 E: 0 K: 0 S: 6	H: 0 LOB: 0 BB: 0 P: 10	R: 0 E: 0 K: 1 S: 15	H: 1 LOB: 1 BB: 0 P: 23	R: 0 E: 0 K: 2 S: 9	H: 0 LOB: 0 BB: 0 P: 16	1B: 0 2B: 1 3B: 0 HR: 0	SF: 0 SAC: 0 DP: 0 HBP: 0	WP: 0 PB: 0 SB: 0 CS: 0	PA: 28					
PITCHER	IP	WLS	BF	H	R	ER	SO	BB	IBB	HBP	BLK	WP	HR	S	P	ERA	WHIP										
48 Zach Stewart, R ERA: 4.56	9.0	W	28	1	0	0	9	0	0	0	0	0	0	75	114	0.00	0.111										

AB	41
R	4
H	13
RBI	4
BB	3
SO	9
LOB	27




Batter	1	2	3	4	5	6	7	8	9	AB	R	H	RBI	BB	SO	LOB	TOP					
1 Juan Pierre, L OBP: 0.334, SLG: 0.332	L7		K		G4-6-3			F7		4	0	0	0	0	1	2						
10 Alexei Ramirez, R OBP: 0.324, SLG: 0.402	F7		G1-3			G1-3		F8		4	0	0	0	0	0	1						
12 A.J. Pierzynski, L OBP: 0.327, SLG: 0.401	K			G1-3		F8		G4-3		4	0	0	0	0	1	0						
51 Alex Rios, R OBP: 0.259, SLG: 0.331		K		HR		G5-3		G6-3		4	1	1	1	0	1	0						
44 Adam Dunn, L OBP: 0.291, SLG: 0.285 18 Brent Lillibridge, R OBP: 0.341, SLG: 0.514		17 30 1B BB		G3				17 CS BB		1	1	0	0	3	0	0						
17 Tyler Flowers, R OBP: 0.322, SLG: 0.427	G5-3		G1-3			P6		CS		3	0	0	0	0	0	2						
30 Alejandro De Aza, L OBP: 0.347, SLG: 0.559					22 1B 3B		F7			3	1	2	1	0	0	1						
22 Brent Morel, R OBP: 0.279, SLG: 0.329						G2-3				2	0	1	1	1	0	1						
15 Gordon Beckham, R OBP: 0.288, SLG: 0.323			F9					K		3	0	0	0	0	2	2						
Inning Stats	R: 0 H: 0 E: 0 K: 1 S: 6	H: 0 LOB: 0 BB: 0 P: 10	R: 1 H: 1 E: 0 K: 1 S: 10	H: 1 LOB: 1 BB: 1 P: 16	R: 0 H: 0 E: 0 K: 1 S: 9	H: 0 LOB: 1 BB: 1 P: 13	R: 1 H: 1 E: 0 K: 0 S: 10	H: 1 LOB: 0 BB: 0 P: 16	R: 1 H: 2 E: 0 K: 1 S: 9	H: 2 LOB: 0 BB: 0 P: 11	R: 0 H: 0 E: 0 K: 0 S: 10	H: 0 LOB: 1 BB: 0 P: 15	R: 0 H: 0 E: 0 K: 0 S: 11	H: 0 LOB: 1 BB: 1 P: 18	R: 0 H: 0 E: 0 K: 1 S: 10	H: 0 LOB: 0 BB: 1 P: 16	R: 0 H: 0 E: 0 K: 0 S: 3	H: 0 LOB: 1 BB: 1 P: 10	1B: 2 2B: 0 3B: 1 HR: 1	SF: 0 SAC: 0 DP: 1 HBP: 0	WP: 0 PB: 0 SB: 0 CS: 1	PA: 33
PITCHER	IP	WLS	BF	H	R	ER	SO	BB	IBB	HBP	BLK	WP	HR	S	P	ERA	WHIP					
62 Liam Hendriks, R ERA: 3.86	7.0	L	26	4	3	3	4	3	0	0	0	0	1	65	99	3.86	1.000					
17 Lester Oliveros, R ERA: 5.51	1.0		3	0	0	0	1	0	0	0	0	0	0	10	16	0.00	0.000					
37 Jim Hoey, R ERA: 6.88	1.0		3	0	0	0	0	1	0	0	0	0	0	3	10	0.00	1.000					

Chicago White Sox @ Minnesota Twins
Target Field, Minneapolis, MN
Tue Sep 06 2011, 7:10 PM - 9:39 PM CDT
Att: 36,959 - Clear - 71 F

livebaseballscorecards.com

AB 28
R 3
H 4
RBI 3
BB 4
SO 5
LOB 9



Batter	1	2	3	4	5	6	7	8	9	AB	R	H	RBI	BB	SO	LOB	BOTTOM					
63 Joe Benson, R OBP: 0.314, SLG: 0.420	24 FC4-6 BB		L8		G5-3		K			3	0	0	0	1	1	2						
24 Trevor Plouffe, R OBP: 0.314, SLG: 0.420	FC4-6 7 S		G4-3 7 2B		K			27 FC4-6 1B		4	0	2	0	0	1	1						
7 Joe Mauer, L OBP: 0.347, SLG: 0.362	K		G4-3			G3-1		K		4	0	0	0	0	2	3						
22 Danny Valencia, R OBP: 0.298, SLG: 0.396	P3		K			G5-3		K		4	0	0	0	0	2	3						
27 Chris Parmelee, L OBP: 0.500, SLG: 0.500	26 1B			23 G4-3 38 WP 1B		K2-3		FC4-6		4	0	2	0	0	1	1						
38 Luke Hughes, R OBP: 0.303, SLG: 0.364	L6		K				16 F9 18 1B BB		K	3	0	0	0	1	2	2						
23 Rene Tosoni, L OBP: 0.252, SLG: 0.277	K		G4-3				K		F8	4	0	0	0	0	2	3						
26 Brian Dinkelman, L OBP: 0.423, SLG: 0.348 16 Jason Repko, R OBP: 0.277, SLG: 0.301					K			K		2	0	1	0	0	1	1						
32 René Rivera, R OBP: 0.206, SLG: 0.222 16 Jason Kubel, L OBP: 0.337, SLG: 0.448 41 Drew Butera, R OBP: 0.198, SLG: 0.237	F7				K				K	2	0	1	0	0	1	0						
Inning Stats	R: 0 H: 0 E: 0 K: 1 S: 13	H: 2 LOB: 2 BB: 0 P: 20	R: 0 H: 1 E: 0 K: 1 S: 11	H: 1 LOB: 1 BB: 0 P: 16	R: 0 H: 1 E: 0 K: 2 S: 12	H: 1 LOB: 1 BB: 0 P: 17	R: 0 H: 0 E: 0 K: 2 S: 11	H: 0 LOB: 0 BB: 0 P: 15	R: 0 H: 0 E: 0 K: 1 S: 7	H: 0 LOB: 0 BB: 1 P: 9	R: 0 H: 1 E: 0 K: 2 S: 17	H: 1 LOB: 2 BB: 1 P: 27	R: 0 H: 1 E: 0 K: 2 S: 10	H: 1 LOB: 1 BB: 0 P: 13	R: 0 H: 0 E: 0 K: 2 S: 9	H: 0 LOB: 0 BB: 0 P: 14	1B: 5 2B: 1 3B: 0 HR: 0	SF: 0 SAC: 0 DP: 0 HBP: 0	WP: 1 PB: 0 SB: 1 CS: 0	PA: 35		
PITCHER	IP	WLS	BF	H	R	ER	SO	BB	IBB	HBP	BLK	WP	HR	S	P	ERA	WHIP					
44 Jake Peavy, R ERA: 4.92	6.1	W	25	4	0	0	9	2	0	0	0	0	0	73	105	0.00	0.947					
77 Will Ohman, L ERA: 4.3	0.0		1	1	0	0	0	0	0	0	0	0	0	3	5							
58 Jason Frasor, R ERA: 3.5	0.2	H	3	1	0	0	1	0	0	0	0	0	0	8	9	0.00	1.500					
37 Matt Thornton, L ERA: 3.06	1.0	H	3	0	0	0	2	0	0	0	0	0	0	7	10	0.00	0.000					
46 Sergio Santos, R ERA: 3.18	1.0	S	3	0	0	0	2	0	0	0	0	0	0	9	14	0.00	0.000					

Chicago White Sox @ Minnesota Twins
Target Field, Minneapolis, MN
Tue Sep 06 2011, 7:10 PM - 9:39 PM CDT
Att: 36,959 - Clear - 71 F

livebaseballscorecards.com

AB 33
R 0
H 6
RBI 0
BB 2
SO 14
LOB 20



Batter	1	2	3	4	5	6	7	8	9	AB	R	H	RBI	BB	SO	LOB	TOP											
1 Juan Pierre, L OBP: 0.335, SLG: 0.333	G4-3	F7			E3 10 1B			10 2B 12 G4-3 BB		4	2	1	1	1	0	2	Chicago White Sox @ Minnesota Twins Target Field, Minneapolis, MN Wed Sep 07 2011, 7:13 PM - 9:55 PM CDT Att: 38,359 - Clear - 76 F											
10 Alexei Ramirez, R OBP: 0.325, SLG: 0.406	E6 51 FC5 14 1B		14 1B		G4-3	G1-3		12 G4-3 2B		5	0	2	0	0	0	3												
14 Paul Konerko, R OBP: 0.401, SLG: 0.537	51 FC5 1B		51 G5-4-3 1B		12 2B 51 SF8 1B			12 FC3-6 IBB		4	1	3	1	1	0	2												
12 A.J. Pierzynski, L OBP: 0.325, SLG: 0.401	F7							G4-3		5	0	1	1	0	1	8												
51 Alex Rios, R OBP: 0.257, SLG: 0.328	FC5		G5-4-3		SF8			F9		4	0	0	1	0	1	5												
30 Alejandro De Azavedo, L OBP: 0.340, SLG: 0.551	F7		F7		G3-1					5	0	1	0	0	1	1												
24 Dayan Viciedo, R OBP: 0.429, SLG: 0.474					G1-4-3					4	0	2	0	0	1	0												
11 Omar Vizquel, S OBP: 0.282, SLG: 0.294	F9							F3		5	1	1	0	0	0	4												
22 Brent Morel, R OBP: 0.281, SLG: 0.330					FC6-4			FC6-4		3	0	1	0	1	0	3												
Inning Stats	R: 0 H: 1 E: 0 K: 0 S: 11	H: 1 LOB: 2 BB: 0 P: 18	R: 0 H: 1 E: 0 K: 0 S: 11	H: 1 LOB: 2 BB: 1 P: 17	R: 0 H: 2 E: 0 K: 1 S: 10	H: 2 LOB: 1 BB: 0 P: 13	R: 0 H: 1 E: 0 K: 0 S: 13	H: 1 LOB: 1 BB: 0 P: 20	R: 2 H: 2 E: 1 K: 0 S: 13	H: 2 LOB: 1 BB: 0 P: 20	R: 1 H: 3 E: 0 K: 0 S: 10	H: 3 LOB: 3 BB: 1 P: 21	R: 0 H: 1 E: 0 K: 0 S: 10	H: 1 LOB: 2 BB: 0 P: 15	R: 1 H: 1 E: 0 K: 1 S: 14	H: 1 LOB: 1 BB: 1 P: 20	R: 0 H: 0 E: 0 K: 2 S: 9	H: 0 LOB: 0 BB: 0 P: 17	1B: 8 2B: 4 3B: 0 HR: 0	SF: 1 SAC: 0 DP: 1 HBP: 1	WP: 0 PB: 0 SB: 0 CS: 0	PA: 44						
PITCHER	IP WLS BF H R ER SO BB IBB HBP BLK WP HR S P ERA WHIP	IP WLS BF H R ER SO BB IBB HBP BLK WP HR S P ERA WHIP	IP WLS BF H R ER SO BB IBB HBP BLK WP HR S P ERA WHIP	IP WLS BF H R ER SO BB IBB HBP BLK WP HR S P ERA WHIP	IP WLS BF H R ER SO BB IBB HBP BLK WP HR S P ERA WHIP	IP WLS BF H R ER SO BB IBB HBP BLK WP HR S P ERA WHIP	IP WLS BF H R ER SO BB IBB HBP BLK WP HR S P ERA WHIP	IP WLS BF H R ER SO BB IBB HBP BLK WP HR S P ERA WHIP	IP WLS BF H R ER SO BB IBB HBP BLK WP HR S P ERA WHIP	48 Carl Pavano, R ERA: 4.52	31 Alex Burnett, R ERA: 5.44	50 Jose Mijares, L ERA: 4.34	55 Matt Capps, R ERA: 4.11	15 Glen Perkins, L ERA: 2.59	36 Joe Nathan, R ERA: 4.76													

Chicago White Sox @ Minnesota Twins
 Target Field, Minneapolis, MN
 Wed Sep 07 2011, 7:13 PM - 9:55 PM CDT
 Att: 38,359 - Clear - 76 F

livebaseballscores.com

AB 39
 R 4
 H 12
 RBI 4
 BB 3
 SO 4
 LOB 28



Batter	1	2	3	4	5	6	7	8	9	AB	R	H	RBI	BB	SO	LOB	BOTTOM								
11 Ben Revere, L OBP: 0.297, SLG: 0.286	G1-3		7 HBP 22 1B		CS			24 B1-3 24 S 1B		4	1	2	0	0	0	0	Chicago White Sox @ Minnesota Twins Target Field, Minneapolis, MN Wed Sep 07 2011, 7:13 PM - 9:55 PM CDT Att: 38,359 - Clear - 76 F								
24 Trevor Plouffe, R OBP: 0.309, SLG: 0.412	G5-3							B1-3		4	0	0	0	0	2	3									
7 Joe Mauer, L OBP: 0.353, SLG: 0.363	G5-3		22 1B 27 2B HBP							2	1	1	0	1	0	0									
22 Danny Valencia, R OBP: 0.297, SLG: 0.395	G6-3		27 2B 1B		G5-3			G5-3		4	1	1	2	0	0	3									
27 Chris Parmelee, L OBP: 0.375, SLG: 0.500	G4-3									4	0	1	2	0	1	0									
38 Luke Hughes, R OBP: 0.310, SLG: 0.372					F9			63 G6-3 2B		3	1	2	0	1	0	1									
63 Joe Benson, R OBP: 0.276, SLG: 0.299								G6-3		4	0	0	0	0	2	3									
18 Jason Repko, R OBP: 0.276, SLG: 0.299					G5-3					4	0	1	0	0	1	1									
41 Drew Butera, R OBP: 0.200, SLG: 0.234			7 HBP 22 1B BB		F9			P6		2	1	0	0	1	0	1									
Inning Stats	R: 0 H: 0 E: 0 K: 0 S: 8	H: 0 LOB: 0 BB: 0 P: 12	R: 0 H: 1 E: 0 K: 1 S: 8	H: 1 LOB: 0 BB: 0 P: 12	R: 4 H: 3 E: 0 K: 1 S: 21	H: 3 LOB: 1 BB: 1 P: 36	R: 0 H: 1 E: 0 K: 1 S: 9	H: 1 LOB: 0 BB: 0 P: 13	R: 0 H: 1 E: 0 K: 0 S: 12	H: 1 LOB: 1 BB: 0 P: 20	R: 1 H: 0 E: 0 K: 0 S: 15	H: 0 LOB: 0 BB: 1 P: 21	R: 0 H: 1 E: 0 K: 0 S: 9	H: 1 LOB: 2 BB: 1 P: 16	R: 0 H: 1 E: 0 K: 2 S: 13	H: 1 LOB: 1 BB: 0 P: 18	1B: 6 2B: 2 3B: 0 HR: 0	SF: 0 SAC: 0 DP: 0 HBP: 1	WP: 0 PB: 0 SB: 2 CS: 1	PA: 36					
PITCHER	IP WLS BF H R ER SO BB IBB HBP BLK WP HR S P ERA WHIP	IP WLS BF H R ER SO BB IBB HBP BLK WP HR S P ERA WHIP	IP WLS BF H R ER SO BB IBB HBP BLK WP HR S P ERA WHIP	IP WLS BF H R ER SO BB IBB HBP BLK WP HR S P ERA WHIP	IP WLS BF H R ER SO BB IBB HBP BLK WP HR S P ERA WHIP	IP WLS BF H R ER SO BB IBB HBP BLK WP HR S P ERA WHIP	IP WLS BF H R ER SO BB IBB HBP BLK WP HR S P ERA WHIP	IP WLS BF H R ER SO BB IBB HBP BLK WP HR S P ERA WHIP	IP WLS BF H R ER SO BB IBB HBP BLK WP HR S P ERA WHIP	50 John Danks, L ERA: 4.09	39 Dylan Axelrod, R ERA:														

Chicago White Sox @ Minnesota Twins
 Target Field, Minneapolis, MN
 Wed Sep 07 2011, 7:13 PM - 9:55 PM CDT
 Att: 38,359 - Clear - 76 F

livebaseballscores.com

AB 31
 R 5
 H 8
 RBI 4
 BB 3
 SO 6
 LOB 12



Batter	1	2	3	4	5	6	7	8	9	AB	R	H	RBI	BB	SO	LOB	TOP			
1 Kosuke Fukudome, L (1, 9) OBP: 0.355, SLG: 0.386										5	0	2	2	0	1	1				
16 Jason Donald, R (1, 4) OBP: 0.330, SLG: 0.400										5	0	1	0	0	1	3				
13 Adrúbal Cabrera, S (1, 6) OBP: 0.333, SLG: 0.458										5	0	0	0	0	2	2				
41 Carlos Santana, S (1, 3) OBP: 0.346, SLG: 0.429										3	1	0	0	2	1	2				
47 Shelley Duncan, R (1, 10) OBP: 0.319, SLG: 0.473										5	1	2	0	0	0	2				
8 Lonnie Chisenhall, L (1, 5) OBP: 0.268, SLG: 0.420										4	2	2	4	0	1	1				
6 Lou Marson, R (1, 2) OBP: 0.306, SLG: 0.303										4	1	2	0	0	1	0				
4 Trevor Crowe, S (1, 7)										2	2	0	0	2	2	1				
12 Ezequiel Carrera, L (1, 8) OBP: 0.306, SLG: 0.301										4	1	2	2	0	1	0				
Inning Stats	R: 0 H: 1 E: 0 K: 1 S: 13	H: 1 LOB: 1 BB: 0 P: 20	R: 2 H: 2 E: 0 K: 2 S: 11	H: 2 LOB: 0 BB: 0 P: 16	R: 0 H: 1 E: 0 K: 0 S: 7	H: 1 LOB: 1 BB: 0 P: 9	R: 0 H: 0 E: 0 K: 1 S: 10	H: 0 LOB: 0 BB: 0 P: 12	R: 5 H: 4 E: 0 K: 0 S: 26	H: 4 LOB: 1 BB: 2 P: 43	R: 0 H: 1 E: 0 K: 3 S: 13	H: 1 LOB: 1 BB: 0 P: 17	R: 1 H: 1 E: 0 K: 3 S: 18	H: 1 LOB: 0 BB: 1 P: 33	R: 0 H: 0 E: 0 K: 0 S: 4	H: 0 LOB: 0 BB: 1 P: 8	1B: 7 2B: 2 3B: 0 HR: 2	SF: 0 SAC: 0 DP: 1 HBP: 0	WP: 0 PA: 41 PB: 0 CS: 0	
PITCHER	IP	WLS	BF	H	R	ER	SO	BB	IBB	HBP	BLK	WP	HR	S	P	ERA	WHIP			
56 Mark Buehrle, L (1, 1) ERA: 3.58	5.2	L	27	8	7	7	4	2	0	0	0	0	2	68	107	11.12	1.765			
77 Will Ohman, L (6, 1) ERA: 4.24	0.1		2	1	0	0	0	0	0	0	0	0	0	5	9	0.00	3.000			
43 Addison Reed, R (7, 1) ERA: 3.38	1.0		4	1	0	0	3	0	0	0	0	0	0	13	17	0.00	1.000			
66 Shane Lindsay, R (8, 1) ERA: 24.0	1.0		5	1	1	1	3	1	0	0	0	0	0	18	33	9.00	2.000			
52 Josh Kinney, R (9, 1) ERA: 1.54	1.0		3	0	0	0	0	1	0	0	0	0	0	4	8	0.00	1.000			
Batter	1	2	3	4	5	6	7	8	9	AB	R	H	RBI	BB	SO	LOB	BOTTOM			
1 Juan Pierre, L (1, 7) OBP: 0.336, SLG: 0.336									4	1	1	1	0	0	1					
10 Alexei Ramirez, R (1, 6) OBP: 0.326, SLG: 0.403										4	0	1	1	0	0	1				
14 Paul Konerko, R (1, 3) OBP: 0.398, SLG: 0.538										3	0	0	1	0	1	1				
12 A.J. Pierzynski, L (1, 10) OBP: 0.325, SLG: 0.402									4	0	1	0	0	0	0					
24 Dayan Viciedo, R (1, 9) OBP: 0.420, SLG: 0.444									3	1	1	0	1	1	1					
30 Alejandro De Aza, L (1, 8) OBP: 0.338, SLG: 0.529									4	0	1	0	0	0	2					
17 Tyler Flowers, R (1, 2) OBP: 0.316, SLG: 0.395									3	0	0	0	0	1	3					
22 Brent Morel, R (1, 5) OBP: 0.283, SLG: 0.346									3	0	0	0	1	1	2					
15 Gordon Beckham, R (1, 4) OBP: 0.291, SLG: 0.327									4	2	2	0	0	1	2					
Inning Stats	R: 0 H: 1 E: 0 K: 1 S: 7	H: 1 LOB: 2 BB: 0 P: 11	R: 2 H: 2 E: 0 K: 1 S: 15	H: 2 LOB: 0 BB: 0 P: 19	R: 0 H: 1 E: 0 K: 1 S: 8	H: 1 LOB: 0 BB: 0 P: 14	R: 0 H: 0 E: 0 K: 0 S: 6	H: 0 LOB: 0 BB: 0 P: 12	R: 0 H: 1 E: 0 K: 0 S: 11	H: 1 LOB: 1 BB: 0 P: 19	R: 0 H: 0 E: 0 K: 1 S: 7	H: 0 LOB: 0 BB: 0 P: 8	R: 1 H: 1 E: 0 K: 0 S: 8	H: 1 LOB: 0 BB: 0 P: 13	R: 0 H: 0 E: 0 K: 1 S: 23	H: 0 LOB: 2 BB: 2 P: 39	1B: 4 2B: 3 3B: 0 HR: 0	SF: 1 SAC: 0 DP: 0 HBP: 1	WP: 1 PA: 37 PB: 1 CS: 2	
PITCHER	IP	WLS	BF	H	R	ER	SO	BB	IBB	HBP	BLK	WP	HR	S	P	ERA	WHIP			
58 Jeanmar Gómez, R (1, 1) ERA: 3.95	6.0	W	23	6	2	2	3	0	0	0	0	1	0	15	21	4.50	0.500			
36 Joe Smith, R (7, 1) ERA: 1.96	2.0		7	1	1	1	1	0	0	0	0	0	0	23	39	0.00	2.000			
50 Nick Hagadone, L (9, 1) ERA: 5.79	1.0		6	0	1	0	1	2	0	1	0	0	0	23	39	0.00	2.000			

Cleveland Indians @ Chicago White Sox
U.S. Cellular Field, Chicago, IL
Fri Sep 09 2011, 8:11 PM - 11:09 PM EDT
Att: 26,711 - Overcast - 64 F


AB 37
R 8
H 11
RBI 8
BB 4
SO 10
LOB 12

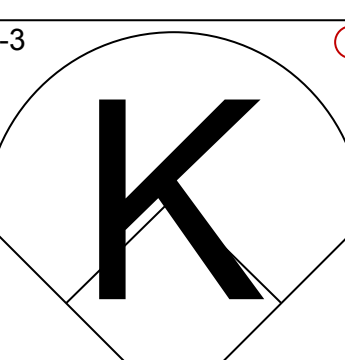
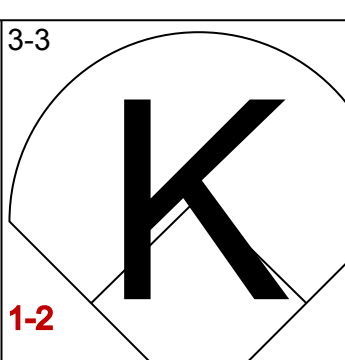
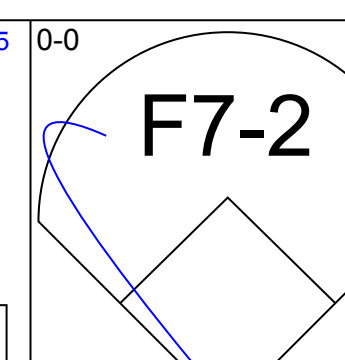
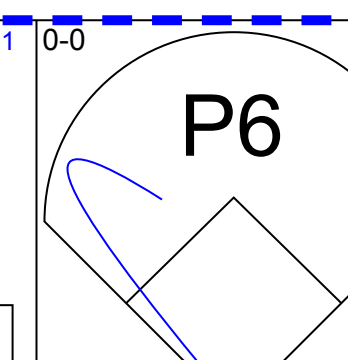
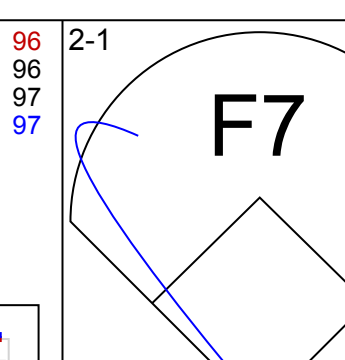
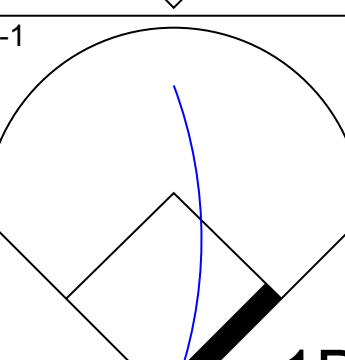
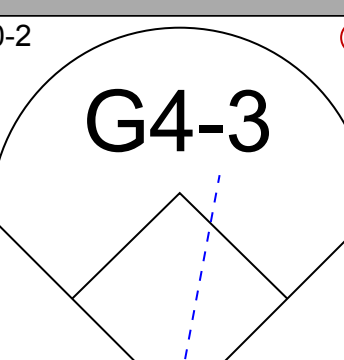
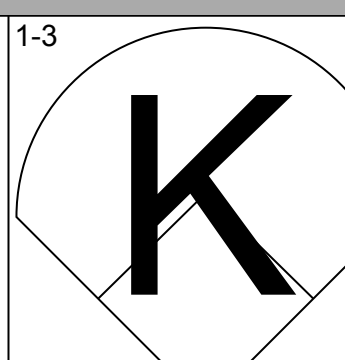
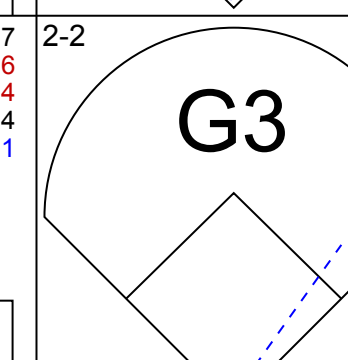
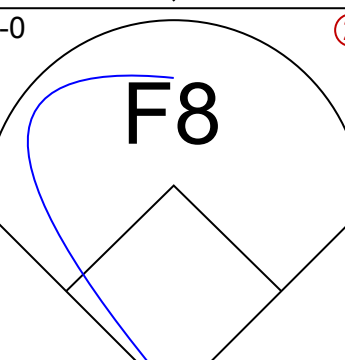
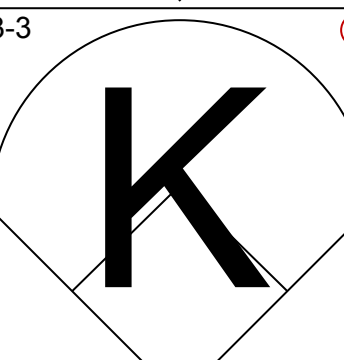
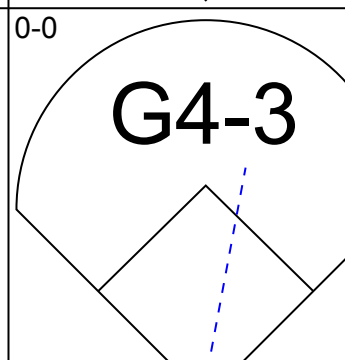
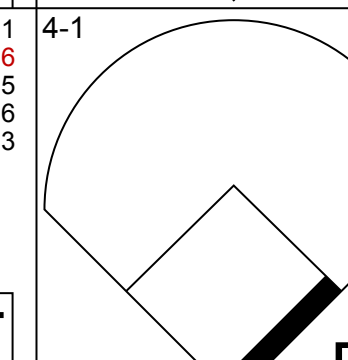
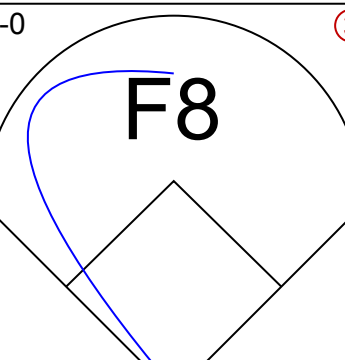
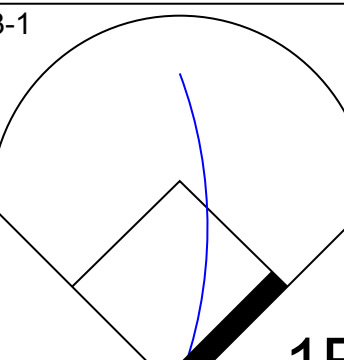
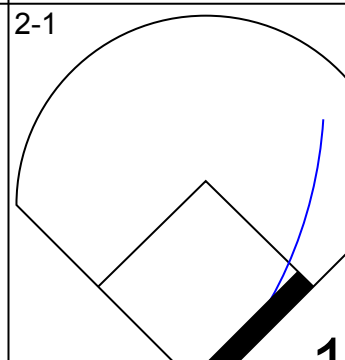
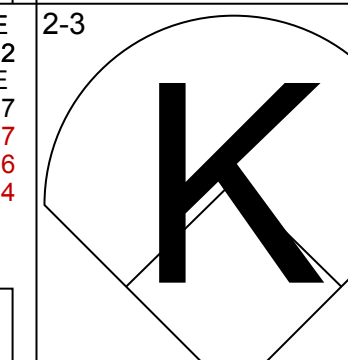
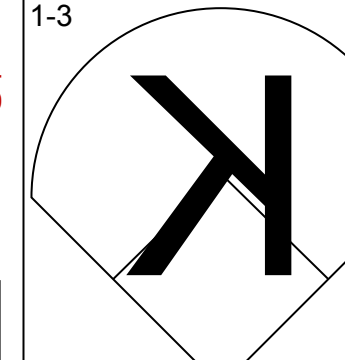
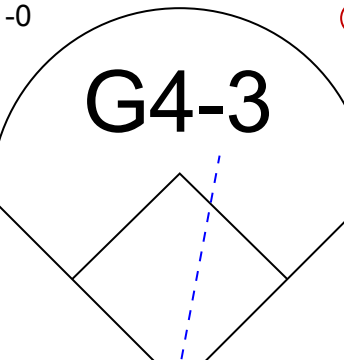
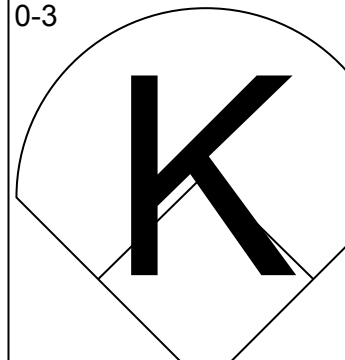
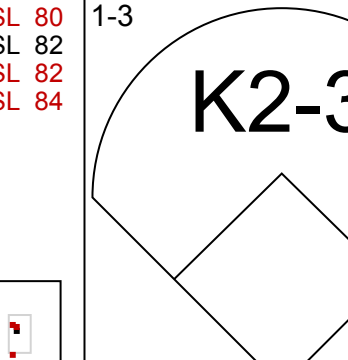
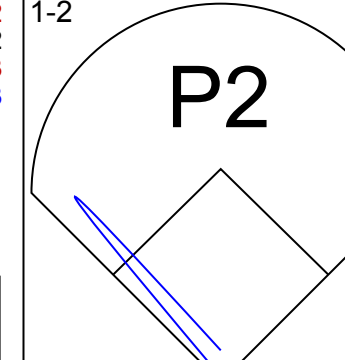
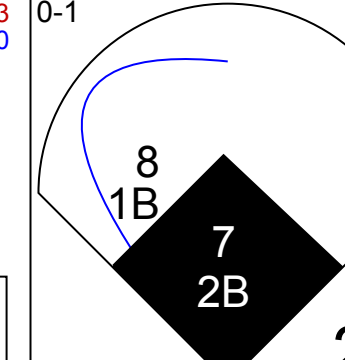
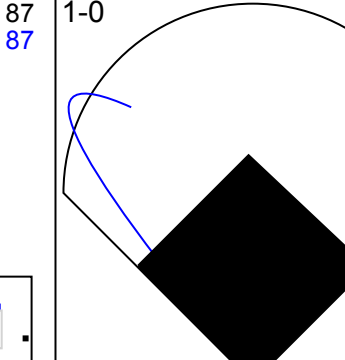
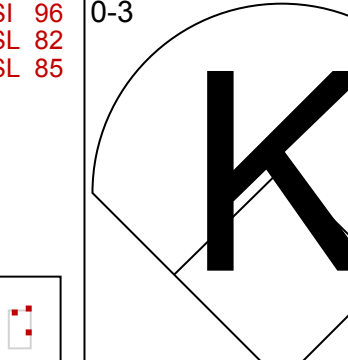
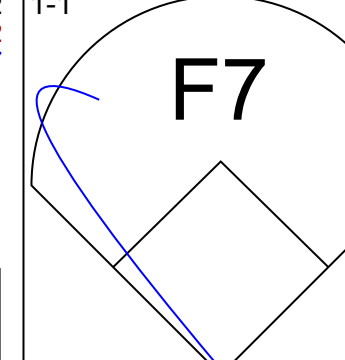
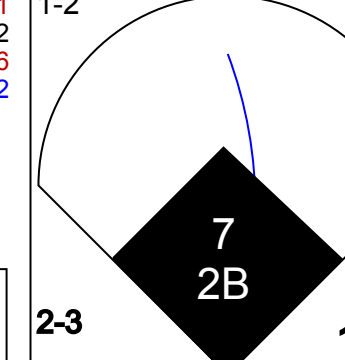
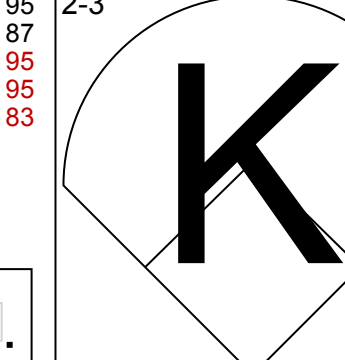
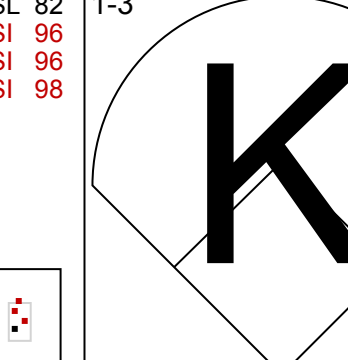
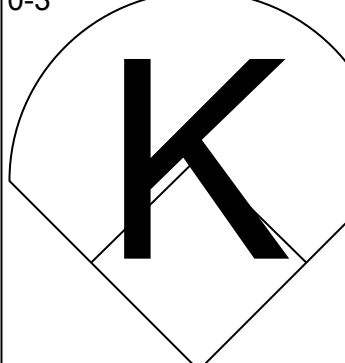
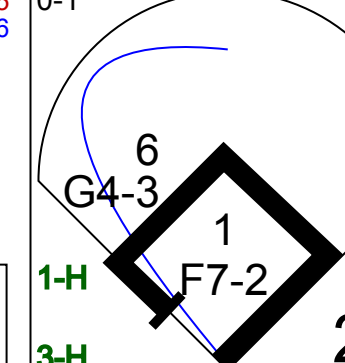
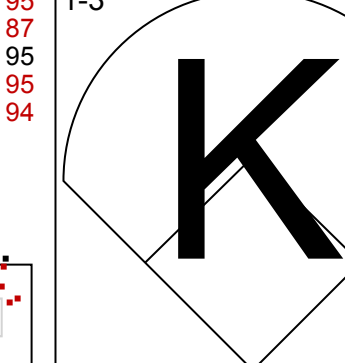
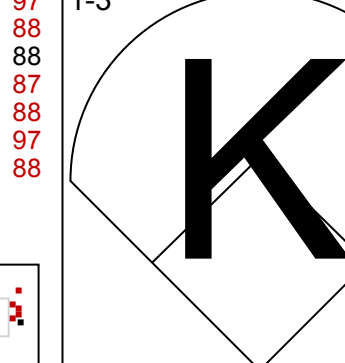
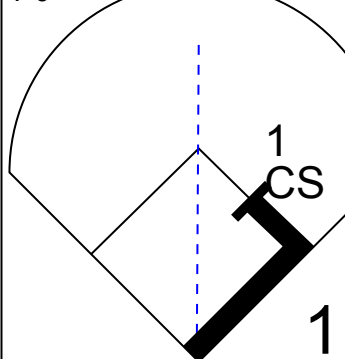
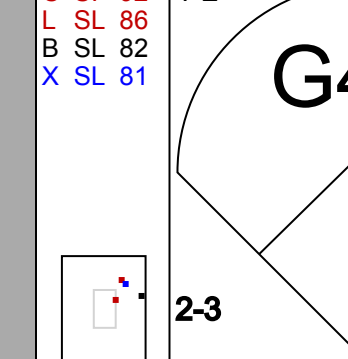
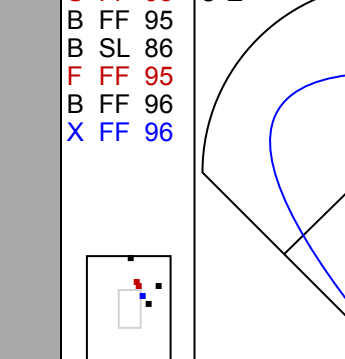
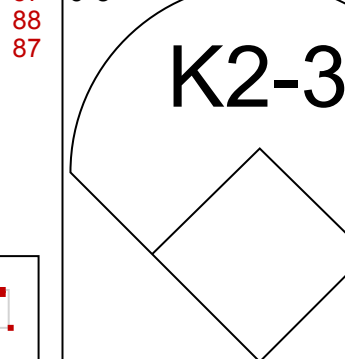
WP: 0 PA: 41
PB: 0
CS: 0

Cleveland Indians @ Chicago White Sox
U.S. Cellular Field, Chicago, IL
Fri Sep 09 2011, 8:11 PM - 11:09 PM EDT
Att: 26,711 - Overcast - 64 F

AB 32
R 4
H 7
RBI 3
BB 2
SO 5
LOB 13

WP: 1 PA: 37
PB: 1
CS: 2

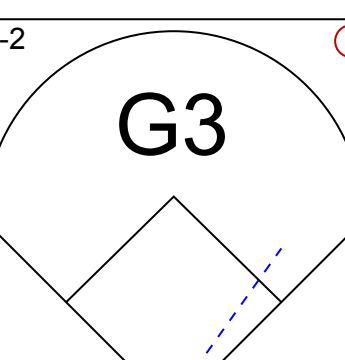
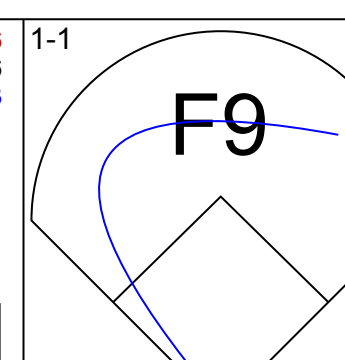
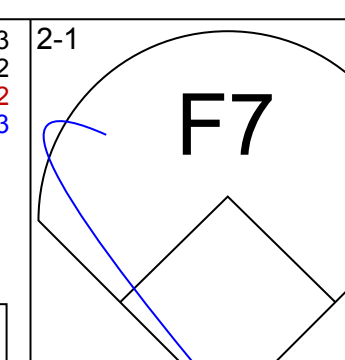
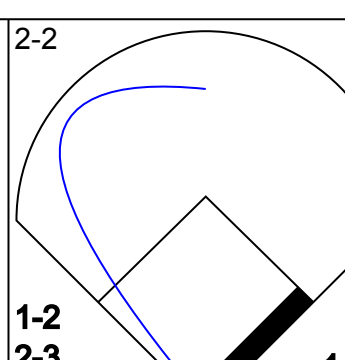
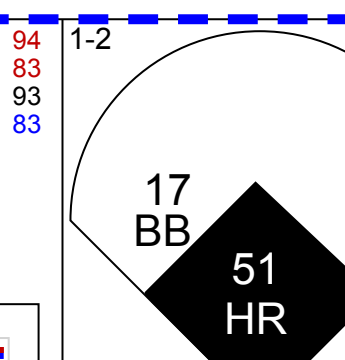
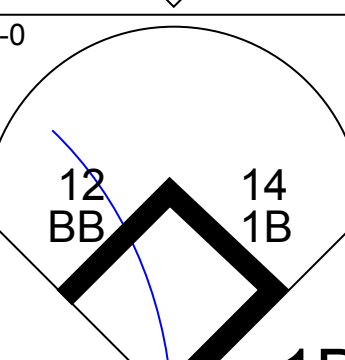
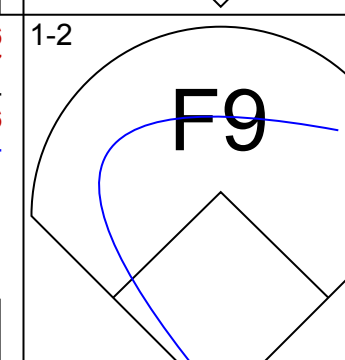

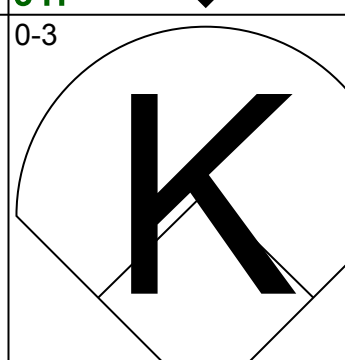
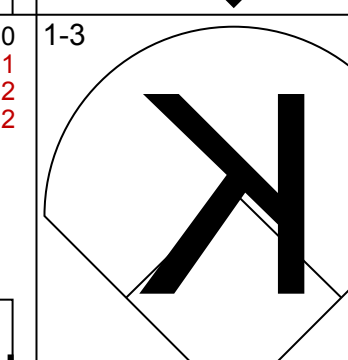
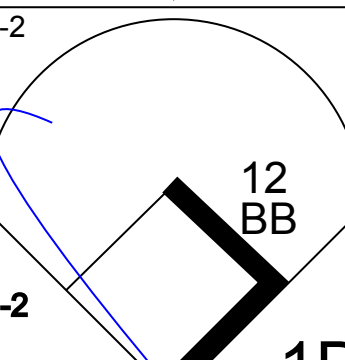
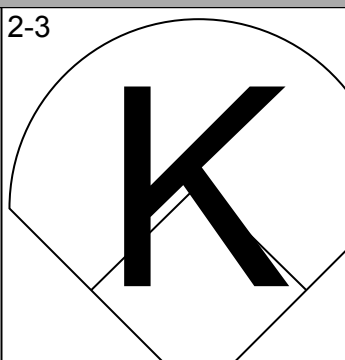
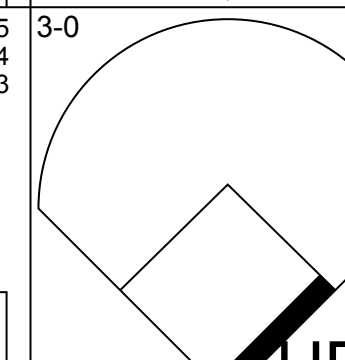
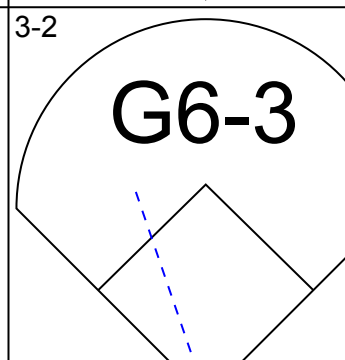
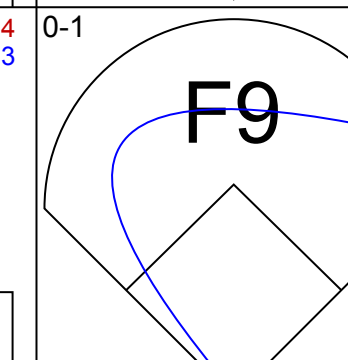
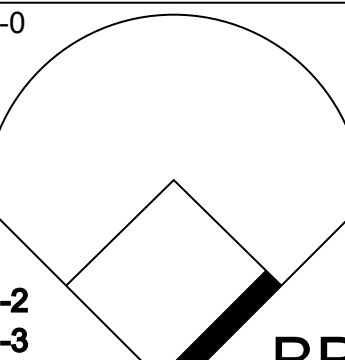
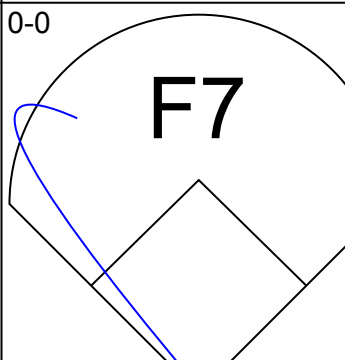
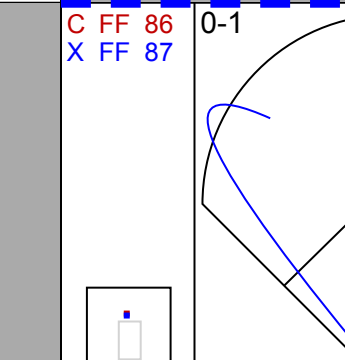
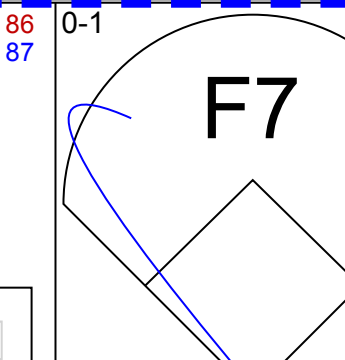
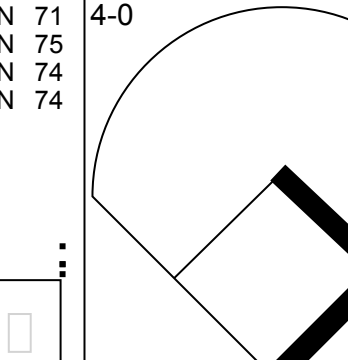
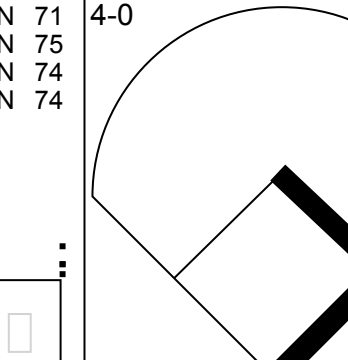
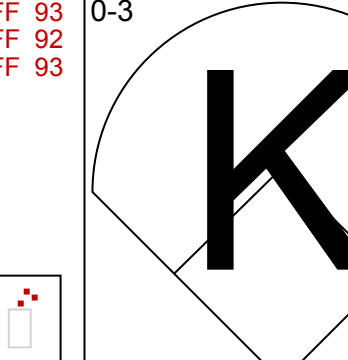
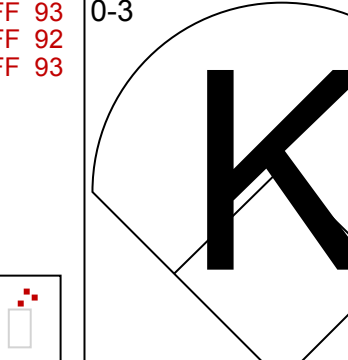


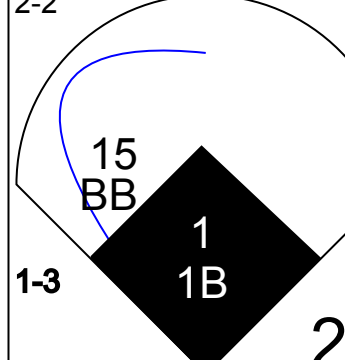
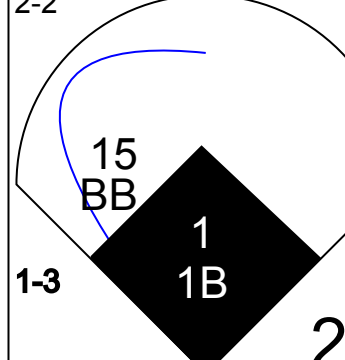
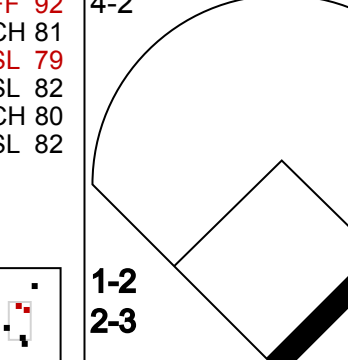

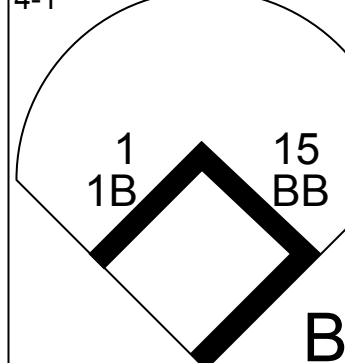
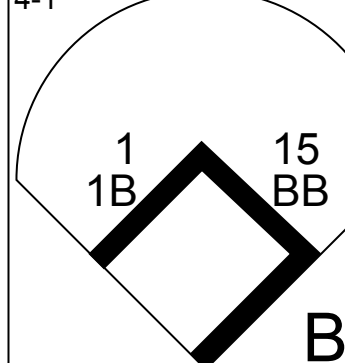

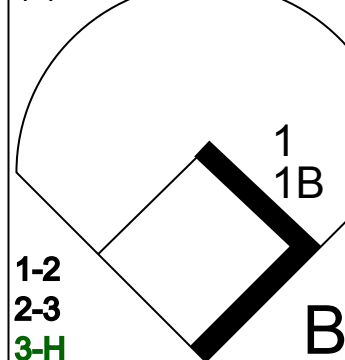
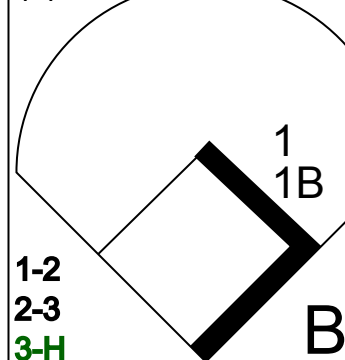
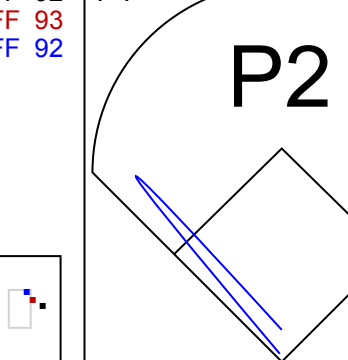
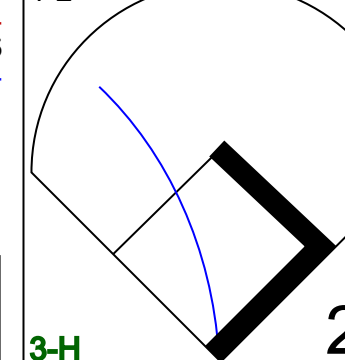
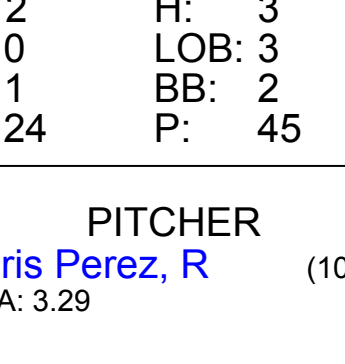
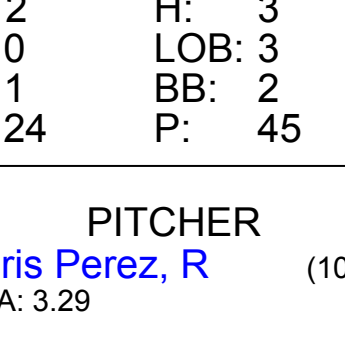
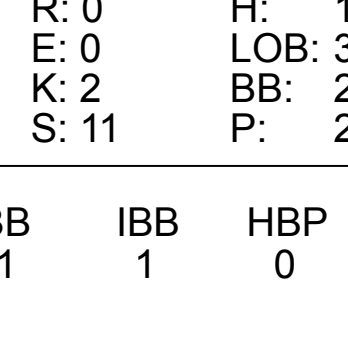
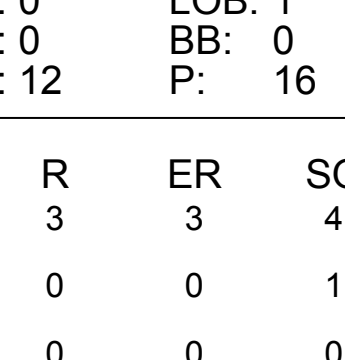
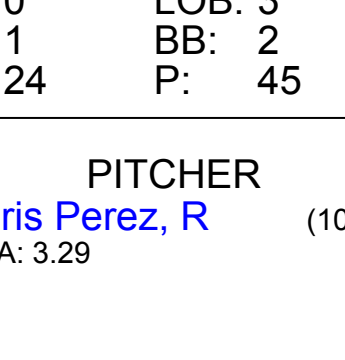
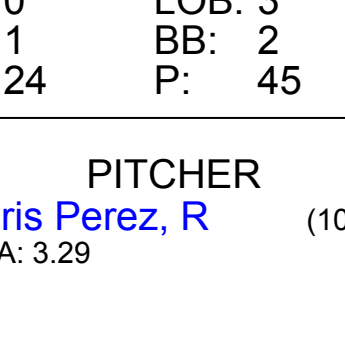
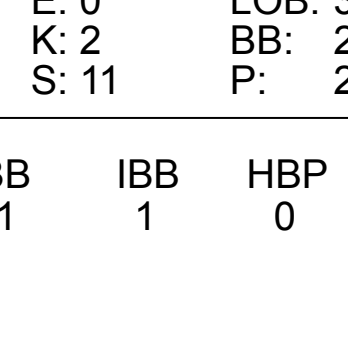






Batter	1	2	3	4	5	6	7	8	9	10	AB	R	H	RBI	BB	SO	LOB	TOP							
1 Kosuke Fukudome, L (1.9) OBP: 0.352, SLG: 0.382											5	0	0	0	0	2	2								
22 Jason Kipnis, L (1.4) OBP: 0.341, SLG: 0.564											4	0	1	0	0	1	0								
13 Adrubal Cabrera, S (1.6) OBP: 0.332, SLG: 0.455											3	0	0	0	1	1	1								
25 Jim Thome, L (1.10) OBP: 0.345, SLG: 0.452											4	0	2	0	0	1	2								
24 Grady Sizemore, L (1.8)											4	0	0	0	0	3	2								
47 Shelley Duncan, R (1.7) OBP: 0.323, SLG: 0.497											4	2	2	1	0	1	0								
8 Lonnie Chisenhall, L (1.5) OBP: 0.265, SLG: 0.416											4	1	1	0	0	2	0								
7 Matt LaPorta, R (1.3) OBP: 0.289, SLG: 0.406											4	0	1	2	0	3	0								
6 Lou Marson, R (1.2) OBP: 0.305, SLG: 0.392											4	0	1	0	0	1	1								
Inning Stats	R: 0 E: 0 K: 1 S: 8	H: 1 LOB: 1 BB: 0 P: 9	R: 0 E: 0 K: 1 S: 8	H: 0 LOB: 0 BB: 0 P: 11	R: 0 E: 0 K: 2 S: 8	H: 1 LOB: 1 BB: 0 P: 12	R: 0 E: 0 K: 1 S: 9	H: 1 LOB: 1 BB: 0 P: 16	R: 2 E: 0 K: 0 S: 11	H: 3 LOB: 0 BB: 0 P: 13	R: 0 E: 0 K: 2 S: 9	H: 1 LOB: 1 BB: 0 P: 12	R: 1 E: 0 K: 2 S: 11	H: 1 LOB: 0 BB: 0 P: 18	R: 0 E: 0 K: 1 S: 8	H: 0 LOB: 1 BB: 1 P: 16	R: 0 E: 0 K: 3 S: 9	H: 0 LOB: 0 BB: 0 P: 11	R: 0 E: 0 K: 2 S: 11	H: 0 LOB: 0 BB: 0 P: 14	1B: 5 2B: 4 3B: 0 HR: 1	SF: 0 SAC: 0 DP: 2 HBP: 0	WP: 0 PB: 0 SB: 0 CS: 1	PA: 37	
PITCHER	IP 6.0	WLS 23	BF 7	H 2	R 2	ER 2	SO 7	BB 0	IBB 0	HBP 0	BLK 0	WP 0	HR 0	S 53	P 73	ERA 3.00	WHIP 1.167								
41 Philip Humber, R (1.1) ERA: 3.43	IP 1.0	WLS B	BF 4	H 1	R 1	ER 1	SO 2	BB 0	IBB 0	HBP 0	BLK 0	WP 0	HR 0	S 11	P 18	ERA 9.00	WHIP 1.000								
26 Jesse Crain, R (7.1) ERA: 2.35	IP 2.0	WLS 7	BF 0	H 0	R 0	ER 0	SO 4	BB 1	IBB 0	HBP 0	BLK 0	WP 0	HR 0	S 17	P 27	ERA 0.00	WHIP 0.500								
49 Chris Sale, L (8.1) ERA: 2.53	IP 1.0	WLS W	BF 3	H 0	R 0	ER 0	SO 2	BB 0	IBB 0	HBP 0	BLK 0	WP 0	HR 0	S 11	P 14	ERA 0.00	WHIP 0.000								
46 Sergio Santos, R (10.1) ERA: 3.12																									

Cleveland Indians @ Chicago White Sox
U.S. Cellular Field, Chicago, IL
Sat Sep 10 2011, 4:11 PM - 7:37 PM EDT
Att. 26,719 - Partly Cloudy - 75 F


AB 36
R 3
H 8
RBI 3
BB 1
SO 15
LOB 8



Batter	1	2	3	4	5	6	7	8	9	10	AB	R	H	RBI	BB	SO	LOB	BOTTOM							
1 Juan Pierre, L (1.7) OBP: 0.337, SLG: 0.338											5	1	2	1	1	0	1								
10 Alexei Ramirez, R (1.6) OBP: 0.324, SLG: 0.401											6	0	1	0	0	2	8								
14 Paul Konerko, R (1.3) OBP: 0.399, SLG: 0.535											4	1	1	0	1	1	6								
12 A.J. Pierzynski, L (1.2) OBP: 0.326, SLG: 0.403											4	0	1	0	1	0	1								
38 Eduardo Escobar, Sr (PR) (9.1) OBP: 0.333, SLG: 0.333											0	0	0	0	0	0	0								
17 Tyler Flowers, R (10.2) OBP: 0.323, SLG: 0.395											0	1	0	0	1	0	0								
51 Alex Rios, R (1.8) OBP: 0.295, SLG: 0.332											5	1	1	4	1	1	3								
44 Adam Dunn, L (1.10) OBP: 0.292, SLG: 0.285											4	1	1	0	1	2	5								
30 Alejandro De Aza, L (1.9) ERA: 5.84											3	2	2	0	1	1	1								
24 Dayan Viciedo, R (10.9) OBP: 0.431, SLG: 0.444											0	0	0	0	1	0	0								
22 Brent Morel, R (1.5) OBP: 0.283, SLG: 0.344											2	0	0	0	1	1	4								
15 Gordon Beckham, R (1.4) OBP: 0.295, SLG: 0.330											3	0	1	2	2	0	4								
Inning Stats	R: 0 E: 0 K: 2 S: 16	H: 2 LOB: 3 BB: 1 P: 27	R: 1 E: 0 K: 0 S: 12	H: 2 LOB: 0 BB: 0 P: 16	R: 0 E: 0 K: 1 S: 6	H: 0 LOB: 0 BB: 0 P: 8	R: 0 E: 0 K: 1 S: 11	H: 0 LOB: 1 BB: 1 P: 18	R: 0 E: 0 K: 0 S: 6	H: 0 LOB: 1 BB: 0 P: 14	R: 2 E: 0 K: 1 S: 24	H: 3 LOB: 3 BB: 2 P: 45	R: 0 E: 0 K: 0 S: 7	H: 0 LOB: 0 BB: 0 P: 7	R: 0 E: 0 K: 1 S: 7	H: 0 LOB: 3 BB: 3 P: 21	R: 0 E: 0 K: 2 S: 11	H: 1 LOB: 3 BB: 2 P: 21	R: 4 E: 0 K: 0 S: 8	H: 2 LOB: 0 BB: 2 P: 19	1B: 4 2B: 5 3B: 0 HR: 1	SF: 0 SAC: 2 DP: 0 HBP: 1	WP: 0 PB: 0 SB: 0 CS: 0	PA: 50	
PITCHER	IP 5.1	WLS 25	BF 6	H 3	R 3	ER 3	SO 4	BB 2	IBB 0	HBP 1	BLK 0	WP 0	HR 0	S 63	P 103	ERA 5.06	WHIP 1.500								
55 Roberto Hernandez, R (1.1) ERA: 5.16	IP 0.2	WLS B	BF 5	H 1	R 0	ER 0	SO 1	BB 2	IBB 0	HBP 0	BLK 0	WP 0	HR 0	S 8	P 13	ERA 0.00	WHIP 0.750								
37 Chad Durbin, R (8.1) ERA: 2.73	IP 0.2	WLS 4	BF 0	H 0	R 0	ER 0	SO 1	BB 2	IBB 0	HBP 0	BLK 0	WP 0	HR 0	S 6	P 15	ERA 0.00	WHIP 3.000								
53 Rafael Perez, L (7.1) ERA: 2.73	IP 1.0	WLS 6	BF 1	H 0	R 0	ER 0	SO 2	BB 1	IBB 1	HBP 0	BLK 0	WP 0	HR 0	S 11	P 21	ERA 0.00	WHIP 2.000								
52 Vinny Pestano, R (8.1) ERA: 2.4																									
49 Tony Sippo, L (8.1) ERA: 2.26																									

Cleveland Indians @ Chicago White Sox
U.S. Cellular Field, Chicago, IL
Sat Sep 10 2011, 4:11 PM - 7:37 PM EDT
Att. 26,719 - Partly Cloudy - 75 F

AB 36
R 7
H 10
RBI 7
BB 11
SO 8
LOB 33



Batter	1	2	3	4	5	6	7	8	9	AB	R	H	RBI	BB	SO	LOB	TOP				
1 Kosuke Fukudome, L (1, 9) OBP: 0.352, SLG: 0.379											3	0	0	0	2	0	4	<p>Cleveland Indians @ Chicago White Sox U.S. Cellular Field, Chicago, IL Sun Sep 11 2011, 2:13 PM - 5:13 PM EDT Att: 22,319 - Sunny - 85 F</p> <p>livebaseballscorecards.com</p>			
16 Jason Donald, R (1, 6) OBP: 0.333, SLG: 0.400											5	0	2	1	0	0	2				
41 Carlos Santana, S (1, 3) OBP: 0.345, SLG: 0.429											5	0	1	2	0	2	0				
48 Travis Hafner, L (1, 10)											4	0	1	0	1	1	2				
47 Shelley Duncan, R (1, 7) OBP: 0.321, SLG: 0.491											4	0	1	0	0	1	1				
12 Ezequiel Carrera, L (7, 8) OBP: 0.304, SLG: 0.299											1	0	0	0	0	1	0				
8 Lonnie Chisenhall, L (1, 5) OBP: 0.299, SLG: 0.415											5	2	2	0	0	0	2				
2 Luis Valbuena, L (1, 4) OBP: 0.225, SLG: 0.282											5	2	3	1	0	0	1				
4 Trevor Crowe, S (1, 8) OBP: 0.429, SLG: 0.273											4	2	3	1	0	0	1				
6 Lou Marson, R (1, 2) OBP: 0.308, SLG: 0.307											3	1	1	2	1	1	2				
Inning Stats	R: 0 E: 0 K: 0 S: 9	H: 0 LOB: 0 BB: 0 P: 17	R: 3 E: 0 K: 2 S: 19	H: 4 LOB: 1 BB: 0 P: 26	R: 0 E: 0 K: 0 S: 9	H: 1 LOB: 2 BB: 1 P: 21	R: 0 E: 0 K: 1 S: 11	H: 1 LOB: 2 BB: 1 P: 21	R: 0 E: 0 K: 1 S: 6	H: 1 LOB: 0 BB: 0 P: 8	R: 1 E: 0 K: 0 S: 9	H: 3 LOB: 2 BB: 1 P: 18	R: 0 E: 0 K: 1 S: 9	H: 0 LOB: 0 BB: 0 P: 15	R: 3 E: 0 K: 0 S: 17	H: 4 LOB: 2 BB: 1 P: 27	R: 0 E: 0 K: 1 S: 5	H: 0 LOB: 0 BB: 0 P: 8	1B: 11 2B: 2 3B: 0 HR: 1	SF: 0 SAC: 0 DP: 1 HBP: 0	WP: 0 PA: 43 PB: 0 SB: 1 CS: 0
PITCHER	IP WLS BF H R ER SO BB IBB HBP BLK WP HR S P ERA WHIP	IP WLS BF H R ER SO BB IBB HBP BLK WP HR S P ERA WHIP	IP WLS BF H R ER SO BB IBB HBP BLK WP HR S P ERA WHIP	IP WLS BF H R ER SO BB IBB HBP BLK WP HR S P ERA WHIP	IP WLS BF H R ER SO BB IBB HBP BLK WP HR S P ERA WHIP	IP WLS BF H R ER SO BB IBB HBP BLK WP HR S P ERA WHIP	IP WLS BF H R ER SO BB IBB HBP BLK WP HR S P ERA WHIP	IP WLS BF H R ER SO BB IBB HBP BLK WP HR S P ERA WHIP	IP WLS BF H R ER SO BB IBB HBP BLK WP HR S P ERA WHIP	IP WLS BF H R ER SO BB IBB HBP BLK WP HR S P ERA WHIP	IP WLS BF H R ER SO BB IBB HBP BLK WP HR S P ERA WHIP	IP WLS BF H R ER SO BB IBB HBP BLK WP HR S P ERA WHIP	IP WLS BF H R ER SO BB IBB HBP BLK WP HR S P ERA WHIP	IP WLS BF H R ER SO BB IBB HBP BLK WP HR S P ERA WHIP	IP WLS BF H R ER SO BB IBB HBP BLK WP HR S P ERA WHIP	IP WLS BF H R ER SO BB IBB HBP BLK WP HR S P ERA WHIP	IP WLS BF H R ER SO BB IBB HBP BLK WP HR S P ERA WHIP	IP WLS BF H R ER SO BB IBB HBP BLK WP HR S P ERA WHIP	IP WLS BF H R ER SO BB IBB HBP BLK WP HR S P ERA WHIP	IP WLS BF H R ER SO BB IBB HBP BLK WP HR S P ERA WHIP	IP WLS BF H R ER SO BB IBB HBP BLK WP HR S P ERA WHIP

Batter	1	2	3	4	5	6	7	8	9	AB	R	H	RBI	BB	SO	LOB	BOTTOM					
1 Juan Pierre, L (1, 10) OBP: 0.338, SLG: 0.339											5	0	2	1	0	0	0					
10 Alexei Ramirez, R (1, 6) OBP: 0.325, SLG: 0.401											5	0	2	1	0	0	1					
14 Paul Konerko, R (1, 3) OBP: 0.395, SLG: 0.530											5	0	0	0	0	1	4					
12 A.J. Pierzynski, L (1, 2) OBP: 0.323, SLG: 0.399											4	0	0	0	0	1	0					
24 Dayan Viciedo, R (1, 9) OBP: 0.436, SLG: 0.438											3	0	1	0	1	0	0					
51 Alex Rios, R (1, 8) OBP: 0.258, SLG: 0.330											3	0	0	0	1	0	1					
30 Alejandro De Aza, L (1, 7) OBP: 0.365, SLG: 0.565											3	2	2	0	1	0	2					
22 Brent Morel, R (1, 5) OBP: 0.286, SLG: 0.342											2	0	0	0	2	0	3					
15 Gordon Beckham, R (1, 4) OBP: 0.292, SLG: 0.327											4	1	0	1	0	0	5					
Inning Stats	R: 0 E: 0 K: 0 S: 6	H: 0 LOB: 0 BB: 0 P: 7	R: 0 E: 0 K: 1 S: 8	H: 0 LOB: 0 BB: 0 P: 9	R: 2 E: 0 K: 0 S: 16	H: 2 LOB: 1 BB: 1 P: 29	R: 0 E: 0 K: 0 S: 11	H: 0 LOB: 3 BB: 3 P: 26	R: 0 E: 0 K: 1 S: 8	H: 0 LOB: 0 BB: 0 P: 12	R: 0 E: 0 K: 0 S: 11	H: 1 LOB: 2 BB: 1 P: 22	R: 0 E: 0 K: 0 S: 8	H: 1 LOB: 1 BB: 0 P: 12	R: 0 E: 0 K: 0 S: 7	H: 0 LOB: 0 BB: 0 P: 11	R: 1 E: 0 K: 0 S: 16	H: 3 LOB: 2 BB: 0 P: 27	1B: 6 2B: 1 3B: 0 HR: 0	SF: 0 SAC: 0 DP: 0 HBP: 0	WP: 0 PA: 39 PB: 0 SB: 2 CS: 0	
PITCHER	IP WLS BF H R ER SO BB IBB HBP BLK WP HR S P ERA WHIP	IP WLS BF H R ER SO BB IBB HBP BLK WP HR S P ERA WHIP	IP WLS BF H R ER SO BB IBB HBP BLK WP HR S P ERA WHIP	IP WLS BF H R ER SO BB IBB HBP BLK WP HR S P ERA WHIP	IP WLS BF H R ER SO BB IBB HBP BLK WP HR S P ERA WHIP	IP WLS BF H R ER SO BB IBB HBP BLK WP HR S P ERA WHIP	IP WLS BF H R ER SO BB IBB HBP BLK WP HR S P ERA WHIP	IP WLS BF H R ER SO BB IBB HBP BLK WP HR S P ERA WHIP	IP WLS BF H R ER SO BB IBB HBP BLK WP HR S P ERA WHIP	IP WLS BF H R ER SO BB IBB HBP BLK WP HR S P ERA WHIP	IP WLS BF H R ER SO BB IBB HBP BLK WP HR S P ERA WHIP	IP WLS BF H R ER SO BB IBB HBP BLK WP HR S P ERA WHIP	IP WLS BF H R ER SO BB IBB HBP BLK WP HR S P ERA WHIP	IP WLS BF H R ER SO BB IBB HBP BLK WP HR S P ERA WHIP	IP WLS BF H R ER SO BB IBB HBP BLK WP HR S P ERA WHIP	IP WLS BF H R ER SO BB IBB HBP BLK WP HR S P ERA WHIP	IP WLS BF H R ER SO BB IBB HBP BLK WP HR S P ERA WHIP	IP WLS BF H R ER SO BB IBB HBP BLK WP HR S P ERA WHIP	IP WLS BF H R ER SO BB IBB HBP BLK WP HR S P ERA WHIP	IP WLS BF H R ER SO BB IBB HBP BLK WP HR S P ERA WHIP	IP WLS BF H R ER SO BB IBB HBP BLK WP HR S P ERA WHIP	IP WLS BF H R ER SO BB IBB HBP BLK WP HR S P ERA WHIP

Cleveland Indians @ Chicago White Sox
U.S. Cellular Field, Chicago, IL
Sun Sep 11 2011, 2:13 PM - 5:13 PM EDT
Att: 22,319 - Sunny - 85 F

AB 39
R 7
H 14
RBI 7
BB 4
SO 6
LOB 15




Cleveland Indians @ Chicago White Sox
U.S. Cellular Field, Chicago, IL
Sun Sep 11 2011, 2:13 PM - 5:13 PM

Batter	1	2	3	4	5	6	7	8	9	AB	R	H	RBI	BB	SO	LOB	TOP					
14 Austin Jackson, R OBP: 0.322, SLG: 0.385 12 Andy Dirks, L OBP: 0.303, SLG: 0.421	F9	BB		21 WP 1B	K	39 2B		32 WP 1B		3	1	1	0	2	1	0						
30 Magglio Ordonez, R OBP: 0.294, SLG: 0.324 39 Ramon Santiago, S OBP: 0.320, SLG: 0.403	F9	G6-4-3		K				F9		4	0	1	0	0	1	3						
21 Delmon Young, R OBP: 0.313, SLG: 0.390 32 Don Kelly, L OBP: 0.276, SLG: 0.338								F8		3	2	3	1	1	0	0						
24 Miguel Cabrera, R OBP: 0.432, SLG: 0.555 9 Carlos Guillen, S OBP: 0.242, SLG: 0.318	G5-3			F9						5	2	2	1	0	0	2						
41 Victor Martinez, S OBP: 0.354, SLG: 0.498 28 Will Rhymes, L OBP: 0.314, SLG: 0.240				K	P4					4	2	2	1	1	1	3						
13 Alex Avila, L OBP: 0.392, SLG: 0.523 18 Omar Santos, R OBP: 0.182, SLG: 0.182	K			G4-3						5	1	2	2	1	1	3						
27 Jonny Peralta, R OBP: 0.373, SLG: 0.455 29 Danny Worth, R OBP: 0.353, SLG: 0.375		HR								1	0	0	0	0	0	0						
25 Ryan Raburn, R OBP: 0.279, SLG: 0.411										5	3	4	3	0	1	0						
15 Brandon Inge, R OBP: 0.264, SLG: 0.290										5	1	3	0	0	1	2						
Inning Stats	R: 0 H: 0 E: 0 K: 0 S: 8	H: 0 BB: 1 P: 14	R: 3 H: 4 E: 0 K: 1 S: 15	H: 4 BB: 1 P: 24	R: 2 H: 4 E: 0 K: 1 S: 16	H: 4 BB: 0 P: 21	R: 1 H: 1 E: 0 K: 1 S: 7	H: 1 LOB: 1 BB: 1 P: 15	R: 2 H: 2 E: 1 K: 2 S: 14	H: 2 LOB: 0 BB: 0 P: 22	R: 6 H: 8 E: 0 K: 0 S: 20	H: 8 LOB: 3 BB: 0 P: 32	R: 0 H: 0 E: 0 K: 0 S: 14	H: 2 LOB: 3 BB: 0 P: 18	R: 0 H: 0 E: 0 K: 0 S: 14	H: 0 LOB: 1 BB: 1 P: 20	1B: 14 2B: 5 3B: 0 HR: 2	SF: 0 SAC: 0 DP: 2 HBP: 1	WP: 3 PB: 0 SB: 0 CS: 0	PA: 52		
PITCHER	IP WLS BF H R ER SO BB IBB HBP BLK WP HR S P ERA WHIP	IP WLS BF H R ER SO BB IBB HBP BLK WP HR S P ERA WHIP	IP WLS BF H R ER SO BB IBB HBP BLK WP HR S P ERA WHIP	IP WLS BF H R ER SO BB IBB HBP BLK WP HR S P ERA WHIP	IP WLS BF H R ER SO BB IBB HBP BLK WP HR S P ERA WHIP	IP WLS BF H R ER SO BB IBB HBP BLK WP HR S P ERA WHIP	IP WLS BF H R ER SO BB IBB HBP BLK WP HR S P ERA WHIP	IP WLS BF H R ER SO BB IBB HBP BLK WP HR S P ERA WHIP	IP WLS BF H R ER SO BB IBB HBP BLK WP HR S P ERA WHIP	IP WLS BF H R ER SO BB IBB HBP BLK WP HR S P ERA WHIP	IP WLS BF H R ER SO BB IBB HBP BLK WP HR S P ERA WHIP	IP WLS BF H R ER SO BB IBB HBP BLK WP HR S P ERA WHIP	IP WLS BF H R ER SO BB IBB HBP BLK WP HR S P ERA WHIP	IP WLS BF H R ER SO BB IBB HBP BLK WP HR S P ERA WHIP	IP WLS BF H R ER SO BB IBB HBP BLK WP HR S P ERA WHIP	IP WLS BF H R ER SO BB IBB HBP BLK WP HR S P ERA WHIP	IP WLS BF H R ER SO BB IBB HBP BLK WP HR S P ERA WHIP	IP WLS BF H R ER SO BB IBB HBP BLK WP HR S P ERA WHIP	IP WLS BF H R ER SO BB IBB HBP BLK WP HR S P ERA WHIP	IP WLS BF H R ER SO BB IBB HBP BLK WP HR S P ERA WHIP	IP WLS BF H R ER SO BB IBB HBP BLK WP HR S P ERA WHIP	IP WLS BF H R ER SO BB IBB HBP BLK WP HR S P ERA WHIP

Detroit Tigers @ Chicago White Sox
 U.S. Cellular Field, Chicago, IL
 Mon Sep 12 2011, 8:10 PM - 11:14 PM EDT
 Att: 22,750 - Partly Cloudy - 80 F


AB 46
 R 14
 H 21
 RBI 13
 BB 5
 SO 6
 LOB 25



Batter	1	2	3	4	5	6	7	8	9	AB	R	H	RBI	BB	SO	LOB	BOTTOM					
1 Juan Pierre, L OBP: 0.338, SLG: 0.341	G3									5	1	2	0	0	0	1						
10 Alexei Ramirez, R OBP: 0.323, SLG: 0.399 38 Eduardo Escobar, S OBP: 0.500, SLG: 0.500	K			G6-3						3	0	0	0	0	1	2						
14 Paul Konerko, R OBP: 0.395, SLG: 0.528 17 Tyler Flowers, R OBP: 0.320, SLG: 0.390										2	0	0	0	1	0	0						
12 A.J. Pierzynski, L OBP: 0.324, SLG: 0.399										3	0	1	0	1	0	1						
24 Dayan Viciedo, R OBP: 0.441, SLG: 0.431										3	0	1	1	1	0	3						
51 Alex Rios, R OBP: 0.257, SLG: 0.329 20 Carlos Quentin, R OBP: 0.340, SLG: 0.499	F9									2	0	0	0	0	3							
30 Alejandro De Aza, L OBP: 0.361, SLG: 0.550										2	0	0	0	0	1	2						
22 Brent Morel, R OBP: 0.288, SLG: 0.360										3	1	0	0	1	1	0						
15 Gordon Beckham, R OBP: 0.292, SLG: 0.328										4	2	2	2	0	0	1						
Inning Stats	R: 1 H: 1 E: 0 K: 1 S: 15	H: 1 LOB: 2 BB: 2 P: 32	R: 1 H: 0 E: 0 K: 0 S: 7	H: 0 LOB: 0 BB: 1 P: 14	R: 0 H: 0 E: 0 K: 0 S: 7	H: 0 LOB: 0 BB: 0 P: 11	R: 0 H: 1 E: 0 K: 0 S: 8	H: 1 LOB: 1 BB: 0 P: 13	R: 0 H: 1 E: 0 K: 0 S: 7	H: 1 LOB: 0 BB: 0 P: 10	R: 1 H: 2 E: 0 K: 1 S: 10	H: 2 LOB: 1 BB: 0 P: 18	R: 0 H: 1 E: 0 K: 1 S: 16	H: 1 LOB: 2 BB: 1 P: 27	R: 1 H: 1 E: 0 K: 0 S: 12	H: 1 LOB: 0 BB: 0 P: 19	1B: 4 2B: 2 3B: 0 HR: 2	SF: 0 SAC: 0 DP: 2 HBP: 0	WP: 2 PB: 1 SB: 0 CS: 0	PA: 37		
PITCHER	IP WLS BF H R ER SO BB IBB HBP BLK WP HR S P ERA WHIP	IP WLS BF H R ER SO BB IBB HBP BLK WP HR S P ERA WHIP	IP WLS BF H R ER SO BB IBB HBP BLK WP HR S P ERA WHIP	IP WLS BF H R ER SO BB IBB HBP BLK WP HR S P ERA WHIP	IP WLS BF H R ER SO BB IBB HBP BLK WP HR S P ERA WHIP	IP WLS BF H R ER SO BB IBB HBP BLK WP HR S P ERA WHIP	IP WLS BF H R ER SO BB IBB HBP BLK WP HR S P ERA WHIP	IP WLS BF H R ER SO BB IBB HBP BLK WP HR S P ERA WHIP	IP WLS BF H R ER SO BB IBB HBP BLK WP HR S P ERA WHIP	IP WLS BF H R ER SO BB IBB HBP BLK WP HR S P ERA WHIP	IP WLS BF H R ER SO BB IBB HBP BLK WP HR S P ERA WHIP	IP WLS BF H R ER SO BB IBB HBP BLK WP HR S P ERA WHIP	IP WLS BF H R ER SO BB IBB HBP BLK WP HR S P ERA WHIP	IP WLS BF H R ER SO BB IBB HBP BLK WP HR S P ERA WHIP	IP WLS BF H R ER SO BB IBB HBP BLK WP HR S P ERA WHIP	IP WLS BF H R ER SO BB IBB HBP BLK WP HR S P ERA WHIP	IP WLS BF H R ER SO BB IBB HBP BLK WP HR S P ERA WHIP	IP WLS BF H R ER SO BB IBB HBP BLK WP HR S P ERA WHIP	IP WLS BF H R ER SO BB IBB HBP BLK WP HR S P ERA WHIP	IP WLS BF H R ER SO BB IBB HBP BLK WP HR S P ERA WHIP	IP WLS BF H R ER SO BB IBB HBP BLK WP HR S P ERA WHIP	IP WLS BF H R ER SO BB IBB HBP BLK WP HR S P ERA WHIP

Detroit Tigers @ Chicago White Sox
 U.S. Cellular Field, Chicago, IL
 Mon Sep 12 2011, 8:10 PM - 11:14 PM EDT
 Att: 22,750 - Partly Cloudy - 80 F


AB 33
 R 4
 H 8
 RBI 4
 BB 4
 SO 4
 LOB 14



Batter	1	2	3	4	5	6	7	8	9	AB	R	H	RBI	BB	SO	LOB	TOP										
14 Austin Jackson, R OBP: 0.319, SLG: 0.381	F8		L9		K		K		FC5-4 21 BB	5	0	0	0	0	2	2											
28 Will Rhymes, L OBP: 0.315, SLG: 0.256	F9		F8			21 F9 41 HR			P5	3	1	1	0	0	0	0											
39 Ramon Santiago, S OBP: 0.321, SLG: 0.404	F9		G6-3							2	0	1	0	0	0	1											
21 Delmon Young, R OBP: 0.312, SLG: 0.386	F9									4	1	0	0	1	0	2											
24 Miguel Cabrera, R OBP: 0.435, SLG: 0.560			41 G4-3 13 FC4							3	2	2	1	2	1	2											
41 Victor Martinez, S OBP: 0.372, SLG: 0.459										4	1	1	3	0	1	3											
13 Alex Avila, L OBP: 0.391, SLG: 0.519										3	0	0	1	1	1	1											
27 Jhonny Peralta, R OBP: 0.355, SLG: 0.487										3	0	1	0	1	0	0											
20 Wilson Betemit, S OBP: 0.339, SLG: 0.432										3	0	0	0	0	2	4											
15 Brandon Inge, R OBP: 0.263, SLG: 0.289										1	0	0	0	0	0	0											
12 Andy Dirks, L OBP: 0.305, SLG: 0.418										1	0	0	0	0	0	2											
25 Ryan Raburn, R OBP: 0.280, SLG: 0.411										2	0	1	0	0	0	2											
Inning Stats	R: 0 E: 0 K: 0 S: 7	H: 0 LOB: 0 BB: 0 P: 13	R: 1 E: 0 K: 0 S: 13	H: 2 LOB: 2 BB: 0 P: 18	R: 0 E: 0 K: 0 S: 7	H: 0 LOB: 0 BB: 0 P: 8	R: 0 E: 0 K: 1 S: 8	H: 0 LOB: 1 BB: 1 P: 16	R: 0 E: 0 K: 2 S: 9	H: 0 LOB: 1 BB: 0 P: 16	R: 3 E: 0 K: 1 S: 15	H: 2 LOB: 2 BB: 3 P: 32	R: 1 E: 0 K: 2 S: 15	H: 2 LOB: 1 BB: 0 P: 22	R: 0 E: 0 K: 0 S: 14	H: 0 LOB: 0 BB: 0 P: 18	R: 0 E: 0 K: 1 S: 14	H: 1 LOB: 2 BB: 1 P: 23	1B: 3 2B: 3 3B: 0 HR: 1	SF: 0 SAC: 0 DP: 0 HBP: 1	WP: 1 PB: 0 SB: 1 CS: 0	PA: 40					
PITCHER	IP	WLS	BF	H	R	ER	SO	BB	IBB	HBP	BLK	WP	HR	S	P	ERA	WHIP										
34 Gavin Floyd, R ERA: 4.42	5.1	L	26	4	4	4	3	3	1	1	0	1	1	55	98	6.75	1.312										
37 Matt Thornton, L ERA: 3.54	1.0		4	1	1	1	2	0	0	0	0	0	0	9	11	9.00	1.000										
58 Jason Frasor, R ERA: 3.3	1.2		6	1	0	0	1	0	0	0	0	0	0	24	34	0.00	0.600										
43 Addison Reed, R ERA: 1.93	1.0		5	1	0	0	1	1	0	0	0	0	0	14	23	0.00	2.000										

Detroit Tigers @ Chicago White Sox
 U.S. Cellular Field, Chicago, IL
 Tue Sep 13 2011, 8:11 PM - 11:33 PM EDT
 Att: 25,015 - Partly Cloudy - 66 F


AB 34
 R 5
 H 7
 RBI 5
 BB 5
 SO 7
 LOB 19



Batter	1	2	3	4	5	6	7	8	9	AB	R	H	RBI	BB	SO	LOB	BOTTOM										
1 Juan Pierre, L OBP: 0.337, SLG: 0.340	12 1B		B5-3		P5		P3		G6-3	5	0	1	0	0	0	1											
10 Alexei Ramirez, R OBP: 0.321, SLG: 0.396	L3		P4		G5-3				K	4	0	0	0	0	1	1											
12 A.J. Pierzynski, L OBP: 0.324, SLG: 0.397			P5						G3-1	4	0	1	0	0	1	0											
24 Dayan Viciedo, R OBP: 0.429, SLG: 0.407	G5-4-3									3	0	0	0	1	1	2											
51 Alex Rios, R OBP: 0.260, SLG: 0.332										4	0	3	0	0	0	0											
30 Alejandro De Azavedo, L OBP: 0.358, SLG: 0.535										3	0	0	0	1	2	2											
17 Tyler Flowers, R OBP: 0.317, SLG: 0.384										4	0	1	0	0	2	4											
22 Brent Morel, R OBP: 0.293, SLG: 0.363										2	0	1	0	2	0	0											
15 Gordon Beckham, R OBP: 0.289, SLG: 0.325										4	0	0	0	0	1	6											
Inning Stats	R: 0 E: 0 K: 0 S: 9	H: 2 LOB: 1 BB: 0 P: 12	R: 0 E: 0 K: 2 S: 17	H: 1 LOB: 2 BB: 1 P: 26	R: 0 E: 0 K: 0 S: 10	H: 0 LOB: 0 BB: 0 P: 14	R: 0 E: 0 K: 2 S: 12	H: 2 LOB: 3 BB: 1 P: 22	R: 0 E: 0 K: 1 S: 8	H: 0 LOB: 0 BB: 0 P: 10	R: 0 E: 0 K: 1 S: 8	H: 0 LOB: 0 BB: 0 P: 11	R: 0 E: 0 K: 0 S: 7	H: 1 LOB: 1 BB: 0 P: 11	R: 0 E: 0 K: 2 S: 16	H: 1 LOB: 3 BB: 2 P: 27	R: 0 E: 0 K: 0 S: 8	H: 0 LOB: 0 BB: 0 P: 14	1B: 6 2B: 1 3B: 0 HR: 0	SF: 0 SAC: 0 DP: 1 HBP: 0	WP: 0 PB: 0 SB: 0 CS: 0	PA: 37					
PITCHER	IP	WLS	BF	H	R	ER	SO	BB	IBB	HBP	BLK	WP	HR	S	P	ERA	WHIP										
35 Justin Verlander, R ERA: 2.36	7.0	W	28	6	0	0	6	2	0	0	0	0	0	71	106	0.00	1.143										
53 Joaquin Benoit, R ERA: 3.12	1.0		6	1	0	0	2	2	0	0	0	0	0	16	27	0.00	3.000										
46 Jose Valverde, R ERA: 2.52	1.0		3	0	0	0	0	0	0	0	0	0	0	8	14	0.00	0.000										

Detroit Tigers @ Chicago White Sox
 U.S. Cellular Field, Chicago, IL
 Tue Sep 13 2011, 8:11 PM - 11:33 PM EDT
 Att: 25,015 - Partly Cloudy - 66 F

AB 33
 R 0
 H 7
 RBI 0
 BB 4
 SO 8
 LOB 16



Batter	1	2	3	4	5	6	7	8	9	AB	R	H	RBI	BB	SO	LOB	TOP								
1 Juan Pierre, L (1,7) OBP: 0.335, SLG: 0.336	C SI 85 X FF 83 0-1 B5-3		C SI 89 B CH 78 X FF 83 1-1 14 WP 14 S 1B		C SI 82 X CH 76 0-1 FC4-6		C FF 89 B CH 77 X FF 80 1-1 F8		C FF 93 B FF 94 F SL 84 1-2 K	5	0	1	0	0	1	2									
10 Alexei Ramirez, R (1,6) OBP: 0.326, SLG: 0.400	B CU 88 S CH 76 B FF 83 X SI 83 2-1 14 G5-4-3 1B		X SI 83 0-0 SF8		1 SAFE B CH 76 C CH 76 1 SAFE X FF 83 1-2 FC5-4		B FF 89 B SI 80 B FF 89 B FF 88 4-1 BB		B FF 94 B FF 92 X FF 95 1-2 1B	3	0	2	1	1	0	1									
14 Paul Konerko, R (1,3) OBP: 0.395, SLG: 0.524	F SI 83 F FF 82 B SI 86 B CH 75 X SI 81 2-2 G5-4-3		1 SAFE B SI 83 C SI 83 B CU 87 X FF 83 2-2 G5-3		C CU 87 B FF 83 X CH 75 1-1 12 15 17 SF9 5 1B 1B		F FF 88 B FF 89 D SL 79 B SL 78 X FF 88 3-2 F8		X FF 94 0-0 L5	5	1	1	0	0	0	5									
51 Alex Rios, R (1,8) OBP: 0.262, SLG: 0.331		C CU 88 B FF 84 X CH 76 1-1 F9		F SI 82 C CH 78 S CH 76 S FF 83 X SI 87 1-2 L9		X FF 81 0-0 17 SF9 12 1B 1B		B FF 88 H FF 87 2-0 HBP	3	0	1	0	0	0	0										
12 A.J. Pierzynski, L (1,10) OBP: 0.326, SLG: 0.400		C CU 87 B FF 83 C SI 82 C CH 76 X SI 87 2-2 17 BB 1B		C CH 77 B CH 73 X SI 84 0-2 24 G4-3 2B		C CH 77 B CH 73 X SI 81 2-1 1-2 2-3 1B		B FF 87 B FF 88 X FF 87 2-1 P6	4	0	3	0	0	0	1										
24 Davan Vicedo, R (1,9) OBP: 0.375, SLG: 0.349		C FF 83 S FF 83 B FF 83 S FF 84 1-3 K		B CH 77 F FF 84 X CH 74 1-1 G4-3		C FF 83 D CU 86 X SI 84 1-1 F7		B SI 89 B FF 88 F FF 88 X FF 88 2-1 F9	4	0	0	0	0	1	6										
17 Tyler Flowers, R (1,2) OBP: 0.314, SLG: 0.375		C CU 88 S CH 75 B SI 85 B FF 83 B CH 76 B SI 83 4-2 22 FO BB		B CH 77 F FF 84 X CH 74 2-3 K		D CH 78 B FF 83 S SI 83 B CH 75 X SI 86 2-2 SF9		C SL 76 F SL 78 S FF 87 0-3 K	2	0	0	1	1	2	2										
22 Brent Morel, R (1,5) OBP: 0.288, SLG: 0.357		B CH 77 B FF 84 1 SAFE 3-0 PO		X SI 82 0-0 G6-3		C SI 82 X CH 77 0-1 L8		B SI 84 B SI 84 C SI 84 B FF 84 X CH 76 3-2 F8	4	0	0	0	0	0	2										
15 Gordon Beckham, R (1,4) OBP: 0.293, SLG: 0.330			B SI 82 C SI 84 B CH 76 X SI 81 3-1 10 SF8 2B		B CU 88 B CH 77 C FF 83 F SI 86 4-2 1 FC4-6 BB		C FF 90 B FF 82 F SI 80 2-3 K		B FF 94 B FF 94 C FF 94 4-1 10 1B BB	2	1	1	0	2	1	0									
Inning Stats	R: 0 E: 0 K: 0 S: 7	H: 1 LOB: 0 BB: 0 P: 11	R: 0 E: 0 K: 1 S: 13	H: 1 LOB: 1 BB: 1 P: 24	R: 1 E: 0 K: 0 S: 9	H: 2 LOB: 1 BB: 0 P: 15	R: 0 E: 0 K: 1 S: 13	H: 1 LOB: 1 BB: 1 P: 17	R: 0 E: 0 K: 0 S: 8	H: 0 LOB: 0 BB: 1 P: 13	R: 1 E: 0 K: 0 S: 13	H: 3 LOB: 2 BB: 0 P: 22	R: 0 E: 0 K: 1 S: 9	H: 0 LOB: 1 BB: 1 P: 19	R: 0 E: 0 K: 1 S: 10	H: 0 LOB: 1 BB: 1 P: 13	R: 0 E: 0 K: 1 S: 10	H: 1 LOB: 2 BB: 1 P: 17	1B: 7 2B: 2 3B: 0 HR: 0	SF: 2 SAC: 0 DP: 1 HBP: 1	WP: 1 PB: 0 SB: 1 CS: 0	PA: 40			
PITCHER	IP WLS BF H R ER SO BB IBB HBP BLK WP HR S P ERA WHIP	IP WLS BF H R ER SO BB IBB HBP BLK WP HR S P ERA WHIP	IP WLS BF H R ER SO BB IBB HBP BLK WP HR S P ERA WHIP	IP WLS BF H R ER SO BB IBB HBP BLK WP HR S P ERA WHIP	IP WLS BF H R ER SO BB IBB HBP BLK WP HR S P ERA WHIP	IP WLS BF H R ER SO BB IBB HBP BLK WP HR S P ERA WHIP	IP WLS BF H R ER SO BB IBB HBP BLK WP HR S P ERA WHIP	IP WLS BF H R ER SO BB IBB HBP BLK WP HR S P ERA WHIP	IP WLS BF H R ER SO BB IBB HBP BLK WP HR S P ERA WHIP	IP WLS BF H R ER SO BB IBB HBP BLK WP HR S P ERA WHIP	IP WLS BF H R ER SO BB IBB HBP BLK WP HR S P ERA WHIP	IP WLS BF H R ER SO BB IBB HBP BLK WP HR S P ERA WHIP	IP WLS BF H R ER SO BB IBB HBP BLK WP HR S P ERA WHIP	IP WLS BF H R ER SO BB IBB HBP BLK WP HR S P ERA WHIP	IP WLS BF H R ER SO BB IBB HBP BLK WP HR S P ERA WHIP	IP WLS BF H R ER SO BB IBB HBP BLK WP HR S P ERA WHIP	IP WLS BF H R ER SO BB IBB HBP BLK WP HR S P ERA WHIP	IP WLS BF H R ER SO BB IBB HBP BLK WP HR S P ERA WHIP	IP WLS BF H R ER SO BB IBB HBP BLK WP HR S P ERA WHIP	IP WLS BF H R ER SO BB IBB HBP BLK WP HR S P ERA WHIP	IP WLS BF H R ER SO BB IBB HBP BLK WP HR S P ERA WHIP	IP WLS BF H R ER SO BB IBB HBP BLK WP HR S P ERA WHIP	IP WLS BF H R ER SO BB IBB HBP BLK WP HR S P ERA WHIP	IP WLS BF H R ER SO BB IBB HBP BLK WP HR S P ERA WHIP	IP WLS BF H R ER SO BB IBB HBP BLK WP HR S P ERA WHIP

Chicago White Sox @ Kansas City Royals
Kauffman Stadium, Kansas City, MO
Thu Sep 15 2011, 7:10 PM - 9:48 PM CDT
Att: 17,736 - Cloudy - 56 F

AB	32
R	2
H	9
RBI	2
BB	4
SO	5
LOB	19



Batter	1	2	3	4	5	6	7	8	9	AB	R	H	RBI	BB	SO	LOB	BOTTOM								
4 Alex Gordon, L (1,7) OBP: 0.373, SLG: 0.503	X FF 82 0-0 F8	B FF 84 X FF 84 1-0 F7		X FF 82 0-0 F7		B FF 83 C CH 78 B CU 71 B CH 77 4-1 53 2B 16 HR BB	B FF 91 B FF 92 1 SAFE B FF 92 B FF 92 4-1 BB			3	1	0	0	2	0	1									
53 Melky Cabrera, S (1,8) OBP: 0.336, SLG: 0.472	C FF 82 C FC 79 B FF 85 F CU 71 C CH 75 X FF 84 1-2 HR	B CH 76 X CH 76 1-0 16 FC6-4 1B		F SI 86 1 SAFE X CU 79 0-1 16 WP 1B		F SI 83 B FF 82 X CU 72 1-1 16 HR 2B	D FC 92 C FC 92 F FF 93 S SL 82 3-3 K			5	2	4	1	0	1	2									
16 Billy Butler, R (1,10) OBP: 0.364, SLG: 0.463	B SI 83 B FF 84 S CH 79 X FF 85 2-1 9 1B 13 1B 21 BB 1B	X SI 85 0-0 FC6-4		B CH 78 B CH 78 X FC 85 2-0 F9-2-6-2-5-3-4		S CH 76 X FF 85 0-1 2H 3H HR	X FF 93 0-0 F8			5	2	2	3	0	0	5									
35 Eric Hosmer, L (1,3) OBP: 0.333, SLG: 0.458	B FF 84 X FF 82 1-0 F9		B CU 72 C FF 82 F CH 79 F FF 85 X CU 73 2-2 9 FC5-4 1B		S CU 72 X SI 84 0-1 24 1B 1B	B FC 81 B FC 78 B CH 77 X CH 78 2-1 G3-1		F SI 91 B SI 83 C SL 82 X CU 78 1-2 G4-3	5	1	2	0	0	0	1										
21 Jeff Francoeur, R (1,9) OBP: 0.330, SLG: 0.471	S CH 76 B FF 79 B CU 70 B CH 77 B FC 79 4-1 13 1B 9 1B BB		B FF 85 B FF 82 F CH 78 C SI 72 2-3 K		X CH 77 X CU 73 0-1 F7	F FC 78 X CH 77 1-1 G6-3		F SI 82 X CU 80 0-1 2B	4	0	1	0	1	1	2										
9 Johnny Cueto, R (1,4) OBP: 0.291, SLG: 0.338	C FC 81 B SI 83 X FF 82 1-1 13 1B		C CH 78 X SI 86 0-1 FC5-4		1 SAFE X FF 81 0-0 F9	X SI 86 0-0 F7		S SI 91 C CU 80 B CU 91 B CU 77 S CU 80 2-3 K	5	0	1	0	0	1	3										
13 Salvador Perez, R (1,2) OBP: 0.350, SLG: 0.455	B CH 79 X SI 85 1-0 1-2 2-3 3H 1B		1 SAFE B FF 86 C CH 81 1 SAFE B FF 89 X FF 85 2-1 2B		X CH 78 0-0 E5		C CU 75 C CU 68 X CU 70 0-2 24 SF8 3B		B SI 91 B SI 90 B CU 90 4-0 BB	4	1	3	1	1	0	1									
24 Yamaico Navarro, R (1,5) OBP: 0.290, SLG: 0.339	C FC 83 X FF 82 0-1 F7		D CH 79 X FC 82 1-0 G6-3		B FF 83 B FF 81 B CH 79 C FF 85 X SI 85 3-1 2 FC6-4 1B		B CH 76 B FF 82 B FC 81 B CU 80 X FC 80 3-2 SF8		C SI 89 C CU 81 B CU 80 B CU 80 S CU 80 2-3 K	4	0	1	2	0	1	7									
2 Alcides Escobar, R (1,6) OBP: 0.286, SLG: 0.332		C SI 84 X FF 84 0-1 F8		C CH 77 B FC 80 S CU 72 X CU 71 2-1 53 E 53 1B 16 1B		D CH 80 C FC 80 S CU 72 X CU 71 1-2 FC6-4		X FF 82 0-0 4 BB 1B	4	0	2	0	0	0	2										
Inning Stats	R: 2 E: 0 K: 0 S: 15	H: 4 LOB: 3 BB: 1 P: 25	R: 0 E: 0 K: 0 S: 5	H: 1 LOB: 1 BB: 0 P: 7	R: 0 E: 0 K: 1 S: 12	H: 2 LOB: 2 BB: 0 P: 19	R: 0 E: 1 K: 0 S: 6	H: 2 LOB: 1 BB: 0 P: 10	R: 1 E: 1 K: 0 S: 11	H: 2 LOB: 2 BB: 0 P: 15	R: 3 E: 0 K: 0 S: 10	H: 2 LOB: 0 BB: 1 P: 18	R: 1 E: 0 K: 1 S: 12	H: 2 LOB: 2 BB: 1 P: 22	R: 0 E: 0 K: 2 S: 12	H: 1 LOB: 2 BB: 1 P: 21	R: 0 E: 0 K: 2 S: 12	H: 1 LOB: 2 BB: 1 P: 21	1B: 10 2B: 4 3B: 1 HR: 2	SF: 1 SAC: 0 DP: 1 HBP: 0	WP: 1 PB: 0 SB: 0 CS: 0	PA: 44			
PITCHER	IP WLS BF H R ER SO BB IBB HBP BLK WP HR S P ERA WHIP	IP WLS BF H R ER SO BB IBB HBP BLK WP HR S P ERA WHIP	IP WLS BF H R ER SO BB IBB HBP BLK WP HR S P ERA WHIP	IP WLS BF H R ER SO BB IBB HBP BLK WP HR S P ERA WHIP	IP WLS BF H R ER SO BB IBB HBP BLK WP HR S P ERA WHIP	IP WLS BF H R ER SO BB IBB HBP BLK WP HR S P ERA WHIP	IP WLS BF H R ER SO BB IBB HBP BLK WP HR S P ERA WHIP	IP WLS BF H R ER SO BB IBB HBP BLK WP HR S P ERA WHIP	IP WLS BF H R ER SO BB IBB HBP BLK WP HR S P ERA WHIP	IP WLS BF H R ER SO BB IBB HBP BLK WP HR S P ERA WHIP	IP WLS BF H R ER SO BB IBB HBP BLK WP HR S P ERA WHIP	IP WLS BF H R ER SO BB IBB HBP BLK WP HR S P ERA WHIP	IP WLS BF H R ER SO BB IBB HBP BLK WP HR S P ERA WHIP	IP WLS BF H R ER SO BB IBB HBP BLK WP HR S P ERA WHIP	IP WLS BF H R ER SO BB IBB HBP BLK WP HR S P ERA WHIP	IP WLS BF H R ER SO BB IBB HBP BLK WP HR S P ERA WHIP	IP WLS BF H R ER SO BB IBB HBP BLK WP HR S P ERA WHIP	IP WLS BF H R ER SO BB IBB HBP BLK WP HR S P ERA WHIP	IP WLS BF H R ER SO BB IBB HBP BLK WP HR S P ERA WHIP	IP WLS BF H R ER SO BB IBB HBP BLK WP HR S P ERA WHIP	IP WLS BF H R ER SO BB IBB HBP BLK WP HR S P ERA WHIP	IP WLS BF H R ER SO BB IBB HBP BLK WP HR S P ERA WHIP	IP WLS BF H R ER SO BB IBB HBP BLK WP HR S P ERA WHIP	IP WLS BF H R ER SO BB IBB HBP BLK WP HR S P ERA WHIP	IP WLS BF H R ER SO BB IBB HBP BLK WP HR S P ERA WHIP

Chicago White Sox @ Kansas City Royals
Kauffman Stadium, Kansas City, MO
Thu Sep 15 2011, 7:10 PM - 9:48 PM CDT
Att: 17,736 - Cloudy - 56 F

AB	39
R	7
H	16
RBI	7
BB	4
SO	4
LOB	24

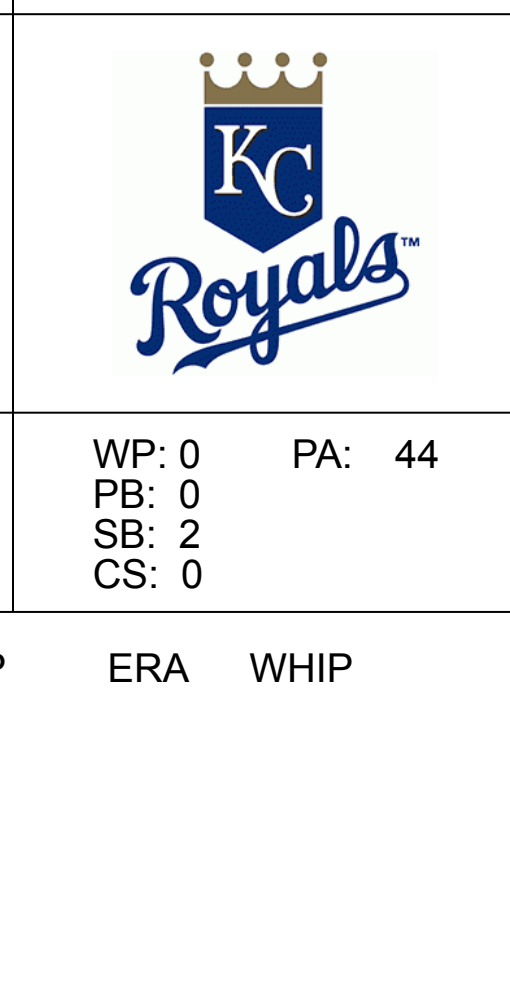


Batter	1	2	3	4	5	6	7	8	9	AB	R	H	RBI	BB	SO	LOB	TOP			
1 Juan Pierre, L OBP: 0.337, SLG: 0.337										4	1	2	0	1	1	2	Chicago White Sox @ Kansas City Royals Kauffman Stadium, Kansas City, MO Sun Sep 18 2011, 1:10 PM - 4:17 PM CDT Att: 29,480 - Drizzlie - 64 F			
10 Alexei Ramirez, R OBP: 0.329, SLG: 0.402										5	1	1	0	0	1	4				
14 Paul Konerko, R OBP: 0.391, SLG: 0.522										5	2	2	2	0	0	0				
12 A.J. Pierzynski, L OBP: 0.330, SLG: 0.418										5	3	4	4	0	0	0				
51 Alex Rios, R OBP: 0.260, SLG: 0.331										3	1	0	0	2	1	2				
44 Adam Dunn, L OBP: 0.292, SLG: 0.285										5	1	2	1	0	2	2				
24 Davan Vicoed, R OBP: 0.370, SLG: 0.561										5	1	2	0	0	1	1				
30 Alejandro De Aza, L OBP: 0.383, SLG: 0.545										0	0	0	0	0	0	0				
22 Brent Morel, R OBP: 0.294, SLG: 0.366										4	0	2	2	1	2	0				
15 Gordon Beckham, R OBP: 0.293, SLG: 0.327										4	0	0	1	0	2	3				
Inning Stats	R: 0 E: 0 K: 0 S: 8	H: 1 LOB: 0 BB: 0 P: 11	R: 2 E: 0 K: 0 S: 11	H: 3 LOB: 1 BB: 0 P: 16	R: 0 E: 0 K: 1 S: 6	H: 0 LOB: 0 BB: 0 P: 9	R: 2 E: 0 K: 0 S: 19	H: 2 LOB: 2 BB: 2 P: 38	R: 0 E: 0 K: 1 S: 12	H: 3 LOB: 3 BB: 0 P: 20	R: 2 E: 0 K: 3 S: 12	H: 2 LOB: 0 BB: 0 P: 17	R: 4 E: 0 K: 3 S: 23	H: 3 LOB: 1 BB: 2 P: 39	R: 0 E: 0 K: 1 S: 10	H: 0 LOB: 0 BB: 0 P: 15	1B: 10 2B: 2 HR: 3	SF: 1 SAC: 0 DP: 0 HBP: 0	WP: 0 PB: 0 SB: 0 CS: 1	PA: 45
PITCHER	IP WLS BF H R ER SO BB IBB HBP BLK WP HR S P ERA WHIP																			
52 Bruce Chen, L ERA: 4.14	5.1 L 26 9 4 4 2 2 0 0 0 0 0 60 98 6.75 2.062																			
31 Louis Coleman, R ERA: 2.76	1.2 8 3 2 2 4 0 0 0 0 0 2 19 29 10.80 1.800																			
57 Jesse Chavez, R ERA: 10.57	1.0 8 3 4 4 3 2 0 0 0 0 1 23 39 36.00 5.000																			
55 Tim Collins, L ERA: 3.72	1.0 3 0 0 0 1 0 0 0 0 0 0 10 15 0.00 0.000																			

Batter	1	2	3	4	5	6	7	8	9	AB	R	H	RBI	BB	SO	LOB	BOTTOM					
4 Alex Gordon, L OBP: 0.377, SLG: 0.501										4	0	1	0	1	0	2	Chicago White Sox @ Kansas City Royals Kauffman Stadium, Kansas City, MO Sun Sep 18 2011, 1:10 PM - 4:17 PM CDT Att: 29,480 - Drizzlie - 64 F					
53 Melky Cabrera, S OBP: 0.335, SLG: 0.468										5	1	1	0	0	1	4						
16 Billy Butler, R OBP: 0.364, SLG: 0.461										5	0	1	1	0	0	3						
35 Eric Hosmer, L OBP: 0.337, SLG: 0.462										5	1	3	1	0	0	3						
21 Jeff Francoeur, R OBP: 0.332, SLG: 0.477										5	1	2	0	0	0	1						
9 Johnny Giavotella, R OBP: 0.264, SLG: 0.351										5	0	3	2	0	1	3						
8 Mike Moustakas, L OBP: 0.299, SLG: 0.339										5	1	1	0	0	0	6						
27 Brayan Peña, S OBP: 0.289, SLG: 0.339										5	1	1	0	0	2	4						
24 Yamaico Navarro, R OBP: 0.303, SLG: 0.350										4	0	2	1	0	0	0						
Inning Stats	R: 0 E: 0 K: 0 S: 8	H: 1 LOB: 1 BB: 0 P: 13	R: 0 E: 0 K: 0 S: 6	H: 1 LOB: 1 BB: 0 P: 10	R: 0 E: 0 K: 0 S: 6	H: 0 LOB: 0 BB: 0 P: 8	R: 0 E: 0 K: 0 S: 11	H: 1 LOB: 1 BB: 0 P: 15	R: 2 E: 0 K: 0 S: 17	H: 4 LOB: 2 BB: 0 P: 26	R: 1 E: 0 K: 0 S: 16	H: 2 LOB: 2 BB: 0 P: 25	R: 1 E: 0 K: 1 S: 17	H: 3 LOB: 0 BB: 0 P: 21	R: 0 E: 0 K: 2 S: 11	H: 0 LOB: 1 BB: 1 P: 21		R: 1 E: 0 K: 1 S: 17	H: 3 LOB: 2 BB: 0 P: 26	1B: 11 2B: 3 3B: 1 HR: 0	SF: 0 SAC: 0 DP: 0 HBP: 0	WP: 0 PB: 0 SB: 2 CS: 0
PITCHER	IP WLS BF H R ER SO BB IBB HBP BLK WP HR S P ERA WHIP																					
50 John Danks, L ERA: 4.36	6.0 W 29 10 4 3 0 0 0 0 0 0 0 66 100 4.50 1.667																					
26 Jesse Crain, R ERA: 2.29	0.2 H 4 2 0 0 1 0 0 0 0 0 0 13 16 0.00 3.000																					
49 Chris Sale, L ERA: 2.7	1.1 H 5 0 0 0 2 1 0 0 0 0 0 13 23 0.00 0.750																					
46 Sergio Santos, R ERA: 3.43	1.0 6 3 1 1 1 0 0 0 0 0 0 17 26 9.00 3.000																					

livebaseballscorecards.com


livebaseballscorecards.com




Batter	1	2	3	4	5	6	7	8	9	AB	R	H	RBI	BB	SO	LOB	TOP										
1 Juan Pierre, L OBP: 0.335, SLG: 0.334	G3-1		G6-3		F9		L6			4	0	0	0	0	0	0	Chicago White Sox @ Cleveland Indians Progressive Field, Cleveland, OH Tue Sep 20 2011, 1:06 PM - 3:25 PM EDT Att: 28,603 - Partly Cloudy - 71 F										
10 Alexei Ramirez, R OBP: 0.330, SLG: 0.401	G4-3		14 BB 1B		14 CS HBP		F9			3	0	1	0	0	0	0											
14 Paul Konerko, R OBP: 0.390, SLG: 0.519	K		12 L3 BB		G5-3			K		3	0	0	0	1	2	1											
12 A.J. Pierzynski, L OBP: 0.329, SLG: 0.416		44 2B 1B	L3			K		G3		4	1	1	0	0	1	2											
51 Alex Rios, R OBP: 0.262, SLG: 0.332		44 2B 30 1B			G3			K		4	2	2	0	0	1	0											
44 Adam Dunn, L OBP: 0.294, SLG: 0.293		30 1B 2B			K				P5	4	0	2	1	0	1	0											
30 Alejandro De Aza, L OBP: 0.380, SLG: 0.536		22 2B 1B			E4 15 WP			G4-3		4	0	1	2	0	0	1											
22 Brent Morel, R OBP: 0.293, SLG: 0.364	F9-3				15 WP BB			F8		3	0	0	0	1	1	3											
15 Gordon Beckham, R OBP: 0.292, SLG: 0.325	G6-3				G6-3			G1-3		3	0	0	0	0	0	3											
Inning Stats	R: 0 E: 0 K: 1 S: 8	H: 0 LOB: 0 BB: 0 P: 14	R: 2 E: 0 K: 0 S: 10	H: 4 LOB: 1 BB: 0 P: 15	R: 0 E: 0 K: 0 S: 9	H: 1 LOB: 1 BB: 1 P: 16	R: 0 E: 1 K: 1 S: 16	H: 0 LOB: 2 BB: 1 P: 25	R: 0 E: 0 K: 0 S: 5	H: 0 LOB: 0 BB: 0 P: 10	R: 1 E: 0 K: 1 S: 11	H: 2 LOB: 1 BB: 0 P: 14	R: 0 E: 0 K: 2 S: 7	H: 0 LOB: 0 BB: 0 P: 8	R: 0 E: 0 K: 1 S: 7	H: 0 LOB: 0 BB: 0 P: 11	1B: 5 2B: 4 3B: 0 HR: 0	SF: 0 SAC: 0 DP: 2 HBP: 1	WP: 1 PB: 0 SB: 1 CS: 1	PA: 35							
PITCHER	IP	WLS	BF	H	R	ER	SO	BB	IBB	HBP	BLK	WP	HR	S	P	ERA	WHIP										
55 Roberto Hernandez, R ERA: 5.23	6.0	W	26	7	3	3	3	2	0	1	0	1	0	59	94	4.50	1.500										
38 Joe Smith, R ERA: 1.85	1.0	H	3	0	0	0	0	0	0	0	0	0	0	8	10	0.00	0.000										
52 Vinnie Pestano, R ERA: 2.29	1.0	H	3	0	0	0	2	0	0	0	0	0	0	7	8	0.00	0.000										
54 Chris Perez, R ERA: 3.43	1.0	S	3	0	0	0	1	0	0	0	0	0	0	7	11	0.00	0.000										

Batter	1	2	3	4	5	6	7	8	9	AB	R	H	RBI	BB	SO	LOB	BOTTOM										
1 Kosuke Fukudome, L OBP: 0.346, SLG: 0.373	G4-3		P6		HR		F7			4	1	1	1	0	0	1	Chicago White Sox @ Cleveland Indians Progressive Field, Cleveland, OH Tue Sep 20 2011, 1:06 PM - 3:25 PM EDT Att: 28,603 - Partly Cloudy - 71 F										
22 Jason Kipnis, L OBP: 0.351, SLG: 0.562	48 HR 1B		G4-3		2B			G6-3		4	1	2	0	0	0	0											
13 Asdrubal Cabrera, S OBP: 0.333, SLG: 0.462								B1-3		4	1	1	1	0	1	2											
16 Jason Donald, R OBP: 0.328, SLG: 0.387	K				HR					0	0	0	0	0	0	0											
48 Travis Hafner, L OBP: 0.360, SLG: 0.444	2H HR				1B			G4-3		4	1	2	2	0	0	0											
41 Carlos Santana, S OBP: 0.350, SLG: 0.459	F9				F7			G4-3		3	0	0	0	0	0	1											
47 Shelley Duncan, R OBP: 0.330, SLG: 0.492		K			P5			P6		3	0	0	0	0	1	1											
12 Ezequiel Carrera, L OBP: 0.310, SLG: 0.310										0	0	0	0	0	0	0											
8 Lonnie Chisenhall, L OBP: 0.268, SLG: 0.411		G5-3			K			K2-3		3	0	0	0	0	2	1											
9 Jack Hannahan, L OBP: 0.330, SLG: 0.388										0	0	0	0	0	0	0											
4 Trevor Crowe, S OBP: 0.346, SLG: 0.304		G3								3	0	1	0	0	0	0											
6 Lou Marson, R OBP: 0.305, SLG: 0.305			K					K		3	0	0	0	0	3	1											
Inning Stats	R: 2 E: 0 K: 1 S: 11	H: 2 LOB: 0 BB: 0 P: 16	R: 0 E: 0 K: 1 S: 9	H: 0 LOB: 0 BB: 0 P: 12	R: 0 E: 0 K: 1 S: 9	H: 0 LOB: 0 BB: 0 P: 14	R: 1 E: 0 K: 1 S: 13	H: 2 LOB: 1 BB: 0 P: 16	R: 1 E: 0 K: 1 S: 10	H: 2 LOB: 1 BB: 0 P: 17	R: 0 E: 0 K: 0 S: 8	H: 0 LOB: 0 BB: 0 P: 13	R: 0 E: 0 K: 2 S: 11	H: 1 LOB: 1 BB: 0 P: 13	R: 0 E: 0 K: 0 S: 7	H: 0 LOB: 0 BB: 0 P: 11	1B: 3 2B: 1 3B: 0 HR: 3	SF: 0 SAC: 0 DP: 0 HBP: 0	WP: 0 PB: 0 SB: 2 CS: 0	PA: 31							
PITCHER	IP	WLS	BF	H	R	ER	SO	BB	IBB	HBP	BLK	WP	HR	S	P	ERA	WHIP										
34 Gavin Floyd, R ERA: 4.46	6.2	L	27	7	4	4	7	0	0	0	0	0	0	68	97	5.40	1.050										
77 Will Ohman, L ERA: 4.56	1.1		4	0	0	0	0	0	0	0	0	0	0	10	15	0.00	0.000										

AB	32
R	3
H	7
RBI	3
BB	2
SO	6
LOB	10



AB	31
R	4
H	7
RBI	4
BB	0
SO	7
LOB	7



1B:	3
2B:	1
3B:	0
HR:	3
SF:	0
SAC:	0
DP:	0
HBP:	0

Batter	1	2	3	4	5	6	7	8	9	AB	R	H	RBI	BB	SO	LOB	TOP																	
1 Juan Pierre, L (1,7) OBP: 0.335, SLG: 0.334										4	0	1	1	0	0	4	Chicago White Sox @ Cleveland Indians Progressive Field, Cleveland, OH Tue Sep 20 2011, 7:08 PM - 10:21 PM EDT Att: 19,582 - Clear - 68 F livebaseballscorecards.com																	
10 Alexei Ramirez, R (1,6) OBP: 0.353, SLG: 0.401										3	1	1	1	1	0	1																		
14 Paul Konerko, R (1,3) OBP: 0.389, SLG: 0.515										4	0	0	0	0	1	3																		
44 Adam Dunn, L (1,10) OBP: 0.296, SLG: 0.291										2	0	0	0	2	1	0																		
24 Dayan Viciedo, R (1,9) OBP: 0.353, SLG: 0.342										4	1	0	0	0	0	5																		
51 Alex Rios, R (8,8) OBP: 0.262, SLG: 0.332										0	0	0	0	0	0	0																		
30 Alejandro De Aza, L (1,8) OBP: 0.383, SLG: 0.543										4	1	2	2	0	1	0																		
11 Omar Vizquel, S (1,5) OBP: 0.287, SLG: 0.305										4	0	2	0	0	1	1																		
22 Brent Morel, R (8,5) OBP: 0.293, SLG: 0.364										0	0	0	0	0	0	0																		
17 Tyler Flowers, R (1,2) OBP: 0.310, SLG: 0.365										4	1	1	0	0	2	3																		
15 Gordon Beckham, R (1,4) OBP: 0.297, SLG: 0.335										3	1	3	1	0	0	0																		
Inning Stats	R: 0 E: 0 K: 1 S: 11	H: 1 LOB: 0 BB: 0 P: 14	R: 0 E: 0 K: 0 S: 9	H: 0 LOB: 0 BB: 0 P: 14	R: 0 E: 0 K: 1 S: 7	H: 2 LOB: 1 BB: 0 P: 13	R: 0 E: 0 K: 1 S: 11	H: 0 LOB: 0 BB: 0 P: 17	R: 1 E: 0 K: 1 S: 17	H: 3 LOB: 2 BB: 0 P: 28	R: 2 E: 0 K: 0 S: 5	H: 1 LOB: 1 BB: 2 P: 17	R: 2 E: 0 K: 0 S: 16	H: 3 LOB: 1 BB: 1 P: 24	R: 0 E: 0 K: 2 S: 8	H: 0 LOB: 0 BB: 0 P: 11	R: 0 E: 0 K: 0 S: 6	H: 0 LOB: 0 BB: 0 P: 14	1B: 5 2B: 5 3B: 0 HR: 0	SF: 0 SAC: 1 DP: 2 HBP: 3	WP: 0 PB: 0 SB: 0 CS: 1	PA: 39												
PITCHER	IP WLS BF H R ER SO BB IBB HBP BLK WP HR S P ERA WHIP																																	
34 Zach McAllister, R (1,1) ERA: 8.53	5.1	21	6	2	2	4	1	0	0	0	0	0	0	0	4	11	3.38	1.312																
53 Rafael Perez, L (6,1) ERA: 2.95	0.2	H	4	1	1	1	0	0	0	0	0	0	0	0	4	11	13.50	3.000																
44 Zach Putnam, R (7,1) ERA: 10.8	0.1	L	5	3	2	2	0	0	0	1	0	0	0	0	12	14	54.00	9.000																
50 Nick Hagadone, L (7,1) ERA: 5.4	1.2		5	0	0	0	2	1	0	0	0	0	0	0	12	21	0.00	0.600																
45 Josh Judy, R (9,1) ERA: 5.11	1.0		4	0	0	0	0	0	0	2	0	0	0	0	6	14	0.00	0.000																
Batter	1	2	3	4	5	6	7	8	9	AB	R	H	RBI	BB	SO	LOB	BOTTOM																	
12 Ezequiel Carrera, L (1,9) OBP: 0.309, SLG: 0.308										4	0	1	0	0	0	1	Chicago White Sox @ Cleveland Indians Progressive Field, Cleveland, OH Tue Sep 20 2011, 7:08 PM - 10:21 PM EDT Att: 19,582 - Clear - 68 F livebaseballscorecards.com																	
4 Trevor Crowe, S (9,PH) OBP: 0.333, SLG: 0.292										1	0	0	0	0	1	0																		
16 Jason Donald, R (1,6) OBP: 0.347, SLG: 0.405										5	1	4	0	0	0	0																		
41 Carlos Santana, S (1,2) OBP: 0.351, SLG: 0.457										4	1	1	0	1	0	3																		
25 Jim Thome, L (1,10) OBP: 0.352, SLG: 0.459										2	1	1	1	2	0	2																		
46 Cord Phelps, S (7,PR) OBP: 0.236, SLG: 0.234										0	0	0	0	0	0	0																		
47 Shelley Duncan, R (1,7) OBP: 0.335, SLG: 0.490										1	1	0	0	2	1	0																		
1 Kosuke Fukudome, L (7,9) OBP: 0.346, SLG: 0.372										1	0	0	0	0	1	1																		
24 Grady Sizemore, L (1,8) OBP: 0.285, SLG: 0.424										2	0	0	1	1	1	3																		
7 Matt LaPorta, R (1,3) OBP: 0.290, SLG: 0.406										4	0	1	1	0	1	1																		
9 Jack Hannahan, L (1,5) OBP: 0.327, SLG: 0.384										3	0	0	1	0	1	1																		
2 Luis Valbuena, L (1,4) OBP: 0.233, SLG: 0.286										3	0	1	0	0	1	1																		
22 Jason Kipnis, L (8,PH) OBP: 0.346, SLG: 0.557										1	0	0	0	0	0	1																		
Inning Stats	R: 0 E: 0 K: 0 S: 10	H: 1 LOB: 1 BB: 1 P: 21	R: 0 E: 0 K: 2 S: 15	H: 0 LOB: 0 BB: 0 P: 19	R: 0 E: 0 K: 1 S: 10	H: 0 LOB: 0 BB: 0 P: 17	R: 4 E: 0 K: 0 S: 18	H: 4 LOB: 1 BB: 1 P: 28	R: 0 E: 0 K: 0 S: 7	H: 2 LOB: 3 BB: 2 P: 20	R: 0 E: 0 K: 1 S: 13	H: 1 LOB: 1 BB: 0 P: 17	R: 0 E: 0 K: 1 S: 10	H: 0 LOB: 1 BB: 1 P: 15	R: 0 E: 0 K: 1 S: 15	H: 0 LOB: 1 BB: 1 P: 24	R: 0 E: 0 K: 1 S: 8	H: 1 LOB: 0 BB: 0 P: 11	1B: 8 2B: 1 3B: 0 HR: 0	SF: 2 SAC: 0 DP: 3 HBP: 0	WP: 0 PB: 0 SB: 1 CS: 0	PA: 39												
PITCHER	IP WLS BF H R ER SO BB IBB HBP BLK WP HR S P ERA WHIP																																	
39 Dylan Axelrod, R (1,1) ERA: 4.26	4.2		7	4	4	3	3	1	0	0	0	0	0	0	12	17	0.00	1.000																
52 Josh Kinney, R (5,1) ERA: 5.94	1.0		4	1	0	1	0	0	0	0	0	0	0	0	12	17	0.00	1.000																
37 Matt Thornton, L (6,1) ERA: 3.58	1.1	W	6	0	0	1	2	0	0	0	0	0	0	0	18	27	0.00	1.500																
26 Jesse Crain, R (8,1) ERA: 2.27	0.1	H	1	0	0	1	0	0	0	0	0	0	0	4	6	0.00	0.000																	
49 Chris Sale, L (8,PH) ERA: 2.63	1.2	S	5	1	0	1	0	0	0	0	0	0	0	15	21	0.00	0.600																	

Batter	1	2	3	4	5	6	7	8	9	AB	R	H	RBI	BB	SO	LOB	TOP																					
1 Juan Pierre, L (1, 7) OBP: 0.336, SLG: 0.335	F7		1-2 1B		3-1 E6 1B		G1-3			4	0	2	1	0	0	1	Chicago White Sox @ Cleveland Indians Progressive Field, Cleveland, OH Thu Sep 22 2011, 7:07 PM - 9:42 PM EDT Att: 21,487 - Partly Cloudy - 68 F																					
10 Azelex Ramirez, R (1, 6) 38 Eduardo Escobar, S (8, PH) OBP: 0.333, SLG: 0.333	F9		G1-3		1-3 K			G4-3		3	0	0	0	0	1	3																						
12 A.J. Pierzynski, L (1, 2) OBP: 0.326, SLG: 0.413	G4-3			G4-3		G4-3		G3		4	0	0	0	0	0	0																						
51 Alex Rios, R (1, 8) OBP: 0.262, SLG: 0.336		P6		K		1-2 1B		P6		4	0	1	0	0	1	0																						
44 Adam Dunn, L (1, 10) OBP: 0.293, SLG: 0.286		K		L9		F9		G3		4	0	0	0	0	1	1																						
24 Davan Vicedo, R (1, 3) OBP: 0.345, SLG: 0.329		G5-3		G5-3		G3		30 BB		3	0	0	0	1	0	1																						
30 Alejandro De Aza, L (1, 9) OBP: 0.393, SLG: 0.533			F8		4-2 22 1B 1 BB			BB		1	1	0	0	3	0	0																						
22 Brent Morel, R (1, 5) OBP: 0.297, SLG: 0.375			15 BB		1 BB 1 E 1 BB		F9		K	3	1	1	0	1	1	3																						
15 Gordon Beckham, R (1, 4) OBP: 0.294, SLG: 0.331			FC1-5-4 1 BB		P2		F9		P4	4	0	0	0	0	0	6																						
Inning Stats	R: 0 E: 0 K: 0 S: 6	H: 0 LOB: 0 BB: 0 P: 9	R: 0 E: 0 K: 1 S: 8	H: 0 LOB: 0 BB: 0 P: 12	R: 0 E: 0 K: 0 S: 12	H: 1 LOB: 2 BB: 1 P: 21	R: 0 E: 0 K: 1 S: 5	H: 0 LOB: 0 BB: 0 P: 9	R: 2 E: 0 K: 1 S: 13	H: 2 LOB: 1 BB: 1 P: 23	R: 0 E: 0 K: 0 S: 8	H: 1 LOB: 1 BB: 0 P: 12	R: 0 E: 0 K: 0 S: 6	H: 0 LOB: 1 BB: 1 P: 13	R: 0 E: 0 K: 0 S: 7	H: 0 LOB: 2 BB: 2 P: 25	1B: 4 2B: 0 3B: 0 HR: 0	SF: 0 SAC: 0 DP: 0 HBP: 0	WP: 0 PB: 0 SB: 0 CS: 0	PA: 36																		
PITCHER	IP	WLS	BF	H	R	ER	SO	BB	IBB	HBP	BLK	WP	HR	S	P	ERA	WHIP	PITCHER				IP	WLS	BF	H	R	ER	SO	BB	IBB	HBP	BLK	WP	HR	S	P	ERA	WHIP
58 Jeanmar Gómez, R (1, 1) ERA: 3.52	6.0	W	24	4	2	1	3	2	0	0	0	0	0	0	52	86	1.50	1.000																				
36 Joe Smith, R (7, 1) ERA: 1.82	1.0	H	4	0	0	0	0	1	0	0	0	0	0	6	13	0.00	1.000																					
44 Zach Putnam, R (8, 1) ERA: 8.31	1.0		3	0	0	0	0	0	0	0	0	0	0	7	10	0.00	0.000																					
77 Corey Kluber, R (9, 1) ERA:	1.0		5	0	0	0	1	2	0	0	0	0	0	15	25	0.00	2.000																					

AB	31
R	2
H	4
RBI	1
BB	5
SO	4
LOB	15



Batter	1	2	3	4	5	6	7	8	9	AB	R	H	RBI	BB	SO	LOB	BOTTOM																					
1 Kosuke Fukudome, L (1, 9) OBP: 0.347, SLG: 0.380	HR		K		2-H 1B		13 HR BB	K		4	2	2	3	1	2	2	Chicago White Sox @ Cleveland Indians Progressive Field, Cleveland, OH Thu Sep 22 2011, 7:07 PM - 9:42 PM EDT Att: 21,487 - Partly Cloudy - 68 F																					
22 Jason Kipnis, L (1, 4) OBP: 0.347, SLG: 0.575	HR		K		G4-3		F7	13 BB HBP		4	1	1	1	0	1	3																						
13 Asdrúbal Cabrera, S (1, 6) OBP: 0.335, SLG: 0.466	G4-3		G4-3		48 FC4-6 1B		HR	46 G1-4-3 1B		5	1	3	5	0	0	0																						
48 Travis Hafner, L (1, 10) OBP: 0.361, SLG: 0.453	L8		G4-3		FC4-6 24 F9 7 1B		24 1B 2B	G1-4-3		4	1	1	0	0	0	1																						
46 Cord Phelps, S (7, PR) OBP: 0.233, SLG: 0.231	F8		G3		7 1B 1B		K			4	0	1	0	0	1	1																						
41 Carlos Santana, S (1, 2) OBP: 0.350, SLG: 0.454	G4-3		G4-3		K		F9			4	0	1	1	0	1	2																						
24 Grady Sizemore, L (1, 8) OBP: 0.285, SLG: 0.422	G4-3		G4-3		K		1B			4	0	1	1	0	1	2																						
4 Trevor Crowe, S (9, 7) OBP: 0.323, SLG: 0.259	G5-3		G6-3		2-3 1B		K			0	0	0	0	0	0	0																						
7 Matt LaPorta, R (1, 3) OBP: 0.289, SLG: 0.404	G6-3		12 2B 1 BB		K		K			4	0	1	1	0	1	2																						
9 Jack Hannahan, L (1, 5) OBP: 0.328, SLG: 0.380	G6-3		22 HBP 13 BB		K		22 HBP 13 BB			2	2	0	0	2	1	2																						
12 Ezequiel Carrera, L (1, 7) OBP: 0.321, SLG: 0.324	F7		1 BB 2B		13 HR 1B		13 HR BB			3	3	2	0	1	0	0																						
Inning Stats	R: 2 E: 0 K: 0 S: 11	H: 2 LOB: 0 BB: 0 P: 18	R: 0 E: 0 K: 0 S: 7	H: 0 LOB: 0 BB: 0 P: 11	R: 0 E: 0 K: 2 S: 9	H: 0 LOB: 0 BB: 0 P: 12	R: 0 E: 0 K: 0 S: 7	H: 0 LOB: 0 BB: 0 P: 11	R: 2 E: 0 K: 1 S: 16	H: 2 LOB: 1 BB: 1 P: 22	R: 1 E: 0 K: 0 S: 14	H: 3 LOB: 2 BB: 0 P: 19	R: 4 E: 0 K: 2 S: 16	H: 4 LOB: 2 BB: 1 P: 27	R: 2 E: 0 K: 1 S: 9	H: 1 LOB: 1 BB: 2 P: 21	1B: 7 2B: 2 3B: 0 HR: 3	SF: 0 SAC: 0 DP: 1 HBP: 1	WP: 0 PB: 0 SB: 1 CS: 0	PA: 40																		
PITCHER	IP	WLS	BF	H	R	ER	SO	BB	IBB	HBP	BLK	WP	HR	S	P	ERA	WHIP	PITCHER				IP	WLS	BF	H	R	ER	SO	BB	IBB	HBP	BLK	WP	HR	S	P	ERA	WHIP
41 Philip Humber, R (1, 1) ERA: 3.86	6.0	L	28	8	7	7	4	2	0	0	0	0	0	2	67	10.50	1.667																					
43 Addison Reed, R (7, 1) ERA: 3.69	1.0		6	3	2	2	2	0	0	0	0	0	1	13	20	18.00	3.000																					
52 Josh Kinney, R (8, 1) ERA: 6.62	1.0		6	1	2	2	1	2	0	1	0	0	0	9	21	18.00	3.000																					

AB	35
R	11
H	12
RBI	11
BB	4
SO	7
LOB	15



Batter	1	2	3	4	5	6	7	8	9	AB	R	H	RBI	BB	SO	LOB	TOP					
1 Jarrod Dyson, L (1,8) OBP: 0.316, SLG: 0.219										3	0	1	2	1	1	0	Kansas City Royals @ Chicago White Sox U.S. Cellular Field, Chicago, IL Sun Sep 25 2011, 2:12 PM - 4:38 PM EDT Att: 22,018 - Drizzle - 61 F livebaseballscorecards.com					
53 Melky Cabrera, S (1,7) OBP: 0.338, SLG: 0.469										4	0	0	0	0	1	2						
16 Billy Butler, R (1,10)										4	0	0	0	0	0	1						
35 Eric Hosmer, L (1,3) OBP: 0.340, SLG: 0.474											4	0	0	0	0	3						
13 Salvador Perez, R (1,2) OBP: 0.363, SLG: 0.482											3	0	0	0	0	2						
8 Mike Moustakas, L (1,5) OBP: 0.302, SLG: 0.340											2	0	0	0	1	1						
6 Lorenzo Cain, R (1,9) OBP: 0.333, SLG: 0.364										3	1	1	0	0	1	1						
17 Chris Getz, L (1,4) OBP: 0.313, SLG: 0.287										3	1	1	0	0	2	0						
2 Alcides Escobar, R (1,6) OBP: 0.286, SLG: 0.340										2	0	0	0	0	1	0						
Inning Stats	R: 0 E: 0 K: 0 S: 10	H: 0 LOB: 0 BB: 1 P: 17	R: 0 E: 0 K: 2 S: 13	H: 0 LOB: 0 BB: 0 P: 19	R: 0 E: 0 K: 3 S: 11	H: 0 LOB: 0 BB: 0 P: 16	R: 0 E: 0 K: 0 S: 6	H: 0 LOB: 0 BB: 0 P: 12	R: 0 E: 0 K: 1 S: 5	H: 0 LOB: 0 BB: 0 P: 10	R: 2 E: 0 K: 0 S: 14	H: 3 LOB: 1 BB: 0 P: 19	R: 0 E: 0 K: 2 S: 10	H: 0 LOB: 1 BB: 1 P: 16	R: 0 E: 0 K: 2 S: 8	H: 0 LOB: 0 BB: 0 P: 12	R: 0 E: 0 K: 2 S: 7	H: 0 LOB: 0 BB: 0 P: 12	1B: 2 2B: 1 3B: 0 HR: 0	SF: 0 SAC: 1 DP: 1 HBP: 0	WP: 1 PB: 0 SB: 0 CS: 1	PA: 32
PITCHER	IP WLS BF H R ER SO BB IBB HBP BLK WP HR S P ERA WHIP																					
34 Gavin Floyd, R (1,1) ERA: 4.37	8.0 L 28 3 2 2 10 2 0 0 0 0 0 0 7 121 2.25 0.625																					
37 Matt Thornton, L (9,1) ERA: 3.43	1.0 3 0 0 0 2 0 0 0 0 0 0 0 7 12 0.00 0.000																					

Batter	1	2	3	4	5	6	7	8	9	AB	R	H	RBI	BB	SO	LOB	BOTTOM					
1 Juan Pierre, L (1,7) OBP: 0.334, SLG: 0.332										4	0	1	0	0	0	1	Kansas City Royals @ Chicago White Sox U.S. Cellular Field, Chicago, IL Sun Sep 25 2011, 2:12 PM - 4:38 PM EDT Att: 22,018 - Drizzle - 61 F livebaseballscorecards.com					
10 Alexei Ramirez, R (1,6) OBP: 0.327, SLG: 0.399										4	0	2	0	0	1							
14 Paul Konerko, R (1,3) OBP: 0.388, SLG: 0.517										2	0	1	1	1	0							
12 A.J. Pierzynski, L (1,2) OBP: 0.322, SLG: 0.406										3	0	0	0	1	1	3						
51 Alex Rios, R (1,8) 24 Dayan Viciedo, R (5,9) OBP: 0.265, SLG: 0.348 OBP: 0.343, SLG: 0.319										1	0	0	0	0	0	0						
44 Adam Dunn, L (1,10) OBP: 0.292, SLG: 0.280										3	0	0	0	1	2	0						
30 Alejandro De Aza, L (1,9) (5,8) OBP: 0.386, SLG: 0.514											4	0	1	0	0	2						
22 Brent Morel, R (1,5) OBP: 0.294, SLG: 0.376										4	0	0	0	0	1	2						
15 Gordon Beckham, R (1,4) OBP: 0.293, SLG: 0.327										3	1	1	0	0	0	0						
Inning Stats	R: 0 E: 0 K: 1 S: 11	H: 1 LOB: 0 BB: 0 P: 16	R: 0 E: 0 K: 1 S: 9	H: 0 LOB: 0 BB: 0 P: 13	R: 0 E: 0 K: 1 S: 8	H: 0 LOB: 0 BB: 0 P: 13	R: 0 E: 0 K: 0 S: 4	H: 0 LOB: 1 BB: 1 P: 10	R: 0 E: 0 K: 0 S: 8	H: 1 LOB: 1 BB: 1 P: 16	R: 0 E: 0 K: 1 S: 11	H: 1 LOB: 2 BB: 0 P: 16	R: 0 E: 0 K: 0 S: 3	H: 0 LOB: 0 BB: 0 P: 5	R: 1 E: 0 K: 1 S: 14	H: 3 LOB: 3 BB: 1 P: 23	R: 0 E: 0 K: 3 S: 9	H: 0 LOB: 0 BB: 0 P: 12	1B: 5 2B: 1 3B: 0 HR: 0	SF: 0 SAC: 0 DP: 1 HBP: 1	WP: 0 PB: 0 SB: 0 CS: 1	PA: 35
PITCHER	IP WLS BF H R ER SO BB IBB HBP BLK WP HR S P ERA WHIP																					
39 Luis Mendoza, R (1,1) ERA: 1.23	7.2 W 29 5 1 1 4 2 0 1 0 0 0 0 16 100 1.17 0.913																					
56 Greg Holland, R (8,1) ERA: 1.6	1.1 S 6 1 0 0 4 0 1 0 0 0 0 0 16 24 0.00 0.750																					

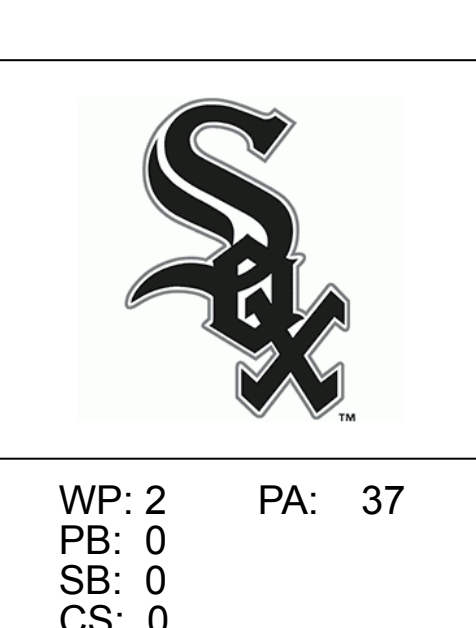
Batter	1	2	3	4	5	6	7	8	9	AB	R	H	RBI	BB	SO	LOB	TOP										
18 Mike McCoy, R (1,6) OBP: 0.291, SLG: 0.269										4	1	0	0	1	0	4	<p>Toronto Blue Jays @ Chicago White Sox U.S. Cellular Field, Chicago, IL Wed Sep 28 2011, 2:12 PM - 4:58 PM EDT Att: 20,524 - Overcast - 62 F</p>										
14 Eric Thames, L (1,7) OBP: 0.313, SLG: 0.456										5	0	1	1	0	2	3											
19 José Bautista, R (1,10) OBP: 0.447, SLG: 0.608										3	0	0	0	1	2	1											
2 Kelly Johnson, L (1,4) OBP: 0.304, SLG: 0.413										3	1	1	0	0	2	3											
30 David Cooper, L (1,3) OBP: 0.284, SLG: 0.394										4	1	1	0	0	0	4											
28 Colby Rasmus, L (1,8) OBP: 0.288, SLG: 0.391										3	0	0	0	0	1	0											
9 J.P. Arencibia, R (1,2) OBP: 0.282, SLG: 0.438										2	0	0	0	2	0	0											
20 Mark Teahen, L (1,5) OBP: 0.273, SLG: 0.300										2	0	1	1	2	1	1											
3 Dewayne Wise, L (1,9) OBP: 0.231, SLG: 0.303										2	0	0	0	0	1	2											
8 José Molina, R (7,PH) OBP: 0.342, SLG: 0.415										1	0	0	0	0	1	1											
39 Adam Loewen, L (7,9) OBP: 0.297, SLG: 0.313										0	0	0	1	1	0	0											
Inning Stats	R: 1 H: 1 E: 0 K: 1 S: 12	H: 1 BB: 2 P: 24	R: 0 H: 0 E: 0 K: 1 S: 9	H: 0 LOB: 1 P: 14	R: 0 H: 0 E: 0 K: 2 S: 7	H: 0 LOB: 0 P: 13	R: 0 H: 0 E: 0 K: 0 S: 6	H: 0 LOB: 0 P: 9	R: 0 H: 0 E: 0 K: 2 S: 11	H: 0 LOB: 1 P: 20	R: 0 H: 0 E: 0 K: 3 S: 12	H: 0 LOB: 1 P: 17	R: 0 H: 1 E: 0 K: 1 S: 10	H: 1 LOB: 0 P: 15	R: 0 H: 0 E: 0 K: 0 S: 8	H: 0 LOB: 0 P: 13	R: 2 H: 2 E: 0 K: 0 S: 14	H: 2 LOB: 3 P: 36	1B: 2 2B: 2 3B: 0 HR: 0	SF: 0 SAC: 1 DP: 2 HBP: 1	WP: 1 PB: 0 SB: 0 CS: 0	PA: 38					
PITCHER	IP	WLS	BF	H	R	ER	SO	BB	IBB	HBP	BLK	WP	HR	S	P	ERA	WHIP										
41 Philip Humber, R (1,1) ERA: 3.75	6.2		26	2	1	1	9	4	0	1	0	1	0	63	106	1.35	0.900										
37 Matt Thornton, L (7,1) ERA: 3.32	1.1	H	4	0	0	0	1	0	0	0	0	0	0	12	19	0.00	0.000										
49 Chris Sale, L (9,1) ERA: 2.79	0.1	L	6	2	2	2	0	2	1	0	0	0	0	8	26	54.00	12.000										
46 Sergio Santos, R (9,1) ERA: 3.55	0.1		1	0	0	0	0	0	0	0	0	0	0	3	5	0.00	0.000										
77 Will Ohman, L (9,1) ERA: 4.22	0.1		1	0	0	0	0	0	0	0	0	0	0	3	5	0.00	0.000										

Batter	1	2	3	4	5	6	7	8	9	AB	R	H	RBI	BB	SO	LOB	BOTTOM										
1 Juan Pierre, L (1,7) OBP: 0.329, SLG: 0.327																	5	0	0	0	2	2					
30 Alejandro De Aza, L (1,8) OBP: 0.400, SLG: 0.500										3	1	2	0	1	0	0											
10 Alexei Ramirez, R (1,6) OBP: 0.328, SLG: 0.399										3	0	2	1	1	1	0											
12 A.J. Pierzynski, L (1,10) OBP: 0.323, SLG: 0.405										4	0	1	0	0	0	4											
38 Eduardo Escobar, S (8,PR) OBP: 0.296, SLG: 0.295										0	0	0	0	0	0	0											
17 Tyler Flowers, R (1,3) OBP: 0.310, SLG: 0.409										2	0	0	0	2	1	2											
24 Dayan Viciedo, R (1,9) OBP: 0.327, SLG: 0.314										4	0	0	0	0	1	7											
22 Brent Morel, R (1,5) OBP: 0.287, SLG: 0.366										4	0	0	0	0	1	0											
55 Donny Lucy, R (1,2) OBP: 0.273, SLG: 0.300										3	0	0	0	1	3	0											
15 Gordon Beckham, R (1,4) OBP: 0.296, SLG: 0.337										4	1	2	1	0	1	1											
Inning Stats	R: 0 H: 1 E: 0 K: 0 S: 14	H: 0 LOB: 3 P: 24	R: 0 H: 0 E: 0 K: 2 S: 10	H: 0 LOB: 1 P: 17	R: 0 H: 1 E: 0 K: 0 S: 9	H: 1 LOB: 2 P: 23	R: 1 H: 1 E: 0 K: 1 S: 9	H: 1 LOB: 0 P: 10	R: 1 H: 2 E: 0 K: 2 S: 14	H: 2 LOB: 1 P: 20	R: 0 H: 0 E: 0 K: 2 S: 9	H: 0 LOB: 0 P: 11	R: 0 H: 0 E: 0 K: 2 S: 8	H: 0 LOB: 0 P: 10	R: 0 H: 1 E: 0 K: 0 S: 6	H: 1 LOB: 0 P: 7	R: 0 H: 1 E: 0 K: 1 S: 12	H: 1 LOB: 0 P: 17	1B: 5 2B: 1 3B: 0 HR: 1	SF: 0 SAC: 0 DP: 1 HBP: 0	WP: 2 PB: 0 SB: 0 CS: 0	PA: 37					
PITCHER	IP	WLS	BF	H	R	ER	SO	BB	IBB	HBP	BLK	WP	HR	S	P	ERA	WHIP										
23 Brandon Morrow, R (1,1) ERA: 4.72	6.0		27	5	2	2	7	5	0	0	0	0	1	65	105	3.00	1.667										
44 Casey Janssen, R (7,1) ERA: 2.29	1.0		3	0	0	0	2	0	0	0	0	0	0	8	10	0.00	0.000										
57 Shawn Camp, R (8,1) ERA: 4.21	1.0	W	3	1	0	0	0	0	0	0	0	0	0	6	7	0.00	1.000										
50 Frank Francisco, R (9,1) ERA: 3.55	1.0	S	4	1	0	0	1	0	0	0	0	1	0	12	17	0.00	1.000										

AB	29
R	3
H	4
RBI	3
BB	7
SO	10
LOB	19



AB	32
R	2
H	7
RBI	2
BB	5
SO	10
LOB	16



livebaseballscorecards.com

livebaseballscorecards.com