Chicago White Sox - 2012

Los Angeles Dodgers @ Chicago White Sox

Camelback Ranch, Glendale, AZ

Mon Mar 05 2012, 3:09 PM - 5:59 PM EST

Att. 5,788 - Cloudy - 77 F

TOP

livebaseballscorecards.com

Batter	1	2	3	4	5	6	7	8	9	AB	R	H	RBI	BB	SO	LOB
9 Dee Strange-Gordon, L (1, 6)	G4-3		G4-3			13 3B 2B	G5-3		13 G6-3 13 WP BB	2	0	0	0	0	0	0
12 Justin Sellers, R (4, 6) OBP: 0.667, SLG: 1.000						1-H				2	1	1	1	1	0	0
14 Mark Ellis, R (1, 4)	G5-3			G4-3		77 HR 3B	G4-3		G6-3	2	0	0	0	0	0	0
13 Iván De Jesús Jr., R (4, 4) OBP: 0.333, SLG: 1.000						2-H			1-3	3	1	1	1	0	0	1
27 Matt Kemp, R (1, 8)	F8			K	K	K	77 FC6-4 1B		K	2	0	0	0	0	1	0
49 Trent Oeltjen, L (4, 8) OBP: 0.333, SLG: 0.333							1-2f			3	0	1	0	0	2	2
16 Andre Ethier, L (1, 9) OBP: 0.500, SLG: 1.000		21 G6-3 7 G3-1 2B		P6		HR	FC6-4			2	1	1	0	0	0	0
77 Scott Van Slyke, R (4, 9) OBP: 0.500, SLG: 2.000						3-H				2	1	1	2	0	0	1
21 Juan Rivera, R (1, 7)		G6-3			G6-3	37 2B 46 FC6 1B		P3		2	0	0	0	0	0	1
76 Alex Castellanos, R (5, 7) OBP: 0.500, SLG: 0.500		2-3								2	1	1	0	0	0	0
7 James Loney, L (1, 3) OBP: 0.500, SLG: 0.500		G3-1			17 2B 1B	1-3 2B		1B		2	0	1	1	0	0	0
37 Josh Fields, R (5, 3) OBP: 1.000, SLG: 1.500		3-H								2	0	2	0	0	0	0
3 Adam Kennedy, L (1, 5)		G4-3			F9	FC6		F8		2	0	0	0	0	0	1
46 Russell Mitchell, R (5, 5)						3-H				2	0	0	1	0	0	2
17 A.J. Ellis, R (1, 2) OBP: 0.500, SLG: 1.000			G6-3		1-H 2B	K		G4-3		2	0	1	0	0	0	0
31 Tim Federowicz, R (5, 2)										2	0	0	0	0	1	3
10 Tony Gwynn Jr., L (1, 10) OBP: 0.500, SLG: 0.500			F9			12 2B 1B			F7	2	1	1	0	0	0	0
67 Jeff Baisley, R (6, PH) (6, 10)						K				2	0	0	0	0	1	2

Inning Stats									
	R: 0 E: 0 K: 0 S: 3	H: 0 LOB: 0 BB: 0 P: 3	R: 1 E: 0 K: 0 S: 4	H: 1 LOB: 0 BB: 0 P: 4	R: 0 E: 0 K: 0 S: 3	H: 0 LOB: 0 BB: 0 P: 3	R: 0 E: 0 K: 1 S: 5	H: 0 LOB: 0 BB: 0 P: 5	R: 0 E: 0 K: 0 S: 4	H: 2 LOB: 2 BB: 0 P: 4
	R: 5 E: 0 K: 3 S: 16	H: 6 LOB: 2 BB: 0 P: 17	R: 0 E: 0 K: 0 S: 4	H: 1 LOB: 1 BB: 0 P: 4	R: 0 E: 0 K: 0 S: 4	H: 1 LOB: 1 BB: 0 P: 4	R: 0 E: 0 K: 1 S: 5	H: 0 LOB: 1 BB: 1 P: 10	1B: 5 2B: 4 3B: 1 HR: 1	SF: 0 SAC: 0 DP: 0 HBP: 0
									WP: 1 PB: 0 SB: 1 CS: 0	PA: 39

PITCHER		IP	WLS	BF	H	R	ER	SO	BB	IBB	HBP	BLK	WP	HR	S	P	ERA	WHIP
41 Philip Humber, R	(1, 1)	2.0		7	1	1	1	0	0	0	0	0	0	0	7	7	4.50	0.500
ERA: 4.5																		
77 Will Ohman, L	(3, 1)	1.0		3	0	0	0	0	0	0	0	0	0	0	3	3	0.00	0.000
ERA:																		
43 Addison Reed, R	(4, 1)	1.0		3	0	0	0	1	0	0	0	0	0	0	5	5	0.00	0.000
ERA:																		
63 Nestor Molina, R	(5, 1)	1.1	L	10	7	5	5	1	0	0	0	0	0	1	12	13	33.75	5.250
ERA: 33.75																		
58 Pedro Hernandez, L	(6, 1)	0.2		4	1	0	0	2	0	0	0	0	0	0	8	8	0.00	1.500
ERA:																		

PITCHER		IP	WLS	BF	H	R	ER	SO	BB	IBB	HBP	BLK	WP	HR	S	P	ERA	WHIP
53 Héctor Santiago, L	(7, 1)	2.0		8	2	0	0	0	0	0	0	0	0	0	8	8	0.00	1.000
ERA:																		
61 Charlie Leesman, L	(9, 1)	1.0		4	0	0	0	1	1	0	0	0	1	0	5	10	0.00	1.000
ERA:																		

AB	38
R	6
H	11
RBI	6
BB	1
SO	5
LOB	13

Batter	1	2	3	4	5	6	7	8	9	AB	R	H	RBI	BB	SO	LOB
30 Alejandro De Aza, L (1, 8) 67 Jordan Danks, L (6, 8)	F7		K		P6			K		3 1	0 0	0 0	0 0	0 0	1 1	1 0
12 A.J. Pierzynski, L (1, 2) 17 Tyler Flowers, R (5, 2) 84 Mike Blanke, R (8, 2)	F8		G4-3		G6-3			K		2 1 1	0 0 0	0 0 0	0 0 0	0 0 1	0 0 0	1 0 0
51 Alex Rios, R (1, 9) 1 Kosuke Fukudome, L (5, 9)	G1-3			F9		G1-3		G4-3		2 2	0 0	0 0	0 0	0 0	0 0	0 0
14 Paul Konerko, R (1, 3) 75 Jim Gallagher, L (4, PR) (5, 3)		G5-3		BBBB 44 BB 10 1B BB		G6-3			BBBB 4-0 29 DI 29 HR BB	1 1	0 2	0 0	0 0	1 1	0 0	0 0
44 Adam Dunn, L (1, 10) 29 Dan Johnson, L (4, PR) OBP: 0.500, SLG: 2.000 (5, 10)		G4-3		BBBB 4-0 22 FC5 10 1B 1-2 BB		G3-1			BC X 1-1 1-H HR	1 2	0 1	0 1	0 2	1 0	0 0	0 0
10 Alexei Ramirez, R (1, 6) OBP: 1.000, SLG: 1.000 38 Eduardo Escobar, S (5, 6)		1B		22 FC5 1-2 2-H 1B			F8		G3-1	2 2	0 0	2 0	1 0	0 0	0 0	0 0
24 Dayan Viciedo, R (1, 7) 82 Jared Mitchell, L (5, 7) OBP: 0.500, SLG: 1.000		F8		K			18 WP 18 G4-3 2B		K	2 2	0 1	0 1	0 1	0 0	1 1	3 0
22 Brent Morel, R (1, 5) OBP: 0.500, SLG: 0.500 18 Brent Lillibridge, R (5, 5) OBP: 0.500, SLG: 0.500			1B	FC5 1-2 2-3f			B X 1-0 G4-3 2-H		1B	2 2	0 0	1 1	0 1	0 0	0 0	2 0
15 Gordon Beckham, R (1, 4) 28 Osvaldo Martínez, R (6, 4)			K		K		K		F7	2 2	0 0	0 0	0 0	0 0	2 1	1 1
Inning Stats	R: 0 E: 0 K: 0 S: 3 H: 0 LOB: 0 BB: 0 P: 3	R: 0 E: 0 K: 0 S: 4 H: 1 LOB: 1 BB: 0 P: 4	R: 0 E: 0 K: 2 S: 8 H: 1 LOB: 1 BB: 0 P: 8	R: 1 E: 0 K: 1 S: 6 H: 1 LOB: 2 BB: 2 P: 14	R: 0 E: 0 K: 1 S: 5 H: 0 LOB: 0 BB: 0 P: 5	R: 0 E: 0 K: 0 S: 3 H: 0 LOB: 0 BB: 0 P: 3	R: 1 E: 0 K: 1 S: 6 H: 1 LOB: 0 BB: 0 P: 7	R: 0 E: 0 K: 2 S: 7 H: 0 LOB: 0 BB: 0 P: 7	R: 2 E: 0 K: 1 S: 8 H: 2 LOB: 1 BB: 1 P: 13	1B: 4 2B: 1 3B: 0 HR: 1 SF: 0 SAC: 0 DP: 0 HBP: 0							

PITCHER		IP	WLS	BF	H	R	ER	SO	BB	IBB	HBP	BLK	WP	HR	S	P	ERA	WHIP
58 Chad Billingsley, R ERA:	(1, 1)	2.0		7	1	0	0	0	0	0	0	0	0	0	7	7	0.00	0.500
50 Nathan Eovaldi, R ERA: 5.4	(3, 1)	1.2	B	9	2	1	1	3	2	0	0	0	0	0	13	21	5.40	2.400
59 Angel Guzman, R ERA:	(4, 1)	1.1	W	4	0	0	0	1	0	0	0	0	0	0	6	6	0.00	0.000
47 Wilfredo Ledezma, L ERA:	(6, 1)	1.0		3	0	0	0	0	0	0	0	0	0	0	3	3	0.00	0.000
62 Fernando Nieve, R ERA: 9.0	(7, 1)	1.0		4	1	1	1	1	0	0	0	0	1	0	6	7	9.00	1.000

PITCHER		IP	WLS	BF	H	R	ER	SO	BB	IBB	HBP	BLK	WP	HR	S	P	ERA	WHIP
73 Scott Rice, L ERA:	(8, 1)	1.0		3	0	0	0	2	0	0	0	0	0	0	7	7	0.00	0.000
71 Ryan Tucker, R ERA: 18.0	(9, 1)	1.0		6	2	2	2	1	1	0	0	0	0	1	8	13	18.00	3.000

BOTTOM

Los Angeles Dodgers @ Chicago White Sox

Camelback Ranch, Glendale, AZ

Mon Mar 05 2012, 3:09 PM - 5:59 PM EST

Att. 5,788 - Cloudy - 77 F

livebaseballscorecards.com

AB	33
R	4
H	6
RBI	4
BB	3
SO	8
LOB	9

WP: 1 PB: 0 SB: 0 CS: 0 PA: 36

Chicago White Sox @ Los Angeles Angels

Tempe Diablo Stadium, Tempe, AZ

Tue Mar 06 2012, 3:10 PM - 6:08 PM EST

Att. 5,369 - Sunny - 75 F

TOP

livebaseballscorecards.com

Batter	1	2	3	4	5	6	7	8	9	AB	R	H	RBI	BB	SO	LOB
30 Alejandro De Aza, L (1, 8) 67 Jordan Danks, L (4, 8) OBP: 0.333, SLG: 0.333 82 Jared Mitchell, L (7, 8) OBP: 0.667, SLG: 1.000	G4-3	SF7 3-H			K	66 CS 1B			66 DI 1B	1 2 1	0 0 0	0 1 1	1 0 0	0 0 0	0 1 0	0 0 0
15 Gordon Beckham, R (1, 4) OBP: 0.500, SLG: 0.500 66 Ray Olmedo, S (4, 4) OBP: 0.333, SLG: 0.333	44 BB 1B	CS 1-2	1 F8 44 S 1B		K		1-2 1B		G4-3 1-2	2 3	0 0	2 1	0 0	0 0	0 1	0 1
44 Adam Dunn, L (1, 3) 29 Dan Johnson, L (3, PR) OBP: 0.500, SLG: 1.250 (3, 3)	1 FC6-4 1-2 BB		1-2 BB		1B		F8			0 2	0 0	0 1	0 0	2 0	0 0	0 1
24 Dayan Viciedo, R (1, 7) 74 Brandon Short, R (4, 7)	L4		K		F8			K		2 2	0 0	0 0	0 0	0 0	1 1	4 1
1 Kosuke Fukudome, L (1, 9) 83 Trayce Thompson, R (4, 9) 52 Delwyn Young, S (7, 9)	FC6-4 1-2f		F8 2-3			76 G4-6-3 78 S BB		G3		2 0 1	0 0 0	0 0 0	0 0 0	0 1 0	0 0 0	4 0 0
17 Tyler Flowers, R (1, 2) OBP: 0.333, SLG: 0.333 78 Josh Phegley, R (3, 2)		18 2B 18 E 1B	K			76 G4-6-3 1-2 BB		HBP		2 0	1 0	1 0	0 0	0 1	1 0	2 0
75 Jim Gallagher, L (1, 10) 76 Tyler Kuhn, L (6, PH) (6, 10)		K		38 CS BB		G4-6-3 1-2f 2-3		G3		1 2	0 0	0 0	0 0	1 0	1 0	1 3
18 Brent Lillibridge, R (1, 5) OBP: 0.500, SLG: 0.750 45 Dallas McPherson, L (4, 5)	E9 38 1B 30 SF7 1-H 2B		F7			K			K	2 2	1 0	1 0	0 0	0 0	0 2	1 1
38 Eduardo Escobar, S (1, 6) OBP: 0.250, SLG: 0.250 28 Osvaldo Martinez, R (4, 6)	15 CS 2-3 1B		P5 1-2				F9		P6	2 2	0 0	1 0	0 0	0 0	0 0	1 0

Inning Stats										
	R: 0 H: 1 E: 0 LOB: 2 K: 0 BB: 1 S: 4 P: 8	R: 2 H: 3 E: 1 LOB: 0 K: 1 BB: 0 S: 8 P: 8	R: 0 H: 1 E: 0 LOB: 2 K: 2 BB: 1 S: 8 P: 12	R: 0 H: 0 E: 0 LOB: 0 K: 0 BB: 1 S: 3 P: 7	R: 0 H: 1 E: 0 LOB: 1 K: 2 BB: 0 S: 8 P: 8	R: 0 H: 0 E: 0 LOB: 1 K: 1 BB: 2 S: 5 P: 13	R: 0 H: 2 E: 0 LOB: 1 K: 0 BB: 0 S: 5 P: 5	R: 0 H: 0 E: 0 LOB: 1 K: 1 BB: 0 S: 5 P: 6	R: 0 H: 1 E: 0 LOB: 1 K: 1 BB: 0 S: 7 P: 7	1B: 8 SF: 1 2B: 1 SAC: 0 3B: 0 DP: 1 HR: 0 HBP: 1	WP: 0 PA: 39 PB: 0 SB: 2 CS: 3

PITCHER		IP	WLS	BF	H	R	ER	SO	BB	IBB	HBP	BLK	WP	HR	S	P	ERA	WHIP
43 Garrett Richards, R ERA: 9.0	(1, 1)	2.0	W	10	4	2	2	1	1	0	0	0	0	0	12	16	9.00	2.500
41 Eric Hurley, R ERA:	(3, 1)	2.0	H	8	1	0	0	2	2	0	0	0	0	0	11	19	0.00	1.500
40 Kevin Jepsen, R ERA:	(5, 1)	1.0		4	1	0	0	2	0	0	0	0	0	0	8	8	0.00	1.000
22 Trevor Bell, R ERA:	(6, 1)	2.0		8	2	0	0	1	2	0	0	0	0	0	10	18	0.00	2.000
58 Michael Kohn, R ERA:	(8, 1)	1.0		4	0	0	0	1	0	0	1	0	0	0	5	6	0.00	0.000

PITCHER		IP	WLS	BF	H	R	ER	SO	BB	IBB	HBP	BLK	WP	HR	S	P	ERA	WHIP
0 A.J. Schugel, R ERA:	(9, 1)	1.0		4	1	0	0	1	0	0	0	0	0	0	7	7	0.00	1.000

AB	31
R	2
H	9
RBI	1
BB	5
SO	8
LOB	20

Batter	1	2	3	4	5	6	7	8	9	AB	R	H	RBI	BB	SO	LOB
13 Maicer Izturis, S (1, 6) 20 Jean Segura, R (5, 6) OBP: 0.500, SLG: 0.500	G4-3	SF8 2-H	G6-4-3 1-2f			35 G6-3 1B		G5-3		2 0 0 1 0 0 1 2 0 1 0 0 0 0						
6 Alberto Callaspo, S (1, 5) OBP: 0.667, SLG: 0.833 35 Luis Jimenez, R (5, 5)	10 BB 3 1B 2B	10 FC6-4 1B		K		G6-3 1-2f				3 1 2 0 0 1 0 1 0 0 0 0 0 1						
5 Albert Pujols, R (1, 10) OBP: 0.667, SLG: 1.000 79 Taylor Lindsey, L (4, PR) (5, 10)	10 BB 3 1B BB	F7		2B		K2-3				2 1 1 0 1 0 1 1 0 0 0 0 1 0						
10 Vernon Wells, R (1, 8) OBP: 0.429, SLG: 0.200 76 Matt Long, L (5, 8)	3 1B 19 FC3-2 1-2 2-3 BB	FC6-4 1-2f		L7			F8			2 0 0 0 1 0 2 1 0 0 0 0 0 0						
3 Jorge Cantu, R (1, 3) OBP: 0.400, SLG: 0.400 31 Efren Navarro, L (7, 3) 62 Robinzon Diaz, R (7, PR) (8, 3)	19 FC3-2 46 S 1-3 2-H 3-H 1B		46 1B 19 2B 1B	F9			19 FC5-4 BB			3 1 2 2 0 0 1 0 0 0 0 1 0 0 0 0 0 0 0 0 0						
46 Bobby Wilson, R (1, 2) OBP: 0.667, SLG: 0.500 16 Hank Conger, L (6, 2)	19 FC3-2 1-2 BB	19 2B 39 WP 1-3 1B			K		F9			2 1 1 0 1 1 0 1 0 0 0 0 0 1						
19 Alexi Amarista, L (1, 4) OBP: 0.167, SLG: 0.333 72 Darwin Perez, S (8, 4)	FC3-2 1-2 2-3 3-Hf	39 WP 77 1B 1-3 3-H 2B		F7			FC5-4 1-2f			4 1 1 1 0 0 4 0 0 0 0 0 0 0						
39 Ryan Langerhans, L (1, 7)	K	77 WP 77 1B 2-3 3-H BB		77 S BB				F8		2 0 0 0 2 1 3						
77 Kole Calhoun, L (1, 9) OBP: 0.333, SLG: 0.500		13 WP 13 SF8 2B	13 G6-4-3 1-H 3-H 1B	K 1-2				F7		4 1 2 1 0 1 1						
Inning Stats	R: 2 H: 2 E: 0 LOB: 3 K: 1 BB: 3 S: 7 P: 19	R: 1 H: 2 E: 0 LOB: 1 K: 0 BB: 0 S: 5 P: 6	R: 3 H: 4 E: 0 LOB: 0 K: 0 BB: 1 S: 5 P: 10	R: 0 H: 1 E: 0 LOB: 1 K: 1 BB: 0 S: 6 P: 6	R: 0 H: 0 E: 0 LOB: 1 K: 2 BB: 1 S: 7 P: 12	R: 0 H: 1 E: 0 LOB: 0 K: 1 BB: 0 S: 5 P: 5	R: 0 H: 0 E: 0 LOB: 1 K: 0 BB: 1 S: 3 P: 7	R: 0 H: 0 E: 0 LOB: 0 K: 0 BB: 0 S: 3 P: 3		1B: 6 SF: 1 2B: 4 SAC: 0 3B: 0 DP: 2 HR: 0 HBP: 0						

PITCHER	IP	WLS	BF	H	R	ER	SO	BB	IBB	HBP	BLK	WP	HR	S	P	ERA	WHIP
50 John Danks, L (1, 1) ERA: 13.5	2.0	L	13	4	3	3	1	3	0	0	0	1	0	12	25	13.50	3.500
71 Brian Omogrosso, R (3, 1) ERA: 27.0	1.0		6	4	3	3	0	1	0	0	0	2	0	5	10	27.00	5.000
37 Matt Thornton, L (4, 1) ERA:	1.0		4	1	0	0	1	0	0	0	0	0	0	6	6	0.00	1.000
65 Nate Jones, R (5, 1) ERA:	2.0		7	1	0	0	3	1	0	0	0	0	0	12	17	0.00	1.000
46 Donnie Veal, L (7, 1) ERA:	1.0		4	0	0	0	0	1	0	0	0	0	0	3	7	0.00	1.000

PITCHER	IP	WLS	BF	H	R	ER	SO	BB	IBB	HBP	BLK	WP	HR	S	P	ERA	WHIP
64 Anthony Carter, R (8, 1) ERA:	1.0		3	0	0	0	0	0	0	0	0	0	0	3	3	0.00	0.000

BOTTOM

Chicago White Sox @ Los Angeles Angels

Tempe Diablo Stadium, Tempe, AZ

Tue Mar 06 2012, 3:10 PM - 6:08 PM EST

Att. 5,369 - Sunny - 75 F

livebaseballscorecards.com

AB	30
R	6
H	10
RBI	5
BB	6
SO	5
LOB	15

WP: 3 PA: 37
PB: 0
SB: 2
CS: 0

Batter	1	2	3	4	5	6	7	8	9	AB	R	H	RBI	BB	SO	LOB
7 Norichika Aoki, L (1, 8) OBP: 0.333, SLG: 0.455 54 Caleb Gindl, L (7, 9)	F7	1-H 3B		45 1B 1B	G6-3		22 G4-3 22 E BB		F7	4 1	1 0	2 0	1 0	1 0	0 0	1 1
2 Nyjer Morgan, L (1, 9) OBP: 0.125, SLG: 0.125 22 Logan Schafer, L (6, 9) OBP: 0.400, SLG: 0.750 (7, 8)	23 WP 11 2B 1B	K		SH1-4 1-2 2-3	L3		1 SAFE G4-3 1-3			3 1	1 0	1 0	0 0	0 0	1 0	2 1
23 Rickie Weeks Jr., R (1, 10) OBP: 0.500, SLG: 0.400 25 Mike Rivera, R (4, PH) OBP: 0.667, SLG: 0.500 (4, 10)	11 2B 1-2 HBP		45 WP 5 1B BB	45 1B 11 3B 3-H 1B		45 FC4-6 BB	F8			0 2	2 1	0 1	0 1	1 1	0 0	0 1
45 Travis Ishikawa, L (1, 3) OBP: 0.250, SLG: 0.625 51 Zelous Wheeler, R (7, 5) OBP: 0.200, SLG: 0.800	F5		K2-3 1-2	11 3B 1-2 2-H 1B		FC4-6 12 S 29 2B 1-2f		G5-3		4 1	2 0	1 0	1 0	0 0	1 0	4 0
11 Alex Gonzalez, R (1, 6) OBP: 0.250, SLG: 0.625 12 Martín Maldonado, R (5, 2) 75 Anderson De La Rosa, R (9, 2)	1-H 2-H 2B		F8	1-H 2-H 3B		K 1-2		P4		3 2 0	0 0 0	2 0 0	4 0 0	0 1 0	0 1 0	1 1 0
5 Taylor Green, L (1, 5) OBP: 0.571, SLG: 0.400 14 Brooks Conrad, S (7, 3)	G3		9 1B 2-H 1B	L3		29 2B BB		F8		3 1	1 0	1 0	1 0	1 0	0 0	2 0
9 George Kottaras, L (1, 2) OBP: 0.375, SLG: 0.167 29 Edwin Maysonet, R (5, 6) OBP: 0.400, SLG: 0.800		G6-3	1-3 1B	K		1-H 2-H 2B			K	3 2	0 0	1 1	0 2	0 0	1 1	1 0
66 Brock Kjeldgaard, R (1, 7)		K	K		E6 7 G6-3	F9			K	5	0	0	0	0	3	3
33 Eric Farris, R (1, 4) OBP: 0.429, SLG: 0.429 74 Patrick Arlis, R (9, PH) OBP: 1.000, SLG: 1.000 65 Jeff Bianchi, R (9, 4) OBP: 0.333, SLG: 0.333		7 3B 1B	2 SH1-4 7 1B 25 1B 1B	F8		P3			1B	4 1 0	2 0 0	2 1 0	0 0 0	0 0 0	0 0 0	1 0 0
Inning Stats	R: 2 E: 0 K: 0 S: 5 H: 2 LOB: 1 BB: 0 P: 8	R: 1 E: 0 K: 2 S: 9 H: 2 LOB: 1 BB: 0 P: 9	R: 1 E: 0 K: 2 S: 9 H: 2 LOB: 2 BB: 1 P: 14	R: 4 E: 0 K: 1 S: 10 H: 5 LOB: 1 BB: 0 P: 10	R: 0 E: 1 K: 0 S: 4 H: 0 LOB: 1 BB: 0 P: 4	R: 2 E: 0 K: 1 S: 6 H: 1 LOB: 1 BB: 2 P: 14	R: 0 E: 1 K: 0 S: 3 H: 0 LOB: 1 BB: 1 P: 7	R: 0 E: 0 K: 0 S: 3 H: 0 LOB: 0 BB: 0 P: 3	R: 0 E: 0 K: 2 S: 8 H: 1 LOB: 1 BB: 0 P: 8	1B: 9 2B: 2 3B: 2 HR: 0 SF: 0 SAC: 1 DP: 0 HBP: 1						

PITCHER		IP	WLS	BF	H	R	ER	SO	BB	IBB	HBP	BLK	WP	HR	S	P	ERA	WHIP
44 Jake Peavy, R ERA: 13.5	(1, 1)	2.0	L	11	4	3	3	2	0	0	1	0	1	0	14	17	13.50	2.000
26 Jesse Crain, R ERA: 9.0	(3, 1)	1.0		6	2	1	1	2	1	0	0	0	1	0	9	14	9.00	3.000
39 Dylan Axelrod, R ERA: 18.0	(4, 1)	2.0		12	5	4	4	1	0	0	0	0	0	0	14	14	18.00	2.500
48 Zach Stewart, R ERA: 9.0	(6, 1)	2.0		10	1	2	2	1	3	0	0	0	0	0	9	21	9.00	2.000
68 Eric Stults, L ERA:	(8, 1)	1.0		3	0	0	0	0	0	0	0	0	0	0	3	3	0.00	0.000

PITCHER		IP	WLS	BF	H	R	ER	SO	BB	IBB	HBP	BLK	WP	HR	S	P	ERA	WHIP
40 Brian Bruney, R ERA:	(9, 1)	1.0		4	1	0	0	2	0	0	0	0	0	0	8	8	0.00	1.000

TOP

Milwaukee Brewers @ Chicago White Sox

Camelback Ranch, Glendale, AZ

Wed Mar 07 2012, 3:14 PM - 6:09 PM EST

Att. 4,656 - Partly Cloudy - 55 F

livebaseballscorecards.com

AB	40
R	10
H	13
RBI	10
BB	4
SO	8
LOB	19

WP: 2 PB: 0 SB: 1 CS: 0 PA: 46

BOTTOM

Milwaukee Brewers @ Chicago White Sox

Camelback Ranch, Glendale, AZ

Wed Mar 07 2012, 3:14 PM - 6:09 PM EST

Att. 4,656 - Partly Cloudy - 55 F

livebaseballscorecards.com

Batter	1	2	3	4	5	6	7	8	9	AB	R	H	RBI	BB	SO	LOB
18 Brent Lillibridge, R (1, 4) OBP: 0.500, SLG: 0.571 66 Ray Olmedo, S (8, 4) OBP: 0.500, SLG: 0.500	0-0 51 1B 1B		4-0 12 G6-3 12 S BB		0-0 P6 ①		0-0 G3 ②		0-0 70 1B 52 SF8 2-3 1B	3 0 1 0 1 0 1 1 1 1 0 0 0 0						
12 A.J. Pierzynski, L (1, 2) OBP: 0.200, SLG: 0.400 84 Mike Blanke, R (6, 2) 70 Hector Gimenez, S (9, 2) OBP: 1.000, SLG: 1.000	0-0 F7 ①		1-0 G6-3 ② 1-3		1-0 1-H 2B		0-0 F7 ③		0-0 75 WP 1-3 3-H 1B	3 0 1 1 0 0 2 1 0 0 0 0 0 0 1 0 1 1 0 0 0						
51 Alex Rios, R (1, 9) OBP: 0.200, SLG: 0.200 52 Delwyn Young, S (6, 9)	0-0 14 G5-4-3 1-3 1B		0-0 F9 ③		0-0 P3 ②			0-0 G5-3 ①	0-0 SF8 ② 3-H	3 0 1 0 0 0 2 1 0 0 1 0 0 0						
14 Paul Konerko, R (1, 3) 75 Jim Gallagher, L (6, 3)	0-0 G5-4-3 ② ③ 1-2f			0-0 G5-3 ①	0-0 G6-3 ③			B B B B 4-0 86 BB 83 E BB	S S S 1-3 K ③ 1-2	3 0 0 0 0 0 3 1 1 0 0 1 1 1						
10 Alexei Ramirez, R (1, 6) OBP: 0.400, SLG: 0.400 86 Tyler Saladino, R (7, 6)		0-0 P4 ①		0-0 G6-3 ②		0-0 P4 ①		B B B B 4-0 83 FC6-4 1-2 BB		3 0 0 0 0 0 0 0 0 0 0 1 0 0						
67 Jordan Danks, L (1, 8) OBP: 0.333, SLG: 0.500 83 Trayce Thompson, R (7, 8)	0-0 2B	0-0	S S S 0-3 K ③			0-0 G6-3 ②		0-0 FC6-4 ② 1-2f 2-H		3 0 1 0 0 1 0 1 0 0 0 0 0 1						
22 Brent Morel, R (1, 5) OBP: 0.600, SLG: 0.800 38 Eduardo Escobar, S (7, 5) OBP: 0.200, SLG: 0.200		0-0 L8 ②			0-0 82 HR 2B	0-0 1B		0-0 G6-3 ③		3 1 2 0 0 0 1 1 0 0 0 0 0 1						
82 Jared Mitchell, L (1, 7) OBP: 0.500, SLG: 1.167 Kenneth Williams, S (7, 7) OBP: 1.000, SLG: 1.000	S S C 0-3 K ③				B B S X 2-1 2-H HR	S S S 0-3 K ③			0-0 66 1B 29 G3 70 1B 1B	3 1 1 2 0 2 2 1 1 1 0 0 0 0						
76 Tyler Kuhn, L (1, 10) OBP: 0.250, SLG: 0.250 29 Dan Johnson, L (7, PH) OBP: 0.333, SLG: 0.833 (8, 10)			S S C 0-3 K ①		0-0 12 WP 12 2B 1B		S S S 0-3 K ①		0-0 G3 ① 1-2	2 1 1 0 0 1 0 2 0 0 0 0 1 1						
Inning Stats	R: 0 H: 2 E: 0 LOB: 1 K: 0 BB: 0 S: 4 P: 4	R: 0 H: 1 E: 0 LOB: 1 K: 1 BB: 0 S: 6 P: 6	R: 0 H: 0 E: 0 LOB: 1 K: 1 BB: 1 S: 5 P: 10	R: 0 H: 0 E: 0 LOB: 0 K: 1 BB: 0 S: 5 P: 5	R: 3 H: 4 E: 0 LOB: 1 K: 0 BB: 0 S: 8 P: 11	R: 0 H: 1 E: 0 LOB: 1 K: 1 BB: 0 S: 6 P: 6	R: 0 H: 0 E: 0 LOB: 0 K: 1 BB: 0 S: 5 P: 5	R: 1 H: 0 E: 1 LOB: 1 K: 0 BB: 2 S: 3 P: 11	R: 2 H: 3 E: 0 LOB: 1 K: 1 BB: 0 S: 8 P: 9	1B: 7 SF: 1 2B: 3 SAC: 0 3B: 0 DP: 1 HR: 1 HBP: 0						WP: 2 PA: 40 PB: 0 SB: 1 CS: 0	

	AB	36
	R	6
	H	11
	RBI	5
	BB	3
	SO	6
	LOB	15

PITCHER		IP	WLS	BF	H	R	ER	SO	BB	IBB	HBP	BLK	WP	HR	S	P	ERA	WHIP
41 Marco Estrada, R ERA:	(1, 1)	2.0	W	8	3	0	0	1	0	0	0	0	0	0	10	10	0.00	1.500
59 John Axford, R ERA: 4.5	(3, 1)	1.0		4	0	0	0	1	1	0	0	0	0	0	5	10	0.00	1.000
50 Kameron Loe, R ERA:	(4, 1)	1.0		3	0	0	0	1	0	0	0	0	0	0	5	5	0.00	0.000
64 Mike Fiers, R ERA: 13.5	(5, 1)	1.0		7	4	3	3	0	0	0	0	0	1	1	8	11	27.00	4.000
46 Juan Pablo Perez, L ERA:	(6, 1)	1.0		4	1	0	0	1	0	0	0	0	0	0	6	6	0.00	1.000

PITCHER		IP	WLS	BF	H	R	ER	SO	BB	IBB	HBP	BLK	WP	HR	S	P	ERA	WHIP
78 Taylor Jungmann, R ERA:	(7, 1)	2.0		8	0	1	0	1	2	0	0	0	0	0	8	16	0.00	1.000
62 Josh Butler, R ERA: 9.0	(9, 1)	1.0		6	3	2	2	1	0	0	0	0	1	0	8	9	18.00	3.000

Chicago White Sox @ Texas Rangers

Surprise Stadium, Surprise, AZ

Thu Mar 08 2012, 3:06 PM - 6:07 PM EST

Att. 4,344 - Sunny - 70 F

TOP

livebaseballscorecards.com

Batter	1	2	3	4	5	6	7	8	9	AB	R	H	RBI	BB	SO	LOB
30 Alejandro De Aza, L (1, 8) 74 Brandon Short, R (6, 8) 67 Jordan Danks, L (8, 8) OBP: 0.286, SLG: 0.429	B FF 93 F SI 93 X FF 93 1-1 ① L8		C SI 94 B SL 81 X SI 94 1-1 ① F8	C SL 80 B SL 82 B SI 92 C SL 78 B SL 80 B SL 79 4-2 BB		X CH 76 0-0 ③ G3-1			C FF 97 C FF 97 B FF 97 S FF 96 1-3 ① K	3 0 1	0 0 0	0 0 0	0 0 0	1 0 0	0 0 1	0 0 2
22 Brent Morel, R (1, 5) OBP: 0.625, SLG: 0.750 28 Osvaldo Martínez, R (5, 5)	C FF 92 C SL 85 B CU 82 B FF 94 X SL 83 2-2 24 2B 44 HR 1B		S SI 92 B SI 94 S CH 85 B CH 85 X SI 94 2-2 44 2B 1B	F SI 93 1 SAFE X CH 84 0-1 ③ G4-3			B SI 91 X FF 92 1-0 ① G1-3		D SL 88 B FF 96 B FF 96 C FF 96 T FF 96 B SL 88 4-2 82 G4-6-3 1-2 2-3 BB	3 1	2 0	2 0	0 0	0 1	0 0	1 0
24 Dayan Viciedo, R (1, 7) OBP: 0.286, SLG: 0.333 82 Jared Mitchell, L (5, 7) OBP: 0.375, SLG: 0.875	C SL 82 B FF 93 X FF 92 1-1 44 HR 1-3 2B		S SI 94 X SI 94 0-1 ② L8		B FF 90 F SI 83 S SL 88 B FC 92 B SL 85 F FF 83 B FF 90 4-2 15 FC5 1 WP BB		X SI 92 0-0 ② G3		B CH 90 X FF 96 1-0 ② ③ G4-6-3 1-2f	2 2	1 0	1 0	0 0	1 0	0 0	1 3
44 Adam Dunn, L (1, 3) OBP: 0.714, SLG: 1.500 75 Jim Gallagher, L (5, 3)	F FF 93 B CH 88 C CH 86 F SL 80 X FF 93 1-2 2-H 3-H HR		X SI 94 0-0 1-H 2B		X SL 81 0-0 ① F7		B FF 93 C C SL 89 X SL 89 1-2 ③ G3-1			3 1	1 0	2 0	4 0	0 0	0 0	1 0
17 Tyler Flowers, R (1, 2) OBP: 0.143, SLG: 0.143 70 Hector Gimenez, S (8, 2) OBP: 1.000, SLG: 1.000	S FF 93 C FF 94 B SL 83 B SL 82 B SL 83 F FF 93 S FF 94 3-3 ② K		C SL 79 B SL 81 S CH 84 B CH 85 F SL 81 B SI 93 S CH 83 3-3 ③ K		B SI 91 F SL 85 F FF 92 1 SAFE X SL 88 1-2 ② L8			F SI 86 B SI 83 S CU 70 F SI 86 F CU 71 B SI 89 C SI 89 2-3 ① K		4 0	0 0	0 0	0 0	3 0	2 0
1 Kosuke Fukudome, L (1, 9) OBP: 0.286, SLG: 0.333 52 Delwyn Young, S (5, 9)	C CH 86 B CH 87 C SL 79 B FF 94 C CH 85 2-3 ③ K			X SI 92 0-0 15 HR 2B	C SL 81 B SI 91 B SL 81 B FF 91 B SI 90 4-1 15 FC5 1-2 BB			C SC 72 B SI 88 S SI 84 S CU 73 1-3 ② K		2 1	1 0	0 0	1 0	1 1	0 0
15 Gordon Beckham, R (1, 4) OBP: 0.429, SLG: 0.857 76 Tyler Kuhn, L (5, 4) OBP: 0.200, SLG: 0.200		C CH 90 S SL 80 X SL 79 0-2 ① F7		F SI 91 B SL 80 X SL 80 1-1 2-H HR	C FC 88 B FF 91 B FF 85 X SL 86 2-1 ③ FC5 1-2 2-3f			C SI 87 B CU 70 B SI 87 F SI 86 X CH 76 2-2 ③ P6		3 1	1 0	1 0	2 0	0 0	0 0	2 0
29 Dan Johnson, L (1, 10) OBP: 0.222, SLG: 0.556 45 Dallas McPherson, L (9, PH) (9, 10)		C CH 84 B CH 84 X FF 92 1-1 ② G4-3		C SL 81 C SL 80 S SL 79 0-3 ① K		C FF 85 S SL 70 B FF 86 F CH 83 F SL 76 B CH 77 F FF 85 B FF 85 C FF 85 3-3 ① K			B FF 96 C FF 97 B CH 90 S CH 90 B FF 97 F FF 97 B FF 97 4-2 28 BB 66 E BB	3 0	0 0	0 0	0 0	0 1	2 0	0 0
38 Eduardo Escobar, S (1, 6) OBP: 0.125, SLG: 0.125 66 Ray Olmedo, S (6, 6) OBP: 0.400, SLG: 0.400		B CH 85 X CH 91 1-0 ③ G4-3		B SI 92 X SI 92 1-0 ② F8		C SI 83 X SL 78 0-1 ② P4			X FF 97 0-0 E4 28 BB 1-2	3 1	0 0	0 0	0 0	0 0	0 0	0 1
Inning Stats	R: 3 H: 3 E: 0 LOB: 0 K: 2 BB: 0 S: 18 P: 28	R: 0 H: 0 E: 0 LOB: 0 K: 0 BB: 0 S: 6 P: 8	R: 1 H: 2 E: 0 LOB: 1 K: 1 BB: 0 S: 12 P: 18	R: 2 H: 2 E: 0 LOB: 1 K: 1 BB: 1 S: 11 P: 17	R: 0 H: 0 E: 0 LOB: 2 K: 0 BB: 2 S: 10 P: 21	R: 0 H: 0 E: 0 LOB: 0 K: 1 BB: 0 S: 9 P: 12	R: 0 H: 0 E: 0 LOB: 0 K: 0 BB: 0 S: 5 P: 7	R: 0 H: 0 E: 0 LOB: 0 K: 2 BB: 0 S: 11 P: 16	R: 0 H: 0 E: 1 LOB: 2 K: 1 BB: 2 S: 10 P: 20	1B: 2 SF: 0 2B: 3 SAC: 0 3B: 0 DP: 1 HR: 2 HBP: 0						

	AB	34
	R	6
	H	7
	RBI	6
	BB	5
	SO	8
	LOB	13

WP: 1 PA: 39
PB: 0
SB: 0
CS: 0

PITCHER		IP	WLS	BF	H	R	ER	SO	BB	IBB	HBP	BLK	WP	HR	S	P	ERA	WHIP
30 Neftalí Feliz, R ERA: 13.5	(1, 1)	2.0	L	9	3	3	3	2	0	0	0	0	0	1	24	36	13.50	1.500
44 Michael Kirkman, L ERA: 13.5	(3, 1)	2.0		11	4	3	3	2	1	0	0	0	0	1	23	35	13.50	2.500
73 Neal Cotts, L ERA: 9.0	(5, 1)	1.0		5	0	0	0	0	2	0	0	0	1	0	10	21	0.00	2.000
97 Joe Beimel, L ERA:	(6, 1)	1.0		3	0	0	0	1	0	0	0	0	0	0	9	12	0.00	0.000
36 Joe Nathan, R ERA:	(7, 1)	1.0		3	0	0	0	0	0	0	0	0	0	0	5	7	0.00	0.000

PITCHER		IP	WLS	BF	H	R	ER	SO	BB	IBB	HBP	BLK	WP	HR	S	P	ERA	WHIP
22 Yoshinori Tateyama, R ERA:	(8, 1)	1.0		3	0	0	0	2	0	0	0	0	0	0	11	16	0.00	0.000
57 Mark Lowe, R ERA:	(9, 1)	1.0		5	0	0	0	1	2	0	0	0	0	0	10	20	0.00	2.000

BOTTOM

Chicago White Sox @ Texas Rangers

Surprise Stadium, Surprise, AZ

Thu Mar 08 2012, 3:06 PM - 6:07 PM EST

Att. 4,344 - Sunny - 70 F

livebaseballscorecards.com

Batter	1	2	3	4	5	6	7	8	9	AB	R	H	RBI	BB	SO	LOB
5 Ian Kinsler, R (1, 4) OBP: 0.273, SLG: 0.273 14 Alberto Gonzalez, R (6, 4) OBP: 0.364, SLG: 0.400	B FF 92 C SI 93 T CH 83 X SC 75 1-2 G5-3 ①		C SL 82 C FF 93 B CH 86 B SL 79 F FF 93 S SL 81 2-3 K ②		B FF 94 X FF 94 1-0 G6-3 ①		B FF 90 B SL 78 B FF 90 C FF 89 F FF 90 S SL 78 3-3 K ③		C FF 94 B CU 80 B FF 95 F FF 94 D CU 81 B FF 95 4-2 3 1B BB 1-2	3 0 0 0 0 1 0 1 0 0 0 1 1 0					
1 Elvis Andrus, R (1, 6) OBP: 0.636, SLG: 1.100 3 Luis Hernandez, S (5, PR) OBP: 0.250, SLG: 0.375 (6, 6)	C SI 93 B SL 80 B CH 83 C SI 93 X FF 94 2-2 29 BB 1B		X FF 95 0-0 G6-3 ③		C FF 93 B SL 81 X FF 94 1-1 32 K 2B			C FF 88 B FF 90 X FF 89 1-1 15 2B 2B	C FF 94 X SL 87 0-1 15 G4-6-3 1B 1-2 2-H	3 0 2 0 0 0 0 2 1 2 1 0 0 0					
32 Josh Hamilton, L (1, 7) OBP: 0.273, SLG: 0.200 28 Conor Jackson, R (6, 7) OBP: 0.143, SLG: 0.571	B FF 92 B SI 93 C CH 82 F FF 91 B SI 93 1 SAFE F SC 77 C FF 92 3-3 K ②			B CU 81 B FF 92 S FF 94 B FF 93 B FF 94 4-1 25 BB 17 1B 18 FC3-6 BB	S CH 82 B SL 78 F FF 93 B CU 83 S CH 83 2-3 K ②③ 2-3			C CH 83 F FF 89 D FC 85 B FF 90 S FS 83 2-3 K ①	C FF 94 X FF 95 0-1 L7 ①	2 1 0 0 1 2 2 2 0 0 0 0 1 3					
29 Adrian Beltré, R (1, 10) OBP: 0.455, SLG: 0.500 15 Luis Martinez, R (6, PR) OBP: 0.800, SLG: 1.000 (7, 10)	B FF 92 B SC 81 B FF 92 C FF 92 B CH 85 4-1 1-2 BB			B FF 94 D FF 92 C SL 81 X FF 93 2-1 F8 ①		C FF 91 C CU 77 B SL 79 S CU 77 1-3 K 2 BB		B FF 89 C FF 89 S CH 85 X SL 84 1-2 21 1B 2B 2-H	B FF 95 C FF 94 B FF 94 C FF 94 B FF 95 X FF 94 3-2 G4-6-3 ②③ 1-2f	2 0 0 0 1 1 1 2 0 1 1 0 0 2					
17 Nelson Cruz, R (1, 9) OBP: 0.455, SLG: 0.400 43 Engel Beltre, L (7, 9) OBP: 0.167, SLG: 0.400	B FF 92 F SC 82 C SL 80 B SC 75 C SC 75 2-3 K ③			C FF 94 C FF 95 B FF 92 B CU 81 X FF 94 2-2 18 FC3-6 25 BB 1B 1-2		C FF 90 F FF 90 B SL 79 F SL 77 B CU 76 X FF 92 2-2 F8 ①		C FF 88 T SI 88 S FF 88 0-3 K ②		3 0 1 0 0 1 3 1 0 0 0 0 1 1					
25 Mike Napoli, R (1, 2) OBP: 0.700, SLG: 0.500 2 Dusty Brown, R (6, 2)		B SL 76 C FF 92 B CH 82 B CH 82 F FF 93 F SC 76 X SI 93 3-2 18 G5-4-3 1B		D SL 82 C FF 92 C FF 94 B FF 94 B CU 80 B FF 94 4-2 18 FC3-6 1-2 2-3 BB		B FF 88 B FF 90 B SL 79 C FF 88 B FF 90 4-1 18 G6-3 1-2 BB		B FF 85 C CH 84 B FF 88 B FF 89 2 SAFE C CH 84 B FF 89 4-2 21 1B BB		1 0 1 0 1 0 0 0 0 0 0 2 0 0					
18 Mitch Moreland, L (1, 3) OBP: 0.182, SLG: 0.400 21 Brandon Snyder, R (7, 3) OBP: 0.600, SLG: 0.667	B SI 92 B FF 92 C CH 82 F FF 93 F SC 77 B SL 81 X CH 83 3-2 G5-4-3 ①② 1-2f			B FF 93 X FF 93 1-0 FC3-6 70 BB ② 1-2f 2-3 3-H		S CH 83 X FF 91 0-1 G6-3 ②③ 1-2f		B FF 94 F FF 93 B CU 79 X CU 80 2-1 63 FC5-4 1B 1-2 2-3		3 0 0 1 0 0 5 1 0 1 0 0 0 0					
70 Mike Olt, R (1, 5) OBP: 0.300, SLG: 0.333 63 Yangervis Solarte, S (8, 5) OBP: 0.286, SLG: 0.714	C SL 80 B SI 92 B SC 76 S CH 83 S SC 77 2-3 K ③			B FF 94 B CU 80 B FF 93 C FF 91 B FF 92 4-1 1-2 BB			X FF 90 0-0 G1-4-3 ①	B FF 95 X FF 95 1-0 FC5-4 ③ 1-2f		2 0 0 0 1 1 0 1 0 0 0 0 0 3					
23 Craig Gentry, R (1, 8) 20 Julio Borbon, L (8, 8) OBP: 0.600, SLG: 0.500			B FF 92 F FF 92 B FF 93 S SL 86 B SL 83 F FF 92 C SL 81 3-3 K ① F FF 94 B SL 80 X FF 95 1-1 G5-3 ③				C FF 92 X SL 78 0-1 G6-3 ②		B FF 94 X FF 93 1-0 14 S 3 1B 1B	3 0 0 0 0 1 3 1 1 1 0 0 0 0						
Inning Stats	R: 0 E: 0 K: 2 S: 14 H: 1 LOB: 2 BB: 1 P: 26	R: 0 E: 0 K: 1 S: 11 H: 1 LOB: 0 BB: 0 P: 19	R: 0 E: 0 K: 2 S: 9 H: 0 LOB: 0 BB: 0 P: 14	R: 1 E: 0 K: 0 S: 12 H: 1 LOB: 3 BB: 3 P: 30	R: 0 E: 0 K: 1 S: 6 H: 1 LOB: 1 BB: 0 P: 10	R: 0 E: 0 K: 1 S: 10 H: 0 LOB: 2 BB: 1 P: 17	R: 0 E: 0 K: 1 S: 6 H: 0 LOB: 0 BB: 0 P: 9	R: 1 E: 0 K: 2 S: 16 H: 3 LOB: 3 BB: 1 P: 27	R: 1 E: 0 K: 0 S: 10 H: 2 LOB: 1 BB: 1 P: 18	1B: 6 2B: 3 3B: 0 HR: 0 SF: 0 SAC: 0 DP: 3 HBP: 0		WP: 1 PB: 0 SB: 1 CS: 0	PA: 40			

PITCHER		IP	WLS	BF	H	R	ER	SO	BB	IBB	HBP	BLK	WP	HR	S	P	ERA	WHIP
53 Héctor Santiago, L ERA:	(1, 1)	2.0	W	8	2	0	0	3	1	0	0	0	0	0	25	45	0.00	1.500
54 Gregory Infante, R ERA: 5.4	(3, 1)	1.2	H	9	1	1	1	2	3	0	0	0	0	0	19	41	5.40	2.400
57 Jhan Mariñez, R ERA:	(4, 1)	1.1	H	4	1	0	0	1	0	0	0	0	0	0	8	13	0.00	0.750
60 Deunte Heath, R ERA:	(6, 1)	2.0		7	0	0	0	2	1	0	0	0	1	0	16	26	0.00	0.500
58 Pedro Hernandez, L ERA: 6.75	(8, 1)	0.2		5	2	1	1	2	1	0	0	0	0	0	13	21	13.50	4.500

PITCHER		IP	WLS	BF	H	R	ER	SO	BB	IBB	HBP	BLK	WP	HR	S	P	ERA	WHIP
64 Anthony Carter, R ERA: 3.86	(8, 1)	1.1	S	7	3	1	1	0	1	0	0	0	0	0	13	24	6.75	3.000

AB	33
R	3
H	9
RBI	3
BB	7
SO	10
LOB	23

Batter	1	2	3	4	5	6	7	8	9	AB	R	H	RBI	BB	SO	LOB
12 Alfonso Soriano, R (1, 10) OBP: 0.545, SLG: 1.545 53 Welington Castillo, R (7, PH) OBP: 0.444, SLG: 0.889 (7, 10)	15 1B 2B	K			G6-3		99 G4-6-3 1B 1-3			3 1 1 0	1	0	0	1	0	0 0
15 Darwin Barney, R (1, 4) OBP: 0.455, SLG: 0.636 99 Alfredo Amezaga, S (6, 4) OBP: 0.400, SLG: 0.400	6 G3 1B 2-H		G5-3		G6-3		G4-6-3 1-2f			3 0 1 0	1	1	0	0	0	0 2
3 Jeff Baker, R (1, 9) OBP: 0.444, SLG: 0.667 59 Brett Jackson, L (6, 9) OBP: 0.400, SLG: 0.625	K		G6-3			F9		G4-3		3 0 1 0	0	0	0	1	1	1 0
6 Bryan LaHair, L (1, 3) OBP: 0.182, SLG: 0.182 61 Josh Vitters, R (6, 3) OBP: 0.375, SLG: 0.333	G3 2-3		K			K		G5-3		3 0 1 0	0	0	0	2	1 0
24 Marlon Byrd, R (1, 8) OBP: 0.273, SLG: 0.545 1 Tony Campana, L (6, 8)	G6-3			F8		HR		K		3 1 1 0	1	1	0	0	1	1 0
16 Joe Mather, R (1, 7) OBP: 0.500, SLG: 0.667 17 Dave Sappelt, R (6, 7) OBP: 0.300, SLG: 0.222		P6		73 PB 51 1B BB		G5-3			38 FC3-6 1B	2 0 1 0	0	0	0	1	0	0 0
51 Steve Clevenger, L (1, 2) OBP: 0.444, SLG: 0.875 38 Micah Gibbs, S (7, 2)		K		73 G6-4-3 1-2 1B			HR		FC3-6 1-2f	3 1 1 0	2	1	0	1	0	1 1
73 Junior Lake, R (1, 6) OBP: 0.333, SLG: 0.286 41 Bobby Scales, S (7, PH) OBP: 0.400, SLG: 0.250 (7, 6)	55 S 55 HR BB			G6-4-3 1-2f 2-3			53 1B 53 S BB		K	1 1 1 0	0	0	1	0	2	0 1
55 Edgar Gonzalez, R (1, 5) OBP: 0.167, SLG: 0.667 45 Adrian Cardenas, L (5, 5) OBP: 0.125, SLG: 0.375	1-H HR				G5-3		K		P6	2 1 2 0	1	2	0	0	0	0 2
Inning Stats	R: 1 H: 2 E: 0 LOB: 1 K: 1 BB: 0 S: 7 P: 7	R: 2 H: 1 E: 0 LOB: 0 K: 2 BB: 1 S: 10 P: 14	R: 0 H: 0 E: 0 LOB: 0 K: 1 BB: 0 S: 5 P: 5	R: 0 H: 1 E: 0 LOB: 1 K: 0 BB: 1 S: 3 P: 8	R: 0 H: 0 E: 0 LOB: 0 K: 0 BB: 0 S: 3 P: 3	R: 1 H: 1 E: 0 LOB: 0 K: 1 BB: 0 S: 6 P: 7	R: 1 H: 2 E: 0 LOB: 1 K: 1 BB: 1 S: 7 P: 13	R: 0 H: 0 E: 0 LOB: 0 K: 1 BB: 0 S: 5 P: 5	R: 0 H: 1 E: 0 LOB: 1 K: 1 BB: 0 S: 6 P: 6	1B: 4 SF: 0 2B: 1 SAC: 0 3B: 0 DP: 2 HR: 3 HBP: 0						

PITCHER		IP	WLS	BF	H	R	ER	SO	BB	IBB	HBP	BLK	WP	HR	S	P	ERA	WHIP
49 Chris Sale, L ERA: 9.0	(1, 1)	3.0	L	13	3	3	3	4	1	0	0	0	0	1	22	26	9.00	1.333
26 Jesse Crain, R ERA: 4.5	(4, 1)	1.0		4	1	0	0	0	1	0	0	0	0	0	3	8	0.00	2.000
37 Matt Thornton, L ERA:	(5, 1)	1.0		3	0	0	0	0	0	0	0	0	0	0	3	3	0.00	0.000
65 Nate Jones, R ERA: 6.0	(6, 1)	1.0		6	2	2	2	1	1	0	0	0	0	2	8	14	18.00	3.000
46 Donnie Veal, L ERA:	(7, 1)	1.0		3	1	0	0	1	0	0	0	0	0	0	5	6	0.00	1.000

PITCHER		IP	WLS	BF	H	R	ER	SO	BB	IBB	HBP	BLK	WP	HR	S	P	ERA	WHIP
63 Nestor Molina, R ERA: 13.5	(8, 1)	2.0		7	1	0	0	2	0	0	0	0	0	0	11	11	0.00	0.500

TOP

Chicago Cubs @ Chicago White Sox

Camelback Ranch, Glendale, AZ

Fri Mar 09 2012, 3:08 PM - 5:26 PM EST
Att. 10,327 - Partly Cloudy - 72 F

livebaseballscorecards.com

AB	33
R	5
H	8
RBI	5
BB	3
SO	8
LOB	11

WP: 0 PA: 36
PB: 1
SB: 2
CS: 0

Chicago Cubs @ Chicago White Sox

Camelback Ranch, Glendale, AZ

Fri Mar 09 2012, 3:08 PM - 5:26 PM EST

Att. 10,327 - Partly Cloudy - 72 F

livebaseballscorecards.com

BOTTOM

Batter	1	2	3	4	5	6	7	8	9	AB	R	H	RBI	BB	SO	LOB
30 Alejandro De Aza, L (1, 8) OBP: 0.250, SLG: 0.111	E1 (12 1B; 51 SF8) 1B		BBBB 4-0 BB (14 G5-3; 12 SH1-3) 1-2		CSS 0-3 K ②			SCS 0-3 K ②		2	1	1	0	1	1	0
67 Jordan Danks, L (6, 8) OBP: 0.250, SLG: 0.375										1	0	0	0	0	1	0
12 A.J. Pierzynski, L (1, 2) OBP: 0.286, SLG: 0.429	0-0 1B 2-3		0-0 SH1-3 ① 1-2 2-3		0-0 G6-3 ③			SCS 0-3 K ③		2	0	1	0	0	0	0
84 Mike Blanke, R (7, 2)										1	0	0	0	0	1	0
70 Hector Gimenez, S (9, 2) OBP: 1.000, SLG: 1.000										0	0	0	0	0	0	0
51 Alex Rios, R (1, 9) OBP: 0.250, SLG: 0.167	0-0 SF8 ① 3-H		BBBB 4-0 BB			0-0 G6-3 ①			0-0 G4-3 ①	1	0	0	1	1	0	0
1 Kosuke Fukudome, L (7, 9) OBP: 0.250, SLG: 0.286										1	0	0	0	0	0	0
14 Paul Konerko, R (1, 3)	0-0 F7 ②		0-0 G5-3 ② ③ 2-3f			CSS 0-3 K ②			CSS 0-3 K ②	3	0	0	0	0	1	4
29 Dan Johnson, L (7, 3) OBP: 0.200, SLG: 0.500										1	0	0	0	0	1	0
44 Adam Dunn, L (1, 10) OBP: 0.500, SLG: 0.857	0-0 F7 ③			0-0 G4-3 ①		0-0 F7 ③			0-0 G3-1 ③	3	0	0	0	0	0	1
45 Dallas McPherson, L (9, PH)										1	0	0	0	0	0	0
10 Alexei Ramirez, R (1, 6) OBP: 0.250, SLG: 0.250		0-0 G6-3 ①		0-0 G6-3 ②			0-0 F7 ①			3	0	0	0	0	0	0
66 Ray Olmedo, S (8, 6) OBP: 0.400, SLG: 0.400										0	0	0	0	0	0	0
24 Dayan Viciedo, R (1, 7) OBP: 0.300, SLG: 0.333		CSS 0-3 K ②		0-0 1B			0-0 G5-3 ②			3	0	1	0	0	1	0
82 Jared Mitchell, L (8, 7) OBP: 0.375, SLG: 0.875										0	0	0	0	0	0	0
22 Brent Morel, R (1, 5) OBP: 0.455, SLG: 0.545		0-0 G4-3 ③		0-0 F8 ③			0-0 P2 ③			3	0	0	0	0	0	1
18 Brent Lillibridge, R (8, 5) OBP: 0.500, SLG: 0.571										0	0	0	0	0	0	0
15 Gordon Beckham, R (1, 4) OBP: 0.400, SLG: 0.700			0-0 (12 SH1-3; 30 BB) 1B		0-0 F7 ①			CSS 0-3 K ①		3	0	1	0	0	1	0
28 Osvaldo Martínez, R (9, 4)										0	0	0	0	0	0	0

	AB	28
	R	1
	H	4
	RBI	1
	BB	2
	SO	7
	LOB	6

Inning Stats	1	2	3	4	5	6	7	8	9
	R: 1 E: 1 K: 0 S: 5	H: 2 LOB: 1 BB: 0 P: 5	R: 0 E: 0 K: 1 S: 5	H: 0 LOB: 0 BB: 0 P: 5	R: 0 E: 0 K: 0 S: 3	H: 1 LOB: 2 BB: 2 P: 11	R: 0 E: 0 K: 0 S: 4	H: 1 LOB: 1 BB: 0 P: 4	R: 0 E: 0 K: 1 S: 5	H: 0 LOB: 0 BB: 0 P: 5	R: 0 E: 0 K: 1 S: 5	H: 0 LOB: 0 BB: 0 P: 5	R: 0 E: 0 K: 0 S: 3	H: 0 LOB: 0 BB: 0 P: 3	R: 0 E: 0 K: 3 S: 9	H: 0 LOB: 0 BB: 0 P: 9	R: 0 E: 0 K: 1 S: 5	H: 0 LOB: 0 BB: 0 P: 5

	1B: 4	SF: 1
	2B: 0	SAC: 1
	3B: 0	DP: 1
	HR: 0	HBP: 0

	WP: 0	PA: 32
	PB: 0	
	SB: 0	
	CS: 0	

PITCHER		IP	WLS	BF	H	R	ER	SO	BB	IBB	HBP	BLK	WP	HR	S	P	ERA	WHIP
30 Travis Wood, L ERA: 3.86	(1, 1)	2.1	W	12	3	1	1	1	2	0	0	0	0	0	12	20	3.86	2.143
36 Randy Wells, R ERA:	(3, 1)	2.2	H	8	1	0	0	1	0	0	0	0	0	0	10	10	0.00	0.375
19 Rodrigo Lopez, R ERA:	(6, 1)	2.0	H	6	0	0	0	1	0	0	0	0	0	0	8	8	0.00	0.000
70 Dae-eun Rhee, R ERA: 13.5	(8, 1)	1.0		3	0	0	0	3	0	0	0	0	0	0	9	9	0.00	0.000
52 Lendy Castillo, R ERA: 4.5	(9, 1)	1.0		3	0	0	0	1	0	0	0	0	0	0	5	5	0.00	0.000

PITCHER	IP	WLS	BF	H	R	ER	SO	BB	IBB	HBP	BLK	WP	HR	S	P	ERA	WHIP

Los Angeles Dodgers @ Chicago White Sox

Camelback Ranch, Glendale, AZ

Sat Mar 10 2012, 9:07 PM - 12:44 AM EST

Att. 8,310 - Clear - 68 F

TOP

livebaseballscorecards.com

Batter	1	2	3	4	5	6	7	8	9	AB	R	H	RBI	BB	SO	LOB
9 Dee Strange-Gordon, L (1, 6) OBP: 0.500, SLG: 0.300 64 Lance Zawadzki, L (5, 6) OBP: 0.300, SLG: 0.300	F7		10 S 10 2B 1B	1-2 HBP		63 G4-6-3 1-2 2-3 1B			81 WP 63 HBP 48 HR 1-2 1B P6	2 3	1 1	1 2	0 0	0 0	0 0	0 3
10 Tony Gwynn Jr., L (1, 8) OBP: 0.400, SLG: 0.375 63 Matt Angle, L (5, 8)	K		1-H 2B	F8		G4-6-3 1-2f			81 WP 48 HR 1-2 2-3 HBP	3 1	0 1	1 0	1 0	0 0	1 0	2 3
27 Matt Kemp, R (1, 10) OBP: 0.308, SLG: 0.583 76 Alex Castellanos, R (7, PH) OBP: 0.500, SLG: 1.250 (7, 10) 81 Matt Wallach, L (9, PH) (9, 10)	K		L4		21 G1-4-3 1B		K		48 HR 1-2 2-3 3-H BB	3 1 0	0 0 1	1 0 0	0 0 0	0 0 1	1 1 0	1 0 0
21 Juan Rivera, R (1, 7) OBP: 0.154, SLG: 0.615 48 Cory Sullivan, L (5, 7) OBP: 0.455, SLG: 0.900	F9			HR	G1-4-3 1-2f		G3		1-H 2-H 3-H HR	3 2	1 1	1 1	1 4	0 0	0 0	1 0
3 Adam Kennedy, L (1, 3) OBP: 0.300, SLG: 0.300 67 Jeff Baisley, R (5, 3) OBP: 0.286, SLG: 0.286	F9			17 WP 6 S 17 2B 1B	G3		F9		13 BB 77 1B 1B	3 2	1 0	1 1	0 0	0 0	0 0	0 0
6 Jerry Hairston, R (1, 5) OBP: 0.455, SLG: 0.667 46 Russell Mitchell, R (6, 5) OBP: 0.111, SLG: 0.111	HBP			F7 1-2		HR		30 WP 1B	K	2 2	1 0	1 1	1 0	0 0	0 1	1 1
23 Jerry Sands, R (1, 9) OBP: 0.273, SLG: 0.222 77 Scott Van Slyke, R (6, 9) OBP: 0.364, SLG: 0.556	P4			K		K		K	13 BB 1-2 1B	3 2	0 0	0 1	0 0	0 0	2 1	2 1
17 A.J. Ellis, R (1, 2) OBP: 0.545, SLG: 0.750 30 Josh Bard, S (6, 2)			K	13 E 2-H 2B		64 1B 13 S BB		G4-3 1-2	F7	2 2	1 0	1 0	1 0	1 0	1 0	0 3
13 Iván De Jesús Jr., R (1, 4) OBP: 0.400, SLG: 0.417			G5-3	E6 9 HBP 2-H		64 1B 1-2 BB			63 HBP 64 1B 81 WP 1B BB	3	1	1	0	2	0	0
Inning Stats	R: 0 E: 0 K: 2 S: 7 H: 0 LOB: 0 BB: 0 P: 7	R: 0 E: 0 K: 0 S: 3 H: 0 LOB: 1 BB: 0 P: 4	R: 1 E: 0 K: 1 S: 8 H: 2 LOB: 1 BB: 0 P: 8	R: 3 E: 1 K: 1 S: 11 H: 3 LOB: 2 BB: 0 P: 15	R: 0 E: 0 K: 0 S: 3 H: 1 LOB: 0 BB: 0 P: 3	R: 1 E: 0 K: 1 S: 6 H: 2 LOB: 2 BB: 2 P: 14	R: 0 E: 0 K: 1 S: 5 H: 0 LOB: 0 BB: 0 P: 5	R: 0 E: 0 K: 1 S: 5 H: 1 LOB: 0 BB: 0 P: 6	R: 5 E: 0 K: 1 S: 11 H: 5 LOB: 3 BB: 2 P: 20	1B: 9 2B: 2 3B: 0 HR: 3 SF: 0 SAC: 0 DP: 2 HBP: 3						

	AB	39
	R	10
	H	14
	RBI	8
	BB	4
	SO	8
	LOB	18

WP: 3 PB: 0 SB: 3 CS: 0 PA: 46

PITCHER		IP	WLS	BF	H	R	ER	SO	BB	IBB	HBP	BLK	WP	HR	S	P	ERA	WHIP
41 Philip Humber, R ERA: 5.4	(1, 1)	3.0		13	3	2	2	3	0	0	1	0	0	1	20	23	6.00	1.000
61 Charlie Leesman, L ERA: 4.5	(4, 1)	1.0	B	7	2	2	1	1	0	0	1	0	1	0	9	11	9.00	2.000
57 Jhan Mariñez, R ERA: 3.38	(5, 1)	1.1	B	7	2	1	1	1	2	0	0	0	0	1	7	15	6.75	3.000
62 Jose Quintana, L ERA:	(6, 1)	1.2		5	1	0	0	1	0	0	0	0	0	0	7	7	0.00	0.600
55 Simon Castro, R ERA: 33.75	(8, 1)	1.1	L	11	6	5	5	2	1	0	1	0	2	1	14	20	33.75	5.250

PITCHER		IP	WLS	BF	H	R	ER	SO	BB	IBB	HBP	BLK	WP	HR	S	P	ERA	WHIP
94 Branch Kloess, R ERA:	(9, 1)	0.2		3	0	0	0	0	1	0	0	0	0	0	2	6	0.00	1.500

Batter	1	2	3	4	5	6	7	8	9	AB	R	H	RBI	BB	SO	LOB
30 Alejandro De Aza, L (1, 8) OBP: 0.313, SLG: 0.231 83 Trayce Thompson, R (7, 8) OBP: 0.667, SLG: 0.500	0-0 22 CS 1B	0-0 ③ FC6-4 1-2f		0-0 ② L4		0-0 22 1B 1B		0-0 66 2B 1-2 1B		4 1	0 0	2 1	0 0	0 0	0 0	3 0
22 Brent Morel, R (1, 5) OBP: 0.533, SLG: 0.600 66 Ray Olmedo, S (7, 5) OBP: 0.500, SLG: 0.667	C X 0-1 ① 24 S 1-2 1B		0-0 ① G5-3	0-0 2-H 1B		0-0 1-2 1B		0-0 1-3 2-H 2B		4 1	0 0	3 1	1 1	0 0	0 0	0 0
24 Dayan Viciedo, R (1, 7) OBP: 0.286, SLG: 0.308 52 Delwyn Young, S (7, 7)	C C C 0-3 ② K 1-2		0-0 10 1B 17 HR 1B	0-0 ③ G6-3		S S S 0-3 ③ K		0-0 ③ P3		4 1	1 0	1 0	0 0	0 0	2 0	4 2
10 Alexei Ramirez, R (1, 6) OBP: 0.333, SLG: 0.333 86 Tyler Saladino, R (7, PR) (8, 6)	0-0 ③ P4		0-0 17 HR 1-3 1B		0-0 ① P4		0-0 15 G4-3 1B		0-0 ① F8	4 1	1 0	2 0	0 0	0 0	0 0	1 0
17 Tyler Flowers, R (1, 2) OBP: 0.182, SLG: 0.455 78 Josh Phegley, R (8, 2) OBP: 1.000, SLG: 1.000		S S S 0-3 ① K	C S X 0-2 2-H 3-H HR	S S S 0-3 ② K		S C C 0-3 ① K		0-0 79 FC6-4 1B		4 1	1 0	1 1	3 0	0 0	3 0	1 0
15 Gordon Beckham, R (1, 4) OBP: 0.429, SLG: 0.643 76 Tyler Kuhn, L (8, 4) OBP: 0.167, SLG: 0.167	0-0 29 S 75 1B 1B	0-0 ② F9		0-0 1B		0-0 ②③ G4-3 1-2f		0-0 ② F8		4 1	1 0	2 0	0 0	0 0	0 0	1 1
29 Dan Johnson, L (1, 10) OBP: 0.231, SLG: 0.417 79 Damaso Espino, R (8, PH) (9, 10)	B B B B 4-0 75 1B 1-2 BB	0-0 ③ G4-3		0-0 ③ G6-3			0-0 ① F9	0-0 ③ FC6-4 1-2f		2 2	0 0	0 0	0 0	1 0	0 0	1 1
75 Jim Gallagher, L (1, 3) OBP: 0.400, SLG: 0.143 45 Dallas McPherson, L (7, 3)	0-0 30 FC6-4 1-3 2-H 1B		0-0 ① G6-3		0-0 ① F8		0-0 ② G5-3			3 1	0 0	1 0	1 0	0 0	0 0	0 0
67 Jordan Danks, L (1, 9) OBP: 0.273, SLG: 0.455 90 José Martínez, R (7, 9) OBP: 1.000, SLG: 1.000	S S S 0-3 ② K		0-0 22 1B 2B		S C C 0-3 ② K		0-0 83 1B 66 2B 1B			3 1	1 1	1 1	0 0	0 0	2 0	2 0
Inning Stats	R: 0 E: 0 K: 1 S: 7 H: 2 LOB: 1 BB: 0 P: 7	R: 1 E: 0 K: 2 S: 9 H: 2 LOB: 2 BB: 1 P: 13	R: 3 E: 0 K: 0 S: 8 H: 3 LOB: 0 BB: 0 P: 8	R: 1 E: 0 K: 0 S: 5 H: 2 LOB: 1 BB: 0 P: 5	R: 0 E: 0 K: 1 S: 6 H: 1 LOB: 1 BB: 0 P: 6	R: 0 E: 0 K: 2 S: 9 H: 2 LOB: 2 BB: 0 P: 9	R: 0 E: 0 K: 1 S: 5 H: 1 LOB: 1 BB: 0 P: 5	R: 1 E: 0 K: 0 S: 6 H: 3 LOB: 2 BB: 0 P: 6	R: 0 E: 0 K: 0 S: 4 H: 1 LOB: 1 BB: 0 P: 4	1B: 14 2B: 2 3B: 0 HR: 1	SF: 0 SAC: 0 DP: 1 HBP: 0			WP: 0 PB: 0 SB: 2 CS: 1	PA: 43		

PITCHER		IP	WLS	BF	H	R	ER	SO	BB	IBB	HBP	BLK	WP	HR	S	P	ERA	WHIP
58 Chad Billingsley, R ERA: 6.23	(1, 1)	2.1		13	6	3	3	3	1	0	0	0	0	0	19	23	11.57	3.000
52 Josh Lindblom, R ERA: 6.75	(3, 1)	1.2		8	3	2	2	0	0	0	0	0	0	1	10	10	10.80	1.800
54 Javy Guerra, R ERA:	(5, 1)	1.0		4	1	0	0	1	0	0	0	0	0	0	6	6	0.00	1.000
57 Scott Elbert, L ERA:	(6, 1)	1.0		5	2	0	0	2	0	0	0	0	0	0	9	9	0.00	2.000
74 Kenley Jansen, R ERA:	(7, 1)	1.0		3	1	0	0	1	0	0	0	0	0	0	5	5	0.00	1.000

PITCHER		IP	WLS	BF	H	R	ER	SO	BB	IBB	HBP	BLK	WP	HR	S	P	ERA	WHIP
78 Mike Antonini, L ERA: 3.0	(8, 1)	2.0	W	10	4	1	1	0	0	0	0	0	0	0	10	10	4.50	2.000

BOTTOM

Los Angeles Dodgers @ Chicago White Sox

Camelback Ranch, Glendale, AZ

Sat Mar 10 2012, 9:07 PM - 12:44 AM EST

Att. 8,310 - Clear - 68 F

livebaseballscorecards.com

AB	42
R	6
H	17
RBI	6
BB	1
SO	7
LOB	17

Batter	1	2	3	4	5	6	7	8	9	AB	R	H	RBI	BB	SO	LOB
20 Julio Borbon, L (1, 8) OBP: 0.500, SLG: 0.333	BSSS 1-3 ① K	BBBB 4-0 1-2 BB			X 0-0 ① G4-3		BBBB 4-0 43 G6-3 51 E 1-2 BB		X 0-0 E1 43 S	3 0 0 0 2 1 0						
23 Craig Gentry, R (1, 9) 51 Kyle Hudson, L (5, 9) OBP: 0.250, SLG: 0.143	X 0-0 ② G5-3	X 0-0 ③ F9			X 0-0 ② G5-3		X 0-0 E6 43 G6-3 1-2 2-H		SSC 0-3 ② K	3 0 0 0 0 0 3 2 0 0 0 0 1 2						
7 David Murphy, L (1, 7) OBP: 0.500, SLG: 0.462 43 Engel Beltre, L (6, 7) OBP: 0.200, SLG: 0.333	X 0-0 18 FC4-6 1B		X 0-0 ① F7		X 0-0 1B		X 0-0 ② G6-3 1-2 2-3		B X 1-0 ③ F8 1-2	3 0 2 0 0 0 0 2 0 0 0 0 0 3						
18 Mitch Moreland, L (1, 3) OBP: 0.118, SLG: 0.250	X 0-0 ③ FC4-6 1-2f		X 0-0 ② G3-1		X 0-0 ③ P6		SSS 0-3 ③ K			4 0 0 0 0 1 4						
8 Yorvit Torrealba, R (1, 2) OBP: 0.300, SLG: 0.300 6 Chris Robinson, R (6, 2)		X 0-0 70 1B 27 BB 14 FC4-6 1B	X 0-0 ③ G6-3			SSC 0-3 ① K		X 0-0 ① G4-3		3 1 1 0 0 1 0 1 0 0 0 0 0 0						
27 Leonys Martin, L (1, 10) OBP: 0.250, SLG: 0.400		BBBB 4-0 14 FC4-6 70 1B 1-2 BB		SSS 0-3 ① K		SSC 0-3 ② K		X 0-0 E1		3 0 0 0 1 2 0						
70 Mike Olt, R (1, 5) OBP: 0.333, SLG: 0.429 21 Brandon Snyder, R (6, 5) OBP: 0.500, SLG: 0.400		X 0-0 14 FC4-6 1-2 2-3 1B		X 0-0 2B		X 0-0 ③ G6-3		X 0-0 ② L4		3 0 2 0 0 0 0 1 0 0 0 0 0 1						
14 Alberto Gonzalez, R (1, 6) OBP: 0.308, SLG: 0.333 Jurickson Profar, S (6, 6)		X 0-0 ① FC4-6 20 BB 1-2f 2-3 3-H		X 0-0 ② L4			BBBB 4-0 65 CS BB	X 0-0 ③ G6-3		2 0 0 1 0 0 3 1 0 0 0 1 0 1						
3 Luis Hernandez, S (1, 4) OBP: 0.200, SLG: 0.300 65 Greg Miclat, S (6, 4) OBP: 0.200, SLG: 0.300		X 0-0 ② F8		X 0-0 ③ G4-3			B X 1-0 ① 20 S 51 E 1-2 1B		X 0-0 ① F7	2 0 0 0 0 0 3 2 1 1 0 0 0 0						
Inning Stats	R: 0 E: 0 K: 1 S: 6 H: 1 LOB: 1 BB: 0 P: 7	R: 1 E: 0 K: 0 S: 5 H: 2 LOB: 3 BB: 2 P: 13	R: 0 E: 0 K: 0 S: 3 H: 0 LOB: 0 BB: 0 P: 3	R: 0 E: 0 K: 1 S: 6 H: 1 LOB: 1 BB: 0 P: 6	R: 0 E: 0 K: 0 S: 4 H: 1 LOB: 1 BB: 0 P: 4	R: 0 E: 0 K: 2 S: 7 H: 0 LOB: 0 BB: 0 P: 7	R: 1 E: 1 K: 1 S: 6 H: 1 LOB: 2 BB: 2 P: 15	R: 0 E: 1 K: 0 S: 4 H: 0 LOB: 1 BB: 0 P: 4	R: 0 E: 1 K: 1 S: 6 H: 0 LOB: 1 BB: 0 P: 7	1B: 5 2B: 1 3B: 0 HR: 0	SF: 0 SAC: 0 DP: 0 HBP: 0						

TOP

Texas Rangers @ Chicago White Sox

Camelback Ranch, Glendale, AZ

Sat Mar 10 2012, 3:07 PM - 6:03 PM EST

Att. 6,218 - Partly Cloudy - 71 F

livebaseballscorecards.com

AB	35
R	2
H	6
RBI	1
BB	4
SO	6
LOB	20

PITCHER		IP	WLS	BF	H	R	ER	SO	BB	IBB	HBP	BLK	WP	HR	S	P	ERA	WHIP
39 Dylan Axelrod, R ERA: 11.25	(1, 1)	2.0		11	3	1	1	1	2	0	0	0	0	0	11	20	4.50	2.500
48 Zach Stewart, R ERA: 4.5	(3, 1)	2.0		7	1	0	0	1	0	0	0	0	0	0	9	9	0.00	0.500
68 Eric Stults, L ERA:	(5, 1)	2.0		7	1	0	0	2	0	0	0	0	0	0	11	11	0.00	0.500
71 Brian Omogrosso, R ERA: 20.25	(7, 1)	0.1		3	1	1	0	0	2	0	0	0	0	0	1	10	0.00	9.000
80 Leyson Septimo, L ERA:	(7, 1)	1.2		7	0	0	0	1	0	0	0	0	0	0	9	9	0.00	0.000

PITCHER		IP	WLS	BF	H	R	ER	SO	BB	IBB	HBP	BLK	WP	HR	S	P	ERA	WHIP
40 Brian Bruney, R ERA:	(9, 1)	1.0	W	4	0	0	0	1	0	0	0	0	0	0	6	7	0.00	0.000

WP: 0 PB: 0 SB: 2 CS: 1 PA: 39

Texas Rangers @ Chicago White Sox

Camelback Ranch, Glendale, AZ

Sat Mar 10 2012, 3:07 PM - 6:03 PM EST

Att. 6,218 - Partly Cloudy - 71 F

livebaseballscorecards.com

BOTTOM

Batter	1	2	3	4	5	6	7	8	9	AB	R	H	RBI	BB	SO	LOB
18 Brent Lillibridge, R (1, 4) OBP: 0.364, SLG: 0.400 66 Ray Olmedo, S (7, 4) OBP: 0.333, SLG: 0.333	K			G4-3		G4-3		G4-3		3 0 0 0 0 1 0 1 0 0 0 0 0 1						
1 Kosuke Fukudome, L (1, 8) OBP: 0.182, SLG: 0.200 83 Trayce Thompson, R (7, 8)	F8			K		K			52 1B 87 2B BB	3 0 0 0 0 2 0 0 1 0 0 1 0 0						
51 Alex Rios, R (1, 9) OBP: 0.182, SLG: 0.111 52 Delwyn Young, S (8, 9) OBP: 0.200, SLG: 0.250	F9			G4-3			G6-3		87 2B 1-2 45 WP 1B	3 0 0 0 0 0 0 1 1 1 0 0 0 0						
14 Paul Konerko, R (1, 3) OBP: 0.182, SLG: 0.100 87 Andy Wilkins, L (8, 3) OBP: 1.000, SLG: 2.000		K			38 1B 1B		K		45 WP 1-3 2-H 1B 2B	3 0 1 0 0 2 0 1 1 1 1 0 0 0						
44 Adam Dunn, L (1, 10) OBP: 0.462, SLG: 0.667 76 Tyler Kuhn, L (7, PR) OBP: 0.167, SLG: 0.167 (8, 10)		K			F8		BB		K	2 0 0 0 1 1 1 1 0 0 0 0 1 2						
12 A.J. Pierzynski, L (1, 2) OBP: 0.200, SLG: 0.300 70 Hector Gimenez, S (8, 2) OBP: 1.000, SLG: 1.000		K			F9		F8		1B 45 WP IBB	3 0 0 0 0 1 2 0 0 0 0 1 0 0						
38 Eduardo Escobar, S (1, 5) OBP: 0.273, SLG: 0.273 86 Tyler Saladino, R (9, 6)			P5		1-2 1B			1B	F7	3 0 2 0 0 0 0 1 0 0 0 0 0 3						
28 Osvaldo Martínez, R (1, 6) 45 Dallas McPherson, L (9, 5)			G5-3		K			K	1B 1-2 2-3 3-H BB	3 0 0 0 0 2 3 0 0 0 0 1 0 0						
82 Jared Mitchell, L (1, 7) OBP: 0.273, SLG: 0.636 Kenneth Williams, S (9, 7) OBP: 1.000, SLG: 1.000			G3			G4-3		F7	1-2 2-3 3-H 1B	3 0 0 0 0 0 1 1 0 1 1 0 0 0						
Inning Stats	R: 0 H: 0 E: 0 LOB: 0 K: 1 BB: 0 S: 5 P: 5	R: 0 H: 0 E: 0 LOB: 0 K: 3 BB: 0 S: 9 P: 9	R: 0 H: 0 E: 0 LOB: 0 K: 0 BB: 0 S: 3 P: 3	R: 0 H: 0 E: 0 LOB: 0 K: 1 BB: 0 S: 5 P: 5	R: 0 H: 2 E: 0 LOB: 2 K: 1 BB: 0 S: 7 P: 7	R: 0 H: 0 E: 0 LOB: 0 K: 1 BB: 0 S: 5 P: 5	R: 0 H: 0 E: 0 LOB: 1 K: 1 BB: 1 S: 5 P: 9	R: 0 H: 1 E: 0 LOB: 1 K: 1 BB: 0 S: 6 P: 6	R: 3 H: 3 E: 0 LOB: 3 K: 1 BB: 3 S: 7 P: 19	1B: 5 SF: 0 2B: 1 SAC: 0 3B: 0 DP: 0 HR: 0 HBP: 0							WP: 1 PA: 36 PB: 0 SB: 0 CS: 0

	AB	32
	R	3
	H	6
	RBI	2
	BB	4
	SO	10
	LOB	13

PITCHER		IP	WLS	BF	H	R	ER	SO	BB	IBB	HBP	BLK	WP	HR	S	P	ERA	WHIP
48 Colby Lewis, R ERA: 3.0	(1, 1)	4.0		12	0	0	0	5	0	0	0	0	0	0	22	22	0.00	0.000
39 Scott Feldman, R ERA:	(5, 1)	3.0	H	12	2	0	0	3	1	0	0	0	0	0	17	21	0.00	1.000
59 Sean Green, R ERA:	(8, 1)	1.0	H	4	1	0	0	1	0	0	0	0	0	0	6	6	0.00	1.000
61 Miguel De Los Santos, L ERA: 12.27	(9, 1)	0.2	L	7	2	3	3	1	2	1	0	0	1	0	6	18	40.50	6.000
47 Justin Miller, R ERA:	(9, 1)	0.0		1	1	0	0	0	0	0	0	0	0	0	1	1	∞	∞

PITCHER	IP	WLS	BF	H	R	ER	SO	BB	IBB	HBP	BLK	WP	HR	S	P	ERA	WHIP

Chicago White Sox @ Colorado Rockies

Salt River Fields at Talking Stick, Scottsdale, AZ

Sun Mar 11 2012, 4:12 PM - 7:06 PM EDT

Att. 11,135 - Sunny - 73 F

livebaseballscorecards.com

TOP

Batter	1	2	3	4	5	6	7	8	9	AB	R	H	RBI	BB	SO	LOB
18 Brent Lillibridge, R (1, 6) OBP: 0.286, SLG: 0.308	F8		P3		F8		1-2 BB		G6-3	3	0	0	0	0	0	1
86 Tyler Saladino, R (5, 6)										1	0	0	0	1	0	1
12 A.J. Pierzynski, L (1, 2) OBP: 0.167, SLG: 0.250	G3		K			87 1B	F9			2	0	0	0	0	1	1
70 Hector Gimenez, S (5, 2) OBP: 0.750, SLG: 0.667						1B				2	0	1	0	0	0	2
51 Alex Rios, R (1, 10) OBP: 0.143, SLG: 0.083	F8			L8		P2		G4-3		3	0	0	0	0	0	1
88 Christian Marrero, L (8, PH) (8, 10)										1	0	0	0	0	0	0
44 Adam Dunn, L (1, 3) OBP: 0.467, SLG: 0.636		G4-3		1 CS 1B		1-2 1B		K		2	0	1	0	0	0	0
87 Andy Wilkins, L (4, PR) (4, 3) OBP: 0.667, SLG: 1.000										2	0	1	0	0	1	0
1 Kosuke Fukudome, L (1, 8) OBP: 0.286, SLG: 0.250		52 G6-4-3 1B		52 WP 52 E 1-2 BB		L8		BB		2	1	1	0	1	0	2
67 Jordan Danks, L (6, 8) OBP: 0.333, SLG: 0.455										0	0	0	0	1	0	0
52 Delwyn Young, S (1, 9) OBP: 0.111, SLG: 0.125		G6-4-3 1-2f		E4 1-H		G5-3		K		3	0	0	0	0	0	3
75 Jim Gallagher, L (6, 9) OBP: 0.364, SLG: 0.125										1	0	0	0	0	1	1
82 Jared Mitchell, L (1, 7) OBP: 0.286, SLG: 0.571			38 2B 1B	K			F7		K	3	1	1	0	0	1	1
87 Justin Greene, R (8, 7)										1	0	0	0	0	1	0
38 Eduardo Escobar, S (1, 4) OBP: 0.357, SLG: 0.429			1-H 2B		45 CS 1B		G4-3		G4-3	3	0	2	1	0	0	0
85 Drew Garcia, S (8, 4)										1	0	0	0	0	0	0
45 Dallas McPherson, L (1, 5) OBP: 0.333, SLG: 0.143			K		K 1-2		86 BB 1B		1B	3	0	1	0	0	2	2
66 Ray Olmedo, S (8, 5) OBP: 0.500, SLG: 0.625										1	0	1	0	0	0	0
Inning Stats	R: 0 E: 0 K: 0 S: 3 H: 0 LOB: 0 BB: 0 P: 3	R: 0 E: 0 K: 0 S: 3 H: 1 LOB: 0 BB: 0 P: 3	R: 1 E: 0 K: 2 S: 9 H: 2 LOB: 1 BB: 0 P: 9	R: 1 E: 1 K: 1 S: 6 H: 1 LOB: 1 BB: 1 P: 11	R: 0 E: 0 K: 1 S: 5 H: 1 LOB: 0 BB: 0 P: 5	R: 0 E: 0 K: 0 S: 5 H: 2 LOB: 2 BB: 0 P: 5	R: 0 E: 0 K: 0 S: 4 H: 1 LOB: 2 BB: 1 P: 8	R: 0 E: 0 K: 2 S: 7 H: 0 LOB: 1 BB: 1 P: 11	R: 0 E: 0 K: 1 S: 6 H: 1 LOB: 1 BB: 0 P: 6	1B: 8 2B: 2 3B: 0 HR: 0	SF: 0 SAC: 0 DP: 2 HBP: 0						

	AB	34
	R	2
	H	9
	RBI	1
	BB	3
	SO	7
	LOB	15

WP: 1 PB: 0 SB: 0 CS: 2 PA: 37

PITCHER	IP	WLS	BF	H	R	ER	SO	BB	IBB	HBP	BLK	WP	HR	S	P	ERA	WHIP
50 Jamie Moyer, L (1, 1) ERA: 1.8	3.0	W	11	3	1	1	2	0	0	0	0	0	0	15	15	3.00	1.000
56 Guillermo Moscoso, R (4, 1) ERA: 7.2	3.0	H	13	4	1	0	2	1	0	0	0	1	0	16	21	0.00	1.667
30 Josh Roenicke, R (7, 1) ERA:	1.0	H	5	1	0	0	0	1	0	0	0	0	0	4	8	0.00	2.000
62 Joe Gardner, R (8, 1) ERA: 4.5	1.0	H	4	0	0	0	2	1	0	0	0	0	0	7	11	0.00	1.000
59 Carlos Torres, R (9, 1) ERA: 3.0	1.0	S	4	1	0	0	1	0	0	0	0	0	0	6	6	0.00	1.000

PITCHER	IP	WLS	BF	H	R	ER	SO	BB	IBB	HBP	BLK	WP	HR	S	P	ERA	WHIP

Batter	1	2	3	4	5	6	7	8	9	AB	R	H	RBI	BB	SO	LOB
1 Eric Young Jr., S (1, 8) OBP: 0.154, SLG: 0.091	S S S 0-3 ① K	x 0-0 ③ G3		x 0-0 ② SF8 3-H		x 0-0 ② B1-4				3	0	0	1	0	1	1
41 Wil Nieves, R (7, 2) OBP: 0.500, SLG: 0.429										0	0	0	0	0	0	0
19 Marco Scutaro, R (1, 4) OBP: 0.357, SLG: 0.273	x 0-0 17 WP 2B		B B B B 4-0 17 G6-3 23 1B BB	B B B B 4-0 17 WP BB		x 0-0 ③ L9				1	1	1	0	2	0	0
9 DJ LeMahieu, R (6, 4) OBP: 0.143, SLG: 0.143										1	0	0	0	0	0	0
17 Todd Helton, L (1, 3) OBP: 0.375, SLG: 0.429	B B B B 4-0 2 G6-4-3 2-3 BB		x 0-0 ① G6-3 1-2	B X 1-0 ③ F8 1-2 2-3			x 0-0 14 CS 1B			2	0	0	0	1	0	3
73 Chad Tracy, R (6, 3) OBP: 0.200, SLG: 0.125										1	0	1	0	0	0	0
2 Troy Tulowitzki, R (1, 6) OBP: 0.500, SLG: 0.667	x 0-0 ② ③ G6-4-3 1-2f		B B B B 4-0 23 1B BB		x 0-0 ① F9		B X 1-0 ① ② F8 1-2			2	0	0	0	1	0	2
14 Tommy Field, R (7, 6) OBP: 0.200, SLG: 0.200										1	0	0	0	0	0	1
23 Jason Giambi, L (1, 10) OBP: 0.714, SLG: 0.800		B B B B 4-0 7 E 55 HBP 12 G6-4-3 BB	x 0-0 55 G6-4-3 1-3 2-H 1B		x 0-0 55 3B 2B		x 0-0 ③ P3			2	1	2	1	1	0	0
72 Matt McBride, R (5, PR) (6, 10)										1	1	0	0	0	0	0
55 Ramon Hernandez, R (1, 2) OBP: 0.500, SLG: 0.667	H 1-0 12 G6-4-3 7 E 70 2B 1-2 HBP	x 0-0 ② ③ G6-4-3 1-2f			x 0-0 2-H 3B			x 0-0 ① P5		2	1	1	1	0	0	2
8 Charlie Blackmon, L (7, 8) OBP: 0.375, SLG: 0.533										1	0	0	0	0	0	0
7 Casey Blake, R (1, 5)	x 0-0 FC6 12 G6-4-3 1-2 2-3			x 0-0 E1 70 G5-3 12 BB 1 SF8	x 0-0 ② G5-3			x 0-0 ② F9		3	1	0	0	0	0	4
16 Brandon Wood, R (6, 5) OBP: 0.357, SLG: 0.643										1	0	0	0	0	0	0
12 Andrew Brown, R (1, 7) OBP: 0.375, SLG: 0.167	x 0-0 ① ② G6-4-3 1-2f 2-3 3-H			B B B B 4-0 17 WP 70 G5-3 1-2 BB	x 0-0 ③ G6-3			B B B B 4-0 BB		2	0	0	0	2	0	4
70 Kent Matthes, R (1, 9) OBP: 0.222, SLG: 0.333	x 0-0 3-H 2B			x 0-0 ① G5-3 1-2 2-3		S F S 0-3 ① K		x 0-0 ③ G4-3		4	0	1	1	0	1	3
Inning Stats	R: 0 E: 0 K: 1 S: 5 H: 1 LOB: 1 BB: 1 P: 9	R: 2 E: 1 K: 0 S: 4 H: 1 LOB: 1 BB: 1 P: 9	R: 1 E: 0 K: 0 S: 3 H: 1 LOB: 1 BB: 2 P: 11	R: 1 E: 1 K: 0 S: 4 H: 0 LOB: 2 BB: 2 P: 13	R: 1 E: 0 K: 0 S: 5 H: 2 LOB: 2 BB: 0 P: 5	R: 0 E: 0 K: 1 S: 5 H: 0 LOB: 0 BB: 0 P: 5	R: 0 E: 0 K: 0 S: 3 H: 1 LOB: 0 BB: 0 P: 4	R: 0 E: 0 K: 0 S: 3 H: 0 LOB: 1 BB: 1 P: 7		1B: 2 2B: 3 3B: 1 HR: 0 SF: 1 SAC: 0 DP: 3 HBP: 1						

PITCHER	IP	WLS	BF	H	R	ER	SO	BB	IBB	HBP	BLK	WP	HR	S	P	ERA	WHIP
50 John Danks, L (1, 1) ERA: 7.2	3.0	L	15	3	3	1	1	4	0	1	0	1	0	12	29	3.00	2.333
43 Addison Reed, R (4, 1) ERA:	1.0		6	0	1	0	0	2	0	0	0	1	0	4	13	0.00	2.000
46 Donnie Veal, L (5, 1) ERA: 3.0	1.0		5	2	1	1	0	0	0	0	0	0	0	5	5	9.00	2.000
54 Gregory Infante, R (6, 1) ERA: 4.5	0.1		1	0	0	0	1	0	0	0	0	0	0	3	3	0.00	0.000
64 Anthony Carter, R (6, 1) ERA: 2.25	1.2		5	1	0	0	0	0	0	0	0	0	0	5	6	0.00	0.600

PITCHER	IP	WLS	BF	H	R	ER	SO	BB	IBB	HBP	BLK	WP	HR	S	P	ERA	WHIP
58 Pedro Hernandez, L (8, 1) ERA: 3.86	1.0		4	0	0	0	0	1	0	0	0	0	0	3	7	0.00	1.000

BOTTOM

Chicago White Sox @ Colorado Rockies

Salt River Fields at Talking Stick, Scottsdale, AZ

Sun Mar 11 2012, 4:12 PM - 7:06 PM EDT

Att. 11,135 - Sunny - 73 F

livebaseballscorecards.com

AB	27
R	5
H	6
RBI	4
BB	7
SO	2
LOB	20

1B: 2 SF: 1
2B: 3 SAC: 0
3B: 1 DP: 3
HR: 0 HBP: 1

WP: 2 PA: 36
PB: 0
SB: 0
CS: 1

Oakland Athletics @ Chicago White Sox

Camelback Ranch, Glendale, AZ

Mon Mar 12 2012, 4:07 PM - 7:24 PM EDT

Att. 4,468 - Sunny - 75 F

livebaseballscorecards.com

Batter	1	2	3	4	5	6	7	8	9	AB	R	H	RBI	BB	SO	LOB
19 Jemile Weeks, S (1, 4) OBP: 0.357, SLG: 0.593	0-0 4 1B 2B	0-0 G4-3	1-0 F9 1-2 2-3		0-0 2-H 1B		1-3 1-2		0-0 G1-3	5	1	2	1	0	1	5
23 Michael Taylor, R (7, 7) OBP: 0.250, SLG: 0.176 (9, 9)										1	0	0	0	0	0	0
10 Daric Barton, L (1, 10)	4-0 16 G4-6-3 4 1B BB		0-0 F7	0-0 G4-3	4-0 4 FC6 BB			0-0 G3		3	0	0	0	2	0	0
4 Coco Crisp, S (1, 8) OBP: 0.391, SLG: 0.429	0-0 16 G4-6-3 1-2 2-H 1B		0-0 8 1B 16 1B 14 1B 1B	4-0 8 1B BB	0-0 FC6 1-2f			4-0 25 BB 68 1B BB		3	1	2	1	1	0	2
17 Wes Timmons, R (7, 4) OBP: 0.435, SLG: 0.421										0	1	0	0	1	0	0
16 Josh Reddick, L (1, 9) OBP: 0.435, SLG: 0.545	0-0 G4-6-3 1-2f 2-3		0-0 8 1B 14 1B 1-2 1B	0-0 P5		0-0 G3-1		4-0 68 1B 68 E 1-2 BB		4	1	1	0	0	0	3
25 Kila Ka'aihue, L (6, 3) OBP: 0.278, SLG: 0.467										0	1	0	0	1	0	0
8 Kurt Suzuki, R (1, 2) OBP: 0.409, SLG: 0.450	0-3 K		0-0 14 1B 12 2B 1-2 2-3 1B	0-0 1-3 1B		0-0 20 1B 2B		0-0 F4		4	1	3	0	0	1	1
72 Derek Norris, R (6, 2) OBP: 0.200, SLG: 0.200										1	0	0	0	0	0	2
14 Brandon Allen, L (1, 3) OBP: 0.292, SLG: 0.476		0-0 F8	0-0 28 BB 12 2B 1-3 2-H 3-H 1B	0-0 F8		0-3 K		0-0 E9 1-H 2-H 1B		4	1	1	2	0	1	3
68 Jeff Fiorentino, L (6, 7) OBP: 0.571, SLG: 0.667 (7, 9) (9, 8)										1	0	1	1	0	0	0
28 Eric Sogard, L (1, 5) OBP: 0.455, SLG: 0.690		0-0 12 1B 1B	4-0 12 2B 1-2 BB		0-0 G3	0-0 2-H 1B		0-3 K		2	1	1	0	1	0	0
20 Josh Donaldson, R (6, PH) OBP: 0.371, SLG: 0.323 (6, 5)										2	0	1	0	0	1	1
12 Collin Cowgill, R (1, 7) OBP: 0.407, SLG: 0.480 (6, 9) (7, 8)		0-0 1-2 1B	0-0 19 CS 1-H 2-H 3-H 2B		0-0 19 1B 2B		4-0 19 CS BB		0-3 K2-3	3	1	3	3	1	0	0
37 Brandon Moss, L (9, PH) OBP: 0.429, SLG: 0.538 (9, 7)										1	0	0	0	0	1	0
7 Adam Rosales, R (1, 6) OBP: 0.300, SLG: 0.375		0-0 F8	4-0 19 CS BB		0-3 K		0-3 K		0-0 G4-3	3	0	0	0	1	2	4
76 Josh Horton, L (7, 6) OBP: 0.250, SLG: 0.143										1	0	0	0	0	0	0

	AB	38
	R	9
	H	15
	RBI	8
	BB	8
	SO	7
	LOB	21

Inning Stats										
	R: 1	H: 2	R: 0	H: 2	R: 5	H: 5	R: 0	H: 1	R: 1	H: 2
	E: 0	LOB: 1	E: 0	LOB: 2	E: 0	LOB: 1	E: 0	LOB: 2	E: 0	LOB: 2
	K: 1	BB: 1	K: 0	BB: 0	K: 0	BB: 2	K: 0	BB: 1	K: 1	BB: 1
	S: 6	P: 10	S: 5	P: 5	S: 7	P: 16	S: 4	P: 8	S: 7	P: 11

Inning Stats										
	R: 0	H: 2	R: 0	H: 0	R: 2	H: 1	R: 0	H: 0	1B: 11	SF: 0
	E: 0	LOB: 2	E: 0	LOB: 1	E: 1	LOB: 1	E: 0	LOB: 0	2B: 4	SAC: 0
	K: 1	BB: 0	K: 2	BB: 1	K: 1	BB: 2	K: 1	BB: 0	3B: 0	DP: 1
	S: 6	P: 6	S: 6	P: 11	S: 6	P: 14	S: 5	P: 5	HR: 0	HBP: 0

	WP: 0	PA: 46
	PB: 0	
	SB: 0	
	CS: 3	

PITCHER		IP	WLS	BF	H	R	ER	SO	BB	IBB	HBP	BLK	WP	HR	S	P	ERA	WHIP
44 Jake Peavy, R ERA: 18.69	(1, 1)	2.1	L	16	8	6	6	1	2	0	0	0	0	0	16	24	23.14	4.286
80 Leyson Septimo, L ERA:	(3, 1)	1.2		8	2	0	0	0	2	0	0	0	0	0	6	15	0.00	2.400
26 Jesse Crain, R ERA: 6.0	(5, 1)	1.0		6	2	1	1	1	1	0	0	0	0	0	7	11	9.00	3.000
77 Will Ohman, L ERA:	(6, 1)	1.0		4	2	0	0	1	0	0	0	0	0	0	6	6	0.00	2.000
53 Héctor Santiago, L ERA:	(7, 1)	1.0		3	0	0	0	2	1	0	0	0	0	0	6	11	0.00	1.000

PITCHER		IP	WLS	BF	H	R	ER	SO	BB	IBB	HBP	BLK	WP	HR	S	P	ERA	WHIP
60 Deunte Heath, R ERA: 3.0	(8, 1)	1.0		6	1	2	1	1	2	0	0	0	0	0	6	14	9.00	3.000
65 Nate Jones, R ERA: 4.5	(9, 1)	1.0		3	0	0	0	1	0	0	0	0	0	0	5	5	0.00	0.000

Oakland Athletics @ Chicago White Sox

Camelback Ranch, Glendale, AZ

Mon Mar 12 2012, 4:07 PM - 7:24 PM EDT

Att. 4,468 - Sunny - 75 F

livebaseballscorecards.com

BOTTOM

Batter	1	2	3	4	5	6	7	8	9	AB	R	H	RBI	BB	SO	LOB
30 Alejandro De Aza, L (1, 8) OBP: 0.368, SLG: 0.313	G6-3		51 S 1B		22 1B 51 1B 1B				86 G5-3-5 1B	3	1	2	0	0	0	0
83 Trayce Thompson, R (6, 8) OBP: 0.833, SLG: 1.000						2B				2	0	2	0	0	0	0
22 Brent Morel, R (1, 5) OBP: 0.500, SLG: 0.556	F9		F9		14 BB 51 1B 1 1B 1-2 1B	K			G5-3-5 1-3f	3	1	1	0	0	0	1
86 Tyler Saladino, R (6, 5)										2	0	0	0	0	1	2
51 Alex Rios, R (1, 10) OBP: 0.294, SLG: 0.214	14 FC6-4 1B		14 FC6-4 BB 1-2		14 BB 1 1B 1-2 2-H 1B		75 G6-3 87 WP 1B		K	2	1	2	1	1	0	0
29 Dan Johnson, L (7, PH) OBP: 0.267, SLG: 0.429 (8, 10)										2	0	1	0	0	1	0
14 Paul Konerko, R (1, 3) OBP: 0.214, SLG: 0.083	FC6-4 1-2f		FC6-4 1-2f		1 1B 10 1B 1-2 2-3 BB		K 1-2			2	0	0	0	1	0	3
87 Andy Wilkins, L (5, PR) OBP: 0.500, SLG: 0.750 (6, 3)										1	1	0	0	0	1	1
1 Kosuke Fukudome, L (1, 9) OBP: 0.353, SLG: 0.286		17 G5-3 10 1B BB	G4-3	10 1B 1-2 2-H 3-H 1B		G6-3 2-3			2	0	1	2	1	0	0	
75 Jim Gallagher, L (6, 9) OBP: 0.333, SLG: 0.111										1	0	0	0	0	0	1
10 Alexei Ramirez, R (1, 6) OBP: 0.400, SLG: 0.400			F9			F8				3	0	2	1	0	0	0
66 Ray Olmedo, S (6, 6) OBP: 0.444, SLG: 0.556		1-2 1B			1-2 2-H 1B					1	0	0	0	0	0	1
24 Dayan Viciedo, R (1, 7) OBP: 0.235, SLG: 0.250		K	K		P4			K		3	0	0	0	0	2	4
82 Jared Mitchell, L (6, 7)										1	0	0	0	0	1	0
17 Tyler Flowers, R (1, 2) OBP: 0.143, SLG: 0.357	G5-3 2-3f				K	F9		F8		3	0	0	0	0	1	2
78 Josh Phegley, R (7, 2) OBP: 0.750, SLG: 0.500										1	0	0	0	0	0	0
15 Gordon Beckham, R (1, 4) OBP: 0.353, SLG: 0.529			K		F9	G6-3		F7		3	0	0	0	0	1	0
28 Osvaldo Martínez, R (7, 4)										1	0	0	0	0	0	0
Inning Stats	R: 0 E: 0 K: 0 S: 4 H: 1 LOB: 1 BB: 0 P: 4	R: 0 E: 0 K: 1 S: 5 H: 1 LOB: 1 BB: 1 P: 9	R: 0 E: 0 K: 1 S: 6 H: 1 LOB: 2 BB: 1 P: 10	R: 0 E: 0 K: 1 S: 5 H: 0 LOB: 0 BB: 0 P: 5	R: 4 E: 0 K: 1 S: 10 H: 5 LOB: 2 BB: 1 P: 14	R: 0 E: 0 K: 1 S: 6 H: 1 LOB: 1 BB: 0 P: 6	R: 0 E: 0 K: 1 S: 6 H: 1 LOB: 1 BB: 0 P: 7	R: 0 E: 0 K: 1 S: 5 H: 0 LOB: 0 BB: 0 P: 5	R: 0 E: 0 K: 1 S: 5 H: 1 LOB: 0 BB: 0 P: 5	1B: 10 2B: 2 3B: 0 HR: 0	SF: 0 SAC: 0 DP: 2 HBP: 0						

	AB	36
	R	4
	H	11
	RBI	4
	BB	3
	SO	8
	LOB	15

WP: 1 PB: 0 SB: 1 CS: 0 PA: 39

PITCHER		IP	WLS	BF	H	R	ER	SO	BB	IBB	HBP	BLK	WP	HR	S	P	ERA	WHIP
66 Tyson Ross, R ERA: 1.29	(1, 1)	3.0	W	13	3	0	0	2	2	0	0	0	0	0	15	23	0.00	1.667
50 Grant Balfour, R ERA: 12.27	(4, 1)	1.0		3	0	0	0	1	0	0	0	0	0	0	5	5	0.00	0.000
62 Neil Wagner, R ERA: 16.88	(5, 1)	0.2		8	5	4	4	1	1	0	0	0	0	0	9	13	54.00	9.000
13 Jerry Blevins, L ERA: 3.38	(5, 1)	0.1	H	1	0	0	0	0	0	0	0	0	0	0	1	1	0.00	0.000
70 Erick Threets, L ERA:	(6, 1)	1.2	H	7	2	0	0	2	0	0	0	0	1	0	11	12	0.00	1.200

PITCHER		IP	WLS	BF	H	R	ER	SO	BB	IBB	HBP	BLK	WP	HR	S	P	ERA	WHIP
39 Travis Schlichting, R ERA: 2.84	(7, 1)	2.1	S	7	1	0	0	2	0	0	0	0	0	0	11	11	0.00	0.429

Batter	1	2	3	4	5	6	7	8	9	AB	R	H	RBI	BB	SO	LOB
30 Alejandro De Aza, L (1, 8) OBP: 0.333, SLG: 0.278 70 Hector Gimenez, S (5, 2) OBP: 0.600, SLG: 0.500	B FF 95 C SI 95 B FF 96 S SI 96 X FF 95 2-2 F8		B CU 81 X SI 94 1-0 SH1-4 1-2 2-3		C FF 95 S SL 86 S SL 87 0-3 K2-3			S SI 87 S CH 76 B SL 84 X SI 88 1-2 E1 45 S 2-3		2 1	0 0	0 0	0 0	0 0	1 0	0 1
12 A.J. Pierzynski, L (1, 2) OBP: 0.200, SLG: 0.267 83 Trayce Thompson, R (6, PR) OBP: 0.714, SLG: 0.800 (5, 8)	C FF 97 X CU 80 0-1 G3		D SI 94 B CH 81 X SI 93 2-0 G4-3 2-3 3-H		B CH 85 B FF 93 S FF 94 B CH 84 S FF 94 X FF 94 3-2 22 CS 1B			C SL 82 S SI 90 S SL 82 0-3 K		3 1	0 0	1 0	1 0	0 0	0 1	1 2
22 Brent Morel, R (1, 5) OBP: 0.429, SLG: 0.476 45 Dallas McPherson, L (6, 5) OBP: 0.300, SLG: 0.125	C CH 81 B CH 85 B CH 86 B SI 96 X SI 96 3-1 G4-3		F SI 95 B CH 82 S CH 82 S CH 86 1-3 K		B FF 92 1-0 CS 1-2	B SL 86 B FF 90 C FF 91 B FF 91 X FF 92 3-1 G4-3		S CH 76 B SI 89 F SI 88 S SL 81 1-3 K 1-2		3 1	0 0	0 0	0 0	0 0	1 1	1 2
14 Paul Konerko, R (1, 10) OBP: 0.278, SLG: 0.133		B SI 94 C CH 82 F CH 85 X SI 96 1-2 G6-3		B SL 86 F FF 94 S SL 88 X SL 90 1-2 24 WP 18 2B 1B		S FF 92 F FF 93 B SL 87 B SL 86 B SL 84 F FF 92 B FF 94 4-2 24 G6-4-3 BB		S SL 81 S SL 82 B FF 89 X SI 88 1-2 G5-3		3	1	1	0	1	0	2
24 Dayan Viciedo, R (1, 7) OBP: 0.200, SLG: 0.211 82 Jared Mitchell, L (6, 7) OBP: 0.313, SLG: 0.563		C CU 81 S CH 85 S FF 95 0-3 K		B FF 92 C FF 93 C FF 94 B FF 94 B SL 86 X FF 92 3-2 L9 1-2		B FF 90 D CH 84 X FF 91 2-0 G6-4-3 1-2f			F SI 88 X SI 87 0-1 87 CS 1B	3 1	0 0	0 1	0 0	0 0	1 0	2 0
29 Dan Johnson, L (1, 3) OBP: 0.222, SLG: 0.353 87 Andy Wilkins, L (7, 3) OBP: 0.400, SLG: 0.600		C CU 79 B SI 86 F SI 95 B CH 86 B CH 84 F SI 95 T CH 85 3-2 K		B FF 94 C CH 85 C CH 84 S SI 95 1-3 K			B FF 91 B FF 92 B FF 91 C FF 91 F FF 93 X FF 92 3-2 G3-1		C SI 85 1 SAFE F CH 83 F CH 80 F SI 89 F SL 82 B SI 88 B CH 80 S CH 80 2-3 K 1-2	3 1	0 0	0 0	0 0	0 0	2 1	1 1
18 Brent Lillibridge, R (1, 6) OBP: 0.412, SLG: 0.467 28 Osvaldo Martínez, R (7, 6)			B CU 78 B FF 96 B SI 94 B FF 94 4-0 15 BB 67 1B BB	C SL 86 S SL 88 B FF 89 B FF 96 X CH 84 2-2 2B 2-H			X FF 93 0-0 15 G6-4-3 1B		C SI 88 B SL 82 B SI 88 X SI 88 2-1 G4-3	2 1	1 0	2 0	1 0	1 0	0 0	0 0
15 Gordon Beckham, R (1, 4) OBP: 0.350, SLG: 0.474 38 Eduardo Escobar, S (7, 4) OBP: 0.357, SLG: 0.429			B SI 94 B CH 82 D FF 94 B SI 94 4-0 30 SH1-4 67 1B 12 G4-3 BB 1-2	2 SAFE X FF 94 0-0 L7			D CU 75 X FF 92 1-0 G6-4-3 2 3 1-2f			2 0	1 0	0 0	0 0	1 0	0 0	2 0
67 Jordan Danks, L (1, 9) OBP: 0.400, SLG: 0.571 75 Jim Gallagher, L (8, 9) OBP: 0.333, SLG: 0.111			B SI 93 C CH 83 T CH 84 F CH 84 X FF 95 1-2 12 G4-3 30 SH1-4 1-2 2-H 1B		S CH 85 B CH 86 C SI 94 B FF 94 S SL 88 2-3 K			X SI 89 0-0 70 PB 2B		3 0	0 0	2 0	1 0	0 0	1 0	0 0
Inning Stats	R: 0 E: 0 K: 0 S: 7 H: 0 LOB: 0 BB: 0 P: 12	R: 0 E: 0 K: 2 S: 10 H: 0 LOB: 0 BB: 0 P: 14	R: 2 E: 0 K: 1 S: 9 H: 1 LOB: 1 BB: 2 P: 22	R: 1 E: 0 K: 1 S: 13 H: 2 LOB: 1 BB: 0 P: 20	R: 0 E: 0 K: 2 S: 9 H: 1 LOB: 1 BB: 0 P: 15	R: 0 E: 0 K: 0 S: 6 H: 0 LOB: 0 BB: 1 P: 15	R: 0 E: 0 K: 0 S: 5 H: 1 LOB: 0 BB: 0 P: 9	R: 0 E: 1 K: 2 S: 13 H: 1 LOB: 2 BB: 0 P: 16	R: 0 E: 0 K: 1 S: 10 H: 1 LOB: 0 BB: 0 P: 14	1B: 5 2B: 2 3B: 0 HR: 0	SF: 0 SAC: 1 DP: 2 HBP: 0			WP: 1 PB: 1 SB: 1 CS: 2	PA: 35		

PITCHER	IP	WLS	BF	H	R	ER	SO	BB	IBB	HBP	BLK	WP	HR	S	P	ERA	WHIP
37 Edinson Volquez, R (1, 1) ERA: 5.4	3.0		12	1	2	2	3	2	0	0	0	0	0	26	48	6.00	1.000
45 Anthony Bass, R (4, 1) ERA: 2.57	3.0	W	11	3	1	1	3	1	0	0	0	1	0	28	50	3.00	1.333
79 Miles Mikolas, R (7, 1) ERA: 3.0	1.0	H	3	1	0	0	0	0	0	0	0	0	0	5	9	0.00	1.000
57 Luke Gregerson, R (8, 1) ERA: 4.5	1.0	H	5	1	0	0	2	0	0	0	0	0	0	13	16	0.00	1.000
16 Huston Street, R (9, 1) ERA: 6.0	1.0	S	3	1	0	0	1	0	0	0	0	0	0	10	14	0.00	1.000

PITCHER	IP	WLS	BF	H	R	ER	SO	BB	IBB	HBP	BLK	WP	HR	S	P	ERA	WHIP

TOP

Chicago White Sox @ San Diego Padres

Peoria Stadium, Peoria, AZ

Tue Mar 13 2012, 4:08 PM - 6:55 PM EDT

Att. 3,687 - Sunny - 75 F

livebaseballscorecards.com

AB	30
R	3
H	7
RBI	3
BB	3
SO	9
LOB	15

Batter	1	2	3	4	5	6	7	8	9	AB	R	H	RBI	BB	SO	LOB
24 Cameron Maybin, R (1, 8) OBP: 0.333, SLG: 0.412	B FF 92 F FF 90 F FF 92 B CU 80 B FC 84 X SI 93 3-2 15 1B 1 S 4 1B 1B		C FC 83 B CH 83 B FC 83 X FF 92 2-1 ① G5-3		B FF 87 B CH 78 F FF 88 B SL 87 B SL 87 4-1 1 HBP 7 E BB	C SL 78 B SL 78 X FF 95 1-1 2-H 1B				2	2	1	0	1	0	0
89 Matt Clark, L (6, 3) OBP: 0.556, SLG: 0.889										1	0	1	1	0	0	0
1 Orlando Hudson, S (1, 4) OBP: 0.222, SLG: 0.471	S SI 90 L SI 90 B FC 87 F SI 90 F SI 83 B SI 89 D FC 84 F FF 92 C FC 85 3-3 ① K 1-2		C SI 84 B CU 78 X SI 84 1-1 ② F8		L SL 87 H SI 78 1-1 7 FC3-6 1-2 2-3 HBP	D SI 95 F CH 81 F FF 93 B SL 79 S SL 78 2-3 ③ K2-3				2	0	0	0	0	1	1
3 Andy Parrino, S (5, PR) OBP: 0.190, SLG: 0.333										1	0	0	0	0	1	1
7 Chase Headley, S (1, 5) OBP: 0.333, SLG: 0.200	T FF 92 S FF 91 S FF 91 0-3 ② K		C SI 90 X CH 84 0-1 ③ F8		B FF 94 X FF 93 1-0 ① FC3-6 4 S 4 E 4 1B 1-2f 2-H 3-H		B FF 90 B FF 90 S FF 90 B FF 89 F FF 90 F FF 91 S FF 91 3-3 ① K			3	0	0	1	0	1	2
2 Everth Cabrera, S (5, PR) OBP: 0.267, SLG: 0.267										0	1	0	0	0	0	0
70 Jedd Gyorko, R (6, 5) OBP: 0.167, SLG: 0.167										1	0	0	0	0	1	0
15 Jesus Guzman, R (1, 3) OBP: 0.333, SLG: 0.263	C FC 84 B FC 85 X SI 93 1-1 4 1B 2-3 1B			B FF 90 X FF 90 1-0 25 4 1B G4-6-3 1B	C SL 83 1 SAFE 1 SAFE 1 SAFE C SL 83 B FF 96 C SL 84 1-3 ② K		B SL 82 F SL 82 F FF 91 B FF 92 F FF 91 C SL 82 2-3 ② K			3	0	2	0	0	1	1
22 James Darnell, R (6, 7) OBP: 0.190, SLG: 0.400										1	0	0	0	0	1	0
4 Nick Hundley, R (1, 2) OBP: 0.467, SLG: 0.667	B SI 91 C FF 91 F FF 92 B CU 78 B FC 83 X FC 83 3-2 1-2 3-H 1B			X SI 90 0-0 25 G4-6-3 1-2 1B	1 SAFE B FF 94 B SL 84 X FF 94 2-0 25 2B 8 2 1-H 1B		C SL 80 C FF 91 B FF 91 B SL 82 C FF 92 2-3 ③ K			3	0	3	2	0	0	0
78 Jason Hagerty, S (7, 2) OBP: 0.375, SLG: 0.500										1	0	0	0	0	1	0
25 Will Venable, L (1, 9) OBP: 0.381, SLG: 0.550	S FF 91 S CH 84 D CH 84 S CU 78 1-3 ③ K			X SI 92 0-0 ①② G4-6-3 1-2f 2-3	D CH 82 B FF 94 X FF 94 2-0 1-3 2B			X FF 87 0-0 60 CS 1B		3	0	1	0	0	1	4
9 Blake Tekotte, L (6, 8) OBP: 0.385, SLG: 0.846										1	0	1	0	0	0	0
8 Jason Bartlett, R (1, 6) OBP: 0.125, SLG: 0.125		X FF 90 0-0 ① F9		C FC 84 S FC 84 C FF 90 0-3 ③ K	B SL 84 F FF 94 S SL 83 B CU 83 2-2 ③ 2 3-H	B FF 94 C FF 94 X FF 93 1-1 72 CS 1B		F FF 88 D CH 80 B FF 87 B CH 80 S SL 83 X FF 91 3-2 ①② P4 1-2		3	0	1	0	0	1	1
60 Jeudy Valdez, R (6, PR) OBP: 0.438, SLG: 0.462										1	0	0	0	0	0	1
(7, 6)																
47 Jeremy Hermida, L (1, 10) OBP: 0.450, SLG: 0.563		C FF 90 B SI 90 B FC 88 B FF 88 X FF 89 3-1 ② F9			C SL 86 B CU 76 B FF 86 F SL 87 X FF 89 2-2 72 2B 2B	X FF 93 0-0 ① F8		C CU 72 F SL 85 S FF 91 0-3 ③ K		3	1	1	0	0	0	1
62 Rymer Liriano, R (8, PH) OBP: 0.333, SLG: 0.364										1	0	0	0	0	1	0
(9, 10)																
72 Jaff Decker, L (1, 7) OBP: 0.435, SLG: 0.850		B SI 90 C SI 84 B FC 83 B FF 90 C FF 90 S FC 83 3-3 ③ K			S FF 89 B SL 76 B SL 88 F FF 88 X SL 76 2-2 1 HBP 7 FC3-6 2-H 2B	1 SAFE B CH 82 P PO 83 C SI 94 B FF 93 S FF 95 X FF 95 3-2 ② 89 1B 1-2 2B				3	2	2	1	0	1	0
(6, 9)																
Inning Stats	R: 1 E: 0 K: 3 S: 20 H: 3 LOB: 2 BB: 0 P: 31	R: 0 E: 0 K: 1 S: 6 H: 0 LOB: 0 BB: 0 P: 12	R: 0 E: 0 K: 0 S: 6 H: 0 LOB: 0 BB: 0 P: 9	R: 0 E: 0 K: 1 S: 6 H: 2 LOB: 1 BB: 0 P: 7	R: 4 E: 2 K: 1 S: 16 H: 4 LOB: 3 BB: 1 P: 33	R: 1 E: 0 K: 1 S: 12 H: 3 LOB: 1 BB: 0 P: 18	R: 0 E: 0 K: 3 S: 11 H: 0 LOB: 0 BB: 0 P: 18	R: 0 E: 0 K: 1 S: 7 H: 1 LOB: 0 BB: 0 P: 10							

1B: 9 SF: 0 WP: 0 PA: 35
2B: 4 SAC: 0 PB: 0
3B: 0 DP: 1 SB: 2
HR: 0 HBP: 1 CS: 2

PITCHER		IP	WLS	BF	H	R	ER	SO	BB	IBB	HBP	BLK	WP	HR	S	P	ERA	WHIP
34 Gavin Floyd, R ERA: 2.25	(1, 1)	4.0		16	5	1	1	5	0	0	0	0	0	0	38	59	2.25	1.250
61 Charlie Leesman, L ERA: 22.5	(5, 1)	0.0	L	4	2	4	4	0	1	0	1	0	0	0	8	17	∞	∞
57 Jhan Mariñez, R ERA: 2.45	(5, 1)	1.0	B	5	2	0	0	1	0	0	0	0	0	0	8	16	0.00	2.000
43 Addison Reed, R ERA: 3.0	(6, 1)	1.0		5	3	1	1	1	0	0	0	0	0	0	12	18	9.00	3.000
40 Brian Bruney, R ERA:	(7, 1)	1.0		3	0	0	0	3	0	0	0	0	0	0	11	18	0.00	0.000

PITCHER		IP	WLS	BF	H	R	ER	SO	BB	IBB	HBP	BLK	WP	HR	S	P	ERA	WHIP
68 Eric Stults, L ERA:	(8, 1)	1.0		3	1	0	0	1	0	0	0	0	0	0	7	10	0.00	1.000

BOTTOM

White Sox @ San Diego Padres

Peoria Stadium, Peoria, AZ

Tue Mar 13 2012, 4:08 PM - 6:55 PM EDT

Att. 3,687 - Sunny - 75 F

Chicago White Sox

livebaseballscorecards.com

AB	33
R	6
H	13
RBI	5
BB	1
SO	11
LOB	12

Batter	1	2	3	4	5	6	7	8	9	AB	R	H	RBI	BB	SO	LOB
2 Erick Aybar, S (1, 6) OBP: 0.478, SLG: 0.571	G6-3		47 1B; 5 HR; 1-3; 1B		FC9-4-6; 47 S; 47 HR; 1-2f		K		G4-6-3; 1-2f; 2-3	3	2	1	0	0	0	1
18 Andrew Romine, S (7, PH) OBP: 0.200, SLG: 0.111 (7, 6)										2	0	0	0	0	1	2
47 Howie Kendrick, R (1, 4) OBP: 0.619, SLG: 1.000	48 PB; 5 HBP; 1B		5 HR; 1-3; 3-H; 1B		HR; 1-H		G6-3		F9	3	2	3	3	0	0	0
3 Jorge Cantu, R (7, PH) OBP: 0.333, SLG: 0.333 (7, 3)										2	0	0	0	0	0	2
5 Albert Pujols, R (1, 3) OBP: 0.545, SLG: 1.063	48 L4; 48 PB; 1-2; HBP		2-H; 3-H; HR		HR		G6-3			2	2	2	4	0	0	0
35 Luis Jimenez, R (7, PH) OBP: 0.308, SLG: 0.615 (7, 5)										1	0	0	0	0	0	0
48 Torii Hunter, R (1, 9) OBP: 0.368, SLG: 0.389	L4; 1-2; 2-3		L9		10 CS; 1B			K2-3		3	0	1	0	0	0	2
19 Alexi Amarista, L (7, 4) OBP: 0.444, SLG: 0.941										1	0	0	0	0	1	0
10 Vernon Wells, R (1, 7) OBP: 0.348, SLG: 0.450		53 CS; 1B	F9		F8; 1-2			K		3	0	1	0	0	0	1
77 Kole Calhoun, L (7, 9) OBP: 0.423, SLG: 0.522										1	0	0	0	0	1	0
53 Bobby Abreu, L (1, 10) OBP: 0.263, SLG: 0.235		K; 1-2		G6-3		44 S; 1B		55 1B; 55 1B; BB		3	0	1	0	0	1	1
20 Jean Segura, R (8, PH) OBP: 0.474, SLG: 0.357 (8, 10)										0	0	0	0	1	0	0
44 Mark Trumbo, R (1, 5) OBP: 0.333, SLG: 0.786		G5-3		K		K; 1-2		1-H; 1B		3	0	0	0	0	2	1
55 Doug Deeds, L (7, 7) OBP: 0.143, SLG: 0.143										1	0	1	0	0	0	0
17 Chris Iannetta, R (1, 2) OBP: 0.250, SLG: 0.467			G6-3	G4-3					18 G4-6-3; 62 1B; BB	3	0	0	0	0	0	1
39 Ryan Langerhans, L (7, 8) OBP: 0.500, SLG: 0.182										0	0	0	0	1	0	0
25 Peter Bourjos, R (1, 8) OBP: 0.368, SLG: 0.471			2 1B; 47 1B; 1B		2 FC9-4-6; 1B	G5-3			18 G4-6-3; 1-2; 1B	3	1	2	0	0	0	1
62 Robinzon Diaz, R (7, 2) OBP: 0.250, SLG: 0.250										1	0	1	0	0	0	0
31 Efren Navarro, L (9, PR) OBP: 0.214, SLG: 0.154										0	0	0	0	0	0	0
Inning Stats	R: 0 E: 0 K: 0 S: 3 H: 1 LOB: 1 BB: 0 P: 5	R: 0 E: 0 K: 1 S: 5 H: 1 LOB: 0 BB: 0 P: 5	R: 4 E: 0 K: 0 S: 8 H: 4 LOB: 0 BB: 0 P: 8	R: 0 E: 0 K: 1 S: 5 H: 0 LOB: 0 BB: 0 P: 5	R: 3 E: 0 K: 0 S: 8 H: 4 LOB: 0 BB: 0 P: 10	R: 0 E: 0 K: 1 S: 6 H: 1 LOB: 1 BB: 0 P: 6	R: 0 E: 0 K: 1 S: 5 H: 0 LOB: 0 BB: 0 P: 5	R: 0 E: 0 K: 2 S: 7 H: 1 LOB: 2 BB: 1 P: 11	R: 0 E: 0 K: 0 S: 3 H: 1 LOB: 2 BB: 1 P: 7	1B: 10 2B: 2 3B: 0 HR: 3	SF: 0 SAC: 0 DP: 3 HBP: 1					

PITCHER		IP	WLS	BF	H	R	ER	SO	BB	IBB	HBP	BLK	WP	HR	S	P	ERA	WHIP
49 Chris Sale, L ERA: 9.82	(1, 1)	4.1		19	7	5	5	2	0	0	1	0	0	1	23	25	10.38	1.615
64 Anthony Carter, R ERA: 5.79	(5, 1)	0.2		4	3	2	2	0	0	0	0	0	0	2	6	8	27.00	4.500
77 Will Ohman, L ERA:	(6, 1)	1.0		4	1	0	0	1	0	0	0	0	0	0	6	6	0.00	1.000
37 Matt Thornton, L ERA:	(7, 1)	1.0		3	0	0	0	1	0	0	0	0	0	0	5	5	0.00	0.000
63 Nestor Molina, R ERA: 8.44	(8, 1)	2.0	W	8	2	0	0	2	2	0	0	0	0	0	10	18	0.00	2.000

PITCHER	IP	WLS	BF	H	R	ER	SO	BB	IBB	HBP	BLK	WP	HR	S	P	ERA	WHIP

TOP

Los Angeles Angels @ Chicago White Sox

Camelback Ranch, Glendale, AZ

Wed Mar 14 2012, 4:15 PM - 7:06 PM EDT

Att. 6,805 - Sunny - 77 F

livebaseballscorecards.com

AB	35
R	7
H	13
RBI	7
BB	2
SO	6
LOB	12

WP: 0	PB: 1	SB: 3
CS: 2	PA: 38	

BOTTOM

Los Angeles Angels @ Chicago White Sox

Camelback Ranch, Glendale, AZ

Wed Mar 14 2012, 4:15 PM - 7:06 PM EDT

Att. 6,805 - Sunny - 77 F

livebaseballscorecards.com

Batter	1	2	3	4	5	6	7	8	9	AB	R	H	RBI	BB	SO	LOB
18 Brent Lillibridge, R (1, 7) OBP: 0.476, SLG: 0.579 82 Jared Mitchell, L (8, 7) OBP: 0.294, SLG: 0.529	2B		K		86 S 3-H 1B		76 2B 51 WP 1-3 1B	K 1-2		4 1	1 0	3 0	1 0	0 0	1 1	0 1
86 Tyler Saladino, R (1, 4) 76 Tyler Kuhn, L (6, 4) OBP: 0.250, SLG: 0.375	K	G6-3			K 1-2		51 WP 1-3 3-H 2B			3 1	0 0	0 1	0 1	0 0	2 0	2 0
51 Alex Rios, R (1, 9) OBP: 0.238, SLG: 0.167 67 Jordan Danks, L (8, 9) OBP: 0.400, SLG: 0.571	K		G5-3			K 1B	G6-3 2-3 3-H			4 0	0 0	0 0	0 0	0 0	2 0	2 0
14 Paul Konerko, R (1, 3) OBP: 0.273, SLG: 0.158 75 Jim Gallagher, L (8, 3) OBP: 0.333, SLG: 0.111	L8			F8		44 HR 1B	F9			4 0	1 0	1 0	0 0	0 0	0 0	2 0
44 Adam Dunn, L (1, 10) OBP: 0.526, SLG: 0.846 45 Dallas McPherson, L (8, PR) OBP: 0.300, SLG: 0.125 (9, 10)		1 G4-3 10 G1-3 17 WP BB		L4		1-H HR		1 WP 10 SH1-3 38 1B BB		2 0	2 1	1 0	2 0	2 0	0 0	0 0
10 Alexei Ramirez, R (1, 6) OBP: 0.333, SLG: 0.333 66 Ray Olmedo, S (9, 6) OBP: 0.444, SLG: 0.556		G1-3 1-2		G5-3		K		SH1-3 1-2		3 0	0 0	0 0	0 0	0 0	1 0	1 0
1 Kosuke Fukudome, L (1, 8) OBP: 0.381, SLG: 0.294 83 Trayce Thompson, R (8, PR) OBP: 0.714, SLG: 0.800 (9, 8)		G4-3 2-3			38 F8 17 G5-3 18 1B 1B	K		70 S 38 1B 2-3 BB		3 0	1 1	1 0	0 0	1 0	1 0	1 0
17 Tyler Flowers, R (1, 2) OBP: 0.176, SLG: 0.529 70 Hector Gimenez, S (8, 2) OBP: 0.500, SLG: 0.400		3-2 3-H HR			G5-3 1-2		L3	K 1-2		3 1	1 0	1 0	1 0	0 0	0 1	1 2
38 Eduardo Escobar, S (1, 5) OBP: 0.389, SLG: 0.444		G4-3			F8 2-3		18 1B 76 2B 1B	82 S 2-H 3-H 1B		4	1	2	2	0	0	1
Inning Stats	R: 0 E: 0 K: 2 S: 8 H: 1 LOB: 1 BB: 0 P: 8	R: 2 E: 0 K: 0 S: 6 H: 1 LOB: 0 BB: 1 P: 13	R: 0 E: 0 K: 1 S: 5 H: 0 LOB: 0 BB: 0 P: 5	R: 0 E: 0 K: 0 S: 3 H: 0 LOB: 0 BB: 0 P: 3	R: 1 E: 0 K: 1 S: 7 H: 2 LOB: 1 BB: 0 P: 7	R: 2 E: 0 K: 3 S: 13 H: 2 LOB: 0 BB: 0 P: 13	R: 2 E: 0 K: 0 S: 6 H: 3 LOB: 1 BB: 0 P: 7	R: 2 E: 0 K: 2 S: 8 H: 1 LOB: 2 BB: 2 P: 16		1B: 6 2B: 2 3B: 0 HR: 2 SF: 0 SAC: 1 DP: 0 HBP: 0						

PITCHER		IP	WLS	BF	H	R	ER	SO	BB	IBB	HBP	BLK	WP	HR	S	P	ERA	WHIP
54 Ervin Santana, R ERA: 5.4	(1, 1)	1.1		6	1	1	1	2	1	0	0	0	0	0	9	13	6.75	1.500
88 Eddie McKiernan, R ERA: 3.86	(2, 1)	1.2		6	1	1	1	1	0	0	0	0	1	1	10	13	5.40	0.600
87 Matt Meyer, L ERA: 6.0	(4, 1)	1.0	H	4	1	1	1	0	0	0	0	0	0	0	4	4	9.00	1.000
36 Jeremy Berg, R ERA:	(5, 1)	1.0		4	1	0	0	1	0	0	0	0	0	0	6	6	0.00	1.000
51 Jordan Walden, R ERA: 6.0	(6, 1)	1.0		5	2	2	2	3	0	0	0	0	0	1	13	13	18.00	2.000

PITCHER		IP	WLS	BF	H	R	ER	SO	BB	IBB	HBP	BLK	WP	HR	S	P	ERA	WHIP
49 Johnny Hellweg, R ERA: 11.25	(7, 1)	2.0	L	12	4	4	4	2	2	0	0	0	2	0	14	23	18.00	3.000

AB	33
R	9
H	10
RBI	7
BB	3
SO	9
LOB	13

WP: 3 PB: 0 SB: 3 CS: 0 PA: 37

Batter	1	2	3	4	5	6	7	8	9	AB	R	H	RBI	BB	SO	LOB
30 Alejandro De Aza, L (1, 8) OBP: 0.320, SLG: 0.273 83 Trayce Thompson, R (8, 8) OBP: 0.625, SLG: 0.667	BCCC 1-3 ① K			SSS 0-3 ① K		X 0-0 ② G4-3		X 0-0 12 G4-3 12 WP 1B	X 0-0 ③ P4	4 0 1 0 0 2 0 1 0 0 0 0 0 2						
12 A.J. Pierzynski, L (1, 2) OBP: 0.211, SLG: 0.421 78 Josh Phegley, R (8, 2) OBP: 0.750, SLG: 0.500	X 0-0 ② F8			X 0-0 ② G3		BCX 1-1 HR		BX 1-0 ① G4-3 1-3		4 1 1 1 0 0 1 0 0 0 0 0 0 0						
51 Alex Rios, R (1, 10) OBP: 0.240, SLG: 0.227	X 0-0 ③ F8			SSS 0-3 ③ K		X 0-0 1 WP 1 PB 2B		SSS 0-3 ② K		4 1 1 0 0 2 1						
1 Kosuke Fukudome, L (1, 9) OBP: 0.440, SLG: 0.316 67 Jordan Danks, L (8, PR) OBP: 0.400, SLG: 0.571 (8, 9)		X 0-0 ① G3-1			X 0-0 22 1B 29 1B 1B	BBB 4-0 10 CS 2-H BB		BBB 4-0 BB		2 1 1 0 2 0 0 0 0 0 0 0 0 0						
10 Alexei Ramirez, R (1, 6) OBP: 0.273, SLG: 0.273 38 Eduardo Escobar, S (8, 6) OBP: 0.389, SLG: 0.444	X 0-0 ② P6				SSS 0-3 ① K	B 1-0 ③ CS 1-2	X 0-0 ① F8	X 0-0 ③ F8		4 0 0 0 0 1 3 0 0 0 0 0 0 0						
24 Dayan Viciedo, R (1, 7) OBP: 0.208, SLG: 0.217	CCC 0-3 ③ K				SSS 0-3 ② K		X 0-0 22 FC6-4 1B		X 0-0 ① G4-3	4 0 1 0 0 2 1						
22 Brent Morel, R (1, 5) OBP: 0.400, SLG: 0.440		X 0-0 ① G4-3		X 0-0 29 1B 29 1B 1-2 1B			X 0-0 ② FC6-4 29 BB 1-2f		X 0-0 ② G6-3	4 0 1 0 0 0 1						
29 Dan Johnson, L (1, 3) OBP: 0.333, SLG: 0.389 45 Dallas McPherson, L (7, 3) OBP: 0.364, SLG: 0.222		BBBB 4-0 15 G6-4-3 BB		X 0-0 ③ 1-H 2-H 1B			BBBB 4-0 1-2 BB		X 0-0 15 BB 1B	1 0 1 1 2 0 0 1 0 1 0 0 0 0						
15 Gordon Beckham, R (1, 4) OBP: 0.333, SLG: 0.409 86 Tyler Saladino, R (9, PR)		X 0-0 ② ③ G6-4-3 1-2f				SSS 0-3 ① K	X 0-0 ③ P6		BBBB 4-0 1-2 BB	3 0 0 0 1 1 3 0 0 0 0 0 0 0						
Inning Stats	R: 0 H: 0 E: 0 LOB: 0 K: 1 BB: 0 S: 5 P: 6	R: 0 H: 0 E: 0 LOB: 0 K: 1 BB: 0 S: 5 P: 5	R: 0 H: 0 E: 0 LOB: 0 K: 0 BB: 1 S: 2 P: 6	R: 0 H: 0 E: 0 LOB: 0 K: 2 BB: 0 S: 7 P: 7	R: 1 H: 3 E: 0 LOB: 2 K: 2 BB: 0 S: 9 P: 9	R: 2 H: 2 E: 0 LOB: 0 K: 1 BB: 1 S: 7 P: 13	R: 0 H: 1 E: 0 LOB: 2 K: 0 BB: 1 S: 4 P: 8	R: 0 H: 1 E: 0 LOB: 2 K: 1 BB: 1 S: 6 P: 11	R: 0 H: 1 E: 0 LOB: 2 K: 0 BB: 1 S: 4 P: 8	1B: 6 SF: 0 2B: 1 SAC: 0 3B: 0 DP: 1 HR: 1 HBP: 0						

TOP

Chicago White Sox @ Cleveland Indians

Goodyear Ballpark, Goodyear, AZ

Thu Mar 15 2012, 4:07 PM - 7:05 PM EDT

Att. 3,643 - Sunny - 75 F

livebaseballscorecards.com

AB	32
R	3
H	8
RBI	2
BB	5
SO	8
LOB	12

PITCHER		IP	WLS	BF	H	R	ER	SO	BB	IBB	HBP	BLK	WP	HR	S	P	ERA	WHIP
63 Justin Masterson, R ERA: 7.56	(1, 1)	4.0		12	0	0	0	4	1	0	0	0	0	0	19	24	0.00	0.250
56 Frank Herrmann, R ERA: 7.5	(5, 1)	1.0	H	5	3	1	1	2	0	0	0	0	0	0	9	9	9.00	3.000
44 Dan Wheeler, R ERA: 18.0	(6, 1)	1.0	W	5	2	2	1	1	1	0	0	0	1	1	7	13	9.00	3.000
57 Jeremy Accardo, R ERA: 1.8	(7, 1)	1.0		5	1	0	0	0	1	0	0	0	0	0	4	8	0.00	2.000
75 C.C. Lee, R ERA: 4.5	(8, 1)	1.0		5	1	0	0	1	1	0	0	0	1	0	6	11	0.00	2.000

PITCHER		IP	WLS	BF	H	R	ER	SO	BB	IBB	HBP	BLK	WP	HR	S	P	ERA	WHIP
37 Chris Ray, R ERA: 14.4	(9, 1)	1.0		5	1	0	0	0	1	0	0	0	0	0	4	8	0.00	2.000

WP: 2	PA: 38		
PB: 1			
SB: 0			
CS: 1			

BOTTOM

Chicago White Sox @ Cleveland Indians

Goodyear Ballpark, Goodyear, AZ

Thu Mar 15 2012, 4:07 PM - 7:05 PM EDT

Att. 3,643 - Sunny - 75 F

livebaseballscorecards.com

Batter	1	2	3	4	5	6	7	8	9	AB	R	H	RBI	BB	SO	LOB
23 Michael Brantley, L (1, 8) OBP: 0.423, SLG: 0.571 12 Ezequiel Carrera, L (7, 8) OBP: 0.304, SLG: 0.238	L9		K		G6-3	2B	1B			4 1	0 0	1 1	2 1	0 0	1 0	0 0
22 Jason Kipnis, L (1, 4) OBP: 0.320, SLG: 0.500 46 Cord Phelps, S (7, 4) OBP: 0.182, SLG: 0.100	17 F8 17 S 1B		F9		K	K	1B			4 1	0 0	1 1	0 0	0 0	2 0	1 0
17 Shin-Soo Choo, L (1, 10) OBP: 0.400, SLG: 0.625 Fred Lewis, L (7, PR) OBP: 0.375, SLG: 0.250 (8, 10)	F8		K		K	45 1B 4 HR BB	K			3 1	0 1	0 1	0 0	0 0	1 1	2 2
41 Carlos Santana, S (1, 2) OBP: 0.259, SLG: 0.348 45 Luke Carlin, S (6, 2) OBP: 0.571, SLG: 0.500 62 Michel Hernandez, R (8, PH) (9, 2)	G4-3			79 E 2B		47 HR 1B	4 HR 1B	L9		2 2 1	1 2 0	1 2 0	0 0 0	0 0 0	0 0 0	1 0 0
47 Shelley Duncan, R (1, 3) OBP: 0.364, SLG: 0.737 4 Jose Lopez, R (7, 3) OBP: 0.600, SLG: 1.000		P3		F8		1-H HR	1-H 3-H HR	80 1B 2B		3 2	1 1	1 2	2 3	0 0	0 0	1 0
79 Russ Canzler, R (1, 7) OBP: 0.480, SLG: 0.478 80 Trevor Crowe, S (8, PH) (9, 7) OBP: 0.444, SLG: 0.556		9 G3-1 9 WP 1 2B 1B		E7 1 1B 2-H 1B		G6-3	9 G3-6-3 1B	68 G4-3 2-3 1B		4 1	2 0	3 1	0 0	0 0	0 0	0 0
9 Jack Hannahan, L (1, 5) OBP: 0.222, SLG: 0.444 68 Gregorio Petit, R (8, 5) OBP: 0.444, SLG: 0.286		G3-1 1-3		L7		G6-3	G3-6-3 1-2f	G4-3 1-2f		4 1	0 0	0 0	0 0	0 0	0 0	3 2
1 Ryan Spilborghs, R (1, 9) OBP: 0.318, SLG: 0.278 72 Chad Huffman, R (7, PH) OBP: 0.300, SLG: 0.125 (8, 9)		3-H 2B		2-H 1B		23 2B 16 BB BB	12 1B 16 BB 1B			2 1	1 1	2 1	2 0	1 0	0 0	0 0
16 Jason Donald, R (1, 6) OBP: 0.318, SLG: 0.263 66 Juan Diaz, L (8, 6) OBP: 0.333, SLG: 0.600		F8		G5-3		23 2B 1-2 BB	46 1B 12 1B 1-2 BB			2 0	2 0	0 0	0 0	2 0	0 0	2 0
Inning Stats	R: 0 E: 0 K: 0 S: 4 H: 1 LOB: 1 BB: 0 P: 5	R: 1 E: 0 K: 0 S: 5 H: 2 LOB: 1 BB: 0 P: 6	R: 0 E: 0 K: 2 S: 7 H: 0 LOB: 0 BB: 0 P: 7	R: 2 E: 1 K: 0 S: 6 H: 3 LOB: 1 BB: 0 P: 6	R: 0 E: 0 K: 2 S: 7 H: 0 LOB: 0 BB: 0 P: 7	R: 4 E: 0 K: 1 S: 9 H: 3 LOB: 1 BB: 2 P: 19	R: 5 E: 0 K: 1 S: 12 H: 6 LOB: 2 BB: 2 P: 22	R: 0 E: 0 K: 0 S: 4 H: 2 LOB: 1 BB: 0 P: 4		1B: 11 2B: 4 3B: 0 HR: 2 SF: 0 SAC: 0 DP: 2 HBP: 0						

	AB	39
	R	12
	H	17
	RBI	11
	BB	4
	SO	6
	LOB	13

WP: 1 PA: 43
PB: 0
SB: 1
CS: 0

PITCHER		IP	WLS	BF	H	R	ER	SO	BB	IBB	HBP	BLK	WP	HR	S	P	ERA	WHIP
39 Dylan Axelrod, R ERA: 7.71	(1, 1)	3.0		12	3	1	1	2	0	0	0	0	1	0	16	18	3.00	1.000
48 Zach Stewart, R ERA: 4.5	(4, 1)	2.0		9	3	2	1	2	0	0	0	0	0	0	13	13	4.50	1.500
57 Jhan Mariñez, R ERA: 10.38	(6, 1)	0.2	L	6	2	4	4	0	2	0	0	0	0	1	5	15	54.00	6.000
80 Leyson Septimo, L ERA:	(6, 1)	0.1		2	1	0	0	1	0	0	0	0	0	0	4	4	0.00	3.000
46 Donnie Veal, L ERA: 9.82	(7, 1)	0.2		6	4	4	3	0	1	0	0	0	0	1	6	11	40.50	7.500

PITCHER		IP	WLS	BF	H	R	ER	SO	BB	IBB	HBP	BLK	WP	HR	S	P	ERA	WHIP
65 Nate Jones, R ERA: 4.15	(7, 1)	0.1		4	2	1	0	1	1	0	0	0	0	0	6	11	0.00	9.000
62 Jose Quintana, L ERA:	(8, 1)	1.0		4	2	0	0	0	0	0	0	0	0	0	4	4	0.00	2.000

Batter	1	2	3	4	5	6	7	8	9	AB	R	H	RBI	BB	SO	LOB
30 Alejandro De Aza, L (1, 8) OBP: 0.310, SLG: 0.240 83 Trayce Thompson, R (8, 8) OBP: 0.625, SLG: 0.667	B S S C 1-3 K ①	S S S 0-3 K ③			B B B 4-0 18 CS BB			X 0-0 L8 ①		3 0 0 0 1 2 2 0 0 0 0 0 0 0						
18 Brent Lillibridge, R (1, 5) OBP: 0.400, SLG: 0.478 28 Osvaldo Martínez, R (8, 5)	S S S 0-3 K ②		X 0-0 G6-3 ①		B 1-0 CS ③ 1-2	S S S 0-3 K ①		S S S 0-3 K ②		4 0 0 0 0 3 0 0 0 0 0 0 0 0						
10 Alexei Ramirez, R (1, 6) OBP: 0.269, SLG: 0.269 38 Eduardo Escobar, S (8, 6) OBP: 0.389, SLG: 0.444	S S S 0-3 K ③		S S S 0-3 K ②			X 0-0 1B		S S S 0-3 K ③		4 0 1 0 0 3 0 0 0 0 0 0 0 0						
14 Paul Konerko, R (1, 3) OBP: 0.269, SLG: 0.217		X 0-0 67 BB 50 1B 2B	X 0-0 F9 ③			X 0-0 F7 ②			X 0-0 F9 ①	4 1 1 0 0 0 1						
24 Dayan Viciedo, R (1, 7) OBP: 0.214, SLG: 0.192		H 1-0 67 BB 50 1B HBP		X 0-0 L8 ①		X 0-0 F9 ③			X 0-0 F7 ②	3 1 0 0 0 0 1						
17 Tyler Flowers, R (1, 2) OBP: 0.190, SLG: 0.476		S S S 0-3 K ①		X 0-0 G5-3 ②			X 0-0 15 BLK 1B		S S C 0-3 ③	4 0 1 0 0 2 2						
15 Gordon Beckham, R (1, 4) OBP: 0.296, SLG: 0.360		X 0-0 P3 ②		X 0-0 G4-3 ③			S S S 0-3 K ① 1-2			3 0 0 0 0 1 3						
67 Jordan Danks, L (1, 9) OBP: 0.389, SLG: 0.500		B B B 4-0 50 1B 1-2 2-3 BB			X 0-0 P6 ①		X 0-0 F7 ②			2 0 0 0 1 0 1						
50 John Danks, L (1, 1) OBP: 1.000, SLG: 1.000 87 Yolmer Sánchez, S (5, PH) 40 Brian Bruney, R (5, 1) 76 Tyler Kuhn, L (7, PH) OBP: 0.222, SLG: 0.333 77 Will Ohman, L (7, 1) 68 Eric Stults, L (8, 1)		X 0-0 1-3 2-H 3-H 1B			X 0-0 G4-3 ②		S S S 0-3 K ③			1 0 1 2 0 0 0 1 0 0 0 0 0 0 0 0 0 0 0 0 0 1 0 0 0 0 1 1 0 0 0 0 0 0 0 0 0 0 0 0 0 0						
Inning Stats	R: 0 H: 0 E: 0 LOB: 0 K: 3 BB: 0 S: 9 P: 10	R: 2 H: 2 E: 0 LOB: 2 K: 2 BB: 1 S: 9 P: 14	R: 0 H: 0 E: 0 LOB: 0 K: 1 BB: 0 S: 5 P: 5	R: 0 H: 0 E: 0 LOB: 0 K: 0 BB: 0 S: 3 P: 3	R: 0 H: 0 E: 0 LOB: 0 K: 0 BB: 1 S: 2 P: 7	R: 0 H: 1 E: 0 LOB: 1 K: 1 BB: 0 S: 6 P: 6	R: 0 H: 1 E: 0 LOB: 1 K: 2 BB: 0 S: 8 P: 8	R: 0 H: 0 E: 0 LOB: 0 K: 2 BB: 0 S: 7 P: 7	R: 0 H: 0 E: 0 LOB: 0 K: 1 BB: 0 S: 5 P: 5	1B: 3 SF: 0 2B: 1 SAC: 0 3B: 0 DP: 0 HR: 0 HBP: 1						

PITCHER		IP	WLS	BF	H	R	ER	SO	BB	IBB	HBP	BLK	WP	HR	S	P	ERA	WHIP
41 Daniel Hudson, R ERA: 4.0	(1, 1)	4.0	W	16	2	2	2	6	1	0	1	0	0	0	26	32	4.50	0.750
49 Mike Zagurski, L ERA: 1.8	(5, 1)	1.0	H	3	0	0	0	0	1	0	0	0	0	0	2	7	0.00	1.000
48 Takashi Saito, R ERA: 4.5	(6, 1)	1.0	H	4	1	0	0	1	0	0	0	0	0	0	6	6	0.00	1.000
77 Charles Brewer, R ERA: 1.8	(7, 1)	2.0	H	7	1	0	0	4	0	0	0	1	0	0	15	15	0.00	0.500
29 Brad Ziegler, R ERA: 9.0	(9, 1)	1.0	S	3	0	0	0	1	0	0	0	0	0	0	5	5	0.00	0.000

PITCHER	IP	WLS	BF	H	R	ER	SO	BB	IBB	HBP	BLK	WP	HR	S	P	ERA	WHIP

TOP

Chicago White Sox @ Arizona Diamondbacks

Salt River Fields at Talking Stick, Scottsdale, AZ

Fri Mar 16 2012, 4:12 PM - 6:39 PM EDT

Att. 12,599 - Sunny - 75 F

livebaseballscorecards.com

AB	30
R	2
H	4
RBI	2
BB	2
SO	12
LOB	11

WP: 0 PA: 34
PB: 0
SB: 0
CS: 1

Chicago White Sox @ Arizona Diamondbacks

Salt River Fields at Talking Stick, Scottsdale, AZ

Fri Mar 16 2012, 4:12 PM - 6:39 PM EDT

Att. 12,599 - Sunny - 75 F

livebaseballscorecards.com

BOTTOM

Batter	1	2	3	4	5	6	7	8	9	AB	R	H	RBI	BB	SO	LOB
18 Willie Bloomquist, R (1, 6) OBP: 0.276, SLG: 0.286 60 AJ Pollock, R (7, 8) OBP: 0.417, SLG: 0.316	8 FC1-6 1B	G1-3		L3			G1-6-3			3 1	0 0	1 0	0 0	0 0	0 0	1 0
8 Gerardo Parra, L (1, 7) OBP: 0.314, SLG: 0.424 1 Cody Ransom, R (7, 4) OBP: 0.300, SLG: 0.235	FC1-6 26 1B 27 1B 1-2f		E6 24 E 24 1B 44 3B	K			F7			3 1	2 0	0 0	0 0	0 0	1 0	2 0
24 Chris Young, R (1, 8) OBP: 0.577, SLG: 0.850 37 Lyle Overbay, L (7, 3) OBP: 0.364, SLG: 0.316	K		E4 44 3B 1-3 1B		K		G4-3			3 1	1 0	1 0	0 0	0 0	2 0	1 0
26 Miguel Montero, L (1, 2) OBP: 0.300, SLG: 0.222 70 Matt Davidson, R (7, 5) OBP: 0.333, SLG: 0.313	44 BB 27 1B 1-3 1B		F8		P6			K		3 1	1 0	1 0	0 0	0 0	0 1	2 0
44 Paul Goldschmidt, R (1, 3) OBP: 0.364, SLG: 0.444 2 Alfredo Marte, R (7, 9) OBP: 0.500, SLG: 2.000	27 1B 1-2 BB		1-H 3-H 3B		F9			K		2 1	0 0	1 0	2 0	1 0	0 1	0 0
27 Geoff Blum, S (1, 5) OBP: 0.250, SLG: 0.222 65 Ryan Budde, R (7, 2)	4 FC6-4 1-3 2-H 3-H 1B		4 G5-4-3 BB			F9		G3		2 1	0 0	1 0	2 0	1 0	0 0	0 0
4 Rusty Ryal, R (1, 4) OBP: 0.409, SLG: 0.600 28 Tommy Manzella, R (7, 6)	FC6-4 1-2f		G5-4-3 1-2f			G6-3				3 0	0 0	0 0	0 0	0 0	0 0	4 0
73 Adam Eaton, L (1, 9) OBP: 0.367, SLG: 0.261 (7, 7)		G6-3		41 SH1-4 HBP		3B				2	0	1	0	0	0	0
41 Daniel Hudson, R (1, 1) 49 Mike Zagurski, L (5, 1) 48 Takashi Saito, L (6, 1) 13 Jason Kubel, L (6, PH) OBP: 0.185, SLG: 0.240 77 Charles Brewer, R (7, 1) 29 Brad Ziegler, R (9, 1)		G6-3		SH1-4 1-2		F8				1 0 0 1 0 0	0 0 0 0 0 0	0 0 0 0 0 0	0 0 0 0 0 0	0 0 0 0 0 0	0 0 0 0 0 0	0 0 0 1 0 0
Inning Stats	R: 2 E: 0 K: 1 S: 8 H: 3 LOB: 2 BB: 1 P: 12	R: 0 E: 0 K: 0 S: 3 H: 0 LOB: 0 BB: 0 P: 3	R: 2 E: 2 K: 0 S: 5 H: 2 LOB: 1 BB: 1 P: 9	R: 0 E: 0 K: 1 S: 5 H: 0 LOB: 1 BB: 0 P: 6	R: 0 E: 0 K: 1 S: 5 H: 0 LOB: 0 BB: 0 P: 5	R: 0 E: 0 K: 0 S: 4 H: 1 LOB: 1 BB: 0 P: 4	R: 0 E: 0 K: 0 S: 3 H: 0 LOB: 0 BB: 0 P: 3	R: 0 E: 0 K: 2 S: 7 H: 0 LOB: 0 BB: 0 P: 7		1B: 4 2B: 0 3B: 2 HR: 0	SF: 0 SAC: 1 DP: 1 HBP: 1			WP: 0 PB: 0 SB: 0 CS: 0	PA: 33		

	AB	29
	R	4
	H	6
	RBI	4
	BB	2
	SO	5
	LOB	11

PITCHER		IP	WLS	BF	H	R	ER	SO	BB	IBB	HBP	BLK	WP	HR	S	P	ERA	WHIP
50 John Danks, L ERA: 7.0	(1, 1)	4.0	L	20	5	4	3	2	2	0	1	0	0	0	21	30	6.75	1.750
40 Brian Bruney, R ERA:	(5, 1)	2.0		7	1	0	0	1	0	0	0	0	0	0	9	9	0.00	0.500
77 Will Ohman, L ERA:	(7, 1)	1.0		3	0	0	0	0	0	0	0	0	0	0	3	3	0.00	0.000
68 Eric Stults, L ERA:	(8, 1)	1.0		3	0	0	0	2	0	0	0	0	0	0	7	7	0.00	0.000

PITCHER	IP	WLS	BF	H	R	ER	SO	BB	IBB	HBP	BLK	WP	HR	S	P	ERA	WHIP

Batter	1	2	3	4	5	6	7	8	9	AB	R	H	RBI	BB	SO	LOB
13 Dustin Ackley, L (1, 4) OBP: 0.364, SLG: 0.767 96 Gabriel Noriega, R (6, 4)	S S S 0-3 ① K		x 0-0 ③ F7			x 0-0 ② FC6-4 55 1B 1-2f		x 0-0 ② G6-3		3 0 0 0 0 1 1 1 0 0 0 0 0 0						
55 Michael Saunders, L (1, 8) OBP: 0.455, SLG: 0.633 6 Daniel Carroll, R (6, PR) OBP: 0.400, SLG: 0.250 (6, 8)	x 0-0 ② F7			x 0-0 ① F8		x 0-0 1-3 1B		C C C 0-3 ③ K		3 0 1 0 0 0 0 1 0 0 0 0 1 0						
30 Miguel Olivo, R (1, 2) OBP: 0.259, SLG: 0.375	S S S 0-3 ③ K			x 0-0 ② F8		S S S 0-3 ③ K			S S S 0-3 ① K	4 0 0 0 0 3 2						
17 Justin Smoak, S (1, 3) OBP: 0.414, SLG: 0.409 27 Ramon Morla, R (7, 5) OBP: 0.250, SLG: 0.143		B B B 4-0 72 FC5-4 BB		S S S 0-3 ③ K			x 0-0 ① G5-3		x 0-0 ② G1-3	2 0 0 0 1 1 0 1 0 0 0 0 0 0						
16 Alex Liddi, R (1, 5) OBP: 0.500, SLG: 0.704 (7, 3)		S S S 0-3 ① K			x 0-0 ① G6-3		x 0-0 2B		C C C 0-3 ③ K	4 0 1 0 0 2 1						
4 Carlos Peguero, L (1, 7) OBP: 0.289, SLG: 0.500		S S S 0-3 ② K			x 0-0 ② L6		S S S 0-3 ② K			3 0 0 0 0 2 2						
72 Vinnie Catricala, R (1, 10) OBP: 0.333, SLG: 0.536		x 0-0 ③ FC5-4 1-2f			x 0-0 ③ G4-3		B B B 4-0 BB			2 0 0 0 1 0 1						
94 Mike Wilson, R (1, 9) OBP: 0.476, SLG: 0.375			x 0-0 ① G6-3			B B B B 4-0 13 FC6-4 BB	x 0-0 ③ F8			2 0 0 0 1 0 2						
21 Brad Miller, L (1, 6) OBP: 0.111, SLG: 0.111			x 0-0 ② G4-3			x 0-0 ① F9		x 0-0 ① G5-3		3 0 0 0 0 0 1						
Inning Stats	R: 0 E: 0 K: 2 S: 7 H: 0 LOB: 0 BB: 0 P: 7	R: 0 E: 0 K: 2 S: 7 H: 0 LOB: 1 BB: 1 P: 11	R: 0 E: 0 K: 0 S: 3 H: 0 LOB: 0 BB: 0 P: 3	R: 0 E: 0 K: 1 S: 5 H: 0 LOB: 0 BB: 0 P: 5	R: 0 E: 0 K: 0 S: 3 H: 0 LOB: 0 BB: 0 P: 3	R: 0 E: 0 K: 1 S: 6 H: 1 LOB: 2 BB: 1 P: 10	R: 0 E: 0 K: 1 S: 6 H: 1 LOB: 2 BB: 1 P: 10	R: 0 E: 0 K: 1 S: 5 H: 0 LOB: 0 BB: 0 P: 5	R: 0 E: 0 K: 2 S: 7 H: 0 LOB: 0 BB: 0 P: 7	1B: 1 2B: 1 3B: 0 HR: 0 SF: 0 SAC: 0 DP: 0 HBP: 0						

TOP

Seattle Mariners @ Chicago White Sox

Camelback Ranch, Glendale, AZ

Sat Mar 17 2012, 4:08 PM - 6:30 PM EDT

Att. 8,332 - Cloudy - 71 F

livebaseballscorecards.com

AB	29
R	0
H	2
RBI	0
BB	3
SO	10
LOB	10

PITCHER		IP	WLS	BF	H	R	ER	SO	BB	IBB	HBP	BLK	WP	HR	S	P	ERA	WHIP
44 Jake Peavy, R ERA: 8.68	(1, 1)	5.0	W	16	0	0	0	5	1	0	0	0	0	0	25	29	0.00	0.200
58 Pedro Hernandez, L ERA: 3.0	(6, 1)	0.2		4	1	0	0	0	1	0	0	0	0	0	3	7	0.00	3.000
43 Addison Reed, R ERA: 2.08	(6, 1)	1.1		6	1	0	0	2	1	0	0	0	0	0	9	13	0.00	1.500
62 Jose Quintana, L ERA:	(8, 1)	1.0		3	0	0	0	1	0	0	0	0	0	0	5	5	0.00	0.000
65 Nate Jones, R ERA: 3.38	(9, 1)	1.0		3	0	0	0	2	0	0	0	0	0	0	7	7	0.00	0.000

PITCHER	IP	WLS	BF	H	R	ER	SO	BB	IBB	HBP	BLK	WP	HR	S	P	ERA	WHIP

WP	0
PB	0
SB	0
CS	0
PA	32

BOTTOM

Seattle Mariners @ Chicago White Sox

Camelback Ranch, Glendale, AZ

Sat Mar 17 2012, 4:08 PM - 6:30 PM EDT

Att. 8,332 - Cloudy - 71 F

livebaseballscorecards.com

Batter	1	2	3	4	5	6	7	8	9	AB	R	H	RBI	BB	SO	LOB
18 Brent Lillibridge, R (1, 5) OBP: 0.414, SLG: 0.500 28 Osvaldo Martínez, R (8, 5)	0-0: 51 1B 2B		0-0: F9		1-0: 51 E 14 1B HBP		0-0: L7			3 0	2 0	1 0	0 0	0 0	0 0	1 0
1 Kosuke Fukudome, L (1, 8) OBP: 0.379, SLG: 0.261 83 Trayce Thompson, R (8, 8) OBP: 0.625, SLG: 0.667	0-3: K		1-0: F8 1-2		0-0: F8		0-0: G3			4 0	0 0	0 0	0 0	0 0	1 0	3 0
51 Alex Rios, R (1, 9) OBP: 0.276, SLG: 0.269 75 Jim Gallagher, L (8, PR) OBP: 0.333, SLG: 0.111 (9, 9)	0-0: 2-H 1B		0-0: F8		1-0: G5-3 1-3			0-0: 14 G6-4-3 1B		4 0	0 0	2 0	1 0	0 0	0 0	2 0
14 Paul Konerko, R (1, 10) OBP: 0.267, SLG: 0.222	0-3: K			0-0: F8	0-0: 3-H 1B			0-0: G6-4-3 1-2f		4 0	0 0	1 0	1 0	0 0	1 0	2 0
44 Adam Dunn, L (1, 3) OBP: 0.478, SLG: 0.706 45 Dallas McPherson, L (8, PR) OBP: 0.364, SLG: 0.222 (9, 3)	0-0: F7			0-0: F9	0-0: G4-3			0-0: 1B		4 0	0 0	1 0	0 0	0 0	0 0	2 0
12 A.J. Pierzynski, L (1, 2) OBP: 0.174, SLG: 0.348 78 Josh Phegley, R (9, 2) OBP: 0.750, SLG: 0.500		0-0: F9		0-0: G5-3		0-0: F7		0-0: G3		4 0	0 0	0 0	0 0	0 0	0 0	1 0
15 Gordon Beckham, R (1, 4) OBP: 0.300, SLG: 0.393		0-0: B1-3			0-0: 82 1B 38 HR 2B	0-3: K2-3				3 0	1 0	1 0	0 0	0 0	1 0	0 0
82 Jared Mitchell, L (1, 7) OBP: 0.300, SLG: 0.500		0-0: G4-3			0-0: 38 HR 2-3 1B	0-3: K				3 0	1 0	1 0	0 0	0 0	1 0	0 0
38 Eduardo Escobar, S (1, 6) OBP: 0.429, SLG: 0.619 66 Ray Olmedo, S (8, 6) OBP: 0.444, SLG: 0.556			0-0: 1 S 1B		3-1: 1-H 3-H HR		0-0: F7			3 0	1 0	2 0	3 0	0 0	0 0	0 0

Inning Stats	1	2	3	4	5	6	7	8	9
	R: 1 E: 0 K: 2 S: 9	H: 2 LOB: 1 BB: 0 P: 9	R: 0 E: 0 K: 0 S: 3	H: 0 LOB: 0 BB: 0 P: 3	R: 0 E: 0 K: 0 S: 4	H: 1 LOB: 1 BB: 0 P: 5	R: 0 E: 0 K: 0 S: 3	H: 0 LOB: 0 BB: 0 P: 3	R: 4 E: 0 K: 0 S: 8	H: 4 LOB: 1 BB: 0 P: 13	R: 0 E: 0 K: 2 S: 7	H: 0 LOB: 0 BB: 0 P: 7	R: 0 E: 0 K: 0 S: 3	H: 0 LOB: 0 BB: 0 P: 3	R: 0 E: 0 K: 0 S: 4	H: 2 LOB: 1 BB: 0 P: 4

	AB	32
	R	5
	H	9
	RBI	5
	BB	0
	SO	4
	LOB	11

1B: 6 SF: 0
2B: 2 SAC: 0
3B: 0 DP: 1
HR: 1 HBP: 1

WP: 0 PA: 33
PB: 0
SB: 1
CS: 0

PITCHER		IP	WLS	BF	H	R	ER	SO	BB	IBB	HBP	BLK	WP	HR	S	P	ERA	WHIP
49 Blake Beavan, R ERA: 2.35	(1, 1)	4.0	L	15	3	1	1	2	0	0	0	0	0	0	19	20	2.25	0.750
32 Hung-Chih Kuo, L ERA: 17.55	(5, 1)	1.0		8	4	4	4	0	0	0	1	0	0	1	8	13	36.00	4.000
44 Lucas Luetge, L ERA: 3.6	(6, 1)	2.0		6	0	0	0	2	0	0	0	0	0	0	10	10	0.00	0.000
57 Shawn Camp, R ERA: 3.0	(8, 1)	1.0		4	2	0	0	0	0	0	0	0	0	0	4	4	0.00	2.000

PITCHER	IP	WLS	BF	H	R	ER	SO	BB	IBB	HBP	BLK	WP	HR	S	P	ERA	WHIP

TOP

Chicago White Sox @ Chicago Cubs

Hohokam Park, Mesa, AZ

Sun Mar 18 2012, 4:32 PM - 7:30 PM EDT

Att. 12,469 - Overcast - 50 F

livebaseballscorecards.com

Batter	1	2	3	4	5	6	7	8	9	10	AB	R	H	RBI	BB	SO	LOB
30 Alejandro De Aza, L (1, 8) OBP: 0.313, SLG: 0.250	F7		1-2 1B		G1	K			K	L5	3	0	1	0	0	0	1
83 Trayce Thompson, R (5, 8) OBP: 0.455, SLG: 0.444											3	0	0	0	0	2	2
22 Brent Morel, R (1, 5) OBP: 0.370, SLG: 0.407	K		F9			29 HR 1B	75 BB 29 PB 1B		29 BB BB		2	0	0	0	0	1	2
45 Dallas McPherson, L (3, 5) OBP: 0.500, SLG: 0.364											2	1	2	0	1	0	0
51 Alex Rios, R (1, 10) OBP: 0.258, SLG: 0.250	K			P3		1-H HR	75 BB 1-2 BB		75 G4-6-3 1-2 BB		2	0	0	0	0	1	0
29 Dan Johnson, L (6, PH) OBP: 0.417, SLG: 0.579											1	1	1	2	2	0	0
(6, 10)																	
88 Christian Marrero, L (9, PR)											0	0	0	0	0	0	0
(9, 10)																	
14 Paul Konerko, R (1, 3) OBP: 0.281, SLG: 0.241		G5-3		1 1B		G1-3	67 L3 1-2 2-3 BB		G4-6-3 1-2f		2	0	1	0	0	0	0
75 Jim Gallagher, L (4, PR) OBP: 0.333, SLG: 0.091											2	0	0	0	1	0	2
(4, 3)																	
1 Kosuke Fukudome, L (1, 9) OBP: 0.387, SLG: 0.280		F8		10 G6-4-3 1-3 1B		90 1B 17 2B HBP	L3 1-1			HR	2	0	1	0	0	0	0
67 Jordan Danks, L (4, PR) OBP: 0.429, SLG: 0.667											2	2	1	1	0	0	3
(4, 9)																	
10 Alexei Ramirez, R (1, 6) OBP: 0.250, SLG: 0.250		F8		G6-4-3 1-2f		F8	G4-3			90 G1-3 86 E 1B	2	0	0	0	0	0	2
66 Ray Olmedo, S (4, 6) OBP: 0.417, SLG: 0.500											3	1	1	0	0	0	3
24 Dayan Viciedo, R (1, 7) OBP: 0.200, SLG: 0.179			G6-3		F8	17 2B 15 E 1-3 1B		G1-3		G1-3 1-2	2	0	0	0	0	0	0
90 José Martínez, R (5, 7) OBP: 0.500, SLG: 0.500											3	1	1	0	0	0	1
17 Tyler Flowers, R (1, 2) OBP: 0.292, SLG: 0.565			30 1B 1B		BB	15 E 1-3 3-H 2B		G4-3		G5-3	2	1	2	1	1	0	0
78 Josh Phegley, R (6, 2) OBP: 0.500, SLG: 0.250											2	0	0	0	0	0	1
15 Gordon Beckham, R (1, 4) OBP: 0.303, SLG: 0.387			K		P4	E7 2-H 3-H 1B		P3		E6 2-H 1B	3	0	1	2	0	1	2
86 Tyler Saladino, R (6, PR) OBP: 0.250, SLG: 0.100											2	0	1	0	0	0	0
(6, 4)																	

	AB	40
	R	7
	H	13
	RBI	6
	BB	5
	SO	5
	LOB	19

Inning Stats																								
	R: 0	H: 0	R: 0	H: 0	R: 0	H: 2	R: 0	H: 2	R: 0	H: 0	R: 5	H: 5	R: 0	H: 1	R: 0	H: 0	R: 0	H: 0	R: 2	H: 3	1B: 10	SF: 0	WP: 0	PA: 46
	E: 0	LOB: 0	E: 0	LOB: 0	E: 0	LOB: 2	E: 0	LOB: 2	E: 0	LOB: 1	E: 1	LOB: 1	E: 0	LOB: 2	E: 0	LOB: 0	E: 0	LOB: 2	E: 1	LOB: 1	2B: 2	SAC: 0	PB: 1	
	K: 2	BB: 0	K: 0	BB: 0	K: 1	BB: 0	K: 0	BB: 2	K: 0	BB: 1	K: 1	BB: 0	K: 0	BB: 2	S: 3	P: 3	S: 4	P: 12	K: 0	BB: 0	3B: 0	DP: 3	SB: 0	
	S: 7	P: 8	S: 3	P: 3	S: 7	P: 7	S: 4	P: 4	S: 3	P: 7	S: 11	P: 14	S: 3	P: 11					S: 7	P: 8	HR: 2	HBP: 1	CS: 0	

PITCHER		IP	WLS	BF	H	R	ER	SO	BB	IBB	HBP	BLK	WP	HR	S	P	ERA	WHIP
27 Casey Coleman, R ERA: 4.7	(1, 1)	3.0		11	2	0	0	3	0	0	0	0	0	0	17	18	0.00	0.667
34 Kerry Wood, R ERA: 10.8	(4, 1)	1.0	H	4	2	0	0	0	0	0	0	0	0	0	4	4	0.00	2.000
49 Carlos Marmol, R ERA: 13.5	(5, 1)	1.0	H	4	0	0	0	0	1	0	0	0	0	0	3	7	0.00	1.000
21 Andy Sonnanstine, R ERA: 14.4	(6, 1)	2.0	B	14	6	5	5	1	2	0	1	0	0	1	14	25	22.50	4.000
88 Marcus Hatley, R ERA:	(8, 1)	1.0		3	0	0	0	0	0	0	0	0	0	0	3	3	0.00	0.000

PITCHER		IP	WLS	BF	H	R	ER	SO	BB	IBB	HBP	BLK	WP	HR	S	P	ERA	WHIP
62 Marcos Mateo, R ERA: 6.0	(9, 1)	2.0	L	10	3	2	1	1	2	0	0	0	0	1	11	20	4.50	2.500

Chicago White Sox @ Chicago Cubs

Hohokam Park, Mesa, AZ

Sun Mar 18 2012, 4:32 PM - 7:30 PM EDT

Att. 12,469 - Overcast - 50 F

livebaseballscorecards.com

BOTTOM

Batter	1	2	3	4	5	6	7	8	9	10	AB	R	H	RBI	BB	SO	LOB
9 David DeJesus, L (1, 10) OBP: 0.313, SLG: 0.333	G4-3	P6		F8-4-3 1-1			K		K		3	0	0	0	0	0	3
79 Jae-Hoon Ha, R (7, PH) OBP: 0.273, SLG: 0.273 (8, 10)											2	0	0	0	0	2	0
24 Marlon Byrd, R (1, 8) OBP: 0.333, SLG: 0.433	G4-3	G5-3 1-2			G6-3			E3 44 1B 92 WP 59 BB	G4-3		3	0	0	0	0	0	2
38 Micah Gibbs, S (6, 2)											2	1	0	0	0	0	0
13 Starlin Castro, R (1, 6) OBP: 0.306, SLG: 0.444	1B		44 G4-3 2B		F9			59 BB 44 1B 1-2 BB BB	K		3	0	2	0	0	0	0
92 Logan Watkins, L (6, 6)											1	1	0	0	1	1	0
44 Anthony Rizzo, L (1, 3) OBP: 0.400, SLG: 0.571	F7		G4-3 2-3		K			BB 59 BB 1-2 2-3 1B		P3	5	0	1	0	0	1	2
18 Geovany Soto, R (1, 2) OBP: 0.333, SLG: 0.643		K	K			F9		BB 1-2 2-3 3-H BB		G6-3 2B	2	0	0	0	0	2	1
59 Brett Jackson, L (6, 8) OBP: 0.444, SLG: 0.591											2	0	1	1	1	0	0
3 Jeff Baker, R (1, 7) OBP: 0.360, SLG: 0.364		1B 99 2B 1B	K			P4		P3		G6-3 2-3	2	1	1	0	0	1	1
Matt Szczur, R (6, 7) OBP: 0.200, SLG: 0.158											3	0	0	0	0	0	4
Josh Vitters, R (1, 5) OBP: 0.292, SLG: 0.381		99 S 99 2B 1-3 1B		99 F8 1 1B 2B		F7		1 FC6-4 1-2 2-3 3-H BB		P6	4	2	2	1	1	0	1
99 Alfredo Amezaga, S (1, 4) OBP: 0.368, SLG: 0.444		1 1B 1-H 3-H 2B		F8 2-3			K	K			4	0	1	2	0	2	4
1 Tony Campana, L (1, 9) OBP: 0.143, SLG: 0.100		24 S 2-3 1B		9 F8-4-3 3-H 1B			B2-3	FC6-4 1-2f			4	0	2	1	0	0	3

Inning Stats	1	2	3	4	5	6	7	8	9	10
R:	0	2	0	1	0	0	0	2	0	0
H:	1	4	1	2	0	0	0	1	0	1
E:	0	0	0	0	0	0	0	1	0	0
LOB:	1	2	1	0	0	0	0	3	0	1
K:	0	1	2	0	1	0	2	1	2	0
BB:	0	0	0	0	0	0	0	3	0	0
S:	4	9	8	4	5	3	7	7	7	4
P:	4	11	8	4	5	3	7	19	7	4

1B:	6
2B:	5
3B:	0
HR:	0
SF:	0
SAC:	0
DP:	1
HBP:	0
WP:	1
PB:	0
SB:	2
CS:	0
PA:	43

AB	40
R	5
H	10
RBI	5
BB	3
SO	9
LOB	21

PITCHER		IP	WLS	BF	H	R	ER	SO	BB	IBB	HBP	BLK	WP	HR	S	P	ERA	WHIP
48 Zach Stewart, R ERA: 5.0	(1, 1)	3.0		15	6	2	2	3	0	0	0	0	0	0	21	23	6.00	2.000
77 Will Ohman, L ERA: 1.8	(4, 1)	1.0		4	2	1	1	0	0	0	0	0	0	0	4	4	9.00	2.000
39 Dylan Axelrod, R ERA: 5.4	(5, 1)	3.0		9	0	0	0	3	0	0	0	0	0	0	15	15	0.00	0.000
80 Leyson Septimo, L ERA: 2.45	(8, 1)	0.0		4	1	2	1	0	2	0	0	0	1	0	2	10	∞	∞
55 Simon Castro, R ERA: 13.5	(8, 1)	2.0	W	7	0	0	0	3	1	0	0	0	0	0	12	16	0.00	0.500

PITCHER		IP	WLS	BF	H	R	ER	SO	BB	IBB	HBP	BLK	WP	HR	S	P	ERA	WHIP
60 Deunte Heath, R ERA: 2.25	(10, 1)	1.0	S	4	1	0	0	0	0	0	0	0	0	0	4	4	0.00	1.000

Batter	1	2	3	4	5	6	7	8	9	AB	R	H	RBI	BB	SO	LOB
4 Brandon Phillips, R (1, 4) OBP: 0.258, SLG: 0.400	G4-3		K			F9			15 1B 1-3 1B	3	0	0	0	0	1	0
43 Miguel Cairo, R (7, 4) OBP: 0.375, SLG: 0.364										1	0	1	0	0	0	0
2 Zack Cozart, R (1, 6) OBP: 0.433, SLG: 0.655	2B			27 G1-4-3 1B			F9		27 FC6-4 1-2 3-H 1B	2	0	2	0	0	0	0
15 Wilson Valdez, R (6, 6) OBP: 0.321, SLG: 0.308										2	0	1	1	0	0	0
19 Joey Votto, L (1, 3) OBP: 0.296, SLG: 0.217	K			F7			K		F7	3	0	0	0	0	2	2
7 Bill Rhinehart, L (7, 3)										1	0	0	0	0	0	2
27 Scott Rolen, R (1, 10) OBP: 0.440, SLG: 0.636	K			G1-4-3 1-2f			K		FC6-4 1-2f	4	0	0	0	0	2	4
28 Chris Heisey, R (1, 9) OBP: 0.265, SLG: 0.267		F9			F7			K		2	0	0	0	0	0	0
9 Willie Harris, L (7, 9) OBP: 0.333, SLG: 0.346										1	0	0	0	0	1	0
21 Todd Frazier, R (1, 7) OBP: 0.333, SLG: 0.767		K			F9			G1-3		2	0	0	0	0	1	0
48 Ryan Ludwick, R (6, 7) OBP: 0.276, SLG: 0.296										1	0	0	0	0	0	0
25 Juan Francisco, L (1, 5) OBP: 0.179, SLG: 0.321		G3			K			F8		2	0	0	0	0	1	0
7 Paul Janish, R (7, 5) OBP: 0.400, SLG: 0.375										1	0	0	0	0	0	0
39 Devin Mesoraco, R (1, 2) OBP: 0.174, SLG: 0.182			F9			F8			G4-3	2	0	0	0	0	0	0
30 Dioner Navarro, S (7, 2) OBP: 0.192, SLG: 0.292										1	0	0	0	0	0	0
23 Denis Phipps, R (1, 8) OBP: 0.382, SLG: 0.581			K			G6-3			43 1B 15 1B BB	2	0	0	0	0	1	0
70 Daryl Jones, L (6, 8) OBP: 0.333, SLG: 0.304										0	1	0	0	1	0	0
Inning Stats	R: 0 E: 0 K: 2 S: 8 H: 1 LOB: 1 BB: 0 P: 8	R: 0 E: 0 K: 1 S: 5 H: 0 LOB: 0 BB: 0 P: 5	R: 0 E: 0 K: 2 S: 7 H: 0 LOB: 0 BB: 0 P: 7	R: 0 E: 0 K: 0 S: 3 H: 1 LOB: 0 BB: 0 P: 3	R: 0 E: 0 K: 1 S: 5 H: 0 LOB: 0 BB: 0 P: 5	R: 0 E: 0 K: 0 S: 3 H: 0 LOB: 0 BB: 0 P: 3	R: 0 E: 0 K: 2 S: 7 H: 0 LOB: 0 BB: 0 P: 7	R: 0 E: 0 K: 1 S: 5 H: 0 LOB: 0 BB: 0 P: 5	R: 1 E: 0 K: 0 S: 5 H: 2 LOB: 2 BB: 1 P: 9	1B: 3 2B: 1 3B: 0 HR: 0 SF: 0 SAC: 0 DP: 1 HBP: 0						

TOP

Cincinnati Reds @ Chicago White Sox

Camelback Ranch, Glendale, AZ

Mon Mar 19 2012, 4:06 PM - 6:20 PM EDT

Att. 5,163 - Cloudy - 54 F

livebaseballscorecards.com

AB	30
R	1
H	4
RBI	1
BB	1
SO	9
LOB	8

WP: 0 PB: 0 SB: 0 CS: 0 PA: 31

PITCHER		IP	WLS	BF	H	R	ER	SO	BB	IBB	HBP	BLK	WP	HR	S	P	ERA	WHIP
49 Chris Sale, L ERA: 5.4	(1, 1)	6.0		19	2	0	0	6	0	0	0	0	0	0	31	31	0.00	0.333
43 Addison Reed, R ERA: 1.69	(7, 1)	1.0		3	0	0	0	2	0	0	0	0	0	0	7	7	0.00	0.000
53 Héctor Santiago, L ERA:	(8, 1)	1.0		3	0	0	0	1	0	0	0	0	0	0	5	5	0.00	0.000
40 Brian Bruney, R ERA: 1.5	(9, 1)	1.0	L	6	2	1	1	0	1	0	0	0	0	0	5	9	9.00	3.000

PITCHER	IP	WLS	BF	H	R	ER	SO	BB	IBB	HBP	BLK	WP	HR	S	P	ERA	WHIP

Batter	1	2	3	4	5	6	7	8	9	AB	R	H	RBI	BB	SO	LOB
30 Alejandro De Aza, L (1, 8) OBP: 0.324, SLG: 0.267 18 Brent Lillibridge, R (4, 8) OBP: 0.387, SLG: 0.464	L9		15 FC6-4 1B			P3		K		2 0 1 0 0 0 0 2 0 0 0 0 1 0						
15 Gordon Beckham, R (1, 4) OBP: 0.306, SLG: 0.382 86 Tyler Saladino, R (8, 4) OBP: 0.231, SLG: 0.091	1B		FC6-4 1-2f			K			K	3 0 1 0 0 1 1 1 0 0 0 0 1 0						
51 Alex Rios, R (1, 9) OBP: 0.265, SLG: 0.258 67 Jordan Danks, L (8, 9) OBP: 0.409, SLG: 0.632	F9			14 F7-3 1B			G6-3		G5-3	3 0 1 0 0 0 1 1 0 0 0 0 0 0						
14 Paul Konerko, R (1, 10) OBP: 0.286, SLG: 0.250 75 Jim Gallagher, L (7, PR) OBP: 0.313, SLG: 0.083 (8, 10)	F8			F7-3 1-1			44 BB 1B		P3	3 0 1 0 0 0 2 1 0 0 0 0 0 0						
44 Adam Dunn, L (1, 3) OBP: 0.462, SLG: 0.632 38 Eduardo Escobar, S (7, PR) OBP: 0.429, SLG: 0.619 (8, 6)		F7		F8			1-2 BB			2 0 0 0 1 0 0 0 0 0 0 0 0 0						
10 Alexei Ramirez, R (1, 6) OBP: 0.226, SLG: 0.226 29 Dan Johnson, L (8, 3) OBP: 0.417, SLG: 0.579		G4-3			G4-3		K			3 0 0 0 0 1 2 0 0 0 0 0 0 0						
12 A.J. Pierzynski, L (1, 2) OBP: 0.154, SLG: 0.308 70 Hector Gimenez, S (8, 2) OBP: 0.500, SLG: 0.400		K			F7		F8			3 0 0 0 0 1 2 0 0 0 0 0 0 0						
24 Dayan Viciedo, R (1, 7) OBP: 0.212, SLG: 0.167 88 Christian Marrero, L (9, 7)			22 G6-4-3 BB		G5-3			K		2 0 0 0 1 1 0 0 0 0 0 0 0 0						
22 Brent Morel, R (1, 5) OBP: 0.333, SLG: 0.367 66 Ray Olmedo, S (9, 5) OBP: 0.417, SLG: 0.500			G6-4-3 1-2f			K		K		3 0 0 0 0 2 1 0 0 0 0 0 0 0						
Inning Stats	R: 0 E: 0 K: 0 S: 4 H: 1 LOB: 1 BB: 0 P: 4	R: 0 E: 0 K: 1 S: 5 H: 0 LOB: 0 BB: 0 P: 5	R: 0 E: 0 K: 0 S: 3 H: 1 LOB: 1 BB: 1 P: 7	R: 0 E: 0 K: 0 S: 3 H: 1 LOB: 0 BB: 0 P: 3	R: 0 E: 0 K: 0 S: 3 H: 0 LOB: 0 BB: 0 P: 3	R: 0 E: 0 K: 2 S: 7 H: 0 LOB: 0 BB: 0 P: 7	R: 0 E: 0 K: 1 S: 6 H: 1 LOB: 2 BB: 1 P: 10	R: 0 E: 0 K: 3 S: 9 H: 0 LOB: 0 BB: 0 P: 9	R: 0 E: 0 K: 1 S: 5 H: 0 LOB: 0 BB: 0 P: 5	1B: 4 2B: 1 3B: 0 HR: 0	SF: 0 SAC: 0 DP: 2 HBP: 0						

BOTTOM

Cincinnati Reds @ Chicago White Sox

Camelback Ranch, Glendale, AZ

Mon Mar 19 2012, 4:06 PM - 6:20 PM EDT

Att. 5,163 - Cloudy - 54 F

livebaseballscorecards.com

AB	29
R	0
H	4
RBI	0
BB	2
SO	8
LOB	9

WP: 0 PB: 0 SB: 0 CS: 0 PA: 31

PITCHER	IP	WLS	BF	H	R	ER	SO	BB	IBB	HBP	BLK	WP	HR	S	P	ERA	WHIP
34 Homer Bailey, R (1, 1) ERA: 7.15	4.0		14	3	0	0	1	1	0	0	0	0	0	15	19	0.00	1.000
40 Nick Masset, R (5, 1) ERA:	1.0		3	0	0	0	0	0	0	0	0	0	0	3	3	0.00	0.000
58 Ron Mahay, L (6, 1) ERA: 9.0	1.0		3	0	0	0	2	0	0	0	0	0	0	7	7	0.00	0.000
33 Jose Arredondo, R (7, 1) ERA: 6.43	1.0		5	1	0	0	1	1	0	0	0	0	0	6	10	0.00	2.000
66 Logan Ondrusek, R (8, 1) ERA: 2.84	1.0	W	3	0	0	0	3	0	0	0	0	0	0	9	9	0.00	0.000

PITCHER	IP	WLS	BF	H	R	ER	SO	BB	IBB	HBP	BLK	WP	HR	S	P	ERA	WHIP
53 Carlos Fisher, R (9, 1) ERA: 6.75	1.0	S	3	0	0	0	1	0	0	0	0	0	0	5	5	0.00	0.000

Chicago White Sox @ Seattle Mariners

Peoria Stadium, Peoria, AZ

Wed Mar 21 2012, 4:05 PM - 7:14 PM EDT

Att. 9,244 - Partly Cloudy - 65 F

TOP

livebaseballscorecards.com

Batter	1	2	3	4	5	6	7	8	9	AB	R	H	RBI	BB	SO	LOB
30 Alejandro De Aza, L (1, 8) OBP: 0.316, SLG: 0.265	C CH 88 X CH 86 0-1 G3-1		C SL 88 B CU 81 X CH 90 1-1 3-H 1B		B SL 85 X SL 85 1-0 E7 1 2B	C SI 90 B SI 91 X CH 82 1-1 G3	B SI 91 X SI 89 1-0 1-2 2-H 3-H 1B		B SI 94 C FF 94 B CU 77 B FF 93 B SI 92 4-1 1-2 2-3 89 1B BB	4 1	1 0	1 1	1 2	0 1	0 0	0 0
67 Jordan Danks, L (6, 8) OBP: 0.458, SLG: 0.650																
15 Gordon Beckham, R (1, 4) OBP: 0.300, SLG: 0.351	C CH 89 F SL 83 B SL 87 F CH 86 X SL 87 1-2 F9		1 SAFE C SL 84 B CH 86 1 SAFE C CH 88 X SL 86 1-2 F8		F CH 89 H CH 88 1-1 1 2B HBP	B SI 92 B SI 90 X SI 91 2-0 F8	C SI 90 B SL 84 B CU 75 X SI 90 2-1 F9		C CU 76 S FF 94 S FF 95 0-3 K	3 2	1 0	0 0	0 0	0 1	0 5	1 5
86 Tyler Saladino, R (6, 4) OBP: 0.200, SLG: 0.077																
1 Kosuke Fukudome, L (1, 9) OBP: 0.400, SLG: 0.345	X CH 90 0-0 G6-3			C CH 88 B CH 85 X CU 78 1-1 44 BB 10 1B 1B	B CH 89 X CH 89 1-0 14 1B 1-H 3-H 2B	C SI 90 C SI 91 B CU 76 B CU 74 S SL 82 2-3 K		C FF 93 B CU 77 B FF 95 X FF 93 2-1 G3	X FF 95 0-0 1-2 2-3 3-H 1B	4 2	2 0	2 1	2 1	0 0	1 0	0 0
89 Nick Ciolli, L (6, 9) OBP: 0.500, SLG: 0.500																
14 Paul Konerko, R (1, 3) OBP: 0.316, SLG: 0.286		C CH 87 B SL 86 X CU 78 1-1 44 G4-6-3 1B		B SL 82 B CH 90 C CH 89 X CH 89 2-1 L6	C SL 82 B SL 85 C SL 86 X CH 87 1-2 44 1B 10 1B 2-H 1B		B SL 81 C SI 90 B CH 85 F SI 91 X CU 76 2-2 10 1B 3B	C CU 78 S SI 88 S FF 96 0-3 K	F FF 91 S CU 74 S SL 81 0-3 K	3 3	0 2	2 1	1 0	0 0	0 2	1 3
45 Dallas McPherson, L (5, PR) OBP: 0.471, SLG: 0.500																
(5, 3)																
44 Adam Dunn, L (1, 7) OBP: 0.500, SLG: 0.619		B CH 89 B CH 90 X CH 89 2-0 G4-6-3 1-2f		B CH 90 D CH 89 B CH 89 B CH 89 4-0 10 1B 18 2B 1-2 BB	F CH 90 B SL 86 X CH 89 1-1 10 1B 1-3 1B		B CH 85 B CH 87 B SI 91 B SI 92 4-0 18 FC8-5 10 1B BB	X FF 96 0-0 G3		2	1	1	0	2	0	1
Kenneth Williams, S (7, PR) OBP: 0.667, SLG: 0.667										1	0	0	0	0	0	0
(7, 7)																
10 Alexei Ramirez, R (1, 6) OBP: 0.286, SLG: 0.286		B CH 90 S SL 84 B CH 90 F CH 86 S CH 87 2-3 K		C CH 90 B CH 86 F CH 86 D FF 91 B CH 87 X CH 90 3-2 18 2B 1-2 2-H 1B	C CH 90 X FF 90 0-1 1-2 3-H 1B		S SL 81 B SL 82 X SL 81 1-1 17 F9 18 FC8-5 67 1B 1-2 3-H 1B		B FF 93 C SI 94 C SI 95 X FF 96 1-2 38 2B 78 G5-3 1B	4 1	1 2	3 1	3 0	0 0	1 0	0 0
66 Ray Olmedo, S (7, PR) OBP: 0.462, SLG: 0.538																
(7, 6)																
18 Brent Lillibridge, R (1, 5) OBP: 0.400, SLG: 0.531			B CH 87 X CH 88 1-0 17 G3 30 1B 2B	C CH 90 B CH 86 F CH 90 F CH 86 F CH 90 F CH 86 X CH 90 1-2 1-H 2-H 2B	C SL 83 B CH 90 F SL 83 C SL 86 1-3 K		C SI 91 S CU 74 B CU 75 F SI 92 X SL 81 1-2 FC8-5 75 BB 67 1B 1-2 2-3f		B CU 78 B SI 94 X SI 92 2-0 67 BB 89 1B 1-3 2B	4 1	2 1	2 1	2 0	0 0	1 0	4 0
38 Eduardo Escobar, S (7, 5) OBP: 0.455, SLG: 0.682																
17 Tyler Flowers, R (1, 2) OBP: 0.250, SLG: 0.481			X CH 89 0-0 G3 2-3	B CH 88 X CH 90 1-0 P3	B CH 90 B CH 90 X CH 89 2-0 P3		S SL 80 X CU 75 0-1 F9 2-3		X FF 94 0-0 G5-3 3-H	4 1	0 0	0 0	0 1	0 0	0 0	6 1
78 Josh Phegley, R (7, 2) OBP: 0.429, SLG: 0.200																
75 Jim Gallagher, L (1, 10) OBP: 0.300, SLG: 0.067			C CH 86 F SL 88 F CH 86 B SI 91 D CH 87 B CH 91 S CH 88 3-3 K	B CH 87 X CH 90 1-0 F8	C CH 90 2 SAFE B SL 85 B SL 88 C CH 89 B CH 88 C SL 86 3-3 K		F CH 84 B SI 90 C SI 91 B CU 76 B SI 91 F SL 82 B SL 84 4-2 67 1B 1-2 BB		C FF 95 B CH 88 B FF 93 B CU 78 B FF 93 4-1 89 1B 67 BB BB	3 0	0 0	0 0	0 0	1 1	2 0	4 0
29 Dan Johnson, L (9, PH) OBP: 0.440, SLG: 0.579																
(9, 10)																

Inning Stats	1	2	3	4	5	6	7	8	9	1B: 11	SF: 0	WP: 0	PA: 49
	R: 0 E: 0 K: 0 S: 7 H: 0 LOB: 0 BB: 0 P: 8	R: 0 E: 0 K: 1 S: 6 H: 1 LOB: 0 BB: 0 P: 11	R: 1 E: 0 K: 1 S: 11 H: 2 LOB: 1 BB: 0 P: 17	R: 3 E: 0 K: 0 S: 15 H: 3 LOB: 1 BB: 1 P: 28	R: 4 E: 1 K: 2 S: 17 H: 4 LOB: 2 BB: 0 P: 28	R: 0 E: 0 K: 1 S: 6 H: 0 LOB: 0 BB: 0 P: 11	R: 3 E: 0 K: 0 S: 17 H: 3 LOB: 2 BB: 2 P: 32	R: 0 E: 0 K: 1 S: 6 H: 0 LOB: 0 BB: 0 P: 8	R: 2 E: 0 K: 2 S: 14 H: 3 LOB: 3 BB: 2 P: 25	2B: 4 3B: 1 HR: 0	SAC: 0 DP: 1 HBP: 1	PB: 0 SB: 0 CS: 0	

PITCHER	IP	WLS	BF	H	R	ER	SO	BB	IBB	HBP	BLK	WP	HR	S	P	ERA	WHIP
34 Félix Hernández, R (1, 1) ERA: 4.5	5.0	L	27	10	8	7	4	1	0	1	0	0	0	56	92	12.60	2.200
59 Chance Ruffin, R (6, 1) ERA: 9.0	2.0		11	3	3	3	1	2	0	0	0	0	0	23	43	13.50	2.500
54 Tom Wilhelmsen, R (8, 1) ERA: 5.4	1.2		10	3	2	2	2	2	0	0	0	0	0	17	30	10.80	3.000
41 Charlie Furbush, L (9, 1) ERA: 1.17	0.1		1	0	0	0	1	0	0	0	0	0	0	3	3	0.00	0.000

PITCHER	IP	WLS	BF	H	R	ER	SO	BB	IBB	HBP	BLK	WP	HR	S	P	ERA	WHIP

AB	43
R	13
H	16
RBI	13
BB	5
SO	8
LOB	26

BOTTOM

Batter	1	2	3	4	5	6	7	8	9	AB	R	H	RBI	BB	SO	LOB
9 Chone Figgins, S (1, 5) OBP: 0.371, SLG: 0.357 72 Vinnie Catricala, R (8, 5) OBP: 0.361, SLG: 0.531	C FF 87 F CH 79 X SL 83 0-2 ① F7	B CH 78 B FF 87 C FF 87 1 SAFE 1 SAFE F CH 79 B SL 83 B FF 88 4-2 1-2 BB			B FF 90 B FF 89 C FF 89 B FF 89 C FF 89 F FF 90 B FF 91 4-2 13 G4-6-3 BB		C FF 92 C FF 92 F FF 93 B SL 82 C FC 80 1-3 ③ K		B FF 90 C FF 91 B FF 90 X FF 89 2-1 94 WP 61 1B 16 2B 1-2 2-H 1B	2 1	0 1	0 1	0 1	2 0	1 0	0 0
13 Dustin Ackley, L (1, 4) OBP: 0.366, SLG: 0.667 61 Munenori Kawasaki, L (7, 4) OBP: 0.441, SLG: 0.387	B FF 87 S SL 81 B SL 81 F CH 80 B SL 84 X CH 81 3-2 ② P6	X SL 80 0-0 ③ G6-3			S FF 90 X CH 82 0-1 ① ② G4-6-3 1-2f			F FF 90 B FC 79 B FC 79 B FF 92 S FF 92 B FF 92 4-2 51 1B 16 1B BB	X FF 90 0-0 94 WP 16 2B 1-2 2-H 1B	3 1	0 2	0 1	0 1	0 1	0 0	3 0
51 Ichiro Suzuki, L (1, 9) OBP: 0.457, SLG: 0.667 94 Mike Wilson, R (8, PR) OBP: 0.458, SLG: 0.333 (9, 9)	B FF 88 B CH 79 X FF 88 2-0 HR	C FF 87 B SL 79 S CH 80 F SL 80 B FF 90 B SL 82 X CH 80 3-2 ① G4-3			C FF 91 X SL 82 0-1 ③ G3			C FF 93 B SL 82 B SL 81 C SL 80 B FF 94 X FC 79 3-2 16 1B 63 G5-4-3 1-3 1B	B CU 77 B FF 90 B FC 90 C FF 89 B FF 88 4-1 16 2B 1-2 2-3 BB	4 0	1 1	2 0	1 0	0 1	0 0	0 0
17 Justin Smoak, S (1, 3) OBP: 0.486, SLG: 0.500 16 Alex Liddi, R (8, 3) OBP: 0.500, SLG: 0.714	B SL 83 X FF 89 1-0 63 1B 2B	C FF 89 B CU 72 B CH 81 B CH 80 X FF 89 3-1 ② F8				C FF 89 X SL 80 0-1 ① G3		C SL 86 B SI 97 B SL 86 B SI 97 X SI 96 3-1 63 G5-4-3 2-3 3-H 1B	B SI 90 F SI 89 B SL 79 B FF 91 X FF 92 3-1 1-3 2-H 3-H 2B	3 2	1 0	1 2	0 3	0 0	0 0	0 0
63 Jesus Montero, R (1, 10) OBP: 0.366, SLG: 0.556 40 Jesús Sucre, R (9, PH) OBP: 0.167, SLG: 0.182	F SL 82 X SL 83 0-1 2-H 1B	S CU 70 B FF 87 B SL 79 C FF 89 X CH 80 2-2 1B				C CH 80 S FF 91 S FF 90 0-3 ② K		B SI 97 F SI 97 B SL 86 X CH 87 2-1 ① ② G5-4-3 1-2f 3-H	S FF 90 F SI 90 S SL 77 0-3 ② K	4 1	0 0	2 0	1 0	0 0	1 1	2 2
20 Mike Carp, L (1, 7) OBP: 0.256, SLG: 0.333 4 Carlos Peguero, L (7, 7) OBP: 0.289, SLG: 0.535	F SL 82 X CU 73 0-1 ③ F8	C SL 81 F FF 88 S FF 89 0-3 ③ K				B FF 90 C FF 90 X FF 91 1-1 E6		B SI 97 B SL 86 F CH 86 B SI 97 C SL 86 S FF 96 3-3 ③ K	B FF 90 B FF 90 B FF 90 C SI 90 X FF 90 3-1 ③ G4-3	3 2	0 0	0 0	0 0	0 0	1 1	2 3
30 Miguel Olivo, R (1, 2) OBP: 0.235, SLG: 0.300 27 John Jaso, L (7, 2) OBP: 0.235, SLG: 0.071		C CU 70 X CH 78 0-1 ① G6-3		X SL 80 0-0 ① G5-3		C FF 90 F FF 91 F FF 91 X SL 81 0-2 ③ P6			B CU 77 B FF 88 B FF 91 B FF 91 4-0 33 BB 72 1B BB	3 0	0 1	0 0	0 1	0 0	0 0	1 0
55 Michael Saunders, L (1, 8) OBP: 0.375, SLG: 0.514 33 Casper Wells, R (8, 8) OBP: 0.289, SLG: 0.167		B FF 88 B SL 81 C SL 80 F CH 79 F SL 82 F FF 90 X CH 80 2-2 ② G3-1		C FF 87 C FF 90 B FF 89 B SL 84 C FF 89 2-3 ② K			C FF 90 B SL 78 C SL 79 B SL 80 F FF 92 S SL 81 2-3 ① K		C FF 90 D CU 76 B FF 91 B FF 91 B FF 90 4-1 72 1B 61 1B 1-2 BB	3 0	0 1	0 0	0 1	0 0	2 0	0 0
26 Brendan Ryan, R (1, 6) OBP: 0.308, SLG: 0.462		B SL 81 X CH 78 1-0 9 BB 1B		B CU 70 B FF 88 C FF 88 X FF 89 2-1 ③ P5			C SI 91 B FF 93 F CH 85 F SL 79 F FF 92 X FF 85 1-2 ② P3		B FF 90 X FF 90 1-0 F7	4	0	1	0	0	0	2
Inning Stats	R: 2 E: 0 K: 0 S: 12 H: 3 LOB: 1 BB: 0 P: 18	R: 0 E: 0 K: 0 S: 11 H: 1 LOB: 2 BB: 1 P: 18	R: 0 E: 0 K: 1 S: 12 H: 1 LOB: 1 BB: 0 P: 20	R: 0 E: 0 K: 1 S: 6 H: 0 LOB: 0 BB: 0 P: 10	R: 0 E: 0 K: 0 S: 7 H: 0 LOB: 0 BB: 1 P: 11	R: 0 E: 1 K: 1 S: 11 H: 0 LOB: 1 BB: 0 P: 12	R: 0 E: 0 K: 2 S: 13 H: 0 LOB: 0 BB: 0 P: 17	R: 2 E: 0 K: 1 S: 12 H: 2 LOB: 1 BB: 1 P: 27	R: 4 E: 0 K: 1 S: 13 H: 3 LOB: 2 BB: 3 P: 34	1B: 7 2B: 2 3B: 0 HR: 1 SF: 0 SAC: 0 DP: 2 HBP: 0	WP: 1 PB: 0 SB: 0 CS: 0 PA: 42						

PITCHER		IP	WLS	BF	H	R	ER	SO	BB	IBB	HBP	BLK	WP	HR	S	P	ERA	WHIP
68 Eric Stults, L ERA: 2.0	(1, 1)	4.0	W	18	5	2	2	2	1	0	0	0	0	1	41	66	4.50	1.500
40 Brian Bruney, R ERA: 1.13	(5, 1)	2.0		7	0	0	0	1	1	0	0	0	0	0	18	23	0.00	0.500
80 Leyson Septimo, L ERA: 5.79	(7, 1)	1.0		5	1	2	2	2	1	0	0	0	0	0	18	29	18.00	2.000
65 Nate Jones, R ERA: 2.84	(8, 1)	1.0		3	1	0	0	1	0	0	0	0	0	0	7	15	0.00	1.000
92 Ryan Buch, R ERA: 108.0	(9, 1)	0.1		6	2	4	4	0	3	0	0	0	1	0	6	21	108.00	15.000

PITCHER		IP	WLS	BF	H	R	ER	SO	BB	IBB	HBP	BLK	WP	HR	S	P	ERA	WHIP
94 Branch Kloess, R ERA:	(9, 1)	0.2		3	1	0	0	1	0	0	0	0	0	0	7	13	0.00	1.500

Chicago White Sox @ Seattle Mariners

Peoria Stadium, Peoria, AZ

Wed Mar 21 2012, 4:05 PM - 7:14 PM EDT

Att. 9,244 - Partly Cloudy - 65 F

livebaseballscorecards.com

AB	36
R	8
H	10
RBI	7
BB	6
SO	7
LOB	15

Kansas City Royals @ Chicago White Sox

Camelback Ranch, Glendale, AZ

Thu Mar 22 2012, 4:08 PM - 6:55 PM EDT

Att. 4,942 - Partly Cloudy - 77 F

TOP

livebaseballscorecards.com

Batter	1	2	3	4	5	6	7	8	9	AB	R	H	RBI	BB	SO	LOB
1 Jarrod Dyson, L (1, 8) OBP: 0.316, SLG: 0.235	G4-3		64 E 1-2 1B		G4-3		79 S 79 1B 1-3 1B		BBBB 79 G6-4-3 1-2 BB	3	0	1	0	0	0	0
63 Greg Golson, R (6, 8) OBP: 0.250, SLG: 0.200										1	1	1	0	1	0	0
64 Irving Falu, S (1, 6) OBP: 0.308, SLG: 0.375	G4-3		2 SAFE FC4 8 L3 1-2 2-3		G4-3		B 1-0 1-H 3-H 1B		G6-4-3 1-2f	3	0	0	0	0	0	2
79 Christian Colón, R (6, 6) OBP: 0.667, SLG: 0.667										2	0	1	2	0	0	2
8 Mike Moustakas, L (1, 5) OBP: 0.270, SLG: 0.206	F7		L3 1-1			SSS K	G3			3	0	0	0	0	1	2
Eric Duncan, L (6, 5)										1	0	0	0	0	0	1
16 Billy Butler, R (1, 3) OBP: 0.488, SLG: 0.769		F9		B 1-0 HR		21 FC4-6 1B		G1 1B		3	1	2	1	0	0	0
23 Jamie Romak, R (6, 3) OBP: 1.000, SLG: 1.500										1	0	1	0	0	0	0
21 Jeff Francoeur, R (1, 9) OBP: 0.250, SLG: 0.333		85 1B 2B		G4-3		FC4-6 1-2f		G1 1-2		3	1	1	0	0	0	1
Tim Ferguson, R (6, 9)										1	0	0	0	0	0	1
85 Brian Fletcher, R (1, 10) OBP: 0.500, SLG: 0.571		30 FC5-4 2-H 1B		F7		CCC K		CCC K		3	0	1	1	0	1	1
29 Carlo Testa, L (8, PH) (8, 10)										1	0	0	0	0	1	1
30 Jason Bourgeois, R (1, 7) OBP: 0.250, SLG: 0.259		FC5-4 19 S 1-2f		1B			F8	F7		3	0	1	0	0	0	1
83 Tim Smith, L (7, 7)										1	0	0	0	0	0	1
19 Tony Abreu, S (1, 4) OBP: 0.167, SLG: 0.118		CCC K 1-2		G6-3			G6-3		G4-3	3	0	0	0	0	1	2
89 Rey Navarro, S (7, 4) OBP: 0.200, SLG: 0.200										1	0	0	0	0	0	0
33 Humberto Quintero, R (1, 2) OBP: 0.400, SLG: 0.400			64 FC4 1 1B 1B		L4		BBBB 4-0 63 1B 63 DI 79 1B BB		BBBB 63 BB BB	2	0	1	0	0	0	0
66 Cody Clark, R (6, 2) OBP: 0.429, SLG: 0.313										0	1	0	0	2	0	0

AB	35
R	4
H	10
RBI	4
BB	3
SO	4
LOB	15

Inning Stats	1	2	3	4	5	6	7	8	9
	R: 0 E: 0 K: 0 S: 3	R: 1 E: 0 K: 1 S: 7	R: 0 E: 1 K: 0 S: 4	R: 1 E: 0 K: 0 S: 5	R: 0 E: 0 K: 0 S: 3	R: 0 E: 0 K: 2 S: 8	R: 2 E: 0 K: 0 S: 5	R: 0 E: 0 K: 1 S: 6	R: 0 E: 0 K: 0 S: 2
	H: 0 LOB: 0 BB: 0 P: 3	H: 2 LOB: 1 BB: 0 P: 7	H: 2 LOB: 1 BB: 0 P: 4	H: 2 LOB: 1 BB: 0 P: 6	H: 0 LOB: 0 BB: 0 P: 3	H: 1 LOB: 1 BB: 0 P: 8	H: 2 LOB: 1 BB: 1 P: 10	H: 1 LOB: 1 BB: 0 P: 6	H: 0 LOB: 1 BB: 2 P: 10

1B: 8	SF: 0	WP: 0	PA: 38
2B: 2	SAC: 0	PB: 0	
3B: 0	DP: 2	SB: 2	
HR: 1	HBP: 0	CS: 0	

PITCHER	IP	WLS	BF	H	R	ER	SO	BB	IBB	HBP	BLK	WP	HR	S	P	ERA	WHIP
48 Zach Stewart, R (1, 1) ERA: 4.5	5.0	W	20	6	2	2	1	0	0	0	0	0	1	22	23	3.60	1.200
43 Addison Reed, R (6, 1) ERA: 3.86	1.2		9	3	2	2	2	1	0	0	0	0	0	12	17	10.80	2.400
37 Matt Thornton, L (7, 1) ERA:	1.1		5	1	0	0	1	0	0	0	0	0	0	7	7	0.00	0.750
99 Ryan Kussmaul, R (9, 1) ERA:	1.0		4	0	0	0	0	2	0	0	0	0	0	2	10	0.00	2.000

PITCHER	IP	WLS	BF	H	R	ER	SO	BB	IBB	HBP	BLK	WP	HR	S	P	ERA	WHIP

BOTTOM

Kansas City Royals @ Chicago White Sox

Camelback Ranch, Glendale, AZ

Thu Mar 22 2012, 4:08 PM - 6:55 PM EDT

Att. 4,942 - Partly Cloudy - 77 F

livebaseballscorecards.com

Batter	1	2	3	4	5	6	7	8	9	AB	R	H	RBI	BB	SO	LOB
30 Alejandro De Aza, L (1, 8) OBP: 0.341, SLG: 0.278 67 Jordan Danks, L (6, 8) OBP: 0.462, SLG: 0.619	BBBB 4-0 51 S 18 S 51 1B BB	CCC 0-3 ② K			X 0-0 18 1B 44 HR 3-H 1B	CCC 0-3 ① K		BBBB 4-0 29 BB 82 1B 78 3B BB		2 1	2 1	1 0	1 0	1 1	1 1	1 1
18 Brent Lillibridge, R (1, 7) OBP: 0.385, SLG: 0.500 82 Jared Mitchell, L (7, 7) OBP: 0.333, SLG: 0.524	BSSS 1-3 ① K 1-2	X 0-0 ③ L7			X 0-0 14 1B 44 HR 1-3 1B	SSC 0-3 ② K		X 0-0 29 BB 78 3B 1-2 1B		4 1	1 1	1 1	0 0	0 0	2 0	3 0
51 Alex Rios, R (1, 9) OBP: 0.289, SLG: 0.286 75 Jim Gallagher, L (7, 9) OBP: 0.286, SLG: 0.063	BX 1-0 14 2B 2-H 1B		X 0-0 ① F8		X 0-0 ① F7	X 0-0 3-H 1B		SSS 0-3 ① K		4 1	1 0	2 0	2 0	0 0	0 1	2 2
14 Paul Konerko, R (1, 10) OBP: 0.341, SLG: 0.342 88 Mark Haddow, R (5, PR) (6, 10)	X 0-0 44 HR 1-H 2B		X 0-0 ② G4-3		X 0-0 44 HR 1-2 1B	SSS 0-3 ③ K		SSS 0-3 ② K		3 2	1 1	2 0	1 0	0 0	0 2	0 3
44 Adam Dunn, L (1, 3) OBP: 0.515, SLG: 0.875 29 Dan Johnson, L (6, 3) OBP: 0.444, SLG: 0.550	BBBSSX 3-2 2-H HR		X 0-0 ③ F8		BBBCX 3-1 1-H 2-H 3-H HR		X 0-0 ① G4-3	BBBB 4-0 1-2 2-3 78 3B BB		3 1	2 1	2 0	6 0	0 1	0 0	0 0
12 A.J. Pierzynski, L (1, 2) OBP: 0.172, SLG: 0.414 70 Hector Gimenez, S (7, 2) OBP: 0.571, SLG: 0.500 86 Tyler Saladino, R (7, PR) OBP: 0.200, SLG: 0.077 78 Josh Phegley, R (8, 2) OBP: 0.500, SLG: 0.667	X 0-0 ② L6			X 0-0 ① G6-3	BBBCFX 3-2 HR		X 0-0 45 3B 1B	X 0-0 1-H 2-H 3-H 3B		3 1 0 1	1 0 1 0	1 1 0 1	1 0 0 3	0 0 0 0	0 0 0 0	0 0 0 0
22 Brent Morel, R (1, 5) OBP: 0.303, SLG: 0.333 45 Dallas McPherson, L (6, 5) OBP: 0.474, SLG: 0.625	X 0-0 ③ F9			X 0-0 ② G5-3	X 0-0 ② G4-3		X 0-0 1-H 66 2B 3B	CCC 0-3 ③ K		3 2	0 1	0 1	0 1	0 0	0 1	1 1
15 Gordon Beckham, R (1, 4) OBP: 0.279, SLG: 0.325 66 Ray Olmedo, S (6, 4) OBP: 0.500, SLG: 0.643 (7, 6)		X 0-0 ① G4-3		SSS 0-3 ③ K	X 0-0 ③ G6-3		X 0-0 3-H 2B			3 1	0 0	0 1	0 1	0 0	1 0	1 0
38 Eduardo Escobar, S (1, 6) OBP: 0.480, SLG: 0.680 85 Drew Garcia, S (7, 4)		X 0-0 1B			X 0-0 E1 30 1B 1B	X 0-0 E8 51 1B	X 0-0 ③ G4-3			3 1	2 0	2 0	0 0	0 0	0 0	0 1
Inning Stats	R: 4 H: 3 E: 0 LOB: 0 K: 1 BB: 1 S: 10 P: 19	R: 0 H: 1 E: 0 LOB: 1 K: 1 BB: 0 S: 6 P: 6	R: 0 H: 0 E: 0 LOB: 0 K: 0 BB: 0 S: 3 P: 3	R: 0 H: 0 E: 0 LOB: 0 K: 1 BB: 0 S: 5 P: 5	R: 6 H: 6 E: 1 LOB: 1 K: 0 BB: 0 S: 12 P: 18	R: 1 H: 1 E: 1 LOB: 1 K: 3 BB: 0 S: 11 P: 11	R: 2 H: 3 E: 0 LOB: 1 K: 0 BB: 0 S: 5 P: 5	R: 3 H: 2 E: 0 LOB: 1 K: 3 BB: 2 S: 11 P: 19		1B: 9 SF: 0 2B: 2 SAC: 0 3B: 2 DP: 0 HR: 3 HBP: 0						

AB	40
R	16
H	16
RBI	16
BB	3
SO	9
LOB	16

WP: 0 PA: 43
PB: 0
SB: 2
CS: 0

PITCHER		IP	WLS	BF	H	R	ER	SO	BB	IBB	HBP	BLK	WP	HR	S	P	ERA	WHIP
52 Bruce Chen, L ERA: 15.0	(1, 1)	4.1	L	24	10	10	10	3	1	0	0	0	0	3	34	49	20.77	2.538
32 Vin Mazzaro, R ERA: 6.23	(5, 1)	2.2		12	4	3	2	3	0	0	0	0	0	0	18	18	6.75	1.500
80 Buddy Baumann, L ERA: 40.5	(8, 1)	0.2		6	2	3	3	2	2	0	0	0	0	0	8	16	40.50	6.000
77 Kevin Pucetas, R ERA:	(8, 1)	0.1		1	0	0	0	1	0	0	0	0	0	0	3	3	0.00	0.000

PITCHER	IP	WLS	BF	H	R	ER	SO	BB	IBB	HBP	BLK	WP	HR	S	P	ERA	WHIP

Batter	1	2	3	4	5	6	7	8	9	AB	R	H	RBI	BB	SO	LOB
8 Gerardo Parra, L (1, 7) OBP: 0.340, SLG: 0.471	CCS 0-3 ① K		X 0-0 ① G3-1	X 0-0 ③ G3-1			CCS 0-3 ① K		CCS 0-3 ① K	3	0	0	0	0	1	1
73 Adam Eaton, L (7, PH) OBP: 0.333, SLG: 0.342 (7, 9)										2	0	0	0	0	2	0
2 Aaron Hill, R (1, 4) OBP: 0.325, SLG: 0.459	X 0-0 10 G6-3 1B		X 0-0 1B		X 0-0 ① L7		BBCCX 2-1 HR		CCS 0-3 ② K	3	0	2	0	0	0	0
60 AJ Pollock, R (7, PH) OBP: 0.429, SLG: 0.567 (7, 8)										2	1	1	1	0	1	0
10 Justin Upton, R (1, 9) OBP: 0.405, SLG: 0.313	X 0-0 ② G6-3 1-2		X 0-0 ② P3		X 0-0 ② L4		BBBB 4-0 BB		X 0-0 47 BB 1B	3	0	0	0	0	0	2
14 Ryan Roberts, R (7, PH) OBP: 0.310, SLG: 0.500 (7, 5)										1	0	1	0	1	0	0
26 Miguel Montero, L (1, 2) OBP: 0.344, SLG: 0.222	BBBB 4-0 24 FC4 BB		X 0-0 ③ F8		BBBB 4-0 24 FC6-4 BB		CCS 0-3 ② K		BBBB 4-0 1-2 BB	1	0	0	0	2	0	1
47 Jon Griffin, R (7, PH) OBP: 0.600, SLG: 1.500 (7, 3)										1	0	0	0	1	1	1
24 Chris Young, R (1, 8) OBP: 0.535, SLG: 0.800	X 0-0 ③ FC4 1-2f			BBCX 2-1 HR	X 0-0 ③ FC6-4 1-2f		X 0-0 ③ P6		CCC 0-3 ③ K	3	1	1	1	0	0	3
1 Cody Ransom, R (7, PH) OBP: 0.290, SLG: 0.429 (7, 4)										2	0	0	0	0	1	3
27 Geoff Blum, S (1, 5) OBP: 0.387, SLG: 0.308		BBBB 4-0 37 G4-6-3 44 WP BB		X 0-0 44 G4-3 16 1B 1B		BBBB 4-0 37 FC4-6 BB		X 0-0 E6 28 G6-3		1	1	1	0	2	0	0
65 Ryan Budde, R (7, 2)										1	0	0	0	0	0	0
44 Paul Goldschmidt, R (1, 3) OBP: 0.417, SLG: 0.541		BBBB 4-0 37 G4-6-3 1-2 BB		X 0-0 ① G4-3 1-2		SCC 0-3 ① K		X 0-0 ① G6-3 2-3		2	0	0	0	1	1	2
28 Tommy Manzella, R (7, 6)										1	0	0	0	0	0	1
37 Lyle Overbay, L (1, 10) OBP: 0.306, SLG: 0.226		X 0-0 ①② G4-6-3 1-2f 2-3		CCS 0-3 ② K		X 0-0 ② FC4-6 16 FC5-4 1-2f		CCC 0-3 ② K		4	0	0	0	0	2	5
16 John McDonald, R (1, 6) OBP: 0.241, SLG: 0.250		X 0-0 ③ G6-3		X 0-0 2-H 1B		X 0-0 ③ FC5-4 1-2f		CCS 0-3 ③ K		3	0	1	1	0	0	2
12 Evan Frey, L (7, 7)										1	0	0	0	0	1	1
Inning Stats	R: 0 H: 1 E: 0 LOB: 2 K: 1 BB: 1 S: 6 P: 10	R: 0 H: 0 E: 0 LOB: 1 K: 0 BB: 2 S: 2 P: 10	R: 0 H: 1 E: 0 LOB: 1 K: 0 BB: 0 S: 4 P: 4	R: 2 H: 3 E: 0 LOB: 1 K: 1 BB: 0 S: 9 P: 11	R: 0 H: 0 E: 0 LOB: 1 K: 0 BB: 1 S: 3 P: 7	R: 0 H: 0 E: 0 LOB: 1 K: 1 BB: 1 S: 5 P: 9	R: 1 H: 1 E: 0 LOB: 1 K: 2 BB: 1 S: 9 P: 15	R: 0 H: 0 E: 1 LOB: 1 K: 2 BB: 0 S: 8 P: 8	R: 0 H: 1 E: 0 LOB: 2 K: 3 BB: 1 S: 10 P: 14	1B: 5 SF: 0 2B: 0 SAC: 0 3B: 0 DP: 1 HR: 2 HBP: 0						

TOP

Arizona Diamondbacks @ Chicago White Sox

Camelback Ranch, Glendale, AZ

Fri Mar 23 2012, 10:09 PM - 1:01 AM EDT

Att. 6,518 - Clear - 81 F

livebaseballscorecards.com

AB	34
R	3
H	7
RBI	3
BB	7
SO	10
LOB	22

PITCHER		IP	WLS	BF	H	R	ER	SO	BB	IBB	HBP	BLK	WP	HR	S	P	ERA	WHIP
34 Gavin Floyd, R ERA: 2.7	(1, 1)	6.0	W	27	5	2	2	3	5	0	0	0	1	1	29	51	3.00	1.667
53 Héctor Santiago, L ERA: 1.29	(7, 1)	1.0		5	1	1	1	2	1	0	0	0	0	1	9	15	9.00	2.000
65 Nate Jones, R ERA: 2.16	(8, 1)	2.0	S	9	1	0	0	5	1	0	0	0	0	0	18	22	0.00	1.000

PITCHER	IP	WLS	BF	H	R	ER	SO	BB	IBB	HBP	BLK	WP	HR	S	P	ERA	WHIP

BOTTOM

Arizona Diamondbacks @ Chicago White Sox

Camelback Ranch, Glendale, AZ

Fri Mar 23 2012, 10:09 PM - 1:01 AM EDT

Att. 6,518 - Clear - 81 F

livebaseballscorecards.com

Batter	1	2	3	4	5	6	7	8	9	AB	R	H	RBI	BB	SO	LOB
30 Alejandro De Aza, L (1, 8) OBP: 0.333, SLG: 0.275 83 Trayce Thompson, R (7, 8) OBP: 0.417, SLG: 0.400	G4-3		18 CS 1B	G4-3		L7		L8		4 1	0 0	1 0	0 0	0 0	0 0	0 1
18 Brent Lillibridge, R (1, 5) OBP: 0.372, SLG: 0.475 66 Ray Olmedo, S (7, 5) OBP: 0.467, SLG: 0.600	K		1 SAFE 14 BB 12 2B 1-2 1B	K		K		P6		4 1	1 0	1 0	0 0	0 0	3 0	0 1
51 Alex Rios, R (1, 9) OBP: 0.286, SLG: 0.263 90 Kyle Colligan, R (7, 9)	F8		P4		12 IHR HBP	G5-3		1 SAFE 3-6 1-2		3 0	1 0	0 0	0 0	0 0	0 0	1 0
14 Paul Konerko, R (1, 3) OBP: 0.341, SLG: 0.325 88 Christian Marrero, L (6, 7)		F7	BBBB 12 2B 29 1B 1-2 BB		K		K			2 1	1 0	0 0	0 0	1 0	1 1	1 0
12 A.J. Pierzynski, L (1, 2) OBP: 0.250, SLG: 0.625 70 Hector Gimenez, S (7, PH) OBP: 0.625, SLG: 0.571 (8, 2)		29 1B 2B	29 1B 1-3 2-H 2B		1-H IHR		15 1B 1B			3 1	3 0	3 1	3 0	0 0	0 0	0 0
15 Gordon Beckham, R (1, 4) OBP: 0.298, SLG: 0.326		P6	BBBB 29 1B BB		L9		29 BLK 1-3 1B			3	0	1	0	1	0	1
29 Dan Johnson, L (1, 10) OBP: 0.516, SLG: 0.652		75 BB 2-H 1B	1-3 2-H 3-H 1B		75 1B 2B		BBBB 1-2 BB			3	0	3	3	1	0	0
75 Jim Gallagher, L (1, 7) OBP: 0.320, SLG: 0.105 (6, 3)		BBBB 1-2 BB	P6		2-3 1B		CCC			3	0	1	0	1	1	4
38 Eduardo Escobar, S (1, 6) OBP: 0.448, SLG: 0.621		CCS K2-3		P6	F7			90 3-6 1B		4	0	1	0	0	1	4
Inning Stats	R: 0 H: 0 E: 0 LOB: 0 K: 1 BB: 0 S: 5 P: 5	R: 1 H: 2 E: 0 LOB: 2 K: 1 BB: 1 S: 7 P: 11	R: 3 H: 4 E: 0 LOB: 2 K: 0 BB: 2 S: 6 P: 14	R: 0 H: 0 E: 0 LOB: 0 K: 1 BB: 0 S: 5 P: 5	R: 2 H: 3 E: 0 LOB: 2 K: 1 BB: 0 S: 8 P: 9	R: 0 H: 0 E: 0 LOB: 0 K: 1 BB: 0 S: 5 P: 5	R: 0 H: 2 E: 0 LOB: 2 K: 2 BB: 1 S: 8 P: 12	R: 0 H: 1 E: 0 LOB: 1 K: 0 BB: 0 S: 3 P: 3		1B: 8 SF: 0 2B: 3 SAC: 0 3B: 0 DP: 0 HR: 1 HBP: 1						WP: 0 PA: 38 PB: 0 SB: 0 CS: 1	

	AB	33
	R	6
	H	12
	RBI	6
	BB	4
	SO	7
	LOB	13

PITCHER		IP	WLS	BF	H	R	ER	SO	BB	IBB	HBP	BLK	WP	HR	S	P	ERA	WHIP
34 Joe Saunders, L ERA: 9.31	(1, 1)	4.0	L	20	6	4	4	3	3	0	0	0	0	0	23	35	9.00	2.250
57 Brett Lorin, R ERA: 2.57	(5, 1)	2.0		10	3	2	2	2	0	0	1	0	0	0	13	14	9.00	1.500
47 Joe Paterson, L ERA: 6.0	(7, 1)	1.0		5	2	0	0	2	1	0	0	1	0	0	8	12	0.00	3.000
39 Bryan Shaw, R ERA: 9.53	(8, 1)	1.0		4	1	0	0	0	0	0	0	0	0	0	3	3	0.00	1.000

PITCHER	IP	WLS	BF	H	R	ER	SO	BB	IBB	HBP	BLK	WP	HR	S	P	ERA	WHIP

Los Angeles Dodgers @ Chicago White Sox

Kino Veterans Memorial Stadium, Tucson, AZ

Fri Mar 23 2012, 4:06 PM - 7:39 PM EDT

Att. 10,894 - Sunny - 75 F

TOP

livebaseballscorecards.com

Batter	1	2	3	4	5	6	7	8	9	AB	R	H	RBI	BB	SO	LOB
9 Dee Strange-Gordon, L (1, 6) OBP: 0.477, SLG: 0.526	14 2B 3B	14 S 1-3 1B		14 1B 16 1B 1B	BBB 14 BB 27 1B 1-2 2-3 BB	E7 88 1B 1B 1-2 2-H 1B	F8 ①		F8 ①	3	3	3	0	1	0	0
13 Jake Lemmerman, R (5, 6) OBP: 0.333, SLG: 0.333										2	1	1	0	0	0	1
84 Charlie Mirabal, S (9, PH) (9, 6)										1	0	0	0	0	0	0
14 Mark Ellis, R (1, 4) OBP: 0.351, SLG: 0.471	27 2B 3-H 2B	F9 ③ 1-2		16 1B 1-3 1B	BBB 16 BB 27 1B 21 1B 1-2 2-3 3-H BB	1B 1-2 2-3 1B	96 G3 2B 2-3 1B		F8 ②	3	2	2	2	1	0	2
88 Elian Herrera, S (5, 4) OBP: 1.000, SLG: 1.000										2	1	2	0	0	0	0
89 Luis Nunez, R (9, PH) (9, 4)										1	0	0	0	0	0	0
27 Matt Kemp, R (1, 8) OBP: 0.341, SLG: 0.513	2-H 2B	BCX 1-1 HR	SSS K ①	21 1B 16 BB 10 SF7 1-2 2-H 3-H 1B	1-3 2-H 3-H 1B	G3 ② 1-2 3-H			G5-3 ③	4	2	3	4	0	1	2
Anthony Jackson, S (5, 8) OBP: 0.333, SLG: 0.333										3	0	1	3	0	0	1
16 Andre Ethier, L (1, 9) OBP: 0.485, SLG: 1.000	L9 ①	G5-3 ①		21 G6-4-3 1-3 3-H 1B	BBB 21 1B 1-2 2-3 BB	SSC K ②	2-H 2B			3	0	1	1	1	0	1
96 Kyle Russell, L (5, 9) OBP: 0.500, SLG: 1.000										2	0	1	1	0	1	1
21 Juan Rivera, R (1, 3) OBP: 0.282, SLG: 0.514	F7 ②	P3 ②		G6-4-3 ② ③ 1-2f	1-2 2-3 3-H 1B	H FC6-4 HBP	G5-3 ③			4	0	1	1	0	0	3
88 Brian Cavazos-Galvez, R (6, 3)										1	0	0	0	0	0	1
10 Tony Gwynn Jr., L (1, 7) OBP: 0.364, SLG: 0.379	G3-1 ③	6 1B 1B			BBB 6 1B 17 1B BB 0-0 SF7 3-H	FC6-4 ③ 1-2f		SSS K ①		2	1	1	1	1	0	1
Chris Pettit, R (5, 7)										2	0	0	0	0	1	2
6 Jerry Hairston, R (1, 5) OBP: 0.414, SLG: 0.480	F8 ①	17 BB 1-3 1B			9 BB 17 1B 14 BB 1-3 1B 0-0 L3	31 BB 82 2B 1B	BBB 4-0 BB			4	1	2	0	0	0	2
38 Pedro Báez, R (5, 5) OBP: 1.000, SLG: 1.000										1	1	1	0	1	0	0
17 A.J. Ellis, R (1, 2) OBP: 0.382, SLG: 0.464	G5-3 ②	BBBB 4-0 1-2 BB		14 BB 9 BB 27 1B 1-2 3-H 1B	BBB 13 1B 37 1B 13 E 1B	4-0 82 2B 1-2 BB	SSS K ②			3	2	2	1	1	0	0
31 Tim Federowicz, R (6, 2) OBP: 0.381, SLG: 0.353										1	1	0	0	1	1	1
37 Josh Fields, R (1, 10) OBP: 0.400, SLG: 0.517	BBBB 4-0 9 1B BB	SSC 0-3 K ③			L5 ①	88 1B 13 E 1-2 1B	88 1B G3 1-H 2-H 2B		G4-3 ③	3	1	1	0	1	1	5
82 Griff Erickson, S (7, PH) (7, 10) OBP: 0.571, SLG: 0.857										2	1	1	2	0	0	1
Inning Stats	R: 2 E: 0 K: 0 S: 6 H: 3 LOB: 1 BB: 0 P: 6	R: 0 E: 0 K: 0 S: 4 H: 1 LOB: 2 BB: 1 P: 8	R: 1 E: 0 K: 1 S: 9 H: 3 LOB: 3 BB: 1 P: 14	R: 1 E: 0 K: 1 S: 7 H: 3 LOB: 1 BB: 0 P: 7	R: 6 E: 0 K: 0 S: 7 H: 4 LOB: 2 BB: 4 P: 23	R: 3 E: 1 K: 1 S: 9 H: 5 LOB: 2 BB: 0 P: 10	R: 4 E: 0 K: 0 S: 7 H: 4 LOB: 1 BB: 1 P: 11	R: 0 E: 0 K: 2 S: 7 H: 0 LOB: 1 BB: 1 P: 11	R: 0 E: 0 K: 0 S: 3 H: 0 LOB: 0 BB: 0 P: 3	1B: 17 2B: 4 3B: 1 HR: 1	SF: 1 SAC: 0 DP: 1 HBP: 1					

AB	47
R	17
H	23
RBI	16
BB	8
SO	5
LOB	24

WP: 0 PB: 0 SB: 1 CS: 0 PA: 57

PITCHER		IP	WLS	BF	H	R	ER	SO	BB	IBB	HBP	BLK	WP	HR	S	P	ERA	WHIP
39 Dylan Axelrod, R ERA: 6.43	(1, 1)	4.0	L	23	10	4	4	2	2	0	0	0	0	1	26	35	9.00	3.000
95 Santos Rodriguez, L ERA: 135.0	(5, 1)	0.1		6	2	5	5	0	3	0	0	0	0	0	3	15	135.00	15.000
90 Tyson Corley, R ERA: 21.6	(5, 1)	1.2		13	7	4	4	1	1	0	1	0	0	0	13	18	21.60	4.800
94 Branch Kloess, R ERA: 15.43	(7, 1)	1.0		8	4	4	4	0	1	0	0	0	0	0	7	11	36.00	5.000
93 Dan Remenowsky, R ERA:	(8, 1)	2.0		7	0	0	0	2	1	0	0	0	0	0	10	14	0.00	0.500

PITCHER	IP	WLS	BF	H	R	ER	SO	BB	IBB	HBP	BLK	WP	HR	S	P	ERA	WHIP

Batter	1	2	3	4	5	6	7	8	9	AB	R	H	RBI	BB	SO	LOB
86 Tyler Saladino, R (1, 4) OBP: 0.278, SLG: 0.133	K		1-2 1B		22 2B 10 1B BB	2B			G4-3	2	1	1	0	1	1	0
85 Drew Garcia, S (6, 4) OBP: 0.250, SLG: 0.500										2	0	1	0	0	0	0
22 Brent Morel, R (1, 5) OBP: 0.306, SLG: 0.361	F9		L6-4 2-2		10 1B 1 G5-3 1-3 2B	K			K	3	1	1	0	0	0	2
92 Seth Loman, L (6, 3)										2	0	0	0	0	2	1
44 Adam Dunn, L (1, 10) OBP: 0.500, SLG: 0.808	G6-3			17 BB 1 1B 24 E BB	K		G4-3		G6-3	2	1	0	0	1	1	2
91 Jon Gilmore, R (7, PH) (8, 10)										2	0	0	0	0	0	0
10 Alexei Ramirez, R (1, 6) OBP: 0.289, SLG: 0.289		L3		K	17 WP 1 G5-3 2-3 3-H 1B		G4-3			3	0	1	1	0	1	1
87 Yolmer Sánchez, S (6, 6)										1	0	0	0	0	0	0
1 Kosuke Fukudome, L (1, 9) OBP: 0.395, SLG: 0.344		G6-3		24 E 17 BB 45 1B 1-2 1B	G5-3 1-2 3-H		K			3	1	1	1	0	0	1
90 José Martínez, R (6, 9) OBP: 0.400, SLG: 0.400										1	0	0	0	0	1	0
17 Tyler Flowers, R (1, 2) OBP: 0.323, SLG: 0.500								K		1	0	1	0	2	0	0
79 Damaso Espino, R (6, 2)		1B		24 E 45 1B 1-2 2-3 BB	BB					1	0	0	0	0	1	0
24 Dayan Viciedo, R (1, 7) OBP: 0.194, SLG: 0.152		G3		E5 45 1B 1-2 2-3 3-H	K			BB		3	0	0	0	0	1	5
82 Jared Mitchell, L (7, 7) OBP: 0.364, SLG: 0.524										0	0	0	0	1	0	0
45 Dallas McPherson, L (1, 3) OBP: 0.435, SLG: 0.550			K	1-2 2-H 3-H 1B		F8			K	4	0	1	1	0	2	1
(6, 5)																
67 Jordan Danks, L (1, 8) OBP: 0.433, SLG: 0.560			22 L6-4 86 1B 1B	G4-3		F9			F7	4	0	1	0	0	0	3
Inning Stats	R: 0 E: 0 K: 1 S: 5 H: 0 LOB: 0 BB: 0 P: 5	R: 0 E: 0 K: 0 S: 4 H: 1 LOB: 1 BB: 0 P: 4	R: 0 E: 0 K: 1 S: 6 H: 2 LOB: 1 BB: 0 P: 6	R: 2 E: 1 K: 1 S: 7 H: 2 LOB: 2 BB: 2 P: 15	R: 2 E: 0 K: 2 S: 9 H: 2 LOB: 2 BB: 2 P: 17	R: 0 E: 0 K: 1 S: 6 H: 1 LOB: 1 BB: 0 P: 6	R: 0 E: 0 K: 1 S: 5 H: 0 LOB: 0 BB: 0 P: 5	R: 0 E: 0 K: 2 S: 7 H: 0 LOB: 1 BB: 1 P: 11	R: 0 E: 0 K: 1 S: 5 H: 0 LOB: 0 BB: 0 P: 5	1B: 6 2B: 3 3B: 0 HR: 0 SF: 0 SAC: 0 DP: 1 HBP: 0							

BOTTOM

Los Angeles Dodgers @ Chicago White Sox

Kino Veterans Memorial Stadium, Tucson, AZ

Fri Mar 23 2012, 4:06 PM - 7:39 PM EDT

Att. 10,894 - Sunny - 75 F

livebaseballscorecards.com

AB	34
R	4
H	8
RBI	3
BB	5
SO	10
LOB	16

WP: 1 PB: 0 SB: 0 CS: 0 PA: 39

PITCHER		IP	WLS	BF	H	R	ER	SO	BB	IBB	HBP	BLK	WP	HR	S	P	ERA	WHIP
50 Nathan Eovaldi, R ERA: 0.84	(1, 1)	3.0	W	11	3	0	0	2	0	0	0	0	0	0	15	15	0.00	1.000
28 Allen Webster, R ERA: 9.0	(4, 1)	1.0		7	2	2	1	1	2	0	0	0	0	0	7	15	9.00	4.000
94 Ethan Martin, R ERA: 18.0	(5, 1)	1.0		7	2	2	2	2	2	0	0	0	1	0	9	17	18.00	4.000
91 Angel Sánchez, R ERA:	(6, 1)	1.0		4	1	0	0	1	0	0	0	0	0	0	6	6	0.00	1.000
95 Zach Lee, R ERA:	(7, 1)	1.0		3	0	0	0	1	0	0	0	0	0	0	5	5	0.00	0.000

PITCHER		IP	WLS	BF	H	R	ER	SO	BB	IBB	HBP	BLK	WP	HR	S	P	ERA	WHIP
18 Chris Reed, L ERA:	(8, 1)	1.0		4	0	0	0	2	1	0	0	0	0	0	7	11	0.00	1.000
93 Shawn Tolleson, R ERA: 4.5	(9, 1)	1.0		3	0	0	0	1	0	0	0	0	0	0	5	5	0.00	0.000

Batter	1	2	3	4	5	6	7	8	9	AB	R	H	RBI	BB	SO	LOB
82 Jared Mitchell, L (1, 9) OBP: 0.360, SLG: 0.500	SSS 0-3 ① K		SSS 0-3 ③ K		x 0-0 22 1B 1 E 1-2 1B		SSS 0-3 ① K		x 0-0 86 1B 2B	3	1	1	0	0	2	0
89 Nick Ciolli, L (5, 9) OBP: 0.500, SLG: 0.750										2	1	1	0	0	1	1
22 Brent Morel, R (1, 5) OBP: 0.308, SLG: 0.359	x 0-0 ② G3			x 0-0 ① B2	x 0-0 1 E 1-3 2-H 1B		x 0-0 75 SF8 1-H 3B		x 0-0 2-H 1B	3	0	1	1	0	0	0
86 Tyler Saladino, R (5, PR) OBP: 0.350, SLG: 0.353										2	1	2	2	0	0	0
1 Kosuke Fukudome, L (5, 5) OBP: 0.390, SLG: 0.324	x 0-0 ③ G3-1			CCC 0-3 ② K	1 SAFE H 1-0 1-2 3-H HBP		x 0-0 ② SF8 3-H		x 0-0 ③ G4-3	2	0	0	0	0	1	0
75 Jim Gallagher, L (1, 7) OBP: 0.296, SLG: 0.100										1	0	0	1	0	0	1
10 Alexei Ramirez, R (5, PR) OBP: 0.293, SLG: 0.275		x 0-0 ① P4		BBB 4-0 BB	x 0-0 ③ G3		SSS 0-3 ③ K			2	0	0	0	1	0	2
66 Ray Olmedo, S (5, 6) OBP: 0.438, SLG: 0.563										1	0	0	0	0	1	0
24 Dayan Viciedo, R (1, 6) OBP: 0.179, SLG: 0.139		x 0-0 ② P6		x 0-0 ③ F9		x 0-0 ① F9		x 0-0 ① F7		3	0	0	0	0	0	1
29 Dan Johnson, L (8, PH) OBP: 0.500, SLG: 0.625										1	0	0	0	0	0	0
17 Tyler Flowers, R (8, 10) OBP: 0.353, SLG: 0.645		x 0-0 2B			BBSSx 2-2 HR	x 0-0 ② G5-3		x 0-0 ② G6-3		3	1	2	1	0	0	0
78 Josh Phegley, R (1, 2) OBP: 0.444, SLG: 0.571										1	0	0	0	0	0	0
45 Dallas McPherson, L (6, 2) OBP: 0.423, SLG: 0.565		SSS 0-3 ③ K			x 0-0 ① G3	x 0-0 2B		x 0-0 ③ G4-3		3	0	1	0	0	1	1
92 Seth Loman, L (6, 3)										1	0	0	0	0	0	0
67 Jordan Danks, L (1, 8) OBP: 0.394, SLG: 0.500			x 0-0 ① G4-3		x 0-0 ② G3	x 0-0 ③ F9			x 0-0 ① G6-3	3	0	0	0	0	0	1
90 Kyle Colligan, R (6, 8)										1	0	0	0	0	0	0
87 Yolmer Sánchez, S (1, 4) OBP: 0.250, SLG: 0.250			x 0-0 ② F9		x 0-0 82 1B 22 1B 1B	x 0-0 86 3B 1B			x 0-0 ② G4-3	2	1	1	0	0	0	0
85 Drew Garcia, S (5, 4) OBP: 0.333, SLG: 0.500										2	1	1	0	0	0	0
Inning Stats	R: 0 E: 0 K: 1 S: 5 H: 0 LOB: 0 BB: 0 P: 5	R: 0 E: 0 K: 1 S: 6 H: 1 LOB: 1 BB: 0 P: 6	R: 0 E: 0 K: 1 S: 5 H: 0 LOB: 0 BB: 0 P: 5	R: 0 E: 0 K: 1 S: 5 H: 0 LOB: 1 BB: 1 P: 9	R: 3 E: 1 K: 0 S: 9 H: 4 LOB: 2 BB: 0 P: 12	R: 0 E: 0 K: 0 S: 4 H: 1 LOB: 1 BB: 0 P: 4	R: 2 E: 0 K: 2 S: 9 H: 2 LOB: 0 BB: 0 P: 9	R: 0 E: 0 K: 0 S: 3 H: 0 LOB: 0 BB: 0 P: 3	R: 1 E: 0 K: 0 S: 5 H: 2 LOB: 1 BB: 0 P: 5	1B: 5 2B: 3 3B: 1 HR: 1		SF: 1 SAC: 0 DP: 0 HBP: 1				

PITCHER	IP	WLS	BF	H	R	ER	SO	BB	IBB	HBP	BLK	WP	HR	S	P	ERA	WHIP
43 Randy Wolf, L (1, 1) ERA: 3.26	5.2		25	6	3	2	4	1	0	1	0	0	1	33	40	3.18	1.235
40 Jose Veras, R (6, 1) ERA: 4.32	1.1	L	6	2	2	2	2	0	0	0	0	0	0	10	10	13.50	1.500
58 Mike McClendon, R (8, 1) ERA: 1.64	2.0		8	2	1	1	0	0	0	0	0	0	0	8	8	4.50	1.000

PITCHER	IP	WLS	BF	H	R	ER	SO	BB	IBB	HBP	BLK	WP	HR	S	P	ERA	WHIP

TOP

Chicago White Sox @ Milwaukee Brewers

Maryvale Baseball Park, Phoenix, AZ

Sat Mar 24 2012, 4:08 PM - 6:49 PM EDT

Att. 6,548 - Partly Cloudy - 81 F

livebaseballscorecards.com

AB	36
R	6
H	10
RBI	5
BB	1
SO	6
LOB	7

WP: 0 PB: 0 SB: 0 CS: 0 PA: 39

BOTTOM

Chicago White Sox @ Milwaukee Brewers

Maryvale Baseball Park, Phoenix, AZ

Sat Mar 24 2012, 4:08 PM - 6:49 PM EDT

Att. 6,548 - Partly Cloudy - 81 F

livebaseballscorecards.com

Batter	1	2	3	4	5	6	7	8	9	AB	R	H	RBI	BB	SO	LOB
27 Carlos Gómez, R (1, 8) OBP: 0.250, SLG: 0.262 15 Scooter Gennett, L (8, 4) OBP: 0.200, SLG: 0.200	F8		G3 2-3	1-2 2-3 1B		F9			FC5-4 12 FC6-4 1-2f	4 1	0 0	1 0	0 0	0 0	0 0	1 1
3 Cesar Izturis, S (1, 4) OBP: 0.214, SLG: 0.237 58 Mike McClendon, R (8, 1) 12 Martín Maldonado, R (9, PH) OBP: 0.136, SLG: 0.238	P6		8 FC4 3-H 1B	F8			K		FC6-4 1-2f	4 0 1	0 0 0	1 0 0	1 0 0	0 0 0	1 0 0	3 0 1
8 Ryan Braun, R (1, 7) OBP: 0.321, SLG: 0.238 22 Logan Schafer, L (5, PR) (6, 7) (8, 8) OBP: 0.333, SLG: 0.514	G5-3		FC4 1-2f		9 WP 16 F8 BB		G3			2 1	0 0	0 0	0 0	1 0	0 0	1 0
16 Aramis Ramirez, R (1, 5) OBP: 0.300, SLG: 0.448 14 Brooks Conrad, S (6, 5) OBP: 0.333, SLG: 0.441		F9		HR	F8 1-2		K			3 1	1 0	1 0	1 0	0 0	0 1	1 0
24 Mat Gamel, L (1, 3) OBP: 0.341, SLG: 0.538 40 Jose Veras, R (6, 1) 54 Caleb Gindl, L (8, 7) OBP: 0.382, SLG: 0.433	K			F8	K			K		3 0 1	0 0 0	0 0 0	0 0 0	0 0 0	2 0 1	2 0 0
11 Alex Gonzalez, R (1, 6) OBP: 0.447, SLG: 0.657 29 Edwin Maysonet, R (6, 6) OBP: 0.250, SLG: 0.333	HR			9 E 7 1B 1B	9 WP BB			68 G4-6-3 1B		2 1	2 0	2 1	1 0	1 0	0 0	0 0
9 George Kottaras, L (1, 2) OBP: 0.424, SLG: 0.552 68 Paul Phillips, R (8, 2) OBP: 0.125, SLG: 0.125	7 CS 1B			FC3 27 1B 7 1B 1-2	1-2 2-3			G4-6-3 1-2f		3 1	0 0	1 0	0 0	0 0	1 0	3 1
7 Norichika Aoki, L (1, 9) OBP: 0.313, SLG: 0.370 96 Chadwin Stang, R (9, 9)	CS 1-2		27 G3 43 SH5-3 3 1B 1B	27 1B 1-2 2-H 1B		F9			K	3 1	1 0	2 0	1 0	0 0	0 1	0 0
43 Randy Wolf, L (1, 1) OBP: 0.667, SLG: 0.667 45 Travis Ishikawa, L (6, 3) OBP: 0.400, SLG: 0.529			SH5-3 1-2	K		K			15 FC5-4 1B	1 2	0 0	0 1	0 0	0 0	1 1	2 0
Inning Stats	R: 0 E: 0 K: 0 S: 3 H: 0 LOB: 0 BB: 0 P: 3	R: 1 E: 0 K: 1 S: 7 H: 2 LOB: 0 BB: 0 P: 9	R: 1 E: 0 K: 0 S: 5 H: 2 LOB: 1 BB: 0 P: 5	R: 2 E: 1 K: 1 S: 12 H: 4 LOB: 3 BB: 0 P: 14	R: 0 E: 0 K: 2 S: 7 H: 0 LOB: 3 BB: 2 P: 16	R: 0 E: 0 K: 1 S: 5 H: 0 LOB: 0 BB: 0 P: 5	R: 0 E: 0 K: 2 S: 7 H: 0 LOB: 0 BB: 0 P: 7	R: 0 E: 0 K: 1 S: 5 H: 1 LOB: 0 BB: 0 P: 5	R: 0 E: 0 K: 1 S: 6 H: 1 LOB: 1 BB: 0 P: 6	1B: 8 2B: 0 3B: 0 HR: 2	SF: 0 SAC: 1 DP: 1 HBP: 0	WP: 1 PB: 0 SB: 0 CS: 1	PA: 39			

	AB	35
	R	4
	H	10
	RBI	4
	BB	2
	SO	9
	LOB	16

PITCHER		IP	WLS	BF	H	R	ER	SO	BB	IBB	HBP	BLK	WP	HR	S	P	ERA	WHIP
49 Chris Sale, L ERA: 5.5	(1, 1)	4.2		23	8	4	3	3	1	0	0	0	0	2	31	39	5.79	1.929
40 Brian Bruney, R ERA: 0.87	(5, 1)	2.1	W	8	0	0	0	4	1	0	0	0	1	0	15	20	0.00	0.429
77 Will Ohman, L ERA: 1.29	(8, 1)	2.0	S	7	2	0	0	2	0	0	0	0	0	0	11	11	0.00	1.000

PITCHER	IP	WLS	BF	H	R	ER	SO	BB	IBB	HBP	BLK	WP	HR	S	P	ERA	WHIP

Batter	1	2	3	4	5	6	7	8	9	AB	R	H	RBI	BB	SO	LOB
7 Grégor Blanco, L (1, 8) OBP: 0.426, SLG: 0.444 88 Juan Carlos Perez, R (6, 8) OBP: 0.438, SLG: 0.714	G4-3		F7			F8 1-2		K		3 0 0 0 0 0 1 1 0 0 0 0 1 2						
12 Nate Schierholtz, L (1, 9) OBP: 0.267, SLG: 0.279 85 Chris Dominguez, R (6, 9) OBP: 0.250, SLG: 0.313	K		K			G4-3 2-3		1B 1-3 2-H		3 0 0 0 0 2 1 1 0 1 1 0 0 0						
53 Melky Cabrera, S (1, 7) OBP: 0.408, SLG: 0.702 51 Justin Christian, R (6, 7) OBP: 0.235, SLG: 0.382	BB 6 E 13 WP			K		F8		F8		2 1 0 0 1 1 1 1 0 0 0 0 0 2						
6 Brett Pill, R (1, 3) OBP: 0.309, SLG: 0.596	E6 13 WP 1-3			P5			L5		F8	4 0 0 0 0 0 1						
13 Joaquin Arias, R (1, 4) OBP: 0.231, SLG: 0.222 66 Joe Panik, L (7, 6) OBP: 0.500, SLG: 0.714	G5-3 1-2 3-H			F9			G1-3		K 93 BB	3 0 0 0 0 0 1 1 0 0 0 0 1 0						
35 Brandon Crawford, L (1, 6) OBP: 0.435, SLG: 0.487 93 Carter Jurica, R (7, 4) OBP: 1.000, SLG: 1.500		50 G4-6-3 1B			P2		K		BB 29 G5-4-3 1-2	3 0 1 0 0 1 0 0 0 0 0 1 0 0						
50 Conor Gillaspie, L (1, 5) OBP: 0.222, SLG: 0.353 29 Héctor Sánchez, S (9, PH) OBP: 0.412, SLG: 0.906		G4-6-3 1-2f			F8			85 1B 37 1B 1B	G5-4-3 1-2f	3 1 1 0 0 0 1 1 0 0 0 0 0 2						
37 Chris Stewart, R (1, 2) OBP: 0.241, SLG: 0.345		K			G2-3			85 1B 1-2 1B		3 0 1 0 0 1 0						
22 Eli Whiteside, R (1, 10) OBP: 0.300, SLG: 0.296			G4-3			BB 12 G4-3 7 WP		L3		2 0 0 0 1 0 2						
Inning Stats	R: 1 H: 0 E: 1 LOB: 1 K: 1 BB: 1 S: 6 P: 11	R: 0 H: 1 E: 0 LOB: 0 K: 1 BB: 0 S: 5 P: 5	R: 0 H: 0 E: 0 LOB: 0 K: 1 BB: 0 S: 5 P: 5	R: 0 H: 0 E: 0 LOB: 0 K: 1 BB: 0 S: 5 P: 5	R: 0 H: 0 E: 0 LOB: 0 K: 0 BB: 0 S: 3 P: 3	R: 0 H: 0 E: 0 LOB: 1 K: 0 BB: 1 S: 3 P: 8	R: 0 H: 0 E: 0 LOB: 0 K: 1 BB: 0 S: 5 P: 5	R: 1 H: 3 E: 0 LOB: 2 K: 1 BB: 0 S: 8 P: 8	R: 0 H: 0 E: 0 LOB: 1 K: 1 BB: 1 S: 5 P: 9	1B: 4 SF: 0 2B: 0 SAC: 0 3B: 0 DP: 2 HR: 0 HBP: 0						

PITCHER	IP	WLS	BF	H	R	ER	SO	BB	IBB	HBP	BLK	WP	HR	S	P	ERA	WHIP
41 Philip Humber, R (1, 1) ERA: 2.25	7.0	W	24	1	1	0	5	2	0	0	0	2	0	32	42	0.00	0.429
37 Matt Thornton, L (8, 1) ERA: 1.93	0.1		3	2	1	1	0	0	0	0	0	0	0	3	3	27.00	6.000
43 Addison Reed, R (8, 1) ERA: 3.52	0.2	H	3	1	0	0	1	0	0	0	0	0	0	5	5	0.00	1.500
53 Héctor Santiago, L (9, 1) ERA: 1.13	1.0	S	4	0	0	0	1	1	0	0	0	1	0	5	9	0.00	1.000

PITCHER	IP	WLS	BF	H	R	ER	SO	BB	IBB	HBP	BLK	WP	HR	S	P	ERA	WHIP

TOP

San Francisco Giants @ Chicago White Sox

Camelback Ranch, Glendale, AZ

Sun Mar 25 2012, 4:09 PM - 6:34 PM EDT

Att. 9,319 - Cloudy - 79 F

livebaseballscorecards.com

AB	31
R	2
H	4
RBI	1
BB	3
SO	7
LOB	14

WP: 3	PA: 34		
PB: 0			
SB: 0			
CS: 0			

BOTTOM

San Francisco Giants @ Chicago White Sox

Camelback Ranch, Glendale, AZ

Sun Mar 25 2012, 4:09 PM - 6:34 PM EDT

Att. 9,319 - Cloudy - 79 F

livebaseballscorecards.com

Batter	1	2	3	4	5	6	7	8	9	AB	R	H	RBI	BB	SO	LOB
30 Alejandro De Aza, L (1, 8) OBP: 0.333, SLG: 0.279 67 Jordan Danks, L (6, PR) OBP: 0.412, SLG: 0.517 (7, 8)	K	SH3 1-2 3-H	K 1-2			44 G4-6-3 1B		86 WP 1-2 1B		3 0 1 1 0 2 2 1 0 1 0 0 0 0						
18 Brent Lillibridge, R (1, 5) OBP: 0.362, SLG: 0.477 86 Tyler Saladino, R (7, 5) OBP: 0.333, SLG: 0.333	14 1B 2B	G6-3	K			P3		L3 1-2 2-3		4 1 1 0 0 1 4 1 0 0 0 0 0 2						
44 Adam Dunn, L (1, 10) OBP: 0.475, SLG: 0.724	14 1B BB	K		F7		G4-6-3 1-2f				3 0 0 0 1 1 2						
14 Paul Konerko, R (1, 3) OBP: 0.383, SLG: 0.372 75 Jim Gallagher, L (4, PR) OBP: 0.286, SLG: 0.095 (5, 3)	51 1B 12 BB 1-3 2-H 1B		12 HR 1B	1B			G4-3			3 1 3 1 0 0 0 1 0 0 0 0 0 0						
12 A.J. Pierzynski, L (1, 2) OBP: 0.278, SLG: 0.686 70 Hector Gimenez, S (8, 2) OBP: 0.625, SLG: 0.571	51 1B 1-2 BB		1-H HR	F7			G3			3 1 1 2 1 0 1 0 0 0 0 0 0 0						
51 Alex Rios, R (1, 9) OBP: 0.304, SLG: 0.357 88 Brady Shoemaker, R (8, 9)	1-2 2-3 1B		HR	P5			P3			4 1 2 1 0 0 1 0 0 0 0 0 0 0						
24 Dayan Viciedo, R (1, 7) OBP: 0.163, SLG: 0.125 90 José Martínez, R (9, 7) OBP: 0.400, SLG: 0.400	K		G5-3		K			F9		4 0 0 0 0 2 3 0 0 0 0 0 0 0						
15 Gordon Beckham, R (1, 4) OBP: 0.314, SLG: 0.383 66 Ray Olmedo, S (9, 4) OBP: 0.438, SLG: 0.563		38 1B 30 SH3 2B	38 1B 2B		F9			G6-3		4 1 2 0 0 0 0 0 0 0 0 0 0 0						
38 Eduardo Escobar, S (1, 6) OBP: 0.485, SLG: 0.636		30 SH3 2-3 1B	30 S 2-3 1B		F9			86 WP 67 1B 1B		4 0 3 0 0 0 0						
Inning Stats	R: 1 H: 3 E: 0 LOB: 3 K: 2 BB: 2 S: 9 P: 17	R: 1 H: 2 E: 0 LOB: 1 K: 1 BB: 0 S: 7 P: 7	R: 3 H: 5 E: 0 LOB: 2 K: 2 BB: 0 S: 15 P: 19	R: 0 H: 1 E: 0 LOB: 1 K: 0 BB: 0 S: 4 P: 4	R: 0 H: 0 E: 0 LOB: 0 K: 1 BB: 0 S: 5 P: 5	R: 0 H: 1 E: 0 LOB: 1 K: 0 BB: 0 S: 3 P: 3	R: 0 H: 0 E: 0 LOB: 0 K: 0 BB: 0 S: 3 P: 3	R: 0 H: 2 E: 0 LOB: 2 K: 0 BB: 0 S: 5 P: 6		1B: 9 SF: 0 2B: 3 SAC: 1 3B: 0 DP: 1 HR: 2 HBP: 0						

	AB	35
	R	5
	H	14
	RBI	5
	BB	2
	SO	6
	LOB	15

PITCHER		IP	WLS	BF	H	R	ER	SO	BB	IBB	HBP	BLK	WP	HR	S	P	ERA	WHIP
75 Barry Zito, L ERA: 6.61	(1, 1)	2.1	L	17	9	5	5	3	2	0	0	0	0	2	24	35	19.29	4.714
98 Scott Munter, R ERA:	(3, 1)	0.0		1	1	0	0	0	0	0	0	0	0	0	1	1	∞	∞
43 Ramon Ortiz, R ERA: 2.53	(3, 1)	2.2		9	1	0	0	3	0	0	0	0	0	0	15	16	0.00	0.375
84 Matt Yourkin, L ERA: 1.8	(6, 1)	2.0		6	1	0	0	0	0	0	0	0	0	0	6	6	0.00	0.500
65 Steve Edlefsen, R ERA: 2.35	(8, 1)	1.0		5	2	0	0	0	0	0	0	0	1	0	5	6	0.00	2.000

PITCHER	IP	WLS	BF	H	R	ER	SO	BB	IBB	HBP	BLK	WP	HR	S	P	ERA	WHIP

Chicago White Sox @ Los Angeles Dodgers

Camelback Ranch, Glendale, AZ

Mon Mar 26 2012, 4:07 PM - 6:43 PM EDT

Att. 5,816 - Sunny - 72 F

livebaseballscorecards.com

TOP

Batter	1	2	3	4	5	6	7	8	9	AB	R	H	RBI	BB	SO	LOB
30 Alejandro De Aza, L (1, 8) OBP: 0.333, SLG: 0.283 18 Brent Lillibridge, R (6, PH) OBP: 0.347, SLG: 0.457 (6, 8)	51 BB 1B	F8	L8			K 1-2			G5-3	3 2	0 0	1 0	0 0	0 0	0 1	5 2
22 Brent Morel, R (1, 5) OBP: 0.302, SLG: 0.349 38 Eduardo Escobar, S (6, 5) OBP: 0.471, SLG: 0.618	F8	1-2 2-H 1B		F9		K			G1-3	4 1	0 0	1 0	1 0	0 0	1 0	2 0
51 Alex Rios, R (1, 9) OBP: 0.300, SLG: 0.333 67 Jordan Danks, L (7, 9) OBP: 0.429, SLG: 0.533	14 1B 1-2 BB	G1-3		G1-3			K		45 CS 1B	3 1	0 0	0 1	0 0	1 0	1 0	2 0
14 Paul Konerko, R (1, 3) OBP: 0.412, SLG: 0.404 45 Dallas McPherson, L (7, PR) OBP: 0.423, SLG: 0.565 (7, 3)	1-2 1B		10 1B 44 BB 24 1B 1B	G6-3			G3-1 1B		CS 1-2	4 0	1 0	3 0	0 0	0 0	0 0	0 0
44 Adam Dunn, L (1, 10) OBP: 0.455, SLG: 0.656	F7		24 1B 10 1B 1-2 BB		K		G3-1 1-2			3	0	0	0	1	1	3
10 Alexei Ramirez, R (1, 6) OBP: 0.311, SLG: 0.295 66 Ray Olmedo, S (7, 6) OBP: 0.438, SLG: 0.563		17 1B 15 1B 1B	24 1B 1-2 2-3 1B		G6-3		G4-3			4 0	1 0	2 0	0 0	0 0	0 0	2 0
17 Tyler Flowers, R (1, 2) OBP: 0.342, SLG: 0.600 70 Hector Gimenez, S (8, 2) OBP: 0.625, SLG: 0.571		15 1B 22 1B 1-3 1B	K	G6-3				K		4 0	1 0	1 0	0 0	0 0	2 0	3 0
24 Dayan Viciedo, R (1, 7) OBP: 0.196, SLG: 0.163 1 Kosuke Fukudome, L (6, 7) OBP: 0.381, SLG: 0.314	K	1-2 2-3 3-H 1B				15 1B 1B		K		3 1	0 0	2 0	1 0	0 0	1 1	2 0
15 Gordon Beckham, R (1, 4) OBP: 0.327, SLG: 0.392 86 Tyler Saladino, R (8, 4) OBP: 0.333, SLG: 0.333	22 1B 1-2 3-H 1B	K				18 CS 1-3 1B		K		4 0	0 0	2 0	1 0	0 0	2 0	3 0
Inning Stats	R: 0 E: 0 K: 0 S: 4 H: 2 LOB: 2 BB: 1 P: 8	R: 2 E: 0 K: 1 S: 9 H: 4 LOB: 2 BB: 0 P: 9	R: 1 E: 0 K: 2 S: 10 H: 3 LOB: 3 BB: 1 P: 14	R: 0 E: 0 K: 0 S: 3 H: 0 LOB: 0 BB: 0 P: 3	R: 0 E: 0 K: 1 S: 5 H: 0 LOB: 0 BB: 0 P: 5	R: 0 E: 0 K: 2 S: 8 H: 2 LOB: 1 BB: 0 P: 8	R: 0 E: 0 K: 1 S: 6 H: 1 LOB: 2 BB: 0 P: 6	R: 0 E: 0 K: 3 S: 9 H: 0 LOB: 0 BB: 0 P: 9	R: 0 E: 0 K: 0 S: 4 H: 1 LOB: 0 BB: 0 P: 4	1B: 13 2B: 1 3B: 0 HR: 0	SF: 0 SAC: 0 DP: 1 HBP: 0						

	AB	37
	R	3
	H	13
	RBI	3
	BB	2
	SO	10
	LOB	24

PITCHER		IP	WLS	BF	H	R	ER	SO	BB	IBB	HBP	BLK	WP	HR	S	P	ERA	WHIP
58 Chad Billingsley, R ERA: 4.91	(1, 1)	5.2		28	11	3	3	5	2	0	0	0	0	0	36	44	4.76	2.294
28 Jamey Wright, R ERA: 2.16	(6, 1)	0.1		1	0	0	0	1	0	0	0	0	0	0	3	3	0.00	0.000
54 Javy Guerra, R ERA: 1.59	(7, 1)	1.0		4	1	0	0	1	0	0	0	0	0	0	6	6	0.00	1.000
57 Scott Elbert, L ERA: 4.5	(8, 1)	1.0		3	0	0	0	3	0	0	0	0	0	0	9	9	0.00	0.000
51 Ronald Belisario, R ERA: 5.4	(9, 1)	1.0	W	3	1	0	0	0	0	0	0	0	0	0	4	4	0.00	1.000

PITCHER	IP	WLS	BF	H	R	ER	SO	BB	IBB	HBP	BLK	WP	HR	S	P	ERA	WHIP

BOTTOM

Batter	1	2	3	4	5	6	7	8	9	AB	R	H	RBI	BB	SO	LOB
9 Dee Strange-Gordon, L (1, 6) OBP: 0.490, SLG: 0.523	FFT 0-2 ① K			x 0-0 ① L6		x 0-0 6 E 6 SF9 1B		BBBB 4-0 6 S BB		3	1	1	0	1	1	0
65 Luis Alfonso Cruz, R (9, 4) OBP: 0.292, SLG: 0.500										0	0	0	0	0	0	0
6 Jerry Hairston, R (1, 4) OBP: 0.417, SLG: 0.484	x 0-0 ② F9			x 0-0 27 G5-4-3 1B		B x 1-0 ① SF9 1-H		CSS 0-3 ③ K 1-2		3	0	1	1	0	1	1
51 Ronald Belisario, R (9, 1)										0	0	0	0	0	0	0
27 Matt Kemp, R (1, 8) OBP: 0.319, SLG: 0.467	x 0-0 ③ G5-3			x 0-0 ②③ G5-4-3 1-2f		x 0-0 ② F9			BBBB 4-0 48 G3 23 1B BB	3	0	0	0	0	0	1
37 Josh Fields, R (8, 5) OBP: 0.412, SLG: 0.484										0	0	0	0	1	0	0
88 Elian Herrera, S (9, PR) OBP: 1.000, SLG: 1.000										0	1	0	0	0	0	0
21 Juan Rivera, R (1, 3) OBP: 0.311, SLG: 0.500		x 0-0 ① G6-3			x 0-0 16 2B 1B	x 0-0 ③ G5-3			x 0-0 ① G3 1-2	3	1	1	0	0	0	0
48 Cory Sullivan, L (8, 7) OBP: 0.351, SLG: 0.424										1	0	0	0	0	0	1
16 Andre Ethier, L (1, 9) OBP: 0.462, SLG: 0.941		x 0-0 ② L4			x 0-0 5 G6-3 18 1B 1-H 2B		x 0-0 ① G3-1		BBBB 4-0 23 1B BB	3	1	1	1	0	0	0
63 Matt Angle, L (8, 8) OBP: 0.367, SLG: 0.240										0	0	0	0	1	0	0
23 Jerry Sands, R (1, 7) OBP: 0.256, SLG: 0.184		x 0-0 ③ F9			x 0-0 ① G6-3		CCS 0-3 ② K		x 0-0 1-2 2-H 1B	4	0	1	1	0	1	1
(8, 3)																
5 Juan Uribe, R (1, 5) OBP: 0.286, SLG: 0.281		FFT 0-2 ① K			x 0-0 ② G6-3 2-3		x 0-0 ③ P3			3	0	0	0	0	1	1
57 Scott Elbert, L (8, 1)										0	0	0	0	0	0	0
12 Justin Sellers, R (9, 6) OBP: 0.455, SLG: 0.571										0	0	0	0	0	0	0
18 Matt Treanor, R (1, 2) OBP: 0.368, SLG: 0.438		x 0-0 ② G6-3			x 0-0 3-H 1B			x 0-0 ① F8		2	0	1	1	0	0	0
30 Josh Bard, S (8, PH) OBP: 0.067, SLG: 0.133										1	0	0	0	0	0	0
(9, 2)																
58 Chad Billingsley, R (1, 1)		x 0-0 ③ G4-3			FFS 0-3 ③ K			x 0-0 ② G4-3		2	0	0	0	0	1	1
28 Jamey Wright, R (6, 1)										0	0	0	0	0	0	0
54 Javy Guerra, R (7, 1)										0	0	0	0	0	0	0
49 Trent Oeltjen, L (8, 9) OBP: 0.395, SLG: 0.406										1	0	0	0	0	0	0
Inning Stats	R: 0 E: 0 K: 1 S: 5 H: 0 LOB: 0 BB: 0 P: 5	R: 0 E: 0 K: 0 S: 3 H: 0 LOB: 0 BB: 0 P: 3	R: 0 E: 0 K: 0 S: 5 H: 0 LOB: 0 BB: 0 P: 5	R: 0 E: 0 K: 0 S: 3 H: 1 LOB: 0 BB: 0 P: 3	R: 2 E: 0 K: 1 S: 8 H: 3 LOB: 1 BB: 0 P: 8	R: 1 E: 0 K: 0 S: 4 H: 1 LOB: 0 BB: 0 P: 5	R: 0 E: 0 K: 1 S: 5 H: 0 LOB: 0 BB: 0 P: 5	R: 0 E: 0 K: 1 S: 5 H: 0 LOB: 1 BB: 1 P: 9	R: 1 E: 0 K: 0 S: 2 H: 1 LOB: 2 BB: 2 P: 10	1B: 5 2B: 1 3B: 0 HR: 0	SF: 1 SAC: 0 DP: 1 HBP: 0						

PITCHER	IP	WLS	BF	H	R	ER	SO	BB	IBB	HBP	BLK	WP	HR	S	P	ERA	WHIP
50 John Danks, L (1, 1) ERA: 5.06	7.0		25	5	3	2	4	0	0	0	0	0	0	33	34	2.57	0.714
65 Nate Jones, R (8, 1) ERA: 1.93	1.0		4	0	0	0	1	1	0	0	0	0	0	5	9	0.00	1.000
68 Eric Stults, L (9, 1) ERA: 2.89	0.1	L	4	1	1	1	0	2	0	0	0	0	0	2	10	27.00	9.000

PITCHER	IP	WLS	BF	H	R	ER	SO	BB	IBB	HBP	BLK	WP	HR	S	P	ERA	WHIP

Chicago White Sox @ Los Angeles Dodgers

Camelback Ranch, Glendale, AZ

Mon Mar 26 2012, 4:07 PM - 6:43 PM EDT

Att. 5,816 - Sunny - 72 F

livebaseballscorecards.com

AB	29
R	4
H	6
RBI	4
BB	3
SO	5
LOB	6

WP: 0 PB: 0 SB: 1 CS: 0 PA: 33

Cleveland Indians @ Chicago White Sox

Camelback Ranch, Glendale, AZ

Tue Mar 27 2012, 4:08 PM - 6:28 PM EDT

Att. 4,504 - Sunny - 80 F

TOP

livebaseballscorecards.com

Batter	1	2	3	4	5	6	7	8	9	AB	R	H	RBI	BB	SO	LOB
23 Michael Brantley, L (1, 8) OBP: 0.375, SLG: 0.481 1 Ryan Spilborghs, R (5, 8) OBP: 0.262, SLG: 0.194	F8		1-3 1B			F9		BBB 4-0 68 G4-6-3 BB		2 1	0 0	1 0	0 0	0 1	0 0	0 0
13 Asdrúbal Cabrera, S (1, 6) OBP: 0.314, SLG: 0.279 68 Gregorio Petit, R (6, 6) OBP: 0.421, SLG: 0.375	0-0 17 BB 1B		0-0 SF8 3-H			H 1-0 17 1B 41 FC5-2 HBP		0-0 G4-6-3 1-2f		1 1	0 0	1 0	1 0	0 0	0 0	0 1
17 Shin-Soo Choo, L (1, 9) OBP: 0.400, SLG: 0.523 2 Aaron Cunningham, R (6, 9) OBP: 0.216, SLG: 0.270	B 1 SAFE B B B		C C C 0-3 K			0-0 1-3 1B		0-0 F9		2 1	0 0	1 0	0 0	1 0	1 0	1 0
41 Carlos Santana, S (1, 3) OBP: 0.268, SLG: 0.396 79 Russ Canzler, R (7, 3) OBP: 0.366, SLG: 0.324	0-0 G1-3			0-0 L3-1		0-0 FC5-2 3-H			BBB 4-0 4 G5-3 BB	3 0	0 0	0 0	0 0	0 1	0 0	3 0
48 Travis Hafner, L (1, 10) OBP: 0.405, SLG: 0.568 Fred Lewis, L (9, PH) OBP: 0.368, SLG: 0.267		0-0 F7		0-0 F8		0-0 G3-1			S S S 0-3 K	3 1	0 0	0 0	0 0	0 0	0 1	2 1
4 Jose Lopez, R (1, 4) OBP: 0.364, SLG: 0.537		0-0 G5-3		0-0 P3			0-0 F8		0-0 G5-3 1-2	4	0	0	0	0	0	1
47 Shelley Duncan, R (1, 7) OBP: 0.298, SLG: 0.561		0-0 F7			0-0 G6-3		0-0 F7		S S S 0-3 K	4	0	0	0	0	1	1
28 Andy LaRoche, R (1, 5) OBP: 0.481, SLG: 0.478			0-0 F8		0-0 F8		0-0 1B			3	0	1	0	0	0	0
6 Lou Marson, R (1, 2) OBP: 0.516, SLG: 0.318 33 Matt Pagnozzi, R (7, 2) OBP: 0.091, SLG: 0.182			0-0 23 1B 13 SF8 1B		0-0 F9		0-0 G5-3			3 0	1 0	1 0	0 0	0 0	0 0	1 0
Inning Stats	R: 0 E: 0 K: 0 S: 3 H: 1 LOB: 1 BB: 1 P: 7	R: 0 E: 0 K: 0 S: 3 H: 0 LOB: 0 BB: 0 P: 3	R: 1 E: 0 K: 1 S: 7 H: 2 LOB: 1 BB: 0 P: 7	R: 0 E: 0 K: 0 S: 3 H: 0 LOB: 0 BB: 0 P: 3	R: 0 E: 0 K: 0 S: 3 H: 0 LOB: 0 BB: 0 P: 3	R: 0 E: 0 K: 0 S: 4 H: 1 LOB: 2 BB: 0 P: 5	R: 0 E: 0 K: 0 S: 4 H: 1 LOB: 1 BB: 0 P: 4	R: 0 E: 0 K: 0 S: 2 H: 0 LOB: 0 BB: 1 P: 6	R: 0 E: 0 K: 2 S: 7 H: 0 LOB: 1 BB: 1 P: 11	1B: 5 2B: 0 3B: 0 HR: 0	SF: 1 SAC: 0 DP: 1 HBP: 1						

	AB	29
	R	1
	H	5
	RBI	1
	BB	3
	SO	3
	LOB	11

WP: 0 PB: 0 SB: 0 CS: 0 PA: 34

PITCHER		IP	WLS	BF	H	R	ER	SO	BB	IBB	HBP	BLK	WP	HR	S	P	ERA	WHIP
48 Zach Stewart, R ERA: 3.72	(1, 1)	5.1	W	19	3	1	1	1	1	0	0	0	0	0	20	24	1.69	0.750
77 Will Ohman, L ERA: 1.17	(6, 1)	0.2	H	4	1	0	0	0	0	0	1	0	0	0	3	4	0.00	1.500
40 Brian Bruney, R ERA: 0.73	(7, 1)	2.0		7	1	0	0	0	1	0	0	0	0	0	6	10	0.00	1.000
37 Matt Thornton, L ERA: 1.59	(9, 1)	1.0		4	0	0	0	2	1	0	0	0	0	0	7	11	0.00	1.000

PITCHER	IP	WLS	BF	H	R	ER	SO	BB	IBB	HBP	BLK	WP	HR	S	P	ERA	WHIP

BOTTOM

Cleveland Indians @ Chicago White Sox

Camelback Ranch, Glendale, AZ

Tue Mar 27 2012, 4:08 PM - 6:28 PM EDT

Att. 4,504 - Sunny - 80 F

livebaseballscorecards.com

Batter	1	2	3	4	5	6	7	8	9	AB	R	H	RBI	BB	SO	LOB
30 Alejandro De Aza, L (1, 8) OBP: 0.327, SLG: 0.340 83 Trayce Thompson, R (8, 8) OBP: 0.417, SLG: 0.400	F8		G4-6-3 1-2f		K		1-H HR			4 0	1 0	1 0	2 0	0 0	1 0	1 0
18 Brent Lillibridge, R (1, 9) OBP: 0.377, SLG: 0.469 88 Christian Marrero, L (7, PR) (8, 9)	K			44 G4-3 14 2B 1B 44 WP	1B		44 1B BB			3 0	1 0	2 0	0 0	1 0	1 0	0 0
44 Adam Dunn, L (1, 3) OBP: 0.438, SLG: 0.611 92 Seth Loman, L (7, PR) (8, 3)	G6-3			G4-3 1-3	G6-3		1-3 1B			4 0	0 0	1 0	0 0	0 0	0 0	1 0
14 Paul Konerko, R (1, 10) OBP: 0.436, SLG: 0.460		2B		1 G4-3 22 1B 2B 3-H		22 HR BB	P4			3	2	2	1	1	0	2
1 Kosuke Fukudome, L (1, 7) OBP: 0.348, SLG: 0.282 88 Brady Shoemaker, R (9, 7)	F7			G4-3 2-3		K	P5			4 0	0 0	0 0	0 0	0 0	1 0	5 0
22 Brent Morel, R (1, 5) OBP: 0.326, SLG: 0.435 Erik Morrison, R (7, 5)	K			12 1B 38 E 1B 3-H		1-H HR	F8			3 1	2 0	2 0	3 0	0 0	1 0	1 2
12 A.J. Pierzynski, L (1, 2) OBP: 0.275, SLG: 0.641	F7			38 E 1-3 1B		F7	K2-3			4 0	0 1	1 0	0 0	0 1	1 1	1 1
38 Eduardo Escobar, S (1, 6) OBP: 0.421, SLG: 0.553 85 Drew Garcia, S (9, 4) OBP: 0.333, SLG: 0.500			G6-3	E4 1-2 3-H		L4	K2-3			4 0	0 0	0 0	0 0	0 0	1 0	1 0
66 Ray Olmedo, S (1, 4) OBP: 0.450, SLG: 0.550 (9, 6)			30 G4-6-3 1B	G4-3		30 HR 1B	G5-3			4	1	2	0	0	0	2
Inning Stats	R: 0 E: 0 K: 1 S: 5 H: 0 LOB: 0 BB: 0 P: 5	R: 0 E: 0 K: 1 S: 6 H: 1 LOB: 1 BB: 0 P: 6	R: 0 E: 0 K: 0 S: 3 H: 1 LOB: 0 BB: 0 P: 3	R: 3 E: 1 K: 0 S: 8 H: 4 LOB: 2 BB: 0 P: 9	R: 0 E: 0 K: 1 S: 5 H: 1 LOB: 0 BB: 0 P: 5	R: 2 E: 0 K: 1 S: 6 H: 1 LOB: 0 BB: 1 P: 11	R: 2 E: 0 K: 0 S: 6 H: 3 LOB: 2 BB: 1 P: 12	R: 0 E: 0 K: 2 S: 7 H: 0 LOB: 0 BB: 0 P: 7		1B: 7 2B: 2 3B: 0 HR: 2 SF: 0 SAC: 0 DP: 1 HBP: 0				WP: 1 PB: 0 SB: 0 CS: 0 PA: 36	

	AB	34
	R	7
	H	11
	RBI	6
	BB	2
	SO	6
	LOB	16

PITCHER		IP	WLS	BF	H	R	ER	SO	BB	IBB	HBP	BLK	WP	HR	S	P	ERA	WHIP
30 Ubaldo Jiménez, R ERA: 6.27	(1, 1)	5.0	L	21	7	3	2	3	0	0	0	0	1	0	27	28	3.60	1.400
25 Rick Van Den Hurk, R ERA: 12.38	(6, 1)	1.0		5	1	2	2	1	1	0	0	0	0	1	6	11	18.00	2.000
51 Robinson Tejeda, R ERA: 8.1	(7, 1)	1.0		7	3	2	2	0	1	0	0	0	0	1	6	12	18.00	4.000
57 Jeremy Accardo, R ERA: 1.29	(8, 1)	1.0		3	0	0	0	2	0	0	0	0	0	0	7	7	0.00	0.000

PITCHER	IP	WLS	BF	H	R	ER	SO	BB	IBB	HBP	BLK	WP	HR	S	P	ERA	WHIP

Batter	1	2	3	4	5	6	7	8	9	AB	R	H	RBI	BB	SO	LOB
30 Alejandro De Aza, L (1, 8) OBP: 0.322, SLG: 0.321 Greg Golson, R (7, 8) OBP: 0.190, SLG: 0.150	B H 2-0 15 CS HBP	X 0-0 ② F7		X 0-0 ① G4-3		S C C 0-3 ③ K		S S S 0-3 ① K		3 0 0 0 0 1 1 1 0 0 0 0 1 3						
15 Gordon Beckham, R (1, 4) OBP: 0.356, SLG: 0.444 Erik Morrison, R (7, PR) (7, 4)	1 SAFE X 0-0 ①② G5-3 1-2	X 0-0 1 WP 2-H 2B		B B B B 4-0 14 FC6-4 BB			X 0-0 14 1B 2B	X 0-0 ②③ G6-4-3 1-2f		3 0 2 1 1 0 1 1 0 0 0 0 0 3						
1 Kosuke Fukudome, L (1, 7) OBP: 0.340, SLG: 0.279 90 José Martínez, R (7, 7) OBP: 0.500, SLG: 0.500	X 0-0 14 17 1B 1B	B X 1-0 ③ G3 2-3		X 0-0 ② F8			C C C 0-3 ① K		X 0-0 78 DI 78 1B 1B	4 1 1 0 0 1 3 1 1 1 0 0 0 0						
14 Paul Konerko, R (1, 3) OBP: 0.458, SLG: 0.481 45 Dallas McPherson, L (7, PR) OBP: 0.407, SLG: 0.542 (7, 3)	X 0-0 17 1B 1-2 1B	X 0-0 86 BB 38 1B 1B	X 0-0 ③ FC6-4 1-2f				X 0-0 2-3 1B		X 0-0 ① F7	4 0 3 0 0 0 1 1 0 0 0 0 0 1						
17 Tyler Flowers, R (1, 2) OBP: 0.357, SLG: 0.590 78 Josh Phegley, R (7, 2) OBP: 0.500, SLG: 0.625	X 0-0 1-2 2-H 1B	S S S 0-3 ① K	X 0-0 38 G4-6-3 1B				X 0-0 ② P4		B X 1-0 38 G4-3 38 DI 67 1B 1-H 1B	4 0 2 1 0 1 4 1 1 1 1 0 0 0						
38 Eduardo Escobar, S (1, 6) OBP: 0.395, SLG: 0.512	S S S 0-3 ③ K	X 0-0 86 BB 1-2 1B	X 0-0 ①② G4-6-3 1-2f				X 0-0 ③ F9		B X 1-0 ② G4-3 1-3	5 0 1 0 0 1 7						
67 Jordan Danks, L (1, 9) OBP: 0.450, SLG: 0.515		B B B B 4-0 86 2B BB	S S S 0-3 ② K	X 0-0 ③ F8				B B B B 4-0 75 BB 86 1B BB	X 0-0 3-H 1B	3 1 1 1 2 1 2						
86 Tyler Saladino, R (1, 5) OBP: 0.385, SLG: 0.409		X 0-0 15 2B 1-H 2B	B B B B 4-0 1-2 2-3 BB			X 0-0 ① F9		X 0-0 75 BB 1-2 1B	S S S 0-3 ③ K	4 1 2 1 1 1 1						
75 Jim Gallagher, L (1, 10) OBP: 0.281, SLG: 0.083		X 0-0 ① G5-3	C C C 0-3 ③ K			C C C 0-3 ② K		B B B B 4-0 G6-4-3 1-2 2-3 BB		3 0 0 0 1 2 4						
Inning Stats	R: 1 H: 3 E: 0 LOB: 2 K: 1 BB: 0 S: 7 P: 9	R: 2 H: 2 E: 0 LOB: 1 K: 0 BB: 1 S: 5 P: 10	R: 0 H: 2 E: 0 LOB: 3 K: 3 BB: 1 S: 11 P: 15	R: 0 H: 0 E: 0 LOB: 1 K: 0 BB: 1 S: 3 P: 7	R: 0 H: 1 E: 0 LOB: 0 K: 0 BB: 0 S: 3 P: 3	R: 0 H: 0 E: 0 LOB: 0 K: 2 BB: 0 S: 7 P: 7	R: 0 H: 2 E: 0 LOB: 3 K: 1 BB: 0 S: 7 P: 7	R: 0 H: 1 E: 0 LOB: 2 K: 1 BB: 2 S: 5 P: 13	R: 2 H: 3 E: 0 LOB: 1 K: 1 BB: 0 S: 8 P: 10	1B: 11 SF: 0 2B: 3 SAC: 0 3B: 0 DP: 2 HR: 0 HBP: 1						

TOP

Chicago White Sox @ Colorado Rockies

Salt River Fields at Talking Stick, Scottsdale, AZ

Wed Mar 28 2012, 4:12 PM - 7:15 PM EDT

Att. 11,077 - Sunny - 78 F

livebaseballscorecards.com

AB	38
R	5
H	14
RBI	5
BB	5
SO	9
LOB	31

WP: 1 PA: 44
PB: 0
SB: 0
CS: 1

PITCHER		IP	WLS	BF	H	R	ER	SO	BB	IBB	HBP	BLK	WP	HR	S	P	ERA	WHIP
50 Jamie Moyer, L ERA: 2.77	(1, 1)	4.0		22	7	3	3	4	3	0	1	0	1	0	26	41	6.75	2.500
6 Alex White, R ERA: 4.15	(5, 1)	1.0		3	1	0	0	0	0	0	0	0	0	0	3	3	0.00	1.000
61 Edgmer Escalona, R ERA: 4.91	(6, 1)	1.2	W	7	2	0	0	3	0	0	0	0	0	0	13	13	0.00	1.200
25 Zach Simons, R ERA:	(7, 1)	0.1		1	0	0	0	0	0	0	0	0	0	0	1	1	0.00	0.000
63 Rafael Betancourt, R ERA: 7.5	(8, 1)	0.1		4	1	0	0	1	2	0	0	0	0	0	4	12	0.00	9.000

PITCHER		IP	WLS	BF	H	R	ER	SO	BB	IBB	HBP	BLK	WP	HR	S	P	ERA	WHIP
93 Keith Weiser, L ERA:	(8, 1)	0.2	H	1	0	0	0	0	0	0	0	0	0	0	1	1	0.00	0.000
48 Esmil Rogers, R ERA: 8.0	(9, 1)	1.0		6	3	2	2	1	0	0	0	0	0	0	8	10	18.00	3.000

Chicago White Sox @ Colorado Rockies

Salt River Fields at Talking Stick, Scottsdale, AZ

Wed Mar 28 2012, 4:12 PM - 7:15 PM EDT

Att. 11,077 - Sunny - 78 F

livebaseballscorecards.com

BOTTOM

Batter	1	2	3	4	5	6	7	8	9	AB	R	H	RBI	BB	SO	LOB
Dexter Fowler, S (1, 8) OBP: 0.151, SLG: 0.255	K		1-H HR			K G4-3				4	1	1	2	0	2	3
18 Jonathan Herrera, S (1, 6) OBP: 0.356, SLG: 0.511	G4-3		G3			P4	G4-3			3	0	0	0	0	0	1
75 Hernan Iribarren, L (7, PH) (8, 6)										1	0	0	0	0	0	0
5 Carlos González, L (1, 7) OBP: 0.279, SLG: 0.419	G6-3			G4-3		23 S 17 2B 2B 2-H	K			3	1	1	1	0	0	0
Brandon Roberts, L (7, PH) OBP: 0.500, SLG: 1.000 (8, 7)										1	0	0	0	0	1	0
23 Jason Giambi, L (1, 10) OBP: 0.455, SLG: 0.412		K		17 L3-1 BB		17 2B 3 1B BB 2-3	K			1	1	0	0	2	1	0
38 Wilkin Castillo, S (7, PH) OBP: 0.333, SLG: 0.389 (8, 10)										1	0	0	0	0	1	0
17 Todd Helton, L (1, 3) OBP: 0.459, SLG: 0.750		F9		L3-1 1-1		3 E 2B 1-3 3-H		K		3	1	1	1	0	0	1
16 Brandon Wood, R (7, 3) OBP: 0.256, SLG: 0.429										1	0	0	0	0	1	0
3 Michael Cuddyer, R (1, 9) OBP: 0.318, SLG: 0.410		F9			K	E5 58 2B 1B 2-H 3-H		K		3	1	1	1	0	1	0
21 Tyler Colvin, L (8, 9) OBP: 0.404, SLG: 0.551										1	0	0	0	0	1	0
58 Jordan Pacheco, R (1, 5) OBP: 0.460, SLG: 0.600			G1-3		G3	10 WP 20 1B 2B 2-H		BB		3	1	1	1	0	0	0
26 Brendan Harris, R (8, PH) OBP: 0.414, SLG: 0.423 (9, 4)										0	0	0	0	1	0	0
10 Chris Nelson, R (1, 4) OBP: 0.275, SLG: 0.347			F8		G5-3	20 1B BB 2-3		L9		3	0	0	0	1	0	1
(9, 5)																
20 Wilin Rosario, R (1, 2) OBP: 0.486, SLG: 0.824			HR 1B			5 2B 2B 1-3 3-H 1B				3	2	3	1	0	0	0

	AB	31
	R	8
	H	8
	RBI	7
	BB	4
	SO	8
	LOB	6

Inning Stats	1	2	3	4	5	6	7	8	9
	R: 0 E: 0 K: 1 S: 5	H: 0 LOB: 0 BB: 0 P: 5	R: 0 E: 0 K: 1 S: 5	H: 0 LOB: 0 BB: 0 P: 5	R: 2 E: 0 K: 0 S: 5	H: 2 LOB: 0 BB: 0 P: 5	R: 0 E: 0 K: 0 S: 2	H: 0 LOB: 0 BB: 1 P: 6	R: 0 E: 0 K: 1 S: 5	H: 0 LOB: 0 BB: 0 P: 5	R: 6 E: 1 K: 1 S: 11	H: 6 LOB: 2 BB: 2 P: 19	R: 0 E: 0 K: 2 S: 7	H: 0 LOB: 0 BB: 0 P: 7	R: 0 E: 0 K: 2 S: 7	H: 0 LOB: 1 BB: 1 P: 11

	1B: 3	SF: 0	WP: 1	PA: 35
	2B: 5	SAC: 0	PB: 0	
	3B: 0	DP: 1	SB: 1	
	HR: 1	HBP: 0	CS: 0	

PITCHER		IP	WLS	BF	H	R	ER	SO	BB	IBB	HBP	BLK	WP	HR	S	P	ERA	WHIP
34 Gavin Floyd, R ERA: 6.32	(1, 1)	5.2	L	25	7	8	8	4	2	0	0	0	0	1	31	39	12.71	1.588
65 Nate Jones, R ERA: 1.86	(6, 1)	0.1		3	1	0	0	0	1	0	0	0	1	0	2	6	0.00	6.000
77 Will Ohman, L ERA: 1.08	(7, 1)	0.2		2	0	0	0	1	0	0	0	0	0	0	4	4	0.00	0.000
43 Addison Reed, R ERA: 3.38	(7, 1)	0.1		1	0	0	0	1	0	0	0	0	0	0	3	3	0.00	0.000
53 Héctor Santiago, L ERA: 1.0	(8, 1)	1.0		4	0	0	0	2	1	0	0	0	0	0	7	11	0.00	1.000

PITCHER	IP	WLS	BF	H	R	ER	SO	BB	IBB	HBP	BLK	WP	HR	S	P	ERA	WHIP

San Diego Padres @ Chicago White Sox

Camelback Ranch, Glendale, AZ

Wed Mar 28 2012, 4:07 PM - 6:57 PM EDT

Att. 3,637 - Sunny - 80 F

TOP

livebaseballscorecards.com

Batter	1	2	3	4	5	6	7	8	9	AB	R	H	RBI	BB	SO	LOB
24 Cameron Maybin, R (1, 8) OBP: 0.300, SLG: 0.365	F7		G4-3		G4-3	FC4-6 1-2f	G5-3		G6-3	5	0	0	0	0	0	5
97 Carlos Sosa, L (8, 9)										1	0	0	0	0	0	0
25 Will Venable, L (1, 9) OBP: 0.431, SLG: 0.480	F7		7 CS BB		7 2B 2-3 1B		7 S 7 HR 1B	K	K	3	2	2	0	1	0	0
89 Matt Clark, L (7, 3) OBP: 0.415, SLG: 0.684										2	0	0	0	0	2	0
7 Chase Headley, S (1, 5) OBP: 0.444, SLG: 0.600	K		CS 1-2	23 E 47 1B BB	1-H 3-H 2B		1-H HR	22 BB 73 1B 66 1B 1B	K	3	1	2	4	1	1	0
2 Everth Cabrera, S (7, 6) OBP: 0.264, SLG: 0.320										2	1	1	0	0	1	0
15 Jesus Guzman, R (1, 10) OBP: 0.317, SLG: 0.364	K	F9		F8		22 1B 8 2B 1B	F8			4	0	1	0	0	1	2
90 Dean Anna, L (7, PR) (7, 10)										1	1	0	0	0	0	1
23 Yonder Alonso, L (1, 3) OBP: 0.344, SLG: 0.484	HR	FC4 47 1B 1-2	G4-3		K	66 1B 22 BB 91 3B 1-2 1B				4	1	1	1	0	1	3
73 Jonathan Galvez, R (7, 4) OBP: 0.371, SLG: 0.529										1	1	1	0	0	0	0
47 Jeremy Hermida, L (1, 7) OBP: 0.458, SLG: 0.675	21 G4-3 2B	8 FC5 21 BB 1-3 2-H 1B		K	8 2B 1-2 1B	66 1B 91 3B 1-2 2-3 BB				2	0	2	0	0	0	0
22 James Darnell, R (4, 7)										2	2	1	0	1	1	0
21 John Baker, L (1, 2) OBP: 0.270, SLG: 0.286	G4-3 2-3		BB 1-2		G6-3	F9	91 3B 1-2 2-3 3-H 1B			3	0	0	0	1	0	3
66 Brad Davis, R (8, PH) OBP: 0.409, SLG: 0.368										1	1	1	1	0	0	0
8 Jason Bartlett, R (1, 6) OBP: 0.306, SLG: 0.382	F9	FC5 2-3f			3 1B 1B	3 HR 1-H 2-H 2B	1-H 2-H 3-H 3B			4	0	2	2	0	0	4
91 Daniel Robertson, R (7, PR) OBP: 1.000, SLG: 1.750										1	1	1	3	0	0	0
3 Andy Parrino, S (1, 4) OBP: 0.302, SLG: 0.456			K		25 1B 7 2B 2B	24 FC4-6 1-2 1B	2-H HR	G6-3		5	2	3	2	0	1	1
(7, 5)																

	AB	44
	R	13
	H	18
	RBI	13
	BB	4
	SO	8
	LOB	19

Inning Stats	1	2	3	4	5	6	7	8	9
	R: 0 E: 0 K: 1 S: 5	H: 0 LOB: 0 BB: 0 P: 6	R: 1 E: 0 K: 1 S: 9	H: 2 LOB: 1 BB: 0 P: 12	R: 0 E: 0 K: 1 S: 4	H: 0 LOB: 0 BB: 1 P: 9	R: 0 E: 1 K: 0 S: 4	H: 1 LOB: 3 BB: 2 P: 12	R: 2 E: 0 K: 0 S: 6	H: 3 LOB: 1 BB: 0 P: 6	R: 0 E: 0 K: 1 S: 7	H: 2 LOB: 2 BB: 0 P: 7	R: 6 E: 0 K: 1 S: 14	H: 6 LOB: 2 BB: 0 P: 19	R: 4 E: 0 K: 1 S: 9	H: 4 LOB: 1 BB: 1 P: 13	R: 0 E: 0 K: 2 S: 7	H: 0 LOB: 0 BB: 0 P: 7

	1B: 10	SF: 0	WP: 0	PA: 49
	2B: 4	SAC: 0	PB: 0	
	3B: 1	DP: 0	SB: 1	
	HR: 3	HBP: 0	CS: 1	

PITCHER		IP	WLS	BF	H	R	ER	SO	BB	IBB	HBP	BLK	WP	HR	S	P	ERA	WHIP
39 Dylan Axelrod, R ERA: 5.95	(1, 1)	5.2	L	27	8	3	3	4	3	0	0	0	0	1	34	51	4.76	1.941
91 Terry Doyle, R ERA: 21.6	(6, 1)	1.1		10	6	6	6	1	0	0	0	0	0	2	15	20	40.50	4.500
80 Leyson Septimo, L ERA: 11.81	(8, 1)	0.2		7	4	4	4	1	1	0	0	0	0	0	8	12	54.00	7.500
99 Ryan Kussmaul, R ERA:	(8, 1)	1.1		4	0	0	0	2	0	0	0	0	0	0	8	8	0.00	0.000

PITCHER		IP	WLS	BF	H	R	ER	SO	BB	IBB	HBP	BLK	WP	HR	S	P	ERA	WHIP

BOTTOM

San Diego Padres @ Chicago White Sox
Camelback Ranch, Glendale, AZ
Wed Mar 28 2012, 4:07 PM - 6:57 PM EDT
Att. 3,637 - Sunny - 80 F

livebaseballscorecards.com

Batter	1	2	3	4	5	6	7	8	9	AB	R	H	RBI	BB	SO	LOB
18 Brent Lillibridge, R (1, 8) OBP: 0.382, SLG: 0.471 83 Trayce Thompson, R (5, 8) OBP: 0.357, SLG: 0.333	0-0 12 3B 1B	0-0 F9 ①	0-0 F8 ②		0-3 K ①					2 1 1 0 0 0 0 2 0 0 0 0 1 1						
12 A.J. Pierzynski, L (1, 2) OBP: 0.302, SLG: 0.683 70 Hector Gimenez, S (7, 2) OBP: 0.556, SLG: 0.500	0-0 1-H 51 SF7 3B	0-0 F8 ②	4-0 1-3 BB		0-0 F7 ②					2 1 1 1 1 0 0 1 0 0 0 0 0 0						
51 Alex Rios, R (1, 9) OBP: 0.278, SLG: 0.313 82 Jared Mitchell, L (9, 9) OBP: 0.360, SLG: 0.500	0-0 SF7 ① 3-H	0-0 F8 ③	0-0 G4-3 ③		0-0 F7 ③					3 0 0 1 0 0 2 0 0 0 0 0 0 0						
44 Adam Dunn, L (1, 3) OBP: 0.423, SLG: 0.564	4-0 10 FC5-4 BB	0-0 F7 ①	0-0 G6-3 ①		0-0 F8 ①					3 0 0 0 1 0 0						
10 Alexei Ramirez, R (1, 6) OBP: 0.292, SLG: 0.277 85 Marcus Semien, R (9, 6)	0-0 FC5-4 ② 22 WP 1-2f	0-0 G4-3 ②	0-0 F8 ②		0-0 F9 ②					3 0 0 0 0 0 1 1 0 0 0 0 0 0						
22 Brent Morel, R (1, 5) OBP: 0.320, SLG: 0.420	1-0 L8 ③ 1-2	0-0 1B	0-3 K ③		0-0 G4-3 ③					4 0 1 0 0 1 1						
24 Dayan Viciedo, R (1, 7) OBP: 0.224, SLG: 0.178	4-0 66 G1-4-3 BB	0-0 F9 ③	0-0 29 G4-6-3 1B							2 0 1 0 1 0 1						
29 Dan Johnson, L (1, 10) OBP: 0.457, SLG: 0.556	0-0 F8 ①	0-0 G1 ①	0-0 G4-6-3 ① ② 1-2f							3 0 0 0 0 0 2						
66 Ray Olmedo, S (1, 4) OBP: 0.435, SLG: 0.522	0-0 G1-4-3 ② ③ 1-2f	0-0 12 E 1B	0-3 K2-3 ③							3 0 1 0 0 1 1						
Inning Stats	R: 2 H: 2 E: 0 LOB: 1 K: 0 BB: 1 S: 5 P: 10	R: 0 H: 0 E: 0 LOB: 0 K: 0 BB: 1 S: 2 P: 6	R: 0 H: 0 E: 0 LOB: 0 K: 0 BB: 0 S: 3 P: 3	R: 0 H: 1 E: 0 LOB: 1 K: 0 BB: 0 S: 4 P: 4	R: 0 H: 1 E: 0 LOB: 2 K: 0 BB: 1 S: 4 P: 8	R: 0 H: 0 E: 0 LOB: 0 K: 1 BB: 0 S: 5 P: 5	R: 0 H: 1 E: 0 LOB: 0 K: 1 BB: 0 S: 5 P: 5	R: 0 H: 0 E: 0 LOB: 0 K: 1 BB: 0 S: 5 P: 5	R: 0 H: 0 E: 0 LOB: 0 K: 0 BB: 0 S: 3 P: 3	1B: 4 SF: 1 2B: 0 SAC: 0 3B: 1 DP: 2 HR: 0 HBP: 0						

	AB	29
	R	2
	H	5
	RBI	2
	BB	3
	SO	3
	LOB	9

WP: 1 PA: 33
PB: 0
SB: 0
CS: 0

PITCHER		IP	WLS	BF	H	R	ER	SO	BB	IBB	HBP	BLK	WP	HR	S	P	ERA	WHIP
37 Edinson Volquez, R ERA: 3.48	(1, 1)	7.0	W	27	5	2	2	2	3	0	0	0	1	0	28	41	2.57	1.143
16 Huston Street, R ERA: 3.38	(8, 1)	1.0		3	0	0	0	1	0	0	0	0	0	0	5	5	0.00	0.000
45 Anthony Bass, R ERA: 1.93	(9, 1)	1.0		3	0	0	0	0	0	0	0	0	0	0	3	3	0.00	0.000

PITCHER	IP	WLS	BF	H	R	ER	SO	BB	IBB	HBP	BLK	WP	HR	S	P	ERA	WHIP

Batter	1	2	3	4	5	6	7	8	9	AB	R	H	RBI	BB	SO	LOB
30 Alejandro De Aza, L (1, 8) OBP: 0.317, SLG: 0.316	F7		F7		18 FC6-4 1-2 3-H 1B		G1-3		G6-3	4	0	1	1	0	0	1
87 Justin Greene, R (7, 8)										1	0	0	0	0	0	1
18 Brent Lillibridge, R (1, 3) OBP: 0.390, SLG: 0.463	1B		SSC K		FC6-4 1-2f			BBBB 44 SH1-4 44 1B BB		3	1	1	0	1	1	3
87 Andy Wilkins, L (8, 3) OBP: 0.400, SLG: 0.600										0	0	0	0	0	0	0
15 Gordon Beckham, R (1, 4) OBP: 0.355, SLG: 0.429	F8			G5-3		BBBB 44 CS BB		SH1-4 1-2		2	0	0	0	1	0	1
Greg Golson, R (6, PR) OBP: 0.190, SLG: 0.150										0	0	0	0	0	0	0
Erik Morrison, R (6, 4)										0	0	0	0	0	0	0
44 Adam Dunn, L (1, 10) OBP: 0.429, SLG: 0.558	CFS K			FFS K		BX 1-2 1B		70 FC4 2-H 1B		4	0	2	1	0	2	1
Kenneth Williams, S (8, PR) OBP: 0.667, SLG: 0.667										0	0	0	0	0	0	0
(8, 10)																
10 Alexei Ramirez, R (1, 6) OBP: 0.275, SLG: 0.260		L6		F7		P4		FFS K		3	0	0	0	0	0	1
66 Ray Olmedo, S (6, 6) OBP: 0.417, SLG: 0.500										1	0	0	0	0	1	1
17 Tyler Flowers, R (1, 2) OBP: 0.333, SLG: 0.548		F9			P4	CFS K		FC4 1-2f		3	0	0	0	0	1	1
70 Hector Gimenez, S (7, 2) OBP: 0.500, SLG: 0.444										1	0	0	0	0	0	1
24 Dayan Viciedo, R (1, 7) OBP: 0.231, SLG: 0.188	CCC K				38 83 1B WP 30 1B 1B		F8		83 83 G6-3 E 1B	3	1	1	0	0	1	0
90 José Martínez, R (7, 7) OBP: 0.571, SLG: 0.571										1	0	1	0	0	0	0
83 Trayce Thompson, R (1, 9) OBP: 0.333, SLG: 0.500			G4-3		BFFS K 1-2	CCBBBX 3-2 HR			1 SAFE G6-3 1-3	4	1	1	1	0	1	2
38 Eduardo Escobar, S (1, 5) OBP: 0.404, SLG: 0.511			1B		30 1B 2-3 1B		L6		G5-3	4	0	2	0	0	0	1
Inning Stats	R: 0 E: 0 K: 1 S: 6 H: 1 LOB: 1 BB: 0 P: 6	R: 0 E: 0 K: 1 S: 5 H: 0 LOB: 0 BB: 0 P: 5	R: 0 E: 0 K: 1 S: 6 H: 1 LOB: 1 BB: 0 P: 6	R: 0 E: 0 K: 1 S: 5 H: 0 LOB: 0 BB: 0 P: 5	R: 1 E: 0 K: 1 S: 8 H: 3 LOB: 2 BB: 0 P: 9	R: 0 E: 0 K: 1 S: 5 H: 1 LOB: 1 BB: 1 P: 10	R: 1 E: 0 K: 0 S: 6 H: 1 LOB: 0 BB: 0 P: 9	R: 1 E: 0 K: 1 S: 6 H: 1 LOB: 1 BB: 1 P: 10	R: 0 E: 1 K: 0 S: 4 H: 1 LOB: 1 BB: 0 P: 4	1B: 8 2B: 0 3B: 0 HR: 1 SF: 0 SAC: 1 DP: 0 HBP: 0							

PITCHER		IP	WLS	BF	H	R	ER	SO	BB	IBB	HBP	BLK	WP	HR	S	P	ERA	WHIP
44 Aaron Harang, R ERA: 3.15	(1, 1)	6.0		24	6	1	1	6	1	0	0	0	1	0	35	41	1.50	1.167
52 Josh Lindblom, R ERA: 4.5	(7, 1)	1.0	L	4	1	1	1	0	0	0	0	0	0	1	6	9	9.00	1.000
73 Scott Rice, L ERA: 4.7	(8, 1)	1.0		5	1	1	1	1	1	0	0	0	0	0	6	10	9.00	2.000
51 Ronald Belisario, R ERA: 6.43	(9, 1)	1.0		4	1	0	0	0	0	0	0	0	0	0	4	4	0.00	1.000

PITCHER	IP	WLS	BF	H	R	ER	SO	BB	IBB	HBP	BLK	WP	HR	S	P	ERA	WHIP

TOP

Chicago White Sox @ Los Angeles Dodgers

Camelback Ranch, Glendale, AZ

Thu Mar 29 2012, 4:08 PM - 6:40 PM EDT

Att. 5,091 - Sunny - 83 F

livebaseballscorecards.com

AB	34
R	3
H	9
RBI	3
BB	2
SO	7
LOB	14

1B: 8	SF: 0	WP: 1	PA: 37
2B: 0	SAC: 1	PB: 0	
3B: 0	DP: 0	SB: 0	
HR: 1	HBP: 0	CS: 1	

Batter	1	2	3	4	5	6	7	8	9	AB	R	H	RBI	BB	SO	LOB
9 Dee Strange-Gordon, L (1, 6) OBP: 0.458, SLG: 0.481	C F C 0-3 ① K		X 0-0 ③ G6-3		B X 1-0 ③ L3 2-3			S C S 0-3 ② K		4	0	0	0	0	2	2
13 Jake Lemmerman, R (9, 6) OBP: 0.333, SLG: 0.333										0	0	0	0	0	0	0
14 Mark Ellis, R (1, 4) OBP: 0.333, SLG: 0.391	F F C 0-3 ② K			X 0-0 ① F8		X 0-0 ① G6-3		X 0-0 ③ P4		4	0	0	0	0	1	0
88 Joe Becker, R (9, 4)										0	0	0	0	0	0	0
27 Matt Kemp, R (1, 8) OBP: 0.291, SLG: 0.442	C C S 0-3 ③ K			F C S 0-3 ② K		C C T 0-2 ② K			F F S 0-3 ① K	4	0	0	0	0	4	0
21 Juan Rivera, R (1, 3) OBP: 0.340, SLG: 0.600		X 0-0 ① P3		X 0-0 2B		X 0-0 ③ G5-3			C S S 0-3 ② K	4	0	1	0	0	1	0
16 Andre Ethier, L (1, 9) OBP: 0.435, SLG: 0.878		C S S 0-3 ② K2-3		X 0-0 ③ G6-3			X 0-0 E4 65 G4-6-3		X 0-0 ③ G6-3	3	0	0	0	0	1	1
73 Scott Rice, L (8, 1)										0	0	0	0	0	0	0
51 Ronald Belisario, R (9, 1)										0	0	0	0	0	0	0
Josh Bard, S (9, PH) OBP: 0.111, SLG: 0.167										1	0	0	0	0	0	0
37 Josh Fields, R (1, 7) OBP: 0.349, SLG: 0.400	C S C 0-3 ③ K				X 0-0 5 1B 17 SF8 1B		X 0-0 ① ② G4-6-3 1-2f			2	1	1	0	0	1	0
65 Luis Alfonso Cruz, R (6, 7) OBP: 0.259, SLG: 0.444										1	0	0	0	0	0	1
5 Juan Uribe, R (1, 5) OBP: 0.316, SLG: 0.314			X 0-0 ① G5-3		X 0-0 9 WP 44 SH1-3 1-3 1B		X 0-0 1B			3	0	2	0	0	0	0
12 Justin Sellers, R (7, PR) OBP: 0.421, SLG: 0.515										0	0	0	0	0	0	0
(8, 5)																
17 A.J. Ellis, R (1, 2) OBP: 0.400, SLG: 0.486			X 0-0 44 SH5-3 1B		X 0-0 ① SF8 3-H		X 0-0 ③ F9			1	0	1	1	0	0	0
18 Matt Treanor, R (7, 2) OBP: 0.350, SLG: 0.412										1	0	0	0	0	0	1
44 Aaron Harang, R (1, 1)			X 0-0 ② SH5-3 1-2		X 0-0 ② SH1-3 1-2			X 0-0 ① L3		0	0	0	0	0	0	0
52 Josh Lindblom, R (7, 1)										0	0	0	0	0	0	0
Cory Sullivan, L (8, 9) OBP: 0.333, SLG: 0.395										1	0	0	0	0	0	0
Inning Stats	R: 0 H: 0 E: 0 LOB: 0 K: 3 BB: 0 S: 9 P: 9	R: 0 H: 0 E: 0 LOB: 0 K: 2 BB: 0 S: 7 P: 7	R: 0 H: 1 E: 0 LOB: 1 K: 0 BB: 0 S: 4 P: 4	R: 0 H: 1 E: 0 LOB: 1 K: 1 BB: 0 S: 6 P: 6	R: 1 H: 2 E: 0 LOB: 1 K: 0 BB: 0 S: 5 P: 6	R: 0 H: 0 E: 0 LOB: 0 K: 1 BB: 0 S: 5 P: 5	R: 0 H: 1 E: 1 LOB: 1 K: 0 BB: 0 S: 4 P: 4	R: 0 H: 0 E: 0 LOB: 0 K: 1 BB: 0 S: 5 P: 5	R: 0 H: 0 E: 0 LOB: 0 K: 2 BB: 0 S: 7 P: 7	1B: 4 SF: 1 2B: 1 SAC: 2 3B: 0 DP: 1 HR: 0 HBP: 0						

PITCHER		IP	WLS	BF	H	R	ER	SO	BB	IBB	HBP	BLK	WP	HR	S	P	ERA	WHIP
49 Chris Sale, L ERA: 4.5	(1, 1)	6.0	W	22	4	1	1	7	0	0	0	0	1	0	36	37	1.50	0.667
53 Héctor Santiago, L ERA: 1.0	(7, 1)	0.0		1	0	0	0	0	0	0	0	0	0	0	1	1	∞	∞
43 Addison Reed, R ERA: 3.0	(7, 1)	1.0	H	3	1	0	0	0	0	0	0	0	0	0	3	3	0.00	1.000
26 Jesse Crain, R ERA: 4.5	(8, 1)	1.0	H	3	0	0	0	1	0	0	0	0	0	0	5	5	0.00	0.000
37 Matt Thornton, L ERA: 1.35	(9, 1)	1.0	S	3	0	0	0	2	0	0	0	0	0	0	7	7	0.00	0.000

PITCHER	IP	WLS	BF	H	R	ER	SO	BB	IBB	HBP	BLK	WP	HR	S	P	ERA	WHIP

BOTTOM

Chicago White Sox @ Los Angeles Dodgers

Camelback Ranch, Glendale, AZ

Thu Mar 29 2012, 4:08 PM - 6:40 PM EDT

Att. 5,091 - Sunny - 83 F

livebaseballscorecards.com

AB	29
R	1
H	5
RBI	1
BB	0
SO	10
LOB	5

WP: 1	PA: 32		
PB: 0			
SB: 0			
CS: 0			

Batter	1	2	3	4	5	6	7	8	9	AB	R	H	RBI	BB	SO	LOB
38 Eduardo Escobar, S (1, 4) OBP: 0.373, SLG: 0.471	C FF 90 B FF 88 S SL 78 B SL 80 B SI 90 X SI 89 3-2 G4-3 ①			C CU 77 X CH 76 0-1 G3 ①		B SI 98 X CH 86 1-0 FC1 51 G4-6-3 1-3 3-H ①		F FF 95 B SL 84 C SL 85 S FF 94 1-3 K ③		4	0	0	0	0	1	2
12 A.J. Pierzynski, L (1, 2) OBP: 0.277, SLG: 0.636	B FF 90 F SL 79 X CH 78 1-1 G3 ②			B SL 77 B FF 89 B CH 74 C FF 88 X SL 78 3-1 G4-3 ②		X SI 97 0-0 SF7 3-H ①			C FF 93 F FF 94 X FF 94 0-2 G3-1 ①	3	0	0	1	0	0	0
51 Alex Rios, R (1, 9) OBP: 0.259, SLG: 0.288	C SL 78 B SI 90 F FF 89 B SI 92 S SL 80 2-3 K ③			B SI 90 F CH 75 X SL 81 1-1 G6-3 ③		C CH 85 X FF 98 0-1 G4-6-3 1-2f ② ③			B FF 95 B FF 92 B FF 92 C FF 91 X FF 94 3-1 G5-3 ②	4	0	0	0	0	1	2
14 Paul Konerko, R (1, 3) OBP: 0.429, SLG: 0.448		B SL 78 X SI 90 1-0 G5-3 ①			B SI 89 B CH 77 C SL 79 X SI 91 2-1 L7 ①		C FF 91 C CU 74 B CU 74 T CH 84 1-2 K ①		X FF 94 0-0 F8 ③	4	0	0	0	0	1	0
44 Adam Dunn, L (1, 10) OBP: 0.407, SLG: 0.522		C SI 89 B SI 90 B CU 70 S CH 75 X CH 78 2-2 G4-3 ②			F CU 70 B CU 69 F SI 91 B SI 91 S SI 91 2-3 K ②		B FF 93 B FF 93 C FF 92 S CH 84 B CH 84 C CU 73 3-3 K ②			3	0	0	0	0	2	0
10 Alexei Ramirez, R (1, 6) OBP: 0.278, SLG: 0.250		B FF 90 X SL 80 1-0 F7 ③			B FF 90 C FF 90 B CH 77 B CH 76 B SI 90 4-1 BB		B CU 74 B CH 84 B FF 93 C FF 91 X FF 93 3-1 G5-3 ③			2	0	0	0	1	0	0
1 Kosuke Fukudome, L (1, 8) OBP: 0.321, SLG: 0.261			B FF 89 B FF 88 X FF 88 2-0 F7 ①		1 SAFE B FF 89 X CH 75 1-0 G4-3 ③			C FF 94 F FF 94 B CU 79 F FF 94 F FF 94 F FF 95 C SL 84 1-3 K ①		3	0	0	0	0	1	1
24 Dayan Viciedo, R (1, 7) OBP: 0.255, SLG: 0.220			C SL 79 B FF 90 F FF 89 B SL 78 B SL 79 X FF 89 3-2 G4-3 ②			B SI 97 B SI 96 F SI 96 F SI 97 B CU 79 X SI 97 3-2 22 1B 38 E 2B		B SL 84 S SL 87 B FF 95 B FF 94 4-1 BB		2	1	1	0	1	0	0
22 Brent Morel, R (1, 5) OBP: 0.327, SLG: 0.423 Erik Morrison, R (6, PR) (6, 5)			B SI 91 B FF 90 X SI 89 2-0 L7 ③			B SI 96 D CH 87 B SI 97 X SI 97 3-0 38 E 12 SF7 2-3 1B		F FF 94 X FF 94 0-1 F9 ②		2 1	0 1	1 1	0 0	0 0	0 0	0 1
Inning Stats	R: 0 E: 0 K: 1 S: 8 H: 0 LOB: 0 BB: 0 P: 14	R: 0 E: 0 K: 0 S: 5 H: 0 LOB: 0 BB: 0 P: 9	R: 0 E: 0 K: 0 S: 5 H: 0 LOB: 0 BB: 0 P: 12	R: 0 E: 0 K: 0 S: 6 H: 0 LOB: 0 BB: 0 P: 10	R: 0 E: 0 K: 1 S: 7 H: 0 LOB: 1 BB: 1 P: 16	R: 2 E: 1 K: 0 S: 8 H: 2 LOB: 1 BB: 0 P: 15	R: 0 E: 0 K: 2 S: 8 H: 0 LOB: 0 BB: 0 P: 15	R: 0 E: 0 K: 2 S: 12 H: 0 LOB: 1 BB: 1 P: 18	R: 0 E: 0 K: 0 S: 6 H: 0 LOB: 0 BB: 0 P: 9	1B: 1 2B: 1 3B: 0 HR: 0 SF: 1 SAC: 0 DP: 1 HBP: 0						

PITCHER		IP	WLS	BF	H	R	ER	SO	BB	IBB	HBP	BLK	WP	HR	S	P	ERA	WHIP
37 Sean O'Sullivan, R ERA: 3.6	(1, 1)	5.0	W	16	0	0	0	2	1	0	0	0	0	0	31	61	0.00	0.200
40 Kelvin Herrera, R ERA: 1.64	(6, 1)	1.0		5	2	2	0	0	0	0	0	0	0	0	8	15	0.00	2.000
55 Tim Collins, L ERA: 0.87	(7, 1)	1.0		3	0	0	0	2	0	0	0	0	0	0	8	15	0.00	0.000
43 Aaron Crow, R ERA: 4.5	(8, 1)	1.0		4	0	0	0	2	1	0	0	0	0	0	12	18	0.00	1.000
56 Greg Holland, R ERA: 4.66	(9, 1)	1.0		3	0	0	0	0	0	0	0	0	0	0	6	9	0.00	0.000

PITCHER	IP	WLS	BF	H	R	ER	SO	BB	IBB	HBP	BLK	WP	HR	S	P	ERA	WHIP

TOP

Chicago White Sox @ Kansas City Royals

Surprise Stadium, Surprise, AZ

Fri Mar 30 2012, 9:07 PM - 11:29 PM EDT

Att. 4,022 - Clear - 85 F

livebaseballscorecards.com

AB	28
R	2
H	2
RBI	1
BB	2
SO	6
LOB	6

WP: 0	PB: 0	SB: 0	CS: 0	PA:	31

BOTTOM

Batter	1	2	3	4	5	6	7	8	9	AB	R	H	RBI	BB	SO	LOB
4 Alex Gordon, L (1, 7) OBP: 0.457, SLG: 0.689	C FF 88 B SL 83 X SL 82 1-1 35 2B 16 PB 1B	1 SAFE F FF 89 B FF 90 B CH 80 S CH 79 1 SAFE X FF 91 2-2 1-H HR			B FF 93 D SL 83 1 SAFE C FF 91 F FF 92 1 SAFE B FF 92 B FF 93 4-2 6 2B 35 1B 1-2 BB	C CH 82 S FF 91 B FF 92 B CH 83 S CH 84 2-3 ② K		B SI 97 B CH 84 C SI 96 C CH 85 B CH 85 S CH 84 3-3 ① K		2	2	2	2	0	0	0
12 Mitch Maier, L (3, 7) OBP: 0.320, SLG: 0.349 (8, 8)										2	1	0	0	1	2	3
6 Lorenzo Cain, R (1, 8) OBP: 0.448, SLG: 0.823	X FF 89 0-0 ① P3	B FF 90 S SL 83 C SL 83 X CU 74 1-2 ③ P6			B FF 92 X FF 92 1-0 35 1B 1-3 2-H 2B	B SL 79 C FF 90 F SL 80 S CH 83 1-3 ③ K		D SI 97 C CH 82 S CH 84 C SI 97 1-3 ② K		4	1	1	1	0	1	2
89 Rey Navarro, S (8, 4) OBP: 0.143, SLG: 0.143										1	0	0	0	0	1	2
35 Eric Hosmer, L (1, 3) OBP: 0.481, SLG: 0.757	B FF 90 F FF 89 X FF 88 1-1 16 PB 1-3 2B		C SL 80 X CU 74 0-1 ① G1-3		B SL 85 X SL 82 1-0 16 2B 2-H 3-H 1B		C CH 82 B CH 82 B FF 90 B FF 91 B FF 90 4-1 8 2B BB	D SI 97 C SL 86 C SL 86 D SL 88 X CH 84 2-2 ③ L5		3	1	2	2	1	0	0
23 Jamie Romak, R (7, PR) OBP: 0.600, SLG: 1.000 (8, 3)										1	0	0	0	0	0	2
16 Billy Butler, R (1, 10) OBP: 0.462, SLG: 0.729	B SL 85 C SL 84 B FF 91 B CH 81 F SL 84 C FF 92 3-3 ② K 2-3 3-H		S CH 78 X FA 88 0-1 21 G5-4-3 1B		B SL 81 F FF 91 C FF 91 B FF 92 B SL 87 F FF 92 X SL 82 3-2 1-H 2B		F FF 91 S CH 84 X FF 92 0-2 ① F9			4	0	2	1	0	1	2
21 Jeff Francoeur, R (1, 9) OBP: 0.262, SLG: 0.403	F SL 85 F FF 91 B FF 91 B FF 92 B CU 74 F SL 84 F FF 91 D CH 82 4-2 BB		C SL 82 F FF 89 F FF 90 X CH 80 0-2 ② ③ G5-4-3 1-2f		F FF 91 B FF 92 X SL 80 1-1 ① G5-3		F FF 92 X FF 91 0-1 ② F9			3	0	0	0	1	0	3
Alex Llanos, R (8, 9) OBP: 1.000, SLG: 1.000										0	0	0	0	0	0	0
8 Mike Moustakas, L (1, 5) OBP: 0.273, SLG: 0.339	B FF 90 S SL 82 X FF 91 1-1 ③ F8			X SL 83 0-0 ① F9	B FF 91 F FF 91 T FF 91 X CH 84 1-2 ② F9		F FF 91 B FF 93 F FF 93 X CH 84 1-2 1-3 2B			4	0	1	0	0	0	3
13 Mario Lisson, R (7, PR) (8, 5)										0	0	0	0	0	0	0
27 Brayan Peña, S (1, 2) OBP: 0.341, SLG: 0.419		C CH 77 F CU 72 S CU 73 0-3 ① K2-3		C FF 85 C FF 86 X CH 80 0-2 ② F9	S CH 82 B FF 90 B FF 89 C FF 89 X CH 84 2-2 ③ F7		B FF 90 S FF 90 X CH 83 1-1 ③ G5-3			4	0	0	0	0	1	4
17 Chris Getz, L (1, 4) OBP: 0.295, SLG: 0.275		B FF 89 X FF 89 1-0 ② G4-3		C FF 89 F SL 84 F CU 74 X CH 81 0-2 ③ G1-6-3		C SL 79 B CH 89 X CH 82 1-1 1B		B SL 86 B FF 97 B SI 96 B FF 97 4-0 79 BB BB		3	0	1	0	0	0	0
30 Jason Bourgeois, R (8, 7) OBP: 0.349, SLG: 0.359										0	0	0	0	1	0	0
2 Alcides Escobar, R (1, 6) OBP: 0.345, SLG: 0.434		B FF 86 F FF 89 B CH 86 B CH 80 C FF 91 X CH 81 3-2 4 HR 1B			B FF 90 B FF 90 B FF 91 C FF 90 F FF 90 X FF 92 3-2 12 BB 6 2B 1B	B SL 79 F SL 78 F FF 90 X FF 92 1-2 ① L9		D SL 84 B SL 86 B SI 96 C FF 95 F FF 95 B FF 96 4-2 1-2 BB		3	2	2	0	0	0	1
										0	0	0	0	1	0	0
Inning Stats	R: 1 E: 0 K: 1 S: 14 H: 2 LOB: 2 BB: 1 P: 24	R: 2 E: 0 K: 1 S: 13 H: 2 LOB: 0 BB: 0 P: 20	R: 0 E: 0 K: 0 S: 8 H: 1 LOB: 0 BB: 0 P: 8	R: 0 E: 0 K: 0 S: 8 H: 0 LOB: 0 BB: 0 P: 8	R: 4 E: 0 K: 0 S: 19 H: 4 LOB: 1 BB: 1 P: 35	R: 0 E: 0 K: 2 S: 11 H: 1 LOB: 1 BB: 0 P: 16	R: 0 E: 0 K: 0 S: 11 H: 1 LOB: 3 BB: 1 P: 17	R: 0 E: 0 K: 2 S: 11 H: 0 LOB: 2 BB: 2 P: 25		1B: 6 2B: 4 3B: 0 HR: 1 SF: 0 SAC: 0 DP: 1 HBP: 0					WP: 0 PB: 1 SB: 0 CS: 0	PA: 39

PITCHER		IP	WLS	BF	H	R	ER	SO	BB	IBB	HBP	BLK	WP	HR	S	P	ERA	WHIP
68 Eric Stults, L ERA: 3.38	(1, 1)	4.0	L	17	5	3	2	2	1	0	0	0	0	1	43	60	4.50	1.500
40 Brian Bruney, R ERA: 2.93	(5, 1)	3.0		17	6	4	4	2	2	0	0	0	0	0	41	68	12.00	2.667
65 Nate Jones, R ERA: 1.69	(8, 1)	1.0		5	0	0	0	2	2	0	0	0	0	0	11	25	0.00	2.000

PITCHER	IP	WLS	BF	H	R	ER	SO	BB	IBB	HBP	BLK	WP	HR	S	P	ERA	WHIP

Chicago White Sox @ Kansas City Royals

Surprise Stadium, Surprise, AZ

Fri Mar 30 2012, 9:07 PM - 11:29 PM EDT

Att. 4,022 - Clear - 85 F

livebaseballscorecards.com

AB	34
R	7
H	11
RBI	6
BB	5
SO	6
LOB	22

Batter	1	2	3	4	5	6	7	8	9	AB	R	H	RBI	BB	SO	LOB
1 Eric Young Jr., S (1, 7) (9, 8) OBP: 0.346, SLG: 0.468	G6-3		F9			FC6-4 G5-4-3 1-2f		PB 1B 1-2		4	0	1	0	0	0	1
Dexter Fowler, S (1, 8) OBP: 0.164, SLG: 0.241	G5-3		G6-3			G5-4-3 1-2f		BBBB 20 FC6-4 1-2 2-3 BB		3	0	0	0	1	0	1
59 Juan Crousset, L (9, 7)										0	0	0	0	0	0	0
20 Wilin Rosario, R (1, 10) OBP: 0.408, SLG: 0.674	G5-3			G5-3			SSS K	FC6-4 1-2f		4	0	0	0	0	1	3
55 Ramon Hernandez, R (1, 2) OBP: 0.306, SLG: 0.303		G5-3		F9			F9		SSX HR	3	0	0	0	0	0	0
41 Wil Nieves, R (8, 2) OBP: 0.409, SLG: 0.571										1	1	1	1	0	0	0
58 Jordan Pacheco, R (1, 5) OBP: 0.421, SLG: 0.558		10 3B 2B		F8			F7		P5	3	1	1	0	0	0	0
76 David Hernandez, R (8, 6)										1	0	0	0	0	0	0
21 Tyler Colvin, L (1, 9) OBP: 0.409, SLG: 0.544		SSS K			P5			10 1B 2B	SSS K	4	1	1	0	0	2	1
10 Chris Nelson, R (1, 4) OBP: 0.288, SLG: 0.404		2-H 3B			SSS K			PB 1 1B 2-H 1B	1B	3	0	2	2	0	1	0
80 Jose Rivera, R (9, PH) (9, 4) OBP: 1.000, SLG: 1.000										1	0	1	0	0	0	0
16 Brandon Wood, R (1, 3) OBP: 0.250, SLG: 0.412		F8			P3			SSS K	SSS K	4	0	0	0	0	2	3
18 Jonathan Herrera, S (1, 6) OBP: 0.354, SLG: 0.500			F9			1 FC6-4 1B		SSS K		2	0	1	0	0	0	0
26 Brendan Harris, R (8, PH) (8, 5) OBP: 0.387, SLG: 0.393										1	0	0	0	0	1	1
Inning Stats	R: 0 E: 0 K: 0 S: 3 H: 0 LOB: 0 BB: 0 P: 3	R: 1 E: 0 K: 1 S: 7 H: 2 LOB: 1 BB: 0 P: 7	R: 0 E: 0 K: 0 S: 3 H: 0 LOB: 0 BB: 0 P: 3	R: 0 E: 0 K: 0 S: 3 H: 0 LOB: 0 BB: 0 P: 3	R: 0 E: 0 K: 1 S: 5 H: 0 LOB: 0 BB: 0 P: 5	R: 0 E: 0 K: 0 S: 3 H: 1 LOB: 0 BB: 0 P: 3	R: 0 E: 0 K: 1 S: 5 H: 0 LOB: 0 BB: 0 P: 5	R: 1 E: 0 K: 2 S: 10 H: 3 LOB: 3 BB: 1 P: 14	R: 1 E: 0 K: 2 S: 11 H: 2 LOB: 1 BB: 0 P: 11	1B: 4 2B: 2 3B: 1 HR: 1	SF: 0 SAC: 0 DP: 1 HBP: 0						

TOP

Colorado Rockies @ Chicago White Sox

Camelback Ranch, Glendale, AZ

Sat Mar 31 2012, 4:09 PM - 6:34 PM EDT

Att. 5,474 - Sunny - 87 F

livebaseballscorecards.com

AB	34
R	3
H	8
RBI	3
BB	1
SO	7
LOB	10

WP: 0 PB: 1 SB: 0 CS: 0 PA: 35

PITCHER		IP	WLS	BF	H	R	ER	SO	BB	IBB	HBP	BLK	WP	HR	S	P	ERA	WHIP
50 John Danks, L ERA: 4.09	(1, 1)	6.0	L	20	3	1	1	2	0	0	0	0	0	0	24	24	1.50	0.500
26 Jesse Crain, R ERA: 3.6	(7, 1)	1.0		3	0	0	0	1	0	0	0	0	0	0	5	5	0.00	0.000
77 Will Ohman, L ERA: 1.93	(8, 1)	1.0		7	3	1	1	2	1	0	0	0	0	0	10	14	9.00	4.000
80 Leyson Septimo, L ERA: 11.37	(9, 1)	1.0		5	2	1	1	2	0	0	0	0	0	1	11	11	9.00	2.000

PITCHER	IP	WLS	BF	H	R	ER	SO	BB	IBB	HBP	BLK	WP	HR	S	P	ERA	WHIP

BOTTOM

Colorado Rockies @ Chicago White Sox

Camelback Ranch, Glendale, AZ

Sat Mar 31 2012, 4:09 PM - 6:34 PM EDT

Att. 5,474 - Sunny - 87 F

livebaseballscorecards.com

Batter	1	2	3	4	5	6	7	8	9	AB	R	H	RBI	BB	SO	LOB
30 Alejandro De Aza, L (1, 8) OBP: 0.313, SLG: 0.311 87 Justin Greene, R (9, 8)	44 CS 1B		F7			G4-3		F8		4 0	0 0	1 0	0 0	0 0	0 0	0 0
18 Brent Lillibridge, R (1, 6) OBP: 0.381, SLG: 0.448	B1		K			44 G4-6-3 1B			G6-3	4	0	1	0	0	1	1
44 Adam Dunn, L (1, 3) OBP: 0.413, SLG: 0.580	1 SAFE 14 FC5-4 1B 1-2			K		G4-6-3 1-2f			HR	4	1	2	1	0	1	1
14 Paul Konerko, R (1, 10) OBP: 0.424, SLG: 0.475 76 Tyler Kuhn, L (7, PR) OBP: 0.300, SLG: 0.333 (8, 10)	FC5-4 1-2f			G6-3			3B		BB	3 0	0 0	1 0	0 0	0 1	0 0	1 0
51 Alex Rios, R (1, 9) OBP: 0.258, SLG: 0.286		17 FC4-6 1B		F9			P4		K	4	0	1	0	0	1	2
17 Tyler Flowers, R (1, 2) OBP: 0.306, SLG: 0.500		FC4-6 1-2f			P4		K		K	4	0	0	0	0	2	3
1 Kosuke Fukudome, L (1, 7) OBP: 0.321, SLG: 0.250		F7			15 PB BB		K			2	0	0	0	1	1	2
15 Gordon Beckham, R (1, 4) OBP: 0.338, SLG: 0.407 66 Ray Olmedo, S (9, 4) OBP: 0.417, SLG: 0.500		L6			G5-3 1-2			F9		3 0	0 0	0 0	0 0	0 0	0 0	2 0
22 Brent Morel, R (1, 5) OBP: 0.309, SLG: 0.400 Erik Morrison, R (9, 5)			G6-3		P5			K		3 0	0 0	0 0	0 0	0 0	1 0	1 0
Inning Stats	R: 0 H: 2 E: 0 LOB: 1 K: 0 BB: 0 S: 4 P: 4	R: 0 H: 1 E: 0 LOB: 1 K: 0 BB: 0 S: 4 P: 4	R: 0 H: 0 E: 0 LOB: 0 K: 1 BB: 0 S: 5 P: 5	R: 0 H: 0 E: 0 LOB: 0 K: 1 BB: 0 S: 5 P: 5	R: 0 H: 0 E: 0 LOB: 1 K: 0 BB: 1 S: 3 P: 8	R: 0 H: 1 E: 0 LOB: 0 K: 0 BB: 0 S: 3 P: 3	R: 0 H: 1 E: 0 LOB: 1 K: 2 BB: 0 S: 8 P: 8	R: 0 H: 0 E: 0 LOB: 0 K: 1 BB: 0 S: 5 P: 5	R: 1 H: 1 E: 0 LOB: 1 K: 2 BB: 1 S: 9 P: 16	1B: 4 SF: 0 2B: 0 SAC: 0 3B: 1 DP: 1 HR: 1 HBP: 0						

PITCHER	IP	WLS	BF	H	R	ER	SO	BB	IBB	HBP	BLK	WP	HR	S	P	ERA	WHIP
Drew Pomeranz, L (1, 1) ERA: 0.53	6.0	W	21	4	0	0	2	1	0	0	0	0	0	24	29	0.00	0.833
63 Rafael Betancourt, R (7, 1) ERA: 6.43	1.0	H	4	1	0	0	2	0	0	0	0	0	0	8	8	0.00	1.000
49 Rex Brothers, L (8, 1) ERA: 0.96	1.0	H	3	0	0	0	1	0	0	0	0	0	0	5	5	0.00	0.000
51 Matt Reynolds, L (9, 1) ERA: 4.32	1.0	S	5	1	1	1	2	1	0	0	0	0	1	9	16	9.00	2.000

PITCHER	IP	WLS	BF	H	R	ER	SO	BB	IBB	HBP	BLK	WP	HR	S	P	ERA	WHIP

AB	31
R	1
H	6
RBI	1
BB	2
SO	7
LOB	13

WP: 0 PA: 33
PB: 1
SB: 0
CS: 1

Chicago White Sox @ Cincinnati Reds

Goodyear Ballpark, Goodyear, AZ

Sun Apr 01 2012, 4:10 PM - 7:17 PM EDT

Att. 2,888 - Sunny - 69 F

TOP

livebaseballscorecards.com

Batter	1	2	3	4	5	6	7	8	9	AB	R	H	RBI	BB	SO	LOB
30 Alejandro De Aza, L (1, 8) OBP: 0.314, SLG: 0.313 83 Trayce Thompson, R (5, 8) OBP: 0.286, SLG: 0.421	1-0 14 2B 1B	0-3 K			0-0 F7		F9 / 0-3 K		0-0 L5	3 3	1 0	1 0	0 0	0 0	1 1	1 2
22 Brent Morel, R (1, 5) OBP: 0.293, SLG: 0.379 66 Ray Olmedo, S (5, 5) OBP: 0.407, SLG: 0.519	0-0 P2		0-0 G1-3		0-0 F9		0-0 17 2B 2B	0-0 G6-3	0-0 F9	3 3	0 1	0 1	0 0	0 0	0 0	1 1
44 Adam Dunn, L (1, 10) OBP: 0.415, SLG: 0.569 D.J. Jarrad, R (3, PR) (3, 10) 17 Tyler Flowers, R (5, PH) OBP: 0.327, SLG: 0.531 (5, 10) 89 Grant Buckner, R (8, PR) (8, 10)	0-3 K		4-0 10 WP 14 1B BB		0-0 G6-3		0-0 38 1B 70 G6-3 2B 2-H	0-0 70 1B 1B	0-0 FC6-4 1-2f	1 0 3 1	0 0 1 1	0 0 2 0	1 0 1 0	1 0 0 0	1 0 0 0	1 0 0 1
14 Paul Konerko, R (1, 3) OBP: 0.449, SLG: 0.516 Conor Jackson, R (6, PR) OBP: 0.189, SLG: 0.206 (6, 3)	0-0 1-H 2B		0-0 1-2 1B			0-0 10 FC6-4 1B	4-0 70 G6-3 38 1B 18 1B BB	0-0 70 1B 1-3 1B		3 1	0 1	3 1	1 0	0 1	0 0	0 0
10 Alexei Ramirez, R (1, 6) OBP: 0.263, SLG: 0.236 38 Eduardo Escobar, S (6, PR) OBP: 0.377, SLG: 0.472 (6, 6)	0-3 K2-3		1-0 F9 2-3			0-0 FC6-4 12 2B 24 HR 1-2f	0-0 70 G6-3 18 1B 1B 1-2 2-3	0-0 P5		3 2	0 2	0 1	0 0	0 0	1 0	4 2
12 A.J. Pierzynski, L (1, 2) OBP: 0.300, SLG: 0.660 85 Andrew Douglas, R (6, PR) 70 Hector Gimenez, S (6, 2) OBP: 0.500, SLG: 0.455	0-0 1 1B 24 WP 15 SF7 1B		0-0 G4-3			0-0 24 HR 2B 1-3	0-0 G6-3 1-2 2-3 3-H	0-0 1-2 1B 3-H		3 0 2	1 1 0	2 0 1	0 0 2	0 0 0	0 0 2	2 0 2
24 Dayan Viciedo, R (1, 7) OBP: 0.259, SLG: 0.283 18 Brent Lillibridge, R (6, 7) OBP: 0.385, SLG: 0.450	1-0 G5-3 1-2	0-0 P3			1-2 2-H 3-H HR	0-0 82 1B 3B 2-H 3-H 1B	0-3 K			3 2	1 1	1 1	3 2	0 0	0 1	1 2
1 Kosuke Fukudome, L (1, 9) OBP: 0.322, SLG: 0.255 82 Jared Mitchell, L (6, 9) OBP: 0.407, SLG: 0.538	0-0 2-3 1B	0-0 F8			0-0 G6-3	0-0 1-2 3B 1B		0-0 E E 1B		3 2	0 2	1 2	0 0	0 0	0 0	2 0
15 Gordon Beckham, R (1, 4) OBP: 0.324, SLG: 0.393 Erik Morrison, R (6, 4) OBP: 0.200, SLG: 0.600	0-0 SF7 3-H	0-3 K			0-0 F9	0-0 1-H 2-H 3B		1 SAFE 1-0 FC1 89 FC6-4 1-H		2 2	0 0	0 1	1 2	0 0	1 0	2 0

Inning Stats	1	2	3	4	5	6	7	8	9
	R: 1 E: 0 K: 2 S: 9	H: 2 LOB: 1 BB: 0 P: 10	R: 1 E: 0 K: 1 S: 7	H: 2 LOB: 1 BB: 0 P: 8	R: 0 E: 0 K: 0 S: 4	H: 1 LOB: 2 BB: 1 P: 9	R: 0 E: 0 K: 1 S: 5	H: 0 LOB: 0 BB: 0 P: 5	R: 0 E: 0 K: 0 S: 3	H: 0 LOB: 0 BB: 0 P: 3	R: 3 E: 0 K: 0 S: 8	H: 3 LOB: 2 BB: 0 P: 9	R: 6 E: 0 K: 1 S: 11	H: 6 LOB: 1 BB: 1 P: 15	R: 1 E: 0 K: 1 S: 8	H: 3 LOB: 2 BB: 0 P: 8	R: 1 E: 2 K: 0 S: 5	H: 1 LOB: 1 BB: 0 P: 6

	AB	45
	R	13
	H	18
	RBI	12
	BB	2
	SO	6
	LOB	24

	1B: 12	SF: 1
	2B: 4	SAC: 0
	3B: 1	DP: 0
	HR: 1	HBP: 0

	WP: 2	PA: 48
	PB: 0	
	SB: 0	
	CS: 0	

PITCHER		IP	WLS	BF	H	R	ER	SO	BB	IBB	HBP	BLK	WP	HR	S	P	ERA	WHIP
55 Mat Latos, R ERA: 3.7	(1, 1)	5.2	L	26	8	5	5	4	1	0	0	0	2	1	35	43	7.94	1.588
80 Nick Christiani, R ERA: 5.06	(6, 1)	0.1		1	0	0	0	0	0	0	0	0	0	0	1	1	0.00	0.000
45 Bill Bray, L ERA: 12.27	(7, 1)	0.2		7	4	5	5	0	1	0	0	0	0	0	6	10	67.50	7.500
64 Sean Gallagher, R ERA: 2.16	(7, 1)	2.1		14	6	3	2	2	0	0	0	0	0	0	18	19	7.71	2.571

PITCHER	IP	WLS	BF	H	R	ER	SO	BB	IBB	HBP	BLK	WP	HR	S	P	ERA	WHIP

BOTTOM

Chicago White Sox @ Cincinnati Reds

Goodyear Ballpark, Goodyear, AZ

Sun Apr 01 2012, 4:10 PM - 7:17 PM EDT

Att. 2,888 - Sunny - 69 F

livebaseballscorecards.com

Batter	1	2	3	4	5	6	7	8	9	AB	R	H	RBI	BB	SO	LOB
4 Brandon Phillips, R (1, 4) OBP: 0.333, SLG: 0.456 43 Miguel Cairo, R (6, 4) OBP: 0.378, SLG: 0.390	BBB 4-0 19 1B 19 S BB	CCC 0-3 ② K		x 0-0 ② L4			x 0-0 ①② L3 1-1	x 0-0 ② SF9 2-3 3-H		2 1	0 0	0 0	0 1	1 0	1 0	1 1
2 Zack Cozart, R (1, 6) OBP: 0.390, SLG: 0.554 7 Paul Janish, R (6, 6) OBP: 0.412, SLG: 0.500	x 0-0 ① F9	x 0-0 ③ F8		x 0-0 ③ F7			BBBB 4-0 19 1B 9 1B BB	x 0-0 1-H 3-H 2B		3 1	0 1	0 1	0 2	0 1	0 0	2 0
19 Joey Votto, L (1, 10) OBP: 0.362, SLG: 0.333 Didi Gregorius, L (8, PH) OBP: 0.318, SLG: 0.450 (9, 10)	B X 1-0 1-3 1B		x 0-0 32 2B 48 1B 1B		SSS 0-3 ① K		x 0-0 9 1B 1-2 1B	x 0-0 ③ G4-3		4 1	1 0	3 0	0 0	0 0	1 0	0 1
32 Jay Bruce, L (1, 9) OBP: 0.404, SLG: 0.528 9 Willie Harris, L (5, PH) OBP: 0.315, SLG: 0.320 (6, 9)	SSS 0-3 ② K		x 0-0 48 1B 1-3 2B		SSS 0-3 ② K		x 0-0 1-2 2-H 1B		x 0-0 ① B2-3	2 3	1 0	1 1	0 1	0 1	1 0	2 1
48 Ryan Ludwick, R (1, 7) OBP: 0.321, SLG: 0.462	SSS 0-3 ③ K		x 0-0 6 FC5-4 2-H 3-H 1B		x 0-0 ③ G6-3		x 0-0 ③ G4-3		x 0-0 HR	5	1	2	3	0	1	4
Donald Lutz, L (1, 3) OBP: 0.320, SLG: 0.640 15 Wilson Valdez, R (6, PH) OBP: 0.377, SLG: 0.347 (7, 3)		x 0-0 6 SH5-3 21 1B 2B	x 0-0 ① P4			x 0-0 ① G1-3		x 0-0 28 1B 28 WP 43 SF9 1B	x 0-0 ② G1-3	2 3	1 1	1 1	0 0	0 0	0 0	1 0
6 Drew Stubbs, R (1, 8) OBP: 0.340, SLG: 0.413 28 Chris Heisey, R (6, 8) OBP: 0.333, SLG: 0.385		x 0-0 ① SH5-3 2-3	x 0-0 ② FC5-4 1-2f			x 0-0 ② G5-3		BX 1-0 43 SF9 31 DI 7 2B 1-3 1B	BBBCCCX 3-2 HR	1 3	0 2	0 2	0 1	0 0	0 0	1 0
21 Todd Frazier, R (1, 5) OBP: 0.351, SLG: 0.717 31 David Vidal, R (6, PH) OBP: 0.500, SLG: 0.571 (7, 5)		x 0-0 39 3B 3-H 1B	SSS 0-3 ③ K			x 0-0 ③ F8		BBBB 4-0 7 2B 1-2 BB	x 0-0 1B	2 2	1 1	1 1	1 0	0 1	1 0	1 0
39 Devin Mesoraco, R (1, 2) OBP: 0.302, SLG: 0.450 29 Ryan Hanigan, R (7, 2) OBP: 0.283, SLG: 0.256		x 0-0 1-H 3B	CCC 0-3 ① K				BBBB 4-0 43 L3 BB	x 0-0 ① P5	x 0-0 ③ P3	2 2	0 0	1 0	1 0	0 1	1 0	0 4
Inning Stats	R: 0 E: 0 K: 2 S: 8 H: 1 LOB: 2 BB: 1 P: 13	R: 2 E: 0 K: 1 S: 8 H: 3 LOB: 1 BB: 0 P: 8	R: 2 E: 0 K: 1 S: 8 H: 3 LOB: 1 BB: 0 P: 8	R: 0 E: 0 K: 1 S: 5 H: 0 LOB: 0 BB: 0 P: 5	R: 0 E: 0 K: 2 S: 7 H: 0 LOB: 0 BB: 0 P: 7	R: 0 E: 0 K: 0 S: 3 H: 0 LOB: 0 BB: 0 P: 3	R: 1 E: 0 K: 0 S: 4 H: 2 LOB: 2 BB: 2 P: 12	R: 3 E: 0 K: 0 S: 6 H: 3 LOB: 1 BB: 1 P: 11	R: 2 E: 0 K: 0 S: 8 H: 3 LOB: 1 BB: 0 P: 11	1B: 9 2B: 4 3B: 1 HR: 2		SF: 1 SAC: 1 DP: 1 HBP: 0				

AB	39
R	10
H	15
RBI	10
BB	4
SO	7
LOB	18

WP: 1 PB: 0 SB: 1 CS: 0 — PA: 45

PITCHER		IP	WLS	BF	H	R	ER	SO	BB	IBB	HBP	BLK	WP	HR	S	P	ERA	WHIP
44 Jake Peavy, R ERA: 8.78	(1, 1)	4.0		20	7	4	4	5	1	0	0	0	0	0	29	34	9.00	2.000
53 Héctor Santiago, L ERA: 0.9	(5, 1)	1.0	W	3	0	0	0	2	0	0	0	0	0	0	7	7	0.00	0.000
43 Addison Reed, R ERA: 2.7	(6, 1)	1.0	H	3	0	0	0	0	0	0	0	0	0	0	3	3	0.00	0.000
37 Matt Thornton, L ERA: 2.35	(7, 1)	1.0		6	2	1	1	0	2	0	0	0	0	0	4	12	9.00	4.000
48 Zach Stewart, R ERA: 5.48	(8, 1)	2.0		13	6	5	5	0	1	0	0	0	1	2	14	22	22.50	3.500

PITCHER	IP	WLS	BF	H	R	ER	SO	BB	IBB	HBP	BLK	WP	HR	S	P	ERA	WHIP

Batter	1	2	3	4	5	6	7	8	9	AB	R	H	RBI	BB	SO	LOB
7 Norichika Aoki, L (1, 7) OBP: 0.358, SLG: 0.492	F7	K			27 2B 3B	1-2 2-H 1B	K	P6		4	1	2	1	0	1	1
Khris Davis, R (6, 8)																
(7, PH)										2	0	0	0	0	1	3
(7, 7)																
2 Nyjer Morgan, L (1, 9) OBP: 0.304, SLG: 0.429	K	G4-3			G3	K		92 1B 28 1B 95 HR BB	G6-3	4	0	0	0	0	2	3
9 George Kottaras, L (6, 2) OBP: 0.375, SLG: 0.442										1	1	0	0	1	0	0
(8, 3)																
27 Carlos Gómez, R (1, 8) OBP: 0.266, SLG: 0.435	G5-3	F8			3-H 2B	2-3f FC5		1-2 92 1B 95 HR 1B	P5	4	0	1	1	0	0	2
28 Kentrail Davis, L (6, 9) OBP: 0.400, SLG: 0.571										2	1	1	0	0	0	0
24 Mat Gamel, L (1, 10) OBP: 0.343, SLG: 0.593		45 3B 1B	BB		K		SH5-3 45 BB 3 1B BB	1-2 2-3 95 HR 1B	95 FC4-6 1B	2	2	1	0	2	1	1
92 Josh Prince, R (8, PH) OBP: 0.500, SLG: 0.500										2	1	2	0	0	0	0
(8, 10)																
45 Travis Ishikawa, L (1, 3) OBP: 0.381, SLG: 0.472		1-H 20 1B 3B	G4-3		P6		1-2 SH5-3 3 1B BB	1-H 2-H 3-H HR	1-2f FC4-6	3	2	1	1	1	0	2
95 Jason Jaramillo, S (8, PH) OBP: 0.333, SLG: 1.333										2	1	1	4	0	0	1
(8, 2)																
20 Jonathan Lucroy, R (1, 2) OBP: 0.500, SLG: 0.745		3-H 14 CS 1B		G5-3		14 F9 3 1B 2B	1-2 2-3 SH5-3			3	0	2	1	0	0	0
Lee Haydel, L (6, PR)										1	1	0	0	0	1	0
(6, 7)																
(7, 8)																
14 Brooks Conrad, S (1, 5) OBP: 0.333, SLG: 0.463	1-2 HR	P4			F9	P6		92 WP 92 2B BB		4	1	1	1	0	0	3
11 Alex Gonzalez, R (7, 5) OBP: 0.481, SLG: 0.780					2-3					0	1	0	0	1	0	0
3 Cesar Izturis, S (1, 6) OBP: 0.274, SLG: 0.298		15 S 1B			3-H 15 1B 7 1B 1B	2-H 3-H 15 WP 1B		1-H 2B		4	1	3	3	0	1	0
92 Domnit Bolivar, R (7, 6) OBP: 0.500, SLG: 1.000										1	0	1	1	0	0	0
15 Scooter Gennett, L (1, 4) OBP: 0.471, SLG: 0.800	BB	G1-3			1-2 27 FC5 7 1B 1B	2-3 BB		K		3	0	1	0	2	1	2
Inning Stats	R: 0 E: 0 K: 1 S: 5 H: 0 LOB: 0 BB: 0 P: 5	R: 3 E: 0 K: 2 S: 11 H: 4 LOB: 1 BB: 1 P: 18	R: 0 E: 0 K: 0 S: 3 H: 0 LOB: 1 BB: 1 P: 7	R: 0 E: 0 K: 0 S: 4 H: 1 LOB: 1 BB: 0 P: 5	R: 1 E: 0 K: 1 S: 7 H: 2 LOB: 1 BB: 0 P: 7	R: 2 E: 0 K: 1 S: 9 H: 4 LOB: 2 BB: 0 P: 9	R: 2 E: 0 K: 1 S: 6 H: 1 LOB: 2 BB: 3 P: 18	R: 5 E: 0 K: 2 S: 11 H: 4 LOB: 1 BB: 2 P: 21	R: 0 E: 0 K: 0 S: 4 H: 1 LOB: 1 BB: 0 P: 4	1B: 10 2B: 3 3B: 2 HR: 2	SF: 0 SAC: 1 DP: 0 HBP: 0						

PITCHER		IP	WLS	BF	H	R	ER	SO	BB	IBB	HBP	BLK	WP	HR	S	P	ERA	WHIP
34 Gavin Floyd, R ERA: 6.64	(1, 1)	4.2		22	7	4	4	4	2	0	0	0	0	1	29	41	7.71	1.929
77 Will Ohman, L ERA: 3.48	(5, 1)	1.0	H	7	4	2	2	1	0	0	0	0	0	0	9	9	18.00	4.000
99 Ryan Kussmaul, R ERA: 4.91	(6, 1)	1.1	L	8	1	2	2	1	3	0	0	0	1	0	7	19	13.50	3.000
80 Leyson Septimo, L ERA: 15.95	(8, 1)	1.0		9	4	5	5	2	2	0	0	0	1	1	11	21	45.00	6.000
Chris Devenski, R ERA:	(9, 1)	1.0		4	1	0	0	0	0	0	0	0	0	0	4	4	0.00	1.000

PITCHER	IP	WLS	BF	H	R	ER	SO	BB	IBB	HBP	BLK	WP	HR	S	P	ERA	WHIP

TOP

Milwaukee Brewers @ Chicago White Sox

Camelback Ranch, Glendale, AZ

Mon Apr 02 2012, 3:08 PM - 6:14 PM EDT

Att. 3,737 - Sunny - 71 F

livebaseballscorecards.com

AB	42
R	13
H	17
RBI	13
BB	7
SO	8
LOB	18

1B: 10	SF: 0	WP: 2	PA: 50
2B: 3	SAC: 1	PB: 0	
3B: 2	DP: 0	SB: 1	
HR: 2	HBP: 0	CS: 1	

Batter	1	2	3	4	5	6	7	8	9	AB	R	H	RBI	BB	SO	LOB
30 Alejandro De Aza, L (1, 8) OBP: 0.315, SLG: 0.343 83 Trayce Thompson, R (5, 8) OBP: 0.261, SLG: 0.381	G4-3	51 WP 3-H 3B		F8	K			P4		3 2	1 0	1 0	1 0	0 0	0 1	0 0
18 Brent Lillibridge, R (1, 10) OBP: 0.397, SLG: 0.443 87 Andy Wilkins, L (4, PR) OBP: 0.286, SLG: 0.429 (5, 10)	51 FC6-4 HBP	51 WP 51 1B BB		E9	F8				F8	1 2	1 0	0 0	0 0	1 0	0 0	0 0
51 Alex Rios, R (1, 9) OBP: 0.266, SLG: 0.293 1 Kosuke Fukudome, L (3, 9) OBP: 0.311, SLG: 0.245 85 Andrew Douglas, R (7, 9)	FC6-4 10 PB 1-2f	10 G5-3 1-H 3-H 1B		G3	G3-1				F9	2 2 1	0 0 0	1 0 0	1 0 0	0 0 0	0 0 0	1 1 0
10 Alexei Ramirez, R (1, 6) OBP: 0.267, SLG: 0.228 38 Eduardo Escobar, S (5, 6) OBP: 0.370, SLG: 0.463 D.J. Jarrad, R (9, PH)	1-2 BB	G5-3 1-2		G5-3			G4-3		K	2 1 1	0 0 0	0 0 0	0 0 0	1 0 1	0 0 0	2 0 0
17 Tyler Flowers, R (1, 2) OBP: 0.309, SLG: 0.500 70 Hector Gimenez, S (6, 2) OBP: 0.538, SLG: 0.500	K	K			K		1B			3 1	0 0	0 1	0 0	0 0	3 0	3 0
24 Dayan Viciedo, R (1, 7) OBP: 0.262, SLG: 0.339 82 Jared Mitchell, L (6, 7) OBP: 0.393, SLG: 0.519		E5 15 2B	2-0 HR		K		K			3 1	2 0	1 0	1 0	0 0	1 1	0 1
22 Brent Morel, R (1, 5) OBP: 0.328, SLG: 0.433 Erik Morrison, R (5, PR) OBP: 0.167, SLG: 0.500 (6, 5)	15 2B G6-3 BB	15 G6-4-3 1B			15 E 3B		G4-3			2 1	1 1	2 0	0 0	1 0	0 0	0 1
15 Gordon Beckham, R (1, 4) OBP: 0.324, SLG: 0.406 66 Ray Olmedo, S (6, 4) OBP: 0.393, SLG: 0.500	G6-3 30 3B 1-3 2-H 2B	G6-4-3 1-2f			E6 89 FC6-4 3-H			F7		3 1	1 0	1 0	1 0	0 0	0 0	1 0
Conor Jackson, R (1, 3) OBP: 0.179, SLG: 0.194 89 Grant Buckner, R (5, 3)	G6-3 2-3 3-H	G5-3			FC6-4 1-2f			K		2 2	0 0	0 0	1 0	0 0	0 1	1 2
Inning Stats	R: 0 E: 0 K: 1 S: 6 H: 0 LOB: 2 BB: 1 P: 11	R: 5 E: 1 K: 1 S: 9 H: 3 LOB: 1 BB: 2 P: 18	R: 1 E: 0 K: 0 S: 4 H: 2 LOB: 0 BB: 0 P: 6	R: 0 E: 1 K: 0 S: 4 H: 0 LOB: 1 BB: 0 P: 4	R: 1 E: 1 K: 2 S: 9 H: 1 LOB: 2 BB: 0 P: 9	R: 0 E: 0 K: 1 S: 5 H: 0 LOB: 0 BB: 0 P: 5	R: 0 E: 0 K: 1 S: 6 H: 1 LOB: 1 BB: 0 P: 6	R: 0 E: 0 K: 1 S: 5 H: 0 LOB: 0 BB: 0 P: 5	R: 0 E: 0 K: 1 S: 5 H: 0 LOB: 0 BB: 0 P: 5	1B: 3 2B: 1 3B: 2 HR: 1	SF: 0 SAC: 0 DP: 1 HBP: 1					

PITCHER	IP	WLS	BF	H	R	ER	SO	BB	IBB	HBP	BLK	WP	HR	S	P	ERA	WHIP
13 Zack Greinke, R (1, 1) ERA: 2.82	3.0		18	5	6	5	2	3	0	1	0	1	1	19	35	15.00	2.667
96 Rob Wooten, R (4, 1) ERA:	2.0		9	1	1	0	2	0	0	0	0	0	0	13	13	0.00	0.500
50 Kameron Loe, R (6, 1) ERA: 0.96	1.0	W	3	0	0	0	1	0	0	0	0	0	0	5	5	0.00	0.000
26 Manny Parra, L (7, 1) ERA: 1.86	1.0	H	4	1	0	0	1	0	0	0	0	0	0	6	6	0.00	1.000
48 Tim Dillard, R (8, 1) ERA: 2.7	1.0		3	0	0	0	1	0	0	0	0	0	0	5	5	0.00	0.000

PITCHER	IP	WLS	BF	H	R	ER	SO	BB	IBB	HBP	BLK	WP	HR	S	P	ERA	WHIP
98 R.J. Seidel, R (9, 1) ERA:	1.0		3	0	0	0	1	0	0	0	0	0	0	5	5	0.00	0.000

BOTTOM

Milwaukee Brewers @ Chicago White Sox

Camelback Ranch, Glendale, AZ

Mon Apr 02 2012, 3:08 PM - 6:14 PM EDT

Att. 3,737 - Sunny - 71 F

livebaseballscorecards.com

AB	36
R	7
H	7
RBI	5
BB	3
SO	8
LOB	13

Chicago White Sox @ Houston Astros

Minute Maid Park, Houston, TX

Tue Apr 03 2012, 7:08 PM - 9:56 PM CDT

Att. 14,856 - Roof Closed - 73 F

TOP

livebaseballscorecards.com

Batter	1	2	3	4	5	6	7	8	9	AB	R	H	RBI	BB	SO	LOB
30 Alejandro De Aza, L (1, 8) OBP: 0.325, SLG: 0.352	C FF 89 T FF 91 B FF 92 S SL 86 1-3 K2-3	C CH 87 B FF 92 B FF 92 X FC 92 2-1 1-2 2-H 3-H 1B		1 SAFE B FF 90 X FF 91 1-0 1-2 1B		L FF 92 B CH 84 1 SAFE X FF 90 1-1 F8		C FF 94 X FS 85 0-1 G5-3		4	0	2	2	0	1	1
83 Trayce Thompson, R (6, 8) OBP: 0.250, SLG: 0.364										1	0	0	0	0	0	0
22 Brent Morel, R (1, 5) OBP: 0.308, SLG: 0.406	B FF 91 X FC 92 1-0 F7	S SL 87 S SL 86 X FF 93 0-2 F9		C SL 77 F FF 95 X SL 81 0-2 G6-3		B CU 75 1 SAFE B FF 91 C FF 92 F FF 92 S CU 78 2-3 K			C FC 90 B SL 86 S SL 86 B CU 78 B SL 85 B FC 90 4-2 70 1B 70 S 87 1B BB	4	0	0	0	0	1	5
18 Brent Lillibridge, R (6, 5) OBP: 0.406, SLG: 0.443										0	1	0	0	1	0	0
44 Adam Dunn, L (1, 10) OBP: 0.420, SLG: 0.618	B FF 92 B FF 91 C FC 91 X CH 85 2-1 1B		C FF 89 C FF 90 B FF 92 B SL 86 S SL 85 2-3 K		X FF 93 0-0 HR		B FF 90 F FF 90 F CH 86 F CU 75 F FC 91 B CU 76 X FF 90 2-2 G6-3		F SL 84 C FC 91 C CU 76 0-3	4	1	2	1	0	1	0
17 Tyler Flowers, R (9, PH) OBP: 0.304, SLG: 0.491										1	0	0	0	0	1	1
(9, 10)																
14 Paul Konerko, R (1, 3) OBP: 0.438, SLG: 0.544	F FF 92 B SL 86 S SL 86 F FF 93 F SL 86 S SL 86 1-3 K		B CH 85 F FF 92 F FF 92 F SL 86 F SL 82 X CH 84 1-2 F8		B SL 85 C SL 84 B FF 95 X FF 95 2-1 HR		C FF 91 X FC 90 0-1 G5-3		B CU 76 B CU 75 X FC 90 2-0 87 1B 1-3 1B	4	1	1	1	0	1	1
70 Hector Gimenez, S (7, 2) OBP: 0.571, SLG: 0.538										1	0	1	0	0	0	0
12 A.J. Pierzynski, L (1, 2) OBP: 0.333, SLG: 0.660		B FF 90 B CH 84 X FF 90 2-0 G3-1	C CH 83 X FF 92 0-1 1B	B SL 84 B CH 83 C FF 94 C FF 93 B FF 95 B SL 86 4-2 51 G6-3 BB		B SL 91 B FF 91 F FF 88 F FC 90 B CU 76 X FF 90 3-2 51 1B 1B		C CU 77 S SL 85 F CH 84 F CH 83 X FC 92 0-2 38 FC6-4 1-2 3-H 1B	3	0	2	0	1	0	0
87 Andy Wilkins, L (7, PR) OBP: 0.375, SLG: 0.500										1	0	1	1	0	0	0
(7, 3)																
51 Alex Rios, R (1, 9) OBP: 0.279, SLG: 0.306		C SL 85 X FF 92 0-1 15 BB 24 1B 30 1B 1B	B FF 90 F FF 91 F CH 84 S SL 86 1-3 K		D FF 93 D FF 94 F FF 94 X FF 94 2-1 1-2f G6-3		B FC 89 B FC 91 X FC 89 2-0 1-2 1B		B FC 91 B FC 91 C FC 90 F SL 87 C CU 77 2-3 K	4	1	2	0	0	1	2
82 Jared Mitchell, L (7, PR) OBP: 0.379, SLG: 0.500										1	0	0	0	0	1	2
(7, 9)																
10 Alexei Ramirez, R (1, 6) OBP: 0.266, SLG: 0.230		X FF 90 0-0 F8		C FF 91 B SL 81 X FF 93 1-1 24 G1-4-3 1B	B SL 84 X SL 86 1-0 G5-3		F FC 91 B FC 90 X FF 92 1-1 F8		S SL 85 X CU 75 0-1 FC6-4 1-2f	4	0	1	0	0	0	3
38 Eduardo Escobar, S (7, 6) OBP: 0.364, SLG: 0.455										1	0	0	0	0	0	2
24 Dayan Viciedo, R (1, 7) OBP: 0.262, SLG: 0.333		B FF 89 C SL 84 X FF 90 1-1 15 BB 30 1B 1-2 1B		C FF 92 1 SAFE F FF 91 X SL 81 0-2 G1-4-3 1-2f		B FF 92 F FF 92 F FF 93 C CU 77 1-3 K		X FF 92 0-0 F8		4	1	1	0	0	1	1
1 Kosuke Fukudome, L (8, 7) OBP: 0.311, SLG: 0.245										0	0	0	0	0	0	0
15 Gordon Beckham, R (1, 4) OBP: 0.347, SLG: 0.409		B FF 91 B FF 92 B FF 91 C FF 92 C FF 92 B SL 87 4-2 30 1B 1-2 2-3 BB		B FF 95 B FF 93 C FF 92 S FF 93 B FF 95 D FF 93 4-2 30 1B BB		B FF 92 C FF 93 B FF 91 S FF 93 X FF 93 2-2 1B		C FF 94 X SI 92 0-1 L5	2	0	1	0	2	0	0
66 Ray Olmedo, S (8, 4) OBP: 0.393, SLG: 0.500										0	0	0	0	0	0	0
Inning Stats	R: 0 E: 0 K: 2 S: 11 H: 1 LOB: 1 BB: 0 P: 16	R: 2 E: 0 K: 0 S: 13 H: 3 LOB: 2 BB: 1 P: 22	R: 0 E: 0 K: 2 S: 13 H: 1 LOB: 1 BB: 0 P: 17	R: 0 E: 0 K: 0 S: 11 H: 2 LOB: 2 BB: 1 P: 17	R: 2 E: 0 K: 0 S: 8 H: 2 LOB: 0 BB: 1 P: 17	R: 0 E: 0 K: 2 S: 11 H: 1 LOB: 1 BB: 0 P: 17	R: 0 E: 0 K: 0 S: 13 H: 2 LOB: 2 BB: 0 P: 21	R: 0 E: 0 K: 0 S: 5 H: 0 LOB: 0 BB: 0 P: 5	R: 1 E: 0 K: 2 S: 16 H: 2 LOB: 2 BB: 1 P: 24	1B: 12 2B: 0 3B: 0 HR: 2 SF: 0 SAC: 0 DP: 2 HBP: 0						

	AB	39
	R	5
	H	14
	RBI	5
	BB	4
	SO	8
	LOB	18

WP: 0 PB: 0 SB: 1 CS: 0 PA: 43

PITCHER		IP	WLS	BF	H	R	ER	SO	BB	IBB	HBP	BLK	WP	HR	S	P	ERA	WHIP
20 Bud Norris, R ERA: 4.0	(1, 1)	3.0	L	15	5	2	2	4	1	0	0	0	0	0	37	55	6.00	2.000
55 Rhiner Cruz, R ERA: 6.1	(4, 1)	1.0		5	2	0	0	0	1	0	0	0	0	0	11	17	0.00	3.000
28 David Carpenter, R ERA: 6.75	(5, 1)	1.0		5	2	2	2	0	1	0	0	0	0	2	8	17	18.00	3.000
43 Fernando Rodriguez Jr., R ERA: 2.08	(6, 1)	1.0		4	1	0	0	2	0	0	0	0	0	0	11	17	0.00	1.000
37 Brandon Lyon, R ERA: 3.27	(7, 1)	1.0		5	2	0	0	0	0	0	0	0	0	0	13	21	0.00	2.000
59 Wilton Lopez, R ERA: 0.9	(8, 1)	1.0		3	0	0	0	0	0	0	0	0	0	0	5	5	0.00	0.000
39 Brett Myers, R ERA: 5.14	(9, 1)	1.0		6	2	1	1	2	1	0	0	0	0	0	16	24	9.00	3.000

Batter	1	2	3	4	5	6	7	8	9	AB	R	H	RBI	BB	SO	LOB
1 Jordan Schafer, L (1, 8) OBP: 0.467, SLG: 0.500 JB Shuck, L (7, 7) OBP: 0.293, SLG: 0.327	B SI 94 F SI 96 C SI 96 B SL 81 X SL 82 2-2 36 CS 1B		1 SAFE M SL 80 X SL 80 0-1 ①② L4-3 1-1			C FF 96 S FF 96 S FF 96 0-3 ① K		B FF 94 B FF 93 X FF 94 2-0 1-2 1B		3 1	0 0	1 1	0 0	0 0	1 0	1 0
36 Angel Sanchez, R (1, 6) OBP: 0.433, SLG: 0.333 (9, 4)	B SI 94 B SI 93 C SI 93 1 SAFE F SI 96 B SL 81 X SI 93 3-2 ① 14 G6-3 45 1B 1-2 1B		C SI 92 C SI 94 C SL 81 0-3 ③ K			B SL 87 F FF 96 B SL 82 F FF 94 X FF 96 2-2 ② L9		B SL 85 B SL 85 X FF 94 2-0 ③ G1-3		4	1	1	0	0	1	2
14 J.D. Martinez, R (1, 7) OBP: 0.242, SLG: 0.339 12 Brian Bixler, R (7, 8) OBP: 0.333, SLG: 0.688	F SI 93 F CH 85 B CH 84 B CH 86 F CH 85 B SI 95 X CH 85 3-2 ② G6-3 1-2			F SI 90 S SL 80 B SL 81 F SL 80 C SI 95 1-3 ① K		X SL 83 0-0 ③ G1-3			C SI 93 S FF 87 B SC 76 X SI 94 1-2 ① G6-3	3 1	0 0	0 0	0 0	0 0	1 0	1 0
45 Carlos Lee, R (1, 3) OBP: 0.400, SLG: 0.563 75 Jon Singleton, L (8, 3) OBP: 0.455, SLG: 0.545	B SI 94 B SL 80 X SI 92 2-0 2-H 1B			B SI 93 B SI 94 B SI 94 B SI 92 4-0 23 CS BB			B SL 84 F FF 93 B FF 93 C SL 84 F SL 84 X FF 94 2-2 ① F8		B SL 79 S SI 94 B FF 92 F SI 93 X SI 94 2-2 19 1B BB 1B	2 1	0 0	1 1	1 0	1 0	0 0	0 0
23 Chris Johnson, R (1, 5) OBP: 0.361, SLG: 0.700 Brett Wallace, L (8, 5) OBP: 0.309, SLG: 0.400	B SI 95 F CH 84 S CH 84 S SL 80 1-3 ③ K			F SI 93 F SI 95 B SI 94 B SL 82 S SL 81 2-3 ②③ K 1-2			B CU 72 X FF 94 1-0 ② L4		F SI 92 B SL 77 C SL 79 F SC 76 B SI 94 F SI 94 B SI 94 F SI 93 B SI 94 4-2 19 1B 1-2 BB	3 0	0 0	0 0	0 0	0 1	2 0	2 0
16 Matt Downs, R (1, 10) OBP: 0.188, SLG: 0.244 19 Brian Bogusevic, L (7, PH) OBP: 0.375, SLG: 0.407 (8, 10)		C SI 93 C SL 79 S SL 80 0-3 ① K			B SL 86 B FF 95 F FF 95 S SL 86 X SL 86 2-2 ① P3		C SL 84 C FF 93 B CH 84 B CH 84 B FF 94 S CH 82 3-3 ③ K		B SI 93 C SI 94 X SI 94 1-1 6 L1-3 1-2 2-3 1B	2 2	0 0	0 1	0 0	0 1	1 1	0 0
18 Chris Snyder, R (1, 2) OBP: 0.313, SLG: 0.558 6 Travis Buck, L (9, 9) OBP: 0.347, SLG: 0.478		B SI 94 C SL 79 B SL 82 S SI 91 B CH 86 S CH 84 3-3 ② K			C FF 97 C SL 86 S SL 87 0-3 ② K			C FF 92 B SL 85 X SI 92 1-1 ① G1	X SI 94 0-0 ②③ L1-3 1-1	3 1	0 0	0 0	0 0	0 0	2 0	0 3
17 Justin Ruggiano, R (1, 9) OBP: 0.244, SLG: 0.421 78 Landon Powell, S (9, 2) OBP: 0.263, SLG: 0.333		C SI 94 F SI 95 X SL 82 0-2 ③ G3			S SL 87 B SL 88 B CH 87 F CH 85 B FF 97 B CH 85 4-2 27 S BB			B SL 83 S FC 92 X FF 92 1-1 ② F8		2 0	0 0	0 0	0 0	1 0	0 0	0 0
27 Jose Altuve, R (1, 4) OBP: 0.391, SLG: 0.315 76 Jonathan Villar, S (9, 6)			B SL 80 C SI 91 B SL 82 C SI 94 B CH 84 B SI 95 4-2 1 L4-3 BB		C FF 95 B FF 98 1 SAFE D FF 96 C SL 85 F SL 87 B CH 84 S CH 84 3-3 ③ K 1-2			X FF 93 0-0 1B 1B		2 0	0 0	1 0	0 0	1 0	1 0	1 0
Inning Stats	R: 1 E: 0 K: 1 S: 14 H: 3 LOB: 1 BB: 0 P: 25	R: 0 E: 0 K: 2 S: 9 H: 0 LOB: 0 BB: 0 P: 12	R: 0 E: 0 K: 1 S: 7 H: 0 LOB: 0 BB: 1 P: 11	R: 0 E: 0 K: 2 S: 7 H: 0 LOB: 0 BB: 1 P: 14	R: 0 E: 0 K: 2 S: 12 H: 0 LOB: 1 BB: 1 P: 21	R: 0 E: 0 K: 1 S: 7 H: 0 LOB: 0 BB: 0 P: 9	R: 0 E: 0 K: 1 S: 8 H: 0 LOB: 0 BB: 0 P: 14	R: 0 E: 0 K: 0 S: 7 H: 2 LOB: 2 BB: 0 P: 13	R: 0 E: 0 K: 0 S: 14 H: 2 LOB: 2 BB: 1 P: 22	1B: 7 2B: 2 3B: 0 HR: 0 SF: 0 SAC: 0 DP: 2 HBP: 0						

PITCHER		IP	WLS	BF	H	R	ER	SO	BB	IBB	HBP	BLK	WP	HR	S	P	ERA	WHIP
49 Chris Sale, L ERA: 4.18	(1, 1)	4.0	W	14	3	1	1	6	2	0	0	0	0	0	37	62	2.25	1.250
65 Nate Jones, R ERA: 1.54	(5, 1)	1.0	H	4	0	0	0	2	1	0	0	0	0	0	12	21	0.00	1.000
43 Addison Reed, R ERA: 2.45	(6, 1)	1.0	H	3	0	0	0	1	0	0	0	0	0	0	7	9	0.00	0.000
26 Jesse Crain, R ERA: 3.0	(7, 1)	1.0	H	3	0	0	0	1	0	0	0	0	0	0	8	14	0.00	0.000
37 Matt Thornton, L ERA: 2.08	(8, 1)	1.0	H	5	2	0	0	0	0	0	0	0	0	0	7	13	0.00	2.000

PITCHER		IP	WLS	BF	H	R	ER	SO	BB	IBB	HBP	BLK	WP	HR	S	P	ERA	WHIP
53 Héctor Santiago, L ERA: 0.82	(9, 1)	1.0		5	2	0	0	0	1	0	0	0	0	0	14	22	0.00	3.000

BOTTOM

Chicago White Sox @ Houston Astros

Minute Maid Park, Houston, TX

Tue Apr 03 2012, 7:08 PM - 9:56 PM CDT

Att. 14,856 - Roof Closed - 73 F

livebaseballscorecards.com

AB	30
R	1
H	7
RBI	1
BB	4
SO	10
LOB	10

1B: 7	SF: 0	WP: 0	PA: 34
2B: 2	SAC: 0	PB: 0	
3B: 0	DP: 2	SB: 1	
HR: 0	HBP: 0	CS: 2	

Chicago White Sox @ Houston Astros

Minute Maid Park, Houston, TX

Wed Apr 04 2012, 1:07 PM - 3:41 PM CDT

Att. 12,617 - Roof Closed - 73 F

TOP

livebaseballscorecards.com

Batter	1	2	3	4	5	6	7	8	9	AB	R	H	RBI	BB	SO	LOB
30 Alejandro De Aza, L (1, 8) OBP: 0.338, SLG: 0.392	C FF 88 B SL 82 X SI 88 1-1 2B		C FF 88 M SL 82 X SL 82 0-2 ② G4-3		B SL 81 X SI 88 1-0 2-H 2B		X FF 89 0-0 HR	B SL 77 C FF 91 F FF 90 C FF 92 1-3 ② K		3	0	2	1	0	0	0
82 Jared Mitchell, L (5, PR) OBP: 0.387, SLG: 0.600 (5, 9)										2	1	1	1	0	1	2
18 Brent Lillibridge, R (1, 7) OBP: 0.392, SLG: 0.415	B SI 88 B FF 89 C SI 88 B CH 82 B SI 89 4-1 BB		C SL 82 C FF 89 X SL 84 0-2 ③ F8		B SL 81 F SI 88 X CH 80 1-1 ③ L4		F FF 91 C FF 91 B FC 85 C CU 77 1-3 ① K	B SI 82 F FF 92 S FF 91 F SI 81 S FF 91 1-3 ③ K		4	0	0	0	1	2	3
44 Adam Dunn, L (1, 3) OBP: 0.408, SLG: 0.596	F SL 83 B FF 89 C SL 82 B CU 76 S FF 89 2-3 ① K			C FF 87 S SI 88 X SL 82 0-2 ① F8		B FF 90 X FF 90 1-0 24 G3 10 3B 2B	C FC 85 X CH 82 0-1 ② F8		C FF 90 B SL 78 X FF 90 1-1 ① G4-3	2	0	0	0	0	1	2
87 Andy Wilkins, L (4, 3) OBP: 0.364, SLG: 0.545										3	1	1	0	0	0	0
14 Paul Konerko, R (1, 10) OBP: 0.427, SLG: 0.529	B SL 82 X FF 89 1-0 ② F8			B SI 87 C SL 81 X CH 80 1-1 ② F8		C FF 91 B FC 86 F FC 86 X CU 81 1-2 ① G3 2-3	C FF 90 B FC 86 X CU 77 1-1 1B 1B		B FF 90 S SI 82 F FF 91 X FF 92 1-2 ② P2	2	0	0	0	0	0	2
24 Dayan Viciedo, R (6, PH) OBP: 0.265, SLG: 0.333 (6, 10)										3	0	1	0	0	0	1
22 Brent Morel, R (1, 5) OBP: 0.299, SLG: 0.394	B CU 75 B SI 89 C SI 88 B SI 89 3-1 ③ L7			C SL 82 B SI 88 B CH 81 X FF 88 2-1 ③ G6-3		B FC 86 C FC 85 X SI 91 1-1 ② G6-3	B FF 90 X FF 89 1-0 1-2 1B		B SI 82 X FF 91 1-0 ③ F9	2	0	0	0	0	0	2
Erik Morrison, R (4, 5) OBP: 0.222, SLG: 0.444										3	0	1	0	0	0	1
10 Alexei Ramirez, R (1, 6) OBP: 0.269, SLG: 0.266		X FF 88 0-0 ① F9			C SL 81 X SI 88 0-1 ① F9	B FC 87 B FF 91 X SI 92 2-0 1 1B 3-H 3B	C FC 85 B FF 90 X FC 86 1-1 ③ G3-1			3	0	1	1	0	0	0
38 Eduardo Escobar, S (6, PR) OBP: 0.357, SLG: 0.446 (6, 6)										1	1	0	0	0	0	2
1 Kosuke Fukudome, L (1, 9) OBP: 0.338, SLG: 0.268		C FF 88 F SL 83 F FF 88 X CU 76 0-2 17 G6-4-3 1B			B FF 88 B FF 88 B FF 88 C FF 86 C FF 88 B FF 89 4-2 15 2B BB	F FF 91 C FF 90 B FC 83 B FF 90 F FC 85 F FF 91 X FF 91 2-2 17 1B 3-H 1B		C FF 90 B SL 79 X FF 90 1-1 ① G6-3		3	1	2	1	1	0	0
(5, 8)																
17 Tyler Flowers, R (1, 2) OBP: 0.305, SLG: 0.482		C SI 89 F SL 83 X CU 76 0-2 ② ③ G6-4-3 1-2f			F SL 81 C FF 90 T FF 89 0-2 ② K	S FC 85 B FC 86 B FF 90 S FF 91 D FC 82 X FC 85 3-2 1-2 1B		B SI 82 B FF 91 B FF 91 B FF 91 4-0 66 2B BB		3	0	1	0	0	1	2
70 Hector Gimenez, S (6, 2) OBP: 0.600, SLG: 0.538										0	0	0	0	1	0	0
15 Gordon Beckham, R (1, 4) OBP: 0.346, SLG: 0.420			C FF 87 B CH 81 F SL 82 C FF 88 1-3 ① K		C SI 89 B CH 82 D CU 77 B SI 89 F SI 89 X FF 90 3-2 1-H 2B	S FC 85 C FF 90 X FC 86 0-2 ③ F9		1 SAFE F FF 90 X FF 90 0-1 1-3 2B		3	1	1	1	0	1	3
66 Ray Olmedo, S (6, 4) OBP: 0.414, SLG: 0.552										1	0	1	0	0	0	0
Inning Stats	R: 0 E: 0 K: 1 S: 9 H: 1 LOB: 2 BB: 1 P: 20	R: 0 E: 0 K: 0 S: 8 H: 1 LOB: 0 BB: 0 P: 8	R: 0 E: 0 K: 1 S: 9 H: 0 LOB: 0 BB: 0 P: 10	R: 0 E: 0 K: 0 S: 7 H: 0 LOB: 0 BB: 0 P: 10	R: 2 E: 0 K: 1 S: 13 H: 2 LOB: 1 BB: 1 P: 22	R: 2 E: 0 K: 0 S: 18 H: 4 LOB: 3 BB: 0 P: 28	R: 1 E: 0 K: 1 S: 11 H: 3 LOB: 2 BB: 0 P: 15	R: 0 E: 0 K: 2 S: 11 H: 1 LOB: 2 BB: 1 P: 18	R: 0 E: 0 K: 0 S: 6 H: 0 LOB: 0 BB: 0 P: 9	1B: 5 2B: 5 3B: 1 HR: 1 SF: 0 SAC: 0 DP: 1 HBP: 0	WP: 0 PB: 0 SB: 0 CS: 0 PA: 41					

	AB	38
	R	5
	H	12
	RBI	5
	BB	3
	SO	6
	LOB	20

PITCHER		IP	WLS	BF	H	R	ER	SO	BB	IBB	HBP	BLK	WP	HR	S	P	ERA	WHIP
30 J.A. Happ, L ERA: 5.79	(1, 1)	5.0		20	4	2	2	3	2	0	0	0	0	0	46	70	3.60	1.200
56 Kyle Weiland, R ERA: 3.75	(6, 1)	2.0	B	13	7	3	3	1	0	0	0	0	0	1	29	43	13.50	3.500
83 Brett Oberholtzer, L ERA:	(8, 1)	2.0		8	1	0	0	2	1	0	0	0	0	0	17	27	0.00	1.000

PITCHER	IP	WLS	BF	H	R	ER	SO	BB	IBB	HBP	BLK	WP	HR	S	P	ERA	WHIP

BOTTOM

Batter	1	2	3	4	5	6	7	8	9	AB	R	H	RBI	BB	SO	LOB
1 Jordan Schafer, L (1, 8) OBP: 0.455, SLG: 0.483 18 Chris Snyder, R (9, PH) OBP: 0.306, SLG: 0.545	F SL 91 S CU 83 B FF 92 S CU 84 1-3 K ①		X FF 91 0-0 SH3-4 ① 1-2 2-3		F CU 81 S CH 83 F CU 80 F CU 82 C FF 91 0-3 K ②	1 SAFE X SL 80 0-0 1-3 1B ③			C FF 88 C CU 71 B FF 90 C FF 90 1-3 K ②	3 1	0 0	1 0	0 0	0 0	2 1	1 0
27 Jose Altuve, R (1, 4) OBP: 0.397, SLG: 0.333 12 Brian Bixler, R (8, 9) OBP: 0.324, SLG: 0.667	B SL 91 C SL 84 B CU 77 B CU 82 C FF 92 B FF 92 4-2 BB		C CU 82 X FF 89 0-1 P6 ②		C SL 89 B SL 82 B SL 83 X FF 89 2-1 1-H 14 HR 2B		X CH 77 0-0 G5-3 ①		S CH 79 F FF 90 B FF 89 F CH 80 F SL 82 B FF 90 S CH 80 2-3 K ③	3 1	1 0	1 0	1 0	1 0	0 1	2 0
14 J.D. Martinez, R (1, 7) OBP: 0.246, SLG: 0.387 17 Justin Ruggiano, R (6, 7) OBP: 0.238, SLG: 0.410	B SL 83 1 SAFE C SL 92 F SL 84 1 SAFE S CU 84 1-3 K ②		F SL 84 X CU 83 0-1 F9 ③		B CU 84 B SL 84 X SL 83 2-0 2-H HR		C CH 84 B CH 79 B CH 80 C SL 81 S CH 81 2-3 K ②			3 1	1 0	1 0	2 0	0 0	1 1	3 0
45 Carlos Lee, R (1, 3) OBP: 0.379, SLG: 0.529 75 Jon Singleton, L (6, 3) OBP: 0.500, SLG: 0.583	B SL 92 B SL 92 B SL 84 C FF 91 C FF 92 S SL 92 3-3 K ③			C CU 81 S SL 82 X FF 89 0-2 E6 19 G6-4-3	B FF 91 X FF 89 1-0 G5-3 ③		B SL 82 F FF 89 F FF 88 B SL 82 X SL 81 2-2 1B			3 1	0 0	0 1	0 0	0 0	1 0	1 0
19 Brian Bogusevic, L (1, 9) OBP: 0.368, SLG: 0.448 16 Matt Downs, R (8, 4) OBP: 0.188, SLG: 0.244		C SL 90 B FF 90 X CH 84 1-1 G2-3 ①		B CU 81 F SL 89 X SL 90 1-1 G6-4-3 ①② 1-2f		X FF 87 0-0 HR	B CU 69 B SL 81 C SL 81 F FF 89 B CH 80 S CH 80 3-3 K ③			4 0	1 0	1 0	1 0	0 0	1 0	2 0
23 Chris Johnson, R (1, 5) OBP: 0.375, SLG: 0.710 Brett Wallace, L (7, 5) OBP: 0.304, SLG: 0.392		B FF 91 F CU 82 X FF 92 1-1 F9 ②		B SL 91 B SL 90 S SL 83 B FF 90 B SL 90 4-1 BB		B CH 77 B FF 84 B FF 87 C FF 86 X FF 88 3-1 6 G3 9 WP 2B		C FF 88 B CU 73 F FF 89 S SL 82 1-3 K ①		2 1	1 0	1 0	0 0	1 0	0 1	0 0
6 Travis Buck, L (1, 10) OBP: 0.321, SLG: 0.440		C CU 82 B CH 85 C SL 90 S CU 84 1-3 K ③		B FF 90 C SL 83 1 SAFE X CU 77 1-1 P5 ③		F SL 81 X SL 83 0-1 G3 ① 2-3		B FF 88 B CH 78 S SL 81 F FF 90 B CU 74 X FF 90 3-2 F8 ②		4	0	0	0	0	1	2
15 Jason Castro, L (1, 2) OBP: 0.383, SLG: 0.477 78 Landon Powell, S (7, 2) OBP: 0.250, SLG: 0.316			C SL 90 B CH 83 X SL 90 1-1 1 SH3-4 9 1B 1B		B CU 80 X FF 89 1-0 27 2B 1B	B CU 70 S SL 81 S SL 82 S FF 90 1-3 K ②		C FF 88 B CH 85 S CH 80 F FF 90 S SL 83 1-3 K ③		3 1	1 0	2 0	0 0	0 0	1 1	1 0
9 Marwin Gonzalez, S (1, 6) OBP: 0.304, SLG: 0.271			X FF 90 0-0 1 SH3-4 1-2 1B		C SL 89 X SL 88 0-1 F7 ①	C CH 78 B FF 89 B CU 74 S FF 90 F CU 73 F FF 84 X FF 90 2-2 1 1B 3-H 1B			B CH 82 S CH 78 F CH 78 F FF 89 F F CH 80 F FF 88 X FF 90 1-2 F8 ①	4	0	2	0	0	0	1
Inning Stats	R: 0 E: 0 K: 3 S: 11 H: 0 LOB: 1 BB: 1 P: 20	R: 0 E: 0 K: 1 S: 7 H: 0 LOB: 0 BB: 0 P: 10	R: 0 E: 0 K: 0 S: 8 H: 2 LOB: 2 BB: 0 P: 9	R: 0 E: 1 K: 0 S: 8 H: 0 LOB: 1 BB: 1 P: 14	R: 3 E: 0 K: 1 S: 12 H: 3 LOB: 0 BB: 0 P: 18	R: 2 E: 0 K: 1 S: 14 H: 4 LOB: 2 BB: 0 P: 20	R: 0 E: 0 K: 2 S: 10 H: 1 LOB: 1 BB: 0 P: 17	R: 0 E: 0 K: 2 S: 10 H: 0 LOB: 0 BB: 0 P: 15	R: 0 E: 0 K: 2 S: 15 H: 0 LOB: 0 BB: 0 P: 19	1B: 6 2B: 2 3B: 0 HR: 2 SF: 0 SAC: 1 DP: 1 HBP: 0						

PITCHER	IP	WLS	BF	H	R	ER	SO	BB	IBB	HBP	BLK	WP	HR	S	P	ERA	WHIP
41 Philip Humber, R (1, 1) ERA: 3.18	5.0		22	5	3	3	5	2	0	0	0	0	1	46	71	5.40	1.400
68 Eric Stults, L (6, 1) ERA: 3.63	4.0	B	16	5	2	2	7	0	0	0	0	1	1	49	71	4.50	1.250

PITCHER	IP	WLS	BF	H	R	ER	SO	BB	IBB	HBP	BLK	WP	HR	S	P	ERA	WHIP

Chicago White Sox @ Houston Astros

Minute Maid Park, Houston, TX

Wed Apr 04 2012, 1:07 PM - 3:41 PM CDT

Att. 12,617 - Roof Closed - 73 F

livebaseballscorecards.com

AB	35
R	5
H	10
RBI	4
BB	2
SO	12
LOB	13

WP: 1 PA: 38
PB: 0
SB: 0
CS: 0

Batter	1	2	3	4	5	6	7	8	9	AB	R	H	RBI	BB	SO	LOB
30 Alejandro De Aza, L (1, 8) OBP: 0.250, SLG: 0.250	C FF 87 B CU 75 B SI 87 S CH 81 B SL 84 F SL 82 X FF 88 3-2 44 CS 1B		C CU 74 B FF 87 C CH 82 S SL 82 1-3 ② K		X CH 81 0-0 ② L6		B SL 83 C FF 96 F SL 85 S FF 97 1-3 ② K			4	0	1	0	0	2	2
22 Brent Morel, R (1, 5)	S FF 88 C FF 88 F FF 88 D SL 85 1 SAFE F FF 89 S SL 83 1-3 ① K		S SL 83 D SL 82 B SL 84 S SL 84 D FF 90 C FF 90 3-3 ③ K		C FF 89 C FF 90 1 SAFE F FF 90 F SL 83 1 SAFE S SL 84 0-3 ③ K		C SL 83 B SL 85 F FF 97 F FF 98 B FF 97 S SL 85 2-3 ③ K			4	0	0	0	0	4	3
44 Adam Dunn, L (1, 10) OBP: 0.500, SLG: 1.333	C CU 74 B FF 87 B FF 88 B CU 75 B FF 89 4-1 ② 1-2 BB			B FF 88 B CH 81 C SL 79 F FF 87 F FF 89 S SL 84 2-3 ① K		B SL 80 S CH 81 B FF 88 F CH 81 B FF 89 F SL 81 X FF 88 3-2 HR		C SL 87 B SL 86 B CH 84 C SL 87 X SL 88 2-2 ① L3		3	1	1	1	1	1	0
14 Paul Konerko, R (1, 3) OBP: 0.500, SLG: 0.500 18 Brent Lillibridge, R (8, PR) (8, 3)	C FF 88 X FF 89 0-1 ③ P3			B FF 90 X SL 82 1-0 12 1B 1B		C SL 82 S FF 85 X SL 85 0-2 ① G5-3		C FF 92 C FF 92 F FF 92 X FF 92 0-2 12 G6-3 1B		4 0	0 0	2 0	0 0	0 0	0 0	1 0
12 A.J. Pierzynski, L (1, 2) OBP: 0.250, SLG: 0.250		X FF 86 0-0 ① P4		B CH 82 S CH 83 X FF 87 1-1 1-2 1B		C CU 75 X FF 88 0-1 ② F9		1 SAFE C SL 87 F SI 89 1 SAFE 1 SAFE B SL 85 X SL 85 1-2 ② G6-3 1-2		4	0	1	0	0	0	1
51 Alex Rios, R (1, 9)		C FF 87 B FF 88 B FF 88 S SL 82 B SL 84 F FF 88 F SL 82 X SL 84 3-2 ② P6		B FF 88 C FF 87 X FF 89 1-1 ② F9		H CU 74 1-0 10 1B 10 1B HBP		B SL 87 F SL 86 X SL 88 1-1 ③ G3		3	1	0	0	0	0	4
10 Alexei Ramirez, R (1, 6) OBP: 0.250, SLG: 0.250		C FF 89 F FF 88 S SL 84 0-3 ③ K		S SL 82 B SL 84 S SL 83 S SL 85 1-3 ③ K		1 SAFE F FF 86 F FF 89 1 SAFE X SL 83 0-2 1-H 1B			B SL 86 X SL 86 1-0 ① G6-3	4	0	1	1	0	2	2
24 Dayan Viciedo, R (1, 7) OBP: 0.250, SLG: 0.500			C FF 88 B FF 88 S CU 77 F FF 90 B SL 84 X SL 84 2-2 2B		X FF 86 0-0 ① F9	C FF 88 C FF 89 C FF 88 0-3 ③ K			C FF 92 B FF 93 B FF 92 C SL 88 X FF 94 2-2 ② F9	4	0	1	0	0	1	1
15 Gordon Beckham, R (1, 4) OBP: 0.250, SLG: 0.250			D FF 88 C SL 79 C FF 86 C FF 88 1-3 ① K		B FF 87 B FF 87 C FF 87 X FF 87 2-1 1B		C FF 95 S FF 98 B FF 98 S FF 97 1-3 ① K		S SL 88 B SL 88 C SL 88 C FF 94 1-3 ③ K	4	0	1	0	0	3	1

Inning Stats	1	2	3	4	5	6	7	8	9
	R: 0 E: 0 K: 1 S: 12 H: 1 LOB: 1 BB: 1 P: 20	R: 0 E: 0 K: 1 S: 9 H: 0 LOB: 0 BB: 0 P: 12	R: 0 E: 0 K: 3 S: 13 H: 1 LOB: 1 BB: 0 P: 20	R: 0 E: 0 K: 2 S: 12 H: 2 LOB: 2 BB: 0 P: 18	R: 0 E: 0 K: 1 S: 9 H: 1 LOB: 1 BB: 0 P: 11	R: 2 E: 0 K: 1 S: 15 H: 2 LOB: 1 BB: 0 P: 19	R: 0 E: 0 K: 3 S: 10 H: 0 LOB: 0 BB: 0 P: 14	R: 0 E: 0 K: 0 S: 12 H: 1 LOB: 2 BB: 0 P: 16	R: 0 E: 0 K: 1 S: 7 H: 0 LOB: 0 BB: 0 P: 11

1B: 6 SF: 0 WP: 0 PA: 36
2B: 1 SAC: 0 PB: 0
3B: 0 DP: 0 SB: 0
HR: 1 HBP: 1 CS: 1

PITCHER		IP	WLS	BF	H	R	ER	SO	BB	IBB	HBP	BLK	WP	HR	S	P	ERA	WHIP
48 Colby Lewis, R ERA: 3.0	(1, 1)	6.0	W	26	7	2	2	9	1	0	1	0	0	1	70	100	3.00	1.333
41 Alexi Ogando, R ERA:	(7, 1)	1.0	H	3	0	0	0	3	0	0	0	0	0	0	10	14	0.00	0.000
37 Mike Adams, R ERA:	(8, 1)	1.0	H	4	1	0	0	0	0	0	0	0	0	0	12	16	0.00	1.000
36 Joe Nathan, R ERA:	(9, 1)	1.0	S	3	0	0	0	1	0	0	0	0	0	0	7	11	0.00	0.000

PITCHER	IP	WLS	BF	H	R	ER	SO	BB	IBB	HBP	BLK	WP	HR	S	P	ERA	WHIP

TOP

Chicago White Sox @ Texas Rangers

Rangers Ballpark in Arlington, Arlington, TX

Fri Apr 06 2012, 2:10 PM - 4:32 PM EDT

Att. 49,085 - Sunny - 75 F

livebaseballscorecards.com

AB	34
R	2
H	8
RBI	2
BB	1
SO	13
LOB	15

BOTTOM

Chicago White Sox @ Texas Rangers

Rangers Ballpark in Arlington, Arlington, TX

Fri Apr 06 2012, 2:10 PM - 4:32 PM EDT

Att. 49,085 - Sunny - 75 F

livebaseballscorecards.com

Batter	1	2	3	4	5	6	7	8	9	AB	R	H	RBI	BB	SO	LOB
5 Ian Kinsler, R (1, 4) OBP: 0.500, SLG: 1.500	B FF 89 X FF 92 1-0 1 SH1-3 32 SF8 2B		C FF 90 B SI 92 B FF 92 F FC 88 X CU 76 2-2 HR		B FF 90 B SI 88 C FC 86 1 SAFE X CH 80 2-1 ② B1-3 1-2		B SL 81 B FF 96 X FF 94 2-0 ③ L9			4	2	2	1	0	0	1
1 Elvis Andrus, R (1, 6)	F FF 90 X FF 90 0-1 ① SH1-3 2-3		X FF 91 0-0 ③ F7		C SI 91 X CH 83 0-1 ③ G5-3			C FF 94 B FF 95 F FF 95 X FC 85 1-2 E5		3	0	0	0	0	0	1
32 Josh Hamilton, L (1, 8) OBP: 0.500, SLG: 0.667 (8, 7)	X FF 90 0-0 ② SF8 3-H			X FC 87 0-0 17 WP 1B		X FF 90 0-0 29 G5-3 10 1B 1B		F SI 95 F SI 94 1 SAFE X FF 95 0-2 ① P6		3	1	2	1	0	0	1
29 Adrian Beltré, R (1, 5)	C FF 91 B CU 76 X FC 88 1-1 ③ F8			X SI 90 0-0 ① F8		B SI 90 B FF 88 X FC 88 2-0 ① G5-3 1-2		P PO 85 F FF 94 F FF 95 B FF 94 X FF 94 2-2 ② P4		4	0	0	0	0	0	3
10 Michael Young, R (1, 10) OBP: 0.250, SLG: 0.250		C FF 90 C FC 87 B FC 87 B FF 92 F CH 83 X FC 89 2-2 ① F8		X FF 90 0-0 ② F9		X FF 87 0-0 2-H 1B		1 SAFE X FC 85 0-0 ③ F9		4	0	1	1	0	0	2
17 Nelson Cruz, R (1, 9)		B FF 91 C CH 83 X CH 84 1-1 ② F9		B FF 90 C FF 90 C FF 89 D CH 80 B CH 80 S FC 89 3-3 K 1-2		D SI 89 1 SAFE C FC 86 S SI 90 B SI 90 S CH 83 2-3 ② K				3	0	0	0	0	2	2
25 Mike Napoli, R (1, 3)		B FC 87 F FC 88 B SI 89 B CH 83 S FC 88 T FF 92 3-2 ③ K		S CH 84 B FF 90 D FC 87 S CH 83 S CH 83 2-3 ③ K		B CH 82 F SI 91 1 SAFE C CH 79 B FF 90 S CH 83 2-3 ③ K				3	0	0	0	0	3	3
8 Yorvit Torrealba, R (1, 2)			C FF 89 F FC 86 X FF 92 0-2 ① G1-3		X FC 86 0-0 ① G5-3		B FF 94 X FF 94 1-0 ① F9			3	0	0	0	0	0	0
7 David Murphy, L (1, 7) OBP: 0.333, SLG: 0.333 23 Craig Gentry, R (8, 8)			B FF 90 S FC 88 C SI 91 B FF 92 F FC 87 F FC 88 F CH 83 S CH 83 2-3 ② K		C SI 90 X FC 87 0-1 5 B1-3 1B		C FF 95 S FF 96 F FF 96 C SL 86 0-3 ② K			3 0	0 0	1 0	0 0	0 0	2 0	0 0
Inning Stats	R: 1 E: 0 K: 0 S: 6 H: 1 LOB: 0 BB: 0 P: 8	R: 0 E: 0 K: 1 S: 9 H: 0 LOB: 0 BB: 0 P: 15	R: 1 E: 0 K: 1 S: 13 H: 1 LOB: 0 BB: 0 P: 17	R: 0 E: 0 K: 2 S: 9 H: 1 LOB: 2 BB: 0 P: 14	R: 0 E: 0 K: 0 S: 7 H: 1 LOB: 1 BB: 0 P: 9	R: 1 E: 0 K: 2 S: 9 H: 2 LOB: 1 BB: 0 P: 15	R: 0 E: 0 K: 1 S: 6 H: 0 LOB: 0 BB: 0 P: 9	R: 0 E: 1 K: 0 S: 11 H: 0 LOB: 1 BB: 0 P: 13		1B: 4 2B: 1 3B: 0 HR: 1 SF: 1 SAC: 1 DP: 0 HBP: 0				WP: 1 PB: 0 SB: 0 CS: 0 PA: 32		

PITCHER		IP	WLS	BF	H	R	ER	SO	BB	IBB	HBP	BLK	WP	HR	S	P	ERA	WHIP
50 John Danks, L ERA: 4.5	(1, 1)	6.0	L	25	6	3	3	6	0	0	0	0	1	1	53	78	4.50	1.000
43 Addison Reed, R ERA:	(7, 1)	1.0		3	0	0	0	1	0	0	0	0	0	0	6	9	0.00	0.000
37 Matt Thornton, L ERA:	(8, 1)	1.0		4	0	0	0	0	0	0	0	0	0	0	11	13	0.00	0.000

PITCHER	IP	WLS	BF	H	R	ER	SO	BB	IBB	HBP	BLK	WP	HR	S	P	ERA	WHIP

Chicago White Sox @ Texas Rangers

Rangers Ballpark in Arlington, Arlington, TX

Sat Apr 07 2012, 8:08 PM - 10:44 PM EDT

Att. 47,867 - Clear - 82 F

TOP

livebaseballscorecards.com

Batter	1	2	3	4	5	6	7	8	9	AB	R	H	RBI	BB	SO	LOB
30 Alejandro De Aza, L (1, 8) OBP: 0.250, SLG: 0.250	C SI 94 B SI 95 X SI 95 1-1 44 S 14 E 1B		B SI 93 L KC 78 F SI 94 B SI 95 F SI 94 B CH 86 F SI 95 X SI 95 3-2 E1 18 BB		B KC 76 C SI 92 B SI 93 F SI 92 F SI 94 S KC 80 2-3 ② K			C SI 91 C SL 88 B SL 87 S SL 88 1-3 ① K		4	1	1	0	0	2	0
18 Brent Lillibridge, R (1, 7)	B SI 95 B SI 93 C SI 94 1 SAFE S SI 93 F SI 94 C SI 93 2-3 ① K		1 SAFE B KC 77 S SI 94 B SI 94 B SI 94 S SI 93 B SI 95 4-2 ② 44 BB 14 2B 1-2 BB		S SI 94 F SI 93 B SI 94 C SI 93 1-3 ③ K			B SI 92 X SL 88 1-0 ② F8		3	1	0	0	1	2	1
44 Adam Dunn, L (1, 10) OBP: 0.625, SLG: 1.000	B SI 94 F SI 94 B SI 95 B SI 95 C SI 95 S SI 96 3-3 ② K 1-2		F SI 94 S SI 95 1 SAFE B KC 80 B SI 95 B SI 95 F SL 80 B SI 94 4-2 14 2B 1-2 BB			C SI 93 B SI 94 B SL 81 B SI 94 B SI 94 4-1 BB		S SL 88 X SI 92 0-1 1B		2	1	1	0	2	1	1
14 Paul Konerko, R (1, 3) OBP: 0.500, SLG: 0.625	X KC 77 0-0 E7 2-H 1B		C SI 93 S CH 87 X CH 87 0-2 1-H 2-H 2B			B SI 95 X SI 94 1-0 ① F8		B FF 91 B SL 86 B SL 87 C SL 87 F SL 86 X SL 87 3-2 ③ G2-3		4	0	2	3	0	0	2
51 Alex Rios, R (1, 9) OBP: 0.250, SLG: 0.571	X KC 77 0-0 ③ P6		C SI 92 B SI 93 X CH 88 1-1 ③ G5-3			X SI 93 0-0 ② F9			C FF 92 B SL 86 C FF 93 X FF 93 1-2 HR	4	1	1	1	0	0	3
10 Alexei Ramirez, R (1, 6)		F SI 92 B SI 93 F SI 94 B SI 95 S KC 79 2-3 ① K		B KC 76 F SI 92 C SI 91 B SL 84 X SI 92 2-2 ① F7		C KC 78 B SI 92 X SI 93 1-1 ③ F8			B FF 92 B FF 93 X SI 91 2-0 ① F8	4	0	0	0	0	1	1
17 Tyler Flowers, R (1, 2)		F SI 94 B SI 94 F SI 94 X SI 95 1-2 ② G1-4-3		C KC 76 B CH 85 F CH 86 B SI 92 X SI 93 2-2 ② G6-3			S FF 96 C FF 97 X SL 87 0-2 ① G5-3		C SL 87 F SI 92 S SL 88 0-3 ② K	4	0	0	0	0	1	0
22 Brent Morel, R (1, 5)		F SI 95 S SI 94 B SI 95 B SI 95 X SL 85 2-2 ③ P3		X SI 94 0-0 ③ F9			C SL 82 B FF 97 X FF 97 1-1 ② G6-3		B FF 93 S FF 92 X SL 87 1-1 ③ G6-3	4	0	0	0	0	0	0
15 Gordon Beckham, R (1, 4) OBP: 0.143, SLG: 0.143			C SI 91 X SI 94 0-1 ① G4-3		X SI 91 0-0 ① L8		X FF 98 0-0 ③ P2			3	0	0	0	0	0	0
Inning Stats	R: 1 E: 1 K: 2 S: 11 H: 2 LOB: 1 BB: 0 P: 17	R: 0 E: 0 K: 1 S: 9 H: 0 LOB: 0 BB: 0 P: 14	R: 2 E: 1 K: 0 S: 17 H: 1 LOB: 1 BB: 2 P: 29	R: 0 E: 0 K: 0 S: 7 H: 0 LOB: 0 BB: 0 P: 11	R: 0 E: 0 K: 2 S: 8 H: 0 LOB: 0 BB: 0 P: 11	R: 0 E: 0 K: 0 S: 5 H: 0 LOB: 1 BB: 1 P: 11	R: 0 E: 0 K: 0 S: 6 H: 0 LOB: 0 BB: 0 P: 7	R: 0 E: 0 K: 1 S: 9 H: 1 LOB: 1 BB: 0 P: 14	R: 1 E: 0 K: 1 S: 9 H: 1 LOB: 0 BB: 0 P: 13	1B: 3 2B: 1 3B: 0 HR: 1 SF: 0 SAC: 0 DP: 0 HBP: 0						

	AB	32
	R	4
	H	5
	RBI	4
	BB	3
	SO	7
	LOB	8

PITCHER		IP	WLS	BF	H	R	ER	SO	BB	IBB	HBP	BLK	WP	HR	S	P	ERA	WHIP
45 Derek Holland, L ERA: 4.5	(1, 1)	6.0		24	3	3	3	5	3	0	0	0	0	0	57	93	4.50	1.000
41 Alexi Ogando, R ERA:	(7, 1)	1.0		3	0	0	0	0	0	0	0	0	0	0	6	7	0.00	0.000
37 Mike Adams, R ERA:	(8, 1)	1.0		4	1	0	0	1	0	0	0	0	0	0	9	14	0.00	1.000
36 Joe Nathan, R ERA: 4.5	(9, 1)	1.0	L	4	1	1	1	1	0	0	0	0	0	1	9	13	9.00	1.000

PITCHER	IP	WLS	BF	H	R	ER	SO	BB	IBB	HBP	BLK	WP	HR	S	P	ERA	WHIP

BOTTOM

Chicago White Sox @ Texas Rangers

Rangers Ballpark in Arlington, Arlington, TX

Sat Apr 07 2012, 8:08 PM - 10:44 PM EDT

Att. 47,867 - Clear - 82 F

Batter	1	2	3	4	5	6	7	8	9	AB	R	H	RBI	BB	SO	LOB
5 Ian Kinsler, R (1, 4) OBP: 0.444, SLG: 1.111	F FF 90 B FF 92 B FC 86 S FF 92 X SL 83 2-2 1 CS 1B		C SL 84 X SL 84 0-1 1 1B 3B	S SL 84 B CH 84 C SL 82 F FF 91 B FF 92 X FF 92 2-2 ③ F9			B SL 81 C FF 93 B FF 94 B SL 79 F FF 92 X FF 94 3-2 ② L9		C SI 95 X SC 76 0-1 ② G6-3	5	1	2	0	0	0	1
1 Elvis Andrus, R (1, 6) OBP: 0.125, SLG: 0.125	S FC 87 B FF 91 C CU 81 C FF 93 1-3 ① ② K 1-2		B FF 91 B CH 82 X CH 84 2-0 32 1B 32 BLK 29 SF9 3-H 1B		C SL 84 B FC 88 B FF 89 C FF 90 F FF 90 C SL 85 2-3 ① K		B FF 96 X FF 93 1-0 ③ L9		B SI 95 B CH 85 C FF 94 B FF 94 C SI 94 X SI 95 3-2 ③ L9	5	1	1	1	0	2	1
32 Josh Hamilton, L (1, 8) OBP: 0.375, SLG: 0.429	B FF 93 B FF 92 X FF 92 2-0 ③ F8		S SL 85 X FC 86 0-1 1-3 1B		S FC 85 X FC 85 0-1 ② F9			S FF 96 S FC 86 X FF 95 0-2 ① F7		4	0	1	0	0	0	0
29 Adrián Beltré, R (1, 5)		F FF 91 X CU 81 0-1 ① F7	B FC 86 C FC 85 F FF 90 X FF 92 1-2 ① SF9 3-H		B SL 84 X SL 84 1-0 ③ F8			C FC 88 F FF 95 B FC 87 X SL 81 1-2 ② G6-3		3	0	0	1	0	0	0
10 Michael Young, R (1, 10) OBP: 0.375, SLG: 0.375		C FF 90 S FF 92 F FC 88 X CU 82 0-2 17 BB 25 1B 1B	S FC 86 C FF 91 B FC 86 F FF 90 S FC 86 1-3 ② K			C SL 84 F SL 84 S SL 84 0-3 ① K		X FC 89 0-0 17 1B 1B		4	1	2	0	0	2	1
17 Nelson Cruz, R (1, 9) OBP: 0.286, SLG: 0.167		B FC 86 B FF 91 S SL 85 D FC 86 B FF 92 4-1 25 1B 1-2 BB	F SL 85 X FC 86 0-1 ③ F7			C FF 90 B FF 91 S FF 90 B FC 86 B FC 86 F FF 91 X FF 91 3-2 ② F9		S FC 87 S FF 94 P PO 88 X FF 96 1-2 25 FC5 7 HBP 1-3 1B		3	0	1	0	1	0	1
7 David Murphy, L (1, 7) OBP: 0.571, SLG: 0.833		C FF 92 X CU 81 0-1 ② F8		C FF 89 F FC 85 B FF 90 F FC 86 X CU 79 1-2 18 G3 2B		B CU 80 F FC 85 X FC 86 1-1 2B		H SI 94 1-0 25 FC5 1-2 HBP		3	0	2	0	0	0	2
25 Mike Napoli, R (1, 2) OBP: 0.143, SLG: 0.143		B FC 86 C FC 86 2 SAFE D SL 82 B CH 84 X FF 92 3-1 1-2 2-H 1B		F SL 85 F FF 90 C FF 91 0-3 ① K2-3		X SL 85 0-0 ③ F9		B FC 89 B FC 87 B FF 95 C FF 96 F FF 96 X FF 96 3-2 ③ FC5 1-2 2-3f		4	0	1	1	0	1	5
18 Mitch Moreland, L (1, 3)		C FF 92 B FF 92 S FF 92 F FF 93 F FF 93 X CH 85 1-2 ③ G1-3		B CU 79 X FC 85 1-0 ② G3 2-3			C SI 88 F SL 81 F SL 82 X SL 81 0-2 ① G3		B CU 79 B SI 95 X FF 94 2-0 ① P6	4	0	0	0	0	0	3
Inning Stats	R: 0 E: 0 K: 1 S: 7 H: 1 LOB: 0 BB: 0 P: 12	R: 1 E: 0 K: 0 S: 16 H: 2 LOB: 2 BB: 1 P: 24	R: 2 E: 0 K: 1 S: 14 H: 3 LOB: 1 BB: 0 P: 18	R: 0 E: 0 K: 1 S: 12 H: 1 LOB: 1 BB: 0 P: 16	R: 0 E: 0 K: 1 S: 7 H: 0 LOB: 0 BB: 0 P: 10	R: 0 E: 0 K: 1 S: 10 H: 1 LOB: 1 BB: 0 P: 14	R: 0 E: 0 K: 0 S: 8 H: 0 LOB: 0 BB: 0 P: 12	R: 0 E: 0 K: 0 S: 14 H: 2 LOB: 3 BB: 0 P: 19	R: 0 E: 0 K: 0 S: 6 H: 0 LOB: 0 BB: 0 P: 11	1B: 7 2B: 2 3B: 1 HR: 0 SF: 1 SAC: 0 DP: 0 HBP: 1						

livebaseballscorecards.com

AB	35
R	3
H	10
RBI	3
BB	1
SO	5
LOB	14

WP: 0 PB: 0 SB: 0 CS: 1 PA: 38

PITCHER		IP	WLS	BF	H	R	ER	SO	BB	IBB	HBP	BLK	WP	HR	S	P	ERA	WHIP
44 Jake Peavy, R ERA: 4.5	(1, 1)	6.0		26	8	3	3	5	1	0	0	1	0	0	66	94	4.50	1.500
77 Will Ohman, L ERA:	(7, 1)	0.1		1	0	0	0	0	0	0	0	0	0	0	4	4	0.00	0.000
43 Addison Reed, R ERA:	(7, 1)	0.2		2	0	0	0	0	0	0	0	0	0	0	4	8	0.00	0.000
37 Matt Thornton, L ERA:	(8, 1)	1.0	W	6	2	0	0	0	0	0	1	0	0	0	14	19	0.00	2.000
53 Héctor Santiago, L ERA:	(9, 1)	1.0	S	3	0	0	0	0	0	0	0	0	0	0	6	11	0.00	0.000

PITCHER	IP	WLS	BF	H	R	ER	SO	BB	IBB	HBP	BLK	WP	HR	S	P	ERA	WHIP

Chicago White Sox @ Texas Rangers

Rangers Ballpark in Arlington, Arlington, TX

Sun Apr 08 2012, 8:09 PM - 10:57 PM EDT

Att. 45,368 - Overcast - 65 F

livebaseballscorecards.com

Batter	1	2	3	4	5	6	7	8	9	AB	R	H	RBI	BB	SO	LOB
30 Alejandro De Aza, L (1, 8) OBP: 0.167, SLG: 0.167	C SI 91 C CU 78 F SI 93 F FC 88 F SI 93 X FC 84 0-2 G3-1		X SI 90 0-0 G4-3		C CU 78 C FC 85 B SI 94 F SI 91 X FC 86 1-2 G4-3		B FF 89 F FF 90 B FF 95 B CH 88 F FF 96 F FF 96 F SL 87 X FF 95 3-2 F8			4	0	0	0	0	0	3
15 Gordon Beckham, R (1, 4) OBP: 0.273, SLG: 0.300	B FF 93 B SI 91 S CH 82 F SI 94 X FF 93 2-2 P3			C CU 75 X SI 89 0-1 44 G3-1 14 FC1-5 2B		B SI 91 C SI 89 X SI 90 1-1 F9		B FF 91 B FF 91 B FF 91 C FF 89 B FF 91 4-1 51 FC6 BB		3	0	1	0	1	0	0
44 Adam Dunn, L (1, 10) OBP: 0.417, SLG: 0.556	C FC 85 F SI 93 B SI 96 F SI 91 S CH 83 1-3 K			B SI 88 S CH 80 B SI 90 X SI 89 2-1 G3-1 2-3		B FF 90 C FC 84 B CH 82 B CH 81 S SI 90 X SI 90 3-2 G5-3		C SL 84 X FF 92 0-1 P5		4	0	0	0	0	1	2
14 Paul Konerko, R (1, 3) OBP: 0.417, SLG: 0.500		X SI 89 0-0 G4-3		C SI 93 B SI 91 F CH 80 B SI 92 B FC 85 X FC 87 3-2 FC1-5 51 BB 3-H		C CU 79 B FC 85 B FC 86 X SI 92 2-1 51 BB 1B		C FF 91 B FF 91 B SL 85 C SL 84 S FF 90 2-3 K		4	0	1	0	0	1	2
51 Alex Rios, R (1, 9) OBP: 0.333, SLG: 0.444		C SI 89 X SI 93 0-1 G5-3		B CH 82 B CU 80 B CH 79 C SI 90 B SI 90 4-1 12 FC4-6 1-2 BB		F CH 81 B SI 92 B FC 84 F CH 82 B SI 92 B CU 77 4-2 1-2 BB		S SL 84 X SL 84 0-1 FC6 1-2f		2	0	0	0	2	0	1
12 A.J. Pierzynski, L (1, 2) OBP: 0.125, SLG: 0.125		C CU 78 B CU 78 S SI 90 F FC 86 F FF 94 F SI 93 F CH 82 F SI 93 F FC 86 2-2 B SI 85 X CU 80 L8		B CH 82 X SI 92 1-0 FC4-6 1-2f		D FC 86 F FC 85 B SI 92 S SI 91 S SI 90 2-3 K			B FF 89 X FF 89 1-0 F9	4	0	0	0	0	1	4
10 Alexei Ramirez, R (1, 6) OBP: 0.182, SLG: 0.182 1 Kosuke Fukudome, L (9, PH) OBP: 1.000, SLG: 1.000			S SI 89 B FF 91 S CH 81 B CH 74 F SI 91 F FC 86 B SI 92 F CH 82 F SI 92 3-3 S SI 91 K		C SI 88 X SI 90 0-1 G6-3		S SL 86 B SL 87 C FF 96 B SL 87 X SL 87 2-2 24 G2-3 1B		C FF 88 X FS 82 0-1 38 DI 1B	3 1	0 0	1 1	0 0	0 0	1 0	0 0
24 Dayan Viciedo, R (1, 7) OBP: 0.250, SLG: 0.375			B CU 78 S CH 82 X SI 94 1-1 38 FC6-4 1B		B CU 77 F SI 89 F SI 90 B CU 83 X FC 86 2-2 G3		S FF 95 B FF 95 F FF 95 B FF 96 X SL 86 2-2 G2-3 1-2		C SL 83 B FF 88 S FF 88 S FF 88 1-3 K	4	0	1	0	0	1	2
38 Eduardo Escobar, S (1, 5) OBP: 0.250, SLG: 0.750			C SI 90 B SI 91 X CH 80 1-1 FC6-4 1-2f		X SI 90 0-0 3B		C FF 96 B FF 89 F CH 89 C FF 95 1-3 K		B FF 88 X FS 80 1-0 G2-3 1-2	4	0	1	0	0	1	3

	AB	33
	R	0
	H	6
	RBI	0
	BB	3
	SO	6
	LOB	17

Inning Stats	1	2	3	4	5	6	7	8	9
	R: 0 E: 0 K: 1 S: 13	R: 0 E: 0 K: 0 S: 12	R: 0 E: 0 K: 1 S: 12	R: 0 E: 0 K: 0 S: 9	R: 0 E: 0 K: 0 S: 10	R: 0 E: 0 K: 1 S: 12	R: 0 E: 0 K: 1 S: 14	R: 0 E: 0 K: 1 S: 8	R: 0 E: 0 K: 1 S: 7
	H: 0 LOB: 0 BB: 0 P: 16	H: 0 LOB: 0 BB: 0 P: 14	H: 1 LOB: 1 BB: 0 P: 17	H: 1 LOB: 2 BB: 1 P: 19	H: 1 LOB: 1 BB: 0 P: 13	H: 1 LOB: 2 BB: 1 P: 24	H: 1 LOB: 1 BB: 0 P: 22	H: 0 LOB: 1 BB: 1 P: 14	H: 1 LOB: 1 BB: 0 P: 10

	1B: 4	SF: 0
	2B: 1	SAC: 0
	3B: 1	DP: 0
	HR: 0	HBP: 0

	WP: 0	PA: 36
	PB: 0	
	SB: 0	
	CS: 0	

PITCHER		IP	WLS	BF	H	R	ER	SO	BB	IBB	HBP	BLK	WP	HR	S	P	ERA	WHIP
54 Matt Harrison, L ERA:	(1, 1)	6.0	W	24	4	0	0	3	2	0	0	0	0	0	68	103	0.00	1.000
57 Mark Lowe, R ERA:	(7, 1)	1.0		4	1	0	0	1	0	0	0	0	0	0	14	22	0.00	1.000
28 Robbie Ross Jr., L ERA:	(8, 1)	1.0		4	0	0	0	1	1	0	0	0	0	0	8	14	0.00	1.000
19 Koji Uehara, R ERA:	(9, 1)	1.0		4	1	0	0	1	0	0	0	0	0	0	7	10	0.00	1.000

PITCHER		IP	WLS	BF	H	R	ER	SO	BB	IBB	HBP	BLK	WP	HR	S	P	ERA	WHIP

Chicago White Sox @ Texas Rangers

Rangers Ballpark in Arlington, Arlington, TX

Sun Apr 08 2012, 8:09 PM - 10:57 PM EDT

Att. 45,368 - Overcast - 65 F

BOTTOM

livebaseballscorecards.com

Batter	1	2	3	4	5	6	7	8	9	AB	R	H	RBI	BB	SO	LOB
5 Ian Kinsler, R (1, 10) OBP: 0.462, SLG: 0.909	F7		BB		F7		1 G6-3 BB 1-2			2	0	0	0	2	0	1
1 Elvis Andrus, R (1, 6) OBP: 0.083, SLG: 0.083	G6-3		K		F8		G6-3 1-2f 2-3			4	0	0	0	0	1	4
32 Josh Hamilton, L (1, 8) OBP: 0.417, SLG: 0.727 (8, 7)	G4-3			29 HR 1B		HR	K			4	2	2	1	0	1	1
29 Adrián Beltré, R (1, 5) OBP: 0.167, SLG: 0.455		G5-3		1-H HR		10 E 10 FC5 17 G6-4-3 1B		P6		4	2	2	2	0	0	0
10 Michael Young, R (1, 4) OBP: 0.250, SLG: 0.250		F8		F9		FC5 17 G6-4-3 1-3		F9		4	0	0	0	0	0	1
17 Nelson Cruz, R (1, 9) OBP: 0.182, SLG: 0.100		P4		K		G6-4-3 1-2f 3-H		K		4	0	0	0	0	2	1
7 David Murphy, L (1, 7) OBP: 0.600, SLG: 1.111 23 Craig Gentry, R (8, 8)			HR	G1-3		1B				3 0	1 0	2 0	1 0	0 0	0 0	0 0
8 Yorvit Torrealba, R (1, 2)			K		G6-3	F8				3	0	0	0	0	1	1
18 Mitch Moreland, L (1, 3)			P6		BB		1 5 G6-3 BB BB			1	0	0	0	2	0	0
Inning Stats	R: 0 E: 0 K: 0 S: 5 H: 0 LOB: 0 BB: 0 P: 8	R: 0 E: 0 K: 0 S: 7 H: 0 LOB: 0 BB: 0 P: 11	R: 1 E: 0 K: 2 S: 10 H: 1 LOB: 1 BB: 1 P: 22	R: 2 E: 0 K: 1 S: 15 H: 2 LOB: 0 BB: 0 P: 24	R: 0 E: 0 K: 0 S: 5 H: 0 LOB: 1 BB: 1 P: 13	R: 2 E: 1 K: 0 S: 10 H: 3 LOB: 1 BB: 0 P: 12	R: 0 E: 0 K: 1 S: 16 H: 0 LOB: 1 BB: 2 P: 26	R: 0 E: 0 K: 1 S: 8 H: 0 LOB: 0 BB: 0 P: 11		1B: 3 2B: 0 3B: 0 HR: 3	SF: 0 SAC: 0 DP: 2 HBP: 0					

	AB	29
	R	5
	H	6
	RBI	4
	BB	4
	SO	5
	LOB	9

WP: 0 PB: 0 SB: 0 CS: 0 PA: 33

PITCHER	IP	WLS	BF	H	R	ER	SO	BB	IBB	HBP	BLK	WP	HR	S	P	ERA	WHIP
34 Gavin Floyd, R (1, 1) ERA: 6.35	5.2	L	24	5	5	4	3	2	0	0	0	0	3	49	85	6.35	1.235
77 Will Ohman, L (6, 1) ERA:	0.1		2	1	0	0	0	0	0	0	0	0	0	3	5	0.00	3.000
65 Nate Jones, R (7, 1) ERA:	1.0		4	0	0	0	1	2	0	0	0	0	0	16	26	0.00	2.000
26 Jesse Crain, R (8, 1) ERA:	1.0		3	0	0	0	1	0	0	0	0	0	0	8	11	0.00	0.000

Chicago White Sox @ Cleveland Indians

Progressive Field, Cleveland, OH

Mon Apr 09 2012, 7:06 PM - 9:47 PM EDT

Att. 9,473 - Clear - 56 F

TOP

livebaseballscorecards.com

Batter	1	2	3	4	5	6	7	8	9	AB	R	H	RBI	BB	SO	LOB
30 Alejandro De Aza, L (1, 8) OBP: 0.235, SLG: 0.471	B FF 88 F FF 88 B FC 86 X FF 88 2-1 HR	X CH 82 0-0 ③ L4			B CH 80 X FC 84 1-0 22 1B 2B	X CH 85 0-0 ③ P3		B FS 82 B FF 85 B FS 81 X FF 86 3-0 ③ G4-3		5	2	2	1	0	0	7
22 Brent Morel, R (1, 5) OBP: 0.077, SLG: 0.077	C FF 90 C FC 86 S FC 86 0-3 ① K		S FC 83 S FC 84 B FC 85 C FF 88 1-3 ① K		S FC 83 B FC 83 S FC 83 B FC 84 B FC 83 X FC 86 3-2 44 BB 2-H 1B		C CH 82 B FF 90 F CH 82 S CH 84 1-3 ① K		C CH 80 B CH 82 F FF 84 B CH 82 X CH 81 2-2 ① P3	5	0	1	1	0	3	0
44 Adam Dunn, L (1, 3) OBP: 0.353, SLG: 0.385	C FF 90 B CH 83 B FC 86 S FF 90 B FF 90 F FF 91 F FF 90 S FC 86 3-3 ② K		C CH 82 B FC 85 F FF 88 B FC 85 F CH 82 F FC 88 F FC 84 F FF 87 F CU 74 3-2 B CH 81 X FF 89 F8		B FF 87 S FC 82 B CH 78 F FC 85 1 SAFE B FC 84 F CH 79 B FC 85 4-2 1-2 BB		X CH 82 0-0 ② F8		C CH 81 F CH 80 B CH 81 B FF 86 B CH 81 S CH 82 3-3 ② K	4	0	0	0	1	2	0
14 Paul Konerko, R (1, 10) OBP: 0.412, SLG: 0.529	F FF 90 F FF 91 B FC 87 X FF 90 1-2 12 HR 1B		C FF 89 B CH 83 S FC 85 F FC 85 C FC 84 1-3 ③ K		F FC 84 S FC 83 X FC 84 0-2 ③ G1-3		B FF 91 C CH 84 X CH 84 1-1 2B		X CH 80 0-0 ③ G5-3	5	1	2	0	0	1	2
12 A.J. Pierzynski, L (1, 2) OBP: 0.167, SLG: 0.417	B FF 88 B FC 84 X FF 88 2-0 1-H HR			X FC 82 0-0 ① P3		C FF 90 F CH 84 S CH 84 0-3 ① K	B CH 83 X SL 82 1-0 ③ F9			4	1	1	2	0	1	1
51 Alex Rios, R (1, 9) OBP: 0.313, SLG: 0.385	C FC 84 X FC 85 0-1 ③ G5-3			C FF 86 X FC 82 0-1 10 CS 1B		B FF 92 B SL 81 X SI 90 2-0 ② G5-3		B SI 88 B SI 87 C SI 88 C SL 84 B SL 84 X SI 88 3-2 ① G6-3		4	0	1	0	0	0	0
10 Alexei Ramirez, R (1, 6) OBP: 0.267, SLG: 0.267		C FF 87 L FC 84 S FC 84 0-3 ① K		F FC 82 1 SAFE S FC 83 B FC 84 B FC 87 F FC 83 B FC 83 X FC 83 3-2 ②③ L9 1-2		S CH 84 F CH 86 B SL 82 F CH 86 X SI 92 1-2 15 BB 24 1B 1B		X SL 84 0-0 15 WP 24 BB 1B		4	0	2	0	0	1	1
24 Dayan Viciedo, R (1, 7) OBP: 0.417, SLG: 0.545 18 Brent Lillibridge, R (8, PR) (8, 7)		C FF 88 F FC 85 F FC 83 X FF 89 0-2 2B			C FC 83 B FC 83 B FF 86 T FC 83 B FC 82 X FF 87 3-2 ① F9	C CH 80 X CH 83 0-1 15 BB 1-2 1B		B SL 84 F SL 83 1 SAFE B SL 82 1 SAFE B SI 88 F SI 88 D SL 84 4-2 15 WP 1-2 BB		3 0	0 0	2 0	0 0	1 0	0 0	0 0
15 Gordon Beckham, R (1, 4) OBP: 0.267, SLG: 0.231		C FC 84 B FF 88 S FC 84 S FC 84 1-3 ② K			B FF 86 C FC 82 F FC 83 B FC 84 S FC 83 2-3 ② K	B CH 82 F CH 84 C FF 90 B CH 87 B SL 84 B CH 86 4-2 1-2 2-3 BB		C SI 89 F SL 84 B SL 85 B SI 86 F SI 86 B SL 83 X SL 82 3-2 ② F9 1-2 2-3		3	0	0	0	1	2	3

Inning Stats	1	2	3	4	5	6	7	8	9
	R: 3 E: 0 K: 2 S: 16 H: 3 LOB: 0 BB: 0 P: 24	R: 0 E: 0 K: 2 S: 11 H: 1 LOB: 1 BB: 0 P: 12	R: 0 E: 0 K: 2 S: 15 H: 0 LOB: 0 BB: 0 P: 20	R: 0 E: 0 K: 0 S: 7 H: 1 LOB: 0 BB: 0 P: 10	R: 1 E: 0 K: 1 S: 16 H: 2 LOB: 2 BB: 1 P: 29	R: 0 E: 0 K: 1 S: 13 H: 2 LOB: 3 BB: 1 P: 20	R: 0 E: 0 K: 1 S: 7 H: 1 LOB: 1 BB: 0 P: 10	R: 0 E: 0 K: 0 S: 11 H: 1 LOB: 3 BB: 1 P: 24	R: 0 E: 0 K: 1 S: 7 H: 0 LOB: 0 BB: 0 P: 12

| | | |

Batter	1	2	3	4	5	6	7	8	9	AB	R	H	RBI	BB	SO	LOB
16 Jason Donald, R (1, 5)	B SI 94 X SI 94 1-0 ① G5-3		B SI 86 B SI 89 C SI 93 F SI 94 S SI 95 2-3 ① K			C SI 89 B SL 78 C SL 79 F SL 80 B SL 81 F SL 79 S SI 95 2-3 ① K		B FF 94 B FF 93 B FF 91 C FF 91 X FF 91 3-1 ① P3		4	0	0	0	0	2	0
13 Asdrúbal Cabrera, S (1, 6) OBP: 0.200, SLG: 0.316	C SI 94 B SL 80 B SI 80 X SI 92 2-1 ② G4-3		B CH 83 F CH 84 B SI 90 F SI 93 F SI 95 B SL 81 X SI 94 3-2 ② F9			B SL 78 S SI 90 L SI 91 B SL 81 B FF 95 X SI 91 3-2 ② F8		B FC 87 F FF 94 X FF 95 1-1 ② G6-3		4	0	0	0	0	0	0
17 Shin-Soo Choo, L (1, 9) OBP: 0.400, SLG: 0.200	B SI 95 B SI 90 F SI 95 C SI 95 B SL 82 B SI 95 4-2 BB		C SL 79 X SL 82 0-1 ③ G4-3			C SL 80 F SI 94 H SI 95 1-2 41 S 41 1B HBP		C FC 87 X FC 86 0-1 1B		2	1	1	0	1	0	0
41 Carlos Santana, S (1, 10) OBP: 0.400, SLG: 0.625	B SI 92 C SI 93 B SI 92 C CH 84 1 SAFE B SL 80 X CH 82 3-2 ③ G5-3			X SI 91 0-0 ① G4-3		B SI 89 C SI 91 B SL 81 X SI 94 2-1 1-H 1B		B FF 94 X FF 94 1-0 ③ G5-3		4	0	1	1	0	0	2
4 Jose Lopez, R (1, 3) OBP: 0.250, SLG: 1.000		B SL 80 C CH 83 F SI 89 S SL 81 1-3 ① K		C SI 92 X CH 83 0-1 ② F9		D CH 84 S CH 84 X SI 89 1-1 ③ G3			B SI 92 B SI 92 C SI 92 S SI 92 F SI 93 F SI 94 F SI 94 X SI 94 2-2 HR	4	1	1	1	0	1	1
47 Shelley Duncan, R (1, 7) OBP: 0.333, SLG: 0.250		B SI 94 B SI 93 C SI 90 B SI 94 B SI 91 4-1 2 1B BB		B SI 92 C SI 91 C SL 80 S SL 82 1-3 ③ K			B SL 78 C SI 89 X SL 80 1-1 22 G6-4-3 1B		C SI 94 B CU 79 B CH 84 C SI 94 B SI 94 X SI 94 3-2 ① F8	3	0	1	0	1	1	0
22 Jason Kipnis, L (1, 4) OBP: 0.211, SLG: 0.294		C SL 80 B SL 82 X SL 81 1-1 ② P6			B SL 79 B SI 94 C SI 92 X SI 90 2-1 ① G1-3		B SL 80 C SI 92 B SI 93 X SI 92 2-1 ①② G6-4-3 1-2f		B SI 93 C SI 92 C CU 79 S CU 77 1-3 ② K	4	0	0	0	0	1	2
2 Aaron Cunningham, R (1, 8) OBP: 0.250, SLG: 0.143		1 SAFE B SI 92 F SI 91 F SI 92 X SI 95 1-2 1-2 1B			C SI 90 S SL 80 X SL 82 0-2 ② L1		B FF 93 C FF 92 C FF 93 B SL 84 X SL 82 2-2 E9		F SI 93 B SC 77 B SI 92 S SI 93 B CH 84 S SI 94 3-3 ③ K	4	0	1	0	0	1	0
6 Lou Marson, R (1, 2)		B SI 92 C CH 84 C SL 80 S SL 82 1-3 ③ K			B CH 83 F SI 90 B CH 85 X SI 92 2-1 ③ G6-3		C SL 82 X SL 80 0-1 ③ G6-3			3	0	0	0	0	1	3
Inning Stats	R: 0 E: 0 K: 0 S: 8 H: 0 LOB: 1 BB: 1 P: 18	R: 0 E: 0 K: 2 S: 12 H: 1 LOB: 2 BB: 1 P: 20	R: 0 E: 0 K: 1 S: 9 H: 0 LOB: 0 BB: 0 P: 14	R: 0 E: 0 K: 1 S: 6 H: 0 LOB: 0 BB: 0 P: 7	R: 0 E: 0 K: 0 S: 7 H: 0 LOB: 0 BB: 0 P: 11	R: 1 E: 0 K: 1 S: 14 H: 1 LOB: 1 BB: 0 P: 23	R: 0 E: 1 K: 0 S: 9 H: 1 LOB: 1 BB: 0 P: 14	R: 0 E: 0 K: 0 S: 7 H: 1 LOB: 1 BB: 0 P: 12	R: 1 E: 0 K: 2 S: 15 H: 1 LOB: 0 BB: 0 P: 24	1B: 4 2B: 0 3B: 0 HR: 1 SF: 0 SAC: 0 DP: 1 HBP: 1	WP: 0 PB: 0 SB: 1 CS: 0 PA: 35					

PITCHER		IP	WLS	BF	H	R	ER	SO	BB	IBB	HBP	BLK	WP	HR	S	P	ERA	WHIP
49 Chris Sale, L ERA: 1.35	(1, 1)	6.2	W	25	3	1	1	5	2	0	1	0	0	0	60	100	1.35	0.750
43 Addison Reed, R ERA:	(7, 1)	0.2	H	3	0	0	0	0	0	0	0	0	0	0	7	12	0.00	0.000
37 Matt Thornton, L ERA:	(8, 1)	0.2	H	3	1	0	0	0	0	0	0	0	0	0	5	7	0.00	1.500
53 Héctor Santiago, L ERA: 4.5	(9, 1)	1.0	S	4	1	1	1	2	0	0	0	0	0	1	15	24	9.00	1.000

PITCHER	IP	WLS	BF	H	R	ER	SO	BB	IBB	HBP	BLK	WP	HR	S	P	ERA	WHIP

BOTTOM

Chicago White Sox @ Cleveland Indians

Progressive Field, Cleveland, OH

Mon Apr 09 2012, 7:06 PM - 9:47 PM EDT

Att. 9,473 - Clear - 56 F

livebaseballscorecards.com

AB	32
R	2
H	5
RBI	2
BB	2
SO	7
LOB	8

Batter	1	2	3	4	5	6	7	8	9	AB	R	H	RBI	BB	SO	LOB
30 Alejandro De Aza, L (1, 8) OBP: 0.273, SLG: 0.591	B FF 91 S SI 88 F SI 90 B FF 92 F FF 91 X SI 91 2-2 22 SH 44 1B 1B	L FF 90 B SL 80 F FF 91 B SI 89 B SL 80 X FF 90 3-2 ③ F8			C FF 88 S SL 78 B SI 89 B SI 91 F SL 80 X SI 89 2-2 ① G3	B SI 88 D FS 82 B SI 87 C SI 87 X SI 88 3-1 2-H HR		C CH 78 F CH 80 B SL 77 B CH 82 S SL 80 2-3 ① K		5	2	2	2	0	1	0
22 Brent Morel, R (1, 5) OBP: 0.118, SLG: 0.063	X FF 90 0-0 SH 44 1B 14 2B 1-2		B CH 86 X FF 89 1-0 ① F8		B SL 77 X FF 88 1-0 E3 44 1B 14 1B	B SI 88 B SI 87 B SI 87 B SI 85 4-0 44 G3-1 12 HR BB		B SL 82 C SI 89 C SI 90 F SL 77 B SL 83 F SI 90 B SL 82 X SI 89 3-2 ② G4-3		3	3	0	0	1	0	0
44 Adam Dunn, L (1, 10) OBP: 0.364, SLG: 0.389	C SI 90 F SI 92 X SL 82 0-2 14 2B 12 WP 1-3 2-H 1B		B SI 90 C FF 89 X FF 90 1-1 ② G4-3		F SI 90 S FF 90 B FF 89 X FF 90 1-2 12 1B 14 1B 1-3 1B	1 SAFE S SL 80 X CH 81 0-1 ② G3-1 1-2		C CH 80 B SI 91 S CH 82 B FF 90 B SL 83 S SI 90 3-3 ③ K		5	1	2	1	0	1	1
14 Paul Konerko, R (1, 3) OBP: 0.500, SLG: 0.600	F FF 91 B SI 89 X SI 88 1-1 12 WP 12 SF8 1-3 3-H 2B		F FF 88 C SL 80 F FF 91 B SI 89 B SI 91 B SI 89 B SI 89 4-2 12 1B BB		B SL 78 B CH 86 B FF 88 X SI 89 3-0 12 1B 1-2 3-H 1B	I IN 58 I IN 60 I IN 61 I IN 61 4-0 12 HR IBB			B SI 90 C SL 81 B SI 91 B SL 83 C SI 91 S CH 85 3-3 ① K	3	2	2	2	2	1	0
12 A.J. Pierzynski, L (1, 2) OBP: 0.294, SLG: 0.688	B SI 92 F CF 90 B CH 86 B SI 87 C FF 90 X FF 90 3-2 ① SF8 2-H 3-H		B SI 88 F FF 88 B SL 81 F CH 87 X FF 90 2-2 1-3 1B		X CH 86 0-0 1-2 2-3 1B	C CH 81 X CH 80 0-1 1-H 2-H HR			B FF 92 S CH 84 S CH 86 F SL 84 X CH 86 1-2 ② G1-3	4	1	3	4	0	0	0
10 Alexei Ramirez, R (1, 6) OBP: 0.200, SLG: 0.200	X SI 91 0-0 ② G5-3		B SI 88 X CH 86 1-0 ③ F8		C CH 85 D SL 80 F CH 85 S SI 90 1-3 ② K	B SL 84 X CH 79 1-0 ③ G3-1			C SL 81 X FF 91 0-1 ③ F9	5	0	0	0	0	1	5
1 Kosuke Fukudome, L (1, 9) OBP: 0.400, SLG: 0.400	B FF 89 B SI 89 B SI 89 C SI 88 X 3-1 ③ F8			C FF 88 F FF 90 B FF 89 B SL 80 B FF 90 F FF 88 X FF 89 3-2 15 G5-4-3 1B	C SI 88 B SL 81 F SI 90 S SL 85 1-3 ③ K		B SI 88 B CH 81 X SI 89 2-0 ① G5-3			4	0	1	0	0	1	3
24 Dayan Viciedo, R (1, 7) OBP: 0.313, SLG: 0.400 18 Brent Lillibridge, R (7, 7)		C SI 89 S SL 78 F SI 90 X SL 82 0-2 ① F8		B CH 86 X FF 89 1-0 ① F9		C SL 82 C SI 88 B CU 76 B SI 90 F SL 82 B SI 89 X SL 84 3-2 ① G6-3	F SI 90 B SL 82 B SL 84 S SI 89 B SL 80 X SL 80 3-2 ② G4-3			4 0	0 0	0 0	0 0	0 0	0 0	1 0
15 Gordon Beckham, R (1, 4) OBP: 0.263, SLG: 0.294		C FF 89 F SI 88 X SL 80 0-2 ② P4		B FF 88 B CH 86 X CH 86 2-0 ②③ G5-4-3 1-2f		B SI 89 S SL 86 B SL 84 C SI 88 F SI 88 X SL 85 2-2 30 HR 2B	C SI 90 S SL 83 B SL 90 F SL 83 B SI 89 C SI 89 2-3 ③ K			4	1	1	0	0	1	1
Inning Stats	R: 4 H: 3 E: 1 LOB: 0 K: 0 BB: 0 S: 16 P: 25	R: 0 H: 0 E: 0 LOB: 0 K: 0 BB: 0 S: 10 P: 13	R: 0 H: 1 E: 0 LOB: 2 K: 0 BB: 1 S: 10 P: 19	R: 0 H: 1 E: 0 LOB: 0 K: 0 BB: 0 S: 6 P: 12	R: 1 H: 3 E: 1 LOB: 3 K: 2 BB: 0 S: 16 P: 25	R: 5 H: 3 E: 0 LOB: 0 K: 0 BB: 2 S: 15 P: 32	R: 0 H: 0 E: 0 LOB: 0 K: 1 BB: 0 S: 8 P: 15	R: 0 H: 0 E: 0 LOB: 0 K: 2 BB: 0 S: 11 P: 19	R: 0 H: 0 E: 0 LOB: 0 K: 1 BB: 0 S: 9 P: 13	1B: 7 SF: 1 2B: 2 SAC: 1 3B: 0 DP: 1 HR: 2 HBP: 0						

TOP

Chicago White Sox @ Cleveland Indians

Progressive Field, Cleveland, OH

Wed Apr 11 2012, 12:08 PM - 3:11 PM EDT

Att. 9,072 - Overcast - 45 F

livebaseballscorecards.com

AB	37
R	10
H	11
RBI	9
BB	3
SO	6
LOB	11

WP: 1 PA: 42
PB: 0
SB: 0
CS: 0

PITCHER		IP	WLS	BF	H	R	ER	SO	BB	IBB	HBP	BLK	WP	HR	S	P	ERA	WHIP
63 Justin Masterson, R ERA: 2.77	(1, 1)	5.0	L	25	8	5	3	2	1	0	0	0	1	0	58	94	5.40	1.800
44 Dan Wheeler, R ERA: 13.5	(6, 1)	0.1		4	2	3	3	0	1	0	0	0	0	1	10	22	81.00	9.000
53 Rafael Perez, L ERA: 6.0	(6, 1)	0.2		4	1	2	2	0	0	1	0	0	0	1	5	10	27.00	1.500
58 Jeanmar Gómez, R ERA:	(7, 1)	2.0		6	0	0	0	3	0	0	0	0	0	0	19	34	0.00	0.000
32 Jairo Asencio, R ERA: 4.5	(9, 1)	1.0		3	0	0	0	1	0	0	0	0	0	0	9	13	0.00	0.000

PITCHER		IP	WLS	BF	H	R	ER	SO	BB	IBB	HBP	BLK	WP	HR	S	P	ERA	WHIP

Batter	1	2	3	4	5	6	7	8	9	AB	R	H	RBI	BB	SO	LOB
23 Michael Brantley, L (1, 8) OBP: 0.238, SLG: 0.118	B SI 88 C SI 88 X SI 89 1-1 ① P6		X SI 88 0-0 ② P4	B SI 90 X SI 90 1-0 ③ G4-3		C SI 87 B FF 88 B SI 88 F FF 88 B SI 89 B FF 89 4-2 13 1B BB		C SL 84 X FF 93 0-1 ① F8		4	0	0	0	1	0	4
13 Asdrúbal Cabrera, S (1, 6) OBP: 0.280, SLG: 0.391	X SI 87 0-0 17 G4-3 41 WP 2B		B SI 89 B FC 85 B FF 88 B FF 87 4-0 17 WP 1-2 BB		B CH 80 C SI 89 X FC 84 1-1 ① G1-3	F FF 87 X FC 85 0-1 1-2 1B		C SL 84 B CH 82 F SL 84 F SL 84 F FF 95 B FF 94 X SL 85 2-2 E4 1-3		4	1	2	0	1	0	1
17 Shin-Soo Choo, L (1, 9) OBP: 0.400, SLG: 0.167	C SI 88 S SI 89 X SI 90 0-2 ② G4-3 2-3		S FC 84 B CH 85 B CH 82 B FC 86 S FC 86 D CH 83 4-2 1-2 2-3 BB		C SI 88 B CU 74 F CH 82 F CH 81 B CH 81 B CH 85 B FC 85 4-2 41 BB 48 2B BB	B SL 79 C SI 88 B SI 88 F SI 88 S SI 87 3-3 ③ K		B SL 83 B FF 93 F SL 84 C SL 84 1 SAFE F FF 94 S SL 84 2-3 ② K		3	1	0	0	2	2	5
41 Carlos Santana, S (1, 2) OBP: 0.400, SLG: 0.526	B SI 89 F FC 85 S FC 86 B SI 89 S CH 83 2-3 ③ K 3-H		B CH 82 X FC 86 1-0 ③ G5-3		C CH 80 C B B CH 79 B CH 82 B CH 82 4-2 48 2B 1-2 BB		B SI 88 B SI 87 C SI 87 C SI 87 B SI 88 B SI 87 4-2 48 FC3-6 BB	B SL 84 C SL 83 B SL 83 F SL 83 B FF 93 S SL 83 3-3 ③ K		3	1	0	0	2	2	5
48 Travis Hafner, L (1, 10) OBP: 0.389, SLG: 0.533		C SI 87 S FC 86 S CH 81 0-3 ① K	X FC 83 0-0 HR	C SI 90 B SI 90 X CH 82 1-1 1-H 2-H 2B			B SI 88 B SL 81 F SI 87 X SI 88 2-1 ① FC3-6 47 HR 1-2f		B FF 96 C FF 95 S FF 96 S FF 97 1-3 ① K	5	2	2	3	0	2	1
47 Shelley Duncan, R (1, 7) OBP: 0.400, SLG: 0.529		B FC 84 S FC 86 B CH 81 B FC 86 C SI 89 X CH 83 3-2 ② G5-3	B FF 89 B SI 89 C FC 86 B SI 90 F SI 90 X FC 86 3-2 ② F7	B FC 85 S CH 81 B CH 81 X CH 82 2-1 22 SH1-3 35 1B 1B			C SI 87 B SL 80 X SL 79 1-1 1-H HR		B FF 97 B FF 95 C FF 96 B FF 96 C FF 95 X FF 96 3-2 1B	5	1	3	2	0	0	1
35 Casey Kotchman, L (1, 3) OBP: 0.095, SLG: 0.095		B SI 89 S FC 86 C SI 90 X FC 84 1-2 ③ G4-3		1 SAFE C SI 89 C SI 86 X SI 90 0-2 22 SH1-3 1-2 1B	S FC 86 X SI 90 0-1 ③ G4-3		C SL 79 X SL 79 0-1 ② G4-3		C FF 96 X FF 95 0-1 ② F7	5	0	1	0	0	0	2
22 Jason Kipnis, L (1, 4) OBP: 0.174, SLG: 0.238			B FC 85 F FF 88 B FC 86 X SI 89 2-1 ① F7	S SI 89 X FC 85 0-1 ① SH1-3 1-2 2-3		C SI 86 L CU 74 X FC 84 0-2 ① G6-3	B SL 80 C SI 88 B SL 79 C SI 88 F SL 78 S SL 81 2-3 ③ K		C FF 95 S FF 95 B FF 95 C FF 95 1-3 ③ K	4	0	0	0	0	2	1
9 Jack Hannahan, L (1, 5) OBP: 0.353, SLG: 0.500			B SI 87 B SI 88 X SI 89 2-0 17 WP 13 BB 1B	D SI 86 C FC 86 F FF 89 B CH 82 S CH 83 2-3 ② K		F SI 89 C FF 87 B SI 90 B SI 88 F CH 80 B FF 89 X FF 88 3-2 ② F8		B FF 94 B FF 93 X FF 93 2-0 13 E 13 WP 1B		4	0	2	0	0	1	2
Inning Stats	R: 1 E: 0 K: 1 S: 9 H: 1 LOB: 0 BB: 0 P: 12	R: 0 E: 0 K: 1 S: 9 H: 0 LOB: 0 BB: 0 P: 13	R: 0 E: 0 K: 0 S: 7 H: 1 LOB: 3 BB: 2 P: 20	R: 1 E: 0 K: 1 S: 12 H: 3 LOB: 2 BB: 0 P: 17	R: 2 E: 0 K: 0 S: 14 H: 1 LOB: 1 BB: 2 P: 27	R: 0 E: 0 K: 1 S: 14 H: 1 LOB: 2 BB: 1 P: 24	R: 2 E: 0 K: 1 S: 12 H: 1 LOB: 0 BB: 1 P: 21	R: 0 E: 1 K: 2 S: 15 H: 1 LOB: 2 BB: 0 P: 24	R: 0 E: 0 K: 2 S: 11 H: 1 LOB: 1 BB: 0 P: 16	1B: 6 2B: 2 3B: 0 HR: 2 SF: 0 SAC: 1 DP: 0 HBP: 0	WP: 3 PB: 0 SB: 0 CS: 0 PA: 44					

PITCHER		IP	WLS	BF	H	R	ER	SO	BB	IBB	HBP	BLK	WP	HR	S	P	ERA	WHIP
50 John Danks, L ERA: 5.4	(1, 1)	5.2	W	29	7	4	4	3	5	0	0	0	2	1	62	107	6.35	2.118
77 Will Ohman, L ERA: 9.0	(6, 1)	1.1		6	1	2	2	2	1	0	0	0	0	1	15	27	13.50	1.500
26 Jesse Crain, R ERA:	(8, 1)	1.0		5	1	0	0	2	0	0	0	0	1	0	15	24	0.00	1.000
37 Matt Thornton, L ERA:	(9, 1)	1.0		4	1	0	0	2	0	0	0	0	0	0	11	16	0.00	1.000

PITCHER	IP	WLS	BF	H	R	ER	SO	BB	IBB	HBP	BLK	WP	HR	S	P	ERA	WHIP

BOTTOM

Chicago White Sox @ Cleveland Indians

Progressive Field, Cleveland, OH

Wed Apr 11 2012, 12:08 PM - 3:11 PM EDT

Att. 9,072 - Overcast - 45 F

livebaseballscorecards.com

AB	37
R	6
H	10
RBI	5
BB	6
SO	9
LOB	22

Batter	1	2	3	4	5	6	7	8	9	AB	R	H	RBI	BB	SO	LOB
14 Austin Jackson, R (1, 8) OBP: 0.500, SLG: 0.654	S FF 90 B FF 91 B FC 86 S FF 92 S FF 93 2-3 ① K			F FF 90 B CU 82 X CU 81 1-1 ① F9		C FF 91 S FC 86 B FF 92 T FC 85 1-2 ③ K		B SL 84 B SI 96 C FF 92 B FF 95 B FF 94 4-1 26 1B BB		3	0	0	0	1	2	0
26 Brennan Boesch, L (1, 9) OBP: 0.258, SLG: 0.258	B FF 93 C FC 88 F FC 88 T FF 94 1-2 ② K			B FC 86 F FC 86 X SI 92 1-1 1B			B CU 78 C CU 77 F SL 84 X FF 92 1-2 ① P5	B SI 95 X SI 94 1-0 24 G6-4-3 1-3 1B		4	0	2	0	0	1	0
24 Miguel Cabrera, R (1, 5) OBP: 0.452, SLG: 0.750	X FF 90 0-0 ③ F9			F SI 92 X SI 90 0-1 ② P3			B FF 90 B SI 90 C SI 89 F SI 90 B FC 86 B SI 91 4-2 21 HR BB	F FF 95 X SI 96 0-1 ②③ G6-4-3 1-2f		3	1	0	0	1	0	3
28 Prince Fielder, L (1, 3) OBP: 0.400, SLG: 0.577		B FF 91 C FC 86 F FC 86 X FF 92 1-2 ① G3-1		C FC 86 B FC 86 S CU 80 B FF 92 B SI 92 X FF 92 3-2 ③ G1-3			F SI 91 B CH 84 S SL 84 X CH 85 1-2 ② F9		B SI 94 C SI 94 X SI 94 1-1 27 BLK 27 WP 1B	4	0	1	0	0	0	2
21 Delmon Young, R (1, 7) OBP: 0.308, SLG: 0.417		C CU 80 F FF 91 S CU 80 0-3 ② K2-3			H CH 82 1-0 13 CS HBP		B SL 85 S FF 90 1 SAFE C SI 90 X CU 80 1-2 1-H HR		B SI 93 B SI 92 B SI 93 C SI 92 F SI 93 C SI 94 3-3 ① K	3	1	1	2	0	2	1
13 Alex Avila, L (1, 2) OBP: 0.440, SLG: 0.773		C FF 91 B FC 86 C CU 78 B SI 92 B FC 87 S CU 79 3-3 ③ K			S FC 86 B FF 91 F FC 86 B FF 93 B SI 92 T SI 92 3-2 ①② K 1-2		X SI 88 0-0 27 2B 1B		B CU 78 X SI 94 1-0 ② F8	4	0	1	0	0	2	2
27 Jhonny Peralta, R (1, 6) OBP: 0.310, SLG: 0.407			B SI 90 C SL 85 B FF 90 F FF 90 B CH 83 S CH 84 3-3 ① K		B CU 79 F SL 84 C SL 84 B FF 91 F FF 91 F CU 80 S FF 91 2-3 ③ K		F FF 94 B SL 81 B SL 81 X FF 92 2-1 1-3 2B		S SI 94 B SC 75 S SI 94 C SI 95 1-3 ③ K 1-3	4	0	1	0	0	3	1
12 Andy Dirks, L (1, 10) OBP: 0.333, SLG: 0.500			B FF 91 X CH 84 1-0 ② P4			B FC 86 X SI 90 1-0 ① G6-3	B FF 94 S FF 95 F FF 96 X FF 96 1-2 ③ L7			3	0	0	0	0	0	2
25 Ryan Raburn, R (1, 4) OBP: 0.130, SLG: 0.091			C SI 92 B SI 92 C SI 91 B FF 92 X SI 92 2-2 ③ P3			C CU 80 F SL 85 B CU 81 B CU 80 F SL 84 X SL 83 2-2 ② F7		B SL 76 X FF 92 1-0 ① F8		3	0	0	0	0	0	0
Inning Stats	R: 0 E: 0 K: 2 S: 7 H: 0 LOB: 0 BB: 0 P: 10	R: 0 E: 0 K: 2 S: 9 H: 0 LOB: 0 BB: 0 P: 13	R: 0 E: 0 K: 1 S: 7 H: 0 LOB: 0 BB: 0 P: 13	R: 0 E: 0 K: 0 S: 9 H: 1 LOB: 1 BB: 0 P: 14	R: 0 E: 0 K: 2 S: 8 H: 0 LOB: 0 BB: 0 P: 14	R: 0 E: 0 K: 1 S: 8 H: 0 LOB: 0 BB: 0 P: 12	R: 2 E: 0 K: 0 S: 17 H: 3 LOB: 2 BB: 1 P: 27	R: 0 E: 0 K: 0 S: 5 H: 1 LOB: 1 BB: 1 P: 11	R: 0 E: 0 K: 2 S: 9 H: 1 LOB: 1 BB: 0 P: 15	1B: 4 2B: 1 3B: 0 HR: 1	SF: 0 SAC: 0 DP: 1 HBP: 1			WP: 1 PB: 0 SB: 0 CS: 1	PA: 34		

PITCHER		IP	WLS	BF	H	R	ER	SO	BB	IBB	HBP	BLK	WP	HR	S	P	ERA	WHIP
44 Jake Peavy, R ERA: 3.55	(1, 1)	6.2	W	23	2	2	2	8	1	0	1	0	0	1	59	94	2.70	0.450
77 Will Ohman, L ERA: 9.0	(7, 1)	0.0		1	1	0	0	0	0	0	0	0	0	0	1	1	∞	∞
43 Addison Reed, R ERA:	(7, 1)	0.2	H	4	1	0	0	0	1	0	0	0	0	0	7	15	0.00	3.000
37 Matt Thornton, L ERA:	(8, 1)	0.2	H	2	1	0	0	0	0	0	0	0	0	0	3	4	0.00	1.500
53 Héctor Santiago, L ERA: 3.0	(9, 1)	1.0	S	4	1	0	0	2	0	0	0	1	1	0	9	15	0.00	1.000

PITCHER	IP	WLS	BF	H	R	ER	SO	BB	IBB	HBP	BLK	WP	HR	S	P	ERA	WHIP

TOP

Detroit Tigers @ Chicago White Sox

U.S. Cellular Field, Chicago, IL

Fri Apr 13 2012, 2:11 PM - 5:04 PM EDT

Att. 38,676 - Partly Cloudy - 64 F

livebaseballscorecards.com

AB	31
R	2
H	6
RBI	2
BB	2
SO	10
LOB	11

Batter	1	2	3	4	5	6	7	8	9	AB	R	H	RBI	BB	SO	LOB
30 Alejandro De Aza, L (1, 8) OBP: 0.269, SLG: 0.520	B FF 91 C FF 90 S FF 92 B FF 93 S CH 85 2-3 K ①		B CH 84 X CH 87 1-0 F7 ②			L CH 81 B FF 92 B FF 93 C CH 84 F FF 93 B FF 93 B CH 85 4-2 14 1B 22 SH5-3 BB		B SI 90 B SI 91 C SI 90 B SI 91 X SI 90 3-1 E7 22 1B		3	2	0	0	1	1	0
22 Brent Morel, R (1, 5) OBP: 0.150, SLG: 0.105	C FF 92 B SL 84 X SL 85 1-1 P2 ②		F SL 84 B FF 92 F FF 93 B CH 88 S FF 93 2-3 K ③			X SI 91 0-0 SH5-3 ① 1-2		B CU 78 C CU 77 F SI 91 B CU 78 X CU 79 2-2 12 FC3-6 44 WP 51 WP 1B 3-H		3	1	1	1	0	1	0
44 Adam Dunn, L (1, 10) OBP: 0.308, SLG: 0.318	B FF 92 C FF 93 B CH 87 S CH 86 F FF 94 B FF 93 F FF 94 S CH 86 3-3 K ③			B SL 85 S CH 84 C FF 93 B FF 96 B FF 94 S FF 94 3-3 K ①		F FF 94 B FF 94 B SI 94 D CH 86 C FF 96 F FF 96 C FF 97 3-3 K ②		C CU 78 B CU 79 D CU 79 S SI 91 D CU 79 F SI 91 F SI 91 F CU 79 T SI 90 3-2 K ① 1-2		4	0	0	0	0	4	2
14 Paul Konerko, R (1, 3) OBP: 0.500, SLG: 0.565		B FF 91 C SL 84 F SL 86 S SL 87 1-3 K ①		B SL 85 C SL 85 C FF 95 F FF 94 F FF 94 B FF 92 S CH 87 2-3 K ②		B FF 95 X SL 88 1-0 12 3B 2-H 1B		I IN 51 I IN 54 I IN 53 I IN 53 4-0 12 FC3-6 IBB		3	1	1	1	1	2	0
12 A.J. Pierzynski, L (1, 2) OBP: 0.286, SLG: 0.700		F SI 92 B FF 93 X FF 93 1-1 P6 ②		C FF 93 F FF 93 B CH 88 F FF 93 B SL 88 X CH 87 2-2 G4-3 ③		X CH 84 0-0 1-H 3B		C CU 79 X CU 79 0-1 FC3-6 51 WP 1-2f 2-3		4	0	1	1	0	0	2
51 Alex Rios, R (1, 9) OBP: 0.300, SLG: 0.412		B FF 93 F FF 93 X CH 86 1-1 10 1B 2B			C FF 92 X FF 92 0-1 G6-3 ①	C FF 93 F FF 95 C SL 87 0-3 K ③		C SI 96 S SI 98 B SI 97 B SL 89 B SI 97 F SI 96 S FF 97 3-3 K ③ 1-2 3-H		4	0	1	0	0	2	2
10 Alexei Ramirez, R (1, 6) OBP: 0.217, SLG: 0.217		B SL 85 F SL 86 F FF 95 B SI 96 B SL 87 X SL 86 3-2 2-3 1B			X CH 82 0-0 F7 ②		C FF 92 B SL 81 F FC 92 B FF 94 F SL 82 X FF 93 2-2 G4-3 ①			3	0	1	0	0	0	0
24 Dayan Viciedo, R (1, 7) OBP: 0.316, SLG: 0.556 18 Brent Lillibridge, R (8, 7)		B FF 94 B SL 86 C FF 94 F SL 86 F FF 94 1 SAFE S CH 86 2-3 K ③			B FF 92 X SL 83 1-0 HR		B FF 93 B FF 93 S FF 92 B FF 93 S FF 93 S FF 92 3-3 K ②			3 0	1 0	1 0	1 0	0 0	2 0	2 0
15 Gordon Beckham, R (1, 4) OBP: 0.227, SLG: 0.250			C FF 91 B FF 93 S FF 91 F FF 94 S SL 85 1-3 K ①		C SL 83 B FF 92 S FF 93 F FF 95 S SL 88 1-3 K ③		C FF 94 B FF 94 B SL 81 S FC 93 B FF 93 S FF 92 3-3 K ③			3	0	0	0	0	3	0
Inning Stats	R: 0 E: 0 K: 2 S: 10 H: 0 LOB: 0 BB: 0 P: 16	R: 0 E: 0 K: 2 S: 14 H: 2 LOB: 2 BB: 0 P: 22	R: 0 E: 0 K: 2 S: 8 H: 0 LOB: 0 BB: 0 P: 12	R: 0 E: 0 K: 2 S: 12 H: 0 LOB: 0 BB: 0 P: 19	R: 1 E: 0 K: 1 S: 8 H: 1 LOB: 0 BB: 0 P: 10	R: 2 E: 0 K: 2 S: 13 H: 2 LOB: 1 BB: 1 P: 21	R: 0 E: 0 K: 2 S: 10 H: 0 LOB: 0 BB: 0 P: 18	R: 2 E: 1 K: 2 S: 17 H: 1 LOB: 1 BB: 1 P: 32		1B: 3 2B: 1 3B: 1 HR: 1 SF: 0 SAC: 1 DP: 0 HBP: 0				WP: 2 PB: 0 SB: 0 CS: 0 PA: 33		

BOTTOM

Detroit Tigers @ Chicago White Sox

U.S. Cellular Field, Chicago, IL

Fri Apr 13 2012, 2:11 PM - 5:04 PM EDT

Att. 38,676 - Partly Cloudy - 64 F

livebaseballscorecards.com

AB	30
R	5
H	6
RBI	4
BB	2
SO	15
LOB	8

PITCHER		IP	WLS	BF	H	R	ER	SO	BB	IBB	HBP	BLK	WP	HR	S	P	ERA	WHIP
37 Max Scherzer, R ERA: 10.38	(1, 1)	6.0	L	24	5	3	3	11	1	0	0	0	0	1	65	100	4.50	1.000
20 Octavio Dotel, R ERA:	(7, 1)	1.0		3	0	0	0	2	0	0	0	0	0	0	10	18	0.00	0.000
55 Daniel Schlereth, L ERA: 3.38	(8, 1)	0.2		5	1	2	0	1	0	1	0	0	1	0	13	25	0.00	1.500
60 Brayan Villarreal, R ERA:	(8, 1)	0.1		1	0	0	0	1	0	0	0	0	1	0	4	7	0.00	0.000

PITCHER	IP	WLS	BF	H	R	ER	SO	BB	IBB	HBP	BLK	WP	HR	S	P	ERA	WHIP

Batter	1	2	3	4	5	6	7	8	9	AB	R	H	RBI	BB	SO	LOB
14 Austin Jackson, R (1, 8) OBP: 0.528, SLG: 0.700	S FF 91 B FF 92 C FC 86 X FF 92 1-2 26 G4-6-3 1B	L FF 91 F FC 84 B FF 90 F FC 86 X CU 80 1-2 26 FC3-6 1B	C FC 83 B FF 90 F FF 91 X CU 79 1-2 21 BB 2B	B SL 83 C FF 93 F FF 94 F SL 85 B FF 93 B FF 93 F SL 84 X FF 94 3-2 ① G5-3		4	0	3	0	0	0	0
26 Brennan Boesch, L (1, 9) OBP: 0.257, SLG: 0.343	B SI 90 S FC 86 1 SAFE F SI 90 B FF 90 1 SAFE X CU 77 2-2 ①② G4-6-3 1-2f	X FC 84 0-0 ① FC3-6 24 CS 1-2f	C FC 85 F CU 79 S CU 79 0-3 ① K2-3	B SL 83 B FF 93 X SL 82 2-0 HR		4	1	1	1	0	1	3
24 Miguel Cabrera, R (1, 5) OBP: 0.400, SLG: 0.643	C FC 84 X FF 92 0-1 ③ F8	1 SAFE B FF 91 C SI 91 B CU 80 F FC 86 1 SAFE F SI 94 B FC 85 C CU 79 3-3 ②③ K 1-2	D FC 85 F SI 91 S CU 80 B FF 91 X CU 80 2-2 ② G5-3	B FF 94 F SL 84 X FF 95 1-1 ② G5-3		4	0	0	0	0	1	2
28 Prince Fielder, L (1, 3) OBP: 0.412, SLG: 0.552		B FF 91 S FC 84 F FC 85 F CU 80 B SI 93 S FC 85 2-3 ① K	C CU 80 F FF 92 B CU 80 F FC 86 S CH 85 1-3 ① K	C CU 81 B FF 92 D CU 79 F FC 86 B CU 80 B FC 86 4-2 21 BB BB	C SL 86 F CU 73 X FF 95 0-2 1B	3	0	1	0	1	2	0
21 Delmon Young, R (1, 7) OBP: 0.367, SLG: 0.400		B FF 93 C FF 92 H SI 92 2-1 12 HBP 13 G4-3 HBP	B FC 85 B FC 84 H FF 92 3-0 13 G4-3 HBP	S FC 85 D FF 92 B FF 92 B FC 85 B FC 85 4-1 1-2 2-3 BB	S SL 85 D SL 84 S FF 94 S FF 94 1-3 ③ K	1	0	0	0	1	1	1
13 Alex Avila, L (1, 2) OBP: 0.393, SLG: 0.680 9 Gerald Laird, R (9, PH) OBP: 0.200, SLG: 0.200		S SI 91 B FC 85 B FF 91 C SI 92 B FF 94 X FC 86 3-2 ② G4-3 1-2	X SI 92 0-0 ②③ G4-3 1-2f	D CU 80 F SI 92 F SI 91 S FC 85 1-3 ③ K		C FF 94 C FF 96 B FF 96 X FF 95 1-2 ① P4	3 1	0 0	0 0	0 0	0 0	1 0	5 0
27 Jhonny Peralta, R (1, 6) OBP: 0.303, SLG: 0.367		D FC 86 B FF 93 B FC 86 C SI 92 B FF 93 4-1 12 HBP BB	S FC 84 C FF 91 B FF 91 S CU 79 1-3 ① K2-3	F SL 85 B FF 94 F FF 94 X FF 94 1-2 ① G4-3		F FF 96 B FC 87 X FF 96 1-1 ② P4	3	0	0	0	1	1	0
12 Andy Dirks, L (1, 10) OBP: 0.333, SLG: 0.450 15 Brandon Inge, R (9, PH)		B FF 92 S CU 79 H CU 81 2-1 1-2 2-3 HBP	B FF 92 B FF 90 F CH 85 C FF 92 B CU 80 X FF 91 3-2 ② G4-3	X SL 84 0-0 ② B5-3		C FF 96 S SL 82 F FF 97 X SL 80 0-2 ③ G1-3	2 1	0 0	0 0	0 0	0 0	0 0	0 0
25 Ryan Raburn, R (1, 4) OBP: 0.115, SLG: 0.080		C FC 86 B SI 93 X FF 92 1-1 ③ F8	C CU 81 X FC 85 0-1 ③ G1-3	C FF 94 C CU 72 B FF 95 S FF 95 1-3 ③ K		3	0	0	0	0	1	3
Inning Stats	R: 0 E: 0 K: 0 S: 8 H: 1 LOB: 0 BB: 0 P: 11	R: 0 E: 0 K: 1 S: 12 H: 0 LOB: 3 BB: 1 P: 26	R: 0 E: 0 K: 1 S: 9 H: 1 LOB: 1 BB: 0 P: 13	R: 0 E: 0 K: 1 S: 5 H: 0 LOB: 0 BB: 0 P: 9	R: 0 E: 0 K: 1 S: 8 H: 0 LOB: 0 BB: 0 P: 12	R: 0 E: 0 K: 2 S: 15 H: 1 LOB: 3 BB: 2 P: 27	R: 0 E: 0 K: 1 S: 7 H: 0 LOB: 0 BB: 0 P: 9	R: 1 E: 0 K: 1 S: 14 H: 2 LOB: 1 BB: 0 P: 21	R: 0 E: 0 K: 0 S: 9 H: 0 LOB: 0 BB: 0 P: 11	1B: 3 2B: 2 3B: 0 HR: 1 SF: 0 SAC: 0 DP: 3 HBP: 3						

PITCHER	IP	WLS	BF	H	R	ER	SO	BB	IBB	HBP	BLK	WP	HR	S	P	ERA	WHIP
34 Gavin Floyd, R (1, 1) ERA: 3.09	6.0	W	24	3	0	0	6	3	0	3	0	0	0	57	98	0.00	1.000
26 Jesse Crain, R (7, 1) ERA: 2.25	2.0	H	8	2	1	1	2	0	0	0	0	0	1	21	30	4.50	1.000
37 Matt Thornton, L (9, 1) ERA:	1.0		3	0	0	0	0	0	0	0	0	0	0	9	11	0.00	0.000

PITCHER	IP	WLS	BF	H	R	ER	SO	BB	IBB	HBP	BLK	WP	HR	S	P	ERA	WHIP

TOP

Detroit Tigers @ Chicago White Sox

U.S. Cellular Field, Chicago, IL

Sat Apr 14 2012, 4:11 PM - 6:54 PM EDT

Att. 33,025 - Cloudy - 63 F

livebaseballscorecards.com

AB	29
R	1
H	5
RBI	1
BB	3
SO	8
LOB	14

Batter	1	2	3	4	5	6	7	8	9	AB	R	H	RBI	BB	SO	LOB
30 Alejandro De Aza, L (1, 8) OBP: 0.267, SLG: 0.552	B FF 85 X FF 85 1-0 ① F8		C FF 88 B SL 81 C SL 82 B FF 88 X CH 80 2-2 ② F7		B SI 87 X SI 87 1-0 ③ G4-3		1 SAFE D SI 89 C CU 77 B CU 78 F SI 91 B CU 78 F SI 91 X SI 91 3-2 1-H 3B			4	0	1	1	0	0	1
22 Brent Morel, R (1, 5) OBP: 0.208, SLG: 0.182	C FF 87 C SI 87 B FF 87 S SL 80 1-3 ② K		X CH 82 0-0 ③ G6-3			C FF 93 S CU 81 B CU 81 F FF 93 F CU 80 B FF 92 B CU 80 X FF 93 3-2 44 WP 44 2B 2B	D SI 91 D CU 79 F SI 92 B CU 79 C CU 79 D CU 80 4-2 BB			3	1	1	0	1	1	0
44 Adam Dunn, L (1, 10) OBP: 0.300, SLG: 0.346	X FF 88 0-0 ③ F7			C SI 86 B CU 77 C SL 80 S SL 81 1-3 ① K		B SI 92 X FF 93 1-0 51 WP 2-H 2B	C CU 79 C CU 80 F CU 80 B SI 92 S CU 80 1-3 ③ K2-3			4	0	1	1	0	2	2
14 Paul Konerko, R (1, 3) OBP: 0.467, SLG: 0.630		X FF 86 0-0 ① G5-3		B SI 88 B SL 81 C FF 89 S CH 82 S SL 81 2-3 ② K		B CU 79 X CU 80 1-0 ① F8		B CU 78 C FF 90 B CU 77 B FF 91 X SI 91 3-1 HR		4	1	1	1	0	1	1
51 Alex Rios, R (1, 9) OBP: 0.292, SLG: 0.381		C SI 86 B CH 81 F CH 79 X FF 87 1-2 ② F8		C CH 83 X FF 89 0-1 ③ G1-4-3		C FF 93 F FF 93 B CU 82 X FF 93 1-2 ② P4 2-3		B SI 90 X SI 90 1-0 10 G6-4-3 1B		4	0	1	0	0	0	1
10 Alexei Ramirez, R (1, 6) OBP: 0.222, SLG: 0.333		C FF 87 L SL 82 B CH 81 X CH 78 1-2 HR			B FF 88 X SL 80 1-0 ① P4	X FF 94 0-0 ③ F8		D CU 79 B SI 90 C SI 90 1 SAFE X SI 90 2-1 ①② G6-4-3 1-2f		4	1	1	1	0	0	2
24 Dayan Viciedo, R (1, 7) OBP: 0.318, SLG: 0.524 18 Brent Lillibridge, R (8, 7)		B CH 79 X CH 81 1-0 1B			B FF 88 B FF 88 C SI 87 B SL 81 F FF 87 F SI 87 F CH 79 X SI 87 3-2 ② G5-3		B FF 93 X FF 93 1-0 ① G6-3	B CU 78 C CU 79 C CU 79 S CU 78 1-3 ③ K		3 1	0 0	1 0	0 0	0 0	0 1	0 0
17 Tyler Flowers, R (1, 2) OBP: 0.286, SLG: 0.667		C FF 86 F CU 76 B CU 76 C SI 87 1-3 ③ K			B CH 81 S CH 80 B SL 81 X SI 88 2-1 HR		S FF 93 S FF 94 F FF 94 F CU 80 H FF 94 1-2 30 S 30 3B HBP			2	2	1	1	0	1	1
15 Gordon Beckham, R (1, 4) OBP: 0.240, SLG: 0.227			F SI 87 X CU 76 0-1 ① P4		C FF 88 B SL 82 B CH 82 B CH 82 B FF 88 4-1 BB		F FF 94 C CU 80 B FF 93 F FF 94 F CH 87 T CU 80 1-2 ② K			2	0	0	0	1	1	1
Inning Stats	R: 0 E: 0 K: 1 S: 5 H: 0 LOB: 0 BB: 0 P: 7	R: 1 E: 0 K: 1 S: 11 H: 2 LOB: 1 BB: 0 P: 15	R: 0 E: 0 K: 0 S: 6 H: 0 LOB: 0 BB: 0 P: 8	R: 0 E: 0 K: 2 S: 8 H: 0 LOB: 0 BB: 0 P: 11	R: 1 E: 0 K: 0 S: 10 H: 1 LOB: 1 BB: 1 P: 21	R: 1 E: 0 K: 0 S: 11 H: 2 LOB: 1 BB: 0 P: 17	R: 1 E: 0 K: 2 S: 20 H: 1 LOB: 2 BB: 1 P: 31	R: 1 E: 0 K: 1 S: 8 H: 2 LOB: 0 BB: 0 P: 15		1B: 2 2B: 2 3B: 1 HR: 3 SF: 0 SAC: 0 DP: 1 HBP: 1 WP: 2 PB: 0 SB: 1 CS: 0 PA: 34						

PITCHER	IP	WLS	BF	H	R	ER	SO	BB	IBB	HBP	BLK	WP	HR	S	P	ERA	WHIP
57 Adam Wilk, L (1, 1) ERA: 3.6	5.0	L	19	3	2	2	4	1	0	0	0	0	2	40	62	3.60	0.800
31 Collin Balester, R (6, 1) ERA: 5.68	1.2		8	2	2	2	1	0	0	1	0	2	0	21	30	10.80	1.200
55 Daniel Schlereth, L (7, 1) ERA: 4.5	1.1		7	3	1	1	2	1	0	0	0	0	1	18	33	6.75	3.000

PITCHER	IP	WLS	BF	H	R	ER	SO	BB	IBB	HBP	BLK	WP	HR	S	P	ERA	WHIP

BOTTOM

Detroit Tigers @ Chicago White Sox

U.S. Cellular Field, Chicago, IL

Sat Apr 14 2012, 4:11 PM - 6:54 PM EDT

Att. 33,025 - Cloudy - 63 F

livebaseballscorecards.com

AB	31
R	5
H	8
RBI	5
BB	2
SO	7
LOB	9

Batter	1	2	3	4	5	6	7	8	9	AB	R	H	RBI	BB	SO	LOB
14 Austin Jackson, R (1, 8) OBP: 0.512, SLG: 0.647	S SI 94 C SI 96 S SI 97 0-3 K	C SI 94 F CH 84 B SI 94 S CH 83 1-3 K	D SI 94 B SI 92 F SI 94 B SI 93 B SI 94 4-1 24 WP 2-3 3-H BB	B FF 96 C SI 95 X SI 97 1-1 G4-3		1 SAFE C FF 89 B SI 90 X FF 89 1-1 39 1B 28 1B 1-2 1B	4	1	1	0	1	2	3
39 Ramon Santiago, S (1, 4) OBP: 0.167, SLG: 0.091	X SI 95 0-0 G6-3	C SI 92 S SL 81 F SL 82 B SI 94 F SL 80 B CH 84 X CH 84 2-2 G5-3	1 SAFE D CH 83 F SI 90 1 SAFE C SI 92 1 SAFE S SI 94 1-3 K	C SL 87 B CU 80 S SI 96 X SI 98 1-2 G6-3		B FF 98 B FF 92 X FF 94 2-0 28 1B 1-2 2-H 1B	5	0	1	1	0	1	2
24 Miguel Cabrera, R (1, 5) OBP: 0.350, SLG: 0.545	C SI 94 S SI 96 F SI 97 B SI 95 F FF 97 X SL 84 1-2 F7	X CH 83 0-0 G1-3	F SI 94 B SI 92 S SL 82 B SI 95 F SI 94 B CH 85 F SI 95 X SI 93 3-2 G6-3 1-2	C CU 81 X SL 87 0-1 L7		B SL 84 S FF 93 F FF 93 B FF 94 F SL 82 F FF 94 S FF 95 2-3 K	5	0	0	0	0	1	4
28 Prince Fielder, L (1, 3) OBP: 0.410, SLG: 0.559		C SI 96 B SI 96 B SL 82 B SI 96 C SI 95 X SI 96 3-2 G6-3	S SL 80 B SL 81 B SL 82 B SI 94 C SI 94 F SL 81 F SI 94 S SL 80 3-3 K	X SI 93 0-0 21 1B 27 WP 2B	C SL 86 X CH 89 0-1 F7	B SL 80 D CH 82 F SL 84 B FF 94 C SL 82 F FF 93 X CH 82 3-2 1-2 2-H 1B	5	1	2	1	0	1	0
21 Delmon Young, R (1, 7) OBP: 0.382, SLG: 0.448 32 Don Kelly, L (8, 7) OBP: 0.250, SLG: 0.250		C SL 82 C SI 95 F SI 96 F SI 93 B CH 84 B CH 86 X SL 80 2-2 2B	F SI 90 F CH 85 B CH 84 F SL 82 F CH 84 X SI 94 1-2 G5-3	B SI 96 B SI 96 X SI 96 2-0 27 WP 25 BB 2-3 1B		S SL 81 B CH 84 B CH 84 C FF 92 F FF 92 B CH 85 C FF 92 3-3 K	F SL 85 F FF 94 C FF 94 0-3 K	4 1	0 0	2 0	0 0	0 0	1 1	0 2
25 Ryan Raburn, R (1, 9) OBP: 0.167, SLG: 0.074		B SI 94 S SI 94 F SI 91 B SI 96 F SI 94 B SL 81 B SL 81 4-2 BB	B CH 83 F SI 91 B SI 90 C SI 92 X SI 95 2-2 G6-3	D SL 86 F SI 97 S CH 83 B SI 97 B CH 83 B CH 84 4-2 27 WP 1-2 BB		B FF 91 B SL 82 B FF 90 C FF 90 X FF 92 3-1 P2	2	0	0	0	2	0	0
27 Jhonny Peralta, R (1, 6) OBP: 0.324, SLG: 0.394		D CH 84 B SI 94 F SI 93 D CH 84 F SI 95 F SI 95 F SI 86 F SI 94 X CH 85 3-2 F8	B SI 87 C SI 93 B SI 92 X SI 91 2-1 9 2B 14 WP 2B	B SI 96 B CU 79 B CH 83 F SI 97 F SI 96 F SI 98 D CH 85 4-2 1-2 2-3 3-H BB		B SL 83 B SL 82 X FF 90 2-0 G6-3	3	1	1	0	1	0	2
15 Brandon Inge, R (1, 10) 26 Brennan Boesch, L (6, PH) OBP: 0.243, SLG: 0.324 (6, 10)		C SI 94 B SL 82 C SI 93 S SL 82 1-3 K2-3	C SI 90 X SI 94 0-1 P4	B SI 97 S SI 97 F SI 98 F SI 98 F SI 98 X CU 78 1-2 P6		X SL 80 0-0 G4-3	2 2	0 0	0 0	0 0	0 0	1 0	3 3
9 Gerald Laird, R (1, 2) OBP: 0.444, SLG: 0.889			F SI 90 B SI 94 X SI 94 1-1 HR	X SI 89 0-0 14 WP 2-3 2B	X SI 95 0-0 F9	C SI 88 B SL 82 C SL 80 B SL 81 F SL 81 F SL 81 X SI 89 2-2 14 1B 39 1B 1B	4	2	3	1	0	0	3
Inning Stats	R: 0 E: 0 K: 1 S: 9 H: 0 LOB: 0 BB: 0 P: 10	R: 0 E: 0 K: 1 S: 20 H: 1 LOB: 2 BB: 1 P: 33	R: 1 E: 0 K: 1 S: 11 H: 1 LOB: 0 BB: 0 P: 15	R: 0 E: 0 K: 1 S: 13 H: 0 LOB: 0 BB: 0 P: 19	R: 1 E: 0 K: 1 S: 14 H: 2 LOB: 2 BB: 1 P: 24	R: 1 E: 0 K: 0 S: 15 H: 2 LOB: 3 BB: 2 P: 27	R: 0 E: 0 K: 0 S: 7 H: 0 LOB: 0 BB: 0 P: 8	R: 0 E: 0 K: 1 S: 7 H: 0 LOB: 0 BB: 0 P: 15	R: 2 E: 0 K: 2 S: 21 H: 4 LOB: 2 BB: 0 P: 31	1B: 5 2B: 4 3B: 0 HR: 1 SF: 0 SAC: 0 DP: 0 HBP: 0						WP: 3 PB: 0 SB: 0 CS: 0 PA: 41

PITCHER		IP	WLS	BF	H	R	ER	SO	BB	IBB	HBP	BLK	WP	HR	S	P	ERA	WHIP
49 Chris Sale, L ERA: 3.09	(1, 1)	5.0	L	22	5	3	3	5	2	0	0	0	2	1	68	102	5.40	1.400
65 Nate Jones, R ERA:	(6, 1)	2.0		9	1	0	0	0	2	0	0	0	1	0	21	34	0.00	1.500
48 Zach Stewart, R ERA:	(8, 1)	1.0		3	0	0	0	1	0	0	0	0	0	0	7	15	0.00	0.000
77 Will Ohman, L ERA: 15.43	(9, 1)	0.1		3	2	2	2	0	0	0	0	0	0	0	8	11	54.00	6.000
43 Addison Reed, R ERA:	(9, 1)	0.2		4	2	0	0	2	0	0	0	0	0	0	13	20	0.00	3.000

PITCHER	IP	WLS	BF	H	R	ER	SO	BB	IBB	HBP	BLK	WP	HR	S	P	ERA	WHIP

TOP

Detroit Tigers @ Chicago White Sox

U.S. Cellular Field, Chicago, IL

Sun Apr 15 2012, 2:10 PM - 5:16 PM EDT

Att. 25,143 - Cloudy - 73 F

livebaseballscorecards.com

AB	37
R	5
H	10
RBI	3
BB	4
SO	8
LOB	22

BOTTOM

Batter	1	2	3	4	5	6	7	8	9	AB	R	H	RBI	BB	SO	LOB
30 Alejandro De Aza, L (1, 8) OBP: 0.265, SLG: 0.500	B SI 92 B FF 92 X SI 92 2-0 F8		C SI 94 B CH 85 X CH 86 1-1 G1-3			B SL 84 L SI 94 X CH 83 1-1 G1-3		B CH 83 B FF 93 B FF 93 B FF 92 4-0 1-2 BB		3	0	0	0	1	0	0
22 Brent Morel, R (1, 5) OBP: 0.179, SLG: 0.154	X SI 92 0-0 F9			C FF 92 X SI 93 0-1 G5-3		B SL 86 C SL 85 F FF 92 C FF 92 1-3 K		C FF 94 T FF 95 B FF 95 B FF 96 F FF 95 F FF 96 B CH 83 S SL 88 3-3 K		4	0	0	0	0	2	2
44 Adam Dunn, L (1, 3) OBP: 0.324, SLG: 0.433	X SI 92 0-0 P5			C SI 93 B FF 93 X CH 85 1-1 14 L6-4 2B			C FF 92 F FF 92 B FF 93 F FF 92 S CH 84 1-3 K		C FF 90 F FF 90 X FS 83 0-2 14 WP 12 1B 2B	4	1	2	0	0	1	0
14 Paul Konerko, R (1, 10) OBP: 0.441, SLG: 0.613		C SI 91 X SI 92 0-1 10 G5-3 2B		C SI 94 X SI 94 0-1 L6-4 2-2			C SI 92 C SL 84 B FF 93 F FF 92 B SI 92 F SL 86 B CH 85 F SL 85 X SI 92 3-2 G1-3		C FF 93 B FF 94 F FF 93 B FF 95 X FF 93 2-2 2-3 F9	4	0	1	0	0	0	2
12 A.J. Pierzynski, L (1, 2) OBP: 0.280, SLG: 0.625		C SI 93 B SI 94 F FF 93 F CH 85 S FF 94 1-3 K			F CH 84 X CH 84 0-1 G1-3		B CH 84 F SI 92 B FF 92 X SI 90 2-1 G1-3		B FS 85 C FF 93 X FF 95 1-1 1 G3 10 1B 1B 3-H	4	0	1	1	0	1	1
10 Alexei Ramirez, R (1, 6) OBP: 0.258, SLG: 0.355		C SL 86 X SL 86 0-1 G5-3 2-3			F SI 92 B SL 86 X SL 85 1-1 1 G3 1 S 1B			X SI 90 0-0 P6	C FF 94 X FS 85 0-1 1 G3 1-2 1B	4	0	2	0	0	0	1
1 Kosuke Fukudome, L (1, 9) OBP: 0.222, SLG: 0.222		B SI 94 X CH 85 1-0 F8			B SI 91 B SL 86 B SI 90 C SI 91 1 SAFE S SI 91 F SI 94 F FF 93 F SI 92 3-2 X CH 84 1-3 G3			C SI 88 B FF 90 X SI 89 1-1 L5	B FF 95 C FF 94 S FF 93 B FF 95 X FF 95 2-2 1-2 2-3 G3	4	0	0	0	0	0	4
24 Dayan Viciedo, R (1, 7) OBP: 0.308, SLG: 0.600			C SL 85 X FF 92 0-1 G5-3		B SI 94 C FF 93 C SL 87 B SL 86 D SI 94 S SI 93 3-3 K			B SL 83 C FF 90 F SI 89 B SL 86 X SL 84 2-2 HR	C FF 94 S FF 94 S FF 94 0-3 K	4	1	1	1	0	2	3
38 Eduardo Escobar, S (1, 4) OBP: 0.286, SLG: 0.571			C SI 93 F FF 92 X SI 93 0-2 G5-3			B SI 89 C FF 90 F FF 92 F SL 83 B FF 92 F FF 91 F SL 86 X CH 84 2-2 G3		B SI 91 B SI 91 C SI 90 B FF 91 F FF 90 X SI 91 3-2 30 BB 1B		3	0	1	0	0	0	0
Inning Stats	R: 0 E: 0 K: 0 S: 3 H: 0 LOB: 0 BB: 0 P: 5	R: 0 E: 0 K: 1 S: 9 H: 1 LOB: 1 BB: 0 P: 11	R: 0 E: 0 K: 0 S: 7 H: 0 LOB: 0 BB: 0 P: 8	R: 0 E: 0 K: 0 S: 6 H: 1 LOB: 0 BB: 0 P: 7	R: 0 E: 0 K: 1 S: 13 H: 1 LOB: 1 BB: 0 P: 20	R: 0 E: 0 K: 1 S: 11 H: 0 LOB: 0 BB: 0 P: 15	R: 0 E: 0 K: 1 S: 12 H: 0 LOB: 0 BB: 0 P: 18	R: 1 E: 0 K: 1 S: 14 H: 2 LOB: 2 BB: 1 P: 27	R: 1 E: 0 K: 1 S: 16 H: 3 LOB: 2 BB: 0 P: 21	1B: 4 2B: 4 3B: 0 HR: 1	SF: 0 SAC: 0 DP: 1 HBP: 0		WP: 1 PB: 0 SB: 1 CS: 0	PA: 35			

PITCHER		IP	WLS	BF	H	R	ER	SO	BB	IBB	HBP	BLK	WP	HR	S	P	ERA	WHIP
21 Rick Porcello, R ERA: 1.84	(1, 1)	7.2	W	27	5	1	1	4	0	0	0	0	0	1	70	99	1.17	0.652
53 Joaquín Benoit, R ERA: 4.5	(8, 1)	0.1	H	2	0	0	0	1	1	0	0	0	0	0	5	12	0.00	3.000
46 Jose Valverde, R ERA: 5.79	(9, 1)	1.0		6	3	1	1	1	0	0	0	0	1	0	16	21	9.00	3.000

PITCHER	IP	WLS	BF	H	R	ER	SO	BB	IBB	HBP	BLK	WP	HR	S	P	ERA	WHIP

Detroit Tigers @ Chicago White Sox

U.S. Cellular Field, Chicago, IL

Sun Apr 15 2012, 2:10 PM - 5:16 PM EDT

Att. 25,143 - Cloudy - 73 F

livebaseballscorecards.com

AB	34
R	2
H	8
RBI	2
BB	1
SO	6
LOB	13

Batter	1	2	3	4	5	6	7	8	9	10	AB	R	H	RBI	BB	SO	LOB
9 Endy Chavez, L (1, 7) OBP: 0.125, SLG: 0.067	C FF 92 C FF 93 X CU 80 0-2 G3		X SI 91 0-0 F7	C CU 77 S SL 84 S CU 82 0-3 K			B F C FF 95 B FF 96 C FF 96 2-3 K		C FF 94 B SC 74 B SI 94 S SI 94 B SI 95 X FF 95 3-2 HR	X FF 89 0-0 21 FC3-2 2 1B 32 HR 1-2 3-H 1B	3	0	0	0	0	1	5
14 Nolan Reimold, R (7, PH) OBP: 0.353, SLG: 0.706 (7, 7)											3	2	2	2	0	1	0
2 J.J. Hardy, R (1, 6) OBP: 0.273, SLG: 0.333	B FF 93 B SL 83 B FF 92 C FF 92 X FF 92 3-1 F9		C CH 84 B SI 92 B SL 84 D CH 87 F SL 84 D SI 88 4-2 1-2 2-3 BB		C CH 82 B CU 76 S SL 82 B SL 82 B SL 82 X SL 82 3-2 F8		B FC 87 C FF 94 B SI 95 C FF 95 X SI 95 2-2 G6-3		C SI 94 B SC 77 X CH 84 1-1 P3	X SL 80 0-0 21 FC3-2 32 HR 1-2 2-3 1B	5	1	1	0	1	0	0
21 Nick Markakis, L (1, 9) OBP: 0.326, SLG: 0.474	B FF 92 C SI 92 S SL 84 S FF 94 1-3 K		C SL 85 S SL 86 B SI 92 X SL 86 1-2 G3		C CH 84 B FF 89 X SL 82 1-1 32 WP 2B		C FC 89 F FF 96 B FF 96 B FF 96 B FF 96 T FF 96 3-2 K		C FF 95 C CU 95 C SI 95 0-3 K	X CH 83 0-0 FC3-2 32 HR 1-2 2-3 3-Hf	6	1	1	0	0	3	6
10 Adam Jones, R (1, 8) OBP: 0.386, SLG: 0.683		B SI 91 B SL 83 B SI 92 C FF 91 X FF 91 3-1 G6-3		C SI 91 B SI 90 B SI 90 C SI 90 X CH 86 2-2 32 1B 12 2B 1B	S CH 84 B FF 91 B CH 86 X SL 84 2-1 F7			C FF 94 X SL 84 0-1 G5-3	B FF 95 S FF 94 B CH 86 X SI 94 2-1 HR	F SL 81 F SL 81 S FF 89 0-3 K	6	2	2	1	0	1	4
32 Matt Wieters, S (1, 2) OBP: 0.462, SLG: 0.750		B CU 77 C SL 84 B FF 92 C FF 92 F FF 92 F FF 93 F SI 88 F SL 84 S SL 86 2-3 K		B SL 84 B CH 86 X FF 91 2-0 12 2B 1-2 1B	B CH 85 B SL 85 B SL 84 B SL 83 4-0 2-3 BB			C SL 84 F CH 83 B CH 83 X SL 86 1-2 HR	B CH 86 B CH 87 B FF 94 B FF 94 4-0 BB	F CH 83 S FF 92 B FF 90 B FF 90 B CH 84 F CH 83 X CH 84 3-2 1-H 2-H 3-H HR	4	2	3	5	2	1	0
36 Nick Johnson, L (1, 10) 28 Ronny Paulino, R (9, PH) OBP: 0.467, SLG: 0.533 (9, 10)		C FF 92 B SI 92 C FF 92 B CU 81 X CU 80 2-2 F9		C FF 91 S SL 84 C FF 92 0-3 K	C SL 84 B FF 91 S SL 84 B SL 85 B SL 84 C SL 84 3-3 K			X FF 95 0-0 G6-3	C FF 92 S CH 83 S SC 75 0-3 K	B SL 81 X FF 91 1-0 G4-3	4	0	0	0	0	2	4
											2	0	0	0	0	1	1
12 Mark Reynolds, R (1, 5) OBP: 0.294, SLG: 0.276			B SL 82 B FF 90 C SI 91 C SL 82 B FF 92 F SL 85 F SI 92 X FF 92 3-2 F9	C SI 92 B FF 92 F FF 92 X FF 92 1-2 1-3 2-H 2B		B CU 77 C CU 81 B CH 83 S SL 83 B CU 79 S SL 84 3-3 K		B SL 86 B SL 85 B FF 94 C FF 94 F FF 94 B SL 86 4-2 19 1B BB		B SI 86 B FF 90 C FF 89 B SL 86 X FF 92 3-1 E8 19 2B	4	1	1	1	1	1	0
19 Chris Davis, L (1, 3) OBP: 0.406, SLG: 0.613			C SL 82 S CH 86 B FF 92 X FF 93 1-2 2 BB 11 1B 1B	F SL 85 S SL 86 D SL 85 F SL 85 T CU 81 1-2 K		B SL 81 F SL 80 S SL 82 S SL 81 1-3 K2-3		S SL 86 C FF 94 D CH 83 F CH 81 B FF 95 X SL 87 2-2 1-2 1B		F FF 89 X CH 82 0-1 11 1B 14 1B 3-H 2B	5	1	3	1	0	2	2
11 Robert Andino, R (1, 4) OBP: 0.359, SLG: 0.486			X FF 92 0-0 2 BB 1-2 1B	C SL 85 B SI 91 B SL 84 S SL 85 B SL 86 F SL 85 F SL 86 B SL 85 4-2 BB		C FF 89 B CH 83 F SL 81 S FF 89 1-3 K		B SL 85 S SL 86 B SL 86 F SL 86 B FF 94 C FF 94 3-3 K		C FF 87 B FF 88 B SL 87 B FF 89 F FF 91 X CH 83 3-2 2 1B 14 1B 21 FC3-2 2-3 1B	4	0	2	0	1	2	2
Inning Stats	R: 0 E: 0 K: 1 S: 8 H: 0 LOB: 0 BB: 0 P: 12	R: 0 E: 0 K: 1 S: 12 H: 0 LOB: 0 BB: 0 P: 19	R: 0 E: 0 K: 0 S: 15 H: 2 LOB: 3 BB: 1 P: 24	R: 1 E: 0 K: 3 S: 21 H: 3 LOB: 3 BB: 1 P: 31	R: 0 E: 0 K: 1 S: 10 H: 1 LOB: 2 BB: 1 P: 23	R: 0 E: 0 K: 3 S: 9 H: 0 LOB: 0 BB: 0 P: 14	R: 0 E: 0 K: 2 S: 9 H: 0 LOB: 0 BB: 0 P: 16	R: 1 E: 0 K: 1 S: 15 H: 2 LOB: 2 BB: 1 P: 25	R: 2 E: 0 K: 2 S: 13 H: 2 LOB: 1 BB: 1 P: 23	R: 6 E: 1 K: 1 S: 18 H: 5 LOB: 0 BB: 0 P: 28	1B: 8 2B: 3 3B: 0 HR: 4	SF: 0 SAC: 0 DP: 0 HBP: 0	WP: 1 PB: 0 SB: 0 CS: 0	PA: 51			

PITCHER		IP	WLS	BF	H	R	ER	SO	BB	IBB	HBP	BLK	WP	HR	S	P	ERA	WHIP
41 Philip Humber, R ERA: 1.69	(1, 1)	5.1		25	6	1	1	7	3	0	0	0	1	0	69	115	1.69	1.688
77 Will Ohman, L ERA: 12.0	(6, 1)	0.2		2	0	0	0	2	0	0	0	0	0	0	6	8	0.00	0.000
37 Matt Thornton, L ERA:	(7, 1)	1.0	H	3	0	0	0	2	0	0	0	0	0	0	9	16	0.00	0.000
26 Jesse Crain, R ERA: 3.6	(8, 1)	1.0	H	6	2	1	1	1	1	0	0	0	0	1	15	25	9.00	3.000
53 Héctor Santiago, L ERA: 6.75	(9, 1)	1.0	B	6	2	2	2	2	1	0	0	0	0	2	13	23	18.00	3.000

PITCHER		IP	WLS	BF	H	R	ER	SO	BB	IBB	HBP	BLK	WP	HR	S	P	ERA	WHIP
48 Zach Stewart, R ERA: 4.5	(10, 1)	1.0	L	9	5	6	1	1	0	0	0	0	0	1	18	28	9.00	5.000

TOP

Baltimore Orioles @ Chicago White Sox

U.S. Cellular Field, Chicago, IL

Mon Apr 16 2012, 8:11 PM - 11:42 PM EDT

Att. 13,732 - Partly Cloudy - 53 F

livebaseballscorecards.com

AB	46
R	10
H	15
RBI	10
BB	5
SO	15
LOB	24

Baltimore Orioles @ Chicago White Sox

U.S. Cellular Field, Chicago, IL

Mon Apr 16 2012, 8:11 PM - 11:42 PM EDT

Att. 13,732 - Partly Cloudy - 53 F

livebaseballscorecards.com

Batter	1	2	3	4	5	6	7	8	9	10	AB	R	H	RBI	BB	SO	LOB
30 Alejandro De Aza, L (1, 8) OBP: 0.256, SLG: 0.472	G4-3		G3-1			22 SH, 14 2B, 1B	SF7, 3-H			K	4	1	1	1	0	1	0
22 Brent Morel, R (1, 5) OBP: 0.161, SLG: 0.138	G1-3		K			SH, 14 2B, 1-2	K			K	3	1	0	0	0	2	1
1 Kosuke Fukudome, L (10, PH) OBP: 0.200, SLG: 0.200											1	0	0	0	0	1	0
44 Adam Dunn, L (1, 10) OBP: 0.282, SLG: 0.371	K			G1-3		K		G3-1		K	5	0	0	0	0	3	2
14 Paul Konerko, R (1, 3) OBP: 0.421, SLG: 0.600		G5-3		K		51 FC6-4, 1-H, 2-H, 2B		F8			4	0	1	2	0	1	0
12 A.J. Pierzynski, L (1, 2) OBP: 0.379, SLG: 0.778		HR		1B		51 FC6-4, IBB		1B			3	1	3	1	1	0	0
51 Alex Rios, R (1, 9) OBP: 0.286, SLG: 0.360		24 E, 24 S, 1B		P6		FC6-4, 1-2f, 2-3		F8			4	0	1	0	0	0	4
10 Alexei Ramirez, R (1, 6) OBP: 0.257, SLG: 0.343		F8		24 G4-6-3, 1B		K			G1-3		4	0	1	0	0	1	3
24 Dayan Viciedo, R (1, 7) OBP: 0.310, SLG: 0.571		K, 1-3		G4-6-3, 1-2f			15 E, 15 S, 30 SF7, 1B		G3-1		3	0	1	0	0	1	2
18 Brent Lillibridge, R (7, PR) (8, 7)											1	1	0	0	0	0	0
15 Gordon Beckham, R (1, 4) OBP: 0.207, SLG: 0.192			K	F8			P4, 1-3		F8		4	0	0	0	0	1	1

	AB	36
	R	4
	H	8
	RBI	4
	BB	1
	SO	11
	LOB	13

Inning Stats																						
	R: 0	H: 0	R: 1	H: 2	R: 0	H: 0	R: 0	H: 1	R: 0	H: 1	R: 2	H: 2	R: 1	H: 1	R: 0	H: 1	R: 0	H: 0	R: 0	H: 0	1B: 6	SF: 1
	E: 0	LOB: 0	E: 0	LOB: 1	E: 0	LOB: 0	E: 0	LOB: 1	E: 0	LOB: 0	E: 1	LOB: 2	E: 0	LOB: 1	E: 0	LOB: 1	E: 0	LOB: 0	E: 0	LOB: 0	2B: 1	SAC: 1
	K: 1	BB: 0	K: 1	BB: 0	K: 2	BB: 0	K: 0	BB: 0	K: 1	BB: 0	K: 2	BB: 1	K: 1	BB: 0	K: 0	BB: 0	K: 0	BB: 0	K: 3	BB: 0	3B: 0	DP: 1
	S: 7	P: 7	S: 13	P: 20	S: 10	P: 15	S: 11	P: 16	S: 4	P: 7	S: 16	P: 30	S: 13	P: 24	S: 11	P: 16	S: 9	P: 10	S: 12	P: 18	HR: 1	HBP: 0

	WP: 0	PA: 39
	PB: 0	
	SB: 2	
	CS: 0	

PITCHER		IP	WLS	BF	H	R	ER	SO	BB	IBB	HBP	BLK	WP	HR	S	P	ERA	WHIP
34 Jake Arrieta, R ERA: 2.66	(1, 1)	6.2		28	7	4	2	7	0	1	0	0	0	1	71	114	2.70	1.050
27 Matt Lindstrom, R ERA:	(7, 1)	1.1		5	1	0	0	1	0	0	0	0	0	0	14	21	0.00	0.750
47 Pedro Strop, R ERA: 1.29	(9, 1)	2.0	W	6	0	0	0	3	0	0	0	0	0	0	21	28	0.00	0.000

PITCHER	IP	WLS	BF	H	R	ER	SO	BB	IBB	HBP	BLK	WP	HR	S	P	ERA	WHIP

Batter	1	2	3	4	5	6	7	8	9	AB	R	H	RBI	BB	SO	LOB
14 Nolan Reimold, R (1, 7) OBP: 0.368, SLG: 0.757	F SI 88 X FC 86 0-1 ① G3			B FC 84 B CH 81 B CH 83 C SI 90 F FF 91 B CH 82 4-2 21 G4-6-3 2 BB BB		C FF 89 X FC 89 0-1 1-H HR		B FF 94 F FF 93 F SL 86 S SL 86 1-3 ② K		3	1	1	2	1	1	0
2 J.J. Hardy, R (1, 6) OBP: 0.313, SLG: 0.429	B FF 89 B SI 90 C FF 91 S FF 91 X FF 91 2-2 ② F9			B FF 90 B SI 88 C FF 91 1 SAFE B FF 89 B FF 91 4-1 21 G4-6-3 1-2 BB		B CH 84 B CH 84 X FF 91 2-0 HR		B SL 86 C FF 93 C FF 94 X FF 95 1-2 1B		3	1	2	1	1	0	0
21 Nick Markakis, L (1, 9) OBP: 0.300, SLG: 0.429	C FF 89 C FF 90 F FF 91 B SI 90 X FC 88 1-2 ③ G5-3			L FC 88 X FC 88 0-1 ① ② G4-6-3 1-2f 2-3		C FF 90 X CH 83 0-1 ② G3		F FF 94 X FF 94 0-1 ③ F8		4	0	0	0	0	0	3
10 Adam Jones, R (1, 8) OBP: 0.354, SLG: 0.622		X FF 89 0-0 ① P4		L FC 87 F FF 91 X FF 91 0-2 ③ G4-3		B FC 86 C FC 88 B FC 86 S CH 82 S FC 87 2-3 ③ K			X SL 85 0-0 ① P4	4	0	0	0	0	1	1
32 Matt Wieters, S (1, 2) OBP: 0.442, SLG: 0.694		C FF 89 B FF 91 B FC 86 X CH 83 2-1 12 G5-4-3 1B			C FC 85 S CU 79 B SI 91 B FC 88 S CH 84 2-3 ① K		B FC 86 C FC 86 F FF 89 F SI 91 X CU 78 1-2 ① L9		B FF 93 C FF 94 B SI 94 B FF 92 S FF 93 F FF 95 S CH 82 3-3 ② K	4	0	1	0	0	2	0
12 Mark Reynolds, R (1, 10) OBP: 0.289, SLG: 0.303		B FF 90 B SI 90 T CH 83 C FF 90 B CH 84 X CH 84 3-2 ② ③ G5-4-3 1-2f			B CU 77 B FC 86 C FC 86 B FF 91 C FF 90 F FF 88 F FF 91 T FC 86 3-2 ② K		F CH 82 B FF 89 X FC 87 1-1 2B		C SL 86 F SL 86 C CU 74 0-3 ③ K	4	0	1	0	0	2	1
24 Wilson Betemit, S (1, 5) OBP: 0.194, SLG: 0.387			B FC 85 X FF 89 1-0 ① F9		C FC 87 C FC 87 X CU 79 0-2 ③ F7		S CH 81 B FF 90 B FF 91 S CH 82 S SI 91 2-3 ② K			3	0	0	0	0	1	1
19 Chris Davis, L (1, 3) OBP: 0.371, SLG: 0.559			B FF 90 F FC 86 F FC 87 B FC 87 X FC 86 2-2 ② L9			B FC 86 S FC 86 C SI 91 S CH 83 1-3 ① K	C CH 83 F SI 90 B CH 83 F SI 92 X CU 77 1-2 ③ P2			3	0	0	0	0	1	1
11 Robert Andino, R (1, 4) OBP: 0.357, SLG: 0.475			C FF 90 X FF 90 0-1 ③ F9			B FC 86 B FF 90 C FF 90 X FC 87 2-1 14 HR 1B		B SL 86 S FF 94 B FF 93 S FF 93 C FF 93 2-3 ① K		3	1	1	0	0	1	0
Inning Stats	R: 0 E: 0 K: 0 S: 9 H: 0 LOB: 0 BB: 0 P: 12	R: 0 E: 0 K: 0 S: 6 H: 1 LOB: 0 BB: 0 P: 11	R: 0 E: 0 K: 0 S: 6 H: 0 LOB: 0 BB: 0 P: 9	R: 0 E: 0 K: 0 S: 8 H: 0 LOB: 1 BB: 2 P: 16	R: 0 E: 0 K: 2 S: 11 H: 0 LOB: 0 BB: 0 P: 16	R: 3 E: 0 K: 2 S: 13 H: 3 LOB: 0 BB: 0 P: 20	R: 0 E: 0 K: 1 S: 13 H: 1 LOB: 1 BB: 0 P: 18	R: 0 E: 0 K: 2 S: 11 H: 1 LOB: 1 BB: 0 P: 15	R: 0 E: 0 K: 2 S: 8 H: 0 LOB: 0 BB: 0 P: 11	1B: 3 2B: 1 3B: 0 HR: 2 SF: 0 SAC: 0 DP: 2 HBP: 0						

PITCHER		IP	WLS	BF	H	R	ER	SO	BB	IBB	HBP	BLK	WP	HR	S	P	ERA	WHIP
50 John Danks, L ERA: 4.82	(1, 1)	7.0	L	26	5	3	3	5	2	0	0	0	0	2	66	102	3.86	1.000
43 Addison Reed, R ERA:	(8, 1)	1.0		4	1	0	0	2	0	0	0	0	0	0	11	15	0.00	1.000
26 Jesse Crain, R ERA: 3.0	(9, 1)	1.0		3	0	0	0	2	0	0	0	0	0	0	8	11	0.00	0.000

PITCHER	IP	WLS	BF	H	R	ER	SO	BB	IBB	HBP	BLK	WP	HR	S	P	ERA	WHIP

TOP

Baltimore Orioles @ Chicago White Sox

U.S. Cellular Field, Chicago, IL

Tue Apr 17 2012, 8:10 PM - 10:54 PM EDT

Att. 11,267 - Clear - 51 F

livebaseballscorecards.com

AB	31
R	3
H	6
RBI	3
BB	2
SO	9
LOB	7

Baltimore Orioles @ Chicago White Sox

U.S. Cellular Field, Chicago, IL

Tue Apr 17 2012, 8:10 PM - 10:54 PM EDT

Att. 11,267 - Clear - 51 F

livebaseballscorecards.com

BOTTOM

Batter	1	2	3	4	5	6	7	8	9	AB	R	H	RBI	BB	SO	LOB
30 Alejandro De Aza, L (1, 8) OBP: 0.295, SLG: 0.513	B FF 90 C FF 89 F SL 84 F FF 92 B FF 91 B FF 90 F FF 90 F SL 82 B FF 89 4-2 BB		S FF 90 X CU 72 0-1 ② B2		C FF 91 B SL 81 X SL 81 1-1 ③ B1-3		C SL 76 B SI 83 X SI 84 1-1 3B		C SI 94 C SI 94 D CH 88 F SI 94 B CH 88 F CH 88 B SI 94 B CH 88 1-2 4-2 BB	3	0	1	0	2	0	0
22 Brent Morel, R (1, 5) OBP: 0.167, SLG: 0.147	X FF 89 0-0 ① F7		C FF 90 C FF 90 B CH 85 F FF 91 B FF 90 S CH 83 2-3 ③ K			C FF 90 B CH 83 X CH 82 1-1 12 WP 14 S 12 2B 1B	S SL 77 C SI 85 B SL 77 F FF 85 S SI 84 1-3 ③ K		F SI 94 X SI 94 0-1 ③ G5-3	5	1	1	0	0	2	5
44 Adam Dunn, L (1, 10) OBP: 0.256, SLG: 0.333	B FF 90 B FF 90 S SL 82 C FF 88 B FF 89 X SL 82 3-2 ② F8			C CU 71 B CU 74 S FF 88 B FF 89 F FF 88 S SL 79 2-3 ① K		F FF 89 C FF 90 S FF 90 0-3 ① K		B SL 82 B SL 82 F SI 90 C SI 91 F SL 82 X CU 76 2-2 ① P4		4	0	0	0	0	2	2
14 Paul Konerko, R (1, 3) OBP: 0.405, SLG: 0.553	C FF 89 X FF 89 0-1 ③ F8			C CU 70 S CH 82 B FF 90 X FF 89 1-2 ② G5-3		B FF 90 F FF 89 B FF 91 F CH 83 D SL 81 F SI 88 D CH 84 4-2 12 WP 12 2B 1-2 BB		C CH 86 F SI 91 B CH 87 F SI 92 B SI 92 B SI 92 F SI 92 X CH 84 3-2 ② G6-3		3	1	0	0	1	0	1
12 A.J. Pierzynski, L (1, 2) OBP: 0.394, SLG: 0.774		C FF 89 X SL 81 0-1 ① G4-3		B SL 84 X SL 81 1-0 51 1B 1B		B SL 81 C FF 89 B CU 74 X SL 80 2-1 51 1B 1-H 2-H 2B		C SI 92 X SI 91 0-1 ③ L5		4	0	2	2	0	0	0
51 Alex Rios, R (1, 9) OBP: 0.344, SLG: 0.393		B FF 88 C FF 89 X CH 83 1-1 ② P3		B FF 89 D CH 83 X CH 83 2-0 1-2 1B		B FF 88 B CH 84 S FF 90 C FF 90 B FF 92 X FF 91 3-2 24 CS 2-3 1B			B SI 94 B SI 93 B SI 93 C SI 93 B SI 95 4-1 24 E 10 SH1-3 BB	3	0	2	0	1	0	0
10 Alexei Ramirez, R (1, 6) OBP: 0.263, SLG: 0.342		B FF 89 B CU 70 C FF 88 F FF 88 X FF 89 2-2 1B		B FF 89 C SI 88 F FF 90 X CU 72 1-2 ③ G1-3		B SL 78 F SI 84 X SL 77 1-1 ② P3			C SI 94 P PO 86 X SI 92 1-1 ① SH1-3 1-2	3	0	1	0	0	0	4
24 Dayan Viciedo, R (1, 7) OBP: 0.273, SLG: 0.500 18 Brent Lillibridge, R (9, PR)		1 SAFE B FF 88 S FF 88 F FF 90 B FF 89 1 SAFE F CU 71 B FF 89 F FF 90 3-2 ③ X FF 89 F9			B CU 68 S FF 88 F FF 89 S CH 84 1-3 ① K	C SL 77 F SL 78 0-2 ③ CS 1-2	C SL 77 B FF 85 C SI 84 S FF 85 1-3 ① K		B SI 93 X SI 93 1-0 E6 30 S 2-3	4 0	0 0	0 0	0 0	0 0	2 0	2 0
15 Gordon Beckham, R (1, 4) OBP: 0.188, SLG: 0.172 1 Kosuke Fukudome, L (9, PH) OBP: 0.182, SLG: 0.182			S FF 90 C FF 91 B SI 90 F FF 90 X SL 81 1-2 ① P5		X CH 83 0-0 ② F8		B SI 83 C SI 84 B SL 77 S SL 76 X SL 77 2-2 ② F7		X SI 94 0-0 ② L5	3 1	0 0	0 0	0 0	0 0	0 0	0 2
Inning Stats	R: 0 H: 0 E: 0 LOB: 1 K: 0 BB: 1 S: 11 P: 18	R: 0 H: 1 E: 0 LOB: 1 K: 0 BB: 0 S: 12 P: 18	R: 0 H: 0 E: 0 LOB: 0 K: 1 BB: 0 S: 10 P: 13	R: 0 H: 2 E: 0 LOB: 2 K: 1 BB: 0 S: 12 P: 19	R: 0 H: 0 E: 0 LOB: 0 K: 1 BB: 0 S: 6 P: 8	R: 2 H: 3 E: 0 LOB: 1 K: 1 BB: 1 S: 17 P: 28	R: 0 H: 1 E: 0 LOB: 1 K: 2 BB: 0 S: 12 P: 17	R: 0 H: 0 E: 0 LOB: 0 K: 0 BB: 0 S: 11 P: 16	R: 0 H: 0 E: 1 LOB: 3 K: 0 BB: 2 S: 12 P: 21	1B: 5 SF: 0 2B: 1 SAC: 1 3B: 1 DP: 0 HR: 0 HBP: 0						WP: 1 PA: 39 PB: 0 SB: 2 CS: 1	

	AB	33
	R	2
	H	7
	RBI	2
	BB	4
	SO	6
	LOB	16

PITCHER		IP	WLS	BF	H	R	ER	SO	BB	IBB	HBP	BLK	WP	HR	S	P	ERA	WHIP
16 Wei-Yin Chen, L ERA: 3.27	(1, 1)	5.1	W	24	6	2	2	4	2	0	0	0	1	0	64	99	3.38	1.500
56 Darren O'Day, R ERA: 1.8	(6, 1)	1.2	H	5	1	0	0	2	0	0	0	0	0	0	16	22	0.00	0.600
40 Troy Patton, L ERA: 7.2	(8, 1)	0.1	H	1	0	0	0	0	0	0	0	0	0	0	4	6	0.00	0.000
38 Luis Ayala, R ERA:	(8, 1)	0.2	H	2	0	0	0	0	0	0	0	0	0	0	7	10	0.00	0.000
43 Jim Johnson, R ERA:	(9, 1)	1.0	S	6	0	0	0	0	2	0	0	0	0	0	12	21	0.00	2.000

PITCHER		IP	WLS	BF	H	R	ER	SO	BB	IBB	HBP	BLK	WP	HR	S	P	ERA	WHIP

Baltimore Orioles @ Chicago White Sox

U.S. Cellular Field, Chicago, IL

Wed Apr 18 2012, 8:11 PM - 10:47 PM EDT

Att. 13,818 - Cloudy - 68 F

livebaseballscorecards.com

TOP

Batter	1	2	3	4	5	6	7	8	9	AB	R	H	RBI	BB	SO	LOB
14 Nolan Reimold, R (1, 7) OBP: 0.357, SLG: 0.707	C FF 90 S FF 92 B FF 93 B FC 87 F FC 86 T FF 93 2-2 ① K	C CU 82 C FC 85 B CU 79 C FF 92 1-3 ② K	F CH 84 S FF 92 F FF 93 B CU 82 X FF 92 1-2 2 E 1B	X SI 89 0-0 E6 1-2		4	0	1	0	0	2	1
2 J.J. Hardy, R (1, 6) OBP: 0.288, SLG: 0.391	C SI 93 B FF 93 B FC 87 X FF 93 2-1 ② P6	C FF 91 B FF 91 B FF 92 S CU 80 X CU 81 2-2 ③ P4	B FC 86 F SI 92 1 SAFE C SI 92 X SI 92 1-2 E5 10 FC6-4 1-2	F FF 93 B SL 83 B FF 93 F FF 92 D SL 84 F FF 96 X FF 95 3-2 ② ③ F8 2-3		4	0	0	0	0	0	3
21 Nick Markakis, L (1, 10) OBP: 0.296, SLG: 0.413	C FF 92 C FF 93 X FC 86 0-2 ③ F8	C CU 82 B CH 82 B CU 78 F CU 79 F FF 91 B FF 92 F FF 91 F FF 92 F FF 91 3-2 X FF 92 10 FC6-4 1B	B CH 85 B SI 91 F FF 91 B FF 91 C FF 91 X CH 84 3-2 ② F6	X SI 97 0-0 ① G6-3		4	0	1	0	0	0	2
10 Adam Jones, R (1, 8) OBP: 0.346, SLG: 0.612	C CU 80 X FF 90 0-1 9 2B 2B	1 SAFE F SI 91 X SI 92 0-1 ① FC6-4 32 CS 1-2f	B SI 92 X SI 93 1-0 ③ FC6-4 1-2f	B SI 98 B SI 98 C SI 98 F SI 97 S SL 88 2-3 ② K		4	1	1	0	0	1	3
32 Matt Wieters, S (1, 2) OBP: 0.413, SLG: 0.641 3 Ryan Flaherty, L (9, PH)	B FF 92 C FC 86 F FF 92 B FF 93 B FF 92 C FC 86 3-3 ① K	C FF 91 1 SAFE 1 SAFE F SI 91 B FF 92 B SI 92 B CH 84 S CH 85 3-3 ② ③ K 1-2	X FF 88 0-0 ① P4	B SI 97 X SI 96 1-0 ③ F9		3 1	0 0	0 0	0 0	0 0	2 0	2 0
9 Endy Chavez, L (1, 9) OBP: 0.158, SLG: 0.167	C FF 92 S FF 92 X FF 91 0-2 2-H 2B	B SL 82 C SL 83 S CH 83 B FF 92 S CH 84 2-3 ① K	C FF 89 X CU 80 0-1 ② P6		3	0	1	1	0	1	0
12 Mark Reynolds, R (1, 5) OBP: 0.268, SLG: 0.278	C FC 85 B SL 82 2 SAFE B SI 92 X FC 86 2-1 ② F8	F FF 92 B CU 82 S CU 79 B FF 92 S CH 84 2-3 ② K	B FF 90 B SL 83 F SL 83 S SL 83 X CU 80 2-2 ③ F8		3	0	0	0	0	1	1
19 Chris Davis, L (1, 3) OBP: 0.368, SLG: 0.541	X FC 87 0-0 ③ F8	C FF 91 F CU 80 X FF 92 0-2 ③ G6-3	F SL 81 S FF 89 F SL 82 B FF 90 F SL 82 X SL 83 1-2 2 F8 14 E 1B		3	0	1	0	0	0	1
11 Robert Andino, R (1, 4) OBP: 0.333, SLG: 0.442	C FF 89 B CU 81 B CH 84 B FF 90 F FF 90 F FF 91 F FF 91 S CU 81 3-3 ① K	C SL 84 B SL 85 C SL 84 B CH 84 B SL 82 S CH 84 3-3 ① K	D SI 89 F SI 89 X SI 90 1-1 ① F9		3	0	0	0	0	2	1

	AB	32
	R	1
	H	5
	RBI	1
	BB	0
	SO	9
	LOB	14

Inning Stats																								
	R: 0 E: 0 K: 1 S: 9	H: 0 LOB: 0 BB: 0 P: 13	R: 1 E: 0 K: 1 S: 11	H: 2 LOB: 1 BB: 0 P: 16	R: 0 E: 0 K: 2 S: 11	H: 0 LOB: 0 BB: 0 P: 17	R: 0 E: 0 K: 1 S: 12	H: 1 LOB: 1 BB: 0 P: 18	R: 0 E: 0 K: 2 S: 9	H: 0 LOB: 0 BB: 0 P: 13	R: 0 E: 1 K: 1 S: 14	H: 1 LOB: 2 BB: 0 P: 23	R: 0 E: 0 K: 0 S: 6	H: 0 LOB: 0 BB: 0 P: 8	R: 0 E: 1 K: 0 S: 12	H: 1 LOB: 2 BB: 0 P: 17	R: 0 E: 0 K: 1 S: 5	H: 0 LOB: 0 BB: 0 P: 8	1B: 3 2B: 3 3B: 0 HR: 0	SF: 0 SAC: 0 DP: 1 HBP: 0	WP: 0 PB: 0 SB: 0 CS: 1	PA: 32				

PITCHER		IP	WLS	BF	H	R	ER	SO	BB	IBB	HBP	BLK	WP	HR	S	P	ERA	WHIP
44 Jake Peavy, R ERA: 2.75	(1, 1)	7.0	W	25	4	1	1	8	0	0	0	0	0	0	72	108	1.29	0.571
77 Will Ohman, L ERA: 10.8	(8, 1)	0.1		3	1	0	0	0	0	0	0	0	0	0	8	10	0.00	3.000
43 Addison Reed, R ERA:	(8, 1)	0.2		1	0	0	0	0	0	0	0	0	0	0	4	7	0.00	0.000
65 Nate Jones, R ERA:	(9, 1)	1.0		3	0	0	0	1	0	0	0	0	0	0	5	8	0.00	0.000

PITCHER	IP	WLS	BF	H	R	ER	SO	BB	IBB	HBP	BLK	WP	HR	S	P	ERA	WHIP

BOTTOM

Baltimore Orioles @ Chicago White Sox

U.S. Cellular Field, Chicago, IL

Wed Apr 18 2012, 8:11 PM - 10:47 PM EDT

Att. 13,818 - Cloudy - 68 F

livebaseballscorecards.com

Batter	1	2	3	4	5	6	7	8	9	AB	R	H	RBI	BB	SO	LOB
30 Alejandro De Aza, L (1, 8) OBP: 0.306, SLG: 0.558	C FF 90 F FF 91 F CU 80 S CU 80 0-3 ① K2-3	B CU 75 X FF 91 1-0 ③ G3-1		B FF 89 S CH 82 B FF 89 C CH 88 B FC 84 F FC 85 X CU 79 3-2 HR		I IN 77 I IN 78 I IN 79 I IN 78 4-0 44 2B IBB		C FF 92 B FF 92 X FC 89 1-1 ① F7		4	2	1	1	1	1	4
22 Brent Morel, R (1, 5) OBP: 0.146, SLG: 0.128	B FC 90 C FC 84 S FF 90 F FF 92 C FC 90 1-3 ② K		X FC 83 0-0 ① G5-3	C FC 85 F FC 84 T FF 92 0-2 ③ K		S FC 83 S FC 83 B FF 91 T FC 84 1-2 ② K		X SI 92 0-0 ② G3-1 1-2 2-3		5	0	0	0	0	3	5
44 Adam Dunn, L (1, 10) OBP: 0.313, SLG: 0.366	C CU 74 B SI 92 B FF 92 S CU 77 T SL 87 2-2 ③ K		B FF 90 C CH 84 B FC 83 B FF 89 B FF 90 4-1 12 1B 14 1B 51 SF9 BB		B FF 88 B CU 75 S FF 89 B CH 88 F FF 89 B FF 91 4-2 14 G5-4-3 BB	B SL 81 S SL 81 S SI 90 B SI 90 B SL 83 X SI 91 3-2 1-H 2-H 3-H 2B		B CU 82 B SI 93 B CU 80 B SI 93 4-0 BB		2	1	1	3	3	1	0
14 Paul Konerko, R (1, 3) OBP: 0.404, SLG: 0.535		F FF 90 X FF 89 0-1 12 HR 1B	B FC 84 1 SAFE C CU 77 X FF 90 1-1 12 1B 1-2 1B		C FC 83 X FC 84 0-1 ① ② G5-4-3 1-2f	B CH 82 C SI 90 X SI 90 1-1 ③ G5-3		S FC 87 D FC 88 X FF 93 1-1 ③ P1		5	1	2	0	0	0	5
12 A.J. Pierzynski, L (1, 2) OBP: 0.405, SLG: 0.829		X SI 90 0-0 1-H HR	B FC 85 C FC 85 B CH 84 X CU 77 2-1 1-2 2-3 1B		B CH 83 X CH 82 1-0 ③ G3-1		X SL 82 0-0 ① G5-3			4	1	2	2	0	0	0
51 Alex Rios, R (1, 9) OBP: 0.361, SLG: 0.400		B CH 86 X FC 85 1-0 1 CS 1B	C FC 85 B FF 89 X FF 92 1-1 ② SF9 3-H			F SI 88 B CH 82 F FF 89 H FC 84 2-2 10 1B 15 1B HBP	C SI 90 B SI 90 C SL 81 X CH 85 1-2 ② G6-3			2	1	1	1	0	0	0
1 Kosuke Fukudome, L (1, 7) OBP: 0.200, SLG: 0.143		F FF 90 1 SAFE B FC 84 B CH 85 B FF 91 B SI 90 4-1 ① 10 1B 1-2 BB	C CU 77 B FC 90 D CH 85 F FF 91 S FC 86 2-3 ③ K			C SI 88 F FF 88 F FC 83 S CU 77 0-3 ① K	C SL 82 B SI 91 C SI 90 X SL 82 1-2 ③ F7			3	0	0	0	1	2	3
10 Alexei Ramirez, R (1, 6) OBP: 0.310, SLG: 0.366		F CU 76 B FF 90 X SI 91 1-1 1-2 1B		X CU 76 0-0 ① G6-3		B SI 89 1 SAFE C CU 76 X FF 89 1-1 15 E 15 1B 44 2B 1-2 1B		C CU 80 B FF 91 B FC 86 S CU 79 F FF 92 B FC 87 B CU 80 4-2 22 G3-1 15 1B BB		3	1	2	0	1	0	0
15 Gordon Beckham, R (1, 4) OBP: 0.222, SLG: 0.212		C FC 84 F FC 84 B FF 92 C FF 92 1-3 ② K		B FF 90 T FF 90 X FF 91 1-1 ② F9		S CU 82 B SI 88 F FF 89 X FF 90 1-2 E7 44 2B 1-3 2-H 1B		S FC 87 B FC 88 F FF 92 F FC 88 X FC 89 1-2 22 G3-1 1-2 1B		4	1	2	1	0	1	2
Inning Stats	R: 0 E: 0 K: 3 S: 11 H: 0 LOB: 0 BB: 0 P: 14	R: 2 E: 0 K: 1 S: 11 H: 4 LOB: 2 BB: 1 P: 19	R: 1 E: 0 K: 1 S: 11 H: 2 LOB: 2 BB: 1 P: 21	R: 1 E: 0 K: 1 S: 10 H: 1 LOB: 0 BB: 0 P: 14	R: 0 E: 0 K: 0 S: 5 H: 0 LOB: 0 BB: 1 P: 10	R: 4 E: 1 K: 2 S: 19 H: 3 LOB: 1 BB: 1 P: 32	R: 0 E: 0 K: 0 S: 7 H: 0 LOB: 0 BB: 0 P: 9	R: 0 E: 0 K: 0 S: 12 H: 1 LOB: 3 BB: 2 P: 23		1B: 8 2B: 1 3B: 0 HR: 2	SF: 1 SAC: 0 DP: 1 HBP: 1	WP: 0 PB: 0 SB: 0 CS: 1	PA: 40			

AB	32
R	8
H	11
RBI	8
BB	6
SO	8
LOB	19

PITCHER		IP	WLS	BF	H	R	ER	SO	BB	IBB	HBP	BLK	WP	HR	S	P	ERA	WHIP
29 Tommy Hunter, R ERA: 5.79	(1, 1)	5.2	L	29	9	8	8	8	3	1	1	0	0	2	62	101	12.71	2.118
40 Troy Patton, L ERA: 5.68	(6, 1)	1.1		5	1	0	0	0	0	0	0	0	0	0	12	18	0.00	0.750
63 Kevin Gregg, R ERA: 9.64	(8, 1)	1.0		6	1	0	0	0	2	0	0	0	0	0	12	23	0.00	3.000

PITCHER	IP	WLS	BF	H	R	ER	SO	BB	IBB	HBP	BLK	WP	HR	S	P	ERA	WHIP

Batter	1	2	3	4	5	6	7	8	9	AB	R	H	RBI	BB	SO	LOB
9 Endy Chavez, L (1, 7) OBP: 0.261, SLG: 0.200	B FF 90 F FF 91 B FF 90 C FF 89 B FC 84 B FF 91 4-2 21 1B 10 2B BB		X FC 82 0-0 2 CS 1B		B CU 79 H FF 92 2-0 10 E 10 HR HBP		B SI 96 1 SAFE B SI 96 X SI 94 2-0 ① P6		B CH 81 1 SAFE C FF 88 1 SAFE B CH 82 B CH 82 3-1 ③ CS 1-2	2	2	1	0	1	0	1
2 J.J. Hardy, R (1, 6) OBP: 0.286, SLG: 0.375	C CH 88 F FF 90 1 SAFE S FC 84 0-3 ① K		1 SAFE B SI 90 S FC 83 C FF 92 B CU 80 B FC 85 B CU 80 4-2 ① 1-2 BB		B FF 89 S FC 82 B FF 91 X FF 91 2-1 ① SF8 3-H		1 SAFE C SI 96 F SI 96 B SI 97 1 SAFE S SL 86 1-3 ② K			2	0	0	1	1	2	2
21 Nick Markakis, L (1, 9) OBP: 0.293, SLG: 0.400	1 SAFE X FF 88 0-0 10 2B 36 G4-3 1-2 1B		C FF 90 F FF 91 B FF 90 X CU 78 1-2 ② F9		1 SAFE S FC 83 P PO 86 C FF 91 X FF 91 1-2 ② P5		C SI 97 S SI 96 S SI 96 0-3 ③ K			4	1	1	0	0	1	3
10 Adam Jones, R (1, 8) OBP: 0.357, SLG: 0.679	S FC 84 B FC 82 C CU 79 B FC 85 F SI 92 F CU 79 X FC 84 2-2 36 G4-3 1-3 2-H 2B		B FF 90 F FF 91 S CU 78 C FF 91 1-3 ③ K		S FC 83 B SI 91 B FF 90 1 SAFE 1 SAFE B CU 80 S FC 86 X CU 81 3-2 1-H HR			C SI 97 F SL 85 X SI 97 0-2 ① P6		4	1	2	3	0	1	1
36 Nick Johnson, L (1, 10)	C CU 78 X FF 92 0-1 ② G4-3 2-3 3-H			C FC 83 B FF 91 C CU 79 F FC 84 B CU 81 S FF 91 2-3 ① K	B FC 85 C FF 90 C CU 79 F FF 91 B CU 80 X FF 91 2-2 ③ F7			F SI 97 B CU 81 C CU 78 F CH 91 B SI 98 S SL 86 2-3 ② K		4	0	0	1	0	2	1
12 Mark Reynolds, R (1, 5) OBP: 0.267, SLG: 0.256	S FC 84 C CU 78 D CU 77 S FC 84 1-3 ③ K			C FC 85 B SI 92 S FC 85 B CU 80 B FC 85 F FC 86 F FF 91 B FC 86 4-2 BB		F FF 90 B FC 88 T FC 83 B FF 90 S FC 82 2-3 ① K		B SL 87 C SI 97 S SI 97 X SL 88 1-2 ③ G6-3		3	0	0	0	1	2	1
19 Chris Davis, L (1, 3) OBP: 0.357, SLG: 0.512		C FF 89 B CU 78 F CU 77 S FF 91 1-3 ① K		B SI 92 B FF 91 C CH 84 S CU 79 1 SAFE S SI 93 2-3 ② K		C CU 79 B CU 78 X CH 84 1-1 28 G5-4-3 1B			C CU 76 S SI 89 B CH 82 B FF 90 F SL 82 S CH 82 2-3 ① K2-3	4	0	1	0	0	3	1
28 Ronny Paulino, R (1, 2) OBP: 0.421, SLG: 0.474		S FC 84 S FC 85 B CU 80 B FC 84 X FC 85 2-2 ② G6-3		B FF 92 F FC 84 X SI 91 1-1 ③ G4-3		C FC 82 F FC 82 B FF 89 B SI 90 B FC 83 X SI 91 3-2 ②③ G5-4-3 1-2f			F SL 80 C FF 90 F CH 82 F CH 83 B FF 90 B SL 82 F CH 83 B FF 91 X FF 89 3-2 11 FC5-4 1B	4	0	1	0	0	0	2
11 Robert Andino, R (1, 4) OBP: 0.347, SLG: 0.489		C FF 92 X FF 92 0-1 ③ F9			C FC 85 C CU 79 B FC 86 F FF 92 B FC 85 F FF 92 B CU 80 F FF 90 F FF 92 3-2 X FF 92 2 SF8 3B		C SI 97 B SL 85 B SL 86 C SI 96 B SI 97 X SI 96 3-2 1B		D FF 90 X SL 86 1-0 ② FC5-4 9 CS 1-2f	4	1	2	0	0	0	1
Inning Stats	R: 2 E: 0 K: 2 S: 16 H: 2 LOB: 1 BB: 1 P: 23	R: 0 E: 0 K: 1 S: 8 H: 0 LOB: 0 BB: 0 P: 11	R: 0 E: 0 K: 1 S: 9 H: 1 LOB: 1 BB: 1 P: 15	R: 0 E: 0 K: 2 S: 13 H: 0 LOB: 1 BB: 1 P: 22	R: 3 E: 1 K: 0 S: 20 H: 2 LOB: 0 BB: 0 P: 32	R: 0 E: 0 K: 1 S: 8 H: 1 LOB: 0 BB: 0 P: 14	R: 0 E: 0 K: 2 S: 10 H: 1 LOB: 1 BB: 0 P: 16	R: 0 E: 0 K: 1 S: 10 H: 0 LOB: 0 BB: 0 P: 13	R: 0 E: 0 K: 1 S: 12 H: 1 LOB: 0 BB: 0 P: 21	1B: 5 2B: 1 3B: 1 HR: 1	SF: 1 SAC: 0 DP: 1 HBP: 1	WP: 0 PB: 0 SB: 0 CS: 2	PA: 37			

PITCHER		IP	WLS	BF	H	R	ER	SO	BB	IBB	HBP	BLK	WP	HR	S	P	ERA	WHIP
34 Gavin Floyd, R ERA: 4.58	(1, 1)	6.0	L	26	6	5	5	7	3	0	1	0	0	1	74	117	7.50	1.500
65 Nate Jones, R ERA:	(7, 1)	2.0		7	1	0	0	3	0	0	0	0	0	0	20	29	0.00	0.500
48 Zach Stewart, R ERA: 3.0	(9, 1)	1.0		3	1	0	0	1	0	0	0	0	0	0	12	21	0.00	1.000

PITCHER	IP	WLS	BF	H	R	ER	SO	BB	IBB	HBP	BLK	WP	HR	S	P	ERA	WHIP

Baltimore Orioles @ Chicago White Sox

U.S. Cellular Field, Chicago, IL

Thu Apr 19 2012, 2:13 PM - 5:18 PM EDT

Att. 11,836 - Partly Cloudy - 50 F

TOP

livebaseballscorecards.com

AB	31
R	5
H	8
RBI	5
BB	3
SO	11
LOB	13

Baltimore Orioles @ Chicago White Sox

U.S. Cellular Field, Chicago, IL

Thu Apr 19 2012, 2:13 PM - 5:18 PM EDT

Att. 11,836 - Partly Cloudy - 50 F

BOTTOM

livebaseballscorecards.com

Batter	1	2	3	4	5	6	7	8	9	AB	R	H	RBI	BB	SO	LOB
30 Alejandro De Aza, L (1, 8) OBP: 0.315, SLG: 0.553	B SI 92 C SI 94 B CU 78 S SL 84 B FF 94 F FF 94 F SL 84 X FF 94 3-2 ① G4-3		C CU 76 B SI 93 B CH 90 C SL 84 X SI 93 2-2 44 2B 2B	F SL 83 S CU 78 S FF 93 0-3 ② K			B SI 96 B FF 95 B FF 94 B FF 92 4-0 44 K BB		B SI 93 C SI 93 F CH 88 B SI 95 C SI 95 2-3 ② K	4	1	1	0	1	2	0
18 Brent Lillibridge, R (1, 5) 12 A.J. Pierzynski, L (9, PH) OBP: 0.421, SLG: 0.829 22 Brent Morel, R (9, PR) OBP: 0.146, SLG: 0.128	C SI 93 B CU 76 C SI 94 S SL 84 1-3 ② K		B FF 93 S FF 93 B FF 94 S FF 94 F SI 95 S FF 94 2-3 ① K	X SL 84 0-0 ③ F9			C SI 94 F SI 94 F SI 95 B SL 86 1 SAFE S SL 86 1-3 ① K		B CU 78 B CH 89 B SI 94 C SI 93 C SI 94 F SI 95 B SI 95 4-2 44 1B BB	4 0 0	0 0 0	0 0 0	0 0 0	0 1 0	3 0 0	2 0 0
44 Adam Dunn, L (1, 3) OBP: 0.340, SLG: 0.400 15 Gordon Beckham, R (9, PR) OBP: 0.222, SLG: 0.212	C CU 78 B FF 95 S FF 94 B FF 94 B SI 94 B SL 83 4-2 51 WP 14 1B BB		X SI 95 0-0 14 1B 51 1B 2-H 2B	C FF 92 C CU 76 B FF 92 S SL 82 1-3 ① K			C SI 94 B SI 96 S SL 84 D SL 86 F SL 85 F FF 95 B CH 90 S SL 83 3-3 ② ③ K 1-2		B SI 93 B CH 88 C SI 93 B SI 94 F CH 89 F CH 90 X CH 89 3-2 14 HBP 1-3 1B	4 0	1 0	2 0	1 0	1 0	2 0	1 0
14 Paul Konerko, R (1, 10) OBP: 0.442, SLG: 0.543	C SI 94 X SL 84 0-1 51 WP 1-2 1B		B SI 96 B SI 95 C SL 85 X SL 84 2-1 10 BB 51 1B 2-3 1B		X SI 92 0-0 ② F7			B FF 97 C SI 97 C FF 97 B SI 98 F SI 97 B SL 83 B SI 98 4-2 51 2B 10 G6-3 BB	C SI 94 B CH 90 B SI 94 H SI 94 3-1 1-2 HBP	3	1	2	0	1	0	0
51 Alex Rios, R (1, 9) OBP: 0.366, SLG: 0.429	C SI 94 F SI 95 S SL 84 0-3 K 1-2 2-3		B SI 95 F SL 85 X SI 94 1-1 10 BB 1-2 3-H 1B		F SI 92 B SL 82 C SL 84 C SL 82 1-3 ③ K			B SL 83 X SI 98 1-0 1-3 2B	F SI 94 F SI 93 B SI 95 C CU 80 1-3 ③ K	5	0	2	1	0	3	5
10 Alexei Ramirez, R (1, 6) OBP: 0.326, SLG: 0.364	B CU 76 F SI 94 F CU 78 B FF 95 B SI 94 X SI 94 3-2 ③ G6-3		C FF 95 B SI 95 B CU 78 B SI 94 B SI 94 4-1 3-H 1-2 2-3 BB			B CU 77 F SI 93 F SI 92 X SI 93 1-2 24 G4-6-3 1B		T SI 98 D SI 98 F SI 98 F SI 97 F SL 86 D SI 98 X SI 96 2-2 ① G6-3 3-H		3	0	1	1	1	0	4
24 Dayan Viciedo, R (1, 7) OBP: 0.243, SLG: 0.444		C FF 94 B SI 94 S SL 85 C SI 94 1-3 ① K	C SL 86 S SI 94 C SI 95 0-3 ② K			B SI 93 C SL 86 X SI 94 1-1 ① ② G4-6-3 1-2f		F SI 97 F SI 97 C SL 82 0-3 ② K		4	0	0	0	0	3	5
17 Tyler Flowers, R (1, 2) OBP: 0.273, SLG: 0.444		C SL 85 F SI 93 B SL 83 F SL 82 X SI 94 1-2 ② G5-3	S SL 85 B SL 85 D SL 85 F SI 95 B SI 94 S SI 94 3-3 ③ K			B CU 76 C SI 94 B SI 93 C FF 94 F SL 82 B SI 94 B SI 94 4-2 BB		C SI 99 B SI 98 F SI 98 B SI 97 S SL 85 2-3 ③ K		3	0	0	0	1	2	4
38 Eduardo Escobar, S (1, 4) OBP: 0.182, SLG: 0.364		C SI 94 C CU 78 S SL 83 0-3 ③ K		B SI 92 B SI 92 C SI 92 S SI 92 F SI 93 X SI 93 2-2 ① G6-3		X FF 94 0-0 ③ F7			C SI 92 S SI 93 B SI 94 X CH 88 1-2 ① G4-3	4	0	0	0	0	1	1

| Inning Stats | | |

Batter	1	2	3	4	5	6	7	8	9	AB	R	H	RBI	BB	SO	LOB
30 Alejandro De Aza, L (1, 8) OBP: 0.328, SLG: 0.549	B FF 90 C SI 92 F SI 92 X CH 86 1-2 22 S 44 2B 1B	B SI 91 B SI 92 F SI 91 X SI 92 2-1 22 1B 44 HR 2-3 1B		C SI 94 B CH 80 X SI 94 1-1 ② F9			B SI 91 F SI 90 B FF 91 X SI 90 2-1 ①② L7 1-2			4	2	2	0	0	0	1
22 Brent Morel, R (1, 5) OBP: 0.178, SLG: 0.143	B SI 91 F SI 91 1 SAFE S SI 92 F SI 92 1 SAFE B SL 84 B SL 85 F SI 93 4-2 F FF 92 D CH 83 44 2B 51 SF8 1-2 BB	F SI 91 X FF 90 0-1 44 HR 1-3 3-H 1B		C SI 94 F SI 95 B SI 94 F SI 93 F CU 79 X SI 95 1-2 ③ G1-3			B SL 84 C FF 90 X SL 82 1-1 ③ F9			3	2	1	1	1	0	0
44 Adam Dunn, L (1, 10) OBP: 0.368, SLG: 0.571	C FF 92 B SI 92 X FF 92 1-1 1-3 2-H 2B	B SI 93 X SI 92 1-0 1-H 3-H HR			C CU 76 F SI 94 S CH 82 0-3 ① K			X FF 90 0-0 HR		4	2	3	5	0	1	0
14 Paul Konerko, R (1, 3) OBP: 0.411, SLG: 0.500	C FF 92 S SL 86 X SI 93 0-2 ① L4	X SI 93 0-0 ② L4			C CU 78 F SI 94 X SI 93 0-2 ② G6-3			S SL 83 F SI 89 X FS 89 0-2 ① G5-3		4	0	0	0	0	0	2
12 A.J. Pierzynski, L (1, 2) OBP: 0.405, SLG: 0.763	B SI 93 S CH 85 S SI 93 F FF 93 F CH 88 B SL 88 F FF 94 B SL 86 F CH 87 4-2 F CU 80 B FF 94 BB	C SI 94 S SI 93 X SI 95 0-2 ③ G6-3			B SI 95 F SI 93 F CH 82 F CU 80 B SI 94 X CH 79 2-2 ③ G1-3			C CU 73 F CU 74 B FS 88 X FS 87 1-2 ② G4-3		3	0	0	0	1	0	0
51 Alex Rios, R (1, 9) OBP: 0.356, SLG: 0.421	B SI 92 X FF 92 1-0 ② SF8 3-H		C SI 92 B SL 86 B SI 92 X SI 91 2-1 10 G4-6-3 1B			B FF 90 X FF 90 1-0 ① P2		F FF 91 C CU 71 X FF 90 0-2 ③ L6		3	0	1	1	0	0	0
10 Alexei Ramirez, R (1, 6) OBP: 0.300, SLG: 0.333	C SL 85 F FF 91 F FF 92 F CH 84 F CH 85 S FF 93 0-3 ③ K		B SI 94 B SI 93 B SI 93 C SI 90 X SI 92 3-1 ①② G4-6-3 1-2f			B FF 90 C SL 84 F SI 90 B SI 89 F FS 86 F SI 91 F FS 86 S FS 87 2-3 ② K			X SI 90 0-0 ① G6-3	4	0	0	0	0	2	3
24 Dayan Viciedo, R (1, 7) OBP: 0.220, SLG: 0.400		C SI 90 B FF 90 B SL 85 X SL 85 2-1 ① G3-1	C CU 76 X SL 86 0-1 ③ P5			S FF 89 B SL 80 F FS 85 S FS 87 1-3 ③ K			B SL 84 C FF 90 X CU 72 1-1 ② G1-3	4	0	0	0	0	1	0
15 Gordon Beckham, R (1, 4) OBP: 0.250, SLG: 0.250		C SI 92 B SL 86 B SL 85 B FF 92 F SI 93 F SL 85 F SI 93 X SI 92 3-2 30 1B 22 1B 2B		C SI 92 F SI 93 X SL 85 0-2 ① F7			B FF 89 F FF 90 B FS 84 B SI 89 S FF 91 B FF 92 4-2 30 CS BB		C FF 91 C CU 72 X FS 86 0-2 ③ G6-3	3	1	1	0	1	0	0
Inning Stats	R: 2 E: 0 K: 1 S: 27 H: 2 LOB: 2 BB: 2 P: 38	R: 4 E: 0 K: 0 S: 16 H: 4 LOB: 0 BB: 0 P: 24	R: 0 E: 0 K: 0 S: 6 H: 1 LOB: 0 BB: 0 P: 11	R: 0 E: 0 K: 0 S: 10 H: 0 LOB: 0 BB: 0 P: 12	R: 0 E: 0 K: 1 S: 10 H: 0 LOB: 0 BB: 0 P: 12	R: 0 E: 0 K: 2 S: 10 H: 0 LOB: 0 BB: 0 P: 14	R: 0 E: 0 K: 0 S: 6 H: 0 LOB: 0 BB: 1 P: 13	R: 1 E: 0 K: 0 S: 10 H: 1 LOB: 0 BB: 0 P: 11	R: 0 E: 0 K: 0 S: 6 H: 0 LOB: 0 BB: 0 P: 7	1B: 4 2B: 2 3B: 0 HR: 2 SF: 1 SAC: 0 DP: 1 HBP: 0						

PITCHER	IP	WLS	BF	H	R	ER	SO	BB	IBB	HBP	BLK	WP	HR	S	P	ERA	WHIP
45 Hector Noesí, R (1, 1) ERA: 9.49	1.1	L	12	6	6	6	1	2	0	0	0	0	1	39	58	40.50	6.000
50 Erasmo Ramírez, R (2, 1) ERA: 3.12	3.2		11	1	0	0	1	0	0	0	0	0	0	30	39	0.00	0.273
18 Hisashi Iwakuma, R (6, 1) ERA: 2.25	4.0		13	1	1	1	2	1	0	0	0	0	1	32	45	2.25	0.500

PITCHER	IP	WLS	BF	H	R	ER	SO	BB	IBB	HBP	BLK	WP	HR	S	P	ERA	WHIP

TOP

Chicago White Sox @ Seattle Mariners

Safeco Field, Seattle, WA

Fri Apr 20 2012, 7:11 PM - 9:55 PM PDT

Att. 19,947 - Cloudy - 54 F

livebaseballscorecards.com

AB	32
R	7
H	8
RBI	7
BB	3
SO	4
LOB	6

Batter	1	2	3	4	5	6	7	8	9	AB	R	H	RBI	BB	SO	LOB
9 Chone Figgins, S (1, 8) OBP: 0.292, SLG: 0.356	B SI 92 B SI 92 C SI 93 X SI 94 2-1 13 1B 1B		B SI 92 B SI 92 C SI 91 F SI 93 F SL 81 S SL 81 2-3 K ①	C SL 81 B SL 82 B SL 80 S SI 94 S SI 95 2-3 K ③			B SI 94 S SI 93 F SI 95 B FF 94 F SL 81 S SL 81 2-3 K ①		B SI 94 F SI 95 X CH 82 1-1 L6 ②	5	0	1	0	0	3	4
13 Dustin Ackley, L (1, 4) OBP: 0.306, SLG: 0.362	B SI 95 X SI 93 1-0 17 G6-4-3 1-3 1B		B SI 94 B SL 80 C SI 94 B SL 80 B SI 93 4-1 51 2B BB		C SL 78 C SL 80 B SL 81 C SL 81 1-3 K ①		C FF 94 C FF 94 S FF 94 0-3 K ②		B SI 94 C SI 93 F SI 94 T SC 75 1-2 K ③	4	1	1	0	1	3	2
51 Ichiro Suzuki, L (1, 9) OBP: 0.308, SLG: 0.410	B SI 95 S SL 81 S SL 82 F SL 83 1 SAFE S SL 82 1-3 K ①		C SL 80 B SI 94 T SL 80 1 SAFE F SI 95 X SL 81 1-2 1-H 2B		B SI 79 F SL 80 X SL 79 1-1 G3 ②		B FF 95 X FF 95 1-0 2-H 1B			4	0	2	2	0	1	2
17 Justin Smoak, S (1, 3) OBP: 0.254, SLG: 0.339	X SI 95 0-0 G6-4-3 ② ③ 1-2f		B SI 94 C SL 81 X SI 94 1-1 G6-3 ②		C SI 90 B CH 86 C SL 80 S SL 82 1-3 K ③		C FF 95 B FF 93 X FF 94 1-1 G5-3 ③			4	0	0	0	0	1	4
63 Jesus Montero, R (1, 2) OBP: 0.280, SLG: 0.413		C SL 79 C FF 94 B SI 94 B SI 94 F SL 81 X SI 95 2-2 G5-3 ①	B SL 80 C SI 94 B CH 86 F SL 81 S SL 82 2-3 K ③		X SI 92 0-0 HR			B SL 86 C SL 84 S SL 86 B SL 85 S SL 87 2-3 K ①		4	1	1	1	0	2	1
30 Miguel Olivo, R (1, 10) OBP: 0.149, SLG: 0.174		S SI 94 F SI 96 B SL 82 S SL 81 1-3 K ②	B CH 84 C SL 79 B SI 94 B SI 94 F SI 91 X SI 95 3-2 F9 ①		C SL 78 F SL 80 X SL 80 0-2 F8 ①			B CU 75 C SL 84 C SL 85 S FF 94 1-3 K ②		4	0	0	0	0	2	0
16 Alex Liddi, R (1, 5) OBP: 0.333, SLG: 0.273		C SI 91 B CH 86 B SI 86 B SI 91 B SI 94 4-1 33 2B BB	X SI 91 0-0 33 BB 1B		B CH 85 B SL 80 F SI 94 C SI 93 S SL 82 2-3 K ②			C FF 95 B SL 87 X SL 85 1-1 F9 ③		3	0	1	0	1	1	0
33 Casper Wells, R (1, 7) OBP: 0.364, SLG: 0.500		C SI 94 X SI 93 0-1 1-3 2B	B SL 81 F SI 94 B SL 80 B SI 93 B SI 90 4-1 1-2 BB		B CH 85 S SI 94 S CH 86 S SL 80 1-3 K ③				B SI 93 X SI 93 1-0 26 G3 2B	3	0	2	0	1	1	0
26 Brendan Ryan, R (1, 6) OBP: 0.340, SLG: 0.385		F SI 94 B SL 82 C SL 82 B SI 95 S SL 84 2-3 K ③	X SI 93 0-0 F3 ②				S SL 79 C SL 80 B SL 81 X SL 80 1-2 51 1B 2B		C SI 95 B CH 82 F CH 84 F SC 74 X SI 94 1-2 G3 ① 2-3	4	1	1	0	0	1	5
Inning Stats	R: 0 E: 0 K: 1 S: 8 H: 2 LOB: 1 BB: 0 P: 12	R: 0 E: 0 K: 2 S: 13 H: 1 LOB: 2 BB: 1 P: 22	R: 1 E: 0 K: 2 S: 14 H: 1 LOB: 1 BB: 1 P: 24	R: 0 E: 0 K: 1 S: 9 H: 1 LOB: 2 BB: 1 P: 18	R: 0 E: 0 K: 2 S: 8 H: 0 LOB: 0 BB: 0 P: 11	R: 1 E: 0 K: 2 S: 10 H: 1 LOB: 0 BB: 0 P: 13	R: 1 E: 0 K: 2 S: 13 H: 2 LOB: 1 BB: 0 P: 18	R: 0 E: 0 K: 2 S: 8 H: 0 LOB: 0 BB: 0 P: 12	R: 0 E: 0 K: 1 S: 10 H: 1 LOB: 1 BB: 0 P: 14	1B: 4 2B: 4 3B: 0 HR: 1 SF: 0 SAC: 0 DP: 1 HBP: 0	WP: 0 PB: 0 SB: 0 CS: 0 PA: 38					

BOTTOM

Chicago White Sox @ Seattle Mariners

Safeco Field, Seattle, WA

Fri Apr 20 2012, 7:11 PM - 9:55 PM PDT

Att. 19,947 - Cloudy - 54 F

livebaseballscorecards.com

AB	35
R	3
H	9
RBI	3
BB	3
SO	15
LOB	18

PITCHER		IP	WLS	BF	H	R	ER	SO	BB	IBB	HBP	BLK	WP	HR	S	P	ERA	WHIP
49 Chris Sale, L ERA: 3.5	(1, 1)	6.1	W	28	7	3	3	11	3	0	0	0	0	1	69	110	4.26	1.579
37 Matt Thornton, L ERA:	(7, 1)	0.2		3	1	0	0	1	0	0	0	0	0	0	6	8	0.00	1.500
26 Jesse Crain, R ERA: 2.57	(8, 1)	1.0		3	0	0	0	2	0	0	0	0	0	0	8	12	0.00	0.000
53 Héctor Santiago, L ERA: 5.4	(9, 1)	1.0		4	1	0	0	1	0	0	0	0	0	0	10	14	0.00	1.000

PITCHER	IP	WLS	BF	H	R	ER	SO	BB	IBB	HBP	BLK	WP	HR	S	P	ERA	WHIP

Batter	1	2	3	4	5	6	7	8	9	AB	R	H	RBI	BB	SO	LOB
30 Alejandro De Aza, L (1, 8) OBP: 0.333, SLG: 0.536	C FF 91 B SL 77 B FF 91 F FF 91 F SL 76 X FF 92 2-2 ① F8		X FF 91 0-0 ① B2	X SI 91 0-0 1-2 1B			C SL 85 C CU 73 B SL 83 S SL 84 1-3 ① K		C FF 97 B FF 95 B FF 96 X FF 95 2-1 3-H 1B	5	0	2	1	0	1	1
22 Brent Morel, R (1, 5) OBP: 0.180, SLG: 0.149	S FF 92 X CU 76 0-1 ② G6-3		1 SAFE C FF 91 B FF 91 1 SAFE X CU 74 1-1 14 1B 12 1B 1-2 1B	C FF 90 B SL 76 B SL 76 C FF 90 S FF 91 2-3 ② K			X SI 90 0-0 ② P4		1 SAFE S FF 95 C FF 96 S FF 95 0-3 ③ K	5	1	1	0	0	2	3
44 Adam Dunn, L (1, 10) OBP: 0.344, SLG: 0.528	B CU 74 C FF 91 F CU 76 B FF 93 B SI 92 X FF 92 3-2 ③ G4-3		D CU 74 C SI 91 B SL 76 F FF 91 F FF 92 X SI 92 2-2 ② F8 2-3	F SI 91 C FF 90 F FF 90 F SL 77 F FF 91 X FF 91 0-2 ③ F9			C SL 83 B CU 73 B CU 73 S SI 89 B SL 82 S SI 89 3-3 ③ K			4	0	0	0	0	1	4
14 Paul Konerko, R (1, 3) OBP: 0.417, SLG: 0.556		B FF 89 B CU 75 X FF 91 2-0 HR	B SI 92 B FF 91 B FF 90 C SI 90 X SI 91 3-1 51 BB 12 1B 1-3 3-H 1B		F FF 89 F SI 90 X SL 76 0-2 ① G4-3			F FF 96 S CH 86 S CH 88 0-3 ① K		4	1	2	2	0	1	0
12 A.J. Pierzynski, L (1, 2) OBP: 0.391, SLG: 0.714		X SI 90 0-0 ① P5	X SI 90 0-0 51 BB 1-2 3-H 1B		B CU 72 B SI 90 F FF 89 X CH 82 2-1 ② P6			X FF 96 0-0 ② F7		4	0	1	1	0	0	0
51 Alex Rios, R (1, 9) OBP: 0.367, SLG: 0.415		C FF 90 X SI 91 0-1 24 FC4-6 1B	B CU 76 C SI 90 F SI 90 B SL 76 F FF 91 B SL 78 B SL 78 4-2 1-2 2-3 BB		X CH 81 0-0 ③ G6-3			C FF 96 F FF 96 B FF 96 S CH 88 1-3 ③ K		3	0	1	0	1	1	0
10 Alexei Ramirez, R (1, 6) OBP: 0.278, SLG: 0.308		B FF 91 F SI 90 C CU 75 B SI 92 1 SAFE 1 SAFE F FF 91 X SL 77 2-2 ② P6	B FF 90 F FF 91 X SI 91 1-1 ③ L5			C CU 73 B CU 74 X FF 89 1-1 ① F8			C FF 96 F FF 96 S CH 88 0-3 ① K	4	0	0	0	0	1	4
24 Dayan Viciedo, R (1, 7) OBP: 0.205, SLG: 0.372 18 Brent Lillibridge, R (8, 7) OBP: 0.182, SLG: 0.100		C FF 91 F SI 91 X SL 78 0-2 ③ FC4-6 1-2f		B CU 73 F FF 90 S CU 74 B FF 90 X SI 90 2-2 ① G5-3		F CU 73 C CU 75 F FF 91 B FF 91 F SL 78 X SL 76 1-2 ② G5-3			S FF 96 F FF 97 F CH 90 X CH 90 0-2 15 G6-3 15 S 30 1B 1B	3 1	0 1	0 1	0 0	0 0	0 0	1 0
15 Gordon Beckham, R (1, 4) OBP: 0.273, SLG: 0.256			F FF 89 B SI 90 F CU 75 F FF 91 F SI 90 X CU 74 1-2 44 F8 22 1B 14 1B 1B	B FF 90 F FF 89 H FF 89 2-1 30 1B HBP		C FF 90 F CH 83 X CU 75 0-2 ③ P3			C FF 96 B FF 96 B SL 88 1 SAFE F FF 96 B CH 88 X FF 96 3-2 ② G6-3 1-3	3	1	1	0	0	0	1

TOP

Chicago White Sox @ Seattle Mariners

Safeco Field, Seattle, WA

Sat Apr 21 2012, 1:10 PM - 3:25 PM PDT

Att. 22,472 - Sunny - 64 F

livebaseballscorecards.com

AB	36
R	4
H	9
RBI	4
BB	1
SO	7
LOB	14

Inning Stats	1	2	3	4	5	6	7	8	9
	R: 0 E: 0 K: 0 S: 9 H: 0 LOB: 0 BB: 0 P: 14	R: 1 E: 0 K: 0 S: 11 H: 2 LOB: 1 BB: 0 P: 15	R: 2 E: 0 K: 0 S: 20 H: 4 LOB: 3 BB: 1 P: 32	R: 0 E: 0 K: 1 S: 14 H: 1 LOB: 2 BB: 0 P: 20	R: 0 E: 0 K: 0 S: 6 H: 0 LOB: 0 BB: 0 P: 8	R: 0 E: 0 K: 0 S: 10 H: 0 LOB: 0 BB: 0 P: 12	R: 0 E: 0 K: 2 S: 7 H: 0 LOB: 0 BB: 0 P: 11	R: 0 E: 0 K: 2 S: 7 H: 0 LOB: 0 BB: 0 P: 8	R: 1 E: 0 K: 2 S: 15 H: 2 LOB: 1 BB: 0 P: 20

1B: 8	SF: 0	WP: 0	PA: 38
2B: 0	SAC: 0	PB: 0	
3B: 0	DP: 0	SB: 1	
HR: 1	HBP: 1	CS: 0	

PITCHER		IP	WLS	BF	H	R	ER	SO	BB	IBB	HBP	BLK	WP	HR	S	P	ERA	WHIP
49 Blake Beavan, R ERA: 3.26	(1, 1)	6.0	L	27	7	3	3	1	1	0	1	0	0	1	70	101	4.50	1.333
44 Lucas Luetge, L ERA:	(7, 1)	1.0		3	0	0	0	2	0	0	0	0	0	0	7	11	0.00	0.000
35 Steve Delabar, R ERA: 6.43	(8, 1)	2.0		8	2	1	1	4	0	0	0	0	0	0	22	28	4.50	1.000

PITCHER	IP	WLS	BF	H	R	ER	SO	BB	IBB	HBP	BLK	WP	HR	S	P	ERA	WHIP

Batter	1	2	3	4	5	6	7	8	9	AB	R	H	RBI	BB	SO	LOB
9 Chone Figgins, S (1, 7) OBP: 0.279, SLG: 0.339	B SI 91 C FF 91 C FF 92 B CU 80 X SL 83 2-2 ① G3-1			X FF 91 0-0 ① F7			C FF 90 B SL 83 C SL 82 F CU 80 F SL 83 B SL 85 S FF 94 2-3 ① K			3	0	0	0	0	1	0
13 Dustin Ackley, L (1, 4) OBP: 0.292, SLG: 0.344	B FF 92 C FF 91 X CH 86 1-1 ② G4-3			B FF 90 C SL 82 X CU 76 1-1 ② L9			S FF 92 B SI 94 B FF 87 X SI 91 2-1 ② P6			3	0	0	0	0	0	0
51 Ichiro Suzuki, L (1, 9) OBP: 0.294, SLG: 0.391	C FF 92 B FF 93 C CH 86 X FF 92 1-2 ③ L6			B CU 79 C CH 84 F CH 85 S SL 84 1-3 ③ K			X SL 86 0-0 ③ G3			3	0	0	0	0	1	0
17 Justin Smoak, S (1, 3) OBP: 0.242, SLG: 0.322		C SL 80 F FF 91 S CU 79 0-3 ① K			X FF 90 0-0 ① P6			C SL 85 B SL 80 B FF 91 F FF 91 S SL 84 2-3 ① K		3	0	0	0	0	2	0
15 Kyle Seager, L (1, 5) OBP: 0.288, SLG: 0.431		C FF 92 B CU 77 B CU 77 C SL 82 F SL 84 S CH 87 2-3 ② K			C SI 90 B CH 85 X SL 83 1-1 ② F8			F SI 92 F FF 93 X SL 83 0-2 ② L7		3	0	0	0	0	1	0
63 Jesus Montero, R (1, 10) OBP: 0.264, SLG: 0.388		B SI 92 B CH 85 C SL 82 C FF 91 S SL 84 2-3 ③ K			B SL 84 X SL 84 1-0 ③ F7			C FF 92 B SL 85 X SL 85 1-1 ③ G4-3		3	0	0	0	0	1	0
55 Michael Saunders, L (1, 8) OBP: 0.292, SLG: 0.372			F FF 91 C FF 91 X CU 78 0-2 ① P3			B X SL 83 1-0 ① F8			B FF 92 B FF 91 B SI 89 C FF 92 S FF 90 S SL 85 3-3 ① K	3	0	0	0	0	1	0
30 Miguel Olivo, R (1, 2) OBP: 0.143, SLG: 0.167 27 John Jaso, L (9, PH) OBP: 0.308, SLG: 0.667			C FF 90 S CU 77 B CU 79 B CU 80 S SL 83 2-3 ② K			B FF 92 F SL 82 X SL 82 1-1 ② P4			S SL 86 C CU 81 X SL 84 0-2 ② F9	2 1	0 0	0 0	0 0	1 0	0 0	0 0
61 Munenori Kawasaki, L (1, 6) OBP: 0.235, SLG: 0.133 26 Brendan Ryan, R (9, PH) OBP: 0.333, SLG: 0.375			F FF 92 C CH 85 X FF 93 0-2 ③ P5			X SL 84 0-0 ③ B1-3			B SL 82 C SL 83 S SL 83 B CU 83 B SL 85 F FF 93 S SL 85 3-3 ③ K2-3	2 1	0 0	0 0	0 0	0 1	0 0	0 0
Inning Stats	R: 0 E: 0 K: 0 S: 8 H: 0 LOB: 0 BB: 0 P: 12	R: 0 E: 0 K: 3 S: 10 H: 0 LOB: 0 BB: 0 P: 14	R: 0 E: 0 K: 1 S: 9 H: 0 LOB: 0 BB: 0 P: 11	R: 0 E: 0 K: 1 S: 6 H: 0 LOB: 0 BB: 0 P: 8	R: 0 E: 0 K: 0 S: 4 H: 0 LOB: 0 BB: 0 P: 6	R: 0 E: 0 K: 0 S: 4 H: 0 LOB: 0 BB: 0 P: 6	R: 0 E: 0 K: 1 S: 8 H: 0 LOB: 0 BB: 0 P: 12	R: 0 E: 0 K: 1 S: 8 H: 0 LOB: 0 BB: 0 P: 11	R: 0 E: 0 K: 2 S: 10 H: 0 LOB: 0 BB: 0 P: 16	1B: 0 2B: 0 3B: 0 HR: 0 SF: 0 SAC: 0 DP: 0 HBP: 0						

PITCHER	IP	WLS	BF	H	R	ER	SO	BB	IBB	HBP	BLK	WP	HR	S	P	ERA	WHIP
41 Philip Humber, R (1, 1) ERA: 0.63	9.0	W	27	0	0	0	9	0	0	0	0	0	0	67	96	0.00	0.000

PITCHER	IP	WLS	BF	H	R	ER	SO	BB	IBB	HBP	BLK	WP	HR	S	P	ERA	WHIP

BOTTOM

Chicago White Sox @ Seattle Mariners

Safeco Field, Seattle, WA

Sat Apr 21 2012, 1:10 PM - 3:25 PM PDT

Att. 22,472 - Sunny - 64 F

livebaseballscorecards.com

AB	27
R	0
H	0
RBI	0
BB	0
SO	9
LOB	0

WP: 0 PA: 27
PB: 0
SB: 0
CS: 0

Batter	1	2	3	4	5	6	7	8	9	AB	R	H	RBI	BB	SO	LOB
18 Brent Lillibridge, R (1, 7) OBP: 0.313, SLG: 0.214	B FF 89 B FC 88 C FC 89 B SI 91 X SI 91 3-1 10 S 1B		B FF 90 X SI 92 1-0 10 2B 1B		C SL 84 B CU 75 B SL 84 C FF 91 C SI 92 2-3 ② K		F FF 96 H CH 88 1-1 10 S HBP		C SI 95 S FS 88 S SI 96 0-3 ① K	4	1	2	0	0	2	0
10 Alexei Ramirez, R (1, 6) OBP: 0.271, SLG: 0.316	C FF 90 C FF 89 X SL 84 0-2 ① F8 1-2		1 SAFE X FF 90 0-0 44 1B 1-H 2B		X FF 92 0-0 ③ G2-3		B FF 95 F FF 95 S CH 87 F FF 96 S CH 88 1-3 ② K 1-2		X SL 87 0-0 ② F8	5	1	1	1	0	1	2
44 Adam Dunn, L (1, 3) OBP: 0.348, SLG: 0.509	C CU 72 B FC 90 C FF 90 B FF 92 B SI 91 F SI 91 S SL 84 3-3 ② K		F FC 90 B FC 90 X FF 91 1-1 14 G6-4-3 3-H 1B			B CU 71 B CH 81 B FF 90 B FF 91 4-0 14 1B 12 FC6-2 BB	B FF 96 B FF 96 C FF 95 B FF 95 X FF 96 3-1 ③ G4-3		S SI 97 B FS 87 B SI 96 B SI 97 X SI 96 3-1 ③ F8	4	0	1	1	1	1	2
14 Paul Konerko, R (1, 10) OBP: 0.422, SLG: 0.569 30 Alejandro De Aza, L (8, PR) OBP: 0.333, SLG: 0.536 (8, 10)	B SI 92 F SL 83 F SI 91 D CU 73 X SL 84 2-2 ③ G4-3		S CU 72 B SI 90 B SL 83 D SI 90 X SI 89 3-1 ②③ G6-4-3 1-2f			F FF 90 X SI 91 0-1 12 FC6-2 51 3B 1-3 1B		C CU 78 F FF 96 F FF 97 B CU 80 X CU 80 1-2 12 1B 51 1B 2B	4 0	1 1	2 0	0 0	0 0	0 0	2 0
12 A.J. Pierzynski, L (1, 2) OBP: 0.380, SLG: 0.674		B CU 70 B CU 70 F FF 90 X FF 91 2-1 ① G6-3		B CU 70 X CH 80 1-0 ① L9		B SL 84 F B SL 83 X 2-1 ① FC6-2 51 3B 1-2 3-H		F F FF 97 X SI 96 0-2 51 1B 1 1B 2-3 1B	4	2	1	0	0	0	2
51 Alex Rios, R (1, 9) OBP: 0.396, SLG: 0.511		C FF 90 C SI 92 B SI 92 F CU 73 F SI 91 X FF 90 1-2 1 G3-1 2B		C SL 82 B SL 84 C CU 73 X SI 91 1-2 ② G4-3		C SL 86 B SI 92 D X SI 93 2-1 1 SF8 1-H 2-H 3B		C CU 78 B CU 80 B X SI 93 2-1 1 1B 1-3 3-H 1B	4	1	3	3	0	0	0
1 Kosuke Fukudome, L (1, 8) OBP: 0.263, SLG: 0.188		X FF 92 0-0 ② G3-1 2-3		C FC 91 B SL 85 B SI 92 B SL 83 C SI 91 B SI 91 4-2 22 WP 22 1B BB		X FF 92 0-0 ② SF8 3-H		B 1 SAFE B X 2-0 15 G5-4-3 1-2 3-H 1B	2	0	1	2	1	0	1
22 Brent Morel, R (1, 5) OBP: 0.185, SLG: 0.157		S FC 91 F FF 92 C SL 85 0-3 ③ K		1 SAFE 1 SAFE C SL 83 C SL 83 B SI 92 1 SAFE B CU 74 F FF 92 X SL 82 2-2 ③ 1-H 1B		X SI 92 0-0 ③ F9		B FF 94 F FF 94 C F FF 95 C CU 77 1-3 ① K	4	0	1	0	0	2	3
15 Gordon Beckham, R (1, 4) OBP: 0.250, SLG: 0.233			B FC 90 C FF 88 X FC 90 1-1 ① G2-3		C FC 89 B SL 83 B SL 83 B SI 90 C SI 90 X SI 92 3-2 ① G6-3		S FF 95 B SL 86 C SL 87 B CH 88 X FF 95 2-2 ① P3		B B CU 78 X CU 78 2-2 ②③ G5-4-3 1-2f	4	0	0	0	0	0	2
Inning Stats	R: 0 E: 0 K: 1 S: 12 H: 1 LOB: 1 BB: 0 P: 20	R: 0 E: 0 K: 1 S: 11 H: 1 LOB: 1 BB: 0 P: 14	R: 2 E: 0 K: 0 S: 8 H: 3 LOB: 0 BB: 0 P: 14	R: 0 E: 0 K: 0 S: 10 H: 1 LOB: 2 BB: 1 P: 18	R: 0 E: 0 K: 1 S: 7 H: 0 LOB: 0 BB: 0 P: 12	R: 3 E: 0 K: 0 S: 8 H: 2 LOB: 0 BB: 1 P: 16	R: 0 E: 0 K: 1 S: 10 H: 0 LOB: 1 BB: 0 P: 17	R: 2 E: 0 K: 1 S: 17 H: 4 LOB: 1 BB: 0 P: 25	R: 0 E: 0 K: 1 S: 6 H: 0 LOB: 0 BB: 0 P: 9	1B: 8 2B: 3 3B: 1 HR: 0 SF: 1 SAC: 0 DP: 2 HBP: 1						

PITCHER	IP	WLS	BF	H	R	ER	SO	BB	IBB	HBP	BLK	WP	HR	S	P	ERA	WHIP
25 Kevin Millwood, R (1, 1) ERA: 7.04	5.1	L	24	8	5	5	3	2	0	0	0	1	0	54	92	8.44	1.875
41 Charlie Furbush, L (6, 1) ERA: 4.91	0.2		2	0	0	0	0	0	0	0	0	0	0	2	2	0.00	0.000
35 Steve Delabar, R (7, 1) ERA: 5.63	1.0		4	0	0	0	1	0	0	1	0	0	0	10	17	0.00	0.000
54 Tom Wilhelmsen, R (8, 1) ERA: 2.45	1.0		6	4	2	2	1	0	0	0	0	0	0	17	25	18.00	4.000
43 Brandon League, R (9, 1) ERA: 2.08	1.0		3	0	0	0	1	0	0	0	0	0	0	6	9	0.00	0.000

PITCHER	IP	WLS	BF	H	R	ER	SO	BB	IBB	HBP	BLK	WP	HR	S	P	ERA	WHIP

TOP

Chicago White Sox @ Seattle Mariners

Safeco Field, Seattle, WA

Sun Apr 22 2012, 1:11 PM - 4:06 PM PDT

Att. 19,975 - Sunny - 61 F

livebaseballscorecards.com

AB	35
R	7
H	12
RBI	7
BB	2
SO	6
LOB	14

Batter	1	2	3	4	5	6	7	8	9	AB	R	H	RBI	BB	SO	LOB
9 Chone Figgins, S (1, 8) OBP: 0.278, SLG: 0.323	C FC 87 F SI 90 S SI 91 0-3 ① K		C FC 86 B FC 88 B FC 86 B FF 90 C FF 91 F FF 91 B FF 91 4-2 51 1B 63 1B BB	B FF 90 L SI 90 L FF 90 C FC 87 1-3 ① K		L SI 88 1 SAFE L FF 89 1 SAFE X SI 90 0-2 ① SH1-3 1-2			B SI 93 C SI 94 C CH 82 B SC 76 S SI 95 2-3 ① K	3	1	0	0	1	3	2
13 Dustin Ackley, L (1, 4) OBP: 0.286, SLG: 0.333	B SI 90 F FF 90 B FF 90 T FF 90 F FF 91 S FC 87 2-3 K 51 1B		B FF 90 F FF 90 1 SAFE B FF 88 S FC 88 1 SAFE F FF 91 X FC 87 2-2 ② L9	X FC 87 0-0 FC4 51 FC3-6 1-2 3-H		F SI 90 2 SAFE D FC 87 B FC 87 B FF 91 X FF 91 3-1 ② F7			S SI 95 F SI 95 B SI 95 X CU 80 1-2 63 DI 1B	5	0	1	1	0	1	3
51 Ichiro Suzuki, L (1, 9) OBP: 0.301, SLG: 0.391	X FF 88 0-0 63 G6-4-3 1-3 1B		X FF 90 0-0 63 1B 16 2B 1-3 1B	X FC 87 0-0 ② FC3-6 1-2f 2-3		B X FF 90 1-0 ③ P5			B FF 94 F SI 95 B FF 95 F FF 95 C SI 96 2-3 ② K	5	1	2	0	0	1	4
63 Jesus Montero, R (1, 10) OBP: 0.259, SLG: 0.370	F FC 87 1 SAFE F FF 90 B SI 87 X CH 80 1-2 ② ③ G6-4-3 1-2f		X SI 90 0-0 16 2B 1-3 1B 3-H	C CH 83 F SI 90 S SI 91 0-3 ③ K			B FF 92 F FF 92 S FF 94 F FF 95 S FF 95 1-3 ① K		B SI 96 S SI 96 F SI 95 X FF 95 1-2 ③ F9 1-2	5	0	1	1	0	2	5
16 Alex Liddi, R (1, 3) OBP: 0.375, SLG: 0.357		B FC 84 X FC 86 1-0 ① B1-3	C CH 83 B CH 83 X FC 86 1-1 1-3 2B 3-H		B FC 86 B FF 87 F FF 89 S CH 84 B FF 90 B FF 90 4-2 15 FC4 BB		C FF 95 B SL 83 C FF 95 B C FF 95 2-3 ② K			3	0	1	1	1	1	0
15 Kyle Seager, L (1, 5) OBP: 0.268, SLG: 0.400		F SI 90 C FC 85 B CU 77 T FC 86 1-2 ② K	X FC 86 0-0 ③ F8		X SI 88 0-0 ① FC4 30 S 1-2f		F FF 96 S FF 96 S 0-3 ③ K2-3			4	0	0	0	0	2	3
30 Miguel Olivo, R (1, 2) OBP: 0.170, SLG: 0.192		X CH 83 0-0 1B		B CH 80 X FC 87 1-0 33 1B 26 E 1B	B FF 88 D CH 83 S CH 83 C FF 89 F FF 90 X SI 90 2-2 ② F8 1-2			X FF 95 0-0 ① P3		4	1	2	0	0	0	1
33 Casper Wells, R (1, 7) OBP: 0.333, SLG: 0.429		S SI 88 C FF 90 B FF 90 1 SAFE S SI 90 1-3 ③ K		1 SAFE B FF 90 X CH 83 1-0 26 E 13 FC4 1B 1-2	X FC 87 0-0 ③ G6-3			C FF 95 S FF 95 B FF 94 B FF 95 X FF 96 2-2 ② G5-3		4	1	1	0	0	1	2
26 Brendan Ryan, R (1, 6) OBP: 0.346, SLG: 0.357			B SI 88 X FC 86 1-0 ① P4	B FF 88 C FF 89 B SI 90 1 SAFE B CH 83 F FC 89 B CH 84 4-2 51 FC3-6 13 FC4 1-3 2-H BB		B FC 85 B FC 85 C FF 90 B FF 90 B FF 91 4-1 9 SH1-3 BB		B FF 95 B FF 95 C FF 94 F SI 96 B FF 96 X FF 97 3-2 ③ G5-3		2	0	0	0	2	0	0
Inning Stats	R: 0 E: 0 K: 2 S: 11 H: 1 LOB: 1 BB: 0 P: 14	R: 0 E: 0 K: 2 S: 8 H: 1 LOB: 1 BB: 0 P: 11	R: 2 E: 0 K: 0 S: 13 H: 3 LOB: 2 BB: 1 P: 21	R: 2 E: 1 K: 2 S: 12 H: 2 LOB: 2 BB: 1 P: 19	R: 0 E: 0 K: 0 S: 8 H: 0 LOB: 1 BB: 1 P: 14	R: 0 E: 0 K: 0 S: 7 H: 0 LOB: 1 BB: 1 P: 15	R: 0 E: 0 K: 3 S: 10 H: 0 LOB: 0 BB: 0 P: 13	R: 0 E: 0 K: 0 S: 7 H: 0 LOB: 0 BB: 0 P: 12	R: 0 E: 0 K: 2 S: 12 H: 1 LOB: 1 BB: 0 P: 18	1B: 7 2B: 1 3B: 0 HR: 0	SF: 0 SAC: 1 DP: 1 HBP: 0	WP: 0 PB: 1 SB: 1 CS: 0	PA: 40				

PITCHER	IP	WLS	BF	H	R	ER	SO	BB	IBB	HBP	BLK	WP	HR	S	P	ERA	WHIP
50 John Danks, L (1, 1) ERA: 5.11	6.0	W	30	7	4	4	6	4	0	0	0	0	0	59	94	6.00	1.833
43 Addison Reed, R (7, 1) ERA:	1.0	H	3	0	0	0	3	0	0	0	0	0	0	10	13	0.00	0.000
37 Matt Thornton, L (8, 1) ERA:	1.0	H	3	0	0	0	0	0	0	0	0	0	0	7	12	0.00	0.000
53 Héctor Santiago, L (9, 1) ERA: 4.5	1.0	S	4	1	0	0	2	0	0	0	0	0	0	12	18	0.00	1.000

PITCHER	IP	WLS	BF	H	R	ER	SO	BB	IBB	HBP	BLK	WP	HR	S	P	ERA	WHIP

BOTTOM

Chicago White Sox @ Seattle Mariners

Safeco Field, Seattle, WA

Sun Apr 22 2012, 1:11 PM - 4:06 PM PDT

Att. 19,975 - Sunny - 61 F

livebaseballscorecards.com

AB	35
R	4
H	8
RBI	3
BB	4
SO	11
LOB	20

Batter	1	2	3	4	5	6	7	8	9	AB	R	H	RBI	BB	SO	LOB
30 Alejandro De Aza, L (1, 8) OBP: 0.353, SLG: 0.550	C FF 90 C FF 91 B FF 90 S FF 91 1-3 K ①		B CH 82 F FF 90 B FF 90 B FF 89 B SI 88 4-1 BB		X SI 89 0-0 F7 ①		B SI 89 X FF 90 1-0 2B		1 SAFE L SI 94 X SI 94 0-1 12 1B 10 E 1-2 1B	4	0	2	0	1	1	0
10 Alexei Ramirez, R (1, 6) OBP: 0.250, SLG: 0.290	B SI 89 F SI 88 L FF 91 B SL 84 X SI 90 2-2 G1-3 ②		C SI 86 1 SAFE X SI 86 0-1 L8 ③		X SI 89 0-0 F9 ②		B FF 91 C SI 89 B SI 89 X SI 88 2-1 G6-3 ③		C SI 93 L SI 94 B SL 82 B SI 95 B SI 94 X SI 94 3-2 FC5 12 1B 1-2 2-3	5	0	0	0	0	0	4
44 Adam Dunn, L (1, 3) OBP: 0.366, SLG: 0.550	B FF 90 B SI 89 F FF 90 C SI 89 B SI 90 F SI 90 B FF 91 4-2 BB			X FF 88 0-0 HR	B SI 89 C FF 92 F FF 91 C FF 91 1-3 K ③			B SI 96 B SI 95 B SI 95 B SI 94 4-0 51 1B BB	S SL 83 S SL 85 B SI 89 D CU 71 B SL 81 C SI 90 3-3 K ①	3	1	1	1	2	2	3
14 Paul Konerko, R (1, 10) OBP: 0.406, SLG: 0.587	C SI 85 F SI 86 F SI 88 B SI 88 X SI 88 1-2 F8 ③			C FF 90 C SI 89 X SI 89 0-2 HR		F SI 87 F FF 91 X CH 81 0-2 P4 ①		B SI 95 B CH 88 C SI 93 F SI 94 F SI 96 S CH 89 2-3 K ①	X FC 85 0-0 L6 ②	5	1	1	1	0	1	5
12 A.J. Pierzynski, L (1, 2) OBP: 0.382, SLG: 0.640		B FF 90 F SI 89 B FF 91 B SI 89 F FF 89 B FF 91 4-2 51 G4-6-3 BB		X FF 90 0-0 F7 ①		B FF 90 X SI 88 1-0 L8 ②		1 SAFE C SI 95 F CH 89 X SL 89 0-2 L8 ②	B CH 87 B FC 85 F FC 87 X FC 86 2-1 1B 1-2 2-3 3-H	4	0	1	1	1	0	1
51 Alex Rios, R (1, 9) OBP: 0.414, SLG: 0.520		C SI 87 X SI 87 0-1 G4-6-3 ① ② 1-2f		C SI 88 C SL 83 X CH 81 0-2 24 1B 1B		F SI 88 X SI 89 0-1 1B		C SI 94 1 SAFE X SI 95 0-1 1-2 1B	B FC 86 F FC 85 X FC 87 1-1 P4 ③	5	0	3	0	0	0	4
24 Dayan Viciedo, R (1, 7) OBP: 0.208, SLG: 0.362 18 Brent Lillibridge, R (8, 7) OBP: 0.313, SLG: 0.214		C SI 88 B SI 89 X FF 91 1-1 L9 ③		C SI 87 X SI 86 0-1 1-2 1B		B SI 86 X SI 86 1-0 G5-3 ③		F SI 94 B CH 89 F SI 95 B CH 89 X SI 95 2-2 P2 ③		4 0	0 0	1 0	0 0	0 0	0 0	3 0
22 Brent Morel, R (1, 5) OBP: 0.207, SLG: 0.200			C SI 87 X SL 82 0-1 E5 15 G5-4-3	C SI 88 F SI 87 X SI 88 0-2 L8 ②			C SI 87 S SL 80 B SL 83 B SL 82 F SI 88 B SI 89 F SI 88 X SI 89 3-2 15 G4-6-3 1B		X SI 94 0-0 15 WP 15 1B 2B	4	1	2	0	0	0	2
15 Gordon Beckham, R (1, 4) OBP: 0.250, SLG: 0.234			C SI 86 X SI 86 0-1 G5-4-3 ① ② 1-2f	C SL 83 C SI 88 X SI 87 0-2 G3-1 ③			X SI 86 0-0 G4-6-3 ① ② 1-2f		B SI 94 B SI 92 X SI 93 2-0 10 E 30 1B 12 1B 2-H 1B	4	1	1	1	0	0	4

Chicago White Sox @ Oakland Athletics

Oakland Coliseum, Oakland, CA

Mon Apr 23 2012, 7:10 PM - 9:33 PM PDT

Att. 10,574 - Partly Cloudy - 60 F

TOP

livebaseballscorecards.com

AB	38
R	4
H	12
RBI	4
BB	4
SO	4
LOB	26

Inning Stats	1	2	3	4	5	6	7	8	9	1B: 8	SF: 0	WP: 1	PA: 42
	R: 0 E: 0 K: 1 S: 13	R: 0 E: 0 K: 0 S: 6	R: 0 E: 1 K: 0 S: 7	R: 2 E: 0 K: 0 S: 16	R: 0 E: 0 K: 1 S: 5	R: 0 E: 0 K: 0 S: 7	R: 0 E: 0 K: 0 S: 9	R: 0 E: 0 K: 1 S: 12	R: 2 E: 1 K: 1 S: 15	2B: 2 3B: 0 HR: 2	SAC: 0 DP: 3 HBP: 0	PB: 0 SB: 0 CS: 0	
	H: 0 LOB: 1 BB: 1 P: 21	H: 0 LOB: 0 BB: 1 P: 11	H: 0 LOB: 1 BB: 1 P: 11	H: 4 LOB: 2 BB: 0 P: 16	H: 0 LOB: 0 BB: 0 P: 6	H: 1 LOB: 1 BB: 0 P: 9	H: 2 LOB: 1 BB: 0 P: 15	H: 1 LOB: 2 BB: 1 P: 20	H: 4 LOB: 3 BB: 0 P: 26				

PITCHER		IP	WLS	BF	H	R	ER	SO	BB	IBB	HBP	BLK	WP	HR	S	P	ERA	WHIP
21 Bartolo Colon, R ERA: 2.62	(1, 1)	7.0	L	29	7	2	2	2	3	0	0	0	0	2	63	89	2.57	1.429
65 Pedro Figueroa, L ERA:	(8, 1)	1.0		5	1	0	0	1	1	0	0	0	0	0	12	20	0.00	2.000
60 Fautino De Los Santos, R ERA: 3.0	(9, 1)	0.0		4	3	2	1	0	0	0	0	0	1	0	7	12	∞	∞
13 Jerry Blevins, L ERA: 2.7	(9, 1)	0.1		1	0	0	0	1	0	0	0	0	0	0	3	6	0.00	0.000
54 Rich Thompson, R ERA: 12.0	(9, 1)	0.2		3	1	0	0	0	0	0	0	0	0	0	5	8	0.00	1.500

PITCHER	IP	WLS	BF	H	R	ER	SO	BB	IBB	HBP	BLK	WP	HR	S	P	ERA	WHIP

Batter	1	2	3	4	5	6	7	8	9	AB	R	H	RBI	BB	SO	LOB
19 Jemile Weeks, S (1, 4) OBP: 0.259, SLG: 0.360	C FF 89 F FF 90 S FF 92 0-3 ① K			X CU 77 0-0 16 G4-6-3 4 BB 1B		B FF 90 C SL 84 C CH 84 B FF 90 X FF 90 2-2 ② F9			S CH 87 T FF 89 X FF 90 0-2 ① F7	4	0	1	0	0	1	0
4 Coco Crisp, S (1, 7) OBP: 0.231, SLG: 0.167	B FF 91 X CH 82 1-0 ② G4-3			B FF 89 C FF 89 B CH 83 1 SAFE B CH 81 B FF 90 4-1 16 G4-6-3 1-2 BB		B FC 86 C SL 84 X CH 84 1-1 ③ P4			C FF 89 B FF 90 F SL 84 B FF 90 B SL 84 X FF 90 3-2 16 F9 1B	3	0	1	0	1	0	0
16 Josh Reddick, L (1, 9) OBP: 0.271, SLG: 0.412	C FF 91 S FF 91 B FF 92 B FF 92 X FF 91 2-2 ③ F8			C FC 86 2 SAFE F FF 90 2 SAFE F FF 91 X CH 84 0-2 ①② G4-6-3 1-2f 2-3			B FC 85 F SL 83 B FF 90 F FF 90 F FF 91 B CH 85 X SL 85 3-2 ① F7		X CH 82 0-0 ② F9 1-2	4	0	0	0	0	0	3
52 Yoenis Cespedes, R (1, 8) OBP: 0.357, SLG: 0.508		B FF 90 B FF 91 C FF 90 F SI 90 C SI 92 2-3 ① K		X FF 91 0-0 ③ P2			X SI 91 0-0 25 G3 2B		X CU 81 0-0 ③ P2	4	0	1	0	0	1	2
25 Kila Ka'aihue, L (1, 3) OBP: 0.375, SLG: 0.400		C SL 83 B FF 92 F FF 91 B FF 92 S CH 84 2-3 ② K			B FF 90 T CH 83 B CH 82 C SL 84 S CH 83 2-3 ① K		F FF 91 X SL 84 0-1 ② G3 2-3			3	0	0	0	0	2	1
15 Seth Smith, L (1, 10) OBP: 0.356, SLG: 0.261		X FF 91 0-0 ③ F8			B CU 79 B CU 80 B FF 91 B FF 88 4-0 BB		X FC 85 0-0 ③ G4-3			2	0	0	0	1	0	1
8 Kurt Suzuki, R (1, 2) OBP: 0.197, SLG: 0.254			C SI 90 B CU 82 X SL 85 1-1 ① G6-3		B FC 86 X SI 91 1-0 ② L9			B FF 89 X SL 84 1-0 ① F7		3	0	0	0	0	0	1
35 Luke Hughes, R (1, 5) OBP: 0.143, SLG: 0.154			F SI 90 F SI 92 B FF 92 B SL 83 S CH 84 2-3 ② K		C SI 90 F FF 92 B FF 91 D CH 83 X SL 83 2-2 ③ F8			C FF 90 B SL 85 X CH 83 1-1 ② F8		3	0	0	0	0	1	1
2 Cliff Pennington, S (1, 6) OBP: 0.257, SLG: 0.288			C FF 89 C FF 91 F FF 91 F CH 85 F FF 91 F CH 84 F FC 85 X FF 91 0-2 ③ F7			B FF 88 C SL 84 F SL 85 B FF 91 F FC 85 X FF 90 2-2 ① F8		C SL 84 X CH 83 0-1 ③ G2-3		3	0	0	0	0	0	0
Inning Stats	R: 0 E: 0 K: 1 S: 7 H: 0 LOB: 0 BB: 0 P: 10	R: 0 E: 0 K: 2 S: 7 H: 0 LOB: 0 BB: 0 P: 11	R: 0 E: 0 K: 1 S: 13 H: 0 LOB: 0 BB: 0 P: 16	R: 0 E: 0 K: 0 S: 7 H: 1 LOB: 1 BB: 1 P: 11	R: 0 E: 0 K: 1 S: 7 H: 0 LOB: 1 BB: 1 P: 16	R: 0 E: 0 K: 0 S: 9 H: 0 LOB: 0 BB: 0 P: 14	R: 0 E: 0 K: 0 S: 8 H: 1 LOB: 1 BB: 0 P: 11	R: 0 E: 0 K: 0 S: 5 H: 0 LOB: 0 BB: 0 P: 7	R: 0 E: 0 K: 0 S: 8 H: 1 LOB: 1 BB: 0 P: 11	1B: 2 2B: 1 3B: 0 HR: 0 SF: 0 SAC: 0 DP: 1 HBP: 0						

PITCHER	IP	WLS	BF	H	R	ER	SO	BB	IBB	HBP	BLK	WP	HR	S	P	ERA	WHIP
44 Jake Peavy, R (1, 1) ERA: 1.88	9.0	W	31	3	0	0	5	2	0	0	0	0	0	71	107	0.00	0.556

PITCHER	IP	WLS	BF	H	R	ER	SO	BB	IBB	HBP	BLK	WP	HR	S	P	ERA	WHIP

BOTTOM

Chicago White Sox @ Oakland Athletics

Oakland Coliseum, Oakland, CA

Mon Apr 23 2012, 7:10 PM - 9:33 PM PDT

Att. 10,574 - Partly Cloudy - 60 F

livebaseballscorecards.com

AB	29
R	0
H	3
RBI	0
BB	2
SO	5
LOB	9

Batter	1	2	3	4	5	6	7	8	9	AB	R	H	RBI	BB	SO	LOB
30 Alejandro De Aza, L (1, 8) OBP: 0.333, SLG: 0.516	C FF 87 B FC 85 C FF 88 B FF 86 B FF 88 X FF 88 3-2 ① F8		B FF 88 B CU 77 X FF 88 2-0 ③ F7			C CU 74 1 SAFE B SI 86 B CH 80 X FF 85 2-1 ② L7			C FF 92 B FF 92 S CU 83 B CU 82 B FF 93 X FF 91 3-2 ② G6-3	4	0	0	0	0	0	1
18 Brent Lillibridge, R (1, 3) OBP: 0.263, SLG: 0.176 1 Kosuke Fukudome, L (9, PH) OBP: 0.300, SLG: 0.235	F FF 88 C FF 88 X CH 79 0-2 ② G6-3			F SI 87 B FF 86 C FF 87 B FF 86 X CH 79 2-2 ① F9		C CU 75 X CH 79 0-1 ③ FC5-4 1-2f			C FF 92 X FF 92 0-1 44 DI 1B	3 1	0 0	0 1	0 0	0 0	0 0	1 0
51 Alex Rios, R (1, 9) OBP: 0.393, SLG: 0.491 44 Adam Dunn, L (9, PH) OBP: 0.361, SLG: 0.541	C FF 88 F FC 86 B FF 88 X CH 79 1-2 E5			C CU 75 F FF 87 B FF 88 B FF 88 S CH 80 2-3 ② K			X CH 80 0-0 ① F7		B FF 91 B FF 91 C FF 92 B CU 80 F FF 92 S FF 90 3-3 ③ K 1-3	3 1	0 0	0 0	0 0	0 0	1 1	0 1
14 Paul Konerko, R (1, 10) OBP: 0.403, SLG: 0.569	B CU 75 F FF 88 S CH 81 1 SAFE B FC 86 S CH 80 2-3 ③ K			F CH 80 B FF 88 S FC 86 F FF 88 X SI 87 1-2 ③ G6-3			C FF 87 F FF 87 H FC 86 1-2 10 G1-6-3 HBP			2	0	0	0	0	1	1
10 Alexei Ramirez, R (1, 6) OBP: 0.254, SLG: 0.292		C FF 84 X FF 84 0-1 ① F7			B SI 85 C SI 86 S CH 79 B FF 87 X FC 85 2-2 24 G4-6-3 1B		B CH 80 C CH 80 X CH 78 1-1 ②③ G1-6-3 1-2f			3	0	1	0	0	0	1
24 Dayan Viciedo, R (1, 7) OBP: 0.196, SLG: 0.340		C CH 79 X CH 80 0-1 ② F7			B SI 85 F SI 87 S FF 87 X CH 78 1-2 ①② G4-6-3 1-2f			C CH 78 F FC 83 B CH 76 X CU 72 1-2 ① G5-3		3	0	0	0	0	0	1
17 Tyler Flowers, R (1, 2) OBP: 0.214, SLG: 0.333		F FF 86 B FF 87 S CH 80 B FF 88 S CH 79 2-3 ③ K			C FF 87 X CH 79 0-1 ③ G6-3			F SI 88 S FC 84 B FF 86 F FC 84 C FF 86 1-3 ② K		3	0	0	0	0	2	0
22 Brent Morel, R (1, 5) OBP: 0.213, SLG: 0.207			F FF 86 B FF 88 B FF 84 X CH 81 2-1 ① G1-3			C SI 86 B CH 78 X CH 79 1-1 ① G6-3		S CH 80 B FF 87 X CH 79 1-1 15 CS 1B		3	0	1	0	0	0	0
15 Gordon Beckham, R (1, 4) OBP: 0.255, SLG: 0.240			C FF 87 F SI 88 B FF 88 C FC 86 1-3 ② K			F CH 79 B FF 86 F FC 85 X CH 78 1-2 18 FC5-4 1B		C SI 87 B FF 86 1-1 ③ CS 1-2	C FF 91 S FF 92 B FF 92 F FF 93 X FF 92 1-2 ① G1-3	3	0	1	0	0	1	0
Inning Stats	R: 0 E: 1 K: 1 S: 12 H: 0 LOB: 1 BB: 0 P: 18	R: 0 E: 0 K: 1 S: 7 H: 0 LOB: 0 BB: 0 P: 9	R: 0 E: 0 K: 1 S: 6 H: 0 LOB: 0 BB: 0 P: 11	R: 0 E: 0 K: 1 S: 10 H: 0 LOB: 0 BB: 0 P: 15	R: 0 E: 0 K: 0 S: 8 H: 1 LOB: 0 BB: 0 P: 11	R: 0 E: 0 K: 0 S: 9 H: 1 LOB: 1 BB: 0 P: 13	R: 0 E: 0 K: 0 S: 5 H: 0 LOB: 0 BB: 0 P: 7	R: 0 E: 0 K: 1 S: 10 H: 1 LOB: 0 BB: 0 P: 14	R: 0 E: 0 K: 1 S: 12 H: 1 LOB: 1 BB: 0 P: 19	1B: 4 2B: 0 3B: 0 HR: 0	SF: 0 SAC: 0 DP: 2 HBP: 1					

PITCHER		IP	WLS	BF	H	R	ER	SO	BB	IBB	HBP	BLK	WP	HR	S	P	ERA	WHIP
57 Tommy Milone, L ERA: 2.0	(1, 1)	8.0	W	26	3	0	0	5	0	0	1	0	0	0	67	98	0.00	0.375
50 Grant Balfour, R ERA: 0.82	(9, 1)	1.0	S	4	1	0	0	1	0	0	0	0	0	0	12	19	0.00	1.000

PITCHER	IP	WLS	BF	H	R	ER	SO	BB	IBB	HBP	BLK	WP	HR	S	P	ERA	WHIP

TOP

Chicago White Sox @ Oakland Athletics

Oakland Coliseum, Oakland, CA

Tue Apr 24 2012, 7:10 PM - 9:35 PM PDT

Att. 11,184 - Cloudy - 62 F

livebaseballscorecards.com

AB	29
R	0
H	4
RBI	0
BB	0
SO	6
LOB	6

BOTTOM

Chicago White Sox @ Oakland Athletics

Oakland Coliseum, Oakland, CA

Tue Apr 24 2012, 7:10 PM - 9:35 PM PDT

Att. 11,184 - Cloudy - 62 F

livebaseballscorecards.com

Batter	1	2	3	4	5	6	7	8	9	AB	R	H	RBI	BB	SO	LOB
19 Jemile Weeks, S (1, 4) OBP: 0.259, SLG: 0.354	L FF 90 B FC 82 B FF 90 F FF 90 X FF 91 2-2 ① F9			B FC 83 F FF 89 X SI 89 1-1 28 SH1-3 1B		S FF 91 B FF 90 B CH 84 X FC 83 2-1 ② F8		B FF 93 C FF 94 B FC 86 X FF 94 2-1 ② G4-3 2-3		4	0	1	0	0	0	1
28 Eric Sogard, L (1, 6) OBP: 0.270, SLG: 0.303	C FF 91 C FC 84 B FF 90 F CU 78 B FF 92 B FF 92 X FF 91 3-2 ② G6-3			1 SAFE L SI 88 X CH 80 0-1 ① SH1-3 1-2		X CH 84 0-0 ③ L5		B SI 93 C FF 94 C SI 96 B FF 96 X FF 94 2-2 3-H 1B		3	0	1	1	0	0	0
16 Josh Reddick, L (1, 9) OBP: 0.257, SLG: 0.389	C FF 91 B FF 92 F CH 84 X FF 92 1-2 ③ F8			T CU 77 B FF 90 F FC 83 B FF 90 F FF 89 X CU 78 2-2 ② G1-3			C CU 76 S FC 83 B CU 79 X FC 89 1-2 ① L5	X FF 93 0-0 ③ L8		4	0	0	0	0	0	2
52 Yoenis Cespedes, R (1, 8) OBP: 0.342, SLG: 0.484		C SI 91 B FF 91 B FF 90 X FC 84 2-1 E5 15 CS		C FC 83 B SI 90 B CU 78 C FC 83 X FF 91 2-2 ③ P5			B FF 91 S FC 82 S FC 89 B FF 90 S FC 84 2-3 ② K			3	0	0	0	0	1	1
15 Seth Smith, L (1, 10) OBP: 0.355, SLG: 0.250		B CH 87 1 SAFE F FF 89 C FF 88 1 SAFE B SI 90 D CU 77 F CH 83 S FF 90 3-3 ①② K 1-2			B CU 77 C CU 78 B CU 77 S CH 82 F FF 89 X CH 83 2-2 ① P5		B CU 78 B FC 84 C CU 79 B CH 84 F CH 82 B CU 79 4-2 BB			2	0	0	0	1	1	1
31 Jonny Gomes, R (1, 7) OBP: 0.378, SLG: 0.533		F FC 86 B FC 84 B FF 90 C FC 83 X SI 91 2-2 ③ P2			B CU 78 X FC 84 1-0 ② G6-3		B FC 82 C FC 83 F FC 82 S FF 90 1-3 ③ K			3	0	0	0	0	1	1
10 Daric Barton, L (1, 3) OBP: 0.295, SLG: 0.359			F FF 90 C CH 82 B FF 90 B CU 79 F FF 91 X CU 80 2-2 ① F8		C FF 90 B CH 84 C CU 77 B CU 80 F FF 90 B FC 84 X SI 91 3-2 2B			B FC 82 B FC 89 C FF 88 B CU 77 B FF 90 4-1 8 2B BB		2	1	1	0	1	0	0
35 Luke Hughes, R (1, 5) OBP: 0.118, SLG: 0.125			F FF 91 B FC 83 X SI 90 1-1 ② P3		B FC 84 B FC 83 S FC 84 B FF 90 X FC 84 3-1 ③ L7			1 SAFE L CH 88 B FF 89 C FC 83 S FC 82 1-3 ① K		3	0	0	0	0	1	2
26 Anthony Recker, R (1, 2) OBP: 0.400, SLG: 0.143 25 Kila Ka'aihue, L (8, PH) OBP: 0.375, SLG: 0.400 8 Kurt Suzuki, R (8, PH) OBP: 0.210, SLG: 0.283 (9, 2)			F FF 90 C CU 79 B FC 83 C FC 83 1-3 ③ K			C FC 83 B FC 82 B FF 90 F FF 90 S FC 84 2-3 ① K		C FF 94 B FC 87 1 SAFE 1 SAFE X FF 93 1-1 19 G4-3 28 1B 1-H 2B		2 0 1	0 0 1	0 0 1	0 0 1	2 0 0	0 0 0	0 0 0
Inning Stats	R: 0 E: 0 K: 0 S: 10 H: 0 LOB: 0 BB: 0 P: 16	R: 0 E: 1 K: 1 S: 9 H: 0 LOB: 0 BB: 0 P: 16	R: 0 E: 0 K: 1 S: 9 H: 0 LOB: 0 BB: 0 P: 13	R: 0 E: 0 K: 0 S: 11 H: 1 LOB: 1 BB: 0 P: 16	R: 0 E: 0 K: 0 S: 11 H: 1 LOB: 1 BB: 0 P: 20	R: 0 E: 0 K: 1 S: 6 H: 0 LOB: 0 BB: 0 P: 10	R: 0 E: 0 K: 2 S: 11 H: 0 LOB: 1 BB: 1 P: 19	R: 2 E: 0 K: 1 S: 12 H: 2 LOB: 1 BB: 1 P: 22		1B: 2 2B: 3 3B: 0 HR: 0 SF: 0 SAC: 1 DP: 1 HBP: 0				WP: 0 PB: 0 SB: 0 CS: 1 PA: 30		

	AB	27
	R	2
	H	4
	RBI	2
	BB	2
	SO	6
	LOB	8

PITCHER		IP	WLS	BF	H	R	ER	SO	BB	IBB	HBP	BLK	WP	HR	S	P	ERA	WHIP
34 Gavin Floyd, R ERA: 3.6	(1, 1)	7.1	L	26	2	1	1	6	2	0	0	0	0	0	71	119	1.23	0.545
37 Matt Thornton, L ERA: 1.04	(8, 1)	0.2		4	2	1	1	0	0	0	0	0	0	0	8	13	13.50	3.000

PITCHER	IP	WLS	BF	H	R	ER	SO	BB	IBB	HBP	BLK	WP	HR	S	P	ERA	WHIP

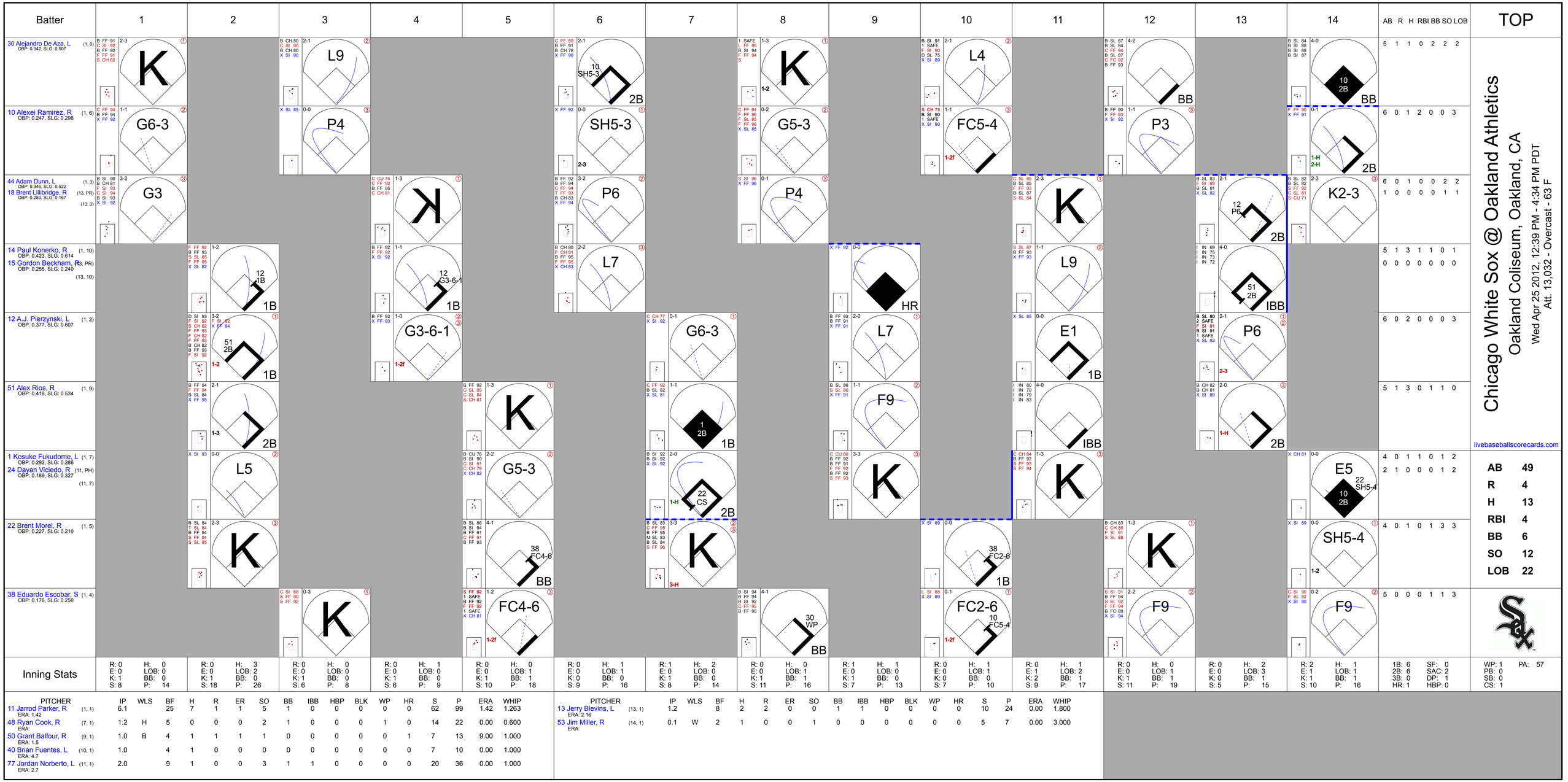
Batter
1
2
3
4
5
6
7
8
9
10
11
12
13
14
AB R H RBI BB SO LOB
TOP
30 Alejandro De Aza, L (1, 8) OBP: 0.342, SLG: 0.507
10 Alexei Ramirez, R (1, 6) OBP: 0.247, SLG: 0.296
44 Adam Dunn, L (1, 3) OBP: 0.346, SLG: 0.522
18 Brent Lillibridge, R (13, PR) OBP: 0.250, SLG: 0.167 (13, 3)
14 Paul Konerko, R (1, 10) OBP: 0.423, SLG: 0.614
15 Gordon Beckham, R (13, PR) OBP: 0.255, SLG: 0.240 (13, 10)
12 A.J. Pierzynski, L (1, 2) OBP: 0.377, SLG: 0.607
51 Alex Rios, R (1, 9) OBP: 0.418, SLG: 0.534
1 Kosuke Fukudome, L (1, 7) OBP: 0.292, SLG: 0.286
24 Dayan Viciedo, R (11, PH) OBP: 0.189, SLG: 0.327 (11, 7)
22 Brent Morel, R (1, 5) OBP: 0.227, SLG: 0.210
38 Eduardo Escobar, S (1, 4) OBP: 0.176, SLG: 0.250
Chicago White Sox @ Oakland Athletics
Oakland Coliseum, Oakland, CA
Wed Apr 25 2012, 12:39 PM - 4:34 PM PDT
Att. 13,032 - Overcast - 63 F
livebaseballscorecards.com
AB 49
R 4
H 13
RBI 4
BB 6
SO 12
LOB 22
Inning Stats
PITCHER IP WLS BF H R ER SO BB IBB HBP BLK WP HR S P ERA WHIP
11 Jarrod Parker, R (1, 1) ERA: 1.42 6.1 25 7 1 1 5 1 0 0 0 0 0 62 99 1.42 1.263
48 Ryan Cook, R (7, 1) ERA: 1.2 H 5 0 0 0 2 1 0 0 0 1 0 14 22 0.00 0.600
50 Grant Balfour, R (9, 1) ERA: 1.5 1.0 B 4 1 1 1 1 0 0 0 0 0 1 7 13 9.00 1.000
40 Brian Fuentes, L (10, 1) ERA: 4.7 1.0 4 1 0 0 0 0 0 0 0 0 0 7 10 0.00 1.000
77 Jordan Norberto, L (11, 1) ERA: 2.7 2.0 9 1 0 0 3 1 1 0 0 0 0 20 36 0.00 1.000
13 Jerry Blevins, L (13, 1) ERA: 2.16 1.2 8 2 2 0 0 1 1 0 0 0 0 0 10 24 0.00 1.800
53 Jim Miller, R (14, 1) ERA: 0.1 W 2 1 0 0 1 0 0 0 0 0 0 0 5 7 0.00 3.000
1B: 6 SF: 0
2B: 6 SAC: 2
3B: 0 DP: 1
HR: 1 HBP: 0
WP: 1 PA: 57
PB: 0
SB: 0
CS: 1

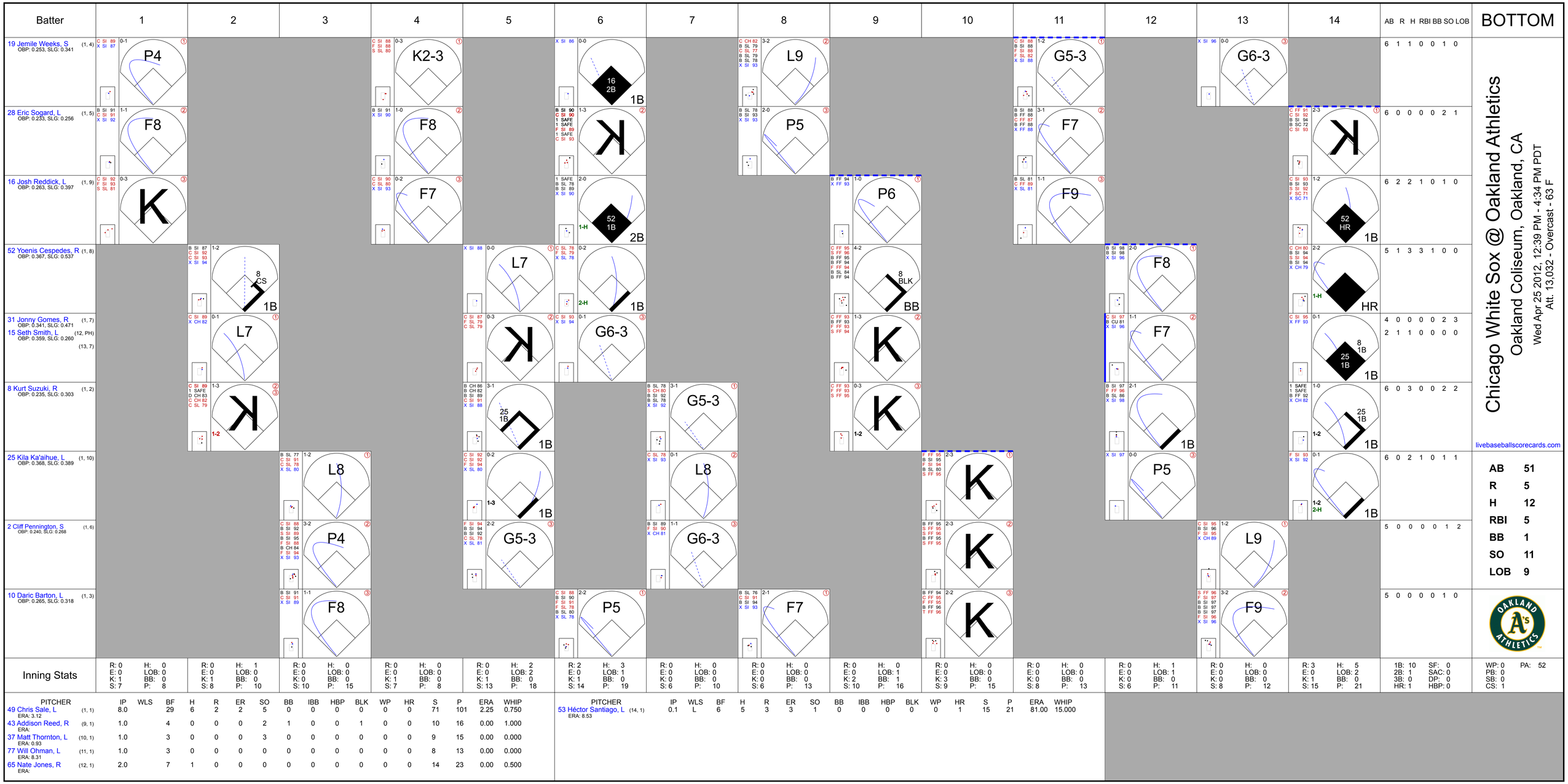
Batter
1
2
3
4
5
6
7
8
9
10
11
12
13
14
AB R H RBI BB SO LOB
BOTTOM
19 Jemile Weeks, S (1, 4) OBP: 0.253, SLG: 0.341
C SI 89 X SI 87 0-1 P4
C SI 88 F SI 88 S SL 80 0-3 K2-3
X SI 96 0-0 G6-3
6 1 1 0 0 1 0
28 Eric Sogard, L (1, 5) OBP: 0.233, SLG: 0.256
B SI 91 C SI 91 X SI 92 1-1 F8
B SI 91 X SI 90 1-0 F8
B SL 78 B SI 93 X SI 93 2-0 P5
C SI 88 B SL 79 C SL 77 B SL 79 B SL 78 X SI 93 3-2 L9
C SI 88 B SI 88 F SI 88 F SL 82 X SI 88 1-2 G5-3
B SI 88 B FF 88 C FF 87 B FF 88 X FF 88 3-1 F7
C FF 91 C SI 92 B SI 94 B SC 72 C SI 93 2-3 K
6 0 0 0 0 2 1
16 Josh Reddick, L (1, 9) OBP: 0.263, SLG: 0.397
C SI 92 F SI 93 S SL 81 0-3 K
C SI 90 C SL 80 X SI 93 0-2 F7
B SL 81 C FF 89 X SL 81 1-1 F9
C SI 93 B SI 94 S SI 92 F SC 71 X SC 71 1-2 52 HR 1B
6 2 2 1 0 1 0
52 Yoenis Cespedes, R (1, 8) OBP: 0.367, SLG: 0.537
B SI 87 C SI 92 C SI 93 X SI 94 1-2 8 CS 1B
X SI 88 0-0 L7
C SL 78 F SL 79 X SL 78 0-2 2-H 1B
B FF 94 X FF 93 1-0 P6
C FF 95 S FF 96 B FF 95 B FF 94 F FF 94 B SL 84 B FF 94 4-2 8 BLK BB
B SI 98 B SI 98 X SI 96 2-0 F8
C CH 80 B SI 94 S SI 94 B SI 94 X CH 79 2-2 1-H HR
5 1 3 3 1 0 0
31 Jonny Gomes, R (1, 7) OBP: 0.341, SLG: 0.471
15 Seth Smith, L (12, PH) (13, 7) OBP: 0.359, SLG: 0.260
C SI 89 X CH 82 0-1 L7
C SI 87 F SL 79 C SL 79 0-3 K
C SI 93 X SI 94 0-1 G6-3
C FF 93 B FF 93 F FF 93 S FF 94 1-3 K
C SI 97 B CU 81 X SI 96 1-1 F7
C SI 95 X FF 93 0-1 8 25 1B 1B
4 0 0 0 0 2 3
2 1 1 0 0 0 0
8 Kurt Suzuki, R (1, 2) OBP: 0.235, SLG: 0.303
C SI 89 1 SAFE D CH 83 C CH 82 C SL 79 1-3 K 1-2
B CH 86 B CH 82 B SI 89 C SI 91 X SI 88 3-1 25 1B 1B
B SL 78 S CH 80 B SI 92 B SL 78 X SI 92 3-1 G5-3
C FF 93 B FF 93 F FF 93 S FF 95 0-3 K 1-2
B SI 97 B FF 96 B SL 86 X SI 98 2-1 1B
1 SAFE 1 SAFE B FF 92 X CH 82 1-0 25 1B 1-2 1B
6 0 3 0 0 2 2
25 Kila Ka'aihue, L (1, 10) OBP: 0.368, SLG: 0.389
B SL 77 C SL 78 X SL 80 1-2 L8
C SI 92 C SI 92 F SI 94 X SL 80 0-2 1-3 1B
C SL 78 X SI 93 0-1 L8
F FF 95 B SI 95 F SI 94 B SL 80 S FF 95 2-3 K
X SI 97 0-0 P5
F SI 93 X SI 92 0-1 1-2 2-H 1B
6 0 2 1 0 1 1
2 Cliff Pennington, S (1, 6) OBP: 0.240, SLG: 0.268
C SI 88 B SI 92 S SI 89 B SI 95 F SI 88 B CH 84 F SI 94 X SI 93 3-2 P4
B SI 94 B SI 92 C SL 78 X SL 81 2-2 G5-3
B SI 89 F SI 90 X CH 81 1-1 G6-3
B FF 95 S FF 95 B FF 96 B FF 95 S FF 95 2-3 K
C SI 95 B SI 96 F SI 95 X CH 89 1-2 L9
5 0 0 0 0 1 2
10 Daric Barton, L (1, 3) OBP: 0.265, SLG: 0.318
B SI 91 C SI 91 X SI 89 1-1 F8
C SI 88 B SI 90 F SI 91 F SL 78 B SL 80 X SL 78 2-2 P5
B SL 76 C SI 91 B SI 94 X SI 93 2-1 F7
B FF 94 C FF 95 F FF 95 B FF 96 T FF 96 2-2 K
S FF 96 F SI 97 B SI 97 B SI 97 F SI 96 X SI 96 3-2 F9
5 0 0 0 0 1 0
Inning Stats
R: 0 E: 0 K: 1 S: 7 H: 0 LOB: 0 BB: 0 P: 8
R: 0 E: 0 K: 1 S: 8 H: 1 LOB: 0 BB: 0 P: 10
R: 0 E: 0 K: 0 S: 10 H: 0 LOB: 0 BB: 0 P: 15
R: 0 E: 0 K: 1 S: 7 H: 0 LOB: 0 BB: 0 P: 8
R: 0 E: 0 K: 1 S: 13 H: 2 LOB: 2 BB: 0 P: 18
R: 2 E: 0 K: 1 S: 14 H: 3 LOB: 1 BB: 0 P: 19
R: 0 E: 0 K: 0 S: 6 H: 0 LOB: 0 BB: 0 P: 10
R: 0 E: 0 K: 0 S: 6 H: 0 LOB: 0 BB: 0 P: 13
R: 0 E: 0 K: 2 S: 10 H: 0 LOB: 1 BB: 1 P: 16
R: 0 E: 0 K: 3 S: 9 H: 0 LOB: 0 BB: 0 P: 15
R: 0 E: 0 K: 0 S: 8 H: 0 LOB: 0 BB: 0 P: 13
R: 0 E: 0 K: 0 S: 6 H: 1 LOB: 1 BB: 0 P: 11
R: 0 E: 0 K: 0 S: 8 H: 0 LOB: 0 BB: 0 P: 12
R: 3 E: 0 K: 1 S: 15 H: 5 LOB: 2 BB: 0 P: 21
1B: 10 2B: 1 3B: 0 HR: 1 SF: 0 SAC: 0 DP: 0 HBP: 0
WP: 0 PB: 0 SB: 0 CS: 1 PA: 52
PITCHER IP WLS BF H R ER SO BB IBB HBP BLK WP HR S P ERA WHIP
49 Chris Sale, L (1, 1) ERA: 3.12 8.0 29 6 2 2 5 0 0 0 0 0 0 71 101 2.25 0.750
43 Addison Reed, R (9, 1) ERA: 1.0 4 0 0 0 2 1 0 0 1 0 0 10 16 0.00 1.000
37 Matt Thornton, L (10, 1) ERA: 0.93 1.0 3 0 0 0 3 0 0 0 0 0 0 9 15 0.00 0.000
77 Will Ohman, L (11, 1) ERA: 8.31 1.0 3 0 0 0 0 0 0 0 0 0 0 8 13 0.00 0.000
65 Nate Jones, R (12, 1) ERA: 2.0 7 1 0 0 0 0 0 0 0 0 0 0 14 23 0.00 0.500
PITCHER IP WLS BF H R ER SO BB IBB HBP BLK WP HR S P ERA WHIP
53 Héctor Santiago, L (14, 1) ERA: 8.53 0.1 L 6 5 3 3 1 0 0 0 0 0 0 1 15 21 81.00 15.000
Chicago White Sox @ Oakland Athletics
Oakland Coliseum, Oakland, CA
Wed Apr 25 2012, 12:39 PM - 4:34 PM PDT
Att. 13,032 - Overcast - 63 F
livebaseballscorecards.com
AB 51
R 5
H 12
RBI 5
BB 1
SO 11
LOB 9

Batter	1	2	3	4	5	6	7	8	9	AB	R	H	RBI	BB	SO	LOB
3 Mike Aviles, R (1, 6) OBP: 0.361, SLG: 0.588	B FF 92 F FF 91 F SI 92 B SI 92 B CH 85 B SI 92 4-2 15 1B 15 S 28 2B BB	C FF 90 B FF 90 X FF 90 1-1 G5-3 ③		S SL 80 X CH 82 0-1 L8 ①		B FF 88 F FF 88 F FF 88 B FF 89 X SI 89 2-2 G4-6-3 ① ② 1-2f			B FF 86 X CH 84 1-0 12 1B 2B	4	2	1	0	1	0	1
12 Ryan Sweeney, L (1, 9) OBP: 0.406, SLG: 0.583	B FF 91 F CH 85 F SI 90 C SI 92 1-3 K ①		B CH 82 C CH 83 B CU 76 C FF 89 F CU 78 X FF 90 2-2 34 BB 20 HR 2B	B FF 89 B SI 88 S SI 89 B SI 88 F SI 88 F FF 90 F SI 90 X FF 90 3-2 G4-3 ②		X SI 89 0-0 G6-3 ③			C CH 82 B FF 89 B SI 88 D CH 82 X FF 86 3-1 15 F9 2-H 1B	5	1	2	1	0	1	1
15 Dustin Pedroia, R (1, 4) OBP: 0.346, SLG: 0.513	C SI 91 B SI 91 X SL 83 1-1 28 2B 34 1B 1-3 1B		C SI 91 F FF 90 B SI 91 X CU 79 1-2 L6 ①	C CU 78 B CU 79 X CH 84 1-1 G6-3 ③			B SL 80 B FF 88 B FF 88 C SI 89 F SI 89 X SI 88 3-2 G6-3 ①		C FF 88 X FF 88 0-1 F9 ② 2-3	5	1	1	0	0	0	2
28 Adrián González, L (1, 3) OBP: 0.350, SLG: 0.457	T FF 91 B SI 90 B CH 85 X CH 86 2-1 34 1B 1-3 3-H 2B		B SI 91 B SI 90 B FF 90 B FF 89 4-0 34 BB 20 HR BB		F FF 88 C FF 89 C SI 90 0-3 K ①		B SI 89 X SI 89 1-0 G4-3 ②		F FF 88 X SL 80 0-1 G4-3 ③	4	1	1	1	1	1	1
34 David Ortiz, L (1, 10) OBP: 0.474, SLG: 0.667	B SL 82 B FF 92 D CH 85 B SL 83 S SI 91 F SI 91 X CH 86 3-2 2-3 3-H 1B		B CU 75 B FF 90 C SL 82 B SI 89 F FF 90 F FF 91 F CU 80 B CU 78 4-2 20 HR 1-2 2-3 BB		C CU 79 F FF 91 B SI 90 B SL 81 B CU 80 X SL 81 3-2 F8 ②		X SI 89 0-0 G6-3 ③			3	1	1	1	0	0
20 Kevin Youkilis, R (1, 5) OBP: 0.297, SLG: 0.379	C SL 83 B FF 91 F SL 83 B SL 84 F SL 84 C FF 91 2-3 K ②		S SL 83 X SI 90 0-1 1-H 2-H 3-H HR		C FF 90 F CU 79 X CU 81 0-2 39 HR 1B			C SI 87 B SL 82 B SI 88 C FF 89 X CH 82 2-2 39 G4-6-3 1B		4	2	3	4	0	1	2
39 Jarrod Saltalamacchia, S (1, 2) OBP: 0.292, SLG: 0.587	C SI 91 B SI 91 X SL 83 1-1 G4-3 ③		F CH 84 B CU 76 X SL 80 1-1 HR		S SI 90 F SI 90 F FF 91 B FF 91 X FF 91 1-2 1-H HR			C SI 88 B FF 90 X CH 82 1-1 G4-6-3 ① ② 1-2f		4	2	2	3	0	0	3
62 Lars Anderson, L (1, 7) OBP: 0.250, SLG: 0.250 54 Darnell McDonald, R (6, 7) OBP: 0.222, SLG: 0.167		C CU 76 B CU 77 B SI 89 B FF 89 F SI 89 X FF 90 3-2 F7 ①	C SI 91 F FF 89 X CU 79 0-2 L4 ②		C SL 83 B CU 78 F CH 86 B SI 91 F CU 80 C FF 91 2-3 K ③			B FF 90 X FF 89 1-0 P4 ③		3 1	0 0	0 0	0 0	0 0	1 0	0 0
23 Marlon Byrd, R (1, 8) OBP: 0.188, SLG: 0.133		C FF 91 X CU 78 0-1 F9 ②	B SL 82 F CH 83 S SL 81 F CU 81 C SL 82 1-3 K ③			C FF 89 B SI 90 X SI 89 1-1 3 G4-6-3 1B			C CU 77 X FF 88 0-1 F8 ①	4	0	1	0	0	1	0
Inning Stats	R: 2 E: 0 K: 2 S: 19 H: 3 LOB: 2 BB: 1 P: 33	R: 0 E: 0 K: 0 S: 7 H: 0 LOB: 0 BB: 0 P: 11	R: 5 E: 0 K: 1 S: 22 H: 3 LOB: 0 BB: 2 P: 35	R: 0 E: 0 K: 0 S: 9 H: 0 LOB: 0 BB: 0 P: 13	R: 2 E: 0 K: 2 S: 17 H: 2 LOB: 0 BB: 0 P: 23	R: 0 E: 0 K: 0 S: 6 H: 1 LOB: 0 BB: 0 P: 9	R: 0 E: 0 K: 0 S: 5 H: 0 LOB: 0 BB: 0 P: 9	R: 0 E: 0 K: 0 S: 6 H: 1 LOB: 0 BB: 0 P: 10	R: 1 E: 0 K: 0 S: 9 H: 2 LOB: 1 BB: 0 P: 13	1B: 6 2B: 3 3B: 0 HR: 3	SF: 0 SAC: 0 DP: 2 HBP: 0		WP: 0 PB: 0 SB: 1 CS: 0	PA: 40		

PITCHER	IP	WLS	BF	H	R	ER	SO	BB	IBB	HBP	BLK	WP	HR	S	P	ERA	WHIP
41 Philip Humber, R (1, 1) ERA: 4.66	5.0	L	26	8	9	9	5	3	0	0	0	0	3	74	115	16.20	2.200
77 Will Ohman, L (6, 1) ERA: 5.68	2.0		6	1	0	0	0	0	0	0	0	0	0	11	18	0.00	0.500
48 Zach Stewart, R (8, 1) ERA: 3.6	2.0		8	3	1	1	0	0	0	0	0	0	0	15	23	4.50	1.500

PITCHER	IP	WLS	BF	H	R	ER	SO	BB	IBB	HBP	BLK	WP	HR	S	P	ERA	WHIP

Boston Red Sox @ Chicago White Sox

U.S. Cellular Field, Chicago, IL

Thu Apr 26 2012, 8:11 PM - 11:13 PM EDT

Att. 20,266 - Clear - 39 F

TOP

livebaseballscorecards.com

AB	37
R	10
H	12
RBI	10
BB	3
SO	5
LOB	10

Batter	1	2	3	4	5	6	7	8	9	AB	R	H	RBI	BB	SO	LOB
30 Alejandro De Aza, L (1, 8) OBP: 0.333, SLG: 0.500	C FF 89 S SI 90 B FC 88 X SI 93 1-2 ① G4-3		B SI 90 B SI 90 C FF 90 B FC 90 C FF 91 X FF 92 3-2 ① F7	B CU 74 B FF 92 F FF 91 B SI 92 X SI 91 3-1 2B			C FF 92 S FO 83 B FO 86 F FF 92 C CU 78 1-3 ① K	X FF 91 0-0 ③ F8		5	0	1	0	0	1	2
10 Alexei Ramirez, R (1, 6) OBP: 0.244, SLG: 0.280	C CH 89 B CH 83 X SI 92 1-1 ② G6-3		B SI 90 B SI 90 B FF 92 B FC 90 4-0 14 F9 44 HBP 12 1B BB	C CU 76 F FC 87 B SI 92 F FF 93 C FC 88 1-3 ③ K			C FF 92 F FF 91 F FO 83 B CU 76 F FF 90 X CU 78 1-2 ② L5		C CU 74 X FF 93 0-1 ① L4	4	1	0	0	1	1	1
44 Adam Dunn, L (1, 10) OBP: 0.361, SLG: 0.514	B FF 91 S SI 90 S SI 91 B FF 93 B SI 93 B FF 93 4-2 14 WP 14 2B BB		C SI 91 H SI 92 1-1 12 1B 1-2 HBP	C CU 74 X SI 91 0-1 ① P6			B FF 94 F FF 93 X FO 84 1-1 14 1B 1B		B FF 91 S FO 83 B FF 92 B FF 92 F FF 92 S FO 84 3-3 ② K	3	1	1	0	1	1	0
14 Paul Konerko, R (1, 3) OBP: 0.427, SLG: 0.622 18 Brent Lillibridge, R (8, 3) OBP: 0.238, SLG: 0.158	F SI 92 B SI 91 S CH 84 F SI 93 B CU 78 B CH 85 X CH 85 3-2 1-H 2B		S CH 84 X SI 92 0-1 ② F9 2-3	C CU 76 B CU 78 S SI 93 B FC 88 X CU 77 2-2 ② G6-3			X FF 92 0-0 1-2 1B		S FF 93 B CU 78 S CU 76 C FF 92 1-3 ③ K	4 1	0 0	2 0	1 0	0 0	0 1	2 0
12 A.J. Pierzynski, L (1, 2) OBP: 0.385, SLG: 0.593	B CU 77 B SI 91 B SI 93 C SI 92 B SI 92 4-1 51 FC6-4 BB		B SI 93 F SI 92 B CU 77 F FF 92 X FF 94 2-2 51 FC4-6 1-2 3-H 1B	X FC 87 0-0 ③ G3			B FF 91 S FO 82 F FO 83 D FO 86 X FO 85 2-2 ③ G4-3			3	0	1	1	1	0	2
51 Alex Rios, R (1, 9) OBP: 0.394, SLG: 0.500	C SI 92 B SI 92 X SI 91 1-1 ③ FC6-4 1-2f		C CH 84 F SI 92 F FF 92 X CU 77 0-2 ③ FC4-6 1-2f			B SI 90 B CH 83 B SI 92 C SI 90 X SI 90 3-1 ① G1-3		C FF 91 X CU 77 0-1 E5 15 HBP		4	0	0	0	0	0	4
24 Dayan Viciedo, R (1, 7) OBP: 0.211, SLG: 0.393		C SI 91 B SI 91 B SI 91 F SI 92 F SI 93 X FC 85 2-2 ① P6		B FF 91 X FF 91 1-0 HR		B CU 75 C CU 74 S CH 84 X FF 94 1-2 15 FC5-4 1B		C FF 90 F FF 91 D FO 85 B FF 92 S CU 78 2-3 ① K		4	1	2	1	0	1	1
22 Brent Morel, R (1, 5) OBP: 0.214, SLG: 0.197		F SI 91 C CH 86 B SI 93 X CH 87 1-2 ② L9		B SI 91 X SI 92 1-0 ① L8		B CU 75 B CH 84 S SI 91 X SI 92 2-1 ② F9		S FF 91 C FO 83 D CH 86 X FF 90 1-2 ② F8		4	0	0	0	0	0	2
15 Gordon Beckham, R (1, 4) OBP: 0.254, SLG: 0.226		C SI 92 F CU 76 B FF 91 B CH 86 F SI 93 S FF 93 2-3 ③ K		C CU 75 F FC 88 X CU 78 0-2 ② G5-3		C CH 84 S CH 86 B FF 93 F CU 78 X CH 85 1-2 ③ FC5-4 1-2f		C CU 75 F CU 78 B FF 92 F FF 91 F CU 78 F CU 78 H CH 83 2-2 1-2 HBP		3	0	0	0	0	1	1
Inning Stats	R: 1 E: 0 K: 0 S: 14 H: 1 LOB: 2 BB: 2 P: 28	R: 0 E: 0 K: 1 S: 11 H: 0 LOB: 0 BB: 0 P: 16	R: 1 E: 0 K: 0 S: 13 H: 1 LOB: 2 BB: 1 P: 23	R: 1 E: 0 K: 1 S: 11 H: 2 LOB: 1 BB: 0 P: 17	R: 0 E: 0 K: 0 S: 6 H: 0 LOB: 0 BB: 0 P: 8	R: 0 E: 0 K: 0 S: 11 H: 1 LOB: 1 BB: 0 P: 18	R: 0 E: 0 K: 1 S: 15 H: 2 LOB: 2 BB: 0 P: 20	R: 0 E: 1 K: 1 S: 14 H: 0 LOB: 2 BB: 0 P: 19	R: 0 E: 0 K: 2 S: 8 H: 0 LOB: 0 BB: 0 P: 12	1B: 4 2B: 2 3B: 0 HR: 1	SF: 0 SAC: 0 DP: 0 HBP: 2	WP: 1 PB: 0 SB: 0 CS: 0	PA: 40			

PITCHER	IP	WLS	BF	H	R	ER	SO	BB	IBB	HBP	BLK	WP	HR	S	P	ERA	WHIP
61 Felix Doubront, L (1, 1) ERA: 4.09	6.0	W	27	5	3	3	2	3	0	1	0	1	1	66	110	4.50	1.333
63 Junichi Tazawa, R (7, 1) ERA:	3.0	S	13	2	0	0	4	0	0	1	0	0	0	37	51	0.00	0.667

PITCHER	IP	WLS	BF	H	R	ER	SO	BB	IBB	HBP	BLK	WP	HR	S	P	ERA	WHIP

BOTTOM

Boston Red Sox @ Chicago White Sox

U.S. Cellular Field, Chicago, IL

Thu Apr 26 2012, 8:11 PM - 11:13 PM EDT

Att. 20,266 - Clear - 39 F

livebaseballscorecards.com

AB	35
R	3
H	7
RBI	3
BB	3
SO	6
LOB	15

Boston Red Sox @ Chicago White Sox

U.S. Cellular Field, Chicago, IL

Fri Apr 27 2012, 8:11 PM - 10:57 PM EDT

Att. 20,414 - Cloudy - 39 F

TOP

livebaseballscorecards.com

Batter	1	2	3	4	5	6	7	8	9	AB	R	H	RBI	BB	SO	LOB
3 Mike Aviles, R (1, 6) OBP: 0.346, SLG: 0.554	C SI 89 B FF 90 F FF 89 B CH 82 X CH 83 2-2 P4 ①		C FF 88 X FF 89 0-1 15 BB 1B		B FF 88 X CH 81 1-0 G5-3 ③	B SI 96 S SI 95 C SI 95 B SL 84 C SI 96 2-3 K ③		C SI 88 B SL 81 C SL 80 B SL 81 X SL 79 2-2 L5 ① B SL 79 X SL 79 1-0 F7 ③		6	0	1	0	0	1	2
15 Dustin Pedroia, R (1, 4) OBP: 0.360, SLG: 0.513	C FF 89 C FF 91 B FC 88 B FF 91 F CH 83 X CH 83 2-2 F8 ②		**B FF 88** **F FC 87** **1 SAFE** **B CH 79** **S CH 78** **1 SAFE** B SI 88 1 SAFE F CH 80 4-2 1 SAFE B FC 85 **1-2** BB			C FC 86 F FF 89 F FF 90 B FC 88 X CH 81 1-2 F7 ① B SL 86 B SI 97 C SI 96 B SI 97 C SI 97 F SI 96 X SI 97 3-2 28 1B 7 1B 1B	C SI 88 S FF 88 C SI 91 X CU 76 0-2 28 BB 1B		4	1	2	0	1	0	0
28 Adrián González, L (1, 3) OBP: 0.365, SLG: 0.452 62 Lars Anderson, L (9, 3) OBP: 0.250, SLG: 0.250	C FF 89 X FF 91 0-1 G4-3 ③		X FF 90 0-0 L8 ②			C FF 88 B FF 90 B FC 87 F FF 90 B FC 87 B FC 87 4-2 34 1B 20 WP 7 1B BB B SI 95 F CH 85 S SI 96 B SI 96 F CH 82 X SI 96 2-2 7 1B 10 1B 1-2 1B	B FF 88 C SL 80 D CH 83 B SL 80 B SI 88 4-1 1-2 BB		3	2	1	0	2	0	2
										0	0	0	0	0	0	0
20 Kevin Youkilis, R (1, 5) OBP: 0.304, SLG: 0.361		B FF 87 B FC 89 C FF 90 B FC 88 B FF 90 4-1 34 HR BB	C CH 82 S FC 88 C SI 90 0-3 K ③			B FC 87 B CH 83 B CH 83 B SI 89 4-0 7 1B 34 1B 54 2B 1-2 BB C SI 96 B SL 85 F SI 96 S SI 98 1-3 K ①	B SL 81 C SL 80 C SL 80 F FF 88 S SL 80 1-3 K ②		3	2	0	0	2	3	6
34 David Ortiz, L (1, 10) OBP: 0.476, SLG: 0.699 5 Nick Punto, S (8, PH) OBP: 0.316, SLG: 0.313 (8, 10)		B FF 90 F FF 88 C FF 89 F SI 91 X CH 82 1-2 1-H HR		X FC 84 0-0 F7 ①		B X FF 89 1-0 7 1B 54 2B 1-2 2-3 1B B SI 97 D SL 86 S SI 97 X SI 97 2-1 F8 ②	B SL 80 X SI 86 1-0 F7 ③		4	2	2	2	0	0	2
										1	0	0	0	0	0	2
7 Cody Ross, R (1, 9) OBP: 0.333, SLG: 0.554		F FC 87 B CU 78 F FC 87 B SI 90 F CH 84 X CH 82 2-2 G1-3 ①		B FF 88 F FC 86 X FC 86 1-1 G6-3 ②		B CH 84 B FC 87 F FF 90 C FF 89 X FC 88 2-2 54 2B 1-2 2-3 3-H 1B B SL 83 X SI 96 1-0 54 BB 10 1B 1-2 2-H 1B		B SI 89 S CH 81 B SL 80 X SI 88 3-1 F8 ①	5	1	2	2	0	0	0
10 Kelly Shoppach, R (1, 2) OBP: 0.419, SLG: 0.500		C FC 87 B FF 91 F FC 86 S FF 90 1-3 K ②		C FC 85 B CU 75 C FC 84 S CH 81 1-3 K ③		C FF 90 S CH 83 S CH 82 0-3 K ② T SI 97 X SI 97 0-1 54 BB 1-2 2-H 1B		C SL 81 B CH 82 S CH 82 S SL 82 1-3 K ②	5	0	1	1	0	4	3
54 Darnell McDonald, R (1, 7) OBP: 0.268, SLG: 0.324		B FF 89 C CH 82 X CH 82 1-1 G1-3 ③		C FC 85 X FC 87 0-1 F9 ①	X SI 89 0-0 23 1B 1-H 2-H 3-H 2B B SL 83 B CH 83 B SI 96 B SI 96 4-0 1-2 2-3 BB		B SL 81 F SI 89 B SL 81 B SI 88 X SI 88 3-1 HR	4	2	2	4	1	0	0
23 Marlon Byrd, R (1, 8) OBP: 0.203, SLG: 0.154			X FF 87 0-0 F9 ①		X FF 88 0-0 F9 ②	B CH 82 C FC 86 B SI 89 X CH 82 2-1 2-H 1B X SL 80 0-0 F7 ③		S SI 89 X CH 82 0-1 1B	5	0	2	1	0	0	3

	AB	R	H	RBI	BB	SO	LOB
AB	**40**						
R	**10**						
H	**13**						
RBI	**10**						
BB	**6**						
SO	**8**						
LOB	**20**						

Inning Stats	1	2	3	4	5	6	7	8	9	1B: 10	SF: 0	WP: 1	PA: 46
	R: 0 E: 0 K: 0 S: 9	H: 0 LOB: 0 BB: 0 P: 13	R: 2 E: 0 K: 1 S: 14	H: 1 LOB: 0 BB: 1 P: 23	R: 0 E: 0 K: 1 S: 10	H: 1 LOB: 2 BB: 1 P: 14	R: 0 E: 0 K: 1 S: 6	H: 0 LOB: 0 BB: 0 P: 8	R: 0 E: 0 K: 0 S: 4	H: 0 LOB: 0 BB: 0 P: 5	R: 5 E: 0 K: 2 S: 19	H: 4 LOB: 1 BB: 2 P: 35	R: 2 E: 0 K: 1 S: 17	H: 4 LOB: 3 BB: 1 P: 30	R: 0 E: 0 K: 1 S: 12	H: 1 LOB: 2 BB: 1 P: 20	R: 1 E: 0 K: 1 S: 10	H: 2 LOB: 1 BB: 0 P: 18	2B: 1 3B: 0 HR: 2	SAC: 0 DP: 0 HBP: 0	PB: 0 SB: 0 CS: 0	

PITCHER		IP	WLS	BF	H	R	ER	SO	BB	IBB	HBP	BLK	WP	HR	S	P	ERA	WHIP
50 John Danks, L ERA: 6.23	(1, 1)	5.2	L	27	6	7	7	4	4	0	0	0	1	1	59	93	11.12	1.765
65 Nate Jones, R ERA: 2.0	(6, 1)	1.0		8	4	2	2	2	1	0	0	0	0	0	19	34	18.00	5.000
39 Dylan Axelrod, R ERA: 3.86	(7, 1)	2.1		11	3	1	1	2	1	0	0	0	0	1	23	39	3.86	1.714

PITCHER		IP	WLS	BF	H	R	ER	SO	BB	IBB	HBP	BLK	WP	HR	S	P	ERA	WHIP

BOTTOM

Boston Red Sox @ Chicago White Sox

U.S. Cellular Field, Chicago, IL

Fri Apr 27 2012, 8:11 PM - 10:57 PM EDT

Att. 20,414 - Cloudy - 39 F

livebaseballscorecards.com

Batter	1	2	3	4	5	6	7	8	9	AB	R	H	RBI	BB	SO	LOB
30 Alejandro De Aza, L (1, 8) OBP: 0.330, SLG: 0.500	C FF 92 B FF 94 X FF 95 1-1 12 2B 2B	F FF 92 C FF 94 F SL 76 B FF 94 C SL 82 1-3 ③ K		B FF 92 C SI 92 X FF 93 1-1 ③ G4-3			C SL 78 B CH 86 B FF 92 B FF 92 F SI 92 F FF 92 X FF 92 3-2 ② F8			4	1	1	0	0	1	1
10 Alexei Ramirez, R (1, 6) OBP: 0.232, SLG: 0.266	X FF 94 0-0 ① P3		B FF 93 C SL 80 S SL 81 B FF 96 X SI 92 2-2 E5 12 FC3-6 14 1B 51 PB		C SL 79 F SI 93 S SL 80 0-3 ① K		X SI 93 0-0 ③ L3			4	1	0	0	0	1	1
44 Adam Dunn, L (1, 10) OBP: 0.356, SLG: 0.493	B FF 93 B CH 87 F FF 94 B FF 94 B CH 90 4-1 12 2B BB		B FF 93 S FF 90 B CH 86 1 SAFE B FF 93 F FF 94 C SL 78 3-3 ① K		B CH 87 B FF 94 X CH 91 2-0 ② F7			B SI 94 B SI 95 B SI 93 C SI 93 X SI 92 3-1 ① F8		3	0	0	0	1	1	1
14 Paul Konerko, R (1, 3) OBP: 0.430, SLG: 0.654 18 Brent Lillibridge, R (9, 3) OBP: 0.238, SLG: 0.158	C FF 95 S FF 95 B SI 95 B SL 83 F FF 96 S SL 82 2-3 ② K		B SL 81 X FF 93 1-0 12 FC3-6 1-2 1B		B SL 80 B SL 78 B CH 92 X FF 92 3-0 HR			X SI 94 0-0 ② G6-3		4 0	1 0	2 0	1 0	0 0	1 0	2 0
12 A.J. Pierzynski, L (1, 2) OBP: 0.377, SLG: 0.587	S CH 87 F FF 94 X CH 89 0-2 1-3 2-H 2B		B FF 92 F FF 94 B FF 93 X SI 92 2-1 ② FC3-6 51 1B 51 PB 1-2f 2-3		X FF 94 0-0 ③ G4-3			C SI 95 B SI 94 X CH 81 1-1 ③ G4-3		4	0	1	1	0	0	2
51 Alex Rios, R (1, 9) OBP: 0.387, SLG: 0.485	X FF 94 0-0 ③ P3		B SL 81 B FF 92 X FF 92 2-0 1-3 3-H 1B			C FF 92 X SI 93 0-1 ① G4-3			X SI 92 0-0 ① G3	4	0	1	0	0	0	2
24 Dayan Viciedo, R (1, 7) OBP: 0.197, SLG: 0.367		C FF 93 S SL 82 X SL 81 0-2 ① F7	C SL 78 X SL 79 0-1 ③ P6			C SL 80 X FF 94 0-1 ② G4-3			C SI 93 B CU 80 F SI 94 F SL 87 B SL 88 S SI 94 2-3 ② K	4	0	0	0	0	1	2
22 Brent Morel, R (1, 5) OBP: 0.216, SLG: 0.200		L FF 93 F FF 94 X SI 94 0-2 15 S 1B		C FF 91 B SL 80 B SL 81 C FF 91 B FF 92 X FF 93 3-2 ① F9		X SI 93 0-0 ③ P6			C SI 95 X SI 93 0-1 ③ G4-3	4	0	1	0	0	0	0
15 Gordon Beckham, R (1, 4) OBP: 0.242, SLG: 0.214		B FF 92 1 SAFE B SL 80 B FF 92 C FF 91 S SI 94 S FF 95 3-3 ② K 1-2		X SI 93 0-0 ② P3			C FF 91 S SI 93 F SL 79 S FF 94 0-3 ① K			3	0	0	0	0	2	1
Inning Stats	R: 1 E: 0 K: 1 S: 12 H: 2 LOB: 2 BB: 1 P: 19	R: 0 E: 0 K: 2 S: 13 H: 1 LOB: 1 BB: 0 P: 17	R: 1 E: 1 K: 1 S: 12 H: 2 LOB: 2 BB: 0 P: 22	R: 0 E: 0 K: 0 S: 6 H: 0 LOB: 0 BB: 0 P: 10	R: 1 E: 0 K: 1 S: 6 H: 1 LOB: 0 BB: 0 P: 11	R: 0 E: 0 K: 0 S: 5 H: 0 LOB: 0 BB: 0 P: 5	R: 0 E: 0 K: 1 S: 9 H: 0 LOB: 0 BB: 0 P: 12	R: 0 E: 0 K: 0 S: 5 H: 0 LOB: 0 BB: 0 P: 9	R: 0 E: 0 K: 1 S: 7 H: 0 LOB: 0 BB: 0 P: 9	1B: 3 2B: 2 3B: 0 HR: 1	SF: 0 SAC: 0 DP: 0 HBP: 0		WP: 0 PB: 1 SB: 1 CS: 0	PA: 35			

	AB	34
	R	3
	H	6
	RBI	2
	BB	1
	SO	7
	LOB	12

PITCHER		IP	WLS	BF	H	R	ER	SO	BB	IBB	HBP	BLK	WP	HR	S	P	ERA	WHIP
51 Daniel Bard, R ERA: 3.72	(1, 1)	7.0	W	29	6	3	2	6	1	0	0	0	0	1	63	96	2.57	1.000
32 Matt Albers, R ERA: 2.25	(8, 1)	2.0		6	0	0	0	1	0	0	0	0	0	0	12	18	0.00	0.000

PITCHER	IP	WLS	BF	H	R	ER	SO	BB	IBB	HBP	BLK	WP	HR	S	P	ERA	WHIP

Batter	1	2	3	4	5	6	7	8	9	AB	R	H	RBI	BB	SO	LOB
3 Mike Aviles, R (1, 6) OBP: 0.329, SLG: 0.526	C SI 90 S SL 85 F FF 93 B SL 83 F FF 92 X SL 85 1-2 G5-3		C SI 91 F SI 91 B FF 91 D SL 82 B CU 81 S CU 82 3-3 K		X FC 86 0-0 P3			B SL 83 B SL 83 X CH 83 2-0 L8		4	0	0	0	0	1	2
12 Ryan Sweeney, L (1, 9) OBP: 0.412, SLG: 0.594	B FF 91 B SI 92 C SI 92 F SI 91 S SI 92 2-3 K			B FF 89 C SI 90 F SI 91 B FF 91 X FF 91 2-2 28 1B 2B		C FF 89 X FF 89 0-1 15 FC5-4 1B		C FF 89 C FF 90 B FF 90 C FC 86 1-3 K		4	1	2	0	0	2	0
15 Dustin Pedroia, R (1, 4) OBP: 0.344, SLG: 0.488	B SI 92 B FF 91 S FF 92 X FC 87 2-1 L9			L FF 91 F SL 82 F SI 92 D SL 83 F FF 92 X SI 91 1-2 L5		B CU 81 C CU 81 F CH 83 X CU 80 1-2 FC5-4 1-2f			B CU 79 C CU 79 S CH 82 B FF 90 B SI 90 S SI 90 3-3 K	4	0	0	0	0	1	2
28 Adrián González, L (1, 3) OBP: 0.360, SLG: 0.442		X FF 90 0-0 F7		C FF 92 B SI 91 B FF 92 S FF 91 X FF 92 2-2 20 FC5-4 2-H 1B		C SL 85 X SI 90 0-1 F9			X SI 90 0-0 F9	4	0	1	1	0	0	1
34 David Ortiz, L (1, 10) OBP: 0.453, SLG: 0.662		C SI 91 S SI 92 F SI 92 F SI 92 C SL 84 0-3 K		B SL 85 B CH 86 C FF 91 F CU 78 X SL 84 2-2 F7		X SI 90 0-0 F9			F SI 90 X SI 90 0-1 P6	4	0	0	0	0	1	2
20 Kevin Youkilis, R (1, 5) OBP: 0.292, SLG: 0.344		C FF 92 B FF 91 B CU 80 C CU 80 B FF 92 X SI 92 3-2 F8		C SI 92 X SI 90 0-1 FC5-4 1-2f			C SL 82 X SL 82 0-1 G1-3			3	0	0	0	0	0	1
39 Jarrod Saltalamacchia, S (1, 2) OBP: 0.275, SLG: 0.551			C SI 90 S SI 91 B FF 91 B SI 92 S FF 92 2-3 K		S SI 89 S SI 90 F SI 90 B SI 92 B SI 91 B CH 84 S SI 91 3-3 K		B FF 90 X CH 83 1-0 P5			3	0	0	0	0	2	0
7 Cody Ross, R (1, 7) OBP: 0.320, SLG: 0.529			B SI 92 B CU 82 F SI 92 X FF 91 2-1 F7		X CU 81 0-0 F7		B FF 89 F FF 89 X SI 90 1-1 F7			3	0	0	0	0	0	0
23 Marlon Byrd, R (1, 8) OBP: 0.222, SLG: 0.164			B SI 92 B FF 92 T SI 92 S FF 90 B SL 82 B SL 82 4-2 BB		C SI 91 X CU 81 0-1 1B			S FF 89 X SI 89 0-1 F8		2	0	1	0	1	0	0
Inning Stats	R: 0 E: 0 K: 1 S: 10 H: 0 LOB: 0 BB: 0 P: 15	R: 0 E: 0 K: 1 S: 9 H: 0 LOB: 0 BB: 0 P: 12	R: 0 E: 0 K: 2 S: 10 H: 0 LOB: 1 BB: 1 P: 21	R: 1 E: 0 K: 0 S: 16 H: 2 LOB: 1 BB: 0 P: 23	R: 0 E: 0 K: 1 S: 8 H: 1 LOB: 1 BB: 0 P: 11	R: 0 E: 0 K: 0 S: 8 H: 1 LOB: 1 BB: 0 P: 9	R: 0 E: 0 K: 0 S: 5 H: 0 LOB: 0 BB: 0 P: 7	R: 0 E: 0 K: 1 S: 6 H: 0 LOB: 0 BB: 0 P: 9	R: 0 E: 0 K: 1 S: 6 H: 0 LOB: 0 BB: 0 P: 9	1B: 3 2B: 1 3B: 0 HR: 0 SF: 0 SAC: 0 DP: 0 HBP: 0						

PITCHER	IP	WLS	BF	H	R	ER	SO	BB	IBB	HBP	BLK	WP	HR	S	P	ERA	WHIP
44 Jake Peavy, R (1, 1) ERA: 1.67	9.0	L	32	4	1	1	7	1	0	0	0	0	0	78	116	1.00	0.556

PITCHER	IP	WLS	BF	H	R	ER	SO	BB	IBB	HBP	BLK	WP	HR	S	P	ERA	WHIP

TOP

Boston Red Sox @ Chicago White Sox

U.S. Cellular Field, Chicago, IL

Sat Apr 28 2012, 7:12 PM - 9:54 PM EDT

Att. 20,057 - Cloudy - 46 F

livebaseballscorecards.com

AB	31
R	1
H	4
RBI	1
BB	1
SO	7
LOB	8

WP: 0	PB: 0	SB: 0	CS: 0
PA: 32			

BOTTOM

Batter	1	2	3	4	5	6	7	8	9	AB	R	H	RBI	BB	SO	LOB
30 Alejandro De Aza, L (1, 8) OBP: 0.315, SLG: 0.476	C FF 91 S SI 90 B CU 77 B SI 90 B FF 94 X FF 92 3-2 ① F8		B CU 75 C FF 91 M FC 90 B FC 88 B FF 93 X FF 92 3-2 ② G4-3		C FF 92 X FC 89 0-1 ③ G5-3			C FF 93 X FF 94 0-1 ① P6		4	0	0	0	0	0	1
10 Alexei Ramirez, R (1, 6) OBP: 0.233, SLG: 0.265	C FF 93 S CH 87 F FC 90 B FF 94 B FF 93 F FC 91 F FC 90 T CH 87 2-2 ② K		C FF 92 B SI 92 B CH 87 X FC 88 2-1 ③ G6-3			X FF 90 0-0 ① P4		B FF 94 F FF 94 C SL 84 B FF 94 X SI 95 2-2 14 BB 1B		4	0	1	0	0	1	0
44 Adam Dunn, L (1, 10) OBP: 0.352, SLG: 0.474	C FF 92 B SI 92 B SI 92 F FC 90 B FF 94 B FC 91 4-2 14 2B BB			B FF 91 C FC 88 S SI 90 C FF 93 1-3 ① K		F FF 91 B FC 89 C FC 90 X FC 90 1-2 ② G4-3		C CU 81 1 SAFE S SI 94 F SI 93 S FF 95 0-3 ② K		3	0	0	0	1	2	1
14 Paul Konerko, R (1, 3) OBP: 0.444, SLG: 0.679	B FF 93 F FF 87 B FF 90 B FC 90 C FF 92 X FF 93 3-2 1-3 2B			X CU 74 0-0 2B		B SI 92 F SI 92 F CH 86 B FC 89 F FC 90 S CH 86 2-3 ③ K		C SI 95 B FS 87 B CH 86 B SI 96 B SI 95 4-1 1-2 BB		3	0	2	0	1	1	0
51 Alex Rios, R (1, 9) OBP: 0.367, SLG: 0.457	B SI 93 B CH 86 F FF 94 B CH 86 F FF 93 X FF 94 3-2 ③ F9			B FF 92 B FF 90 C FF 91 B CH 85 C FF 90 X FF 92 3-2 ② L8			B FF 90 C FF 91 F FC 89 F FF 92 B CH 87 F FF 92 B CU 77 F FC 88 C FF 91 3-3 ① K	C SI 95 B SI 95 X SI 94 1-1 ③ G4-3		4	0	0	0	0	1	5
24 Dayan Viciedo, R (1, 7) OBP: 0.200, SLG: 0.359		B FF 91 X CH 85 1-0 ① G6-3		C CH 87 F FC 91 B CU 77 D CU 78 S FC 90 2-3 ③ K			B FF 92 S CH 85 X CH 87 1-1 22 FC6-4 17 1B 1B		F FF 93 B FF 95 B CU 80 S FF 93 F SI 96 F SI 97 X SI 97 2-2 ① G4-3	4	0	1	0	0	1	1
17 Tyler Flowers, R (1, 2) OBP: 0.235, SLG: 0.333 1 Kosuke Fukudome, L (9, PH) OBP: 0.280, SLG: 0.273		B CU 75 C CU 75 S FF 93 B FF 93 S CU 76 2-3 ② K			X CH 86 0-0 ① G3		B SI 92 C FC 91 F CH 85 B FF 92 X FF 90 2-2 22 FC6-4 1-2 1B		F FF 95 S FF 96 F FF 94 B SI 97 F SI 98 F FF 96 B FF 96 X CH 84 2-2 ② G1-3	3 1	0 0	1 0	0 0	0 0	1 0	0 0
22 Brent Morel, R (1, 5) OBP: 0.221, SLG: 0.205 12 A.J. Pierzynski, L (9, PH) OBP: 0.371, SLG: 0.578		C FF 92 B SI 89 S FF 88 S FF 93 1-3 ③ K			B FF 91 B SI 90 C FF 91 X FC 89 2-1 1B		S CH 86 X SI 91 0-1 ② FC6-4 15 FC6-4 1-2f 2-3		B FF 95 C CH 83 F FF 95 B FF 94 S CH 82 2-3 ③ K	3 1	0 0	1 0	0 0	0 0	1 1	2 0
15 Gordon Beckham, R (1, 4) OBP: 0.231, SLG: 0.203			C FC 91 X FC 90 0-1 ① G4-3		B FF 92 F FC 89 S CH 85 X FF 91 1-2 ② P4		C FF 92 F FF 92 F FC 89 F FF 91 F FF 93 B FC 91 B FF 94 F FF 94 F FC 91 F CH 86 2-2 X CH 86 ③ FC6-4 1-2f			3	0	0	0	0	0	3

Inning Stats	1	2	3	4	5	6	7	8	9
	R: 0 H: 1 E: 0 LOB: 2 K: 1 BB: 1 S: 17 P: 32	R: 0 H: 0 E: 0 LOB: 0 K: 2 BB: 0 S: 7 P: 11	R: 0 H: 0 E: 0 LOB: 0 K: 0 BB: 0 S: 7 P: 12	R: 0 H: 1 E: 0 LOB: 1 K: 2 BB: 0 S: 10 P: 16	R: 0 H: 1 E: 0 LOB: 1 K: 0 BB: 0 S: 8 P: 11	R: 0 H: 0 E: 0 LOB: 0 K: 1 BB: 0 S: 8 P: 11	R: 0 H: 2 E: 0 LOB: 2 K: 1 BB: 0 S: 21 P: 29	R: 0 H: 1 E: 0 LOB: 2 K: 1 BB: 1 S: 12 P: 19	R: 0 H: 0 E: 0 LOB: 0 K: 1 BB: 0 S: 14 P: 20

	1B: 4	SF: 0	WP: 0	PA: 35
	2B: 2	SAC: 0	PB: 0	
	3B: 0	DP: 0	SB: 0	
	HR: 0	HBP: 0	CS: 0	

PITCHER		IP	WLS	BF	H	R	ER	SO	BB	IBB	HBP	BLK	WP	HR	S	P	ERA	WHIP
31 Jon Lester, L ERA: 4.65	(1, 1)	7.0	W	27	5	0	0	7	1	0	0	0	0	0	78	122	0.00	0.857
46 Franklin Morales, L ERA: 4.7	(8, 1)	0.2	H	3	1	0	0	1	0	0	0	0	0	0	9	11	0.00	1.500
44 Vicente Padilla, R ERA: 8.31	(8, 1)	0.1	H	2	0	0	0	0	1	0	0	0	0	0	3	8	0.00	3.000
91 Alfredo Aceves, R ERA: 12.0	(9, 1)	1.0	S	3	0	0	0	1	0	0	0	0	0	0	14	20	0.00	0.000

PITCHER	IP	WLS	BF	H	R	ER	SO	BB	IBB	HBP	BLK	WP	HR	S	P	ERA	WHIP

Boston Red Sox @ Chicago White Sox

U.S. Cellular Field, Chicago, IL

Sat Apr 28 2012, 7:12 PM - 9:54 PM EDT

Att. 20,057 - Cloudy - 46 F

livebaseballscorecards.com

AB	33
R	0
H	6
RBI	0
BB	2
SO	9
LOB	13

Batter	1	2	3	4	5	6	7	8	9	AB	R	H	RBI	BB	SO	LOB
3 Mike Aviles, R (1, 6) OBP: 0.326, SLG: 0.506	C SI 90 B FC 84 F FF 91 F FF 91 X FC 85 1-2 ① F8			C FC 82 B FC 84 B FC 84 X FF 90 2-1 ① F9		B CU 78 C FC 85 B FF 90 X FC 83 2-1 ③ G5-3		C SI 94 B SL 81 C FF 94 B SL 82 B SL 82 B FF 94 4-2 BB		3	0	0	0	1	0	0
12 Ryan Sweeney, L (1, 9) OBP: 0.394, SLG: 0.567 54 Darnell McDonald, R (8, PH) OBP: 0.262, SLG: 0.314 (8, 8)	C FF 91 B SI 92 F FF 91 F CU 80 T CU 79 1-2 ② K			C FC 83 C CU 80 B FF 90 F FF 91 X CU 80 1-2 ② G4-3			B FC 83 C FF 89 C FF 89 F FF 90 B CU 79 S CU 79 2-3 ① K	D FF 95 F FF 94 F FF 95 F FF 95 C FF 96 1-3 ③ K		3 1	0 0	0 0	0 0	0 0	2 1	0 1
15 Dustin Pedroia, R (1, 4) OBP: 0.340, SLG: 0.477	C SI 90 F FF 91 F FF 92 F FC 86 B FF 91 B FF 91 X FC 86 2-2 ③ F7			C FF 91 C FF 91 B FF 92 S CU 80 1-3 ③ K			B FF 89 B FF 90 F FF 91 X FF 89 2-1 34 2B 7 1B 1B		C FF 93 F FC 88 B FF 95 X FF 94 1-2 ① L4	4	1	1	0	0	1	0
28 Adrián González, L (1, 3) OBP: 0.344, SLG: 0.420		C FF 90 F FF 90 B FF 91 S CU 80 1-3 ① K			B CH 83 B FF 90 F FF 90 S FC 84 X FF 91 2-2 ① G6-3		C FC 82 B FC 89 S FC 89 S FF 89 1-3 ② K		B FF 94 F FF 96 S FF 96 F FF 96 B FF 96 F FF 94 S FF 96 2-3 ② K	4	0	0	0	0	3	1
34 David Ortiz, L (1, 10) OBP: 0.444, SLG: 0.654		X FF 91 0-0 ② F8			F FF 90 C CU 80 B CU 80 B CU 80 B FC 86 X FF 90 3-2 ② G4-3		F FF 90 B FC 82 B FC 89 X FC 89 2-1 7 1B 1-3 2B		C FF 94 X SI 96 0-1 ③ G3	4	0	1	0	0	0	0
7 Cody Ross, R (1, 7) OBP: 0.333, SLG: 0.529 (8, 9)		C FF 92 B FF 91 F FC 85 B CU 80 C CU 79 2-3 ③ K			F FF 91 B SI 91 B FC 86 B FF 90 F FF 90 F FC 84 B FF 91 4-2 BB		S FC 83 D FC 84 X FC 84 1-1 2-3 3-H 1B			2	0	1	1	1	1	0
5 Nick Punto, S (1, 5) OBP: 0.273, SLG: 0.263			B FF 89 C CH 89 B SI 91 B FF 90 S FF 90 F SI 91 S FF 90 3-3 ① K		B FF 90 C FF 89 F FF 89 F SI 90 C FC 81 1-3 ③ K		B SI 92 F FF 92 B FF 92 S FF 93 F FF 94 F FF 93 X CH 83 2-2 ③ G3			3	0	0	0	0	2	3
23 Marlon Byrd, R (1, 8) OBP: 0.216, SLG: 0.159 62 Lars Anderson, L (8, PH) OBP: 0.200, SLG: 0.200 (8, 7)			B FC 84 B FC 84 F FF 91 B FF 91 F FF 90 S FF 91 3-3 ② K			S FC 82 B CU 78 B FF 90 F CH 88 X FF 90 2-2 ① G6-3		X FF 93 0-0 ① F7		2 1	0 0	0 0	0 0	0 0	1 0	0 0
10 Kelly Shoppach, R (1, 2) OBP: 0.394, SLG: 0.464 39 Jarrod Saltalamacchia, (6 PH) OBP: 0.269, SLG: 0.540 (8, 2)			X FF 91 0-0 ③ P4			B FF 90 C FC 83 B FC 84 X FF 91 2-1 ② F9		C SI 94 S FF 94 S FF 94 0-3 ② K		2 1	0 0	0 0	0 0	0 0	0 1	0 0
Inning Stats	R: 0 E: 0 K: 1 S: 13 H: 0 LOB: 0 BB: 0 P: 17	R: 0 E: 0 K: 2 S: 7 H: 0 LOB: 0 BB: 0 P: 10	R: 0 E: 0 K: 2 S: 8 H: 0 LOB: 0 BB: 0 P: 14	R: 0 E: 0 K: 1 S: 9 H: 0 LOB: 0 BB: 0 P: 13	R: 0 E: 0 K: 1 S: 13 H: 0 LOB: 1 BB: 1 P: 23	R: 0 E: 0 K: 0 S: 7 H: 0 LOB: 0 BB: 0 P: 13	R: 1 E: 0 K: 2 S: 18 H: 3 LOB: 2 BB: 0 P: 28	R: 0 E: 0 K: 2 S: 10 H: 0 LOB: 1 BB: 1 P: 15	R: 0 E: 0 K: 1 S: 10 H: 0 LOB: 0 BB: 0 P: 13	1B: 2 2B: 1 3B: 0 HR: 0	SF: 0 SAC: 0 DP: 0 HBP: 0			WP: 0 PB: 0 SB: 0 CS: 0	PA: 32		

PITCHER		IP	WLS	BF	H	R	ER	SO	BB	IBB	HBP	BLK	WP	HR	S	P	ERA	WHIP
34 Gavin Floyd, R ERA: 3.13	(1, 1)	6.2	W	24	3	1	1	9	1	0	0	0	0	0	70	111	1.35	0.600
43 Addison Reed, R ERA:	(7, 1)	1.0	H	4	0	0	0	1	1	0	0	0	0	0	11	17	0.00	1.000
37 Matt Thornton, L ERA: 0.82	(8, 1)	1.1	S	4	0	0	0	2	0	0	0	0	0	0	14	18	0.00	0.000

PITCHER	IP	WLS	BF	H	R	ER	SO	BB	IBB	HBP	BLK	WP	HR	S	P	ERA	WHIP

TOP

Boston Red Sox @ Chicago White Sox

U.S. Cellular Field, Chicago, IL

Sun Apr 29 2012, 2:11 PM - 5:08 PM EDT

Att. 22,811 - Cloudy - 47 F

livebaseballscorecards.com

AB	30
R	1
H	3
RBI	1
BB	2
SO	12
LOB	5

Batter	1	2	3	4	5	6	7	8	9	AB	R	H	RBI	BB	SO	LOB
30 Alejandro De Aza, L (1, 8) OBP: 0.323, SLG: 0.471	C SI 90 F FF 91 F SI 91 B FF 92 F FF 92 B SI 94 X SI 93 2-2 18 SH1-3 51 1B 1B		C SI 91 C CU 74 B SI 91 C FF 89 1-3 ① K		S SI 89 L SI 89 B FF 91 F CU 78 S FC 89 1-3 ① K		1 SAFE 1 SAFE B CH 86 B CH 86 1 SAFE 1 SAFE B FF 90 1 SAFE C SI 90 4-1 B SI 91 18 BB 1-2 BB			3	1	1	0	1	2	0
18 Brent Lillibridge, R (1, 5) OBP: 0.292, SLG: 0.190 (9, 3)	X SI 92 0-0 ① SH1-3 1-2		C FF 92 C SI 92 B CU 77 F SI 92 B FF 89 B FF 89 X SI 92 3-2 44 S 1B		X SI 91 0-0 ② F7		C FF 89 S FF 89 D FF 90 F FF 90 F CU 77 F SI 92 F FF 90 F FF 90 D CU 76 4-2 B CU 71 F SI 92 B SI 93 1-2 2-3 BB			2	0	1	0	1	0	0
51 Alex Rios, R (1, 9) OBP: 0.361, SLG: 0.446	C SI 92 X FF 90 0-1 44 HR 2-H 1B		X FF 90 0-0 ② F7		C SI 91 B SI 90 C FF 90 S FF 89 1-3 ③ K		X SL 88 0-0 ③ F9			4	1	1	1	0	1	4
44 Adam Dunn, L (1, 3) OBP: 0.368, SLG: 0.513 22 Brent Morel, R (8, PR) OBP: 0.221, SLG: 0.205 (9, 5)	B SI 92 B SI 92 F SI 93 B CH 88 1 SAFE X FF 92 3-1 1-H HR		1 SAFE C CH 85 B SI 90 B CH 88 B CH 87 F CH 87 D CU 78 4-2 1-2 BB			F FF 90 B SI 91 B SI 91 C SI 92 F SI 92 F CH 86 S SI 92 2-3 ① K		C SI 92 B CU 77 S CU 76 B SI 92 B CU 75 F SI 92 B CU 78 4-2 12 G1-6-3 BB		2 0	1 0	1 0	2 0	2 0	1 0	0 0
12 A.J. Pierzynski, L (1, 2) OBP: 0.351, SLG: 0.544	B FF 92 S CH 87 B SI 92 F SI 92 S FF 89 2-3 ② K		C FF 91 F FF 89 F CU 77 X CH 86 0-2 ③ F7			S CH 87 F FF 89 B SI 92 B CU 75 X FF 91 2-2 ② F7		B SL 85 B SI 93 F SI 92 1 SAFE B CU 75 1 SAFE X SI 92 3-1 ①② G1-6-3 1-2f		4	0	0	0	0	1	3
10 Alexei Ramirez, R (1, 6) OBP: 0.233, SLG: 0.264	C FF 91 F FC 89 X CU 76 0-2 ③ G5-3			S FC 86 F SI 89 S FF 89 0-3 ① K		C SI 92 F SI 92 F FF 89 X SI 89 0-2 ③ F9		C CU 76 C SI 92 X CU 76 0-2 1 BB 24 1B 1B		4	1	1	0	0	1	0
1 Kosuke Fukudome, L (1, 7) OBP: 0.276, SLG: 0.240		B SI 91 F FF 89 F SI 92 F FF 90 B CH 88 X CU 74 2-2 ① G3		B SI 89 C SI 91 F SI 91 B CU 75 X CU 74 2-2 ② F7			S CH 84 F CH 86 X CU 71 0-2 ① G3	B SI 92 B SI 92 B SI 92 C SI 92 B CU 76 4-1 24 1B 1-2 BB		3	0	0	0	1	0	0
24 Dayan Viciedo, R (1, 10) OBP: 0.217, SLG: 0.368		C SI 92 B FF 92 C CU 72 C CU 74 1-3 ② K		B SI 91 X SI 90 1-0 1B			F CH 87 S FF 88 B FF 87 B SI 91 B SI 91 X SI 91 3-2 ② P3	B CU 75 F FO 82 B CU 73 X FO 82 2-1 1-2 2-H 1B		4	0	2	1	0	1	0
38 Eduardo Escobar, S (1, 4) OBP: 0.190, SLG: 0.250		F SI 91 B CH 88 X CH 87 1-1 ③ G3		C CH 86 C CU 71 S SI 90 0-3 ③ K			B FF 89 B SI 89 X SI 91 2-0 18 BB 30 BB 1B	S FF 93 S FF 93 B FF 92 F FF 93 X FO 83 1-2 ③ F8		4	0	1	0	0	1	3
Inning Stats	R: 3 E: 0 K: 1 S: 16 H: 3 LOB: 0 BB: 0 P: 23	R: 0 E: 0 K: 1 S: 9 H: 0 LOB: 0 BB: 0 P: 13	R: 0 E: 0 K: 1 S: 14 H: 1 LOB: 2 BB: 1 P: 22	R: 0 E: 0 K: 2 S: 10 H: 1 LOB: 1 BB: 0 P: 13	R: 0 E: 0 K: 2 S: 8 H: 0 LOB: 0 BB: 0 P: 10	R: 0 E: 0 K: 1 S: 12 H: 0 LOB: 0 BB: 0 P: 16	R: 0 E: 0 K: 0 S: 17 H: 1 LOB: 3 BB: 2 P: 30	R: 1 E: 0 K: 0 S: 15 H: 2 LOB: 2 BB: 2 P: 29		1B: 7 2B: 0 3B: 0 HR: 1 SF: 0 SAC: 1 DP: 1 HBP: 0						

PITCHER	IP	WLS	BF	H	R	ER	SO	BB	IBB	HBP	BLK	WP	HR	S	P	ERA	WHIP
19 Josh Beckett, R (1, 1) ERA: 4.45	6.2	L	29	6	3	3	8	3	0	0	0	0	1	85	126	4.05	1.350
48 Scott Atchison, R (7, 1) ERA: 2.25	0.1		1	0	0	0	0	0	0	0	0	0	0	1	1	0.00	0.000
53 Rich Hill, L (8, 1) ERA: 13.5	0.2		4	1	1	1	0	2	0	0	0	0	0	9	20	13.50	4.500
63 Junichi Tazawa, R (8, 1) ERA:	0.1		2	1	0	0	0	0	0	0	0	0	0	6	9	0.00	3.000

PITCHER	IP	WLS	BF	H	R	ER	SO	BB	IBB	HBP	BLK	WP	HR	S	P	ERA	WHIP

BOTTOM

Boston Red Sox @ Chicago White Sox

U.S. Cellular Field, Chicago, IL

Sun Apr 29 2012, 2:11 PM - 5:08 PM EDT

Att. 22,811 - Cloudy - 47 F

livebaseballscorecards.com

AB	30
R	4
H	8
RBI	4
BB	5
SO	8
LOB	10

WP: 0 PA: 36
PB: 0
SB: 1
CS: 0

Cleveland Indians @ Chicago White Sox

U.S. Cellular Field, Chicago, IL

Tue May 01 2012, 9:07 PM - 11:47 PM EDT

Att. 15,212 - Overcast - 56 F

livebaseballscorecards.com

Batter	1	2	3	4	5	6	7	8	9	AB	R	H	RBI	BB	SO	LOB
23 Michael Brantley, L (1, 8) OBP: 0.307, SLG: 0.338	C SI 92 F FF 94 B SI 93 F FF 92 X SL 79 1-2 ① F8		X SI 92 0-0 ① FC5-4 16 CS 1-2f		C SI 91 1 SAFE F SI 92 F SI 94 F SI 94 B SL 80 D SL 80 F SL 80 B SI 89 3-2 ③ X SI 94 G3 1-2			C CH 85 B CU 77 X CH 82 1-1 ① G5-3		4	0	0	0	0	0	2
16 Jason Donald, R (1, 5) OBP: 0.195, SLG: 0.184	F SI 88 B SI 88 X CH 83 1-1 ② P6		B SI 88 C SI 90 1 SAFE S SI 92 1 SAFE B FF 94 X SL 80 2-2 ② G5-3 1-2			F SI 87 B SL 77 X SI 90 1-1 ① F8		B SL 80 C FF 92 S SI 89 B SL 85 B CH 84 F FF 91 X FF 92 3-2 ② G4-3		4	0	0	0	0	0	1
13 Asdrúbal Cabrera, S (1, 6) OBP: 0.342, SLG: 0.463	B SI 90 X CH 83 1-0 ③ G6-3		B SL 79 F CH 84 B SI 93 C SL 79 F SI 92 B SI 93 X SL 85 3-2 ③ G5-3			C CH 80 X SL 77 0-1 ② G5-3		B SI 90 B SI 91 S CH 84 F CH 85 F SL 80 F FF 92 X SL 81 2-2 ③ G4-3		4	0	0	0	0	0	1
41 Carlos Santana, S (1, 3) OBP: 0.398, SLG: 0.420		B SI 87 X SI 89 1-0 ① G2-3		C CH 83 C SL 78 F SL 81 F SI 92 B CH 82 X CH 82 1-2 ① F7		C SI 88 X SI 87 0-1 ③ F9			B FF 92 C FF 92 B FC 88 B FF 92 C SI 94 C SI 94 3-3 ① K	4	0	0	0	0	1	0
48 Travis Hafner, L (1, 10) OBP: 0.429, SLG: 0.431		B SI 90 C SI 92 F SL 80 F SL 80 X SL 80 1-2 ② G4-3		F SI 90 C SI 91 S SL 80 0-3 ② K			C FF 88 C FF 88 F FF 89 X FF 89 0-2 ① G6-3		C FF 93 B FF 91 B SI 93 F SI 94 B CU 80 S CU 81 3-3 ② K	4	0	0	0	0	2	0
47 Shelley Duncan, R (1, 7) OBP: 0.375, SLG: 0.422		B SI 89 S CH 83 B SL 85 X CH 84 2-1 22 2B 2B		F SI 88 X SI 91 0-1 ③ G4-3			X SI 89 0-0 HR		B SC 76 B CH 82 C FF 94 B CH 83 B CH 84 4-1 2 BB 22 1B BB	3	2	2	1	1	0	0
22 Jason Kipnis, L (1, 4) OBP: 0.348, SLG: 0.463		C SL 79 F SI 93 B SI 93 X SL 79 1-2 2-H 2B			B SI 89 F SI 91 F SL 77 B SL 80 X SL 79 2-2 23 S 1B		B SL 82 B FF 88 B FF 88 C FF 89 X FF 89 3-1 ② G6-3		C FF 93 F CU 78 D CU 79 X SI 95 1-2 1-2 2 BB 1B	4	0	3	1	0	0	0
2 Aaron Cunningham, R (1, 9) OBP: 0.318, SLG: 0.300		B SI 90 T SI 91 F SI 93 S SI 93 1-3 ③ K			B SI 89 C SI 90 1 SAFE S CH 83 F FF 92 S SL 78 1-3 ① K		B SL 83 B FF 89 X FF 86 2-0 1B		B SI 94 F CH 84 C FF 94 D SC 77 B SC 77 B FF 95 4-2 1-2 2-3 BB	3	0	1	0	1	2	2
6 Lou Marson, R (1, 2) OBP: 0.267, SLG: 0.167			B SI 88 F SI 88 B FF 92 B SI 90 C SI 92 F SI 92 B SI 90 4-2 23 FC5-4 BB		C SI 90 X SI 91 0-1 ② F9		B FF 89 B SI 87 C FF 91 X FF 88 2-1 ③ L8		B FF 93 C SI 94 B FF 94 F SI 93 X SI 95 2-2 ③ G6-3	3	0	0	0	1	0	5
Inning Stats	R: 0 E: 0 K: 0 S: 7 H: 0 LOB: 0 BB: 0 P: 10	R: 1 E: 0 K: 1 S: 13 H: 2 LOB: 1 BB: 0 P: 19	R: 0 E: 0 K: 0 S: 11 H: 0 LOB: 1 BB: 1 P: 20	R: 0 E: 0 K: 1 S: 10 H: 0 LOB: 0 BB: 0 P: 11	R: 0 E: 0 K: 1 S: 15 H: 1 LOB: 1 BB: 0 P: 21	R: 0 E: 0 K: 0 S: 6 H: 0 LOB: 0 BB: 0 P: 7	R: 1 E: 0 K: 0 S: 10 H: 2 LOB: 1 BB: 0 P: 17	R: 0 E: 0 K: 0 S: 11 H: 0 LOB: 0 BB: 0 P: 17	R: 0 E: 0 K: 2 S: 15 H: 1 LOB: 3 BB: 2 P: 32	1B: 3 2B: 2 3B: 0 HR: 1 SF: 0 SAC: 0 DP: 0 HBP: 0						

	AB	33
	R	2
	H	6
	RBI	2
	BB	3
	SO	5
	LOB	11

WP: 0 PB: 0 SB: 1 CS: 1 PA: 36

PITCHER		IP	WLS	BF	H	R	ER	SO	BB	IBB	HBP	BLK	WP	HR	S	P	ERA	WHIP
49 Chris Sale, L ERA: 2.81	(1, 1)	6.0	W	22	3	1	1	3	1	0	0	0	0	0	62	88	1.50	0.667
77 Will Ohman, L ERA: 6.43	(7, 1)	0.2		3	1	1	1	0	0	0	0	0	0	1	7	10	13.50	1.500
48 Zach Stewart, R ERA: 2.84	(7, 1)	1.1		5	1	0	0	0	0	0	0	0	0	0	14	24	0.00	0.750
53 Héctor Santiago, L ERA: 7.36	(9, 1)	1.0		6	1	0	0	2	2	0	0	0	0	0	15	32	0.00	3.000

PITCHER	IP	WLS	BF	H	R	ER	SO	BB	IBB	HBP	BLK	WP	HR	S	P	ERA	WHIP

Batter	1	2	3	4	5	6	7	8	9	AB	R	H	RBI	BB	SO	LOB
30 Alejandro De Aza, L (1, 8) OBP: 0.337, SLG: 0.477	B FF 91 B SI 92 C SI 92 B SI 94 B SI 93 4-1 10 G1-6-3 BB		X FF 92 0-0 10 E 14 BB 2B	F SL 79 F SL 81 D FS 82 X SL 84 1-2 ① FC1-6 10 S 10 1B 1-2f	D SL 82 S FS 84 D FS 83 B SL 79 B SI 92 4-1 1-2 BB			C FF 94 X FF 95 0-1 ① G6-3		3	2	1	0	2	0	1
10 Alexei Ramirez, R (1, 6) OBP: 0.232, SLG: 0.261	B SI 91 C FF 91 F FF 92 D FS 86 X FF 93 2-2 ①② G1-6-3 1-2f		B SL 81 B SL 81 X FF 91 2-0 E6 14 BB 44 BB 51 FC5-4 2-3	B CU 79 B FF 90 X FF 90 2-0 44 BB 1-H 1B	F CH 84 F SI 91 B SL 82 X SL 82 1-2 ③ F7			C FF 94 X FF 94 0-1 ② L8		5	1	1	1	0	0	4
44 Adam Dunn, L (1, 3) OBP: 0.370, SLG: 0.494	B SI 94 C SI 92 B CU 76 X SI 92 2-1 ③ F7		B SL 82 C SI 92 B FF 90 B SL 81 B FS 85 4-1 51 FC5-4 14 BB 24 1B 1-2 BB	B SL 81 B SI 89 F FF 90 B SL 82 B SI 90 4-1 1-2 BB		C FF 93 C CH 87 F SL 85 B SI 93 S CH 87 1-3 ① K		X FF 95 0-0 ③ F8		3	1	0	0	2	1	0
14 Paul Konerko, R (1, 10) OBP: 0.436, SLG: 0.655		X SI 92 0-0 ① F7	B SI 92 B SL 81 B SI 92 F SI 90 B SI 93 4-1 51 FC5-4 1-2 2-3 3-H BB	B SI 91 C SI 91 B SL 81 X SI 93 2-1 ② F4		B SL 83 B SI 93 C SI 93 F SI 94 X SI 94 2-2 ② G6-3				3	0	0	1	1	0	2
12 A.J. Pierzynski, L (1, 2) OBP: 0.346, SLG: 0.569		C SI 90 C SI 92 F SI 93 F SI 94 X FS 85 0-2 HR	B SI 93 X SL 83 1-0 ① F6	D CU 74 X SI 91 1-0 ③ L8		F CH 86 B CH 86 F SI 93 X CH 87 1-2 ③ G3				4	1	1	1	0	0	5
51 Alex Rios, R (1, 9) OBP: 0.345, SLG: 0.423		B FF 93 C SL 83 F SL 83 F FF 93 B FF 94 B SI 94 X FF 94 3-2 ② G4-3	C SL 84 F SI 92 X SI 93 0-2 ② FC5-4 24 1B 1-2f 2-3 3-H		B SL 80 B FF 89 B SI 90 C SI 90 X SI 91 3-1 ① G5-3		B SL 80 X SI 91 1-0 E3 24 S		4	0	0	1	0	0	2
24 Dayan Viciedo, R (1, 7) OBP: 0.233, SLG: 0.366		B FF 93 F FF 94 C SI 94 B FF 95 B SI 96 B FF 95 4-2 BB	C SL 81 X CU 78 0-1 22 FC6-4 1-2 3-H 1B		C SL 80 B FF 92 S FS 83 C FF 94 1-3 ② K		B SI 91 B SL 81 T SI 91 B SI 91 F SI 91 C SI 92 3-3 ① K 1-2		3	0	1	1	1	2	1
22 Brent Morel, R (1, 5) OBP: 0.222, SLG: 0.208		C SL 82 B SI 92 X SL 84 1-1 ③ F7	X SI 93 0-0 ③ FC6-4 1-2f		X SI 91 0-0 15 S 15 1B 1B		F SI 92 B CH 86 X SI 91 1-1 ② G6-3		4	1	1	0	0	0	4
15 Gordon Beckham, R (1, 4) OBP: 0.261, SLG: 0.286			B FF 91 F FF 92 B FF 92 B FF 91 X SI 91 3-1 HR	C SL 81 C SI 91 X SI 92 0-2 30 FC1-6 1B	B CU 77 C FF 90 B FS 84 D SI 91 S FF 91 X FF 92 3-2 30 BB 1-H 1B		C SI 92 X SI 92 0-1 ③ P2		4	1	3	2	0	0	1
Inning Stats	R: 0 E: 0 K: 0 S: 6 H: 0 LOB: 0 BB: 1 P: 14	R: 1 E: 0 K: 0 S: 14 H: 1 LOB: 1 BB: 1 P: 22	R: 4 E: 1 K: 0 S: 13 H: 3 LOB: 2 BB: 2 P: 27	R: 1 E: 0 K: 0 S: 11 H: 2 LOB: 2 BB: 1 P: 21	R: 1 E: 0 K: 1 S: 13 H: 2 LOB: 2 BB: 1 P: 25	R: 0 E: 0 K: 1 S: 10 H: 0 LOB: 0 BB: 0 P: 14	R: 0 E: 1 K: 1 S: 8 H: 0 LOB: 1 BB: 0 P: 13	R: 0 E: 0 K: 0 S: 5 H: 0 LOB: 0 BB: 0 P: 5		1B: 5 2B: 1 3B: 0 HR: 2 SF: 0 SAC: 0 DP: 1 HBP: 0					WP: 0 PB: 0 SB: 3 CS: 0 PA: 39	

PITCHER	IP	WLS	BF	H	R	ER	SO	BB	IBB	HBP	BLK	WP	HR	S	P	ERA	WHIP
30 Ubaldo Jiménez, R (1, 1) ERA: 5.02	4.2	L	28	8	7	4	1	6	0	0	0	0	2	54	105	7.71	3.000
32 Jairo Asencio, R (5, 1) ERA: 5.93	2.1		8	0	0	0	2	0	0	0	0	0	0	21	31	0.00	0.000
50 Nick Hagadone, L (8, 1) ERA: 1.69	1.0		3	0	0	0	0	0	0	0	0	0	0	5	5	0.00	0.000

PITCHER	IP	WLS	BF	H	R	ER	SO	BB	IBB	HBP	BLK	WP	HR	S	P	ERA	WHIP

BOTTOM

Cleveland Indians @ Chicago White Sox

U.S. Cellular Field, Chicago, IL

Tue May 01 2012, 9:07 PM - 11:47 PM EDT

Att. 15,212 - Overcast - 56 F

livebaseballscorecards.com

AB	33
R	7
H	8
RBI	7
BB	6
SO	3
LOB	20

Batter	1	2	3	4	5	6	7	8	9	AB	R	H	RBI	BB	SO	LOB
33 Johnny Damon, L (1, 7) 47 Shelley Duncan, R (6, 7) OBP: 0.370, SLG: 0.415 2 Aaron Cunningham, R (8, 7) OBP: 0.318, SLG: 0.300	C FF 92 B FF 91 C FF 91 F FF 92 C CU 80 1-3 K	C FF 88 X SL 79 0-1 G3	B SL 80 B SI 89 F FF 88 B FF 89 B FF 88 4-1 22 G4-6-3 BB	B FF 91 X SI 91 1-0 P4	C FF 97 C FF 97 X FF 96 0-2 F9				3	0	0	0	1	1	1
22 Jason Kipnis, L (1, 4) OBP: 0.351, SLG: 0.453	C FF 93 B FF 92 B SL 83 B SI 92 F FF 91 F FF 92 B FF 93 4-2 13 2B BB	C SL 80 B CU 75 X CU 75 1-1 48 HBP 13 BB 1B	F FF 90 X FF 88 0-1 G4-6-3 1-2f	C FF 89 B FF 89 X FF 90 1-1 F7	C FF 95 B FF 95 X FF 96 1-1 G4-3				4	0	1	0	1	0	1
13 Asdrúbal Cabrera, S (1, 6) OBP: 0.372, SLG: 0.478	B FF 92 C SI 92 C SL 83 1 SAFE B FF 92 C SL 82 1 SAFE X SL 82 2-2 1-3 2B	C FF 90 1 SAFE C FF 89 D CU 81 D FF 90 D CH 84 1 SAFE B SL 82 4-2 48 HBP 1-2 BB	C FC 89 B CU 77 B SL 81 B SI 89 B CH 86 4-1 48 1B 41 HR BB	S SL 82 X SI 89 0-1 G6-3	C FF 97 B FF 95 F FF 96 B FF 97 B FF 96 B FF 96 4-2 48 HR BB				2	2	1	0	3	0	0
48 Travis Hafner, L (1, 10) OBP: 0.438, SLG: 0.478	F FF 92 T CU 79 S SL 83 0-3 K	S SL 82 H FF 90 1-1 1-2 2-3 HBP	X FF 89 0-0 41 HR 1-2 1B	X FF 90 0-0 G6-3	X FF 96 0-0 1-H HR				4	2	2	2	0	1	2
41 Carlos Santana, S (1, 2) OBP: 0.409, SLG: 0.466	B FF 91 F FF 91 B FF 92 B CU 81 B FF 90 4-1 BB	C FF 90 F SL 82 F SI 90 S CU 79 0-3 K	S SL 83 D SL 84 X SL 82 1-1 1-H 2-H HR	B FF 88 X FF 89 1-0 F9	B FF 96 F FF 96 S FC 90 B FF 96 X FF 95 2-2 17 E 17 S 1B				4	1	2	3	1	1	3
17 Shin-Soo Choo, L (1, 9) OBP: 0.351, SLG: 0.297	F SL 83 F FF 92 F FF 92 F CU 80 S SL 82 0-3 K	C SL 82 F SL 81 S CU 79 0-3 K	S CH 84 C CU 78 X CU 80 0-2 G1-3		B FF 89 B FF 88 S FF 89 B FF 89 X FF 89 3-1 F7	S FF 88 B FF 88 S FF 87 B FF 88 1 SAFE B FF 88 X SL 80 3-2 G3 1-3			5	0	0	0	0	2	7
23 Michael Brantley, L (1, 8) OBP: 0.301, SLG: 0.329		C FF 90 B CH 84 X CH 82 1-1 F7	X FF 87 0-0 F8	C CH 86 B CH 86 B CH 80 X FF 88 2-1 G3-1	C FF 88 B SL 82 F SL 81 B SL 80 B SL 82 X SL 79 3-2 35 BB 9 2B 1B	B FF 90 C SI 88 C SL 82 F FF 90 B FF 91 B SL 80 F SI 88 X FF 90 3-2 G6-3			5	1	1	0	0	0	1
35 Casey Kotchman, L (1, 3) OBP: 0.241, SLG: 0.243		C SL 80 F FF 90 B CU 78 X CU 78 1-2 L7	C FF 87 C CH 86 B SI 91 B CH 86 X SI 89 2-2 G6-3	C CH 82 B CU 77 C CH 82 S SL 82 1-3 K2-3	B FF 88 B FF 87 1 SAFE C FF 89 B FF 88 F FF 88 B FF 89 4-2 9 2B 1-2 BB				3	0	0	0	1	1	0
9 Jack Hannahan, L (1, 5) OBP: 0.382, SLG: 0.415		B FF 87 B SI 90 F FF 89 C SI 90 B FF 91 X SI 88 3-2 F8	C SL 81 X CH 83 0-1 F7	F FF 89 S FF 90 F CU 81 B CU 81 B FF 90 B SL 83 B FF 92 4-2 BB	B FF 96 F FF 96 X FF 96 1-1 1-3 2-H 2B				3	0	1	1	1	0	0
Inning Stats	R: 0 E: 0 K: 3 S: 19 H: 1 LOB: 3 BB: 2 P: 30	R: 0 E: 0 K: 0 S: 8 H: 0 LOB: 0 BB: 0 P: 13	R: 0 E: 0 K: 2 S: 14 H: 1 LOB: 3 BB: 1 P: 20	R: 0 E: 0 K: 0 S: 6 H: 0 LOB: 0 BB: 0 P: 8	R: 3 E: 0 K: 0 S: 10 H: 2 LOB: 0 BB: 2 P: 19	R: 0 E: 0 K: 1 S: 9 H: 0 LOB: 1 BB: 1 P: 17	R: 0 E: 0 K: 0 S: 5 H: 0 LOB: 0 BB: 0 P: 6	R: 1 E: 0 K: 0 S: 13 H: 2 LOB: 2 BB: 1 P: 25	R: 2 E: 0 K: 0 S: 16 H: 2 LOB: 1 BB: 1 P: 29	1B: 4 2B: 2 3B: 0 HR: 2 SF: 0 SAC: 0 DP: 1 HBP: 1						

PITCHER		IP	WLS	BF	H	R	ER	SO	BB	IBB	HBP	BLK	WP	HR	S	P	ERA	WHIP
41 Philip Humber, R ERA: 4.62	(1, 1)	6.0		28	4	3	3	6	6	0	1	0	0	1	66	107	4.50	1.667
77 Will Ohman, L ERA: 6.23	(7, 1)	1.2	L	7	1	1	1	0	1	0	0	0	0	0	13	25	5.40	1.200
43 Addison Reed, R ERA:	(8, 1)	0.1		2	1	0	0	0	0	0	0	0	0	0	5	6	0.00	3.000
37 Matt Thornton, L ERA: 2.38	(9, 1)	0.1		4	2	2	2	0	1	0	0	0	0	1	8	15	54.00	9.000
48 Zach Stewart, R ERA: 2.57	(9, 1)	0.2		2	0	0	0	0	0	0	0	0	0	0	8	14	0.00	0.000

PITCHER	IP	WLS	BF	H	R	ER	SO	BB	IBB	HBP	BLK	WP	HR	S	P	ERA	WHIP

TOP

Cleveland Indians @ Chicago White Sox

U.S. Cellular Field, Chicago, IL

Wed May 02 2012, 8:11 PM - 10:56 PM EDT

Att. 15,192 - Partly Cloudy - 76 F

livebaseballscorecards.com

AB	34
R	6
H	8
RBI	6
BB	8
SO	6
LOB	17

WP: 0 PA: 43
PB: 0
SB: 1
CS: 0

Batter	1	2	3	4	5	6	7	8	9	AB	R	H	RBI	BB	SO	LOB
30 Alejandro De Aza, L (1, 8) OBP: 0.333, SLG: 0.462	C FF 89 B CH 84 X FF 88 1-1 ① G3		B CH 85 C CH 82 B FF 90 S FC 87 X CU 77 2-2 ③ G4-3		D CH 83 B CH 80 B FF 87 B FF 88 4-0 10 1B 1-2 BB		1 SAFE P PO 89 C SL 80 1 SAFE S FF 91 T FF 91 1-2 ② K			3	0	0	0	1	1	1
10 Alexei Ramirez, R (1, 6) OBP: 0.232, SLG: 0.260	C FF 91 F FF 92 B CU 79 B FC 87 X FC 88 2-2 ② G5-3			X FC 87 0-0 ① G5-3	B FC 84 X FC 84 1-0 1-3 2-H 3-H 1B		C SI 89 B FF 92 F SL 81 B FF 90 T SI 89 2-2 ③ K 1-2			4	0	1	2	0	1	1
44 Adam Dunn, L (1, 3) OBP: 0.385, SLG: 0.536 18 Brent Lillibridge, R (8, PR) OBP: 0.292, SLG: 0.190 (9, 3)	B FF 92 B CH 83 B FF 91 F FF 91 B FC 88 4-1 BB			C FF 90 B FF 91 B CU 76 X FC 88 2-1 HR	B FF 89 C CH 81 F CU 75 F CU 77 C FF 90 1-3 ③ K			B FF 93 F FF 92 C SL 81 X FF 93 1-2 12 CS 1B		3 0	1 0	2 0	1 0	1 0	1 0	2 0
14 Paul Konerko, R (1, 10) OBP: 0.418, SLG: 0.625	X FC 86 0-0 ③ F8			B FC 86 C FC 87 S CU 77 B CU 80 F FF 87 F FF 91 S FF 86 2-3 ② K		B CU 76 F FC 85 S FF 85 X CU 77 1-2 ① G6-3		C SL 81 X FF 95 0-1 ① F9		4	0	0	0	0	1	2
12 A.J. Pierzynski, L (1, 2) OBP: 0.329, SLG: 0.539		X CH 82 0-0 ① G3-1		B CH 85 B FF 89 X CH 82 2-0 ③ F7		B CU 73 C FF 88 X CH 82 1-1 ② F7		C SL 81 F FF 94 B SL 82 S SL 82 1-3 ②③ K 1-2		4	0	0	0	0	1	1
51 Alex Rios, R (1, 9) OBP: 0.341, SLG: 0.415		C FF 91 X FC 87 0-1 ② L9			C FF 86 C CU 75 B CU 78 F FC 85 X FF 90 1-2 ① F8	X FF 86 0-0 1B			C FF 95 X SL 83 0-1 ① F8	4	0	1	0	0	0	0
24 Dayan Viciedo, R (1, 7) OBP: 0.234, SLG: 0.360		C FF 91 B CU 77 X FC 87 1-1 ③ G5-3			X FC 86 0-0 15 FC6-4 22 1B 10 1B 1B	F CU 75 1 SAFE X FF 89 0-1 ③ P3			C FF 94 S SL 86 B SL 84 F FF 94 B SL 84 X FF 94 2-2 ② G3-1	4	1	1	0	0	0	1
22 Brent Morel, R (1, 5) OBP: 0.226, SLG: 0.213 1 Kosuke Fukudome, L (9, PH) OBP: 0.267, SLG: 0.231			C FC 84 S CU 76 S FC 86 0-3 ① K		B FF 85 C FC 84 1 SAFE X FF 88 1-1 15 FC6-4 1-2 1B		B SL 80 B SI 89 B SI 89 C SI 90 C SI 89 T SI 89 3-2 ① K		B FF 94 C FF 94 B FF 92 S FF 94 B FF 93 F FF 93 X FF 93 3-2 ③ F7	3 1	0 0	1 0	0 0	0 0	2 0	0 0
15 Gordon Beckham, R (1, 4) OBP: 0.264, SLG: 0.277			B FF 90 C FC 87 S CU 77 F FF 91 B CU 79 S FC 86 2-3 ② K		B FC 85 B FC 85 X FF 90 2-0 ② FC6-4 30 BB 10 1B 1-2f 2-3		B SL 80 B SI 90 C SI 90 B SL 81 B SI 90 4-1 10 S BB			2	1	0	0	1	1	2
Inning Stats	R: 0 E: 0 K: 0 S: 7 H: 0 LOB: 1 BB: 1 P: 14	R: 0 E: 0 K: 0 S: 5 H: 0 LOB: 0 BB: 0 P: 6	R: 0 E: 0 K: 2 S: 10 H: 0 LOB: 0 BB: 0 P: 14	R: 1 E: 0 K: 1 S: 9 H: 1 LOB: 0 BB: 0 P: 15	R: 2 E: 0 K: 1 S: 13 H: 3 LOB: 2 BB: 1 P: 23	R: 0 E: 0 K: 0 S: 8 H: 1 LOB: 1 BB: 0 P: 10	R: 0 E: 0 K: 3 S: 11 H: 0 LOB: 1 BB: 1 P: 20	R: 0 E: 0 K: 1 S: 8 H: 1 LOB: 1 BB: 0 P: 10	R: 0 E: 0 K: 0 S: 10 H: 0 LOB: 0 BB: 0 P: 15	1B: 5 2B: 1 3B: 0 HR: 1	SF: 0 SAC: 0 DP: 1 HBP: 0			WP: 0 PB: 0 SB: 1 CS: 1	PA: 35		

PITCHER		IP	WLS	BF	H	R	ER	SO	BB	IBB	HBP	BLK	WP	HR	S	P	ERA	WHIP
43 Josh Tomlin, R ERA: 5.27	(1, 1)	6.0		25	5	3	3	4	2	0	0	0	0	1	52	82	4.50	1.167
38 Joe Smith, R ERA: 1.59	(7, 1)	1.0	W	4	0	0	0	3	1	0	0	0	0	0	11	20	0.00	1.000
49 Tony Sipp, L ERA: 7.71	(8, 1)	0.0		1	1	0	0	0	0	0	0	0	0	0	3	4	∞	∞
52 Vinnie Pestano, R ERA: 2.53	(8, 1)	1.0	H	2	0	0	0	1	0	0	0	0	0	0	5	6	0.00	0.000
54 Chris Perez, R ERA: 3.6	(9, 1)	1.0	S	3	0	0	0	0	0	0	0	0	0	0	10	15	0.00	0.000

PITCHER	IP	WLS	BF	H	R	ER	SO	BB	IBB	HBP	BLK	WP	HR	S	P	ERA	WHIP

BOTTOM

Cleveland Indians @ Chicago White Sox

U.S. Cellular Field, Chicago, IL

Wed May 02 2012, 8:11 PM - 10:56 PM EDT

Att. 15,192 - Partly Cloudy - 76 F

livebaseballscorecards.com

AB	32
R	3
H	6
RBI	3
BB	3
SO	8
LOB	10

Cleveland Indians @ Chicago White Sox

U.S. Cellular Field, Chicago, IL

Thu May 03 2012, 8:29 PM - 11:09 PM EDT

Att. 17,314 - Cloudy - 82 F

TOP

livebaseballscorecards.com

Batter	1	2	3	4	5	6	7	8	9	AB	R	H	RBI	BB	SO	LOB
33 Johnny Damon, L (1, 10) OBP: 0.222, SLG: 0.250	C FF 91 X FF 90 0-1 ① F7		X FF 90 0-0 22 3B 2B		B FC 87 X FF 91 1-0 ② P4		C FC 87 X FC 88 0-1 ② L4		B FF 91 B SL 81 C SI 90 X FF 90 2-1 ③ G4-3	5	1	1	0	0	0	2
22 Jason Kipnis, L (1, 4) OBP: 0.366, SLG: 0.517	B FF 91 B FF 92 B FF 92 B FF 92 4-0 41 E BB		B FF 92 B FC 88 X FF 92 2-0 13 1B 2-H 3B		X FF 90 0-0 ③ F8		C FC 88 B FF 89 B FF 92 D CH 84 X FC 88 3-1 1-H 2-H HR			3	2	2	4	1	0	0
13 Asdrúbal Cabrera, S (1, 6) OBP: 0.378, SLG: 0.521	B FF 92 F FF 90 B FF 91 C CH 85 X FF 91 2-2 ② F8		B FC 89 B FF 92 F FC 90 F FF 92 X FC 90 2-2 47 G5-4-3 3-H 1B			C CH 82 B FC 87 B CH 82 F FC 86 X FF 92 1-2 HR	C CU 77 B CH 82 B CH 82 S FF 91 X CU 78 2-2 ③ G5-3			4	1	2	2	0	0	1
41 Carlos Santana, S (1, 2) OBP: 0.392, SLG: 0.442	C SI 92 C SI 91 1 SAFE B SI 92 X FF 92 1-2 ③ L9 1-2		B CH 84 B FC 89 S CH 84 B FF 90 X CH 81 3-1 ① F7			C CU 78 X SI 91 0-1 ① G4-3		B SI 97 S SI 98 B CH 88 S SI 98 B SL 89 X SI 98 3-2 ① G3-1		4	0	0	0	0	0	2
47 Shelley Duncan, R (1, 7) OBP: 0.353, SLG: 0.391 2 Aaron Cunningham, R (8, 7) OBP: 0.318, SLG: 0.300		C CU 77 B FF 92 B FF 89 X CH 84 2-1 ① G5-3	1 SAFE T FF 92 F FF 92 B CH 80 X CH 81 1-2 ② ③ G5-4-3 1-2f			B FC 87 X FC 86 1-0 ② G4-3		S SL 87 B SL 88 S SI 98 F SL 87 F SL 88 B SI 100 B SI 99 C SI 98 3-3 ② K		4 0	0 0	0 0	0 0	0 0	1 0	1 0
17 Shin-Soo Choo, L (1, 9) OBP: 0.346, SLG: 0.284		B FF 92 X FC 89 1-0 ② F7		B FC 86 B FF 92 C CH 84 C CU 77 C CU 78 2-3 ① K		S CU 78 S CU 78 X CU 78 0-2 ③ G3		F SI 98 B CH 89 B CH 86 F SI 98 B SI 98 B SI 98 4-2 BB		3	0	0	0	1	1	0
23 Michael Brantley, L (1, 8) OBP: 0.299, SLG: 0.326		B FF 92 F FF 92 C FF 92 B FF 92 B FF 92 X FF 90 3-2 E1 35 1B 1B	C FF 91 C FF 92 X CU 79 0-2 ② G3			C CU 76 B FF 90 X FC 88 1-1 ① G4-3	C SI 97 X SI 98 0-1 ③ G4-3			4	1	1	0	0	0	1
35 Casey Kotchman, L (1, 3) OBP: 0.253, SLG: 0.257		C FC 88 X FC 88 0-1 2-H 1B	B FF 90 C CU 79 F FC 88 F FF 92 X CU 79 1-2 ③ G1-3			C FC 86 X CU 79 0-1 9 1B 22 HR 1B			B SL 81 C FF 87 F CH 83 B SL 83 B SL 82 X FF 89 3-2 ① G1-4-3	4	1	2	1	0	0	0
9 Jack Hannahan, L (1, 5) OBP: 0.375, SLG: 0.406		1 SAFE X FF 91 0-0 ③ F8			B FF 90 X FC 88 1-0 ① L9		B SI 91 X FF 91 1-0 22 HR 1-2 1B		B CH 84 S SL 82 X FF 90 1-1 ② G6-3	4	1	1	0	0	0	1
Inning Stats	R: 0 E: 1 K: 0 S: 8 H: 0 LOB: 1 BB: 1 P: 15	R: 1 E: 1 K: 0 S: 9 H: 2 LOB: 1 BB: 0 P: 15	R: 2 E: 0 K: 0 S: 10 H: 3 LOB: 0 BB: 0 P: 18	R: 0 E: 0 K: 1 S: 10 H: 0 LOB: 0 BB: 0 P: 13	R: 0 E: 0 K: 0 S: 3 H: 0 LOB: 0 BB: 0 P: 5	R: 1 E: 0 K: 0 S: 9 H: 1 LOB: 0 BB: 0 P: 11	R: 3 E: 0 K: 0 S: 12 H: 3 LOB: 0 BB: 0 P: 19	R: 0 E: 0 K: 1 S: 12 H: 0 LOB: 1 BB: 1 P: 22	R: 0 E: 0 K: 0 S: 7 H: 0 LOB: 0 BB: 0 P: 13	1B: 5 2B: 1 3B: 1 HR: 2 SF: 0 SAC: 0 DP: 1 HBP: 0						

	AB	35
	R	7
	H	9
	RBI	7
	BB	2
	SO	2
	LOB	8

WP: 0 PA: 37
PB: 0
SB: 0
CS: 0

PITCHER		IP	WLS	BF	H	R	ER	SO	BB	IBB	HBP	BLK	WP	HR	S	P	ERA	WHIP
50 John Danks, L ERA: 6.51	(1, 1)	7.0	L	30	9	7	6	1	1	0	0	0	0	2	61	96	7.71	1.429
65 Nate Jones, R ERA: 1.8	(8, 1)	1.0		4	0	0	0	1	1	0	0	0	0	0	12	22	0.00	1.000
39 Dylan Axelrod, R ERA: 2.7	(9, 1)	1.0		3	0	0	0	0	0	0	0	0	0	0	7	13	0.00	0.000

PITCHER		IP	WLS	BF	H	R	ER	SO	BB	IBB	HBP	BLK	WP	HR	S	P	ERA	WHIP

Batter	1	2	3	4	5	6	7	8	9	AB	R	H	RBI	BB	SO	LOB
30 Alejandro De Aza, L (1, 8) OBP: 0.345, SLG: 0.469	C SI 93 X SI 93 0-1 G5-3		X SI 91 0-0 L7		F SL 81 B SL 81 X SI 94 1-1 10 G6-4-3 2-H 3-H 1B		M SI 93 B SL 80 B SI 90 X SI 88 2-1 14 BB 10 1B 1B		B SI 89 B SI 90 B SI 88 C SI 89 F SI 90 X SI 90 3-2 44 HR 1B	5	1	3	2	0	0	1
10 Alexei Ramirez, R (1, 6) OBP: 0.231, SLG: 0.257	B SI 95 B SI 92 T SI 93 F SI 91 S FF 94 2-3 K		C SL 82 B SI 94 X SI 90 1-1 FC5-4 1-2f		1 SAFE X SI 93 0-0 G6-4-3 1-2f		C SL 80 X SI 89 0-1 14 BB 1-2 1B		C SI 90 B SI 90 X SL 85 1-1 P5	5	0	1	0	0	1	3
44 Adam Dunn, L (1, 10) OBP: 0.385, SLG: 0.562	X SI 94 0-0 1B			C SL 82 C SL 83 S SI 94 0-3 K		B FF 94 C SL 80 X SL 82 1-1 F8	B SL 82 B SL 82 C FF 92 D SL 83 T FF 92 X SL 82 3-2 P2		B FS 83 X SI 89 1-0 1-H HR	5	1	2	2	0	1	2
14 Paul Konerko, R (1, 3) OBP: 0.427, SLG: 0.611 22 Brent Morel, R (9, PR) OBP: 0.226, SLG: 0.213	X FF 95 0-0 F9			C SI 94 C SL 84 B SL 83 F SL 84 F SI 93 F SI 95 B SL 85 B SI 95 B SL 81 4-2 12 G3 BB		C SL 82 F SI 94 B SI 93 F SI 91 F SL 85 B SL 84 X SI 90 2-2 G5-3	B SL 78 S SL 79 B SL 79 B SI 90 F SI 89 F FF 91 F SL 79 B FF 90 4-2 1-2 2-3 BB		B FF 93 B FF 94 B FF 94 B FF 94 4-0 12 DI BB	2 0	0 0	0 0	0 0	3 0	0 0	1 0
12 A.J. Pierzynski, L (1, 2) OBP: 0.322, SLG: 0.531		C SI 91 C SL 82 B SI 94 F SI 94 F SL 84 S FF 96 1-3 K		X SI 93 0-0 G3 1-2		C SL 81 B SI 94 X SL 82 1-1 51 1B 2B	B SL 78 X FF 90 1-0 P6		C FF 94 B SL 84 S SL 80 F SL 83 B SL 83 F FF 96 F SL 82 B FF 96 C FF 94 3-3 1-2	5	1	1	0	0	2	5
51 Alex Rios, R (1, 9) OBP: 0.344, SLG: 0.414		B SL 83 C SI 93 X SI 93 1-1 G6-3		B SI 94 B SI 91 S SI 91 B SI 91 X SI 89 3-1 G5-3		C SI 93 X SI 92 0-1 1 BB 2-H 1B		C SL 79 C SL 79 B SI 90 X SI 88 1-2 15 FC5-4 1 BB 1B	C SL 84 X SL 82 0-1 G6-3	5	0	2	1	0	0	3
1 Kosuke Fukudome, L (1, 7) OBP: 0.324, SLG: 0.222		B SI 93 B SI 93 X SI 92 2-0 L6			B SI 90 B SI 91 B SI 91 B SI 90 4-0 38 SH1-4 15 1B 30 1B BB	B SI 90 B SI 90 B SI 90 B SI 92 4-0 1-2 BB		B SI 88 B SI 88 B FF 89 B SI 88 4-0 15 FC5-4 1-2 BB		1	1	0	0	3	0	0
15 Gordon Beckham, R (1, 4) OBP: 0.276, SLG: 0.290			C SI 90 B SL 81 X SI 90 1-1 10 FC5-4 1B		X SI 92 0-0 38 SH1-4 30 1B 1-2 1B	C SI 91 F SL 83 F SL 83 B FF 94 T SL 84 1-2 K		F SI 89 B SL 81 C SL 80 X SI 90 1-2 FC5-4 38 F8-3 1-2f 2-3		4	1	2	0	0	1	4
38 Eduardo Escobar, S (1, 5) OBP: 0.167, SLG: 0.217			B SI 93 F SI 88 S SI 90 F SI 92 S SL 83 1-3 K		B SI 89 C SI 90 2 SAFE X SL 80 1-1 SH1-4 1-2 2-3		C SI 91 F SI 92 C SL 83 0-3 K		B SI 89 B SL 80 S SL 79 X SL 80 2-1 F8-3 1-1	3	0	0	0	0	2	3
Inning Stats	R: 0 E: 0 K: 1 S: 7 H: 1 LOB: 1 BB: 0 P: 9	R: 0 E: 0 K: 1 S: 8 H: 0 LOB: 0 BB: 0 P: 12	R: 0 E: 0 K: 1 S: 9 H: 1 LOB: 1 BB: 0 P: 12	R: 0 E: 0 K: 1 S: 11 H: 0 LOB: 1 BB: 1 P: 18	R: 2 E: 0 K: 0 S: 6 H: 2 LOB: 0 BB: 1 P: 12	R: 1 E: 0 K: 1 S: 15 H: 2 LOB: 2 BB: 1 P: 24	R: 0 E: 0 K: 1 S: 15 H: 2 LOB: 3 BB: 1 P: 25	R: 0 E: 0 K: 0 S: 8 H: 1 LOB: 1 BB: 1 P: 16	R: 2 E: 0 K: 1 S: 14 H: 2 LOB: 2 BB: 1 P: 26	1B: 9 2B: 2 3B: 0 HR: 1 SF: 0 SAC: 1 DP: 2 HBP: 0	WP: 0 PB: 0 SB: 0 CS: 0 PA: 42					

PITCHER		IP	WLS	BF	H	R	ER	SO	BB	IBB	HBP	BLK	WP	HR	S	P	ERA	WHIP
63 Justin Masterson, R ERA: 5.2	(1, 1)	6.1	W	29	8	3	3	6	3	0	0	0	0	0	63	96	4.26	1.737
49 Tony Sipp, L ERA: 7.36	(7, 1)	0.1	H	1	0	0	0	0	0	0	0	0	0	0	3	6	0.00	0.000
38 Joe Smith, R ERA: 1.42	(7, 1)	1.1	H	6	1	0	0	0	2	0	0	0	0	0	13	26	0.00	2.250
44 Dan Wheeler, R ERA: 5.87	(9, 1)	0.1		3	2	2	2	0	0	0	0	0	0	1	6	11	54.00	6.000
54 Chris Perez, R ERA: 3.38	(9, 1)	0.2	S	3	0	0	0	1	1	0	0	0	0	0	8	15	0.00	1.500

PITCHER	IP	WLS	BF	H	R	ER	SO	BB	IBB	HBP	BLK	WP	HR	S	P	ERA	WHIP

BOTTOM

Cleveland Indians @ Chicago White Sox

U.S. Cellular Field, Chicago, IL

Thu May 03 2012, 8:29 PM - 11:09 PM EDT

Att. 17,314 - Cloudy - 82 F

livebaseballscorecards.com

AB	35
R	5
H	11
RBI	5
BB	6
SO	7
LOB	22

Chicago White Sox @ Detroit Tigers

Comerica Park, Detroit, MI

Fri May 04 2012, 7:07 PM - 9:55 PM EDT

Att. 33,615 - Partly Cloudy - 64 F

TOP

livebaseballscorecards.com

Batter	1	2	3	4	5	6	7	8	9	AB	R	H	RBI	BB	SO	LOB
30 Alejandro De Aza, L (1, 8) OBP: 0.333, SLG: 0.450	C SI 91 B FC 87 B SI 91 C SI 92 C KC 82 2-3 ① K		C KC 79 D KC 82 F SI 92 B FC 84 S KC 80 2-3 ② K2-3		1 SAFE B SI 90 B KC 79 F SI 91 X FC 87 2-1 ③ G4-3		C FF 93 B CU 78 C FF 91 B FF 93 S CU 78 2-3 ③ K			4	0	0	0	0	3	2
10 Alexei Ramirez, R (1, 6) OBP: 0.231, SLG: 0.276	C SI 91 B CH 83 X CH 83 1-1 ② G3-1		B SI 91 B SI 91 S KC 79 F FC 87 F SI 93 X KC 82 2-2 ③ F8			C SI 90 B SI 90 X SI 91 1-1 44 SF9 3B		B FC 92 X FF 90 1-0 ① F8		4	1	1	0	0	0	1
44 Adam Dunn, L (1, 10) OBP: 0.372, SLG: 0.543	B SI 91 F SI 92 S KC 80 B FC 90 B SI 92 S KC 82 3-3 ③ K			C SI 92 S SI 92 S KC 82 1-3 ① K		S KC 80 D KC 81 B FC 90 S KC 82 X FC 89 2-2 ① SF9 3-H		C CU 78 C CU 78 F CU 79 B FF 91 B CU 78 X CU 78 2-2 ② G5-3		3	0	0	1	0	2	0
14 Paul Konerko, R (1, 3) OBP: 0.439, SLG: 0.613		C SI 89 X FC 87 0-1 51 G4-6-3 1B		B KC 78 B KC 79 C SI 92 B KC 80 X SI 93 3-1 ② F9		B SI 91 C SI 91 B CH 84 X SI 91 2-1 12 G4-6-3 1B		B FF 91 S SL 86 B CH 85 S CU 79 F CU 80 B FF 92 B FF 92 4-2 12 FC6 BB		3	0	2	0	1	0	0
12 A.J. Pierzynski, L (1, 2) OBP: 0.319, SLG: 0.518		C KC 78 I KC 80 S FC 88 0-3 ① K		S KC 81 F FC 88 X KC 84 0-2 1B		B SI 90 X FC 86 1-0 ②③ G4-6-3 1-2f		X CU 79 0-0 ③ FC6 1-2f		4	0	1	0	0	1	3
51 Alex Rios, R (1, 9) OBP: 0.330, SLG: 0.396		B SI 92 B SI 91 C SI 92 B KC 80 X SI 92 3-1 ②③ G4-6-3 1-2f		B SI 90 S KC 80 B CH 83 D FC 86 X SI 91 3-1 ③ F8			B FF 92 X FF 90 1-0 ① G5-3 X FF 92 0-0 ② G4-3		X FF 92 0-0 ① G6-3 C FF 94 F FF 94 B FS 86 X FS 85 1-2 22 S 1B	4	0	0	0	0	0	2
24 Dayan Viciedo, R (1, 7) OBP: 0.238, SLG: 0.359 18 Brent Lillibridge, R (7, 7) OBP: 0.320, SLG: 0.227			C SI 90 B SI 91 X KC 78 1-1 22 SH2-3 15 2B 1B		T SI 90 B CH 83 F CH 82 B SI 93 S FC 89 2-3 ① K					3 1	1 0	1 1	0 0	0 0	1 0	0 0
22 Brent Morel, R (1, 5) OBP: 0.230, SLG: 0.217			X SI 90 0-0 ① SH2-3 1-2		B SI 92 C KC 80 B SI 93 F FC 86 F KC 81 B SI 93 S SI 93 3-3 ② K		C FF 92 X SL 80 0-1 15 PB 15 HR 1B		P PO 87 B FF 93 S FF 93 F FF 94 B FS 85 F FF 93 S FF 93 3-3 ② K 1-2	3	1	1	0	0	2	1
15 Gordon Beckham, R (1, 4) OBP: 0.300, SLG: 0.370			C SI 91 C FC 86 X FC 87 0-2 2-H 2B		F SI 92 B CH 83 B KC 79 B SI 92 F SI 91 F KC 81 F SI 93 F FC 87 F SI 94 3-2 X KC 79 1B		B FF 91 B FF 91 F FF 92 X FF 90 2-1 1-H HR		F FF 94 S FS 85 B FF 93 D FS 86 X FF 94 2-2 ③ G6-3	4	1	3	3	0	0	1

	AB	33
	R	4
	H	10
	RBI	4
	BB	1
	SO	9
	LOB	10

Inning Stats																		
	R: 0 E: 0 K: 2 S: 8	H: 0 LOB: 0 BB: 0 P: 14	R: 0 E: 0 K: 1 S: 7	H: 1 LOB: 0 BB: 0 P: 10	R: 1 E: 0 K: 1 S: 13	H: 2 LOB: 1 BB: 0 P: 18	R: 0 E: 0 K: 1 S: 10	H: 1 LOB: 1 BB: 0 P: 17	R: 0 E: 0 K: 2 S: 16	H: 1 LOB: 1 BB: 0 P: 26	R: 1 E: 0 K: 0 S: 8	H: 2 LOB: 0 BB: 0 P: 14	R: 2 E: 0 K: 1 S: 9	H: 2 LOB: 0 BB: 0 P: 14	R: 0 E: 0 K: 0 S: 9	H: 0 LOB: 1 BB: 1 P: 16	R: 0 E: 0 K: 1 S: 12	H: 1 LOB: 1 BB: 0 P: 17

	1B: 7	SF: 1	WP: 0	PA: 36
	2B: 1	SAC: 1	PB: 1	
	3B: 1	DP: 2	SB: 1	
	HR: 1	HBP: 0	CS: 0	

PITCHER		IP	WLS	BF	H	R	ER	SO	BB	IBB	HBP	BLK	WP	HR	S	P	ERA	WHIP
33 Drew Smyly, L ERA: 1.61	(1, 1)	6.0		23	7	2	2	7	0	0	0	0	0	0	62	99	3.00	1.167
20 Octavio Dotel, R ERA: 1.8	(7, 1)	1.1		6	2	2	2	1	0	0	0	0	0	1	10	16	13.50	1.500
64 Duane Below, L ERA:	(8, 1)	0.2		3	0	0	0	0	1	0	0	0	0	0	8	14	0.00	1.500
46 Jose Valverde, R ERA: 5.06	(9, 1)	1.0	W	4	1	0	0	1	0	0	0	0	0	0	12	17	0.00	1.000

PITCHER		IP	WLS	BF	H	R	ER	SO	BB	IBB	HBP	BLK	WP	HR	S	P	ERA	WHIP

Batter	1	2	3	4	5	6	7	8	9	AB	R	H	RBI	BB	SO	LOB
14 Austin Jackson, R (1, 8) OBP: 0.377, SLG: 0.489	C FF 91 C FF 91 B FF 92 B SL 82 B SL 83 X SI 92 3-2 ① F8	B FC 86 F SL 83 T FF 91 F FF 92 1 SAFE 1 SAFE F FF 92 B CU 81 1 SAFE 2-3 ③ K			C CU 80 X CU 80 0-1 ② F9			S SL 85 B FF 90 F FF 90 F FF 91 F CU 81 X CU 81 1-2 ① F8		4	0	0	0	0	1	2
26 Brennan Boesch, L (1, 9) OBP: 0.243, SLG: 0.356	B FF 92 B FF 92 F SI 90 T CU 80 S FF 93 2-3 ② K	X CH 83 0-0 ① G6-3			X FF 91 0-0 ③ G6-3			C FF 91 F FF 91 B FF 91 F SI 92 B SI 92 B CH 84 F FC 85 X CU 80 3-2 ② G3 1-2		4	0	0	0	0	1	1
24 Miguel Cabrera, R (1, 5) OBP: 0.370, SLG: 0.552	B FF 91 C FF 91 B FF 93 X SL 85 2-1 28 1B 1B	C SI 90 B FF 90 F FF 91 S FF 92 1-3 ② K		C FF 90 X SL 84 0-1 ① F9			B SL 84 S CU 81 F SL 82 X FF 91 1-2 2-H 1B		4	0	2	1	0	1	0
28 Prince Fielder, L (1, 3) OBP: 0.358, SLG: 0.398	C FC 87 X FF 92 0-1 1-2 1B	B FF 90 C FC 86 X FC 86 1-1 ③ F9		B CH 84 B FF 90 C FF 91 F CU 79 B FC 85 F SL 85 S FF 90 3-3 ② K			B SI 94 C SI 95 F FF 95 B FF 96 X SI 96 2-2 ③ G1-3		4	0	1	0	0	1	1
12 Andy Dirks, L (1, 10) OBP: 0.300, SLG: 0.513 39 Ramon Santiago, S (9, PH) OBP: 0.213, SLG: 0.209	X FF 93 0-0 ③ F7			B FF 90 X CH 83 1-0 ① P5		B CH 82 B CH 83 F CH 83 F FF 90 X CU 79 2-2 ③ G4-3			S FF 95 X FF 96 0-1 ① B1	3 1	0 0	0 0	0 0	0 0	0 0	2 0
13 Alex Avila, L (1, 2) OBP: 0.372, SLG: 0.529 9 Gerald Laird, R (9, PR) OBP: 0.381, SLG: 0.526		C FF 90 B FC 86 C FC 85 X FC 86 1-2 27 1B 25 SF8 2B		T FF 90 F FF 91 B FF 92 B CU 82 F FF 92 B FF 91 X FF 91 3-2 HR			B FF 89 C FF 90 B CH 83 F FF 89 B FF 90 B FF 90 4-2 25 G6-4-3 BB		B SI 95 C SI 95 X SI 96 1-1 27 HR 1B	3 0	2 1	3 0	1 0	1 0	0 0	0 0
27 Jhonny Peralta, R (1, 6) OBP: 0.292, SLG: 0.386		B FF 92 B FF 91 X FC 86 2-0 2-3 1B		F FF 92 B FF 91 X FF 90 1-1 ② F9			F FF 91 X SI 90 0-1 ① L5		F FF 95 F FF 95 F FF 95 X FF 96 0-2 1-H HR	4	1	2	2	0	0	1
25 Ryan Raburn, R (1, 4) OBP: 0.197, SLG: 0.167		F FF 92 X FF 92 0-1 ① SF8 3-H		C CU 81 B SL 84 B CH 84 C FF 91 F CU 80 S CU 81 2-3 ③ K			B FF 90 M FC 86 C FF 90 D CU 82 X CU 81 2-2 ②③ G6-4-3 1-2f			2	0	0	1	0	1	1
32 Don Kelly, L (1, 7) OBP: 0.333, SLG: 0.250		S FF 92 F FC 84 S FF 92 0-3 ② K			B SL 84 C SL 84 X CH 83 1-1 ① F8			C SL 84 B FF 89 B SL 84 B FF 89 C FF 88 F FF 88 F FF 88 X FF 89 3-2 26 G3 24 1B 1B		3	1	1	0	0	1	1
Inning Stats	R: 0 E: 0 K: 1 S: 11 H: 2 LOB: 2 BB: 0 P: 18	R: 1 E: 0 K: 2 S: 14 H: 2 LOB: 1 BB: 0 P: 19	R: 0 E: 0 K: 1 S: 6 H: 0 LOB: 0 BB: 0 P: 8	R: 1 E: 0 K: 1 S: 11 H: 1 LOB: 0 BB: 0 P: 18	R: 0 E: 0 K: 0 S: 5 H: 0 LOB: 0 BB: 0 P: 6	R: 0 E: 0 K: 1 S: 9 H: 0 LOB: 0 BB: 0 P: 14	R: 0 E: 0 K: 0 S: 7 H: 0 LOB: 0 BB: 1 P: 13	R: 1 E: 0 K: 0 S: 21 H: 2 LOB: 1 BB: 0 P: 31	R: 2 E: 0 K: 0 S: 8 H: 2 LOB: 1 BB: 0 P: 9	1B: 6 2B: 1 3B: 0 HR: 2	SF: 1 SAC: 0 DP: 1 HBP: 0		WP: 0 PB: 0 SB: 0 CS: 0	PA: 34			

PITCHER		IP	WLS	BF	H	R	ER	SO	BB	IBB	HBP	BLK	WP	HR	S	P	ERA	WHIP
44 Jake Peavy, R ERA: 1.99	(1, 1)	7.2		30	7	3	3	6	1	0	0	0	0	1	81	122	3.52	1.043
37 Matt Thornton, L ERA: 3.75	(8, 1)	0.2	L	4	2	2	2	0	0	0	0	0	0	1	11	14	27.00	3.000

PITCHER	IP	WLS	BF	H	R	ER	SO	BB	IBB	HBP	BLK	WP	HR	S	P	ERA	WHIP

BOTTOM

Chicago White Sox @ Detroit Tigers

Comerica Park, Detroit, MI

Fri May 04 2012, 7:07 PM - 9:55 PM EDT

Att. 33,615 - Partly Cloudy - 64 F

livebaseballscorecards.com

AB	32
R	5
H	9
RBI	5
BB	1
SO	6
LOB	9

Chicago White Sox @ Detroit Tigers

Comerica Park, Detroit, MI

Sat May 05 2012, 4:07 PM - 6:52 PM EDT

Att. 42,404 - Sunny - 66 F

livebaseballscorecards.com

Batter	1	2	3	4	5	6	7	8	9	AB	R	H	RBI	BB	SO	LOB
30 Alejandro De Aza, L (1, 8) OBP: 0.339, SLG: 0.452	B FF 92 F FF 92 C FF 94 B FF 95 S CH 85 2-3 ① K			B CH 83 L FF 93 B SI 93 B CH 84 S FF 92 S FF 94 3-3 ① K		C SI 93 F CH 86 F SL 85 B FF 96 X FF 94 1-2 10 G6-3 1B			B FF 90 C FF 91 X FF 92 1-1 10 SH5-4 44 HR 10 S 1B	4	1	2	0	0	2	0
10 Alexei Ramirez, R (1, 6) OBP: 0.225, SLG: 0.269	X FF 92 0-0 ② P4			C FF 93 B SL 86 B FF 94 F FF 93 F FF 91 B CH 85 F FF 95 X SL 85 3-2 ② G2		B CH 83 F FF 93 1 SAFE 1 SAFE C SL 86 B FF 95 F SL 83 X FF 93 2-2 ②③ G6-3 1-2			B FF 94 X FF 94 1-0 ① SH5-4 1-3	3	0	0	0	0	0	1
44 Adam Dunn, L (1, 10) OBP: 0.376, SLG: 0.573	F FF 95 S FF 94 F FF 94 B FF 95 S CH 88 1-3 ③ K			X CH 85 0-0 1B			B FF 94 B FF 94 X FF 94 2-0 ① F7		B FF 94 X FF 94 1-0 3-H HR	4	1	2	2	0	1	0
14 Paul Konerko, R (1, 3) OBP: 0.432, SLG: 0.629		X FF 91 0-0 ① F9		C SI 93 B FF 93 S SL 86 B SL 88 B FF 96 C SL 86 3-3 ③ K			X FF 93 0-0 HR		C FF 93 F FS 84 S FS 84 0-3 ② K2-3	4	1	1	1	0	2	1
12 A.J. Pierzynski, L (1, 2) OBP: 0.316, SLG: 0.506		B FF 94 C FF 93 X FF 91 1-1 ② G3			X CH 83 0-0 E1 51 F9 1B		C SI 95 B FF 94 S SL 88 F FF 92 B CH 85 B FF 94 F FF 94 X SL 85 3-2 ② P5		S FS 85 F FS 85 F FS 85 X FS 86 0-2 ③ G3-1	4	0	1	0	0	0	0
51 Alex Rios, R (1, 9) OBP: 0.320, SLG: 0.383		C FF 92 S SL 86 B SL 90 X SL 85 1-2 ③ G4-3			S SL 86 S SL 86 D SL 87 B SL 86 X FF 94 2-2 ① F9 2-3		F FF 92 B CH 84 F SL 84 S SL 86 1-3 ③ K			3	0	0	0	0	1	1
24 Dayan Viciedo, R (1, 7) OBP: 0.232, SLG: 0.350			C FF 91 F FF 93 B SL 86 F FF 94 S CH 86 1-3 ① K		B FF 96 S FF 94 S FF 96 F FF 98 S SL 88 1-3 ② K			C FF 93 S FF 93 F SI 94 X CH 84 0-2 ① G4-3		2	0	0	0	0	2	1
1 Kosuke Fukudome, L (8, PH) OBP: 0.314, SLG: 0.214 (8, 7)										1	0	0	0	0	0	0
22 Brent Morel, R (1, 5) OBP: 0.225, SLG: 0.212			S FF 91 C SI 95 B FF 92 F CH 86 S SL 87 1-3 ② K		C FF 96 S FF 96 S FF 97 0-3 ③ K			B CH 83 C FF 93 F CH 84 B SL 78 S FF 95 2-3 ② K		2	0	0	0	0	2	1
38 Eduardo Escobar, S (8, PH) OBP: 0.160, SLG: 0.208 (8, 5)										1	0	0	0	0	1	0
15 Gordon Beckham, R (1, 4) OBP: 0.289, SLG: 0.355			C FF 93 X SL 86 0-1 ③ G5-3			C SI 92 S SI 93 B SL 87 X CH 86 1-2 ① F7		C SL 84 B CH 84 F CH 84 F FF 94 B CH 85 S CH 84 2-3 ③ K		3	0	0	0	0	1	0
Inning Stats	R: 0 E: 0 K: 2 S: 8 H: 0 LOB: 0 BB: 0 P: 11	R: 0 E: 0 K: 0 S: 6 H: 0 LOB: 0 BB: 0 P: 8	R: 0 E: 0 K: 2 S: 10 H: 0 LOB: 0 BB: 0 P: 12	R: 0 E: 0 K: 2 S: 12 H: 1 LOB: 1 BB: 0 P: 21	R: 0 E: 1 K: 2 S: 11 H: 1 LOB: 1 BB: 0 P: 14	R: 0 E: 0 K: 0 S: 11 H: 1 LOB: 0 BB: 0 P: 15	R: 1 E: 0 K: 1 S: 10 H: 1 LOB: 0 BB: 0 P: 16	R: 0 E: 0 K: 2 S: 11 H: 0 LOB: 0 BB: 0 P: 15	R: 2 E: 0 K: 1 S: 11 H: 2 LOB: 0 BB: 0 P: 14	1B: 4 2B: 0 3B: 0 HR: 2 SF: 0 SAC: 1 DP: 0 HBP: 0	WP: 0 PB: 0 SB: 1 CS: 0 PA: 32					

TOP

AB	31
R	3
H	6
RBI	3
BB	0
SO	12
LOB	5

PITCHER		IP	WLS	BF	H	R	ER	SO	BB	IBB	HBP	BLK	WP	HR	S	P	ERA	WHIP
37 Max Scherzer, R ERA: 6.32	(1, 1)	7.0		24	4	1	1	9	0	0	0	0	0	1	68	97	1.29	0.571
53 Joaquín Benoit, R ERA: 3.97	(8, 1)	1.0	H	3	0	0	0	2	0	0	0	0	0	0	11	15	0.00	0.000
46 Jose Valverde, R ERA: 6.17	(9, 1)	1.0	L	5	2	2	2	1	0	0	0	0	0	1	11	14	18.00	2.000

PITCHER	IP	WLS	BF	H	R	ER	SO	BB	IBB	HBP	BLK	WP	HR	S	P	ERA	WHIP

BOTTOM

Batter	1	2	3	4	5	6	7	8	9	AB	R	H	RBI	BB	SO	LOB
14 Austin Jackson, R (1, 8) OBP: 0.378, SLG: 0.485	S FF 91 B FF 91 B FF 92 X FF 90 2-1 26 FC5-4 1B	S FC 85 B FC 84 X FC 85 1-1 1-2 2-H 1B			C FF 91 B CU 79 C FC 85 S CU 80 1-3 ① K		F FC 86 B FC 85 B FF 91 F FC 84 X FC 86 2-2 ② FC5-4 1-2f 2-3		C FF 96 B FF 96 S FF 96 F FF 97 S FF 97 1-3 ③ K	5	0	2	1	0	2	5
26 Brennan Boesch, L (1, 9) OBP: 0.234, SLG: 0.343 39 Ramon Santiago, S (8, 4) OBP: 0.213, SLG: 0.209	C FF 91 1 SAFE X FF 90 0-1 ① FC5-4 1-2f	F CU 80 B FF 91 B FC 84 S FC 85 S CU 80 2-3 ③ K			B CH 84 X CH 83 1-0 ② F8		B FF 90 X FF 89 1-0 ③ F9			4 0	0 0	0 0	0 0	0 0	1 0	5 0
24 Miguel Cabrera, R (1, 5) OBP: 0.357, SLG: 0.530	B FF 92 B FC 84 X FF 89 2-0 ② F8		B CU 78 C FC 84 B CU 80 B FF 92 F FF 92 X FF 92 3-2 ① F9		B FF 93 C CU 81 B FF 92 X SI 93 2-1 ③ G5-3			B SI 97 X SI 97 1-0 ① G6-3		4	0	0	0	0	0	1
28 Prince Fielder, L (1, 3) OBP: 0.364, SLG: 0.402	B SI 93 B FC 84 S CH 84 S FC 84 S FF 92 2-3 ③ K		B CU 80 C FF 93 F CU 80 X FC 86 1-2 21 FC6-4 1B			C CU 78 X FF 91 0-1 ① P3		C SI 97 B CU 79 X SI 98 1-1 21 G6-4-3 1B		4	0	2	0	0	1	1
21 Delmon Young, R (1, 10) OBP: 0.295, SLG: 0.314		B FF 91 S FC 83 C FF 91 X CU 80 1-2 ① F8	X FC 83 0-0 ② FC6-4 1-2f			B FF 91 B FC 86 X FC 84 2-0 ② F9		X SI 98 0-0 ② ③ G6-4-3 1-2f		4	0	0	0	0	0	2
13 Alex Avila, L (1, 2) OBP: 0.366, SLG: 0.514		X SI 91 0-0 27 1B 12 1B 1B	C SI 92 B FF 89 S FC 83 B FF 92 B FC 85 F FC 84 X CH 82 3-2 ③ G4-3			B FC 85 B CU 80 S FC 84 C SI 92 S CU 80 2-3 ③ K			B CU 78 C SI 94 C SI 94 X CU 80 1-2 ① F7	4	1	1	0	0	1	1
27 Jhonny Peralta, R (1, 6) OBP: 0.301, SLG: 0.384 29 Danny Worth, R (9, PR) OBP: 0.300, SLG: 0.125		F FF 92 X FF 92 0-1 12 1B 14 1B 1-2 1B		B FC 83 F FC 83 B FF 92 F FC 82 B CU 81 X FC 84 3-2 ① L3			C CU 79 B FF 90 F SI 91 B CU 80 S CU 80 2-3 ① K		B SI 95 F SI 94 B CH 84 B SI 95 F SI 94 B FF 96 4-2 25 2B BB	3 0	1 0	1 0	0 0	1 0	1 0	0 0
12 Andy Dirks, L (1, 7) OBP: 0.318, SLG: 0.535		B FF 91 F FC 85 F FF 92 F FC 86 X FF 91 1-2 14 1B 1-2 2-H 1B		B CH 84 C CH 84 B CU 80 X FC 84 2-1 ② F8			S FC 85 F FC 85 X CU 81 0-2 14 FC5-4 2B		F FF 94 B SI 94 X SI 95 1-1 ② F8	4	0	2	1	0	0	1
25 Ryan Raburn, R (1, 4) OBP: 0.200, SLG: 0.188 (8, 9)		X FC 85 0-0 ② F7		C SI 93 C FF 92 B FF 92 B FC 87 B FC 87 S FC 87 3-3 ③ K			B FC 84 B FF 91 F FC 84 X FF 92 2-1 E6 14 FC5-4		B CH 83 B FF 94 S FF 95 S FF 95 B FF 96 F SI 95 X FF 96 3-2 1-3 2B	4	0	1	0	0	1	3
Inning Stats	R: 0 E: 0 K: 1 S: 8 H: 1 LOB: 1 BB: 0 P: 14	R: 2 E: 0 K: 1 S: 16 H: 4 LOB: 2 BB: 0 P: 21	R: 0 E: 0 K: 0 S: 11 H: 1 LOB: 1 BB: 0 P: 18	R: 0 E: 0 K: 1 S: 8 H: 0 LOB: 0 BB: 0 P: 16	R: 0 E: 0 K: 1 S: 6 H: 0 LOB: 0 BB: 0 P: 10	R: 0 E: 0 K: 1 S: 6 H: 0 LOB: 0 BB: 0 P: 10	R: 0 E: 1 K: 1 S: 12 H: 1 LOB: 2 BB: 0 P: 19	R: 0 E: 0 K: 0 S: 4 H: 1 LOB: 0 BB: 0 P: 6	R: 0 E: 0 K: 1 S: 15 H: 1 LOB: 3 BB: 1 P: 25	1B: 7 2B: 2 3B: 0 HR: 0 SF: 0 SAC: 0 DP: 1 HBP: 0						WP: 0 PB: 0 SB: 0 CS: 0 PA: 37	

PITCHER		IP	WLS	BF	H	R	ER	SO	BB	IBB	HBP	BLK	WP	HR	S	P	ERA	WHIP
34 Gavin Floyd, R ERA: 3.03	(1, 1)	7.0		29	7	2	2	6	0	0	0	0	0	0	67	108	2.57	1.000
65 Nate Jones, R ERA: 1.64	(8, 1)	1.0	W	3	1	0	0	0	0	0	0	0	0	0	4	6	0.00	1.000
53 Héctor Santiago, L ERA: 6.75	(9, 1)	0.2	H	4	1	0	0	0	1	0	0	0	0	0	11	20	0.00	3.000
43 Addison Reed, R ERA:	(9, 1)	0.1	S	1	0	0	0	1	0	0	0	0	0	0	4	5	0.00	0.000

PITCHER	IP	WLS	BF	H	R	ER	SO	BB	IBB	HBP	BLK	WP	HR	S	P	ERA	WHIP

Chicago White Sox @ Detroit Tigers

Comerica Park, Detroit, MI

Sat May 05 2012, 4:07 PM - 6:52 PM EDT

Att. 42,404 - Sunny - 66 F

livebaseballscorecards.com

AB	36
R	2
H	9
RBI	2
BB	1
SO	7
LOB	19

Chicago White Sox @ Detroit Tigers

Comerica Park, Detroit, MI

Sun May 06 2012, 1:08 PM - 4:17 PM EDT

Att. 39,558 - Sunny - 65 F

livebaseballscorecards.com

Batter	1	2	3	4	5	6	7	8	9	AB	R	H	RBI	BB	SO	LOB
30 Alejandro De Aza, L (1, 8) OBP: 0.344, SLG: 0.449	C SI 93 B SI 95 B FF 94 F CH 83 X CH 85 2-2 ① G5-3		B SI 93 B SI 93 B SI 92 B SI 90 4-0 18 G4-3 18 WP BB		X SI 92 0-0 1-2 1B		C SL 80 X SL 81 0-1 ③ P4			3	0	1	0	1	0	2
18 Brent Lillibridge, R (1, 5) OBP: 0.276, SLG: 0.192 (7, 7)	C FF 94 C SI 94 B SL 85 F SI 95 F SL 85 S SI 95 1-3 ② K		B SL 87 X SI 93 1-0 ② G4-3 1-3		S SL 86 S FF 92 X SI 93 0-2 ③ G5-3			C SI 93 S SL 85 B SL 87 B SL 87 S CH 84 2-3 ① K		4	0	0	0	0	2	3
44 Adam Dunn, L (1, 3) OBP: 0.372, SLG: 0.590	C SI 95 S SL 80 B FF 95 X CH 85 1-2 HR		B SI 93 C CH 84 S FF 94 B SI 93 S SI 94 2-3 ③ K			S CH 83 C CH 82 S FF 93 0-3 ① K		C FF 94 F FF 94 X CH 85 0-2 ② F8		4	1	1	1	0	2	1
14 Paul Konerko, R (1, 10) OBP: 0.426, SLG: 0.614	X FF 93 0-0 ③ G5-3			C FF 91 B SI 91 X SL 84 1-1 ① L9		C SL 83 B SI 91 S FF 93 X SI 92 1-2 51 G6-4-3 1B		B CH 84 S SL 84 B FF 94 C CH 81 F SL 86 X CH 86 2-2 ③ G5-3		4	0	1	0	0	0	0
51 Alex Rios, R (1, 9) OBP: 0.318, SLG: 0.378		B SI 91 B SL 82 F SI 90 X SI 92 2-1 ① G5-3		C SL 83 B SL 85 S SI 92 F SI 92 F SI 94 F FF 94 S SL 87 1-3 ② K		X SL 85 0-0 ② ③ G6-4-3 1-2f			B FF 92 C FF 92 C FS 82 B FS 85 X FF 93 2-2 10 S 1B	4	0	1	0	0	1	1
10 Alexei Ramirez, R (1, 6) OBP: 0.217, SLG: 0.259		F FF 93 S SI 92 B SI 93 B SL 85 F SI 93 X FF 93 2-2 ② P3		C FF 93 F SI 93 F FF 95 F SI 94 F SL 84 B CH 85 B SL 83 X SL 83 2-2 ③ G1-3			X SI 89 0-0 ① P2		C FF 94 B FF 94 F FF 93 F FS 84 T FF 94 1-2 ① K 1-2	4	0	0	0	0	1	1
24 Dayan Viciedo, R (1, 7) OBP: 0.247, SLG: 0.354 22 Brent Morel, R (7, PR) OBP: 0.225, SLG: 0.212 (7, 5) 1 Kosuke Fukudome, L (9, PH) OBP: 0.333, SLG: 0.214		T FF 93 C FF 94 B SI 93 F SI 94 F SI 95 B FF 94 X SL 85 2-2 1B			C FF 91 X SI 92 0-1 ① G6-3		C FF 92 S SI 92 B FF 92 H SI 92 2-2 17 BB HBP		B FF 94 C FF 93 B FS 83 B FF 92 B FF 93 4-1 BB	2 0 0	0 0 0	1 0 0	0 0 0	0 0 1	0 0 0	0 0 0
17 Tyler Flowers, R (1, 2) OBP: 0.250, SLG: 0.294 12 A.J. Pierzynski, L (9, PH) OBP: 0.313, SLG: 0.500		C SI 93 C SL 86 S SI 94 0-3 ③ K			S SL 85 S SI 93 B SI 94 B SL 87 X SI 91 2-2 ② L5		B SL 82 S SI 89 F SI 88 B SI 91 B SI 91 B SI 91 4-2 1-2 BB		C FS 84 B FS 83 X FF 93 1-1 ② P5	2 1	0 0	0 0	0 0	1 0	1 0	1 2
15 Gordon Beckham, R (1, 4) OBP: 0.287, SLG: 0.342			X SI 92 0-0 ① G5-3		B CH 86 C SI 93 C SI 92 B SI 93 F FF 94 H SI 91 3-2 30 1B HBP		B FF 92 S FF 90 F FF 93 F FF 93 S SL 82 1-3 ② K		B FF 94 B FF 93 B FF 92 C FF 92 S FF 94 S FF 94 3-3 ③ K	3	0	0	0	0	2	4

Inning Stats																								
	R: 1	H: 1	R: 0	H: 1	R: 0	H: 0	R: 0	H: 0	R: 0	H: 1	R: 0	H: 1	R: 0	H: 0	R: 0	H: 0	R: 0	H: 1	1B: 4	SF: 0	WP: 1	PA: 36
	E: 0	LOB: 0	E: 0	LOB: 1	E: 0	LOB: 1	E: 0	LOB: 0	E: 0	LOB: 2	E: 0	LOB: 0	E: 0	LOB: 0	E: 0	LOB: 0	E: 0	LOB: 2	2B: 0	SAC: 0	PB: 0	
	K: 1	BB: 0	K: 1	BB: 0	K: 1	BB: 1	K: 1	BB: 0	K: 1	BB: 0	K: 0	BB: 0	K: 1	BB: 0	K: 1	BB: 1	K: 2	BB: 1	3B: 0	DP: 1	SB: 1	
	S: 12	P: 16	S: 14	P: 20	S: 5	P: 12	S: 15	P: 19	S: 12	P: 17	S: 7	P: 8	S: 11	P: 18	S: 10	P: 14	S: 13	P: 24	HR: 1	HBP: 2	CS: 0	

PITCHER		IP	WLS	BF	H	R	ER	SO	BB	IBB	HBP	BLK	WP	HR	S	P	ERA	WHIP
21 Rick Porcello, R ERA: 4.91	(1, 1)	6.1	W	26	4	1	1	5	2	0	2	0	1	1	70	103	1.42	0.947
20 Octavio Dotel, R ERA: 1.74	(7, 1)	0.1	H	1	0	0	0	1	0	0	0	0	0	0	4	5	0.00	0.000
40 Phil Coke, L ERA: 2.61	(7, 1)	0.1	H	1	0	0	0	0	0	0	0	0	0	0	2	2	0.00	0.000
53 Joaquín Benoit, R ERA: 3.65	(8, 1)	1.0	H	3	0	0	0	1	0	0	0	0	0	0	10	14	0.00	0.000
46 Jose Valverde, R ERA: 5.68	(9, 1)	1.0	S	5	1	0	0	2	1	0	0	0	0	0	13	24	0.00	2.000

PITCHER	IP	WLS	BF	H	R	ER	SO	BB	IBB	HBP	BLK	WP	HR	S	P	ERA	WHIP

AB	31
R	1
H	5
RBI	1
BB	3
SO	9
LOB	15

Chicago White Sox @ Detroit Tigers

Comerica Park, Detroit, MI

Sun May 06 2012, 1:08 PM - 4:17 PM EDT

Att. 39,558 - Sunny - 65 F

BOTTOM

livebaseballscorecards.com

Batter	1	2	3	4	5	6	7	8	9	AB	R	H	RBI	BB	SO	LOB
14 Austin Jackson, R (1, 8) OBP: 0.388, SLG: 0.515	B SI 89 B SI 88 X FF 88 2-0 HR	1 SAFE C SL 79 B FF 88 S SL 78 1 SAFE F SL 78 B SI 86 F CU 77 D CH 81 3-2 ③ F SL 79 X SI 87 F8		1 SAFE C FF 86 D SL 79 X SL 79 1-1 1-2 1B		1 SAFE S SL 82 C FF 90 B SI 89 B FF 90 D SL 82 F FF 91 B FF 91 4-2 12 BLK 1-2 BB		B CU 76 F SI 93 B SI 93 B SI 94 C CH 84 X CH 84 3-2 ② P4		4	1	2	1	1	0	1
12 Andy Dirks, L (1, 7) OBP: 0.327, SLG: 0.583	C FF 90 C SL 82 B FF 89 F SL 80 X CH 83 1-2 28 BB 1B		C CU 76 F FF 88 B SL 80 X FF 90 1-2 ① F8	B SI 88 D CH 82 S SL 80 B SI 88 S SL 80 X SL 78 3-2 ③ F8		X SI 87 0-0 ③ P5 1-2 2-3		C CU 78 X SC 75 0-1 HR		5	1	2	1	0	0	4
24 Miguel Cabrera, R (1, 5) OBP: 0.359, SLG: 0.533	S SL 81 F SI 90 X SL 80 0-2 ① F7		B SI 89 C SI 89 S SL 82 X CU 76 1-2 ② G5-3		C FF 88 F CU 76 X FF 86 0-2 21 1B 2B		B SI 88 B FF 89 X FF 89 2-0 21 FC6-4 28 1B 1B	C FF 94 B CU 78 S SI 94 S CU 80 1-3 ③ K		5	0	2	0	0	1	1
28 Prince Fielder, L (1, 3) OBP: 0.377, SLG: 0.440	D SI 88 B SL 80 B SI 89 B FF 89 4-0 1-2 BB		S CU 77 F SL 80 B SL 80 B CU 75 X SI 88 2-2 HR		X SL 80 0-0 ① P5		B SI 93 C SI 93 C SI 94 X SC 75 1-2 21 FC6-4 1-2 1B			3	1	2	1	1	0	1
21 Delmon Young, R (1, 10) OBP: 0.305, SLG: 0.315	C SL 80 D SL 80 F FF 89 B SL 80 X CU 75 2-2 ② F7		C SL 80 B SL 80 F CU 75 B SL 80 B SL 79 B CH 83 4-2 BB		B SL 80 F SL 78 X CU 75 1-1 13 G4-6-3 2-3 1B		B SI 94 C SL 78 X SC 76 1-1 ① FC6-4 27 BB 1-2f 2-3			3	0	1	0	1	0	4
13 Alex Avila, L (1, 2) OBP: 0.349, SLG: 0.487	S SL 80 X SI 89 0-1 ③ F7		B FF 88 C SL 79 S CU 76 B SI 88 1 SAFE F SL 80 S SL 79 2-3 ③ K		S SL 80 S SL 80 F SL 80 D SI 88 F SL 78 B SI 89 X SL 82 2-2 ②③ G4-6-3 1-2f		C CU 80 1 SAFE S FF 94 C FF 93 0-3 ② K			4	0	0	0	0	2	7
27 Jhonny Peralta, R (1, 6) OBP: 0.309, SLG: 0.382		B SI 88 C SL 79 F CU 75 C SI 88 1-3 ① K		S SI 86 B SL 81 S SL 80 F CU 76 X SI 87 1-2 ① G5-3		C FF 87 B CH 79 B SL 82 X SI 89 2-1 12 BLK 14 BB 1B		C FF 94 D SC 78 C SI 95 B SC 77 B SI 94 B CU 78 4-2 1-2 BB		3	0	1	0	1	1	0
26 Brennan Boesch, L (1, 9) OBP: 0.226, SLG: 0.330 39 Ramon Santiago, S (8, 4) OBP: 0.213, SLG: 0.209		C FF 89 F SL 81 B FF 89 F SL 80 B SL 82 T SI 90 2-2 ② K		C SI 90 B FF 90 F SL 81 B CU 75 F SI 87 X SL 82 2-2 ② F8		C FF 89 F SI 87 X SL 81 0-2 ① P6		B FF 94 C FF 94 B SI 94 X SI 95 2-1 ③ F8		4 0	0 0	0 0	0 0	0 0	1 0	4 0
25 Ryan Raburn, R (1, 4) OBP: 0.203, SLG: 0.179 (8, 9)		B SI 90 C SL 79 S SL 81 F SI 89 S SL 81 1-3 K		H CU 73 1-0 14 1B HBP		1 SAFE C FF 89 1 SAFE S FF 89 1 SAFE S SI 88 0-3 ② K		C SI 92 X CH 82 0-1 ① F7		3	0	0	0	0	2	1
Inning Stats	R: 1 E: 0 K: 0 S: 13 H: 2 LOB: 2 BB: 1 P: 22	R: 0 E: 0 K: 3 S: 17 H: 0 LOB: 1 BB: 0 P: 24	R: 1 E: 0 K: 1 S: 15 H: 1 LOB: 1 BB: 1 P: 25	R: 0 E: 0 K: 0 S: 13 H: 1 LOB: 2 BB: 0 P: 21	R: 0 E: 0 K: 0 S: 11 H: 2 LOB: 1 BB: 0 P: 14	R: 0 E: 0 K: 1 S: 12 H: 1 LOB: 2 BB: 1 P: 18	R: 0 E: 0 K: 1 S: 13 H: 2 LOB: 3 BB: 1 P: 23	R: 1 E: 0 K: 1 S: 10 H: 1 LOB: 0 BB: 0 P: 14		1B: 6 2B: 1 3B: 0 HR: 3	SF: 0 SAC: 0 DP: 1 HBP: 1			WP: 1 PB: 0 SB: 0 CS: 0	PA: 39	

	AB	34
	R	3
	H	10
	RBI	3
	BB	4
	SO	7
	LOB	23

PITCHER		IP	WLS	BF	H	R	ER	SO	BB	IBB	HBP	BLK	WP	HR	S	P	ERA	WHIP
39 Dylan Axelrod, R ERA: 3.52	(1, 1)	4.1	L	23	6	2	2	4	2	0	1	0	1	2	64	99	4.15	1.846
77 Will Ohman, L ERA: 5.79	(5, 1)	0.2		1	0	0	0	0	0	0	0	0	0	0	5	7	0.00	0.000
48 Zach Stewart, R ERA: 2.25	(6, 1)	1.0		6	2	0	0	1	1	0	0	1	0	0	13	21	0.00	3.000
53 Héctor Santiago, L ERA: 6.3	(7, 1)	2.0		9	2	1	1	2	1	0	0	0	0	1	22	34	4.50	1.500

PITCHER	IP	WLS	BF	H	R	ER	SO	BB	IBB	HBP	BLK	WP	HR	S	P	ERA	WHIP

TOP

Chicago White Sox @ Cleveland Indians

Progressive Field, Cleveland, OH

Mon May 07 2012, 1:32 PM - 4:22 PM EDT

Att. 9,196 - Cloudy - 61 F

livebaseballscorecards.com

Batter	1	2	3	4	5	6	7	8	9	AB	R	H	RBI	BB	SO	LOB
30 Alejandro De Aza, L (1, 8) OBP: 0.354, SLG: 0.459	C FF 90 B FF 90 X CH 82 1-1 18 E 18 SF8 2B		B FF 91 B CH 81 X FF 91 2-0 18 S 2-3 1B		B FF 91 X FF 91 1-0 ① G3		C SI 94 X FF 94 0-1 ③ F7		S FF 95 D FF 95 B FF 95 B FF 96 F FF 94 B FF 96 4-2 1-2 BB	4	1	2	0	1	0	0
18 Brent Lillibridge, R (1, 5) OBP: 0.235, SLG: 0.167	C FF 90 B FF 90 L FF 90 B FF 94 F FF 92 2 SAFE F CU 79 X FF 93 2-2 ① SF8 2-H		B CU 78 C FF 89 F FF 89 B FF 94 F SL 85 B SI 91 F SL 85 C CU 78 3-3 ② K 1-2 3-H		F FF 91 F FF 92 F FF 93 F FF 92 B FF 93 B CU 80 X FF 93 2-2 ② G6-3			C SL 81 F FF 94 B SL 83 B FF 95 F CH 89 B FF 92 S CH 88 3-3 ① K	C FF 94 S SL 83 X SL 84 0-2 ③ G4-3	4	0	0	1	0	2	3
44 Adam Dunn, L (1, 10) OBP: 0.368, SLG: 0.573	C FF 93 B CH 84 B FF 93 B FF 91 C FF 92 S FF 93 3-3 ② K		C FF 90 B SL 85 S CH 83 S CH 83 1-3 ③ K		B FF 93 B FF 92 B FF 92 B FF 92 4-0 BB			C CH 86 B FF 95 S CH 88 B CH 88 B CH 88 F CH 88 X CH 89 3-2 ② F8		3	0	0	0	1	2	1
14 Paul Konerko, R (1, 3) OBP: 0.420, SLG: 0.600	C FF 92 C SL 87 F FF 92 B SL 86 X FF 94 1-2 ③ F8			C SL 84 C CU 80 F FF 93 B SL 86 B FF 91 X SL 86 2-2 12 1B 10 2B 1B	S SL 86 C SL 86 X FF 93 0-2 ③ F8			B FF 94 C FF 94 C SL 83 B FF 95 S SL 84 2-3 ③ K		4	1	1	0	0	1	1
12 A.J. Pierzynski, L (1, 2) OBP: 0.320, SLG: 0.495		C CU 78 B CH 82 X FF 91 1-1 ① L4		B CH 81 X FF 92 1-0 10 2B 1 SF7 1-2 1B		B CU 76 X SL 90 1-0 ① F7			B FF 93 B SI 93 C FF 93 B FF 94 B FF 91 4-1 10 WP 51 BB 10 1B BB	3	2	1	0	1	0	0
51 Alex Rios, R (1, 9) OBP: 0.315, SLG: 0.366		C SL 84 B CU 80 B FF 92 F SL 86 B FF 90 X SL 84 3-2 ② F8		B SL 88 X SL 85 1-0 ① F6		C FF 91 F FF 92 F FF 93 B SL 87 X SI 92 1-2 ② F8			B SI 92 B FF 94 B SL 82 B FF 90 4-0 10 WP 10 1B 1-2 BB	3	1	0	0	1	0	2
10 Alexei Ramirez, R (1, 6) OBP: 0.227, SLG: 0.276		B FF 91 B SL 92 C SL 83 F SL 84 X FF 91 2-2 ③ F9		B SL 88 F FF 93 F CU 80 X CH 79 1-2 1-3 2-H 2B		S FF 92 C FF 93 S FF 94 0-3 ③ K			C SI 93 B SI 94 B SL 85 B SI 93 X FF 94 3-1 30 BB 1-H 2-H 1B	4	0	2	3	0	1	0
1 Kosuke Fukudome, L (1, 7) 24 Dayan Viciedo, R (9, PH) OBP: 0.333, SLG: 0.233 OBP: 0.244, SLG: 0.349		C FF 90 B CH 82 B FF 90 C FF 90 X FF 92 2-2 ① G6-3		B FF 92 X FF 92 1-0 ② SF7 3-H			C FF 92 C CH 86 F CH 87 B FF 93 F CH 87 B SL 84 B CH 86 F FF 93 X CH 86 3-2 15 G4-6-3 1B		C FF 95 X FF 93 0-1 ① F7	2 1	0 0	1 0	1 0	0 0	0 0	0 1
15 Gordon Beckham, R (1, 4) OBP: 0.286, SLG: 0.349		B SL 85 C FF 92 B SL 86 X FF 91 2-1 30 1B 18 E 2B		C SL 85 S FF 92 S FF 94 0-3 ③ K			C FF 92 B SL 82 X FF 92 1-1 ①② G4-6-3 1-2f		B FF 96 C FF 93 X FF 95 1-1 ② F8	4	1	1	0	0	1	3
Inning Stats	R: 1 E: 1 K: 1 S: 14 H: 1 LOB: 0 BB: 0 P: 21	R: 0 E: 0 K: 0 S: 8 H: 0 LOB: 0 BB: 0 P: 14	R: 1 E: 0 K: 2 S: 14 H: 2 LOB: 1 BB: 0 P: 24	R: 2 E: 0 K: 1 S: 13 H: 3 LOB: 1 BB: 0 P: 19	R: 0 E: 0 K: 0 S: 9 H: 0 LOB: 1 BB: 1 P: 16	R: 0 E: 0 K: 1 S: 8 H: 0 LOB: 0 BB: 0 P: 10	R: 0 E: 0 K: 0 S: 10 H: 1 LOB: 0 BB: 0 P: 14	R: 0 E: 0 K: 2 S: 11 H: 0 LOB: 0 BB: 0 P: 19	R: 2 E: 0 K: 0 S: 12 H: 1 LOB: 2 BB: 3 P: 28	1B: 5 2B: 3 3B: 0 HR: 0 SF: 2 SAC: 0 DP: 1 HBP: 0						

	AB	32
	R	6
	H	8
	RBI	5
	BB	4
	SO	7
	LOB	11

WP: 1 PB: 0 SB: 1 CS: 0 PA: 38

PITCHER	IP	WLS	BF	H	R	ER	SO	BB	IBB	HBP	BLK	WP	HR	S	P	ERA	WHIP
34 Zach McAllister, R (1, 1) ERA: 3.0	6.0	W	25	6	4	2	5	1	0	0	0	0	0	66	104	3.00	1.167
32 Jairo Asencio, R (7, 1) ERA: 6.32	2.0		9	2	2	2	2	2	0	0	0	1	0	24	47	9.00	2.000
50 Nick Hagadone, L (9, 1) ERA: 1.08	1.0	S	4	0	0	0	0	1	0	0	0	0	0	9	14	0.00	1.000

PITCHER	IP	WLS	BF	H	R	ER	SO	BB	IBB	HBP	BLK	WP	HR	S	P	ERA	WHIP

BOTTOM

Chicago White Sox @ Cleveland Indians

Progressive Field, Cleveland, OH

Mon May 07 2012, 1:32 PM - 4:22 PM EDT

Att. 9,196 - Cloudy - 61 F

livebaseballscorecards.com

Batter	1	2	3	4	5	6	7	8	9	AB	R	H	RBI	BB	SO	LOB
33 Johnny Damon, L (1, 7) OBP: 0.227, SLG: 0.333 2 Aaron Cunningham, R (8, 7) OBP: 0.311, SLG: 0.293	B FF 88 C FF 90 B CH 83 X FF 90 2-1 F7 ①	B CU 81 C SL 83 X FF 89 1-1 G3-1 ② 1-2 2-3	C FF 90 B SL 84 X SL 85 1-1 F8 ②		F SL 86 F CU 77 B SL 84 F FF 90 F CU 76 B FF 90 B SI 89 X FF 90 3-2 F8 ③			C FF 89 B SI 89 S FF 89 C FF 90 1-3 K ②		4 1	0 0	0 0	0 0	0 0	0 1	4 0
22 Jason Kipnis, L (1, 4) OBP: 0.370, SLG: 0.519	C FF 90 B CH 85 X CH 84 1-1 G4-3 ②	L FF 89 B SL 83 F FF 90 F CH 85 B CU 79 B CU 79 C FF 90 3-3 K ③	C SL 86 B FF 90 B FF 91 B SL 85 B FF 91 4-1 13 BB BB 1-2 2-3			B FF 88 X FF 88 1-0 F7 ①		B CU 76 B FF 90 X FF 88 2-0 F7 ③		4	0	0	0	1	1	2
13 Asdrúbal Cabrera, S (1, 6) OBP: 0.414, SLG: 0.540	C FF 90 B FF 90 X SL 82 1-1 G3 ③		x CU 81 0-0 17 WP 41 1B 23 2B 1B B FF 91 4-1 D CH 86 13 BB B FF 90 BB C FF 90 B FF 90 1-2 2-3 3-H			X FF 89 0-0 G6-3 ②				3	1	1	1	1	0	0
48 Travis Hafner, L (1, 10) OBP: 0.406, SLG: 0.482		C FF 89 X CU 77 0-1 HR	C FF 89 0-1 X FF 89 F8 ① X FF 90 0-0 G6-3 ③			B FF 90 B FF 90 S FF 89 X FF 89 2-1 3B				4	1	2	1	0	0	4
41 Carlos Santana, S (1, 2) OBP: 0.377, SLG: 0.419		X FF 90 0-0 17 1B 23 1B 2B	B FF 90 C CH 84 F FF 90 X FF 90 1-2 17 WP 23 2B 1B 1-2	B CU 76 B CH 83 C FF 89 S FF 88 X FF 90 2-2 F9 ①		S FF 90 F FF 89 X FF 90 0-2 P3 ③				4	2	2	0	0	0	1
17 Shin-Soo Choo, L (1, 9) OBP: 0.347, SLG: 0.317		C SL 82 B FF 88 S FF 89 B FF 90 X FF 89 2-2 23 1B 23 S 35 FC4-6 1B 2-3	B CH 84 F SL 84 B FF 90 B CH 85 F SL 82 F CU 77 B FF 90 4-2 23 2B 35 2B BB 1-2 2-3	C FF 91 B SI 90 S FC 87 B FF 90 B FF 90 X FF 90 3-2 F8 ②			S FF 88 B CU 75 C CU 74 B FF 89 S FF 90 2-3 K ①			3	2	1	0	1	1	0
23 Michael Brantley, L (1, 8) OBP: 0.301, SLG: 0.343		C SL 81 B FF 90 S CH 85 X CU 79 1-2 35 FC4-6 1B 1-3 3-H	C FF 91 B FF 90 F FF 90 X SL 84 1-2 35 2B 2B 1-3 2-H 3-H	F FF 90 B SI 90 X FF 91 1-1 F7 ③			C FF 89 B SL 85 C CU 75 X FF 90 1-2 G3 ②			4	1	2	3	0	0	0
35 Casey Kotchman, L (1, 3) OBP: 0.255, SLG: 0.262	1 SAFE D CH 84 B FF 89 1 SAFE C FF 90 F SL 82 B FF 90 X SL 82 3-2 FC4-6 33 G3-1 9 1B ① 1-2f 3-H	X FF 90 0-0 22 BB 13 BB 2B 2-H 3-H	B SL 85 F SL 85 F FF 90 B CU 77 B SL 86 X FF 89 3-2 P6 ①				C CU 75 B CU 76 F SL 84 B FF 90 B FF 90 X FF 89 3-2 F7 ③			4	1	1	3	0	0	1
9 Jack Hannahan, L (1, 5) OBP: 0.372, SLG: 0.420		X CH 84 0-0 33 G3-1 1-2 1B	B SL 82 B FF 90 B SL 82 B FF 90 4-0 13 BB 22 BB BB	C FF 89 X CU 77 0-1 G3-1 ②				C FF 89 B FF 89 S SL 88 C FF 90 1-3 K ①		3	0	1	0	1	1	0
Inning Stats	R: 0 E: 0 K: 0 S: 6 H: 0 LOB: 0 BB: 0 P: 10	R: 3 E: 0 K: 1 S: 19 H: 5 LOB: 2 BB: 0 P: 29	R: 5 E: 0 K: 0 S: 18 H: 4 LOB: 3 BB: 4 P: 37	R: 0 E: 0 K: 0 S: 8 H: 0 LOB: 0 BB: 0 P: 14	R: 0 E: 0 K: 0 S: 10 H: 0 LOB: 0 BB: 0 P: 16	R: 0 E: 0 K: 0 S: 7 H: 1 LOB: 1 BB: 0 P: 10	R: 0 E: 0 K: 1 S: 9 H: 0 LOB: 0 BB: 0 P: 15	R: 0 E: 0 K: 2 S: 7 H: 0 LOB: 0 BB: 0 P: 11		1B: 5 2B: 3 3B: 1 HR: 1	SF: 0 SAC: 0 DP: 0 HBP: 0		WP: 1 PB: 0 SB: 1 CS: 0	PA: 38	

	AB	34
	R	8
	H	10
	RBI	8
	BB	4
	SO	4
	LOB	12

PITCHER	IP	WLS	BF	H	R	ER	SO	BB	IBB	HBP	BLK	WP	HR	S	P	ERA	WHIP
41 Philip Humber, R (1, 1) ERA: 6.83	2.1	L	18	9	8	8	1	2	0	0	0	1	1	38	62	30.86	4.714
62 Jose Quintana, L (3, 1) ERA:	5.2		20	1	0	0	3	2	0	0	0	0	0	46	80	0.00	0.529

PITCHER	IP	WLS	BF	H	R	ER	SO	BB	IBB	HBP	BLK	WP	HR	S	P	ERA	WHIP

Batter	1	2	3	4	5	6	7	8	9	AB	R	H	RBI	BB	SO	LOB
30 Alejandro De Aza, L (1, 8) OBP: 0.359, SLG: 0.456	B FF 87 S CH 81 X CH 85 1-1 1B		C FF 89 B FF 86 S CU 76 B FC 85 B FC 86 X CH 84 3-2 ③ P4		B FC 86 F CH 83 X CU 75 1-1 ② G4-3			L CH 80 S CU 75 B CU 76 F CU 75 B FF 87 B CH 81 B FF 87 4-2 15 1B 51 1B BB		3	1	1	0	1	0	1
15 Gordon Beckham, R (1, 4) OBP: 0.284, SLG: 0.345	B FF 89 1 SAFE B FC 86 F FF 89 F FF 88 S CU 74 2-3 ① K			B CU 73 B FF 89 B FC 84 C FF 88 X FF 88 3-1 ① F9	S FC 84 B FC 84 S CU 76 X FC 84 1-2 ③ G5-3			X FC 84 0-0 51 1B 1-2 1B		4	0	1	0	0	1	2
51 Alex Rios, R (1, 9) OBP: 0.322, SLG: 0.371	C FF 89 1 SAFE X FC 85 0-1 ② P4			C FF 90 B FF 90 X FC 86 1-1 44 BB 1B		B CU 73 X FC 84 1-0 ① G4-3		B SL 78 B SL 77 C SI 87 B SI 87 X SI 88 3-1 44 G1-6-3 1-3 2-H 1B		4	0	2	1	0	0	1
44 Adam Dunn, L (1, 3) OBP: 0.364, SLG: 0.557	X FF 88 0-0 ③ F8			B FF 89 B CH 82 B FC 85 C SI 88 B SI 87 4-1 1-2 BB		B FC 85 B FC 84 S CH 84 B CU 74 F FC 85 F CH 82 S FF 89 3-3 ② K		C SL 78 B FF 90 B SL 80 B FF 88 1 SAFE C FF 88 F SL 79 1 SAFE F FF 88 3-2 ②③ X FF 89 G1-6-3 1-2f		3	0	0	0	1	1	3
10 Alexei Ramirez, R (1, 6) OBP: 0.220, SLG: 0.267		B FF 88 X FC 86 1-0 E6 17 CS		C CU 75 B FC 85 F FF 89 S CU 76 1-3 ② K		X FF 89 0-0 ③ F8			C FF 90 B CH 79 X FF 91 1-1 ① F7	4	0	0	0	0	1	2
1 Kosuke Fukudome, L (1, 7) OBP: 0.310, SLG: 0.212 18 Brent Lillibridge, R (9, PH) OBP: 0.229, SLG: 0.161		C FF 87 B CH 84 F FC 87 S FC 86 1-3 ① K		B FC 85 B FC 86 F FF 90 F FF 90 X FF 90 2-2 ③ G4-3			B FC 83 C FF 86 X FC 82 1-1 ① G4-3		F FF 92 C SL 80 S SL 81 0-3 ② K	3 1	0 0	0 0	0 0	0 0	1 1	3 0
24 Dayan Viciedo, R (1, 10) OBP: 0.247, SLG: 0.349 14 Paul Konerko, R (9, PH) OBP: 0.425, SLG: 0.600 38 Eduardo Escobar, S (9, PR) OBP: 0.160, SLG: 0.208		S FC 86 1 SAFE S FC 86 S FC 85 0-3 ② K			B FC 84 X FF 87 1-0 17 2B 22 G6-3 1B		B FC 83 S FC 83 F FC 84 S FC 84 1-3 ② K		B FF 92 B FF 92 B FF 91 C FF 92 B FF 92 4-1 BB	3 0 0	1 0 0	1 0 0	0 0 0	0 1 0	2 0 0	1 0 0
17 Tyler Flowers, R (1, 2) OBP: 0.250, SLG: 0.333		C FF 89 B FC 86 1-1 ③ CS 1-2	S FC 85 C FF 88 B FC 86 B FF 89 S FF 89 2-3 ① K		X FF 86 0-0 22 G6-3 1-3 2B		B FF 89 B FC 83 S FC 84 C FC 84 S FC 85 2-3 ③ K		F FF 92 C SL 80 1 SAFE S SL 82 0-3 ③ K	4	0	1	0	0	3	1
22 Brent Morel, R (1, 5) OBP: 0.217, SLG: 0.205			X FF 90 0-0 ② F8		X FC 85 0-0 ① G6-3 2-3 3-H			B FC 82 B FF 86 B FF 85 C FF 86 S FC 81 F FF 87 X FC 81 3-2 ① P4		3	0	0	1	0	0	1
Inning Stats	R: 0 E: 0 K: 1 S: 8 H: 1 LOB: 1 BB: 0 P: 11	R: 0 E: 1 K: 2 S: 8 H: 0 LOB: 0 BB: 0 P: 11	R: 0 E: 0 K: 1 S: 7 H: 0 LOB: 0 BB: 0 P: 12	R: 0 E: 0 K: 1 S: 11 H: 1 LOB: 2 BB: 1 P: 22	R: 1 E: 0 K: 0 S: 8 H: 2 LOB: 1 BB: 0 P: 11	R: 0 E: 0 K: 1 S: 6 H: 0 LOB: 0 BB: 0 P: 10	R: 0 E: 0 K: 2 S: 8 H: 0 LOB: 0 BB: 0 P: 12	R: 1 E: 0 K: 0 S: 15 H: 2 LOB: 1 BB: 1 P: 28	R: 0 E: 0 K: 2 S: 9 H: 0 LOB: 1 BB: 1 P: 14	1B: 5 2B: 1 3B: 0 HR: 0 SF: 0 SAC: 0 DP: 1 HBP: 0						WP: 0 PB: 0 SB: 0 CS: 1 PA: 36

TOP

Chicago White Sox @ Cleveland Indians

Progressive Field, Cleveland, OH

Mon May 07 2012, 7:06 PM - 11:07 PM EDT

Att. 10,483 - Overcast - 57 F

livebaseballscorecards.com

AB	32
R	2
H	6
RBI	2
BB	3
SO	10
LOB	15

PITCHER		IP	WLS	BF	H	R	ER	SO	BB	IBB	HBP	BLK	WP	HR	S	P	ERA	WHIP
43 Josh Tomlin, R ERA: 4.67	(1, 1)	7.1		29	5	2	2	8	2	0	0	0	0	0	64	104	2.46	0.955
38 Joe Smith, R ERA: 2.93	(8, 1)	0.2	W	2	1	0	0	0	0	0	0	0	0	0	7	13	0.00	1.500
49 Tony Sipp, L ERA: 8.0	(9, 1)	1.0	S	4	0	0	0	2	1	0	0	0	0	0	9	14	0.00	1.000

PITCHER	IP	WLS	BF	H	R	ER	SO	BB	IBB	HBP	BLK	WP	HR	S	P	ERA	WHIP

BOTTOM

Chicago White Sox @ Cleveland Indians

Progressive Field, Cleveland, OH

Mon May 07 2012, 7:06 PM - 11:07 PM EDT

Att. 10,483 - Overcast - 57 F

livebaseballscorecards.com

Batter	1	2	3	4	5	6	7	8	9	AB	R	H	RBI	BB	SO	LOB
23 Michael Brantley, L (1, 8) OBP: 0.299, SLG: 0.339	X FF 86 0-0 ① L8		C FF 89 X SL 84 0-1 ③ G4-3		B FF 89 B SL 82 X SL 81 2-0 22 1B 1-H 1B		C SL 80 X SL 81 0-1 ② G3			4	1	1	1	0	0	0
22 Jason Kipnis, L (1, 4) OBP: 0.366, SLG: 0.509	C FF 88 B SL 83 S SL 82 X FF 92 1-2 ② L7			C SL 81 B FF 87 S SL 82 B SL 83 B CH 79 C FF 90 3-3 ① K	B FF 87 S SL 83 X SL 82 1-1 13 1B 2-H 1B		C SI 88 B SL 81 X SL 80 1-1 ③ G6-3			4	0	1	1	0	1	0
13 Asdrúbal Cabrera, S (1, 6) OBP: 0.437, SLG: 0.556	F FF 90 F SL 86 F FF 90 B CH 80 F CH 80 X FF 88 1-2 1B			B FF 89 C CH 78 C CU 72 F FF 90 F SL 84 B CH 79 B SL 75 F CH 80 B FF 90 4-2 41 BB BB	1 SAFE X FF 87 0-0 41 FC6-4 1-2 1B			C FF 95 S FC 87 B FF 95 X SL 83 1-2 41 1B 47 2B 1B		3	1	3	0	1	0	0
41 Carlos Santana, S (1, 3) OBP: 0.381, SLG: 0.417 17 Shin-Soo Choo, L (9, 9) OBP: 0.347, SLG: 0.317	C SL 81 B FF 90 B FF 89 S CH 80 B CH 81 X FF 90 3-2 ③ P4			1 SAFE F FF 89 B CH 78 B CH 78 1 SAFE B FF 88 C CH 78 B CH 79 4-2 1-2 BB	B CH 78 C FF 88 X FF 89 1-1 ③ FC6-4 1-2f			B FF 94 D FF 94 1 SAFE B FF 95 C FF 94 1 SAFE C FF 94 X FF 95 3-2 47 2B 1-3 1B		3 0	0 0	1 0	0 0	1 0	0 0	3 0
48 Travis Hafner, L (1, 10) OBP: 0.400, SLG: 0.465		B SL 82 B SL 81 F FF 90 H CH 80 3-1 47 G6-4-3 HBP		B SL 84 F CH 79 B SL 84 F FF 90 S SL 84 2-3 ② K	S SL 82 B FF 87 F CH 78 F FF 91 F CH 79 S SL 83 1-3 ① K			F SI 94 F SI 95 F CH 80 F FF 95 D SL 82 X SI 94 1-2 ① P5		3	0	0	0	0	2	4
47 Shelley Duncan, R (1, 7) OBP: 0.337, SLG: 0.382 35 Casey Kotchman, L (9, 3) OBP: 0.255, SLG: 0.262		C FF 89 X CH 80 0-1 ① ② G6-4-3 1-2f		B FF 88 B CH 78 X FF 87 2-0 ③ P3		S CH 80 B SL 85 S FF 90 X CH 81 1-2 ② F8		B FC 86 X FF 94 1-0 1-3 3-H 2B		4 0	0 0	1 0	1 0	0 0	0 0	3 0
2 Aaron Cunningham, R (1, 9) OBP: 0.327, SLG: 0.279 (9, 7)		C FF 88 B FF 90 B CH 78 X CH 80 2-1 ③ L5			C CH 77 X CU 70 0-1 ① G5-3	C FF 89 B CU 71 F FF 89 B FF 91 B CH 81 B FF 89 4-2 BB		I IN 80 I IN 83 I IN 85 I IN 84 4-0 9 G4-6-3 IBB		2	0	0	0	2	0	0
16 Jason Donald, R (1, 5) OBP: 0.182, SLG: 0.171 9 Jack Hannahan, L (8, 5) OBP: 0.368, SLG: 0.415			C FF 86 F CH 78 B SL 83 F CU 72 F FF 90 X CH 80 1-2 ① G5-3		B FF 89 C FF 88 X SL 83 1-2 ② G6-3	1 SAFE F FF 86 S FF 88 F FF 89 C FF 88 0-3 ③ K		B FF 94 B FF 93 F FF 94 S FF 94 X SI 94 2-2 ② ③ G4-6-3 1-2f		3 1	0 0	0 0	0 0	0 0	1 0	1 3
6 Lou Marson, R (1, 2) OBP: 0.227, SLG: 0.111			C FF 87 X FF 89 0-1 ② G6-3		B FF 88 B CH 77 C FF 87 F FF 89 B FF 89 B FF 88 4-2 23 S 23 1B BB		C SI 89 S CH 83 B SI 89 F SL 80 B SL 82 B CH 84 X SI 90 3-2 ① G6-3			2	1	0	0	1	0	0
Inning Stats	R: 0 E: 0 K: 0 S: 12 H: 1 LOB: 1 BB: 0 P: 17	R: 0 E: 0 K: 0 S: 5 H: 0 LOB: 0 BB: 0 P: 10	R: 0 E: 0 K: 0 S: 8 H: 0 LOB: 0 BB: 0 P: 9	R: 0 E: 0 K: 2 S: 14 H: 0 LOB: 2 BB: 2 P: 29	R: 2 E: 0 K: 0 S: 13 H: 3 LOB: 2 BB: 1 P: 22	R: 0 E: 0 K: 2 S: 14 H: 0 LOB: 1 BB: 1 P: 20	R: 0 E: 0 K: 0 S: 8 H: 0 LOB: 0 BB: 0 P: 12	R: 1 E: 0 K: 0 S: 15 H: 3 LOB: 2 BB: 1 P: 27		1B: 6 2B: 1 3B: 0 HR: 0		SF: 0 SAC: 0 DP: 2 HBP: 1		WP: 0 PB: 0 SB: 1 CS: 0		PA: 35

	AB	29
	R	3
	H	7
	RBI	3
	BB	5
	SO	4
	LOB	14

PITCHER		IP	WLS	BF	H	R	ER	SO	BB	IBB	HBP	BLK	WP	HR	S	P	ERA	WHIP
52 Eric Stults, L ERA: 3.0	(1, 1)	6.0		26	4	2	2	4	4	0	1	0	0	0	66	107	3.00	1.333
77 Will Ohman, L ERA: 5.23	(7, 1)	1.0		3	0	0	0	0	0	0	0	0	0	0	8	12	0.00	0.000
37 Matt Thornton, L ERA: 4.15	(8, 1)	1.0	L	6	3	1	1	0	0	1	0	0	0	0	15	27	9.00	3.000

PITCHER	IP	WLS	BF	H	R	ER	SO	BB	IBB	HBP	BLK	WP	HR	S	P	ERA	WHIP

Chicago White Sox @ Cleveland Indians

Progressive Field, Cleveland, OH

Tue May 08 2012, 7:08 PM - 10:10 PM EDT

Att. 11,304 - Cloudy - 63 F

livebaseballscorecards.com

TOP

Batter	1	2	3	4	5	6	7	8	9	10	AB	R	H	RBI	BB	SO	LOB
30 Alejandro De Aza, L (1, 8) OBP: 0.360, SLG: 0.454	B SI 91 C FF 90 B SI 90 C FF 92 F FF 93 X FF 93 2-2 ① L6	B SI 90 B SI 91 S SI 91 S SI 89 X FF 94 2-2 1B		X SI 91 0-0 ③ G1-3			C SI 90 X FS 84 0-1 14 1B, 15 G5-3, 12 G3 1B		B FF 93 C FF 93 C SL 82 T FF 93 1-2 ① K		5	1	2	0	0	1	0
15 Gordon Beckham, R (1, 4) OBP: 0.290, SLG: 0.341	B FF 91 B SI 90 X FF 92 2-0 44 2B, 14 G5-3 1B	B SI 90 B SI 89 X SI 90 2-0 ③ F9			B SL 75 B SI 89 B SI 88 B FF 89 4-0 14 G5-4-3, 44 BB BB		B SI 89 B SL 84 C SI 89 1 SAFE X SI 89 2-1 ① G5-3 1-2		C FF 94 C SL 82 S SL 83 0-3 ② K		4	1	1	0	1	1	2
44 Adam Dunn, L (1, 10) OBP: 0.381, SLG: 0.565	B SI 92 F FF 92 C SL 80 X FF 94 1-2 12 1B 1-3 2B		B FF 91 S SL 76 B SL 82 B FF 92 B FF 91 4-1 51 1B, 14 G2-3 BB		F FF 90 B FF 89 B SL 78 C SI 88 F SL 82 F SL 83 B FF 93 B SL 78 4-2 14 G5-4-3 1-2 BB		F FF 86 B SL 85 B FF 85 D CU 76 B FS 85 4-1 12 G3, 14 1B BB		C SL 81 B SL 83 B FF 95 C SL 82 B FF 96 C FF 94 3-3 ③ K		2	1	1	0	3	1	0
14 Paul Konerko, R (1, 3) OBP: 0.424, SLG: 0.591 18 Brent Lillibridge, R (10, PR) OBP: 0.229, SLG: 0.161 (10, 3)	X SL 80 0-0 ② G5-3 3-H	S SI 88 B SI 89 F SI 90 B SL 80 B SI 90 X SI 87 3-2 ① G2-3 1-2			C SI 89 B SI 90 X SI 89 1-1 ① ② G5-4-3 1-2f 2-3		X SL 86 0-0 12 G3 1-2 2-3 1B			C SL 82 B FF 94 B FF 94 C FF 92 F SL 82 X FF 94 2-2 51 3B 1B	5 0	0 1	2 0	1 0	0 0	0 0	4 0
12 A.J. Pierzynski, L (1, 2) OBP: 0.314, SLG: 0.480	B SI 90 F SI 91 B FF 92 S SL 82 X SL 84 2-2 51 1B 2-H 1B	F SI 91 S FF 92 T SI 93 0-2 ② K			B SI 90 C SL 80 X FF 93 1-1 ③ F7		B SI 90 X FS 84 1-0 ② G3 1-2 2-3 3-H			B FF 92 X FF 92 1-0 ① P5	5	0	1	2	0	1	5
51 Alex Rios, R (1, 9) OBP: 0.342, SLG: 0.404	D SI 89 B FF 90 X SI 88 2-0 1-2 1B	C SL 80 C SI 92 B SL 82 B SL 82 X SI 91 2-2 2-3 1B				B CH 86 B SL 79 B CH 86 B FF 88 4-0 10 G6-3, 10 S BB	B SL 86 F SI 89 D CU 77 X SL 85 2-1 ③ F8			C FF 93 1 SAFE X FF 93 0-1 10 FC4 1-H 3B	4	1	3	1	1	0	2
10 Alexei Ramirez, R (1, 6) OBP: 0.211, SLG: 0.256	C SI 87 B SL 81 B SL 80 F SI 90 X SI 89 2-2 ③ G1-3		F SI 90 B SL 81 X SI 89 1-1 ③ F9			B CH 84 C FF 88 F SL 79 B FF 90 X SL 80 2-2 ① G6-3 1-3		B SI 88 X SL 83 1-0 ① G6-3		P PO 92 B SL 82 C FF 93 F SL 81 F SL 84 B FF 94 X FF 94 3-2 FC4 22 S 3-H	5	0	0	1	0	0	6
24 Dayan Viciedo, R (1, 7) OBP: 0.247, SLG: 0.337 1 Kosuke Fukudome, L (10, PH) OBP: 0.302, SLG: 0.206 (10, 7)		B SI 89 F SI 88 S SI 92 S FF 94 1-3 ① K		C SI 89 S SL 84 B SL 84 F SI 92 B FF 94 S SI 89 2-3 ① K2-3		C SL 78 F SL 82 B FF 94 B SL 84 F SL 81 B FF 94 B SL 78 4-2 22 G5-4-3 BB		X SL 83 0-0 ② G5-3		X FF 92 0-0 ② F8	3 1	0 0	0 0	0 0	1 0	2 0	0 1
22 Brent Morel, R (1, 5) OBP: 0.206, SLG: 0.194		F SI 91 F SI 93 X SI 94 0-2 ② G1-3		B SI 92 C SL 79 X FF 93 1-1 ② G4-3		X SI 87 0-0 ② ③ G5-4-3 1-2f		B FF 89 X SL 82 1-0 ③ F7		C FF 92 B FF 93 C SL 84 S SL 86 1-3 ③ K 1-2	5	0	0	0	0	1	3
Inning Stats	R: 2 E: 0 K: 0 S: 16 H: 4 LOB: 2 BB: 0 P: 27	R: 0 E: 0 K: 1 S: 10 H: 1 LOB: 1 BB: 0 P: 15	R: 0 E: 0 K: 1 S: 12 H: 1 LOB: 2 BB: 1 P: 22	R: 0 E: 0 K: 1 S: 7 H: 0 LOB: 0 BB: 0 P: 10	R: 0 E: 0 K: 0 S: 8 H: 0 LOB: 1 BB: 2 P: 18	R: 0 E: 0 K: 0 S: 7 H: 0 LOB: 1 BB: 2 P: 17	R: 1 E: 0 K: 0 S: 9 H: 2 LOB: 2 BB: 1 P: 18	R: 0 E: 0 K: 0 S: 3 H: 0 LOB: 0 BB: 0 P: 5	R: 0 E: 0 K: 3 S: 9 H: 0 LOB: 0 BB: 0 P: 13	R: 2 E: 0 K: 1 S: 16 H: 2 LOB: 2 BB: 0 P: 22	1B: 8 2B: 1 3B: 1 HR: 0 SF: 0 SAC: 0 DP: 2 HBP: 0						

	AB	39
	R	5
	H	10
	RBI	5
	BB	6
	SO	7
	LOB	23

WP: 0 PB: 0 SB: 2 CS: 0 PA: 45

PITCHER		IP	WLS	BF	H	R	ER	SO	BB	IBB	HBP	BLK	WP	HR	S	P	ERA	WHIP
63 Justin Masterson, R ERA: 4.89	(1, 1)	6.0		27	6	2	2	3	5	0	0	0	0	0	60	109	3.00	1.833
44 Dan Wheeler, R ERA: 5.59	(7, 1)	2.0		9	2	1	1	0	1	0	0	0	0	0	12	23	4.50	1.500
50 Nick Hagadone, L ERA: 0.96	(9, 1)	1.0		3	0	0	0	3	0	0	0	0	0	0	9	13	0.00	0.000
54 Chris Perez, R ERA: 3.95	(10, 1)	1.0	L	6	2	2	2	1	0	0	0	0	0	0	16	22	18.00	2.000

PITCHER	IP	WLS	BF	H	R	ER	SO	BB	IBB	HBP	BLK	WP	HR	S	P	ERA	WHIP

Chicago White Sox @ Cleveland Indians

Progressive Field, Cleveland, OH

Tue May 08 2012, 7:08 PM - 10:10 PM EDT

Att. 11,304 - Cloudy - 63 F

livebaseballscorecards.com

Batter	1	2	3	4	5	6	7	8	9	10	AB	R	H	RBI	BB	SO	LOB
33 Johnny Damon, L (1, 7) OBP: 0.222, SLG: 0.308	G3-1		K			F7		E6			5	1	1	0	0	1	3
22 Jason Kipnis, L (1, 4) OBP: 0.352, SLG: 0.487	L4		G3-1			P6		G3	F8		5	0	0	1	0	0	5
13 Asdrúbal Cabrera, S (1, 6) OBP: 0.426, SLG: 0.532	G5-3			F8		L9		BB		K	4	0	0	0	1	1	0
41 Carlos Santana, S (1, 2) OBP: 0.398, SLG: 0.434		BB		BB			2B	1B		F7	3	0	2	2	2	0	0
47 Shelley Duncan, R (1, 10) OBP: 0.333, SLG: 0.367		P4		P4			BB	K		K	3	0	0	0	1	1	4
48 Travis Hafner, L (10, PH) OBP: 0.396, SLG: 0.460											1	0	0	0	0	1	0
17 Shin-Soo Choo, L (1, 9) OBP: 0.343, SLG: 0.314		1B		G4-3			F8	F7			4	0	1	0	0	0	5
23 Michael Brantley, L (1, 8) OBP: 0.289, SLG: 0.327		G1-3			P5		L3		K		4	0	0	0	0	1	3
35 Casey Kotchman, L (1, 3) OBP: 0.265, SLG: 0.284			2B		G3			1B	F9		4	1	2	0	0	0	0
9 Jack Hannahan, L (1, 5) OBP: 0.374, SLG: 0.419			G3-1		G4-3			1B	1B		4	1	2	0	0	0	1
Inning Stats	R: 0 H: 0 E: 0 LOB: 0 K: 0 BB: 0 S: 7 P: 12	R: 0 H: 1 E: 0 LOB: 1 K: 0 BB: 1 S: 18 P: 27	R: 0 H: 1 E: 0 LOB: 1 K: 1 BB: 0 S: 8 P: 9	R: 0 H: 0 E: 0 LOB: 1 K: 0 BB: 1 S: 6 P: 12	R: 0 H: 0 E: 0 LOB: 0 K: 0 BB: 0 S: 8 P: 12	R: 0 H: 0 E: 0 LOB: 0 K: 0 BB: 0 S: 6 P: 7	R: 0 H: 1 E: 0 LOB: 1 K: 0 BB: 1 S: 5 P: 12	R: 3 H: 3 E: 1 LOB: 2 K: 1 BB: 1 S: 19 P: 36	R: 0 H: 2 E: 0 LOB: 2 K: 1 BB: 0 S: 17 P: 24	R: 0 H: 0 E: 0 LOB: 0 K: 2 BB: 0 S: 12 P: 16	1B: 6 SF: 0 2B: 3 SAC: 0 3B: 0 DP: 1 HR: 0 HBP: 0						

PITCHER	IP	WLS	BF	H	R	ER	SO	BB	IBB	HBP	BLK	WP	HR	S	P	ERA	WHIP
50 John Danks, L (1, 1) ERA: 5.89	7.0		27	5	2	2	1	3	0	0	0	1	0	63	101	2.57	1.143
49 Chris Sale, L (8, 1) ERA: 2.73	1.0	B	6	1	1	0	1	1	0	0	0	0	0	14	26	0.00	2.000
53 Héctor Santiago, L (9, 1) ERA: 5.73	1.0	W	5	2	0	0	1	0	0	0	0	0	0	17	24	0.00	2.000
43 Addison Reed, R (10, 1) ERA:	1.0	S	3	0	0	0	2	0	0	0	0	0	0	12	16	0.00	0.000

PITCHER	IP	WLS	BF	H	R	ER	SO	BB	IBB	HBP	BLK	WP	HR	S	P	ERA	WHIP

BOTTOM

AB	37
R	3
H	8
RBI	3
BB	4
SO	5
LOB	21

WP: 1 PA: 41
PB: 0
SB: 0
CS: 1

Batter	1	2	3	4	5	6	7	8	9	AB	R	H	RBI	BB	SO	LOB
30 Alejandro De Aza, L (1, 8) OBP: 0.369, SLG: 0.455	C FF 89 B SI 90 B SL 86 B SI 91 B SI 91 4-1 15 FC3-6 BB		B SI 91 B SI 91 S SI 90 B SI 92 X SI 91 3-1 15 G6-4-3 1B	B CH 84 X SI 91 1-0 1-3 2-H 3-H 1B		B CH 81 B SI 89 X FF 90 2-0 ③ F7			S CH 85 C CH 86 X FF 93 0-2 ② F7	4	0	2	2	1	0	1
15 Gordon Beckham, R (1, 4) OBP: 0.276, SLG: 0.326	B SI 90 X SL 85 1-0 ① FC3-6 44 HR 1-2f		X SL 87 0-0 ②③ G6-4-3 1-2f	X SL 86 0-0 ② SF7 3-H			B SI 89 B SL 86 B FF 89 C FF 88 F SI 89 X FF 89 3-2 ① F9		X FF 91 0-0 E5	4	1	0	1	0	0	2
44 Adam Dunn, L (1, 10) OBP: 0.384, SLG: 0.586 1 Kosuke Fukudome, L (9, PH) OBP: 0.295, SLG: 0.200 (9, 10)	B CH 83 X SL 86 1-0 1-H HR			B CH 82 S SI 89 C SI 89 S SI 89 4-0 14 1B 12 1B BB C FF 90 B SI 89 S CH 86 S SI 90 1-3 ③ K			X CH 83 0-0 ② F9		F SI 90 B SI 91 C SI 92 F FF 93 S CH 85 1-3 ③ K	3 1	2 0	1 0	2 0	1 1	1 1	1 1
14 Paul Konerko, R (1, 3) OBP: 0.426, SLG: 0.584 18 Brent Lillibridge, R (8, 3) OBP: 0.229, SLG: 0.161	C SI 92 X SI 93 0-1 ② G3			S SL 86 C SI 91 D SL 84 F SL 88 B SI 90 B CH 82 X SI 91 3-2 51 BB 12 1B 10 1B 1-3 1B	X SL 86 0-0 ① F9		C SL 88 B SL 80 B SI 90 F SI 92 F FF 92 B FF 90 B SL 86 4-2 BB			3 0	1 0	1 0	0 0	1 0	0 0	0 0
12 A.J. Pierzynski, L (1, 2) OBP: 0.312, SLG: 0.471	B SI 90 X CH 85 1-0 ③ G4-3			B CH 84 X CH 83 1-0 10 1B 51 BB 38 1B 1-2 3-H 1B	C FF 88 B SL 80 X CH 83 1-1 ② F7		B FF 90 S SI 90 X CH 86 1-1 ③ G3			4	1	1	1	0	0	1
51 Alex Rios, R (1, 9) OBP: 0.339, SLG: 0.393		B FF 89 B SL 85 F SL 83 X FF 90 2-1 ① G6-3		C SL 88 B FF 88 B SL 83 S SL 88 B SL 88 B SI 91 4-2 38 1B 10 1B 30 1B 1-2 2-3 BB	C SL 86 X FF 90 0-1 ③ F8			X SI 90 0-0 ① G5-3		3	1	0	0	1	0	0
10 Alexei Ramirez, R (1, 6) OBP: 0.227, SLG: 0.271		C FF 89 X SL 85 0-1 24 G1-6-3 1B		C SI 91 B SL 87 X SL 86 1-1 38 1B 30 1B 1-2 2-3 3-H 1B		B FF 90 B SI 90 B SI 89 C FF 89 F SI 87 X SI 90 3-2 1B		C SI 91 C SL 82 X FF 92 0-2 ② F9		4	1	3	1	0	0	0
24 Dayan Viciedo, R (1, 7) OBP: 0.237, SLG: 0.323		B FF 90 B SL 89 C SI 91 X SL 86 2-1 ②③ G1-6-3 1-2f		X SI 90 0-0 ① F9		F SL 85 B SI 91 S SI 90 D SL 86 X SL 80 2-2 ① F8		B SL 81 C SI 92 C SI 93 B FF 93 S SL 82 2-3 ③ K		4	0	0	0	0	1	5
38 Eduardo Escobar, S (1, 5) OBP: 0.172, SLG: 0.214			F SI 89 B CH 85 X CH 83 1-1 ① G3	B CH 83 B SI 90 F SI 90 C SI 90 X SL 87 2-2 30 1B 15 SF7 1-2 2-3 3-H 1B		F SI 87 B SL 90 B SI 90 F SI 90 S FF 91 2-3 ② K			C SI 91 B CH 85 X CH 85 1-1 ① G4-3	4	1	1	1	0	1	1
Inning Stats	R: 2 E: 0 K: 0 S: 6 H: 1 LOB: 0 BB: 1 P: 13	R: 0 E: 0 K: 0 S: 6 H: 1 LOB: 0 BB: 0 P: 10	R: 0 E: 0 K: 0 S: 5 H: 1 LOB: 0 BB: 0 P: 9	R: 6 E: 0 K: 1 S: 18 H: 5 LOB: 1 BB: 2 P: 35	R: 0 E: 0 K: 0 S: 5 H: 0 LOB: 0 BB: 0 P: 6	R: 0 E: 0 K: 1 S: 10 H: 1 LOB: 1 BB: 0 P: 19	R: 0 E: 0 K: 0 S: 9 H: 0 LOB: 1 BB: 1 P: 17	R: 0 E: 0 K: 1 S: 7 H: 0 LOB: 0 BB: 0 P: 9	R: 0 E: 1 K: 1 S: 10 H: 0 LOB: 1 BB: 0 P: 12	1B: 8 2B: 0 3B: 0 HR: 1 SF: 1 SAC: 0 DP: 2 HBP: 0						

PITCHER	IP	WLS	BF	H	R	ER	SO	BB	IBB	HBP	BLK	WP	HR	S	P	ERA	WHIP
58 Jeanmar Gómez, R (1, 1) ERA: 4.66	6.2	L	31	9	8	8	2	4	0	0	0	0	1	57	106	10.80	1.950
32 Jairo Asencio, R (7, 1) ERA: 5.5	2.1		8	0	0	0	2	0	0	0	0	0	0	19	24	0.00	0.000

PITCHER	IP	WLS	BF	H	R	ER	SO	BB	IBB	HBP	BLK	WP	HR	S	P	ERA	WHIP

TOP

Chicago White Sox @ Cleveland Indians

Progressive Field, Cleveland, OH

Wed May 09 2012, 8:10 PM - 10:42 PM EDT

Att. 11,285 - Partly Cloudy - 56 F

livebaseballscorecards.com

AB	34
R	8
H	9
RBI	8
BB	4
SO	4
LOB	12

BOTTOM

Chicago White Sox @ Cleveland Indians

Progressive Field, Cleveland, OH

Wed May 09 2012, 8:10 PM - 10:42 PM EDT

Att. 11,285 - Partly Cloudy - 56 F

livebaseballscorecards.com

Batter	1	2	3	4	5	6	7	8	9	AB	R	H	RBI	BB	SO	LOB
33 Johnny Damon, L (1, 7) OBP: 0.194, SLG: 0.267 6 Lou Marson, R (8, 2) OBP: 0.217, SLG: 0.105	B FF 88 X FF 89 1-0 P3		C FF 91 C FC 86 D CU 80 C FF 92 1-3 K			C SL 83 S SL 83 X FF 90 0-2 G4-3	F FF 90 F SL 83 D SL 85 F CU 79 X SL 85 1-2 G4-3		F SI 95 C SL 86 C SL 88 0-3 K	4 1	0 0	0 0	0 0	0 0	1 1	3 2
22 Jason Kipnis, L (1, 4) OBP: 0.341, SLG: 0.470	C FF 90 B FF 90 X FF 91 1-1 P6		C FC 85 B SL 85 D CU 81 C SL 84 F FC 85 X FF 91 2-2 G4-3			B FF 90 B CH 82 F FF 88 C SL 83 X SL 85 2-2 G3		C SI 88 X SI 89 0-1 G4-3		4	0	0	0	0	0	1
13 Asdrúbal Cabrera, S (1, 6) OBP: 0.420, SLG: 0.531	B SI 92 B FF 90 X FF 90 2-0 G4-3			C FF 89 F SL 83 B FF 90 X FF 91 1-2 F7		X CH 83 0-0 2B		X SI 89 0-0 G6-3		4	0	1	0	0	0	0
48 Travis Hafner, L (1, 10) OBP: 0.400, SLG: 0.456		C FF 90 X FF 91 0-1 17 1B 1B		F FF 91 B FF 91 C FC 85 B CU 81 B FF 91 X SL 84 3-2 G3		C FC 85 X CU 81 0-1 G4-3		C SI 89 B SI 89 B SL 82 B FF 88 B FF 87 4-1 BB		3	0	1	0	1	0	1
41 Carlos Santana, S (1, 2) OBP: 0.397, SLG: 0.431 47 Shelley Duncan, R (8, 7) OBP: 0.330, SLG: 0.363		C FF 91 C FC 86 F FF 92 D CU 79 S FC 86 1-3 K		B SL 84 C SL 84 B FF 91 F FF 91 X SL 84 2-2 F7			B FF 89 B FC 89 X FC 87 2-0 23 F9 17 1B 16 FC6-4 1B	F SL 80 X SL 80 0-1 P6		3 1	1 0	1 0	0 0	0 0	1 0	1 1
17 Shin-Soo Choo, L (1, 9) OBP: 0.358, SLG: 0.326		B FF 92 X CH 83 1-0 23 L1-3 1-2 1B			B FF 89 S FF 89 F FC 86 X FF 91 1-2 G4-3		X SL 83 0-0 16 FC6-4 35 WP 1-2 1B		B SI 96 B SI 95 C SI 95 B SI 95 B SI 96 4-1 16 1B BB	3	0	2	0	1	0	0
23 Michael Brantley, L (1, 8) OBP: 0.282, SLG: 0.319 2 Aaron Cunningham, R (8, 8) OBP: 0.320, SLG: 0.273		B FC 85 C SL 85 X FF 91 1-1 L1-3 1-1			B FF 91 B FF 91 C FF 90 F FF 90 C FF 90 2-3 K		X FF 89 0-0 F9 2-3		C SI 95 B SI 96 F SI 95 D SL 88 B SI 96 X SI 96 3-2 L5	3 1	0 0	0 0	0 0	0 0	1 0	4 1
35 Casey Kotchman, L (1, 3) OBP: 0.284, SLG: 0.297			C FF 90 F CU 79 B FF 92 F FC 86 F FF 90 F FF 91 X CU 81 1-2 1B		F FF 90 F CH 82 F SL 83 X FF 91 0-2 1B		B FF 90 C SL 84 B CU 79 D CU 80 B SL 83 4-1 16 FC6-4 1-2 BB		S SI 95 C SI 95 F CH 89 S SL 88 0-3 K	3	0	2	0	1	1	1
16 Jason Donald, R (1, 5) OBP: 0.188, SLG: 0.178			C SL 85 S FC 85 B FC 85 S SL 83 1-3 K		F FF 91 B SL 84 B SL 84 C CU 81 S CU 81 2-3 K		X SL 83 0-0 FC6-4 1-2f 2-3 3-H		B SI 97 S SI 96 X SI 96 1-1 1-2 1B	4	0	1	1	0	2	4

Inning Stats																						
	R: 0 E: 0 K: 0 S: 4	H: 0 LOB: 0 BB: 0 P: 8	R: 0 E: 0 K: 1 S: 9	H: 2 LOB: 1 BB: 0 P: 12	R: 0 E: 0 K: 2 S: 16	H: 1 LOB: 1 BB: 0 P: 21	R: 0 E: 0 K: 0 S: 9	H: 0 LOB: 0 BB: 0 P: 15	R: 0 E: 0 K: 2 S: 13	H: 1 LOB: 1 BB: 0 P: 18	R: 0 E: 0 K: 0 S: 9	H: 1 LOB: 1 BB: 0 P: 11	R: 1 E: 0 K: 0 S: 9	H: 2 LOB: 2 BB: 1 P: 16	R: 0 E: 0 K: 0 S: 6	H: 0 LOB: 1 BB: 1 P: 10	R: 0 E: 0 K: 2 S: 13	H: 1 LOB: 2 BB: 1 P: 21	1B: 7 2B: 2 3B: 0 HR: 0	SF: 0 SAC: 0 DP: 1 HBP: 0	WP: 1 PB: 0 SB: 0 CS: 0	PA: 37

PITCHER		IP	WLS	BF	H	R	ER	SO	BB	IBB	HBP	BLK	WP	HR	S	P	ERA	WHIP
44 Jake Peavy, R ERA: 1.89	(1, 1)	7.0	W	28	7	1	1	5	1	0	0	0	1	0	69	101	1.29	1.143
77 Will Ohman, L ERA: 4.76	(8, 1)	1.0		4	0	0	0	0	1	0	0	0	0	0	6	10	0.00	1.000
65 Nate Jones, R ERA: 1.5	(9, 1)	1.0		5	1	0	0	2	1	0	0	0	0	0	13	21	0.00	2.000

PITCHER	IP	WLS	BF	H	R	ER	SO	BB	IBB	HBP	BLK	WP	HR	S	P	ERA	WHIP

AB	34
R	1
H	8
RBI	1
BB	3
SO	7
LOB	19

Kansas City Royals @ Chicago White Sox

U.S. Cellular Field, Chicago, IL

Fri May 11 2012, 8:10 PM - 10:53 PM EDT

Att. 19,129 - Clear - 74 F

TOP

livebaseballscorecards.com

Batter	1	2	3	4	5	6	7	8	9	AB	R	H	RBI	BB	SO	LOB
1 Jarrod Dyson, L (1, 8) OBP: 0.323, SLG: 0.351	B1-3		F8			16 G1-3 1B		4 1B 1B		4	0	2	0	0	0	0
4 Alex Gordon, L (1, 7) OBP: 0.362, SLG: 0.433	P4		K			F7		1-2 2-3 1B		4	0	1	0	0	1	1
16 Billy Butler, R (1, 10) OBP: 0.336, SLG: 0.508	K		F9			G1-3 1-2		K		4	0	0	0	0	2	4
35 Eric Hosmer, L (1, 3) OBP: 0.252, SLG: 0.345		17 BB 8 1B 2 FC1-2 BB		F8		G4-3		K		3	0	0	0	1	1	4
21 Jeff Francoeur, R (1, 9) OBP: 0.298, SLG: 0.322		L9		K			P4		K	4	0	0	0	0	2	1
8 Mike Moustakas, L (1, 5) OBP: 0.362, SLG: 0.523		2 FC1-2 17 BB 1-2 1B		K			L7		G1-3	4	0	1	0	0	1	0
17 Chris Getz, L (1, 4) OBP: 0.352, SLG: 0.438		2 FC1-2 1-2 2-3 BB			F8		P6		F9	2	0	0	0	1	0	0
9 Johnny Giavotella, R (9, PH)										1	0	0	0	0	0	0
2 Alcides Escobar, R (1, 6) OBP: 0.295, SLG: 0.407		FC1-2 1-2 2-3 3-Hf			G4-3			4 1B 1 1B 1B		3	0	1	0	0	0	3
33 Humberto Quintero, R (1, 2) OBP: 0.283, SLG: 0.370		G1-3			P4			F9		3	0	0	0	0	0	4
Inning Stats	R: 0 E: 0 K: 1 S: 6 H: 0 LOB: 0 BB: 0 P: 11	R: 0 E: 0 K: 0 S: 11 H: 1 LOB: 3 BB: 2 P: 20	R: 0 E: 0 K: 1 S: 8 H: 0 LOB: 0 BB: 0 P: 12	R: 0 E: 0 K: 2 S: 8 H: 0 LOB: 0 BB: 0 P: 13	R: 0 E: 0 K: 0 S: 7 H: 0 LOB: 0 BB: 0 P: 12	R: 0 E: 0 K: 0 S: 7 H: 1 LOB: 1 BB: 0 P: 11	R: 0 E: 0 K: 0 S: 7 H: 0 LOB: 0 BB: 0 P: 10	R: 0 E: 0 K: 2 S: 20 H: 3 LOB: 3 BB: 0 P: 31	R: 0 E: 0 K: 1 S: 8 H: 0 LOB: 0 BB: 0 P: 12	1B: 5 2B: 0 3B: 0 HR: 0	SF: 0 SAC: 0 DP: 0 HBP: 0						

	AB	32
	R	0
	H	5
	RBI	0
	BB	2
	SO	7
	LOB	17

WP: 0 PB: 0 SB: 0 CS: 0 PA: 34

PITCHER	IP	WLS	BF	H	R	ER	SO	BB	IBB	HBP	BLK	WP	HR	S	P	ERA	WHIP
34 Gavin Floyd, R (1, 1) ERA: 2.53	7.2	W	30	5	0	0	5	2	0	0	0	0	0	71	116	0.00	0.913
37 Matt Thornton, L (8, 1) ERA: 4.05	0.1	H	1	0	0	0	1	0	0	0	0	0	0	3	4	0.00	0.000
53 Héctor Santiago, L (9, 1) ERA: 5.25	1.0		3	0	0	0	1	0	0	0	0	0	0	8	12	0.00	0.000

PITCHER	IP	WLS	BF	H	R	ER	SO	BB	IBB	HBP	BLK	WP	HR	S	P	ERA	WHIP

Batter	1	2	3	4	5	6	7	8	9	AB	R	H	RBI	BB	SO	LOB
30 Alejandro De Aza, L (1, 8) OBP: 0.372, SLG: 0.457	B FF 93 B FF 94 C FF 93 X FF 94 2-1 ① F8		L CU 77 X SL 87 0-1 15 S 15 1B 1B		S FF 95 B SI 96 F CU 77 B FF 96 B SI 95 X SL 87 3-2 ② FC3-6 15 CS 1-2f		B FF 96 B CH 88 X FF 100 2-0 15 G5-3 15 WP 1-H 1B			4	1	2	1	0	0	1
15 Gordon Beckham, R (1, 4) OBP: 0.284, SLG: 0.343	B FF 95 B FF 94 X FF 94 2-0 ② F9		D SL 87 B SL 86 C SL 87 S FF 96 B FF 97 X SL 88 3-2 44 2B 1-H 1B		P PO 94 1 SAFE 1 SAFE B SI 95 C FF 95 C FF 95 F FF 96 1 SAFE F FF 96 3-2 ③ CS 1-2	X FF 93 0-0 12 FC3-6 51 3B 2B	C FF 100 B CH 89 S CH 87 F FF 100 X CU 81 1-2 ② G5-3 1-3			4	1	2	1	0	0	1
44 Adam Dunn, L (1, 10) OBP: 0.401, SLG: 0.628	B FF 95 S FF 95 S FF 95 F FF 96 X SI 96 1-2 HR		F CU 79 1 SAFE S FF 95 1 SAFE D SL 88 X SL 88 1-2 1-3 2B			B SI 94 B FF 94 B FF 94 F FF 94 S FF 95 B FF 97 4-2 12 FC3-6 BB	B FF 94 S CH 83 B CH 84 B FF 93 S CH 84 B CH 83 4-2 BB			2	1	2	1	2	0	0
14 Paul Konerko, R (1, 3) OBP: 0.414, SLG: 0.564	C FF 96 B CH 87 B CH 87 C SL 87 F SL 87 S CH 87 2-3 ③ K		B FF 95 C FF 96 D CH 88 B CH 86 X SI 95 3-1 ③ F7			B FF 95 C CH 86 C FF 96 B SI 95 T FF 96 2-2 ① K	F FF 94 B FF 94 S CU 75 B FF 94 S CU 75 2-3 ③ K			4	0	0	0	0	3	6
12 A.J. Pierzynski, L (1, 2) OBP: 0.301, SLG: 0.453		B FF 93 F SL 84 F SI 95 X SL 87 1-2 ① F8		F FF 92 S SI 94 X SI 94 0-2 ① L9		C FF 96 B SI 93 B SL 86 X SL 86 2-1 ② FC3-6 51 3B 1-2f 2-3		S SI 94 S CH 86 X CH 87 0-2 ① G1-3		4	1	0	0	0	0	2
51 Alex Rios, R (1, 9) OBP: 0.336, SLG: 0.405		C FF 96 B SI 95 F SL 85 B FF 97 S FF 95 2-3 ② K		B SL 87 F FF 94 B FF 95 S SL 87 S SL 86 2-3 ② K		D SL 86 B FF 94 B SL 86 C SL 86 F FF 95 X FF 95 3-2 1-H 3-H 3B		B SI 94 B CH 86 X SI 95 2-0 ② L3		4	0	1	2	0	2	0
10 Alexei Ramirez, R (1, 6) OBP: 0.221, SLG: 0.263		C FF 95 B SI 95 X FF 97 1-1 ③ P3		C SL 86 B SL 87 F SL 85 F SI 95 C FF 95 1-3 ③ K		X FF 98 0-0 ③ G6-3		C SI 96 X SI 96 0-1 ③ G4-3		4	0	0	0	0	1	1
24 Dayan Viciedo, R (1, 7) OBP: 0.240, SLG: 0.323 18 Brent Lillibridge, R (8, 7) OBP: 0.229, SLG: 0.161			B FF 95 B SL 86 X SL 87 2-0 ① G6-3		F SL 86 B SL 86 B FF 95 F SL 84 X FF 96 2-2 30 FC3-6 1B		B FF 99 F CH 89 X CH 87 1-1 ① G6-3			3 0	0 0	1 0	0 0	0 0	0 0	0 0
38 Eduardo Escobar, S (1, 5) OBP: 0.188, SLG: 0.200			C FF 94 F SL 86 F SI 95 F FF 96 X SL 87 0-2 ② F7		C SL 86 F FF 95 1 SAFE B SI 96 F FF 97 S CU 79 1-3 ① K		B FF 98 T FF 97 B CH 89 S SI 97 F FF 98 B SI 98 F SI 98 B SI 98 4-2 30 E 30 S 30 1B BB			2	1	0	0	1	1	1
Inning Stats	R: 1 H: 1 E: 0 LOB: 0 K: 1 BB: 0 S: 11 P: 18	R: 0 H: 0 E: 0 LOB: 0 K: 1 BB: 0 S: 8 P: 12	R: 1 H: 3 E: 0 LOB: 2 K: 0 BB: 0 S: 16 P: 25	R: 0 H: 0 E: 0 LOB: 0 K: 2 BB: 0 S: 10 P: 13	R: 0 H: 1 E: 0 LOB: 0 K: 1 BB: 0 S: 15 P: 23	R: 2 H: 2 E: 0 LOB: 1 K: 1 BB: 1 S: 12 P: 23	R: 1 H: 1 E: 0 LOB: 2 K: 1 BB: 2 S: 16 P: 30	R: 0 H: 0 E: 0 LOB: 0 K: 0 BB: 0 S: 6 P: 8		1B: 4 SF: 0 2B: 2 SAC: 0 3B: 1 DP: 0 HR: 1 HBP: 0						

BOTTOM

Kansas City Royals @ Chicago White Sox

U.S. Cellular Field, Chicago, IL

Fri May 11 2012, 8:10 PM - 10:53 PM EDT

Att. 19,129 - Clear - 74 F

livebaseballscorecards.com

AB	31
R	5
H	8
RBI	5
BB	3
SO	7
LOB	12

PITCHER		IP	WLS	BF	H	R	ER	SO	BB	IBB	HBP	BLK	WP	HR	S	P	ERA	WHIP
59 Felipe Paulino, R ERA: 3.09	(1, 1)	5.2	L	24	7	4	4	6	1	0	0	0	0	1	71	113	6.35	1.412
40 Kelvin Herrera, R ERA: 3.63	(6, 1)	1.0		5	1	1	1	0	1	0	0	0	1	0	12	20	9.00	2.000
55 Tim Collins, L ERA: 3.78	(7, 1)	0.1		2	0	0	0	1	1	0	0	0	0	0	5	11	0.00	3.000
32 Vin Mazzaro, R ERA:	(8, 1)	1.0		3	0	0	0	0	0	0	0	0	0	0	6	8	0.00	0.000

PITCHER	IP	WLS	BF	H	R	ER	SO	BB	IBB	HBP	BLK	WP	HR	S	P	ERA	WHIP

Batter	1	2	3	4	5	6	7	8	9	AB	R	H	RBI	BB	SO	LOB
1 Jarrod Dyson, L (1, 8) OBP: 0.343, SLG: 0.361	B SI 94 B SI 94 B SI 93 B SI 93 4-0 4 1B 9 BB 16 1B BB	C SI 89 B SL 77 F SI 89 F SI 93 B SI 92 B SL 78 F SI 92 X SI 89 3-2 ① G1-3		B SI 94 B SI 89 C SI 92 X SI 93 2-1 2-3 1B		C SI 96 D SI 98 C SI 96 X SI 97 1-2 ③ FC6-4 1-2f		C CH 82 B FF 88 F SI 87 F FF 90 D SL 83 F CH 83 F CH 84 B FF 89 X CH 82 3-2 1-2 1B		4	1	2	0	1	0	1
9 Johnny Giavotella, R (1, 4) 17 Chris Getz, L (7, 4) OBP: 0.347, SLG: 0.431	B SI 89 1 SAFE 1 SAFE B SI 92 B SI 91 C SI 94 B SI 92 4-1 16 1B 4 1B 21 FC4 1-2 BB	C SI 88 F CH 86 F SL 79 X SL 78 0-2 ② G5-3		F SI 92 1 SAFE X SI 93 0-1 ③ F7			B SI 98 B SI 97 X SI 97 2-0 ① G6-3	B FF 89 B SI 89 X FF 88 2-0 ③ F8		3 1	1 0	0 0	0 0	1 0	0 0	2 2
4 Alex Gordon, L (1, 7) OBP: 0.357, SLG: 0.424	B SI 95 C SL 79 F SI 94 F SI 95 X SL 81 1-2 16 1B 21 E 1-2 2-3 1B	B SL 76 C SI 89 B SI 88 C SI 91 S SI 92 2-3 ③ K			C SL 76 B SI 90 T SI 89 F SI 91 S SI 92 1-3 ① K		C SI 97 B SI 97 F SI 97 B SL 89 S SL 88 2-3 ② K		X CU 78 0-0 ① G6-3	5	1	1	0	0	3	0
16 Billy Butler, R (1, 10) OBP: 0.338, SLG: 0.504	C SI 95 B SI 92 B CH 85 C SI 94 B SL 82 X SI 94 3-2 21 FC4 1-2 2-3 3-H 1B		B CH 81 B SI 87 F SI 92 X SI 89 2-1 ① G6-3		C CH 83 C SL 78 X SI 92 0-2 21 G5-3 1B		F SI 98 B SL 89 C SL 87 S SL 88 1-3 ③ K		C FF 89 X SI 90 0-1 ② G4-3	5	0	2	1	0	1	0
21 Jeff Francoeur, R (1, 9) OBP: 0.287, SLG: 0.308	F SI 95 S SI 95 B SI 95 X SI 94 1-2 ① FC4 19 1B 35 1B 1-2f 2-H 3-H		B SL 77 S CH 83 B SI 90 X CH 83 2-1 ② F9		C SI 90 B SI 90 F SI 90 B SI 92 X SI 88 2-2 ② G5-3 1-2			C SI 97 F SI 98 X SI 97 0-2 ① G6-3	X SI 89 0-0 ③ G4-3	5	0	0	1	0	0	2
35 Eric Hosmer, L (1, 3) OBP: 0.252, SLG: 0.341	B SI 94 C SL 78 F SL 79 1 SAFE X SI 94 1-2 19 1B 1-2 1B		C SL 76 B SL 75 F SI 91 X SI 92 1-2 ③ L7		X SL 77 0-0 ③ G1-3			B SL 81 F SI 88 B SL 82 S FF 89 F SI 89 X SI 89 2-2 ② G4-3		4	0	1	0	0	0	1
19 Irving Falu, S (1, 5) OBP: 0.500, SLG: 0.750	B SI 91 S CH 85 S SI 90 X SI 94 1-2 1-2 2-3 1B			X SI 89 0-0 ① B1-3		C SI 98 C SI 99 S SL 88 0-3 ① K2-3		X FF 89 0-0 2 BLK 2 2B 1B		4	1	2	0	0	1	0
2 Alcides Escobar, R (1, 6) OBP: 0.302, SLG: 0.429	B SL 78 C SI 90 C SL 80 X SL 80 1-2 ② F7			C SI 89 C SI 90 X SI 92 0-2 1 1B 2B		F SI 98 S SL 88 S SL 88 0-3 ② K		B SI 88 1 SAFE C FF 88 1 SAFE D SL 86 F FF 88 F FF 90 X SL 82 2-2 33 1B 1-H 2B		4	1	2	1	0	1	3
33 Humberto Quintero, R (1, 2) OBP: 0.297, SLG: 0.379	B SI 92 B SI 90 C SI 91 F SI 90 B SI 93 X SI 90 3-2 ③ F7			B SI 91 B SI 91 F SI 91 B SI 89 F SI 92 F SI 93 F SI 91 S CH 84 3-3 ② K		S SI 97 B SI 98 B SL 87 X SI 98 2-1 1 FC6-4 1B		C FF 89 X FF 89 0-1 1 1B 2-H 1B		4	0	2	1	0	1	4
Inning Stats	R: 3 E: 1 K: 0 S: 23 H: 4 LOB: 3 BB: 2 P: 42	R: 0 E: 0 K: 1 S: 12 H: 0 LOB: 0 BB: 0 P: 17	R: 0 E: 0 K: 0 S: 7 H: 0 LOB: 0 BB: 0 P: 12	R: 0 E: 0 K: 1 S: 13 H: 2 LOB: 2 BB: 0 P: 18	R: 0 E: 0 K: 1 S: 11 H: 1 LOB: 1 BB: 0 P: 14	R: 0 E: 0 K: 2 S: 11 H: 1 LOB: 1 BB: 0 P: 14	R: 0 E: 0 K: 2 S: 7 H: 0 LOB: 0 BB: 0 P: 12	R: 2 E: 0 K: 0 S: 21 H: 4 LOB: 2 BB: 0 P: 30	R: 0 E: 0 K: 0 S: 4 H: 0 LOB: 0 BB: 0 P: 4	1B: 10 2B: 2 3B: 0 HR: 0	SF: 0 SAC: 0 DP: 0 HBP: 0					

PITCHER		IP	WLS	BF	H	R	ER	SO	BB	IBB	HBP	BLK	WP	HR	S	P	ERA	WHIP
49 Chris Sale, L ERA: 3.08	(1, 1)	5.0	L	24	7	3	3	3	2	0	0	0	0	0	66	103	5.40	1.800
65 Nate Jones, R ERA: 1.26	(6, 1)	2.1		8	1	0	0	4	0	0	0	0	0	0	21	29	0.00	0.429
77 Will Ohman, L ERA: 5.4	(8, 1)	0.1		2	1	0	0	0	0	0	0	0	0	0	5	7	0.00	3.000
48 Zach Stewart, R ERA: 2.89	(8, 1)	1.1		7	3	2	2	0	0	0	0	1	0	0	17	24	13.50	2.250

PITCHER	IP	WLS	BF	H	R	ER	SO	BB	IBB	HBP	BLK	WP	HR	S	P	ERA	WHIP

TOP

Kansas City Royals @ Chicago White Sox

U.S. Cellular Field, Chicago, IL

Sat May 12 2012, 8:06 PM - 10:52 PM EDT

Att. 20,066 - Overcast - 54 F

livebaseballscorecards.com

AB	39
R	5
H	12
RBI	4
BB	2
SO	7
LOB	15

Batter	1	2	3	4	5	6	7	8	9	AB	R	H	RBI	BB	SO	LOB
30 Alejandro De Aza, L (1, 8) OBP: 0.362, SLG: 0.443	B FF 91 C FF 92 F FC 88 S FF 95 1-3 ① K		C KC 78 X FF 93 0-1 ② F8			L KC 77 B FC 86 B KC 77 F SI 92 X SL 84 2-2 ① P6		C FF 95 S SL 84 S SL 85 0-3 ③ K		4	0	0	0	0	2	2
15 Gordon Beckham, R (1, 4) OBP: 0.283, SLG: 0.333	C FF 94 B FC 89 B FC 89 X SI 94 2-1 ② G5-3		B FF 93 B FC 88 F SL 85 X SI 92 2-1 ③ F9 1-2			B FF 92 B KC 78 C SL 84 B SL 85 X FC 88 3-1 ② G1-3			B SL 84 B SI 94 B SI 93 C SI 93 B SI 93 4-1 12 BB	3	0	0	0	1	0	1
44 Adam Dunn, L (1, 10) OBP: 0.390, SLG: 0.607	B FF 93 C KC 79 X FC 89 1-1 ③ P4			B KC 76 B KC 77 X SI 92 2-0 ① L5		C KC 78 B FF 92 S KC 79 B FF 90 B FC 86 S KC 77 3-3 ③ K			C SI 94 B SI 94 S SI 94 D SL 85 S SL 87 2-3 ① K	4	0	0	0	0	2	1
14 Paul Konerko, R (1, 3) OBP: 0.409, SLG: 0.554		B KC 78 B KC 78 C FC 88 B SI 93 X FC 89 3-1 ① G5-3		C KC 78 B CH 86 X CH 86 1-1 51 FC5-4 1B			B SI 92 F KC 77 F FF 92 X SI 91 1-2 ① G5-3		D SI 95 F SI 94 B SI 95 F SI 94 F SL 85 S SL 86 2-3 ② K	4	0	1	0	0	1	1
12 A.J. Pierzynski, L (1, 2) OBP: 0.308, SLG: 0.444		B FF 93 B FC 88 B SI 92 B FF 92 4-0 51 1B BB		C SI 92 F FC 89 F SI 91 F SL 85 S FF 92 0-3 ② K			B KC 77 X CH 84 1-0 ② G4-3		B SI 94 B SI 95 B SI 94 B SI 94 4-0 1-2 BB	2	0	0	0	2	1	1
51 Alex Rios, R (1, 9) OBP: 0.333, SLG: 0.400		B SI 93 B SL 83 B FC 88 C FF 93 X FC 87 3-1 10 G6-4-3 1-2 1B		F FC 87 X SI 92 0-1 ③ FC5-4 1-2f			C SI 92 B SI 92 B SL 84 F SL 84 X SL 85 2-2 ③ P6		C SI 95 X SI 94 0-1 ③ F8	4	0	1	0	0	0	3
10 Alexei Ramirez, R (1, 6) OBP: 0.216, SLG: 0.257		B FF 93 B SI 93 F FF 93 B FC 86 C SL 83 F SL 85 X FC 86 3-2 ② ③ G6-4-3 1-2f			B SI 92 C SI 92 B KC 78 B KC 77 X FF 93 3-1 ① F8			C FF 94 S SL 84 F SL 83 C SL 85 0-3 ① K		3	0	0	0	0	1	2
24 Dayan Viciedo, R (1, 7) OBP: 0.233, SLG: 0.313			C FF 92 X SI 93 0-1 ① G1-3		C KC 78 F SI 92 B FF 92 S FF 94 1-3 ② K			C FF 96 F FF 96 C SL 84 0-3 ② K		3	0	0	0	0	2	0
22 Brent Morel, R (1, 5) OBP: 0.220, SLG: 0.200			B FF 93 C FF 93 F FC 90 B SI 92 F FF 94 X SL 86 2-2 15 S 1B		F FF 93 B KC 79 B SI 92 S FC 89 B SI 94 C SL 84 3-3 ③ K			B FF 92 B FF 93 B FF 93 B FF 93 4-0 BB		2	0	1	0	1	1	0
Inning Stats	R: 0 H: 0 E: 0 LOB: 0 K: 1 BB: 0 S: 7 P: 11	R: 0 H: 1 E: 0 LOB: 1 K: 0 BB: 1 S: 8 P: 21	R: 0 H: 1 E: 0 LOB: 1 K: 0 BB: 0 S: 10 P: 14	R: 0 H: 1 E: 0 LOB: 1 K: 1 BB: 0 S: 10 P: 13	R: 0 H: 0 E: 0 LOB: 0 K: 2 BB: 0 S: 8 P: 15	R: 0 H: 0 E: 0 LOB: 0 K: 1 BB: 0 S: 8 P: 16	R: 0 H: 0 E: 0 LOB: 0 K: 0 BB: 0 S: 7 P: 11	R: 0 H: 0 E: 0 LOB: 1 K: 3 BB: 1 S: 10 P: 14	R: 0 H: 0 E: 0 LOB: 2 K: 2 BB: 2 S: 10 P: 22	1B: 3 2B: 0 3B: 0 HR: 0	SF: 0 SAC: 0 DP: 1 HBP: 0			WP: 0 PB: 0 SB: 1 CS: 0	PA: 33		

PITCHER		IP	WLS	BF	H	R	ER	SO	BB	IBB	HBP	BLK	WP	HR	S	P	ERA	WHIP
44 Luke Hochevar, R ERA: 7.2	(1, 1)	7.0	W	24	3	0	0	5	1	0	0	0	0	0	58	101	0.00	0.571
56 Greg Holland, R ERA: 9.82	(8, 1)	1.0		4	0	0	0	3	1	0	0	0	0	0	10	14	0.00	1.000
43 Aaron Crow, R ERA: 2.76	(9, 1)	1.0		5	0	0	0	2	2	0	0	0	0	0	10	22	0.00	2.000

PITCHER	IP	WLS	BF	H	R	ER	SO	BB	IBB	HBP	BLK	WP	HR	S	P	ERA	WHIP

BOTTOM

Kansas City Royals @ Chicago White Sox

U.S. Cellular Field, Chicago, IL

Sat May 12 2012, 8:06 PM - 10:52 PM EDT

Att. 20,066 - Overcast - 54 F

livebaseballscorecards.com

AB	29
R	0
H	3
RBI	0
BB	4
SO	10
LOB	11

Kansas City Royals @ Chicago White Sox

U.S. Cellular Field, Chicago, IL

Sun May 13 2012, 2:11 PM - 5:31 PM EDT

Att. 22,636 - Partly Cloudy - 58 F

TOP

livebaseballscorecards.com

Batter	1	2	3	4	5	6	7	8	9	AB	R	H	RBI	BB	SO	LOB
1 Jarrod Dyson, L (1, 8) OBP: 0.375, SLG: 0.355	F8		BB		HBP		BB		IBB	1	2	0	0	3	0	0
17 Chris Getz, L (1, 4) OBP: 0.347, SLG: 0.426 9 Johnny Giavotella, R (7, PH) OBP: 0.182, SLG: 0.200 (7, 4)	FC5 21, BB 16, 1B		F7		G3		2B		K	3 2	0 0	1 1	0 2	0 0	0 1	3 2
4 Alex Gordon, L (1, 7) OBP: 0.351, SLG: 0.411	K		L4		K		G4-3		IBB	4	1	0	0	1	2	5
16 Billy Butler, R (1, 10) OBP: 0.340, SLG: 0.492	FC5 21		BB	F9	K	K		K	HBP	3	1	0	1	1	2	0
21 Jeff Francoeur, R (1, 9) OBP: 0.291, SLG: 0.336	FC5			K	K	K		HR	1B	5	1	2	2	0	2	2
35 Eric Hosmer, L (1, 3) OBP: 0.250, SLG: 0.336		K		1B	G3			F8	FC4-6	5	1	1	1	0	1	2
19 Irving Falu, S (1, 5) OBP: 0.412, SLG: 0.588		K		F7			G4-3	F7	2B	5	0	1	1	0	1	1
2 Alcides Escobar, R (1, 6) OBP: 0.331, SLG: 0.443		1B			G3 F8 1B		BB		BB 1B	3	2	3	1	2	0	0
33 Humberto Quintero, R (1, 2) OBP: 0.290, SLG: 0.381		F8			F8		P3		FC6-4	5	1	1	0	0	0	5

	AB	36
	R	9
	H	10
	RBI	8
	BB	7
	SO	9
	LOB	20

Inning Stats										
	R: 0	H: 1	R: 0	H: 1	R: 0	H: 0	R: 0	H: 1	R: 0	H: 1
	E: 0	LOB: 2	E: 0	LOB: 1	E: 0	LOB: 0	E: 0	LOB: 1	E: 0	LOB: 2
	K: 1	BB: 1	K: 2	BB: 0	K: 0	BB: 1	K: 1	BB: 0	K: 1	BB: 0
	S: 10	P: 18	S: 12	P: 14	S: 4	P: 9	S: 8	P: 14	S: 14	P: 19

	R: 0	H: 0	R: 2	H: 1	R: 1	H: 1	R: 6	H: 4	1B: 7	SF: 0	WP: 1	PA: 45
	E: 0	LOB: 0	E: 0	LOB: 1	E: 0	LOB: 0	E: 1	LOB: 2	2B: 2	SAC: 0	PB: 1	
	K: 2	BB: 0	K: 0	BB: 2	K: 1	BB: 0	K: 1	BB: 3	3B: 0	DP: 0	SB: 0	
	S: 9	P: 11	S: 16	P: 28	S: 9	P: 15	S: 24	P: 46	HR: 1	HBP: 2	CS: 1	

PITCHER		IP	WLS	BF	H	R	ER	SO	BB	IBB	HBP	BLK	WP	HR	S	P	ERA	WHIP
41 Philip Humber, R ERA: 5.77	(1, 1)	6.2		27	4	1	1	7	3	0	1	0	0	0	67	101	1.35	1.050
37 Matt Thornton, L ERA: 4.61	(7, 1)	0.1	L	3	1	1	1	0	1	0	0	0	1	0	6	12	27.00	6.000
65 Nate Jones, R ERA: 1.76	(8, 1)	1.0		4	1	1	1	1	0	0	0	0	0	1	9	15	9.00	1.000
43 Addison Reed, R ERA: 5.23	(9, 1)	0.1		7	2	6	6	1	1	2	1	0	0	0	11	28	162.00	9.000
52 Eric Stults, L ERA: 2.7	(9, 1)	0.2		4	2	0	0	0	0	0	0	0	0	0	13	18	0.00	3.000

PITCHER	IP	WLS	BF	H	R	ER	SO	BB	IBB	HBP	BLK	WP	HR	S	P	ERA	WHIP

Batter	1	2	3	4	5	6	7	8	9	AB	R	H	RBI	BB	SO	LOB
18 Brent Lillibridge, R (1, 8) OBP: 0.237, SLG: 0.176 30 Alejandro De Aza, L (7, PH) OBP: 0.364, SLG: 0.451 (8, 8)	C FF 95 F SI 95 S FF 95 0-3 K ①		X SI 91 0-0 44 BB 14 1B 1B	B FF 91 B SI 91 F SI 91 X SI 91 2-1 G1-3 ③			C FF 97 B CH 85 X CH 88 1-1 FC6-4 ② 1-2f		C SI 92 F CU 71 B SL 84 X SL 83 1-2 2B	3 2	1 0	1 1	0 0	0 0	1 0	2 1
15 Gordon Beckham, R (1, 4) OBP: 0.280, SLG: 0.321	C FF 92 B CU 73 B SI 92 B FF 93 B FF 92 4-1 14 BB BB	B SI 92 C SI 91 X SI 92 1-1 L9 ①			B SI 91 X SI 91 1-0 F9 ①		C FF 98 C CU 80 D CH 87 X CH 88 1-2 P6 ③		B SI 91 C FF 91 F SL 84 X SL 87 1-2 G6-3 ③	4	0	0	0	1	0	3
44 Adam Dunn, L (1, 3) OBP: 0.393, SLG: 0.600	B FF 95 C CH 85 F FF 96 B FF 96 X CU 77 1-2 F8 ②	B SI 92 1 SAFE B SI 92 B SI 92 B SI 92 4-0 14 1B 1-2 BB			C CU 77 S FF 92 B FF 93 F FF 92 B FF 92 X CH 81 2-2 14 CS 1B			B SL 80 F FF 91 C FF 92 S SL 84 1-3 K ①		3	0	1	0	1	1	1
14 Paul Konerko, R (1, 10) OBP: 0.418, SLG: 0.553	B SI 91 C FF 91 S FF 90 F FF 90 D SL 80 B SI 91 B FF 90 4-2 1-2 BB	2 SAFE B SI 92 X SI 91 1-0 51 G4-6-3 1-2 2-H 1B			B FF 92 B SL 79 F SI 92 B SI 92 F SI 92 C SL 79 3-3 ②③ K 1-2			F FF 95 B SL 87 B SL 86 S SL 86 B SL 86 B SL 84 4-2 51 1B BB		2	0	1	1	2	1	1
51 Alex Rios, R (1, 9) OBP: 0.331, SLG: 0.395	B SL 79 F FF 91 B SI 91 X SI 91 2-1 P3 ③		X SI 92 0-0 ②③ G4-6-3 1-2f			C SI 91 F SI 92 B SL 81 S SL 82 1-3 K2-3 ①		B FF 94 C FF 94 X SL 84 1-1 1-2 1B		4	0	1	0	0	1	4
24 Dayan Viciedo, R (1, 7) OBP: 0.226, SLG: 0.304 1 Kosuke Fukudome, L (8, PH) OBP: 0.289, SLG: 0.194 (9, 7)		F SI 92 F SI 92 S SL 80 0-3 K ①		B CU 76 B CU 77 F SI 91 B SI 92 X SI 92 3-1 G5-3 ①		B CU 78 X FF 91 1-0 P5 ②		F FF 95 F SL 86 F FS 87 S SL 86 0-3 K ②		3 1	0 0	0 0	0 0	0 0	1 1	0 2
17 Tyler Flowers, R (1, 2) OBP: 0.259, SLG: 0.333 12 A.J. Pierzynski, L (8, PH) OBP: 0.305, SLG: 0.440 (9, 2)		C SI 92 F SI 93 X SL 80 0-2 G2-3 ②		B SL 79 F SI 91 X SI 92 1-1 38 2B 1B		B SI 91 C SI 91 B SL 81 X SL 81 2-2 G5-3 ③		C CU 72 B FF 92 F CU 74 X CU 74 1-2 G3-1 ③		3 1	0 0	1 0	0 0	0 0	0 2	0
22 Brent Morel, R (1, 5) OBP: 0.221, SLG: 0.202		B SI 93 X SI 92 1-0 38 WP 1B		X SI 91 0-0 F9 ②			X SI 91 0-0 G6-3 ①		B SI 92 F FF 92 F FF 93 F SL 85 B FF 94 X SL 84 2-2 G4-3 ①	4	0	1	0	0	0	1
38 Eduardo Escobar, S (1, 6) OBP: 0.222, SLG: 0.265		C SI 92 F FF 92 B CH 78 1 SAFE B SL 80 F SL 80 B FF 93 S CU 78 3-3 ③ K 1-2		X FF 90 0-0 1-3 2B			C CU 75 C SL 80 F SL 79 X FF 91 0-2 30 FC6-4 1B		C SI 91 C CU 72 X SL 83 0-2 F7 ②	4	0	2	0	0	1	1
Inning Stats	R: 0 E: 0 K: 1 S: 13 H: 0 LOB: 2 BB: 2 P: 24	R: 0 E: 0 K: 2 S: 11 H: 1 LOB: 1 BB: 0 P: 15	R: 1 E: 0 K: 0 S: 5 H: 2 LOB: 1 BB: 1 P: 11	R: 0 E: 0 K: 0 S: 8 H: 2 LOB: 2 BB: 0 P: 14	R: 0 E: 0 K: 1 S: 8 H: 1 LOB: 1 BB: 0 P: 14	R: 0 E: 0 K: 1 S: 7 H: 0 LOB: 0 BB: 0 P: 11	R: 0 E: 0 K: 0 S: 10 H: 1 LOB: 1 BB: 0 P: 12	R: 0 E: 0 K: 2 S: 14 H: 1 LOB: 2 BB: 1 P: 21	R: 0 E: 0 K: 0 S: 13 H: 1 LOB: 1 BB: 0 P: 17	1B: 7 2B: 3 3B: 0 HR: 0 SF: 0 SAC: 0 DP: 2 HBP: 0						WP: 1 PB: 0 SB: 0 CS: 1 PA: 38	

PITCHER		IP	WLS	BF	H	R	ER	SO	BB	IBB	HBP	BLK	WP	HR	S	P	ERA	WHIP
23 Danny Duffy, L ERA: 3.9	(1, 1)	0.2		3	0	0	0	1	1	0	0	0	0	0	8	13	0.00	1.500
39 Luis Mendoza, R ERA: 4.76	(1, 1)	5.2	W	24	7	1	1	4	2	0	0	0	1	0	49	81	1.59	1.588
40 Kelvin Herrera, R ERA: 3.5	(7, 1)	0.2	H	2	0	0	0	0	0	0	0	0	0	0	5	7	0.00	0.000
50 Jose Mijares, L ERA: 2.45	(8, 1)	0.1	H	1	0	0	0	1	0	0	0	0	0	0	3	4	0.00	0.000
56 Greg Holland, R ERA: 9.39	(8, 1)	0.1	H	3	1	0	0	1	1	0	0	0	0	0	8	13	0.00	6.000

PITCHER		IP	WLS	BF	H	R	ER	SO	BB	IBB	HBP	BLK	WP	HR	S	P	ERA	WHIP
55 Tim Collins, L ERA: 3.71	(8, 1)	0.1	H	1	0	0	0	0	0	0	0	0	0	0	3	4	0.00	0.000
51 Jonathan Broxton, R ERA: 1.42	(9, 1)	1.0		4	1	0	0	0	0	0	0	0	0	0	13	17	0.00	1.000

BOTTOM

Kansas City Royals @ Chicago White Sox

U.S. Cellular Field, Chicago, IL

Sun May 13 2012, 2:11 PM - 5:31 PM EDT

Att. 22,636 - Partly Cloudy - 58 F

livebaseballscorecards.com

AB	34
R	1
H	9
RBI	1
BB	4
SO	7
LOB	18

Batter	1	2	3	4	5	6	7	8	9	AB	R	H	RBI	BB	SO	LOB
14 Austin Jackson, R (1, 8) OBP: 0.403, SLG: 0.504	B FF 90 F FF 91 F FF 91 X CH 83 1-2 F9 ①	B FC 88 X CH 84 1-0 2B	B FC 87 B FC 87 F CH 84 B CU 79 B FF 91 4-1 12 FC4-6 1-2 2-3 BB		B SL 82 B FF 88 X SI 90 2-0 G6-3 ②		B SI 94 B SI 94 B SI 95 C FF 95 F SI 94 S SI 95 3-3 K ③			4	0	1	0	1	1	3
12 Andy Dirks, L (1, 7) OBP: 0.418, SLG: 0.611 39 Ramon Santiago, S (8, PH) OBP: 0.211, SLG: 0.212 (8, 4)	B FC 87 B FF 92 B FF 91 B FF 90 4-0 24 1B 28 2B BB	H CU 78 1-0 HBP	B FF 90 X FF 91 1-0 FC4-6 1-2f ③		B SL 82 D CH 84 X CH 84 2-0 G3 ③			C FF 95 F FC 88 C FF 96 0-3 K ①		2 1	1 0	0 0	0 0	1 0	0 1	4 0
24 Miguel Cabrera, R (1, 5) OBP: 0.353, SLG: 0.489	B FF 91 C CH 82 B SI 90 C FF 92 1 SAFE X SI 91 2-2 28 2B 1-2 1B	F FC 88 B CH 83 F CH 83 F FF 92 B FC 90 X CU 79 2-2 F7 ③		B CU 76 C FC 86 F FC 86 B CH 82 X FC 87 2-2 21 S 28 1B 1B		S CU 77 X FF 90 0-1 G5-3 ①		B FC 87 C FF 95 F FC 89 B SL 82 X FF 97 2-2 28 G6-4-3 1B		5	1	3	0	0	0	2
28 Prince Fielder, L (1, 3) OBP: 0.349, SLG: 0.421	B FF 92 B FC 88 C FF 91 B FF 92 X FF 92 3-1 21 2B 1-H 2-H 2B		C CU 78 B CU 78 F CH 83 F FC 86 X FC 87 1-2 25 FC1-5 21 1B 1B	B FF 90 C CU 78 X FF 90 1-1 1-2 1B		C SL 81 B SL 82 B CH 84 X CH 85 2-1 F9 ②		X FF 96 0-0 G6-4-3 ② ③ 1-2f		5	1	3	2	0	0	1
21 Delmon Young, R (1, 10) OBP: 0.293, SLG: 0.321	X FC 88 0-0 2-H 2B		F FC 88 D CH 84 F CH 84 F CH 81 B SI 90 X CH 84 2-2 26 1B 25 FC1-5 27 BB 1-2 1B	B FF 87 S SL 81 F SI 88 F FF 89 S FF 89 1-3 K ① 2-3		T FF 91 S CU 79 S SL 81 0-3 K ③			S FF 95 F FF 94 F FF 96 S SL 87 0-3 K ①	5	1	2	1	0	3	2
25 Ryan Raburn, R (1, 4) OBP: 0.214, SLG: 0.202 (8, 7)	B FF 90 B CH 84 B CH 84 F FF 91 X FF 91 3-1 G6-3 ②		S FF 90 X FC 89 0-1 FC1-5 ① 27 BB 26 1B 9 SF8 1-2 2-3f	F SL 82 B FF 88 X SL 82 1-1 F9 ②			C CU 79 X FF 88 0-1 26 BB 1B		C FF 96 B SL 82 C FF 94 B SL 85 X FF 95 2-2 27 DI 1B	5	1	2	0	0	0	5
26 Brennan Boesch, L (1, 9) OBP: 0.259, SLG: 0.348	B FF 92 X CU 80 1-0 G1-3 ③		B FC 88 B SI 91 F CH 84 X FF 91 2-1 14 BB 27 BB 1-2 2-3 1B	B CH 83 X CH 84 1-0 G6-3 ③			B CU 78 B SI 94 B SI 94 B FF 93 4-0 1-2 BB		T FF 94 F FF 95 B FF 97 F FF 96 X SL 86 1-2 F9 ②	4	0	1	0	1	0	4
27 Jhonny Peralta, R (1, 6) OBP: 0.331, SLG: 0.355 29 Danny Worth, R (9, PR) OBP: 0.300, SLG: 0.176		B FF 91 F FC 88 C CU 79 B FF 92 X FC 89 2-2 G5-3 ①	B FF 92 B CH 84 D CH 85 B FF 90 4-0 14 BB 1-2 2-3 3-H BB		B CU 74 B CH 82 S FF 88 C FF 89 B SL 82 F FF 90 F FF 90 B FF 91 4-2 9 9 SH5-4 E BB		B FF 91 B SI 94 C SI 93 B SI 94 F SI 93 X SI 95 3-2 F9 ①		B FF 95 F FF 94 B FF 96 B FF 95 B FF 94 4-1 1-2 BB	2 0	0 0	0 0	1 0	3 0	0 0	2 0
9 Gerald Laird, R (1, 2) OBP: 0.314, SLG: 0.438 13 Alex Avila, L (9, PH) OBP: 0.308, SLG: 0.430		C FC 87 B FF 92 X CH 85 1-1 G5-3 ②	X FC 89 0-0 SF8 ② 3-H		B FF 89 1 SAFE B SL 81 L SI 88 X FF 88 2-1 SH5-4 ① 1-3		C SI 94 B SI 94 S SI 94 X SI 95 1-2 F4 ②		F FF 96 C FF 95 X SL 85 0-2 G3-1 ③	2 1	0 0	0 0	1 0	0 0	0 0	2 2
Inning Stats	R: 3 H: 3 E: 0 LOB: 1 K: 0 BB: 1 S: 12 P: 26	R: 0 H: 1 E: 0 LOB: 2 K: 0 BB: 0 S: 10 P: 17	R: 2 H: 3 E: 0 LOB: 3 K: 0 BB: 2 S: 15 P: 29	R: 0 H: 2 E: 0 LOB: 2 K: 1 BB: 0 S: 12 P: 18	R: 0 H: 0 E: 1 LOB: 1 K: 0 BB: 1 S: 8 P: 18	R: 0 H: 0 E: 0 LOB: 0 K: 1 BB: 0 S: 7 P: 9	R: 0 H: 1 E: 0 LOB: 2 K: 1 BB: 1 S: 11 P: 22	R: 0 H: 1 E: 0 LOB: 0 K: 1 BB: 0 S: 7 P: 9	R: 0 H: 1 E: 0 LOB: 2 K: 1 BB: 1 S: 15 P: 22	1B: 9 SF: 1 2B: 3 SAC: 1 3B: 0 DP: 1 HR: 0 HBP: 1						

TOP

Detroit Tigers @ Chicago White Sox

U.S. Cellular Field, Chicago, IL

Mon May 14 2012, 8:11 PM - 11:11 PM EDT

Att. 23,538 - Partly Cloudy - 70 F

livebaseballscorecards.com

AB	36
R	5
H	12
RBI	5
BB	6
SO	5
LOB	27

PITCHER		IP	WLS	BF	H	R	ER	SO	BB	IBB	HBP	BLK	WP	HR	S	P	ERA	WHIP
50 John Danks, L ERA: 6.46	(1, 1)	3.0		22	9	5	5	0	3	0	1	0	0	0	42	80	15.00	4.000
48 Zach Stewart, R ERA: 2.19	(4, 1)	3.0	W	11	1	0	0	2	1	0	0	0	0	0	24	39	0.00	0.667
53 Héctor Santiago, L ERA: 4.85	(7, 1)	1.0	H	4	0	0	0	1	1	0	0	0	0	0	9	20	0.00	1.000
37 Matt Thornton, L ERA: 4.3	(8, 1)	1.0	H	3	1	0	0	1	0	0	0	0	0	0	7	9	0.00	1.000
43 Addison Reed, R ERA: 4.76	(9, 1)	1.0	S	5	1	0	0	1	1	0	0	0	0	0	15	22	0.00	2.000

PITCHER	IP	WLS	BF	H	R	ER	SO	BB	IBB	HBP	BLK	WP	HR	S	P	ERA	WHIP

Batter	1	2	3	4	5	6	7	8	9	AB	R	H	RBI	BB	SO	LOB
30 Alejandro De Aza, L (1, 8) OBP: 0.361, SLG: 0.445	C SI 89 B FC 87 X FC 86 1-1 44 HR 1B		C KC 80 B SI 91 B SI 91 F SI 92 S KC 83 2-3 ② K		L SI 93 X KC 82 0-1 ② G1-3	B CU 78 F SL 86 F FF 91 F CU 78 B FF 90 C FF 91 2-3 ② K				4	1	1	0	0	2	2
15 Gordon Beckham, R (1, 4) OBP: 0.279, SLG: 0.312	B SI 90 X SI 90 1-0 ① F8		B KC 78 C KC 79 S SI 92 F SI 94 T KC 83 1-2 ③ K		C SI 92 T SI 93 B SI 93 B KC 82 B KC 81 B FC 86 4-2 BB	B CH 84 X CH 83 1-0 ③ F8				3	0	0	0	1	1	3
44 Adam Dunn, L (1, 10) OBP: 0.390, SLG: 0.613	X SI 90 0-0 1-H HR			B KC 78 C KC 78 S KC 81 B KC 83 B FC 89 C FC 86 3-3 ① K	S FC 86 B KC 80 S KC 81 S FC 85 1-3 ③ K		B SL 83 C SL 84 F SL 84 C FF 91 1-3 ① K			4	1	1	2	0	3	1
14 Paul Konerko, R (1, 3) OBP: 0.414, SLG: 0.543	S FC 86 X SI 92 0-1 ② F9			B SI 92 C KC 79 X SI 92 1-1 1B		B KC 80 B FF 95 C FF 96 B FF 95 F FF 95 C FF 96 3-3 ① K	C FF 91 B CH 84 C CH 84 B FF 92 S SL 86 2-3 ② K			4	0	1	0	0	2	0
51 Alex Rios, R (1, 9) OBP: 0.329, SLG: 0.391	C SI 91 B SI 93 X FC 88 1-1 ③ F9			F SI 91 X SI 92 0-1 ② P3		C FF 96 B SI 96 C KC 80 F KC 79 X FF 96 1-2 12 1B 24 1B 1B	C SL 86 F CH 83 S FF 92 0-3 ③ K			4	1	1	0	0	1	1
12 A.J. Pierzynski, L (1, 2) OBP: 0.303, SLG: 0.434		B FC 85 B FC 85 F SI 91 X SI 91 2-1 ① F7		B SI 92 X FC 85 1-0 ③ F8		F KC 78 D FF 95 X SI 95 1-1 10 BB 24 1B 1-3 1B		B SL 84 F FF 89 S FF 90 X FF 91 1-2 ① F8		4	1	1	0	0	0	1
10 Alexei Ramirez, R (1, 6) OBP: 0.231, SLG: 0.266		B SI 91 X SI 92 1-0 ② P6			C CH 82 X SI 91 0-1 24 HR 1B	B SI 94 B KC 80 B SI 96 B FF 95 4-0 24 1B 22 1B 1-2 BB		B FF 92 C FF 92 X FF 93 1-1 18 S 1B		3	2	2	0	1	0	0
24 Dayan Viciedo, R (1, 7) OBP: 0.239, SLG: 0.343 18 Brent Lillibridge, R (8, 7) OBP: 0.231, SLG: 0.171		C SI 92 B SI 92 X SI 93 1-1 ③ P4			C KC 78 X FC 85 0-1 1-H HR	X SI 94 0-0 22 1B 1-3 2-H 3-H 1B		1 SAFE B FC 91 B FF 90 1 SAFE B FF 92 C FF 91 C FF 91 S FF 91 3-3 ② K 1-2		3 1	1 0	2 0	4 0	0 0	0 1	0 1
22 Brent Morel, R (1, 5) OBP: 0.222, SLG: 0.204			C KC 76 F FC 86 B SI 93 B SI 92 X KC 79 2-2 ① G6-3		B SI 92 C KC 79 B SI 91 F FC 86 X KC 82 2-2 ① P4	F KC 80 B KC 79 3 SAFE F SI 95 X KC 80 1-2 1-2 3-H 1B		C FF 93 S FF 93 B FF 93 F FC 93 S SL 83 1-3 ③ K		4	0	1	1	0	1	1
Inning Stats	R: 2 E: 0 K: 0 S: 8 H: 2 LOB: 0 BB: 0 P: 11	R: 0 E: 0 K: 0 S: 5 H: 0 LOB: 0 BB: 0 P: 9	R: 0 E: 0 K: 2 S: 10 H: 0 LOB: 0 BB: 0 P: 15	R: 0 E: 0 K: 1 S: 8 H: 1 LOB: 1 BB: 0 P: 13	R: 2 E: 0 K: 1 S: 14 H: 2 LOB: 1 BB: 1 P: 21	R: 3 E: 0 K: 2 S: 18 H: 4 LOB: 2 BB: 1 P: 31	R: 0 E: 0 K: 3 S: 9 H: 0 LOB: 0 BB: 0 P: 12	R: 0 E: 0 K: 2 S: 12 H: 1 LOB: 1 BB: 0 P: 18		1B: 8 2B: 0 3B: 0 HR: 2	SF: 0 SAC: 0 DP: 0 HBP: 0			WP: 0 PB: 0 SB: 1 CS: 0	PA: 36	

BOTTOM

Detroit Tigers @ Chicago White Sox

U.S. Cellular Field, Chicago, IL

Mon May 14 2012, 8:11 PM - 11:11 PM EDT

Att. 23,538 - Partly Cloudy - 70 F

livebaseballscorecards.com

AB	34
R	7
H	10
RBI	7
BB	2
SO	11
LOB	10

PITCHER		IP	WLS	BF	H	R	ER	SO	BB	IBB	HBP	BLK	WP	HR	S	P	ERA	WHIP
33 Drew Smyly, L ERA: 2.31	(1, 1)	5.0		21	5	4	4	4	1	0	0	0	0	2	45	69	7.20	1.200
36 Luke Putkonen, R ERA: 12.46	(6, 1)	0.1	L	6	4	3	3	1	1	0	0	0	0	0	13	23	81.00	15.000
64 Duane Below, L ERA: 2.12	(6, 1)	2.0		6	0	0	0	4	0	0	0	0	0	0	17	24	0.00	0.000
20 Octavio Dotel, R ERA: 3.46	(8, 1)	0.2		3	1	0	0	2	0	0	0	0	0	0	9	14	0.00	1.500

PITCHER	IP	WLS	BF	H	R	ER	SO	BB	IBB	HBP	BLK	WP	HR	S	P	ERA	WHIP

Detroit Tigers @ Chicago White Sox

U.S. Cellular Field, Chicago, IL

Tue May 15 2012, 2:11 PM - 5:52 PM EDT

Att. 21,473 - Sunny - 83 F

TOP

livebaseballscorecards.com

Batter	1	2	3	4	5	6	7	8	9	AB	R	H	RBI	BB	SO	LOB
14 Austin Jackson, R (1, 8) OBP: 0.409, SLG: 0.541	B FF 91 B FC 86 B FF 91 C FF 89 F FF 90 B CU 82 4-2 12 G1-6-3 BB		B SI 92 F SI 92 B SI 93 C SL 84 B CH 85 X CU 80 3-2 3B		X CU 76 0-0 ③ G6-3	C SI 90 C SL 83 X FF 90 0-2 1-H 2-H HR		B SL 88 C SI 97 B SL 88 F SI 97 C SI 98 2-3 ① K		4	1	2	3	1	1	0
12 Andy Dirks, L (1, 10) OBP: 0.405, SLG: 0.584	B FF 90 B FF 91 C FF 91 1 SAFE X FF 91 2-1 ① ② G1-6-3 1-2f		C FF 92 B FF 92 X FF 91 1-1 ③ P6			B FF 88 B CH 82 C FF 89 X CH 83 2-1 24 HR 1B X SL 83 0-0 ② B2		B SI 98 S SI 96 F SI 97 F SL 88 B SI 98 B SL 88 F SI 97 X SI 98 3-2 ② G4-3		5	1	1	0	0	0	2
24 Miguel Cabrera, R (1, 5) OBP: 0.354, SLG: 0.507	B FF 92 C FF 91 B FF 92 X SL 82 2-1 28 2B 1B			C CU 79 B FF 89 F FF 90 B CH 85 B SI 92 T FF 91 3-2 ① K		F FF 90 X SI 90 0-1 1-H HR C SL 83 S SL 82 X SL 82 0-2 ③ L8		C SL 89 X SL 88 0-1 ③ G6-3		5	1	2	2	0	1	0
28 Prince Fielder, L (1, 3) OBP: 0.364, SLG: 0.445	B FF 92 C FF 86 B CU 80 F FC 86 X FF 92 2-2 ③ 1-H 2B			B FF 91 C FF 91 X CU 78 1-1 13 1B 1B		C CU 77 S CH 83 B CH 84 X CH 83 1-2 13 G1-3 25 HR 2B	C SL 81 S SL 83 X SL 82 0-2 ① F8		C SI 92 H CU 78 1-1 13 SH5-3 HBP	4	1	3	0	0	0	0
13 Alex Avila, L (1, 2) OBP: 0.315, SLG: 0.427		C FF 89 B FF 90 B CH 84 B FF 90 F FF 89 F FF 92 F FF 91 F FF 90 X FF 90 3-2 ① P6		F FF 91 B SI 91 D CH 84 C CH 84 X FF 91 2-2 1-2 1B		F SL 85 S CH 84 D FF 91 F CH 83 F CU 80 B FF 92 D CH 84 X CH 84 3-2 ① G1-3 2-3	S SL 82 B SL 83 B SL 81 B SL 81 C FF 90 B SI 90 4-2 26 1B 25 1B BB		C FF 90 X FF 92 0-1 ① SH5-3 1-2	3	1	1	0	1	0	1
26 Brennan Boesch, L (1, 9) OBP: 0.270, SLG: 0.348		B CH 84 S CH 83 F SL 85 S FF 92 1-3 ② K		B CH 84 S CH 84 S CH 84 S CH 84 1-3 ② K		H FF 91 1-0 25 HR HBP	B SI 90 X SL 82 1-0 25 1B 27 1B 1-2 1B		C FF 92 B FF 93 S SI 93 B FF 94 B FF 94 F FF 94 F SI 94 F SI 94 B CU 80 4-2 27 FC6-4 BB	3	2	1	0	1	2	2
25 Ryan Raburn, R (1, 4) OBP: 0.222, SLG: 0.242 (7, 7)		C FF 91 X FF 91 0-1 ③ F9		B SL 84 X SL 85 1-0 ③ F7		X CU 81 0-0 1-H 3-H HR	B SI 98 F SI 98 X SI 98 1-1 27 1B 1-2 2-H 1B		B SI 93 C SI 92 B FF 93 S SI 92 S FF 94 2-3 ② K	5	1	2	4	0	1	4
27 Jhonny Peralta, R (1, 6) OBP: 0.333, SLG: 0.351			B FF 90 F FF 90 F SL 84 B CU 81 B CH 84 S FF 91 3-3 ① K		X FF 90 0-0 ① G5-3	B FF 90 B FF 90 B CH 84 C FF 89 F FF 89 B CH 83 4-2 21 HBP 14 HR BB	S SI 98 B SI 98 B SL 88 X SI 97 2-1 21 G6-4-3 1-3 2-H 1B		C SI 94 B FF 93 F SI 93 X CH 84 1-2 ③ FC6-4 1-2f	4	1	1	1	1	1	2
32 Don Kelly, L (1, 7) OBP: 0.302, SLG: 0.231 21 Delmon Young, R (6, PH) OBP: 0.297, SLG: 0.318 (6, 7) 39 Ramon Santiago, S (7, 4) OBP: 0.211, SLG: 0.212			B SL 84 X SL 84 1-0 ② F8		B FF 89 C FF 90 B FC 84 F FF 90 X SI 90 2-2 ② G3-4-1	B FF 89 S FF 89 B FF 90 T FF 90 H FF 90 3-2 1-2 14 HR HBP	S SL 88 F SL 88 B SI 98 F SL 88 X SL 88 1-2 ②③ G6-4-3 1-2f			2 1 0	0 1 0	0 0 0	0 0 0	0 0 0	0 0 0	0 2 0

Inning Stats	1	2	3	4	5	6	7	8	9
	R: 0 E: 0 K: 0 S: 9 H: 2 LOB: 2 BB: 1 P: 19	R: 0 E: 0 K: 1 S: 11 H: 0 LOB: 0 BB: 0 P: 15	R: 0 E: 0 K: 1 S: 9 H: 1 LOB: 1 BB: 0 P: 17	R: 0 E: 0 K: 2 S: 12 H: 2 LOB: 2 BB: 0 P: 20	R: 0 E: 0 K: 0 S: 5 H: 0 LOB: 0 BB: 0 P: 7	R: 8 E: 0 K: 0 S: 24 H: 5 LOB: 0 BB: 1 P: 38	R: 2 E: 0 K: 0 S: 14 H: 3 LOB: 1 BB: 1 P: 23	R: 0 E: 0 K: 1 S: 10 H: 0 LOB: 0 BB: 0 P: 15	R: 0 E: 0 K: 1 S: 14 H: 0 LOB: 2 BB: 1 P: 22

	AB	36
	R	10
	H	13
	RBI	10
	BB	4
	SO	6
	LOB	13

1B: 7 SF: 0
2B: 2 SAC: 1
3B: 1 DP: 2
HR: 3 HBP: 3

WP: 0 PA: 44
PB: 0
SB: 0
CS: 0

PITCHER		IP	WLS	BF	H	R	ER	SO	BB	IBB	HBP	BLK	WP	HR	S	P	ERA	WHIP
44 Jake Peavy, R ERA: 2.65	(1, 1)	5.1		26	9	6	6	4	2	0	1	0	0	2	61	104	10.12	2.062
77 Will Ohman, L ERA: 7.82	(6, 1)	1.0	L	7	2	4	4	0	1	0	1	0	0	1	15	23	36.00	3.000
65 Nate Jones, R ERA: 1.59	(7, 1)	1.2		6	2	0	0	1	0	0	0	0	0	0	18	27	0.00	1.200
53 Héctor Santiago, L ERA: 4.5	(9, 1)	1.0		5	0	0	0	1	1	0	1	0	0	0	14	22	0.00	1.000

PITCHER		IP	WLS	BF	H	R	ER	SO	BB	IBB	HBP	BLK	WP	HR	S	P	ERA	WHIP

BOTTOM

Detroit Tigers @ Chicago White Sox

U.S. Cellular Field, Chicago, IL

Tue May 15 2012, 2:11 PM - 5:52 PM EDT

Att. 21,473 - Sunny - 83 F

Batter	1	2	3	4	5	6	7	8	9	AB	R	H	RBI	BB	SO	LOB
30 Alejandro De Aza, L (1, 8) OBP: 0.363, SLG: 0.444	B FF 91 X FF 92 1-0 14 BB 15 BB 12 1B 1B	C FF 92 X SL 88 0-1 15 E 15 S 1B		X FF 93 0-0 F7 ②		L SL 80 F SL 81 F SL 81 F SI 92 X SL 81 0-2 F7 ②		C CH 82 B CH 83 F FF 92 S CH 85 1-3 K ③		5	1	2	0	0	1	1
15 Gordon Beckham, R (1, 4) OBP: 0.276, SLG: 0.301	B FF 92 B SL 86 B FF 93 C FF 93 1 SAFE B FF 95 4-1 12 1B 14 BB 12 E 1-2 BB	L FF 94 1 SAFE B CH 84 C FF 95 B FF 94 D CH 85 F SI 97 X FF 95 3-2 G6-3 ③ 1-3		C FF 92 F CH 85 B CH 84 X FF 94 1-2 G6-3 ③		X SI 94 0-0 F9 ③			C FF 94 X FF 95 0-1 P3 ①	4	1	0	0	1	0	1
44 Adam Dunn, L (1, 10) OBP: 0.384, SLG: 0.597	B FF 95 2 SAFE F CH 86 F SI 95 D SL 88 F SI 96 X CH 87 2-2 L3 ①		F CH 85 S FF 94 X FF 94 0-2 L7 ①		F CH 84 B CH 85 B FF 95 B CH 85 X FF 95 3-1 12 WP 14 1B 12 1B 1B		B SL 81 C SL 79 B SL 81 B SI 94 S FF 94 S FF 95 3-3 K ①		C FF 95 B FS 84 F FF 93 B FS 83 F FF 95 S FS 84 2-3 K ②	5	1	1	0	0	2	2
14 Paul Konerko, R (1, 3) OBP: 0.427, SLG: 0.573	S CH 86 C SL 88 F FF 97 D SL 88 B FF 95 F FF 94 F FF 97 F SL 89 F SL 88 4-2 B CH 86 B SL 88 12 E 1-2 2-3 BB	C SL 85 S SL 85 F FF 96 B CH 86 B SL 86 B SL 88 X FF 96 3-2 HR			B SL 87 C FF 94 B FF 93 X SL 87 2-1 12 WP 12 1B 1-2 1B		F SI 94 S CH 86 C SL 82 0-3 ②		C FF 96 X FF 94 0-1 12 2B 10 2B 1B	4	3	3	1	1	1	0
12 A.J. Pierzynski, L (1, 2) OBP: 0.331, SLG: 0.466	B FF 95 F FF 95 F FF 96 X SL 88 1-2 E7 1-2 2-H 3-H 1B		B CH 86 B FF 95 X FF 95 2-0 51 BB 24 1B 1B		B FF 94 X FF 95 1-0 24 FC6-4 1-H 2-H 1B		B SL 83 F SI 93 S SL 82 F SL 82 X SI 94 1-2 1B		B FF 95 C FF 95 B FF 94 X FF 94 2-1 10 2B 1-3 2B	5	2	5	3	0	0	0
51 Alex Rios, R (1, 9) OBP: 0.331, SLG: 0.382	C SL 88 S CH 86 S SL 88 0-3 K ②		B SL 85 B FF 94 C FF 95 F SI 95 F SL 90 B SL 87 B SL 86 4-2 24 1B 1-2 BB		C CU 80 F CU 79 S CU 80 0-3 K ①		B CH 83 B SI 93 B SI 93 C FF 93 F SI 92 X FF 94 3-2 G6-3 ③		B FF 95 F FF 95 B FF 94 B FF 94 B FC 92 4-1 10 2B BB	3	0	0	0	2	2	4
10 Alexei Ramirez, R (1, 6) OBP: 0.230, SLG: 0.271	B FF 94 S CH 86 F FF 96 F FF 97 X FF 96 1-2 G4-3 ③		B FF 93 B SL 85 F FF 94 X FF 95 2-1 P4 ②		C FF 94 X FF 94 0-1 F9 ②			X SI 92 0-0 F8 ①	C FC 91 X FF 92 0-1 1-3 2-H 3-H 2B	5	0	1	2	0	0	5
24 Dayan Viciedo, R (1, 7) OBP: 0.246, SLG: 0.345		T FF 93 B FF 93 X FF 92 1-1 G6-3 ①	B FF 95 F SI 95 S CH 85 B FF 95 F FF 96 X SL 88 2-2 1-3 2-H 1B		S FF 94 X FF 95 0-1 FC6-4 ③ 1-2f			C FF 92 X SL 84 0-1 1B	B FF 93 F FF 92 X FF 94 1-1 F9 ③	5	0	2	1	0	0	3
22 Brent Morel, R (1, 5) OBP: 0.214, SLG: 0.196		B FF 92 F FF 93 S SL 86 S SL 88 1-3 K ②		C SL 81 C FF 91 S SL 82 0-3 K ①		S FF 92 B CU 78 B FF 92 X FF 92 2-1 F9 ①		C SI 92 X CH 82 0-1 P4 ②		4	0	0	0	0	2	1
Inning Stats	R: 2 E: 1 K: 1 S: 23 H: 2 LOB: 2 BB: 2 P: 36	R: 0 E: 0 K: 1 S: 11 H: 1 LOB: 1 BB: 0 P: 16	R: 2 E: 0 K: 0 S: 17 H: 3 LOB: 2 BB: 1 P: 30	R: 0 E: 0 K: 1 S: 7 H: 0 LOB: 0 BB: 0 P: 8	R: 2 E: 0 K: 1 S: 12 H: 3 LOB: 1 BB: 0 P: 18	R: 0 E: 0 K: 0 S: 8 H: 0 LOB: 0 BB: 0 P: 10	R: 0 E: 0 K: 2 S: 13 H: 1 LOB: 1 BB: 0 P: 20	R: 0 E: 0 K: 1 S: 8 H: 1 LOB: 1 BB: 0 P: 9	R: 2 E: 0 K: 1 S: 15 H: 3 LOB: 2 BB: 1 P: 24	1B: 11 2B: 2 3B: 0 HR: 1	SF: 0 SAC: 0 DP: 0 HBP: 0		WP: 1 PB: 0 SB: 1 CS: 0	PA: 44			

livebaseballscorecards.com

	AB	40
	R	8
	H	14
	RBI	7
	BB	4
	SO	8
	LOB	17

PITCHER		IP	WLS	BF	H	R	ER	SO	BB	IBB	HBP	BLK	WP	HR	S	P	ERA	WHIP
37 Max Scherzer, R ERA: 6.26	(1, 1)	4.0		22	8	6	5	3	3	0	0	0	0	1	62	99	11.25	2.750
31 Collin Balester, R ERA: 5.82	(5, 1)	1.1	W	5	1	0	0	1	0	0	0	0	1	0	10	13	0.00	0.750
40 Phil Coke, L ERA: 5.28	(6, 1)	1.2	H	6	1	0	0	2	0	0	0	0	0	0	19	26	0.00	0.600
53 Joaquín Benoit, R ERA: 2.87	(8, 1)	1.0		4	1	0	0	1	0	0	0	0	0	0	8	9	0.00	1.000
46 Jose Valverde, R ERA: 5.51	(9, 1)	0.2		4	2	2	2	1	0	0	0	0	0	0	10	14	27.00	3.000

PITCHER		IP	WLS	BF	H	R	ER	SO	BB	IBB	HBP	BLK	WP	HR	S	P	ERA	WHIP
20 Octavio Dotel, R ERA: 3.38	(9, 1)	0.1	S	3	1	0	0	0	1	0	0	0	0	0	5	10	0.00	6.000

Batter	1	2	3	4	5	6	7	8	9	AB	R	H	RBI	BB	SO	LOB
30 Alejandro De Aza, L (1, 8) OBP: 0.360, SLG: 0.438	C SI 92 B SI 93 B SI 93 F SI 92 X SI 94 2-2 ① G4-3		B SI 93 X CH 86 1-0 15 2B 1B		B SI 92 C SI 93 B FF 93 F FF 93 S FC 91 2-3 ③ K		X SI 91 0-0 ③ G4-3			4	1	1	0	0	1	1
15 Gordon Beckham, R (1, 4) OBP: 0.282, SLG: 0.316	B FF 93 S FC 89 S FC 90 B FF 93 B FC 90 X SI 93 3-2 ② G5-3		B SI 90 B FC 87 1 SAFE F FF 91 X FC 88 2-1 1-H 2B			B CU 76 B FC 89 C SI 91 B FF 91 C FF 92 X FF 93 3-2 12 F8 14 1B 1B		B FC 86 X FC 87 1-0 ① G3		4	0	2	1	0	0	0
44 Adam Dunn, L (1, 10) OBP: 0.374, SLG: 0.579	C SI 94 F SI 94 B FF 92 B FF 94 S CH 87 2-3 ③ K		C SI 92 B CH 86 B SI 92 X SI 91 2-1 ③ G4-3			C SI 91 F SI 91 F CH 84 B CH 85 S FF 91 1-3 ① K		F SI 91 X CH 84 0-1 ② G1-3		4	0	0	0	0	2	2
14 Paul Konerko, R (1, 3) OBP: 0.435, SLG: 0.578		B FF 93 C FC 89 B SI 92 X FC 90 2-1 ① F8		B FC 88 C FC 88 X FC 89 1-1 12 FC4-6 1B		B SI 91 C SI 91 X SI 91 1-1 1-2 1B		C FC 88 B SI 93 B SI 92 X FC 89 2-1 1B		4	0	3	0	0	0	0
12 A.J. Pierzynski, L (1, 2) OBP: 0.328, SLG: 0.459		B SI 93 X SI 93 1-0 51 G6-4-3 1B	B SI 91 B SI 92 F SI 91 F SI 92 X CH 85 2-2 ① FC4-6 1-2f			X CH 85 0-0 ② F8 2-3		C FF 92 B FF 92 S CH 86 F FF 91 S SL 80 1-3 ③ K		4	0	1	0	0	1	4
51 Alex Rios, R (1, 9) OBP: 0.322, SLG: 0.370		C FF 91 F FC 89 X FF 92 0-2 ② ③ G6-4-3 1-2f	X FC 88 0-0 ② L7			C SI 91 X FC 88 0-1 ③ F8			C FF 90 B CU 75 B FC 88 X FF 91 2-1 ① F7	4	0	0	0	0	0	4
10 Alexei Ramirez, R (1, 6) OBP: 0.224, SLG: 0.264			F FF 92 C SL 78 F FF 92 X SL 81 0-2 ① G5-3	C FC 90 X FC 88 0-1 ③ G6-3			B FC 88 X SI 91 1-0 ① L5-3		C SI 90 F FF 90 F CU 76 S CU 77 0-3 K 22 DI	4	0	0	0	0	1	1
24 Dayan Viciedo, R (1, 7) OBP: 0.263, SLG: 0.386			B FC 89 F FF 93 X FF 93 1-1 HR		B FC 89 X FC 89 1-0 22 G6-4-3 1B		B FC 88 X FC 88 1-0 1B		C FF 90 F FC 86 F FC 87 S CU 77 0-3 ② K	4	1	3	1	0	1	1
22 Brent Morel, R (1, 5) OBP: 0.207, SLG: 0.189			F FC 89 S FC 89 B FF 93 X SL 80 1-2 ② G6-3		F SI 91 X SI 91 0-1 ① ② G6-4-3 1-2f		B SI 90 F SI 91 F SI 91 S FC 88 1-3 ② K		B FF 90 C FF 88 F FF 90 C FC 87 1-3 ③ K 1-2	4	0	0	0	0	2	3
Inning Stats	R: 0 E: 0 K: 1 S: 9 H: 0 LOB: 0 BB: 0 P: 16	R: 0 E: 0 K: 0 S: 6 H: 1 LOB: 0 BB: 0 P: 9	R: 2 E: 0 K: 0 S: 14 H: 3 LOB: 1 BB: 0 P: 21	R: 0 E: 0 K: 0 S: 8 H: 1 LOB: 1 BB: 0 P: 11	R: 0 E: 0 K: 1 S: 6 H: 1 LOB: 0 BB: 0 P: 9	R: 0 E: 0 K: 1 S: 12 H: 2 LOB: 2 BB: 0 P: 17	R: 0 E: 0 K: 1 S: 6 H: 1 LOB: 1 BB: 0 P: 9	R: 0 E: 0 K: 1 S: 9 H: 1 LOB: 1 BB: 0 P: 13	R: 0 E: 0 K: 3 S: 13 H: 0 LOB: 1 BB: 0 P: 16	1B: 8 2B: 1 3B: 0 HR: 1	SF: 0 SAC: 0 DP: 2 HBP: 0			WP: 1 PB: 0 SB: 0 CS: 0	PA: 36	

PITCHER		IP	WLS	BF	H	R	ER	SO	BB	IBB	HBP	BLK	WP	HR	S	P	ERA	WHIP
57 Jerome Williams, R ERA: 3.86	(1, 1)	8.0	W	32	10	2	2	5	0	0	0	0	0	1	70	105	2.25	1.250
55 Jason Isringhausen, R ERA: 2.63	(9, 1)	1.0		4	0	0	0	3	0	0	0	0	1	0	13	16	0.00	0.000

PITCHER	IP	WLS	BF	H	R	ER	SO	BB	IBB	HBP	BLK	WP	HR	S	P	ERA	WHIP

TOP

Chicago White Sox @ Los Angeles Angels

Angel Stadium of Anaheim, Anaheim, CA

Wed May 16 2012, 7:08 PM - 9:32 PM PDT

Att. 39,027 - Clear - 76 F

livebaseballscorecards.com

AB	36
R	2
H	10
RBI	2
BB	0
SO	8
LOB	16

Batter	1	2	3	4	5	6	7	8	9	AB	R	H	RBI	BB	SO	LOB
27 Mike Trout, R (1, 8) (9, 9) OBP: 0.391, SLG: 0.567	C FF 91 F FF 93 C FC 86 0-3 ① K		L FC 85 F FF 91 B CU 80 X CU 80 1-2 6 1B 5 HR 1B		S FC 83 B FF 89 T FF 90 B FF 90 X FC 84 2-2 ① 1B		B FF 94 F FF 94 S SL 85 B SL 88 B SL 87 F FF 94 F SL 88 B FF 94 4-2 6 1B BB			3	1	2	0	1	1	0
6 Alberto Callaspo, S (1, 5) OBP: 0.301, SLG: 0.318	C FF 92 B FF 93 B FF 92 F FF 92 X FF 93 2-2 1B		B FC 89 1 SAFE F FC 84 X FC 85 1-1 5 HR 1-3 1B		C FF 90 F CH 85 X FF 90 0-2 ② G3		1 SAFE X FF 94 0-0 ① 1-2 1B			4	1	3	0	0	0	0
5 Albert Pujols, R (1, 3) OBP: 0.248, SLG: 0.307	X FF 91 0-0 ② P4		C FC 83 X SI 90 0-1 1-H 3-H HR		C FF 90 S FC 85 S CU 81 0-3 ③ K		B FF 94 F SL 85 X FF 94 1-1 ② P6			4	1	1	3	0	1	2
8 Kendrys Morales, S (1, 10) OBP: 0.333, SLG: 0.421	B FF 90 B CH 84 F FF 91 S FC 84 1 SAFE X FF 90 2-2 ③ G4-3		B CH 84 F CH 86 B CU 80 F FF 90 B CU 80 X FC 84 3-2 ① F9			B FC 89 C FC 84 F FF 90 X FF 90 1-2 44 2B 47 SF8 1B	S SL 85 1 SAFE S SL 87 F SL 88 1 SAFE B CH 83 B CH 82 S SL 88 2-3 ③ K			4	1	1	0	0	1	2
44 Mark Trumbo, R (1, 9) OBP: 0.406, SLG: 0.615 25 Peter Bourjos, R (8, PR) OBP: 0.254, SLG: 0.281 (9, 8)		C FC 84 B CU 80 S FC 85 S FF 91 1-3 ① K	C FF 91 S FC 86 B FC 85 X FC 84 1-2 47 FC6-4 1B			B FC 83 C FC 83 B FF 90 B FC 84 C FC 85 F FF 90 X FC 84 3-2 47 SF8 10 HR 1-3 2B		C SL 82 X CH 84 0-1 47 G5-4-3 1B		4 0	1 0	3 0	0 0	0 0	1 0	0 0
47 Howie Kendrick, R (1, 4) OBP: 0.297, SLG: 0.443		B SI 91 X SI 91 1-0 ② G5-3	C FF 91 X FF 89 0-1 ② FC6-4 10 CS 1-2f			X FC 85 0-0 ① SF8 2-3 3-H	D SI 90 1 SAFE X SI 89 1-0 ① ② G5-4-3 1-2f			3	0	0	1	0	0	2
10 Vernon Wells, R (1, 7) OBP: 0.273, SLG: 0.433		C FF 92 B CU 81 B FC 85 B FC 84 B SI 91 4-1 2 2B BB	F FF 89 B FC 84 1-1 ③ CS 1-2	C FC 84 F FC 84 B CU 80 X FC 85 1-2 ① G1-3		X SI 91 0-0 3-H HR	B SL 82 F SL 81 B CU 75 F SL 81 X SI 90 2-2 ③ L6			3	2	1	2	1	0	1
2 Erick Aybar, S (1, 6) OBP: 0.215, SLG: 0.238		F FF 89 S FF 90 1 SAFE X FF 90 0-2 1-H 2B		C CU 80 F FF 89 F CU 80 B CU 80 B FC 84 S FC 85 2-3 ② K		B FC 84 F FF 90 C CH 84 X FC 89 1-2 ② P5				3	0	1	1	0	1	0
46 Bobby Wilson, R (1, 2) OBP: 0.283, SLG: 0.214		C FC 85 X FC 86 0-1 ③ G6-3		X FF 90 0-0 ③ P5		S FC 84 B CU 80 B FC 84 X FC 84 2-1 ③ P6				3	0	0	0	0	0	1
Inning Stats	R: 0 E: 0 K: 1 S: 10 H: 1 LOB: 1 BB: 0 P: 14	R: 1 E: 0 K: 1 S: 10 H: 1 LOB: 1 BB: 1 P: 16	R: 3 E: 0 K: 0 S: 16 H: 4 LOB: 0 BB: 0 P: 23	R: 0 E: 0 K: 1 S: 8 H: 0 LOB: 0 BB: 0 P: 11	R: 0 E: 0 K: 1 S: 9 H: 1 LOB: 0 BB: 0 P: 11	R: 3 E: 0 K: 0 S: 14 H: 3 LOB: 0 BB: 0 P: 21	R: 0 E: 0 K: 1 S: 11 H: 1 LOB: 1 BB: 1 P: 18	R: 0 E: 0 K: 0 S: 6 H: 1 LOB: 1 BB: 0 P: 9		1B: 8 2B: 2 3B: 0 HR: 2 SF: 1 SAC: 0 DP: 1 HBP: 0				WP: 0 PB: 0 SB: 0 CS: 1 PA: 35	

PITCHER		IP	WLS	BF	H	R	ER	SO	BB	IBB	HBP	BLK	WP	HR	S	P	ERA	WHIP
34 Gavin Floyd, R ERA: 3.44	(1, 1)	6.0	L	27	10	7	7	4	1	0	0	0	0	2	67	96	10.50	1.833
26 Jesse Crain, R ERA: 2.25	(7, 1)	1.0		4	1	0	0	1	1	0	0	0	0	0	11	18	0.00	2.000
77 Will Ohman, L ERA: 7.24	(8, 1)	1.0		3	1	0	0	0	0	0	0	0	0	0	6	9	0.00	1.000

PITCHER	IP	WLS	BF	H	R	ER	SO	BB	IBB	HBP	BLK	WP	HR	S	P	ERA	WHIP

BOTTOM

Chicago White Sox @ Los Angeles Angels

Angel Stadium of Anaheim, Anaheim, CA

Wed May 16 2012, 7:08 PM - 9:32 PM PDT

Att. 39,027 - Clear - 76 F

livebaseballscorecards.com

AB	31
R	7
H	12
RBI	7
BB	2
SO	5
LOB	8

Chicago White Sox @ Los Angeles Angels

Angel Stadium of Anaheim, Anaheim, CA

Thu May 17 2012, 12:40 PM - 3:50 PM PDT

Att. 30,786 - Sunny - 73 F

livebaseballscorecards.com

Batter	1	2	3	4	5	6	7	8	9	AB	R	H	RBI	BB	SO	LOB
30 Alejandro De Aza, L (1, 8) OBP: 0.369, SLG: 0.435	B FF 91 B FF 93 B FF 92 C FF 92 B FF 92 4-1 51 HBP 15 G5-3 BB	1 SAFE B FC 89 X CU 76 1-0 ③ G3		B FC 90 B SI 91 B FC 90 C FF 91 B FF 89 4-1 44 1B 14 1B 1-2 2-3 BB		B SL 79 B FF 89 B FF 90 C FF 89 B FF 90 4-1 15 CS BB		L SI 89 B SI 87 1 SAFE 1 SAFE X SI 87 1-1 ① SH1-4 1-2		1	1	0	0	3	0	1
15 Gordon Beckham, R (1, 4) OBP: 0.272, SLG: 0.303	C FF 92 X SI 93 0-1 ① G5-3 1-2		F SI 92 B FC 88 F CH 85 X SI 92 1-2 ① F8	B FF 91 C CH 84 B CU 78 F FF 90 S SI 91 2-3 ② K		C FF 88 S CH 79 1 SAFE S CH 80 0-3 ①② K 1-2		B SI 88 F SI 88 X SL 83 1-1 ② F7		5	0	0	0	0	2	6
44 Adam Dunn, L (1, 3) OBP: 0.375, SLG: 0.572	F FF 93 S CU 80 B FF 92 S CU 79 1-3 ② K		F FF 92 C SI 92 B SI 93 B SL 82 S FF 93 2-3 ② K	B FF 92 B CU 77 F FC 89 X SI 92 2-1 14 1B 1-3 2-H 3-H 1B		C SL 81 S SL 81 B FF 89 B SL 80 B FF 89 X SL 79 3-2 1B		B SI 88 X SI 89 1-0 ③ G3		5	0	2	2	0	2	2
14 Paul Konerko, R (1, 10) OBP: 0.447, SLG: 0.580 38 Eduardo Escobar, S (9, PR) OBP: 0.222, SLG: 0.265 (9, 10)	B SI 92 B CU 79 C CH 85 B FC 89 B CH 87 4-1 51 HBP BB		B SL 85 B SI 92 B FC 90 C SI 92 B SI 92 4-1 51 1B 12 1B BB	C SL 76 B SL 78 B SI 88 X SI 89 2-1 51 FC4 1-3 3-H 1B		C CH 80 B FF 89 B FF 88 S CH 78 B CH 80 S CH 80 3-3 ③ K			C SI 88 B SL 80 F CH 82 B CU 76 B SI 89 X SI 88 3-2 51 1B 12 1B 1B	3 0	1 1	2 0	1 0	2 0	1 0	1 0
51 Alex Rios, R (1, 9) OBP: 0.331, SLG: 0.374	F FC 90 F SI 93 H CU 81 1-2 1-2 2-3 HBP		C CH 86 F FC 90 X CU 79 0-2 12 1B 1-2 1B	C SI 90 X SI 90 0-1 ③ FC4 1-2f			F FF 95 X FF 97 0-1 ① F8		X SI 88 0-0 10 G6-4-3 12 1B 1-3 1B	4	0	2	0	0	0	2
12 A.J. Pierzynski, L (1, 2) OBP: 0.338, SLG: 0.465	D CU 80 S FF 92 X FC 90 1-1 ③ F8		B CU 78 F FF 93 F SL 86 X SI 91 1-2 ③ 1-2 2-H 1B	F FF 88 B SI 89 F CH 80 B SL 78 F SI 90 F SL 78 X SL 79 2-2 10 1B 1B	X SI 90 0-0 1B		F FF 96 F FF 97 F FF 95 S SL 83 0-3 ② K		B SI 88 B SI 88 X SI 88 2-0 10 G6-4-3 1-2 3-H 1B	5	0	3	2	0	1	3
10 Alexei Ramirez, R (1, 6) OBP: 0.229, SLG: 0.268		B FF 89 X SI 91 1-0 24 G5-4-3 1B		B SI 91 B FC 88 C FF 91 B CH 85 F FF 91 X FF 92 3-2 ① F8	X SI 90 0-0 22 G1-6-3 1-2 1B		X FF 97 0-0 ③ G6-3		B CU 74 B CU 74 B SI 88 C SI 87 X SI 88 3-1 ①② G6-4-3 1-2f 2-3	5	0	2	0	0	0	2
24 Dayan Viciedo, R (1, 7) OBP: 0.262, SLG: 0.407 18 Brent Lillibridge, R (8, 7) OBP: 0.225, SLG: 0.167		C FC 89 S CU 78 B FF 91 X CU 78 1-2 ①② G5-4-3 1-2f		B CU 77 S FC 89 C CU 77 B SI 91 F SL 85 X SI 92 2-2 E9 30 BB 44 1B	B SL 78 F FF 90 X SL 78 1-1 ① F8			C CU 74 S CU 75 B CU 76 B SI 90 F SI 89 X CU 75 2-2 HR	C SI 88 B CU 75 X SI 88 1-1 ③ G4-3	4 1	2 0	1 0	1 0	0 0	0 0	3 2
22 Brent Morel, R (1, 5) OBP: 0.225, SLG: 0.195		F FF 92 B CU 77 F FC 88 B FC 89 B SI 93 B SI 92 4-2 BB		C CH 83 B FF 89 D CU 78 D CH 84 B SI 92 4-1 30 BB 44 1B BB	B SI 89 B SI 89 F SI 88 C SI 89 X SL 79 2-2 ②③ G1-6-3 1-2f			X SI 88 0-0 30 SH1-4 1B		2	1	1	0	2	0	2

Inning Stats																																			
	R: 0	E: 0	K: 1	S: 11	H: 0	LOB: 3	BB: 2	P: 22	R: 0	E: 0	K: 0	S: 7	H: 1	LOB: 1	BB: 1	P: 14	R: 1	E: 0	K: 1	S: 13	H: 2	LOB: 2	BB: 1	P: 21	R: 3	E: 1	K: 1	S: 18	H: 2	LOB: 2	BB: 2	P: 37	R: 0	E: 0	K: 0	S: 11	H: 2	LOB: 1	BB: 0	P: 16
	R: 0	E: 0	K: 2	S: 10	H: 1	LOB: 1	BB: 1	P: 20	R: 0	E: 0	K: 1	S: 7	H: 0	LOB: 0	BB: 0	P: 7	R: 1	E: 0	K: 0	S: 10	H: 2	LOB: 1	BB: 0	P: 15	R: 1	E: 0	K: 0	S: 9	H: 3	LOB: 2	BB: 0	P: 18	1B: 12	2B: 1	3B: 0	HR: 1	SF: 0	SAC: 1	DP: 4	HBP: 1	WP: 0	PB: 0	SB: 0	CS: 1	PA: 44

PITCHER		IP	WLS	BF	H	R	ER	SO	BB	IBB	HBP	BLK	WP	HR	S	P	ERA	WHIP
33 C.J. Wilson, L ERA: 3.35	(1, 1)	3.2	L	21	4	4	1	3	6	0	1	0	0	0	45	88	2.46	2.727
52 David Carpenter, R ERA: 5.73	(4, 1)	1.1		6	3	0	0	0	0	0	0	0	0	0	15	22	0.00	2.250
21 Hisanori Takahashi, L ERA: 6.52	(6, 1)	1.0		4	1	0	0	2	1	0	0	0	0	0	10	20	0.00	2.000
51 Jordan Walden, R ERA: 3.6	(7, 1)	1.0		3	0	0	0	1	0	0	0	0	0	0	7	7	0.00	0.000
35 David Pauley, R ERA: 5.19	(8, 1)	2.0		10	5	2	2	0	0	0	0	0	0	1	19	33	9.00	2.500

PITCHER	IP	WLS	BF	H	R	ER	SO	BB	IBB	HBP	BLK	WP	HR	S	P	ERA	WHIP

Batter	1	2	3	4	5	6	7	8	9	AB	R	H	RBI	BB	SO	LOB
27 Mike Trout, R (1, 9) OBP: 0.370, SLG: 0.531	B SI 90 C SI 91 S SI 94 F SI 94 F SI 94 B SL 80 B SL 82 X SI 94 3-2 ① F9		C SI 92 F SI 94 S SI 95 0-3 ③ K		B SI 94 C SI 93 C SI 94 F SI 94 F CH 83 B SI 94 X SI 93 2-2 ③ G1-3		B SI 98 B SI 97 X SI 97 2-0 ③ L5			4	0	0	0	0	1	3
13 Maicer Izturis, S (1, 6) OBP: 0.358, SLG: 0.319	B SI 92 C SI 92 B SI 90 X SI 90 2-1 ② P2			B SI 86 C SI 90 F SI 90 B SI 94 X SI 95 2-2 ① F7		C SI 88 X CH 81 0-1 ① P4		B FF 95 B FF 95 C FF 96 X FF 96 2-1 ① G1-3		4	0	0	0	0	0	0
5 Albert Pujols, R (1, 3) OBP: 0.248, SLG: 0.325	C SI 90 F SI 89 B SI 93 X CH 84 1-2 ③ P4			C CH 83 S SI 91 S SI 95 0-3 ② K		B SI 89 B SI 87 B SI 88 C SI 93 X SI 94 3-1 HR		B FF 95 B FF 95 X FF 95 2-0 ② G6-3		4	1	1	1	0	1	0
44 Mark Trumbo, R (1, 10) OBP: 0.427, SLG: 0.640		B SI 91 B SI 93 B SI 89 C SI 93 C SI 94 F SI 95 X SI 89 3-2 47 S 1B		X SI 93 0-0 1B		C SL 79 B SL 81 F SL 80 B SL 82 X SL 80 2-2 2B		S FF 95 F FF 96 X SL 81 0-2 47 FC5-4 1B		4	0	4	0	0	0	0
47 Howie Kendrick, R (1, 4) OBP: 0.289, SLG: 0.430		C SI 91 1 SAFE B SI 91 S SI 93 B SI 96 F SI 95 B SL 81 S SL 80 3-3 ① K 1-2		B SI 91 F SI 93 F CH 84 C SI 94 1-3 ③ K		C SI 97 F SI 98 B SI 99 S SL 88 1-3 ② K		C FF 95 F FC 88 B FF 95 X FC 87 1-2 ③ FC5-4 1-2f		4	0	0	0	0	3	4
10 Vernon Wells, R (1, 7) OBP: 0.272, SLG: 0.423		B SI 94 B SI 90 F SI 93 S CH 84 X SI 94 2-2 ② P4	B SL 79 B SI 88 C SI 90 B SI 88 B SI 93 4-1 25 1B BB		B SL 88 B SI 98 X SI 98 2-0 ③ F8				B FF 95 X FF 94 1-0 ① G6-3	3	0	0	0	1	0	2
6 Alberto Callaspo, S (1, 5) OBP: 0.289, SLG: 0.304		B SI 90 F CH 84 X CH 84 1-1 ③ G6-3	C SI 92 B SI 92 S SI 91 T SI 94 1-2 ① K			S SI 98 F SI 99 B SL 88 B SL 88 X SI 97 2-2 ① F7		B CH 83 B SL 86 C FF 94 B CH 83 X FF 94 3-1 ② F9		4	0	0	0	0	1	2
25 Peter Bourjos, R (1, 8) OBP: 0.284, SLG: 0.288			C SI 91 L SL 80 F SL 81 F SI 93 B CH 82 B CH 84 S SI 94 2-3 ① K	F SI 90 F SI 94 F SI 95 X SI 94 0-2 1-3 1B		B SL 89 B SI 98 C SI 97 F SI 98 B SL 88 B SI 98 4-2 BB		B FF 94 B FF 93 B FF 94 C FF 92 L FF 93 F FF 94 F FF 94 B SL 85 4-2 46 DI BB		2	0	1	0	2	1	0
41 John Hester, R (1, 2) OBP: 0.333, SLG: 0.333 2 Erick Aybar, S (7, PH) OBP: 0.214, SLG: 0.236 46 Bobby Wilson, R (8, 2) OBP: 0.277, SLG: 0.209			C SI 91 S SI 91 S SI 94 0-3 ② K	B SI 93 1 SAFE B SI 92 F SI 90 S SI 89 B SI 94 F SI 90 X SI 91 3-2 ② P4		B SI 97 S SI 97 F SI 97 1 SAFE S SL 88 1-3 ② K		B FF 93 F FF 94 S FF 94 S SL 86 1-3 ③ K 1-2		2 1 1	0 0 0	0 0 0	0 0 0	1 0 1	2 1 1
Inning Stats	R: 0 E: 0 K: 0 S: 10 H: 0 LOB: 0 BB: 0 P: 16	R: 0 E: 0 K: 1 S: 13 H: 1 LOB: 1 BB: 0 P: 22	R: 0 E: 0 K: 3 S: 11 H: 0 LOB: 0 BB: 0 P: 13	R: 0 E: 0 K: 2 S: 10 H: 1 LOB: 1 BB: 0 P: 13	R: 0 E: 0 K: 1 S: 17 H: 1 LOB: 2 BB: 1 P: 27	R: 1 E: 0 K: 1 S: 11 H: 2 LOB: 1 BB: 0 P: 19	R: 0 E: 0 K: 1 S: 9 H: 0 LOB: 1 BB: 1 P: 18	R: 0 E: 0 K: 0 S: 9 H: 1 LOB: 1 BB: 0 P: 14	R: 0 E: 0 K: 1 S: 10 H: 0 LOB: 1 BB: 1 P: 19	1B: 4 2B: 1 3B: 0 HR: 1	SF: 0 SAC: 0 DP: 0 HBP: 0				WP: 0 PB: 0 SB: 1 CS: 0	PA: 36	

PITCHER		IP	WLS	BF	H	R	ER	SO	BB	IBB	HBP	BLK	WP	HR	S	P	ERA	WHIP
49 Chris Sale, L ERA: 2.91	(1, 1)	5.1	W	22	5	1	1	7	1	0	0	0	0	1	68	103	1.69	1.125
65 Nate Jones, R ERA: 1.45	(6, 1)	1.2	H	6	0	0	0	2	1	0	0	0	0	0	13	25	0.00	0.600
37 Matt Thornton, L ERA: 4.02	(8, 1)	1.0		4	1	0	0	0	0	0	0	0	0	0	9	14	0.00	1.000
26 Jesse Crain, R ERA: 2.0	(9, 1)	1.0		4	0	0	0	1	1	0	0	0	0	0	10	19	0.00	1.000

PITCHER	IP	WLS	BF	H	R	ER	SO	BB	IBB	HBP	BLK	WP	HR	S	P	ERA	WHIP

BOTTOM

Chicago White Sox @ Los Angeles Angels

Angel Stadium of Anaheim, Anaheim, CA

Thu May 17 2012, 12:40 PM - 3:50 PM PDT

Att. 30,786 - Sunny - 73 F

livebaseballscorecards.com

AB	33
R	1
H	6
RBI	1
BB	3
SO	10
LOB	15

Batter	1	2	3	4	5	6	7	8	9	AB	R	H	RBI	BB	SO	LOB
30 Alejandro De Aza, L (1, 8) OBP: 0.360, SLG: 0.424	B FF 94 C FF 94 B SI 95 S FF 94 S FF 94 2-3 ① K	S SL 83 F SI 96 X FS 85 0-2 ③ G6-3			C SL 84 B FS 86 S FC 92 S FF 96 1-3 ② K			B FF 95 L FC 91 S FC 92 B FS 87 S FC 91 2-3 ① K		4	0	0	0	0	3	2
15 Gordon Beckham, R (1, 4) OBP: 0.279, SLG: 0.333	C FF 96 X SI 95 0-1 14 HR 1B	S FF 96 B FC 91 F FF 95 X FS 87 1-2 ① F7			X FF 96 0-0 ③ L7			B FC 91 B SL 82 C FC 89 F SL 89 F FS 87 F FC 92 X FS 87 2-2 HR		4	2	2	1	0	0	0
44 Adam Dunn, L (1, 7) (3, 3) OBP: 0.372, SLG: 0.560	B FF 96 X FF 94 1-0 ② F9	X FF 96 0-0 ② F7				C FF 95 S FS 86 B FS 86 S FS 86 1-3 ① K		B FS 87 F FC 93 B FS 88 F FC 92 F FS 87 F FS 87 B FF 97 B SI 97 4-2 BB		3	0	0	0	1	1	1
14 Paul Konerko, R (1, 3) OBP: 0.453, SLG: 0.604 24 Dayan Viciedo, R (3, PR) OBP: 0.266, SLG: 0.408 (3, 7) 43 Addison Reed, L (9, 1)	B FF 95 X FF 95 1-0 1-H HR	C FC 93 B FS 86 B FC 93 F FF 91 H FS 85 3-2 HBP				X FF 93 0-0 51 1B 1B		F FF 96 F CU 76 S CU 77 0-3 ② K		1 2 0	1 0 0	1 1 0	2 0 0	0 0 0	0 1 0	0 1 0
51 Alex Rios, R (1, 9) OBP: 0.329, SLG: 0.371	B SL 85 S SL 84 S SL 84 S FS 85 1-3 ③ K	S SL 84 S SL 84 X SI 96 0-2 ③ G4-3				C SL 84 X FS 85 0-1 12 G6-3 1-2 1B		B SL 81 X SL 82 1-0 ③ L7		4	0	1	0	0	1	2
12 A.J. Pierzynski, L (1, 2) OBP: 0.336, SLG: 0.458		C SL 84 X FC 92 0-1 41 FC1-5 10 G5-3 1B		C SI 95 B FC 92 S SL 84 X FS 87 1-2 ① G4-3		F FC 93 F FS 86 B FF 95 B FF 95 F FS 85 F FS 85 X FS 85 2-2 ②③ G6-3 1-2f			F SL 80 F SL 80 X CU 73 0-2 ① P5	4	0	1	0	0	0	2
10 Alexei Ramirez, R (1, 6) OBP: 0.230, SLG: 0.263		B SI 93 B SI 92 C SL 83 S FC 90 D FS 84 X FC 91 3-2 ① G5-3 1-2		F FC 91 F FC 92 B FF 94 S FS 87 1-3 ② K			C SL 83 B FC 92 F SI 95 B FS 86 X FC 93 2-2 ① L4		B SL 80 B SL 81 B SI 87 B FF 89 4-0 BB	3	0	0	0	1	1	1
38 Eduardo Escobar, S (1, 5) OBP: 0.225, SLG: 0.243		C FF 95 F FF 94 F FF 94 D FS 86 B FS 83 B FF 92 B SL 85 4-2 41 FC1-5 BB		X FC 92 0-0 ③ B1-3			C SI 96 F FS 86 B FF 96 C FS 86 1-3 ② K		B SI 88 F SI 87 X SL 80 1-1 ② L5	3	0	0	0	1	1	1
41 Philip Humber, R (1, 1) 37 Matt Thornton, L (7, 1) 65 Nate Jones, R (8, 1) 18 Brent Lillibridge, R (9, PH) OBP: 0.220, SLG: 0.162 (9, 7)		X FF 94 0-0 ② FC1-5 1-2 2-3f			C FF 94 F SL 84 C FF 96 0-3 ① K		B FF 97 B FF 95 C FF 93 C FF 95 F FF 96 X FF 97 2-2 ③ G3		X FF 88 0-0 ③ G5-3	3 0 0 1	0 0 0 0	0 0 0 0	0 0 0 0	0 0 0 0	1 0 0 0	2 0 0 1
Inning Stats	R: 2 E: 0 K: 2 S: 10 H: 2 LOB: 0 BB: 0 P: 15	R: 0 E: 0 K: 0 S: 12 H: 1 LOB: 2 BB: 1 P: 19	R: 0 E: 0 K: 0 S: 9 H: 0 LOB: 1 BB: 0 P: 13	R: 0 E: 0 K: 1 S: 7 H: 0 LOB: 0 BB: 0 P: 9	R: 0 E: 0 K: 2 S: 7 H: 0 LOB: 0 BB: 0 P: 8	R: 0 E: 0 K: 1 S: 11 H: 2 LOB: 1 BB: 0 P: 14	R: 0 E: 0 K: 1 S: 10 H: 0 LOB: 0 BB: 0 P: 15	R: 1 E: 0 K: 2 S: 16 H: 1 LOB: 1 BB: 1 P: 25	R: 0 E: 0 K: 0 S: 6 H: 0 LOB: 1 BB: 1 P: 11	1B: 4 2B: 0 3B: 0 HR: 2 SF: 0 SAC: 0 DP: 1 HBP: 1						

PITCHER		IP	WLS	BF	H	R	ER	SO	BB	IBB	HBP	BLK	WP	HR	S	P	ERA	WHIP
29 Jeff Samardzija, R ERA: 3.0	(1, 1)	7.1	L	30	6	3	3	8	2	0	1	0	0	2	78	113	3.68	1.091
34 Kerry Wood, R ERA: 8.31	(8, 1)	0.1		1	0	0	0	1	0	0	0	0	0	0	3	3	0.00	0.000
40 James Russell, L ERA: 1.06	(8, 1)	1.1		5	0	0	0	0	1	0	0	0	0	0	7	13	0.00	0.750

PITCHER	IP	WLS	BF	H	R	ER	SO	BB	IBB	HBP	BLK	WP	HR	S	P	ERA	WHIP

TOP

Chicago White Sox @ Chicago Cubs

Wrigley Field, Chicago, IL

Fri May 18 2012, 1:25 PM - 3:59 PM CDT

Att. 34,937 - Sunny - 76 F

livebaseballscorecards.com

AB	32
R	3
H	6
RBI	3
BB	3
SO	9
LOB	13

Batter	1	2	3	4	5	6	7	8	9	AB	R	H	RBI	BB	SO	LOB
9 David DeJesus, L (1, 9) OBP: 0.371, SLG: 0.407	C FF 91 B FF 91 X FF 89 1-1 1 1B 13 SF8 2B		X FF 90 0-0 ① F8		B SI 89 X FF 90 1-0 ② 1B		X FF 96 0-0 ② P6			4	1	2	0	0	0	3
1 Tony Campana, L (1, 8) OBP: 0.354, SLG: 0.364	X FF 89 0-0 13 SF8 13 S 2-3 1B		X FF 89 0-0 ② FC6 1-2f		B FF 90 X FF 89 1-0 ③ F7		X FF 94 0-0 ③ B2			4	0	1	0	0	0	3
13 Starlin Castro, R (1, 6) OBP: 0.333, SLG: 0.437	C FF 90 X SL 83 0-1 ① SF8 1-3 3-H		1 SAFE P PO 85 1 SAFE X SI 90 1-0 ③ G5-3			C CU 77 X CU 77 0-1 ① P5		C SI 97 S SI 98 F SI 98 F SL 86 X SL 88 0-2 12 G6-4-3 1B		3	0	1	1	0	0	1
6 Bryan LaHair, L (1, 3) OBP: 0.424, SLG: 0.661	B SI 91 F SL 82 S FF 90 B CU 79 F CU 79 S FF 91 2-3 ② K			B FF 91 B SL 85 B SI 92 B FF 91 4-0 2 BB BB		C CU 77 B FF 89 S SL 82 S CU 80 1-3 ② K2-3		T SI 97 F SI 98 1 SAFE F SL 87 D SL 88 1 SAFE F SI 98 S SI 98 1-3 ① K		3	0	0	0	1	3	2
12 Alfonso Soriano, R (1, 7) OBP: 0.288, SLG: 0.354	C SL 82 X FF 91 0-1 ③ F9			F FF 92 X CU 78 0-1 ① P4		X CU 76 0-0 ③ F9		B SI 96 1 SAFE X SI 97 1-0 ②③ G6-4-3 1-2f		4	0	0	0	0	0	3
2 Ian Stewart, L (1, 5) OBP: 0.288, SLG: 0.351		C CU 75 B SI 90 B FF 90 X SL 80 2-1 ① F8		1 SAFE D CH 86 B CH 85 S SL 82 B FF 89 B FF 92 4-1 1-2 BB			B SL 82 F SL 82 X CU 77 1-1 15 2B 29 1B 1B		F FF 94 B FF 96 C FF 95 X FF 96 1-2 ① G4-3	3	1	1	0	1	0	0
53 Welington Castillo, R (1, 2) OBP: 0.241, SLG: 0.370 47 Blake Lalli, L (9, 2)		X FF 89 0-0 ② G6-3		F SL 83 F SL 83 F FF 91 S CU 80 0-3 ② K			1 SAFE X SL 82 0-0 ① P6		X SI 96 0-0 ② G6-3	3 1	0 0	0 0	0 0	1 0	3 0	0 0
15 Darwin Barney, R (1, 4) OBP: 0.329, SLG: 0.406		B SI 89 C SI 90 F FF 88 X FF 91 1-2 ③ G1-3		C SL 82 D CU 79 F SL 82 X CU 79 1-2 ③ G4-3			B FF 90 X SL 82 1-0 29 1B 1-3 2B		B FF 97 X FF 94 1-0 2B	4	0	2	0	0	0	2
29 Jeff Samardzija, R (1, 1) OBP: 0.125, SLG: 0.067 34 Kerry Wood, R (8, 1) 40 James Russell, L (8, 1) 5 Reed Johnson, R (9, PH) OBP: 0.276, SLG: 0.396			B FF 89 X FF 89 1-0 E6 1 FC6		X FF 90 0-0 ① G5-3		X FF 95 0-0 2-3 3-H 1B		C SI 95 F FF 96 F FF 97 S FF 97 0-3 ③ K	3 0 0 1	0 0 0 0	1 0 0 0	1 0 0 0	0 0 0 1	0 0 0 1	0 0 0 1
Inning Stats	R: 1 E: 0 K: 1 S: 11 H: 2 LOB: 1 BB: 0 P: 14	R: 0 E: 0 K: 0 S: 6 H: 0 LOB: 0 BB: 0 P: 9	R: 0 E: 1 K: 0 S: 5 H: 0 LOB: 1 BB: 0 P: 6	R: 0 E: 0 K: 1 S: 10 H: 0 LOB: 2 BB: 2 P: 19	R: 0 E: 0 K: 0 S: 3 H: 1 LOB: 0 BB: 0 P: 5	R: 0 E: 0 K: 1 S: 6 H: 0 LOB: 0 BB: 0 P: 7	R: 1 E: 0 K: 0 S: 7 H: 3 LOB: 2 BB: 0 P: 9	R: 0 E: 0 K: 1 S: 11 H: 1 LOB: 0 BB: 0 P: 13	R: 0 E: 0 K: 1 S: 9 H: 1 LOB: 1 BB: 0 P: 11	1B: 5 2B: 3 3B: 0 HR: 0 SF: 1 SAC: 0 DP: 1 HBP: 0						WP: 0 PB: 0 SB: 1 CS: 0 PA: 36	

PITCHER		IP	WLS	BF	H	R	ER	SO	BB	IBB	HBP	BLK	WP	HR	S	P	ERA	WHIP
41 Philip Humber, R ERA: 5.31	(1, 1)	6.1		26	5	2	2	3	2	0	0	0	0	0	45	66	2.84	1.105
37 Matt Thornton, L ERA: 3.86	(7, 1)	0.2	W	3	1	0	0	0	0	0	0	0	0	0	3	3	0.00	1.500
65 Nate Jones, R ERA: 1.37	(8, 1)	1.0	H	3	1	0	0	1	0	0	0	0	0	0	11	13	0.00	1.000
43 Addison Reed, R ERA: 4.38	(9, 1)	1.0	S	4	1	0	0	1	0	0	0	0	0	0	9	11	0.00	1.000

PITCHER	IP	WLS	BF	H	R	ER	SO	BB	IBB	HBP	BLK	WP	HR	S	P	ERA	WHIP

BOTTOM

Chicago White Sox @ Chicago Cubs

Wrigley Field, Chicago, IL

Fri May 18 2012, 1:25 PM - 3:59 PM CDT

Att. 34,937 - Sunny - 76 F

livebaseballscorecards.com

AB	33
R	2
H	8
RBI	2
BB	2
SO	5
LOB	18

Chicago White Sox @ Chicago Cubs

Wrigley Field, Chicago, IL

Sat May 19 2012, 6:19 PM - 9:10 PM CDT

Att. 40,228 - Partly Cloudy - 81 F

TOP

livebaseballscorecards.com

Batter	1	2	3	4	5	6	7	8	9	AB	R	H	RBI	BB	SO	LOB
30 Alejandro De Aza, L (1, 8) OBP: 0.367, SLG: 0.426	B SI 87 F SI 89 B FF 91 B FC 87 X FC 88 3-1 44 S 24 1B 1B		C SL 85 F SL 85 B FF 91 X SL 84 1-2 ① F9		F SI 86 X FF 92 0-1 15 CS 1B		B SI 86 B SI 87 C SI 86 F SI 87 F SI 80 F SL 79 B CH 82 F SI 87 F SI 88 3-3 ② S SL 78 K	B FF 92 B FF 94 B FF 91 B FF 90 4-0 1-2 2-3 3-H BB		4	1	2	1	1	1	0
53 Héctor Santiago, R (8, 1)										0	0	0	0	0	0	0
48 Zach Stewart, R (9, 1)										0	0	0	0	0	0	0
15 Gordon Beckham, R (1, 4) OBP: 0.276, SLG: 0.328	X SI 91 0-0 ① F9		X SI 88 0-0 ② G6-3		1 SAFE B FC 87 1 SAFE C SI 90 P PO 81 C FC 87 X SI 91 2-2 ① 44 BB 1-2 1B		C SI 88 F CH 84 S SI 89 0-3 ③ K	C FF 91 F FF 92 S FF 92 0-3 ③ K		5	0	1	0	0	2	4
44 Adam Dunn, L (1, 3) OBP: 0.390, SLG: 0.585	B SI 91 B FF 88 B FF 91 2 SAFE B SI 90 4-0 24 1B 1-2 BB		B FF 90 S FF 91 B FS 82 S FS 81 B FF 91 B FF 87 4-2 24 HR BB		B SI 90 F SL 84 S FF 88 B FC 87 D FS 82 B FC 88 4-2 24 G4-3 1-2 BB			B SI 89 X FF 90 1-0 HR	B FF 92 B CH 77 B FF 91 C SI 89 B FF 90 4-1 24 G5-4-3 BB	1	2	1	1	4	0	0
24 Dayan Viciedo, R (1, 7) OBP: 0.271, SLG: 0.432	B SL 86 B FC 87 S SI 92 F SI 92 X FC 89 2-2 1-2 2-H 1B		B SL 84 X SL 85 1-0 1-H HR		B SI 91 F SI 90 B SI 92 X FF 88 2-1 ② ③ G4-3 1-2f			B SI 88 X SI 88 1-0 ① G4-3	B SI 89 F CU 77 B CU 76 X SI 90 2-1 ① ② G5-4-3 1-2f	5	1	2	3	0	0	3
12 A.J. Pierzynski, L (1, 2) OBP: 0.338, SLG: 0.485	C FF 91 F FS 83 F FS 83 B FF 93 F FF 93 D SL 86 S FS 83 2-3 ② K		C FF 91 X FS 83 0-1 HR			B SL 81 X SI 89 1-0 ① G4-3		C FC 87 F SL 82 F SI 90 X SL 82 0-2 10 1B 2B	C CH 79 F FF 93 B CH 79 B FF 89 B CU 78 C SI 89 3-3 ③ K	5	2	2	1	0	2	2
51 Alex Rios, R (1, 9) OBP: 0.327, SLG: 0.363	B SI 91 X SI 92 1-0 ③ G4-3		B SL 85 B SI 91 X FF 87 2-0 ③ G5-3			F SI 90 F SI 88 B FF 88 X SL 84 1-2 ② P4		I IN 74 I IN 74 I IN 74 I IN 73 4-0 38 E 10 1B 30 BB IBB		3	1	0	0	1	0	2
10 Alexei Ramirez, R (1, 6) OBP: 0.236, SLG: 0.269		C SI 88 F SI 89 X FC 88 0-2 ① G4-3		B SI 90 X SL 86 1-0 ① G6-3		C SI 90 B FC 87 X SL 86 1-1 1B		C SI 89 B FC 87 X FF 88 1-1 30 BB 38 E 1-2 2-H 1B		4	0	2	1	0	0	0
38 Eduardo Escobar, S (1, 5) OBP: 0.205, SLG: 0.220		C FF 89 B SI 91 C FC 87 B SL 87 S SL 85 2-3 ② K2-3		F FF 89 F FF 90 S SL 85 0-3 ② K		X SI 89 0-0 ③ F7		B SI 89 X SI 89 1-0 FC5 30 BB 1-2 2-3		4	0	0	0	0	2	3
50 John Danks, L (1, 1)		C SI 86 X SI 90 0-1 ③ F7		C SI 87 B SI 91 B FC 86 F SI 90 F SL 84 X SI 89 2-2 ③ P6			B SI 87 B SI 85 B SI 86 C SI 85 C SI 85 F SI 86 F SI 86 X SI 86 3-2 ① G3	S FF 93 D CU 82 C CU 80 F CU 80 S FF 92 1-3 ② K		3	0	0	0	0	0	0
65 Nate Jones, R (7, 1)										0	0	0	0	0	0	0
18 Brent Lillibridge, R (8, PH) OBP: 0.214, SLG: 0.158										1	0	0	0	0	1	3
(8, 8)																
Inning Stats	R: 1 H: 2 E: 0 LOB: 2 K: 1 BB: 1 S: 12 P: 24	R: 0 H: 0 E: 0 LOB: 0 K: 1 BB: 0 S: 8 P: 10	R: 3 H: 2 E: 0 LOB: 0 K: 0 BB: 1 S: 10 P: 18	R: 0 H: 0 E: 0 LOB: 0 K: 1 BB: 0 S: 8 P: 11	R: 0 H: 2 E: 0 LOB: 1 K: 0 BB: 1 S: 10 P: 17	R: 0 H: 1 E: 0 LOB: 1 K: 0 BB: 0 S: 7 P: 10	R: 0 H: 0 E: 0 LOB: 0 K: 2 BB: 0 S: 15 P: 21	R: 3 H: 3 E: 1 LOB: 3 K: 2 BB: 2 S: 16 P: 29	R: 0 H: 0 E: 0 LOB: 0 K: 1 BB: 1 S: 6 P: 15	1B: 6 SF: 0 2B: 1 SAC: 0 3B: 0 DP: 2 HR: 3 HBP: 0						

AB	35
R	7
H	10
RBI	7
BB	6
SO	8
LOB	17

WP: 0 PA: 41
PB: 0
SB: 1
CS: 1

PITCHER		IP	WLS	BF	H	R	ER	SO	BB	IBB	HBP	BLK	WP	HR	S	P	ERA	WHIP
46 Ryan Dempster, R ERA: 2.28	(1, 1)	6.0	L	26	7	4	4	3	3	0	0	0	0	2	55	90	6.00	1.667
54 Shawn Camp, R ERA: 3.27	(7, 1)	1.0		3	0	0	0	2	0	0	0	0	0	0	15	21	0.00	0.000
40 James Russell, L ERA: 2.08	(8, 1)	0.1		6	3	3	2	0	0	1	0	0	0	1	9	17	54.00	9.000
50 Blake Parker, R ERA:	(8, 1)	0.1		1	0	0	0	1	0	0	0	0	0	0	4	5	0.00	0.000
43 Michael Bowden, R ERA: 5.56	(8, 1)	0.1		2	0	0	0	1	1	0	0	0	0	0	3	7	0.00	3.000

PITCHER		IP	WLS	BF	H	R	ER	SO	BB	IBB	HBP	BLK	WP	HR	S	P	ERA	WHIP
27 Casey Coleman, R ERA: 3.86	(9, 1)	1.0		3	0	0	0	1	1	0	0	0	0	0	6	15	0.00	1.000

BOTTOM

Chicago White Sox @ Chicago Cubs

Wrigley Field, Chicago, IL

Sat May 19 2012, 6:19 PM - 9:10 PM CDT

Att. 40,228 - Partly Cloudy - 81 F

livebaseballscorecards.com

Batter	1	2	3	4	5	6	7	8	9	AB	R	H	RBI	BB	SO	LOB
5 Reed Johnson, R (1, 8) OBP: 0.274, SLG: 0.386	C FF 88 F FF 88 F CH 82 X CH 82 0-2 ① G5-3			C FC 86 F CH 83 F CU 79 B FF 91 B FC 88 F CH 83 F CH 84 S CH 83 2-3 ① K		C FF 87 F CH 81 X CH 81 0-2 13 G5-4-3 1B 1-2		F FF 93 X CH 82 0-1 ③ G6-3		4	0	1	0	0	1	1
15 Darwin Barney, R (1, 4) OBP: 0.327, SLG: 0.401	B FF 90 X FF 90 1-0 ② F8			C FF 92 X FF 91 0-1 ② P4		F FF 89 F FF 90 C FF 90 0-3 ① K			B FF 88 X FF 88 1-0 13 DI 12 HR 1B	4	1	1	0	0	1	2
13 Starlin Castro, R (1, 6) OBP: 0.326, SLG: 0.426	C FF 90 B FF 90 B FF 91 X CH 83 2-1 ③ G6-3			C FC 87 B CU 78 B FF 92 B FC 87 X FF 91 3-1 ③ G6-3		F FF 90 D CH 81 S FF 91 X FF 91 1-2 ② ③ G5-4-3 1-2f			S FF 89 C FF 89 B FF 91 F CH 83 S SI 90 1-3 ① K 1-2	4	0	0	0	0	1	3
6 Bryan LaHair, L (1, 3) OBP: 0.413, SLG: 0.639		B FF 90 S FC 87 X FC 87 1-1 ① G4-3			B FC 85 C FC 86 S FC 87 B FF 91 C FC 87 2-3 ① K		B FF 88 C FF 89 F FF 90 F FC 86 B CU 76 S CH 83 2-3 ① K		C SL 81 S FF 91 F SL 82 X CU 79 0-2 ② L7	4	0	0	0	0	2	1
12 Alfonso Soriano, R (1, 7) OBP: 0.301, SLG: 0.396		B FF 90 F FF 91 B FC 88 F FC 88 X CH 83 2-2 ② P4			B CH 80 X FC 87 1-0 3 L9 2B		C SL 87 X SI 98 0-1 3 G4-6-3 1B		X SL 82 0-0 2-H HR	4	1	3	2	0	0	0
3 Jeff Baker, R (1, 9) OBP: 0.325, SLG: 0.273		C CU 76 C SI 92 B FF 92 X CH 84 1-2 ③ G6-3			B FC 87 X CH 83 1-0 ② L9 2-3		X SI 96 0-0 ② ③ G4-6-3 1-2f		C FF 90 B CU 78 F FF 90 X FF 91 1-2 21 HR 1B	4	1	1	0	0	0	2
21 Joe Mather, R (1, 5) OBP: 0.353, SLG: 0.500		F FC 87 X FC 86 0-1 ① F8			B CH 83 B CH 83 B FC 88 B FF 91 4-0 BB			C FF 92 X CH 80 0-1 ① F9	F SI 89 F FF 89 F CH 83 D CU 79 X SL 82 1-2 1-H HR	3	1	1	2	1	0	0
55 Koyie Hill, S (1, 2) OBP: 0.250, SLG: 0.250		C FF 90 X SI 91 0-1 ② F9			B FF 91 B CH 83 D FF 88 C FF 91 X FF 91 3-1 ③ F8			B FF 92 B FF 92 C FF 93 X FF 93 2-1 45 DI 1B	C SI 88 S CH 83 X CH 84 0-2 ③ G4-3	4	0	1	0	0	0	2
46 Ryan Dempster, R (1, 1) 1 Tony Campana, L (6, PH) OBP: 0.361, SLG: 0.372 54 Shawn Camp, R (7, 1) 40 James Russell, L (8, 1) 50 Blake Parker, R (8, 1) 43 Michael Bowden, R (8, 1) 45 Adrian Cardenas, L (8, PH) OBP: 0.077, SLG: 0.154 27 Casey Coleman, L (9, 1)				F FF 90 B FC 87 F FF 90 B FC 87 X FF 90 2-2 ③ P3		B FC 87 C FF 89 X FC 87 1-1 5 1B 1B		C FF 91 F FF 92 B FF 93 B CU 78 F FF 93 X FF 94 2-2 ② G6-3 1-2		1 1 0 0 0 0 1 0	0 0 0 0 0 0 0 0	0 1 0 0 0 0 0 1	0 0 0 0 0 0 0 0	0 0 0 0 0 0 1 0	0 0 0 0 0 0 0 0	0 0 0 0 0 0 1 0
Inning Stats	R: 0 E: 0 K: 0 S: 7 H: 0 LOB: 0 BB: 0 P: 10	R: 0 E: 0 K: 0 S: 8 H: 0 LOB: 0 BB: 0 P: 12	R: 0 E: 0 K: 0 S: 7 H: 0 LOB: 0 BB: 0 P: 9	R: 0 E: 0 K: 1 S: 10 H: 0 LOB: 0 BB: 0 P: 15	R: 0 E: 0 K: 1 S: 7 H: 1 LOB: 2 BB: 1 P: 18	R: 0 E: 0 K: 1 S: 11 H: 2 LOB: 1 BB: 0 P: 13	R: 0 E: 0 K: 1 S: 7 H: 1 LOB: 0 BB: 0 P: 9	R: 0 E: 0 K: 0 S: 10 H: 1 LOB: 1 BB: 0 P: 14	R: 4 E: 0 K: 1 S: 20 H: 4 LOB: 0 BB: 0 P: 24	1B: 6 2B: 1 3B: 0 HR: 2 SF: 0 SAC: 0 DP: 2 HBP: 0						

	AB	34
	R	4
	H	9
	RBI	4
	BB	1
	SO	5
	LOB	12

WP: 0 PB: 0 SB: 0 CS: 0 PA: 35

PITCHER		IP	WLS	BF	H	R	ER	SO	BB	IBB	HBP	BLK	WP	HR	S	P	ERA	WHIP
50 John Danks, L ERA: 5.7	(1, 1)	6.1	W	22	3	0	0	4	1	0	0	0	0	0	54	83	0.00	0.632
65 Nate Jones, R ERA: 1.33	(7, 1)	0.2		2	1	0	0	0	0	0	0	0	0	0	3	3	0.00	1.500
53 Héctor Santiago, L ERA: 4.2	(8, 1)	1.0		4	1	0	0	0	0	0	0	0	0	0	10	14	0.00	1.000
48 Zach Stewart, R ERA: 4.73	(9, 1)	1.0		7	4	4	4	1	0	0	0	0	0	2	20	24	36.00	4.000

PITCHER	IP	WLS	BF	H	R	ER	SO	BB	IBB	HBP	BLK	WP	HR	S	P	ERA	WHIP

Batter	1	2	3	4	5	6	7	8	9	AB	R	H	RBI	BB	SO	LOB
30 Alejandro De Aza, L (1, 8) OBP: 0.368, SLG: 0.425	C SI 88 C CU 70 B CU 73 X FF 89 1-2 G6-3 ①		C CU 73 B SI 88 C CU 73 B FF 90 S CU 70 2-3 K ③		B SI 88 B SI 89 F SI 88 S SL 80 X SL 80 2-2 1B		B FF 88 X FC 83 1-0 44 BB 1-3 1B		X SI 96 0-0 L7 ①	5	0	2	0	0	1	1
15 Gordon Beckham, R (1, 4) OBP: 0.273, SLG: 0.348	C SI 88 B FC 84 F FC 83 B FF 88 X CH 82 2-2 G6-3 ②			X CH 80 0-0 HR	C SI 87 B CU 71 1 SAFE B SI 87 X FC 83 2-1 P5 ③		X SI 87 0-0 SF9 ② 3-H		B SL 82 D SL 82 F FF 96 X SI 96 2-1 G6-3 ②	4	1	1	2	0	0	2
44 Adam Dunn, L (1, 3) OBP: 0.390, SLG: 0.596	B FF 90 F CH 83 C SL 79 B SL 80 B FF 90 T FF 90 3-2 K ③			S SL 79 F SI 88 B SL 80 B SI 88 X FF 90 2-2 HR		X SI 88 0-0 G4-3 ①	1 SAFE 1 SAFE B CH 82 B SI 87 B CH 82 1 SAFE B CH 81 4-0 1-2 BB		B FF 95 F SI 96 B SL 84 B SL 83 S FF 96 S SL 84 3-3 K ③	4	1	1	1	1	2	1
24 Dayan Viciedo, R (1, 7) OBP: 0.271, SLG: 0.426		C SL 81 F SL 80 B FF 88 F SL 79 B SI 88 B CH 82 X FC 83 3-2 G6-3 ①		C CU 73 X FC 82 0-1 F8 ①		X SI 87 0-0 1B	B SL 81 B SI 89 S SI 88 C SI 89 X SL 80 2-2 F7 ③			4	0	1	0	0	0	2
10 Alexei Ramirez, R (1, 6) OBP: 0.231, SLG: 0.262		F SI 88 S CU 68 B CU 76 B SI 89 S CU 70 2-3 K ②		C FF 88 F FF 89 B CU 74 C SI 89 1-3 K ②		C SL 80 C CU 74 D CU 72 F CU 69 X FF 88 1-2 F8 ②		B SI 89 B CU 76 X SI 89 2-0 G6-3 ①		4	0	0	0	0	2	1
1 Kosuke Fukudome, L (1, 9) OBP: 0.286, SLG: 0.200		X SI 90 0-0 E1 1B		B SL 82 B SL 80 B SI 89 C SI 86 S SL 81 F SL 81 X SL 80 3-2 G2-3 ③		B SL 79 X SL 80 1-0 G2-3 ③		B SI 89 B CH 81 F FF 90 C SI 89 S FF 92 2-3 K ②		4	0	1	0	0	1	1
17 Tyler Flowers, R (1, 2) OBP: 0.290, SLG: 0.500		B FC 83 C SL 80 X FF 89 1-1 P4 ③			F SI 86 C FC 82 B EP 66 F SL 80 X SI 87 1-2 HR		F SI 88 C FC 84 X CU 68 0-2 18 1B 44 FC6-4 2B	X FF 90 0-0 P3 ③		4	2	2	1	0	0	1
18 Brent Lillibridge, R (1, 5) OBP: 0.239, SLG: 0.171			C SI 86 X FC 83 0-1 P1 ①		B SI 88 X CH 83 1-0 G6-3 ①		B CU 72 C SI 88 F FC 84 X SI 88 1-2 44 FC6-4 2-3 1B		B SI 94 B SI 95 B FF 95 B FF 95 4-0 51 2B BB	3	1	1	0	1	0	0
44 Jake Peavy, R (1, 1) 37 Matt Thornton, L (7, 1) 26 Jesse Crain, R (8, 1) 51 Alex Rios, R (9, PH) OBP: 0.331, SLG: 0.374 43 Addison Reed, L (9, 1)			C SI 89 F CH 81 S SL 80 0-3 K ②		F FF 90 X SL 80 0-1 L4 ②		X SI 87 0-0 FC6-4 ① 30 1B 15 SF9 1-2f 3-H		C FF 95 X SI 96 0-1 1-H 2B	3 0 0 1 0	1 0 0 0 0	0 0 0 1 0	1 0 0 1 0	0 0 0 0 0	1 0 0 0 0	1 0 0 0 0
Inning Stats	R: 0 E: 0 K: 1 S: 9 H: 0 LOB: 0 BB: 0 P: 15	R: 0 E: 1 K: 1 S: 10 H: 1 LOB: 1 BB: 0 P: 16	R: 0 E: 0 K: 2 S: 8 H: 0 LOB: 0 BB: 0 P: 10	R: 2 E: 0 K: 1 S: 13 H: 2 LOB: 0 BB: 0 P: 19	R: 1 E: 0 K: 0 S: 12 H: 2 LOB: 1 BB: 0 P: 18	R: 0 E: 0 K: 0 S: 7 H: 1 LOB: 1 BB: 0 P: 9	R: 2 E: 0 K: 0 S: 12 H: 3 LOB: 2 BB: 1 P: 20	R: 0 E: 0 K: 1 S: 5 H: 0 LOB: 0 BB: 0 P: 9	R: 1 E: 0 K: 1 S: 8 H: 1 LOB: 1 BB: 1 P: 17	1B: 5 2B: 2 3B: 0 HR: 3 SF: 1 SAC: 0 DP: 0 HBP: 0				WP: 0 PB: 0 SB: 0 CS: 0 PA: 39		

PITCHER	IP	WLS	BF	H	R	ER	SO	BB	IBB	HBP	BLK	WP	HR	S	P	ERA	WHIP
28 Paul Maholm, L (1, 1) ERA: 4.73	6.1	L	28	9	5	5	5	0	0	0	0	0	3	67	97	7.11	1.421
54 Shawn Camp, R (7, 1) ERA: 3.18	0.2		3	0	0	0	0	1	0	0	0	0	0	4	10	0.00	1.500
27 Casey Coleman, R (8, 1) ERA: 3.38	1.0		3	0	0	0	1	0	0	0	0	0	0	5	9	0.00	0.000
48 Rafael Dolis, R (9, 1) ERA: 3.75	1.0		5	1	1	1	1	1	0	0	0	0	0	8	17	9.00	2.000

PITCHER	IP	WLS	BF	H	R	ER	SO	BB	IBB	HBP	BLK	WP	HR	S	P	ERA	WHIP

TOP

Chicago White Sox @ Chicago Cubs

Wrigley Field, Chicago, IL

Sun May 20 2012, 1:23 PM - 4:18 PM CDT

Att. 38,374 - Partly Cloudy - 91 F

AB	36
R	6
H	10
RBI	6
BB	2
SO	7
LOB	10

livebaseballscorecards.com

Chicago White Sox @ Chicago Cubs

Wrigley Field, Chicago, IL

Sun May 20 2012, 1:23 PM - 4:18 PM CDT

Att. 38,374 - Partly Cloudy - 91 F

livebaseballscorecards.com

BOTTOM

Batter	1	2	3	4	5	6	7	8	9	AB	R	H	RBI	BB	SO	LOB
9 David DeJesus, L (1, 9) OBP: 0.360, SLG: 0.393	B FF 91 B SI 91 C FF 91 B SL 85 F FF 91 S FF 92 3-3 **K** ①		C FF 91 B CU 79 C SL 84 S CU 80 1-3 **K** ③		C SL 84 X CU 79 0-1 **G3-1** ③			B FF 94 C FF 95 B SI 93 F FF 95 B FF 95 F FF 96 F FF 97 F FF 95 S SL 82 3-3 **K** ①	F FF 95 F FF 95 X FF 96 0-2 **F9** ③	5	0	0	0	0	3	1
1 Tony Campana, L (1, 8) OBP: 0.356, SLG: 0.358	C FF 92 B FC 86 C FF 91 F FF 94 F SL 83 X FF 92 1-2 **F7** ②			B FF 90 B FF 90 C FF 89 X FF 91 2-1 **P6** ①		L FF 89 B FF 90 F FF 91 S FF 92 1-3 **K** ①		B FF 95 B FF 95 B FF 93 B FF 95 4-0 12 BB 6 DI BB		3	0	0	0	1	1	0
13 Starlin Castro, R (1, 6) OBP: 0.324, SLG: 0.422	C FF 93 C FF 92 S FC 86 0-3 **K** ③			F FF 92 X FF 92 0-1 2 BB 6 BB 1B		F FF 91 B FF 92 X FF 92 1-1 **L7** ②		1 SAFE B FF 93 F FF 94 1 SAFE S FF 93 S FF 95 1-3 **K** ②		4	0	1	0	0	2	1
6 Bryan LaHair, L (1, 3) OBP: 0.422, SLG: 0.637		S FF 91 X CU 80 0-1 2 FC1-5 12 G1-3 1B		B FF 92 B CH 84 B SL 85 B FF 90 4-0 2 BB 1-2 BB		C FC 85 F FF 91 F FF 92 F CH 85 B CU 80 F CH 85 F FF 93 S CU 79 1-3 **K** ③		B FF 95 B FF 94 B SL 85 B FF 94 4-0 12 BB 1-2 BB		2	0	1	0	2	1	0
12 Alfonso Soriano, R (1, 7) OBP: 0.306, SLG: 0.394		B FF 92 S FF 92 C FF 91 F SI 92 F CU 82 F FF 92 D CU 79 B FF 93 F SI 93 3-2 1 SAFE X FF 91 **G1-3** ① 1-2		F SI 92 S CU 81 S CU 80 0-3 **K** ②			C FF 90 F CU 81 X CU 79 0-2 55 1B 1B	B SL 88 C FF 94 B FF 94 B SL 86 F FF 94 B FF 93 4-2 **K** 1-2 2-3 BB		3	0	1	0	1	1	3
2 Ian Stewart, L (1, 5) OBP: 0.287, SLG: 0.343 48 Rafael Dolis, R (9, 1)		C CU 80 F FF 92 B FF 93 X CH 86 1-2 **FC1-5** 45 FC4-6 ② 2-3		S FC 86 B FF 92 D CU 80 B FC 85 C FC 85 F CH 84 B FF 93 4-2 1-2 2-3 BB			B FC 85 B SL 84 X FF 90 2-0 **F9** ①	B SL 85 F FF 94 S FF 95 F CH 82 B SL 86 S FF 94 2-3 **K** ③		3 0	0 0	0 0	0 0	1 0	1 0	5 0
45 Adrian Cardenas, L (1, 4) OBP: 0.067, SLG: 0.133 15 Darwin Barney, R (7, PH) OBP: 0.322, SLG: 0.396 (8, 4)		1 SAFE B FF 92 C FC 85 T FC 86 1 SAFE 1 SAFE X FF 92 1-2 **FC4-6** ③ 1-2f		B SL 85 C FF 93 B FC 85 F FF 91 F CU 81 X FF 91 2-2 **P6** ③			C FF 94 F FC 86 B FF 95 F FF 95 F SL 80 X FC 85 1-2 **F8** ②		C FF 95 B FF 93 X FF 93 1-1 **F7** ①	2 2	0 0	0 0	0 0	0 0	0 0	4 1
55 Koyie Hill, S (1, 2) OBP: 0.250, SLG: 0.250			X FF 90 0-0 **G1-3** ①		C FF 90 B SL 84 X FC 84 1-1 **G3** ①		X FF 95 0-0 1-2 1B		F SI 95 S SI 95 F SI 96 B FF 95 X CH 83 1-2 **G3** ②	4	0	1	0	0	0	0
28 Paul Maholm, L (1, 1) 54 Shawn Camp, R (7, 1) 3 Jeff Baker, R (7, PH) OBP: 0.317, SLG: 0.265 27 Casey Coleman, L (8, 1) 21 Joe Mather, R (9, 5) OBP: 0.365, SLG: 0.533			B FF 90 C FF 90 B SL 85 S FF 91 X CH 83 2-2 **G2-3** ②		C FF 89 C CU 78 S CU 79 0-3 **K** ②		B FC 88 B FF 95 C FF 95 F FC 88 X FF 97 2-2 **G4-3** ③		C FF 95 B FF 96 X FF 93 1-1 2B	2 0 1 0 1	0 0 0 0 0	0 0 0 0 1	0 0 0 0 0	1 0 0 0 0	0 0 2 0 0	0 0 0 0 0
Inning Stats	R: 0 E: 0 K: 2 S: 11 H: 0 LOB: 0 BB: 0 P: 15	R: 0 E: 0 K: 0 S: 15 H: 1 LOB: 1 BB: 0 P: 20	R: 0 E: 0 K: 1 S: 7 H: 0 LOB: 0 BB: 0 P: 10	R: 0 E: 0 K: 1 S: 14 H: 1 LOB: 3 BB: 2 P: 26	R: 0 E: 0 K: 1 S: 7 H: 0 LOB: 0 BB: 0 P: 8	R: 0 E: 0 K: 2 S: 12 H: 0 LOB: 0 BB: 0 P: 15	R: 0 E: 0 K: 0 S: 13 H: 2 LOB: 2 BB: 0 P: 18	R: 0 E: 0 K: 3 S: 15 H: 0 LOB: 3 BB: 3 P: 33	R: 0 E: 0 K: 0 S: 11 H: 1 LOB: 1 BB: 0 P: 14	1B: 4 2B: 1 3B: 0 HR: 0 SF: 0 SAC: 0 DP: 0 HBP: 0						WP: 0 PB: 0 SB: 0 CS: 0 PA: 37	

	AB	32
	R	0
	H	5
	RBI	0
	BB	5
	SO	10
	LOB	17

PITCHER		IP	WLS	BF	H	R	ER	SO	BB	IBB	HBP	BLK	WP	HR	S	P	ERA	WHIP
44 Jake Peavy, R ERA: 2.39	(1, 1)	6.1	W	24	3	0	0	7	2	0	0	0	0	0	70	100	0.00	0.789
37 Matt Thornton, L ERA: 3.63	(7, 1)	1.0		5	1	0	0	1	1	0	0	0	0	0	15	25	0.00	2.000
26 Jesse Crain, R ERA: 1.86	(8, 1)	0.2		4	0	0	0	2	2	0	0	0	0	0	9	20	0.00	3.000
43 Addison Reed, R ERA: 4.05	(9, 1)	1.0		4	1	0	0	0	0	0	0	0	0	0	11	14	0.00	1.000

PITCHER		IP	WLS	BF	H	R	ER	SO	BB	IBB	HBP	BLK	WP	HR	S	P	ERA	WHIP

Minnesota Twins @ Chicago White Sox

U.S. Cellular Field, Chicago, IL

Tue May 22 2012, 8:13 PM - 10:34 PM EDT

Att. 20,026 - Clear - 62 F

TOP

livebaseballscorecards.com

Batter	1	2	3	4	5	6	7	8	9	AB	R	H	RBI	BB	SO	LOB
2 Denard Span, L (1, 8) OBP: 0.360, SLG: 0.365	C SI 92 B SI 92 B FF 91 F SI 91 B FF 90 X SI 92 3-2 ① F9	B CU 79 X SI 88 1-0 2-H 7 S 1B		1 SAFE B SI 89 B FF 89 1 SAFE X CH 88 2-0 1-3 16 1B 2B		C SI 87 F SL 80 F FF 89 F CH 82 X CH 82 0-2 ① G6-3		C FF 89 X SL 81 0-1 ③ G3		5	1	2	1	0	0	0
11 Ben Revere, L (1, 9) OBP: 0.341, SLG: 0.432	C SI 92 B FF 92 X FF 92 1-1 ② G4-3	1 SAFE D CH 85 X FC 87 1-0 ② F8		X SI 91 0-0 ② G6-3		B FF 88 B SI 89 F FF 88 C FF 89 S CH 83 2-3 ② K			C SL 81 B CU 75 F SL 80 B FF 89 X SL 80 2-2 ① F8	5	0	0	0	0	1	3
7 Joe Mauer, L (1, 2) OBP: 0.401, SLG: 0.400	C FF 92 B CH 84 X CH 84 1-1 1B	D CH 86 F CH 88 B FF 89 S FC 80 B FC 83 B CU 78 4-2 1-2 BB		I IN 62 I IN 61 I IN 62 I IN 60 4-0 16 1B 33 HR IBB		C FF 90 B SL 82 F SL 82 X FF 91 1-2 ③ G4-3			C FF 89 X SI 89 0-1 ② G4-3	3	1	1	0	2	0	0
16 Josh Willingham, R (1, 7) OBP: 0.404, SLG: 0.578	X FF 91 0-0 ③ P3	C FC 83 B FC 82 B FF 90 S FC 84 B FC 85 S FC 84 3-3 ③ K		B FC 85 F FF 90 B FC 85 B FC 85 X FF 91 3-1 1-2 2-H 3-H 33 HR 1B			C SI 90 C SI 89 B FF 91 X SL 84 1-2 ① F8		C CU 76 X CU 76 0-1 ③ P2	5	1	1	2	0	1	3
33 Justin Morneau, L (1, 3) OBP: 0.321, SLG: 0.490		B FF 90 B FC 84 F FC 84 S FF 90 F FF 90 F CU 80 B FC 84 F FF 91 F FC 84 4-2 B FC 85 18 2B 12 2B BB	C CU 78 S FF 90 X CU 79 0-2 ① P4	X CH 82 0-0 1-H 2-H HR			S SI 89 S SL 82 B SI 91 F CH 84 F CH 83 X SL 82 1-2 ② F8			3	2	1	3	1	0	0
18 Ryan Doumit, S (1, 10) 25 Erik Komatsu, L (7, PR) (7, 10) OBP: 0.338, SLG: 0.456 OBP: 0.293, SLG: 0.216		B SI 92 F FC 84 F FF 91 B FF 90 X CU 79 2-2 1-3 12 2B 2B	B FF 90 C CH 84 C CU 80 B FF 91 C FF 91 2-3 ② K	X CH 85 0-0 ③ G3			B SI 90 X CH 83 1-0 20 FC6-4 1B			4 0	1 0	2 0	0 0	0 0	1 0	0 0
20 Brian Dozier, R (1, 6) OBP: 0.275, SLG: 0.400		F FF 91 F CU 79 S FC 84 0-3 ① K	B FF 90 S FF 90 F FF 91 S FC 85 1-3 ③ K		B SL 79 C CH 81 B FF 87 F CH 81 T FF 90 2-2 ① K		B SL 83 F SI 88 S FF 91 D SL 82 X CH 84 2-2 ③ FC6-4 1-2f			4	0	0	0	0	3	3
12 Alexi Casilla, S (1, 4) OBP: 0.277, SLG: 0.292		X FC 85 0-0 2-H 3-H 8 1B 2B		C FF 90 B FF 89 S FC 85 B FF 91 X FF 90 2-2 ① P2	C SI 87 S CH 82 B FF 90 C FF 90 1-3 ② K			C FF 88 C CU 76 S SL 82 0-3 ① K2-3		4	1	1	2	0	2	0
8 Jamey Carroll, R (1, 5) OBP: 0.318, SLG: 0.267		F FF 91 B FF 90 D FC 83 B FC 88 X FF 90 3-1 2-H 2 WP 2 1B 1B		B SI 91 C SI 89 C SI 90 H FF 90 2-2 2 2B 16 1B HBP	C FF 89 B FF 89 X FF 90 1-1 ③ G5-3			B CU 75 B FF 88 F SI 88 B SI 89 F FF 88 F SI 89 X SL 82 3-2 ② G5-3		3	2	1	1	0	0	0
Inning Stats	R: 0 E: 0 K: 0 S: 8 H: 1 LOB: 1 BB: 0 P: 13	R: 4 E: 0 K: 2 S: 22 H: 4 LOB: 2 BB: 2 P: 40	R: 0 E: 0 K: 2 S: 9 H: 0 LOB: 0 BB: 0 P: 12	R: 5 E: 0 K: 0 S: 11 H: 3 LOB: 0 BB: 1 P: 24	R: 0 E: 0 K: 2 S: 8 H: 0 LOB: 0 BB: 0 P: 12	R: 0 E: 0 K: 1 S: 11 H: 0 LOB: 0 BB: 0 P: 14	R: 0 E: 0 K: 0 S: 12 H: 1 LOB: 1 BB: 0 P: 17	R: 0 E: 0 K: 1 S: 9 H: 0 LOB: 0 BB: 0 P: 12	R: 0 E: 0 K: 0 S: 7 H: 0 LOB: 0 BB: 0 P: 9	1B: 5 2B: 3 3B: 0 HR: 1 SF: 0 SAC: 0 DP: 0 HBP: 1						

	AB	36
	R	9
	H	9
	RBI	9
	BB	3
	SO	8
	LOB	9

WP: 1 PB: 0 SB: 1 CS: 0 PA: 40

PITCHER		IP	WLS	BF	H	R	ER	SO	BB	IBB	HBP	BLK	WP	HR	S	P	ERA	WHIP
34 Gavin Floyd, R ERA: 4.66	(1, 1)	3.2	L	23	8	9	9	4	2	1	1	0	1	1	49	88	22.09	2.727
48 Zach Stewart, R ERA: 3.78	(4, 1)	3.1		11	1	0	0	3	0	0	0	0	0	0	32	44	0.00	0.300
77 Will Ohman, L ERA: 6.32	(8, 1)	2.0		6	0	0	0	1	0	0	0	0	0	0	16	21	0.00	0.000

PITCHER	IP	WLS	BF	H	R	ER	SO	BB	IBB	HBP	BLK	WP	HR	S	P	ERA	WHIP

Minnesota Twins @ Chicago White Sox

U.S. Cellular Field, Chicago, IL

Tue May 22 2012, 8:13 PM - 10:34 PM EDT

Att. 20,026 - Clear - 62 F

livebaseballscorecards.com

BOTTOM

Batter	1	2	3	4	5	6	7	8	9	AB	R	H	RBI	BB	SO	LOB
30 Alejandro De Aza, L (1, 8) OBP: 0.360, SLG: 0.415	C SI 87 X SI 89 0-1 ① F7		B FF 88 B SI 88 C FF 90 1 SAFE 1 SAFE X SI 88 2-1 ①② L3 1-1			F FF 89 X CH 80 0-1 ② G4-3			B SI 88 C CH 78 C SI 90 S SL 77 1-3 ① K	4	0	0	0	0	1	1
15 Gordon Beckham, R (1, 4) OBP: 0.275, SLG: 0.370 5 Orlando Hudson, S (8, 5) OBP: 0.265, SLG: 0.323	B SI 88 X SI 89 1-0 HR		B FF 87 C CH 79 X SL 77 1-1 ③ L7			X CH 78 0-0 ③ L7			C FF 90 X SI 89 0-1 18 2B 14 G4-3 1B	3 1	1 1	1 1	1 0	0 0	0 0	0 0
44 Adam Dunn, L (1, 10) OBP: 0.389, SLG: 0.588 18 Brent Lillibridge, R (9, PH) OBP: 0.255, SLG: 0.214	F FF 87 B FF 90 S SL 75 B FF 88 B CH 80 C SL 77 3-3 ② K			B SI 86 B FF 87 B FF 89 C FF 87 B SI 88 4-1 14 G5-4-3 BB			B FF 87 C FF 88 C SL 74 B SL 77 B CH 78 S SL 76 3-3 ① K		C FF 89 B FF 88 C SL 77 B SL 78 F FF 91 B SL 77 X SL 77 3-2 14 G4-3 1-3 2B	2 1	0 0	0 1	0 0	1 0	2 0	0 0
14 Paul Konerko, R (1, 3) OBP: 0.455, SLG: 0.608	B SI 89 X FF 87 1-0 2B			B FF 87 B CH 79 B SI 89 C SI 89 X SI 89 3-1 ①② G5-4-3 1-2f			X SI 89 0-0 12 G3-1 1B		B SI 90 X FF 87 1-0 ② G4-3 2-3 3-H	4	0	2	1	0	0	2
12 A.J. Pierzynski, L (1, 2) OBP: 0.331, SLG: 0.475 1 Kosuke Fukudome, L (8, 9) OBP: 0.280, SLG: 0.195	X SI 89 0-0 ③ G6-3			C SI 89 B SI 90 X SI 90 1-1 ③ G6-3			F FF 87 F FC 86 D CH 79 X CH 80 1-2 ② G3-1 1-2		B FF 87 D CH 79 C SI 91 F SL 77 D CH 78 X SL 76 3-2 ③ G1-3	3 1	0 0	0 0	0 0	0 0	0 0	2 1
51 Alex Rios, R (1, 9) OBP: 0.331, SLG: 0.369 17 Tyler Flowers, R (8, 2) OBP: 0.290, SLG: 0.500		C SL 76 X FF 87 0-1 ① F9			C SL 75 H FF 89 1-1 24 G6-3 HBP		C FC 86 B FF 87 X SL 77 1-1 ③ F9			2 0	0 0	0 0	0 0	0 0	0 0	1 0
24 Dayan Viciedo, R (1, 7) OBP: 0.265, SLG: 0.417		B SI 90 X SL 75 1-0 ② F8			C SI 89 B SI 89 X CH 79 1-1 ①② G6-3 1-2f			C SL 74 F SL 76 F FF 89 S SL 76 0-3 ① K		3	0	0	0	0	1	1
10 Alexei Ramirez, R (1, 6) OBP: 0.227, SLG: 0.257		B FF 90 C SL 76 S SL 76 B SL 78 B CH 79 C FF 91 3-3 ③ K			S CH 78 X SL 77 0-1 ③ F8			C FF 89 F FF 90 S SL 78 0-3 ② K		3	0	0	0	0	2	0
38 Eduardo Escobar, S (1, 5) OBP: 0.213, SLG: 0.209 (8, 4)			B SI 88 F SI 88 B SI 89 C FF 88 B SL 75 F FF 88 B FF 90 4-2 30 L3 BB			C CH 78 B SI 88 B FF 88 F FF 88 S FF 88 2-3 ① K			F FF 90 C FF 90 S SL 77 0-3 ③ K	2	0	0	0	1	2	0

	AB	29
	R	2
	H	5
	RBI	2
	BB	2
	SO	8
	LOB	8

Inning Stats	1	2	3	4	5	6	7	8	9	1B: 2	SF: 0	WP: 0	PA: 32
	R: 1 H: 2 E: 0 LOB: 1 K: 1 BB: 0 S: 8 P: 13	R: 0 H: 0 E: 0 LOB: 0 K: 1 BB: 0 S: 6 P: 10	R: 0 H: 0 E: 0 LOB: 0 K: 0 BB: 1 S: 7 P: 14	R: 0 H: 0 E: 0 LOB: 0 K: 0 BB: 1 S: 5 P: 13	R: 0 H: 0 E: 0 LOB: 0 K: 0 BB: 0 S: 5 P: 7	R: 0 H: 0 E: 0 LOB: 0 K: 1 BB: 0 S: 6 P: 8	R: 0 H: 1 E: 0 LOB: 1 K: 1 BB: 0 S: 9 P: 14	R: 0 H: 0 E: 0 LOB: 0 K: 3 BB: 0 S: 10 P: 10	R: 1 H: 2 E: 0 LOB: 1 K: 1 BB: 0 S: 13 P: 21	2B: 3 3B: 0 HR: 1	SAC: 0 DP: 3 HBP: 1	PB: 0 SB: 0 CS: 0	

PITCHER	IP	WLS	BF	H	R	ER	SO	BB	IBB	HBP	BLK	WP	HR	S	P	ERA	WHIP
39 P.J. Walters, R (1, 1) ERA: 2.95	9.0	W	32	5	2	2	8	2	0	1	0	0	1	69	110	2.00	0.778

PITCHER	IP	WLS	BF	H	R	ER	SO	BB	IBB	HBP	BLK	WP	HR	S	P	ERA	WHIP

TOP

Minnesota Twins @ Chicago White Sox

U.S. Cellular Field, Chicago, IL

Wed May 23 2012, 8:11 PM - 10:38 PM EDT

Att. 20,064 - Partly Cloudy - 72 F

livebaseballscorecards.com

Batter	1	2	3	4	5	6	7	8	9	AB	R	H	RBI	BB	SO	LOB
2 Denard Span, L (1, 8) OBP: 0.352, SLG: 0.356	G4-3		G1-3			K		G1-3 1-2 2-3		4	0	0	0	0	1	2
19 Darin Mastroianni, R (1, 9) OBP: 0.240, SLG: 0.136 12 Alexi Casilla, S (8, PH) OBP: 0.274, SLG: 0.290 (8, 4)	B2			E4 16 G6-4-3 7 BB		7 G4-6-3 BB		K		2 1	0 0	0 0	0 0	1 0	0 1	0 2
7 Joe Mauer, L (1, 2) OBP: 0.409, SLG: 0.401	1B			16 G6-4-3 1-2 BB		G4-6-3 1-2f			33 G6-4-3 16 BB BB	2	0	1	0	2	0	1
16 Josh Willingham, R (1, 7) OBP: 0.400, SLG: 0.565	K			G6-4-3 1-2f 2-3			K		33 G6-4-3 1-2 BB	3	0	0	0	1	2	3
33 Justin Morneau, L (1, 3) OBP: 0.310, SLG: 0.470		K	K	K			G3-1		G6-4-3 1-2f 2-3	4	0	0	0	0	2	3
18 Ryan Doumit, S (1, 10) OBP: 0.328, SLG: 0.441		G5-3			K		G6-3		F8	4	0	0	0	0	1	1
20 Brian Dozier, R (1, 6) OBP: 0.278, SLG: 0.397		L4			G5-3			2 G1-3 8 1B 1B		3	0	1	0	0	0	0
24 Trevor Plouffe, R (1, 5) (8, 9) OBP: 0.274, SLG: 0.329			G6-3		1B			P6		3	0	1	0	0	0	1
8 Jamey Carroll, R (1, 4) (8, 5) OBP: 0.318, SLG: 0.268			G4-3		P2			2 G1-3 1-2 1B		3	0	1	0	0	0	1

	AB	29
	R	0
	H	4
	RBI	0
	BB	4
	SO	7
	LOB	14

Inning Stats	1	2	3	4	5	6	7	8	9
	R: 0 E: 0 K: 1 S: 9	H: 1 LOB: 1 BB: 0 P: 13	R: 0 E: 0 K: 1 S: 10	H: 0 LOB: 0 BB: 0 P: 15	R: 0 E: 0 K: 0 S: 8	H: 0 LOB: 0 BB: 0 P: 13	R: 0 E: 1 K: 1 S: 9	H: 0 LOB: 1 BB: 1 P: 16	R: 0 E: 0 K: 1 S: 9	H: 1 LOB: 1 BB: 0 P: 13	R: 0 E: 0 K: 1 S: 9	H: 0 LOB: 0 BB: 1 P: 13	R: 0 E: 0 K: 1 S: 10	H: 0 LOB: 0 BB: 0 P: 14	R: 0 E: 0 K: 1 S: 12	H: 2 LOB: 2 BB: 0 P: 18	R: 0 E: 0 K: 0 S: 12	H: 0 LOB: 1 BB: 2 P: 23

	1B: 4	SF: 0
	2B: 0	SAC: 0
	3B: 0	DP: 3
	HR: 0	HBP: 0

	WP: 0	PA: 33
	PB: 0	
	SB: 0	
	CS: 0	

PITCHER		IP	WLS	BF	H	R	ER	SO	BB	IBB	HBP	BLK	WP	HR	S	P	ERA	WHIP
49 Chris Sale, L ERA: 2.5	(1, 1)	7.0	W	24	2	0	0	6	2	0	0	0	0	0	64	97	0.00	0.571
26 Jesse Crain, R ERA: 1.69	(8, 1)	1.0		5	2	0	0	1	0	0	0	0	0	0	12	18	0.00	2.000
37 Matt Thornton, L ERA: 3.44	(9, 1)	1.0		4	0	0	0	0	2	0	0	0	0	0	12	23	0.00	2.000

PITCHER	IP	WLS	BF	H	R	ER	SO	BB	IBB	HBP	BLK	WP	HR	S	P	ERA	WHIP

Batter	1	2	3	4	5	6	7	8	9	AB	R	H	RBI	BB	SO	LOB
30 Alejandro De Aza, L (1, 8) OBP: 0.363, SLG: 0.417	C FF 90 F FF 90 X CU 83 0-2 15 E 15 FC4 44 1B 1B		C FF 89 F FF 90 D FF 91 X FF 89 1-2 ① FC3-6 15 G5-3 1-2f		C CU 81 B FF 90 F FF 89 X FF 90 1-2 1B	S CU 83 B FF 90 B FF 90 F CU 84 S CU 83 2-3 ③ K				4	1	2	0	0	1	3
15 Gordon Beckham, R (1, 4) OBP: 0.268, SLG: 0.359	B FF 91 F CU 82 1 SAFE F FF 90 F FF 90 1 SAFE F FF 92 B FF 90 X FF 92 2-2 FC4 44 1B 1-3		B FF 90 1 SAFE 1 SAFE 1 SAFE F CU 82 B FF 91 F FF 90 D CU 83 1 SAFE 3-2 ② X FF 80 G5-3 1-2		X FF 90 0-0 ② L9		C CU 74 X SL 82 0-1 ① G5-3			4	0	0	0	0	0	3
44 Adam Dunn, L (1, 10) OBP: 0.386, SLG: 0.579	B FF 91 X FF 91 1-0 51 G5-4-3 1-2 3-H 1B		C FF 91 C CU 84 F CU 84 S CU 82 0-3 ③ K		B FF 90 X FF 89 1-0 ③ L9		C SI 89 B SI 93 S CU 76 F FF 93 F SI 94 F SL 85 S FF 93 1-3 ② K			4	0	1	1	0	2	2
14 Paul Konerko, R (1, 3) OBP: 0.462, SLG: 0.633	S CU 83 F FF 91 S CU 84 0-3 ① K			C FF 90 B CH 85 X FF 89 1-1 51 HR 1B		B CU 81 C CU 80 X FF 90 1-1 51 E 12 2B 1B	C SI 93 F CU 78 X CU 77 0-2 HR			4	3	3	1	0	1	2
51 Alex Rios, R (1, 9) OBP: 0.329, SLG: 0.386	X FF 90 0-0 ② ③ G5-4-3 1-2f			C CU 81 F FF 90 X FF 90 0-2 1-H HR		X FF 90 0-0 E9 12 2B 5 G4-3 1-2	C SL 83 X CH 86 0-1 ③ G6-3			4	2	1	2	0	0	3
12 A.J. Pierzynski, L (1, 2) OBP: 0.342, SLG: 0.486		B FF 89 X FF 91 1-0 ① F7		X CU 82 0-0 24 G4-6-3 1B		B FF 91 F FF 88 B FF 91 X CU 82 2-1 5 G4-3 1-3 2-H 2B		B SI 94 B SI 84 S SI 95 B SL 86 B SL 85 4-1 BB		3	0	2	1	1	0	0
24 Dayan Viciedo, R (1, 7) OBP: 0.257, SLG: 0.404		F FF 89 C FF 91 B FF 90 X FF 91 1-2 E6 10 G5-4-3		B CH 85 X FF 89 1-0 ① G4-6-3 ② 1-2f		D CU 81 X FF 89 1-0 ① G5-3		C SI 93 B FF 93 S CH 86 S SL 85 1-3 ① K		4	0	0	0	0	1	4
10 Alexei Ramirez, R (1, 6) OBP: 0.227, SLG: 0.253		C CU 83 S CU 83 D CU 83 B FF 91 X FF 91 2-2 ② ③ G5-4-3 1-2f		S CH 84 B CH 84 F CU 82 F CU 82 B CH 85 F CU 82 X FF 90 2-2 ③ G5-3		I IN 58 I IN 61 I IN 61 I IN 62 4-0 5 G4-3 IBB		B SL 85 X FF 93 1-0 ② F7		3	0	0	0	1	0	2
5 Orlando Hudson, S (1, 5) OBP: 0.265, SLG: 0.320			B FF 89 B FF 90 X FF 90 2-0 30 FC3-6 1B		B CU 79 B FF 89 F FF 89 F FF 89 B CU 82 C FF 90 3-3 ① K	B FF 90 X FF 90 1-0 ② G4-3 1-2 2-3 3-H		C SI 95 S SI 94 S SL 85 0-3 ③ K		4	0	1	1	0	2	3
Inning Stats	R: 1 E: 1 K: 1 S: 13 H: 2 LOB: 1 BB: 0 P: 16	R: 0 E: 1 K: 0 S: 7 H: 0 LOB: 0 BB: 0 P: 11	R: 0 E: 0 K: 1 S: 11 H: 1 LOB: 1 BB: 0 P: 17	R: 2 E: 0 K: 0 S: 12 H: 3 LOB: 0 BB: 0 P: 16	R: 0 E: 0 K: 1 S: 8 H: 1 LOB: 1 BB: 0 P: 13	R: 2 E: 1 LOB: 2 BB: 1 P: 21 H: 2 K: 1 S: 10	R: 1 E: 0 K: 1 S: 13 H: 1 LOB: 0 BB: 0 P: 14	R: 0 E: 0 K: 2 S: 8 H: 0 LOB: 1 BB: 1 P: 14		1B: 7 2B: 2 3B: 0 HR: 2 SF: 0 SAC: 0 DP: 3 HBP: 0					

PITCHER		IP	WLS	BF	H	R	ER	SO	BB	IBB	HBP	BLK	WP	HR	S	P	ERA	WHIP
58 Scott Diamond, L ERA: 1.78	(1, 1)	6.0	L	28	9	5	2	4	0	1	0	0	0	1	61	94	3.00	1.500
31 Alex Burnett, R ERA: 2.92	(7, 1)	1.0		4	1	1	1	1	0	0	0	0	0	1	13	14	9.00	1.000
47 Francisco Liriano, L ERA: 8.04	(8, 1)	1.0		4	0	0	0	2	1	0	0	0	0	0	8	14	0.00	1.000

PITCHER	IP	WLS	BF	H	R	ER	SO	BB	IBB	HBP	BLK	WP	HR	S	P	ERA	WHIP

BOTTOM

Minnesota Twins @ Chicago White Sox

U.S. Cellular Field, Chicago, IL

Wed May 23 2012, 8:11 PM - 10:38 PM EDT

Att. 20,064 - Partly Cloudy - 72 F

livebaseballscorecards.com

AB	34
R	6
H	10
RBI	6
BB	2
SO	7
LOB	22

WP: 0 PA: 36
PB: 0
SB: 0
CS: 0

Batter	1	2	3	4	5	6	7	8	9	AB	R	H	RBI	BB	SO	LOB
2 Denard Span, L (1, 8) OBP: 0.354, SLG: 0.364	C FF 91 C FF 91 X CU 79 0-2 G6-3		B FF 90 1 SAFE B SI 91 B FF 89 C FF 88 X SI 88 3-1 11 F8 1-2 1B		X FF 88 0-0 11 SH4-3 7 WP 2B B SI 96 C SI 96 X SI 96 2-1 F7			C FF 95 B FC 88 B FF 96 S FF 96 F FF 97 S FF 95 2-3 K		5	1	2	0	0	1	3
11 Ben Revere, L (1, 9) OBP: 0.311, SLG: 0.390	C FF 90 X FF 88 0-1 F8		C SL 80 B CU 76 X SL 82 1-1 F8 1-2 2-3		X FF 89 0-0 SH4-3 2-3	B SI 96 C SI 96 X CH 87 1-1 G3		C FF 95 F FF 96 B FC 88 F FF 96 F SL 81 X SL 82 1-2 G3		4	0	0	0	0	0	2
7 Joe Mauer, L (1, 10) OBP: 0.414, SLG: 0.423	B FF 92 C FF 91 F FF 91 S SL 84 1-3 K		I I I I 4-0 IBB		B SL 82 F FF 90 C CU 77 F CU 81 B CU 78 B CU 80 X FF 91 3-2 3-H HR	B SI 96 C SI 96 S SL 88 F SL 86 B SL 87 B CH 88 S CH 86 3-3 K			B FF 95 B FF 94 C FF 94 S FF 95 F FF 95 F FF 96 F FF 95 B CH 83 X FF 95 3-2 33 HR 1B	4	2	2	1	1	2	0
16 Josh Willingham, R (1, 7) OBP: 0.394, SLG: 0.549		B FC 87 B FF 89 F FF 90 S SL 81 B FF 90 S SL 83 3-3 K	C SL 84 S SL 83 B CU 82 F CU 79 D SL 84 B CU 80 C SL 83 3-3 K		B SI 91 B CU 78 B FF 91 F FF 90 B FF 90 4-1 33 2B 20 1B BB	C SI 97 B SL 87 B SL 85 F FF 96 S SL 87 2-3 K		X FF 95 0-0 F9	4	1	0	0	1	3	4
33 Justin Morneau, L (1, 3) OBP: 0.322, SLG: 0.543		C FF 90 S CU 76 X CU 78 0-2 G4-3		B CU 74 X FF 88 1-0 F8	D SL 84 B FF 91 B FF 91 X FF 91 3-0 20 1B 1-3 2B		B SL 79 F SI 86 X FF 88 1-1 HR		B FF 96 C FF 95 B FF 95 F FF 95 X CH 85 2-2 1-H HR	5	3	3	3	0	0	0
20 Brian Dozier, R (1, 6) OBP: 0.273, SLG: 0.384		B FF 91 B CH 84 F FF 90 C FF 91 X SL 83 2-2 G6-3		L CU 78 F FF 89 S CU 78 0-3 K	C SI 97 B SI 97 X SI 97 1-1 12 2B 2-H 3-H 1B		C SL 79 B SL 80 B FF 86 X SI 88 2-1 G6-3		B FF 94 B FF 94 C FF 92 S FF 94 S FF 93 2-3 K	5	0	1	2	0	2	0
12 Alexi Casilla, S (1, 4) OBP: 0.288, SLG: 0.306			B CH 87 X FF 88 1-0 8 S 8 1B 1B	B FF 89 B SL 79 B FC 87 C FF 88 B FF 88 4-1 41 HBP BB	X SI 96 0-0 1-H 2B		B SL 85 C FF 94 B SL 85 X FF 94 2-1 P4		C FF 93 B CH 81 S FF 93 F FF 94 C FF 94 1-3 K	4	1	2	0	1	1	0
41 Drew Butera, R (1, 2) OBP: 0.438, SLG: 0.444			B FF 89 X SL 80 1-0 F7	C SL 81 B SL 82 H FF 89 2-1 8 FC6 1-2 HBP	B SL 85 B SI 98 F SI 97 B SI 98 B SI 97 4-1 8 BB BB		C FF 95 B SL 87 C SL 87 B FF 95 F SL 85 F FF 95 S CU 74 2-3 K			2	0	0	0	1	1	1
8 Jamey Carroll, R (1, 5) OBP: 0.322, SLG: 0.269			1 SAFE B FF 91 F FF 88 1 SAFE B SL 82 B SI 90 F FF 90 X SL 83 3-2 11 F8 2 1B 1-H 1B	C FF 90 X SI 91 0-1 FC6 1-2f	B SI 97 B SI 97 B SI 97 C SI 96 B SI 96 4-1 1-2 BB			C FF 94 X FF 94 0-1 G5-3		3	0	1	1	1	0	2
Inning Stats	R: 0 E: 0 K: 1 S: 8 H: 0 LOB: 0 BB: 0 P: 9	R: 0 E: 0 K: 1 S: 9 H: 0 LOB: 0 BB: 0 P: 14	R: 1 E: 0 K: 1 S: 13 H: 3 LOB: 3 BB: 1 P: 29	R: 0 E: 0 K: 1 S: 8 H: 0 LOB: 2 BB: 1 P: 15	R: 4 E: 0 K: 0 S: 15 H: 5 LOB: 3 BB: 3 P: 36	R: 0 E: 0 K: 2 S: 9 H: 0 LOB: 0 BB: 0 P: 15	R: 1 E: 0 K: 1 S: 11 H: 1 LOB: 0 BB: 0 P: 18	R: 0 E: 0 K: 1 S: 11 H: 0 LOB: 0 BB: 0 P: 14	R: 2 E: 0 K: 2 S: 17 H: 2 LOB: 0 BB: 0 P: 25	1B: 5 2B: 3 3B: 0 HR: 3 SF: 0 SAC: 1 DP: 0 HBP: 1						

PITCHER		IP	WLS	BF	H	R	ER	SO	BB	IBB	HBP	BLK	WP	HR	S	P	ERA	WHIP
41 Philip Humber, R ERA: 5.8	(1, 1)	4.1		23	6	5	5	4	2	1	1	0	1	1	46	85	10.38	1.846
65 Nate Jones, R ERA: 1.23	(5, 1)	1.2	W	8	2	0	0	2	2	0	0	0	0	0	16	33	0.00	2.400
77 Will Ohman, L ERA: 6.75	(7, 1)	0.1		2	1	1	1	0	0	0	0	0	0	1	4	7	27.00	3.000
26 Jesse Crain, R ERA: 1.59	(7, 1)	0.2		2	0	0	0	1	0	0	0	0	0	0	7	11	0.00	0.000
37 Matt Thornton, L ERA: 3.26	(8, 1)	1.0		3	0	0	0	1	0	0	0	0	0	0	11	14	0.00	0.000

PITCHER		IP	WLS	BF	H	R	ER	SO	BB	IBB	HBP	BLK	WP	HR	S	P	ERA	WHIP
43 Addison Reed, R ERA: 5.02	(9, 1)	1.0		5	2	2	2	2	0	0	0	0	0	1	17	25	18.00	2.000

TOP

Minnesota Twins @ Chicago White Sox

U.S. Cellular Field, Chicago, IL

Thu May 24 2012, 8:10 PM - 11:23 PM EDT

Att. 20,167 - Clear - 82 F

livebaseballscorecards.com

AB	36
R	8
H	11
RBI	7
BB	5
SO	10
LOB	12

WP: 1 PB: 0 SB: 1 CS: 0 PA: 43

BOTTOM

Minnesota Twins @ Chicago White Sox

U.S. Cellular Field, Chicago, IL

Thu May 24 2012, 8:10 PM - 11:23 PM EDT

Att. 20,167 - Clear - 82 F

Batter	1	2	3	4	5	6	7	8	9	AB	R	H	RBI	BB	SO	LOB
30 Alejandro De Aza, L (1, 8) OBP: 0.359, SLG: 0.428	C FF 89 B SI 90 S FF 91 S SL 85 1-3 ① K		B SL 85 B SI 90 F FF 91 B FF 90 F FF 90 X FF 90 3-2 E4 15 1B 14 1B		B FF 90 B FF 88 C FF 88 B FF 89 F FF 89 F FF 89 C SL 84 3-3 ① K	B SL 83 X SL 83 1-0 1-H 2-H 3-H HR		S CH 87 C SI 94 F FF 94 F SL 87 F SL 87 X CH 89 0-2 ② G1-3		5	2	1	4	0	2	1
15 Gordon Beckham, R (1, 4) OBP: 0.265, SLG: 0.354	C FF 91 B CU 73 F SL 82 B FF 92 X SL 84 2-2 ② G4-3		S SL 85 S FF 90 B FF 91 F SI 90 F SL 85 X SI 90 1-2 14 1B 51 2B 1B		B SL 85 B FF 89 X FF 89 2-0 ② P2	B SI 93 F SI 91 B CH 86 F SI 92 X FF 94 2-2 ② P4		C SL 86 B FF 93 F CH 88 F CH 88 F FF 93 F FF 95 X CH 88 1-2 ③ F7		5	1	1	0	0	0	1
44 Adam Dunn, L (1, 10) OBP: 0.383, SLG: 0.568	C CU 73 B CU 72 B FF 92 F FF 91 B FF 90 4-1 BB		B SL 84 C FF 90 B FF 90 F FF 90 B FF 90 S SL 84 3-3 ② K		C SL 85 S SL 84 B SL 84 B SL 85 F FF 90 C SL 84 2-3 ③ K	F SL 84 F SL 87 X SL 85 0-2 ③ P6				3	0	0	0	1	2	2
14 Paul Konerko, R (1, 3) OBP: 0.462, SLG: 0.649	C SI 91 F SI 90 F SL 85 F SL 84 B FF 90 B SL 85 X FF 91 2-2 ③ F9		F CU 72 B SL 83 X SL 84 1-1 51 2B 1B 1-3 2-H			F CH 85 S FF 88 B SL 85 B FF 88 B FF 89 X SL 84 3-2 HR	S SL 86 B SL 88 S SI 93 B SL 88 F SI 95 B FF 94 F FF 94 C FF 93 3-3 ① K			4	2	2	2	0	1	1
51 Alex Rios, R (1, 9) OBP: 0.333, SLG: 0.414		B FF 89 C FF 90 X SI 90 1-1 ① L8	F FF 90 X CU 73 0-1 1-H 3-H 2B			C SL 86 B SI 90 X FF 89 1-1 HR	C SL 87 X SL 87 0-1 ② G5-3			4	1	2	3	0	0	0
12 A.J. Pierzynski, L (1, 2) OBP: 0.340, SLG: 0.500		C FF 90 B CH 82 X CH 81 1-1 HR	B CU 73 X CU 73 1-0 ③ G4-3			B SL 83 B FF 92 S FF 92 C FF 95 F SI 94 F SL 84 F FF 94 X SI 94 2-2 ① G1-3	B SI 93 F FF 93 X FF 93 1-1 ③ G4-3			4	1	1	1	0	0	1
24 Dayan Viciedo, R (1, 7) OBP: 0.264, SLG: 0.436		F FF 90 B SL 85 F SL 84 X SI 90 1-2 ② P2		C SL 84 F SI 89 B SI 90 B SL 84 X SI 90 2-2 ① L9	B SI 94 B SI 93 B SI 94 C SI 92 X SI 92 3-1 10 E 30 HR 2B		F FC 94 F CH 89 X CH 87 0-2 HR		4	2	2	1	0	0	0
10 Alexei Ramirez, R (1, 6) OBP: 0.228, SLG: 0.253		F SL 86 X SL 83 0-1 ③ G5-3		C SL 86 X SL 84 0-1 ② G6-3	X SL 85 0-0 E6 5 BB 30 HR 2-3 1B		B SI 94 F SL 86 X FF 94 1-1 ① L9		4	1	1	0	0	0	0
5 Orlando Hudson, S (1, 5) OBP: 0.271, SLG: 0.328			C SI 90 C CH 81 X FF 91 0-2 ① P6	B FF 90 B FF 90 X FF 88 2-0 ③ G6-3		B SI 94 B SI 93 1 SAFE B SL 83 B SI 92 4-0 30 HR 1-2 BB		B SI 94 F FF 94 F CH 88 B FF 93 B CH 88 F SI 94 X SI 94 3-2 2B		3	1	1	0	1	0	0
Inning Stats	R: 0 E: 0 K: 1 S: 12 H: 0 LOB: 1 BB: 1 P: 21	R: 1 E: 0 K: 0 S: 9 H: 1 LOB: 0 BB: 0 P: 12	R: 3 E: 1 K: 1 S: 19 H: 3 LOB: 1 BB: 0 P: 28	R: 0 E: 0 K: 0 S: 6 H: 0 LOB: 0 BB: 0 P: 10	R: 0 E: 0 K: 2 S: 9 H: 0 LOB: 0 BB: 0 P: 16	R: 6 E: 1 K: 0 S: 21 H: 5 LOB: 0 BB: 1 P: 37	R: 0 E: 0 K: 1 S: 9 H: 0 LOB: 0 BB: 0 P: 13	R: 1 E: 0 K: 0 S: 21 H: 2 LOB: 1 BB: 0 P: 26		1B: 3 2B: 3 3B: 0 HR: 5 SF: 0 SAC: 0 DP: 0 HBP: 0		WP: 0 PB: 0 SB: 0 CS: 0 PA: 38			

	AB	36
	R	11
	H	11
	RBI	11
	BB	2
	SO	5
	LOB	6

livebaseballscorecards.com

PITCHER		IP	WLS	BF	H	R	ER	SO	BB	IBB	HBP	BLK	WP	HR	S	P	ERA	WHIP
38 Cole De Vries, R ERA: 5.4	(1, 1)	5.0	L	23	6	6	3	4	1	0	0	0	0	3	60	96	5.40	1.400
52 Brian Duensing, L ERA: 3.27	(6, 1)	1.0		7	3	4	4	0	1	0	0	0	0	1	16	28	36.00	4.000
60 Jeff Gray, R ERA: 4.26	(7, 1)	1.0		3	0	0	0	1	0	0	0	0	0	0	9	13	0.00	0.000
61 Jared Burton, R ERA: 4.86	(8, 1)	1.0		5	2	1	1	0	0	0	0	0	0	1	21	26	9.00	2.000

PITCHER	IP	WLS	BF	H	R	ER	SO	BB	IBB	HBP	BLK	WP	HR	S	P	ERA	WHIP

Cleveland Indians @ Chicago White Sox

U.S. Cellular Field, Chicago, IL

Fri May 25 2012, 8:11 PM - 11:12 PM EDT

Att. 21,371 - Clear - 66 F

TOP

livebaseballscorecards.com

Batter	1	2	3	4	5	6	7	8	9	AB	R	H	RBI	BB	SO	LOB
17 Shin-Soo Choo, L (1, 9) OBP: 0.393, SLG: 0.428	B FF 89 S FF 90 S FF 90 B FF 91 X FF 90 2-2 22 1B 41 G5-3 2B		C SL 88 S FF 89 B CU 78 F CU 77 F FF 89 X FF 89 1-2 22 F8 13 1B 2B		B FF 90 B CH 88 B FF 90 C FF 88 B FF 89 4-1 13 WP 22 BB BB		C FF 92 C CU 80 C CU 78 0-3 ③ K			3	2	2	0	1	1	0
22 Jason Kipnis, L (1, 4) OBP: 0.330, SLG: 0.422	B FF 90 X FF 90 1-0 41 S 2-3 1B		S FF 88 B SL 87 B SL 87 F FF 90 X FF 91 2-2 ① F8 2-3		1 SAFE F FF 89 B CU 78 1 SAFE B FF 90 B FF 90 B FF 90 4-1 13 WP 1-2 BB			B FF 93 C FF 92 F FF 93 X FF 94 1-2 29 S 1B		3	0	2	0	1	0	1
13 Asdrúbal Cabrera, S (1, 6) OBP: 0.395, SLG: 0.490 29 Juan Diaz, L (7, 6)	B FF 91 S FF 91 X FF 89 1-1 ① L3		D CH 86 F SL 88 X FF 90 1-1 3-H 1B		S FF 90 S FF 89 F FF 90 F FF 90 D FF 90 B CU 78 F FF 90 D CH 86 F FF 89 3-2 ② X FF 90 P3 1-2 2-3			B FF 94 C SI 94 S FF 94 B FF 94 B FF 95 F FF 94 C FF 95 3-3 ① K 1-2		3 1	0 0	1 0	1 0	0 0	0 1	4 1
41 Carlos Santana, S (1, 2) OBP: 0.360, SLG: 0.387 6 Lou Marson, R (8, 2) OBP: 0.250, SLG: 0.167	B FF 92 1 SAFE F FF 91 S FF 90 X FF 89 1-2 ② G5-3 1-2 3-H		B SL 87 B FF 90 F FF 90 1 SAFE X FF 89 2-1 ② P4		X FF 90 0-0 ③ G5-3			B CH 85 C FF 95 C CH 82 F SC 76 X FF 95 1-2 ② G6-3		4 0	0 0	0 0	1 0	0 0	0 0	5 0
4 Jose Lopez, R (1, 5) OBP: 0.313, SLG: 0.450	X FF 90 0-0 ③ P6		C FF 90 F CH 85 1 SAFE 1 SAFE B CH 84 X FF 90 1-2 ③ G5-3			B SL 87 X FF 89 1-0 ① F7		S CH 83 F CH 84 X SC 75 0-2 ③ G5-3		4	0	0	0	0	0	3
47 Shelley Duncan, R (1, 10) OBP: 0.316, SLG: 0.358		B CU 77 B FF 90 B FF 90 C FF 90 F FF 89 B FF 90 4-2 35 S BB	C SL 87 B SL 87 F CH 84 B FF 90 S FF 88 2-3 ① K			B CH 85 X SL 88 1-0 ② P3			C SL 82 B SI 90 B CH 82 X FF 89 2-1 HR	3	1	1	1	1	1	0
33 Johnny Damon, L (1, 7) OBP: 0.260, SLG: 0.206		C FF 90 B SL 85 S FF 90 F SL 87 F FF 90 F CU 78 1 SAFE F FF 91 F FF 91 2-3 ① B SL 86 S FF 91 K	F FF 90 B CU 77 X FF 88 1-1 ② P4		C CH 88 F FF 89 B FF 90 B CU 79 B FF 90 C FF 88 3-3 ③ K		C FF 90 X SL 82 0-1 35 G4-6-3 1B	4	0	1	0	0	2	1
35 Casey Kotchman, L (1, 3) OBP: 0.290, SLG: 0.331		1 SAFE B FF 88 F FF 89 C FF 90 F FF 91 B CU 78 1 SAFE S FF 91 2-3 ② K 1-2	F FF 90 F FF 91 X CU 78 0-2 ③ G4-3			X FF 92 0-0 ① F8		B SI 89 F CH 82 X CH 81 1-1 ①② G4-6-3 1-2f	4	0	0	0	0	1	2
2 Aaron Cunningham, R (1, 8) OBP: 0.288, SLG: 0.231		C FF 91 D SL 89 X FF 91 1-1 ③ P4		C FF 88 F FF 88 X CU 78 0-2 ① G6-3		C FF 93 B SC 74 X CH 84 1-1 ② P6		C FF 90 S SL 84 C CH 83 0-3 ③ K	4	0	0	0	0	1	1

Inning Stats																		
	R: 1	H: 2	R: 0	H: 0	R: 1	H: 2	R: 0	H: 0	R: 0	H: 0	R: 0	H: 0	R: 0	H: 1	R: 1	H: 2	1B: 4	SF: 0	WP: 1	PA: 36
	E: 0	LOB: 1	E: 0	LOB: 1	E: 0	LOB: 1	E: 0	LOB: 0	E: 0	LOB: 2	E: 0	LOB: 0	E: 0	LOB: 1	E: 0	LOB: 0	2B: 2	SAC: 0	PB: 0	
	K: 0	BB: 0	K: 2	BB: 1	K: 0	BB: 0	K: 1	BB: 0	K: 0	BB: 2	K: 1	BB: 0	K: 1	BB: 0	K: 1	BB: 0	3B: 0	DP: 1	SB: 3	
	S: 10	P: 15	S: 16	P: 25	S: 15	P: 22	S: 8	P: 11	S: 13	P: 24	S: 5	P: 10	S: 6	P: 7	S: 14	P: 19	HR: 1	HBP: 0	CS: 0	

PITCHER		IP	WLS	BF	H	R	ER	SO	BB	IBB	HBP	BLK	WP	HR	S	P	ERA	WHIP
62 Jose Quintana, L ERA: 1.54	(1, 1)	6.0	W	25	4	2	2	4	3	0	0	0	1	0	67	107	3.00	1.167
53 Héctor Santiago, L ERA: 3.71	(7, 1)	2.0		7	1	0	0	2	0	0	0	0	0	0	20	26	0.00	0.500
48 Zach Stewart, R ERA: 4.08	(9, 1)	1.0		4	2	1	1	1	0	0	0	0	0	1	9	12	9.00	2.000

PITCHER	IP	WLS	BF	H	R	ER	SO	BB	IBB	HBP	BLK	WP	HR	S	P	ERA	WHIP

AB	33
R	3
H	7
RBI	3
BB	3
SO	7
LOB	18

Batter	1	2	3	4	5	6	7	8	9	AB	R	H	RBI	BB	SO	LOB
30 Alejandro De Aza, L (1, 8) OBP: 0.365, SLG: 0.429	C SI 89 B SI 89 B CH 84 B SI 90 S FF 91 F SI 90 B SI 90 4-2 44 HR BB	B CH 80 X CH 82 1-0 ② F8			L SI 89 B CH 84 B SI 91 C SI 91 X SL 84 2-2 1B	B CH 84 B SI 92 B SI 92 C SI 92 C SI 92 X SI 92 3-2 15 FC5-4 1-3 2-H 3-H 1B		F SI 92 C FF 92 B CH 85 X CH 85 1-2 ① G6-3 1-2		4	1	2	2	1	0	3
15 Gordon Beckham, R (1, 4) OBP: 0.263, SLG: 0.349	C SI 91 X FF 86 0-1 ① F9	F SI 88 C SI 92 D SL 80 D SL 78 B SI 90 F SI 92 X SI 92 3-2 ③ G6-3			B SI 91 1 SAFE 1 SAFE 1 SAFE F SI 91 P PO 86 X SI 91 2-1 ② F8	C SL 84 X SL 85 0-1 ③ FC5-4 1-2f		X SI 92 0-0 44 BB 2-3 1B		5	0	1	0	0	0	6
44 Adam Dunn, L (1, 10) OBP: 0.384, SLG: 0.579	B SI 89 F FF 90 C CH 83 1 SAFE B SI 90 B SI 92 X FF 91 3-2 1-H HR		F CH 80 F SI 90 B SI 89 S SL 83 1-3 ① K		C SI 92 B SI 91 F SL 85 S FF 92 1-3 ③ K		B CH 86 C SL 82 B SI 93 C CH 87 F CH 89 S SL 83 2-3 ① K	B SI 92 B SI 91 B SI 91 B SI 89 4-0 1-2 BB		4	1	1	2	1	3	1
14 Paul Konerko, R (1, 3) OBP: 0.458, SLG: 0.639 18 Brent Lillibridge, R (8, 3) OBP: 0.250, SLG: 0.209	B SL 89 B SI 92 C SL 84 B SI 92 X SI 92 3-1 ② F8		B SL 87 B SI 89 C SI 92 F SI 89 X SL 78 2-2 51 G5-4-3 1B			X SL 87 0-0 ① P6	B SL 82 B SL 81 X FF 93 2-0 ② G5-3	S SI 91 B FF 92 F SI 91 S CH 84 1-3 ② K		4 1	0 0	1 0	0 0	0 0	0 1	0 3
51 Alex Rios, R (1, 9) OBP: 0.330, SLG: 0.407	C SI 91 F FF 89 B SL 81 F FF 92 F SL 87 B SI 94 T CH 84 2-2 ③ K		B SL 89 C SI 90 S SI 90 X SL 79 1-2 ②③ G5-4-3 1-2f			F SI 91 C SI 92 X SI 93 0-2 ② P4	X CH 86 0-0 12 WP 12 3B 1B	B CH 84 F FF 91 X CH 84 1-1 ③ G1-3		5	1	1	0	0	1	4
12 A.J. Pierzynski, L (1, 2) OBP: 0.350, SLG: 0.537		F CH 81 B SI 88 F SI 90 X SL 81 1-2 HR		F SI 91 B SI 90 B SI 91 X CH 82 2-1 ① F8		B SI 92 B CH 85 C CH 84 B SI 92 B CH 84 4-1 24 BB 10 1B BB	C CH 86 F SL 84 F CH 87 B SI 94 X CH 88 1-2 24 HR 1-H 3B			3	3	2	2	1	0	0
24 Dayan Viciedo, R (1, 7) OBP: 0.277, SLG: 0.462		C SI 92 B SI 91 F SL 88 X FF 90 1-2 5 BB 1B		X FF 88 0-0 ② F9		B SI 92 F SL 89 F SI 92 D SL 85 B FF 94 F SL 84 F SI 93 B SI 93 4-2 5 BB 10 1B 30 1B 1-2 BB	X SI 93 0-0 3-H HR			3	2	2	2	1	0	0
10 Alexei Ramirez, R (1, 6) OBP: 0.228, SLG: 0.253		X SI 90 0-0 ① F9		B FF 91 X SL 86 1-0 ③ G6-3		B SL 89 C SI 92 X FF 89 1-1 5 BB 30 1B 1-2 2-H 1B	S SL 84 C SL 83 S SL 84 0-3 ③ K2-3			4	1	1	1	0	1	1
5 Orlando Hudson, S (1, 5) OBP: 0.285, SLG: 0.326		B FF 89 B SI 88 B SI 89 C SI 88 S SI 90 F SI 90 1 SAFE F CH 80 F SI 90 4-2 B SI 92 1-2 BB			C SI 88 B SI 89 X CH 82 1-1 ① F7	B CH 86 B SI 92 B SI 92 B FF 93 4-0 30 1B 1-2 2-3 BB		C FF 92 B CH 85 B SI 92 F SI 92 B CH 85 F SI 92 B SI 92 4-2 15 1B 30 WP BB		1	0	0	0	3	0	0
Inning Stats	R: 2 E: 0 K: 1 S: 15 H: 1 LOB: 0 BB: 1 P: 27	R: 1 E: 0 K: 0 S: 17 H: 2 LOB: 2 BB: 1 P: 27	R: 0 E: 0 K: 1 S: 9 H: 1 LOB: 0 BB: 0 P: 13	R: 0 E: 0 K: 0 S: 4 H: 0 LOB: 0 BB: 0 P: 7	R: 0 E: 0 K: 1 S: 11 H: 1 LOB: 1 BB: 0 P: 16	R: 3 E: 0 K: 0 S: 16 H: 2 LOB: 2 BB: 3 P: 32	R: 3 E: 0 K: 2 S: 14 H: 3 LOB: 0 BB: 0 P: 19	R: 0 E: 0 K: 1 S: 12 H: 1 LOB: 3 BB: 2 P: 23		1B: 7 2B: 0 3B: 1 HR: 3 SF: 0 SAC: 0 DP: 1 HBP: 0		WP: 2 PB: 0 SB: 0 CS: 0 PA: 41		

BOTTOM

Cleveland Indians @ Chicago White Sox

U.S. Cellular Field, Chicago, IL

Fri May 25 2012, 8:11 PM - 11:12 PM EDT

Att. 21,371 - Clear - 66 F

livebaseballscorecards.com

AB	34
R	9
H	11
RBI	9
BB	7
SO	6
LOB	18

PITCHER		IP	WLS	BF	H	R	ER	SO	BB	IBB	HBP	BLK	WP	HR	S	P	ERA	WHIP
58 Jeanmar Gómez, R ERA: 3.94	(1, 1)	5.2	L	26	6	6	6	3	4	0	0	0	0	2	67	110	9.53	1.765
32 Jairo Asencio, R ERA: 5.32	(6, 1)	1.1		9	4	3	3	2	1	0	0	0	1	1	19	31	20.25	3.750
57 Jeremy Accardo, R ERA: 4.91	(8, 1)	1.0		6	1	0	0	1	2	0	0	0	1	0	12	23	0.00	3.000

PITCHER	IP	WLS	BF	H	R	ER	SO	BB	IBB	HBP	BLK	WP	HR	S	P	ERA	WHIP

Cleveland Indians @ Chicago White Sox

U.S. Cellular Field, Chicago, IL

Sat May 26 2012, 4:12 PM - 6:48 PM EDT

Att. 27,151 - Cloudy - 73 F

TOP

livebaseballscorecards.com

Batter	1	2	3	4	5	6	7	8	9	AB	R	H	RBI	BB	SO	LOB
17 Shin-Soo Choo, L (1, 9) OBP: 0.395, SLG: 0.426	F8		HBP		1B		G3			3	2	1	0	0	0	0
23 Michael Brantley, L (1, 8) OBP: 0.304, SLG: 0.377	F7		2B		L6		G6-3			4	1	1	3	0	0	1
22 Jason Kipnis, L (1, 4) OBP: 0.333, SLG: 0.457	K		HR		HR			F7		4	2	2	4	0	1	0
4 Jose Lopez, R (1, 10) OBP: 0.294, SLG: 0.422		K	P4		G6-3			P2		4	0	0	0	0	1	0
35 Casey Kotchman, L (1, 3) OBP: 0.289, SLG: 0.329		G4-3	1B		K2-3			G3		4	0	1	0	0	1	0
33 Johnny Damon, L (1, 7) OBP: 0.247, SLG: 0.194		G6-3	K			L8			G4-3	4	0	0	0	0	1	1
9 Jack Hannahan, L (1, 5) OBP: 0.353, SLG: 0.419			K	K		F7			F7	4	0	0	0	0	2	0
29 Juan Diaz, L (1, 6)			BB	K		K			K	3	1	0	0	1	3	0
6 Lou Marson, R (1, 2) OBP: 0.256, SLG: 0.182			1B	K			F8			3	1	1	0	0	1	0

AB	33
R	7
H	6
RBI	7
BB	1
SO	10
LOB	2

Inning Stats	1	2	3	4	5	6	7	8	9
	R: 0 E: 0 K: 1 S: 11 H: 0 LOB: 0 BB: 0 P: 20	R: 0 E: 0 K: 1 S: 9 H: 0 LOB: 0 BB: 0 P: 12	R: 5 E: 0 K: 2 S: 22 H: 4 LOB: 1 BB: 1 P: 39	R: 0 E: 0 K: 3 S: 10 H: 0 LOB: 0 BB: 0 P: 11	R: 2 E: 0 K: 1 S: 12 H: 2 LOB: 0 BB: 0 P: 17	R: 0 E: 0 K: 1 S: 8 H: 0 LOB: 0 BB: 0 P: 12	R: 0 E: 0 K: 0 S: 6 H: 0 LOB: 0 BB: 0 P: 9	R: 0 E: 0 K: 0 S: 7 H: 0 LOB: 0 BB: 0 P: 8	R: 0 E: 0 K: 1 S: 7 H: 0 LOB: 0 BB: 0 P: 11

1B: 3	SF: 0	WP: 0	PA: 35
2B: 1	SAC: 0	PB: 0	
3B: 0	DP: 0	SB: 0	
HR: 2	HBP: 1	CS: 0	

PITCHER	IP	WLS	BF	H	R	ER	SO	BB	IBB	HBP	BLK	WP	HR	S	P	ERA	WHIP
44 Jake Peavy, R (1, 1) ERA: 3.07	6.1	W	27	6	7	7	9	1	0	1	0	0	2	74	113	9.95	1.105
37 Matt Thornton, L (7, 1) ERA: 3.15	0.2	H	2	0	0	0	0	0	0	0	0	0	0	4	7	0.00	0.000
26 Jesse Crain, R (8, 1) ERA: 1.46	1.0		3	0	0	0	0	0	0	0	0	0	0	7	8	0.00	0.000
77 Will Ohman, L (9, 1) ERA: 6.35	1.0		3	0	0	0	1	0	0	0	0	0	0	7	11	0.00	0.000

PITCHER	IP	WLS	BF	H	R	ER	SO	BB	IBB	HBP	BLK	WP	HR	S	P	ERA	WHIP

Batter	1	2	3	4	5	6	7	8	9	AB	R	H	RBI	BB	SO	LOB
30 Alejandro De Aza, L (1, 8) OBP: 0.356, SLG: 0.418	C SI 87 B SI 89 S CH 83 F CH 84 F SI 89 C SI 89 1-3 ①	C SI 87 C SL 80 B CH 84 B SI 88 F SI 88 F SL 82 S CH 84 2-3 ②	C SI 90 F CH 84 1 SAFE T CH 84 0-2 ② 1-2			C FF 94 B FF 94 X FF 95 1-1 ① F7	C SL 81 B SL 81 B FF 91 X SI 90 2-1 ② FC6 15 FC6-4 1-2f 2-H 3-H			5	0	0	1	0	3	3
15 Gordon Beckham, R (1, 4) OBP: 0.262, SLG: 0.344	C SI 88 B SI 89 X SI 89 1-1 44 1B 14 1B 1B	B SI 86 F SI 89 F SI 88 S SL 82 1-3 ③	C SI 90 F CH 84 X CH 85 0-2 ③ F8			C FF 95 X FF 96 0-1 ② F9	S SL 82 C SL 80 X FF 92 0-2 ③ FC6-4 1-2f			5	1	1	0	0	1	3
44 Adam Dunn, L (1, 10) OBP: 0.384, SLG: 0.579	S SI 89 S SI 89 B SI 88 B SI 89 X SI 90 2-2 14 1B 12 2B 1-3 1B		B SL 80 F SI 88 B CH 83 B SI 87 X SI 88 3-1 14 2B 2B	B SI 90 B CH 84 C SI 91 S SI 90 S SI 92 2-3 ① K		C FF 96 B SL 83 C FF 95 C FF 95 1-3 ③		F FF 91 S SL 80 S SL 81 0-3 ① K		5	2	2	0	0	3	0
14 Paul Konerko, R (1, 3) OBP: 0.473, SLG: 0.667 18 Brent Lillibridge, R (8, PR) OBP: 0.250, SLG: 0.209 (9, 3)	B SI 89 X SI 89 1-0 12 2B 24 1B 1-2 3-H 1B		X SI 86 0-0 51 1B 2-H 2B	X FF 91 0-0 2B			B SI 91 B SL 80 C SI 91 B FF 91 B SI 90 4-1 51 2B 51 E BB	C FF 92 B FF 91 F FF 91 X SL 81 1-2 51 HR 2B		4 0	3 1	4 0	2 0	1 0	0 0	0 0
51 Alex Rios, R (1, 9) OBP: 0.337, SLG: 0.437	C SI 88 B SI 90 B SL 81 X SI 88 2-1 ② F8		F SI 87 B SI 88 B SI 88 X SI 88 2-1 24 HR 2-H 1B	B FF 91 B FF 90 X SI 91 2-0 ② L9			B FF 90 X SI 90 1-0 E6 12 1B 24 1B 1-H 2B	B FF 92 B SL 82 B FF 92 C FF 91 X FF 92 3-1 2-H HR		5	3	3	3	0	0	3
12 A.J. Pierzynski, L (1, 2) OBP: 0.352, SLG: 0.539	B SI 90 F CH 84 X SI 89 1-1 24 1B 1-3 2-H 2B		X CH 83 0-0 ① F7	B FF 91 F CH 83 B SI 91 X CH 83 2-1 ③ F7			F FF 91 F FF 91 F FF 92 F SL 82 X FF 91 0-2 10 1B 24 1B 30 FC6 2-3 1B	S FF 93 X SL 82 0-1 ② F8		5	2	2	1	0	0	3
24 Dayan Viciedo, R (1, 7) OBP: 0.288, SLG: 0.486	C SI 88 X SI 90 0-1 2-H 3-H 1B		B SL 81 B SL 81 C SI 88 X SI 88 2-1 2-H HR		C CH 82 S CH 84 B FF 90 X CH 84 1-2 ① F9		X FF 92 0-0 10 1B 30 E 1-2 3-H 1B	B SL 82 S FF 91 S SL 81 B CH 81 X SL 81 2-2 ③ L5		5	2	3	5	0	0	1
10 Alexei Ramirez, R (1, 6) OBP: 0.234, SLG: 0.258	C SI 89 F SI 89 B SL 81 X SL 81 1-2 ③ F8		X SI 87 0-0 5 FC1 5 S 1B		C FF 89 B FF 90 F SI 91 B FF 91 S CH 84 2-3 ② K		B SL 81 C FF 91 F SL 80 X FF 91 1-2 30 FC6 1-2 2-3 1B			4	0	2	0	0	1	1
5 Orlando Hudson, S (1, 5) OBP: 0.277, SLG: 0.316		B SI 87 X SI 88 1-0 ① G4-3	C SI 87 F SI 87 F CH 83 B SI 88 B SI 87 B SI 87 X SI 87 3-2 FC1 30 S 1-3		S CH 84 F SI 91 B CH 84 X FF 91 1-2 ③ L8		S FF 91 C FF 91 B FF 91 S FF 92 1-3 ① K			4	0	0	0	0	1	4
Inning Stats	R: 4 E: 0 K: 1 S: 20 H: 5 LOB: 1 BB: 0 P: 29	R: 0 E: 0 K: 2 S: 9 H: 0 LOB: 0 BB: 0 P: 13	R: 4 E: 0 K: 1 S: 19 H: 5 LOB: 2 BB: 0 P: 29	R: 0 E: 0 K: 1 S: 7 H: 1 LOB: 1 BB: 0 P: 13	R: 0 E: 0 K: 1 S: 9 H: 0 LOB: 0 BB: 0 P: 13	R: 0 E: 0 K: 1 S: 7 H: 0 LOB: 0 BB: 0 P: 9	R: 4 E: 2 K: 1 S: 19 H: 4 LOB: 1 BB: 1 P: 28	R: 2 E: 0 K: 1 S: 13 H: 2 LOB: 1 BB: 0 P: 19		1B: 9 2B: 6 3B: 0 HR: 2 SF: 0 SAC: 0 DP: 0 HBP: 0					

PITCHER		IP	WLS	BF	H	R	ER	SO	BB	IBB	HBP	BLK	WP	HR	S	P	ERA	WHIP
26 Derek Lowe, R ERA: 3.25	(1, 1)	2.1	L	18	10	8	8	3	0	0	0	0	0	1	42	65	30.86	4.286
57 Jeremy Accardo, R ERA: 2.84	(3, 1)	2.2		9	1	0	0	3	0	0	0	0	0	0	22	32	0.00	0.375
50 Nick Hagadone, L ERA: 1.93	(6, 1)	1.0		3	0	0	0	1	0	0	0	0	0	0	7	9	0.00	0.000
38 Joe Smith, R ERA: 4.05	(7, 1)	1.0		8	4	4	3	1	1	0	0	0	0	0	19	28	27.00	5.000
49 Tony Sipp, L ERA: 6.19	(8, 1)	1.0		5	2	2	2	1	0	0	0	0	0	1	13	19	18.00	2.000

PITCHER	IP	WLS	BF	H	R	ER	SO	BB	IBB	HBP	BLK	WP	HR	S	P	ERA	WHIP

BOTTOM

Cleveland Indians @ Chicago White Sox

U.S. Cellular Field, Chicago, IL

Sat May 26 2012, 4:12 PM - 6:48 PM EDT

Att. 27,151 - Cloudy - 73 F

livebaseballscorecards.com

AB	42
R	14
H	17
RBI	12
BB	1
SO	9
LOB	18

Cleveland Indians @ Chicago White Sox

U.S. Cellular Field, Chicago, IL

Sun May 27 2012, 2:12 PM - 5:24 PM EDT

Att. 22,182 - Partly Cloudy - 93 F

livebaseballscorecards.com

TOP

Batter	1	2	3	4	5	6	7	8	9	AB	R	H	RBI	BB	SO	LOB
17 Shin-Soo Choo, L (1, 9) OBP: 0.385, SLG: 0.412	G4-3	K		FC4 (22 1B, 23 1B, 4, G1-2-3) 1-2f 2-3		P5			K	5	0	0	0	0	2	6
23 Michael Brantley, L (1, 8) OBP: 0.307, SLG: 0.378	K	K		22 1B 1-2 3-H		G4-3 2-3 3-H			4 2B, 1B	5	1	2	2	0	2	3
22 Jason Kipnis, L (1, 4) OBP: 0.335, SLG: 0.455	1B	K		1-2 2-3 1B		G4-3			L9	5	0	2	0	0	1	4
4 Jose Lopez, R (1, 5) OBP: 0.288, SLG: 0.420	F9		E5 (47 G5-4-3, 35 HBP)	G1-2-3 3-Hf			K		1-H 2B	5	0	1	1	0	1	4
35 Casey Kotchman, L (1, 3) OBP: 0.299, SLG: 0.329		47 2B, 33 HR, 1B	47 G5-4-3 1-2 HBP		G3		P5		HBP	3	1	1	0	0	0	0
47 Shelley Duncan, R (1, 7) OBP: 0.311, SLG: 0.360		1-3 33 HR, 2B	G5-4-3 1-2f 2-3		P3		G6-3		P4	5	1	1	0	0	0	4
33 Johnny Damon, L (1, 10) OBP: 0.247, SLG: 0.237		2-H 3-H HR	G6-3		G6-3			L7		4	1	1	3	0	0	1
29 Juan Diaz, L (1, 6) OBP: 0.444, SLG: 0.286		6 1B, HBP	17 FC4, 6 HBP, 23 1B, 1B			45 2B, 23 G4-3, 1B		G4-3		3	2	2	0	0	0	0
6 Lou Marson, R (1, 2) OBP: 0.293, SLG: 0.206		1-2 1B	17 FC4 1-2 HBP			23 G4-3 1-3 2B		K		1	0	1	0	0	0	0
45 Luke Carlin, S (5, 2) OBP: 0.500, SLG: 1.000										2	0	1	0	0	1	0
Inning Stats	R: 0 E: 0 K: 1 S: 11 H: 1 LOB: 1 BB: 0 P: 14	R: 3 E: 0 K: 3 S: 22 H: 4 LOB: 2 BB: 0 P: 32	R: 0 E: 1 K: 0 S: 5 H: 0 LOB: 1 BB: 0 P: 10	R: 1 E: 0 K: 0 S: 14 H: 3 LOB: 2 BB: 0 P: 21	R: 0 E: 0 K: 0 S: 5 H: 0 LOB: 0 BB: 0 P: 8	R: 1 E: 0 K: 0 S: 11 H: 2 LOB: 1 BB: 0 P: 14	R: 0 E: 0 K: 1 S: 6 H: 0 LOB: 0 BB: 0 P: 9	R: 0 E: 0 K: 1 S: 10 H: 0 LOB: 0 BB: 0 P: 14	R: 1 E: 0 K: 1 S: 19 H: 2 LOB: 2 BB: 0 P: 29	1B: 8 2B: 3 3B: 0 HR: 1 SF: 0 SAC: 0 DP: 2 HBP: 4							

AB	38
R	6
H	12
RBI	6
BB	0
SO	7
LOB	22

WP: 0 PB: 0 SB: 0 CS: 0 PA: 42

PITCHER		IP	WLS	BF	H	R	ER	SO	BB	IBB	HBP	BLK	WP	HR	S	P	ERA	WHIP
34 Gavin Floyd, R ERA: 5.02	(1, 1)	5.0	W	27	10	5	5	4	0	0	3	0	0	1	61	91	9.00	2.000
77 Will Ohman, L ERA: 6.0	(6, 1)	1.0		3	0	0	0	0	0	0	0	0	0	0	7	8	0.00	0.000
65 Nate Jones, R ERA: 1.13	(7, 1)	2.0		6	0	0	0	2	0	0	0	0	0	0	16	23	0.00	0.000
53 Héctor Santiago, L ERA: 4.0	(9, 1)	1.0		6	2	1	1	1	0	0	1	0	0	0	19	29	9.00	2.000

PITCHER	IP	WLS	BF	H	R	ER	SO	BB	IBB	HBP	BLK	WP	HR	S	P	ERA	WHIP

Batter	1	2	3	4	5	6	7	8	9	AB	R	H	RBI	BB	SO	LOB
30 Alejandro De Aza, L (1, 8) OBP: 0.362, SLG: 0.430	C FF 91 H CU 76 1-1 44 BB 15 1B 14 FC4-6 HBP	S FS 82 B FS 82 B FS 84 X FS 83 2-1 ② G3-1		B FS 82 B FS 81 B FF 92 C FF 89 C FF 91 S SI 92 3-3 ② K	B FF 93 X SI 92 1-0 ② 3-H 3B			C FF 92 B FF 91 F SL 81 B SL 81 X SL 81 2-2 14 WP 15 1B 24 1B 1B		4	2	2	1	0	1	0
15 Gordon Beckham, R (1, 4) OBP: 0.282, SLG: 0.366	F FF 91 X FF 91 0-1 14 FC4-6 44 BB 51 1B 1-2 1B	B SL 82 B FF 93 B SI 92 C FF 89 B FF 92 4-1 BB		F SL 82 C SI 93 B SL 79 X SL 82 1-2 44 BB 14 HR 1B	C SL 81 X SL 81 0-1 2B			X FF 91 0-0 14 WP 24 1B 1-2 1B		4	3	4	0	1	0	0
44 Adam Dunn, L (1, 10) OBP: 0.385, SLG: 0.569	T FF 94 B FS 83 B CU 76 B FS 84 S FF 94 B FS 86 4-2 14 FC4-6 1-2 2-3 BB	D CU 74 1 SAFE C SL 81 S FF 93 1 SAFE B FF 93 C FF 93 3-3 ③ K		B SI 91 1 SAFE B CU 74 B SI 90 B FS 80 4-0 14 HR 1-2 BB	B CH 86 X SI 94 1-0 ③ F8			C SL 83 X FF 93 0-1 ① F7		3	1	0	0	2	1	4
14 Paul Konerko, R (1, 3) OBP: 0.476, SLG: 0.681 18 Brent Lillibridge, R (8, PR) OBP: 0.250, SLG: 0.209 (9, 3)	D SL 86 X SI 95 1-0 ① FC4-6 51 1B 10 1B 1-2f 2-3 3-H		F SI 91 B SL 83 X SL 83 1-1 ① L7	C CU 78 F SL 80 B FF 94 F SI 95 F FF 95 F SL 81 B FF 92 X SL 80 2-2 1-H 2-H HR		X FF 93 0-0 24 G6-4-3 1B		D SL 82 C SL 81 B FF 92 B SL 81 D SL 82 4-1 24 1B 1-2 2-3 BB		4 0	2 0	2 0	4 0	1 0	0 0	2 0
51 Alex Rios, R (1, 9) OBP: 0.339, SLG: 0.433	C FF 95 C CU 79 X SI 96 0-2 10 1B 1-3 3-H 1B		B SL 83 B FF 93 B FF 92 B FF 93 4-0 24 S 10 1B BB	B CU 80 F SI 90 X SI 92 1-1 ③ G6-3		D SL 81 B FF 93 X FF 92 2-0 ① F9		C SL 81 F SL 81 F FF 93 X SL 83 0-2 ② F7		4	1	1	1	1	0	4
24 Dayan Viciedo, R (1, 7) OBP: 0.291, SLG: 0.484	B SL 87 B CU 76 B FF 96 F FF 93 X SL 83 3-1 ② L7		S SL 84 C SL 80 X SL 83 0-2 ② F9 1-2		B SL 81 X FF 90 1-0 10 2B 1B	B SL 82 S SL 83 X CH 87 1-1 ②③ G6-4-3 1-2f		B SL 78 X SL 79 1-0 10 FC6-4 1-3 2-H 3-H 1B		5	0	2	2	0	0	4
10 Alexei Ramirez, R (1, 6) OBP: 0.244, SLG: 0.273	C FF 95 D SL 84 1 SAFE X CU 77 1-1 1-3 3-H 1B		X SL 83 0-0 17 S 2-H 1B	C SI 91 S FF 92 X SI 93 0-2 ① 5 3B 1-H 2B		F FF 89 B SL 78 S SL 79 B SL 79 X SL 80 2-2 ① P6		X FF 88 0-0 ③ FC6-4 1-2f		5	1	3	2	0	0	2
17 Tyler Flowers, R (1, 2) OBP: 0.286, SLG: 0.452	B SL 82 C SI 93 X SL 80 1-1 ③ G5-3		F SI 91 C SL 80 B FF 94 B FF 95 D FS 84 C FF 95 3-3 ③ K 1-2		B SI 93 T CH 85 B CH 86 H SI 93 3-1 5 3B HBP			C SL 80 C FF 90 X SL 81 0-2 ② G5-3		3	1	0	0	0	1	3
5 Orlando Hudson, S (1, 5) OBP: 0.276, SLG: 0.329		C FF 88 C SI 93 B SI 92 F FS 82 B FF 95 B FS 81 X FF 91 3-2 ① G4-3		C CU 78 B SI 91 C SI 90 B FS 80 B SI 92 F SI 90 X SI 91 3-2 ① F8	B CH 86 B CH 85 X SI 92 2-0 30 3B 1-H 2-H 3B			C FF 91 B SL 80 B SL 80 S FF 90 C FF 92 2-3 ③ K		4	1	1	2	0	1	0
Inning Stats	R: 3 E: 0 K: 0 S: 15 H: 3 LOB: 2 BB: 1 P: 26	R: 0 E: 0 K: 1 S: 10 H: 0 LOB: 1 BB: 1 P: 22	R: 1 E: 0 K: 1 S: 9 H: 1 LOB: 1 BB: 1 P: 17	R: 3 E: 0 K: 1 S: 18 H: 2 LOB: 0 BB: 1 P: 32	R: 3 E: 0 K: 0 S: 10 H: 5 LOB: 1 BB: 0 P: 18	R: 0 E: 0 K: 0 S: 4 H: 1 LOB: 0 BB: 0 P: 7	R: 0 E: 0 K: 1 S: 9 H: 0 LOB: 0 BB: 0 P: 13	R: 2 E: 0 K: 0 S: 13 H: 3 LOB: 2 BB: 1 P: 20		1B: 10 2B: 2 3B: 2 HR: 1 SF: 0 SAC: 0 DP: 1 HBP: 2						

PITCHER		IP	WLS	BF	H	R	ER	SO	BB	IBB	HBP	BLK	WP	HR	S	P	ERA	WHIP
30 Ubaldo Jiménez, R ERA: 5.79	(1, 1)	4.0	L	24	7	8	8	3	4	0	1	0	0	1	53	99	18.00	2.750
32 Jairo Asencio, R ERA: 5.96	(5, 1)	2.0		9	5	2	2	0	0	0	1	0	0	0	13	23	9.00	2.500
49 Tony Sipp, L ERA: 6.62	(7, 1)	1.2		8	2	2	2	1	1	0	0	0	1	0	20	30	10.80	1.800
38 Joe Smith, R ERA: 3.98	(8, 1)	0.1		2	1	0	0	0	0	0	0	0	0	0	2	3	0.00	3.000

PITCHER	IP	WLS	BF	H	R	ER	SO	BB	IBB	HBP	BLK	WP	HR	S	P	ERA	WHIP

BOTTOM

Cleveland Indians @ Chicago White Sox

U.S. Cellular Field, Chicago, IL

Sun May 27 2012, 2:12 PM - 5:24 PM EDT

Att. 22,182 - Partly Cloudy - 93 F

livebaseballscorecards.com

AB	36
R	12
H	15
RBI	12
BB	5
SO	4
LOB	19

WP: 1 PA: 43
PB: 0
SB: 2
CS: 0

Chicago White Sox @ Tampa Bay Rays

Tropicana Field, St. Petersburg, FL

Mon May 28 2012, 3:14 PM - 5:45 PM EDT

Att. 22,227 - Dome - 72 F

livebaseballscorecards.com

Batter	1	2	3	4	5	6	7	8	9	AB	R	H	RBI	BB	SO	LOB
30 Alejandro De Aza, L (1, 8) OBP: 0.364, SLG: 0.429	C FF 93 C FF 94 B KC 82 F FF 96 B KC 82 B FF 95 F FF 95 F FF 96 H FF 96 4-2 HBP		F FF 95 X FF 95 0-1 1B			C FF 93 C KC 79 F FF 94 S KC 83 0-3 ① K		C FF 93 C KC 82 X SI 93 0-2 ② F8		3	0	1	0	0	1	0
15 Gordon Beckham, R (1, 4) OBP: 0.282, SLG: 0.364	B FF 94 F FF 94 S FF 95 F FF 94 F FF 95 S CH 87 1-3 ① K		X SI 94 0-0 ③ F9			B CH 86 B CH 87 F FF 94 F FF 94 B FF 94 X FF 94 3-2 44 HR 1B		B FF 93 F FF 93 F FF 94 B FC 88 F FF 95 F FC 88 X FF 95 2-2 ③ G6-3		4	1	1	0	0	1	2
44 Adam Dunn, L (1, 3) OBP: 0.387, SLG: 0.582	1 SAFE X FF 95 0-0 ② F9			S FF 94 B FF 95 B KC 80 B FF 94 B FF 95 4-1 14 G1-4-6-3 BB		X FF 93 0-0 1-H HR			C KC 80 B KC 79 F FF 93 S FC 88 1-3 ① K	3	1	1	2	1	1	1
14 Paul Konerko, R (1, 10) OBP: 0.471, SLG: 0.671 1 Kosuke Fukudome, L (9, PR) OBP: 0.280, SLG: 0.195 (9, 10)	C FF 95 F FF 95 F FF 96 B SI 96 B FF 95 D CH 88 S CH 88 3-3 ③ K			S FF 95 F FF 96 B FF 95 F SI 96 1 SAFE B FF 95 F SI 95 X CH 86 2-2 ①② G1-4-6-3 1-2f		F SI 95 S CH 88 B CH 88 S KC 79 1-3 ② K			C KC 80 B SI 92 F KC 81 X FC 87 1-2 51 G5-4-3 1B	4 0	0 0	1 0	0 0	0 0	2 0	2 0
51 Alex Rios, R (1, 9) OBP: 0.332, SLG: 0.423		C FF 93 F SI 94 S CH 86 0-3 ① K		B CH 86 F FF 95 C FF 95 S FF 95 1-3 ③ K		F SI 95 C KC 80 B KC 82 B CH 87 S CH 88 2-3 ③ K			F FF 90 B KC 81 X FF 91 1-1 ② G5-4-3 1-2	4	0	0	0	0	3	1
12 A.J. Pierzynski, L (1, 2) OBP: 0.349, SLG: 0.529		C FF 95 B CH 87 X FF 95 1-1 ② F9			B FF 95 F FF 95 S FF 94 S FF 95 1-3 ① K		S FF 95 X KC 81 0-1 ① G4-3		I IN 68 I IN 62 I IN 66 I IN 64 4-0 IBB	3	0	0	0	1	1	0
24 Dayan Viciedo, R (1, 7) OBP: 0.290, SLG: 0.478 18 Brent Lillibridge, R (9, 7) OBP: 0.250, SLG: 0.209		X CH 87 0-0 ③ F8			C CH 88 B FF 94 X CH 88 1-1 1B		C CH 86 F KC 80 B KC 82 F FF 96 X KC 80 1-2 ② G4-3		B FF 90 S FF 94 B FF 94 S KC 84 F FC 89 D KC 83 X FC 89 3-2 ③ G3	4 0	0 0	1 0	0 0	0 0	0 0	2 0
10 Alexei Ramirez, R (1, 6) OBP: 0.240, SLG: 0.268			C FF 94 C SI 96 F FF 95 X CH 87 0-2 ① P3		S CH 86 B FF 94 F FF 94 F FF 94 S KC 82 1-3 ② K		F FF 95 B FF 94 S KC 80 B FF 94 S KC 82 2-3 ③ K			3	0	0	0	0	2	1
5 Orlando Hudson, S (1, 5) OBP: 0.271, SLG: 0.322			C SI 94 X CH 87 0-1 ② F8		B FF 95 D CH 87 F FF 95 B SI 96 X SI 95 3-1 ③ G5-3			B FF 92 B FF 91 F FF 91 B FF 93 X FC 91 3-1 ① P6		3	0	0	0	0	0	1
Inning Stats	R: 0 E: 0 K: 2 S: 15 H: 0 LOB: 1 BB: 0 P: 23	R: 0 E: 0 K: 1 S: 6 H: 0 LOB: 0 BB: 0 P: 7	R: 0 E: 0 K: 0 S: 9 H: 1 LOB: 1 BB: 0 P: 9	R: 0 E: 0 K: 1 S: 9 H: 0 LOB: 0 BB: 1 P: 16	R: 0 E: 0 K: 2 S: 11 H: 1 LOB: 1 BB: 0 P: 17	R: 2 E: 0 K: 3 S: 14 H: 2 LOB: 0 BB: 0 P: 20	R: 0 E: 0 K: 1 S: 9 H: 0 LOB: 0 BB: 0 P: 12	R: 0 E: 0 K: 0 S: 10 H: 0 LOB: 0 BB: 0 P: 15	R: 0 E: 0 K: 1 S: 12 H: 1 LOB: 2 BB: 1 P: 22	1B: 4 2B: 0 3B: 0 HR: 1 SF: 0 SAC: 0 DP: 1 HBP: 1						

TOP

AB	31
R	2
H	5
RBI	2
BB	2
SO	11
LOB	10

WP: 0 PB: 0 SB: 0 CS: 0 PA: 34

PITCHER		IP	WLS	BF	H	R	ER	SO	BB	IBB	HBP	BLK	WP	HR	S	P	ERA	WHIP
55 Matt Moore, L ERA: 4.76	(1, 1)	7.0	L	26	4	2	2	10	1	0	1	0	0	1	73	104	2.57	0.714
40 Wade Davis, R ERA: 1.93	(8, 1)	2.0		8	1	0	0	1	0	1	0	0	0	0	22	37	0.00	0.500

PITCHER		IP	WLS	BF	H	R	ER	SO	BB	IBB	HBP	BLK	WP	HR	S	P	ERA	WHIP

Batter	1	2	3	4	5	6	7	8	9	AB	R	H	RBI	BB	SO	LOB
1 Sean Rodríguez, R (1, 5) (7, 4) OBP: 0.284, SLG: 0.369	C SI 93 T SI 88 S SL 80 0-3 ① K		B SI 89 S CH 84 S CH 84 S SL 83 1-3 ③ K		B SI 92 1 SAFE S CH 86 F SI 93 1 SAFE F SL 80 S SL 80 1-3 ③ K			F SL 85 B SL 86 F FF 94 F CU 73 X FF 94 1-2 ② F8		4	0	0	0	0	3	1
2 B.J. Upton, R (1, 8) OBP: 0.343, SLG: 0.449	C SI 89 S SI 94 B SI 96 B SI 95 S SL 80 2-3 ② K			S SL 78 F SI 94 S SL 81 0-3 ① K		B CH 81 B SI 90 C SI 89 B SI 93 F SI 89 F SI 94 F SI 94 C SL 81 3-3 ① K		C FF 94 B SL 87 S SL 86 B FF 95 X FF 94 2-2 ③ F8		4	0	0	0	0	3	0
18 Ben Zobrist, S (1, 9) OBP: 0.355, SLG: 0.415	F SI 92 X CH 84 0-1 1B			B SI 88 X SI 94 1-0 44 S 59 1B		S SL 78 B SL 81 F SI 89 F SL 82 F SL 80 T SL 78 1-2 ② K			F FF 95 B FF 94 X FF 94 1-1 ① P5	4	1	2	0	0	1	0
44 Drew Sutton, S (1, 3) (7, 5) OBP: 0.333, SLG: 0.364 20 Matt Joyce, L (9, PH) OBP: 0.402, SLG: 0.548	T SI 86 F SI 95 S SL 80 0-3 ③ K			1 SAFE B SI 95 F SI 87 F SI 95 F SL 81 S SI 95 1-3 ② K 1-2		B SI 94 F SI 88 B SI 92 S SI 87 F SL 82 B SI 94 F CH 84 F SL 80 C SI 95 3-3 ③ K			F FF 95 S CH 85 B CH 83 B CH 86 X FF 96 2-2 ② F9	3 1	0 0	0 0	0 0	0 0	3 0	2 0
59 Jose Lobaton, S (1, 10) OBP: 0.400, SLG: 0.333 30 Luke Scott, L (9, PH) OBP: 0.302, SLG: 0.451		B SI 88 F SI 89 F SI 89 B SI 95 F SL 80 C SL 81 2-3 ① K		B SL 80 C CH 84 X SL 80 1-1 2-H 1B			C CH 86 B SI 91 F CH 81 B SI 94 B SL 78 B SI 93 4-2 9 FC5-4 BB		S FF 95 S FF 96 F FF 96 B CH 85 X CH 85 1-2 ③ G4-3	2 1	0 0	1 0	1 0	1 0	1 0	0 0
9 Elliot Johnson, S (1, 6) OBP: 0.330, SLG: 0.378		C SI 90 C SI 95 X SI 96 0-2 ② F8		B SI 96 S SI 90 B SI 96 1 SAFE B CH 84 X SI 95 3-1 ③ F9			1 SAFE B CH 83 1 SAFE X SI 90 1-0 ① FC5-4 23 G4-3 23 PB 1-2f			3	0	0	0	0	0	2
10 Will Rhymes, L (1, 4) OBP: 0.338, SLG: 0.308 23 Carlos Pena, L (7, 3) OBP: 0.349, SLG: 0.374		C SI 89 B SL 81 C SL 81 C SL 82 1-3 ③ K			F SL 77 S SL 79 S SL 82 0-3 ① K		1 SAFE 1 SAFE F SI 89 1 SAFE B SL 78 X SL 80 1-1 ② G4-3 1-3			2 1	0 0	0 0	0 0	0 0	2 0	0 1
28 José Molina, R (1, 2) OBP: 0.250, SLG: 0.300			B SI 88 X SI 88 1-0 ① P3		F SI 88 B CH 82 B CH 83 B CH 83 B SI 88 4-1 24 FC3-6 BB		S SI 89 B SI 95 F SI 88 S SI 96 1-3 ③ K			2	0	0	0	1	1	1
24 Rich Thompson, L (1, 7) OBP: 0.188, SLG: 0.071			B SI 92 S SI 93 C SI 95 S SI 95 1-3 ② K		F SI 95 C SI 92 F SI 95 F SL 79 X SL 80 0-2 ② FC3-6 1-2f			B SL 77 S SI 93 S SI 95 B SI 96 X SI 96 2-2 ① G4-3		3	0	0	0	0	1	1
Inning Stats	R: 0 E: 0 K: 3 S: 11 H: 1 LOB: 1 BB: 0 P: 13	R: 0 E: 0 K: 2 S: 10 H: 0 LOB: 0 BB: 0 P: 13	R: 0 E: 0 K: 2 S: 7 H: 0 LOB: 0 BB: 0 P: 10	R: 1 E: 0 K: 2 S: 12 H: 2 LOB: 1 BB: 0 P: 18	R: 0 E: 0 K: 2 S: 13 H: 0 LOB: 1 BB: 1 P: 18	R: 0 E: 0 K: 3 S: 16 H: 0 LOB: 0 BB: 0 P: 23	R: 0 E: 0 K: 1 S: 8 H: 0 LOB: 1 BB: 1 P: 15	R: 0 E: 0 K: 0 S: 10 H: 0 LOB: 0 BB: 0 P: 15	R: 0 E: 0 K: 0 S: 9 H: 0 LOB: 0 BB: 0 P: 13	1B: 3 2B: 0 3B: 0 HR: 0	SF: 0 SAC: 0 DP: 0 HBP: 0					

PITCHER		IP	WLS	BF	H	R	ER	SO	BB	IBB	HBP	BLK	WP	HR	S	P	ERA	WHIP
49 Chris Sale, L ERA: 2.34	(1, 1)	7.1	W	27	3	1	1	15	2	0	0	0	0	0	80	115	1.23	0.682
26 Jesse Crain, R ERA: 1.38	(8, 1)	0.2	H	2	0	0	0	0	0	0	0	0	0	0	7	10	0.00	0.000
43 Addison Reed, R ERA: 4.7	(9, 1)	1.0	S	3	0	0	0	0	0	0	0	0	0	0	9	13	0.00	0.000

PITCHER	IP	WLS	BF	H	R	ER	SO	BB	IBB	HBP	BLK	WP	HR	S	P	ERA	WHIP

BOTTOM

Chicago White Sox @ Tampa Bay Rays

Tropicana Field, St. Petersburg, FL

Mon May 28 2012, 3:14 PM - 5:45 PM EDT

Att. 22,227 - Dome - 72 F

livebaseballscorecards.com

AB	30
R	1
H	3
RBI	1
BB	2
SO	15
LOB	8

1B: 3	SF: 0	WP: 0	PA: 32
2B: 0	SAC: 0	PB: 1	
3B: 0	DP: 0	SB: 1	
HR: 0	HBP: 0	CS: 0	

Batter	1	2	3	4	5	6	7	8	9	AB	R	H	RBI	BB	SO	LOB
30 Alejandro De Aza, L (1, 8) OBP: 0.361, SLG: 0.423	C FF 93 B FF 93 X SI 94 1-1 G5-3		C SI 94 B CH 85 X FC 91 1-1 15 G6-3 15 S 1B		B FF 91 B CH 86 B SI 92 C FF 91 X FF 93 3-1 F8 2-3	X CH 84 0-0 FC4-6 15 FC5-4 1-2f 3-H			B SI 91 F SI 90 X SI 91 1-1 G3	5	0	1	1	0	0	2
15 Gordon Beckham, R (1, 4) OBP: 0.280, SLG: 0.359	X FF 94 0-0 44 FC1-6 1B		B CH 86 1 SAFE B FF 91 C CH 86 C CH 84 X KC 83 2-2 G6-3 1-3		F KC 80 D KC 82 F KC 81 S FF 94 1-3 K	C FC 88 X KC 80 0-1 FC5-4 1-2f			B SI 92 X CH 85 1-0 G3-1	5	0	1	0	0	1	3
44 Adam Dunn, L (1, 10) OBP: 0.387, SLG: 0.572	1 SAFE 1 SAFE B CH 85 C CH 86 X FC 92 1-1 FC1-6 1-2f		S KC 82 S CH 86 B FC 91 D CH 86 B FC 91 S CH 85 3-3 K			C CH 84 B CH 84 B KC 79 B FC 91 B FC 89 4-1 51 1B 12 1B BB	C KC 76 B KC 77 B KC 78 B KC 79 B SI 86 4-1 14 G6-4-3 BB		B CU 73 B SI 92 S SI 93 C FF 93 F SI 92 S FF 93 2-3 K	3	1	0	0	2	2	2
14 Paul Konerko, R (1, 3) OBP: 0.462, SLG: 0.655 18 Brent Lillibridge, R (9, 3) OBP: 0.250, SLG: 0.209	C FF 94 F FC 91 S CH 86 0-3 K			F KC 80 B FC 90 F CH 84 C FC 91 1-3 K		1 SAFE F FC 89 F CH 85 S CH 85 0-3 K	B SI 86 D CH 79 F SI 85 F KC 78 X SI 86 2-2 G6-4-3 1-2f			4 0	0 0	0 0	0 0	0 0	3 0	3 0
51 Alex Rios, R (1, 9) OBP: 0.335, SLG: 0.425		X FC 90 0-0 12 FC4-6 1B		C FF 93 X KC 82 0-1 F9		X FF 90 0-0 12 1B 24 1B 1-2 1B	C KC 78 B KC 79 X CH 80 1-1 F9			4	1	2	0	0	0	0
12 A.J. Pierzynski, L (1, 2) OBP: 0.347, SLG: 0.522		C SI 92 X KC 80 0-1 FC4-6 24 FC5-4 1-2f		F CH 86 F CH 86 S FC 90 0-3 K		F KC 79 F SI 92 X CH 85 0-2 24 1B 24 WP 10 2B 1-3 2-H 1B		X CU 70 0-0 P6		4	1	1	1	0	1	1
24 Dayan Viciedo, R (1, 7) OBP: 0.301, SLG: 0.503		C FC 91 X CH 84 0-1 FC5-4 1-2f			C KC 80 B KC 80 B CH 86 F FC 90 X CH 85 2-2 10 E 10 1B 1B	S CH 85 C FF 93 B CH 85 X CH 85 1-2 10 2B 5 1B 1-3 3-H 1B		C SI 91 B FF 91 X CH 86 1-1 HR		4	3	3	2	0	0	1
10 Alexei Ramirez, R (1, 6) OBP: 0.245, SLG: 0.278		C KC 81 B FF 92 F KC 81 S FC 92 1-3 K			C KC 79 B SI 92 B KC 81 F FC 88 F CH 85 1 SAFE X KC 82 2-2 30 F8 5 S 1-H 1B	P PO 89 B SI 91 X FC 89 2-0 5 1B 30 FC4-6 1-3 3-H 2B		B FF 92 C FF 91 B CU 71 F FF 92 B FF 92 C FF 92 3-3 K		4	1	2	2	0	2	1
5 Orlando Hudson, S (1, 5) OBP: 0.270, SLG: 0.320			C FF 93 X KC 81 0-1 G5-3		F CH 86 B KC 81 F FF 92 B CH 84 F FC 90 B CH 86 S FC 90 3-3 K 1-2	B KC 81 B FF 93 X FC 89 2-0 30 FC4-6 2-3 3-H 1B		C SI 92 B FF 92 S CU 72 B CU 71 X FF 92 2-2 P3		4	0	1	1	0	1	1
Inning Stats	R: 0 E: 0 K: 1 S: 8 H: 1 LOB: 1 BB: 0 P: 10	R: 0 E: 0 K: 1 S: 8 H: 1 LOB: 1 BB: 0 P: 9	R: 0 E: 0 K: 1 S: 10 H: 1 LOB: 1 BB: 0 P: 16	R: 0 E: 0 K: 2 S: 8 H: 0 LOB: 0 BB: 0 P: 9	R: 1 E: 1 K: 2 S: 16 H: 2 LOB: 1 BB: 0 P: 27	R: 5 E: 0 K: 1 S: 17 H: 5 LOB: 1 BB: 1 P: 25	R: 0 E: 0 K: 0 S: 6 H: 0 LOB: 0 BB: 1 P: 13	R: 1 E: 0 K: 1 S: 9 H: 1 LOB: 0 BB: 0 P: 15	R: 0 E: 0 K: 1 S: 7 H: 0 LOB: 0 BB: 0 P: 11	1B: 9 2B: 1 3B: 0 HR: 1 SF: 0 SAC: 0 DP: 1 HBP: 0						

TOP

Chicago White Sox @ Tampa Bay Rays

Tropicana Field, St. Petersburg, FL

Tue May 29 2012, 7:11 PM - 9:55 PM EDT

Att. 13,735 - Dome - 72 F

livebaseballscorecards.com

AB	37
R	7
H	11
RBI	7
BB	2
SO	10
LOB	14

PITCHER		IP	WLS	BF	H	R	ER	SO	BB	IBB	HBP	BLK	WP	HR	S	P	ERA	WHIP
33 James Shields, R ERA: 3.95	(1, 1)	6.0	L	29	10	6	5	8	1	0	0	0	1	0	67	96	7.50	1.833
39 J.P. Howell, L ERA: 4.11	(7, 1)	1.0		3	0	0	0	0	1	0	0	0	0	0	6	13	0.00	1.000
27 Cesár Ramos, L ERA: 2.25	(8, 1)	2.0		7	1	1	1	2	0	0	0	0	0	1	16	26	4.50	0.500

PITCHER	IP	WLS	BF	H	R	ER	SO	BB	IBB	HBP	BLK	WP	HR	S	P	ERA	WHIP

BOTTOM

Chicago White Sox @ Tampa Bay Rays

Tropicana Field, St. Petersburg, FL

Tue May 29 2012, 7:11 PM - 9:55 PM EDT

Att. 13,735 - Dome - 72 F

livebaseballscorecards.com

Batter	1	2	3	4	5	6	7	8	9	AB	R	H	RBI	BB	SO	LOB
23 Carlos Pena, L (1, 3) OBP: 0.343, SLG: 0.365	F FF 90 F SL 82 B CU 80 B CU 80 B CU 80 X FF 92 3-2 ① P2		S CH 85 1 SAFE X FF 91 0-1 ② F8		S SL 84 B FF 90 B CH 85 S SL 84 S SL 82 2-3 ② K 1-2			F FF 94 S SL 81 B FF 95 X FF 95 1-2 ① F8		4	0	0	0	0	1	2
2 B.J. Upton, R (1, 8) OBP: 0.340, SLG: 0.443	X FF 91 0-0 ③ E5 20 G3 1B		B FF 91 C SL 84 1 SAFE B FF 91 S SL 85 B SL 85 F FF 92 X SL 84 3-2 ③ P2 1-2		X FF 89 0-0 ③ P6			T FF 94 B FF 95 F FC 84 B SL 82 B FF 94 F FF 95 C FF 95 3-3 ② K		4	0	1	0	0	1	2
20 Matt Joyce, L (1, 9) OBP: 0.404, SLG: 0.550	F FF 91 F FF 92 X SL 85 0-2 ② G3 2-3			B CH 84 B CH 84 B FF 90 B FF 89 4-0 35 HR BB		C CU 80 B FF 90 B CH 84 C CU 81 X SL 83 2-2 ① G3-1		B SI 93 X FF 94 1-0 2B		3	1	1	0	1	0	1
18 Ben Zobrist, S (1, 4) OBP: 0.348, SLG: 0.405	B SL 83 B SL 84 X FF 91 2-0 ③ F9			F SL 84 C FF 90 1 SAFE T FF 90 0-2 ① K		B SL 84 B SL 83 F FF 89 C FF 90 S SL 84 2-3 ② K		D FF 95 C FC 86 C FC 85 D FC 87 B FF 94 X FF 95 3-2 ③ F8		4	0	0	0	0	2	3
30 Luke Scott, L (1, 10) OBP: 0.301, SLG: 0.446		S FF 90 F CH 85 F FF 91 F CU 80 B FF 91 C FF 91 1-3 ① K		1 SAFE 1 SAFE B FF 89 S SL 84 1 SAFE S FF 90 F FF 91 F SL 84 P PO 86 3-2 ② F9 B SL 84 X SL 83		S CU 77 X CH 86 0-1 1B			X SI 93 0-0 ① G4-3	4	0	1	0	0	1	1
35 Hideki Matsui, L (1, 7) OBP: 0.250, SLG: 1.000		S SL 85 B FF 92 X FF 91 1-1 ② F7		X FF 90 0-0 1-H HR		C SL 83 B SL 85 B SL 86 F SL 85 X CU 82 2-2 ③ G4-3			C SI 92 F SI 93 B CU 82 X SI 94 1-2 ② G3-1	4	1	1	2	0	0	1
59 Jose Lobaton, S (1, 2) OBP: 0.368, SLG: 0.313		F FF 91 B FF 91 X CH 85 1-1 ③ F9		C FF 90 S CU 77 B CU 78 X CH 85 1-2 ③ G6-3			X FF 90 0-0 ① G4-3		C SI 93 B SC 74 S SC 76 X SC 76 1-2 1B	4	0	1	0	0	0	0
44 Drew Sutton, S (1, 5) OBP: 0.321, SLG: 0.346			C FF 89 B FF 90 B FF 90 S SL 82 F FF 92 B SL 85 F FF 90 X FF 92 3-2 ① P6		C SL 80 B CU 77 F CH 83 X FF 89 1-2 23 WP 1B		C FF 90 B CU 78 S CU 77 X CU 80 1-2 ② G6-3		B SI 92 C SI 94 B SI 94 F SI 93 S SI 94 2-3 ③ K	4	0	1	0	0	1	1
9 Elliot Johnson, S (1, 6) OBP: 0.330, SLG: 0.376			L FF 90 X CU 78 0-1 2 S 1B		1 SAFE F FF 90 F FF 90 B CU 79 S SL 84 1-3 ① K		B CU 82 B FF 88 T FC 88 F FF 89 B CU 79 X FF 91 3-2 ③ P5			3	0	1	0	0	1	1

	AB	34
	R	2
	H	7
	RBI	2
	BB	1
	SO	7
	LOB	12

Inning Stats	1	2	3	4	5	6	7	8	9
	R: 0 E: 1 K: 0 S: 8	H: 1 LOB: 1 BB: 0 P: 13	R: 0 E: 0 K: 1 S: 9	H: 0 LOB: 0 BB: 0 P: 12	R: 0 E: 0 K: 0 S: 13	H: 1 LOB: 1 BB: 0 P: 19	R: 2 E: 0 K: 1 S: 13	H: 1 LOB: 0 BB: 1 P: 20	R: 0 E: 0 K: 2 S: 10	H: 1 LOB: 1 BB: 0 P: 14	R: 0 E: 0 K: 1 S: 11	H: 1 LOB: 1 BB: 0 P: 17	R: 0 E: 0 K: 0 S: 7	H: 0 LOB: 0 BB: 0 P: 11	R: 0 E: 0 K: 1 S: 11	H: 1 LOB: 1 BB: 0 P: 19	R: 0 E: 0 K: 1 S: 10	H: 1 LOB: 1 BB: 0 P: 14

	1B	5	SF	0	WP	1	PA	35
	2B	1	SAC	0	PB	0		
	3B	0	DP	0	SB	1		
	HR	1	HBP	0	CS	0		

PITCHER		IP	WLS	BF	H	R	ER	SO	BB	IBB	HBP	BLK	WP	HR	S	P	ERA	WHIP
41 Philip Humber, R ERA: 5.37	(1, 1)	7.0	W	27	5	2	2	5	1	0	0	0	1	1	71	106	2.57	0.857
37 Matt Thornton, L ERA: 3.0	(8, 1)	1.0		4	1	0	0	1	0	0	0	0	0	0	11	19	0.00	1.000
53 Héctor Santiago, L ERA: 3.79	(9, 1)	1.0		4	1	0	0	1	0	0	0	0	0	0	10	14	0.00	1.000

PITCHER	IP	WLS	BF	H	R	ER	SO	BB	IBB	HBP	BLK	WP	HR	S	P	ERA	WHIP

Chicago White Sox @ Tampa Bay Rays

Tropicana Field, St. Petersburg, FL

Wed May 30 2012, 1:10 PM - 4:09 PM EDT

Att. 13,369 - Dome - 72 F

livebaseballscorecards.com

TOP

Batter	1	2	3	4	5	6	7	8	9	AB	R	H	RBI	BB	SO	LOB
30 Alejandro De Aza, L (1, 8) OBP: 0.363, SLG: 0.421 18 Brent Lillibridge, R (6, PR) OBP: 0.265, SLG: 0.227 (6, 8)	G4-3	FC5-2 1-2 2-3 3-Hf		44 S 1B		15 G5-3 BB			15 1B	3 1	0 0	1 1	0 0	1 0	0 0	3 0
15 Gordon Beckham, R (1, 4) OBP: 0.283, SLG: 0.356	14 1B 51 1B HBP	K		F9		G5-3 1-2 2-3			1B 1-2	4	1	1	0	0	1	5
44 Adam Dunn, L (1, 3) OBP: 0.378, SLG: 0.556	K	F8		K 1-2		K			K	5	0	0	0	0	4	8
14 Paul Konerko, R (1, 10) OBP: 0.455, SLG: 0.642	51 1B 1B 1-2		K	L5			G6-3		F6	5	0	1	0	0	1	3
51 Alex Rios, R (1, 9) OBP: 0.337, SLG: 0.429	1B 1-2 2-H		24 1B 2B		G5-3		G1-3		F9	5	1	2	1	0	0	2
12 A.J. Pierzynski, L (1, 2) OBP: 0.345, SLG: 0.512	G3-1		24 1B 10 SF9 HBP		G4-3		K			3	1	0	0	0	1	2
24 Dayan Viciedo, R (1, 7) OBP: 0.312, SLG: 0.515		10 2B 30 FC5-2 1B	1-3 2-H 10 SF9 1B		10 2B			G3		4	1	3	1	0	0	0
10 Alexei Ramirez, R (1, 6) OBP: 0.250, SLG: 0.294		30 FC5-2 1-3 2B	SF9 1-2 3-H		2-H 2B			L4		3	0	2	2	0	0	0
5 Orlando Hudson, S (1, 5) OBP: 0.270, SLG: 0.313		30 FC5-2 BB	G1-3		F7			F7		3	0	0	0	1	0	2

Inning Stats	R: 1 E: 0 K: 1 S: 15	H: 2 LOB: 2 BB: 0 P: 20	R: 0 E: 0 K: 1 S: 15	H: 2 LOB: 3 BB: 1 P: 26	R: 2 E: 0 K: 1 S: 12	H: 2 LOB: 1 BB: 0 P: 16	R: 0 E: 0 K: 1 S: 9	H: 1 LOB: 1 BB: 0 P: 14	R: 1 E: 0 K: 0 S: 11	H: 2 LOB: 1 BB: 0 P: 15	R: 0 E: 0 K: 1 S: 10	H: 0 LOB: 1 BB: 1 P: 17	R: 0 E: 0 K: 1 S: 10	H: 0 LOB: 0 BB: 0 P: 14	R: 0 E: 0 K: 0 S: 5	H: 0 LOB: 0 BB: 0 P: 7	R: 0 E: 0 K: 1 S: 11	H: 2 LOB: 2 BB: 0 P: 17

	AB	36
	R	4
	H	11
	RBI	4
	BB	2
	SO	7
	LOB	25

1B: 7 SF: 1
2B: 4 SAC: 0
3B: 0 DP: 0
HR: 0 HBP: 2

WP: 0 PA: 41
PB: 0
SB: 2
CS: 0

PITCHER		IP	WLS	BF	H	R	ER	SO	BB	IBB	HBP	BLK	WP	HR	S	P	ERA	WHIP
53 Alex Cobb, R ERA: 3.71	(1, 1)	5.0	L	27	9	4	4	4	1	0	2	0	0	0	62	91	7.20	2.000
39 J.P. Howell, L ERA: 3.86	(6, 1)	1.0		3	0	0	0	1	1	0	0	0	0	0	10	17	0.00	1.000
40 Wade Davis, R ERA: 1.85	(7, 1)	1.0		3	0	0	0	1	0	0	0	0	0	0	10	14	0.00	0.000
31 Burke Badenhop, R ERA: 3.97	(8, 1)	1.0		5	2	0	0	0	0	0	0	0	0	0	9	13	0.00	2.000
62 Joel Peralta, R ERA: 4.43	(9, 1)	1.0		3	0	0	0	1	0	0	0	0	0	0	7	11	0.00	0.000

PITCHER		IP	WLS	BF	H	R	ER	SO	BB	IBB	HBP	BLK	WP	HR	S	P	ERA	WHIP

Batter	1	2	3	4	5	6	7	8	9	AB	R	H	RBI	BB	SO	LOB
23 Carlos Pena, L (1, 3) OBP: 0.345, SLG: 0.381 24 Rich Thompson, L (9, PR) OBP: 0.188, SLG: 0.071	B FF 89 C FF 89 B FF 89 C FF 90 B FF 90 X FF 90 3-2 ① F8		B FF 89 F FF 89 S CU 79 B CU 79 X FF 88 2-2 ③ G4-1			S CH 86 X SI 96 0-1 1-H HR			B FF 94 B FF 93 B FF 95 C FF 93 B FF 94 4-1 20 1B BB	3 0	1 0	1 0	2 0	1 0	0 0	0 0
2 B.J. Upton, R (1, 8) OBP: 0.331, SLG: 0.430	C FF 89 C CH 86 B SL 87 S CH 88 1-3 ② K			F CH 87 F FF 88 B SL 88 S FF 88 1-3 ① K		C SL 85 S SL 88 S SL 86 0-3 ② K			1 SAFE F FF 91 B FF 92 F FF 94 1 SAFE X FF 93 1-2 ① P3	4	0	0	0	0	3	1
20 Matt Joyce, L (1, 7) OBP: 0.401, SLG: 0.542 (7, 9)	F FF 90 X FF 90 0-1 ③ P6			B FF 91 C FF 91 X FF 88 1-1 ② G4-3		B SI 93 F SI 93 B SL 79 F FF 94 C FC 84 2-3 ③ K			C FF 93 X FF 94 0-1 1-2 1B	4	0	1	0	0	1	0
18 Ben Zobrist, S (1, 9) OBP: 0.341, SLG: 0.395 (7, 4)		B CH 86 C FF 89 B SI 88 F FF 89 X SL 86 2-2 ① P3		B SI 92 B SI 95 X SI 94 2-0 ③ F9			C FF 94 X FF 94 0-1 ① G5-3		X FF 94 0-0 ② F6	4	0	0	0	0	0	2
30 Luke Scott, L (1, 10) OBP: 0.300, SLG: 0.460		B CU 77 X FF 89 1-0 HR			X SI 96 0-0 ① F7		B SI 94 B SI 94 C SI 95 S SI 94 C SL 82 2-3 ② K		F FF 95 X FF 95 0-1 ③ P6	4	1	1	1	0	1	2
1 Sean Rodríguez, R (1, 4) OBP: 0.279, SLG: 0.362 (7, 6)	C FF 89 B FF 90 B CH 86 F SI 89 B FF 88 X FF 90 3-2 ② G5-3				C SI 97 C SL 87 S SL 88 0-3 ② K		B SL 85 C SL 83 X SL 85 1-1 ③ G1-3			3	0	0	0	0	1	0
44 Drew Sutton, S (1, 5) OBP: 0.290, SLG: 0.310	B FF 91 B FF 89 X FF 90 2-0 ③ P4				B FF 96 X SI 96 1-0 ③ F8			B SL 85 F FF 94 T SL 85 F SL 87 S CH 83 1-3 ① K		3	0	0	0	0	1	0
28 José Molina, R (1, 2) OBP: 0.253, SLG: 0.301			C FF 89 B SL 88 F CH 88 F CU 78 X SI 89 1-2 ① G3			S FF 96 C SL 87 B FF 96 F SL 87 B SL 87 X SI 97 2-2 23 HR 1B			F SL 85 T SL 85 B CU 74 X FF 94 1-2 ② G6-3	3	1	1	0	0	0	0
9 Elliot Johnson, S (1, 6) OBP: 0.327, SLG: 0.373 35 Hideki Matsui, L (6, PH) OBP: 0.167, SLG: 0.667 (7, 7)			C FF 90 S SI 91 B CH 88 B CH 86 X FF 90 2-2 ② G5-3			S SI 96 B FF 96 F SI 95 B CH 86 B SL 88 C SI 95 3-3 ① K			B SL 86 X CH 83 1-0 ③ F8	1 2	0 0	0 0	0 0	0 1	0 1	0 1
Inning Stats	R: 0 E: 0 K: 1 S: 8 H: 0 LOB: 0 BB: 0 P: 12	R: 1 E: 0 K: 0 S: 8 H: 1 LOB: 0 BB: 0 P: 16	R: 0 E: 0 K: 0 S: 10 H: 0 LOB: 0 BB: 0 P: 15	R: 0 E: 0 K: 1 S: 6 H: 0 LOB: 0 BB: 0 P: 10	R: 0 E: 0 K: 1 S: 5 H: 0 LOB: 0 BB: 0 P: 6	R: 2 E: 0 K: 3 S: 15 H: 2 LOB: 0 BB: 0 P: 22	R: 0 E: 0 K: 1 S: 7 H: 0 LOB: 0 BB: 0 P: 10	R: 0 E: 0 K: 1 S: 8 H: 0 LOB: 0 BB: 0 P: 11	R: 0 E: 0 K: 0 S: 9 H: 1 LOB: 2 BB: 1 P: 14	1B: 2 2B: 0 3B: 0 HR: 2 SF: 0 SAC: 0 DP: 0 HBP: 0						

PITCHER	IP	WLS	BF	H	R	ER	SO	BB	IBB	HBP	BLK	WP	HR	S	P	ERA	WHIP
62 Jose Quintana, L (1, 1) ERA: 1.76	3.2		12	1	1	1	2	0	0	0	0	0	1	31	50	2.46	0.273
65 Nate Jones, R (4, 1) ERA: 1.73	2.0	W	8	2	2	2	3	0	0	0	0	0	1	18	26	9.00	1.000
37 Matt Thornton, L (6, 1) ERA: 2.86	1.0	H	3	0	0	0	2	0	0	0	0	0	0	8	12	0.00	0.000
26 Jesse Crain, R (7, 1) ERA: 1.26	1.1	H	4	0	0	0	1	0	0	0	0	0	0	10	14	0.00	0.000
43 Addison Reed, R (9, 1) ERA: 4.41	1.0	S	5	1	0	0	0	1	0	0	0	0	0	9	14	0.00	2.000

PITCHER	IP	WLS	BF	H	R	ER	SO	BB	IBB	HBP	BLK	WP	HR	S	P	ERA	WHIP

BOTTOM

Chicago White Sox @ Tampa Bay Rays

Tropicana Field, St. Petersburg, FL

Wed May 30 2012, 1:10 PM - 4:09 PM EDT

Att. 13,369 - Dome - 72 F

livebaseballscorecards.com

AB	31
R	3
H	4
RBI	3
BB	1
SO	8
LOB	6

Batter	1	2	3	4	5	6	7	8	9	AB	R	H	RBI	BB	SO	LOB
51 Ichiro Suzuki, L (1, 9) OBP: 0.303, SLG: 0.363	B FF 89 C FF 91 F FF 92 F FC 86 B CU 81 F FC 86 F SI 93 F FF 92 X CH 85 2-2 ① G4-3		C FF 91 X FF 91 0-1 ③ F9			F FF 91 F FF 91 X CU 80 0-2 ③ G4-3		C SI 96 X SL 82 0-1 13 S 15 1B 1B	X FF 95 0-0 ③ F7	5	1	1	0	0	0	1
13 Dustin Ackley, L (1, 4) OBP: 0.327, SLG: 0.378	B FF 92 B FF 92 B SI 91 C FF 90 B FF 90 4-1 15 G3 BB			C FF 89 B CH 82 T FC 86 B FF 92 B FC 87 C FF 91 3-3 ① K			C SI 90 X CH 82 0-1 15 HR 2B	B FF 95 S FF 95 1 SAFE B FF 95 F FF 95 B FF 94 F FF 94 B SL 82 4-2 15 1B 17 1B 1-2 BB		2	2	1	0	2	1	0
15 Kyle Seager, L (1, 5) OBP: 0.323, SLG: 0.483	B SI 93 C FC 86 B FC 87 1 SAFE X CH 84 2-1 ② G3 1-2			B CU 80 C CU 79 B CH 84 B FF 91 C FF 90 S FF 91 3-3 ② K			F SI 90 F FF 90 F CU 80 B FF 92 D CU 81 B SI 91 X SL 85 3-2 2-H HR	C FF 96 B SI 95 S SI 95 X FF 96 1-2 17 1B 1-3 2-H 1B		4	1	2	3	0	1	1
63 Jesus Montero, R (1, 10) OBP: 0.294, SLG: 0.419	S FC 86 F FC 86 F SI 94 X FC 86 0-2 ③ F9			C SI 92 F FF 91 F FF 92 X SL 82 0-2 ③ P4			C CU 80 S CU 80 X CU 81 0-2 ① G6-3	F SL 85 X SL 83 0-1 ② P2		4	0	0	0	0	0	3
17 Justin Smoak, S (1, 3) OBP: 0.288, SLG: 0.400		B FF 90 C FF 91 B FF 91 F FF 90 B FC 86 X FC 86 3-2 ① G3-1			C FC 86 F FF 90 F SI 92 B CU 79 X FF 92 1-2 30 G5-4-3 1B		B CU 79 B CU 79 B FF 91 B FF 89 4-0 30 FC3-6 20 1B BB	B FF 94 1 SAFE C SL 86 B FF 94 X FF 94 2-1 1-3 3-H 1B		3	0	2	1	1	0	0
20 Mike Carp, L (1, 7) OBP: 0.274, SLG: 0.391		B FF 91 B CH 84 B CH 84 C SI 89 T SI 90 F FF 91 B FF 91 4-2 30 G5-4-3 BB			C FC 85 T FF 91 S CU 80 0-3 ① K		C FF 93 X FF 93 0-1 30 FC3-6 1-2 1B	C SL 85 X SL 85 0-1 ③ P5		3	0	1	0	1	1	3
30 Miguel Olivo, R (1, 2) OBP: 0.216, SLG: 0.320		F SI 92 S FC 86 X SL 85 0-2 ② ③ G5-4-3 1-2f			B FC 85 B SL 85 C SI 91 X SI 92 2-1 ② ③ G5-4-3 1-2f		C FF 95 F FF 94 B FF 94 B FF 95 X FF 96 2-2 ② FC3-6 1-2f 2-3		C FF 93 B FF 94 C FF 94 B SL 87 X FF 94 2-2 55 F8 2B	4	0	1	0	0	0	4
55 Michael Saunders, L (1, 8) OBP: 0.314, SLG: 0.397			B FF 90 C SL 85 T FF 90 F FF 91 B SI 87 F CH 84 B CH 83 X FF 90 3-2 ① G4-3			C SI 90 B CU 80 B FF 91 X FF 90 2-1 ① P5	B SI 95 X SI 94 1-0 ③ G1-3		C FF 95 T FF 96 X FF 96 0-2 ① F8 2-3	4	0	0	0	0	0	3
26 Brendan Ryan, R (1, 6) OBP: 0.278, SLG: 0.264 27 John Jaso, L (9, PH) OBP: 0.330, SLG: 0.440			X FF 92 0-0 ② F8			C SI 90 F FC 86 S SL 85 0-3 ② K		C FF 94 B FF 95 F FF 95 S SL 81 1-3 ① K	B FF 95 B FF 94 C FF 94 F SI 96 C CH 84 2-3 ② K	3 1	0 0	0 0	0 0	0 0	2 1	0 1
Inning Stats	R: 0 E: 0 K: 0 S: 14 H: 0 LOB: 1 BB: 1 P: 22	R: 0 E: 0 K: 0 S: 9 H: 0 LOB: 0 BB: 1 P: 16	R: 0 E: 0 K: 0 S: 8 H: 0 LOB: 0 BB: 0 P: 11	R: 0 E: 0 K: 2 S: 10 H: 0 LOB: 0 BB: 0 P: 16	R: 0 E: 0 K: 1 S: 9 H: 1 LOB: 0 BB: 0 P: 12	R: 0 E: 0 K: 1 S: 8 H: 0 LOB: 0 BB: 0 P: 10	R: 2 E: 0 K: 0 S: 15 H: 3 LOB: 2 BB: 1 P: 25	R: 2 E: 0 K: 1 S: 17 H: 3 LOB: 2 BB: 1 P: 25	R: 0 E: 0 K: 1 S: 10 H: 1 LOB: 1 BB: 0 P: 14	1B: 5 2B: 2 3B: 0 HR: 1 SF: 0 SAC: 0 DP: 2 HBP: 0						

PITCHER		IP	WLS	BF	H	R	ER	SO	BB	IBB	HBP	BLK	WP	HR	S	P	ERA	WHIP
44 Jake Peavy, R ERA: 3.05	(1, 1)	6.1		23	3	2	2	4	3	0	0	0	0	1	67	103	2.84	0.947
37 Matt Thornton, L ERA: 3.52	(7, 1)	1.0	H	7	3	2	2	1	1	0	0	0	0	0	17	26	18.00	4.000
26 Jesse Crain, R ERA: 1.2	(8, 1)	0.2	W	3	1	0	0	0	0	0	0	0	0	0	6	8	0.00	1.500
43 Addison Reed, R ERA: 4.15	(9, 1)	1.0	S	4	1	0	0	1	0	0	0	0	0	0	10	14	0.00	1.000

PITCHER	IP	WLS	BF	H	R	ER	SO	BB	IBB	HBP	BLK	WP	HR	S	P	ERA	WHIP

TOP

Seattle Mariners @ Chicago White Sox

U.S. Cellular Field, Chicago, IL

Fri Jun 01 2012, 8:13 PM - 10:58 PM EDT

Att. 19,168 - Clear - 57 F

livebaseballscorecards.com

AB	33
R	4
H	8
RBI	4
BB	4
SO	6
LOB	16

1B: 5	SF: 0	WP: 0	PA: 37
2B: 2	SAC: 0	PB: 0	
3B: 0	DP: 2	SB: 1	
HR: 1	HBP: 0	CS: 0	

BOTTOM

Seattle Mariners @ Chicago White Sox

U.S. Cellular Field, Chicago, IL

Fri Jun 01 2012, 8:13 PM - 10:58 PM EDT

Att. 19,168 - Clear - 57 F

livebaseballscorecards.com

Batter	1	2	3	4	5	6	7	8	9	AB	R	H	RBI	BB	SO	LOB
30 Alejandro De Aza, L (1, 8) OBP: 0.373, SLG: 0.425	C FF 91 B SI 92 H FC 91 2-1 15 HR HBP		C SI 92 B CU 83 B FF 93 B SI 92 B FF 92 4-1 14 BB 15 S BB		B CH 90 C SI 90 1 SAFE 1 SAFE B CH 87 F FF 92 C FF 92 2-3 ①② 1-2		C SI 93 B FS 84 C FS 84 B SI 94 X FS 85 2-2 15 L8-3 1B	S FF 92 T FF 94 X FF 94 0-2 1-3 2-H 3-H 1B		3	1	2	2	1	1	1
15 Gordon Beckham, R (1, 4) OBP: 0.286, SLG: 0.391	B SI 92 1 SAFE D SI 92 F SI 92 X SI 92 2-1 1-H HR		1 SAFE F SL 84 1 SAFE B SI 92 F FF 92 S CH 89 1-3 ② K 1-2		X SI 92 0-0 HR		C FS 84 1 SAFE X SI 93 0-1 ①② L8-3 1-1	S SL 83 C SL 84 B SL 85 F SL 84 F FF 94 X SL 85 1-2 ③ F8		5	2	2	3	0	1	4
44 Adam Dunn, L (1, 10) OBP: 0.381, SLG: 0.569	F SI 91 F CH 89 S CH 90 0-3 ① K		C SI 93 B FF 93 D CH 89 B SI 94 B SI 92 4-1 14 BB BB		F SI 91 B SI 91 B CH 88 X CH 87 2-1 HR		B CU 79 C FF 92 C CU 80 B CU 81 S FF 92 2-3 ③ K			3	1	1	1	1	2	0
14 Paul Konerko, R (1, 3) OBP: 0.456, SLG: 0.635 18 Brent Lillibridge, R (8, PR) OBP: 0.265, SLG: 0.227 (9, 3)	X SI 92 0-0 ② F9		B CH 86 T SI 93 C SI 93 D SL 83 D CH 90 F SI 92 B FF 93 4-2 1-2 2-3 BB		B SL 86 B SI 91 B SI 92 B FC 92 4-0 51 1B BB			B SL 82 F FF 90 B SL 84 B FF 91 X FF 91 3-1 E8 51 G1-3 10 1B		2 0	0 1	0 0	0 0	2 0	0 0	0 0
51 Alex Rios, R (1, 9) OBP: 0.335, SLG: 0.426	C SL 86 B CU 81 B SL 85 C SI 92 S CH 89 2-3 ③ K		C CH 86 F CH 88 B CH 89 F CU 83 T CH 90 1-2 ③ K		X SI 91 0-0 1-2 12 FC4 1B			C SL 82 B FF 91 B SL 80 S SL 81 X FF 92 2-2 ① G1-3 2-3		4	0	1	0	0	2	4
12 A.J. Pierzynski, L (1, 2) OBP: 0.343, SLG: 0.503		F CH 87 F SI 91 F FF 92 B CU 83 B SI 92 X CH 89 2-2 ① G1-3		F SI 92 F FF 91 B FF 92 F CH 89 F CU 82 X FF 93 1-2 ① G4-3	D CH 88 X FF 92 1-0 ③ FC4 1-2f			I IN 48 I IN 47 I IN 48 I IN 49 4-0 5 BB 10 1B 30 1B IBB		3	1	0	0	1	0	2
24 Dayan Viciedo, R (1, 7) OBP: 0.305, SLG: 0.503		C SL 85 B CH 89 S CU 82 B CH 89 S CH 86 2-3 ② K		X SI 93 0-0 ② G4-3		B FS 85 C SI 94 B FS 85 X SI 93 2-1 ① G6-3		F SL 83 F FF 92 T SL 83 0-2 ② K		4	0	0	0	0	2	3
10 Alexei Ramirez, R (1, 6) OBP: 0.250, SLG: 0.294		C SI 93 B SL 86 B SL 86 X FF 93 2-1 ③ L9		X SI 92 0-0 ③ P6		B FS 85 X SI 94 1-0 ② P4		C FF 92 B SL 85 X SL 85 1-1 5 BB 30 1B 1-2 3-H 1B		4	1	1	1	0	0	0
5 Orlando Hudson, S (1, 5) OBP: 0.275, SLG: 0.314			C SI 91 X SI 92 0-1 ① G6-3		X SI 91 0-0 30 CS 1B	C SI 95 B FS 86 X FS 86 1-1 ③ F7		C FF 91 B SL 80 B SL 81 B FF 92 B FF 92 4-1 30 1B 1-2 2-3 BB		3	0	1	0	1	0	0
Inning Stats	R: 2 E: 0 K: 2 S: 10 H: 1 LOB: 0 BB: 0 P: 16	R: 0 E: 0 K: 1 S: 9 H: 0 LOB: 0 BB: 0 P: 15	R: 0 E: 0 K: 2 S: 14 H: 0 LOB: 3 BB: 3 P: 28	R: 0 E: 0 K: 0 S: 7 H: 0 LOB: 0 BB: 0 P: 8	R: 2 E: 0 K: 1 S: 9 H: 4 LOB: 2 BB: 1 P: 18	R: 0 E: 0 K: 0 S: 5 H: 0 LOB: 0 BB: 0 P: 9	R: 0 E: 0 K: 1 S: 8 H: 1 LOB: 0 BB: 0 P: 12	R: 3 E: 1 K: 1 S: 19 H: 2 LOB: 2 BB: 2 P: 34		1B: 5 2B: 1 3B: 0 HR: 3 SF: 0 SAC: 0 DP: 1 HBP: 1						

AB	31
R	7
H	8
RBI	7
BB	6
SO	8
LOB	14

PITCHER	IP	WLS	BF	H	R	ER	SO	BB	IBB	HBP	BLK	WP	HR	S	P	ERA	WHIP
34 Félix Hernández, R (1, 1) ERA: 3.42	5.0		24	5	4	4	6	4	0	1	0	0	3	49	85	7.20	1.800
43 Brandon League, R (6, 1) ERA: 3.91	1.2		5	1	0	0	0	0	0	0	0	0	0	10	16	0.00	0.600
41 Charlie Furbush, L (7, 1) ERA: 3.5	0.1		1	0	0	0	1	0	0	0	0	0	0	3	5	0.00	0.000
23 Shawn Kelley, R (8, 1) ERA: 3.0	1.0	L	8	2	3	0	1	1	1	0	0	0	0	19	34	0.00	3.000

PITCHER	IP	WLS	BF	H	R	ER	SO	BB	IBB	HBP	BLK	WP	HR	S	P	ERA	WHIP

Batter	1	2	3	4	5	6	7	8	9	10	11	12	AB	R	H	RBI	BB	SO	LOB
51 Ichiro Suzuki, L (1, 9) OBP: 0.303, SLG: 0.389	C FF 92 B FF 92 X FF 92 1-1 HR		B SI 91 B FF 90 X FF 92 2-0 HR	C CU 81 B CU 80 X CU 80 1-1 L5 ③		B SI 92 C FF 91 B SI 94 F FF 94 X FF 96 2-2 G5-3 ③		F FF 95 B FF 95 C FF 97 F FF 96 X FF 96 1-2 G6-3 ② 2-H			C FF 94 X CH 83 0-1 G6-3 ①		6	2	2	2	0	0	3
13 Dustin Ackley, L (1, 4) OBP: 0.323, SLG: 0.369	B FF 93 B SI 93 C FF 92 C FC 85 B FC 86 F FC 86 X FC 86 3-2 G6-3 ①		C CU 81 B CH 85 X CH 85 1-1 G6-3 ①		B FF 92 C CH 85 S FF 91 F FF 92 B CU 80 S CU 80 2-3 K ①		B CU 81 B FF 90 B SI 94 B SI 92 4-0 15 BLK BB	B FF 95 C FF 96 B FF 95 F FF 96 B FF 96 X FF 96 3-2 F7 ③			X FF 94 0-0 G3-1 ②		5	0	0	0	1	1	0
15 Kyle Seager, L (1, 5) OBP: 0.313, SLG: 0.468	B FF 91 B CH 86 X FF 92 2-0 G3-1 ②		C FC 86 C CU 80 B FF 92 B CU 81 C CU 81 2-3 K ②		F FF 93 F FF 94 F CU 81 B CU 82 B CH 88 S CU 82 2-3 K ②		B SI 92 1 SAFE F SI 92 B SI 93 X FF 92 2-1 P6 ① 1-2		S SI 98 S SI 98 S SI 99 0-3 K ①		C FF 95 F FF 95 F CH 84 S CH 85 0-3 K ③		6	0	0	0	0	4	1
63 Jesus Montero, R (1, 10) OBP: 0.295, SLG: 0.422 61 Munenori Kawasaki, L (12, PR) OBP: 0.238, SLG: 0.158 (12, 10)	S FF 92 C CU 81 X CU 80 0-2 G5-3 ③		X FC 86 0-0 1B		X FF 93 0-0 L9 ③		F SL 85 C FF 94 B SL 85 T FF 94 1-2 K ②		F SI 99 C SL 89 B SL 90 C SI 99 1-3 K ②			B FF 93 B FF 93 F FF 94 X FF 94 2-1 27 2B 2B	6 0	0 1	2 0	0 0	0 0	2 0	1 0
17 Justin Smoak, S (1, 3) OBP: 0.289, SLG: 0.414		B SI 90 C FC 84 X FC 84 1-1 HR	B FC 85 B CH 85 T FC 86 C FF 92 S CU 81 2-3 K ③			B CU 79 C CU 79 F FF 92 B CU 80 X CU 81 2-2 26 BB 27 E 1B	C SL 86 C SL 85 B SL 87 S CH 81 1-3 K ③		B SI 100 X SI 99 1-0 G4-3 ③			X FF 94 0-0 F7 ①	6	1	2	1	0	2	3
27 John Jaso, L (1, 2) OBP: 0.340, SLG: 0.450 30 Miguel Olivo, R (12, 2) OBP: 0.216, SLG: 0.320		C SI 92 C CU 80 F FF 93 B CU 80 F CU 80 X FF 92 1-2 G3-1 ①		X FF 91 0-0 1B ①		C SL 81 B SL 82 C SL 81 X SL 83 1-2 FC5 26 BB 1-2		B FF 93 C SL 83 B SL 85 B FF 92 B FF 92 4-1 55 1B 26 2B BB	B SI 98 B SI 98 C SI 98 X SI 98 2-1 P6 ①		B FF 93 C FF 93 C FF 95 B FF 96 X FF 94 2-2 9 1B 2-H 2B	5 0	2 0	2 0	1 0	1 0	0 0	1 0
20 Mike Carp, L (1, 7) OBP: 0.273, SLG: 0.382 9 Chone Figgins, S (8, 7) OBP: 0.258, SLG: 0.295		C CU 81 F FF 91 X CU 80 0-2 G4-3 ②	C FF 91 B CU 80 X CU 80 1-1 55 HR 1B			D SL 84 B FF 90 X FF 90 2-0 F6 ①		B SL 86 B SL 83 F FF 93 F SL 84 S CH 82 2-3 K ①	B SI 98 X SI 98 1-0 F8 ②		F FF 96 X CH 82 0-1 2-H 1B	4 2	1 0	1 1	0 1	0 0	1 0	3 0
55 Michael Saunders, L (1, 8) OBP: 0.325, SLG: 0.422		X FF 92 0-0 26 S 1B	B FC 85 1 SAFE C FC 84 B FC 84 1 SAFE B FF 91 X FF 90 3-1 1-H HR			F FF 90 F FF 90 S SL 83 0-3 K ②		X SL 84 0-0 26 2B 1-3 1B	F SI 98 T SI 100 X SI 100 0-2 1B		X FF 89 0-0 P6 ②	6	2	4	2	0	1	4
26 Brendan Ryan, R (1, 6) OBP: 0.280, SLG: 0.268		B FF 92 B FC 86 F FF 91 F FC 86 X FF 91 2-2 G4-3 ③ 1-2	C FC 85 C CU 80 F CU 81 B FC 85 B CU 81 X FC 86 2-2 G1-3 ②			F FF 90 F CH 83 B CH 83 B FF 90 F CH 85 F FF 92 B FF 92 F CH 83 B FF 91 4-2 1-2 2-3 BB		F FF 92 B SL 85 B SL 86 S FF 94 1 SAFE B FF 95 X SL 84 3-2 51 S 51 E 1-H 3-H 2B	B SI 100 1 SAFE B SI 99 B SI 98 C SI 98 1 SAFE C SI 98 X SI 97 3-2 F7 ③		B FF 90 1 SAFE X FF 89 1-0 G1-3 ③	5	1	1	2	1	0	4
Inning Stats	R: 1 E: 0 K: 0 S: 10 H: 1 LOB: 0 BB: 0 P: 16	R: 1 E: 0 K: 0 S: 14 H: 2 LOB: 1 BB: 0 P: 18	R: 1 E: 0 K: 2 S: 10 H: 2 LOB: 1 BB: 0 P: 17	R: 2 E: 0 K: 0 S: 11 H: 3 LOB: 0 BB: 0 P: 18	R: 0 E: 0 K: 2 S: 9 H: 0 LOB: 0 BB: 0 P: 13	R: 0 E: 1 K: 1 S: 18 H: 1 LOB: 3 BB: 1 P: 29	R: 0 E: 0 K: 2 S: 8 H: 0 LOB: 1 BB: 1 P: 16	R: 3 E: 0 K: 1 S: 15 H: 2 LOB: 0 BB: 1 P: 28	R: 0 E: 0 K: 2 S: 7 H: 0 LOB: 0 BB: 0 P: 9	R: 0 E: 0 K: 0 S: 9 H: 1 LOB: 1 BB: 0 P: 15	R: 0 E: 0 K: 1 S: 7 H: 0 LOB: 0 BB: 0 P: 7	R: 2 E: 0 K: 0 S: 10 H: 3 LOB: 2 BB: 0 P: 15	1B: 8 2B: 3 3B: 0 HR: 4	SF: 0 SAC: 0 DP: 0 HBP: 0	WP: 0 PB: 0 SB: 2 CS: 0	PA: 54			

PITCHER		IP	WLS	BF	H	R	ER	SO	BB	IBB	HBP	BLK	WP	HR	S	P	ERA	WHIP
34 Gavin Floyd, R ERA: 5.32	(1, 1)	5.0		23	9	5	5	4	0	0	0	0	0	4	57	87	9.00	1.800
77 Will Ohman, L ERA: 5.79	(6, 1)	0.2	H	3	0	0	0	1	0	0	0	0	0	0	7	10	0.00	0.000
48 Zach Stewart, R ERA: 4.08	(6, 1)	0.0		1	0	0	0	0	1	0	0	0	0	0	5	9	∞	∞
53 Héctor Santiago, L ERA: 3.66	(6, 1)	0.2	H	3	0	0	0	0	1	0	0	1	0	0	5	13	0.00	1.500
26 Jesse Crain, R ERA: 2.25	(7, 1)	1.0	B	6	2	3	2	3	1	0	0	0	0	0	14	25	18.00	3.000
37 Matt Thornton, L ERA: 3.42	(8, 1)	0.2		2	0	0	0	0	0	0	0	0	0	0	7	11	0.00	0.000
65 Nate Jones, R ERA: 1.61	(9, 1)	2.0		7	1	0	0	2	0	0	0	0	0	0	16	24	0.00	0.500
43 Addison Reed, R ERA: 4.82	(11, 1)	1.1	L	7	3	2	2	1	0	0	0	0	0	0	15	19	13.50	2.250
62 Jose Quintana, L ERA: 1.69	(12, 1)	0.2		2	0	0	0	0	0	0	0	0	0	0	2	3	0.00	0.000

TOP

Seattle Mariners @ Chicago White Sox

U.S. Cellular Field, Chicago, IL

Sat Jun 02 2012, 4:11 PM - 8:27 PM EDT

Att. 26,200 - Partly Cloudy - 73 F

livebaseballscorecards.com

AB	51
R	10
H	15
RBI	9
BB	3
SO	11
LOB	20

Batter	1	2	3	4	5	6	7	8	9	10	11	12	AB	R	H	RBI	BB	SO	LOB
30 Alejandro De Aza, L (1, 8) OBP: 0.380, SLG: 0.429	C SI 93 C FF 93 F FF 94 B CH 89 T CH 88 1-2 **K** ①		F FF 92 B SL 85 X SI 92 1-1 **L9** ①		L CU 78 B FF 92 X CH 85 1-1 15 HR 1B		B SI 96 S SI 94 F FS 85 F FS 85 B SI 94 X SI 96 2-2 15 E 15 S 1B		L FF 97 B FF 97 X FF 97 1-1 15 P6-3 1B			B SI 92 C SI 91 B CU 72 B FF 91 F SI 92 B FF 93 4-2 15 G3 BB	5	2	3	0	1	1	1
15 Gordon Beckham, R (1, 4) OBP: 0.292, SLG: 0.411	F SI 94 X FF 93 0-1 **F8** ②		B SL 83 X SI 93 1-0 44 F7 2-H 1B		C SL 83 1 SAFE F SI 93 X SL 83 0-2 1-H HR		1 SAFE B SI 94 X SI 94 1-0 **E3** 1-H 1B		1 SAFE 1 SAFE B CH 87 1 SAFE C CU 79 1 SAFE S FF 97 F FF 98 X CU 79 1-2 **P6-3** ②③ 1-1f			X SL 85 0-0 **G3** ② 1-2	6	1	3	4	0	0	2
44 Adam Dunn, L (1, 10) OBP: 0.375, SLG: 0.554	S SI 92 B SI 94 S FF 93 S CH 87 1-3 **K** ③		X FF 92 0-0 **F7** ② 1-2		F FF 91 F FF 92 C CU 80 0-3 **K** ②		B SL 84 C SL 84 F SL 84 B FF 93 B SL 84 F SL 84 B SL 82 4-2 BB			B FF 96 C CU 76 B CU 79 B FF 98 F FF 97 S FF 98 3-3 **K** ①		S FF 93 D SI 89 B FS 85 S SI 92 X FS 88 2-2 **G6-3** ③	5	0	0	0	1	3	2
14 Paul Konerko, R (1, 3) OBP: 0.445, SLG: 0.617		X FF 92 0-0 **G5-3** ①	B SL 85 S SL 83 X SL 85 1-1 **G5-3** ③		B SI 92 C CU 76 C FF 92 F CU 81 B CU 80 X FF 93 2-2 **F8** ③		C FF 100 B FF 99 D FF 99 S FF 98 S FF 100 2-3 **K** ③			F FF 99 B CU 78 X FF 97 1-1 **F8** ②			5	0	0	0	0	1	3
51 Alex Rios, R (1, 9) OBP: 0.336, SLG: 0.440		C SI 92 X FF 93 0-1 12 PB 12 S 12 HR 1B	C SI 92 B SL 85 B FF 92 X FF 93 2-1 HR			B SI 90 X SI 89 1-0 **G5-3** ①		C FF 97 F FF 96 F FF 97 S FF 98 0-3 **K** ①		B CU 78 C CU 76 X FF 97 1-1 **F9** ③			5	2	2	1	0	1	0
12 A.J. Pierzynski, L (1, 2) OBP: 0.339, SLG: 0.512		B SI 92 1 SAFE 1 SAFE S SI 90 F CH 86 B FF 93 X CH 85 2-2 1-H HR	B FF 92 F FF 93 F FF 93 T SI 93 1-2 **K** ①			B FF 93 C FF 92 F CU 81 X FF 92 1-2 **G6-3** ②		B FF 98 S FF 97 B CH 92 F FF 97 F FF 99 F SL 90 X FF 99 2-2 **G3-1** ②			C FF 96 F CH 89 F CU 80 X FF 96 0-2 **G1-3** ①	5	1	1	2	0	1	0
24 Dayan Viciedo, R (1, 7) OBP: 0.302, SLG: 0.511		B FF 92 B FF 93 S FF 92 F SI 94 F SL 85 F SL 85 S SI 94 2-3 **K** ②	B FF 92 F FF 92 X SL 85 1-1 **F9** ②			B SL 82 C SI 93 S SL 84 F FS 86 T FS 85 1-2 **K** ③		F SL 90 B SL 88 B FF 98 F FF 97 X SL 88 2-2 HR			S FF 97 F FF 97 F CU 78 B FF 96 T FF 97 1-2 **K** ②	5	1	1	1	0	3	0
10 Alexei Ramirez, R (1, 6) OBP: 0.244, SLG: 0.286		B FF 92 C FF 93 B SL 87 S SL 84 F SI 93 F SL 84 F SL 83 S FF 93 2-3 **K** ③	C FF 92 F FF 92 X SI 94 0-2 **G3** ③				X FS 83 0-0 **G6-3** ①	S FF 97 S FF 98 B FF 100 F FF 98 X FF 98 1-2 **G6-3** ③			B FF 98 C CU 77 F CU 78 F FF 97 S FF 96 1-3 **K** ③		5	0	0	0	0	2	0
5 Orlando Hudson, S (1, 5) OBP: 0.273, SLG: 0.316			C SI 92 B FF 92 X SI 93 1-1 15 1B 2B		C FF 91 X CH 86 0-1 **G4-3** ①		B FS 85 F SI 94 F SI 94 B FS 86 F SI 95 S FS 84 2-3 **K** ②		C FF 97 C FF 97 C FF 98 0-3 **K** ①			B SI 92 C SI 91 B SI 87 F FF 92 F FS 87 S FS 88 2-3 **K** ①	5	1	1	0	0	3	0
Inning Stats	R: 0 H: 0 E: 0 LOB: 0 K: 2 BB: 0 S: 9 P: 11	R: 2 H: 2 E: 0 LOB: 0 K: 2 BB: 0 S: 17 P: 23	R: 1 H: 2 E: 0 LOB: 1 K: 0 BB: 0 S: 8 P: 12	R: 1 H: 1 E: 0 LOB: 0 K: 1 BB: 0 S: 10 P: 14	R: 2 H: 2 E: 0 LOB: 0 K: 1 BB: 0 S: 14 P: 17	R: 0 H: 0 E: 0 LOB: 0 K: 1 BB: 0 S: 8 P: 11	R: 1 H: 2 E: 1 LOB: 2 K: 2 BB: 1 S: 16 P: 27	R: 1 H: 1 E: 0 LOB: 0 K: 1 BB: 0 S: 17 P: 22	R: 0 H: 1 E: 0 LOB: 0 K: 1 BB: 0 S: 9 P: 11	R: 0 H: 0 E: 0 LOB: 0 K: 1 BB: 0 S: 7 P: 12	R: 0 H: 0 E: 0 LOB: 0 K: 2 BB: 0 S: 12 P: 14	R: 0 H: 0 E: 0 LOB: 1 K: 1 BB: 1 S: 10 P: 18	1B: 6 2B: 2 3B: 0 HR: 4	SF: 0 SAC: 0 DP: 1 HBP: 0	WP: 0 PB: 1 SB: 2 CS: 0	PA: 48			

BOTTOM

Seattle Mariners @ Chicago White Sox

U.S. Cellular Field, Chicago, IL

Sat Jun 02 2012, 4:11 PM - 8:27 PM EDT

Att. 26,200 - Partly Cloudy - 73 F

livebaseballscorecards.com

AB	46
R	8
H	11
RBI	8
BB	2
SO	15
LOB	8

PITCHER	IP	WLS	BF	H	R	ER	SO	BB	IBB	HBP	BLK	WP	HR	S	P	ERA	WHIP
45 Hector Noesí, R (1, 1) ERA: 5.51	4.1		20	7	6	6	5	0	0	0	0	0	3	51	68	12.46	1.615
41 Charlie Furbush, L (5, 1) ERA: 3.26	1.1		4	0	0	0	1	0	0	0	0	0	0	11	15	0.00	0.000
43 Brandon League, R (6, 1) ERA: 4.13	1.0		5	2	1	1	2	0	0	0	0	0	0	14	20	9.00	2.000
44 Lucas Luetge, L (7, 1) ERA:	0.0		1	0	0	0	0	1	0	0	0	0	0	3	7	∞	∞
46 Stephen Pryor, R (7, 1) ERA: 6.75	1.1		5	1	1	1	2	0	0	0	0	0	1	20	27	6.75	0.750

PITCHER	IP	WLS	BF	H	R	ER	SO	BB	IBB	HBP	BLK	WP	HR	S	P	ERA	WHIP
54 Tom Wilhelmsen, R (9, 1) ERA: 3.81	3.0	W	9	1	0	0	4	0	0	0	0	0	0	28	37	0.00	0.333
18 Hisashi Iwakuma, R (12, 1) ERA: 5.63	1.0	S	4	0	0	0	1	1	0	0	0	0	0	10	18	0.00	1.000

Batter	1	2	3	4	5	6	7	8	9	AB	R	H	RBI	BB	SO	LOB
51 Ichiro Suzuki, L (1, 9) OBP: 0.298, SLG: 0.382	C SI 94 B FF 92 X SI 89 1-1 ① G4-3		C SI 90 F SI 88 B SI 94 X SI 92 1-2 ② G1-3		S SL 77 B SI 95 X SL 79 1-1 ③ F7			X SI 90 0-0 ② B2		4	0	0	0	0	0	1
9 Chone Figgins, S (1, 7) OBP: 0.250, SLG: 0.284	F SI 86 B CH 82 S SI 93 B SI 95 X CH 82 2-2 ② F8		C SI 90 B SI 88 F SI 93 B SL 80 S SI 95 2-3 ③ K			B CH 80 X SI 89 1-0 ① B1-3		C SI 88 C SI 92 X SL 80 0-2 ③ F7		4	0	0	0	0	1	0
63 Jesus Montero, R (1, 2) OBP: 0.299, SLG: 0.423	T SI 87 B SI 94 X SI 93 1-1 ③ F9			C SL 75 B SI 90 B SI 94 X CH 82 2-1 1B		B SL 77 B SI 87 C CH 82 F SI 94 F FF 94 F SL 80 S SL 81 2-3 ② K			B SI 94 F SI 87 C SL 79 B SI 94 X SL 79 2-2 17 G5-4-3 1B	4	0	2	0	0	1	0
17 Justin Smoak, S (1, 3) OBP: 0.293, SLG: 0.409		C CH 84 B SI 91 C CH 81 B SL 79 B SI 94 B SI 87 4-2 30 HR BB		X SI 92 0-0 ① F9		B SI 92 C SL 78 B SL 80 B SI 93 B FF 94 4-1 BB			C SL 78 X SI 95 0-1 ① ② G5-4-3 1-2f	2	1	0	0	2	0	2
13 Dustin Ackley, L (1, 4) OBP: 0.322, SLG: 0.367		C SI 94 F SI 92 B SI 94 C SL 78 1-3 ① K		B SL 80 F SI 94 C SI 94 F SL 79 B SI 96 S SL 82 2-3 ② K		B SL 78 B SI 95 X SI 95 2-0 ③ P3			F SI 94 X SI 95 0-1 30 DI 1B	4	0	1	0	0	2	3
30 Miguel Olivo, R (1, 10) OBP: 0.217, SLG: 0.346		1 SAFE C CH 83 X SI 89 0-1 1-H HR		C SI 94 C SL 79 F SL 79 S SL 79 0-3 ③ K			X SL 76 0-0 ① F8		B SL 80 S SI 94 F SL 81 F SL 82 F SL 82 B SI 95 F SL 81 F CH 84 S SL 79 2-3 ③ K 1-2	4	1	1	2	0	2	2
55 Michael Saunders, L (1, 8) OBP: 0.325, SLG: 0.426		F SL 94 X SL 80 0-1 ② G3-1			B SI 87 L SI 93 X SI 92 1-1 2B		B CH 86 X SI 92 1-0 ② G3-1			3	0	1	0	0	0	0
16 Alex Liddi, R (1, 5) OBP: 0.300, SLG: 0.380		C CH 85 C SL 78 S SL 80 0-3 ③ K2-3			C SI 93 B SL 77 F SI 94 S SL 80 1-3 ① K		C SI 87 C CH 82 X SL 80 0-2 ③ G4-3			3	0	0	0	0	2	1
26 Brendan Ryan, R (1, 6) OBP: 0.275, SLG: 0.263			B SI 88 C SI 90 B SI 93 B CH 82 X SI 91 3-1 ① F8		B B SL 78 S CH 83 X SI 94 2-1 ② F9			C SI 87 S SL 76 X SI 93 0-2 ① F9		3	0	0	0	0	0	1
Inning Stats	R: 0 E: 0 K: 0 S: 7 H: 0 LOB: 0 BB: 0 P: 11	R: 2 E: 0 K: 2 S: 12 H: 1 LOB: 0 BB: 1 P: 17	R: 0 E: 0 K: 1 S: 8 H: 0 LOB: 0 BB: 0 P: 14	R: 0 E: 0 K: 2 S: 11 H: 1 LOB: 1 BB: 0 P: 15	R: 0 E: 0 K: 1 S: 9 H: 1 LOB: 1 BB: 0 P: 14	R: 0 E: 0 K: 1 S: 8 H: 0 LOB: 1 BB: 1 P: 17	R: 0 E: 0 K: 0 S: 5 H: 0 LOB: 0 BB: 0 P: 6	R: 0 E: 0 K: 0 S: 7 H: 0 LOB: 0 BB: 0 P: 7	R: 0 E: 0 K: 1 S: 14 H: 2 LOB: 1 BB: 0 P: 18	1B: 3 2B: 1 3B: 0 HR: 1	SF: 0 SAC: 0 DP: 1 HBP: 0					

PITCHER	IP	WLS	BF	H	R	ER	SO	BB	IBB	HBP	BLK	WP	HR	S	P	ERA	WHIP
49 Chris Sale, L (1, 1) ERA: 2.3	9.0	W	33	5	2	2	8	2	0	0	0	0	1	81	119	2.00	0.778

PITCHER	IP	WLS	BF	H	R	ER	SO	BB	IBB	HBP	BLK	WP	HR	S	P	ERA	WHIP

TOP

Seattle Mariners @ Chicago White Sox

U.S. Cellular Field, Chicago, IL

Sun Jun 03 2012, 2:11 PM - 4:56 PM EDT

Att. 23,062 - Partly Cloudy - 75 F

livebaseballscorecards.com

AB	31
R	2
H	5
RBI	2
BB	2
SO	8
LOB	10

SEATTLE MARINERS™

1B: 3 SF: 0
2B: 1 SAC: 0
3B: 0 DP: 1
HR: 1 HBP: 0

WP: 0 PA: 33
PB: 0
SB: 0
CS: 0

BOTTOM

Seattle Mariners @ Chicago White Sox

U.S. Cellular Field, Chicago, IL

Sun Jun 03 2012, 2:11 PM - 4:56 PM EDT

Att. 23,062 - Partly Cloudy - 75 F

livebaseballscorecards.com

Batter	1	2	3	4	5	6	7	8	9	AB	R	H	RBI	BB	SO	LOB
18 Brent Lillibridge, R (1, 8) OBP: 0.278, SLG: 0.229	B FF 90 B SI 90 C SI 91 B SI 91 C SI 91 X FF 91 3-2 44 G3-1 15 G6-3 1B	S SL 84 F SL 85 F CU 74 B SL 85 B FF 93 B FF 92 B FF 93 4-2 15 FC6-4 1-2 2-3 3-H BB		B SL 85 T SI 89 C SI 90 S SI 91 1-3 ① K	1 SAFE B FF 95 C FF 95 S FF 95 S FF 96 1-3 ③ K		F SL 83 B FF 88 X FF 88 1-1 ③ F9			4	0	1	1	1	2	5
15 Gordon Beckham, R (1, 4) OBP: 0.290, SLG: 0.405	1 SAFE B FC 89 C SI 90 B SL 84 1 SAFE C SI 90 F SI 89 F SI 91 B SI 89 3-2 ① X SL 84 G6-3 1-2	S SI 93 B FC 93 B FF 92 X SL 85 2-1 ③ FC6-4 1-2f		B SL 84 1 SAFE C FF 90 X FF 90 1-1 51 1B 1-3 3-H 1B		S SL 85 B SI 90 B SI 90 B SL 86 X SI 88 3-1 ① P4		B SL 81 F FF 91 T SL 83 B SL 84 F SL 84 S FF 93 2-3 ① K		5	0	1	1	0	1	4
44 Adam Dunn, L (1, 3) OBP: 0.376, SLG: 0.545	X FC 92 0-0 ② G3-1 2-3		B FF 89 B SI 91 B CH 82 B SI 91 4-0 24 HBP 51 1B BB	I IN 70 I IN 72 I IN 73 I IN 72 4-0 51 1B IBB		B SL 84 F SI 89 B SL 84 F SI 89 B FF 90 X SI 89 3-2 ② G6-3		B FF 92 C SL 84 F FF 93 S SL 85 1-3 ② K		3	1	0	0	2	1	1
24 Dayan Viciedo, R (1, 10) OBP: 0.304, SLG: 0.503	S FF 92 B FF 93 F SI 93 B FC 92 F FF 93 C SI 94 2-3 ③ K		B FF 89 C SI 90 S SI 90 H SI 90 2-2 51 1B 1-2 HBP	X FC 91 0-0 ② F9		B SL 84 B SI 89 F SL 84 B SI 89 S SI 88 B SI 88 4-2 51 FC6-4 BB		C FF 93 B FF 94 B FF 95 B SL 84 F FF 93 X SL 86 3-2 ③ F8		3	0	0	0	1	1	4
51 Alex Rios, R (1, 9) OBP: 0.340, SLG: 0.442		C SI 91 X FF 91 0-1 ① F9	C SI 92 X FC 91 0-1 10 G4-6-3 1-3 2-H 1B	C FC 91 F FF 92 B SL 85 X FF 92 1-2 5 FC1-4-6 1-2 2-3 3-H 1B		C SI 88 B SL 84 F FF 88 X SI 91 1-2 ③ FC6-4 1-2f				4	0	2	2	0	0	1
1 Kosuke Fukudome, L (1, 7) OBP: 0.294, SLG: 0.195 5 Orlando Hudson, S (3, 5) OBP: 0.269, SLG: 0.311		C FF 92 S SI 92 B SI 93 B SI 92 B SL 85 F FC 92 B FF 93 4-2 38 WP 10 1B 18 BB BB	C FF 90 1 SAFE T SL 82 C SI 91 0-3 ① K	F SI 92 X FC 92 0-1 ③ FC1-4-6 1-2f			X SI 89 0-0 ① F8			0 3	1 0	0 0	0 0	1 0	0 1	0 5
10 Alexei Ramirez, R (1, 6) OBP: 0.244, SLG: 0.286		C SI 92 1 SAFE F FF 90 B FF 90 X SL 83 1-2 18 BB 38 WP 1B	F SI 90 X FF 92 0-1 ②③ G4-6-3 1-2f		C FF 96 F FF 96 B FF 96 F FF 96 F SL 87 X FF 97 1-2 ① G4-3		C SL 83 C SI 89 X CU 73 0-2 ② F8			4	0	1	0	0	0	2
17 Tyler Flowers, R (1, 2) OBP: 0.308, SLG: 0.457		C FF 92 S FF 91 S FF 91 0-3 ② K		F SI 90 S FC 90 B FF 91 X FF 91 1-2 38 1B 15 1B 1B	F FF 96 B SL 88 F FF 96 B SL 90 S FF 96 2-3 ② K		B SI 90 X SL 83 1-0 38 BB 1B			4	1	2	0	0	2	2
38 Eduardo Escobar, S (1, 5) OBP: 0.275, SLG: 0.244 (3, 7)		F SI 92 F SI 93 B SL 85 F FF 92 B FF 91 B CU 75 F SL 85 B FF 93 4-2 18 BB 1-2 2-3 BB		C SI 89 X SI 89 0-1 15 1B 51 1B 1-3 1B	B FF 94 X FF 94 1-0 1B		B SI 88 B SI 88 B SI 89 C SI 88 F SI 88 F SI 87 B SI 86 4-2 1-2 BB			2	1	2	0	2	0	0

Inning Stats	1	2	3	4	5	6	7	8	9
	R: 0 E: 0 K: 1 S: 13 H: 1 LOB: 1 BB: 0 P: 21	R: 1 E: 0 K: 1 S: 20 H: 1 LOB: 3 BB: 3 P: 35	R: 1 E: 0 K: 1 S: 9 H: 1 LOB: 1 BB: 1 P: 15	R: 2 E: 0 K: 1 S: 16 H: 4 LOB: 3 BB: 1 P: 24	R: 0 E: 0 K: 2 S: 12 H: 1 LOB: 1 BB: 0 P: 17	R: 0 E: 0 K: 0 S: 10 H: 0 LOB: 1 BB: 1 P: 21	R: 0 E: 0 K: 0 S: 10 H: 1 LOB: 2 BB: 1 P: 16	R: 0 E: 0 K: 2 S: 10 H: 0 LOB: 0 BB: 0 P: 16	

	AB	R	H	RBI	BB	SO	LOB
	32	4	9	4	7	8	24

	1B	SF	WP	PA
	9	0	1	40
	2B: 0	SAC: 0	PB: 0	
	3B: 0	DP: 1	SB: 0	
	HR: 0	HBP: 1	CS: 0	

PITCHER		IP	WLS	BF	H	R	ER	SO	BB	IBB	HBP	BLK	WP	HR	S	P	ERA	WHIP
25 Kevin Millwood, R ERA: 3.9	(1, 1)	4.0	L	24	7	4	4	4	4	1	1	0	1	0	58	95	9.00	2.750
46 Stephen Pryor, R ERA: 3.86	(5, 1)	1.0		4	1	0	0	2	0	0	0	0	0	0	12	17	0.00	1.000
44 Lucas Luetge, L ERA:	(6, 1)	2.0		9	1	0	0	0	2	0	0	0	0	0	20	37	0.00	1.500
23 Shawn Kelley, R ERA: 2.77	(8, 1)	1.0		3	0	0	0	2	0	0	0	0	0	0	10	16	0.00	0.000

PITCHER	IP	WLS	BF	H	R	ER	SO	BB	IBB	HBP	BLK	WP	HR	S	P	ERA	WHIP

Toronto Blue Jays @ Chicago White Sox

U.S. Cellular Field, Chicago, IL

Tue Jun 05 2012, 8:13 PM - 10:55 PM EDT

Att. 23,107 - Clear - 58 F

livebaseballscorecards.com

Batter	1	2	3	4	5	6	7	8	9	AB	R	H	RBI	BB	SO	LOB
13 Brett Lawrie, R (1, 5) OBP: 0.324, SLG: 0.393	C SI 92 C SI 92 B CU 80 B CU 80 S SL 84 2-3 K ①	B CH 84 C SI 90 S SI 89 X SL 83 1-2 G3-1 ③			B SI 88 B SL 80 C SI 88 S FF 88 B FF 90 X SL 81 3-2 28 HR 2B	B SI 89 X SI 89 1-0 28 1B 19 1B 1B		B SL 83 X FF 88 1-0 28 2B 1B		5	3	3	0	0	1	0
28 Colby Rasmus, L (1, 8) OBP: 0.314, SLG: 0.447	F FF 92 B SI 91 C CU 78 B CU 81 X SI 91 2-2 5 BB 19 PB 30 BB 1B		C CU 78 M CH 84 X CU 80 0-2 2 BB 1B		C FF 90 F SI 90 B FF 92 X SL 85 1-2 2-H HR	B SI 87 B FF 88 B SI 88 C FF 89 X SI 88 3-1 19 1B 2 1B 1-3 1B		1 SAFE B CH 83 T FF 91 X FF 89 1-1 19 PB 19 SF9 1-H 2B		5	4	5	3	0	0	0
19 José Bautista, R (1, 9) OBP: 0.333, SLG: 0.465	B SI 92 B SL 83 C SI 92 C SI 92 F SI 92 B SL 85 B SL 84 4-2 30 BB 5 BB 1-2 BB		C SL 82 F SI 90 F SI 91 D CH 86 F SL 84 B SL 84 B FF 92 1 SAFE X FF 91 3-2 F8 ①		X FF 91 0-0 P6 ①	S FF 90 F FF 88 B CH 82 X FF 89 1-2 2 1B 1-2 3-H 1B		B SL 83 F SI 88 B FF 89 X FF 91 2-1 SF9 ② 2-H		3	0	1	2	1	0	1
2 Kelly Johnson, L (1, 10) OBP: 0.345, SLG: 0.413	B SI 92 S FF 91 1 SAFE X CH 85 1-1 F7 ②		1 SAFE B CH 86 T FF 89 B SI 90 D CH 86 B FF 90 4-1 1-2 BB		F FF 90 B SL 81 F CU 77 F FF 90 S CU 79 1-3 K ②	C SI 89 D CH 82 D CH 82 F SI 89 X CH 83 2-2 5 FC6-4 1-3 2-H 1B		S SL 80 X SL 82 0-1 L8 ③		4	0	1	1	1	1	2
5 Yunel Escobar, R (1, 6) OBP: 0.308, SLG: 0.335	B SI 90 B SI 91 B FF 91 B FF 90 4-0 30 BB 1-2 2-3 BB		B SI 92 C CH 83 X FF 91 1-1 F7 ②		B FF 90 C SL 83 X SL 82 1-1 30 HR 1B	B SI 88 X FF 91 1-0 FC6-4 ③ 1-2f			B SL 81 B FF 87 X FF 87 2-0 F7 ①	4	1	1	0	1	0	4
30 David Cooper, L (1, 3) OBP: 0.359, SLG: 0.568	F FF 91 B CH 85 D CH 86 B FF 91 F FF 91 B FF 91 4-2 1-2 2-3 3-H BB		F CH 85 B SI 92 X CH 85 1-1 L3 ③		B FF 90 C SI 89 F FF 89 X FF 90 1-2 1-H HR		B FF 87 F SL 81 F FF 90 B FF 90 X CH 83 2-2 G4-3 ①		B SL 80 C FF 87 B SI 88 F FF 87 X SL 82 2-2 G4-3 ②	4	1	1	3	1	0	2
9 J.P. Arencibia, R (1, 2) OBP: 0.263, SLG: 0.434	B SL 82 F FF 91 S SI 91 B SI 90 B SL 84 F SL 82 X SL 84 3-2 F8 ③			X CU 76 0-0 17 G4-6-3 1B	B SL 84 B FF 90 B FF 88 C FF 90 S FF 88 C FF 89 3-3 K ③		X FF 91 0-0 F8 ②		S SL 81 B SL 81 F SL 81 S CU 76 1-3 K2-3 ③	5	0	1	0	0	2	3
17 Omar Vizquel, S (1, 4) OBP: 0.267, SLG: 0.214		C FF 88 X SI 89 0-1 L6 ①		X SI 89 0-0 G4-6-3 ① ② 1-2f		B FF 88 B CH 82 X SI 88 2-0 G1-3 ①	B FF 89 B FF 90 B FF 90 C FF 89 F FF 87 X FF 88 3-2 G3 ③			4	0	0	0	0	0	1
11 Rajai Davis, R (1, 7) OBP: 0.291, SLG: 0.418		L SI 90 B SI 90 X SI 90 1-1 F7 ②		C FF 90 X SI 89 0-1 G6-3 ③		X SI 88 0-0 G5-3 ②		C SI 88 X SL 83 0-1 F9 ①		4	0	0	0	0	0	0
Inning Stats	R: 1 E: 0 K: 1 S: 17 H: 1 LOB: 3 BB: 3 P: 37	R: 0 E: 0 K: 0 S: 7 H: 0 LOB: 0 BB: 0 P: 9	R: 0 E: 0 K: 0 S: 13 H: 1 LOB: 2 BB: 1 P: 22	R: 0 E: 0 K: 0 S: 4 H: 1 LOB: 0 BB: 0 P: 4	R: 4 E: 0 K: 2 S: 19 H: 4 LOB: 0 BB: 0 P: 29	R: 2 E: 0 K: 0 S: 12 H: 4 LOB: 2 BB: 0 P: 22	R: 0 E: 0 K: 0 S: 7 H: 0 LOB: 0 BB: 0 P: 12	R: 2 E: 0 K: 0 S: 9 H: 2 LOB: 0 BB: 0 P: 13	R: 0 E: 0 K: 1 S: 7 H: 0 LOB: 0 BB: 0 P: 12	1B: 9 2B: 2 3B: 0 HR: 2 SF: 1 SAC: 0 DP: 1 HBP: 0						

	AB	38
	R	9
	H	13
	RBI	9
	BB	4
	SO	4
	LOB	13

WP: 0 PB: 2 SB: 0 CS: 0 PA: 43

PITCHER		IP	WLS	BF	H	R	ER	SO	BB	IBB	HBP	BLK	WP	HR	S	P	ERA	WHIP
41 Philip Humber, R ERA: 5.68	(1, 1)	5.0	L	25	7	5	5	3	4	0	0	0	0	2	60	101	9.00	2.200
48 Zach Stewart, R ERA: 4.87	(6, 1)	2.2		14	6	4	3	0	0	0	0	0	0	0	26	45	10.12	2.250
77 Will Ohman, L ERA: 5.4	(8, 1)	1.1		4	0	0	0	1	0	0	0	0	0	0	9	14	0.00	0.000

PITCHER		IP	WLS	BF	H	R	ER	SO	BB	IBB	HBP	BLK	WP	HR	S	P	ERA	WHIP

BOTTOM

Toronto Blue Jays @ Chicago White Sox

U.S. Cellular Field, Chicago, IL

Tue Jun 05 2012, 8:13 PM - 10:55 PM EDT

Att. 23,107 - Clear - 58 F

Batter	1	2	3	4	5	6	7	8	9	AB	R	H	RBI	BB	SO	LOB
30 Alejandro De Aza, L (1, 8) OBP: 0.381, SLG: 0.429	B FF 90 C FF 90 X FF 91 1-1 E7 15 SH1-3 24 E 1B		B FF 90 B FF 90 F FF 92 C FF 91 F CH 83 X CU 78 2-2 ① P6			C FF 92 B CU 78 X CH 82 1-1 24 FC6-4 1B	B FF 91 B FC 92 1 SAFE 1 SAFE X FF 92 2-0 ② FC6-4 1-2f 3-H		C FF 92 B SI 93 C FF 93 B SL 85 X SL 86 2-2 ③ G4-3	5	1	2	1	0	0	1
15 Gordon Beckham, R (1, 4) OBP: 0.286, SLG: 0.399	F FF 92 X FF 92 0-1 ① SH1-3 2-3		B SI 92 B CH 84 F FF 92 X FF 92 2-1 ② F9			F CH 83 X CH 83 0-1 ① L7	D CH 85 X FF 91 1-0 ③ P4			3	0	0	0	0	0	2
44 Adam Dunn, L (1, 10) OBP: 0.373, SLG: 0.554	C CU 77 D CU 78 F FF 93 B CU 79 F CU 79 S CH 84 2-3 ② K		B FF 91 C FF 93 S FF 93 S FF 94 1-3 ③ K			B FF 92 B CU 77 X FF 92 2-0 ② P4		B CU 75 C FF 90 S CU 77 F CU 77 B FF 91 X CH 82 2-2 HR		4	1	1	1	0	2	2
24 Dayan Viciedo, R (1, 7) OBP: 0.298, SLG: 0.492	B FF 93 B FF 92 S CH 86 X FF 93 2-1 E8 3-H			F FC 91 B CH 85 X CH 83 1-1 ① L9		B FF 92 F FF 90 B CU 77 X CH 83 2-1 ③ FC6-4 1-2f		B SL 84 S SL 84 X SL 85 1-1 ① G1-3		4	0	0	0	0	0	1
51 Alex Rios, R (1, 9) OBP: 0.342, SLG: 0.443	B FF 92 D CH 85 B FF 92 C FF 92 X FF 92 3-1 ③ G5-3			X SI 91 0-0 ② G6-3			B CH 87 X CH 83 1-0 12 HR 1B	B FF 91 C FF 91 B SL 85 X SL 85 2-1 5 2-5 12 BB 1B		4	1	2	0	0	0	1
12 A.J. Pierzynski, L (1, 2) OBP: 0.347, SLG: 0.531		B FF 91 X FF 91 1-0 5 FC6-5 10 G5-3 1B		C FF 91 B CH 85 X CH 83 1-1 ③ G3			B FF 90 X FF 89 1-0 1-H HR	D FF 92 B FF 92 B FF 90 D FF 91 4-0 1-2 BB		3	1	2	2	1	0	0
10 Alexei Ramirez, R (1, 6) OBP: 0.240, SLG: 0.280		B FF 92 F CH 84 B FF 92 X CH 83 2-1 ① G5-3 1-2			C FF 90 S FF 91 T FF 91 0-2 ① K	F FF 90 C FF 93 S CU 79 0-3 ① K	C SL 84 F FF 93 B FF 93 X SL 86 1-2 ② F8			4	0	0	0	0	2	3
5 Orlando Hudson, S (1, 5) OBP: 0.268, SLG: 0.305		B FF 92 X FF 91 1-0 ② FC6-5 18 FC6-4 2-3			C FF 91 X FF 91 0-1 ② G1-3	F SI 90 C FF 92 B CU 78 B CH 85 B FF 91 B CH 82 4-2 18 E 30 FC6-4 BB	D CH 82 1-0 ③ 2-5 2-3		B FF 93 B FF 92 B SI 94 C FF 94 C FF 94 F SI 92 X FF 94 3-2 ① G6-3	3	1	0	0	1	0	1
18 Brent Lillibridge, R (1, 3) OBP: 0.259, SLG: 0.212		S CH 86 X CH 85 0-1 ③ FC6-4 1-2f			C FF 92 X FF 93 0-1 ③ G4-3	S CH 83 1 SAFE S CH 83 B CH 84 X FF 92 1-2 E5 30 FC6-4 1-3			B CH 86 C SI 94 B CH 85 B FF 94 S SI 92 S SI 93 3-3 ② K	4	0	0	0	0	1	2

	AB	34
	R	5
	H	7
	RBI	4
	BB	2
	SO	5
	LOB	13

livebaseballscorecards.com

Inning Stats	1	2	3	4	5	6	7	8	9						
	R: 1 E: 2 K: 1 S: 12	H: 1 LOB: 1 BB: 0 P: 20	R: 0 E: 0 K: 0 S: 6	H: 1 LOB: 1 BB: 0 P: 10	R: 0 E: 0 K: 1 S: 9	H: 0 LOB: 0 BB: 0 P: 14	R: 0 E: 0 K: 0 S: 5	H: 0 LOB: 0 BB: 0 P: 7	R: 0 E: 0 K: 1 S: 7	H: 0 LOB: 0 BB: 0 P: 7	R: 0 E: 0 K: 0 S: 7	H: 1 LOB: 1 BB: 0 P: 12	R: 3 E: 1 K: 1 S: 12	H: 2 LOB: 1 BB: 1 P: 22	R: 1 E: 0 K: 0 S: 11	H: 2 LOB: 2 BB: 1 P: 22

	1B: 5	SF: 0	WP: 0	PA: 37
	2B: 0	SAC: 1	PB: 0	
	3B: 0	DP: 0	SB: 0	
	HR: 2	HBP: 0	CS: 0	

PITCHER		IP	WLS	BF	H	R	ER	SO	BB	IBB	HBP	BLK	WP	HR	S	P	ERA	WHIP
24 Ricky Romero, L ERA: 4.02	(1, 1)	7.0	W	30	6	5	3	4	1	0	0	0	0	2	62	98	3.86	1.000
48 Francisco Cordero, R ERA: 5.56	(8, 1)	1.0		5	1	0	0	0	1	0	0	0	0	0	7	16	0.00	2.000
47 Luis Perez, L ERA: 3.29	(9, 1)	1.0		3	0	0	0	1	0	0	0	0	0	0	10	18	0.00	0.000

PITCHER		IP	WLS	BF	H	R	ER	SO	BB	IBB	HBP	BLK	WP	HR	S	P	ERA	WHIP

Batter	1	2	3	4	5	6	7	8	9	AB	R	H	RBI	BB	SO	LOB
13 Brett Lawrie, R (1, 5) OBP: 0.321, SLG: 0.388	C FF 90 X FF 91 0-1 9 CS 1B		S FF 90 B FF 91 1 SAFE F FF 90 1 SAFE B SL 84 X SL 86 2-2 ② G5-3 1-2		1 SAFE 1 SAFE 1 SAFE B CH 89 1 SAFE X FF 88 1-0 ② F8		B SI 98 B SI 97 X SI 96 2-0 ② F4		C SI 93 F SC 74 F FF 93 X CU 76 0-2 ① F8	5	0	1	0	0	0	5
28 Colby Rasmus, L (1, 8) OBP: 0.316, SLG: 0.443	B FF 90 S FF 91 C FF 92 X CU 87 1-2 ① P4		F CU 86 B SL 85 F CU 85 X SL 84 1-2 ③ G4-3		C FF 89 B CH 86 X CH 87 1-1 ③ 1-H 1B		F FF 90 F SI 90 H FF 90 1-2 1-2 2-3 HBP		X FF 93 0-0 ② F8	4	0	1	1	0	0	3
19 José Bautista, R (1, 9) OBP: 0.335, SLG: 0.476	B FF 92 X FF 92 1-0 ② F8			B CU 78 S CU 86 B CU 85 B FF 89 F FF 89 X FF 90 3-2 ① G6-3		B SL 86 F SL 85 B CU 85 B FF 88 F FF 88 X FF 88 3-2 HR	B SL 85 C SL 84 S SL 85 F FF 94 S FF 93 1-3 ③ K		B CU 76 S FF 94 B SC 73 B CH 84 B CH 85 4-1 BB	4	1	1	1	1	1	4
9 J.P. Arencibia, R (1, 2) OBP: 0.267, SLG: 0.433	1 SAFE B FF 92 C FF 92 S FF 92 1 SAFE 1-2 ③ CS 1-2	F CH 86 X FF 89 0-1 5 G6-3 1B		B FF 90 F CH 86 F CH 86 F SL 85 X CU 85 1-2 ② G5-3		B CH 84 F SL 86 X SL 86 1-1 5 G5-4-3 1B		C SL 84 S FF 93 B SL 84 B CU 73 F SL 86 F FF 93 S FF 94 2-3 ① K	B SI 93 B FF 92 F FF 93 1 SAFE B FF 93 F FF 92 S FF 93 3-3 ③ K	5	0	2	0	0	2	1
5 Yunel Escobar, R (1, 6) OBP: 0.307, SLG: 0.333		X FF 90 0-0 ①② G6-3 1-2f		C FF 88 B SI 89 B CH 85 B FF 89 X FF 89 3-1 2 1B 1B		C FF 89 B FF 89 1 SAFE X FF 89 1-1 ①② G5-4-3 1-2f		F FF 94 F FF 94 F FF 95 B SL 87 F FF 94 F FF 95 X CU 73 1-2 ② G5-3		4	0	1	0	0	0	2
2 Kelly Johnson, L (1, 4)		C FF 91 B SL 88 T FF 88 F CU 78 F FF 91 B SI 90 B CU 87 B SL 89 4-2 68 WP BB		X FF 89 0-0 1-2 1B		S CU 79 B FF 89 F FF 88 S CU 77 1-3 ③ K		C CH 81 X SL 85 0-1 E9		3	0	1	0	1	1	0
68 Yan Gomes, R (1, 3) OBP: 0.258, SLG: 0.423		B FF 91 B CH 87 F FF 91 F FF 91 X CU 86 2-2 ③ L5 1-2		C SL 83 S FF 90 B FF 91 B FF 91 X SL 84 2-2 ③ P2			B SI 97 F SI 97 C SI 98 S SL 87 1-3 ① K	S SL 86 B SL 86 X FF 95 1-1 ③ G5-3		4	0	0	0	0	1	4
30 David Cooper, L (1, 10) OBP: 0.395, SLG: 0.585 18 Mike McCoy, R (9, PR) (9, 10)			C CU 85 B SI 90 T FF 89 B SI 89 B SL 86 X FF 90 3-2 ① F7		C SL 84 B FF 89 X CU 84 1-1 11 FC6-4 1B		C SI 97 B SI 97 B SI 97 X SI 96 2-1 28 HBP 11 1B 1B		F SI 91 B FF 93 B FF 92 S FF 92 F CU 77 X CU 75 2-2 11 HR 1B	4 0	0 1	3 0	0 0	0 0	0 0	0 0
11 Rajai Davis, R (1, 7) OBP: 0.311, SLG: 0.470			C FF 91 X SI 89 0-1 13 S 1B		1 SAFE L FF 89 1 SAFE X SL 88 0-1 ① FC6-4 28 S 28 1B 1-2f		X SI 98 0-0 28 HBP 1-2 1B		B FF 91 1 SAFE C CH 82 S CH 79 B FF 92 1 SAFE F FF 92 F CH 80 1 SAFE 3-2 F CH 82 B FF 91 1 SAFE X CH 81 1-H HR	4	2	3	2	0	0	1
Inning Stats	R: 0 E: 0 K: 0 S: 8 H: 1 LOB: 0 BB: 0 P: 11	R: 0 E: 0 K: 0 S: 10 H: 1 LOB: 1 BB: 1 P: 16	R: 0 E: 0 K: 0 S: 11 H: 1 LOB: 1 BB: 0 P: 17	R: 0 E: 0 K: 0 S: 13 H: 2 LOB: 2 BB: 0 P: 22	R: 1 E: 0 K: 0 S: 7 H: 2 LOB: 1 BB: 0 P: 10	R: 1 E: 0 K: 1 S: 10 H: 2 LOB: 0 BB: 0 P: 16	R: 0 E: 0 K: 2 S: 13 H: 2 LOB: 3 BB: 0 P: 20	R: 0 E: 1 K: 1 S: 15 H: 0 LOB: 1 BB: 0 P: 19	R: 2 E: 0 K: 1 S: 19 H: 2 LOB: 1 BB: 1 P: 31	1B: 11 2B: 0 3B: 0 HR: 2 SF: 0 SAC: 0 DP: 2 HBP: 1						

PITCHER		IP	WLS	BF	H	R	ER	SO	BB	IBB	HBP	BLK	WP	HR	S	P	ERA	WHIP
62 Jose Quintana, L ERA: 2.05	(1, 1)	6.0	L	24	9	2	2	1	1	0	0	0	1	1	59	92	3.00	1.667
65 Nate Jones, R ERA: 1.57	(7, 1)	0.2		4	2	0	0	1	0	0	0	0	0	0	7	12	0.00	3.000
77 Will Ohman, L ERA: 5.4	(7, 1)	0.0		1	0	0	0	0	0	0	1	0	0	0	2	3	∞	∞
26 Jesse Crain, R ERA: 2.08	(7, 1)	1.1		5	0	0	0	2	0	0	0	0	0	0	19	24	0.00	0.000
53 Héctor Santiago, L ERA: 4.35	(9, 1)	1.0		6	2	2	2	1	1	0	0	0	0	1	19	31	18.00	3.000

PITCHER	IP	WLS	BF	H	R	ER	SO	BB	IBB	HBP	BLK	WP	HR	S	P	ERA	WHIP

TOP

Toronto Blue Jays @ Chicago White Sox

U.S. Cellular Field, Chicago, IL

Wed Jun 06 2012, 8:10 PM - 11:00 PM EDT

Att. 25,672 - Clear - 66 F

livebaseballscorecards.com

AB	37
R	4
H	13
RBI	4
BB	2
SO	5
LOB	20

PA: 41

WP: 1
PB: 0
SB: 2
CS: 1

Batter	1	2	3	4	5	6	7	8	9	AB	R	H	RBI	BB	SO	LOB
30 Alejandro De Aza, L (1, 8) OBP: 0.379, SLG: 0.423	C FF 92 F FF 95 F FF 94 B SL 89 S SL 90 1-3 ① K2-3		B FS 86 B FF 94 F FF 94 F FF 94 B FF 95 X FF 95 3-2 ③ F7			F FF 93 X SL 86 0-1 ③ G3			C FF 92 B SL 86 B FS 81 B FF 92 B FF 93 4-1 44 DI BB	3	0	0	0	1	1	0
15 Gordon Beckham, R (1, 4) OBP: 0.280, SLG: 0.391	B FF 94 F FF 94 S FF 97 B FF 96 B FF 90 X SL 90 3-2 ② G6-3			C FF 92 C FF 91 X FF 95 0-2 ① G4-3			S FF 90 X FF 91 0-1 ① F8		C FF 91 X FF 90 0-1 ② F7	4	0	0	0	0	0	1
44 Adam Dunn, L (1, 10) OBP: 0.371, SLG: 0.546	B FF 97 B FF 96 X FF 95 2-0 ③ P6			B FF 94 B FF 93 B FS 84 X FF 94 3-0 ② G5-3			B SI 91 C FS 82 S SL 87 X FF 92 1-2 E4		B FF 92 B SL 87 C FF 94 C FF 93 F SL 88 B SL 88 B SL 88 1-3 BB	3	0	0	0	1	0	0
24 Dayan Viciedo, R (1, 7) OBP: 0.292, SLG: 0.481		C FF 94 F SL 87 B SL 88 F SL 88 X FF 96 1-2 ① L4		F FF 93 B FF 93 X FF 94 1-1 ③ L9			F SL 87 S SL 85 S SL 88 0-3 ② K		C FF 91 S FF 92 F FF 94 D SL 87 T SL 86 1-2 ③ K	4	0	0	0	0	2	3
51 Alex Rios, R (1, 9) OBP: 0.338, SLG: 0.436		C FF 94 B FF 93 F FF 94 S SL 88 1-3 ② K			C SL 86 B SL 87 F FF 93 X SL 86 1-2 ① F8		X FF 93 0-0 ③ F9			3	0	0	0	0	1	1
12 A.J. Pierzynski, L (1, 2) OBP: 0.352, SLG: 0.534 18 Brent Lillibridge, R (8, PR) OBP: 0.259, SLG: 0.212 (9, 3)		X FS 87 0-0 10 FC6-4 1B			C FF 93 F FF 94 X FF 95 0-2 ② G5-3			X FF 92 0-0 10 CS 1B		3 0	0 0	2 0	0 0	0 0	0 0	0 0
10 Alexei Ramirez, R (1, 6) OBP: 0.237, SLG: 0.276		C FF 92 D SL 87 S SL 88 X SL 86 1-2 ③ FC6-4 1-2f			B SL 86 C FF 92 C FF 92 B FF 92 F FF 93 X FF 94 2-2 ③ G6-3			1 SAFE B FF 90 S FF 90 B SL 86 B SL 87 X FF 91 3-1 ①② G5-3 1-2		3	0	0	0	0	0	2
17 Tyler Flowers, R (1, 3) OBP: 0.286, SLG: 0.421 (9, 2)			B FF 90 S SL 88 B FF 94 F FF 92 B SL 89 S SL 89 3-3 ① K			F FF 92 F FF 91 F SL 86 B SL 86 X SL 87 1-2 ① G6-3		S SL 86 X SL 85 0-1 ③ G5-3		3	0	0	0	0	1	1
5 Orlando Hudson, S (1, 5) OBP: 0.264, SLG: 0.299			X FF 93 0-0 ② L8			C FS 83 B FS 84 B FF 94 F FF 93 B FF 93 F FF 94 X FF 94 3-2 ② G6-3			B FF 90 B FF 91 F FF 91 X FF 92 2-1 ① P6	3	0	0	0	0	0	0
Inning Stats	R: 0 E: 0 K: 1 S: 8 H: 0 LOB: 0 BB: 0 P: 14	R: 0 E: 0 K: 1 S: 11 H: 1 LOB: 1 BB: 0 P: 14	R: 0 E: 0 K: 1 S: 7 H: 0 LOB: 0 BB: 0 P: 13	R: 0 E: 0 K: 0 S: 6 H: 0 LOB: 0 BB: 0 P: 10	R: 0 E: 0 K: 0 S: 10 H: 0 LOB: 0 BB: 0 P: 13	R: 0 E: 0 K: 0 S: 10 H: 0 LOB: 0 BB: 0 P: 14	R: 0 E: 1 K: 1 S: 9 H: 0 LOB: 1 BB: 0 P: 10	R: 0 E: 0 K: 0 S: 5 H: 1 LOB: 1 BB: 0 P: 8	R: 0 E: 0 K: 1 S: 12 H: 0 LOB: 2 BB: 2 P: 23	1B: 2 2B: 0 3B: 0 HR: 0 SF: 0 SAC: 0 DP: 0 HBP: 0						

PITCHER	IP	WLS	BF	H	R	ER	SO	BB	IBB	HBP	BLK	WP	HR	S	P	ERA	WHIP
23 Brandon Morrow, R (1, 1) ERA: 2.9	9.0	W	31	2	0	0	5	2	0	0	0	0	0	78	119	0.00	0.444

PITCHER	IP	WLS	BF	H	R	ER	SO	BB	IBB	HBP	BLK	WP	HR	S	P	ERA	WHIP

BOTTOM

Toronto Blue Jays @ Chicago White Sox

U.S. Cellular Field, Chicago, IL

Wed Jun 06 2012, 8:10 PM - 11:00 PM EDT

Att. 25,672 - Clear - 66 F

livebaseballscorecards.com

AB	29
R	0
H	2
RBI	0
BB	2
SO	5
LOB	8

Batter	1	2	3	4	5	6	7	8	9	AB	R	H	RBI	BB	SO	LOB
13 Brett Lawrie, R (1, 5) OBP: 0.323, SLG: 0.386	X FF 88 0-0 ① F9	C FF 92 F FF 91 D CU 81 X SL 85 1-2 E6 28 FC3-6 1-2 2-H 1B		F FF 90 D CU 82 S CU 81 F CU 80 T FF 90 1-2 ③ K			F CU 80 F FF 91 B CU 79 B CU 80 F CU 81 B SL 83 F FF 90 B FF 91 4-2 2 1B BB		C FF 94 X FF 94 0-1 ① G4-3	4	0	1	0	1	1	1
28 Colby Rasmus, L (1, 8) OBP: 0.314, SLG: 0.437	C SI 89 F FF 92 B SI 92 B CH 85 F CH 85 X FF 92 2-2 ② P4	X CH 85 0-0 ② FC3-6 1-2f 2-3			B FF 89 C CU 78 F FF 89 X CU 79 1-2 19 P6 1B		L FF 94 C SI 95 B FF 95 F SI 96 1 SAFE F FF 96 1 SAFE C SL 81 1-3 ① K		B FF 96 X FF 94 1-0 ② P6	5	0	1	0	0	1	3
19 José Bautista, R (1, 9) OBP: 0.336, SLG: 0.476	B FF 92 C SI 92 F FF 92 F FF 92 B FC 88 B SL 82 B CU 82 4-2 BB	S SL 82 X FF 90 0-1 ③ F9			C SI 90 F SI 90 D CU 80 B CU 79 X SI 92 2-2 ①② P6 1-2		B FF 96 C FF 95 B FF 96 X FF 96 2-1 ② L5		C SL 84 B SL 85 X SL 84 1-1 ② 2B	4	0	1	0	1	0	4
2 Kelly Johnson, L (1, 10) OBP: 0.349, SLG: 0.409	C FF 91 B FF 91 B FF 91 F FC 86 S CH 86 2-3 ③ K		S CU 79 B FF 90 S FF 89 X CH 83 1-2 ① G4-3		B FF 90 C FF 90 F CU 78 B FF 91 B CH 85 B CH 84 4-2 30 HBP BB		B SI 95 X FF 97 1-0 1-3 1B		B FF 96 F FF 95 F FF 96 F FF 96 F FF 97 D CH 86 S CH 85 2-3 ③ K	4	0	1	0	1	2	2
30 David Cooper, L (1, 3) OBP: 0.404, SLG: 0.568		C FF 88 F FF 90 B FF 91 B CH 84 F FF 91 X CH 84 2-2 5 1B 18 1B 1B	F FF 90 X FF 90 0-1 ② P5		H FF 89 1-0 1-2 HBP		X SI 95 0-0 ③ F8			3	1	1	0	0	0	2
5 Yunel Escobar, R (1, 6) OBP: 0.310, SLG: 0.341		B FC 86 1 SAFE B FC 86 C FF 90 F FF 91 1 SAFE B FC 86 X CU 81 3-2 9 BB 18 1B 1-3 1B	C FF 90 X CU 81 0-1 ③ G5-3		B CU 80 X FF 90 1-0 ③ F9			B SI 98 X SI 98 1-0 9 G4-3 68 FC5-2 2B		4	1	2	0	0	0	2
9 J.P. Arencibia, R (1, 2) OBP: 0.272, SLG: 0.428		B FF 92 T FF 91 F FF 91 B CU 82 B FF 92 1 SAFE B FF 92 4-2 13 1B 13 E 18 1B 1-2 BB		B FF 90 C FF 90 F FF 90 B CU 79 B SL 83 B FF 91 4-2 BB		C FF 88 B CU 80 S CU 80 F FF 90 C FF 90 1-3 ① K		X SI 97 0-0 ① G4-3 2-3	2	1	0	0	2	1	1
17 Omar Vizquel, S (1, 4) OBP: 0.245, SLG: 0.196		C CH 84 F FF 91 S CU 80 0-3 ① K		C CU 80 1 SAFE X FF 91 0-1 ① F8		B FF 90 L FF 89 B CU 80 F CH 85 F CU 80 X FF 90 2-2 ② P6		C SI 97 B SI 96 L SI 95 F SL 85 B CH 87 S SL 86 2-3 ② K2-3		4	0	0	0	0	2	5
18 Mike McCoy, R (1, 7) OBP: 0.333, SLG: 0.333 68 Yan Gomes, R (8, PH) OBP: 0.250, SLG: 0.407 (8, 7)		B SL 84 F SI 92 L FF 92 B SL 83 X SL 84 2-2 28 FC3-6 13 E 1-2 2-H 3-H 1B		1 SAFE C FF 90 C FF 90 D CU 80 B FF 92 X CH 84 2-2 ② F9		F FF 90 X FF 91 0-1 ③ L9		B SI 99 B SI 98 T SI 98 X SI 99 2-1 ③ FC5-2 3-H		3 1	0 0	1 0	2 0	0 0	0 0	1 1
Inning Stats	R: 0 E: 0 K: 1 S: 11 H: 0 LOB: 1 BB: 1 P: 19	R: 3 E: 1 K: 1 S: 21 H: 4 LOB: 2 BB: 1 P: 33	R: 0 E: 0 K: 0 S: 7 H: 0 LOB: 0 BB: 0 P: 8	R: 0 E: 0 K: 1 S: 11 H: 0 LOB: 1 BB: 1 P: 18	R: 0 E: 0 K: 0 S: 9 H: 1 LOB: 2 BB: 1 P: 18	R: 0 E: 0 K: 1 S: 10 H: 0 LOB: 0 BB: 0 P: 13	R: 0 E: 0 K: 1 S: 13 H: 1 LOB: 2 BB: 1 P: 21	R: 0 E: 0 K: 1 S: 8 H: 1 LOB: 1 BB: 0 P: 13	R: 0 E: 0 K: 1 S: 10 H: 1 LOB: 1 BB: 0 P: 14	1B: 6 2B: 2 3B: 0 HR: 0 SF: 0 SAC: 0 DP: 0 HBP: 1						

PITCHER		IP	WLS	BF	H	R	ER	SO	BB	IBB	HBP	BLK	WP	HR	S	P	ERA	WHIP
44 Jake Peavy, R ERA: 3.05	(1, 1)	6.0		28	5	3	2	4	5	0	1	0	0	0	73	117	3.00	1.667
37 Matt Thornton, L ERA: 3.28	(7, 1)	1.0		4	1	0	0	1	0	0	0	0	0	0	9	13	0.00	1.000
65 Nate Jones, R ERA: 1.52	(8, 1)	1.0		4	1	0	0	1	0	0	0	0	0	0	8	13	0.00	1.000
43 Addison Reed, R ERA: 4.58	(9, 1)	1.0	W	4	1	0	0	1	0	0	0	0	0	0	10	14	0.00	1.000

PITCHER	IP	WLS	BF	H	R	ER	SO	BB	IBB	HBP	BLK	WP	HR	S	P	ERA	WHIP

TOP

Toronto Blue Jays @ Chicago White Sox

U.S. Cellular Field, Chicago, IL

Thu Jun 07 2012, 8:13 PM - 11:03 PM EDT

Att. 25,743 - Clear - 72 F

livebaseballscorecards.com

AB	34
R	3
H	8
RBI	2
BB	5
SO	7
LOB	22

Batter	1	2	3	4	5	6	7	8	9	AB	R	H	RBI	BB	SO	LOB
30 Alejandro De Aza, L (1, 8) OBP: 0.381, SLG: 0.421	C SI 93 X FF 93 0-1 L8		C FF 94 B FF 89 X CH 87 1-1 P5		B SI 92 B SI 92 1 SAFE B SI 92 1 SAFE B SI 95 4-0 1-2 BB		B SI 94 C SI 91 B SI 94 X FF 93 2-1 1B			3	0	1	0	1	0	0
15 Gordon Beckham, R (1, 4) OBP: 0.280, SLG: 0.388	F FF 94 B FF 94 B FF 94 X FF 94 2-1 44 FC5-6 1B		F FF 94 X SI 95 0-1 G6-3		B FF 95 F SI 93 X SI 94 1-1 P5		1 SAFE 1 SAFE P PO 84 1 SAFE B FF 92 C SI 92 C SI 92 1 SAFE X SI 94 2-2 G6-3			4	0	1	0	0	0	3
44 Adam Dunn, L (1, 3) OBP: 0.365, SLG: 0.535	B SI 94 B CH 86 X SI 93 2-0 FC5-6 14 1B 51 1B 1-2f		C FF 95 B FF 94 B FF 95 B SI 93 F SI 94 F FF 95 S CH 88 3-3 K			C SI 92 B FF 94 B FF 90 X SI 90 2-1 G4-3		C SI 88 F FF 88 B FF 88 S SL 76 1-3 K		4	1	0	0	0	2	1
14 Paul Konerko, R (1, 10) OBP: 0.451, SLG: 0.618 7 Jordan Danks, L (8, PR) (9, 10)	C SI 95 B SL 87 F SI 93 F FF 95 X SL 89 1-2 51 1B 1-2 1B			S FF 92 B FF 94 X FF 94 1-1 P4		C SL 84 X SL 84 0-1 51 PB 51 HR 1B		B FF 94 F FF 93 B FF 93 B FF 94 B SL 84 4-1 51 L3 BB		3 0	1 0	2 0	0 0	1 0	0 0	0 0
51 Alex Rios, R (1, 9) OBP: 0.341, SLG: 0.452	B SL 88 F FF 94 X SI 93 1-1 1-2 2-H 1B			C FF 93 X FF 95 0-1 G6-3		B FF 93 X FF 92 1-0 1-H HR		B FF 94 C FF 94 F FF 93 1 SAFE D SL 85 1 SAFE F SL 84 1 SAFE X FF 94 2-2 1-1 L3		4	1	2	3	0	0	1
12 A.J. Pierzynski, L (1, 2) OBP: 0.345, SLG: 0.522	B FF 94 B SI 94 F SI 95 F SI 94 X FF 94 2-2 G4-3			B FF 94 C SI 93 B SI 90 B FF 93 X SI 94 3-1 G4-3		B FF 94 F FF 93 F SI 92 B CH 86 X SI 93 2-2 G3-1			X CH 84 0-0 G3	4	0	0	0	0	0	2
24 Dayan Viciedo, R (1, 7) OBP: 0.291, SLG: 0.476		C SI 93 F FF 94 F FF 94 B FF 93 C SL 86 1-3			B FF 92 F SI 92 B FF 91 X FF 93 2-1 P4	B SI 94 X SI 93 1-0 G3-1			C SL 84 X SL 87 0-1 10 F8 5 1B 10 WP 1B	4	1	1	0	0	1	0
10 Alexei Ramirez, R (1, 6) OBP: 0.232, SLG: 0.271		B CH 86 C SI 93 B SI 93 T FF 92 X SI 93 2-2 G5-3			B SL 84 B SL 83 B FF 92 C FF 93 F FF 92 X FF 93 3-2 G5-3		F SI 92 F FF 94 F FF 93 X SI 94 0-2 F9		D FF 92 1 SAFE B SL 86 C SL 86 F FF 92 D SL 87 X SL 87 3-2 1-3 F8	4	0	0	0	0	0	1
5 Orlando Hudson, S (1, 5) OBP: 0.269, SLG: 0.304		C CH 87 C FF 94 X FF 95 0-2 F7			F CH 88 F CH 87 B CH 86 X FF 96 1-2 30 BB 1B		C SI 92 X CH 87 0-1 G3-1		B CH 86 S CH 85 X FF 93 1-1 3-H 1B	4	0	2	1	0	0	0
Inning Stats	R: 1 E: 0 K: 0 S: 14 H: 3 LOB: 2 P: 22	R: 0 E: 0 K: 1 S: 10 H: 0 LOB: 0 BB: 0 P: 13	R: 0 E: 0 K: 1 S: 8 H: 0 LOB: 0 BB: 0 P: 12	R: 0 E: 0 K: 0 S: 6 H: 0 LOB: 0 BB: 0 P: 10	R: 0 E: 0 K: 0 S: 10 H: 1 LOB: 2 BB: 1 P: 21	R: 2 E: 0 K: 0 S: 9 H: 2 LOB: 0 BB: 0 P: 15	R: 0 E: 0 K: 0 S: 12 H: 1 LOB: 1 BB: 0 P: 15	R: 0 E: 0 K: 1 S: 8 H: 0 LOB: 1 BB: 1 P: 15	R: 1 E: 0 K: 0 S: 8 H: 2 LOB: 1 BB: 0 P: 12	1B: 8 2B: 1 3B: 0 HR: 1 SF: 0 SAC: 0 DP: 1 HBP: 0						WP: 1 PB: 1 SB: 0 CS: 0 PA: 36

PITCHER		IP	WLS	BF	H	R	ER	SO	BB	IBB	HBP	BLK	WP	HR	S	P	ERA	WHIP
37 Henderson Alvarez III, R ERA: 3.76	(1, 1)	7.0		29	7	3	3	2	1	0	0	0	0	1	69	108	3.86	1.143
38 Darren Oliver, L ERA: 1.89	(8, 1)	0.1		1	0	0	0	1	0	0	0	0	0	0	3	4	0.00	0.000
54 Jason Frasor, R ERA: 4.5	(8, 1)	0.2		2	0	0	0	0	1	0	0	0	0	0	5	11	0.00	1.500
48 Francisco Cordero, R ERA: 5.79	(9, 1)	0.2	L	4	2	1	1	0	0	0	0	0	1	0	8	12	13.50	3.000

PITCHER	IP	WLS	BF	H	R	ER	SO	BB	IBB	HBP	BLK	WP	HR	S	P	ERA	WHIP

BOTTOM

Toronto Blue Jays @ Chicago White Sox

U.S. Cellular Field, Chicago, IL

Thu Jun 07 2012, 8:13 PM - 11:03 PM EDT

Att. 25,743 - Clear - 72 F

livebaseballscorecards.com

AB	34
R	4
H	9
RBI	4
BB	2
SO	3
LOB	8

Batter	1	2	3	4	5	6	7	8	9	AB	R	H	RBI	BB	SO	LOB
27 Jose Altuve, R (1, 4) OBP: 0.364, SLG: 0.472	C FF 93 B FF 93 B FF 94 X FF 93 2-1 1 WP 4 SF8 2B		B FF 94 C FC 87 B FC 88 X FC 88 2-1 ② F7		C FF 92 T FF 93 X CU 82 0-2 ② G4-3		C FF 96 X FF 95 0-1 FC6 1 CS 1-3		C SL 82 B FF 90 X SL 82 1-1 1 G4-3 2B	5	1	2	0	0	0	1
1 Jordan Schafer, L (1, 8) OBP: 0.315, SLG: 0.328	B FF 91 F FF 94 B FC 88 C FF 94 C CU 82 2-3 ① K 2-3		F CH 87 C CU 82 B FF 94 B FF 93 S CU 82 2-3 K 4 2B		B FF 92 B CH 86 C FF 92 F FC 86 B CU 81 B FF 93 4-2 4 HR BB		T FF 94 1 SAFE B FF 94 C FF 96 F FF 97 B FF 97 F SL 82 1 SAFE F SL 81 2-3 ②③ F FF 97 F FF 97 S FF 97 K 1-2 3-H		X SL 83 0-0 ② G4-3 2-3	4	1	0	0	1	3	3
4 Jed Lowrie, S (1, 6) OBP: 0.371, SLG: 0.532	B FF 95 F FC 87 X FF 95 1-1 ② SF8 3-H		B FF 92 1 SAFE F FC 85 B FF 93 1 SAFE B FF 92 X FC 86 3-1 1-3 2B		C FF 92 B SI 93 1 SAFE X FF 92 1-1 1-H HR			C FF 91 B CH 84 X CH 84 1-1 ① F9	X FF 89 0-0 ③ P3	4	1	2	3	0	0	1
14 J.D. Martinez, R (1, 10) OBP: 0.335, SLG: 0.361	B FC 89 C FF 94 C FF 94 B FC 89 S FC 88 2-3 ③ K		B FC 88 C FC 86 F FC 88 S CU 83 1-3 ③ K		C CU 82 B CU 81 F FF 93 B CU 83 X CU 82 2-2 ③ G6-3			B CU 78 B FF 92 X CH 84 2-0 ② P2		4	0	0	0	0	2	2
29 Brett Wallace, L (1, 3) OBP: 0.524, SLG: 0.706		B FF 92 X FF 92 1-0 HR	F FC 86 B CU 80 F CU 81 B CU 82 B FC 87 B FC 88 4-2 BB		X CH 85 0-0 ① G1-3			C CU 80 F CU 79 B SI 95 C SI 94 1-3 ③ K		3	1	1	1	1	1	0
23 Chris Johnson, R (1, 5) OBP: 0.332, SLG: 0.442 12 Brian Bixler, R (6, 5) OBP: 0.222, SLG: 0.125		C FF 93 F FC 88 S CU 81 0-3 ① K	B FF 93 1 SAFE F FC 87 B FC 88 F FF 93 S CU 83 2-3 ① K		B FF 93 X FF 93 1-0 ② F9				F FF 90 B SC 73 F CH 84 S FF 94 1-3 ① K	3 1	0 0	0 0	0 0	0 0	2 1	1 0
15 Jason Castro, L (1, 2) OBP: 0.338, SLG: 0.374		X SI 93 0-0 ② G4-3	C FF 93 X FF 92 0-1 ② F8		C FF 93 C CU 81 S CU 82 0-3 ③ K				B CU 81 C FF 92 C FF 93 F SI 94 F FC 82 B FF 94 X FF 93 2-2 44 BB 19 HR 1B	4	1	1	0	0	1	1
44 Justin Maxwell, R (1, 7) OBP: 0.323, SLG: 0.442		F FC 87 C CU 80 S CU 81 0-3 ③ K	X FC 86 0-0 ③ F8				F FF 95 F FF 96 X SL 82 0-2 27 E 27 FC6 1 CS 1B		S FF 93 B FF 94 B FF 95 1 SAFE F FF 94 B SI 93 F SI 94 F CH 85 B SI 94 4-2 1-2 19 HR BB	3	2	1	0	1	1	1
19 Brian Bogusevic, L (1, 9) OBP: 0.308, SLG: 0.350			F FC 86 C CU 81 S CU 82 0-3 ① K2-3		X CH 85 0-0 ① G4-1		C FF 95 1 SAFE F FF 95 B FF 95 1 SAFE S FF 95 1-3 ① K		B SL 81 B FF 89 F FF 90 B FF 91 S FF 91 F FF 91 X FF 91 3-2 1-H 2-H HR	4	1	1	3	0	2	1
Inning Stats	R: 1 E: 0 K: 2 S: 10 H: 1 LOB: 0 BB: 0 P: 17	R: 1 E: 0 K: 2 S: 8 H: 1 LOB: 0 BB: 0 P: 9	R: 0 E: 0 K: 3 S: 13 H: 1 LOB: 0 BB: 0 P: 21	R: 0 E: 0 K: 1 S: 8 H: 0 LOB: 1 BB: 1 P: 14	R: 2 E: 0 K: 0 S: 11 H: 1 LOB: 0 BB: 1 P: 18	R: 0 E: 0 K: 1 S: 5 H: 0 LOB: 0 BB: 0 P: 6	R: 1 E: 1 K: 2 S: 16 H: 1 LOB: 0 BB: 0 P: 19	R: 0 E: 0 K: 1 S: 6 H: 0 LOB: 0 BB: 0 P: 10	R: 3 E: 0 K: 1 S: 20 H: 3 LOB: 1 BB: 1 P: 31	1B: 2 2B: 3 3B: 0 HR: 3 SF: 1 SAC: 0 DP: 0 HBP: 0						

PITCHER		IP	WLS	BF	H	R	ER	SO	BB	IBB	HBP	BLK	WP	HR	S	P	ERA	WHIP
34 Gavin Floyd, R ERA: 5.38	(1, 1)	6.0	L	25	4	4	4	9	2	0	0	0	2	2	55	85	6.00	1.000
37 Matt Thornton, L ERA: 3.16	(7, 1)	1.0		4	1	1	0	2	0	0	0	0	0	0	16	19	0.00	1.000
53 Héctor Santiago, L ERA: 4.91	(8, 1)	1.1		6	1	2	2	2	1	0	0	0	0	0	18	29	13.50	1.500
77 Will Ohman, L ERA: 5.66	(9, 1)	0.2		4	2	1	1	0	0	0	0	0	0	1	8	12	13.50	3.000

PITCHER	IP	WLS	BF	H	R	ER	SO	BB	IBB	HBP	BLK	WP	HR	S	P	ERA	WHIP

TOP

Houston Astros @ Chicago White Sox

U.S. Cellular Field, Chicago, IL

Fri Jun 08 2012, 8:11 PM - 11:19 PM EDT

Att. 22,452 - Partly Cloudy - 83 F

livebaseballscorecards.com

AB	35
R	8
H	8
RBI	7
BB	3
SO	13
LOB	11

WP: 2	PA: 39		
PB: 0			
SB: 0			
CS: 2			

BOTTOM

Houston Astros @ Chicago White Sox

U.S. Cellular Field, Chicago, IL

Fri Jun 08 2012, 8:11 PM - 11:19 PM EDT

Att. 22,452 - Partly Cloudy - 83 F

livebaseballscorecards.com

Batter	1	2	3	4	5	6	7	8	9	AB	R	H	RBI	BB	SO	LOB
30 Alejandro De Aza, L (1, 8) OBP: 0.381, SLG: 0.425	C FF 90 X SI 90 0-1 ① G6-3		C CU 76 B CU 75 B SI 90 X CU 78 2-1 44 BB, 15 1B, 1B		C FF 89 B SI 88 X CU 76 1-1 15 F7, 44 G4-3, 2B	C SI 91 F SI 92 B SI 93 D FS 84 F SI 92 X SI 93 2-2 ③ L7		F FF 94 B CU 75 C FF 95 S FF 95 1-3 ③ K 1-2		5	1	2	0	0	1	2
15 Gordon Beckham, R (1, 4) OBP: 0.278, SLG: 0.383	C FC 91 X FF 90 0-1 ② P4		C SI 89 X CH 83 0-1 44 BB, 1-2, 1B		B FF 89 B SI 88 C CU 77 B CH 85 X SI 88 3-1 ① F7, 2-3		C FF 91 B SL 81 C SI 91 S SI 91 1-3 ① K		C FF 92 B SL 87 F FF 92 X CU 78 1-2 ① G5-3	5	0	1	0	0	1	1
44 Adam Dunn, L (1, 10) OBP: 0.370, SLG: 0.534	S FF 91 C SI 91 F CU 77 X FF 92 0-2 1B		C FF 91 C SI 91 B CU 77 F CU 80 F CU 78 D CU 78 B SI 91 F FF 90 B CU 78 4-2 1-2, 2-3, BB		C CU 77 X FF 90 0-1 ② G4-3, 3-H		X SI 92 0-0 51 2B, 1B		B FF 93 C CU 76 B CU 78 F SI 92 F CU 78 F CU 78 S FC 91 2-3 ② K	4	0	2	1	1	1	0
14 Paul Konerko, R (1, 3) OBP: 0.440, SLG: 0.602	B FF 91 C SI 91 B SI 90 T CU 78 X FF 91 2-2 ③ G6-3		X CU 77 0-0 ③ G6-3		B FF 88 C CU 76 F FF 89 X CU 76 1-2 ③ G6-3		C SI 91 F SI 92 B SI 94 C SI 92 1-3 ② K		C FF 93 B SL 88 X SL 86 1-1 ③ L7	5	0	0	0	0	1	5
51 Alex Rios, R (1, 9) OBP: 0.343, SLG: 0.462		C FF 91 B SI 90 B SI 89 X CH 85 2-1 ① G4-3		B SI 90 C SI 88 B CH 84 B SI 89 X SI 89 3-1 ① F9		C SI 88 C CH 84 B FF 89 F FF 88 F FF 90 B CU 76 X FF 89 2-2 12 2B, 2B	C SI 92 F SL 81 X SI 91 0-2 1-3, 2B			4	1	2	0	0	0	0
12 A.J. Pierzynski, L (1, 2) OBP: 0.343, SLG: 0.522		C FF 91 X CU 74 0-1 ② P4		C CU 78 F SI 90 B CU 77 F FF 90 S CU 78 1-3 ② K		X CU 77 0-0 7 G3, 10 1B, 2-H, 2B	C SL 84 C SI 92 X SL 84 0-2 ③ G6-3			4	1	1	1	0	1	2
24 Dayan Viciedo, R (1, 7) OBP: 0.293, SLG: 0.476 7 Jordan Danks, L (6, 7) OBP: 0.500, SLG: 0.500		C FF 91 F SI 90 B CU 76 F FF 91 S CU 79 1-3 ③ K		S CU 76 B SI 90 F CU 76 B CU 76 B CU 74 X CU 76 3-2 10 1B, 1B		C CU 76 B SI 88 C CU 76 X CU 76 1-2 ① G3, 2-3		S SL 84 B FF 91 B SL 86 S SL 85 B FF 91 F FF 92 F FF 91 X SI 92 3-2 10 FC6-4, 1B		2 2	0 0	1 1	0 0	0 0	1 0	0 1
10 Alexei Ramirez, R (1, 6) OBP: 0.237, SLG: 0.276			B FF 90 B SI 89 F FF 89 S CH 83 B CH 84 X SI 91 3-2 ① F9	X SI 90 0-0 1-2, 1B		B CU 75 F CU 74 B CU 76 F CH 84 D CU 77 X SI 89 3-2 3-H, 1B		C FF 93 X CU 78 0-1 ① FC6-4, 30 S, 1-2f		4	0	2	1	0	0	1
5 Orlando Hudson, S (1, 5) OBP: 0.263, SLG: 0.297			B FF 90 C SI 89 S CU 77 B SI 90 X CU 78 2-2 ② F8	C CU 78 C FF 89 D CU 74 B FF 89 D CU 79 X FF 89 3-2 ③ G5-3		X SI 90 0-0 ② F7		C FF 94 F FF 94 X CU 80 0-2 ② P6		4	0	0	0	0	0	4
Inning Stats	R: 0 E: 0 K: 0 S: 11 H: 1 LOB: 1 BB: 0 P: 13	R: 0 E: 0 K: 1 S: 8 H: 0 LOB: 0 BB: 0 P: 11	R: 0 E: 0 K: 0 S: 16 H: 2 LOB: 3 BB: 1 P: 27	R: 0 E: 0 K: 1 S: 13 H: 2 LOB: 2 BB: 0 P: 23	R: 1 E: 0 K: 0 S: 9 H: 1 LOB: 0 BB: 0 P: 14	R: 2 E: 0 K: 0 S: 17 H: 3 LOB: 1 BB: 0 P: 25	R: 0 E: 0 K: 2 S: 13 H: 2 LOB: 2 BB: 0 P: 15	R: 0 E: 0 K: 0 S: 13 H: 1 LOB: 1 BB: 0 P: 17	R: 0 E: 0 K: 1 S: 10 H: 0 LOB: 0 BB: 0 P: 14	1B: 8 2B: 4 3B: 0 HR: 0 SF: 0 SAC: 0 DP: 0 HBP: 0						

	AB	39
	R	3
	H	12
	RBI	3
	BB	1
	SO	6
	LOB	16

PITCHER		IP	WLS	BF	H	R	ER	SO	BB	IBB	HBP	BLK	WP	HR	S	P	ERA	WHIP
51 Wandy Rodriguez, L ERA: 3.27	(1, 1)	5.1	W	26	9	3	3	2	1	0	0	0	0	0	69	106	5.06	1.875
59 Wilton Lopez, R ERA: 2.25	(6, 1)	1.1	H	6	2	0	0	2	0	0	0	0	0	0	15	19	0.00	1.500
53 Wesley Wright, L ERA: 3.78	(7, 1)	0.1	H	2	1	0	0	0	0	0	0	0	0	0	8	11	0.00	3.000
43 Fernando Rodriguez Jr., R ERA: 3.63	(8, 1)	1.0	H	3	0	0	0	1	0	0	0	0	0	0	8	9	0.00	0.000
39 Brett Myers, R ERA: 2.14	(9, 1)	1.0		3	0	0	0	1	0	0	0	0	0	0	10	14	0.00	0.000

PITCHER		IP	WLS	BF	H	R	ER	SO	BB	IBB	HBP	BLK	WP	HR	S	P	ERA	WHIP

Houston Astros @ Chicago White Sox

U.S. Cellular Field, Chicago, IL

Sat Jun 09 2012, 4:10 PM - 6:54 PM EDT

Att. 22,880 - Sunny - 87 F

TOP

livebaseballscorecards.com

Batter	1	2	3	4	5	6	7	8	9	AB	R	H	RBI	BB	SO	LOB
27 Jose Altuve, R (1, 4) OBP: 0.367, SLG: 0.470	X SI 93 0-0 ① F9		B SI 90 X SI 92 1-0 ③ F9			B SI 87 C SI 91 B SI 87 X SI 91 2-1 12 FC5-4 1B		C SI 91 H SL 77 1-1 HBP		3	0	1	0	0	0	0
12 Brian Bixler, R (1, 7) OBP: 0.231, SLG: 0.167	C SI 86 F SI 94 F SI 95 X SL 80 0-2 1B			S SI 89 S SL 79 S CH 82 0-3 ① K		C SI 88 B SI 92 X CH 82 1-1 ② FC5-4 4 1B 1-2f		B SI 88 S SI 93 F SI 93 S SI 94 1-3 ③ K		4	0	1	0	0	2	2
4 Jed Lowrie, S (1, 6) OBP: 0.373, SLG: 0.547	B SI 87 B SI 94 C SI 89 F SI 93 F SI 94 F SL 80 X SL 79 2-2 ② F9			C CH 82 C CH 81 S CH 83 0-3 ② K2-3		B SI 93 X SI 92 1-0 14 FC4-6 1-2 1B			B FF 91 C FF 91 X CH 83 1-1 HR	4	1	2	1	0	1	1
14 J.D. Martinez, R (1, 10) OBP: 0.333, SLG: 0.358	B SI 93 C SL 78 F SI 93 B SI 95 S SL 80 2-3 ③ K			C SI 89 X CH 83 0-1 1B		C SL 79 X SI 95 0-1 ③ FC4-6 1-2f			B FF 92 F SI 91 F SL 84 B SL 84 S SI 91 2-3 ① K	4	0	1	0	0	2	3
44 Justin Maxwell, R (1, 8) OBP: 0.311, SLG: 0.422		S SI 86 S CH 81 X SI 94 0-2 ① G5-3		B SI 92 X CH 82 1-0 ③ P4			F CH 79 S CH 80 B CH 80 B CH 82 X CH 81 2-2 ① G6-3		C SL 84 F FF 92 B SL 85 B FF 92 F SL 85 F FF 92 F FF 93 S FF 92 2-3 ② K	4	0	0	0	0	1	1
29 Brett Wallace, L (1, 3) OBP: 0.480, SLG: 0.619		C SI 90 F SI 94 S SL 80 0-3 ② K			S SL 76 B SL 79 B SL 78 S SI 94 B SI 95 X SI 95 3-2 ① F7		C SI 90 B SI 93 X SI 92 1-1 ② L6		B FF 92 B FF 90 B FF 92 C FF 90 X FF 90 3-1 1B	4	0	1	0	0	1	0
18 Chris Snyder, R (1, 2) OBP: 0.284, SLG: 0.322		B SI 89 B CH 82 C SI 93 X SI 94 2-1 ③ P6			C CH 82 B SI 92 B CH 83 B SI 93 X SI 94 3-1 ② P6		C SI 86 B CH 81 X SI 92 1-1 ③ G5-3		B FF 90 F FF 92 X FF 92 1-1 ③ F7	4	0	0	0	0	0	1
16 Matt Downs, R (1, 5) OBP: 0.215, SLG: 0.338			C SI 92 C SL 78 F SL 78 B CH 81 X CH 83 1-2 ① F7		B SI 94 B SI 94 F SI 94 X SI 88 2-1 ③ F7			F SI 88 B CH 86 S CH 79 B SL 78 S CH 82 2-3 ① K		3	0	0	0	0	1	0
19 Brian Bogusevic, L (1, 9) OBP: 0.303, SLG: 0.343			B SI 88 C SI 93 C SI 94 X SI 95 1-2 ② G5-3			B SI 91 C SI 91 C SI 93 C SL 79 1-3 ① K		X SI 88 0-0 ② G3		3	0	0	0	0	1	0
Inning Stats	R: 0 E: 0 K: 1 S: 13 H: 1 LOB: 1 BB: 0 P: 17	R: 0 E: 0 K: 1 S: 8 H: 0 LOB: 0 BB: 0 P: 10	R: 0 E: 0 K: 0 S: 8 H: 0 LOB: 0 BB: 0 P: 11	R: 0 E: 0 K: 2 S: 9 H: 1 LOB: 1 BB: 0 P: 10	R: 0 E: 0 K: 0 S: 7 H: 0 LOB: 0 BB: 0 P: 15	R: 0 E: 0 K: 1 S: 10 H: 2 LOB: 2 BB: 0 P: 15	R: 0 E: 0 K: 0 S: 7 H: 0 LOB: 0 BB: 0 P: 11	R: 0 E: 0 K: 2 S: 8 H: 0 LOB: 1 BB: 0 P: 12	R: 1 E: 0 K: 2 S: 15 H: 2 LOB: 1 BB: 0 P: 24	1B: 5 2B: 0 3B: 0 HR: 1 SF: 0 SAC: 0 DP: 0 HBP: 1						

	AB	33
	R	1
	H	6
	RBI	1
	BB	0
	SO	9
	LOB	8

WP: 0 PB: 0 SB: 0 CS: 0 PA: 34

PITCHER		IP	WLS	BF	H	R	ER	SO	BB	IBB	HBP	BLK	WP	HR	S	P	ERA	WHIP
49 Chris Sale, L ERA: 2.05	(1, 1)	8.0	W	29	4	0	0	7	0	0	1	0	0	0	70	101	0.00	0.500
48 Zach Stewart, R ERA: 5.06	(9, 1)	1.0		5	2	1	1	2	0	0	0	0	0	1	15	24	9.00	2.000

PITCHER	IP	WLS	BF	H	R	ER	SO	BB	IBB	HBP	BLK	WP	HR	S	P	ERA	WHIP

Batter	1	2	3	4	5	6	7	8	9	AB	R	H	RBI	BB	SO	LOB
30 Alejandro De Aza, L (1, 8) OBP: 0.389, SLG: 0.434	B FF 92 C SI 92 B CH 83 F SI 92 F FF 93 X CU 80 2-2 ① G1-3		C CH 83 X FF 92 0-1 15 CS 1B		X CH 82 0-0 15 1B 44 SF9 1-2 2-3 3-H 1B	B SI 88 C CU 75 X CU 77 1-1 14 1B 15 1B 1-3 1B		C FF 93 X SI 94 0-1 15 1B 44 HR 1-2 1B		5	2	4	1	0	0	0
15 Gordon Beckham, R (1, 4) OBP: 0.285, SLG: 0.389	F FF 94 F FF 91 X CU 82 0-2 ② G6-3		B SL 88 1 SAFE S FF 92 C SL 88 1 SAFE D CU 80 B SL 86 X FF 93 3-2 ②③ P6 1-2		B SI 90 B FF 93 F FF 92 F FF 94 F SI 93 X CU 80 2-2 14 BB 51 1B 1-3 2-H 3-H 1B	B CU 76 B FF 86 B FF 89 X SI 88 3-0 14 1B 1-2 3-H 1B		C SL 81 S SL 82 F SL 84 F FF 97 D SL 83 X SL 81 1-2 44 HR 1-2 2-3 1B		5	2	3	3	0	0	1
44 Adam Dunn, L (1, 10) OBP: 0.371, SLG: 0.548	X FF 94 0-0 1B			B SI 90 B CH 82 B SI 91 C SI 92 X SI 92 3-1 ① G3-1	B SI 92 C SI 92 C CU 78 X SI 92 1-2 ① SF9 3-H	C CU 75 C SI 89 F CU 78 S CU 77 0-3 ② K		B FF 94 B FF 94 X FF 93 2-0 1-H 2-H 3-H HR		4	1	2	5	0	1	2
14 Paul Konerko, R (1, 3) OBP: 0.446, SLG: 0.601 18 Brent Lillibridge, R (8, 3) OBP: 0.254, SLG: 0.208	B FF 94 X SI 94 1-0 ③ F9			B FF 93 B FF 93 B CH 84 B FF 94 4-0 12 FC4-6 BB	B SL 87 S SL 86 D CU 79 B SI 91 S SL 85 F SL 85 B FF 92 4-2 51 1B 1-2 BB	C SL 86 S FF 96 X SL 86 0-2 51 FC6-4 1-2 2-3 1B		C SL 80 B FF 97 X SL 80 1-1 ① G5-3		2 1	0 0	1 0	0 0	2 0	0 0	1 0
51 Alex Rios, R (1, 9) OBP: 0.345, SLG: 0.461		C CU 77 B SI 90 B SI 92 X SL 87 2-1 ① F8		C FF 94 X SI 91 0-1 ② F8	C SI 93 B SI 91 C SL 86 X CU 80 1-2 10 FC4 1-2 2-H 1B	S SL 86 B SL 86 S FF 96 X FF 96 1-2 ③ FC6-4 1-2f		B SL 83 F FF 95 X SL 80 1-1 10 1B 1B		5	0	2	1	0	0	4
12 A.J. Pierzynski, L (1, 2) OBP: 0.335, SLG: 0.508		B SI 92 X CH 83 1-0 ② F7		F SI 93 X SI 92 0-1 ③ FC4-6 1-2f	S CU 74 S CU 77 S CU 78 0-3 ② K		B FF 95 F FF 95 F FF 96 F FF 97 B FF 96 S FF 94 2-3 ① K	C FF 94 X CH 85 0-1 ② F8		5	0	0	0	0	2	4
10 Alexei Ramirez, R (1, 6) OBP: 0.241, SLG: 0.278		F FF 94 B FF 91 C SI 91 F CU 80 B CU 82 X SL 85 2-2 1B			X CU 75 3-0 E5 7 7 5 7 30 1B B SL 87 S CU 75 X CU 75 2-0 FC4 1-2f		B SL 87 X SL 87 1-0 ② G4-3	C SL 82 X SL 81 0-1 1-2 1B		5	1	2	0	0	0	2
7 Jordan Danks, L (1, 7) OBP: 0.429, SLG: 0.429		B SI 92 X CH 82 1-0 ③ G3			C SI 92 X SI 91 0-1 E4 30 1B 38 BB 15 1B 1-3 1B	B CU 74 X SI 87 1-0 30 1B 30 S 15 1B 1B	S FF 96 F FF 96 B FF 96 B FF 96 S FF 96 2-3 ③ K	B SI 91 B SI 91 F SI 91 B FF 86 C SI 90 S SI 92 3-3 ③ K		5	2	2	0	0	2	3
38 Eduardo Escobar, S (1, 5) OBP: 0.291, SLG: 0.250			F SI 91 B FF 91 B FF 92 F FF 91 B FF 94 X SI 93 3-2 ① G4-3		B SI 91 S CH 81 D CU 78 1 SAFE B FF 92 B FF 90 4-1 30 1B 15 1B 1-2 BB	C SI 88 X CU 76 0-1 ① F8		F SI 92 F CH 85 X SL 82 0-2 15 1B 30 1B 44 HR 1B		3	2	1	0	1	0	1
Inning Stats	R: 0 E: 0 K: 0 S: 9 H: 1 LOB: 1 BB: 0 P: 12	R: 0 E: 0 K: 0 S: 8 H: 1 LOB: 1 BB: 0 P: 14	R: 0 E: 0 K: 0 S: 8 H: 1 LOB: 0 BB: 0 P: 14	R: 0 E: 0 K: 0 S: 6 H: 0 LOB: 1 BB: 1 P: 13	R: 5 E: 2 K: 1 S: 22 H: 4 LOB: 2 BB: 2 P: 36	R: 1 E: 0 K: 1 S: 16 H: 4 LOB: 3 BB: 0 P: 22	R: 0 E: 0 K: 2 S: 8 H: 0 LOB: 0 BB: 0 P: 13	R: 4 E: 0 K: 1 S: 22 H: 6 LOB: 2 BB: 0 P: 30		1B: 16 2B: 0 3B: 0 HR: 1 SF: 1 SAC: 0 DP: 0 HBP: 0					WP: 0 PB: 0 SB: 1 CS: 1 PA: 44	

PITCHER		IP	WLS	BF	H	R	ER	SO	BB	IBB	HBP	BLK	WP	HR	S	P	ERA	WHIP
18 Jordan Lyles, R ERA: 5.4	(1, 1)	4.1	L	23	7	5	4	0	3	0	0	0	0	0	49	83	8.31	2.308
63 Xavier Cedeño, L ERA: 4.15	(5, 1)	1.1		7	3	1	1	2	0	0	0	0	0	0	14	21	6.75	2.250
28 David Carpenter, R ERA: 5.24	(6, 1)	1.1		5	1	0	0	2	0	0	0	0	0	0	14	20	0.00	0.750
55 Rhiner Cruz, R ERA: 7.11	(8, 1)	0.2		8	6	4	4	0	0	0	0	0	0	1	19	24	54.00	9.000
37 Brandon Lyon, R ERA: 2.28	(8, 1)	0.1		1	0	0	0	1	0	0	0	0	0	0	3	6	0.00	0.000

PITCHER	IP	WLS	BF	H	R	ER	SO	BB	IBB	HBP	BLK	WP	HR	S	P	ERA	WHIP

BOTTOM

Houston Astros @ Chicago White Sox

U.S. Cellular Field, Chicago, IL

Sat Jun 09 2012, 4:10 PM - 6:54 PM EDT

Att. 22,880 - Sunny - 87 F

livebaseballscorecards.com

AB	40
R	10
H	17
RBI	10
BB	3
SO	5
LOB	18

TOP

Houston Astros @ Chicago White Sox

U.S. Cellular Field, Chicago, IL

Sun Jun 10 2012, 2:11 PM - 5:11 PM EDT

Att. 20,398 - Partly Cloudy - 89 F

livebaseballscorecards.com

Batter	1	2	3	4	5	6	7	8	9	AB	R	H	RBI	BB	SO	LOB
27 Jose Altuve, R (1, 4) OBP: 0.367, SLG: 0.481	C FF 92 S SL 84 F SL 84 C FF 92 0-3 ① K		C FF 90 S CU 79 F CU 80 X CU 79 0-2 ① F9		C FF 91 C SI 92 F CU 81 X CU 82 0-2 ② F8	C SI 98 B SL 86 S SL 86 B SI 99 F SL 86 B SI 99 X SL 86 3-2 12 1B 4 S 2-H 1B		X FF 90 0-0 1-H HR		5	2	2	3	0	1	0
12 Brian Bixler, R (1, 7) OBP: 0.278, SLG: 0.188	B FF 91 B FF 90 X FF 92 2-0 ② F8		C FF 92 C CU 78 B CU 79 B CU 79 S FF 91 2-3 ② K		B FF 91 C FF 90 B CU 79 B CU 77 B FF 90 4-1 4 S BB	B SI 98 F SI 97 C SL 86 F SI 99 X SL 87 1-2 4 S 1-3 1B		C FF 92 S CH 85 B CH 85 B FF 92 S FF 91 2-3 ③ K		4	0	1	0	1	2	0
4 Jed Lowrie, S (1, 6) OBP: 0.365, SLG: 0.533	B FF 92 B SI 90 B CH 85 C FF 92 C CU 79 F SI 92 S FF 91 3-3 ③ K		C FF 91 C FF 91 C CU 80 0-3 ③ K		1 SAFE B FF 92 X CU 78 1-0 ③ F8 1-2	B SI 97 B SI 97 C CH 87 S SI 97 B SI 98 C CH 88 3-3 ③ K 1-2 3-H			B SI 89 X SI 89 1-0 ① F8	5	0	0	0	0	3	2
14 J.D. Martinez, R (1, 10) OBP: 0.330, SLG: 0.370		X FF 90 0-0 HR		C CU 77 C FF 89 C CU 79 0-3 ① K		X CU 79 0-0 ① G6-3	X FF 90 0-0 ① F8		C SL 82 S SL 82 B CU 77 S SL 82 1-3 ② K	5	1	1	1	0	2	0
29 Brett Wallace, L (1, 3) OBP: 0.500, SLG: 0.760		F FF 91 B SL 83 B CU 77 B SL 83 B FF 91 4-1 19 PB 44 1B BB		C CU 76 S FF 90 S CU 81 0-3 ② K2-3		B FF 90 X FF 91 1-0 HR	B FF 89 B CH 82 F FF 91 X SL 81 2-1 ② F7		B SI 90 C SL 82 X SL 82 1-1 2B	4	2	2	1	1	1	0
23 Chris Johnson, R (1, 5) OBP: 0.329, SLG: 0.436		B FF 90 F FF 90 X FF 90 1-1 ① F9		C SI 91 C FF 92 B CU 81 S FF 92 1-3 ③ K		B FF 90 B FF 90 X SL 82 2-0 44 BB 18 2B 1B	B FF 90 F FF 90 F CH 84 C FF 91 1-3 ③ K		B SI 90 S SL 82 F SL 83 X CU 76 1-2 ③ G5-3	5	1	1	0	0	2	2
19 Brian Bogusevic, L (1, 9) OBP: 0.302, SLG: 0.341		C SL 83 B SI 90 C FF 89 X SI 90 1-2 ② L9 1-2			S CH 85 B FF 90 C CU 80 X CU 80 1-2 44 HR 1B	X SI 95 0-0 ② F7		B CH 82 C FF 90 S CH 82 B CH 83 X CH 83 2-2 ① G3		4	1	1	0	0	0	2
44 Justin Maxwell, R (1, 8) OBP: 0.327, SLG: 0.462		X CU 82 0-0 2-H 1B			F FF 91 F FF 90 1 SAFE B FF 91 1 SAFE D CU 81 1 SAFE D CU 81 F FF 90 3-2 F FF 92 X FF 91 1-H HR	B SI 97 B SI 97 B FF 96 C SI 98 B SI 98 4-1 18 2B 1-2 BB		X FF 90 0-0 ② G5-3		3	2	2	3	1	0	0
18 Chris Snyder, R (1, 2) OBP: 0.292, SLG: 0.333		S FF 90 F FF 90 C CU 79 0-3 ③ K			C CU 77 C CU 76 B FF 91 C SI 91 1-3 ① K	F SI 96 B SI 98 X SI 97 1-1 27 1B 1-H 2-H 2B		C FF 91 B SL 84 B CH 84 S FF 91 B SL 86 B FF 92 4-2 27 HR BB		3	2	1	2	1	2	1
Inning Stats	R: 0 H: 0 E: 0 LOB: 0 K: 2 BB: 0 S: 9 P: 14	R: 2 H: 2 E: 0 LOB: 1 K: 1 BB: 1 S: 11 P: 17	R: 0 H: 0 E: 0 LOB: 0 K: 2 BB: 0 S: 10 P: 12	R: 0 H: 0 E: 0 LOB: 0 K: 3 BB: 0 S: 9 P: 10	R: 2 H: 2 E: 0 LOB: 1 K: 1 BB: 1 S: 17 P: 27	R: 5 H: 5 E: 0 LOB: 1 K: 1 BB: 1 S: 18 P: 33	R: 0 H: 0 E: 0 LOB: 0 K: 1 BB: 0 S: 6 P: 9	R: 2 H: 1 E: 0 LOB: 0 K: 1 BB: 1 S: 10 P: 18	R: 0 H: 1 E: 0 LOB: 1 K: 1 BB: 0 S: 9 P: 13	1B: 5 SF: 0 2B: 2 SAC: 0 3B: 0 DP: 0 HR: 4 HBP: 0						

	AB	38
	R	11
	H	11
	RBI	10
	BB	4
	SO	13
	LOB	7

WP: 0 PA: 42
PB: 1
SB: 3
CS: 0

PITCHER		IP	WLS	BF	H	R	ER	SO	BB	IBB	HBP	BLK	WP	HR	S	P	ERA	WHIP
41 Philip Humber, R ERA: 5.92	(1, 1)	5.1	L	24	6	6	5	9	2	0	0	0	0	3	59	86	8.44	1.500
65 Nate Jones, R ERA: 2.37	(6, 1)	0.2		6	3	3	3	1	1	0	0	0	0	0	15	27	40.50	6.000
48 Zach Stewart, R ERA: 5.4	(7, 1)	2.0		8	1	2	2	2	1	0	0	0	0	1	16	27	9.00	1.000
77 Will Ohman, L ERA: 5.4	(9, 1)	1.0		4	1	0	0	1	0	0	0	0	0	0	9	13	0.00	1.000

PITCHER		IP	WLS	BF	H	R	ER	SO	BB	IBB	HBP	BLK	WP	HR	S	P	ERA	WHIP

Batter	1	2	3	4	5	6	7	8	9	AB	R	H	RBI	BB	SO	LOB
30 Alejandro De Aza, L (1, 8) OBP: 0.385, SLG: 0.429	C SI 92 F SI 91 B SI 88 F SI 95 F SI 93 X SI 94 1-2 ① P4		X SI 94 0-0 15 E 2-3 3-H 1B		C CU 82 X SI 94 0-1 ② F8			C SI 93 B SI 92 B CH 82 B SI 93 X SI 93 3-1 ① F7	C CU 76 B FF 92 S CU 76 X SI 92 1-2 ② F9	5	0	1	1	0	0	0
15 Gordon Beckham, R (1, 4) OBP: 0.283, SLG: 0.389	C SI 92 S CU 84 F SI 94 F CU 85 S SI 95 0-3 ② K		B SI 93 S SI 93 B CU 83 X SI 93 2-1 E5 1-2 3-H		S CU 82 C CU 84 B SI 93 X CU 84 1-2 ③ G1-3			C SI 94 C CU 84 X CU 83 0-2 14 HR 2B	C FF 93 C SL 86 B FF 93 X FF 94 1-2 ③ L9	5	1	1	1	0	1	1
44 Adam Dunn, L (1, 10) OBP: 0.369, SLG: 0.557	C SI 92 B CH 85 B SI 91 S CH 84 F SI 95 B CH 84 S CH 85 3-3 ③ K		B SI 88 B SI 91 C CH 80 F SI 92 X CH 81 2-2 ② P5			B SI 90 B SI 90 X SI 90 2-0 HR		C FF 90 S SL 82 B SL 83 F SL 82 B SL 84 S SI 91 2-3 ② K		4	1	1	1	0	2	3
14 Paul Konerko, R (1, 3) OBP: 0.447, SLG: 0.614		C SI 92 C FF 93 B SI 93 X SI 93 1-2 ① G6-3	X SI 92 0-0 ③ L9			S SI 94 X SI 93 0-1 24 G4-3 10 2-1 51 WP 1B		B FF 93 B SI 92 X SI 91 2-0 2-H HR		4	1	2	2	0	0	2
51 Alex Rios, R (1, 9) OBP: 0.343, SLG: 0.457		C SI 94 F SI 94 S SI 94 0-3 ② K	X SI 93 0-0 10 WP 10 SF8 24 S 1B			C CU 83 B SI 94 C CU 84 X SI 92 1-2 ① L7 1-2		C FS 84 X FF 94 0-1 ③ G6-3		4	1	1	0	0	1	1
24 Dayan Viciedo, R (1, 7) OBP: 0.292, SLG: 0.469		C SI 94 B SI 94 X CU 85 1-1 ③ P3	S SI 93 1 SAFE B SI 92 S CU 84 B SI 94 S SI 94 2-3 ① K 1-2			B CU 84 B SI 94 B SI 94 X SI 93 3-0 ② G4-3 2-3			B B B C B 4-1 10 BB 5 HR BB	3	1	0	0	1	1	2
10 Alexei Ramirez, R (1, 6) OBP: 0.245, SLG: 0.280			B SI 92 F SI 93 F SI 94 X SI 93 1-2 5 SH2-4 17 S 30 1B 1B	S CU 85 2 SAFE F SI 93 B CU 84 B SI 94 X CU 84 2-2 ② SF8 2-H		B SI 93 B SI 94 D SI 95 3-0 ③ 2-1 3-H	C FF 93 X SI 93 0-1 ① L7		B B FF 92 C FF 94 B FF 94 S FF 93 B FF 95 4-2 1-2 5 HR BB	2	2	1	1	1	0	0
17 Tyler Flowers, R (1, 2) OBP: 0.283, SLG: 0.390			C SI 93 C SI 92 B SI 92 B SI 93 B SI 92 F SI 93 B SI 93 4-2 30 1B 5 SH2-4 15 E 1-2 BB	S CU 83 X CU 83 0-1 ③ G6-3			C CU 84 B SI 94 C SI 93 B CU 84 B SI 92 X SI 93 3-2 ② G1-3		C CU 79 B FF 94 C FF 95 B CU 80 F CU 80 B FF 95 S FF 95 3-3 ① K	3	1	0	0	1	1	2
5 Orlando Hudson, S (1, 5) OBP: 0.264, SLG: 0.315			L SI 93 B SI 94 X SI 90 1-1 ① SH2-4 1-2 2-3		C SI 90 B SI 90 F SI 90 C SI 93 1-3 ① K		B SI 93 X SI 92 1-0 ③ G4-3		C FF 94 B FF 95 X CU 80 1-1 1-H 2-H HR	3	1	1	3	0	1	0
Inning Stats	R: 0 E: 0 K: 2 S: 14 H: 0 LOB: 0 BB: 0 P: 18	R: 0 E: 0 K: 1 S: 8 H: 0 LOB: 0 BB: 0 P: 10	R: 2 E: 1 K: 0 S: 15 H: 2 LOB: 2 BB: 1 P: 25	R: 1 E: 0 K: 1 S: 9 H: 1 LOB: 0 BB: 0 P: 13	R: 0 E: 0 K: 1 S: 8 H: 0 LOB: 0 BB: 0 P: 10	R: 1 E: 0 K: 0 S: 7 H: 2 LOB: 1 BB: 0 P: 16	R: 0 E: 0 K: 0 S: 6 H: 0 LOB: 0 BB: 0 P: 10	R: 2 E: 0 K: 1 S: 12 H: 2 LOB: 0 BB: 0 P: 19	R: 3 E: 0 K: 1 S: 15 H: 1 LOB: 0 BB: 2 P: 29	1B: 4 2B: 1 3B: 0 HR: 3 SF: 1 SAC: 1 DP: 0 HBP: 0						

PITCHER	IP	WLS	BF	H	R	ER	SO	BB	IBB	HBP	BLK	WP	HR	S	P	ERA	WHIP
64 Lucas Harrell, R (1, 1) ERA: 4.83	7.1	W	30	6	5	5	5	1	0	0	0	2	1	72	110	6.14	0.955
53 Wesley Wright, L (8, 1) ERA: 3.71	0.1		1	0	0	0	1	0	0	0	0	0	0	4	6	0.00	0.000
59 Wilton Lopez, R (8, 1) ERA: 2.51	0.1		2	1	1	1	0	0	0	0	0	0	1	3	5	27.00	3.000
43 Fernando Rodriguez Jr., R (9, 1) ERA: 4.76	0.1		4	1	3	3	1	2	0	0	0	0	1	9	21	81.00	9.000
39 Brett Myers, R (9, 1) ERA: 2.08	0.2	S	2	0	0	0	0	0	0	0	0	0	0	6	8	0.00	0.000

PITCHER	IP	WLS	BF	H	R	ER	SO	BB	IBB	HBP	BLK	WP	HR	S	P	ERA	WHIP

BOTTOM

Houston Astros @ Chicago White Sox

U.S. Cellular Field, Chicago, IL

Sun Jun 10 2012, 2:11 PM - 5:11 PM EDT

Att. 20,398 - Partly Cloudy - 89 F

livebaseballscorecards.com

AB	33
R	9
H	8
RBI	9
BB	3
SO	7
LOB	11

1B: 4	SF: 1	WP: 2	PA: 38
2B: 1	SAC: 1	PB: 0	
3B: 0	DP: 0	SB: 2	
HR: 3	HBP: 0	CS: 0	

Batter	1	2	3	4	5	6	7	8	9	AB	R	H	RBI	BB	SO	LOB
30 Alejandro De Aza, L (1, 8) OBP: 0.382, SLG: 0.428	C SI 90 F FC 88 S CU 74 0-3 ① K		C FF 88 F CH 84 F CU 74 S CU 74 0-3 ① K		X SI 88 0-0 ② F8			B SI 90 C SI 91 X SL 83 1-1 ② 15 1B 2B	D FF 92 S CH 87 B FF 93 X SI 92 2-1 ② L8	5	1	1	0	0	2	2
15 Gordon Beckham, R (1, 4) OBP: 0.286, SLG: 0.386	C SI 90 C CU 72 B FC 86 S CU 74 1-3 ② K		B FC 85 X SI 91 1-0 ② L9		B SI 90 S FC 86 B FC 85 C SI 91 D CU 75 B SI 92 4-2 1-2 BB			S SI 92 B SI 92 X SI 91 1-1 ① 2-H 1B	B CH 83 F FF 94 B FF 93 S CH 87 F CH 88 X KC 82 2-2 ③ G3	4	0	1	1	1	1	1
44 Adam Dunn, L (1, 7) OBP: 0.367, SLG: 0.565 26 Jesse Crain, R (8, 1) 43 Addison Reed, L (9, 1)	B FC 90 B SI 91 F FC 90 F SI 91 S CU 75 2-3 ③ K		C FF 90 B CH 85 B FC 90 F FF 90 C CU 74 2-3 ③ K		X FF 92 0-0 ③ P5			B SI 92 B SI 92 B SI 92 C SI 91 F SI 92 F SI 92 F SI 93 X SL 85 3-2 HR		4 0 0	1 0 0	1 0 0	1 0 0	0 0 0	2 0 0	2 0 0
14 Paul Konerko, R (1, 3) OBP: 0.452, SLG: 0.617 18 Brent Lillibridge, R (8, PR) OBP: 0.254, SLG: 0.208 (8, 3)		F SI 89 B CU 74 B CH 84 B SI 92 F SI 92 X SI 92 3-2 51 FC5-4 1B		C SI 90 B FC 86 F FC 87 X SI 91 1-2 51 L1-3 1B		C SI 88 C CH 83 B CH 84 B CU 74 X CU 75 2-2 ① G5-3		B SI 96 X SI 97 1-0 51 FC5-4 1B		4 0	0 0	3 0	0 0	0 0	0 0	0 0
51 Alex Rios, R (1, 9) OBP: 0.337, SLG: 0.449		C SI 89 C CU 74 F CU 74 F FC 86 X SI 91 0-2 ① FC5-4 12 1B 5 3B 1-2f		F FC 85 C CU 74 D CU 74 X FC 86 1-2 ① ② L1-3 1-1		C SI 90 B SI 90 C CU 72 X SI 90 1-2 ② F8		F SI 95 F SI 95 1 SAFE D SL 89 X SL 87 1-2 ② FC5-4 12 HR 1-2f		4	2	0	0	0	0	3
12 A.J. Pierzynski, L (1, 2) OBP: 0.343, SLG: 0.528		F FC 89 F SI 90 X FF 92 0-2 5 3B 1B 1-2		C SI 90 X CU 73 0-1 1B		C CU 72 X CH 83 0-1 ③ G4-3		X SI 96 0-0 1-H HR		4	2	3	2	0	0	0
10 Alexei Ramirez, R (1, 6) OBP: 0.241, SLG: 0.275		S CU 73 X CU 74 0-1 ② F7		C SI 90 C SI 89 B SI 90 B CU 74 X CU 75 2-2 ③ G6-3			B FC 84 C SI 90 X CU 72 1-1 ① L6	C SL 87 F SL 88 B SI 96 B SI 95 X SL 88 2-2 ③ G6-3		4	0	0	0	0	0	4
5 Orlando Hudson, S (1, 5) OBP: 0.264, SLG: 0.324		B FF 90 D CH 85 X CH 85 2-0 1-H 2-H 3B		C SI 89 B FF 89 X FC 89 1-1 ① G4-3			F FF 88 C FC 88 B SI 91 B CU 74 X FF 90 2-2 ② G3		C KC 80 F SI 92 B CH 87 X CH 87 1-2 ① F8	4	0	1	2	0	0	0
62 Jose Quintana, R (1, 1) 65 Nate Jones, R (6, 1) 24 Dayan Viciedo, R (7, PH) OBP: 0.291, SLG: 0.467 37 Matt Thornton, L (7, 1) 7 Jordan Danks, L (8, 7) OBP: 0.500, SLG: 0.625		C SI 91 C SI 91 S SI 90 0-3 ③ K		B SI 90 B SI 88 B SI 88 C SI 87 B SI 87 4-1 15 BB BB			B CU 74 F FC 85 F SI 89 C SI 92 1-3 ③ K		B CH 86 X FF 93 1-0 2B	1 0 1 0 1	0 0 0 0 0	0 0 0 0 1	0 0 0 0 0	1 0 0 0 0	1 0 1 0 0	1 0 0 0 0
Inning Stats	R: 0 E: 0 K: 3 S: 9 H: 0 LOB: 0 BB: 0 P: 12	R: 2 E: 0 K: 1 S: 17 H: 3 LOB: 1 BB: 0 P: 22	R: 0 E: 0 K: 2 S: 8 H: 0 LOB: 0 BB: 0 P: 11	R: 0 E: 0 K: 0 S: 11 H: 2 LOB: 1 BB: 0 P: 15	R: 0 E: 0 K: 0 S: 7 H: 0 LOB: 2 BB: 2 P: 16	R: 0 E: 0 K: 0 S: 8 H: 0 LOB: 0 BB: 0 P: 11	R: 0 E: 0 K: 1 S: 8 H: 0 LOB: 0 BB: 0 P: 12	R: 4 E: 0 K: 0 S: 17 H: 5 LOB: 1 BB: 0 P: 26	R: 0 E: 0 K: 0 S: 10 H: 1 LOB: 1 BB: 0 P: 16	1B: 6 2B: 3 3B: 1 HR: 2 SF: 0 SAC: 0 DP: 1 HBP: 0						

PITCHER		IP	WLS	BF	H	R	ER	SO	BB	IBB	HBP	BLK	WP	HR	S	P	ERA	WHIP
50 Adam Wainwright, R ERA: 4.75	(1, 1)	7.0	L	27	5	2	2	7	2	0	0	0	0	0	68	99	2.57	1.000
34 Marc Rzepczynski, L ERA: 5.48	(8, 1)	0.1		3	3	2	2	0	0	0	0	0	0	1	9	14	54.00	9.000
41 Mitchell Boggs, R ERA: 2.63	(8, 1)	0.2		4	2	2	2	0	0	0	0	0	0	1	8	12	27.00	3.000
59 Fernando Salas, R ERA: 5.3	(9, 1)	1.0		4	1	0	0	0	0	0	0	0	0	0	10	16	0.00	1.000

PITCHER	IP	WLS	BF	H	R	ER	SO	BB	IBB	HBP	BLK	WP	HR	S	P	ERA	WHIP

TOP

Chicago White Sox @ St. Louis Cardinals

Busch Stadium, St. Louis, MO

Tue Jun 12 2012, 7:17 PM - 9:56 PM CDT

Att. 40,972 - Clear - 79 F

livebaseballscorecards.com

AB	36
R	6
H	11
RBI	6
BB	2
SO	7
LOB	13

WP: 0 PA: 38
PB: 0
SB: 0
CS: 0

Batter	1	2	3	4	5	6	7	8	9	AB	R	H	RBI	BB	SO	LOB
15 Rafael Furcal, S (1, 6) OBP: 0.353, SLG: 0.414	C FF 89 B FF 89 B FF 89 F FF 90 X FF 90 2-2 G1-3		X FF 88 0-0 ①② G6-4-3 1-2f		C CU 78 B SL 87 F FF 87 F CU 77 B FF 90 S CU 78 2-3 ② K		B FF 95 C FF 95 F FF 96 B FC 88 B FC 88 X FF 95 3-2 ③ G6-3			4	0	0	0	0	1	1
4 Yadier Molina, R (1, 2) OBP: 0.381, SLG: 0.517	X FF 90 0-0 ② L7		X FF 91 0-0 2B		F CU 77 F CH 85 X CU 77 0-2 ③ F9			B SL 86 B SL 86 S FF 94 B FF 95 F FF 94 X FF 95 3-2 ① F9		4	0	1	0	0	0	0
7 Matt Holliday, R (1, 7) OBP: 0.364, SLG: 0.463	B FF 91 F FF 90 S FF 90 B FF 91 F CU 78 X FF 91 2-2 3 FC5-4 1B		F FF 87 F FF 87 F FF 90 C FF 92 0-3 ③ K			B CH 85 S FF 88 X FF 87 1-1 21 1B 2B		X FF 94 0-0 ② F9		4	1	2	0	0	1	1
3 Carlos Beltrán, S (1, 9) OBP: 0.376, SLG: 0.588	F FF 91 X CU 79 0-1 ③ FC5-4 1-2f			B SI 89 C FF 87 F SL 87 X FF 91 1-2 ① F9		S FF 89 F FF 89 S FF 90 0-3 ① K		X FF 95 0-0 1B		4	0	1	0	0	1	2
21 Allen Craig, R (1, 3) OBP: 0.408, SLG: 0.659		C CH 86 B FF 90 B FF 87 B FF 90 F FF 91 X FF 90 3-2 27 1B 2B		B CU 79 F CU 78 B CU 86 X FF 87 2-1 ② G6-3		B CU 85 B CU 79 X CU 84 2-0 23 1B 2-H 1B		C SL 87 S FF 95 F FF 95 S CU 73 0-3 ③ K		4	0	2	1	0	1	1
23 David Freese, R (1, 5) OBP: 0.321, SLG: 0.498		B FF 90 F FF 91 C FF 90 S FF 86 1-3 ① K		C FF 90 X CH 86 0-1 27 1B 1B		F SL 89 X FF 89 0-1 27 G6-4-3 1-2 1B			S FF 95 S FF 95 F FF 96 F SL 84 F FF 97 F SL 83 B SL 86 F FF 95 X FF 95 1-2 ① F8	4	0	2	0	0	1	1
27 Tyler Greene, R (1, 4) OBP: 0.284, SLG: 0.395		F FF 87 X FF 91 0-1 43 G4-6-3 2-3 1B		F CU 85 X FF 90 0-1 1-2 1B		F SI 97 C SI 97 B SI 97 B SI 97 X SI 97 2-2 ②③ G6-4-3 1-2f			C FF 97 S FF 96 S FF 97 0-3 ② K	4	0	2	0	0	1	2
43 Shane Robinson, R (1, 8) OBP: 0.305, SLG: 0.384		F FF 90 D FF 88 X FF 87 1-1 ②③ G4-6-3 1-2f		F FF 90 X CU 85 0-1 ③ L9			F FF 95 S FF 95 F FF 96 F FF 96 F FF 96 B FF 96 X FF 96 1-2 ① P5		F FF 96 X FF 96 0-1 ③ G6-3	4	0	0	0	0	0	4
50 Adam Wainwright, R (1, 1) OBP: 0.071, SLG: 0.071 56 Adron Chambers, L (7, PH) OBP: 0.281, SLG: 0.276 34 Marc Rzepczynski, L (8, 1) 41 Mitchell Boggs, R (8, 1) 59 Fernando Salas, R (9, 1)			C FF 89 B FF 90 B FF 90 S FF 90 X FF 90 2-2 15 G6-4-3 1B		B CH 88 X FF 88 1-0 ① L8		B FF 95 B FF 95 C FF 94 S FF 96 F FF 96 C FF 96 2-3 ② K			2 1 0 0 0	0 0 0 0 0	1 0 0 0 0	0 0 0 0 0	0 0 0 0 0	0 1 0 0 0	0 0 0 0 0
Inning Stats	R: 0 E: 0 K: 0 S: 10 H: 1 LOB: 1 BB: 0 P: 14	R: 0 E: 0 K: 1 S: 10 H: 2 LOB: 1 BB: 0 P: 15	R: 0 E: 0 K: 1 S: 9 H: 2 LOB: 1 BB: 0 P: 11	R: 0 E: 0 K: 0 S: 11 H: 2 LOB: 2 BB: 0 P: 14	R: 0 E: 0 K: 1 S: 8 H: 0 LOB: 0 BB: 0 P: 11	R: 1 E: 0 K: 1 S: 11 H: 3 LOB: 1 BB: 0 P: 16	R: 0 E: 0 K: 1 S: 13 H: 0 LOB: 0 BB: 0 P: 19	R: 0 E: 0 K: 1 S: 9 H: 1 LOB: 1 BB: 0 P: 12	R: 0 E: 0 K: 1 S: 13 H: 0 LOB: 0 BB: 0 P: 14	1B: 8 2B: 3 3B: 0 HR: 0	SF: 0 SAC: 0 DP: 3 HBP: 0			WP: 0 PB: 0 SB: 0 CS: 0	PA: 35		

PITCHER		IP	WLS	BF	H	R	ER	SO	BB	IBB	HBP	BLK	WP	HR	S	P	ERA	WHIP
62 Jose Quintana, L ERA: 1.98	(1, 1)	5.1	W	24	10	1	1	4	0	0	0	0	0	0	56	76	1.69	1.875
65 Nate Jones, R ERA: 2.32	(6, 1)	0.2	H	1	0	0	0	0	0	0	0	0	0	0	3	5	0.00	0.000
37 Matt Thornton, L ERA: 3.04	(7, 1)	1.0	H	3	0	0	0	1	0	0	0	0	0	0	13	19	0.00	0.000
26 Jesse Crain, R ERA: 1.96	(8, 1)	1.0		4	1	0	0	1	0	0	0	0	0	0	9	12	0.00	1.000
43 Addison Reed, R ERA: 4.35	(9, 1)	1.0		3	0	0	0	1	0	0	0	0	0	0	13	14	0.00	0.000

PITCHER	IP	WLS	BF	H	R	ER	SO	BB	IBB	HBP	BLK	WP	HR	S	P	ERA	WHIP

BOTTOM

Chicago White Sox @ St. Louis Cardinals

Busch Stadium, St. Louis, MO

Tue Jun 12 2012, 7:17 PM - 9:56 PM CDT

Att. 40,972 - Clear - 79 F

livebaseballscorecards.com

AB	35
R	1
H	11
RBI	1
BB	0
SO	7
LOB	12

Chicago White Sox @ St. Louis Cardinals

Busch Stadium, St. Louis, MO

Wed Jun 13 2012, 7:18 PM - 9:40 PM CDT

Att. 40,045 - Clear - 80 F

TOP

livebaseballscorecards.com

Batter	1	2	3	4	5	6	7	8	9	AB	R	H	RBI	BB	SO	LOB
30 Alejandro De Aza, L (1, 8) OBP: 0.384, SLG: 0.429	C FF 91 F CH 84 B CH 86 B CU 79 X FF 93 2-2 ① F7			C CU 77 B CH 83 B CH 82 X SI 92 2-1 1B		B FF 90 X SI 90 1-0 ① L9			C SI 96 B CH 86 B SI 98 F FF 97 B FC 91 X FF 95 3-2 24 1B 15 SH3-4 1B	4	0	2	0	0	0	0
15 Gordon Beckham, R (1, 4) OBP: 0.282, SLG: 0.381	F FF 93 B SI 91 B FF 93 S FF 93 F CU 80 F SI 94 F SI 94 F SL 87 C FF 94 2-3 ② K			F FF 91 1 SAFE X CU 79 0-1 ① F7		C FF 91 F CU 80 F FF 95 C FF 93 0-3 ② K			X FF 96 0-0 ① SH3-4 1-2	3	0	0	0	0	2	1
24 Dayan Viciedo, R (1, 7) OBP: 0.290, SLG: 0.462 7 Jordan Danks, L (9, PR) OBP: 0.500, SLG: 0.625	C FF 93 B FF 92 X FF 92 1-1 ③ G5-3			C CU 79 1 SAFE F CU 78 S FF 93 0-3 ② K		B CU 80 C CU 78 B FF 93 S FF 93 F FF 95 B FF 95 F FF 95 S CU 80 3-3 ③ K			S FF 97 B FF 98 X FC 93 1-1 14 G5-4-3 2-3 1B	4 0	0 0	1 0	0 0	0 0	2 0	1 0
14 Paul Konerko, R (1, 3) OBP: 0.444, SLG: 0.605		C FF 91 X CU 79 0-1 ① G5-3		B CU 78 B FF 92 C CU 79 C FF 93 X FF 94 2-2 ③ G3			C CU 79 X CU 80 0-1 ① G5-3		B FF 97 C FC 90 B FF 96 B FF 95 X FC 91 3-1 ②③ G5-4-3 1-2f	4	0	0	0	0	0	3
51 Alex Rios, R (1, 9) OBP: 0.337, SLG: 0.456		B FF 92 B FF 91 F SI 91 X FF 93 2-1 ② G6-3			B FF 91 C CU 78 S FF 92 F FF 93 B FF 94 F FF 94 X FF 95 2-2 3B		B CU 80 C CU 79 B CU 81 F FF 93 S CU 80 2-3 ② K			3	0	1	0	0	1	0
12 A.J. Pierzynski, L (1, 2) OBP: 0.338, SLG: 0.520		C CU 80 B CH 84 S FF 92 X CH 84 1-2 ③ F9			F FF 92 B FF 93 C FF 93 F FF 95 B FF 95 F FF 95 F CH 84 S FF 95 2-3 ① K		F FF 94 B FF 93 X FF 93 1-1 ③ G6-3			3	0	0	0	0	1	1
10 Alexei Ramirez, R (1, 6) OBP: 0.238, SLG: 0.272			F FF 91 C FF 92 S FF 94 0-3 ① K		F CU 80 C FF 95 S FF 95 0-3 ② K			B CU 78 C FF 92 F FF 92 S CU 80 1-3 ① K2-3		3	0	0	0	0	3	1
5 Orlando Hudson, S (1, 5) OBP: 0.270, SLG: 0.326			B SI 92 F SI 92 F SI 93 B FF 93 C FF 93 2-3 ② K		I IN 76 I IN 76 I IN 76 I IN 73 4-0 IBB			C SI 92 B FF 94 X SI 94 1-1 44 G4-6-3 1B		2	0	1	0	1	1	0
44 Jake Peavy, R (1, 1) 44 Adam Dunn, L (8, PH) OBP: 0.366, SLG: 0.562 65 Nate Jones, R (8, 1)			C FF 92 B SI 93 F SI 92 B FF 93 S FF 92 2-3 ③ K		B FF 93 B FF 93 C FF 93 S FF 93 S FF 94 2-3 ③ K			1 SAFE C SI 92 1 SAFE B SI 92 X SI 93 1-1 ②③ G4-6-3 1-2f		2 1 0	0 0 0	0 0 0	0 0 0	0 0 0	2 0 0	2 1 0
Inning Stats	R: 0 H: 0 E: 0 LOB: 0 K: 1 BB: 0 S: 12 P: 17	R: 0 H: 0 E: 0 LOB: 0 K: 0 BB: 0 S: 7 P: 10	R: 0 H: 0 E: 0 LOB: 0 K: 3 BB: 0 S: 9 P: 13	R: 0 H: 1 E: 0 LOB: 1 K: 1 BB: 0 S: 10 P: 14	R: 0 H: 1 E: 0 LOB: 2 K: 3 BB: 1 S: 17 P: 27	R: 0 H: 0 E: 0 LOB: 0 K: 2 BB: 0 S: 10 P: 14	R: 0 H: 0 E: 0 LOB: 0 K: 1 BB: 0 S: 7 P: 10	R: 0 H: 1 E: 0 LOB: 0 K: 1 BB: 0 S: 7 P: 10	R: 0 H: 2 E: 0 LOB: 2 K: 0 BB: 0 S: 8 P: 15	1B: 4 SF: 0 2B: 0 SAC: 1 3B: 1 DP: 2 HR: 0 HBP: 0						

	AB	29
	R	0
	H	5
	RBI	0
	BB	1
	SO	12
	LOB	10

WP: 0 PA: 31
PB: 0
SB: 0
CS: 0

PITCHER		IP	WLS	BF	H	R	ER	SO	BB	IBB	HBP	BLK	WP	HR	S	P	ERA	WHIP
31 Lance Lynn, R ERA: 2.42	(1, 1)	7.1	W	26	3	0	0	12	0	1	0	0	0	0	77	112	0.00	0.409
34 Marc Rzepczynski, L ERA: 5.32	(8, 1)	0.2	H	1	0	0	0	0	0	0	0	0	0	0	2	3	0.00	0.000
30 Jason Motte, R ERA: 3.58	(9, 1)	1.0	S	4	2	0	0	0	0	0	0	0	0	0	8	15	0.00	2.000

PITCHER		IP	WLS	BF	H	R	ER	SO	BB	IBB	HBP	BLK	WP	HR	S	P	ERA	WHIP

Batter	1	2	3	4	5	6	7	8	9	AB	R	H	RBI	BB	SO	LOB
15 Rafael Furcal, S (1, 6) OBP: 0.348, SLG: 0.407	B SI 87 B FF 89 C SI 89 X FF 90 2-1 P2		C SL 84 X CH 84 0-1 F9		B CU 76 B FF 90 F FF 89 C FF 91 X FF 91 2-2 F7			C SI 96 C CH 88 F SL 87 B SI 98 F CH 88 B SL 88 B SI 98 F SI 97 X SI 97 3-2 G4-3		4	0	0	0	0	0	0
3 Carlos Beltrán, S (1, 9) OBP: 0.382, SLG: 0.605	B FF 90 C FF 89 F FF 91 X CU 78 1-2 21 FC6-4 1B		F CH 84 X FF 91 0-1 HR		B FF 91 X CH 84 1-0 1B			B SI 97 B SI 96 X SI 96 2-0 F8		4	1	3	1	0	0	0
7 Matt Holliday, R (1, 7) OBP: 0.362, SLG: 0.457 56 Adron Chambers, L (9, 7) OBP: 0.281, SLG: 0.276	B FF 90 X FF 91 1-0 L9		B FF 91 B SL 84 S FF 91 F FF 91 B CU 82 B FF 91 4-2 21 BB BB		F FF 91 D CU 82 B FF 90 C FF 90 T FF 90 2-2 K			S SL 86 C SI 98 B SI 98 B SI 98 S SL 87 2-3 K		3 0	0 0	0 0	0 0	1 0	2 0	2 0
21 Allen Craig, R (1, 3) OBP: 0.406, SLG: 0.645	C FF 91 X FF 91 0-1 FC6-4 1-2f		C CU 79 1 SAFE F FF 90 D CU 79 D CU 79 B SL 84 B SL 84 4-2 1-2 BB			X FF 89 0-0 F9				2	0	0	0	1	0	1
23 David Freese, R (1, 5) OBP: 0.322, SLG: 0.495		X FF 90 0-0 4 FC5-4 1B	S SL 83 C FF 91 B FF 91 B SL 83 S CU 81 2-3 K			B FF 88 C CU 79 X CU 78 1-1 L6				3	0	1	0	0	1	2
4 Yadier Molina, R (1, 2) OBP: 0.376, SLG: 0.510		X FC 85 0-0 FC5-4 1-2f		F SL 83 B CU 79 X SI 89 1-1 F8		B FF 90 C CU 79 B FF 90 B SI 89 C FF 89 X CU 79 3-2 F8				3	0	0	0	0	0	1
33 Daniel Descalso, L (1, 4) OBP: 0.312, SLG: 0.368		C FF 90 F FF 90 X FF 91 0-2 P5		C CH 82 B CH 82 C CU 76 X FF 90 1-2 P4			B SL 83 F CU 82 X FF 90 1-1 F7			3	0	0	0	0	0	1
43 Shane Robinson, R (1, 8) OBP: 0.296, SLG: 0.373		X SL 84 0-0 G5-3		B FF 90 F FF 90 X SL 84 1-1 G4-3			B CU 79 C CU 78 S CU 79 S CU 79 1-3 K			3	0	0	0	0	1	1
31 Lance Lynn, S (1, 1) OBP: 0.100, SLG: 0.100 34 Marc Rzepczynski, L (8, 1) 30 Jason Motte, R (9, 1)			B FF 89 C FF 89 S FF 91 C CU 80 1-3 K		C FF 88 B CU 78 S CU 79 C FF 90 1-3 K		C FF 89 B FF 90 C FF 92 C SI 92 1-3 K			3 0 0	0 0 0	0 0 0	0 0 0	0 0 0	3 0 0	0 0 0
Inning Stats	R: 0 E: 0 K: 0 S: 8 H: 1 LOB: 1 BB: 0 P: 12	R: 0 E: 1 K: 0 S: 6 H: 1 LOB: 1 BB: 0 P: 6	R: 1 E: 0 K: 2 S: 14 H: 1 LOB: 2 BB: 2 P: 25	R: 0 E: 0 K: 0 S: 7 H: 0 LOB: 0 BB: 0 P: 10	R: 0 E: 0 K: 2 S: 10 H: 1 LOB: 1 BB: 0 P: 16	R: 0 E: 0 K: 0 S: 6 H: 0 LOB: 0 BB: 0 P: 10	R: 0 E: 0 K: 2 S: 8 H: 0 LOB: 0 BB: 0 P: 11	R: 0 E: 0 K: 1 S: 10 H: 0 LOB: 0 BB: 0 P: 17		1B: 3 2B: 0 3B: 0 HR: 1	SF: 0 SAC: 0 DP: 0 HBP: 0			WP: 0 PB: 0 SB: 0 CS: 0	PA: 30	

PITCHER		IP	WLS	BF	H	R	ER	SO	BB	IBB	HBP	BLK	WP	HR	S	P	ERA	WHIP
44 Jake Peavy, R ERA: 2.91	(1, 1)	7.0	L	27	4	1	1	6	2	0	0	0	0	1	59	90	1.29	0.857
65 Nate Jones, R ERA: 2.25	(8, 1)	1.0		3	0	0	0	1	0	0	0	0	0	0	10	17	0.00	0.000

PITCHER	IP	WLS	BF	H	R	ER	SO	BB	IBB	HBP	BLK	WP	HR	S	P	ERA	WHIP

BOTTOM

Chicago White Sox @ St. Louis Cardinals

Busch Stadium, St. Louis, MO

Wed Jun 13 2012, 7:18 PM - 9:40 PM CDT

Att. 40,045 - Clear - 80 F

livebaseballscorecards.com

AB	28
R	1
H	4
RBI	1
BB	2
SO	7
LOB	8

Batter	1	2	3	4	5	6	7	8	9	AB	R	H	RBI	BB	SO	LOB
30 Alejandro De Aza, L (1, 8) OBP: 0.382, SLG: 0.426	C SI 92 C SI 92 B FS 86 F SI 88 F CU 78 X SI 92 1-2 ① G4-3			B SI 92 X FC 88 1-0 ① B5-3		B SI 92 C SI 92 X FC 88 1-1 15 1B 44 HR 1B		B FF 93 S FS 87 X FS 87 1-1 ① G3		4	1	1	0	0	0	0
15 Gordon Beckham, R (1, 4) OBP: 0.282, SLG: 0.379	S CU 78 S CU 82 B CU 82 B CU 83 F SI 93 F SI 93 X SI 92 2-2 ② F8			X SI 91 0-0 ② L8		C SI 92 X FC 88 0-1 1-2 44 HR 1B		C SL 81 F SL 82 B FF 95 S SL 83 1-3 ② K		4	1	1	0	0	1	0
44 Adam Dunn, L (1, 7) OBP: 0.368, SLG: 0.573 7 Jordan Danks, L (8, PR) OBP: 0.500, SLG: 0.625 (8, 7)	B SI 92 X SI 93 1-0 ③ G4-3			B FC 88 C FC 88 C CH 82 B CH 81 B SI 88 C FC 87 3-3 ③ K		X SI 92 0-0 1-H 2-H HR		B SI 96 B SI 95 S FS 88 B FS 88 C FS 89 B FS 88 4-2 BB		3 0	1 0	1 0	3 0	1 0	1 0	0 0
14 Paul Konerko, R (1, 3) OBP: 0.441, SLG: 0.598		X SI 91 0-0 ① G5-3			C SI 91 F CU 79 B SI 88 B FS 87 F FC 88 X FC 89 2-2 51 G4-6-3 1B	B SI 91 B SI 91 X SI 92 2-0 ③ G6-3		C SL 88 D SL 88 F SL 88 X SL 86 1-2 ③ P6		4	0	1	0	0	0	1
51 Alex Rios, R (1, 9) OBP: 0.332, SLG: 0.448		C SI 92 B CU 81 B CU 80 X SI 92 2-1 ② G6-3			C SI 92 X SI 93 0-1 ① ② G4-6-3 1-2f		X FF 95 0-0 ① P4		S FC 91 X FC 94 0-1 ① F8	4	0	0	0	0	0	1
12 A.J. Pierzynski, L (1, 2) OBP: 0.336, SLG: 0.515		C SI 92 X FC 89 0-1 ③ G4-3			B SI 93 X SI 93 1-0 10 FC5-4 1B		B FF 96 C FF 95 C SL 78 F SL 79 X SL 79 1-2 ② F7		X FC 91 0-0 ② G1-3	4	0	1	0	0	0	0
10 Alexei Ramirez, R (1, 6) OBP: 0.238, SLG: 0.269			B CU 77 X SI 91 1-0 ① G1-3		X SI 92 0-0 ③ FC5-4 1-2f		H SL 77 1-0 5 WP HBP		F FF 98 F FF 98 B FF 100 X FF 99 1-2 ③ G4-3	3	0	0	0	0	0	1
5 Orlando Hudson, S (1, 5) OBP: 0.271, SLG: 0.323			C SI 92 C SI 92 F FC 88 X SI 92 0-2 ② G1-3			X FC 86 0-0 ① F8	B FF 94 B SI 95 F FF 96 F FF 96 F FF 95 B SL 79 B FF 96 4-2 1-2 BB			2	0	0	0	1	0	0
34 Gavin Floyd, R (1, 1) 77 Will Ohman, L (5, 1) 18 Brent Lillibridge, R (6, PH) OBP: 0.250, SLG: 0.204 48 Zach Stewart, R (6, 1) 24 Dayan Viciedo, R (7, PH) OBP: 0.288, SLG: 0.460 26 Jesse Crain, R (7, 1) 37 Matt Thornton, L (8, 1)			B SI 91 C SI 91 X SI 92 1-1 ③ G4-3			C SI 90 B CU 80 B SI 91 F SI 92 B SI 92 X SI 93 3-2 ② L9	B SL 82 S SI 94 X SL 82 1-1 ③ F9			1 0 1 0 1 0 0 0	0 0 0 0 0 0 0 0	0 0 0 0 0 0 0 0	0 0 0 0 0 0 0 0	0 0 0 0 0 0 0 0	0 0 0 0 2 0 0 0	0 0 0 0 0 0 0 0
Inning Stats	R: 0 E: 0 K: 0 S: 11 H: 0 LOB: 0 BB: 0 P: 15	R: 0 E: 0 K: 0 S: 5 H: 0 LOB: 0 BB: 0 P: 7	R: 0 E: 0 K: 0 S: 7 H: 0 LOB: 0 BB: 0 P: 9	R: 0 E: 0 K: 1 S: 5 H: 0 LOB: 0 BB: 0 P: 9	R: 0 E: 0 K: 0 S: 8 H: 2 LOB: 1 BB: 0 P: 11	R: 3 E: 0 K: 0 S: 10 H: 3 LOB: 0 BB: 0 P: 16	R: 0 E: 0 K: 0 S: 10 H: 0 LOB: 2 BB: 1 P: 17	R: 0 E: 0 K: 1 S: 10 H: 0 LOB: 1 BB: 1 P: 17	R: 0 E: 0 K: 0 S: 6 H: 0 LOB: 0 BB: 0 P: 7	1B: 4 2B: 0 3B: 0 HR: 1 SF: 0 SAC: 0 DP: 1 HBP: 1					WP: 1 PB: 0 SB: 0 CS: 0	PA: 34

TOP

Chicago White Sox @ St. Louis Cardinals

Busch Stadium, St. Louis, MO

Thu Jun 14 2012, 7:16 PM - 9:50 PM CDT

Att. 43,464 - Clear - 87 F

livebaseballscorecards.com

AB	31
R	3
H	5
RBI	3
BB	2
SO	2
LOB	5

PITCHER		IP	WLS	BF	H	R	ER	SO	BB	IBB	HBP	BLK	WP	HR	S	P	ERA	WHIP
35 Jake Westbrook, R ERA: 4.27	(1, 1)	6.0	W	22	5	3	3	1	0	0	0	0	0	1	46	67	4.50	0.833
52 Eduardo Sanchez, R ERA: 2.53	(7, 1)	0.2	H	4	0	0	0	0	1	0	1	0	1	0	8	14	0.00	1.500
66 Victor Marte, R ERA: 3.81	(7, 1)	1.0	H	4	0	0	0	1	1	0	0	0	0	0	9	16	0.00	1.000
41 Mitchell Boggs, R ERA: 2.6	(8, 1)	0.1	H	1	0	0	0	0	0	0	0	0	0	0	3	4	0.00	0.000
30 Jason Motte, R ERA: 3.45	(9, 1)	1.0	S	3	0	0	0	0	0	0	0	0	0	0	6	7	0.00	0.000

PITCHER	IP	WLS	BF	H	R	ER	SO	BB	IBB	HBP	BLK	WP	HR	S	P	ERA	WHIP

BOTTOM

Chicago White Sox @ St. Louis Cardinals

Busch Stadium, St. Louis, MO

Thu Jun 14 2012, 7:16 PM - 9:50 PM CDT

Att. 43,464 - Clear - 87 F

livebaseballscorecards.com

Batter	1	2	3	4	5	6	7	8	9	AB	R	H	RBI	BB	SO	LOB
15 Rafael Furcal, S (1, 6) OBP: 0.345, SLG: 0.403	C FF 92 S CU 80 B CU 80 S CU 80 1-3 ① K2-3	S FC 86 F FC 88 X CU 81 0-2 ③ G4-3		F FC 86 S CU 80 D CU 81 S CU 80 1-3 ③ K		C SI 90 C CH 82 B FF 92 X SL 84 1-2 ② G5-3		X FF 94 0-0 33 CS 1B		5	0	1	0	0	2	4
33 Daniel Descalso, L (1, 4) OBP: 0.317, SLG: 0.372	B FF 92 X FF 91 1-0 ② F7		X FF 92 0-0 7 G6-4-3 1B		B CH 84 F FC 84 F CU 81 X CU 80 1-2 4 1B 21 WP 53 1B 1B	B SI 90 F SL 84 F CH 84 B SL 84 F CH 83 F CH 83 F CH 84 X CH 83 2-2 E3 7 FC4-6		B FF 95 1 SAFE 1 SAFE T FF 95 1 SAFE 1-1 ③ CS 1-2		4	1	2	0	0	0	0
7 Matt Holliday, R (1, 7) OBP: 0.357, SLG: 0.449	B FF 92 S FC 86 B FF 93 X FC 88 2-1 ③ G5-3		S FC 86 B FC 85 F CU 82 B FF 93 X CU 81 2-2 ① ② G6-4-3 1-2f		B FF 92 X FC 87 1-0 ① L6	1 SAFE 1 SAFE D SI 90 B FF 92 X SI 91 2-0 ③ FC4-6 1-2f				4	0	0	0	0	0	3
21 Allen Craig, R (1, 9) OBP: 0.418, SLG: 0.667		X FF 91 0-0 23 2B 2B	X FC 85 0-0 23 HR 2B		1 SAFE B FC 87 B FC 87 F FC 86 D CU 80 B FC 86 4-1 4 1B 53 1B 1-2 BB		B FF 94 F SL 86 B FF 93 F SL 86 B SL 86 F SL 85 X FF 94 3-2 ① P4			3	3	2	0	1	0	0
23 David Freese, R (1, 5) OBP: 0.325, SLG: 0.514		S FC 86 X FC 85 0-1 4 G6-3 2-H 2B	C CU 81 X FF 93 0-1 2-H HR		2 SAFE B FC 86 2 SAFE C FF 93 S CU 80 D CU 81 F CU 80 X CU 81 2-2 ② F8		X FF 94 0-0 ② L9			4	1	2	3	0	0	2
4 Yadier Molina, R (1, 2) OBP: 0.378, SLG: 0.507		X FC 87 0-0 ① G6-3 2-3	X FC 86 0-0 ③ G6-3		B CU 82 B FC 86 X FC 85 2-0 53 1B 1-2 2-3 1B		B SL 85 S SL 86 B FF 94 S FF 93 F CU 74 B FF 94 F FF 94 F SL 86 B SL 85 4-2 53 S BB			3	0	1	0	1	0	1
53 Matt Adams, L (1, 3) OBP: 0.306, SLG: 0.418		F FF 92 S CU 81 S CU 82 0-3 ② K	C FC 85 S CU 80 S CU 80 0-3 ① K		B FC 88 C FC 85 B FC 87 F FC 86 D CU 81 X FC 87 3-2 1-3 2-H 3-H 1B		F FF 94 B CH 82 B CH 82 X SL 86 2-1 ③ F8 1-2			4	0	1	2	0	2	2
56 Adron Chambers, L (1, 8) OBP: 0.278, SLG: 0.250		I IN 62 I IN 73 I IN 73 I IN 75 4-0 35 BB IBB	C FF 92 C CU 80 S CU 81 0-3 ② K	B SL 80 C FF 88 X SL 81 1-1 ③ L8				X FF 94 0-0 ① B1-3		3	0	0	0	1	1	2
35 Jake Westbrook, R (1, 1) OBP: 0.269, SLG: 0.174 43 Shane Robinson, R (6, PH) OBP: 0.294, SLG: 0.369 52 Eduardo Sanchez, R (7, 1) 66 Victor Marte, R (7, 1) 41 Mitchell Boggs, R (8, 1) 27 Tyler Greene, R (8, PH) OBP: 0.282, SLG: 0.392 30 Jason Motte, R (9, 1)		D FF 90 B FF 90 B FF 93 C SI 92 C FF 91 F FF 92 B FC 87 4-2 1-2 BB	B FF 91 F FF 91 S FC 86 B CU 82 B FF 92 B FF 92 4-2 BB			C SI 90 X SL 84 0-1 ① G4-3		B FF 94 X FF 95 1-0 ② G1-3		0 1 0 0 0 1 0	0 0 0 0 0 0 0	0 0 0 0 0 0 0	0 0 0 0 0 0 0	2 0 0 0 0 0 0	0 0 0 0 0 0 0	0 0 0 0 0 0 0
Inning Stats	R: 0 E: 0 K: 1 S: 6 H: 0 LOB: 0 BB: 0 P: 10	R: 1 E: 0 K: 1 S: 13 H: 2 LOB: 3 BB: 2 P: 21	R: 2 E: 0 K: 0 S: 8 H: 3 LOB: 0 BB: 0 P: 10	R: 0 E: 0 K: 3 S: 11 H: 0 LOB: 1 BB: 1 P: 16	R: 2 E: 0 K: 0 S: 15 H: 3 LOB: 2 BB: 1 P: 29	R: 0 E: 1 K: 0 S: 12 H: 0 LOB: 1 BB: 0 P: 17	R: 0 E: 0 K: 0 S: 12 H: 0 LOB: 1 BB: 1 P: 21	R: 0 E: 0 K: 0 S: 4 H: 1 LOB: 0 BB: 0 P: 6		1B: 5 2B: 3 3B: 0 HR: 1 SF: 0 SAC: 0 DP: 1 HBP: 0			WP: 1 PB: 0 SB: 1 CS: 1 PA: 38	

	AB	32
	R	5
	H	9
	RBI	5
	BB	5
	SO	5
	LOB	14

PITCHER		IP	WLS	BF	H	R	ER	SO	BB	IBB	HBP	BLK	WP	HR	S	P	ERA	WHIP
34 Gavin Floyd, R ERA: 5.63	(1, 1)	4.2	L	25	8	5	5	5	3	1	0	0	1	1	51	83	9.64	2.357
77 Will Ohman, L ERA: 5.32	(5, 1)	0.1		1	0	0	0	0	0	0	0	0	0	0	2	3	0.00	0.000
48 Zach Stewart, R ERA: 5.18	(6, 1)	1.0		4	0	0	0	0	0	0	0	0	0	0	12	17	0.00	0.000
26 Jesse Crain, R ERA: 1.86	(7, 1)	1.0		4	0	0	0	0	1	0	0	0	0	0	12	21	0.00	1.000
37 Matt Thornton, L ERA: 2.93	(8, 1)	1.0		3	1	0	0	0	0	0	0	0	0	0	4	6	0.00	1.000

PITCHER	IP	WLS	BF	H	R	ER	SO	BB	IBB	HBP	BLK	WP	HR	S	P	ERA	WHIP

Batter	1	2	3	4	5	6	7	8	9	AB	R	H	RBI	BB	SO	LOB
30 Alejandro De Aza, L (1, 8) OBP: 0.375, SLG: 0.418	B FF 93 F FF 93 S SL 88 S FF 95 1-3 ① **K**		C FF 94 B SL 87 S SL 86 S SL 86 1-3 ① **K2-3**	L FF 93 S FF 93 S SL 84 0-3 ② **K2-3**		B FF 93 C FF 94 B FF 94 B FF 93 X FF 94 3-1 ③ **P6**			B FC 92 C FC 90 B FC 90 X FC 90 2-1 ② **G3**	5	0	0	0	0	3	1
15 Gordon Beckham, R (1, 4) OBP: 0.284, SLG: 0.377	X FF 94 0-0 44 HR **1B**		B FF 93 X CH 85 1-0 ② **G6-3**	S FF 94 B FF 94 B SL 85 B SL 87 B FF 94 4-1 **BB**			C FF 93 B SI 93 X SI 94 1-1 ① **F7**		B FC 90 C FC 91 C SL 80 C FC 94 1-3 ③ **K**	4	1	1	0	1	1	0
44 Adam Dunn, L (1, 7) OBP: 0.370, SLG: 0.583	C FF 95 C FF 94 X FF 94 0-2 1-H **HR**		C FF 95 C FF 93 B SL 89 B CU 73 B SL 86 B FF 96 4-2 14 WP 14 1B **BB**	B FF 94 C FF 94 3 SAFE S FF 95 S FF 95 1-3 ③ **K**			C FF 94 B SL 90 B SL 88 F SL 88 B FF 94 X SL 90 3-2 ② **G3**			3	2	1	2	1	1	2
14 Paul Konerko, R (1, 3) OBP: 0.438, SLG: 0.592	F FF 94 C CU 75 B FF 95 B FF 90 X CU 75 2-2 ② **G5-3**		C FF 95 F CH 87 B FF 95 F SL 89 X SL 85 1-2 51 2B 1-H **1B**		B CU 70 B CH 84 C FF 93 X FF 94 2-1 ① **G6-3**		C SI 93 X SI 94 0-1 ③ **F9**			4	0	1	1	0	0	0
51 Alex Rios, R (1, 9) OBP: 0.339, SLG: 0.483	B FF 94 X FF 94 1-0 ③ **F9**		C FF 95 B CU 76 B CH 88 X FF 94 2-1 1-3 **2B**		C FF 93 X SL 87 0-1 **HR**			C SI 94 C SL 86 B SI 94 X SI 92 1-2 **HR**		4	2	3	2	0	0	0
12 A.J. Pierzynski, L (1, 2) OBP: 0.330, SLG: 0.505		S FF 92 S FF 92 B SL 84 X CU 74 1-2 ① **F8**	C FF 95 F SL 87 S FF 95 0-3 ③ **K**		B FF 94 F FF 94 S FF 94 X FF 94 1-2 ② **G6-3**			F SI 94 F SI 94 F SI 93 S SI 94 0-3 ① **K**		4	0	0	0	0	2	2
10 Alexei Ramirez, R (1, 6) OBP: 0.242, SLG: 0.272		B FF 92 F FF 93 S SL 86 X CU 73 1-2 **1B**		C FF 91 X CH 83 0-1 5 WP 5 E **1B**	F FF 93 C CU 74 X FF 94 0-2 ③ **G5-3**			C SI 94 X SI 94 0-1 ② **G5-3**		4	1	2	0	0	0	0
5 Orlando Hudson, S (1, 5) OBP: 0.271, SLG: 0.321 37 Matt Thornton, L (8, 1)		X FF 93 0-0 ② **L6**		C FF 94 1 SAFE B FF 93 F FF 93 1 SAFE B CU 75 X FF 93 2-2 49 SH5-4 1-H **E6 1B**		C FF 92 B FF 92 S SL 85 B SL 87 B FF 93 F FF 93 F FF 93 X FF 93 3-2 ① **F7**		B SI 94 C SI 95 X SI 94 1-1 ③ **G3**		4 0	0 0	1 0	0 0	0 0	0 0	1 0
49 Chris Sale, L (1, 1) 26 Jesse Crain, R (6, 1) 65 Nate Jones, R (7, 1) 38 Eduardo Escobar, S (8, 5) OBP: 0.286, SLG: 0.245		C FF 93 1 SAFE B FF 93 S FF 92 F FF 93 C CU 74 1-3 ③ **K**		B FF 93 2 SAFE X FF 92 1-0 ① **SH5-4** 2-3		B FF 93 C FF 92 S FF 93 S FF 94 1-3 ② **K**			C FC 90 C FC 92 B FC 93 B FC 92 F FC 93 B FC 93 C FC 92 3-3 ① **K**	2 0 0 1	0 0 0 0	0 0 0 0	0 0 0 0	0 0 0 0	2 0 0 1	1 0 0 0
Inning Stats	R: 2 E: 0 K: 1 S: 11 H: 2 LOB: 0 BB: 0 P: 15	R: 0 E: 0 K: 1 S: 11 H: 1 LOB: 1 BB: 0 P: 14	R: 1 E: 0 K: 2 S: 15 H: 2 LOB: 2 BB: 1 P: 24	R: 1 E: 1 K: 2 S: 13 H: 2 LOB: 2 BB: 1 P: 21	R: 1 E: 0 K: 0 S: 10 H: 1 LOB: 0 BB: 0 P: 13	R: 0 E: 0 K: 1 S: 10 H: 0 LOB: 0 BB: 0 P: 17	R: 0 E: 0 K: 0 S: 7 H: 0 LOB: 0 BB: 0 P: 11	R: 1 E: 0 K: 1 S: 11 H: 1 LOB: 0 BB: 0 P: 13	R: 0 E: 0 K: 2 S: 9 H: 0 LOB: 0 BB: 0 P: 15	1B: 5 2B: 1 3B: 0 HR: 3	SF: 0 SAC: 1 DP: 0 HBP: 0			WP: 2 PB: 0 SB: 0 CS: 0	PA: 38		

PITCHER		IP	WLS	BF	H	R	ER	SO	BB	IBB	HBP	BLK	WP	HR	S	P	ERA	WHIP
22 Clayton Kershaw, L ERA: 2.86	(1, 1)	6.0		28	8	5	4	7	2	0	0	0	2	2	70	104	6.00	1.667
60 Todd Coffey, R ERA: 5.54	(7, 1)	0.1	H	1	0	0	0	0	0	0	0	0	0	0	2	3	0.00	0.000
57 Scott Elbert, L ERA: 3.5	(7, 1)	0.1	H	1	0	0	0	0	0	0	0	0	0	0	3	6	0.00	0.000
51 Ronald Belisario, R ERA: 1.37	(7, 1)	1.1	W	5	1	1	1	1	0	0	0	0	0	1	13	15	6.75	0.750
74 Kenley Jansen, R ERA: 2.51	(9, 1)	1.0	S	3	0	0	0	2	0	0	0	0	0	0	9	15	0.00	0.000

PITCHER	IP	WLS	BF	H	R	ER	SO	BB	IBB	HBP	BLK	WP	HR	S	P	ERA	WHIP

TOP

Chicago White Sox @ Los Angeles Dodgers

Dodger Stadium, Los Angeles, CA

Fri Jun 15 2012, 7:11 PM - 10:10 PM PDT

Att. 40,432 - Clear - 67 F

livebaseballscorecards.com

AB	35
R	6
H	9
RBI	5
BB	2
SO	10
LOB	7

Batter	1	2	3	4	5	6	7	8	9	AB	R	H	RBI	BB	SO	LOB
9 Dee Strange-Gordon, L (1, 6) OBP: 0.286, SLG: 0.284	C SI 92 B SI 90 B FF 92 C SI 91 B SI 94 B FF 94 4-2 37 2B BB	F SI 94 C SL 81 F SL 83 B SL 83 X FF 96 1-2 ③ G6-3			C SL 76 F SL 80 X SL 80 0-2 37 S 1B	X FF 95 0-0 ② B3-4		B FF 95 C FF 96 B FF 96 B FF 95 D FF 94 4-1 37 FC6-4 1-2 BB		3	1	1	0	2	0	3
37 Elian Herrera, S (1, 7) OBP: 0.395, SLG: 0.388	C SI 90 X SI 91 0-1 6 PB 1-H 2B	B SI 89 C CH 81 B SL 79 B FF 93 F SI 92 C SI 91 3-3 ① K	C SI 89 S CH 81 B CH 82 1 SAFE 1 SAFE B SL 80 C SL 80 2-3 ① K 1-2	B SL 85 S SL 86 B FF 94 C FF 94 X SL 87 2-2 21 1B 1-H 3-H 2B	C FF 95 B FF 96 F FF 96 F FF 95 X FF 95 1-2 ② FC6-4 23 DI 1-2f 2-3		5	1	2	3	0	2	3
21 Juan Rivera, R (1, 3) OBP: 0.279, SLG: 0.354 51 Ronald Belisario, R (7, 1) 23 Bobby Abreu, L (8, PH) OBP: 0.390, SLG: 0.412 74 Kenley Jansen, S (9, 1)	B SI 95 S CH 83 B SI 95 X SI 90 2-1 ① G5-3	B SL 78 C SI 94 B CH 83 X SI 93 2-1 ② F7	C SI 92 F SI 93 F FF 94 F SL 80 F SL 80 X CH 83 0-2 ② P3	C SL 86 F FF 95 X FF 94 0-2 2-H 1B	B FF 96 F FF 95 B FC 89 F FF 95 C SL 82 2-3 ③ K 1-3 3-H			4 0 1 0	0 0 0 0	1 0 0 0	1 0 0 0	0 0 0 0	0 0 1 0	2 0 1 0
16 Andre Ethier, L (1, 9) OBP: 0.351, SLG: 0.506	C SI 94 F SI 94 B SL 80 X SL 80 1-2 ② F7	C SL 78 X SL 80 0-1 6 BB 1B	B SL 79 F FF 93 S FF 94 B SI 94 X SI 92 2-2 ③ G4-3	C FF 94 F CH 83 1 SAFE S CH 82 0-3 ③ K2-3				4	0	1	0	0	1	3
6 Jerry Hairston, R (1, 4) OBP: 0.427, SLG: 0.477	B SL 76 F SI 88 B SI 93 B SI 93 F SI 93 B CH 85 4-2 2-3 BB	B SI 90 B SI 94 B SI 93 C SI 90 B SI 90 4-1 1-2 BB		B SI 88 B SI 90 C SI 92 B SI 90 C SI 92 F FF 95 B SI 93 4-2 17 1B 5 2B BB	B SI 98 C SI 98 B SI 98 X SI 97 2-1 ① F9			1	1	0	0	3	0	0
17 A.J. Ellis, R (1, 2) OBP: 0.433, SLG: 0.462	B SI 89 B SI 94 X SI 90 2-0 ③ G4-3	C SI 92 C SL 80 S SL 82 0-3 ③ K2-3		C SI 89 X CH 84 0-1 5 2B 13 1B 1-2 1B	C SI 98 B SI 98 F SI 98 X SL 87 1-2 ② L4			4	1	1	0	0	1	4
5 Juan Uribe, R (1, 5) OBP: 0.306, SLG: 0.341		B SL 78 B SI 93 X SI 89 2-0 22 SH1-4 1B	B SI 88 C CH 83 X CH 83 1-1 ① F7	S FF 94 X SL 81 0-1 13 1B 37 2B 1-3 2-H 2B	B SL 87 B SI 98 F SI 98 X SI 98 2-1 ③ G6-3			4	1	2	1	0	0	0
10 Tony Gwynn Jr., L (1, 8) OBP: 0.301, SLG: 0.325		C SI 93 F SL 80 C SI 95 0-3 ① K	C SL 78 B SL 81 X SL 79 1-1 ② G4-3	F SI 94 C FF 94 F FF 96 S FF 95 0-3 ① K		C FF 96 F FF 95 F FF 97 S SL 83 0-3 ① K		4	0	0	0	0	3	3
22 Clayton Kershaw, L (1, 1) OBP: 0.250, SLG: 0.227 13 Iván De Jesús Jr., R (6, PH) OBP: 0.355, SLG: 0.429 60 Todd Coffey, R (7, 1) 57 Scott Elbert, L (7, 1) 7 James Loney, L (7, 3) OBP: 0.333, SLG: 0.363		C FF 92 1 SAFE X FF 94 0-1 ② SH1-4 1-2	C SI 94 B SI 95 F SI 94 S SL 80 1-3 ③ K	F SI 92 C SL 81 B SL 80 X SL 80 1-2 37 2B 2-3 3-H 1B		C FF 97 S FF 97 X FF 97 0-2 37 FC6-4 9 BB 23 WP 1B		1 1 0 0 1	0 1 0 0 1	0 1 0 0 1	0 1 0 0 1	0 0 0 0 0	1 0 0 0 0	0 0 0 0 0
Inning Stats	R: 1 E: 0 K: 0 S: 12 H: 1 LOB: 2 BB: 2 P: 25	R: 0 E: 0 K: 1 S: 10 H: 1 LOB: 1 BB: 0 P: 13	R: 0 E: 0 K: 2 S: 11 H: 1 LOB: 2 BB: 1 P: 20	R: 0 E: 0 K: 1 S: 7 H: 0 LOB: 0 BB: 0 P: 10	R: 0 E: 0 K: 1 S: 15 H: 1 LOB: 1 BB: 0 P: 19	R: 5 E: 0 K: 2 S: 24 H: 5 LOB: 1 BB: 1 P: 31	R: 0 E: 0 K: 0 S: 7 H: 0 LOB: 0 BB: 0 P: 12	R: 1 E: 0 K: 2 S: 15 H: 1 LOB: 1 BB: 1 P: 22		1B: 7 2B: 3 3B: 0 HR: 0 SF: 0 SAC: 1 DP: 0 HBP: 0				

PITCHER		IP	WLS	BF	H	R	ER	SO	BB	IBB	HBP	BLK	WP	HR	S	P	ERA	WHIP
49 Chris Sale, L ERA: 2.46	(1, 1)	5.2		28	7	5	5	6	4	0	0	0	0	0	70	107	7.94	1.941
26 Jesse Crain, R ERA: 2.29	(6, 1)	0.1	B	3	2	1	1	1	0	0	0	0	0	0	9	11	27.00	6.000
65 Nate Jones, R ERA: 2.18	(7, 1)	1.0		3	0	0	0	0	0	0	0	0	0	0	7	12	0.00	0.000
37 Matt Thornton, L ERA: 3.14	(8, 1)	1.0	L	5	1	1	1	2	1	0	0	0	1	0	15	22	9.00	2.000

PITCHER	IP	WLS	BF	H	R	ER	SO	BB	IBB	HBP	BLK	WP	HR	S	P	ERA	WHIP

BOTTOM

Chicago White Sox @ Los Angeles Dodgers

Dodger Stadium, Los Angeles, CA

Fri Jun 15 2012, 7:11 PM - 10:10 PM PDT

Att. 40,432 - Clear - 67 F

livebaseballscorecards.com

AB	33
R	7
H	10
RBI	6
BB	5
SO	9
LOB	19

WP: 1 PA: 39
PB: 1
SB: 1
CS: 0

Chicago White Sox @ Los Angeles Dodgers

Dodger Stadium, Los Angeles, CA

Sat Jun 16 2012, 7:11 PM - 10:24 PM PDT

Att. 45,210 - Clear - 68 F

TOP

livebaseballscorecards.com

Batter	1	2	3	4	5	6	7	8	9	AB	R	H	RBI	BB	SO	LOB
30 Alejandro De Aza, L (1, 8) OBP: 0.373, SLG: 0.415	B FF 89 X FF 91 1-0 F9 ①	B SI 91 B CH 85 X SI 91 2-0 F7 ③		F SL 77 F FF 90 B FF 93 X FF 92 1-2 FC4-6 ② 1-2f 3-H			S SL 88 X SL 88 0-1 15 S 1B		X SI 89 0-0 SH1-4 ① 1-2	4	0	1	1	0	0	2
15 Gordon Beckham, R (1, 4) OBP: 0.282, SLG: 0.373	B FF 92 B FF 93 F FF 90 B FF 91 S FF 92 F FF 92 F SI 92 F FF 93 X FF 92 3-2 F8 ②		F FC 84 X CU 64 0-1 14 CS 44 1B 1B	1 SAFE C SI 93 1 SAFE X FF 91 0-1 G5-3 ③			1 SAFE C FF 94 B FF 93 B SL 89 S FF 94 S FF 93 2-3 K ② 1-2		B SI 91 C SL 83 F SI 91 B SI 93 X SI 93 2-2 P4 ②	5	0	1	0	0	1	3
44 Adam Dunn, L (1, 7) OBP: 0.374, SLG: 0.580 43 Addison Reed, L (9, 1)	C FF 91 F SL 78 B SL 78 X FF 93 1-2 G5-3 ③		L FF 92 B FF 91 1 SAFE C SI 90 D SL 77 X SL 78 2-2 14 CS 51 3B 1B 1-2		B FC 88 B FC 88 B SI 91 C FF 91 B FF 92 4-1 14 G5-4-3 BB		C FF 94 B FF 94 B FF 94 C SL 91 F FF 94 B FF 93 F FF 95 F SL 89 B FF 95 4-2 BB		B FF 91 F SI 92 C SL 83 S SL 83 1-3 K ③	3 0	1 0	1 0	0 0	2 0	1 0	1 0
14 Paul Konerko, R (1, 3) OBP: 0.435, SLG: 0.590		X FF 92 0-0 51 1B 10 1B 2B	B SI 93 C SI 93 F CH 86 B FF 89 B FF 89 S FF 94 3-3 K ① ② 1-2 2-3		B SL 78 B FF 92 X SI 90 2-0 G5-4-3 ① ② 1-2f		C SI 92 X CU 79 0-1 F9 ③			4	1	1	0	0	1	5
51 Alex Rios, R (1, 9) OBP: 0.341, SLG: 0.492		B FF 91 X SI 90 1-0 12 S 10 1B 1B 2-3	B CU 66 C FC 86 C SL 78 B FC 85 X FC 87 2-2 3B 2-H		C FF 92 F FF 90 B FF 92 S FC 86 1-3 K ③			B SL 82 F FF 91 B SI 92 B SI 92 X SI 91 3-1 G6-3 ①		4	1	2	1	0	1	0
12 A.J. Pierzynski, L (1, 2) OBP: 0.329, SLG: 0.500		C SL 78 B FF 93 F FF 89 B SL 77 F FF 88 B SI 92 S SL 78 3-3 K ① 1-2	S FF 90 B FF 92 F CU 68 X SI 93 1-2 G3-1 ③			C SL 75 B SL 77 F FF 92 X FC 83 1-2 10 FC4 1B		B FC 90 B SI 92 X FC 90 2-0 G3 ②		4	0	1	0	0	1	3
10 Alexei Ramirez, R (1, 6) OBP: 0.250, SLG: 0.277		C FF 94 X SI 90 0-1 5 G5-3 41 1B 1B 2-H 3-H		B FF 90 H CU 71 2-0 5 E 5 S 30 FC4-6 HBP		B FF 91 F SI 90 X SI 90 1-1 FC4 ① 1-2f		C CU 78 B SI 94 X SI 92 1-1 1B		3	2	2	2	0	0	1
5 Orlando Hudson, S (1, 5) OBP: 0.267, SLG: 0.316 53 Héctor Santiago, R (6, 1) 65 Nate Jones, R (7, 1) 24 Dayan Viciedo, R (8, PH) OBP: 0.287, SLG: 0.458 26 Jesse Crain, R (8, 1) 7 Jordan Danks, L (9, 7) OBP: 0.500, SLG: 0.625		C SI 94 D CU 71 C FF 92 X FF 92 1-2 G5-3 ② 2-3		B SI 90 1 SAFE 1 SAFE B FF 91 X FF 92 2-0 E4 30 FC4-6 1-3		1 SAFE B SI 91 X FF 94 1-0 F8 ② ③ 1-2		F SI 93 F CU 80 X CU 81 0-2 G5-3 ③		3 0 0 1 0 0	0 0 0 0 0 0	0 0 0 0 0 0	0 0 0 0 0 0	0 0 0 0 0 0	0 0 0 1 0 0	3 0 0 0 1 0
41 Philip Humber, R (1, 1) OBP: 0.200, SLG: 0.200 38 Eduardo Escobar, S (6, 5) OBP: 0.293, SLG: 0.240		X FF 92 0-0 3-H 1B	L FF 92 M FF 92 T FF 92 0-2 K ①				B FF 93 F FF 93 S SL 88 B SL 89 S SL 89 2-3 K ①		B SI 91 F SI 90 B CU 69 F SI 91 B FF 91 B SI 93 4-2 30 SH1-4 BB	2 1	0 0	1 0	1 0	0 1	1 1	2 0

Inning Stats																						
	R: 0 E: 0 K: 0 S: 10	H: 0 LOB: 0 BB: 0 P: 15		R: 3 E: 0 K: 1 S: 13	H: 4 LOB: 1 BB: 0 P: 20		R: 1 E: 0 K: 1 S: 14	H: 3 LOB: 1 BB: 0 P: 22		R: 1 E: 1 K: 1 S: 9	H: 0 LOB: 1 BB: 0 P: 14		R: 0 E: 0 K: 1 S: 5	H: 0 LOB: 0 BB: 1 P: 12		R: 0 E: 0 K: 0 S: 6	H: 1 LOB: 0 BB: 0 P: 9		R: 0 E: 0 K: 2 S: 15	H: 1 LOB: 2 BB: 1 P: 23		R: 0 E: 0 K: 0 S: 8	H: 1 LOB: 1 BB: 0 P: 14		R: 0 E: 0 K: 1 S: 9	H: 0 LOB: 1 BB: 1 P: 16		1B: 8 2B: 2 3B: 1 HR: 0	SF: 0 SAC: 1 DP: 2 HBP: 1		WP: 0 PB: 0 SB: 3 CS: 3	PA: 39

PITCHER		IP	WLS	BF	H	R	ER	SO	BB	IBB	HBP	BLK	WP	HR	S	P	ERA	WHIP
58 Chad Billingsley, R ERA: 3.75	(1, 1)	6.0	L	26	8	5	4	4	1	0	1	0	0	0	57	92	6.00	1.500
57 Scott Elbert, L ERA: 3.38	(7, 1)	0.2		4	1	0	0	2	1	0	0	0	0	0	13	21	0.00	3.000
28 Jamey Wright, R ERA: 4.18	(7, 1)	1.1		5	1	0	0	0	0	0	0	0	0	0	10	16	0.00	0.750
52 Josh Lindblom, R ERA: 2.12	(9, 1)	1.0		4	0	0	0	1	1	0	0	0	0	0	9	16	0.00	1.000

PITCHER	IP	WLS	BF	H	R	ER	SO	BB	IBB	HBP	BLK	WP	HR	S	P	ERA	WHIP

AB	34
R	5
H	10
RBI	5
BB	3
SO	7
LOB	21

BOTTOM

Chicago White Sox @ Los Angeles Dodgers

Dodger Stadium, Los Angeles, CA

Sat Jun 16 2012, 7:11 PM - 10:24 PM PDT

Att. 45,210 - Clear - 68 F

livebaseballscorecards.com

Batter	1	2	3	4	5	6	7	8	9	AB	R	H	RBI	BB	SO	LOB
9 Dee Strange-Gordon, L (1, 6) OBP: 0.284, SLG: 0.283	C FF 91 F SI 89 F CU 78 B CU 78 B FF 90 F FF 89 F FF 91 F CH 84 C SI 92 2-3 ① K		X SL 82 0-0 6 SF8 16 1B 23 1B 1-2 1B	F FF 90 B SI 90 B CH 84 T SI 89 F FF 90 X SI 92 2-2 ① F7		C SI 93 C FF 94 C SI 95 0-3 ③ K		B FF 94 C FF 94 X FF 95 1-1 ② G1-3	5	1	1	0	0	2	1
37 Elian Herrera, S (1, 8) OBP: 0.395, SLG: 0.376	B FF 91 B SI 91 B FF 89 C FF 89 B SI 89 4-1 16 1B BB		C FF 91 X CH 84 0-1 ① F9	C FF 91 F CH 85 C CU 79 0-3 ② K			B FF 90 B FF 92 F FF 92 B FF 93 B FF 92 4-1 16 S BB		C FF 96 C CH 84 B FF 96 T FF 96 1-2 ③ K	3	0	0	0	2	2	3
16 Andre Ethier, L (1, 9) OBP: 0.357, SLG: 0.508	B FF 89 X CH 84 1-0 6 G5-4-3 1-3 1B		X SI 91 0-0 23 1B 17 1B 1-2 2-3 1B	B FF 90 B SL 82 F CH 85 F FF 91 B FF 90 B CU 79 4-2 6 WP 1-2 BB			B FF 91 F FF 92 1 SAFE B FF 92 F FF 92 C FF 93 2-3 ① K 1-2			3	1	2	0	1	1	1
6 Jerry Hairston, R (1, 4) OBP: 0.415, SLG: 0.465	B FF 89 C SL 81 T SL 84 X CU 80 1-2 ② ③ G5-4-3 1-2f		F SL 83 F FF 90 B CU 78 F CU 79 B SI 91 X SL 83 2-2 ② SF8 2-3 3-H	B FF 89 F FF 90 D SL 82 X SI 90 2-1 ③ P6 1-2 2-3			C SI 97 B SI 98 B SI 96 S SI 97 C SI 98 2-3 ② K			3	0	0	1	0	1	5
23 Bobby Abreu, L (1, 7) OBP: 0.393, SLG: 0.415		B FF 89 B FF 87 C FF 88 C FF 88 X SI 90 2-2 7 WP 1B	C FF 90 X FF 90 0-1 17 1B 7 1B 1-2 3-H 1B		C FF 89 X CU 77 0-1 ① L5		X SI 97 0-0 ③ P6			4	1	2	1	0	0	1
17 A.J. Ellis, R (1, 2) OBP: 0.434, SLG: 0.459		B FF 90 B SL 81 X FF 91 2-0 ① F8	B FF 91 X FF 90 1-0 7 1B 1-2 2-H 1B		C FF 90 B SL 81 C SL 81 B CU 78 S SL 82 2-3 ② K			B FF 95 B SL 86 C FF 94 B SL 87 B FF 93 4-1 7 FC3-6 BB		3	0	1	1	1	1	1
7 James Loney, L (1, 3) OBP: 0.332, SLG: 0.360 10 Tony Gwynn Jr., L (8, PR) OBP: 0.301, SLG: 0.325 52 Josh Lindblom, R (9, 1)		B CH 83 X FF 91 1-0 ② F7 1-2	B CH 84 D CH 85 B CH 85 T FF 90 X FF 91 3-1 1-2 2-H 1B		C FF 91 B CU 77 B CH 85 B FF 89 F FF 89 X SL 84 3-2 ③ G1-3			C FF 94 X CH 84 0-1 ① FC3-6 21 CS 1-2f		4 0 0	0 0 0	1 0 0	1 0 0	0 0 0	0 0 0	2 0 0
5 Juan Uribe, R (1, 5) OBP: 0.294, SLG: 0.326		C SL 83 B CU 79 D SL 84 S SL 82 F CU 80 D CU 80 F SL 82 C FF 92 3-3 ③ K	B CU 79 S SL 82 B CU 79 X SI 90 2-1 ③ G3			C FF 91 B FF 92 X CH 84 1-1 ① F7		1 SAFE B SL 86 S FF 92 1 SAFE F FF 94 F FF 94 S SL 86 1-3 ② K		4	0	0	0	0	2	4
58 Chad Billingsley, R (1, 1) OBP: 0.208, SLG: 0.208 13 Ivan De Jesus Jr., R (6, PH) OBP: 0.344, SLG: 0.414 57 Scott Elbert, L (7, 1) 28 Jamey Wright, R (7, 1) 21 Juan Rivera, R (8, PH) OBP: 0.276, SLG: 0.351 (9, 3)			B FF 88 B FF 88 X FF 88 2-0 16 1B 9 1B 6 SF8 1B	C FF 88 S SL 81 X SL 80 0-2 6 WP 16 BB 1B		B FF 92 T FF 92 C FF 93 F FF 94 F CH 83 X SC 74 1-2 ② F9		1 SAFE B SL 85 C SL 86 1 SAFE B SL 86 2-1 ③ CS 1-2	X FF 94 0-0 ① F8	2 1 0 0 1	1 0 0 0 0	2 0 0 0 0	0 0 0 0 0	0 0 0 0 0	0 0 0 0 0	0 0 0 0 0
Inning Stats	R: 0 E: 0 K: 1 S: 12 H: 1 LOB: 1 BB: 1 P: 20	R: 0 E: 0 K: 1 S: 10 H: 1 LOB: 1 BB: 0 P: 18	R: 4 E: 0 K: 0 S: 16 H: 6 LOB: 2 BB: 0 P: 26	R: 0 E: 0 K: 1 S: 14 H: 1 LOB: 2 BB: 1 P: 22	R: 0 E: 0 K: 1 S: 8 H: 0 LOB: 0 BB: 0 P: 13	R: 0 E: 0 K: 1 S: 10 H: 0 LOB: 0 BB: 0 P: 12	R: 0 E: 0 K: 2 S: 8 H: 0 LOB: 1 BB: 1 P: 16	R: 0 E: 0 K: 1 S: 8 H: 0 LOB: 1 BB: 1 P: 15	R: 0 E: 0 K: 1 S: 6 H: 0 LOB: 0 BB: 0 P: 8	1B: 9 2B: 0 3B: 0 HR: 0	SF: 1 SAC: 0 DP: 1 HBP: 0	WP: 2 PB: 0 SB: 1 CS: 1	PA: 39				

	AB	33
	R	4
	H	9
	RBI	4
	BB	4
	SO	9
	LOB	18

PITCHER		IP	WLS	BF	H	R	ER	SO	BB	IBB	HBP	BLK	WP	HR	S	P	ERA	WHIP
41 Philip Humber, R ERA: 6.01	(1, 1)	5.0	W	25	9	4	4	4	2	0	0	0	2	0	60	99	7.20	2.200
53 Héctor Santiago, L ERA: 4.63	(6, 1)	1.1	H	5	0	0	0	2	1	0	0	0	0	0	14	22	0.00	0.750
65 Nate Jones, R ERA: 2.14	(7, 1)	0.2	H	2	0	0	0	1	0	0	0	0	0	0	4	6	0.00	0.000
26 Jesse Crain, R ERA: 2.18	(8, 1)	1.0	H	3	0	0	0	1	1	0	0	0	0	0	8	15	0.00	1.000
43 Addison Reed, R ERA: 4.15	(9, 1)	1.0	S	3	0	0	0	1	0	0	0	0	0	0	6	8	0.00	0.000

PITCHER	IP	WLS	BF	H	R	ER	SO	BB	IBB	HBP	BLK	WP	HR	S	P	ERA	WHIP

Batter	1	2	3	4	5	6	7	8	9	10	AB	R	H	RBI	BB	SO	LOB
18 Brent Lillibridge, R (1, 5) (9, 3) OBP: 0.250, SLG: 0.207	C SI 87 C SI 89 S CH 78 0-3 K		F CU 75 X CH 78 0-1 L4			C CU 72 B SI 88 X CU 77 1-1 E7 15 G4-3 24 1B 1B		B CU 74 B SI 88 F SI 87 T SL 81 B SI 88 X SI 87 3-2 F9			4	1	1	0	0	1	1
15 Gordon Beckham, R (1, 4) OBP: 0.286, SLG: 0.372	C SI 88 B SL 84 X CH 77 1-1 24 1B 1B		S SI 89 F SI 89 B SI 91 F CH 78 B SI 91 F SI 90 B SL 84 B CH 76 4-2 BB			B SI 86 S FC 84 X SI 89 1-1 G4-3 2-3		X CH 78 0-0 P3			3	0	1	0	1	0	1
44 Adam Dunn, L (1, 3) OBP: 0.372, SLG: 0.572 30 Alejandro De Aza, L (9, PR) OBP: 0.373, SLG: 0.415 (9, 8)	1 SAFE C SI 89 1 SAFE F SI 89 1 SAFE B SI 90 F SL 80 F CH 77 S SI 90 1-3 K		F SI 89 S FC 85 B FC 85 B SL 81 C SI 91 2-3 K			F SI 90 C SI 90 B SI 91 D CH 79 B SI 90 S SI 89 3-3 K			B SI 92 B SI 94 C SI 92 F SI 93 B SL 87 F SI 94 F SI 94 B SI 93 4-2 BB		3 0	0 0	0 0	0 0	1 0	3 0	4 0
24 Dayan Viciedo, R (1, 7) OBP: 0.291, SLG: 0.459 43 Addison Reed, L (9, 1) 37 Matt Thornton, L (10, 1)	B CU 74 S CH 77 X SI 88 1-1 1-3 1B			X SI 88 0-0 F9		B SI 90 X CH 79 1-0 3-H 1B			1 SAFE C SI 92 X SI 92 0-1 F9		4 0 0	0 0 0	2 0 0	1 0 0	0 0 0	0 0 0	1 0 0
51 Alex Rios, R (1, 9) OBP: 0.336, SLG: 0.484		C SI 88 F SL 84 B SI 91 F CH 79 B CH 78 T SI 90 2-2 K		C SI 90 B FC 85 B CH 80 B SI 89 X SI 90 3-1 L8		1 SAFE X SI 90 0-0 F9			C SI 94 1 SAFE X CH 89 0-1 F9		4	0	0	0	0	1	2
7 Jordan Danks, L (1, 8) (9, 7) OBP: 0.417, SLG: 0.500		X SI 89 0-0 17 64 2 68 1B		C SI 89 B SI 85 B SI 89 S SL 82 S CU 78 2-3 K			B SI 86 F SI 86 F FF 84 B SL 78 S SL 82 2-3 K		1 SAFE C SI 94 X SI 93 0-1 F7		4	0	1	0	0	2	1
17 Tyler Flowers, R (1, 2) OBP: 0.260, SLG: 0.356		1 SAFE 1 SAFE S SI 87 D CH 77 S CH 78 B SI 89 1 SAFE F SI 89 B CH 78 3-3 F SI 87 C CH 77 K2 1-1f	S CH 77 F SI 89 B CH 79 B CH 79 C SI 88 2-3 K				B SI 89 C SI 88 B SI 88 B CH 78 C SI 88 S CH 77 3-3 K		C SI 92 F SI 93 B SI 94 F SL 87 B SI 94 B SI 93 T SI 93 3-2 K	4	0	0	0	0	4	1
38 Eduardo Escobar, S (1, 6) OBP: 0.290, SLG: 0.241			C SI 87 X SI 88 0-1 62 SH2-4 1B		B SL 83 B SI 88 B FF 88 C SI 86 X SI 86 3-1 G6-3		X SI 89 0-0 P6			C SI 94 X SI 95 0-1 F7	4	0	1	0	0	0	0
62 Jose Quintana, R (1, 1) 5 Orlando Hudson, S (9, 5) OBP: 0.265, SLG: 0.314			L SI 85 X SI 87 0-1 SH2-4 1-2		C SI 88 S SI 90 S CH 77 0-3 K			C SI 86 B SI 88 C SI 86 C CH 77 1-3 K		B SI 94 C SI 94 X SI 96 1-1 F8	2 1	0 0	0 0	0 0	0 0	2 0	0 0
Inning Stats	R: 0 E: 0 K: 2 S: 12 H: 2 LOB: 2 BB: 0 P: 15	R: 0 E: 0 K: 2 S: 10 H: 1 LOB: 1 BB: 0 P: 15	R: 0 E: 0 K: 1 S: 13 H: 1 LOB: 2 BB: 1 P: 19	R: 0 E: 0 K: 1 S: 6 H: 0 LOB: 0 BB: 0 P: 11	R: 0 E: 0 K: 2 S: 8 H: 0 LOB: 0 BB: 0 P: 13	R: 1 E: 1 K: 1 S: 9 H: 2 LOB: 1 BB: 0 P: 15	R: 0 E: 0 K: 2 S: 7 H: 0 LOB: 0 BB: 0 P: 12	R: 0 E: 0 K: 1 S: 7 H: 0 LOB: 0 BB: 0 P: 11	R: 0 E: 0 K: 0 S: 10 H: 0 LOB: 1 BB: 1 P: 14	R: 0 E: 0 K: 1 S: 8 H: 0 LOB: 0 BB: 0 P: 12	1B: 6 2B: 1 3B: 0 HR: 0 SF: 0 SAC: 1 DP: 1 HBP: 0	WP: 0 PB: 0 SB: 0 CS: 0 PA: 36					

PITCHER		IP	WLS	BF	H	R	ER	SO	BB	IBB	HBP	BLK	WP	HR	S	P	ERA	WHIP
35 Chris Capuano, L ERA: 2.71	(1, 1)	8.0		29	6	1	1	12	1	0	0	0	0	0	72	111	1.12	0.875
51 Ronald Belisario, R ERA: 1.25	(9, 1)	2.0	W	7	0	0	0	1	1	0	0	0	0	0	18	26	0.00	0.500

PITCHER	IP	WLS	BF	H	R	ER	SO	BB	IBB	HBP	BLK	WP	HR	S	P	ERA	WHIP

TOP

Chicago White Sox @ Los Angeles Dodgers

Dodger Stadium, Los Angeles, CA

Sun Jun 17 2012, 1:11 PM - 4:05 PM PDT

Att. 53,504 - Sunny - 74 F

livebaseballscorecards.com

AB	33
R	1
H	6
RBI	1
BB	2
SO	13
LOB	11

Batter	1	2	3	4	5	6	7	8	9	10	AB	R	H	RBI	BB	SO	LOB
9 Dee Strange-Gordon, L (1, 6) OBP: 0.286, SLG: 0.285	X FF 88 0-0 ① B1-3			C CH 86 X CU 79 0-1 ① G6-3		B FF 91 F SL 86 X CU 79 1-1 2-3 1B			1 SAFE L FF 94 L FF 94 L SL 86 0-3 ① K	B FF 96 X FF 96 1-0 1-2 3-H 1B	5	0	2	1	0	1	1
37 Elian Herrera, S (1, 7) OBP: 0.407, SLG: 0.390 (10, 5)	C FF 89 B FF 90 F SL 84 B FF 91 X CU 78 2-2 21 G5-4-3 1B			X SL 86 0-0 21 CS 1B		S FF 91 B FF 90 B FF 91 X SL 86 2-1 ②③ F9-1-5 3-3			1 SAFE F FF 95 X FF 96 0-1 21 SF9 1-3 1B		4	0	3	0	0	0	2
21 Juan Rivera, R (1, 3) OBP: 0.268, SLG: 0.342	B FF 90 X FF 90 1-0 ②③ G5-4-3 1-2f			B FF 90 F FF 90 X FF 87 1-1 ②③ L4 1-2			C CH 85 X CU 78 0-1 ① G6-3		C SL 83 X FF 93 0-1 ② SF9 1-2 3-H		3	0	0	1	0	0	2
16 Andre Ethier, L (1, 9) OBP: 0.355, SLG: 0.502		B FF 89 S FF 90 T CU 79 S FF 91 1-3 ① K			B CU 77 F CH 86 T FF 91 S FF 87 1-3 ① K2-3		S FF 90 B FF 91 S FF 90 F FF 92 B SL 85 S FF 91 2-3 ② K		I IN 64 I IN 70 I IN 73 I IN 69 4-0 IBB		3	0	0	0	1	3	0
6 Jerry Hairston, R (1, 4) OBP: 0.403, SLG: 0.449		B FF 91 F FF 90 C CU 79 X FF 91 1-2 ② G5-3			F CU 78 B CU 78 B CH 86 X CH 86 2-1 ② G6-3		X FF 90 0-0 ③ F9		B FF 94 F SL 82 T SL 82 X FF 94 1-2 ③ F9		4	0	0	0	0	0	2
5 Juan Uribe, R (1, 5) OBP: 0.295, SLG: 0.337 51 Ronald Belisario, R (9, 1) 7 James Loney, L (10, PH) OBP: 0.330, SLG: 0.359		C FF 90 B CH 86 F CH 86 F FF 87 F FF 92 S CU 79 1-3 ③ K			X CH 86 0-0 2B			B FF 90 X CH 86 1-0 ① G5-3	B FF 95 F FF 94 F FF 96 B SL 82 X FF 97 2-2 ① G3-1		3 0 1	0 0 0	1 0 0	0 0 0	0 0 0	1 0 0	0 0 0
10 Tony Gwynn Jr., L (1, 8) OBP: 0.300, SLG: 0.335			C FF 89 F FF 87 B CU 79 X FF 90 1-2 ① G6-3		B SL 85 F SL 85 F FF 90 D CU 78 S SL 86 2-3 ③ K			L CH 85 C SL 84 B CU 78 B FF 90 X FF 90 2-2 ② F7	F FF 94 B FF 96 X FF 95 1-1 9 1B 3B		4	1	1	0	0	1	1
18 Matt Treanor, R (1, 2) OBP: 0.353, SLG: 0.523			B FF 91 X FF 90 1-0 ② F7			X FF 89 0-0 9 1B 35 SH1-4 37 F9-1-5 1B		X FF 91 0-0 ③ F9	B SL 80 F FF 95 B FF 96 B FF 97 X FF 96 3-1 ② G4-3		4	0	1	0	0	0	1
35 Chris Capuano, L (1, 1) OBP: 0.130, SLG: 0.136 13 Iván De Jesús Jr., R (9, 5) OBP: 0.344, SLG: 0.414 23 Bobby Abreu, L (9, PH) OBP: 0.401, SLG: 0.419 (10, 7)			S FF 91 F FF 91 S SL 85 0-3 ③ K			X SL 89 0-0 ① SH1-4 1-2			C FF 96 F FF 97 X FF 95 0-2 37 1B 21 SF9 1B	I IN 81 I IN 82 I IN 81 I IN 80 4-0 9 1B IBB	1 0 1	0 0 1	0 0 1	0 0 0	0 0 1	1 0 0	0 0 0
Inning Stats	R: 0 H: 1 E: 0 LOB: 0 K: 0 BB: 0 S: 5 P: 8	R: 0 H: 0 E: 0 LOB: 0 K: 2 BB: 0 S: 11 P: 14	R: 0 H: 0 E: 0 LOB: 0 K: 1 BB: 0 S: 7 P: 9	R: 0 H: 1 E: 0 LOB: 0 K: 0 BB: 0 S: 5 P: 6	R: 0 H: 1 E: 0 LOB: 1 K: 2 BB: 0 S: 9 P: 14	R: 0 H: 2 E: 0 LOB: 1 K: 0 BB: 0 S: 6 P: 9	R: 0 H: 0 E: 0 LOB: 0 K: 1 BB: 0 S: 7 P: 9	R: 0 H: 0 E: 0 LOB: 0 K: 0 BB: 0 S: 5 P: 8	R: 1 H: 2 E: 0 LOB: 2 K: 1 BB: 1 S: 13 P: 18	R: 1 H: 2 E: 0 LOB: 2 K: 0 BB: 1 S: 8 P: 19	1B: 7 2B: 2 3B: 1 HR: 0	SF: 1 SAC: 1 DP: 2 HBP: 0	WP: 0 PB: 0 SB: 0 CS: 1	PA: 37			

PITCHER		IP	WLS	BF	H	R	ER	SO	BB	IBB	HBP	BLK	WP	HR	S	P	ERA	WHIP
62 Jose Quintana, L ERA: 1.53	(1, 1)	8.0		26	5	0	0	6	0	0	0	0	0	0	55	77	0.00	0.625
43 Addison Reed, R ERA: 4.37	(9, 1)	1.0	B	6	2	1	1	1	0	1	0	0	0	0	13	18	9.00	2.000
37 Matt Thornton, L ERA: 3.38	(10, 1)	0.2	L	5	2	1	1	0	0	1	0	0	0	0	8	19	13.50	3.000

PITCHER	IP	WLS	BF	H	R	ER	SO	BB	IBB	HBP	BLK	WP	HR	S	P	ERA	WHIP

BOTTOM

Chicago White Sox @ Los Angeles Dodgers

Dodger Stadium, Los Angeles, CA

Sun Jun 17 2012, 1:11 PM - 4:05 PM PDT

Att. 53,504 - Sunny - 74 F

livebaseballscorecards.com

AB	33
R	2
H	9
RBI	2
BB	2
SO	7
LOB	9

Batter	1	2	3	4	5	6	7	8	9	AB	R	H	RBI	BB	SO	LOB
9 David DeJesus, L (1, 8) OBP: 0.360, SLG: 0.378	C FF 88 B FF 90 B CH 83 X FF 91 2-1 F7		C SL 83 X FF 92 0-1 F9		1 SAFE 1 SAFE 1 SAFE B FF 90 1 SAFE B FF 89 C FF 89 F CH 83 B FF 91 3-2 X FF 88 G4-3 1-3		B SL 82 B FF 89 C SL 90 R FF 90 3-1 13 1B 12 1B HBP B FF 92 C FF 92 F SI 93 B CU 81 H CU 78 1-2 HBP			3	1	0	0	0	0	1
13 Starlin Castro, R (1, 6) OBP: 0.317, SLG: 0.448	C FF 90 S FF 92 B FF 92 B SL 85 F SI 92 X FF 93 2-2 F8		B FF 92 C FF 91 C FF 92 X FF 92 1-2 6 HR 1B		X FF 89 0-0 HR 3-H		C SL 82 1 SAFE B SI 82 B SI 82 FF 89 X CU 74 2-2 12 1B 51 1B 1-2 1B B SI 92 F SI 94 F FF 93 X CH 83 1-2 G5-3			5	3	3	2	0	0	2
6 Bryan LaHair, L (1, 9) OBP: 0.380, SLG: 0.572	C FF 91 B FF 92 B FF 91 B CH 84 C FF 91 X FF 91 3-2 1B		B FF 92 1 SAFE C FF 89 F FF 91 X SL 83 1-2 1-H HR		X FF 90 0-0 L7		C SL 82 D SL 81 S SL 82 C FF 90 1-3 K	C SI 92 C CU 79 B FF 91 B FC 88 S SI 93 2-3 K		5	1	2	2	0	2	2
12 Alfonso Soriano, R (1, 10) OBP: 0.316, SLG: 0.491	B FF 89 F FF 89 B FF 89 F SL 84 S FF 93 2-3 K		C SL 85 F FF 93 X SL 84 0-2 G5-3		B SL 83 X FF 90 1-0 HR		C SL 86 S SL 88 1 SAFE B SI 100 B SI 100 X SI 98 2-2 15 WP 51 1B 15 1B 1-3 2-H 1B	C CH 85 B FF 91 F SI 94 B SC 76 B FC 91 S CH 85 3-3 K		5	2	2	2	0	2	1
51 Steve Clevenger, L (1, 3) OBP: 0.303, SLG: 0.392		B SL 82 B FF 90 X FF 90 2-0 G4-3		B FF 89 F CH 83 C FF 91 B SL 82 B CH 83 X FF 90 3-2 G4-3	B CH 84 F CH 85 X SL 84 1-1 F8		C SI 98 B SI 99 X CH 88 1-1 15 1B 15 WP 24 HR 1-2 3-H 1B	C SI 93 C FC 90 B FC 88 X CU 79 1-2 G3		5	1	1	1	0	0	0
15 Darwin Barney, R (1, 4) OBP: 0.319, SLG: 0.392		C FF 91 X SL 80 0-1 G6-3		B FF 92 F FF 91 B FF 93 F FF 93 X FF 90 2-2 L9		C SL 80 B FF 88 F SL 82 X CU 78 1-2 F9	B SI 99 X SI 98 1-0 24 HR 1-3 2-H 1B		B SI 92 X SI 92 1-0 F8	5	1	1	1	0	0	0
24 Luis Valbuena, L (1, 5) OBP: 0.333, SLG: 0.647		B FF 91 F FF 92 X FF 91 1-1 1B		C FF 90 X CH 84 0-1 1B		B CH 82 F CH 83 X FF 90 1-1 F9	X SI 98 0-0 1-H 3-H HR		B FF 93 B FC 86 S SI 92 F SI 92 F SI 94 B FC 87 X FF 92 3-2 P4	5	1	3	3	0	0	0
18 Geovany Soto, R (1, 2) OBP: 0.257, SLG: 0.337		C FF 90 1 SAFE X SL 84 0-1 G5-3		1 SAFE D SL 85 C SL 82 X FF 91 1-1 L8		X FF 90 0-0 HR	B SL 88 B SL 88 B SI 99 C SI 98 X SI 98 3-1 9 HBP 1B		C CH 83 B CU 79 B FC 90 B CH 86 C FF 94 S CH 84 3-3 K	5	1	2	1	0	1	2
1 Tony Campana, L (1, 7) OBP: 0.313, SLG: 0.309			C FF 90 F FF 92 X FF 92 0-2 G4-3		B SL 82 C FF 90 M CH 83 B FF 91 F FF 92 X CH 83 2-2 9 G4-3 9 S 13 HR 1B	C FF 88 C SI 89 B SL 83 S SL 83 1-3 K	X FF 91 0-0 F7			4	1	1	0	0	1	1
Inning Stats	R: 0 E: 0 K: 1 S: 12 H: 1 LOB: 1 BB: 0 P: 21	R: 0 E: 0 K: 0 S: 7 H: 1 LOB: 1 BB: 0 P: 10	R: 2 E: 0 K: 0 S: 14 H: 2 LOB: 0 BB: 0 P: 16	R: 0 E: 0 K: 0 S: 10 H: 1 LOB: 1 BB: 0 P: 16	R: 3 E: 0 K: 0 S: 12 H: 3 LOB: 0 BB: 0 P: 19	R: 1 E: 0 K: 1 S: 9 H: 1 LOB: 0 BB: 0 P: 12	R: 6 E: 0 K: 1 S: 23 H: 6 LOB: 2 BB: 0 P: 40	R: 0 E: 0 K: 2 S: 9 H: 0 LOB: 0 BB: 0 P: 15	R: 0 E: 0 K: 1 S: 8 H: 0 LOB: 0 BB: 0 P: 15	1B: 10 2B: 0 3B: 0 HR: 5 SF: 0 SAC: 0 DP: 0 HBP: 2						

TOP

Chicago Cubs @ Chicago White Sox

U.S. Cellular Field, Chicago, IL

Mon Jun 18 2012, 8:11 PM - 10:59 PM EDT

Att. 33,215 - Clear - 88 F

livebaseballscorecards.com

AB	42
R	12
H	15
RBI	12
BB	0
SO	6
LOB	9

WP: 1 PB: 0 SB: 1 CS: 0 PA: 44

PITCHER		IP	WLS	BF	H	R	ER	SO	BB	IBB	HBP	BLK	WP	HR	S	P	ERA	WHIP
48 Zach Stewart, R ERA: 6.0	(1, 1)	5.2	L	26	9	6	6	1	0	0	0	0	0	4	61	90	9.53	1.588
77 Will Ohman, L ERA: 5.96	(6, 1)	0.2		4	1	2	2	2	0	0	1	0	0	0	10	17	27.00	1.500
65 Nate Jones, R ERA: 3.21	(7, 1)	0.0		5	5	4	4	0	0	0	0	0	1	1	9	16	∞	∞
53 Héctor Santiago, L ERA: 4.15	(7, 1)	2.2		9	0	0	0	3	0	0	1	0	0	0	24	41	0.00	0.000

PITCHER	IP	WLS	BF	H	R	ER	SO	BB	IBB	HBP	BLK	WP	HR	S	P	ERA	WHIP

BOTTOM

Batter	1	2	3	4	5	6	7	8	9	AB	R	H	RBI	BB	SO	LOB
30 Alejandro De Aza, L (1, 8) OBP: 0.368, SLG: 0.409	C FF 93 C CU 74 B FF 93 B CU 77 X FF 94 2-2 ① L8		X FF 95 0-0 ③ G6-3		B CU 78 X FF 95 1-0 ③ G3			C SI 88 B CH 83 F SL 78 B SI 89 X SL 80 2-2 ① F7		4	0	0	0	0	0	3
15 Gordon Beckham, R (1, 4) OBP: 0.286, SLG: 0.372 38 Eduardo Escobar, S (8, PH) OBP: 0.286, SLG: 0.236 (9, 4)	C FF 94 B SL 86 B SL 88 X SI 95 2-1 ② F9			C SL 87 X SI 95 0-1 ① G5-3		F FF 94 X FF 93 0-1 14 HR 1B		B SI 90 X SI 89 1-0 ② G4-3		3 1	1 0	1 0	0 0	0 0	0 0	0 0
44 Adam Dunn, L (1, 10) OBP: 0.370, SLG: 0.567	C FF 94 T FF 95 B FF 96 C SL 86 1-3 ③ K			B SI 94 B FF 95 S FF 95 C SL 87 B FF 95 S FF 96 3-3 ② K		C CU 76 B SL 83 F FF 94 B FF 93 C SL 85 2-3 ① K		B SI 87 C SI 89 F SL 80 X FF 89 1-2 1B		4	0	1	0	0	3	1
14 Paul Konerko, R (1, 3) OBP: 0.434, SLG: 0.600 18 Brent Lillibridge, R (8, PH) OBP: 0.246, SLG: 0.203 (9, 3)		B SL 83 C SL 85 S SI 95 X CU 78 1-2 ① F8		F FF 91 B FF 96 X SL 87 1-1 ③ G4-3		B SL 88 X FF 89 1-0 1-H HR		F SI 89 B SL 80 C SL 79 S SL 79 1-3 ③ K		3 1	1 0	1 0	2 0	0 0	0 1	0 1
51 Alex Rios, R (1, 9) OBP: 0.332, SLG: 0.478 7 Jordan Danks, L (9, 9) OBP: 0.385, SLG: 0.462		C FF 95 B SL 86 S SL 86 B SI 95 F FF 95 C SI 96 2-3 ② K			C FF 94 B CU 77 F SL 86 X FF 96 1-2 ① G6-3	X SL 86 0-0 ② F7			B SI 90 F SI 87 F SI 90 X SL 82 1-2 ① G4-3	3 1	0 0	0 0	0 0	0 0	1 0	0 0
12 A.J. Pierzynski, L (1, 2) OBP: 0.329, SLG: 0.512 17 Tyler Flowers, R (9, 2) OBP: 0.255, SLG: 0.348		C FF 95 S CU 78 B SI 96 S CU 79 1-3 ③ K2-3			F FF 96 X FF 96 0-1 HR	B SL 86 X FF 94 1-0 ③ L5			X SI 88 0-0 ② G6-3	3 1	1 0	1 0	1 0	0 0	1 0	0 0
24 Dayan Viciedo, R (1, 7) OBP: 0.290, SLG: 0.452			F SI 94 C CU 76 X CU 78 0-2 ① F7		B SI 91 B SL 87 S FF 95 B FF 95 F FF 96 B CU 79 4-2 10 1B BB		B SI 87 C SI 87 C SL 79 S SI 90 1-3 ① K		B SI 92 S SI 88 C SI 92 S SL 82 1-3 ③ K	3	0	0	0	1	2	0
10 Alexei Ramirez, R (1, 6) OBP: 0.255, SLG: 0.282			B FF 95 B SL 86 B SI 94 C FF 95 S FF 96 F FF 94 F SL 88 X FF 96 3-2 1B		1-0 1-2 1B		B SI 89 C SI 88 F CH 81 X SL 82 1-2 ② G5-3			3	0	2	0	0	0	0
5 Orlando Hudson, S (1, 5) OBP: 0.262, SLG: 0.310			X FF 96 0-0 ② P6		C FF 96 S CU 79 F SL 87 F FF 95 F SL 86 F FF 96 D SL 87 C FF 95 1-3 ② K		B SI 88 X SI 87 1-0 ③ G4-3			3	0	0	0	0	1	3

Inning Stats	1	2	3	4	5	6	7	8	9	1B: 4	SF: 0	WP: 0	PA: 34
	R: 0 H: 0 E: 0 LOB: 0 K: 1 BB: 0 S: 8 P: 13	R: 0 H: 0 E: 0 LOB: 0 K: 2 BB: 0 S: 10 P: 14	R: 0 H: 1 E: 0 LOB: 1 K: 0 BB: 0 S: 10 P: 13	R: 0 H: 0 E: 0 LOB: 0 K: 1 BB: 0 S: 7 P: 11	R: 1 H: 2 E: 0 LOB: 2 K: 1 BB: 1 S: 16 P: 24	R: 2 H: 2 E: 0 LOB: 0 K: 1 BB: 0 S: 8 P: 12	R: 0 H: 0 E: 0 LOB: 0 K: 1 BB: 0 S: 7 P: 10	R: 0 H: 1 E: 0 LOB: 1 K: 1 BB: 0 S: 10 P: 15	R: 0 H: 0 E: 0 LOB: 0 K: 1 BB: 0 S: 7 P: 9	2B: 0 3B: 0 HR: 2	SAC: 0 DP: 0 HBP: 0	PB: 0 SB: 0 CS: 0	

PITCHER	IP	WLS	BF	H	R	ER	SO	BB	IBB	HBP	BLK	WP	HR	S	P	ERA	WHIP
22 Matt Garza, R (1, 1) ERA: 4.07	6.0	W	24	5	3	3	6	1	0	0	0	0	2	59	87	4.50	1.000
54 Shawn Camp, R (7, 1) ERA: 3.53	2.0		7	1	0	0	2	0	0	0	0	0	0	17	25	0.00	0.500
60 Manny Corpas, R (9, 1) ERA: 1.13	1.0		3	0	0	0	1	0	0	0	0	0	0	7	9	0.00	0.000

PITCHER	IP	WLS	BF	H	R	ER	SO	BB	IBB	HBP	BLK	WP	HR	S	P	ERA	WHIP

Chicago Cubs @ Chicago White Sox
U.S. Cellular Field, Chicago, IL
Mon Jun 18 2012, 8:11 PM - 10:59 PM EDT
Att. 33,215 - Clear - 88 F

livebaseballscorecards.com

AB	33
R	3
H	6
RBI	3
BB	1
SO	9
LOB	8

Batter	1	2	3	4	5	6	7	8	9	AB	R	H	RBI	BB	SO	LOB
9 David DeJesus, L (1, 8) OBP: 0.362, SLG: 0.389	C FF 88 B SL 85 F SL 84 S FF 93 1-3 ① K		S CU 80 C CU 80 B FF 92 B CU 80 D FC 86 F CU 80 F SI 93 X CH 85 3-2 13 FC5-4 1B 1-H 2-H			F FF 88 B CH 83 T FF 90 S CU 80 1-3 ① K		B SL 84 1 SAFE 1 SAFE 1-0 ③ PO 1-2	B FF 90 X CH 83 1-0 3B	4	0	2	2	0	2	0
13 Starlin Castro, R (1, 6) OBP: 0.316, SLG: 0.445	B FF 92 X FF 92 1-0 6 CS 1B		1 SAFE T FF 93 X CU 81 0-1 ② FC5-4 1-2f			X SL 84 0-0 ② G6-3			B CU 82 B CU 82 X SL 84 2-0 ① G1-3	4	0	1	0	0	0	2
6 Bryan LaHair, L (1, 9) OBP: 0.375, SLG: 0.563 5 Reed Johnson, R (8, 9) OBP: 0.355, SLG: 0.425	B FF 92 B FF 92 F FF 91 1 SAFE F FC 86 1 SAFE B FF 92 S CU 81 3-3 ②③ K 1-2		B FF 91 S FC 87 B FF 91 S SL 84 X SL 84 2-2 ③ F8			B FF 91 B FC 86 C CU 78 B FC 86 X FF 90 3-1 ③ F9			C CU 82 X CU 82 0-1 ② G6-3	3 1	0 0	0 0	0 0	1 0	2 1	2 1
12 Alfonso Soriano, R (1, 10) OBP: 0.315, SLG: 0.485		F FF 91 S CU 81 B CU 80 X CU 82 1-2 ① F8		B CU 81 B CU 81 S CU 80 B SL 83 F FF 91 X CU 78 3-2 ① G6-3			B CU 80 B CU 81 B CU 79 C FF 88 C FF 88 F FF 90 F FF 91 F SL 82 X FF 91 3-2 ① F9		B SL 82 B CU 82 B SL 83 S SL 84 B FF 91 4-1 51 WP BB	3	0	0	0	1	0	0
51 Steve Clevenger, L (1, 3) OBP: 0.288, SLG: 0.372		X FF 92 0-0 ② L6		C FF 91 B FF 91 X FF 92 1-1 ② F7			C FF 91 B CU 80 B SL 84 F FF 90 F CU 80 F FF 92 C FF 92 2-3 ② K		F FF 90 B FF 91 F FF 90 B CU 80 C CU 81 2-3 ③ K 1-2	4	0	0	0	0	2	2
15 Darwin Barney, R (1, 4) OBP: 0.315, SLG: 0.387		C FF 92 B FC 85 X FC 85 1-1 ③ F7		S FF 92 X FF 92 0-1 ③ F8			C CU 79 X CU 80 0-1 ③ F7			3	0	0	0	0	0	0
24 Luis Valbuena, L (1, 5) OBP: 0.286, SLG: 0.550			C FF 88 X SL 85 0-1 ① L8	C FF 90 F FF 91 B CU 79 B CU 80 F SL 84 F FF 92 X CH 84 2-2 ① G4-3				F FF 90 F FF 89 B FF 91 X CU 79 1-2 ① G4-3		3	0	0	0	0	0	0
18 Geovany Soto, R (1, 2) OBP: 0.250, SLG: 0.327			B FF 91 F SL 85 B FF 91 S CU 82 X FF 92 2-2 E5 9 WP 1 1B 9 1B	X FC 86 0-0 ② G1-3				C CU 81 S CU 80 X CU 82 0-2 ② F9		3	1	0	0	0	0	0
1 Tony Campana, L (1, 7) OBP: 0.320, SLG: 0.317			C FC 85 F FF 92 X CU 81 0-2 9 WP 9 1B 1-2 1B	C FF 91 B FF 91 C CU 78 X SL 85 1-2 ③ F7				B FF 90 F FF 90 X FF 91 1-1 9 PO 1B		3	1	2	0	0	0	0
Inning Stats	R: 0 E: 0 K: 2 S: 7 H: 1 LOB: 1 BB: 0 P: 12	R: 0 E: 0 K: 0 S: 6 H: 0 LOB: 0 BB: 0 P: 8	R: 2 E: 1 K: 0 S: 19 H: 2 LOB: 1 BB: 0 P: 26	R: 0 E: 0 K: 0 S: 7 H: 0 LOB: 0 BB: 0 P: 11	R: 0 E: 0 K: 0 S: 9 H: 0 LOB: 0 BB: 0 P: 12	R: 0 E: 0 K: 1 S: 6 H: 0 LOB: 0 BB: 0 P: 10	R: 0 E: 0 K: 1 S: 13 H: 0 LOB: 0 BB: 0 P: 18	R: 0 E: 0 K: 0 S: 8 H: 1 LOB: 0 BB: 0 P: 11	R: 0 E: 0 K: 1 S: 8 H: 1 LOB: 2 BB: 1 P: 17	1B: 4 2B: 1 3B: 1 HR: 0 SF: 0 SAC: 0 DP: 1 HBP: 0						

PITCHER	IP	WLS	BF	H	R	ER	SO	BB	IBB	HBP	BLK	WP	HR	S	P	ERA	WHIP
44 Jake Peavy, R (1, 1) ERA: 2.74	9.0	L	32	5	2	1	5	1	0	0	0	2	0	83	125	1.00	0.667

PITCHER	IP	WLS	BF	H	R	ER	SO	BB	IBB	HBP	BLK	WP	HR	S	P	ERA	WHIP

TOP

Chicago Cubs @ Chicago White Sox

U.S. Cellular Field, Chicago, IL

Tue Jun 19 2012, 8:11 PM - 10:51 PM EDT

Att. 30,282 - Partly Cloudy - 88 F

livebaseballscorecards.com

AB	31
R	2
H	5
RBI	2
BB	1
SO	5
LOB	7

WP: 2	PB: 0	SB: 0	CS: 1	PA:	33

BOTTOM

Chicago Cubs @ Chicago White Sox

U.S. Cellular Field, Chicago, IL

Tue Jun 19 2012, 8:11 PM - 10:51 PM EDT

Att. 30,282 - Partly Cloudy - 88 F

livebaseballscorecards.com

Batter	1	2	3	4	5	6	7	8	9	AB	R	H	RBI	BB	SO	LOB
30 Alejandro De Aza, L (1, 8) OBP: 0.366, SLG: 0.406	C FF 89 F SL 83 B FF 92 X CU 78 1-2 15 G6-4-3 1B	B SL 82 C FF 91 C FF 92 S FF 93 1-3 ③ K			B SL 81 X SL 82 1-0 ② P6			C SL 81 X SL 82 0-1 ① G1-3		4	0	1	0	0	1	3
15 Gordon Beckham, R (1, 4) OBP: 0.289, SLG: 0.369	B FF 89 T SAFE X FF 88 1-0 ① ② G6-4-3 1-2f		C SL 81 T FC 86 B FF 90 X SL 83 1-2 ① P6		B CU 76 B SL 82 B FF 91 B FF 89 4-0 BB			B SL 80 C SL 80 B FC 86 B SL 81 C FF 91 F FF 90 B SL 80 4-2 44 BB BB		2	0	0	0	2	0	1
44 Adam Dunn, L (1, 10) OBP: 0.369, SLG: 0.559 7 Jordan Danks, L (8, PR) OBP: 0.385, SLG: 0.462 (9, 10)	F FF 91 T SL 83 F FF 93 B SL 82 B FF 92 S SL 82 2-3 ③ K		C FF 89 B FF 91 F FC 84 B FF 94 S FF 93 2-3 ② K		B SL 83 B FF 90 X FF 91 2-0 ③ F8			C SL 82 F FF 91 B SL 83 B FF 91 D SL 84 F SL 83 F SL 81 F SL 82 B FF 90 4-2 1-2 BB		3 0	0 0	0 0	0 0	1 0	2 0	1 0
14 Paul Konerko, R (1, 3) OBP: 0.431, SLG: 0.594		B FF 90 X CH 81 1-0 ① L1	C FC 91 B FC 84 X FF 90 1-1 ③ P4			X FC 86 0-0 24 G5-4-3 1B		X SL 82 0-0 ② F9		4	0	1	0	0	0	2
51 Alex Rios, R (1, 9) OBP: 0.331, SLG: 0.472		B FF 90 F FC 90 B CH 80 B FC 89 B FF 91 4-1 24 E 24 S 10 2B BB		F SL 81 F FC 87 C FF 90 0-3 ① K		C SL 81 X SL 81 0-1 ① F9		B SL 82 B SL 80 C SL 78 S SL 82 X SL 83 2-2 ③ G3		3	1	0	0	1	1	3
24 Dayan Viciedo, R (1, 7) OBP: 0.294, SLG: 0.450		B FC 88 F FC 88 B CH 80 B FC 88 F FC 89 B CH 80 4-2 10 2B 1-3 BB		B FF 92 X CH 81 1-0 1B		C FC 87 F FC 87 F FC 87 X SL 83 0-2 ② ③ G5-4-3 1-2f			C SL 86 S SL 87 B SL 86 B FF 95 B SL 86 F SL 85 C SL 84 3-3 ① K	3	0	1	0	1	1	1
10 Alexei Ramirez, R (1, 6) OBP: 0.255, SLG: 0.285		B FF 89 B FF 88 X SI 89 2-0 1-3 3-H 2B		B FF 87 X SL 82 1-0 ② F7			B SL 79 C SL 79 B SI 89 C SI 89 X SL 79 2-2 ① F8		F FF 96 B FF 96 B SL 84 F SL 85 B SL 84 X SL 84 3-2 ② G5-3	4	0	1	1	0	0	1
17 Tyler Flowers, R (1, 2) OBP: 0.264, SLG: 0.340 12 A.J. Pierzynski, L (7, PH) OBP: 0.330, SLG: 0.509 (8, 2)		B SI 89 C FC 88 B CH 81 B FF 89 S CH 81 B CH 81 4-2 BB		B SL 82 C FF 89 D SL 77 1 SAFE F FC 87 C FC 90 2-3 ③ K			B SI 90 X SI 88 1-0 ② L4		C SL 85 B FF 95 B SL 86 B SL 83 F SL 84 F SL 86 B FF 95 4-2 BB	1 1	0 0	0 0	0 0	1 1	1 0	1 0
5 Orlando Hudson, S (1, 5) OBP: 0.257, SLG: 0.303		B FF 90 F FF 89 S FC 84 B SL 82 B CH 82 X FC 88 3-2 ② F6			C SL 81 B CU 76 F FF 90 B FF 90 X SL 82 2-2 ① P6			C SL 78 F CH 84 B SL 80 F SL 80 X CH 84 1-2 ③ F7	C SL 84 F SL 85 X SL 85 0-2 ③ G3	4	0	0	0	0	0	4
Inning Stats	R: 0 E: 0 K: 1 S: 8 H: 1 LOB: 0 BB: 0 P: 12	R: 1 E: 0 K: 1 S: 13 H: 1 LOB: 3 BB: 3 P: 32	R: 0 E: 0 K: 1 S: 8 H: 0 LOB: 0 BB: 0 P: 12	R: 0 E: 0 K: 2 S: 8 H: 1 LOB: 1 BB: 0 P: 12	R: 0 E: 0 K: 0 S: 5 H: 0 LOB: 1 BB: 1 P: 14	R: 0 E: 0 K: 0 S: 7 H: 1 LOB: 0 BB: 0 P: 7	R: 0 E: 0 K: 0 S: 8 H: 0 LOB: 0 BB: 0 P: 12	R: 0 E: 0 K: 0 S: 14 H: 0 LOB: 2 BB: 2 P: 24	R: 0 E: 0 K: 1 S: 13 H: 0 LOB: 1 BB: 1 P: 23	1B: 3 2B: 1 3B: 0 HR: 0 SF: 0 SAC: 0 DP: 2 HBP: 0						WP: 0 PB: 0 SB: 1 CS: 0 PA: 36	

	AB	29
	R	1
	H	4
	RBI	1
	BB	7
	SO	6
	LOB	17

PITCHER		IP	WLS	BF	H	R	ER	SO	BB	IBB	HBP	BLK	WP	HR	S	P	ERA	WHIP
37 Travis Wood, L ERA: 4.14	(1, 1)	6.0	W	24	4	1	1	5	4	0	0	0	0	0	49	89	1.50	1.333
54 Shawn Camp, R ERA: 3.44	(7, 1)	1.0	H	3	0	0	0	0	0	0	0	0	0	0	8	12	0.00	0.000
40 James Russell, L ERA: 2.53	(8, 1)	0.1	H	3	0	0	0	0	2	0	0	0	0	0	10	18	0.00	6.000
60 Manny Corpas, R ERA: 1.04	(8, 1)	0.2	H	2	0	0	0	0	0	0	0	0	0	0	4	6	0.00	0.000
49 Carlos Marmol, R ERA: 5.49	(9, 1)	1.0	S	4	0	0	0	1	1	0	0	0	0	0	13	23	0.00	1.000

PITCHER	IP	WLS	BF	H	R	ER	SO	BB	IBB	HBP	BLK	WP	HR	S	P	ERA	WHIP

Batter	1	2	3	4	5	6	7	8	9	AB	R	H	RBI	BB	SO	LOB
9 David DeJesus, L (1, 8) OBP: 0.361, SLG: 0.391	B FF 93 C FF 93 F FF 93 B CU 81 F FC 88 X FF 93 2-2 ① F7		C FC 83 B CU 78 C CU 80 X FC 89 1-2 6 G1-3 2B		C CH 86 F FF 92 F FF 92 B CU 81 C FC 86 1-3 ③ K			C SL 81 F FF 96 C SL 82 0-3 ② K		4	0	1	0	0	2	0
13 Starlin Castro, R (1, 6) OBP: 0.315, SLG: 0.449	C FF 94 B FF 94 X FC 88 1-1 ② F9		X FC 86 0-0 ① G6-3			C FF 91 C CU 80 B CU 80 B FC 86 X FC 85 2-2 3B		B FF 94 C FF 95 B SL 87 F SL 87 X SL 87 2-2 ③ G6-3		4	0	1	0	0	0	1
6 Bryan LaHair, L (1, 3) OBP: 0.373, SLG: 0.554	B FF 93 B FF 93 C FC 87 C FF 94 B CU 82 F FC 88 F FF 95 B FC 88 4-2 12 1B BB		B FF 92 B CU 79 B FC 88 C FF 92 X FF 92 3-1 ② G1-3 2-3			F FF 93 B FF 92 C CU 81 B FF 93 S FC 86 2-3 ① K			B FF 90 C FF 90 X SL 82 1-1 ① F8	3	0	0	0	1	1	2
12 Alfonso Soriano, R (1, 10) OBP: 0.314, SLG: 0.481	S FC 88 X FC 88 0-1 1-2 1B		B FC 88 C FC 86 X FC 85 1-1 ③ G5-3			C FC 86 B FF 92 F FC 86 D CU 80 C CU 82 2-3 ② K			B FF 90 C FF 90 X SL 83 1-1 ② F7	4	0	1	0	0	1	2
51 Steve Clevenger, L (1, 2) OBP: 0.274, SLG: 0.354	B FF 94 F FC 87 C CU 81 C CU 80 1-3 ③ K			C FC 84 B CU 79 C CU 78 B CU 79 X CU 81 2-2 ① G4-3		B FC 86 X FC 85 1-0 ③ G4-3			B FF 90 B FF 89 C FF 90 F FF 90 X SL 82 2-2 ③ F7	4	0	0	0	0	1	3
15 Darwin Barney, R (1, 4) OBP: 0.311, SLG: 0.382		B FF 91 C FF 92 F FF 92 X CU 80 1-2 ① G5-3		B FC 86 F FF 92 F FF 93 F FF 93 B CU 82 X FC 87 2-2 ② P6			C FF 90 F FC 83 X CU 79 0-2 ① F7			3	0	0	0	0	0	0
24 Luis Valbuena, L (1, 5) OBP: 0.250, SLG: 0.478		F FF 92 B CH 84 F CH 86 B FF 92 X CU 81 2-2 ② G3		C CU 81 F FF 91 B CU 81 F CU 81 B CH 87 F CU 80 B FF 93 F CU 82 X FC 86 3-2 ③ F8			C FF 96 B SL 83 S FF 96 F FF 96 C SL 82 1-3 ② K			3	0	0	0	0	1	0
5 Reed Johnson, R (1, 9) OBP: 0.354, SLG: 0.422		C FF 94 S FF 93 B FC 88 F FC 88 X FF 93 1-2 1B			C FC 85 C CU 80 B CU 80 X FC 86 1-2 ① G6-3		C FF 96 B FF 96 F SL 83 B FF 97 T FF 96 2-2 ③ K			3	0	1	0	0	1	0
1 Tony Campana, L (1, 7) OBP: 0.313, SLG: 0.310		C FF 91 B FF 89 1 SAFE F FF 93 X FF 93 1-2 ③ G1-3			C FC 85 B CU 80 F FF 92 B CU 81 X FC 87 2-2 ② L8			F FF 94 F FF 96 F FF 96 B SL 82 B SL 83 B FF 96 F FF 96 X FF 96 3-2 ① G4-3		3	0	0	0	0	0	1
Inning Stats	R: 0 H: 1 E: 0 LOB: 2 K: 1 BB: 1 S: 15 P: 23	R: 0 H: 1 E: 0 LOB: 1 K: 0 BB: 0 S: 13 P: 18	R: 0 H: 1 E: 0 LOB: 1 K: 0 BB: 0 S: 8 P: 13	R: 0 H: 0 E: 0 LOB: 0 K: 0 BB: 0 S: 13 P: 20	R: 0 H: 0 E: 0 LOB: 0 K: 1 BB: 0 S: 10 P: 14	R: 0 H: 1 E: 0 LOB: 1 K: 2 BB: 0 S: 10 P: 17	R: 0 H: 0 E: 0 LOB: 0 K: 2 BB: 0 S: 10 P: 13	R: 0 H: 0 E: 0 LOB: 0 K: 1 BB: 0 S: 11 P: 16	R: 0 H: 0 E: 0 LOB: 0 K: 0 BB: 0 S: 7 P: 11	1B: 2 SF: 0 2B: 1 SAC: 0 3B: 1 DP: 0 HR: 0 HBP: 0					WP: 0 PA: 32 PB: 0 SB: 0 CS: 0	

PITCHER		IP	WLS	BF	H	R	ER	SO	BB	IBB	HBP	BLK	WP	HR	S	P	ERA	WHIP
34 Gavin Floyd, R ERA: 5.2	(1, 1)	6.1	W	24	4	0	0	4	1	0	0	0	0	0	72	108	0.00	0.789
37 Matt Thornton, L ERA: 3.23	(7, 1)	1.1		4	0	0	0	3	0	0	0	0	0	0	15	21	0.00	0.000
26 Jesse Crain, R ERA: 2.14	(8, 1)	0.1		1	0	0	0	0	0	0	0	0	0	0	3	5	0.00	0.000
77 Will Ohman, L ERA: 5.7	(9, 1)	1.0		3	0	0	0	0	0	0	0	0	0	0	7	11	0.00	0.000

PITCHER	IP	WLS	BF	H	R	ER	SO	BB	IBB	HBP	BLK	WP	HR	S	P	ERA	WHIP

TOP

Chicago Cubs @ Chicago White Sox

U.S. Cellular Field, Chicago, IL

Wed Jun 20 2012, 8:13 PM - 10:54 PM EDT

Att. 32,311 - Clear - 86 F

livebaseballscorecards.com

AB	31
R	0
H	4
RBI	0
BB	1
SO	7
LOB	9

BOTTOM

Chicago Cubs @ Chicago White Sox

U.S. Cellular Field, Chicago, IL

Wed Jun 20 2012, 8:13 PM - 10:54 PM EDT

Att. 32,311 - Clear - 86 F

Batter	1	2	3	4	5	6	7	8	9	AB	R	H	RBI	BB	SO	LOB
30 Alejandro De Aza, L (1, 8) OBP: 0.374, SLG: 0.407	C FF 88 B SI 89 B FF 88 B FF 90 C FF 89 X FF 89 3-2 L1-6-3		1 SAFE 1 SAFE L SI 89 B FF 89 S CH 81 D SL 84 B SL 80 B SI 88 4-2 44 1B 15 SH5-4 14 1B 1-2 BB	1 SAFE 1 SAFE X FF 88 0-0 15 1B 1-2 1B		B CU 80 B SI 91 1 SAFE B SI 93 B SI 92 4-0 15 HR 1-2 BB		H SI 90 1-0 HBP		2	2	1	0	2	0	0
15 Gordon Beckham, R (1, 4) OBP: 0.293, SLG: 0.383	C FF 91 B SL 84 X SI 89 1-1 G5-3		C SL 83 X SI 89 0-1 SH5-4 1-2 2-3	C FF 90 S SL 84 F SL 85 X CH 83 0-2 1-3 2-H 1B		B CU 81 X SI 93 1-0 1-H 2-H HR		B SI 83 S SL 79 X SL 77 1-1 P4		4	1	2	4	0	0	1
44 Adam Dunn, L (1, 10) OBP: 0.369, SLG: 0.554	B SI 90 B FF 91 B CH 82 B FF 90 4-0 14 FC6-4 BB		X SI 90 0-0 14 1B 2-3 3-H 1B	S CH 84 F CH 85 B SL 84 X SL 83 1-2 G3		B SI 92 B SI 93 S SI 93 B CU 80 C SI 92 X SI 92 3-2 G3		C SL 78 B FF 87 X SL 77 1-1 L4		4	0	1	1	1	0	3
14 Paul Konerko, R (1, 3) OBP: 0.426, SLG: 0.585	S SL 84 B SI 89 X SI 90 1-1 FC6-4 1-2f		X SL 83 0-0 1-2 3-H 1B		C CH 84 X SI 92 0-1 F8	B CH 86 B SI 93 S CH 87 B CU 80 X SI 93 3-1 P4		B SL 78 B SL 80 S SL 78 B SL 81 C SL 81 S SL 80 3-3 K		5	0	1	1	0	1	2
51 Alex Rios, R (1, 9) OBP: 0.330, SLG: 0.469		B SL 82 X FF 89 1-0 G6-3	C FF 90 X SL 84 0-1 F8		C SL 79 X CH 86 0-1 G5-3		B SI 91 X SI 91 1-0 24 F9 12 G4-6-3 10 1B 1B			4	1	1	0	0	0	2
12 A.J. Pierzynski, L (1, 2) OBP: 0.333, SLG: 0.507		C FF 89 B CH 82 B CH 80 C SL 83 B FF 88 F SL 85 B FF 90 4-2 24 FC4 BB	X SL 88 0-0 G4-3		C SI 93 B CH 87 F SI 92 F CH 88 X SL 84 1-2 1B		F SI 93 B SI 87 B SI 87 X FF 94 2-1 G4-6-3 1-2			3	0	1	0	1	0	3
24 Dayan Viciedo, R (1, 7) OBP: 0.289, SLG: 0.442		C FF 91 X SL 84 0-1 FC4 1-2f		C SL 85 C FF 89 F FF 89 X FF 88 0-2 P3	C CH 86 X CH 87 0-1 G5-3		B CU 80 F SI 92 B FF 94 B CU 77 X SI 92 3-1 F9 2-3			4	0	0	0	0	0	3
10 Alexei Ramirez, R (1, 6) OBP: 0.258, SLG: 0.288		S SL 83 T SL 84 D SL 85 1 SAFE F FF 90 X SL 84 1-2 F8		B FF 89 C SL 82 B FF 88 B FF 89 S SL 84 X FF 89 3-2 30 1B 15 1B 1B		B SI 92 X SI 92 1-0 G4-3	B CU 79 F SI 91 X FF 93 1-1 3-H 1B			4	1	2	1	0	0	1
38 Eduardo Escobar, S (1, 5) OBP: 0.299, SLG: 0.241			B FF 86 B SI 88 C FF 89 F FF 88 B SL 83 B SL 85 4-2 15 SH5-4 30 S 44 1B BB	1 SAFE B FF 88 1 SAFE B SI 90 X FF 86 2-0 F7		B SI 94 B CH 86 C SI 92 C SI 93 X SI 94 2-2 30 BB 15 HR 1B	C FF 94 B FF 91 D FF 86 F CU 79 F FF 91 X FF 95 2-2 G4-3			3	2	1	0	1	0	2
Inning Stats	R: 0 E: 0 K: 0 S: 7 H: 0 LOB: 1 BB: 1 P: 16	R: 0 E: 0 K: 0 S: 10 H: 0 LOB: 1 BB: 1 P: 16	R: 2 E: 0 K: 0 S: 11 H: 2 LOB: 2 BB: 2 P: 19	R: 1 E: 0 K: 0 S: 16 H: 3 LOB: 2 BB: 0 P: 22	R: 0 E: 0 K: 0 S: 10 H: 1 LOB: 1 BB: 0 P: 11	R: 3 E: 0 K: 0 S: 10 H: 2 LOB: 0 BB: 1 P: 24	R: 1 E: 0 K: 0 S: 11 H: 2 LOB: 1 BB: 0 P: 20	R: 0 E: 0 K: 1 S: 7 H: 0 LOB: 1 BB: 0 P: 13		1B: 9 2B: 0 3B: 0 HR: 1 SF: 0 SAC: 1 DP: 0 HBP: 1					

PITCHER	IP	WLS	BF	H	R	ER	SO	BB	IBB	HBP	BLK	WP	HR	S	P	ERA	WHIP
36 Randy Wells, R (1, 1) ERA: 4.91	3.2	L	20	5	3	3	0	4	0	0	0	0	0	41	69	7.36	2.455
37 Jairo Asencio, R (4, 1) ERA: 5.08	1.1		5	1	0	0	0	0	0	0	0	0	0	13	15	0.00	0.750
57 Scott Maine, L (6, 1) ERA: 9.45	1.0		6	2	3	3	0	1	0	0	0	0	1	10	24	27.00	3.000
27 Casey Coleman, R (7, 1) ERA: 5.06	1.0		5	2	1	1	0	0	0	0	0	0	0	11	20	9.00	2.000
60 Manny Corpas, R (8, 1) ERA: 0.93	1.0		4	0	0	0	1	0	0	1	0	0	0	7	13	0.00	0.000

PITCHER	IP	WLS	BF	H	R	ER	SO	BB	IBB	HBP	BLK	WP	HR	S	P	ERA	WHIP

AB	33
R	7
H	10
RBI	7
BB	5
SO	1
LOB	17

PA: 40

WP: 0
PB: 0
SB: 1
CS: 0

livebaseballscorecards.com

Batter	1	2	3	4	5	6	7	8	9	10	AB	R	H	RBI	BB	SO	LOB
7 Norichika Aoki, L (1, 9) OBP: 0.332, SLG: 0.415	C SI 92 F SI 94 F SI 94 B SL 81 F SL 81 F SI 94 B SI 95 X SI 95 2-2 G5-3			C SL 77 X SI 92 0-1 G4-3		C SI 92 X SI 93 0-1 F7			C FF 95 B FF 96 S SL 84 X FF 97 1-2 L5		4	0	0	0	0	0	0
27 Carlos Gómez, R (1, 8) OBP: 0.313, SLG: 0.421	F SI 88 X SI 94 0-1 F8			B SI 90 F SI 93 B SI 93 F SI 94 B SL 81 S CH 84 3-3 K		C SL 77 S SL 80 F SL 79 B SI 94 X SL 79 1-2 F8			C FF 95 X SL 83 0-1 G5-3		4	0	0	0	0	1	0
8 Ryan Braun, R (1, 7) OBP: 0.401, SLG: 0.623	B SI 88 B SI 94 B SI 95 C SI 88 B SI 94 4-1 16 CS BB			C SI 94 F SI 95 X SI 96 0-2 1B			B SL 75 B SI 88 C SI 88 X SI 92 2-1 G4-3		C FF 96 B FF 96 B SL 85 F FF 95 S SL 87 2-3 K		3	0	1	0	1	1	0
16 Aramis Ramirez, R (1, 5) OBP: 0.341, SLG: 0.488 2 Nyjer Morgan, L (10, PR) OBP: 0.307, SLG: 0.304 5 Taylor Green, L (10, 5) OBP: 0.280, SLG: 0.375	B SI 91 C CH 83 B SI 94 1 SAFE F SI 94 1 SAFE 2-2 CS 1-2	C SL 78 X CH 82 0-1 F7		F SI 94 B SI 92 C SL 80 S SI 94 1-3 K			X SI 89 0-0 2B			S SL 86 C FF 94 B FF 94 X FF 95 1-2 23 WP 23 1B 2B	4 0 0	0 1 0	2 0 0	0 0 0	0 0 0	1 0 0	1 0 0
1 Corey Hart, R (1, 3) OBP: 0.308, SLG: 0.492		B SI 91 C SI 92 X SI 95 1-1 L9			B SL 77 F SI 91 B SI 88 S CH 83 B SL 81 C CH 83 3-3 K		B SI 93 B SI 90 X SI 94 2-0 L9			L SL 85 S FF 93 B FF 94 B SL 86 B FF 94 S SL 85 3-3 K	4	0	0	0	0	2	2
23 Rickie Weeks Jr., R (1, 10) OBP: 0.314, SLG: 0.306		B SI 91 C SI 93 B SI 88 B CH 82 C SI 94 X SI 94 3-2 P4			X CH 83 0-0 21 WP 2B		B SL 78 X SI 94 1-0 G3			C SL 85 C SL 86 B CU 74 F FF 95 B SL 87 X FF 94 2-2 21 E 2-H 1B	4	0	2	1	0	0	1
21 Cody Ransom, R (1, 4) OBP: 0.312, SLG: 0.377			C SI 91 C SL 79 B SL 80 B SL 79 F SI 95 B CH 82 S CH 83 3-3 K		F SI 93 B SI 94 S SI 94 S SI 94 1-3 K 2-3			F SI 92 B SL 78 S CH 83 B CH 82 B CH 82 X SI 93 3-2 P3		1 SAFE F FF 94 S SL 86 1 SAFE B FF 94 X SL 86 1-2 L8 1-2	4	0	0	0	0	2	3
12 Martín Maldonado, R (1, 2) OBP: 0.319, SLG: 0.492			B SI 88 B SI 93 X SI 91 2-0 3 G4-6-3 1B		B CH 84 B SI 95 C CH 85 D SI 87 F SI 95 S SL 82 3-3 K			X SI 88 0-0 G5-3		X SL 85 0-0 G5-3	4	0	1	0	0	1	2
3 Cesar Izturis, S (1, 6) OBP: 0.234, SLG: 0.253			C SI 89 B SI 94 1 SAFE F SI 93 X SL 80 1-2 G4-6-3 1-2f			L SI 88 F SL 78 F SL 80 X SL 78 0-2 F8		B SI 89 S SI 93 F SI 93 F SI 95 S CH 82 1-3 K			3	0	0	0	0	1	1
Inning Stats	R: 0 E: 0 K: 0 S: 11 H: 0 LOB: 0 BB: 1 P: 19	R: 0 E: 0 K: 0 S: 7 H: 0 LOB: 0 BB: 0 P: 11	R: 0 E: 0 K: 1 S: 8 H: 1 LOB: 0 BB: 0 P: 14	R: 0 E: 0 K: 2 S: 11 H: 1 LOB: 1 BB: 0 P: 15	R: 0 E: 0 K: 3 S: 10 H: 1 LOB: 1 BB: 0 P: 17	R: 0 E: 0 K: 0 S: 10 H: 0 LOB: 0 BB: 0 P: 11	R: 0 E: 0 K: 0 S: 5 H: 1 LOB: 1 BB: 0 P: 10	R: 0 E: 0 K: 1 S: 8 H: 0 LOB: 0 BB: 0 P: 12	R: 0 E: 0 K: 1 S: 8 H: 0 LOB: 0 BB: 0 P: 11	R: 1 E: 1 K: 1 S: 14 H: 2 LOB: 1 BB: 0 P: 21	1B: 3 2B: 3 3B: 0 HR: 0	SF: 0 SAC: 0 DP: 1 HBP: 0		WP: 2 PB: 0 SB: 0 CS: 1	PA: 36		

PITCHER		IP	WLS	BF	H	R	ER	SO	BB	IBB	HBP	BLK	WP	HR	S	P	ERA	WHIP
49 Chris Sale, L ERA: 2.24	(1, 1)	8.0		27	4	0	0	7	1	0	0	0	1	0	70	109	0.00	0.625
43 Addison Reed, R ERA: 4.18	(9, 1)	1.0		3	0	0	0	1	0	0	0	0	0	0	8	11	0.00	0.000
26 Jesse Crain, R ERA: 2.45	(10, 1)	1.0	L	5	2	1	1	1	0	0	0	0	1	0	14	21	9.00	2.000

PITCHER	IP	WLS	BF	H	R	ER	SO	BB	IBB	HBP	BLK	WP	HR	S	P	ERA	WHIP

TOP

Milwaukee Brewers @ Chicago White Sox

U.S. Cellular Field, Chicago, IL

Fri Jun 22 2012, 8:12 PM - 10:32 PM EDT
Att. 22,798 - Partly Cloudy - 75 F

livebaseballscorecards.com

AB	34
R	1
H	6
RBI	1
BB	1
SO	9
LOB	10

Batter	1	2	3	4	5	6	7	8	9	10	AB	R	H	RBI	BB	SO	LOB
30 Alejandro De Aza, L (1, 8) OBP: 0.369, SLG: 0.401	C SI 93 B CU 76 F SI 91 B SL 84 X FF 90 2-2 ① F7		C FF 92 B CH 85 C FC 91 F FC 87 B FF 93 S SL 85 2-3 ③ K2-3			C CU 74 B CH 86 S CH 87 X FF 95 1-2 ③ G6-3			B CU 74 X SI 92 1-0 ③ F7		4	0	0	0	0	1	0
15 Gordon Beckham, R (1, 4) OBP: 0.296, SLG: 0.382	F FF 94 B SI 94 B FF 90 F SI 94 B FF 95 X SI 95 3-2 ② G6-3			C CU 76 B FF 93 B SI 94 B CU 77 C SI 93 X SI 93 3-2 ① G6-3			C FC 86 X CU 73 0-1 14 G1-4-3 1B			B FF 94 B FF 95 F FF 95 B FF 94 B FF 95 4-1 14 G5-4-3 BB	3	0	1	0	1	0	0
44 Adam Dunn, L (1, 10) OBP: 0.368, SLG: 0.547	C FF 94 B FF 91 B CH 86 B FF 94 F FF 91 B FF 95 4-2 BB			B FC 90 S CU 77 B FF 94 X CU 78 2-1 ② G3			B FF 90 F CU 75 F FF 93 S SL 83 1-3 ① K			C CU 80 B FF 96 C FF 97 F CU 81 S FF 98 1-3 ① K	3	0	0	0	1	2	2
14 Paul Konerko, R (1, 3) OBP: 0.420, SLG: 0.575	X FF 92 0-0 ③ F7			B FF 93 S CU 76 F SI 94 B SL 83 F FF 90 X FF 96 2-2 ③ F9			C CU 75 X CU 74 0-1 ②③ G1-4-3 1-2f			X CU 80 0-0 ②③ G5-4-3 1-2f	4	0	0	0	0	0	3
51 Alex Rios, R (1, 9) OBP: 0.330, SLG: 0.467		B FF 92 F FF 94 B SL 83 B SL 83 F SI 94 C SI 94 3-3 ① K			X FF 91 0-0 12 L3 1B			B FC 85 X SI 93 1-0 ① G1-3			3	0	1	0	0	1	0
12 A.J. Pierzynski, L (1, 2) OBP: 0.333, SLG: 0.505 7 Jordan Danks, L (8, PR) OBP: 0.385, SLG: 0.462 (9, 7)		B FF 93 B FF 94 C FF 93 F FF 90 B SI 95 X SI 94 3-2 ② G4-3			B FC 89 F FF 93 X CU 75 1-1 ①② L3 1-1			B FF 88 B SI 92 F SI 93 S FF 94 B SL 83 X FF 94 3-2 24 G4-6-3 1B			3 0	0 0	1 0	0 0	0 0	0 0	1 0
24 Dayan Viciedo, R (1, 7) OBP: 0.285, SLG: 0.436 17 Tyler Flowers, R (9, 2) OBP: 0.264, SLG: 0.340		C CU 77 F SI 94 B SL 84 B FF 96 S SL 84 2-3 ③ K			C CU 74 X FF 92 0-1 ③ G4-3			1 SAFE 1 SAFE X SI 93 0-0 ②③ G4-6-3 1-2f			3 0	0 0	0 0	0 0	0 0	1 0	1 0
10 Alexei Ramirez, R (1, 6) OBP: 0.255, SLG: 0.285			X FF 91 0-0 ① F9			C SI 89 B SI 93 B CU 75 F CU 77 X SL 83 2-2 ① F8			S CU 73 X SI 94 0-1 ① G4-3		3	0	0	0	0	0	0
5 Orlando Hudson, S (1, 5) OBP: 0.253, SLG: 0.299			B FF 92 B SI 94 X FF 92 2-0 ② F7			X FF 92 0-0 ② G4-3			B SI 92 X CU 76 1-0 ② G3		3	0	0	0	0	0	0
Inning Stats	R: 0 H: 0 E: 0 LOB: 1 K: 0 BB: 1 S: 9 P: 18	R: 0 H: 0 E: 0 LOB: 0 K: 2 BB: 0 S: 9 P: 17	R: 0 H: 0 E: 0 LOB: 0 K: 1 BB: 0 S: 6 P: 10	R: 0 H: 0 E: 0 LOB: 0 K: 0 BB: 0 S: 9 P: 16	R: 0 H: 1 E: 0 LOB: 0 K: 0 BB: 0 S: 5 P: 6	R: 0 H: 0 E: 0 LOB: 0 K: 0 BB: 0 S: 7 P: 10	R: 0 H: 1 E: 0 LOB: 0 K: 1 BB: 0 S: 7 P: 8	R: 0 H: 1 E: 0 LOB: 1 K: 0 BB: 0 S: 5 P: 9	R: 0 H: 0 E: 0 LOB: 0 K: 0 BB: 0 S: 4 P: 6	R: 0 H: 0 E: 0 LOB: 0 K: 1 BB: 1 S: 6 P: 11	1B: 3 SF: 0 2B: 1 SAC: 0 3B: 0 DP: 4 HR: 0 HBP: 0						

PITCHER	IP	WLS	BF	H	R	ER	SO	BB	IBB	HBP	BLK	WP	HR	S	P	ERA	WHIP
13 Zack Greinke, R (1, 1) ERA: 2.81	9.0	W	28	3	0	0	4	1	0	0	0	0	0	61	100	0.00	0.444
59 John Axford, R (10, 1) ERA: 5.08	1.0	S	3	0	0	0	1	1	0	0	0	0	0	6	11	0.00	1.000

PITCHER	IP	WLS	BF	H	R	ER	SO	BB	IBB	HBP	BLK	WP	HR	S	P	ERA	WHIP

BOTTOM

Milwaukee Brewers @ Chicago White Sox

U.S. Cellular Field, Chicago, IL

Fri Jun 22 2012, 8:12 PM - 10:32 PM EDT
Att. 22,798 - Partly Cloudy - 75 F

livebaseballscorecards.com

AB	29
R	0
H	3
RBI	0
BB	2
SO	5
LOB	7

WP: 0 PA: 31
PB: 0
SB: 0
CS: 0

Batter	1	2	3	4	5	6	7	8	9	AB	R	H	RBI	BB	SO	LOB
7 Norichika Aoki, L (1, 7) OBP: 0.344, SLG: 0.429	F FF 89 B FF 90 F SI 89 B FF 91 F FF 89 B CU 76 F FF 89 X SI 90 3-2 **P6** ①		H SL 82 1-0 G4-3 2 2 S 8 1B **HBP**		C SI 90 B CH 83 X CH 84 1-1 2 S 2 1B **1B**	X SI 98 0-0 1-3 **2B**		C FF 96 X FF 96 0-1 16 S 2 S **1B**		4	2	3	0	0	0	0
2 Nyjer Morgan, L (1, 9) OBP: 0.309, SLG: 0.303	B FF 90 B SI 89 C FF 88 F SL 83 B SL 84 X SI 89 3-2 **L7** ②		**B SI 86** 1 SAFE 1 SAFE B FF 89 F FF 88 X FF 88 2-1 **G4-3** ② 1-3		C SI 87 B SI 89 S CH 82 B CH 83 F CU 76 X SI 91 2-2 8 FC5-4 1-H **1B**	B SI 99 B SI 98 B SI 98 B SI 97 4-0 **BB**		**1 SAFE** **C FF 95** **B FF 95** 1 SAFE 1 SAFE T FF 95 F FF 95 F FF 94 S SL 83 1-3 **K** ② 1-2		4	0	1	1	1	1	2
8 Ryan Braun, R (1, 10) OBP: 0.401, SLG: 0.617	B SI 91 C FF 89 X SI 90 1-1 **G5-3** ③		C FF 90 D FF 90 F FF 89 F FF 90 D SL 82 X SI 90 2-2 3-H **1B**		1 SAFE X SL 81 0-0 **FC5-4** ③ 1-2f	B SL 87 C SI 99 X SL 88 1-1 **F9** ③		I IN 78 I IN 79 I IN 79 I IN 79 I IN 78 4-0 16 S **IBB**		4	0	1	1	1	0	4
16 Aramis Ramirez, R (1, 5) OBP: 0.345, SLG: 0.488		B SI 88 S SL 81 C SI 89 B SI 90 X SL 82 2-2 9 2B **1B**	S SL 82 B FF 88 X SL 82 1-1 **F7** ③			B SL 82 B SI 88 X SI 87 2-0 23 PB 12 1B **1B** B SL 88 B SI 98 C SI 97 C SI 98 S SL 89 2-3 **K** ①		B FF 94 S FF 95 B FF 94 B FF 96 B FF 95 4-1 1 FC6-4 1-2 2-3 **BB**		4	2	2	0	1	1	1
1 Corey Hart, R (1, 3) OBP: 0.306, SLG: 0.491		F SI 88 C FF 88 C FF 90 0-3 **K** ①		B SL 82 S SL 82 B SL 82 S SL 83 B SL 82 S SL 81 3-3 **K** ①		B FF 88 F SI 86 C FF 88 B SL 80 B SL 88 X SI 87 3-2 **F9** ① B SL 89 B SI 98 T SI 98 X SI 98 2-1 **2B**		X FF 95 0-0 **FC6-4** ③ 1-2f		5	0	1	0	0	2	5
23 Rickie Weeks Jr., R (1, 4) OBP: 0.312, SLG: 0.301		C SL 81 B SL 83 F SL 82 C SI 90 1-3 **K** ②		C FF 90 B CH 81 B SL 81 F SI 90 X SI 90 2-2 **G5-3** ②		S SL 81 F FF 89 B SI 89 B SL 80 H SI 89 3-2 12 1B 21 1B 1-2 **HBP** T FF 94 C SL 85 B SL 85 F SL 84 S FF 95 1-3 **K** ②			C FF 95 F FF 96 B FF 96 X FF 95 1-2 **P5** ①	4	1	0	0	0	2	2
9 George Kottaras, L (1, 2) OBP: 0.430, SLG: 0.429 12 Martín Maldonado, R (6, PH) OBP: 0.333, SLG: 0.493 (6, 2)		1 SAFE C FF 88 D CH 83 S CH 84 D SI 90 F CH 82 F SL 83 X FF 89 2-2 1-H **2B**	B SI 90 C SI 89 X SL 83 1-1 **G3-1** ③		S SL 84 C SL 82 D CU 77 X SL 83 1-2 21 1B 27 SF9 1-3 2-H **1B** B SL 85 B SL 85 B SL 86 C FF 93 B SL 85 4-1 **BB**			C FF 96 B SL 86 X FF 94 1-1 **F8** ②	2 2	0 1	1 1	1 1	0 1	0 0	0 0
21 Cody Ransom, R (1, 6) OBP: 0.310, SLG: 0.373 5 Taylor Green, L (9, PH) OBP: 0.277, SLG: 0.370		X FF 89 0-0 **F7** ③		B SL 81 B SL 81 S SI 89 B SL 81 F SI 88 X SI 90 3-2 **F9** ①		X SI 97 0-0 7 2B 2-3 3-H **1B** C SL 85 D SL 86 B SL 85 F SL 85 D SL 85 S SL 85 3-3 **K** ③			C FF 96 C FF 95 B CH 86 F CH 85 B CH 87 F FF 95 S FF 96 2-3 **K** ③	4 1	0 0	1 0	1 0	0 0	1 1	3 0
27 Carlos Gómez, R (1, 8) OBP: 0.304, SLG: 0.411			F SI 87 B SI 90 B SL 82 X SI 87 2-1 **B1-3** ①		F SI 90 F SI 91 F SL 82 X SI 91 0-2 **F8** ② B SL 87 X SI 97 1-0 **SF9** ② 3-H			C FF 95 S FF 96 X FF 95 0-2 **F9** ①		3	0	0	1	0	0	0

AB	37
R	6
H	11
RBI	6
BB	4
SO	8
LOB	17

TOP

Milwaukee Brewers @ Chicago White Sox

U.S. Cellular Field, Chicago, IL

Sat Jun 23 2012, 7:17 PM - 10:46 PM EDT

Att. 30,337 - Cloudy - 75 F

livebaseballscorecards.com

Inning Stats	1	2	3	4	5	6	7	8	9	1B	SF	WP	PA
	R: 0 E: 0 K: 0 S: 10 H: 0 LOB: 0 BB: 0 P: 17	R: 1 E: 0 K: 2 S: 15 H: 2 LOB: 1 BB: 0 P: 20	R: 1 E: 0 K: 0 S: 10 H: 1 LOB: 0 BB: 0 P: 18	R: 0 E: 0 K: 1 S: 8 H: 0 LOB: 0 BB: 0 P: 14	R: 1 E: 0 K: 0 S: 14 H: 2 LOB: 1 BB: 0 P: 20	R: 3 E: 0 K: 0 S: 14 H: 4 LOB: 3 BB: 1 P: 29	R: 0 E: 0 K: 3 S: 13 H: 1 LOB: 2 BB: 1 P: 25	R: 0 E: 0 K: 1 S: 12 H: 1 LOB: 3 BB: 2 P: 21	R: 0 E: 0 K: 1 S: 10 H: 0 LOB: 0 BB: 0 P: 14	1B: 8 2B: 3 3B: 0 HR: 0	SF: 1 SAC: 0 DP: 0 HBP: 2	WP: 0 PB: 1 SB: 5 CS: 0	PA: 44

PITCHER		IP	WLS	BF	H	R	ER	SO	BB	IBB	HBP	BLK	WP	HR	S	P	ERA	WHIP
39 Dylan Axelrod, R ERA: 5.54	(1, 1)	5.1		24	6	5	5	3	0	0	2	0	0	0	63	103	8.44	1.125
77 Will Ohman, L ERA: 6.08	(6, 1)	0.0	B	1	1	0	0	0	0	0	0	0	0	0	3	4	∞	∞
65 Nate Jones, R ERA: 3.12	(6, 1)	1.0		7	3	1	1	1	1	0	0	0	0	0	10	20	9.00	4.000
26 Jesse Crain, R ERA: 2.38	(7, 1)	0.2	W	3	0	0	0	2	1	0	0	0	0	0	8	16	0.00	1.500
37 Matt Thornton, L ERA: 3.16	(8, 1)	0.2	H	4	1	0	0	1	0	1	0	0	0	0	10	15	0.00	1.500

PITCHER		IP	WLS	BF	H	R	ER	SO	BB	IBB	HBP	BLK	WP	HR	S	P	ERA	WHIP
43 Addison Reed, R ERA: 3.96	(8, 1)	1.1	S	5	0	0	0	1	1	0	0	0	0	0	12	20	0.00	0.750

Batter	1	2	3	4	5	6	7	8	9	AB	R	H	RBI	BB	SO	LOB
18 Brent Lillibridge, R (1, 8) OBP: 0.232, SLG: 0.190 30 Alejandro De Aza, L (8, PH) OBP: 0.368, SLG: 0.399 (9, 8)	X SI 88 0-0 ① F8	C CU 70 C CU 66 B FF 90 F FF 91 D CU 70 B SI 90 C CU 71 3-3 ③ K			F SL 78 X FF 87 0-1 ① P3	B SL 80 B SI 91 C SI 89 F SI 90 F SL 80 S SL 80 2-3 ③ K		B SL 72 C SL 72 B SI 87 B SL 73 S SL 74 X SL 73 3-2 ② F8 2-3		4 1	0 0	0 0	0 0	0 0	2 0	3 1
15 Gordon Beckham, R (1, 4) OBP: 0.301, SLG: 0.391	B SI 88 C SI 88 X FC 84 1-1 ② G5-3		C FC 84 F FC 85 X SI 89 0-2 ① F9		C CU 68 B FC 84 F FC 85 X FF 88 1-2 2B		C SI 94 F SI 95 X CU 78 0-2 44 S 51 1B 1B	B SL 72 C SL 74 X SI 88 1-1 44 BB 1B 3-H		5	1	3	1	0	0	0
44 Adam Dunn, L (1, 10) OBP: 0.365, SLG: 0.538	C FF 88 B FF 87 B FC 84 X FC 86 2-1 ③ L4		B FF 89 S FF 90 B SL 83 S FC 90 S FC 90 2-3 ② K		B FF 88 B FF 88 S SL 81 F FF 89 F FF 90 S SI 90 2-3 ② K		B CU 78 1 SAFE C SI 94 B SI 95 C CU 79 S CU 79 2-3 ① K 1-2	C SL 74 F SI 88 B SL 73 B SL 74 B SI 88 B SL 73 4-2 BB 1-2		4	0	0	0	1	3	2
14 Paul Konerko, R (1, 3) OBP: 0.419, SLG: 0.570		C SI 88 X CU 68 0-1 12 SH5-3 51 1B 24 1B 1B	C CH 80 X FC 87 0-1 ③ G6-3		C FF 87 F FC 85 D FC 86 F FF 90 D FC 87 X FF 90 2-2 ③ F7		B CU 79 B CU 80 B CU 79 I IN 80 4-0 51 1B IBB	C SI 88 X SL 74 0-1 ③ F7		4	1	1	0	1	0	3
51 Alex Rios, R (1, 9) OBP: 0.336, SLG: 0.471		B SI 88 C SI 88 F FC 84 X FF 88 1-2 24 1B 12 SH5-3 10 1B 1-2 1B		X CH 78 0-0 ① F9		C CU 68 B SL 84 F FC 85 B SI 88 X CH 78 2-2 12 S 24 1B 1B	C SI 96 X SI 96 0-1 1-2 2-H 1B			4	2	3	1	0	0	0
12 A.J. Pierzynski, L (1, 2) OBP: 0.333, SLG: 0.502		B FF 89 B FC 89 F FC 89 X FF 88 2-1 ① SH5-3 1-2 2-3		C FF 89 X CU 65 0-1 24 HR 1B		F CU 71 1 SAFE 1 SAFE B CU 72 B FF 89 B CU 71 X FF 89 3-1 ① F8 1-2	B SI 94 B CU 80 F SI 95 B CU 78 C CU 79 S SI 96 3-3 ② K			3	1	1	0	0	1	3
24 Dayan Viciedo, R (1, 7) OBP: 0.293, SLG: 0.455		C CU 70 D CU 70 S CU 70 X CU 72 1-2 5 G4-6-3 10 1B 1B 2-3 3-H		D EP 57 B FF 86 C SL 79 X CU 68 2-1 1-H HR		C SI 88 B SI 88 X SI 89 1-1 10 G5-3 5 2B 1B 2-H	C CU 79 B SI 96 T SI 96 S CU 80 1-3 ③ K			4	2	3	4	0	1	2
10 Alexei Ramirez, R (1, 6) OBP: 0.259, SLG: 0.288		F CU 70 B FF 89 X CU 69 1-1 5 G4-6-3 1-2 3-H 1B		B CH 79 C SI 90 X CU 69 1-1 ② G4-3		C SL 78 S SI 88 D SI 89 X SL 80 1-2 ② G5-3 1-2		B SI 86 B SI 88 X SI 86 2-0 30 F8 5 SH5-4 15 1B 1B		4	1	2	1	0	0	1
5 Orlando Hudson, S (1, 5) OBP: 0.254, SLG: 0.304		C SI 89 S FC 86 B SL 85 B FF 89 X FC 87 2-2 ② G4-6-3 1-2 2-3		F SI 89 B FF 88 S CU 70 C FF 90 1-3 ③ K		S SI 90 D SI 90 S SL 80 D SL 80 X SI 90 2-2 2-H 2B		B SI 88 1 SAFE B SI 87 X SI 87 2-0 ① SH5-4 1-2		3	0	1	1	0	1	2
Inning Stats	R: 0 E: 0 K: 0 S: 5 H: 0 LOB: 0 BB: 0 P: 8	R: 2 E: 0 K: 1 S: 19 H: 4 LOB: 2 BB: 0 P: 29	R: 0 E: 0 K: 1 S: 8 H: 0 LOB: 0 BB: 0 P: 10	R: 2 E: 0 K: 1 S: 10 H: 2 LOB: 0 BB: 0 P: 14	R: 0 E: 0 K: 1 S: 13 H: 1 LOB: 1 BB: 0 P: 18	R: 2 E: 0 K: 1 S: 17 H: 3 LOB: 1 BB: 0 P: 28	R: 1 E: 0 K: 3 S: 14 H: 2 LOB: 2 BB: 1 P: 24	R: 1 E: 0 K: 0 S: 11 H: 2 LOB: 2 BB: 1 P: 23		1B: 11 2B: 2 3B: 0 HR: 1 SF: 0 SAC: 2 DP: 0 HBP: 0	WP: 0 PB: 0 SB: 2 CS: 0 PA: 40					

PITCHER		IP	WLS	BF	H	R	ER	SO	BB	IBB	HBP	BLK	WP	HR	S	P	ERA	WHIP
43 Randy Wolf, L ERA: 5.32	(1, 1)	5.1		24	8	5	5	4	0	0	0	0	0	1	60	89	8.44	1.500
50 Kameron Loe, R ERA: 3.38	(6, 1)	0.2	B	4	2	1	1	1	0	0	0	0	0	0	12	18	13.50	3.000
40 Jose Veras, R ERA: 4.06	(7, 1)	1.0	L	6	2	1	1	3	0	1	0	0	0	0	14	24	9.00	2.000
48 Tim Dillard, R ERA: 4.41	(8, 1)	1.0		6	2	1	1	0	1	0	0	0	0	0	11	23	9.00	3.000

PITCHER	IP	WLS	BF	H	R	ER	SO	BB	IBB	HBP	BLK	WP	HR	S	P	ERA	WHIP

BOTTOM

Milwaukee Brewers @ Chicago White Sox

U.S. Cellular Field, Chicago, IL

Sat Jun 23 2012, 7:17 PM - 10:46 PM EDT

Att. 30,337 - Cloudy - 75 F

livebaseballscorecards.com

AB	36
R	8
H	14
RBI	8
BB	2
SO	8
LOB	17

Batter	1	2	3	4	5	6	7	8	9	10	AB	R	H	RBI	BB	SO	LOB
7 Norichika Aoki, L (1, 9) OBP: 0.345, SLG: 0.430	C FF 90 X FF 91 0-1 G3 ①		S FF 92 X FF 91 0-1 2B ③			B SL 87 S CH 85 F CU 87 B CU 78 B FF 90 X CH 86 3-2 L6 ①		C CU 78 X FF 87 0-1 G4-3 ②		B SL 88 B FF 94 B FF 94 B FF 95 4-0 1-2 BB	4	0	1	0	1	0	0
27 Carlos Gómez, R (1, 8) OBP: 0.293, SLG: 0.395	B FF 91 B FF 92 T FF 88 X FF 92 2-1 F9 ②			F FF 90 X CU 87 0-1 G5-3 ①		B CU 79 C CU 78 X FF 90 1-1 G5-3 ②		S FF 88 S FF 90 F FF 87 X CU 84 0-2 F8 ③		S SL 87 B FF 95 F SL 87 X SL 89 1-2 P3 ③	5	0	0	0	0	0	2
8 Ryan Braun, R (1, 7) OBP: 0.399, SLG: 0.612	B FF 92 F FF 89 S FF 91 F FF 92 F CU 79 S CH 86 1-3 K ③			C CU 77 B FF 90 F FF 90 B CU 78 X CU 85 2-2 G5-3 ②		B FF 91 B CU 78 B FF 87 X FF 90 3-0 1B			X FF 94 0-0 F9 ①		4	0	1	0	0	1	0
16 Aramis Ramirez, R (1, 10) OBP: 0.348, SLG: 0.492 2 Nyjer Morgan, L (9, PR) OBP: 0.309, SLG: 0.303 (9, 10)		C FF 91 F FF 92 X FF 91 0-2 G6-3 ①		S CU 79 S SI 90 F FF 91 B CU 79 B CU 78 F CH 86 B CH 87 F FF 88 X FF 90 3-2 2B		X FF 90 0-0 P6 ③			C FF 96 F FF 96 B SL 86 B FF 96 X FF 97 2-2 9 CS 1 1B 1B		4 0	0 0	2 0	0 0	0 0	0 0	1 0
1 Corey Hart, R (1, 3) OBP: 0.309, SLG: 0.494		C FF 90 B CH 85 S FF 87 B FF 88 B FF 88 X FF 91 3-2 F9 ②		C CU 87 X FF 91 0-1 L9 ③			X CU 78 0-0 2B		X FF 96 0-0 1-2 1B		4	0	2	0	0	0	1
23 Rickie Weeks Jr., R (1, 4) OBP: 0.311, SLG: 0.300		B FF 91 C FF 91 X FF 92 1-1 12 BLK 1B			X FF 89 0-0 G5-3 ①		B CH 89 C CH 85 B CH 85 S CH 86 X CH 86 2-2 G6-3 ①		B FF 94 B FF 94 C FF 94 F FF 96 S FF 95 2-3 K ②		4	0	1	0	0	1	3
12 Martín Maldonado, R (1, 2) OBP: 0.333, SLG: 0.486 9 George Kottaras, L (9, PH) OBP: 0.436, SLG: 0.429 (9, 2)		C FF 91 B FF 92 C SL 86 X SL 86 1-2 L7 ③ 1-2			B FF 90 C FF 89 X CU 79 1-1 1B		C FF 90 B FF 89 X SI 90 1-1 G5-3 ②		B FF 96 C FF 95 B FF 95 B FF 94 S FF 94 3-2 CS ③ 2-3	C SL 88 B CH 85 B FF 94 S FF 95 B SL 88 F SL 86 B FF 96 4-2 7 BB BB	3 0	0 0	1 0	0 0	0 1	0 0	2 0
21 Cody Ransom, R (1, 5) OBP: 0.302, SLG: 0.362 (10, 6)			C SL 85 C CU 79 B CH 87 C FF 91 1-3 K ①		B SL 86 B FF 89 C FF 90 B FF 90 F FF 90 1 SAFE S CH 86 3-3 K ②		C FF 90 S SL 86 D CH 87 S SL 87 1-3 K ③			1 SAFE B FF 94 L FF 94 C FF 95 C SL 88 1-3 K ①	4	0	0	0	0	4	3
3 Cesar Izturis, S (1, 6) OBP: 0.227, SLG: 0.245 5 Taylor Green, L (10, PH) OBP: 0.274, SLG: 0.365 (10, 5)			C FF 90 X FF 91 0-1 G3-1 ②		B FF 90 X CH 85 1-0 F9 ③			C CH 86 X CH 88 0-1 G6-3 ①		C FF 94 F FF 95 S FF 94 0-3 K ②	3 1	0 0	0 0	0 0	0 0	0 1	1 1
Inning Stats	R: 0 E: 0 K: 1 S: 9 H: 0 LOB: 0 BB: 0 P: 12	R: 0 E: 0 K: 0 S: 11 H: 1 LOB: 1 BB: 0 P: 16	R: 0 E: 0 K: 1 S: 7 H: 1 LOB: 1 BB: 0 P: 8	R: 0 E: 0 K: 0 S: 13 H: 1 LOB: 1 BB: 0 P: 18	R: 0 E: 0 K: 1 S: 7 H: 1 LOB: 1 BB: 0 P: 12	R: 0 E: 0 K: 0 S: 7 H: 1 LOB: 1 BB: 0 P: 14	R: 0 E: 0 K: 1 S: 9 H: 1 LOB: 1 BB: 0 P: 13	R: 0 E: 0 K: 0 S: 8 H: 0 LOB: 0 BB: 0 P: 8	R: 0 E: 0 K: 1 S: 10 H: 2 LOB: 1 BB: 0 P: 17	R: 0 E: 0 K: 2 S: 12 H: 0 LOB: 2 BB: 2 P: 22	1B: 5 2B: 3 3B: 0 HR: 0 SF: 0 SAC: 0 DP: 0 HBP: 0						

PITCHER	IP	WLS	BF	H	R	ER	SO	BB	IBB	HBP	BLK	WP	HR	S	P	ERA	WHIP
62 Jose Quintana, L (1, 1) ERA: 1.25	8.0		29	6	0	0	4	0	0	0	1	0	0	71	101	0.00	0.750
43 Addison Reed, R (9, 1) ERA: 3.81	1.0		4	2	0	0	1	0	0	0	0	0	0	10	17	0.00	2.000
40 Brian Bruney, R (10, 1) ERA:	1.0	W	5	0	0	0	2	2	0	0	0	0	0	12	22	0.00	2.000

PITCHER	IP	WLS	BF	H	R	ER	SO	BB	IBB	HBP	BLK	WP	HR	S	P	ERA	WHIP

TOP

Milwaukee Brewers @ Chicago White Sox

U.S. Cellular Field, Chicago, IL

Sun Jun 24 2012, 2:11 PM - 5:25 PM EDT

Att. 26,545 - Partly Cloudy - 89 F

livebaseballscorecards.com

AB	36
R	0
H	8
RBI	0
BB	2
SO	7
LOB	14

Batter	1	2	3	4	5	6	7	8	9	10	AB	R	H	RBI	BB	SO	LOB
30 Alejandro De Aza, L (1, 8) OBP: 0.368, SLG: 0.407	C FF 86 C FC 84 C FF 90 0-3 ① K		1 SAFE B CU 71 S CH 79 1 SAFE C FF 88 F CH 83 F FF 89 B FF 89 1 SAFE 2-2 ② X CH 81 F9			B CH 81 C CH 81 F SI 88 C CU 70 1-3 ① K		X CH 80 0-0 1-3 2B		B FF 92 B FF 91 B FF 91 C FF 92 X FF 93 3-1 38 1B 2B	5	1	2	0	0	2	1
15 Gordon Beckham, R (1, 4) OBP: 0.303, SLG: 0.391	B FF 90 X FF 88 1-0 ② F9		1 SAFE 1 SAFE 1 SAFE F FF 85 S FF 88 X FF 88 0-2 1-2 1B			B CU 72 X CH 79 1-0 44 F8 44 S 1B		C CU 78 S FF 94 B FF 94 F CU 79 B FF 96 F CH 82 S FF 94 2-3 ② K		X FS 83 0-0 ① F8	5	0	2	0	0	1	3
44 Adam Dunn, L (1, 3) OBP: 0.362, SLG: 0.530	B FF 89 B FF 88 X FF 88 2-0 ③ G3		B CU 71 B FF 88 X FF 87 2-0 ③ G4-3			1 SAFE B FC 82 1 SAFE 1 SAFE C FF 86 S CH 82 B FF 88 X CH 78 2-2 ② F8 1-3		C CU 77 S CH 85 B FF 94 F CH 87 B FF 94 S FF 95 2-3 ③ K		B CU 76 B FF 93 C CU 76 B FF 94 B FF 94 4-1 38 1B BB	4	0	0	0	1	1	5
14 Paul Konerko, R (1, 10) OBP: 0.417, SLG: 0.563 Brent Lillibridge, R (9, PR) OBP: 0.232, SLG: 0.190 (10, 10) 38 Eduardo Escobar, S (10, PH) OBP: 0.309, SLG: 0.254		C FF 86 B FF 87 X FF 83 1-1 ① F8		C CU 71 X FF 90 0-1 ① P3		F FF 87 F FF 88 B FF 88 S CU 71 1-3 ③ K			B CU 76 B SI 93 F SI 93 B SI 93 B SI 94 4-1 51 L6-3 BB	B FF 93 X FF 92 1-0 1-2 2-H 1B	3 0 1	0 0 0	0 0 1	0 0 1	1 0 1	1 0 0	1 0 0
51 Alex Rios, R (1, 9) OBP: 0.331, SLG: 0.464		C CU 70 X FF 85 0-1 ② L8		B FF 85 F CH 82 C FF 88 S CU 72 1-3 ② K			C FF 83 B FC 82 C FF 88 B FF 87 B CU 71 S CH 80 3-3 ① K		1 SAFE C CU 77 B SI 94 F CU 77 X CU 79 1-2 ① ② L6-3 1-1		4	0	0	0	0	2	1
12 A.J. Pierzynski, L (1, 2) OBP: 0.336, SLG: 0.500		B FC 84 B FF 86 B FF 88 B FF 89 4-0 BB		B FF 89 F SI 88 X FF 85 1-1 ③ F9			C CU 70 S CH 82 C FF 90 0-3 ② K		B FS 84 B SI 94 S SI 93 F FS 86 X CU 78 2-2 24 1B 1B		3	0	1	0	1	1	0
24 Dayan Viciedo, R (1, 7) OBP: 0.292, SLG: 0.451		C FF 87 B FF 87 D FC 84 X FF 86 2-1 ③ P6			B CU 70 S FF 88 C FF 88 S FF 90 1-3 ① K		S FF 89 B FF 89 S CU 72 B FF 90 F FF 88 X CU 72 2-2 ③ G6-3		B SI 93 S CU 77 B SI 94 B CU 77 F SI 95 X CU 79 3-2 10 BB 1-3 1B		4	0	1	0	0	1	1
10 Alexei Ramirez, R (1, 6) OBP: 0.262, SLG: 0.289			C FF 87 B CU 72 B FF 84 X FF 86 2-1 ① F9		B FF 84 C FF 88 B CU 72 X FC 81 2-1 ② F7			B CU 70 X FF 87 1-0 5 FC5-6 1B	B SI 94 S CU 78 B CU 79 B SI 95 B SI 95 4-1 1-2 BB		3	0	1	0	1	0	0
5 Orlando Hudson, S (1, 5) OBP: 0.254, SLG: 0.303			B FF 90 F FF 89 F FF 84 F FF 90 X CH 80 1-2 15 1B 1B		C FF 88 F CH 82 B FF 89 X CU 71 1-2 ③ G4-3			B FF 85 B FF 86 1 SAFE B FF 85 C FF 86 X FF 86 3-1 ① FC5-6 30 2B 1-2f	F SI 95 B CU 79 X SL 79 1-1 ③ P6		4	0	1	0	0	0	4
Inning Stats	R: 0 E: 0 K: 1 S: 5 H: 0 LOB: 0 BB: 0 P: 8	R: 0 E: 0 K: 0 S: 6 H: 0 LOB: 1 BB: 1 P: 13	R: 0 E: 0 K: 0 S: 15 H: 2 LOB: 2 BB: 0 P: 22	R: 0 E: 0 K: 1 S: 7 H: 0 LOB: 0 BB: 0 P: 9	R: 0 E: 0 K: 1 S: 8 H: 0 LOB: 0 BB: 0 P: 12	R: 0 E: 0 K: 2 S: 10 H: 1 LOB: 1 BB: 0 P: 15	R: 0 E: 0 K: 2 S: 10 H: 0 LOB: 0 BB: 0 P: 15	R: 0 E: 0 K: 2 S: 13 H: 2 LOB: 2 BB: 0 P: 21	R: 0 E: 0 K: 0 S: 13 H: 2 LOB: 3 BB: 2 P: 28	R: 1 E: 0 K: 0 S: 5 H: 2 LOB: 2 BB: 1 P: 13	1B: 7 2B: 3 3B: 0 HR: 0 SF: 0 SAC: 0 DP: 1 HBP: 0	WP: 0 PB: 0 SB: 1 CS: 0	PA: 40				

PITCHER		IP	WLS	BF	H	R	ER	SO	BB	IBB	HBP	BLK	WP	HR	S	P	ERA	WHIP
64 Mike Fiers, R ERA: 2.7	(1, 1)	7.1		28	5	0	0	7	1	0	0	0	0	0	65	102	0.00	0.818
57 Francisco Rodríguez, R ERA: 3.82	(8, 1)	0.2		2	0	0	0	2	0	0	0	0	0	0	9	13	0.00	0.000
40 Jose Veras, R ERA: 3.94	(9, 1)	1.0		6	2	0	0	0	2	0	0	0	0	0	13	28	0.00	4.000
26 Manny Parra, L ERA: 4.91	(10, 1)	0.1	L	4	2	1	1	0	1	0	0	0	0	0	5	13	27.00	9.000

PITCHER	IP	WLS	BF	H	R	ER	SO	BB	IBB	HBP	BLK	WP	HR	S	P	ERA	WHIP

BOTTOM

Milwaukee Brewers @ Chicago White Sox

U.S. Cellular Field, Chicago, IL

Sun Jun 24 2012, 2:11 PM - 5:25 PM EDT

Att. 26,545 - Partly Cloudy - 89 F

livebaseballscorecards.com

AB	36
R	1
H	9
RBI	1
BB	4
SO	9
LOB	16

Chicago White Sox @ Minnesota Twins

Target Field, Minneapolis, MN

Mon Jun 25 2012, 7:11 PM - 10:11 PM CDT

Att. 35,659 - Clear - 76 F

Batter	1	2	3	4	5	6	7	8	9	AB	R	H	RBI	BB	SO	LOB
30 Alejandro De Aza, L (1, 8) OBP: 0.363, SLG: 0.401	C SI 93 B SI 93 S SI 94 X SI 94 1-2 P5 ①		S SL 88 F SL 87 D SL 89 S SI 94 1-3 K ③		B SI 93 B SL 88 F SI 93 X SI 93 2-1 B3-4 ③			B FF 96 C FF 94 F SL 84 F SI 96 B SI 95 F FF 95 F SL 84 X SL 84 2-2 P5 ①		4	0	0	0	0	1	2
20 Kevin Youkilis, R (1, 5) OBP: 0.314, SLG: 0.373	B SI 94 B SI 94 C SI 94 X CH 86 2-1 G6-3 ②			C SI 93 B SI 94 C SL 87 B SL 86 F SL 88 B CH 87 X SI 94 3-2 G4-3 ①		S CH 85 B SL 87 B SI 93 X SL 85 2-1 F8 ①		B FF 96 B SL 83 F FF 93 C FF 94 F SL 84 F SL 85 F FF 95 X SL 82 2-2 14 FC6-4 1B		4	0	1	0	0	0	0
44 Adam Dunn, L (1, 10) OBP: 0.358, SLG: 0.522	C SI 94 S SL 88 S SL 87 0-3 K ③			C SL 86 B SI 95 C SI 94 B SI 95 F SL 88 S SL 89 2-3 K ②		S SL 87 B SL 87 B SL 88 S SI 94 C SI 93 2-3 K ②		S FF 96 F FF 96 S FF 96 0-3 K ②		4	0	0	0	0	4	1
14 Paul Konerko, R (1, 3) OBP: 0.415, SLG: 0.556		C SI 93 B SI 92 X SI 94 1-1 G4-3 ①		B CH 86 B SI 94 B CH 87 B SI 94 4-0 51 1B BB		X SI 93 0-0 F8 ③		C SL 84 X FF 96 0-1 FC6-4 1-2f ③		3	0	0	0	1	0	1
51 Alex Rios, R (1, 9) OBP: 0.333, SLG: 0.468		B CH 86 X SI 94 1-0 G6-3 ②		C SL 87 B SI 94 D CH 87 B SI 94 X SI 96 3-1 1-2 1B			B SL 83 B SL 85 B SI 91 C SI 91 C SI 93 F SL 85 X SL 87 3-2 12 WP 10 SF9 2B		C FF 93 B SL 88 B FF 93 X FF 93 2-1 F9 ①	4	1	2	0	0	0	0
12 A.J. Pierzynski, L (1, 2) OBP: 0.335, SLG: 0.493		C SL 86 B FF 94 B SI 94 F SL 87 B FF 96 X SL 88 3-2 G3 ③		F SI 95 F SL 89 B SL 90 S SI 95 1-3 K ③			B SL 86 C SI 93 F SI 94 B SI 94 X SL 89 2-2 G1-3 2-3 ①		B SI 94 B CH 88 B SI 94 C FF 93 B FF 93 4-1 BB	3	0	0	0	1	1	3
24 Dayan Viciedo, R (1, 7) OBP: 0.292, SLG: 0.445			C SI 93 B CH 87 X CH 86 1-1 G1-3 ①		X SI 94 0-0 G4-3 ①		B SL 86 S CH 86 S SL 86 B SL 86 B SI 94 D CH 86 4-2 15 FC6-4 BB		C SL 87 B FF 94 S FC 94 F CH 88 B FC 94 F SL 87 X SL 86 2-2 F8 ②	3	0	0	0	1	0	1
10 Alexei Ramirez, R (1, 6) OBP: 0.266, SLG: 0.293			B SL 84 C SL 83 B CH 86 X SI 94 2-1 E6 15 F9 1B		B SI 92 B SI 94 X SI 93 2-0 1B		B SI 94 S SL 85 X SI 93 1-1 SF9 3-H ②		B CH 87 B CH 88 C FF 93 B FF 94 X FF 92 3-1 F8 ③	3	0	2	1	0	0	1
15 Gordon Beckham, R (1, 4) OBP: 0.300, SLG: 0.386			X SI 94 0-0 F9 2-3 ②		B SL 86 X SI 93 1-0 F9 ②		B SL 85 S CH 85 X CH 85 1-1 FC6-4 1-2f ③			3	0	0	0	0	0	3

livebaseballscorecards.com

AB	31
R	1
H	5
RBI	1
BB	3
SO	6
LOB	12

Inning Stats	1	2	3	4	5	6	7	8	9		
	R: 0 H: 0 E: 0 LOB: 0 K: 1 BB: 0 S: 8 P: 11	R: 0 H: 0 E: 0 LOB: 0 K: 0 BB: 0 S: 6 P: 11	R: 0 H: 1 E: 1 LOB: 1 K: 1 BB: 0 S: 8 P: 12	R: 0 H: 1 E: 0 LOB: 2 K: 2 BB: 1 S: 13 P: 26	R: 0 H: 1 E: 0 LOB: 1 K: 0 BB: 0 S: 5 P: 10	R: 0 H: 0 E: 0 LOB: 0 K: 1 BB: 0 S: 6 P: 10	R: 1 H: 1 E: 0 LOB: 1 K: 0 BB: 1 S: 13 P: 24	R: 0 H: 1 E: 0 LOB: 1 K: 1 BB: 0 S: 17 P: 21	R: 0 H: 0 E: 0 LOB: 1 K: 0 BB: 1 S: 10 P: 21	1B: 4 SF: 1 2B: 1 SAC: 0 3B: 0 DP: 0 HR: 0 HBP: 0	WP: 1 PA: 35 PB: 0 SB: 0 CS: 0

PITCHER		IP	WLS	BF	H	R	ER	SO	BB	IBB	HBP	BLK	WP	HR	S	P	ERA	WHIP
47 Francisco Liriano, L ERA: 5.3	(1, 1)	7.0	W	27	4	1	1	5	2	0	0	0	1	0	59	104	1.29	0.857
15 Glen Perkins, L ERA: 2.84	(8, 1)	1.0	H	4	1	0	0	1	0	0	0	0	0	0	17	21	0.00	1.000
61 Jared Burton, R ERA: 2.9	(9, 1)	1.0	S	4	0	0	0	0	1	0	0	0	0	0	10	21	0.00	1.000

PITCHER	IP	WLS	BF	H	R	ER	SO	BB	IBB	HBP	BLK	WP	HR	S	P	ERA	WHIP

Batter	1	2	3	4	5	6	7	8	9	AB	R	H	RBI	BB	SO	LOB
2 Denard Span, L (1, 8) OBP: 0.343, SLG: 0.389	C FF 89 F FF 90 F FF 92 B CU 80 B FF 90 X FF 91 2-2 11 1B 7 SF9 2B	X FC 87 0-0 1-3 2B		C FF 90 F CH 84 F FF 91 B FF 91 C CU 80 1-3 ③ K		X FF 89 0-0 ②③ G4-6-3 1-2f		B SI 88 B SL 81 C SI 88 X SI 88 2-1 ①② G1-6-3 1-2f		5	1	2	0	0	1	3
11 Ben Revere, L (1, 9) OBP: 0.353, SLG: 0.388	X FF 90 0-0 16 G6-4-3 2-3 1B	C FF 92 F FF 91 B FF 91 X CU 79 1-2 ③ G4-3			C SL 82 X FF 90 0-1 16 S 1B		C SI 92 X SI 94 0-1 7 1B 16 BB 1B	C SI 89 C SI 80 B SL 81 X SL 81 1-2 16 HBP 7 1B 1B		5	0	4	0	0	0	2
7 Joe Mauer, L (1, 10) OBP: 0.419, SLG: 0.440	1 SAFE B FF 90 C FF 90 1 SAFE 1 SAFE S FF 90 B FF 91 X FC 86 2-2 ① SF9 3-H		C FF 88 C SL 84 F FF 91 B FF 90 B CU 79 X CH 83 2-2 33 1B 1B		C FF 89 1 SAFE F FF 90 1 SAFE F FF 89 B SL 85 X FF 89 1-2 ① F8		B SI 93 C SI 94 F SI 94 X SI 95 1-2 33 BB 16 BB 24 SF9 1-3 1B	C SI 88 X SI 88 0-1 16 HBP 1-2 1B		4	1	3	1	0	0	1
16 Josh Willingham, R (1, 7) OBP: 0.390, SLG: 0.547	C SI 90 B FF 91 1 SAFE 1 SAFE X FF 89 1-1 ②③ G6-4-3 1-2f		B FF 89 S CU 80 X FF 90 1-1 ① P4		S CU 81 D CU 81 C CU 81 B CU 81 D CU 80 F SL 84 2 SAFE B CU 81 4-2 1-2 BB		F SI 94 D CH 85 B CH 85 B SI 94 F SI 95 D CH 84 4-2 ① 20 BB 33 BB 1-2 3-H BB	H SL 81 1-0 1-2 2-3 HBP		2	0	0	0	2	0	2
33 Justin Morneau, L (1, 3) OBP: 0.303, SLG: 0.444		C CU 76 B FF 90 F FF 91 F FF 91 F CU 81 B CH 84 B CH 84 X CU 79 3-2 ① F8	B CU 79 B FF 89 X FF 90 2-0 1-3 1B		C FF 91 D FC 85 F CU 80 B FF 90 C FF 90 2-3 ② K		F SI 94 S FC 88 B FC 87 F FC 85 B FF 96 B SI 95 D FC 88 4-2 20 BB 1-2 2-3 BB	C SL 81 D SL 81 S SL 81 C SI 90 1-3 ③ K		4	0	1	0	1	2	5
24 Trevor Plouffe, R (1, 5) OBP: 0.325, SLG: 0.545		C FF 91 B FF 90 X CU 81 1-1 20 1B 20 E 1B	D CU 81 F CU 81 S FF 90 S FF 91 1-3 ② K		S CU 82 B CU 82 F CU 80 B CU 80 S FF 91 2-3 ③ K		S SI 97 F SL 88 B SI 98 F SL 86 B SI 99 X SI 96 2-2 ② SF9 3-H			3	1	1	1	0	2	4
20 Brian Dozier, R (1, 6) OBP: 0.249, SLG: 0.306		L FF 91 X FC 86 0-1 E9 8 1B 1-H 1B	C CU 82 B FF 91 C FF 90 X FF 90 1-2 ③ F9			C SL 83 B CH 82 F CU 79 S CU 80 1-3 ① K	B SI 96 B SI 97 B SI 96 B SI 96 4-0 1-2 2-3 BB			3	1	1	0	1	1	2
41 Drew Butera, R (1, 2) OBP: 0.305, SLG: 0.333		S CU 80 F FF 92 S FF 92 0-3 ② K		B FF 88 C FF 89 F FF 90 S CU 81 1-3 ① K2-3		B SL 83 S CU 82 S CU 80 B CU 81 B CU 80 X FF 90 3-2 2B	C SI 97 B SI 97 B SI 96 X SI 95 2-1 ③ G5-3			4	0	1	0	0	2	4
8 Jamey Carroll, R (1, 4) OBP: 0.340, SLG: 0.304		X FF 92 0-0 2 2B 3-H 1B		C FC 89 S CU 80 B CU 82 X CH 83 1-2 ② G6-3		B CU 81 C CU 79 D CH 83 X CH 84 2-1 FC1 2 G4-6-3		C SI 97 B SL 87 B SI 96 B SI 96 B SI 95 4-1 2 G1-6-3 BB		3	0	1	1	1	0	1
Inning Stats	R: 1 E: 0 K: 0 S: 10 H: 2 LOB: 0 BB: 0 P: 15	R: 2 E: 1 K: 1 S: 17 H: 4 LOB: 2 BB: 0 P: 22	R: 0 E: 0 K: 1 S: 13 H: 2 LOB: 2 BB: 0 P: 20	R: 0 E: 0 K: 2 S: 10 H: 0 LOB: 0 BB: 0 P: 13	R: 0 E: 0 K: 2 S: 15 H: 1 LOB: 2 BB: 1 P: 24	R: 0 E: 0 K: 1 S: 9 H: 1 LOB: 1 BB: 0 P: 15	R: 1 E: 0 K: 0 S: 16 H: 2 LOB: 3 BB: 3 P: 33	R: 0 E: 0 K: 1 S: 11 H: 2 LOB: 3 BB: 1 P: 20		1B: 11 2B: 3 3B: 0 HR: 0 SF: 2 SAC: 0 DP: 3 HBP: 1					

PITCHER		IP	WLS	BF	H	R	ER	SO	BB	IBB	HBP	BLK	WP	HR	S	P	ERA	WHIP
44 Jake Peavy, R ERA: 2.84	(1, 1)	6.0	L	28	10	3	3	7	1	0	0	0	0	0	74	109	4.50	1.833
53 Héctor Santiago, L ERA: 4.44	(7, 1)	0.1		4	2	1	1	0	2	0	0	0	0	0	10	19	27.00	12.000
65 Nate Jones, R ERA: 3.06	(7, 1)	0.2		4	0	0	0	0	2	0	0	0	0	0	7	19	0.00	3.000
77 Will Ohman, L ERA: 5.84	(8, 1)	1.0		5	2	0	0	1	0	0	1	0	0	0	10	15	0.00	2.000

PITCHER	IP	WLS	BF	H	R	ER	SO	BB	IBB	HBP	BLK	WP	HR	S	P	ERA	WHIP

BOTTOM

Chicago White Sox @ Minnesota Twins

Target Field, Minneapolis, MN

Mon Jun 25 2012, 7:11 PM - 10:11 PM CDT

Att. 35,659 - Clear - 76 F

livebaseballscorecards.com

AB	33
R	4
H	14
RBI	3
BB	5
SO	8
LOB	24

1B: 11 SF: 2
2B: 3 SAC: 0
3B: 0 DP: 3
HR: 0 HBP: 1

WP: 0 PA: 41
PB: 0
SB: 1
CS: 0

Batter	1	2	3	4	5	6	7	8	9	AB	R	H	RBI	BB	SO	LOB
30 Alejandro De Aza, L (1, 8) OBP: 0.359, SLG: 0.395	B SI 88 B SI 90 C SI 90 S SI 91 X FF 90 2-2 ① F8		B SI 90 F CH 82 C SI 90 X FF 89 1-2 ② L4		X SI 90 0-0 ③ G3			C FF 91 B SI 92 C SL 84 F SL 85 S SL 84 1-3 ① K		4	0	0	0	0	1	0
20 Kevin Youkilis, R (1, 5) (9, 3) OBP: 0.312, SLG: 0.370	C FF 89 B CU 74 B SL 81 F FF 89 B SI 89 X FF 90 3-2 1B		C CU 74 C SL 81 B SL 83 F FF 92 X FF 91 1-2 ③ G4-3			B SI 88 S FF 90 X SI 89 1-1 ① P4		C SI 91 F SI 92 B FF 92 B CH 83 C SL 83 2-3 ② K		4	0	1	0	0	1	0
44 Adam Dunn, L (1, 10) OBP: 0.353, SLG: 0.514	B FF 88 C FF 88 F SI 90 B SI 90 B FF 90 S SI 90 3-3 ② K			C CU 71 B SI 89 X SI 90 1-1 ① F9		B SI 89 B SI 89 B FF 90 X SI 89 3-0 ② G4-3		C SL 84 B SL 85 C SI 92 B SL 86 S SL 86 2-3 ③ K		4	0	0	0	0	2	1
14 Paul Konerko, R (1, 3) OBP: 0.412, SLG: 0.549 38 Eduardo Escobar, S (9, 5) OBP: 0.309, SLG: 0.254	X SL 82 0-0 ③ F7			B SL 81 B FF 91 C FF 90 B SI 89 F FF 90 B FF 92 4-2 51 HR BB		B CH 82 C CH 83 B CU 74 X FF 90 2-1 ③ F8			C SL 81 X SL 82 0-1 ① F7	3 0	1 0	0 0	0 0	1 0	0 0	1 0
51 Alex Rios, R (1, 9) OBP: 0.336, SLG: 0.480		C FF 90 F CU 72 X CU 72 0-2 ① F9		C SI 90 X SL 81 0-1 1-H HR			C FF 90 X SI 90 0-2 24 S 10 1B 1B		B FF 93 C SI 94 F FF 94 F SI 95 B FF 94 F FF 95 X FF 95 2-2 ② F9	4	2	2	2	0	0	0
24 Dayan Viciedo, R (1, 7) OBP: 0.287, SLG: 0.438		C FF 90 B CU 74 X CH 82 1-1 ② G6-3		B FF 90 X CH 82 1-0 ② G4-3			F SI 89 B SI 90 F SI 89 S FF 92 1-3 ① K 1-2		S SL 83 B FF 94 F FF 94 B FF 96 X SL 83 2-2 ③ F8	4	0	0	0	0	1	1
10 Alexei Ramirez, R (1, 6) OBP: 0.270, SLG: 0.304		X CU 74 0-0 3B		F CH 81 F SI 89 B CU 73 T CH 81 1-2 ③ K			B SI 89 C SI 90 D CU 74 X SI 90 2-1 17 FC6-4 2-H 1B			3	0	2	1	0	1	0
17 Tyler Flowers, R (1, 2) OBP: 0.250, SLG: 0.320		C SI 89 B SI 91 C FF 91 C FF 91 1-3 ③ K			F CU 72 F SI 87 F SI 90 B FF 92 C SI 90 1-3 ① K		S FF 92 1 SAFE F SI 92 D FF 92 X SL 86 1-2 ② FC6-4 15 S 1-2f			3	0	0	0	0	2	2
15 Gordon Beckham, R (1, 4) OBP: 0.297, SLG: 0.382			C CU 70 C FF 90 F FF 91 X SL 83 0-2 ① F9		B CU 74 C FF 92 B FF 91 C SI 90 X SI 90 2-2 ② L9		B FF 93 C FF 93 B SI 93 X SL 86 2-1 ③ F8 1-2			3	0	0	0	0	0	1
Inning Stats	R: 0 E: 0 K: 1 S: 10 H: 1 LOB: 1 BB: 0 P: 18	R: 0 E: 0 K: 1 S: 9 H: 1 LOB: 1 BB: 0 P: 11	R: 0 E: 0 K: 0 S: 11 H: 0 LOB: 0 BB: 0 P: 13	R: 2 E: 0 K: 1 S: 10 H: 1 LOB: 0 BB: 1 P: 17	R: 0 E: 0 K: 1 S: 8 H: 0 LOB: 0 BB: 0 P: 11	R: 0 E: 0 K: 0 S: 5 H: 0 LOB: 0 BB: 0 P: 11	R: 1 E: 0 K: 1 S: 13 H: 2 LOB: 1 BB: 0 P: 19	R: 0 E: 0 K: 3 S: 10 H: 0 LOB: 0 BB: 0 P: 15	R: 0 E: 0 K: 0 S: 10 H: 0 LOB: 0 BB: 0 P: 14	1B: 3 2B: 0 3B: 1 HR: 1 SF: 0 SAC: 0 DP: 0 HBP: 0						WP: 0 PB: 0 SB: 2 CS: 0 PA: 33	

TOP

Chicago White Sox @ Minnesota Twins

Target Field, Minneapolis, MN

Tue Jun 26 2012, 7:12 PM - 9:53 PM CDT

Att. 35,102 - Clear - 81 F

livebaseballscorecards.com

AB	32
R	3
H	5
RBI	3
BB	1
SO	8
LOB	6

PITCHER		IP	WLS	BF	H	R	ER	SO	BB	IBB	HBP	BLK	WP	HR	S	P	ERA	WHIP
62 Liam Hendriks, R ERA: 6.82	(1, 1)	6.1	L	25	5	3	3	5	1	0	0	0	0	1	61	92	4.26	0.947
60 Jeff Gray, R ERA: 4.31	(7, 1)	0.2		2	0	0	0	0	0	0	0	0	0	0	5	8	0.00	0.000
64 Tyler Robertson, L ERA:	(8, 1)	1.0		3	0	0	0	3	0	0	0	0	0	0	10	15	0.00	0.000
51 Anthony Swarzak, R ERA: 4.75	(9, 1)	1.0		3	0	0	0	0	0	0	0	0	0	0	10	14	0.00	0.000

PITCHER	IP	WLS	BF	H	R	ER	SO	BB	IBB	HBP	BLK	WP	HR	S	P	ERA	WHIP

BOTTOM

Batter	1	2	3	4	5	6	7	8	9	AB	R	H	RBI	BB	SO	LOB
2 Denard Span, L (1, 8) OBP: 0.341, SLG: 0.389	C FF 92 F SI 92 B FF 91 B CU 80 F SI 93 X FF 92 2-2 11 G4-3 2B		B FC 85 B FC 89 F FC 87 C FC 86 F CU 80 B CH 85 F FC 86 C FC 85 3-3 ① K		X FC 85 0-0 ③ F9			B FF 95 C FF 95 X SL 82 1-1 ① F7	C SL 85 B CH 84 X FF 94 1-1 ③ G4-3	5	0	1	0	0	1	2
11 Ben Revere, L (1, 9) OBP: 0.351, SLG: 0.390	B FF 92 S FC 86 X SI 91 1-1 ① G4-3 2-3		B FF 90 S FC 85 B CU 80 F FC 86 B FF 89 X FF 91 3-2 2B			L FC 84 B CU 78 S CU 79 B FC 85 C FF 91 2-3 ① K		C FF 95 B SL 82 S SL 82 F FF 95 S SL 82 1-3 ② K		4	0	1	0	0	2	1
7 Joe Mauer, L (1, 2) OBP: 0.417, SLG: 0.436	C CU 80 F FC 87 D CU 81 S FC 86 1-3 ② K		F FC 84 B FF 90 F FC 85 B FC 89 C FC 85 2-3 ② K			X FF 90 0-0 16 1B 1B		B FF 95 C FF 96 X SI 97 1-1 ③ G5-3		4	0	1	0	0	2	2
16 Josh Willingham, R (1, 7) OBP: 0.388, SLG: 0.542	B FF 92 S FF 90 X FF 92 1-1 ③ F8		B FF 91 C FC 86 C FF 91 S CU 80 1-3 ③ K			X FC 90 0-0 1-2 1B			C FF 95 S SL 82 F SL 85 B FF 95 F FF 95 B SL 83 B FF 95 S SL 87 3-3 ① K	4	0	1	0	0	2	2
33 Justin Morneau, L (1, 3) OBP: 0.302, SLG: 0.438		C FF 91 B CU 80 B CU 78 F FF 90 B CU 79 X CU 80 3-2 ① F9		X SI 90 0-0 ① F7		B SI 92 F CU 80 B CU 79 F FF 91 S CU 80 2-3 ② K			B FC 94 B FF 95 B FF 94 B FF 94 4-0 18 2B 8 1B BB	3	1	0	0	1	1	2
24 Trevor Plouffe, R (1, 5) OBP: 0.319, SLG: 0.533		S FC 86 B FF 92 S FC 86 S FC 86 1-3 ② K		C FC 85 F FF 90 X FC 89 0-2 ② P4		X FC 86 0-0 ③ F7			C FF 95 C FF 94 B FF 93 S SI 96 1-3 ② K	4	0	0	0	0	2	3
18 Ryan Doumit, S (1, 10) OBP: 0.329, SLG: 0.440 19 Darin Mastroianni, R (9, PR) OBP: 0.264, SLG: 0.250		B FF 91 H FF 91 2-0 8 WP 12 1B HBP		B FC 85 B FF 91 C CU 80 C CU 80 S FC 84 2-3 ③ K			C FC 83 B FC 90 B CU 78 X FC 85 2-1 ① F8	X FF 95 0-0 1-3 8 1B 2B	3 0	0 1	1 0	0 0	0 0	1 0	0 0
12 Alexi Casilla, S (1, 4) OBP: 0.284, SLG: 0.314 27 Chris Parmelee, L (9, PH) OBP: 0.262, SLG: 0.250 20 Brian Dozier, R (9, PR) OBP: 0.249, SLG: 0.306		X FF 91 0-0 8 WP 1-2 1B			B FC 84 M FC 84 X CU 78 1-1 ① G4-3		B FC 90 C FC 83 X FC 90 1-1 ② G3		S SL 84 F FF 95 H SL 87 1-2 8 1B HBP	3 0 0	0 0 0	1 0 0	0 0 0	0 0 0	0 0 0	0 0 0
8 Jamey Carroll, R (1, 6) OBP: 0.338, SLG: 0.303		C FC 85 B CU 81 X FC 86 1-1 ③ G3-1 1-2 2-3			B FF 90 C FF 90 B CU 79 S FC 85 C CU 81 2-3 ② K		C FC 85 X FC 85 0-1 ③ G4-3		B SL 85 C FF 94 X SL 84 1-1 1-2 2-H 3-H 1B	4	0	1	2	0	1	2
Inning Stats	R: 0 E: 0 K: 1 S: 11 H: 1 LOB: 1 BB: 0 P: 16	R: 0 E: 0 K: 1 S: 9 H: 1 LOB: 2 BB: 0 P: 16	R: 0 E: 0 K: 3 S: 14 H: 1 LOB: 1 BB: 0 P: 23	R: 0 E: 0 K: 1 S: 7 H: 0 LOB: 0 BB: 0 P: 9	R: 0 E: 0 K: 1 S: 6 H: 0 LOB: 0 BB: 0 P: 9	R: 0 E: 0 K: 2 S: 9 H: 2 LOB: 2 BB: 0 P: 13	R: 0 E: 0 K: 0 S: 6 H: 0 LOB: 0 BB: 0 P: 9	R: 0 E: 0 K: 1 S: 8 H: 0 LOB: 0 BB: 0 P: 11	R: 2 E: 0 K: 2 S: 15 H: 2 LOB: 2 BB: 1 P: 26	1B: 4 2B: 3 3B: 0 HR: 0 SF: 0 SAC: 0 DP: 0 HBP: 2						

PITCHER		IP	WLS	BF	H	R	ER	SO	BB	IBB	HBP	BLK	WP	HR	S	P	ERA	WHIP
34 Gavin Floyd, R ERA: 4.8	(1, 1)	7.0	W	27	5	0	0	9	0	0	1	0	1	0	62	95	0.00	0.714
37 Matt Thornton, L ERA: 3.06	(8, 1)	1.0	H	3	0	0	0	1	0	0	0	0	0	0	8	11	0.00	0.000
43 Addison Reed, R ERA: 4.33	(9, 1)	1.0	S	7	2	2	2	2	1	0	1	0	0	0	15	26	18.00	3.000

PITCHER	IP	WLS	BF	H	R	ER	SO	BB	IBB	HBP	BLK	WP	HR	S	P	ERA	WHIP

Chicago White Sox @ Minnesota Twins

Target Field, Minneapolis, MN

Tue Jun 26 2012, 7:12 PM - 9:53 PM CDT

Att. 35,102 - Clear - 81 F

livebaseballscorecards.com

AB	34
R	2
H	7
RBI	2
BB	1
SO	12
LOB	14

WP: 1 PA: 37
PB: 0
SB: 0
CS: 0

Chicago White Sox @ Minnesota Twins

Target Field, Minneapolis, MN

Wed Jun 27 2012, 12:11 PM - 2:58 PM CDT

Att. 36,539 - Sunny - 83 F

livebaseballscorecards.com

Batter	1	2	3	4	5	6	7	8	9	AB	R	H	RBI	BB	SO	LOB
30 Alejandro De Aza, L (1, 8) OBP: 0.361, SLG: 0.397	B SI 90 X SI 90 1-0 20 F9 20 WP 1B	B SI 91 C CH 82 B SI 90 X SI 90 2-1 ③ F8			C CU 77 C CU 78 B SI 91 X CU 78 1-2 20 1B 44 HR 1B	F SI 91 X FF 91 0-1 38 FC5-4 1B 1-2 3-H		S SI 88 F SL 81 F SL 84 B SI 89 B SL 83 S SL 83 2-3 ① K	B CU 77 F SI 94 F FF 94 X CU 77 1-2 ② F8	6	1	3	1	0	1	3
38 Eduardo Escobar, S (1, 5) OBP: 0.311, SLG: 0.262	B SI 90 1 SAFE 1 SAFE F SI 90 1 SAFE F SI 89 T SI 92 1-2 ① K		B SI 90 F SI 90 X SI 90 1-1 20 2B 1B		X SI 89 0-0 ② F8	C CU 80 C CU 80 X SI 92 0-2 ② FC5-4 20 1B 44 1B 1-2f 2-3		B SI 88 F SI 89 X SI 88 1-1 44 1B 17 1B 51 1B 1B	F FF 94 X SI 95 0-1 ③ F7	6	3	2	0	0	1	5
20 Kevin Youkilis, R (1, 3) OBP: 0.322, SLG: 0.386 17 Tyler Flowers, R (7, 3) OBP: 0.263, SLG: 0.333	B SI 91 F FF 91 F CH 83 F SI 92 1 SAFE B SI 92 B CU 79 X SI 92 3-2 ② F9 1-3		S CH 82 X SI 90 0-1 ① 1-H 2B		D CU 78 B SI 90 F FF 89 F CH 81 F SI 90 1 SAFE X CU 78 2-2 44 HR 1B 1-3	B CU 81 B FF 91 X SI 91 2-1 44 1B 1B 1-3 3-H		B SI 89 F SI 88 F SI 89 F SI 90 X FF 90 1-2 51 1B 44 1B 12 SF9 1B 1-2		4 1	1 1	3 1	2 0	0 0	0 0	1 0
44 Adam Dunn, L (1, 10) OBP: 0.357, SLG: 0.527	B SI 91 C SI 91 B SI 91 B SI 91 X SI 91 3-1 ③ F8		X SI 90 0-0 ② F8		C SI 90 B SI 90 X SI 90 1-1 1-H HR 3-H	B CU 79 C CU 79 X SI 92 1-1 1-2 1B 3-H		C SL 83 B SL 82 F SI 88 B SL 83 X SL 84 2-2 10 FC5 51 1B 1-2 2-3		5	1	3	4	0	0	1
51 Alex Rios, R (1, 9) OBP: 0.340, SLG: 0.496		C FF 90 F FF 92 B SI 91 X SI 93 1-2 12 F9 10 E 2B	C SI 90 F CH 83 B SI 91 C CU 78 1-3 ③ K		C SI 91 X CH 83 0-1 HR	X FF 92 0-0 ③ F9		B SI 90 X SI 89 1-0 10 FC5 1B 1-2 2-3 3-H		5	2	3	2	0	1	2
12 A.J. Pierzynski, L (1, 2) OBP: 0.332, SLG: 0.498		X CH 83 0-0 ① F9 2-3		C SI 88 X CU 75 0-1 ① G4-3	X SI 91 0-0 ③ F8		S SL 85 S SL 84 F SL 85 F FF 93 F SL 86 F SL 85 F SI 94 F SL 84 F FF 94 0-2 X SL 85 7 1B 3B	C SL 81 F SL 82 F SL 82 X SI 88 0-2 ② SF9 3-H		4	1	1	1	0	0	1
10 Alexei Ramirez, R (1, 6) OBP: 0.269, SLG: 0.302		C CU 78 X SI 92 0-1 E6 7 1B 3-H		X SI 90 0-0 ② G5-3		C SI 91 X SI 90 0-1 5 1B 30 1B 1B	F SL 84 X SL 85 0-1 ① F9	B SL 85 B FF 93 S SI 91 S SL 85 X CU 79 2-2 ③ FC5 1-2 2-3f		5	1	1	0	0	0	3
7 Jordan Danks, L (1, 7) OBP: 0.389, SLG: 0.444		X SI 91 0-0 1-2 1B		C SI 90 B CU 78 C SI 90 S CU 77 1-3 ③ K		X SI 92 0-0 ① F7	X FF 92 0-0 5 G4-6-3 1B 3-H		C CU 77 S CU 77 B CU 78 B SI 94 B CU 75 F FF 94 C FF 95 3-3 ① K	5	0	2	1	0	2	1
5 Orlando Hudson, S (1, 4) OBP: 0.258, SLG: 0.306		C SI 90 B CH 82 F SI 91 F SI 92 X CH 82 1-2 ② F7			B SI 89 X SI 89 1-0 ① P6	C SI 91 B CU 80 C SI 90 B CU 84 B SI 91 X SI 90 3-2 38 FC5-4 30 1B 20 1B 1B 1-3	B SI 93 B CH 89 B SI 94 C FF 93 X FF 94 3-1 ②③ G4-6-3 1-2f		C SI 94 F CU 77 X SI 95 0-2 1B	5	1	2	0	0	0	3
Inning Stats	R: 0 E: 0 K: 1 S: 10 H: 1 LOB: 1 BB: 0 P: 18	R: 1 E: 1 K: 0 S: 13 H: 2 LOB: 2 BB: 0 P: 17	R: 1 E: 0 K: 1 S: 8 H: 2 LOB: 0 BB: 0 P: 10	R: 0 E: 0 K: 1 S: 6 H: 0 LOB: 0 BB: 0 P: 7	R: 4 E: 0 K: 0 S: 14 H: 4 LOB: 0 BB: 0 P: 19	R: 3 E: 0 K: 0 S: 16 H: 5 LOB: 2 BB: 0 P: 22	R: 1 E: 0 K: 0 S: 15 H: 2 LOB: 0 BB: 0 P: 18	R: 2 E: 0 K: 1 S: 21 H: 4 LOB: 2 BB: 0 P: 30	R: 0 E: 0 K: 1 S: 12 H: 1 LOB: 1 BB: 0 P: 16	1B: 16 2B: 2 3B: 1 HR: 2 SF: 1 SAC: 0 DP: 1 HBP: 0						

TOP	
AB	46
R	12
H	21
RBI	11
BB	0
SO	5
LOB	20

PITCHER		IP	WLS	BF	H	R	ER	SO	BB	IBB	HBP	BLK	WP	HR	S	P	ERA	WHIP
53 Nick Blackburn, R ERA: 7.74	(1, 1)	5.0	L	24	9	6	6	3	0	0	0	0	1	2	51	71	10.80	1.800
49 Jeff Manship, R ERA: 10.97	(6, 1)	1.0		8	5	3	3	0	0	0	0	0	0	0	16	22	27.00	5.000
60 Jeff Gray, R ERA: 4.45	(7, 1)	1.0		4	2	1	1	0	0	0	0	0	0	0	15	18	9.00	2.000
64 Tyler Robertson, L ERA: 10.8	(8, 1)	0.2		6	4	2	2	1	0	0	0	0	0	0	18	25	27.00	6.000
31 Alex Burnett, R ERA: 1.93	(8, 1)	1.1		5	1	0	0	1	0	0	0	0	0	0	15	21	0.00	0.750

PITCHER	IP	WLS	BF	H	R	ER	SO	BB	IBB	HBP	BLK	WP	HR	S	P	ERA	WHIP

BOTTOM

Chicago White Sox @ Minnesota Twins

Target Field, Minneapolis, MN

Wed Jun 27 2012, 12:11 PM - 2:58 PM CDT

Att. 36,539 - Sunny - 83 F

livebaseballscorecards.com

Batter	1	2	3	4	5	6	7	8	9	AB	R	H	RBI	BB	SO	LOB
2 Denard Span, L (1, 8) OBP: 0.341, SLG: 0.396 19 Darin Mastroianni, R (8, 7) OBP: 0.278, SLG: 0.327	C SI 90 X SI 91 0-1 ① G6-3		B SI 90 B SI 93 F SI 92 X SL 80 2-1 ③ P4			C SI 91 F SL 78 X SL 79 0-2 11 SF7 3B		B SI 89 F FF 89 B SI 90 B FF 89 X FF 89 3-1 1-H HR		3 1	1 1	1 1	0 2	0 0	0 0	1 0
11 Ben Revere, L (1, 9) OBP: 0.343, SLG: 0.383 (8, 8)	C SI 91 X SI 92 0-1 ② G4-3			C SI 88 X SL 78 0-1 ① F8		X SI 92 0-0 ① SF7 3-H		B FF 90 X FF 89 1-0 ② L6		3	0	0	1	0	0	0
7 Joe Mauer, L (1, 10) OBP: 0.414, SLG: 0.433	C SI 90 B SI 93 C SI 94 S SL 82 1-3 ③ K			S SI 94 B SL 80 X SL 79 1-1 1B		C SI 92 C SL 79 B SL 79 S SL 79 1-3 ② K2-3		B FF 89 C SI 89 B SI 89 B SI 89 C SI 90 X SL 82 3-2 ③ G4-3		4	0	1	0	0	2	0
16 Josh Willingham, R (1, 7) OBP: 0.384, SLG: 0.535 27 Chris Parmelee, L (8, 9) OBP: 0.269, SLG: 0.258		C SI 86 F SI 91 B SI 92 S CH 80 1-3 ① K		S CH 83 B SI 92 X SL 80 1-1 ② L7		S SL 77 F CH 81 B SI 89 B CH 82 S SL 80 2-3 ③ K			C FF 88 X SL 81 0-1 18 HBP 24 HBP 20 FC5 1B	3 1	0 1	0 1	0 0	0 0	2 0	1 0
33 Justin Morneau, L (1, 3) OBP: 0.301, SLG: 0.435		S SI 92 B SL 80 S SL 78 X SL 81 1-2 ② F9		B SL 80 S SL 78 F SI 94 B SI 94 X SL 80 2-2 ③ G4-3			B SL 74 C SI 88 S SL 81 B SL 80 X SL 78 2-2 20 2-4 1B		B SI 88 B FF 88 F SI 88 F SL 81 F SL 81 F SI 89 D SL 81 S SL 81 3-3 ① K	4	0	1	0	0	1	2
24 Trevor Plouffe, R (1, 5) OBP: 0.322, SLG: 0.530		C CH 85 S CH 81 X CH 82 0-2 ③ F8			B SI 87 F SI 90 C SL 79 B SL 79 B SL 77 F SI 93 X SI 88 3-2 18 G5-4-3 1B		C CH 82 X SI 90 0-1 ① F8		C FF 88 S SI 88 H CU 77 1-2 20 FC5 18 HBP 1-2 HBP	3	0	1	0	0	0	1
18 Ryan Doumit, S (1, 2) OBP: 0.332, SLG: 0.443			C SI 87 F SI 92 B CH 82 X CH 82 1-2 8 BB 2B		X SI 88 0-0 ①② G5-4-3 1-2f		B SI 88 B SI 91 X SI 90 2-0 ② P6		H FF 88 1-0 20 FC5 1-2 2-3 HBP	3	0	1	0	0	0	2
20 Brian Dozier, R (1, 6) OBP: 0.254, SLG: 0.324			L SI 90 B SI 93 D SL 80 F SI 92 X CH 81 2-2 ① G6-3		B CH 85 F SI 88 X SI 92 1-1 HR		C SI 88 B CH 82 1-1 ③ 2-4 1-2	B SI 88 B SI 88 B FF 89 F FF 89 B CU 76 B FF 89 4-2 19 HR BB	B SI 88 B FF 88 B SI 90 C SI 88 F SI 89 F SI 90 X FF 90 3-2 ② FC5 8 FC5-4 1-2 2-3f 3-H	3	2	1	2	1	0	3
8 Jamey Carroll, R (1, 4) OBP: 0.337, SLG: 0.299			D SI 91 B SI 86 C SI 93 B SI 94 C SI 90 F SI 92 F SI 90 B SI 93 4-2 ② 2-3 BB		C SI 90 F SI 94 B SL 79 S CH 83 1-3 ③ K			C FF 88 B SL 82 B FF 89 X SI 88 2-1 ① F7	B SI 89 X FF 88 1-0 ③ FC5-4 1-2f	3	0	0	0	1	1	3
Inning Stats	R: 0 E: 0 K: 1 S: 7 H: 0 LOB: 0 BB: 0 P: 8	R: 0 E: 0 K: 1 S: 9 H: 0 LOB: 0 BB: 0 P: 11	R: 0 E: 0 K: 0 S: 12 H: 1 LOB: 1 BB: 1 P: 21	R: 0 E: 0 K: 0 S: 9 H: 1 LOB: 1 BB: 0 P: 13	R: 1 E: 0 K: 1 S: 10 H: 2 LOB: 0 BB: 0 P: 15	R: 1 E: 0 K: 2 S: 10 H: 1 LOB: 0 BB: 0 P: 13	R: 0 E: 0 K: 0 S: 7 H: 1 LOB: 1 BB: 0 P: 12	R: 2 E: 0 K: 0 S: 10 H: 1 LOB: 0 BB: 1 P: 23	R: 1 E: 0 K: 1 S: 14 H: 1 LOB: 2 BB: 0 P: 23	1B: 4 2B: 1 3B: 1 HR: 2	SF: 1 SAC: 0 DP: 1 HBP: 2	WP: 0 PB: 0 SB: 0 CS: 0	PA: 36					

	AB	31
	R	5
	H	8
	RBI	5
	BB	2
	SO	6
	LOB	13

PITCHER		IP	WLS	BF	H	R	ER	SO	BB	IBB	HBP	BLK	WP	HR	S	P	ERA	WHIP
49 Chris Sale, L ERA: 2.27	(1, 1)	7.0	W	26	6	2	2	5	1	0	0	0	0	1	64	93	2.57	1.000
77 Will Ohman, L ERA: 6.41	(8, 1)	2.0		11	2	3	3	1	1	0	2	0	0	1	24	46	13.50	1.500

PITCHER		IP	WLS	BF	H	R	ER	SO	BB	IBB	HBP	BLK	WP	HR	S	P	ERA	WHIP

Batter	1	2	3	4	5	6	7	8	9	AB	R	H	RBI	BB	SO	LOB
30 Alejandro De Aza, L (1, 8) OBP: 0.368, SLG: 0.414	B FF 91 S FF 91 B CU 78 F FF 92 X FF 93 2-2 20 CS 1B	B CU 79 C FF 92 X SL 86 1-1 1B	B FF 93 F FF 93 B CU 79 X SI 93 2-1 HR	C SI 91 B FF 93 B SI 94 X FF 93 2-1 44 F8 20 WP 1B	C KC 80 X FC 91 0-1 ③ P6	5	1	4	1	0	0	1
20 Kevin Youkilis, R (1, 5) OBP: 0.315, SLG: 0.377	C SI 91 1 SAFE B FF 92 B SL 88 F FF 92 X SL 87 2-2 ①② G5-3 1-2	1 SAFE C CU 79 X SL 87 0-1 ② F8	C SI 93 B FF 93 X SI 93 1-1 ③ G4-3	B CU 80 C CU 80 1 SAFE F FF 94 F SL 87 B SL 88 C SL 89 2-3 ① 1-2	4	0	0	0	0	1	3
44 Adam Dunn, L (1, 10) OBP: 0.359, SLG: 0.523	B CU 79 B CU 78 B CU 79 B FF 92 4-0 BB	B FF 92 X SI 92 1-0 ③ G3	B CU 79 B CU 80 B SI 93 B FF 92 4-0 BB	C SL 81 F FF 93 X SL 84 0-2 ② F8 2-3	2	0	0	0	2	0	2
14 Paul Konerko, R (1, 3) OBP: 0.410, SLG: 0.548	C CU 78 C FF 92 S SL 87 0-3 ③ K	X FF 93 0-0 51 1B 2B	B SL 87 C FF 93 X FF 93 1-1 ① F8	C SL 80 S SI 89 D SL 82 C SL 83 1-3 ③ K	4	0	1	0	0	2	3
51 Alex Rios, R (1, 9) OBP: 0.342, SLG: 0.496	C FF 91 F FF 92 B FF 91 S SL 86 1-3 ① K	S SL 87 C FF 92 X SL 88 0-2 24 L4-3 2-3 1B	B CU 80 C SI 93 C FF 94 S SL 88 1-3 ② K	B SI 87 C SI 88 X SL 80 1-1 12 E 12 FC1 24 HR 1B	4	1	2	0	0	2	1
12 A.J. Pierzynski, L (1, 2) 38 Eduardo Escobar, S (9, PR) OBP: 0.311, SLG: 0.262 17 Tyler Flowers, R (9, 2) OBP: 0.263, SLG: 0.333	X FF 92 0-0 ② G4-3	C FF 93 F FF 93 D CU 81 1 SAFE X SL 88 1-2 ① L8	B SI 93 X SI 93 1-0 ③ G4-3	F SI 86 1 SAFE C SI 86 X SL 78 0-2 FC1 24 HR 1-3	4 0 0	0 1 0	0 0 0	0 0 0	0 0 0	0 0 0	4 0 0
24 Dayan Viciedo, R (1, 7) OBP: 0.290, SLG: 0.449	B FF 90 B CU 79 S FF 93 B FF 92 D SI 93 4-1 BB	D FF 93 X FF 93 1-0 ②③ L4-3 1-1	X FF 93 0-0 ① F9	B FC 90 X FC 90 1-0 1-H 3-H HR	3	1	1	3	1	0	2
10 Alexei Ramirez, R (1, 6) OBP: 0.265, SLG: 0.298	D SL 86 X FF 93 1-0 ③ F8	B FF 92 B CU 79 C CU 80 S SI 92 B CU 80 X SI 95 3-2 ① L6	B FF 93 C CU 80 X FF 94 1-1 ② G4-3	B KC 81 F KC 79 C FC 91 F FC 91 S KC 81 1-3 ① K2-3	4	0	0	0	0	1	2
15 Gordon Beckham, R (1, 4) OBP: 0.293, SLG: 0.376	X SI 92 0-0 ① F8	C SI 94 F SL 87 B CU 80 F SI 93 B SL 88 B SL 88 S FF 94 3-3 ② K	B FF 92 F FF 93 F SI 92 X FF 92 1-2 ③ F8	C FC 91 S FC 91 F FC 92 B FC 92 B FC 91 X FC 92 2-2 ② P4	4	0	0	0	0	1	1
Inning Stats	R: 0 E: 0 K: 1 S: 9 H: 1 LOB: 1 BB: 1 P: 17	R: 0 E: 0 K: 1 S: 6 H: 0 LOB: 1 BB: 1 P: 12	R: 0 E: 0 K: 0 S: 6 H: 1 LOB: 1 BB: 0 P: 8	R: 0 E: 0 K: 0 S: 8 H: 2 LOB: 1 BB: 0 P: 10	R: 1 E: 0 K: 1 S: 11 H: 1 LOB: 0 BB: 0 P: 20	R: 0 E: 0 K: 1 S: 6 H: 0 LOB: 1 BB: 1 P: 13	R: 0 E: 0 K: 0 S: 6 H: 0 LOB: 1 BB: 0 P: 8	R: 0 E: 0 K: 2 S: 12 H: 1 LOB: 1 BB: 0 P: 17	R: 3 E: 1 K: 1 S: 16 H: 2 LOB: 1 BB: 0 P: 21	1B: 5 2B: 2 3B: 0 HR: 2 SF: 0 SAC: 0 DP: 1 HBP: 0						

PITCHER		IP	WLS	BF	H	R	ER	SO	BB	IBB	HBP	BLK	WP	HR	S	P	ERA	WHIP
47 Iván Nova, R ERA: 4.03	(1, 1)	7.1		29	6	1	1	5	3	0	0	0	1	1	58	98	1.23	1.227
48 Boone Logan, L ERA: 2.57	(8, 1)	0.1	H	1	0	0	0	0	0	0	0	0	0	0	3	3	0.00	0.000
38 Cody Eppley, R ERA: 3.38	(8, 1)	0.1	H	2	1	1	1	1	0	0	0	0	0	0	5	7	27.00	3.000
39 Clay Rapada, L ERA: 2.74	(9, 1)	0.0		1	0	0	0	0	0	0	0	0	0	0	3	3	∞	∞
30 David Robertson, R ERA: 2.7	(9, 1)	1.0	L	4	1	2	1	1	0	0	0	0	0	1	11	15	9.00	1.000

PITCHER	IP	WLS	BF	H	R	ER	SO	BB	IBB	HBP	BLK	WP	HR	S	P	ERA	WHIP

TOP

Chicago White Sox @ New York Yankees

Yankee Stadium, Bronx, NY

Thu Jun 28 2012, 7:09 PM - 10:02 PM EDT

Att. 44,041 - Partly Cloudy - 88 F

livebaseballscorecards.com

AB	34
R	4
H	8
RBI	4
BB	3
SO	7
LOB	19

BOTTOM

Chicago White Sox @ New York Yankees

Yankee Stadium, Bronx, NY

Thu Jun 28 2012, 7:09 PM - 10:02 PM EDT

Att. 44,041 - Partly Cloudy - 88 F

livebaseballscorecards.com

Batter	1	2	3	4	5	6	7	8	9	AB	R	H	RBI	BB	SO	LOB
2 Derek Jeter, R (1, 6) OBP: 0.352, SLG: 0.408	C SI 88 C SI 86 F FF 85 F CU 74 X SL 82 0-2 ① G6-3		X SL 82 0-0 ② FC6-4 1-2f		C SI 90 X CH 83 0-1 ② L7		B CH 82 B SL 82 F FF 89 X SL 82 2-1 14 CS 1B		C FF 95 X FF 93 0-1 ③ F9	5	0	1	0	0	0	2
14 Curtis Granderson, L (1, 8) OBP: 0.344, SLG: 0.493	B SI 90 F SL 82 B SI 90 S SL 82 B FF 89 B SL 81 4-2 13 S BB		1 SAFE B SI 87 C CH 83 B SL 82 C SL 81 X CH 82 2-2 ③ F8		B SL 83 F CU 76 F FF 89 B SL 80 X CH 84 2-2 13 2B 1B		C SI 89 1 SAFE B FF 87 B FF 88 S SL 80 1 SAFE F SL 81 1 SAFE F SL 80 3-3 ② B FF 87 F SL 82 F SL 80 1 SAFE S SL 80 ③ 1-2 K			3	1	1	0	1	1	2
13 Alex Rodriguez, R (1, 10) OBP: 0.359, SLG: 0.446	D FF 88 B SI 88 C SI 89 S SL 81 D SI 90 S SL 82 3-3 ② K 1-2			X SL 81 0-0 25 G6-3 2B	X SI 88 0-0 24 2B 1-H 2B			B SI 95 B SI 96 F SI 94 C SI 94 B SI 96 T SI 95 3-2 ① K		4	1	2	1	0	2	1
24 Robinson Canó, L (1, 4) OBP: 0.371, SLG: 0.579	C CU 76 D SL 82 X FF 88 1-1 ③ G4-3			X CH 82 0-0 ① L7	B FF 89 D SL 81 C SL 82 F FF 88 F CU 77 X CH 83 2-2 2-H 2B			C SI 95 B FC 91 B FC 90 F SI 96 S FF 96 2-3 ② K		4	0	1	1	0	1	2
25 Mark Teixeira, S (1, 3) OBP: 0.327, SLG: 0.459		B FF 89 B FF 88 C SI 88 C SL 82 C CU 77 2-3 ① K		B SI 89 B CU 76 X SL 82 2-0 ② G6-3 2-3	B SI 90 C SL 81 B FF 89 B SL 81 X SL 81 3-1 ③ G4-3			C FF 95 B CH 87 B FF 95 F SI 96 X SI 95 2-2 HR		4	1	1	1	0	1	2
33 Nick Swisher, S (1, 9) OBP: 0.330, SLG: 0.492		B SI 90 B CH 82 S SL 83 F SL 82 X CU 77 2-2 ② F8		B SL 81 B SL 80 B SL 82 B SI 89 4-0 27 BB BB		C CH 82 S SL 81 B FF 87 X CU 77 1-2 ① L4		B CH 85 B CH 86 B SI 94 C FF 94 X SI 95 3-1 ③ F9		3	0	0	0	1	0	0
27 Raul Ibanez, L (1, 7) OBP: 0.300, SLG: 0.460 45 Dewayne Wise, L (9, 7) OBP: 0.231, SLG: 0.368		C SI 90 B CH 84 B CH 83 F SL 82 X SI 90 2-2 ③ F7		D CH 83 B CH 83 B SL 82 C SI 89 B SL 82 4-1 1-2 BB	C SL 81 B FF 87 F FF 88 B FF 90 S CU 76 2-3 ② K			C FF 94 B FF 94 F FF 94 B CH 83 X FF 94 2-2 1B		2 1	0 0	0 1	0 0	1 0	1 0	0 0
12 Eric Chavez, L (1, 5) OBP: 0.320, SLG: 0.466			C SL 82 X CH 82 0-1 ① G4-3	X SL 81 0-0 ③ G5-3		B CH 84 B CH 82 S SL 82 X SL 81 2-1 ③ G4-3			1 SAFE B FF 93 C FF 94 F CH 83 1 SAFE B FF 95 X CH 84 2-2 ① F7	4	0	0	0	0	0	4
19 Chris Stewart, R (1, 2) OBP: 0.278, SLG: 0.304 22 Andruw Jones, R (9, PH) OBP: 0.319, SLG: 0.441			X SI 90 0-0 2 FC6-4 1B		C SL 81 M SL 83 B SL 83 B CU 77 B SL 81 F SI 89 X SL 82 3-2 ① G5-3		F SL 81 F FF 90 X SI 91 0-2 ① G6-3		1 SAFE C FF 95 S SL 84 C FF 95 0-3 ② K	3 1	0 0	1 0	0 0	0 0	0 1	0 1
Inning Stats	R: 0 E: 0 K: 1 S: 12 H: 0 LOB: 1 BB: 1 P: 20	R: 0 E: 0 K: 1 S: 9 H: 0 LOB: 0 BB: 0 P: 15	R: 0 E: 0 K: 0 S: 7 H: 1 LOB: 1 BB: 0 P: 9	R: 0 E: 0 K: 0 S: 5 H: 1 LOB: 3 BB: 2 P: 15	R: 2 E: 0 K: 0 S: 16 H: 3 LOB: 1 BB: 0 P: 26	R: 0 E: 0 K: 1 S: 8 H: 0 LOB: 0 BB: 0 P: 13	R: 0 E: 0 K: 1 S: 12 H: 1 LOB: 1 BB: 0 P: 17	R: 1 E: 0 K: 2 S: 11 H: 1 LOB: 0 BB: 0 P: 21	R: 0 E: 0 K: 1 S: 11 H: 1 LOB: 1 BB: 0 P: 15	1B: 4 2B: 4 3B: 0 HR: 1 SF: 0 SAC: 0 DP: 1 HBP: 0						WP: 0 PB: 0 SB: 1 CS: 1 PA: 37	

	AB	34
	R	3
	H	8
	RBI	3
	BB	3
	SO	7
	LOB	14

PITCHER		IP	WLS	BF	H	R	ER	SO	BB	IBB	HBP	BLK	WP	HR	S	P	ERA	WHIP
39 Dylan Axelrod, R ERA: 4.5	(1, 1)	7.0		29	6	2	2	4	3	0	0	0	0	0	69	115	2.57	1.286
53 Héctor Santiago, L ERA: 4.61	(8, 1)	1.0	W	4	1	1	1	2	0	0	0	0	0	1	11	21	9.00	1.000
43 Addison Reed, R ERA: 4.18	(9, 1)	1.0	S	4	1	0	0	1	0	0	0	0	0	0	11	15	0.00	1.000

PITCHER	IP	WLS	BF	H	R	ER	SO	BB	IBB	HBP	BLK	WP	HR	S	P	ERA	WHIP

Batter	1	2	3	4	5	6	7	8	9	AB	R	H	RBI	BB	SO	LOB
30 Alejandro De Aza, L (1, 8) OBP: 0.364, SLG: 0.413	B SI 90 F FF 92 C SL 87 B SL 87 F SI 92 F FC 88 S CU 79 2-3 **K** ①	L CU 78 B SL 88 S CH 82 B SI 92 F CU 79 D SL 88 X CH 82 3-2 **G4-3** ① 2-3	C KC 78 C FF 92 X KC 78 0-2 **G4-3** ③			B SL 86 C SI 90 B SL 85 S KC 80 F SI 92 X KC 80 2-2 **G3** ① C CU 74 S CH 83 S CU 76 0-3 **K** ①			X CU 74 0-0 38 G4-3; 44 1B; 2B 1-H 3-H	6	1	1	2	0	2	4
20 Kevin Youkilis, R (1, 5) OBP: 0.310, SLG: 0.370 38 Eduardo Escobar, S (5, 5) OBP: 0.299, SLG: 0.250	C FF 93 F FF 92 B SL 89 F FF 90 X FF 93 1-2 **P3** ② 3-H	C CU 78 B SI 91 X SI 92 1-1 **G5-3** ② 3-H		C FF 91 F SL 85 S FF 92 0-3 **K** ①		C KC 80 B SI 91 F SL 85 B FF 92 S KC 81 2-3 **K** ② F CU 76 S FF 90 D CU 76 B CH 83 X CU 75 2-2 **G4-3** ② 2-3			X CH 81 0-0 **G4-3** ① 2-3	3 3	0 0	0 0	1 0	0 0	1 1	0 2
44 Adam Dunn, L (1, 10) OBP: 0.361, SLG: 0.519	B CU 80 B CU 78 S CH 82 C FF 93 B CU 79 B FC 93 4-2 14 BB; BB ③	C FF 92 B FF 93 F CU 80 F FF 92 X FF 94 1-2 **F7** ③		C KC 80 B CH 86 C SI 93 B SI 94 S KC 80 2-3 **K** ②		F SI 91 F SI 92 B KC 80 B SI 93 B FF 93 4-2 14; 1B; 51 1B; BB D CU 76 B CH 83 C CH 83 C CU 75 B CU 76 C CH 83 3-3 **K** ③			B CH 82 X FF 89 1-0 51 FC6-4; 1B 3-H	4	1	1	1	2	2	1
14 Paul Konerko, R (1, 3) OBP: 0.415, SLG: 0.561	B CU 78 B FF 93 B SL 87 B FF 93 4-0 **BB** 1-2	X SL 86 0-0 **HR**	C KC 80 B FF 92 B SI 93 X CH 86 2-1 **1B**		1 SAFE B FF 92 B FF 92 C KC 81 X FF 92 2-1 51; 1B; 1B 1-2			B SI 87 F CU 75 S FF 87 B CH 82 X FF 89 2-2 **L6** ① C FF 89 C FF 90 B CU 78 F CH 83 B FF 89 X FF 90	C CH 79 B CH 79 F CH 79 B CH 64 B SI 82 X CH 80 3-2 **F8** ②	5	1	3	1	1	0	1
51 Alex Rios, R (1, 9) OBP: 0.342, SLG: 0.493	F FC 92 B SL 89 X SL 88 1-1 **F8** ③		C FF 91 F SI 90 B FF 92 F SL 87 B FF 93 F FF 93 B CU 77 X FC 91 3-2 12 E; 12 S; 12 1B; 1B	C FF 92 F SI 92 B FF 91 S SL 84 1-3 **K** ③		F FF 92 F SL 86 F SI 92 X SI 92 0-2 **1B** 1-2 2-H			X CH 80 0-0 **FC6-4** ③ 1-2f	6	1	2	1	0	2	4
12 A.J. Pierzynski, L (1, 2) OBP: 0.332, SLG: 0.517		B SI 91 X SI 91 1-0 **HR** B CH 83 X FF 92 1-0 10 1B; 1B 1-H	B KC 79 B CH 84 B SI 91 F SI 91 X SI 91 3-1 **HR**		C SL 75 B SL 76 B SL 77 X SL 76 2-1 **F9** ③		C FF 89 C FF 90 B CU 76 F CH 83 B FF 89 X FF 90 2-2 **F7** ③			5	2	3	3	0	0	2
24 Dayan Viciedo, R (1, 7) OBP: 0.296, SLG: 0.454		C FF 91 F FF 91 B FF 91 X SL 88 1-2 10; 15 2B; 1B S CU 77 B SI 90 D CH 83 X CH 82 2-1 **P5** ①	C FF 91 B SL 86 X KC 82 1-1 **G6-3** ①			C CU 72 B CU 75 F CH 81 F SI 91 B SL 78 F SI 90 X CU 75 B CU 73 4-2 10; HR; BB		F FF 87 F CU 74 B CU 76 F SL 78 B FF 88 B FF 90 X CH 82 3-2 10; 2B; 2B	4	3	2	0	1	0	1
10 Alexei Ramirez, R (1, 6) OBP: 0.274, SLG: 0.321		C CU 76 B SI 90 X SI 91 1-1 15; 2B; 1B 1-2	B SI 90 F CU 77 F FF 90 D CU 80 F FF 92 B SL 86 F CH 81 X FC 91 3-2 1-2		B SI 92 B KC 81 C KC 80 F SI 91 X KC 81 2-2 **L7** ②	F CH 81 1 SAFE X FF 87 0-1 1-H **HR**		X CU 74 0-0 15; 1B; 30 2B; 2B 2-H	5	3	4	3	0	0	0
15 Gordon Beckham, R (1, 4) OBP: 0.298, SLG: 0.388		B FF 92 C FF 92 F FF 91 F SL 88 X FF 92 1-2 30 G4-3; 20 G5-3; 2B 1-H 2-H	C FF 91 F SI 92 F FF 92 S SL 85 0-3 **K** ②		B FF 92 B FF 92 X SL 85 2-0 **F8** ③	C FF 89 B FF 89 X FF 90 1-1 38 G4-3; 2B		F FF 89 F FF 88 D SL 77 X CU 76 1-2 30; 2B; 1B 2-3	5	2	3	2	0	1	2
Inning Stats	R: 0 E: 0 K: 1 S: 13 H: 0 LOB: 2 BB: 2 P: 25	R: 4 E: 0 K: 0 S: 20 H: 4 LOB: 0 BB: 0 P: 29	R: 2 E: 0 K: 1 S: 21 H: 4 LOB: 0 BB: 0 P: 30	R: 0 E: 0 K: 3 S: 11 H: 1 LOB: 1 BB: 0 P: 16	R: 1 E: 0 K: 0 S: 8 H: 1 LOB: 0 BB: 0 P: 16	R: 1 E: 0 K: 1 S: 17 H: 2 LOB: 2 BB: 1 P: 29	R: 2 E: 0 K: 2 S: 17 H: 2 LOB: 1 BB: 1 P: 27	R: 0 E: 0 K: 1 S: 10 H: 0 LOB: 0 BB: 0 P: 15	R: 4 E: 0 K: 0 S: 15 H: 5 LOB: 1 BB: 0 P: 23	1B: 10 2B: 5 3B: 0 HR: 4 SF: 0 SAC: 0 DP: 0 HBP: 0						

PITCHER		IP	WLS	BF	H	R	ER	SO	BB	IBB	HBP	BLK	WP	HR	S	P	ERA	WHIP
43 Adam Warren, R ERA: 23.14	(1, 1)	2.1		17	8	6	6	1	2	0	0	0	0	2	47	77	23.14	4.286
41 David Phelps, R ERA: 3.16	(3, 1)	3.1	L	15	4	2	2	5	1	0	0	0	0	1	41	64	5.40	1.500
39 Clay Rapada, L ERA: 2.7	(6, 1)	0.1		1	0	0	0	0	0	0	0	0	0	0	2	4	0.00	0.000
53 Cory Wade, R ERA: 5.79	(7, 1)	2.1		15	7	6	6	3	1	0	0	0	0	1	38	58	23.14	3.429
45 Dewayne Wise, L ERA:	(9, 1)	0.2		2	0	0	0	0	0	0	0	0	0	0	4	7	0.00	0.000

PITCHER	IP	WLS	BF	H	R	ER	SO	BB	IBB	HBP	BLK	WP	HR	S	P	ERA	WHIP

TOP

Chicago White Sox @ New York Yankees

Yankee Stadium, Bronx, NY

Fri Jun 29 2012, 7:11 PM - 10:33 PM EDT

Att. 44,265 - Clear - 95 F

livebaseballscorecards.com

AB	46
R	14
H	19
RBI	14
BB	4
SO	9
LOB	17

WP: 0	PA: 50		
PB: 0			
SB: 1			
CS: 0			

BOTTOM

Chicago White Sox @ New York Yankees

Yankee Stadium, Bronx, NY

Fri Jun 29 2012, 7:11 PM - 10:33 PM EDT

Att. 44,265 - Clear - 95 F

livebaseballscorecards.com

Batter	1	2	3	4	5	6	7	8	9	AB	R	H	RBI	BB	SO	LOB
2 Derek Jeter, R (1, 6) OBP: 0.353, SLG: 0.409	B FF 91 X FF 90 1-0 14 HR 2B	B FF 90 D CH 87 X FF 90 2-0 ①② G6-3 1-2		B CU 79 B FF 90 B FF 90 C FF 90 S FF 90 X CH 86 3-2 ② L7		C SL 88 D SL 83 X FF 89 1-1 ③ G3		B SI 98 F SI 97 B CH 90 F SI 98 B SL 89 B SI 98 4-2 BB		4	1	1	0	1	0	3
14 Curtis Granderson, L (1, 8) OBP: 0.345, SLG: 0.500	B FF 91 X FF 90 1-0 2-H HR	C FF 91 F SL 87 F SL 85 S CU 78 0-3 ③ K2-3		C SL 86 B SL 84 B SL 83 B FF 89 F FF 90 B CU 85 4-2 BB			C FF 93 S SL 82 S SL 82 0-3 ① K	F SI 97 D SL 88 S CH 87 F SL 89 S SL 88 1-3 ③ K		4	1	1	2	1	3	1
25 Mark Teixeira, S (1, 3) OBP: 0.325, SLG: 0.458	C FF 89 F CU 78 C FF 91 0-3 ① K		B FF 90 B FF 90 B FF 90 C FF 89 X FF 89 3-1 ① G5-3	C SL 84 X FF 89 0-1 ③ G1-3			X FF 95 0-0 13 1B 24 FC3-6 2B		B FF 94 B FF 92 X FF 93 2-0 ① G6-3	5	1	1	0	0	1	2
13 Alex Rodriguez, R (1, 5) OBP: 0.360, SLG: 0.444	B FF 88 B FF 88 B FF 91 C FF 91 B FF 90 4-1 33 1B 22 2B BB		X CU 78 0-0 ② G5-3		C CU 77 B FF 89 S CH 86 B SL 83 S FF 90 2-3 ① K		X FF 94 0-0 24 FC3-6 2-3 1B		F FF 94 C SL 84 F FF 95 F SL 82 S SL 81 0-3 ② K	4	1	1	0	1	2	0
24 Robinson Canó, L (1, 4) OBP: 0.368, SLG: 0.573	B FF 91 X SL 87 1-0 ② L9		B FF 90 B CH 87 X FF 90 2-0 ③ F7		S CU 77 F FF 89 B CU 79 X SL 84 1-2 33 CS 1B		F FF 94 X SI 94 0-1 ② FC3-6 33 1B 1-2f 3-H		C FF 92 F FF 95 B FF 95 B FF 95 B SL 84 C SL 82 3-3 ③ K	5	0	1	1	0	1	2
33 Nick Swisher, S (1, 9) OBP: 0.336, SLG: 0.494	C FF 90 B FF 91 X CH 86 1-1 22 2B 1-3 1B			C FF 90 B CH 85 B FF 87 B FF 90 B FF 90 F FF 90 F FF 90 B FF 90 4-2 22 2B 17 2B BB	B FF 88 1 SAFE B FF 90 C FF 89 S FF 90 B CH 85 C SL 86 3-3 ②③ K 1-2		B FF 94 X FF 94 1-0 1-2 1B			3	2	2	0	1	1	1
22 Andruw Jones, R (1, 10) OBP: 0.325, SLG: 0.462	C FF 91 X FF 92 0-1 1-H 3-H 2B		B FF 90 D CH 87 F FF 90 B FF 89 X FF 90 3-1 17 2B 1-3 2B			C SL 87 B CU 82 B CH 83 C SL 88 F SL 84 X FF 90 2-2 ① G5-3	C FF 95 S SL 82 B SL 81 X FF 95 1-2 ③ G5-3			4	1	2	2	0	0	2
17 Jayson Nix, R (1, 7) OBP: 0.298, SLG: 0.404 27 Raul Ibanez, L (8, PH) OBP: 0.299, SLG: 0.458 (9, 7)	D CU 78 F CH 86 X FF 90 1-1 ③ F8			B FF 91 X FF 90 1-0 2-H 3-H 2B		C FF 89 F SL 83 S CU 76 0-3 ② K		B SI 96 B SI 96 F SI 95 S SI 96 S SI 96 2-3 ① K		3 1	0 0	1 0	2 0	0 0	1 1	1 0
19 Chris Stewart, R (1, 2) OBP: 0.280, SLG: 0.306 12 Eric Chavez, L (8, PH) OBP: 0.318, SLG: 0.462 55 Russell Martin, R (9, 2) OBP: 0.317, SLG: 0.374		B CU 77 F FF 90 X CH 86 1-1 2 G6-3 1B		B FF 90 B FF 90 C FF 90 X FF 90 2-1 ① G5-3		X CH 86 0-0 E6		B SI 97 F SI 97 X CH 88 1-1 ② L9		3 1 0	0 0 0	1 0 0	0 0 0	0 0 0	0 0 0	1 0 0
Inning Stats	R: 4 E: 0 K: 1 S: 13 H: 4 LOB: 1 BB: 1 P: 22	R: 0 E: 0 K: 1 S: 7 H: 1 LOB: 0 BB: 0 P: 10	R: 0 E: 0 K: 0 S: 4 H: 0 LOB: 0 BB: 0 P: 9	R: 2 E: 0 K: 0 S: 15 H: 2 LOB: 2 BB: 2 P: 32	R: 0 E: 0 K: 2 S: 9 H: 1 LOB: 0 BB: 0 P: 15	R: 0 E: 1 K: 1 S: 10 H: 0 LOB: 1 BB: 0 P: 13	R: 1 E: 0 K: 1 S: 11 H: 3 LOB: 2 BB: 0 P: 13	R: 0 E: 0 K: 2 S: 11 H: 0 LOB: 1 BB: 1 P: 19	R: 0 E: 0 K: 2 S: 9 H: 0 LOB: 0 BB: 0 P: 14	1B: 5 2B: 5 3B: 0 HR: 1	SF: 0 SAC: 0 DP: 0 HBP: 0	WP: 0 PB: 0 SB: 0 CS: 1	PA: 41			

	AB	37
	R	7
	H	11
	RBI	7
	BB	4
	SO	10
	LOB	13

PITCHER		IP	WLS	BF	H	R	ER	SO	BB	IBB	HBP	BLK	WP	HR	S	P	ERA	WHIP
62 Jose Quintana, L ERA: 2.19	(1, 1)	6.0	W	28	8	6	6	5	3	0	0	0	0	1	58	101	9.00	1.833
37 Matt Thornton, L ERA: 3.24	(7, 1)	1.0		6	3	1	1	1	0	0	0	0	0	0	11	13	9.00	3.000
65 Nate Jones, R ERA: 2.97	(8, 1)	1.0	H	4	0	0	0	2	1	0	0	0	0	0	11	19	0.00	1.000
52 Leyson Septimo, L ERA:	(9, 1)	1.0		3	0	0	0	2	0	0	0	0	0	0	9	14	0.00	0.000

PITCHER	IP	WLS	BF	H	R	ER	SO	BB	IBB	HBP	BLK	WP	HR	S	P	ERA	WHIP

Batter	1	2	3	4	5	6	7	8	9	AB	R	H	RBI	BB	SO	LOB
30 Alejandro De Aza, L (1, 8) OBP: 0.363, SLG: 0.411	C SI 90 X CU 75 0-1 20 CS 1B		C SI 94 B FS 87 S FS 87 F FS 88 B FS 87 B SI 92 F SL 85 F SL 85 F SI 93 3-2 ② X SI 93 F7			C SI 93 B FS 87 F FS 87 B FS 87 B CU 75 X SI 92 3-2 ② G3		C FC 93 B FC 93 S FC 92 F KC 82 F KC 82 S FC 94 1-3 ③ K		4	0	1	0	0	1	0
20 Kevin Youkilis, R (1, 5) OBP: 0.309, SLG: 0.363	1 SAFE B SI 90 C SL 83 1 SAFE B SL 83 C SI 92 B SL 85 F SL 84 S SI 91 3-3 ①② K 1-2		C SL 81 B SI 93 B SI 92 X SI 92 2-1 ③ G5-3			H SI 94 1-0 44 WP HBP			C FF 94 X SI 95 0-1 ① L4	3	0	0	0	0	1	1
44 Adam Dunn, L (1, 3) OBP: 0.363, SLG: 0.515 38 Eduardo Escobar, S (9, PR) OBP: 0.299, SLG: 0.250	B CU 75 B CU 77 F SI 93 C SI 93 F FS 87 B FS 87 F SL 84 B FF 92 4-2 14 1B BB			C CU 74 S FS 86 B FS 86 S FS 88 1-3 ① K		B SL 82 B CU 71 S SL 83 S SL 84 F SL 84 C FS 85 2-3 ③ K 1-2			C SL 81 B SI 94 C SL 83 B SL 81 B SL 83 F SL 84 F FF 96 B SL 84 4-2 14 G6-4-3 BB	2 0	0 0	0 0	0 0	2 0	2 0	1 0
14 Paul Konerko, R (1, 10) OBP: 0.413, SLG: 0.556	B SI 93 C SI 93 B SI 94 T SI 93 B SI 94 X FS 85 3-2 1-3 1B			B FF 93 F SI 94 F FS 87 B SI 92 S FS 88 2-3 ② K			B SL 82 X SI 93 1-0 ① F7		B FF 90 D SL 82 B FF 91 C FF 91 C FF 90 X FF 91 3-2 ②③ G6-4-3 1-2f	4	0	1	0	0	1	1
51 Alex Rios, R (1, 9) OBP: 0.342, SLG: 0.491	C SL 85 F SI 94 S SL 85 0-3 ③ K			C SI 93 F SI 94 B SL 84 S SL 84 1-3 ③ K			X CU 77 0-0 24 S 1B			3	0	1	0	0	2	2
24 Dayan Viciedo, R (1, 7) OBP: 0.293, SLG: 0.449		B SL 83 S SL 84 F SL 84 B SL 85 S SL 84 2-3 ① K			C SI 92 S SI 93 B SL 85 S SL 84 2-3 ① K		D SI 93 F FS 84 1 SAFE S SL 84 S SL 84 1-3 ② K 1-2			3	0	0	0	0	3	1
10 Alexei Ramirez, R (1, 6) OBP: 0.271, SLG: 0.317		B SI 92 X SI 93 1-0 ② F8			X SI 93 0-0 ② F8		C SI 93 F SI 92 B FF 93 S SL 85 1-3 ③ K			3	0	0	0	0	1	1
17 Tyler Flowers, R (1, 2) OBP: 0.250, SLG: 0.315		S SI 94 F SL 84 B FS 86 B SL 84 S SL 85 2-3 ③ K			B SL 84 S SL 84 B SL 84 S SI 93 X SL 84 2-2 ③ F8			C FC 92 B KC 83 F FC 92 C FC 90 1-3 ① K		3	0	0	0	0	2	0
15 Gordon Beckham, R (1, 4) OBP: 0.295, SLG: 0.384			B SI 90 F SI 92 B SL 84 S FS 83 X FS 84 2-2 ① P4			C SL 82 X SI 92 0-1 ① G5-3		C FC 92 X FC 92 0-1 ② F9		3	0	0	0	0	0	0
Inning Stats	R: 0 E: 0 K: 2 S: 16 H: 2 LOB: 2 BB: 1 P: 26	R: 0 E: 0 K: 2 S: 7 H: 0 LOB: 0 BB: 0 P: 12	R: 0 E: 0 K: 0 S: 12 H: 0 LOB: 0 BB: 0 P: 19	R: 0 E: 0 K: 3 S: 9 H: 0 LOB: 0 BB: 0 P: 13	R: 0 E: 0 K: 1 S: 7 H: 0 LOB: 0 BB: 0 P: 11	R: 0 E: 0 K: 1 S: 9 H: 0 LOB: 1 BB: 0 P: 15	R: 0 E: 0 K: 2 S: 8 H: 1 LOB: 1 BB: 0 P: 11	R: 0 E: 0 K: 2 S: 10 H: 0 LOB: 0 BB: 0 P: 12	R: 0 E: 0 K: 0 S: 9 H: 0 LOB: 1 BB: 1 P: 16	1B: 3 2B: 0 3B: 0 HR: 0	SF: 0 SAC: 0 DP: 1 HBP: 1			WP: 1 PB: 0 SB: 1 CS: 1	PA: 31		

TOP

Chicago White Sox @ New York Yankees

Yankee Stadium, Bronx, NY

Sat Jun 30 2012, 1:09 PM - 3:35 PM EDT

Att. 46,895 - Partly Cloudy - 93 F

livebaseballscorecards.com

AB	28
R	0
H	3
RBI	0
BB	2
SO	13
LOB	7

PITCHER		IP	WLS	BF	H	R	ER	SO	BB	IBB	HBP	BLK	WP	HR	S	P	ERA	WHIP
18 Hiroki Kuroda, R ERA: 3.17	(1, 1)	7.0	W	25	3	0	0	11	1	0	1	0	1	0	68	107	0.00	0.571
30 David Robertson, R ERA: 2.57	(8, 1)	1.0		3	0	0	0	2	0	0	0	0	0	0	10	12	0.00	0.000
48 Boone Logan, L ERA: 2.54	(9, 1)	0.1		2	0	0	0	0	1	0	0	0	0	0	6	10	0.00	3.000
29 Rafael Soriano, R ERA: 1.84	(9, 1)	0.2		1	0	0	0	0	0	0	0	0	0	0	3	6	0.00	0.000

PITCHER	IP	WLS	BF	H	R	ER	SO	BB	IBB	HBP	BLK	WP	HR	S	P	ERA	WHIP

Batter	1	2	3	4	5	6	7	8	9	AB	R	H	RBI	BB	SO	LOB
2 Derek Jeter, R (1, 6) OBP: 0.351, SLG: 0.406	C FF 90 B FF 90 S SL 85 C FF 91 1-3 ① K	X CU 82 0-0 ③ F8			C FF 91 H FF 92 1-1 13 FC5-4 HBP		X CU 79 0-0 ② G5-3 1-2			3	0	0	0	0	1	2
14 Curtis Granderson, L (1, 8) OBP: 0.347, SLG: 0.510	B FF 91 X FF 91 1-0 HR		C SL 84 X FF 90 0-1 13 G5-4-3 1B		B SL 85 X FF 91 1-0 ② P5		X FF 91 0-0 ③ F8			4	1	2	1	0	0	2
13 Alex Rodriguez, R (1, 5) OBP: 0.355, SLG: 0.437	C SL 84 F FF 91 C CU 81 0-3 ② K		S CU 80 B FF 90 C FF 90 1 SAFE B CU 81 X CU 81 2-2 ① ② G5-4-3 1-2f		S CU 81 B FF 90 X CU 81 1-1 ③ FC5-4 1-2f			B CU 79 F CU 78 F CU 78 B CU 78 B CU 79 C FF 91 3-3 ① K		4	0	0	0	0	2	2
24 Robinson Canó, L (1, 4) OBP: 0.370, SLG: 0.582	C FF 91 B FF 92 B FC 86 X FC 85 2-1 1B		B FF 92 F FC 86 F FF 91 F FF 92 F FF 92 T CU 80 1-2 ③ K			X SL 84 0-0 HR		C FF 90 F FF 91 B CU 78 X CU 78 1-2 ② G3-1		4	1	2	1	0	1	0
25 Mark Teixeira, S (1, 3) OBP: 0.321, SLG: 0.451	C SL 84 F FF 91 B FF 93 1 SAFE S FC 86 1-3 ③ K			X CH 81 0-0 ① G6-3		C FF 90 F CH 83 B FF 91 F CU 77 F FF 89 F FF 90 B FF 92 S CU 77 2-3 ① K		S SL 85 B FF 91 B CH 84 S CU 78 S FF 92 2-3 ③ K		4	0	0	0	0	3	1
33 Nick Swisher, S (1, 10) OBP: 0.336, SLG: 0.492		C SL 84 F FF 90 B FF 92 F CU 80 B FC 85 B FF 91 X SL 84 3-2 45 2B 1B		C FF 90 B FF 90 T SL 84 F FF 90 B CH 83 S FF 91 2-3 ② K		C SL 84 C CU 77 S CU 77 0-3 ② K				3	1	1	0	0	2	0
27 Raul Ibanez, L (1, 9) OBP: 0.295, SLG: 0.451		B FF 91 C FC 86 B FF 90 D FC 87 F FC 86 1 SAFE 1 SAFE X FF 90 3-2 ① P6		C SL 84 X CU 78 0-1 ③ F8		C FF 91 X FF 91 0-1 ③ F8				3	0	0	0	0	0	1
55 Russell Martin, R (1, 2) OBP: 0.313, SLG: 0.368		C CU 81 S CU 81 S CU 82 0-3 ② K			C CU 79 B CU 79 B CU 81 F CU 80 C FF 90 2-3 ① K		B FF 88 X CU 79 1-0 ① G5-3			3	0	0	0	0	2	1
45 Dewayne Wise, L (1, 7) OBP: 0.286, SLG: 0.512		X FF 90 0-0 1-H 2B			C FF 91 X SL 85 0-1 HR		C FF 89 F FF 90 F CU 77 B CU 76 X CH 84 1-2 2 G5-3 1B			3	1	3	2	0	0	0
Inning Stats	R: 1 E: 0 K: 3 S: 12 H: 2 LOB: 1 BB: 0 P: 17	R: 1 E: 0 K: 1 S: 12 H: 2 LOB: 1 BB: 0 P: 18	R: 0 E: 0 K: 1 S: 10 H: 1 LOB: 0 BB: 0 P: 13	R: 0 E: 0 K: 1 S: 7 H: 0 LOB: 0 BB: 0 P: 9	R: 1 E: 0 K: 1 S: 9 H: 1 LOB: 1 BB: 0 P: 14	R: 1 E: 0 K: 2 S: 12 H: 1 LOB: 0 BB: 0 P: 14	R: 0 E: 0 K: 0 S: 7 H: 1 LOB: 1 BB: 0 P: 9	R: 0 E: 0 K: 2 S: 9 H: 0 LOB: 0 BB: 0 P: 15		1B: 4 2B: 1 3B: 0 HR: 3 SF: 0 SAC: 0 DP: 1 HBP: 1						

PITCHER	IP	WLS	BF	H	R	ER	SO	BB	IBB	HBP	BLK	WP	HR	S	P	ERA	WHIP
44 Jake Peavy, R (1, 1) ERA: 2.96	8.0	L	32	8	4	4	11	0	0	1	0	0	3	78	109	4.50	1.000

PITCHER	IP	WLS	BF	H	R	ER	SO	BB	IBB	HBP	BLK	WP	HR	S	P	ERA	WHIP

BOTTOM

Chicago White Sox @ New York Yankees

Yankee Stadium, Bronx, NY

Sat Jun 30 2012, 1:09 PM - 3:35 PM EDT

Att. 46,895 - Partly Cloudy - 93 F

livebaseballscorecards.com

AB	31
R	4
H	8
RBI	4
BB	0
SO	11
LOB	9

Chicago White Sox @ New York Yankees

Yankee Stadium, Bronx, NY

Sun Jul 01 2012, 2:08 PM - 4:55 PM EDT

Att. 48,324 - Sunny - 95 F

TOP

livebaseballscorecards.com

Batter	1	2	3	4	5	6	7	8	9	AB	R	H	RBI	BB	SO	LOB
30 Alejandro De Aza, L (1, 8) OBP: 0.362, SLG: 0.412	B FF 90 B FF 91 X FF 91 2-0 20 1B 2B	X CH 85 0-0 ③ P5			C FF 89 B KC 74 B FF 90 X CH 82 2-1 ① F8		B KC 74 C CH 81 F FF 90 S KC 76 1-3 ③ K			4	1	1	0	0	1	1
20 Kevin Youkilis, R (1, 5) OBP: 0.307, SLG: 0.360	C FF 92 B FF 92 X FF 92 1-1 44 G3 51 1B 2-H 1B		B KC 72 C KC 74 B KC 75 X FF 91 2-1 ① G6-3		C FF 92 X FF 91 0-1 ② P3			C KC 72 S FF 91 B FF 90 B FF 91 F FF 91 B FF 92 F FF 91 X FF 91 3-2 ① P5		4	1	1	1	0	0	0
44 Adam Dunn, L (1, 10) OBP: 0.359, SLG: 0.507	X KC 75 0-0 ① G3 2-3		C KC 73 F FF 92 C KC 76 0-3 ② K		F FF 92 X KC 74 0-1 ③ G3			B KC 72 C KC 71 F FF 90 B KC 76 F KC 76 B FF 92 X KC 75 3-2 ② L3		4	0	0	0	0	1	1
14 Paul Konerko, R (1, 3) OBP: 0.411, SLG: 0.551	C KC 75 X FF 92 0-1 ② G6-3		X FF 91 0-0 51 2B 1B			B KC 73 C KC 71 X FF 90 1-1 ① F9		B FF 92 B KC 72 C FF 90 X FF 91 2-1 ③ L9		4	0	1	0	0	0	1
51 Alex Rios, R (1, 9) OBP: 0.344, SLG: 0.495	X KC 75 0-0 3-H 1B		B KC 73 F FF 91 X KC 75 1-1 1-3 2B			C FF 90 X FF 90 0-1 ② P4			B FF 91 F FF 91 B FF 91 X FF 90 2-1 ① F8	4	0	2	1	0	0	0
12 A.J. Pierzynski, L (1, 2) OBP: 0.331, SLG: 0.512	1 SAFE C FF 92 S FF 92 F FF 92 1 SAFE S KC 77 0-3 ③ K		F FF 92 F FF 92 D KC 77 X FF 92 1-2 ③ P5			B KC 74 F CH 82 F FF 91 B KC 77 X FF 92 2-2 1B			B SL 82 C FF 93 F SL 82 F SL 84 S SL 84 1-3 ② K	4	0	1	0	0	2	3
24 Dayan Viciedo, R (1, 7) OBP: 0.292, SLG: 0.443		B KC 72 F KC 75 S FF 90 F FF 90 B FF 91 S FF 92 2-3 ① K		B FF 90 S FF 90 C FF 90 S FF 92 1-3 ① K		S FF 90 S FF 92 S FF 92 0-3 ③ K			B FF 92 F SL 81 B FF 94 C FF 93 B FF 95 B FF 92 4-2 BB	3	0	0	0	1	3	1
10 Alexei Ramirez, R (1, 6) OBP: 0.271, SLG: 0.314		S FF 92 F KC 76 F FF 92 F FF 93 B FF 93 B CH 86 B KC 77 B FF 92 4-2 15 S BB		C FF 90 B FF 90 X KC 75 1-1 ② G5-3			B CH 87 X FF 89 1-0 ① P6		S SL 84 C FF 93 S SL 85 0-3 ③ K	3	0	0	0	1	1	1
15 Gordon Beckham, R (1, 4) OBP: 0.292, SLG: 0.379		1 SAFE S FF 92 C FF 93 S FF 93 0-3 ② K 1-2		F FF 92 F FF 93 B FF 92 S FF 92 1-3 ③ K			B FF 90 X FF 90 1-0 ② F7			3	0	0	0	0	2	1
Inning Stats	R: 2 E: 0 K: 1 S: 11 H: 3 LOB: 1 BB: 0 P: 14	R: 0 E: 0 K: 2 S: 12 H: 0 LOB: 1 BB: 1 P: 18	R: 0 E: 0 K: 1 S: 11 H: 2 LOB: 2 BB: 0 P: 15	R: 0 E: 0 K: 2 S: 8 H: 0 LOB: 0 BB: 0 P: 11	R: 0 E: 0 K: 0 S: 6 H: 0 LOB: 0 BB: 0 P: 8	R: 0 E: 0 K: 1 S: 10 H: 1 LOB: 1 BB: 0 P: 13	R: 0 E: 0 K: 1 S: 5 H: 0 LOB: 0 BB: 0 P: 8	R: 0 E: 0 K: 0 S: 11 H: 0 LOB: 0 BB: 0 P: 19	R: 0 E: 0 K: 2 S: 11 H: 0 LOB: 1 BB: 1 P: 18	1B: 4 2B: 2 3B: 0 HR: 0 SF: 0 SAC: 0 DP: 0 HBP: 0						

	AB	33
	R	2
	H	6
	RBI	2
	BB	2
	SO	10
	LOB	9

PITCHER		IP	WLS	BF	H	R	ER	SO	BB	IBB	HBP	BLK	WP	HR	S	P	ERA	WHIP
65 Phil Hughes, R ERA: 4.29	(1, 1)	8.0	W	31	6	2	2	8	1	0	0	0	0	0	74	106	2.25	0.875
29 Rafael Soriano, R ERA: 1.78	(9, 1)	1.0	S	4	0	0	0	2	1	0	0	0	0	0	11	18	0.00	1.000

PITCHER	IP	WLS	BF	H	R	ER	SO	BB	IBB	HBP	BLK	WP	HR	S	P	ERA	WHIP

BOTTOM

Chicago White Sox @ New York Yankees

Yankee Stadium, Bronx, NY

Sun Jul 01 2012, 2:08 PM - 4:55 PM EDT

Att. 48,324 - Sunny - 95 F

livebaseballscorecards.com

Batter	1	2	3	4	5	6	7	8	9	AB	R	H	RBI	BB	SO	LOB
2 Derek Jeter, R (1, 6) OBP: 0.349, SLG: 0.402	X FF 92 0-0 14 1B 24 G1-2-3 1B	X FF 93 0-0 ③ F9		B FF 92 S SI 93 F FF 94 X CU 81 1-2 ② G6-3		1 SAFE D FC 82 L FC 89 B FC 84 B FC 84 X SI 90 3-1 ① G6-3 1-2		1 SAFE C SI 97 F SI 98 F SI 99 B SL 89 1 SAFE S SI 98 1-3 ③ K		5	0	1	0	0	1	2
14 Curtis Granderson, L (1, 8) OBP: 0.348, SLG: 0.508	C FF 91 X FF 91 0-1 24 G1-2-3 25 BB 1-3 1B		C FF 90 B CH 84 B CU 79 S FC 84 B CU 80 X FC 85 3-2 ① G3-1	C CU 80 B CH 84 F CU 81 F FF 93 B FF 92 B CU 80 B FC 86 4-2 BB		X FF 92 0-0 ② G4-3 2-3				3	0	1	0	1	0	1
25 Mark Teixeira, S (1, 3) OBP: 0.323, SLG: 0.448	B FF 91 B FC 85 B SI 92 B FF 91 4-0 24 G1-2-3 1-2 BB		B FF 92 B FF 91 B FC 86 C FF 91 B FF 91 4-1 24 HR BB	C FF 89 1 SAFE X CU 77 0-1 ③ F9		X FF 94 0-0 ③ P3				2	1	0	0	2	0	2
24 Robinson Canó, L (1, 4) OBP: 0.371, SLG: 0.591	S FC 87 C CU 80 F CU 79 X CU 80 0-2 ①② G1-2-3 1-2 2-3 3-Hf		B FC 87 B FC 87 F FC 87 B SI 93 S FC 86 X FC 86 3-2 1-H HR		S FF 92 B CU 79 F CU 78 F CU 78 X CU 80 1-2 12 1B 1B		B FF 92 F FF 92 S SL 83 C SL 82 1-3 ① K			4	1	2	2	0	1	3
33 Nick Swisher, S (1, 9) OBP: 0.334, SLG: 0.488	C FC 87 B FF 92 B CU 79 S FC 86 S FC 87 2-3 ③ K		C FF 92 B CU 80 C CU 79 B CU 80 B CU 80 X FF 92 3-2 12 WP 1B		C FF 91 B FF 92 B FF 91 S FC 83 D FC 86 S FC 86 3-3 ① K		C FF 93 F SL 84 C SL 81 0-3 ② K			4	0	1	0	0	3	3
27 Raul Ibanez, L (1, 10) OBP: 0.294, SLG: 0.448		B FF 90 B FC 86 X FF 92 2-0 12 S 12 HR 1B	X FF 93 0-0 ② F9		1 SAFE B FF 91 F FC 84 B FF 91 F FF 90 C CU 80 2-3 ② K		X SL 80 0-0 ③ F7			4	1	1	0	0	1	2
12 Eric Chavez, L (1, 5) OBP: 0.331, SLG: 0.492		C FC 87 B CU 79 F CU 80 B FF 93 X CU 80 2-2 1-H HR	B FF 93 B FC 88 C FC 86 B FF 91 F FC 86 F CU 80 B CU 80 4-2 1-2 BB		C FF 91 X FF 91 0-1 1-3 1B			B SL 79 B FF 90 F FF 90 B FF 92 X FF 90 3-1 ① F7		3	1	2	2	1	0	0
55 Russell Martin, R (1, 2) OBP: 0.307, SLG: 0.361		B FC 85 X FC 86 1-0 ① F8	C FC 87 B FC 86 B FC 87 B FF 93 F FF 93 F FC 87 X FC 87 3-2 ③ G6-3		X SI 92 0-0 ③ G1-3			X SL 83 0-0 E5 45 FC4-6		4	0	0	0	0	0	4
45 Dewayne Wise, L (1, 7) OBP: 0.283, SLG: 0.477		B FF 91 B SI 91 C FC 84 B FF 92 F FC 87 F FC 85 F FC 86 F FC 86 X FC 86 3-2 ② F9		C FF 92 S FF 92 F CU 80 X FF 91 0-2 ① G4-3		B CH 82 F FC 84 C CU 79 F FF 91 B CU 79 B CU 78 B FC 83 4-2 14 G4-3 2 G6-3 BB		F FF 93 C FF 91 X SL 82 0-2 ② FC4-6 1-2f		3	0	0	0	1	0	1
Inning Stats	R: 0 E: 0 K: 1 S: 10 H: 2 LOB: 2 BB: 1 P: 16	R: 2 E: 0 K: 0 S: 12 H: 2 LOB: 0 BB: 0 P: 20	R: 2 E: 0 K: 0 S: 18 H: 2 LOB: 2 BB: 2 P: 38	R: 0 E: 0 K: 0 S: 12 H: 0 LOB: 1 BB: 1 P: 17	R: 0 E: 0 K: 2 S: 13 H: 2 LOB: 2 BB: 0 P: 19	R: 0 E: 0 K: 0 S: 7 H: 0 LOB: 1 BB: 1 P: 14	R: 0 E: 0 K: 2 S: 7 H: 0 LOB: 0 BB: 0 P: 8	R: 0 E: 1 K: 1 S: 10 H: 0 LOB: 1 BB: 0 P: 14		1B: 6 2B: 0 3B: 0 HR: 2 SF: 0 SAC: 0 DP: 1 HBP: 0	WP: 1 PB: 0 SB: 1 CS: 0 PA: 37					

	AB	32
	R	4
	H	8
	RBI	4
	BB	5
	SO	6
	LOB	18

PITCHER		IP	WLS	BF	H	R	ER	SO	BB	IBB	HBP	BLK	WP	HR	S	P	ERA	WHIP
34 Gavin Floyd, R ERA: 4.91	(1, 1)	5.1	L	28	8	4	4	3	5	0	0	0	1	2	70	122	6.75	2.438
52 Leyson Septimo, L ERA:	(6, 1)	2.1		8	0	0	0	2	0	0	0	0	0	0	15	19	0.00	0.000
65 Nate Jones, R ERA: 2.95	(8, 1)	0.1		1	0	0	0	1	0	0	0	0	0	0	4	5	0.00	0.000

PITCHER	IP	WLS	BF	H	R	ER	SO	BB	IBB	HBP	BLK	WP	HR	S	P	ERA	WHIP

Texas Rangers @ Chicago White Sox

U.S. Cellular Field, Chicago, IL

Tue Jul 03 2012, 8:11 PM - 11:08 PM EDT

Att. 30,183 - Partly Cloudy - 93 F

livebaseballscorecards.com

Batter	1	2	3	4	5	6	7	8	9	AB	R	H	RBI	BB	SO	LOB
5 Ian Kinsler, R (1, 4) OBP: 0.335, SLG: 0.450 14 Alberto Gonzalez, R (7, 4) OBP: 0.255, SLG: 0.333	C SI 94 X SI 93 0-1 F9		C SL 78 X SI 93 0-1 F7			C SI 89 F CH 81 X SL 72 0-2 1 G1-3 1 WP 1B		F FF 95 F SL 88 S CU 79 0-3 K		3 0 1 0 0 0 0 1 0 0 0 0 1 2						
1 Elvis Andrus, R (1, 6) OBP: 0.381, SLG: 0.413	C SI 90 C SI 94 B SI 95 B CH 85 S CH 85 2-3 K			B SI 88 C SI 90 B SI 89 X SI 92 2-1 G3		C SI 88 F SI 93 B CH 81 F SL 79 B SI 94 F SI 93 F CH 83 X CH 82 2-2 G1-3 1-3		B SL 84 B FF 96 C FF 94 F SL 84 F FF 94 F CU 77 X FF 95 2-2 2-H 3-H 2B		4 0 1 2 0 1 1						
32 Josh Hamilton, L (1, 7) OBP: 0.383, SLG: 0.642 27 Leonys Martin, L (7, 7) OBP: 0.310, SLG: 0.500	C SI 94 B SL 81 B SL 81 S SL 80 B SL 84 B SL 80 4-2 29 FC6-4 BB			X SL 74 0-0 1B		S SI 95 B SI 96 F SI 95 B FF 95 F SI 95 F SL 82 X SL 82 2-2 L3		S FF 95 X FF 95 0-1 G6-3		2 0 1 0 1 0 1 1 0 0 0 0 0 1						
29 Adrián Beltré, R (1, 5) OBP: 0.355, SLG: 0.525 21 Brandon Snyder, R (7, PR) OBP: 0.365, SLG: 0.531 (7, 5)	C SI 90 B SI 95 F CH 83 X SI 95 1-2 FC6-4 1-2f			B CH 81 F CH 83 S SI 91 S SL 79 1-3 K			B SI 86 X SI 91 1-0 10 G4-6-3 1B		B FF 94 S FF 93 F FF 94 X SL 87 1-2 7 1B	3 0 1 0 0 1 2 1 0 1 0 0 0 0						
10 Michael Young, R (1, 10) OBP: 0.299, SLG: 0.348		B SI 89 F SI 92 B SI 94 S CH 82 B CH 85 X SI 94 3-2 G6-3		F CH 83 X SI 93 0-1 G1-3			X SI 88 0-0 G4-6-3 1-2f		B FF 94 B SL 85 F FF 94 C FF 95 F CU 79 B FF 94 X FF 93 3-2 F9	4 0 0 0 0 0 3						
17 Nelson Cruz, R (1, 9) OBP: 0.317, SLG: 0.431 7 David Murphy, L (7, 9) OBP: 0.381, SLG: 0.497		B SI 90 S SI 92 X SI 94 1-1 L3			C SI 87 X CH 83 0-1 8 G5-4-3 1B		C SI 89 F SI 93 X SI 93 0-2 G4-3		X FF 95 0-0 1-2 1B	3 0 1 0 0 0 1 1 0 1 0 0 0 0						
25 Mike Napoli, R (1, 3) OBP: 0.333, SLG: 0.435		B SI 92 S CH 84 C SL 79 B SI 94 X CH 85 2-2 G5-3			C CH 83 S SI 94 F SI 94 F SL 79 B SL 77 T SL 77 1-2 K			B CH 86 B SI 87 X SI 90 2-0 23 2B 1 2B 1B	C SL 85 B SL 85 F SL 84 F FF 95 B FF 96 D CU 79 X SL 85 3-2 F8	4 1 1 0 0 1 3						
8 Yorvit Torrealba, R (1, 2) OBP: 0.297, SLG: 0.326			B SI 90 B SI 90 C SI 92 X SI 90 2-1 G6-3		C SI 88 B FF 93 X SI 92 2-0 G5-4-3 1-2f			B SI 88 B SI 89 X SI 90 2-0 F8	F FF 93 X SL 86 0-1 G6-3	4 0 0 0 0 0 4						
23 Craig Gentry, R (1, 8) OBP: 0.423, SLG: 0.465			C SI 88 C SI 94 S SL 78 0-3 K			B SI 86 F SI 89 X SI 88 1-1 G6-3		F FF 94 F FF 94 B CU 77 X CU 78 1-2 1 2B 1-3 2B		3 1 1 0 0 1 0						
Inning Stats	R: 0 E: 0 K: 1 S: 10 H: 0 LOB: 1 BB: 1 P: 17	R: 0 E: 0 K: 0 S: 8 H: 0 LOB: 0 BB: 0 P: 14	R: 0 E: 0 K: 1 S: 7 H: 0 LOB: 0 BB: 0 P: 9	R: 0 E: 0 K: 1 S: 8 H: 1 LOB: 1 BB: 0 P: 11	R: 0 E: 0 K: 1 S: 8 H: 1 LOB: 0 BB: 0 P: 11	R: 0 E: 0 K: 0 S: 16 H: 1 LOB: 1 BB: 0 P: 21	R: 0 E: 0 K: 0 S: 5 H: 1 LOB: 1 BB: 0 P: 6	R: 2 E: 0 K: 1 S: 15 H: 3 LOB: 1 BB: 0 P: 22	R: 0 E: 0 K: 0 S: 14 H: 2 LOB: 2 BB: 0 P: 21	1B: 7 2B: 2 3B: 0 HR: 0 SF: 0 SAC: 0 DP: 2 HBP: 0						

	AB	34
	R	2
	H	9
	RBI	2
	BB	1
	SO	5
	LOB	18

WP: 1 PB: 0 SB: 0 CS: 0 PA: 35

PITCHER	IP	WLS	BF	H	R	ER	SO	BB	IBB	HBP	BLK	WP	HR	S	P	ERA	WHIP
49 Chris Sale, L (1, 1) ERA: 2.19	7.1	W	26	5	1	1	4	1	0	0	0	1	0	64	95	1.23	0.818
48 Brian Omogrosso, R (8, 1) ERA: 5.4	1.2		9	4	1	1	1	0	0	0	0	0	0	27	37	5.40	2.400

PITCHER	IP	WLS	BF	H	R	ER	SO	BB	IBB	HBP	BLK	WP	HR	S	P	ERA	WHIP

Texas Rangers @ Chicago White Sox

U.S. Cellular Field, Chicago, IL

Tue Jul 03 2012, 8:11 PM - 11:08 PM EDT

Att. 30,183 - Partly Cloudy - 93 F

livebaseballscorecards.com

BOTTOM

Batter	1	2	3	4	5	6	7	8	9	AB	R	H	RBI	BB	SO	LOB
30 Alejandro De Aza, L (1, 8) OBP: 0.361, SLG: 0.417	B FF 90 B CH 80 X FF 90 2-0 20 HR 1B	B CH 83 X FF 92 1-0 20 1B 3B		F FC 82 X CH 82 0-1 ① G4-3	F CH 84 B FF 92 X CU 69 1-1 FC4 20 1B 14 1B 1-2	F FF 96 B FF 96 X FF 95 1-1 ② F8	C CU 78 S CU 80 B FF 94 B CU 80 B SI 92 X CU 79 3-2 ③ F7 1-2 2-3 3-H			6	3	2	0	0	0	3
20 Kevin Youkilis, R (1, 5) OBP: 0.313, SLG: 0.382 (7, 3)	C FF 91 I SAFE X SI 92 0-1 1-H HR	C CU 72 T SL 76 B FF 93 X CH 85 1-2 44 WP 44 2B 3-H 1B		B FF 91 X FF 91 1-0 ② F8	B CU 69 C CU 69 B SI 88 X CU 70 2-1 14 1B 51 1B 1-3 2-H 1B	C FF 96 X CU 83 0-1 ③ G6-3		C FF 92 B CU 84 S CU 83 C FF 93 1-3 ① K	6	3	3	4	0	1	0
44 Adam Dunn, L (1, 10) OBP: 0.366, SLG: 0.525 17 Tyler Flowers, R (7, PH) OBP: 0.258, SLG: 0.309 (8, 10)	B FF 94 F FF 92 B FF 93 B FF 94 S CH 84 X FF 94 3-2 HR	B FF 94 B CU 71 S CH 83 C CH 81 B CU 66 X CH 82 3-2 14 1B 1-H 2B		B SI 91 B FF 91 B CH 82 C SI 93 B FC 83 4-1 BB	I IN 78 I IN 81 I IN 82 I IN 84 4-0 14 1B 51 1B IBB		B FF 95 B FF 94 B FF 95 B SI 91 4-0 38 2B 7 SF8 BB	B FF 94 S FF 91 C FF 93 B FF 92 S CU 80 2-3 ② K	2 1	3 1	2 0	2 0	2 1	0 1	0 0
14 Paul Konerko, R (1, 3) OBP: 0.412, SLG: 0.551 38 Eduardo Escobar, S (7, 5) OBP: 0.304, SLG: 0.271	F FF 93 B SL 78 S SL 76 B FF 94 B FF 94 X CH 82 3-2 F8	B FC 86 F FC 86 F FF 93 D FC 81 F CH 83 X SI 94 2-2 51 G1-6-3 2-H 1B		C FF 92 C CU 71 F SL 78 X FF 92 0-2 ③ F9	F SI 88 X SI 89 0-1 51 1B 12 HR 1-2 2-3 3-H 1B		C FF 93 B CH 84 X CH 86 1-1 12 1B 24 WP 1-3 2B	F SI 93 X CU 82 0-1 ③ G4-3	4 2	1 1	2 1	2 0	0 0	0 0	1 0
51 Alex Rios, R (1, 9) OBP: 0.349, SLG: 0.508 7 Jordan Danks, L (7, 9) OBP: 0.368, SLG: 0.444	B FF 92 S CH 83 X FF 94 1-1 HR	B SI 94 C FC 84 X CH 83 1-1 ② ③ G1-6-3 1-2f			F CU 69 C CH 80 B FC 82 F SW 85 B FF 83 X FC 83 3-2 24 2B 10 1B 1B B CU 71 C SV 87 X SI 87 1-1 12 HR 1-2 2-H 3-H 1B		F FF 93 X FF 93 0-1 ① SF8 3-H		4 0	3 0	3 0	3 1	0 0	0 0	1 0
12 A.J. Pierzynski, L (1, 2) OBP: 0.336, SLG: 0.530	C CU 70 X CH 84 0-1 2B	B SI 92 S CH 82 F CU 70 B FF 91 B CU 67 F CH 82 S FF 92 3-3 ① K			F CH 91 B FF 92 F FF 92 B FF 81 S SI 92 1-3 ① K X SI 87 0-0 1-H 2-H HR		C CU 79 B FF 93 B CH 85 C CU 78 X FF 94 2-2 10 1B 24 WP 5 FC1-2 2-3 1B		5	1	3	3	0	2	1
24 Dayan Viciedo, R (1, 7) OBP: 0.298, SLG: 0.448	B FF 94 B CH 84 F FF 94 S FF 93 S SL 75 2-3 ② K	F FC 82 C FF 93 X SL 74 0-2 ② F8			X FC 84 B CH 82 X FF 91 1-1 10 1B 1-3 2B X SI 87 0-0 1B		C FF 94 B FF 94 B CU 81 B CU 81 F FF 94 B FF 96 4-2 5 FC1-2 10 1B 30 WP 1-2 3-H BB		4	2	2	0	1	1	1
10 Alexei Ramirez, R (1, 6) OBP: 0.276, SLG: 0.322	X FF 93 0-0 ③ F9	C CH 82 S CU 70 B CU 70 F FF 93 B SL 78 X CH 80 2-2 2B			X FC 86 0-0 30 20 1B 2-H 3-H 1B B CU 71 X CU 71 1-0 ③ P2		X CU 80 0-0 30 WP 5 FC1-2 1-2 2-3 1B		5	1	3	2	0	0	2
15 Gordon Beckham, R (1, 4) OBP: 0.289, SLG: 0.375 5 Orlando Hudson, S (6, PH) OBP: 0.255, SLG: 0.303 (7, 4)		S FF 92 B FC 84 F CU 69 F FF 92 B SL 77 F CH 82 S FF 93 2-3 ① K		C FF 92 B FF 92 S CU 70 B FF 92 X CH 83 2-2 ③ F8	F FF 92 F SI 91 X CU 72 0-2 ② P3	C FF 94 B FF 95 B FF 95 F SI 92 C FF 95 2-3 ① K	B SI 91 B FF 92 B FF 93 C FF 92 F FF 92 X SI 90 3-2 ② FC1-2 30 WP 1-2 2-3 3-Hf		3 2	0 0	0 0	0 0	0 0	1 1	2 3
Inning Stats	R: 4 E: 0 K: 1 S: 17 H: 5 LOB: 1 BB: 0 P: 28	R: 3 E: 0 K: 1 S: 18 H: 4 LOB: 0 BB: 0 P: 28	R: 0 E: 0 K: 1 S: 14 H: 1 LOB: 1 BB: 0 P: 21	R: 0 E: 0 K: 0 S: 8 H: 0 LOB: 1 BB: 1 P: 13	R: 9 E: 1 K: 1 S: 25 H: 8 LOB: 1 BB: 1 P: 39	R: 0 E: 0 K: 1 S: 7 H: 0 LOB: 0 BB: 0 P: 10	R: 3 E: 0 K: 0 S: 16 H: 3 LOB: 2 BB: 2 P: 33	R: 0 E: 0 K: 2 S: 8 H: 0 LOB: 0 BB: 0 P: 11		1B: 11 2B: 5 3B: 1 HR: 4	SF: 1 SAC: 0 DP: 1 HBP: 0			WP: 3 PB: 0 SB: 0 CS: 0	PA: 49	

	AB	44
	R	19
	H	21
	RBI	17
	BB	4
	SO	7
	LOB	14

PITCHER		IP	WLS	BF	H	R	ER	SO	BB	IBB	HBP	BLK	WP	HR	S	P	ERA	WHIP
44 Roy Oswalt, R ERA: 7.79	(1, 1)	4.2	L	28	13	11	11	4	1	0	0	0	1	3	73	112	21.21	3.000
22 Yoshinori Tateyama, R ERA: 14.4	(5, 1)	0.1		7	5	5	3	0	0	1	0	0	0	1	9	17	81.00	15.000
51 Justin Grimm, R ERA: 10.8	(6, 1)	3.0		14	3	3	3	3	2	0	0	0	2	0	31	54	9.00	1.667

PITCHER	IP	WLS	BF	H	R	ER	SO	BB	IBB	HBP	BLK	WP	HR	S	P	ERA	WHIP

TOP

Texas Rangers @ Chicago White Sox
U.S. Cellular Field, Chicago, IL
Wed Jul 04 2012, 7:12 PM - 10:34 PM EDT
Att. 30,271 - Partly Cloudy - 97 F

livebaseballscorecards.com

Batter	1	2	3	4	5	6	7	8	9	10	AB	R	H	RBI	BB	SO	LOB
5 Ian Kinsler, R (1, 4) OBP: 0.336, SLG: 0.448	B SI 89 F FF 88 C SL 83 X CU 76 1-2 L7 ①	C SL 82 B SL 84 C SL 81 X SL 81 1-2 1B		C CU 77 C FF 90 B SL 81 F CH 82 B SI 92 F SI 89 B SL 78 F FF 89 D CH 82 4-2 1 CS BB			C SI 98 B SL 87 B SL 88 X SI 98 2-1 G6-3 ①		X SL 81 0-0 G6-3 ②		4	0	1	0	1	0	0
1 Elvis Andrus, R (1, 6) OBP: 0.376, SLG: 0.406	C SI 89 X SI 90 0-1 G6-3 ②	1 SAFE B SL 81 1 SAFE C SL 80 F FF 87 F CH 79 F FF 89 1 SAFE C SI 88 1-3 K ③		1 SAFE C FF 86 B SL 81 1 SAFE B SL 81 B FF 87 3-1 CS ③ 1-2	C FF 88 X CU 76 0-1 G5-3 ①		X SI 98 0-0 G1-3 ②		B FF 94 B FF 94 C FF 95 F FF 95 B SL 81 X FF 95 3-2 G6-3 ③		5	0	0	0	0	1	1
32 Josh Hamilton, L (1, 7) OBP: 0.387, SLG: 0.650	B FF 90 X SI 89 1-0 29 1B 10 2B 1B		S SL 80 S CU 76 X SL 83 0-2 HR		B SI 89 B SL 82 F SL 82 F FF 89 F CU 76 F CH 82 C FF 91 2-3 K ②		B CH 92 B CH 90 B SL 88 B SI 93 4-0 29 1B BB			X CH 83 0-0 F8 ①	4	2	2	1	1	1	0
29 Adrián Beltré, R (1, 5) OBP: 0.356, SLG: 0.523	C FF 88 F SI 87 X SL 82 0-2 10 2B 1-3 1B		C SL 82 C CH 81 B SI 89 B CH 82 F CH 82 X CU 76 2-2 G5-3 ①		B FF 91 X CU 76 1-0 G5-3 ③		B SI 100 B SI 99 C SI 98 F SI 99 F SI 100 1 SAFE X SL 89 2-2 1-3 1B			C FF 95 B FF 96 B FF 95 S FF 93 X FF 95 2-2 F9 ②	5	1	2	0	0	0	0
10 Michael Young, R (1, 3) OBP: 0.300, SLG: 0.352	B SL 81 X FF 87 1-0 17 1B 1-H 3-H 2B		C FF 90 C FF 90 B CU 75 B SL 83 X SL 82 2-2 7 FC6 1B			F CU 75 B FF 89 B CU 76 F FF 88 X SI 89 2-2 G4-3 ①	X SI 99 0-0 G4-3 ③			X FF 96 0-0 F9 ③	5	1	2	2	0	0	2
17 Nelson Cruz, R (1, 10) OBP: 0.316, SLG: 0.429	B SI 89 B SL 82 C SL 82 S FF 89 D SL 83 X SL 81 3-2 2-H 1B		X FF 88 0-0 P3 ②			C FF 89 X SI 89 0-1 L8 ②		C FF 94 S SL 82 B SI 95 F SL 82 X SL 82 1-2 G5-3 ①			4	0	1	1	0	0	1
7 David Murphy, L (1, 9) OBP: 0.378, SLG: 0.492	B SI 88 C SI 89 C SI 90 B SL 82 1 SAFE D SI 89 X FF 89 3-2 G4-3 ③		B FF 87 C SI 85 C SI 87 F FF 88 D SL 81 1 SAFE X CH 82 2-2 FC6 ③ 1-2f			X FF 93 0-0 25 WP 1B		B SL 81 X FF 96 1-0 P4 ②			4	0	1	0	0	0	2
25 Mike Napoli, R (1, 2) OBP: 0.336, SLG: 0.431		S SL 81 B FF 89 S CH 80 B SI 92 X SL 81 2-2 G5-3 ①		B SL 81 C SI 88 B SL 82 B SL 81 F SL 82 F SI 89 B SL 81 4-2 27 G5-4-3 BB		C FF 94 B FF 92 D SL 85 B FF 94 I IN 76 4-1 23 FC6-4 IBB 1-2		B SL 81 B SL 80 C FF 96 B FF 95 X FF 96 3-1 F8 ③			2	0	0	0	2	0	0
27 Leonys Martin, L (1, 8) OBP: 0.290, SLG: 0.464 23 Craig Gentry, R (6, PH) OBP: 0.417, SLG: 0.457 (6, 8)		B SI 88 B CH 81 B SI 88 C SI 88 X SI 88 3-1 G4-3 ②		C FF 88 F FF 86 X SI 91 0-2 G5-4-3 ① ② 1-2f		B SI 98 F SI 98 B SI 98 X SI 98 2-1 FC6-4 ③ 1-2f			S FF 94 F SL 81 B FF 94 F FF 95 C FF 95 1-3 K ①		2 2	0 0	0 0	0 0	0 0	0 1	1 2
Inning Stats	R: 3 H: 4 E: 0 LOB: 1 K: 0 BB: 0 S: 16 P: 25	R: 0 H: 1 E: 0 LOB: 1 K: 1 BB: 0 S: 13 P: 20	R: 1 H: 2 E: 0 LOB: 1 K: 0 BB: 0 S: 15 P: 21	R: 0 H: 0 E: 0 LOB: 0 K: 0 BB: 2 S: 12 P: 23	R: 0 H: 0 E: 0 LOB: 0 K: 1 BB: 0 S: 8 P: 11	R: 0 H: 1 E: 0 LOB: 2 K: 0 BB: 1 S: 9 P: 17	R: 0 H: 1 E: 0 LOB: 2 K: 0 BB: 1 S: 8 P: 16	R: 0 H: 0 E: 0 LOB: 0 K: 0 BB: 0 S: 7 P: 12	R: 0 H: 0 E: 0 LOB: 0 K: 1 BB: 0 S: 8 P: 12	R: 0 H: 0 E: 0 LOB: 0 K: 0 BB: 0 S: 5 P: 7	1B: 7 SF: 0 2B: 1 SAC: 0 3B: 0 DP: 1 HR: 1 HBP: 0						

AB	37
R	4
H	9
RBI	4
BB	4
SO	3
LOB	9

WP: 1 PA: 42
PB: 0
SB: 0
CS: 1

PITCHER		IP	WLS	BF	H	R	ER	SO	BB	IBB	HBP	BLK	WP	HR	S	P	ERA	WHIP
39 Dylan Axelrod, R ERA: 4.91	(1, 1)	5.2		24	7	4	4	2	2	0	0	0	0	1	69	107	6.35	1.588
52 Leyson Septimo, L ERA:	(6, 1)	0.0		2	1	0	0	0	0	1	0	0	1	0	2	6	∞	∞
65 Nate Jones, R ERA: 2.84	(6, 1)	1.1		6	1	0	0	0	1	0	0	0	0	0	10	20	0.00	1.500
37 Matt Thornton, L ERA: 3.06	(8, 1)	2.0		6	0	0	0	1	0	0	0	0	0	0	15	24	0.00	0.000
43 Addison Reed, R ERA: 4.03	(10, 1)	1.0	W	3	0	0	0	0	0	0	0	0	0	0	5	7	0.00	0.000

PITCHER	IP	WLS	BF	H	R	ER	SO	BB	IBB	HBP	BLK	WP	HR	S	P	ERA	WHIP

Texas Rangers @ Chicago White Sox

U.S. Cellular Field, Chicago, IL

Wed Jul 04 2012, 7:12 PM - 10:34 PM EDT

Att. 30,271 - Partly Cloudy - 97 F

livebaseballscorecards.com

Batter	1	2	3	4	5	6	7	8	9	10	AB	R	H	RBI	BB	SO	LOB
30 Alejandro De Aza, L (1, 8) OBP: 0.359, SLG: 0.411	B SI 92 B SI 91 F SI 91 F FC 90 X FF 91 2-2 ① G4-3	C CU 79 B FC 90 F CU 75 B SI 92 S CH 86 2-3 ② K			F CH 88 B FC 90 S CH 86 X SI 93 1-2 ② G4-3		C SI 91 C FF 91 X SI 91 0-2 ② G6-3			C SL 88 F SL 88 B SL 89 F SL 87 B CH 83 F SL 87 B SL 87 B SL 86 4-2 20 S 20 1B BB	4	1	0	0	1	1	2
20 Kevin Youkilis, R (1, 5) OBP: 0.320, SLG: 0.385	C SI 92 S FC 90 B CH 86 B SI 93 B FC 91 X SI 94 3-2 ② G4-3	B CU 80 C CH 86 C SI 93 F CH 86 T SI 94 1-2 ③ K			B CU 80 B CH 87 C SI 91 X SI 93 2-1 1B		B SI 93 I IN 66 I IN 69 I IN 68 4-0 IBB			1 SAFE F SI 89 1 SAFE F SL 87 1 SAFE 1 SAFE F SI 90 F SL 87 F FF 92 1-H 2-2 B SL 86 F SL 88 B CU 79 X SI 92 1B	4	0	2	1	1	1	1
44 Adam Dunn, L (1, 10) OBP: 0.362, SLG: 0.518	B SI 93 B SI 91 T FF 92 X FC 91 2-1 ③ F7		C CU 77 S FC 90 X FC 90 0-2 ① F8		C SI 90 C CH 86 B FC 91 B CH 87 X SI 90 2-2 ③ G6-3		B FF 92 C SI 92 B SL 85 F SI 92 B SI 94 C SI 94 3-3 ③ K				4	0	0	0	0	1	3
14 Paul Konerko, R (1, 3) OBP: 0.410, SLG: 0.544		X SI 91 0-0 ① G5-3	C FC 89 B CH 88 B SI 93 B CU 79 F FC 89 D CU 79 4-2 51 G6-4-3 BB			C SI 89 B CH 88 B SI 93 S CH 87 X SI 94 2-2 ① P4		C FF 92 C FF 93 F SI 92 X SI 93 0-2 ① G1-3			3	0	0	0	1	0	0
51 Alex Rios, R (1, 9) OBP: 0.351, SLG: 0.515		B SI 92 C FC 89 B CH 86 X SI 92 2-1 ② 24 1B 2B	B SI 92 C SI 92 X CH 87 1-1 ②③ G6-4-3 1-2f			C CU 77 B CH 87 C SI 92 F SI 93 F SI 93 X CH 87 1-2 2B		C FF 92 X SI 92 0-1 ② G6-3			4	1	2	0	0	0	1
12 A.J. Pierzynski, L (1, 2) OBP: 0.335, SLG: 0.524		C CU 78 F SI 91 H SI 92 1-2 24 1B 10 1B HBP		F CH 86 F FC 90 S CH 85 0-3 ① K		F CH 85 F FC 92 T SI 91 0-2 ② K		C SI 93 B SL 86 B FC 93 B SI 92 F FC 94 F SI 94 F SI 94 S SI 93 2-3 ③ K			3	1	0	0	0	3	1
24 Dayan Viciedo, R (1, 7) OBP: 0.297, SLG: 0.445		B SI 93 B FC 89 X SI 93 2-0 10 1B 15 2B 1-2 2-H 1B		C CU 78 X FC 90 0-1 ② P3		S CU 80 F FF 90 F SI 94 F CU 75 B SI 93 X SI 95 1-2 G6-3			C SL 88 S FF 92 C FF 93 0-3 ① K		4	1	1	1	0	1	1
10 Alexei Ramirez, R (1, 6) OBP: 0.279, SLG: 0.325		C FF 90 F SI 94 B CU 79 F CU 79 B SI 93 F FC 90 X SI 94 2-2 15 2B 1-3 2-H 1B		X FC 90 0-0 ③ P3			B FF 97 B FF 98 F FF 96 X FF 96 2-1 15 SH1-4 1B		B FF 92 C SL 87 X SL 86 1-1 ② G1-3		4	1	2	1	0	0	0
15 Gordon Beckham, R (1, 4) OBP: 0.289, SLG: 0.378		X SI 94 0-0 2-H 3-H 2B			C CU 79 F SI 93 B CU 79 B SI 92 B SI 94 X SI 91 3-2 ① F9		1 SAFE X FF 96 0-0 ① SH1-4 1-2		C FF 91 F FF 92 F SL 88 T CU 77 0-2 ③ K		3	0	1	2	0	1	0
Inning Stats	R: 0 E: 0 K: 0 S: 8 H: 0 LOB: 0 BB: 0 P: 15	R: 4 E: 0 K: 2 S: 19 H: 4 LOB: 1 BB: 0 P: 29	R: 0 E: 0 K: 0 S: 7 H: 0 LOB: 0 BB: 1 P: 12	R: 0 E: 0 K: 1 S: 6 H: 0 LOB: 0 BB: 0 P: 6	R: 0 E: 0 K: 0 S: 11 H: 1 LOB: 1 BB: 0 P: 19	R: 0 E: 0 K: 1 S: 16 H: 1 LOB: 1 BB: 0 P: 20	R: 0 E: 0 K: 1 S: 9 H: 1 LOB: 2 BB: 1 P: 18	R: 0 E: 0 K: 1 S: 12 H: 0 LOB: 0 BB: 0 P: 14	R: 0 E: 0 K: 2 S: 9 H: 0 LOB: 0 BB: 0 P: 10	R: 1 E: 0 K: 0 S: 11 H: 1 LOB: 1 BB: 1 P: 17	1B: 5 2B: 3 3B: 0 HR: 0 SF: 0 SAC: 1 DP: 1 HBP: 1	WP: 0 PB: 0 SB: 1 CS: 0 PA: 38					

BOTTOM

AB	33
R	5
H	8
RBI	5
BB	3
SO	8
LOB	9

PITCHER		IP	WLS	BF	H	R	ER	SO	BB	IBB	HBP	BLK	WP	HR	S	P	ERA	WHIP
39 Scott Feldman, R ERA: 6.11	(1, 1)	6.0		25	6	4	4	4	1	0	1	0	0	0	67	101	6.00	1.167
52 Tanner Scheppers, R ERA: 9.0	(7, 1)	0.1		2	1	0	0	0	0	0	0	0	0	0	3	5	0.00	3.000
28 Robbie Ross Jr., L ERA: 0.99	(7, 1)	1.2		6	0	0	0	2	0	1	0	0	0	0	18	27	0.00	0.000
37 Mike Adams, R ERA: 3.18	(9, 1)	1.0	L	5	1	1	1	2	1	0	0	0	0	0	20	27	9.00	2.000

PITCHER		IP	WLS	BF	H	R	ER	SO	BB	IBB	HBP	BLK	WP	HR	S	P	ERA	WHIP

Texas Rangers @ Chicago White Sox

U.S. Cellular Field, Chicago, IL

Thu Jul 05 2012, 2:12 PM - 4:19 PM EDT

Att. 21,288 - Sunny - 99 F

livebaseballscorecards.com

Batter	1	2	3	4	5	6	7	8	9	AB	R	H	RBI	BB	SO	LOB
5 Ian Kinsler, R (1, 4) OBP: 0.338, SLG: 0.447	B SI 90 C FF 91 F SL 89 F FF 92 X FF 88 1-2 1 G6-4-3 1B			C CU 76 B CH 84 B FF 90 B CH 85 B FF 87 4-1 1 G5-3 29 1B BB		B SI 90 C FF 89 F SL 86 S CU 78 1-3 ② K			C SI 95 F SL 84 X SL 86 0-2 ② F9	3	1	1	0	1	1	0
1 Elvis Andrus, R (1, 6) OBP: 0.372, SLG: 0.401	D FF 91 C FF 92 B SI 92 1 SAFE X FF 92 2-1 ① ② G6-4-3 1-2f			B FF 91 1 SAFE 1 SAFE X CH 85 1-0 ① G5-3 1-2		B CU 86 C SI 90 C FF 88 B CU 87 F CU 78 X FF 87 2-2 ③ F8			C FF 96 C FF 95 B FF 95 B SL 87 F FF 95 S SL 86 2-3 ③ K	4	0	0	0	0	1	2
32 Josh Hamilton, L (1, 7) OBP: 0.386, SLG: 0.646	B FF 90 S FF 88 X CU 80 1-1 ③ P5			S CU 80 S SL 88 B FF 88 S SI 91 1-3 ② K			F FF 89 H SI 89 1-1 29 FC5-4 HBP			2	0	0	0	0	1	1
29 Adrian Beltré, R (1, 5) OBP: 0.356, SLG: 0.521		B FF 91 C FF 88 B SI 91 X FF 89 2-1 ① F7		B SL 87 F FF 90 D CU 80 B FF 91 C CU 77 F CU 87 X CH 87 3-2 10 FC6-4 2-H 1B			C SL 86 B FF 90 1 SAFE X CU 86 1-1 ① FC5-4 10 G6-4-3 1-2f			3	0	1	1	0	0	1
10 Michael Young, R (1, 10) OBP: 0.297, SLG: 0.349		C FF 92 S CU 79 B FF 92 X FF 92 1-2 ② G4-3		B FF 92 C SI 91 X CU 87 1-1 ③ FC6-4 1-2f			F FF 90 B FF 90 X CU 86 1-1 ②③ G6-4-3 1-2f			3	0	0	0	0	0	2
17 Nelson Cruz, R (1, 9) OBP: 0.313, SLG: 0.424		B SL 87 T FF 91 F CU 80 F FF 92 B SL 88 S SI 92 2-3 ③ K			C CH 87 C SI 89 F SI 90 B CU 78 F SL 86 S FF 87 1-3 ① K			F CH 88 B CU 86 X CU 77 1-1 ① F7		3	0	0	0	0	2	0
21 Brandon Snyder, R (1, 3) OBP: 0.345, SLG: 0.500			B FF 90 C FF 90 F FF 87 B FF 92 F CH 87 S CU 79 2-3 ① K		B FF 89 F FF 90 B SI 90 S SL 87 F CU 78 S FF 90 2-3 ② K			C CU 76 B FF 90 F SL 87 F CU 77 F CU 77 B SI 90 S CU 85 2-3 ② K		3	0	0	0	0	3	0
8 Yorvit Torrealba, R (1, 2) OBP: 0.291, SLG: 0.319			X FF 92 0-0 ② G1-3		B SI 91 C FF 89 S FF 88 B FF 92 X SL 87 2-2 ③ G6-3			B FF 90 B CU 87 C FF 89 F FF 89 B CU 85 X CU 78 3-2 ③ F8		3	0	0	0	0	0	0
23 Craig Gentry, R (1, 8) OBP: 0.411, SLG: 0.450 7 David Murphy, L (9, PH) OBP: 0.377, SLG: 0.490			C CU 78 B SL 88 B FF 91 L FF 91 S CU 80 2-3 ③ K			C CU 77 C CU 85 X SI 90 0-2 ① G4-3			B S CH 82 S CH 84 S 1-3 ① K	2 1	0 0	0 0	0 0	1 1	0 0	0 0
Inning Stats	R: 0 E: 0 K: 0 S: 8 H: 1 LOB: 0 BB: 0 P: 12	R: 0 E: 0 K: 1 S: 9 H: 0 LOB: 0 BB: 0 P: 14	R: 0 E: 0 K: 2 S: 8 H: 0 LOB: 0 BB: 0 P: 12	R: 1 E: 0 K: 1 S: 11 H: 1 LOB: 1 BB: 1 P: 21	R: 0 E: 0 K: 2 S: 12 H: 0 LOB: 0 BB: 0 P: 17	R: 0 E: 0 K: 1 S: 10 H: 0 LOB: 0 BB: 0 P: 13	R: 0 E: 0 K: 0 S: 5 H: 0 LOB: 0 BB: 0 P: 8	R: 0 E: 0 K: 1 S: 10 H: 0 LOB: 0 BB: 0 P: 16	R: 0 E: 0 K: 2 S: 10 H: 0 LOB: 0 BB: 0 P: 13	1B: 2 2B: 0 3B: 0 HR: 0	SF: 0 SAC: 0 DP: 2 HBP: 1					

TOP

AB	27
R	1
H	2
RBI	1
BB	1
SO	10
LOB	6

WP: 0 PB: 0 SB: 0 CS: 0 PA: 29

PITCHER		IP	WLS	BF	H	R	ER	SO	BB	IBB	HBP	BLK	WP	HR	S	P	ERA	WHIP
62 Jose Quintana, L ERA: 2.04	(1, 1)	8.0	W	26	2	1	1	8	1	0	1	0	0	0	73	113	1.12	0.375
43 Addison Reed, R ERA: 3.9	(9, 1)	1.0	S	3	0	0	0	2	0	0	0	0	0	0	10	13	0.00	0.000

PITCHER		IP	WLS	BF	H	R	ER	SO	BB	IBB	HBP	BLK	WP	HR	S	P	ERA	WHIP

Batter	1	2	3	4	5	6	7	8	9	AB	R	H	RBI	BB	SO	LOB
15 Gordon Beckham, R (1, 4) OBP: 0.289, SLG: 0.380	X FF 88 0-0 F9 ①		C SI 91 C SI 93 D CU 80 B CU 81 F CH 84 B SI 93 X CH 83 3-2 F7 ③		B SI 89 X CH 80 1-0 G5-3 ②		1 SAFE F SI 91 1 SAFE X CU 78 0-1 38 1B 2B ② 1-2			4	0	1	0	0	0	1
38 Eduardo Escobar, S (1, 5) OBP: 0.301, SLG: 0.270	B SI 91 F CH 81 B CU 77 X SI 91 2-1 G6-3 ②			B CU 75 X SI 89 1-0 G6-3 ①	C CU 76 F CU 76 C SI 91 0-3 K ③		X CH 81 0-0 2-3 1B			4	0	1	0	0	1	0
20 Kevin Youkilis, R (1, 3) OBP: 0.324, SLG: 0.400	B SI 92 C CU 77 C CH 83 T SI 94 1-2 K ③			B CU 78 B SI 91 B SI 92 C SI 90 F CH 83 B CH 84 4-2 51 1B 14 1B 10 G5-3 BB		C CH 79 B SI 89 X SI 90 1-1 HR	C CH 83 B SI 93 X SI 90 1-1 F9 ③			3	2	1	1	1	1	2
14 Paul Konerko, R (1, 10) OBP: 0.408, SLG: 0.540		B SI 90 B SI 89 F SI 90 X CH 82 2-1 P3 ①		X SI 90 0-0 10 G5-3 51 1B 1-2 1B		C CU 77 B CH 82 S CH 82 F SI 91 C SI 91 1-3 K ①		C X 0-1 F8 ①		4	0	1	0	0	1	0
51 Alex Rios, R (1, 9) OBP: 0.350, SLG: 0.511		C CU 76 S CH 85 X SI 94 0-2 G6-3 ②		B SI 90 B SI 91 B CH 82 C SI 91 X SI 91 3-1 10 G5-3 1-2 2-3 1B		C CU 76 X SI 92 0-1 P3 ②		X CU 82 0-0 F7 ②		4	0	1	0	0	0	0
10 Alexei Ramirez, R (1, 6) OBP: 0.279, SLG: 0.327		C SI 93 B SI 92 S CH 84 B SI 93 X FC 87 2-2 F8 ③		B CU 78 S CH 83 X SI 92 1-1 G5-3 ② 1-2 2-3 3-H		S CH 82 B SI 93 B SI 91 X CU 77 2-1 2B		B CH 81 S CH 82 X SI 91 1-1 L6 ③		4	0	1	1	0	0	2
24 Dayan Viciedo, R (1, 7) OBP: 0.298, SLG: 0.441			C CU 75 B FF 91 F SI 89 F CU 77 X CH 83 1-2 P2 ①	C CU 79 S SI 93 B SI 93 B SI 92 D CH 82 B CH 83 4-2 BB		C SI 92 C SI 91 B SI 91 F CH 82 S FC 85 1-3 K ③				2	0	0	0	1	1	1
17 Tyler Flowers, R (1, 2) OBP: 0.262, SLG: 0.310			B SI 92 B SI 91 X SI 91 2-0 G6-3 ②	C SI 91 F SI 92 B SI 93 F CH 83 T CH 83 1-2 K ③			F CH 79 X SI 90 0-1 7 FC3-6 1B			3	0	1	0	0	1	3
7 Jordan Danks, L (1, 8) OBP: 0.364, SLG: 0.429			X SI 86 0-0 1B		B SI 88 X SI 89 1-0 G6-3 ①		C SI 89 C SI 90 X SI 90 0-2 FC3-6 15 CS ① 1-2f			3	0	1	0	0	0	1
Inning Stats	R: 0 E: 0 K: 1 S: 6 H: 0 LOB: 0 BB: 0 P: 9	R: 0 E: 0 K: 0 S: 8 H: 0 LOB: 0 BB: 0 P: 12	R: 0 E: 0 K: 0 S: 10 H: 1 LOB: 1 BB: 0 P: 16	R: 1 E: 0 K: 1 S: 14 H: 2 LOB: 3 BB: 2 P: 28	R: 0 E: 0 K: 1 S: 5 H: 0 LOB: 0 BB: 0 P: 7	R: 1 E: 0 K: 2 S: 14 H: 2 LOB: 1 BB: 0 P: 19	R: 0 E: 0 K: 0 S: 10 H: 3 LOB: 2 BB: 0 P: 11	R: 0 E: 0 K: 0 S: 5 H: 0 LOB: 0 BB: 0 P: 6		1B: 5 2B: 2 3B: 0 HR: 1 SF: 0 SAC: 0 DP: 0 HBP: 0						

PITCHER	IP	WLS	BF	H	R	ER	SO	BB	IBB	HBP	BLK	WP	HR	S	P	ERA	WHIP
54 Matt Harrison, L (1, 1) ERA: 3.1	8.0	L	33	8	2	2	5	2	0	0	0	0	1	72	108	2.25	1.250

PITCHER	IP	WLS	BF	H	R	ER	SO	BB	IBB	HBP	BLK	WP	HR	S	P	ERA	WHIP

BOTTOM

Texas Rangers @ Chicago White Sox

U.S. Cellular Field, Chicago, IL

Thu Jul 05 2012, 2:12 PM - 4:19 PM EDT

Att. 21,288 - Sunny - 99 F

livebaseballscorecards.com

AB	31
R	2
H	8
RBI	2
BB	2
SO	5
LOB	10

Toronto Blue Jays @ Chicago White Sox

U.S. Cellular Field, Chicago, IL

Fri Jul 06 2012, 8:11 PM - 10:40 PM EDT

Att. 27,129 - Clear - 91 F

TOP

livebaseballscorecards.com

Batter	1	2	3	4	5	6	7	8	9	AB	R	H	RBI	BB	SO	LOB
13 Brett Lawrie, R (1, 5) OBP: 0.334, SLG: 0.426	C FF 89 C SI 91 B SL 82 X FC 86 1-2 19 1B 1B		F CU 80 F CU 80 X FF 92 0-2 E4 19 BB		B CU 82 C CU 82 C CU 80 B CU 80 T FF 91 2-2 ① K			C FF 90 X FF 91 0-1 ① F8		4	0	1	0	0	1	0
28 Colby Rasmus, L (1, 8) OBP: 0.323, SLG: 0.486	X SI 92 0-0 ① F8		B FF 92 D CH 84 X FF 91 2-0 ① P6		B FF 92 C CU 78 B CH 84 X FF 92 2-1 ② G4-3			B SI 78 F FF 95 B SI 95 F SI 94 F SL 80 S SL 80 2-3 ② K		4	0	0	0	0	1	2
19 José Bautista, R (1, 9) OBP: 0.358, SLG: 0.539	F SI 92 C FC 86 X CU 82 0-2 10 CS 1-2 1B		D CU 82 B SL 85 C CU 81 B CU 78 B CU 80 4-1 1-2 BB		S CH 84 B CU 82 F CU 80 B FF 92 B CU 79 F CU 80 S CH 84 3-3 ③ K			C SL 80 B FF 94 S SL 80 C SL 80 1-3 ③ K		3	0	1	0	1	2	0
10 Edwin Encarnación, R (1, 3) OBP: 0.380, SLG: 0.561	B SI 92 C SI 92 B FF 92 F SI 92 B FF 94 C SL 85 3-3 ② ③ 1-2 K		F FF 91 F FF 91 B CU 81 B CH 85 X FF 91 2-2 ② F9			C CU 79 B SI 90 F CH 82 X SI 92 1-2 5 L4-3 1B			B FF 94 B FF 95 B FF 95 C FF 94 F FF 95 F FF 96 B FF 95 4-2 26 1B 5 SF8 BB	3	1	1	0	1	1	4
26 Adam Lind, L (1, 10) OBP: 0.288, SLG: 0.392 8 Ben Francisco, R (9, PR) OBP: 0.292, SLG: 0.378		B FF 89 B FF 90 B CH 83 C FF 88 X FF 90 3-1 HR	C SI 92 F FF 90 S CU 79 0-3 ③ K			S CH 84 C SI 92 F FF 91 S CU 79 0-3 ① K			C FF 94 X FF 95 0-1 11 G6-4-3 1-3 1B	4 0	1 0	2 0	1 0	0 0	2 0	3 0
5 Yunel Escobar, R (1, 6) OBP: 0.300, SLG: 0.337		C FF 92 X SL 85 0-1 ① G6-3		B CU 80 B CU 80 B CU 80 C SI 90 X FF 90 3-1 ① F8		B FF 91 C SI 91 X SI 92 1-1 ② ③ 1-2 L4-3			B FF 95 X FF 93 1-0 ① 3-H SF8	3	0	0	1	0	0	1
11 Rajai Davis, R (1, 7) OBP: 0.309, SLG: 0.403		C FF 92 S SI 92 B CU 82 S CU 82 1-3 ② K		B CU 81 B CU 81 F SL 83 X SI 90 2-1 ② B5-3			B FF 89 B CU 80 X FF 89 2-0 ① P5		S SI 96 F FF 95 F CH 82 X FF 96 0-2 ② ③ 1-2f G6-4-3	4	0	0	0	0	1	1
2 Kelly Johnson, L (1, 4) OBP: 0.333, SLG: 0.380		C FF 92 B FF 91 F SI 92 B FF 92 F CH 85 B CH 84 B CH 84 4-2 BB		T FF 91 C SL 85 B CU 78 F FF 91 B FF 91 X CU 79 2-2 1B			B CU 79 X CH 83 1-0 ② G4-3			2	0	1	0	1	0	0
9 J.P. Arencibia, R (1, 2) OBP: 0.261, SLG: 0.427		C CU 82 C SI 92 B SI 92 D SL 82 X CU 81 2-2 ③ P6		F SI 92 S CU 81 B SI 92 C SI 92 1-3 ③ K			S FF 91 B FF 91 B CU 80 F SL 85 B CH 85 X CH 85 3-2 ③ F9			3	0	0	0	0	1	2

	AB	30
	R	2
	H	6
	RBI	2
	BB	3
	SO	9
	LOB	13

Inning Stats	1	2	3	4	5	6	7	8	9	1B: 5	SF: 1	WP: 0	PA: 34
	R: 0 E: 0 K: 1 S: 10 H: 2 LOB: 2 BB: 0 P: 14	R: 1 E: 0 K: 1 S: 13 H: 1 LOB: 1 BB: 1 P: 23	R: 0 E: 1 K: 1 S: 11 H: 0 LOB: 2 BB: 1 P: 19	R: 0 E: 0 K: 1 S: 11 H: 1 LOB: 1 BB: 0 P: 19	R: 0 E: 0 K: 2 S: 9 H: 0 LOB: 0 BB: 0 P: 16	R: 0 E: 0 K: 1 S: 9 H: 1 LOB: 0 BB: 0 P: 11	R: 0 E: 0 K: 0 S: 5 H: 0 LOB: 0 BB: 0 P: 11	R: 0 E: 0 K: 2 S: 9 H: 0 LOB: 0 BB: 0 P: 12	R: 1 E: 0 K: 0 S: 10 H: 1 LOB: 1 BB: 1 P: 15	2B: 2 3B: 0 HR: 1	SAC: 0 DP: 3 HBP: 0	PB: 0 SB: 0 CS: 1	

PITCHER		IP	WLS	BF	H	R	ER	SO	BB	IBB	HBP	BLK	WP	HR	S	P	ERA	WHIP
44 Jake Peavy, R ERA: 2.85	(1, 1)	7.1	W	28	5	1	1	7	2	0	0	0	0	1	70	115	1.23	0.955
37 Matt Thornton, L ERA: 3.0	(8, 1)	0.2	H	2	0	0	0	2	0	0	0	0	0	0	7	10	0.00	0.000
43 Addison Reed, R ERA: 4.06	(9, 1)	1.0	S	4	1	1	1	0	1	0	0	0	0	0	10	15	9.00	2.000

PITCHER	IP	WLS	BF	H	R	ER	SO	BB	IBB	HBP	BLK	WP	HR	S	P	ERA	WHIP

Toronto Blue Jays @ Chicago White Sox

U.S. Cellular Field, Chicago, IL

Fri Jul 06 2012, 8:11 PM - 10:40 PM EDT

Att. 27,129 - Clear - 91 F

livebaseballscorecards.com

BOTTOM

Batter	1	2	3	4	5	6	7	8	9	AB	R	H	RBI	BB	SO	LOB
30 Alejandro De Aza, L (1, 8) OBP: 0.355, SLG: 0.406	C FF 86 F SI 88 B FF 88 X FF 87 1-2 ① L5		C SL 74 B SI 85 B SI 85 S SI 85 F SI 87 X SI 86 2-2 ② G1-3		B SL 76 B FC 85 F SI 85 X SI 86 2-1 ① F8 2-3		F SI 96 C CU 75 X FC 92 0-2 ② G4-3			4	0	0	0	0	0	1
20 Kevin Youkilis, R (1, 5) OBP: 0.327, SLG: 0.399	B FF 86 B SI 85 B FC 86 B FF 85 4-0 14 1B BB		B CH 80 B SI 85 C FF 85 S FF 85 X FC 86 2-2 ③ L7		B SI 86 F SI 85 B SI 86 F FC 86 X FC 86 2-2 3-H 1B		B SL 85 B SI 96 B SI 95 C SI 93 X SI 95 3-1 ③ G6-3			3	0	1	1	1	0	0
44 Adam Dunn, L (1, 10) OBP: 0.358, SLG: 0.510	F FC 86 C SI 86 B SI 86 B SL 80 F FF 86 C SI 88 2-3 ② K			X SI 86 0-0 ① G3	S SI 86 F SI 85 B SL 78 F FF 87 B SI 86 S FF 87 2-3 ② K			C SI 94 F SI 96 F CU 75 B FC 90 C FC 91 1-3 ① K		4	0	0	0	0	3	2
14 Paul Konerko, R (1, 3) OBP: 0.409, SLG: 0.540	F SI 86 B CH 81 X SI 86 1-1 1-2 1B			C SI 86 B FF 85 B SI 86 C SI 87 X FC 86 2-2 ② G5-3	B SI 85 X CH 78 1-0 ③ L5			X FC 92 0-0 51 G3 1B		4	0	2	0	0	0	1
51 Alex Rios, R (1, 9) OBP: 0.348, SLG: 0.508	C FC 86 X FC 87 0-1 ③ F8			B SI 86 C SI 85 F CH 80 B FF 89 F SI 86 X FF 87 2-2 1B		F SI 84 B SI 85 B FC 85 X FC 84 2-1 ① P3		X SI 94 0-0 ② G3 1-2		4	0	1	0	0	0	3
12 A.J. Pierzynski, L (1, 2) OBP: 0.337, SLG: 0.533		X FC 84 0-0 ① F8		C FF 85 X FF 86 0-1 ③ G4-3		X SL 75 0-0 HR		I IN 71 I IN 74 I IN 74 I IN 75 4-0 IBB		3	1	1	1	1	0	1
24 Dayan Viciedo, R (1, 7) OBP: 0.297, SLG: 0.442		C FF 86 F FF 87 S FC 86 0-3 ② K			F FC 84 B SI 85 X FF 85 1-1 10 E 2B	X SI 86 0-0 ② G6-3		X SI 93 0-0 ③ F8		4	1	1	0	0	1	2
10 Alexei Ramirez, R (1, 6) OBP: 0.282, SLG: 0.330		B FF 85 B FF 84 X SI 84 2-0 ③ G5-3			X SI 85 0-0 E7 15 E 2-H 1B	C SI 86 X SI 82 0-1 15 CS 1B				3	1	2	1	0	0	0
15 Gordon Beckham, R (1, 4) OBP: 0.289, SLG: 0.380			B SI 84 F SI 84 F FF 86 S FF 86 1-3 ① K		X SI 86 0-0 E5 30 F8 20 1B 3-H 1B	D FF 85 B SI 83 C SI 84 1 SAFE 1 SAFE B FF 85 3-1 ③ CS 1-2	T SI 93 X SI 94 0-1 ① F9			3	1	1	1	0	1	0
Inning Stats	R: 0 E: 0 K: 1 S: 11 H: 1 LOB: 2 BB: 1 P: 19	R: 0 E: 0 K: 1 S: 5 H: 0 LOB: 0 BB: 0 P: 7	R: 0 E: 0 K: 1 S: 10 H: 0 LOB: 0 BB: 0 P: 15	R: 0 E: 0 K: 0 S: 10 H: 1 LOB: 1 BB: 0 P: 14	R: 3 E: 2 K: 1 S: 14 H: 4 LOB: 1 BB: 0 P: 22	R: 1 E: 0 K: 0 S: 7 H: 2 LOB: 0 BB: 0 P: 12	R: 0 E: 0 K: 0 S: 7 H: 0 LOB: 0 BB: 0 P: 10	R: 0 E: 0 K: 1 S: 7 H: 1 LOB: 2 BB: 1 P: 12		1B: 7 2B: 1 3B: 0 HR: 1 SF: 0 SAC: 0 DP: 0 HBP: 0				WP: 0 PB: 0 SB: 0 CS: 1 PA: 35		

	AB	32
	R	4
	H	9
	RBI	4
	BB	2
	SO	5
	LOB	10

PITCHER		IP	WLS	BF	H	R	ER	SO	BB	IBB	HBP	BLK	WP	HR	S	P	ERA	WHIP
32 Aaron Laffey, L ERA: 2.67	(1, 1)	6.0	L	26	8	4	3	4	1	0	0	0	0	1	57	89	4.50	1.500
20 Jesse Chavez, R ERA: 7.32	(7, 1)	2.0		8	1	0	0	1	0	1	0	0	0	0	14	22	0.00	0.500

PITCHER	IP	WLS	BF	H	R	ER	SO	BB	IBB	HBP	BLK	WP	HR	S	P	ERA	WHIP

Toronto Blue Jays @ Chicago White Sox

U.S. Cellular Field, Chicago, IL

Sat Jul 07 2012, 4:11 PM - 6:36 PM EDT

Att. 25,399 - Partly Cloudy - 75 F

TOP

livebaseballscorecards.com

Batter	1	2	3	4	5	6	7	8	9	AB	R	H	RBI	BB	SO	LOB
13 Brett Lawrie, R (1, 5) OBP: 0.334, SLG: 0.425	F SI 94 X SI 94 0-1 1B		C CU 81 B CH 89 S FC 87 B FF 92 S CU 82 2-3 ③ K			B SI 91 F FC 84 B SI 90 X SI 91 2-1 ①② G6-4-3 1-2f		F FF 94 X SL 80 0-1 ③ F8		3	0	1	0	0	1	1
2 Kelly Johnson, L (6, 4) OBP: 0.332, SLG: 0.379										1	0	0	0	0	0	0
28 Colby Rasmus, L (1, 8) OBP: 0.322, SLG: 0.481	B FF 92 B FC 86 1 SAFE C SI 94 S FC 86 1 SAFE D FC 87 F FC 86 S FC 85 3-3 ① K			B CH 86 X CH 87 1-0 ① F7		B CU 80 F CH 87 B FC 86 F FC 88 F FC 85 B CH 86 B FC 85 4-2 19 FC5-4 BB			B SI 94 C FF 95 S FF 95 S FF 95 1-3 ① K	3	0	0	0	1	2	1
19 José Bautista, R (1, 9) OBP: 0.357, SLG: 0.538	C CU 81 B FC 86 B SI 93 C FC 87 B CU 81 X FC 86 3-2 ② F8			C FC 86 B SI 92 B CH 88 B CH 88 X FC 85 3-1 ② G1-3		C CH 89 X CU 80 0-1 ③ FC5-4 1-2f			F FF 95 X FF 95 0-1 ② 2B	4	0	1	0	0	0	2
10 Edwin Encarnación, R (1, 10) OBP: 0.382, SLG: 0.559	B SI 94 B FC 86 X FC 88 2-0 ③ G6-3			B SI 93 B FF 92 B CH 89 C FF 93 B FC 86 4-1 26 S BB			X FF 92 0-0 5 1B 1B		C FF 96 B SL 83 C FF 96 B SL 82 B SL 82 C FF 96 3-3 ③ K	3	0	1	0	1	1	1
26 Adam Lind, L (1, 3) OBP: 0.283, SLG: 0.385		C CU 79 F SI 92 B SI 89 X CH 88 1-2 ① G6-3		B SI 94 B CH 87 B FC 88 C SI 94 F CH 90 X CU 81 3-2 ③ F8 1-2			F CU 80 B CH 85 F FC 86 X CU 80 1-2 ① F8			3	0	0	0	0	0	2
5 Yunel Escobar, R (1, 6) OBP: 0.300, SLG: 0.337		C FF 91 B FF 93 X FF 93 1-1 ② F9			C FC 85 B FF 92 S CH 86 S FC 85 1-3 ① K		D FC 86 X FC 84 1-0 11 G6-4-3 1-2 1B			3	0	1	0	0	1	0
11 Rajai Davis, R (1, 7) OBP: 0.304, SLG: 0.397		B SI 94 S FC 87 C CH 88 F FF 94 B CH 88 X FC 86 2-2 ③ G5-3			B SI 92 X FC 85 1-0 ② P3		X FC 87 0-0 ②③ G6-4-3 1-2f			3	0	0	0	0	0	2
17 Omar Vizquel, S (1, 4) OBP: 0.264, SLG: 0.209 (6, 5)			L FF 91 X CH 84 0-1 ① L6		B FF 90 C FF 91 C FF 92 B CH 87 X CU 78 2-2 ③ G4-3			B CH 89 C SI 90 F FC 84 X CU 80 1-2 ① L7		3	0	0	0	0	0	0
9 J.P. Arencibia, R (1, 2) OBP: 0.261, SLG: 0.426			F FF 93 X FC 86 0-1 ② P3			C FC 82 X CU 78 0-1 13 G6-4-3 1B		S SI 91 F FF 92 B FC 85 X FC 86 1-2 ② G1-3		3	0	1	0	0	0	0
Inning Stats	R: 0 E: 0 K: 1 S: 10 H: 1 LOB: 1 BB: 0 P: 18	R: 0 E: 0 K: 0 S: 9 H: 0 LOB: 0 BB: 0 P: 13	R: 0 E: 0 K: 1 S: 7 H: 0 LOB: 0 BB: 0 P: 9	R: 0 E: 0 K: 0 S: 7 H: 0 LOB: 1 BB: 1 P: 18	R: 0 E: 0 K: 1 S: 7 H: 0 LOB: 0 BB: 0 P: 11	R: 0 E: 0 K: 0 S: 9 H: 1 LOB: 1 BB: 1 P: 15	R: 0 E: 0 K: 0 S: 6 H: 2 LOB: 1 BB: 0 P: 8	R: 0 E: 0 K: 0 S: 8 H: 0 LOB: 0 BB: 0 P: 10	R: 0 E: 0 K: 2 S: 8 H: 1 LOB: 0 BB: 0 P: 12	1B: 4 2B: 1 3B: 0 HR: 0 SF: 0 SAC: 0 DP: 2 HBP: 0						

	AB	29
	R	0
	H	5
	RBI	0
	BB	2
	SO	5
	LOB	9

	WP: 0	PA: 31
	PB: 0	
	SB: 1	
	CS: 0	

PITCHER		IP	WLS	BF	H	R	ER	SO	BB	IBB	HBP	BLK	WP	HR	S	P	ERA	WHIP
34 Gavin Floyd, R ERA: 4.54	(1, 1)	7.2	W	27	4	0	0	3	2	0	0	0	0	0	61	100	0.00	0.783
37 Matt Thornton, L ERA: 2.89	(8, 1)	1.1	S	4	1	0	0	2	0	0	0	0	0	0	10	14	0.00	0.750

PITCHER	IP	WLS	BF	H	R	ER	SO	BB	IBB	HBP	BLK	WP	HR	S	P	ERA	WHIP

Batter	1	2	3	4	5	6	7	8	9	AB	R	H	RBI	BB	SO	LOB
30 Alejandro De Aza, L (1, 8) OBP: 0.351, SLG: 0.401	C FF 89 S FF 92 F FF 92 X CU 78 0-2 G3-1 ①		B FF 91 B FF 92 S FF 90 C FF 92 F FF 93 X FF 91 2-2 G6-3 ②		C FF 90 D CU 77 F FF 91 D CU 78 X FF 92 2-2 F7 ②		C FF 94 B SI 94 F SI 94 B FF 92 S SL 82 2-3 K ③			4	0	0	0	0	1	1
20 Kevin Youkilis, R (1, 5) OBP: 0.330, SLG: 0.414	B FF 90 B FF 91 C FF 92 B CH 82 F FF 91 B FF 92 4-2 44 1B BB		B FF 91 C FF 92 C CU 75 F FC 91 F CU 78 B CH 86 B FC 92 X CH 80 3-2 G4-3 ③		B FF 90 C FF 92 X FF 91 1-1 2-H HR			C SI 88 F FF 89 X FF 88 0-2 G3 ①		3	1	1	2	1	0	0
44 Adam Dunn, L (1, 10) OBP: 0.359, SLG: 0.509	B FF 92 X FF 92 1-0 51 FC6-4 1-3 1B			B SI 89 F FF 89 B FF 92 B CU 76 F FC 92 B CU 76 4-2 51 G6-4-3 14 1B BB	X FF 92 0-0 F8 ③			B FF 89 F FF 89 T SI 90 S SL 79 1-3 K ②		3	0	1	0	1	1	0
14 Paul Konerko, R (1, 3) OBP: 0.407, SLG: 0.535	S CH 84 S CH 84 F CH 83 D CU 79 D CH 85 B FF 93 F CH 83 T CH 84 3-2 K ②			C FF 91 X SI 89 0-1 51 G6-4-3 1-2 1B		C FF 88 X FF 90 0-1 P4 ①		B SL 76 B SL 75 C SI 89 B SL 77 F FF 88 X SI 89 3-2 G5-3 ③		4	0	1	0	0	1	2
51 Alex Rios, R (1, 9) OBP: 0.348, SLG: 0.505	C FC 92 F FF 94 B FF 94 F CH 84 D CH 85 X FF 94 2-2 FC6-4 ③ 1-2f			B FF 92 B FF 91 2 SAFE C FF 93 X FF 93 2-1 G6-4-3 ①② 1-2f 2-3		B FF 90 B CH 83 C FF 90 B CH 84 F FF 89 F FF 90 B CH 83 4-2 12 FC1-6 BB				2	0	0	0	1	0	4
12 A.J. Pierzynski, L (1, 2) OBP: 0.337, SLG: 0.529		C FF 91 C FF 91 B FF 92 B CU 80 F CU 78 B FF 94 X FF 93 3-2 F7 ①		C FF 93 H FF 92 1-1 24 FC6-4 HBP		1 SAFE F FF 91 B CU 74 1 SAFE F FF 91 F CU 78 1 SAFE X FF 92 1-2 FC1-6 ② 1-2f				2	0	0	0	0	0	1
24 Dayan Viciedo, R (1, 7) OBP: 0.294, SLG: 0.437		X FF 92 0-0 G5-3 ②		B FF 93 F FF 93 X CU 78 1-1 FC6-4 ③ 1-2f		C FF 93 X FF 91 0-1 G5-3 ③				3	0	0	0	0	0	3
10 Alexei Ramirez, R (1, 6) OBP: 0.283, SLG: 0.330		C CH 83 F CH 85 X CU 77 0-2 F7 ③			C FF 91 B FF 91 B FF 90 X FF 89 2-1 5 SH5-3 20 HR 1B		B SL 82 X FF 92 1-0 F9 ①			3	1	1	0	0	0	0
5 Orlando Hudson, S (1, 4) OBP: 0.253, SLG: 0.300			B FF 90 B CU 79 C FF 90 F FF 91 F FF 91 S FF 92 2-3 K ①		B FF 91 X FF 90 1-0 SH5-3 ① 1-2		B CH 80 S FF 92 S SI 92 B FF 93 B FF 93 F FF 94 X FF 93 3-2 G4-3 ②			2	0	0	0	0	1	0
Inning Stats	R: 0 E: 0 K: 1 S: 16 H: 1 LOB: 2 BB: 1 P: 26	R: 0 E: 0 K: 0 S: 8 H: 0 LOB: 0 BB: 0 P: 11	R: 0 E: 0 K: 1 S: 13 H: 0 LOB: 0 BB: 0 P: 20	R: 0 E: 0 K: 0 S: 9 H: 1 LOB: 2 BB: 1 P: 17	R: 2 E: 0 K: 0 S: 9 H: 2 LOB: 0 BB: 0 P: 15	R: 0 E: 0 K: 0 S: 11 H: 0 LOB: 1 BB: 1 P: 16	R: 0 E: 0 K: 1 S: 8 H: 0 LOB: 0 BB: 0 P: 14	R: 0 E: 0 K: 1 S: 9 H: 0 LOB: 0 BB: 0 P: 13		1B: 3 2B: 0 3B: 0 HR: 1 SF: 0 SAC: 1 DP: 1 HBP: 1				WP: 0 PB: 0 SB: 0 CS: 0 PA: 31		

PITCHER		IP	WLS	BF	H	R	ER	SO	BB	IBB	HBP	BLK	WP	HR	S	P	ERA	WHIP
24 Ricky Romero, L ERA: 5.22	(1, 1)	6.0	L	25	4	2	2	2	3	0	1	0	0	1	66	105	3.00	1.167
54 Jason Frasor, R ERA: 3.86	(7, 1)	1.0		3	0	0	0	1	0	0	0	0	0	0	8	14	0.00	0.000
38 Darren Oliver, L ERA: 1.44	(8, 1)	1.0		3	0	0	0	1	0	0	0	0	0	0	9	13	0.00	0.000

PITCHER	IP	WLS	BF	H	R	ER	SO	BB	IBB	HBP	BLK	WP	HR	S	P	ERA	WHIP

BOTTOM

Toronto Blue Jays @ Chicago White Sox

U.S. Cellular Field, Chicago, IL

Sat Jul 07 2012, 4:11 PM - 6:36 PM EDT

Att. 25,399 - Partly Cloudy - 75 F

livebaseballscorecards.com

AB	26
R	2
H	4
RBI	2
BB	3
SO	4
LOB	11

Toronto Blue Jays @ Chicago White Sox

U.S. Cellular Field, Chicago, IL

Sun Jul 08 2012, 2:13 PM - 6:00 PM EDT

Att. 27,190 - Partly Cloudy - 75 F

TOP

livebaseballscorecards.com

Batter	1	2	3	4	5	6	7	8	9	AB	R	H	RBI	BB	SO	LOB
11 Rajai Davis, R (1, 7) OBP: 0.310, SLG: 0.390	B SI 88 C SI 88 B SI 87 S SL 81 B SL 82 B SL 82 4-2 28 HR BB	L SI 88 D SL 82 X CU 74 1-1 ② F7		C SL 84 B FF 95 B FF 95 C FF 94 T CU 77 2-2 ① K		B FF 94 F SL 83 B FF 93 B FF 91 B FF 92 4-1 28 S 28 WP BB	B FC 87 C SI 92 F SI 92 X FC 86 1-2 ② G3 2-3		H SI 91 1-0 28 S HBP	3	2	0	0	2	1	2
28 Colby Rasmus, L (1, 8) OBP: 0.328, SLG: 0.494	F SI 88 1 SAFE X SI 88 0-1 1-H HR	C SL 80 X SL 78 0-1 2-H 2B		C CU 75 X FF 95 0-1 ② F7		B FF 89 D SL 81 1 SAFE C SL 85 C SL 81 B SL 79 B SL 82 4-2 19 2B 1-H BB	B FC 87 B SI 91 B CH 83 C FF 92 B SI 92 4-1 BB		C SI 90 1 SAFE S SI 90 B SI 91 F SI 92 S FC 86 1-3 ③ K 1-2	4	2	2	3	2	1	1
19 José Bautista, R (1, 9) OBP: 0.360, SLG: 0.540	B SI 90 C SL 82 B CU 76 B SL 81 C FF 90 F CH 82 B SI 90 4-2 10 HR BB	C CU 76 C SL 80 D CU 74 B SL 80 B FF 88 S SL 80 3-3 ③ K		B FF 95 C SL 83 C SL 85 B CU 78 B FF 95 B CU 78 4-2 BB		B SI 98 C SI 97 1 SAFE F SL 88 F SI 100 F SL 88 B SI 99 X SL 88 2-2 26 2B 1-H 2B	B SI 92 B CH 85 F FF 94 B SI 92 S FF 92 F SI 94 X SI 93 3-2 ③ P6			3	2	1	1	2	1	3
10 Edwin Encarnación, R (1, 3) OBP: 0.382, SLG: 0.565	B SI 87 X SI 89 1-0 1-H HR		C FF 87 B SI 86 B SL 81 B SI 86 F SL 80 X SL 80 3-2 ① F8	C FF 93 S FF 94 F FF 93 F CU 78 B FF 94 X CU 78 1-2 ③ L6		B SI 98 C SI 98 F SI 98 F SL 88 B SI 98 F CH 88 B SL 88 B SI 98 4-2 26 2B 5 FC6-2 BB		C SI 92 F CH 82 X SC 72 0-2 ① L9		4	1	1	2	1	0	1
26 Adam Lind, L (1, 10) OBP: 0.287, SLG: 0.388	B CU 77 B SI 89 C CH 84 F SL 82 B SI 90 X CH 84 3-2 ① G4-3		B SL 81 X CH 83 1-0 ② G1-3		C FF 93 B SL 84 F FF 92 F CU 77 X CU 78 1-2 ① F7	C SI 98 F CU 81 F SI 99 B SL 87 F SI 98 X SL 87 1-2 1-3 2-H 2B		C FF 92 B CU 77 B SI 93 B SI 93 C FF 92 F SI 93 B SI 93 4-2 BB		4	0	1	1	1	0	0
5 Yunel Escobar, R (1, 6) OBP: 0.299, SLG: 0.335	B SI 89 S SL 82 F SI 88 S CU 76 1-3 ② K		C SI 90 F SI 89 B FF 88 B CU 77 X FF 88 2-2 2 HR 1B		C SL 83 F FF 93 B CU 79 X FF 94 1-2 ② F9	F SI 97 F SI 98 X SL 88 0-2 ② FC6-2 3-H		X FF 91 0-0 ② F8		5	1	1	0	0	1	3
2 Kelly Johnson, L (1, 4) OBP: 0.333, SLG: 0.387	S SL 82 B CU 76 X CH 82 1-1 ③ G1-3		1 SAFE D CH 82 C SL 80 S SL 80 1 SAFE B SI 87 X SL 78 2-2 1-H HR		B FF 94 B CU 76 S FF 94 B CH 86 S FF 93 B FF 95 4-2 BB	C SI 97 B SI 98 B CU 81 B SI 98 C CH 88 F CH 89 X SI 98 3-2 ③ G3-1		B FF 91 C SI 91 B FF 91 S FF 91 B FF 92 X SI 92 3-2 ③ G3-1		4	1	1	2	1	0	3
17 Omar Vizquel, S (1, 5) OBP: 0.260, SLG: 0.208		C SI 87 B SL 80 X CH 81 1-1 6 S 28 2B 1B	C CU 76 C SI 88 S SI 87 0-3 ③ K		X FF 93 0-0 ③ G4-3		C FF 90 S CH 82 B SI 92 S SC 74 1-3 ① K		F SI 89 X CH 81 0-1 ① L8	5	1	1	0	0	2	1
6 Jeff Mathis, R (1, 2) OBP: 0.295, SLG: 0.521		S SL 80 D SL 80 C SL 80 B CU 76 S SL 81 2-3 ① K 1-2		B FF 94 S SL 85 B FF 94 S SL 85 X SL 85 3-2 HR		X FF 90 0-0 ① P3	C SI 93 B FC 88 F CH 84 B FC 88 F SI 93 B SC 75 F SI 94 X CH 84 3-2 11 G3 2B		B FF 91 C SI 90 B FF 92 X CH 82 2-1 ② F9	5	1	2	1	0	1	1
Inning Stats	R: 4 H: 2 E: 0 LOB: 0 K: 1 BB: 2 S: 16 P: 30	R: 1 H: 2 E: 0 LOB: 1 K: 2 BB: 0 S: 12 P: 19	R: 2 H: 2 E: 0 LOB: 0 K: 1 BB: 0 S: 13 P: 21	R: 1 H: 1 E: 0 LOB: 1 K: 1 BB: 1 S: 15 P: 25	R: 0 H: 0 E: 0 LOB: 1 K: 0 BB: 1 S: 10 P: 16	R: 3 H: 2 E: 0 LOB: 2 K: 0 BB: 3 S: 25 P: 43	R: 0 H: 1 E: 0 LOB: 2 K: 1 BB: 1 S: 16 P: 28	R: 0 H: 0 E: 0 LOB: 1 K: 0 BB: 1 S: 10 P: 17	R: 0 H: 0 E: 0 LOB: 1 K: 1 BB: 0 S: 8 P: 12	1B: 2 SF: 0 2B: 4 SAC: 0 3B: 0 DP: 0 HR: 4 HBP: 1						

	AB	37
	R	11
	H	10
	RBI	10
	BB	9
	SO	7
	LOB	15

WP: 1 PA: 47
PB: 0
SB: 4
CS: 0

PITCHER		IP	WLS	BF	H	R	ER	SO	BB	IBB	HBP	BLK	WP	HR	S	P	ERA	WHIP
39 Dylan Axelrod, R ERA: 6.59	(1, 1)	3.0	L	17	6	7	7	4	2	0	0	0	0	3	41	70	21.00	2.667
48 Brian Omogrosso, R ERA: 6.75	(4, 1)	2.1		11	1	2	2	1	3	0	0	0	0	1	27	47	7.71	1.714
52 Leyson Septimo, L ERA: 2.7	(6, 1)	0.0		1	0	0	0	0	1	0	0	0	1	0	2	6	∞	∞
65 Nate Jones, R ERA: 3.03	(6, 1)	0.2		5	2	2	2	0	1	0	0	0	0	0	21	31	27.00	4.500
53 Héctor Santiago, L ERA: 4.15	(7, 1)	3.0		13	1	0	0	2	2	0	1	0	0	0	34	57	0.00	1.000

PITCHER	IP	WLS	BF	H	R	ER	SO	BB	IBB	HBP	BLK	WP	HR	S	P	ERA	WHIP

Batter	1	2	3	4	5	6	7	8	9	AB	R	H	RBI	BB	SO	LOB
30 Alejandro De Aza, L (1, 8) OBP: 0.351, SLG: 0.401	C SI 87 S CU 78 B CU 80 X FF 89 1-2 51 HR 2B		B FF 88 B CU 78 B SI 88 C FF 88 X FF 88 3-1 ① F9		B FF 88 C FF 88 B CU 81 H SI 88 3-1 20 1B 44 FC4-6 HBP	B SI 94 X SI 94 1-0 ① FC4 1-2f 20 2B	C FF 93 D CH 87 S FF 93 B FF 92 C FF 93 2-3 ③		F FF 91 S FC 91 B FC 90 S CU 77 1-3 ③ K	5	3	1	0	0	2	5
20 Kevin Youkilis, R (1, 5) OBP: 0.341, SLG: 0.426	B SI 88 B CH 82 C CU 82 B SL 86 B SL 85 4-1 51 HR BB		C SI 89 X CH 82 0-1 ② P3		C FF 88 C CU 78 X SI 88 0-2 44 FC4-6 1-3 1B	C SI 94 X SL 84 0-1 1-H 2B		F SI 88 B CH 82 B CH 81 X FF 88 2-1 1B		4	1	3	1	1	0	0
44 Adam Dunn, L (1, 3) OBP: 0.357, SLG: 0.502	F CU 82 C FF 89 B CU 79 F CU 80 S CU 83 1-3 ① K		F FF 88 B FF 88 B CU 83 B FF 88 C FF 89 F CU 82 B CU 80 4-2 14 BB BB		B FF 89 X CH 89 1-0 ① FC4-6 14 E 51 2B 1-2f 3-H	B SI 94 B SI 94 S SI 94 B SI 94 C SI 95 S SL 84 3-3 ② K		C FF 89 B SI 90 B FF 89 F FF 89 C FF 90 2-3 ① K		4	1	0	1	1	3	5
14 Paul Konerko, R (1, 10) OBP: 0.404, SLG: 0.528	B CH 82 2 SAFE X FF 89 1-0 ② F4		B FF 89 B FF 90 B CH 83 B FF 89 4-0 1-2 BB		D CU 78 B FF 90 C CH 83 B FF 89 F FF 89 F CH 82 X CH 82 3-2 FC5 51 2B 10 3B 1-2	X SI 94 0-0 ③ G6-3		C FF 92 C FF 93 B FF 92 S CU 77 1-3 ② K		4	1	0	0	1	1	5
51 Alex Rios, R (1, 9) OBP: 0.352, SLG: 0.522	B CU 78 T CH 82 B CH 82 B FF 90 F CU 84 F CU 80 X SL 83 3-2 1-H 2-H HR		C CH 81 C FF 89 S CH 83 0-3 ③ K		D CH 82 X FF 90 1-0 10 3B 1-3 2-H 2B		B SI 94 B FF 94 C SI 94 C SI 94 F FF 94 X FF 94 2-2 10 1B 24 SF7 2B	B FF 92 C FC 91 C FF 92 F FF 93 D CU 78 X CU 77 2-2 ③ F8		5	3	3	4	0	1	3
10 Alexei Ramirez, R (1, 6) OBP: 0.287, SLG: 0.341	B FF 90 X CH 83 1-0 ③ P4			B SI 87 B SI 88 X CH 88 2-0 ① P4	X SI 93 0-0 2-H 3-H 3B	B SI 94 C SI 93 S SL 85 F SL 84 B FF 93 F SL 86 X SI 94 2-2 12 BLK 2-3 1B			C FC 91 S FF 92 F FF 91 X SI 92 0-2 15 1B 1B	5	0	3	2	0	0	0
24 Dayan Viciedo, R (1, 7) OBP: 0.296, SLG: 0.442		C CU 76 X CH 81 0-1 17 G6-4-3 1B		C SI 89 X FF 89 0-1 2B	F SI 96 B SL 86 B SL 84 F SI 96 T FC 91 2-2 ② K		B FF 93 C FF 93 X FF 93 1-1 ① SF7 3-H		F SI 92 S CU 78 S CU 77 0-3 ① K	4	0	2	1	0	2	2
17 Tyler Flowers, R (1, 2) OBP: 0.250, SLG: 0.295 12 A.J. Pierzynski, L (7, PH) OBP: 0.338, SLG: 0.527 (8, 2)		F FF 88 X CU 77 0-1 ① ② G6-4-3 1-2f		S CH 80 S FF 89 B CH 82 B CU 77 S SI 90 2-3 ② K	S FF 96 B SI 96 S SI 95 S SI 96 1-3 ③ K		B FF 93 F FF 93 B FF 93 B I 4-1 1-2 IBB		B FF 92 X FC 90 1-0 ② P6	3 1	0 0	0 0	0 0	0 1	2 0	3 1
15 Gordon Beckham, R (1, 4) OBP: 0.291, SLG: 0.380		C FF 88 S FF 90 S FF 91 0-3 ③ K		B FF 90 C CU 78 S CH 82 F CH 82 B FF 90 S FF 91 2-3 ③ K		B FF 92 C FF 92 F FF 94 X SL 84 1-2 30 FC4 1B	F FF 93 S SL 84 B SI 94 C SI 93 1-3 ② K		F FC 90 T FC 92 D CU 78 D SL 85 X FC 89 2-2 1-2 1B	5	0	2	0	0	3	3
Inning Stats	R: 3 E: 0 K: 1 S: 14 H: 2 LOB: 0 BB: 1 P: 25	R: 0 E: 0 K: 1 S: 7 H: 1 LOB: 0 BB: 0 P: 7	R: 0 E: 0 K: 1 S: 10 H: 0 LOB: 2 BB: 2 P: 21	R: 0 E: 0 K: 2 S: 10 H: 1 LOB: 1 BB: 0 P: 16	R: 4 E: 1 K: 2 S: 17 H: 3 LOB: 1 BB: 0 P: 28	R: 1 E: 0 K: 1 S: 10 H: 2 LOB: 1 BB: 0 P: 15	R: 1 E: 0 K: 2 S: 18 H: 2 LOB: 2 BB: 1 P: 30	R: 0 E: 0 K: 2 S: 12 H: 1 LOB: 1 BB: 0 P: 19	R: 0 E: 0 K: 2 S: 14 H: 2 LOB: 2 BB: 0 P: 18	1B: 7 2B: 5 3B: 1 HR: 1 SF: 1 SAC: 0 DP: 1 HBP: 1						WP: 0 PB: 0 SB: 0 CS: 0 PA: 46	

PITCHER		IP	WLS	BF	H	R	ER	SO	BB	IBB	HBP	BLK	WP	HR	S	P	ERA	WHIP
27 Brett Cecil, L ERA: 6.75	(1, 1)	4.1		23	6	7	6	5	3	0	1	0	0	1	51	87	12.46	2.077
20 Jesse Chavez, R ERA: 7.08	(5, 1)	0.2		3	1	0	0	2	0	0	0	0	0	0	7	10	0.00	1.500
47 Luis Perez, L ERA: 3.43	(6, 1)	1.0		7	4	2	2	1	0	0	0	0	0	0	19	28	18.00	4.000
54 Jason Frasor, R ERA: 3.74	(7, 1)	1.0	W	4	0	0	0	2	0	1	0	1	0	0	9	17	0.00	0.000
38 Darren Oliver, L ERA: 1.42	(8, 1)	0.1	H	2	1	0	0	1	0	0	0	0	0	0	5	9	0.00	3.000

PITCHER		IP	WLS	BF	H	R	ER	SO	BB	IBB	HBP	BLK	WP	HR	S	P	ERA	WHIP
44 Casey Janssen, R ERA: 2.36	(8, 1)	1.2	S	7	2	0	0	3	0	0	0	0	0	0	21	28	0.00	1.200

BOTTOM

Toronto Blue Jays @ Chicago White Sox

U.S. Cellular Field, Chicago, IL

Sun Jul 08 2012, 2:13 PM - 6:00 PM EDT

Att. 27,190 - Partly Cloudy - 75 F

livebaseballscorecards.com

AB	40
R	9
H	14
RBI	9
BB	4
SO	14
LOB	27

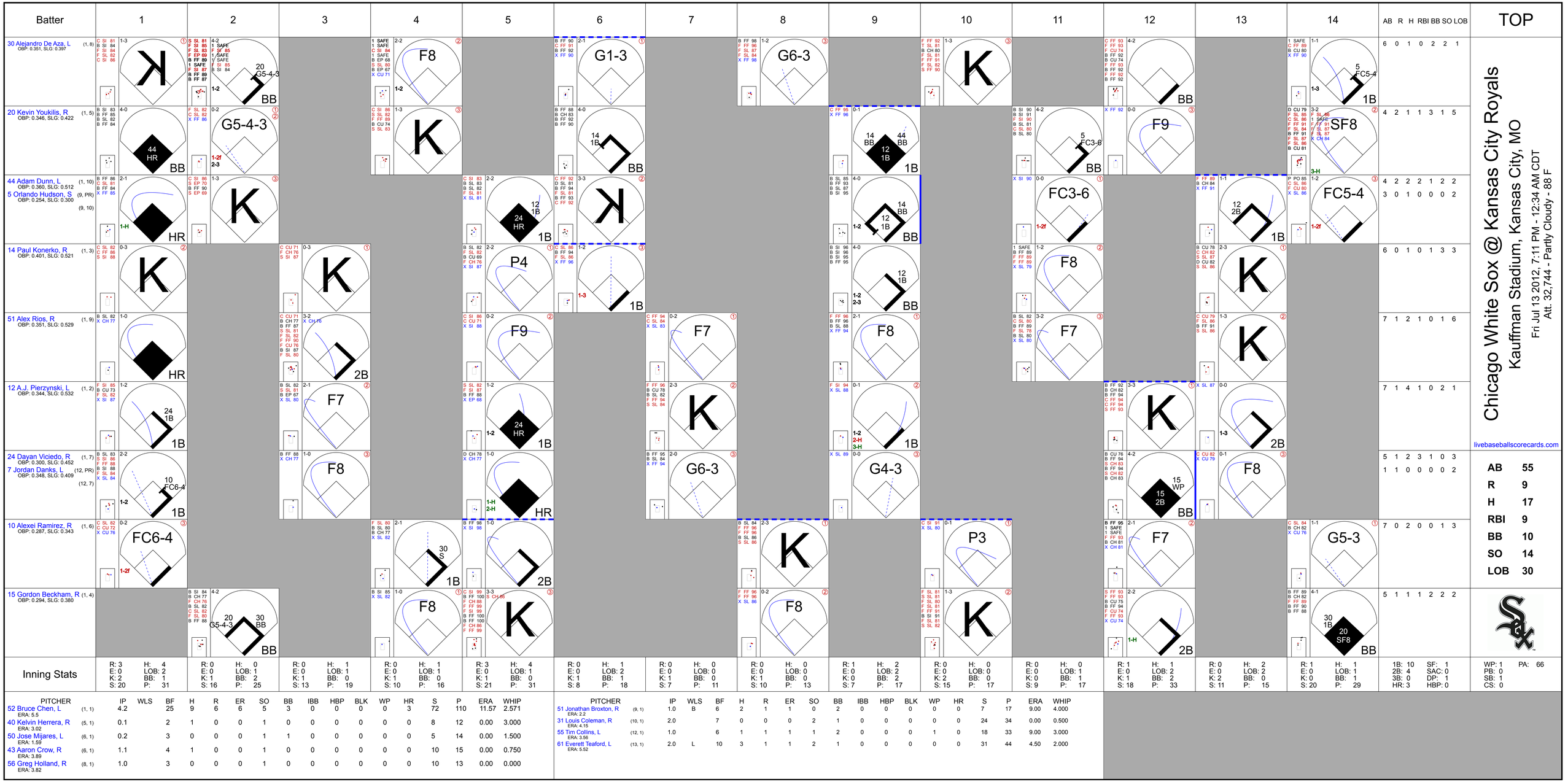

PITCHER		IP	WLS	BF	H	R	ER	SO	BB	IBB	HBP	BLK	WP	HR	S	P	ERA	WHIP
52 Bruce Chen, L	(1, 1)	4.2		25	9	6	6	5	3	0	0	0	0	3	72	110	11.57	2.571
ERA: 5.5																		
40 Kelvin Herrera, R	(5, 1)	0.1		2	1	0	0	1	0	0	0	0	0	0	8	12	0.00	3.000
ERA: 3.02																		
50 Jose Mijares, L	(6, 1)	0.2		3	0	0	0	1	1	0	0	0	0	0	5	14	0.00	1.500
ERA: 1.59																		
43 Aaron Crow, R	(6, 1)	1.1		4	1	0	0	1	0	0	0	0	0	0	10	15	0.00	0.750
ERA: 3.89																		
56 Greg Holland, R	(8, 1)	1.0		3	0	0	0	1	0	0	0	0	0	0	10	13	0.00	0.000
ERA: 3.82																		

PITCHER		IP	WLS	BF	H	R	ER	SO	BB	IBB	HBP	BLK	WP	HR	S	P	ERA	WHIP
51 Jonathan Broxton, R	(9, 1)	1.0	B	6	2	1	1	0	2	0	0	0	0	0	7	17	9.00	4.000
ERA: 2.2																		
31 Louis Coleman, R	(10, 1)	2.0		7	0	0	0	2	1	0	0	0	0	0	24	34	0.00	0.500
ERA: 4.15																		
55 Tim Collins, L	(12, 1)	1.0		6	1	1	1	1	2	0	0	0	1	0	18	33	9.00	3.000
ERA: 3.56																		
61 Everett Teaford, L	(13, 1)	2.0	L	10	3	1	1	2	1	0	0	0	0	0	31	44	4.50	2.000
ERA: 5.52																		

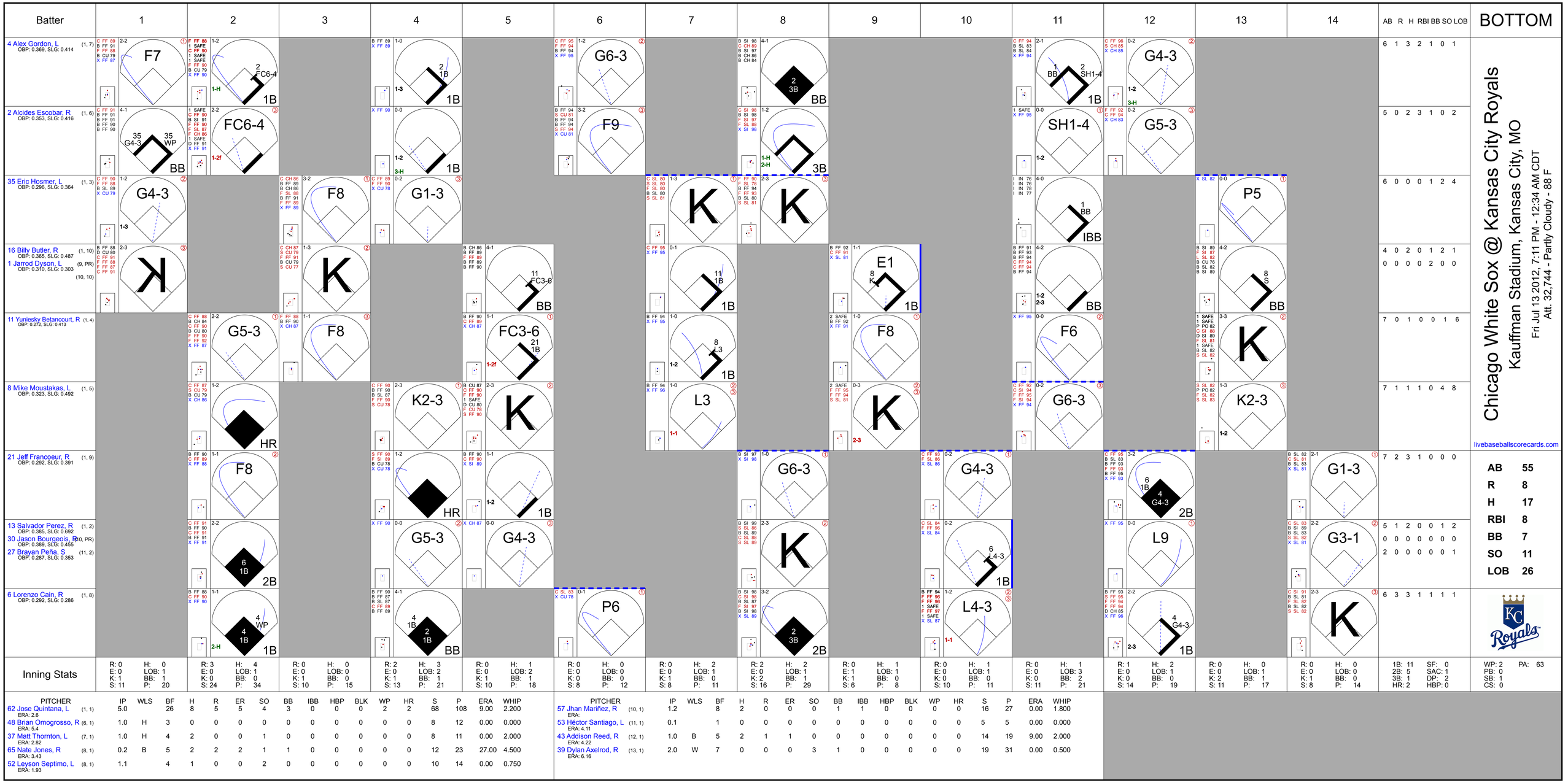

PITCHER		IP	WLS	BF	H	R	ER	SO	BB	IBB	HBP	BLK	WP	HR	S	P	ERA	WHIP
62 Jose Quintana, L	(1, 1)	5.0		26	8	5	5	4	3	0	0	0	2	2	68	108	9.00	2.200
ERA: 2.6																		
48 Brian Omogrosso, R	(6, 1)	1.0	H	3	0	0	0	0	0	0	0	0	0	0	8	12	0.00	0.000
ERA: 5.4																		
37 Matt Thornton, L	(7, 1)	1.0	H	4	2	0	0	1	0	0	0	0	0	0	8	11	0.00	2.000
ERA: 2.82																		
65 Nate Jones, R	(8, 1)	0.2	B	5	2	2	2	1	1	0	0	0	0	0	12	23	27.00	4.500
ERA: 3.43																		
52 Leyson Septimo, L	(8, 1)	1.1		4	1	0	0	2	0	0	0	0	0	0	10	14	0.00	0.750
ERA: 1.93																		

PITCHER		IP	WLS	BF	H	R	ER	SO	BB	IBB	HBP	BLK	WP	HR	S	P	ERA	WHIP
57 Jhan Mariñez, R	(10, 1)	1.2		8	2	0	0	0	1	1	0	0	0	0	16	27	0.00	1.800
ERA:																		
53 Héctor Santiago, L	(11, 1)	0.1		1	0	0	0	0	0	0	0	0	0	0	5	5	0.00	0.000
ERA: 4.11																		
43 Addison Reed, R	(12, 1)	1.0	B	5	2	1	1	0	0	0	0	0	0	0	14	19	9.00	2.000
ERA: 4.22																		
39 Dylan Axelrod, R	(13, 1)	2.0	W	7	0	0	0	3	1	0	0	0	0	0	19	31	0.00	0.500
ERA: 6.16																		

Chicago White Sox @ Kansas City Royals

Kauffman Stadium, Kansas City, MO

Sat Jul 14 2012, 6:15 PM - 9:07 PM CDT

Att. 24,998 - Clear - 97 F

livebaseballscorecards.com

TOP

Batter	1	2	3	4	5	6	7	8	9	AB	R	H	RBI	BB	SO	LOB
30 Alejandro De Aza, L (1, 8) OBP: 0.353, SLG: 0.407	B FF 94 F FF 93 C KC 79 F FF 95 B FF 94 B KC 80 F FF 94 F FF 94 F SL 86 3-3 F FF 85 S FC 89 ① K		B FC 88 C SL 85 B FF 93 F FF 93 F SL 86 B FF 94 X FF 93 3-2 20 FC6-5 1-H 2B		B SI 92 X FC 87 1-0 3B		L FF 91 X FF 92 0-1 ① SH1-4 1-2		B FF 94 C SI 94 X SL 88 1-1 ② G4-3	4	0	2	1	0	1	0
20 Kevin Youkilis, R (1, 5) OBP: 0.343, SLG: 0.414	B FF 95 C FF 95 B FF 95 S FC 91 B FF 95 C SL 86 3-3 ② K		B SL 85 B SI 93 X FF 93 2-0 ② FC6-5 44 BB 2-3		B SL 86 S SL 85 B SI 94 F SI 93 F FF 94 S KC 79 2-3 ③ K		I IN 69 I IN 70 I IN 71 I IN 69 4-0 IBB		C FF 94 X SI 95 0-1 ③ G6-3	4	0	0	0	1	2	2
44 Adam Dunn, L (1, 3) OBP: 0.362, SLG: 0.520	B KC 79 X FC 89 1-0 ③ G3		D KC 80 B KC 79 C SL 86 B KC 79 B FF 92 4-1 1-2 BB			F FF 91 S FC 89 F KC 79 B FF 92 B FF 92 X SL 85 2-2 HR	B FF 93 B FF 93 S FF 93 F FF 94 S FF 95 2-3 ② K			3	1	1	1	1	1	2
14 Paul Konerko, R (1, 10) OBP: 0.399, SLG: 0.517		X FF 92 0-0 ① L6	C SL 86 X SL 86 0-1 ③ G4-3			B KC 78 B FF 93 C SL 84 X SI 92 2-1 10 WP 24 3B 1B	B SL 85 C SL 84 F FF 98 X SL 86 1-2 ③ G5-3			4	1	1	0	0	0	4
51 Alex Rios, R (1, 9) OBP: 0.352, SLG: 0.530		C FF 93 F SI 93 B FF 94 X FF 94 1-2 10 F9 2B		B FF 92 B FF 93 B FF 92 B FF 92 4-0 24 CS BB		F FF 93 X SL 83 0-1 ① P5		B FF 97 B FF 96 F FF 96 F FF 98 X SL 88 2-2 ① P6		3	0	1	0	1	0	1
10 Alexei Ramirez, R (1, 6) OBP: 0.287, SLG: 0.341		C FC 88 X SI 91 0-1 ② F9 2-3		C FC 87 X FC 86 0-1 ① F7		B SL 85 X SL 84 1-0 ② L5 1-2		F FF 96 X FF 96 0-1 1B		4	0	1	0	0	0	3
24 Dayan Viciedo, R (1, 7) OBP: 0.299, SLG: 0.457		C SL 86 B SL 85 B SL 86 X SL 84 2-1 ③ G5-3		P PO 81 S FC 90 B FF 93 B FC 90 S SL 84 C SL 85 3-3 ② ③ K 1-2		D SL 85 F SL 82 B FF 94 F SL 85 D FF 95 X SL 85 3-2 2-H 3B		S FF 97 F FF 97 B SL 86 S SL 85 1-3 ② K		4	0	1	1	0	2	3
17 Tyler Flowers, R (1, 2) OBP: 0.239, SLG: 0.281 12 A.J. Pierzynski, L (8, PH) OBP: 0.342, SLG: 0.530 (8, 2)			S FF 92 B FF 93 X SI 92 1-1 ① G5-3		B FF 92 F FC 87 B SL 84 S SI 91 X SI 92 2-2 ① G5-3	F FF 94 F FF 93 D SL 86 S SL 85 1-3 ③ K		B FF 98 S FF 98 X FF 98 1-1 ③ G5-3		3 1	0 0	0 0	0 0	0 0	1 0	1 1
15 Gordon Beckham, R (1, 4) OBP: 0.296, SLG: 0.380			C FF 93 B SL 85 F SL 85 B FF 94 B FF 94 B SL 84 4-2 30 WP 30 2B BB		C KC 78 F SI 92 B SL 85 F SL 85 B FF 95 X FF 93 2-2 ② L8		B FF 92 C FF 93 B FF 93 F FF 93 X FF 94 2-2 30 SH1-4 1B		C FF 93 B SL 88 B FF 93 F FF 95 X SL 88 2-2 ① G4-3	3	1	1	0	1	0	0
Inning Stats	R: 0 E: 0 K: 2 S: 12 H: 0 LOB: 0 BB: 0 P: 19	R: 0 E: 0 K: 0 S: 8 H: 1 LOB: 1 BB: 0 P: 11	R: 1 E: 0 K: 0 S: 12 H: 1 LOB: 2 BB: 2 P: 26	R: 0 E: 0 K: 1 S: 6 H: 0 LOB: 0 BB: 1 P: 12	R: 0 E: 0 K: 1 S: 12 H: 1 LOB: 1 BB: 0 P: 19	R: 2 E: 0 K: 1 S: 15 H: 3 LOB: 1 BB: 0 P: 24	R: 0 E: 0 K: 1 S: 11 H: 1 LOB: 2 BB: 1 P: 20	R: 0 E: 0 K: 1 S: 10 H: 1 LOB: 1 BB: 0 P: 14	R: 0 E: 0 K: 0 S: 7 H: 0 LOB: 0 BB: 0 P: 10	1B: 3 2B: 2 3B: 2 HR: 1 SF: 0 SAC: 1 DP: 0 HBP: 0						

	AB	33
	R	3
	H	8
	RBI	3
	BB	4
	SO	7
	LOB	17

WP: 2 PB: 0 SB: 0 CS: 1 PA: 38

PITCHER		IP	WLS	BF	H	R	ER	SO	BB	IBB	HBP	BLK	WP	HR	S	P	ERA	WHIP
44 Luke Hochevar, R ERA: 5.16	(1, 1)	5.0		22	5	3	3	4	3	0	0	0	1	1	56	97	5.40	1.600
43 Aaron Crow, R ERA: 3.79	(6, 1)	1.0	B	5	2	0	0	1	0	0	0	0	1	0	12	19	0.00	2.000
50 Jose Mijares, L ERA: 1.56	(7, 1)	0.2		3	0	0	0	1	0	1	0	0	0	0	5	11	0.00	0.000
56 Greg Holland, R ERA: 3.66	(7, 1)	1.1	W	5	1	0	0	1	0	0	0	0	0	0	13	18	0.00	0.750
51 Jonathan Broxton, R ERA: 2.14	(9, 1)	1.0	S	3	0	0	0	0	0	0	0	0	0	0	7	10	0.00	0.000

PITCHER		IP	WLS	BF	H	R	ER	SO	BB	IBB	HBP	BLK	WP	HR	S	P	ERA	WHIP

Batter	1	2	3	4	5	6	7	8	9	AB	R	H	RBI	BB	SO	LOB
4 Alex Gordon, L (1, 7) OBP: 0.366, SLG: 0.411	C FF 89 X FF 91 0-1 ① F8		B FF 90 D FC 86 F FC 86 2 SAFE B FF 91 F CU 80 X SI 92 3-2 2 HR 1-H 1B		C CU 78 X FC 86 0-1 ① G4-3		C SL 84 F FF 90 S CU 80 0-3 ② K2-3	X CU 78 0-0 ③ L6		5	1	1	1	0	1	2
2 Alcides Escobar, R (1, 6) OBP: 0.355, SLG: 0.437	C SI 91 B FF 92 C SL 83 F SI 92 B FF 92 F SL 83 F CU 78 B SI 92 X CU 81 3-2 ② G5-3		C SL 85 1 SAFE X FF 91 0-1 1-H HR		C SI 91 B SL 84 F FF 91 F CH 83 S FF 92 1-3 ② K		X FF 91 0-0 HR			4	2	2	3	0	1	0
35 Eric Hosmer, L (1, 3) OBP: 0.292, SLG: 0.360	C FC 86 F FC 85 S CU 80 0-3 ③ K		X FC 86 0-0 ② G3-1		B FF 91 C CU 80 X SL 85 1-1 ③ P5		C SL 84 B CU 79 F CU 79 F CU 78 F CU 79 F FF 92 F CU 79 X SL 83 1-2 ③ F7			4	0	0	0	0	1	0
16 Billy Butler, R (1, 10) OBP: 0.366, SLG: 0.487 30 Jason Bourgeois, R (8, PR) OBP: 0.389, SLG: 0.455 (9, 10)		B FF 89 C SL 83 X CU 80 1-1 8 F7 1B	B FC 86 C CU 81 S CU 81 T CU 81 1-2 ③ K			C FF 89 X SL 84 0-1 ① G6-3		B SL 84 C SL 83 X CU 81 1-1 8 1B 21 1B 1B		4 0	0 1	2 0	0 0	0 0	1 0	0 0
8 Mike Moustakas, L (1, 5) OBP: 0.325, SLG: 0.492		B FC 86 X FF 91 1-0 ① F7 1-2		C CU 78 X FF 91 0-1 ① G4-3		F FC 86 F CH 83 B CU 79 X CU 79 1-2 21 CS 1B		1 SAFE 1 SAFE D CH 83 1 SAFE B CH 82 F SL 84 1 SAFE X SL 84 2-1 17 SH3-4 21 1B 6 SF7 1-3 1B		4	1	2	0	0	0	1
21 Jeff Francoeur, R (1, 9) OBP: 0.297, SLG: 0.393		C FF 92 S FF 91 S CU 82 0-3 ② K		B CU 82 F FC 86 B SL 85 S FF 92 F CU 82 X CU 82 2-2 17 1B 1B		F SI 91 B FF 91 B SL 84 B SI 91 F CU 81 B CH 85 4-2 ② 17 2B 1-2 BB		B SL 84 B CH 82 X CH 82 2-0 17 SH3-4 1-2 3-H 1B		3	0	2	1	1	1	1
17 Chris Getz, L (1, 4) OBP: 0.336, SLG: 0.398		D CU 80 C CU 80 X SI 92 1-1 ③ G6-3		C FF 90 1 SAFE X SI 91 0-1 1-2 1B		C CU 79 X FF 90 0-1 1-3 2B		B FF 90 X FF 90 1-0 ① SH3-4 1-2 2-3		3	0	2	0	0	0	1
13 Salvador Perez, R (1, 2) OBP: 0.375, SLG: 0.655			C FF 91 X CU 80 0-1 ① G6-3	B SL 83 S SL 82 X SL 83 1-1 ② P3		D SL 82 B SL 85 B FF 92 X FF 91 3-0 ③ F9		I IN 73 I IN 76 I IN 74 I IN 78 4-0 IBB		3	0	0	0	1	0	4
1 Jarrod Dyson, L (1, 8) OBP: 0.311, SLG: 0.303 6 Lorenzo Cain, R (8, PH) OBP: 0.280, SLG: 0.286 (9, 8)			C SI 90 T FC 86 X CU 81 0-2 4 S 4 1B 1B	S FF 91 B FF 92 S FC 86 B FF 92 F FC 86 F FF 92 B CU 79 F CH 86 X FC 86 3-2 ③ G3-1			C FF 89 F FF 90 F FF 91 B CU 80 X FC 85 1-2 ① G3-1	B FF 91 F FF 91 B FF 91 X FF 92 2-1 ② SF7 3-H		3 0	1 0	1 0	0 1	0 0	0 0	2 0
Inning Stats	R: 0 E: 0 K: 1 S: 11 H: 0 LOB: 0 BB: 0 P: 14	R: 0 E: 0 K: 1 S: 8 H: 1 LOB: 1 BB: 0 P: 11	R: 3 E: 0 K: 1 S: 14 H: 3 LOB: 0 BB: 0 P: 18	R: 0 E: 0 K: 0 S: 16 H: 2 LOB: 2 BB: 0 P: 22	R: 0 E: 0 K: 1 S: 8 H: 0 LOB: 0 BB: 0 P: 10	R: 0 E: 0 K: 0 S: 10 H: 2 LOB: 2 BB: 1 P: 18	R: 1 E: 0 K: 1 S: 15 H: 1 LOB: 0 BB: 0 P: 17	R: 2 E: 0 K: 0 S: 9 H: 3 LOB: 2 BB: 1 P: 21		1B: 9 2B: 1 3B: 0 HR: 2 SF: 1 SAC: 1 DP: 0 HBP: 0			WP: 0 PB: 0 SB: 1 CS: 1 PA: 37	

PITCHER		IP	WLS	BF	H	R	ER	SO	BB	IBB	HBP	BLK	WP	HR	S	P	ERA	WHIP
44 Jake Peavy, R ERA: 3.12	(1, 1)	7.0	L	33	12	6	6	5	1	0	0	0	0	2	87	120	7.71	1.857
53 Héctor Santiago, L ERA: 3.98	(8, 1)	1.0		4	0	0	0	0	0	1	0	0	0	0	4	11	0.00	0.000

PITCHER	IP	WLS	BF	H	R	ER	SO	BB	IBB	HBP	BLK	WP	HR	S	P	ERA	WHIP

BOTTOM

Chicago White Sox @ Kansas City Royals

Kauffman Stadium, Kansas City, MO

Sat Jul 14 2012, 6:15 PM - 9:07 PM CDT

Att. 24,998 - Clear - 97 F

livebaseballscorecards.com

AB	33
R	6
H	12
RBI	6
BB	2
SO	5
LOB	11

Batter	1	2	3	4	5	6	7	8	9	AB	R	H	RBI	BB	SO	LOB
30 Alejandro De Aza, L (1, 8) OBP: 0.348, SLG: 0.401	B FF 90 B SI 89 X SI 90 2-0 F9		C SI 90 X CU 79 0-1 F8		B SI 92 C SI 91 X FF 92 1-1 FC4-6 44 BB 1-2f		C FF 93 B SL 83 X SI 93 1-1 F9		B FF 91 F FF 91 B CU 72 B FF 90 F FF 91 F FF 92 F FF 92 X FF 92 3-2 F8 2-3	5	0	0	0	0	0	3
20 Kevin Youkilis, R (1, 5) OBP: 0.340, SLG: 0.406 (8, 3)	C SI 90 F SI 92 S SL 83 0-3 K		X SI 92 0-0 F8		B SI 92 C SI 91 C SL 82 D SL 84 S SL 80 2-3 K			B SI 91 B FF 92 X SI 90 2-0 G5-3	D CU 75 B CH 82 C CH 82 F FF 92 B FF 93 B CU 74 4-2 1-2 BB	4	0	0	0	1	2	1
44 Adam Dunn, L (1, 10) OBP: 0.365, SLG: 0.528	B FF 93 B FF 93 X CH 82 2-0 HR		B SI 90 C FF 91 B SL 82 B SL 82 B FF 92 4-1 BB		C SI 92 S FF 92 B FF 92 F SL 82 D SL 84 B FF 94 D SL 83 4-2 1-2 BB			T FF 91 C SL 82 C FF 94 0-3 K	C CU 72 F FF 92 F FF 93 D CU 76 B CU 74 B FF 92 F FF 92 F FF 92 X FF 92 3-2 F9	3	1	1	1	2	1	3
14 Paul Konerko, R (1, 3) OBP: 0.398, SLG: 0.512 38 Eduardo Escobar, S (8, PR) OBP: 0.301, SLG: 0.270 (8, 5)	C FF 91 B FF 92 B SI 92 F SI 91 F SL 82 B SL 81 S SL 81 3-3 K		B SI 92 B SL 80 B SI 92 X SI 91 3-0 F7		C CU 76 X SI 93 0-1 G6-3			C CU 82 B SI 99 F CH 88 H FF 99 2-2 51 1B HBP		3 0	0 0	0 0	0 0	0 0	1 0	3 0
51 Alex Rios, R (1, 9) OBP: 0.357, SLG: 0.532		X SI 90 0-0 24 1B 12 HBP 10 G5-3 1B		C SI 91 B CU 80 B SL 80 B SI 91 B SI 91 4-1 24 BLK BB		B CU 70 C SI 92 B CU 75 X SI 91 2-1 G5-3			C SI 100 F FF 98 X CH 86 0-2 1-2 1B	3	1	2	0	1	0	0
12 A.J. Pierzynski, L (1, 2) OBP: 0.345, SLG: 0.528		H FF 92 1-0 10 G5-3 24 1B 1-2 HBP		L SI 90 1 SAFE P PO 82 F SI 91 S SL 80 1-3 K		C FF 91 B CH 80 X FF 92 1-1 24 G5-4-3 1B			B FF 98 F CH 88 F SI 98 X CH 88 1-2 F7	3	0	1	0	0	1	3
24 Dayan Viciedo, R (1, 7) OBP: 0.302, SLG: 0.457 7 Jordan Danks, L (9, PR) OBP: 0.348, SLG: 0.409 (9, 7)		B SI 90 F CU 79 X SI 92 1-1 10 G5-3 1-2 2-3 1B		1 SAFE F SI 91 S SL 83 X SL 82 0-2 F9 1-2		B SI 92 X SL 80 1-0 G5-4-3 1-2f				X CU 82 0-0 15 FC2-5 10 1B 1B	4 0	0 0	2 0	0 0	0 0	0 0	2 0
10 Alexei Ramirez, R (1, 6) OBP: 0.287, SLG: 0.340		X SI 92 0-0 G5-3 1-2 2-3f 3-H		B SL 80 B SL 80 C SI 92 F SL 80 S SL 82 2-3 K			F CU 74 F SI 92 F SL 82 S SL 82 0-3 K		C FF 97 1 SAFE X SI 96 0-1 30 F8 15 FC2-5 1-2 1B	4	0	1	0	0	2	3
15 Gordon Beckham, R (1, 4) OBP: 0.296, SLG: 0.376		X SI 90 0-0 P4		B SI 90 B SI 91 B SI 91 B FF 90 4-0 30 FC4-6 BB			X SI 93 0-0 G6-3		X CH 84 0-0 FC2-5 20 BB 1-2 2-3f	3	0	0	0	1	0	3
Inning Stats	R: 1 E: 0 K: 2 S: 9 H: 1 LOB: 0 BB: 0 P: 16	R: 1 E: 0 K: 0 S: 5 H: 2 LOB: 1 BB: 0 P: 7	R: 0 E: 0 K: 0 S: 5 H: 0 LOB: 1 BB: 1 P: 12	R: 0 E: 0 K: 2 S: 11 H: 0 LOB: 1 BB: 1 P: 17	R: 0 E: 0 K: 1 S: 10 H: 0 LOB: 2 BB: 2 P: 21	R: 0 E: 0 K: 0 S: 5 H: 1 LOB: 0 BB: 0 P: 9	R: 0 E: 0 K: 1 S: 7 H: 0 LOB: 0 BB: 0 P: 8	R: 0 E: 0 K: 1 S: 12 H: 1 LOB: 2 BB: 0 P: 17	R: 0 E: 0 K: 0 S: 17 H: 2 LOB: 3 BB: 1 P: 27	1B: 6 2B: 0 3B: 0 HR: 1 SF: 0 SAC: 0 DP: 2 HBP: 2						

PITCHER		IP	WLS	BF	H	R	ER	SO	BB	IBB	HBP	BLK	WP	HR	S	P	ERA	WHIP
39 Luis Mendoza, R ERA: 4.32	(1, 1)	7.1	L	29	4	2	2	6	4	0	1	1	0	1	53	93	2.46	1.091
50 Jose Mijares, L ERA: 1.54	(8, 1)	0.1		1	0	0	0	1	0	0	0	0	0	0	3	3	0.00	0.000
40 Kelvin Herrera, R ERA: 2.98	(8, 1)	0.2		6	3	0	0	0	0	0	1	0	0	0	12	15	0.00	4.500
55 Tim Collins, L ERA: 3.5	(9, 1)	0.2		3	0	0	0	0	1	0	0	0	0	0	13	23	0.00	1.500

PITCHER	IP	WLS	BF	H	R	ER	SO	BB	IBB	HBP	BLK	WP	HR	S	P	ERA	WHIP

TOP

Chicago White Sox @ Kansas City Royals

Kauffman Stadium, Kansas City, MO

Sun Jul 15 2012, 1:13 PM - 4:04 PM CDT

Att. 25,714 - Sunny - 94 F

livebaseballscorecards.com

AB	32
R	2
H	7
RBI	1
BB	5
SO	7
LOB	21

WP: 0	PB: 0	SB: 0	CS: 0
PA: 39			

BOTTOM

Chicago White Sox @ Kansas City Royals

Kauffman Stadium, Kansas City, MO

Sun Jul 15 2012, 1:13 PM - 4:04 PM CDT

Att. 25,714 - Sunny - 94 F

livebaseballscorecards.com

Batter	1	2	3	4	5	6	7	8	9	AB	R	H	RBI	BB	SO	LOB
4 Alex Gordon, L (1, 7) OBP: 0.368, SLG: 0.415	B SI 92 C SI 91 C SI 93 B SL 80 F SL 80 B SI 94 X SI 92 3-2 ① F7		C SL 78 F SL 78 F SI 96 X SL 80 0-2 2 1B 2B		1 SAFE B SI 95 B SI 94 C FF 95 1 SAFE X SI 95 2-1 1-3 1B		X FF 93 0-0 ③ P6			4	0	2	0	0	0	1
2 Alcides Escobar, R (1, 6) OBP: 0.356, SLG: 0.438	C SI 86 F SI 94 B SI 88 F CH 81 S CH 81 1-3 ② K		D CH 83 B CH 82 B FF 94 C SI 88 X SI 87 3-1 2-3 1B		C SL 79 S SI 94 F SL 80 S SL 79 0-3 ② K			C SI 86 X CH 80 0-1 16 1B 1B		4	0	2	0	0	2	2
16 Billy Butler, R (1, 3) OBP: 0.365, SLG: 0.484 1 Jarrod Dyson, L (8, PR) OBP: 0.311, SLG: 0.303 35 Eric Hosmer, L (9, 3) OBP: 0.292, SLG: 0.360	C SI 89 B SI 94 X SI 92 1-1 ③ G4-3		B SI 94 S SL 79 C SI 93 S SL 80 1-3 ③ K2-3		B CH 83 C SI 94 B FF 94 B SI 94 C CH 83 X SL 79 3-2 ③ G5-3			X CH 81 0-0 11 G1-4-3 1-2 1B		4 0 0	0 0 0	1 0 0	0 0 0	0 0 0	1 0 0	4 0 0
6 Lorenzo Cain, R (1, 8) OBP: 0.310, SLG: 0.360		C CH 86 B CH 80 X CH 79 1-1 2B		B SI 91 C SL 77 F SI 88 F SL 79 F SL 79 X SI 88 1-2 21 G5-4-3 1B		B CH 86 C SI 86 F SL 75 X SL 78 1-2 ① G6-3		B SI 91 D SI 94 F SI 88 F SL 79 X SL 78 2-2 ① L7		4	0	2	0	0	0	2
11 Yuniesky Betancourt, R (1, 10) OBP: 0.266, SLG: 0.403		X SI 91 0-0 ① F9		B CH 86 1 SAFE B CH 80 1 SAFE X SI 91 2-0 ① F8		B SI 88 X SI 90 1-0 ② G6-3		B SI 87 X SI 87 1-0 ②③ G1-4-3 1-2f		4	0	0	0	0	0	4
21 Jeff Francoeur, R (1, 9) OBP: 0.294, SLG: 0.389		C SI 92 B SI 89 S SI 95 X SI 94 1-2 ② F8		B SI 94 X CH 81 1-0 ②③ G5-4-3 1-2f		B CH 80 C CH 83 X SI 88 1-1 ③ G6-3			C FF 93 B SL 84 B FF 94 S FF 95 F FF 95 F CH 85 X FF 96 2-2 ① G6-3	4	0	0	0	0	0	2
8 Mike Moustakas, L (1, 5) OBP: 0.325, SLG: 0.489	B SI 95 F SI 92 F SI 94 B SL 80 F SL 77 X SL 78 2-2 ③ G1-3				B SL 76 X SI 90 1-0 13 G4-3 13 WP 17 1B 1B		B SI 88 C SL 75 C SL 80 S SL 79 1-3 ① K		B CH 85 B FF 95 F FF 95 F FF 96 X CH 84 2-2 ② L6	4	1	1	0	0	1	1
13 Salvador Perez, R (1, 2) OBP: 0.383, SLG: 0.644 30 Jason Bourgeois, R (9, PR) OBP: 0.389, SLG: 0.455			C CH 86 B SI 91 F CH 79 X SI 94 1-2 ① G6-3		B SI 86 X SI 91 1-0 ① G4-3 1-3		C CH 86 B SI 92 X SL 76 1-1 1B		X FF 96 0-0 17 S 1B	4 0	0 0	2 0	0 0	0 0	0 0	1 0
17 Chris Getz, L (1, 4) OBP: 0.333, SLG: 0.393			C SI 90 B SL 74 C SI 92 B SI 95 X SI 94 2-2 ② G6-3		C SI 93 B SI 90 B SI 94 X SL 80 2-1 4 1B 3-H 1B		B SI 91 F SI 92 B SI 93 X SI 88 2-1 ② P6		B FF 94 B FF 93 C FF 94 X FF 94 2-1 ③ G6-3 1-2	4	0	1	1	0	0	2

Inning Stats	1	2	3	4	5	6	7	8	9
	R: 0 E: 0 K: 1 S: 10 H: 0 LOB: 0 BB: 0 P: 15	R: 0 E: 0 K: 0 S: 10 H: 1 LOB: 1 BB: 0 P: 14	R: 0 E: 0 K: 1 S: 15 H: 2 LOB: 2 BB: 0 P: 22	R: 0 E: 0 K: 0 S: 7 H: 1 LOB: 0 BB: 0 P: 11	R: 1 E: 0 K: 1 S: 13 H: 3 LOB: 2 BB: 0 P: 22	R: 0 E: 0 K: 0 S: 6 H: 0 LOB: 0 BB: 0 P: 9	R: 0 E: 0 K: 1 S: 8 H: 1 LOB: 1 BB: 0 P: 12	R: 0 E: 0 K: 0 S: 7 H: 2 LOB: 2 BB: 0 P: 10	R: 0 E: 0 K: 0 S: 11 H: 1 LOB: 2 BB: 0 P: 17

	AB	36
	R	1
	H	11
	RBI	1
	BB	0
	SO	4
	LOB	19

	1B: 9	SF: 0	WP: 1	PA: 36
	2B: 2	SAC: 0	PB: 0	
	3B: 0	DP: 2	SB: 1	
	HR: 0	HBP: 0	CS: 0	

PITCHER		IP	WLS	BF	H	R	ER	SO	BB	IBB	HBP	BLK	WP	HR	S	P	ERA	WHIP
49 Chris Sale, L ERA: 2.11	(1, 1)	8.0	W	32	10	1	1	4	0	0	0	0	1	0	76	115	1.12	1.250
43 Addison Reed, R ERA: 4.09	(9, 1)	1.0	S	4	1	0	0	0	0	0	0	0	0	0	11	17	0.00	1.000

PITCHER	IP	WLS	BF	H	R	ER	SO	BB	IBB	HBP	BLK	WP	HR	S	P	ERA	WHIP

Batter	1	2	3	4	5	6	7	8	9	AB	R	H	RBI	BB	SO	LOB
30 Alejandro De Aza, L (1, 8) OBP: 0.345, SLG: 0.397	C SI 89 F SI 90 B CU 75 X SI 91 1-2 ① G4-3		B SI 90 X SI 90 1-0 ② G4-3			C SI 90 X SI 89 0-1 ① G6-3		S FF 93 S FF 95 F FF 95 X CU 78 0-2 ② G3		4	0	0	0	0	0	0
20 Kevin Youkilis, R (1, 5) OBP: 0.347, SLG: 0.422	C SI 89 S SI 90 B SL 89 B SI 90 X SI 89 2-2 44 G4-3 44 E 1B		C SI 88 F CU 75 F SL 87 B SL 84 F SI 91 F CU 77 B SL 89 F SI 88 X SL 84 2-2 2B			C FF 86 B SI 91 B SI 86 F SI 88 B SL 86 X SI 90 3-2 44 G6-3 2B		C FF 94 F FF 95 S FF 95 0-3 ③ K		4	1	3	0	0	1	0
44 Adam Dunn, L (1, 10) OBP: 0.361, SLG: 0.521	B SI 90 F SI 91 X SI 92 1-1 ② G4-3 1-H		B SI 92 F SI 92 X SI 92 1-1 ③ G3			C SI 91 S SI 91 B FF 91 X SL 90 1-2 ② G6-3 2-3			C FF 95 C FF 95 B FF 95 F FF 96 X FF 96 1-2 ① P5	4	0	0	0	0	0	2
14 Paul Konerko, R (1, 3) OBP: 0.396, SLG: 0.507	B SI 91 X SI 91 1-0 ③ L5			C SI 90 B SL 85 F SI 90 X SL 90 1-2 ① G6-3		C SI 92 B SL 90 B SI 91 B SL 88 X FF 90 3-1 ③ F7			B CU 84 B FF 94 C FF 95 S FF 90 B FF 97 B CU 84 4-2 51 G3-6-1 BB	3	0	0	0	1	0	1
51 Alex Rios, R (1, 9) OBP: 0.353, SLG: 0.525		C SI 89 X SI 90 0-1 ① F8		B SI 91 C SI 90 F SL 86 B CU 74 F CU 75 B SL 89 F SI 88 F SI 90 X FF 90 3-2 ② G6-3			B SI 89 B SI 88 X SI 88 2-0 ① F9		C CU 84 X FC 92 0-1 ②③ G3-6-1 1-2f	4	0	0	0	0	0	1
12 A.J. Pierzynski, L (1, 2) OBP: 0.348, SLG: 0.529		C SI 90 F SL 90 X CU 75 0-2 24 E 1B		X SI 91 0-0 ③ G4-3			X SI 90 0-0 10 FC6-4 1B			3	0	2	0	0	0	0
24 Dayan Viciedo, R (1, 7) OBP: 0.299, SLG: 0.452		C SI 91 X SL 85 0-1 FC1 10 G6-3 1-2			C SI 90 B SI 90 F SL 84 X CU 75 1-2 ① F8		X SI 90 0-0 ② F8			3	0	0	0	0	0	2
10 Alexei Ramirez, R (1, 6) OBP: 0.284, SLG: 0.337		B SI 91 F SI 91 F SI 92 X SI 91 1-2 ②③ G6-3 1-2f			B SI 90 F SI 90 B SI 91 F SI 89 B SI 90 X SI 89 3-2 ② G6-3		B SI 90 C SI 90 F SI 90 X SL 86 1-2 ③ FC6-4 1-2f			3	0	0	0	0	0	3
15 Gordon Beckham, R (1, 4) OBP: 0.293, SLG: 0.373			C SI 90 B SI 90 X SI 91 1-1 ① G3		B SI 90 B SI 90 F SI 89 F SI 88 X SI 91 2-2 ③ G6-3			F FF 92 C FF 94 B FF 94 F FF 96 F FF 94 X FF 95 1-2 ① P4		3	0	0	0	0	0	0
Inning Stats	R: 1 E: 1 K: 0 S: 9 H: 1 LOB: 0 BB: 0 P: 14	R: 0 E: 1 K: 0 S: 10 H: 1 LOB: 1 BB: 0 P: 11	R: 0 E: 0 K: 0 S: 12 H: 1 LOB: 1 BB: 0 P: 17	R: 0 E: 0 K: 0 S: 10 H: 0 LOB: 0 BB: 0 P: 14	R: 0 E: 0 K: 0 S: 9 H: 0 LOB: 0 BB: 0 P: 15	R: 0 E: 0 K: 0 S: 10 H: 1 LOB: 1 BB: 0 P: 17	R: 0 E: 0 K: 0 S: 6 H: 1 LOB: 1 BB: 0 P: 9	R: 0 E: 0 K: 1 S: 12 H: 0 LOB: 0 BB: 0 P: 13	R: 0 E: 0 K: 0 S: 8 H: 0 LOB: 0 BB: 1 P: 13	1B: 3 2B: 2 3B: 0 HR: 0	SF: 0 SAC: 0 DP: 2 HBP: 0			WP: 0 PB: 0 SB: 0 CS: 0	PA: 32		

PITCHER		IP	WLS	BF	H	R	ER	SO	BB	IBB	HBP	BLK	WP	HR	S	P	ERA	WHIP
35 Aaron Cook, R ERA: 3.34	(1, 1)	7.0		26	5	1	0	0	0	0	0	0	0	0	66	97	0.00	0.714
44 Vicente Padilla, R ERA: 3.71	(8, 1)	1.0	W	3	0	0	0	1	0	0	0	0	0	0	12	13	0.00	0.000
91 Alfredo Aceves, R ERA: 4.05	(9, 1)	1.0		3	0	0	0	0	1	0	0	0	0	0	8	13	0.00	1.000

PITCHER	IP	WLS	BF	H	R	ER	SO	BB	IBB	HBP	BLK	WP	HR	S	P	ERA	WHIP

TOP

Chicago White Sox @ Boston Red Sox

Fenway Park, Boston, MA

Mon Jul 16 2012, 7:13 PM - 9:53 PM EDT

Att. 38,334 - Partly Cloudy - 79 F

livebaseballscorecards.com

AB	31
R	1
H	5
RBI	0
BB	1
SO	1
LOB	9

Batter	1	2	3	4	5	6	7	8	9	AB	R	H	RBI	BB	SO	LOB
2 Jacoby Ellsbury, L (1, 8) OBP: 0.313, SLG: 0.341	B FF 88 B FF 88 X FF 89 2-0 ① F8	C CH 82 D SL 82 B SL 80 X SL 81 2-1 ③ G3			C FF 87 D SL 81 F CH 83 1 SAFE 1 SAFE F FF 86 C FF 89 1-3 ② K		1 SAFE 1 SAFE C FF 92 B FF 91 B FF 93 X FF 92 2-1 ③ P5			4	0	0	0	0	1	3
13 Carl Crawford, L (1, 7) OBP: 0.500, SLG: 0.333 66 Daniel Nava, S (9, 7) OBP: 0.384, SLG: 0.425	C FF 90 B SI 88 S CH 81 X CH 82 1-2 34 1B / 28 1B 1B	B SI 86 F SL 81 C FF 88 B FF 89 X CU 76 2-2 ① L9			B FF 84 X SL 80 1-0 ③ F8			B SL 80 B FF 92 B FF 91 C FF 92 B FF 91 4-1 34 BB / 28 HR BB		3 0	2 0	1 0	0 0	1 0	0 0	1 0
34 David Ortiz, L (1, 10) OBP: 0.414, SLG: 0.609	C FF 87 F FF 86 B SL 80 1 SAFE 1 SAFE B SL 82 F SL 82 B CH 82 X SL 82 3-2 28 1B 1-3 1B	B CU 76 C CH 82 X SL 81 1-1 ② G4-3				F FF 86 C CU 76 B CU 74 B CH 81 S SL 82 2-3 ① K		B SL 81 1 SAFE B FF 94 F FF 94 B SL 81 1 SAFE B FF 93 4-1 1-2 28 HR BB		3	1	1	0	1	1	0
28 Adrián González, L (1, 3) OBP: 0.332, SLG: 0.427	C FF 87 B FF 88 C FF 88 F FF 89 B FF 89 D CH 83 F SI 89 X SL 81 3-2 1-2 3-H 1B	B FF 89 X SI 87 1-0 ③ G4-3				C SI 87 X CH 81 0-1 ② G4-3		B FF 92 C FF 91 B FF 92 X FF 93 2-1 1-H 2-H HR		4	1	2	4	0	0	0
7 Cody Ross, R (1, 9) OBP: 0.342, SLG: 0.526	C SL 82 C SI 89 F SL 80 D SL 82 S SL 81 1-3 ② K			C FF 86 B SI 88 S SL 82 T SL 81 1-2 ① K		B SL 83 B SL 81 S SL 80 X FF 88 2-1 2B		B SL 88 B SI 98 B SI 98 X SI 98 3-0 64 G6-3 / 3 1B / 39 WP 1B		4	1	2	0	0	2	2
39 Jarrod Saltalamacchia, S (1, 2) OBP: 0.285, SLG: 0.496	B SL 81 F SL 80 S SL 81 B FF 89 D SI 91 S SL 82 3-3 ③ K			B SI 88 S CH 82 F CU 76 B FF 89 B CH 82 F SL 82 F SL 82 C SL 81 3-3 ② K		X CH 80 0-0 ③ F8		B CH 86 S SI 98 F SI 99 B SL 88 S SL 87 2-3 ① 1-2 K		4	0	0	0	0	3	4
64 Will Middlebrooks, R (1, 5) OBP: 0.328, SLG: 0.535		B FF 87 C FF 87 B FF 88 S SL 82 C FF 90 2-3 ① K		F SL 82 S SL 80 S SL 81 0-3 ③ K			X SL 80 0-0 ① G5-3	B SI 99 B SI 98 D SI 99 C SI 98 X SI 97 3-1 ② 2-3 G6-3		4	0	0	0	0	2	1
3 Mike Aviles, R (1, 6) OBP: 0.290, SLG: 0.421		B CU 75 X FF 88 1-0 ② G1-3			C SL 80 S SL 80 B SL 79 X SL 82 1-2 ① L7		C FF 86 F CH 79 B CU 75 B FF 89 X SL 81 2-2 ② G6-3	B SI 98 B SI 98 X SI 97 2-0 3-H 23 S 1B		4	0	1	1	0	0	0
23 Pedro Ciriaco, R (1, 4) OBP: 0.483, SLG: 0.571		C FF 89 B FF 88 F SL 82 X FF 91 1-2 2B			L FF 89 X SL 81 0-1 1B		B FF 90 S SL 80 B FF 88 S SL 80 X CU 76 2-2 1B	C SI 99 F SI 99 X SL 88 0-2 ③ 1-2 F8		4	0	3	0	0	0	1
Inning Stats	R: 1 H: 3 E: 0 LOB: 2 K: 2 BB: 0 S: 20 P: 33	R: 0 H: 1 E: 0 LOB: 1 K: 1 BB: 0 S: 9 P: 15	R: 0 H: 0 E: 0 LOB: 0 K: 0 BB: 0 S: 6 P: 10	R: 0 H: 0 E: 0 LOB: 0 K: 3 BB: 0 S: 11 P: 15	R: 0 H: 1 E: 0 LOB: 1 K: 1 BB: 0 S: 10 P: 13	R: 0 H: 1 E: 0 LOB: 1 K: 1 BB: 0 S: 8 P: 12	R: 0 H: 1 E: 0 LOB: 1 K: 0 BB: 0 S: 9 P: 15	R: 4 H: 3 E: 0 LOB: 1 K: 1 BB: 2 S: 14 P: 34		1B: 7 SF: 0 2B: 2 SAC: 0 3B: 0 DP: 0 HR: 1 HBP: 0						

PITCHER		IP	WLS	BF	H	R	ER	SO	BB	IBB	HBP	BLK	WP	HR	S	P	ERA	WHIP
39 Dylan Axelrod, R ERA: 5.3	(1, 1)	6.2		27	7	1	1	8	0	0	0	0	0	0	71	109	1.35	1.050
52 Leyson Septimo, L ERA: 7.2	(7, 1)	0.1	L	4	1	3	3	0	2	0	0	0	0	1	6	18	81.00	9.000
65 Nate Jones, R ERA: 3.57	(8, 1)	1.0		5	2	1	1	1	0	0	0	0	1	0	10	20	9.00	2.000

PITCHER	IP	WLS	BF	H	R	ER	SO	BB	IBB	HBP	BLK	WP	HR	S	P	ERA	WHIP

BOTTOM

Chicago White Sox @ Boston Red Sox

Fenway Park, Boston, MA

Mon Jul 16 2012, 7:13 PM - 9:53 PM EDT

Att. 38,334 - Partly Cloudy - 79 F

livebaseballscorecards.com

AB	34
R	5
H	10
RBI	5
BB	2
SO	9
LOB	12

Chicago White Sox @ Boston Red Sox

Fenway Park, Boston, MA

Tue Jul 17 2012, 7:11 PM - 10:16 PM EDT

Att. 37,771 - Clear - 89 F

TOP

livebaseballscorecards.com

Batter	1	2	3	4	5	6	7	8	9	AB	R	H	RBI	BB	SO	LOB
30 Alejandro De Aza, L (1, 8) OBP: 0.345, SLG: 0.399	C FF 92 B FF 93 C CU 73 F FF 93 S CU 75 1-3 ① K	C CU 76 B FF 93 B FF 90 B CU 75 F FF 94 X FF 94 3-2 2-H 2B		C FF 92 X FF 91 0-1 ② G3-1 1-2 2-3		X FO 87 0-0 20 CS 2-H 1B			B FF 94 F FF 93 L CU 73 B FF 95 S CU 74 2-3 ① K	5	0	2	2	0	2	2
20 Kevin Youkilis, R (1, 5) OBP: 0.348, SLG: 0.433	B FF 94 B FF 93 C FF 93 B CH 87 B FF 93 4-1 44 1B 14 2B BB	X SI 94 0-0 ③ G6-3		B SI 93 B CH 86 B SI 92 C FF 92 C FF 93 X FF 93 3-2 2-H 3-H HR		B FF 93 1 SAFE 1 SAFE F FF 93 S FF 93 B FF 93 C SL 83 2-3 ② ③ K 1-2			B FF 94 X FF 95 1-0 ② G5-3	4	2	1	3	1	1	2
44 Adam Dunn, L (1, 10) OBP: 0.362, SLG: 0.518	X FF 94 0-0 14 2B 51 1B 1-2 1B		B CU 74 C FF 92 B FF 91 B FF 90 S SI 92 B SI 92 4-2 51 G4-3 14 S BB	C FF 92 C CU 77 F CU 77 F FF 93 B FF 91 B CU 77 S FF 90 2-3 ③ K			B CU 73 C FO 85 F FO 87 F FF 94 C FO 88 1-3 ① K		B FF 95 B FF 93 X FF 95 2-0 ③ G3	4	1	1	0	1	2	0
14 Paul Konerko, R (1, 3) OBP: 0.397, SLG: 0.510	S CH 87 F FF 92 F CU 76 B FC 91 X FF 91 1-2 51 1B 1-3 2-H 2B		C SI 93 D CH 86 F SI 93 F FF 92 B FF 94 B FF 93 X CH 85 3-2 ① L3 1-2		B FF 93 C FF 94 B CU 74 X FF 94 2-1 ① F9		F FF 94 S FO 87 X FF 95 0-2 1B			4	0	2	1	0	0	1
51 Alex Rios, R (1, 9) OBP: 0.355, SLG: 0.525	F CH 86 X CH 86 0-1 12 CS 2-3 3-H 1B		C CU 76 D SI 93 X SI 92 1-1 ② G4-3 2-3		C FF 95 B SL 85 B CU 74 X FF 93 2-1 12 S 1B		D CU 73 X FF 93 1-0 ② F9			4	0	2	1	0	0	2
12 A.J. Pierzynski, L (1, 2) OBP: 0.343, SLG: 0.522	B FF 91 B FF 91 F FF 92 F FF 92 B FF 90 F FF 91 F FF 92 F FF 94 T FF 94 3-2 ② ③ K 1-2		C CU 76 X FF 92 0-1 ③ G6-3		1 SAFE C FO 84 F FO 86 B FF 92 X FO 86 1-2 ② G1-3 1-2		C FF 93 F FO 85 F FO 88 F FF 94 S FF 94 0-3 ③ K			4	0	0	0	0	2	5
24 Dayan Viciedo, R (1, 7) OBP: 0.298, SLG: 0.453		F FF 91 S CH 86 B CU 75 F CH 85 S FF 92 1-3 ① K		B FF 92 F SI 91 X CH 85 1-1 30 G3-1 20 HR 2B	C CU 73 X FO 85 0-1 ③ G5-3			X FO 85 0-0 ① G6-3		4	1	1	0	0	1	1
10 Alexei Ramirez, R (1, 6) OBP: 0.287, SLG: 0.342		C FF 93 L FF 91 F FF 93 F CU 77 X FF 91 0-2 15 S 30 2B 1B		X SI 93 0-0 ① G1-3		F FF 94 C FF 94 X SL 84 0-2 30 1B 2B		C FF 93 S CU 74 F FO 89 X CU 76 0-2 ② G5-3		4	2	2	0	0	0	1
15 Gordon Beckham, R (1, 4) OBP: 0.293, SLG: 0.369		B FF 93 F CH 84 B FF 91 B SI 92 C SI 92 X FF 95 3-2 ② L9 1-2		B SI 92 B SI 93 B SI 92 B FF 93 4-0 30 G3-1 20 HR BB		X CU 74 0-0 ① G5-3		B FF 94 S FF 93 B CU 74 S FF 93 F FF 94 S SL 84 2-3 ③ K		3	1	0	0	1	1	2
Inning Stats	R: 2 E: 0 K: 2 S: 18 H: 3 LOB: 2 BB: 1 P: 27	R: 1 E: 0 K: 1 S: 16 H: 2 LOB: 1 BB: 0 P: 23	R: 0 E: 0 K: 0 S: 10 H: 0 LOB: 1 BB: 1 P: 18	R: 3 E: 0 K: 1 S: 13 H: 2 LOB: 0 BB: 1 P: 23	R: 0 E: 0 K: 0 S: 9 H: 1 LOB: 1 BB: 0 P: 14	R: 1 E: 0 K: 1 S: 8 H: 2 LOB: 0 BB: 0 P: 10	R: 0 E: 0 K: 2 S: 13 H: 1 LOB: 1 BB: 0 P: 15	R: 0 E: 0 K: 1 S: 9 H: 0 LOB: 0 BB: 0 P: 11	R: 0 E: 0 K: 1 S: 5 H: 0 LOB: 0 BB: 0 P: 10	1B: 6 2B: 5 3B: 0 HR: 1 SF: 0 SAC: 0 DP: 1 HBP: 0						

	AB	36
	R	7
	H	11
	RBI	7
	BB	3
	SO	9
	LOB	16

WP: 0 PB: 0 SB: 3 CS: 2 PA: 39

PITCHER		IP	WLS	BF	H	R	ER	SO	BB	IBB	HBP	BLK	WP	HR	S	P	ERA	WHIP
31 Jon Lester, L ERA: 4.8	(1, 1)	4.0	L	21	7	6	6	4	3	0	0	0	0	1	57	91	13.50	2.500
63 Junichi Tazawa, R ERA: 0.84	(5, 1)	4.0		15	4	1	1	4	0	0	0	0	0	0	39	50	2.25	1.000
46 Franklin Morales, L ERA: 3.1	(9, 1)	1.0		3	0	0	0	1	0	0	0	0	0	0	5	10	0.00	0.000

PITCHER		IP	WLS	BF	H	R	ER	SO	BB	IBB	HBP	BLK	WP	HR	S	P	ERA	WHIP

BOTTOM

Batter	1	2	3	4	5	6	7	8	9	AB	R	H	RBI	BB	SO	LOB
2 Jacoby Ellsbury, L (1, 8) OBP: 0.321, SLG: 0.347	C FF 90 F FF 91 F CU 80 X CU 80 0-2 13 S 13 1B 1B		C FF 89 C FF 90 X FF 91 0-2 13 F8 1B		C FF 90 B FF 91 F SL 84 B FF 92 X FF 92 2-2 ② F9		C FF 95 B FF 96 C FF 95 X FF 96 1-2 ③ F7		C FF 96 B CH 87 S FC 94 F CH 86 B CH 86 X FF 96 2-2 ③ F9	5	1	2	0	0	0	0
13 Carl Crawford, L (1, 7) OBP: 0.625, SLG: 0.571	C FF 92 B FF 91 B FF 91 B SL 85 X FF 92 3-1 66 G4-3 66 S 28 1B 1-H 1B		1 SAFE F FF 91 1 SAFE X FF 91 0-1 ① F8 1-2		C FF 91 X FF 90 0-1 66 S 1B			C SI 95 F FF 95 B SL 81 B SL 83 X FF 96 2-2 64 DI 28 G3 64 1B 1B		4	2	3	1	0	0	1
66 Daniel Nava, S (1, 10) OBP: 0.381, SLG: 0.418	C FF 92 1 SAFE B CH 86 1 SAFE S SL 84 X FF 92 1-2 ① G4-3 1-3		F SL 83 H FF 91 1-1 HBP		C FF 91 B CU 80 F CU 80 D CU 82 F CU 81 F FF 91 X CU 84 2-2 ③ L7 1-2			C FF 95 B FF 96 C FF 95 B FF 96 F FF 96 S FF 95 2-3 ① K		3	0	0	0	0	1	3
28 Adrián González, L (1, 3) OBP: 0.334, SLG: 0.427	B FF 92 F FF 92 D CU 81 F SL 84 X FF 92 2-2 64 FC3-6 3-H 1B		C SL 83 X FF 91 0-1 ② F7			B FC 88 F FF 90 X CU 78 1-1 E9 39 G3 1B		C FF 96 X SI 96 0-1 ② G3 1-2		4	0	2	1	0	0	3
64 Will Middlebrooks, R (1, 5) OBP: 0.327, SLG: 0.529	B SL 83 B FF 92 S SL 83 S SL 84 B CU 81 X SL 84 3-2 ② FC3-6 1-2f		C FF 91 F SL 83 F CU 82 B FF 92 C CU 79 1-3 ③ K			F SL 82 B FF 91 F CH 87 F FF 91 D SL 84 X SL 83 2-2 ① G6-3		C FF 94 X FF 95 0-1 10 HR 2-H 1B		4	1	1	1	0	1	4
39 Jarrod Saltalamacchia, S (1, 2) OBP: 0.282, SLG: 0.490 10 Kelly Shoppach, R (8, PH) OBP: 0.364, SLG: 0.552 (9, 2)	B CU 79 B CH 86 X CH 85 2-0 ③ G4-3			C FF 90 B CU 78 C CU 77 F CU 80 B FF 90 B SL 84 S FF 91 3-3 ① K		S FF 90 B FF 90 F FF 87 D CU 79 X FF 91 2-2 ② G3 2-3		F FF 96 D SL 83 B FF 96 X FF 96 2-1 1-H HR		3 1	0 1	0 1	0 2	0 0	1 0	2 0
12 Ryan Sweeney, L (1, 9) OBP: 0.313, SLG: 0.387 7 Cody Ross, R (8, PH) OBP: 0.340, SLG: 0.523 (9, 9)		C FF 89 B FF 90 X CH 86 1-1 ① G6-3		B CH 87 B FF 87 C FF 90 F FF 91 F FF 93 X CU 80 2-2 ② F7		D SL 83 B FF 87 C FF 91 F SL 83 X FF 90 2-2 ③ G4-3		C SL 82 B FF 95 X SL 81 1-1 ③ P6		3 1	0 0	0 0	0 0	0 0	0 0	1 0
3 Mike Aviles, R (1, 6) OBP: 0.287, SLG: 0.416		C FF 90 B CH 86 F CU 81 X CU 80 1-2 ② G5-3		F SL 82 C CU 80 B CU 81 F CU 80 X FF 91 1-2 ③ L8			C SL 85 S FF 96 B FF 97 B FF 95 F FF 94 C FF 93 2-3 ① K		B FF 95 B FF 94 C FF 95 F FF 94 F FF 95 C CH 84 2-3 ① K	4	0	0	0	0	2	0
23 Pedro Ciriaco, R (1, 4) OBP: 0.438, SLG: 0.516 5 Nick Punto, S (9, PH) OBP: 0.319, SLG: 0.290		B FF 91 X FF 91 1-0 ③ F9			C FF 88 S CU 82 S CU 80 0-3 ① K		B FF 96 S SL 85 X FF 96 1-1 ② F8		C FF 94 S FF 96 X CH 87 0-2 ② G1-3	3 1	0 0	0 0	0 0	0 0	1 0	0 0
Inning Stats	R: 2 H: 3 E: 0 LOB: 1 K: 0 BB: 0 S: 16 P: 27	R: 0 H: 0 E: 0 LOB: 0 K: 0 BB: 0 S: 6 P: 9	R: 0 H: 1 E: 0 LOB: 2 K: 1 BB: 0 S: 12 P: 14	R: 0 H: 0 E: 0 LOB: 0 K: 1 BB: 0 S: 12 P: 18	R: 0 H: 1 E: 0 LOB: 1 K: 1 BB: 0 S: 13 P: 17	R: 0 H: 1 E: 1 LOB: 1 K: 0 BB: 0 S: 12 P: 19	R: 0 H: 0 E: 0 LOB: 0 K: 1 BB: 0 S: 9 P: 13	R: 3 H: 3 E: 0 LOB: 0 K: 1 BB: 0 S: 15 P: 22	R: 0 H: 0 E: 0 LOB: 0 K: 1 BB: 0 S: 11 P: 15	1B: 8 2B: 0 3B: 0 HR: 1	SF: 0 SAC: 0 DP: 0 HBP: 1						

PITCHER	IP	WLS	BF	H	R	ER	SO	BB	IBB	HBP	BLK	WP	HR	S	P	ERA	WHIP
41 Philip Humber, R (1, 1) ERA: 5.77	6.0	W	25	6	2	2	3	0	0	1	0	0	0	71	104	3.00	1.000
48 Brian Omogrosso, R (7, 1) ERA: 4.5	1.0		3	0	0	0	1	0	0	0	0	0	0	9	13	0.00	0.000
37 Matt Thornton, L (8, 1) ERA: 3.43	1.0		6	3	3	3	1	0	0	0	0	0	1	15	22	27.00	3.000
43 Addison Reed, R (9, 1) ERA: 3.97	1.0	S	3	0	0	0	1	0	0	0	0	0	0	11	15	0.00	0.000

PITCHER	IP	WLS	BF	H	R	ER	SO	BB	IBB	HBP	BLK	WP	HR	S	P	ERA	WHIP

Chicago White Sox @ Boston Red Sox

Fenway Park, Boston, MA

Tue Jul 17 2012, 7:11 PM - 10:16 PM EDT

Att. 37,771 - Clear - 89 F

livebaseballscorecards.com

AB	36
R	5
H	9
RBI	5
BB	0
SO	6
LOB	14

WP: 0 PA: 37
PB: 0
SB: 3
CS: 0

Batter	1	2	3	4	5	6	7	8	9	AB	R	H	RBI	BB	SO	LOB
30 Alejandro De Aza, L (1, 8) OBP: 0.344, SLG: 0.398	B FC 89 B FF 90 C FF 92 B FF 93 X FF 93 3-1 44 G4-6-3 20 1B 14 1B 1B	C FF 91 C CU 76 F FF 92 S CU 77 0-3 ③ K			B SI 92 X SI 92 1-0 ② G4-3			C FC 94 X FC 93 0-1 ② G4-3		4	1	1	0	0	1	2
20 Kevin Youkilis, R (1, 5) (8, 3) OBP: 0.347, SLG: 0.429	C FF 92 1 SAFE 1 SAFE S CH 84 B FF 92 F CH 85 1 SAFE F FF 93 X FC 88 1-2 44 G4-6-3 1-2 1B		C FF 91 B CU 76 B FF 91 F FF 93 B FF 93 X FF 92 3-2 ① F7		B FF 93 X FF 91 1-0 ③ G3-1			C FF 93 B FC 91 X FC 91 1-1 ③ G6-3		4	0	1	0	0	0	0
44 Adam Dunn, L (1, 10) OBP: 0.358, SLG: 0.511	B SI 91 X SI 92 1-0 ①② G4-6-3 1-2f 2-3		C FF 91 C CH 84 C FF 92 0-3 ② K			C CH 84 B FF 92 F CH 85 F FF 92 X FF 92 1-2 ① G4-3			B SL 82 C SL 82 B FF 96 F FF 96 B SL 84 X SL 84 3-2 ① F8	4	0	0	0	0	1	2
14 Paul Konerko, R (1, 3) OBP: 0.402, SLG: 0.511 5 Orlando Hudson, S (8, 5) OBP: 0.253, SLG: 0.299	B CU 74 C FF 91 B CH 85 C FF 92 B FF 92 X FF 92 3-2 3-H 1B		B CU 76 B FF 92 C FF 91 B CH 86 B CH 86 4-1 BB			B FF 92 C FF 92 F FF 93 B CU 76 B FF 93 F FF 94 B CH 84 4-2 51 G3-6-1 BB			C FF 96 T SI 96 C SL 84 0-3 ② K	1 1	0 0	1 0	1 0	2 0	0 1	0 0
51 Alex Rios, R (1, 9) OBP: 0.352, SLG: 0.520 7 Jordan Danks, L (6, 9) OBP: 0.333, SLG: 0.391	B FF 91 C SI 92 F CH 87 D CH 86 X FF 92 2-2 ③ F8		F SI 92 C FF 91 F FF 92 X CU 76 0-2 ③ G5-3			X SI 94 0-0 ②③ G3-6-1 1-2f			C FF 98 B SL 85 F SL 84 C SL 82 1-3 ③ K	3 1	0 0	0 0	0 0	0 0	0 1	3 0
12 A.J. Pierzynski, L (1, 2) OBP: 0.341, SLG: 0.518 38 Eduardo Escobar, S (6, 6) OBP: 0.298, SLG: 0.267		C FF 92 B CU 76 B FF 93 X FF 93 2-1 ① P4		F FF 91 C CH 86 F FF 91 F FF 92 B CU 76 X FF 93 1-2 ① P5			C SI 94 F CH 81 C FF 94 0-3 ① K			2 1	0 0	0 0	0 0	0 0	0 1	0 0
24 Dayan Viciedo, R (1, 7) OBP: 0.299, SLG: 0.452		B FF 93 C FF 92 S CU 78 B FF 94 X CH 86 2-2 15 BB 1B		B CU 74 X CH 85 1-0 ② G3			C SI 93 B SI 95 B SI 94 S SI 94 X CU 81 2-2 ② G6-3			3	0	1	0	0	0	0
10 Alexei Ramirez, R (1, 6) OBP: 0.285, SLG: 0.340 17 Tyler Flowers, R (6, 2) OBP: 0.236, SLG: 0.277		X FF 92 0-0 ② P6		C CH 84 B CU 76 F CH 85 F FF 92 X FF 92 1-2 ③ F8			B SI 96 S SI 94 B CU 81 B SI 93 X SI 94 3-1 ③ G6-3			2 1	0 0	0 0	0 0	0 0	0 0	1 0
15 Gordon Beckham, R (1, 4) OBP: 0.293, SLG: 0.367		B SI 92 B FF 92 B FF 92 B FF 93 4-0 1-2 BB			C FF 93 B CU 73 B FF 90 F SI 92 B FF 91 X FF 92 3-2 ① F9			C FC 94 X FC 92 0-1 ① G1-3		2	0	0	0	1	0	0
Inning Stats	R: 1 H: 3 E: 0 LOB: 1 K: 0 BB: 0 S: 14 P: 24	R: 0 H: 1 E: 0 LOB: 2 K: 1 BB: 1 S: 10 P: 18	R: 0 H: 0 E: 0 LOB: 1 K: 1 BB: 1 S: 11 P: 18	R: 0 H: 0 E: 0 LOB: 0 K: 0 BB: 0 S: 10 P: 13	R: 0 H: 0 E: 0 LOB: 0 K: 0 BB: 0 S: 5 P: 10	R: 0 H: 0 E: 0 LOB: 0 K: 0 BB: 1 S: 8 P: 13	R: 0 H: 0 E: 0 LOB: 0 K: 1 BB: 0 S: 8 P: 13	R: 0 H: 0 E: 0 LOB: 0 K: 0 BB: 0 S: 6 P: 7	R: 0 H: 0 E: 0 LOB: 0 K: 2 BB: 0 S: 9 P: 13	1B: 4 SF: 0 2B: 0 SAC: 0 3B: 0 DP: 2 HR: 0 HBP: 0						WP: 0 PA: 32 PB: 0 SB: 0 CS: 0

PITCHER		IP	WLS	BF	H	R	ER	SO	BB	IBB	HBP	BLK	WP	HR	S	P	ERA	WHIP
61 Felix Doubront, L ERA: 4.24	(1, 1)	6.0	W	23	4	1	1	2	3	0	0	0	0	0	58	96	1.50	1.167
32 Matt Albers, R ERA: 2.21	(7, 1)	1.0		3	0	0	0	1	0	0	0	0	0	0	8	13	0.00	0.000
37 Mark Melancon, R ERA: 5.89	(8, 1)	1.0		3	0	0	0	0	0	0	0	0	0	0	6	7	0.00	0.000
30 Andrew Miller, L ERA: 2.91	(9, 1)	1.0		3	0	0	0	2	0	0	0	0	0	0	9	13	0.00	0.000

PITCHER	IP	WLS	BF	H	R	ER	SO	BB	IBB	HBP	BLK	WP	HR	S	P	ERA	WHIP

TOP

Chicago White Sox @ Boston Red Sox

Fenway Park, Boston, MA

Wed Jul 18 2012, 7:25 PM - 10:14 PM EDT

Att. 37,367 - Cloudy - 73 F

livebaseballscorecards.com

AB	29
R	1
H	4
RBI	1
BB	3
SO	5
LOB	8

BOTTOM

Chicago White Sox @ Boston Red Sox

Fenway Park, Boston, MA

Wed Jul 18 2012, 7:25 PM - 10:14 PM EDT

Att. 37,367 - Cloudy - 73 F

livebaseballscorecards.com

Batter	1	2	3	4	5	6	7	8	9	AB	R	H	RBI	BB	SO	LOB
2 Jacoby Ellsbury, L (1, 8) OBP: 0.351, SLG: 0.396	C FF 88 X FF 89 0-1 28 1B 2B		C SL 87 C SL 83 X SL 84 0-2 13 1B 7 HR 1B	1 SAFE X FF 90 0-0 1-2 7 HR 1B	X SI 94 0-0 ③ G1-3		B SI 93 B SI 93 C SI 93 B SI 93 B SI 93 4-1 BB			4	3	3	0	0	0	2
12 Ryan Sweeney, L (7, 8) OBP: 0.317, SLG: 0.387										0	0	0	0	1	0	0
13 Carl Crawford, L (1, 7) OBP: 0.583, SLG: 0.500	C FF 90 L SL 84 S SL 85 0-3 ① K		C SL 86 1 SAFE X SL 85 0-1 1-3 7 HR 1B	B SI 90 X SI 89 1-0 ② P6		C SI 93 H SI 92 1-1 7 2B 28 1B HBP	X SI 93 0-0 ③ F8			3	2	1	0	0	1	3
66 Daniel Nava, S (7, 7) OBP: 0.379, SLG: 0.416										1	0	0	0	0	0	1
7 Cody Ross, R (1, 9) OBP: 0.345, SLG: 0.557	B SI 91 B CH 83 B CH 83 F FF 89 2 SAFE X SL 86 3-1 ② F7		B CH 81 S FF 90 1 SAFE X FF 89 1-1 1-H 3-H HR	B CH 82 B SL 86 B SL 85 C SI 89 X CH 83 3-1 1-H 2-H HR		F SI 92 X SC 75 0-1 1-3 28 1B 2B		B FF 92 C SL 77 C FF 93 X SL 81 1-2 ① F9		5	3	3	6	0	0	1
28 Adrián González, L (1, 3) OBP: 0.339, SLG: 0.439	C FF 92 B SI 91 B SL 86 X SL 85 2-1 64 FC6-4 2-H 1B		B SI 89 X SL 83 1-0 ① G6-3	C FF 90 X FF 91 0-1 HR		F SI 94 B FF 90 F SI 94 F CU 80 F SI 94 F CH 84 F FC 83 F FF 95 X SI 95 1-2 2-H 3-H 1B		B FF 92 X FF 91 1-0 ② P4		4	1	3	4	0	0	0
5 Nick Punto, S (8, PH) OBP: 0.317, SLG: 0.287 (9, 3)										1	0	0	0	0	0	0
64 Will Middlebrooks, R (1, 5) OBP: 0.324, SLG: 0.520	C SL 85 X CH 83 0-1 ③ FC6-4 1-2f		C SI 90 C SI 90 B SI 92 X CH 85 1-2 50 FC4-6 1B	B CH 83 F CH 84 B SI 91 X SL 85 2-1 ③ F9		F CH 87 C SI 94 S CH 81 0-3 ① K		B FF 92 X FF 93 1-0 ③ G6-3		5	0	1	0	0	1	2
50 Mauro Gomez, R (1, 10) OBP: 0.323, SLG: 0.400		B CU 76 B SI 91 F CH 81 F SL 86 F SL 85 X SI 90 2-2 ① F8	F SL 87 S SI 91 X SI 92 0-2 ② FC4-6 1-2f		S FF 88 X CU 78 0-1 3 BB 1B	C SI 93 B FF 89 F SI 93 T SI 94 1-2 ② K				4	0	1	0	0	1	2
3 Mike Aviles, R (1, 6) OBP: 0.286, SLG: 0.413		B FC 89 C SI 88 F FF 90 B FF 90 B CH 82 X CH 84 3-2 ② P3	B SI 91 X FC 87 1-0 ③ P3		B CH 82 B SL 86 B SI 87 F FF 88 S SI 88 F CH 82 F CH 82 B FC 88 4-2 1-2 BB	B SI 93 F CH 84 X SI 93 1-1 ③ L4				3	0	0	0	1	0	2
10 Kelly Shoppach, R (1, 2) OBP: 0.360, SLG: 0.540		B SI 90 C SI 86 B SL 86 X CH 85 2-1 1B		C SL 85 B SI 89 C CH 86 F FF 90 T SL 85 1-2 ① K	S SI 93 C SI 94 S SI 94 0-3 ① K		C SI 93 B CH 84 B SI 93 B CH 84 C SI 94 S SI 94 3-3 ① K			4	0	1	0	0	3	2
23 Pedro Ciriaco, R (1, 4) OBP: 0.417, SLG: 0.486		C SI 90 F FF 91 1 SAFE B FF 92 B SI 92 X CH 82 2-2 ③ L6		F SI 89 X FF 92 0-1 2 1B 7 HR 1B	F SI 94 F CH 84 X SC 74 0-2 ② L7		B SI 94 F SI 92 X SI 93 1-1 ② L9			4	1	1	0	0	0	3

Inning Stats																		
	R: 1	H: 2	R: 0	H: 1	R: 3	H: 4	R: 4	H: 4	R: 0	H: 1	R: 2	H: 2	R: 0	H: 0	R: 0	H: 0	1B: 9	SF: 0	WP: 0	PA: 41
	E: 0	LOB: 1	E: 0	LOB: 1	E: 0	LOB: 1	E: 0	LOB: 0	E: 0	LOB: 2	E: 0	LOB: 1	E: 0	LOB: 1	E: 0	LOB: 0	2B: 2	SAC: 0	PB: 0	
	K: 1	BB: 0	K: 0	BB: 0	K: 0	BB: 0	K: 1	BB: 0	K: 1	BB: 1	K: 2	BB: 0	K: 1	BB: 1	K: 0	BB: 0	3B: 0	DP: 0	SB: 0	
	S: 11	P: 16	S: 12	P: 21	S: 15	P: 19	S: 14	P: 21	S: 13	P: 17	S: 19	P: 23	S: 7	P: 15	S: 5	P: 8	HR: 3	HBP: 1	CS: 0	

PITCHER	IP	WLS	BF	H	R	ER	SO	BB	IBB	HBP	BLK	WP	HR	S	P	ERA	WHIP
58 Pedro Hernandez, L (1, 1) ERA: 18.0	4.0	L	25	12	8	8	2	1	0	0	0	0	3	58	87	18.00	3.250
53 Héctor Santiago, L (5, 1) ERA: 4.15	3.0		13	2	2	2	4	1	0	1	0	0	0	33	45	6.00	1.000
52 Leyson Septimo, L (8, 1) ERA: 6.0	1.0		3	0	0	0	0	0	0	0	0	0	0	5	8	0.00	0.000

PITCHER	IP	WLS	BF	H	R	ER	SO	BB	IBB	HBP	BLK	WP	HR	S	P	ERA	WHIP

AB	38
R	10
H	14
RBI	10
BB	2
SO	6
LOB	18

Chicago White Sox @ Boston Red Sox

Fenway Park, Boston, MA

Thu Jul 19 2012, 7:11 PM - 9:58 PM EDT

Att. 38,413 - Partly Cloudy - 75 F

TOP

livebaseballscorecards.com

Batter	1	2	3	4	5	6	7	8	9	AB	R	H	RBI	BB	SO	LOB
30 Alejandro De Aza, L (1, 8) OBP: 0.343, SLG: 0.399	C FF 92 B FF 93 X FC 90 1-1 ① F8		C CU 77 F CH 82 F CU 77 B SI 94 F FF 93 F CU 78 F FC 92 C FF 94 1-3 ② K		B CU 80 F FF 94 B CH 82 X CH 81 2-1 2B			C CH 79 F FF 89 B FF 92 S CH 80 1-3 ① K		4	0	1	0	0	2	0
10 Alexei Ramirez, R (1, 6) OBP: 0.287, SLG: 0.342	F FF 93 X CU 78 0-1 1B		S CH 81 B CH 82 X FF 94 1-1 ③ G6-3		C CH 82 X FF 93 0-1 ③ F8			B CU 79 S CH 79 F FS 86 X CU 80 1-2 1B		4	0	2	0	0	0	1
44 Adam Dunn, L (1, 10) OBP: 0.357, SLG: 0.506	1 SAFE B FF 92 F FF 93 F FC 90 C CH 81 1-3 ② K			B FC 88 C CH 79 S FS 86 B FS 86 B FF 92 F FF 93 B FC 92 4-2 14 1B 51 SF9 BB		X FS 84 0-0 ① G4-3		X FF 92 0-0 ② P6		3	1	0	0	1	1	2
14 Paul Konerko, R (1, 3) OBP: 0.403, SLG: 0.511	F FF 92 D CH 83 1 SAFE B FF 93 1 SAFE 1 SAFE F FF 92 C CH 81 2-3 ③ K			C FF 93 B CU 81 1 SAFE B FF 92 X FF 94 2-1 24 FC6-4 1-3 1B		C FF 91 C FF 92 X FS 86 0-2 1B		C CU 78 F FF 93 X CH 80 0-2 ③ G6-3		4	0	2	0	0	1	2
51 Alex Rios, R (1, 9) OBP: 0.348, SLG: 0.516		X FF 91 0-0 ① F8		B FF 93 S CH 81 X FF 93 1-1 ① SF9 3-H		B FF 92 D FF 92 F FF 92 C CU 79 D CH 82 F FF 91 X FF 92 3-2 ② P4			F FF 95 T FF 96 X CU 81 0-2 ① P3	3	0	0	1	0	0	1
12 A.J. Pierzynski, L (1, 2) OBP: 0.340, SLG: 0.514		B FF 92 B FF 90 B FF 94 C FF 92 X FF 91 3-1 24 FC4-6 1B		F CH 81 F FS 86 F FF 94 F CU 78 D CH 84 S CH 82 1-3 ② K		B FF 92 B CH 80 X FC 90 2-0 ③ P5			F FS 89 S FS 86 F FC 93 F FF 97 X FS 88 0-2 ② G1-3	4	0	1	0	0	1	2
24 Dayan Viciedo, R (1, 7) OBP: 0.298, SLG: 0.449		X CU 78 0-0 ② FC4-6 15 FC5-4 1-2f		C CU 79 F FF 92 X FS 87 0-2 ③ FC6-4 1-2f			S CH 79 X CU 79 0-1 ① G6-3		C CU 82 S FF 96 F FF 95 X CU 85 0-2 15 2B 1B	4	0	1	0	0	0	2
15 Gordon Beckham, R (1, 4) OBP: 0.293, SLG: 0.368		C FF 92 1 SAFE B FC 90 B FC 91 B FF 93 X FF 93 3-1 ③ FC5-4 1-2f			B CU 76 C CU 77 B FC 89 X FF 93 2-1 ① G4-3		F FF 92 X FF 92 0-1 ② G6-3		F FF 94 F FF 95 F FF 94 F FF 94 X FF 95 0-2 1-3 2B	4	0	1	0	0	0	1
38 Eduardo Escobar, S (1, 5) OBP: 0.284, SLG: 0.253			C FF 91 F FF 92 C SI 92 0-3 ① K		S CU 78 S FF 94 X CU 79 0-2 ② L1		X FF 93 0-0 ③ L7		B CU 84 F FF 93 D FS 87 X FS 88 2-1 ③ G4-3	4	0	0	0	0	1	2
Inning Stats	R: 0 E: 0 K: 2 S: 10 H: 1 LOB: 1 BB: 0 P: 14	R: 0 E: 0 K: 0 S: 6 H: 1 LOB: 1 BB: 0 P: 12	R: 0 E: 0 K: 2 S: 12 H: 0 LOB: 0 BB: 0 P: 14	R: 1 E: 0 K: 1 S: 15 H: 1 LOB: 1 BB: 1 P: 23	R: 0 E: 0 K: 0 S: 9 H: 1 LOB: 1 BB: 0 P: 13	R: 0 E: 0 K: 0 S: 9 H: 1 LOB: 1 BB: 0 P: 14	R: 0 E: 0 K: 0 S: 5 H: 0 LOB: 0 BB: 0 P: 5	R: 0 E: 0 K: 1 S: 10 H: 1 LOB: 1 BB: 0 P: 12	R: 0 E: 0 K: 0 S: 19 H: 2 LOB: 2 BB: 0 P: 21	1B: 6 2B: 2 3B: 0 HR: 0 SF: 1 SAC: 0 DP: 0 HBP: 0						

	AB	34
	R	1
	H	8
	RBI	1
	BB	1
	SO	6
	LOB	13

WP: 0 PA: 36
PB: 0
SB: 0
CS: 0

PITCHER	IP	WLS	BF	H	R	ER	SO	BB	IBB	HBP	BLK	WP	HR	S	P	ERA	WHIP
11 Clay Buchholz, R (1, 1) ERA: 5.19	8.0		31	6	1	1	6	1	0	0	0	0	0	76	107	1.12	0.875
91 Alfredo Aceves, R (9, 1) ERA: 3.97	1.0	W	5	2	0	0	0	0	0	0	0	0	0	19	21	0.00	2.000

PITCHER	IP	WLS	BF	H	R	ER	SO	BB	IBB	HBP	BLK	WP	HR	S	P	ERA	WHIP

Chicago White Sox @ Boston Red Sox

Fenway Park, Boston, MA

Thu Jul 19 2012, 7:11 PM - 9:58 PM EDT

Att. 38,413 - Partly Cloudy - 75 F

livebaseballscorecards.com

Batter	1	2	3	4	5	6	7	8	9	AB	R	H	RBI	BB	SO	LOB
2 Jacoby Ellsbury, L (1, 8) OBP: 0.328, SLG: 0.368	B FF 90 X FF 90 1-0 L9 ①		C FF 90 S SI 91 T SI 92 0-2 K ③			X FF 90 0-0 G3-1 ③		B FF 91 1 SAFE C FF 90 B SI 90 X CH 86 2-1 G6-3 ③ 1-2		4	0	0	0	0	1	2
13 Carl Crawford, L (1, 7) OBP: 0.500, SLG: 0.429	C FF 90 X SI 90 0-1 G3 ②			C SL 87 B CU 79 X SI 89 1-1 G4-3 ①			X FF 90 0-0 G1-3 ①		C FF 95 B SI 95 F SI 94 X FF 94 1-2 15 FC5-4 1B	4	0	1	0	0	0	0
15 Dustin Pedroia, R (1, 4) OBP: 0.326, SLG: 0.398	B FF 91 X FF 92 1-0 F8 ③			C FF 91 X FF 88 0-1 F7 ②			B FF 90 C FF 90 B FF 90 X FF 90 2-1 7 1B 28 1B 1B		**B FF 95** **1 SAFE** **C FF 94** **F FF 96** 1 SAFE 1 SAFE X FF 95 1-2 ① FC5-4 28 1B 7 HR **1-2f**	4	1	1	0	0	0	1
28 Adrián González, L (1, 3) OBP: 0.340, SLG: 0.440 5 Nick Punto, S (9, PR) OBP: 0.317, SLG: 0.287		B FF 91 B FF 87 C FF 90 C FF 92 B SI 91 X FF 88 3-2 G4-3 ①		B FF 88 X FF 91 1-0 F8 ③			C FF 90 1 SAFE X CH 88 0-1 7 1B 1-2 1B		S SI 94 F FF 94 X FF 95 0-2 7 HR 1-2 1B	4 0	0 1	2 0	0 0	0 0	0 0	0 0
7 Cody Ross, R (1, 9) OBP: 0.348, SLG: 0.570		B FF 92 B FF 91 B FF 91 C FF 90 X FF 92 3-1 L8 ②			B FF 88 C FF 90 B CU 79 F FF 88 B SI 89 F FF 90 X FF 87 3-2 F7 ①		B FF 90 B SI 91 X FF 91 2-0 64 G6-4-3 1-2 2-3 1B		B FF 94 C FC 93 X FF 95 1-1 1-H 2-H HR	4	1	2	3	0	0	0
64 Will Middlebrooks, R (1, 5) OBP: 0.319, SLG: 0.513		C FF 91 S CU 79 B FF 92 X CH 86 1-2 G1-3 ③			X CH 85 0-0 G4-3 ②		B CH 90 C FF 90 F CH 86 F FF 90 B CH 86 F SL 87 B FF 90 X CH 88 3-2 G6-4-3 ②③ 1-2f			3	0	0	0	0	0	3
10 Kelly Shoppach, R (1, 2) OBP: 0.350, SLG: 0.524			C FF 89 B CU 78 B CU 78 S SL 88 B FF 91 S FF 88 3-3 K ①		C FF 90 B SI 91 B FF 91 X FF 90 2-1 F8 ③			C FF 89 S CU 77 B CU 77 F SI 90 B CU 76 B CH 86 F FF 89 X SL 85 3-2 G5-3 ①		3	0	0	0	0	1	0
3 Mike Aviles, R (1, 6) OBP: 0.286, SLG: 0.412			C FF 91 B SI 90 B CH 86 F FF 90 B FF 89 X FF 88 3-2 F8 ②			C CH 86 F CU 77 X CU 77 0-2 G5-3 ①		C FF 90 B SI 90 X SL 87 1-1 2 WP 1B		3	0	1	0	0	0	0
23 Pedro Ciriaco, R (1, 10) OBP: 0.410, SLG: 0.526			C FF 91 X CH 86 0-1 3B			C FF 89 S FF 87 B CU 78 B CU 79 F SL 87 F CU 86 X CH 85 2-2 G6-3 ②		**B CH 86** **1 SAFE** 1 SAFE 1 SAFE X SL 86 1-0 F9 ②		3	0	1	0	0	0	1

Inning Stats	1	2	3	4	5	6	7	8	9
	R: 0 E: 0 K: 0 S: 4 H: 0 LOB: 0 BB: 0 P: 6	R: 0 E: 0 K: 0 S: 8 H: 0 LOB: 0 BB: 0 P: 15	R: 0 E: 0 K: 2 S: 11 H: 1 LOB: 1 BB: 0 P: 17	R: 0 E: 0 K: 0 S: 5 H: 0 LOB: 0 BB: 0 P: 7	R: 0 E: 0 K: 0 S: 7 H: 0 LOB: 0 BB: 0 P: 12	R: 0 E: 0 K: 0 S: 9 H: 0 LOB: 0 BB: 0 P: 11	R: 0 E: 0 K: 0 S: 11 H: 3 LOB: 2 BB: 0 P: 18	R: 0 E: 0 K: 0 S: 10 H: 1 LOB: 1 BB: 0 P: 17	R: 3 E: 0 K: 0 S: 11 H: 3 LOB: 1 BB: 0 P: 14

1B: 6 SF: 0 WP: 1 PA: 32
2B: 0 SAC: 0 PB: 0
3B: 1 DP: 1 SB: 0
HR: 1 HBP: 0 CS: 0

	AB	R	H	RBI	BB	SO	LOB
BOTTOM	32	3	8	3	0	2	7

PITCHER		IP	WLS	BF	H	R	ER	SO	BB	IBB	HBP	BLK	WP	HR	S	P	ERA	WHIP
62 Jose Quintana, L ERA: 2.3	(1, 1)	8.0		28	5	0	0	2	0	0	0	0	1	0	65	103	0.00	0.625
37 Matt Thornton, L ERA: 3.86	(9, 1)	0.1	L	3	2	2	2	0	0	0	0	0	0	0	9	11	54.00	6.000
43 Addison Reed, R ERA: 4.24	(9, 1)	0.0	B	1	1	1	1	0	0	0	0	0	0	1	2	3	∞	∞

PITCHER	IP	WLS	BF	H	R	ER	SO	BB	IBB	HBP	BLK	WP	HR	S	P	ERA	WHIP

Chicago White Sox @ Detroit Tigers

Comerica Park, Detroit, MI

Fri Jul 20 2012, 7:08 PM - 9:53 PM EDT

Att. 44,572 - Clear - 80 F

TOP

livebaseballscorecards.com

Batter	1	2	3	4	5	6	7	8	9	AB	R	H	RBI	BB	SO	LOB
30 Alejandro De Aza, L (1, 8) OBP: 0.347, SLG: 0.409	C FF 91 S FF 93 B FF 93 F FF 94 B FF 93 B CU 76 B FF 92 4-2 44 G5-6-3 BB		B CH 85 1 SAFE 1 SAFE B CH 86 C FF 94 T FF 94 F FF 95 D CU 79 X FF 95 3-2 1-H HR			F FF 91 X FF 93 0-1 14 FC5-4 1B		B CH 87 C FF 98 B FF 99 X FF 90 2-1 ③ G3-1		3	1	2	2	1	0	0
20 Kevin Youkilis, R (1, 5) OBP: 0.341, SLG: 0.422	1 SAFE B FF 91 1 SAFE F FF 92 C SL 82 S SL 86 1-3 ① K		B FF 92 F FF 92 C CH 85 C CU 79 1-3 ② K			C FF 94 C FF 95 B SL 85 S SL 85 1-3 ① K			C FF 92 X FF 94 0-1 ① F8	4	0	0	0	0	3	2
44 Adam Dunn, L (1, 10) OBP: 0.353, SLG: 0.500	1 SAFE C FF 92 B FF 93 S CH 87 X CH 86 1-2 ② ③ G5-6-3 1-2f		B FF 94 B FF 92 X CH 86 2-0 ③ G3-1			B CH 88 X CH 87 1-0 ② F9			B FF 94 B FF 94 C FF 94 B FF 93 F FF 94 F FF 94 F FF 93 X FS 84 3-2 ② P5	4	0	0	0	0	0	2
14 Paul Konerko, R (1, 3) OBP: 0.399, SLG: 0.505		C FF 91 F FF 91 X CH 84 0-2 ① F7		B SL 82 B FF 92 X FF 92 2-0 ① F7		C SL 86 B CU 79 B FF 98 F FF 97 1 SAFE X FF 98 2-2 ③ FC5-4 1-2f			S FF 94 X FF 93 0-1 ③ L7	4	0	0	0	0	0	1
51 Alex Rios, R (1, 9) OBP: 0.350, SLG: 0.519		C FF 92 X CU 80 0-1 2B		C FF 92 B FF 92 S CH 86 B CU 80 B SL 85 B SL 82 4-2 12 G4-6-3 BB			B FF 92 B FF 94 X FF 92 2-0 ① G5-3			2	0	1	0	1	0	0
12 A.J. Pierzynski, L (1, 2) OBP: 0.337, SLG: 0.509		F FF 92 F FF 93 F FF 95 X CU 78 0-2 ② P5		F FF 92 1 SAFE B FF 94 F FF 96 D CU 81 X FF 89 2-2 ② ③ G4-6-3 1-2f			X FF 92 0-0 ② L9			3	0	0	0	0	0	2
24 Dayan Viciedo, R (1, 7) OBP: 0.295, SLG: 0.444		B FF 92 B FF 92 C CH 85 X FF 94 2-1 ③ G6-3			F FF 93 F CH 86 F CU 80 B SL 83 F CU 80 S CH 88 1-3 ① K		B FF 94 F CU 78 B FF 96 B FF 96 F SL 85 F FF 97 X CH 87 3-2 ③ F8			3	0	0	0	0	1	1
10 Alexei Ramirez, R (1, 6) OBP: 0.288, SLG: 0.342			C SL 81 F FF 91 X SL 84 0-2 30 S 30 HR 1B		B SL 84 S SL 84 F CU 79 F CU 80 F FF 97 B FF 98 S CU 80 2-3 ② K			S SL 82 F FF 94 B CU 81 B SL 81 F SL 85 B CU 81 F FF 98 F FF 98 C FF 98 3-3 ① K		3	1	1	0	0	2	0
15 Gordon Beckham, R (1, 4) OBP: 0.290, SLG: 0.365			B FF 92 1 SAFE X FF 91 1-0 ① F9		C FF 98 B FF 95 B SL 86 C SL 84 F FF 97 F CU 82 X SL 88 2-2 ③ F7			C FF 99 F FF 100 X CU 82 0-2 ② P5		3	0	0	0	0	0	1

	AB	R	H	RBI	BB	SO	LOB
AB	29						
R	2						
H	4						
RBI	2						
BB	2						
SO	6						
LOB	9						

Inning Stats	1	2	3	4	5	6	7	8	9
	R: 0 E: 0 K: 1 S: 9 H: 0 LOB: 0 BB: 1 P: 15	R: 0 E: 0 K: 0 S: 11 H: 1 LOB: 1 BB: 0 P: 13	R: 2 E: 0 K: 1 S: 12 H: 2 LOB: 0 BB: 0 P: 19	R: 0 E: 0 K: 0 S: 6 H: 0 LOB: 0 BB: 1 P: 14	R: 0 E: 0 K: 2 S: 15 H: 0 LOB: 0 BB: 0 P: 20	R: 0 E: 0 K: 1 S: 9 H: 1 LOB: 1 BB: 0 P: 13	R: 0 E: 0 K: 0 S: 6 H: 0 LOB: 0 BB: 0 P: 11	R: 0 E: 0 K: 1 S: 11 H: 0 LOB: 0 BB: 0 P: 16	R: 0 E: 0 K: 0 S: 9 H: 0 LOB: 0 BB: 0 P: 12

	1B: 2	SF: 0	WP: 0	PA: 31
	2B: 1	SAC: 0	PB: 0	
	3B: 0	DP: 2	SB: 1	
	HR: 1	HBP: 0	CS: 0	

PITCHER		IP	WLS	BF	H	R	ER	SO	BB	IBB	HBP	BLK	WP	HR	S	P	ERA	WHIP
35 Justin Verlander, R ERA: 2.42	(1, 1)	8.0	W	28	4	2	2	6	2	0	0	0	0	1	79	121	2.25	0.750
46 Jose Valverde, R ERA: 3.76	(9, 1)	1.0	S	3	0	0	0	0	0	0	0	0	0	0	9	12	0.00	0.000

PITCHER		IP	WLS	BF	H	R	ER	SO	BB	IBB	HBP	BLK	WP	HR	S	P	ERA	WHIP

Batter	1	2	3	4	5	6	7	8	9	AB	R	H	RBI	BB	SO	LOB
14 Austin Jackson, R (1, 8) OBP: 0.395, SLG: 0.516	C FF 90 S CU 80 C CU 80 0-3 ① K		L CU 82 S FF 92 B CU 81 F CU 82 B FF 92 B FF 92 2 SAFE F FF 92 X CU 80 3-2 ①② G6-4-3 1-2f 2-3		C FF 88 C FF 90 B FF 90 S FF 91 1-3 ① K		B FF 90 S CH 84 B FF 90 F FF 91 B CH 83 X CH 84 3-2 1B 3-H			4	0	1	1	0	2	2
52 Quintin Berry, L (1, 7) OBP: 0.364, SLG: 0.377	S FF 91 C FF 91 B FF 92 C FF 93 1-3 ② K		B FF 92 H FF 92 2-0 24 1B 28 1B HBP		L CH 83 B CH 82 B CH 82 F FF 90 F FF 92 S CU 79 2-3 ② K		F FF 91 B FF 91 F CU 79 F FF 92 X SI 91 1-2 ③ G6-3			3	1	0	0	0	2	1
24 Miguel Cabrera, R (1, 5) OBP: 0.387, SLG: 0.568	C CU 81 B CU 81 C CU 81 S CU 82 1-3 ③ K		D SL 82 F FF 91 1 SAFE B FF 90 C FF 92 F FF 93 1 SAFE 1 SAFE D SL 82 3-2 X FC 65 28 1B 21 2B 1-3 3-H 1B		B CU 78 B CH 84 B CH 84 C FF 88 X FF 91 3-1 ③ F9			F FF 95 B SL 84 X FF 94 1-1 28 1B 21 FC5-2 2B		4	1	2	1	0	1	0
28 Prince Fielder, L (1, 3) OBP: 0.393, SLG: 0.504		B SI 90 C FF 90 C CU 79 S CU 80 1-3 ① K	B FF 91 S CH 84 B FF 91 D CU 80 S CH 85 X CU 81 3-2 21 2B 1-3 3-H 1B			B CH 84 C CH 85 X FF 90 1-1 ① P1		B CU 81 X FF 95 1-0 21 FC5-2 2-3 1B		4	0	2	1	0	1	0
21 Delmon Young, R (1, 10) OBP: 0.294, SLG: 0.406		C FF 92 C CU 80 F CU 80 F SI 93 S CU 79 0-3 ② K	B SL 83 X CU 80 1-0 1-3 3-H 2B			B FF 90 B CU 81 F FF 90 F SI 90 X FF 90 2-2 ② G2-3		F CU 81 S CU 82 B SL 84 X SL 83 1-2 ① FC5-2 1-2 3-H		4	0	1	1	0	1	2
26 Brennan Boesch, L (1, 9) OBP: 0.285, SLG: 0.387 32 Don Kelly, L (8, 9) OBP: 0.274, SLG: 0.250 25 Ryan Raburn, R (8, PH) OBP: 0.228, SLG: 0.251 (9, 9)		B CU 79 S CU 79 F FF 93 X CU 79 1-2 2B	X CH 83 0-0 ③ G6-3			B CH 83 B CH 84 B CH 83 F FF 88 X CU 79 3-1 ③ G6-3		B SI 92 F FF 91 C CU 78 B SI 94 S CU 79 2-3 ② K		3 0 1	0 0 0	1 0 0	0 0 0	0 0 0	0 0 1	2 0 2
13 Alex Avila, L (1, 2) OBP: 0.340, SLG: 0.387		B CU 80 X 1-0 ③ F9		C CH 82 T CH 81 X CH 83 0-2 ① G4-3			B CH 82 F CU 77 C CU 77 B CU 78 F FF 91 X CH 83 2-2 ① G4-3	B CU 78 C CU 78 C CU 77 S CU 78 1-3 ③ K		4	0	0	0	0	1	3
27 Jhonny Peralta, R (1, 6) OBP: 0.337, SLG: 0.415			S CU 80 B FF 91 X FF 91 1-1 14 G6-4-3 24 1B 2B	C FF 90 B CH 83 S CH 84 B CU 80 B CU 80 X FF 90 3-2 ② F8			C CU 79 B FF 90 B CU 78 B FF 89 X FF 88 3-1 39 G4-3 39 BLK 14 1B 1B			3	2	2	0	0	0	0
39 Ramon Santiago, S (1, 4) OBP: 0.302, SLG: 0.298			B FF 91 X SL 84 1-0 14 G6-4-3 1B	C SI 90 X CH 84 0-1 ③ F7			C FF 91 C FF 89 D CU 78 X CH 82 1-2 ② G4-3 1-3			3	0	1	0	0	0	1
Inning Stats	R: 0 E: 0 K: 3 S: 9 H: 0 LOB: 0 BB: 0 P: 11	R: 0 E: 0 K: 2 S: 12 H: 1 LOB: 1 BB: 0 P: 15	R: 3 E: 0 K: 0 S: 17 H: 5 LOB: 2 BB: 0 P: 31	R: 0 E: 0 K: 0 S: 8 H: 0 LOB: 0 BB: 0 P: 11	R: 0 E: 0 K: 2 S: 9 H: 0 LOB: 0 BB: 0 P: 15	R: 0 E: 0 K: 0 S: 7 H: 0 LOB: 0 BB: 0 P: 13	R: 1 E: 0 K: 0 S: 16 H: 2 LOB: 1 BB: 0 P: 26	R: 0 E: 0 K: 2 S: 12 H: 2 LOB: 2 BB: 0 P: 18		1B: 6 2B: 4 3B: 0 HR: 0 SF: 0 SAC: 0 DP: 1 HBP: 1						

PITCHER	IP	WLS	BF	H	R	ER	SO	BB	IBB	HBP	BLK	WP	HR	S	P	ERA	WHIP
44 Jake Peavy, R (1, 1) ERA: 3.22	7.0	L	29	8	4	4	7	0	0	1	1	0	0	78	122	5.14	1.143
48 Brian Omogrosso, R (8, 1) ERA: 4.26	0.1		3	2	0	0	0	0	0	0	0	0	0	6	9	0.00	6.000
46 Donnie Veal, L (8, 1) ERA:	0.2		2	0	0	0	2	0	0	0	0	0	0	6	9	0.00	0.000

PITCHER	IP	WLS	BF	H	R	ER	SO	BB	IBB	HBP	BLK	WP	HR	S	P	ERA	WHIP

BOTTOM

Chicago White Sox @ Detroit Tigers

Comerica Park, Detroit, MI

Fri Jul 20 2012, 7:08 PM - 9:53 PM EDT

Att. 44,572 - Clear - 80 F

livebaseballscorecards.com

AB	33
R	4
H	10
RBI	4
BB	0
SO	9
LOB	13

WP: 0	PB: 0	SB: 0	CS: 0
PA: 34			

Chicago White Sox @ Detroit Tigers

Comerica Park, Detroit, MI

Sat Jul 21 2012, 4:07 PM - 6:17 PM EDT

Att. 42,888 - Sunny - 84 F

TOP

livebaseballscorecards.com

Batter	1	2	3	4	5	6	7	8	9	AB	R	H	RBI	BB	SO	LOB
30 Alejandro De Aza, L (1, 8) OBP: 0.346, SLG: 0.408	C FF 93 B SI 93 X CH 84 1-1 ① G3			C SI 92 C CU 78 B FF 93 S SL 85 1-3 ① K		F SI 90 B SL 86 S SL 87 B SL 85 B SI 92 F SI 91 X CH 83 3-2 ② G3			F FF 91 B SL 85 X SL 85 1-1 20 G5-4-3 1B 1-2	4	0	1	0	0	1	0
20 Kevin Youkilis, R (1, 5) OBP: 0.336, SLG: 0.414	C SI 93 B SL 87 S SI 91 F SI 93 C SI 94 1-3 ② K			C FF 90 X SI 92 0-1 ② G5-3		C SL 84 B CU 80 C SI 92 S FF 93 1-3 ③ K			S SL 86 T SL 87 B SL 86 X SL 87 1-2 ①② G5-4-3 1-2f 2-3	4	0	0	0	0	2	2
44 Adam Dunn, L (1, 10) OBP: 0.350, SLG: 0.494	X SI 93 0-0 ③ L5			B FF 91 S CH 85 F CU 79 F FF 93 F CH 85 X SI 94 1-2 ③ F7			C SI 89 S CH 83 B CH 83 X SI 91 1-2 ① F8		S CH 84 B FF 93 C FF 95 B FF 95 B CH 84 S CH 84 3-3 ③ K	4	0	0	0	0	1	1
14 Paul Konerko, R (1, 3) OBP: 0.398, SLG: 0.503		B SI 91 X SI 93 1-0 ① F8			B CU 77 B SI 92 B SI 91 C SI 91 F SI 93 X SI 94 3-2 51 FC6-4 1B		B SI 90 F SI 91 B CH 84 X SI 91 2-1 ② P5			3	0	1	0	0	0	0
51 Alex Rios, R (1, 9) OBP: 0.348, SLG: 0.514		C SI 93 C CU 79 B SI 94 S SL 85 1-3 ② K			B FF 92 S SL 87 B FF 92 F SI 93 X CH 84 2-2 ① FC6-4 12 G4-6-3 24 1B 1-2f		C SI 91 X SI 91 0-1 ③ P3			3	1	0	0	0	1	1
12 A.J. Pierzynski, L (1, 2) OBP: 0.337, SLG: 0.507		B SI 93 B SI 93 X SI 92 2-0 ③ G4-3			X SI 93 0-0 ② G4-6-3 1-2			C CH 83 B CU 77 X SI 91 1-1 24 G6-4-3 1B		3	0	1	0	0	0	1
24 Dayan Viciedo, R (1, 7) OBP: 0.296, SLG: 0.443			C FF 92 X FF 91 0-1 ① G5-3		F SI 94 X SI 93 0-1 2-H 1B			B SL 86 X SI 91 1-0 ①② G6-4-3 1-2f		3	0	1	1	0	0	1
10 Alexei Ramirez, R (1, 6) OBP: 0.285, SLG: 0.339			B SI 92 B SI 92 C SI 91 X SL 85 2-1 ② F8		B CH 85 F SI 92 B SI 93 F FF 92 X SI 93 2-2 ③ G6-3			C SI 90 F SI 91 X CH 85 0-2 ③ L5		3	0	0	0	0	0	1
15 Gordon Beckham, R (1, 4) OBP: 0.291, SLG: 0.365			B SI 93 X SL 86 1-0 ③ F7			C SI 91 X SI 91 0-1 ① G6-3			B SL 85 B FF 91 X FF 91 2-0 20 G5-4-3 30 1B	3	0	1	0	0	0	0
Inning Stats	R: 0 H: 0 E: 0 LOB: 0 K: 1 BB: 0 S: 7 P: 9	R: 0 H: 0 E: 0 LOB: 0 K: 1 BB: 0 S: 5 P: 9	R: 0 H: 0 E: 0 LOB: 0 K: 0 BB: 0 S: 5 P: 8	R: 0 H: 0 E: 0 LOB: 0 K: 1 BB: 0 S: 10 P: 12	R: 1 H: 2 E: 0 LOB: 1 K: 0 BB: 0 S: 12 P: 19	R: 0 H: 0 E: 0 LOB: 0 K: 1 BB: 0 S: 9 P: 13	R: 0 H: 0 E: 0 LOB: 0 K: 0 BB: 0 S: 7 P: 10	R: 0 H: 1 E: 0 LOB: 0 K: 0 BB: 0 S: 6 P: 8	R: 0 H: 2 E: 0 LOB: 1 K: 1 BB: 0 S: 9 P: 16	1B: 5 SF: 0 2B: 0 SAC: 0 3B: 0 DP: 2 HR: 0 HBP: 0						

	AB	30
	R	1
	H	5
	RBI	1
	BB	0
	SO	5
	LOB	7

PITCHER	IP	WLS	BF	H	R	ER	SO	BB	IBB	HBP	BLK	WP	HR	S	P	ERA	WHIP
21 Rick Porcello, R (1, 1) ERA: 4.4	8.0	W	28	5	1	1	4	0	0	0	0	0	0	64	94	1.12	0.625
53 Joaquín Benoit, R (9, 1) ERA: 3.0	1.0		2	0	0	0	1	0	0	0	0	0	0	6	10	0.00	0.000

PITCHER	IP	WLS	BF	H	R	ER	SO	BB	IBB	HBP	BLK	WP	HR	S	P	ERA	WHIP

BOTTOM

Chicago White Sox @ Detroit Tigers

Comerica Park, Detroit, MI

Sat Jul 21 2012, 4:07 PM - 6:17 PM EDT

Att. 42,888 - Sunny - 84 F

livebaseballscorecards.com

Batter	1	2	3	4	5	6	7	8	9	AB	R	H	RBI	BB	SO	LOB
14 Austin Jackson, R (1, 8) OBP: 0.395, SLG: 0.517	X SI 89 0-0 ① L5		C SI 89 C SL 78 S SL 79 0-3 ① K		X SL 78 0-0 1-H 3-H 2B		C SI 91 X CH 81 0-1 ② F9	S SL 80 B FF 90 B FF 90 S SL 81 F SL 80 F SL 80 X SI 88 2-2 1-2 2-H 3-H 25 FC5 1B		5	0	2	4	0	1	2
25 Ryan Raburn, R (1, 7) OBP: 0.227, SLG: 0.255	C CH 83 F SI 91 S SL 76 0-3 ② K		C SL 76 B SI 93 X SI 91 1-1 ② ③ G5-3 2-3f		C SI 94 S SL 78 C SL 79 0-3 ③ K		X SI 92 0-0 2B	X SL 80 0-0 ③ FC5 1-2 2-3f		5	0	1	0	0	2	5
24 Miguel Cabrera, R (1, 5) OBP: 0.388, SLG: 0.566	C CH 86 B SI 92 B SI 92 C CH 81 X CH 82 2-2 ③ G6-3			F CH 86 F SI 91 X SL 78 0-2 ① F8		X CH 78 0-0 27 S 26 HR 1B	I I IN 48 I IN 50 I IN 50 4-0 IBB			3	1	1	0	1	0	0
28 Prince Fielder, L (1, 3) OBP: 0.389, SLG: 0.499		B SI 88 B SI 91 C SI 92 X SI 93 2-1 ① F7		S SL 75 C SI 93 S SL 77 X SL 79 1-2 ② F9		S SL 75 C SI 92 D SL 78 B SL 76 F SL 78 B SI 93 S SL 77 3-3 ① K	B CH 83 F SL 75 F SI 93 B SI 94 X SL 77 2-2 ③ F9			4	0	0	0	0	1	3
21 Delmon Young, R (1, 10) OBP: 0.291, SLG: 0.401		X SI 92 0-0 ② F7		C SI 88 B CH 81 C CH 81 X CH 82 1-2 ③ G5-3		X CH 81 0-0 ② L5		C SL 79 B CU 75 S SL 80 B CU 76 B SL 81 F SL 80 S SL 81 3-3 ① K		4	0	0	0	0	1	1
27 Jhonny Peralta, R (1, 6) OBP: 0.342, SLG: 0.417		X CH 85 0-0 1B			F CH 86 B CH 78 B SI 90 X CH 80 2-1 ① G1-3	B CH 80 F CH 81 B SI 91 B CH 80 C CH 81 B SL 79 4-2 1-2 26 HR BB		C SI 89 B SL 82 C SL 80 B SL 78 X SI 89 2-2 29 BB 14 1B 9 1B 1B		3	2	2	0	1	0	0
26 Brennan Boesch, L (1, 9) OBP: 0.286, SLG: 0.396 32 Don Kelly, L (8, 9) OBP: 0.272, SLG: 0.248		C SI 92 F SI 90 S SL 78 0-3 ③ K			C SL 74 F SL 77 S SL 79 0-3 ② K	B SL 75 X SL 76 1-0 1-H 2-H HR		X SI 85 0-0 ② F9		3 1	1 0	1 0	3 0	0 0	2 0	1 1
9 Gerald Laird, R (1, 2) OBP: 0.361, SLG: 0.411			B CH 84 B CH 80 B SI 89 B SI 91 4-0 25 G5-3 29 BB BB		X SI 88 0-0 29 1B 14 2B 1B	X CH 81 0-0 ③ G5-3		D FF 87 X SL 81 1-0 1-2 29 BB 14 1B 1B		3	2	2	0	1	0	0
29 Danny Worth, R (1, 4) OBP: 0.325, SLG: 0.262			B CH 85 B SI 91 B SI 90 C SI 88 B SI 92 4-1 1-2 BB		S SI 90 F CH 80 X SL 78 0-2 1-3 14 2B 1B		X SI 91 0-0 ① L1	B SL 82 C SL 81 B FF 87 C SL 80 B FF 88 B SL 80 4-2 1-2 2-3 25 FC5 14 1B BB		2	1	1	0	2	0	0
Inning Stats	R: 0 E: 0 K: 1 S: 7 H: 0 LOB: 0 BB: 0 P: 9	R: 0 E: 0 K: 1 S: 7 H: 1 LOB: 1 BB: 0 P: 9	R: 0 E: 0 K: 1 S: 6 H: 0 LOB: 1 BB: 2 P: 15	R: 0 E: 0 K: 0 S: 9 H: 0 LOB: 0 BB: 0 P: 11	R: 2 E: 0 K: 2 S: 13 H: 3 LOB: 1 BB: 0 P: 15	R: 3 E: 0 K: 1 S: 10 H: 2 LOB: 0 BB: 1 P: 18	R: 0 E: 0 K: 0 S: 7 H: 1 LOB: 2 BB: 1 P: 13	R: 2 E: 0 K: 1 S: 17 H: 3 LOB: 2 BB: 1 P: 29		1B: 7 2B: 2 3B: 0 HR: 1	SF: 0 SAC: 0 DP: 1 HBP: 0			WP: 0 PB: 0 SB: 1 CS: 0	PA: 38	

	AB	R	H	RBI	BB	SO	LOB
AB	33						
R	7						
H	10						
RBI	7						
BB	5						
SO	7						
LOB	13						

PITCHER		IP	WLS	BF	H	R	ER	SO	BB	IBB	HBP	BLK	WP	HR	S	P	ERA	WHIP
49 Chris Sale, L ERA: 2.37	(1, 1)	7.0	L	31	7	5	5	6	3	1	0	0	0	1	59	90	6.43	1.429
39 Dylan Axelrod, R ERA: 5.63	(8, 1)	1.0		7	3	2	2	1	1	0	0	0	0	0	17	29	18.00	4.000

PITCHER	IP	WLS	BF	H	R	ER	SO	BB	IBB	HBP	BLK	WP	HR	S	P	ERA	WHIP

Batter	1	2	3	4	5	6	7	8	9	AB	R	H	RBI	BB	SO	LOB
30 Alejandro De Aza, L (1, 8) OBP: 0.342, SLG: 0.402	B FF 90 X SI 92 1-0 ① F8		C FF 92 X CH 86 0-1 ① G4-3		C CH 86 B FC 86 B SI 92 X SI 92 2-1 ② L6		C SI 93 S SL 81 B SL 80 X SL 81 1-2 ① G4-3		C FF 94 S FF 94 B CH 84 B FF 94 F CH 85 F FF 96 X CH 84 2-2 ② G3	5	0	0	0	0	0	2
20 Kevin Youkilis, R (1, 5) OBP: 0.333, SLG: 0.422	C FF 91 X FF 91 0-1 ② F8		B FF 92 C FF 92 S FC 84 S FC 85 1-3 ② K2-3		X SI 92 0-0 ③ P4		B SI 92 X SI 91 1-0 HR		C SL 88 X FF 95 0-1 ③ F9	5	1	1	1	0	1	2
44 Adam Dunn, L (1, 3) OBP: 0.351, SLG: 0.492	C SI 92 B CH 87 B SI 88 X FF 93 2-1 14 1B 51 1B 1B		C CH 87 B CU 79 C CU 79 F FF 94 B SI 88 B FF 94 X SI 89 3-2 ③ F7			C FF 92 B CU 77 F CH 86 B FF 94 T FF 92 2-2 ① K	B SL 81 C SL 80 B SL 80 C FF 94 B SL 82 F SL 80 B SL 81 4-2 BB			3	1	1	0	1	1	0
14 Paul Konerko, R (1, 10) OBP: 0.399, SLG: 0.503	F FF 91 C FC 83 X CU 80 0-2 51 1B 1-2 1B			B FF 91 C SI 92 F FF 90 X FC 83 1-2 ① G6-3		S FC 86 B FC 86 X FF 93 1-1 51 HR 1B	C FF 91 F FF 93 B FF 94 F SL 82 C FF 94 1-3 ② K			4	1	2	0	0	1	1
51 Alex Rios, R (1, 9) OBP: 0.349, SLG: 0.523	S FC 82 B FC 84 X FF 93 1-1 10 FC5-4 1-3 2-H 1B			C SI 92 B CU 80 S FC 85 B FC 85 X FC 86 2-2 ② G5-3		X FC 85 0-0 1-H HR	C FC 92 S FF 94 S FF 95 0-3 ③ K			4	1	2	3	0	1	1
10 Alexei Ramirez, R (1, 6) OBP: 0.285, SLG: 0.338	C SI 92 B FC 86 S FC 86 1 SAFE X SI 92 1-2 ③ FC5-4 1-2f			C FC 84 B FF 91 F FF 93 F CU 80 F FF 92 F FC 85 F CU 80 S FC 85 1-3 ③ K		C FF 97 B FF 97 X FF 97 1-1 17 1B 1B		X FF 93 0-0 ① G4-3		4	0	1	0	0	1	2
7 Jordan Danks, L (1, 7) OBP: 0.286, SLG: 0.333		S FF 90 S CH 86 B CH 86 B CU 80 X FF 92 2-2 ① L9			X SI 91 0-0 ① G3-1	B FF 98 S FF 95 B FF 97 B FF 97 X FF 96 3-1 ② F7		C FF 92 C CU 76 F FF 94 C FF 94 0-3 ② K		4	0	0	0	0	1	1
17 Tyler Flowers, R (1, 2) OBP: 0.250, SLG: 0.290		C FC 84 F FF 93 B FC 86 X CU 80 1-2 ② F7			B SI 91 B FF 90 C FF 91 S SI 94 X FF 93 2-2 15 1B 1B	X FF 97 0-0 1-2 1B		S FF 93 S FF 94 F FF 94 F FF 94 F SL 82 S FF 96 0-3 ③ K		4	0	2	0	0	1	0
15 Gordon Beckham, R (1, 4) OBP: 0.290, SLG: 0.363		B FF 92 X SI 92 1-0 ③ F8			F FF 91 X FC 84 0-1 1-2 1B	B FF 99 B FF 98 F FF 97 B FF 97 C FF 98 X FF 98 3-2 ③ F9			B SL 85 C SL 87 B FF 94 C FF 94 F FF 96 X SI 95 2-2 ① F9	4	0	1	0	0	0	2
Inning Stats	R: 1 H: 3 E: 0 LOB: 2 K: 0 BB: 0 S: 13 P: 18	R: 0 H: 0 E: 0 LOB: 0 K: 0 BB: 0 S: 7 P: 11	R: 0 H: 0 E: 0 LOB: 0 K: 1 BB: 0 S: 9 P: 13	R: 0 H: 0 E: 0 LOB: 0 K: 1 BB: 0 S: 13 P: 17	R: 0 H: 2 E: 0 LOB: 2 K: 0 BB: 0 S: 9 P: 13	R: 2 H: 4 E: 0 LOB: 2 K: 1 BB: 0 S: 14 P: 24	R: 1 H: 1 E: 0 LOB: 1 K: 2 BB: 1 S: 14 P: 21	R: 0 H: 0 E: 0 LOB: 0 K: 2 BB: 0 S: 11 P: 11	R: 0 H: 0 E: 0 LOB: 0 K: 0 BB: 0 S: 11 P: 15	1B: 8 SF: 0 2B: 0 SAC: 0 3B: 0 DP: 0 HR: 2 HBP: 0						

TOP

Chicago White Sox @ Detroit Tigers

Comerica Park, Detroit, MI

Sun Jul 22 2012, 1:08 PM - 4:07 PM EDT

Att. 41,281 - Partly Cloudy - 84 F

livebaseballscorecards.com

AB	37
R	4
H	10
RBI	4
BB	1
SO	7
LOB	11

PITCHER		IP	WLS	BF	H	R	ER	SO	BB	IBB	HBP	BLK	WP	HR	S	P	ERA	WHIP
Jacob Turner, R ERA: 8.03	(1, 1)	5.1	W	23	7	3	3	3	0	0	0	0	0	1	57	81	5.06	1.312
60 Brayan Villarreal, R ERA: 1.44	(6, 1)	0.2	H	4	2	0	0	0	0	0	0	0	0	0	8	15	0.00	3.000
40 Phil Coke, L ERA: 3.18	(7, 1)	0.1	H	3	1	1	1	0	1	0	0	0	0	1	7	13	27.00	6.000
20 Octavio Dotel, R ERA: 3.34	(7, 1)	1.2	H	5	0	0	0	4	0	0	0	0	0	0	18	19	0.00	0.000
53 Joaquín Benoit, R ERA: 2.93	(9, 1)	1.0	S	3	0	0	0	0	0	0	0	0	0	0	11	15	0.00	0.000

PITCHER	IP	WLS	BF	H	R	ER	SO	BB	IBB	HBP	BLK	WP	HR	S	P	ERA	WHIP

Chicago White Sox @ Detroit Tigers

Comerica Park, Detroit, MI

Sun Jul 22 2012, 1:08 PM - 4:07 PM EDT

Att. 41,281 - Partly Cloudy - 84 F

livebaseballscorecards.com

BOTTOM

Batter	1	2	3	4	5	6	7	8	9	AB	R	H	RBI	BB	SO	LOB
14 Austin Jackson, R (1, 8) OBP: 0.396, SLG: 0.514	C SI 92 F SL 84 B FF 92 F SI 91 B SL 83 F FF 92 F FF 93 B CU 80 F FF 93 4-2 B SI 83 52 S 52 HR BB	F FF 90 F SL 83 X CU 80 0-2 ③ F7		B FF 92 S CH 84 B FC 87 C FF 93 S FF 90 2-3 ③ K			C FC 86 C SI 94 B FF 93 B FC 87 B CH 83 F SI 94 B FF 94 4-2 24 WP BB			2	1	0	0	2	1	0
52 Quintin Berry, L (1, 7) OBP: 0.361, SLG: 0.391	B FF 92 B FF 92 X FF 92 2-0 1-H HR	B FF 90 X FF 90 1-0 ① F8	X FF 90 0-0 ① G4-3				1 SAFE B FF 90 1 SAFE L FF 90 L SI 92 1 SAFE B SI 94 S SI 93 2-3 ① K			4	1	1	2	0	1	1
24 Miguel Cabrera, R (1, 5) OBP: 0.389, SLG: 0.581	C SL 84 B CU 79 X FF 93 1-1 HR	C SI 91 B CH 84 B SI 90 B CU 79 X FF 91 3-1 HR	C FF 94 X FC 90 0-1 ② F8				1 SAFE S SL 87 1 SAFE F SI 99 1 SAFE B SI 100 F SL 89 1 SAFE B SI 100 2-3 S SL 89 1-2			4	2	2	2	0	1	1
28 Prince Fielder, L (1, 3) OBP: 0.393, SLG: 0.499	F SL 85 X FF 88 0-1 ① F7	B FF 92 B SL 83 X SI 91 2-0 21 WP 26 HR 1B	C SI 93 B CU 78 B SI 94 B CH 86 F CH 86 B FF 96 4-2 BB				I I IN 51 I IN 51 I IN 53 4-0 21 FC6-4 IBB			2	1	1	0	2	0	0
21 Delmon Young, R (1, 10) OBP: 0.290, SLG: 0.399	X FF 91 0-0 26 1B 1B	S SL 85 B CH 84 S SL 84 B FF 92 B CH 85 X CU 80 3-2 ② L8 1-2	C CH 85 F FC 88 F FF 93 S SC 74 0-3 ③ K				F SL 85 F SI 99 B SI 99 X SL 88 1-2 ③ FC6-4 1-2f			4	0	1	0	0	1	4
26 Brennan Boesch, L (1, 9) OBP: 0.291, SLG: 0.407 32 Don Kelly, L (9, 9) OBP: 0.272, SLG: 0.248	B FF 92 1 SAFE F FF 91 B FF 92 X FF 92 2-1 27 G5-4-3 1-2 1B	C CU 80 S FF 90 D CU 79 B FF 91 X SL 83 2-2 2-H HR				B CU 73 B FF 90 S FF 92 C SI 92 B FF 95 B SI 93 4-2 13 BB BB		B FF 93 S FF 92 F FF 94 X CU 79 1-2 ① P4		3 0	1 0	2 0	2 0	1 0	0 0	0 0
27 Jhonny Peralta, R (1, 6) OBP: 0.338, SLG: 0.412	F FF 92 X SL 83 0-1 ②③ G5-4-3 1-2f	B SL 83 X FF 90 1-0 ③ P4				F FF 93 B FF 90 1 SAFE X FF 94 1-1 ① P4		B CU 79 X SI 93 1-0 ② G4-3		4	0	0	0	0	0	3
13 Alex Avila, L (1, 2) OBP: 0.339, SLG: 0.381		B SI 91 C CU 77 X SI 91 1-1 ① L9		C FF 90 B FF 91 C CU 76 B FF 93 S FF 94 2-3 ① K		D FC 88 C SI 92 1 SAFE B CU 76 F SI 93 B SI 94 B FF 94 4-2 39 G5-4-3 1-2 BB		F FF 92 B CU 79 C CU 80 B CU 78 S CU 80 2-3 ③ K		3	0	0	0	1	2	0
39 Ramon Santiago, S (1, 4) OBP: 0.298, SLG: 0.294		S FF 91 B CU 77 X FF 90 1-1 ② F9		B FF 92 F FF 92 B SI 93 X CH 84 2-1 ② G6-3		F SI 93 X CH 81 0-1 ②③ G5-4-3 1-2f				3	0	0	0	0	0	2
Inning Stats	R: 3 E: 0 K: 0 S: 16 H: 4 LOB: 1 BB: 1 P: 25	R: 0 E: 0 K: 0 S: 7 H: 0 LOB: 0 BB: 0 P: 9	R: 3 E: 0 K: 0 S: 11 H: 3 LOB: 0 BB: 0 P: 23	R: 0 E: 0 K: 2 S: 8 H: 0 LOB: 0 BB: 0 P: 14	R: 0 E: 0 K: 1 S: 9 H: 0 LOB: 1 BB: 1 P: 13	R: 0 E: 0 K: 0 S: 8 H: 0 LOB: 1 BB: 2 P: 17	R: 0 E: 0 K: 2 S: 13 H: 0 LOB: 2 BB: 2 P: 26	R: 0 E: 0 K: 1 S: 7 H: 0 LOB: 0 BB: 0 P: 11		1B: 3 2B: 0 3B: 0 HR: 4 SF: 0 SAC: 0 DP: 2 HBP: 0						

	AB	29
	R	6
	H	7
	RBI	6
	BB	6
	SO	6
	LOB	11

PITCHER		IP	WLS	BF	H	R	ER	SO	BB	IBB	HBP	BLK	WP	HR	S	P	ERA	WHIP
41 Philip Humber, R ERA: 6.25	(1, 1)	3.0	L	16	7	6	6	0	1	0	0	0	1	4	34	57	18.00	2.667
53 Héctor Santiago, L ERA: 3.79	(4, 1)	3.1		13	0	0	0	4	4	0	0	0	0	0	31	56	0.00	1.200
65 Nate Jones, R ERA: 3.51	(7, 1)	0.2		3	0	0	0	1	0	1	0	0	1	0	7	14	0.00	0.000
46 Donnie Veal, L ERA:	(8, 1)	1.0		3	0	0	0	1	0	0	0	0	0	0	7	11	0.00	0.000

PITCHER	IP	WLS	BF	H	R	ER	SO	BB	IBB	HBP	BLK	WP	HR	S	P	ERA	WHIP

Batter	1	2	3	4	5	6	7	8	9	AB	R	H	RBI	BB	SO	LOB
2 Denard Span, L (1, 8) OBP: 0.344, SLG: 0.384	B FF 94 F FF 93 B CH 88 X FF 95 2-1 7 BB 11 BB 16 G5-4-3 1B	X SI 93 0-0 ② F8			C FF 91 F CH 86 B FF 92 F CU 80 F CH 86 X SI 92 1-2 ① ② G6-4-3 1-2f		B SL 78 C SL 78 B FF 95 C FF 94 X FF 95 2-2 7 G4-6-3 11 1B 1B		C FF 95 X CH 85 0-1 11 G6-3 2B	5	1	3	0	0	0	3
11 Ben Revere, L (1, 9) OBP: 0.349, SLG: 0.366	B FF 94 B FF 93 C FF 92 1 SAFE F FF 94 B FF 93 B FC 87 4-2 16 G5-4-3 7 BB 1-2 BB	B SI 94 F FC 88 X CU 82 1-1 ③ G6-3			B SI 89 F FF 93 C FF 92 B CH 87 B CH 88 B FF 93 4-2 7 1B 7 E BB		X FF 93 0-0 7 G4-6-3 1-2 1B		B FF 94 C FF 95 B FF 94 X FF 95 2-1 ① G6-3 2-3	3	1	1	0	2	0	3
7 Joe Mauer, L (1, 3) (8, 2) OBP: 0.424, SLG: 0.458	C SI 94 B FF 94 C CU 81 B CU 82 D CU 82 B CU 80 4-2 16 G5-4-3 1-2 2-3 BB		B FF 92 B FF 92 B FF 93 C FF 92 B FF 93 4-1 16 G6-4-3 BB		X FF 91 0-0 E8 1-H 1B		C SI 93 D SL 81 F SI 95 X SL 80 1-2 ① ② G4-6-3 1-2f 2-3		B FF 95 C FF 94 X FF 96 1-1 ② L6	3	0	1	0	2	0	3
16 Josh Willingham, R (1, 7) OBP: 0.384, SLG: 0.551	F FF 94 S FC 89 D FC 88 B FC 89 X FC 88 2-2 ① ② G5-4-3 1-2f 2-3 3-H		B FC 88 X FF 93 1-0 ① ② G6-4-3 1-2f		X FC 89 0-0 ③ G5-3		C FF 94 B SL 80 X SL 80 1-1 ③ G6-3		C FF 96 C FF 96 B SL 85 S CH 86 1-3 ③ K	5	0	0	0	0	1	6
18 Ryan Doumit, S (1, 10) OBP: 0.341, SLG: 0.478	C CU 82 B FF 94 B FC 88 B CU 81 F FC 88 X FF 90 3-2 ③ G3-1		C SI 93 X CH 89 0-1 ③ G1-4-3		C SI 91 B CU 80 F CU 80 B CU 80 B CU 79 X FF 91 3-2 ① F9		F FF 93 B CH 82 X SL 85 1-1 HR		4	1	1	1	0	0	1
20 Brian Dozier, R (1, 6) OBP: 0.269, SLG: 0.331	C FF 91 B CU 80 B FF 92 X FF 92 2-1 41 1B 8 WP 1B	C FF 92 X CH 89 0-1 12 FC3-6 1B		F FF 92 B FF 92 X FC 86 1-1 E5 12 G6-3		C SL 85 C FF 93 B SL 85 B CU 74 S SL 85 2-3 ① K		4	1	2	0	0	1	0
12 Alexi Casilla, S (1, 4) OBP: 0.259, SLG: 0.286	1 SAFE X FF 92 0-0 ① F7	C SI 91 S FC 86 X CU 80 0-2 ① FC3-6 41 G6-3 1-2f		C FC 87 B FF 92 F FC 87 F CU 81 X FF 92 1-2 ② G6-3 2-3		B FF 93 C FF 92 F FF 92 B CH 82 F FF 93 B CH 82 F FF 93 F FF 92 X SL 84 3-2 27 S 1B		4	0	1	0	0	0	3
41 Drew Butera, R (1, 2) OBP: 0.288, SLG: 0.338 27 Chris Parmelee, L (8, PH) OBP: 0.283, SLG: 0.324 (8, 3)	B FC 86 X FC 86 1-0 8 BB 1-3 1B	X FF 91 0-0 ② ③ G6-3 1-2f		B SI 92 D FC 86 B FF 92 B FF 92 4-0 BB		B SL 84 C FF 92 B FF 93 X FF 92 2-1 ② P4 1-2		2 1	0 0	1 0	0 0	1 0	0 0	1 1
8 Jamey Carroll, R (1, 5) OBP: 0.325, SLG: 0.288	C FF 92 D FC 88 B FC 89 F SI 94 1 SAFE B CU 81 B FF 93 4-2 1-2 3-H BB				C FF 92 C CU 80 B CU 80 F SI 92 X CH 88 1-2 2 G6-4-3 1B	C FC 87 C FC 86 S FC 87 0-3 ③ K		B CU 75 B SL 85 C FF 92 F FF 93 B SL 86 X FF 93 3-2 ③ L9		3	0	1	0	1	1	3
Inning Stats	R: 1 E: 0 K: 0 S: 12 H: 1 LOB: 1 BB: 2 P: 27	R: 1 E: 0 K: 0 S: 9 H: 2 LOB: 2 BB: 1 P: 17	R: 0 E: 0 K: 0 S: 4 H: 0 LOB: 0 BB: 1 P: 9	R: 0 E: 0 K: 0 S: 6 H: 1 LOB: 0 BB: 0 P: 6	R: 1 E: 1 K: 0 S: 13 H: 2 LOB: 1 BB: 1 P: 19	R: 0 E: 1 K: 1 S: 12 H: 0 LOB: 2 BB: 1 P: 21	R: 0 E: 0 K: 0 S: 10 H: 2 LOB: 1 BB: 0 P: 14	R: 1 E: 0 K: 1 S: 16 H: 2 LOB: 1 BB: 0 P: 27	R: 0 E: 0 K: 1 S: 9 H: 1 LOB: 1 BB: 0 P: 13	1B: 9 2B: 1 3B: 0 HR: 1 SF: 0 SAC: 0 DP: 5 HBP: 0						

PITCHER		IP	WLS	BF	H	R	ER	SO	BB	IBB	HBP	BLK	WP	HR	S	P	ERA	WHIP
34 Gavin Floyd, R ERA: 4.46	(1, 1)	6.0	W	27	6	3	2	1	6	0	0	0	1	0	56	99	3.00	2.000
37 Matt Thornton, L ERA: 3.76	(7, 1)	1.0		4	2	0	0	0	0	0	0	0	0	0	10	14	0.00	2.000
26 Jesse Crain, R ERA: 2.7	(8, 1)	0.2		4	2	1	1	1	0	0	0	0	0	1	13	21	13.50	3.000
39 Brett Myers, R ERA: 3.48	(8, 1)	0.1	H	1	0	0	0	0	0	0	0	0	0	0	3	6	0.00	0.000
43 Addison Reed, R ERA: 4.11	(9, 1)	1.0	S	4	1	0	0	1	0	0	0	0	0	0	9	13	0.00	1.000

PITCHER	IP	WLS	BF	H	R	ER	SO	BB	IBB	HBP	BLK	WP	HR	S	P	ERA	WHIP

TOP

Minnesota Twins @ Chicago White Sox

U.S. Cellular Field, Chicago, IL

Mon Jul 23 2012, 8:12 PM - 10:59 PM EDT

Att. 37,788 - Partly Cloudy - 90 F

livebaseballscorecards.com

AB	34
R	4
H	11
RBI	1
BB	6
SO	3
LOB	24

WP: 1 PA: 40
PB: 0
SB: 1
CS: 0

BOTTOM

Minnesota Twins @ Chicago White Sox

U.S. Cellular Field, Chicago, IL

Mon Jul 23 2012, 8:12 PM - 10:59 PM EDT

Att. 37,788 - Partly Cloudy - 90 F

livebaseballscorecards.com

Batter	1	2	3	4	5	6	7	8	9	AB	R	H	RBI	BB	SO	LOB
30 Alejandro De Aza, L (1, 8) OBP: 0.346, SLG: 0.408	C FF 92 X SI 92 0-1 20 S 14 HR 1B		X SI 92 0-0 44 HR 2B	C SI 92 C SI 92 X SI 91 0-2 1B		F SL 83 S SL 83 X SL 84 0-2 ③ G4-3				4	2	3	0	0	0	0
20 Kevin Youkilis, R (1, 5) OBP: 0.336, SLG: 0.421	B SI 92 C FF 93 F CH 84 B CH 86 B SL 85 F SL 86 D SL 87 4-2 14 HR 1-2 BB		C SL 84 S SL 85 D SL 87 X CH 86 1-2 ① F7	B SI 93 1 SAFE 1 SAFE F SI 91 X SI 91 1-1 ② F9			C SI 91 X CH 84 0-1 14 G5-3 44 G5-3 1B			3	1	1	0	1	0	2
44 Adam Dunn, L (1, 10) OBP: 0.350, SLG: 0.498	C SL 88 C SI 94 F SL 89 F SL 88 X SI 94 0-2 ① L6		X SL 86 0-0 2-H HR	F SI 92 B SI 93 1 SAFE 1 SAFE C SL 85 X SI 94 1-2 ③ G6-3			X CU 74 0-0 ① G5-3 1-2			4	1	1	2	0	0	4
14 Paul Konerko, R (1, 3) OBP: 0.403, SLG: 0.515	B CH 86 F FF 94 X FF 94 1-1 1-H 2-H HR		F FF 92 B CH 87 X CH 86 1-1 51 HR 1B		C CU 73 S CH 86 B SI 93 X SI 92 1-2 51 G4-6-3 1B		B CH 87 X CU 74 1-0 ② G5-3 2-3			4	2	3	3	0	0	1
51 Alex Rios, R (1, 9) OBP: 0.348, SLG: 0.528	B SI 93 B CH 86 B SI 93 C FF 93 S SL 85 S SL 85 3-3 ② K		B SI 93 F SL 84 X SL 85 1-1 1-H HR		C SI 92 D CU 76 X SI 91 1-1 ①② G4-6-3 1-2f		B SL 85 B SL 85 X FF 94 2-0 ③ G4-3			4	1	1	2	0	1	2
12 A.J. Pierzynski, L (1, 2) OBP: 0.339, SLG: 0.509	F FF 93 F SI 93 X SL 86 0-2 ③ F9		B FF 92 F SL 88 X SI 93 1-1 2B		C SI 91 B SL 84 F SL 84 H SI 92 2-2 24 FC6-4 HBP			C CU 77 F SI 93 S CU 78 0-3 ① K		3	0	1	0	0	1	0
24 Dayan Viciedo, R (1, 7) OBP: 0.292, SLG: 0.438		B SI 92 B SL 83 X SI 93 2-0 ① L9	B CH 85 S CH 85 F FF 92 X FF 92 1-2 ② F8		C CU 74 F SI 92 X FF 92 0-2 ③ FC6-4 1-2f			B SI 94 X SI 93 1-0 ② P4		4	0	0	0	0	0	2
10 Alexei Ramirez, R (1, 6) OBP: 0.282, SLG: 0.334		C FF 91 X CH 86 0-1 ② G6-3	C CH 86 F SI 92 S SI 93 0-3 ③ K			B CU 74 X SI 90 1-0 ① F8		B SI 94 C SI 92 C SI 93 B CU 79 X SI 94 2-2 ③ G5-3		4	0	0	0	0	1	1
15 Gordon Beckham, R (1, 4) OBP: 0.288, SLG: 0.360		C SI 93 F CH 87 S SL 85 0-3 ③ K		X SI 91 0-0 ① F9		C SI 91 F SL 86 B SL 84 F SL 83 S SL 82 1-3 ② K				3	0	0	0	0	2	0
Inning Stats	R: 3 H: 2 E: 0 LOB: 0 K: 1 BB: 1 S: 18 P: 26	R: 0 H: 0 E: 0 LOB: 0 K: 1 BB: 0 S: 6 P: 8	R: 4 H: 5 E: 0 LOB: 1 K: 1 BB: 0 S: 17 P: 22	R: 0 H: 1 E: 0 LOB: 1 K: 0 BB: 0 S: 9 P: 11	R: 0 H: 1 E: 0 LOB: 1 K: 0 BB: 0 S: 10 P: 14	R: 0 H: 0 E: 0 LOB: 0 K: 1 BB: 0 S: 8 P: 10	R: 0 H: 1 E: 0 LOB: 1 K: 0 BB: 0 S: 5 P: 8	R: 0 H: 0 E: 0 LOB: 0 K: 1 BB: 0 S: 7 P: 10		1B: 5 SF: 0 2B: 2 SAC: 0 3B: 0 DP: 1 HR: 3 HBP: 1					WP: 0 PA: 35 PB: 0 SB: 1 CS: 0	

	AB	33
	R	7
	H	10
	RBI	7
	BB	1
	SO	5
	LOB	12

PITCHER		IP	WLS	BF	H	R	ER	SO	BB	IBB	HBP	BLK	WP	HR	S	P	ERA	WHIP
47 Francisco Liriano, L ERA: 5.31	(1, 1)	2.2	L	16	7	7	7	2	1	0	0	0	0	3	38	53	23.62	3.000
52 Brian Duensing, L ERA: 4.86	(3, 1)	4.0		15	3	0	0	2	0	0	1	0	0	0	34	43	0.00	0.750
31 Alex Burnett, R ERA: 3.02	(7, 1)	1.1		4	0	0	0	1	0	0	0	0	0	0	8	13	0.00	0.000

PITCHER	IP	WLS	BF	H	R	ER	SO	BB	IBB	HBP	BLK	WP	HR	S	P	ERA	WHIP

Minnesota Twins @ Chicago White Sox

U.S. Cellular Field, Chicago, IL

Tue Jul 24 2012, 8:11 PM - 11:18 PM EDT

Att. 34,715 - Partly Cloudy - 75 F

livebaseballscorecards.com

Batter	1	2	3	4	5	6	7	8	9	AB	R	H	RBI	BB	SO	LOB
2 Denard Span, L (1, 8) OBP: 0.345, SLG: 0.385	G6-3		P5			7 1B 16 HR 1B	1-2 1B			4	1	2	0	0	0	1
19 Darin Mastroianni, R (1, 9) OBP: 0.337, SLG: 0.400	F8		B5-3			L9	K			4	0	0	0	0	1	4
7 Joe Mauer, L (1, 3) OBP: 0.422, SLG: 0.456	F7			G6-3		16 HR 1B	G4-3			4	1	1	0	0	0	2
16 Josh Willingham, R (1, 7) OBP: 0.385, SLG: 0.568		P3		HR		1-H 3-H HR		K		4	2	2	4	0	1	0
33 Justin Morneau, L (1, 10) OBP: 0.314, SLG: 0.436		G3		1B		2B		G4-3		4	0	2	0	0	0	0
18 Ryan Doumit, S (1, 2) OBP: 0.340, SLG: 0.473		20 FC4 HBP		G5-3		F9		G5-3		3	0	0	0	0	0	1
20 Brian Dozier, R (1, 6) OBP: 0.265, SLG: 0.325		FC4 1-2f		K		F7			P3	4	0	0	0	0	1	2
12 Alexi Casilla, S (1, 4) OBP: 0.259, SLG: 0.285			8 FC4-6 1B	G6-3			G1-3		G4-3	4	0	1	0	0	0	0
8 Jamey Carroll, R (1, 5) OBP: 0.324, SLG: 0.285			FC4-6 1-2f	F9			2 1B BB		K	3	0	0	0	1	1	1
Inning Stats	R: 0 E: 0 K: 0 S: 5 H: 0 LOB: 0 BB: 0 P: 8	R: 0 E: 0 K: 0 S: 6 H: 0 LOB: 1 BB: 0 P: 13	R: 0 E: 0 K: 0 S: 10 H: 1 LOB: 1 BB: 0 P: 12	R: 1 E: 0 K: 0 S: 12 H: 2 LOB: 0 BB: 0 P: 18	R: 0 E: 0 K: 1 S: 8 H: 0 LOB: 0 BB: 0 P: 13	R: 3 E: 0 K: 0 S: 19 H: 4 LOB: 1 BB: 0 P: 28	R: 0 E: 0 K: 1 S: 15 H: 1 LOB: 2 BB: 1 P: 23	R: 0 E: 0 K: 1 S: 8 H: 0 LOB: 0 BB: 0 P: 11	R: 0 E: 0 K: 1 S: 8 H: 0 LOB: 0 BB: 0 P: 13	1B: 5 2B: 1 3B: 0 HR: 2 SF: 0 SAC: 0 DP: 0 HBP: 1							

TOP	
AB	34
R	4
H	8
RBI	4
BB	1
SO	4
LOB	11
WP: 0 PB: 0 SB: 0 CS: 0	PA: 36

PITCHER		IP	WLS	BF	H	R	ER	SO	BB	IBB	HBP	BLK	WP	HR	S	P	ERA	WHIP
62 Jose Quintana, L ERA: 2.58	(1, 1)	6.1		28	8	4	4	1	1	0	1	0	0	2	70	108	5.68	1.421
65 Nate Jones, R ERA: 3.43	(7, 1)	1.0	W	3	0	0	0	2	0	0	0	0	0	0	8	11	0.00	0.000
37 Matt Thornton, L ERA: 3.7	(8, 1)	0.2	H	2	0	0	0	0	0	0	0	0	0	0	5	7	0.00	0.000
39 Brett Myers, R ERA: 3.38	(9, 1)	1.0		3	0	0	0	1	0	0	0	0	0	0	8	13	0.00	0.000

PITCHER	IP	WLS	BF	H	R	ER	SO	BB	IBB	HBP	BLK	WP	HR	S	P	ERA	WHIP

Batter	1	2	3	4	5	6	7	8	9	AB	R	H	RBI	BB	SO	LOB
30 Alejandro De Aza, L (1, 8) OBP: 0.347, SLG: 0.405	C FF 89 B SI 89 X CH 83 1-1 ① L9	B CH 81 C FF 90 H CU 76 2-1 HBP		B CU 76 T FF 91 B FF 91 F SI 91 X SI 92 2-2 ③ F8			C SL 82 C FF 90 B SL 84 X SL 84 1-2 ① L9	F SI 95 B SI 94 B SI 94 B CH 90 B SI 94 4-1 20 E, 20 S, 44 2B BB		3	1	0	0	1	0	0
20 Kevin Youkilis, R (1, 5) OBP: 0.337, SLG: 0.416 (8, 3)	B FF 90 B FF 91 B FF 90 C FF 91 X FF 91 3-1 ② P3	C FF 91 B SI 90 B FF 90 X SL 85 2-1 ③ P4			C SI 91 F CH 84 S SI 90 0-3 ① K		B CH 80 B SI 89 B SI 89 B SI 89 4-0 44 HR BB	1 SAFE B SL 85 B SL 87 B FF 93 B FF 93 4-0 44 2B BB 1-3		3	2	0	0	2	1	2
44 Adam Dunn, L (1, 10) OBP: 0.353, SLG: 0.512	C FF 91 F CU 74 B SI 92 X CU 74 1-2 14 2B, 51 E, 1B		C FF 90 F CH 83 S FF 91 0-3 ① K		B CH 84 B CH 82 C FF 91 S SI 91 B SI 92 S SI 93 3-3 ② K		B SL 85 F SL 85 B SL 84 C SL 83 X SL 86 2-2 1-H HR	B SI 94 F SI 94 B SI 94 X SI 94 2-1 38 G4-3, 51 1B 1-H 3-H 2B		5	3	3	4	0	2	0
14 Paul Konerko, R (1, 3) OBP: 0.410, SLG: 0.533 38 Eduardo Escobar, S (7, PR) (8, 5) OBP: 0.281, SLG: 0.250	X FF 90 0-0 51 E, 1-3 2B		C CH 83 B SL 86 X SI 90 1-1 10 1B, 1B		C SI 92 C CH 85 B CU 77 X SI 92 1-2 HR		S SL 90 S SL 89 X SI 92 0-2 51 2B, 24 E, 1B	C SI 92 F SI 93 B FF 93 F SI 94 B SI 92 X SI 94 2-2 ① G4-3 2-3		4 1	1 1	4 0	1 0	0 0	0 0	0 1
51 Alex Rios, R (1, 9) OBP: 0.349, SLG: 0.529	B FF 91 B CU 74 F SL 84 F SI 90 B SL 85 F CU 74 X SI 91 3-2 E6 2-3 3-H		C CU 74 F SI 89 B FF 91 B SI 91 S CU 74 2-3 ② K		X CH 83 0-0 ③ F9		B FF 95 X FF 94 1-0 24 E, 1-3 2B	B FF 93 B SL 84 S SI 94 X SI 94 2-1 10 HR, 3-H 1B		5	2	2	1	0	1	2
10 Alexei Ramirez, R (1, 6) OBP: 0.286, SLG: 0.344	B CU 74 F FF 90 X SI 89 1-1 ③ P3		X SL 85 0-0 24 FC6-4, 1-2 1B			C SI 90 F CH 82 B SI 90 B CU 74 X SI 91 2-2 ① G6-3	I IN 80 I IN 83 I IN 85 I IN 86 4-0 24 E IBB	C SL 81 X SI 92 0-1 1-H HR		4	1	2	2	1	0	2
24 Dayan Viciedo, R (1, 7) OBP: 0.294, SLG: 0.437		B CU 73 F FF 90 X SI 90 1-1 ① P2	B SI 90 X CH 83 1-0 ③ FC6-4 1-2f			B CH 83 X FF 90 1-0 1B	C CU 80 X SL 89 0-1 E7 1-3 2-H 3-H 1B	B SI 95 X SL 82 1-0 ② G4-3		5	0	2	2	0	0	2
17 Tyler Flowers, R (1, 2) OBP: 0.259, SLG: 0.301		S FF 90 B SI 91 S SL 85 B FF 91 B SL 85 X FF 91 3-2 2B		B SI 89 B FF 90 C SI 90 F CH 82 X SI 91 2-2 ① G5-3		B SI 89 F CH 83 B SI 89 F CH 83 X SI 89 3-2 ② L8	B SL 90 F SL 90 B FF 94 D SL 90 B SL 89 4-1 15 G6-4-3 BB	X SL 82 0-0 ③ G4-3		4	0	1	0	1	0	1
15 Gordon Beckham, R (1, 4) OBP: 0.285, SLG: 0.356		X FF 90 0-0 ② P3		B CU 75 X FF 90 1-0 ② F9		B SL 85 X FF 90 1-0 ③ P4	B SL 86 S SL 85 D SL 85 X SL 87 2-1 ② ③ G6-4-3 1-2f			4	0	0	0	0	0	5
Inning Stats	R: 1 H: 2 E: 1 LOB: 2 K: 0 BB: 0 S: 14 P: 23	R: 0 H: 1 E: 0 LOB: 2 K: 0 BB: 0 S: 9 P: 17	R: 0 H: 2 E: 0 LOB: 2 K: 2 BB: 0 S: 10 P: 14	R: 0 H: 0 E: 0 LOB: 0 K: 0 BB: 0 S: 7 P: 12	R: 1 H: 1 E: 0 LOB: 0 K: 2 BB: 0 S: 10 P: 14	R: 0 H: 1 E: 0 LOB: 1 K: 0 BB: 0 S: 8 P: 15	R: 4 H: 4 E: 1 LOB: 2 K: 0 BB: 3 S: 15 P: 33	R: 5 H: 3 E: 0 LOB: 0 K: 0 BB: 2 S: 13 P: 28		1B: 7 SF: 0 2B: 4 SAC: 0 3B: 0 DP: 1 HR: 3 HBP: 1						

PITCHER		IP	WLS	BF	H	R	ER	SO	BB	IBB	HBP	BLK	WP	HR	S	P	ERA	WHIP
38 Cole De Vries, R ERA: 3.64	(1, 1)	6.0		27	7	2	1	4	0	0	1	0	0	1	58	95	1.50	1.167
64 Tyler Robertson, L ERA: 6.75	(7, 1)	0.1	B	3	1	2	2	0	1	0	0	0	0	1	6	13	54.00	6.000
50 Casey Fien, R ERA: 2.16	(7, 1)	0.0	L	5	3	2	2	0	1	1	0	0	0	0	7	16	∞	∞
60 Jeff Gray, R ERA: 5.31	(7, 1)	0.2		4	1	3	3	0	2	0	0	0	0	0	5	17	40.50	4.500
51 Anthony Swarzak, R ERA: 4.43	(8, 1)	1.0		5	2	2	2	0	0	0	0	0	0	1	10	15	18.00	2.000

PITCHER	IP	WLS	BF	H	R	ER	SO	BB	IBB	HBP	BLK	WP	HR	S	P	ERA	WHIP

BOTTOM

Minnesota Twins @ Chicago White Sox

U.S. Cellular Field, Chicago, IL

Tue Jul 24 2012, 8:11 PM - 11:18 PM EDT

Att. 34,715 - Partly Cloudy - 75 F

livebaseballscorecards.com

AB	38
R	11
H	14
RBI	10
BB	5
SO	4
LOB	15

Minnesota Twins @ Chicago White Sox

U.S. Cellular Field, Chicago, IL

Wed Jul 25 2012, 2:11 PM - 5:19 PM EDT

Att. 32,261 - Partly Cloudy - 92 F

TOP

livebaseballscorecards.com

Batter	1	2	3	4	5	6	7	8	9	AB	R	H	RBI	BB	SO	LOB
2 Denard Span, L (1, 8) OBP: 0.348, SLG: 0.392	B FF 89 X FC 88 1-0 11 1B 16 G5-4-3 2B		C FF 90 C FC 87 X CU 79 0-2 ② G4-3		B SI 90 C FC 86 C CU 79 F FF 91 B CH 84 X FF 90 2-2 2B		C FF 89 B SL 81 B FF 89 C FF 90 F FF 92 X FF 92 2-2 ② G5-3		B FF 94 C FF 94 C FF 94 B CU 71 B CH 82 B FF 93 4-2 11 FC6-4 1-2 2-3 BB	4	1	2	0	1	0	0
11 Ben Revere, L (1, 9) OBP: 0.346, SLG: 0.363	C FF 89 F FF 91 D CU 80 F FC 86 B FF 92 F FF 91 B FF 92 X FF 92 3-2 16 G5-4-3 7 BB 2-3 1B		B SI 91 X CH 84 1-0 ③ G4-3		C FC 85 F CH 83 F CU 78 F FF 90 X CH 83 0-2 ② G1-3		B FF 89 C FF 90 B FF 90 X FF 89 2-1 ③ F7		B SI 92 B SI 91 C SI 92 X SI 92 2-1 ③ FC6-4 1-2f	5	0	1	0	0	0	4
7 Joe Mauer, L (1, 2) OBP: 0.420, SLG: 0.452	B FF 90 B FC 86 C SL 84 B SI 90 1 SAFE 1 SAFE B CU 79 4-1 16 G5-4-3 1-2 BB			C CH 86 X FF 90 0-1 E7 16 BB 33 2B	C FC 85 C FF 92 X CU 79 0-2 ③ F7			C CH 86 F FF 93 B FF 94 X SL 80 1-2 ① G4-3		3	1	0	0	1	0	1
16 Josh Willingham, R (1, 10) OBP: 0.384, SLG: 0.563	F SL 85 X FF 92 0-1 ① ② G5-4-3 1-2f 2-3 3-H			C FF 90 B SI 90 B SL 83 B CH 83 B FF 90 4-1 33 2B 1-2 BB		C SL 84 X SL 83 0-1 ① G6-3		B FF 94 B FF 94 F FF 94 F FF 93 S SL 83 2-3 ② K		3	0	0	0	1	1	2
33 Justin Morneau, L (1, 3) OBP: 0.314, SLG: 0.437	B CH 86 B FF 91 F CU 80 X SL 85 2-1 ③ G3-1			F SI 91 F FF 91 X CU 80 0-2 1-3 2-H 2B		B FF 90 B FC 90 B FF 90 C CH 86 C SI 89 F SL 84 F FF 90 F FF 90 F FF 90 3-2 ② F SL 83 F SI 89 X SL 89 F7		C FF 94 X SL 79 0-2 ③ F9		4	0	1	1	0	0	1
18 Ryan Doumit, S (1, 7) OBP: 0.339, SLG: 0.470		C CH 85 F FF 90 B CU 79 X SL 84 1-2 ① P6		B FF 91 B CU 79 F SL 84 S CU 80 B FF 91 S CU 79 3-3 ① K		B FF 90 X SI 90 1-0 20 1B 1B			B FF 94 C FF 94 X FF 95 1-1 ① L9	4	0	1	0	0	1	2
20 Brian Dozier, R (1, 6) OBP: 0.268, SLG: 0.326		C FF 90 F FF 91 S FF 91 0-3 ② K		C CU 82 F CU 81 S CU 81 0-3 ② K2-3		B FF 91 S SL 85 B FF 91 T FF 90 B SL 82 X CU 81 3-2 1-2 1B			B FF 95 F FF 94 C SL 87 B CU 72 F FF 94 B FF 94 F FF 94 B SL 87 4-2 2 WP 19 BB BB	3	0	1	0	1	2	2
12 Alexi Casilla, S (1, 4) OBP: 0.256, SLG: 0.281 19 Darin Mastroianni, R (8, 4) OBP: 0.344, SLG: 0.400		B FF 90 C FF 90 S FF 91 B FF 90 B CH 85 F CH 82 C FF 91 3-3 ③ K		F FC 86 C CU 80 B FF 92 F CU 79 B CH 85 B SI 91 S CU 79 3-3 ③ K		B SL 85 C FF 89 F FF 90 B CH 84 S CU 79 2-3 ③ K			C FF 93 C CU 72 B SI 94 F SL 87 F FF 93 D CU 73 B FF 93 B SL 86 4-2 2 WP 1-2 BB	3 0	0 0	0 0	0 0	0 1	3 0	4 0
8 Jamey Carroll, R (1, 5) OBP: 0.320, SLG: 0.281			B FC 88 B SL 84 F FF 88 B FF 90 C FF 89 X FF 89 3-2 ① F7		C FF 88 B CU 80 C CH 83 B CU 80 F CU 81 F FF 91 B CH 83 X FF 89 3-2 ① F9		C FF 89 F FF 92 X FF 94 0-2 ① G4-3		C FF 94 T FF 94 B FF 95 B SL 86 F FF 94 X FF 94 2-2 ② F6	4	0	0	0	0	0	2

Inning Stats																								
	R: 1	H: 2	R: 0	H: 0	R: 0	H: 0	R: 1	H: 1	R: 0	H: 1	R: 0	H: 2	R: 0	H: 0	R: 0	H: 0	R: 0	H: 0	1B: 3	SF: 0	WP: 1	PA: 38
	E: 0	LOB: 1	E: 0	LOB: 0	E: 0	LOB: 0	E: 1	LOB: 2	E: 0	LOB: 1	E: 0	LOB: 2	E: 0	LOB: 0	E: 0	LOB: 0	E: 0	LOB: 3	2B: 3	SAC: 0	PB: 0	
	K: 0	BB: 1	K: 2	BB: 0	K: 0	BB: 0	K: 3	BB: 1	K: 0	BB: 0	K: 1	BB: 0	K: 0	BB: 0	K: 1	BB: 0	K: 0	BB: 3	3B: 0	DP: 1	SB: 0	
	S: 11	P: 21	S: 10	P: 14	S: 7	P: 11	S: 16	P: 26	S: 17	P: 22	S: 18	P: 27	S: 9	P: 13	S: 9	P: 12	S: 18	P: 35	HR: 0	HBP: 0	CS: 0	

PITCHER		IP	WLS	BF	H	R	ER	SO	BB	IBB	HBP	BLK	WP	HR	S	P	ERA	WHIP
44 Jake Peavy, R ERA: 3.15	(1, 1)	6.0	W	26	6	2	1	6	2	0	0	0	0	0	79	121	1.50	1.333
52 Leyson Septimo, L ERA: 4.5	(7, 1)	2.0		6	0	0	0	1	0	0	0	0	0	0	18	25	0.00	0.000
26 Jesse Crain, R ERA: 2.63	(9, 1)	0.2		5	0	0	0	0	3	0	0	0	1	0	16	31	0.00	4.500
53 Héctor Santiago, L ERA: 3.76	(9, 1)	0.1		1	0	0	0	0	0	0	0	0	0	0	2	4	0.00	0.000

PITCHER	IP	WLS	BF	H	R	ER	SO	BB	IBB	HBP	BLK	WP	HR	S	P	ERA	WHIP

AB	33
R	2
H	6
RBI	1
BB	5
SO	7
LOB	18

Minnesota Twins @ Chicago White Sox

U.S. Cellular Field, Chicago, IL

Wed Jul 25 2012, 2:11 PM - 5:19 PM EDT

Att. 32,261 - Partly Cloudy - 92 F

BOTTOM

livebaseballscorecards.com

Batter	1	2	3	4	5	6	7	8	9	AB	R	H	RBI	BB	SO	LOB
30 Alejandro De Aza, L (1, 8) OBP: 0.346, SLG: 0.404	C SI 88 X CH 81 0-1 F8 ①		B SI 89 1 SAFE 1 SAFE C SI 89 L SI 89 X FC 89 1-2 20 1B 20 S 14 SF7 1-3 1B	B CU 77 X FF 87 1-0 G3-1 ② 2-3		C CU 79 X SL 88 0-1 G4-3 ②				4	1	1	0	0	0	1
20 Kevin Youkilis, R (1, 5) OBP: 0.338, SLG: 0.417 38 Eduardo Escobar, S (4, PH) OBP: 0.275, SLG: 0.244 (5, 5)	C SI 90 B SI 91 F SI 90 B SI 91 B SI 91 F SI 90 X FF 90 3-2 F8 ②		B SI 90 1 SAFE S CU 79 B CU 80 S CH 83 X SI 90 2-2 1-3 3-H 1B	S CU 76 F SI 90 X SI 91 0-2 G1-3 ③		F SL 88 S SL 90 B FF 94 X FF 93 1-2 F7 ③				2 2	0 0	1 0	1 0	0 0	0 0	0 1
44 Adam Dunn, L (1, 3) OBP: 0.352, SLG: 0.512	C CU 79 S FC 90 F FC 90 B CU 80 B FC 91 B SI 91 X FF 91 3-2 F8 ③		B SI 89 F SI 89 B SI 90 X CU 79 2-1 P5 ①		C FC 85 B CU 76 B CU 76 X SI 89 2-1 14 G4-3 51 HR 2B		C SI 91 F SI 92 B SI 93 F SI 93 S CH 86 1-3 K ①			4	1	1	0	0	1	2
14 Paul Konerko, R (1, 10) OBP: 0.408, SLG: 0.532		C SI 90 F FF 88 B SI 91 C SI 92 1-3 K ①	X SI 90 0-0 SF7 ② 3-H		C CU 76 X CU 76 0-1 G4-3 ① 2-3		B SL 84 C SL 84 S CH 86 F SI 93 B CH 88 X CH 88 2-2 10 FC5-4 1B			3	0	1	1	0	1	1
51 Alex Rios, R (1, 9) OBP: 0.350, SLG: 0.536		C SI 91 B FF 92 B FF 91 F CH 83 B SI 92 F SI 91 B FC 89 4-2 10 2B 24 E BB	C SI 91 F SI 90 F SI 92 F SI 91 D CH 81 X SI 91 1-2 P2 ③		X CH 81 0-0 HR 3-H		B FF 93 B FF 93 C FF 93 S CH 88 X CH 88 2-2 P3 ②			3	2	1	2	1	0	2
10 Alexei Ramirez, R (1, 6) OBP: 0.288, SLG: 0.349		C CU 79 1 SAFE B FC 88 X FC 88 1-1 24 E 1-3 2B		S CH 81 C CU 78 X FC 87 0-2 24 HR 1B	B CU 79 F FF 92 B CU 78 F SI 91 X SL 89 2-2 F8 ②		X SL 85 0-0 FC5-4 ③ 1-2f			4	2	2	0	0	0	1
24 Dayan Viciedo, R (1, 7) OBP: 0.299, SLG: 0.454 7 Jordan Danks, L (9, 7) OBP: 0.286, SLG: 0.333		C SI 91 S CU 79 X CH 83 0-2 E8 17 L4-6 2-H 3-H 1B	F SI 89 B SI 89 1 SAFE X SI 89 1-1 1-H HR	B SL 89 X CU 78 1-0 2B			C SI 95 B SL 84 B SI 84 X FF 96 2-1 G1-3 ①			4 0	1 0	3 0	4 0	0 0	0 0	0 0
17 Tyler Flowers, R (1, 2) OBP: 0.259, SLG: 0.312		S FC 90 B SI 89 B SI 89 X SI 90 2-1 L4-6 ② ③ 2-2		B CU 78 B CH 81 X SI 88 2-0 30 G3-1 2B	S FF 93 F CU 79 S FF 94 0-3 K ③			F SI 94 C SI 96 S SI 96 0-3 K ②		4	0	1	0	0	2	2
15 Gordon Beckham, R (1, 4) OBP: 0.284, SLG: 0.355			X SI 88 0-0 30 1B 20 1B 1B	B SI 88 F FC 86 B SI 89 B FC 86 X SI 89 3-1 F9 ①		C SI 90 B SL 88 B SL 87 C SL 87 F FF 94 B FF 93 F FF 94 F FF 94 F CU 80 3-3 S FF 94 K ①		C SL 84 B SI 95 F SI 95 C SL 83 1-3 K ③		4	1	1	0	0	2	1
Inning Stats	R: 0 E: 0 K: 0 S: 10 H: 0 LOB: 0 BB: 0 P: 16	R: 2 E: 1 K: 1 S: 13 H: 2 LOB: 0 BB: 1 P: 21	R: 2 E: 0 K: 0 S: 15 H: 3 LOB: 1 BB: 0 P: 21	R: 2 E: 0 K: 0 S: 12 H: 3 LOB: 1 BB: 0 P: 19	R: 2 E: 0 K: 1 S: 12 H: 3 LOB: 1 BB: 0 P: 17	R: 0 E: 0 K: 1 S: 12 H: 0 LOB: 0 BB: 0 P: 16	R: 0 E: 0 K: 1 S: 12 H: 1 LOB: 1 BB: 0 P: 17	R: 0 E: 0 K: 2 S: 8 H: 0 LOB: 0 BB: 0 P: 11		1B: 6 2B: 5 3B: 0 HR: 2 SF: 1 SAC: 0 DP: 1 HBP: 0				WP: 0 PB: 0 SB: 1 CS: 0 PA: 36		

	AB	34
	R	8
	H	12
	RBI	8
	BB	1
	SO	6
	LOB	11

PITCHER		IP	WLS	BF	H	R	ER	SO	BB	IBB	HBP	BLK	WP	HR	S	P	ERA	WHIP
53 Nick Blackburn, R ERA: 7.99	(1, 1)	4.1	L	23	10	8	8	1	1	0	0	0	0	2	55	84	16.61	2.538
50 Casey Fien, R ERA: 1.8	(5, 1)	1.2		6	1	0	0	2	0	0	0	0	0	0	19	26	0.00	0.600
61 Jared Burton, R ERA: 2.29	(7, 1)	1.0		4	1	0	0	1	0	0	0	0	0	0	12	17	0.00	1.000
15 Glen Perkins, L ERA: 3.09	(8, 1)	1.0		3	0	0	0	2	0	0	0	0	0	0	8	11	0.00	0.000

PITCHER	IP	WLS	BF	H	R	ER	SO	BB	IBB	HBP	BLK	WP	HR	S	P	ERA	WHIP

Batter	1	2	3	4	5	6	7	8	9	AB	R	H	RBI	BB	SO	LOB
30 Alejandro De Aza, L (1, 8) OBP: 0.345, SLG: 0.402 7 Jordan Danks, L (7, 8) OBP: 0.276, SLG: 0.321	B FF 91 C SI 90 F SI 94 B ST 78 S ST 85 2-3 K	X SI 93 0-0 ② L6		C CU 70 X FC 91 0-1 44 PB 20 BB 2-H 3-H 1B		X ST 78 0-0 ③ F9		1 SAFE F FF 96 B CH 88 1 SAFE 1 SAFE C SL 85 1 SAFE B FF 97 S SL 84 2-3 ③ K 1-2		4 1	0 0	1 0	2 0	0 0	1 0	1 1
20 Kevin Youkilis, R (1, 5) OBP: 0.343, SLG: 0.428	B FF 92 B SI 92 C SI 91 F SI 93 B ST 84 B ST 83 4-2 14 1B 44 1B 51 SF7 BB	C SI 92 S FF 95 1 SAFE F ST 80 X FF 96 0-2 1-H HR		1 SAFE B SI 93 B ST 82 B SI 93 C SI 92 1 SAFE B SI 92 4-1 44 PB 1-2 BB			C FS 88 C ST 77 B ST 86 B FF 92 B ST 84 X ST 81 3-2 ① G5-3		C SL 81 B FF 96 X SL 82 1-1 ① F7	3	2	1	2	2	0	0
44 Adam Dunn, L (1, 10) OBP: 0.355, SLG: 0.510	C SI 94 X FF 94 0-1 10 1B 14 1B 1-2 1B	B CU 69 S FC 89 X SI 94 1-1 ③ G6-3		C FC 89 F SI 96 B FF 94 D FC 90 B FC 91 S ST 85 3-3 ② K 1-2 2-3			B ST 76 B FS 86 B FF 92 C SI 92 B FC 89 4-1 14 E 14 S 51 FC6-4 BB		B FF 97 B FF 96 B SL 81 B FF 96 4-0 51 E BB	3	2	1	0	2	1	2
14 Paul Konerko, R (1, 3) OBP: 0.408, SLG: 0.528	X SI 91 0-0 10 1B 1-2 2-3 1B		B FF 92 B ST 80 F SI 91 F SI 92 F FC 91 B SI 93 F SI 94 F SI 93 F FC 92 3-3 ① K F SI 83 C ST 83	C ST 82 X SI 94 0-1 ③ F8			C FF 96 F FF 97 H FF 96 1-2 51 FC6-4 1-3 HBP		C SL 81 X SL 82 0-1 ② P4	4	0	1	0	0	1	3
51 Alex Rios, R (1, 9) OBP: 0.348, SLG: 0.535	B SI 90 X SI 92 1-0 ② SF7 3-H		X SI 92 0-0 ② G5-3		C ST 78 B FF 89 B SI 92 X ST 79 2-1 ① F9		B SL 84 F SL 85 B FF 96 X SL 85 2-1 ② FC6-4 10 S 1-2f 3-H		B FF 95 X SL 82 1-0 ② E6 10 HR 1-H 2B	4	1	1	3	0	0	1
10 Alexei Ramirez, R (1, 6) OBP: 0.290, SLG: 0.357	F ST 81 X SI 92 0-1 1-2 2-3 1B		B ST 80 S ST 81 B SI 94 X SI 92 2-1 ③ G5-3		B SI 91 S ST 81 F SI 94 B ST 84 X ST 82 2-2 ② P3		1 SAFE S SL 83 1 SAFE D SL 84 X SL 85 1-1 ③ G6-3 1-2		C FF 97 B FF 98 X SL 85 1-1 HR 3-H	5	1	2	2	0	0	1
24 Dayan Viciedo, R (1, 7) OBP: 0.298, SLG: 0.448	D ST 82 S SI 92 F SI 93 B ST 86 T ST 84 2-2 ③ K			F ST 78 B ST 83 X SI 93 1-1 ① G6-3	B SI 93 B FS 86 F ST 79 S ST 82 B SI 89 X ST 83 3-2 ③ G6-3			B SL 80 B SL 80 S FF 95 B FF 96 B FF 95 4-1 15 FC3-6 BB	F FF 96 B SL 84 F SL 84 X FF 96 1-2 ③ F9	4	0	0	0	1	1	3
17 Tyler Flowers, R (1, 2) OBP: 0.258, SLG: 0.309		B FF 91 S SI 90 S SI 91 C SI 94 1-3 ① K		B SI 92 F SI 92 B ST 84 C SI 92 F SI 95 X SI 96 2-2 15 2B 30 1B 1B		C ST 76 C ST 81 F FF 93 F ST 85 S ST 85 0-3 ① K		B FF 95 F FF 94 S FF 95 S FF 98 1-3 ① K		4	1	1	0	0	3	1
15 Gordon Beckham, R (1, 4) OBP: 0.286, SLG: 0.359		B ST 81 F SI 91 C SI 93 B FF 93 B SI 95 X SI 94 3-2 20 HR 1B		X SI 91 0-0 30 1B 1-3 2B		C ST 79 B FC 93 B CU 65 X SI 92 2-1 ② G6-3		1 SAFE C SL 82 X SL 82 0-1 ② FC3-6 7 WP 1-2f		4	2	2	0	0	0	1
Inning Stats	R: 1 E: 0 K: 2 S: 14 H: 3 LOB: 3 BB: 1 P: 23	R: 2 E: 0 K: 1 S: 13 H: 2 LOB: 0 BB: 0 P: 18	R: 0 E: 0 K: 1 S: 11 H: 0 LOB: 0 BB: 0 P: 16	R: 2 E: 0 K: 1 S: 15 H: 3 LOB: 2 BB: 1 P: 25	R: 0 E: 0 K: 0 S: 8 H: 0 LOB: 0 BB: 0 P: 15	R: 0 E: 0 K: 1 S: 8 H: 0 LOB: 0 BB: 0 P: 10	R: 1 E: 0 K: 0 S: 10 H: 0 LOB: 1 BB: 1 P: 21	R: 0 E: 0 K: 2 S: 9 H: 0 LOB: 1 BB: 1 P: 16	R: 3 E: 1 K: 0 S: 10 H: 2 LOB: 0 BB: 1 P: 18	1B: 6 2B: 2 3B: 0 HR: 2 SF: 1 SAC: 0 DP: 0 HBP: 1	WP: 1 PB: 1 SB: 2 CS: 0 PA: 43					

PITCHER		IP	WLS	BF	H	R	ER	SO	BB	IBB	HBP	BLK	WP	HR	S	P	ERA	WHIP
11 Yu Darvish, R ERA: 4.05	(1, 1)	6.1	L	30	8	6	5	6	3	0	0	0	0	1	73	118	7.11	1.737
41 Alexi Ogando, R ERA: 3.05	(7, 1)	2.2		13	2	3	3	2	2	0	1	0	1	1	25	44	10.12	1.500

PITCHER	IP	WLS	BF	H	R	ER	SO	BB	IBB	HBP	BLK	WP	HR	S	P	ERA	WHIP

TOP

Chicago White Sox @ Texas Rangers

Rangers Ballpark in Arlington, Arlington, TX

Fri Jul 27 2012, 8:10 PM - 11:39 PM EDT

Att. 47,638 - Clear - 95 F

livebaseballscorecards.com

AB	36
R	9
H	10
RBI	9
BB	5
SO	8
LOB	14

BOTTOM

Chicago White Sox @ Texas Rangers

Rangers Ballpark in Arlington, Arlington, TX

Fri Jul 27 2012, 8:10 PM - 11:39 PM EDT

Att. 47,638 - Clear - 95 F

livebaseballscorecards.com

Batter	1	2	3	4	5	6	7	8	9	AB	R	H	RBI	BB	SO	LOB
5 Ian Kinsler, R (1, 4) OBP: 0.346, SLG: 0.442	C SI 87 B SI 90 B SI 88 B CH 79 F SI 90 F SI 92 F SL 78 F CH 85 H SL 78 4-2 1 G4-3 1 S 32 SF8 HBP	C CH 85 B SI 86 X CH 80 1-1 ② F8			F SI 87 F SI 88 1 SAFE 1 SAFE B SI 89 F SL 79 F SL 78 B SI 91 1 SAFE 4-2 1-2 BB		B SI 98 B SI 97 H SI 97 3-0 32 FC3-6 1 BB 1-2 HBP		B FF 94 C FF 93 C FF 94 B SL 82 F FF 94 X SL 80 2-2 29 DI 1B	2	1	1	0	1	0	1
1 Elvis Andrus, R (1, 6) OBP: 0.370, SLG: 0.399	C SI 90 X CH 80 0-1 ① G4-3 1-3	1 SAFE F CH 84 1 SAFE 0-1 ③ CS 1-2	C SL 76 X SL 78 0-1 ① B1-3		B SI 88 C SI 89 B SL 74 L SI 90 C SL 78 2-3 ① K		S SI 97 B SI 99 C SL 87 B SI 99 B SL 89 B SI 97 4-2 32 FC3-6 1-2 2-3 BB		B FF 93 C FF 94 F FF 93 F FF 94 B SL 78 F FF 94 B FF 95 C FF 94 3-3 ① K	4	0	0	0	1	2	4
32 Josh Hamilton, L (1, 7) OBP: 0.351, SLG: 0.580 (9, 8)	B SL 79 X SI 89 1-0 ② SF8 3-H		C SI 88 S SL 79 S SL 79 0-3 ② K		S SL 79 F SL 80 S SL 79 0-3 ② K		C SL 79 D SL 81 X SL 80 1-1 ② FC3-6 29 BB 1-2f 2-3 3-H		C FF 96 B CH 83 X CH 82 1-1 ② F7	4	0	0	2	0	2	5
29 Adrian Beltré, R (1, 5) OBP: 0.350, SLG: 0.519	F SI 90 C SL 76 F SI 91 F SL 78 F SL 77 F SI 91 X SI 91 0-2 10 1B 17 HR 1B		X CH 85 0-0 1B		D SL 79 F SL 79 S SL 80 F SL 80 C SI 91 1-3 ③ K		B FF 95 B SL 80 B FC 86 C FF 95 B SL 80 4-1 1-2 BB		C SL 80 S FF 95 B FF 96 X SL 81 1-2 ③ G5-3 1-2	4	1	2	0	1	1	3
10 Michael Young, R (1, 3) OBP: 0.299, SLG: 0.345	C SI 88 D SL 75 B SI 91 X CH 80 2-1 17 HR 1-2 1B		C SI 89 B SI 87 F SL 79 1 SAFE F SL 77 F SI 89 X SI 86 1-2 ③ G4-3			C SI 89 F SL 80 B SI 89 X SI 91 1-2 ① L4	F FC 85 X FF 94 0-1 ③ L9			4	1	1	0	0	0	4
17 Nelson Cruz, R (1, 9) OBP: 0.321, SLG: 0.447	B SL 76 B CH 86 X SI 89 2-0 1-H 2-H HR			C CH 85 S SL 78 B SI 88 X SL 80 1-2 ① G3		B SL 76 S SL 78 X SL 79 1-1 25 G6-4-3 1B		F FF 91 C SI 91 B FF 92 X CU 77 1-2 ① L7		4	1	2	3	0	0	0
25 Mike Napoli, R (1, 10) OBP: 0.345, SLG: 0.432	X SI 90 0-0 ③ F9			C SI 86 S SL 79 B SL 79 S SL 77 1-3 ② K		B CH 86 B SI 91 S SL 79 C SL 78 B SI 92 X SL 80 3-2 ②③ G6-4-3 1-2f		S FF 93 C FF 93 F FF 93 B SL 87 F SI 93 B SL 86 F SI 91 S CU 78 2-3 ② K		4	0	0	0	0	2	1
8 Yorvit Torrealba, R (1, 2) OBP: 0.302, SLG: 0.342		X CH 85 0-0 23 FC5-4 1B		C SI 89 S CH 81 C SI 91 0-3 ③ K			C SI 89 B CH 79 B SI 90 B SI 87 C SI 89 B SI 90 4-2 23 FC7-4 BB	X SI 93 0-0 1B		3	0	2	0	1	1	0
23 Craig Gentry, R (1, 8) OBP: 0.397, SLG: 0.432 7 David Murphy, L (8, PH) (9, 7) OBP: 0.376, SLG: 0.462		L SI 88 1 SAFE C SL 77 X SL 77 0-2 ① FC5-4 1 CS 1-2f			B CH 79 H SI 89 2-0 5 BB HBP		C SL 77 S SL 79 D SL 79 F SL 78 B SI 92 B SI 88 X SL 80 3-2 ① FC7-4 1 BB 5 HBP 32 FC3-6 1-2f	B CU 76 F CU 77 C CU 77 X CU 77 1-2 ③ G6-3		2 1	1 0	0 0	0 0	0 0	2 1
Inning Stats	R: 4 H: 3 E: 0 LOB: 0 K: 0 BB: 0 S: 19 P: 28	R: 0 H: 1 E: 0 LOB: 0 K: 0 BB: 0 S: 7 P: 8	R: 0 H: 1 E: 0 LOB: 1 K: 1 BB: 0 S: 11 P: 12	R: 0 H: 0 E: 0 LOB: 0 K: 2 BB: 0 S: 9 P: 11	R: 0 H: 0 E: 0 LOB: 2 K: 3 BB: 1 S: 15 P: 24	R: 0 H: 1 E: 0 LOB: 0 K: 0 BB: 0 S: 8 P: 13	R: 1 H: 0 E: 0 LOB: 3 K: 0 BB: 3 S: 13 P: 32	R: 0 H: 1 E: 0 LOB: 1 K: 1 BB: 0 S: 13 P: 17	R: 0 H: 1 E: 0 LOB: 1 K: 1 BB: 0 S: 14 P: 21	1B: 7 SF: 1 2B: 0 SAC: 0 3B: 0 DP: 1 HR: 1 HBP: 3				WP: 0 PA: 41 PB: 0 SB: 1 CS: 1		

PITCHER		IP	WLS	BF	H	R	ER	SO	BB	IBB	HBP	BLK	WP	HR	S	P	ERA	WHIP
49 Chris Sale, L ERA: 2.61	(1, 1)	6.1	W	27	6	5	5	6	2	0	2	0	0	1	75	109	7.11	1.263
65 Nate Jones, R ERA: 3.43	(7, 1)	0.0		2	0	0	0	0	1	0	1	0	0	0	2	9	∞	∞
37 Matt Thornton, L ERA: 3.64	(7, 1)	0.2	H	3	0	0	0	0	1	0	0	0	0	0	5	10	0.00	1.500
39 Brett Myers, R ERA: 3.27	(8, 1)	1.0	H	4	1	0	0	1	0	0	0	0	0	0	13	17	0.00	1.000
43 Addison Reed, R ERA: 4.0	(9, 1)	1.0		4	1	0	0	1	0	0	0	0	0	0	14	21	0.00	1.000

PITCHER	IP	WLS	BF	H	R	ER	SO	BB	IBB	HBP	BLK	WP	HR	S	P	ERA	WHIP

AB	32
R	5
H	8
RBI	5
BB	4
SO	8
LOB	21

Chicago White Sox @ Texas Rangers

Rangers Ballpark in Arlington, Arlington, TX

Sat Jul 28 2012, 8:08 PM - 10:49 PM EDT

Att. 47,580 - Clear - 100 F

livebaseballscorecards.com

TOP

Batter	1	2	3	4	5	6	7	8	9	AB	R	H	RBI	BB	SO	LOB
Eduardo Escobar, S (1, 6) OBP: 0.281, SLG: 0.276	C FF 92 F CU 79 X FF 93 0-2 ① F7		C CU 78 X CU 80 0-1 ③ G5-3		X SI 88 0-0 ② 1-H 2B		X CU 83 0-0 2B		C SL 80 F SI 95 S SL 82 0-3 ③ K2-3	5	0	2	1	0	1	0
20 Kevin Youkilis, R (1, 5) OBP: 0.345, SLG: 0.424	B FF 94 B FF 94 B FF 93 C FF 92 B SI 93 4-1 BB			B FF 90 C CU 76 F SI 90 S CU 79 1-3 ① K	B SI 91 B SI 89 C CU 81 B CU 78 B CU 82 4-1 44 HR BB		C SI 92 B CU 80 F SI 92 X CU 78 1-2 ② L7			2	1	0	0	2	1	1
44 Adam Dunn, L (1, 10) OBP: 0.357, SLG: 0.519	B SI 92 F SI 91 T SI 93 F FF 91 F SI 94 D FF 89 B SI 92 S SI 92 3-3 ② K			B CU 76 X SI 91 1-0 14 HR 1B	B SI 90 X FF 91 1-0 1-H HR		B SI 92 B SI 92 X SI 92 2-0 ③ G4-3			4	2	2	2	0	1	2
14 Paul Konerko, R (1, 3) OBP: 0.406, SLG: 0.534	S CU 83 F FF 94 C FF 93 0-3 ③ K			X SI 90 0-0 1-H HR	F SI 91 B CU 79 X FC 83 1-1 ③ P6			C CU 81 F FF 98 S CU 87 0-3 ① K		4	1	1	2	0	2	1
51 Alex Rios, R (1, 9) OBP: 0.345, SLG: 0.529		C SI 90 F CU 82 F SI 94 F FC 86 B FC 84 B SI 94 F FC 83 B SI 94 F CU 78 3-2 ① X SI 94 G6-3		B CU 80 X CU 82 1-0 ② P3		B SI 89 B CU 77 F SI 89 C SI 92 X CU 81 2-2 ① F8		F FF 97 C CU 86 F CU 85 X CU 85 0-2 ② F7		4	0	0	0	0	0	0
24 Dayan Viciedo, R (1, 7) OBP: 0.303, SLG: 0.448		F SI 93 B SI 94 B FF 94 S CU 80 F CU 80 X SI 95 2-2 ② P2		B CU 78 B SI 92 B CU 81 C FF 89 B CU 83 4-1 BB		X CU 83 0-0 15 FC6-4 1B		B CU 80 B CU 84 H FF 96 3-0 HBP		2	0	1	0	1	0	0
17 Tyler Flowers, R (1, 2) OBP: 0.247, SLG: 0.294		B CU 79 F SI 94 B FF 94 X FC 84 2-1 ③ G1-3		X SI 90 0-0 ③ G6-3		S CU 78 B SI 90 C SI 90 B FF 92 1 SAFE C SI 92 2-3 ② K		D FF 97 F FF 96 B CU 84 X FF 96 2-1 ③ G5-3		4	0	0	0	0	1	3
15 Gordon Beckham, R (1, 4) OBP: 0.283, SLG: 0.355			B SI 91 X SI 91 1-0 ① G3		C CU 76 B FF 90 S CU 81 X SI 91 1-2 ① F8	S CU 83 B SI 92 B CU 81 F SI 90 X SI 91 2-2 ③ FC6-4 1-2f			S SI 93 S SI 95 B SI 96 F SI 95 S SL 82 1-3 ① K	4	0	0	0	0	1	1
7 Jordan Danks, L (1, 8) OBP: 0.273, SLG: 0.313			C FF 91 X SI 92 0-1 ② G4-3		X FF 92 0-0 2B 1B		F SI 90 S FF 91 X SI 91 0-2 ① G4-3		F SI 94 B SL 84 F SI 96 B SL 83 B SL 83 F SI 95 F SI 94 S SL 81 3-3 ② K	4	1	1	0	0	1	0
Inning Stats	R: 0 E: 0 K: 2 S: 12 H: 0 LOB: 1 BB: 1 P: 19	R: 0 E: 0 K: 0 S: 13 H: 0 LOB: 0 BB: 0 P: 20	R: 0 E: 0 K: 0 S: 5 H: 0 LOB: 0 BB: 0 P: 6	R: 2 E: 0 K: 1 S: 8 H: 2 LOB: 1 BB: 1 P: 15	R: 3 E: 0 K: 0 S: 9 H: 3 LOB: 0 BB: 1 P: 16	R: 0 E: 0 K: 1 S: 10 H: 1 LOB: 1 BB: 0 P: 16	R: 0 E: 0 K: 0 S: 8 H: 1 LOB: 1 BB: 0 P: 11	R: 0 E: 0 K: 1 S: 9 H: 0 LOB: 1 BB: 0 P: 14	R: 0 E: 0 K: 3 S: 12 H: 0 LOB: 0 BB: 0 P: 16	1B: 3 2B: 2 3B: 0 HR: 2 SF: 0 SAC: 0 DP: 0 HBP: 1						

	AB	33
	R	5
	H	7
	RBI	5
	BB	3
	SO	8
	LOB	8

WP: 0 PB: 0 SB: 0 CS: 0 PA: 37

PITCHER		IP	WLS	BF	H	R	ER	SO	BB	IBB	HBP	BLK	WP	HR	S	P	ERA	WHIP
54 Matt Harrison, L ERA: 3.19	(1, 1)	7.0	L	30	7	5	5	4	3	0	0	0	0	2	65	103	6.43	1.429
52 Tanner Scheppers, R ERA: 5.94	(8, 1)	1.0		4	0	0	0	1	0	0	1	0	0	0	9	14	0.00	0.000
50 Michael Kirkman, L ERA: 3.45	(9, 1)	1.0		3	0	0	0	3	0	0	0	0	0	0	12	16	0.00	0.000

PITCHER	IP	WLS	BF	H	R	ER	SO	BB	IBB	HBP	BLK	WP	HR	S	P	ERA	WHIP

Chicago White Sox @ Texas Rangers

Rangers Ballpark in Arlington, Arlington, TX

Sat Jul 28 2012, 8:08 PM - 10:49 PM EDT

Att. 47,580 - Clear - 100 F

BOTTOM

livebaseballscorecards.com

Batter	1	2	3	4	5	6	7	8	9	AB	R	H	RBI	BB	SO	LOB
5 Ian Kinsler, R (1, 4) OBP: 0.343, SLG: 0.438	C FC 90 X FF 90 0-1 ① P4		X FF 89 0-0 E5 1 S		S SL 83 B CU 77 B SL 82 F FF 90 T FF 88 2-2 ② K		B FF 92 B FF 92 C FF 91 B SL 84 F FF 93 F FF 93 F FF 92 F FF 92 X CU 71 3-2 ③ F7			4	0	0	0	0	1	3
1 Elvis Andrus, R (1, 6) OBP: 0.367, SLG: 0.395	C FF 89 X FF 89 0-1 E6 17 S		1 SAFE C FC 88 C FF 87 B CU 78 F CU 77 D CU 78 X FF 89 2-2 ③ L3 **1-2**		B SL 80 C FF 90 X CU 77 1-1 ③ G4-3			C FF 91 C FF 89 B FF 90 B FF 90 S FF 90 2-3 ① K		4	0	0	0	0	1	2
29 Adrián Beltré, R (1, 5) OBP: 0.349, SLG: 0.516	B CU 77 X FF 90 1-0 ② F9			C CU 78 F FC 87 X CU 77 0-2 17 WP 1B		B CU 73 B SL 79 S SL 79 F CU 77 F FC 90 S SL 82 2-3 ① K		C SL 86 B FF 90 X FF 90 1-1 ② G5-3		4	0	1	0	0	1	1
17 Nelson Cruz, R (1, 9) OBP: 0.321, SLG: 0.444	B SL 81 C FC 89 B FC 90 B SL 83 F FF 90 F CU 78 X FC 90 3-2 ③ F9 **2-3**			B SL 80 B SL 80 S SL 81 B CH 87 B FF 90 4-1 10 G6-3 **1-2** BB		B FF 87 X SL 80 1-0 ② G3-1		C FF 92 B FF 90 B FF 91 X FF 91 2-1 ③ G6-3		3	0	0	0	1	0	1
7 David Murphy, L (1, 10) OBP: 0.374, SLG: 0.462		C FF 88 B FC 87 X CU 75 1-1 ① F8		C FC 89 B FF 89 C FF 90 B CU 78 S FF 90 2-3 ① K		X FF 89 0-0 ③ F8			C FF 93 B FC 87 F FF 94 B SL 80 X SL 80 2-2 10 G6-3 25 G4-3 2B	4	1	1	0	0	1	2
10 Michael Young, R (1, 3) OBP: 0.298, SLG: 0.350		C FF 89 B CU 77 X FF 89 1-1 ② G6-3		D CU 77 X FF 88 1-0 ② ③ G6-3 **1-2f**			B CU 72 B FC 87 B SL 79 C SL 86 C FC 87 X SL 80 3-2 3B		B FC 85 B FF 94 C FF 94 X FF 94 2-1 ① G6-3 **2-3**	4	0	1	0	0	0	3
25 Mike Napoli, R (1, 2) OBP: 0.347, SLG: 0.442		F FF 89 C FF 90 B FF 89 B SL 81 S CU 79 2-3 ③ K			B CU 73 B FF 87 C FF 87 C FF 90 B SL 81 X FF 88 3-2 HR		F FF 89 D SL 83 F FF 89 B CU 80 F SL 82 B FC 90 D SL 83 4-2 BB		C FF 94 B SL 80 B FC 88 S FF 94 F SL 81 X FF 94 2-2 ② G4-3 3-H	3	1	1	2	1	1	0
27 Leonys Martin, L (1, 7) OBP: 0.250, SLG: 0.405			C CH 86 B CU 75 F FF 89 F CU 77 B FF 90 B CH 85 X FF 90 3-2 ① P3		C FF 89 X FF 90 0-1 23 G6-3 2B		B FF 92 S FF 93 B FF 93 S FF 93 B FF 94 F FF 94 T SL 84 3-2 ① K		C FF 93 B SL 79 S SL 80 X FF 94 1-2 ③ G4-3	3	0	1	0	0	1	2
21 Brandon Snyder, R (9, PH) OBP: 0.318, SLG: 0.460										1	0	0	0	0	0	0
23 Craig Gentry, R (1, 8) OBP: 0.391, SLG: 0.425			C SL 80 B CU 75 C SL 80 X CU 79 1-2 ② G5-3		B SL 82 F FC 89 F FC 89 D SL 79 X FF 89 2-2 ① G6-3 **2-3**		B SL 84 F FF 92 B FF 92 F SL 84 S FF 92 2-3 ② K			3	0	0	0	0	1	3

	AB	R	H	RBI	BB	SO	LOB
	33	2	5	2	2	7	17

Inning Stats	1	2	3	4	5	6	7	8	9
	R: 0 H: 0 E: 1 LOB: 1 K: 0 BB: 0 S: 9 P: 13	R: 0 H: 0 E: 0 LOB: 0 K: 1 BB: 0 S: 7 P: 11	R: 0 H: 0 E: 1 LOB: 1 K: 0 BB: 0 S: 12 P: 18	R: 0 H: 1 E: 0 LOB: 1 K: 1 BB: 1 S: 8 P: 15	R: 1 H: 2 E: 0 LOB: 1 K: 1 BB: 0 S: 13 P: 21	R: 0 H: 0 E: 0 LOB: 0 K: 1 BB: 0 S: 6 P: 9	R: 0 H: 1 E: 0 LOB: 2 K: 2 BB: 1 S: 19 P: 34	R: 0 H: 0 E: 0 LOB: 0 K: 1 BB: 0 S: 7 P: 12	R: 1 H: 1 E: 0 LOB: 0 K: 0 BB: 0 S: 12 P: 19

1B: 1	SF: 0	WP: 1	PA: 35
2B: 2	SAC: 0	PB: 0	
3B: 1	DP: 1	SB: 2	
HR: 1	HBP: 0	CS: 0	

PITCHER		IP	WLS	BF	H	R	ER	SO	BB	IBB	HBP	BLK	WP	HR	S	P	ERA	WHIP
41 Philip Humber, R ERA: 5.9	(1, 1)	6.0	W	25	4	1	1	4	2	0	0	0	1	1	61	100	1.50	1.000
26 Jesse Crain, R ERA: 2.52	(7, 1)	1.0	H	3	0	0	0	2	0	0	0	0	0	0	13	21	0.00	0.000
39 Brett Myers, R ERA: 3.18	(8, 1)	1.0		3	0	0	0	1	0	0	0	0	0	0	7	12	0.00	0.000
37 Matt Thornton, L ERA: 3.77	(9, 1)	1.0		4	1	1	1	0	0	0	0	0	0	0	12	19	9.00	1.000

PITCHER	IP	WLS	BF	H	R	ER	SO	BB	IBB	HBP	BLK	WP	HR	S	P	ERA	WHIP

Batter	1	2	3	4	5	6	7	8	9	AB	R	H	RBI	BB	SO	LOB
15 Gordon Beckham, R (1, 4) OBP: 0.283, SLG: 0.354	C SI 90 X FC 89 0-1 ① P3		B SI 90 1 SAFE X SI 92 1-0 1-2 1B		B SI 92 C FC 89 X SI 93 1-1 ② G1-3			X CU 76 0-0 ① F7		4	0	1	0	0	0	1
20 Kevin Youkilis, R (1, 5) OBP: 0.340, SLG: 0.418	C FC 89 B SI 93 X SI 92 1-1 ② G6-3		B FC 89 B SI 92 C SI 92 C CU 79 X SI 94 2-2 ② P2		B CU 80 B SI 94 B SI 93 C FC 90 X CU 79 3-1 ③ G2-3			B FC 90 X SI 92 1-0 ② G6-3		4	0	0	0	0	0	3
44 Adam Dunn, L (1, 3) OBP: 0.356, SLG: 0.516	C FF 91 X FC 92 0-1 ③ 1B		C FF 92 X FC 92 0-1 ③ F9			B CU 76 F FC 89 S CH 87 B CU 78 X FC 91 2-2 ① G4-3		B SI 91 S CU 78 F SI 91 B CU 77 F CH 86 B FC 92 S FF 93 3-3 ③ K		4	0	1	0	0	1	2
14 Paul Konerko, R (1, 10) OBP: 0.402, SLG: 0.528	C CU 78 S CU 77 F CU 77 1 SAFE C SI 94 0-3 ③ K			C FC 89 X CH 85 0-1 ① F8		X FC 90 0-0 ② P3			B SL 86 B FF 93 C FF 92 F FF 93 X SI 93 2-2 ① L6	4	0	0	0	0	1	1
51 Alex Rios, R (1, 9) OBP: 0.344, SLG: 0.529		C FC 89 B FC 89 F SI 93 C CU 79 1-3 ① K		C CU 78 B CU 77 X FC 90 1-1 ② 2B		C FC 91 X SI 94 0-1 ③ G4-3			B FF 93 C FF 93 X SL 89 1-1 ② F7	4	0	1	0	0	1	0
10 Alexei Ramirez, R (1, 6) OBP: 0.289, SLG: 0.356		C FC 90 B CU 79 X FC 90 1-1 ② G6-3		C SI 92 X CU 79 0-1 ② G5-3			C CU 77 B CU 77 X FF 92 1-1 24 G4-6-3 1B		B FF 93 B FF 93 C FF 92 F FF 93 S SL 88 2-3 ③ K	4	0	1	0	0	1	1
24 Dayan Viciedo, R (1, 7) OBP: 0.300, SLG: 0.444		B FF 89 X FC 90 1-0 ③ G5-3		B CU 80 X SI 93 1-0 ③ G6-3			X SI 92 0-0 ① ② G4-6-3 1-2f			3	0	0	0	0	0	2
17 Tyler Flowers, R (1, 2) OBP: 0.250, SLG: 0.295			C FC 88 S CU 77 S SI 92 0-3 ① K		B CU 76 S FC 89 C FC 90 B CU 79 F CU 77 B SI 94 C FC 92 3-3 ① K		B SI 92 F SI 90 B SI 92 C CU 77 X CU 78 2-2 1B			3	0	1	0	0	2	0
7 Jordan Danks, L (1, 8) OBP: 0.306, SLG: 0.343			S FC 90 X FC 90 0-1 15 1B 1B		X FC 90 0-0 15 G1-3 1B		C CU 78 X FC 91 0-1 ③ G1-3			3	0	2	0	0	0	1

TOP

Chicago White Sox @ Texas Rangers

Rangers Ballpark in Arlington, Arlington, TX

Sun Jul 29 2012, 7:09 PM - 9:47 PM EDT

Att. 46,744 - Clear - 104 F

livebaseballscorecards.com

AB	33
R	0
H	7
RBI	0
BB	0
SO	6
LOB	11

Inning Stats	1	2	3	4	5	6	7	8	9
	R: 0 E: 0 K: 1 S: 10	R: 0 E: 0 K: 1 S: 6	R: 0 E: 0 K: 1 S: 11	R: 0 E: 0 K: 0 S: 7	R: 0 E: 0 K: 1 S: 9	R: 0 E: 0 K: 0 S: 6	R: 0 E: 0 K: 0 S: 8	R: 0 E: 0 K: 1 S: 6	R: 0 E: 0 K: 1 S: 8
	H: 1 LOB: 1 BB: 0 P: 11	H: 0 LOB: 0 BB: 0 P: 9	H: 2 LOB: 2 BB: 0 P: 14	H: 1 LOB: 1 BB: 0 P: 9	H: 1 LOB: 1 BB: 0 P: 16	H: 0 LOB: 0 BB: 0 P: 8	H: 2 LOB: 1 BB: 0 P: 11	H: 0 LOB: 0 BB: 0 P: 10	H: 0 LOB: 0 BB: 0 P: 13

| | | |

BOTTOM

Chicago White Sox @ Texas Rangers

Rangers Ballpark in Arlington, Arlington, TX

Sun Jul 29 2012, 7:09 PM - 9:47 PM EDT

Att. 46,744 - Clear - 104 F

livebaseballscorecards.com

Batter	1	2	3	4	5	6	7	8	9	AB	R	H	RBI	BB	SO	LOB
5 Ian Kinsler, R (1, 4) OBP: 0.341, SLG: 0.435	X FF 92 0-0 ① F8	C FC 88 F CH 87 D CU 79 F FC 86 X CH 88 1-2 ② F4		B FF 91 X FF 88 1-0 ① F8		1 SAFE C FC 86 X FC 85 0-1 ① FC5-4 1-2f		B FF 91 1 SAFE B CH 83 X CH 85 2-0 1 S 1B 1-3		5	0	1	0	0	0	3
1 Elvis Andrus, R (1, 6) OBP: 0.370, SLG: 0.394	C FF 93 B FF 92 X CH 88 1-1 32 BB 17 1B 1B	B CU 78 F CH 89 F CU 80 B FF 92 B CH 88 F FF 93 B FF 90 4-2 1-2 2-3 BB		B FF 91 B FF 90 C FF 91 B FC 86 F FF 91 B SI 89 4-2 17 PO BB		B FF 91 1 SAFE C FF 91 C FC 85 X FF 92 1-2 ② F9		B FC 86 C FF 93 F SI 94 S CU 75 1-3 ② K 1-2		3	0	1	0	2	1	3
29 Adrian Beltré, R (1, 5) OBP: 0.345, SLG: 0.509	C FC 86 X FF 90 0-1 ② P4	B CU 81 X FF 93 1-0 ③ P4		1 SAFE 1 SAFE C FC 86 F FC 85 B SI 91 1 SAFE B FF 91 1 SAFE X FC 87 2-2 ② F9		X FC 85 0-0 ③ F7		C SI 93 X SC 74 0-1 ③ F9		5	0	0	0	0	0	8
17 Nelson Cruz, R (1, 9) OBP: 0.323, SLG: 0.447	F FF 90 B FF 90 X FF 92 1-1 32 BB 1-2 1B		C FC 86 X FC 86 0-1 ① G1-3	1 SAFE 0-0 ③ PO 1-2	B FC 85 B FF 91 X FF 89 2-0 32 G4-3 10 G1-3 2B		F FF 92 B CU 79 F FC 87 X CU 81 1-2 ① G1-3			4	1	2	0	0	0	0
32 Josh Hamilton, L (1, 10) OBP: 0.353, SLG: 0.576	B SI 91 S CU 81 B CU 80 B FC 88 C FC 87 B CU 80 4-2 1-2 2-3 BB		B CU 79 B CH 86 B FC 86 B SI 91 4-0 7 1B 25 E BB		F CU 80 F FF 92 X CU 80 0-2 ① G4-3 2-3		X FF 93 0-0 ② G4-3			2	1	0	0	2	0	1
10 Michael Young, R (1, 3) OBP: 0.298, SLG: 0.347	B FC 87 B FC 89 T FF 94 C CU 82 X FF 94 2-2 ③ G6-3		S FF 92 B CU 77 S FC 87 C CU 77 1-3 ② K		B CU 79 S FC 86 F FC 86 D CU 78 B CU 79 X FC 87 3-2 ② G1-3 3-H		B FF 93 B FF 92 B FC 87 B FF 91 4-0 BB			3	0	0	1	1	1	4
7 David Murphy, L (1, 7) OBP: 0.379, SLG: 0.471		C FF 91 S CU 78 B FF 89 B FF 92 X CU 80 2-2 1 BB 25 G5-3 1B	C FC 89 X CU 78 0-1 25 E 1-3 1B		B SI 92 C CU 80 X CU 81 1-1 2B		D SL 82 C FF 91 1 SAFE X SL 82 1-1 ③ F8			4	0	3	0	0	0	1
25 Mike Napoli, R (1, 2) OBP: 0.342, SLG: 0.435		1 SAFE C FC 84 1 SAFE C CU 79 B SI 90 D CU 77 X FC 86 2-2 ① G5-3 1-2	X FC 86 0-0 E6 1-2 3-H		X FC 87 0-0 ③ G6-3			C FC 86 C SI 94 B SC 71 B CU 78 X CH 83 2-2 ① G1-3		4	0	0	0	0	0	3
23 Craig Gentry, R (1, 8) OBP: 0.398, SLG: 0.425		F FC 86 B CU 79 H SI 92 2-1 1 BB HBP	D SI 91 X FC 86 1-0 ③ G6-3			B FC 85 S FF 91 X FC 86 1-1 5 FC5-4 1B		C CH 84 B FF 94 H SI 94 2-1 5 1B HBP		2	0	1	0	0	0	2
Inning Stats	R: 0 E: 0 K: 0 S: 12 H: 2 LOB: 3 BB: 1 P: 20	R: 0 E: 0 K: 0 S: 15 H: 1 LOB: 3 BB: 1 P: 27	R: 1 E: 1 K: 1 S: 9 H: 1 LOB: 2 BB: 1 P: 15	R: 0 E: 0 K: 0 S: 6 H: 0 LOB: 0 BB: 1 P: 13	R: 1 E: 0 K: 0 S: 10 H: 2 LOB: 1 BB: 0 P: 16	R: 0 E: 0 K: 0 S: 8 H: 1 LOB: 1 BB: 0 P: 10	R: 0 E: 0 K: 0 S: 6 H: 0 LOB: 1 BB: 0 P: 12	R: 0 E: 0 K: 1 S: 10 H: 1 LOB: 2 BB: 0 P: 17		1B: 6 2B: 2 3B: 0 HR: 0	SF: 0 SAC: 0 DP: 0 HBP: 2		WP: 0 PB: 0 SB: 1 CS: 0	PA: 40		

PITCHER		IP	WLS	BF	H	R	ER	SO	BB	IBB	HBP	BLK	WP	HR	S	P	ERA	WHIP
34 Gavin Floyd, R ERA: 4.28	(1, 1)	6.2	L	33	7	2	1	1	5	0	1	0	0	0	64	110	1.35	1.800
52 Leyson Septimo, L ERA: 4.32	(7, 1)	0.1		1	0	0	0	0	0	0	0	0	0	0	2	3	0.00	0.000
53 Héctor Santiago, L ERA: 3.66	(8, 1)	1.0		5	1	0	0	1	0	0	1	0	0	0	10	17	0.00	1.000

PITCHER	IP	WLS	BF	H	R	ER	SO	BB	IBB	HBP	BLK	WP	HR	S	P	ERA	WHIP

AB	32
R	2
H	8
RBI	1
BB	5
SO	2
LOB	25

Chicago White Sox @ Minnesota Twins

Target Field, Minneapolis, MN

Mon Jul 30 2012, 7:14 PM - 10:20 PM CDT

Att. 35,018 - Partly Cloudy - 85 F

TOP

livebaseballscorecards.com

Batter	1	2	3	4	5	6	7	8	9	AB	R	H	RBI	BB	SO	LOB
30 Alejandro De Aza, L (1, 8) OBP: 0.350, SLG: 0.407	C FF 89 C SL 83 B CU 73 F SL 83 F FF 92 B SI 90 B SL 84 X SL 83 3-2 20 S 14 1B 1B	X FF 90 0-0 ② L3		B FF 91 F FF 89 C SL 84 B SI 89 F SL 82 F SI 89 F SI 90 1 SAFE 1 SAFE 2-2 X SL 83 1-2 3-H 1B		F SL 88 X CU 80 0-1 20 HBP 1B		B SI 93 D SI 94 T CH 88 F CH 88 X CH 88 2-2 1-H 1B		5	1	4	2	0	0	1
20 Kevin Youkilis, R (1, 5) OBP: 0.341, SLG: 0.413	B FF 91 C FF 90 F SI 90 1 SAFE B SI 90 1 SAFE F SL 83 B SI 90 F SI 90 3-3 ① S SI 90 K 1-2	B FF 90 B SI 91 B SL 84 C FF 90 C SL 84 D SL 84 4-2 BB		B FF 90 C SL 83 C FF 90 F SI 90 X SI 89 1-2 ② F7		C FF 93 1 SAFE 1 SAFE F SL 88 H FF 93 1-2 1-2 HBP		C SL 87 S CH 89 X CH 88 0-2 ③ F9		3	0	0	0	1	1	4
44 Adam Dunn, L (1, 10) OBP: 0.352, SLG: 0.508	B SI 90 C SI 90 B FF 90 X SL 84 2-1 ② P6	C SL 84 B SI 90 B FF 91 B SI 90 X SI 90 3-1 ③ G4-3		T FF 90 S FF 91 B SI 90 X FF 91 1-2 ③ P6		F FF 93 B SI 93 C FF 93 B FF 94 X FF 94 2-2 ③ F8			F SI 94 X SL 85 0-1 ① F8	5	0	0	0	0	0	7
14 Paul Konerko, R (1, 3) OBP: 0.402, SLG: 0.524	F FF 90 B FF 90 C FF 91 X SI 90 1-2 51 1B 12 HR 2-H 1B	X FF 90 0-0 ① L5	H CH 81 1-0 12 WP HBP		F FF 94 F FF 94 B SI 95 B FF 95 X SL 87 2-2 ① G1-3			F FF 96 X SI 96 0-1 ② G6-3	4	1	1	1	0	0	0
51 Alex Rios, R (1, 9) OBP: 0.345, SLG: 0.527	C SL 85 X FF 89 0-1 12 HR 1-2 1B	B FF 91 B FF 91 X SL 84 2-0 ② G4-3	B SL 83 X SL 84 1-0 ① F8		B SI 95 F FF 95 X SL 87 1-1 ② F8			B FF 96 X SL 85 1-0 1B	5	1	2	0	0	0	1
12 A.J. Pierzynski, L (1, 2) OBP: 0.336, SLG: 0.513	X SI 90 0-0 1-H 2-H HR	C CU 73 S SL 84 B CU 73 X CU 73 1-2 ③ G1-3	F SL 82 S SI 89 B SI 90 S FF 92 1-3 ② K 1-2		F CU 79 X SI 95 0-1 ③ L8		C SI 96 F SI 96 F SI 96 F SI 95 1 SAFE F FF 96 F SI 95 1 SAFE 1 SAFE 1-3 D SL 85 C SL 84 ③ K		5	1	1	3	0	2	2
24 Dayan Viciedo, R (1, 7) OBP: 0.297, SLG: 0.439	B CU 74 C SL 84 F SL 83 X SI 90 1-2 ③ G5-3		C CU 73 B SL 83 B SL 82 X SI 90 2-1 ① F8	C FF 90 C FF 90 B FF 91 S SL 82 1-3 ③ K				F SL 86 B CH 87 F CH 87 B CH 87 F CH 88 X CH 88 2-2 ① F9		4	0	0	0	0	1	1
10 Alexei Ramirez, R (1, 6) OBP: 0.289, SLG: 0.353		C SL 83 F CU 72 B SL 81 B FF 90 F SI 91 F SL 82 X FF 90 2-2 ① F9	X SI 90 0-0 E6 15 1B 30 1B		B SL 87 B SL 88 C FF 94 S FF 94 B FF 95 F SL 89 F FF 94 F FF 94 F CU 80 3-2 ① X FF 94 P4		F FF 94 H SI 94 1-1 30 S 30 1B HBP		3	2	0	0	0	0	0
15 Gordon Beckham, R (1, 4) OBP: 0.285, SLG: 0.358		X CU 73 0-0 2B	B SI 90 C SL 85 F SL 83 F SL 84 B FF 90 F SI 90 B FF 90 X SI 90 3-2 30 1B 2-3 1B		C SL 89 F SL 88 F CU 81 F FF 93 B FF 94 F SL 87 F FF 93 X CU 80 1-2 ② F9		S FF 93 C FF 94 X CH 88 0-2 ② F9		4	0	2	0	0	0	1

	AB	R	H	RBI	BB	SO	LOB
	38	6	10	6	1	4	17

Inning Stats																												
	R: 4	H: 4	R: 0	H: 1	R: 0	H: 0	R: 1	H: 2	R: 0	H: 0	R: 0	H: 1	R: 0	H: 0	R: 1	H: 1	R: 0	H: 1	1B: 8	SF: 0	WP: 1	PA: 42
	E: 0	LOB: 0	E: 0	LOB: 2	E: 0	LOB: 0	E: 1	LOB: 2	E: 0	LOB: 1	E: 0	LOB: 2	E: 0	LOB: 0	E: 0	LOB: 1	E: 0	LOB: 1	2B: 1	SAC: 0	PB: 0	
	K: 1	BB: 0	K: 0	BB: 1	K: 0	BB: 0	K: 0	BB: 0	K: 2	BB: 0	K: 0	BB: 0	K: 0	BB: 0	K: 0	BB: 0	K: 1	BB: 0	3B: 0	DP: 0	SB: 2	
	S: 21	P: 31	S: 11	P: 20	S: 5	P: 8	S: 21	P: 30	S: 7	P: 11	S: 21	P: 28	S: 7	P: 10	S: 14	P: 19	S: 12	P: 14	HR: 1	HBP: 3	CS: 0	

PITCHER		IP	WLS	BF	H	R	ER	SO	BB	IBB	HBP	BLK	WP	HR	S	P	ERA	WHIP
38 Cole De Vries, R ERA: 3.98	(1, 1)	5.0		25	7	5	4	3	1	0	1	0	1	1	65	100	7.20	1.600
50 Casey Fien, R ERA: 1.59	(6, 1)	1.0	H	5	1	0	0	0	0	0	1	0	0	0	21	28	0.00	1.000
31 Alex Burnett, R ERA: 2.9	(7, 1)	1.0	H	3	0	0	0	0	0	0	0	0	0	0	7	10	0.00	0.000
61 Jared Burton, R ERA: 2.4	(8, 1)	1.0	B	5	1	1	1	0	0	0	1	0	0	0	14	19	9.00	1.000
15 Glen Perkins, L ERA: 2.96	(9, 1)	1.0	W	4	1	0	0	1	0	0	0	0	0	0	12	14	0.00	1.000

PITCHER	IP	WLS	BF	H	R	ER	SO	BB	IBB	HBP	BLK	WP	HR	S	P	ERA	WHIP

BOTTOM

Chicago White Sox @ Minnesota Twins

Target Field, Minneapolis, MN

Mon Jul 30 2012, 7:14 PM - 10:20 PM CDT

Att. 35,018 - Partly Cloudy - 85 F

livebaseballscorecards.com

Batter	1	2	3	4	5	6	7	8	9	AB	R	H	RBI	BB	SO	LOB
2 Denard Span, L (1, 8) OBP: 0.356, SLG: 0.396	C FF 92 B FF 91 X FF 92 1-1 11 2B 7 1B 1B	F FF 89 X CU 80 0-1 ① SH2-3 1-2		B FF 89 X FF 89 1-0 ② F8			C FF 90 S CU 79 B CU 79 B CU 79 X FF 88 2-2 ② 1B			3	1	2	0	0	0	0
11 Ben Revere, L (1, 9) OBP: 0.349, SLG: 0.375	B FF 92 C FF 92 X FF 92 1-1 7 1B 16 1B 1-3 2B	C FF 88 B CU 80 D CU 79 F SL 88 X CU 80 2-2 ② F9		B CU 80 F FF 89 X FF 92 1-1 ③ G4-3			X FF 91 0-0 ③ B1-3			4	1	1	0	0	0	1
7 Joe Mauer, L (1, 2) OBP: 0.416, SLG: 0.444	C FF 92 B CU 80 X FF 92 1-1 33 F8 16 1B 18 FC4-6 2-3 3-H 1B	C SL 88 D CU 80 B CU 80 X FF 88 2-1 ③ G4-3			B FF 90 X FF 88 1-0 ① G4-3			C SL 80 C FC 88 B FC 89 B FF 95 B SL 82 X FF 96 3-2 ① F7		4	1	1	1	0	0	1
16 Josh Willingham, R (1, 10) OBP: 0.386, SLG: 0.571	B FF 92 D CH 88 B FF 92 X FF 92 3-0 18 FC4-6 1-2 3-H 1B		B FF 90 B CU 78 S SL 88 C FF 91 B CU 79 B FF 92 4-2 33 E 18 1B BB		B FF 92 C FF 91 X CU 78 1-1 33 G4-6-3 1B			S SL 82 F FF 96 B SL 83 B SL 82 T SL 81 2-2 ② K		3	1	2	1	1	1	0
33 Justin Morneau, L (1, 3) OBP: 0.324, SLG: 0.458	B FF 90 X FF 91 1-0 ① F8 2-3		C SL 88 B FF 92 D CU 79 X FF 89 2-1 E8 18 1B 22 SF8 1-3 1B		C FF 92 S CU 80 B CU 81 X CU 80 1-2 ② ③ G4-6-3 1-2f			X FC 86 0-0 1B		4	1	2	0	0	0	3
18 Ryan Doumit, S (1, 7) OBP: 0.340, SLG: 0.463	T FF 90 X SI 92 0-1 ② FC4-6 22 1B 1-2f 3-H		F FF 91 F FF 89 X SI 91 0-2 ① 2-3 3-H 1B			C SL 87 S SL 88 B CU 78 F CU 79 B CU 79 X FF 89 2-2 ① G5-3		B FF 95 F FF 94 F FF 95 D SL 81 S FF 94 2-3 ③ K		4	1	1	2	0	1	2
22 Danny Valencia, R (1, 5) OBP: 0.209, SLG: 0.297 12 Alexi Casilla, S (9, PR) OBP: 0.262, SLG: 0.297	B FF 90 B FF 92 C FF 90 X FF 92 2-1 20 FC6-4 2-H 1B		C CU 78 X FF 91 0-1 ② SF8 3-H			C FF 90 X CU 80 0-1 ② L5			X FF 91 0-0 20 SH 8 SF9 1B	3 0	0 1	2 0	2 0	0 0	0 0	0 0
20 Brian Dozier, R (1, 6) OBP: 0.272, SLG: 0.324	F CU 80 F SI 92 1 SAFE D CU 79 D CU 81 F FF 92 X FF 89 2-2 ③ FC6-4 1-2f		B CH 87 F FF 91 F FF 89 F CU 80 X CU 79 1-2 ③ L5			C FF 91 B CH 85 B FF 88 X FF 90 2-1 ③ P4			1 SAFE X FF 91 0-0 SH 1-3	3	0	0	0	0	0	1
8 Jamey Carroll, R (1, 4) OBP: 0.321, SLG: 0.282		C FF 90 B SI 91 X SI 90 1-1 2 SH2-3 1B		C FF 90 B CH 85 C FF 88 B FF 91 X SL 89 2-2 ① G6-3			X FF 88 0-0 ① G5-3		C SL 85 B FF 91 S SL 86 B SL 86 X FF 92 2-2 ① SF9 3-H	3	0	1	1	0	0	0

	AB	31
	R	7
	H	12
	RBI	7
	BB	1
	SO	2
	LOB	8

Inning Stats	1	2	3	4	5	6	7	8	9
	R: 4 E: 1 K: 0 S: 16	H: 5 LOB: 1 BB: 0 P: 27	R: 0 E: 0 K: 0 S: 9	H: 1 LOB: 1 BB: 0 P: 14	R: 2 E: 1 K: 0 S: 13	H: 2 LOB: 0 BB: 1 P: 20	R: 0 E: 0 K: 0 S: 6	H: 0 LOB: 0 BB: 0 P: 10	R: 0 E: 0 K: 0 S: 6	H: 1 LOB: 0 BB: 0 P: 9	R: 0 E: 0 K: 0 S: 8	H: 0 LOB: 0 BB: 0 P: 12	R: 0 E: 0 K: 0 S: 5	H: 1 LOB: 0 BB: 0 P: 7	R: 0 E: 0 K: 2 S: 10	H: 1 LOB: 1 BB: 0 P: 17	R: 1 E: 1 K: 0 S: 5	H: 1 LOB: 2 BB: 0 P: 7

	1B: 11	SF: 2
	2B: 1	SAC: 2
	3B: 0	DP: 1
	HR: 0	HBP: 0

	WP: 0	PA: 36
	PB: 0	
	SB: 0	
	CS: 0	

PITCHER		IP	WLS	BF	H	R	ER	SO	BB	IBB	HBP	BLK	WP	HR	S	P	ERA	WHIP
62 Jose Quintana, L ERA: 2.8	(1, 1)	7.0		29	10	6	4	0	1	0	0	0	0	0	63	99	5.14	1.571
37 Matt Thornton, L ERA: 3.68	(8, 1)	1.0		4	1	0	0	2	0	0	0	0	0	0	10	17	0.00	1.000
39 Brett Myers, R ERA: 3.15	(9, 1)	0.1	L	3	1	1	0	0	0	0	0	0	0	0	5	7	0.00	3.000

PITCHER	IP	WLS	BF	H	R	ER	SO	BB	IBB	HBP	BLK	WP	HR	S	P	ERA	WHIP

Batter	1	2	3	4	5	6	7	8	9	AB	R	H	RBI	BB	SO	LOB
30 Alejandro De Aza, L (1, 8) OBP: 0.347, SLG: 0.403	C SI 91 X SI 91 0-1 ① G6-3		C SI 91 X CH 82 0-1 ② F8			C SI 88 F SI 89 B SI 91 B CU 78 X SI 91 2-2 ① G4-1		C CU 75 F SI 88 X SI 89 0-2 ① F8		4	0	0	0	0	0	0
20 Kevin Youkilis, R (1, 5) OBP: 0.337, SLG: 0.406	C SI 91 B SI 92 S SI 92 B SI 92 F CU 80 X SI 93 2-2 ② G6-3		B SI 91 X SI 91 1-0 ③ F9			C CU 76 X SI 90 0-1 ② F9		B CU 76 C SI 88 X SI 90 1-1 ② G6-3		4	0	0	0	0	0	0
44 Adam Dunn, L (1, 10) OBP: 0.351, SLG: 0.506	C SI 91 C SI 92 B SI 92 F SI 93 F CU 79 F SI 92 S SI 92 1-3 ③ K			B SI 88 C SI 90 B SI 89 X SI 90 2-1 ① L3		B SI 90 F CH 82 C SI 90 F FF 91 F SI 92 S CU 78 1-3 ③ K		B SI 89 C CU 77 X SI 90 1-1 1B		4	0	1	0	0	2	0
14 Paul Konerko, R (1, 3) OBP: 0.401, SLG: 0.520		X SI 90 0-0 ① G5-3		B CU 77 B SI 89 B SI 90 C SI 90 B SI 91 4-1 BB			C SI 88 B SI 89 X SI 90 1-1 ① F9	1 SAFE B SI 90 F SI 90 S CH 80 1 SAFE F SI 90 B SI 91 X SI 91 2-2 ③ P4		3	0	0	0	1	0	1
51 Alex Rios, R (1, 9) OBP: 0.346, SLG: 0.530		C SI 91 B SI 91 X CH 83 1-1 12 1B 24 SF9 2B		C SI 90 X SI 90 0-1 ② F9			C SI 90 X SI 90 0-1 ② G4-3		F FF 92 F FF 92 X FF 93 0-2 12 HR 1B	4	2	2	0	0	0	1
12 A.J. Pierzynski, L (1, 2) OBP: 0.341, SLG: 0.525		B SI 90 F SI 90 X CU 77 1-1 2-3 1B		F SI 88 B SI 90 X SI 90 1-1 ③ F7			C SI 89 C SI 90 B CU 78 F SI 91 H FF 92 2-2 24 1B 10 1B HBP		F FF 93 F FF 93 X SL 86 0-2 1-H HR	3	2	2	2	0	0	1
24 Dayan Viciedo, R (1, 7) OBP: 0.296, SLG: 0.438		B SI 91 S SI 91 X SI 92 1-1 ② SF9 3-H			C SI 89 C CU 75 X SI 90 0-2 ① L9		D CU 78 F SI 91 X SI 91 1-1 10 1B 1-2 1B		C SL 85 T FF 92 B SL 85 B FF 94 F SL 86 X SI 94 2-2 ① L4	3	0	1	1	0	0	0
10 Alexei Ramirez, R (1, 6) OBP: 0.289, SLG: 0.352		B SI 91 X SI 90 1-0 ③ L4			C SI 91 B SI 91 B SI 91 X SI 90 2-1 ② G6-3		B SI 91 X SI 91 1-0 1-2 2-H 1B		B FF 93 S SL 86 F FF 93 X SL 85 1-2 ② P6	4	0	1	1	0	0	1
15 Gordon Beckham, R (1, 4) OBP: 0.282, SLG: 0.354			C SI 90 B SI 89 C SI 90 B SI 91 X CU 77 2-2 ① P6		F SI 90 B SI 90 X SI 92 1-1 ③ G6-3		B SI 89 C SI 90 X SI 90 1-1 ③ G6-3		B SL 84 X FF 92 1-0 ③ L7	4	0	0	0	0	0	2
Inning Stats	R: 0 E: 0 K: 1 S: 12 H: 0 LOB: 0 BB: 0 P: 15	R: 1 E: 0 K: 0 S: 8 H: 2 LOB: 1 BB: 0 P: 12	R: 0 E: 0 K: 0 S: 6 H: 0 LOB: 0 BB: 0 P: 9	R: 0 E: 0 K: 0 S: 7 H: 0 LOB: 1 BB: 1 P: 14	R: 0 E: 0 K: 0 S: 7 H: 0 LOB: 0 BB: 0 P: 10	R: 0 E: 0 K: 1 S: 10 H: 0 LOB: 0 BB: 0 P: 13	R: 1 E: 0 K: 0 S: 12 H: 2 LOB: 2 BB: 0 P: 18	R: 0 E: 0 K: 0 S: 11 H: 1 LOB: 1 BB: 0 P: 15	R: 2 E: 0 K: 0 S: 14 H: 2 LOB: 0 BB: 0 P: 18	1B: 5 2B: 1 3B: 0 HR: 1 SF: 1 SAC: 0 DP: 0 HBP: 1						

TOP

Chicago White Sox @ Minnesota Twins

Target Field, Minneapolis, MN

Tue Jul 31 2012, 7:11 PM - 9:52 PM CDT

Att. 36,424 - Partly Cloudy - 77 F

livebaseballscorecards.com

AB	33
R	4
H	7
RBI	4
BB	1
SO	2
LOB	6

WP: 0 PA: 36
PB: 0
SB: 0
CS: 0

PITCHER		IP	WLS	BF	H	R	ER	SO	BB	IBB	HBP	BLK	WP	HR	S	P	ERA	WHIP
53 Nick Blackburn, R ERA: 7.43	(1, 1)	8.0		31	5	2	2	2	1	0	1	0	0	0	73	106	2.25	0.750
60 Jeff Gray, R ERA: 5.62	(9, 1)	1.0	L	5	2	2	2	0	0	0	0	0	0	1	14	18	18.00	2.000

PITCHER		IP	WLS	BF	H	R	ER	SO	BB	IBB	HBP	BLK	WP	HR	S	P	ERA	WHIP

BOTTOM

Chicago White Sox @ Minnesota Twins

Target Field, Minneapolis, MN

Tue Jul 31 2012, 7:11 PM - 9:52 PM CDT

Att. 36,424 - Partly Cloudy - 77 F

livebaseballscorecards.com

Batter	1	2	3	4	5	6	7	8	9	AB	R	H	RBI	BB	SO	LOB
2 Denard Span, L (1, 8) OBP: 0.361, SLG: 0.402	B SI 93 C SI 93 X SL 86 1-1 19 L4-3 1B		C SI 94 1 SAFE 1 SAFE B SL 88 S SL 88 B SL 88 1 SAFE X SL 88 2-2 7 S 1-2 1B			C SI 91 B SI 92 T SI 93 B SL 85 S SI 94 2-3 ① K	B FF 94 X FF 93 1-0 19 BB 1B		X FF 96 0-0 2-H 1B	5	0	4	1	0	1	0
19 Darin Mastroianni, R (1, 9) OBP: 0.347, SLG: 0.393	B SI 92 B SI 95 C SI 94 X SI 94 2-1 ①② L4-3 1-1		C SI 94 F FF 93 F SL 87 X SL 88 0-2 ② F8 2-3			B FF 93 F CH 86 C SL 85 X CH 86 1-2 7 S 33 FC3 1B	B SL 85 1 SAFE B SL 85 B FF 92 B FF 92 4-0 1-2 BB		1 SAFE B FF 94 C FF 93 1 SAFE F SL 78 S FF 93 1-3 ② K	4	1	1	0	1	1	4
7 Joe Mauer, L (1, 10) OBP: 0.414, SLG: 0.439	C FF 95 S SL 87 S SL 87 0-3 ③ K		D SL 90 C SI 94 B SI 95 C SI 95 B SI 95 F SI 95 C SI 96 3-3 ③ K 1-2			B SI 93 B SI 92 B SI 92 B SI 93 4-0 33 FC3 16 BB 22 1B 1-3 BB	B SL 85 C FF 93 2 SAFE B SL 85 B SL 84 X FF 93 3-1 ② L7		B FF 95 F CH 83 X CH 84 1-1 ③ G3-1	4	1	0	0	1	2	5
16 Josh Willingham, R (1, 7) OBP: 0.385, SLG: 0.566		C SI 93 B SI 93 B CH 87 S SL 86 S SL 86 2-3 ① K		S CH 86 S CH 86 B SL 86 C SL 85 1-3 ① K		B SL 87 D CH 87 S CH 87 D CH 88 B CH 88 4-1 22 1B 33 FC3 1-2 BB	X SL 86 0-0 ③ P3			3	0	0	0	1	2	2
33 Justin Morneau, L (1, 3) OBP: 0.324, SLG: 0.453		B SI 95 S SI 94 B SL 88 B SL 88 C SI 96 F SL 86 D SI 96 4-2 BB		B SI 93 B SI 94 S SI 95 S SL 90 X SL 88 2-2 ② F7		B SI 94 X SI 95 1-0 FC3 22 1B 1-2 2-3 3-H		C FF 95 B FF 94 X FF 95 1-1 ① L5		3	0	0	1	1	0	2
18 Ryan Doumit, S (1, 2) OBP: 0.336, SLG: 0.456		F FF 93 F SL 86 D CH 88 X SL 86 1-2 ② L9		C SI 94 B CH 88 S CH 87 S SL 86 1-3 ③ K		B SL 85 X SI 92 1-0 ② P5		F FF 96 S SL 83 B SL 82 B SL 82 X FF 95 2-2 ② P4		4	0	0	0	0	1	4
22 Danny Valencia, R (1, 5) OBP: 0.210, SLG: 0.296		B SI 95 C CH 88 D CH 88 F CH 87 C SL 88 2-3 ③ K	S CH 86 F SI 93 B CH 87 B CH 87 B CH 87 X SL 87 3-2 ① P6			D CH 87 D CH 88 X SI 93 2-0 1-2 2-3 3-H 1B		B SL 81 C FF 96 X SL 81 1-1 ③ L9		4	0	1	1	0	1	1
20 Brian Dozier, R (1, 6) OBP: 0.269, SLG: 0.320 11 Ben Revere, L (9, PH) OBP: 0.351, SLG: 0.377			B SI 93 F SI 94 B SI 94 X SI 95 2-1 ① F8			C SI 94 S SL 86 B SI 94 B CH 88 S CH 87 2-3 ② K	F SI 94 B SL 86 X SL 85 1-1 ③ F7		B FF 94 C FF 93 X FF 94 1-1 8 G4-3 2 1B 1B	3 1	0 1	0 1	0 1	0 0	1 0	3 0
8 Jamey Carroll, R (1, 4) OBP: 0.321, SLG: 0.280			C SI 94 B FF 95 B CH 88 B SI 95 C SI 95 F SI 95 F SI 96 B SI 95 4-2 19 F8 2 1B BB			C FF 94 X SI 94 0-1 ③ L8	C FF 93 C SL 84 B SL 87 X FF 93 1-2 ① G4-3		C FF 94 B FF 95 F FF 95 B SL 81 F FF 95 D CH 85 X FF 94 3-2 ① G4-3 1-2	3	0	0	0	1	0	1

Inning Stats	1	2	3	4	5	6	7	8	9
	R: 0 E: 0 K: 1 S: 7 H: 1 LOB: 0 BB: 0 P: 10	R: 0 E: 0 K: 2 S: 12 H: 0 LOB: 1 BB: 1 P: 21	R: 0 E: 0 K: 1 S: 17 H: 1 LOB: 2 BB: 1 P: 28	R: 0 E: 0 K: 2 S: 9 H: 0 LOB: 0 BB: 0 P: 13	R: 0 E: 0 K: 1 S: 8 H: 0 LOB: 0 BB: 0 P: 13	R: 2 E: 0 K: 1 S: 12 H: 2 LOB: 3 BB: 2 P: 28	R: 0 E: 0 K: 0 S: 7 H: 1 LOB: 2 BB: 1 P: 16	R: 0 E: 0 K: 0 S: 7 H: 0 LOB: 0 BB: 0 P: 11	R: 1 E: 0 K: 1 S: 12 H: 2 LOB: 1 BB: 0 P: 18

	AB	R	H	RBI	BB	SO	LOB
	34	3	7	3	5	9	22

1B: 7	SF: 0	WP: 0	PA: 39
2B: 1	SAC: 0	PB: 0	
3B: 0	DP: 1	SB: 3	
HR: 0	HBP: 0	CS: 0	

PITCHER		IP	WLS	BF	H	R	ER	SO	BB	IBB	HBP	BLK	WP	HR	S	P	ERA	WHIP
58 Francisco Liriano, L ERA: 5.18	(1, 1)	6.0		26	4	2	2	8	4	0	0	0	0	0	65	113	3.00	1.333
26 Jesse Crain, R ERA: 2.42	(7, 1)	1.0		5	1	0	0	0	1	0	0	0	0	0	7	16	0.00	2.000
37 Matt Thornton, L ERA: 3.6	(8, 1)	1.0	W	3	0	0	0	0	0	0	0	0	0	0	7	11	0.00	0.000
43 Addison Reed, R ERA: 4.14	(9, 1)	1.0	S	5	2	1	1	1	0	0	0	0	0	0	12	18	9.00	2.000

PITCHER	IP	WLS	BF	H	R	ER	SO	BB	IBB	HBP	BLK	WP	HR	S	P	ERA	WHIP

Chicago White Sox @ Minnesota Twins

Target Field, Minneapolis, MN

Wed Aug 01 2012, 12:12 PM - 3:00 PM CDT

Att. 34,823 - Cloudy - 81 F

TOP

livebaseballscorecards.com

Batter	1	2	3	4	5	6	7	8	9	AB	R	H	RBI	BB	SO	LOB
30 Alejandro De Aza, L (1, 8) OBP: 0.351, SLG: 0.409	C FF 89 S CU 82 X CU 82 0-2 20 G5-3 20 S 44 SF8 1B	C FF 89 B CU 83 B FF 89 B FF 90 C FF 89 X FF 90 3-2 ③ L9	C CU 80 B FF 88 X FF 88 1-1 2B	F FF 90 F CU 83 X CU 83 0-2 3-H 1B						4	1	3	1	0	0	0
20 Kevin Youkilis, R (1, 5) OBP: 0.336, SLG: 0.404	B FF 89 C FF 90 C FF 90 1 SAFE B FF 90 X CU 81 2-2 ① G5-3 1-3	C CH 81 B CH 82 B FF 88 X FF 89 2-1 44 G4-6-3 1B	B CU 81 B FF 88 C FF 89 S CU 81 S CU 82 2-3 ① K	B SI 93 B FF 93 X SI 92 2-0 ② L7						4	0	1	0	0	1	3
44 Adam Dunn, L (1, 3) OBP: 0.348, SLG: 0.501	B FF 90 X FF 91 1-0 ② SF8 3-H	B CU 81 S CU 81 C FF 91 B FF 90 X CU 82 2-2 ①② G4-6-3 1-2f	C CU 81 B FF 91 F FF 91 S CU 83 1-3 ② K	X FF 93 0-0 ③ F8						3	0	0	1	0	1	3
14 Paul Konerko, R (1, 10) OBP: 0.397, SLG: 0.514	C CU 80 X FF 89 0-1 ③ G5-3	B CH 83 C FF 90 X FF 90 1-1 ③ G4-3	B FF 90 C CU 82 F FF 90 B CU 83 F CU 82 B FF 92 X CU 83 3-2 ③ F9	F FF 94 F FF 96 X SL 87 0-2 ① L4						4	0	0	0	0	0	1
51 Alex Rios, R (1, 9) OBP: 0.348, SLG: 0.529	C FF 88 X CH 81 0-1 ① F8	S CU 80 B CH 82 X CH 82 1-1 24 1B 17 FC6-4 1B	B FF 88 X FF 89 1-0 ① F8	B CU 79 C SL 87 X FF 94 1-1 1B						4	1	2	0	0	0	0
10 Alexei Ramirez, R (1, 6) OBP: 0.286, SLG: 0.349	X CU 80 0-0 ② F8	C FF 89 1 SAFE C FF 89 S FF 88 0-3 ① K	B CU 79 F CU 80 B FF 90 X FF 91 2-1 ② G6-3	C FF 93 F FF 94 F FF 93 X SL 87 0-2 ② F9						4	0	0	0	0	1	2
24 Dayan Viciedo, R (1, 7) OBP: 0.296, SLG: 0.435 7 Jordan Danks, L (9, 7) OBP: 0.306, SLG: 0.343	C FF 89 X FF 88 0-1 ③ G6-3	F CU 82 F CU 82 X CU 81 0-2 17 FC6-4 1-3 1B	B CH 83 B CH 85 X FF 91 2-0 ③ G4-3	S SI 94 S FF 94 1 SAFE F SI 94 F SL 86 1 SAFE S FF 94 0-3 ③ K						4 0	0 0	1 0	0 0	0 0	1 0	1 0
17 Tyler Flowers, R (1, 2) OBP: 0.263, SLG: 0.308	C FF 88 X FF 88 0-1 5 G5-4-3 1B	C FF 89 B FF 90 B FF 91 X FF 90 2-1 ② FC6-4 5 WP 1-2f 3-H	X CU 79 0-0 5 G5-3 5 WP 30 1B 1B							3	1	2	1	0	0	1
5 Orlando Hudson, S (1, 4) OBP: 0.250, SLG: 0.295	B FF 89 B FF 89 X FF 89 2-0 ①② G5-4-3 1-2f	C CU 82 F FF 90 1 SAFE B CU 81 X FF 90 1-2 ③ G4-3 1-2	L FF 90 L CU 79 B CU 80 X FF 90 1-2 ① G5-3 1-3							3	0	0	0	0	0	3
Inning Stats	R: 1 E: 0 K: 0 S: 9 H: 1 LOB: 0 BB: 0 P: 12	R: 0 E: 0 K: 0 S: 5 H: 0 LOB: 0 BB: 0 P: 5	R: 0 E: 0 K: 0 S: 6 H: 1 LOB: 0 BB: 0 P: 11	R: 0 E: 0 K: 0 S: 7 H: 1 LOB: 0 BB: 0 P: 12	R: 1 E: 0 K: 1 S: 13 H: 2 LOB: 1 BB: 0 P: 17	R: 0 E: 0 K: 2 S: 12 H: 1 LOB: 1 BB: 0 P: 19	R: 0 E: 0 K: 0 S: 4 H: 0 LOB: 0 BB: 0 P: 9	R: 1 E: 0 K: 0 S: 9 H: 2 LOB: 1 BB: 0 P: 12	R: 0 E: 0 K: 1 S: 14 H: 1 LOB: 1 BB: 0 P: 15	1B: 8 2B: 1 3B: 0 HR: 0 SF: 1 SAC: 0 DP: 2 HBP: 0						

	AB	33
	R	3
	H	9
	RBI	3
	BB	0
	SO	4
	LOB	14

WP: 2 PB: 0 SB: 1 CS: 0 PA: 34

PITCHER		IP	WLS	BF	H	R	ER	SO	BB	IBB	HBP	BLK	WP	HR	S	P	ERA	WHIP
58 Scott Diamond, L ERA: 2.93	(1, 1)	7.1	L	28	8	3	3	3	0	0	0	0	2	0	63	93	3.68	1.091
61 Jared Burton, R ERA: 2.36	(8, 1)	0.2		2	0	0	0	0	0	0	0	0	0	0	2	4	0.00	0.000
31 Alex Burnett, R ERA: 2.84	(9, 1)	1.0		4	1	0	0	1	0	0	0	0	0	0	14	15	0.00	1.000

PITCHER	IP	WLS	BF	H	R	ER	SO	BB	IBB	HBP	BLK	WP	HR	S	P	ERA	WHIP

BOTTOM

Chicago White Sox @ Minnesota Twins

Target Field, Minneapolis, MN

Wed Aug 01 2012, 12:12 PM - 3:00 PM CDT

Att. 34,823 - Cloudy - 81 F

livebaseballscorecards.com

Batter	1	2	3	4	5	6	7	8	9	AB	R	H	RBI	BB	SO	LOB
2 Denard Span, L (1, 8) OBP: 0.360, SLG: 0.400	F FF 88 F FF 90 X FF 91 0-2 ① G6-3		B FC 87 X CH 82 1-0 ② G3-1		C CU 81 B CU 78 F CH 84 F FF 92 X CU 81 1-2 ②③ L3-5 3-3			B FF 91 B FF 91 X FF 90 2-0 11 E 1B		4	0	1	0	0	0	1
11 Ben Revere, L (1, 9) OBP: 0.353, SLG: 0.382	B FF 90 X FF 91 1-0 7 E 7 G3 2B		B FF 92 C FF 91 B FF 91 B CH 84 X FF 90 3-1 7 S 1B			B FF 90 B CH 82 B CH 82 C FF 88 X FF 88 3-1 ① G1-3		1 SAFE 1 SAFE 1 SAFE 1 SAFE B CH 81 F CH 82 1 SAFE C CH 83 1 SAFE 2-2 B FF 80 X CU 81 1-3 E5		4	1	2	0	0	0	1
7 Joe Mauer, L (1, 2) OBP: 0.414, SLG: 0.437	C FF 90 2 SAFE C FF 92 D CU 80 X CH 84 1-2 ② G3 2-H		B FF 91 B CU 81 C FC 87 D FC 86 B CU 79 4-1 1-2 BB			B FF 91 B CH 83 B FF 90 B FF 88 4-0 16 CS BB		1 SAFE B FF 90 X FF 90 1-0 ③ P6		2	0	0	1	2	0	2
16 Josh Willingham, R (1, 7) OBP: 0.381, SLG: 0.560	B FF 92 X FC 86 1-0 ③ F9		C FF 92 S FF 92 B FF 92 S FF 92 1-3 ③ K			B FC 86 B CH 84 B FF 92 C FF 91 F FF 90 F FF 92 1 SAFE S CH 85 3-3 ②③ K 1-2			X FF 94 0-0 ① G6-3	4	0	0	0	0	2	3
33 Justin Morneau, L (1, 3) OBP: 0.320, SLG: 0.448		C FF 90 X CU 79 0-1 ① G4-3		B CH 83 X CH 82 1-0 ① G4-3			B CH 83 C FF 90 B FF 90 X FC 87 2-1 ① G3-1		B FF 95 B CH 82 C CH 83 S CH 82 X CH 84 2-2 ② G4-3	4	0	0	0	0	0	0
18 Ryan Doumit, S (1, 10) OBP: 0.335, SLG: 0.457 19 Darin Mastroianni, R (9, PR) OBP: 0.347, SLG: 0.393		C FC 89 F FF 91 X FF 92 0-2 ② F8		B FF 91 S FC 86 B FF 91 C FC 86 S FC 85 2-3 ② K			F FC 86 C SL 85 B SL 85 F FC 86 S FC 86 1-3 ② K		F FF 95 B FF 95 B CH 83 S CH 85 X FF 96 2-2 20 S 2B	4 0	0 0	1 0	0 0	0 0	2 0	0 0
22 Danny Valencia, R (1, 5) OBP: 0.220, SLG: 0.322 12 Alexi Casilla, S (9, PR) OBP: 0.262, SLG: 0.297		S FF 92 F FF 92 B FF 92 X SL 82 1-2 HR		C FF 92 B FF 91 S FF 91 B FF 91 B FF 91 X CH 84 3-2 ③ G5-3			F FF 91 B CU 82 B FF 92 F FF 91 F CH 84 F FF 91 B FF 91 S SL 83 3-3 ③ K		C SL 82 B FF 94 B FF 94 F FF 94 F CH 84 F CH 84 B FF 95 B SL 82 4-2 20 S BB	3 0	1 0	1 0	1 0	1 0	1 0	0 0
20 Brian Dozier, R (1, 6) OBP: 0.269, SLG: 0.319		F FF 92 S CU 82 S CU 81 0-3 ③ K			L SL 84 F CU 82 X CU 80 0-2 8 G3 8 S 2 L3-5 1B			F FF 90 C FF 90 S FF 92 0-3 ① K	C SL 79 B FF 93 B SL 83 C FF 94 X CH 86 2-2 ③ F8 1-2 2-3	4	0	1	0	0	2	2
8 Jamey Carroll, R (1, 4) OBP: 0.318, SLG: 0.277			C FF 90 B FF 90 C CU 82 S FF 91 1-3 ① K		1 SAFE S CH 82 L CH 84 X FF 91 0-2 ① G3 1-3			X FF 92 0-0 ② P3		3	0	0	0	0	1	1

Inning Stats	1	2	3	4	5	6	7	8	9
	R: 1 E: 1 K: 0 S: 8	R: 1 E: 0 K: 1 S: 11	R: 0 E: 0 K: 2 S: 10	R: 0 E: 0 K: 1 S: 7	R: 0 E: 0 K: 0 S: 10	R: 0 E: 0 K: 1 S: 6	R: 0 E: 0 K: 2 S: 11	R: 0 E: 1 K: 1 S: 9	R: 0 E: 0 K: 0 S: 14
	H: 1 LOB: 0 BB: 0 P: 11	H: 1 LOB: 0 BB: 0 P: 12	H: 1 LOB: 2 BB: 1 P: 20	H: 0 LOB: 0 BB: 0 P: 13	H: 1 LOB: 0 BB: 0 P: 11	H: 0 LOB: 1 BB: 1 P: 16	H: 0 LOB: 0 BB: 0 P: 17	H: 1 LOB: 2 BB: 0 P: 14	H: 1 LOB: 3 BB: 1 P: 24

1B: 3	SF: 0
2B: 4	SAC: 0
3B: 0	DP: 2
HR: 1	HBP: 0

WP: 0	PA: 35
PB: 0	
SB: 4	
CS: 1	

AB	32
R	2
H	6
RBI	2
BB	3
SO	8
LOB	10

PITCHER	IP	WLS	BF	H	R	ER	SO	BB	IBB	HBP	BLK	WP	HR	S	P	ERA	WHIP
44 Jake Peavy, R (1, 1) ERA: 3.04	8.0	W	30	5	2	1	8	2	0	0	0	0	1	72	114	1.12	0.875
43 Addison Reed, R (9, 1) ERA: 4.03	1.0	S	5	1	0	0	0	1	0	0	0	0	0	14	24	0.00	2.000

PITCHER	IP	WLS	BF	H	R	ER	SO	BB	IBB	HBP	BLK	WP	HR	S	P	ERA	WHIP

Batter	1	2	3	4	5	6	7	8	9	10	AB	R	H	RBI	BB	SO	LOB
27 Mike Trout, R (1, 8) OBP: 0.408, SLG: 0.603	C FF 91 X FF 92 0-1 G4-3	B SI 92 X FF 90 1-0 1-H HR		B SL 82 C SL 80 X FF 88 1-1 48 G6-4-3 1B		C FF 90 B CU 78 X CU 79 1-1 F9		1 SAFE 1 SAFE L FF 92 X SI 93 0-1 G6-3 1-2		C FF 94 B FF 96 F SL 82 B SI 96 C SL 80 2-3 K	6	1	2	2	0	1	2
48 Torii Hunter, R (1, 9) OBP: 0.351, SLG: 0.449	C FF 91 C FF 90 X CU 80 0-2 44 1B 2B	C SL 81 C FF 91 B FF 91 X CH 84 1-2 G3-1		D CH 82 1 SAFE B SL 80 X FF 89 2-0 G6-4-3 1-2f		B FF 90 X FF 90 1-0 P6		B SI 94 F SI 93 F SI 94 F SI 93 B SL 86 B SI 93 S SL 86 3-3 K		S SL 79 X FF 94 0-1 1-3 1B	6	1	2	0	0	1	3
5 Albert Pujols, R (1, 3) OBP: 0.352, SLG: 0.529	B FF 92 C FF 92 F FF 91 X FF 92 1-2 F9		C CU 76 B SL 82 F SI 90 S SL 82 1-3 K	C CH 85 B FF 92 X FF 90 1-1 2B		S CU 80 B FF 92 B FF 87 F FF 92 X CU 81 2-2 HR		I IN 76 I IN 76 I IN 78 I IN 76 4-0 44 WP IBB		C FF 95 X SI 95 0-1 G1-3	5	1	2	1	1	1	3
44 Mark Trumbo, R (1, 7) OBP: 0.348, SLG: 0.585	C FF 91 B FF 92 X FF 92 1-1 8 1B 2-H 1B		B CH 86 S SL 82 S FF 88 B SL 83 F FF 91 X CU 80 2-2 G6-3	B FF 89 B SL 82 C FF 90 X CH 86 2-1 G6-3		C SL 87 B SL 90 F SI 98 B SL 89 B CH 89 S CH 90 3-3 K		B SI 93 F SL 86 F SI 93 S CU 78 1-3 K 1-2 2-3			5	0	1	1	0	2	3
8 Kendrys Morales, S (1, 10) OBP: 0.322, SLG: 0.432	X SI 91 0-0 1-2 1B		C CU 78 B CH 86 B CH 87 F FF 87 F FF 92 B CU 78 B SL 84 4-2 6 47 1B BB		C SL 79 X CU 75 0-1 G6-3		F SI 97 X SL 85 0-1 47 G4-6-3 6 BB 1B		C SL 85 S CH 83 B CH 84 F SL 86 B FF 94 B CH 84 S SL 86 3-3 K		4	1	2	0	1	1	0
6 Alberto Callaspo, S (1, 5) OBP: 0.322, SLG: 0.366	B FF 90 C SL 82 B CH 86 F SL 82 X CU 79 2-2 G6-3		F FF 91 B CH 87 F SL 82 B FF 90 B FF 91 B FF 91 4-2 47 1B 13 1B 1-2 BB		C FF 87 C CU 76 B CU 76 X FF 90 1-2 G5-3		B SI 98 B SI 98 C SI 99 B SI 98 B SI 98 4-1 47 G4-6-3 1-2 BB		C SL 85 B FF 95 C CH 82 B CU 74 B FF 95 C FF 95 3-3 K		3	1	0	0	2	1	2
47 Howie Kendrick, R (1, 4) OBP: 0.321, SLG: 0.378		C FF 88 X SL 81 0-1 G6-3	X SL 83 0-0 13 1B 1-3 2-H 1B		C FF 90 B SI 90 B SL 82 B FF 89 C FF 90 F SL 82 F FF 90 F CH 84 B SL 83 4-2 13 1B BB		C SI 98 F SI 100 X SL 89 0-2 G4-6-3 1-2f 2-3		C FF 95 X FF 95 0-1 F9		4	0	1	1	1	0	2
13 Maicer Izturis, S (1, 6) OBP: 0.318, SLG: 0.322		C FF 88 B CH 85 X CH 85 1-1 F7	1 SAFE B CH 87 B SI 91 F SL 83 X CH 85 2-1 17 FC6-4 1-2 3-H 1B	B FF 90 F SL 82 X SL 82 1-1 1-2 1B		F SI 97 B SI 99 X CH 88 1-1 F8				C FF 94 B FF 94 C SL 80 X FF 96 1-2 G4-3	5	0	2	1	0	0	1
17 Chris Iannetta, R (1, 2) OBP: 0.351, SLG: 0.416 25 Peter Bourjos, R (8, PR) OBP: 0.284, SLG: 0.327 46 Bobby Wilson, R (8, 2) OBP: 0.296, SLG: 0.306		B SL 81 C SL 82 C SI 91 B CU 78 B CU 80 B FF 91 4-2 27 HR BB	S SL 82 X FF 90 0-1 FC6-4 1-2f	B FF 91 B SL 84 X SI 91 2-0 F9				C FF 93 B SL 85 B SL 87 X FF 93 2-1 44 WP 27 G6-3 1B		B FF 94 B FF 96 C FF 95 C FF 94 B FF 96 B FF 96 4-2 48 1B BB	3 0 0	1 0 0	1 0 0	0 0 0	1 0 1	0 0 0	4 0 0
Inning Stats	R: 1 H: 3 E: 0 LOB: 2 K: 0 BB: 0 S: 14 P: 18	R: 2 H: 1 E: 0 LOB: 0 K: 0 BB: 1 S: 10 P: 17	R: 2 H: 2 E: 0 LOB: 2 K: 1 BB: 2 S: 17 P: 30	R: 0 H: 2 E: 0 LOB: 1 K: 0 BB: 0 S: 7 P: 13	R: 0 H: 1 E: 0 LOB: 2 K: 0 BB: 1 S: 13 P: 21	R: 1 H: 1 E: 0 LOB: 0 K: 1 BB: 0 S: 9 P: 16	R: 0 H: 1 E: 0 LOB: 1 K: 0 BB: 1 S: 8 P: 13	R: 0 H: 1 E: 0 LOB: 3 K: 2 BB: 1 S: 11 P: 21	R: 0 H: 0 E: 0 LOB: 0 K: 2 BB: 0 S: 9 P: 15	R: 0 H: 1 E: 0 LOB: 2 K: 1 BB: 1 S: 12 P: 19	1B: 9 2B: 2 3B: 0 HR: 2	SF: 0 SAC: 0 DP: 2 HBP: 0						

PITCHER		IP	WLS	BF	H	R	ER	SO	BB	IBB	HBP	BLK	WP	HR	S	P	ERA	WHIP
41 Philip Humber, R ERA: 6.14	(1, 1)	5.2		30	10	6	6	1	4	0	0	0	0	2	67	109	9.53	2.471
65 Nate Jones, R ERA: 3.32	(6, 1)	1.1		5	1	0	0	1	1	0	0	0	0	0	11	19	0.00	1.500
39 Brett Myers, R ERA: 3.06	(8, 1)	1.0		5	1	0	0	2	0	1	0	0	1	0	11	21	0.00	1.000
26 Jesse Crain, R ERA: 2.33	(9, 1)	1.0		3	0	0	0	2	0	0	0	0	0	0	9	15	0.00	0.000
37 Matt Thornton, L ERA: 3.52	(10, 1)	1.0	W	5	1	0	0	1	1	0	0	0	0	0	12	19	0.00	2.000

PITCHER	IP	WLS	BF	H	R	ER	SO	BB	IBB	HBP	BLK	WP	HR	S	P	ERA	WHIP

TOP

Los Angeles Angels @ Chicago White Sox

U.S. Cellular Field, Chicago, IL

Fri Aug 03 2012, 8:10 PM - 11:45 PM EDT

Att. 32,060 - Clear - 80 F

livebaseballscorecards.com

AB	41
R	6
H	13
RBI	6
BB	7
SO	7
LOB	20

WP: 1 PA: 48
PB: 0
SB: 0
CS: 0

Batter	1	2	3	4	5	6	7	8	9	10	AB	R	H	RBI	BB	SO	LOB
30 Alejandro De Aza, L (1, 8) OBP: 0.353, SLG: 0.414	C SI 91 B SI 92 B FF 93 X SI 93 2-1 20 1B 14 FC5-2 1B	B CU 77 F CH 85 X CH 86 1-1 1B			C CU 74 C FF 87 F SL 82 B SI 94 X SL 81 1-2 ① G4-3		X SI 90 0-0 2-H 2B		C FF 90 C CU 77 F CU 79 S CU 78 0-3 ② K		5	0	3	1	0	1	0
20 Kevin Youkilis, R (1, 5) OBP: 0.337, SLG: 0.402	C SI 92 X SI 94 0-1 14 FC5-2 44 BB 51 1B 1-3 1B	1 SAFE C CU 73 C SI 92 B SL 83 C SI 93 1-3 ③			B FC 87 C SI 93 X CU 74 1-1 ② F7		D CU 72 D FC 88 B CU 74 C SL 87 B SI 92 4-1 BB		B CH 85 C FF 90 X FC 87 1-1 ③ G5-3		4	1	1	0	1	1	1
44 Adam Dunn, L (1, 10) OBP: 0.348, SLG: 0.499 7 Jordan Danks, L (10, PR) OBP: 0.306, SLG: 0.343	B SI 94 B FF 95 D SI 94 B SI 94 4-0 14 FC5-2 51 1B 1-2 BB		C CU 74 B CH 84 S FC 88 B SI 94 X CU 73 2-2 ① G6-3		F CU 73 B SI 92 B CH 86 C FC 87 F SL 87 B CU 75 F FC 88 F SI 95 F CU 74 3-3 ③ F CU 76 S FF 92 K		D CH 86 F SI 93 X FF 93 1-1 ② P5			B CU 65 B FF 89 B FF 90 C FF 90 X FF 90 3-1 51 S 51 HR 1B	4 0	0 1	1 0	0 0	1 0	1 0	2 0
14 Paul Konerko, R (1, 3) OBP: 0.392, SLG: 0.507	C SI 96 B FC 90 X SI 95 1-1 ① FC5-2 51 1B 12 HR 1-2 2-3 3-Hf		B CU 75 C SI 93 B FC 88 F SI 94 F SI 94 X CH 86 2-2 ② G6-3			B SI 92 C SI 91 S CU 75 X CU 74 1-2 ① G1-3	B CU 74 X FC 89 1-0 ③ G4-3			D SI 90 C SI 89 B SI 91 1 SAFE 1 SAFE F SI 90 S SL 81 2-3 ① K	5	1	0	0	0	1	6
51 Alex Rios, R (1, 9) OBP: 0.351, SLG: 0.545	B SI 94 D FF 90 B SI 96 C SI 95 X SI 96 3-1 ② 12 HR 1-2 2-H 3-H 1B		C CU 75 F SI 94 B SL 82 X CU 74 1-2 ③ F7			B FC 85 B SI 93 X SI 92 2-0 HR		B FF 98 B FF 98 C SI 98 B FF 97 X FF 96 3-1 ① G5-3		C SI 90 S SI 90 B SL 82 F SL 81 X SI 90 1-2 1-H HR	5	3	3	4	0	0	0
12 A.J. Pierzynski, L (1, 2) OBP: 0.343, SLG: 0.533	B SI 94 F SI 93 X FF 94 1-1 1-H 2-H HR			C CU 72 S CH 86 S FC 88 0-3 ① K		B CH 82 B CH 86 X FC 88 2-0 ② F7		B CU 85 T FF 99 F FF 98 B FC 93 B FF 98 F FF 98 B FF 98 4-2 BB			3	1	1	3	1	1	0
24 Dayan Viciedo, R (1, 7) OBP: 0.292, SLG: 0.430	C SI 95 X SI 94 0-1 ③ G5-3			X SI 93 0-0 ② G6-3		B CU 74 F SI 93 S CU 73 S SL 81 1-3 ③ K		C FF 97 B FF 97 F FF 96 F FC 92 D FC 92 S FF 96 2-3 ② K			4	0	0	0	0	2	1
10 Alexei Ramirez, R (1, 6) OBP: 0.290, SLG: 0.353		C CU 73 B FC 86 X SI 93 1-1 15 CS 1B		C SI 92 B CH 86 C SI 93 X SL 82 1-2 1B			S FC 88 B FC 88 F SI 92 X SL 80 1-2 15 SH5-3 30 2B 1B	X FF 97 0-0 ③ F9			4	1	3	0	0	0	1
15 Gordon Beckham, R (1, 4) OBP: 0.280, SLG: 0.351		1 SAFE 1 SAFE B SI 91 C SI 91 C SI 93 D FF 89 X SI 94 2-2 ① ② G6-3 1-2		1 SAFE 1 SAFE F SI 91 X CU 71 0-1 ③ G6-3			X SL 83 0-0 ① SH5-3 1-2		F FF 92 C CU 77 F CU 77 F CU 77 F FC 89 B FF 91 B SI 91 F FF 88 S FF 92 2-3 ① K		3	0	0	0	0	1	2
Inning Stats	R: 4 E: 0 K: 0 S: 12 H: 4 LOB: 0 BB: 1 P: 23	R: 0 E: 0 K: 1 S: 10 H: 2 LOB: 1 BB: 0 P: 15	R: 0 E: 0 K: 0 S: 10 H: 0 LOB: 0 BB: 0 P: 15	R: 0 E: 0 K: 1 S: 9 H: 1 LOB: 1 BB: 0 P: 10	R: 0 E: 0 K: 1 S: 14 H: 0 LOB: 0 BB: 0 P: 19	R: 1 E: 0 K: 1 S: 8 H: 1 LOB: 0 BB: 0 P: 14	R: 1 E: 0 K: 0 S: 9 H: 2 LOB: 2 BB: 1 P: 16	R: 0 E: 0 K: 1 S: 10 H: 0 LOB: 1 BB: 1 P: 19	R: 0 E: 0 K: 2 S: 13 H: 0 LOB: 0 BB: 0 P: 16	R: 2 E: 0 K: 1 S: 9 H: 2 LOB: 1 BB: 0 P: 15	1B: 8 2B: 1 3B: 0 HR: 3 SF: 0 SAC: 1 DP: 0 HBP: 0	WP: 0 PB: 0 SB: 1 CS: 1 PA: 41					

PITCHER		IP	WLS	BF	H	R	ER	SO	BB	IBB	HBP	BLK	WP	HR	S	P	ERA	WHIP
23 Zack Greinke, R ERA: 3.61	(1, 1)	7.0		31	10	6	6	4	2	0	0	0	0	2	72	112	7.71	1.714
40 Kevin Jepsen, R ERA: 4.26	(8, 1)	1.0		4	0	0	0	1	1	0	0	0	0	0	10	19	0.00	1.000
55 Jason Isringhausen, R ERA: 2.97	(9, 1)	1.0		3	0	0	0	2	0	0	0	0	0	0	13	16	0.00	0.000
21 Hisanori Takahashi, L ERA: 4.95	(10, 1)	0.0	L	1	1	1	1	0	0	0	0	0	0	0	2	5	∞	∞
52 David Carpenter, R ERA: 4.19	(10, 1)	0.1		2	1	1	1	1	0	0	0	0	0	1	7	10	27.00	3.000

PITCHER	IP	WLS	BF	H	R	ER	SO	BB	IBB	HBP	BLK	WP	HR	S	P	ERA	WHIP

BOTTOM

Los Angeles Angels @ Chicago White Sox

U.S. Cellular Field, Chicago, IL

Fri Aug 03 2012, 8:10 PM - 11:45 PM EDT

Att. 32,060 - Clear - 80 F

livebaseballscorecards.com

AB	37
R	8
H	12
RBI	8
BB	3
SO	8
LOB	13

Batter	1	2	3	4	5	6	7	8	9	10	AB	R	H	RBI	BB	SO	LOB
27 Mike Trout, R (1, 8) OBP: 0.411, SLG: 0.602	C FF 92 B SI 93 F FC 87 H FF 94 2-2 13 2B 5 1B HBP	F FF 92 C CU 82 X CU 80 0-2 5 F8 13 G6-3 44 WP 1B		B FF 92 X FC 87 1-0 13 G4-6-3 1B		C SI 90 1 SAFE B FF 92 S CU 80 B FF 93 1 SAFE D CU 80 X CU 79 3-2 ③ G5-3			B FF 93 C FF 93 B CU 73 F FF 93 B CH 81 S FF 93 3-3 ① K		4	2	2	0	0	1	1
13 Maicer Izturis, S (1, 6) OBP: 0.315, SLG: 0.324	C FF 91 1 SAFE F SI 90 B FF 92 1 SAFE B FC 87 X FC 87 2-2 5 1B 44 FC6-5-6-5 1-3 2B	B FF 90 C FF 89 X FF 90 1-1 ① G6-3 1-2		C SI 91 1 SAFE 1 SAFE X SI 90 0-1 ②③ G4-6-3 1-2f			B FF 91 C FF 90 B CU 81 F SI 92 F FF 92 C CU 81 2-3 ① K		C FF 93 X CU 71 0-1 ② L8		5	1	1	0	0	1	2
5 Albert Pujols, R (1, 3) OBP: 0.353, SLG: 0.535	F FC 87 X SI 94 0-1 44 FC6-5-6-5 44 S 2-3 3-H 1B	X FC 89 0-0 ② F8 2-3			C CU 81 F CH 88 B CU 80 X FC 87 1-2 ① G6-3		B FF 92 X FC 87 1-0 HR		X FF 94 0-0 ③ F9		5	1	2	2	0	0	1
44 Mark Trumbo, R (1, 9) OBP: 0.346, SLG: 0.578 48 Torii Hunter, R (10, 9) OBP: 0.351, SLG: 0.449	B SI 93 S FC 87 S FC 87 X CU 80 1-2 ① FC6-5-6-5 6 BB 47 BB 1-3 3-H	C FC 89 F SI 93 B FF 91 B FC 88 B CU 81 C FC 87 3-3 ③ K 3-H			H CH 86 1-0 HBP		B SL 88 C SI 98 S SL 87 B SL 89 S SL 87 2-3 ② K			C FF 95 B SI 95 X FF 95 1-1 ① G1-3	4 0	1 0	0 0	1 0	0 0	2 0	1 0
8 Kendrys Morales, S (1, 10) OBP: 0.326, SLG: 0.433	C FC 88 B CH 85 B FC 87 B FF 92 B FF 92 4-1 47 BB 6 BB BB		B CH 85 F FC 84 F SI 90 B CU 80 X FC 86 2-2 47 G6-4-3 6 1B 1B		B SI 92 1 SAFE 1 SAFE C SI 89 B SI 92 C FF 91 X FF 91 2-2 ② P5		C SI 98 S SI 98 X SL 88 0-2 1B			B FF 94 B FF 94 F SI 95 X FF 95 2-1 ② G6-3	4	0	2	0	1	0	1
6 Alberto Callaspo, S (1, 5) OBP: 0.326, SLG: 0.371	C FF 93 B CH 86 B CU 81 B FF 93 B SI 92 4-1 47 BB 1-2 2-3 BB		B SI 90 C FF 90 B CH 86 X FF 92 2-1 47 G6-4-3 1-2 1B		B CH 86 X FF 91 1-0 ③ F8		B SI 97 C CH 88 1 SAFE X SI 98 1-1 ③ G3-1			C SL 80 B SL 81 S SL 82 B SL 81 F SL 80 B FF 95 X SL 81 3-2 47 1B 2B	4	1	2	0	1	0	2
47 Howie Kendrick, R (1, 4) OBP: 0.325, SLG: 0.379	B FC 89 B SI 92 B SI 93 B FF 91 4-0 1-2 2-3 3-H BB		B FF 91 F FC 87 X FC 88 1-1 ①② G6-4-3 1-2f 2-3			S FC 87 S CU 81 B CU 81 B CU 82 X FC 87 2-2 1B		C FF 91 B SI 92 C CU 74 F SI 92 B SL 85 X CU 76 2-2 ① G6-3		S FF 96 B FF 95 X FF 96 1-1 ③ 2-H 1B	4	0	2	2	1	0	2
10 Vernon Wells, R (1, 7) OBP: 0.255, SLG: 0.380	C FC 88 F SI 93 B FC 88 F FF 94 D CU 81 S FC 88 2-3 ② K		F SI 94 F FC 87 B SI 93 S CU 81 1-3 ③ K			B FC 86 1 SAFE X SI 91 1-0 ① P2		B SL 84 B FF 92 S SI 93 C CU 75 B SI 93 X SI 92 3-2 ② G6-3			4	0	0	0	0	2	5
17 Chris Iannetta, R (1, 2) OBP: 0.337, SLG: 0.395	B FC 88 B FF 93 C FF 93 F FC 89 F FC 88 S CU 78 2-3 ③ K			C CU 79 B FF 91 X FC 86 1-1 ① F8		P PO 90 S FC 85 F FF 92 S CU 80 1-3 ② K		B SL 85 B SI 92 B SI 92 C SI 92 X FF 93 3-1 ③ F9			4	0	0	0	0	2	4
Inning Stats	R: 3 E: 0 K: 2 S: 20 H: 2 LOB: 3 BB: 3 P: 41	R: 1 E: 0 K: 1 S: 9 H: 1 LOB: 0 BB: 0 P: 13	R: 0 E: 0 K: 1 S: 10 H: 2 LOB: 1 BB: 0 P: 16	R: 0 E: 0 K: 0 S: 5 H: 1 LOB: 0 BB: 0 P: 7	R: 0 E: 0 K: 0 S: 7 H: 0 LOB: 1 BB: 0 P: 12	R: 0 E: 0 K: 1 S: 11 H: 1 LOB: 1 BB: 0 P: 17	R: 1 E: 0 K: 2 S: 13 H: 2 LOB: 1 BB: 0 P: 19	R: 0 E: 0 K: 0 S: 9 H: 0 LOB: 0 BB: 0 P: 17	R: 0 E: 0 K: 1 S: 6 H: 0 LOB: 0 BB: 0 P: 9	R: 1 E: 0 K: 0 S: 10 H: 2 LOB: 1 BB: 0 P: 17	1B: 8 2B: 2 3B: 0 HR: 1 SF: 0 SAC: 0 DP: 2 HBP: 2	WP: 1 PB: 0 SB: 1 CS: 0 PA: 43					

PITCHER		IP	WLS	BF	H	R	ER	SO	BB	IBB	HBP	BLK	WP	HR	S	P	ERA	WHIP
34 Gavin Floyd, R ERA: 4.43	(1, 1)	6.1		30	8	5	5	6	3	0	2	0	1	1	67	114	7.11	1.737
65 Nate Jones, R ERA: 3.27	(7, 1)	0.2		3	1	0	0	1	0	0	0	0	0	0	8	11	0.00	1.500
39 Brett Myers, R ERA: 2.97	(8, 1)	1.0		3	0	0	0	0	0	0	0	0	0	0	9	17	0.00	0.000
26 Jesse Crain, R ERA: 2.25	(9, 1)	1.0		3	0	0	0	1	0	0	0	0	0	0	6	9	0.00	0.000
37 Matt Thornton, L ERA: 3.64	(10, 1)	1.0	L	4	2	1	1	0	0	0	0	0	0	0	10	17	9.00	2.000

PITCHER	IP	WLS	BF	H	R	ER	SO	BB	IBB	HBP	BLK	WP	HR	S	P	ERA	WHIP

TOP

Los Angeles Angels @ Chicago White Sox

U.S. Cellular Field, Chicago, IL

Sat Aug 04 2012, 7:32 PM - 10:57 PM EDT

Att. 28,571 - Overcast - 72 F

livebaseballscorecards.com

AB	38
R	6
H	11
RBI	5
BB	3
SO	8
LOB	19

Batter	1	2	3	4	5	6	7	8	9	10	AB	R	H	RBI	BB	SO	LOB
30 Alejandro De Aza, L (1, 8) OBP: 0.354, SLG: 0.416	C FF 90 X FF 91 0-1 ① F7		C FF 90 X CH 85 0-1 44 E 14 FC5 2B	1 SAFE P PO 86 C SL 83 F FF 90 S SL 82 1-3 ③ K2-3			B FF 90 C FF 90 B FF 91 F FF 91 B SI 91 F SI 91 X FF 92 3-2 20 HR 1B		B SI 97 F FF 98 B FF 98 F FF 98 B FF 99 F FF 98 F FF 98 F FF 97 F FF 97 3-2 ② F8		5	2	2	0	0	1	1
20 Kevin Youkilis, R (1, 5) OBP: 0.344, SLG: 0.427	B FF 92 B FF 90 X FF 91 2-0 HR		C FF 91 F SL 86 B SL 82 H FF 92 2-2 14 FC5 HBP		B FF 91 C SL 81 B SL 82 S FF 90 X SL 82 2-2 ① P3		C FF 92 D SL 87 X SI 90 1-1 1-H HR		C FC 94 B CU 86 B FC 94 F SI 97 B CU 86 B FC 92 4-2 BB		3	2	2	3	1	0	0
44 Adam Dunn, L (1, 10) OBP: 0.346, SLG: 0.493	X FF 91 0-0 ② G3-1		X FF 91 0-0 ① F7 2-3		C SL 81 B SL 82 F FF 91 B FF 90 B SL 83 B SL 82 4-2 BB		C FF 92 B FF 92 B FF 91 F SL 86 C FF 92 2-3 ① K		B FF 96 F FF 97 X SI 96 1-1 ③ F9		4	0	0	0	1	1	3
14 Paul Konerko, R (1, 3) OBP: 0.389, SLG: 0.501	S FF 91 S SL 84 H FF 92 1-2 51 1B HBP		B FF 92 C SL 86 S SL 84 B FF 92 B SL 82 F FF 91 F SL 85 X FF 92 3-2 FC5 1-2 3-H		C FF 90 C FF 90 F FF 90 B SI 90 T FF 92 1-2 ② K		B FF 92 X FF 91 1-0 ② G5-3			B FF 95 B SI 95 X FF 94 2-0 ① F8	4	0	0	1	0	1	2
51 Alex Rios, R (1, 9) OBP: 0.349, SLG: 0.541	C SL 83 B SL 84 F FF 92 D SL 83 X SL 85 2-2 1-2 1B		C SL 84 F FF 91 D SL 83 F FF 93 C SL 83 1-3 ② K		1 SAFE B SL 84 C SL 85 X FF 90 1-1 ③ F8		C SL 87 S CU 78 S CU 78 0-3 ③ K			B SI 96 B SI 95 X SI 95 2-0 ② F9	5	0	1	0	0	2	3
12 A.J. Pierzynski, L (1, 2) OBP: 0.341, SLG: 0.537	F CH 85 X FF 93 0-1 ③ P2		F SL 84 F FF 92 B FF 91 X FF 92 1-2 ③ P1			B FF 90 F FF 90 X CH 85 1-1 HR		C FF 91 B CU 76 B FF 90 C SL 86 X SI 92 2-2 ① P5		B SI 96 C SL 82 S SI 96 S SI 97 1-3 ③ K	5	1	1	1	0	1	4
24 Dayan Viciedo, R (1, 7) OBP: 0.289, SLG: 0.425		C FF 91 X FF 90 0-1 ① L8		C FF 90 S SL 82 B SL 82 B FF 91 F SL 84 F FF 92 B FF 91 X FF 92 3-2 ① G6-3		X FF 90 0-0 ① F7		B FF 91 C FF 92 B SL 89 B SI 92 X FF 92 3-1 ② L5			4	0	0	0	0	0	0
10 Alexei Ramirez, R (1, 6) OBP: 0.290, SLG: 0.352		C FF 92 F FF 91 B FF 91 X FF 92 1-2 ② G6-3		C SL 83 X FF 90 0-1 1B		B SL 81 F FF 90 X SL 79 1-1 ② G5-3		B CU 78 B SL 86 C SI 92 X SI 91 2-1 ③ F9			4	0	1	0	0	0	0
15 Gordon Beckham, R (1, 4) OBP: 0.278, SLG: 0.348		C SL 83 X CH 84 0-1 ③ F8		X FF 91 0-0 ② F9		C SL 83 B FF 91 F FF 90 F FF 91 X FF 92 1-2 ③ L4			B FF 97 F FF 97 S FF 97 X CU 86 1-2 ① G5-3		4	0	0	0	0	0	1
Inning Stats	R: 1 H: 2 E: 0 LOB: 2 K: 0 BB: 0 S: 11 P: 16	R: 0 H: 0 E: 0 LOB: 0 K: 0 BB: 0 S: 7 P: 8	R: 1 H: 1 E: 1 LOB: 2 K: 1 BB: 0 S: 17 P: 24	R: 0 H: 1 E: 0 LOB: 1 K: 1 BB: 0 S: 12 P: 15	R: 0 H: 1 E: 0 LOB: 1 K: 1 BB: 1 S: 11 P: 19	R: 1 H: 1 E: 0 LOB: 0 K: 0 BB: 0 S: 9 P: 12	R: 2 H: 2 E: 0 LOB: 0 K: 2 BB: 0 S: 13 P: 20	R: 0 H: 0 E: 0 LOB: 0 K: 0 BB: 0 S: 7 P: 14	R: 0 H: 0 E: 0 LOB: 1 K: 0 BB: 1 S: 15 P: 24	R: 0 H: 0 E: 0 LOB: 0 K: 1 BB: 0 S: 5 P: 10	1B: 3 SF: 0 2B: 1 SAC: 0 3B: 0 DP: 0 HR: 3 HBP: 2						

PITCHER	IP	WLS	BF	H	R	ER	SO	BB	IBB	HBP	BLK	WP	HR	S	P	ERA	WHIP
54 Ervin Santana, R (1, 1) ERA: 5.83	6.0		27	5	3	2	3	1	0	2	0	0	2	67	94	3.00	1.000
32 LaTroy Hawkins, R (7, 1) ERA: 2.1	2.0	B	8	2	2	2	2	0	0	0	0	0	1	20	34	9.00	1.000
40 Kevin Jepsen, R (9, 1) ERA: 4.05	1.0	W	4	0	0	0	0	1	0	0	0	0	0	15	24	0.00	1.000
49 Ernesto Frieri, R (10, 1) ERA: 2.0	1.0	S	3	0	0	0	1	0	0	0	0	0	0	5	10	0.00	0.000

PITCHER	IP	WLS	BF	H	R	ER	SO	BB	IBB	HBP	BLK	WP	HR	S	P	ERA	WHIP

BOTTOM

Los Angeles Angels @ Chicago White Sox

U.S. Cellular Field, Chicago, IL

Sat Aug 04 2012, 7:32 PM - 10:57 PM EDT

Att. 28,571 - Overcast - 72 F

livebaseballscorecards.com

AB	38
R	5
H	7
RBI	5
BB	2
SO	6
LOB	14

WP: 0	PB: 0	SB: 0	CS: 0
PA: 42			

Batter	1	2	3	4	5	6	7	8	9	AB	R	H	RBI	BB	SO	LOB
27 Mike Trout, R (1, 7) OBP: 0.407, SLG: 0.597	C SI 90 F SI 93 B SI 92 S CH 87 1-3 K		B CH 85 B SI 93 X SI 93 2-0 G6-3		D CH 85 B SI 93 S SL 87 X CH 87 2-1 SF8 3-H		C SL 87 B SI 99 F SI 98 B SI 99 C SI 99 2-3 K			3	0	0	1	0	2	1
48 Torii Hunter, R (1, 9) OBP: 0.350, SLG: 0.446	B SI 93 F SI 91 S SL 86 B SL 85 B CH 87 X CH 87 3-2 F7		B SL 85 T SI 92 B SI 93 S SL 86 S SL 87 2-3 K		D SL 87 F SI 94 F SI 94 X SL 86 1-2 L6		X SL 87 0-0 2-H 1B			4	0	1	1	0	1	1
5 Albert Pujols, R (1, 3) OBP: 0.352, SLG: 0.535	C SI 94 B CH 86 B CH 87 X SL 85 2-1 2B			F SI 93 X SI 94 0-1 G5-3		C SL 87 B SI 97 F SI 98 X SI 98 1-2 F9		C SI 91 S FF 90 B CH 85 F CH 84 F SI 92 B SI 92 S CU 78 2-3 K		4	0	1	0	0	1	0
44 Mark Trumbo, R (1, 10) OBP: 0.350, SLG: 0.578	S SI 93 S SL 86 S SL 85 0-3 K			S SL 84 B CH 86 B CH 86 S SL 86 B SI 94 B SL 85 4-2 47 SH5-3 BB		C SL 87 S SL 87 X SL 87 0-2 6 1B 47 1B 1B		H SI 92 1-0 47 L9-3 HBP		2	0	1	0	1	1	1
47 Howie Kendrick, R (1, 4) OBP: 0.325, SLG: 0.379		C SI 92 S CH 86 B SI 94 F CH 88 S SL 86 1-3 K		X SI 92 0-0 SH5-3 1-2		X SI 97 0-0 6 1B 1-2 1B		B FF 91 1 SAFE X CU 76 1-0 L9-3 1-1		3	0	1	0	0	1	1
6 Alberto Callaspo, S (1, 5) OBP: 0.328, SLG: 0.370		B SI 93 C SI 94 F FF 94 B SL 87 X FF 94 2-2 F8		B SL 85 C SI 94 B FF 94 X SI 94 2-1 G3		X SI 97 0-0 13 G6-3 1-2 2-3 1B			C FF 94 F FF 96 B CH 85 B CH 85 B FF 96 B FF 95 4-2 BB	3	0	1	0	1	0	1
13 Maicer Izturis, S (1, 6) OBP: 0.318, SLG: 0.327		C SI 93 B CH 87 F CH 88 X SL 87 1-2 1B			B SI 92 C FF 91 B CH 87 X SI 92 2-1 46 SH1-4 25 1B 27 SF8 1B	B SI 98 X SI 97 1-0 G6-3 1-2f			B SI 95 C FF 94 C FF 95 F FF 95 F CH 85 C FF 96 1-3 K	4	1	2	0	0	1	4
25 Peter Bourjos, R (1, 8) OBP: 0.291, SLG: 0.329 17 Chris Iannetta, R (9, PH) OBP: 0.333, SLG: 0.390		B SI 94 1 SAFE F FF 92 1 SAFE X CH 86 1-1 F8			1 SAFE B CH 84 X SI 90 1-0 46 SH1-4 1-2 1B		B SL 86 B SI 97 B FF 96 B SI 97 4-0 46 SH3-4 48 1B BB		B FF 96 S FF 95 S FF 95 F FF 95 B SL 83 F FF 94 T FF 96 2-2 K	2	1	1	0	1	0	1
										1	0	0	0	0	1	1
46 Bobby Wilson, R (1, 2) OBP: 0.294, SLG: 0.303 8 Kendrys Morales, S (9, PH) OBP: 0.325, SLG: 0.431			X SI 92 0-0 P4		L SI 90 X CH 84 0-1 SH1-4 1-2 2-3		X SI 97 0-0 SH3-4 1-2		X FF 95 0-0 F8	1	0	0	0	0	0	0
										1	0	0	0	0	0	1

Inning Stats	1	2	3	4	5	6	7	8	9
	R: 0 E: 0 K: 2 S: 11	H: 1 LOB: 1 BB: 0 P: 17	R: 0 E: 0 K: 1 S: 12	H: 1 LOB: 1 BB: 0 P: 17	R: 0 E: 0 K: 1 S: 5	H: 0 LOB: 0 BB: 0 P: 9	R: 0 E: 0 K: 0 S: 7	H: 0 LOB: 1 BB: 1 P: 13	R: 1 E: 0 K: 0 S: 10	H: 2 LOB: 1 BB: 0 P: 16	R: 0 E: 0 K: 0 S: 9	H: 3 LOB: 2 BB: 0 P: 11	R: 1 E: 0 K: 1 S: 5	H: 1 LOB: 1 BB: 1 P: 11	R: 0 E: 0 K: 1 S: 6	H: 0 LOB: 0 BB: 0 P: 10	R: 0 E: 0 K: 2 S: 13	H: 0 LOB: 1 BB: 1 P: 20

	1B: 7	SF: 1	WP: 0	PA: 36
	2B: 2	SAC: 3	PB: 0	
	3B: 0	DP: 2	SB: 0	
	HR: 0	HBP: 1	CS: 0	

PITCHER		IP	WLS	BF	H	R	ER	SO	BB	IBB	HBP	BLK	WP	HR	S	P	ERA	WHIP
58 Francisco Liriano, L ERA: 5.03	(1, 1)	5.0		20	4	1	1	4	1	0	0	0	0	0	45	72	1.80	1.000
65 Nate Jones, R ERA: 3.33	(6, 1)	2.0	W	9	4	1	1	1	1	0	0	0	0	0	14	22	4.50	2.500
39 Brett Myers, R ERA: 2.89	(8, 1)	1.0	H	3	0	0	0	1	0	0	1	0	0	0	6	10	0.00	0.000
43 Addison Reed, R ERA: 3.92	(9, 1)	1.0	S	4	0	0	0	2	1	0	0	0	0	0	13	20	0.00	1.000

PITCHER	IP	WLS	BF	H	R	ER	SO	BB	IBB	HBP	BLK	WP	HR	S	P	ERA	WHIP

TOP

Los Angeles Angels @ Chicago White Sox

U.S. Cellular Field, Chicago, IL

Sun Aug 05 2012, 2:11 PM - 5:08 PM EDT

Att. 30,202 - Sunny - 82 F

livebaseballscorecards.com

AB	28
R	2
H	8
RBI	2
BB	3
SO	8
LOB	12

BOTTOM

Los Angeles Angels @ Chicago White Sox

U.S. Cellular Field, Chicago, IL

Sun Aug 05 2012, 2:11 PM - 5:08 PM EDT

Att. 30,202 - Sunny - 82 F

livebaseballscorecards.com

Batter	1	2	3	4	5	6	7	8	9	AB	R	H	RBI	BB	SO	LOB
30 Alejandro De Aza, L (1, 8) OBP: 0.351, SLG: 0.412	B FF 87 S FC 84 B FC 86 F FC 85 X FS 84 2-2 ① G4-3		B KC 76 X FC 85 1-0 ② F7		C KC 74 B FC 84 X FS 82 1-1 ③ F7		B SI 91 B SI 90 X FF 91 2-0 ① L6			4	0	0	0	0	0	1
20 Kevin Youkilis, R (1, 5) OBP: 0.349, SLG: 0.439	C SI 89 B FS 86 B FS 84 B FC 85 B FC 85 4-1 14 1B BB		B FF 88 C FS 84 C FS 84 B FF 87 B FC 85 X FF 88 3-2 ③ F8			C FC 83 B FS 82 B FC 83 B FC 84 C SI 88 X FF 88 3-2 HR	1 SAFE B FF 91 1 SAFE B FC 89 B FF 92 C FF 91 1 SAFE C SI 91 B SI 94 4-2 ② 1-2 BB			2	1	1	1	2	0	0
44 Adam Dunn, L (1, 3) OBP: 0.346, SLG: 0.489	C FF 88 B FS 82 S FS 83 B FF 88 C FF 88 2-3 ② K			B KC 75 B FS 82 F FF 86 B FC 82 B SI 87 4-1 14 1B BB		B KC 74 F FS 82 B FS 83 X FS 83 2-1 ① F9	B FF 92 B SI 92 S SI 91 X SI 92 2-1 ③ L9			3	0	0	0	1	1	2
14 Paul Konerko, R (1, 10) OBP: 0.393, SLG: 0.504 66 Ray Olmedo, S (8, PR) (9, 10)	B FC 86 X FC 84 1-0 1-2 1B			B FF 87 C SI 88 F SI 87 X FS 82 1-2 1-2 1B		B FC 86 S FC 85 B SI 88 X FC 84 2-1 ② L5		C FC 90 B FF 92 X FC 89 1-1 10 3B 1B		4 0	0 1	3 0	0 0	0 0	0 0	0 0
51 Alex Rios, R (1, 9) OBP: 0.348, SLG: 0.538	C FF 88 F FS 84 B SI 88 X FS 83 1-2 ③ F8			C FC 85 F FC 85 B FC 86 B FC 85 B FC 85 F FC 84 X SI 88 3-2 ① L8		B FS 82 B SI 88 S FC 84 X FC 84 2-1 1B		C FF 92 C FC 88 T FC 90 0-2 ① K		4	0	1	0	0	1	5
10 Alexei Ramirez, R (1, 6) OBP: 0.289, SLG: 0.356		B SI 88 S FC 84 B SI 87 F FC 84 X SI 89 2-2 ① G6-3		C FC 85 C SI 88 B SI 88 F FC 86 X SI 89 1-2 ② F9		1 SAFE F FC 85 1 SAFE P PO 83 1 SAFE X FC 83 1-1 ③ G4-3		1 SAFE B FF 92 X SI 92 1-0 1-H 3B		4	0	1	1	0	0	3
24 Dayan Viciedo, R (1, 7) OBP: 0.290, SLG: 0.424 7 Jordan Danks, L (7, PR) OBP: 0.297, SLG: 0.333 (8, 7)		C FF 88 F FS 84 B FC 86 B FC 85 F FF 89 F FC 85 F FC 86 B FF 88 T FC 86 3-2 ② K		C SI 89 X FC 85 0-1 ③ F9			B CU 75 B FF 89 B SI 91 C SI 91 F SI 90 X FF 91 3-2 12 HR 1B	B FF 87 C FF 88 S SL 77 B SL 77 C FF 89 2-3 ② K		3 1	0 1	1 0	0 0	0 0	1 1	2 2
17 Tyler Flowers, R (1, 2) OBP: 0.257, SLG: 0.301 12 A.J. Pierzynski, L (7, PH) OBP: 0.342, SLG: 0.547 (8, 2)		B FC 86 B FC 85 F FF 88 T FC 85 C FF 89 2-3 ③ K			F FC 84 B FS 82 C SI 86 F FC 84 B FC 84 F SI 89 B FF 88 F FC 86 X FC 83 3-2 ① P3		B FF 91 B FF 90 X FF 89 2-0 1-H HR	C SL 74 B SI 88 D CU 68 B FF 88 F FF 88 S SL 77 3-3 ③ K		2 2	0 1	0 1	0 2	0 0	1 1	0 2
15 Gordon Beckham, R (1, 4) OBP: 0.278, SLG: 0.348			C FC 83 B SI 87 X FC 83 1-1 ① P6		C FC 83 F FC 83 B FC 84 F FF 88 C FF 88 1-3 ② K		B SI 90 C SI 90 F FC 88 B CU 77 F FF 90 B FF 89 X FF 88 3-2 20 CS 1B			3	0	1	0	0	1	0

Inning Stats	1	2	3	4	5	6	7	8	9
	R: 0 E: 0 K: 1 S: 11	R: 0 E: 0 K: 2 S: 12	R: 0 E: 0 K: 0 S: 6	R: 0 E: 0 K: 0 S: 14	R: 0 E: 0 K: 1 S: 12	R: 1 E: 0 K: 0 S: 12	R: 2 E: 0 K: 0 S: 13	R: 1 E: 0 K: 3 S: 12	
	H: 1 LOB: 2 BB: 1 P: 21	H: 0 LOB: 0 BB: 0 P: 19	H: 0 LOB: 0 BB: 0 P: 11	H: 1 LOB: 2 BB: 1 P: 23	H: 0 LOB: 0 BB: 0 P: 17	H: 2 LOB: 1 BB: 0 P: 21	H: 3 LOB: 1 BB: 1 P: 29	H: 2 LOB: 2 BB: 0 P: 19	

	AB	R	H	RBI	BB	SO	LOB
	32	4	9	4	3	7	17

1B: 6 2B: 0 3B: 1 HR: 2	SF: 0 SAC: 0 DP: 0 HBP: 0	WP: 0 PB: 0 SB: 0 CS: 1	PA: 35
---	---	---	---

PITCHER		IP	WLS	BF	H	R	ER	SO	BB	IBB	HBP	BLK	WP	HR	S	P	ERA	WHIP
24 Dan Haren, R ERA: 4.44	(1, 1)	6.0		24	4	1	1	4	2	0	0	0	0	1	67	112	1.50	1.000
55 Jason Isringhausen, R ERA: 3.47	(7, 1)	0.0	L	3	3	2	2	0	0	0	0	0	0	1	8	16	∞	∞
57 Jerome Williams, R ERA: 4.99	(7, 1)	1.1		6	2	1	1	1	1	0	0	0	0	0	11	21	6.75	2.250
21 Hisanori Takahashi, L ERA: 4.86	(8, 1)	0.2		2	0	0	0	2	0	0	0	0	0	0	6	11	0.00	0.000

PITCHER	IP	WLS	BF	H	R	ER	SO	BB	IBB	HBP	BLK	WP	HR	S	P	ERA	WHIP

Batter	1	2	3	4	5	6	7	8	9	AB	R	H	RBI	BB	SO	LOB
4 Alex Gordon, L (1, 7) OBP: 0.371, SLG: 0.432	C SI 94 B SI 94 S SI 93 S SI 95 1-3 K ①			B SI 92 F SI 90 B SL 80 X SI 94 2-1 2 CS 1B		X SI 92 0-0 P4 ②		C SI 94 S SI 93 1 SAFE X SI 91 0-2 L6 ①		4	0	1	0	0	1	3
2 Alcides Escobar, R (1, 6) OBP: 0.340, SLG: 0.412	X SI 93 0-0 G4-3 ②			1 SAFE T SI 89 1 SAFE B SI 91 S CH 83 B SI 95 B SL 81 S CH 82 3-3 ① ② K 1-2		1 SAFE F SI 92 1 SAFE F SI 93 B SL 78 X CH 82 1-2 1-2 1B		1 SAFE B SI 94 X SI 92 1-0 FC1 ② 1-2 3-H		4	0	1	0	0	1	3
6 Lorenzo Cain, R (1, 8) OBP: 0.330, SLG: 0.431	C SI 90 X SI 94 0-1 F8 ③			C SL 79 F SI 94 S SL 80 0-3 K ③		X CH 82 0-0 G5-3 ③		C SL 78 C SI 94 S SI 92 0-3 K ③		4	0	0	0	0	2	4
16 Billy Butler, R (1, 10) OBP: 0.369, SLG: 0.495		C CH 86 B SI 94 X SI 93 1-1 G6-3 ①			B SI 90 B SI 90 F SI 90 C SI 94 C SI 94 2-3 K ①		B CH 81 B CH 82 X SI 93 2-0 HR		X FF 94 0-0 P4 ①	4	1	1	1	0	1	0
13 Salvador Perez, R (1, 2) OBP: 0.344, SLG: 0.496		C SI 92 B SI 92 B CH 84 S CH 83 X SI 95 2-2 21 L4-3 1B			C SI 89 B SI 93 X CH 83 1-1 F9 ②		F SL 80 B SI 93 F SL 80 F SI 95 X SI 94 1-2 F9 ①		C FF 94 X SL 80 0-1 E6 21 1B	4	0	1	0	0	0	0
21 Jeff Francoeur, R (1, 9) OBP: 0.279, SLG: 0.381		B SI 90 S CH 83 F SI 95 1 SAFE B CH 82 X CH 83 2-2 ② ③ L4-3 1-1			X SI 89 0-0 HR		F CH 84 F SI 94 B SL 81 B SL 80 F SL 77 B CH 83 F CH 82 X CH 82 3-2 L8 ②		C FF 94 F FF 92 F SL 82 X SI 96 0-2 35 G3-6-1 1-2 1B	4	1	2	1	0	0	1
35 Eric Hosmer, L (1, 3) OBP: 0.301, SLG: 0.362			X SL 77 0-0 ① G3		C SI 95 B SL 80 X SL 79 1-1 F8 ③		F SL 77 B SI 94 S SI 94 C SI 96 1-3 ③ K		X CH 85 0-0 ② ③ G3-6-1 1-2f	4	0	0	0	0	1	2
34 Tony Abreu, S (1, 5) OBP: 0.333, SLG: 0.667			B SI 94 B SI 92 C SI 91 X SI 94 2-1 ② G4-3			B SL 75 C CH 81 X CH 81 1-1 ① L7		B SI 91 X CH 80 1-0 17 1B 2 FC1 2B		3	0	1	0	0	0	0
17 Chris Getz, L (1, 4) OBP: 0.324, SLG: 0.381			B SI 95 B SI 95 C SI 94 C SI 94 B SI 96 T SI 94 3-2 ③ K			B SI 91 F SI 89 X SI 93 1-1 2 1B 1B		B SL 77 B SI 92 X SI 90 2-0 2 FC1 2-3 1B		3	0	2	0	0	1	0
Inning Stats	R: 0 E: 0 K: 1 S: 6 H: 0 LOB: 0 BB: 0 P: 7	R: 0 E: 0 K: 0 S: 8 H: 1 LOB: 0 BB: 0 P: 13	R: 0 E: 0 K: 1 S: 6 H: 0 LOB: 0 BB: 0 P: 11	R: 0 E: 0 K: 2 S: 8 H: 1 LOB: 0 BB: 0 P: 13	R: 1 E: 0 K: 1 S: 8 H: 1 LOB: 0 BB: 0 P: 12	R: 0 E: 0 K: 0 S: 9 H: 2 LOB: 2 BB: 0 P: 12	R: 1 E: 0 K: 1 S: 13 H: 1 LOB: 0 BB: 0 P: 20	R: 0 E: 0 K: 1 S: 9 H: 2 LOB: 2 BB: 0 P: 13	R: 0 E: 1 K: 0 S: 8 H: 1 LOB: 1 BB: 0 P: 8	1B: 6 2B: 3 3B: 0 HR: 2 SF: 0 SAC: 0 DP: 3 HBP: 0						

TOP

Kansas City Royals @ Chicago White Sox

U.S. Cellular Field, Chicago, IL

Mon Aug 06 2012, 8:11 PM - 10:27 PM EDT

Att. 30,097 - Clear - 82 F

livebaseballscorecards.com

AB	34
R	2
H	9
RBI	2
BB	0
SO	7
LOB	13

WP: 0 PB: 0 SB: 0 CS: 1 PA: 34

PITCHER		IP	WLS	BF	H	R	ER	SO	BB	IBB	HBP	BLK	WP	HR	S	P	ERA	WHIP
49 Chris Sale, L ERA: 2.59	(1, 1)	8.0	W	30	8	2	2	7	0	0	0	0	0	2	67	101	2.25	1.000
43 Addison Reed, R ERA: 3.83	(9, 1)	1.0	S	4	1	0	0	0	0	0	0	0	0	0	8	8	0.00	1.000

PITCHER	IP	WLS	BF	H	R	ER	SO	BB	IBB	HBP	BLK	WP	HR	S	P	ERA	WHIP

BOTTOM

Kansas City Royals @ Chicago White Sox

U.S. Cellular Field, Chicago, IL

Mon Aug 06 2012, 8:11 PM - 10:27 PM EDT

Att. 30,097 - Clear - 82 F

livebaseballscorecards.com

Batter	1	2	3	4	5	6	7	8	9	AB	R	H	RBI	BB	SO	LOB
7 Jordan Danks, L (1, 8) OBP: 0.317, SLG: 0.333	C FF 90 X FF 92 0-1 ① P5		C FF 93 B SI 93 F FF 93 F FF 94 B SL 82 X FF 94 2-2 20 G5-4-3 1B			X FF 92 0-0 ① P5		B FF 92 B CH 80 B SI 94 C SI 94 S SI 93 B SL 83 4-2 20 2B BB		3	1	1	0	1	0	0
20 Kevin Youkilis, R (1, 5) OBP: 0.348, SLG: 0.440	B SI 93 C FF 92 B FF 93 X FF 93 2-1 ② G6-3		B SI 93 C FF 93 1 SAFE C SI 92 X SL 81 1-2 ②③ G5-4-3 1-2f			B SI 92 C SI 93 X SI 94 1-1 ② G4-3		1 SAFE B SI 92 1 SAFE X SI 92 1-0 14 WP 1-H 2B		4	0	1	1	0	0	1
44 Adam Dunn, L (1, 10) OBP: 0.343, SLG: 0.484	B FF 93 B FF 93 B SI 92 X FF 94 3-0 ③ P5			B CU 72 F FF 92 B FF 92 F FF 94 S SL 84 2-3 ① K		F FF 93 B FF 94 F SI 94 C FF 94 1-3 ③ K		D CU 76 B FF 94 F FF 92 B CU 75 S FF 94 F FF 94 S FF 94 3-3 ② K		4	0	0	0	0	3	1
14 Paul Konerko, R (1, 3) OBP: 0.391, SLG: 0.509		X FF 92 0-0 ① G6-3		C SI 93 X SL 83 0-1 ② G6-3			B FF 93 B SI 92 B SI 93 C SI 93 X FF 94 3-1 HR	C FF 94 B CU 76 B CU 75 S CH 84 X CU 76 2-2 ③ G5-3 2-3		4	1	1	1	0	0	1
51 Alex Rios, R (1, 9) OBP: 0.348, SLG: 0.542		C FF 92 B FF 93 F FF 92 F SL 82 B SL 82 X SL 82 2-2 12 2B 3B		C FF 94 X SI 94 0-1 ③ G5-3			B SI 93 C CU 78 B SL 81 F SL 80 X SL 83 2-2 ① F8			3	1	1	0	0	0	0
12 A.J. Pierzynski, L (1, 2) OBP: 0.345, SLG: 0.551		B SI 94 B FF 93 X CH 84 2-0 3-H 2B			F FF 94 B FF 94 F SI 94 F SL 83 X FF 95 1-2 10 G1-4-3 1B		B SI 93 B CU 78 S CH 83 S SL 82 F SL 82 F SL 83 X CH 81 2-2 ② G3-1			3	0	2	1	0	0	0
10 Alexei Ramirez, R (1, 6) OBP: 0.290, SLG: 0.354		C SI 92 S SL 83 H FF 92 1-2 24 G5-4-3 HBP			B SI 94 X SI 93 1-0 ① G1-4-3 1-2		B CU 75 B SL 81 B SI 93 X SI 94 3-0 ③ G5-3			2	0	0	0	0	0	1
24 Dayan Viciedo, R (1, 7) OBP: 0.287, SLG: 0.421		B SI 91 X SL 80 1-0 ②③ G5-4-3 1-2f			C SI 93 F SI 94 B SL 82 C SL 81 1-3 ② K			C CU 74 S SL 83 B SL 82 S SL 81 1-3 ① K2-3		3	0	0	0	0	2	3
15 Gordon Beckham, R (1, 4) OBP: 0.278, SLG: 0.355			S SI 92 B FF 93 X SI 92 1-1 ① F9		S SI 93 F SI 94 S SL 82 0-3 ③ K			X CU 76 0-0 HR		3	1	1	1	0	1	1
Inning Stats	R: 0 E: 0 K: 0 S: 5 H: 0 LOB: 0 BB: 0 P: 10	R: 1 E: 0 K: 0 S: 9 H: 2 LOB: 1 BB: 0 P: 15	R: 0 E: 0 K: 0 S: 9 H: 1 LOB: 0 BB: 0 P: 13	R: 0 E: 0 K: 1 S: 7 H: 0 LOB: 0 BB: 0 P: 9	R: 0 E: 0 K: 2 S: 11 H: 1 LOB: 1 BB: 0 P: 14	R: 0 E: 0 K: 1 S: 6 H: 0 LOB: 0 BB: 0 P: 8	R: 1 E: 0 K: 0 S: 11 H: 1 LOB: 0 BB: 0 P: 21	R: 2 E: 0 K: 2 S: 14 H: 2 LOB: 1 BB: 1 P: 25		1B: 2 2B: 2 3B: 1 HR: 2 SF: 0 SAC: 0 DP: 2 HBP: 1						

	AB	29
	R	4
	H	7
	RBI	4
	BB	1
	SO	6
	LOB	8

WP: 1 PA: 31
PB: 0
SB: 0
CS: 0

PITCHER		IP	WLS	BF	H	R	ER	SO	BB	IBB	HBP	BLK	WP	HR	S	P	ERA	WHIP
39 Luis Mendoza, R ERA: 4.36	(1, 1)	7.1	L	29	7	4	4	5	1	0	1	0	0	2	65	103	4.91	1.091
55 Tim Collins, L ERA: 3.09	(8, 1)	0.2		2	0	0	0	1	0	0	0	0	1	0	7	12	0.00	0.000

PITCHER	IP	WLS	BF	H	R	ER	SO	BB	IBB	HBP	BLK	WP	HR	S	P	ERA	WHIP

Kansas City Royals @ Chicago White Sox

U.S. Cellular Field, Chicago, IL

Tue Aug 07 2012, 8:11 PM - 10:44 PM EDT

Att. 27,194 - Partly Cloudy - 86 F

TOP

livebaseballscorecards.com

Batter	1	2	3	4	5	6	7	8	9	AB	R	H	RBI	BB	SO	LOB
4 Alex Gordon, L (1, 7) OBP: 0.373, SLG: 0.432	B FF 90 C FC 86 B FF 91 S CH 82 B SI 93 B CH 82 4-2 17 BB BB		F FF 91 B FF 92 B CH 84 S FC 86 B SI 93 F CU 80 X FC 86 3-2 ② G3			C SL 85 B FC 86 B CH 83 F SL 85 X SI 91 2-2 17 G4-3 17 S 8 SF9 1B	S SI 91 1 SAFE X SI 90 0-1 1-3 3-H 1B		C CH 85 F CU 80 F FF 92 D CU 81 X CU 79 1-2 ② F7	4	1	2	1	1	0	1
17 Chris Getz, L (1, 4) OBP: 0.320, SLG: 0.372	B FF 90 C FF 90 B CH 82 B SI 90 B FF 90 4-1 1-2 BB		X SI 90 0-0 ③ F8			1 SAFE 1 SAFE S FF 90 X FC 86 0-1 ① G4-3 1-3	B FF 92 X FF 92 1-0 ③ L4		B FF 92 X SL 84 1-0 ③ F8	4	0	0	0	1	0	4
8 Mike Moustakas, L (1, 5) OBP: 0.311, SLG: 0.446	B SI 92 C FC 86 B FC 86 F FC 86 S FF 93 2-3 ① K			C CU 78 X CH 84 0-1 ① P4		B FC 87 X SI 87 1-0 ② SF9 3-H		B SL 78 B FF 93 B FF 94 B FF 89 4-0 16 WP 16 HR BB		2	1	0	1	1	1	2
16 Billy Butler, R (1, 10) OBP: 0.370, SLG: 0.505	C FF 92 X SL 83 0-1 ② F7			F FF 90 B FF 91 F SI 91 X SL 82 1-2 2B		B SL 83 C SL 82 S CH 82 B SL 83 X SL 82 2-2 ③ G4-3		B SI 98 S SI 98 X SI 99 1-1 1-H HR		4	1	2	2	0	0	2
21 Jeff Francoeur, R (1, 9) OBP: 0.279, SLG: 0.379	S SI 93 F FF 93 F FF 93 S SI 94 0-3 ③ K			B FF 92 C SI 92 B FF 92 F CH 85 B FF 92 F CH 83 X CU 81 3-2 ② L7			X SI 90 0-0 35 1B 34 1B 1B	B SL 88 F SI 98 X SI 99 1-1 ① G6-3		4	1	1	0	0	1	3
27 Brayan Peña, S (1, 2)		B FF 88 B FF 89 C FF 89 S FF 90 B FF 91 X FF 88 3-2 ① P6		B CH 83 X FF 91 1-0 ③ P6			C SI 90 B SI 91 B FF 90 1 SAFE X SI 90 2-1 ① F7	X SI 99 0-0 ② G3		4	0	0	0	0	0	2
35 Eric Hosmer, L (1, 3) OBP: 0.303, SLG: 0.362		B FF 90 B CH 83 C FF 91 C FC 86 B CU 81 F CU 81 B FF 92 4-2 34 G4-6-3 BB			X FF 90 0-0 ① F8		C FF 90 X SI 87 0-1 34 1B 1-3 1B	B SL 89 X CH 89 1-0 ③ G4-3		3	0	1	0	1	0	0
34 Tony Abreu, S (1, 6) OBP: 0.429, SLG: 0.714		C SI 91 X FF 91 0-1 ② ③ G4-6-3 1-2f			C FF 88 F SI 90 X SI 91 0-2 ② G4-3		1 SAFE X CH 83 0-0 ② 1 1B 4 1B 1-3 3-H 1B		X FF 93 0-0 1 G4-3 2B	4	1	2	1	0	0	1
1 Jarrod Dyson, L (1, 8) OBP: 0.330, SLG: 0.344			C FF 90 B FF 91 F CH 82 B FF 92 B FC 88 S FF 90 3-3 ① K		C SI 90 B FC 87 F FC 86 F FF 91 B CU 79 F CU 79 F SI 91 F FF 91 S FC 86 2-3 ③ K		X FF 88 0-0 4 1B 2-3 1B		F SI 93 B FF 93 X SL 84 1-1 ① G4-3 2-3	4	0	1	0	0	2	1

Inning Stats																																			
	R: 0	E: 0	K: 2	S: 12	H: 0	LOB: 2	BB: 2	P: 22	R: 0	E: 0	K: 0	S: 8	H: 0	LOB: 0	BB: 1	P: 15	R: 0	E: 0	K: 1	S: 8	H: 0	LOB: 0	BB: 0	P: 14	R: 0	E: 0	K: 0	S: 10	H: 1	LOB: 1	BB: 0	P: 15	R: 0	E: 0	K: 1	S: 11	H: 0	LOB: 0	BB: 0	P: 13
	R: 1	E: 0	K: 0	S: 9	H: 1	LOB: 0	BB: 0	P: 14	R: 2	E: 0	K: 0	S: 10	H: 5	LOB: 2	BB: 0	P: 13	R: 2	E: 0	K: 0	S: 6	H: 1	LOB: 0	BB: 1	P: 13	R: 0	E: 0	K: 0	S: 8	H: 1	LOB: 1	BB: 0	P: 11	1B: 6	2B: 2	3B: 0	HR: 1	SF: 1	SAC: 0	DP: 1	HBP: 0	WP: 1	PB: 0	SB: 1	CS: 0	PA: 38

	AB	33
	R	5
	H	9
	RBI	5
	BB	4
	SO	4
	LOB	16

PITCHER		IP	WLS	BF	H	R	ER	SO	BB	IBB	HBP	BLK	WP	HR	S	P	ERA	WHIP
44 Jake Peavy, R ERA: 3.08	(1, 1)	6.2	L	28	7	3	3	4	3	0	0	0	0	0	67	104	4.05	1.500
52 Leyson Septimo, L ERA: 5.19	(7, 1)	0.1		2	0	1	1	0	1	0	0	0	0	0	1	6	27.00	3.000
65 Nate Jones, R ERA: 3.45	(8, 1)	1.0		4	1	1	1	0	0	0	0	0	1	1	6	9	9.00	1.000
41 Philip Humber, R ERA: 6.07	(9, 1)	1.0		4	1	0	0	0	0	0	0	0	0	0	8	11	0.00	1.000

PITCHER		IP	WLS	BF	H	R	ER	SO	BB	IBB	HBP	BLK	WP	HR	S	P	ERA	WHIP

Batter	1	2	3	4	5	6	7	8	9	AB	R	H	RBI	BB	SO	LOB
15 Gordon Beckham, R (1, 4) OBP: 0.280, SLG: 0.363	C SI 84 B FF 87 B SI 85 B SI 86 C SI 85 X FF 87 3-2 HR		B CU 74 F FF 88 B CU 73 X CH 78 2-1 ② F8			B FF 86 B SL 82 B CH 76 C SI 84 B FF 87 4-1 10 G4-3 10 WP 44 1B BB	B FF 97 F SI 96 F SI 98 X FF 98 1-2 ③ F8			3	2	1	1	1	0	1
10 Alexei Ramirez, R (1, 6) OBP: 0.287, SLG: 0.350	F SI 85 F FF 88 F FF 89 X CU 75 0-2 ① G5-3		C CU 74 F SL 82 F FF 90 F SI 88 X CU 76 0-2 ③ F7			C SL 82 C FF 87 B SL 84 F SL 82 X SI 86 1-2 ① G4-3 1-3		S SI 99 F SI 99 B FF 99 F CH 87 S CH 87 1-3 ① K		4	0	0	0	0	1	1
44 Adam Dunn, L (1, 10) OBP: 0.342, SLG: 0.482	C FF 89 B SI 88 C SI 87 B EP 68 B FF 89 X FF 87 3-2 ② F7			C SL 82 C SI 87 X FF 89 0-2 ① L8		B SI 88 B SI 87 F SI 87 C SI 87 X FF 89 2-2 51 2B 3-H 1B		B SI 99 B CH 87 F FF 98 S FF 99 C FF 98 2-3 ② K		4	0	1	1	0	1	0
14 Paul Konerko, R (1, 3) OBP: 0.388, SLG: 0.504	C CU 74 B FF 89 X FF 89 1-1 ③ P3			X FF 88 0-0 ② G5-3		C SI 86 F SI 86 T SI 87 0-2 ② K		B CU 82 C CH 86 F FF 99 F CH 86 F SI 98 B CU 79 T SI 99 2-2 ③ K		4	0	0	0	0	2	1
51 Alex Rios, R (1, 9) OBP: 0.349, SLG: 0.544		C SI 86 B CH 77 X CH 78 1-1 12 G3 12 S 1B		C FF 88 C CU 75 B SI 88 F FF 88 B SL 83 F SL 84 X SL 82 2-2 ③ P3		B SL 84 X SL 84 1-0 1-3 2B			C FF 95 T FF 96 X SL 86 0-2 ① F8	4	0	2	0	0	0	0
12 A.J. Pierzynski, L (1, 2) OBP: 0.344, SLG: 0.547		B FF 87 C SI 86 C FF 87 X SI 87 1-2 ① G3 1-3			X CU 74 0-0 7 B3-6 24 1B 1B	F SI 87 F SI 88 X SI 89 0-2 ③ P6			C FF 96 X FF 97 0-1 ② F7	4	0	1	0	0	0	3
24 Dayan Viciedo, R (1, 7) OBP: 0.287, SLG: 0.419		B FF 87 C SL 84 X FF 87 1-1 ② P5			C FF 87 X SL 82 0-1 1-2 1B		C SL 82 B SI 86 T SI 85 B SI 87 X SL 84 2-2 ① G4-3		B FF 96 C FF 95 X FF 97 1-1 ③ F9	4	0	1	0	0	0	1
7 Jordan Danks, L (1, 8) OBP: 0.295, SLG: 0.310		X SI 87 0-0 ③ G3-1			X SI 84 0-0 ① ② B3-6 2-2f		C SI 86 B EP 67 B SL 82 X SI 84 2-1 ② L9			3	0	0	0	0	0	3
66 Ray Olmedo, S (1, 5) OBP: 0.333, SLG: 0.333			C FF 86 S SL 85 S SL 84 0-3 ① K		C SL 81 S SL 82 X SL 81 0-2 ③ F8		B SI 85 B SL 84 F SI 84 B SL 82 C SI 85 X FF 88 3-2 1B			3	0	1	0	0	1	1
Inning Stats	R: 1 E: 0 K: 0 S: 12 H: 1 LOB: 0 BB: 0 P: 19	R: 0 E: 0 K: 0 S: 8 H: 1 LOB: 1 BB: 0 P: 11	R: 0 E: 0 K: 1 S: 10 H: 0 LOB: 0 BB: 0 P: 12	R: 0 E: 0 K: 0 S: 9 H: 0 LOB: 0 BB: 0 P: 11	R: 0 E: 0 K: 0 S: 7 H: 2 LOB: 1 BB: 0 P: 7	R: 1 E: 0 K: 1 S: 15 H: 2 LOB: 2 BB: 1 P: 23	R: 0 E: 0 K: 0 S: 11 H: 1 LOB: 1 BB: 0 P: 19	R: 0 E: 0 K: 3 S: 12 H: 0 LOB: 0 BB: 0 P: 17	R: 0 E: 0 K: 0 S: 7 H: 0 LOB: 0 BB: 0 P: 8	1B: 5 2B: 2 3B: 0 HR: 1	SF: 0 SAC: 0 DP: 1 HBP: 0	WP: 1 PB: 0 SB: 1 CS: 0	PA: 34			

PITCHER		IP	WLS	BF	H	R	ER	SO	BB	IBB	HBP	BLK	WP	HR	S	P	ERA	WHIP
52 Bruce Chen, L ERA: 5.51	(1, 1)	6.2	W	27	7	2	2	2	1	0	0	0	1	1	69	98	2.70	1.200
40 Kelvin Herrera, R ERA: 2.64	(7, 1)	1.1	H	4	0	0	0	3	0	0	0	0	0	0	15	21	0.00	0.000
56 Greg Holland, R ERA: 3.22	(9, 1)	1.0	S	3	0	0	0	0	0	0	0	0	0	0	7	8	0.00	0.000

PITCHER	IP	WLS	BF	H	R	ER	SO	BB	IBB	HBP	BLK	WP	HR	S	P	ERA	WHIP

BOTTOM

Kansas City Royals @ Chicago White Sox

U.S. Cellular Field, Chicago, IL

Tue Aug 07 2012, 8:11 PM - 10:44 PM EDT

Att. 27,194 - Partly Cloudy - 86 F

livebaseballscorecards.com

AB	33
R	2
H	7
RBI	2
BB	1
SO	5
LOB	11

Kansas City Royals @ Chicago White Sox

U.S. Cellular Field, Chicago, IL

Wed Aug 08 2012, 8:11 PM - 10:47 PM EDT

Att. 25,151 - Overcast - 73 F

TOP

livebaseballscorecards.com

Batter	1	2	3	4	5	6	7	8	9	AB	R	H	RBI	BB	SO	LOB
4 Alex Gordon, L (1, 7) OBP: 0.370, SLG: 0.429	C FF 91 B SI 92 F FF 90 B CU 80 X FF 92 2-2 F7 ①		B CU 81 B FF 89 X FF 91 2-0 G3 ②			B SL 87 C FF 90 S SL 88 X CU 79 1-2 G4-3 ①		C SL 87 F CU 79 S CU 77 0-3 K 6 S		4	0	0	0	0	1	0
2 Alcides Escobar, R (1, 6) OBP: 0.339, SLG: 0.410	C FF 92 B FF 91 F SI 92 F FF 93 X CU 80 1-2 G5-3 ②		X FF 92 0-0 G6-3 ③			C FF 91 B SI 91 B CH 86 B CH 85 F FF 90 X FF 91 3-2 16 BB 1B		1 SAFE C FF 93 F FF 92 1 SAFE F FF 92 B FF 92 F SL 84 F FF 93 1 SAFE 1-3 S FF 93 K ①		4	0	1	0	0	1	1
6 Lorenzo Cain, R (1, 8) OBP: 0.319, SLG: 0.415	B FF 92 C FF 90 B FF 92 X FF 92 2-1 L9 ③			B CU 79 X FF 90 1-0 G5-3 ①		1 SAFE 1 SAFE B SI 91 C FF 90 1 SAFE S CU 80 B FF 90 S CH 85 2-3 K ②		C SL 84 P PO 87 C SL 85 X FF 93 1-2 G6-3 ② 1-2		4	0	0	0	0	1	2
16 Billy Butler, R (1, 10) OBP: 0.369, SLG: 0.501		B FF 90 B CH 86 X FF 91 2-0 G4-3 ①		B FF 89 F SL 89 F SL 88 S CU 80 1-3 K ②		D SL 88 B CH 86 D CH 86 B FF 90 4-0 1-2 BB		C FF 94 F FF 94 S CU 73 0-3 K ③		3	0	0	0	1	2	1
13 Salvador Perez, R (1, 2) OBP: 0.341, SLG: 0.512		F FF 91 F CU 80 F FF 91 F CU 79 B SL 88 F SL 88 B FF 92 S SL 89 2-3 K ②		B CH 86 SL 89 X FF 91 2-0 HR		D CH 87 B FF 90 C SI 90 X CH 87 2-1 F9 ③			S SI 91 B SI 90 F SL 85 F CU 77 X SI 92 1-2 L6 ①	4	1	1	1	0	1	2
8 Mike Moustakas, L (1, 5) OBP: 0.310, SLG: 0.452		X FF 91 0-0 HR		F SL 87 B CU 79 B CU 79 X SL 88 2-1 G3-1 ③			X SL 86 0-0 L9 ①		X SI 92 0-0 F7 ②	4	1	1	1	0	0	0
21 Jeff Francoeur, R (1, 9) OBP: 0.283, SLG: 0.382		F FF 92 B SL 89 B CH 86 F CH 87 X FF 92 2-2 1B			F FF 90 C CH 87 B FF 91 B SL 86 F SL 89 B FF 90 F CU 79 X FF 92 3-2 35 F8-3 1B		B SI 89 B CH 85 F FF 89 B CU 79 S FF 90 B CH 86 4-2 35 FC3-6 BB		B SI 93 C SI 93 X SI 92 1-1 F8 ③	3	0	2	0	1	0	0
35 Eric Hosmer, L (1, 3) OBP: 0.300, SLG: 0.359		1 SAFE F SI 90 F SL 88 B FF 92 1 SAFE S CU 78 1-3 K ③			B FF 90 D SL 88 1 SAFE X SL 89 2-0 F8-3 ①② 1-1		D SL 88 1 SAFE C FF 90 X SL 87 1-1 FC3-6 34 FC5-4 1-2f ②			3	0	0	0	0	1	3
34 Tony Abreu, S (1, 4) OBP: 0.300, SLG: 0.500			B SL 88 C SL 88 X CU 79 1-1 F7 ①		B CH 86 X CH 86 1-0 G6-3 ③		1 SAFE B FF 90 B FF 90 1 SAFE X FF 90 2-0 FC5-4 ③ 1-2f			3	0	0	0	0	0	1

	AB	32
	R	2
	H	5
	RBI	2
	BB	2
	SO	7
	LOB	10

Inning Stats																		
	R: 0 E: 0 K: 0 S: 9	H: 0 LOB: 0 BB: 0 P: 14	R: 1 E: 0 K: 2 S: 14	H: 2 LOB: 1 BB: 0 P: 21	R: 0 E: 0 K: 0 S: 4	H: 0 LOB: 0 BB: 0 P: 7	R: 1 E: 0 K: 1 S: 7	H: 1 LOB: 0 BB: 0 P: 13	R: 0 E: 0 K: 0 S: 7	H: 1 LOB: 0 BB: 0 P: 13	R: 0 E: 0 K: 1 S: 11	H: 1 LOB: 2 BB: 1 P: 23	R: 0 E: 0 K: 0 S: 6	H: 0 LOB: 1 BB: 1 P: 13	R: 0 E: 0 K: 3 S: 16	H: 0 LOB: 1 BB: 0 P: 17	R: 0 E: 0 K: 0 S: 7	H: 0 LOB: 0 BB: 0 P: 9

	1B: 3	SF: 0	WP: 1	PA: 34
	2B: 1	SAC: 0	PB: 0	
	3B: 0	DP: 1	SB: 1	
	HR: 2	HBP: 0	CS: 0	

PITCHER		IP	WLS	BF	H	R	ER	SO	BB	IBB	HBP	BLK	WP	HR	S	P	ERA	WHIP
62 Jose Quintana, L ERA: 2.78	(1, 1)	7.0	L	28	5	2	2	5	2	0	0	0	1	2	61	107	2.57	1.000
26 Jesse Crain, R ERA: 2.17	(8, 1)	1.0		3	0	0	0	2	0	0	0	0	0	0	13	14	0.00	0.000
39 Brett Myers, R ERA: 2.82	(9, 1)	1.0		3	0	0	0	0	0	0	0	0	0	0	7	9	0.00	0.000

PITCHER	IP	WLS	BF	H	R	ER	SO	BB	IBB	HBP	BLK	WP	HR	S	P	ERA	WHIP

BOTTOM

Kansas City Royals @ Chicago White Sox

U.S. Cellular Field, Chicago, IL

Wed Aug 08 2012, 8:11 PM - 10:47 PM EDT

Att. 25,151 - Overcast - 73 F

livebaseballscorecards.com

Batter	1	2	3	4	5	6	7	8	9	AB	R	H	RBI	BB	SO	LOB
30 Alejandro De Aza, L (1, 8) OBP: 0.352, SLG: 0.413	B FF 94 B FF 93 C SI 93 B SI 94 X SI 94 3-1 1B		C SI 93 B CU 78 X CH 86 1-1 15 E 1B			C SI 91 B FF 93 B SI 92 C SI 93 F CU 77 B SL 87 S SI 95 3-3 ② K		F SI 93 B FF 94 S SI 91 F SL 86 X SL 85 1-2 ③ F7		4	0	2	0	0	1	1
15 Gordon Beckham, R (1, 4) OBP: 0.280, SLG: 0.365	1 SAFE B FF 93 X SI 93 1-0 ① F9		1 SAFE C SI 93 S FF 94 F FF 94 F SL 86 D FF 95 1 SAFE X CU 78 1-2 ③ F8 1-2			B FC 93 X SI 92 1-0 2B			B FF 96 C FF 96 F FF 96 B SL 89 F FF 97 F FF 98 S SL 87 2-3 ① K	4	0	1	0	0	1	2
44 Adam Dunn, L (1, 3) OBP: 0.341, SLG: 0.482	C SI 94 1 SAFE D CU 78 C CU 77 S FF 94 1-3 ② K			C SL 86 B CH 86 B SL 86 S FF 94 T FF 95 2-2 ① K		F SI 94 S FF 93 B SI 95 B SI 94 C SL 86 2-3 ③ K			C FF 96 F FF 97 X FF 99 0-2 12 1B 2B	4	1	1	0	0	3	2
20 Kevin Youkilis, R (1, 5) OBP: 0.344, SLG: 0.433	C SI 94 B SL 85 1 SAFE C SL 86 D CH 86 F FF 95 B SI 95 F FF 94 X FF 95 3-2 ③ P3			C SI 94 F SI 93 B CH 86 X CH 86 1-2 ② G5-3			B SL 83 C FF 92 X FF 92 1-1 ① P5		B FF 98 F FF 98 C SL 87 B SL 86 S SL 87 2-3 ② K	4	0	0	0	0	1	2
12 A.J. Pierzynski, L (1, 2) OBP: 0.346, SLG: 0.547 66 Ray Olmedo, S (9, PR) OBP: 0.333, SLG: 0.333		F FF 93 X CU 75 0-1 10 G6-4-3 1B		C CU 76 X FF 94 0-1 ③ F7			F SI 94 X SL 86 0-1 ② P5		B FF 98 X FF 99 1-0 2-H 1B	4 0	0 0	2 0	1 0	0 0	0 0	0 0
10 Alexei Ramirez, R (1, 6) OBP: 0.284, SLG: 0.347		B SI 92 F CH 85 F SI 93 B CU 77 X SI 94 2-2 ①② G6-4-3 1-2f			X SI 91 0-0 ① P6		B SL 83 C SI 93 F FF 94 X SL 86 1-2 ③ G5-3		F SL 87 F SL 85 X SL 87 0-2 ③ L6	4	0	0	0	0	0	2
24 Dayan Viciedo, R (1, 7) OBP: 0.285, SLG: 0.415		C SI 95 B CU 78 F SI 94 F FF 95 X CU 76 1-2 ③ P6			B FF 93 T SL 84 C SI 94 F CH 86 S SL 87 1-3 ② K			F FF 92 C SI 91 S FF 94 0-3 ① K		3	0	0	0	0	2	0
7 Jordan Danks, L (1, 9) OBP: 0.277, SLG: 0.289			C FF 92 X FF 93 0-1 ① F9		F SI 94 B SI 93 B SL 86 X SI 95 2-1 ③ L8			X FF 94 0-0 ② F8		3	0	0	0	0	0	0
5 Orlando Hudson, S (1, 10) OBP: 0.251, SLG: 0.296			F FF 93 X CH 85 0-1 ② G3-1			C FF 91 X CU 75 0-1 ① F7		B FF 93 C SI 92 C SL 85 B SI 95 X SI 94 2-2 1B		3	0	1	0	0	0	0
Inning Stats	R: 0 E: 0 K: 1 S: 11 H: 1 LOB: 1 BB: 0 P: 19	R: 0 E: 0 K: 0 S: 9 H: 1 LOB: 0 BB: 0 P: 12	R: 0 E: 1 K: 0 S: 11 H: 1 LOB: 1 BB: 0 P: 13	R: 0 E: 0 K: 1 S: 8 H: 0 LOB: 0 BB: 0 P: 11	R: 0 E: 0 K: 1 S: 7 H: 0 LOB: 0 BB: 0 P: 10	R: 0 E: 0 K: 2 S: 10 H: 1 LOB: 1 BB: 0 P: 16	R: 0 E: 0 K: 0 S: 7 H: 0 LOB: 0 BB: 0 P: 9	R: 0 E: 0 K: 1 S: 11 H: 1 LOB: 1 BB: 0 P: 14	R: 1 E: 0 K: 2 S: 15 H: 2 LOB: 1 BB: 0 P: 20	1B: 5 2B: 2 3B: 0 HR: 0 SF: 0 SAC: 0 DP: 1 HBP: 0						WP: 0 PB: 0 SB: 0 CS: 0 PA: 33	

	AB	33
	R	1
	H	7
	RBI	1
	BB	0
	SO	8
	LOB	9

PITCHER	IP	WLS	BF	H	R	ER	SO	BB	IBB	HBP	BLK	WP	HR	S	P	ERA	WHIP
33 Jeremy Guthrie, R (1, 1) ERA: 6.1	8.0	W	28	5	0	0	6	0	0	0	0	0	0	74	104	0.00	0.625
56 Greg Holland, R (9, 1) ERA: 3.35	1.0	S	5	2	1	1	2	0	0	0	0	0	0	15	20	9.00	2.000

PITCHER	IP	WLS	BF	H	R	ER	SO	BB	IBB	HBP	BLK	WP	HR	S	P	ERA	WHIP

Batter	1	2	3	4	5	6	7	8	9	AB	R	H	RBI	BB	SO	LOB
4 Coco Crisp, S (1, 8) OBP: 0.319, SLG: 0.367	B SI 93 B FF 94 C SI 91 B FF 94 B SI 92 4-1 16 S 19 SH1-3 16 G4-3 BB	S CU 80 X CH 88 0-1 G4-3		B FF 94 B FC 87 B SI 92 B FF 90 4-0 BB		X CH 86 0-0 G4-3			1 SAFE F SI 91 F SI 91 1 SAFE 1 SAFE X CU 78 0-2 F9	3	1	0	0	2	0	3
19 Jemile Weeks, S (1, 4) OBP: 0.305, SLG: 0.307	X SI 89 0-0 SH1-3 1-2		C FF 91 X CH 88 0-1 37 BB 52 1B 1B	B FF 91 C SI 91 1 SAFE X FF 91 1-1 F8			C FC 85 B CU 79 X CU 79 1-1 1B		B SI 91 X SI 91 1-0 G6-3 1-2	4	0	2	0	0	0	2
16 Josh Reddick, L (1, 9) OBP: 0.330, SLG: 0.510	C FF 93 F CU 82 B SI 94 F CU 81 X FC 90 1-2 G4-3 2-H		1 SAFE B CH 86 C FC 85 F FF 91 F SI 89 1 SAFE C FC 85 1-3 K	B CU 79 S CH 86 X FC 86 1-1 F7			1 SAFE C SL 79 B SL 78 C SL 77 1 SAFE 1 SAFE S SL 80 1-3 K		X CU 78 0-0 G3-1	5	0	0	1	0	2	3
52 Yoenis Cespedes, R (1, 7) OBP: 0.368, SLG: 0.515	C FF 90 F FF 94 B FF 94 S FF 93 1-3 K		F SI 91 1 SAFE B SI 90 B FC 85 F FC 85 X FF 92 2-2 37 BB 1-2 1B	C FC 87 H SI 92 1-1 HBP			F FF 93 1 SAFE B SL 83 1 SAFE B FF 93 S SL 84 1 SAFE F FF 93 S FF 93 2-3 K			3	0	1	0	0	2	1
22 Chris Carter, R (1, 3) OBP: 0.405, SLG: 0.628		S FC 86 B FF 91 X FC 86 1-1 37 HR 2B	C FF 90 B CU 77 F FC 87 B CU 79 T CU 78 2-2 K	1 SAFE X FC 87 0-0 L5			B FF 93 F FF 93 F FF 93 1 SAFE B FF 93 C CU 71 2-3 K			4	1	1	0	0	2	4
37 Brandon Moss, L (1, 10) OBP: 0.312, SLG: 0.532		C SI 92 B FF 92 F FF 93 B FF 92 X CU 80 2-2 2-H HR	B CU 81 F FC 86 B FF 92 F FC 86 B SI 94 B FF 93 4-2 1-2 2-3 BB	B FF 90 1 SAFE F CH 85 B FF 91 F FC 85 X FC 86 2-2 F7				B SL 83 C FF 96 S FF 95 S SL 82 1-3 K2-3		3	1	1	2	1	1	1
7 Brandon Inge, R (1, 5) OBP: 0.269, SLG: 0.379		B FF 92 B CH 88 C FC 87 X FF 92 2-1 G6-3	C FC 88 C CU 79 S CU 80 0-3 K			X FC 89 0-0 P4		C FF 96 B SL 82 B FF 95 X FF 95 2-1 F9		4	0	0	0	0	1	3
36 Derek Norris, R (1, 2) OBP: 0.264, SLG: 0.363		B CU 81 S FC 87 B SI 92 S FC 87 B FC 87 X FC 87 3-2 2 G4-3 2B		X SI 93 0-0 F8		B FF 90 C FF 90 F FF 90 S CU 80 1-3 K		F FF 96 F SL 82 F SL 80 B FF 96 S SL 81 1-3 K		4	0	1	0	0	2	0
2 Cliff Pennington, S (1, 6) OBP: 0.265, SLG: 0.287		X SI 92 0-0 G4-3 2-3		C FF 92 B SI 92 B SI 92 X FC 87 2-1 F9		B SI 90 M FC 86 B CU 80 S SI 91 X FC 86 2-2 3B			B FF 89 B SI 90 C SI 90 C FF 90 B CU 76 B SI 89 4-2 19 G6-3 BB	3	0	1	0	1	0	1
Inning Stats	R: 1 E: 0 K: 1 S: 9 H: 0 LOB: 0 BB: 1 P: 15	R: 2 E: 0 K: 0 S: 13 H: 3 LOB: 1 BB: 0 P: 21	R: 0 E: 0 K: 3 S: 17 H: 2 LOB: 3 BB: 1 P: 26	R: 0 E: 0 K: 0 S: 5 H: 0 LOB: 1 BB: 1 P: 12	R: 0 E: 0 K: 0 S: 7 H: 0 LOB: 1 BB: 0 P: 11	R: 0 E: 0 K: 1 S: 8 H: 1 LOB: 1 BB: 0 P: 11	R: 0 E: 0 K: 3 S: 12 H: 1 LOB: 1 BB: 0 P: 18	R: 0 E: 0 K: 2 S: 9 H: 0 LOB: 0 BB: 0 P: 13	R: 0 E: 0 K: 0 S: 7 H: 0 LOB: 1 BB: 1 P: 12	1B: 3 2B: 2 3B: 1 HR: 1 SF: 0 SAC: 1 DP: 0 HBP: 1	WP: 0 PB: 0 SB: 1 CS: 0 PA: 39					

PITCHER		IP	WLS	BF	H	R	ER	SO	BB	IBB	HBP	BLK	WP	HR	S	P	ERA	WHIP
34 Gavin Floyd, R ERA: 4.43	(1, 1)	6.0		29	7	3	3	5	3	0	1	0	0	1	61	99	4.50	1.667
52 Leyson Septimo, L ERA: 5.0	(7, 1)	0.1		1	0	0	0	1	0	0	0	0	0	0	3	4	0.00	0.000
26 Jesse Crain, R ERA: 2.12	(7, 1)	0.2		2	0	0	0	2	0	0	0	0	0	0	7	11	0.00	0.000
37 Matt Thornton, L ERA: 3.56	(8, 1)	1.0		3	0	0	0	2	0	0	0	0	0	0	9	13	0.00	0.000
39 Brett Myers, R ERA: 2.75	(9, 1)	1.0	W	4	0	0	0	0	1	0	0	0	0	0	7	12	0.00	1.000

PITCHER	IP	WLS	BF	H	R	ER	SO	BB	IBB	HBP	BLK	WP	HR	S	P	ERA	WHIP

TOP

Oakland Athletics @ Chicago White Sox

U.S. Cellular Field, Chicago, IL

Fri Aug 10 2012, 8:11 PM - 11:03 PM EDT

Att. 25,041 - Partly Cloudy - 68 F

livebaseballscorecards.com

AB	33
R	3
H	7
RBI	3
BB	4
SO	10
LOB	18

BOTTOM

Batter	1	2	3	4	5	6	7	8	9	AB	R	H	RBI	BB	SO	LOB
30 Alejandro De Aza, L (1, 8) OBP: 0.351, SLG: 0.414	C SI 91 F FC 90 X FC 92 0-2 ① L4		C CU 78 X SI 91 0-1 44 PB 2B		F SI 91 1 SAFE X FC 90 0-1 ② P5		B SI 93 1 SAFE C FF 92 X FF 94 1-1 ② FC5-4 20 S 1-2f			4	0	1	0	0	0	2
20 Kevin Youkilis, R (1, 5) OBP: 0.339, SLG: 0.427	C SI 92 B SI 93 B SI 91 F SI 92 S SI 93 2-3 ② K		C FC 89 X SI 92 0-1 ② P1		C SI 91 B SI 93 B SI 92 X SI 92 2-1 ③ F8		1 SAFE B FF 94 F FF 93 B FF 94 F FF 94 S FF 95 2-3 ③ K 1-2			4	0	0	0	0	2	3
44 Adam Dunn, L (1, 3) OBP: 0.340, SLG: 0.480	B CU 80 C SI 92 X SI 92 1-1 1B		C CU 79 B SI 91 B FC 91 C CU 79 B SI 93 S FC 93 3-3 ③ K 2-3			F SI 89 F FC 90 F SI 91 F SI 93 X FC 91 0-2 ① L7		F FF 91 B FF 91 X CU 77 1-1 ① F8		4	0	1	0	0	1	1
51 Alex Rios, R (1, 9) OBP: 0.346, SLG: 0.538	C CU 78 X SI 92 0-1 ③ L5-3			C FC 89 B FC 92 X SI 92 1-1 ① F8		F CU 80 F FC 91 B FC 91 B FC 92 F CU 81 F SI 91 B CU 79 F SI 91 X SI 91 3-2 ② P3		C FF 92 F FF 93 F FF 92 F FF 92 F FF 94 S CH 82 0-3 ② K		4	0	0	0	0	1	1
12 A.J. Pierzynski, L (1, 2) OBP: 0.347, SLG: 0.554		X SI 91 0-0 HR		C CU 79 F SI 91 B FC 91 F FC 92 B FS 88 X SI 91 2-2 ② F8		B SI 92 B SI 91 H SI 92 3-0 HBP		B SI 93 B CU 77 F FF 93 F FF 93 X FF 95 2-2 ③ G3		3	1	1	1	0	0	0
10 Alexei Ramirez, R (1, 6) OBP: 0.286, SLG: 0.356		C FC 90 X FC 89 0-1 24 G5-4-3 1B		X CU 80 0-0 HR		X FC 91 0-0 ③ F7			B SL 83 F SL 82 F SL 83 F SL 85 T SL 84 1-2 ① K	4	1	2	1	0	1	1
24 Dayan Viciedo, R (1, 10) OBP: 0.284, SLG: 0.422	B CU 78 S SI 91 S SI 91 1 SAFE X SI 92 1-2 ① ② G5-4-3 1-2f		C FC 91 S FC 92 F FC 92 F CU 81 F SI 92 S FC 92 0-3 ③ K				C CU 77 C SI 90 B SI 90 X SI 90 1-2 HR		B SL 82 F SL 83 B SL 84 S SL 84 X SL 83 2-2 ② P5	4	1	1	1	0	1	1
7 Jordan Danks, L (1, 7) OBP: 0.275, SLG: 0.347	X SI 91 0-0 ③ F8				X FC 89 0-0 ① B1-3		C SI 92 S CU 77 B CU 76 C FF 94 1-3 ① K		X SI 91 0-0 HR	4	1	1	1	0	1	0
15 Gordon Beckham, R (1, 4) OBP: 0.283, SLG: 0.365			B FC 88 B CU 79 C FC 90 F FC 90 C SI 92 2-3 ① K		B CU 79 B SI 91 B FC 90 B SI 91 4-0 BB		B FF 93 B FF 92 B FF 94 C SI 92 F FF 94 X FF 95 3-2 30 FC5-4 1B			2	0	1	0	1	1	0

Oakland Athletics @ Chicago White Sox
U.S. Cellular Field, Chicago, IL
Fri Aug 10 2012, 8:11 PM - 11:03 PM EDT
Att. 25,041 - Partly Cloudy - 68 F

livebaseballscorecards.com

AB	33
R	4
H	8
RBI	4
BB	1
SO	8
LOB	9

Inning Stats	1	2	3	4	5	6	7	8	9
	R: 0 E: 0 K: 1 S: 10 H: 1 LOB: 1 BB: 0 P: 13	R: 1 E: 0 K: 0 S: 7 H: 2 LOB: 0 BB: 0 P: 8	R: 0 E: 0 K: 2 S: 10 H: 1 LOB: 1 BB: 0 P: 15	R: 1 E: 0 K: 1 S: 13 H: 1 LOB: 0 BB: 0 P: 16	R: 0 E: 0 K: 0 S: 5 H: 0 LOB: 1 BB: 1 P: 11	R: 0 E: 0 K: 0 S: 12 H: 0 LOB: 1 BB: 0 P: 18	R: 1 E: 0 K: 2 S: 14 H: 2 LOB: 1 BB: 0 P: 22	R: 0 E: 0 K: 1 S: 11 H: 0 LOB: 0 BB: 0 P: 14	R: 1 E: 0 K: 1 S: 8 H: 1 LOB: 0 BB: 0 P: 11

| | | | |

Batter	1	2	3	4	5	6	7	8	9	AB	R	H	RBI	BB	SO	LOB
4 Coco Crisp, S (1, 8) OBP: 0.322, SLG: 0.377	B SI 92 C SI 93 T SI 94 C CH 88 1-3 ① K		F FF 94 X SL 86 0-1 16 FC3-6 22 1B 31 BB 1B	B FF 92 X SI 93 1-0 16 1B 2B	C FF 91 C CU 77 B FF 90 F CU 78 X SI 92 1-2 ③ F7 1-2			F FF 94 C FF 95 F SL 81 B SL 80 B SL 80 X FF 95 2-2 ① G3	X SI 91 0-0 31 1B 2B	6	3	3	0	0	1	2
31 Jonny Gomes, R (1, 10) OBP: 0.375, SLG: 0.481	B SI 94 F SI 94 F CH 88 S SL 86 1-3 ② K		B SI 93 B SI 92 B FF 92 C SI 94 B FF 94 4-1 16 FC3-6 1-2 BB	F SL 85 B SI 94 F SI 94 X SL 87 1-2 ① F7		S SL 83 C SI 90 B SL 84 S CU 80 1-3 ① K		X SL 81 0-0 HR	X SI 92 0-0 2-H 1B	5	1	2	2	1	2	1
16 Josh Reddick, L (1, 9) OBP: 0.328, SLG: 0.505	S SI 95 C SI 94 S SL 88 0-3 ③ K		S SL 87 F SI 93 D SL 90 X SI 94 1-2 ② FC3-6 52 HBP 22 1B 1-2f 2-3	X SI 94 0-0 2-H 52 G5-3 1B		C FF 91 B FF 90 C CU 79 F CU 81 S FF 92 1-3 ② K		B FF 96 X SL 80 1-0 ② F9	C CH 85 F SI 92 F CU 78 X SI 93 0-2 ③ P6	6	1	1	1	0	2	3
52 Yoenis Cespedes, R (1, 7) OBP: 0.366, SLG: 0.508		B FF 93 F SL 87 C CH 87 S SL 86 1-3 ① K	D SL 88 H SL 88 2-0 7 BB 22 1B 36 2B 1-2 HBP	1 SAFE F FF 90 X SL 83 0-1 ② G5-3 1-2		F FF 91 B SI 92 S FF 91 X CU 81 1-2 ③ F7		X FF 95 0-0 E6 22 1B 7 1B		4	2	0	0	0	1	1
22 Chris Carter, R (1, 3) OBP: 0.413, SLG: 0.636		B SI 94 X SI 94 1-0 7 WP 2B	B SI 94 X SI 93 1-0 7 BB 36 2B 1-2 2-H 3-H 1B	S SL 82 D CU 80 S SL 83 B FF 92 D SL 83 C SL 82 3-3 ③ K			S SL 82 C FF 91 B SL 84 S CU 81 1-3 ① K	D SI 93 C FF 94 1 SAFE D FF 93 X FF 94 2-1 7 1B 1-3 1B		5	1	3	2	0	2	1
7 Brandon Inge, R (1, 5) OBP: 0.274, SLG: 0.379		B SI 93 C SI 94 C SL 86 B SI 96 B CH 89 S SL 86 3-3 ② K 2-3	B CH 88 B SI 94 C SI 95 C CH 88 F SL 89 B CH 89 F SI 95 B FF 96 4-2 36 2B 17 1B 1-2 2-3 BB		F FF 90 C CU 77 B CU 80 S SL 84 1-3 ① K		B SL 82 B CU 78 S SL 84 B FF 91 F FF 92 B FF 90 4-2 2 2B BB	X SI 92 0-0 36 FC4-6 1-3 3-H 1B		3	1	1	1	2	2	1
36 Derek Norris, R (1, 2) OBP: 0.278, SLG: 0.371		B FF 95 B SI 95 D CH 88 B SI 93 4-0 BB	C SL 89 D SL 88 B SI 95 B SI 95 F SI 95 X SI 95 3-2 17 1B 1-3 2-H 3-H 2B		B SL 82 B SI 92 B SL 82 F FF 92 C FF 91 D CU 78 4-2 19 WP 19 S BB		F FF 94 B FF 93 F SL 83 C FF 95 1-3 ② K	X SI 92 0-0 ③ FC4-6 1-2f		3	0	1	2	2	1	3
17 Adam Rosales, R (1, 6) OBP: 0.358, SLG: 0.293 2 Cliff Pennington, S (7, PH) OBP: 0.266, SLG: 0.292 (7, 6)		C FF 95 D CH 88 F FF 95 X SL 88 1-2 ③ G5-3	C FF 96 X CH 88 0-1 2-3 3-H 1B		B FF 90 F SI 91 B SL 82 1 SAFE X FF 91 2-1 ② F9		B FF 94 C SL 84 B FF 94 X SL 84 2-1 1-3 2B		C SI 90 F CH 84 X CU 76 0-2 ① L9	3 2	0 0	1 1	1 0	0 0	0 0	3 0
19 Jemile Weeks, S (1, 4) OBP: 0.304, SLG: 0.304			B FF 92 C SI 92 X SI 94 1-1 ① F8 C SI 96 C SL 85 D SL 90 X CH 89 1-2 ③ F8	C FF 91 C FF 90 B CU 80 B CU 79 B FF 92 B SI 92 4-2 4 S 1-3 BB			B FF 94 C FF 94 B CH 82 T SI 93 F FF 94 F FF 95 S SL 86 2-3 ③ K		B SI 91 X SI 90 1-0 ② G6-3	4	0	0	0	1	1	4
Inning Stats	R: 0 E: 0 K: 3 S: 9 H: 0 LOB: 0 BB: 0 P: 11	R: 0 E: 0 K: 2 S: 10 H: 1 LOB: 2 BB: 1 P: 20	R: 5 E: 0 K: 0 S: 21 H: 4 LOB: 2 BB: 2 P: 38	R: 1 E: 0 K: 1 S: 10 H: 2 LOB: 1 BB: 0 P: 15	R: 0 E: 0 K: 1 S: 13 H: 0 LOB: 2 BB: 2 P: 25	R: 0 E: 0 K: 2 S: 10 H: 0 LOB: 0 BB: 0 P: 13	R: 0 E: 0 K: 3 S: 15 H: 1 LOB: 2 BB: 1 P: 25	R: 2 E: 1 K: 0 S: 11 H: 3 LOB: 2 BB: 0 P: 16	R: 1 E: 0 K: 0 S: 10 H: 2 LOB: 1 BB: 0 P: 11	1B: 7 2B: 5 3B: 0 HR: 1	SF: 0 SAC: 0 DP: 0 HBP: 1	WP: 2 PB: 0 SB: 2 CS: 0	PA: 48				

PITCHER		IP	WLS	BF	H	R	ER	SO	BB	IBB	HBP	BLK	WP	HR	S	P	ERA	WHIP
58 Francisco Liriano, L ERA: 5.35	(1, 1)	3.1		21	7	6	6	5	3	0	1	0	1	0	45	76	16.20	3.000
41 Philip Humber, R ERA: 5.87	(4, 1)	3.0		12	0	0	0	5	3	0	0	0	1	0	33	56	0.00	1.000
26 Jesse Crain, R ERA: 2.08	(7, 1)	0.2		3	1	0	0	2	0	0	0	0	0	0	10	15	0.00	1.500
37 Matt Thornton, L ERA: 3.7	(8, 1)	0.2	L	5	2	2	1	0	0	0	0	0	0	1	9	14	13.50	3.000
39 Brett Myers, R ERA: 2.88	(8, 1)	1.1		7	3	1	1	0	0	0	0	0	0	0	12	13	6.75	2.250

PITCHER | IP | WLS | BF | H | R | ER | SO | BB | IBB | HBP | BLK | WP | HR | S | P | ERA | WHIP

TOP

Oakland Athletics @ Chicago White Sox

U.S. Cellular Field, Chicago, IL

Sat Aug 11 2012, 7:10 PM - 10:46 PM EDT

Att. 26,686 - Clear - 70 F

livebaseballscorecards.com

AB	41
R	9
H	13
RBI	9
BB	6
SO	12
LOB	19

Batter	1	2	3	4	5	6	7	8	9	AB	R	H	RBI	BB	SO	LOB
30 Alejandro De Aza, L (1, 8) OBP: 0.350, SLG: 0.410	C SI 90 F SI 91 B CU 79 B SI 92 S CU 75 2-3 K2-3 ①	B CU 76 B SI 91 F SI 92 X SI 93 2-1 G4-3 ③			B FC 85 B FC 85 H SI 90 3-0 20 HR HBP	C SL 86 X SI 93 0-1 G4-3 ③		X SL 84 0-0 F9 ③		4	1	0	0	0	1	3
20 Kevin Youkilis, R (1, 5) OBP: 0.343, SLG: 0.439	C SI 92 B SI 93 C CH 82 B CU 78 S SI 92 2-3 K ②		C SI 90 B CH 82 B SI 90 C CH 81 F SI 91 B FC 88 S SI 92 3-3 K ①		1 SAFE B SI 92 C CH 79 X SI 90 1-1 1-H HR		B FF 91 B FF 92 B FF 92 C FF 92 F FF 92 F FF 92 X FF 92 3-2 51 12 1B 1B		B FF 89 B FF 89 C FF 94 C FF 95 H SI 95 3-2 HBP	4	2	2	2	0	2	0
44 Adam Dunn, L (1, 3) OBP: 0.339, SLG: 0.475	B SI 92 S FC 89 B CU 78 S FC 87 B SL 88 B CU 77 4-2 BB		S SL 88 B SI 93 S CU 77 B FC 87 S SI 92 2-3 K ②		X CU 76 0-0 G4-3 ①		C SI 92 B SL 86 D SL 86 F FF 93 S SL 86 2-3 K ①		C FF 94 B FF 94 C FF 93 B FF 94 X FF 93 2-2 F7 ①	4	0	0	0	1	2	2
51 Alex Rios, R (1, 9) OBP: 0.345, SLG: 0.534	X SI 93 0-0 F9 ③		C FC 88 X CH 84 0-1 G4-3 ③		B CH 82 B SI 91 C SI 88 S CH 82 C SI 92 2-3 K ②		C SI 96 X SL 84 0-1 12 1B 1-2 1B		F SL 88 B SL 86 D SL 87 F FF 93 S FF 94 2-3 K ②	5	0	1	0	0	2	2
12 A.J. Pierzynski, L (1, 10) OBP: 0.348, SLG: 0.552		B CU 74 F SI 91 X CU 76 1-1 10 2B 24 G6-3 1B	B SI 90 F SI 91 F SI 91 S FC 88 1-3 K ①		B SI 93 S FC 87 X SI 92 1-1 G4-3 ③		B FF 95 X FF 96 1-0 10 G5-4-3 1-3 2-H 1B		B FF 93 X FF 94 1-0 L6 ③	5	1	2	1	0	1	1
10 Alexei Ramirez, R (1, 6) OBP: 0.286, SLG: 0.357		C SI 92 B SI 92 X CH 80 1-1 17 2B 1-3 2B	X SI 92 0-0 G6-3 ②			B FF 94 B FF 95 C SI 93 T FF 93 S CH 87 2-3 K ①	S SL 85 C FF 95 X SL 85 0-2 G5-4-3 ② ③ 1-2f			4	1	1	0	0	1	2
24 Dayan Viciedo, R (1, 7) OBP: 0.284, SLG: 0.423		C CU 78 D SI 92 F SI 92 B SI 94 D CU 79 X SI 94 3-2 G6-3 ① 3-H	C CU 78 S SI 94 B SI 94 F CU 79 X FC 88 1-2 17 1B 2B			B SI 95 S FF 94 F CH 86 C FF 95 1-3 K ②		B FF 93 F SI 94 F FF 95 S FF 95 1-3 K ①		4	1	1	1	0	2	1
17 Tyler Flowers, R (1, 2) OBP: 0.286, SLG: 0.365		C CU 78 X SI 92 0-1 15 WP 2-H 2B	F CH 85 X CH 84 0-1 2-H 1B			B SI 94 B FF 95 C FF 95 X CH 87 2-1 HR		C FF 96 F SL 83 H SI 95 1-2 HBP		3	1	3	3	0	0	0
15 Gordon Beckham, R (1, 4) OBP: 0.283, SLG: 0.362		B SL 88 X CH 84 1-0 P6 ② 2-3	B SI 92 B SI 91 F SI 92 B CH 84 X SI 90 3-1 P3 ③			F FF 94 B SL 88 B FF 95 B FF 93 B FF 93 4-1 BB		C FF 96 X FF 96 0-1 F8 ②		3	0	0	0	1	0	3
Inning Stats	R: 0 H: 0 E: 0 LOB: 1 K: 2 BB: 1 S: 9 P: 17	R: 2 H: 3 E: 0 LOB: 1 K: 0 BB: 1 S: 12 P: 20	R: 0 H: 0 E: 0 LOB: 0 K: 2 BB: 0 S: 9 P: 14	R: 1 H: 2 E: 0 LOB: 1 K: 1 BB: 0 S: 12 P: 17	R: 2 H: 1 E: 0 LOB: 0 K: 1 BB: 0 S: 8 P: 15	R: 1 H: 1 E: 0 LOB: 1 K: 2 BB: 0 S: 11 P: 20	R: 1 H: 3 E: 0 LOB: 1 K: 1 BB: 0 S: 13 P: 19	R: 0 H: 0 E: 0 LOB: 1 K: 1 BB: 0 S: 8 P: 10	R: 0 H: 0 E: 0 LOB: 1 K: 1 BB: 0 S: 10 P: 18	1B: 5 SF: 0 2B: 3 SAC: 0 3B: 0 DP: 1 HR: 2 HBP: 3					WP: 1 PA: 41 PB: 0 SB: 0 CS: 0	

BOTTOM

Oakland Athletics @ Chicago White Sox

U.S. Cellular Field, Chicago, IL

Sat Aug 11 2012, 7:10 PM - 10:46 PM EDT

Att. 26,686 - Clear - 70 F

livebaseballscorecards.com

AB	36
R	7
H	10
RBI	7
BB	2
SO	11
LOB	14

PITCHER		IP	WLS	BF	H	R	ER	SO	BB	IBB	HBP	BLK	WP	HR	S	P	ERA	WHIP
54 Travis Blackley, L ERA: 3.98	(1, 1)	5.0		23	6	5	5	6	1	0	1	0	1	1	50	83	9.00	1.400
77 Jordan Norberto, L ERA: 2.94	(6, 1)	1.1	B	7	2	2	2	3	1	0	0	0	0	1	18	32	13.50	2.250
48 Ryan Cook, R ERA: 2.72	(7, 1)	1.1	W	6	2	0	0	1	0	0	1	0	0	0	13	16	0.00	1.500
13 Jerry Blevins, L ERA: 2.44	(8, 1)	0.1	H	1	0	0	0	0	0	0	0	0	0	0	1	1	0.00	0.000
50 Grant Balfour, R ERA: 2.67	(9, 1)	1.0	S	4	0	0	0	1	0	0	1	0	0	0	10	18	0.00	0.000

PITCHER	IP	WLS	BF	H	R	ER	SO	BB	IBB	HBP	BLK	WP	HR	S	P	ERA	WHIP

Batter	1	2	3	4	5	6	7	8	9	AB	R	H	RBI	BB	SO	LOB
4 Coco Crisp, S (1, 8) OBP: 0.318, SLG: 0.372	C SI 92 F SI 94 B SI 87 F CH 82 X CH 82 1-2 ① G5-3		S CH 80 C SL 77 F SL 77 B SI 93 B SL 75 F SL 79 F CH 80 T CH 79 2-2 ③ K			C CH 79 X CH 81 0-1 ① G5-3	C SI 97 X SI 98 0-1 ③ F8			4	0	0	0	0	1	1
31 Jonny Gomes, R (1, 10) OBP: 0.373, SLG: 0.491	B SI 93 S SI 86 S SI 94 B SI 94 X CH 82 2-2 ② F7			B SL 78 S CH 81 F SI 93 F SI 93 C SL 79 1-3 ① K		B SI 93 C SI 92 B CH 81 X CH 82 2-1 HR		C SI 98 B SI 99 C SI 98 B SI 99 F SI 98 B SI 98 F SI 97 X SI 98 3-2 ① G1-3		4	1	1	1	0	1	0
16 Josh Reddick, L (1, 9) OBP: 0.325, SLG: 0.500	C SI 95 F SI 94 F SI 93 F SL 82 S SL 83 0-3 K			B SI 91 C SI 94 S SI 91 X SI 92 1-2 ② P5		C SL 77 B SI 92 X SL 77 1-1 ② G4-3		B SI 97 C SI 98 F SI 98 B SL 88 X SL 88 2-2 ② F7		4	0	0	0	0	1	0
52 Yoenis Cespedes, R (1, 7) OBP: 0.364, SLG: 0.505	B SI 93 1 SAFE T SI 92 F SI 93 S SI 93 1-3 ③ K			C SL 79 F SI 94 B SL 80 S SL 78 1-3 ③ K		B SL 78 B SI 93 B SI 93 C SI 90 F SI 94 X SI 94 3-2 1B		F SI 98 F SI 99 X SI 100 0-2 ③ L9		4	0	1	0	0	2	1
22 Chris Carter, R (1, 3) OBP: 0.400, SLG: 0.612		B CH 83 B SI 91 B SI 88 C SI 91 S SI 92 F SI 94 X CH 82 3-2 ① F8			B SI 89 X CH 79 1-0 ① P5	1 SAFE C CH 85 1 SAFE 1 SAFE B SI 89 S SI 92 B SI 92 F SI 92 B SL 77 3-3 ③ K			C FF 95 C FF 95 S SL 86 0-3 ① K	4	0	0	0	0	2	1
36 Derek Norris, R (1, 2) OBP: 0.277, SLG: 0.394		B SI 92 F SI 93 S SL 79 B SL 80 B SI 94 S SL 79 3-3 ② K			C SI 91 F SI 92 C SI 94 0-3 ② K		F CH 85 X SI 92 0-1 ① G6-3		C FF 96 B SL 86 S FF 95 X FF 95 1-2 HR	4	1	1	1	0	2	0
17 Adam Rosales, R (1, 5) OBP: 0.368, SLG: 0.378		B SI 87 F SI 93 B SI 94 S CH 81 C SI 94 2-3 ③ K			C SI 87 S CH 81 X SI 94 0-2 2 1B 1B	C CH 85 B SL 77 X SI 92 1-1 HR			C FF 96 S FF 95 B SL 89 X SL 88 1-2 ② G1-3	4	1	2	1	0	1	0
2 Cliff Pennington, S (1, 6) OBP: 0.269, SLG: 0.295		B SI 89 C SI 91 B SI 90 F SI 90 X SI 92 2-2 19 CS 1B			C SI 87 1 SAFE B CH 80 X CH 81 1-1 1-2 1B	S SI 92 B SI 93 B SL 79 X CH 81 2-1 ② G6-3			F FF 96 F FF 94 B FF 96 S CH 86 1-3 ③ K	4	0	2	0	0	1	0
19 Jemile Weeks, S (1, 4) OBP: 0.304, SLG: 0.304			B SI 87 F SI 90 1 SAFE F SI 87 F SL 79 1 SAFE S SL 77 1-3 ① ② K 1-2		C SL 76 B SL 77 F CH 81 S SL 80 1-3 ③ K	C SL 96 B CH 92 F CH 87 B SL 90 B CH 92 F SI 97 F SI 98 X SI 97 3-2 1B				3	0	1	0	0	2	3
Inning Stats	R: 0 E: 0 K: 2 S: 15 H: 0 LOB: 1 BB: 0 P: 19	R: 0 E: 0 K: 2 S: 10 H: 0 LOB: 0 BB: 0 P: 18	R: 0 E: 0 K: 2 S: 13 H: 1 LOB: 0 BB: 0 P: 18	R: 0 E: 0 K: 2 S: 10 H: 0 LOB: 0 BB: 0 P: 13	R: 0 E: 0 K: 2 S: 12 H: 2 LOB: 2 BB: 0 P: 15	R: 1 E: 0 K: 1 S: 13 H: 2 LOB: 1 BB: 0 P: 22	R: 1 E: 0 K: 0 S: 13 H: 2 LOB: 1 BB: 0 P: 19	R: 0 E: 0 K: 0 S: 11 H: 0 LOB: 0 BB: 0 P: 16	R: 1 E: 0 K: 2 S: 12 H: 1 LOB: 0 BB: 0 P: 15	1B: 5 2B: 0 3B: 0 HR: 3 SF: 0 SAC: 0 DP: 0 HBP: 0						

PITCHER		IP	WLS	BF	H	R	ER	SO	BB	IBB	HBP	BLK	WP	HR	S	P	ERA	WHIP
49 Chris Sale, L ERA: 2.6	(1, 1)	6.2	W	26	6	2	2	11	0	0	0	0	1	2	79	114	2.70	0.900
65 Nate Jones, R ERA: 3.35	(7, 1)	1.1		5	1	0	0	0	0	0	0	0	0	0	18	26	0.00	0.750
43 Addison Reed, R ERA: 3.95	(9, 1)	1.0		4	1	1	1	2	0	0	0	0	0	1	12	15	9.00	1.000

PITCHER	IP	WLS	BF	H	R	ER	SO	BB	IBB	HBP	BLK	WP	HR	S	P	ERA	WHIP

TOP

Oakland Athletics @ Chicago White Sox

U.S. Cellular Field, Chicago, IL

Sun Aug 12 2012, 2:12 PM - 5:02 PM EDT

Att. 25,106 - Cloudy - 75 F

livebaseballscorecards.com

AB	35
R	3
H	8
RBI	3
BB	0
SO	13
LOB	6

WP: 1 PB: 0 SB: 0 CS: 1 PA: 35

Batter	1	2	3	4	5	6	7	8	9	AB	R	H	RBI	BB	SO	LOB
30 Alejandro De Aza, L (1, 8) OBP: 0.350, SLG: 0.407	C FF 90 F FF 92 B FF 92 S FF 90 1-3 K ①		C SI 90 B SI 91 F SI 91 B SL 84 B CH 85 B FF 91 4-2 15 E 15 FC6 44 SF7 BB		B SI 90 F SI 90 X SI 91 1-1 L8 ②	B FF 93 I IN 76 I IN 80 I IN 82 4-0 44 BB 15 1B IBB		X FF 90 0-0 F8 ①		3	1	0	0	2	1	0
15 Gordon Beckham, R (1, 4) OBP: 0.282, SLG: 0.360	B SI 90 B SI 88 X SI 89 2-0 E6 44 FC4-6		1 SAFE 1 SAFE C SI 86 C SI 88 B SI 88 F SI 87 B SI 89 1 SAFE X SI 88 2-2 FC6 51 2B 1-3		B FF 92 S FF 91 B FF 93 C SI 90 F SI 90 X FF 93 2-2 F8 ③	S FF 92 B SI 91 C SI 92 B SI 91 X FF 93 2-2 44 BB 1-2 2-H 3-H 1B		C FF 90 B FF 90 C CU 73 X FF 91 1-2 G5-3 ②		5	0	1	2	0	0	1
44 Adam Dunn, L (1, 3) OBP: 0.337, SLG: 0.471	B SI 90 X SI 89 1-0 FC4-6 51 1B 1-2f ②		X SI 90 0-0 SF7 3-H ②			X SL 82 0-0 P5 ① B FF 93 R SL 84 B SL 82 B SI 90 51 FC4-6 1-2 2-3 BB		B CU 73 B CU 71 F FF 91 S CU 71 S FF 91 2-3 K ③		3	0	0	1	1	1	1
51 Alex Rios, R (1, 9) OBP: 0.348, SLG: 0.539	C SI 88 B SI 89 X SI 88 1-1 1-2 1B		C SI 89 X SI 88 0-1 1-H 2B ③			B SI 88 X SI 89 1-0 12 HR 1B C SI 90 S CH 85 X CH 82 0-2 FC4-6 1-2f ③				4	1	3	0	0	0	3
12 A.J. Pierzynski, L (1, 2) OBP: 0.350, SLG: 0.560	X FF 93 0-0 F9 ③			X SI 91 0-0 L3 ①		B SI 89 X SI 89 1-0 1-H HR	F SI 90 B SL 85 X SL 83 1-1 10 G6-3 10 G6-3 1B			4	2	2	2	0	0	2
10 Alexei Ramirez, R (1, 6) OBP: 0.283, SLG: 0.354		C SI 87 X FF 93 0-1 F8 ①		B SI 89 B SI 89 C SI 88 X SI 89 2-1 G6-3 ②		B SI 90 C SI 90 B SI 89 S SI 89 X SI 90 2-2 G6-3 ②	C FF 91 B FF 92 B CU 72 F FF 90 F CU 73 F CU 72 B FF 91 X FF 90 3-2 G6-3 ① 1-H			4	0	0	0	0	0	0
24 Dayan Viciedo, R (1, 10) OBP: 0.286, SLG: 0.426		B SI 89 F SI 88 F SI 91 S SL 83 1-3 K ②		B SI 90 X SI 90 1-0 1B		B SL 83 S FF 92 C SI 90 F SI 93 F CH 85 X SI 90 1-2 28 1B 2B	C FF 91 B FF 90 B CU 74 X CU 72 2-1 G5-3 ②			4	1	2	0	0	1	0
28 Dewayne Wise, L (1, 7) OBP: 0.299, SLG: 0.492		B SI 90 C SI 90 B FF 91 S SI 89 X FF 90 2-2 P5 ③		X SI 88 0-0 G4-3 ③		C SI 91 F SI 91 B FF 93 X SI 90 1-2 66 E 15 1B 2-H 1B	C FF 90 F CH 81 B FF 91 X CU 73 1-2 1B			4	1	2	1	0	0	1
66 Ray Olmedo, S (1, 5) OBP: 0.286, SLG: 0.286			B SI 89 C SI 89 F SI 90 F FF 92 X SI 91 1-2 G4-3 ①		B FF 89 X SI 89 1-0 G6-3 ①	X FF 90 0-0 E7 15 1B 1-3 1B	C FF 91 B FF 91 X FF 90 1-1 G1-3 ③			4	1	1	0	0	0	1
Inning Stats	R: 0 H: 1 E: 1 LOB: 2 K: 1 BB: 0 S: 8 P: 13	R: 0 H: 0 E: 0 LOB: 0 K: 1 BB: 0 S: 8 P: 11	R: 1 H: 1 E: 1 LOB: 2 K: 0 BB: 1 S: 13 P: 20	R: 0 H: 1 E: 0 LOB: 1 K: 0 BB: 0 S: 5 P: 8	R: 0 H: 0 E: 0 LOB: 0 K: 0 BB: 0 S: 7 P: 11	R: 5 H: 6 E: 1 LOB: 3 K: 0 BB: 2 S: 21 P: 37	R: 1 H: 2 E: 0 LOB: 1 K: 0 BB: 0 S: 14 P: 22	R: 0 H: 0 E: 0 LOB: 0 K: 1 BB: 0 S: 7 P: 10		1B: 8 SF: 1 2B: 2 SAC: 0 3B: 0 DP: 0 HR: 1 HBP: 0						

PITCHER	IP	WLS	BF	H	R	ER	SO	BB	IBB	HBP	BLK	WP	HR	S	P	ERA	WHIP
21 Bartolo Colon, R (1, 1) ERA: 3.55	5.2	L	29	9	6	5	2	1	1	0	0	0	1	59	93	7.94	1.765
13 Jerry Blevins, L (6, 1) ERA: 2.61	0.1		3	1	1	1	0	1	0	0	0	0	0	5	10	27.00	6.000
58 Evan Scribner, R (7, 1) ERA: 1.5	2.0		7	1	0	0	1	0	0	0	0	0	0	19	29	0.00	0.500

PITCHER	IP	WLS	BF	H	R	ER	SO	BB	IBB	HBP	BLK	WP	HR	S	P	ERA	WHIP

BOTTOM

Oakland Athletics @ Chicago White Sox

U.S. Cellular Field, Chicago, IL

Sun Aug 12 2012, 2:12 PM - 5:02 PM EDT

Att. 25,106 - Cloudy - 75 F

livebaseballscorecards.com

AB	35
R	7
H	11
RBI	6
BB	3
SO	3
LOB	9

Batter	1	2	3	4	5	6	7	8	9	10	11	AB	R	H	RBI	BB	SO	LOB
30 Alejandro De Aza, L (1, 8) OBP: 0.347, SLG: 0.402	C FF 86 B FF 88 B FF 88 F FF 89 S CU 77 2-3 K		C CU 68 C SI 91 S SL 82 0-3 K		D SI 89 C CH 79 X CU 74 1-1 F7			S FC 87 L FC 90 F CU 78 B CU 78 B FF 90 S CU 77 2-3 K		C FF 95 T CH 89 B CH 88 S CH 87 1-3 K 1-2		5	0	0	0	0	4	2
20 Kevin Youkilis, R (1, 5) OBP: 0.341, SLG: 0.433	B FF 89 B FF 90 B FF 90 B FF 87 4-0 51 FC5-4 BB			B FF 88 C FF 86 B CH 82 X FF 88 2-1 F7		C FF 89 B EP 61 B CH 81 F CH 80 F SL 80 S SL 82 2-3 K		C FF 91 B FC 89 B FF 90 X FF 91 2-1 F9			F FF 94 F CH 83 S CH 86 0-3 K	4	0	0	0	1	2	0
44 Adam Dunn, L (1, 3) OBP: 0.340, SLG: 0.488	X FF 89 0-0 F9			C FF 88 B SL 82 B SI 90 F FF 90 B SL 82 X FF 91 3-2 HR		S SI 90 F EP 56 X FF 90 0-2 51 FC5-4 1B			X FF 90 0-0 HR		B CH 84 X CH 86 1-0 G3-1	5	2	3	2	0	0	1
51 Alex Rios, R (1, 9) OBP: 0.344, SLG: 0.533	C FF 88 D SL 81 X CH 82 1-1 FC5-4 1-2f			B CH 81 C CH 81 B SI 90 C SL 81 B CU 73 F SL 83 F CH 83 S SI 90 3-3 K		X CH 79 0-0 FC5-4 12 S 1-2f			C FF 93 X FF 92 0-1 G6-3		C FF 95 B SL 84 S FF 95 B FF 94 C FF 96 2-3 K	5	0	0	0	0	2	2
12 A.J. Pierzynski, L (1, 10) OBP: 0.349, SLG: 0.556		S SI 89 B CU 72 S CH 82 B SI 91 X CU 75 2-2 P4		X CH 80 0-0 1B		B FF 90 F CU 74 F CU 74 S SL 83 1-3 K 1-2			B FF 92 S CU 77 F CU 76 F CU 76 X CU 77 1-2 F9			4	0	1	0	0	1	1
10 Alexei Ramirez, R (1, 6) OBP: 0.283, SLG: 0.353		C SI 90 F SL 82 B SL 82 X CU 75 1-2 F8		D SL 82 X SL 79 1-0 P2			X SL 81 0-0 P5		S SL 87 X SL 86 0-1 24 CS 1B			4	0	1	0	0	0	1
24 Dayan Viciedo, R (1, 7) OBP: 0.286, SLG: 0.424		B SI 90 X CH 83 1-0 G6-3		B SI 89 X SL 80 1-0 P4			C SL 80 X CU 76 0-1 17 CS 1B		C FF 92 B FF 91 1 SAFE S CU 77 D CU 77 1 SAFE F CU 76 F FF 91 B SL 85 3-2 CS 1-2	F FF 94 C CH 85 S CH 86 0-3 K		4	0	1	0	0	1	0
17 Tyler Flowers, R (1, 2) OBP: 0.284, SLG: 0.360		B FF 87 F FF 88 C CU 74 S SL 82 1-3 K		X CH 79 0-0 1B			C SI 88 B SI 90 B CH 80 C SL 81 B SL 82 S CH 81 3-3 K 1-2			B FF 95 C FF 95 B SI 95 S FF 95 B FF 96 S CH 86 3-3 K 30 WP		4	0	1	0	0	3	1
15 Gordon Beckham, R (1, 4) OBP: 0.279, SLG: 0.357		C FF 90 C SI 90 T FF 90 0-2 K		X SI 88 0-0 P4				C FF 90 F FC 88 B CU 78 B FC 89 S FF 91 2-3 K		F FF 96 C CH 86 S CH 86 0-3 K		4	0	0	0	0	3	2
Inning Stats	R: 0 E: 0 K: 1 S: 6 H: 0 LOB: 1 BB: 1 P: 13	R: 0 E: 0 K: 0 S: 7 H: 0 LOB: 0 BB: 0 P: 11	R: 0 E: 0 K: 3 S: 9 H: 0 LOB: 0 BB: 0 P: 10	R: 1 E: 0 K: 1 S: 12 H: 2 LOB: 1 BB: 0 P: 21	R: 0 E: 0 K: 0 S: 5 H: 1 LOB: 1 BB: 0 P: 7	R: 0 E: 0 K: 2 S: 11 H: 1 LOB: 1 BB: 0 P: 14	R: 0 E: 0 K: 1 S: 6 H: 1 LOB: 1 BB: 0 P: 9	R: 0 E: 0 K: 2 S: 9 H: 0 LOB: 0 BB: 0 P: 15	R: 1 E: 0 K: 0 S: 13 H: 2 LOB: 0 BB: 0 P: 17	R: 0 E: 0 K: 4 S: 12 H: 0 LOB: 1 BB: 0 P: 16	R: 0 E: 0 K: 2 S: 7 H: 0 LOB: 0 BB: 0 P: 10							

PITCHER		IP	WLS	BF	H	R	ER	SO	BB	IBB	HBP	BLK	WP	HR	S	P	ERA	WHIP
33 Carlos Villanueva, R ERA: 3.12	(1, 1)	7.0		26	5	1	1	8	1	0	0	0	0	1	56	85	1.29	0.857
31 Brandon Lyon, R ERA: 2.74	(8, 1)	1.0	H	3	0	0	0	2	0	0	0	0	0	0	9	15	0.00	0.000
44 Casey Janssen, R ERA: 2.36	(9, 1)	1.0	B	4	2	1	1	0	0	0	0	0	0	1	13	17	9.00	2.000
50 Steve Delabar, R ERA: 4.06	(10, 1)	2.0	W	7	0	0	0	6	0	0	0	0	1	0	19	26	0.00	0.000

PITCHER	IP	WLS	BF	H	R	ER	SO	BB	IBB	HBP	BLK	WP	HR	S	P	ERA	WHIP

TOP

Chicago White Sox @ Toronto Blue Jays

Rogers Centre, Toronto, ON

Mon Aug 13 2012, 7:10 PM - 10:14 PM EDT

Att. 16,828 - Cloudy - 73 F

livebaseballscorecards.com

AB	39
R	2
H	7
RBI	2
BB	1
SO	16
LOB	10

1B: 5	SF: 0	WP: 1	PA: 41
2B: 1	SAC: 0	PB: 1	
3B: 0	DP: 1	SB: 1	
HR: 2	HBP: 0	CS: 2	

Batter	1	2	3	4	5	6	7	8	9	10	11	AB	R	H	RBI	BB	SO	LOB
11 Rajai Davis, R (1, 7) OBP: 0.310, SLG: 0.408	X FF 88 0-0 ① F7		1 SAFE B SL 84 C SL 84 1 SAFE 1 SAFE X SI 89 1-1 ② F9		F FF 90 P PO 86 X CH 86 1-1 ② G2			C SL 82 B FF 88 F CU 80 B SI 90 B FF 90 X FF 89 3-2 ① P6		1 SAFE C FF 93 1 SAFE P PO 84 1-1 ③ CS 1-2	X SL 84 0-0 ① P6	5	0	0	0	0	0	2
2 Kelly Johnson, L (1, 4) OBP: 0.319, SLG: 0.378	C SI 88 F SI 90 B FF 90 F CH 83 S FC 85 1-3 ② K		C CH 82 1 SAFE S SL 84 B FF 90 H SL 85 2-2 ③ 10 1B 10 1B 1-2 HBP		B SL 84 B CH 84 S CH 85 S FC 84 F CH 85 X FC 85 2-2 ③ F9 1-2			C FF 89 B CH 82 B FF 89 S CH 81 S SL 83 2-3 ② K			B FF 94 B FF 94 B FF 93 B FF 95 4-0 10 1B 30 1B BB	3	1	0	0	1	2	1
10 Edwin Encarnación, R (1, 10) OBP: 0.390, SLG: 0.569	C FF 89 B FF 91 X FF 89 1-1 ③ F9		S FC 86 F FF 90 B FF 91 F FF 91 X FC 86 1-2 ③ 1-H 2-H 1B			C CH 84 B SL 83 F FF 89 X CH 82 1-2 ① G1-3		S SL 83 B CH 83 F FF 90 B FF 90 F FF 89 S CH 82 2-3 ③ K			F SL 87 F SI 98 1 SAFE D SL 90 B SL 90 X SI 98 2-2 30 1B 1-3 1B	5	0	2	1	0	1	0
30 David Cooper, L (1, 3) OBP: 0.317, SLG: 0.452		C FF 88 X SI 90 0-1 ① 1B		C FF 88 F SL 85 S CU 79 0-3 ① K2-3		X SL 84 0-0 ② G5-3			C SI 90 B SI 90 B CH 83 X SI 91 2-1 ① G4-3		B SI 98 B CH 90 S SL 88 B SI 98 F SL 87 X SL 88 3-2 1-2 3-H 1B	5	0	2	1	0	1	0
5 Yunel Escobar, R (1, 6) OBP: 0.297, SLG: 0.333		C SI 89 X FF 90 0-1 ② F9		C SL 84 B FC 84 B CU 81 C FF 89 X SL 85 2-2 ② F9		F FF 89 C FF 90 F FF 90 B SL 83 S FF 90 1-3 ③ K			C SL 84 S FF 91 B CH 85 B SI 92 S CU 77 2-3 ② K			4	0	0	0	0	2	0
14 Moisés Sierra, R (1, 9) OBP: 0.394, SLG: 0.500		C SI 91 B FF 91 F CU 82 F FF 91 X CU 80 1-2 1B		B SL 84 C FF 90 B FF 90 B CH 82 F FF 89 F SI 90 F FF 90 F FF 90 B FF 90 4-2 BB			F FF 89 B FF 89 X CH 82 1-1 HR		C SI 91 S SI 92 B CH 86 C SI 92 1-3 ③ K			3	1	2	1	1	1	0
17 Omar Vizquel, S (1, 5) OBP: 0.248, SLG: 0.241		C FF 89 F FF 91 F CU 79 X CU 79 0-2 ③ F9		F FC 85 C FF 90 F CU 78 F FF 91 S CH 82 0-3 ③ K			B CH 82 B CH 81 C FF 87 C CH 86 X CH 81 2-2 6 G4-3 1B			B SL 84 X FF 94 1-0 ① L9	4	0	1	0	0	1	2
6 Jeff Mathis, R (1, 2) OBP: 0.252, SLG: 0.415			F FF 89 S FC 85 B SL 85 F SL 85 B FF 91 X SL 85 2-2 ① G5-3		C CH 81 B SL 84 B FF 89 B CH 82 C SI 88 B SI 89 4-2 43 FC1-6 BB		X CH 84 0-0 ①② G4-3 1-2f			C SL 84 B FF 94 F FF 93 B CU 73 F FF 93 X SL 84 2-2 ② P3	3	0	0	0	1	0	1
43 Anthony Gose, L (1, 8) OBP: 0.257, SLG: 0.234			B CH 83 B CH 83 C FF 89 H SL 84 3-1 2 HBP 10 1B HBP		C SL 84 X FC 86 0-1 ① FC1-6 2 S 1-2f		C SI 89 B SL 84 C CU 79 X CU 78 1-2 ③ G4-3			C FF 93 B CU 72 B FF 94 B CH 84 C SL 84 F FF 94 B SL 83 4-2 11 CS BB	2	1	0	0	1	0	1
Inning Stats	R: 0 E: 0 K: 1 S: 7 H: 0 LOB: 0 BB: 0 P: 9	R: 0 E: 0 K: 0 S: 12 H: 2 LOB: 1 BB: 0 P: 13	R: 1 E: 0 K: 0 S: 13 H: 1 LOB: 1 BB: 0 P: 22	R: 0 E: 0 K: 2 S: 16 H: 0 LOB: 1 BB: 1 P: 22	R: 0 E: 0 K: 0 S: 11 H: 0 LOB: 1 BB: 1 P: 17	R: 0 E: 0 K: 1 S: 8 H: 0 LOB: 0 BB: 0 P: 10	R: 1 E: 0 K: 0 S: 9 H: 2 LOB: 0 BB: 0 P: 13	R: 0 E: 0 K: 2 S: 11 H: 0 LOB: 0 BB: 0 P: 18	R: 0 E: 0 K: 2 S: 8 H: 0 LOB: 0 BB: 0 P: 13	R: 0 E: 0 K: 0 S: 10 H: 0 LOB: 0 BB: 1 P: 17	R: 1 E: 0 K: 0 S: 7 H: 2 LOB: 2 BB: 1 P: 16	1B: 6 2B: 0 3B: 0 HR: 1	SF: 0 SAC: 0 DP: 1 HBP: 2	WP: 0 PB: 0 SB: 1 CS: 1	PA: 41			

PITCHER		IP	WLS	BF	H	R	ER	SO	BB	IBB	HBP	BLK	WP	HR	S	P	ERA	WHIP
44 Jake Peavy, R ERA: 3.04	(1, 1)	8.0		30	5	2	2	6	2	0	2	0	0	1	87	124	2.25	0.875
39 Brett Myers, R ERA: 2.81	(9, 1)	1.0		3	0	0	0	2	0	0	0	0	0	0	8	13	0.00	0.000
26 Jesse Crain, R ERA: 1.99	(10, 1)	1.1		4	0	0	0	0	1	0	0	0	0	0	11	18	0.00	0.750
52 Leyson Septimo, L ERA: 6.0	(11, 1)	0.0	L	1	0	0	0	0	1	0	0	0	0	0	0	4	∞	∞
65 Nate Jones, R ERA: 3.35	(11, 1)	0.0		2	2	1	1	0	0	0	0	0	0	0	6	11	∞	∞

PITCHER	IP	WLS	BF	H	R	ER	SO	BB	IBB	HBP	BLK	WP	HR	S	P	ERA	WHIP

BOTTOM

Chicago White Sox @ Toronto Blue Jays

Rogers Centre, Toronto, ON

Mon Aug 13 2012, 7:10 PM - 10:14 PM EDT

Att. 16,828 - Cloudy - 73 F

livebaseballscorecards.com

AB	34
R	3
H	7
RBI	3
BB	4
SO	8
LOB	7

Batter	1	2	3	4	5	6	7	8	9	AB	R	H	RBI	BB	SO	LOB
30 Alejandro De Aza, L (1, 8) OBP: 0.346, SLG: 0.401	C FF 96 B FF 95 B FF 92 X FF 93 2-1 G4-3		F FF 96 X SL 83 0-1 F7 2-3		X CH 87 0-0 28 1B 51 E 1-2 3-H 1B			C SI 90 B SL 78 F SI 92 X SL 80 1-2 L5		4	1	1	1	0	0	2
28 Dewayne Wise, L (1, 7) OBP: 0.296, SLG: 0.478	C SI 95 B FF 88 X SI 94 1-1 G4-3		B FF 96 F FF 95 D CH 89 B FF 95 S CH 89 X CH 88 3-2 G4-3		X FF 94 0-0 1-3 2-H 1B			B SI 92 C SI 93 B SL 80 B SI 93 C SI 92 X SI 92 3-2 G1-3		4	0	1	1	0	0	2
51 Alex Rios, R (1, 9) OBP: 0.341, SLG: 0.528	C FF 96 X SI 96 0-1 G4-3			B FF 95 X FF 94 1-0 G5-3	C FF 96 F FF 95 D SL 83 F SI 96 D SI 95 F SL 85 1 SAFE F FF 90 S FF 96 2-3 K 1-1 3-H			C SI 93 C SI 93 B SI 93 S SL 80 1-3 K		4	0	0	0	0	2	1
44 Adam Dunn, L (1, 3) OBP: 0.339, SLG: 0.485		C SI 93 X SI 92 0-1 12 G6-3 1B		C FF 94 X FF 95 0-1 G5-3		X FF 92 0-0 G4-3			B SI 90 C SI 92 X SI 92 1-1 G4-3	4	0	1	0	0	0	0
20 Kevin Youkilis, R (1, 5) OBP: 0.340, SLG: 0.430		C FF 95 B FF 95 X FF 95 1-1 P5		C FF 95 F FF 90 F FF 95 B FF 96 B SL 86 C FF 95 2-3 K		C SL 82 B SL 81 X FF 93 1-1 12 FC3-6 1B			C SI 91 B SI 91 X SI 91 1-1 G5-3	4	0	1	0	0	1	1
12 A.J. Pierzynski, L (1, 2) OBP: 0.348, SLG: 0.553		B FF 95 X FF 95 1-0 G6-3 1-2f			B FF 96 B FF 89 F SI 94 F SI 94 B FF 95 F FF 89 X FF 95 3-2 15 F9 24 1B 30 1B 1B	X FF 93 0-0 FC3-6 1-2f			C SI 92 X SI 93 0-1 L6	4	1	1	0	0	0	2
10 Alexei Ramirez, R (1, 6) OBP: 0.281, SLG: 0.350			X FF 94 0-0 G5-3		B FF 94 X SI 94 1-0 L4		C SL 80 F SL 81 B SL 83 F FF 94 F FF 92 B SI 94 X FF 94 2-2 G6-3			3	0	0	0	0	0	1
24 Dayan Viciedo, R (1, 10) OBP: 0.289, SLG: 0.426			B FF 95 X FF 96 1-0 30 F7 15 E 1B		B FF 94 F SL 84 X FF 94 1-1 30 1B 28 1B 1-2 1B		C SI 94 C SL 86 B FF 93 X SL 83 1-2 L7			3	1	2	0	0	0	0
15 Gordon Beckham, R (1, 4) OBP: 0.277, SLG: 0.354			C FF 96 1 SAFE C SL 80 B FF 95 B FF 94 X FF 95 2-2 E1 1-2		X FF 94 0-0 F9 2-3		C SI 93 C SI 95 X SI 95 0-2 G4-3			3	0	0	0	0	0	3
Inning Stats	R: 0 E: 0 K: 0 S: 6 H: 0 LOB: 0 BB: 0 P: 9	R: 0 E: 0 K: 0 S: 5 H: 1 LOB: 0 BB: 0 P: 7	R: 0 E: 1 K: 0 S: 10 H: 1 LOB: 2 BB: 0 P: 16	R: 0 E: 0 K: 1 S: 7 H: 0 LOB: 0 BB: 0 P: 10	R: 3 E: 1 K: 1 S: 16 H: 4 LOB: 1 BB: 0 P: 23	R: 0 E: 0 K: 0 S: 4 H: 1 LOB: 1 BB: 0 P: 5	R: 0 E: 0 K: 0 S: 11 H: 0 LOB: 0 BB: 0 P: 14	R: 0 E: 0 K: 1 S: 9 H: 0 LOB: 0 BB: 0 P: 14	R: 0 E: 0 K: 0 S: 6 H: 0 LOB: 0 BB: 0 P: 8	1B: 7 2B: 0 3B: 0 HR: 0 SF: 0 SAC: 0 DP: 1 HBP: 0						

PITCHER		IP	WLS	BF	H	R	ER	SO	BB	IBB	HBP	BLK	WP	HR	S	P	ERA	WHIP
37 Henderson Alvarez III, R ERA: 4.48	(1, 1)	7.0	L	27	7	3	2	2	0	0	0	0	0	0	59	84	2.57	1.000
62 Aaron Loup, L ERA: 2.65	(8, 1)	1.1		4	0	0	0	1	0	0	0	0	0	0	11	17	0.00	0.000
64 Chad Jenkins, R ERA:	(9, 1)	0.2		2	0	0	0	0	0	0	0	0	0	0	4	5	0.00	0.000

PITCHER	IP	WLS	BF	H	R	ER	SO	BB	IBB	HBP	BLK	WP	HR	S	P	ERA	WHIP

TOP

Chicago White Sox @ Toronto Blue Jays

Rogers Centre, Toronto, ON

Tue Aug 14 2012, 7:10 PM - 9:40 PM EDT

Att. 18,919 - Partly Cloudy - 70 F

livebaseballscorecards.com

AB	33
R	3
H	7
RBI	2
BB	0
SO	3
LOB	12

WP: 0 PA: 33
PB: 0
SB: 0
CS: 0

BOTTOM

Chicago White Sox @ Toronto Blue Jays

Rogers Centre, Toronto, ON

Tue Aug 14 2012, 7:10 PM - 9:40 PM EDT

Att. 18,919 - Partly Cloudy - 70 F

livebaseballscorecards.com

Batter	1	2	3	4	5	6	7	8	9	AB	R	H	RBI	BB	SO	LOB
11 Rajai Davis, R (1, 7) OBP: 0.318, SLG: 0.416	B FF 91 C FF 91 X FF 90 1-1 18 FC2-6 1B		S FF 89 S CH 84 B CH 85 X SL 88 1-2 18 S 18 G6-3 2B		D CH 85 X FF 91 1-0 10 L5-4 18 S 2-3 1B		B SL 87 B FF 90 B FF 87 C FF 89 B SL 87 4-1 BB		1 SAFE C FF 94 X FF 94 0-1 ② P3	4	1	3	0	1	0	1
18 Mike McCoy, R (1, 8) (9, 4) OBP: 0.316, SLG: 0.235	B FF 92 1 SAFE 1 SAFE X FF 91 1-0 ① FC2-6 10 1B 5 1B 1-2f		2 SAFE B FF 89 C FF 90 2 SAFE B FF 91 F SL 89 B CU 79 X SL 88 3-2 ① G6-3 2-H		1 SAFE B SL 88 C FF 89 L FF 89 B FF 90 B SL 88 D CU 80 4-2 1-2 BB		B FF 89 S SL 87 B FF 90 X FF 89 2-1 ② F8		B FF 95 X FF 94 1-0 ③ L9	4	1	0	1	1	0	4
10 Edwin Encarnación, R (1, 10) OBP: 0.388, SLG: 0.566	B FF 91 B SL 89 C FF 89 C FF 92 1 SAFE 1 SAFE X FF 92 2-2 5 1B 1-2 1B		B CU 79 X SL 88 1-0 ② G6-3		F SL 88 B SL 88 X FF 90 1-1 ② ③ L5-4 2-2		B SI 91 C SI 91 X SI 90 1-1 ③ L8			4	0	1	0	0	0	5
30 David Cooper, L (1, 3) OBP: 0.315, SLG: 0.454 43 Anthony Gose, L (8, PR) OBP: 0.257, SLG: 0.234 (9, 8)	B FF 92 B FF 90 X FF 90 2-0 ② F7		B SL 89 B SL 88 C FF 89 B SL 88 X FF 90 3-1 ③ P5			C FF 90 S CU 77 B CU 77 B CU 78 C FF 87 2-3 ① K		B SL 82 X FF 94 1-0 68 S 2B		4 0	0 0	1 0	0 0	0 0	1 0	2 0
5 Yunel Escobar, R (1, 6) OBP: 0.297, SLG: 0.333	F FF 90 B CU 80 X CU 80 1-1 1-2 2-H 1B			X SL 87 0-0 ① G1-3		X FF 90 0-0 ② G5-3		F FF 95 X FF 95 0-1 ① L9		4	0	1	1	0	0	1
14 Moisés Sierra, R (1, 9) OBP: 0.378, SLG: 0.472	F FF 91 B FF 89 S SL 89 X FF 91 1-2 ③ G5-3			C FF 90 F FF 91 F SL 88 S CU 78 0-3 ② K2-3		B FF 90 X SL 88 1-0 1B		F FF 95 B FF 95 X FF 96 1-1 ② L4-3		4	0	1	0	0	1	3
2 Kelly Johnson, L (1, 4) OBP: 0.317, SLG: 0.375 68 Yan Gomes, R (8, PH) OBP: 0.235, SLG: 0.333 (9, 3)		F FF 91 B FF 90 X CU 80 1-1 ① P6		X SL 86 0-0 ③ G3-1		F FF 90 S SL 86 1 SAFE B FF 89 F FF 91 1 SAFE S SL 87 1-3 ③ K		C SL 85 B FF 94 C FF 94 S FF 95 1-3 ③ K 2-3		3 1	0 0	0 0	0 0	0 0	1 1	1 1
6 Jeff Mathis, R (1, 2) OBP: 0.252, SLG: 0.410		C CU 79 F FF 91 S SL 88 0-3 ② K			C SL 87 X SL 86 0-1 11 1B 3 SH1-3 1B		B CU 82 X SL 87 1-0 ① F8		X FF 94 0-0 ① F9	4	0	1	0	0	1	0
3 Adeiny Hechavarría, R (1, 5) OBP: 0.208, SLG: 0.182 28 Colby Rasmus, L (9, PH) OBP: 0.312, SLG: 0.462 17 Omar Vizquel, S (9, PR) OBP: 0.248, SLG: 0.241		C FF 90 B SI 92 F CH 88 F CU 78 F SL 88 F SL 89 B FF 90 F SL 89 X CU 79 2-2 ③ F8			1 SAFE B FF 90 C SL 87 X FF 90 1-1 ① SH1-3 1-2		B CH 82 S SL 87 S CU 80 B CU 77 F SL 86 B CH 82 X CH 87 3-2 2B		F FF 93 B FF 93 B FF 93 X FF 93 2-1 1B	2 1 0	0 0 0	1 1 0	0 0 0	0 0 0	0 0 0	0 0 0
Inning Stats	R: 1 E: 0 K: 0 S: 12 H: 3 LOB: 2 BB: 0 P: 20	R: 0 E: 0 K: 1 S: 12 H: 0 LOB: 0 BB: 0 P: 15	R: 1 E: 0 K: 0 S: 9 H: 1 LOB: 0 BB: 0 P: 17	R: 0 E: 0 K: 1 S: 6 H: 0 LOB: 0 BB: 0 P: 6	R: 0 E: 0 K: 0 S: 9 H: 2 LOB: 2 BB: 1 P: 16	R: 0 E: 0 K: 2 S: 9 H: 1 LOB: 1 BB: 0 P: 13	R: 0 E: 0 K: 0 S: 10 H: 1 LOB: 2 BB: 1 P: 21	R: 0 E: 0 K: 1 S: 8 H: 1 LOB: 2 BB: 0 P: 11	R: 0 E: 0 K: 0 S: 6 H: 1 LOB: 1 BB: 0 P: 9	1B: 7 2B: 4 3B: 0 HR: 0	SF: 0 SAC: 1 DP: 1 HBP: 0						

AB	35
R	2
H	10
RBI	2
BB	2
SO	5
LOB	18

WP: 0 PB: 0 SB: 3 CS: 0 PA: 38

PITCHER		IP	WLS	BF	H	R	ER	SO	BB	IBB	HBP	BLK	WP	HR	S	P	ERA	WHIP
62 Jose Quintana, L ERA: 2.77	(1, 1)	6.2	W	29	8	2	2	4	2	0	0	0	0	0	65	105	2.70	1.500
39 Brett Myers, R ERA: 2.79	(7, 1)	0.1	H	1	0	0	0	0	0	0	0	0	0	0	2	3	0.00	0.000
37 Matt Thornton, L ERA: 3.65	(8, 1)	0.2	H	3	1	0	0	0	0	0	0	0	0	0	5	7	0.00	1.500
43 Addison Reed, R ERA: 3.83	(8, 1)	1.1	S	5	1	0	0	1	0	0	0	0	0	0	9	13	0.00	0.750

PITCHER	IP	WLS	BF	H	R	ER	SO	BB	IBB	HBP	BLK	WP	HR	S	P	ERA	WHIP

Batter	1	2	3	4	5	6	7	8	9	AB	R	H	RBI	BB	SO	LOB
30 Alejandro De Aza, L (1, 8) OBP: 0.346, SLG: 0.398	H FF 91 1-0 20 CS HBP	C FF 93 1 SAFE B CU 76 S CU 76 S CU 77 1-3 ② K		B FF 91 X FF 92 1-0 ① F8			B CU 74 B FF 89 B FF 89 C FF 89 B CH 86 4-1 20 HBP 44 HR BB	F FF 93 F FF 95 S CU 85 0-3 ② K		3	1	0	0	1	2	3
20 Kevin Youkilis, R (1, 5) OBP: 0.341, SLG: 0.428	D FF 92 B FF 92 1 SAFE C SI 93 F FF 91 X FF 94 2-2 ① 1-2 1B	C FF 94 D CH 85 S FF 94 B CU 77 B FF 94 X FF 94 3-2 ③ F9		S SI 90 X FF 91 0-1 ② F9			1 SAFE B FF 91 1 SAFE 1 SAFE H FF 90 2-0 1-2 44 HR HBP	C CU 83 C CU 83 T FF 94 0-2 ③ K		4	1	1	0	0	1	3
44 Adam Dunn, L (1, 3) OBP: 0.338, SLG: 0.489	B FF 93 S FF 93 S FC 93 C FF 93 1-3 ② K		F FF 91 B SI 94 B FF 93 B SI 92 X FF 94 3-1 ① G1-3	C FF 92 S FF 92 F CU 76 X FF 94 0-2 ③ G3			B FF 94 B CU 83 X FF 93 2-0 1-H 2-H HR		X SI 90 0-0 ① P6	5	1	1	3	0	1	2
51 Alex Rios, R (1, 9) OBP: 0.340, SLG: 0.526	B FF 93 X FF 92 1-0 ③ L8		C FF 92 C CU 76 B CU 77 X FF 92 1-2 12 F8 2B		C CU 73 B CU 77 X SI 90 1-1 ① F9		C CU 82 F FF 94 B CU 84 X CU 84 1-2 ① G5-3		C SI 91 X SI 92 0-1 ② G3	5	0	1	0	0	0	1
12 A.J. Pierzynski, L (1, 2) OBP: 0.348, SLG: 0.553		B FF 90 B FF 92 B FF 92 C FF 93 X FF 91 3-1 24 1B 10 1B 28 1B 1B	F FF 93 X CU 77 0-1 ② F8 2-3		X CU 76 0-0 ② G3		X CH 86 0-0 24 HR 2B		C SI 91 B SI 92 F FF 90 X SI 90 1-2 ③ G1-3	5	2	2	0	0	0	1
10 Alexei Ramirez, R (1, 6) OBP: 0.281, SLG: 0.349		C FF 91 B FF 94 X FF 93 1-1 24 1B 28 1B 1-2 1B	S CU 75 S CU 78 B CU 76 S CU 78 1-3 ③ K		F CU 75 X CU 76 0-1 ③ G6-3		B FF 94 D CU 84 C FF 94 F CU 84 X CU 84 2-2 ② F7			4	1	1	0	0	1	2
24 Dayan Viciedo, R (1, 10) OBP: 0.293, SLG: 0.436		C FF 93 X SI 94 0-1 5 L9 28 1B 1-2 2-3 1B		B CH 82 F SI 90 F FF 92 F CU 78 B CU 76 B FF 93 F CH 79 B FF 92 4-2 28 HR BB		B SI 89 X CH 82 1-0 ① L8	B FF 94 B FF 94 D CU 84 S FF 94 X FF 95 3-1 2-H HR			3	2	2	2	1	0	0
28 Dewayne Wise, L (1, 7) OBP: 0.307, SLG: 0.521		X FF 94 0-0 1-2 2-H 3-H 1B		B FF 92 X FF 90 1-0 1-H HR		B CU 74 C FF 90 S CU 76 B CU 77 S FF 94 2-3 ② K	C FF 95 F CH 87 B CU 85 F CU 84 C FF 94 1-3 ③ K			4	1	2	4	0	2	0
5 Orlando Hudson, S (1, 4) OBP: 0.252, SLG: 0.296 15 Gordon Beckham, R (6, PH) OBP: 0.276, SLG: 0.353 (6, 4)		X FF 92 0-0 ① L9 2-3		C FF 93 S CH 84 B CH 82 X FF 92 1-2 1B		B SI 91 S CH 81 F CH 82 B CU 77 F FF 92 B FF 90 C FF 88 3-3 ③ K		F FF 93 F FF 94 B FF 94 X CU 84 1-2 ① G3-1		2 2	0 0	1 0	0 0	0 0	0 1	2 0
Inning Stats	R: 0 E: 0 K: 1 S: 7 H: 1 LOB: 1 BB: 0 P: 12	R: 2 E: 0 K: 1 S: 14 H: 4 LOB: 2 BB: 0 P: 22	R: 0 E: 0 K: 1 S: 10 H: 1 LOB: 1 BB: 0 P: 15	R: 2 E: 0 K: 0 S: 15 H: 2 LOB: 1 BB: 1 P: 22	R: 0 E: 0 K: 0 S: 5 H: 0 LOB: 0 BB: 0 P: 6	R: 0 E: 0 K: 2 S: 8 H: 0 LOB: 0 BB: 0 P: 14	R: 5 E: 0 K: 1 S: 15 H: 3 LOB: 0 BB: 1 P: 30	R: 0 E: 0 K: 2 S: 9 H: 0 LOB: 0 BB: 0 P: 10	R: 0 E: 0 K: 0 S: 6 H: 0 LOB: 0 BB: 0 P: 7	1B: 6 2B: 2 3B: 0 HR: 3 SF: 0 SAC: 0 DP: 0 HBP: 2						

PITCHER		IP	WLS	BF	H	R	ER	SO	BB	IBB	HBP	BLK	WP	HR	S	P	ERA	WHIP
24 Ricky Romero, L ERA: 5.53	(1, 1)	6.0	L	29	8	6	6	5	2	0	2	0	0	1	60	98	9.00	1.667
49 Brad Lincoln, R ERA: 3.16	(7, 1)	2.0		9	3	3	3	3	0	0	0	0	0	2	23	33	13.50	1.500
64 Chad Jenkins, R ERA:	(9, 1)	1.0		3	0	0	0	0	0	0	0	0	0	0	6	7	0.00	0.000

PITCHER	IP	WLS	BF	H	R	ER	SO	BB	IBB	HBP	BLK	WP	HR	S	P	ERA	WHIP

TOP

Chicago White Sox @ Toronto Blue Jays

Rogers Centre, Toronto, ON

Wed Aug 15 2012, 7:08 PM - 9:47 PM EDT
Att. 20,119 - Partly Cloudy - 73 F

livebaseballscorecards.com

AB	37
R	9
H	11
RBI	9
BB	2
SO	8
LOB	14

WP: 0 PB: 0 SB: 0 CS: 1 PA: 41

BOTTOM

Batter	1	2	3	4	5	6	7	8	9	AB	R	H	RBI	BB	SO	LOB
11 Rajai Davis, R (1, 9) OBP: 0.316, SLG: 0.411	B FF 92 F FF 92 T FC 87 S FC 88 1-3 K ①		C SI 92 C CU 81 X FC 86 0-2 F9 ②		S FC 87 B FC 86 S FC 87 B FC 87 F FC 87 D FC 84 F FC 87 C FC 88 3-3 K ② 1-3 2-H		B SI 93 B CH 85 S FF 93 C FF 92 F CU 79 B CU 80 B FF 93 4-2 BB		B FF 92 C FF 91 X FF 92 1-1 G1-3 ②	4	0	0	0	1	2	1
28 Colby Rasmus, L (1, 10) OBP: 0.309, SLG: 0.456	F SI 94 B FC 88 S CH 87 C CU 80 1-3 K ②		B FF 89 S CH 86 B CU 81 F CH 88 F CU 80 T CU 80 2-2 K ③		C CU 79 S CU 80 X CU 81 0-2 G1-3 ③		S FF 91 S CU 78 F CU 78 S CU 79 0-3 K ②		F FF 92 C FF 92 B FF 92 F CH 87 S SL 82 1-3 K2-3 ③	5	0	0	0	0	4	2
10 Edwin Encarnación, R (1, 7) OBP: 0.387, SLG: 0.563	C SI 93 B FF 93 B FF 92 S FC 89 X FF 94 2-2 G6-3 ③			C FC 85 B CU 80 B FF 91 B FC 86 X FF 92 3-1 P4 ①		C FC 86 B CU 80 B CU 80 B CH 88 X CU 80 2-2 30 2B 2 HR 1B	C SI 93 B SI 93 X SI 93 1-1 F7 ③			4	1	1	0	0	0	1
30 David Cooper, L (1, 3) OBP: 0.320, SLG: 0.463		C FF 90 B FF 91 X FC 85 1-1 17 1B 1B		F FF 92 C CU 80 B CU 80 F CU 80 B FF 93 B FC 88 F SI 92 T CH 88 3-2 K ②		X SI 92 0-0 1-3 2 HR 2B		C SI 91 C CU 79 X CU 79 0-2 E1		4	1	2	0	0	1	0
5 Yunel Escobar, R (1, 6) OBP: 0.296, SLG: 0.332		B FC 86 X FF 90 1-0 F8 ①		C SI 93 S SI 91 B FC 86 B FC 86 X FF 92 2-2 2 FC4-6 1B		S FC 88 S SI 93 S SI 93 0-3 K ①		X SI 93 0-0 F9 ①		4	0	1	0	0	1	4
2 Kelly Johnson, L (1, 4) OBP: 0.316, SLG: 0.381		C SI 91 B FF 91 C CH 85 X FF 91 1-2 F7 ②		B CH 85 F FC 85 B FC 87 X CH 86 2-1 FC4-6 ③ 1-2f		X FC 87 0-0 2-H 3-H HR		B CU 76 T FF 92 F SI 93 B FF 94 F CU 79 S CU 78 2-3 K ②		4	1	1	3	0	1	3
17 Omar Vizquel, S (1, 5) OBP: 0.256, SLG: 0.250		X SI 93 0-0 1-2 1B			C FF 90 X CH 87 0-1 11 S 6 G4-3 11 E 1B	C FC 86 X CU 80 0-1 L8 ②		X FF 93 0-0 F8 ③		4	1	2	0	0	0	1
6 Jeff Mathis, R (1, 2) OBP: 0.252, SLG: 0.427		S FC 89 B FC 87 B FC 86 S FC 87 S FC 87 2-3 K ③			C SI 92 X FC 88 0-1 G4-3 ① 1-2	S FF 92 F FF 92 S FC 86 0-3 K ③			C FF 92 C CH 84 B CU 79 B CU 80 X SL 83 2-2 HR	4	1	1	1	0	2	3
43 Anthony Gose, L (1, 8) OBP: 0.257, SLG: 0.235			B SI 91 X FC 85 1-0 G4-3 ①		X FC 87 0-0 11 S 1B		C FF 92 C CU 78 S CU 78 0-3 K ①		B FF 91 C FF 92 B CU 78 C FF 92 C FF 92 2-3 K ①	4	0	1	0	0	2	0
Inning Stats	R: 0 E: 0 K: 2 S: 9 H: 0 LOB: 0 BB: 0 P: 13	R: 0 E: 0 K: 1 S: 10 H: 2 LOB: 2 BB: 0 P: 15	R: 0 E: 0 K: 1 S: 8 H: 0 LOB: 0 BB: 0 P: 11	R: 0 E: 0 K: 1 S: 12 H: 1 LOB: 1 BB: 0 P: 22	R: 1 E: 1 K: 1 S: 13 H: 2 LOB: 1 BB: 0 P: 16	R: 3 E: 0 K: 2 S: 13 H: 3 LOB: 0 BB: 0 P: 15	R: 0 E: 0 K: 2 S: 12 H: 0 LOB: 1 BB: 1 P: 17	R: 0 E: 1 K: 1 S: 9 H: 0 LOB: 1 BB: 0 P: 11	R: 1 E: 0 K: 2 S: 12 H: 1 LOB: 0 BB: 0 P: 18	1B: 6 2B: 1 3B: 0 HR: 2 SF: 0 SAC: 0 DP: 0 HBP: 0						

PITCHER		IP	WLS	BF	H	R	ER	SO	BB	IBB	HBP	BLK	WP	HR	S	P	ERA	WHIP
34 Gavin Floyd, R ERA: 4.43	(1, 1)	6.0	W	26	8	4	3	8	0	0	0	0	0	1	65	92	4.50	1.333
46 Donnie Veal, L ERA:	(7, 1)	2.0		8	0	0	0	3	1	0	0	0	0	0	21	28	0.00	0.500
41 Philip Humber, R ERA: 5.9	(9, 1)	1.0		4	1	1	1	2	0	0	0	0	0	1	12	18	9.00	1.000

PITCHER	IP	WLS	BF	H	R	ER	SO	BB	IBB	HBP	BLK	WP	HR	S	P	ERA	WHIP

Chicago White Sox @ Toronto Blue Jays

Rogers Centre, Toronto, ON

Wed Aug 15 2012, 7:08 PM - 9:47 PM EDT

Att. 20,119 - Partly Cloudy - 73 F

livebaseballscorecards.com

AB	37
R	5
H	9
RBI	4
BB	1
SO	13
LOB	15

WP: 0	PA: 38		
PB: 0			
SB: 3			
CS: 0			

Batter	1	2	3	4	5	6	7	8	9	AB	R	H	RBI	BB	SO	LOB
28 Dewayne Wise, L (1, 8) OBP: 0.300, SLG: 0.538	B FF 86 F FF 88 B SI 84 X FC 88 2-1 F9 ①		B FC 84 B SI 85 B FF 86 C FF 84 X FF 86 3-1 HR		B FC 86 C FC 83 C FF 86 F SL 78 B FC 85 S FC 85 2-3 K ②			C SL 76 C SL 76 F SL 75 X FF 88 0-2 P5 ① X FC 89 0-0 G3 ③		5	1	1	1	0	1	0
20 Kevin Youkilis, R (1, 5) OBP: 0.343, SLG: 0.429	B FC 88 C SI 84 X SI 87 1-1 51 FC6-4 44 BB 1B		B FF 83 C SI 81 S SI 84 C FC 83 1-3 K ②		C FC 84 F FF 88 X SI 85 0-2 F7 ③			C SI 88 X FF 87 0-1 44 WP 51 HR 1B		4	1	2	0	0	1	0
44 Adam Dunn, L (1, 3) OBP: 0.339, SLG: 0.487	1 SAFE C FC 87 S FC 84 B FF 86 D FF 84 B FC 84 B FF 88 4-2 51 FC6-4 1-2 BB		S SL 74 B SI 86 F SI 85 C FF 90 1-3 K ③			F SI 84 B FC 83 S FC 82 C FC 84 1-3 K ①		F FF 89 B FF 88 F SI 87 B FF 88 B SL 75 F SL 75 B FF 89 4-2 51 HR 1-2 BB		2	1	0	0	2	2	0
51 Alex Rios, R (1, 9) OBP: 0.339, SLG: 0.530	B FF 87 B FC 83 B SI 86 C FF 86 X SI 86 3-1 FC6-4 1-2f 2-3 ②			C SL 74 X FF 84 0-1 F7 ①		B SL 72 B SI 83 B SI 85 X FF 86 3-0 L8 ②		B FF 89 S SI 89 X FF 88 1-1 1-H 2-H HR		4	1	1	3	0	0	2
12 A.J. Pierzynski, L (1, 10) OBP: 0.345, SLG: 0.547	D SL 77 F FF 83 F FC 83 X SL 78 1-2 F8 ③			B SI 84 B FF 88 X FF 88 2-0 G3-1 ②		C FC 85 F FF 90 B FF 91 F FF 91 B FC 82 X SI 84 2-2 G5-3 ③		B SL 75 F SL 75 F FF 88 B SL 74 X FF 88 2-2 G5-3 ②		4	0	0	0	0	0	2
10 Alexei Ramirez, R (1, 6) OBP: 0.281, SLG: 0.355		B FC 85 L FC 85 B FC 84 X FF 86 2-1 G5-3 ①		B SI 85 F FC 84 B CH 81 B FC 87 F SI 84 X FC 85 3-2 F8 ③			X SL 82 0-0 G3-1 ①	B FF 88 B FC 88 F FF 90 F FF 90 X CU 77 2-2 HR		4	1	1	1	0	0	0
24 Dayan Viciedo, R (1, 7) OBP: 0.295, SLG: 0.443		B SI 86 B FF 85 X FF 81 2-0 G5-3 ②			B SI 85 S CH 80 X SI 82 1-1 HR		C FF 95 B CH 86 F FF 95 B FF 94 B CH 86 B CH 86 4-2 BB	C FF 91 F FF 89 B CU 79 B FC 85 B FC 89 C FF 91 3-3 K ③		3	1	1	1	1	1	0
17 Tyler Flowers, R (1, 2) OBP: 0.283, SLG: 0.385		B FF 87 B CH 80 X FC 82 2-0 G5-3 ③			B FF 88 X FF 81 1-0 HR		B FF 94 C FF 95 S FF 96 F FF 96 X CH 85 1-2 P4 ②		C FF 92 F SL 84 C FF 91 0-3 K ①	4	1	1	1	0	1	1
66 Ray Olmedo, S (1, 4) OBP: 0.182, SLG: 0.182			C FF 84 B SI 85 B CH 80 C FF 86 S SI 83 2-3 K ①		B SI 87 X FC 83 1-0 B1-3 ①		C FF 95 S FF 95 B FF 96 X FF 95 1-2 F7 ③		C SI 91 X SI 91 0-1 G1-3 ②	4	0	0	0	0	1	1
Inning Stats	R: 0 E: 0 K: 0 S: 11 H: 1 LOB: 2 BB: 1 P: 22	R: 0 E: 0 K: 0 S: 4 H: 0 LOB: 0 BB: 0 P: 10	R: 1 E: 0 K: 3 S: 11 H: 1 LOB: 0 BB: 0 P: 18	R: 0 E: 0 K: 0 S: 6 H: 0 LOB: 0 BB: 0 P: 11	R: 2 E: 0 K: 1 S: 11 H: 2 LOB: 0 BB: 0 P: 16	R: 0 E: 0 K: 1 S: 8 H: 0 LOB: 0 BB: 0 P: 14	R: 0 E: 0 K: 0 S: 10 H: 0 LOB: 1 BB: 1 P: 16	R: 4 E: 0 K: 1 S: 20 H: 3 LOB: 0 BB: 1 P: 32	R: 0 E: 0 K: 1 S: 6 H: 0 LOB: 0 BB: 0 P: 6	1B: 2 2B: 0 3B: 0 HR: 5 SF: 0 SAC: 0 DP: 0 HBP: 0						

PITCHER	IP	WLS	BF	H	R	ER	SO	BB	IBB	HBP	BLK	WP	HR	S	P	ERA	WHIP
32 Aaron Laffey, L (1, 1) ERA: 4.7	6.0	L	23	4	3	3	5	1	0	0	0	0	3	51	91	4.50	0.833
50 Steve Delabar, R (7, 1) ERA: 3.97	1.0		4	0	0	0	0	1	0	0	0	0	0	10	16	0.00	1.000
38 Darren Oliver, L (8, 1) ERA: 1.87	0.2		5	2	3	3	0	1	0	0	0	1	1	14	21	40.50	4.500
31 Brandon Lyon, R (8, 1) ERA: 2.91	0.1		2	1	1	1	1	0	0	0	0	0	1	6	11	27.00	3.000
44 Casey Janssen, R (9, 1) ERA: 2.31	1.0		3	0	0	0	1	0	0	0	0	0	0	6	6	0.00	0.000

PITCHER	IP	WLS	BF	H	R	ER	SO	BB	IBB	HBP	BLK	WP	HR	S	P	ERA	WHIP

TOP

Chicago White Sox @ Toronto Blue Jays

Rogers Centre, Toronto, ON

Thu Aug 16 2012, 7:08 PM - 9:45 PM EDT

Att. 19,855 - Partly Cloudy - 77 F

livebaseballscorecards.com

AB	34
R	7
H	7
RBI	7
BB	3
SO	7
LOB	6

WP: 1 PA: 37
PB: 0
SB: 0
CS: 0

Batter	1	2	3	4	5	6	7	8	9	AB	R	H	RBI	BB	SO	LOB
11 Rajai Davis, R (1, 7) OBP: 0.315, SLG: 0.412	C SI 92 X FF 92 0-1 ① F9		X CH 85 0-0 ① F7			L CH 85 F SL 86 B SL 84 F SL 87 S SL 89 1-3 ① K		C FF 93 F SL 86 X CU 76 0-2 2B		4	0	1	0	0	1	0
18 Mike McCoy, R (1, 8) OBP: 0.261, SLG: 0.190	B FF 92 C SI 93 S CH 87 X FF 95 1-2 ② F8		C SI 93 C CH 88 B SL 88 B CH 87 C SL 87 2-3 ② K			B SI 94 C CH 87 S CH 87 X SL 87 1-2 ② G5-3		B FF 92 X FF 92 1-0 ③ F9		4	0	0	0	0	1	1
28 Colby Rasmus, L (1, 10) OBP: 0.306, SLG: 0.452	X FF 93 0-0 ③ G3-1		B SL 89 S SL 87 B FF 95 B SL 89 X SL 88 3-1 ③ P4			B SL 89 X SL 85 1-0 ③ G5-3			C FF 92 S CU 81 B CU 81 S CU 81 1-3 ① K	4	0	0	0	0	1	0
5 Yunel Escobar, R (1, 6) OBP: 0.296, SLG: 0.329		X SI 92 0-0 ① F9	B CH 85 C CH 86 F SL 86 B SL 86 B CH 87 F SL 86 X SL 86 3-2 ① G6-3				B CH 85 B SI 92 B CH 84 C SI 94 B SI 93 4-1 30 FC4-6 BB		B FF 92 C FF 92 F FF 92 X CU 81 1-2 ② F9	3	0	0	0	1	0	0
30 David Cooper, L (1, 3) OBP: 0.321, SLG: 0.460 43 Anthony Gose, L (7, PR) OBP: 0.257, SLG: 0.235 68 Yan Gomes, R (8, 3) OBP: 0.233, SLG: 0.329		B FF 92 B FF 93 S SL 86 X SI 93 2-1 14 HR 1B	B SL 87 B SL 88 C FF 95 S SL 89 S SL 89 2-3 ② K				L SL 86 C FF 94 1 SAFE F SL 89 1 SAFE 1 SAFE B SL 87 D SL 90 F SL 89 2-2 ① FC4-6 14 S 1-2f		C FF 92 S SL 86 S SL 82 0-3 ③ K	3 0 1	1 0 0	1 0 0	0 0 0	0 0 0	1 0 1	1 0 0
14 Moisés Sierra, R (1, 9) OBP: 0.375, SLG: 0.538		X FF 94 0-0 1-H HR	S CH 88 S CH 88 X SL 87 0-2 ③ G5-3				1 SAFE C CH 84 1 SAFE 1 SAFE C SL 85 1 SAFE F FF 93 B FF 94 B CU 72 2-2 ② K 1-2			3	1	1	2	0	1	1
2 Kelly Johnson, L (1, 4) OBP: 0.314, SLG: 0.378		C SL 88 S SL 87 C SL 86 0-3 ② K			C SI 94 S SL 90 F SL 88 X SL 88 0-2 ① G6-3		B FF 94 B SL 85 B CH 82 C FF 94 X CU 72 3-1 ③ F8			3	0	0	0	0	1	2
6 Jeff Mathis, R (1, 2) OBP: 0.260, SLG: 0.432		B SL 86 F SI 95 X CH 89 1-1 1B			B CH 87 C FF 93 S CH 88 B CH 89 S SL 88 2-3 ② K			C SL 84 B SI 92 X SL 85 1-1 17 G4-6-3 1B		3	0	2	0	0	1	0
3 Adeiny Hechavarría, R (1, 5) OBP: 0.192, SLG: 0.167 17 Omar Vizquel, S (8, PH) OBP: 0.254, SLG: 0.248 (9, 5)		F SI 94 S CH 88 B FF 94 F SL 86 X SL 87 1-2 ③ G5-3			C CH 86 S SL 88 F FF 96 S CH 88 0-3 ③ K			B SI 92 X SI 91 1-0 ①② G4-6-3 1-2f		2 1	0 0	0 0	0 0	0 0	1 0	1 1
Inning Stats	R: 0 E: 0 K: 0 S: 6 H: 0 LOB: 0 BB: 0 P: 7	R: 2 E: 0 K: 1 S: 13 H: 3 LOB: 1 BB: 0 P: 17	R: 0 E: 0 K: 1 S: 6 H: 0 LOB: 0 BB: 0 P: 11	R: 0 E: 0 K: 1 S: 10 H: 0 LOB: 0 BB: 0 P: 15	R: 0 E: 0 K: 2 S: 11 H: 0 LOB: 0 BB: 0 P: 13	R: 0 E: 0 K: 1 S: 8 H: 0 LOB: 0 BB: 0 P: 11	R: 0 E: 0 K: 1 S: 13 H: 0 LOB: 2 BB: 1 P: 24	R: 0 E: 0 K: 0 S: 7 H: 2 LOB: 1 BB: 0 P: 10	R: 0 E: 0 K: 2 S: 9 H: 0 LOB: 0 BB: 0 P: 11	1B: 3 2B: 1 3B: 0 HR: 1 SF: 0 SAC: 0 DP: 1 HBP: 0						

PITCHER		IP	WLS	BF	H	R	ER	SO	BB	IBB	HBP	BLK	WP	HR	S	P	ERA	WHIP
58 Francisco Liriano, L ERA: 5.22	(1, 1)	6.1	W	23	3	2	2	6	1	0	0	0	0	1	60	86	2.84	0.632
26 Jesse Crain, R ERA: 1.95	(7, 1)	0.2	H	2	0	0	0	1	0	0	0	0	0	0	7	12	0.00	0.000
39 Brett Myers, R ERA: 2.72	(8, 1)	1.0		4	2	0	0	0	0	0	0	0	0	0	7	10	0.00	2.000
41 Philip Humber, R ERA: 5.84	(9, 1)	1.0		3	0	0	0	2	0	0	0	0	0	0	9	11	0.00	0.000

PITCHER	IP	WLS	BF	H	R	ER	SO	BB	IBB	HBP	BLK	WP	HR	S	P	ERA	WHIP

BOTTOM

Chicago White Sox @ Toronto Blue Jays

Rogers Centre, Toronto, ON

Thu Aug 16 2012, 7:08 PM - 9:45 PM EDT

Att. 19,855 - Partly Cloudy - 77 F

livebaseballscorecards.com

AB	31
R	2
H	5
RBI	2
BB	1
SO	9
LOB	7

WP: 0	PB: 0	SB: 1	CS: 0
PA: 32			

Chicago White Sox @ Kansas City Royals

Kauffman Stadium, Kansas City, MO

Fri Aug 17 2012, 7:11 PM - 9:41 PM CDT

Att. 22,169 - Clear - 82 F

TOP

livebaseballscorecards.com

Batter	1	2	3	4	5	6	7	8	9	AB	R	H	RBI	BB	SO	LOB
30 Alejandro De Aza, L (1, 8) OBP: 0.346, SLG: 0.398 28 Dewayne Wise, L (8, PH) OBP: 0.296, SLG: 0.532 (8, 8)	C FF 90 F FF 91 B FF 93 S SL 82 1-3 K2-3		X FF 93 0-0 20 CS 1B			B CH 82 F FF 93 X FF 93 1-1 G4-3		L CH 87 B CH 87 C FF 99 F CH 86 S FF 100 1-3 K		3 1	0 0	1 0	0 0	0 0	1 1	0 2
20 Kevin Youkilis, R (1, 5) OBP: 0.342, SLG: 0.424	C SI 89 H SI 93 1-1 14 FC5-4 HBP		1 SAFE C SI 92 B SL 81 B SI 93 F SI 92 B SL 83 3-2 CS 1-2	C CU 74 S SL 81 F FF 94 B SL 82 S SL 82 1-3 K		X SI 91 0-0 G5-3		B SI 99 F FF 99 B SI 98 F FF 99 S FF 100 2-3 K		3	0	0	0	0	2	2
44 Adam Dunn, L (1, 3) OBP: 0.339, SLG: 0.483	B FF 93 B FF 92 F FF 93 B FF 94 X FF 94 3-1 P2			X FF 93 0-0 G4-3		B FF 93 B SI 92 B FF 92 B FF 93 4-0 BB		B CH 86 B FF 99 F CH 87 S CH 87 B CH 85 S FF 99 3-3 K		3	0	0	0	1	1	3
14 Paul Konerko, R (1, 10) OBP: 0.386, SLG: 0.509	B SI 88 X SI 93 1-0 FC5-4 1-2f			B FF 94 B CH 78 X FF 93 2-0 HR		C SI 93 D SL 84 X SL 81 1-1 F8			F FF 96 S SL 87 B SL 87 S SL 86 1-3 K	4	1	1	1	0	1	2
51 Alex Rios, R (1, 9) OBP: 0.336, SLG: 0.526		B CH 83 S SI 91 B SI 93 X SI 92 2-1 P2		B CU 77 C SI 92 X SI 92 1-1 F8			B SL 80 C FF 92 F SI 93 S SL 83 1-3 K		X FF 95 0-0 P3	4	0	0	0	0	1	0
12 A.J. Pierzynski, L (1, 2) OBP: 0.344, SLG: 0.546		S FF 92 X CH 82 0-1 F7			C FF 92 X CH 84 0-1 F7		C SL 78 B SL 82 X CH 83 1-1 F7		B FF 96 X FF 96 1-0 10 1B 2B	4	0	1	0	0	0	0
10 Alexei Ramirez, R (1, 6) OBP: 0.283, SLG: 0.359		B FF 93 F CH 83 L SI 93 S SL 82 1-3 K			B SI 92 F SI 91 B SI 93 X SL 81 2-1 15 1B 2B		C SI 93 F SI 93 F FF 94 F SL 82 B SL 84 S SL 82 1-3 K		C FF 97 F SL 89 X SL 87 0-2 2-3 1B	4	1	2	0	0	2	0
24 Dayan Viciedo, R (1, 7) OBP: 0.295, SLG: 0.441			C CH 81 B SL 82 B FF 92 X CU 73 2-1 G6-3		C SL 82 B SL 83 F SI 93 B SL 83 C SL 79 2-3 K			B SI 98 B FF 99 B SI 98 C FF 100 X FF 99 3-1 15 1B 1B	C SL 85 D SL 84 X SL 88 1-1 F9	4	0	1	0	0	1	3
15 Gordon Beckham, R (1, 4) OBP: 0.279, SLG: 0.356			B SI 91 B FF 92 X SI 92 2-0 F7		B SI 92 X SI 93 1-0 2-H 1B			B FF 100 B CH 87 X FF 98 2-0 1-2 1B		3	0	2	1	0	0	0
Inning Stats	R: 0 E: 0 K: 1 S: 7 H: 0 LOB: 1 BB: 0 P: 13	R: 0 E: 0 K: 1 S: 7 H: 0 LOB: 0 BB: 0 P: 10	R: 0 E: 0 K: 0 S: 6 H: 1 LOB: 0 BB: 0 P: 13	R: 1 E: 0 K: 1 S: 8 H: 1 LOB: 0 BB: 0 P: 12	R: 1 E: 0 K: 1 S: 8 H: 2 LOB: 1 BB: 0 P: 13	R: 0 E: 0 K: 0 S: 5 H: 0 LOB: 1 BB: 1 P: 11	R: 0 E: 0 K: 2 S: 10 H: 0 LOB: 0 BB: 0 P: 13	R: 0 E: 0 K: 3 S: 13 H: 2 LOB: 2 BB: 0 P: 24	R: 0 E: 0 K: 1 S: 10 H: 2 LOB: 2 BB: 0 P: 13	1B: 5 2B: 2 3B: 0 HR: 1 SF: 0 SAC: 0 DP: 0 HBP: 1	WP: 0 PB: 0 SB: 0 CS: 1 PA: 36					

	AB	33
	R	2
	H	8
	RBI	2
	BB	1
	SO	10
	LOB	12

PITCHER		IP	WLS	BF	H	R	ER	SO	BB	IBB	HBP	BLK	WP	HR	S	P	ERA	WHIP
39 Luis Mendoza, R ERA: 4.26	(1, 1)	7.0	W	25	4	2	2	6	1	0	1	0	0	1	51	85	2.57	0.714
40 Kelvin Herrera, R ERA: 2.51	(8, 1)	1.0	H	5	2	0	0	3	0	0	0	0	0	0	13	24	0.00	2.000
56 Greg Holland, R ERA: 3.14	(9, 1)	1.0	S	5	2	0	0	1	0	0	0	0	0	0	10	13	0.00	2.000

PITCHER	IP	WLS	BF	H	R	ER	SO	BB	IBB	HBP	BLK	WP	HR	S	P	ERA	WHIP

Batter	1	2	3	4	5	6	7	8	9	AB	R	H	RBI	BB	SO	LOB
17 Chris Getz, L (1, 4) OBP: 0.312, SLG: 0.360 8 Mike Moustakas, L (6, 5) OBP: 0.305, SLG: 0.443	B SI 92 C SI 93 B SI 94 B SI 90 C SI 93 X SI 93 3-2 ① F8		C SI 93 C SL 78 B SI 95 X SI 90 1-2 ① F7		B SL 78 1 SAFE 1 SAFE L SI 93 C SI 94 S SI 95 1-3 ① K		B SL 78 B SL 79 B SI 94 C SI 94 F SI 94 F SI 95 X SL 80 3-2 2 1B 13 2B 1B	B FC 85 X FF 92 1-0 ③ F9		3 2	0 1	0 1	0 0	0 0	1 0	1 1
2 Alcides Escobar, R (1, 6) OBP: 0.341, SLG: 0.410	C SI 90 B SI 94 X SI 94 1-1 16 FC4-6 1B		C SI 90 B FF 92 S SL 77 F SI 93 X CH 81 1-2 ② G6-3		1 SAFE X SI 92 0-0 ② ③ G6-4-3 1-2f		B SI 88 1 SAFE X CH 83 1-0 4 S 13 2B 1-3 1B			4	1	2	0	0	0	1
4 Alex Gordon, L (1, 7) OBP: 0.363, SLG: 0.438	1 SAFE C SI 94 X SI 93 0-1 ② L8		C SL 78 C SL 95 S SL 82 0-3 ③ K2-3			B SI 92 B SI 91 C SI 92 C SI 94 B SI 94 F SI 94 S SI 94 3-3 ① K	C SL 79 F SI 95 S SL 80 0-3 ② K 1-2			4	0	0	0	0	3	3
16 Billy Butler, R (1, 3) OBP: 0.369, SLG: 0.517 35 Eric Hosmer, L (8, 3) OBP: 0.304, SLG: 0.358	C SI 92 1 SAFE B SI 94 B CH 81 B SI 92 X SI 93 3-1 ③ FC4-6 1-2f			C CH 81 S SL 77 B SL 80 X CH 81 1-2 ① L6		C SL 80 B SI 94 X SI 95 1-1 HR	I IN 49 I IN 47 I IN 46 I IN 48 4-0 13 2B IBB			3 0	1 0	1 0	1 0	1 0	0 0	1 0
13 Salvador Perez, R (1, 2) OBP: 0.329, SLG: 0.523		C SI 88 B SI 92 B SL 76 B CH 82 X FF 94 3-1 ① L6		B SI 89 X SI 90 1-0 2B		X CH 84 0-0 ② G4-3	C CH 82 F CH 82 B SI 90 X CH 83 1-2 1-3 2-H 3-H 2B			4	0	2	2	0	0	0
6 Lorenzo Cain, R (1, 8) OBP: 0.317, SLG: 0.417		C SI 89 B SI 93 S CH 82 X SL 80 1-2 HR		X SI 94 0-0 ② G5-3		B SI 95 C CH 84 X SI 94 1-1 21 S 1B	B SL 84 S FF 94 B FF 95 C SL 85 X FF 94 2-2 ③ F9			4	1	2	1	0	0	3
21 Jeff Francoeur, R (1, 9) OBP: 0.286, SLG: 0.378		B SI 94 B FF 95 B SI 92 B SI 93 4-0 27 G4-3 BB		I IN 52 I IN 53 I IN 55 I IN 52 4-0 IBB		B SI 87 1 SAFE B CH 82 I I 4-0 1-2 IBB		S SI 92 B FC 87 F FC 88 B SC 71 B FC 87 S FF 93 3-3 ① K		1	0	0	0	3	1	0
27 Brayan Peña, S (1, 10) OBP: 0.284, SLG: 0.341	B SI 88 1 SAFE C CH 82 S CH 81 X CH 82 1-2 ② G4-3 1-2			X CH 80 0-0 ③ P3		C SL 80 F CH 82 D SL 82 B SL 79 F SL 79 X SL 81 2-2 ③ G5-3		B CH 81 C SI 93 F FC 87 B SC 73 B SC 70 B CH 81 4-2 BB		3	0	0	0	1	0	5
34 Tony Abreu, S (1, 5) OBP: 0.286, SLG: 0.429 (6, 4)		S SL 78 F SL 78 S SL 79 0-3 ③ K2-3			C SI 91 B CH 80 S CH 80 X SL 81 1-2 2 G6-4-3 1B		B CH 85 F CH 85 F SI 92 X SI 92 1-2 ① G4-3	B FF 91 1 SAFE B SI 92 B FF 91 C FF 91 X SI 91 3-1 ② F8		4	0	1	0	0	1	2
Inning Stats	R: 0 E: 0 K: 0 S: 9 H: 1 LOB: 1 BB: 0 P: 16	R: 1 E: 0 K: 1 S: 11 H: 1 LOB: 1 BB: 1 P: 20	R: 0 E: 0 K: 1 S: 10 H: 0 LOB: 0 BB: 0 P: 12	R: 0 E: 0 K: 0 S: 6 H: 1 LOB: 2 BB: 1 P: 12	R: 0 E: 0 K: 1 S: 7 H: 1 LOB: 0 BB: 0 P: 9	R: 1 E: 0 K: 1 S: 13 H: 2 LOB: 2 BB: 1 P: 24	R: 2 E: 0 K: 1 S: 17 H: 3 LOB: 2 BB: 1 P: 29	R: 0 E: 0 K: 1 S: 8 H: 0 LOB: 1 BB: 1 P: 19		1B: 5 2B: 2 3B: 0 HR: 2 SF: 0 SAC: 0 DP: 1 HBP: 0			WP: 0 PB: 0 SB: 2 CS: 0 PA: 37	

PITCHER		IP	WLS	BF	H	R	ER	SO	BB	IBB	HBP	BLK	WP	HR	S	P	ERA	WHIP
49 Chris Sale, L ERA: 2.72	(1, 1)	6.2	L	32	9	4	4	5	1	3	0	0	0	2	70	117	5.40	1.500
26 Jesse Crain, R ERA: 1.93	(7, 1)	0.1		1	0	0	0	0	0	0	0	0	0	0	3	5	0.00	0.000
53 Héctor Santiago, L ERA: 3.57	(8, 1)	1.0		4	0	0	0	1	1	0	0	0	0	0	8	19	0.00	1.000

PITCHER	IP	WLS	BF	H	R	ER	SO	BB	IBB	HBP	BLK	WP	HR	S	P	ERA	WHIP

BOTTOM

Chicago White Sox @ Kansas City Royals

Kauffman Stadium, Kansas City, MO

Fri Aug 17 2012, 7:11 PM - 9:41 PM CDT

Att. 22,169 - Clear - 82 F

livebaseballscorecards.com

AB	32
R	4
H	9
RBI	4
BB	5
SO	6
LOB	17

Chicago White Sox @ Kansas City Royals

Kauffman Stadium, Kansas City, MO

Sat Aug 18 2012, 6:12 PM - 9:09 PM CDT

Att. 23,858 - Cloudy - 81 F

livebaseballscorecards.com

Batter	1	2	3	4	5	6	7	8	9	AB	R	H	RBI	BB	SO	LOB
28 Dewayne Wise, L (1, 8) OBP: 0.294, SLG: 0.530	C SI 83 F SI 87 F SI 86 B SL 82 F SI 86 X FF 87 1-2 44 S 2B		X FF 88 0-0 ② F9		C SL 82 B SL 83 X SL 82 1-1 ③ G4-3			B CU 76 C FF 94 S CH 84 B CU 76 S FF 95 2-3 ① K		4	0	1	0	0	1	2
20 Kevin Youkilis, R (1, 5) OBP: 0.341, SLG: 0.422	C SL 81 S SL 84 F FF 87 C SL 82 0-3 ① K		B SI 86 C CU 77 T SL 84 F FF 89 F FF 89 X CU 75 1-2 ③ G6-3			C SI 84 B FF 86 C SL 83 X SL 84 1-2 ① G5-3		C CH 83 B FF 94 B FF 94 S CH 84 B CU 77 F FF 94 X FF 94 3-2 44 HR 1B		4	1	1	0	0	1	1
44 Adam Dunn, L (1, 3) OBP: 0.342, SLG: 0.494	C SL 81 B SL 81 B FF 87 B CH 76 F SL 82 F SL 83 F SL 82 F SI 87 B SL 80 4-2 2-3 BB			C CU 76 B SL 83 F SL 82 B EP 68 B SI 87 F SI 86 F SI 87 F SI 86 S SI 86 3-3 ① K		B CU 75 S CH 77 X SI 87 1-1 14 HR 2B		F FF 93 D CU 76 C FF 94 D CU 75 X FF 94 2-2 1-H HR		3	2	2	2	1	1	0
14 Paul Konerko, R (1, 10) OBP: 0.385, SLG: 0.514	C SI 85 F SI 86 B FF 88 X FF 87 1-2 ② P4			B CU 74 B SL 83 B SL 81 C FF 86 X SL 83 3-1 ② F7		B CU 76 B CU 75 C CH 76 X CH 76 2-1 2-H HR		S SL 84 S SL 87 S SL 86 0-3 ② K		4	1	1	2	0	1	2
51 Alex Rios, R (1, 9) OBP: 0.333, SLG: 0.521	B SI 86 X SI 85 1-0 ③ F9			C CU 75 B FF 88 C CU 77 F FF 90 F FF 89 X SL 83 1-2 ③ F8		F SL 83 B FF 89 X CU 78 1-1 ② F8		B SL 86 S SI 94 S SL 85 B SL 85 S SL 87 2-3 ③ K		4	0	0	0	0	1	2
24 Dayan Viciedo, R (1, 7) OBP: 0.294, SLG: 0.439		C SI 85 X SL 82 0-1 ① P6			X SL 82 0-0 17 FC5-4 10 1B 1B	C CU 76 F SI 87 S FF 90 0-3 ③ K			B SI 89 B SI 90 C SI 91 F FF 91 X SL 79 2-2 ① F8	4	0	1	0	0	1	0
10 Alexei Ramirez, R (1, 6) OBP: 0.282, SLG: 0.358		B SI 85 S CH 76 C FF 88 F FF 86 B SI 88 X CH 76 2-2 ② F8			C SI 84 X SL 83 0-1 17 FC5-4 1-2 1B		F FF 97 B CU 79 X FF 97 1-1 ① G4-3		B SI 90 C SI 90 C FF 91 F SI 91 S SL 80 1-3 ② K	4	0	1	0	0	1	0
17 Tyler Flowers, R (1, 2) OBP: 0.282, SLG: 0.380		B CU 75 F CH 76 S SL 83 B SI 88 F SL 83 C FF 89 2-3 ③ K			B FF 87 F FF 87 F FF 89 X SL 84 1-2 ① FC5-4 1-2f 2-3		C FF 98 X FF 98 0-1 15 G1-6-3 1B		C FF 90 S SL 81 X SL 80 0-2 ③ G5-3	4	0	1	0	0	1	2
15 Gordon Beckham, R (1, 4) OBP: 0.277, SLG: 0.353			C SI 85 F SL 82 B SI 86 C FF 89 1-3 ① K		X SL 83 0-0 ② F8		C FF 98 X CU 79 0-1 ②③ G1-6-3 1-2f			3	0	0	0	0	1	3

Inning Stats	1	2	3	4	5	6	7	8	9
	R: 0 E: 0 K: 1 S: 18 H: 1 LOB: 2 BB: 1 P: 25	R: 0 E: 0 K: 1 S: 10 H: 0 LOB: 0 BB: 0 P: 14	R: 0 E: 0 K: 1 S: 9 H: 0 LOB: 0 BB: 0 P: 11	R: 0 E: 0 K: 1 S: 13 H: 0 LOB: 0 BB: 0 P: 20	R: 0 E: 0 K: 0 S: 9 H: 2 LOB: 2 BB: 0 P: 11	R: 2 E: 0 K: 1 S: 12 H: 2 LOB: 0 BB: 0 P: 17	R: 0 E: 0 K: 0 S: 6 H: 1 LOB: 0 BB: 0 P: 7	R: 2 E: 0 K: 3 S: 16 H: 2 LOB: 0 BB: 0 P: 25	R: 0 E: 0 K: 1 S: 10 H: 0 LOB: 0 BB: 0 P: 13

| | | |

Batter	1	2	3	4	5	6	7	8	9	AB	R	H	RBI	BB	SO	LOB
6 Lorenzo Cain, R (1, 8) OBP: 0.313, SLG: 0.409	C FF 88 C FF 89 B FC 86 F FF 92 X FF 93 1-2 ① G6-3		B SL 85 S FC 86 F FC 85 B CU 82 F FF 92 F FF 92 B FF 91 X FF 91 3-2 E2 2 L4-3		B FF 89 C CH 82 F FF 90 X FF 90 1-2 ① F9	B SI 98 X SI 98 1-0 2 1B 1-2 1B		C FF 91 B SL 84 S SI 91 X SL 84 1-2 ② G6-3		5	0	1	0	0	0	0
2 Alcides Escobar, R (1, 6) OBP: 0.345, SLG: 0.414	C FF 91 C FF 92 B FC 86 X CH 85 1-2 4 2B 1B		1 SAFE F FC 86 1 SAFE X FC 86 0-1 ①② L4-3 1-1		B FF 90 C FF 90 B FF 90 X CH 82 2-1 4 S 16 1B 1B	X SI 98 0-0 16 FC6-4 1-2 2-3 1B		C SI 91 B SI 92 B SI 91 B SI 91 F SI 91 F FF 92 X FF 93 3-2 4 1B 16 1B 1B		5	3	4	0	0	0	1
4 Alex Gordon, L (1, 7) OBP: 0.365, SLG: 0.442	X FC 86 0-0 1-H 2B		B FF 91 X FF 90 1-0 E4 16 1B 1B		B SI 91 1 SAFE 1 SAFE C FC 86 F FF 91 D CU 80 S CU 81 2-3 ② K 1-2	S CU 76 F CU 76 C FF 93 0-3 ② K		1 SAFE S SI 91 X CU 77 0-1 16 1B 8 HR 1-3 1B		5	2	3	1	0	2	4
16 Billy Butler, R (1, 10) OBP: 0.373, SLG: 0.519	H FF 92 1-0 HBP		B SL 84 B FC 87 C CH 83 X FF 92 2-1 8 E 2-H 1B		C CU 82 B CU 82 F FC 85 B SL 82 B SL 82 F CH 84 X FF 91 3-2 8 BB 2-H 1B	B FF 90 1 SAFE D CH 84 X FF 91 2-0 ③ FC6-4 1-2f		B SI 92 D SI 92 X SI 93 2-0 8 HR 1-2 3-H 1B		4	2	3	3	0	0	3
8 Mike Moustakas, L (1, 5) OBP: 0.308, SLG: 0.451	D FC 88 F CH 84 F FC 87 F FF 94 F CU 80 X FF 92 1-2 ② F7		D FC 88 B CU 80 F CU 80 B FF 91 F FC 87 X CU 80 3-2 E9 2-H 1B		F FC 87 B FF 91 S CH 83 D CU 80 B FF 92 B CH 83 4-2 1-2 BB		F FF 89 B CU 78 C CU 78 X SI 90 1-2 ① L6	D SI 93 C CH 86 X FF 92 1-1 1-H 2-H HR		4	1	2	4	1	0	2
21 Jeff Francoeur, R (1, 9) OBP: 0.283, SLG: 0.374	C FF 92 C SI 92 D SL 84 S FF 92 1-3 ③ K		B FC 85 F FF 91 X FF 92 1-1 ③ G1-6-3		S FC 86 X FF 91 0-1 ③ F8		B SL 82 X CU 78 1-0 ② G4-3	B FF 93 F SL 85 S SI 92 F CH 87 X CU 77 1-2 ③ F8		5	0	0	0	0	1	5
35 Eric Hosmer, L (1, 3) OBP: 0.306, SLG: 0.367		C FF 90 B FF 90 F FC 86 B CU 81 S FF 92 2-3 ① K		F SL 84 F SL 85 B CU 80 B CU 80 B FF 90 C FC 86 3-3 ① K		B CH 82 F CH 81 X SL 85 1-1 HR	X CU 78 0-0 1B			4	1	2	1	0	2	0
27 Brayan Peña, S (1, 2) OBP: 0.283, SLG: 0.339		C FF 91 B FF 92 X FF 92 1-1 ② F8		F FF 90 F FC 86 X FF 91 0-2 ② F9		C CH 81 B CH 81 B CH 82 X CH 82 2-1 2 1B 6 1B 1B	F FF 91 B CH 84 C FF 91 B FF 91 B FF 91 F FF 91 F FF 91 C SI 90 3-3 ③ K			4	0	1	0	0	1	1
9 Johnny Giavotella, R (1, 4) OBP: 0.247, SLG: 0.247		C FF 92 B FC 87 S FC 86 F FF 93 C FF 93 1-3 ③ K		C CU 81 F CU 80 B SL 83 S FC 85 1-3 ③ K		F FF 90 F FF 90 X FF 90 0-2 ① F8		F FF 90 X SL 84 0-1 ① G1-3		4	0	0	0	0	2	1
Inning Stats	R: 1 E: 0 K: 1 S: 16 H: 2 LOB: 2 BB: 0 P: 21	R: 0 E: 0 K: 2 S: 9 H: 0 LOB: 0 BB: 0 P: 13	R: 2 E: 3 K: 0 S: 15 H: 3 LOB: 1 BB: 0 P: 25	R: 0 E: 0 K: 2 S: 9 H: 0 LOB: 0 BB: 0 P: 13	R: 1 E: 0 K: 1 S: 16 H: 2 LOB: 2 BB: 1 P: 28	R: 1 E: 0 K: 1 S: 13 H: 4 LOB: 3 BB: 0 P: 19	R: 0 E: 0 K: 1 S: 10 H: 1 LOB: 1 BB: 0 P: 15	R: 4 E: 0 K: 0 S: 18 H: 4 LOB: 0 BB: 0 P: 26		1B: 13 2B: 2 3B: 0 HR: 2 SF: 0 SAC: 0 DP: 1 HBP: 1						

PITCHER		IP	WLS	BF	H	R	ER	SO	BB	IBB	HBP	BLK	WP	HR	S	P	ERA	WHIP
44 Jake Peavy, R ERA: 3.11	(1, 1)	5.1	L	27	9	5	3	6	1	0	1	0	0	1	72	110	5.06	1.875
65 Nate Jones, R	(6, 1)	0.0		2	2	0	0	0	0	0	0	0	0	0	2	3	∞	∞
46 Donnie Veal, L ERA:	(6, 1)	0.1		1	0	0	0	1	0	0	0	0	0	0	3	3	0.00	0.000
41 Philip Humber, R ERA: 5.76	(6, 1)	1.1		5	1	0	0	1	0	0	0	0	0	0	11	18	0.00	0.750
39 Brett Myers, R ERA: 3.48	(8, 1)	1.0		7	4	4	4	0	0	0	0	0	0	1	18	26	36.00	4.000

PITCHER	IP	WLS	BF	H	R	ER	SO	BB	IBB	HBP	BLK	WP	HR	S	P	ERA	WHIP

BOTTOM

Chicago White Sox @ Kansas City Royals

Kauffman Stadium, Kansas City, MO

Sat Aug 18 2012, 6:12 PM - 9:09 PM CDT

Att. 23,858 - Cloudy - 81 F

livebaseballscorecards.com

AB	40
R	9
H	16
RBI	9
BB	1
SO	8
LOB	17

WP: 0 PA: 42
PB: 0
SB: 1
CS: 0

Chicago White Sox @ Kansas City Royals

Kauffman Stadium, Kansas City, MO

Sun Aug 19 2012, 1:12 PM - 3:55 PM CDT

Att. 22,401 - Sunny - 80 F

TOP

livebaseballscorecards.com

Batter	1	2	3	4	5	6	7	8	9	AB	R	H	RBI	BB	SO	LOB
28 Dewayne Wise, L (1, 8) OBP: 0.281, SLG: 0.506	F7			G4-3		F9		E3 1-H 2-H		4	0	0	0	0	0	0
15 Gordon Beckham, R (1, 4) OBP: 0.275, SLG: 0.350	L4			P5			K	P6		4	0	0	0	0	1	1
44 Adam Dunn, L (1, 10) OBP: 0.339, SLG: 0.489	K			P5			K		K	4	0	0	0	0	3	0
14 Paul Konerko, R (1, 3) OBP: 0.382, SLG: 0.509		G5-3			F7		E6		F9	4	0	0	0	0	0	0
51 Alex Rios, R (1, 9) OBP: 0.331, SLG: 0.516		G6-3			G5-3		K2-3		G6-3	4	0	0	0	0	1	1
12 A.J. Pierzynski, L (1, 2) OBP: 0.344, SLG: 0.543		K			BB			G3		2	0	0	0	1	1	0
10 Alexei Ramirez, R (1, 6) OBP: 0.281, SLG: 0.356			L4		G5-3			G6-3		3	0	0	0	0	0	1
24 Dayan Viciedo, R (1, 7) OBP: 0.295, SLG: 0.438			L8			G5-3		66 1B 28 E 1B		3	1	1	0	0	0	0
66 Ray Olmedo, S (1, 5) OBP: 0.214, SLG: 0.214			F8			F8		28 E 1-2 28 E 1B		3	1	1	0	0	0	0

	AB	31
	R	2
	H	2
	RBI	0
	BB	1
	SO	6
	LOB	3

Inning Stats	1	2	3	4	5	6	7	8	9
	R: 0 E: 0 K: 1 S: 8	H: 0 LOB: 0 BB: 0 P: 13	R: 0 E: 0 K: 1 S: 9	H: 0 LOB: 0 BB: 0 P: 13	R: 0 E: 0 K: 0 S: 6	H: 0 LOB: 0 BB: 0 P: 7	R: 0 E: 0 K: 0 S: 9	H: 0 LOB: 0 BB: 0 P: 13	R: 0 E: 0 K: 0 S: 10	H: 0 LOB: 1 BB: 1 P: 18	R: 0 E: 0 K: 0 S: 6	H: 0 LOB: 0 BB: 0 P: 6	R: 0 E: 1 K: 3 S: 13	H: 0 LOB: 1 BB: 0 P: 21	R: 2 E: 1 K: 0 S: 13	H: 2 LOB: 1 BB: 0 P: 20	R: 0 E: 0 K: 1 S: 7	H: 0 LOB: 0 BB: 0 P: 10

	1B: 2	SF: 0	WP: 0	PA: 32
	2B: 0	SAC: 0	PB: 0	
	3B: 0	DP: 0	SB: 0	
	HR: 0	HBP: 0	CS: 0	

PITCHER		IP	WLS	BF	H	R	ER	SO	BB	IBB	HBP	BLK	WP	HR	S	P	ERA	WHIP
33 Jeremy Guthrie, R ERA: 5.41	(1, 1)	7.2		27	2	2	0	5	1	0	0	0	0	0	70	103	0.00	0.391
55 Tim Collins, L ERA: 3.19	(8, 1)	0.0	B	1	0	0	0	0	0	0	0	0	0	0	3	5	∞	∞
56 Greg Holland, R ERA: 3.06	(8, 1)	1.1	W	4	0	0	0	1	0	0	0	0	0	0	8	13	0.00	0.000

PITCHER	IP	WLS	BF	H	R	ER	SO	BB	IBB	HBP	BLK	WP	HR	S	P	ERA	WHIP

Batter	1	2	3	4	5	6	7	8	9	AB	R	H	RBI	BB	SO	LOB
6 Lorenzo Cain, R (1, 8) OBP: 0.316, SLG: 0.409	C FF 90 B FF 91 S FF 88 1-3 K ①		B FF 90 C SL 88 F FF 89 B CU 80 B FF 90 X FF 90 3-2 G5-3 ②			B CU 80 S FF 88 B SL 88 C FF 91 X FF 89 2-2 4 WP 2 BB 13 2B 1B	C FF 89 B CH 84 X CH 85 1-1 F8 ②	S SL 88 C SI 99 B SI 99 X SI 98 1-2 1-3 3-H 1B		5	1	2	1	0	1	0
2 Alcides Escobar, R (1, 6) OBP: 0.346, SLG: 0.413	X FF 91 0-0 G6-3 ②		C CU 79 T CH 87 B CU 79 X FF 89 1-2 F8 ③			1 SAFE 1 SAFE B FF 90 1 SAFE B FF 90 B FF 89 B FF 90 4-0 4 WP 13 2B 1-2 BB	B CH 86 X FF 89 1-0 1B	B SI 99 F SI 98 B SL 89 F SI 98 1 SAFE D SL 89 S SL 87 3-3 K ③		4	1	1	0	1	1	2
4 Alex Gordon, L (1, 7) OBP: 0.363, SLG: 0.438	C FF 92 B FF 91 S SL 89 C FF 92 1-3 K ③			B FF 92 X CU 80 1-0 G6-3 ①		C FF 91 B FF 89 D CU 79 F FF 91 S FF 88 2-3 1-2 2-3 K ①	B FF 90 1 SAFE B SL 88 1 SAFE X FF 89 2-0 G3 ③			4	0	0	0	0	2	3
16 Billy Butler, R (1, 10) OBP: 0.376, SLG: 0.519 1 Jarrod Dyson, L (8, PR) OBP: 0.330, SLG: 0.344 (9, 10)		C FF 91 X FF 90 0-1 13 G6-4-3 1B		C CU 80 B CU 80 B SL 88 B CH 86 F FF 91 S FF 90 3-3 K ②		I IN 59 I IN 63 I IN 62 I IN 60 4-0 13 2B IBB		B FF 94 B FF 94 F FF 93 B SL 84 B FF 94 4-1 13 S 13 1B BB		2 0	0 1	1 0	0 0	2 0	1 0	0 0
13 Salvador Perez, R (1, 2) OBP: 0.333, SLG: 0.529		C FF 91 B FF 92 F FF 90 1 SAFE D FF 90 F FF 92 X CU 80 2-2 G6-4-3 ①② 1-2f		C CU 80 B CH 87 F FF 91 F FF 90 B CU 79 F FF 90 F FF 89 X FF 89 2-2 F7 ③		X FF 89 0-0 1-3 2-H 3-H 2B		1 SAFE 1 SAFE B FF 93 B FF 93 X SL 84 2-0 35 BB 9 FC5-2 1-H 1B		4	0	2	3	0	0	1
8 Mike Moustakas, L (1, 5) OBP: 0.312, SLG: 0.452		X FF 89 0-0 21 1B 35 1B 1B			B FF 88 B FF 88 X SL 88 2-0 35 G6-4-3 21 WP 1B	B FF 89 S CU 79 B FF 90 B CU 79 X FF 88 3-1 G4-3 ②		B FF 94 B CH 82 C SL 84 B SL 84 B FF 94 4-1 35 BB 9 E BB		3	1	2	0	1	0	2
21 Jeff Francoeur, R (1, 9) OBP: 0.287, SLG: 0.374		B FF 92 F FF 92 1 SAFE F FF 92 1 SAFE X FF 92 1-2 35 1B 1-2 1B			C FF 91 S CU 80 B FF 91 B CU 80 B FF 92 F FF 89 D CU 81 4-2 35 G6-4-3 1-2 BB	I IN 57 I IN 68 I IN 68 I IN 68 4-0 IBB		S FF 94 B FF 94 B FF 93 C SL 84 F FF 94 C CU 70 2-3 K ①		2	0	1	0	2	1	2
35 Eric Hosmer, L (1, 3) OBP: 0.308, SLG: 0.366		X CU 81 0-0 1-2 2-H 1B			F FF 90 C FF 91 B FF 91 X SL 89 1-2 G6-4-3 ①② 1-2f 2-3	B FF 88 C FF 88 B CU 80 F FF 90 F CU 80 S CU 79 2-3 K ③		D CU 77 B FF 91 B FF 92 B SI 91 4-0 9 E 6 1B 1-2 2-3 BB		3	1	1	0	1	1	5
9 Johnny Giavotella, R (1, 4) OBP: 0.247, SLG: 0.247			B FF 90 X CH 86 1-0 1B ①		B FF 90 X FF 90 1-0 G5-3 ③		C CU 77 X FF 88 0-1 L9 ①	C SI 98 B SI 98 B SI 98 F SI 98 X SI 98 2-2 FC5-2 ② 6 1B 1-3 2-H 3-Hf		4	0	1	0	0	0	3
Inning Stats	R: 0 E: 0 K: 2 S: 7 H: 0 LOB: 0 BB: 0 P: 9	R: 0 E: 0 K: 0 S: 11 H: 4 LOB: 2 BB: 0 P: 14	R: 0 E: 0 K: 0 S: 7 H: 1 LOB: 0 BB: 0 P: 12	R: 0 E: 0 K: 1 S: 9 H: 0 LOB: 0 BB: 0 P: 15	R: 0 E: 0 K: 0 S: 8 H: 1 LOB: 1 BB: 1 P: 16	R: 2 E: 0 K: 2 S: 13 H: 2 LOB: 3 BB: 3 P: 34	R: 0 E: 0 K: 0 S: 6 H: 1 LOB: 1 BB: 0 P: 10	R: 3 E: 1 K: 2 S: 16 H: 2 LOB: 2 BB: 3 P: 38		1B: 10 2B: 1 3B: 0 HR: 0 SF: 0 SAC: 0 DP: 2 HBP: 0					WP: 2 PB: 0 SB: 1 CS: 0 PA: 38	

PITCHER		IP	WLS	BF	H	R	ER	SO	BB	IBB	HBP	BLK	WP	HR	S	P	ERA	WHIP
62 Jose Quintana, L ERA: 2.76	(1, 1)	7.0		30	9	2	2	5	2	2	0	0	2	0	61	110	2.57	1.571
26 Jesse Crain, R ERA: 2.73	(8, 1)	0.1	L	4	1	3	3	1	2	0	0	0	0	0	7	19	81.00	9.000
46 Donnie Veal, L ERA:	(8, 1)	0.0		1	0	0	0	0	1	0	0	0	0	0	0	4	∞	∞
65 Nate Jones, R ERA: 3.31	(8, 1)	0.2		3	1	0	0	1	0	0	0	0	0	0	9	15	0.00	1.500

PITCHER	IP	WLS	BF	H	R	ER	SO	BB	IBB	HBP	BLK	WP	HR	S	P	ERA	WHIP

BOTTOM

Chicago White Sox @ Kansas City Royals

Kauffman Stadium, Kansas City, MO

Sun Aug 19 2012, 1:12 PM - 3:55 PM CDT

Att. 22,401 - Sunny - 80 F

livebaseballscorecards.com

AB	31
R	5
H	11
RBI	4
BB	7
SO	7
LOB	18

Batter	1	2	3	4	5	6	7	8	9	AB	R	H	RBI	BB	SO	LOB
2 Derek Jeter, R (1, 6) OBP: 0.367, SLG: 0.442	X FF 93 0-0 24 FC4-6 33 BB 25 1B 1B	C FF 92 B FF 92 B SI 90 X FC 87 2-1 ② G5-3		C SI 91 B FF 93 B CH 81 C SI 92 B FF 94 X CH 81 3-2 24 F7 33 BB 1B		B SI 93 B SI 92 F SI 92 B CH 82 F SI 93 F SI 94 X CH 82 3-2 HR	B FF 93 B FF 93 C FF 92 B SL 85 X FF 92 3-1 2B			5	2	4	1	0	0	0
33 Nick Swisher, S (1, 10) OBP: 0.356, SLG: 0.482	C FF 91 F FC 86 1 SAFE B CU 80 B SI 90 B SI 93 B FC 86 4-2 24 FC4-6 1-2 BB	C CU 82 F SI 90 X FF 93 0-2 24 1B 14 1B 1B		B FF 93 1 SAFE C CH 83 B FF 93 B FF 92 B FF 93 4-1 25 G1-4-3 1-2 BB		F FF 94 B FC 86 B CH 83 B CH 82 B SI 95 4-1 25 WP 24 WP 25 1B BB	C CU 77 B CU 76 B CU 77 X CU 76 2-1 ③ L7			2	2	1	0	3	0	1
24 Robinson Canó, L (1, 4) OBP: 0.369, SLG: 0.537	B SI 92 B SI 93 F FC 87 X FF 93 2-1 ① FC4-6 25 1B 12 FC6-5 1-2f 2-3	X FF 93 0-0 25 BB 14 1B 1-3 1B		B FC 86 C FF 92 C FF 93 B FF 93 B FF 93 X SI 93 3-2 ① F7 2-3		B FC 86 F FF 91 B SI 93 F CU 77 F FF 94 B SC 78 B CU 77 4-2 25 WP 45 1B 1-2 BB		F FF 96 B SI 95 X FF 95 1-1 ① F7		4	2	1	0	1	0	4
25 Mark Teixeira, S (1, 3) OBP: 0.338, SLG: 0.489	1 SAFE B SI 92 C SI 92 S FC 86 B FF 91 F CU 81 1 SAFE B FF 92 X SI 92 3-2 12 FC6-5 14 BB 1-3 3-H 1B	B FC 85 B CU 79 C CH 88 B FC 88 B FC 87 4-1 14 1B 1-2 BB		C CH 82 C SI 94 B CH 82 B CH 82 D CH 82 F CH 81 F SI 95 F CH 82 X CH 81 3-2 ② ③ G1-4-3 1-2f		C CH 82 B FC 84 T SI 94 F SI 94 B CU 77 X SI 94 2-2 45 1B 1-2 2-H 1B		C FF 95 X SL 82 0-1 ② F8		4	0	2	2	1	0	2
14 Curtis Granderson, L (1, 8) OBP: 0.337, SLG: 0.493	S FC 89 B SI 91 S CU 81 B CH 87 F CH 86 F CU 82 B FC 86 B CH 87 4-2 27 HBP 12 FC6-5 1-2 BB	X FC 88 0-0 ③ 1-2 2-H 3-H 1B			B FF 90 C FC 84 C FF 91 B CU 77 B FC 84 S SI 93 3-3 ① K	C CU 76 C CU 77 F CU 76 S CU 77 0-3 ② K		F FF 96 B SL 82 S SL 82 B SL 81 B SL 82 X FF 95 3-2 ③ F8		4	0	1	1	1	2	2
12 Eric Chavez, L (1, 5) OBP: 0.352, SLG: 0.529 45 Casey McGehee, R (6, PH) OBP: 0.293, SLG: 0.377 (6, 5)	B FF 92 X FC 87 1-0 ② FC6-5 27 HBP 1-2 2-3f 3-H	C CU 80 F FF 91 B CU 80 S FC 87 1-3 ① K			C CU 79 X CU 78 0-1 ② G4-3	C CU 75 B CU 77 B CU 78 X CU 76 2-1 1-2 2-H 1B			B FF 95 F FF 95 S SL 88 B SL 88 X FF 95 2-2 ① P4	3 2	0 0	0 1	1 1	0 0	1 0	2 0
27 Raul Ibanez, L (1, 7) OBP: 0.315, SLG: 0.457	B FC 87 C FC 87 H CU 82 2-1 1-2 2-3 HBP	B FF 92 B CU 80 B FF 92 B FF 92 4-0 31 FC5-4 BB			B SI 94 T SI 93 X SI 94 1-1 1B	B FF 91 S CU 77 F SI 93 S CU 78 1-3 ③ K			B FF 96 X FF 95 1-0 ② F9	3	0	1	0	1	1	2
31 Ichiro Suzuki, L (1, 9) OBP: 0.297, SLG: 0.379	B FF 93 B FF 92 X FF 92 2-0 ③ G4-3	C SI 92 C FC 87 X FC 88 0-2 ② FC5-4 1-2f			F SI 92 B SI 93 X FC 86 1-1 ③ L7		C FF 90 B CU 75 X CU 76 1-1 ① G3		B FF 96 F FF 96 B CH 86 B FF 95 X FF 94 3-1 55 DI 1B	5	0	1	0	0	0	5
19 Chris Stewart, R (1, 2) OBP: 0.280, SLG: 0.339 55 Russell Martin, R (9, PH) OBP: 0.303, SLG: 0.362		C FF 91 X SI 92 0-1 ① G5-3	C SI 92 C CH 81 B FC 85 1 SAFE F FF 94 F CH 79 1 SAFE T CH 81 1-2 ③ K			F FF 91 X CH 80 0-1 ① P6	B FF 91 C FF 90 B FF 91 B FF 91 F FF 91 X FF 91 3-2 ② P3		F FF 96 C FF 95 B FF 96 S SL 89 1-3 ③ K2-3 1-2	4 1	0 0	0 0	0 0	0 0	1 1	1 1
Inning Stats	R: 2 H: 2 E: 0 LOB: 3 K: 0 BB: 2 S: 16 P: 34	R: 1 H: 3 E: 0 LOB: 2 K: 0 BB: 1 S: 10 P: 16	R: 0 H: 0 E: 0 LOB: 1 K: 2 BB: 1 S: 11 P: 17	R: 0 H: 1 E: 0 LOB: 1 K: 0 BB: 1 S: 13 P: 26	R: 0 H: 1 E: 0 LOB: 1 K: 1 BB: 0 S: 9 P: 14	R: 3 H: 3 E: 0 LOB: 2 K: 2 BB: 2 S: 23 P: 39	R: 0 H: 1 E: 0 LOB: 1 K: 0 BB: 0 S: 9 P: 18	R: 0 H: 0 E: 0 LOB: 0 K: 0 BB: 0 S: 7 P: 11	R: 0 H: 1 E: 0 LOB: 1 K: 1 BB: 0 S: 9 P: 16	1B: 10 2B: 1 3B: 0 HR: 1	SF: 0 SAC: 0 DP: 1 HBP: 1			WP: 2 PB: 0 SB: 0 CS: 0	PA: 45		

PITCHER		IP	WLS	BF	H	R	ER	SO	BB	IBB	HBP	BLK	WP	HR	S	P	ERA	WHIP
34 Gavin Floyd, R ERA: 4.56	(1, 1)	2.1		16	5	3	3	1	4	0	1	0	0	0	29	58	11.57	3.857
53 Héctor Santiago, L ERA: 3.95	(3, 1)	3.0		15	4	3	3	2	3	0	0	0	2	1	44	76	9.00	2.333
46 Donnie Veal, L ERA:	(6, 1)	1.0		4	1	0	0	2	0	0	0	0	0	0	11	15	0.00	1.000
39 Brett Myers, R ERA: 3.43	(7, 1)	0.2	W	3	1	0	0	0	0	0	0	0	0	0	7	15	0.00	1.500
37 Matt Thornton, L ERA: 3.58	(8, 1)	1.0	H	3	0	0	0	0	0	0	0	0	0	0	7	11	0.00	0.000

PITCHER		IP	WLS	BF	H	R	ER	SO	BB	IBB	HBP	BLK	WP	HR	S	P	ERA	WHIP
43 Addison Reed, R ERA: 3.74	(9, 1)	1.0	S	4	1	0	0	1	0	0	0	0	0	0	9	16	0.00	1.000

TOP

New York Yankees @ Chicago White Sox

U.S. Cellular Field, Chicago, IL

Mon Aug 20 2012, 8:11 PM - 11:55 PM EDT

Att. 27,561 - Partly Cloudy - 71 F

livebaseballscorecards.com

AB	37
R	6
H	12
RBI	6
BB	7
SO	6
LOB	20

Batter	1	2	3	4	5	6	7	8	9	AB	R	H	RBI	BB	SO	LOB
28 Dewayne Wise, L (1, 8) OBP: 0.287, SLG: 0.533	C SI 87 S CH 80 B FS 78 X FS 78 1-2 44 WP 44 S 1B		B SL 79 C CH 80 F SI 87 F CH 82 S SL 79 1-3 ① K		B SI 87 B CH 81 X SI 87 2-0 1-H HR	B FF 92 F FF 93 F SL 86 F SL 87 S SL 86 1-3 ① K	1 SAFE B SL 81 S SL 80 1 SAFE S SL 81 S SL 82 1-3 ③ K			5	1	2	2	0	3	1
20 Kevin Youkilis, R (1, 5) (9, 3) OBP: 0.342, SLG: 0.420	B SI 88 C SL 78 1 SAFE X SL 81 1-1 ① F8		B CU 72 C SI 88 B SI 88 B SI 88 S SL 82 S SL 84 3-3 ② K		C SI 88 S FS 85 B SL 85 B FS 80 B SL 84 X SL 82 3-2 14 BB 44 BB 51 FC5-4 1B	C CU 81 H FF 94 1-1 HBP		C SI 88 T SI 88 B SI 88 B SL 83 S SI 87 2-3 ① K		4	1	1	0	0	2	1
44 Adam Dunn, L (1, 10) OBP: 0.342, SLG: 0.495	D CU 74 C SL 83 B CH 82 B CH 82 B SL 83 4-1 51 2-4 1-3 BB		B CH 81 C SI 88 C SI 89 F SL 80 B FS 82 X FS 86 2-2 ③ G3		C CU 75 S SI 89 F SL 81 B SI 88 D FS 82 B FS 81 F SL 80 B FS 86 4-2 51 FC5-4 14 BB 12 1B 1-2 BB	1 SAFE 1 SAFE S SL 80 F SI 94 S SL 82 0-3 ② K		B SL 81 B SI 89 X SI 88 2-0 HR		3	2	1	1	2	1	1
14 Paul Konerko, R (1, 3) OBP: 0.382, SLG: 0.509 66 Ray Olmedo, S (8, PR) OBP: 0.214, SLG: 0.214 (9, 5)	C CU 73 F SI 89 S SL 80 0-3 ② K			B SI 87 C SL 81 F SI 89 B SL 85 S FS 79 2-3 ① K	B SL 84 D FF 84 B CH 82 C SI 89 B SL 85 4-1 51 FC5-4 1-2 2-3 BB	X SI 94 0-0 G4-3		B SI 89 B SI 89 B SI 89 C SI 88 F SI 88 X SI 89 3-2 2B		4 0	0 0	1 0	0 0	1 0	2 0	3 0
51 Alex Rios, R (1, 9) OBP: 0.329, SLG: 0.513	C SL 82 B SI 90 D SL 84 2-1 ③ 2-4 1-2	C SI 88 B SI 87 C SL 81 B SL 81 X SI 89 2-2 12 G3-1 12 S 1B		B CU 72 S SL 83 F SI 89 S FS 81 1-3 ② K	B SI 89 F SI 89 B SI 89 X SI 88 2-1 ② FC5-4 12 1B 24 1B 1-2f 2-3 3-H		X SI 92 0-0 ① G6-3	C SI 89 C SI 89 X SL 82 0-2 ② G6-3		5	1	1	1	0	1	3
12 A.J. Pierzynski, L (1, 2) OBP: 0.347, SLG: 0.544		C SL 82 B SI 89 B SL 84 X CH 82 2-1 ① G3-1 1-3		X SI 89 0-0 1B	B SL 78 B SL 78 F SL 78 1 SAFE B SI 88 S SL 77 X SI 87 3-2 24 1B 1-3 3-H 1B		C SL 81 S SL 81 X SI 93 0-2 10 HR 1B	C SI 89 X SI 88 0-1 ③ L7		5	1	3	1	0	0	2
24 Dayan Viciedo, R (1, 7) OBP: 0.294, SLG: 0.437		B SI 90 X SI 90 1-0 ② L3		C SL 84 B SI 89 S SL 83 D FS 81 B SL 83 S SL 81 3-3 ③ K	B FF 95 X FF 94 1-0 1-2 3-H 1B		X SI 94 0-0 ② F9			4	0	1	1	0	1	3
10 Alexei Ramirez, R (1, 6) OBP: 0.282, SLG: 0.362		B SI 89 B CU 75 B SL 83 C SL 78 B SI 90 4-1 BB			B SI 79 3-3 ① K 2-1 F8		C SI 95 B FF 93 F SI 94 F SL 82 B FF 93 F SI 95 B FF 95 X SL 84 3-2 1-H HR			3	1	1	2	1	1	2
15 Gordon Beckham, R (1, 4) OBP: 0.279, SLG: 0.359		L SL 82 F SI 90 D SL 84 S SL 79 1-3 ③ K			X SI 87 0-0 28 HR 1B	C CU 78 B FF 95 S SL 87 X FF 94 1-2 HR	B SI 94 B SI 94 B FF 94 C FF 93 B SI 93 4-1 BB			3	2	2	1	1	1	2
Inning Stats	R: 0 E: 0 K: 1 S: 10 H: 1 LOB: 2 BB: 1 P: 18	R: 0 E: 0 K: 1 S: 10 H: 1 LOB: 2 BB: 1 P: 20	R: 0 E: 0 K: 2 S: 11 H: 0 LOB: 0 BB: 0 P: 17	R: 0 E: 0 K: 3 S: 10 H: 1 LOB: 1 BB: 0 P: 16	R: 5 E: 0 K: 1 S: 21 H: 5 LOB: 2 BB: 2 P: 42	R: 1 E: 0 K: 2 S: 12 H: 1 LOB: 1 BB: 0 P: 15	R: 2 E: 0 K: 1 S: 14 H: 2 LOB: 1 BB: 1 P: 22	R: 1 E: 0 K: 1 S: 12 H: 2 LOB: 1 BB: 0 P: 19		1B: 8 2B: 1 3B: 0 HR: 4 SF: 0 SAC: 0 DP: 0 HBP: 1					WP: 1 PB: 0 SB: 2 CS: 0 PA: 42	

PITCHER		IP	WLS	BF	H	R	ER	SO	BB	IBB	HBP	BLK	WP	HR	S	P	ERA	WHIP
36 Freddy Garcia, R ERA: 4.96	(1, 1)	4.1		23	6	5	5	8	4	0	0	0	1	1	54	97	10.38	2.308
38 Cody Eppley, R ERA: 3.41	(5, 1)	0.1		1	0	0	0	0	0	0	0	0	0	0	2	4	0.00	0.000
39 Clay Rapada, L ERA: 2.97	(5, 1)	0.0		1	1	0	0	0	0	0	0	0	0	0	3	6	∞	∞
62 Joba Chamberlain, R ERA: 9.45	(5, 1)	0.2		5	2	1	1	1	0	0	1	0	0	1	11	17	13.50	3.000
48 Boone Logan, L ERA: 4.07	(6, 1)	1.2	L	8	2	2	2	2	1	0	0	0	0	1	18	26	10.80	1.800

PITCHER		IP	WLS	BF	H	R	ER	SO	BB	IBB	HBP	BLK	WP	HR	S	P	ERA	WHIP
34 Derek Lowe, R ERA: 5.36	(8, 1)	1.0		5	2	1	1	1	0	0	0	0	0	1	12	19	9.00	2.000

BOTTOM

New York Yankees @ Chicago White Sox

U.S. Cellular Field, Chicago, IL

Mon Aug 20 2012, 8:11 PM - 11:55 PM EDT

Att. 27,561 - Partly Cloudy - 71 F

livebaseballscorecards.com

AB	36
R	9
H	13
RBI	9
BB	5
SO	12
LOB	18

Batter	1	2	3	4	5	6	7	8	9	AB	R	H	RBI	BB	SO	LOB
2 Derek Jeter, R (1, 6) OBP: 0.365, SLG: 0.446	X FF 92 0-0 HR	C SI 94 S SL 88 S SI 93 0-3 ③ K	X CH 87 0-0 ③ G5-3	C SL 84 X SL 85 0-1 ① G3					F FF 91 X SI 91 0-1 ③ F9	5	1	1	1	0	1	2
33 Nick Swisher, S (1, 9) OBP: 0.355, SLG: 0.480	B SI 92 C SI 93 B CH 88 C SL 86 F SL 86 X CH 88 2-2 22 BB 25 BB 14 FC3-6 1B	B SI 92 C SL 86 F SL 86 F SL 86 B SI 94 B CH 88 S SL 87 3-3 ① K	B CH 84 C CH 86 B SL 85 B SI 93 X SI 92 3-1 ① F8	C SL 84 B CH 82 S SL 84 B CU 72 X CH 82 2-2 ② G6-3					4	1	1	0	0	1	0
24 Robinson Canó, L (1, 4) OBP: 0.366, SLG: 0.533	B FF 96 S SL 90 S SL 88 S SL 88 1-3 ① K	C SL 87 B SL 87 S SL 86 B SL 87 B SL 88 S SI 95 3-3 ② K	B SI 94 B SL 88 S SI 93 B SL 88 X SI 94 3-1 ② G4-3	B CH 83 X SL 84 1-0 ③ G5-3						4	0	0	0	0	2	1
25 Mark Teixeira, S (1, 3) OBP: 0.342, SLG: 0.489	1 SAFE B FF 94 B SI 94 C CH 87 S SL 87 F SL 87 F CH 87 B SL 87 D CH 88 4-2 14 FC3-6 22 BB 1-2 BB	B SI 94 B SI 94 C SI 94 B CH 88 F SI 94 F SI 96 F SI 94 B SI 94 4-2 22 1B BB	B SI 94 B SI 93 C SI 92 X FF 94 2-1 1B			B FF 93 X FF 93 1-0 ① G3			2	0	1	0	2	0	0
22 Andruw Jones, R (1, 7) OBP: 0.296, SLG: 0.455 31 Ichiro Suzuki, L (8, PH) OBP: 0.297, SLG: 0.378 (8, 7)	B CH 88 B FF 96 B FF 96 C SI 96 B SI 95 4-1 14 FC3-6 1-2 2-3 BB	B SI 95 C SI 93 C SL 86 X SI 96 1-2 1-2 1B	B CH 87 B SI 94 C SL 87 C SL 85 S SL 85 2-3 ③ K			B FF 94 F FF 94 B SI 94 F FF 95 B FF 95 X FF 95 3-2 ② F8			2 1	0 0	1 0	0 0	1 0	1 0	1 0
14 Curtis Granderson, L (1, 8) OBP: 0.336, SLG: 0.491	D SL 90 X SI 95 1-0 ② FC3-6 1-2f 2-3 3-H	B SI 94 X SI 95 1-0 ③ G3	C SI 90 B SL 85 B SL 84 X SI 93 2-1 45 G6-4-3 1B			B SI 95 C FF 95 F SI 95 X SL 83 1-2 ③ G4-3			4	0	1	1	0	0	4
17 Jayson Nix, R (1, 5) OBP: 0.288, SLG: 0.409 12 Eric Chavez, L (9, PH) OBP: 0.355, SLG: 0.529	C FF 95 D SL 89 1 SAFE B CH 87 S SL 88 S SL 88 2-3 ③ K	C SL 80 B SI 92 S SL 85 F SL 85 S CH 88 1-3 ① K	D CH 86 B SI 93 F FF 91 X SL 86 2-1 ① F8				B SI 90 B SI 91 B SI 90 B FF 91 4-0 27 FC4-6 BB		3 0	0 0	0 0	0 0	2 1	3 0	0 0
45 Casey McGehee, R (1, 10) OBP: 0.291, SLG: 0.374 27 Raul Ibanez, L (9, PH) OBP: 0.314, SLG: 0.456		B FF 92 B SL 86 X SI 94 2-0 ① F9	B SI 94 B SI 94 F SI 93 S SL 87 B CH 87 X SI 93 3-2 ② G6-3	S SL 86 X CH 86 0-1 ②③ G6-4-3 1-2f			B SI 91 C FF 90 S SI 91 F SI 91 X CU 77 1-2 ① FC4-6 1-2f		3 1	0 0	0 0	0 0	0 0	1 1	1 1
55 Russell Martin, R (1, 2) OBP: 0.306, SLG: 0.373		X SI 93 0-0 ② F9	F SI 94 X SL 86 0-1 1B			B SL 85 S FF 93 B FF 93 F SI 93 B SL 85 X FF 93 3-2 HR	X FF 92 0-0 ② F8		4	1	2	1	0	0	1
Inning Stats	R: 2 E: 0 K: 2 S: 17 H: 2 LOB: 2 BB: 2 P: 31	R: 0 E: 0 K: 1 S: 5 H: 0 LOB: 0 BB: 0 P: 7	R: 0 E: 0 K: 2 S: 15 H: 1 LOB: 2 BB: 1 P: 27	R: 0 E: 0 K: 1 S: 10 H: 1 LOB: 1 BB: 0 P: 14	R: 0 E: 0 K: 1 S: 9 H: 1 LOB: 1 BB: 0 P: 19	R: 0 E: 0 K: 0 S: 6 H: 1 LOB: 0 BB: 0 P: 10	R: 1 E: 0 K: 0 S: 9 H: 1 LOB: 0 BB: 0 P: 15	R: 0 E: 0 K: 0 S: 7 H: 0 LOB: 0 BB: 0 P: 12	R: 0 E: 0 K: 0 S: 7 H: 0 LOB: 1 BB: 1 P: 12	1B: 5 2B: 0 3B: 0 HR: 2 SF: 0 SAC: 0 DP: 1 HBP: 0						

PITCHER		IP	WLS	BF	H	R	ER	SO	BB	IBB	HBP	BLK	WP	HR	S	P	ERA	WHIP
58 Francisco Liriano, L ERA: 5.12	(1, 1)	6.0	W	26	6	2	2	7	3	0	0	0	0	1	62	108	3.00	1.500
26 Jesse Crain, R ERA: 2.88	(7, 1)	1.1		5	1	1	1	0	0	0	0	0	0	1	10	17	6.75	0.750
37 Matt Thornton, L ERA: 3.53	(8, 1)	0.2	H	2	0	0	0	0	0	0	0	0	0	0	6	10	0.00	0.000
39 Brett Myers, R ERA: 3.35	(9, 1)	1.0		4	0	0	0	0	1	0	0	0	0	0	7	12	0.00	1.000

PITCHER	IP	WLS	BF	H	R	ER	SO	BB	IBB	HBP	BLK	WP	HR	S	P	ERA	WHIP

TOP

New York Yankees @ Chicago White Sox

U.S. Cellular Field, Chicago, IL

Tue Aug 21 2012, 8:11 PM - 10:47 PM EDT

Att. 24,247 - Clear - 73 F

livebaseballscorecards.com

AB	33
R	3
H	7
RBI	3
BB	4
SO	7
LOB	14

Batter	1	2	3	4	5	6	7	8	9	AB	R	H	RBI	BB	SO	LOB
28 Dewayne Wise, L (1, 8) OBP: 0.313, SLG: 0.546	C FF 93 X SI 95 0-1 44 K 20 BB 1B		C SI 94 X CU 80 0-1 ② F7		D CH 86 B CH 87 X CU 81 2-0 20 HR 1-2 2-3 1B		X SI 88 0-0 20 G5-3 1-3 1B	1 SAFE D CH 84 X SI 89 1-0 20 FC5-4 1-2 1B		5	1	4	0	0	0	0
20 Kevin Youkilis, R (1, 5) OBP: 0.342, SLG: 0.427	B SI 95 B SI 94 B SI 95 B FF 94 4-0 44 K 1-2 BB		C SI 93 X FF 95 0-1 ③ F8		D CU 81 X SI 95 1-0 1-H 2-H 3-H HR		X SI 88 0-0 ① G5-3 1-2	C SI 90 X SI 88 0-1 ③ FC5-4 1-2f		4	1	1	4	1	0	4
44 Adam Dunn, L (1, 10) OBP: 0.341, SLG: 0.492	C CU 80 C FF 96 B CU 83 S SL 88 1-3 ① ② K 1-2 2-3			B CU 79 B CU 78 C CU 79 B SI 93 X SI 93 3-1 ① L4	F SI 94 X FF 94 0-1 ② L5		I IN 80 I IN 81 I IN 83 I IN 82 4-0 IBB			3	0	0	0	1	1	2
14 Paul Konerko, R (1, 3) OBP: 0.383, SLG: 0.516	D FF 95 X CU 81 1-0 ③ G6-3			B CU 78 S SL 84 X SI 94 1-1 HR	B FF 94 C FF 93 B SI 95 X SI 93 2-1 1B		C SI 88 F SI 88 S SL 83 0-3 ② K			4	1	2	1	0	1	4
51 Alex Rios, R (1, 9) OBP: 0.329, SLG: 0.515		B FF 94 C SI 94 C CU 80 X SI 93 1-2 12 SF7 3B		B CU 79 C CU 79 F SL 86 X SL 87 1-2 ② L7	C CU 79 D SL 86 F CU 75 S CU 81 1-3 ③ K		C SI 89 B SI 89 X SI 89 1-1 ③ G4-3			4	1	1	0	0	1	4
12 A.J. Pierzynski, L (1, 2) OBP: 0.346, SLG: 0.548		C CU 81 D CH 88 X CH 88 1-1 ① SF7 3-H		X SI 93 0-0 ③ L3		C SI 91 B CH 85 X CH 84 1-1 ① G4-3		F SI 88 F CH 84 B SI 88 B CH 84 B SL 81 F SL 81 X SI 88 3-2 15 1B 3B		3	1	1	1	0	0	0
24 Dayan Viciedo, R (1, 7) OBP: 0.291, SLG: 0.432		C CU 81 C CU 81 X CU 81 0-2 ② P3			F FF 94 F FF 94 B SL 88 B CU 81 X CU 81 2-2 ① L4	C SI 92 B CU 79 X CU 79 1-1 ② G5-3		C SI 88 B SL 82 B SL 81 F SI 89 S SI 88 2-3 ① K		4	0	0	0	0	1	1
10 Alexei Ramirez, R (1, 6) OBP: 0.282, SLG: 0.363		C SI 95 X FF 95 0-1 ③ L4			B CU 80 B CU 80 F CU 80 X FF 94 2-1 28 1B 20 HR 2B	B FF 91 B SI 92 F SI 91 X FF 93 2-1 ③ F9		C SL 83 B SI 89 S SI 89 B SI 89 D SL 83 F SI 88 X SL 81 3-2 ② F7		4	1	1	0	0	0	1
15 Gordon Beckham, R (1, 4) OBP: 0.283, SLG: 0.361			C FF 93 F CU 80 S SL 87 0-3 ① K		B CU 80 B CU 80 C FF 94 B CU 80 S SI 95 B FF 96 4-2 28 1B 20 HR BB		C SI 87 X SI 88 0-1 28 1B 1B	B SL 83 C SL 82 F SI 89 X SL 83 1-2 28 1B 3-H 1B		3	1	2	1	1	1	0
Inning Stats	R: 0 E: 0 K: 1 S: 6 H: 1 LOB: 1 BB: 1 P: 12	R: 1 E: 0 K: 0 S: 10 H: 1 LOB: 0 BB: 0 P: 12	R: 0 E: 0 K: 1 S: 7 H: 0 LOB: 0 BB: 0 P: 7	R: 1 E: 0 K: 0 S: 8 H: 1 LOB: 0 BB: 0 P: 13	R: 4 E: 0 K: 1 S: 16 H: 4 LOB: 1 BB: 1 P: 30	R: 0 E: 0 K: 0 S: 6 H: 0 LOB: 0 BB: 0 P: 10	R: 0 E: 0 K: 1 S: 9 H: 2 LOB: 3 BB: 1 P: 14	R: 1 E: 0 K: 1 S: 17 H: 3 LOB: 2 BB: 0 P: 27		1B: 7 2B: 1 3B: 2 HR: 2 SF: 1 SAC: 0 DP: 0 HBP: 0						

PITCHER		IP	WLS	BF	H	R	ER	SO	BB	IBB	HBP	BLK	WP	HR	S	P	ERA	WHIP
47 Iván Nova, R ERA: 4.92	(1, 1)	6.0	L	26	7	6	6	3	2	0	0	0	0	2	53	84	9.00	1.500
34 Derek Lowe, R ERA: 5.34	(7, 1)	2.0		12	5	1	1	2	0	1	0	0	0	0	26	41	4.50	2.500

PITCHER	IP	WLS	BF	H	R	ER	SO	BB	IBB	HBP	BLK	WP	HR	S	P	ERA	WHIP

BOTTOM

New York Yankees @ Chicago White Sox

U.S. Cellular Field, Chicago, IL

Tue Aug 21 2012, 8:11 PM - 10:47 PM EDT

Att. 24,247 - Clear - 73 F

livebaseballscorecards.com

AB	34
R	7
H	12
RBI	7
BB	3
SO	5
LOB	16

Batter	1	2	3	4	5	6	7	8	9	AB	R	H	RBI	BB	SO	LOB
2 Derek Jeter, R (1, 6) OBP: 0.364, SLG: 0.450	B SL 75 X SI 92 1-0 G1-3		B CH 81 C SL 76 B CH 82 F SI 94 X SI 95 2-2 F9			B SI 89 C CH 82 B SI 92 B SI 87 X SI 93 3-1 HR		B SI 92 C SI 92 X CH 85 1-1 G4-3		4	1	1	1	0	0	0
33 Nick Swisher, S (1, 9) OBP: 0.352, SLG: 0.475	B SI 93 C SI 94 S CH 86 B SL 79 B SL 83 S SI 94 3-3 K			C SI 91 B SI 92 X SL 76 1-1 F9		F SI 93 X SI 94 0-1 F9			F FF 92 F FF 94 B CH 87 F CH 85 S CH 86 1-3 K	4	0	0	0	0	2	0
24 Robinson Canó, L (1, 4) OBP: 0.367, SLG: 0.535	C SI 94 F SI 94 S SL 81 0-3 K			X SL 77 0-0 2B		F SI 95 F SI 94 B SL 80 S SL 84 1-3 K			X CH 84 0-0 12 FC6 1B	4	0	2	0	0	2	0
25 Mark Teixeira, S (1, 3) OBP: 0.341, SLG: 0.489		B SI 88 C SI 90 B SI 93 F CH 86 F CH 82 X SI 92 2-2 2B		B SI 93 F SI 93 X SI 93 1-1 P4			B SI 86 T SI 89 F SI 87 B SI 88 C SL 77 2-3 K		B FF 94 B FF 93 C FF 94 C FF 94 S CH 86 2-3 K	4	0	1	0	0	2	2
22 Andruw Jones, R (1, 10) OBP: 0.297, SLG: 0.451 12 Eric Chavez, L (9, PH) OBP: 0.353, SLG: 0.526		C SI 92 B SL 78 B CH 81 X CH 82 2-1 F7		C SI 94 C SL 79 F SL 79 B SL 78 B SI 94 S SI 95 2-3 K			B SL 77 B SL 76 B CH 82 C SI 86 B SI 91 4-1 BB		B CH 86 C FF 93 B CH 87 F FF 94 X FF 94 2-2 FC6 1-2f	2 1	0 0	0 0	0 0	1 0	1 0	2 1
14 Curtis Granderson, L (1, 8) OBP: 0.335, SLG: 0.488		C SI 95 B SL 80 C SL 79 S SI 96 1-3 K			F SI 92 C SL 75 S SL 81 0-3 K		B SI 94 X SI 92 1-0 P6			3	0	0	0	0	2	2
55 Russell Martin, R (1, 2) OBP: 0.303, SLG: 0.369		C SL 79 X SI 94 0-1 P6			X CH 85 0-0 G4-3		B SI 92 1 SAFE 1 SAFE B SI 91 C CH 81 1 SAFE F SI 93 F SL 79 1 SAFE 3-3 B SL 77 S CH 82 K			3	0	0	0	0	1	2
45 Casey McGehee, R (1, 5) OBP: 0.288, SLG: 0.370			C SI 93 B SI 93 C CH 81 B SL 78 C SL 77 2-3 K		B CH 86 B CH 81 C CH 82 F SI 93 F SI 94 B CH 83 X CH 83 3-2 G1-3			C CH 80 B SI 92 S SI 93 B SL 80 S SL 82 2-3 K2-3		3	0	0	0	0	2	0
31 Ichiro Suzuki, L (1, 7) OBP: 0.295, SLG: 0.376			C SI 94 F SI 95 T SI 95 0-2 K			B SI 91 C SI 92 B SI 93 B SI 93 F SI 91 F SI 93 S SL 78 3-3 K2-3		S SL 77 F SI 93 C SI 94 0-3 K		3	0	0	0	0	3	0
Inning Stats	R: 0 E: 0 K: 2 S: 7 H: 0 LOB: 0 BB: 0 P: 11	R: 0 E: 0 K: 1 S: 11 H: 1 LOB: 1 BB: 0 P: 16	R: 0 E: 0 K: 2 S: 9 H: 0 LOB: 0 BB: 0 P: 13	R: 0 E: 0 K: 1 S: 9 H: 1 LOB: 1 BB: 0 P: 13	R: 0 E: 0 K: 1 S: 8 H: 0 LOB: 0 BB: 0 P: 11	R: 1 E: 0 K: 2 S: 11 H: 1 LOB: 0 BB: 0 P: 18	R: 0 E: 0 K: 2 S: 9 H: 0 LOB: 1 BB: 1 P: 19	R: 0 E: 0 K: 2 S: 8 H: 0 LOB: 0 BB: 0 P: 11	R: 0 E: 0 K: 2 S: 11 H: 1 LOB: 1 BB: 0 P: 16	1B: 1 2B: 2 3B: 0 HR: 1	SF: 0 SAC: 0 DP: 0 HBP: 0			WP: 0 PB: 0 SB: 0 CS: 0	PA: 32	

TOP

New York Yankees @ Chicago White Sox

U.S. Cellular Field, Chicago, IL

Wed Aug 22 2012, 8:11 PM - 10:37 PM EDT

Att. 26,319 - Clear - 76 F

livebaseballscorecards.com

AB	31
R	1
H	4
RBI	1
BB	1
SO	15
LOB	9

PITCHER		IP	WLS	BF	H	R	ER	SO	BB	IBB	HBP	BLK	WP	HR	S	P	ERA	WHIP
49 Chris Sale, L ERA: 2.65	(1, 1)	7.2	W	27	3	1	1	13	1	0	0	0	0	1	70	109	1.17	0.522
39 Brett Myers, R ERA: 3.33	(8, 1)	0.1	H	1	0	0	0	0	0	0	0	0	0	0	2	3	0.00	0.000
43 Addison Reed, R ERA: 3.65	(9, 1)	1.0	S	4	1	0	0	2	0	0	0	0	0	0	11	16	0.00	1.000

PITCHER	IP	WLS	BF	H	R	ER	SO	BB	IBB	HBP	BLK	WP	HR	S	P	ERA	WHIP

Batter	1	2	3	4	5	6	7	8	9	AB	R	H	RBI	BB	SO	LOB
28 Dewayne Wise, L (1, 8) OBP: 0.311, SLG: 0.535	F FF 92 X FF 92 0-1 ① F9		X FF 93 0-0 44 PB 1B 2-3		B FF 91 C CH 83 X FF 91 1-1 ① F9		B CH 84 F CH 83 B CH 83 S CH 84 X CH 84 2-2 ③ G4-3			4	0	1	0	0	0	0
20 Kevin Youkilis, R (1, 5) OBP: 0.344, SLG: 0.426	B FF 92 B KC 76 C FF 92 B KC 76 C FF 94 B FF 94 4-2 44 G4-3 BB		C FF 91 1 SAFE B FF 91 C CH 83 1 SAFE X SI 91 1-2 ① SF9 3-H		C FF 92 C KC 75 B FF 92 C FF 92 1-3 ② K			C FC 90 B KC 83 B KC 82 H FC 90 3-1 14 1B HBP		1	0	0	1	1	1	0
44 Adam Dunn, L (1, 3) OBP: 0.338, SLG: 0.487	C FF 92 F FF 93 B SL 79 D SL 79 X CH 84 2-2 ② G4-3 1-2		B FF 91 C CH 84 T FF 91 1 SAFE B FF 92 B CH 84 F FF 92 T FF 92 3-2 ② K 1-2		C KC 75 X CH 84 0-1 ③ F7			X FC 92 0-0 ① F7		4	0	0	0	0	1	3
14 Paul Konerko, R (1, 10) OBP: 0.384, SLG: 0.515 7 Jordan Danks, L (8, PR) OBP: 0.275, SLG: 0.347 (9, 10)	C FF 93 B FF 94 F FF 93 D SL 79 B FF 94 B SL 79 4-2 BB		C KC 76 F FF 92 X SL 78 0-2 ③ G6-3			X FF 91 0-0 ① P3		C FC 91 B FC 92 X KC 80 1-1 51 G4-6-3 1-2 1B		3 0	0 0	1 0	0 0	1 0	0 0	1 0
51 Alex Rios, R (1, 9) OBP: 0.330, SLG: 0.521	C FF 94 2 SAFE S FF 93 B FF 93 X FF 93 1-2 ③ L3			F KC 74 F FF 92 X FF 92 0-2 10 1B 1B		C FF 91 X FF 91 0-1 HR		C FC 93 B FC 93 B FC 92 F FC 93 F FC 93 B FC 90 X FC 93 3-2 ②③ G4-6-3 1-2f		4	1	2	1	0	0	4
12 A.J. Pierzynski, L (1, 2) OBP: 0.343, SLG: 0.543		X FF 90 0-0 ① F8		1 SAFE F SI 92 1 SAFE X FF 91 0-1 ① F7		B CH 83 F CH 84 X FF 92 1-1 ② P5				3	0	0	0	0	0	1
24 Dayan Viciedo, R (1, 7) OBP: 0.289, SLG: 0.429		B FF 92 F FF 92 X FF 92 1-1 ② L8		1 SAFE C FF 92 P PO 87 F FF 92 1 SAFE S CH 84 1-3 ② K		C KC 75 S FF 92 F FF 92 F FF 92 B KC 76 S FF 93 1-3 ③ K				3	0	0	0	0	2	1
10 Alexei Ramirez, R (1, 6) OBP: 0.282, SLG: 0.363		C FF 93 F FF 93 X CH 86 0-2 ③ G6-3		1 SAFE C FF 91 F FF 91 D CH 84 1 SAFE D KC 78 X CH 83 2-2 1-2 1B			C KC 73 F KC 72 C KC 76 0-3 ① K			3	0	1	0	0	1	0
15 Gordon Beckham, R (1, 4) OBP: 0.284, SLG: 0.363			B FF 90 T FF 91 X FF 92 1-1 28 1B 20 SF9 2B	C FF 93 F SI 93 F FF 93 B SL 79 X FF 93 1-2 ③ F9			S FF 90 X FF 91 0-1 ② F9			3	1	1	0	0	0	2
Inning Stats	R: 0 E: 0 K: 0 S: 12 H: 0 LOB: 2 BB: 2 P: 23	R: 0 E: 0 K: 0 S: 6 H: 0 LOB: 0 BB: 0 P: 7	R: 1 E: 0 K: 1 S: 13 H: 2 LOB: 1 BB: 0 P: 18	R: 0 E: 0 K: 1 S: 16 H: 2 LOB: 2 BB: 0 P: 19	R: 0 E: 0 K: 1 S: 7 H: 0 LOB: 0 BB: 0 P: 9	R: 1 E: 0 K: 1 S: 10 H: 1 LOB: 0 BB: 0 P: 12	R: 0 E: 0 K: 1 S: 8 H: 0 LOB: 0 BB: 0 P: 10	R: 0 E: 0 K: 0 S: 8 H: 1 LOB: 2 BB: 0 P: 15		1B: 4 2B: 1 3B: 0 HR: 1 SF: 1 SAC: 0 DP: 1 HBP: 1		WP: 0 PB: 1 SB: 0 CS: 0 PA: 32	

PITCHER	IP	WLS	BF	H	R	ER	SO	BB	IBB	HBP	BLK	WP	HR	S	P	ERA	WHIP
65 Phil Hughes, R (1, 1) ERA: 4.15	7.0	L	28	5	2	2	5	2	0	0	0	0	1	72	98	2.57	1.000
30 David Robertson, R (8, 1) ERA: 2.4	1.0		4	1	0	0	0	0	0	1	0	0	0	8	15	0.00	1.000

PITCHER	IP	WLS	BF	H	R	ER	SO	BB	IBB	HBP	BLK	WP	HR	S	P	ERA	WHIP

BOTTOM

New York Yankees @ Chicago White Sox

U.S. Cellular Field, Chicago, IL

Wed Aug 22 2012, 8:11 PM - 10:37 PM EDT

Att. 26,319 - Clear - 76 F

livebaseballscorecards.com

AB	28
R	2
H	6
RBI	2
BB	2
SO	5
LOB	12

Batter	1	2	3	4	5	6	7	8	9	AB	R	H	RBI	BB	SO	LOB
13 Dustin Ackley, L (1, 4) OBP: 0.303, SLG: 0.336	X FF 90 0-0 55 1B 2B		F FF 90 B FC 86 F FF 90 S CU 80 1-3 ① K		B CU 80 B CH 85 X SL 85 2-0 1B		1 SAFE B FF 91 F FF 91 C FF 92 X FF 91 1-2 ③ F9		X FF 94 0-0 15 SF8 55 BB 27 1B 1-3 2-H 3-H 1B	5	2	3	2	0	1	1
55 Michael Saunders, L (1, 8) OBP: 0.300, SLG: 0.414	X SI 91 0-0 63 S 2-H 1B		B CU 77 F SL 85 B FF 91 C FF 91 S FF 92 2-3 ② K		C FF 92 1 SAFE F FF 92 F FF 93 B CU 80 B SI 92 F FF 92 F CH 85 X CU 81 2-2 ③ G4-3			B FF 96 F FF 95 B FF 96 X FF 97 2-1 ① F7	B FF 95 D CH 85 B FF 95 C FF 94 B FF 94 4-1 27 1B 27 E 1-2 BB	4	1	1	1	1	1	1
15 Kyle Seager, L (1, 5) OBP: 0.312, SLG: 0.396	B FF 92 X CH 84 1-0 ① P5		C CU 78 B FF 90 B FF 91 C CU 78 X CU 79 2-2 1B			B FF 90 C FF 90 X FF 90 1-1 ① F7		F FF 96 S SI 95 B SL 83 C SL 84 1-3 ② K	B FF 95 F FF 94 F FF 95 X CH 85 1-2 ② SF8 2-3 3-H	4	0	1	1	0	1	1
27 John Jaso, L (1, 10) OBP: 0.404, SLG: 0.486	1 SAFE 1 SAFE 1 SAFE S CH 83 B FF 91 F FC 87 F FF 92 1 SAFE B CH 84 2-2 ② 1 SAFE 1 SAFE X CU 81 F8		1 SAFE B CH 84 S CH 83 X FC 87 1-1 ③ G3			B CH 82 B FF 90 C FF 90 S CH 83 F CH 84 X CH 82 2-2 ② G3		B SL 84 C FF 95 S SI 94 B SL 82 X SI 96 2-2 ③ G5-3	F FF 95 F FF 95 X FF 95 0-2 E9 1-H 3-H 1B	5	0	1	1	0	0	2
63 Jesus Montero, R (1, 2) OBP: 0.303, SLG: 0.408	B FC 88 B SI 87 C SL 83 F FF 92 X CH 85 2-2 ③ G6-3 1-2			C FF 90 F FF 90 S FC 86 0-3 ① K		X FC 86 0-0 2B			HR K	5	1	2	1	0	2	2
10 Eric Thames, L (1, 9) OBP: 0.291, SLG: 0.409		C CU 76 X FF 90 0-1 ① F9		C CU 78 B FF 92 X FF 90 1-1 ② F7		C FC 86 F FC 86 B FC 85 F FF 92 X FF 93 1-2 ③ F7			F FF 93 X SI 89 0-1 ① F8	4	0	0	0	0	0	1
17 Justin Smoak, S (1, 3) OBP: 0.254, SLG: 0.322		C FF 90 B FC 87 S CH 83 B FF 92 S CU 79 2-3 ② K		X FF 91 0-0 ③ F8			X FF 90 0-0 ① F8		B SL 85 B FF 89 F FF 93 C FF 88 B CU 81 B FF 87 4-2 12 2B 13 1B BB	3	1	0	0	1	1	0
12 Trayvon Robinson, S (1, 7) OBP: 0.311, SLG: 0.382		C FF 91 B FF 92 F FF 92 B CU 81 X CH 84 2-2 HR			B FC 85 C SL 85 B CU 79 C SI 90 X FF 91 2-2 ① G4-3		C SI 88 S FF 91 B FF 91 X CU 81 1-2 1B		X SI 93 0-0 1-3 13 1B 2B	4	2	3	1	0	0	0
26 Brendan Ryan, R (1, 6) OBP: 0.291, SLG: 0.283		B FC 87 S FC 87 F FF 91 F SI 92 X FF 91 1-2 ③ G4-3			B FF 92 S FC 86 B SL 83 S CU 81 B SI 92 X FF 91 3-2 ② G6-3		C FF 91 F FF 91 S FC 86 0-3 ② K		B FF 95 C FF 95 B FF 94 B FF 95 B FF 94 4-1 13 1B 15 SF8 BB	3	1	0	0	1	1	1
Inning Stats	R: 1 E: 0 K: 0 S: 10 H: 2 LOB: 1 BB: 0 P: 15	R: 1 E: 0 K: 1 S: 12 H: 1 LOB: 0 BB: 0 P: 17	R: 0 E: 0 K: 2 S: 11 H: 1 LOB: 1 BB: 0 P: 17	R: 0 E: 0 K: 1 S: 6 H: 0 LOB: 0 BB: 0 P: 7	R: 0 E: 0 K: 0 S: 13 H: 1 LOB: 1 BB: 0 P: 22	R: 0 E: 0 K: 0 S: 11 H: 1 LOB: 1 BB: 0 P: 15	R: 0 E: 0 K: 1 S: 10 H: 1 LOB: 1 BB: 0 P: 12	R: 0 E: 0 K: 1 S: 8 H: 0 LOB: 0 BB: 0 P: 13	R: 6 E: 1 K: 1 S: 19 H: 4 LOB: 1 BB: 3 P: 36	1B: 6 2B: 3 3B: 0 HR: 2 SF: 1 SAC: 0 DP: 0 HBP: 0						

PITCHER		IP	WLS	BF	H	R	ER	SO	BB	IBB	HBP	BLK	WP	HR	S	P	ERA	WHIP
44 Jake Peavy, R ERA: 3.09	(1, 1)	7.0		28	7	2	2	5	0	0	0	0	0	1	73	105	2.57	1.000
37 Matt Thornton, L ERA: 3.46	(8, 1)	1.0		3	0	0	0	1	0	0	0	0	0	0	8	13	0.00	0.000
41 Philip Humber, R ERA: 5.93	(9, 1)	0.1		3	1	2	2	0	1	0	0	0	0	1	6	13	54.00	6.000
46 Donnie Veal, L ERA: 1.8	(9, 1)	0.0		1	1	0	0	0	0	0	0	0	0	0	1	1	∞	∞
43 Addison Reed, R ERA: 4.0	(9, 1)	0.2	W	6	2	4	3	1	2	0	0	0	0	0	12	22	40.50	6.000

PITCHER	IP	WLS	BF	H	R	ER	SO	BB	IBB	HBP	BLK	WP	HR	S	P	ERA	WHIP

TOP

Seattle Mariners @ Chicago White Sox

U.S. Cellular Field, Chicago, IL

Fri Aug 24 2012, 8:10 PM - 11:11 PM EDT

Att. 25,058 - Partly Cloudy - 84 F

livebaseballscorecards.com

AB	37
R	8
H	11
RBI	7
BB	3
SO	7
LOB	9

WP: 0 PA: 41
PB: 0
SB: 1
CS: 0

Batter	1	2	3	4	5	6	7	8	9	AB	R	H	RBI	BB	SO	LOB
28 Dewayne Wise, L (1, 8) OBP: 0.306, SLG: 0.514	C SI 87 B SI 87 S KC 77 B KC 77 F SI 87 X KC 76 2-2 F9 ①		F KC 76 B FC 84 F SI 88 B SI 88 X SI 88 2-2 L3 ① B SI 87 C SI 87 X KC 77 1-1 P6 ②			B SI 90 X CU 81 1-0 G6-3 ③			B FF 96 1 SAFE B FF 97 B FF 94 B FF 93 4-0 20 1B 14 1B 1-2 BB	4	1	0	0	1	0	0
20 Kevin Youkilis, R (1, 5) OBP: 0.345, SLG: 0.424	B SI 88 C SI 88 B CH 80 T SI 88 B CH 80 F SI 89 S CH 82 3-3 K ②		B KC 75 C CH 80 B CH 80 S CH 80 B CH 80 F FF 89 F CH 80 B FF 89 4-2 44 HR BB	C SI 87 B SI 87 B FC 84 X SI 87 2-1 F9 ③			B FF 99 C FF 97 F FF 100 F KC 82 S FF 100 1-3 K ①		C CU 76 B CU 76 B FF 97 C CU 78 X FF 96 2-2 14 1B 1-2 2-H 1B	4	1	1	1	1	2	0
44 Adam Dunn, L (1, 10) OBP: 0.339, SLG: 0.500	B SI 89 X KC 77 1-0 HR		B SI 88 C SI 88 F SI 88 X SI 88 1-2 1-H HR		B SI 91 C SL 86 F SI 92 F SL 84 B CU 78 S CU 78 2-3 K ①		B FF 100 S FF 99 F FF 100 F FF 101 B FF 100 F KC 84 B FF 97 S FF 98 3-3 K ②		F FF 96 F CH 88 X CU 78 0-2 F7 ①	5	2	2	3	0	2	2
14 Paul Konerko, R (1, 3) OBP: 0.386, SLG: 0.516	X SI 88 0-0 G4-3 ③		C SI 88 X CH 80 0-1 1B		C CU 76 X SL 86 0-1 51 WP 12 SF8 1B		B FF 100 F FF 97 B FF 99 S FF 99 F FF 101 X FF 99 2-2 L7 ③		X FF 97 0-0 1-2 2-H 1B	5	1	3	1	0	0	0
51 Alex Rios, R (1, 9) OBP: 0.331, SLG: 0.520		B SI 87 X SI 87 1-0 24 E 24 S 10 1B 1B	C SI 88 X CH 79 0-1 F7 ②		B SI 91 B SL 85 B SL 84 B SI 90 4-0 1-3 BB			B SL 78 F SI 94 F SL 81 S FF 93 1-3 K ①		3	1	1	0	1	1	1
12 A.J. Pierzynski, L (1, 2) OBP: 0.340, SLG: 0.539		C SI 87 C SI 88 F SI 88 X SI 89 0-2 L4 ①	F SI 87 X FC 83 0-1 G3 ③		X SI 92 0-0 SF8 ② 3-H			C SL 80 F SL 81 F FF 95 F SL 82 B FF 95 X SI 95 1-2 G1-3 ②		3	0	0	1	0	0	2
24 Dayan Viciedo, R (1, 7) OBP: 0.291, SLG: 0.430		B SI 89 F CH 81 1 SAFE S CH 81 B SI 88 D CH 80 S CH 81 3-3 K ② 1-3		B KC 76 F SI 87 F CH 80 B CH 80 X CH 80 2-2 10 HR 1B	C SL 85 1 SAFE X CU 76 0-1 P4 ③			C SL 81 B FF 96 B FF 96 F FF 96 B SI 95 X FF 96 3-2 1B		4	1	2	0	0	1	2
10 Alexei Ramirez, R (1, 6) OBP: 0.284, SLG: 0.371		C SI 89 C SI 88 F SI 88 D CH 81 X FF 88 1-2 15 FC4 3-H 1B		X SI 87 0-0 1-H HR		S CU 77 B CU 78 X SL 83 1-1 G5-3 ①		F FF 94 X SI 94 0-1 F9 ③		4	1	2	3	0	0	1
15 Gordon Beckham, R (1, 4) OBP: 0.283, SLG: 0.362		X SI 88 0-0 FC4 ③ 1-2f		C KC 76 F CH 80 B FC 84 X SI 88 1-2 L8 ①		C SL 84 X CU 78 0-1 G5-3 ②			T FF 97 F FF 97 F FF 98 X CU 80 0-2 28 BB 20 1B 1B	4	1	1	0	0	0	1
Inning Stats	R: 1 H: 1 E: 0 LOB: 0 K: 1 BB: 0 S: 10 P: 16	R: 1 H: 2 E: 0 LOB: 1 K: 1 BB: 0 S: 13 P: 18	R: 2 H: 2 E: 0 LOB: 1 K: 0 BB: 1 S: 16 P: 23	R: 2 H: 2 E: 0 LOB: 0 K: 0 BB: 0 S: 11 P: 17	R: 1 H: 1 E: 0 LOB: 1 K: 1 BB: 1 S: 9 P: 15	R: 0 H: 0 E: 0 LOB: 0 K: 0 BB: 0 S: 5 P: 7	R: 0 H: 0 E: 0 LOB: 0 K: 2 BB: 0 S: 13 P: 19	R: 0 H: 1 E: 0 LOB: 1 K: 1 BB: 0 S: 13 P: 18	R: 2 H: 3 E: 0 LOB: 2 K: 0 BB: 1 S: 11 P: 17	1B: 9 SF: 1 2B: 0 SAC: 0 3B: 0 DP: 0 HR: 3 HBP: 0						

PITCHER	IP	WLS	BF	H	R	ER	SO	BB	IBB	HBP	BLK	WP	HR	S	P	ERA	WHIP
38 Jason Vargas, L (1, 1) ERA: 3.75	4.0		20	7	6	6	2	1	0	0	0	0	3	50	74	13.50	2.000
53 Josh Kinney, R (5, 1) ERA: 4.41	2.0		8	1	1	1	1	1	0	0	0	1	0	14	22	4.50	1.000
58 Carter Capps, R (7, 1) ERA: 3.18	1.0		3	0	0	0	2	0	0	0	0	0	0	13	19	0.00	0.000
36 Oliver Pérez, L (8, 1) ERA: 1.74	1.0		4	1	0	0	1	0	0	0	0	0	0	13	18	0.00	1.000
54 Tom Wilhelmsen, R (9, 1) ERA: 2.66	0.1	L	5	3	2	2	0	1	0	0	0	0	0	11	17	54.00	12.000

PITCHER	IP	WLS	BF	H	R	ER	SO	BB	IBB	HBP	BLK	WP	HR	S	P	ERA	WHIP

BOTTOM

Seattle Mariners @ Chicago White Sox

U.S. Cellular Field, Chicago, IL

Fri Aug 24 2012, 8:10 PM - 11:11 PM EDT
Att. 25,058 - Partly Cloudy - 84 F

livebaseballscorecards.com

AB	36
R	9
H	12
RBI	9
BB	3
SO	6
LOB	9

PA: 40
WP: 2
PB: 0
SB: 1
CS: 0

Batter	1	2	3	4	5	6	7	8	9	AB	R	H	RBI	BB	SO	LOB
13 Dustin Ackley, L (1, 4) OBP: 0.304, SLG: 0.337	C FF 92 B FF 92 X SL 89 1-1 12 BB 15 HR 1B	X FF 90 0-0 ① F7			B SL 87 C FF 90 B FF 90 B FF 89 X FF 90 3-1 ① F7		S FF 96 B FF 95 B FF 95 X FF 96 2-1 17 BB 12 SH1-3 1B	1 SAFE C CU 77 X CH 86 0-1 ③ G6-3		5	1	2	0	0	0	1
12 Trayvon Robinson, S (1, 7) OBP: 0.308, SLG: 0.366	B FF 92 F FF 92 B FF 90 1 SAFE B FF 91 B FF 92 4-1 15 HR 1-2 BB	C FF 90 S CU 78 D CU 78 F SL 86 D CU 79 F FF 91 B SL 89 X FF 91 3-2 ② F9			F FF 91 C CU 78 B FF 90 X CU 76 1-2 ② G5-3		X SI 93 0-0 ① SH1-3 1-2		C FF 94 F FF 94 S FF 96 0-3 ① K	3	1	0	0	1	1	0
63 Jesus Montero, R (1, 10) OBP: 0.302, SLG: 0.405	C FF 92 X FF 90 0-1 ① F9	C CU 77 F FF 92 B SL 86 F SL 88 X FF 91 1-2 ③ G6-3			X FF 90 0-0 1B		B FF 94 X FF 95 1-0 ② F9		S SL 84 C FF 94 X FF 95 0-2 ② F9	5	0	1	0	0	0	3
15 Kyle Seager, L (1, 5) OBP: 0.315, SLG: 0.411	B FF 91 X FF 91 1-0 1-H 2-H HR		C FF 90 B CU 78 B SL 88 C FF 90 F CU 78 B CU 78 X FF 90 3-2 ① G5-3		X SL 88 0-0 ③ F7		H SI 94 1-0 17 BB HBP		B FF 96 F FF 93 F CH 85 D SL 88 X FF 95 2-2 HR	4	2	2	4	0	0	1
17 Justin Smoak, S (1, 3) OBP: 0.261, SLG: 0.324 61 Munenori Kawasaki, L (9, PR) OBP: 0.265, SLG: 0.213	B CU 80 S FF 92 B FF 91 F CH 88 B CU 80 B FF 91 4-2 9 BB 30 G1-3 BB		B SL 87 B SL 88 S FF 90 C FF 90 C FF 90 2-3 ② K		C CU 77 B FF 90 X CU 78 1-1 9 1B 1B		B FF 96 B FF 95 C FF 95 B SL 82 B SI 95 4-1 1-2 2-3 BB		C SL 85 X FF 94 0-1 1B	3 0	0 0	2 0	0 0	2 0	1 0	0 0
30 Miguel Olivo, R (1, 2) OBP: 0.229, SLG: 0.367 27 John Jaso, L (7, PH) OBP: 0.401, SLG: 0.482 (7, 2)	F FF 89 B FF 92 F CH 88 X FF 93 1-2 ② G1-3 1-2		C CU 77 B FF 89 S CU 80 B FF 91 F SL 89 F FF 91 S CU 79 2-3 ③ K		B FF 90 B FF 90 X FF 90 2-0 ① F9	C CU 76 F CU 77 X SI 91 0-2 ③ P4			X FF 93 0-0 ③ P5	3 2	0 0	0 0	0 0	0 0	1 4	2 4
33 Casper Wells, R (1, 9) OBP: 0.290, SLG: 0.379 10 Eric Thames, L (8, PH) OBP: 0.294, SLG: 0.412 (8, 9)	B FF 93 D SI 88 F FF 91 S FF 93 B FF 93 B FF 93 4-2 9 BB BB			C CU 77 B SL 88 C FF 90 B FF 89 F CU 79 F FF 90 S SI 88 2-3 ① K2-3	B SL 88 B FF 90 B FF 90 C FF 90 1 SAFE C CU 78 1 SAFE S FF 89 3-3 ② K			B SI 90 C SI 91 S CH 84 F CH 85 F CU 76 B SL 86 F FF 92 X CH 85 2-2 9 G6-3 1B	2 1	0 0	0 1	0 0	1 0	2 0	1 0
9 Chone Figgins, S (1, 8) OBP: 0.264, SLG: 0.283	C FF 92 B CU 80 B SI 92 C FF 92 F SI 93 F CU 79 B SI 91 F FF 92 F FF 93 4-2 B FF 93 1-2 2-3 BB			X FF 90 0-0 ② B5-3	C FF 90 X FF 91 0-1 26 FC5-4 1-2 1B			B FF 91 B FF 90 1 SAFE F SI 91 1 SAFE 1 SAFE X CU 76 2-1 ① ② G6-3 1-2f		3	0	1	0	1	0	1
26 Brendan Ryan, R (1, 6) OBP: 0.290, SLG: 0.283	B FF 92 B FF 92 C FF 92 X FF 92 2-1 ③ F8			B FF 89 F FF 90 B FF 91 X FF 91 2-1 ③ G5-3	X SI 100 0-0 ③ FC5-4 1-2f			C SL 84 C SL 85 F FF 92 D SL 88 F CU 78 X SI 93 1-2 1B		4	0	1	0	0	0	5
Inning Stats	R: 3 E: 0 K: 0 S: 21 H: 2 LOB: 3 BB: 4 P: 42	R: 0 E: 0 K: 0 S: 10 H: 0 LOB: 0 BB: 0 P: 14	R: 0 E: 0 K: 2 S: 12 H: 0 LOB: 0 BB: 0 P: 19	R: 0 E: 0 K: 1 S: 8 H: 0 LOB: 0 BB: 0 P: 12	R: 0 E: 0 K: 0 S: 7 H: 1 LOB: 1 BB: 0 P: 11	R: 0 E: 0 K: 1 S: 9 H: 2 LOB: 2 BB: 0 P: 15	R: 0 E: 0 K: 0 S: 8 H: 1 LOB: 3 BB: 1 P: 16	R: 0 E: 0 K: 0 S: 15 H: 2 LOB: 1 BB: 0 P: 20	R: 1 E: 0 K: 1 S: 12 H: 2 LOB: 1 BB: 0 P: 14	1B: 8 2B: 0 3B: 0 HR: 2 SF: 0 SAC: 1 DP: 1 HBP: 1						

PITCHER		IP	WLS	BF	H	R	ER	SO	BB	IBB	HBP	BLK	WP	HR	S	P	ERA	WHIP
62 Jose Quintana, L ERA: 2.86	(1, 1)	5.2		26	5	3	3	4	4	0	0	0	0	1	66	112	4.76	1.588
65 Nate Jones, R ERA: 3.28	(6, 1)	0.1	W	1	0	0	0	0	0	0	0	0	0	0	1	1	0.00	0.000
37 Matt Thornton, L ERA: 3.42	(7, 1)	0.2	H	5	1	0	0	0	1	0	1	0	0	0	5	13	0.00	3.000
39 Brett Myers, R ERA: 3.23	(7, 1)	1.1	H	5	2	0	0	0	0	0	0	0	0	0	18	23	0.00	1.500
43 Addison Reed, R ERA: 4.11	(9, 1)	1.0	S	5	2	1	1	1	0	0	0	0	0	1	12	14	9.00	2.000

PITCHER	IP	WLS	BF	H	R	ER	SO	BB	IBB	HBP	BLK	WP	HR	S	P	ERA	WHIP

TOP

Seattle Mariners @ Chicago White Sox

U.S. Cellular Field, Chicago, IL

Sat Aug 25 2012, 7:10 PM - 10:25 PM EDT

Att. 27,562 - Partly Cloudy - 86 F

livebaseballscorecards.com

AB	35
R	4
H	10
RBI	4
BB	5
SO	5
LOB	18

WP: 0	PA: 42
PB: 0	
SB: 0	
CS: 0	

Batter	1	2	3	4	5	6	7	8	9	AB	R	H	RBI	BB	SO	LOB
28 Dewayne Wise, L (1, 8) OBP: 0.310, SLG: 0.509	C SI 90 C SI 91 F FF 91 B SL 82 X SI 93 1-2 20 S 14 1B 1B	1 SAFE 1 SAFE B FF 91 X SI 90 1-0 ③ L4			C FF 91 X FF 91 0-1 ① G6-3	C CU 80 S FF 93 F CU 80 B CU 80 F CU 80 X SI 91 1-2 20 CS 1B 3-H		X SL 82 0-0 ③ F7		5	1	2	1	0	0	3
20 Kevin Youkilis, R (1, 5) OBP: 0.352, SLG: 0.427	D SI 92 B SL 82 S SI 92 B SI 90 B SL 80 4-1 14 1B 1-2 BB	C SL 78 X SI 91 0-1 14 BB 51 1B 1B		F SI 92 H CU 71 1-1 14 1B HBP	C SI 91 B CU 80 1-1 ③ CS 1-2	C CU 73 B CU 79 B FF 92 F CU 74 X FF 92 2-2 44 G5-6-3 1B				2	1	2	0	1	0	0
44 Adam Dunn, L (1, 10) OBP: 0.336, SLG: 0.495	F FF 92 C CU 72 F FF 91 B CU 72 F FF 93 C CU 72 1-3 ① K	B CU 71 X SI 90 1-0 ① F8	C FF 92 X FF 92 0-1 ② F7		X FF 91 0-0 ①② G5-6-3 1-2f					4	0	0	0	0	1	5
14 Paul Konerko, R (1, 3) OBP: 0.389, SLG: 0.517	X SI 92 0-0 1-2 2-H 1B	C FF 91 D SI 91 B SL 79 B SL 81 B SL 82 4-1 51 1B 1-2 BB	C FF 91 X FF 91 0-1 1-3 1B		B SI 91 B CU 80 B SL 86 F SI 92 S SL 85 S SL 83 3-3 ③ K				3	0	2	1	1	1	0
51 Alex Rios, R (1, 9) OBP: 0.333, SLG: 0.522	B SL 80 X SI 92 1-0 ② F4	B SI 91 X SI 91 1-0 17 G5-4-3 1-2 2-H 1B	F FF 91 D SL 80 X SI 92 1-1 ③ F9				B CU 77 C CU 78 S SL 84 F SL 81 X SL 80 1-2 17 1B 10 SF8 2B		4	1	2	1	0	0	4
12 A.J. Pierzynski, L (1, 2) OBP: 0.339, SLG: 0.538 17 Tyler Flowers, R (3, 2) OBP: 0.292, SLG: 0.414	F SI 92 X FF 91 0-1 ③ P6	F SL 80 F SI 91 X CU 72 0-2 ②③ G5-4-3 1-2f			X FF 88 0-0 HR			C SI 92 L SL 83 X SL 80 0-2 15 WP 7 PB 2-3 1B		1 3	0 1	0 2	0 1	0 0	0 0	2 2
10 Alexei Ramirez, R (1, 6) OBP: 0.284, SLG: 0.373		C SL 77 B FF 91 B FF 91 X SL 80 2-1 ① F8	T SL 79 B FF 90 B SI 90 S SL 79 F SI 91 X SI 91 2-2 ① P3		C FF 91 X SL 79 0-1 7 G4-3 28 1B 2B			X SL 83 0-0 ① SF8 3-H		3	1	1	1	0	0	0
7 Jordan Danks, L (1, 7) OBP: 0.273, SLG: 0.327		B SI 92 C FF 92 C CU 71 B FF 92 F SL 79 B CU 71 B FF 92 4-2 BB	F SI 92 B CU 71 F FF 92 D CU 69 X FF 92 2-2 ② G3		B FF 92 B SI 91 C SI 92 S CU 79 B CU 79 F FF 92 F CU 79 X CU 78 3-2 ① G4-3 2-3			F SI 90 S SL 84 F SL 82 B SL 82 S SL 83 1-3 ② K 1-2	3	0	0	0	1	1	2
15 Gordon Beckham, R (1, 4) OBP: 0.283, SLG: 0.360		X FF 90 0-0 ② P6	C FF 92 F FF 91 D CU 71 F SL 78 S FF 91 1-3 ③ K		X FF 92 0-0 ② P5			B CU 72 B CU 72 B SI 89 B SI 89 4-0 2-3 BB		3	0	0	0	1	1	2
Inning Stats	R: 1 E: 0 K: 1 S: 14 H: 2 LOB: 2 BB: 1 P: 21	R: 0 E: 0 K: 0 S: 7 H: 0 LOB: 1 BB: 1 P: 14	R: 1 E: 0 K: 0 S: 8 H: 2 LOB: 1 BB: 1 P: 14	R: 0 E: 0 K: 1 S: 11 H: 0 LOB: 0 BB: 0 P: 16	R: 0 E: 0 K: 0 S: 9 H: 1 LOB: 2 BB: 0 P: 11	R: 2 E: 0 K: 0 S: 15 H: 3 LOB: 0 BB: 0 P: 20	R: 0 E: 0 K: 1 S: 7 H: 1 LOB: 0 BB: 0 P: 12	R: 1 E: 0 K: 1 S: 13 H: 2 LOB: 2 BB: 1 P: 19		1B: 8 2B: 2 3B: 0 HR: 1 SF: 1 SAC: 0 DP: 2 HBP: 1						

PITCHER		IP	WLS	BF	H	R	ER	SO	BB	IBB	HBP	BLK	WP	HR	S	P	ERA	WHIP
49 Blake Beavan, R ERA: 5.1	(1, 1)	5.0	L	25	7	4	4	2	3	0	1	0	0	1	52	79	7.20	2.000
41 Charlie Furbush, L ERA: 1.94	(6, 1)	1.2		5	2	0	0	0	0	0	0	0	0	0	16	23	0.00	1.200
53 Josh Kinney, R ERA: 4.76	(7, 1)	0.2		4	2	1	1	1	0	0	0	0	0	0	11	15	13.50	3.000
44 Lucas Luetge, L ERA: 2.38	(8, 1)	0.2		3	0	0	0	1	1	0	0	0	1	0	5	10	0.00	1.500

PITCHER	IP	WLS	BF	H	R	ER	SO	BB	IBB	HBP	BLK	WP	HR	S	P	ERA	WHIP

BOTTOM

Seattle Mariners @ Chicago White Sox

U.S. Cellular Field, Chicago, IL

Sat Aug 25 2012, 7:10 PM - 10:25 PM EDT
Att. 27,562 - Partly Cloudy - 86 F

livebaseballscorecards.com

AB	31
R	5
H	11
RBI	5
BB	4
SO	4
LOB	20

PA: 38

WP: 1
PB: 1
SB: 1
CS: 1

Seattle Mariners @ Chicago White Sox

U.S. Cellular Field, Chicago, IL

Sun Aug 26 2012, 4:02 PM - 6:26 PM EDT

Att. 23,146 - Drizzle - 73 F

TOP

livebaseballscorecards.com

Batter	1	2	3	4	5	6	7	8	9	AB	R	H	RBI	BB	SO	LOB
13 Dustin Ackley, L (1, 4) OBP: 0.305, SLG: 0.337	X FF 94 0-0 15 12 G5-4-3 1B 63 1B 1B		B FF 89 B FC 82 X FC 84 2-1 ① L4		B FC 87 C SI 90 B SI 91 F FC 86 X CU 79 2-2 ② G4-3		B SI 98 B SI 98 B SI 97 D SI 97 4-0 1-2 BB			3	1	1	0	1	0	0
12 Trayvon Robinson, S (1, 7) OBP: 0.305, SLG: 0.360	L FF 92 X FF 94 0-1 15 G5-4-3 1-2 1B		S FF 90 B FF 91 B SC 72 B FF 90 S SI 91 S CH 81 3-3 ② K		C CU 77 B SI 92 C SI 92 B FC 87 C SI 93 2-3 ③ K		C SI 96 D SI 95 C CH 84 B SL 85 C CH 86 2-3 ③ K			4	0	1	0	0	3	3
15 Kyle Seager, L (1, 5) OBP: 0.313, SLG: 0.408	B FF 94 B FC 87 C FC 87 X FC 86 2-1 ① ② G5-4-3 1-2f 2-3		B SI 89 C SI 92 B CU 79 S CH 81 B SC 75 C CH 82 3-3 ③ K			B CU 77 X FF 90 1-0 ① L1				3	0	0	0	0	1	2
27 John Jaso, L (1, 2) OBP: 0.401, SLG: 0.477	F FC 88 C CU 80 F CU 82 B CU 79 F FF 94 D CU 82 B FF 94 F FC 87 B CU 81 4-2 63 1B BB			B FF 89 B FC 85 C FF 91 B CH 83 X FF 92 3-1 ① G6-3		C FF 91 B SC 75 C CU 79 B SI 92 F CU 78 X CU 79 2-2 ② G4-3				2	0	0	0	1	0	0
63 Jesus Montero, R (1, 10) OBP: 0.302, SLG: 0.405	B FC 87 S FC 86 B FF 94 B FC 89 X FC 88 3-1 1-2 3-H 1B			S SI 91 F CH 81 F SI 92 B SC 75 B FC 88 F CH 81 X SI 93 2-2 ② F8		C FF 92 C FC 84 B SI 93 X CU 78 1-2 ③ F7				3	0	1	1	0	0	0
10 Eric Thames, L (1, 9) OBP: 0.295, SLG: 0.408	C FC 85 F CU 78 F FF 93 B CU 80 B FF 93 F CU 78 B FC 89 F FC 88 X FF 94 3-2 ③ G4-3			B SI 91 X CU 78 1-0 ③ G3			B FC 83 B FF 90 B FF 90 C FF 90 C FF 91 B SI 92 4-2 17 1B BB			2	0	0	0	1	0	2
17 Justin Smoak, S (1, 3) OBP: 0.264, SLG: 0.327		B FC 86 B FF 94 X FF 93 2-0 ① F9			C FF 91 X CH 79 0-1 33 HR 1B		1 SAFE S SI 93 X SI 92 0-1 13 BB 1-3 1B			3	1	2	0	0	0	0
33 Casper Wells, R (1, 8) OBP: 0.291, SLG: 0.391		F FC 87 B FC 88 C CU 81 B CU 81 X FC 86 2-2 ② G6-3			1 SAFE F FF 89 B FC 84 B CH 79 C CH 81 B SI 92 X CH 82 3-2 1-H HR		B SI 98 B SI 97 B SI 98 C SI 97 F SI 97 1 SAFE X SI 98 3-2 ① F9			3	1	1	2	0	0	2
26 Brendan Ryan, R (1, 6) OBP: 0.288, SLG: 0.280		F FF 94 B FC 87 F FF 93 C CU 79 1-3 ③ K			C SI 91 B FF 92 B SI 92 F FF 92 X FF 92 2-2 ① F8		P PO 78 L SI 97 X SI 99 1-1 ② L4			3	0	0	0	0	1	2
Inning Stats	R: 1 H: 3 E: 0 LOB: 2 K: 0 BB: 1 S: 18 P: 30	R: 0 H: 0 E: 0 LOB: 0 K: 1 BB: 0 S: 7 P: 12	R: 0 H: 0 E: 0 LOB: 0 K: 2 BB: 0 S: 8 P: 16	R: 0 H: 0 E: 0 LOB: 0 K: 0 BB: 0 S: 8 P: 14	R: 2 H: 2 E: 0 LOB: 0 K: 1 BB: 0 S: 14 P: 23	R: 0 H: 0 E: 0 LOB: 0 K: 0 BB: 0 S: 8 P: 12	R: 0 H: 1 E: 0 LOB: 3 K: 1 BB: 2 S: 13 P: 26			1B: 5 SF: 0 2B: 0 SAC: 0 3B: 0 DP: 1 HR: 1 HBP: 0						

	AB	26
	R	3
	H	6
	RBI	3
	BB	3
	SO	5
	LOB	11

WP: 0 PA: 29
PB: 0
SB: 0
CS: 0

PITCHER		IP	WLS	BF	H	R	ER	SO	BB	IBB	HBP	BLK	WP	HR	S	P	ERA	WHIP
34 Gavin Floyd, R ERA: 4.55	(1, 1)	2.0		9	3	1	1	1	1	0	0	0	0	0	25	42	4.50	2.000
53 Héctor Santiago, L ERA: 3.99	(3, 1)	4.0		16	3	2	2	3	1	0	0	0	0	1	42	73	4.50	1.000
65 Nate Jones, R ERA: 3.22	(7, 1)	1.0	W	4	0	0	0	1	1	0	0	0	0	0	9	18	0.00	1.000

PITCHER	IP	WLS	BF	H	R	ER	SO	BB	IBB	HBP	BLK	WP	HR	S	P	ERA	WHIP

Batter	1	2	3	4	5	6	7	8	9	AB	R	H	RBI	BB	SO	LOB
28 Dewayne Wise, L (1, 8) OBP: 0.308, SLG: 0.500	C FC 89 B SI 88 B SI 89 X FF 89 2-1 P5 ①	C FC 89 X FC 90 0-1 F8 ②	L FF 88 S FF 90 F FF 90 F SI 91 F SL 83 1 SAFE S CH 82 0-3 K ②	C CU 72 B CH 84 F CU 72 F FF 91 B SI 92 B SL 84 F SI 90 F SL 84 C FC 92 3-3 K ③	C SL 83 1 SAFE X SL 81 0-1 1-3 1B	4	0	1	0	0	2	1
20 Kevin Youkilis, R (1, 5) OBP: 0.352, SLG: 0.433	B FC 87 C SL 83 X FF 89 1-1 P4 ①	C FF 91 1 SAFE D SL 77 B SL 86 X SL 84 2-1 1-H 3B	3	0	1	1	0	0	0
44 Adam Dunn, L (1, 10) OBP: 0.335, SLG: 0.492	B SI 91 C FF 90 F SI 90 B CU 73 B CH 83 X CH 83 3-2 G4-3 ③	C SI 90 S CH 84 S SI 86 0-3 K ②	F FC 90 X FF 92 0-1 G4-3 ③	3	0	0	0	0	1	1
14 Paul Konerko, R (1, 3) OBP: 0.389, SLG: 0.516	F FC 88 B FC 90 X FF 90 1-1 G6-3 ①	B FC 87 X FF 88 1-0 10 G6-4-3 51 1B 1B	C FF 91 X SL 85 0-1 F8 ③	3	0	1	0	0	0	0
51 Alex Rios, R (1, 9) OBP: 0.333, SLG: 0.521	C FC 90 B FF 90 F FF 90 X SI 91 1-2 E6 10 1B 10 S 7 SF7	X SI 90 0-0 10 G6-4-3 1-2 1B	F FF 87 X FC 89 0-1 P2 ①	3	1	1	0	0	0	0
10 Alexei Ramirez, R (1, 6) OBP: 0.284, SLG: 0.372	C FC 90 X SL 84 0-1 17 CS 1-3 1B	S SL 83 X SL 84 0-1 ① ② G6-4-3 1-2f 2-3	C SL 82 X SL 83 0-1 G5-3 ②	3	0	1	0	0	0	2
7 Jordan Danks, L (1, 7) OBP: 0.276, SLG: 0.321	X FF 89 0-0 SF7 ② 3-H	X FF 91 0-0 F7 ③	B FF 90 B SI 91 B SI 91 C FF 90 B SI 90 4-1 17 HR BB	1	1	0	1	1	0	1
17 Tyler Flowers, R (1, 2) OBP: 0.293, SLG: 0.439	1 SAFE 1 SAFE C FF 90 B SL 84 C FF 90 1-2 CS ③ 1-2	F FC 88 C FC 89 X SL 84 0-2 G6-3 ①	F FC 90 B CU 72 X SL 84 1-1 P5 ①	F SL 83 X SL 84 0-1 1-H HR	3	1	1	2	0	0	0
66 Ray Olmedo, S (1, 4) OBP: 0.294, SLG: 0.294	C FC 89 C FF 89 B SI 90 B SL 84 F SI 90 X FF 90 2-2 20 3B 1B	C FF 90 X CU 72 0-1 F7 ②	X SI 90 0-0 28 1B 1B	3	1	2	0	0	0	0
Inning Stats	R: 0 E: 0 K: 0 S: 7 H: 0 LOB: 0 BB: 0 P: 12	R: 1 E: 1 K: 0 S: 10 H: 1 LOB: 0 BB: 0 P: 13	R: 1 E: 0 K: 1 S: 17 H: 2 LOB: 1 BB: 0 P: 21	R: 0 E: 0 K: 0 S: 5 H: 2 LOB: 1 BB: 0 P: 6	R: 0 E: 0 K: 1 S: 10 H: 0 LOB: 0 BB: 0 P: 14	R: 0 E: 0 K: 1 S: 7 H: 0 LOB: 0 BB: 0 P: 8	R: 2 E: 0 K: 0 S: 10 H: 3 LOB: 2 BB: 1 P: 14			1B: 6 2B: 0 3B: 1 HR: 1 SF: 1 SAC: 0 DP: 1 HBP: 0				WP: 0 PB: 0 SB: 1 CS: 1 PA: 29	

PITCHER		IP	WLS	BF	H	R	ER	SO	BB	IBB	HBP	BLK	WP	HR	S	P	ERA	WHIP
25 Kevin Millwood, R ERA: 4.28	(1, 1)	6.2	L	27	7	4	3	3	1	0	0	0	0	1	64	86	4.05	1.200
44 Lucas Luetge, L ERA: 2.38	(7, 1)	0.0		1	1	0	0	0	0	0	0	0	0	0	2	2	∞	∞

PITCHER	IP	WLS	BF	H	R	ER	SO	BB	IBB	HBP	BLK	WP	HR	S	P	ERA	WHIP

BOTTOM

Seattle Mariners @ Chicago White Sox

U.S. Cellular Field, Chicago, IL

Sun Aug 26 2012, 4:02 PM - 6:26 PM EDT

Att. 23,146 - Drizzle - 73 F

livebaseballscorecards.com

AB	26
R	4
H	8
RBI	4
BB	1
SO	3
LOB	5

Chicago White Sox @ Baltimore Orioles

Oriole Park at Camden Yards, Baltimore, MD

Mon Aug 27 2012, 7:09 PM - 10:14 PM EDT

Att. 10,955 - Partly Cloudy - 87 F

TOP

livebaseballscorecards.com

Batter	1	2	3	4	5	6	7	8	9	AB	R	H	RBI	BB	SO	LOB
28 Dewayne Wise, L (1, 8) OBP: 0.306, SLG: 0.492	S FF 92 S SL 81 B FF 92 B FF 91 X SL 80 2-2 ① F8		C FF 92 B FF 91 1 SAFE X SL 80 1-1 ② F8			B SL 79 F FF 89 X SL 80 1-1 E1 20 HR		S SL 80 S SL 84 B SI 97 F SL 85 X SI 98 1-2 20 1B 44 1B 1B		4	2	1	0	0	0	1
20 Kevin Youkilis, R (1, 5) OBP: 0.353, SLG: 0.442	C FF 93 B CU 75 F FF 92 F FF 92 F FF 92 F CH 86 X FF 92 1-2 ② F9		B FF 92 C CU 71 D CU 75 B CH 86 F FF 92 F FF 91 S FF 92 3-3 ③ K			X SI 91 0-0 1-H HR		C SI 96 C SI 97 F SL 84 X SI 97 0-2 14 G6-4-3 44 1B 1-3 1B		4	1	2	2	0	1	1
44 Adam Dunn, L (1, 3) OBP: 0.334, SLG: 0.490	B FF 93 F SL 79 S FF 92 T FF 92 1-2 ③ K			C SL 80 B CU 75 F FF 91 F SL 81 B FF 92 B FF 92 X SL 81 3-2 ① F8		B SL 82 X SL 81 1-0 ① G3		B SI 97 B SL 84 S SI 97 B SL 84 X SI 98 3-1 14 G6-4-3 1-2 3-H 1B		4	0	1	1	0	1	0
14 Paul Konerko, R (1, 10) OBP: 0.390, SLG: 0.514		C FF 91 X SL 81 0-1 ① G6-3		B CU 71 B CH 84 C CH 86 B FF 91 X FF 92 3-1 1B		B SL 80 B FF 91 B SL 83 C FF 92 F FF 92 B FF 93 4-2 BB		F SI 96 B SI 97 X SI 97 1-1 ① ② G6-4-3 1-2f 2-3		3	0	1	0	1	0	2
51 Alex Rios, R (1, 9) OBP: 0.332, SLG: 0.519		C FF 92 C FF 92 F FF 93 X FF 92 0-2 24 FC5-4 1B		C SL 82 F SI 92 F FF 94 F SL 81 S FF 92 0-3 ② K		C FF 92 F SI 92 S FF 92 0-3 ② K		C SL 84 S SL 84 D SL 84 F SL 83 S SL 85 1-3 ③ K		4	0	1	0	0	3	3
12 A.J. Pierzynski, L (1, 2) OBP: 0.336, SLG: 0.532		C FF 92 1 SAFE 1 SAFE F FF 91 B FF 92 F SL 80 S FF 91 1-3 ② K		S FF 92 B SL 83 F FF 92 S FF 92 1-3 ③ K		F SL 79 B SL 79 F FF 90 B SL 80 S FF 92 2-3 ③ K			B SI 93 F CH 86 S CH 86 X SI 96 1-2 ① P5	4	0	0	0	0	3	3
24 Dayan Viciedo, R (1, 7) OBP: 0.289, SLG: 0.425		S FF 92 C FF 92 X FF 92 0-2 ③ FC5-4 1-2f			B CU 70 F FF 91 B FF 91 F FF 91 B FF 92 F FF 90 F FF 92 S SL 82 3-3 ① K		S SI 84 B SL 76 F SL 76 B FF 86 T FF 86 2-2 ① K		C SI 94 B SI 92 B SI 91 F SI 92 C CU 79 2-3 ② K	4	0	0	0	0	3	1
10 Alexei Ramirez, R (1, 6) OBP: 0.284, SLG: 0.371			B CU 70 C FF 90 B FF 91 C FF 91 F FF 91 X CH 85 2-2 ① G6-3		B FF 92 C FF 92 X FF 92 1-1 ② G4-3		S SL 77 L SL 77 F SL 76 F FF 87 C SL 76 0-3 ② K		B SI 94 S SI 93 B SI 95 S SI 96 X SI 95 3-2 15 WP 1B	4	0	1	0	0	1	0
15 Gordon Beckham, R (1, 4) OBP: 0.283, SLG: 0.359			B FF 92 X FF 91 1-0 1B		X FF 92 0-0 ③ F9		C SL 78 B SI 85 B SI 83 S SL 76 X SL 76 2-2 ③ G4-3		B SI 94 C SI 94 F SI 93 B CU 80 F SI 94 F CU 80 F SI 93 X CU 80 2-2 ③ G6-3 1-2	4	0	1	0	0	0	1
Inning Stats	R: 0 E: 0 K: 1 S: 12 H: 0 LOB: 0 BB: 0 P: 16	R: 0 E: 0 K: 1 S: 13 H: 1 LOB: 1 BB: 0 P: 14	R: 0 E: 0 K: 1 S: 11 H: 1 LOB: 1 BB: 0 P: 18	R: 0 E: 0 K: 2 S: 14 H: 1 LOB: 1 BB: 0 P: 21	R: 0 E: 0 K: 1 S: 8 H: 0 LOB: 0 BB: 0 P: 12	R: 2 E: 1 K: 2 S: 12 H: 1 LOB: 1 BB: 1 P: 20	R: 0 E: 0 K: 2 S: 11 H: 0 LOB: 0 BB: 0 P: 15	R: 1 E: 0 K: 1 S: 16 H: 3 LOB: 1 BB: 0 P: 22	R: 0 E: 0 K: 1 S: 15 H: 1 LOB: 1 BB: 0 P: 23	1B: 7 2B: 0 3B: 0 HR: 1 SF: 0 SAC: 0 DP: 1 HBP: 0						

	AB	35
	R	3
	H	8
	RBI	3
	BB	1
	SO	12
	LOB	12

	WP: 1	PA: 36
	PB: 0	
	SB: 0	
	CS: 0	

PITCHER		IP	WLS	BF	H	R	ER	SO	BB	IBB	HBP	BLK	WP	HR	S	P	ERA	WHIP
16 Wei-Yin Chen, L ERA: 3.78	(1, 1)	6.0		24	4	2	1	8	1	0	0	0	0	1	70	101	1.50	0.833
56 Darren O'Day, R ERA: 2.44	(7, 1)	1.0		3	0	0	0	2	0	0	0	0	0	0	11	15	0.00	0.000
47 Pedro Strop, R ERA: 1.56	(8, 1)	1.0	W	5	3	1	1	1	0	0	0	0	0	0	16	22	9.00	3.000
43 Jim Johnson, R ERA: 2.96	(9, 1)	1.0	S	4	1	0	0	1	0	0	0	0	1	0	15	23	0.00	1.000

PITCHER	IP	WLS	BF	H	R	ER	SO	BB	IBB	HBP	BLK	WP	HR	S	P	ERA	WHIP

Batter	1	2	3	4	5	6	7	8	9	AB	R	H	RBI	BB	SO	LOB
21 Nick Markakis, L (1, 9) OBP: 0.356, SLG: 0.475	B SI 92 X SI 91 1-0 32 1B 51 2-1 1B	D SL 88 S SL 88 X SL 87 1-1 ② ③ L6-4 2-2			C SI 90 B SI 94 X SL 88 1-1 ② F8	F SL 83 B CH 81 F SL 83 D CU 70 F FF 92 X SL 82 2-2 ③ G6-3				4	0	1	0	0	0	6
2 J.J. Hardy, R (1, 6) OBP: 0.277, SLG: 0.384	B FF 91 B CH 85 X SI 91 2-0 ① F9		B SI 93 B SI 92 B SL 83 C SI 91 X SI 93 3-1 ① F8		C SI 91 X SI 94 0-1 10 FC6-4 1B		B FF 91 C FF 90 X SI 90 1-1 ① F8			4	0	1	0	0	0	1
10 Adam Jones, R (1, 8) OBP: 0.335, SLG: 0.502	X SI 94 0-0 ② L9		B SL 86 F SL 85 X CH 87 1-1 ② G6-3		S SL 85 X SL 84 0-1 ③ FC6-4 1-2f		F FF 91 X FF 91 0-1 ② G6-3			4	0	0	0	0	0	2
32 Matt Wieters, S (1, 2) OBP: 0.316, SLG: 0.413	B SI 93 B CH 85 D CH 86 X SI 93 3-0 1-3 1B		F CH 86 B SL 87 F SL 84 B FF 94 F CH 88 B SI 94 F SL 85 B CH 87 4-2 BB			B SL 81 C SL 80 B CH 85 B SI 92 S SL 85 F SL 85 F SL 83 F SL 86 B SL 86 4-2 51 1B 9 BB BB	C FF 91 F CU 76 X CU 76 0-2 ③ G6-3			2	1	1	0	2	0	0
51 Lew Ford, R (1, 10) OBP: 0.243, SLG: 0.371	C SL 85 S CH 87 F SL 86 B SL 85 1-2 ③ 2-1 3-H	B CH 84 B SI 92 F SI 93 B SI 93 C SI 93 F SL 86 X SI 94 3-2 HR	C CH 88 B FF 94 F SL 86 D SL 87 S SL 87 3-3 ③ K			F SI 93 B FF 94 S SL 85 D SL 85 X SI 92 2-2 9 BB 12 BB 13 FC5-2 1-3 1B		X SI 88 0-0 ① G6-3		4	1	2	1	0	1	1
12 Mark Reynolds, R (1, 3) OBP: 0.343, SLG: 0.400		C SL 86 B FF 94 C SL 86 B SL 86 B CH 87 B SL 88 4-2 9 FC3-6 BB		B SI 92 C SL 85 F SL 86 F SL 85 F CH 88 F SL 87 F SI 94 F SL 86 B SI 95 2-3 ① S SI 92 K		B SL 81 S FF 91 B FF 92 B SL 83 B SL 82 4-1 13 FC5-2 9 BB 1-2 BB		C SI 90 B CU 75 F CU 76 B CH 84 B FF 90 B SL 83 4-2 9 HR BB		1	1	0	0	3	1	0
9 Nate McLouth, L (1, 7) OBP: 0.273, SLG: 0.317		X SI 94 0-0 ① FC3-6 11 BB 13 1B 1-2f		C SI 94 C SL 88 B CH 89 B SL 88 B SL 86 F SI 93 X SI 96 3-2 ② G4-3		S SL 80 B SL 82 S FF 91 F FF 92 B SL 80 B CH 80 B SL 81 4-2 13 FC5-2 1-2 2-3 3-H BB		B SI 90 X FF 91 1-0 1-H HR		3	1	1	3	1	0	1
13 Manny Machado, R (1, 5) OBP: 0.271, SLG: 0.534		1 SAFE C SI 93 1 SAFE X SL 86 0-1 21 L6-4 11 BB 1-2 1B		F SI 95 B FF 94 F CH 88 B CH 89 S SL 86 2-3 ③ K		F SL 83 B FF 92 F SL 82 F FF 91 X CU 70 1-2 ① FC5-2 1-2 2-3 3-Hf		X SL 85 0-0 ② G6-3		4	0	1	0	0	1	3
11 Robert Andino, R (1, 4) OBP: 0.286, SLG: 0.301		B FF 94 B SL 85 F SI 94 B CH 87 B FF 94 4-1 1-2 2-3 BB			X SI 90 0-0 ① G6-3	C SL 83 C SL 82 B FF 92 F CU 71 S FF 92 1-3 ② K		B FF 92 B SL 85 F SI 89 C SI 90 F CU 76 B SI 90 S SL 85 3-3 ③ K		3	0	0	0	1	2	3
Inning Stats	R: 0 E: 0 K: 0 S: 7 H: 2 LOB: 2 BB: 0 P: 14	R: 1 E: 0 K: 0 S: 12 H: 2 LOB: 2 BB: 2 P: 24	R: 0 E: 0 K: 1 S: 11 H: 0 LOB: 1 BB: 1 P: 22	R: 0 E: 0 K: 2 S: 15 H: 0 LOB: 0 BB: 0 P: 22	R: 0 E: 0 K: 0 S: 7 H: 1 LOB: 1 BB: 0 P: 8	R: 1 E: 0 K: 1 S: 24 H: 1 LOB: 3 BB: 3 P: 42	R: 0 E: 0 K: 0 S: 7 H: 0 LOB: 0 BB: 0 P: 8	R: 2 E: 0 K: 1 S: 9 H: 1 LOB: 0 BB: 1 P: 17							

PITCHER		IP	WLS	BF	H	R	ER	SO	BB	IBB	HBP	BLK	WP	HR	S	P	ERA	WHIP
58 Francisco Liriano, L ERA: 5.06	(1, 1)	5.0		24	6	2	2	3	4	0	0	0	0	1	60	104	3.60	2.000
26 Jesse Crain, R ERA: 2.8	(6, 1)	1.0	B	5	0	0	0	1	2	0	0	0	0	0	16	28	0.00	2.000
39 Brett Myers, R ERA: 3.47	(7, 1)	2.0	L	8	1	2	2	1	1	0	0	0	0	1	16	25	9.00	1.000

PITCHER	IP	WLS	BF	H	R	ER	SO	BB	IBB	HBP	BLK	WP	HR	S	P	ERA	WHIP

BOTTOM

Chicago White Sox @ Baltimore Orioles

Oriole Park at Camden Yards, Baltimore, MD

Mon Aug 27 2012, 7:09 PM - 10:14 PM EDT

Att. 10,955 - Partly Cloudy - 87 F

livebaseballscorecards.com

AB	29
R	4
H	7
RBI	4
BB	7
SO	5
LOB	17

1B: 5	SF: 0	WP: 0	PA: 36
2B: 1	SAC: 0	PB: 0	
3B: 0	DP: 1	SB: 0	
HR: 2	HBP: 0	CS: 0	

Batter	1	2	3	4	5	6	7	8	9	AB	R	H	RBI	BB	SO	LOB
28 Dewayne Wise, L (1, 8) OBP: 0.296, SLG: 0.475	C FF 90 F FF 91 B KC 77 X FF 92 1-2 G4-3		C FF 92 S CH 82 X FF 93 0-2 F8		B CH 81 S CH 82 F FF 92 D KC 78 S CH 83 2-3 K			S FC 91 S SL 86 F FC 91 F CU 76 S SL 84 0-3 K		4	0	0	0	0	2	3
20 Kevin Youkilis, R (1, 5) OBP: 0.349, SLG: 0.437	B FC 92 B FC 92 B FF 92 C FF 91 F FF 92 F FF 92 X FF 93 3-2 F9			B FF 91 B SL 83 B FF 94 C FF 91 X FF 91 3-1 F7	C KC 76 D KC 78 X FF 92 1-1 FC5-4 1-2f			B FC 92 C FC 92 B CH 86 X FF 92 2-1 L5		4	0	0	0	0	0	2
44 Adam Dunn, L (1, 10) OBP: 0.335, SLG: 0.489	B KC 75 X FF 92 1-0 P5			B KC 78 B KC 78 B FF 90 C FF 93 F FF 93 B FF 93 4-2 14 G4-3 BB		C FF 90 B FF 89 B KC 75 C FF 92 F SL 84 T FF 93 2-2 K			F FF 90 F FF 91 X FC 92 0-2 7 G6-4-3 1B	3	0	1	0	1	1	0
14 Paul Konerko, R (1, 3) OBP: 0.387, SLG: 0.510		X FF 91 0-0 F7		C FC 91 B SL 82 F FF 93 F FF 94 X CH 82 1-2 G4-3 1-2		C SL 84 B SL 82 B FF 92 T FC 93 X FF 93 2-2 G6-3			B FF 92 C FF 91 F FF 91 X SL 84 1-2 F9	4	0	0	0	0	0	2
51 Alex Rios, R (1, 9) OBP: 0.332, SLG: 0.517 7 Jordan Danks, L (8, 9) OBP: 0.271, SLG: 0.315		C FF 91 B FF 91 B SL 82 S SL 82 F FF 92 F FC 94 B KC 76 X FC 94 3-2 F8		B KC 76 B SL 83 C FF 93 D CH 81 B SL 85 4-1 BB		B KC 75 F FC 92 F FF 93 C FF 94 1-3 K			F SL 85 C FF 91 X SL 83 0-2 G6-4-3 1-2f	2 1	0 0	0 0	0 0	1 0	1 0	0 1
12 A.J. Pierzynski, L (1, 2) OBP: 0.333, SLG: 0.528		C FF 94 X FF 92 0-1 F8		X CH 83 0-0 G4-3			B CH 80 X CH 80 1-0 G5-3			3	0	0	0	0	0	2
24 Dayan Viciedo, R (1, 7) OBP: 0.289, SLG: 0.425			C FF 92 B FC 91 X KC 76 1-1 G5-3		C KC 75 F FC 89 X FF 88 0-2 10 BB 1B		C FF 92 F FF 92 B FF 90 S FF 93 1-3 K			3	0	1	0	0	1	0
10 Alexei Ramirez, R (1, 6) OBP: 0.286, SLG: 0.371 66 Ray Olmedo, S (7, 6) OBP: 0.294, SLG: 0.294			B KC 74 B FF 90 B FF 91 B FF 90 4-0 BB		B FF 91 B FF 91 B FF 90 B FF 91 4-0 20 FC5-4 1-2 BB		C SL 83 F SL 81 F FF 92 B KC 77 F FF 93 X KC 77 1-2 L7			1 0	0 0	0 0	0 0	2 0	0 0	0 0
15 Gordon Beckham, R (1, 4) OBP: 0.281, SLG: 0.356			B SL 82 1 SAFE F FC 92 1 SAFE S SL 83 F FF 92 F FF 92 1 SAFE S KC 77 1-3 K		C FC 92 F SL 83 F FF 94 B FF 94 X FF 91 1-2 F7			B FF 90 B FF 90 C FF 91 F FF 91 S CU 76 2-3 K		3	0	0	0	0	2	3
Inning Stats	R: 0 E: 0 K: 0 S: 8 H: 0 LOB: 0 BB: 0 P: 13	R: 0 E: 0 K: 0 S: 8 H: 0 LOB: 0 BB: 0 P: 11	R: 0 E: 0 K: 1 S: 10 H: 0 LOB: 1 BB: 1 P: 16	R: 0 E: 0 K: 0 S: 10 H: 0 LOB: 2 BB: 2 P: 22	R: 0 E: 0 K: 1 S: 12 H: 1 LOB: 2 BB: 1 P: 20	R: 0 E: 0 K: 2 S: 10 H: 0 LOB: 0 BB: 0 P: 15	R: 0 E: 0 K: 1 S: 9 H: 0 LOB: 0 BB: 0 P: 12	R: 0 E: 0 K: 2 S: 10 H: 0 LOB: 0 BB: 0 P: 14	R: 0 E: 0 K: 0 S: 9 H: 1 LOB: 0 BB: 0 P: 10	1B: 2 2B: 0 3B: 0 HR: 0	SF: 0 SAC: 0 DP: 1 HBP: 0					

PITCHER		IP	WLS	BF	H	R	ER	SO	BB	IBB	HBP	BLK	WP	HR	S	P	ERA	WHIP
30 Chris Tillman, R ERA: 3.26	(1, 1)	7.0	W	26	1	0	0	5	4	0	0	0	0	0	67	109	0.00	0.714
17 Brian Matusz, L ERA: 5.28	(8, 1)	2.0		6	1	0	0	2	0	0	0	0	0	0	19	24	0.00	0.500

PITCHER	IP	WLS	BF	H	R	ER	SO	BB	IBB	HBP	BLK	WP	HR	S	P	ERA	WHIP

TOP

Chicago White Sox @ Baltimore Orioles

Oriole Park at Camden Yards, Baltimore, MD

Tue Aug 28 2012, 7:09 PM - 9:38 PM EDT

Att. 12,841 - Clear - 86 F

livebaseballscorecards.com

AB	28
R	0
H	2
RBI	0
BB	4
SO	7
LOB	13

BOTTOM

Batter	1	2	3	4	5	6	7	8	9	AB	R	H	RBI	BB	SO	LOB
21 Nick Markakis, L (1, 9) OBP: 0.355, SLG: 0.475	C SI 90 C SI 92 F SI 94 X SL 79 0-2 ① G4-3	X SL 78 0-0 1-H 2-H 3-H 2B		X SI 90 0-0 ③ P2		B FF 88 B CU 78 B FF 90 C FF 90 X FF 90 3-1 ③ L9				4	0	1	3	0	0	3
2 J.J. Hardy, R (1, 6) OBP: 0.277, SLG: 0.383	C SI 87 F SI 93 B CH 86 F CH 82 X SI 93 1-2 1B	B SI 93 B SI 93 F SI 89 X SL 79 2-1 ③ G5-3			C CH 87 F CU 78 B SI 90 B FC 88 B CU 78 X SL 87 3-2 ① P4		B FF 89 X FF 88 1-0 ① F7			4	0	1	0	0	0	1
10 Adam Jones, R (1, 8) OBP: 0.336, SLG: 0.507	B SI 87 F CH 81 S SI 92 C SL 78 1-3 ② K		B SI 88 C CH 84 B SI 86 B SI 88 B CH 85 4-1 32 G6-4-3 BB		C FF 90 C CH 85 X CU 78 0-2 ② F7		B CU 78 B CU 78 B FC 87 C FF 89 F FF 90 F FF 91 F SL 87 X FF 91 3-2 HR			3	1	1	1	1	1	1
32 Matt Wieters, S (1, 2) OBP: 0.316, SLG: 0.412	B SI 88 C SI 88 F CH 81 1 SAFE S SI 92 1-3 ③ K		C SI 90 C SI 87 B SI 91 F SL 76 1 SAFE X CH 80 1-2 ① ② G6-4-3 1-2f		C FC 88 B FC 87 B CU 78 S CH 84 C FF 90 2-3 ③ K		B CU 76 X FF 90 1-0 1B			4	0	1	0	0	2	2
51 Lew Ford, R (1, 10) OBP: 0.244, SLG: 0.436		C CH 86 F SI 89 B SL 77 S SL 77 1-3 ① K	B SL 74 X SI 90 1-0 HR			B SL 86 X SL 85 1-0 ① G3-1	C FF 90 B CU 77 B CU 78 F SI 89 D CU 78 S SL 84 3-3 ② K			4	1	1	1	0	2	1
12 Mark Reynolds, R (1, 3) OBP: 0.342, SLG: 0.398		B SI 89 S CH 80 S SI 92 B SI 93 B SL 79 S CH 82 3-3 ② K	X SI 93 0-0 ③ G5-3			B FF 89 C FF 90 B FC 89 B SL 86 S FF 88 F FF 87 X FF 90 3-2 9 1B 13 SF8 1B	F CU 77 D CH 83 X FF 88 1-1 ③ F7			4	1	1	0	0	1	1
9 Nate McLouth, L (1, 7) OBP: 0.287, SLG: 0.331		C SI 92 B SI 88 X SI 93 1-1 13 E 13 S 21 2B 1B		C SI 88 B SL 77 C SL 74 B SL 78 X SI 91 2-2 11 CS 1B		B FF 90 1 SAFE B CH 83 B FF 90 C FF 90 X FF 89 3-1 11 1B 1-3 1B		B FF 87 X FF 89 1-0 ① F7		4	1	3	0	0	0	0
13 Manny Machado, R (1, 5) OBP: 0.270, SLG: 0.517		1 SAFE B SI 90 B SI 92 C CH 83 D CH 85 S CH 82 B SL 78 4-2 11 S 21 2B 1-3 BB		1 SAFE B SI 89 C SI 90 F SI 87 1 SAFE S SL 76 1-3 ① K		C SL 87 X FF 88 0-1 ② SF8 3-H		B CU 76 X FF 88 1-0 ② F9		2	1	0	1	1	1	1
11 Robert Andino, R (1, 4) OBP: 0.291, SLG: 0.307		B SI 92 C CH 82 B SI 93 F SI 92 B SL 79 F CH 82 D CH 84 4-2 21 2B 1-2 BB		1 SAFE 1 SAFE B CH 85 B SI 87 S SI 89 F SI 91 X SI 92 2-2 ② 1-2 2B		B FF 90 1 SAFE F FC 87 1 SAFE F FF 89 X CU 78 1-2 1-3 1B		C FF 90 X CH 82 0-1 ③ L8		3	1	2	0	1	0	0
Inning Stats	R: 0 E: 0 K: 2 S: 14 H: 1 LOB: 1 BB: 0 P: 17	R: 3 E: 0 K: 2 S: 16 H: 2 LOB: 1 BB: 2 P: 31	R: 1 E: 0 K: 0 S: 7 H: 1 LOB: 0 BB: 1 P: 13	R: 0 E: 0 K: 1 S: 10 H: 2 LOB: 1 BB: 0 P: 15	R: 0 E: 0 K: 1 S: 9 H: 0 LOB: 0 BB: 0 P: 14	R: 1 E: 0 K: 0 S: 14 H: 3 LOB: 2 BB: 0 P: 25	R: 1 E: 0 K: 1 S: 12 H: 2 LOB: 1 BB: 0 P: 21	R: 0 E: 0 K: 0 S: 4 H: 0 LOB: 0 BB: 0 P: 6		1B: 7 2B: 2 3B: 0 HR: 2 SF: 1 SAC: 0 DP: 1 HBP: 0						

PITCHER	IP	WLS	BF	H	R	ER	SO	BB	IBB	HBP	BLK	WP	HR	S	P	ERA	WHIP
49 Chris Sale, L (1, 1) ERA: 2.81	4.0	L	19	6	4	4	5	3	0	0	0	0	1	47	76	9.00	2.250
41 Philip Humber, R (5, 1) ERA: 5.87	4.0		17	5	2	2	2	0	0	0	0	0	1	39	66	4.50	1.250

PITCHER	IP	WLS	BF	H	R	ER	SO	BB	IBB	HBP	BLK	WP	HR	S	P	ERA	WHIP

Chicago White Sox @ Baltimore Orioles

Oriole Park at Camden Yards, Baltimore, MD

Tue Aug 28 2012, 7:09 PM - 9:38 PM EDT

Att. 12,841 - Clear - 86 F

livebaseballscorecards.com

AB	32
R	6
H	11
RBI	6
BB	3
SO	7
LOB	10

WP: 0 PB: 0 SB: 2 CS: 1 PA: 36

Batter	1	2	3	4	5	6	7	8	9	AB	R	H	RBI	BB	SO	LOB
28 Dewayne Wise, L (1, 8) OBP: 0.300, SLG: 0.468	S FF 90 X FF 90 0-1 14 1B 44 S 51 2B 1B	D SI 89 X SI 90 1-0 ① ② G3-6-3 1-2f		C CU 76 X SI 88 0-1 ③ G4-3		B FF 90 B CU 80 F FC 87 B FF 90 F FC 87 B CU 80 4-2 1-2 BB		C SL 82 C CH 84 B FF 89 S SL 82 1-3 ② K		4	1	1	0	1	1	2
20 Kevin Youkilis, R (1, 5) OBP: 0.346, SLG: 0.432 66 Ray Olmedo, S (7, 5) OBP: 0.278, SLG: 0.278	B FF 90 F FF 90 C CH 81 1 SAFE X SI 91 1-2 ① F8	C SI 91 C CU 76 B SI 92 B CU 77 B CH 82 S CH 83 3-3 ③ K			C CU 72 B CH 80 X FF 89 1-1 ① G5-3	C FF 92 X FC 87 0-1 ② ③ L6-4 2-2		F CH 88 C FF 89 X CU 70 0-2 ③ L6		4 1	0 0	0 0	0 0	0 0	1 0	3 0
44 Adam Dunn, L (1, 10) OBP: 0.338, SLG: 0.488	1 SAFE C CU 75 C SI 91 D FF 91 B CU 77 D CU 76 B CU 76 4-2 14 1B 51 2B 1-2 BB		C CU 74 B SI 90 X SI 91 1-1 14 G6-4-3 1B		F SI 89 F SI 90 B CU 79 B CU 80 S SI 90 2-3 ② K		B FF 89 B FS 82 B FS 85 C FF 91 B FS 84 4-1 51 BB 24 1B BB		C CU 65 B FF 89 S CH 78 C FF 92 1-3 ① K	3	2	1	0	2	2	0
14 Paul Konerko, R (1, 3) OBP: 0.387, SLG: 0.507	F FF 91 B SI 91 B CU 75 F CH 82 X SI 92 2-2 51 2B 10 1B 1-2 2-3 1B		X CH 80 0-0 ① ② G6-4-3 1-2f		B CU 73 C SI 90 B CU 76 B SI 91 B CH 83 4-1 51 FC6-4 BB		B FF 90 X FF 91 1-0 ① F7		C FF 89 B FF 90 B FF 90 S SL 81 B SL 81 X FF 91 3-2 ② L6	4	1	1	0	1	0	2
51 Alex Rios, R (1, 9) OBP: 0.333, SLG: 0.516	B SI 91 F SI 83 X SI 92 1-1 10 1B 1-3 2-H 3-H 2B		B SI 90 C SI 89 B CH 81 F CH 81 C FF 91 2-3 ③ K		B CH 82 X SI 90 1-0 ③ FC6-4 1-2f		B FF 92 F FF 91 B CU 80 F FF 90 B FF 92 F FC 89 F CU 82 F FF 92 B FC 88 4-2 24 1B 10 FC6-2 1-2 BB		C CU 66 X SL 81 0-1 ③ G5-3	4	1	1	2	1	1	1
24 Dayan Viciedo, R (1, 7) OBP: 0.291, SLG: 0.425	X FF 91 0-0 ② P3			B SI 87 F FF 88 C CU 74 B SI 90 B FF 90 F CU 75 F FF 90 F CH 81 X FF 92 3-2 ① F7		B FF 89 B CH 80 C CU 74 X SI 90 2-1 17 SH5-3 10 1B 15 1B 1B	F FF 92 X FF 91 0-1 10 FC6-2 1-3 2-H 1B			4	1	2	1	0	0	2
10 Alexei Ramirez, R (1, 6) OBP: 0.290, SLG: 0.374	B FF 91 B FF 92 C CH 83 X SI 91 2-1 2-H 3-H 1B			C SI 90 F SI 91 B SI 90 X SI 89 1-2 17 G1-3 15 2B 1B		C FF 90 F FF 90 D CH 80 F CH 80 X FF 90 1-2 17 SH5-3 15 1B 1B	C FC 89 F FF 93 F FF 93 X FF 92 0-2 ② FC6-2 2-3 3-H			4	2	3	2	0	0	2
17 Tyler Flowers, R (1, 2) OBP: 0.286, SLG: 0.427	1 SAFE 1 SAFE F SI 91 T FF 90 B FF 91 F CH 82 F SI 92 S CU 76 1-3 ③ K			B CH 81 S FF 91 1 SAFE F CU 77 X CU 75 1-2 ② G1-3 1-2		F CH 80 X FF 89 0-1 ① SH5-3 1-2 2-3	B SL 85 B SI 91 S SI 91 F SI 91 F SI 91 F FF 91 B SI 90 F CU 74 3-3 ③ K			3	0	0	0	0	2	4
15 Gordon Beckham, R (1, 4) OBP: 0.285, SLG: 0.362		B CU 71 F SI 87 B FF 90 X SI 90 2-1 28 G3-6-3 1B		B FF 90 X FF 90 1-0 2-H 2B		F FC 86 B FC 86 C FF 90 B FC 87 F FC 87 X CU 79 2-2 20 L6-4 28 BB 2-H 3-H 1B		C FF 90 S FF 90 F FF 91 X FF 90 0-2 ① P6		4	0	3	3	0	0	0

Inning Stats																					
	R: 4	H: 4	R: 0	H: 1	R: 0	H: 1	R: 1	H: 2	R: 0	H: 0	R: 2	H: 3	R: 1	H: 1	R: 0	H: 0	R: 0	H: 0	1B: 10	SF: 0	WP: 0	PA: 41
	E: 0	LOB: 1	E: 0	LOB: 0	E: 0	LOB: 0	E: 0	LOB: 1	E: 0	LOB: 1	E: 0	LOB: 1	E: 0	LOB: 2	E: 0	LOB: 0	E: 0	LOB: 0	2B: 3	SAC: 1	PB: 0	
	K: 1	BB: 1	K: 1	BB: 0	K: 1	BB: 0	K: 0	BB: 0	K: 1	BB: 1	K: 0	BB: 1	K: 1	BB: 2	K: 1	BB: 0	K: 1	BB: 0	3B: 0	DP: 3	SB: 1	
	S: 20	P: 31	S: 6	P: 12	S: 6	P: 9	S: 15	P: 21	S: 7	P: 15	S: 16	P: 25	S: 22	P: 34	S: 10	P: 11	S: 8	P: 12	HR: 0	HBP: 0	CS: 0	

PITCHER		IP	WLS	BF	H	R	ER	SO	BB	IBB	HBP	BLK	WP	HR	S	P	ERA	WHIP
48 Joe Saunders, L ERA: 4.46	(1, 1)	5.1	L	26	10	7	6	4	2	0	0	0	0	0	62	99	10.12	2.250
63 Kevin Gregg, R ERA: 4.32	(6, 1)	1.1		8	2	1	1	0	3	0	0	0	0	0	21	36	6.75	3.750
38 Luis Ayala, R ERA: 2.71	(7, 1)	1.1		4	0	0	0	2	0	0	0	0	0	0	19	23	0.00	0.000
52 Steve Johnson, R ERA: 3.0	(9, 1)	1.0		3	0	0	0	1	0	0	0	0	0	0	8	12	0.00	0.000

PITCHER	IP	WLS	BF	H	R	ER	SO	BB	IBB	HBP	BLK	WP	HR	S	P	ERA	WHIP

TOP

Chicago White Sox @ Baltimore Orioles

Oriole Park at Camden Yards, Baltimore, MD

Wed Aug 29 2012, 7:07 PM - 9:58 PM EDT

Att. 13,098 - Clear - 82 F

livebaseballscorecards.com

AB	35
R	8
H	12
RBI	8
BB	5
SO	7
LOB	16

BOTTOM

Chicago White Sox @ Baltimore Orioles

Oriole Park at Camden Yards, Baltimore, MD

Wed Aug 29 2012, 7:07 PM - 9:58 PM EDT

Att. 13,098 - Clear - 82 F

livebaseballscorecards.com

Batter	1	2	3	4	5	6	7	8	9	AB	R	H	RBI	BB	SO	LOB
21 Nick Markakis, L (1, 9) OBP: 0.356, SLG: 0.474	X SI 87 0-0 9 L3 1B		B CH 83 B SL 82 B SI 88 B FF 88 4-0 9 BB		S SL 80 B CU 74 C SI 86 F SI 86 S SL 80 1-3 ① K			B SL 79 C SI 85 X FF 85 1-1 ① F7		3	0	1	0	1	1	0
2 J.J. Hardy, R (1, 6) OBP: 0.277, SLG: 0.381 51 Lew Ford, R (9, 7) OBP: 0.244, SLG: 0.436	C SL 85 F SL 79 D CU 74 X SL 80 1-2 ① P6		C SI 89 B FF 87 B SL 81 B FF 88 C SL 80 X SI 88 3-2 ② L7		S SL 80 X FF 88 0-1 ② F7			C SI 86 B CU 75 B CH 84 C SI 87 B SL 79 B SI 86 4-2 BB		3 0	0 0	0 0	0 0	1 0	0 0	2 0
9 Nate McLouth, L (1, 7) OBP: 0.286, SLG: 0.323 (9, 8)	B SI 87 F CH 80 X CH 80 1-1 ②③ L3 1-1		C FF 88 B SI 88 1 SAFE F SL 81 B CH 81 D SL 81 B SL 82 4-2 1-2 BB		C SI 87 F SL 80 B FF 87 X SI 86 1-2 ③ L7			X SI 91 0-0 ② F9		3	0	0	0	1	0	2
10 Adam Jones, R (1, 8) OBP: 0.333, SLG: 0.503 3 Ryan Flaherty, L (9, 4) OBP: 0.252, SLG: 0.309		B FF 87 S SL 80 B SL 80 X FF 87 2-1 ① F8	S SL 82 B SI 88 S SL 81 S SI 88 1-3 ③ K			C SI 86 S CU 75 S SL 81 0-3 ① K		B SI 91 C SI 92 F CH 83 B CU 79 X CU 78 2-2 ③ G4-3		4 0	0 0	0 0	0 0	0 0	2 0	3 0
32 Matt Wieters, S (1, 2) OBP: 0.315, SLG: 0.413		C SI 88 F SL 82 B SI 87 X CU 75 1-2 ② F8	F SI 86 B CH 81 F SL 81 B FF 88 B CH 82 X SL 81 3-2 12 F8 35 SF8 2B			X SL 81 0-0 ② F7			B SI 90 S SI 91 F SI 91 F CU 77 X SI 92 1-2 ① F9	4	1	1	0	0	0	0
19 Chris Davis, L (1, 10) OBP: 0.308, SLG: 0.462		B SI 89 X SI 87 1-0 2B	F FF 88 C SI 86 H CU 75 1-2 HBP			S SL 80 B CU 76 B CU 74 B SI 89 F SI 86 X FF 87 3-2 ③ F8			F CU 77 F CU 76 F FF 90 X CU 78 0-2 ② F9	3	0	1	0	0	0	0
12 Mark Reynolds, R (1, 3) OBP: 0.341, SLG: 0.395		C SI 88 B CU 75 F SL 78 D CU 75 B SL 82 B SL 81 4-2 35 FC5-4 BB	X SL 81 0-0 ① F8 2-3				B SL 78 C SI 85 B SI 86 S SL 80 X CU 74 2-2 ① G5-3		F SI 99 F SI 99 F SI 89 B SL 90 B SI 99 F SI 99 X SI 99 2-2 ③ P4	3	0	0	0	1	0	2
35 Omar Quintanilla, L (1, 4) OBP: 0.324, SLG: 0.386 (9, 6)		C CU 75 D SL 82 X SI 88 1-1 ③ FC5-4 1-2f	X SI 88 0-0 ② SF8 3-H				C FF 88 F CU 75 B SI 87 B CH 80 S SL 81 2-3 ② K			2	0	0	1	0	1	2
13 Manny Machado, R (1, 5) OBP: 0.258, SLG: 0.492			S SL 81 S SL 82 B FF 90 B SL 83 S SL 82 2-3 ① K	B SL 81 S SL 80 C FF 88 B SL 81 B SL 80 F SI 85 X SL 80 3-2 ③ F7			B SL 79 X FF 86 1-0 ③ F9			3	0	0	0	0	1	1

Inning Stats	1	2	3	4	5	6	7	8	9
	R: 0 E: 0 K: 0 S: 6	H: 1 LOB: 0 BB: 0 P: 8	R: 0 E: 0 K: 0 S: 10	H: 1 LOB: 2 BB: 1 P: 19	R: 0 E: 0 K: 2 S: 11	H: 0 LOB: 2 BB: 2 P: 25	R: 1 E: 0 K: 0 S: 11	H: 1 LOB: 1 BB: 0 P: 18	R: 0 E: 0 K: 1 S: 9	H: 0 LOB: 0 BB: 0 P: 11	R: 0 E: 0 K: 1 S: 7	H: 0 LOB: 0 BB: 0 P: 10	R: 0 E: 0 K: 1 S: 7	H: 0 LOB: 0 BB: 0 P: 12	R: 0 E: 0 K: 0 S: 8	H: 0 LOB: 1 BB: 1 P: 15	R: 0 E: 0 K: 0 S: 13	H: 0 LOB: 0 BB: 0 P: 16

	AB	28
	R	1
	H	3
	RBI	1
	BB	4
	SO	5
	LOB	12

	1B: 1	SF: 1	WP: 0	PA: 34
	2B: 3	SAC: 0	PB: 0	
	3B: 0	DP: 1	SB: 0	
	HR: 0	HBP: 1	CS: 0	

PITCHER		IP	WLS	BF	H	R	ER	SO	BB	IBB	HBP	BLK	WP	HR	S	P	ERA	WHIP
33 Dylan Axelrod, R ERA: 4.93	(1, 1)	7.1	W	29	3	1	1	5	4	0	1	0	0	0	65	112	1.23	0.955
46 Donnie Veal, L ERA: 1.42	(8, 1)	1.1		4	0	0	0	0	0	0	0	0	0	0	12	15	0.00	0.000
65 Nate Jones, R ERA: 3.2	(9, 1)	0.1		1	0	0	0	0	0	0	0	0	0	0	5	7	0.00	0.000

PITCHER	IP	WLS	BF	H	R	ER	SO	BB	IBB	HBP	BLK	WP	HR	S	P	ERA	WHIP

Chicago White Sox @ Baltimore Orioles

Oriole Park at Camden Yards, Baltimore, MD

Thu Aug 30 2012, 12:39 PM - 3:09 PM EDT

Att. 10,141 - Sunny - 81 F

TOP

livebaseballscorecards.com

Batter	1	2	3	4	5	6	7	8	9	AB	R	H	RBI	BB	SO	LOB
28 Dewayne Wise, L (1, 8) OBP: 0.291, SLG: 0.454	C FF 90 B SI 90 S SI 91 S SL 81 1-3 ① K	S SL 81 1 SAFE C SL 82 B SI 94 1 SAFE S SI 93 1-3 ③ K			D SI 91 S SI 90 C SL 80 C SI 92 1-3 ② K			S SI 90 X SI 92 0-1 ② G1-3		4	0	0	0	0	3	3
18 Jose Lopez, R (1, 5) OBP: 0.276, SLG: 0.373	B FF 92 X SI 91 1-0 2B		C SL 79 C SI 91 B SL 80 F SI 91 B CH 87 F SI 93 F SL 81 S SL 83 2-3 ① K		F FF 92 B SI 92 C SI 93 D SL 83 F SI 93 S SL 83 2-3 ③ K			B SI 92 B SI 92 F SI 91 X SI 92 2-1 1B		4	0	2	0	0	2	1
44 Adam Dunn, L (1, 10) OBP: 0.335, SLG: 0.484	B FF 93 B SI 92 S SI 93 S SI 93 S SI 93 2-3 ② K		C SL 80 F SI 93 B SL 83 B SI 94 S SI 93 2-3 ② K			B SI 90 B SL 80 F SI 92 X SI 90 2-1 ① G4-3		1 SAFE D SI 91 C SI 93 X SI 94 1-1 ③ G3		4	0	0	0	0	2	2
14 Paul Konerko, R (1, 3) OBP: 0.384, SLG: 0.502	C FF 94 B SI 92 F CH 87 B SI 93 X SI 93 2-2 ③ G4-3		C SL 80 X SI 93 0-1 ③ G6-3			C SL 77 X CH 87 0-1 ② G5-3			C SI 96 S SL 84 B SL 84 F SI 97 X SL 84 1-2 ① G5-3	4	0	0	0	0	0	1
51 Alex Rios, R (1, 9) OBP: 0.334, SLG: 0.516		F SI 90 B SI 92 S CH 85 X SI 92 1-2 12 FC1-6 1B		B FF 90 X FF 91 1-0 ① P3		C SL 77 X CH 85 0-1 ③ L5			B SI 96 C SI 97 X SI 97 1-1 24 G1-3 38 1B 10 1B 1B	4	1	2	0	0	0	0
12 A.J. Pierzynski, L (1, 2) OBP: 0.331, SLG: 0.524 38 Hector Gimenez, S (7, 2) OBP: 1.000, SLG: 1.000		C SI 91 X SI 93 0-1 ① FC1-6 24 1B 10 1B 1-2f		C FF 91 F SI 91 B SI 93 B SL 82 F SI 93 S SL 82 2-3 ② K			S SI 90 F SL 79 S SI 92 0-3 ① K		C SL 84 F SI 98 F SI 97 F SL 84 X SI 97 0-2 24 G1-3 10 1B 1-2 1B	3 1	0 1	0 1	0 0	0 0	2 0	1 0
24 Dayan Viciedo, R (1, 7) OBP: 0.291, SLG: 0.424		B SI 94 X SI 93 1-0 10 1B 15 1B 1-2 1B		C CH 85 S CH 87 S SL 83 0-3 ③ K			S SL 80 B SL 80 F FF 92 F SL 82 X SI 93 1-2 ② G6-3		X SI 94 0-0 ② G1-3 1-2 2-3	4	1	1	0	0	1	2
10 Alexei Ramirez, R (1, 6) OBP: 0.294, SLG: 0.379		C FF 92 F CH 87 F SI 94 F SL 83 X SI 92 0-2 ② 15 1B 1-2 2-H 1B			C SI 89 X CH 84 0-1 15 F8 2B		X FF 92 0-0 ③ L4		X SI 95 0-0 15 DI 2-H 3-H 1B	4	0	3	2	0	0	0
15 Gordon Beckham, R (1, 4) OBP: 0.285, SLG: 0.361		B SI 94 B SI 93 X SI 93 2-0 1-3 2-H 1B			X FF 91 0-0 ① F8 2-3			C SL 76 S CH 84 X SI 91 0-2 ① F8	C SI 94 C CU 80 F FF 95 F CU 81 B SI 95 S CU 80 1-3 ③ K 1-2	4	0	1	1	0	1	2

| Inning Stats | | |

Batter	1	2	3	4	5	6	7	8	9	AB	R	H	RBI	BB	SO	LOB
21 Nick Markakis, L (1, 9) OBP: 0.357, SLG: 0.475	C FF 90 B SI 91 F SL 89 B CU 79 X FF 89 2-2 ① G4-3		C SL 87 B FF 88 F SL 88 B FF 92 B CU 79 X FF 88 3-2 2 2B 2B	C FF 91 B FF 91 D CU 82 F FF 91 B CU 79 D CU 80 4-2 BB			B FF 90 X FF 90 1-0 ① G6-3			3	1	1	0	1	0	0
2 J.J. Hardy, R (1, 6) OBP: 0.277, SLG: 0.382	C FF 91 B FF 90 X CU 79 1-1 ② L5		C CH 87 X CU 77 0-1 10 HR 2-H 2B	C SI 97 D SL 88 B SI 97 F SI 96 F SL 89 X SL 87 2-2 ③ F8			B FF 90 C FF 91 B FF 91 F SI 91 F SI 92 B CU 77 F SI 92 F CH 83 F CH 80 3-3 ② K			4	1	1	1	0	1	2
10 Adam Jones, R (1, 8) OBP: 0.333, SLG: 0.507	B FF 91 S SI 91 C SI 93 B FF 91 F FF 89 X CU 79 2-2 ③ G6-3		B FF 91 S FF 88 B FF 89 X CH 87 2-1 2-H HR		B SL 86 B SI 97 X SI 98 2-0 ① L6-3		C SI 93 B FC 88 S CH 82 S SC 74 1-3 ③ K			4	1	1	2	0	1	0
12 Mark Reynolds, R (1, 3) OBP: 0.343, SLG: 0.397		F FF 89 F SL 86 B CU 78 B FF 92 F SL 88 B SL 88 X FF 90 3-2 ① F8	S CU 79 B SI 92 X SL 88 1-1 2B		B SI 98 B SI 97 B SI 97 B SI 96 4-0 51 G1-4-3 BB			B SI 92 B SI 92 F SI 91 C SI 92 B CU 77 F FF 91 S SI 92 3-3 ① K		3	0	1	0	1	1	0
51 Lew Ford, R (1, 10) OBP: 0.222, SLG: 0.395		C FF 91 X CH 87 0-1 ② F9	C CH 86 F SI 91 B FF 90 X FF 90 1-2 ③ G5-3		D SI 97 B SI 97 B FF 96 C SI 96 F SI 96 X SI 96 3-2 ②③ G1-4-3 1-2f			C CH 82 C CU 77 B SI 91 F SI 93 S CU 78 1-3 ② K		4	0	0	0	0	1	2
9 Nate McLouth, L (1, 7) OBP: 0.285, SLG: 0.321		C FF 92 B CU 79 X FF 89 1-1 ③ G1-3		C CH 88 B SI 90 X CU 79 1-1 13 G4-3 31 2B 1B		C SI 97 F CH 90 B SL 88 F CH 90 S CH 92 1-3 ① K		C SI 91 B CH 82 C FF 90 S CU 78 1-3 ③ K		4	1	1	0	0	2	0
13 Manny Machado, R (1, 5) OBP: 0.246, SLG: 0.470			C FF 89 B FF 90 F CU 79 S SL 87 1-3 ① K	B FF 90 B FF 90 C FF 90 C FF 89 X FF 88 2-2 ① G4-3 1-2		C SI 98 B SL 88 C SL 87 X SL 87 1-2 ② G5-3				3	0	0	0	0	1	1
11 Robert Andino, R (1, 4) OBP: 0.292, SLG: 0.308			C FF 92 B SI 91 X SL 88 1-1 ② F7	X FF 91 0-0 ② P3		C SL 86 F SI 98 X SI 99 0-2 1B				3	0	1	0	0	0	1
31 Taylor Teagarden, R (1, 2) OBP: 0.175, SLG: 0.342			B FF 92 B FF 92 X FF 90 2-0 HR	C SL 87 D FF 92 D SL 88 F FF 88 D CU 79 X SI 89 3-2 2-H 2B		C SI 97 B SL 87 1 SAFE S SI 97 B SI 98 C SL 88 2-3 ③ K				3	1	2	2	0	1	1
Inning Stats	R: 0 E: 0 K: 0 S: 9 H: 0 LOB: 0 BB: 0 P: 14	R: 0 E: 0 K: 0 S: 8 H: 0 LOB: 0 BB: 0 P: 12	R: 4 E: 0 K: 1 S: 18 H: 5 LOB: 1 BB: 0 P: 29	R: 1 E: 0 K: 0 S: 15 H: 2 LOB: 2 BB: 1 P: 27	R: 0 E: 0 K: 0 S: 4 H: 0 LOB: 0 BB: 1 P: 13	R: 0 E: 0 K: 2 S: 13 H: 1 LOB: 1 BB: 0 P: 17	R: 0 E: 0 K: 2 S: 13 H: 0 LOB: 0 BB: 0 P: 18	R: 0 E: 0 K: 3 S: 11 H: 0 LOB: 0 BB: 0 P: 16		1B: 2 2B: 4 3B: 0 HR: 2 SF: 0 SAC: 0 DP: 1 HBP: 0				WP: 0 PB: 0 SB: 0 CS: 0 PA: 33		

PITCHER		IP	WLS	BF	H	R	ER	SO	BB	IBB	HBP	BLK	WP	HR	S	P	ERA	WHIP
62 Jose Quintana, L ERA: 3.17	(1, 1)	3.2	L	19	7	5	5	1	1	0	0	0	0	2	46	76	12.27	2.182
65 Nate Jones, R ERA: 3.06	(4, 1)	2.1		8	1	0	0	2	1	0	0	0	0	0	21	36	0.00	0.857
53 Héctor Santiago, L ERA: 3.91	(7, 1)	1.0		3	0	0	0	2	0	0	0	0	0	0	13	18	0.00	0.000
46 Donnie Veal, L ERA: 1.23	(8, 1)	1.0		3	0	0	0	3	0	0	0	0	0	0	11	16	0.00	0.000

PITCHER	IP	WLS	BF	H	R	ER	SO	BB	IBB	HBP	BLK	WP	HR	S	P	ERA	WHIP

BOTTOM

Chicago White Sox @ Baltimore Orioles

Oriole Park at Camden Yards, Baltimore, MD

Thu Aug 30 2012, 12:39 PM - 3:09 PM EDT

Att. 10,141 - Sunny - 81 F

livebaseballscorecards.com

AB	31
R	5
H	8
RBI	5
BB	2
SO	8
LOB	7

Chicago White Sox @ Detroit Tigers

Comerica Park, Detroit, MI

Fri Aug 31 2012, 7:06 PM - 10:14 PM EDT

Att. 36,721 - Partly Cloudy - 94 F

TOP

livebaseballscorecards.com

Batter	1	2	3	4	5	6	7	8	9	AB	R	H	RBI	BB	SO	LOB
28 Dewayne Wise, L (1, 8) OBP: 0.295, SLG: 0.444	F8	P5		HBP		BB		K		3	1	0	1	1	1	1
20 Kevin Youkilis, R (1, 5) OBP: 0.344, SLG: 0.427	E5		BB	L5		F9		K		4	1	0	0	1	1	4
44 Adam Dunn, L (1, 3) OBP: 0.337, SLG: 0.483	BB		1B	K		BB		K		3	0	1	0	2	2	3
14 Paul Konerko, R (1, 10) OBP: 0.380, SLG: 0.498	F9		FC6-4	FC6-4		SF7			F8	4	0	0	2	0	0	6
51 Alex Rios, R (1, 9) OBP: 0.331, SLG: 0.511	G5-3		FC5-4		G4-3	K			F8	5	0	0	0	0	1	4
12 A.J. Pierzynski, L (1, 2) OBP: 0.334, SLG: 0.534		HR	G4-3		K		2B		BB	4	1	2	1	1	1	1
24 Dayan Viciedo, R (1, 7) OBP: 0.292, SLG: 0.422		G4-3		1B	BB		F8	K		4	1	1	0	1	1	2
10 Alexei Ramirez, R (1, 6) OBP: 0.295, SLG: 0.379		L4		1B	BB		P3			3	0	1	0	1	0	1
15 Gordon Beckham, R (1, 4) OBP: 0.285, SLG: 0.360		HBP		SH	F8		L8			2	0	0	0	0	0	3

AB	32	1B: 3	SF: 1	WP: 1	PA: 43
R	4	2B: 1	SAC: 1	PB: 0	
H	5	3B: 0	DP: 0	SB: 1	
RBI	4	HR: 1	HBP: 2	CS: 0	
BB	7				
SO	7				
LOB	25				

Inning Stats	1	2	3	4	5	6	7	8	9
	R: 0 E: 1 K: 0 S: 10	H: 0 LOB: 2 BB: 1 P: 20	R: 1 E: 0 K: 0 S: 11	H: 1 LOB: 1 BB: 0 P: 18	R: 1 E: 0 K: 0 S: 10	H: 1 LOB: 1 BB: 1 P: 18	R: 1 E: 1 K: 1 S: 15	H: 2 LOB: 3 BB: 0 P: 26	R: 0 E: 0 K: 1 S: 9	H: 0 LOB: 2 BB: 2 P: 19	R: 1 E: 0 K: 1 S: 14	H: 0 LOB: 1 BB: 2 P: 25	R: 0 E: 0 K: 0 S: 14	H: 1 LOB: 1 BB: 0 P: 19	R: 0 E: 0 K: 3 S: 12	H: 0 LOB: 0 BB: 0 P: 17	R: 0 E: 0 K: 1 S: 5	H: 0 LOB: 1 BB: 1 P: 13

PITCHER		IP	WLS	BF	H	R	ER	SO	BB	IBB	HBP	BLK	WP	HR	S	P	ERA	WHIP
58 Doug Fister, R ERA: 3.67	(1, 1)	5.0		27	4	3	2	2	4	0	2	0	0	1	55	101	3.60	1.600
33 Drew Smyly, L ERA: 4.31	(6, 1)	0.1	H	3	0	1	1	0	2	0	0	0	1	0	10	21	27.00	6.000
20 Octavio Dotel, R ERA: 2.88	(6, 1)	1.2	W	6	1	0	0	1	0	0	0	0	0	0	18	23	0.00	0.600
53 Joaquín Benoit, R ERA: 3.1	(8, 1)	1.0	H	3	0	0	0	3	0	0	0	0	0	0	12	17	0.00	0.000
46 Jose Valverde, R ERA: 3.46	(9, 1)	1.0	S	4	0	0	0	1	1	0	0	0	0	0	5	13	0.00	1.000

PITCHER	IP	WLS	BF	H	R	ER	SO	BB	IBB	HBP	BLK	WP	HR	S	P	ERA	WHIP

Batter	1	2	3	4	5	6	7	8	9	AB	R	H	RBI	BB	SO	LOB
14 Austin Jackson, R (1, 8) OBP: 0.384, SLG: 0.488	C FF 90 F FC 86 S FC 86 0-3 ① K	C FC 86 B CU 82 X CU 82 1-1 12 2B 3B		C FF 90 B FF 91 C FF 92 F FF 92 X SL 85 1-2 ② G6-3		C SL 85 F FF 91 F CU 82 F CU 76 F SL 84 C FF 92 0-3 ③ K		F SI 91 B CU 78 C FF 90 S SL 80 1-3 ② K 1-2		5	1	1	0	0	3	1
12 Andy Dirks, L (1, 7) OBP: 0.393, SLG: 0.502	B SI 92 B FF 92 F FF 91 S FF 91 B SI 92 B FF 91 4-2 24 HR BB	D CU 81 X FF 92 1-0 3-H 2B		C FF 91 C CU 80 S CU 78 0-3 ③ K2-3			B CU 78 B CU 79 B FF 90 C SI 88 B FF 88 4-1 28 HBP 24 1B 21 2B BB	B CU 80 B SL 88 F SI 91 F SL 89 B FF 92 X FF 92 3-2 ③ P5		3	2	1	1	2	1	1
24 Miguel Cabrera, R (1, 5) OBP: 0.393, SLG: 0.591	X FC 87 0-0 1-H HR	B FF 92 F FF 92 C FF 92 D SL 83 B FC 87 F FF 92 X FF 92 3-2 ③ F8			C CU 77 B SL 83 B SL 84 X FC 86 2-1 28 F8 2B		B FF 91 B SI 90 C FF 91 B FF 91 X FF 91 3-1 28 HBP 21 2B 1B 1-2			4	2	3	2	0	0	1
28 Prince Fielder, L (1, 3) OBP: 0.410, SLG: 0.521	B FF 92 C FF 91 C FC 88 F FF 92 X CU 80 1-2 26 1B 21 BB 1B		C FF 89 X CU 78 0-1 ① G4-3		F FF 91 X FF 90 0-1 ① F8 2-3		B FF 94 F FF 96 H FF 94 2-1 21 2B HBP 1-2 2-3			3	1	1	0	0	0	1
21 Delmon Young, R (1, 10) OBP: 0.306, SLG: 0.421	B FF 92 S FC 86 B FF 92 B FF 92 S FF 91 B FF 92 4-2 26 1B BB 1-2		B SI 90 B FF 91 X FF 91 2-0 26 FC4-6 1B		S SL 85 B FF 92 B SL 85 B SL 85 F FF 91 X CH 84 3-2 ② P2		F FF 95 X FF 95 0-1 ① 2B 1-H 2-H 3-H			3	0	2	3	1	0	1
26 Brennan Boesch, L (1, 9) OBP: 0.287, SLG: 0.377 34 Avisaíl García, R (8, 9)	X CH 85 0-0 13 G4-6-3 1B 1-2 2-3		B CH 84 X CH 83 1-0 ② FC4-6 1-2f		B FF 92 B CU 80 B CU 80 I IN 64 4-0 IBB		B SL 82 C SL 83 F FF 96 B SL 82 F FF 94 C FF 95 2-3 ② K			3 0	0 0	1 0	0 0	1 0	1 0	1 0
13 Alex Avila, L (1, 2) OBP: 0.350, SLG: 0.383	C CU 79 X CU 79 0-1 ② ③ G4-6-3 1-2f		X FF 92 0-0 ③ F7		S CH 85 T SI 91 B CH 84 D CU 81 B CH 83 X CU 80 3-2 ③ G3		S SL 83 X FF 95 0-1 ③ F7			4	0	0	0	0	0	6
27 Jhonny Peralta, R (1, 6) OBP: 0.318, SLG: 0.415		X FF 90 0-0 ① F9		X FF 90 0-0 HR		C SL 84 C SL 84 B SL 84 S CH 84 1-3 ① K		B FC 88 X FF 92 1-0 ① G5-6-3		4	1	1	1	0	1	0
4 Omar Infante, R (1, 4) OBP: 0.306, SLG: 0.439		C SI 90 F FF 90 X FC 87 0-2 ② G5-3		C FF 91 X SL 83 0-1 ① G1-3		S SL 84 B FF 91 B FC 85 B CU 82 X FF 89 3-1 ② F8		C FF 92 X CH 84 0-1 14 S 1B		4	0	1	0	0	0	0
Inning Stats	R: 2 E: 0 K: 1 S: 15 H: 3 LOB: 2 BB: 2 P: 24	R: 1 E: 0 K: 0 S: 11 H: 2 LOB: 1 BB: 0 P: 16	R: 0 E: 0 K: 0 S: 5 H: 1 LOB: 1 BB: 0 P: 8	R: 1 E: 0 K: 1 S: 10 H: 1 LOB: 0 BB: 0 P: 11	R: 0 E: 0 K: 0 S: 10 H: 1 LOB: 2 BB: 1 P: 22	R: 0 E: 0 K: 2 S: 11 H: 0 LOB: 0 BB: 0 P: 15	R: 3 E: 0 K: 1 S: 12 H: 2 LOB: 0 BB: 1 P: 23	R: 0 E: 0 K: 1 S: 9 H: 1 LOB: 1 BB: 0 P: 14		1B: 5 2B: 3 3B: 1 HR: 2		SF: 0 SAC: 0 DP: 1 HBP: 1		WP: 0 PB: 0 SB: 1 CS: 0	PA: 38	

BOTTOM

Chicago White Sox @ Detroit Tigers

Comerica Park, Detroit, MI

Fri Aug 31 2012, 7:06 PM - 10:14 PM EDT

Att. 36,721 - Partly Cloudy - 94 F

livebaseballscorecards.com

AB	33
R	7
H	11
RBI	7
BB	4
SO	6
LOB	12

PITCHER		IP	WLS	BF	H	R	ER	SO	BB	IBB	HBP	BLK	WP	HR	S	P	ERA	WHIP
44 Jake Peavy, R ERA: 3.28	(1, 1)	6.0	L	30	9	6	6	4	3	1	0	0	0	2	65	106	9.00	2.000
37 Matt Thornton, L ERA: 3.52	(7, 1)	1.0		4	1	1	1	1	0	0	1	0	0	0	9	13	9.00	1.000
41 Philip Humber, R ERA: 5.81	(8, 1)	1.0		4	1	0	0	1	0	0	0	0	0	0	9	14	0.00	1.000

PITCHER	IP	WLS	BF	H	R	ER	SO	BB	IBB	HBP	BLK	WP	HR	S	P	ERA	WHIP

Batter	1	2	3	4	5	6	7	8	9	AB	R	H	RBI	BB	SO	LOB
28 Dewayne Wise, L (1, 8) OBP: 0.308, SLG: 0.449	B SI 91 C FF 93 F SI 94 X SI 88 1-2 1B		C FF 94 B SL 82 F CH 86 B FF 96 B FF 96 F SI 97 B FF 96 4-2 20 S BB			B SI 92 L CH 84 B CU 79 S FF 94 F FF 95 B SL 83 X CH 85 3-2 14 S 1B		C SI 94 B FF 93 S FF 94 S FF 98 1-3 ②		3	0	2	0	1	1	0
20 Kevin Youkilis, R (1, 5) OBP: 0.341, SLG: 0.422	C FF 92 1 SAFE 1 SAFE B SL 86 S SL 86 1 SAFE F SL 87 1 SAFE S FF 95 1-3 ①		B SL 89 F FF 96 X FF 97 1-1 ③ G6-3 1-2			B FF 94 1 SAFE 1 SAFE C SL 86 D SL 88 X FF 96 2-1 ① F8		F FF 93 B CH 84 F FF 94 F FF 97 S CH 86 1-3 ③		4	0	0	0	0	2	3
12 A.J. Pierzynski, L (1, 2) OBP: 0.331, SLG: 0.528	X FF 94 0-0 ② F8			B FF 92 X CH 84 1-0 ① G3-1		1 SAFE X FF 94 0-0 ② P6			C FF 91 S FF 92 B FF 94 F FF 93 F FF 95 F FS 82 T SI 92 1-2 ① K	4	0	0	0	0	1	2
14 Paul Konerko, R (1, 3) OBP: 0.379, SLG: 0.498	C FF 94 B CH 88 C FF 95 T FF 97 1-2 ③ K			S SL 86 C FF 95 B SL 88 S SL 90 1-3 ② K		C SL 85 S SL 87 D SL 88 B SL 86 F FF 97 S SL 88 2-3 ③ K 1-2			X FF 94 0-0 5 3B 2B	4	1	1	0	0	3	2
51 Alex Rios, R (1, 9) OBP: 0.328, SLG: 0.507		C FF 93 S CH 83 X SL 87 0-2 ① P6		C SL 85 T SL 88 X FF 96 0-2 ③ F7			S SL 83 F CH 84 B SL 88 S SL 84 1-3 ① K		F FF 93 B FF 93 X FF 94 1-1 ② F9	4	0	0	0	0	1	1
29 Dan Johnson, L (1, 10) OBP: 0.333, SLG: 0.333 5 Orlando Hudson, S (7, PR) OBP: 0.255, SLG: 0.308 (7, 10)		B FF 93 C FF 94 B CH 85 F FF 94 X FF 96 2-2 ② F7			C FF 93 C CH 86 X CH 88 0-2 ① G4-3		C FF 93 C CU 78 B FF 97 F FF 96 B CH 84 F CH 86 B FF 96 X CH 87 3-2 1B		D FF 93 F FF 92 T FF 92 B FF 93 B FF 95 X FF 91 3-2 2-H 3B	3 1	0 0	1 1	0 1	0 0	0 0	0 0
24 Dayan Viciedo, R (1, 7) OBP: 0.291, SLG: 0.423		B SI 93 C SL 87 B FF 95 F SI 95 S FF 95 2-3 ③ K			C SL 87 S CH 86 F FF 98 B FF 98 X FF 96 1-2 2B		1 SAFE X FF 94 0-0 ② P5		B FF 93 X FF 92 1-0 ③ P6	4	0	1	0	0	1	2
10 Alexei Ramirez, R (1, 6) OBP: 0.294, SLG: 0.376			B SL 86 X SL 85 1-0 ① F8		X FF 97 0-0 ② L9		1 SAFE 1 SAFE B SI 94 F CH 85 X FF 94 1-1 ③ F7			3	0	0	0	0	0	2
15 Gordon Beckham, R (1, 4) OBP: 0.283, SLG: 0.357			X FF 92 0-0 ② F9		C FF 96 S SL 89 D SL 91 F FF 99 F CH 88 F FF 98 D SL 86 S SL 87 2-3 ③ K			C FF 92 B SL 83 F SL 86 X CU 78 1-2 ① F8		3	0	0	0	0	1	1
Inning Stats	R: 0 E: 0 K: 2 S: 11 H: 1 LOB: 1 BB: 0 P: 14	R: 0 E: 0 K: 1 S: 9 H: 0 LOB: 0 BB: 0 P: 13	R: 0 E: 0 K: 0 S: 7 H: 0 LOB: 1 BB: 1 P: 13	R: 0 E: 0 K: 1 S: 7 H: 0 LOB: 0 BB: 0 P: 9	R: 0 E: 0 K: 1 S: 14 H: 1 LOB: 1 BB: 0 P: 17	R: 0 E: 0 K: 1 S: 11 H: 1 LOB: 1 BB: 0 P: 18	R: 0 E: 0 K: 1 S: 11 H: 1 LOB: 1 BB: 0 P: 16	R: 0 E: 0 K: 2 S: 10 H: 0 LOB: 0 BB: 0 P: 13	R: 1 E: 0 K: 1 S: 13 H: 2 LOB: 1 BB: 0 P: 19	1B: 3 2B: 2 3B: 1 HR: 0 SF: 0 SAC: 0 DP: 0 HBP: 0						

PITCHER	IP	WLS	BF	H	R	ER	SO	BB	IBB	HBP	BLK	WP	HR	S	P	ERA	WHIP
37 Max Scherzer, R (1, 1) ERA: 3.93	8.0	W	29	4	0	0	9	1	0	0	0	0	0	80	113	0.00	0.625
46 Jose Valverde, R (9, 1) ERA: 3.56	1.0		5	2	1	1	1	0	0	0	0	0	0	13	19	9.00	2.000

PITCHER	IP	WLS	BF	H	R	ER	SO	BB	IBB	HBP	BLK	WP	HR	S	P	ERA	WHIP

Chicago White Sox @ Detroit Tigers

Comerica Park, Detroit, MI

Sat Sep 01 2012, 7:07 PM - 10:23 PM EDT

Att. 40,059 - Cloudy - 80 F

TOP

livebaseballscorecards.com

AB	33
R	1
H	6
RBI	1
BB	1
SO	10
LOB	13

Batter	1	2	3	4	5	6	7	8	9	AB	R	H	RBI	BB	SO	LOB
14 Austin Jackson, R (1, 8) OBP: 0.386, SLG: 0.493	C FF 91 B CH 86 F CH 85 F FF 94 S SL 83 1-3 K ①		B SI 94 B SI 93 C SI 94 B SI 95 B SI 95 4-1 26 3B BB	C SL 82 X SL 85 0-1 24 BB 1B		B SL 87 B CH 89 C SI 98 X SI 97 2-1 ① G4-3		B SL 85 F FF 94 F FF 95 B SL 86 X SL 86 2-2 24 1B 3B		4	2	2	0	1	1	0
26 Brennan Boesch, L (1, 10) OBP: 0.288, SLG: 0.381	B SI 93 B SI 94 B SL 85 C SI 93 B SI 96 4-1 28 WP BB		1 SAFE 1 SAFE 1 SAFE C SL 86 S SL 86 X SL 88 0-2 1-H 24 1B 3B	F SI 92 S SL 87 C SI 94 0-3 ② K		C CH 92 C SI 99 B SL 89 S SL 91 1-3 ② K2-1-3		C CH 85 C SI 95 B CH 85 D CH 86 F FF 96 F CH 85 F FF 94 S FF 95 2-3 ① K		4	1	1	1	1	3	2
24 Miguel Cabrera, R (1, 5) OBP: 0.396, SLG: 0.592	C SI 92 F FF 92 X CH 87 0-2 ② F9		B CH 87 F FF 93 B SI 94 S SL 87 X SI 94 2-2 21 G5-3 28 BB 3-H 1B	B CH 87 B SL 84 C SL 84 1 SAFE D CH 86 B CH 85 4-1 1-2 BB		B SL 88 B SI 99 X SI 98 2-0 1B		F FF 94 F FF 94 B FF 96 B CH 86 F FF 94 F CH 85 F FF 95 X SL 89 2-2 28 G4-6-3 3-H 1B		4	0	3	2	1	0	1
28 Prince Fielder, L (1, 3) OBP: 0.410, SLG: 0.518	B SI 94 C SL 86 B SL 87 B SL 88 C SL 86 B SI 97 4-2 1-2 BB		B SI 94 B SI 95 B SI 94 B SI 94 4-0 21 G5-3 1-2 BB	S SL 84 X SL 86 0-1 ③ G4-3		B CU 77 B CU 78 C SI 91 X CU 78 2-1 ③ G4-3		B FF 93 X FF 93 1-0 ② ③ G4-6-3 1-2f		3	0	0	0	2	0	4
21 Delmon Young, R (1, 7) OBP: 0.308, SLG: 0.432 32 Don Kelly, L (8, 7) OBP: 0.267, SLG: 0.243	S CH 87 S SL 85 X SL 86 0-2 ③ P4		C SL 86 D SL 86 F CH 87 F SL 85 F CH 87 X CH 87 1-2 ① G5-3 1-2 2-3		X CH 85 0-0 34 1B 3B		X FF 93 0-0 HR			4 0	2 0	2 0	1 0	0 0	0 0	4 0
27 Jhonny Peralta, R (1, 6) OBP: 0.318, SLG: 0.413		B FF 92 B CH 85 S CH 86 S SL 85 B SL 86 S CH 87 3-3 ① K	I IN 75 I IN 76 I IN 78 I IN 79 4-0 IBB		B SL 82 C SL 85 X CH 87 1-1 ① G6-3		B SL 82 B FF 93 X FF 92 2-0 ① F8			3	0	0	0	1	1	1
13 Alex Avila, L (1, 2) OBP: 0.349, SLG: 0.379		C SL 84 B SI 94 B SI 95 F SI 95 X SL 88 2-2 ② G1-3	S SL 86 S SL 87 S SL 87 0-3 ② K		D SL 79 B SL 78 B SL 78 C FF 89 S SL 78 X SL 76 3-2 ② G3		F CH 82 B FF 93 B SL 83 B FF 93 C FF 93 F FF 94 B FF 93 4-2 4 FC4-6 BB			3	0	0	0	1	1	4
34 Avisaíl García, R (1, 9) OBP: 0.500, SLG: 0.333		F SI 94 B CH 87 B CH 87 S SL 86 F SL 86 F CH 88 F CH 88 F SL 86 B SI 95 4-2 D CH 88 BB	F SI 95 C SL 84 S SL 86 0-3 ③ K		B SI 100 X SI 99 1-0 4 FC6-4 3-H 1B		B SL 83 1 SAFE B SL 83 F FF 93 T FF 93 B SL 84 F SL 83 X FF 93 3-2 ② F9			3	0	1	1	1	1	4
4 Omar Infante, R (1, 4) OBP: 0.303, SLG: 0.435		F SI 94 D CH 87 X SI 93 1-1 ③ L8		C SI 91 B CH 89 C CH 86 B SL 85 F SL 85 F SL 87 F CH 87 X CH 87 2-2 ① F9	X SI 99 0-0 ③ FC6-4 1-2f		C FF 94 B SL 84 X SL 84 1-1 ③ FC4-6 1-2f			4	0	0	0	0	0	3
Inning Stats	R: 0 E: 0 K: 1 S: 13 H: 0 LOB: 2 BB: 2 P: 22	R: 0 E: 0 K: 1 S: 14 H: 0 LOB: 1 BB: 1 P: 24	R: 2 E: 0 K: 2 S: 18 H: 2 LOB: 3 BB: 3 P: 33	R: 0 E: 0 K: 1 S: 14 H: 1 LOB: 2 BB: 1 P: 20	R: 1 E: 0 K: 0 S: 8 H: 2 LOB: 1 BB: 0 P: 13	R: 0 E: 0 K: 1 S: 8 H: 1 LOB: 1 BB: 0 P: 15	R: 1 E: 0 K: 0 S: 11 H: 1 LOB: 1 BB: 1 P: 21	R: 1 E: 0 K: 1 S: 16 H: 2 LOB: 0 BB: 0 P: 23		1B: 5 2B: 0 3B: 3 HR: 1 SF: 0 SAC: 0 DP: 1 HBP: 0					WP: 1 PB: 0 SB: 0 CS: 0 PA: 40	

BOTTOM

Chicago White Sox @ Detroit Tigers

Comerica Park, Detroit, MI

Sat Sep 01 2012, 7:07 PM - 10:23 PM EDT

Att. 40,059 - Cloudy - 80 F

livebaseballscorecards.com

AB	32
R	5
H	9
RBI	5
BB	8
SO	7
LOB	23

PITCHER		IP	WLS	BF	H	R	ER	SO	BB	IBB	HBP	BLK	WP	HR	S	P	ERA	WHIP
58 Francisco Liriano, L ERA: 5.11	(1, 1)	4.0	L	23	4	3	3	5	6	1	0	0	1	0	60	100	6.75	2.500
48 Brian Omogrosso, R ERA: 4.05	(5, 1)	0.1		1	0	0	0	0	0	0	0	0	0	0	2	3	0.00	0.000
52 Leyson Septimo, L ERA: 5.79	(5, 1)	0.1		1	0	0	0	0	0	0	0	0	0	0	3	6	0.00	0.000
65 Nate Jones, R ERA: 3.0	(5, 1)	1.0		5	2	0	0	1	0	0	0	0	0	0	8	14	0.00	2.000
46 Donnie Veal, L ERA: 1.17	(6, 1)	0.1		1	0	0	0	0	0	0	0	0	0	0	2	4	0.00	0.000

PITCHER		IP	WLS	BF	H	R	ER	SO	BB	IBB	HBP	BLK	WP	HR	S	P	ERA	WHIP
26 Jesse Crain, R ERA: 2.97	(7, 1)	1.0		5	1	1	1	0	1	0	0	0	0	1	11	21	9.00	2.000
43 Addison Reed, R ERA: 4.27	(8, 1)	0.1		3	2	1	1	1	0	0	0	0	0	0	15	21	27.00	6.000
60 Deunte Heath, R ERA:	(8, 1)	0.2		1	0	0	0	0	0	0	0	0	0	0	1	2	0.00	0.000

Batter	1	2	3	4	5	6	7	8	9	AB	R	H	RBI	BB	SO	LOB
30 Alejandro De Aza, L (1, 8) OBP: 0.345, SLG: 0.403	B FF 92 X FF 91 1-0 HR		F FF 94 L CU 77 X CU 80 0-2 ① FC6-4 20 HBP 1-2f		C CH 85 C CU 79 S SL 86 0-3 ③ K			B CH 84 B CH 83 F FF 95 C CH 85 F FF 97 F FF 98 S CU 80 2-3 K2-3		4	1	1	1	0	2	1
20 Kevin Youkilis, R (1, 5) OBP: 0.340, SLG: 0.418	B FF 92 B FF 94 F FF 92 C SL 83 B SL 85 T FF 96 3-2 ① K		B SL 83 1 SAFE S SL 84 1 SAFE H FF 95 2-1 1-2 HBP			B FF 93 B FF 94 F FF 95 F SL 84 F CH 85 B SL 86 X SL 84 3-2 ① L5		X FF 95 0-0 ② F7		3	0	0	0	0	1	0
28 Dewayne Wise, L (1, 7) OBP: 0.306, SLG: 0.450	X FF 93 0-0 2B		C CH 85 C CU 79 F CU 81 B FF 97 S FF 98 1-3 ② K			B CH 86 S CH 85 F CU 77 B SL 86 X CU 81 2-2 ② L8		C FF 96 S CU 78 S CU 80 0-3 ③ K2-3		4	0	1	0	0	2	2
14 Paul Konerko, R (1, 3) OBP: 0.378, SLG: 0.495	B SL 84 B FF 94 F FF 95 C FF 96 S CU 81 2-3 ② K		F FF 98 C FF 98 X FF 98 0-2 ③ G4-3			B FF 97 B CU 80 C SL 85 B FF 99 X FF 98 3-1 1B			C FF 92 F FS 80 X FS 83 0-2 ① L4	4	0	1	0	0	1	3
51 Alex Rios, R (1, 9) OBP: 0.326, SLG: 0.503	B SL 84 B FF 94 S SL 85 F FF 96 B FF 96 T SL 87 3-2 ③ K			B FF 93 S SL 83 X FF 95 1-1 ① F8		B SL 86 C SL 84 C FF 98 X SL 88 1-2 ③ F8			B FF 94 C FF 93 X FF 92 1-1 ② L9	4	0	0	0	0	1	2
12 A.J. Pierzynski, L (1, 10) OBP: 0.330, SLG: 0.525 18 Jose Lopez, R (9, PR) OBP: 0.276, SLG: 0.373		F FF 89 X FF 92 0-1 ① P5		B FF 94 F CH 85 C CU 77 B CH 87 C CU 80 2-3 ② K			B CH 83 S CH 83 B CU 76 S FF 97 S FF 98 2-3 ① K		X FF 93 0-0 10 1B 29 1B 1B	4 0	0 1	1 0	0 0	0 0	2 0	0 0
10 Alexei Ramirez, R (1, 6) OBP: 0.293, SLG: 0.375		S FF 90 F FF 92 X FF 95 0-2 ② G3-1		B FF 97 F FF 97 F CH 85 X SL 86 1-2 ③ G5-3			B SL 83 X FF 98 1-0 ② F9		F FF 93 X FS 81 0-1 29 1B 1-3 1B	4	0	1	0	0	0	0
17 Tyler Flowers, R (1, 2) OBP: 0.295, SLG: 0.424 29 Dan Johnson, L (9, PH) OBP: 0.500, SLG: 0.500 7 Jordan Danks, L (9, PR) OBP: 0.271, SLG: 0.315		S FF 92 B SL 82 S SL 84 S SL 84 1-3 ③ K			B SL 82 B SL 84 F FF 94 S SL 84 F SL 86 B CU 79 B SL 83 4-2 5 CS BB		B FF 98 S SL 85 B SL 86 T FF 99 B CU 80 B FF 100 4-2 5 WP BB		C FS 82 X FS 80 0-1 1-3 3-H 1B	1 1 0	0 0 0	0 1 0	0 1 0	2 0 0	1 0 0	0 0 0
5 Orlando Hudson, S (1, 4) OBP: 0.255, SLG: 0.307			C FF 92 X CH 84 0-1 30 FC6-4 1B		F FF 96 1 SAFE B FF 96 1 SAFE B FF 97 F FF 98 B CU 78 F FF 97 S CH 87 3-3 ① ② K 1-2		F FF 98 1 SAFE C SL 82 B SL 83 B FF 100 X SL 86 2-2 ③ G3 1-3		C FF 93 X FF 93 0-1 ③ L8	4	0	1	0	0	1	4
Inning Stats	R: 1 E: 0 K: 3 S: 11 H: 2 LOB: 1 BB: 0 P: 20	R: 0 E: 0 K: 1 S: 8 H: 0 LOB: 0 BB: 0 P: 9	R: 0 E: 0 K: 1 S: 13 H: 1 LOB: 2 BB: 0 P: 16	R: 0 E: 0 K: 1 S: 8 H: 0 LOB: 0 BB: 0 P: 12	R: 0 E: 0 K: 2 S: 10 H: 0 LOB: 0 BB: 1 P: 17	R: 0 E: 0 K: 0 S: 12 H: 1 LOB: 1 BB: 0 P: 21	R: 0 E: 0 K: 1 S: 9 H: 0 LOB: 1 BB: 1 P: 18	R: 0 E: 0 K: 2 S: 9 H: 0 LOB: 0 BB: 0 P: 11	R: 1 E: 0 K: 0 S: 12 H: 3 LOB: 2 BB: 0 P: 13	1B: 5 2B: 2 3B: 0 HR: 1 SF: 0 SAC: 0 DP: 1 HBP: 1						

TOP

Chicago White Sox @ Detroit Tigers

Comerica Park, Detroit, MI

Sun Sep 02 2012, 8:08 PM - 11:00 PM EDT

Att. 42,192 - Partly Cloudy - 78 F

livebaseballscorecards.com

AB	33
R	2
H	7
RBI	2
BB	2
SO	11
LOB	12

PITCHER		IP	WLS	BF	H	R	ER	SO	BB	IBB	HBP	BLK	WP	HR	S	P	ERA	WHIP
35 Justin Verlander, R ERA: 2.73	(1, 1)	8.0	W	30	4	1	1	11	2	0	1	0	1	1	80	124	1.12	0.750
46 Jose Valverde, R ERA: 3.65	(9, 1)	1.0	S	6	3	1	1	0	0	0	0	0	0	0	12	13	9.00	3.000

PITCHER	IP	WLS	BF	H	R	ER	SO	BB	IBB	HBP	BLK	WP	HR	S	P	ERA	WHIP

Batter	1	2	3	4	5	6	7	8	9	AB	R	H	RBI	BB	SO	LOB
14 Austin Jackson, R (1, 8) OBP: 0.389, SLG: 0.494	B CH 85 F SI 90 C SL 75 B CH 80 B SL 76 F SI 92 B SI 92 4-2 24 G6-4-3 BB		C SL 77 X CH 80 0-1 ② ③ G4-6-3 1-2f		B CH 82 B SL 78 F CH 82 B SI 89 F SI 93 F SL 80 F SL 76 X SI 94 3-2 4 CS 1B		C SI 98 B SI 99 B SI 99 B SL 87 C SI 98 X SI 99 3-2 1B			3	0	2	0	1	0	1
4 Omar Infante, R (1, 4) OBP: 0.303, SLG: 0.434	B CH 85 F SI 91 X SI 90 1-1 ① F9			B SI 89 X CH 82 1-0 ① G5-3	C SI 94 D SI 93 1 SAFE 1-1 ③ CS 1-2	C CH 81 S SL 78 B SL 78 X SI 91 1-2 24 BB 21 HR 1B	F SI 99 F SI 99 S SL 90 0-3 ② K			4	1	1	0	0	1	2
24 Miguel Cabrera, R (1, 5) OBP: 0.397, SLG: 0.589	1 SAFE B SL 76 X SI 91 1-0 ② ③ G6-4-3 1-2f			B SI 92 B SL 79 F CH 82 B SL 79 B CH 83 4-1 28 HBP BB		1 SAFE B SL 79 B CH 81 B SL 80 B SI 92 4-0 21 HR 1-2 BB	1 SAFE B SL 90 X SI 99 1-0 ③ F9			2	1	0	0	2	0	2
28 Prince Fielder, L (1, 3) OBP: 0.411, SLG: 0.517		X SI 90 0-0 ① L8		B SI 93 S SL 79 H SI 90 2-1 1-2 HBP		C SL 79 B SI 87 F SI 89 B SL 79 F SL 80 S SL 78 2-3 ① K		X SL 80 0-0 26 BB 34 1B 1B		3	0	1	0	0	1	2
21 Delmon Young, R (1, 7) OBP: 0.308, SLG: 0.438 32 Don Kelly, L (7, 7) OBP: 0.265, SLG: 0.240		C CH 80 F SL 76 B SL 78 S CH 81 1-3 ② K		B CH 81 S SL 77 S SL 78 S SL 78 1-3 ② K		S CH 81 B SL 78 F SL 78 F SL 76 X SL 76 1-2 1-H 2-H HR		F FF 94 X FF 95 0-1 ① F8		3 1	1 0	1 0	3 0	0 0	2 0	2 1
27 Jhonny Peralta, R (1, 6) OBP: 0.317, SLG: 0.413		B SI 91 B SL 75 F SI 87 C SI 92 X SI 93 2-2 2B		C SL 78 B SI 93 B SL 79 S SL 78 B SL 80 F SL 79 X SL 79 3-2 ③ G3		B SI 95 S SI 94 C SI 94 B SL 79 B SI 94 S CH 82 3-3 ② K		C SL 85 D SI 91 X SI 92 1-1 ② F8		4	0	1	0	0	1	3
34 Avisaíl García, R (1, 9) OBP: 0.500, SLG: 0.429		C SL 77 B SL 77 X SI 91 1-1 ③ L9			F SI 91 C SL 75 S SL 76 0-3 ① K	B SL 75 X SI 93 1-0 1B		X CU 76 0-0 26 BB 1-2 1B		4	0	2	0	0	1	1
26 Brennan Boesch, L (1, 10) OBP: 0.290, SLG: 0.387			B SI 90 B SI 91 F SI 90 B SI 90 T SI 92 S SI 92 3-3 ① K		C SL 77 X SI 92 0-1 HR	B FF 93 C SL 77 F SL 75 1 SAFE S SL 78 1-3 ③ K		B FF 92 B SL 87 C FF 92 D CH 86 B SL 85 4-1 1-2 2-3 BB		3	1	1	1	1	2	1
9 Gerald Laird, R (1, 2) OBP: 0.338, SLG: 0.375			B CH 82 C CH 81 B SI 92 B SI 92 B SI 89 4-1 14 G4-6-3 BB		X CH 81 0-0 ② F7		F SI 100 S SL 88 X SI 101 0-2 ① G4-3	C SI 92 C CU 77 F CU 77 X SI 93 0-2 ③ P3		3	0	0	0	1	0	3
Inning Stats	R: 0 E: 0 K: 0 S: 6 H: 0 LOB: 0 BB: 1 P: 12	R: 0 E: 0 K: 1 S: 9 H: 1 LOB: 1 BB: 0 P: 13	R: 0 E: 0 K: 1 S: 6 H: 0 LOB: 0 BB: 1 P: 13	R: 0 E: 0 K: 1 S: 10 H: 0 LOB: 2 BB: 1 P: 21	R: 1 E: 0 K: 1 S: 12 H: 2 LOB: 0 BB: 0 P: 16	R: 3 E: 0 K: 3 S: 18 H: 3 LOB: 1 BB: 1 P: 31	R: 0 E: 0 K: 1 S: 10 H: 1 LOB: 1 BB: 0 P: 14	R: 0 E: 0 K: 0 S: 11 H: 2 LOB: 3 BB: 1 P: 16		1B: 6 2B: 1 3B: 0 HR: 2 SF: 0 SAC: 0 DP: 2 HBP: 1				WP: 0 PB: 0 SB: 0 CS: 1 PA: 37		

PITCHER		IP	WLS	BF	H	R	ER	SO	BB	IBB	HBP	BLK	WP	HR	S	P	ERA	WHIP
49 Chris Sale, L ERA: 2.93	(1, 1)	6.0	L	26	6	4	4	7	4	0	1	0	0	2	61	106	6.00	1.667
65 Nate Jones, R ERA: 2.95	(7, 1)	1.0		4	1	0	0	1	0	0	0	0	0	0	10	14	0.00	1.000
52 Leyson Septimo, L ERA: 5.59	(8, 1)	0.1		2	1	0	0	0	0	0	0	0	0	0	3	3	0.00	3.000
39 Brett Myers, R ERA: 3.42	(8, 1)	0.2		4	1	0	0	0	1	0	0	0	0	0	8	13	0.00	3.000

PITCHER	IP	WLS	BF	H	R	ER	SO	BB	IBB	HBP	BLK	WP	HR	S	P	ERA	WHIP

BOTTOM

Chicago White Sox @ Detroit Tigers

Comerica Park, Detroit, MI

Sun Sep 02 2012, 8:08 PM - 11:00 PM EDT

Att. 42,192 - Partly Cloudy - 78 F

livebaseballscorecards.com

AB	30
R	4
H	9
RBI	4
BB	5
SO	8
LOB	18

Batter	1	2	3	4	5	6	7	8	9	AB	R	H	RBI	BB	SO	LOB
11 Ben Revere, L (1, 8) OBP: 0.336, SLG: 0.357	B SI 92 B SI 92 C FF 93 F FF 92 X SI 94 2-2 16 S 19 WP 1B		C FF 91 B FC 86 X FC 88 1-1 ① G4-3		B SI 93 C SI 93 F FC 88 F SI 94 B FC 89 X SI 94 2-2 ③ G6-3		X FF 94 0-0 ③ F7			4	0	1	0	0	0	2
19 Darin Mastroianni, R (1, 7) OBP: 0.338, SLG: 0.378	1 SAFE 1 SAFE B SI 93 L CH 80 S SI 94 C SI 95 1-3 ① 1-2 K		C SI 91 B SC 75 F FC 88 X SC 74 1-2 ② F7			B CH 80 B CH 81 B SI 92 B FF 91 4-0 16 CS 7 S BB		B FF 94 C FF 94 C SL 82 C FF 94 1-3 ① K		3	0	0	0	1	2	1
7 Joe Mauer, L (1, 2) OBP: 0.411, SLG: 0.444	B SI 93 B FF 93 C SI 94 B FC 87 B FF 94 4-1 BB		C SI 93 B CU 81 C FC 89 B CU 81 B FC 88 X SI 95 3-2 ③ G1-3			C SI 92 B SI 92 C FC 87 B FC 87 F FC 89 1 SAFE B FC 86 B SI 95 4-2 1-2 16 CS BB			C FF 94 B SI 94 B SI 83 B FF 96 X SI 95 3-1 33 1B 2B		2	1	1	0	2	0	0
16 Josh Willingham, R (1, 10) OBP: 0.365, SLG: 0.534	B SI 95 S CH 82 C SI 95 F SI 95 S FF 95 1-3 ② K 2-3			F FC 86 B FC 87 B CH 84 S CH 81 S CH 80 2-3 ① K		B SI 99 C SI 99 B SI 99 D SL 88 F SI 99 F CH 89 X CH 90 3-2 ①② P5 1-2 2-3		B FF 92 F FF 91 X SI 92 1-1 ② G6-3		4	0	0	0	0	2	5
33 Justin Morneau, L (1, 3) OBP: 0.328, SLG: 0.463 22 Matt Carson, R (8, PR) OBP: 0.310, SLG: 0.321 (8, 9)	B FF 93 X FF 94 1-0 ③ F9			B SI 93 C SI 94 F SI 93 S FC 88 1-3 ② K		F CU 80 T CU 80 S CU 81 0-3 ③ K2-3		B CU 76 T CU 77 X SI 90 1-1 2-H 1B		4 0	0 0	1 0	1 0	0 0	2 0	3 0
24 Trevor Plouffe, R (1, 5) OBP: 0.303, SLG: 0.452		C CU 77 X SI 92 0-1 ① G6-3		X SC 76 0-0 ③ F7			C SL 83 B SL 84 C SL 84 B FF 94 B SL 83 X SL 84 3-2 ① F8	X SI 92 0-0 ③ F8		4	0	0	0	0	0	1
27 Chris Parmelee, L (1, 9) OBP: 0.310, SLG: 0.409 (8, 3)		C SI 92 B SI 93 B FC 88 F FF 92 B FF 94 S FF 94 3-3 ② K	C SI 91 C FC 87 F CU 78 B FC 84 S SI 94 1-3 ① K			B FF 96 X FF 95 1-0 18 FC6-4 2B		B FF 94 B FF 94 B FF 94 C FF 95 X FF 96 3-1 12 G1-6-3 1B		4	0	2	0	0	2	0
8 Jamey Carroll, R (1, 4) OBP: 0.340, SLG: 0.307 (7, 6)		C SI 92 C FF 93 X SC 77 0-2 1B	B SI 93 C SI 92 C SI 94 B SI 94 F CH 83 F FF 94 X SI 95 2-2 HR			C SL 85 D SL 86 B SL 83 D SL 85 B FF 94 4-1 18 FC6-4 BB		C FF 94 B FF 96 F FF 94 F FF 96 B SL 83 F FF 96 F FF 95 F FF 95 C FF 95 2-3 ① K		3	1	2	1	1	1	1
25 Pedro Florimón, S (1, 6) OBP: 0.333, SLG: 0.357 18 Ryan Doumit, S (7, PH) OBP: 0.327, SLG: 0.456 12 Alexi Casilla, S (7, PR) OBP: 0.260, SLG: 0.293 (7, 4)		F FF 93 B SI 92 F SI 92 X FF 94 1-2 ③ L9	F FC 88 B SI 94 X FC 90 1-1 ② G4-3				T FF 93 C FF 94 F FF 93 X SI 93 0-2 ② FC6-4 1-2f 2-3	C FF 94 B FF 96 F FF 94 F CH 87 F FF 96 B CH 86 X CH 85 2-2 ②③ G1-6-3 1-2f		2 1 1	0 0 0	0 0 0	0 0 0	0 0 0	0 0 0	1 2 1
Inning Stats	R: 0 E: 0 K: 2 S: 12 H: 1 LOB: 2 BB: 1 P: 21	R: 0 E: 0 K: 1 S: 11 H: 1 LOB: 1 BB: 0 P: 15	R: 0 E: 0 K: 0 S: 8 H: 0 LOB: 0 BB: 0 P: 13	R: 0 E: 0 K: 2 S: 7 H: 0 LOB: 0 BB: 0 P: 10	R: 1 E: 0 K: 1 S: 15 H: 1 LOB: 0 BB: 0 P: 21	R: 0 E: 0 K: 1 S: 10 H: 0 LOB: 1 BB: 2 P: 21	R: 0 E: 0 K: 0 S: 10 H: 1 LOB: 2 BB: 1 P: 18	R: 1 E: 0 K: 1 S: 10 H: 2 LOB: 1 BB: 0 P: 16	R: 0 E: 0 K: 1 S: 14 H: 1 LOB: 0 BB: 0 P: 21	1B: 4 2B: 2 3B: 0 HR: 1 SF: 0 SAC: 0 DP: 1 HBP: 0						WP: 1 PB: 0 SB: 2 CS: 2 PA: 36

PITCHER		IP	WLS	BF	H	R	ER	SO	BB	IBB	HBP	BLK	WP	HR	S	P	ERA	WHIP
53 Héctor Santiago, L ERA: 3.71	(1, 1)	5.0	W	21	3	1	1	6	3	0	0	0	1	1	56	91	1.80	1.200
65 Nate Jones, R ERA: 2.91	(6, 1)	0.2	H	1	0	0	0	0	0	0	0	0	0	0	4	7	0.00	0.000
46 Donnie Veal, L ERA: 1.13	(6, 1)	0.1	H	1	0	0	0	1	0	0	0	0	0	0	3	3	0.00	0.000
26 Jesse Crain, R ERA: 2.95	(7, 1)	0.1	H	3	1	0	0	0	1	0	0	0	0	0	5	13	0.00	6.000
37 Matt Thornton, L ERA: 3.62	(7, 1)	1.0	H	4	1	1	1	1	0	0	0	0	0	0	10	14	9.00	1.000

PITCHER		IP	WLS	BF	H	R	ER	SO	BB	IBB	HBP	BLK	WP	HR	S	P	ERA	WHIP
39 Brett Myers, R ERA: 3.38	(8, 1)	0.2	H	3	1	0	0	0	0	0	0	0	0	0	5	7	0.00	1.500
43 Addison Reed, R ERA: 4.18	(9, 1)	1.0	S	3	1	0	0	1	0	0	0	0	0	0	14	21	0.00	1.000

TOP

Minnesota Twins @ Chicago White Sox

U.S. Cellular Field, Chicago, IL

Mon Sep 03 2012, 7:11 PM - 10:10 PM EDT

Att. 21,676 - Clear - 79 F

livebaseballscorecards.com

AB	32
R	2
H	7
RBI	2
BB	4
SO	9
LOB	17

BOTTOM

Minnesota Twins @ Chicago White Sox

U.S. Cellular Field, Chicago, IL

Mon Sep 03 2012, 7:11 PM - 10:10 PM EDT

Att. 21,676 - Clear - 79 F

livebaseballscorecards.com

Batter	1	2	3	4	5	6	7	8	9	AB	R	H	RBI	BB	SO	LOB
30 Alejandro De Aza, L (1, 8) OBP: 0.344, SLG: 0.401	C CH 86 C FF 92 B CU 80 X FF 91 2-2 ① G3-1	B CH 85 S FF 91 S CH 86 X CH 85 1-2 20 S 1B		B FF 93 X FF 91 1-0 ③ G4-3			B SI 90 C FF 89 B CH 84 B FF 89 X SI 89 3-1 ① G5-3	B SI 93 B CU 80 X FF 94 2-0 ③ G4-3		5	0	1	0	0	0	1
20 Kevin Youkilis, R (1, 5) (8, 3) OBP: 0.344, SLG: 0.423	B FF 91 C FF 90 B CH 84 X FF 90 2-1 44 2B 1B	1 SAFE B FF 92 C FF 90 B CU 83 B CH 85 F CH 84 D CU 83 4-2 44 BB 1-3 BB			X FF 90 0-0 ① F8		C FF 90 B FF 89 B SI 91 F SI 90 B SI 90 X SI 89 3-2 14 1B 2B			3	1	2	0	1	0	0
44 Adam Dunn, L (1, 10) OBP: 0.339, SLG: 0.484	B FF 93 C FF 93 X FF 93 1-1 1-3 2B	B FF 94 B FF 94 B FF 91 C FF 93 B FF 92 4-1 14 FC6-4 1-2 BB			B FF 93 C FF 91 B FF 93 C CU 83 F CH 86 B CU 83 S CH 85 3-3 ② K		C SI 89 D SI 89 X SI 90 1-1 ② F7			3	0	1	0	1	1	1
14 Paul Konerko, R (1, 3) OBP: 0.379, SLG: 0.494 18 Jose Lopez, R (7, PR) (8, 5) OBP: 0.276, SLG: 0.373	B FF 90 B CH 84 B CH 84 C FF 92 S CH 85 X CU 84 3-2 ② L9	C CU 83 F FF 93 X CU 83 0-2 ③ FC6-4 1-2f			B CU 83 B CU 80 B FF 92 B FF 89 4-0 51 2B BB		D SL 79 B SI 90 B SI 90 C SI 90 C FF 90 X SL 79 3-2 2-H 1B			3 0	0 0	1 0	1 0	1 0	0 0	5 0
51 Alex Rios, R (1, 9) OBP: 0.325, SLG: 0.503	C CU 82 X CH 84 0-1 ③ F7		B FF 88 X FF 90 1-0 ① P4		B FF 93 B FF 90 X CU 81 2-0 1-3 2B		B SL 79 B SI 91 X SI 88 2-0 ③ G5-3			4	0	1	0	0	0	3
12 A.J. Pierzynski, L (1, 2) OBP: 0.329, SLG: 0.523		B FF 92 C CH 82 X CH 84 1-1 15 HR 1B	B FF 93 S FF 90 F FF 92 B CU 82 S CU 82 2-3 ② K		B CU 81 X CU 81 1-0 ③ L7			B FF 93 F SL 86 B FF 93 F SL 89 F FF 95 X CU 81 2-2 ① L9		4	1	1	0	0	1	2
24 Dayan Viciedo, R (1, 7) OBP: 0.291, SLG: 0.420 7 Jordan Danks, L (9, 7) OBP: 0.271, SLG: 0.315		C FF 92 X FF 91 0-1 ① L8	B CU 80 F FF 91 S CU 83 X CU 82 1-2 ③ G4-3			H CU 79 1-0 15 G4-6-3 HBP		C CU 80 B SL 89 S SL 89 F FF 94 B FF 94 F FF 94 F CU 81 S SL 90 2-3 ② K		3 0	0 0	0 0	0 0	0 0	1 0	1 0
10 Alexei Ramirez, R (1, 6) OBP: 0.293, SLG: 0.374		B CU 80 X FF 92 1-0 ② F7		X FF 90 0-0 ① G5-3		C FF 88 F FF 88 F CU 79 1 SAFE 1 SAFE S CU 83 0-3 ① K		F FF 94 F FF 95 X SL 89 0-2 15 S 15 E 1B		4	1	1	0	0	1	2
15 Gordon Beckham, R (1, 4) OBP: 0.285, SLG: 0.365		C CU 80 C CU 81 X FF 88 0-2 1-H HR		B FF 94 B CU 81 B FF 91 C FF 90 F CU 82 X CU 84 3-2 ② G6-3		B FF 91 C CU 81 X FF 90 1-1 ②③ G4-6-3 1-2f		B SL 89 B FF 92 D SL 89 C FF 93 X SL 88 3-1 E7 1-H 1B		4	1	2	3	0	0	1
Inning Stats	R: 0 E: 0 K: 0 S: 12 H: 2 LOB: 2 BB: 0 P: 20	R: 2 E: 0 K: 0 S: 17 H: 3 LOB: 3 BB: 2 P: 28	R: 0 E: 0 K: 1 S: 7 H: 0 LOB: 0 BB: 0 P: 11	R: 0 E: 0 K: 0 S: 5 H: 0 LOB: 0 BB: 0 P: 9	R: 0 E: 0 K: 1 S: 7 H: 1 LOB: 2 BB: 1 P: 17	R: 0 E: 0 K: 1 S: 6 H: 0 LOB: 0 BB: 0 P: 8	R: 1 E: 0 K: 0 S: 11 H: 2 LOB: 1 BB: 0 P: 23	R: 1 E: 1 K: 1 S: 16 H: 2 LOB: 1 BB: 0 P: 25		1B: 6 2B: 3 3B: 0 HR: 1 SF: 0 SAC: 0 DP: 1 HBP: 1				WP: 0 PB: 0 SB: 3 CS: 0 PA: 37		

	AB	33
	R	4
	H	10
	RBI	4
	BB	3
	SO	4
	LOB	16

PITCHER		IP	WLS	BF	H	R	ER	SO	BB	IBB	HBP	BLK	WP	HR	S	P	ERA	WHIP
21 Samuel Deduno, R ERA: 3.66	(1, 1)	6.0	L	27	6	2	2	3	3	0	1	0	0	1	54	93	3.00	1.500
57 Kyle Waldrop, R ERA: 3.27	(7, 1)	1.0		5	2	1	1	0	0	0	0	0	0	0	11	23	9.00	2.000
50 Casey Fien, R ERA: 1.42	(8, 1)	1.0		5	2	1	1	1	0	0	0	0	0	0	16	25	9.00	2.000

PITCHER	IP	WLS	BF	H	R	ER	SO	BB	IBB	HBP	BLK	WP	HR	S	P	ERA	WHIP

Batter	1	2	3	4	5	6	7	8	9	AB	R	H	RBI	BB	SO	LOB
11 Ben Revere, L (1, 8) OBP: 0.336, SLG: 0.357	B FF 93 C FF 92 B FF 91 C FF 92 X FF 93 2-2 F7 ①	B FF 93 B FF 92 X FF 92 2-0 8 1B 7 1B 1-3 2-H 1B		B SL 81 C SI 89 B SI 89 X SI 88 2-1 G6-3 ①	B FF 94 X SI 92 1-0 7 BB 16 1B 1-3 1B	B FF 94 C FF 95 F CH 86 B CU 78 B FF 95 C FF 93 3-3 K ①		X FF 91 0-0 FC3-6 ② 1-2f		6	2	2	1	0	1	1
8 Jamey Carroll, R (1, 4) OBP: 0.338, SLG: 0.306 12 Alexi Casilla, S (8, PH) OBP: 0.259, SLG: 0.292 (8, 4)	C FF 92 F SI 91 B CU 80 X SI 92 1-2 G4-3 ②	C FF 92 B FF 92 1 SAFE X SI 92 1-1 7 1B 16 SF8 1-2 3-H 1B		C SI 90 B SI 90 S SL 82 B SL 83 X SI 90 2-2 G6-3 ②	C SI 93 D CU 79 F FF 93 F CU 80 X FC 89 1-2 SF9 ② 3-H	C FF 94 F FF 95 S CU 79 0-3 K ②		X FF 91 0-0 F8 ③		4 1	1 0	1 0	2 0	0 0	1 0	0 1
7 Joe Mauer, L (1, 2) OBP: 0.413, SLG: 0.443 41 Drew Butera, R (7, 2) OBP: 0.270, SLG: 0.301	B FF 93 C SI 91 B FF 92 B CU 80 F FF 92 S SL 87 3-3 K ③	B SI 86 C SI 86 B CU 74 B SI 87 C SL 80 2 SAFE X SI 87 3-2 33 E 33 1B 1-3 2-H 1B		B SL 83 B CH 83 B CH 83 C SI 89 B SI 90 4-1 BB	C FF 93 B FF 92 D CU 79 B FF 92 B FF 92 4-1 16 1B 18 1B 1-2 BB	B FF 94 B FF 95 F CH 88 B FF 96 X FF 95 3-2 G4-3 ③		B CH 74 B CH 73 C CH 73 X CH 75 2-1 19 G5-4-3 22 BB 1B		3 1	1 0	1 1	1 0	2 0	1 0	0 0
16 Josh Willingham, R (1, 10) OBP: 0.366, SLG: 0.534 22 Matt Carson, R (7, PH) OBP: 0.323, SLG: 0.310 (7, 10)	B FF 90 C FF 90 X CH 84 1-1 27 BB 33 1B 24 BB 1B C SL 80 X SL 80 0-2 SF8 ② 3-H			B SL 82 C SI 88 B SI 88 C CH 83 C SI 89 2-3 K ③	T FF 92 X CU 78 0-1 33 BB 18 1B 1-3 2-H 1B	B FF 94 B FF 92 X FF 93 2-0 G5-3 ①				3 1	2 0	2 0	2 0	0 0	1 0	1 0
33 Justin Morneau, L (1, 3) OBP: 0.334, SLG: 0.465 19 Darin Mastroianni, R (7, PH) OBP: 0.333, SLG: 0.372 (7, 9)	B FF 91 S CU 80 B FF 92 X SL 86 2-1 24 BB 27 BB 5 1B 1-2 1B C SI 88 C CH 80 X CH 81 0-2 E9 1B				B SL 82 B SL 86 B SI 88 B SI 87 4-1 18 1B 27 G5-3 BB F SI 92 F FF 92 D CU 80 D CU 81 B FF 93 4-2 18 1B 27 HR 1-2 BB	B FF 94 B SL 86 C FF 94 S FF 94 B FF 95 F FF 93 C FF 94 3-3 K ②		C CH 74 X CH 70 0-1 G5-4-3 ① ② 1-2f 2-3	2 2	3 0	2 0	0 0	2 0	0 1	0 2
18 Ryan Doumit, S (1, 7) OBP: 0.330, SLG: 0.464	B FF 81 S CU 91 S CU 79 F CU 78 F FF 93 D CU 80 F CU 80 F FF 92 S SI 90 2-3 K ①				C SI 86 B SL 81 X SL 82 1-1 27 G5-3 24 3B 1-3 1B F FF 93 B CU 79 X FF 92 X CU 80 1-2 27 HR 2-H 3-H 1B	X FF 93 0-0 HR		X CH 76 0-0 F9 ③	6	3	3	3	0	1	5
27 Chris Parmelee, L (1, 9) OBP: 0.313, SLG: 0.426 (7, 3)	B SL 89 S CU 80 B FF 92 D CU 81 S FF 92 B FF 92 4-2 24 BB 5 1B 1-2 2-3 BB	B SL 86 S SL 81 X CH 81 1-1 G3 ①			C SI 86 B SL 81 X SL 81 2-2 G5-3 1-2 3-H F FF 92 X FF 92 1-0 1-H 2-H HR	F FF 95 B CH 88 B CH 86 F FF 93 F CH 89 C SI 94 2-3 K ③				4	2	1	4	1	1	1
24 Trevor Plouffe, R (1, 5) OBP: 0.307, SLG: 0.459	C FF 92 B SI 91 F SI 92 D CU 80 B FF 91 B CU 79 4-2 5 1B 11 1B 1-2 2-3 3-H BB	B SL 81 B SI 88 X SI 88 2-0 F7 ②			C FF 92 D CU 79 D CU 82 B FF 94 X FF 94 1-2 5 1B 2-H 3B F FF 93 B FF 92 X SL 87 1-2 1B	B SL 87 C FF 94 X SL 86 1-1 P5 ①				4	2	2	2	1	0	0
5 Eduardo Escobar, S (1, 6) OBP: 0.297, SLG: 0.286	C FF 91 F CU 79 B FF 92 F CU 80 X SI 93 1-2 11 1B 8 1B 1-2 2-H 3-H 1B	C SI 90 B CU 76 X SL 82 1-1 P2 ③			B FF 92 D CU 78 D SI 94 X FF 94 3-1 11 1B 8 SF9 3-H 1B X FF 93 0-0 F7 ③	C FF 95 B CU 77 B CH 85 B CH 87 B FF 91 4-1 11 FC3-6 BB				4	2	2	3	1	0	1

Inning Stats	1	2	3	4	5	6	7	8	9
	R: 0 E: 0 K: 1 S: 9 H: 0 LOB: 0 BB: 0 P: 15	R: 7 E: 1 K: 1 S: 32 H: 7 LOB: 2 BB: 2 P: 53	R: 0 E: 0 K: 0 S: 5 H: 0 LOB: 0 BB: 0 P: 9	R: 0 E: 0 K: 1 S: 9 H: 0 LOB: 1 BB: 1 P: 19	R: 10 E: 0 K: 0 S: 29 H: 8 LOB: 1 BB: 3 P: 53	R: 0 E: 0 K: 2 S: 9 H: 0 LOB: 0 BB: 0 P: 15	R: 1 E: 0 K: 2 S: 10 H: 1 LOB: 0 BB: 0 P: 17	R: 0 E: 0 K: 0 S: 5 H: 0 LOB: 1 BB: 1 P: 10	R: 0 E: 0 K: 0 S: 6 H: 1 LOB: 1 BB: 1 P: 12

1B: 14 SF: 2
2B: 0 SAC: 0
3B: 1 DP: 1
HR: 2 HBP: 0

WP: 0 PA: 51
PB: 0
SB: 0
CS: 0

PITCHER		IP	WLS	BF	H	R	ER	SO	BB	IBB	HBP	BLK	WP	HR	S	P	ERA	WHIP
62 Jose Quintana, L ERA: 3.68	(1, 1)	1.1	L	11	5	7	7	2	2	0	0	0	0	0	31	54	47.25	5.250
33 Dylan Axelrod, R ERA: 5.03	(2, 1)	2.2		13	3	2	2	1	2	0	0	0	0	0	27	50	6.75	1.875
52 Leyson Septimo, L ERA: 5.4	(5, 1)	0.1		1	0	0	0	0	0	0	0	0	0	0	3	3	0.00	0.000
41 Philip Humber, R ERA: 6.5	(5, 1)	0.1		10	7	8	8	0	2	0	0	0	0	1	22	41	216.00	27.000
48 Brian Omogrosso, R ERA: 3.6	(5, 1)	3.1		12	1	1	1	4	1	0	0	0	0	1	25	43	2.70	0.600

PITCHER		IP	WLS	BF	H	R	ER	SO	BB	IBB	HBP	BLK	WP	HR	S	P	ERA	WHIP
28 Dewayne Wise, L ERA:	(9, 1)	1.0		4	1	0	0	0	1	0	0	0	0	0	6	12	0.00	2.000

TOP

Minnesota Twins @ Chicago White Sox

U.S. Cellular Field, Chicago, IL

Tue Sep 04 2012, 8:11 PM - 11:36 PM EDT

Att. 15,698 - Partly Cloudy - 76 F

livebaseballscorecards.com

AB	41
R	18
H	17
RBI	18
BB	8
SO	7
LOB	12

BOTTOM

Batter	1	2	3	4	5	6	7	8	9	AB	R	H	RBI	BB	SO	LOB
30 Alejandro De Aza, L (1, 8) OBP: 0.343, SLG: 0.401	C FF 89 C FF 88 B FF 89 T FF 91 1-2 **K** ①	C CU 81 F CH 83 B FF 90 B CU 82 B FF 89 X CU 83 3-2 **G4-3** ③		F CU 83 C CU 82 B FF 90 X CU 82 1-2 **G4-3** ③			B FF 91 X SI 91 1-0 **F7** ①	D SI 93 X SI 91 1-0 **2B** 2-H		5	0	1	1	0	1	2
20 Kevin Youkilis, R (1, 5) OBP: 0.345, SLG: 0.424 5 Orlando Hudson, S (5, PH) OBP: 0.252, SLG: 0.303 (6, 4)	B FF 90 B FF 90 C FF 90 X FF 90 2-1 44 2B / 14 G6-3 **1B**	C FF 89 B CU 82 C CH 83 B CU 82 X FF 89 2-2 **G6-3** ①			B FF 86 C FF 87 F FF 88 S CU 80 1-3 **K** ①		C SI 93 B SL 83 X SI 93 1-1 **L6** ②	C SL 86 D SL 85 X SI 93 1-1 **F9** ③		2 3	1 0	1 0	0 0	0 0	0 1	0 1
44 Adam Dunn, L (1, 10) OBP: 0.339, SLG: 0.486 38 Hector Gimenez, S (5, PH) OBP: 0.500, SLG: 0.500 (6, 10) (9, 7)	B FF 90 F FF 90 D FF 90 X FF 90 2-1 14 G6-3 / 51 1B **2B** 1-3	F FF 90 S CU 82 C FF 91 0-3 ②			C FF 88 F CH 83 B CU 81 X FF 88 1-2 18 G3 **1B**		B CH 84 C SI 94 S SI 94 B SI 95 C SI 94 2-3 ③		B SI 92 B SI 93 F SI 92 S SL 86 F SL 84 X SL 84 2-2 **G5-3** ①	2 3	1 0	1 1	0 0	0 0	1 1	0 0
14 Paul Konerko, R (1, 3) OBP: 0.377, SLG: 0.492 18 Jose Lopez, R (5, PH) OBP: 0.277, SLG: 0.370 (6, 5)	S CU 84 B FF 91 B FF 89 X FF 91 2-1 **G6-3** ② 2-3 3-H	C CH 84 C CH 85 S CH 84 0-3 ③			C FF 90 C FF 90 D CU 81 X CH 84 1-2 **G3** ② 1-2			C SI 90 B SL 84 F SL 83 S SI 93 1-3 **K** ① F SL 85 B SL 84 B SI 94 S SL 84 B SL 85 F SL 83 F SI 93 B SL 83 4-2 29 FC4-6 **BB**	2 2	0 0	0 0	1 0	0 1	1 1	1 1
51 Alex Rios, R (1, 9) OBP: 0.326, SLG: 0.503 29 Dan Johnson, L (5, PH) OBP: 0.571, SLG: 0.667 (6, 3)	C CU 83 C FF 91 F FF 90 D CU 83 F CU 83 X FF 91 1-2 24 2B **1B** 3-H			C FF 89 X CU 82 0-1 **G5-3** ①	B FF 91 B FF 89 B FF 90 B FF 90 4-0 **BB**			B SI 94 X CH 85 1-0 28 2B **2B**	B SI 92 C SL 86 X SI 93 1-1 **FC4-6** ② 1-2f 28 2B	2 2	1 2	1 2	1 1	0 0	0 1	0 1
24 Dayan Viciedo, R (1, 7) OBP: 0.294, SLG: 0.427 28 Dewayne Wise, L (5, PH) OBP: 0.313, SLG: 0.469 (6, 7) (9, 1)	1 SAFE X FF 89 0-0 1-H **2B**			B FF 90 X CH 84 1-0 10 2B **2B**	C CU 80 B FF 91 F CU 82 X FF 90 1-2 **G6-3** ③			C FF 92 B SI 94 B SI 92 X SI 91 2-1 66 2B **2B** 2-H	B SL 85 X SI 92 1-0 **2B** 1-H	2 3	1 1	2 2	1 2	0 0	0 2	0 2
10 Alexei Ramirez, R (1, 6) OBP: 0.294, SLG: 0.377 66 Ray Olmedo, S (6, 6) OBP: 0.286, SLG: 0.333	C FF 90 S CU 83 F FF 90 B CU 82 B FF 89 X CU 83 2-2 **F7** ③			B FF 88 F CU 80 F CH 85 X CU 82 1-2 **2B** 2-H	B SI 91 B SI 90 C SI 90 F SI 92 F FF 93 C SI 93 2-3 **K** ①			B SI 94 X SI 91 1-0 17 WP / 17 2B **2B** 2-H	B SL 79 X SL 85 1-0 **G3** ③	2 3	0 1	1 1	1 1	0 0	0 1	1 1
17 Tyler Flowers, R (1, 2) OBP: 0.293, SLG: 0.426		B FF 86 X CH 81 1-0 **G6-3** ①		S FF 90 B FF 89 X FF 89 1-1 **G6-3** ②			C SI 92 F SI 92 B SL 85 X SL 86 1-2 **F9** ②	B SL 83 X SL 83 1-0 30 2B **2B** 2-H		4	1	1	1	0	0	1
15 Gordon Beckham, R (1, 4) OBP: 0.286, SLG: 0.364 7 Jordan Danks, L (6, 9) OBP: 0.262, SLG: 0.304		C FF 89 X CU 83 0-1 **L8** ②		B FF 90 C FF 90 B FF 90 B FF 90 B FF 90 4-1 **BB**			X SI 92 0-0 **F8** ③	D SI 91 F SI 92 B CH 85 B SI 90 F SI 91 C SL 80 3-3 ②		1 2	0 0	0 0	0 0	1 0	0 1	0 1
Inning Stats	R: 3 E: 0 K: 1 S: 19 H: 4 LOB: 1 BB: 0 P: 29	R: 0 E: 0 K: 0 S: 6 H: 0 LOB: 0 BB: 0 P: 10	R: 0 E: 0 K: 2 S: 9 H: 0 LOB: 0 BB: 0 P: 11	R: 1 E: 0 K: 0 S: 12 H: 2 LOB: 2 BB: 1 P: 20	R: 0 E: 0 K: 1 S: 12 H: 1 LOB: 2 BB: 1 P: 20	R: 0 E: 0 K: 1 S: 8 H: 0 LOB: 0 BB: 0 P: 11	R: 0 E: 0 K: 1 S: 6 H: 0 LOB: 0 BB: 0 P: 10	R: 4 E: 0 K: 2 S: 14 H: 5 LOB: 1 BB: 0 P: 25	R: 1 E: 0 K: 0 S: 12 H: 1 LOB: 1 BB: 1 P: 21	1B: 3 2B: 10 3B: 0 HR: 0 SF: 0 SAC: 0 DP: 0 HBP: 0						

PITCHER		IP	WLS	BF	H	R	ER	SO	BB	IBB	HBP	BLK	WP	HR	S	P	ERA	WHIP
58 Scott Diamond, L ERA: 3.35	(1, 1)	5.0	W	24	7	4	4	4	2	0	0	0	0	0	58	90	7.20	1.800
51 Anthony Swarzak, R ERA: 4.99	(6, 1)	2.1		11	4	4	4	3	0	0	0	0	1	0	22	35	15.43	1.714
67 Luis Perdomo, R ERA: 2.35	(8, 1)	1.2		8	2	1	1	1	1	0	0	0	0	0	18	32	5.40	1.800

PITCHER	IP	WLS	BF	H	R	ER	SO	BB	IBB	HBP	BLK	WP	HR	S	P	ERA	WHIP

Minnesota Twins @ Chicago White Sox

U.S. Cellular Field, Chicago, IL

Tue Sep 04 2012, 8:11 PM - 11:36 PM EDT

Att. 15,698 - Partly Cloudy - 76 F

livebaseballscorecards.com

AB	40
R	9
H	13
RBI	9
BB	3
SO	8
LOB	12

WP: 1 PA: 43
PB: 0
SB: 0
CS: 0

Batter	1	2	3	4	5	6	7	8	9	AB	R	H	RBI	BB	SO	LOB
11 Ben Revere, L (1, 8) OBP: 0.336, SLG: 0.354	G4-3		HBP		G3		L1			3	0	0	0	0	0	0
5 Eduardo Escobar, S (1, 4) OBP: 0.295, SLG: 0.287	F7		SF8		G4-3			33 G4-6-3 1B		3	0	1	1	0	0	0
7 Joe Mauer, L (1, 10) OBP: 0.412, SLG: 0.440	K		L9			18 FC4-6 BB		K		3	0	0	0	1	2	3
33 Justin Morneau, L (1, 3) OBP: 0.331, SLG: 0.461		K		G5-3		K		G4-6-3		4	0	0	0	0	2	2
18 Ryan Doumit, S (1, 2) OBP: 0.331, SLG: 0.469		G4-3		27 1B 2B		FC4-6 27 1B			24 1B 22 SF8 2B	4	1	2	0	0	0	1
27 Chris Parmelee, L (1, 9) OBP: 0.318, SLG: 0.429		G3		1B		1B			P6	4	0	2	0	0	0	1
24 Trevor Plouffe, R (1, 5) OBP: 0.306, SLG: 0.456			F8	P5		G3			16 DI 1B	4	0	1	0	0	0	4
22 Matt Carson, R (1, 7) OBP: 0.314, SLG: 0.313			11 HBP 5 SF8 25 1B 1B	G6-3			K		SF8	3	1	1	1	0	1	2
25 Pedro Florimón, S (1, 6) 16 Josh Willingham, R (9, PH) OBP: 0.365, SLG: 0.533			5 SF8 11 HBP 1B		F7		F7		F9	3 1	0 0	1 0	0 0	0 0	0 0	0 1
Inning Stats	R: 0 H: 0 E: 0 LOB: 0 K: 1 BB: 0 S: 8 P: 11	R: 0 H: 0 E: 0 LOB: 0 K: 1 BB: 0 S: 8 P: 10	R: 1 H: 2 E: 0 LOB: 2 K: 0 BB: 0 S: 12 P: 22	R: 0 H: 2 E: 0 LOB: 2 K: 0 BB: 0 S: 16 P: 21	R: 0 H: 0 E: 0 LOB: 0 K: 0 BB: 0 S: 13 P: 17	R: 0 H: 1 E: 0 LOB: 2 K: 1 BB: 1 S: 18 P: 26	R: 0 H: 0 E: 0 LOB: 0 K: 1 BB: 0 S: 8 P: 14	R: 0 H: 1 E: 0 LOB: 0 K: 1 BB: 0 S: 11 P: 15	R: 1 H: 2 E: 0 LOB: 1 K: 0 BB: 0 S: 14 P: 20	1B: 6 SF: 2 2B: 2 SAC: 0 3B: 0 DP: 1 HR: 0 HBP: 1						WP: 0 PA: 36 PB: 0 SB: 0 CS: 0

PITCHER	IP	WLS	BF	H	R	ER	SO	BB	IBB	HBP	BLK	WP	HR	S	P	ERA	WHIP
44 Jake Peavy, R (1, 1) ERA: 3.22	6.0	W	25	5	1	1	3	1	0	1	0	0	0	75	107	1.50	1.000
39 Brett Myers, R (7, 1) ERA: 3.31	1.0		3	0	0	0	1	0	0	0	0	0	0	8	14	0.00	0.000
37 Matt Thornton, L (8, 1) ERA: 3.56	1.0		3	1	0	0	1	0	0	0	0	0	0	11	15	0.00	1.000
43 Addison Reed, R (9, 1) ERA: 4.28	1.0		5	2	1	1	0	0	0	0	0	0	0	14	20	9.00	2.000

PITCHER	IP	WLS	BF	H	R	ER	SO	BB	IBB	HBP	BLK	WP	HR	S	P	ERA	WHIP

TOP

Minnesota Twins @ Chicago White Sox

U.S. Cellular Field, Chicago, IL

Wed Sep 05 2012, 2:10 PM - 4:50 PM EDT

Att. 17,336 - Partly Cloudy - 85 F

livebaseballscorecards.com

AB	32
R	2
H	8
RBI	2
BB	1
SO	5
LOB	14

Batter	1	2	3	4	5	6	7	8	9	AB	R	H	RBI	BB	SO	LOB
28 Dewayne Wise, L (1, 8) OBP: 0.316, SLG: 0.466	C FF 88 C FF 88 B FF 90 F CH 80 X FF 90 1-2 44 BB 20 S 51 HR 1B	B FF 88 B SI 89 X FF 90 2-0 20 G5-3 1-2 1B		B CH 79 1-0 ③ CS 1-2	C CH 79 X FF 88 0-1 ① F8	D SL 83 F SI 91 X SI 91 1-1 ③ G3-1		B SI 90 S CH 85 B SI 92 S CH 86 X CH 87 2-2 ③ G1-3		5	1	2	0	0	0	2
20 Kevin Youkilis, R (1, 5) OBP: 0.344, SLG: 0.420 (8, 3)	C SI 90 B SL 77 B SL 77 T FF 90 1 SAFE B FF 89 B FC 88 4-2 44 BB 51 HR 1-2 BB	C CH 80 B SI 90 B CH 80 C FF 91 F FF 90 F FF 90 X CH 80 2-2 ② G5-3 1-2 2-3			C SL 76 C FF 88 B FC 87 B SL 78 F SI 91 X FF 90 2-2 ② F8		C SI 91 X SI 90 0-1 ① G5-3			3	1	0	0	1	0	2
44 Adam Dunn, L (1, 3) OBP: 0.340, SLG: 0.485 18 Jose Lopez, R (7, PR) OBP: 0.277, SLG: 0.370 (8, 5)	S CH 80 B FF 90 F FF 89 D CH 81 F SL 78 F FF 90 B CH 80 F CH 80 B SL 77 4-2 51 HR 1-2 2-3 BB	F FF 90 B SL 77 B FC 88 B SL 76 F CH 80 C SL 78 3-3 ③ K			C FF 90 B CH 81 F FC 88 B FF 90 S SL 75 2-3 ③ K		B SI 92 C SI 92 B SL 82 F SI 92 X SL 83 2-2 14 2B 12 FC3-2 1B			3 0	1 0	1 0	0 0	1 0	2 0	2 0
14 Paul Konerko, R (1, 10) OBP: 0.378, SLG: 0.493	X FC 88 0-0 ① F4		C FF 88 B FF 86 X FF 90 1-1 ① F8			B FC 84 B FF 87 C FF 88 F FC 86 F FF 90 B FC 87 F SI 90 B FF 90 4-2 51 HR BB	C SI 92 D CU 74 X SI 92 1-1 12 FC3-2 1-3 2B			3	1	1	0	1	0	3
51 Alex Rios, R (1, 9) OBP: 0.329, SLG: 0.516	C SL 76 B FF 88 X SL 77 1-1 1-H 2-H 3-H HR		B SI 90 C FF 89 B FF 91 B CH 81 X FF 91 3-1 ② F8			C FF 90 B CH 79 B FF 90 X FF 90 2-1 1-H HR	I IN 70 I IN 72 I IN 71 I IN 69 4-0 12 FC3-2 IBB			3	2	2	6	1	0	0
12 A.J. Pierzynski, L (1, 2) OBP: 0.326, SLG: 0.517	B FF 88 B CH 81 F FF 88 B FC 87 S FF 87 T FF 89 3-2 ② K		F CH 80 F FF 89 X FF 89 0-2 ③ L6			B SI 91 B SI 91 F SI 92 F CU 75 F SI 94 B CU 79 F SI 93 X FF 94 3-2 ① G3-1	C SL 82 B SL 84 X SI 93 1-1 ② FC3-2 1-2 2-3 3-Hf			4	0	0	0	0	1	3
24 Dayan Viciedo, R (1, 7) OBP: 0.292, SLG: 0.424 7 Jordan Danks, L (7, 7) OBP: 0.258, SLG: 0.298	C FC 87 X SL 77 0-1 ③ G6-3			S FF 88 B SL 76 C FF 89 B SL 78 S SL 79 2-3 ① K		X SL 86 0-0 ② G6-3	B SL 82 B SL 81 C FF 92 F SI 92 S SL 83 2-3 ③ K			3 1	0 0	0 0	0 0	0 0	1 1	0 3
10 Alexei Ramirez, R (1, 6) OBP: 0.293, SLG: 0.376		C FF 88 B FF 89 X CH 80 1-1 ① P4		X FF 90 0-0 ② G4-3		C FF 95 X SL 86 0-1 15 1B 1B		X SI 90 0-0 ① P2		4	0	1	0	0	0	0
15 Gordon Beckham, R (1, 4) OBP: 0.287, SLG: 0.365		C FF 90 B FF 91 X SL 76 1-1 20 G5-3 28 1B 1B		B FF 89 X FF 90 1-0 E1 28 CS		C FF 94 X SI 95 0-1 1-2 1B		B SI 90 C FF 91 X SL 83 1-1 ② G6-3		4	0	2	0	0	0	0
Inning Stats	R: 4 H: 2 E: 0 LOB: 0 K: 1 BB: 2 S: 19 P: 32	R: 0 H: 2 E: 0 LOB: 2 K: 1 BB: 0 S: 13 P: 22	R: 0 H: 0 E: 0 LOB: 0 K: 0 BB: 0 S: 7 P: 11	R: 0 H: 0 E: 1 LOB: 0 K: 1 BB: 0 S: 5 P: 9	R: 0 H: 0 E: 0 LOB: 0 K: 1 BB: 0 S: 9 P: 13	R: 2 H: 3 E: 0 LOB: 2 K: 0 BB: 1 S: 18 P: 28	R: 0 H: 2 E: 0 LOB: 3 K: 1 BB: 1 S: 12 P: 22	R: 0 H: 0 E: 0 LOB: 0 K: 0 BB: 0 S: 6 P: 9		1B: 6 SF: 0 2B: 1 SAC: 0 3B: 0 DP: 0 HR: 2 HBP: 0						

PITCHER		IP	WLS	BF	H	R	ER	SO	BB	IBB	HBP	BLK	WP	HR	S	P	ERA	WHIP
39 P.J. Walters, R ERA: 6.05	(1, 1)	5.0	L	23	5	6	6	4	3	0	0	0	0	2	59	99	10.80	1.600
31 Alex Burnett, R ERA: 2.93	(6, 1)	0.2		4	2	0	0	0	0	0	0	0	0	0	10	13	0.00	3.000
52 Brian Duensing, L ERA: 5.15	(6, 1)	1.1		7	2	0	0	1	0	1	0	0	0	0	14	25	0.00	1.500
61 Jared Burton, R ERA: 2.09	(8, 1)	1.0		3	0	0	0	0	0	0	0	0	0	0	6	9	0.00	0.000

PITCHER	IP	WLS	BF	H	R	ER	SO	BB	IBB	HBP	BLK	WP	HR	S	P	ERA	WHIP

BOTTOM

Minnesota Twins @ Chicago White Sox

U.S. Cellular Field, Chicago, IL

Wed Sep 05 2012, 2:10 PM - 4:50 PM EDT

Att. 17,336 - Partly Cloudy - 85 F

livebaseballscorecards.com

AB	33
R	6
H	9
RBI	6
BB	4
SO	5
LOB	15

Kansas City Royals @ Chicago White Sox

U.S. Cellular Field, Chicago, IL

Fri Sep 07 2012, 8:10 PM - 11:12 PM EDT

Att. 26,660 - Cloudy - 63 F

livebaseballscorecards.com

TOP

Batter	1	2	3	4	5	6	7	8	9	AB	R	H	RBI	BB	SO	LOB
6 Lorenzo Cain, R (1, 8) OBP: 0.306, SLG: 0.407	C SI 91 B SI 92 S CH 85 S SL 84 1-3 K ①		B SL 80 S CH 83 B CH 85 S SI 93 S CH 86 2-3 K ①		C CH 86 B SI 93 X SL 85 1-1 HR	B SL 88 B SI 100 B SI 99 X SI 99 3-0 G1-3 ③			1 SAFE B FF 93 C FF 93 1 SAFE X SL 84 1-1 1-H HR	5	2	2	3	0	2	1
2 Alcides Escobar, R (1, 6) OBP: 0.332, SLG: 0.388	B SI 92 X FF 93 1-0 F8 ②		C FF 94 F SI 93 X FF 95 0-2 G6-3 ②		B SI 93 B CH 85 C CH 86 B SI 94 B SI 93 4-1 4 1B BB		B SI 99 X SI 99 1-0 1B		C FF 95 X SL 85 0-1 16 G6-4-3 1B	4	0	2	0	1	0	0
4 Alex Gordon, L (1, 7) OBP: 0.367, SLG: 0.454	B SI 94 C FF 93 X SL 88 1-1 G4-3 ③		C SI 95 F SL 90 B SL 86 B SL 87 B SL 90 X SI 95 3-2 2B		C SI 94 1 SAFE B SI 94 B SL 88 1 SAFE X SI 92 2-1 1-3 1B		1 SAFE C CU 78 X CU 79 0-1 F7 ①		B CH 85 S FF 92 B CH 85 F CH 84 C FF 93 2-3 K ①	5	0	2	0	0	1	2
16 Billy Butler, R (1, 10) OBP: 0.372, SLG: 0.503		C FF 92 C SL 83 F SL 86 X CH 86 0-2 13 HR 1B	B SL 85 B CH 86 X SL 84 2-0 G5-3 ③		B CH 87 D CH 86 S CH 87 F SI 94 X CH 88 2-2 G4-3 ③		1 SAFE B FF 94 C FF 95 F SL 84 X FF 94 1-2 L9 ②		F FF 93 X FF 93 0-1 G6-4-3 ②③ 1-2f	5	1	1	0	0	0	5
13 Salvador Perez, R (1, 2) OBP: 0.341, SLG: 0.512		C CH 84 F FF 93 X SL 85 0-2 1-H HR		B SI 90 X SI 91 1-0 8 FC6-4 1B		B SI 92 B CH 86 B SI 93 C FF 91 B SI 93 4-1 8 BB 21 2B BB	X FF 94 0-0 F8 ③			3	2	2	2	1	0	1
8 Mike Moustakas, L (1, 5) OBP: 0.304, SLG: 0.433		C SL 86 B SI 95 B SL 87 F SI 94 X SL 88 2-2 G3 ①		X SL 84 0-0 FC6-4 ① 21 G5-4-3 1-2f		B SL 85 B SL 85 B SI 95 B SI 94 4-0 21 2B 35 SF8 1-2 BB		C SL 81 B SI 93 B SI 94 F FF 94 X FF 95 2-2 G4-3 ①		3	1	0	0	1	0	1
21 Jeff Francoeur, R (1, 9) OBP: 0.287, SLG: 0.363		F SI 94 F CH 88 S FF 94 0-3 K ②		B CH 85 B SI 93 S FF 93 F FF 93 F SL 85 X CH 87 2-2 G5-4-3 ②③ 1-2f		C SI 99 X SI 100 0-1 9 G3-1 2B 1-3 2-H		S FF 95 C FF 95 B FF 95 S FF 95 1-3 K ②		4	0	1	1	0	2	1
35 Eric Hosmer, L (1, 3) OBP: 0.313, SLG: 0.374		B FF 95 B SL 88 B SI 95 B FF 95 4-0 BB			B SI 92 C SL 83 X SI 93 1-1 F8 ①	B CH 90 X CH 89 1-0 SF8 ① 3-H		C FF 95 B SL 81 S SL 81 C FF 94 1-3 K ③		2	0	0	1	1	1	0
9 Johnny Giavotella, R (1, 4) OBP: 0.260, SLG: 0.286		1 SAFE C SI 92 B CH 85 C CH 86 X FF 93 1-2 G4-3 ③			C SI 92 C SL 85 B CH 87 S CH 87 1-3 K ②	C SL 89 B SI 100 F SI 99 X SL 89 1-2 G3-1 ② 2-3			X FF 95 0-0 6 HR 1B	4	1	1	0	0	1	2
Inning Stats	R: 0 E: 0 K: 1 S: 6 H: 0 LOB: 0 BB: 0 P: 9	R: 2 E: 0 K: 1 S: 16 H: 2 LOB: 1 BB: 1 P: 23	R: 0 E: 0 K: 1 S: 10 H: 1 LOB: 1 BB: 0 P: 17	R: 0 E: 0 K: 0 S: 6 H: 1 LOB: 0 BB: 0 P: 9	R: 1 E: 0 K: 1 S: 13 H: 2 LOB: 2 BB: 1 P: 24	R: 2 E: 0 K: 0 S: 8 H: 1 LOB: 1 BB: 2 P: 21	R: 0 E: 0 K: 0 S: 7 H: 1 LOB: 0 BB: 0 P: 9	R: 0 E: 0 K: 2 S: 9 H: 0 LOB: 0 BB: 0 P: 13	R: 2 E: 0 K: 1 S: 10 H: 3 LOB: 0 BB: 0 P: 13	1B: 6 2B: 2 3B: 0 HR: 3 SF: 1 SAC: 0 DP: 2 HBP: 0						

	AB	35
	R	7
	H	11
	RBI	7
	BB	4
	SO	7
	LOB	13

WP: 0 PA: 40
PB: 0
SB: 0
CS: 0

PITCHER		IP	WLS	BF	H	R	ER	SO	BB	IBB	HBP	BLK	WP	HR	S	P	ERA	WHIP
58 Francisco Liriano, L ERA: 5.25	(1, 1)	5.0		24	6	5	5	4	4	0	0	0	0	2	52	91	9.00	2.000
65 Nate Jones, R ERA: 2.86	(6, 1)	1.0		5	2	0	0	0	0	0	0	0	0	0	8	14	0.00	2.000
46 Donnie Veal, L ERA: 1.08	(7, 1)	0.1		1	0	0	0	0	0	0	0	0	0	0	2	2	0.00	0.000
26 Jesse Crain, R ERA: 2.89	(7, 1)	0.2		2	0	0	0	0	0	0	0	0	0	0	4	5	0.00	0.000
37 Matt Thornton, L ERA: 3.49	(8, 1)	1.0		3	0	0	0	2	0	0	0	0	0	0	9	13	0.00	0.000

PITCHER		IP	WLS	BF	H	R	ER	SO	BB	IBB	HBP	BLK	WP	HR	S	P	ERA	WHIP
43 Addison Reed, R ERA: 4.56	(9, 1)	1.0	L	5	3	2	2	1	0	0	0	0	0	1	10	13	18.00	3.000

Batter	1	2	3	4	5	6	7	8	9	AB	R	H	RBI	BB	SO	LOB
30 Alejandro De Aza, L (1, 8) OBP: 0.347, SLG: 0.405	C FF 91 F CH 83 B FF 93 F SL 82 X SI 93 1-2 18 G5-3 14 1B 1B	B FF 93 L FF 92 B CH 82 X FF 93 2-1 2B		H SL 80 1-0 HBP		C FF 92 B CU 75 T CU 75 B CH 83 S FF 92 2-3 ② K		I IN 82 I IN 85 I IN 81 I IN 80 4-0 IBB		3	1	2	0	1	1	0
18 Jose Lopez, R (1, 5) OBP: 0.271, SLG: 0.362	C SI 93 B SI 93 1 SAFE S SI 92 X SL 84 1-2 ① G5-3 1-2	X SL 80 0-0 ③ G5-3		B SI 92 C SI 92 B SI 92 F SL 81 F SL 84 F SL 82 S SL 82 2-3 ③ K		C CU 75 B FF 94 S CH 83 X CU 76 1-2 ③ G1-3		C SI 99 X SI 99 0-1 ③ P5		5	0	0	0	0	1	7
28 Dewayne Wise, L (1, 7) OBP: 0.325, SLG: 0.500	B FF 93 B FF 93 B SI 93 C SI 92 B SI 93 4-1 51 1B 14 1B BB		C FF 92 S CH 82 B FF 93 X SL 83 1-2 51 P4-2 3B		B FF 91 F SI 92 X CH 84 1-1 HR		C CU 73 B CH 81 F FF 92 F CU 74 S FF 94 1-3 ① K		C FF 95 B FF 96 S FF 96 B SL 87 S SL 87 2-3 ① K	4	1	2	1	1	2	0
14 Paul Konerko, R (1, 3) OBP: 0.378, SLG: 0.492 66 Ray Olmedo, S (9, PR) OBP: 0.286, SLG: 0.333	B SL 80 X SI 93 1-0 51 1B 1-2 2-H 1B		F FF 93 F SL 84 X SL 82 0-2 ① F9		B SL 80 C SI 92 C SL 82 X SL 83 1-2 ① F7		B SL 84 C SI 95 F SL 83 B SI 95 S SL 84 2-3 ② K2-3		B FF 96 X FF 96 1-0 29 DI 1B	5 0	0 0	2 0	1 0	0 0	1 0	1 0
51 Alex Rios, R (1, 9) OBP: 0.328, SLG: 0.513	C SI 93 B SI 94 X SI 93 1-1 24 FC6-4 1-2 2-3 1B		C SL 83 F SI 93 B SI 93 D SL 84 X SL 84 2-2 ② ③ P4-2 3-Hf		B SI 91 C SI 92 B SI 92 X SI 92 2-1 ② G6-3		X SI 95 0-0 ③ G5-3		C FF 97 F FF 98 F SL 85 B SL 88 S SL 88 1-3 ② K	5	0	1	0	0	1	2
12 A.J. Pierzynski, L (1, 2) OBP: 0.328, SLG: 0.525 7 Jordan Danks, L (8, PR) OBP: 0.258, SLG: 0.298 17 Tyler Flowers, R (9, 2) OBP: 0.293, SLG: 0.426 29 Dan Johnson, L (9, PH) OBP: 0.500, SLG: 0.571	F CH 84 X SL 82 0-1 ② F4			B CH 84 X CH 81 1-0 HR	C FF 93 F SL 83 X SL 84 0-2 ③ F7			X SI 94 0-0 10 SH1-4 24 HBP 1B	F FF 99 B SL 88 B FF 96 B FF 98 C FF 98 F FF 98 C SL 88 3-3 ③ K 1-2	4 0 0 1	1 0 0 0	2 0 0 0	1 0 0 0	0 0 0 1	0 0 0 1	3 0 0 1
24 Dayan Viciedo, R (1, 10) OBP: 0.294, SLG: 0.424	C SL 82 B SI 93 F SI 93 D SL 84 X SL 83 2-2 ③ FC6-4 1-2f			C FF 92 X SI 92 0-1 ① G5-3		C SI 90 B SL 82 F SL 81 X FF 93 1-2 10 HR 1B		B SI 95 1 SAFE D SL 85 B SI 94 C SI 93 H SI 94 4-1 10 SH1-4 1-2 HBP		3	1	1	0	0	0	3
10 Alexei Ramirez, R (1, 6) OBP: 0.295, SLG: 0.385		F SI 91 F FF 92 S SL 81 0-3 ① K		C FF 92 B SI 92 X SL 79 1-1 2B		B SI 91 X SI 92 1-0 1-H HR		X CH 84 0-0 ① SH1-4 1-2 2-3		3	1	2	2	0	1	0
15 Gordon Beckham, R (1, 4) OBP: 0.285, SLG: 0.362		C FF 92 B FF 93 S SI 93 X SL 82 1-2 ② G5-3		X SI 92 0-0 ② G5-3		C SL 81 C SI 93 B SL 85 B SL 82 F SL 82 B FF 93 S SL 83 3-3 ① K		C SI 97 F SI 97 F CH 86 T FF 100 0-2 ② K		4	0	0	0	0	2	4
Inning Stats	R: 1 E: 0 K: 0 S: 16 H: 3 LOB: 3 BB: 1 P: 26	R: 0 E: 0 K: 1 S: 9 H: 1 LOB: 1 BB: 0 P: 12	R: 0 E: 0 K: 0 S: 9 H: 1 LOB: 0 BB: 0 P: 12	R: 1 E: 0 K: 1 S: 11 H: 2 LOB: 2 BB: 0 P: 16	R: 1 E: 0 K: 0 S: 10 H: 1 LOB: 0 BB: 0 P: 14	R: 2 E: 0 K: 2 S: 14 H: 2 LOB: 0 BB: 0 P: 22	R: 0 E: 0 K: 2 S: 8 H: 0 LOB: 0 BB: 0 P: 11	R: 0 E: 0 K: 1 S: 9 H: 1 LOB: 3 BB: 1 P: 17	R: 0 E: 0 K: 3 S: 12 H: 1 LOB: 2 BB: 0 P: 19	1B: 6 2B: 3 3B: 1 HR: 3 SF: 0 SAC: 1 DP: 1 HBP: 2						

PITCHER		IP	WLS	BF	H	R	ER	SO	BB	IBB	HBP	BLK	WP	HR	S	P	ERA	WHIP
39 Luis Mendoza, R ERA: 4.63	(1, 1)	5.1		27	10	5	5	3	1	0	1	0	0	3	63	93	8.44	2.062
55 Tim Collins, L ERA: 3.2	(6, 1)	1.0		3	0	0	0	2	0	0	0	0	0	0	10	14	0.00	0.000
43 Aaron Crow, R ERA: 3.38	(7, 1)	0.2		4	1	0	0	1	0	0	1	0	0	0	6	12	0.00	1.500
40 Kelvin Herrera, R ERA: 2.42	(8, 1)	1.0	W	4	0	0	0	1	0	1	0	0	0	0	7	11	0.00	0.000
56 Greg Holland, R ERA: 2.79	(9, 1)	1.0	S	4	1	0	0	3	0	0	0	0	0	0	12	19	0.00	1.000

PITCHER	IP	WLS	BF	H	R	ER	SO	BB	IBB	HBP	BLK	WP	HR	S	P	ERA	WHIP

BOTTOM

Kansas City Royals @ Chicago White Sox

U.S. Cellular Field, Chicago, IL

Fri Sep 07 2012, 8:10 PM - 11:12 PM EDT

Att. 26,660 - Cloudy - 63 F

livebaseballscorecards.com

AB	37
R	5
H	12
RBI	5
BB	2
SO	10
LOB	21

Batter	1	2	3	4	5	6	7	8	9	AB	R	H	RBI	BB	SO	LOB
6 Lorenzo Cain, R (1, 8) OBP: 0.308, SLG: 0.407	B SI 91 S SI 87 S CH 80 B CH 82 B SI 93 F SI 87 C SI 93 3-3 ① K		C SI 89 C CH 82 B SL 78 X SI 92 1-2 2 BB 16 1B 1B		C CH 85 S CH 79 F CH 81 X SI 90 0-2 ② F8			B FF 92 C FF 92 X SI 92 1-1 2 2B 1B 2-3	C FF 93 C FF 93 B FF 92 S FF 93 1-3 ③ K 1-2	5	1	2	0	0	2	1
2 Alcides Escobar, R (1, 6) OBP: 0.335, SLG: 0.392	B SI 90 M SI 91 C SL 77 F SI 93 F SI 87 F SL 76 X SI 92 1-2 16 FC5-4 1B		**C SI 87** **F SI 89** 1 SAFE **F SL 77** **F CH 82** **B SL 77** 1 SAFE B SI 92 1 SAFE 4-2 F CH 80 B SI 88 F SI 93 1 SAFE B CH 84 16 1B 1-2 BB		B SI 87 C CH 86 X SI 91 1-1 ③ G5-3			C SI 92 D CU 79 X SI 92 1-1 ① 16 S 1-H 3-H 2B		3	0	2	1	1	0	0
4 Alex Gordon, L (1, 7) OBP: 0.364, SLG: 0.451	B SI 92 B SI 90 X SI 92 2-0 ② F8		C SL 77 S SL 81 D SI 86 B SI 93 D SL 83 F SL 94 C SI 93 3-3 ② K			C SI 87 B CH 84 X SI 92 1-1 ① G1-3		C FF 93 B SL 81 F FF 95 F SL 82 S FF 94 1-3 ② K		4	0	0	0	0	2	4
16 Billy Butler, R (1, 3) OBP: 0.371, SLG: 0.501	B SI 90 B CH 84 X CH 82 2-0 ③ FC5-4 1-2f		B SI 90 X CH 81 1-0 13 FC6-4 1-2 2-H 1B			B CH 80 B SL 76 X SI 87 2-0 ② G4-3		B FF 94 C FF 94 F FF 94 S SL 82 1-3 ③ K 2-3		4	0	1	1	0	1	2
13 Salvador Perez, R (1, 10) OBP: 0.339, SLG: 0.507		B SI 88 B CH 81 X SI 87 2-0 8 1B 1B	C CH 78 B SL 77 X SI 88 1-1 ③ FC6-4 1-2f			B CH 86 C CH 80 C SL 74 C SI 92 1-3 ③ K			C FF 94 B SI 94 S FF 94 S FF 95 1-3 ① K	4	0	1	0	0	2	2
21 Jeff Francoeur, R (1, 9) OBP: 0.284, SLG: 0.360		B SI 94 B SI 93 S SI 93 X SI 94 2-1 ① F7		F SI 90 B SI 91 S SL 74 X SL 75 1-2 ① G5-3			C SL 87 B SL 84 S FF 92 F FF 94 S FF 93 1-3 ① K		B FF 95 C FF 94 X FF 93 1-1 ② P2	4	0	0	0	0	1	1
8 Mike Moustakas, L (1, 5) OBP: 0.306, SLG: 0.436		B SL 79 B SI 90 X SI 91 2-0 27 G6-4-3 1-3 1B		C SL 75 B SL 77 F SL 77 B SL 83 B SL 76 S SI 92 3-3 ② K			B FF 93 C SL 85 C CU 70 B FF 93 B CU 70 X SL 84 3-2 ② P5		B FF 95 C FF 94 X CH 86 1-1 27 1B 2B	4	1	2	0	0	1	0
27 Brayan Peña, S (1, 2) OBP: 0.278, SLG: 0.328 34 Tony Abreu, S (9, PR) OBP: 0.318, SLG: 0.409		B CH 83 F SI 93 B SI 94 F CH 83 F SI 93 F SL 80 X CH 82 2-2 ② ③ G6-4-3 1-2f		C SI 90 F SI 86 S SL 72 0-3 ③ K			B FF 94 C CH 83 F SL 84 S CU 71 1-3 ③ K		C SI 94 X CH 86 0-1 9 DI 9 1B 2-H 1B	4 0	0 1	1 0	1 0	0 0	2 0	2 0
9 Johnny Giavotella, R (1, 4) OBP: 0.267, SLG: 0.300 1 Jarrod Dyson, L (9, PR) OBP: 0.333, SLG: 0.337			B CH 81 F SI 89 X CH 81 1-1 ① L7		C SI 87 C SL 74 B SI 88 B SL 77 S CH 80 2-3 ① K			B FF 90 C FF 92 B SL 86 B FF 92 X FF 91 3-1 6 1B 2 2B 2B	B FF 93 B FF 93 C FF 93 B SL 84 F SI 92 X SL 84 3-2 6 S 1-H 1B	4 0	1 0	2 0	1 0	0 0	1 0	0 0
Inning Stats	R: 0 E: 0 K: 1 S: 12 H: 1 LOB: 1 BB: 0 P: 20	R: 0 E: 0 K: 0 S: 9 H: 2 LOB: 1 BB: 0 P: 17	R: 1 E: 0 K: 1 S: 18 H: 2 LOB: 2 BB: 1 P: 29	R: 0 E: 0 K: 2 S: 9 H: 0 LOB: 0 BB: 0 P: 13	R: 0 E: 0 K: 1 S: 9 H: 0 LOB: 0 BB: 0 P: 12	R: 0 E: 0 K: 1 S: 6 H: 0 LOB: 0 BB: 0 P: 10	R: 0 E: 0 K: 2 S: 10 H: 0 LOB: 0 BB: 0 P: 15	R: 1 E: 0 K: 2 S: 13 H: 3 LOB: 1 BB: 0 P: 20	R: 2 E: 0 K: 2 S: 15 H: 3 LOB: 2 BB: 0 P: 22	1B: 8 2B: 3 3B: 0 HR: 0 SF: 0 SAC: 0 DP: 1 HBP: 0						

TOP

Kansas City Royals @ Chicago White Sox

U.S. Cellular Field, Chicago, IL

Sat Sep 08 2012, 4:08 PM - 6:55 PM EDT

Att. 26,227 - Partly Cloudy - 70 F

livebaseballscorecards.com

AB	36
R	4
H	11
RBI	4
BB	1
SO	12
LOB	12

WP: 0 PB: 0 SB: 2 CS: 0 PA: 37

PITCHER		IP	WLS	BF	H	R	ER	SO	BB	IBB	HBP	BLK	WP	HR	S	P	ERA	WHIP
49 Chris Sale, L ERA: 2.88	(1, 1)	6.0	W	23	5	1	1	6	1	0	0	0	0	0	63	101	1.50	1.000
26 Jesse Crain, R ERA: 2.82	(7, 1)	1.0		3	0	0	0	2	0	0	0	0	0	0	10	15	0.00	0.000
39 Brett Myers, R ERA: 3.46	(8, 1)	0.1		3	3	1	1	0	0	0	0	0	0	0	6	11	27.00	9.000
37 Matt Thornton, L ERA: 3.45	(8, 1)	0.2	H	2	0	0	0	2	0	0	0	0	0	0	7	9	0.00	0.000
43 Addison Reed, R ERA: 4.83	(9, 1)	1.0	S	6	3	2	2	2	0	0	0	0	0	0	15	22	18.00	3.000

PITCHER	IP	WLS	BF	H	R	ER	SO	BB	IBB	HBP	BLK	WP	HR	S	P	ERA	WHIP

Batter	1	2	3	4	5	6	7	8	9	AB	R	H	RBI	BB	SO	LOB
28 Dewayne Wise, L (1, 8) OBP: 0.323, SLG: 0.494	C SI 83 F SI 83 B CU 70 F EP 69 X SI 87 1-2 ① F7		X SL 80 0-0 ① G1-3		C SL 81 F SI 86 B SL 82 F SI 87 X SI 86 1-2 ① G3		C SI 92 X SI 92 0-1 24 1B 1-2 1B			4	0	1	0	0	0	1
10 Alexei Ramirez, R (1, 6) OBP: 0.295, SLG: 0.386	C SI 85 B SI 86 F SI 85 F EP 69 F FF 89 C FF 87 1-3 ② K		X SL 81 0-0 24 F7 2-H 2B		X SI 86 0-0 ② F8		B SI 93 B SI 93 F SI 93 B SI 93 F SI 93 X SI 93 3-2 ① L5			4	0	1	1	0	1	2
24 Dayan Viciedo, R (1, 7) OBP: 0.296, SLG: 0.431 7 Jordan Danks, L (9, 7) OBP: 0.258, SLG: 0.298	X SI 86 0-0 HR		D CH 76 F SL 81 B SL 81 X SL 82 2-1 ② F7 2-3		C FF 90 S CU 76 B CU 78 X FF 89 1-2 ③ G5-3		F SI 93 X SL 86 0-1 51 FC6-4 1-2 2-3 1B			4 0	1 0	2 0	1 0	0 0	0 0	1 0
14 Paul Konerko, R (1, 3) OBP: 0.379, SLG: 0.498	B CH 77 B FF 86 B CH 77 C SI 85 B CU 76 4-1 BB		X SI 86 0-0 ③ P3			B CH 77 C CH 77 S FF 88 X SI 88 1-2 HR	B SI 93 B SI 94 C SI 94 B SI 95 X SI 93 3-1 ② F3			3	1	1	1	1	0	4
51 Alex Rios, R (1, 9) OBP: 0.325, SLG: 0.509	C FF 87 S SI 87 B FF 88 F FF 87 F EP 69 B FF 89 B FF 89 S SL 83 3-3 ③ K			B SI 86 C SI 85 F SI 86 B FF 87 F CU 77 C FF 87 2-3 ① K		F SL 84 B SI 88 S FF 89 X CU 75 1-2 ① G5-3	X SI 93 0-0 ③ FC6-4 1-2f			4	0	0	0	0	2	4
12 A.J. Pierzynski, L (1, 10) OBP: 0.327, SLG: 0.522		C SI 84 X EP 69 0-1 ① L8		B CH 77 C FF 88 X SI 88 1-1 17 HR 1B		B CH 78 X SL 84 1-0 ② F9		X FF 94 0-0 ① G3-1		4	1	1	0	0	0	0
17 Tyler Flowers, R (1, 2) OBP: 0.307, SLG: 0.452		F SL 80 F SL 82 B FF 89 B FF 89 S FF 88 2-3 ② K		S SL 83 F FF 89 B FF 90 B SL 84 X FF 89 2-2 1-H HR		B FF 88 B SI 87 S CH 79 F CH 79 B FF 91 F SL 84 B CH 76 4-2 BB		C FF 95 C FF 95 B FF 92 B FF 91 B FF 96 F FF 95 B FF 96 4-2 BB		2	1	1	2	2	1	0
66 Ray Olmedo, S (1, 5) OBP: 0.240, SLG: 0.280		C SI 85 B SI 86 B FF 88 S CH 76 X FF 88 2-2 ③ G1-3		S CH 77 X SL 84 0-1 ② B5		S FF 88 F FF 89 B SL 83 F SL 81 F SI 89 D CU 74 S CH 78 2-3 ③ K		B FF 95 C FF 95 F FF 96 C FF 95 1-3 ② K		4	0	0	0	0	2	2
15 Gordon Beckham, R (1, 4) OBP: 0.287, SLG: 0.364			C SI 83 B SI 84 B SL 81 X CH 76 2-1 10 2B 2B	F SL 83 C FF 89 S SL 82 0-3 ③ K			B SI 94 B SI 93 B SI 94 B SI 93 4-0 24 1B 28 1B BB	S FF 95 B FF 95 F FF 95 S FF 93 1-3 ③ K		3	1	1	0	1	2	1
Inning Stats	R: 1 H: 1 E: 0 LOB: 1 K: 2 BB: 1 S: 16 P: 25	R: 0 H: 0 E: 0 LOB: 0 K: 1 BB: 0 S: 8 P: 12	R: 1 H: 2 E: 0 LOB: 1 K: 0 BB: 0 S: 7 P: 11	R: 2 H: 2 E: 0 LOB: 0 K: 2 BB: 0 S: 14 P: 19	R: 0 H: 0 E: 0 LOB: 0 K: 0 BB: 0 S: 8 P: 10	R: 1 H: 1 E: 0 LOB: 1 K: 1 BB: 1 S: 15 P: 24	R: 0 H: 2 E: 0 LOB: 3 K: 0 BB: 1 S: 11 P: 21	R: 0 H: 0 E: 0 LOB: 1 K: 2 BB: 1 S: 10 P: 16		1B: 3 SF: 0 2B: 2 SAC: 0 3B: 0 DP: 0 HR: 3 HBP: 0						

PITCHER		IP	WLS	BF	H	R	ER	SO	BB	IBB	HBP	BLK	WP	HR	S	P	ERA	WHIP
52 Bruce Chen, L ERA: 5.36	(1, 1)	6.0	L	26	6	5	5	6	2	0	0	0	0	3	68	101	7.50	1.333
32 Vin Mazzaro, R ERA: 5.87	(7, 1)	1.0		6	2	0	0	0	1	0	0	0	0	0	11	21	0.00	3.000
41 Jeremy Jeffress, R ERA: 0.93	(8, 1)	1.0		4	0	0	0	2	1	0	0	0	0	0	10	16	0.00	1.000

PITCHER	IP	WLS	BF	H	R	ER	SO	BB	IBB	HBP	BLK	WP	HR	S	P	ERA	WHIP

BOTTOM

Kansas City Royals @ Chicago White Sox

U.S. Cellular Field, Chicago, IL

Sat Sep 08 2012, 4:08 PM - 6:55 PM EDT

Att. 26,227 - Partly Cloudy - 70 F

livebaseballscorecards.com

AB	32
R	5
H	8
RBI	5
BB	4
SO	8
LOB	15

Batter	1	2	3	4	5	6	7	8	9	10	AB	R	H	RBI	BB	SO	LOB
6 Lorenzo Cain, R (1, 8) OBP: 0.306, SLG: 0.402	C FF 91 F FF 93 F SC 74 B SI 94 X CH 82 1-2 P4 ①		B SI 91 C CH 81 F SC 75 1 SAFE S SI 93 1-3 K ①		1 SAFE X FF 92 0-0 F8 ①		F SI 99 F SI 99 B SI 99 X SI 99 1-2 1B		F FF 93 B FF 94 F FF 93 F CU 71 B FF 94 T SL 85 2-2 K ③		5	0	1	0	0	2	4
2 Alcides Escobar, R (1, 6) OBP: 0.336, SLG: 0.392	B SI 94 C SI 93 C SI 94 F SC 75 F SC 73 X SC 75 1-2 16 1B 1B		S CH 81 C SI 92 F SI 94 C SI 93 0-3 K ②		B FF 92 1 SAFE F FF 92 B FF 92 S CU 81 F SL 85 1 SAFE F FF 93 X CU 79 2-2 F7 ②		F SI 99 X SI 99 0-1 G6-3 ③			B FF 93 L FF 93 C SL 85 B SL 87 X CU 70 2-2 16 CS 1B	5	0	2	0	0	1	3
4 Alex Gordon, L (1, 7) OBP: 0.363, SLG: 0.448	C SI 93 B FF 92 C SI 93 B FC 86 B FC 87 C CH 80 3-3 K ②		B FC 87 F SI 93 B CU 80 B SI 94 B SI 95 4-1 16 S 1-2 BB		B SI 92 F CH 84 1 SAFE D CH 86 S CH 84 B FF 92 F CH 86 X SI 93 3-2 G4-3 ③ 1-2			S SI 98 S SI 98 X SI 94 0-2 G6-3 ①		B CU 78 1 SAFE B CU 76 C FF 90 F FF 93 F FF 91 S CU 79 2-3 K ①	4	0	0	0	1	2	3
16 Billy Butler, R (1, 10) OBP: 0.371, SLG: 0.499 1 Jarrod Dyson, L (10, PR) OBP: 0.333, SLG: 0.337 (10, 10)	B SI 94 1 SAFE X SI 93 1-0 1-3 1B		C CH 82 F SI 94 B SI 94 F SC 75 F FC 89 X CH 81 1-2 G6-3 ③ 1-2 2-3			B SI 91 C SL 83 F SL 83 B FF 94 X CH 87 2-2 G6-3 ①		F SI 98 C SL 89 C SL 89 0-3 K ②		D CU 77 1 SAFE B CU 78 B SL 86 S SL 87 B SL 85 4-2 13 1B 8 1B 1-2 BB ②	4 0	0 1	1 0	0 0	1 0	1 0	2 0
13 Salvador Perez, R (1, 2) OBP: 0.341, SLG: 0.505	X SI 92 0-0 F8 ③			C FF 89 B SC 74 C SC 74 F SI 93 F SI 93 F CH 82 X CH 81 1-2 1B		B SL 84 X SL 83 1-0 G5-3 ②		C SL 89 B SI 99 X SL 87 1-1 F7 ③		1 SAFE X FF 93 0-0 8 1B 21 1B 1-3 1B	5	1	2	0	0	0	2
8 Mike Moustakas, L (1, 5) OBP: 0.305, SLG: 0.433		B CU 76 C FC 86 B SI 92 B SI 92 T FF 92 F SI 94 F SI 94 F SI 94 X CU 81 3-2 F9 ①		C SI 90 S SI 92 B SI 93 F SI 94 B FC 86 T SI 94 2-2 K ①		B CH 87 C CH 88 B SI 94 F CH 86 F SI 95 X CH 85 2-2 E6			F FF 94 F FF 95 B SL 82 F FF 95 B SL 81 S FF 94 2-3 K ①	X SI 92 0-0 35 S 21 1B 1-2 3-H 1B	5	0	1	1	0	2	1
21 Jeff Francoeur, R (1, 9) OBP: 0.285, SLG: 0.363		B FC 86 F CH 83 S SI 93 F SI 94 F CH 79 F CH 82 S SI 94 1-3 K ②		T SI 92 F SI 94 F SI 94 B SI 93 S FF 93 1-3 K ②		S FF 93 T SI 94 F FF 94 F FF 94 B SL 87 F FF 94 X FF 93 1-2 F7 ③			S SL 81 C FF 94 B FF 95 F SL 81 B SL 80 X SL 80 2-2 2B	B SL 88 B SI 93 X FF 92 2-0 35 S 1-2 2-H 1B	5	0	2	1	0	2	2
35 Eric Hosmer, L (1, 3) OBP: 0.310, SLG: 0.370		B SI 94 C SI 93 S CU 79 B SI 94 B SI 94 F CU 80 S SI 95 3-3 K ③		B CU 79 C SI 94 S SI 93 1 SAFE S SI 95 1-3 K ③			F CH 89 B SI 93 S SI 98 S SI 98 1-3 K ①		C FF 94 B SI 94 X SI 94 1-1 F8 ②	C FF 90 C FF 93 B FF 94 D SL 82 B FF 91 C SL 78 3-3 K ③ 1-2 2-3	5	0	0	0	0	4	4
9 Johnny Giavotella, R (1, 4) OBP: 0.281, SLG: 0.298			B SI 90 B SI 91 B SI 92 B SI 91 4-0 16 S 4 WP BB		B SI 89 F SI 90 B CH 79 B CH 81 B SI 93 4-1 4 S BB		C SI 99 C SL 89 C SL 88 0-3 K ②		B SL 84 B FF 93 B SL 84 B FF 93 4-0 BB		1	0	0	0	3	1	0
Inning Stats	R: 0 E: 0 K: 1 S: 14 H: 2 LOB: 2 BB: 0 P: 20	R: 0 E: 0 K: 2 S: 16 H: 0 LOB: 0 BB: 0 P: 23	R: 0 E: 0 K: 2 S: 13 H: 0 LOB: 2 BB: 2 P: 23	R: 0 E: 0 K: 3 S: 17 H: 1 LOB: 1 BB: 0 P: 22	R: 0 E: 0 K: 0 S: 11 H: 0 LOB: 1 BB: 1 P: 20	R: 0 E: 1 K: 0 S: 15 H: 0 LOB: 1 BB: 0 P: 21	R: 0 E: 0 K: 2 S: 11 H: 1 LOB: 1 BB: 0 P: 13	R: 0 E: 0 K: 1 S: 8 H: 0 LOB: 0 BB: 0 P: 9	R: 0 E: 0 K: 2 S: 14 H: 1 LOB: 2 BB: 1 P: 25	R: 2 E: 0 K: 2 S: 15 H: 4 LOB: 3 BB: 1 P: 28	1B: 8 2B: 1 3B: 0 HR: 0 SF: 0 SAC: 0 DP: 0 HBP: 0	WP: 1 PB: 0 SB: 5 CS: 1 PA: 44					

PITCHER	IP	WLS	BF	H	R	ER	SO	BB	IBB	HBP	BLK	WP	HR	S	P	ERA	WHIP
53 Héctor Santiago, L (1, 1) ERA: 3.45	4.0		18	3	0	0	8	3	0	0	0	1	0	61	93	0.00	1.500
48 Brian Omogrosso, R (5, 1) ERA: 3.0	2.0		7	0	0	0	0	0	0	0	0	0	0	25	36	0.00	0.000
65 Nate Jones, R (7, 1) ERA: 2.76	2.0		7	1	0	0	3	0	0	0	0	0	0	19	22	0.00	0.500
37 Matt Thornton, L (9, 1) ERA: 3.41	0.2		3	1	0	0	1	0	0	0	0	0	0	10	15	0.00	1.500
26 Jesse Crain, R (9, 1) ERA: 2.79	0.1		3	1	1	1	1	1	0	0	0	0	0	7	15	27.00	6.000

PITCHER	IP	WLS	BF	H	R	ER	SO	BB	IBB	HBP	BLK	WP	HR	S	P	ERA	WHIP
46 Donnie Veal, L (10, 1) ERA: 1.04	0.1		1	0	0	0	1	0	0	0	0	0	0	4	6	0.00	0.000
39 Brett Myers, R (10, 1) ERA: 3.78	0.1	L	4	3	1	1	0	1	0	0	0	0	0	5	11	27.00	12.000
52 Leyson Septimo, L (10, 1) ERA: 5.23	0.1		1	0	0	0	1	0	0	0	0	0	0	3	6	0.00	0.000

TOP

Kansas City Royals @ Chicago White Sox

U.S. Cellular Field, Chicago, IL

Sun Sep 09 2012, 2:11 PM - 5:40 PM EDT

Att. 19,356 - Partly Cloudy - 65 F

livebaseballscorecards.com

AB	39
R	2
H	9
RBI	2
BB	5
SO	15
LOB	21

Batter	1	2	3	4	5	6	7	8	9	10	AB	R	H	RBI	BB	SO	LOB
30 Alejandro De Aza, L (1, 8) OBP: 0.348, SLG: 0.406	C FF 89 B CH 88 B CU 76 X SI 91 2-1 28 PB 28 F7-2 2B		B FF 90 B CH 85 X SI 92 2-0 ③ L7			B SI 90 C CU 73 X SI 91 1-1 ② F7			B CU 76 B FF 93 B FF 93 B FF 93 4-0 10 1B 66 SH3-6-4 BB	C SL 89 B FF 98 L SL 88 F SL 90 S FF 100 1-3 ② K	4	0	1	0	1	1	3
66 Ray Olmedo, S (1, 6) OBP: 0.207, SLG: 0.241 (8, 5)	L SI 92 B SI 92 M CH 82 S SL 84 1-3 ① K			F CH 86 S CU 75 F SI 90 B SL 84 F CU 76 B SI 93 F SL 84 B SI 94 F FF 93 3-2 X SI 91 ① G5-3		X CU 74 0-0 ③ G4-3			B CH 81 C FF 92 X CH 82 1-1 ① SH3-6-4 1-2	C SL 90 S SL 88 S SL 89 0-3 ③ K	4	0	0	0	0	2	4
28 Dewayne Wise, L (1, 7) OBP: 0.317, SLG: 0.484 17 Tyler Flowers, R (9, PH) OBP: 0.307, SLG: 0.452 29 Dan Johnson, L (9, PH) OBP: 0.556, SLG: 0.571 7 Jordan Danks, L (9, PR) OBP: 0.258, SLG: 0.298 (10, 7)	B FF 92 F CU 76 F FF 92 D SL 86 B SL 86 F FF 94 X SI 94 3-2 ②③ F7-2 2-H			B CU 77 B FF 92 X SI 94 2-0 ② F9			B CU 73 X SI 91 1-0 ① L3		I IN 83 I IN 87 I IN 88 I IN 86 4-0 10 1B IBB		3 0 0 0	0 0 0 0	0 0 0 0	0 0 1 0	0 0 0 0	1 0 0 0
14 Paul Konerko, R (1, 3) OBP: 0.381, SLG: 0.499 10 Alexei Ramirez, R (7, PR) OBP: 0.296, SLG: 0.387 (8, 6)		F FF 92 B CU 77 C SL 83 F SL 84 F CH 85 X SI 94 1-2 12 1B 1B		C SL 82 C CH 86 F SI 94 S SL 84 0-3 ③ K			C FF 92 C CH 84 X SL 85 0-2 12 1B 1B		F SI 99 F SI 98 X CH 85 0-2 1-2 2-3 51 G4-6-3 1B		3 1	0 0	2 1	0 0	0 0	1 0	0 0
51 Alex Rios, R (1, 9) OBP: 0.323, SLG: 0.505		X SI 91 0-0 ① F8			C SL 80 B CH 82 S SL 82 B SI 91 F SI 94 X CH 83 2-2 ① F9		X CH 84 0-0 ② F9		F SI 98 F SI 100 B FF 100 F FF 99 F CH 88 X FF 100 1-2 ②③ G4-6-3 1-2f		4	0	0	0	0	0	5
12 A.J. Pierzynski, L (1, 2) OBP: 0.331, SLG: 0.523		B FF 92 F SI 89 X SI 93 1-1 ② 1-3 1B			B SI 91 X SI 90 1-0 ② F8		C SI 91 1 SAFE X CH 86 0-1 ③ 1-3 1B			B FF 96 B FF 96 B FF 96 B FF 96 4-0 5 BB 15 2B BB	3	1	2	0	1	0	0
24 Dayan Viciedo, R (1, 10) OBP: 0.293, SLG: 0.427		X SI 94 0-0 ③ G6-3			C SI 91 F SI 92 S CH 84 0-3 ③ K			B SL 83 B SI 93 S SL 82 S SL 82 F FF 94 S SL 84 2-3 ① K		C SL 86 C SL 86 D SL 87 X SL 85 1-2 ① F8	4	0	0	0	0	2	2
18 Jose Lopez, R (1, 5) OBP: 0.272, SLG: 0.361 (8, 3) 5 Orlando Hudson, S (10, PH) OBP: 0.255, SLG: 0.303			C CH 88 X SL 81 0-1 ① G5-3			C SL 81 B SL 81 C SI 91 B CH 84 F SI 91 F SL 83 X FF 93 2-2 15 SH3-4 1B		C FF 93 C SI 94 B SL 85 F SI 94 X SL 84 1-2 ② P6		D FF 98 B FF 98 D FF 97 C FF 98 B FF 98 4-1 15 2B 1-2 BB	3 0	0 0	1 0	0 0	0 1	0 0	0 0
15 Gordon Beckham, R (1, 4) OBP: 0.287, SLG: 0.366			C SI 90 B SI 92 X SI 92 1-1 ② G5-3			B CU 74 X FF 92 1-0 ① SH3-4 1-2		C CU 76 B SL 85 X SI 94 1-1 ③ F9		S FF 99 S FF 98 X SL 88 0-2 1-3 2-H 2B	3	0	1	1	0	0	0
Inning Stats	R: 0 E: 0 K: 1 S: 9 H: 1 LOB: 0 BB: 0 P: 15	R: 0 E: 0 K: 0 S: 9 H: 2 LOB: 1 BB: 0 P: 11	R: 0 E: 0 K: 0 S: 5 H: 0 LOB: 0 BB: 0 P: 8	R: 0 E: 0 K: 1 S: 12 H: 0 LOB: 0 BB: 0 P: 17	R: 0 E: 0 K: 1 S: 8 H: 0 LOB: 0 BB: 0 P: 11	R: 0 E: 0 K: 0 S: 9 H: 1 LOB: 1 BB: 0 P: 13	R: 0 E: 0 K: 0 S: 7 H: 2 LOB: 2 BB: 0 P: 8	R: 0 E: 0 K: 1 S: 10 H: 0 LOB: 0 BB: 0 P: 14	R: 0 E: 0 K: 0 S: 10 H: 1 LOB: 3 BB: 2 P: 20	R: 1 E: 0 K: 2 S: 14 H: 1 LOB: 2 BB: 2 P: 24	1B: 6 2B: 3 3B: 0 HR: 0 SF: 0 SAC: 2 DP: 2 HBP: 0	WP: 0 PB: 1 SB: 0 CS: 0	PA: 38				

PITCHER	IP	WLS	BF	H	R	ER	SO	BB	IBB	HBP	BLK	WP	HR	S	P	ERA	WHIP
33 Jeremy Guthrie, R (1, 1) ERA: 5.06	8.0		27	6	0	0	4	0	0	0	0	0	0	69	97	0.00	0.750
55 Tim Collins, L (9, 1) ERA: 3.18	0.1		2	0	0	0	0	1	0	0	0	0	0	2	7	0.00	3.000
40 Kelvin Herrera, R (9, 1) ERA: 2.4	0.2	W	3	1	0	0	0	0	1	0	0	0	0	8	13	0.00	1.500
56 Greg Holland, R (10, 1) ERA: 2.9	1.0	S	6	1	1	1	2	2	0	0	0	0	0	14	24	9.00	3.000

PITCHER	IP	WLS	BF	H	R	ER	SO	BB	IBB	HBP	BLK	WP	HR	S	P	ERA	WHIP

BOTTOM

Kansas City Royals @ Chicago White Sox

U.S. Cellular Field, Chicago, IL

Sun Sep 09 2012, 2:11 PM - 5:40 PM EDT
Att. 19,356 - Partly Cloudy - 65 F

livebaseballscorecards.com

AB	32
R	1
H	8
RBI	1
BB	4
SO	6
LOB	15

Detroit Tigers @ Chicago White Sox

U.S. Cellular Field, Chicago, IL

Mon Sep 10 2012, 8:11 PM - 11:04 PM EDT

Att. 30,287 - Clear - 72 F

TOP

livebaseballscorecards.com

Batter	1	2	3	4	5	6	7	8	9	AB	R	H	RBI	BB	SO	LOB
14 Austin Jackson, R (1, 8) OBP: 0.385, SLG: 0.481	C FF 90 B SI 91 F FF 91 X CU 79 1-2 24 CS 1B		C FF 89 C CH 84 B FF 91 B FF 92 B SL 88 B FF 90 4-2 24 G6-4-3 25 1B BB		X FF 90 0-0 ② G6-3			C FF 89 B SI 90 X FF 90 1-1 ② G6-3		3	0	1	0	1	0	1
25 Ryan Raburn, R (1, 7) OBP: 0.226, SLG: 0.254	C FF 92 S CU 82 1 SAFE X FF 93 0-2 ① L6		1 SAFE B FF 91 1 SAFE S FF 91 B SL 90 B FF 92 X FF 92 3-1 24 G6-4-3 1-2 1B		F SL 90 S FF 90 B CU 79 S FF 91 1-3 ③ K			B SL 88 F CH 88 B SI 89 F FF 89 B FF 91 F FF 89 B SL 87 4-2 24 2B BB		3	0	1	0	1	1	2
24 Miguel Cabrera, R (1, 5) OBP: 0.391, SLG: 0.587	1 SAFE F FF 92 D CU 82 D CU 82 F FF 93 1 SAFE B SI 92 S FF 90 3-3 ②③ K 1-2		C FF 91 B FF 93 B SL 88 X FF 93 2-1 ①② G6-4-3 1-2f 2-3			B CU 77 B SL 88 C SL 88 C FF 90 F FF 91 S FF 91 2-3 ① K		B CU 79 F SI 92 B FF 93 X SI 92 2-1 1-3 2B		4	0	1	0	0	2	3
28 Prince Fielder, L (1, 3) OBP: 0.408, SLG: 0.520		B FF 90 B FF 90 C FF 91 F FF 91 B SL 89 X SL 89 3-2 ① L7	D FF 93 C FF 93 F CU 81 C FF 93 1-3 ③ K			X SL 88 0-0 ② G4-3		S CU 81 B CU 81 C CU 80 D CU 81 X CU 80 2-2 ③ G4-3		4	0	0	0	0	1	3
21 Delmon Young, R (1, 10) OBP: 0.305, SLG: 0.431		B CU 80 X SL 88 1-0 27 WP 27 1B 1B	C FF 90 B CH 84 C CH 85 S FF 91 1-3 ① K			F FF 90 F FF 91 S SI 90 0-3 ③ K			C SL 84 F FF 94 X FF 94 0-2 ① L9	4	1	1	0	0	2	0
27 Jhonny Peralta, R (1, 6) OBP: 0.311, SLG: 0.404		B FF 92 B CH 88 C FF 89 X FF 92 2-1 ② 1-H 1B	C FF 90 B SI 91 X CH 85 1-1 ② F8				F CH 88 S CU 79 B FF 89 C FF 90 1-3 ① K		X FF 94 0-0 ② F9	4	0	1	1	0	1	0
34 Avisaíl García, R (1, 9) OBP: 0.400, SLG: 0.357 12 Andy Dirks, L (9, PH) OBP: 0.369, SLG: 0.488		F FF 92 B CH 88 X CU 80 1-1 4 1B 1B	F FF 92 B SI 91 B FF 92 X FF 89 2-1 ③ L8				F SL 87 X 0-1 ② G6-3		B FF 95 B FF 93 C FF 93 F FF 93 F FF 94 X CH 85 2-2 ③ P4	3 1	0 0	1 0	0 0	0 0	0 0	0 0
4 Omar Infante, R (1, 4) OBP: 0.300, SLG: 0.425		B FF 92 C CU 81 B FF 92 F FF 90 1 SAFE X FF 90 2-2 1-2 1B			C CU 77 F FF 90 B CU 78 B CU 79 X FF 90 2-2 ① F8		C SL 87 B CU 79 B FF 90 B FF 91 X FF 89 3-1 ③ L8			3	0	1	0	0	0	0
9 Gerald Laird, R (1, 2) OBP: 0.331, SLG: 0.373		C FF 92 B SI 92 X FF 90 1-1 ③ P6			C SL 86 B CH 84 X CH 87 1-1 2B			B FF 88 X SL 88 1-0 ① F9		3	0	1	0	0	0	2
Inning Stats	R: 0 E: 0 K: 1 S: 9 H: 1 LOB: 1 BB: 0 P: 13	R: 1 E: 0 K: 0 S: 13 H: 4 LOB: 2 BB: 0 P: 23	R: 0 E: 0 K: 1 S: 9 H: 1 LOB: 1 BB: 1 P: 19	R: 0 E: 0 K: 1 S: 7 H: 0 LOB: 0 BB: 0 P: 11	R: 0 E: 0 K: 1 S: 9 H: 1 LOB: 1 BB: 0 P: 13	R: 0 E: 0 K: 2 S: 8 H: 0 LOB: 0 BB: 0 P: 10	R: 0 E: 0 K: 1 S: 7 H: 0 LOB: 0 BB: 0 P: 11	R: 0 E: 0 K: 0 S: 11 H: 1 LOB: 2 BB: 1 P: 21	R: 0 E: 0 K: 0 S: 8 H: 0 LOB: 0 BB: 0 P: 10	1B: 6 2B: 3 3B: 0 HR: 0 SF: 0 SAC: 0 DP: 2 HBP: 0						

	AB	32
	R	1
	H	8
	RBI	1
	BB	2
	SO	7
	LOB	11

WP: 1 PA: 34
PB: 0
SB: 0
CS: 1

PITCHER	IP	WLS	BF	H	R	ER	SO	BB	IBB	HBP	BLK	WP	HR	S	P	ERA	WHIP
62 Jose Quintana, L (1, 1) ERA: 3.52	7.2	W	29	7	1	1	7	2	0	0	0	1	0	68	112	1.17	1.174
48 Brian Omogrosso, R (8, 1) ERA: 3.0	0.0		1	1	0	0	0	0	0	0	0	0	0	2	4	∞	∞
46 Donnie Veal, L (8, 1) ERA: 1.0	0.1	H	1	0	0	0	0	0	0	0	0	0	0	3	5	0.00	0.000
43 Addison Reed, R (9, 1) ERA: 4.73	1.0		3	0	0	0	0	0	0	0	0	0	0	8	10	0.00	0.000

PITCHER	IP	WLS	BF	H	R	ER	SO	BB	IBB	HBP	BLK	WP	HR	S	P	ERA	WHIP

BOTTOM

Detroit Tigers @ Chicago White Sox

U.S. Cellular Field, Chicago, IL

Mon Sep 10 2012, 8:11 PM - 11:04 PM EDT

Att. 30,287 - Clear - 72 F

livebaseballscorecards.com

Batter	1	2	3	4	5	6	7	8	9	AB	R	H	RBI	BB	SO	LOB
30 Alejandro De Aza, L (1, 8) OBP: 0.346, SLG: 0.402	C SI 91 B CU 79 B SI 93 B CH 85 B SI 94 4-1 28 G6-3 20 S BB		C CH 83 B CU 80 B SI 93 F CH 84 B SL 87 X SI 93 3-2 ② G4-3		F SL 87 F SL 88 B FF 93 D SL 87 X CH 84 2-2 ③ F7	B SI 96 C FF 95 B FF 95 C SL 86 S SL 87 2-3 ③ K		C FF 93 B FF 94 X FF 94 1-1 ③ G3		4	0	0	0	1	1	3
20 Kevin Youkilis, R (1, 5) OBP: 0.340, SLG: 0.416	C SI 92 B SI 93 C SI 93 X SI 94 1-2 ① L3 1-2		B SI 92 D SI 92 C SI 92 B SL 87 F SI 92 S SI 92 3-3 ③ K			C SI 90 F SI 90 F SI 91 S FF 92 0-3 ① K	C SI 92 B FF 95 F SI 95 X SL 86 1-2 ① F8			4	0	0	0	0	2	1
28 Dewayne Wise, L (1, 7) OBP: 0.316, SLG: 0.475	C SI 94 C FF 94 B SL 85 F SI 94 X FF 94 1-2 ② G6-3 2-3			B SI 92 F CH 84 F SL 86 F CU 79 B SL 86 X SI 93 2-2 E7 51 G6-3		F SI 90 X SI 91 0-1 E4 14 1B 51 HR	B FF 94 B SI 95 S SL 87 B SL 86 B SL 87 4-1 14 S BB			3	1	0	0	1	0	1
14 Paul Konerko, R (1, 3) OBP: 0.380, SLG: 0.497	D SL 88 S SL 88 B FF 94 S SI 94 B SI 93 F SI 95 C SI 94 3-3 ③ K			B SI 92 B CH 84 C SI 92 S FF 93 B SI 94 X SI 94 3-2 ① G5-3		C SI 90 F SI 90 B SI 91 1 SAFE 1 SAFE X SI 92 1-2 51 HR 1B 1-3	B SI 95 C SL 86 C FF 94 B FF 95 B SL 88 X SL 86 3-2 ② G6-3 1-2			4	1	1	0	0	1	3
51 Alex Rios, R (1, 9) OBP: 0.324, SLG: 0.512		B SI 91 X SL 87 1-0 12 L9 2B		C SI 92 X SI 93 0-1 ② G6-3 2-3		F SI 91 X SI 90 0-1 1-H 3-H HR	B SL 85 C SL 84 F SI 94 B SL 87 S SL 86 2-3 ③ K			4	1	2	3	0	1	2
12 A.J. Pierzynski, L (1, 2) OBP: 0.330, SLG: 0.528		B SI 92 X CH 84 1-0 ① L9 2-3		L FF 93 F SI 92 B SI 92 S SI 92 1-3 ③ K		F CH 83 X SI 91 0-1 HR		C FF 94 F SI 94 S SL 82 0-3 ① K		4	1	1	1	0	2	2
24 Dayan Viciedo, R (1, 10) OBP: 0.291, SLG: 0.424		C SI 92 X SI 93 0-1 ② P3			S SI 90 B SI 90 X SI 91 1-1 ① G1-4-3	C SL 82 X FF 94 0-1 E5		C FF 94 C FF 95 S SL 85 0-3 ② K		4	0	0	0	0	1	1
10 Alexei Ramirez, R (1, 6) OBP: 0.296, SLG: 0.386		X SI 93 0-0 ③ G5-3			C SI 91 B SI 91 X FF 91 1-1 ② F9	B FF 95 C SL 83 S SL 86 B FF 95 S SL 87 2-3 ② K		X FF 94 0-0 15 S 15 HR 1B		4	1	1	0	0	1	2
15 Gordon Beckham, R (1, 4) OBP: 0.291, SLG: 0.377			C SI 92 X SI 91 0-1 ① F8		C SI 91 F SI 91 B FF 93 B SI 92 X SI 92 2-2 2B	S SL 86 B FF 95 B SL 87 D SL 87 D SL 86 4-1 BB		C FF 93 F FF 95 1 SAFE F SL 83 1 SAFE B FF 94 B FF 95 D SL 84 X SL 82 3-2 1-H HR		3	1	2	2	1	0	0
Inning Stats	R: 0 E: 0 K: 1 S: 12 H: 0 LOB: 1 BB: 1 P: 21	R: 0 E: 0 K: 0 S: 5 H: 1 LOB: 1 BB: 0 P: 7	R: 0 E: 0 K: 1 S: 8 H: 0 LOB: 0 BB: 0 P: 14	R: 0 E: 1 K: 1 S: 12 H: 0 LOB: 1 BB: 0 P: 18	R: 0 E: 0 K: 0 S: 10 H: 1 LOB: 1 BB: 0 P: 16	R: 4 E: 2 K: 3 S: 22 H: 3 LOB: 2 BB: 1 P: 31	R: 0 E: 0 K: 1 S: 10 H: 0 LOB: 1 BB: 1 P: 20	R: 2 E: 0 K: 2 S: 13 H: 2 LOB: 0 BB: 0 P: 17		1B: 2 2B: 2 3B: 0 HR: 3 SF: 0 SAC: 0 DP: 0 HBP: 0				WP: 0 PB: 0 SB: 3 CS: 0 PA: 37		

	AB	34
	R	6
	H	7
	RBI	6
	BB	3
	SO	9
	LOB	15

PITCHER		IP	WLS	BF	H	R	ER	SO	BB	IBB	HBP	BLK	WP	HR	S	P	ERA	WHIP
21 Rick Porcello, R ERA: 4.59	(1, 1)	5.1	L	24	5	4	3	4	1	0	0	0	0	2	60	90	5.06	1.125
62 Al Alburquerque, R ERA:	(6, 1)	1.2		8	0	0	0	3	2	0	0	0	0	0	19	37	0.00	1.200
40 Phil Coke, L ERA: 3.65	(8, 1)	0.1		1	0	0	0	1	0	0	0	0	0	0	3	3	0.00	0.000
20 Octavio Dotel, R ERA: 3.31	(8, 1)	0.2		4	2	2	2	1	0	0	0	0	0	1	10	14	27.00	3.000

PITCHER	IP	WLS	BF	H	R	ER	SO	BB	IBB	HBP	BLK	WP	HR	S	P	ERA	WHIP

Detroit Tigers @ Chicago White Sox

U.S. Cellular Field, Chicago, IL

Tue Sep 11 2012, 8:11 PM - 11:25 PM EDT

Att. 26,504 - Partly Cloudy - 77 F

TOP

livebaseballscorecards.com

Batter	1	2	3	4	5	6	7	8	9	AB	R	H	RBI	BB	SO	LOB
14 Austin Jackson, R (1, 8) OBP: 0.389, SLG: 0.488	C SI 91 B SI 91 F SI 91 B SI 93 B FC 87 B FC 87 4-2 BB		C FC 85 X SI 92 0-1 12 1B 1B		B FF 91 1 SAFE X SI 91 1-0 1-H HR		1 SAFE C SI 98 1 SAFE B SI 97 B SI 97 B SI 95 B SI 99 4-1 12 SH1-4 1-2 BB	B SL 84 B SL 85 B FF 93 C FF 92 F FF 92 S FF 94 3-3 ① K		3	1	2	2	2	1	3
12 Andy Dirks, L (1, 7) OBP: 0.371, SLG: 0.488	C FF 93 B FF 92 C SI 92 F SI 93 1 SAFE F CH 85 1 SAFE B SI 91 B SL 82 3-2 ① X CH 84 F8		F SI 92 X FF 91 0-1 1-3 1B		C CU 79 B FF 91 F FC 86 F FF 91 F CU 81 S CH 84 1-3 ② K		B SI 96 L SI 97 X SI 98 1-1 ① SH1-4 1-2 2-3	C SL 84 B FF 94 C SL 84 D CU 72 X SL 85 2-2 24 G6-4-3 1-2 2-3 3-H 1B		4	0	2	1	0	1	1
24 Miguel Cabrera, R (1, 5) OBP: 0.391, SLG: 0.590	X FF 91 0-0 ② F8		B SI 92 S FF 92 B FF 92 1 SAFE F SI 92 B FF 92 F CH 86 F FF 93 1 SAFE 3-2 ③ X SI 92 F8		B FC 86 X FF 91 1-0 HR		I IN 45 I I I IN 49 4-0 21 FC6-4 IBB	B FF 94 F SL 84 F FF 94 X CU 71 1-2 ②③ G6-4-3 1-2f		4	1	1	1	1	0	6
28 Prince Fielder, L (1, 3) OBP: 0.405, SLG: 0.515	C FF 92 1 SAFE F FF 92 X FF 93 0-2 ③ F7			C SL 85 B FC 85 S CH 84 B FF 91 C FC 86 2-3 ① K	C CU 80 B CU 80 S CH 84 S CU 81 1-3 ③ K		D SI 92 X CU 79 1-0 ② L4		S CH 83 C FF 94 B CH 84 B CU 71 B CU 71 S FF 93 3-3 ① K	5	0	0	0	0	3	4
21 Delmon Young, R (1, 10) OBP: 0.302, SLG: 0.427		C FF 91 S FF 91 F FC 87 B CU 81 F FC 85 X FF 91 1-2 ① F8		B FC 86 S FC 86 C FF 91 S FC 86 1-3 ② K		S FF 89 B SL 85 B SL 84 F FF 90 F FF 91 B CU 82 S CH 83 3-3 ① K	F CU 78 C CU 78 X CU 78 0-2 ③ FC6-4 1-2f		B SL 84 S FF 94 B FF 94 S FF 93 F FF 93 B FF 94 S FF 93 3-3 ② K	5	0	0	0	0	3	3
26 Brennan Boesch, L (1, 9) OBP: 0.287, SLG: 0.380 34 Avisaíl García, R (8, PH) OBP: 0.412, SLG: 0.333 (8, 9)		B FF 92 F FF 91 B CH 85 F CH 84 B FF 93 F FF 92 X CH 85 3-2 ② G4-3		X FF 91 0-0 1B		C CU 80 F CU 80 B CH 84 B CH 84 F CH 84 F SI 90 S FF 91 2-3 ② K		H FF 93 1-0 27 1B 13 1B HBP	B FF 94 F FF 92 S FF 93 S FF 95 1-3 ③ K	3 1	0 1	1 0	0 0	0 0	1 1	0 0
27 Jhonny Peralta, R (1, 6) OBP: 0.313, SLG: 0.403		B FF 92 F FF 91 F FF 91 B FF 92 F SL 83 S CH 84 2-3 ③ K		X SI 91 0-0 ③ F8		B SI 92 C CU 81 F CU 82 F CH 84 B SL 84 B CH 84 B CH 84 4-2 BB		C SI 91 X CH 85 0-1 4 1B 13 1B 12 1B 1-3 1B		3	1	1	0	1	1	1
13 Alex Avila, L (1, 2) OBP: 0.350, SLG: 0.383			B SL 84 C FC 86 F SI 91 S FF 91 1-3 ① K		B CH 83 B CH 83 B SI 90 C SI 88 F SI 89 X FF 90 3-2 ① F7	C SL 78 S SL 79 X SL 80 0-2 ③ L4		X SL 86 0-0 12 1B 4 1B 1-2 3-H 1B		4	0	1	1	0	1	1
4 Omar Infante, R (1, 4) OBP: 0.304, SLG: 0.426			F FF 91 F FF 91 F SI 92 F SL 83 F CH 86 S SL 83 0-3 ② K		B FC 86 F CH 83 B SI 92 C FF 92 F SL 84 X CU 80 2-2 14 HR 1B		B SL 90 B SI 98 C SI 98 B SI 98 B SI 98 4-1 12 SH1-4 14 BB BB	B FF 92 B FF 92 B FF 92 C FF 92 X FF 92 3-1 12 1B 1-2 2-3 1B		3	1	2	0	1	1	0
Inning Stats	R: 0 E: 0 K: 0 S: 11 H: 0 LOB: 1 BB: 1 P: 18	R: 0 E: 0 K: 1 S: 13 H: 0 LOB: 0 BB: 0 P: 19	R: 0 E: 0 K: 2 S: 18 H: 2 LOB: 2 BB: 0 P: 22	R: 0 E: 0 K: 2 S: 8 H: 1 LOB: 1 BB: 0 P: 11	R: 3 E: 0 K: 2 S: 17 H: 3 LOB: 0 BB: 0 P: 26	R: 0 E: 0 K: 2 S: 15 H: 0 LOB: 1 BB: 1 P: 24	R: 0 E: 0 K: 0 S: 8 H: 0 LOB: 3 BB: 3 P: 22	R: 2 E: 0 K: 1 S: 14 H: 4 LOB: 2 BB: 0 P: 24	R: 0 E: 0 K: 3 S: 10 H: 0 LOB: 0 BB: 0 P: 17	1B: 8 2B: 0 3B: 0 HR: 2 SF: 0 SAC: 1 DP: 1 HBP: 1						

AB	35
R	5
H	10
RBI	5
BB	5
SO	13
LOB	19

WP: 0 PB: 0 SB: 0 CS: 0 PA: 42

PITCHER		IP	WLS	BF	H	R	ER	SO	BB	IBB	HBP	BLK	WP	HR	S	P	ERA	WHIP
44 Jake Peavy, R ERA: 3.27	(1, 1)	5.2	L	25	6	3	3	9	2	0	0	0	0	2	79	117	4.76	1.412
52 Leyson Septimo, L ERA: 5.06	(6, 1)	0.1		1	0	0	0	0	0	0	0	0	0	0	3	3	0.00	0.000
65 Nate Jones, R ERA: 2.75	(7, 1)	0.1		4	0	0	0	0	2	1	0	0	0	0	4	17	0.00	6.000
46 Donnie Veal, L ERA: 0.96	(7, 1)	0.1		1	0	0	0	0	0	0	0	0	0	0	1	2	0.00	0.000
39 Brett Myers, R ERA: 3.76	(7, 1)	0.1		1	0	0	0	0	0	0	0	0	0	0	3	3	0.00	0.000

PITCHER		IP	WLS	BF	H	R	ER	SO	BB	IBB	HBP	BLK	WP	HR	S	P	ERA	WHIP
58 Francisco Liriano, L ERA: 5.37	(8, 1)	0.0		3	2	2	2	0	0	0	1	0	0	0	3	4	∞	∞
26 Jesse Crain, R ERA: 2.66	(8, 1)	2.0		7	2	0	0	4	0	0	0	0	0	0	21	37	0.00	1.000

Batter	1	2	3	4	5	6	7	8	9	AB	R	H	RBI	BB	SO	LOB
30 Alejandro De Aza, L (1, 8) OBP: 0.345, SLG: 0.401	C FF 88 C SI 88 F FC 87 X FC 86 0-2 ① G4-3		C CH 82 B FC 86 X FF 90 1-1 ① F9		B SI 91 X CH 83 1-0 ③ P5			C FF 93 D CH 86 X FF 95 1-1 1-2 2-H 1B		4	0	1	1	0	0	0
20 Kevin Youkilis, R (1, 5) OBP: 0.340, SLG: 0.412	C FF 89 B SI 89 S SI 90 B FC 88 F SI 90 B CU 76 X SI 90 3-2 ② L7		B SI 91 B CU 76 B SI 90 B FF 90 4-0 14 FC5-4 BB			B FF 87 C SI 88 B CU 75 S CU 74 F SI 89 T SI 90 2-2 ① K		L CH 85 C FF 95 S FF 89 0-3 ① K		3	0	0	0	1	2	2
28 Dewayne Wise, L (1, 7) OBP: 0.314, SLG: 0.488	X SI 90 0-0 HR		M CH 83 S CU 75 1 SAFE B CH 81 B FF 90 S CU 75 2-3 ② K			C CU 74 F CU 75 B SI 91 F SI 85 F CU 75 F FC 85 B FF 90 S CU 75 2-3 ② K		S CH 86 F SI 96 C FF 96 0-3 ② K		4	1	1	1	0	3	3
14 Paul Konerko, R (1, 3) OBP: 0.379, SLG: 0.494	F SI 90 B CU 76 B SI 91 C FC 86 B SI 90 F FC 88 B SI 91 4-2 BB		1 SAFE C CU 76 B FC 86 X CH 82 1-1 ③ FC5-4 1-2f			X CU 76 0-0 ③ F7		B SL 88 X SL 89 1-0 ③ G4-3		3	0	0	0	1	0	3
51 Alex Rios, R (1, 9) OBP: 0.324, SLG: 0.510	C SI 90 F SI 90 C SI 91 0-3 ③ K			X CU 75 0-0 ① G6-3			C CU 73 B FC 86 X SI 86 1-1 ① G6-3		B FF 93 F FF 92 F FF 93 F FF 94 F FF 92 B FS 83 F FF 94 X FF 94 2-2 12 G6-3 1B	4	0	1	0	0	1	1
12 A.J. Pierzynski, L (1, 2) OBP: 0.327, SLG: 0.523		C SI 90 X CU 76 0-1 ① L3		C CH 82 S CH 80 X CU 76 0-2 ② L9			S CU 74 F FC 86 B SI 91 F CH 83 X CH 81 1-2 ② F7		X FF 94 0-0 ① G6-3 1-2	4	0	0	0	0	0	1
24 Dayan Viciedo, R (1, 10) OBP: 0.288, SLG: 0.420		B CU 76 F SI 90 B FF 90 F SI 90 S CU 76 2-3 ② K		B SI 89 F CU 75 F CH 80 C SI 89 1-3 ③ K			X SI 90 0-0 ③ G6-3		C FF 93 S FF 95 F FF 95 B FF 95 S FF 95 1-3 ② K	4	0	0	0	0	3	1
10 Alexei Ramirez, R (1, 6) OBP: 0.296, SLG: 0.385		C SI 91 B FC 86 X SI 91 1-1 ③ P6			C SI 88 C CU 74 B SI 89 F SI 89 B CU 75 B CU 76 X SI 92 3-2 ① G6-3			B SI 94 X SL 87 1-0 15 1B 30 1B 1B	B FF 95 B FF 94 X FF 94 2-0 ③ P6	4	1	1	0	0	0	1
15 Gordon Beckham, R (1, 4) OBP: 0.293, SLG: 0.385			B FF 88 B CU 74 B SI 88 C SI 89 X SI 89 3-1 HR		C FF 90 B FC 87 B CH 80 S CU 75 B SI 91 X CH 83 3-2 ② P4			C SI 93 F SI 94 X CH 85 0-2 30 1B 1-2 1B		3	1	2	1	0	0	0
Inning Stats	R: 1 H: 1 E: 0 LOB: 1 K: 1 BB: 1 S: 15 P: 22	R: 0 H: 0 E: 0 LOB: 0 K: 1 BB: 0 S: 7 P: 10	R: 1 H: 1 E: 0 LOB: 1 K: 1 BB: 1 S: 9 P: 20	R: 0 H: 0 E: 0 LOB: 0 K: 1 BB: 0 S: 7 P: 8	R: 0 H: 0 E: 0 LOB: 0 K: 0 BB: 0 S: 8 P: 15	R: 0 H: 0 E: 0 LOB: 0 K: 2 BB: 0 S: 11 P: 15	R: 0 H: 0 E: 0 LOB: 0 K: 0 BB: 0 S: 7 P: 9	R: 1 H: 3 E: 0 LOB: 2 K: 2 BB: 0 S: 13 P: 16	R: 0 H: 1 E: 0 LOB: 1 K: 1 BB: 0 S: 12 P: 17	1B: 4 SF: 0 2B: 0 SAC: 0 3B: 0 DP: 0 HR: 2 HBP: 0						

PITCHER	IP	WLS	BF	H	R	ER	SO	BB	IBB	HBP	BLK	WP	HR	S	P	ERA	WHIP
58 Doug Fister, R (1, 1) ERA: 3.49	7.0	W	25	2	2	2	6	2	0	0	0	0	2	64	99	2.57	0.571
53 Joaquín Benoit, R (8, 1) ERA: 3.1	1.0	H	6	3	1	1	2	0	0	0	0	0	0	13	16	9.00	3.000
46 Jose Valverde, R (9, 1) ERA: 3.53	1.0	S	4	1	0	0	1	0	0	0	0	0	0	12	17	0.00	1.000

PITCHER	IP	WLS	BF	H	R	ER	SO	BB	IBB	HBP	BLK	WP	HR	S	P	ERA	WHIP

BOTTOM

Detroit Tigers @ Chicago White Sox

U.S. Cellular Field, Chicago, IL

Tue Sep 11 2012, 8:11 PM - 11:25 PM EDT

Att. 26,504 - Partly Cloudy - 77 F

livebaseballscorecards.com

AB	33
R	3
H	6
RBI	3
BB	2
SO	9
LOB	12

Detroit Tigers @ Chicago White Sox

U.S. Cellular Field, Chicago, IL

Wed Sep 12 2012, 8:11 PM - 11:36 PM EDT

Att. 30,667 - Partly Cloudy - 82 F

livebaseballscorecards.com

Batter	1	2	3	4	5	6	7	8	9	AB	R	H	RBI	BB	SO	LOB
14 Austin Jackson, R (1, 8) OBP: 0.391, SLG: 0.491	B FF 94 X FF 94 1-0 24 1B 1B		B FF 93 B FC 89 C FC 88 S FF 94 B FF 94 X FC 88 3-2 ② F8		D FC 89 X FC 88 1-0 12 BB 24 1B 3-H 1B		C SI 92 B CH 81 1 SAFE F CH 81 F SI 94 B SC 77 F CH 82 B SI 95 F CH 82 3-2 ①② 1 SAFE 1 SAFE X CH 81 G4-3 1-2f	C SI 88 B FF 87 F SL 80 B SL 81 D FF 88 F SL 81 X SL 80 3-2 2-H 2B		5	1	3	2	0	0	1
12 Andy Dirks, L (1, 7) OBP: 0.375, SLG: 0.488	F FF 92 F FF 93 S CU 81 0-3 ① K		B SI 90 B CH 88 T FC 89 S FC 89 F FF 90 F CU 82 S CU 81 2-3 ③ K		B SI 93 C SI 94 B SI 94 B SI 94 C FF 95 B SI 95 4-2 24 1B 1-2 BB		B FC 86 F FF 94 F SI 95 F CU 80 X FC 89 1-2 28 PB 24 1B 28 HR 1B	C FF 90 X CH 80 0-1 24 G5-4-3 1B		4	1	2	0	1	2	1
24 Miguel Cabrera, R (1, 5) OBP: 0.393, SLG: 0.590	B FF 94 X FC 87 1-0 21 FC5-4 1-2 1B			C CU 81 S FC 88 B CU 82 B FC 89 B FC 89 S FC 89 3-3 ① K	S SI 96 B CH 83 C SI 94 F SI 96 X SC 74 1-2 28 FC6 1-2 2-H 1B		B FF 93 X SL 84 1-0 28 PB 28 HR 1-2 1B	F CU 75 D SI 88 X SL 80 1-1 ②③ G5-4-3 1-2f		5	1	3	1	0	1	2
28 Prince Fielder, L (1, 3) OBP: 0.403, SLG: 0.518	C SI 92 B CU 79 S FC 88 B CU 80 S CU 80 2-3 ② K			C CU 83 S FF 93 B FF 95 X FC 90 1-2 ② P4	B SI 95 F SI 94 C FF 94 X SI 95 1-2 ③ FC6 1-2f		B FF 93 B SL 81 S SL 80 D SL 82 X SL 80 3-1 1-H 2-H HR		X SI 91 0-0 ① L8	5	1	1	3	0	1	4
21 Delmon Young, R (1, 10) OBP: 0.301, SLG: 0.424	C FC 87 X CU 80 0-1 ③ FC5-4 1-2f			F FF 95 S FF 93 B FF 93 B FF 90 B FF 93 S FC 88 3-3 ③ K		B SC 77 X CH 80 1-0 ① F8	X SL 82 0-0 1B		B SL 84 C FF 91 X CU 77 1-1 ② L8	5	0	1	0	0	1	2
26 Brennan Boesch, L (1, 9) 34 Avisaíl García, R (7, 9) OBP: 0.289, SLG: 0.380 OBP: 0.389, SLG: 0.313		S FC 87 B FF 93 F CH 89 F FF 94 B FC 89 S FC 89 2-3 ① K			C FC 88 B CU 81 X FC 88 1-1 13 SH5-4 27 BB 4 G6-3 1B	C FF 91 C SI 92 B SI 94 B SI 94 F SI 94 B SI 95 B SI 95 4-2 BB	S SL 82 B FF 96 S SL 81 D FF 96 X SL 82 2-2 ③ G5-3		F FF 91 B SL 84 X SL 85 1-1 ③ G4-3	3 1	1 0	1 0	0 0	1 0	1 0	1 0
27 Jhonny Peralta, R (1, 6) OBP: 0.314, SLG: 0.403		X FF 94 0-0 ② G6-3			B FF 91 B FC 86 F FC 88 B FF 91 B FF 91 4-1 4 G6-3 13 SH5-4 14 1B 1-2 BB	F SI 94 F CH 82 B SC 74 F SI 94 C SI 95 1-3 ② K		C SL 80 B FF 89 B SL 81 F SL 82 X FF 89 2-2 13 2B 1B		3	2	1	0	1	1	1
13 Alex Avila, L (1, 2) OBP: 0.350, SLG: 0.386		C FF 94 F FF 94 C CU 82 0-3 ③ K			L FF 92 X FF 93 0-1 ① SH5-4 1-2 2-3	B SI 93 B SI 93 C SI 93 X SI 94 2-1 ③ P6		X SI 87 0-0 14 2B 1-H 2B		3	1	1	1	0	1	1
4 Omar Infante, R (1, 4) OBP: 0.303, SLG: 0.425			C FF 92 B FF 94 X FC 88 1-1 ① G6-3		X FC 88 0-0 ② G6-3 2-3 3-H		S SI 91 B SI 92 C FF 93 X SI 94 1-2 14 G4-3 1B	C SL 81 X FF 87 0-1 ① G5-3		4	0	1	1	0	0	2
Inning Stats	R: 0 E: 0 K: 2 S: 10 H: 2 LOB: 2 BB: 0 P: 14	R: 0 E: 0 K: 2 S: 8 H: 0 LOB: 0 BB: 0 P: 10	R: 0 E: 0 K: 1 S: 10 H: 0 LOB: 0 BB: 0 P: 16	R: 0 E: 0 K: 2 S: 9 H: 0 LOB: 0 BB: 0 P: 16	R: 3 E: 0 K: 0 S: 16 H: 3 LOB: 2 BB: 2 P: 28	R: 0 E: 0 K: 1 S: 10 H: 0 LOB: 1 BB: 1 P: 18	R: 3 E: 0 K: 0 S: 20 H: 5 LOB: 1 BB: 0 P: 31	R: 2 E: 0 K: 0 S: 14 H: 4 LOB: 1 BB: 0 P: 20	R: 0 E: 0 K: 0 S: 5 H: 0 LOB: 0 BB: 0 P: 7	1B: 11 2B: 2 3B: 0 HR: 1 SF: 0 SAC: 1 DP: 2 HBP: 0						

	AB	38
	R	8
	H	14
	RBI	8
	BB	3
	SO	8
	LOB	15

WP: 0 PB: 1 SB: 0 CS: 0 PA: 42

PITCHER		IP	WLS	BF	H	R	ER	SO	BB	IBB	HBP	BLK	WP	HR	S	P	ERA	WHIP
34 Gavin Floyd, R ERA: 4.59	(1, 1)	4.2	L	19	4	3	3	7	1	0	0	0	0	0	44	69	5.79	1.071
53 Héctor Santiago, L ERA: 3.49	(5, 1)	2.0		10	3	1	1	1	2	0	0	0	0	0	32	51	4.50	2.500
48 Brian Omogrosso, R ERA: 3.75	(7, 1)	0.0		1	1	0	0	0	0	0	0	0	0	0	1	2	∞	∞
52 Leyson Septimo, L ERA: 5.73	(7, 1)	0.1		3	2	2	2	0	0	0	0	0	0	1	6	11	54.00	6.000
33 Dylan Axelrod, R ERA: 5.29	(8, 1)	1.0		6	4	2	2	0	0	0	0	0	0	0	14	20	18.00	4.000

PITCHER		IP	WLS	BF	H	R	ER	SO	BB	IBB	HBP	BLK	WP	HR	S	P	ERA	WHIP
46 Donnie Veal, L ERA: 0.93	(9, 1)	0.1		1	0	0	0	0	0	0	0	0	0	0	1	1	0.00	0.000
39 Brett Myers, R ERA: 3.71	(9, 1)	0.2		2	0	0	0	0	0	0	0	0	0	0	4	6	0.00	0.000

Batter	1	2	3	4	5	6	7	8	9	AB	R	H	RBI	BB	SO	LOB
30 Alejandro De Aza, L (1, 7) OBP: 0.345, SLG: 0.400	C SI 92 B FF 94 F SL 82 S FF 96 1-3 ① K			L FF 92 S FF 96 B CH 86 F CH 87 B FF 95 F CH 87 B FF 96 X CH 88 3-2 ① F8		B CH 84 C FF 94 B CH 85 F SI 95 X FF 97 2-2 ① G5-3		C SI 95 S CH 86 B SI 95 D CH 87 B CH 86 F CH 84 F SI 94 X CH 85 3-2 1-3 2-H 20 HR 1B		4	1	1	1	0	1	0
20 Kevin Youkilis, R (1, 5) OBP: 0.341, SLG: 0.429	C FF 94 S FF 95 B FF 96 X SL 87 1-2 ② P4			B FF 93 S SL 88 X SL 87 1-1 HR		C FF 94 B SL 90 X CH 86 1-1 ② G5-3		B FF 94 B SL 88 S SL 88 X SL 87 2-1 1-H 3-H HR		4	2	2	4	0	0	0
28 Dewayne Wise, L (1, 8) OBP: 0.313, SLG: 0.482	B FF 93 C CH 87 S CH 88 F FF 96 B SL 83 X FF 96 2-2 14 CS 1B			C CH 85 F CH 85 F FF 97 B SL 83 B FF 96 B FF 97 X CH 87 3-2 ② G4-3		B CH 84 B FF 96 S FF 95 S FF 96 F FF 97 S FF 98 2-3 ③ K		L CH 84 S FF 95 S CH 87 0-3 ② K		4	0	1	0	0	2	0
14 Paul Konerko, R (1, 3) OBP: 0.380, SLG: 0.494	1 SAFE B SL 88 1-0 1-2 ③ CS	F FF 94 B FF 95 S SL 87 C FF 94 1-3 ① K		S FF 95 B FF 95 S FF 96 B CH 88 B SL 89 F SL 88 X FF 96 3-2 1B			B FF 98 X FF 98 1-0 51 G6-4-3 1B	C SI 95 B CH 84 S CH 84 S CH 86 1-3 ③ K		4	0	2	0	0	2	0
51 Alex Rios, R (1, 9) OBP: 0.323, SLG: 0.508		B SL 87 C SL 88 F SL 88 F FF 96 B SL 82 X FF 95 2-2 ② P3		S FF 95 T SL 89 D SL 90 B CH 87 F FF 98 X FF 98 2-2 ③ P3			C FF 98 B SL 89 X FF 98 1-1 ①② 1-2f G6-4-3		X FF 93 0-0 12 F8 12 S 10 G6-3 1B	4	1	1	0	0	0	2
12 A.J. Pierzynski, L (1, 2) OBP: 0.325, SLG: 0.518		B CH 86 F FF 96 F FF 97 S FF 95 1-3 ③ K			B CH 83 C FF 94 X CH 84 1-1 ① G4-3		S FF 99 B FF 99 F FF 97 F FF 98 S SL 87 1-3 ③ K		B FF 93 F FF 94 X FF 94 1-1 ① F8 1-3	4	0	0	0	0	2	1
10 Alexei Ramirez, R (1, 6) OBP: 0.294, SLG: 0.382			X FF 92 0-0 ① P4		B FF 92 C SI 96 F CH 85 B SL 86 F FF 95 F FF 94 X SL 86 2-2 ② F7			X FF 97 0-0 ① F9	B FF 94 X FF 94 1-0 ② G6-3 3-H	4	0	0	1	0	0	0
29 Dan Johnson, L (1, 10) 66 Ray Olmedo, S (9, PR) OBP: 0.207, SLG: 0.241			B FF 92 B FF 95 C SI 95 F FF 96 B CH 88 F CH 88 F FF 97 S FF 98 3-3 ② K		B SL 80 F FF 95 S FF 96 F FF 98 X SL 82 1-2 1B			B FF 98 B FF 96 B FF 95 B FF 96 4-0 5 BB 30 1B BB	B FF 95 C FF 93 X FF 94 1-1 1B	3	1	2	0	1	1	0
										0	0	0	0	0	0	0
5 Orlando Hudson, S (1, 4) OBP: 0.255, SLG: 0.299			C FF 95 T FF 96 B FF 96 F SL 83 F FF 96 B CH 88 F CH 89 S FF 96 2-3 ③ K		S CH 85 B FF 96 S CH 86 F FF 97 1 SAFE B FF 96 F FF 95 F CH 88 B CH 88 3-2 T CH 87 ③ K			B FF 96 B FF 97 B FF 96 B FF 95 4-0 30 1B 1-2 20 HR BB	F FF 95 S FS 83 B FS 85 F FF 95 B FS 84 C FF 94 2-3 ③ K	3	1	0	0	1	3	2
Inning Stats	R: 0 E: 0 K: 1 S: 10 H: 1 LOB: 0 BB: 0 P: 15	R: 0 E: 0 K: 2 S: 10 H: 0 LOB: 0 BB: 0 P: 14	R: 0 E: 0 K: 2 S: 12 H: 0 LOB: 0 BB: 0 P: 17	R: 1 E: 0 K: 0 S: 19 H: 2 LOB: 1 BB: 0 P: 31	R: 0 E: 0 K: 1 S: 17 H: 1 LOB: 1 BB: 0 P: 24	R: 0 E: 0 K: 1 S: 9 H: 0 LOB: 0 BB: 0 P: 14	R: 0 E: 0 K: 1 S: 7 H: 1 LOB: 0 BB: 0 P: 10	R: 4 E: 0 K: 2 S: 14 H: 2 LOB: 0 BB: 2 P: 28	R: 1 E: 0 K: 1 S: 10 H: 2 LOB: 1 BB: 0 P: 15	1B: 7 2B: 0 3B: 0 HR: 2 SF: 0 SAC: 0 DP: 1 HBP: 0						

PITCHER		IP	WLS	BF	H	R	ER	SO	BB	IBB	HBP	BLK	WP	HR	S	P	ERA	WHIP
37 Max Scherzer, R ERA: 3.77	(1, 1)	6.0	W	21	4	1	1	7	0	0	0	0	0	1	77	115	1.50	0.667
60 Brayan Villarreal, R ERA: 2.37	(7, 1)	1.1		6	1	2	2	1	2	0	0	0	0	0	8	19	13.50	2.250
53 Joaquín Benoit, R ERA: 3.36	(8, 1)	0.2		4	2	2	2	2	0	0	0	0	0	1	13	19	27.00	3.000
46 Jose Valverde, R ERA: 3.62	(9, 1)	1.0	S	5	2	1	1	1	0	0	0	0	0	0	10	15	9.00	2.000

PITCHER	IP	WLS	BF	H	R	ER	SO	BB	IBB	HBP	BLK	WP	HR	S	P	ERA	WHIP

BOTTOM

Detroit Tigers @ Chicago White Sox

U.S. Cellular Field, Chicago, IL

Wed Sep 12 2012, 8:11 PM - 11:36 PM EDT

Att. 30,667 - Partly Cloudy - 82 F

livebaseballscorecards.com

AB	34
R	6
H	9
RBI	6
BB	2
SO	11
LOB	5

Batter	1	2	3	4	5	6	7	8	9	AB	R	H	RBI	BB	SO	LOB
30 Alejandro De Aza, L (1, 7) OBP: 0.343, SLG: 0.396	C FF 89 C CU 72 B CU 80 S CH 84 1-3 K		B CU 74 B CH 80 F FF 90 X FF 90 2-1 F7		S CH 76 L CU 73 F CH 82 X CU 76 0-2 P5		B FF 88 B FF 88 C FF 87 B FF 88 X FF 88 3-1 G6-3		B FF 90 F SL 84 B SL 83 C FF 92 B SL 81 F FF 90 B FF 91 4-2 20 BB 1-2 BB	4	0	0	0	1	1	0
20 Kevin Youkilis, R (1, 5) (8, 3) OBP: 0.344, SLG: 0.437	B FF 92 C FF 92 B FF 91 H CH 82 3-1 HBP		C FF 93 B FF 91 B CU 80 F FF 93 B CH 85 F FF 92 X FF 92 3-2 G5-3		B FF 91 C CU 72 B CU 80 C CU 77 X CH 84 2-2 G1-3		B FF 90 F FF 88 B FF 88 X FF 88 2-1 HR		B SL 84 B FF 91 B SI 92 C FF 92 F FF 93 F FF 90 B FF 91 4-2 18 G5-4-3 1-2 2-3 BB	3	1	1	1	1	0	0
28 Dewayne Wise, L (1, 8) OBP: 0.310, SLG: 0.477	C CH 81 B FF 92 F FF 92 T CH 84 1-2 K			C CH 79 X CH 83 0-1 F8	B CU 70 F FF 88 B CH 80 X CH 78 2-1 F9		B FF 89 F CH 84 X FF 88 1-1 51 S 51 1B 1B		F SL 84 X FF 92 0-1 SF7 3-H	4	1	1	1	0	1	1
14 Paul Konerko, R (1, 3) OBP: 0.379, SLG: 0.492 18 Jose Lopez, R (8, 5) OBP: 0.271, SLG: 0.360	C CU 75 B FF 94 D FF 92 C FF 93 F CU 81 B CH 85 S CH 84 3-3 K			X FF 90 0-0 12 BB 51 BB 24 BB 1B		C FF 89 B CU 77 B CU 79 X FF 90 2-1 P6	C FF 89 C FF 88 X FF 89 0-2 F8		X SL 86 0-0 G5-4-3 1-2f	4 1	1 0	1 0	0 0	0 0	1 0	2 2
51 Alex Rios, R (1, 9) OBP: 0.326, SLG: 0.511		C FF 93 F FF 94 B FF 91 B CU 82 F CH 83 F FF 95 X FF 93 2-2 12 L9 24 G4-3 2B		B FF 88 C CU 79 B FF 92 B FF 91 F FF 91 F FF 92 F CH 83 B CU 81 4-2 24 BB 12 BB 1-2 BB		X CU 70 0-0 P6	B SL 78 X SL 80 1-0 1-H 1B			3	1	2	1	1	0	0
12 A.J. Pierzynski, L (1, 2) OBP: 0.326, SLG: 0.516		F CH 82 S CH 86 B CH 83 B FF 93 F CH 84 F FF 93 F FF 93 X CH 86 2-2 L9 2-3		B FF 89 B FF 90 F CH 81 B FF 90 F CH 83 B CH 84 F CH 82 B FF 90 4-2 24 BB 1-2 2-3 BB		B CH 84 F CU 72 X FF 91 1-1 24 BB 10 1B 1B		B FF 91 X FF 90 1-0 F7		3	1	1	0	1	0	1
24 Dayan Viciedo, R (1, 10) OBP: 0.292, SLG: 0.420		B CU 73 B FF 94 C CU 76 S CH 85 X FF 87 2-2 G4-3 3-H		B CH 82 B FF 91 B FF 91 B FF 92 4-0 1-2 2-3 3-H BB		C CU 72 S CU 78 D CU 78 B CU 78 D CH 82 D CU 79 4-2 10 1B 1-2 BB		C FF 92 F SL 78 B SL 85 X SL 82 1-2 10 G6-4-3 1B		2	0	1	2	2	0	0
10 Alexei Ramirez, R (1, 6) OBP: 0.293, SLG: 0.381		C FF 92 S CU 77 F CU 78 X FF 92 0-2 F8		S CU 73 F CU 78 S CU 77 0-3 K		B FF 88 F FF 87 B FF 87 X FF 88 2-1 1-2 2-H 1B		B SL 83 X FF 90 1-0 G6-4-3 1-2f		4	0	1	1	0	1	4
15 Gordon Beckham, R (1, 4) OBP: 0.293, SLG: 0.384			C FF 92 C CU 80 B CU 80 F CH 85 X FF 92 1-2 G4-3	X CU 73 0-0 P4		X FF 89 0-0 L8			X FF 91 0-0 20 BB 30 BB 28 SF7 1B	4	1	1	0	0	0	5
Inning Stats	R: 0 E: 0 K: 3 S: 11 H: 0 LOB: 1 BB: 0 P: 19	R: 1 E: 0 K: 0 S: 18 H: 1 LOB: 0 BB: 0 P: 24	R: 0 E: 0 K: 0 S: 10 H: 0 LOB: 0 BB: 0 P: 16	R: 1 E: 0 K: 1 S: 15 H: 1 LOB: 3 BB: 3 P: 27	R: 0 E: 0 K: 0 S: 9 H: 0 LOB: 0 BB: 0 P: 13	R: 1 E: 0 K: 0 S: 10 H: 2 LOB: 2 BB: 1 P: 19	R: 2 E: 0 K: 0 S: 10 H: 3 LOB: 1 BB: 0 P: 17	R: 0 E: 0 K: 0 S: 5 H: 1 LOB: 0 BB: 0 P: 8	R: 1 E: 0 K: 0 S: 10 H: 1 LOB: 1 BB: 2 P: 18	1B: 7 2B: 1 3B: 0 HR: 1 SF: 1 SAC: 0 DP: 2 HBP: 1	WP: 0 PB: 0 SB: 1 CS: 0 PA: 40					

TOP

Chicago White Sox @ Minnesota Twins

Target Field, Minneapolis, MN

Fri Sep 14 2012, 7:11 PM - 9:58 PM CDT

Att. 30,729 - Clear - 74 F

livebaseballscorecards.com

AB	32
R	6
H	9
RBI	6
BB	6
SO	4
LOB	15

PITCHER		IP	WLS	BF	H	R	ER	SO	BB	IBB	HBP	BLK	WP	HR	S	P	ERA	WHIP
59 Esmerling Vasquez, R ERA: 7.53	(1, 1)	5.2	L	25	3	3	3	4	4	0	1	0	0	0	70	113	4.76	1.235
57 Kyle Waldrop, R ERA: 3.45	(6, 1)	1.1		7	4	2	2	0	0	0	0	0	0	1	13	22	13.50	3.000
67 Luis Perdomo, R ERA: 5.06	(8, 1)	1.0		6	2	1	1	0	2	0	0	0	0	0	12	23	9.00	4.000
31 Alex Burnett, R ERA: 3.2	(9, 1)	1.0		2	0	0	0	0	0	0	0	0	0	0	3	3	0.00	0.000

PITCHER	IP	WLS	BF	H	R	ER	SO	BB	IBB	HBP	BLK	WP	HR	S	P	ERA	WHIP

Batter	1	2	3	4	5	6	7	8	9	AB	R	H	RBI	BB	SO	LOB
2 Denard Span, L (1, 8) OBP: 0.349, SLG: 0.399	C SI 93 B SI 93 B SI 92 B SI 92 C SI 89 F SI 93 X SI 93 3-2 G6-3 ①		C SI 91 1 SAFE F SI 93 F SI 94 F SL 78 1 SAFE 1 SAFE B SI 91 F SI 94 2-3 B SL 76 1 SAFE S SL 81 K ③			B SL 77 B SI 92 X SI 92 2-0 8 F7 1B		C FF 91 B CU 77 S CH 85 B CH 85 X CU 77 2-2 G6-3 ③		4	0	1	0	0	1	1
8 Jamey Carroll, R (1, 4) OBP: 0.335, SLG: 0.302	C SI 92 S CH 86 X SI 94 0-2 P5 ②			C SI 89 C CH 84 B SL 75 X CH 80 1-2 L5 ①		C SI 89 B CH 86 F SI 90 X CH 80 1-2 F7 ① 1-2			B FF 94 B FF 94 B FF 95 C FF 94 C FF 94 F FF 94 F FF 94 X FF 95 3-2 F7 ①	4	0	0	0	0	0	1
16 Josh Willingham, R (1, 10) OBP: 0.366, SLG: 0.530	C SI 86 B SL 77 B CH 82 C CH 81 F SI 93 B CH 86 T CH 82 3-2 K ③			B SL 74 C CH 80 C SL 76 F SI 93 F CH 81 B CH 81 B CH 83 X SI 93 3-2 L5 ②		C SL 76 F SI 93 B SI 93 D SL 77 S CH 81 2-3 K ②			B FF 95 X FF 94 1-0 F7 ②	4	0	0	0	0	2	1
33 Justin Morneau, L (1, 3) OBP: 0.342, SLG: 0.470		C SL 75 B SI 91 X SI 88 1-1 G4-3 ①		B SL 77 F SI 94 B SI 94 X SI 87 2-1 24 FC4-6 1B		C SI 94 S SI 94 F SI 95 X SL 78 0-2 G4-3 ③			C FF 95 B FF 95 X SL 81 1-1 24 FC6-4 1B	4	0	2	0	0	0	1
24 Trevor Plouffe, R (1, 5) OBP: 0.305, SLG: 0.455		B SI 88 X SI 87 1-0 L8 ②		C CH 81 B CH 79 X CH 82 1-1 FC4-6 ③ 1-2f			X FF 91 0-0 L7 ①		B FF 94 F FF 92 D FF 93 X FF 94 2-1 FC6-4 ③ 1-2f	4	0	0	0	0	0	2
19 Darin Mastroianni, R (1, 7) OBP: 0.328, SLG: 0.354		B SI 88 S CH 82 F SI 90 F CH 82 C SL 78 1-3 K ③			B SL 75 C CH 80 F SI 89 F SL 78 H SI 92 2-2 41 S HBP		C FF 90 X SL 84 0-1 F8 ②			2	0	0	0	0	1	0
22 Matt Carson, R (1, 9) OBP: 0.279, SLG: 0.275			C CH 85 B SI 91 B CH 80 X SI 88 2-1 G5-3 ①		B CH 84 B SI 91 1 SAFE S SI 88 1 SAFE X CH 83 2-1 F7 ①		C SL 85 F SL 85 S FF 92 0-3 K ③			3	0	0	0	0	1	1
41 Drew Butera, R (1, 2) OBP: 0.279, SLG: 0.287			B SI 90 S SI 87 C SI 89 B CH 82 F CH 82 B SL 76 X SI 88 3-2 G4-3 ②		1 SAFE F SI 87 1 SAFE B CH 79 1 SAFE F CH 79 B CH 80 F FF 93 S SL 76 2-3 K ② 1-2			C FF 90 C SL 84 B CU 76 C CU 75 1-3 K ①		3	0	0	0	0	2	1
25 Pedro Florimón, S (1, 6) OBP: 0.298, SLG: 0.345			X SI 90 0-0 1B		C SL 75 X SI 92 0-1 F7 ③			C FF 90 X CH 84 0-1 L5 ②		3	0	1	0	0	0	1
Inning Stats	R: 0 E: 0 K: 1 S: 11 H: 0 LOB: 0 BB: 0 P: 17	R: 0 E: 0 K: 1 S: 7 H: 0 LOB: 0 BB: 0 P: 10	R: 0 E: 0 K: 1 S: 13 H: 1 LOB: 1 BB: 0 P: 20	R: 0 E: 0 K: 0 S: 12 H: 1 LOB: 1 BB: 0 P: 19	R: 0 E: 0 K: 1 S: 11 H: 0 LOB: 1 BB: 0 P: 17	R: 0 E: 0 K: 1 S: 11 H: 1 LOB: 1 BB: 0 P: 16	R: 0 E: 0 K: 1 S: 6 H: 0 LOB: 0 BB: 0 P: 6	R: 0 E: 0 K: 1 S: 8 H: 0 LOB: 0 BB: 0 P: 11	R: 0 E: 0 K: 0 S: 10 H: 1 LOB: 1 BB: 0 P: 17	1B: 4 2B: 0 3B: 0 HR: 0 SF: 0 SAC: 0 DP: 0 HBP: 1						

PITCHER		IP	WLS	BF	H	R	ER	SO	BB	IBB	HBP	BLK	WP	HR	S	P	ERA	WHIP
49 Chris Sale, L ERA: 2.78	(1, 1)	6.0	W	22	3	0	0	5	0	0	1	0	0	0	65	99	0.00	0.500
39 Brett Myers, R ERA: 3.58	(7, 1)	2.0		6	0	0	0	2	0	0	0	0	0	0	14	17	0.00	0.000
37 Matt Thornton, L ERA: 3.36	(9, 1)	1.0		4	1	0	0	0	0	0	0	0	0	0	10	17	0.00	1.000

PITCHER	IP	WLS	BF	H	R	ER	SO	BB	IBB	HBP	BLK	WP	HR	S	P	ERA	WHIP

BOTTOM

Chicago White Sox @ Minnesota Twins

Target Field, Minneapolis, MN

Fri Sep 14 2012, 7:11 PM - 9:58 PM CDT

Att. 30,729 - Clear - 74 F

livebaseballscorecards.com

AB	31
R	0
H	4
RBI	0
BB	0
SO	7
LOB	9

WP: 0 PA: 32
PB: 0
SB: 1
CS: 0

Chicago White Sox @ Minnesota Twins

Target Field, Minneapolis, MN

Sat Sep 15 2012, 12:13 PM - 2:51 PM CDT

Att. 36,308 - Sunny - 71 F

TOP

livebaseballscorecards.com

Batter	1	2	3	4	5	6	7	8	9	AB	R	H	RBI	BB	SO	LOB
30 Alejandro De Aza, L (1, 8) (8, 7) OBP: 0.340, SLG: 0.392	C FF 91 S CH 84 B CU 85 B FC 90 F CU 82 S CU 83 2-3 ① K		C FF 91 C FF 92 B CU 85 B CH 86 S CU 84 2-3 ① K	B FF 93 1 SAFE F FF 93 B CH 85 F FF 92 1 SAFE F CU 83 D CU 86 C FC 94 3-3 ③ K			B SI 89 F CU 72 F SL 79 S SL 82 1-3 ③ K2-3		S CU 78 S SL 86 D SL 86 X FF 94 1-2 ② P6	5	0	0	0	0	4	2
20 Kevin Youkilis, R (1, 5) (8, 3) OBP: 0.342, SLG: 0.432	B FF 91 B FF 90 B FC 89 B FC 89 4-0 44 1B 14 G6-3 BB		B FF 92 B FF 93 C FF 92 C FF 95 C CU 86 2-3 ② K		B SI 90 F SI 89 B SI 91 F SI 89 B CU 72 F SI 91 X SI 90 3-2 ① L7			B CH 83 B SI 89 C SI 89 C SL 80 B SI 92 C FF 92 3-3 ① K	C SL 85 B SI 94 B FF 94 D SL 87 C SL 84 X SL 84 3-2 ③ P4	4	1	0	0	1	2	1
44 Adam Dunn, L (1, 3) OBP: 0.343, SLG: 0.488 18 Jose Lopez, R (8, PR) (8, 5) OBP: 0.271, SLG: 0.360	B CU 79 X FC 91 1-0 14 G6-3 1-3 1B		C FF 94 B FF 93 B CH 87 B FF 93 T FF 94 B CU 86 4-2 14 HR BB		X SI 90 0-0 ② G3			B FF 90 X SI 90 1-0 14 WP 2B		3 0	1 0	2 0	0 0	1 0	0 0	0 0
14 Paul Konerko, R (1, 10) OBP: 0.380, SLG: 0.497	F FC 93 1 SAFE D CU 84 C CU 82 D CU 85 D CH 85 X FF 93 3-2 ② G6-3 1-2 3-H		B CU 84 F FF 94 1 SAFE B FC 93 X FF 93 2-1 1-H HR		S CH 82 B SI 91 X SI 91 1-1 ③ G4-3			C CU 73 B CU 74 F SI 92 D SL 85 B SL 83 F SL 83 B SI 93 4-2 2-3 BB		3	1	1	3	1	0	1
51 Alex Rios, R (1, 9) OBP: 0.324, SLG: 0.507	B CU 82 B FF 92 F FF 92 F FC 93 C CU 86 2-3 ③ K		B FC 93 B CU 79 F FF 91 X FC 89 2-1 ③ F8			B SI 88 X CU 70 1-0 ① G6-3		B SL 87 B SL 87 F FF 93 F SI 90 F FF 93 S FF 93 2-3 ② K		4	0	0	0	0	2	4
12 A.J. Pierzynski, L (1, 2) OBP: 0.325, SLG: 0.513		B FF 91 B FF 92 C FF 89 B FF 90 B FF 92 4-1 24 G6-4-3 BB		B FF 92 F FF 91 S FF 91 X CU 81 1-2 ① G4-3		X CU 71 0-0 ② G3-1		F SL 80 X SL 81 0-1 ③ F8		3	0	0	0	1	0	3
24 Dayan Viciedo, R (1, 7) OBP: 0.292, SLG: 0.418 7 Jordan Danks, L (8, 8) OBP: 0.258, SLG: 0.298 5 Orlando Hudson, S (9, PH) OBP: 0.258, SLG: 0.299 28 Dewayne Wise, L (9, 8) OBP: 0.310, SLG: 0.477		C CU 81 B CU 84 B FF 94 F FF 93 X CU 85 2-2 ① ② G6-4-3 1-2f		B FF 93 B CU 81 B FF 92 B FF 91 4-0 15 WP 15 1B BB		B SI 89 X SI 89 1-0 ③ G6-3			S SI 86 C SI 86 B SL 81 B SL 82 B SI 89 D SI 87 4-2 10 S 10 1B BB	2 0 0 0	1 0 1 0	0 0 0 0	0 0 1 0	1 0 0 0	0 0 0 0	1 0 0 0
10 Alexei Ramirez, R (1, 6) OBP: 0.295, SLG: 0.381		B FF 92 B CU 82 B FF 90 B FF 91 4-0 15 WP BB		B FF 93 C FF 93 S CU 81 T CU 85 1-2 ② K			X SI 89 0-0 ① L4-3		1 SAFE B SL 83 X SL 84 1-0 1-H 1B	3	0	1	1	1	1	1
15 Gordon Beckham, R (1, 4) OBP: 0.292, SLG: 0.383		1 SAFE 1 SAFE B CU 83 B FF 92 C FF 93 X FF 94 2-1 ③ G4-3 1-2		B CU 81 X FF 93 1-0 1-H 1B			B SI 90 B CH 83 F SI 92 X CH 84 2-1 ② G5-3		B SL 84 X SI 92 1-0 ① L8	4	0	1	1	0	0	2

Inning Stats	1	2	3	4	5	6	7	8	9
	R: 1 E: 0 K: 2 S: 11	R: 0 E: 0 K: 0 S: 6	R: 2 E: 0 K: 2 S: 12	R: 1 E: 0 K: 2 S: 11	R: 0 E: 0 K: 0 S: 7	R: 0 E: 0 K: 0 S: 3	R: 0 E: 0 K: 1 S: 6	R: 0 E: 0 K: 2 S: 13	R: 1 E: 0 K: 0 S: 10
	H: 1 LOB: 1 BB: 1 P: 23	H: 0 LOB: 1 BB: 2 P: 18	H: 1 LOB: 1 BB: 1 P: 24	H: 1 LOB: 1 BB: 1 P: 21	H: 0 LOB: 0 BB: 0 P: 11	H: 0 LOB: 0 BB: 0 P: 5	H: 0 LOB: 0 BB: 0 P: 9	H: 1 LOB: 3 BB: 1 P: 23	H: 1 LOB: 1 BB: 1 P: 20

	AB	31
	R	5
	H	5
	RBI	5
	BB	7
	SO	9
	LOB	15

1B: 3 SF: 0
2B: 1 SAC: 0
3B: 0 DP: 1
HR: 1 HBP: 0

WP: 3 PA: 38
PB: 0
SB: 1
CS: 0

PITCHER		IP	WLS	BF	H	R	ER	SO	BB	IBB	HBP	BLK	WP	HR	S	P	ERA	WHIP
21 Samuel Deduno, R ERA: 3.84	(1, 1)	4.0	L	19	3	4	4	6	5	0	0	0	2	1	40	86	9.00	2.000
52 Brian Duensing, L ERA: 4.92	(5, 1)	3.1		12	1	0	0	2	1	0	0	0	1	0	23	40	0.00	0.600
50 Casey Fien, R ERA: 1.57	(8, 1)	0.1		1	0	0	0	1	0	0	0	0	0	0	4	6	0.00	0.000
64 Tyler Robertson, L ERA: 6.04	(8, 1)	0.1		2	0	1	1	0	1	0	0	0	0	0	4	8	27.00	3.000
31 Alex Burnett, R ERA: 3.15	(9, 1)	1.0		4	1	0	0	0	0	0	0	0	0	0	8	14	0.00	1.000

PITCHER		IP	WLS	BF	H	R	ER	SO	BB	IBB	HBP	BLK	WP	HR	S	P	ERA	WHIP

Batter	1	2	3	4	5	6	7	8	9	AB	R	H	RBI	BB	SO	LOB
11 Ben Revere, L (1, 8) OBP: 0.335, SLG: 0.348	C CH 88 B SL 84 C SL 86 X SL 85 1-2 ① F8		C SI 94 B SL 89 B SL 88 S SI 94 F SI 94 B FF 96 F SI 95 S SL 87 3-3 ③ K			B SI 93 B SI 94 F SI 92 C SL 84 B SL 86 C SL 86 3-3 ③ K			C FF 94 F FF 95 B FF 95 B CH 85 B CH 83 F FF 94 B FF 94 4-2 16 BB 2 1B 33 G4-6-3 BB	3	1	0	0	1	2	0
5 Eduardo Escobar, S (1, 4) OBP: 0.276, SLG: 0.261 2 Denard Span, L (9, PH) OBP: 0.351, SLG: 0.400	F SI 92 X SI 91 0-1 ② F9			B SI 92 C SL 82 B SI 93 F SI 92 X SL 85 2-2 ① F9			B SI 92 C SI 92 X SL 84 1-1 ① F8		C FF 93 X FF 94 0-1 33 G4-6-3 16 BB 1-2 1B	3	0	0	0	0	0	0
										1	0	1	0	0	0	0
16 Josh Willingham, R (1, 7) OBP: 0.367, SLG: 0.528 22 Matt Carson, R (9, PR) OBP: 0.279, SLG: 0.275	B SI 91 B CH 83 B CH 84 B FF 91 4-0 BB			C SL 83 C CH 87 F SL 84 B FF 94 B SI 94 B CH 87 F SL 86 C CH 86 3-3 ② K			C FF 92 S CH 85 B CH 87 C SL 85 1-3 ② K		C FF 94 B SL 86 F FF 93 B FF 95 B FF 94 F FF 92 F FF 93 B FF 94 4-2 33 G4-6-3 1-2 2-3 BB	2	0	0	0	2	2	0
										0	0	0	0	0	0	0
33 Justin Morneau, L (1, 3) OBP: 0.342, SLG: 0.467	S SI 93 X SL 86 0-1 ③ G4-3			S SL 87 B SL 85 S SL 86 B SI 95 B SL 87 F SI 94 S SL 87 3-3 ③ K			H SI 91 1-0 24 HR HBP		S FF 94 S FF 94 B FF 94 B FF 95 X FF 94 2-2 ① ② G4-6-3 1-2f 2-3 3-H	3	1	0	0	0	1	3
24 Trevor Plouffe, R (1, 5) OBP: 0.305, SLG: 0.460		B FF 91 C SL 82 B SI 93 B SI 92 X SI 93 3-1 ① G6-3			C CH 83 X SL 82 0-1 ① F8		S CH 84 B SL 82 B CH 84 X CH 85 2-1 1-H HR		B SL 81 B FF 94 X FF 95 2-0 ③ G4-3	4	1	1	2	0	0	2
27 Chris Parmelee, L (1, 10) OBP: 0.306, SLG: 0.406		X SI 92 0-0 ② F8			B SL 81 C SL 83 B SI 92 B SI 93 F SI 93 F SL 87 S SL 88 3-3 ② K		C SL 86 B SI 94 F SL 87 S SL 84 1-3 ③ K			3	0	0	0	0	2	0
19 Darin Mastroianni, R (1, 9) OBP: 0.322, SLG: 0.348		B SI 92 C SI 92 F SI 94 S SL 84 1-3 ③ K			C SI 94 B CH 88 F SL 84 S SL 83 1-3 ③ K			C FF 93 C SL 86 F CU 72 F SL 86 B FF 95 S FF 95 1-3 ① K		3	0	0	0	0	3	0
41 Drew Butera, R (1, 2) OBP: 0.281, SLG: 0.282			B FF 91 B SI 90 C FF 91 B SI 92 X SI 92 3-1 ① F9			B SL 82 B SI 92 B SI 91 B CH 89 4-0 25 G6-4-3 BB		X FF 94 0-0 ② G6-3	2	0	0	0	1	0	0
25 Pedro Florimón, S (1, 6) OBP: 0.289, SLG: 0.333			B SL 83 B SI 93 C SI 93 X SL 84 2-1 ② G6-3			C SI 91 X CH 84 0-1 ① ② G6-4-3 1-2f		C FF 95 S CH 83 F CH 82 S CH 82 0-3 ③ K	3	0	0	0	0	1	1
Inning Stats	R: 0 E: 0 K: 0 S: 7 H: 0 LOB: 1 BB: 1 P: 12	R: 0 E: 0 K: 1 S: 6 H: 0 LOB: 0 BB: 0 P: 10	R: 0 E: 0 K: 1 S: 9 H: 0 LOB: 0 BB: 0 P: 17	R: 0 E: 0 K: 2 S: 12 H: 0 LOB: 0 BB: 0 P: 20	R: 0 E: 0 K: 2 S: 9 H: 0 LOB: 0 BB: 0 P: 13	R: 0 E: 0 K: 1 S: 5 H: 0 LOB: 0 BB: 1 P: 12	R: 2 E: 0 K: 2 S: 10 H: 1 LOB: 0 BB: 0 P: 16	R: 0 E: 0 K: 2 S: 10 H: 0 LOB: 0 BB: 0 P: 11	R: 1 E: 0 K: 0 S: 13 H: 1 LOB: 2 BB: 2 P: 25	1B: 1 2B: 0 3B: 0 HR: 1	SF: 0 SAC: 0 DP: 2 HBP: 1					

BOTTOM

Chicago White Sox @ Minnesota Twins

Target Field, Minneapolis, MN

Sat Sep 15 2012, 12:13 PM - 2:51 PM CDT

Att. 36,308 - Sunny - 71 F

livebaseballscorecards.com

AB	27
R	3
H	2
RBI	2
BB	4
SO	11
LOB	6

PITCHER		IP	WLS	BF	H	R	ER	SO	BB	IBB	HBP	BLK	WP	HR	S	P	ERA	WHIP
58 Francisco Liriano, L ERA: 5.24	(1, 1)	7.0	W	24	1	2	2	9	2	0	1	0	0	1	58	100	2.57	0.429
26 Jesse Crain, R ERA: 2.59	(8, 1)	1.0	H	3	0	0	0	2	0	0	0	0	0	0	10	11	0.00	0.000
43 Addison Reed, R ERA: 4.91	(9, 1)	0.0		3	1	1	1	0	2	0	0	0	0	0	9	17	∞	∞
37 Matt Thornton, L ERA: 3.3	(9, 1)	1.0	S	2	0	0	0	0	0	0	0	0	0	0	4	8	0.00	0.000

PITCHER	IP	WLS	BF	H	R	ER	SO	BB	IBB	HBP	BLK	WP	HR	S	P	ERA	WHIP

Chicago White Sox @ Minnesota Twins

Target Field, Minneapolis, MN

Sun Sep 16 2012, 1:14 PM - 4:08 PM CDT

Att. 31,722 - Sunny - 73 F

TOP

livebaseballscorecards.com

Batter	1	2	3	4	5	6	7	8	9	AB	R	H	RBI	BB	SO	LOB
28 Dewayne Wise, L (1, 8) (6, 9) OBP: 0.307, SLG: 0.480	C FF 88 B FF 89 F FF 89 F CU 82 B FF 90 F FF 90 F FF 90 F CU 82 X CU 82 2-2 ① G1-3		D CU 84 X CU 82 1-0 ② SF8 3-H		B FF 88 C FF 89 X FF 89 1-1 ② L5	B FF 90 F FF 92 B FF 92 X FF 92 2-1 ② SF7 3-H		X SI 93 0-0 2B		3	0	1	2	0	0	0
20 Kevin Youkilis, R (1, 5) OBP: 0.344, SLG: 0.435 18 Jose Lopez, R (8, PH) (8, 3) OBP: 0.270, SLG: 0.358	B FF 89 B FF 90 X FF 90 2-0 ② L8		B CH 84 B FF 90 C FF 90 B CH 85 X FF 89 3-1 1-H 2B		C CU 80 F FF 88 X CU 81 0-2 ③ G3	B SL 83 C FF 92 D SL 84 B SI 92 S SI 93 X SI 92 3-2 44 1B 1-3 2-H 1B		B FF 94 S FF 93 F SL 87 D CH 87 S CH 88 2-3 ③ K		4 1	0 0	2 0	2 0	0 0	0 1	0 1
44 Adam Dunn, L (1, 3) OBP: 0.344, SLG: 0.495 66 Ray Olmedo, S (8, 5) OBP: 0.200, SLG: 0.233	C FF 90 B FF 90 F FF 91 B CU 82 F CU 83 C FF 90 2-3 ③ K		B CU 83 X CU 83 1-0 ③ G4-3			C FF 80 C CU 80 B FF 90 X FF 88 1-2 HR F FF 88 B FF 90 X FF 89 1-1 1-2 3-H 1B			B FF 96 C FF 95 F SI 96 X FF 96 1-2 ① G1-3	4 1	1 0	2 0	2 0	0 0	1 0	1 0
14 Paul Konerko, R (1, 10) OBP: 0.377, SLG: 0.493 29 Dan Johnson, L (9, PH) (9, 10) OBP: 0.571, SLG: 0.545		C FF 88 X CU 81 0-1 ① F9		C CU 80 C CH 83 X FF 87 0-2 ① F8		B FF 89 B FF 90 X FF 90 2-2 F9 0 SL 78 X SI 96 1-0 ③ G5-3			B SL 86 B FF 96 B SI 93 C SI 92 S SI 95 X SI 95 3-2 ② G1-3	4 1	0 0	0 0	0 0	0 0	0 0	2 0
51 Alex Rios, R (1, 9) OBP: 0.326, SLG: 0.512 7 Jordan Danks, L (6, 8) OBP: 0.250, SLG: 0.288		B FF 90 B CH 84 C FF 89 F CH 83 X FF 89 2-2 ② F9		X CH 82 0-0 24 S 24 2B 1B	B CU 81 F FF 90 B FF 90 F FF 90 X FF 89 2-2 24 HR 3B	B SI 89 S SI 88 S CH 84 X SI 89 1-2 ① G4-3			X SI 95 0-0 ③ P5	3 2	2 0	2 0	0 0	0 0	0 0	0 0
24 Dayan Viciedo, R (1, 7) OBP: 0.294, SLG: 0.428		C CU 82 C FF 89 B CU 83 S CU 83 1-3 ③ K		C FF 89 D CU 83 1 SAFE C FF 90 D CU 83 B FF 89 F CU 83 X FF 88 3-2 10 F9 1-H 2B	F FF 90 X FF 88 0-1 3-H HR	B SL 80 F FF 89 C SI 88 F SL 79 X FF 90 1-2 ② P6				4	1	2	3	0	1	0
10 Alexei Ramirez, R (1, 6) OBP: 0.293, SLG: 0.378			B CH 82 X CH 84 1-0 ① P4	X CU 82 0-0 ② F9 2-3	C SL 81 F SI 92 B SL 82 X SL 83 1-2 E6 15 BB 17 S 28 SF7	C SI 90 B SL 79 X FF 90 1-1 ③ G5-3				4	1	0	0	0	0	1
17 Tyler Flowers, R (1, 2) OBP: 0.312, SLG: 0.444			C FF 89 S CU 82 B CU 82 B FF 89 F FF 89 B CH 84 B FF 90 4-2 15 1B 28 SF8 BB	B FF 90 T CH 85 S CU 83 D CU 82 X FF 89 2-2 ③ F9	D SI 91 D FF 91 B FF 91 C FF 91 C FF 91 B SI 93 4-2 15 BB 20 1B 1-2 BB			F FF 92 F FF 94 F CH 87 X SL 86 0-2 ① F8		2	2	0	0	2	0	1
15 Gordon Beckham, R (1, 4) OBP: 0.294, SLG: 0.382			C FF 91 D FF 89 X CH 85 1-1 1-3 20 2B 1B		B FF 87 S FF 88 F FF 88 B FF 88 X CU 82 2-2 ① L7	C SI 92 D SL 84 F SI 92 B SL 83 D FF 91 D FF 92 4-2 20 1B 44 1B 1-2 2-3 BB		S FF 92 F FF 92 F CH 86 F FF 94 F SL 87 X CH 87 0-2 ② G6-3		3	2	1	0	1	0	0
Inning Stats	R: 0 E: 0 K: 1 S: 12 H: 0 LOB: 0 BB: 0 P: 18	R: 0 E: 0 K: 1 S: 8 H: 0 LOB: 0 BB: 0 P: 11	R: 2 E: 0 K: 0 S: 10 H: 2 LOB: 1 BB: 1 P: 21	R: 1 E: 0 K: 0 S: 12 H: 2 LOB: 1 BB: 0 P: 17	R: 0 E: 0 K: 0 S: 8 H: 0 LOB: 0 BB: 0 P: 11	R: 6 E: 1 K: 0 S: 26 H: 5 LOB: 2 BB: 2 P: 47	R: 0 E: 0 K: 0 S: 9 H: 0 LOB: 0 BB: 0 P: 12	R: 0 E: 0 K: 1 S: 14 H: 1 LOB: 1 BB: 0 P: 16	R: 0 E: 0 K: 0 S: 7 H: 0 LOB: 0 BB: 0 P: 11	1B: 4 2B: 3 3B: 1 HR: 2 SF: 2 SAC: 0 DP: 0 HBP: 0						

	AB	36
	R	9
	H	10
	RBI	9
	BB	3
	SO	3
	LOB	6

PITCHER		IP	WLS	BF	H	R	ER	SO	BB	IBB	HBP	BLK	WP	HR	S	P	ERA	WHIP
58 Scott Diamond, L ERA: 3.69	(1, 1)	5.1	L	24	7	6	6	2	1	0	0	0	0	0	61	94	10.12	1.500
51 Anthony Swarzak, R ERA: 4.91	(6, 1)	0.1		5	1	2	0	0	2	0	0	0	0	0	12	26	0.00	9.000
57 Kyle Waldrop, R ERA: 3.18	(6, 1)	1.1		5	1	1	0	0	0	0	0	0	0	0	12	17	0.00	0.750
61 Jared Burton, R ERA: 2.11	(8, 1)	1.0		4	1	0	0	1	0	0	0	0	0	0	14	16	0.00	1.000
15 Glen Perkins, L ERA: 2.42	(9, 1)	1.0		3	0	0	0	0	0	0	0	0	0	0	7	11	0.00	0.000

PITCHER	IP	WLS	BF	H	R	ER	SO	BB	IBB	HBP	BLK	WP	HR	S	P	ERA	WHIP

BOTTOM

Chicago White Sox @ Minnesota Twins

Target Field, Minneapolis, MN

Sun Sep 16 2012, 1:14 PM - 4:08 PM CDT

Att. 31,722 - Sunny - 73 F

livebaseballscorecards.com

Batter	1	2	3	4	5	6	7	8	9	AB	R	H	RBI	BB	SO	LOB
2 Denard Span, L (1, 8) OBP: 0.348, SLG: 0.397	C FF 89 F FF 91 B FF 92 X FF 91 1-2 ① F9		C FF 91 X CU 81 0-1 ③ F7		X FF 90 0-0 ② L8		C FF 94 C CH 88 F FF 94 F FF 95 B CH 86 B CU 74 C FF 93 2-3 ③ K			4	0	0	0	0	1	3
11 Ben Revere, L (1, 7) OBP: 0.333, SLG: 0.345	C FF 90 B FF 91 C CH 82 X FF 92 1-2 ② F8			B FF 90 C FC 85 X CU 80 1-1 ① G3	B CU 81 F FC 87 F CU 80 B FF 92 D CU 81 F CH 84 X CU 81 3-2 ③ G6-3			B SI 93 C SI 93 C SI 94 F CU 80 X CU 80 1-2 ① F8		4	0	0	0	0	0	1
7 Joe Mauer, L (1, 3) OBP: 0.415, SLG: 0.456 19 Darin Mastroianni, R (8, 9) OBP: 0.326, SLG: 0.348	B FF 89 X FF 90 1-0 HR			C FF 91 B FF 92 C FF 91 F SL 83 X FF 91 1-2 2B		C FF 88 F CH 82 B CH 83 F CU 80 F CU 79 S CH 82 1-3 ① K		B SI 94 F SI 94 B SI 95 F SI 94 B SI 94 B SI 93 4-2 23 DI BB		3 0	1 0	2 0	1 0	0 1	1 0	0 0
33 Justin Morneau, L (1, 10) OBP: 0.342, SLG: 0.465 22 Matt Carson, R (8, PH) OBP: 0.273, SLG: 0.268 (9, 10)	B FF 91 F CH 82 B FF 92 X CU 79 2-1 ③ G1-3			F FF 92 B FC 87 F CU 81 B CH 85 F FF 92 D CU 81 B CU 81 4-2 BB		S CU 79 B CH 83 S CH 82 B FF 91 F CU 79 B CH 84 X FF 90 3-2 ② G4-3		S SI 94 B CU 78 S SI 95 F SI 94 S CU 81 1-3 ② K		2 1	0 0	0 0	0 0	1 0	0 1	0 1
18 Ryan Doumit, S (1, 2) OBP: 0.325, SLG: 0.462 23 Chris Herrmann, L (8, 2)		C FF 91 B FC 87 F FC 87 F FC 86 B FF 90 X CU 81 2-2 ① G4-3		B CU 81 C FC 85 S FC 85 F FC 87 F FC 86 S FC 86 1-3 ② K		C SL 84 X CU 79 0-1 ③ L4		B SI 94 C SI 94 X SI 94 1-1 ③ G4-3 1-2		3 1	0 0	0 0	0 0	0 0	1 0	2 1
27 Chris Parmelee, L (1, 9) OBP: 0.305, SLG: 0.399 (8, 3)		C FF 92 B FF 91 F FF 92 F FF 91 X CU 81 1-2 ② F8		S FF 92 B FF 91 F FF 91 B FF 92 B FC 87 S CH 84 3-3 ③ K			C FF 92 B CH 87 F FF 93 B FF 93 B FF 92 B FF 93 4-2 24 G6-4-3 BB		C FF 92 F FF 93 B CU 80 B CU 81 B FF 92 S FF 94 3-3 ① K	3	0	0	0	1	2	2
24 Trevor Plouffe, R (1, 5) OBP: 0.304, SLG: 0.461		B FF 92 B FC 86 C CU 80 C CU 79 F FF 92 C CU 80 2-3 ③ K			B FC 86 C FC 85 C FC 87 B CH 83 X CU 81 2-2 12 2B 2B		C FF 91 S FF 94 F FF 93 B FF 95 X CU 82 1-2 ①② G6-4-3 1-2f		C FF 93 X FF 93 0-1 ② P3	4	1	1	0	0	1	1
12 Alexi Casilla, S (1, 4) OBP: 0.268, SLG: 0.304			B FF 88 C FC 85 F CU 79 X CU 80 1-2 ① G3		F FF 92 X FF 91 0-1 2-H 2B		B FF 94 C FF 94 B CH 87 B CH 88 C FF 92 F FF 93 X FF 94 3-2 25 1B 1B		C FF 93 X FF 92 0-1 ③ F7	4	0	2	1	0	0	0
25 Pedro Florimón, S (1, 6) OBP: 0.290, SLG: 0.333			C FF 90 S FF 90 S SI 91 0-3 ② K		L FF 91 F CU 81 S FF 91 0-3 ① K		C FF 93 F FF 94 X FF 94 0-2 1-2 1B			3	0	1	0	0	2	1
Inning Stats	R: 1 E: 0 K: 0 S: 9 H: 1 LOB: 0 BB: 0 P: 14	R: 0 E: 0 K: 1 S: 12 H: 0 LOB: 0 BB: 0 P: 17	R: 0 E: 0 K: 1 S: 8 H: 0 LOB: 0 BB: 0 P: 9	R: 0 E: 0 K: 2 S: 17 H: 1 LOB: 2 BB: 1 P: 27	R: 1 E: 0 K: 1 S: 13 H: 2 LOB: 1 BB: 0 P: 18	R: 0 E: 0 K: 1 S: 12 H: 0 LOB: 0 BB: 0 P: 16	R: 0 E: 0 K: 1 S: 18 H: 2 LOB: 2 BB: 1 P: 28	R: 0 E: 0 K: 1 S: 12 H: 0 LOB: 1 BB: 1 P: 19	R: 0 E: 0 K: 1 S: 7 H: 0 LOB: 0 BB: 0 P: 10	1B: 2 2B: 3 3B: 0 HR: 1 SF: 0 SAC: 0 DP: 1 HBP: 0						

	AB	32
	R	2
	H	6
	RBI	2
	BB	3
	SO	9
	LOB	12

WP: 0 PA: 35
PB: 0
SB: 0
CS: 0

PITCHER		IP	WLS	BF	H	R	ER	SO	BB	IBB	HBP	BLK	WP	HR	S	P	ERA	WHIP
44 Jake Peavy, R ERA: 3.26	(1, 1)	6.0	W	23	4	2	2	6	1	0	0	0	0	1	71	101	3.00	0.833
48 Brian Omogrosso, R ERA: 3.46	(7, 1)	1.0		5	2	0	0	1	1	0	0	0	0	0	18	28	0.00	3.000
46 Donnie Veal, L ERA: 0.84	(8, 1)	1.0		4	0	0	0	1	1	0	0	0	0	0	12	19	0.00	1.000
41 Philip Humber, R ERA: 6.44	(9, 1)	1.0		3	0	0	0	1	0	0	0	0	0	0	7	10	0.00	0.000

PITCHER	IP	WLS	BF	H	R	ER	SO	BB	IBB	HBP	BLK	WP	HR	S	P	ERA	WHIP

Detroit Tigers @ Chicago White Sox

U.S. Cellular Field, Chicago, IL

Mon Sep 17 2012, 2:10 PM - 5:16 PM EDT

Att. 29,130 - Partly Cloudy - 81 F

TOP

livebaseballscorecards.com

Batter	1	2	3	4	5	6	7	8	9	AB	R	H	RBI	BB	SO	LOB
14 Austin Jackson, R (1, 8) OBP: 0.384, SLG: 0.483	G3		21 1B 4 SH1-4 1B	E7		K			F9	5	1	1	1	0	1	0
4 Omar Infante, R (1, 4) OBP: 0.300, SLG: 0.418	F8		SH1-4	P6			L1			3	0	0	0	0	0	1
24 Miguel Cabrera, R (1, 5) OBP: 0.395, SLG: 0.599	G5-3		27 WP 21 1B IBB		28 1B 21 1B 2B		F9			3	1	1	0	1	0	0
28 Prince Fielder, L (1, 3) OBP: 0.404, SLG: 0.513		27 G6-4-3 2B	K		27 G4-6-3 21 1B 1B		K2-3			4	0	2	0	0	2	3
21 Delmon Young, R (1, 10) OBP: 0.305, SLG: 0.423		27 G6-4-3 HBP	27 WP 1B		27 G4-6-3 1B			G3		3	0	2	3	0	0	0
27 Jhonny Peralta, R (1, 6) OBP: 0.312, SLG: 0.394		G6-4-3	IBB		G4-6-3			G3-1		3	0	0	0	1	0	4
26 Brennan Boesch, L (1, 9) OBP: 0.290, SLG: 0.377		K	K		G6-3			K		4	0	0	0	0	3	5
34 Avisaíl García, R (1, 7) OBP: 0.364, SLG: 0.300			9 1B 14 1B 1B	G6-3		G6-3			G5-3	3	1	1	0	0	0	0
52 Quintin Berry, L (9, PH) OBP: 0.343, SLG: 0.368										1	0	0	0	0	0	0
9 Gerald Laird, R (1, 2) OBP: 0.327, SLG: 0.367			4 14 SH1-4 1B 21 1B 1B	L7		K			K	3	1	1	0	0	1	0
12 Andy Dirks, L (9, PH) OBP: 0.369, SLG: 0.471										1	0	0	0	0	1	0

	AB	R	H	RBI	BB	SO	LOB
AB	33						
R	4						
H	8						
RBI	4						
BB	2						
SO	8						
LOB	13						

Inning Stats	1	2	3	4	5	6	7	8	9
	R: 0 E: 0 K: 0 S: 5	H: 0 LOB: 0 BB: 0 P: 7	R: 0 E: 0 K: 1 S: 10	H: 1 LOB: 1 BB: 0 P: 17	R: 3 E: 0 K: 2 S: 17	H: 4 LOB: 3 BB: 2 P: 34	R: 0 E: 1 K: 0 S: 10	H: 0 LOB: 1 BB: 0 P: 15	R: 1 E: 0 K: 0 S: 10	H: 3 LOB: 1 BB: 0 P: 13	R: 0 E: 0 K: 2 S: 8	H: 0 LOB: 0 BB: 0 P: 9	R: 0 E: 0 K: 1 S: 8	H: 0 LOB: 0 BB: 0 P: 13	R: 0 E: 0 K: 1 S: 7	H: 0 LOB: 0 BB: 0 P: 10	R: 0 E: 0 K: 1 S: 10	H: 0 LOB: 0 BB: 0 P: 13

| | | | | | | | | | |

Batter	1	2	3	4	5	6	7	8	9	AB	R	H	RBI	BB	SO	LOB
28 Dewayne Wise, L (1, 8) (8, 7) OBP: 0.314, SLG: 0.489	B SI 88 F SI 88 X CU 74 1-1 ① G3-1		X CU 74 0-0 1-2 2-3 1B	B FC 88 B SI 90 C SI 89 B CH 83 X SI 90 3-1 1-3 2-H 3-H 1B		B SL 86 B FF 95 L SI 95 F SI 95 S SL 87 2-3 ① K		T FF 92 C FF 93 X FF 93 0-2 44 F7-5 1-3 2B		5	0	3	2	0	1	1
20 Kevin Youkilis, R (1, 5) OBP: 0.347, SLG: 0.433	C SI 87 F SI 90 B FC 85 B SI 89 F SI 91 F SI 90 B CU 76 D CU 75 4-2 44 G6-5-3 BB		C FC 85 B SI 91 B SI 92 T FC 88 S SI 91 2-3 ② K	B SI 90 C SI 90 B CU 75 C FC 87 F SI 91 X FF 90 2-2 ③ L6		B FF 94 S SL 85 B SI 94 B SL 85 B SL 85 4-1 1-2 BB		C SL 86 S FF 97 F FF 98 B SL 86 D SL 85 H FF 97 3-2 HBP		2	0	0	0	2	1	5
44 Adam Dunn, L (1, 3) OBP: 0.343, SLG: 0.492	F SI 90 B CH 81 X CH 82 1-1 ②③ G6-5-3 1-2f		S FC 86 D CU 78 F FC 87 S SI 91 1-3 ③ K		B CH 80 T FC 86 F CU 74 X CH 81 1-2 14 2B 24 FC6-4 1B	C SI 93 D SL 79 D SL 79 F SI 94 B SI 94 S SI 93 3-3 ② K		B FF 97 F FF 98 F FF 98 X FF 97 1-2 ②③ F7-5 2-3		5	1	1	0	0	2	9
14 Paul Konerko, R (1, 10) OBP: 0.376, SLG: 0.493		B SI 89 X FC 86 1-0 ① P4		B FC 84 C FF 89 B CH 81 S CH 81 X SI 91 2-2 ① G4-3	C SI 90 B SI 90 C CU 75 B FC 85 F FF 91 B SI 88 X CU 75 3-2 1-3 24 E 2B	C SL 82 X FF 94 0-1 ③ P4				4	1	1	0	0	0	2
51 Alex Rios, R (1, 9) OBP: 0.329, SLG: 0.513		C SI 90 B SI 89 C CU 75 B SI 89 X SI 90 2-2 ② G4-3		B CU 75 F SI 90 S FC 86 B FC 85 F SI 91 X CH 83 2-2 24 BB 12 1B 15 HBP 1B	B FF 92 S SL 83 B SL 84 S SL 85 B SL 84 F SL 84 F SL 85 B SL 83 4-2 24 FC6-4 BB		C FC 93 B FF 94 X FF 92 1-1 12 G4-6-3 1B			3	1	2	0	1	0	0
12 A.J. Pierzynski, L (1, 2) OBP: 0.325, SLG: 0.510		B SI 90 S FC 85 F FC 86 B SI 90 B FF 90 X CH 83 3-2 ③ G4-3		1 SAFE B CU 74 F CU 74 X CH 81 1-1 15 HBP 24 BB 28 1B 1-2 1B	C SI 95 F SL 84 X SL 86 0-2 ① L9		1 SAFE S FF 91 F FF 93 X FF 93 0-2 ①② G4-6-3 1-2f			4	1	1	0	0	0	4
24 Dayan Viciedo, R (1, 7) OBP: 0.296, SLG: 0.427 7 Jordan Danks, L (8, 8) OBP: 0.250, SLG: 0.288			B CU 74 B FC 87 B CU 75 X SI 90 3-1 28 1B 10 1B 1B	B SI 90 C CU 75 F SI 89 D CU 75 B FF 90 F SI 91 F SI 91 B SI 92 4-2 15 HBP 28 1B 1-2 2-3 BB	B FF 95 C SL 85 D SL 87 X SL 84 2-1 ② FC6-4 1-2f 2-H 3-H		B FF 94 C FF 94 F FF 94 X FF 94 1-2 ③ G4-3			3 0	1 0	1 0	1 0	1 0	0 0	1 0
10 Alexei Ramirez, R (1, 6) OBP: 0.292, SLG: 0.377			C SI 89 X SI 89 0-1 28 1B 1-2 1B	X SI 89 0-0 ② L6	B SI 94 X FF 95 1-0 ③ G4-3			C SL 81 F SL 82 F SL 83 F FF 95 B FF 95 S SL 84 1-3 ① K		4	0	1	0	0	1	4
15 Gordon Beckham, R (1, 4) OBP: 0.297, SLG: 0.381			B FC 84 X SI 89 1-0 ① F4	B FC 87 H SI 90 2-0 28 1B 1-2 2-3 3-H HBP		B SI 93 B FF 95 B FF 94 C SI 94 B SL 95 4-1 20 BB BB		C FF 94 F FF 94 F FF 95 F SL 84 B SL 84 B FF 94 F FF 94 B FF 94 F FF 93 4-2 B FF 93 28 2B BB		1	0	0	1	2	0	2
Inning Stats	R: 0 E: 0 K: 0 S: 8 H: 0 LOB: 0 BB: 1 P: 14	R: 0 E: 0 K: 0 S: 7 H: 0 LOB: 0 BB: 0 P: 13	R: 0 E: 0 K: 2 S: 12 H: 3 LOB: 3 BB: 0 P: 19	R: 3 E: 0 K: 0 S: 20 H: 3 LOB: 2 BB: 1 P: 36	R: 2 E: 1 K: 0 S: 17 H: 2 LOB: 1 BB: 1 P: 28	R: 0 E: 0 K: 2 S: 10 H: 0 LOB: 2 BB: 2 P: 23	R: 0 E: 0 K: 0 S: 8 H: 1 LOB: 0 BB: 0 P: 10	R: 0 E: 0 K: 1 S: 20 H: 1 LOB: 2 BB: 1 P: 29		1B: 8 2B: 3 3B: 0 HR: 0 SF: 0 SAC: 0 DP: 3 HBP: 2		WP: 0 PB: 0 SB: 0 CS: 0 PA: 39		

PITCHER		IP	WLS	BF	H	R	ER	SO	BB	IBB	HBP	BLK	WP	HR	S	P	ERA	WHIP
58 Doug Fister, R ERA: 3.65	(1, 1)	4.0	L	22	8	5	4	2	2	0	1	0	0	0	54	93	9.00	2.500
62 Al Alburquerque, R ERA:	(5, 1)	1.1		7	0	0	0	1	3	0	0	0	0	0	15	32	0.00	2.250
40 Phil Coke, L ERA: 3.55	(6, 1)	0.1		1	0	0	0	1	0	0	0	0	0	0	3	6	0.00	0.000
20 Octavio Dotel, R ERA: 3.21	(6, 1)	1.2		7	2	0	0	1	1	0	0	0	0	0	24	31	0.00	1.800
60 Brayan Villarreal, R ERA: 2.32	(8, 1)	0.2		2	0	0	0	0	0	0	1	0	0	0	6	10	0.00	0.000

PITCHER	IP	WLS	BF	H	R	ER	SO	BB	IBB	HBP	BLK	WP	HR	S	P	ERA	WHIP

BOTTOM

Detroit Tigers @ Chicago White Sox

U.S. Cellular Field, Chicago, IL

Mon Sep 17 2012, 2:10 PM - 5:16 PM EDT

Att. 29,130 - Partly Cloudy - 81 F

livebaseballscorecards.com

AB	31
R	5
H	10
RBI	4
BB	6
SO	5
LOB	28

Batter	1	2	3	4	5	6	7	8	9	AB	R	H	RBI	BB	SO	LOB
30 Alejandro De Aza, L (1, 7) OBP: 0.341, SLG: 0.399	B FF 90 X FF 91 1-0 HR		C FF 92 S KC 78 F FF 92 B FF 92 B KC 77 X FC 86 2-2 ③ G6-3			X FF 90 0-0 20 G5-4-3 1B		S FF 92 B FF 93 X CU 75 1-1 ① G5-3		4	1	2	1	0	0	0
20 Kevin Youkilis, R (1, 5) (8, 3) OBP: 0.344, SLG: 0.429	C FF 92 B KC 77 B SI 92 X SI 92 2-1 ① G5-3			C FF 91 B SI 91 X SI 91 1-1 ① G6-3		C SI 90 B SI 89 C SI 90 X FC 85 1-2 ①② G5-4-3 1-2f		C FF 93 F FF 94 B FF 93 F CU 76 S CH 83 1-3 ② K		4	0	0	0	0	1	1
44 Adam Dunn, L (1, 10) OBP: 0.342, SLG: 0.489	B FF 92 B KC 78 C FF 92 X FF 92 2-1 ② P5			B SI 91 S FF 91 B FF 91 B FF 92 F FF 91 X FF 92 3-2 E4		F KC 72 B FF 91 C FF 91 B KC 80 C CH 83 2-3 ③ K		B CU 76 B CH 84 C FF 94 B FF 93 F FF 93 B CH 84 4-2 51 BB 14 BB BB		3	0	0	0	1	1	0
14 Paul Konerko, R (1, 3) OBP: 0.375, SLG: 0.490 18 Jose Lopez, R (8, PR) OBP: 0.270, SLG: 0.358 (8, 5)	B SI 93 S FC 88 B KC 78 B FF 91 X FF 92 3-1 ③ G5-3			F FF 91 B KC 77 S FC 86 B FC 87 B FF 93 C FF 91 3-3 ② K			C KC 74 B KC 76 X FC 85 1-1 ① G6-3	D SL 81 D SL 80 B FF 91 B FF 91 4-0 12 FC5 51 BB 1-2 BB		3 0	0 0	0 0	0 0	1 0	1 0	1 0
51 Alex Rios, R (1, 9) OBP: 0.330, SLG: 0.517		C FF 90 B FC 87 C FF 90 S FC 87 1-3 ① K		C KC 77 X FF 92 0-1 ③ F7			B KC 73 B FC 86 B FF 90 X FF 91 3-0 HR	B FF 91 B FF 90 C SI 91 B FF 89 F SI 91 B FF 90 4-2 1-2 2-3 12 FC5 BB		3	1	1	1	1	1	1
12 A.J. Pierzynski, L (1, 2) OBP: 0.326, SLG: 0.510		C FF 91 B KC 77 B FC 86 X FF 92 2-1 ② G4-3			F KC 72 F FF 90 F FF 91 X FF 91 0-2 ① 1B		F KC 75 B FF 91 X CH 83 1-1 10 1B 1B	F FF 90 C FF 91 X CH 83 0-2 ③ 1-2 2-3f FC5		4	0	2	0	0	0	3
10 Alexei Ramirez, R (1, 6) OBP: 0.292, SLG: 0.376		C FF 92 B KC 78 C FF 91 X FC 87 1-2 ③ G4-3			C KC 72 X SI 89 0-1 ② F8		B FF 91 S FC 86 X KC 76 1-1 1-2 1B		B SI 93 S SL 86 B SL 86 X SI 93 2-1 ① G3	4	0	1	0	0	0	0
28 Dewayne Wise, L (1, 8) OBP: 0.308, SLG: 0.478			B FF 90 B FF 91 F FF 91 F FF 91 B KC 78 X FF 92 3-2 ① L8		C FF 92 X KC 76 0-1 ③ F8		C FF 91 D FC 86 X FC 86 1-1 ② F7		B SI 93 X SI 93 1-0 ② F8	4	0	0	0	0	0	2
15 Gordon Beckham, R (1, 4) OBP: 0.297, SLG: 0.387			C FF 92 F FF 92 S FC 88 0-3 ② K			B SI 91 X FF 91 1-0 HR	C FC 87 C FF 92 X FC 86 0-2 ③ G1-3		C SL 85 F SI 94 S SL 86 0-3 ③ K	4	1	1	1	0	2	2
Inning Stats	R: 1 E: 0 K: 0 S: 7 H: 1 LOB: 0 BB: 0 P: 15	R: 0 E: 0 K: 1 S: 8 H: 0 LOB: 0 BB: 0 P: 12	R: 0 E: 0 K: 1 S: 10 H: 0 LOB: 0 BB: 0 P: 15	R: 0 E: 1 K: 1 S: 10 H: 0 LOB: 1 BB: 0 P: 17	R: 0 E: 0 K: 0 S: 8 H: 1 LOB: 0 BB: 0 P: 8	R: 1 E: 0 K: 1 S: 8 H: 2 LOB: 0 BB: 0 P: 12	R: 1 E: 0 K: 0 S: 12 H: 3 LOB: 2 BB: 0 P: 19	R: 0 E: 0 K: 1 S: 13 H: 0 LOB: 3 BB: 3 P: 27	R: 0 E: 0 K: 1 S: 6 H: 0 LOB: 0 BB: 0 P: 9	1B: 4 2B: 0 3B: 0 HR: 3 SF: 0 SAC: 0 DP: 1 HBP: 0						

PITCHER		IP	WLS	BF	H	R	ER	SO	BB	IBB	HBP	BLK	WP	HR	S	P	ERA	WHIP
44 Luke Hochevar, R ERA: 5.4	(1, 1)	7.0	L	27	7	3	3	4	0	0	0	0	0	3	63	98	3.86	1.000
55 Tim Collins, L ERA: 3.33	(8, 1)	0.2		3	0	0	0	1	1	0	0	0	0	0	8	14	0.00	1.500
31 Louis Coleman, R ERA: 3.94	(8, 1)	0.0		2	0	0	0	0	2	0	0	0	0	0	2	10	∞	∞
67 Francisley Bueno, L ERA: 2.19	(8, 1)	0.1		1	0	0	0	0	0	0	0	0	0	0	3	3	0.00	0.000
32 Vin Mazzaro, R ERA: 5.63	(9, 1)	1.0		3	0	0	0	1	0	0	0	0	0	0	6	9	0.00	0.000

PITCHER	IP	WLS	BF	H	R	ER	SO	BB	IBB	HBP	BLK	WP	HR	S	P	ERA	WHIP

TOP

Chicago White Sox @ Kansas City Royals

Kauffman Stadium, Kansas City, MO

Tue Sep 18 2012, 7:11 PM - 9:23 PM CDT

Att. 14,420 - Clear - 68 F

livebaseballscorecards.com

AB	33
R	3
H	7
RBI	3
BB	3
SO	6
LOB	10

BOTTOM

Chicago White Sox @ Kansas City Royals

Kauffman Stadium, Kansas City, MO

Tue Sep 18 2012, 7:11 PM - 9:23 PM CDT

Att. 14,420 - Clear - 68 F

livebaseballscorecards.com

Batter	1	2	3	4	5	6	7	8	9	AB	R	H	RBI	BB	SO	LOB
7 David Lough, L (1, 8) OBP: 0.297, SLG: 0.333	C FF 92 B FF 93 B FF 93 F FC 89 B CU 81 F FC 88 F FC 88 B FC 88 4-2 4 2B 16 1B BB	B SI 90 X FC 83 1-0 ③ P6			X FF 92 0-0 ② G6-3			B FF 92 X FF 93 1-0 ② G2-3		2	1	0	0	1	0	1
30 Jason Bourgeois, R (8, PH) OBP: 0.400, SLG: 0.439 (9, 8)										1	0	0	0	0	0	0
2 Alcides Escobar, R (1, 6) OBP: 0.333, SLG: 0.390	B FF 90 X FF 92 1-0 ① P3		B FC 87 B FC 88 X FF 92 2-0 ① P4		B FF 93 C FF 92 M SI 92 X SI 92 1-2 ③ G6-3			B FF 94 X FF 93 1-0 ③ F7		4	0	0	0	0	0	1
4 Alex Gordon, L (1, 7) OBP: 0.360, SLG: 0.444	X FF 91 0-0 16 1B 1-3 2B		C SI 93 B SI 90 B CU 80 X FC 87 2-1 16 G6-3 1B			B SI 93 S FC 87 C CU 80 S FF 92 1-3 ① K			B FF 93 B FF 94 B FF 94 C FF 93 C FF 94 F FF 93 T FF 92 3-2 ① K	4	1	2	0	0	2	0
16 Billy Butler, R (1, 10) OBP: 0.371, SLG: 0.504	S FC 88 X CU 82 0-1 2-H 3-H 1B		X SI 91 0-0 ② ③ G6-3 1-2f			C CU 82 B FC 86 F FC 86 X CU 81 1-2 ② F9			B FF 91 B FF 92 C FF 91 F FF 92 B CH 84 X CH 83 3-2 ② G4-3	4	0	1	2	0	0	1
13 Salvador Perez, R (1, 2) OBP: 0.331, SLG: 0.502	B CU 82 C SI 94 F FC 88 F CU 82 S SI 95 1-3 ② K			C CU 80 B FC 87 X FC 88 1-1 ① G4-3		C FC 86 X FF 92 0-1 ③ L9			C SL 85 X FF 93 0-1 ③ F8	4	0	0	0	0	1	1
8 Mike Moustakas, L (1, 5) OBP: 0.300, SLG: 0.425	B SI 91 B CH 88 X FC 87 2-0 ③ P5			B FF 93 C FF 92 C CU 81 B CU 82 B CU 80 X FC 87 3-2 ② G3-1			B FC 86 F FC 86 B CU 80 X FC 85 2-1 ① F9			3	0	0	0	0	0	1
21 Jeff Francoeur, R (1, 9) OBP: 0.288, SLG: 0.371		C FF 92 X SI 93 0-1 ① L6		X FC 88 0-0 2B			B FF 92 C SI 92 F SI 91 X FF 94 1-2 ② G1-3			3	0	1	0	0	0	0
35 Eric Hosmer, L (1, 3) OBP: 0.314, SLG: 0.372		X SI 92 0-0 1B		C CU 82 X FF 94 0-1 ③ L7			B CU 81 B CU 80 X FC 86 2-0 ③ G3-1			3	0	1	0	0	0	1
34 Tony Abreu, S (1, 4) OBP: 0.320, SLG: 0.449		C SI 91 C CU 79 D CU 79 S SI 92 1-3 ② K			S FC 87 X CU 81 0-1 ① G6-3			F FF 93 X FF 94 0-1 ① F9		3	0	0	0	0	1	1
Inning Stats	R: 2 E: 0 K: 1 S: 13 H: 2 LOB: 1 BB: 1 P: 21	R: 0 E: 0 K: 1 S: 7 H: 1 LOB: 1 BB: 0 P: 9	R: 0 E: 0 K: 0 S: 4 H: 1 LOB: 0 BB: 0 P: 8	R: 0 E: 0 K: 0 S: 8 H: 1 LOB: 1 BB: 0 P: 12	R: 0 E: 0 K: 0 S: 6 H: 1 LOB: 0 BB: 0 P: 7	R: 0 E: 0 K: 1 S: 8 H: 0 LOB: 0 BB: 0 P: 10	R: 0 E: 0 K: 0 S: 6 H: 0 LOB: 0 BB: 0 P: 11	R: 0 E: 0 K: 0 S: 4 H: 0 LOB: 0 BB: 0 P: 6	R: 0 E: 0 K: 1 S: 9 H: 0 LOB: 0 BB: 0 P: 15	1B: 3 2B: 2 3B: 0 HR: 0 SF: 0 SAC: 0 DP: 1 HBP: 0						

	AB	31
	R	2
	H	5
	RBI	2
	BB	1
	SO	4
	LOB	7

WP: 0 PA: 32
PB: 0
SB: 0
CS: 0

PITCHER		IP	WLS	BF	H	R	ER	SO	BB	IBB	HBP	BLK	WP	HR	S	P	ERA	WHIP
34 Gavin Floyd, R ERA: 4.5	(1, 1)	7.0	W	26	5	2	2	3	1	0	0	0	0	0	52	78	2.57	0.857
37 Matt Thornton, L ERA: 3.21	(8, 1)	1.1	H	4	0	0	0	1	0	0	0	0	0	0	8	13	0.00	0.000
43 Addison Reed, R ERA: 4.82	(9, 1)	0.2	S	2	0	0	0	0	0	0	0	0	0	0	5	8	0.00	0.000

PITCHER		IP	WLS	BF	H	R	ER	SO	BB	IBB	HBP	BLK	WP	HR	S	P	ERA	WHIP

Chicago White Sox @ Kansas City Royals

Kauffman Stadium, Kansas City, MO

Wed Sep 19 2012, 7:10 PM - 10:01 PM CDT

Att. 15,120 - Partly Cloudy - 79 F

livebaseballscorecards.com

Batter	1	2	3	4	5	6	7	8	9	AB	R	H	RBI	BB	SO	LOB
30 Alejandro De Aza, L (1, 8) (8, 7) OBP: 0.346, SLG: 0.409	C SI 82 X SL 81 0-1 20 CS 1B		C CU 73 X CH 77 0-1 3B		F SI 84 X EP 68 0-1 ② F7		F FF 98 F FF 98 X SI 98 0-2 1-3 1B		B FF 98 F FF 99 B CU 78 X FF 99 2-1 2B	5	0	4	0	0	0	0
20 Kevin Youkilis, R (1, 5) OBP: 0.340, SLG: 0.423	B SI 82 B SI 82 C SI 82 1 SAFE 1 SAFE B SL 82 C SL 81 C SL 83 3-3 ①② K 1-2		C SL 83 X FF 88 0-1 ③ G5-3		C FF 86 B SL 83 F CH 77 B CU 74 X SL 83 2-2 ③ L6		F FF 99 B CH 85 F SI 98 F SI 100 S CH 87 1-3 ③ K		C FF 98 B SL 88 C SL 88 X SL 88 1-2 ③ F9	5	0	0	0	0	2	5
44 Adam Dunn, L (1, 10) OBP: 0.342, SLG: 0.486	X SI 85 0-0 ③ G3			B CU 78 F SL 82 F SI 87 F EP 71 B SI 87 F SI 87 B EP 69 F SL 79 F SI 86 4-2 B FF 89 51 1B 14 BB BB		X SI 86 0-0 ① P5		C FF 98 C FF 96 X CH 88 0-2 ① G3-1		3	0	0	0	1	0	0
14 Paul Konerko, R (1, 3) OBP: 0.376, SLG: 0.491		C SI 83 B SL 82 B CH 75 F SL 83 B CU 78 X FF 87 3-2 ① F8		B SL 84 B CH 78 B SL 84 C SL 83 F SL 82 B SI 86 4-2 51 1B 1-2 BB		B SI 84 B CH 78 X SI 85 2-0 2B		B FF 98 X FF 98 1-0 ② F8		3	0	1	0	1	0	0
51 Alex Rios, R (1, 9) OBP: 0.333, SLG: 0.521		B FF 84 C SI 84 B SL 83 X CH 76 2-1 2B		C SI 84 X SL 83 0-1 1-2 2-3 1B		B SI 85 C SI 82 B CU 76 F SL 84 F FF 89 X SL 79 2-2 ② G1-3		B CU 82 B FF 99 X FF 98 2-0 28 1B 1B		4	0	3	0	0	0	1
24 Dayan Viciedo, R (1, 7) OBP: 0.294, SLG: 0.424 28 Dewayne Wise, L (8, PH) OBP: 0.312, SLG: 0.481 (8, 8)		C FF 86 B CH 77 F SL 84 F SL 80 S SI 89 1-3 ② K		C CU 72 X SL 85 0-1 ① P5		B CU 72 C SL 84 F SI 88 B SL 79 F SL 84 B SL 79 X SL 83 3-2 ③ P2		X SI 98 0-0 1-3 1B		3 1	0 0	0 1	0 0	0 0	1 0	5 0
10 Alexei Ramirez, R (1, 6) OBP: 0.290, SLG: 0.374		B SL 84 X SL 84 1-0 ③ P3		X SL 85 0-0 ② F3			C CU 76 B CH 76 F SL 82 F CU 78 B SL 79 F SL 82 F CU 78 B EP 69 F SL 82 3-2 ① X SI 86 G5-3	B CH 88 F SI 100 S SI 99 F SI 99 S SI 99 1-3 ③ K		4	0	0	0	0	1	6
17 Tyler Flowers, R (1, 2) OBP: 0.306, SLG: 0.434 5 Orlando Hudson, S (9, PH) OBP: 0.257, SLG: 0.298			B CU 72 B CH 76 C FF 85 S FF 86 X FF 86 2-2 ① P2	C CU 72 F SL 83 F FF 90 C CU 75 0-3 ③ K			B CU 76 F SL 83 F SL 82 F SL 79 F SI 88 C FF 89 1-3 ② K		C FF 95 S SL 88 B SL 90 B SL 90 F FF 98 B FF 99 F FF 98 X FF 98 3-2 ① G6-3	3 1	0 0	0 0	0 0	0 0	2 0	3 0
15 Gordon Beckham, R (1, 4) OBP: 0.297, SLG: 0.385 12 A.J. Pierzynski, L (9, PH) OBP: 0.326, SLG: 0.509			C CU 74 B CH 77 X FF 87 1-1 ② F9		C SI 84 B CH 77 X SL 82 1-1 ① P2		C CU 76 B SL 84 F SI 88 B CU 76 B SL 80 F SL 82 F SL 82 B FF 87 4-2 30 1B BB		S SL 88 F SL 88 S FS 86 0-3 ② K	2 1	0 0	0 0	0 0	1 0	0 1	0 0
Inning Stats	R: 0 H: 1 E: 0 LOB: 0 K: 1 BB: 0 S: 6 P: 9	R: 0 H: 1 E: 0 LOB: 1 K: 1 BB: 0 S: 10 P: 17	R: 0 H: 1 E: 0 LOB: 1 K: 0 BB: 0 S: 9 P: 12	R: 0 H: 1 E: 0 LOB: 3 K: 1 BB: 2 S: 17 P: 25	R: 0 H: 0 E: 0 LOB: 0 K: 0 BB: 0 S: 7 P: 10	R: 0 H: 1 E: 0 LOB: 1 K: 0 BB: 0 S: 10 P: 17	R: 0 H: 1 E: 0 LOB: 2 K: 2 BB: 1 S: 23 P: 32	R: 0 H: 2 E: 0 LOB: 2 K: 1 BB: 0 S: 10 P: 14	R: 0 H: 1 E: 0 LOB: 1 K: 1 BB: 0 S: 13 P: 19	1B: 5 SF: 0 2B: 3 SAC: 0 3B: 1 DP: 0 HR: 0 HBP: 0						

WP: 0 PA: 38
PB: 0
SB: 0
CS: 1

	AB	35
	R	0
	H	9
	RBI	0
	BB	3
	SO	7
	LOB	20

PITCHER		IP	WLS	BF	H	R	ER	SO	BB	IBB	HBP	BLK	WP	HR	S	P	ERA	WHIP
52 Bruce Chen, L ERA: 5.22	(1, 1)	6.2	W	27	5	0	0	4	3	0	0	0	0	0	75	114	0.00	1.200
40 Kelvin Herrera, R ERA: 2.36	(7, 1)	1.1	H	7	3	0	0	2	0	0	0	0	0	0	17	22	0.00	2.250
56 Greg Holland, R ERA: 2.89	(9, 1)	1.0	S	4	1	0	0	1	0	0	0	0	0	0	13	19	0.00	1.000

PITCHER	IP	WLS	BF	H	R	ER	SO	BB	IBB	HBP	BLK	WP	HR	S	P	ERA	WHIP

Batter	1	2	3	4	5	6	7	8	9	AB	R	H	RBI	BB	SO	LOB
30 Jason Bourgeois, R (1, 8) OBP: 0.388, SLG: 0.422	C SI 86 F SI 91 B SL 76 B SI 92 X SI 91 2-2 ① F9		X SI 86 0-0 4 BB, 2 1B, 16 SF7, 1B		B SI 87 X CH 79 1-0 ① F7		B SI 94 C CH 86 F FF 93 X SI 94 1-2 ② G4-3 2-3			4	1	1	0	0	0	1
2 Alcides Escobar, R (1, 6) OBP: 0.337, SLG: 0.393	C SI 88 X CH 81 0-1 4 1B, 1B		C SL 75 1 SAFE B SI 88 S SL 77 D SL 76 X SI 91 2-2 4 BB, 1B 1-2		B CH 80 X SI 86 1-0 4 S, 1B		I I I I 4-0 4 2B, IBB			3	1	3	0	1	0	0
4 Alex Gordon, L (1, 7) OBP: 0.363, SLG: 0.447	C SL 76 F SI 88 F SL 77 F SI 93 B SI 92 1 SAFE X SL 76 1-2 13 FC6-4, 1B 1-3		B SI 90 B SI 92 F SI 88 F SI 94 B SI 93 B SL 75 4-2 BB 1-2 2-3		C SI 95 C SI 94 S SL 78 0-3 ② K 1-2		S SI 88 B SI 87 B SL 78 X SI 96 2-1 2B 1-H 3-H			3	0	2	2	1	1	1
16 Billy Butler, R (1, 10) OBP: 0.368, SLG: 0.502	F CH 82 1 SAFE C SL 77 1 SAFE S 0-3 ② K		X SI 93 0-0 ② SF7 3-H		B SI 93 X CH 82 1-0 ③ G6-3		B SI 100 C SI 99 F SI 99 B SL 90 X SI 100 2-2 ③ G4-3			3	0	0	1	0	1	4
13 Salvador Perez, R (1, 2) OBP: 0.330, SLG: 0.498	C SL 75 B SI 90 X CH 82 1-1 ③ FC6-4 1-2f		C SL 76 F SL 75 D SL 74 D CH 81 C SI 92 2-3 ③ K			B SL 74 X SI 87 1-0 ① G4-3		C FF 94 B FF 95 F FF 94 F CU 80 X SI 96 1-2 8 FC3-6, 1B		4	0	1	0	0	1	4
8 Mike Moustakas, L (1, 5) OBP: 0.299, SLG: 0.426		C SL 75 F CH 85 B SL 77 F SL 77 B SI 89 S SL 78 2-3 ① K		B SL 74 B SL 74 F CH 86 B SI 89 X SI 90 3-1 21 G6-3, 2B		B SL 76 F SI 92 F SL 75 S SL 78 1-3 ② K2-3		F FF 93 B FF 94 X CU 73 1-1 ① FC3-6, 21 F8 1-2f		4	0	1	0	0	2	1
21 Jeff Francoeur, R (1, 9) OBP: 0.286, SLG: 0.368		C SI 86 C SL 75 B SI 90 S SL 76 1-3 ② K		F SL 76 F SI 92 F SI 90 D SL 75 X SL 75 1-2 ① G6-3 2-3		B FF 92 B SI 86 B SI 92 S SI 86 X SI 88 3-1 ③ G4-3		X FF 93 0-0 ② F8 2-3		4	0	0	0	0	1	2
35 Eric Hosmer, L (1, 3) OBP: 0.314, SLG: 0.373		B SI 93 C SL 73 B SI 87 S SI 88 S SI 92 2-3 ③ K		S SL 77 S SL 77 X SL 76 0-2 ② P6			C SI 93 X SL 77 0-1 30 G4-3, 4 2B, 2B	B CU 78 C FF 91 X CU 78 1-1 ③ G1-3		4	1	1	0	0	1	2
9 Johnny Giavotella, R (1, 4) OBP: 0.270, SLG: 0.297			B SI 89 C SI 89 F SI 92 X SI 93 1-2 ① P3	B SL 75 B FF 92 C CH 86 X SI 95 2-1 ③ F8			B SI 88 C SL 77 B SL 76 B SI 94 S CH 81 S SL 78 3-3 ① K			3	0	0	0	0	1	2
Inning Stats	R: 0 E: 0 K: 1 S: 15 H: 2 LOB: 2 BB: 0 P: 19	R: 0 E: 0 K: 3 S: 10 H: 0 LOB: 0 BB: 0 P: 15	R: 1 E: 0 K: 1 S: 13 H: 2 LOB: 2 BB: 1 P: 22	R: 0 E: 0 K: 0 S: 11 H: 1 LOB: 1 BB: 0 P: 17	R: 0 E: 0 K: 1 S: 6 H: 1 LOB: 1 BB: 0 P: 9	R: 0 E: 0 K: 1 S: 6 H: 0 LOB: 0 BB: 0 P: 11	R: 2 E: 0 K: 1 S: 13 H: 2 LOB: 1 BB: 1 P: 25	R: 0 E: 1 K: 0 S: 9 H: 1 LOB: 1 BB: 0 P: 12		1B: 6 2B: 3 3B: 0 HR: 0 SF: 1 SAC: 0 DP: 0 HBP: 0					WP: 0 PB: 0 SB: 1 CS: 0 PA: 35	

PITCHER		IP	WLS	BF	H	R	ER	SO	BB	IBB	HBP	BLK	WP	HR	S	P	ERA	WHIP
49 Chris Sale, L ERA: 2.82	(1, 1)	6.2	L	30	8	3	3	8	1	1	0	0	0	0	71	113	4.05	1.350
65 Nate Jones, R ERA: 2.61	(7, 1)	0.1		1	0	0	0	0	0	0	0	0	0	0	3	5	0.00	0.000
48 Brian Omogrosso, R ERA: 3.29	(8, 1)	0.2		3	1	0	0	0	0	0	0	0	0	0	7	9	0.00	1.500
46 Donnie Veal, L ERA: 0.79	(8, 1)	0.1		1	0	0	0	0	0	0	0	0	0	0	2	3	0.00	0.000

PITCHER	IP	WLS	BF	H	R	ER	SO	BB	IBB	HBP	BLK	WP	HR	S	P	ERA	WHIP

BOTTOM

Chicago White Sox @ Kansas City Royals

Kauffman Stadium, Kansas City, MO

Wed Sep 19 2012, 7:10 PM - 10:01 PM CDT

Att. 15,120 - Partly Cloudy - 79 F

livebaseballscorecards.com

AB	32
R	3
H	9
RBI	3
BB	2
SO	8
LOB	17

Chicago White Sox @ Kansas City Royals

Kauffman Stadium, Kansas City, MO

Thu Sep 20 2012, 7:13 PM - 9:54 PM CDT

Att. 14,710 - Clear - 73 F

TOP

livebaseballscorecards.com

Batter	1	2	3	4	5	6	7	8	9	AB	R	H	RBI	BB	SO	LOB
30 Alejandro De Aza, L (1, 7) OBP: 0.344, SLG: 0.407	C FF 90 B CH 86 X CH 83 1-1 51 FC6-4 44 1B 12 1B 1B	B FF 92 F SL 85 X FF 94 1-1 ① G3		B CU 74 L SI 90 L FF 91 F FF 92 D SL 86 D SL 85 F FF 93 X FF 93 3-2 ① F8 2-3			B FF 92 X FF 91 1-0 ① F8		B FF 97 S SL 89 B SL 87 X SL 88 2-1 ③ F9	5	1	1	0	0	0	5
28 Dewayne Wise, L (1, 8) OBP: 0.305, SLG: 0.471	C FF 91 1 SAFE B FF 90 S CU 76 C SI 94 1-3 ① K	C CH 87 X SI 92 0-1 ② G3 2-3 3-H		S FF 93 3 SAFE F FF 94 B SI 94 D SL 86 X FF 93 2-2 ②③ FC4-6 1-2f 3-H			B FF 92 B FF 90 X FF 92 2-0 ② G4-3			4	0	0	1	0	1	4
44 Adam Dunn, L (1, 3) OBP: 0.341, SLG: 0.484	B CU 74 F FF 93 X SI 94 1-1 51 FC6-4 1-2 1B	B FF 94 S FF 93 X CU 77 1-1 ③ G4-3			B FF 92 B CH 85 C FF 92 F SI 92 S FF 93 2-3 ① K		X SI 91 0-0 ③ G6-3			4	0	1	0	0	1	1
51 Alex Rios, R (1, 9) OBP: 0.332, SLG: 0.520	B CU 76 F SI 91 B FF 90 X SI 92 2-1 ② FC6-4 12 1B 1-2f 2-3		B SI 90 C SL 83 X SL 82 1-1 12 G4-3 20 1B 2B		C FF 93 F CH 86 F FF 93 F FF 94 S CU 75 0-3 ② K			B SI 93 F SI 92 X SL 82 1-1 ① P2		4	0	1	0	0	1	2
12 A.J. Pierzynski, L (1, 2) OBP: 0.327, SLG: 0.509	C FF 92 D SL 86 X SI 94 1-1 1-2 3-H 1B		X SI 91 0-0 ① G4-3 2-3		B CH 87 F SI 93 B SL 85 B SL 85 X SI 94 3-1 1B			C SI 93 X KC 76 0-1 ② L8		4	0	2	1	0	0	1
20 Kevin Youkilis, R (1, 5) OBP: 0.339, SLG: 0.421	B SI 94 B SI 94 C SI 94 F SI 93 B SI 92 X SI 94 3-2 ③ L6		B FF 93 C CU 76 X SL 82 1-1 ② 3-H 1B		B SI 90 B FF 90 X FF 94 2-0 ③ P3			B SI 94 X SI 93 1-0 ③ G6-3		4	0	1	0	0	0	3
29 Dan Johnson, L (1, 10) OBP: 0.500, SLG: 0.429		C FF 91 B SI 89 B SL 85 F FF 93 B SL 85 F SI 95 B SI 96 4-2 10 1B 15 SH BB	C SI 92 X SL 83 0-1 ③ F7			C SL 82 C CH 84 B SI 91 B FF 92 F SL 84 F SI 93 F CH 87 X SI 94 2-2 ① P2		X FF 96 0-0 ① P5		3	1	0	0	1	0	1
10 Alexei Ramirez, R (1, 6) OBP: 0.291, SLG: 0.375		B SI 91 F SI 90 F SI 94 X SI 94 1-2 15 SH 28 G3 1-2 1B		F FF 90 X FF 90 0-1 30 F8 15 HBP 28 FC4-6 1B		C SI 93 L CH 87 B SL 84 S CH 87 1-3 ② K			C FF 96 S SL 88 B SL 87 X SL 86 1-2 ② F9	4	1	2	0	0	1	0
15 Gordon Beckham, R (1, 4) OBP: 0.299, SLG: 0.385		L SI 94 X SL 84 0-1 SH 28 G3 1-3 2-H		1 SAFE T CH 88 F FF 90 B FF 91 H SI 90 2-2 28 FC4-6 1-2 HBP		C SL 83 F CH 86 B SL 84 B SL 86 X SL 85 2-2 ③ G6-3			F FF 96 X FF 98 0-1 1B	2	0	1	0	0	0	0

	AB	34
	R	3
	H	9
	RBI	2
	BB	1
	SO	4
	LOB	17

Inning Stats																								
	R: 1	H: 3	R: 2	H: 1	R: 0	H: 2	R: 0	H: 1	R: 0	H: 1	R: 0	H: 0	R: 0	H: 0	R: 0	H: 1	1B: 8	SF: 0	WP: 0	PA: 37
	E: 0	LOB: 2	E: 1	LOB: 1	E: 0	LOB: 1	E: 0	LOB: 1	E: 0	LOB: 1	E: 0	LOB: 0	E: 0	LOB: 0	E: 0	LOB: 1	2B: 1	SAC: 1	PB: 0	
	K: 1	BB: 0	K: 0	BB: 1	K: 0	BB: 0	K: 0	BB: 0	K: 2	BB: 0	K: 1	BB: 0	K: 0	BB: 0	K: 0	BB: 1	3B: 0	DP: 0	SB: 0	
	S: 14	P: 23	S: 14	P: 21	S: 7	P: 9	S: 12	P: 19	S: 11	P: 18	S: 12	P: 17	S: 3	P: 6	S: 5	P: 7	HR: 0	HBP: 1	CS: 0	

PITCHER		IP	WLS	BF	H	R	ER	SO	BB	IBB	HBP	BLK	WP	HR	S	P	ERA	WHIP
33 Jeremy Guthrie, R ERA: 4.8	(1, 1)	6.0		27	8	3	1	4	1	0	1	0	0	0	70	107	1.50	1.500
67 Francisley Bueno, L ERA: 2.03	(7, 1)	1.0		3	0	0	0	0	0	0	0	0	0	0	3	6	0.00	0.000
43 Aaron Crow, R ERA: 3.41	(8, 1)	1.0		3	0	0	0	0	0	0	0	0	0	0	5	7	0.00	0.000
56 Greg Holland, R ERA: 2.84	(9, 1)	1.0	W	4	1	0	0	0	0	0	0	0	0	0	8	11	0.00	1.000

PITCHER		IP	WLS	BF	H	R	ER	SO	BB	IBB	HBP	BLK	WP	HR	S	P	ERA	WHIP

BOTTOM

Chicago White Sox @ Kansas City Royals

Kauffman Stadium, Kansas City, MO

Thu Sep 20 2012, 7:13 PM - 9:54 PM CDT

Att. 14,710 - Clear - 73 F

livebaseballscorecards.com

Batter	1	2	3	4	5	6	7	8	9	AB	R	H	RBI	BB	SO	LOB
30 Jason Bourgeois, R (1, 8) OBP: 0.365, SLG: 0.396 7 David Lough, L (8, PH) OBP: 0.289, SLG: 0.324 (9, 8)	B FF 90 X FF 92 1-0 G5-3		C SI 92 B CH 85 B CH 84 X CH 85 2-1 P3 1-2		B SL 84 F FF 92 B SI 92 S CH 87 D CH 88 F CH 86 X CH 87 3-2 G5-3			B SI 99 X SI 97 1-0 P5		3 1	0 0	0 0	0 0	0 0	0 0	2 0
2 Alcides Escobar, R (1, 6) OBP: 0.335, SLG: 0.390	C FF 92 B CH 86 S CH 86 X SI 94 1-2 L9			C SL 80 B SL 81 S CH 85 S SL 85 1-3 K		C SL 83 C SL 83 S CH 87 1-3 K		B SL 89 F SI 99 B SI 99 X SI 98 2-1 G6-3		4	0	0	0	0	2	0
4 Alex Gordon, L (1, 7) OBP: 0.362, SLG: 0.446	C FF 94 B SI 93 X SI 94 1-1 G3-1			C SI 93 B FF 94 C SL 88 B FF 94 X SL 90 2-2 F8		B FF 93 X SI 93 1-0 16 2B 1B		C CU 78 C CU 78 S CU 80 0-3 K		4	1	1	0	0	1	0
16 Billy Butler, R (1, 10) OBP: 0.369, SLG: 0.504 1 Jarrod Dyson, L (9, PR) OBP: 0.333, SLG: 0.337		B FF 90 C SL 83 X SL 84 1-1 G6-3		C CH 85 X SI 94 0-1 F9	1 SAFE X SI 99 0-0 13 G6-3 1-H 2B				F SL 86 X SL 88 0-1 21 S 35 1B 1B	4 0	0 1	2 0	1 0	0 0	0 0	0 0
13 Salvador Perez, R (1, 2) OBP: 0.325, SLG: 0.490		C SI 93 B FF 93 B FF 92 B SL 84 X FF 94 3-1 G1-3			C CH 85 B FF 92 B SL 83 X SL 84 2-1 P4	B SL 89 D SI 99 X SI 99 2-0 G6-3 2-3			1 SAFE 1 SAFE C FF 92 1 SAFE 1 SAFE C SL 87 B CH 84 1 SAFE F SL 85 1-2 X FF 94 F9	4	0	0	0	0	0	2
8 Mike Moustakas, L (1, 5) OBP: 0.299, SLG: 0.425		C SL 85 F SI 94 B FF 95 B SL 86 X SL 87 2-2 P4			F SI 93 S SL 87 F SL 84 X SL 86 0-2 21 WP 9 3B 1B	B CH 86 F SI 98 B SI 99 X CH 89 2-1 P5			1 SAFE B FF 94 B SL 86 C SL 86 C SL 86 1 SAFE F CU 72 1 SAFE S FF 93 2-3 K	4	1	1	0	0	1	2
21 Jeff Francoeur, R (1, 9) OBP: 0.287, SLG: 0.367			F SL 80 S CH 86 S SL 84 0-3 K		B CH 85 B CH 86 C SL 84 S SL 85 D SL 86 D SL 86 4-2 9 3B 1-2 BB		B SL 89 B SI 99 S SI 99 B SI 100 F SI 100 T SL 89 3-2 K		B FF 94 I IN 63 I IN 68 I IN 70 4-0 35 1B 1-2 IBB	2	1	0	0	2	2	0
35 Eric Hosmer, L (1, 3) OBP: 0.314, SLG: 0.372			B FF 94 C SL 86 F SL 84 B FF 94 X SI 94 2-2 G1-3		D SL 88 S SI 94 B SI 95 F SI 95 X SL 86 2-2 L7		S CH 89 F SI 99 B SI 98 F SL 89 B SL 90 S CH 91 2-3 K		C SL 81 F FF 94 X FF 93 0-2 1-2 2-H 1B	4	0	1	1	0	1	2
9 Johnny Giavotella, R (1, 4) OBP: 0.277, SLG: 0.316			B SI 92 B CH 86 X SI 93 2-0 30 WP 1B		D CH 85 D SI 94 C CH 86 X SL 86 2-1 1-H 2-H 3B		C SI 100 B SL 89 C SL 90 X SI 100 1-2 L9			3	0	2	2	0	0	0
Inning Stats	R: 0 E: 0 K: 0 S: 6 H: 0 LOB: 0 BB: 0 P: 9	R: 0 E: 0 K: 0 S: 7 H: 0 LOB: 0 BB: 0 P: 13	R: 0 E: 0 K: 1 S: 9 H: 1 LOB: 1 BB: 0 P: 15	R: 0 E: 0 K: 1 S: 8 H: 0 LOB: 0 BB: 0 P: 11	R: 2 E: 0 K: 0 S: 17 H: 2 LOB: 1 BB: 1 P: 30	R: 1 E: 0 K: 1 S: 8 H: 2 LOB: 1 BB: 0 P: 14	R: 0 E: 0 K: 2 S: 10 H: 0 LOB: 0 BB: 0 P: 16	R: 0 E: 0 K: 1 S: 6 H: 0 LOB: 0 BB: 0 P: 9	R: 1 E: 0 K: 1 S: 13 H: 2 LOB: 2 BB: 1 P: 20	1B: 5 2B: 1 3B: 1 HR: 0 SF: 0 SAC: 0 DP: 0 HBP: 0						

	AB	R	H	RBI	BB	SO	LOB
	33	4	7	4	2	7	8

PITCHER		IP	WLS	BF	H	R	ER	SO	BB	IBB	HBP	BLK	WP	HR	S	P	ERA	WHIP
58 Francisco Liriano, L ERA: 5.24	(1, 1)	5.1		21	4	3	3	3	1	0	0	0	2	0	51	84	5.06	0.938
65 Nate Jones, R ERA: 2.52	(6, 1)	2.1	B	8	1	0	0	2	0	0	0	0	0	0	17	30	0.00	0.429
46 Donnie Veal, L ERA: 0.77	(8, 1)	0.1		1	0	0	0	1	0	0	0	0	0	0	3	3	0.00	0.000
26 Jesse Crain, R ERA: 2.76	(9, 1)	0.2	L	4	1	1	1	1	0	1	0	0	0	0	10	17	13.50	1.500
37 Matt Thornton, L ERA: 3.21	(9, 1)	0.0		1	1	0	0	0	0	0	0	0	0	0	3	3	∞	∞

PITCHER	IP	WLS	BF	H	R	ER	SO	BB	IBB	HBP	BLK	WP	HR	S	P	ERA	WHIP

Chicago White Sox @ Los Angeles Angels

Angel Stadium of Anaheim, Anaheim, CA

Fri Sep 21 2012, 7:09 PM - 9:41 PM PDT

Att. 39,326 - Partly Cloudy - 82 F

livebaseballscorecards.com

TOP

Batter	1	2	3	4	5	6	7	8	9	AB	R	H	RBI	BB	SO	LOB
30 Alejandro De Aza, L (1, 8) OBP: 0.345, SLG: 0.414	B FF 89 B FF 89 B FF 90 C FF 88 C FF 90 X FF 90 3-2 HR		D FF 91 S SL 80 B CH 84 F FF 91 T SL 81 2-2 ② K			C FF 91 B CH 85 F FF 90 B SL 80 S SL 81 2-3 ① K2-3		X FF 97 0-0 1-2 1B		4	1	2	1	0	2	1
20 Kevin Youkilis, R (1, 5) OBP: 0.336, SLG: 0.417	B FF 89 F FF 91 T SL 84 S SL 84 1-3 ① K		C FF 90 B FF 92 1 SAFE S SL 84 X SL 84 1-2 ③ F9 1-2			X FF 92 0-0 ② F8		C CU 85 C CU 84 F FF 97 B FC 93 F FF 98 F CU 85 X FC 94 1-2 ② F8 2-3		4	0	0	0	0	1	3
44 Adam Dunn, L (1, 3) OBP: 0.339, SLG: 0.480	C FF 91 B FF 91 F CH 85 F SL 82 S FF 91 1-3 ② K			S FF 90 F CH 84 S SL 81 0-3 ① K		B FF 90 C FF 90 X FF 91 1-1 ③ F7		C SI 88 F SI 89 D CU 75 B SI 90 S CU 76 2-3 ③ K		4	0	0	0	0	3	2
14 Paul Konerko, R (1, 10) OBP: 0.373, SLG: 0.487	C SL 82 B CH 86 X FF 92 1-1 ③ G5-3			B SL 83 B FF 90 C SL 82 F FF 92 B FF 93 X SL 83 3-2 ② G4-3			B FF 91 C SL 82 B CH 84 B SL 82 S FF 91 X SL 83 3-2 ① F8		C SL 87 X FF 96 0-1 ① F9	4	0	0	0	0	0	0
51 Alex Rios, R (1, 9) OBP: 0.330, SLG: 0.517		B SL 81 B FF 91 B FF 90 C FF 92 C SL 80 T FF 92 3-2 ① K		F FF 93 B SL 83 S FF 92 S SL 84 1-3 ③ K			C SL 81 F FF 91 F SL 80 F SL 82 F FF 90 B SL 81 F SL 83 B FF 90 X FF 92 2-2 ② G1-3		B SL 87 C FF 96 B FF 97 X FF 96 2-1 ② F8	4	0	0	0	0	2	0
12 A.J. Pierzynski, L (1, 2) OBP: 0.324, SLG: 0.504		B CH 85 B FF 89 C FF 89 S CH 86 X FF 92 2-2 ② F9			C FF 89 B FF 90 F SL 80 B CH 84 S SL 83 2-3 ① K		F FF 90 B FF 92 B CH 84 S SL 82 B SL 81 F FF 92 S SL 79 3-3 ③ K		X SI 97 0-0 ③ F7	4	0	0	0	0	2	0
24 Dayan Viciedo, R (1, 7) OBP: 0.294, SLG: 0.426		C FF 92 C FF 91 S SL 82 0-3 ③ K			S SL 82 B SL 82 B FF 92 F SL 82 S SL 81 2-3 ② K			B FF 97 X FF 98 1-0 10 F8 15 1B 2B		3	1	1	0	0	2	0
10 Alexei Ramirez, R (1, 6) OBP: 0.292, SLG: 0.374			X FF 90 0-0 ① F8		B FF 91 X FF 90 1-0 1B			B FF 97 X FF 97 1-0 ① F8 2-3		3	0	1	0	0	0	1
15 Gordon Beckham, R (1, 4) OBP: 0.301, SLG: 0.386			B FF 92 C SL 80 B SL 82 B FF 92 B FF 91 4-1 20 S BB		C SL 81 F FF 91 D SL 82 B SL 82 X SL 82 2-2 ③ P6			B FC 94 B FF 97 F FF 97 F FF 99 D FC 93 X FF 97 3-2 20 F8 30 1B 3-H 1B		2	0	1	1	1	0	1
Inning Stats	R: 1 E: 0 K: 2 S: 12 H: 1 LOB: 0 BB: 0 P: 18	R: 0 E: 0 K: 2 S: 9 H: 0 LOB: 0 BB: 0 P: 14	R: 0 E: 0 K: 1 S: 8 H: 0 LOB: 1 BB: 1 P: 15	R: 0 E: 0 K: 2 S: 9 H: 0 LOB: 0 BB: 0 P: 13	R: 0 E: 0 K: 2 S: 10 H: 1 LOB: 1 BB: 0 P: 17	R: 0 E: 0 K: 1 S: 6 H: 0 LOB: 0 BB: 0 P: 9	R: 0 E: 0 K: 1 S: 14 H: 0 LOB: 0 BB: 0 P: 22	R: 1 E: 0 K: 1 S: 15 H: 3 LOB: 2 BB: 0 P: 23	R: 0 E: 0 K: 0 S: 5 H: 0 LOB: 0 BB: 0 P: 7	1B: 3 2B: 1 3B: 0 HR: 1 SF: 0 SAC: 0 DP: 0 HBP: 0	WP: 0 PB: 0 SB: 1 CS: 0 PA: 33					

	AB	32
	R	2
	H	5
	RBI	2
	BB	1
	SO	12
	LOB	8

PITCHER		IP	WLS	BF	H	R	ER	SO	BB	IBB	HBP	BLK	WP	HR	S	P	ERA	WHIP
54 Ervin Santana, R ERA: 4.93	(1, 1)	7.0	W	24	2	1	1	11	1	0	0	0	0	1	68	108	1.29	0.429
40 Kevin Jepsen, R ERA: 3.13	(8, 1)	0.2		5	3	1	1	0	0	0	0	0	0	0	12	18	13.50	4.500
37 Scott Downs, L ERA: 2.74	(8, 1)	0.1	H	1	0	0	0	1	0	0	0	0	0	0	3	5	0.00	0.000
Garrett Richards, R ERA: 4.54	(9, 1)	1.0		3	0	0	0	0	0	0	0	0	0	0	5	7	0.00	0.000

PITCHER		IP	WLS	BF	H	R	ER	SO	BB	IBB	HBP	BLK	WP	HR	S	P	ERA	WHIP

Batter	1	2	3	4	5	6	7	8	9	AB	R	H	RBI	BB	SO	LOB
27 Mike Trout, R (1, 8) (7, 7) OBP: 0.395, SLG: 0.560	C FF 90 T FF 91 F FF 92 B FC 86 S FC 86 1-3 K ①		C FF 91 X FF 91 0-1 5 1B 1-3 2B	C FF 90 B FC 87 B FC 86 B FF 91 B FF 92 4-1 48 1B BB			C FF 92 B FF 95 B CU 80 F FF 93 X FF 95 2-2 HR			3	2	2	1	1	1	0
48 Torii Hunter, R (1, 9) OBP: 0.357, SLG: 0.444	S FC 88 F FF 91 B FC 87 F FC 88 X FF 91 1-2 F7 ②		X FC 87 0-0 G5-3 ①	C FF 92 X FF 91 0-1 1-3 2-H 3-H 1B			C CU 79 S CU 79 B CU 81 T FF 94 1-2 K ①			4	0	1	2	0	1	2
5 Albert Pujols, R (1, 10) OBP: 0.343, SLG: 0.522	C FC 86 S FF 91 B FF 92 B CU 82 X FC 87 2-2 G5-3 ③		B FC 86 X SL 83 1-0 2-H 3-H 1B	X FF 90 0-0 F8 ③			B CU 73 B FF 93 B FF 94 B FF 94 4-0 8 BB BB			3	0	1	2	1	0	2
8 Kendrys Morales, S (1, 3) OBP: 0.326, SLG: 0.470		C FF 90 B FF 90 X CU 80 1-1 HR	B CH 84 F FF 91 B FF 91 F FF 88 C FF 91 2-3 K ②		C CU 77 B FF 88 S CH 82 F CH 83 B FF 89 F FF 89 X FC 85 2-2 G4-3 ①		B FF 93 B CH 80 B CH 83 C FF 94 B FF 94 4-1 6 CS 1-2 BB			3	1	1	1	1	1	1
6 Alberto Callaspo, S (1, 5) OBP: 0.335, SLG: 0.362		C FF 90 B CH 83 B CH 83 C SI 88 X FF 90 2-2 44 FC4-6 1B	X FC 87 0-0 F7 ③		C CU 77 X FF 89 0-1 G6-3 ②		C FF 94 B CH 83 B CH 83 B FF 94 F FF 94 C SI 94 3-3 1-2 K ②③			4	0	1	0	0	1	3
2 Erick Aybar, S (1, 6) OBP: 0.328, SLG: 0.418		X FF 89 0-0 P5 ①	B FF 88 C FC 86 B CH 82 X SL 85 2-1 13 SH1-4 44 S 48 1B 1B	C CU 77 X CU 80 0-1 G3 ③				X FF 94 0-0 F8 ①		4	1	1	0	0	0	1
44 Mark Trumbo, R (1, 7) OBP: 0.316, SLG: 0.490 25 Peter Bourjos, R (7, 8) OBP: 0.290, SLG: 0.323		B FC 87 S FC 87 X FF 90 1-1 FC4-6 13 1B 17 CS 1-2f ②	D FC 87 D CU 82 B FC 85 B FF 89 4-0 13 SH1-4 48 1B 1-2 BB		B CU 78 C FF 93 F CU 81 X FF 95 1-2 L7 ①		C FF 95 B SL 80 S SL 81 B SL 83 C FF 95 2-3 K ②			2 1	1 0	0 0	0 0	1 1	0 0	1 0
13 Maicer Izturis, S (1, 4) OBP: 0.319, SLG: 0.316		B FF 90 B FC 86 B FF 90 C SI 88 1 SAFE 1 SAFE 1 SAFE X FF 90 3-1 1-3 1B	X FF 88 0-0 SH1-4 ① 1-2 2-3		C FF 93 B CH 86 B CH 86 X FF 90 2-1 F7 ②		F FF 94 B FF 93 C FF 95 X CH 85 1-2 F8 ③			3	0	1	0	0	0	0
17 Chris Iannetta, R (1, 2) OBP: 0.338, SLG: 0.418		S FC 87 S FF 92 B FF 92 B FC 88 2-2 CS ③ 3-H	X FF 91 0-0 27 2B 5 1B 1B	S FC 86 B FC 87 F CU 82 S FC 86 1-3 K ②			C CU 79 B FF 95 X CU 74 1-1 F7 ③			3	1	1	0	0	1	2
Inning Stats	R: 0 E: 0 K: 1 S: 12 H: 0 LOB: 0 BB: 0 P: 16	R: 1 E: 0 K: 0 S: 12 H: 3 LOB: 1 BB: 0 P: 21	R: 2 E: 0 K: 1 S: 9 H: 3 LOB: 1 BB: 0 P: 12	R: 2 E: 0 K: 1 S: 10 H: 2 LOB: 2 BB: 2 P: 21	R: 0 E: 0 K: 0 S: 9 H: 0 LOB: 0 BB: 0 P: 11	R: 0 E: 0 K: 0 S: 7 H: 0 LOB: 0 BB: 0 P: 11	R: 1 E: 0 K: 2 S: 10 H: 1 LOB: 2 BB: 2 P: 24	R: 0 E: 0 K: 1 S: 7 H: 0 LOB: 0 BB: 0 P: 10		1B: 6 2B: 2 3B: 0 HR: 2 SF: 0 SAC: 1 DP: 1 HBP: 0					

PITCHER	IP	WLS	BF	H	R	ER	SO	BB	IBB	HBP	BLK	WP	HR	S	P	ERA	WHIP
44 Jake Peavy, R (1, 1) ERA: 3.4	5.0	L	24	8	5	5	3	2	0	0	0	0	1	52	81	9.00	2.000
48 Brian Omogrosso, R (6, 1) ERA: 3.6	1.1		6	1	1	1	1	1	0	0	0	0	1	13	24	6.75	1.500
53 Héctor Santiago, L (7, 1) ERA: 3.45	0.2		2	0	0	0	1	1	0	0	0	0	0	4	11	0.00	1.500
60 Deunte Heath, R (8, 1) ERA:	1.0		3	0	0	0	1	0	0	0	0	0	0	7	10	0.00	0.000

PITCHER	IP	WLS	BF	H	R	ER	SO	BB	IBB	HBP	BLK	WP	HR	S	P	ERA	WHIP

BOTTOM

Chicago White Sox @ Los Angeles Angels

Angel Stadium of Anaheim, Anaheim, CA

Fri Sep 21 2012, 7:09 PM - 9:41 PM PDT

Att. 39,326 - Partly Cloudy - 82 F

livebaseballscorecards.com

AB	30
R	6
H	9
RBI	6
BB	4
SO	6
LOB	12

WP: 0 PA: 36
PB: 0
SB: 1
CS: 2

Chicago White Sox @ Los Angeles Angels

Angel Stadium of Anaheim, Anaheim, CA

Sat Sep 22 2012, 6:09 PM - 8:57 PM PDT

Att. 41,440 - Cloudy - 86 F

livebaseballscorecards.com

TOP

Batter	1	2	3	4	5	6	7	8	9	AB	R	H	RBI	BB	SO	LOB
30 Alejandro De Aza, L (1, 8) (7, 7) OBP: 0.345, SLG: 0.413	C FF 89 C FC 84 S FS 84 0-3 ① K		X FC 77 0-0 20 1B 1B		D FS 85 S FC 84 S FC 84 F FC 84 D FS 84 X FC 83 2-2 ③ P6			C SI 88 F CU 73 B CU 74 F CU 74 S SI 89 1-3 ① K		4	0	1	0	0	2	1
20 Kevin Youkilis, R (1, 5) OBP: 0.338, SLG: 0.416	B FF 88 B FC 84 C FC 85 C FC 85 F FS 84 S FS 84 2-3 ② K		C FC 84 1 SAFE X FC 84 0-1 1-2 1B			B FC 82 B FC 85 F FF 88 B FF 89 F FF 88 B FF 89 4-2 44 G6-5-3 BB		C SI 89 B SI 88 X SI 88 1-1 ② G5-3		3	0	1	0	1	1	0
44 Adam Dunn, L (1, 10) OBP: 0.337, SLG: 0.476	B FF 88 C FF 89 B FS 83 F FS 84 S FS 83 2-3 ③ K		B FF 88 S FC 84 S FC 85 S FC 85 1-3 ③ K			C FF 88 S FC 84 B FC 84 X FS 84 1-2 ① ② G6-5-3 1-2f		C SI 89 B CU 75 F SI 89 S CU 75 1-3 ③ K		4	0	0	0	0	3	3
14 Paul Konerko, R (1, 3) OBP: 0.372, SLG: 0.491		C FF 88 B FF 87 S FC 84 B FC 86 X FS 83 2-2 HR		B FF 88 B FC 86 C FF 89 X FF 89 2-1 ① F9		B FF 91 S FC 84 B KC 78 C FF 89 X FF 90 2-2 ③ G6-3			C SI 96 X FF 96 0-1 ① P3	4	1	1	1	0	0	0
51 Alex Rios, R (1, 9) OBP: 0.333, SLG: 0.518		C FC 84 B FF 88 F FF 88 B FC 84 X FC 84 2-2 ① G4-3		B FF 90 F FF 89 F FF 90 F FF 90 X FC 86 1-2 12 G4-6-3 1B			C FF 88 B FC 82 X FF 87 1-1 12 2B 28 G4-3 1B		B SI 97 T SI 97 F SI 97 F FF 97 X FF 97 1-2 28 DI 1B	4	1	3	0	0	0	0
12 A.J. Pierzynski, L (1, 2) OBP: 0.324, SLG: 0.504		B KC 75 C KC 76 X FF 88 1-1 ② F9		X FF 88 0-0 ② ③ G4-6-3 1-2f			C FF 93 B FF 93 B FF 92 X FF 92 2-1 28 G4-3 1-3 2B		S SI 96 S FF 96 T FF 97 0-2 ② K	4	0	1	0	0	1	2
24 Dayan Viciedo, R (1, 7) OBP: 0.293, SLG: 0.424 28 Dewayne Wise, L (7, PH) OBP: 0.302, SLG: 0.466 (7, 8)		B FC 85 B FC 86 C FC 84 B FF 87 X FC 84 3-1 ③ G5-3			C FC 84 B FF 88 X FF 87 1-1 ① P4		C SL 86 S FF 95 F SL 84 X SL 85 0-2 ① G4-3 2-3 3-H		S SI 96 F SI 96 F FF 96 X SI 97 0-2 ③ P6 1-2	2 2	0 0	0 0	0 1	0 0	0 0	0 2
10 Alexei Ramirez, R (1, 6) OBP: 0.292, SLG: 0.374			C FF 87 X FC 85 0-1 ① F8		C FF 88 B FF 88 F FF 87 F FS 82 B FC 86 B FF 90 X FF 89 3-2 15 F8 15 S 1B		F FF 96 S SI 97 X FF 96 0-2 ② G5-3			3	0	1	0	0	0	1
15 Gordon Beckham, R (1, 4) OBP: 0.300, SLG: 0.384			C FF 89 C FC 85 X FC 85 0-2 ② L6		C FF 89 B FF 88 B FF 89 X FF 88 2-1 ② F8 1-3		B FF 95 X FF 95 1-0 ③ G6-3			3	0	0	0	0	0	2
Inning Stats	R: 0 E: 0 K: 3 S: 10 H: 0 LOB: 0 BB: 0 P: 14	R: 1 E: 0 K: 0 S: 10 H: 1 LOB: 0 BB: 0 P: 18	R: 0 E: 0 K: 1 S: 11 H: 2 LOB: 2 BB: 0 P: 12	R: 0 E: 0 K: 0 S: 7 H: 1 LOB: 0 BB: 0 P: 10	R: 0 E: 0 K: 0 S: 12 H: 1 LOB: 1 BB: 0 P: 20	R: 0 E: 0 K: 0 S: 8 H: 0 LOB: 0 BB: 1 P: 15	R: 1 E: 0 K: 0 S: 12 H: 2 LOB: 1 BB: 0 P: 16	R: 0 E: 0 K: 2 S: 9 H: 0 LOB: 0 BB: 0 P: 12	R: 0 E: 0 K: 1 S: 13 H: 1 LOB: 1 BB: 0 P: 14	1B: 6 2B: 1 3B: 0 HR: 1 SF: 0 SAC: 0 DP: 2 HBP: 0						

	AB	33
	R	2
	H	8
	RBI	2
	BB	1
	SO	7
	LOB	11

WP: 0 PA: 34
PB: 0
SB: 1
CS: 0

PITCHER		IP	WLS	BF	H	R	ER	SO	BB	IBB	HBP	BLK	WP	HR	S	P	ERA	WHIP
24 Dan Haren, R ERA: 4.35	(1, 1)	6.0	W	23	6	2	2	4	1	0	0	0	0	1	60	92	3.00	1.167
63 Nick Maronde, L ERA:	(7, 1)	0.0		1	1	0	0	0	0	0	0	0	0	0	2	4	∞	∞
Garrett Richards, R ERA: 4.48	(7, 1)	1.0	H	3	0	0	0	0	0	0	0	0	0	0	8	9	0.00	0.000
37 Scott Downs, L ERA: 2.68	(8, 1)	1.0	H	3	0	0	0	2	0	0	0	0	0	0	9	12	0.00	0.000
49 Ernesto Frieri, R ERA: 2.52	(9, 1)	1.0	S	4	1	0	0	1	0	0	0	0	0	0	13	14	0.00	1.000

PITCHER		IP	WLS	BF	H	R	ER	SO	BB	IBB	HBP	BLK	WP	HR	S	P	ERA	WHIP

Batter	1	2	3	4	5	6	7	8	9	AB	R	H	RBI	BB	SO	LOB
27 Mike Trout, R (1, 8) OBP: 0.395, SLG: 0.558	C FF 90 B FF 92 B FF 92 F FF 89 B FF 92 B FF 90 4-2 2 SH 5 2B BB	F FF 88 S SI 90 C FF 91 0-3 ① K	C FF 91 B CH 88 C CU 79 F FF 90 B FF 91 F CU 79 F CU 80 F SL 87 4-2 B SL 86 5 FC1-2 1-2 2-3 BB	C SI 99 S SL 90 B SL 91 C SL 90 1-3 ③ K					2	1	0	0	2	2	0
2 Erick Aybar, S (1, 6) OBP: 0.326, SLG: 0.416	1 SAFE X FF 90 0-0 SH 5 2B 48 1B 1-2	C FF 90 F CU 79 X CU 77 0-2 ② P4	F FF 90 F CU 79 B FF 91 S CU 79 1-3 ① K			X SI 98 0-0 E1 5 G6-4-3				3	1	0	0	0	1	3
5 Albert Pujols, R (1, 3) OBP: 0.342, SLG: 0.522	C FF 90 F FF 90 F CU 80 X FF 92 0-2 48 1B 44 1B 1-3 2-H 2B	B CH 84 X CU 77 1-0 ③ P6	B FF 90 S CU 78 B FF 90 X SL 85 2-1 ② FC1-2 1-2 2-3 3-Hf			D SI 98 S SI 98 B SI 98 X SI 98 2-1 ①② G6-4-3 1-2f				4	1	1	1	0	0	4
48 Torii Hunter, R (1, 9) OBP: 0.357, SLG: 0.443	C FF 92 X FF 90 0-1 ① 2-3 3-H 1B	X CU 76 0-0 ① G5-3	X SL 87 0-0 ③ G6-3			C SL 88 X SI 99 0-1 ③ G6-3				4	0	1	1	0	0	3
47 Howie Kendrick, R (1, 4) OBP: 0.317, SLG: 0.387	B CU 78 B SI 91 F FF 88 B FF 92 B FF 92 4-1 6 S 44 1B BB	B FF 90 C FF 90 F CU 78 X CU 78 1-2 6 1B 1B			C SI 88 F CH 84 F FF 91 X FF 91 0-2 ① G6-3			X FF 91 0-0 ① G6-3		3	1	1	0	1	0	0
6 Alberto Callaspo, S (1, 5) OBP: 0.337, SLG: 0.366	F FF 93 B FF 90 S CU 80 D CU 80 X FF 90 2-2 ② F7 1-2	F FF 90 B SL 85 1 SAFE B SL 87 1 SAFE 1 SAFE X FF 90 2-1 ② 1-3 1B			B CU 78 C FF 89 X CH 84 1-1 ② G6-3			B FF 92 C FF 92 F CU 78 X SI 93 1-2 44 G4-3 2B		4	0	2	0	0	0	2
44 Mark Trumbo, R (1, 10) OBP: 0.316, SLG: 0.488	C FF 92 X SI 92 0-1 10 BB 2-H 3-H 1B	C SL 88 D CU 79 F CU 79 B FF 92 F CU 80 S CU 78 2-3 ③ K	S SL 85 B CU 80 X FF 90 1-1 ③ G6-3				C FF 93 B CU 77 B SL 86 C SI 93 F CU 78 X FF 93 2-2 ② G4-3 2-3		4	0	1	2	0	1	2
10 Vernon Wells, R (1, 7) OBP: 0.282, SLG: 0.412	C CU 79 B FF 92 D CH 86 B SL 89 B FF 92 4-1 17 FC6-4 1-2 BB			C FF 90 B CH 83 B CH 83 C SL 87 F SL 85 F FF 92 F CU 79 X CH 85 2-2 27 BLK 17 BB 5 FC1-2 1B		B SL 89 X SI 98 1-0 ① G6-3		D SL 86 C SI 92 F CU 77 B FF 93 T SL 87 2-2 ③ K		3	0	1	0	1	1	1
17 Chris Iannetta, R (1, 2) OBP: 0.338, SLG: 0.414	C CH 87 B FF 92 B CH 88 F FF 91 F FF 92 F FF 90 X CU 79 2-2 ③ FC6-4 1-2f			B SI 91 1 SAFE B CH 86 1 SAFE C SI 89 B FF 90 B SL 87 4-2 5 FC1-2 27 BLK 1-2 BB		C SI 99 B SL 91 B SI 99 X SI 100 2-1 ② G5-3			2	0	0	0	1	0	2
Inning Stats	R: 4 H: 3 E: 1 LOB: 2 K: 0 BB: 3 S: 21 P: 37	R: 0 H: 0 E: 0 LOB: 0 K: 1 BB: 0 S: 7 P: 8	R: 0 H: 2 E: 0 LOB: 1 K: 1 BB: 0 S: 10 P: 15	R: 0 H: 1 E: 0 LOB: 3 K: 1 BB: 2 S: 20 P: 33	R: 0 H: 0 E: 0 LOB: 0 K: 0 BB: 0 S: 8 P: 10	R: 0 H: 0 E: 0 LOB: 0 K: 0 BB: 0 S: 6 P: 10	R: 0 H: 0 E: 1 LOB: 0 K: 0 BB: 0 S: 5 P: 7	R: 0 H: 1 E: 0 LOB: 1 K: 1 BB: 0 S: 11 P: 16		1B: 5 SF: 0 2B: 2 SAC: 1 3B: 0 DP: 1 HR: 0 HBP: 0					WP: 0 PA: 35 PB: 0 SB: 1 CS: 0	

PITCHER		IP	WLS	BF	H	R	ER	SO	BB	IBB	HBP	BLK	WP	HR	S	P	ERA	WHIP
62 Jose Quintana, L ERA: 3.62	(1, 1)	5.0	L	25	6	4	1	3	5	0	0	1	0	0	66	103	1.80	2.200
65 Nate Jones, R ERA: 2.44	(6, 1)	2.0		6	0	0	0	1	0	0	0	0	0	0	11	17	0.00	0.000
39 Brett Myers, R ERA: 3.43	(8, 1)	1.0		4	1	0	0	1	0	0	0	0	0	0	11	16	0.00	1.000

PITCHER	IP	WLS	BF	H	R	ER	SO	BB	IBB	HBP	BLK	WP	HR	S	P	ERA	WHIP

BOTTOM

Chicago White Sox @ Los Angeles Angels

Angel Stadium of Anaheim, Anaheim, CA

Sat Sep 22 2012, 6:09 PM - 8:57 PM PDT

Att. 41,440 - Cloudy - 86 F

livebaseballscorecards.com

AB	29
R	4
H	7
RBI	4
BB	5
SO	5
LOB	17

Chicago White Sox @ Los Angeles Angels

Angel Stadium of Anaheim, Anaheim, CA

Sun Sep 23 2012, 12:39 PM - 3:17 PM PDT

Att. 36,546 - Sunny - 94 F

TOP

livebaseballscorecards.com

Batter	1	2	3	4	5	6	7	8	9	AB	R	H	RBI	BB	SO	LOB
28 Dewayne Wise, L (1, 8) OBP: 0.297, SLG: 0.457	C SI 86 B SI 88 X SI 89 L7 ①	B SI 88 D CH 81 X CH 80 G3-1 ③ 1-2			B CU 70 C CH 83 C CH 79 F CH 79 B SI 86 X CU 71 F8 ③		F FF 97 F SI 95 S CU 84 K ③			4	0	0	0	0	1	2
20 Kevin Youkilis, R (1, 5) OBP: 0.337, SLG: 0.415	C FF 88 B SL 83 B FF 90 X FF 88 44 2B 1B		C FF 87 C SL 82 X SI 88 G6-3 ①			B CH 83 B SL 80 C FF 84 X SL 84 F7 ①		B SI 96 X FF 98 F9 ①		4	0	1	0	0	0	0
44 Adam Dunn, L (1, 10) OBP: 0.338, SLG: 0.477	S SI 88 B SI 88 B SI 88 C CH 80 B SL 82 X SI 90 1-3 2B		B SI 88 B CH 81 B SI 86 F SI 86 X SI 86 F8 ②			B CH 83 C CH 78 F SL 80 X FF 88 P3 ②		C SI 97 B CU 85 S SI 97 B SI 98 F SI 97 B CU 84 B SI 96 14 G5-4-3 BB		3	0	1	0	1	0	0
14 Paul Konerko, R (1, 3) OBP: 0.373, SLG: 0.490	B SL 82 F FF 88 F FF 90 B CH 81 B FF 91 B FF 90 12 FC6 BB		F FF 88 C CU 73 B FF 87 F CH 80 B SL 83 B SL 84 X SL 82 L7 ③			B CU 73 F FF 84 B SL 81 B FC 87 F FF 84 X FF 86 1B		F FF 96 X FC 92 G5-4-3 ② ③ 1-2f		3	0	1	0	1	0	1
51 Alex Rios, R (1, 9) OBP: 0.331, SLG: 0.515	C SL 82 S SL 83 F SL 83 B FF 87 B CH 80 F SL 81 F FF 90 F FC 90 F SL 83 K ②			X FF 84 F8 ①		B CH 80 C FF 85 B FF 86 B CH 79 X FF 84 L7 ③			B SL 86 X FF 95 G5-3 ①	4	0	0	0	0	1	4
12 A.J. Pierzynski, L (1, 2) OBP: 0.324, SLG: 0.505 5 Orlando Hudson, S (9, PH) OBP: 0.256, SLG: 0.297	C SI 88 B CU 71 X SI 89 FC6 ③ 1-2f			B CU 72 F SI 84 F CH 79 B CH 80 F SI 88 F SL 80 F SL 80 B FC 88 S CH 82 K ②			C CH 83 F SL 80 B FF 85 X CH 77 24 WP 24 SF8 2B		X SI 86 G6-3 ②	3 1	1 0	1 0	0 0	0 0	1 0	3 0
24 Dayan Viciedo, R (1, 7) OBP: 0.293, SLG: 0.422		C SL 81 X FF 85 F7 ①		F SI 84 B SI 85 X SL 81 G5-3 ③			C SI 85 S FF 84 B SL 84 X SL 83 SF8 ① 2-H		B FF 95 F FF 95 B FF 96 F SI 96 B SL 84 B SI 96 10 DI BB	2	0	0	1	1	0	0
10 Alexei Ramirez, R (1, 6) OBP: 0.292, SLG: 0.373		B SI 86 C SI 86 F FF 87 S FC 89 K ②			F CU 70 F CH 83 S FF 87 K ①		B CU 85 B FF 98 C FF 96 X FF 97 15 S 1B		C SI 96 X FF 97 F9 ③ 1-2	4	0	1	0	0	2	1
15 Gordon Beckham, R (1, 4) OBP: 0.300, SLG: 0.383		F FF 86 C FF 88 F FF 87 X FF 90 28 S 1B			C CH 78 X SL 84 G4-3 ②		F FF 99 B CU 83 F FF 97 1 SAFE S CU 83 K ② 1-2			3	0	1	0	0	1	1

Inning Stats	1	2	3	4	5	6	7	8	9
	R: 0 E: 0 K: 1 S: 20 H: 2 LOB: 3 BB: 1 P: 33	R: 0 E: 0 K: 1 S: 10 H: 1 LOB: 1 BB: 0 P: 13	R: 0 E: 0 K: 0 S: 9 H: 0 LOB: 0 BB: 0 P: 15	R: 0 E: 0 K: 1 S: 9 H: 0 LOB: 0 BB: 0 P: 13	R: 0 E: 0 K: 1 S: 9 H: 0 LOB: 0 BB: 0 P: 11	R: 0 E: 0 K: 0 S: 10 H: 1 LOB: 1 BB: 0 P: 19	R: 1 E: 0 K: 2 S: 14 H: 2 LOB: 1 BB: 0 P: 19	R: 0 E: 0 K: 0 S: 6 H: 0 LOB: 0 BB: 1 P: 11	R: 0 E: 0 K: 0 S: 6 H: 0 LOB: 1 BB: 1 P: 11

AB	31
R	1
H	6
RBI	1
BB	3
SO	6
LOB	12

| | | |

Batter	1	2	3	4	5	6	7	8	9	AB	R	H	RBI	BB	SO	LOB
27 Mike Trout, R (1, 8) OBP: 0.394, SLG: 0.554	C FF 94 B FF 94 F FF 94 B FF 94 C FC 88 2-3 ① K		B SI 93 B SI 92 B FC 88 X FF 93 3-0 ③ G6-3			C FF 93 B CU 81 F FC 87 B FC 89 B FC 89 B FC 87 4-2 48 1B 5 2B BB		C FF 93 B FF 94 F FF 92 C FF 95 1-3 ① K		3	1	0	0	1	2	0
48 Torii Hunter, R (1, 9) OBP: 0.356, SLG: 0.441	C SI 94 F FF 93 S FF 94 0-3 ② K			C FC 88 S FF 93 B CU 80 S CU 80 1-3 ① K		X FC 87 0-0 5 2B 1-3 1B		F SL 87 S FF 94 B FF 94 F FF 94 X FF 95 1-2 ② G6-3		4	1	1	0	0	2	0
5 Albert Pujols, R (1, 10) OBP: 0.345, SLG: 0.525	B SI 95 B SI 93 B SI 94 X SI 94 3-0 1B			F SI 93 B SI 92 X CU 81 1-1 8 G5-4-3 1B		X FF 91 0-0 8 HR 1-H 3-H 2B		B FF 94 X SL 86 1-0 ③ G1		4	1	3	2	0	0	0
8 Kendrys Morales, S (1, 3) OBP: 0.326, SLG: 0.476	B SI 93 S FC 89 B SI 92 B FF 92 T SI 94 S FF 90 3-3 ③ K			B CU 80 F FF 93 X SI 94 1-1 ② ③ G5-4-3 1-2f		B FC 88 F FC 88 B CU 80 X FF 93 2-1 2-H HR				3	1	1	2	0	1	2
6 Alberto Callaspo, S (1, 5) OBP: 0.335, SLG: 0.363		C SI 93 B CH 86 B FC 87 B SI 94 C FF 93 F FC 88 S FF 93 3-3 ① K			F FC 87 C CU 80 B CU 79 C CU 81 1-3 ① K	C CH 85 B CU 80 B CU 80 F FF 93 C FF 92 2-3 ② K				3	0	0	0	0	3	0
47 Howie Kendrick, R (1, 4) OBP: 0.317, SLG: 0.388		C CU 81 X FC 89 0-1 ② G5-3			B FF 93 F FC 87 B FC 88 B FF 93 X FF 93 3-1 2B	X FF 93 0-0 ③ F9				3	0	1	0	0	0	0
2 Erick Aybar, S (1, 6) OBP: 0.326, SLG: 0.414		C SI 94 X SI 89 0-1 ③ F9			B FC 87 S FC 86 X FF 93 1-1 ② F7		F SL 87 B CH 83 B SL 86 B FF 93 F FF 93 B SL 88 4-2 10 G4-3 BB			2	0	0	0	1	0	1
10 Vernon Wells, R (1, 7) OBP: 0.282, SLG: 0.411			B FF 93 X FC 88 1-0 17 G5-4-3 1B		B CU 82 C SI 93 B SI 94 S CU 81 S FC 89 2-3 ③ K		1 SAFE F FF 94 X FF 94 0-1 ① ② G4-3 1-2			3	0	1	0	0	1	2
17 Chris Iannetta, R (1, 2) OBP: 0.333, SLG: 0.408			S FC 86 B FC 86 X CH 87 1-1 ① ② G5-4-3 1-2f			X FF 92 0-0 ① G5-3	F FF 93 S SL 87 B CU 70 F SL 87 F FF 93 F CU 72 S FF 95 1-3 ③ K			3	0	0	0	0	1	1
Inning Stats	R: 0 E: 0 K: 3 S: 10 H: 1 LOB: 1 BB: 0 P: 18	R: 0 E: 0 K: 1 S: 8 H: 0 LOB: 0 BB: 0 P: 11	R: 0 E: 0 K: 0 S: 4 H: 1 LOB: 0 BB: 0 P: 9	R: 0 E: 0 K: 1 S: 7 H: 1 LOB: 0 BB: 0 P: 10	R: 0 E: 0 K: 2 S: 10 H: 1 LOB: 1 BB: 0 P: 17	R: 4 E: 0 K: 1 S: 11 H: 3 LOB: 0 BB: 1 P: 19	R: 0 E: 0 K: 1 S: 10 H: 0 LOB: 0 BB: 1 P: 15	R: 0 E: 0 K: 1 S: 8 H: 0 LOB: 0 BB: 0 P: 11		1B: 4 2B: 2 3B: 0 HR: 1 SF: 0 SAC: 0 DP: 2 HBP: 0						

PITCHER		IP	WLS	BF	H	R	ER	SO	BB	IBB	HBP	BLK	WP	HR	S	P	ERA	WHIP
34 Gavin Floyd, R ERA: 4.56	(1, 1)	6.0	L	24	7	4	4	8	1	0	0	0	0	1	50	84	6.00	1.333
26 Jesse Crain, R ERA: 2.7	(7, 1)	1.0		3	0	0	0	1	1	0	0	0	0	0	10	15	0.00	1.000
43 Addison Reed, R ERA: 4.73	(8, 1)	1.0		3	0	0	0	1	0	0	0	0	0	0	8	11	0.00	0.000

PITCHER	IP	WLS	BF	H	R	ER	SO	BB	IBB	HBP	BLK	WP	HR	S	P	ERA	WHIP

BOTTOM

Chicago White Sox @ Los Angeles Angels

Angel Stadium of Anaheim, Anaheim, CA

Sun Sep 23 2012, 12:39 PM - 3:17 PM PDT

Att. 36,546 - Sunny - 94 F

livebaseballscorecards.com

AB	28
R	4
H	7
RBI	4
BB	2
SO	10
LOB	6

Cleveland Indians @ Chicago White Sox

U.S. Cellular Field, Chicago, IL

Mon Sep 24 2012, 8:11 PM - 10:47 PM EDT

Att. 20,206 - Clear - 66 F

TOP

livebaseballscorecards.com

Batter	1	2	3	4	5	6	7	8	9	AB	R	H	RBI	BB	SO	LOB
17 Shin-Soo Choo, L (1, 9) OBP: 0.372, SLG: 0.437	B SI 92 B SI 89 C SI 93 B SI 92 S SI 92 S SI 94 3-3 K		B SI 94 B SL 75 F SI 95 X SI 89 2-1 F7		C SI 93 B SI 87 C SI 92 1 SAFE 1 SAFE B SI 94 B SL 76 1 SAFE F SL 77 3-2 X SI 91 1-2 22 FC5-6 1B		C SL 75 B SL 75 S SI 89 X SI 93 1-2 G6-3		B CU 77 C CU 76 F CU 78 X CU 77 1-2 1-H 2B	5	0	2	1	0	1	0
22 Jason Kipnis, L (1, 4) OBP: 0.328, SLG: 0.381	B SI 93 F SI 90 S SI 92 S SI 94 1-3 K		C SI 88 X SI 91 0-1 13 2B 1B		X SI 91 0-0 FC5-6 13 G5-4-3 1-2f 2-3		B SL 75 F SI 90 X SI 91 1-1 2B		D CU 76 S CU 77 X CU 77 1-1 G4-3	5	1	2	0	0	1	3
13 Asdrúbal Cabrera, S (1, 6) OBP: 0.341, SLG: 0.423	C SI 88 C SI 87 B SI 91 X SL 77 1-2 2B		X SI 86 0-0 1-H 2B		D CH 82 B CH 83 X CH 83 2-0 G5-4-3 1-2f		C SI 92 F SI 90 S SI 91 0-3 K			4	0	2	1	0	1	3
41 Carlos Santana, S (1, 10) OBP: 0.365, SLG: 0.434	C SL 74 B CH 81 S CH 82 F SI 93 B CH 81 B CH 83 B SL 77 4-2 BB		B SI 93 C SL 77 B SL 76 B CH 80 B SI 89 4-1 BB			C SL 76 X SI 91 0-1 4 HR 1B		C CU 76 B CU 76 B CH 84 S SI 91 B CU 76 B FF 92 4-2 25 CS BB		1	1	1	0	3	0	0
4 Russ Canzler, R (1, 3) OBP: 0.290, SLG: 0.388 9 Jack Hannahan, L (8, 5) OBP: 0.312, SLG: 0.338	B SI 91 B CH 81 C SI 89 F CH 82 X CH 81 2-2 L5		X SI 86 0-0 G5-3			X SI 90 0-0 1-H HR		B FF 90 1 SAFE C SL 85 1 SAFE X SL 84 1-1 P4		4 0	1 0	1 0	2 0	0 0	0 0	5 0
25 Vinny Rottino, R (1, 7) OBP: 0.238, SLG: 0.291		C CH 85 C SI 89 S SL 77 0-3 K		B CH 81 B SI 89 X CH 86 2-0 G6-3		C SI 94 B SL 76 X CH 81 1-1 G5-3		B FF 93 S SL 85 B SL 85 B SL 85 F FF 90 T SL 85 3-2 1-2 K		4	0	0	0	0	2	1
8 Lonnie Chisenhall, L (1, 5) OBP: 0.299, SLG: 0.441 35 Casey Kotchman, L (8, 3) OBP: 0.287, SLG: 0.342		C SL 75 X SI 92 0-1 G6-3		B SI 92 C SI 91 S SL 78 B SL 80 F SI 93 F SL 76 X SL 78 2-2 6 G4-6-3 1B		B SI 95 C SI 94 F SI 94 F SI 93 F SL 78 X SL 78 1-2 G3			X FF 94 0-0 6 G1-6-3 1B	3 1	0 0	1 1	0 0	0 0	0 0	0 0
6 Lou Marson, R (1, 2) OBP: 0.335, SLG: 0.286		C CH 86 X SI 89 0-1 12 CS 1B		1 SAFE B SI 88 X CH 81 1-0 G4-6-3 1-2f		B SL 78 C SI 93 X SL 77 1-1 E5 12 CS			B FF 94 C FF 94 B FF 94 X FF 94 2-1 G1-6-3 1-2f	4	0	1	0	0	0	2
12 Ezequiel Carrera, L (1, 8) OBP: 0.285, SLG: 0.372		B SI 93 C SI 92 1-1 CS 1-2	C SL 73 C SI 90 B SL 78 F SI 92 F SI 93 F SL 74 B SL 78 X SL 77 2-2 F8		B SI 91 C SI 90 C SI 91 B SI 94 F SI 93 F SL 78 X SI 91 2-2 22 FC5-6 17 1B 1B	C SI 93 B SI 94 C SI 93 1-2 CS 1-2	C SL 73 B SL 75 C SL 76 X SI 90 1-2 F8		C SL 81 C FF 95 F FF 94 X FF 95 0-2 17 2B 1B	4	1	2	0	0	0	0
Inning Stats	R: 0 E: 0 K: 2 S: 15 H: 1 LOB: 2 BB: 1 P: 26	R: 0 E: 0 K: 1 S: 8 H: 1 LOB: 0 BB: 0 P: 9	R: 1 E: 0 K: 0 S: 13 H: 2 LOB: 2 BB: 1 P: 21	R: 0 E: 0 K: 0 S: 7 H: 1 LOB: 0 BB: 0 P: 12	R: 0 E: 0 K: 0 S: 11 H: 2 LOB: 1 BB: 0 P: 18	R: 2 E: 1 K: 0 S: 14 H: 2 LOB: 0 BB: 0 P: 18	R: 0 E: 0 K: 1 S: 11 H: 1 LOB: 1 BB: 0 P: 14	R: 0 E: 0 K: 1 S: 7 H: 0 LOB: 0 BB: 1 P: 15	R: 1 E: 0 K: 0 S: 12 H: 3 LOB: 1 BB: 0 P: 16	1B: 8 2B: 4 3B: 0 HR: 1	SF: 0 SAC: 0 DP: 3 HBP: 0						

	AB	35
	R	4
	H	13
	RBI	4
	BB	3
	SO	5
	LOB	14

WP: 0 PB: 0 SB: 0 CS: 3 PA: 40

PITCHER		IP	WLS	BF	H	R	ER	SO	BB	IBB	HBP	BLK	WP	HR	S	P	ERA	WHIP
49 Chris Sale, L ERA: 2.86	(1, 1)	7.0		30	10	3	3	4	2	0	0	0	0	1	79	118	3.86	1.714
39 Brett Myers, R ERA: 3.38	(8, 1)	1.0	W	3	0	0	0	1	1	0	0	0	0	0	7	15	0.00	1.000
37 Matt Thornton, L ERA: 3.32	(9, 1)	0.2	H	3	2	1	1	0	0	0	0	0	0	0	7	9	13.50	3.000
46 Donnie Veal, L ERA: 0.75	(9, 1)	0.1	S	2	1	0	0	0	0	0	0	0	0	0	5	7	0.00	3.000

PITCHER	IP	WLS	BF	H	R	ER	SO	BB	IBB	HBP	BLK	WP	HR	S	P	ERA	WHIP

BOTTOM

Cleveland Indians @ Chicago White Sox

U.S. Cellular Field, Chicago, IL

Mon Sep 24 2012, 8:11 PM - 10:47 PM EDT

Att. 20,206 - Clear - 66 F

livebaseballscorecards.com

Batter	1	2	3	4	5	6	7	8	9	AB	R	H	RBI	BB	SO	LOB
30 Alejandro De Aza, L (1, 8) (9, 7) OBP: 0.344, SLG: 0.410	B FF 92 B FF 91 C FF 91 B FF 91 F FF 91 X FF 93 3-2 ① G3			B FF 92 B CH 82 B FF 92 C SI 93 B FF 92 4-1 20 2B BB		C SI 91 B CH 83 F FF 92 X CH 83 1-2 ① F8		B FF 91 F FF 90 D SL 79 B FF 90 F FF 90 X SI 92 3-2 ② G3 1-2		3	0	0	0	1	0	1
20 Kevin Youkilis, R (1, 5) OBP: 0.338, SLG: 0.418	B FF 92 B FF 92 C SI 92 F FF 93 S SI 95 2-3 ② K			C SI 91 X SI 90 0-1 ① 1-H 2B		B CU 77 B FF 93 F SI 91 F FF 92 X FF 94 2-2 ② L8		C FF 92 X FF 91 0-1 44 HR 2-3 1B		4	1	2	0	0	1	0
44 Adam Dunn, L (1, 10) OBP: 0.339, SLG: 0.489	C SI 94 C FF 95 S FF 96 0-3 ③ K			B FF 92 S SI 93 B FF 93 B FF 93 S FF 92 S FF 93 3-3 ② K		C SI 94 S SI 93 B FF 94 F SI 94 X SI 94 1-2 HR		F FF 93 F FF 90 X FF 92 0-2 1-H 3-H HR		4	2	2	4	0	2	1
14 Paul Konerko, R (1, 3) OBP: 0.372, SLG: 0.488		X SI 92 0-0 ① G5-3		B SI 94 X SI 94 1-0 ③ G5-3		C FF 94 C CU 81 B CU 82 C SI 95 1-3 ③ K		X FF 91 0-0 1B		4	0	1	0	0	1	1
51 Alex Rios, R (1, 9) OBP: 0.330, SLG: 0.513		B CU 81 B CU 80 C SI 94 X FF 94 2-1 ② G4-3			B FF 92 C FF 93 C FF 90 X SI 94 1-2 24 FC1-6 10 FC6-4 12 S 1B		B SI 90 S SI 89 B SL 82 F SI 89 S SI 89 2-3 ① K	C FF 90 B SL 79 D SL 80 X FF 89 2-1 ③ P4		4	1	1	0	0	1	1
12 A.J. Pierzynski, L (1, 2) OBP: 0.324, SLG: 0.503		S FF 93 S SI 95 S SI 96 0-3 ③ K			F FF 93 B FF 93 B CH 83 B FF 92 F SI 92 B CH 83 4-2 24 FC1-6 1-2 BB		S FF 91 F SI 91 B FF 91 B SL 83 S SL 82 2-3 ② K			2	0	0	0	1	2	0
24 Dayan Viciedo, R (1, 7) OBP: 0.293, SLG: 0.422 5 Orlando Hudson, S (9, 4) OBP: 0.256, SLG: 0.297			C FF 94 B FF 91 F FF 90 B SI 95 B FF 94 X FF 94 3-2 15 CS 1B		C CU 78 X SI 94 0-1 ① FC1-6 10 FC6-4 1-2f 2-3		S SI 91 C SI 91 F SL 82 B SI 90 S SI 91 1-3 ③ K			3 0	0 0	1 0	0 0	0 0	1 0	2 0
10 Alexei Ramirez, R (1, 6) OBP: 0.290, SLG: 0.371			C SI 92 B CU 82 1 SAFE B SI 93 S FF 92 T FF 94 2-2 ① K		X SI 93 0-0 ② FC6-4 15 BLK 1-2f 3-H			B FF 91 B FF 91 B FF 90 C FF 90 X FF 91 3-1 ① F8		3	0	0	1	0	1	2
15 Gordon Beckham, R (1, 4) OBP: 0.299, SLG: 0.382 29 Dan Johnson, L (8, PH) OBP: 0.526, SLG: 0.429 7 Jordan Danks, L (8, PR) (9, 8) OBP: 0.250, SLG: 0.288			B FF 93 B FF 92 C SI 93 B FF 89 S FF 92 F FF 93 S SI 94 3-3 ②③ K 1-2		B FF 94 F CU 78 S SI 93 B SI 94 B SI 94 X FF 93 3-2 ③ G6-3 1-2			C FF 91 B SL 80 F FF 91 F FF 92 B SL 80 B SI 93 F FF 91 F FF 92 B FF 91 4-2 20 1B 30 G3 44 HR BB		2 0 0	0 0 1	0 0 0	0 1 0	0 0 0	1 0 0	2 0 0
Inning Stats	R: 0 E: 0 K: 2 S: 9 H: 0 LOB: 0 BB: 0 P: 14	R: 0 E: 0 K: 1 S: 6 H: 0 LOB: 0 BB: 0 P: 8	R: 0 E: 0 K: 2 S: 10 H: 1 LOB: 1 BB: 0 P: 18	R: 0 E: 0 K: 1 S: 7 H: 1 LOB: 1 BB: 1 P: 15	R: 1 E: 0 K: 0 S: 11 H: 1 LOB: 1 BB: 1 P: 19	R: 1 E: 0 K: 1 S: 13 H: 1 LOB: 0 BB: 0 P: 18	R: 0 E: 0 K: 3 S: 10 H: 0 LOB: 0 BB: 0 P: 15	R: 3 E: 0 K: 0 S: 18 H: 3 LOB: 1 BB: 1 P: 30		1B: 4 2B: 2 3B: 0 HR: 2 SF: 0 SAC: 0 DP: 1 HBP: 0						

	AB	29
	R	5
	H	7
	RBI	5
	BB	3
	SO	10
	LOB	10

	WP: 0	PA: 32
	PB: 0	
	SB: 1	
	CS: 1	

PITCHER		IP	WLS	BF	H	R	ER	SO	BB	IBB	HBP	BLK	WP	HR	S	P	ERA	WHIP
34 Zach McAllister, R ERA: 4.25	(1, 1)	6.0		22	4	2	2	7	2	0	0	1	0	1	56	92	3.00	1.000
38 Joe Smith, R ERA: 3.14	(7, 1)	1.0	H	3	0	0	0	3	0	0	0	0	0	0	10	15	0.00	0.000
52 Vinnie Pestano, R ERA: 2.44	(8, 1)	1.0	L	7	3	3	3	0	1	0	0	0	0	1	18	30	27.00	4.000

PITCHER	IP	WLS	BF	H	R	ER	SO	BB	IBB	HBP	BLK	WP	HR	S	P	ERA	WHIP

Batter	1	2	3	4	5	6	7	8	9	AB	R	H	RBI	BB	SO	LOB
17 Shin-Soo Choo, L (1, 9) OBP: 0.372, SLG: 0.436	C SI 91 F SI 90 B SL 83 F SL 84 B SI 93 F SI 94 X SL 86 2-2 13 WP 1B		C SL 86 F FF 94 X SI 95 0-2 ② P5	1 SAFE B SL 86 S SL 86 X SL 86 1-1 1-2 3-H 1B			F SI 92 X FF 92 0-1 ① F7		F SI 98 C SL 88 X SL 89 0-2 ③ G3-1	5	0	2	1	0	0	0
22 Jason Kipnis, L (1, 4) OBP: 0.327, SLG: 0.381	C SI 94 F SI 92 S SL 86 0-3 ① K		X SI 94 0-0 1B	B CH 83 B CH 84 C FF 92 X CH 84 2-1 ③ F8			C SL 89 X CU 79 0-1 ② G1-3			4	0	1	0	0	1	3
13 Asdrúbal Cabrera, S (1, 6) OBP: 0.340, SLG: 0.422	F FF 92 1 SAFE B SI 94 B CH 86 X CH 86 2-1 ② G5-3 1-2		1 SAFE X CH 86 0-0 ③ F8		C CU 78 F CH 86 B FF 95 B CU 71 F CH 84 X FF 92 2-2 4 G3 1B		F SI 98 B CH 92 X CH 89 1-1 ③ P2			4	0	1	0	0	0	2
41 Carlos Santana, S (1, 2) OBP: 0.366, SLG: 0.433	C FF 92 S SL 84 D SL 85 D CH 87 B CH 86 F SL 85 T SL 85 3-2 ③ K			B CH 85 B CH 84 B SI 92 C SI 92 C SI 94 B SI 94 4-2 4 2B 36 FC4-6 BB	F SI 92 1 SAFE B FF 93 F FF 92 B FF 94 C FF 94 2-3 ① K			B SI 98 F CH 88 B SI 99 X SI 99 2-1 46 K 4 1B 1B		3	1	1	0	1	2	2
4 Russ Canzler, R (1, 3) OBP: 0.315, SLG: 0.465 9 Jack Hannahan, L (8, 5) OBP: 0.312, SLG: 0.338		C FF 92 X SI 94 0-1 HR		X SI 93 0-0 36 FC4-6 12 1B 1-3 2B	1 SAFE C CU 80 1 SAFE X CU 80 0-1 ② G3 1-2			S SI 98 C SI 98 X SI 99 0-2 1-2 1B		4 0	2 0	3 0	1 0	0 0	0 0	1 0
7 Matt LaPorta, R (1, 10) OBP: 0.273, SLG: 0.321 46 Cord Phelps, S (8, PH) OBP: 0.150, SLG: 0.263 (8, 10)		B CH 85 F SI 92 S SL 84 B SL 85 X CH 86 2-2 36 G4-6-3 1B		F SL 85 S SL 84 S SI 94 0-3 ① K	F CU 80 C FF 94 B SI 93 X CU 81 1-2 ③ P3			C SI 96 2 SAFE F SI 98 B SL 88 S SL 88 1-3 ①② K 2-3		3 1	0 0	1 0	0 0	0 0	1 1	3 2
1 Brent Lillibridge, R (1, 5) OBP: 0.238, SLG: 0.276 (8, 7)		C SI 93 F SI 93 1 SAFE B SL 83 X SL 84 1-2 ① F9		B CH 86 F SL 84 B FF 94 B SI 94 S SI 94 D SL 87 4-2 36 FC4-6 BB		C CU 78 C CU 80 B CU 80 S CU 80 1-3 ① K		D SL 88 C SI 98 F SI 98 F SI 100 F SL 89 S SL 91 1-3 ③ K		3	0	0	0	1	2	2
36 Thomas Neal, R (1, 7) OBP: 0.158, SLG: 0.211 35 Casey Kotchman, L (8, 3) OBP: 0.286, SLG: 0.342		B SI 92 B CH 86 S CH 85 F SL 84 X SL 84 2-2 ②③ G4-6-3 1-2f		B CH 87 X SI 94 1-0 ② FC4-6 12 1B 17 1B 1-2f 2-3 3-H		S CU 78 B CU 78 B CU 77 B FF 93 F FF 93 C CU 78 3-3 ② K			X CH 88 0-0 ① F8	3 1	1 0	0 0	1 0	0 0	1 0	3 0
12 Ezequiel Carrera, L (1, 8) OBP: 0.284, SLG: 0.368			C SI 93 B SI 92 B SL 86 B SI 94 C SI 94 C SL 87 3-3 ① K	B SI 94 B SI 94 B SI 92 C SI 92 X SI 94 3-1 17 1B 1-3 3-H 1B		C FF 94 C CU 77 X FF 94 0-2 ③ G4-3			B SI 99 C SI 98 L SI 98 S SL 90 1-3 ② K	4	0	1	1	0	2	0
Inning Stats	R: 0 E: 0 K: 2 S: 14 H: 1 LOB: 1 BB: 0 P: 21	R: 1 E: 0 K: 0 S: 11 H: 2 LOB: 0 BB: 0 P: 16	R: 0 E: 0 K: 1 S: 8 H: 1 LOB: 1 BB: 0 P: 11	R: 3 E: 0 K: 1 S: 15 H: 3 LOB: 2 BB: 2 P: 30	R: 0 E: 0 K: 1 S: 12 H: 1 LOB: 1 BB: 0 P: 17	R: 0 E: 0 K: 2 S: 9 H: 0 LOB: 0 BB: 0 P: 13	R: 0 E: 0 K: 0 S: 6 H: 0 LOB: 0 BB: 0 P: 7	R: 0 E: 0 K: 2 S: 13 H: 2 LOB: 1 BB: 0 P: 17	R: 0 E: 0 K: 1 S: 7 H: 0 LOB: 0 BB: 0 P: 8	1B: 8 2B: 1 3B: 0 HR: 1 SF: 0 SAC: 0 DP: 1 HBP: 0						

PITCHER		IP	WLS	BF	H	R	ER	SO	BB	IBB	HBP	BLK	WP	HR	S	P	ERA	WHIP
58 Francisco Liriano, L ERA: 5.34	(1, 1)	3.2	L	19	7	4	4	4	2	0	0	0	1	1	46	74	9.82	2.455
48 Brian Omogrosso, R ERA: 3.12	(4, 1)	2.1		8	1	0	0	3	0	0	0	0	0	0	23	34	0.00	0.429
62 Jose Quintana, L ERA: 3.6	(7, 1)	0.2		2	0	0	0	0	0	0	0	0	0	0	4	4	0.00	0.000
65 Nate Jones, R ERA: 2.36	(7, 1)	2.1		8	2	0	0	3	0	0	0	0	0	0	22	28	0.00	0.857

PITCHER	IP	WLS	BF	H	R	ER	SO	BB	IBB	HBP	BLK	WP	HR	S	P	ERA	WHIP

TOP

Cleveland Indians @ Chicago White Sox

U.S. Cellular Field, Chicago, IL

Tue Sep 25 2012, 2:11 PM - 4:44 PM EDT

Att. 13,797 - Partly Cloudy - 78 F

livebaseballscorecards.com

AB	35
R	4
H	10
RBI	4
BB	2
SO	10
LOB	18

WP: 1 PA: 37
PB: 0
SB: 0
CS: 0

BOTTOM

Cleveland Indians @ Chicago White Sox

U.S. Cellular Field, Chicago, IL

Tue Sep 25 2012, 2:11 PM - 4:44 PM EDT

Att. 13,797 - Partly Cloudy - 78 F

livebaseballscorecards.com

Batter	1	2	3	4	5	6	7	8	9	AB	R	H	RBI	BB	SO	LOB
30 Alejandro De Aza, L (1, 8) OBP: 0.345, SLG: 0.410	B SI 91 B SI 92 B SI 92 B SI 92 4-0 14 G3-1 44 S BB		C FF 93 B CH 85 F CU 84 B SI 94 B CU 83 X SL 89 3-2 20 CS 1B		F SI 94 B SI 94 F CH 84 1 SAFE B FF 94 C SL 92 2-3 ② K			B FF 90 B SI 91 X FF 91 2-0 ①② G4-6-3 1-2f		3	0	1	0	1	1	2
20 Kevin Youkilis, R (1, 5) OBP: 0.337, SLG: 0.416	C SI 92 X SL 89 0-1 ① F8		C FF 93 B FF 93 X SL 90 1-1 ②③ G6-3 1-2		B SL 89 1 SAFE C SL 90 S SI 95 S SL 91 1-3 ③ K			B FF 91 X SI 91 1-0 1B		4	0	1	0	0	1	3
44 Adam Dunn, L (1, 10) OBP: 0.338, SLG: 0.486	F SI 92 B SL 89 1 SAFE B SL 89 B CH 83 C CU 82 B CU 84 4-2 14 G3-1 1-2 BB			C SI 93 B SL 88 F SL 89 C CU 84 1-3 ① K		B CH 84 C CH 84 F SL 90 B CU 84 B CU 84 S CH 86 3-3 ① K		B SL 80 S SL 79 F SI 92 S SL 80 1-3 ③ K		3	0	0	0	1	3	1
14 Paul Konerko, R (1, 3) OBP: 0.371, SLG: 0.492	X SL 90 0-0 ② G3-1 1-2 2-3			B SI 94 C SI 95 F CH 85 X CU 85 1-2 ② L6		C SI 94 F SI 95 X SL 86 0-2 ② G6-3			X FF 95 0-0 HR	4	1	1	1	0	0	2
51 Alex Rios, R (1, 9) OBP: 0.328, SLG: 0.509	B SL 90 X SI 94 1-0 ③ L9			B SL 90 B SL 86 X SI 93 2-0 ③ G6-3		F SL 88 B SL 88 F SL 89 B CU 84 X SI 94 2-2 ③ G4-3			B SL 85 B FF 96 X FF 94 2-0 ① F9	4	0	0	0	0	0	2
12 A.J. Pierzynski, L (1, 2) OBP: 0.323, SLG: 0.508		C SI 93 X SL 90 0-1 ① F7			C CH 83 X SI 93 0-1 HR		M CH 85 X CH 84 0-1 ① G6-3		B FF 95 S SL 85 S SL 84 X SL 83 1-2 ② G4-3	4	1	1	1	0	0	0
24 Dayan Viciedo, R (1, 7) 29 Dan Johnson, L (9, PH) 7 Jordan Danks, L (9, PR) OBP: 0.295, SLG: 0.429 OBP: 0.550, SLG: 0.429 OBP: 0.250, SLG: 0.288		B CU 82 X SL 89 1-0 10 FC5-4 1B			F SL 89 B SI 94 X CU 83 1-1 HR		C FF 93 B SI 94 X FF 93 1-1 ② G5-3		B SL 82 B SI 95 C FF 94 B SL 83 B FF 94 4-1 10 BB BB	3 0 0	1 0 0	2 0 0	1 0 0	0 1 0	0 0 0	0 0 0
10 Alexei Ramirez, R (1, 6) OBP: 0.290, SLG: 0.369		C FF 93 X FF 93 0-1 ② FC5-4 15 CS 1-2f			C SI 94 X SL 90 0-1 ① F8		S SL 90 B SL 90 X SL 88 1-1 ③ F8		C FF 93 S SL 82 B FF 93 D SL 83 B FF 94 B SL 83 4-2 15 FC6-4 1-2 BB	3	0	0	0	1	0	1
15 Gordon Beckham, R (1, 4) OBP: 0.298, SLG: 0.379		B FF 93 1-0 ③ CS 1-2	X SI 91 0-0 ① L8		B SI 93 C SL 88 B SI 93 B CH 85 B SI 94 4-1 BB			C FF 90 B SL 79 X SI 89 1-1 E6 30 G4-6-3	X SI 94 0-0 ③ FC6-4 1-2f	3	0	0	0	1	0	2
Inning Stats	R: 0 E: 0 K: 0 S: 6 H: 0 LOB: 2 BB: 2 P: 15	R: 0 E: 0 K: 0 S: 5 H: 1 LOB: 0 BB: 0 P: 7	R: 0 E: 0 K: 0 S: 6 H: 1 LOB: 0 BB: 0 P: 10	R: 0 E: 0 K: 1 S: 7 H: 0 LOB: 0 BB: 0 P: 11	R: 2 E: 0 K: 2 S: 13 H: 2 LOB: 1 BB: 1 P: 21	R: 0 E: 0 K: 1 S: 9 H: 0 LOB: 0 BB: 0 P: 14	R: 0 E: 0 K: 0 S: 6 H: 0 LOB: 0 BB: 0 P: 8	R: 0 E: 1 K: 1 S: 7 H: 1 LOB: 1 BB: 0 P: 12	R: 1 E: 0 K: 0 S: 9 H: 1 LOB: 2 BB: 2 P: 20	1B: 3 2B: 0 3B: 0 HR: 3	SF: 0 SAC: 0 DP: 1 HBP: 0			WP: 0 PB: 0 SB: 1 CS: 2	PA: 37		

PITCHER	IP	WLS	BF	H	R	ER	SO	BB	IBB	HBP	BLK	WP	HR	S	P	ERA	WHIP
28 Corey Kluber, R (1, 1) ERA: 5.02	7.0	W	26	4	2	2	4	3	0	0	0	0	2	52	86	2.57	1.000
52 Vinnie Pestano, R (8, 1) ERA: 2.41	1.0	H	4	1	0	0	1	0	0	0	0	0	0	7	12	0.00	1.000
54 Chris Perez, R (9, 1) ERA: 3.46	1.0	S	6	1	1	1	0	2	0	0	0	0	1	9	20	9.00	3.000

PITCHER	IP	WLS	BF	H	R	ER	SO	BB	IBB	HBP	BLK	WP	HR	S	P	ERA	WHIP

AB	31
R	3
H	6
RBI	3
BB	5
SO	5
LOB	13

Cleveland Indians @ Chicago White Sox

U.S. Cellular Field, Chicago, IL

Wed Sep 26 2012, 8:08 PM - 11:53 PM EDT

Att. 20,166 - Clear - 57 F

TOP

livebaseballscorecards.com

Batter	1	2	3	4	5	6	7	8	9	AB	R	H	RBI	BB	SO	LOB
17 Shin-Soo Choo, L (1, 9) OBP: 0.372, SLG: 0.436	X SI 92 0-0 ① G4-3	C FF 93 F SI 92 B SI 93 X CU 77 1-2 ③ G1-3		B CU 76 C FF 93 S CU 77 B SI 94 B CH 81 B CU 78 4-2 41 BB, 22 1B 1-2 BB		C CU 76 C SI 92 X SI 93 0-2 1 BB, 41 BB 2B	B SI 94 C SL 82 B SL 81 C SL 82 D SL 82 X SL 81 3-2 ② G3 2-3 3-H		C SL 85 F CH 83 S CU 71 0-3 ② K	5	1	1	1	1	1	2
22 Jason Kipnis, L (1, 4) OBP: 0.330, SLG: 0.380	B SI 91 B FF 92 B FF 92 B SI 92 4-0 41 S, 4 1B BB		B FF 91 S FF 92 C CH 82 B CU 80 F FF 93 X SI 94 2-2 ① F8	C FF 92 F CH 86 F SI 92 B CU 78 F CH 87 X FF 88 1-2 41 BB 1B 1-2 2-H 3-H		B CU 78 B CU 77 B CU 77 B SI 91 4-0 41 BB, 1 BB, 48 G1-2-3 BB	D SL 81 D SL 82 C SL 81 D SI 93 B SL 81 4-1 1 S BB		B CH 83 C FF 95 B SL 87 X FF 95 2-1 ③ F7	3	1	1	2	3	0	0
13 Asdrúbal Cabrera, S (1, 6) OBP: 0.339, SLG: 0.421 1 Brent Lillibridge, R (1, 6) OBP: 0.238, SLG: 0.271	C SI 92 1 SAFE X CH 81 0-1 ② P4		F FC 84 S SI 94 B SI 94 C SC 75 1-3 ② K	B CU 77 F FF 93 B FF 94 S CU 77 C CU 79 2-3 ② K		B SI 96 L SI 97 L SI 95 F SI 99 B SI 98 F SI 98 D SL 89 B SI 98 4-2 41 BB 1-2 2-3 BB	F FF 91 F FF 91 X CU 76 1-2 ③ G1-3 1-2			1 3	0 0	0 0	0 0	0 1	0 2	1 4
41 Carlos Santana, S (1, 3) OBP: 0.370, SLG: 0.434 35 Casey Kotchman, L (8, 3) OBP: 0.286, SLG: 0.342	B SI 92 B CH 83 B SI 94 C SI 94 S CH 82 D SI 94 4-2 4 1B 1-2 BB		C FC 86 B SC 74 B SC 76 C SI 94 X SI 94 2-2 4 1B 1B	B CU 76 F SI 94 F SI 94 F FF 95 B CU 74 D SI 95 D FF 94 4-2 1-2 2-3 BB		C CH 86 S CH 89 F CH 91 D SL 90 F CH 88 F SI 99 F SI 99 B SL 89 F SI 97 4-2 B SL 88 B SI 97 1-2 2-3 3-H BB		C SI 90 F CU 77 F CU 77 X SI 91 0-2 ① F8	2 0	0 0	1 0	1 0	3 0	0 0	0 0
4 Russ Canzler, R (1, 7) OBP: 0.325, SLG: 0.467 25 Vinny Rottino, R (7, 7) OBP: 0.250, SLG: 0.357	C SI 92 B CH 81 X CH 81 1-1 1-2 2-H 1B		B SI 93 X CH 82 1-0 1-2 1B	B CU 78 C CU 77 B CU 78 C FF 94 S CU 79 2-3 ③ K		C SI 98 B SL 89 F SI 98 B SL 90 S SL 88 2-3 ① K		B FF 92 C SL 85 B CU 78 B SL 84 X FF 91 3-1 HR	4 1	0 1	2 1	1 1	0 0	2 0	6 0
48 Travis Hafner, L (1, 10) OBP: 0.343, SLG: 0.429	B FC 88 C SI 93 X CU 79 1-1 ③ F8		C SI 93 F SI 94 F SI 95 F SI 95 1 SAFE D CU 79 S CU 78 1-3 ③ K		C CU 77 X SI 94 0-1 ① G4-3	B SL 83 B FF 94 F FF 94 X FF 94 2-1 ② ③ G1-2-3 3-Hf		B FF 92 C CH 85 B CU 77 F FF 92 X CU 78 2-2 ② F7	5	0	0	0	0	1	7
8 Lonnie Chisenhall, L (1, 5) OBP: 0.303, SLG: 0.435 9 Jack Hannahan, L (8, 5) OBP: 0.312, SLG: 0.338		B FF 90 C FF 90 B FC 86 X FF 90 2-1 ① F9		C CU 74 B SI 92 X SI 91 1-1 12 FC6-4, 6 BB, 22 1B 1B	B SI 93 B FF 93 C SI 94 F SI 94 F SI 94 X CH 87 2-2 ② P2		B SL 81 C FF 94 X FF 94 1-1 ① G4-3	B FF 91 B FF 91 C SI 91 S SL 84 B CU 79 B SL 83 4-2 BB	4 0	1 0	1 0	0 0	1 0	0 0	0 0
6 Lou Marson, R (1, 2) OBP: 0.341, SLG: 0.283		C SI 91 X CU 78 0-1 ② G5-3		C SI 92 C SI 93 B SI 92 B SI 94 B SI 93 F CH 84 F SI 94 F SI 94 B CH 81 4-2 12 FC6-4 1-2 BB	B CU 79 S FF 94 B FF 95 B FF 94 D FF 93 4-1 BB		F FF 94 B FF 94 B SL 81 C FF 94 B FF 95 B FF 95 4-2 12 2B, 17 G3 BB	C FF 91 1 SAFE 1 SAFE C SL 85 S SL 86 0-3 ③ K	2	1	0	0	3	1	1
12 Ezequiel Carrera, L (1, 8) OBP: 0.288, SLG: 0.377		C FF 93 C FF 93 F FF 93 B FC 88 B SI 94 X SI 94 2-2 1B		S SI 92 X CU 77 0-1 ① FC6-4, 17 S, 22 1B 1-2f 2-3	X FF 92 0-0 ③ F8		F FF 93 B SI 93 F FF 92 B SI 94 1 SAFE X FF 94 2-2 17 G3 1-3 2B		B FF 94 B FF 93 B FF 93 C FF 92 F FF 94 X FF 94 3-2 ① G4-3	5	1	2	0	0	0	3

Inning Stats	1	2	3	4	5	6	7	8	9
	R: 1 E: 0 K: 0 S: 9	R: 0 E: 0 K: 0 S: 11	R: 0 E: 0 K: 2 S: 16	R: 2 E: 0 K: 2 S: 26	R: 0 E: 0 K: 0 S: 8	R: 1 E: 0 K: 1 S: 20	R: 1 E: 0 K: 0 S: 14	R: 1 E: 0 K: 1 S: 14	R: 0 E: 0 K: 1 S: 8
	H: 1 LOB: 2 BB: 2 P: 19	H: 1 LOB: 1 BB: 0 P: 16	H: 2 LOB: 2 BB: 0 P: 23	H: 2 LOB: 3 BB: 3 P: 44	H: 0 LOB: 1 BB: 1 P: 14	H: 1 LOB: 2 BB: 3 P: 36	H: 1 LOB: 2 BB: 2 P: 29	H: 1 LOB: 1 BB: 1 P: 23	H: 0 LOB: 0 BB: 0 P: 13

	AB	35
	R	6
	H	9
	RBI	6
	BB	12
	SO	7
	LOB	24

1B: 6 SF: 0 PA: 47
2B: 2 SAC: 0
3B: 0 DP: 1
HR: 1 HBP: 0

WP: 0
PB: 0
SB: 3
CS: 0

PITCHER		IP	WLS	BF	H	R	ER	SO	BB	IBB	HBP	BLK	WP	HR	S	P	ERA	WHIP
53 Héctor Santiago, L ERA: 3.69	(1, 1)	3.1		19	5	3	3	2	4	0	0	0	0	0	47	78	8.10	2.700
48 Brian Omogrosso, R ERA: 2.89	(4, 1)	1.1		7	1	0	0	2	2	0	0	0	0	0	22	37	0.00	2.250
46 Donnie Veal, L ERA: 1.46	(5, 1)	0.1		3	1	1	1	0	1	0	0	0	0	0	4	8	27.00	6.000
65 Nate Jones, R ERA: 2.35	(6, 1)	0.1	B	3	0	0	0	1	2	0	0	0	0	0	15	25	0.00	6.000
37 Matt Thornton, L ERA: 3.39	(6, 1)	1.1	L	6	1	1	1	0	2	0	0	0	0	0	13	29	6.75	2.250

PITCHER		IP	WLS	BF	H	R	ER	SO	BB	IBB	HBP	BLK	WP	HR	S	P	ERA	WHIP
39 Brett Myers, R ERA: 3.45	(7, 1)	1.1		6	1	1	1	1	1	0	0	0	0	1	17	27	6.75	1.500
26 Jesse Crain, R ERA: 2.64	(9, 1)	1.0		3	0	0	0	1	0	0	0	0	0	0	8	13	0.00	0.000

BOTTOM

Cleveland Indians @ Chicago White Sox

U.S. Cellular Field, Chicago, IL

Wed Sep 26 2012, 8:08 PM - 11:53 PM EDT

Att. 20,166 - Clear - 57 F

livebaseballscorecards.com

Batter	1	2	3	4	5	6	7	8	9	AB	R	H	RBI	BB	SO	LOB
30 Alejandro De Aza, L (1, 7) OBP: 0.350, SLG: 0.411	B SI 93 B SI 92 C FF 92 B SI 93 B SI 92 4-1 44 1B 20 1B 14 BB BB	X SI 93 0-0 1B		B SI 92 1 SAFE X SI 90 1-0 ① SH1-3 1-2		B CU 77 B SI 95 B SI 94 C FF 92 B FF 91 4-1 20 S BB			C SI 95 B SL 85 T SI 95 B FF 95 B SI 95 F SI 95 F SI 95 F FF 95 B SI 95 4-2 20 G1-6-3 BB	1	1	1	0	3	0	0
20 Kevin Youkilis, R (1, 5) OBP: 0.336, SLG: 0.414	B SI 93 C SI 91 B SI 92 C SI 92 X SI 93 2-2 14 BB 44 1B 51 SF8 1-2 1B	1 SAFE C SI 91 X SI 93 0-1 ② F8		F SI 90 B SI 93 X SL 83 1-1 ② F9		C SI 95 B SI 96 X SI 96 1-1 ② P5 1-2			C SI 94 S SL 85 B SL 84 B SL 84 X SI 95 2-2 ① ② G1-6-3 1-2f	5	1	1	0	0	0	4
44 Adam Dunn, L (1, 10) OBP: 0.337, SLG: 0.484 5 Orlando Hudson, S (9, PR) OBP: 0.256, SLG: 0.297	B SI 96 D SL 82 B FF 95 C SI 96 X FF 96 3-1 14 BB 12 2B 1-2 2-3 1B	B FF 95 B SI 91 B FF 95 X SI 94 3-0 ③ G6-3		F SI 95 F SL 84 B SI 94 B SI 93 B SI 94 S SI 95 3-3 ③ K		B FF 92 B SL 80 X SI 89 2-0 ③ L3			B SI 96 F SI 94 B SI 95 X SI 94 2-1 E6	5 0	1 0	1 0	0 0	1 0	3 0	3 0
14 Paul Konerko, R (1, 3) OBP: 0.370, SLG: 0.488	B SI 94 B SI 92 B SI 93 B SI 95 4-0 12 2B 1-2 2-3 3-H BB		B SL 84 C SI 94 B SI 92 F SI 94 S FF 95 2-3 ① K		C SL 80 F SI 94 B SI 94 X SI 92 1-2 ① G6-3		F SI 90 B SI 91 C SI 89 X SI 91 1-2 ① G4-3		X SI 95 0-0 ③ P6	4	0	0	1	1	1	1
51 Alex Rios, R (1, 9) OBP: 0.329, SLG: 0.510	C SI 92 B SI 94 B SI 92 F FF 96 F SI 93 B SL 85 F SI 92 X SI 92 3-2 ① SF8 3-H		B SI 95 X SI 95 1-0 12 1B 1B		B SI 91 C SI 89 F SI 94 B SI 95 X SI 92 2-2 ② F8		B SL 82 X SI 89 1-0 10 CS 1B			3	0	2	1	0	0	0
12 A.J. Pierzynski, L (1, 2) OBP: 0.327, SLG: 0.511	B SI 95 X FF 94 1-0 1-3 2-H 2B		X SI 92 0-0 1-2 1B		C SI 91 B SI 94 F SL 83 F SI 94 B SI 92 B SI 94 F SI 93 B SI 94 4-2 10 WP 10 2B BB		S FF 91 1 SAFE F SI 92 P PO 90 T SL 82 1-2 ② K			3	1	2	1	1	1	1
10 Alexei Ramirez, R (1, 6) OBP: 0.290, SLG: 0.370	C SI 93 X SI 93 0-1 ② G1-3		F SI 92 B SI 92 F SI 91 B SL 87 X SI 94 2-2 ② F9		B SI 89 S SL 82 S SL 83 F SL 85 B SI 93 F SI 89 B SL 85 X SI 92 3-2 1-H 2B		1 SAFE B SI 90 1-0 ③ CS 1-2	B FF 96 B SI 95 C SI 94 F FF 94 X SI 95 2-2 ① G4-3		4	0	1	1	0	0	4
28 Dewayne Wise, L (1, 8) OBP: 0.291, SLG: 0.448	B SI 93 B SI 96 D SI 95 C SI 93 F SI 94 X SI 94 3-2 ③ G3		F SI 93 B SL 84 S SI 94 X SL 85 1-2 ③ G3		B SI 95 F FF 95 C CU 80 F FF 96 S CU 82 1-3 ③ K			C SI 95 F FF 95 S SI 96 0-3 ② K		4	0	0	0	0	2	5
15 Gordon Beckham, R (1, 4) OBP: 0.298, SLG: 0.377		F FF 94 B SI 94 B SI 89 C SI 94 X SI 93 2-2 ① F8		C SI 90 C SL 84 F SL 84 B SL 85 B SI 91 B SI 94 B SL 80 4-2 30 SH1-3 BB		C SL 84 B SI 95 B SI 97 B SI 95 X FF 93 3-1 ① F7		C SI 96 B SL 89 B FF 95 X FF 94 2-1 ③ P3		3	0	0	0	1	0	0

Inning Stats	1	2	3	4	5	6	7	8	9	1B	SF	WP	PA
	R: 3 E: 0 K: 0 S: 17	H: 3 LOB: 2 BB: 2 P: 37	R: 0 E: 0 K: 0 S: 7	H: 1 LOB: 1 BB: 0 P: 12	R: 0 E: 0 K: 1 S: 11	H: 2 LOB: 2 BB: 0 P: 17	R: 0 E: 0 K: 0 S: 9	H: 0 LOB: 1 BB: 1 P: 18	R: 1 E: 0 K: 1 S: 19	H: 1 LOB: 1 BB: 1 P: 30	R: 0 E: 0 K: 0 S: 6	H: 0 LOB: 1 BB: 0 P: 16	R: 0 E: 0 K: 1 S: 8	H: 1 LOB: 0 BB: 0 P: 11	R: 0 E: 0 K: 0 S: 8	H: 0 LOB: 0 BB: 0 P: 12	R: 0 E: 1 K: 0 S: 11	H: 0 LOB: 1 BB: 1 P: 19	1B: 6 2B: 2 3B: 0 HR: 0	SF: 1 SAC: 1 DP: 1 HBP: 0	WP: 1 PB: 0 SB: 1 CS: 1	PA: 41

PITCHER		IP	WLS	BF	H	R	ER	SO	BB	IBB	HBP	BLK	WP	HR	S	P	ERA	WHIP
63 Justin Masterson, R ERA: 5.03	(1, 1)	4.2		25	7	4	4	2	4	0	0	0	1	0	59	109	7.71	2.357
56 Frank Herrmann, R ERA: 2.7	(5, 1)	1.0		4	0	0	0	1	1	0	0	0	0	0	9	18	0.00	1.000
49 Tony Sipp, L ERA: 4.73	(6, 1)	0.1	W	1	0	0	0	0	0	0	0	0	0	0	1	3	0.00	0.000
38 Joe Smith, R ERA: 3.09	(7, 1)	1.0	H	3	1	0	0	1	0	0	0	0	0	0	8	11	0.00	1.000
32 Esmil Rogers, R ERA: 4.36	(8, 1)	1.0	H	3	0	0	0	1	0	0	0	0	0	0	8	12	0.00	0.000
54 Chris Perez, R ERA: 3.4	(9, 1)	1.0	S	4	0	0	0	0	1	0	0	0	0	0	11	19	0.00	1.000

AB	32
R	4
H	8
RBI	4
BB	6
SO	5
LOB	18

Batter	1	2	3	4	5	6	7	8	9	AB	R	H	RBI	BB	SO	LOB
8 Desmond Jennings, R (1, 7) OBP: 0.317, SLG: 0.393	B SI 90 F SI 90 X SL 85 1-1 F7 ①		B CU 82 X FC 86 1-0 F9 ②		B SI 90 B CH 82 B CH 84 C SI 89 X FF 89 3-1 F8 ③			1 SAFE 1 SAFE C SI 92 B SI 91 X CH 84 1-1 P4 ②		4	0	0	0	0	0	1
2 B.J. Upton, R (1, 8) OBP: 0.298, SLG: 0.448	C SI 91 B FF 91 F SI 91 T SI 92 1-2 K ②		F SI 91 B SI 91 B CH 85 B FC 86 S CU 80 C SI 92 3-3 K ③			B CU 81 F SI 89 F SI 90 B CH 83 F CH 83 F FF 91 B FC 86 F CH 84 T SI 91 3-2 K ①		1 SAFE F SL 85 F SI 93 X FF 93 0-2 F8 ③		4	0	0	0	0	3	1
18 Ben Zobrist, S (1, 6) OBP: 0.375, SLG: 0.467	C SI 91 B CU 80 B CU 79 C FF 92 F CU 81 C SI 91 2-3 K ③			B CH 83 C CH 83 X CU 80 1-1 3 F9 23 SF8 2B		S CH 84 S CH 82 B CH 84 B CH 83 X CH 83 2-2 G4-3 ②			B CU 76 C CU 76 B CH 84 X CH 83 2-1 G6-3 ①	4	1	1	0	0	1	0
3 Evan Longoria, R (1, 5) OBP: 0.364, SLG: 0.506		C SI 92 F SI 91 X SI 92 0-2 P4 ①		B SI 91 B CH 84 F SI 91 F CU 82 X SI 91 2-2 F9 ① 2-3		B CU 81 S CU 82 X FF 90 1-1 F8 ③			C FF 92 B CH 84 B SI 93 X SL 86 2-1 HR	4	1	1	1	0	0	1
23 Carlos Pena, L (1, 3) OBP: 0.334, SLG: 0.361		B CU 81 S CU 80 B CU 82 C CU 81 C CU 80 2-3 K ②		F CH 84 X SI 92 0-1 SF8 ② 3-H			C CU 80 B CU 80 T CH 83 B CU 80 F CU 81 F CU 79 B SI 91 X FF 90 3-2 P6 ①		C CU 77 B CU 78 X CU 77 1-1 G4-3 ②	3	0	0	1	0	1	0
7 Jeff Keppinger, R (1, 4) OBP: 0.372, SLG: 0.443 19 Ryan Roberts, R (9, 4) OBP: 0.300, SLG: 0.354		B SI 92 C SL 85 B CU 81 C SI 92 F SI 92 X SI 92 2-2 30 1B 1B		B CU 82 S CH 83 X SI 90 1-1 P4 ③			C FC 86 X CH 83 0-1 G4-3 ②		B FF 93 C FF 93 C SI 92 B CH 86 X SI 93 2-2 G6-3 ③	4 0	0 0	1 0	0 0	0 0	0 0	0 0
30 Luke Scott, L (1, 10) OBP: 0.282, SLG: 0.446		F FF 92 X SI 92 0-1 1-3 1B			B CH 82 B CH 82 B CH 82 F SI 88 X SI 88 3-1 HR		X CU 80 0-0 F8 ③			3	1	2	1	0	0	0
20 Matt Joyce, L (1, 9) OBP: 0.343, SLG: 0.420		F CU 81 B FF 92 B FF 92 F FC 88 B SI 92 F CH 84 S CH 84 3-3 K ③			C FC 85 X FF 90 0-1 P5 ①			B CH 82 B CH 82 B SL 84 C FF 87 X SL 85 3-1 F8 ①		3	0	0	0	0	1	2
59 Jose Lobaton, S (1, 2) OBP: 0.326, SLG: 0.321 5 Sam Fuld, L (8, PH) OBP: 0.326, SLG: 0.352 16 Chris Gimenez, R (8, 2) OBP: 0.272, SLG: 0.256			B FC 85 C FC 85 F CU 81 F SI 91 X SI 91 1-2 P5 ①		F SI 90 B FC 86 C FF 89 X CH 84 1-2 G4-3 ②			C SL 85 S CH 82 F SI 92 B CH 84 B CH 83 B CH 83 B FF 89 4-2 BB		2 0 0	0 0 0	0 0 0	0 0 0	0 1 0	0 0 0	0 0 0
Inning Stats	R: 0 E: 0 K: 2 S: 9 H: 0 LOB: 0 BB: 0 P: 13	R: 0 E: 0 K: 2 S: 16 H: 2 LOB: 2 BB: 0 P: 23	R: 0 E: 0 K: 1 S: 8 H: 0 LOB: 0 BB: 0 P: 13	R: 1 E: 0 K: 0 S: 9 H: 1 LOB: 0 BB: 0 P: 13	R: 1 E: 0 K: 0 S: 9 H: 1 LOB: 0 BB: 0 P: 16	R: 0 E: 0 K: 1 S: 11 H: 0 LOB: 0 BB: 0 P: 17	R: 0 E: 0 K: 0 S: 8 H: 0 LOB: 0 BB: 0 P: 11	R: 0 E: 0 K: 0 S: 10 H: 0 LOB: 1 BB: 1 P: 18	R: 1 E: 0 K: 0 S: 9 H: 1 LOB: 0 BB: 0 P: 16	1B: 2 2B: 1 3B: 0 HR: 2	SF: 1 SAC: 0 DP: 0 HBP: 0	WP: 0 PB: 0 SB: 0 CS: 0	PA: 33			

TOP

Tampa Bay Rays @ Chicago White Sox

U.S. Cellular Field, Chicago, IL

Thu Sep 27 2012, 8:10 PM - 11:21 PM EDT

Att. 18,630 - Partly Cloudy - 60 F

livebaseballscorecards.com

AB	31
R	3
H	5
RBI	3
BB	1
SO	6
LOB	5

PITCHER		IP	WLS	BF	H	R	ER	SO	BB	IBB	HBP	BLK	WP	HR	S	P	ERA	WHIP
44 Jake Peavy, R ERA: 3.37	(1, 1)	7.1		27	4	2	2	6	1	0	0	0	0	1	75	118	2.46	0.682
39 Brett Myers, R ERA: 3.5	(8, 1)	1.2	L	6	1	1	1	0	0	0	0	0	0	1	14	22	5.40	0.600

PITCHER	IP	WLS	BF	H	R	ER	SO	BB	IBB	HBP	BLK	WP	HR	S	P	ERA	WHIP

Tampa Bay Rays @ Chicago White Sox

U.S. Cellular Field, Chicago, IL

Thu Sep 27 2012, 8:10 PM - 11:21 PM EDT

Att. 18,630 - Partly Cloudy - 60 F

BOTTOM

livebaseballscorecards.com

Batter	1	2	3	4	5	6	7	8	9	AB	R	H	RBI	BB	SO	LOB
30 Alejandro De Aza, L (1, 8) (9, 7) OBP: 0.350, SLG: 0.410	B FF 93 C SI 94 X SI 93 1-1 ① F8		B KC 81 B FC 91 F FF 94 B CH 88 F FF 94 F SI 95 B SI 95 4-2 20 G5-4-3 BB		L SI 94 B KC 80 X SI 92 1-1 44 BB 20 HBP 14 G6-4-3 1B		C SI 92 S KC 82 B FF 93 F CH 86 B KC 82 F SI 94 B CH 88 X SI 92 3-2 ① F8		B SI 95 B CH 82 X SI 93 2-0 ② G3	4	1	1	0	1	0	0
20 Kevin Youkilis, R (1, 5) OBP: 0.341, SLG: 0.417 5 Orlando Hudson, S (9, PR) OBP: 0.256, SLG: 0.297	B SI 94 X SI 93 1-0 44 FC4-5 1B		B CH 88 F SI 94 B SI 94 1 SAFE 1 SAFE X CH 87 2-1 ②③ G5-4-3 1-2f		C KC 82 F CH 87 1 SAFE B FC 90 1 SAFE 1 SAFE H FC 90 2-2 14 G6-4-3 44 BB 1-2 HBP		F SI 93 B CH 87 F CH 86 F SI 94 B KC 82 F SI 95 X CH 86 2-2 14 BB 1B		C SI 97 B SI 97 B SI 97 B SI 96 X SI 96 3-1 1B	4 0	0 0	3 0	0 0	0 0	0 0	1 0
44 Adam Dunn, L (1, 3) OBP: 0.338, SLG: 0.481	X SI 94 0-0 ② FC4-5 1-2f			B CH 87 C CH 87 F CH 87 B CH 88 B FC 91 D FF 95 4-2 51 1B 14 BB 24 HBP BB	B CH 87 F CH 88 B KC 84 C SI 94 B FC 90 B SI 94 4-2 14 G6-4-3 1-2 2-3 BB		C FF 95 X SI 95 0-1 ② F7		C CH 83 B SI 98 F SI 98 D CH 84 B CH 83 S CH 84 3-3 ③ K	3	1	0	0	2	1	3
14 Paul Konerko, R (1, 10) OBP: 0.371, SLG: 0.486	C SI 95 F FC 92 B SI 95 B SI 95 S CH 87 2-3 ③ K			F CH 86 B SI 93 B SI 94 B SI 94 F FC 91 B SI 94 4-2 24 HBP 51 1B 1-2 BB	X SI 94 0-0 ①② G6-4-3 1-2f 2-3 3-H		B SI 97 C FF 95 B SI 95 T SI 97 F SI 96 B FF 97 F FF 97 D FF 96 4-2 1-2 BB			2	0	0	0	2	1	3
51 Alex Rios, R (1, 9) OBP: 0.329, SLG: 0.508		C SI 92 S CH 87 B CH 86 S CH 87 1-3 ① K		B SI 95 X CH 87 1-0 24 HBP 1-2 2-3 1B	D KC 82 B FC 92 F CH 87 F SI 95 F CH 87 S CH 87 2-3 ③ K		X SI 95 0-0 ③ F9			4	0	1	0	0	2	3
12 A.J. Pierzynski, L (1, 2) OBP: 0.326, SLG: 0.509 7 Jordan Danks, L (8, PR) OBP: 0.250, SLG: 0.288 17 Tyler Flowers, R (9, 2) OBP: 0.306, SLG: 0.434		B SI 95 X SI 95 1-0 ② L8		S KC 83 F KC 83 B FC 92 S KC 84 1-3 ① K		B KC 79 F FF 92 X KC 83 1-1 ① G3		B CU 78 X CU 78 1-0 10 F-8-6-1-4 1B		4 0 0	0 0 0	1 0 0	0 0 0	0 0 0	1 0 0	3 0 0
24 Dayan Viciedo, R (1, 7) OBP: 0.297, SLG: 0.430 28 Dewayne Wise, L (8, PH) (9, 8) OBP: 0.290, SLG: 0.446		C SI 94 X CH 88 0-1 1B		D KC 83 F SI 94 H SI 93 2-1 1-2 2-3 3-H HBP		F FF 94 X KC 84 0-1 ② P4		1 SAFE L FF 90 1 SAFE C FF 90 F FS 82 D FS 82 F FS 83 1 SAFE B FF 91 2-3 ① S FF 90 K		2 1	0 0	1 0	1 0	0 0	0 1	0 1
10 Alexei Ramirez, R (1, 6) OBP: 0.289, SLG: 0.369		C SI 95 X SI 94 0-1 ③ G5-3		B SI 94 B SI 95 F SI 94 F SI 93 F FF 94 X KC 83 2-2 ② F6		B KC 81 B KC 80 X FF 91 2-0 15 S 1B		X FF 92 0-0 ②③ F8-6-1-4 1-2		4	0	1	0	0	0	5
15 Gordon Beckham, R (1, 4) OBP: 0.296, SLG: 0.375 29 Dan Johnson, L (9, PH) OBP: 0.524, SLG: 0.400			F SI 93 B CH 87 F CH 88 B SI 94 S SI 95 2-3 ① K	D CH 88 C SI 94 S CH 87 X CH 88 1-2 ③ L7		B SI 92 S CH 87 1 SAFE F KC 81 B FF 94 S SI 96 2-3 ③ K 1-2		B SI 95 C SI 96 X SI 96 1-1 ① L9	3 1	0 0	0 0	0 0	0 0	2 0	4 0
Inning Stats	R: 0 E: 0 K: 1 S: 7 / H: 1 LOB: 1 BB: 0 P: 11	R: 0 E: 0 K: 1 S: 8 / H: 1 LOB: 1 BB: 0 P: 10	R: 0 E: 0 K: 1 S: 8 / H: 0 LOB: 0 BB: 1 P: 16	R: 1 E: 0 K: 1 S: 16 / H: 1 LOB: 3 BB: 2 P: 31	R: 1 E: 0 K: 1 S: 12 / H: 1 LOB: 1 BB: 1 P: 21	R: 0 E: 0 K: 1 S: 8 / H: 1 LOB: 1 BB: 0 P: 13	R: 0 E: 0 K: 0 S: 17 / H: 1 LOB: 2 BB: 1 P: 26	R: 0 E: 0 K: 1 S: 7 / H: 1 LOB: 1 BB: 0 P: 10	R: 0 E: 0 K: 1 S: 8 / H: 1 LOB: 1 BB: 0 P: 17	1B: 8 2B: 1 3B: 0 HR: 0	SF: 0 SAC: 0 DP: 3 HBP: 2	WP: 0 PB: 0 SB: 1 CS: 0	PA: 39				

PITCHER		IP	WLS	BF	H	R	ER	SO	BB	IBB	HBP	BLK	WP	HR	S	P	ERA	WHIP
33 James Shields, R ERA: 3.62	(1, 1)	6.1		29	6	2	2	6	4	0	2	0	0	0	69	117	2.84	1.579
57 Jake McGee, L ERA: 2.03	(7, 1)	0.2		3	0	0	0	0	1	0	0	0	0	0	7	11	0.00	1.500
62 Joel Peralta, R ERA: 3.58	(8, 1)	1.0	W	3	1	0	0	1	0	0	0	0	0	0	7	10	0.00	1.000
56 Fernando Rodney, R ERA: 0.62	(9, 1)	1.0	S	4	1	0	0	1	0	0	0	0	0	0	8	17	0.00	1.000

PITCHER	IP	WLS	BF	H	R	ER	SO	BB	IBB	HBP	BLK	WP	HR	S	P	ERA	WHIP

AB	32
R	2
H	8
RBI	1
BB	5
SO	8
LOB	23

Tampa Bay Rays @ Chicago White Sox

U.S. Cellular Field, Chicago, IL

Fri Sep 28 2012, 8:11 PM - 11:17 PM EDT

Att. 25,264 - Clear - 64 F

TOP

livebaseballscorecards.com

Batter	1	2	3	4	5	6	7	8	9	AB	R	H	RBI	BB	SO	LOB
5 Sam Fuld, L (1, 7) OBP: 0.333, SLG: 0.344	B FF 93 F FF 93 B FF 93 X FF 92 2-1 ① G3-1		B SI 92 B FF 91 B FF 91 C FF 90 B FF 91 4-1 18 BB BB		B FF 90 B FF 91 C SI 92 F SI 92 F FF 92 B FF 92 B FF 92 4-2 BB		X FF 93 0-0 ③ F7			2	0	0	0	2	0	0
16 Chris Gimenez, R (7, 2) OBP: 0.272, SLG: 0.256										0	0	0	0	0	0	0
2 B.J. Upton, R (1, 8) OBP: 0.296, SLG: 0.445	F SI 94 B SI 93 X FC 87 1-1 ② G5-3		1 SAFE S FC 86 F FF 92 F FC 85 1 SAFE F CU 79 B FC 86 F SI 90 1 SAFE 2-3 ① K		B FF 91 F FC 87 B FF 91 F FF 91 B FC 86 1 SAFE S FC 88 3-3 ② K			S FF 93 X FF 93 0-1 ① G6-3		4	0	0	0	0	2	2
18 Ben Zobrist, S (1, 6) OBP: 0.376, SLG: 0.471	X SI 94 0-0 HR		1 SAFE B FF 91 C FC 85 C FF 91 B FF 91 B FC 86 F FC 86 B FC 85 4-2 3 G4-6-3 1-2 BB		B CH 83 B FC 86 B FC 86 C FF 91 X SI 92 3-1 ③ F8			C CH 84 C CU 70 B CH 83 B CH 83 F SL 85 C FF 93 2-3 ② K		3	1	1	1	1	1	1
3 Evan Longoria, R (1, 5) OBP: 0.362, SLG: 0.500	B FC 89 B FF 92 B FC 88 C FF 92 C FC 88 F FF 93 F FC 88 S SI 90 3-3 ③ K		F FF 90 X FF 93 0-1 ② ③ G4-6-3 1-2f			B FF 94 X FF 94 1-0 ① F7		C FF 94 H CH 84 1-1 7 FC5 1 BB HBP		3	0	0	0	0	1	2
30 Luke Scott, L (1, 10) OBP: 0.283, SLG: 0.445		S CU 79 X CH 87 0-1 7 BB 1B		B FF 93 B CU 81 F FC 87 F FC 86 B CU 81 F FC 86 F FF 94 X FC 87 3-2 ① G3-1		C SL 86 S CH 84 B CH 84 S CU 72 1-3 ② K		B SL 81 B FF 94 B FF 93 C FF 94 D FF 94 4-1 7 FC5 1-2 BB		3	0	1	0	0	1	0
1 Sean Rodríguez, R (8, PH) OBP: 0.281, SLG: 0.328										0	0	0	0	1	0	0
(8, 10)																
7 Jeff Keppinger, R (1, 4) OBP: 0.373, SLG: 0.442		C FF 90 C CU 79 D CU 80 B FC 84 B FC 84 B FC 87 4-2 1-2 BB		X FF 92 0-0 ② G4-3		C SL 86 B SL 84 B SL 88 B FF 93 X FF 93 3-1 23 WP 1B		B SI 98 X SI 98 1-0 ③ FC5 1-2 2-3f		3	0	1	0	1	0	2
23 Carlos Pena, L (1, 3) OBP: 0.334, SLG: 0.359		F SI 93 B CU 79 B CU 80 2 SAFE F FC 87 S CU 82 2-3 ① K		F CH 87 C CU 80 B CU 80 B SI 93 B CU 80 B CH 86 4-2 BB		S SL 85 B CH 82 F SL 84 C CU 70 1-3 ③ K 1-2			B CU 79 C SI 92 S CU 78 B CU 80 S CU 79 2-3 ① K	2	0	0	0	1	2	3
13 Ben Francisco, R (9, PH) OBP: 0.289, SLG: 0.395										1	0	0	0	0	1	0
20 Matt Joyce, L (1, 9) OBP: 0.341, SLG: 0.417		B FC 87 S FC 86 X FC 85 1-1 ② F9		B CH 85 B FF 91 S FC 88 F FF 92 B SI 92 X CH 86 3-2 ③ G6-3			C SL 84 B CH 83 S CH 82 X FF 94 1-2 ① L9		C FF 93 F SI 94 X SL 87 0-2 ② F8	3	0	0	0	0	0	3
19 Ryan Roberts, R (9, PH) OBP: 0.299, SLG: 0.353										1	0	0	0	0	0	0
59 Jose Lobaton, S (1, 2) OBP: 0.323, SLG: 0.317		B FF 93 C FF 92 C CU 79 B FF 93 D CU 81 F FC 87 S FF 92 3-3 ③ K			B CU 79 C FF 91 B CH 88 C FC 86 S FC 87 2-3 ① K		B SL 84 B FF 93 S FF 92 F FF 93 S FF 93 2-3 ② K		F FF 94 C SL 86 F FF 94 B SL 87 X SL 88 1-2 ③ G6-3	2	0	0	0	0	2	2
8 Desmond Jennings, R (7, PH) OBP: 0.316, SLG: 0.391										2	0	0	0	0	1	0
(7, 7)																

	AB	29
	R	1
	H	3
	RBI	1
	BB	6
	SO	11
	LOB	15

Inning Stats																												
	R: 1	H: 1		R: 0	H: 1		R: 0	H: 0		R: 0	H: 0		R: 0	H: 0		R: 0	H: 1		R: 0	H: 0		R: 0	H: 0		1B: 2	SF: 0		WP: 1	PA: 36
	E: 0	LOB: 0		E: 0	LOB: 2		E: 0	LOB: 1		E: 0	LOB: 1		E: 0	LOB: 1		E: 0	LOB: 1		E: 0	LOB: 2		E: 0	LOB: 0		2B: 0	SAC: 0		PB: 0	
	K: 1	BB: 0		K: 2	BB: 1		K: 1	BB: 2		K: 0	BB: 1		K: 2	BB: 1		K: 2	BB: 0		K: 1	BB: 1		K: 1	BB: 0		3B: 0	DP: 1		SB: 0	
	S: 10	P: 16		S: 13	P: 23		S: 12	P: 22		S: 11	P: 21		S: 11	P: 23		S: 9	P: 15		S: 7	P: 10		S: 9	P: 17		HR: 1	HBP: 1		CS: 0	

PITCHER		IP	WLS	BF	H	R	ER	SO	BB	IBB	HBP	BLK	WP	HR	S	P	ERA	WHIP
34 Gavin Floyd, R	(1, 1)	5.0	W	21	2	1	1	6	5	0	0	0	0	1	57	105	1.80	1.400
ERA: 4.47																		
26 Jesse Crain, R	(6, 1)	2.2	H	10	1	0	0	4	0	0	1	0	1	0	23	35	0.00	0.375
ERA: 2.49																		
37 Matt Thornton, L	(8, 1)	0.0		1	0	0	0	0	1	0	0	0	0	0	1	5	∞	∞
ERA: 3.39																		
65 Nate Jones, R	(8, 1)	0.1	H	1	0	0	0	0	0	0	0	0	0	0	1	2	0.00	0.000
ERA: 2.34																		
46 Donnie Veal, L	(9, 1)	0.1	H	1	0	0	0	1	0	0	0	0	0	0	3	5	0.00	0.000
ERA: 1.42																		

PITCHER		IP	WLS	BF	H	R	ER	SO	BB	IBB	HBP	BLK	WP	HR	S	P	ERA	WHIP
43 Addison Reed, R	(9, 1)	0.2	S	2	0	0	0	0	0	0	0	0	0	0	7	8	0.00	0.000
ERA: 4.67																		

Batter	1	2	3	4	5	6	7	8	9	AB	R	H	RBI	BB	SO	LOB
30 Alejandro De Aza, L (1, 8) (7, 7) OBP: 0.349, SLG: 0.410	C SI 93 S CH 80 X CH 81 0-2 ① F9		X FF 92 0-0 ① B2		B CH 78 X SI 93 1-0 44 L9 2B	B KC 81 C SI 88 S KC 81 S KC 81 1-3 ③ K				4	0	1	0	0	1	3
20 Kevin Youkilis, R (1, 5) OBP: 0.340, SLG: 0.415	C SI 93 B SI 91 B CH 82 B SI 92 X SI 94 3-1 ② G4-3		1 SAFE D CH 79 C CU 74 1 SAFE B SI 92 C CH 81 X CU 80 2-2 44 G3-4-1 1-H 1B		B SI 92 B SI 93 S CH 81 F SI 92 B CH 80 S CH 81 3-3 ① K2-3		C KC 80 C FF 91 F FF 96 B FF 97 B FC 90 F SI 96 S FF 91 2-3 ① K			4	0	1	1	0	2	1
44 Adam Dunn, L (1, 10) OBP: 0.337, SLG: 0.478	C SI 93 F FF 91 B FF 93 B CH 80 B CH 79 B CH 79 4-2 14 1B BB		B FF 93 C SI 95 X FF 91 1-1 ② G3-4-1 2-3		B CU 78 F CH 80 S CH 80 B CH 80 B FF 95 X CH 79 3-2 ② L9 2-3		B FF 96 C FC 92 B FF 97 F FF 96 B KC 85 C FF 97 3-3 ② K			3	0	0	0	1	1	2
14 Paul Konerko, R (1, 3) OBP: 0.370, SLG: 0.485	S CH 80 X FF 93 0-1 1-3 1B		S CU 74 C CH 78 X SI 94 0-2 ③ G6-3		C SI 92 B FF 91 D CH 79 F CU 78 X CH 80 2-2 ③ F8		C FF 96 B SI 94 B FC 86 F FF 97 S FF 97 2-3 ③ K			4	0	1	0	0	1	2
51 Alex Rios, R (1, 9) OBP: 0.331, SLG: 0.517	C CU 74 B CH 80 B SI 92 F CU 75 X SI 94 2-2 ③ G5-3			B CH 79 S CH 79 B CH 79 F CH 80 X SI 94 2-2 HR	B CU 72 X CH 78 1-0 12 F8 10 1B 2B			B SI 90 C SI 90 X SL 85 1-1 12 P4-3 1B		4	2	3	1	0	0	2
12 A.J. Pierzynski, L (1, 2) OBP: 0.324, SLG: 0.504		C FF 93 F FF 91 X CU 80 0-2 ① G6-3		X CU 74 0-0 ① G3-1	F CU 78 S CU 81 D CU 80 X CU 79 1-2 ① F8 2-3			1 SAFE S SI 92 1 SAFE X SI 92 0-1 ① ② P4-3 1-1f		4	0	0	0	0	0	2
24 Dayan Viciedo, R (1, 7) OBP: 0.296, SLG: 0.427 28 Dewayne Wise, L (7, 8) OBP: 0.288, SLG: 0.443		X SI 92 0-0 ② G6-3		B CH 80 C CU 77 X CH 80 1-1 ② G1-6-3		C CU 79 S FF 94 S CU 79 0-3 ② K		S SI 92 C SI 93 B CU 75 F SI 93 B CU 74 S SL 86 2-3 ③ K		3 1	0 0	0 0	0 0	0 0	1 1	1 0
10 Alexei Ramirez, R (1, 6) OBP: 0.291, SLG: 0.371		C SI 93 C FF 93 B SI 93 X CH 81 1-2 ③ F8		B CU 79 S CH 81 B FF 93 F CU 77 F SI 94 X CU 79 2-2 1B	F FF 94 F SI 94 B FF 94 X SI 95 1-2 15 1B 3-H 1B					3	0	2	1	0	0	0
15 Gordon Beckham, R (1, 4) OBP: 0.298, SLG: 0.377			X SI 92 0-0 20 E 20 1B 1B	X CH 81 0-0 ③ F9	B CH 81 B SI 91 X CH 81 2-0 1-2 1B					3	1	2	0	0	0	1

BOTTOM

Tampa Bay Rays @ Chicago White Sox

U.S. Cellular Field, Chicago, IL

Fri Sep 28 2012, 8:11 PM - 11:17 PM EDT

Att. 25,264 - Clear - 64 F

livebaseballscorecards.com

AB	33
R	3
H	10
RBI	3
BB	1
SO	7
LOB	14

Inning Stats	1	2	3	4	5	6	7	8	9
	R: 0 H: 1 E: 0 LOB: 2 K: 0 BB: 1 S: 12 P: 21	R: 0 H: 0 E: 0 LOB: 0 K: 0 BB: 0 S: 7 P: 8	R: 1 H: 2 E: 1 LOB: 1 K: 0 BB: 0 S: 10 P: 13	R: 1 H: 2 E: 0 LOB: 1 K: 0 BB: 0 S: 11 P: 16	R: 0 H: 1 E: 0 LOB: 1 K: 1 BB: 0 S: 10 P: 19	R: 1 H: 3 E: 0 LOB: 2 K: 2 BB: 0 S: 14 P: 20	R: 0 H: 0 E: 0 LOB: 0 K: 3 BB: 0 S: 11 P: 18	R: 0 H: 1 E: 0 LOB: 0 K: 1 BB: 0 S: 8 P: 11	

	1B	SF	WP	PA
	7	0	0	34
	2B	SAC	PB	
	3	0	0	
	3B	DP	SB	
	0	1	0	
	HR	HBP	CS	
	1	0	0	

PITCHER		IP	WLS	BF	H	R	ER	SO	BB	IBB	HBP	BLK	WP	HR	S	P	ERA	WHIP
58 Jeremy Hellickson, R ERA: 3.2	(1, 1)	5.2	L	27	9	3	2	2	1	0	0	0	0	1	61	93	3.18	1.765
39 J.P. Howell, L ERA: 3.04	(6, 1)	0.1		1	0	0	0	1	0	0	0	0	0	0	3	4	0.00	0.000
40 Wade Davis, R ERA: 2.49	(7, 1)	1.0		3	0	0	0	3	0	0	0	0	0	0	11	18	0.00	0.000
31 Burke Badenhop, R ERA: 3.03	(8, 1)	0.0		1	1	0	0	0	0	0	0	0	0	0	2	3	∞	∞
27 Cesár Ramos, L ERA: 2.1	(8, 1)	1.0		2	0	0	0	1	0	0	0	0	0	0	6	8	0.00	0.000

PITCHER	IP	WLS	BF	H	R	ER	SO	BB	IBB	HBP	BLK	WP	HR	S	P	ERA	WHIP

TOP

Tampa Bay Rays @ Chicago White Sox

U.S. Cellular Field, Chicago, IL

Sat Sep 29 2012, 4:08 PM - 7:27 PM EDT

Att. 26,559 - Sunny - 78 F

livebaseballscorecards.com

Batter	1	2	3	4	5	6	7	8	9	AB	R	H	RBI	BB	SO	LOB
8 Desmond Jennings, R (1, 7) OBP: 0.316, SLG: 0.389	B SI 93 X SI 94 1-0 18 1B 2 S 1B	C SL 75 B CH 81 C CH 81 S SL 78 1-3 ③ K		L SI 86 B SL 74 L SL 74 S SL 78 1-3 ① K		B FF 95 B FF 93 B FF 93 C FF 93 B FF 92 4-1 18 S BB	D SL 82 C SI 89 C SL 81 B CU 76 C SI 89 2-3 ② K		F FF 97 C SL 87 S SL 86 0-3 ② K	5	0	1	0	1	4	6
2 B.J. Upton, R (1, 8) OBP: 0.297, SLG: 0.443 9 Elliot Johnson, S (8, 6) OBP: 0.304, SLG: 0.350	B SI 88 D CH 83 B SI 93 C SI 89 F SI 92 C SI 94 3-3 ① K 1-2		C SL 73 B CH 80 B SI 91 B SI 91 B CH 82 4-1 18 2B BB	C SL 74 X CH 84 0-1 18 S 3 1B 1-3 1B 2-H		D FF 93 X FF 92 1-0 ① F8	C SL 82 F CU 76 S SI 88 0-3 ③ K		X FF 96 0-0 ③ L9	4 1	1 0	1 0	1 0	1 0	2 0	4 0
18 Ben Zobrist, S (1, 6) OBP: 0.378, SLG: 0.473 24 Rich Thompson, L (8, 8) OBP: 0.167, SLG: 0.091	X SL 77 0-0 2-3 1B		1 SAFE B SI 90 1 SAFE C SI 90 X SL 76 1-1 7 HR 2B 1-H	B CU 77 C FF 93 F CH 85 D CU 78 D CH 86 S CU 78 3-3 ② K 1-2		F SL 81 B SL 81 B CU 73 C SI 88 D CU 74 B SI 88 4-2 1-2 BB		F SI 89 X CU 76 0-1 E4 3 BB 20 HR	4 0	2 0	2 0	1 0	1 0	1 0	2 0
3 Evan Longoria, R (1, 5) OBP: 0.363, SLG: 0.496 15 Reid Brignac, L (8, 5) OBP: 0.136, SLG: 0.095	B SI 87 C SL 77 S CH 83 S CH 82 1-3 ② K		C SL 76 B SI 92 X CH 82 1-1 ① L7	B FF 92 X FF 94 1-0 ③ 2-H 3-H 1B		C SI 90 B SI 89 S CH 81 B SI 89 S SL 82 2-3 ② K		B SI 88 D CH 82 B SI 88 B SI 88 4-0 20 HR 1-2 BB	4 0	1 0	1 0	1 0	1 0	2 0	5 0
7 Jeff Keppinger, R (1, 3) OBP: 0.372, SLG: 0.448 23 Carlos Pena, L (6, 3) OBP: 0.333, SLG: 0.358	B SI 93 B SL 76 F SI 93 X SL 76 2-1 ③ F8		C SI 94 B SL 76 D SL 78 B SI 92 C CH 85 X SI 93 3-2 2-H HR		B CU 77 C FF 93 F FF 93 B FF 95 S CU 78 2-3 ① K	B SI 90 B SL 82 F SI 88 B CH 80 X SI 89 3-1 ③ G4-3		B SL 78 C SL 79 B SL 77 F FF 94 F SL 78 S FF 93 2-3 ① K	4 1	1 0	1 0	2 0	0 0	1 1	4 2
13 Ben Francisco, R (1, 9) OBP: 0.291, SLG: 0.396 20 Matt Joyce, L (5, PH) OBP: 0.345, SLG: 0.435 (5, 9)		B SI 89 C CH 79 C SL 75 X SI 92 1-2 19 BB 1B	B SI 94 B SI 94 B CH 83 C CH 86 X SI 90 3-1 ② L8		B FF 92 C CH 87 C CU 77 B CH 86 B CU 79 B FF 93 4-2 19 CS BB		B SL 82 X SI 88 1-0 HR	X FF 93 0-0 1-H 2-H HR	2 2	0 2	1 2	0 4	0 1	0 0	0 0
19 Ryan Roberts, R (1, 4) OBP: 0.300, SLG: 0.352		1 SAFE B CH 84 B CH 79 B CH 80 B SI 93 4-0 1-2 BB	C SI 93 S SL 79 B SL 81 C SL 77 1-3 ③ K		B FF 92 F FF 93 B FF 94 1 SAFE B CU 79 S SI 94 X SI 94 3-2 ② 1-2 1B		C SL 82 C SL 81 B CU 76 B SI 89 X SL 81 2-2 ① G6-3	X FF 93 0-0 ② F9	4	0	1	0	1	1	0
1 Sean Rodríguez, R (1, 10) OBP: 0.281, SLG: 0.326 30 Luke Scott, L (7, PH) OBP: 0.284, SLG: 0.445 (7, 10)		C SI 86 C SL 76 B SL 78 S SL 76 1-3 ① K		C SI 87 B CH 84 C SL 75 B SL 77 B SI 88 B SI 86 4-2 16 1B 2 1B BB	T FF 94 S CU 78 S CU 80 0-3 ③ K		B SL 82 F CH 83 S CH 83 B CU 77 F CH 84 F SI 90 F SL 82 B SL 82 X CH 84 3-2 16 BB 1B	B SL 80 B SL 78 B FF 93 C FF 94 C FF 94 C SL 79 3-3 ③ K	2 2	1 0	0 1	0 0	1 0	2 1	3 0
16 Chris Gimenez, R (1, 2) OBP: 0.292, SLG: 0.303 26 Stephen Vogt, L (9, PH) (9, 2)		B SL 75 S SI 87 S CH 81 B SL 77 S SL 74 2-3 ② K		B CH 84 1 SAFE B CH 79 1 SAFE C SI 89 B CH 84 S CH 79 X SI 90 3-2 2 1B 3 1B 1-2 1B		B FF 95 B FF 92 C FF 93 X FF 94 2-1 HR	B SL 82 B SL 83 B SI 88 C SI 89 B SI 88 4-1 1-2 BB		C FF 97 C SL 85 B FF 97 F SL 85 X FF 92 1-2 ① G6-3	3 1	2 0	2 0	1 0	1 0	1 0	2 0

Inning Stats	1	2	3	4	5	6	7	8	9
	R: 0 E: 0 K: 2 S: 10	H: 2 LOB: 2 BB: 0 P: 17	R: 0 E: 0 K: 3 S: 12	H: 1 LOB: 2 BB: 1 P: 21	R: 3 E: 0 K: 1 S: 13	H: 2 LOB: 0 BB: 1 P: 26	R: 2 E: 0 K: 2 S: 14	H: 3 LOB: 2 BB: 1 P: 26	R: 0 E: 0 K: 2 S: 11	H: 1 LOB: 1 BB: 1 P: 20	R: 1 E: 0 K: 1 S: 11	H: 1 LOB: 2 BB: 2 P: 27	R: 1 E: 0 K: 2 S: 17	H: 2 LOB: 2 BB: 1 P: 29	R: 3 E: 1 K: 2 S: 11	H: 1 LOB: 0 BB: 1 P: 20	R: 0 E: 0 K: 1 S: 8	H: 0 LOB: 0 BB: 0 P: 9

| | | |

Batter	1	2	3	4	5	6	7	8	9	AB	R	H	RBI	BB	SO	LOB
28 Dewayne Wise, L (1, 8) OBP: 0.284, SLG: 0.437 7 Jordan Danks, L (8, PH) OBP: 0.262, SLG: 0.288 (9, 8)	B SI 92 X FF 94 1-0 ① G1-3			B FF 93 C SI 92 B CH 82 X FF 93 2-1 ① G5-3		X SI 91 0-0 ① P6		B SI 95 B SI 94 F FF 94 B FF 96 B FF 94 4-1 66 1B 5 HR BB		3 0 0 0 0 0 1 0 1 0 0 1 0 0						
20 Kevin Youkilis, R (1, 5) OBP: 0.338, SLG: 0.413 66 Ray Olmedo, S (8, PH) OBP: 0.226, SLG: 0.258 (9, 6)	C FF 91 B FF 95 B FF 95 B FF 94 X FF 94 3-1 ② G6-3			C SI 93 B KC 83 F CH 82 X SI 93 1-2 ② G6-3		B FF 95 1 SAFE X SI 91 1-0 ② P6		C SI 94 B SI 95 F SL 84 D SL 87 B SL 85 X SI 94 3-2 29 BB 1-3 5 HR 1B		3 0 0 0 0 0 1 1 1 1 0 0 0 0						
44 Adam Dunn, L (1, 3) OBP: 0.335, SLG: 0.475 29 Dan Johnson, L (8, PH) OBP: 0.545, SLG: 0.400 (9, 3)	B SI 92 B KC 84 S FF 95 C FF 95 B FF 96 F SI 95 X FF 95 3-2 ③ F7			B SI 94 B SI 95 F SI 91 B CH 83 S FF 94 T FF 94 3-2 ③ K		B SI 94 C SL 83 C SL 85 F SL 94 S SL 87 1-3 ③ K		B SI 96 F SI 94 F CH 83 D CH 85 F SI 95 F SI 95 F SI 96 B SL 85 4-2 5 HR 1-2 BB		3 0 0 0 0 2 1 0 1 0 0 1 0 0						
14 Paul Konerko, R (1, 10) OBP: 0.368, SLG: 0.482 5 Orlando Hudson, S (8, PH) OBP: 0.258, SLG: 0.312 (9, 10)		B FF 92 X SI 93 1-0 ① F9			B SI 92 B SI 93 B FF 92 C FF 92 X FF 94 3-1 ① F8		C FF 94 B FF 96 X SI 94 1-1 ① L9	X SI 93 0-0 1-H 2-H 3-H HR		3 0 0 0 0 0 0 1 1 1 4 0 0 0						
51 Alex Rios, R (1, 9) OBP: 0.333, SLG: 0.518 38 Hector Gimenez, S (8, PH) OBP: 0.400, SLG: 0.400 (9, 9)		C SI 93 C SI 93 S CH 85 0-3 ② K			C KC 84 B CH 84 X CH 82 1-1 10 F9 24 BB 1B		C CH 84 B FF 96 X FF 96 1-1 1B	S SI 95 S SI 96 S SI 98 0-3 ③ K		3 0 2 0 0 1 0 1 0 0 0 0 1 0						
24 Dayan Viciedo, R (1, 7) OBP: 0.295, SLG: 0.424		F FF 94 X CH 85 0-1 ③ G5-3			D KC 84 1 SAFE S FF 93 B CH 81 F FF 93 B SI 94 B FF 94 4-2 1-2 BB		B SI 95 X FF 95 1-0 ② L4		C SI 90 B SL 82 F SL 81 S FS 83 1-3 ① K	3 0 0 0 1 1 1						
10 Alexei Ramirez, R (1, 6) OBP: 0.290, SLG: 0.369 18 Jose Lopez, R (9, 5) OBP: 0.269, SLG: 0.357			B SI 93 C CH 82 X KC 81 1-1 ① P5		X FF 93 0-0 ② F9 2-3		C FF 95 X FF 96 0-1 ③ G4-3		B SL 81 B SI 92 X SI 90 2-0 ② F7	3 0 0 0 0 0 3 1 0 0 0 0 0 0						
17 Tyler Flowers, R (1, 2) OBP: 0.297, SLG: 0.421			B FF 95 S SI 93 C FF 94 F SI 94 B CH 84 B CH 82 S CH 84 3-3 ② K		S SI 94 1 SAFE B SI 93 S FF 92 S FF 93 1-3 ③ K			C FF 93 B FF 94 S FF 94 B FF 94 F SI 94 S SL 85 2-3 ① K	B SI 92 S SI 91 X SI 92 1-1 ③ P3	4 0 0 0 0 3 2						
15 Gordon Beckham, R (1, 4) OBP: 0.299, SLG: 0.375			B FF 94 B FF 94 S FF 94 B SI 94 S FF 94 X SI 94 3-2 ③ P3			C SI 90 B SI 90 B CH 82 F SI 91 B CH 81 B FF 92 4-2 BB		X FF 95 0-0 ② P4		2 0 0 0 1 0 0						
Inning Stats	R: 0 E: 0 K: 0 S: 7 H: 0 LOB: 0 BB: 0 P: 14	R: 0 E: 0 K: 1 S: 6 H: 0 LOB: 0 BB: 0 P: 7	R: 0 E: 0 K: 1 S: 9 H: 0 LOB: 0 BB: 0 P: 16	R: 0 E: 0 K: 1 S: 8 H: 0 LOB: 0 BB: 0 P: 14	R: 0 E: 0 K: 1 S: 10 H: 1 LOB: 2 BB: 1 P: 19	R: 0 E: 0 K: 1 S: 8 H: 0 LOB: 1 BB: 1 P: 14	R: 0 E: 0 K: 0 S: 7 H: 1 LOB: 1 BB: 0 P: 10	R: 4 E: 0 K: 2 S: 18 H: 2 LOB: 0 BB: 2 P: 31	R: 0 E: 0 K: 1 S: 6 H: 0 LOB: 0 BB: 0 P: 10	1B: 3 2B: 0 3B: 0 HR: 1 SF: 0 SAC: 0 DP: 0 HBP: 0						

PITCHER	IP	WLS	BF	H	R	ER	SO	BB	IBB	HBP	BLK	WP	HR	S	P	ERA	WHIP
55 Matt Moore, L (1, 1) ERA: 3.81	5.1	W	19	1	0	0	4	2	0	0	0	0	0	43	77	0.00	0.562
43 Kyle Farnsworth, R (6, 1) ERA: 3.33	0.2		2	0	0	0	1	0	0	0	0	0	0	5	7	0.00	0.000
22 Chris Archer, R (7, 1) ERA: 4.6	2.0		11	3	4	4	2	2	0	0	0	0	1	25	41	18.00	2.500
47 Brandon Gomes, R (9, 1) ERA: 5.09	1.0		3	0	0	0	1	0	0	0	0	0	0	6	10	0.00	0.000

PITCHER	IP	WLS	BF	H	R	ER	SO	BB	IBB	HBP	BLK	WP	HR	S	P	ERA	WHIP

BOTTOM

Tampa Bay Rays @ Chicago White Sox

U.S. Cellular Field, Chicago, IL

Sat Sep 29 2012, 4:08 PM - 7:27 PM EDT

Att. 26,559 - Sunny - 78 F

livebaseballscorecards.com

AB	31
R	4
H	4
RBI	4
BB	4
SO	8
LOB	9

Batter	1	2	3	4	5	6	7	8	9	AB	R	H	RBI	BB	SO	LOB
8 Desmond Jennings, R (1, 7) OBP: 0.319, SLG: 0.394	B SI 90 F FF 90 B SL 87 C SI 90 B SL 88 X FF 91 3-2 2 HR 3B	X FF 91 0-0 1-2 1B		B CH 85 F SI 89 B SL 84 F FF 90 C SI 90 2-3 K ③		S SL 88 B SL 88 B SI 97 B SI 98 F SI 98 B SL 87 4-2 BB		X SL 84 0-0 L8 ③		4	1	2	0	1	1	1
2 B.J. Upton, R (1, 8) OBP: 0.299, SLG: 0.457	F FF 92 X CU 81 0-1 3-H HR	B FF 91 C SI 91 B SI 92 F SL 87 B SI 92 F SL 88 X SI 91 3-2 F9 ③			X SL 86 0-0 3 2B 2B	B SI 97 F SI 97 1 SAFE X SI 98 1-1 F9 ②			F F SL 85 B SL 88 B SL 84 B FF 95 X SI 94 3-2 HR	5	3	3	3	0	0	3
18 Ben Zobrist, S (1, 6) OBP: 0.378, SLG: 0.471	B SL 88 C SL 87 C CH 85 B FF 92 B SL 90 F FF 89 F FF 93 B SI 92 4-2 3 G5-4-3 BB	C FF 89 B SL 85 X SL 87 1-1 G5-3 ①			B SI 97 B CH 88 B SI 98 C SI 98 B SI 97 4-1 3 2B 13 SF8 BB	B SI 97 F SI 97 1 SAFE B SI 98 C SI 97 X SL 89 2-2 P5 ③			X SI 95 0-0 F8 ①	3	1	0	0	2	0	1
3 Evan Longoria, R (1, 5) OBP: 0.363, SLG: 0.498	1 SAFE B FF 92 B FF 92 X SI 91 2-0 G5-4-3 ① ② 1-2f	C SL 87 B FF 91 F FF 91 B CH 86 X FF 91 2-2 F9 ②			C SI 98 B SI 99 F SI 97 B SI 99 X SI 98 2-2 1-3 2-H 2B		B SI 92 B SI 90 C SI 90 X SI 91 2-1 7 G4-3 1B		C SL 86 C FF 93 F FF 94 B CH 83 B SL 86 F FF 94 S CH 84 2-3 K ②	5	0	2	1	0	1	1
7 Jeff Keppinger, R (1, 3) OBP: 0.371, SLG: 0.444 23 Carlos Pena, L (8, 3) OBP: 0.333, SLG: 0.358	B SI 91 B FF 89 C FF 90 B FF 91 B SI 90 4-1 BB	B SI 91 B SI 90 S FF 90 X FF 90 2-1 P4 ③			B SI 87 F SI 98 C SL 89 X SL 89 1-2 G4-3 ①		F SL 85 F SI 91 X FF 91 0-2 1-2f G4-3 ① ②		X CH 84 0-0 G4-3 ③	3 1	0 0	0 0	0 0	1 0	0 0	3 0
30 Luke Scott, L (1, 10) OBP: 0.287, SLG: 0.442	B SL 88 S SI 91 1 SAFE C FF 89 S CU 82 1-3 K ③			S SL 86 B SL 86 B FF 90 F FF 90 S SL 86 2-3 K ①	I I IN 48 I IN 50 I IN 49 4-0 IBB		B CU 77 F FF 90 B CU 77 B CU 77 B FF 91 4-1 BB			2	0	0	0	2	2	1
13 Ben Francisco, R (1, 9) OBP: 0.287, SLG: 0.392 20 Matt Joyce, L (7, PH) OBP: 0.344, SLG: 0.434 (7, 9)		B SL 88 B CH 82 C SI 89 X SI 89 2-1 G4-3 ①		B CH 85 F SI 90 C SL 88 B CU 79 B SL 86 X SI 90 3-2 F8 ②	C SI 97 B SI 100 X SI 97 1-1 3-H SF8 ②		C FF 90 C CU 78 S CU 78 0-3 K ③			2 1	0 0	0 0	1 0	0 0	0 1	0 1
19 Ryan Roberts, R (1, 4) OBP: 0.300, SLG: 0.358		X FF 89 0-0 G5-3 ②		C SI 91 B CU 80 B CU 80 X SI 90 2-1 HR	C SL 88 B SL 89 B SL 90 X SI 99 2-1 F8 ③			C SI 89 S SL 83 C CU 77 0-3 K ①		4	1	1	1	0	1	2
16 Chris Gimenez, R (1, 2) OBP: 0.300, SLG: 0.304 28 José Molina, R (9, 2) OBP: 0.286, SLG: 0.355		C SI 91 B SI 91 B CU 81 S SI 90 B SI 92 B SI 92 4-2 8 1B BB		C FF 90 B CH 83 F SL 86 B CU 80 X SL 86 2-2 1B		B SI 98 S SL 89 S SL 89 B SL 91 B SI 98 C SI 98 3-3 K ①		C SL 83 S CU 76 S CU 76 0-3 K ②		3 0	0 0	1 0	0 0	1 0	2 0	0 0
Inning Stats	R: 2 E: 0 K: 1 S: 14 H: 2 LOB: 1 BB: 2 P: 28	R: 0 E: 0 K: 0 S: 10 H: 1 LOB: 2 BB: 1 P: 19	R: 0 E: 0 K: 0 S: 7 H: 0 LOB: 0 BB: 0 P: 12	R: 1 E: 0 K: 2 S: 14 H: 2 LOB: 1 BB: 0 P: 25	R: 2 E: 0 K: 0 S: 12 H: 2 LOB: 2 BB: 2 P: 26	R: 0 E: 0 K: 1 S: 10 H: 0 LOB: 1 BB: 1 P: 20	R: 0 E: 0 K: 1 S: 9 H: 1 LOB: 1 BB: 1 P: 15	R: 0 E: 0 K: 2 S: 7 H: 0 LOB: 0 BB: 0 P: 7	R: 1 E: 0 K: 1 S: 10 H: 1 LOB: 0 BB: 0 P: 15	1B: 3 2B: 2 3B: 1 HR: 3 SF: 1 SAC: 0 DP: 2 HBP: 0						

PITCHER	IP	WLS	BF	H	R	ER	SO	BB	IBB	HBP	BLK	WP	HR	S	P	ERA	WHIP
62 Jose Quintana, L (1, 1) ERA: 3.76	4.0	L	20	6	4	4	3	3	0	0	0	0	2	46	85	9.00	2.250
65 Nate Jones, R (5, 1) ERA: 2.4	2.0		10	1	1	1	1	2	1	0	0	0	0	21	45	4.50	1.500
39 Brett Myers, R (7, 1) ERA: 3.39	2.0		7	1	0	0	3	1	0	0	0	0	0	16	22	0.00	1.000
43 Addison Reed, R (9, 1) ERA: 4.75	1.0		4	1	1	1	1	0	0	0	0	0	1	10	15	9.00	1.000

PITCHER	IP	WLS	BF	H	R	ER	SO	BB	IBB	HBP	BLK	WP	HR	S	P	ERA	WHIP

TOP

Tampa Bay Rays @ Chicago White Sox

U.S. Cellular Field, Chicago, IL

Sun Sep 30 2012, 2:11 PM - 5:15 PM EDT

Att. 26,831 - Partly Cloudy - 64 F

livebaseballscorecards.com

AB	33
R	6
H	9
RBI	6
BB	7
SO	8
LOB	13

WP: 0 PA: 41
PB: 0
SB: 0
CS: 0

Tampa Bay Rays @ Chicago White Sox

U.S. Cellular Field, Chicago, IL

Sun Sep 30 2012, 2:11 PM - 5:15 PM EDT

Att. 26,831 - Partly Cloudy - 64 F

livebaseballscorecards.com

BOTTOM

Batter	1	2	3	4	5	6	7	8	9	AB	R	H	RBI	BB	SO	LOB
28 Dewayne Wise, L (1, 8) OBP: 0.293, SLG: 0.438	C FF 93 X FF 94 0-1 44 CS 1B		B SI 96 B SI 95 X FF 94 2-0 ③ G4-3		C SI 93 C KC 80 B KC 81 F FF 96 B KC 79 F SI 94 B SI 94 F FF 94 B FF 95 4-2 20 CS BB			B FF 90 C FF 90 F CU 78 B FS 83 B FF 91 F FF 89 B FF 90 4-2 BB		2	0	1	0	2	0	0
20 Kevin Youkilis, R (1, 5) OBP: 0.337, SLG: 0.411	C SI 94 B CH 86 F CH 86 B KC 82 1 SAFE S CH 86 2-3 ① K			C FC 88 F FF 95 X FC 88 0-2 14 1B 51 1B 1B	C SI 94 D KC 81 C FF 95 D KC 81 B SI 96 S CH 87 3-3 ②③ K 1-2			C FF 89 F CU 77 B FF 91 F FS 81 S FS 81 1-3 ① K		4	1	1	0	0	3	3
44 Adam Dunn, L (1, 10) OBP: 0.333, SLG: 0.472	S FF 96 S FF 96 F SI 96 C FF 97 0-3 ②③ K 1-2			C FF 96 C FF 96 T FF 97 0-2 ① K		S FF 94 B FF 95 B FF 95 X SI 94 2-1 ① P5		C CU 78 F FS 82 D FS 85 F FS 83 B FS 83 S FS 81 2-3 ② K		4	0	0	0	0	3	3
14 Paul Konerko, R (1, 3) OBP: 0.369, SLG: 0.482		B FF 95 F CH 85 B CH 84 X FF 94 2-1 51 FC6-4 1B		C FC 90 X CH 86 0-1 51 1B 24 SF8 1-2 1B		B FC 90 C CH 85 C KC 80 F FC 91 B KC 79 X FF 96 2-2 ② G6-3		B FF 90 S CU 77 S FF 90 B FF 90 F FS 81 F FF 90 B FF 90 X FF 92 3-2 ③ F9		4	1	2	0	0	0	1
51 Alex Rios, R (1, 9) OBP: 0.334, SLG: 0.517		B CH 85 X CH 85 1-0 ① FC6-4 12 G3 1-2f		B FC 90 C FC 89 X FC 86 1-1 24 SF8 12 HBP 1-3 2-H 1B		B FC 91 B KC 79 C FC 89 B FF 95 F FC 89 B FF 96 4-2 BB			X SI 95 0-0 ① G6-3	3	0	1	1	1	0	1
12 A.J. Pierzynski, L (1, 2) OBP: 0.323, SLG: 0.501		B FF 95 C FF 95 1 SAFE X FF 95 1-1 ② G3 1-2		1 SAFE F SI 95 F FF 96 F FF 97 F FF 97 H FF 97 1-2 10 FC6-4 1-2 HBP		C FF 96 T FF 95 X CU 79 0-2 ③ G3			C SI 97 B SI 96 B CH 81 F CH 83 S CH 83 2-3 ② K	3	0	0	0	0	1	2
24 Dayan Viciedo, R (1, 7) OBP: 0.294, SLG: 0.423 5 Orlando Hudson, S (9, PH) OBP: 0.257, SLG: 0.310		B SI 96 C FF 96 X CH 87 1-1 ③ G4-3		B SI 96 X CH 87 1-0 ② SF8 2-3 3-H			C FC 88 C FC 90 B KC 79 X KC 79 1-2 ① G6-3		S CH 84 B CH 85 B SI 97 B CH 83 F SI 96 C CH 84 3-3 ③ K	2 1	0 0	0 0	1 0	0 0	0 1	1 0
10 Alexei Ramirez, R (1, 6) OBP: 0.288, SLG: 0.367			F FF 94 S KC 80 X KC 79 0-2 ① G4-3	B FF 97 X FF 96 1-0 ③ FC6-4 1-2f			B FF 94 B KC 78 C FC 88 S FC 89 F KC 79 X FC 91 2-2 ② G4-3			3	0	0	0	0	0	2
15 Gordon Beckham, R (1, 4) OBP: 0.297, SLG: 0.373			B FF 96 B FF 95 B FF 95 C FF 94 F SI 95 X KC 80 3-2 ② F8		B FF 93 F FF 93 X KC 80 1-1 ① G6-3		B FC 90 C FC 89 F FF 95 F CH 87 F KC 78 B CH 87 X FC 90 2-2 ③ G6-3			3	0	0	0	0	0	0

	AB	29
	R	2
	H	5
	RBI	2
	BB	3
	SO	8
	LOB	13

Inning Stats	1	2	3	4	5	6	7	8	9	1B: 5	SF: 1	WP: 0	PA: 34
	R: 0 E: 0 K: 2 S: 9 H: 1 LOB: 0 BB: 0 P: 11	R: 0 E: 0 K: 0 S: 7 H: 1 LOB: 1 BB: 0 P: 12	R: 0 E: 0 K: 0 S: 7 H: 0 LOB: 0 BB: 0 P: 12	R: 2 E: 0 K: 1 S: 16 H: 3 LOB: 2 BB: 0 P: 20	R: 0 E: 0 K: 1 S: 10 H: 0 LOB: 1 BB: 1 P: 18	R: 0 E: 0 K: 0 S: 11 H: 0 LOB: 1 BB: 1 P: 19	R: 0 E: 0 K: 0 S: 12 H: 0 LOB: 0 BB: 0 P: 17	R: 0 E: 0 K: 2 S: 16 H: 0 LOB: 1 BB: 1 P: 26	R: 0 E: 0 K: 2 S: 7 H: 0 LOB: 0 BB: 0 P: 12	2B: 1 3B: 0 HR: 0	SAC: 0 DP: 1 HBP: 1	PB: 0 SB: 0 CS: 2	

PITCHER	IP	WLS	BF	H	R	ER	SO	BB	IBB	HBP	BLK	WP	HR	S	P	ERA	WHIP
14 David Price, L (1, 1) ERA: 2.56	7.0	W	27	5	2	2	4	2	0	1	0	0	0	72	109	2.57	1.000
62 Joel Peralta, R (8, 1) ERA: 3.53	1.0	H	4	0	0	0	2	1	0	0	0	0	0	16	26	0.00	1.000
56 Fernando Rodney, R (9, 1) ERA: 0.61	1.0		3	0	0	0	2	0	0	0	0	0	0	7	12	0.00	0.000

PITCHER	IP	WLS	BF	H	R	ER	SO	BB	IBB	HBP	BLK	WP	HR	S	P	ERA	WHIP

Chicago White Sox @ Cleveland Indians

Progressive Field, Cleveland, OH

Mon Oct 01 2012, 7:06 PM - 10:07 PM EDT

Att. 14,756 - Cloudy - 61 F

livebaseballscorecards.com

TOP

Batter	1	2	3	4	5	6	7	8	9	AB	R	H	RBI	BB	SO	LOB
28 Dewayne Wise, L (1, 8) OBP: 0.294, SLG: 0.435	X SI 92 0-0 ① G6-3		C FF 90 C CH 83 B SL 88 S CH 83 1-3 ② K			B CH 82 B SI 92 F SI 91 X FF 92 2-1 44 S 44 1B 1B	B FF 90 1 SAFE F FF 90 C SL 82 1 SAFE B FF 91 S SL 82 2-3 ① K		B FF 94 C FF 94 X CU 83 1-1 20 1B 44 1B 1B B SI 92 C FC 86 B SI S CU 79 1-3 ③ K	6	2	2	0	0	3	3
20 Kevin Youkilis, R (1, 5) OBP: 0.336, SLG: 0.409 18 Jose Lopez, R (9, 3) OBP: 0.269, SLG: 0.357	C SI 90 F SL 88 B CU 83 X SL 89 1-2 ② G3		B CU 83 C SL 88 B FF 92 F SL 89 B CH 84 X SL 89 3-2 ③ G6-3			B SL 87 1 SAFE 1 SAFE 1 SAFE 1 SAFE B SI 90 F SL 88 F SI 91 S SL 85 2-3 ② K	1 SAFE B SI 90 X SI 90 1-0 ② G3 1-2		F FF 95 1 SAFE B FF 95 1 SAFE X FF 95 1-1 14 PB 44 1B 14 1B 1-2 1B	5 0	1 0	1 0	0 0	0 0	1 0	2 0
44 Adam Dunn, L (1, 10) OBP: 0.335, SLG: 0.472 7 Jordan Danks, L (9, PR) OBP: 0.262, SLG: 0.288 (9, 9)	B FF 92 S CH 84 S CH 84 C CU 83 1-3 ③ K			S CH 82 S CH 83 B FF 93 F SL 89 B CH 83 F CH 84 B SL 85 B CH 84 4-2 51 G5-4-3 BB		C SL 86 B FF 92 1 SAFE B CH 83 S CH 83 B SL 90 X SL 91 3-2 14 BB 51 1B 1-H 1B	C SL 86 D SL 86 B SL 83 C SI 92 S SL 87 2-3 ③ K		C SL 86 F FF 95 F CU 85 D SL 89 B FF 94 B FF 96 X CU 82 3-2 14 1B 14 PB 24 HR 1-2 2-H 1B	4 0	1 1	2 0	2 0	1 0	2 0	1 0
14 Paul Konerko, R (1, 3) OBP: 0.371, SLG: 0.482 66 Ray Olmedo, S (9, PR) OBP: 0.226, SLG: 0.258 (9, 5)		F SI 91 B SL 87 F SL 87 X SI 94 1-2 10 PB 51 1B 1B		C SL 88 S CU 81 S CU 83 0-3 ① K		B FF 92 C CH 83 D CU 84 B SL 90 B FF 93 4-1 51 1B 12 1B 1-2 BB		C FF 95 C KC 86 F FF 96 X FF 96 0-2 ① G3	F FF 96 B FF 95 F FF 94 X FF 95 1-2 12 BB 24 HR 1-3 2-H 1B	4 0	1 1	2 0	1 0	1 0	1 0	1 0
51 Alex Rios, R (1, 9) OBP: 0.334, SLG: 0.516 52 Leyson Septimo, L (9, 1)		B SI 92 1 SAFE B SL 89 X SI 93 2-0 10 PB 1-2 1B		F SI 93 C SI 94 B CU 83 F CU 84 X SI 92 1-2 ② ③ G5-4-3 1-2f		B SL 89 C FF 93 F SL 89 B CU 84 X CH 84 2-2 12 1B 24 1B 1-2 2-H 1B		B KC 84 C KC 85 F FF 96 B FF 95 S KC 84 2-3 ② K	C SI 92 F FC 87 F CU 79 D CU 79 B SI 92 S CU 79 2-3 ① K	5 0	1 0	2 0	1 0	0 0	2 0	3 0
12 A.J. Pierzynski, L (1, 2) OBP: 0.326, SLG: 0.501		X CH 84 0-0 ① F9			C SI 91 F CH 84 F SL 88 S SL 85 0-3 ① K2-3	F FF 91 X FF 91 0-1 24 1B 1-3 2-H 1B		C KC 84 S KC 85 B FF 96 B FF 96 F KC 85 F FF 95 F KC 86 F KC 85 F FF 96 3-2 F FF 86 B FF 96 X KC 84 24 BB 10 1B 1B	D CU 78 B SI 93 D SI 91 B SI 91 4-0 24 HR 1-2 BB	4	2	2	1	1	1	2
24 Dayan Viciedo, R (1, 7) OBP: 0.296, SLG: 0.429		C SI 94 B SL 89 F SI 93 S SL 91 1-3 ② K			B SL 87 S FF 93 B CU 82 X SI 92 2-1 ② P4	B SI 90 X SI 89 1-0 10 FC6-4 1-3 3-H 1B		B FF 94 F FF 95 B FF 96 B FF 95 B FF 96 4-1 10 1B 1-2 BB	S SI 92 X SI 92 0-1 1-H 2-H 3-H HR	4	1	2	5	1	1	2
10 Alexei Ramirez, R (1, 6) OBP: 0.288, SLG: 0.366		C SL 87 S SL 88 B FF 92 F SL 89 X CU 83 1-2 ③ P6 1-2 2-3			B SL 88 B SL 87 C SI 92 X FF 92 2-1 ③ G5-3	F FF 90 F SI 88 X SI 88 0-2 ③ FC6-4 1-2f		C FF 96 X FF 96 0-1 1-2 2-H 1B	C SI 92 F CU 79 B CU 79 B CU 78 F SI 93 B SI 93 F SI 92 X SI 92 3-2 ② F7	5	0	1	1	0	0	6
15 Gordon Beckham, R (1, 4) OBP: 0.296, SLG: 0.371			C SI 90 X CU 82 0-1 ① F7			S SL 86 F SL 88 B FF 93 F CU 83 X FF 92 1-2 ① G5-3	B SI 89 X SI 89 1-0 E5 20 G3	B FF 95 C FF 95 C FF 96 X CU 83 1-2 ③ P2	B SI 92 B SI 91 B SI 92 C SI 91 C SI 91 X SI 90 3-2 1B	5	0	1	0	0	0	2
Inning Stats	R: 0 E: 0 K: 1 S: 7 H: 0 LOB: 0 BB: 0 P: 9	R: 0 E: 0 K: 1 S: 12 H: 2 LOB: 2 BB: 0 P: 17	R: 0 E: 0 K: 1 S: 8 H: 0 LOB: 0 BB: 0 P: 12	R: 0 E: 0 K: 1 S: 11 H: 0 LOB: 0 BB: 1 P: 16	R: 0 E: 0 K: 1 S: 8 H: 0 LOB: 0 BB: 0 P: 12	R: 4 E: 0 K: 1 S: 22 H: 5 LOB: 2 BB: 1 P: 37	R: 0 E: 1 K: 2 S: 8 H: 0 LOB: 1 BB: 0 P: 14	R: 1 E: 0 K: 1 S: 22 H: 2 LOB: 2 BB: 1 P: 32	R: 6 E: 0 K: 2 S: 28 H: 6 LOB: 2 BB: 1 P: 47	1B: 14 2B: 0 3B: 0 HR: 1 SF: 0 SAC: 0 DP: 1 HBP: 0						

AB	42
R	11
H	15
RBI	11
BB	4
SO	11
LOB	22

WP: 0 PB: 2 SB: 1 CS: 0 PA: 46

PITCHER		IP	WLS	BF	H	R	ER	SO	BB	IBB	HBP	BLK	WP	HR	S	P	ERA	WHIP
28 Corey Kluber, R ERA: 5.14	(1, 1)	5.2	L	23	5	4	4	6	2	0	0	0	0	0	62	96	6.35	1.235
38 Joe Smith, R ERA: 3.0	(6, 1)	1.0		6	2	0	0	1	0	0	0	0	0	0	11	16	0.00	2.000
51 Scott Barnes, L ERA: 4.5	(7, 1)	0.1		1	0	0	0	1	0	0	0	0	0	0	3	5	0.00	0.000
37 Cody Allen, R ERA: 3.77	(8, 1)	0.2		5	2	1	1	1	1	0	0	0	0	0	19	28	13.50	4.500
32 Esmil Rogers, R ERA: 4.75	(8, 1)	0.1		5	4	4	4	0	0	0	0	0	0	0	14	21	108.00	12.000

PITCHER		IP	WLS	BF	H	R	ER	SO	BB	IBB	HBP	BLK	WP	HR	S	P	ERA	WHIP
57 Scott Maine, L ERA: 6.08	(9, 1)	1.0		6	2	2	2	2	1	0	0	0	0	1	17	30	18.00	3.000

Batter	1	2	3	4	5	6	7	8	9	AB	R	H	RBI	BB	SO	LOB
17 Shin-Soo Choo, L (1, 9) OBP: 0.375, SLG: 0.440 36 Thomas Neal, R (9, PH) OBP: 0.250, SLG: 0.261	C SI 91 F SI 92 B SI 94 X SI 93 1-2 ① G5-3		B SI 95 X SI 93 1-0 1B			C SI 92 C SC 72 F SC 73 F SI 94 F FC 87 F SC 74 S SC 74 0-3 ② K			C FF 93 H CH 86 1-1 46 1B HBP	3 0 1 0 0 1 0 0 0 0 0 0 0 0						
22 Jason Kipnis, L (1, 4) OBP: 0.333, SLG: 0.377 46 Cord Phelps, S (9, PH) OBP: 0.267, SLG: 0.345	C SI 92 B CU 78 X SI 93 1-1 ② G4-3		1 SAFE 1 SAFE F SI 93 B SI 93 B CU 77 B SI 93 F SI 93 X SI 95 3-2 ③ G3-1			B SI 93 B SI 93 B SI 92 C SI 93 T SI 94 C SI 95 3-3 ③ K			X FF 93 0-0 1-2 1B	3 0 0 0 0 1 1 1 0 1 0 0 0 0						
13 Asdrúbal Cabrera, S (1, 6) OBP: 0.341, SLG: 0.427 1 Brent Lillibridge, R (9, PH) OBP: 0.252, SLG: 0.277	F SI 92 B SC 76 F CH 84 F FC 91 B SI 95 X FC 89 2-2 ③ P4			F CH 82 H FC 87 1-1 41 G1-4-3 HBP			F SI 92 F SI 93 C SC 76 0-3 ① K		S FF 93 B FF 93 B FF 93 S FF 92 C FF 93 2-3 ② K	2 0 0 0 0 1 0 1 0 0 0 0 1 2						
41 Carlos Santana, S (1, 2) OBP: 0.366, SLG: 0.422		C FC 87 C CU 76 C SC 74 0-3 ① K		B CH 82 C CH 82 T SI 93 1 SAFE F SI 94 X CH 84 1-2 ①② G1-4-3 1-2f			C FC 88 C SC 74 F SI 95 F SC 75 B SC 75 F SI 95 F SC 76 F CH 84 X CH 80 1-2 ② F8		B SL 78 B FF 93 X FF 93 2-0 ③ F8	4 0 0 0 0 1 3						
4 Russ Canzler, R (1, 10) OBP: 0.307, SLG: 0.430		C SI 92 X FC 88 0-1 ② G6-3		C CU 77 C SC 74 F SC 75 S SI 95 0-3 ③ K			B SC 73 B CH 82 B SI 94 C SI 93 S SI 94 F SI 95 F SI 96 S CH 84 3-3 ③ K			3 0 0 0 0 2 0						
23 Michael Brantley, L (1, 8) OBP: 0.347, SLG: 0.401		C SI 93 C SI 94 B SI 96 F SI 95 F CU 79 B FC 88 B SI 96 B SI 95 4-2 BB			F SI 92 B SI 94 B CU 79 B SI 93 F SI 94 X SI 94 3-2 ① G1-3			B FF 94 X FF 94 1-0 ① G6-3		2 0 0 0 1 0 0						
7 Matt LaPorta, R (1, 3) OBP: 0.267, SLG: 0.328		S SI 94 X SI 94 0-1 ③ F8			C SC 75 B SI 95 F SI 94 F SC 75 T SI 95 1-2 ② K			B SL 84 F FF 93 S FF 93 B CU 70 F CU 70 B SL 82 X FF 93 3-2 ② G6-3		3 0 0 0 0 1 1						
8 Lonnie Chisenhall, L (1, 5) OBP: 0.317, SLG: 0.436			B CU 76 C SI 92 F SI 94 B SI 93 F SI 94 C SI 95 2-3 ① K		C FF 89 C CU 78 S FF 96 0-3 ③ K			S SL 85 B CH 83 S CH 82 S CU 72 1-3 ③ K		3 0 0 0 0 3 0						
25 Vinny Rottino, R (1, 7) OBP: 0.235, SLG: 0.333			B FC 89 C SI 94 C SI 96 B SC 76 B CH 83 S SI 96 3-3 ② K			C CH 79 X SI 93 0-1 ① G4-3			X FF 92 0-0 ① G4-3	3 0 0 0 0 1 0						
Inning Stats	R: 0 E: 0 K: 0 S: 9 H: 0 LOB: 0 BB: 0 P: 13	R: 0 E: 0 K: 1 S: 11 H: 0 LOB: 1 BB: 1 P: 15	R: 0 E: 0 K: 2 S: 11 H: 1 LOB: 1 BB: 0 P: 20	R: 0 E: 0 K: 1 S: 9 H: 0 LOB: 0 BB: 0 P: 11	R: 0 E: 0 K: 2 S: 10 H: 0 LOB: 0 BB: 0 P: 14	R: 0 E: 0 K: 2 S: 12 H: 0 LOB: 0 BB: 0 P: 15	R: 0 E: 0 K: 2 S: 16 H: 0 LOB: 0 BB: 0 P: 20	R: 0 E: 0 K: 1 S: 8 H: 0 LOB: 0 BB: 0 P: 13	R: 0 E: 0 K: 1 S: 7 H: 1 LOB: 2 BB: 0 P: 12	1B: 2 2B: 0 3B: 0 HR: 0 SF: 0 SAC: 0 DP: 1 HBP: 2		WP: 0 PB: 0 SB: 0 CS: 0 PA: 31				

PITCHER	IP	WLS	BF	H	R	ER	SO	BB	IBB	HBP	BLK	WP	HR	S	P	ERA	WHIP
53 Héctor Santiago, L (1, 1) ERA: 3.33	7.0	W	23	1	0	0	10	1	0	1	0	0	0	78	108	0.00	0.286
26 Jesse Crain, R (8, 1) ERA: 2.44	1.0		3	0	0	0	1	0	0	0	0	0	0	8	13	0.00	0.000
52 Leyson Septimo, L (9, 1) ERA: 5.54	1.0		5	1	0	0	1	0	0	1	0	0	0	7	12	0.00	1.000

PITCHER	IP	WLS	BF	H	R	ER	SO	BB	IBB	HBP	BLK	WP	HR	S	P	ERA	WHIP

BOTTOM

Chicago White Sox @ Cleveland Indians

Progressive Field, Cleveland, OH

Mon Oct 01 2012, 7:06 PM - 10:07 PM EDT

Att. 14,756 - Cloudy - 61 F

livebaseballscorecards.com

AB	28
R	0
H	2
RBI	0
BB	1
SO	12
LOB	7

Batter	1	2	3	4	5	6	7	8	9	10	11	12	AB	R	H	RBI	BB	SO	LOB
28 Dewayne Wise, L (1, 9) OBP: 0.291, SLG: 0.432	G3-1		G3			5 1B 2B		F9	P5			G4-3	6	1	1	0	0	0	3
5 Orlando Hudson, S (1, 4) OBP: 0.263, SLG: 0.315	29 S 1B		F7			2-H 1B		1-2 1B		K		G6-3	6	0	3	1	0	1	0
44 Adam Dunn, L (1, 3) OBP: 0.333, SLG: 0.468	F8			K		P5		G3-1		K			5	0	0	0	0	2	4
29 Dan Johnson, L (1, 10) OBP: 0.538, SLG: 0.353 18 Jose Lopez, R (9, PR) OBP: 0.267, SLG: 0.355 (9, 10)	G6-3 1-2			24 G5-4-3 BB		K			24 HR BB	F8			2 1	0 1	0 0	0 0	2 0	1 0	2 0
24 Dayan Viciedo, R (1, 7) OBP: 0.296, SLG: 0.433		G4-3		G5-4-3 1-2f			G6-3		1-H HR		K		5	1	1	2	0	1	1
10 Alexei Ramirez, R (1, 6) OBP: 0.287, SLG: 0.364		7 FC3-6 1B			G5-3		G5-3		G5-3		K		5	0	1	0	0	1	1
7 Jordan Danks, L (1, 8) OBP: 0.271, SLG: 0.297		FC3-6 17 S 1-2f			G4-3		G3-1		17 HBP 1B		1B		5	0	2	0	0	0	1
17 Tyler Flowers, R (1, 2) OBP: 0.296, SLG: 0.412 38 Hector Gimenez, S (10, 2) OBP: 0.333, SLG: 0.333		K 1-2			K			P3	HBP 1-2		F8		3 1	0 0	0 0	0 0	0 0	2 0	1 1
66 Ray Olmedo, S (1, 5) OBP: 0.222, SLG: 0.250			G5-3			K		5 1B 1B	L8			K	5	0	1	0	0	2	2
Inning Stats	R: 0 E: 0 K: 0 S: 17 H: 1 LOB: 1 BB: 0 P: 23	R: 0 E: 0 K: 1 S: 10 H: 1 LOB: 1 BB: 0 P: 14	R: 0 E: 0 K: 0 S: 7 H: 0 LOB: 0 BB: 0 P: 11	R: 0 E: 0 K: 1 S: 7 H: 0 LOB: 0 BB: 1 P: 14	R: 0 E: 0 K: 1 S: 10 H: 0 LOB: 0 BB: 0 P: 14	R: 1 E: 0 K: 2 S: 16 H: 2 LOB: 1 BB: 0 P: 23	R: 0 E: 0 K: 0 S: 7 H: 0 LOB: 0 BB: 0 P: 12	R: 0 E: 0 K: 0 S: 9 H: 2 LOB: 2 BB: 0 P: 14	R: 2 E: 0 K: 0 S: 14 H: 2 LOB: 2 BB: 1 P: 26	R: 0 E: 0 K: 2 S: 7 H: 0 LOB: 0 BB: 0 P: 11	R: 0 E: 0 K: 2 S: 12 H: 1 LOB: 1 BB: 0 P: 18	R: 0 E: 0 K: 1 S: 8 H: 0 LOB: 0 BB: 0 P: 11	1B: 7 2B: 1 3B: 0 HR: 1 SF: 0 SAC: 0 DP: 1 HBP: 1	WP: 0 PB: 0 SB: 2 CS: 0 PA: 47					

PITCHER		IP	WLS	BF	H	R	ER	SO	BB	IBB	HBP	BLK	WP	HR	S	P	ERA	WHIP
63 Justin Masterson, R ERA: 4.93	(1, 1)	6.0		22	4	1	1	5	1	0	0	0	0	0	67	99	1.50	0.833
38 Joe Smith, R ERA: 2.96	(7, 1)	1.0		3	0	0	0	0	0	0	0	0	0	0	7	12	0.00	0.000
52 Vinnie Pestano, R ERA: 2.34	(8, 1)	1.0		5	2	0	0	0	0	0	0	0	0	0	9	14	0.00	2.000
54 Chris Perez, R ERA: 3.59	(9, 1)	1.0		7	2	2	2	0	1	0	1	0	0	1	14	26	18.00	3.000
51 Scott Barnes, L ERA: 4.26	(10, 1)	1.0		3	0	0	0	2	0	0	0	0	0	0	7	11	0.00	0.000

PITCHER		IP	WLS	BF	H	R	ER	SO	BB	IBB	HBP	BLK	WP	HR	S	P	ERA	WHIP
32 Esmil Rogers, R ERA: 4.69	(11, 1)	1.0		4	1	0	0	2	0	0	0	0	0	0	12	18	0.00	1.000
44 Chris Seddon, L ERA: 3.82	(12, 1)	1.0	W	3	0	0	0	1	0	0	0	0	0	0	8	11	0.00	0.000

TOP

Chicago White Sox @ Cleveland Indians

Progressive Field, Cleveland, OH

Tue Oct 02 2012, 7:08 PM - 10:30 PM EDT

Att. 10,015 - Partly Cloudy - 64 F

livebaseballscorecards.com

AB	44
R	3
H	9
RBI	3
BB	2
SO	10
LOB	16

Chicago White Sox @ Cleveland Indians

Progressive Field, Cleveland, OH

Tue Oct 02 2012, 7:08 PM - 10:30 PM EDT

Att. 10,015 - Partly Cloudy - 64 F

livebaseballscorecards.com

BOTTOM

Batter	1	2	3	4	5	6	7	8	9	10	11	12	AB	R	H	RBI	BB	SO	LOB
17 Shin-Soo Choo, L (1, 9) OBP: 0.374, SLG: 0.443	B FF 88 B CH 82 C FF 87 S SL 85 C CU 78 2-3 ① K			X FF 89 0-0 HR		L FF 90 F FF 90 F FF 89 B CU 79 B CH 83 X FF 90 2-2 ③ F7			C CU 79 S CU 80 B SI 92 B CU 80 S CU 80 2-3 ① K		B FF 94 B FF 94 F FF 95 X FF 94 2-1 ① G6-3		5	1	1	1	0	2	1
22 Jason Kipnis, L (1, 4) OBP: 0.334, SLG: 0.376	F FF 89 B FF 90 F SL 85 F FF 91 F FC 86 B CU 81 C CU 79 2-3 ② K			B FF 89 C SL 84 F CU 78 F CH 83 B SI 89 C FF 90 2-3 ① K			B SL 85 B FF 87 B SL 84 B FF 87 4-0 13 G1-6-3 BB		B SI 92 B CU 79 C SI 93 X SI 93 2-1 41 1B 13 E 1B		C FF 95 X SL 82 0-1 ② G1-3		4	0	1	0	1	2	0
13 Asdrúbal Cabrera, S (1, 6) OBP: 0.338, SLG: 0.423	F FF 91 C FF 91 B FF 90 S CU 78 1-3 ③ K			X FC 85 0-0 ② G3-1			C FF 89 L CU 80 X CU 78 0-2 ① ② G1-6-3 1-2f		1 SAFE C CU 75 F CU 76 C FF 91 0-3 ② K 1-2		C FF 84 S SL 82 X SL 81 0-2 ③ G6-3		5	0	0	0	0	2	2
41 Carlos Santana, S (1, 10) OBP: 0.365, SLG: 0.420		B FF 90 C CU 78 F CH 82 F SI 90 B CU 80 B CU 79 X CU 78 3-2 ① G4-3		B CU 78 B FF 89 B CU 77 X CU 76 2-1 ③ L8			S CH 83 F FF 91 B FF 89 B CU 79 B CH 82 X FF 90 3-2 ③ P4		B FF 92 B CU 76 F CH 83 C CU 76 B CU 75 X FF 92 3-2 8 DI 1B 2-3			C SL 80 B FF 93 X FF 94 1-1 ① G6-3	5	0	1	0	0	0	0
8 Lonnie Chisenhall, L (1, 5) OBP: 0.313, SLG: 0.435		C SL 84 F FF 90 X CU 78 0-2 ② G5-3			B CU 78 B CU 78 C CU 77 C SL 84 F FF 90 X FF 90 2-2 ① L8			F FF 88 B FF 89 F CH 81 S SL 84 1-3 ① K	B CU 75 F FF 91 B FF 93 X CU 76 2-1 ③ P3 1-2			F FF 94 B SI 94 C SL 82 F FF 96 X FF 95 1-2 16 1B 2B	5	1	1	0	0	1	2
4 Russ Canzler, R (1, 7) OBP: 0.301, SLG: 0.411		C FF 91 B SI 91 X CU 79 1-1 ③ P4			S SL 85 S CU 79 F FF 91 F FF 91 B FF 90 B SL 85 S CH 84 2-3 ② K			X CU 80 0-0 ② P6		C FF 91 B SL 84 B SL 85 X SI 91 2-1 ① G3-1		I IN 79 I IN 82 I IN 81 I IN 80 4-0 16 1B IBB	4	0	0	0	1	1	0
35 Casey Kotchman, L (1, 3) OBP: 0.280, SLG: 0.333 7 Matt LaPorta, R (12, PH) OBP: 0.267, SLG: 0.328 9 Jack Hannahan, L (12, PH) OBP: 0.315, SLG: 0.345			F SI 90 B FF 90 F CH 82 X FF 91 1-2 ① L7		C CU 79 F FC 86 X CU 79 0-2 ③ G6-3		B CH 83 B CH 82 S CU 78 X CH 82 2-1 ③ G4-3		X CU 77 0-0 ② G3-1		C SI 97 S SL 88 D SL 90 B SI 99 S SL 89 2-3 ② K	4 0 1	0 0 0	0 0 0	0 0 0	0 0 1	0 0 2	0 0 0
1 Brent Lillibridge, R (1, 8) OBP: 0.250, SLG: 0.274 23 Michael Brantley, L (9, PH) OBP: 0.348, SLG: 0.402 16 Jason Donald, R (9, PR) OBP: 0.252, SLG: 0.289 (10, 8)			C FF 92 C FF 92 C FF 91 0-3 ② K		S SL 84 B FF 89 S CU 80 S FF 90 1-3 ① K				B SL 84 C CH 82 X CH 82 1-1 48 HR 1B	B FF 92 X SL 84 1-0 2B		B SI 98 S SI 98 X SL 89 1-1 1-2 2-H 1B	2 1 2	0 0 1	0 1 2	0 0 1	0 0 0	2 0 0	0 0 0
6 Lou Marson, R (1, 2) OBP: 0.348, SLG: 0.290 48 Travis Hafner, L (9, PH) OBP: 0.347, SLG: 0.442 25 Vinny Rottino, R (10, 2) OBP: 0.232, SLG: 0.328			B FF 91 C CU 81 B CU 81 B FF 91 F FF 90 F FF 90 X FF 90 3-2 ③ F9		X SL 84 0-0 ② F9				B CH 81 X CU 79 1-0 1-H HR	B CU 76 C CU 75 B FF 92 B SL 86 C SL 86 F CU 77 F SI 92 S SL 86 3-3 ③ K			2 1 1	0 1 0	0 1 0	0 2 0	0 0 0	0 0 1	0 0 1
Inning Stats	R: 0 E: 0 K: 3 S: 11 H: 0 LOB: 0 BB: 0 P: 16	R: 0 E: 0 K: 0 S: 9 H: 0 LOB: 0 BB: 0 P: 13	R: 0 E: 0 K: 1 S: 10 H: 0 LOB: 0 BB: 0 P: 14	R: 1 E: 0 K: 1 S: 8 H: 1 LOB: 0 BB: 0 P: 12	R: 0 E: 0 K: 1 S: 12 H: 0 LOB: 0 BB: 0 P: 16	R: 0 E: 0 K: 1 S: 8 H: 0 LOB: 0 BB: 0 P: 11	R: 0 E: 0 K: 0 S: 6 H: 0 LOB: 0 BB: 1 P: 13	R: 0 E: 0 K: 1 S: 6 H: 0 LOB: 0 BB: 0 P: 9	R: 2 E: 1 K: 2 S: 16 H: 4 LOB: 3 BB: 0 P: 27	R: 0 E: 0 K: 1 S: 9 H: 1 LOB: 1 BB: 0 P: 15	R: 0 E: 0 K: 0 S: 7 H: 0 LOB: 0 BB: 0 P: 9	R: 1 E: 0 K: 1 S: 11 H: 2 LOB: 2 BB: 1 P: 20	1B: 4 2B: 2 3B: 0 HR: 2	SF: 0 SAC: 0 DP: 1 HBP: 0	WP: 0 PB: 0 SB: 0 CS: 0	PA: 44			

PITCHER	IP	WLS	BF	H	R	ER	SO	BB	IBB	HBP	BLK	WP	HR	S	P	ERA	WHIP
44 Jake Peavy, R (1, 1) ERA: 3.37	8.0		27	3	3	3	8	1	0	0	0	0	0	2	73	109	3.38	0.500
46 Donnie Veal, L (9, 1) ERA: 1.38	0.1		2	1	0	0	1	0	0	0	0	0	0	0	5	9	0.00	3.000
39 Brett Myers, R (9, 1) ERA: 3.31	1.2		7	2	0	0	2	0	0	0	0	0	0	0	17	28	0.00	1.200
37 Matt Thornton, L (11, 1) ERA: 3.46	1.1	L	6	1	1	1	0	0	1	0	0	0	0	0	13	21	6.75	0.750
65 Nate Jones, R (12, 1) ERA: 2.39	0.1		2	1	0	0	1	0	0	0	0	0	0	0	5	8	0.00	3.000

PITCHER	IP	WLS	BF	H	R	ER	SO	BB	IBB	HBP	BLK	WP	HR	S	P	ERA	WHIP

AB	42
R	4
H	8
RBI	4
BB	2
SO	12
LOB	8

Batter	1	2	3	4	5	6	7	8	9	AB	R	H	RBI	BB	SO	LOB
5 Orlando Hudson, S (1, 4) OBP: 0.261, SLG: 0.312	C FF 92 S CH 84 F FF 93 B FF 93 X CH 84 1-2 ① G6-3		S FF 90 B CU 77 1 SAFE X CH 83 1-1 ①② G1-6-3 1-2f		B FF 91 X FF 91 1-0 ① G6-3 2-3	C FF 90 X CH 79 0-1 28 WP 1B		B FF 89 B CH 80 S FF 91 X SI 92 2-1 ① G1-3	B FF 94 S FF 96 X FF 96 1-1 ③ G6-3	6	0	1	0	0	0	4
28 Dewayne Wise, L (1, 9) OBP: 0.293, SLG: 0.429	F FF 92 B FF 93 F FF 90 F FF 93 F CH 85 B FF 90 S FF 93 2-3 ② K		B CU 77 S FF 90 B FF 91 B FF 92 B FF 91 4-1 14 S BB		D CU 77 B FF 91 F FF 90 D FF 89 X FF 91 3-1 ② P6	C FF 88 D SL 81 F FF 91 B FF 92 F SL 81 S FF 93 2-3 ② K 1-2		B FF 92 B SL 81 C FF 91 X SI 90 2-1 14 G6-4-3 1B		4	0	1	0	1	2	2
14 Paul Konerko, R (1, 10) OBP: 0.371, SLG: 0.486	X FF 93 0-0 ③ G4-3		C FF 91 F FF 92 S CH 84 0-3 ③ K 1-2		C CH 82 S CH 82 B CH 82 X FF 90 1-2 HR 3-H	B SI 90 B FF 92 C SI 90 B SI 89 B FF 92 4-1 BB		C FF 95 S SL 86 B SL 87 X FF 96 1-2 ②③ G6-4-3 1-2f		4	1	1	2	1	1	2
24 Dayan Viciedo, R (1, 7) OBP: 0.300, SLG: 0.444		C FF 91 B FF 90 F FF 91 F FF 91 B CH 84 B FF 91 B FF 92 4-2 29 HR BB	B CH 81 S CH 82 B CH 83 B FF 91 X FF 91 3-1 38 E 2B	C CH 81 X FF 89 0-1 29 HR 1B	C SL 80 F FF 92 S FF 93 0-3 ③ K				B SL 77 F FF 92 X FF 92 1-1 HR	4	4	3	1	1	1	2
29 Dan Johnson, L (1, 3) OBP: 0.548, SLG: 0.818		B FF 91 B FF 91 C FF 92 C FF 92 F FF 92 F CU 78 X FF 91 2-2 1-H HR	C FF 90 B FF 91 F FF 91 F FF 89 B FF 88 B FF 91 X FF 91 3-2 ① F8	B CU 76 X FF 90 1-0 1-H HR			C SI 90 X SL 82 0-1 ① G3-1		B SI 92 C SI 92 B SL 78 X SI 93 2-1 HR	5	3	3	5	0	0	1
18 Jose Lopez, R (1, 5) OBP: 0.270, SLG: 0.356		C FF 90 B FF 90 X FF 92 1-1 ① F7	X FF 91 0-0 ② F7	C CH 82 X CH 81 0-1 38 1B 1B			B SI 90 X SI 90 1-0 7 BB 38 1B 1B		F FF 92 B FF 90 S SL 79 S SL 78 1-3 ① K	5	0	2	0	0	1	1
38 Hector Gimenez, S (1, 2) OBP: 0.455, SLG: 0.455		B FF 90 B CH 84 B FF 91 C FF 92 X FF 92 3-1 ② F9	X FF 90 0-0 E3 2-H 1B	B FF 88 C FF 91 F FF 88 X CH 81 1-2 1-2 1B			X SI 90 0-0 7 BB 1-2 1B		C SI 92 F FF 90 S SL 80 0-3 ② K	5	0	3	1	0	1	0
7 Jordan Danks, L (1, 8) OBP: 0.280, SLG: 0.284		F FF 91 B CU 77 B CU 78 B FF 91 X FF 92 3-1 ③ G4-3	C FF 90 B CU 77 F CU 78 B FF 91 F CH 83 X FF 90 2-2 ③ F7	C SL 80 S SL 80 B FF 92 D SL 82 S FF 92 2-3 ③ K			S SI 90 S SL 82 D SL 84 B FF 92 B FF 92 D SL 84 1-2 2-3 66 G6-4-3 BB		B FF 91 S SI 92 B FF 90 S SI 92 B SL 78 B FF 92 4-2 66 2B BB	3	0	0	0	2	1	3
66 Ray Olmedo, S (1, 6) OBP: 0.244, SLG: 0.293			X FF 89 0-0 5 G1-6-3 1B	B FF 90 B FF 89 X FF 91 2-0 E5 5 G6-3 14 HR	X FF 91 0-0 ① F8	X FF 91 0-0 ②③ G6-4-3 1-2f			X SI 92 0-0 1-3 2B	5	1	2	0	0	0	3
Inning Stats	R: 0 H: 0 E: 0 LOB: 0 K: 1 BB: 0 S: 10 P: 13	R: 2 H: 1 E: 0 LOB: 0 K: 0 BB: 1 S: 14 P: 27	R: 0 H: 1 E: 0 LOB: 1 K: 1 BB: 1 S: 7 P: 12	R: 1 H: 2 E: 1 LOB: 1 K: 0 BB: 0 S: 12 P: 20	R: 4 H: 5 E: 1 LOB: 2 K: 1 BB: 0 S: 18 P: 29	R: 0 H: 1 E: 0 LOB: 2 K: 2 BB: 1 S: 11 P: 17	R: 0 H: 2 E: 0 LOB: 2 K: 0 BB: 1 S: 7 P: 12	R: 0 H: 1 E: 0 LOB: 0 K: 0 BB: 0 S: 7 P: 12	R: 2 H: 3 E: 0 LOB: 2 K: 2 BB: 1 S: 15 P: 24	1B: 9 SF: 0 2B: 2 SAC: 0 3B: 0 DP: 3 HR: 5 HBP: 0						WP: 1 PA: 46 PB: 0 SB: 1 CS: 0

TOP

Chicago White Sox @ Cleveland Indians

Progressive Field, Cleveland, OH

Wed Oct 03 2012, 7:08 PM - 9:57 PM EDT

Att. 18,093 - Cloudy - 64 F

livebaseballscorecards.com

AB	41
R	9
H	16
RBI	9
BB	5
SO	7
LOB	18

PITCHER		IP	WLS	BF	H	R	ER	SO	BB	IBB	HBP	BLK	WP	HR	S	P	ERA	WHIP
31 David Huff, L ERA: 3.38	(1, 1)	4.2	L	25	9	7	3	2	2	0	0	0	0	3	58	96	5.79	2.357
49 Tony Sipp, L ERA: 4.42	(5, 1)	1.1		6	1	0	0	3	1	0	0	0	1	0	14	22	0.00	1.500
44 Chris Seddon, L ERA: 3.67	(7, 1)	1.1		7	3	0	0	0	1	0	0	0	0	0	11	20	0.00	3.000
56 Frank Herrmann, R ERA: 2.33	(8, 1)	0.2		1	0	0	0	0	0	0	0	0	0	0	3	4	0.00	0.000
52 Vinnie Pestano, R ERA: 2.57	(9, 1)	0.2		6	3	2	2	2	1	0	0	0	0	2	13	21	27.00	6.000

PITCHER		IP	WLS	BF	H	R	ER	SO	BB	IBB	HBP	BLK	WP	HR	S	P	ERA	WHIP
37 Cody Allen, R ERA: 3.72	(9, 1)	0.1		1	0	0	0	0	0	0	0	0	0	0	2	3	0.00	0.000

Chicago White Sox @ Cleveland Indians

Progressive Field, Cleveland, OH

Wed Oct 03 2012, 7:08 PM - 9:57 PM EDT

Att. 18,093 - Cloudy - 64 F

livebaseballscorecards.com

BOTTOM

Batter	1	2	3	4	5	6	7	8	9	AB	R	H	RBI	BB	SO	LOB
17 Shin-Soo Choo, L (1, 9) OBP: 0.373, SLG: 0.441	C FF 92 B FF 92 C CH 87 B CU 80 F FF 93 C CU 80 2-3 ① K	S CH 88 B FF 93 S CU 81 S CU 80 1-3 ② K	B CH 84 X FF 90 1-0 ① G4-3	B SI 94 B CH 86 C SI 94 F SI 94 X FF 95 2-2 22 2B 1B		4	0	1	0	0	2	0
22 Jason Kipnis, L (1, 4) OBP: 0.335, SLG: 0.379	B SI 93 F SI 93 S CU 82 F CU 80 X FF 93 1-2 ② G4-3	S CH 87 F FF 91 F FF 91 X CU 80 0-2 ③ L8	B FF 90 F CH 86 C CU 79 B CU 81 B FF 91 X FF 91 3-2 8 G3 1B	C FF 92 F CH 87 F CU 79 X CH 88 0-2 1-3 2B		4	0	2	0	0	0	0
8 Lonnie Chisenhall, L (1, 5) OBP: 0.311, SLG: 0.430	S CH 88 B SI 86 X FF 92 1-1 ① 4 BB 1B	S CU 80 B CU 80 X FC 85 1-1 ① P6	B SI 90 X CH 85 1-0 ② G3 1-2	C SL 79 X FF 94 0-1 ③ G5-3		4	0	1	0	0	0	3
4 Russ Canzler, R (1, 7) OBP: 0.299, SLG: 0.398	B FF 92 B FC 86 B FF 93 C FF 93 B SI 94 4-1 1-2 BB	B FC 86 F FF 92 S SI 92 C CU 81 1-3 ② K	C SI 91 F CU 80 B FF 91 B CU 80 X CU 79 2-2 ③ F8	C FF 93 B FF 94 B FF 93 F SL 80 S SL 81 2-3 ① K		3	0	0	0	1	2	1
48 Travis Hafner, L (1, 10) OBP: 0.346, SLG: 0.438	B SI 93 B CU 81 X SI 93 2-0 ③ G3	F FF 92 B CH 86 F CH 86 S CU 81 1-3 ③ K	B CH 84 B FF 91 F FF 91 B CH 86 X SI 92 3-1 9 G6-4-3 1B	X FF 94 0-0 ② P5		4	0	1	0	0	1	2
46 Cord Phelps, S (1, 6) OBP: 0.235, SLG: 0.303	X FF 91 0-0 ① F7	C FF 90 C CH 86 B FF 90 B CU 80 X CU 80 2-2 ① G4-3	B FC 86 B SI 90 X SI 91 2-0 ① F8	S FF 94 B FF 94 F FF 93 B SL 79 S SL 77 2-3 ③ K		4	0	0	0	0	1	1
9 Jack Hannahan, L (1, 3) OBP: 0.312, SLG: 0.341	C FF 92 X CH 85 0-1 ② F8	B FF 91 B SI 90 F SI 90 C FF 92 X CU 80 2-2 ② F7	X SI 91 0-0 ② ③ G6-4-3 1-2f			3	0	0	0	0	0	1
6 Lou Marson, R (1, 2) OBP: 0.348, SLG: 0.287	C FF 92 B SI 93 F FC 87 B FF 92 C CU 79 2-3 ③ K	B FC 86 B FF 91 B FF 91 C FF 90 C FF 90 F FF 91 B FF 92 4-2 BB	B FF 94 F FF 93 F FF 93 C CU 80 1-3 ① K			2	0	0	0	1	2	0
16 Jason Donald, R (1, 8) OBP: 0.246, SLG: 0.282	B FF 92 F FF 92 B CU 79 X FF 92 2-1 ① F9	D SI 92 F FF 91 B FC 87 F SI 91 C CU 80 2-3 ③ K	X FF 94 0-0 ② G5-3			3	0	0	0	0	1	1
Inning Stats	R: 0 H: 1 E: 0 LOB: 2 K: 1 BB: 1 S: 12 P: 22	R: 0 H: 0 E: 0 LOB: 0 K: 1 BB: 0 S: 6 P: 8	R: 0 H: 0 E: 0 LOB: 0 K: 1 BB: 0 S: 9 P: 12	R: 0 H: 0 E: 0 LOB: 0 K: 2 BB: 0 S: 8 P: 11	R: 0 H: 0 E: 0 LOB: 1 K: 1 BB: 1 S: 12 P: 22	R: 0 H: 1 E: 0 LOB: 1 K: 0 BB: 0 S: 8 P: 15	R: 0 H: 1 E: 0 LOB: 0 K: 0 BB: 0 S: 4 P: 9	R: 0 H: 2 E: 0 LOB: 2 K: 1 BB: 0 S: 13 P: 16	R: 0 H: 0 E: 0 LOB: 0 K: 2 BB: 0 S: 7 P: 11	1B: 4 SF: 0 2B: 1 SAC: 0 3B: 0 DP: 1 HR: 0 HBP: 0						WP: 0 PA: 33 PB: 0 SB: 0 CS: 0

	AB	31
	R	0
	H	5
	RBI	0
	BB	2
	SO	9
	LOB	9

PITCHER	IP	WLS	BF	H	R	ER	SO	BB	IBB	HBP	BLK	WP	HR	S	P	ERA	WHIP
34 Gavin Floyd, R (1, 1) ERA: 4.29	7.0	W	25	3	0	0	6	2	0	0	0	0	0	59	99	0.00	0.714
48 Brian Omogrosso, R (8, 1) ERA: 2.57	0.2		4	2	0	0	1	0	0	0	0	0	0	11	14	0.00	3.000
52 Leyson Septimo, L (8, 1) ERA: 5.02	1.1		4	0	0	0	2	0	0	0	0	0	0	9	13	0.00	0.000

PITCHER	IP	WLS	BF	H	R	ER	SO	BB	IBB	HBP	BLK	WP	HR	S	P	ERA	WHIP